

Cincinnati Reds - 1978

Batter	1	2	3	4	5	6	7	8	9	AB	R	H	RBI	BB	SO	LOB	TOP		
Terry Puhl, L OBP: 0.600, SLG: 1.250 (1, 7)	0-0 HR		0-0 F7		0-0 FC6-4 1B		0-0 FC4-6 1-2		4-0 BB 1B BB	4	2	2	1	1	0	1			
Enos Cabell, R OBP: 0.200, SLG: 0.200 (1, 5)	0-3 K		0-0 F8		0-0 FC6-4 1B		0-3 K		0-0 BB 1B BB	5	1	1	1	0	2	2			
Cesar Cedeno, R OBP: 0.600, SLG: 1.250 (1, 8)	0-0 1B			0-0 HR	0-0 F7			0-0 F7	1-2 BB 1B BB	4	1	2	2	1	0	1			
Jose Cruz, L OBP: 0.600, SLG: 0.800 (1, 9)	0-0 6-3			0-0 1B	0-0 2B	0-0 1B		0-0 4-3	1-2 BB 1B BB	5	1	3	2	0	0	1			
Bob Watson, R OBP: 0.200, SLG: 0.200 (1, 3)	0-0 4-3			0-0 HR 1B	0-0 2H	0-3 K		0-0 F8	1-2 BB 1B BB	5	1	1	1	0	1	3			
Joe Ferguson, R OBP: 0.250, SLG: 1.000 (1, 2)		0-3 K		0-0 HR	0-0 K				0-3 K	4	1	1	2	0	3	0			
Art Howe, R OBP: 0.250, SLG: 0.500 (1, 4)		0-0 P4		0-0 6-3	0-0 P4				0-0 G3 1B 2B	4	1	1	0	0	0	0			
Roger Metzger, S (1, 6)		0-0 4-3		0-0 F8	0-0 F8				0-0 G3	3	0	0	0	0	0	0			
Dave Bergman, L (9, PH)									2-3 1B BB HBP	1	0	0	0	0	0	1			
J.R. Richard, R Gene Pentz, R Denny Walling, L Tom Dixon, R Joe Sambito, L Wilbur Howard, S			0-3 K	0-0 F8	0-0 F8		0-0 FC4-6 1B		1-0 1B BB HBP	2	0	0	0	0	0	1			
Inning Stats	R: 1 E: 0 K: 1 S: 7	H: 2 LOB: 1 BB: 0 P: 7	R: 0 E: 0 K: 1 S: 5	H: 0 LOB: 0 BB: 0 P: 5	R: 0 E: 0 K: 1 S: 5	H: 0 LOB: 0 BB: 0 P: 5	R: 4 E: 0 K: 0 S: 7	H: 4 LOB: 0 BB: 0 P: 7	R: 0 E: 0 K: 2 S: 4	H: 0 LOB: 0 BB: 0 P: 7	R: 0 E: 0 K: 1 S: 6	H: 1 LOB: 1 BB: 0 P: 6	R: 0 E: 0 K: 0 S: 3	H: 0 LOB: 0 BB: 0 P: 3	R: 4 E: 0 K: 1 S: 8	H: 3 LOB: 2 BB: 2 P: 17	1B: 7 2B: 2 3B: 0 HR: 3	SF: 0 SAC: 0 DP: 0 HBP: 1	WP: 0 PA: 41 PB: 0 SB: 2 CS: 0
PITCHER	IP WLS BF H R ER SO BB IBB HBP BLK WP HR S P ERA WHIP	IP WLS BF H R ER SO BB IBB HBP BLK WP HR S P ERA WHIP	IP WLS BF H R ER SO BB IBB HBP BLK WP HR S P ERA WHIP	IP WLS BF H R ER SO BB IBB HBP BLK WP HR S P ERA WHIP	IP WLS BF H R ER SO BB IBB HBP BLK WP HR S P ERA WHIP	IP WLS BF H R ER SO BB IBB HBP BLK WP HR S P ERA WHIP	IP WLS BF H R ER SO BB IBB HBP BLK WP HR S P ERA WHIP	IP WLS BF H R ER SO BB IBB HBP BLK WP HR S P ERA WHIP	IP WLS BF H R ER SO BB IBB HBP BLK WP HR S P ERA WHIP	IP WLS BF H R ER SO BB IBB HBP BLK WP HR S P ERA WHIP	IP WLS BF H R ER SO BB IBB HBP BLK WP HR S P ERA WHIP	IP WLS BF H R ER SO BB IBB HBP BLK WP HR S P ERA WHIP	IP WLS BF H R ER SO BB IBB HBP BLK WP HR S P ERA WHIP	IP WLS BF H R ER SO BB IBB HBP BLK WP HR S P ERA WHIP	IP WLS BF H R ER SO BB IBB HBP BLK WP HR S P ERA WHIP	IP WLS BF H R ER SO BB IBB HBP BLK WP HR S P ERA WHIP	IP WLS BF H R ER SO BB IBB HBP BLK WP HR S P ERA WHIP		

Houston Astros @ Cincinnati Reds
Riverfront Stadium, Cincinnati, OH
Thu Apr 06 1978, 3:33 AM EST
Att: 52,378 - Overcast

AB	38
R	9
H	12
RBI	9
BB	2
SO	7
LOB	9



Batter	1	2	3	4	5	6	7	8	9	AB	R	H	RBI	BB	SO	LOB	BOTTOM		
Pete Rose, S OBP: 0.400, SLG: 0.500 (1, 5)	0-0 6-3		0-0 6-3		0-0 1B 2B		4-0 E 1B BB			4	1	1	0	1	0	3			
Ray Knight, R (8, 5)					3-1					0	0	0	0	0	0	0			
Ken Griffey, L OBP: 0.600, SLG: 0.500 (1, 9)	0-3 K		4-0 PB BB		0-0 2B 1B	0-0 P6	0-0 E9 2B 1B			4	2	2	0	1	1	0			
Joe Morgan, L OBP: 0.800, SLG: 2.000 (1, 4)	0-0 HR		0-3 K		0-0 WP 1H 3H BLK 2B	4-0 1B 1B BB	0-0 1B K 2B			4	3	3	5	1	1	1			
George Foster, R OBP: 0.400, SLG: 0.600 (1, 7)	0-0 1-3		0-3 K		0-0 BB 1B 2B	0-0 E4 1B	0-0 CS 1B			5	2	2	0	0	1	2			
Dan Driessen, L OBP: 0.600, SLG: 0.500 (1, 3)		0-0 4-3		0-0 1B 1B	4-0 1B BB BB	0-0 6-3 1B	0-0 K			4	2	2	0	1	1	2			
Johnny Bench, R OBP: 0.400, SLG: 0.400 (1, 2)		0-0 2B 1B		0-3 K	0-3 K	0-0 6-3 1B		0-0 L5		5	0	2	2	0	2	3			
Dave Concepcion, R OBP: 0.400, SLG: 0.250 (1, 6)		0-3 K		0-0 CS 1B	4-0 BB 1B BB	0-0 6-3		0-3 K		4	0	1	1	1	2	3			
Cesar Geronimo, L OBP: 0.600, SLG: 0.750 (1, 8)		0-0 2B		0-3 K	0-0 K	4-0 BB 1B		0-0 F5		4	0	2	1	1	1	1			
Tom Seaver, R Pedro Borbon, R Dave Collins, S Dale Murray, R Doug Bair, R Dave Tomlin, L		0-3 K		0-0 K	0-0 K	0-3 K				1	0	0	0	0	1	2			
Inning Stats	R: 1 E: 0 K: 1 S: 6	H: 1 LOB: 0 BB: 0 P: 6	R: 0 E: 0 K: 2 S: 9	H: 2 LOB: 0 BB: 0 P: 9	R: 0 E: 0 K: 2 S: 7	H: 0 LOB: 1 BB: 1 P: 11	R: 1 E: 0 K: 2 S: 8	H: 2 LOB: 0 BB: 0 P: 8	R: 5 E: 0 K: 1 S: 10	H: 6 LOB: 3 BB: 3 P: 22	R: 2 E: 1 K: 1 S: 8	H: 2 LOB: 3 BB: 2 P: 16	R: 2 E: 1 K: 1 S: 6	H: 3 LOB: 1 BB: 1 P: 10	R: 0 E: 0 K: 1 S: 5	H: 0 LOB: 0 BB: 0 P: 5	1B: 10 2B: 5 3B: 1 HR: 1	SF: 0 SAC: 0 DP: 0 HBP: 0	WP: 1 PA: 44 PB: 1 SB: 3 CS: 2
PITCHER	IP WLS BF H R ER SO BB IBB HBP BLK WP HR S P ERA WHIP	IP WLS BF H R ER SO BB IBB HBP BLK WP HR S P ERA WHIP	IP WLS BF H R ER SO BB IBB HBP BLK WP HR S P ERA WHIP	IP WLS BF H R ER SO BB IBB HBP BLK WP HR S P ERA WHIP	IP WLS BF H R ER SO BB IBB HBP BLK WP HR S P ERA WHIP	IP WLS BF H R ER SO BB IBB HBP BLK WP HR S P ERA WHIP	IP WLS BF H R ER SO BB IBB HBP BLK WP HR S P ERA WHIP	IP WLS BF H R ER SO BB IBB HBP BLK WP HR S P ERA WHIP	IP WLS BF H R ER SO BB IBB HBP BLK WP HR S P ERA WHIP	IP WLS BF H R ER SO BB IBB HBP BLK WP HR S P ERA WHIP	IP WLS BF H R ER SO BB IBB HBP BLK WP HR S P ERA WHIP	IP WLS BF H R ER SO BB IBB HBP BLK WP HR S P ERA WHIP	IP WLS BF H R ER SO BB IBB HBP BLK WP HR S P ERA WHIP	IP WLS BF H R ER SO BB IBB HBP BLK WP HR S P ERA WHIP	IP WLS BF H R ER SO BB IBB HBP BLK WP HR S P ERA WHIP	IP WLS BF H R ER SO BB IBB HBP BLK WP HR S P ERA WHIP	IP WLS BF H R ER SO BB IBB HBP BLK WP HR S P ERA WHIP		

Houston Astros @ Cincinnati Reds
Riverfront Stadium, Cincinnati, OH
Thu Apr 06 1978, 3:33 AM EST
Att: 52,378 - Overcast

AB	37
R	11
H	16
RBI	10
BB	7
SO	11
LOB	20



Batter	1	2	3	4	5	6	7	8	9	AB	R	H	RBI	BB	SO	LOB	TOP							
Terry Puhl, L OBP: 0.400, SLG: 0.625 (1, 7)	0-0 4-3		4-0 2B BB		0-0 4-3		0-0 F9		0-0 B5	4	1	0	0	1	0	2								
Enos Cabell, R OBP: 0.300, SLG: 0.400 (1, 5)	0-0 F9		0-0 1B 2B		0-0 1B 1B		0-0 4-3		0-0 F7	5	1	2	1	0	0	2								
Cesar Cedeno, R OBP: 0.500, SLG: 0.778 (1, 8)	0-0 4-3		0-0 P6		0-0 1B 4-3 1B		0-0 1B		0-0 G3	5	1	2	0	0	0	3								
Jose Cruz, L OBP: 0.444, SLG: 0.556 (1, 9)		0-0 4-3		0-3 K	0-0 4-3 1B		0-0 4-3			4	0	1	1	0	1	1								
Bob Watson, R OBP: 0.222, SLG: 0.222 (1, 3)	0-0 F9		0-0 2B 1B	0-0 2B 1B	0-0 4-3		0-0 6-3		0-0 6-3	4	0	1	1	0	0	1								
Joe Ferguson, R OBP: 0.250, SLG: 1.000 (1, 2)	0-0 HR		0-3 K	0-3 K	0-0 6-3		0-0 F9		0-0 F9	4	1	1	1	0	1	2								
Art Howe, R OBP: 0.250, SLG: 0.500 (1, 4)	0-0 6-3		0-0 2B	0-0 2B	0-0 F7		0-0 6-3		0-0 6-3	4	0	1	0	0	0	0								
Roger Metzger, S (1, 6)			0-0 4-3	4-0 K	0-3 K	0-0 K	0-0 1-3		0-0 1B	2	0	0	0	1	1	0								
Wilbur Howard, S OBP: 1.000, SLG: 1.000 (9, PH)			0-3 K	0-3 K	0-0 1-3		0-0 1B		0-0 1B	1	0	1	0	0	0	0								
Joe Niekro, R Denny Walling, L Joe Sambito, L Dave Bergman, L Jesus Alou, R Jimmy Sexton, R			0-3 K	0-3 K	0-0 1-3		0-0 1B		0-0 1B	2	0	0	0	0	2	3								
Inning Stats	R: 0 E: 0 K: 0 S: 3	H: 0 LOB: 0 BB: 0 P: 3	R: 1 E: 0 K: 0 S: 4	H: 1 LOB: 0 BB: 0 P: 4	R: 1 E: 0 K: 1 S: 6	H: 1 LOB: 1 BB: 1 P: 10	R: 0 E: 0 K: 3 S: 11	H: 2 LOB: 3 BB: 1 P: 15	R: 2 E: 0 K: 0 S: 6	H: 3 LOB: 1 BB: 0 P: 6	R: 0 E: 0 K: 1 S: 5	H: 0 LOB: 0 BB: 0 P: 5	R: 0 E: 0 K: 0 S: 4	H: 1 LOB: 1 BB: 0 P: 4	R: 0 E: 0 K: 0 S: 3	H: 0 LOB: 0 BB: 0 P: 3	R: 0 E: 0 K: 0 S: 5	H: 2 LOB: 2 BB: 0 P: 5	1B: 7 2B: 2 3B: 0 HR: 1	SF: 0 SAC: 0 DP: 0 HBP: 0	WP: 0 PB: 0 SB: 0 CS: 0	PA: 39		
PITCHER	IP	WLS	BF	H	R	ER	SO	BB	IBB	HBP	BLK	WP	HR	S	P	ERA	WHIP							
Bill Bonham, R ERA: 4.5 (1, 1)	8.0	W	35	9	4	4	5	1	1	0	0	0	1	43	51	4.50	1.250							
Dave Tomlin, L ERA (9, 1)	0.1		2	1	0	0	0	0	0	0	0	0	0	2	2	0.00	3.000							
Pedro Borbon, R ERA (9, 1)	0.2	S	2	0	0	0	0	0	0	0	0	0	0	2	2	0.00	0.000							

Houston Astros @ Cincinnati Reds
Riverfront Stadium, Cincinnati, OH
Fri Apr 07 1978, 6:05 PM EST
Att: 22,863 - Unknown

AB 37
R 4
H 10
RBI 4
BB 2
SO 5
LOB 14



Batter	1	2	3	4	5	6	7	8	9	AB	R	H	RBI	BB	SO	LOB	BOTTOM							
Pete Rose, S OBP: 0.400, SLG: 0.444 (1, 5)	0-0 4-3		0-0 G3		0-0 4-3 HR	0-0 1B		0-0 5-3		5	1	2	0	0	0	0								
Ray Knight, R (9, 5)			0-0 G3		0-0 4-3	0-3 1B		0-0 F7		4	0	0	0	1	1	2								
Ken Griffey, L OBP: 0.400, SLG: 0.250 (1, 9)	0-0 G3		4-0 BB S BB		0-0 4-3	1-2 1B		0-0 F7		4	0	0	0	1	1	2								
Joe Morgan, L OBP: 0.667, SLG: 1.333 (1, 4)	0-0 6-3		4-0 1-2 BB		4-0 HR BB	0-3 K		0-0 K		2	1	0	0	2	1	1								
George Foster, R OBP: 0.667, SLG: 1.125 (1, 7)		0-0 1B BB 1B	4-0 1-2 2-3 BB		0-0 HR	0-0 HR		0-0 SH5-3 1B		3	2	3	3	1	0	0								
Dan Driessen, L OBP: 0.625, SLG: 0.400 (1, 3)		4-0 1B BB	0-0 G4-6-3		4-0 F9 S BB	4-0 SH5-3		0-0 SH5-3		1	0	0	0	2	0	3								
Johnny Bench, R OBP: 0.556, SLG: 0.857 (1, 2)		0-3 K		0-0 HR	4-0 1-2 BB	4-0 1B		4-0 1B		2	1	1	1	2	1	2								
Dave Concepcion, R OBP: 0.333, SLG: 0.250 (1, 6)		0-0 1B 1B		0-0 6-3	0-0 F9	0-0 F9		0-0 F8		4	0	1	0	0	0	4								
Cesar Geronimo, L OBP: 0.444, SLG: 0.500 (1, 8)		0-0 1-3 2-3 1B		0-0 3-1	0-0 F7	0-0 F7		0-0 F7		4	0	1	1	0	0	4								
Bill Bonham, R Dave Tomlin, L Pedro Borbon, R		0-0 1-3 3-H 1B		0-0 F3	0-0 F3	0-3 K		0-0 4-3		4	0	0	0	0	1	2								
Inning Stats	R: 0 E: 0 K: 0 S: 3	H: 0 LOB: 0 BB: 0 P: 3	R: 1 E: 0 K: 1 S: 7	H: 3 LOB: 2 BB: 1 P: 11	R: 0 E: 0 K: 0 S: 2	H: 0 LOB: 3 BB: 3 P: 14	R: 1 E: 0 K: 0 S: 4	H: 1 LOB: 0 BB: 0 P: 4	R: 3 E: 0 K: 0 S: 5	H: 2 LOB: 2 BB: 3 P: 17	R: 0 E: 0 K: 3 S: 10	H: 1 LOB: 1 BB: 0 P: 10	R: 0 E: 0 K: 0 S: 4	H: 1 LOB: 2 BB: 1 P: 8	R: 0 E: 0 K: 0 S: 3	H: 0 LOB: 0 BB: 0 P: 3	1B: 6 2B: 0 3B: 0 HR: 2	SF: 0 SAC: 1 DP: 1 HBP: 0	WP: 0 PB: 0 SB: 2 CS: 0	PA: 38				
PITCHER	IP	WLS	BF	H	R	ER	SO	BB	IBB	HBP	BLK	WP	HR	S	P	ERA	WHIP							
Joe Niekro, R ERA: 9.0 (1, 1)	5.0	L	26	6	5	5	1	7	0	0	0	0	0	21	49	9.00	2.600							
Joe Sambito, L ERA (6, 1)	3.0		12	2	0	0	3	0	1	0	0	0	0	17	21	0.00	0.667							

Houston Astros @ Cincinnati Reds
Riverfront Stadium, Cincinnati, OH
Fri Apr 07 1978, 6:05 PM EST
Att: 22,863 - Unknown

AB 29
R 5
H 8
RBI 5
BB 8
SO 4
LOB 18



Batter	1	2	3	4	5	6	7	8	9	AB	R	H	RBI	BB	SO	LOB	TOP			
Terry Puhl, L OBP: 0.357, SLG: 0.500 (1, 7)										4	1	1	0	0	0	1	Houston Astros @ Cincinnati Reds Riverfront Stadium, Cincinnati, OH Sat Apr 08 1978, 3:33 AM EST Att: 17,958 - Unknown			
Enos Cabell, R OBP: 0.285, SLG: 0.357 (1, 5)										4	0	1	0	0	1	0				
Cesar Cedeno, R OBP: 0.357, SLG: 0.538 (1, 8)										4	0	0	0	0	3	3				
Bob Watson, R OBP: 0.154, SLG: 0.167 (1, 3)										3	0	0	1	0	0	0				
Jose Cruz, L OBP: 0.385, SLG: 0.462 (1, 9)										4	0	1	0	0	0	1				
Joe Ferguson, R OBP: 0.250, SLG: 0.727 (1, 2)										3	0	0	0	1	1	1				
Art Howe, R OBP: 0.250, SLG: 0.364 (9, PR) Jimmy Sexton, R										3	0	0	0	1	1	1				
Roger Metzger, S OBP: 0.333, SLG: 0.143 (9, PH) Wilbur Howard, S										2	0	1	0	1	0	0				
Joaquin Andujar, S (1, 1)										2	0	0	0	0	1	2				
Inning Stats	R: 1 E: 0 K: 1 S: 7	H: 2 LOB: 1 BB: 0 P: 7	R: 0 E: 0 K: 2 S: 7	H: 0 LOB: 0 BB: 0 P: 7	R: 0 E: 1 K: 1 S: 6	H: 0 LOB: 1 BB: 0 P: 6	R: 0 E: 0 K: 0 S: 3	H: 0 LOB: 0 BB: 0 P: 3	R: 0 E: 0 K: 0 S: 4	H: 1 LOB: 1 BB: 0 P: 4	R: 0 E: 0 K: 1 S: 5	H: 0 LOB: 0 BB: 0 P: 5	R: 0 E: 0 K: 1 S: 5	H: 0 LOB: 2 BB: 0 P: 13	R: 0 E: 0 K: 1 S: 6	H: 1 LOB: 2 BB: 1 P: 10		1B: 4 2B: 0 3B: 0 HR: 0	SF: 1 SAC: 1 DP: 0 HBP: 0	WP: 0 PB: 0 SB: 1 CS: 0
PITCHER	IP WLS BF H R ER SO BB IBB HBP BLK WP HR S P ERA WHIP																			
Fred Norman, L ERA: 1.08 (1, 1)	8.1 W 32 4 1 1 7 1 1 0 0 0 0 44 52 1.08 0.600																			
Doug Bair, R ERA: (9, 1)	0.2 S 3 0 0 0 1 1 0 0 0 0 0 0 4 8 0.00 1.500																			

Batter	1	2	3	4	5	6	7	8	9	AB	R	H	RBI	BB	SO	LOB	BOTTOM			
Pete Rose, S OBP: 0.357, SLG: 0.385 (1, 5) Ray Knight, R (9, 5)										4	0	1	0	0	0	0	Houston Astros @ Cincinnati Reds Riverfront Stadium, Cincinnati, OH Sat Apr 08 1978, 3:33 AM EST Att: 17,958 - Unknown			
Ken Griffey, L OBP: 0.357, SLG: 0.250 (1, 9)										4	0	1	0	0	0	1				
Joe Morgan, L OBP: 0.692, SLG: 1.125 (1, 4)										2	0	1	0	2	0	0				
George Foster, R OBP: 0.538, SLG: 1.083 (1, 7)										4	1	1	1	0	1	4				
Dan Driessen, L OBP: 0.417, SLG: 0.222 (1, 3)										4	0	0	0	0	0	2				
Johnny Bench, R OBP: 0.583, SLG: 0.750 (1, 2)										1	0	0	0	2	1	0				
Dave Concepcion, R OBP: 0.364, SLG: 0.300 (1, 6)										2	1	1	0	0	0	1				
Cesar Geronimo, L OBP: 0.417, SLG: 0.636 (1, 8)										3	0	1	1	0	0	2				
Fred Norman, S Doug Bair, R (9, 1)										3	0	0	0	0	0	2				
Inning Stats	R: 0 E: 0 K: 0 S: 3	H: 0 LOB: 0 BB: 0 P: 3	R: 2 E: 0 K: 1 S: 8	H: 3 LOB: 1 BB: 0 P: 8	R: 0 E: 0 K: 0 S: 4	H: 1 LOB: 1 BB: 0 P: 4	R: 0 E: 0 K: 0 S: 3	H: 0 LOB: 1 BB: 1 P: 7	R: 0 E: 0 K: 0 S: 3	H: 1 LOB: 0 BB: 0 P: 3	R: 0 E: 0 K: 1 S: 4	H: 0 LOB: 1 BB: 1 P: 8	R: 0 E: 0 K: 0 S: 3	H: 0 LOB: 1 BB: 1 P: 7	R: 0 E: 1 K: 0 S: 4	H: 1 LOB: 2 BB: 1 P: 8		1B: 4 2B: 0 3B: 1 HR: 1	SF: 0 SAC: 1 DP: 1 HBP: 0	WP: 0 PB: 0 SB: 0 CS: 1
PITCHER	IP WLS BF H R ER SO BB IBB HBP BLK WP HR S P ERA WHIP																			
Joaquin Andujar, R ERA: 2.25 (1, 1)	8.0 L 32 6 2 2 2 4 0 0 0 0 0 1 32 48 2.25 1.250																			

Batter	1	2	3	4	5	6	7	8	9	AB	R	H	RBI	BB	SO	LOB	TOP								
Terry Puhl, L OBP: 0.263, SLG: 0.375 (1, 7)	F9	SF8		G3		6-3			3-1	4	0	1	0	0	1		Houston Astros @ Cincinnati Reds Riverfront Stadium, Cincinnati, OH Sun Apr 09 1978, 3:33 AM EST Att: 42,667 - Unknown								
Enos Cabell, R OBP: 0.316, SLG: 0.368 (1, 5)	G6-3 1B	K		K			5-3		FC6-4 1B	5	0	2	0	0	2	3									
Cesar Cedeno, R OBP: 0.368, SLG: 0.500 (1, 8)	G6-3 1-2			4-3			CS 1B		FC6-4 1-2	5	0	2	0	0	0	3									
Jose Cruz, L OBP: 0.412, SLG: 0.529 (1, 9)		1B BB 1B	F9 2B		4-3		1-2 K			4	1	2	0	0	1	1									
Bob Watson, R OBP: 0.235, SLG: 0.200 Ed Herrmann, L (8, 2)		F9 HBP		K				1B		3	0	1	0	0	1	1									
Joe Ferguson, R OBP: 0.313, SLG: 0.667 Ken Forsch, R (8, 1)		BB 1B BB 1-2	F9					K		4	1	2	0	0	1	3									
Art Howe, R OBP: 0.313, SLG: 0.357 (1, 4)		BB BB SF8 1B 1-2 2-3	FC4-6 BB		5-3			F9		3	1	1	0	1	0	2									
Roger Metzger, S OBP: 0.306, SLG: 0.100 (1, 6)		SF8 BB 1-2 2-3 3-H	FC4-6		1-3			F7		3	0	0	1	1	0	4									
Mark Lemongello, R OBP: 1.000, SLG: 2.000 Denny Walling, L OBP: 0.333, SLG: 0.333 Gene Pentz, R (6, 1)				G3 2B						1	0	1	1	1	0	0									
Dave Bergman, L (8, 3)	1-2 2-3 3-H BB				1-3			K		1	0	0	0	0	0	0									
										1	0	0	0	0	0	0									
										1	0	0	0	0	0	0									
										1	0	0	0	0	1	0									
Inning Stats	R: 0 E: 0 K: 0 S: 3	H: 1 LOB: 0 BB: 0 P: 3	R: 3 E: 0 K: 1 S: 8	H: 3 LOB: 2 BB: 2 P: 16	R: 0 E: 0 K: 0 S: 4	H: 2 LOB: 3 BB: 1 P: 9	R: 0 E: 0 K: 1 S: 6	H: 1 LOB: 1 BB: 0 P: 6	R: 0 E: 0 K: 0 S: 3	H: 0 LOB: 0 BB: 0 P: 3	R: 0 E: 0 K: 1 S: 5	H: 1 LOB: 0 BB: 0 P: 5	R: 0 E: 0 K: 1 S: 6	H: 1 LOB: 1 BB: 0 P: 6	R: 0 E: 0 K: 1 S: 6	H: 1 LOB: 1 BB: 0 P: 6	1B: 9 2B: 2 3B: 0 HR: 0	SF: 1 SAC: 0 DP: 1 HBP: 1	WP: 0 PB: 0 SB: 0 CS: 1	PA: 39					
PITCHER	IP	WLS	BF	H	R	ER	SO	BB	IBB	HBP	BLK	WP	HR	S	P	ERA	WHIP								
Tom Hume, R ERA: 3.86 (1, 1)	7.0	W	31	9	3	3	4	3	0	1	0	0	0	35	48	3.86	1.714								
Manny Sarmiento, R ERA: (8, 1)	1.0		4	1	0	0	1	0	0	0	0	0	0	6	6	0.00	1.000								
Dave Tomlin, L ERA: (9, 1)	1.0		4	1	0	0	1	0	0	0	0	0	0	6	6	0.00	1.000								

Batter	1	2	3	4	5	6	7	8	9	AB	R	H	RBI	BB	SO	LOB	BOTTOM								
Pete Rose, S OBP: 0.333, SLG: 0.353 (1, 5)			4-3		F9		K			4	1	1	0	0	1	0	Houston Astros @ Cincinnati Reds Riverfront Stadium, Cincinnati, OH Sun Apr 09 1978, 3:33 AM EST Att: 42,667 - Unknown								
Manny Sarmiento, R (8, 1)										0	0	0	0	0	0	0									
Junior Kennedy, R (9, 4)	SH1-3 HR 1B									0	0	0	0	0	0	0									
Ken Griffey, L OBP: 0.353, SLG: 0.267 (1, 9)	SH1-3 1-2		F7		4-3		WP HR 1B			3	1	1	0	0	0	0									
Joe Morgan, L OBP: 0.588, SLG: 1.083 Dave Tomlin, L (9, 1)	F2		5-3		F8		1-H HR			4	1	1	2	0	0	1									
George Foster, R OBP: 0.588, SLG: 1.000 (1, 7)	HR BB			S 1B 1B		K	HBP			2	2	1	0	1	1	0									
Dan Driessen, L OBP: 0.438, SLG: 0.615 (1, 3)	HR		P4			4-3 2B 2B	F7			4	2	2	3	0	0	2									
Johnny Bench, R OBP: 0.438, SLG: 0.500 (1, 2)	K		K			4-3	F7			4	0	0	0	0	2	3									
Dave Concepcion, R OBP: 0.400, SLG: 0.429 (1, 6)		6-3		S HR 1B				6-3		4	1	2	2	0	0	0									
Cesar Geronimo, L OBP: 0.500, SLG: 0.857 (1, 8)		4-3		1-H HR			G4-6-3 1B			3	1	2	2	1	0	0									
Tom Hume, R Ray Knight, R (8, 5)	G3			5-3		K	G4-6-3 1B			3	0	0	0	0	1	2									
										1	0	0	0	0	0	1									
Inning Stats	R: 3 E: 0 K: 1 S: 7	H: 2 LOB: 1 BB: 1 P: 11	R: 0 E: 0 K: 0 S: 3	H: 0 LOB: 0 BB: 0 P: 3	R: 0 E: 0 K: 0 S: 3	H: 0 LOB: 0 BB: 0 P: 3	R: 3 E: 0 K: 1 S: 8	H: 3 LOB: 0 BB: 0 P: 8	R: 0 E: 0 K: 0 S: 3	H: 0 LOB: 0 BB: 0 P: 3	R: 1 E: 0 K: 2 S: 9	H: 2 LOB: 2 BB: 1 P: 13	R: 2 E: 0 K: 1 S: 7	H: 2 LOB: 1 BB: 0 P: 8	R: 0 E: 0 K: 0 S: 3	H: 1 LOB: 0 BB: 0 P: 3		1B: 5 2B: 2 3B: 0 HR: 3	SF: 0 SAC: 1 DP: 1 HBP: 1	WP: 1 PB: 0 SB: 2 CS: 0	PA: 36				
PITCHER	IP	WLS	BF	H	R	ER	SO	BB	IBB	HBP	BLK	WP	HR	S	P	ERA	WHIP								
Mark Lemongello, R ERA: 10.8 (1, 1)	5.0	L	21	5	6	6	2	1	0	0	0	0	0	24	28	10.80	1.200								
Gene Pentz, R ERA: 10.8 (6, 1)	2.0		12	4	3	3	3	0	1	1	0	1	1	16	21	13.50	2.000								
Ken Forsch, R ERA: (8, 1)	1.0		3	1	0	0	0	0	0	0	0	0	0	3	3	0.00	1.000								

Batter	1	2	3	4	5	6	7	8	9	AB	R	H	RBI	BB	SO	LOB	TOP		
Larry Herndon, R OBP: 0.444, SLG: 0.467 (1, 8)	0-3 K ①		4-0 BB ①		0-0 F9 ②		0-0 1B ③			3	0	1	0	1	1	1			
Rob Andrews, R OBP: 0.500, SLG: 0.571 (1, 4)	0-0 6-3 ②		0-0 4-3 ③		0-0 1B ③		0-0 1-3 ③			4	0	1	0	0	0	3			
Darrell Evans, L OBP: 0.438, SLG: 0.643 (1, 5)	0-0 P5 ③			0-0 HR ①	0-0 3-1 ③			0-0 F7 ①		4	1	1	1	0	0	2			
Willie McCovey, L OBP: 0.267, SLG: 0.333 Skip James, L (8, 3)		0-3 K ①		0-0 G3 ①		0-0 F5 ①		0-0 1-3 ②		4	0	0	0	0	1	0			
Jack Clark, R OBP: 0.333, SLG: 0.529 (1, 9)		0-0 P4 ②		0-0 6-3 ②		0-0 E7 ②		0-0 HR ③		4	1	1	1	0	0	0			
Terry Whitfield, L OBP: 0.133, SLG: 0.357 (1, 7)		0-3 K ③		0-0 HR ③		0-0 F8 ②		0-0 5-3 ③		4	1	1	1	0	1	1			
Marc Hill, R OBP: 0.400, SLG: 0.500 (1, 2)			0-0 2B ①	0-3 K ③		0-0 F8 ③			0-0 5-3 ①	4	0	1	0	0	1	1			
Johnnie LeMaster, R OBP: 0.071, SLG: 0.071 (1, 6)			0-3 K ①		0-0 1B ①		0-0 6-3 ①		0-0 1-3 ②	4	0	1	0	0	1	1			
Bob Knepper, L Gary Lavelle, S (1, 1) (7, 1)			0-3 K ②		0-3 K ①		0-3 K ②		0-0 F8 ③	3	0	0	0	0	3	2			
Inning Stats	R: 0 E: 0 K: 1 S: 5	H: 0 LOB: 0 BB: 0 P: 5	R: 0 E: 0 K: 2 S: 7	H: 0 LOB: 0 BB: 0 P: 7	R: 0 E: 0 K: 2 S: 8	H: 1 LOB: 2 BB: 1 P: 12	R: 2 E: 0 K: 1 S: 7	H: 2 LOB: 0 BB: 0 P: 7	R: 0 E: 0 K: 0 S: 4	H: 0 LOB: 1 BB: 0 P: 4	R: 0 E: 0 K: 1 S: 6	H: 1 LOB: 1 BB: 0 P: 6	R: 1 E: 0 K: 0 S: 4	H: 1 LOB: 0 BB: 0 P: 4	R: 0 E: 0 K: 0 S: 3	H: 0 LOB: 0 BB: 0 P: 3	1B: 3 2B: 1 3B: 0 HR: 3	SF: 0 SAC: 0 DP: 0 HBP: 0	WP: 0 PA: 36 PB: 0 SB: 0 CS: 0
PITCHER	IP WLS BF H R ER SO BB IBB HBP BLK WP HR S P ERA WHIP	IP WLS BF H R ER SO BB IBB HBP BLK WP HR S P ERA WHIP	IP WLS BF H R ER SO BB IBB HBP BLK WP HR S P ERA WHIP	IP WLS BF H R ER SO BB IBB HBP BLK WP HR S P ERA WHIP	IP WLS BF H R ER SO BB IBB HBP BLK WP HR S P ERA WHIP	IP WLS BF H R ER SO BB IBB HBP BLK WP HR S P ERA WHIP	IP WLS BF H R ER SO BB IBB HBP BLK WP HR S P ERA WHIP	IP WLS BF H R ER SO BB IBB HBP BLK WP HR S P ERA WHIP	IP WLS BF H R ER SO BB IBB HBP BLK WP HR S P ERA WHIP	IP WLS BF H R ER SO BB IBB HBP BLK WP HR S P ERA WHIP	IP WLS BF H R ER SO BB IBB HBP BLK WP HR S P ERA WHIP	IP WLS BF H R ER SO BB IBB HBP BLK WP HR S P ERA WHIP	IP WLS BF H R ER SO BB IBB HBP BLK WP HR S P ERA WHIP	IP WLS BF H R ER SO BB IBB HBP BLK WP HR S P ERA WHIP	IP WLS BF H R ER SO BB IBB HBP BLK WP HR S P ERA WHIP	IP WLS BF H R ER SO BB IBB HBP BLK WP HR S P ERA WHIP	IP WLS BF H R ER SO BB IBB HBP BLK WP HR S P ERA WHIP	IP WLS BF H R ER SO BB IBB HBP BLK WP HR S P ERA WHIP	

San Francisco Giants @ Cincinnati Reds
Riverfront Stadium, Cincinnati, OH
Tue Apr 11 1978, 6:05 PM EST
Att: 16,134 - Unknown

AB 35
R 3
H 7
RBI 3
BB 1
SO 8
LOB 11



Batter	1	2	3	4	5	6	7	8	9	AB	R	H	RBI	BB	SO	LOB	BOTTOM		
Pete Rose, S OBP: 0.304, SLG: 0.364 (1, 5)	0-0 SH1-3 1B 2B		0-0 5-3 ①		0-0 F8 ③		0-0 F9 ③		0-0 F8 ③	5	1	1	0	0	0	3			
Ken Griffey, L OBP: 0.350, SLG: 0.278 (1, 9)	0-0 SH1-3 ①		0-3 K ②		0-0 F8 ①		0-0 E S 1B			3	0	1	0	0	1	0			
Joe Morgan, L OBP: 0.571, SLG: 1.000 (1, 4)	0-0 5-3 1B		0-0 2B ②		0-0 6-3 ②		0-3 K ①			4	0	2	1	0	1	1			
George Foster, R OBP: 0.524, SLG: 0.833 (1, 7)	0-0 5-3 ②		0-3 K ③		0-0 1B ③		0-0 K ③		0-3 K ②	4	0	1	0	0	2	3			
Johnny Bench, R OBP: 0.350, SLG: 0.375 (1, 2)	0-0 F5 ③			0-0 F9 ①		0-3 K ③		0-0 F8 ③		4	0	0	0	0	1	3			
Dave Concepcion, R OBP: 0.388, SLG: 0.389 (1, 6)		0-3 K ①		0-0 6-3 ②		0-0 1B SF9 1B		0-0 L6 ①		4	1	1	0	0	1	0			
Dan Driessen, L OBP: 0.400, SLG: 0.529 (1, 3)		0-0 6-3 ②		0-0 P6 ③		0-0 1B ③		0-0 P6 ②		4	0	1	0	0	0	0			
Cesar Geronimo, L OBP: 0.474, SLG: 0.750 (9, PH)		4-0 BB ③			0-0 4-3 ①		0-3 K ①		0-0 BB 1B	2	0	0	0	1	1	2			
Ray Knight, R OBP: 0.500, SLG: 0.500 (9, FR)					0-0 4-3 ②		0-0 SF9 ②		4-0 BB ③	0	0	0	1	0	0	0			
Tom Seaver, R Dave Collins, S Dave Tomlin, L Pedro Borbon, R Junior Kennedy, R (1, 1) (7, PH) (8, 1) (9, 1) (9, PH)	R: 1 E: 0 K: 0 S: 5	H: 2 LOB: 1 BB: 0 P: 5	R: 0 E: 0 K: 2 S: 7	H: 0 LOB: 1 BB: 1 P: 11	R: 0 E: 0 K: 2 S: 8	H: 1 LOB: 1 BB: 0 P: 8	R: 0 E: 0 K: 0 S: 3	H: 0 LOB: 0 BB: 0 P: 3	R: 0 E: 0 K: 1 S: 6	H: 1 LOB: 1 BB: 0 P: 6	R: 1 E: 0 K: 1 S: 7	H: 2 LOB: 1 BB: 0 P: 7	R: 0 E: 0 K: 2 S: 8	H: 1 LOB: 0 BB: 0 P: 8	R: 0 E: 0 K: 0 S: 4	H: 1 LOB: 2 BB: 1 P: 8	1B: 6 2B: 2 3B: 0 HR: 0	SF: 1 SAC: 1 DP: 0 HBP: 0	WP: 0 PA: 37 PB: 0 SB: 1 CS: 0
PITCHER	IP WLS BF H R ER SO BB IBB HBP BLK WP HR S P ERA WHIP	IP WLS BF H R ER SO BB IBB HBP BLK WP HR S P ERA WHIP	IP WLS BF H R ER SO BB IBB HBP BLK WP HR S P ERA WHIP	IP WLS BF H R ER SO BB IBB HBP BLK WP HR S P ERA WHIP	IP WLS BF H R ER SO BB IBB HBP BLK WP HR S P ERA WHIP	IP WLS BF H R ER SO BB IBB HBP BLK WP HR S P ERA WHIP	IP WLS BF H R ER SO BB IBB HBP BLK WP HR S P ERA WHIP	IP WLS BF H R ER SO BB IBB HBP BLK WP HR S P ERA WHIP	IP WLS BF H R ER SO BB IBB HBP BLK WP HR S P ERA WHIP	IP WLS BF H R ER SO BB IBB HBP BLK WP HR S P ERA WHIP	IP WLS BF H R ER SO BB IBB HBP BLK WP HR S P ERA WHIP	IP WLS BF H R ER SO BB IBB HBP BLK WP HR S P ERA WHIP	IP WLS BF H R ER SO BB IBB HBP BLK WP HR S P ERA WHIP	IP WLS BF H R ER SO BB IBB HBP BLK WP HR S P ERA WHIP	IP WLS BF H R ER SO BB IBB HBP BLK WP HR S P ERA WHIP	IP WLS BF H R ER SO BB IBB HBP BLK WP HR S P ERA WHIP	IP WLS BF H R ER SO BB IBB HBP BLK WP HR S P ERA WHIP	IP WLS BF H R ER SO BB IBB HBP BLK WP HR S P ERA WHIP	

San Francisco Giants @ Cincinnati Reds
Riverfront Stadium, Cincinnati, OH
Tue Apr 11 1978, 6:05 PM EST
Att: 16,134 - Unknown

AB 33
R 2
H 8
RBI 2
BB 2
SO 8
LOB 13



Batter	1	2	3	4	5	6	7	8	9	AB	R	H	RBI	BB	SO	LOB	TOP			
Larry Herndon, R OBP: 0.364, SLG: 0.368 (1, 8)	0-0 1-3		0-0 5-3		0-0 F8			0-0 6-3		4	0	0	0	0	0	0	San Francisco Giants @ Cincinnati Reds Riverfront Stadium, Cincinnati, OH Wed Apr 12 1978, 6:05 PM EST Att: 17,123 - Unknown AB 32 R 3 H 5 RBI 3 BB 1 SO 7 LOB 6			
Rob Andrews, R OBP: 0.455, SLG: 0.556 (1, 4)	0-3 K		0-0 6-3			0-0 G3 1B 2B		0-0 6-3		4	1	1	0	0	1	0				
Darrell Evans, L OBP: 0.350, SLG: 0.500 (1, 5)	0-3 K		0-0 1-3			0-0 G3		0-0 P6		4	0	0	0	0	1	1				
Willie McCovey, L OBP: 0.316, SLG: 0.438 (1, 3)		0-0 HR 2B		0-0 6-3		0-0 1B		0-3 K		4	1	2	1	0	1	0				
Jack Clark, R OBP: 0.273, SLG: 0.429 (1, 9)	0-0 1-3		0-0 6-3		0-0 F9		0-0 P6		0-0 K	4	0	0	0	0	0	2				
Terry Whitfield, L OBP: 0.211, SLG: 0.667 (1, 7)	0-0 HR		0-0 3B		0-0 G3		0-3 K			4	1	2	2	0	1	1				
Marc Hill, R OBP: 0.333, SLG: 0.412 (1, 2)	0-0 3-1		0-0 F5		0-0 F7					3	0	0	0	0	0	1				
Johnnie LeMaster, R OBP: 0.125, SLG: 0.067 Vic Harris, S (7, PH) (7, 6)	4-0 BB		0-0 3-1		0-0 F8					1	0	0	0	1	0	0				
Vida Blue, S Lynn McGlothen, L Skip James, L John Curtis, L (1, 1) (6, 1) (7, PH) (7, 1)	0-3 K		0-3 K		0-3 K					2	0	0	0	0	2	1				
Inning Stats	R: 0 E: 0 K: 2 S: 7	H: 0 LOB: 0 BB: 0 P: 7	R: 2 E: 0 K: 1 S: 7	H: 2 LOB: 1 BB: 1 P: 11	R: 0 E: 0 K: 0 S: 3	H: 0 LOB: 0 BB: 0 P: 3	R: 0 E: 0 K: 0 S: 4	H: 1 LOB: 1 BB: 0 P: 4	R: 0 E: 0 K: 1 S: 5	H: 0 LOB: 0 BB: 0 P: 5	R: 1 E: 0 K: 0 S: 5	H: 2 LOB: 1 BB: 0 P: 5	R: 0 E: 0 K: 1 S: 5	H: 0 LOB: 0 BB: 0 P: 5	R: 0 E: 0 K: 2 S: 7	H: 0 LOB: 0 BB: 0 P: 7		1B: 1 2B: 2 3B: 1 HR: 1	SF: 0 SAC: 0 DP: 0 HBP: 0	WP: 0 PB: 0 SB: 0 CS: 0
PITCHER Bill Bonham, R ERA: 3.71 (1, 1)	IP: 9.0 WLS: W BF: 33 H: 5 R: 3 ER: 3 SO: 7 BB: 1 IBB: 0 HBP: 0 BLK: 0 WP: 0 HR: 1 S: 46 P: 50 ERA: 3.00 WHIP: 0.667															PITCHER IP: WLS: BF: H: R: ER: SO: BB: IBB: HBP: BLK: WP: HR: S: P: ERA: WHIP				

Batter	1	2	3	4	5	6	7	8	9	AB	R	H	RBI	BB	SO	LOB	BOTTOM			
Pete Rose, S OBP: 0.321, SLG: 0.407 Ray Knight, R OBP: 0.500, SLG: 0.500 (1, 5) (9, 5)	0-0 FC1-5 2B	0-0 1B		0-0 6-3		0-0 1-3		0-0 4-3		5	0	2	0	0	0	2	San Francisco Giants @ Cincinnati Reds Riverfront Stadium, Cincinnati, OH Wed Apr 12 1978, 6:05 PM EST Att: 17,123 - Unknown AB 40 R 12 H 20 RBI 11 BB 3 SO 2 LOB 17			
Ken Griffey, L OBP: 0.400, SLG: 0.522 (1, 9)	0-0 FC1-5-6 2B	0-0 F5			0-0 SF8 3B	0-0 2B 2B		0-0 1B 2B		5	4	3	1	0	0	2				
Joe Morgan, L OBP: 0.577, SLG: 1.050 Junior Kennedy, R (1, 4) (9, 4)	0-0 E 2B		0-0 P4		0-0 SF8	0-0 2B		0-0 1B 1B		4	2	3	4	0	0	0				
George Foster, R OBP: 0.500, SLG: 0.739 Mike Lum, L (1, 7) (9, 7)	0-0 E6 2B		0-0 L4		0-0 BB 1B	0-0 6-3		0-0 1B 1B		5	1	2	0	0	0	2				
Johnny Bench, R OBP: 0.440, SLG: 0.500 Don Werner, R (1, 2) (9, 2)	0-0 E6 2B		0-0 1B		4-0 2B BB		0-0 4-3 WP 2B	0-0 1B 1B		4	3	3	2	1	0	1				
Dave Concepcion, R OBP: 0.375, SLG: 0.435 Rick Auerbach, R (1, 6) (9, 6)	0-0 G6-4-3		0-0 4-3		0-0 2B	0-0 2B		0-0 1B WP		5	0	2	2	0	0	4				
Dan Driessen, L OBP: 0.440, SLG: 0.524 (1, 3)		0-0 S 1B		0-0 4-3	0-0 5-3		4-0 FC5-4 BB	0-0 1B 1B		4	1	2	1	1	0	0				
Cesar Geronimo, L OBP: 0.500, SLG: 0.700 (1, 8)	0-0 CS 1B		0-0 SH2-4 1B		0-0 F7	0-0 FC5-4		4-0 1B BB		4	0	2	1	1	0	1				
Bill Bonham, R OBP: 0.125, SLG: 0.250 (1, 1)	0-3 K		0-0 SH2-4 1B		0-0 2B	0-0 K		0-0 1-3		4	1	1	0	0	2	5				
Inning Stats	R: 2 E: 2 K: 0 S: 6	H: 2 LOB: 1 BB: 0 P: 6	R: 1 E: 0 K: 1 S: 7	H: 3 LOB: 1 BB: 0 P: 7	R: 0 E: 0 K: 0 S: 4	H: 1 LOB: 1 BB: 0 P: 4	R: 0 E: 0 K: 0 S: 4	H: 1 LOB: 1 BB: 0 P: 4	R: 3 E: 0 K: 0 S: 6	H: 3 LOB: 1 BB: 0 P: 9	R: 2 E: 0 K: 0 S: 6	H: 3 LOB: 1 BB: 0 P: 6	R: 1 E: 0 K: 1 S: 6	H: 1 LOB: 1 BB: 1 P: 10	R: 3 E: 0 K: 0 S: 8	H: 6 LOB: 3 BB: 1 P: 12		1B: 11 2B: 8 3B: 1 HR: 0	SF: 1 SAC: 1 DP: 1 HBP: 0	WP: 2 PB: 0 SB: 1 CS: 1
PITCHER Vida Blue, L ERA: 9.0 Lynn McGlothen, R ERA: 11.97 John Curtis, L ERA: 15.43 (1, 1) (6, 1) (7, 1)	IP: 5.0 WLS: L BF: 25 H: 10 R: 6 ER: 5 SO: 1 BB: 0 IBB: 0 HBP: 0 BLK: 0 WP: 0 HR: 0 S: 26 P: 30 ERA: 9.00 WHIP: 2.200															PITCHER IP: WLS: BF: H: R: ER: SO: BB: IBB: HBP: BLK: WP: HR: S: P: ERA: WHIP				

Batter	1	2	3	4	5	6	7	8	9	AB	R	H	RBI	BB	SO	LOB	TOP		
Pete Rose, S OBP: 0.333, SLG: 0.410 (1, 5)	1-3			B2-3		4-3		4-3		4	0	0	0	0	0	1			
Ken Griffey, L OBP: 0.425, SLG: 0.541 (1, 9)	F7			K			WP BB	6-3 2B		3	0	1	0	1	1	0			
Joe Morgan, L OBP: 0.463, SLG: 0.727 (1, 4)	F8			BB			F2 1-2	L4		3	0	0	0	1	0	2			
George Foster, R OBP: 0.390, SLG: 0.541 (1, 7)		F8		F9			P3	6-3 2-3		4	0	0	0	0	0	3			
Dan Driessen, L OBP: 0.400, SLG: 0.500 (1, 3)		4-3			4-3		6-3	K		4	0	0	0	0	1	2			
Johnny Bench, R OBP: 0.482, SLG: 0.688 (1, 2)		F8			L4			HR		3	1	1	1	0	0	0			
Dave Concepcion, R OBP: 0.378, SLG: 0.394 (1, 6)			F8		6-3			K		3	0	0	0	0	1	0			
Cesar Geronimo, L OBP: 0.459, SLG: 0.536 (1, 8)			F8			F7		FC1-4 1B		3	0	1	0	0	0	0			
Doug Capilla, L Manny Sarmiento, R Dave Collins, S Pedro Borbon, R Mike Lum, L Doug Bair, R			K			6-3		FC1-4 1-2		1	0	0	0	0	1	0			
Inning Stats	R: 0 E: 0 K: 0 S: 3	H: 0 LOB: 0 BB: 0 P: 3	R: 0 E: 0 K: 0 S: 3	H: 0 LOB: 0 BB: 0 P: 3	R: 0 E: 0 K: 1 S: 5	H: 0 LOB: 0 BB: 0 P: 5	R: 0 E: 0 K: 1 S: 5	H: 0 LOB: 1 BB: 1 P: 9	R: 0 E: 0 K: 0 S: 3	H: 0 LOB: 0 BB: 0 P: 3	R: 0 E: 0 K: 0 S: 3	H: 0 LOB: 1 BB: 1 P: 7	R: 0 E: 0 K: 1 S: 7	H: 2 LOB: 1 BB: 0 P: 7	R: 0 E: 0 K: 1 S: 6	H: 1 LOB: 1 BB: 0 P: 6	1B: 1 2B: 1 3B: 0 HR: 1	SF: 0 SAC: 0 DP: 0 HBP: 0	WP: 1 PA: 32 PB: 0 SB: 0 CS: 0
PITCHER Mark Lemongello, R ERA: 4.5 (1, 1)	IP: 9.0 WLS: W BF: 32 H: 3 R: 1 ER: 1 SO: 4 BB: 2 IBB: 0 HBP: 0 BLK: 0 WP: 1 HR: 1 S: 38 P: 46 ERA: 1.00 WHIP: 0.556																		

Cincinnati Reds @ Houston Astros
Astrodome, Houston, TX
Sat Apr 15 1978, 7:05 PM EST
Att: 34,858 - Dome

AB	30
R	1
H	3
RBI	1
BB	2
SO	4
LOB	9



Batter	1	2	3	4	5	6	7	8	9	AB	R	H	RBI	BB	SO	LOB	BOTTOM		
Terry Puhl, L OBP: 0.350, SLG: 0.400 (1, 7)	P5		F9		K		1B 1B IBB			3	1	0	0	1	1	0			
Enos Cabell, R OBP: 0.308, SLG: 0.462 (1, 5)	BB 1B		SF7 3B		F9		1B 1-2 2-H 3-H	1B		4	1	3	2	0	0	0			
Cesar Cedeno, R OBP: 0.410, SLG: 0.486 (1, 8)	G4-6-3 1-2 BB		S BB		F8		1-3 2-H 1B	1B		2	0	1	1	2	0	0			
Bob Watson, R OBP: 0.243, SLG: 0.294 (1, 3)	G4-6-3		SF7			K	6-3			3	0	0	1	0	1	3			
Dave Bergman, L OBP: 0.333, SLG: 0.567 (9, 3)	1-2		1-2 3-H			K				0	0	0	0	0	0	0			
Jose Cruz, L OBP: 0.351, SLG: 0.417 (1, 9)		4-3	4-3			G1-4-3 1B		F2		4	0	1	0	0	0	1			
Joe Ferguson, R OBP: 0.333, SLG: 0.567 (1, 2)		HR 1B		1B BB		G1-4-3 1-2		F2		3	1	1	0	1	0	1			
Art Howe, R OBP: 0.314, SLG: 0.576 (1, 4)		1-H HR		F2		1B 2B		E6		4	2	2	2	0	0	1			
Roger Metzger, S OBP: 0.321, SLG: 0.208 (1, 6)		5-3		L1-3 1B		2-3 1B 1B		1-3		4	1	2	0	0	0	1			
Mark Lemongello, R OBP: 0.500, SLG: 0.667 (1, 1)		G3		L1-3		1-2 SH1		SH1		2	0	0	0	0	0	2			
Inning Stats	R: 0 E: 0 K: 0 S: 3	H: 1 LOB: 1 BB: 1 P: 7	R: 2 E: 0 K: 0 S: 5	H: 2 LOB: 0 BB: 0 P: 5	R: 1 E: 0 K: 0 S: 4	H: 1 LOB: 1 BB: 1 P: 8	R: 0 E: 0 K: 0 S: 3	H: 1 LOB: 1 BB: 1 P: 7	R: 0 E: 0 K: 1 S: 5	H: 0 LOB: 0 BB: 0 P: 5	R: 0 E: 0 K: 1 S: 5	H: 1 LOB: 0 BB: 0 P: 5	R: 3 E: 0 K: 0 S: 6	H: 4 LOB: 1 BB: 1 P: 10	R: 0 E: 1 K: 0 S: 4	H: 0 LOB: 1 BB: 0 P: 4	1B: 7 2B: 2 3B: 1 HR: 1	SF: 1 SAC: 1 DP: 3 HBP: 0	WP: 0 PA: 35 PB: 0 SB: 1 CS: 0
PITCHER Doug Capilla, L Manny Sarmiento, R Pedro Borbon, R Doug Bair, R	IP: 3.0 WLS: L BF: 15 H: 4 R: 3 ER: 3 SO: 3 BB: 3 IBB: 0 HBP: 0 BLK: 0 WP: 0 HR: 1 S: 12 P: 24 ERA: 9.00 WHIP: 2.333																		

Cincinnati Reds @ Houston Astros
Astrodome, Houston, TX
Sat Apr 15 1978, 7:05 PM EST
Att: 34,858 - Dome

AB	29
R	6
H	10
RBI	6
BB	4
SO	2
LOB	9



Batter	1	2	3	4	5	6	7	8	9	AB	R	H	RBI	BB	SO	LOB	TOP		
Pete Rose, S OBP: 0.362, SLG: 0.385 Mike Grace, R (8, 5)	1-3		HR 1B	F8				3-H 1B		5	1	3	1	0	0	1			
Ken Griffey, L OBP: 0.400, SLG: 0.529	4-3		HR 1B			K		G3		5	2	2	3	0	1	2			
Joe Morgan, L OBP: 0.436, SLG: 0.739 Junior Kennedy, R (9, 4)	F8		4-3			K			4-3 BLK 4-3 BB	4	2	1	2	1	1	2			
George Foster, R OBP: 0.404, SLG: 0.549		1B G1-4-3 1B	HR			K			4-3	5	2	2	1	0	1	1			
Dan Driessen, L OBP: 0.429, SLG: 0.489		1B G1-4-3 1B	K			K			4-3	5	0	1	1	0	3	0			
Johnny Bench, R OBP: 0.473, SLG: 0.696	G1-4-3				F7				HR	5	1	3	1	0	0	1			
Dave Concepcion, R OBP: 0.392, SLG: 0.364 Rick Auerbach, R OBP: 0.500, SLG: 0.667	6-3				E6				BB	3	1	0	0	0	0	1			
Cesar Geronimo, L OBP: 0.400, SLG: 0.463			P3		6-3				K	5	1	1	0	0	1	2			
Fred Norman, S OBP: 0.333, SLG: 0.333 Dale Murray, R (6, 1)			HR 1B						SH3-4	3	1	3	1	0	0	0			
Inning Stats	R: 0 E: 0 K: 0 S: 3	H: 0 LOB: 0 BB: 0 P: 3	R: 1 E: 0 K: 0 S: 4	H: 2 LOB: 0 BB: 0 P: 4	R: 4 E: 0 K: 1 S: 9	H: 4 LOB: 0 BB: 0 P: 9	R: 1 E: 1 K: 0 S: 5	H: 1 LOB: 1 BB: 0 P: 5	R: 2 E: 0 K: 2 S: 10	H: 3 LOB: 1 BB: 0 P: 10	R: 0 E: 0 K: 1 S: 6	H: 1 LOB: 0 BB: 0 P: 6	R: 1 E: 0 K: 0 S: 4	H: 2 LOB: 0 BB: 0 P: 4	R: 2 E: 0 K: 1 S: 6	H: 1 LOB: 1 BB: 2 P: 14	1B: 11 2B: 1 3B: 0 HR: 4	SF: 0 SAC: 1 DP: 1 HBP: 0	WP: 0 PA: 44 PB: 0 SB: 0 CS: 0
PITCHER	IP	WLS	BF	H	R	ER	SO	BB	IBB	HBP	BLK	WP	HR	S	P	ERA	WHIP		
Don Sutton, R ERA: 9.45	4.0	L	21	9	8	7	1	0	0	0	0	0	3	23	23	15.75	2.250		
Bobby Castillo, R ERA: 1.42	2.0		9	3	0	0	4	0	0	0	0	0	0	17	17	0.00	1.500		
Mike Garman, R ERA: 4.5	2.0		8	3	1	1	1	0	0	0	0	0	0	10	10	4.50	1.500		
Terry Forster, L ERA: 3.88	1.0		6	1	2	2	1	2	0	0	1	0	1	6	14	18.00	3.000		

Cincinnati Reds @ Los Angeles Dodgers
Dodger Stadium, Los Angeles, CA
Tue Apr 18 1978, 6:05 PM PST
Att: 50,374 - Unknown

AB	41
R	11
H	16
RBI	10
BB	2
SO	7
LOB	11



Batter	1	2	3	4	5	6	7	8	9	AB	R	H	RBI	BB	SO	LOB	BOTTOM		
Davey Lopes, R OBP: 0.417, SLG: 0.389	E6					1-3			E9	5	1	2	0	0	0	2			
Bill Russell, R OBP: 0.213, SLG: 0.178	G5-4-3					F7			5-3	5	0	1	0	0	0	3			
Reggie Smith, S OBP: 0.341, SLG: 0.500	1-3		P4							4	0	1	1	0	0	3			
Ron Cey, R OBP: 0.478, SLG: 0.525						F2			5-3	4	0	1	0	0	0	4			
Steve Garvey, R OBP: 0.356, SLG: 0.558		F7				P4			5-3	4	1	1	1	0	0	1			
Dusty Baker Jr., R OBP: 0.348, SLG: 0.289 Terry Forster, L (9, 1)		F9							G3	4	1	1	0	0	0	1			
Rick Monday, L OBP: 0.436, SLG: 0.794 Glenn Burke, R OBP: 0.222, SLG: 0.222		FC4-6				1B 1B			4-3	0	0	0	0	0	0	0			
Steve Yeager, R OBP: 0.382, SLG: 0.333						1B FC5-4 1B			4-3	4	0	0	0	0	1	2			
Don Sutton, R Bobby Castillo, R Vic Davallilo, L OBP: 0.500, SLG: 0.400 Mike Garman, R Lee Lacy, R OBP: 0.250, SLG: 0.250						6-3			4-3	0	0	0	0	1	0	0			
Inning Stats	R: 0 E: 1 K: 0 S: 3	H: 0 LOB: 0 BB: 0 P: 3	R: 0 E: 0 K: 0 S: 4	H: 1 LOB: 1 BB: 0 P: 4	R: 0 E: 0 K: 0 S: 5	H: 2 LOB: 3 BB: 1 P: 9	R: 1 E: 0 K: 0 S: 4	H: 1 LOB: 0 BB: 0 P: 4	R: 1 E: 0 K: 0 S: 6	H: 2 LOB: 1 BB: 0 P: 6	R: 0 E: 0 K: 0 S: 3	H: 0 LOB: 0 BB: 0 P: 3	R: 0 E: 0 K: 0 S: 3	H: 0 LOB: 0 BB: 0 P: 3	R: 0 E: 1 K: 1 S: 6	H: 0 LOB: 1 BB: 0 P: 6	1B: 6 2B: 2 3B: 0 HR: 1	SF: 0 SAC: 0 DP: 1 HBP: 0	WP: 0 PA: 38 PB: 0 SB: 0 CS: 0
PITCHER	IP	WLS	BF	H	R	ER	SO	BB	IBB	HBP	BLK	WP	HR	S	P	ERA	WHIP		
Fred Norman, L ERA: 3.6	5.1	W	25	8	3	3	3	1	0	0	0	0	1	24	28	5.06	1.688		
Dale Murray, R ERA: 3.55	3.2	S	13	1	0	0	1	0	0	0	0	0	0	15	15	0.00	0.273		

Cincinnati Reds @ Los Angeles Dodgers
Dodger Stadium, Los Angeles, CA
Tue Apr 18 1978, 6:05 PM PST
Att: 50,374 - Unknown

AB	37
R	3
H	9
RBI	3
BB	1
SO	1
LOB	17



Batter	1	2	3	4	5	6	7	8	9	AB	R	H	RBI	BB	SO	LOB	TOP		
Pete Rose, S OBP: 0.349, SLG: 0.368 (1.5)	0-0 4-3		0-0 4-3		0-0 4-3			0-0 1B	0-0 5-3	5	0	1	0	0	0	2	Cincinnati Reds @ Los Angeles Dodgers Dodger Stadium, Los Angeles, CA Wed Apr 19 1978, 6:05 PM PST Att: 49,333 - Unknown livebaseballscorecards.com		
Ken Griffey, L OBP: 0.407, SLG: 0.527 (1.9)	0-0 1B			0-0 1B	0-3 K			0-3 K		4	1	2	0	0	2	1			
Joe Morgan, L OBP: 0.424, SLG: 0.700 (1.4)	0-0 1-2			0-0 1B				0-0 4-3		4	0	1	0	0	0	2			
George Foster, R OBP: 0.377, SLG: 0.509 (1.7)	0-3 K			0-0 1B	0-0 G5-4-3			0-0 F2		4	0	0	0	0	2	2			
Johnny Bench, R OBP: 0.492, SLG: 0.714 (1.2)		0-0 1B		0-0 1B	0-0 2B			0-0 5-3		3	1	2	0	1	0	0			
Dan Driessen, L OBP: 0.417, SLG: 0.460 (1.3)	0-0 1-2			0-0 BB				0-3 K		3	1	0	0	1	1	2			
Rick Auerbach, R OBP: 0.375, SLG: 0.429 (1.6)	0-0 6-3			0-0 1B				0-0 B2-3		4	1	1	1	0	0	1			
Cesar Geronimo, L OBP: 0.396, SLG: 0.455 (1.8)			0-0 1-3		0-0 6-3			0-0 1B		3	0	1	0	0	0	2			
Dave Concepcion, R OBP: 0.404, SLG: 0.378 (9. FH)								0-0 1B		0	0	0	0	0	0	0			
Tom Hume, R OBP: 0.429, SLG: 0.400 (7.8)			0-0 5-3		0-0 5-3			0-3 K	0-0 E5	2	0	0	0	0	0	0			
Inning Stats	R: 0 E: 0 K: 1 S: 6	H: 1 LOB: 1 BB: 0 P: 6	R: 0 E: 0 K: 0 S: 3	H: 1 LOB: 0 BB: 0 P: 3	R: 0 E: 0 K: 0 S: 3	H: 0 LOB: 0 BB: 0 P: 3	R: 2 E: 0 K: 0 S: 6	H: 4 LOB: 2 BB: 1 P: 10	R: 0 E: 0 K: 1 S: 5	H: 0 LOB: 0 BB: 0 P: 5	R: 0 E: 0 K: 1 S: 5	H: 1 LOB: 1 BB: 0 P: 5	R: 0 E: 0 K: 2 S: 8	H: 1 LOB: 1 BB: 0 P: 8	R: 2 E: 2 K: 1 S: 8	H: 2 LOB: 2 BB: 1 P: 12	1B: 9 2B: 1 3B: 0 HR: 0	SF: 0 SAC: 0 DP: 1 HBP: 0	WP: 0 PA: 37 PB: 0 SB: 0 CS: 1
PITCHER Tommy John, L ERA: 1.75 (1.1)	IP: 9.0 WLS: W BF: 37 H: 10 R: 4 ER: 2 SO: 6 BB: 2 IBB: 0 HBP: 0 BLK: 0 WP: 0 HR: 0 S: 47 P: 55 ERA: 2.00 WHIP: 1.333															PITCHER Tommy John, L ERA: 1.75 (1.1)	IP: 9.0 WLS: W BF: 37 H: 10 R: 4 ER: 2 SO: 6 BB: 2 IBB: 0 HBP: 0 BLK: 0 WP: 0 HR: 0 S: 47 P: 55 ERA: 2.00 WHIP: 1.333		

Batter	1	2	3	4	5	6	7	8	9	AB	R	H	RBI	BB	SO	LOB	BOTTOM		
Davey Lopes, R OBP: 0.423, SLG: 0.400 (1.4)	0-0 1B				0-0 2-3			0-0 6-3		4	0	2	0	0	0	0	Cincinnati Reds @ Los Angeles Dodgers Dodger Stadium, Los Angeles, CA Wed Apr 19 1978, 6:05 PM PST Att: 49,333 - Unknown livebaseballscorecards.com		
Bill Russell, R OBP: 0.235, SLG: 0.224 (1.6)	0-0 1-2		0-0 F8		0-0 1B			0-0 2B		4	0	2	0	0	0	1			
Reggie Smith, S OBP: 0.356, SLG: 0.571 (1.9)	0-0 HR		0-0 4-3		0-0 1B			0-0 F5		4	1	2	1	0	0	1			
Ron Cey, R OBP: 0.460, SLG: 0.500 (1.5)	0-0 5-3				0-0 G6-4-3			0-0 F8		4	0	1	0	0	0	2			
Steve Garvey, R OBP: 0.347, SLG: 0.532 (1.3)		0-0 1B		0-0 F8				0-0 1-3		4	1	1	0	0	0	1			
Dusty Baker Jr., R OBP: 0.382, SLG: 0.310 (1.7)		0-0 1B		0-0 F9				0-0 4-3		4	1	2	0	0	0	0			
Rick Monday, L OBP: 0.488, SLG: 0.973 (1.8)		0-0 HR		0-0 1B				0-0 HR		3	2	3	4	1	0	0			
Steve Yeager, R OBP: 0.342, SLG: 0.294 (1.2)		0-0 4-3		0-0 F9				0-0 5-3		4	0	0	0	0	0	3			
Tommy John, R OBP: 0.250, SLG: 0.250 (1.1)	0-3 K			0-0 FC5-4				0-0 6-3		3	0	0	0	0	1	1			
Inning Stats	R: 1 E: 0 K: 0 S: 4	H: 2 LOB: 0 BB: 0 P: 4	R: 3 E: 0 K: 1 S: 8	H: 4 LOB: 0 BB: 0 P: 8	R: 0 E: 0 K: 0 S: 4	H: 1 LOB: 1 BB: 0 P: 4	R: 0 E: 0 K: 0 S: 4	H: 1 LOB: 1 BB: 0 P: 4	R: 1 E: 0 K: 0 S: 4	H: 1 LOB: 0 BB: 0 P: 4	R: 0 E: 0 K: 0 S: 4	H: 1 LOB: 1 BB: 0 P: 4	R: 0 E: 0 K: 0 S: 4	H: 1 LOB: 2 BB: 1 P: 8	R: 0 E: 0 K: 0 S: 4	H: 1 LOB: 2 BB: 1 P: 8		1B: 9 2B: 2 3B: 0 HR: 3	SF: 0 SAC: 0 DP: 2 HBP: 0
PITCHER Tom Hume, R ERA: 5.3 (7.1)	IP: 6.0 WLS: L BF: 26 H: 11 R: 5 ER: 5 SO: 1 BB: 0 IBB: 0 HBP: 0 BLK: 0 WP: 0 HR: 3 S: 28 P: 28 ERA: 7.50 WHIP: 1.833															PITCHER Doug Bair, R ERA: (7.1)	IP: 2.0 WLS: L BF: 9 H: 2 R: 0 ER: 0 SO: 0 BB: 1 IBB: 0 HBP: 0 BLK: 0 WP: 0 HR: 0 S: 8 P: 12 ERA: 0.00 WHIP: 1.500		

Batter	1	2	3	4	5	6	7	8	9	AB	R	H	RBI	BB	SO	LOB	TOP					
Pete Rose, S (1,5) OBP: 0.343, SLG: 0.361	0-0 4-3		0-0 1-3			0-0 FC5-6 1B		0-0 1-3	4 0 1 0 0 0 0								Cincinnati Reds @ San Francisco Giants Candlestick Park, San Francisco, CA Fri Apr 21 1978, 9:05 PM EST Att: 26,576 - Unknown					
Ken Griffey, L (1,9) OBP: 0.381, SLG: 0.492	0-0 1-3		0-0 1-3			0-0 FC5-6 CS 1-2		0-0 4-3	4 0 0 0 0 0 1													
Joe Morgan, L (1,4) OBP: 0.429, SLG: 0.673	4-0 S BB		0-3 K			4-0 CS 1-2		0-0 3-1	2 0 0 0 2 1 0													
George Foster, R (1,7) OBP: 0.359, SLG: 0.483	0-3 K 1-2			0-3 K		0-0 CS 1-2	0-3 K		3 0 0 0 0 3 1													
Johnny Bench, R (1,3)		0-3 K		0-3 K			0-0 F3		3 0 0 0 0 2 0													
Dave Concepcion, R (1,6) OBP: 0.400, SLG: 0.375		0-0 1B S 1B		0-0 4-3			0-0 6-3		3 0 1 0 0 0 0													
Don Werner, R (1,2) OBP: 0.250, SLG: 0.250		0-0 L8 1-2			0-0 4-3			0-0 F3	3 0 0 0 0 0 1													
Cesar Geronimo, L (1,8) OBP: 0.400, SLG: 0.457					0-3 K			0-3 K	2 0 1 0 0 1 0													
Dave Collins, S (8, PH) OBP: 0.375, SLG: 0.333									1 0 0 0 0 1 0													
Tom Seaver, R (1,1)					0-0 6-3			0-3 K	2 0 0 0 0 1 2													
Junior Kennedy, R (8, PH)									1 0 0 0 0 1 0													
Dale Murray, R (8,1)									0 0 0 0 0 0 0													
Inning Stats	R: 0 E: 0 K: 1 S: 5	H: 0 LOB: 1 BB: 1 P: 9	R: 0 E: 0 K: 2 S: 9	H: 2 LOB: 2 BB: 0 P: 9	R: 0 E: 0 K: 1 S: 5	H: 0 LOB: 0 BB: 0 P: 5	R: 0 E: 0 K: 2 S: 7	H: 0 LOB: 0 BB: 0 P: 7	R: 0 E: 0 K: 1 S: 5	H: 0 LOB: 0 BB: 0 P: 5	R: 0 E: 0 K: 0 S: 2	H: 1 LOB: 1 BB: 1 P: 6	R: 0 E: 0 K: 1 S: 5	H: 0 LOB: 0 BB: 0 P: 5	R: 0 E: 0 K: 2 S: 7	H: 0 LOB: 0 BB: 0 P: 7	R: 0 E: 0 K: 0 S: 3	H: 0 LOB: 0 BB: 0 P: 3	1B: 3 2B: 0 3B: 0 HR: 0	SF: 0 SAC: 0 DP: 0 HBP: 0	WP: 0 PB: 0 SB: 3 CS: 2	PA: 31
PITCHER Bob Knepper, L (1,1) ERA: 1.64	IP: 9.0 WLS: W BF: 30 H: 3 R: 0 ER: 0 SO: 10 BB: 2 IBB: 0 HBP: 0 BLK: 0 WP: 0 HR: 0 S: 48 P: 56 ERA: 0.00 WHIP: 0.556																					

Batter	1	2	3	4	5	6	7	8	9	AB	R	H	RBI	BB	SO	LOB	BOTTOM	
Larry Herndon, R (1,8) OBP: 0.346, SLG: 0.370	0-0 F8		0-0 F2			0-0 F9		0-0 F9 WP FC4-6 1B	4 1 1 0 0 0 0								Cincinnati Reds @ San Francisco Giants Candlestick Park, San Francisco, CA Fri Apr 21 1978, 9:05 PM EST Att: 26,576 - Unknown	
Darrell Evans, L (1,5) OBP: 0.396, SLG: 0.310	0-0 P3		0-0 3-1			0-0 SH3 SF9 2B		4-0 FC4-6 BB 1-2	3 1 1 0 1 0 0									
Bill Madlock, R (1,4) OBP: 0.278, SLG: 0.200	0-0 F8		4-0 BB			0-0 SH3 2-3		0-0 F9 2-3	2 0 0 0 1 0 2									
Willie McCovey, L (1,3) OBP: 0.275, SLG: 0.444		0-0 BB BB 1B		0-0 4-3		4-0 IBB		0-0 FC4-6 1B 1-2 3-H	2 0 1 0 1 0 1									
Skip James, L (8,3) OBP: 0.250, SLG: 0.286								0-0 FC5 2-H 1B	1 1 0 1 0 0 1									
Jack Clark, R (1,9) OBP: 0.346, SLG: 0.400		0-3 K		0-3 K		0-0 SF9 3-H		0-0 FC5 2-H 1B	3 0 1 2 0 2 1									
Terry Whitfield, L (1,7) OBP: 0.273, SLG: 0.512		4-0 BB 1-2 BB		0-0 4-3		0-0 4-3		0-0 FC5 2-3	3 0 0 0 1 0 2									
Marc Hill, R (1,2) OBP: 0.286, SLG: 0.282		4-0 BB 1-2 2-3 BB		0-3 K				0-0 F7	2 0 0 0 1 1 0									
Johnnie LeMaster, R (1,6) OBP: 0.179, SLG: 0.189		0-3 K			0-0 F4			0-0 6-3	3 0 0 0 0 1 3									
Bob Knepper, L (1,1)		0-3 K			0-3 K			0-3 K	3 0 0 0 0 3 3									
Inning Stats	R: 0 E: 0 K: 0 S: 3	H: 1 LOB: 3 BB: 2 P: 18	R: 0 E: 0 K: 0 S: 3	H: 1 LOB: 1 BB: 1 P: 7	R: 0 E: 0 K: 2 S: 7	H: 0 LOB: 0 BB: 0 P: 7	R: 0 E: 0 K: 1 S: 5	H: 0 LOB: 0 BB: 0 P: 5	R: 1 E: 0 K: 0 S: 4	H: 1 LOB: 1 BB: 1 P: 8	R: 0 E: 0 K: 1 S: 5	H: 0 LOB: 0 BB: 0 P: 5	R: 2 E: 1 K: 0 S: 5	H: 2 LOB: 1 BB: 1 P: 9	1B: 3 2B: 1 3B: 0 HR: 0	SF: 1 SAC: 1 DP: 0 HBP: 0	WP: 1 PB: 0 SB: 0 CS: 0	PA: 33
PITCHER Tom Seaver, R (1,1) ERA: 3.91	IP: 7.0 WLS: L BF: 27 H: 2 R: 1 ER: 1 SO: 7 BB: 3 IBB: 1 HBP: 0 BLK: 0 WP: 0 HR: 0 S: 37 P: 53 ERA: 1.29 WHIP: 0.714																	
Dale Murray, R (8,1) ERA: 3.95	IP: 1.0 WLS: L BF: 6 H: 2 R: 2 ER: 1 SO: 0 BB: 1 IBB: 0 HBP: 0 BLK: 0 WP: 1 HR: 0 S: 5 P: 9 ERA: 9.00 WHIP: 3.000																	

Batter	1	2	3	4	5	6	7	8	9	10	AB	R	H	RBI	BB	SO	LOB	
Pete Rose, S OBP: 0.351, SLG: 0.371 Doug Bair, R (10, 1)	E4 G3		1-3		BB		F7			2B 1B	4	1	1	0	1	0	0	
Ken Griffey, L OBP: 0.370, SLG: 0.471 (1, 9)	G3 BB		F9				F7			1B 2B	4	0	1	0	1	0	2	
Joe Morgan, L OBP: 0.397, SLG: 0.583 (1, 4)	G3 1-2 2-3						F9			1B IBB	4	0	0	0	1	0	2	
George Foster, R OBP: 0.378, SLG: 0.470 (1, 7)	K									1-2 2-3 3-4	4	1	2	1	1	2	2	
Dan Driessen, L OBP: 0.386, SLG: 0.450 (1, 3)	P6									K	5	0	1	1	0	3	6	
Johnny Bench, R OBP: 0.438, SLG: 0.574 (1, 2)		6-3					F2				4	0	0	0	0	1	2	
Cesar Geronimo, L OBP: 0.397, SLG: 0.481 (1, 8)		4-3									4	0	1	0	0	0	1	
Rick Auerbach, R OBP: 0.357, SLG: 0.583 Dave Collins, S OBP: 0.350, SLG: 0.250 Junior Kennedy, R (10, 5)							SH1-3 2B				2	0	0	0	0	2	0	
Fred Norman, S OBP: 0.250, SLG: 0.250 Dale Murray, R (7, 1)											1	0	0	0	0	1	0	
Dave Concepcion, R OBP: 0.383, SLG: 0.387 (10, 6)											0	0	0	0	0	0	0	
Inning Stats	R: 0 E: 1 K: 1 S: 6	H: 0 LOB: 2 BB: 1 P: 10	R: 0 E: 0 K: 1 S: 5	H: 0 LOB: 0 BB: 0 P: 5	R: 0 E: 0 K: 1 S: 5	H: 0 LOB: 0 BB: 0 P: 5	R: 0 E: 0 K: 1 S: 6	H: 1 LOB: 1 BB: 0 P: 6	R: 0 E: 0 K: 0 S: 4	H: 1 LOB: 2 BB: 1 P: 8	R: 1 E: 0 K: 0 S: 4	H: 0 LOB: 0 BB: 0 P: 5	R: 0 E: 0 K: 2 S: 7	H: 0 LOB: 0 BB: 0 P: 7	R: 1 E: 0 K: 2 S: 10	H: 3 LOB: 3 BB: 1 P: 14	1B: 3 2B: 2 3B: 1 HR: 0	SF: 0 SAC: 1 DP: 0 HBP: 0
PITCHER	IP	WLS	BF	H	R	ER	SO	BB	IBB	HBP	BLK	WP	HR	S	P	ERA	WHIP	
John Montefusco, R ERA: 1.37	7.0		28	3	1	1	5	3	0	0	0	0	0	35	47	1.29	0.857	
Gary Lavelle, L ERA: 3.75	1.0		3	0	0	0	1	0	0	0	0	0	0	5	5	0.00	0.000	
Randy Moffitt, R ERA: 3.86	1.2	L	9	3	1	1	3	0	1	0	0	0	0	14	18	5.40	1.800	
John Curtis, L ERA: 7.5	0.1		1	0	0	0	1	0	0	0	0	0	0	3	3	0.00	0.000	


TOP

Cincinnati Reds @ San Francisco Giants
Candlestick Park, San Francisco, CA
Sun Apr 23 1978, 6:33 AM EST
Att: 50,510 - Unknown

livebaseballscorecards.com

AB 36
R 2
H 6
RBI 2
BB 4
SO 10
LOB 16

WP: 0 PA: 41
PB: 0
SB: 0
CS: 0



Batter	1	2	3	4	5	6	7	8	9	10	AB	R	H	RBI	BB	SO	LOB			
Larry Hemdon, R OBP: 0.328, SLG: 0.321 (1, 8)	F2						SH1-4				3	0	0	0	1	1	3			
Darrell Evans, L OBP: 0.339, SLG: 0.327 (1, 5)	F2										3	0	0	0	2	1	2			
Bill Madlock, R OBP: 0.321, SLG: 0.182 (1, 4)	5-3										4	0	0	0	1	0	4			
Jack Clark, R OBP: 0.339, SLG: 0.358 (1, 9)											3	1	0	0	2	0	4			
Mike Ivie, R OBP: 0.333, SLG: 0.643 (1, 3)											5	0	0	0	0	3	4			
Marc Hill, R OBP: 0.255, SLG: 0.234 Mike Sadek, R OBP: 0.250, SLG: 0.250 (10, PR)											4	0	0	0	1	1	2			
Terry Whitfield, L OBP: 0.264, SLG: 0.438 (1, 7)											0	0	0	0	0	0	0			
Johnnie LeMaster, R OBP: 0.217, SLG: 0.233 Vic Harris, S (10, PH)											2	0	0	0	2	1	1			
John Montefusco, R OBP: 0.275, SLG: 0.333 Willie McCovey, L OBP: 0.344, SLG: 0.476 Rob Andrews, R OBP: 0.316, SLG: 0.440 Gary Lavelle, S OBP: 0.266, SLG: 0.250 Randy Moffitt, R OBP: 0.300, SLG: 0.500 John Curtis, L OBP: 0.250, SLG: 0.625 (10, PH)											0	0	0	0	2	0	0			
Inning Stats	R: 0 E: 0 K: 0 S: 3	H: 0 LOB: 0 BB: 0 P: 3	R: 0 E: 1 K: 2 S: 7	H: 0 LOB: 1 BB: 1 P: 11	R: 0 E: 0 K: 1 S: 5	H: 0 LOB: 2 BB: 2 P: 13	R: 1 E: 1 K: 0 S: 4	H: 0 LOB: 3 BB: 3 P: 16	R: 0 E: 0 K: 0 S: 3	H: 0 LOB: 0 BB: 0 P: 3	R: 0 E: 0 K: 1 S: 5	H: 1 LOB: 1 BB: 1 P: 9	R: 0 E: 0 K: 2 S: 8	H: 1 LOB: 2 BB: 1 P: 12	R: 0 E: 0 K: 2 S: 7	H: 0 LOB: 2 BB: 2 P: 15	R: 0 E: 0 K: 1 S: 5	H: 0 LOB: 2 BB: 1 P: 9	1B: 1 2B: 1 3B: 0 HR: 0	SF: 0 SAC: 2 DP: 0 HBP: 0
PITCHER	IP	WLS	BF	H	R	ER	SO	BB	IBB	HBP	BLK	WP	HR	S	P	ERA	WHIP			
Fred Norman, L ERA: 2.77	6.0		27	1	1	0	4	3	0	0	0	0	0	28	56	0.00	1.333			
Dale Murray, R ERA: 3.24	3.0	W	14	1	0	0	4	3	1	0	0	1	0	18	34	0.00	1.333			
Doug Bair, R ERA:	1.0	S	4	0	0	0	1	1	0	0	0	0	0	5	9	0.00	1.000			


BOTTOM

Cincinnati Reds @ San Francisco Giants
Candlestick Park, San Francisco, CA
Sun Apr 23 1978, 6:33 AM EST
Att: 50,510 - Unknown

livebaseballscorecards.com

AB 31
R 1
H 2
RBI 0
BB 12
SO 9
LOB 27

WP: 1 PA: 45
PB: 0
SB: 1
CS: 0



Batter	1	2	3	4	5	6	7	8	9	AB	R	H	RBI	BB	SO	LOB	TOP					
Davey Lopes, R OBP: 0.413, SLG: 0.452 (1, 4)										4	1	1	0	0	1	2	Los Angeles Dodgers @ Cincinnati Reds Riverfront Stadium, Cincinnati, OH Tue Apr 25 1978, 6:05 PM EST Att: 27,361 - Unknown livebaseballscores.com					
Bill Russell, R OBP: 0.239, SLG: 0.239 (1, 6)										3	0	0	1	0	0	0						
Reggie Smith, S OBP: 0.358, SLG: 0.483 (1, 9)										4	0	0	0	0	1	0						
Ron Cey, R OBP: 0.472, SLG: 0.517 (1, 5)										4	2	2	1	0	2	0						
Steve Garvey, R OBP: 0.357, SLG: 0.544 (1, 3)										4	1	2	0	0	1	0						
Dusty Baker Jr, R OBP: 0.373, SLG: 0.333 (1, 7)										3	0	1	1	1	0	0						
Rick Monday, L OBP: 0.444, SLG: 0.870 (1, 8)										4	0	1	1	0	0	2						
Steve Yeager, R OBP: 0.352, SLG: 0.298 (1, 2)										4	0	0	0	0	1	2						
Tommy John, R OBP: 0.200, SLG: 0.200 (1, 1)										2	0	0	0	0	0	0						
Inning Stats	R: 1 E: 1 K: 1 S: 6	H: 1 LOB: 0 BB: 0 P: 6	R: 1 E: 0 K: 1 S: 7	H: 2 LOB: 2 BB: 1 P: 11	R: 1 E: 1 K: 0 S: 6	H: 3 LOB: 2 BB: 0 P: 6	R: 0 E: 0 K: 1 S: 5	H: 0 LOB: 0 BB: 0 P: 5	R: 0 E: 0 K: 2 S: 7	H: 0 LOB: 0 BB: 0 P: 7	R: 0 E: 0 K: 1 S: 5	H: 0 LOB: 0 BB: 0 P: 5	R: 0 E: 0 K: 0 S: 3	H: 0 LOB: 0 BB: 0 P: 3	R: 1 E: 0 K: 0 S: 4	H: 1 LOB: 0 BB: 0 P: 4	R: 0 E: 0 K: 0 S: 3	H: 0 LOB: 0 BB: 0 P: 3	1B: 6 2B: 0 3B: 0 HR: 1	SF: 1 SAC: 1 DP: 0 HBP: 0	WP: 0 PB: 0 CS: 0 SB: 0	PA: 35
PITCHER	IP	WLS	BF	H	R	ER	SO	BB	IBB	HBP	BLK	WP	HR	S	P	ERA	WHIP					
Tom Hume, R ERA: 4.73 (1, 1)	8.0	L	32	7	4	3	6	1	0	0	0	0	1	43	47	3.38	1.000					
Manny Sarmiento, R ERA: 1.23 (9, 1)	1.0		3	0	0	0	0	0	0	0	0	0	0	3	3	0.00	0.000					

Batter	1	2	3	4	5	6	7	8	9	AB	R	H	RBI	BB	SO	LOB	BOTTOM				
Pete Rose, S OBP: 0.346, SLG: 0.378 (1, 5)										4	1	1	0	0	1	0	Los Angeles Dodgers @ Cincinnati Reds Riverfront Stadium, Cincinnati, OH Tue Apr 25 1978, 6:05 PM EST Att: 27,361 - Unknown livebaseballscores.com				
Ken Griffey, L OBP: 0.377, SLG: 0.500 (1, 9)										4	0	2	1	0	1	0					
Joe Morgan, L OBP: 0.390, SLG: 0.556 Manny Sarmiento, R ERA: 1.23 (9, 1)										3	1	0	0	1	1	2					
George Foster, R OBP: 0.385, SLG: 0.464 (1, 7)										3	0	1	1	1	0	1					
Johnny Bench, R OBP: 0.413, SLG: 0.563 (1, 2)										3	0	1	0	1	0	2					
Dave Concepcion, R OBP: 0.387, SLG: 0.340 (1, 6)										4	0	0	0	0	0	4					
Dan Driessen, L OBP: 0.378, SLG: 0.438 (1, 3)										4	0	1	0	0	1	1					
Cesar Geronimo, L OBP: 0.373, SLG: 0.448 (1, 8)										4	0	0	0	0	1	2					
Tom Hume, R Dave Collins, S (8, PH) Junior Kennedy, R (9, 4)										2	0	0	0	0	0	1					
Inning Stats	R: 1 E: 0 K: 2 S: 9	H: 2 LOB: 2 BB: 1 P: 13	R: 0 E: 0 K: 0 S: 3	H: 1 LOB: 0 BB: 0 P: 3	R: 0 E: 0 K: 0 S: 3	H: 0 LOB: 0 BB: 1 P: 6	R: 0 E: 0 K: 0 S: 2	H: 0 LOB: 0 BB: 1 P: 6	R: 0 E: 0 K: 1 S: 6	H: 1 LOB: 1 BB: 0 P: 4	R: 0 E: 1 K: 1 S: 6	H: 0 LOB: 1 BB: 0 P: 6	R: 0 E: 0 K: 2 S: 9	H: 2 LOB: 2 BB: 1 P: 13	R: 0 E: 0 K: 1 S: 5	H: 0 LOB: 0 BB: 0 P: 5	1B: 4 2B: 1 3B: 1 HR: 0	SF: 0 SAC: 0 DP: 2 HBP: 0	WP: 0 PB: 0 CS: 0 SB: 1	PA: 35	
PITCHER	IP	WLS	BF	H	R	ER	SO	BB	IBB	HBP	BLK	WP	HR	S	P	ERA	WHIP				
Tommy John, L ERA: 1.82 (1, 1)	9.0	W	35	6	2	2	6	3	0	0	0	0	0	44	56	2.00	1.000				

Batter	1	2	3	4	5	6	7	8	9	AB R H RBI BB SO LOB	TOP												
Davey Lopes, R OBP: 0.432, SLG: 0.500 (1, 4)										4 3 2 2 2 1 0	Los Angeles Dodgers @ Cincinnati Reds Riverfront Stadium, Cincinnati, OH Wed Apr 26 1978, 6:05 PM EST Att: 32,872 - Unknown												
Bill Russell, R OBP: 0.273, SLG: 0.333 (1, 6)										5 2 4 2 0 0 0													
Reggie Smith, S OBP: 0.342, SLG: 0.500 (1, 9)										6 1 1 3 0 2 4													
Ron Cey, R OBP: 0.462, SLG: 0.500 (1, 5)										6 1 2 1 0 2 2													
Steve Garvey, R OBP: 0.360, SLG: 0.534 (1, 3)										5 2 2 0 0 1 3													
Dusty Baker Jr., R OBP: 0.417, SLG: 0.431 (1, 7)										5 2 5 2 0 0 0													
Rick Monday, L OBP: 0.456, SLG: 0.842 (1, 8)										3 1 1 1 2 2 3													
Steve Yeager, R OBP: 0.339, SLG: 0.294 (1, 2)										4 1 1 2 0 2 2													
Doug Rau, L OBP: 0.182, SLG: 0.182 (1, 1)										5 1 1 1 0 1 4													
Inning Stats	R: 0 E: 0 K: 1 S: 6	H: 1 LOB: 1 BB: 0 P: 6	R: 1 E: 0 K: 1 S: 7	H: 2 LOB: 1 BB: 0 P: 7	R: 2 E: 0 K: 3 S: 12	H: 3 LOB: 2 BB: 1 P: 16	R: 2 E: 0 K: 1 S: 7	H: 2 LOB: 0 BB: 0 P: 7	R: 1 E: 0 K: 0 S: 5	H: 2 LOB: 2 BB: 1 P: 9		R: 0 E: 0 K: 2 S: 9	H: 2 LOB: 1 BB: 0 P: 9	R: 1 E: 0 K: 2 S: 9	H: 2 LOB: 1 BB: 0 P: 9	R: 0 E: 0 K: 1 S: 5	H: 0 LOB: 0 BB: 0 P: 5	R: 7 E: 0 K: 1 S: 10	H: 5 LOB: 2 BB: 2 P: 18	1B: 12 2B: 4 3B: 0 HR: 3	SF: 2 SAC: 0 DP: 0 HBP: 0	WP: 0 PB: 1 SB: 0 CS: 0	PA: 49
PITCHER	IP WLS BF H R ER SO BB IBB HBP BLK WP HR S P ERA WHIP											PITCHER	IP WLS BF H R ER SO BB IBB HBP BLK WP HR S P ERA WHIP										
Tom Seaver, R ERA: 5.0 (1, 1)	4.0 L 21 8 5 5 6 1 0 0 0 0 2 32 36 11.25 2.250																						
Dale Murray, R ERA: 3.35 (5, 1)	2.0 10 4 1 1 1 0 1 0 0 0 0 11 15 4.50 2.000																						
Doug Capilla, L ERA: 9.45 (7, 1)	2.0 8 2 1 1 3 0 0 0 0 0 0 14 14 4.50 1.000																						
Pedro Borbon, R ERA: 12.46 (9, 1)	1.0 10 5 7 7 1 1 1 0 0 0 1 10 18 63.00 6.000																						

Batter	1	2	3	4	5	6	7	8	9	AB R H RBI BB SO LOB	BOTTOM												
Pete Rose, S OBP: 0.349, SLG: 0.380 (1, 5)										5 0 2 1 0 0 0	Los Angeles Dodgers @ Cincinnati Reds Riverfront Stadium, Cincinnati, OH Wed Apr 26 1978, 6:05 PM EST Att: 32,872 - Unknown												
Ken Griffey, L OBP: 0.378, SLG: 0.487 (1, 9)										4 1 1 0 1 1 3													
Joe Morgan, L OBP: 0.390, SLG: 0.582 (1, 4)										4 2 1 2 1 0 6													
George Foster, R OBP: 0.398, SLG: 0.479 (1, 7)										4 0 2 1 1 0 0													
Johnny Bench, R OBP: 0.400, SLG: 0.529 (1, 2)										4 0 0 0 1 1 2													
Dave Concepcion, R OBP: 0.354, SLG: 0.328 (1, 6)										5 0 1 0 0 1 3													
Dan Driessen, L OBP: 0.392, SLG: 0.464 (1, 3)										5 1 3 0 0 0 2													
Cesar Geronimo, L OBP: 0.371, SLG: 0.433 (1, 8)										2 0 0 0 1 0 2													
Tom Seaver, R (1, 1)										0 0 0 0 1 0 0													
Mike Grace, R (4, PH)										1 0 0 0 0 1 0													
Dale Murray, R (5, 1)										0 0 0 0 0 0 0													
Dave Collins, S OBP: 0.295, SLG: 0.200 (6, PH)										1 0 0 0 0 0 2													
Doug Capilla, L (7, 1)										0 0 0 0 0 0 0													
Junior Kennedy, R (8, PH)										1 0 0 0 0 1 0													
Pedro Borbon, R (9, 1)										0 0 0 0 0 0 0													
Inning Stats	R: 1 E: 0 K: 0 S: 4	H: 1 LOB: 2 BB: 2 P: 12	R: 0 E: 0 K: 1 S: 7	H: 2 LOB: 3 BB: 1 P: 11	R: 0 E: 0 K: 2 S: 9	H: 2 LOB: 2 BB: 0 P: 9	R: 0 E: 0 K: 1 S: 5	H: 0 LOB: 0 BB: 0 P: 5	R: 0 E: 0 K: 0 S: 3	H: 0 LOB: 0 BB: 0 P: 3	R: 0 E: 0 K: 0 S: 5	H: 2 LOB: 3 BB: 2 P: 13	R: 0 E: 0 K: 0 S: 3	H: 0 LOB: 0 BB: 0 P: 3	R: 0 E: 0 K: 1 S: 5	H: 0 LOB: 0 BB: 0 P: 5	R: 2 E: 0 K: 0 S: 6	H: 3 LOB: 2 BB: 1 P: 10	1B: 7 2B: 2 3B: 0 HR: 1	SF: 0 SAC: 1 DP: 0 HBP: 0	WP: 0 PB: 0 SB: 0 CS: 0	PA: 43	
PITCHER	IP WLS BF H R ER SO BB IBB HBP BLK WP HR S P ERA WHIP											PITCHER	IP WLS BF H R ER SO BB IBB HBP BLK WP HR S P ERA WHIP										
Doug Rau, L ERA: 2.25 (1, 1)	9.0 W 43 10 4 4 5 6 0 0 0 0 1 47 71 4.00 1.778																						

AB 43
R 14
H 19
RBI 14
BB 4
SO 11
LOB 18



AB 36
R 4
H 10
RBI 4
BB 6
SO 5
LOB 20



Batter	1	2	3	4	5	6	7	8	9	AB	R	H	RBI	BB	SO	LOB	TOP										
Pete Rose, S OBP: 0.352, SLG: 0.393 (1, 5)										5	1	2	1	0	0	3											
Ken Griffey, L OBP: 0.356, SLG: 0.457 (1, 9)										5	0	0	0	0	0	3											
George Foster, R OBP: 0.409, SLG: 0.558 (1, 7)										4	2	3	2	0	1	0											
Johnny Bench, R OBP: 0.388, SLG: 0.507 (1, 2)										5	0	1	0	0	0	1											
Dave Concepcion, R OBP: 0.357, SLG: 0.381 (1, 6)										5	1	2	1	0	2	3											
Dan Driessen, L OBP: 0.393, SLG: 0.459 (1, 3)										5	0	2	0	0	0	3											
Junior Kennedy, R (1, 4)										3	1	0	0	2	1	4											
Cesar Geronimo, L OBP: 0.392, SLG: 0.444 (1, 8)										3	0	2	0	1	1	1											
Fred Norman, S OBP: 0.214, SLG: 0.214 Manny Sarmiento, R (7, 1)										2	0	0	0	0	2	4											
Inning Stats	R: 1 E: 0 K: 0 S: 4	H: 1 LOB: 0 BB: 0 P: 4	R: 0 E: 0 K: 2 S: 8	H: 2 LOB: 2 BB: 1 P: 12	R: 1 E: 0 K: 0 S: 4	H: 1 LOB: 0 BB: 0 P: 4	R: 2 E: 0 K: 1 S: 9	H: 4 LOB: 2 BB: 0 P: 9	R: 0 E: 0 K: 1 S: 6	H: 1 LOB: 1 BB: 0 P: 6	R: 0 E: 0 K: 2 S: 8	H: 1 LOB: 1 BB: 0 P: 8	R: 0 E: 0 K: 0 S: 4	H: 1 LOB: 2 BB: 1 P: 8	R: 1 E: 2 K: 0 S: 6	H: 1 LOB: 2 BB: 0 P: 6	1B: 8 2B: 1 3B: 1 HR: 2	SF: 1 SAC: 1 DP: 0 HBP: 0	WP: 0 PB: 0 SB: 0 CS: 1	PA: 43							
PITCHER	IP	WLS	BF	H	R	ER	SO	BB	IBB	HBP	BLK	WP	HR	S	P	ERA	WHIP										
Jerry Koosman, L ERA: 2.78 (1, 1)	5.0	L	24	9	4	4	4	1	0	0	0	0	2	31	35	7.20	2.000										
Butch Metzger, R ERA: 5.63 (6, 1)	2.0		8	1	0	0	3	1	0	0	0	0	0	13	17	0.00	1.000										
Bob Myrick, L ERA: 1.84 (8, 1)	2.0		11	2	1	0	0	1	0	0	0	0	0	10	14	0.00	1.500										

Cincinnati Reds @ New York Mets
Shea Stadium, Flushing, NY
Fri Apr 28 1978, 6:05 PM EST
Att: 15,842 - Unknown

AB 38
R 5
H 12
RBI 4
BB 3
SO 7
LOB 24

Batter	1	2	3	4	5	6	7	8	9	AB	R	H	RBI	BB	SO	LOB	BOTTOM										
Steve Henderson, R OBP: 0.227, SLG: 0.386 (1, 7)										4	0	1	0	0	0	0											
Elliott Maddox, R OBP: 0.333, SLG: 0.333 (1, 9)										1	0	1	0	3	0	0											
Lee Mazzilli, S OBP: 0.309, SLG: 0.411 (1, 8)										3	0	0	0	1	2	4											
Willie Montanez, L OBP: 0.224, SLG: 0.304 (1, 3)										4	0	0	0	0	1	4											
John Stearns, R OBP: 0.254, SLG: 0.217 (1, 2)										3	0	0	0	1	1	1											
Bobby Valentine, R OBP: 0.250, SLG: 0.263 (1, 4)										3	0	0	0	1	1	1											
Lenny Randle, S OBP: 0.325, SLG: 0.209 (1, 5)										3	1	1	0	1	0	2											
Doug Flynn, R OBP: 0.306, SLG: 0.265 (1, 6)										4	0	0	0	0	3												
Jerry Koosman, R (1, 1)										1	0	0	0	0	1	0											
Joel Youngblood, R OBP: 0.333, SLG: 0.333 (5, PH)										1	0	0	1	0	0	0											
Butch Metzger, R (6, 1)										0	0	0	0	0	0	0											
Bruce Boisclair, L OBP: 0.327, SLG: 0.300 (7, PH)										1	0	0	0	0	0	1											
Bob Myrick, R (8, 1)										0	0	0	0	0	0	0											
Inning Stats	R: 0 E: 0 K: 1 S: 5	H: 0 LOB: 1 BB: 1 P: 9	R: 0 E: 0 K: 0 S: 2	H: 0 LOB: 0 BB: 1 P: 6	R: 0 E: 0 K: 2 S: 8	H: 1 LOB: 2 BB: 1 P: 12	R: 0 E: 0 K: 2 S: 7	H: 0 LOB: 0 BB: 0 P: 7	R: 1 E: 0 K: 0 S: 4	H: 1 LOB: 0 BB: 0 P: 4	R: 0 E: 0 K: 0 S: 2	H: 0 LOB: 1 BB: 2 P: 10	R: 0 E: 0 K: 0 S: 3	H: 0 LOB: 1 BB: 1 P: 7	R: 0 E: 0 K: 0 S: 4	H: 1 LOB: 1 BB: 0 P: 4	R: 0 E: 0 K: 1 S: 5	H: 0 LOB: 1 BB: 1 P: 9	1B: 2 2B: 1 3B: 0 HR: 0	SF: 0 SAC: 0 DP: 1 HBP: 0	WP: 0 PB: 0 SB: 0 CS: 1	PA: 35					
PITCHER	IP	WLS	BF	H	R	ER	SO	BB	IBB	HBP	BLK	WP	HR	S	P	ERA	WHIP										
Fred Norman, L ERA: 2.53 (1, 1)	6.0	W	23	2	1	1	5	5	0	0	0	0	0	28	48	1.50	1.167										
Manny Sarmiento, R ERA: 1.02 (7, 1)	3.0	S	12	1	0	0	1	2	0	0	0	0	0	12	20	0.00	1.000										

Cincinnati Reds @ New York Mets
Shea Stadium, Flushing, NY
Fri Apr 28 1978, 6:05 PM EST
Att: 15,842 - Unknown

AB 28
R 1
H 3
RBI 1
BB 7
SO 6
LOB 16

Batter	1	2	3	4	5	6	7	8	9	AB	R	H	RBI	BB	SO	LOB	TOP										
Bake McBride, L OBP: 0.329, SLG: 0.317 (1, 9)										7	2	3	2	0	2	5	Philadelphia Phillies @ Cincinnati Reds Riverfront Stadium, Cincinnati, OH Mon May 01 1978, 7:05 PM EDT Att: 21,476 - Unknown										
Larry Bowa, S OBP: 0.314, SLG: 0.354 (1, 6)										6	1	2	2	0	1	2											
Bud Harrelson, S OBP: 0.333, SLG: 0.333 (8, 6)										0	0	0	0	0	0	0											
Mike Schmidt, R OBP: 0.395, SLG: 0.560 (1, 5)										3	1	0	0	3	1	4											
Greg Luzinski, R OBP: 0.418, SLG: 0.516 (7, 7)										4	1	1	0	1	1	5											
Jerry Martin, R OBP: 0.346, SLG: 0.450 (8, 8)										0	0	0	0	1	0	0											
Richie Hebner, L OBP: 0.433, SLG: 0.396 (1, 3)										5	1	3	3	1	1	4											
Gary Maddox, R OBP: 0.397, SLG: 0.388 (8, 7)										6	1	2	2	0	0	6											
Jay Johnstone, L (8, 7)										0	0	0	0	0	0	0											
Tim McCarver, L OBP: 0.462, SLG: 0.462 (9, 1)										3	2	1	0	3	2	2											
Gene Garber, R (9, 1)										0	0	0	0	0	0	0											
Jim Morrison, R OBP: 0.500, SLG: 0.300 (1, 4)										4	1	1	1	2	2	4											
Steve Carlton, L OBP: 0.429, SLG: 0.500 (9, PH)										5	2	3	2	0	0	2											
Barry Foote, R OBP: 0.400, SLG: 0.400 (9, 2)										1	0	0	0	0	1	1											
Inning Stats	R: 5 E: 0 K: 2 S: 11	H: 4 LOB: 2 BB: 3 P: 23	R: 1 E: 1 K: 1 S: 6	H: 1 LOB: 3 BB: 3 P: 18	R: 1 E: 0 K: 1 S: 7	H: 2 LOB: 2 BB: 1 P: 11	R: 0 E: 0 K: 1 S: 6	H: 1 LOB: 2 BB: 1 P: 10	R: 1 E: 0 K: 1 S: 7	H: 2 LOB: 2 BB: 1 P: 11	R: 0 E: 0 K: 2 S: 7	H: 0 LOB: 0 BB: 0 P: 7	R: 0 E: 0 K: 0 S: 5	H: 2 LOB: 2 BB: 0 P: 5	R: 4 E: 1 K: 0 S: 7	H: 3 LOB: 2 BB: 2 P: 15	R: 0 E: 0 K: 3 S: 10	H: 1 LOB: 1 BB: 0 P: 10	1B: 13 2B: 3 3B: 0 HR: 0	SF: 0 SAC: 0 DP: 0 HBP: 0	WP: 0 PA: 55 PB: 0 SB: 4 CS: 0						
PITCHER	IP	WLS	BF	H	R	ER	SO	BB	IBB	HBP	BLK	WP	HR	S	P	ERA	WHIP										
Tom Seaver, R ERA: 6.52 (1, 1)	2.0	L	19	7	7	6	3	5	1	0	0	0	0	19	43	27.00	6.000										
Dale Murray, R ERA: 3.42 (3, 1)	3.0		15	3	1	1	3	3	0	0	0	0	0	18	30	3.00	2.000										
Doug Capilla, L ERA: 11.0 (6, 1)	2.0		8	2	0	0	2	0	0	0	0	0	0	12	12	0.00	1.000										
Dave Tomlin, L ERA: 3.0 (8, 1)	1.0		9	3	4	2	0	2	0	0	0	0	0	7	15	18.00	5.000										
Doug Bair, R ERA: (9, 1)	1.0		4	1	0	0	3	0	0	0	0	0	0	10	10	0.00	1.000										
Pete Rose, S OBP: 0.358, SLG: 0.480 (1, 5)																	4	0	0	0	0	0	2	Philadelphia Phillies @ Cincinnati Reds Riverfront Stadium, Cincinnati, OH Mon May 01 1978, 7:05 PM EDT Att: 21,476 - Unknown			
Ken Griffey, L OBP: 0.373, SLG: 0.495 (1, 9)																	3	0	0	0	1	0	1				
George Foster, R OBP: 0.382, SLG: 0.505 (1, 7)																	4	0	0	0	0	1	1				
Johnny Bench, R OBP: 0.391, SLG: 0.538 (9, PH)																	3	1	1	1	0	0	0				
Dave Concepcion, R OBP: 0.341, SLG: 0.351 (8, 1)																	2	0	1	0	0	0	0				
Doug Capilla, L (8, 1)																	0	0	0	0	0	0	0				
Mike Grace, R (7, PH)																	1	0	0	0	0	0	0				
Dave Tomlin, L (8, 1)																	0	0	0	0	0	0	0				
Doug Bair, R (9, 1)																	0	0	0	0	0	0	0				
Dave Collins, S OBP: 0.207, SLG: 0.167 (9, PH)																	1	0	0	0	0	1	1				
Dan Driessen, L OBP: 0.402, SLG: 0.494 (1, 3)																	3	0	1	0	0	0	1				
Junior Kennedy, R OBP: 0.287, SLG: 0.167 (1, 4)																	3	0	1	0	0	1	2				
Cesar Geronimo, L OBP: 0.391, SLG: 0.493 (1, 8)																	3	0	1	0	0	0	1				
Tom Seaver, R (1, 1)																	0	0	0	0	0	0	0				
Dale Murray, R (3, 1)																	1	0	0	0	0	0	0				
Rick Auerbach, R OBP: 0.313, SLG: 0.500 (6, 6)																	2	0	0	0	0	1	2				
Inning Stats	R: 0 E: 0 K: 0 S: 2	H: 0 LOB: 0 BB: 1 P: 6	R: 0 E: 0 K: 1 S: 6	H: 1 LOB: 1 BB: 0 P: 6	R: 0 E: 0 K: 0 S: 3	H: 0 LOB: 0 BB: 0 P: 3	R: 0 E: 0 K: 0 S: 3	H: 0 LOB: 0 BB: 0 P: 3	R: 0 E: 0 K: 0 S: 3	H: 1 LOB: 1 BB: 0 P: 3	R: 0 E: 0 K: 0 S: 4	H: 1 LOB: 1 BB: 0 P: 4	R: 1 E: 0 K: 0 S: 4	H: 1 LOB: 0 BB: 0 P: 4	R: 0 E: 0 K: 1 S: 6	H: 1 LOB: 1 BB: 0 P: 6	R: 0 E: 0 K: 2 S: 7	H: 0 LOB: 1 BB: 1 P: 11	1B: 2 2B: 2 3B: 0 HR: 1	SF: 0 SAC: 0 DP: 2 HBP: 0	WP: 0 PA: 32 PB: 0 SB: 0 CS: 0						
PITCHER	IP	WLS	BF	H	R	ER	SO	BB	IBB	HBP	BLK	WP	HR	S	P	ERA	WHIP										
Steve Carlton, L ERA: 2.48 (1, 1)	8.0	W	28	5	1	1	2	1	0	0	0	0	0	31	35	1.12	0.750										
Gene Garber, R ERA: 2.0 (9, 1)	1.0		4	0	0	0	2	1	0	0	0	0	0	7	11	0.00	1.000										

Batter	1	2	3	4	5	6	7	8	9	AB	R	H	RBI	BB	SO	LOB	TOP
Jerry Martin, R OBP: 0.321, SLG: 0.400	F9	P6			G5-4-3 1B		P6		FC6-4 1B	5	0	1	0	0	0	2	Philadelphia Phillies @ Cincinnati Reds Riverfront Stadium, Cincinnati, OH Wed May 03 1978, 7:05 PM EDT Att: 26,054 - Unknown
Larry Bowa, S OBP: 0.319, SLG: 0.356	BB 2B	5-3			G5-4-3 1B		L6		1B	5	1	2	0	0	0	2	
Mike Schmidt, R OBP: 0.418, SLG: 0.564	BB 2B			L6					G6-4-3 1B	3	1	2	0	2	0	0	
Greg Luzinski, R OBP: 0.405, SLG: 0.485	2B SF7			K			K		G6-4-3 1B	4	1	0	0	1	2	6	
Jose Cardenal, R OBP: 0.353, SLG: 0.467				5-3					F9	4	0	2	2	0	0	0	
Gary Maddox, R OBP: 0.390, SLG: 0.371					F7		5-3		P5	3	0	0	0	1	0	1	
Bob Boone, R OBP: 0.431, SLG: 0.548	SF7			5-3			K		1B	3	0	1	1	0	1	1	
Jim Morrison, R OBP: 0.471, SLG: 0.250	3-H K						K		P6	2	0	0	0	1	2	3	
Ron Reed, R	K									0	0	0	0	0	0	0	
Larry Christenson, R OBP: 0.455, SLG: 0.667		K								1	0	0	0	0	1	0	
Jim Kaat, L					B1					1	0	0	0	0	0	1	
Warren Brusstar, R										0	0	0	0	0	0	0	
Bud Harrelson, S OBP: 0.600, SLG: 0.600									FC6-4 1B	2	0	2	0	0	0	0	
Jay Johnstone, L									1B	1	0	0	0	0	0	1	
Inning Stats	R: 3 E: 0 K: 1 S: 7	H: 2 LOB: 2 BB: 3 P: 19	R: 0 E: 0 K: 1 S: 5	H: 0 LOB: 0 BB: 0 P: 5	R: 0 E: 0 K: 1 S: 5	H: 0 LOB: 0 BB: 1 P: 7	R: 0 E: 0 K: 0 S: 4	H: 2 LOB: 1 BB: 0 P: 4	R: 0 E: 0 K: 2 S: 8	H: 1 LOB: 2 BB: 1 P: 10	R: 0 E: 0 K: 0 S: 4	H: 1 LOB: 1 BB: 0 P: 4	R: 0 E: 0 K: 0 S: 5	H: 3 LOB: 2 BB: 0 P: 5	1B: 8 2B: 2 3B: 0 HR: 0	SF: 1 SAC: 0 DP: 2 HBP: 0	WP: 0 PA: 40 PB: 0 SB: 0 CS: 0
PITCHER	IP WLS BF H R ER SO BB IBB HBP BLK WP HR S P ERA WHIP																
Fred Norman, L ERA: 2.77	(1, 1) 7.0 W 31 6 3 3 6 4 1 0 0 0 0 0 38 58 3.86 1.429																
Manny Sarmiento, R ERA: 0.99	(8, 1) 1.0 4 1 0 0 0 0 0 0 0 0 0 0 4 4 0.00 1.000																
Doug Bair, R ERA:	(9, 1) 1.0 5 3 0 0 0 0 0 0 0 0 0 0 5 5 0.00 3.000																

Batter	1	2	3	4	5	6	7	8	9	AB	R	H	RBI	BB	SO	LOB	BOTTOM		
Pete Rose, S OBP: 0.360, SLG: 0.495		SF8								3	2	2	2	0	0	0	Philadelphia Phillies @ Cincinnati Reds Riverfront Stadium, Cincinnati, OH Wed May 03 1978, 7:05 PM EDT Att: 26,054 - Unknown		
Manny Sarmiento, R					SF7		3-1			0	0	0	0	0	0	0			
Dave Collins, S OBP: 0.267, SLG: 0.167	WP 2B			4-3 2B	SF7					0	0	0	0	0	0	0			
Ken Griffey, L OBP: 0.374, SLG: 0.500		3-H								5	2	2	1	0	1	2			
Doug Bair, R	1B FC4-6 2B	BLK 2B		4-3 2B	4-3				K	0	0	0	0	0	0	0			
Joe Morgan, L OBP: 0.388, SLG: 0.532	K	SF7		6-3					G5-4-3 1B	3	1	1	2	1	1	1			
George Foster, R OBP: 0.393, SLG: 0.521	FC4-6 1B	1-H 2B		K					G5-4-3	5	0	3	1	0	1	1			
Dan Driessen, L OBP: 0.406, SLG: 0.494	FC4-6 2B	4-3							G6-4-3 1B	4	2	2	2	0	0	2			
Johnny Bench, R OBP: 0.396, SLG: 0.542	1-H 1B			4-3						3	2	1	1	1	0	2			
Don Werner, R OBP: 0.444, SLG: 0.286	1B 2B				2B		G6-4-3			0	0	0	0	0	0	0			
Dave Concepcion, R OBP: 0.349, SLG: 0.372				6-3					K	4	1	2	2	0	1	1			
Cesar Geronimo, L ERA: 4.34										3	1	1	0	1	0	2			
Junior Kennedy, R OBP: 0.297, SLG: 0.167		SH SF8			P5				F7	0	0	0	0	0	0	0			
Fred Norman, S OBP: 0.250, SLG: 0.250										2	1	1	1	0	0	1			
Mike Lum, L		SH 1B		4-3					6-3	1	0	0	0	0	0	0			
Inning Stats	R: 4 E: 0 K: 1 S: 9	H: 5 LOB: 1 BB: 0 P: 9	R: 3 E: 1 K: 0 S: 6	H: 2 LOB: 1 BB: 1 P: 10	R: 0 E: 0 K: 0 S: 4	H: 1 LOB: 1 BB: 0 P: 4	R: 1 E: 0 K: 1 S: 6	H: 1 LOB: 0 BB: 0 P: 6	R: 3 E: 0 K: 0 S: 6	H: 3 LOB: 1 BB: 1 P: 10	R: 1 E: 0 K: 1 S: 7	H: 3 LOB: 1 BB: 0 P: 7	R: 0 E: 0 K: 0 S: 3	H: 0 LOB: 0 BB: 0 P: 3	R: 0 E: 0 K: 1 S: 4	H: 0 LOB: 0 BB: 1 P: 8	1B: 10 2B: 5 3B: 0 HR: 0	SF: 3 SAC: 1 DP: 2 HBP: 0	WP: 1 PA: 40 PB: 0 SB: 1 CS: 0
PITCHER	IP WLS BF H R ER SO BB IBB HBP BLK WP HR S P ERA WHIP																		
Larry Christenson, R ERA: 4.34	(1, 1) 1.2 L 13 7 7 7 1 1 0 0 1 1 0 0 0 14 18 37.80 4.800																		
Jim Kaat, L ERA: 3.65	(2, 1) 3.1 19 8 5 5 1 1 0 0 0 0 0 0 20 24 13.50 2.700																		
Warren Brusstar, R ERA: 0.24	(6, 1) 2.0 5 0 0 0 1 0 0 0 0 0 0 0 7 7 0.00 0.000																		
Ron Reed, R ERA: 1.46	(8, 1) 1.0 3 0 0 0 1 1 0 0 0 0 0 0 4 8 0.00 1.000																		

Batter	1	2	3	4	5	6	7	8	9	AB	R	H	RBI	BB	SO	LOB	TOP										
Warren Cromartie, L OBP: 0.284, SLG: 0.292 Pepe Frias, R OBP: 0.550, SLG: 1.000	0-0 4-3		0-0 F8		0-0 4-3		0-0 FC4-6 1B		0-0 3-1	4	0	0	0	0	0	1											
Dave Cash, R OBP: 0.407, SLG: 0.506 Sam Mejias, R (7.7)	0-0 L8		0-0 1-3		0-3 K		0-0 1-2 1B		0-3 K	4	0	1	0	0	1	0											
Andre Dawson, R OBP: 0.315, SLG: 0.432	0-3 K		0-3 K		0-0 1-3		0-0 3-1		0-0 3-1	5	0	0	0	0	2	2											
Gary Carter, R OBP: 0.356, SLG: 0.442		4-0 F9 1B BB		0-0 P6		4-0 FC5-4 BB		0-0 P3		2	1	0	0	2	0	0											
Tony Perez, R OBP: 0.287, SLG: 0.266 Del Unser, L OBP: 0.371, SLG: 0.323	0-0 1-2 1B		0-0 1-2 1B		0-0 5-3		0-0 FC5-4 1-2		0-3 K	4	0	1	0	0	1	1											
Ellis Valentine, R OBP: 0.365, SLG: 0.471	0-0 F9		0-0 F9		0-0 HR		0-0 F9		0-0 1B 2B	4	2	2	1	0	0	3											
Larry Parrish, R OBP: 0.308, SLG: 0.447	0-0 F9		0-0 F9		0-0 HR		0-3 K		0-0 2-H 1B	4	1	2	2	0	1	3											
Chris Speier, R OBP: 0.375, SLG: 0.443	0-0 1-2 3-H 1B		0-0 1-2 3-H 1B		0-0 1B		0-0 F8		4-0 1-2 BB	3	0	2	1	1	0	0											
Steve Rogers, R OBP: 0.250, SLG: 0.200	0-0 G3		0-0 G3		0-0 4-3		0-0 FC4-6 1B		0-0 4-3	4	0	1	0	0	0	5											
Inning Stats	R: 0 E: 0 K: 1 S: 5	H: 0 LOB: 0 BB: 0 P: 5	R: 1 E: 0 K: 0 S: 5	H: 2 LOB: 2 BB: 1 P: 9	R: 0 E: 0 K: 1 S: 5	H: 0 LOB: 0 BB: 0 P: 5	R: 2 E: 0 K: 0 S: 6	H: 3 LOB: 1 BB: 0 P: 6	R: 0 E: 0 K: 1 S: 5	H: 0 LOB: 1 BB: 1 P: 9	R: 0 E: 0 K: 0 S: 5	H: 2 LOB: 2 BB: 0 P: 5	R: 1 E: 0 K: 1 S: 7	H: 2 LOB: 2 BB: 1 P: 11	R: 0 E: 0 K: 1 S: 5	H: 0 LOB: 0 BB: 0 P: 5	1B: 6 2B: 1 3B: 0 HR: 2	SF: 0 SAC: 0 DP: 0 HBP: 0	WP: 0 PB: 0 CS: 0	PA: 39							
PITCHER	IP	WLS	BF	H	R	ER	SO	BB	IBB	HBP	BLK	WP	HR	S	P	ERA	WHIP										
Tom Hume, R ERA: 5.59 Dale Murray, R ERA: 3.49	(1, 1) 7.0	L	30	7	3	3	4	2	0	0	0	0	2	36	44	3.86	1.286										

Montreal Expos @ Cincinnati Reds
Riverfront Stadium, Cincinnati, OH
Fri May 05 1978, 7:05 PM EDT
Att: 37,823 - Unknown

AB	36
R	4
H	9
RBI	4
BB	3
SO	6
LOB	15



Batter	1	2	3	4	5	6	7	8	9	AB	R	H	RBI	BB	SO	LOB	BOTTOM										
Pete Rose, S OBP: 0.365, SLG: 0.495	0-0 E7		0-0 FC3-2 1B		0-0 1B		0-0 6-3			4	0	2	0	0	0	1											
Ken Griffey, L OBP: 0.380, SLG: 0.481	0-0 L7		0-0 FC3-2 1-2 3-H		0-0 L3			0-3 K		4	0	0	0	0	1	4											
Joe Morgan, L OBP: 0.392, SLG: 0.542	0-0 L9		0-0 K			0-0 2B		0-0 FC4-6 1B		4	0	2	0	0	1	3											
George Foster, R OBP: 0.378, SLG: 0.500	0-0 4-3			0-0 5-3		0-3 K		0-0 FC4-6 1-2 HR		4	1	0	0	0	1	3											
Dan Driessen, L OBP: 0.400, SLG: 0.516		0-3 K		0-0 F2		0-0 L7		0-0 1-H HR		4	1	1	2	0	1	1											
Johnny Bench, R OBP: 0.390, SLG: 0.563		0-3 K		0-0 HR		0-0 6-3		0-3 K		4	1	1	1	0	2	1											
Dave Concepcion, R OBP: 0.333, SLG: 0.354		0-3 K		0-0 5-3			0-0 6-3		0-0 F9	4	0	0	0	0	1	0											
Cesar Geronimo, L OBP: 0.400, SLG: 0.475			4-0 1B SH3-4 FC3-2 BB		0-3 K		4-0 FC5-4 BB		0-3 K	2	0	0	0	2	2	0											
Tom Hume, R Mike Lum, L Dale Murray, R Dave Collins, S	(1, 1) (7, PH) (8, 1) (8, PH)		0-0 SH3-4		0-3 K		0-0 FC5-4		0-0 4-3	1	0	0	0	0	1	0											
Inning Stats	R: 0 E: 1 K: 0 S: 4	H: 0 LOB: 1 BB: 0 P: 4	R: 0 E: 0 K: 3 S: 9	H: 0 LOB: 0 BB: 0 P: 9	R: 0 E: 0 K: 1 S: 6	H: 1 LOB: 2 BB: 1 P: 10	R: 1 E: 0 K: 0 S: 4	H: 1 LOB: 0 BB: 0 P: 4	R: 0 E: 0 K: 2 S: 8	H: 1 LOB: 1 BB: 0 P: 8	R: 0 E: 0 K: 1 S: 6	H: 1 LOB: 1 BB: 0 P: 6	R: 0 E: 0 K: 0 S: 3	H: 0 LOB: 1 BB: 1 P: 7	R: 2 E: 0 K: 2 S: 9	H: 2 LOB: 0 BB: 0 P: 9	R: 0 E: 0 K: 1 S: 5	H: 0 LOB: 0 BB: 0 P: 5	1B: 3 2B: 1 3B: 0 HR: 2	SF: 0 SAC: 1 DP: 0 HBP: 0	WP: 0 PB: 0 CS: 0	PA: 36					
PITCHER	IP	WLS	BF	H	R	ER	SO	BB	IBB	HBP	BLK	WP	HR	S	P	ERA	WHIP										
Steve Rogers, R ERA: 3.43	(1, 1) 9.0	W	36	6	3	3	10	2	0	0	0	0	2	54	62	3.00	0.889										

Montreal Expos @ Cincinnati Reds
Riverfront Stadium, Cincinnati, OH
Fri May 05 1978, 7:05 PM EDT
Att: 37,823 - Unknown

AB	33
R	3
H	6
RBI	3
BB	2
SO	10
LOB	14



Batter	1	2	3	4	5	6	7	8	9	AB	R	H	RBI	BB	SO	LOB	TOP					
Warren Cromartie, L OBP: 0.295, SLG: 0.304 (1, 7)										4	0	2	0	0	1	1	Montreal Expos @ Cincinnati Reds Riverfront Stadium, Cincinnati, OH Sat May 06 1978, 3:33 AM EDT Att: 50,142 - Unknown					
Dave Cash, R OBP: 0.400, SLG: 0.494 (1, 4)										4	0	1	0	0	0	3						
Andre Dawson, R OBP: 0.323, SLG: 0.435 (1, 8)										4	0	2	0	0	0	0						
Gary Carter, R OBP: 0.340, SLG: 0.420 (1, 2)										4	0	0	0	0	1	4						
Tony Perez, R OBP: 0.275, SLG: 0.253 (1, 3)										4	0	0	0	0	1	2						
Ellis Valentine, R OBP: 0.360, SLG: 0.458 (1, 9)										4	1	1	0	0	1	0						
Larry Parrish, R OBP: 0.329, SLG: 0.494 (1, 5)										3	1	2	2	1	0	0						
Stan Papi, R OBP: 0.125, SLG: 0.250 (1, 6)										4	0	1	0	0	1	2						
Rudy May, L ERA: 3.26, SLG: 0.273 (3, PH)										0	0	0	0	0	0	0						
Jerry White, S OBP: 0.185, SLG: 0.133 (5, PH)										1	0	0	0	0	0	0						
Fred Holdsworth, R OBP: 0.185, SLG: 0.133 (3, PH)										0	0	0	0	0	0	0						
Wayne Garrett, L OBP: 0.185, SLG: 0.133 (5, PH)										1	0	0	0	0	0	1						
Bill Atkinson, L OBP: 0.185, SLG: 0.133 (5, PH)										0	0	0	0	0	0	0						
Del Unser, L OBP: 0.307, SLG: 0.313 (7, PH)										1	0	0	0	0	0	1						
Darold Knowles, L OBP: 1.000, SLG: 1.000 (7, 1)										0	0	0	0	0	0	0						
Inning Stats	R: 0 E: 0 K: 0 S: 4	H: 2 LOB: 1 BB: 0 P: 4	R: 0 E: 0 K: 2 S: 7	H: 0 LOB: 1 BB: 1 P: 11	R: 0 E: 0 K: 0 S: 3	H: 1 LOB: 0 BB: 0 P: 3	R: 0 E: 0 K: 0 S: 3	H: 0 LOB: 0 BB: 0 P: 3	R: 0 E: 0 K: 1 S: 4	H: 1 LOB: 1 BB: 0 P: 4	R: 0 E: 0 K: 1 S: 7	H: 2 LOB: 2 BB: 0 P: 7	R: 2 E: 0 K: 1 S: 8	H: 3 LOB: 1 BB: 0 P: 8	R: 0 E: 0 K: 0 S: 5	H: 0 LOB: 0 BB: 0 P: 5	R: 0 E: 0 K: 0 S: 3	H: 0 LOB: 0 BB: 0 P: 3	1B: 7 2B: 1 3B: 0 HR: 1	SF: 0 SAC: 0 DP: 2 HBP: 0	WP: 0 PB: 0 SB: 0 CS: 0	PA: 35
PITCHER	IP	WLS	BF	H	R	ER	SO	BB	IBB	HBP	BLK	WP	HR	S	P	ERA	WHIP					
Tom Seaver, R ERA: 5.91 (1, 1)	6.0	W	26	9	2	2	3	1	0	0	0	0	1	31	35	3.00	1.667					
Pedro Borbon, R ERA: 8.16 (7, 1)	3.0	S	9	0	0	0	2	0	0	0	0	0	0	13	13	0.00	0.000					

livebaseballscores.com



AB 34
R 2
H 9
RBI 2
BB 1
SO 5
LOB 14

Batter	1	2	3	4	5	6	7	8	9	AB	R	H	RBI	BB	SO	LOB	BOTTOM				
Pete Rose, S OBP: 0.367, SLG: 0.500 (1, 5)										5	2	2	1	0	0	0	Montreal Expos @ Cincinnati Reds Riverfront Stadium, Cincinnati, OH Sat May 06 1978, 3:33 AM EDT Att: 50,142 - Unknown				
Junior Kennedy, R OBP: 0.267, SLG: 0.167 (9, 5)										0	0	0	0	0	0	0					
Ken Griffey, L OBP: 0.374, SLG: 0.486 (1, 9)										3	1	2	0	1	0	1					
Joe Morgan, L OBP: 0.402, SLG: 0.547 (1, 4)										3	0	2	2	1	0	1					
George Foster, R OBP: 0.379, SLG: 0.495 (1, 7)										5	0	2	1	0	0	3					
Johnny Bench, R OBP: 0.375, SLG: 0.538 (1, 2)										4	0	0	0	0	1	6					
Dave Concepcion, R OBP: 0.340, SLG: 0.372 (1, 6)										4	1	2	0	0	1	0					
Dan Driessen, L OBP: 0.413, SLG: 0.531 (1, 3)										3	1	2	1	1	1	0					
Cesar Geronimo, L OBP: 0.398, SLG: 0.470 (1, 8)										3	0	1	0	0	2	3					
Tom Seaver, R (1, 1)										2	1	0	1	0	0	3					
Pedro Borbon, R OBP: 0.500, SLG: 0.500 (7, 1)										1	0	0	0	0	0	1					
Inning Stats	R: 1 E: 0 K: 0 S: 5	H: 3 LOB: 1 BB: 0 P: 5	R: 4 E: 0 K: 0 S: 8	H: 4 LOB: 1 BB: 0 P: 8	R: 0 E: 0 K: 1 S: 7	H: 2 LOB: 2 BB: 0 P: 7	R: 0 E: 0 K: 0 S: 4	H: 1 LOB: 2 BB: 1 P: 8	R: 0 E: 0 K: 1 S: 6	H: 1 LOB: 1 BB: 0 P: 6	R: 0 E: 0 K: 1 S: 6	H: 1 LOB: 2 BB: 1 P: 10	R: 0 E: 0 K: 2 S: 7	H: 0 LOB: 1 BB: 1 P: 11	R: 1 E: 0 K: 0 S: 4	H: 1 LOB: 0 BB: 0 P: 4	1B: 10 2B: 3 3B: 0 HR: 0	SF: 1 SAC: 3 DP: 1 HBP: 0	WP: 0 PB: 0 SB: 3 CS: 0	PA: 40	
PITCHER	IP	WLS	BF	H	R	ER	SO	BB	IBB	HBP	BLK	WP	HR	S	P	ERA	WHIP				
Rudy May, L ERA: 3.79 (1, 1)	2.0	L	13	7	5	5	0	1	0	0	0	0	0	11	15	0.00	2.000				
Fred Holdsworth, R ERA: 6.0 (3, 1)	2.0		10	3	0	0	1	1	0	0	0	0	0	11	15	0.00	2.000				
Bill Atkinson, R ERA: 1.0 (5, 1)	2.0		9	2	0	0	2	1	0	0	0	0	0	12	16	0.00	1.500				
Darold Knowles, L ERA: 3.72 (7, 1)	2.0		8	1	1	1	2	1	0	0	0	0	0	11	15	4.50	1.000				

livebaseballscores.com



AB 33
R 6
H 13
RBI 6
BB 3
SO 5
LOB 18

Batter	1	2	3	4	5	6	7	8	9	AB	R	H	RBI	BB	SO	LOB	TOP			
Pete Rose, S OBP: 0.345, SLG: 0.461 (1,5)	0-0 4-3		0-0 4-3		4-0 FC4-6 BB		0-0 F9		0-0 F8	4	0	0	0	1	0	0	Cincinnati Reds @ Philadelphia Phillies Veterans Stadium, Philadelphia, PA Thu May 11 1978, 7:05 PM EDT Att: 32,580 - Unknown			
Ken Griffey, L OBP: 0.355, SLG: 0.450 (1,9)	0-3 K		0-0 6-3		0-0 FC4-6 1-2 2-3 1-2		0-0 E 1B		0-3 K	5	0	1	0	0	2	3				
Joe Morgan, L OBP: 0.398, SLG: 0.524 (1,4)	0-0 F8			0-0 P5		0-0 P4		4-0 1-2 BB		3	0	0	0	1	0	0				
George Foster, R OBP: 0.370, SLG: 0.496 (8,8)		0-3 K		0-0 5-3		0-0 1B 1B		0-3 K		4	1	1	0	0	2	2				
Johnny Bench, R OBP: 0.355, SLG: 0.495 (1,2)		4-0 BLK BB		0-3 K		0-0 FC4 1B 1-2 1B		0-0 5-3		3	0	1	0	1	1	0				
Dave Concepcion, R OBP: 0.339, SLG: 0.381 (1,6)		0-3 K			0-0 L4	0-0 FC4 1B 1-2 2-H		0-0 F9		4	0	1	1	0	1	1				
Dan Driessen, L OBP: 0.421, SLG: 0.582 (1,3)		4-0 BB			0-0 BB 2B	0-0 FC4 1-2 2-3		0-0 2B		3	0	2	0	1	0	2				
Cesar Geronimo, L OBP: 0.378, SLG: 0.438 Ray Knight, R OBP: 0.296, SLG: 0.167 (8, PH) (8,7)	0-0 1-4-3				0-3 K	0-0 6-3		0-0 6-3		3	0	0	0	0	1	5				
Tom Seaver, R (1,1)			0-0 P5		4-0 BB		0-3 K		0-3 K	2	0	0	0	1	1	0				
Doug Bair, R Junior Kennedy, R OBP: 0.364, SLG: 0.235 (8,1) (9, PH)										0	0	0	0	0	0	0				
Inning Stats	R: 0 E: 0 K: 1 S: 5	H: 0 LOB: 0 BB: 0 P: 5	R: 0 E: 0 K: 2 S: 7	H: 0 LOB: 2 BB: 2 P: 15	R: 0 E: 0 K: 0 S: 3	H: 0 LOB: 0 BB: 0 P: 3	R: 0 E: 0 K: 1 S: 5	H: 1 LOB: 3 BB: 2 P: 6	R: 1 E: 0 K: 0 S: 6	H: 3 LOB: 2 BB: 0 P: 6	R: 0 E: 1 K: 2 S: 8	H: 1 LOB: 1 BB: 0 P: 12	R: 0 E: 0 K: 0 S: 4	H: 1 LOB: 1 BB: 0 P: 4	R: 0 E: 0 K: 2 S: 7	H: 0 LOB: 0 BB: 0 P: 7	1B: 4 2B: 2 3B: 0 HR: 0	SF: 0 SAC: 0 DP: 0 HBP: 0	WP: 0 PB: 0 SB: 0 CS: 0	PA: 38
PITCHER Steve Carlton, L ERA: 2.13 (1,1)	IP: 9.0 WLS: W BF: 38 H: 6 R: 1 ER: 1 SO: 9 BB: 5 IBB: 0 HBP: 0 BLK: 1 WP: 0 HR: 0 S: 51 P: 71 ERA: 1.00 WHIP: 1.222															PITCHER				

Batter	1	2	3	4	5	6	7	8	9	AB	R	H	RBI	BB	SO	LOB	BOTTOM			
Bake McBride, L OBP: 0.354, SLG: 0.376 (1,9)	0-0 3-1			0-0 F7			0-0 P6			3	0	0	0	1	0	0	Cincinnati Reds @ Philadelphia Phillies Veterans Stadium, Philadelphia, PA Thu May 11 1978, 7:05 PM EDT Att: 32,580 - Unknown			
Larry Bowa, S OBP: 0.353, SLG: 0.370 (1,6)	0-3 K	0-3 K		0-0 L4			0-0 F8			4	0	0	0	0	2	3				
Mike Schmidt, R OBP: 0.393, SLG: 0.515 (1,5)			0-0 5-3		0-3 K		0-0 1B 3B 1B			4	1	2	0	0	1	0				
Greg Luzinski, R OBP: 0.417, SLG: 0.628 Jerry Martin, R OBP: 0.345, SLG: 0.423 (8, PR) (9,7)	0-3 K				0-0 4-3		0-0 1B 3B 1B			4	1	2	1	0	1	1				
Richie Hebner, L OBP: 0.420, SLG: 0.470 (1,3)		0-0 2B 2B		0-0 F8		0-0 P6		0-0 1-2 3B 1B		4	1	2	2	0	0	0				
Garry Maddox, R OBP: 0.364, SLG: 0.348 (1,8)		4-0 2B BB		0-0 1B 1B		0-0 F8		0-0 1-2 3B 1B		3	0	1	0	1	0	2				
Tim McCarver, L OBP: 0.548, SLG: 0.429 (1,2)		0-0 1-3 2-H 2B		0-0 1B 1B		0-0 F8		0-0 P6		4	0	2	1	0	0	2				
Jim Morrison, R OBP: 0.351, SLG: 0.406 (1,4)		0-0 P5		0-0 F8		0-0 F9		0-3 K		4	0	0	0	0	1	6				
Steve Carlton, L OBP: 0.350, SLG: 0.368 (1,1)		0-3 K		0-0 F9			0-3 K			3	0	0	0	0	2	2				
Inning Stats	R: 0 E: 0 K: 2 S: 8	H: 1 LOB: 1 BB: 0 P: 8	R: 1 E: 0 K: 2 S: 9	H: 2 LOB: 3 BB: 2 P: 17	R: 1 E: 0 K: 0 S: 6	H: 3 LOB: 2 BB: 0 P: 6	R: 0 E: 0 K: 0 S: 3	H: 0 LOB: 0 BB: 0 P: 3	R: 0 E: 0 K: 1 S: 5	H: 0 LOB: 0 BB: 0 P: 5	R: 0 E: 0 K: 0 S: 3	H: 0 LOB: 0 BB: 0 P: 3	R: 0 E: 0 K: 1 S: 5	H: 0 LOB: 0 BB: 0 P: 5	R: 2 E: 0 K: 1 S: 8	H: 3 LOB: 2 BB: 0 P: 8		1B: 5 2B: 2 3B: 1 HR: 1	SF: 0 SAC: 0 DP: 0 HBP: 0	WP: 0 PB: 0 SB: 0 CS: 0
PITCHER Tom Seaver, R ERA: 5.79 Doug Bair, R ERA: (1,1) (8,1)	IP: 7.0 WLS: L BF: 32 H: 9 R: 4 ER: 4 SO: 6 BB: 1 IBB: 1 HBP: 0 BLK: 0 WP: 0 HR: 1 S: 42 P: 50 ERA: 5.14 WHIP: 1.429															PITCHER				

Batter	1	2	3	4	5	6	7	8	9	AB	R	H	RBI	BB	SO	LOB	TOP										
Pete Rose, S OBP: 0.354, SLG: 0.485 Ray Knight, R OBP: 0.286, SLG: 0.167	4-0 BLK WP S BB	0-0 F9		0-0 FC5-4 1-2			0-0 1B 2B		0-0 3B	4	2	2	0	1	0	2	Cincinnati Reds @ Philadelphia Phillies Veterans Stadium, Philadelphia, PA Fri May 12 1978, 7:05 PM EDT Att: 38,179 - Unknown										
Ken Griffey, L OBP: 0.439	4-0 CS BB	4-0		0-0 4-3			0-0 5-3		0-3 K	3	0	0	0	2	1	3											
Joe Morgan, L OBP: 0.398, SLG: 0.509	4-0 BB S BB	0-0 G3			0-3 K		4-0 1B BB		0-3 K	3	0	0	0	2	2	3											
George Foster, R OBP: 0.373, SLG: 0.492	4-0 BB BB			0-3 K		0-0 6-3		0-0 FC6-4 1-3 2H 1B		3	0	1	1	1	1	0											
Johnny Bench, R OBP: 0.344, SLG: 0.477	0-0 F8			0-0 F7		0-3 K		0-0 FC6-4 1-2		4	0	0	0	0	1	4											
Dave Concepcion, R OBP: 0.353, SLG: 0.389	4-0 BB			0-0 6-3				0-0 CS 1B		3	0	2	0	1	0	0											
Dan Driessen, L OBP: 0.415, SLG: 0.596	0-3 K			0-0 HR				0-0 G4-6-3 1-2		4	1	1	1	0	2	5											
Cesar Geronimo, L OBP: 0.383, SLG: 0.434		4-0 SH2-4 BB		0-0 FC1-6 1B				0-0 6-3		3	0	1	0	1	0	0											
Bill Bonham, R OBP: 0.143, SLG: 0.154 Paul Moskau, R OBP: 0.500, SLG: 0.500		0-0 SH2-4		0-0 FC1-6 FC5-4				0-3 K		2	0	0	0	0	1	1											
Inning Stats	R: 1 E: 0 K: 1 S: 4	H: 0 LOB: 3 BB: 5 P: 24	R: 0 E: 0 K: 0 S: 3	H: 0 LOB: 2 BB: 2 P: 11	R: 0 E: 0 K: 1 S: 5	H: 0 LOB: 0 BB: 0 P: 5	R: 1 E: 0 K: 0 S: 5	H: 2 LOB: 1 BB: 0 P: 5	R: 0 E: 0 K: 2 S: 7	H: 1 LOB: 0 BB: 0 P: 7	R: 0 E: 0 K: 0 S: 3	H: 1 LOB: 2 BB: 1 P: 11	R: 0 E: 0 K: 1 S: 5	H: 1 LOB: 1 BB: 0 P: 5	R: 0 E: 0 K: 2 S: 8	H: 1 LOB: 1 BB: 0 P: 8	1B: 4 2B: 1 3B: 1 HR: 1	SF: 0 SAC: 1 DP: 1 HBP: 0	WP: 1 PB: 0 SB: 2 CS: 2	PA: 39							
PITCHER	IP	WLS	BF	H	R	ER	SO	BB	IBB	HBP	BLK	WP	HR	S	P	ERA	WHIP										
Randy Lerch, L ERA: 4.42	(1, 1)	6.2	L	31	5	3	3	5	8	0	0	1	1	33	65	4.05	1.950										
Ron Reed, R ERA: 1.54	(7, 1)	0.1		1	0	0	0	0	0	0	0	0	0	1	1	0.00	0.000										
Warren Brusstar, R ERA: 2.13	(8, 1)	2.0		7	2	0	0	3	0	0	0	0	0	13	13	0.00	1.000										

AB	30
R	3
H	7
RBI	2
BB	8
SO	8
LOB	18



Batter	1	2	3	4	5	6	7	8	9	AB	R	H	RBI	BB	SO	LOB	BOTTOM										
Jay Johnstone, L OBP: 0.333, SLG: 0.176	0-0 F7			0-0 FC6-4 1B			0-0 SH5-4 1B		0-3 K	4	0	2	0	0	1	3	Cincinnati Reds @ Philadelphia Phillies Veterans Stadium, Philadelphia, PA Fri May 12 1978, 7:05 PM EDT Att: 38,179 - Unknown										
Larry Bowa, S OBP: 0.353, SLG: 0.369	0-0 FC5-4 1B			0-0 FC6-4 1-2			0-0 SH5-4		0-0 F9	3	0	1	0	0	0	1											
Mike Schmidt, R OBP: 0.380, SLG: 0.495	0-0 FC5-4 WP			0-0 6-3			0-0 FC5-2		0-3 K	4	0	0	0	0	1	3											
Greg Luzinski, R OBP: 0.402, SLG: 0.600	0-3 K			0-0 5-3			0-0 5-3		0-0 F9	4	0	0	0	0	1	3											
Richie Hebner, L OBP: 0.412, SLG: 0.449		0-3 K		0-0 F5			1-0 FC5-4 HBP		0-0 G3	3	0	0	0	0	1	0											
Garry Maddox, R OBP: 0.364, SLG: 0.348 Jerry Martin, R OBP: 0.303, SLG: 0.367		0-0 6-3			0-0 1-3		0-0 FC5-4 1B		0-0 6-3	0	0	0	0	0	0	0											
Bob Boone, R OBP: 0.397, SLG: 0.500		0-0 CS 1B			0-0 6-3		0-0 6-3		1-3 1B	4	0	2	0	0	0	0											
Jim Morrison, R OBP: 0.350, SLG: 0.382		0-0 CS		0-0 5-3			4-0 BB		0-0 5-3	2	0	0	0	1	0	0											
Randy Lerch, L OBP: 0.467, SLG: 0.667 Ron Reed, R OBP: 0.531, SLG: 0.409 Warren Brusstar, R	(1, 1) (7, 1) (8, 1)	6.1 W	26	6	0	0	2	1	0	0	0	0	0	0	0	0		0									
Inning Stats	R: 0 E: 0 K: 1 S: 6	H: 1 LOB: 1 BB: 0 P: 6	R: 0 E: 0 K: 1 S: 5	H: 1 LOB: 0 BB: 0 P: 5	R: 0 E: 0 K: 0 S: 4	H: 1 LOB: 1 BB: 0 P: 4	R: 0 E: 0 K: 0 S: 3	H: 0 LOB: 0 BB: 0 P: 3	R: 0 E: 0 K: 0 S: 5	H: 2 LOB: 2 BB: 0 P: 5	R: 0 E: 0 K: 1 S: 6	H: 1 LOB: 3 BB: 1 P: 11	R: 0 E: 0 K: 1 S: 5	H: 0 LOB: 0 BB: 0 P: 5	R: 0 E: 0 K: 0 S: 3	H: 0 LOB: 0 BB: 0 P: 3	1B: 6 2B: 0 3B: 0 HR: 0	SF: 0 SAC: 1 DP: 0 HBP: 1	WP: 1 PB: 0 SB: 0 CS: 1	PA: 35							
PITCHER	IP	WLS	BF	H	R	ER	SO	BB	IBB	HBP	BLK	WP	HR	S	P	ERA	WHIP										
Bill Bonham, R ERA: 2.59	(1, 1)	6.1		26	6	0	2	1	0	0	0	0	0	28	33	0.00	1.105										
Paul Moskau, R ERA: 8.1	(7, 1)	2.2	S	8	0	0	0	2	0	0	0	0	0	12	12	0.00	0.000										

AB	31
R	0
H	6
RBI	0
BB	1
SO	4
LOB	14



Batter	1	2	3	4	5	6	7	8	9	AB	R	H	RBI	BB	SO	LOB	TOP				
Pete Rose, S OBP: 0.349, SLG: 0.471 (1.5)	L6	FC6-4			F9		F7		FC6-4	4	0	0	0	1	0	2	Cincinnati Reds @ Philadelphia Phillies Veterans Stadium, Philadelphia, PA Sat May 13 1978, 7:05 PM EDT Att: 35,802 - Unknown				
Joe Morgan, L OBP: 0.391, SLG: 0.491 (1.4)	4-3				F7			F8	FC6-4	4	0	0	1	1	0	1					
Paul Moskau, R OBP: 0.500, SLG: 0.500 (9, FR)									FC6-4	0	0	0	0	0	0	0					
Manny Sarmiento, R (9, 1)									1B	0	0	0	0	0	0	0					
George Foster, R OBP: 0.374, SLG: 0.489 (1.7)	L3		F2					K	FC6-4	5	0	2	0	0	1	1					
Johnny Bench, R OBP: 0.338, SLG: 0.466 (6.2)			P3		K				FC6-4	5	0	1	0	0	1	4					
Dave Concepcion, R OBP: 0.358, SLG: 0.382 (1.6)									FC6-4	2	1	0	0	2	1	2					
Dan Driessen, L OBP: 0.418, SLG: 0.598 (1.3)					L6					3	1	1	1	1	0	2					
Don Werner, R OBP: 0.368, SLG: 0.267 (1.2)										2	0	1	1	0	0	0					
Ken Griffey, L OBP: 0.359, SLG: 0.448 (6, PH)					F8				FC6-4	2	1	1	0	0	0	2					
Cesar Geronimo, L OBP: 0.378, SLG: 0.422 (1.8)					4-3				B2	3	0	0	0	0	0	1					
Fred Norman, S OBP: 0.227, SLG: 0.227 (1.1)					4-3					3	0	1	0	0	0	0					
Doug Bair, R (8, 1)										0	0	0	0	0	0	0					
Ray Knight, R OBP: 0.375, SLG: 0.167 (9, PH)										0	0	0	0	1	0	0					
Dave Collins, S OBP: 0.286, SLG: 0.176 (9, FR)										0	1	0	0	0	0	0					
Junior Kennedy, R OBP: 0.394, SLG: 0.235 (9, 4)										0	0	0	0	0	0	0					
Inning Stats	R: 0 E: 0 K: 0 S: 3	H: 0 LOB: 0 BB: 0 P: 3	R: 2 E: 0 K: 0 S: 5	H: 3 LOB: 2 BB: 1 P: 10	R: 0 E: 0 K: 1 S: 5	H: 0 LOB: 1 BB: 1 P: 9	R: 0 E: 0 K: 0 S: 3	H: 0 LOB: 0 BB: 0 P: 3	R: 0 E: 0 K: 1 S: 6	H: 1 LOB: 2 BB: 1 P: 10	R: 0 E: 0 K: 0 S: 3	H: 0 LOB: 0 BB: 0 P: 3	R: 0 E: 0 K: 1 S: 6	H: 1 LOB: 2 BB: 2 P: 10	R: 2 E: 1 K: 0 S: 5	H: 2 LOB: 2 BB: 2 P: 13	1B: 5 2B: 2 3B: 0 HR: 0	SF: 0 SAC: 0 DP: 0 HBP: 1	WP: 0 PB: 0 SB: 1 CS: 0	PA: 40	
PITCHER	IP	WLS	BF	H	R	ER	SO	BB	IBB	HBP	BLK	WP	HR	S	P	ERA	WHIP				
Jim Kaat, L ERA: 3.63 (1, 1)	5.0		20	3	2	2	1	2	0	1	0	0	0	19	28	3.60	1.000				
Gene Garber, R ERA: 1.13 (6, 1)	3.0		13	2	0	0	2	1	1	0	0	0	0	15	23	0.00	1.000				
Tug McGraw, L ERA: 2.13 (9, 1)	1.0	L	7	2	2	2	0	2	0	0	0	0	0	5	13	18.00	4.000				

AB 33
R 4
H 7
RBI 3
BB 6
SO 3
LOB 15



Batter	1	2	3	4	5	6	7	8	9	AB	R	H	RBI	BB	SO	LOB	BOTTOM					
Jerry Martin, R OBP: 0.289, SLG: 0.324 (1.8)	K		K		F7			1B	K	4	1	0	0	1	3	1	Cincinnati Reds @ Philadelphia Phillies Veterans Stadium, Philadelphia, PA Sat May 13 1978, 7:05 PM EDT Att: 35,802 - Unknown					
Jose Cardenal, R OBP: 0.425, SLG: 0.579 (1.9)	HBP							HR		4	1	3	0	0	1	0						
Mike Schmidt, R OBP: 0.384, SLG: 0.519 (1.5)	HBP							HR		3	1	1	3	1	0	1						
Greg Luzinski, R OBP: 0.405, SLG: 0.591 (1.7)								HR		3	0	1	0	0	0	0						
Tug McGraw, R (9, 1)										0	0	0	0	0	0	0						
Davey Johnson, R OBP: 0.206, SLG: 0.207 (1.3)										2	0	0	0	1	0	3						
Richie Hebner, L OBP: 0.419, SLG: 0.457 (8, PH)										1	0	1	0	0	0	0						
Tim McCarver, L OBP: 0.531, SLG: 0.409 (9, 3)										0	0	0	0	0	0	0						
Bob Boone, R OBP: 0.390, SLG: 0.484 (1.2)										4	0	1	0	0	0	3						
Jim Morrison, R OBP: 0.318, SLG: 0.342 (1.4)										4	0	0	0	0	0	3						
Bud Harrelson, S OBP: 0.444, SLG: 0.375 (1.6)										3	0	0	0	1	2	1						
Jim Kaat, L (1, 1)										1	0	0	0	0	0	0						
Garry Maddox, R OBP: 0.361, SLG: 0.344 (5, PH)										1	0	0	0	0	1	0						
Gene Garber, R (6, 1)										0	0	0	0	0	0	0						
Barry Foote, R OBP: 0.333, SLG: 0.333 (8, PH)										1	0	0	0	0	1	0						
Jay Johnstone, L OBP: 0.318, SLG: 0.167 (9, 9)										1	0	0	0	0	1	0						
Inning Stats	R: 0 E: 0 K: 1 S: 5	H: 1 LOB: 2 BB: 1 P: 10	R: 0 E: 0 K: 1 S: 5	H: 0 LOB: 0 BB: 0 P: 5	R: 0 E: 0 K: 1 S: 6	H: 1 LOB: 1 BB: 0 P: 6	R: 0 E: 0 K: 0 S: 3	H: 1 LOB: 1 BB: 1 P: 7	R: 0 E: 0 K: 2 S: 7	H: 0 LOB: 0 BB: 0 P: 7	R: 0 E: 0 K: 1 S: 5	H: 0 LOB: 0 BB: 0 P: 5	R: 0 E: 0 K: 0 S: 4	H: 1 LOB: 1 BB: 0 P: 4	R: 3 E: 0 K: 1 S: 8	H: 3 LOB: 1 BB: 1 P: 12	R: 0 E: 0 K: 1 S: 5	H: 0 LOB: 1 BB: 1 P: 9	1B: 5 2B: 1 3B: 0 HR: 1	SF: 0 SAC: 0 DP: 2 HBP: 1	WP: 0 PB: 0 SB: 0 CS: 0	PA: 37
PITCHER	IP	WLS	BF	H	R	ER	SO	BB	IBB	HBP	BLK	WP	HR	S	P	ERA	WHIP					
Fred Norman, L ERA: 2.63 (1, 1)	7.1		29	5	2	2	7	3	0	1	0	0	0	39	52	2.46	1.091					
Doug Bair, R ERA: 0.44 (8, 1)	0.2		4	2	1	1	0	0	0	0	0	0	1	4	4	13.50	3.000					
Manny Sarmiento, R ERA: 1.23 (9, 1)	1.0	W	4	0	0	0	1	1	0	0	0	0	0	5	9	0.00	1.000					

AB 32
R 3
H 7
RBI 3
BB 4
SO 8
LOB 13



Batter	1	2	3	4	5	6	7	8	9	AB	R	H	RBI	BB	SO	LOB	TOP				
Pete Rose, S OBP: 0.352, SLG: 0.479 (1, 5)										5	2	3	0	0	0	1	Cincinnati Reds @ Montreal Expos Olympic Stadium, Montreal, QB Tue May 16 1978, 7:05 PM EDT Att: 10,725 - Unknown				
Ken Griffey, L OBP: 0.357, SLG: 0.448 (1, 9)										5	1	1	1	0	0	4					
Joe Morgan, L OBP: 0.406, SLG: 0.535 Junior Kennedy, R OBP: 0.360, SLG: 0.250 (8, 4)										3	1	3	4	1	0	0					
George Foster, R OBP: 0.368, SLG: 0.489 (1, 7)										4	0	0	0	0	2	3					
Dan Driessen, L OBP: 0.423, SLG: 0.593 (1, 3)										3	0	0	0	1	1	0					
Johnny Bench, R OBP: 0.319, SLG: 0.435 (1, 2)										4	0	0	0	0	1	2					
Dave Concepcion, R OBP: 0.344, SLG: 0.373 (1, 6)										4	0	0	0	0	0	0					
Cesar Geronimo, L OBP: 0.370, SLG: 0.413 (1, 8)										4	0	1	0	0	2	0					
Tom Seaver, R OBP: 0.294, SLG: 0.154 (1, 1)										2	1	1	0	2	1	0					
Inning Stats	R: 1 E: 0 K: 1 S: 7	H: 2 LOB: 2 BB: 1 P: 11	R: 0 E: 0 K: 0 S: 4	H: 2 LOB: 2 BB: 1 P: 8	R: 0 E: 0 K: 0 S: 3	H: 1 LOB: 0 BB: 0 P: 3	R: 0 E: 0 K: 1 S: 5	H: 0 LOB: 0 BB: 0 P: 5	R: 4 E: 0 K: 1 S: 8	H: 3 LOB: 0 BB: 1 P: 12	R: 0 E: 0 K: 0 S: 3	H: 0 LOB: 1 BB: 1 P: 7	R: 0 E: 0 K: 2 S: 7	H: 0 LOB: 0 BB: 0 P: 7	R: 0 E: 0 K: 1 S: 6	H: 1 LOB: 1 BB: 0 P: 6	1B: 3 2B: 5 3B: 0 HR: 1	SF: 0 SAC: 0 DP: 1 HBP: 0	WP: 0 PB: 0 SB: 0 CS: 0	PA: 38	
PITCHER	IP	WLS	BF	H	R	ER	SO	BB	IBB	HBP	BLK	WP	HR	S	P	ERA	WHIP				
Wayne Twitchell, R ERA: 5.08 (1, 1)	5.0	L	24	8	5	5	3	2	1	0	0	0	1	27	39	9.00	2.000				
Dan Schatzeder, L ERA: (6, 1)	2.0		7	0	0	0	1	1	0	0	0	0	0	8	12	0.00	0.500				
Darold Knowles, L ERA: 2.45 (8, 1)	2.0		7	1	0	0	3	0	0	0	0	0	0	13	13	0.00	0.500				

AB	34
R	5
H	9
RBI	5
BB	4
SO	7
LOB	10



Batter	1	2	3	4	5	6	7	8	9	AB	R	H	RBI	BB	SO	LOB	BOTTOM				
Warren Cromartie, L OBP: 0.350, SLG: 0.358 (1, 7)										4	1	2	0	0	1	0	Cincinnati Reds @ Montreal Expos Olympic Stadium, Montreal, QB Tue May 16 1978, 7:05 PM EDT Att: 10,725 - Unknown				
Dave Cash, R OBP: 0.367, SLG: 0.429 (1, 4)										4	0	2	0	0	0	1					
Andre Dawson, R OBP: 0.336, SLG: 0.480 (1, 8)										4	0	1	1	0	2	2					
Gary Carter, R OBP: 0.351, SLG: 0.446 (1, 2)										4	0	0	0	0	2	4					
Tony Perez, R OBP: 0.296, SLG: 0.310 (1, 3)										4	0	0	0	0	2	3					
Ellis Valentine, R OBP: 0.336, SLG: 0.426 (1, 9)										4	0	0	0	0	2	1					
Larry Parrish, R OBP: 0.325, SLG: 0.462 (1, 5)										3	0	1	0	1	0	1					
Chris Speier, R OBP: 0.369, SLG: 0.398 (1, 6)										3	0	1	0	0	2	1					
Wayne Twitchell, R ERA: (1, 1)										1	0	0	0	0	1	1					
Jerry White, S OBP: 0.222, SLG: 0.222 (5, PH)										1	0	0	0	0	0	0					
Dan Schatzeder, L ERA: (6, 1)										0	0	0	0	0	0	0					
Wayne Garrett, L OBP: 0.182, SLG: 0.100 (7, PH)										1	0	0	0	0	1	1					
Darold Knowles, L OBP: 1.000, SLG: 1.000 (8, 1)										0	0	0	0	0	0	0					
Inning Stats	R: 1 E: 0 K: 1 S: 7	H: 3 LOB: 1 BB: 0 P: 7	R: 0 E: 0 K: 2 S: 8	H: 2 LOB: 1 BB: 0 P: 8	R: 0 E: 0 K: 0 S: 4	H: 1 LOB: 0 BB: 0 P: 4	R: 0 E: 0 K: 2 S: 7	H: 0 LOB: 0 BB: 0 P: 7	R: 0 E: 0 K: 3 S: 10	H: 1 LOB: 1 BB: 0 P: 10	R: 0 E: 0 K: 2 S: 7	H: 0 LOB: 0 BB: 1 P: 11	R: 0 E: 0 K: 2 S: 7	H: 0 LOB: 0 BB: 0 P: 7	R: 0 E: 1 K: 0 S: 4	H: 0 LOB: 1 BB: 0 P: 4	1B: 5 2B: 2 3B: 0 HR: 0	SF: 0 SAC: 0 DP: 0 HBP: 0	WP: 0 PB: 1 SB: 0 CS: 1	PA: 34	
PITCHER	IP	WLS	BF	H	R	ER	SO	BB	IBB	HBP	BLK	WP	HR	S	P	ERA	WHIP				
Tom Seaver, R ERA: 4.94 (1, 1)	9.0	W	34	7	1	1	13	1	0	0	0	0	0	59	63	1.00	0.889				

AB	33
R	1
H	7
RBI	1
BB	1
SO	13
LOB	15



Batter	1	2	3	4	5	6	7	8	9	AB	R	H	RBI	BB	SO	LOB	TOP								
Gene Richards, L (1,8) OBP: 0.377, SLG: 0.413										4	1	3	1	0	0	0	San Diego Padres @ Cincinnati Reds Riverfront Stadium, Cincinnati, OH Fri May 19 1978, 7:05 PM EDT Att: 36,283 - Unknown								
Ozzie Smith, S (1,6) OBP: 0.290, SLG: 0.344										4	1	2	0	0	0	2									
Bill Almon, R (1,5) OBP: 0.371, SLG: 0.385										3	0	0	0	0	2	2									
George Hendrick, R (1,9) OBP: 0.287, SLG: 0.327										4	0	2	1	0	1	1									
Oscar Gamble, L (1,7) OBP: 0.322, SLG: 0.311										1	0	0	0	2	0	0									
Derrel Thomas, S (7,8) OBP: 0.291, SLG: 0.255										1	0	0	0	0	0	1									
Gene Tenace, R (1,3) OBP: 0.417, SLG: 0.447										4	0	1	0	0	1	3									
Rick Sweet, S (1,2) OBP: 0.356, SLG: 0.295										3	0	1	0	0	1	2									
Bob Davis, R (7, PR) OBP: 0.250, SLG: 0.257										0	1	0	0	0	0	0									
Dave Winfield, R (9, PH) OBP: 0.312, SLG: 0.455										1	0	0	0	0	0	0									
Chuck Baker, R (1,4) OBP: 0.435, SLG: 0.455										2	0	0	0	0	0	1									
Don Reynolds, R (9, PH) OBP: 0.500, SLG: 0.455										1	0	0	0	0	1	0									
Randy Jones, R (1,1) OBP: 0.158, SLG: 0.158										2	0	0	0	0	2	0									
Jerry Turner, L (7, PH) OBP: 0.252, SLG: 0.450										1	0	1	0	0	0	0									
Bob Ojchinko, L (7,1) OBP: 0.059, SLG: 0.118										0	0	0	0	0	0	0									
Rollie Fingers, R (7,1) OBP: 0.500, SLG: 0.500										0	0	0	0	0	0	0									
Tucker Ashford, R (9, PH) OBP: 0.500, SLG: 0.500										1	0	0	0	0	0	0									
Inning Stats	R: 0 E: 0 K: 1 S: 6	H: 2 LOB: 1 BB: 0 P: 6	R: 0 E: 0 K: 0 S: 4	H: 1 LOB: 1 BB: 0 P: 4	R: 1 E: 0 K: 2 S: 8	H: 1 LOB: 0 BB: 1 P: 8	R: 0 E: 0 K: 2 S: 7	H: 0 LOB: 1 BB: 1 P: 11	R: 0 E: 0 K: 1 S: 5	H: 0 LOB: 0 BB: 0 P: 5	R: 1 E: 0 K: 0 S: 4	H: 2 LOB: 1 BB: 1 P: 8	R: 1 E: 0 K: 0 S: 5	H: 3 LOB: 1 BB: 0 P: 5	R: 0 E: 0 K: 1 S: 6	H: 1 LOB: 1 BB: 0 P: 6	R: 0 E: 0 K: 1 S: 5	H: 0 LOB: 0 BB: 0 P: 5	1B: 8 2B: 2 3B: 0 HR: 1	SF: 0 SAC: 2 DP: 1 HBP: 0	WP: 0 PB: 0 SB: 0 CS: 2	PA: 36			
PITCHER	IP WLS BF H R ER SO BB IBB HBP BLK WP HR S P ERA WHIP																								
Paul Moskau, R (1,1) ERA: 6.23	6.1	27	8	3	3	6	2	0	0	0	0	0	0	0	1	37	45	4.26	1.579						
Dave Tomlin, L (7,1) ERA: 6.17	0.2	W	2	1	0	0	0	0	0	0	0	0	0	0	0	2	2	0.00	1.500						
Doug Bair, R (8,1) ERA: 0.36	2.0	S	7	1	0	0	2	0	0	0	0	0	0	0	0	11	11	0.00	0.500						

Batter	1	2	3	4	5	6	7	8	9	AB	R	H	RBI	BB	SO	LOB	BOTTOM									
Pete Rose, S (1,5) OBP: 0.341, SLG: 0.449										4	0	0	0	0	1	0	San Diego Padres @ Cincinnati Reds Riverfront Stadium, Cincinnati, OH Fri May 19 1978, 7:05 PM EDT Att: 36,283 - Unknown									
Ken Griffey, L (1,9) OBP: 0.371, SLG: 0.462										4	0	0	0	0	0	0										
Joe Morgan, L (1,4) OBP: 0.389, SLG: 0.516										4	1	1	1	0	1	0										
George Foster, R (1,7) OBP: 0.387, SLG: 0.526										4	2	3	1	0	0	0										
Johnny Bench, R (1,2) OBP: 0.311, SLG: 0.445										4	1	2	0	0	0	2										
Dave Concepcion, R (1,6) OBP: 0.361, SLG: 0.405										4	0	2	1	0	1	0										
Dan Driessen, L (1,3) OBP: 0.406, SLG: 0.549										4	0	0	0	0	0	4										
Dave Collins, S (1,8) OBP: 0.333, SLG: 0.227										3	0	2	1	0	0	2										
Cesar Geronimo, L (8,8) OBP: 0.367, SLG: 0.409										1	0	0	0	0	0	0										
Paul Moskau, R (1,1) OBP: 0.200, SLG: 0.200										3	0	0	0	0	1	3										
Dave Tomlin, L (7,1) ERA: 3.57										0	0	0	0	0	0	0										
Doug Bair, R (8,1) ERA: 2.76										1	0	0	0	0	0	1										
Inning Stats	R: 0 E: 0 K: 1 S: 5	H: 0 LOB: 0 BB: 0 P: 5	R: 0 E: 0 K: 0 S: 5	H: 2 LOB: 2 BB: 0 P: 5	R: 0 E: 0 K: 0 S: 3	H: 0 LOB: 0 BB: 0 P: 3	R: 2 E: 0 K: 0 S: 7	H: 4 LOB: 2 BB: 0 P: 7	R: 0 E: 0 K: 1 S: 7	H: 1 LOB: 2 BB: 0 P: 7	R: 0 E: 0 K: 1 S: 6	H: 1 LOB: 1 BB: 0 P: 6	R: 2 E: 0 K: 0 S: 5	H: 2 LOB: 0 BB: 0 P: 5	R: 0 E: 1 K: 1 S: 6	H: 0 LOB: 1 BB: 0 P: 6		1B: 7 2B: 1 3B: 0 HR: 2	SF: 0 SAC: 0 DP: 0 HBP: 0	WP: 1 PB: 0 SB: 0 CS: 0	PA: 36					
PITCHER	IP WLS BF H R ER SO BB IBB HBP BLK WP HR S P ERA WHIP																									
Randy Jones, L (1,1) ERA: 2.59	6.0	27	8	2	2	3	0	0	0	0	0	0	0	0	1	33		33	3.00	1.333						
Bob Ojchinko, L (7,1) ERA: 3.47	0.2	3	1	1	1	0	0	0	0	0	0	1	3	3	13.50	1.500										
Rollie Fingers, R (7,1) ERA: 2.76	1.1	L	6	1	1	1	1	0	0	0	0	1	8	8	6.75	0.750										



Batter	1	2	3	4	5	6	7	8	9	AB	R	H	RBI	BB	SO	LOB	TOP				
Gene Richards, L (1, 8) OBP: 0.377, SLG: 0.412	1-3	1B PB 1-2 1B		4-3		CS 1B		K		5	0	2	0	0	1	1					
Ozzie Smith, S (1, 6) OBP: 0.294, SLG: 0.341	1-4-3	1-3 2-H 1B		F5		P4		BB BB	4-0 BB BB	4	0	1	1	1	0	1					
Bill Almon, R (1, 5) OBP: 0.366, SLG: 0.373	P4	P4			6-3		F9	BB BB	4-0 1-2 BB BB	4	0	0	0	1	0	2					
Don Reynolds, R (1, 7) OBP: 0.400, SLG: 0.357		F3	2-3		6-3		6-3		0-3 BB BB	3	0	0	0	0	0	0					
Chuck Baker, R (5, 4) OBP: 0.417, SLG: 0.435										1	0	0	0	0	0	0					
Oscar Gamble, L (9, PH) OBP: 0.320, SLG: 0.308										1	0	0	0	0	1	2					
George Hendrick, R (1, 9) OBP: 0.301, SLG: 0.333		1B 2B BB	1B 1B		E5 WP 1B		4-3		0-0 BB BB	4	2	2	0	1	0	2					
Gene Tenace, R (1, 3) OBP: 0.426, SLG: 0.450		2B 1-2 FC6-4 1B	P6		1B			E4 1B	4-0 1-2 2-3 BB	4	2	2	1	1	0	1					
Derrel Thomas, S (1, 4) OBP: 0.311, SLG: 0.288		1-3 2-H E 2B	1B		1B			SH1-4 1B	0-3 BB BB	5	1	4	2	0	1	3					
Rick Sweet, S (1, 2) OBP: 0.368, SLG: 0.302		FC6-4 IBB	1-2 2-H 1B		4-3			SH1-4 1-2	0-0 BB BB	2	0	1	0	1	0	2					
Gaylord Perry, R (1, 1) OBP: 0.150, SLG: 0.250		FC6-4			K		F8		0-0 BB BB	3	1	0	1	0	1	1					
Mark Lee, R (6, 1)								5-3		0	0	0	0	0	0	0					
Rollie Fingers, R (7, 1) OBP: 0.333, SLG: 0.333		1B PB 1B								1	0	0	0	0	0	1					
Dan Spillner, R (8, 1)		1-2 2-H 3-H 1B								0	0	0	0	0	0	0					
Inning Stats	R: 0 E: 0 K: 0 S: 3	H: 0 LOB: 0 BB: 0 P: 3	R: 4 E: 1 K: 0 S: 7	H: 4 LOB: 2 BB: 2 P: 15	R: 0 E: 0 K: 0 S: 5	H: 3 LOB: 2 BB: 0 P: 5	R: 0 E: 0 K: 1 S: 5	H: 0 LOB: 0 BB: 0 P: 5	R: 1 E: 1 K: 0 S: 6	H: 3 LOB: 2 BB: 0 P: 6	R: 0 E: 0 K: 0 S: 3	H: 0 LOB: 0 BB: 0 P: 3	R: 0 E: 0 K: 0 S: 3	R: 1 E: 1 K: 1 S: 7	H: 1 LOB: 1 BB: 0 P: 7	R: 0 E: 0 K: 2 S: 7	H: 0 LOB: 3 BB: 3 P: 19	1B: 11 2B: 1 3B: 0 HR: 0	SF: 0 SAC: 1 DP: 0 HBP: 0	WP: 1 PB: 1 SB: 0 CS: 1	PA: 43
PITCHER	IP	WLS	BF	H	R	ER	SO	BB	IBB	HBP	BLK	WP	HR	S	P	ERA	WHIP				
Tom Hume, R (1, 1) ERA: 6.49	5.0		26	10	5	4	1	1	1	0	0	1	0	26	34	7.20	2.200				
Pedro Borbon, R (6, 1) ERA: 6.65	1.0		3	1	0	0	0	0	0	0	0	0	0	3	3	0.00	1.000				
Dave Tomlin, L (7, 1) ERA: 5.27	2.0	W	8	1	1	0	1	0	0	0	0	0	0	10	10	0.00	0.500				
Doug Bair, R (9, 1) ERA: 0.35	1.0		6	0	0	0	2	3	0	0	0	0	0	7	19	0.00	3.000				

San Diego Padres @ Cincinnati Reds
Riverfront Stadium, Cincinnati, OH
Sat May 20 1978, 3:33 AM EDT
Att: 35,429 - Unknown

AB	37
R	6
H	12
RBI	5
BB	5
SO	4
LOB	16



Batter	1	2	3	4	5	6	7	8	9	AB	R	H	RBI	BB	SO	LOB	BOTTOM				
Pete Rose, S (1, 5) OBP: 0.354, SLG: 0.460	4-3									3	3	2	0	2	0	0					
Don Werner, R (9, 2) OBP: 0.333, SLG: 0.250			2B		FC6-4 1B		1B 1B BB	BB BB		0	0	0	0	0	0	0					
Ken Griffey, L (1, 9) OBP: 0.372, SLG: 0.460	E5 E 1B		5-3		FC6-4 1-2 2-3		1B 1B 1B	F7		5	1	2	0	0	0	6					
Joe Morgan, L (1, 4) OBP: 0.395, SLG: 0.516	E2 CS BB		F9		SF8		1B 1B 1B	3B BB		2	1	1	2	2	0	1					
George Foster, R (1, 7) OBP: 0.393, SLG: 0.538	3-H 1-2 1B		F9		L7		P4	1B 1B 3B		4	1	2	3	1	0	4					
Dan Driessen, L (1, 3) OBP: 0.413, SLG: 0.558	P5							1-2 2-3 3-H 1B		5	1	3	3	0	0	1					
Johnny Bench, R (1, 2) OBP: 0.314, SLG: 0.440			K		F9		8-2	1B 1B BB		4	0	1	0	1	1	3					
Doug Bair, R (9, 1)								1B G5-2-3 1B		0	0	0	0	0	0	0					
Dave Concepcion, R (1, 6) OBP: 0.369, SLG: 0.426			F3		K2-3			BB BB		5	1	3	1	0	1	0					
Dave Collins, S (1, 8) OBP: 0.387, SLG: 0.250								BB BB		2	1	1	0	2	1	0					
Ray Knight, R (9, 5) OBP: 0.333, SLG: 0.143					K			BB BB		0	0	0	0	0	0	0					
Tom Hume, R (1, 1) OBP: 0.206, SLG: 0.167								BB BB		1	0	0	0	0	0	1					
Mike Lum, L (5, PH) OBP: 0.333, SLG: 0.333								BB BB		1	1	0	0	0	0	0					
Pedro Borbon, R (6, 1) OBP: 0.333, SLG: 0.333								BB BB		1	0	0	0	0	0	0					
Cesar Geronimo, L (6, PH) OBP: 0.294, SLG: 0.308								BB BB		1	0	0	0	0	0	3					
Dave Tomlin, L (7, 1) OBP: 0.333, SLG: 0.333								BB BB		0	0	0	0	0	0	0					
Ken Henderson, S (8, PH) OBP: 0.333, SLG: 0.426								BB BB		1	0	0	0	0	0	2					
Inning Stats	R: 1 E: 2 K: 0 S: 4	H: 2 LOB: 1 BB: 1 P: 8	R: 0 E: 0 K: 1 S: 6	H: 1 LOB: 0 BB: 0 P: 6	R: 1 E: 0 K: 0 S: 4	H: 2 LOB: 2 BB: 1 P: 8	R: 0 E: 0 K: 2 S: 7	H: 0 LOB: 0 BB: 0 P: 7	R: 1 E: 0 K: 0 S: 5	H: 2 LOB: 1 BB: 0 P: 5	R: 0 E: 0 K: 2 S: 4	H: 2 LOB: 2 BB: 1 P: 8	R: 1 E: 0 K: 0 S: 5	H: 3 LOB: 2 BB: 1 P: 9	R: 6 E: 0 K: 0 S: 6	H: 4 LOB: 2 BB: 4 P: 22	1B: 12 2B: 3 3B: 2 HR: 0	SF: 1 SAC: 0 DP: 2 HBP: 0	WP: 0 PB: 0 SB: 2 CS: 1	PA: 43	
PITCHER	IP	WLS	BF	H	R	ER	SO	BB	IBB	HBP	BLK	WP	HR	S	P	ERA	WHIP				
Gaylord Perry, R (1, 1) ERA: 2.26	5.1		25	9	3	3	3	2	0	0	0	0	0	29	37	5.06	2.062				
Mark Lee, R (6, 1) ERA: 2.93	0.2		5	2	1	1	0	2	0	0	0	0	0	3	11	13.50	6.000				
Rollie Fingers, R (7, 1) ERA: 4.06	1.2	L	10	3	5	5	0	3	0	0	0	0	0	7	19	27.00	3.600				
Dan Spillner, R (8, 1) ERA: 4.35	0.1		3	2	1	1	0	1	0	0	0	0	0	2	6	27.00	9.000				

San Diego Padres @ Cincinnati Reds
Riverfront Stadium, Cincinnati, OH
Sat May 20 1978, 3:33 AM EDT
Att: 35,429 - Unknown

AB	34
R	10
H	16
RBI	9
BB	8
SO	3
LOB	21



Batter	1	2	3	4	5	6	7	8	9	AB	R	H	RBI	BB	SO	LOB	TOP								
Gene Richards, L OBP: 0.389, SLG: 0.422 (1, 8)	5-3	E6		IBB		6-3 2B IBB	2B		SH3 1B	4	1	2	0	2	0	1	San Diego Padres @ Cincinnati Reds Riverfront Stadium, Cincinnati, OH Sun May 21 1978, 3:33 AM EDT Unknown								
Ozzie Smith, S OBP: 0.328, SLG: 0.328 (1, 6)	1-3	F7		4-3		6-3	4-3		SH3	5	0	0	2	0	0	8									
Oscar Gamble, L OBP: 0.320, SLG: 0.308 George Hendrick, R OBP: 0.307, SLG: 0.350 Chuck Baker, R OBP: 0.385, SLG: 0.400 (1, 7)			K		F7	1B 2B		6-3	FC5	3	0	1	0	0	1	0									
Dave Winfield, R OBP: 0.322, SLG: 0.460 (1, 9)	F9		6-3		S	1B			HBP 1B	5	0	3	1	0	0	1									
Gene Tenace, R OBP: 0.442, SLG: 0.451 (1, 3)		P3		S BB		G6-4-3 BB			HBP 1B	2	0	1	0	2	0	0									
Derrel Thomas, S OBP: 0.307, SLG: 0.284 (1, 4)			4-3		G6-4-3 BB	FC4-6 1B			F8	5	1	1	0	0	0	7									
Bill Almon, R OBP: 0.360, SLG: 0.374 (1, 5)		SH1-3 E 2B		L5		E5 B3-4 E 6-3	5-3		P3	5	2	1	0	0	0	2									
Rick Sweet, S OBP: 0.370, SLG: 0.288 (1, 2)		E SH1-3 IBB		SH3-4 BB		E3 6-3 B3-4 2B	G3		P4	3	1	0	0	2	0	1									
Bob Shirley, R OBP: 0.250, SLG: 0.182 (1, 1)		SH1-3		SH3-4		B3-4			1B SH3 1B	3	1	2	1	0	0	2									
Inning Stats	R: 0 E: 0 K: 0 S: 4	H: 1 LOB: 1 BB: 0 P: 4	R: 2 E: 1 K: 0 S: 6	H: 2 LOB: 2 BB: 1 P: 10	R: 0 E: 0 K: 1 S: 5	H: 0 LOB: 1 BB: 1 P: 9	R: 0 E: 0 K: 0 S: 3	H: 0 LOB: 2 BB: 2 P: 11	R: 0 E: 0 K: 0 S: 3	H: 1 LOB: 1 BB: 1 P: 7	R: 4 E: 2 K: 0 S: 8	H: 3 LOB: 2 BB: 1 P: 12	R: 0 E: 0 K: 0 S: 5	H: 2 LOB: 2 BB: 0 P: 5	R: 0 E: 0 K: 0 S: 4	H: 1 LOB: 2 BB: 0 P: 5	R: 1 E: 0 K: 0 S: 5	H: 2 LOB: 1 BB: 0 P: 5	1B: 9 2B: 3 3B: 0 HR: 0	SF: 0 SAC: 3 DP: 1 HBP: 1	WP: 0 PB: 0 SB: 2 CS: 0	PA: 48			
PITCHER	IP	WLS	BF	H	R	ER	SO	BB	IBB	HBP	BLK	WP	HR	S	P	ERA	WHIP								
Manny Sarmiento, R ERA: 1.27 (1, 1)	5.0	L	24	4	2	1	1	3	2	0	0	0	0	21	41	1.80	1.400								
Dave Tomlin, L ERA: 4.5 (6, 1)	2.0		14	5	4	0	0	0	1	0	0	0	0	13	17	0.00	2.500								
Pedro Borbon, R ERA: 6.46 (8, 1)	2.0		10	3	1	1	0	0	0	1	0	0	0	9	10	4.50	1.500								

AB	38
R	7
H	12
RBI	6
BB	6
SO	1
LOB	23



Batter	1	2	3	4	5	6	7	8	9	AB	R	H	RBI	BB	SO	LOB	BOTTOM								
Pete Rose, S OBP: 0.350, SLG: 0.452 (1, 5)	6-3		K		1B		F8		4-3	5	0	1	0	0	1	1	San Diego Padres @ Cincinnati Reds Riverfront Stadium, Cincinnati, OH Sun May 21 1978, 3:33 AM EDT Unknown								
Ken Griffey, L OBP: 0.367, SLG: 0.448 (1, 9)	6-3		3-1		F5		1B BB		F8	4	0	0	0	1	0	2									
Joe Morgan, L OBP: 0.388, SLG: 0.594 Junior Kennedy, R OBP: 0.385, SLG: 0.286 (1, 4)	4-3		F9		4-3		1B			3	0	0	0	0	0	2									
George Foster, R OBP: 0.390, SLG: 0.550 (1, 7)		4-3		K		HR	P5			4	1	1	1	0	1	2									
Johnny Bench, R OBP: 0.306, SLG: 0.428 (1, 3)		6-3		P4		F8		K		4	0	0	0	0	1	0									
Dave Concepcion, R OBP: 0.373, SLG: 0.436 (1, 6)		1B BB 1B				F8		1-3		4	0	2	0	0	0	0									
Don Werner, R OBP: 0.321, SLG: 0.217 (1, 2)		1B BB		1-3		K		E5		3	0	0	0	1	1	1									
Dave Collins, S OBP: 0.371, SLG: 0.250 (1, 8)		FC6-4 1B			6-3		1-3	L5		4	0	1	0	0	0	1									
Manny Sarmiento, R OBP: 0.333, SLG: 0.467 Rick Auerbach, R OBP: 0.307, SLG: 0.350 Dave Tomlin, L OBP: 0.303, SLG: 0.333 Ray Knight, R OBP: 0.400, SLG: 0.250 Pedro Borbon, R OBP: 0.333, SLG: 0.333 Ken Henderson, S OBP: 0.321, SLG: 0.417 (1, 1)		FC6-4			1B BB		1B 1B		P3	1	0	0	0	0	0	3									
Inning Stats	R: 0 E: 0 K: 0 S: 3	H: 0 LOB: 0 BB: 0 P: 3	R: 0 E: 0 K: 0 S: 5	H: 2 LOB: 3 BB: 1 P: 9	R: 0 E: 0 K: 1 S: 6	H: 0 LOB: 0 BB: 0 P: 5	R: 0 E: 0 K: 1 S: 6	H: 1 LOB: 1 BB: 0 P: 6	R: 0 E: 0 K: 0 S: 4	H: 1 LOB: 2 BB: 1 P: 8	R: 1 E: 0 K: 0 S: 6	H: 1 LOB: 0 BB: 0 P: 6	R: 1 E: 1 K: 0 S: 6	H: 2 LOB: 1 BB: 1 P: 9	R: 0 E: 0 K: 1 S: 6	H: 0 LOB: 1 BB: 0 P: 6	R: 0 E: 0 K: 0 S: 3	H: 0 LOB: 0 BB: 0 P: 3	1B: 5 2B: 1 3B: 0 HR: 1	SF: 0 SAC: 0 DP: 0 HBP: 0	WP: 0 PB: 0 SB: 0 CS: 0	PA: 38			
PITCHER	IP	WLS	BF	H	R	ER	SO	BB	IBB	HBP	BLK	WP	HR	S	P	ERA	WHIP								
Bob Shirley, L ERA: 5.05 (1, 1)	9.0	W	38	7	2	2	4	3	0	0	0	0	1	43	55	2.00	1.111								



Batter	1	2	3	4	5	6	7	8	9	AB	R	H	RBI	BB	SO	LOB	TOP								
Gene Richards, L (1.8) OBP: 0.378, SLG: 0.410	0-0 6-3		0-0 1-3			0-0 4-3		0-0 1-5-3		4	0	0	0	0	0	1	San Diego Padres @ Cincinnati Reds Riverfront Stadium, Cincinnati, OH Sun May 21 1978, 3:38 AM EDT Att: 38,295 - Unknown								
Ozzie Smith, S (1.6) OBP: 0.276, SLG: 0.319	0-0 F7		0-0 F7			0-0 5-3		0-0 F8		4	0	0	0	0	0	1									
Oscar Gamble, L (1.7) OBP: 0.320, SLG: 0.303	0-0 F7			0-0 G3		4-0 BB		0-0 1B		2	0	0	0	1	0	0									
George Hendrick, R (8, PH) OBP: 0.313, SLG: 0.356				0-0 G5-4-3		0-3 K		0-3 K		1	0	1	0	0	0	0									
Dave Winfield, R (1.9) OBP: 0.327, SLG: 0.461		0-0 6-3 S 1B		0-0 G5-4-3 1B		0-3 K		0-3 K		4	0	2	0	0	2	2									
Gene Tenace, R (1.3) OBP: 0.427, SLG: 0.430		0-3 K		0-0 G5-4-3			0-0 P6		0-3 K		4	0	0	0	2	2									
Derrel Thomas, S (1.4) OBP: 0.305, SLG: 0.283		0-0 6-3			0-0 4-3 1B		0-0 6-3		0-3 K		4	0	1	0	0	1									
Tucker Ashford, R (1.5) OBP: 0.373, SLG: 0.333		0-0 1-3			0-0 4-3 1B		0-0 1B		0-0 P4		3	0	1	0	0	2									
Mark Lee, R (7.1) OBP: 0.375, SLG: 0.333					0-0 K		0-0 2B				0	0	0	0	0	0									
Don Reynolds, R (9, PH) OBP: 0.375, SLG: 0.333					0-0 K		0-0 BB				1	0	0	0	0	0									
Rick Sweet, S (1.2) OBP: 0.373, SLG: 0.309					0-0 K		4-0 1B				2	0	1	0	0	1									
Jerry Turner, L (7, PH) OBP: 0.279, SLG: 0.450					0-0 2B		0-0 BB				0	0	0	0	1	0									
John D'Acquisto, R (1.1) OBP: 0.364, SLG: 0.379					0-3 K		0-0 1B				2	0	0	0	2	2									
Bill Almon, R (7, PH) OBP: 0.364, SLG: 0.379							1-2 2-H 1B				1	0	1	0	0	0									
Inning Stats	R: 0 E: 0 K: 0 S: 3	H: 0 LOB: 0 BB: 0 P: 3	R: 0 E: 0 K: 1 S: 6	H: 1 LOB: 1 BB: 0 P: 6	R: 0 E: 0 K: 1 S: 6	H: 1 LOB: 1 BB: 0 P: 6	R: 0 E: 0 K: 0 S: 3	H: 1 LOB: 0 BB: 0 P: 3	R: 0 E: 0 K: 2 S: 8	H: 1 LOB: 1 BB: 0 P: 8	R: 0 E: 0 K: 1 S: 5	H: 0 LOB: 1 BB: 1 P: 9	R: 0 E: 0 K: 0 S: 4	H: 2 LOB: 2 BB: 1 P: 8	R: 0 E: 0 K: 1 S: 6	H: 1 LOB: 1 BB: 0 P: 6	R: 0 E: 0 K: 2 S: 7	H: 0 LOB: 0 BB: 0 P: 7	1B: 5 2B: 2 3B: 0 HR: 0	SF: 0 SAC: 0 DP: 1 HBP: 0	WP: 0 PB: 0 SB: 1 CS: 0	PA: 34			
PITCHER	IP	WLS	BF	H	R	ER	SO	BB	IBB	HBP	BLK	WP	HR	S	P	ERA	WHIP								
Tom Seaver, R (1.1) ERA: 4.34	7.0	W	27	6	0	0	5	2	0	0	0	0	0	35	43	0.00	1.143								
Dave Tomlin, L (8.1) ERA: 4.41	0.2		2	0	0	0	0	0	0	0	0	0	0	2	2	0.00	0.000								
Doug Bair, R (8.1) ERA: 0.33	1.1	S	5	1	0	0	3	0	0	0	0	0	0	11	11	0.00	0.750								


Batter	1	2	3	4	5	6	7	8	9	AB	R	H	RBI	BB	SO	LOB	BOTTOM								
Pete Rose, S (1.5) OBP: 0.353, SLG: 0.450	4-0 4-3 BB		0-3 K		0-0 WP 1B		0-0 B5-3			3	0	1	0	1	1	0	San Diego Padres @ Cincinnati Reds Riverfront Stadium, Cincinnati, OH Sun May 21 1978, 3:38 AM EDT Att: 38,295 - Unknown								
Ken Griffey, L (1.9) OBP: 0.376, SLG: 0.473	0-0 L8		0-0 2B		0-0 WP 1B		0-0 3B			4	0	3	0	0	0	1									
Dan Driessen, L (1.3) OBP: 0.402, SLG: 0.542	0-0 4-3		0-0 F8		0-0 P8		0-0 4-3			4	0	0	0	0	0	5									
George Foster, R (1.7) OBP: 0.387, SLG: 0.540	0-0 L7			0-3 K		0-0 F9		4-0 1-3 S BB		3	0	0	0	1	1	3									
Johnny Bench, R (1.2) OBP: 0.299, SLG: 0.416		0-3 K		0-3 K		0-0 P5		0-0 1-3		4	0	0	0	0	2	1									
Mike Lum, L (1.8) OBP: 0.261, SLG: 0.200		0-0 P6			0-0 1B		4-0 FC6-4 BB		0-0 4-3		2	0	1	0	1	0									
Cesar Geronimo, L (7.8) OBP: 0.362, SLG: 0.402										1	0	0	0	0	0	0									
Junior Kennedy, R (1.4) OBP: 0.379, SLG: 0.292					0-3 K		0-0 FC6-4			3	0	1	0	0	1	2									
Rick Auerbach, R (1.6) OBP: 0.333, SLG: 0.412						1-0 1B WP HBP		0-0 P6		2	1	0	0	0	0	2									
Tom Seaver, R (1.1) OBP: 0.263, SLG: 0.133					0-3 K		0-0 B3			2	0	0	0	0	1	1									
Dave Collins, S (7, PH) OBP: 0.361, SLG: 0.241										1	0	0	0	0	0	0									
Dave Tomlin, L (8.1)										0	0	0	0	0	0	0									
Doug Bair, R (8.1)										0	0	0	0	0	0	0									
Inning Stats	R: 0 E: 0 K: 0 S: 3	H: 0 LOB: 1 BB: 1 P: 7	R: 0 E: 0 K: 1 S: 6	H: 1 LOB: 1 BB: 0 P: 6	R: 0 E: 0 K: 2 S: 8	H: 1 LOB: 1 BB: 0 P: 8	R: 0 E: 0 K: 3 S: 10	H: 1 LOB: 1 BB: 0 P: 10	R: 1 E: 0 K: 0 S: 5	H: 2 LOB: 2 BB: 0 P: 6	R: 0 E: 0 K: 0 S: 3	H: 0 LOB: 1 BB: 1 P: 7	R: 0 E: 0 K: 0 S: 4	H: 1 LOB: 1 BB: 0 P: 4	R: 0 E: 0 K: 0 S: 2	H: 0 LOB: 0 BB: 1 P: 6	1B: 4 2B: 1 3B: 1 HR: 0	SF: 0 SAC: 0 DP: 0 HBP: 1	WP: 1 PB: 0 SB: 1 CS: 0	PA: 33					
PITCHER	IP	WLS	BF	H	R	ER	SO	BB	IBB	HBP	BLK	WP	HR	S	P	ERA	WHIP								
John D'Acquisto, R (1.1) ERA: 1.13	6.0	L	26	5	1	1	6	2	0	1	0	0	0	35	44	1.50	1.167								
Mark Lee, R (7.1) ERA: 2.6	2.0		7	1	0	0	0	1	0	0	0	0	0	6	10	0.00	1.000								



Batter	1	2	3	4	5	6	7	8	9	AB	R	H	RBI	BB	SO	LOB	TOP			
Jerry Royster, R OBP: 0.397, SLG: 0.379 (1, 4)	F9		K		F7			5-3		4	0	0	0	0	1	2				
Brian Assestine, L OBP: 0.372, SLG: 0.407 (1, 8)	1B 2B		F8		K			F8		4	0	1	0	0	1	2				
Gary Matthews, R OBP: 0.378, SLG: 0.774 (1, 9)	5-3		P5					6-3		4	0	0	0	0	0	1				
Jeff Burroughs, R OBP: 0.458, SLG: 0.512 (1, 7)	1B IBB				F8			F8		3	0	0	0	1	0	0				
Biff Pocoroba, S OBP: 0.290, SLG: 0.272 (1, 2)	1-2 2-3 1B		4-3					6-3		4	0	2	0	0	0	0				
Dale Murphy, R OBP: 0.285, SLG: 0.295 (1, 3)	FC6-4 1-2		6-3					F9		4	0	0	0	0	0	4				
Darrel Chaney, S OBP: 0.421, SLG: 0.447 (1, 6)			6-3							3	0	1	0	0	0	0				
Rod Gilbreath, R OBP: 0.260, SLG: 0.308 (1, 5)			K							3	0	1	0	0	1	0				
Mickey Mahler, S (1, 1)										1	0	0	0	0	0	0				
Rowland Office, L OBP: 0.287, SLG: 0.322 (7, PH)			F8							1	0	0	0	0	0	0				
Eddie Solomon, R OBP: 0.167, SLG: 0.167 (7, 1)										0	0	0	0	0	0	0				
Dave Campbell, R (8, 1)										0	0	0	0	0	0	0				
Inning Stats	R: 0 E: 0 K: 0 S: 5	H: 2 LOB: 3 BB: 1 P: 9	R: 0 E: 0 K: 1 S: 5	H: 0 LOB: 0 BB: 0 P: 5	R: 0 E: 0 K: 1 S: 5	H: 0 LOB: 0 BB: 0 P: 5	R: 0 E: 0 K: 0 S: 3	H: 0 LOB: 0 BB: 0 P: 3	R: 0 E: 0 K: 1 S: 7	H: 2 LOB: 2 BB: 0 P: 7	R: 0 E: 0 K: 0 S: 4	H: 1 LOB: 1 BB: 0 P: 4	R: 0 E: 0 K: 0 S: 3	H: 0 LOB: 0 BB: 0 P: 3	R: 0 E: 0 K: 0 S: 3	H: 0 LOB: 0 BB: 0 P: 3	1B: 4 2B: 1 3B: 0 HR: 0	SF: 0 SAC: 1 DP: 0 HBP: 0	WP: 1 PB: 0 SB: 0 CS: 0	PA: 33
PITCHER	IP WLS BF H R ER SO BB IBB HBP BLK WP HR S P ERA WHIP	8.0 W 30 5 0 0 3 0 1 0 0 1 0 35 39 0.00 0.625	1.0 L 3 0 0 0 0 0 0 0 0 0 0 3 3 0.00 0.000																	

Atlanta Braves @ Cincinnati Reds
Riverfront Stadium, Cincinnati, OH
Mon May 22 1978, 7:05 PM EDT
Att: 18,434 - Unknown


AB 31
R 0
H 5
RBI 0
BB 1
SO 3
LOB 9



Batter	1	2	3	4	5	6	7	8	9	AB	R	H	RBI	BB	SO	LOB	BOTTOM			
Pete Rose, S OBP: 0.356, SLG: 0.448 (1, 5)	S HR HBP									3	2	1	0	0	0	2				
Ray Knight, R OBP: 0.455, SLG: 0.667 (8, 5)		F9			F9					1	1	1	3	0	0	0				
Ken Griffey, L OBP: 0.382, SLG: 0.491 (1, 9)										4	2	2	2	1	1	0				
Pedro Borbon, R OBP: 0.333, SLG: 0.333 (9, 1)	1-H HR		F9		K					0	0	0	0	0	0	0				
George Foster, R OBP: 0.387, SLG: 0.536 (1, 7)	F 1B		K		K					5	1	2	1	0	2	1				
Johnny Bench, R OBP: 0.298, SLG: 0.412 (1, 2)	F2									4	0	1	1	0	1	1				
Don Werner, R OBP: 0.321, SLG: 0.217 (9, 2)	F5									0	0	0	0	0	0	0				
Dave Concepcion, R OBP: 0.376, SLG: 0.451 (1, 6)	E8 1-H 2B									4	1	2	1	0	0	2				
Rick Auerbach, R OBP: 0.333, SLG: 0.412 (9, 6)										0	0	0	0	0	0	0				
Dan Driessen, L OBP: 0.405, SLG: 0.538 (1, 3)	K									3	0	1	1	1	1	1				
Junior Kennedy, R OBP: 0.333, SLG: 0.250 (1, 4)	F9									4	1	0	0	0	0	3				
Dave Collins, S OBP: 0.359, SLG: 0.226 (8, 8)										2	0	0	0	1	0	0				
Cesar Geronimo, L OBP: 0.366, SLG: 0.416 (8, 8)			4-3							1	1	1	1	0	0	0				
Bill Bonham, R OBP: 0.150, SLG: 0.111 (1, 1)										2	0	0	0	0	0	0				
Mike Lum, L OBP: 0.292, SLG: 0.238 (8, 9)			G3							1	1	1	0	0	0	0				
Inning Stats	R: 3 E: 1 K: 1 S: 8	H: 3 LOB: 1 BB: 0 P: 9	R: 0 E: 0 K: 0 S: 3	H: 0 LOB: 0 BB: 0 P: 3	R: 0 E: 0 K: 1 S: 5	H: 0 LOB: 0 BB: 0 P: 5	R: 1 E: 0 K: 0 S: 4	H: 2 LOB: 2 BB: 1 P: 9	R: 0 E: 0 K: 3 S: 9	H: 0 LOB: 0 BB: 0 P: 9	R: 0 E: 0 K: 0 S: 3	H: 0 LOB: 0 BB: 0 P: 3	R: 2 E: 0 K: 0 S: 7	H: 4 LOB: 2 BB: 0 P: 7	R: 4 E: 0 K: 0 S: 5	H: 3 LOB: 0 BB: 2 P: 13	1B: 7 2B: 3 3B: 0 HR: 2	SF: 0 SAC: 0 DP: 1 HBP: 2	WP: 0 PB: 0 SB: 1 CS: 1	PA: 39
PITCHER	IP WLS BF H R ER SO BB IBB HBP BLK WP HR S P ERA WHIP	6.0 L 25 7 6 6 0 1 0 0 0 0 1 11 15 40.50 6.000	1.1 L 12 7 6 6 0 1 0 0 0 0 0 1 11 15 40.50 6.000																	

Atlanta Braves @ Cincinnati Reds
Riverfront Stadium, Cincinnati, OH
Mon May 22 1978, 7:05 PM EDT
Att: 18,434 - Unknown

AB 34
R 10
H 12
RBI 10
BB 3
SO 5
LOB 10



Batter	1	2	3	4	5	6	7	8	9	AB	R	H	RBI	BB	SO	LOB	TOP					
Jerry Royster, R OBP: 0.361, SLG: 0.370	F9		P4					G3		3	0	0	0	1	0	1	Atlanta Braves @ Cincinnati Reds Riverfront Stadium, Cincinnati, OH Wed May 24, 1978, 3:33 AM EDT Att: 23,891 - Unknown					
Brian Assefline, L OBP: 0.364, SLG: 0.402				4-3	SF8-2-5-4			SF7		1	0	0	2	1	0	0						
Gary Matthews, R OBP: 0.366, SLG: 0.684										3	0	0	0	1	2	1						
Rowland Office, L OBP: 0.284, SLG: 0.318	K							K		0	0	0	0	0	0	0						
Jeff Burroughs, R OBP: 0.453, SLG: 0.512		5-3								4	0	0	0	0	1	1						
Biff Pocoroba, S OBP: 0.295, SLG: 0.267										3	1	1	0	1	0	0						
Pat Rockett, R OBP: 0.204, SLG: 0.135										0	0	0	0	0	0	0						
Dale Murphy, R OBP: 0.268, SLG: 0.287										3	1	1	0	0	0	1						
Darrel Chaney, S OBP: 0.417, SLG: 0.429										2	1	0	0	1	0	1						
Joe Nolan, L OBP: 0.296, SLG: 0.292										1	0	0	0	0	0	1						
Rod Gilbreath, R OBP: 0.262, SLG: 0.299										3	0	1	2	0	0	0						
Jamie Easterly, L OBP: 0.286, SLG: 0.429										3	1	1	0	0	1	2						
Adrian Devine, R										0	0	0	0	0	0	0						
Mickey Mahler, S										0	0	0	0	0	0	0						
Rick Camp, R										0	0	0	0	0	0	0						
Inning Stats	R: 0 E: 0 K: 1 S: 4	H: 0 LOB: 1 BB: 1 P: 8	R: 0 E: 0 K: 0 S: 3	H: 0 LOB: 1 BB: 0 P: 4	R: 0 E: 0 K: 1 S: 5	H: 0 LOB: 0 BB: 0 P: 5	R: 0 E: 0 K: 1 S: 4	H: 0 LOB: 1 BB: 1 P: 8	R: 3 E: 0 K: 0 S: 4	H: 2 LOB: 1 BB: 3 P: 16	R: 0 E: 0 K: 0 S: 3	H: 0 LOB: 0 BB: 0 P: 3	R: 0 E: 0 K: 0 S: 3	H: 0 LOB: 0 BB: 0 P: 3	R: 1 E: 0 K: 1 S: 6	H: 1 LOB: 0 BB: 0 P: 6	R: 0 E: 0 K: 0 S: 4	H: 1 LOB: 1 BB: 0 P: 4	1B: 3 2B: 3 3B: 0 HR: 0	SF: 2 SAC: 0 DP: 2 HBP: 1	WP: 0 PB: 0 SB: 1 CS: 1	PA: 34
PITCHER	IP WLS BF H R ER SO BB IBB HBP BLK WP HR S P ERA WHIP																					
Paul Moskau, R ERA: 6.23	(1, 1) 4.1 19 2 3 3 3 5 0 1 0 0 0 19 40 6.23 1.615																					
Manny Sarmiento, R ERA: 1.35	(5, 1) 4.2 W 15 2 1 1 1 0 0 0 0 0 0 17 17 1.93 0.429																					

Batter	1	2	3	4	5	6	7	8	9	AB	R	H	RBI	BB	SO	LOB	BOTTOM			
Pete Rose, S OBP: 0.368, SLG: 0.453	4-3									3	1	1	0	2	0	0	Atlanta Braves @ Cincinnati Reds Riverfront Stadium, Cincinnati, OH Wed May 24, 1978, 3:33 AM EDT Att: 23,891 - Unknown			
Dave Collins, S OBP: 0.364, SLG: 0.229										3	1	1	0	1	0	2				
Cesar Geronimo, L OBP: 0.376, SLG: 0.430										0	0	0	0	1	0	0				
Joe Morgan, L OBP: 0.383, SLG: 0.489										4	0	1	2	1	0	1				
George Foster, R OBP: 0.378, SLG: 0.511										4	0	0	0	1	1	4				
Dave Concepcion, R OBP: 0.376, SLG: 0.454										4	1	2	1	0	0	2				
Dan Driessen, L OBP: 0.420, SLG: 0.550										4	1	3	1	0	1	2				
Ray Knight, R OBP: 0.357, SLG: 0.500										3	0	0	0	0	2	3				
Ken Griffey, L OBP: 0.376, SLG: 0.483										1	0	0	0	0	0	1				
Don Werner, R OBP: 0.290, SLG: 0.192										3	0	0	0	0	1	2				
Mike Lum, L OBP: 0.321, SLG: 0.400										1	0	1	1	0	0	0				
Rick Auerbach, R OBP: 0.318, SLG: 0.389										0	1	0	0	0	0	0				
Johnny Bench, R OBP: 0.302, SLG: 0.429										0	0	0	0	0	0	0				
Paul Moskau, R OBP: 0.286, SLG: 0.286										2	0	1	0	0	0	0				
Manny Sarmiento, R ERA: 1.35										1	0	0	0	0	0	0				
Inning Stats	R: 0 E: 0 K: 0 S: 4	H: 1 LOB: 1 BB: 0 P: 4	R: 0 E: 1 K: 0 S: 4	H: 1 LOB: 0 BB: 0 P: 4	R: 2 E: 0 K: 1 S: 7	H: 2 LOB: 2 BB: 2 P: 15	R: 0 E: 0 K: 2 S: 8	H: 1 LOB: 2 BB: 1 P: 12	R: 0 E: 0 K: 0 S: 3	H: 0 LOB: 0 BB: 0 P: 3	R: 0 E: 0 K: 1 S: 5	H: 0 LOB: 0 BB: 0 P: 5	R: 0 E: 0 K: 0 S: 6	H: 3 LOB: 3 BB: 3 P: 18	R: 3 E: 0 K: 0 S: 6	H: 3 LOB: 3 BB: 3 P: 18	1B: 6 2B: 5 3B: 0 HR: 0	SF: 0 SAC: 1 DP: 1 HBP: 0	WP: 0 PB: 0 SB: 1 CS: 0	PA: 40
PITCHER	IP WLS BF H R ER SO BB IBB HBP BLK WP HR S P ERA WHIP																			
Jamie Easterly, L ERA: 5.18	(1, 1) 7.0 33 9 4 4 4 5 2 1 0 0 0 40 52 5.14 1.571																			
Adrian Devine, R ERA: 5.86	(8, 1) 0.2 L 5 1 0 0 0 1 1 0 0 0 0 3 11 0.00 3.000																			
Mickey Mahler, L ERA: 1.5	(8, 1) 0.0 1 0 1 1 0 1 0 0 0 0 0 0 4 ∞ ∞																			
Rick Camp, R ERA: 5.52	(8, 1) 0.1 1 0 0 0 0 0 0 0 0 0 0 1 1 0.00 0.000																			

AB 26
R 4
H 4
RBI 4
BB 5
SO 4
LOB 8



AB 33
R 5
H 10
RBI 5
BB 6
SO 5
LOB 17



Batter	1	2	3	4	5	6	7	8	9	AB	R	H	RBI	BB	SO	LOB	TOP
Pete Rose, S OBP: 0.376, SLG: 0.467 Ray Knight, R OBP: 0.357, SLG: 0.500	0-0 SH5-3 4-3 2B		0-3 K		4-0 IBB			0-0 2B		3	1	2	0	1	1	0	Cincinnati Reds @ San Diego Padres San Diego Stadium, San Diego, CA Fri May 26 1978, 10:05 PM EDT Att: 34,227 - Unknown
Ken Griffey, L OBP: 0.475	0-0 SH5-3 2-3		0-3 K		0-0 CS 3-H	0-3 K		0-3 K		3	0	0	0	0	3	0	
Joe Morgan, L OBP: 0.374, SLG: 0.476	0-0 4-3		0-0 4-3		0-3 K			0-0 G3		4	0	0	1	0	1	0	
George Foster, R OBP: 0.380, SLG: 0.508	0-0 1B			0-0 5-3		4-0 BB		0-0 P3		3	0	1	0	1	0	0	
Johnny Bench, R OBP: 0.301, SLG: 0.444	0-3 K			0-3 K		0-3 K		0-0 HR		4	1	1	1	0	3	2	
Dave Concepcion, R OBP: 0.373, SLG: 0.455		0-0 4-3 SH1-3 2B		0-0 F8				0-3 K		4	1	1	0	0	1	0	
Dan Driessen, L OBP: 0.421, SLG: 0.546 Dave Collins, S OBP: 0.364, SLG: 0.229 Don Werner, R OBP: 0.281, SLG: 0.185	0-0 4-3 2-3			1-0 4-3 SH1-3 CS HBP				0-0 F7		1	0	0	0	0	0	1	
Cesar Geronimo, L OBP: 0.373, SLG: 0.426	0-0 SH1-3			0-0 SH1-3				0-0 F7		1	0	0	1	0	0	0	
Tom Seaver, R OBP: 0.227, SLG: 0.111 Doug Bair, R	0-0 F8			0-0 4-3				0-0 5-3		3	0	0	0	0	0	2	
Inning Stats	R: 1 E: 0 K: 1 S: 7	H: 2 LOB: 1 BB: 0 P: 7	R: 1 E: 0 K: 0 S: 4	H: 1 LOB: 0 BB: 0 P: 4	R: 0 E: 0 K: 2 S: 5	H: 0 LOB: 0 BB: 0 P: 5	R: 0 E: 0 K: 0 S: 2	H: 0 LOB: 1 BB: 1 P: 7	R: 0 E: 0 K: 0 S: 3	H: 0 LOB: 0 BB: 0 P: 3	R: 0 E: 0 K: 1 S: 5	H: 1 LOB: 0 BB: 0 P: 5	R: 1 E: 0 K: 1 S: 6	H: 1 LOB: 0 BB: 0 P: 6	1B: 1 2B: 3 3B: 0 HR: 1	SF: 0 SAC: 0 DP: 0 HBP: 1	
PITCHER	IP WLS BF H R ER SO BB IBB HBP BLK WP HR S P ERA WHIP																
Bob Shirley, L ERA: 4.64 Rollie Fingers, R ERA: 3.97	(1, 1) 8.0 L 29 4 2 2 8 1 1 1 0 0 0 42 51 2.25 0.625	(9, 1) 1.0 4 1 1 1 1 0 0 0 0 0 1 6 6 9.00 1.000															

AB	27
R	3
H	5
RBI	3
BB	2
SO	9
LOB	5



Batter	1	2	3	4	5	6	7	8	9	AB	R	H	RBI	BB	SO	LOB	BOTTOM				
Gene Richards, L OBP: 0.360, SLG: 0.385	0-0 G3		0-0 3-1			0-0 F6		0-0 FC4-6 1B		4	1	0	0	0	0	1	Cincinnati Reds @ San Diego Padres San Diego Stadium, San Diego, CA Fri May 26 1978, 10:05 PM EDT Att: 34,227 - Unknown				
Bill Almon, R OBP: 0.363, SLG: 0.374	4-0 BB		0-0 F8			0-0 2B		0-0 1B		3	0	2	0	1	0	0					
Oscar Gamble, L OBP: 0.331, SLG: 0.336 Ozzie Smith, S OBP: 0.275, SLG: 0.317	0-0 F7			0-3 K		0-3 K		0-0 1B		4	0	1	1	0	2	2					
Dave Winfield, R OBP: 0.317, SLG: 0.439	0-0 F8			0-0 6-3				0-3 K		4	0	0	0	0	1	3					
Gene Tenace, R OBP: 0.403, SLG: 0.386		0-3 K		0-3 K				0-0 F8		3	0	0	0	1	2	0					
Rick Sweet, S OBP: 0.378, SLG: 0.300		0-0 F8			0-0 FC1-6 1B			0-0 P4		4	0	2	0	0	0	1					
Tucker Ashford, R OBP: 0.316, SLG: 0.500		4-0 BB			0-0 FC1-6 G6-4-3 1-2			0-0 F8		3	0	0	0	1	0	3					
Chuck Baker, R OBP: 0.333, SLG: 0.343 Derrel Thomas, S OBP: 0.312, SLG: 0.291		0-3 K			0-0 G6-4-3 1-2			0-0 FC4-6 1B		2	0	0	0	0	1	2					
Bob Shirley, R OBP: 0.214, SLG: 0.154 Jerry Turner, L OBP: 0.273, SLG: 0.439 Rollie Fingers, R OBP: 0.333, SLG: 0.333			0-3 K			0-0 F9		0-0 F9		2	0	0	0	0	1	0					
Inning Stats	R: 0 E: 0 K: 0 S: 3	H: 0 LOB: 1 BB: 1 P: 7	R: 0 E: 0 K: 2 S: 7	H: 0 LOB: 1 BB: 1 P: 11	R: 0 E: 0 K: 1 S: 5	H: 0 LOB: 0 BB: 0 P: 5	R: 0 E: 0 K: 2 S: 7	H: 0 LOB: 0 BB: 0 P: 7	R: 0 E: 0 K: 0 S: 3	H: 1 LOB: 0 BB: 0 P: 3	R: 0 E: 0 K: 1 S: 6	H: 1 LOB: 1 BB: 0 P: 6	R: 0 E: 0 K: 0 S: 4	H: 1 LOB: 1 BB: 0 P: 4	R: 1 E: 0 K: 1 S: 8	H: 3 LOB: 2 BB: 0 P: 8		R: 0 E: 0 K: 1 S: 5	H: 0 LOB: 1 BB: 1 P: 9	1B: 5 2B: 1 3B: 0 HR: 0	SF: 0 SAC: 0 DP: 1 HBP: 0
PITCHER	IP WLS BF H R ER SO BB IBB HBP BLK WP HR S P ERA WHIP																				
Tom Seaver, R ERA: 3.97 Doug Bair, R ERA: 0.61	(1, 1) 7.2 S 30 6 1 1 6 2 0 0 0 0 0 40 48 1.17 1.043	(8, 1) 1.1 S 5 0 0 0 2 1 0 0 0 0 0 8 12 0.00 0.750																			

AB	32
R	1
H	6
RBI	1
BB	3
SO	8
LOB	14



Batter	1	2	3	4	5	6	7	8	9	AB	R	H	RBI	BB	SO	LOB	TOP								
Pete Rose, S OBP: 0.371, SLG: 0.465 Manny Sarmiento, R (9, 1)	5-3		F9			P4	G6-4-3		1B WP 1-H 2B	5	1	1	1	0	0	1	Cincinnati Reds @ San Diego Padres San Diego Stadium, San Diego, CA Sat May 27 1978, 10:05 PM EDT Att: 43,484 - Unknown livebaseballscorecards.com								
Ken Griffey, L OBP: 0.386, SLG: 0.486 (1, 9)	1B			1B		1B		1B SF8 BB	4	3	4	1	1	0	0										
Joe Morgan, L OBP: 0.375, SLG: 0.469 (1, 4)	P6			1B		1B		F7	4	0	1	0	1	0	3										
George Foster, R OBP: 0.387, SLG: 0.511 (1, 7)	2-3			1B		1B		1B	3	0	2	1	1	0	1										
Johnny Bench, R OBP: 0.294, SLG: 0.436 (1, 3) (9, 2)	K			P6		F2		SF8	3	0	0	1	0	1	5										
Dave Concepcion, R OBP: 0.370, SLG: 0.450 (1, 6)	5-3			G4-3				K	4	0	1	1	0	1	3										
Don Werner, R OBP: 0.257, SLG: 0.167 Dave Collins, S OBP: 0.356, SLG: 0.222 Ray Knight, R OBP: 0.357, SLG: 0.500 (1, 2) (9, PH) (9, 5)	K					F3		K	3	0	0	0	0	2	3										
Cesar Geronimo, L OBP: 0.370, SLG: 0.415 (1, 8)				K		K		K	3	0	0	0	1	3	0										
Bill Bonham, R OBP: 0.130, SLG: 0.095 Dave Tomlin, L (8, 1) Mike Lum, L OBP: 0.345, SLG: 0.400 (9, PH) (9, 3)	P8					K		FC1-6 BB	3	0	0	0	0	1	1										
Inning Stats	R: 0 E: 0 K: 0 S: 4	H: 1 LOB: 1 BB: 0 P: 4	R: 0 E: 0 K: 2 S: 7	H: 0 LOB: 0 BB: 0 P: 7	R: 0 E: 0 K: 1 S: 5	H: 0 LOB: 0 BB: 0 P: 5	R: 1 E: 0 K: 0 S: 4	H: 2 LOB: 1 BB: 1 P: 8	R: 0 E: 0 K: 1 S: 7	H: 0 LOB: 0 BB: 0 P: 7	R: 1 E: 0 K: 0 S: 8	H: 3 LOB: 3 BB: 1 P: 12	R: 0 E: 0 K: 0 S: 2	H: 0 LOB: 0 BB: 1 P: 6	R: 1 E: 0 K: 0 S: 6	H: 1 LOB: 1 BB: 1 P: 10		R: 2 E: 0 K: 2 S: 9	H: 2 LOB: 1 BB: 1 P: 13	1B: 8 2B: 1 3B: 0 HR: 0	SF: 1 SAC: 0 DP: 2 HBP: 0	WP: 1 PB: 0 SB: 0 CS: 0	PA: 39		
PITCHER	IP	WLS	BF	H	R	ER	SO	BB	IBB	HBP	BLK	WP	HR	S	P	ERA	WHIP								
Bob Ovwchinko, L ERA: 3.73 John D'Acquisto, R ERA: 1.23 Mark Lee, R ERA: 4.34 (1, 1) (7, 1) (9, 1)	6.0	L	25	6	2	2	6	1	1	0	0	0	0	35	43	3.00	1.167								

Batter	1	2	3	4	5	6	7	8	9	AB	R	H	RBI	BB	SO	LOB	BOTTOM								
Gene Richards, L OBP: 0.357, SLG: 0.377 (1, 8) (5, 7)	K		F9			FC6-4 1B		2B HBP	3	0	0	0	0	1	1	Cincinnati Reds @ San Diego Padres San Diego Stadium, San Diego, CA Sat May 27 1978, 10:05 PM EDT Att: 43,484 - Unknown livebaseballscorecards.com									
Ozzie Smith, S OBP: 0.276, SLG: 0.317 Dave Winfield, R OBP: 0.315, SLG: 0.437 (1, 6) (8, PH) (9, 8)	4-3		F8			1B		F2	3	0	1	0	0	0	0										
Jerry Turner, L OBP: 0.292, SLG: 0.467 (1, 9)	1B					K		2B	4	0	2	1	0	1	1										
Oscar Gamble, L OBP: 0.326, SLG: 0.331 Derrel Thomas, S OBP: 0.314, SLG: 0.295 (1, 7) (5, 8) (9, 4)	P5					K		4-3	2	0	0	0	0	1	1										
Gene Tenace, R OBP: 0.406, SLG: 0.419 (1, 3)						K		HR	4	1	2	1	0	1	1										
Rick Sweet, S OBP: 0.363, SLG: 0.286 (1, 2)	F8					1-3		K	4	0	0	0	0	1	2										
Bill Almon, R OBP: 0.355, SLG: 0.365 (1, 5) (9, 6)	FC5-4					G3		F8	4	0	0	0	0	2											
Tucker Ashford, R OBP: 0.261, SLG: 0.409 (1, 4) (9, 5)	K					K		F8	4	0	0	0	0	2	1										
Bob Ovwchinko, L OBP: 0.095, SLG: 0.143 Mike Champion, R OBP: 0.393, SLG: 0.348 John D'Acquisto, R (7, 1) Don Reynolds, R OBP: 0.444, SLG: 0.375 Mark Lee, R (9, 1)	6-3					FC6-4 1B		HBP 2B BB	1	0	0	0	0	0	0										
Inning Stats	R: 0 E: 0 K: 1 S: 6	H: 1 LOB: 1 BB: 0 P: 6	R: 0 E: 0 K: 1 S: 6	H: 1 LOB: 1 BB: 0 P: 6	R: 0 E: 0 K: 0 S: 3	H: 0 LOB: 0 BB: 0 P: 3	R: 0 E: 0 K: 2 S: 7	H: 0 LOB: 0 BB: 0 P: 7	R: 0 E: 0 K: 1 S: 5	H: 0 LOB: 0 BB: 0 P: 5	R: 0 E: 0 K: 1 S: 6	H: 2 LOB: 1 BB: 0 P: 6	R: 0 E: 0 K: 0 S: 4	H: 1 LOB: 1 BB: 0 P: 4	R: 1 E: 0 K: 0 S: 4		H: 1 LOB: 2 BB: 1 P: 9	R: 1 E: 0 K: 1 S: 6	H: 1 LOB: 0 BB: 0 P: 6	1B: 5 2B: 1 3B: 0 HR: 1	SF: 0 SAC: 0 DP: 0 HBP: 1	WP: 0 PB: 0 SB: 1 CS: 0	PA: 35		
PITCHER	IP	WLS	BF	H	R	ER	SO	BB	IBB	HBP	BLK	WP	HR	S	P	ERA	WHIP								
Bill Bonham, R ERA: 2.39 Dave Tomlin, L ERA: 4.24 Manny Sarmiento, R ERA: 1.54 (1, 1) (8, 1) (9, 1)	7.1	W	27	5	1	1	6	1	0	0	0	0	0	38	42	1.23	0.818								

Batter	1	2	3	4	5	6	7	8	9	AB	R	H	RBI	BB	SO	LOB	TOP		
Pete Rose, S OBP: 0.364, SLG: 0.455 (1, 3)	5-3		F9			FC4		F8		4	0	0	0	0	0	3	Cincinnati Reds @ San Diego Padres San Diego Stadium, San Diego, CA Sun May 28 1978, 6:33 AM EDT Att: 34,029 - Unknown		
Ken Griffey, L OBP: 0.383, SLG: 0.481 (1, 9)	1B			1-3		F8		F8		4	0	1	0	0	0	1			
Joe Morgan, L OBP: 0.373, SLG: 0.466 (1, 4) Junior Kennedy, R OBP: 0.333, SLG: 0.258 (3, 4)	4-3			K		FC6-4			2B	1	0	0	0	0	0	0			
George Foster, R OBP: 0.389, SLG: 0.516 (1, 7)		5-3		FC5-4			F8		2B	4	0	2	1	0	0	0			
Dave Concepcion, R OBP: 0.362, SLG: 0.439 (1, 6)		6-3		FC5-4			4-3		K	4	0	0	0	0	1	2			
Ray Knight, R OBP: 0.294, SLG: 0.400 (1, 5) Mike Lum, L OBP: 0.333, SLG: 0.385 (9, PH)	L9				4-3				P5	3	0	0	0	0	0	0			
Don Werner, R OBP: 0.263, SLG: 0.182 (1, 2)			G3	4-3					6-3	3	0	1	0	0	0	0			
Cesar Geronimo, L OBP: 0.362, SLG: 0.405 (1, 8)			4-3		F7				3-1	3	0	0	0	0	0	1			
Fred Norman, S OBP: 0.222, SLG: 0.222 (1, 1) Dave Collins, S OBP: 0.370, SLG: 0.243 (6, PH) Pedro Borbon, R OBP: 0.333, SLG: 0.333 (6, 1) Rick Auerbach, R OBP: 0.348, SLG: 0.389 (8, PH) Dave Tomlin, L OBP: 0.333, SLG: 0.385 (8, 1)			G3			FC4			BB	1	0	0	0	0	0	1			
Inning Stats	R: 0 E: 0 K: 0 S: 3	H: 1 LOB: 0 BB: 0 P: 3	R: 0 E: 0 K: 0 S: 3	H: 0 LOB: 0 BB: 0 P: 3	R: 0 E: 0 K: 0 S: 4	H: 1 LOB: 1 BB: 0 P: 4	R: 0 E: 0 K: 1 S: 6	H: 1 LOB: 0 BB: 0 P: 6	R: 0 E: 0 K: 0 S: 3	H: 0 LOB: 0 BB: 0 P: 3	R: 0 E: 0 K: 0 S: 4	H: 1 LOB: 1 BB: 0 P: 4	R: 0 E: 0 K: 0 S: 3	H: 0 LOB: 0 BB: 0 P: 3	R: 1 E: 0 K: 1 S: 7	H: 2 LOB: 1 BB: 0 P: 7		1B: 5 2B: 1 3B: 0 HR: 0	SF: 0 SAC: 0 DP: 0 HBP: 0
PITCHER	IP	WLS	BF	H	R	ER	SO	BB	IBB	HBP	BLK	WP	HR	S	P	ERA	WHIP		
Randy Jones, L ERA: 2.42 (1, 1)	8.1	W	31	6	1	1	1	1	0	0	0	0	0	32	36	1.08	0.840		
Rollie Fingers, R ERA: 3.89 (9, 1)	0.2	S	2	0	0	0	1	0	0	0	0	0	0	4	4	0.00	0.000		

Batter	1	2	3	4	5	6	7	8	9	AB	R	H	RBI	BB	SO	LOB	BOTTOM		
Ozzie Smith, S OBP: 0.276, SLG: 0.322 (1, 6)	SH5-3		F8		4-3			G3		4	1	1	0	0	0	0	Cincinnati Reds @ San Diego Padres San Diego Stadium, San Diego, CA Sun May 28 1978, 6:33 AM EDT Att: 34,029 - Unknown		
Derrel Thomas, S OBP: 0.315, SLG: 0.295 (1, 8)	SH5-3			5-3	5-3			S		3	0	1	0	0	0	0			
Oscar Gamble, L OBP: 0.331, SLG: 0.344 (1, 7) Gene Richards, L OBP: 0.357, SLG: 0.377 (9, 7)	G6-4-3			E		4-3		P6		4	1	2	1	0	0	1			
Dave Winfield, R OBP: 0.314, SLG: 0.429 (1, 9)	G6-4-3			E4	WP	F9			BB	3	1	0	0	1	0	1			
Gene Tenace, R OBP: 0.401, SLG: 0.407 (1, 3)		K		BB	BB	E5		F9		3	0	0	0	1	1	2			
Bill Almon, R OBP: 0.354, SLG: 0.364 (1, 5)		F8		BB	BB	F8				3	0	1	1	0	0	1			
Tucker Ashford, R OBP: 0.269, SLG: 0.375 (1, 4)		5-3		BB	BB	F8				2	0	0	0	1	0	0			
Bob Davis, R OBP: 0.231, SLG: 0.237 (1, 2)			6-3		G5-4-3					3	0	0	0	0	0	3			
Randy Jones, R OBP: 0.125, SLG: 0.125 (1, 1) Rollie Fingers, R OBP: 0.333, SLG: 0.333 (9, 1)			6-3		K				K	3	0	0	0	0	0	0			
Inning Stats	R: 1 E: 0 K: 0 S: 4	H: 2 LOB: 0 BB: 0 P: 4	R: 0 E: 0 K: 1 S: 5	H: 0 LOB: 0 BB: 0 P: 5	R: 0 E: 0 K: 0 S: 3	H: 0 LOB: 0 BB: 0 P: 3	R: 2 E: 1 K: 0 S: 5	H: 2 LOB: 2 BB: 2 P: 13	R: 0 E: 0 K: 1 S: 5	H: 0 LOB: 0 BB: 0 P: 5	R: 0 E: 0 K: 0 S: 4	H: 0 LOB: 1 BB: 0 P: 4	R: 0 E: 0 K: 1 S: 5	H: 0 LOB: 0 BB: 0 P: 5	R: 0 E: 0 K: 0 S: 4	H: 1 LOB: 2 BB: 1 P: 8		1B: 3 2B: 2 3B: 0 HR: 0	SF: 0 SAC: 1 DP: 2 HBP: 0
PITCHER	IP	WLS	BF	H	R	ER	SO	BB	IBB	HBP	BLK	WP	HR	S	P	ERA	WHIP		
Fred Norman, L ERA: 2.85 (1, 1)	5.0	L	20	4	3	2	2	2	0	0	0	0	0	9	9	0.00	0.000		
Pedro Borbon, R ERA: 5.74 (6, 1)	2.0		7	0	0	0	1	0	0	0	0	0	0	9	9	0.00	0.000		
Dave Tomlin, L ERA: 4.0 (8, 1)	1.0		5	1	0	0	0	1	0	0	0	0	0	4	8	0.00	2.000		

Batter	1	2	3	4	5	6	7	8	9	AB	R	H	RBI	BB	SO	LOB	TOP											
Pete Rose, S OBP: 0.368, SLG: 0.451 (1, 3)	F8					6-3	6-3			4	1	1	0	2	0	0	Cincinnati Reds @ Atlanta Braves Atlanta-Fulton County Stadium, Atlanta, GA Mon May 29 1978, 7:05 PM EDT Att: 12,569 - Unknown											
Ken Griffey, L OBP: 0.386, SLG: 0.482 (1, 9)	4-3		P3			1B		1B		4	2	1	0	2	1	2												
Dave Concepcion, R OBP: 0.368, SLG: 0.440 (1, 6)	BLK		F9			HR		HR		4	2	2	1	1	0	2												
George Foster, R OBP: 0.385, SLG: 0.524 (1, 7)	K		K			HR				5	1	1	3	0	2	4												
Ray Knight, R OBP: 0.286, SLG: 0.421 (8, PH)		E5								4	0	1	0	0	0	0												
Mike Lum, L OBP: 0.355, SLG: 0.519 (8, 3)		WP			F8	FC5				1	1	1	3	0	0	0												
Junior Kennedy, R OBP: 0.390, SLG: 0.273 (1, 4)		K				2B		HR		2	0	1	0	3	1	1												
Don Werner, R OBP: 0.256, SLG: 0.184 (1, 2)		2-3				BB				5	0	1	0	0	1	5												
Cesar Geronimo, L OBP: 0.363, SLG: 0.395 (1, 8)										3	0	0	0	2	1	4												
Paul Moskau, R OBP: 0.252, SLG: 0.222 (8, PH)										2	0	0	0	0	0	4												
Dave Collins, S OBP: 0.362, SLG: 0.292 (8, PH)										1	0	0	0	0	0	0												
Manny Sarmiento, R OBP: 0.233, SLG: 0.308 (8, PH)										0	0	0	0	0	0	0												
Rick Auerbach, R OBP: 0.233, SLG: 0.308 (8, PH)										1	0	0	0	0	0	0												
Pedro Borbon, R OBP: 0.233, SLG: 0.308 (8, PH)										0	0	0	0	0	0	0												
Dave Tomlin, L OBP: 0.233, SLG: 0.308 (8, PH)										1	0	0	0	0	0	0												
Doug Bair, R OBP: 0.233, SLG: 0.308 (8, PH)										0	0	0	0	0	0	0												
Inning Stats	R: 0 E: 0 K: 1 S: 5	H: 0 LOB: 1 BB: 1 P: 9	R: 0 E: 1 K: 1 S: 6	H: 0 LOB: 2 BB: 1 P: 10	R: 0 E: 0 K: 1 S: 5	H: 0 LOB: 1 BB: 1 P: 9	R: 0 E: 0 K: 0 S: 3	H: 0 LOB: 2 BB: 2 P: 11	R: 3 E: 0 K: 0 S: 6	H: 3 LOB: 2 BB: 2 P: 14	R: 0 E: 0 K: 1 S: 7	H: 2 LOB: 0 BB: 0 P: 7	R: 4 E: 0 K: 1 S: 8	H: 3 LOB: 1 BB: 2 P: 16	R: 0 E: 0 K: 1 S: 6	H: 1 LOB: 1 BB: 0 P: 6	1B: 5 2B: 2 3B: 0 HR: 2	SF: 0 SAC: 0 DP: 0 HBP: 0	WP: 1 PB: 0 SB: 0 CS: 1	PA: 47								
PITCHER	IP	WLS	BF	H	R	ER	SO	BB	IBB	HBP	BLK	WP	HR	S	P	ERA	WHIP											
Mickey Mahler, L ERA: 2.1	(1, 1)	6.0		30	3	3	3	3	8	0	0	1	1	1	28	60	4.50	1.833										
Adrian Devine, R ERA: 9.14	(7, 1)	0.2		4	2	0	0	0	0	0	0	0	0	0	4	4	0.00	3.000										
Jamie Easterly, L ERA: 5.61	(7, 1)	0.2	L	4	1	2	2	1	1	0	0	0	0	0	5	9	27.00	3.000										
Rick Camp, R ERA: 6.48	(8, 1)	0.2		5	2	2	2	1	1	0	0	0	0	1	6	10	27.00	4.500										
Eddie Solomon, R ERA: 4.03	(9, 1)	1.0		4	1	0	0	1	0	0	0	0	0	0	6	6	0.00	1.000										

AB	37
R	7
H	9
RBI	7
BB	10
SO	6
LOB	22



Batter	1	2	3	4	5	6	7	8	9	AB	R	H	RBI	BB	SO	LOB	BOTTOM										
Jerry Royster, R OBP: 0.353, SLG: 0.356 (1, 4)										5	0	3	2	0	0	0	Cincinnati Reds @ Atlanta Braves Atlanta-Fulton County Stadium, Atlanta, GA Mon May 29 1978, 7:05 PM EDT Att: 12,569 - Unknown										
Brian Assestine, L OBP: 0.364, SLG: 0.438 (8, 9)										5	1	1	1	0	0	3											
Biff Pocoroba, S OBP: 0.311, SLG: 0.280 (1, 2)										4	1	1	0	1	0	0											
Jeff Burroughs, R OBP: 0.475, SLG: 0.543 (7, PR)										0	1	0	0	4	0	0											
Rod Gilbreath, R OBP: 0.276, SLG: 0.313 (8, 5)										1	0	1	0	0	0	0											
Gary Matthews, R OBP: 0.344, SLG: 0.588 (8, 8)										3	0	0	0	1	2	4											
Rowland Office, L OBP: 0.281, SLG: 0.315 (9, PH)										0	0	0	0	0	0	0											
Cito Gaston, R OBP: 0.200, SLG: 0.170 (9, PH)										1	0	0	0	0	0	1											
Dale Murphy, R OBP: 0.270, SLG: 0.273 (1, 3)										3	0	0	1	1	2	4											
Barry Bonnell, R OBP: 0.300, SLG: 0.297 (8, 7)										4	0	1	1	0	1	3											
Darrel Chaney, S OBP: 0.421, SLG: 0.410 (1, 6)										3	2	1	0	1	0	2											
Mickey Mahler, S ERA: 5.64	(1, 1)	5.0		21	2	2	2	2	3	5	0	0	1	0	0	0											
Manny Sarmiento, R ERA: 1.88	(6, 1)	2.0	W	12	3	2	2	2	3	0	0	0	0	0	0	0											
Pedro Borbon, R ERA: 5.93	(8, 1)	0.2		4	2	1	1	1	0	0	0	0	0	0	0	0											
Dave Tomlin, L ERA: 3.86	(8, 1)	0.2		3	1	0	0	0	0	0	0	0	0	0	0	0											
Doug Bair, R ERA: 0.0	(9, 1)	0.2	S	2	0	0	0	1	0	0	0	0	0	0	0	0											
Inning Stats	R: 1 E: 0 K: 0 S: 3	H: 1 LOB: 3 BB: 3 P: 16	R: 1 E: 0 K: 0 S: 3	H: 1 LOB: 0 BB: 1 P: 7	R: 0 E: 0 K: 1 S: 5	H: 0 LOB: 0 BB: 1 P: 9	R: 0 E: 0 K: 1 S: 5	H: 0 LOB: 0 BB: 0 P: 5	R: 0 E: 0 K: 0 S: 3	H: 0 LOB: 0 BB: 0 P: 3	R: 1 E: 0 K: 1 S: 6	H: 1 LOB: 2 BB: 2 P: 14	R: 1 E: 0 K: 1 S: 7	H: 2 LOB: 1 BB: 1 P: 11	R: 1 E: 0 K: 1 S: 7	H: 2 LOB: 1 BB: 0 P: 7	R: 0 E: 0 K: 1 S: 6	H: 1 LOB: 1 BB: 0 P: 6	1B: 7 2B: 0 3B: 0 HR: 1	SF: 0 SAC: 1 DP: 0 HBP: 1	WP: 1 PB: 0 SB: 1 CS: 2	PA: 42					
PITCHER	IP	WLS	BF	H	R	ER	SO	BB	IBB	HBP	BLK	WP	HR	S	P	ERA	WHIP										



Batter	1	2	3	4	5	6	7	8	9	10	AB	R	H	RBI	BB	SO	LOB	TOP
Pete Rose, S (1, 5) OBP: 0.369, SLG: 0.447 (10, 7)											4	1	1	0	1	0	2	Cincinnati Reds @ Atlanta Braves Atlanta-Fulton County Stadium, Atlanta, GA Tue May 30 1978, 7:05 PM EDT Att. 10,103 - Unknown livebaseballscorecards.com AB 35 R 3 H 8 RBI 3 BB 5 SO 8 LOB 20
Ken Griffey, L (1, 9) OBP: 0.387, SLG: 0.480											5	1	2	0	0	1	4	
Dave Concepcion, R (1, 6) OBP: 0.369, SLG: 0.439											5	0	2	2	0	2	2	
George Foster, R (1, 7) OBP: 0.385, SLG: 0.518 (10, 8)											4	0	1	1	1	2	2	
Cesar Geronimo, L (1, 8) Ray Knight, R (10, PH) OBP: 0.273, SLG: 0.400 (10, 5)											4	0	0	0	0	0	4	
Mike Lum, L (1, 3) OBP: 0.343, SLG: 0.467											3	0	0	0	1	1	0	
Junior Kennedy, R (1, 4) OBP: 0.378, SLG: 0.270											4	0	1	0	0	0	1	
Don Werner, R (1, 2) OBP: 0.298, SLG: 0.200											2	1	1	0	2	0	0	
Tom Hume, R (1, 1) Dave Collins, S (7, PH) OBP: 0.354, SLG: 0.231 Pedro Borbon, R (7, 1) OBP: 0.250, SLG: 0.250 Dave Tomlin, L (9, 1) Doug Bair, R (9, 1)											1	0	0	0	0	0	0	
Inning Stats	R: 0 E: 0 K: 1 S: 5	H: 1 LOB: 0 BB: 0 P: 5	R: 0 E: 0 K: 1 S: 5	H: 0 LOB: 0 BB: 0 P: 5	R: 3 E: 0 K: 1 S: 8	H: 3 LOB: 2 BB: 2 P: 16	R: 0 E: 0 K: 0 S: 3	H: 0 LOB: 0 BB: 0 P: 11	R: 0 E: 0 K: 1 S: 5	H: 0 LOB: 0 BB: 0 P: 5	R: 0 E: 0 K: 1 S: 5	H: 1 LOB: 0 BB: 0 P: 5	R: 0 E: 0 K: 0 S: 4	H: 1 LOB: 2 BB: 1 P: 8	1B: 8 2B: 0 3B: 0 HR: 0	SF: 0 SAC: 1 DP: 1 HBP: 0	WP: 2 PB: 0 SB: 2 CS: 1	
PITCHER	IP 9.0	WLS 36	H 7	R 3	ER 3	SO 8	BB 4	IBB 0	HBP 0	BLK 1	WP 1	HR 0	S 48	P 64	ERA 3.00	WHIP 1.222		
Phil Niekro, R ERA: 3.0																		
Jamie Easterly, L ERA: 5.4	1.0	W	5	1	0	0	0	1	0	0	1	0	4	8	0.00	1.000		

Batter	1	2	3	4	5	6	7	8	9	10	AB	R	H	RBI	BB	SO	LOB	BOTTOM				
Jerry Royster, R (1, 4) OBP: 0.354, SLG: 0.357											5	0	2	0	0	0	2	Cincinnati Reds @ Atlanta Braves Atlanta-Fulton County Stadium, Atlanta, GA Tue May 30 1978, 7:05 PM EDT Att. 10,103 - Unknown livebaseballscorecards.com AB 39 R 4 H 13 RBI 4 BB 2 SO 1 LOB 22 				
Brian Asseistine, L (1, 8) OBP: 0.350, SLG: 0.430 Cito Gaston, R (9, PH) OBP: 0.214, SLG: 0.185 Pat Rockett, R (9, PR) OBP: 0.208, SLG: 0.132 Jamie Easterly, L (10, 1) OBP: 0.286, SLG: 0.429											4	1	1	0	0	0	2					
Biff Pocoroba, S (1, 2) OBP: 0.320, SLG: 0.299											5	1	3	2	0	0	2					
Jeff Burroughs, R (1, 7) OBP: 0.467, SLG: 0.528											4	0	0	0	1	1	5					
Gary Matthews, R (1, 9) OBP: 0.333, SLG: 0.607											5	1	1	1	0	0	5					
Dale Murphy, R (1, 3) OBP: 0.282, SLG: 0.281											3	0	2	1	1	0	0					
Barry Bonnell, R (1, 5) OBP: 0.289, SLG: 0.286											4	0	0	0	0	0	5					
Darrel Chaney, S (1, 6) OBP: 0.413, SLG: 0.400											4	0	1	0	0	0	0					
Phil Niekro, R (1, 1) OBP: 0.235, SLG: 0.273 Rowland Office, L (9, PH) OBP: 0.289, SLG: 0.322 (10, 8)											3	0	1	0	0	0	1					
Inning Stats	R: 0 E: 0 K: 0 S: 5	H: 2 LOB: 2 BB: 0 P: 5	R: 0 E: 1 K: 0 S: 4	H: 1 LOB: 1 BB: 0 P: 4	R: 2 E: 0 K: 0 S: 6	H: 3 LOB: 2 BB: 1 P: 10	R: 0 E: 0 K: 0 S: 4	H: 1 LOB: 1 BB: 0 P: 4	R: 0 E: 0 K: 1 S: 6	H: 1 LOB: 2 BB: 1 P: 10	R: 0 E: 0 K: 0 S: 3	H: 0 LOB: 0 BB: 0 P: 3	R: 0 E: 0 K: 0 S: 3	H: 1 LOB: 0 BB: 0 P: 3	R: 1 E: 0 K: 0 S: 6	H: 3 LOB: 2 BB: 0 P: 6	R: 1 E: 0 K: 0 S: 1		H: 1 LOB: 0 BB: 0 P: 1	1B: 11 2B: 1 3B: 0 HR: 1	SF: 0 SAC: 0 DP: 0 HBP: 0	WP: 1 PB: 0 SB: 0 CS: 1
PITCHER	IP 6.0	WLS 28	H 8	R 2	ER 2	SO 1	BB 2	IBB 0	HBP 0	BLK 0	WP 1	HR 0	S 28	P 36	ERA 3.00	WHIP 1.667						
Tom Hume, R ERA: 6.07																						
Pedro Borbon, R ERA: 5.7	2.2	9	2	1	1	0	0	0	0	0	0	0	9	9	3.38	0.750						
Dave Tomlin, L ERA: 3.86	0.0	1	1	0	0	0	0	0	0	0	0	0	1	1	∞	∞						
Doug Bair, R ERA: 0.89	0.1	L	3	2	1	1	0	0	0	0	0	1	3	3	27.00	6.000						


Batter	1	2	3	4	5	6	7	8	9	AB	R	H	RBI	BB	SO	LOB	TOP					
Pete Rose, S OBP: 0.370, SLG: 0.461 Ray Knight, R OBP: 0.273, SLG: 0.400	F8			F8	F8		F7			5	1	2	2	0	0	1	Cincinnati Reds @ Atlanta Braves Atlanta-Fulton County Stadium, Atlanta, GA Wed May 31 1978, 7:05 PM EDT Att: 10,933 - Unknown					
Ken Griffey, L OBP: 0.378, SLG: 0.468	4-3		E1 1B HR	FC4	F8			P6		5	1	0	0	0	0	4						
Dave Concepcion, R OBP: 0.365, SLG: 0.433 Rick Auerbach, R OBP: 0.333, SLG: 0.368	K				F9	2-3		6-3		5	1	1	0	0	1	0						
George Foster, R OBP: 0.386, SLG: 0.535		6-3						1-3		5	2	2	3	0	1	0						
Dan Driessen, L OBP: 0.426, SLG: 0.542	G3								L4	3	2	1	0	2	0	0						
Mike Lum, L OBP: 0.400, SLG: 0.618 Cesar Geronimo, L OBP: 0.353, SLG: 0.383										4	2	3	2	1	1	1						
Junior Kennedy, R OBP: 0.400, SLG: 0.293										4	0	2	1	1	1	2						
Don Werner, R OBP: 0.288, SLG: 0.186										3	1	0	1	1	1	1						
Tom Seaver, R OBP: 0.280, SLG: 0.190 Dave Collins, S OBP: 0.347, SLG: 0.225 Manny Sarmiento, R OBP: 0.353, SLG: 0.383										3	0	2	1	0	1	0						
Inning Stats	R: 0 E: 0 K: 1 S: 5	H: 0 LOB: 0 BB: 0 P: 5	R: 0 E: 0 K: 1 S: 6	H: 1 LOB: 1 BB: 0 P: 6	R: 5 E: 1 K: 1 S: 10	H: 4 LOB: 1 BB: 1 P: 14	R: 0 E: 0 K: 0 S: 4	H: 1 LOB: 0 BB: 0 P: 4	R: 3 E: 0 K: 0 S: 7	H: 4 LOB: 3 BB: 2 P: 15	R: 1 E: 0 K: 1 S: 5	H: 1 LOB: 2 BB: 2 P: 13	R: 0 E: 0 K: 2 S: 7	H: 0 LOB: 0 BB: 0 P: 7	R: 0 E: 0 K: 0 S: 3	H: 0 LOB: 0 BB: 0 P: 3		R: 1 E: 0 K: 0 S: 5	H: 2 LOB: 1 BB: 0 P: 5	1B: 8 2B: 2 3B: 0 HR: 3	SF: 1 SAC: 1 DP: 0 HBP: 0	WP: 0 PB: 0 SB: 0 CS: 0
PITCHER	IP	WLS	BF	H	R	ER	SO	BB	IBB	HBP	BLK	WP	HR	S	P	ERA	WHIP					
Dick Ruthven, R ERA: 4.21	2.1	L	13	4	5	4	2	1	0	0	0	0	2	16	20	15.43	2.143					
Craig Skok, L ERA:	1.2		7	2	0	0	1	0	0	0	0	0	0	9	9	0.00	1.200					
Adrian Devine, R ERA: 6.9	0.2		3	3	3	0	1	1	0	0	0	0	0	5	13	40.50	6.000					
Eddie Solomon, R ERA: 4.15	1.1		7	2	1	1	1	2	0	0	0	0	0	7	15	6.75	3.000					
Dave Campbell, R ERA: 5.23	3.0		11	2	1	1	2	0	0	0	0	0	1	15	15	3.00	0.667					

AB	38
R	10
H	13
RBI	10
BB	5
SO	6
LOB	10



Batter	1	2	3	4	5	6	7	8	9	AB	R	H	RBI	BB	SO	LOB	BOTTOM						
Jerry Royster, R OBP: 0.361, SLG: 0.360	FC5 S 1B		E6 HR						F8	4	1	2	1	1	0	2	Cincinnati Reds @ Atlanta Braves Atlanta-Fulton County Stadium, Atlanta, GA Wed May 31 1978, 7:05 PM EDT Att: 10,933 - Unknown						
Brian Assalatin, L OBP: 0.539, SLG: 0.417 Rod Gilbreath, R OBP: 0.274, SLG: 0.310	K		SF7						F9	3	0	0	1	0	2	4							
Biff Pocoroba, S OBP: 0.325, SLG: 0.326	F8									4	1	2	2	0	0	1							
Jeff Burroughs, R OBP: 0.468, SLG: 0.524	FC5								G6-4-3 1B	3	0	1	0	1	0	3							
Gary Matthews, R OBP: 0.329, SLG: 0.583										4	0	1	0	0	2	2							
Dale Murphy, R OBP: 0.275, SLG: 0.273										4	0	0	0	0	1	3							
Barry Bonnell, R OBP: 0.288, SLG: 0.294										4	0	1	0	0	1	0							
Darrel Chaney, S OBP: 0.417, SLG: 0.406										4	1	2	0	0	0	1							
Dick Ruthven, R ERA: 0.68, SLG: 0.056 Craig Skok, L ERA: 1.00, SLG: 2.000 Bob Beal, S OBP: 0.237, SLG: 0.121 Adrian Devine, R ERA: 6.9 Eddie Solomon, R ERA: 4.15 Rowland Office, S OBP: 0.269, SLG: 0.319 Dave Campbell, R ERA: 5.23 Joe Nolan, L OBP: 0.267, SLG: 0.259										0	0	0	0	0	0	0							
Inning Stats	R: 0 E: 0 K: 1 S: 6	H: 1 LOB: 0 BB: 0 P: 3	R: 4 E: 2 K: 2 S: 12	H: 4 LOB: 1 BB: 0 P: 12	R: 0 E: 0 K: 2 S: 8	H: 1 LOB: 2 BB: 1 P: 12	R: 0 E: 0 K: 0 S: 3	H: 0 LOB: 0 BB: 1 P: 7	R: 0 E: 0 K: 1 S: 5	H: 0 LOB: 0 BB: 0 P: 5	R: 0 E: 0 K: 0 S: 4	H: 2 LOB: 1 BB: 0 P: 4	R: 0 E: 0 K: 2 S: 7	H: 0 LOB: 0 BB: 0 P: 7	R: 0 E: 0 K: 0 S: 4	H: 1 LOB: 1 BB: 0 P: 4		1B: 7 2B: 3 3B: 0 HR: 1	SF: 1 SAC: 0 DP: 2 HBP: 0	WP: 0 PB: 0 SB: 1 CS: 0	PA: 38		
PITCHER	IP	WLS	BF	H	R	ER	SO	BB	IBB	HBP	BLK	WP	HR	S	P	ERA	WHIP						
Tom Seaver, R ERA: 3.91	8.0	W	34	9	4	3	8	2	0	0	0	0	0	1	48	56	3.38	1.375					
Manny Sarmiento, R ERA: 1.84	1.0		4	1	0	0	0	0	0	0	0	0	0	4	4	0.00	1.000						



Batter	1	2	3	4	5	6	7	8	9	AB	R	H	RBI	BB	SO	LOB	TOP										
Frank Taveras, R (1, 6) OBP: 0.308, SLG: 0.330	0-3 K		0-0 CS 1B		0-3 K	0-0 B1-3		0-0 F9		5	0	1	0	0	2	3	Pittsburgh Pirates @ Cincinnati Reds Riverfront Stadium, Cincinnati, OH Fri Jun 02 1978, 7:05 PM EDT Att: 40,495 - Unknown										
Ed Ott, L (1, 2) OBP: 0.289, SLG: 0.355	0-3 K		0-0 5-3		0-0 1-3		0-3 K	0-0 FC5		5	0	0	0	0	2	3											
Dave Parker, L (1, 9) OBP: 0.332, SLG: 0.463	0-0 F8		0-0 FC6-4 1B		0-0 S 1B		0-0 F7		0-0 6-3	5	0	2	0	0	0	0											
Bill Robinson, R (1, 7) OBP: 0.306, SLG: 0.385		0-0 F8	0-0 FC6-4 1-2		0-0 F8 1-2		0-0 2B		0-0 F8	5	0	1	0	0	0	2											
Rennie Stennett, R (1, 4) OBP: 0.294, SLG: 0.350		0-0 6-3		0-0 6-3		0-0 F3	4-0 BB		0-0 L8	4	0	0	0	1	0	0											
John Milner, L (1, 3) OBP: 0.329, SLG: 0.328		4-0 2B BB		0-0 4-3		0-0 WP 2B BLK 1B	0-0 P5			3	1	1	0	1	0	2											
Phil Garner, R (1, 5) OBP: 0.319, SLG: 0.368		0-0 1-3 2B		4-0 2B BB		0-0 6-3 1-2		0-0 FC5 S 1B		3	0	2	0	1	0	1											
Omar Moreno, L (1, 8) OBP: 0.323, SLG: 0.280		4-0 IBB		0-0 1-3 2B		4-0 WP 2B IBB		4-0 1-2 BB		1	1	1	0	3	0	0											
Jim Rooker, R (1, 1) OBP: 0.111, SLG: 0.167	0-0 3-1		0-0 1-3		0-0 1-3		0-0 1-1 2H 2B	0-3 K		4	0	1	2	0	1	7											
Inning Stats	R: 0 E: 0 K: 2 S: 7	H: 0 LOB: 0 BB: 0 P: 7	R: 0 E: 0 K: 0 S: 4	H: 1 LOB: 3 BB: 2 P: 12	R: 0 E: 0 K: 0 S: 4	H: 2 LOB: 1 BB: 0 P: 4	R: 0 E: 0 K: 0 S: 4	H: 1 LOB: 2 BB: 1 P: 8	R: 0 E: 0 K: 1 S: 6	H: 1 LOB: 1 BB: 0 P: 6	R: 2 E: 0 K: 0 S: 5	H: 2 LOB: 1 BB: 1 P: 9	R: 0 E: 0 K: 1 S: 6	H: 1 LOB: 2 BB: 1 P: 10	R: 0 E: 0 K: 1 S: 6	H: 1 LOB: 2 BB: 1 P: 10	R: 0 E: 0 K: 0 S: 3	H: 0 LOB: 0 BB: 0 P: 3	1B: 5 2B: 4 3B: 0 HR: 0	SF: 0 SAC: 0 DP: 0 HBP: 0	WP: 1 PB: 0 SB: 2 CS: 1	PA: 41					
PITCHER	IP	WLS	BF	H	R	ER	SO	BB	IBB	HBP	BLK	WP	HR	S	P	ERA	WHIP										
Bill Bonham, R (1, 1) ERA: 2.41	7.0		33	8	2	2	4	3	2	0	1	1	0	36	56	2.57	1.571										
Manny Sarmiento, R (8, 1) ERA: 1.51	0.2		4	1	0	0	1	1	0	0	0	0	0	5	9	0.00	3.000										
Dave Tomlin, L (8, 1) ERA: 3.6	1.1	W	4	0	0	0	0	0	0	0	0	0	0	4	4	0.00	0.000										

Batter	1	2	3	4	5	6	7	8	9	AB	R	H	RBI	BB	SO	LOB	BOTTOM										
Pete Rose, S (1, 7) OBP: 0.368, SLG: 0.457	0-0 BB 1B		0-0 6-3		0-0 5-3		0-0 4-3			4	0	1	0	0	0	2	Pittsburgh Pirates @ Cincinnati Reds Riverfront Stadium, Cincinnati, OH Fri Jun 02 1978, 7:05 PM EDT Att: 40,495 - Unknown										
Ken Griffey, L (1, 9) OBP: 0.385, SLG: 0.465	4-0 BB G6-4-3 1-2 BB		4-0 BB		4-0 BB		0-3 K			1	0	0	0	3	1	1											
Joe Morgan, L (1, 4) OBP: 0.365, SLG: 0.454	0-0 P6		0-0 F7		0-0 4-3			0-0 6-3		4	0	0	0	0	0	5											
George Foster, R (1, 8) OBP: 0.383, SLG: 0.544	0-0 G6-4-3 1-2		0-0 F7		0-0 F3		0-0 P4	0-0 HR	0-0 6-3	4	1	1	1	0	0	3											
Dave Concepcion, R (1, 6) OBP: 0.362, SLG: 0.434		0-0 2B		0-0 F9		0-0 P4		0-0 6-3		4	0	1	0	0	0	0											
Dan Driessen, L (1, 3) OBP: 0.417, SLG: 0.528		0-0 F8		0-0 3-1		0-0 P5		0-0 F8		4	0	0	0	0	0	1											
Ray Knight, R (1, 5) OBP: 0.231, SLG: 0.333		0-3 K		0-0 5-3		0-0 E5 2B 6-3		0-0 P6		4	1	0	0	0	1	1											
Don Werner, R (1, 2) OBP: 0.321, SLG: 0.222		4-0 IBB		4-0 SH1 BB		0-0 4-3 1-3 2B		0-0 F3		2	0	1	0	2	0	0											
Bill Bonham, R (1, 1) OBP: 0.125, SLG: 0.091		0-0 6-3		0-0 SH1		0-0 6-3		0-0 HR		1	0	0	0	0	0	2											
Dave Collins, S (7, PH) OBP: 0.340, SLG: 0.220										1	0	0	1	0	0	1											
Manny Sarmiento, R (8, 1) OBP: 0.298, SLG: 0.457										0	0	0	0	0	0	0											
Dave Tomlin, L (8, PH) OBP: 0.298, SLG: 0.457										0	0	0	0	0	0	0											
Johnny Bench, R (8, PH) OBP: 0.298, SLG: 0.457										1	1	1	1	0	0	0											
Inning Stats	R: 0 E: 0 K: 0 S: 3	H: 1 LOB: 1 BB: 1 P: 7	R: 0 E: 0 K: 1 S: 6	H: 1 LOB: 2 BB: 1 P: 10	R: 0 E: 0 K: 0 S: 3	H: 0 LOB: 0 BB: 1 P: 7	R: 0 E: 0 K: 0 S: 3	H: 0 LOB: 0 BB: 0 P: 3	R: 0 E: 0 K: 0 S: 3	H: 0 LOB: 0 BB: 0 P: 3	R: 1 E: 1 K: 1 S: 7	H: 1 LOB: 1 BB: 0 P: 7	R: 1 E: 0 K: 0 S: 4	H: 1 LOB: 0 BB: 0 P: 4	R: 0 E: 0 K: 0 S: 3	H: 1 LOB: 0 BB: 0 P: 3	1B: 1 2B: 2 3B: 0 HR: 2	SF: 0 SAC: 1 DP: 1 HBP: 0	WP: 0 PB: 0 SB: 0 CS: 0	PA: 36							
PITCHER	IP	WLS	BF	H	R	ER	SO	BB	IBB	HBP	BLK	WP	HR	S	P	ERA	WHIP										
Jim Rooker, L (1, 1) ERA: 6.0	8.2	L	36	5	3	2	2	4	1	0	0	0	2	35	55	2.08	1.038										



Batter	1	2	3	4	5	6	7	8	9	AB	R	H	RBI	BB	SO	LOB	TOP			
Frank Taveras, R OBP: 0.305, SLG: 0.332	F8	FC1-2		5-3		K				5	0	1	2	0	1	5	Pittsburgh Pirates @ Cincinnati Reds Riverfront Stadium, Cincinnati, OH Sat Jun 03 1978, 7:05 PM EDT Att: 50,152 - Unknown			
Phil Garner, R OBP: 0.316, SLG: 0.369	K	K				FC6-4		P4		5	0	1	0	0	2	6				
Dave Parker, L OBP: 0.330, SLG: 0.459 Dave Hamilton, L John Milner, L OBP: 0.324, SLG: 0.323				3-1		K			P6	4	0	1	0	0	1	1				
Bill Robinson, R OBP: 0.302, SLG: 0.372	F8					F2		F7	K	4	0	0	0	1	1	2				
Rennie Stennett, R OBP: 0.304, SLG: 0.350								P4	4-3	3	1	1	0	1	0	0				
Manny Sanguillen, R OBP: 0.299, SLG: 0.400						F8			6-3	3	0	0	0	0	0	4				
Steve Brye, R OBP: 0.368, SLG: 0.426									6-3	4	1	2	1	0	0	2				
Duffy Dyer, R OBP: 0.390, SLG: 0.400										3	1	2	0	1	0	0				
Don Robinson, R Ken Macha, R Jerry Reuss, L Ed Whitson, R Omar Moreno, L Kent Tekulve, R										2	0	0	0	0	0	3				
Inning Stats	R: 0 E: 0 K: 1 S: 6	H: 1 LOB: 1 BB: 0 P: 6	R: 1 E: 0 K: 1 S: 6	H: 1 LOB: 3 BB: 1 P: 12	R: 0 E: 0 K: 0 S: 4	H: 1 LOB: 2 BB: 1 P: 8	R: 0 E: 0 K: 0 S: 3	H: 0 LOB: 0 BB: 0 P: 3	R: 0 E: 0 K: 1 S: 6	H: 1 LOB: 2 BB: 1 P: 10	R: 0 E: 0 K: 0 S: 3	H: 0 LOB: 0 BB: 0 P: 3	R: 2 E: 0 K: 0 S: 6	H: 3 LOB: 1 BB: 0 P: 6	R: 0 E: 0 K: 1 S: 5	H: 0 LOB: 0 BB: 0 P: 5		1B: 4 2B: 4 3B: 0 HR: 0	SF: 0 SAC: 0 DP: 0 HBP: 2	WP: 0 PB: 0 SB: 0 CS: 0
PITCHER	IP WLS BF H R ER SO BB IBB HBP BLK WP HR S P ERA WHIP																			
Fred Norman, L ERA: 2.93	7.1 W 35 7 3 3 4 3 1 2 0 0 0 0 37 55 3.68 1.364																			
Dave Tomlin, L ERA: 3.54	0.1 2 1 0 0 0 0 0 0 0 0 0 0 2 2 0.00 3.000																			
Manny Sarmiento, R ERA: 1.76	1.1 S 4 0 0 0 1 0 0 0 0 0 0 0 6 6 0.00 0.000																			

Batter	1	2	3	4	5	6	7	8	9	AB	R	H	RBI	BB	SO	LOB	BOTTOM			
Pete Rose, S OBP: 0.366, SLG: 0.453 Ray Knight, R OBP: 0.231, SLG: 0.333	K		F7				P4			4	0	1	0	0	1	0	Pittsburgh Pirates @ Cincinnati Reds Riverfront Stadium, Cincinnati, OH Sat Jun 03 1978, 7:05 PM EDT Att: 50,152 - Unknown			
Ken Griffey, L OBP: 0.382, SLG: 0.461	K		3-1		4-3		G3			4	0	1	0	0	1	1				
Joe Morgan, L OBP: 0.358, SLG: 0.442	F2		P6			P6	G3			4	0	0	0	0	0	1				
George Foster, R OBP: 0.390, SLG: 0.560				L5						3	2	2	1	1	0	0				
Dan Driessen, L OBP: 0.414, SLG: 0.519		G3			F9					3	1	0	0	1	0	2				
Dave Concepcion, R OBP: 0.370, SLG: 0.443					4-3					3	0	2	2	1	0	0				
Mike Lum, L OBP: 0.395, SLG: 0.595 Cesar Geronimo, L OBP: 0.351, SLG: 0.380										3	0	1	0	0	1	1				
Don Werner, R OBP: 0.333, SLG: 0.271										3	1	1	0	1	1	3				
Fred Norman, S OBP: 0.207, SLG: 0.207 Dave Tomlin, L Manny Sarmiento, R										2	0	0	1	0	2	4				
Inning Stats	R: 0 E: 0 K: 2 S: 7	H: 0 LOB: 0 BB: 0 P: 7	R: 1 E: 0 K: 1 S: 7	H: 2 LOB: 1 BB: 1 P: 11	R: 0 E: 0 K: 0 S: 3	H: 0 LOB: 0 BB: 0 P: 3	R: 0 E: 0 K: 0 S: 3	H: 0 LOB: 0 BB: 0 P: 3	R: 1 E: 0 K: 0 S: 5	H: 2 LOB: 1 BB: 0 P: 5	R: 2 E: 0 K: 2 S: 9	H: 2 LOB: 2 BB: 2 P: 17	R: 0 E: 0 K: 0 S: 4	H: 1 LOB: 1 BB: 1 P: 8	R: 0 E: 0 K: 2 S: 7	H: 1 LOB: 1 BB: 0 P: 7		1B: 5 2B: 2 3B: 1 HR: 1	SF: 0 SAC: 1 DP: 1 HBP: 0	WP: 1 PB: 0 SB: 1 CS: 1
PITCHER	IP WLS BF H R ER SO BB IBB HBP BLK WP HR S P ERA WHIP																			
Don Robinson, R ERA: 2.72	5.0 L 20 4 2 2 2 3 1 0 0 0 0 0 1 25 29 3.60 1.000																			
Jerry Reuss, L ERA: 6.03	0.1 3 1 2 2 0 1 0 0 0 0 0 0 2 6 54.00 6.000																			
Ed Whitson, R ERA:	0.2 4 1 0 0 2 1 0 0 0 0 0 0 7 11 0.00 3.000																			
Dave Hamilton, L ERA: 5.6	1.0 5 1 0 0 0 0 0 1 0 0 0 0 4 8 0.00 1.000																			
Kent Tekulve, R ERA: 1.85	1.0 3 1 0 0 2 0 0 0 0 0 1 0 7 7 0.00 1.000																			



Batter	1	2	3	4	5	6	7	8	9	AB	R	H	RBI	BB	SO	LOB	TOP				
Pete Rose, S OBP: 0.352, SLG: 0.434 Ray Knight, R OBP: 0.222, SLG: 0.320	G3		G1-6-3		K		G3		F9	5	0	0	0	0	1	1	Cincinnati Reds @ St. Louis Cardinals Busch Stadium, St. Louis, MO Mon Jun 05 1978, 7:05 PM CDT Att: 32,057 - Unknown				
Ken Griffey, L OBP: 0.380, SLG: 0.460	1B		4-3		1B		K		K	5	0	2	0	0	2	0					
Joe Morgan, L OBP: 0.363, SLG: 0.438	1B			1-3	1B				FC 1B BB	2	1	1	0	2	0	0					
George Foster, R OBP: 0.385, SLG: 0.547	F7			1B BB 1B	K				FC 1B BB	4	1	1	0	0	1	5					
Dan Driessen, L OBP: 0.412, SLG: 0.512	G3			BB S 1B	4-3				G6-4-3 1B	4	0	2	1	0	0	4					
Dave Concepcion, R OBP: 0.356, SLG: 0.425		P3		K					G6-4-3 1B	4	0	0	0	0	1	4					
Mike Lum, L OBP: 0.408, SLG: 0.550 Cesar Geronimo, L OBP: 0.351, SLG: 0.380	4-3			BB IBB	1-3				1B	2	0	0	0	2	0	0					
Don Werner, R OBP: 0.328, SLG: 0.278	6-3			1-2 2-3 3-H	BB				K	3	0	0	1	1	2	2					
Tom Seaver, R OBP: 0.276, SLG: 0.200			G1-6-3	6-3			5-3		K	4	0	1	0	0	1	3					
Inning Stats	R: 0 E: 0 K: 0 S: 4	H: 1 LOB: 2 BB: 1 P: 8	R: 0 E: 0 K: 0 S: 3	H: 0 LOB: 0 BB: 0 P: 3	R: 0 E: 0 K: 0 S: 3	H: 1 LOB: 0 BB: 0 P: 3	R: 1 E: 0 K: 1 S: 7	H: 2 LOB: 3 BB: 2 P: 15	R: 0 E: 0 K: 2 S: 9	H: 2 LOB: 2 BB: 0 P: 9	R: 0 E: 0 K: 1 S: 5	H: 0 LOB: 0 BB: 0 P: 5	R: 0 E: 0 K: 1 S: 5	H: 0 LOB: 0 BB: 0 P: 5	R: 1 E: 0 K: 1 S: 6	H: 1 LOB: 2 BB: 2 P: 14		R: 0 E: 0 K: 2 S: 7	H: 0 LOB: 0 BB: 0 P: 7	1B: 7 2B: 0 3B: 0 HR: 0	SF: 0 SAC: 0 DP: 2 HBP: 0
PITCHER	IP	WLS	BF	H	R	ER	SO	BB	IBB	HBP	BLK	WP	HR	S	P	ERA	WHIP				
Bob Forsch, R ERA: 2.52 Mark Littell, R ERA: 2.93	7.0	L	32	7	2	2	5	3	1	0	0	0	0	38	54	2.57	1.429				

Batter	1	2	3	4	5	6	7	8	9	AB	R	H	RBI	BB	SO	LOB	BOTTOM		
Lou Brock, L OBP: 0.278, SLG: 0.257	L7		K		L7		4-3			4	0	0	0	0	1	4	Cincinnati Reds @ St. Louis Cardinals Busch Stadium, St. Louis, MO Mon Jun 05 1978, 7:05 PM CDT Att: 32,057 - Unknown		
Garry Templeton, S OBP: 0.236, SLG: 0.266	K		E3 1B		BB		6-3			3	0	1	0	1	1	1			
George Hendrick, R OBP: 0.296, SLG: 0.354	K		L6		F8				K	4	0	0	0	0	2	4			
Ted Simmons, S OBP: 0.420, SLG: 0.551		F8		G3		FC1-4 BB			K	3	0	0	0	1	1	0			
Keith Hernandez, L OBP: 0.370, SLG: 0.410		1B		L3		P6			BB	3	0	1	0	1	0	1			
Jerry Morales, R OBP: 0.272, SLG: 0.343		F2		F8		FC1-4			F5	4	0	0	0	0	0	3			
Ken Reitz, R OBP: 0.282, SLG: 0.343 Jim Dwyer, L OBP: 0.297, SLG: 0.298	5-3				FC2-6 1B		F8		K	3	0	1	0	0	0	2			
Mike Phillips, L OBP: 0.289, SLG: 0.381			SH1 1B		BB FC2-6 1B				K	4	1	2	0	0	1	0			
Bob Forsch, R OBP: 0.314, SLG: 0.457 Mark Littell, L OBP: 0.286, SLG: 0.500	SH1				FC2-6 BB				K	2	0	1	0	0	0	2			
Inning Stats	R: 0 E: 0 K: 2 S: 7	H: 0 LOB: 0 BB: 0 P: 7	R: 0 E: 0 K: 0 S: 4	H: 1 LOB: 1 BB: 0 P: 4	R: 1 E: 1 K: 1 S: 7	H: 2 LOB: 1 BB: 0 P: 7	R: 0 E: 0 K: 0 S: 3	H: 0 LOB: 0 BB: 0 P: 3	R: 0 E: 0 K: 0 S: 3	H: 0 LOB: 1 BB: 1 P: 7	R: 0 E: 0 K: 0 S: 4	H: 1 LOB: 1 BB: 0 P: 4	R: 0 E: 0 K: 2 S: 7	H: 0 LOB: 1 BB: 1 P: 11	R: 0 E: 0 K: 3 S: 9	H: 0 LOB: 0 BB: 0 P: 9		1B: 5 2B: 1 3B: 0 HR: 0	SF: 0 SAC: 1 DP: 0 HBP: 0
PITCHER	IP	WLS	BF	H	R	ER	SO	BB	IBB	HBP	BLK	WP	HR	S	P	ERA	WHIP		
Tom Seaver, R ERA: 3.48	9.0	W	36	6	1	0	8	3	0	0	0	0	0	49	61	0.00	1.000		

Batter	1	2	3	4	5	6	7	8	9	AB	R	H	RBI	BB	SO	LOB	TOP	
Pete Rose, S OBP: 0.347, SLG: 0.427 (1, 5)	F8		F7		4-3		F7			4	0	0	0	0	0	2	Cincinnati Reds @ St. Louis Cardinals Busch Stadium, St. Louis, MO Tue Jun 06 1978, 7:05 PM CDT Att: 17,274 - Unknown	
Ken Griffey, L OBP: 0.374, SLG: 0.452 (1, 9)	4-3		3-1			F8		4-3		4	0	0	0	0	0			
Joe Morgan, L OBP: 0.366, SLG: 0.436 (1, 4)	BB			G3		6-3 1B		4-3		3	1	1	0	1	0			
George Foster, R OBP: 0.383, SLG: 0.539 (1, 7)	F8			FC4-6 HBP		6-3 1B		K		3	0	0	0	0	1	2		
Dan Driessen, L OBP: 0.414, SLG: 0.509 (1, 3)		FC6-4 BB		FC4-6 1-2f		2H 1B		F9		3	0	1	1	1	0	1		
Dave Concepcion, R OBP: 0.354, SLG: 0.421 (1, 6)		FC6-4 1B 1-2f		FC6-4 1-2f		K		G4-6-3 1B		4	0	1	0	0	1	3		
Mike Lum, L OBP: 0.415, SLG: 0.535 (1, 8)		G6-4-3 1B			SH3-4 BB		L3		G4-6-3 1-2f	3	0	1	0	1	0	1		
Don Werner, R OBP: 0.314, SLG: 0.263 (1, 2)		G6-4-3 1-2f			P4		K			3	0	0	0	0	1	3		
Tom Hume, R OBP: 0.365, SLG: 0.256 (7, PH)			K		SH3-4 1-2		1B			1	0	0	0	0	1	0		
Pedro Borbon, R OBP: 0.250, SLG: 0.250 (7, 1)										1	0	1	0	0	0	0		
										0	0	0	0	0	0	0		
Inning Stats	R: 0 E: 0 K: 0 S: 3	H: 0 LOB: 1 BB: 1 P: 7	R: 0 E: 0 K: 0 S: 3	H: 1 LOB: 1 BB: 1 P: 7	R: 0 E: 0 K: 1 S: 5	H: 0 LOB: 0 BB: 0 P: 5	R: 0 E: 0 K: 0 S: 3	H: 0 LOB: 1 BB: 0 P: 4	R: 0 E: 0 K: 0 S: 3	H: 0 LOB: 1 BB: 1 P: 7	R: 1 E: 0 K: 1 S: 7	H: 2 LOB: 1 BB: 0 P: 7	R: 0 E: 0 K: 1 S: 6	H: 1 LOB: 1 BB: 0 P: 6	R: 0 E: 0 K: 1 S: 5	H: 0 LOB: 0 BB: 0 P: 5	1B: 5 SF: 0 2B: 0 SAC: 1 3B: 0 DP: 2 HR: 0 HBP: 1	WP: 0 PA: 34 PB: 0 SB: 0 CS: 0
PITCHER John Denny, R ERA: 2.64 (1, 1)	IP: 9.0 WLS: W BF: 34 H: 5 R: 1 ER: 1 SO: 4 BB: 3 IBB: 0 HBP: 1 BLK: 0 WP: 0 HR: 0 S: 38 P: 51 ERA: 1.00 WHIP: 0.889															PITCHER		

Batter	1	2	3	4	5	6	7	8	9	AB	R	H	RBI	BB	SO	LOB	BOTTOM
Lou Brock, L OBP: 0.284, SLG: 0.259 (1, 7)	S 1B BB	6-3			P6			F9 5-3 1B		3	1	1	0	1	0	0	Cincinnati Reds @ St. Louis Cardinals Busch Stadium, St. Louis, MO Tue Jun 06 1978, 7:05 PM CDT Att: 17,274 - Unknown
Mike Phillips, L OBP: 0.285, SLG: 0.348 (1, 5)	L7 1-3	G3			4-3			5-3 1-2		4	0	0	0	0	0	2	
George Hendrick, R OBP: 0.289, SLG: 0.344 (1, 8)	K	K			6-3			F9 2-3		4	0	0	0	0	2	2	
Ted Simmons, S OBP: 0.417, SLG: 0.543 (1, 2)	BB 1B IBB		G3		G3			F7		3	1	0	0	1	0	1	
Keith Hernandez, L OBP: 0.370, SLG: 0.406 (1, 3)	1B 1-2 BB		K		4-3			4-3		2	1	0	0	1	1	0	
Jerry Morales, R OBP: 0.273, SLG: 0.343 (1, 9)	1B WP 1-3 2H 3H		6-3		6-3			6-3		3	1	1	2	0	0	0	
Garry Templeton, S OBP: 0.238, SLG: 0.287 (1, 6)	WP 1-3 3H			F5			4-3			3	0	1	1	0	0	0	
Mike Tyson, R OBP: 0.301, SLG: 0.359 (1, 4)	1-2 3H IBB			L9			F9			2	0	0	0	1	0	0	
John Denny, R OBP: 0.212, SLG: 0.281 (1, 1)	4-3			6-3			K			3	0	0	0	0	1	2	
Inning Stats	R: 4 E: 0 K: 1 S: 7	H: 2 LOB: 2 BB: 4 P: 23	R: 0 E: 0 K: 1 S: 5	H: 0 LOB: 0 BB: 0 P: 5	R: 0 E: 0 K: 0 S: 3	H: 0 LOB: 0 BB: 0 P: 3	R: 0 E: 0 K: 0 S: 3	H: 0 LOB: 0 BB: 0 P: 3	R: 0 E: 0 K: 1 S: 5	H: 0 LOB: 0 BB: 0 P: 5	R: 0 E: 0 K: 0 S: 4	H: 1 LOB: 1 BB: 0 P: 4	1B: 3 SF: 0 2B: 0 SAC: 0 3B: 0 DP: 0 HR: 0 HBP: 0	WP: 1 PA: 31 PB: 0 SB: 2 CS: 0			
PITCHER Tom Hume, R ERA: 6.06 (7, 1)	IP: 6.0 WLS: L BF: 24 H: 4 R: 4 ER: 4 SO: 3 BB: 2 IBB: 2 HBP: 0 BLK: 0 WP: 1 HR: 0 S: 26 P: 42 ERA: 6.00 WHIP: 0.667															PITCHER	
Pedro Borbon, R ERA: 5.34 (7, 1)	IP: 2.0 WLS: 7 BF: 1 H: 0 R: 0 ER: 0 SO: 1 BB: 0 IBB: 0 HBP: 0 BLK: 0 WP: 0 HR: 0 S: 9 P: 9 ERA: 0.00 WHIP: 0.500															PITCHER	

Batter	1	2	3	4	5	6	7	8	9	AB	R	H	RBI	BB	SO	LOB	TOP					
Pete Rose, S OBP: 0.346, SLG: 0.423 Rick Auerbach, R OBP: 0.333, SLG: 0.368	(1, 5) X 0-0 F7			(1, 5) X 0-0 6-3		(1, 5) X 0-0 L7		(1, 5) X 0-0 1B 1B		4	1	1	0	0	0	0						
Ken Griffey, L OBP: 0.377, SLG: 0.463	(1, 9) X 0-0 6-3			(1, 9) X 0-0 5-3		(1, 9) X 0-0 2B		(1, 9) X 0-0 1B 1B		4	0	2	0	0	0	0						
Joe Morgan, L OBP: 0.364, SLG: 0.433 Junior Kennedy, R OBP: 0.392, SLG: 0.286	(1, 4) X 0-0 3-1			(1, 4) X 0-0 1B		(1, 4) X 0-0 P8		(1, 4) X 0-0 1-2 2-H 1B		4	0	2	1	0	0	1						
George Foster, R OBP: 0.381, SLG: 0.531 Dave Tomlin, L (8, 1)		(1, 7) X 0-0 1-3		(1, 7) X 0-0 1-3		(1, 7) X 0-3 K		(1, 7) X 0-3 K		4	0	0	0	0	2	4						
Dan Driessen, L OBP: 0.410, SLG: 0.494	(1, 3) X 0-0 L8			(1, 3) X 0-0 K		(1, 3) X 2-3 K		(1, 3) X 0-0 G5-4-3 1B		4	0	1	0	0	1	0						
Dave Concepcion, R OBP: 0.357, SLG: 0.434	(1, 6) X 0-3 K			(1, 6) X 0-3 HBP		(1, 6) X 0-0 G5-4-3 1B		(1, 6) X 0-3 K		3	0	0	0	0	2	1						
Mike Lum, L OBP: 0.403, SLG: 0.519	(1, 8) X 0-0 P6			(1, 8) X 0-0 1-2 1B		(1, 8) X 2-2 L6		(1, 8) X 0-0 F7		4	0	1	0	0	0	0						
Don Werner, R OBP: 0.295, SLG: 0.246	(1, 2) X 0-3 K			(1, 2) X 0-3 K		(1, 2) X 0-3 K		(1, 2) X 0-0 P9		3	0	0	0	0	2	2						
Fred Norman, S OBP: 0.206, SLG: 0.200 Pedro Escobon, R OBP: 0.276, SLG: 0.250 Dave Collins, R OBP: 0.268, SLG: 0.292 Manny Sarmiento, R OBP: 0.259, SLG: 0.357 Ray Knight, R OBP: 0.259, SLG: 0.357	(1, 1) (4, 1) (5, Ph) (5, 1) (8, Ph) (8, 7)			(1, 1) (4, 1) (5, Ph) (5, 1) (8, Ph) (8, 7)		(1, 1) (4, 1) (5, Ph) (5, 1) (8, Ph) (8, 7)		(1, 1) (4, 1) (5, Ph) (5, 1) (8, Ph) (8, 7)		1	0	0	0	0	1	0						
Inning Stats	R: 0 E: 0 K: 0 S: 3	H: 0 LOB: 0 BB: 0 P: 3	R: 0 E: 0 K: 1 S: 5	H: 0 LOB: 0 BB: 0 P: 5	R: 0 E: 0 K: 2 S: 9	H: 0 LOB: 0 BB: 0 P: 11	R: 0 E: 0 K: 0 S: 4	H: 1 LOB: 1 BB: 0 P: 4	R: 0 E: 0 K: 3 S: 22	H: 1 LOB: 2 BB: 0 P: 30	R: 0 E: 0 K: 0 S: 6	H: 1 LOB: 0 BB: 0 P: 6	R: 0 E: 0 K: 0 S: 6	H: 1 LOB: 0 BB: 0 P: 8	R: 1 E: 0 K: 2 S: 11	H: 3 LOB: 2 BB: 0 P: 11	R: 0 E: 0 K: 1 S: 5	H: 0 LOB: 0 BB: 0 P: 5	1B: 6 2B: 1 3B: 0 HR: 0	SF: 0 SAC: 0 DP: 1 HBP: 1	WP: 0 PB: 0 SB: 0 CS: 0	PA: 34
PITCHER Rick Reuschel, R ERA: 2.18	(1, 1)	IP: 9.0 WLS: W BF: 34	H: 7 R: 1 ER: 1 SO: 10	BB: 0 IBB: 0 HBP: 1 BLK: 0	WP: 0 HR: 0 S: 71 P: 83	ERA: 1.00 WHIP: 0.778	PITCHER	IP: WLS: BF: H: R: ER: SO: BB: IBB: HBP: BLK: WP: HR: S: P: ERA: WHIP:														

Cincinnati Reds @ Chicago Cubs
Wrigley Field, Chicago, IL
Thu Jun 08 1978, 3:33 AM CDT
Att: 21,137 - Unknown - 53 F

AB	33
R	1
H	7
RBI	1
BB	0
SO	10
LOB	10



Batter	1	2	3	4	5	6	7	8	9	AB	R	H	RBI	BB	SO	LOB	BOTTOM					
Ivan De Jesus, R OBP: 0.350, SLG: 0.361	(1, 6) X 0-0 6-3			(1, 6) X 0-0 L8 S 1B		(1, 6) X 0-0 1-3		(1, 6) X 0-0 E 1B 1B		5	1	2	1	0	1	2						
Gene Clines, R OBP: 0.330, SLG: 0.330 Joe Wallis, S OBP: 0.352, SLG: 0.408	(1, 8) X 0-0 L9			(1, 8) X 0-3 K		(1, 8) X 2-2 L8		(1, 8) X 0-0 F8		3	0	0	0	0	1	1						
Larry Bittner, L OBP: 0.347, SLG: 0.402	(1, 3) X 0-3 K			(1, 3) X 0-0 1B 1B		(1, 3) X 4-0 HBP IBB		(1, 3) X 0-0 L8		4	1	1	0	1	1	2						
Dave Kingman, R OBP: 0.318, SLG: 0.513	(1, 7) X 4-0 E 1B BB			(1, 7) X 0-0 CS 1B 1B		(1, 7) X 1-2 HBP		(1, 7) X 0-0 E6 1B HR		3	2	1	0	1	1	2						
Manny Trillo, R OBP: 0.361, SLG: 0.406	(1, 4) X 0-0 E5 FC6-2 1B			(1, 4) X 0-0 1-2 2-H 1B		(1, 4) X 0-0 P8		(1, 4) X 0-0 HR 1B		4	1	3	1	1	0	3						
Bobby Murcer, L OBP: 0.328, SLG: 0.376 Greg Gross, L OBP: 0.371, SLG: 0.466	(1, 9) X 0-0 FC6-2 1B			(1, 9) X 0-3 K		(1, 9) X 3-2 4-3		(1, 9) X 0-0 HR 1B		4	2	1	3	0	1	3						
Steve Ontiveros, S OBP: 0.269, SLG: 0.236	(1, 5) X 0-0 1B 1-3 1B			(1, 5) X 0-0 E6 2B		(1, 5) X 0-0 4-3 1B		(1, 5) X 0-0 L6		4	1	2	0	0	0	0						
Dave Rader, L OBP: 0.310, SLG: 0.374	(1, 2) X 0-0 1B 1-2 1B			(1, 2) X 0-0 SH2-4 1B 2B		(1, 2) X 0-0 4-3		(1, 2) X 0-0 L9		4	1	2	2	0	0	1						
Rick Reuschel, R OBP: 0.094, SLG: 0.033	(1, 1) X 0-0 F7			(1, 1) X 0-0 SH2-4 2-3		(1, 1) X 0-0 F7		(1, 1) X 0-3 K		3	0	0	0	0	1	3						
Inning Stats	R: 0 E: 0 K: 1 S: 5	H: 0 LOB: 0 BB: 0 P: 5	R: 2 E: 1 K: 1 S: 8	H: 3 LOB: 2 BB: 1 P: 12	R: 1 E: 0 K: 2 S: 9	H: 3 LOB: 2 BB: 0 P: 9	R: 2 E: 1 K: 0 S: 9	H: 2 LOB: 3 BB: 1 P: 16	R: 0 E: 0 K: 0 S: 11	H: 1 LOB: 1 BB: 0 P: 14	R: 0 E: 0 K: 0 S: 3	H: 0 LOB: 0 BB: 0 P: 3	R: 3 E: 1 K: 1 S: 8	H: 2 LOB: 0 BB: 0 P: 8	R: 2 E: 1 K: 1 S: 7	H: 3 LOB: 2 BB: 1 P: 11	R: 0 E: 0 K: 1 S: 5	H: 0 LOB: 0 BB: 0 P: 5	1B: 12 2B: 2 3B: 0 HR: 1	SF: 0 SAC: 1 DP: 1 HBP: 1	WP: 0 PB: 0 SB: 1 CS: 1	PA: 42
PITCHER Fred Norman, L ERA: 3.24 Pedro Escobon, R ERA: 5.23 Manny Sarmiento, R ERA: 1.98 Dave Tomlin, L ERA: 4.15	(1, 1) (4, 1) (5, 1) (8, 1)	IP: 3.1 WLS: L BF: 19	H: 4 R: 0 ER: 4 SO: 4	BB: 0 IBB: 1 HBP: 1 BLK: 0	WP: 0 HR: 0 S: 5 P: 12	ERA: 10.80 WHIP: 2.700	PITCHER	IP: WLS: BF: H: R: ER: SO: BB: IBB: HBP: BLK: WP: HR: S: P: ERA: WHIP:														

Cincinnati Reds @ Chicago Cubs
Wrigley Field, Chicago, IL
Thu Jun 08 1978, 3:33 AM CDT
Att: 21,137 - Unknown - 53 F

AB	37
R	10
H	14
RBI	9
BB	3
SO	6
LOB	17



Batter	1	2	3	4	5	6	7	8	9	AB	R	H	RBI	BB	SO	LOB	TOP					
Pete Rose, S OBP: 0.343, SLG: 0.418 (1, 5)										5	1	1	0	0	0	1	Cincinnati Reds @ Pittsburgh Pirates Three Rivers Stadium, Pittsburgh, PA Fri Jun 09 1978, 7:05 PM EDT Att: 21,710 - Unknown					
Ken Griffey, L OBP: 0.385, SLG: 0.470 (1, 9)										5	2	4	2	0	0	0						
Joe Morgan, L OBP: 0.370, SLG: 0.437 (1, 4)										3	1	1	1	2	0	1						
George Foster, R OBP: 0.389, SLG: 0.557 (1, 7)										4	3	3	3	1	0	1						
Dan Driessen, L OBP: 0.406, SLG: 0.492 (1, 3)										5	1	1	1	0	0	4						
Dave Concepcion, R OBP: 0.383, SLG: 0.435 (1, 6)										4	0	2	1	1	2	1						
Mike Lum, L OBP: 0.409, SLG: 0.509 (1, 8)										3	0	1	1	1	1	2						
Cesar Geronimo, L OBP: 0.351, SLG: 0.380 (7, 8)										0	0	0	0	0	0	0						
Junior Kennedy, R OBP: 0.385, SLG: 0.279 (9, PH)										1	0	0	0	0	1	0						
Don Werner, R OBP: 0.277, SLG: 0.229 (1, 2)										5	0	0	0	0	0	3						
Paul Moskau, R OBP: 0.290, SLG: 0.182 (6, 1)										2	1	0	0	1	0	2						
Dave Tomlin, L OBP: 0.320, SLG: 0.250 (6, 1)										0	0	0	0	0	0	0						
Pedro Borbon, R OBP: 0.290, SLG: 0.250 (7, 1)										0	0	0	0	0	0	0						
Doug Bair, R OBP: 0.292, SLG: 0.234 (8, PH)										0	0	0	0	0	0	0						
Dave Collins, S OBP: 0.302, SLG: 0.264 (8, PH)										1	0	0	0	0	0	0						
Manny Sarmiento, R OBP: 0.286, SLG: 0.174 (8, 1)										0	0	0	0	0	0	0						
Inning Stats	R: 4 E: 0 K: 1 S: 7	H: 3 LOB: 0 BB: 2 P: 15	R: 2 E: 0 K: 0 S: 5	H: 2 LOB: 1 BB: 1 P: 9	R: 0 E: 0 K: 0 S: 4	H: 1 LOB: 2 BB: 1 P: 8	R: 0 E: 0 K: 0 S: 3	H: 0 LOB: 0 BB: 0 P: 3	R: 2 E: 0 K: 0 S: 5	H: 3 LOB: 0 BB: 0 P: 5	R: 0 E: 0 K: 0 S: 4	H: 1 LOB: 1 BB: 0 P: 4	R: 1 E: 0 K: 1 S: 7	H: 2 LOB: 1 BB: 0 P: 7	R: 0 E: 0 K: 0 S: 4	H: 1 LOB: 3 BB: 2 P: 12	R: 0 E: 0 K: 2 S: 7	H: 0 LOB: 0 BB: 0 P: 7	1B: 8 2B: 4 3B: 0 HR: 1	SF: 0 SAC: 0 DP: 1 HBP: 0	WP: 2 PB: 1 SB: 1 CS: 1	PA: 44
PITCHER	IP WLS BF H R ER SO BB IBB HBP BLK WP HR S P ERA WHIP																ERA WHIP					
Don Robinson, R ERA: 3.33 (1, 1)	1.2	11	4	6	6	1	3	0	0	0	0	2	1	10	22	32.40	4.200	0.00	0.000			
Jerry Reuss, L ERA: 5.97 (2, 1)	3.1	15	5	2	2	0	1	0	0	0	0	0	0	14	18	5.40	1.800					
Ed Whitson, R ERA: (6, 1)	1.0	4	1	0	0	0	0	0	0	0	0	0	0	4	4	0.00	1.000					
Grant Jackson, L ERA: 3.04 (7, 1)	1.2	W 9	3	1	1	1	1	0	0	0	0	0	0	10	14	5.40	2.400					
Kent Tekulve, R ERA: 2.69 (8, 1)	0.0	1	0	0	0	0	1	0	0	0	0	0	0	0	4	∞	∞					
PITCHER	IP WLS BF H R ER SO BB IBB HBP BLK WP HR S P ERA WHIP																ERA WHIP					
John Candelaria, L ERA: 3.41 (8, 1)	1.1	S 4	0	0	0	2	0	0	0	0	0	0	0	8	8	0.00	0.000					

AB	38
R	9
H	13
RBI	9
BB	6
SO	4
LOB	15



Batter	1	2	3	4	5	6	7	8	9	AB	R	H	RBI	BB	SO	LOB	BOTTOM			
Frank Taveras, R OBP: 0.294, SLG: 0.323 (1, 6)										5	1	1	1	0	0	3	Cincinnati Reds @ Pittsburgh Pirates Three Rivers Stadium, Pittsburgh, PA Fri Jun 09 1978, 7:05 PM EDT Att: 21,710 - Unknown			
John Milner, L OBP: 0.344, SLG: 0.346 (1, 7)										5	2	2	1	0	0	2				
Omar Moreno, L OBP: 0.317, SLG: 0.271 (8, 8)										0	0	0	0	0	0	0				
Dave Parker, L OBP: 0.335, SLG: 0.468 (1, 9)										5	2	2	0	0	0	0				
Bill Robinson, R OBP: 0.329, SLG: 0.434 (1, 8)										5	3	4	3	0	0	0				
Willie Stargell, L OBP: 0.355, SLG: 0.432 (1, 3)										4	2	3	3	1	0	1				
Rennie Stennett, R OBP: 0.286, SLG: 0.333 (1, 4)										5	0	1	0	0	1	4				
Ed Ott, L OBP: 0.300, SLG: 0.355 (1, 2)										4	1	2	1	0	0	2				
Phil Garner, R OBP: 0.311, SLG: 0.354 (1, 5)										4	0	2	1	0	0	2				
Don Robinson, R OBP: 0.179, SLG: 0.214 (1, 1)										0	0	0	0	0	0	0				
Jerry Reuss, L ERA: 5.4 (2, 1)										1	0	0	0	0	1	0				
Ken Macha, R OBP: 0.267, SLG: 0.500 (6, 1)										0	0	0	0	0	0	0				
Ed Whitson, R ERA: 6.15 (6, 1)										0	0	0	0	0	0	0				
Manny Sanguillen, R OBP: 0.290, SLG: 0.380 (6, PH)										0	0	0	0	0	0	0				
Grant Jackson, S OBP: 0.280, SLG: 0.200 (7, 1)										1	0	0	0	0	0	0				
Kent Tekulve, R OBP: 0.143, SLG: 0.143 (8, 1)										0	0	0	0	0	0	0				
John Candelaria, L OBP: 0.286, SLG: 0.174 (8, 1)										0	0	0	0	0	0	0				
Inning Stats	R: 0 E: 0 K: 0 S: 3	H: 0 LOB: 0 BB: 0 P: 3	R: 1 E: 0 K: 0 S: 5	H: 3 LOB: 1 BB: 0 P: 5	R: 0 E: 0 K: 1 S: 5	H: 0 LOB: 0 BB: 0 P: 5	R: 0 E: 0 K: 0 S: 4	H: 1 LOB: 1 BB: 0 P: 4	R: 0 E: 0 K: 0 S: 4	H: 1 LOB: 1 BB: 0 P: 4	R: 4 E: 0 K: 0 S: 8	H: 5 LOB: 1 BB: 0 P: 8	R: 6 E: 0 K: 1 S: 13	H: 8 LOB: 2 BB: 0 P: 13	R: 0 E: 0 K: 0 S: 3	H: 0 LOB: 1 BB: 1 P: 7	1B: 12 2B: 6 3B: 0 HR: 0	SF: 0 SAC: 0 DP: 1 HBP: 0	WP: 1 PB: 0 SB: 0 CS: 0	PA: 42
PITCHER	IP WLS BF H R ER SO BB IBB HBP BLK WP HR S P ERA WHIP																ERA WHIP			
Paul Moskau, R ERA: 5.4 (1, 1)	5.0	19	5	1	1	1	1	0	0	0	0	1	0	21	21	1.80	1.000			
Dave Tomlin, L ERA: 5.54 (6, 1)	0.0	4	4	4	4	0	0	0	0	0	0	0	0	4	4	∞	∞			
Pedro Borbon, R ERA: 6.15 (6, 1)	1.0	8	5	4	4	0	0	0	0	0	0	0	0	8	8	36.00	5.000			
Doug Bair, R ERA: 1.29 (7, 1)	1.0	L 7	4	2	2	1	0	0	0	0	0	0	0	9	9	18.00	4.000			
Manny Sarmiento, R ERA: 1.94 (8, 1)	1.0	4	0	0	0	0	1	0	0	0	0	0	0	3	7	0.00	1.000			

AB	41
R	11
H	18
RBI	10
BB	1
SO	2
LOB	16



Batter	1	2	3	4	5	6	7	8	9	AB	R	H	RBI	BB	SO	LOB	TOP								
Pete Rose, S OBP: 0.337, SLG: 0.410 (1,5) X	F8		4-3		K	4-3		E5 1B		5	1	0	0	0	1	2	Cincinnati Reds @ Pittsburgh Pirates Three Rivers Stadium, Pittsburgh, PA Sat Jun 10 1978, 3:33 AM EDT Att: 34,009 - Unknown								
Ken Griffey, L OBP: 0.385, SLG: 0.468 (1,9) X	B1-3		K				L9	1B		5	1	2	1	0	1	0									
Joe Morgan, L OBP: 0.375, SLG: 0.455 (1,4) X	F8			3-1	1B	1B				4	1	2	1	1	0	0									
George Foster, R OBP: 0.385, SLG: 0.549 (1,7)		5-3 1B		K	K		E5 1B	5-3		5	0	1	0	0	2	5									
Dan Driessen, L OBP: 0.410, SLG: 0.511 (1,3) X		5-3 1B					F4		K	5	1	3	3	0	1	1									
Dave Concepcion, R OBP: 0.384, SLG: 0.435 (1,6) X	5-3								6-3	5	0	2	0	0	1	4									
Mike Lum, L OBP: 0.406, SLG: 0.491 (1,8) X	5-3						P4			2	0	0	0	1	0	2									
Dave Collins, S OBP: 0.345, SLG: 0.239 (7, PH) X							F8			1	0	0	0	0	0	2									
Cesar Geronimo, L OBP: 0.355, SLG: 0.408 (7, 8) X										1	1	1	1	0	0	0									
Don Werner, R OBP: 0.273, SLG: 0.227 (1,2) X	4-3								F8	5	0	1	0	0	0	4									
Tom Seaver, R OBP: 0.281, SLG: 0.214 (1,1) X			F8							3	1	1	0	0	0	0									
Inning Stats	R: 0 E: 0 K: 0 S: 3	H: 0 LOB: 0 BB: 0 P: 3	R: 0 E: 0 K: 0 S: 5	H: 2 LOB: 2 BB: 0 P: 5	R: 0 E: 0 K: 1 S: 5	H: 0 LOB: 0 BB: 0 P: 5	R: 1 E: 0 K: 1 S: 7	H: 2 LOB: 2 BB: 1 P: 11	R: 2 E: 0 K: 3 S: 12	H: 3 LOB: 2 BB: 1 P: 16	R: 0 E: 0 K: 0 S: 4	H: 1 LOB: 1 BB: 0 P: 4	R: 1 E: 1 K: 0 S: 6	H: 2 LOB: 2 BB: 0 P: 6	R: 1 E: 1 K: 0 S: 6	H: 2 LOB: 2 BB: 0 P: 6	R: 1 E: 0 K: 1 S: 6	H: 1 LOB: 0 BB: 0 P: 6	1B: 10 2B: 0 3B: 0 HR: 3	SF: 0 SAC: 1 DP: 0 HBP: 0	WP: 0 PB: 0 SB: 3 CS: 0	PA: 44			
PITCHER	IP	WLS	BF	H	R	ER	SO	BB	IBB	HBP	BLK	WP	HR	S	P	ERA	WHIP								
Bert Blyleven, R ERA: 4.19 (1,1)	6.1		31	9	4	4	5	2	0	0	0	0	2	39	47	5.68	1.737								
Grant Jackson, L ERA: 2.89 (7,1)	1.1	L	8	3	1	0	0	0	0	0	0	0	0	8	8	0.00	2.250								
Kent Tekulve, R ERA: 2.82 (8,1)	1.1		5	1	1	1	1	0	0	0	0	0	1	7	7	6.75	0.750								

AB	41
R	6
H	13
RBI	6
BB	2
SO	6
LOB	20



Batter	1	2	3	4	5	6	7	8	9	AB	R	H	RBI	BB	SO	LOB	BOTTOM								
Frank Taveras, R OBP: 0.301, SLG: 0.330 (1,6) X	3-1 1B	4-3					G3			5	2	3	0	0	0	1	Cincinnati Reds @ Pittsburgh Pirates Three Rivers Stadium, Pittsburgh, PA Sat Jun 10 1978, 3:33 AM EDT Att: 34,009 - Unknown								
John Milner, L OBP: 0.351, SLG: 0.354 (1,7) X										4	0	2	1	0	0	1									
Omar Moreno, L OBP: 0.316, SLG: 0.270 (7, 8) X	3-1									1	0	0	0	0	0	2									
Dave Parker, L OBP: 0.338, SLG: 0.469 (1,9) X	1-3									4	1	2	1	0	0	0									
Dave Parker, L OBP: 0.338, SLG: 0.469 (1,9) X	B1-3 2B									4	1	2	1	0	0	0									
Bill Robinson, R OBP: 0.320, SLG: 0.421 (8,7) X	3-H 1B									4	0	0	0	0	2	3									
Willie Stargell, L OBP: 0.366, SLG: 0.471 (1,3) X	B1-3									3	1	2	2	1	0	0									
Rennie Stennett, R OBP: 0.282, SLG: 0.328 (1,4) X	2-H 2B									3	0	0	0	0	0	1									
Mario Mendoza, R OBP: 0.313, SLG: 0.400 (7,4) X	4-3									0	0	0	0	0	0	0									
Ed Ott, L OBP: 0.143, SLG: 0.143 (8, PH) X										1	0	0	0	0	1	1									
Ken Macha, R OBP: 0.667, SLG: 0.500 (9,5) X										0	0	0	0	0	0	0									
Duffy Dyer, R OBP: 0.383, SLG: 0.391 (1,2) X										4	0	1	0	0	1	0									
Phil Garner, R OBP: 0.310, SLG: 0.351 (9,4) X										4	0	1	0	0	1	1									
Bert Blyleven, R OBP: 0.097, SLG: 0.067 (1,1) X										1	0	0	0	0	0	0									
Grant Jackson, S OBP: 0.197, SLG: 0.167 (7,1) X										1	0	0	0	0	1	0									
Kent Tekulve, R OBP: 0.143, SLG: 0.143 (8,1) X										0	0	0	0	0	0	0									
Manny Sanguillen, R OBP: 0.298, SLG: 0.382 (9, PH) X										1	0	0	0	0	0	1									
Inning Stats	R: 2 E: 0 K: 0 S: 6	H: 3 LOB: 1 BB: 0 P: 6	R: 0 E: 0 K: 0 S: 4	H: 1 LOB: 1 BB: 0 P: 4	R: 0 E: 0 K: 0 S: 3	H: 0 LOB: 0 BB: 0 P: 3	R: 0 E: 0 K: 1 S: 5	H: 0 LOB: 0 BB: 0 P: 5	R: 1 E: 0 K: 1 S: 8	H: 3 LOB: 2 BB: 0 P: 8	R: 1 E: 0 K: 1 S: 6	H: 1 LOB: 0 BB: 0 P: 6	R: 0 E: 0 K: 1 S: 5	H: 1 LOB: 1 BB: 0 P: 5	R: 0 E: 0 K: 2 S: 7	H: 0 LOB: 1 BB: 1 P: 11	R: 0 E: 0 K: 0 S: 5	H: 2 LOB: 2 BB: 0 P: 5	1B: 9 2B: 1 3B: 0 HR: 1	SF: 0 SAC: 1 DP: 0 HBP: 0	WP: 0 PB: 0 SB: 2 CS: 1	PA: 39			
PITCHER	IP	WLS	BF	H	R	ER	SO	BB	IBB	HBP	BLK	WP	HR	S	P	ERA	WHIP								
Tom Seaver, R ERA: 3.53 (1,1)	9.0	W	38	11	4	4	6	1	0	0	0	0	1	49	53	4.00	1.333								



Batter	1	2	3	4	5	6	7	8	9	AB	R	H	RBI	BB	SO	LOB	TOP										
Pete Rose, S OBP: 0.332, SLG: 0.403 (1, 7) (8, 5)	0-0 6-3		0-0 6-3			0-0 F9		0-0 FC6-4		4	0	0	0	0	0	2	Cincinnati Reds @ Pittsburgh Pirates Three Rivers Stadium, Pittsburgh, PA Sun Jun 11 1978, 3:33 AM EDT Att: 24,972 - Unknown										
Ken Griffey, L OBP: 0.383, SLG: 0.465 (1, 9)	0-0 F7			0-0 F7		0-0 L7			0-0 1B	4	0	1	0	0	0	0											
Joe Morgan, L OBP: 0.377, SLG: 0.456 (1, 4)	0-0 F7			0-0 1B			0-0 4-3		0-0 1B	4	0	2	0	0	0	0											
George Foster, R OBP: 0.387, SLG: 0.561 (1, 8) (8, 7)		0-0 HR		0-0 F9		0-0 1B	0-0 G6-4-3		0-3 K	4	1	2	1	0	1	3											
Dave Concepcion, R OBP: 0.357, SLG: 0.427 (1, 6)	0-0 F8		0-3 K			0-0 K	0-0 G6-4-3		0-0 F9	4	0	0	0	0	1	4											
Dan Driessen, L OBP: 0.407, SLG: 0.505 (1, 3)	0-0 P6				0-0 4-3			0-0 FC6-4	0-0 F7	4	0	1	0	0	0	2											
Ray Knight, R OBP: 0.406, SLG: 0.333 (8, PH)					0-0 4-3			0-0 FC6-4		2	0	0	0	0	0	0											
Cesar Geronimo, L OBP: 0.359, SLG: 0.412 (8, 8)	0-0 6-3				0-0 4-3			0-0 FC6-4		1	0	1	0	0	0	0											
Don Werner, R OBP: 0.264, SLG: 0.218 (1, 2)			0-3 K		0-0 6-3			0-3 K		3	0	0	0	0	2	2											
Tom Hume, R (1, 1)			0-3 K			0-0 L8		0-0 FC6-4		2	0	0	0	0	1	0											
Mike Lum, L OBP: 0.406, SLG: 0.491 (8, PH)								0-0 FC6-4		0	0	0	0	0	0	0											
Johnny Bench, R OBP: 0.297, SLG: 0.455 (8, PH)								0-0 FC6-4		1	0	0	0	0	0	2											
Manny Sarmiento, R (8, 1)								1-2 2-3		0	0	0	0	0	0	0											
Inning Stats	R: 0 E: 0 K: 0 S: 3	H: 0 LOB: 0 BB: 0 P: 3	R: 1 E: 0 K: 0 S: 4	H: 1 LOB: 0 BB: 0 P: 4	R: 0 E: 0 K: 2 S: 7	H: 0 LOB: 0 BB: 0 P: 7	R: 0 E: 0 K: 1 S: 6	H: 1 LOB: 1 BB: 0 P: 6	R: 0 E: 0 K: 0 S: 3	H: 0 LOB: 0 BB: 0 P: 3	R: 0 E: 0 K: 0 S: 3	H: 1 LOB: 0 BB: 0 P: 3	R: 0 E: 0 K: 1 S: 7	H: 2 LOB: 2 BB: 0 P: 7	R: 0 E: 0 K: 1 S: 7	H: 2 LOB: 2 BB: 0 P: 7	1B: 6 2B: 0 3B: 0 HR: 1	SF: 0 SAC: 0 DP: 1 HBP: 0	WP: 0 PB: 0 SB: 1 CS: 0	PA: 33							
PITCHER	IP	WLS	BF	H	R	ER	SO	BB	IBB	HBP	BLK	WP	HR	S	P	ERA	WHIP										
Jim Rooker, L ERA: 5.4 (1, 1)	7.0		23	3	1	1	3	0	0	0	0	0	1	29	29	1.29	0.429										
Kent Tekulve, R ERA: 2.79 (8, 1)	0.1		3	2	0	0	1	0	0	0	0	0	0	5	5	0.00	6.000										
Grant Jackson, L ERA: 2.81 (8, 1)	0.2	W	4	2	0	0	0	0	0	0	0	0	0	4	4	0.00	3.000										
Ed Whitson, R ERA: (9, 1)	1.0	S	3	0	0	0	1	0	0	0	0	0	0	5	5	0.00	0.000										

AB	33
R	1
H	7
RBI	1
BB	0
SO	5
LOB	15





Batter	1	2	3	4	5	6	7	8	9	AB	R	H	RBI	BB	SO	LOB	BOTTOM										
Frank Taveras, R OBP: 0.305, SLG: 0.327 (1, 6)	0-3 K		0-0 G3			1-0 CS	1-0 HBP			2	0	0	1	0	1	1	Cincinnati Reds @ Pittsburgh Pirates Three Rivers Stadium, Pittsburgh, PA Sun Jun 11 1978, 3:33 AM EDT Att: 24,972 - Unknown										
Omar Moreno, L OBP: 0.315, SLG: 0.265 (1, 8)	0-0 B3		0-0 G3			4-0 HBP	0-0 4-3			3	0	0	0	1	0	4											
Dave Parker, L OBP: 0.341, SLG: 0.483 (1, 9)	0-0 2B			0-0 6-3		0-0 F9		0-0 SF7		4	1	2	0	0	0	1											
Bill Robinson, R OBP: 0.311, SLG: 0.409 (1, 7)	0-3 K			0-0 6-3		0-3 K		0-0 P4		4	0	0	0	0	2	3											
Willie Stargell, L OBP: 0.383, SLG: 0.460 (1, 3)		0-0 L9		0-3 K		0-0 4-3		4-0 2B		3	1	0	0	1	1	0											
Ed Ott, L OBP: 0.304, SLG: 0.360 (1, 2)		0-0 L6			0-0 FC5-4		0-0 1B	0-0 SF7		3	1	2	1	0	0	0											
Phil Garner, R OBP: 0.308, SLG: 0.354 (8, 4)		0-0 F8			0-0 FC5-4		0-0 1B	0-0 SF7		4	0	1	1	0	0	2											
Mario Mendoza, R OBP: 0.324, SLG: 0.387 (1, 4)			0-0 F9		1-0 HBP		4-0 HBP	0-0 F9		1	0	0	0	0	0	0											
John Milner, L OBP: 0.358, SLG: 0.354 (7, PH)					0-0 HBP		0-0 1B			0	0	0	0	1	0	0											
Ken Macha, R OBP: 0.500, SLG: 0.333 (8, 5)					1-2 HBP		0-0 1B			1	0	0	0	0	0	1											
Jim Rooker, R OBP: 0.150, SLG: 0.200 (1, 1)					0-0 6-3					2	0	1	0	0	0	1											
Manny Sanguillen, R OBP: 0.296, SLG: 0.391 (7, PH)										1	0	1	0	0	0	0											
Kent Tekulve, R OBP: 0.143, SLG: 0.143 (8, 1)										0	0	0	0	0	0	0											
Grant Jackson, S OBP: 0.187, SLG: 0.167 (8, 1)										0	0	0	0	0	0	0											
Ed Whitson, R ERA: (9, 1)										0	0	0	0	0	0	0											
Inning Stats	R: 0 E: 0 K: 2 S: 8	H: 1 LOB: 1 BB: 0 P: 8	R: 0 E: 0 K: 0 S: 3	H: 0 LOB: 0 BB: 0 P: 3	R: 0 E: 0 K: 0 S: 4	H: 1 LOB: 1 BB: 0 P: 4	R: 0 E: 0 K: 1 S: 5	H: 0 LOB: 0 BB: 0 P: 5	R: 0 E: 0 K: 1 S: 4	H: 0 LOB: 1 BB: 1 P: 9	R: 1 E: 0 K: 0 S: 5	H: 2 LOB: 3 BB: 1 P: 10	R: 2 E: 0 K: 0 S: 5	H: 2 LOB: 1 BB: 1 P: 9	1B: 4 2B: 2 3B: 1 HR: 0	SF: 1 SAC: 0 DP: 0 HBP: 3	WP: 0 PB: 0 SB: 1 CS: 2	PA: 35									
PITCHER	IP	WLS	BF	H	R	ER	SO	BB	IBB	HBP	BLK	WP	HR	S	P	ERA	WHIP										
Tom Hume, R ERA: 5.6 (1, 1)	7.0		29	5	1	1	4	1	1	3	0	0	0	32	43	1.29	0.857										
Manny Sarmiento, R ERA: 2.25 (8, 1)	1.0	L	6	2	2	2	0	0	1	0	0	0	0	5	9	18.00	2.000										



Batter	1	2	3	4	5	6	7	8	9	AB R H RBI BB SO LOB	TOP									
Ivan De Jesus, R (1, 6) OBP: 0.395, SLG: 0.367	F9		L9 SF8 2B		L9		S 1B BB		4-3	4 2 1 0 1 0 0	Chicago Cubs @ Cincinnati Reds Riverfront Stadium, Cincinnati, OH Mon Jun 12 1978, 7:05 PM EDT Att: 30,190 - Unknown - 74 F									
Greg Gross, L (1, 8) OBP: 0.377, SLG: 0.465	P6		L9		5-3		1-H 1B		4-3	5 0 1 1 0 0 1										
Larry Bittner, L (1, 3) OBP: 0.348, SLG: 0.423			SF8							3 0 1 1 0 0 1										
Dave Kingman, R (1, 7) OBP: 0.316, SLG: 0.527	1B		3-H 6-3							4 0 1 0 0 1 1										
Bobby Murcer, L (1, 9) OBP: 0.333, SLG: 0.377					E5 1B			E6 1B		3 1 2 0 1 1 1										
Manny Trillo, R (1, 4) OBP: 0.349, SLG: 0.385					1-3 FC 1B				K	4 0 0 0 0 0 5										
Steve Ontiveros, S (1, 5) OBP: 0.282, SLG: 0.258					1-2 F7				G3	3 0 0 1 1 1 3										
Dave Rader, L (1, 2) OBP: 0.299, SLG: 0.348					F5					3 0 0 0 1 0 3										
Rick Reuschel, R (1, 1) OBP: 0.088, SLG: 0.031					3-H G4-6-3				F2	3 0 0 0 1 0 3										
Rudy Meoli, L (7, PH) OBP: 0.235, SLG: 0.071					1-2 F2				F9	2 0 0 0 0 0 2										
Ken Holtzman, R (7, 1)									F8	1 0 0 0 0 0 0										
										1 0 0 0 0 0 0	AB 33 R 3 H 6 RBI 3 BB 4 SO 3 LOB 17									
Inning Stats	R: 0 E: 0 K: 1 S: 6	H: 1 LOB: 1 BB: 0 P: 6	R: 0 E: 0 K: 1 S: 10	H: 0 LOB: 2 BB: 2 P: 21	R: 1 E: 0 K: 0 S: 4	H: 1 LOB: 0 BB: 0 P: 4	R: 1 E: 0 K: 0 S: 4	H: 1 LOB: 0 BB: 0 P: 4	R: 0 E: 1 K: 0 S: 5	H: 1 LOB: 2 BB: 1 P: 5	R: 1 E: 0 K: 0 S: 4	H: 1 LOB: 1 BB: 1 P: 8	R: 0 E: 1 K: 1 S: 6	H: 1 LOB: 2 BB: 1 P: 10	R: 0 E: 0 K: 0 S: 3	H: 0 LOB: 0 BB: 0 P: 3	1B: 5 2B: 1 3B: 0 HR: 0	SF: 1 SAC: 0 DP: 1 HBP: 0	WP: 0 PB: 0 SB: 1 CS: 0	PA: 38
PITCHER	IP WLS BF H R ER SO BB IBB HBP BLK WP HR S P ERA WHIP																			
Bill Bonham, R (1, 1) ERA: 2.69	8.0 L 35 6 3 3 3 3 3 1 0 0 0 0 0 0 3.38 1.125																			
Pedro Borbon, R (9, 1) ERA: 5.97	1.0 3 0 0 0 0 0 0 0 0 0 0 0 0 0 0.00 0.000																			

Batter	1	2	3	4	5	6	7	8	9	AB R H RBI BB SO LOB	BOTTOM											
Pete Rose, S (1, 5) OBP: 0.331, SLG: 0.409	3-1		6-3			G4-6-3 1-2			4-3 3B	4 1 1 0 0 0 1	Chicago Cubs @ Cincinnati Reds Riverfront Stadium, Cincinnati, OH Mon Jun 12 1978, 7:05 PM EDT Att: 30,190 - Unknown - 74 F											
Ken Griffey, L (1, 9) OBP: 0.377, SLG: 0.457	K				1-4-3				4-3	4 0 0 1 0 1 0												
Joe Morgan, L (1, 4) OBP: 0.375, SLG: 0.457					4-3				K	4 0 1 0 0 1 0												
George Foster, R (1, 7) OBP: 0.385, SLG: 0.568					6-3				5-3	4 1 1 1 0 0 1												
Dan Driessen, L (1, 3) OBP: 0.406, SLG: 0.508					4-3				K	3 0 1 0 0 1 0												
Cesar Geronimo, L (1, 8) OBP: 0.339, SLG: 0.403					4-3 2B				K	3 0 0 0 0 2 1												
Don Werner, R (1, 2) OBP: 0.255, SLG: 0.210					5-3				K	3 0 0 0 0 1 1												
Rick Auerbach, R (1, 6) OBP: 0.296, SLG: 0.318					4-3				K	3 0 0 0 0 2 1												
Bill Bonham, R (1, 1) OBP: 0.214, SLG: 0.200					K				F3	1 0 0 0 1 1 0												
Dave Collins, S (8, PH) OBP: 0.339, SLG: 0.234					K				L6	1 0 0 0 0 0 0												
Pedro Borbon, R (9, 1) OBP: 0.250, SLG: 0.250										0 0 0 0 0 0 0												
Inning Stats	R: 0 E: 0 K: 1 S: 9	H: 1 LOB: 1 BB: 0 P: 12	R: 0 E: 0 K: 1 S: 5	H: 0 LOB: 0 BB: 0 P: 5	R: 0 E: 0 K: 2 S: 7	H: 0 LOB: 0 BB: 0 P: 7	R: 0 E: 0 K: 0 S: 6	H: 0 LOB: 0 BB: 0 P: 8	R: 0 E: 0 K: 1 S: 9	H: 1 LOB: 1 BB: 1 P: 12	R: 0 E: 0 K: 0 S: 2	H: 0 LOB: 0 BB: 1 P: 6	R: 1 E: 0 K: 2 S: 9	H: 1 LOB: 0 BB: 0 P: 10	R: 0 E: 0 K: 1 S: 5	H: 0 LOB: 0 BB: 0 P: 5	R: 1 E: 0 K: 1 S: 8	H: 1 LOB: 0 BB: 0 P: 8	1B: 0 2B: 2 3B: 1 HR: 1	SF: 0 SAC: 0 DP: 1 HBP: 0	WP: 0 PB: 0 SB: 0 CS: 0	PA: 31
PITCHER	IP WLS BF H R ER SO BB IBB HBP BLK WP HR S P ERA WHIP																					
Rick Reuschel, R (1, 1) ERA: 2.06	6.0 W 20 2 0 0 5 0 0 0 0 0 0 0 0 0 0.00 0.500																					
Ken Holtzman, L (7, 1) ERA: 4.35	3.0 S 11 2 2 2 4 0 0 0 0 0 0 1 22 23 6.00 0.667																					

Batter	1	2	3	4	5	6	7	8	9	AB	R	H	RBI	BB	SO	LOB	TOP					
Ivan De Jesus, R OBP: 0.355, SLG: 0.364 (1, 6)	0-0 3-1		4-0 S BB			0-0 SH3-4			0-0 4-3	2	0	0	0	1	0	0	Chicago Cubs @ Cincinnati Reds Riverfront Stadium, Cincinnati, OH Tue Jun 13 1978, 7:05 PM EDT Att: 31,283 - Unknown - 69 F AB 28 R 0 H 4 RBI 0 BB 2 SO 9 LOB 10 					
Gene Clines, R OBP: 0.339, SLG: 0.364 (1, 9)	1-3 K		0-3 K			3-3 K			0-0 1B 2B	4	0	1	0	0	3	2						
Larry Bittner, L OBP: 0.345, SLG: 0.416 (1, 3)	0-0 4-3			3-3 K		0-0 L6			0-0 1B	4	0	1	0	0	1	1						
Dave Kingman, R OBP: 0.315, SLG: 0.517 (1, 7)		4-2 SH3 S BB		2-2 P4			0-3 K		0-3 K	3	0	0	0	1	2	2						
Manny Trillo, R OBP: 0.344, SLG: 0.379 (1, 4)	0-0 SH3		0-0 4-3				0-0 6-3		0-3 K	3	0	0	0	0	1	2						
Bobby Murcer, L OBP: 0.329, SLG: 0.371 (1, 8)	0-0 F3				0-3 K				0-0 4-3	3	0	0	0	0	1	1						
Steve Ontiveros, S OBP: 0.283, SLG: 0.260 (1, 5)	0-0 F9					0-0 G3-6-3 1B			0-0 6-3	3	0	1	0	0	0	1						
Dave Rader, L OBP: 0.295, SLG: 0.343 (8, PH)			0-3 K			0-0 G3-6-3			0-0 F9	2	0	0	0	0	1	1						
Hector Cruz, R OBP: 0.299, SLG: 0.387 (8, 2)						1-2			0-0 F9	1	0	0	0	0	0	0						
Larry Cox, R OBP: 0.295, SLG: 0.321 (8, 1)									0-0 F5	0	0	0	0	0	0	0						
Dennis Lamp, R OBP: 0.222, SLG: 0.222 (6, 1)			0-0 L9							2	0	1	0	0	0	0						
Willie Hernandez, L OBP: 0.352, SLG: 0.404 (8, PH)										0	0	0	0	0	0	0						
Bill Buckner, L OBP: 0.352, SLG: 0.404 (8, 1)										1	0	0	0	0	0	0						
Dave Geisel, L (8, 1)										0	0	0	0	0	0	0						
Inning Stats	R: 0 E: 0 K: 1 S: 6	H: 0 LOB: 0 BB: 0 P: 7	R: 0 E: 0 K: 0 S: 6	H: 0 LOB: 1 BB: 1 P: 10	R: 0 E: 0 K: 2 S: 7	H: 0 LOB: 1 BB: 1 P: 11	R: 0 E: 0 K: 1 S: 9	H: 0 LOB: 0 BB: 0 P: 14	R: 0 E: 0 K: 1 S: 5	H: 1 LOB: 0 BB: 0 P: 5	R: 0 E: 0 K: 1 S: 7	H: 1 LOB: 1 BB: 0 P: 10	R: 0 E: 0 K: 1 S: 6	H: 0 LOB: 0 BB: 0 P: 6	R: 0 E: 0 K: 0 S: 3	H: 0 LOB: 0 BB: 0 P: 3	R: 0 E: 0 K: 2 S: 9	H: 2 LOB: 2 BB: 0 P: 9	1B: 3 2B: 1 3B: 0 HR: 0	SF: 0 SAC: 2 DP: 1 HBP: 0	WP: 0 PB: 0 SB: 2 CS: 0	PA: 32
PITCHER	IP WLS BF H R ER SO BB IBB HBP BLK WP HR S P ERA WHIP	8.1 W 30 4 0 0 7 2 0 0 0 0 0 0 6 69 0.00 0.720	0.2 S 2 0 0 0 2 0 0 0 0 0 0 0 6 6 0.00 0.000																			
Fred Norman, L ERA: 2.95 (1, 1)																						
Doug Bair, R ERA: 1.26 (9, 1)																						

Batter	1	2	3	4	5	6	7	8	9	AB	R	H	RBI	BB	SO	LOB	BOTTOM					
Pete Rose, S OBP: 0.330, SLG: 0.404 (1, 5)	0-0 6-3		0-0 L5			0-0 F8			0-0 SH5-4	3	0	0	0	1	0	1	Chicago Cubs @ Cincinnati Reds Riverfront Stadium, Cincinnati, OH Tue Jun 13 1978, 7:05 PM EDT Att: 31,283 - Unknown - 69 F AB 28 R 1 H 5 RBI 1 BB 2 SO 3 LOB 13 					
Ken Griffey, L OBP: 0.375, SLG: 0.454 (1, 9)	0-0 4-3		0-0 1B			0-0 F8			4-0 BB	4	0	1	0	0	1	2						
Joe Morgan, L OBP: 0.377, SLG: 0.458 (1, 4)	0-0 1B		0-0 F7			0-0 F7			0-3 K	4	0	2	0	0	0	2						
George Foster, R OBP: 0.383, SLG: 0.561 (1, 7)	0-3 K			0-0 L9 SF9		0-0 4-3 1B			0-0 F7	3	1	0	0	1	1	1						
Dan Driessen, L OBP: 0.399, SLG: 0.497 (1, 3)		0-0 F7		0-0 G3		4-0 1B			0-0 5-3	4	0	0	0	0	0	3						
Cesar Geronimo, L OBP: 0.352, SLG: 0.397 (1, 8)		0-0 L6		1-0 S HBP		2-2 4-3 IBB			0-0 3-1	2	0	0	0	0	0	2						
Don Werner, R OBP: 0.256, SLG: 0.217 (1, 2)		0-3 K		0-0 SF9		0-0 4-3				2	0	1	1	0	1	0						
Rick Auerbach, R OBP: 0.267, SLG: 0.280 (1, 6)			0-0 6-3		3-H 0-0 S				1-2 SH5-4 1B	4	0	0	0	0	0	2						
Fred Norman, S OBP: 0.219, SLG: 0.219 (1, 1)			0-0 1B			0-0 F7			0-0 F8	2	0	1	0	0	0	0						
Doug Bair, R (9, 1)										0	0	0	0	0	0	0						
Inning Stats	R: 0 E: 0 K: 1 S: 6	H: 1 LOB: 1 BB: 0 P: 6	R: 0 E: 0 K: 1 S: 5	H: 0 LOB: 0 BB: 0 P: 5	R: 0 E: 0 K: 0 S: 5	H: 2 LOB: 2 BB: 0 P: 5	R: 1 E: 1 K: 0 S: 3	H: 0 LOB: 1 BB: 0 P: 4	R: 0 E: 0 K: 0 S: 3	H: 0 LOB: 0 BB: 0 P: 3	R: 0 E: 0 K: 0 S: 8	H: 1 LOB: 2 BB: 1 P: 14	R: 0 E: 0 K: 1 S: 9	H: 1 LOB: 1 BB: 1 P: 14	R: 0 E: 0 K: 0 S: 3	H: 0 LOB: 0 BB: 0 P: 3	R: 0 E: 0 K: 2 S: 9	H: 0 LOB: 0 BB: 0 P: 9	1B: 5 2B: 0 3B: 0 HR: 0	SF: 1 SAC: 1 DP: 0 HBP: 1	WP: 0 PB: 0 SB: 2 CS: 0	PA: 33
PITCHER	IP WLS BF H R ER SO BB IBB HBP BLK WP HR S P ERA WHIP	5.1 L 23 4 1 0 2 0 1 0 0 2 0 0 15 22 0.00 1.200	1.2 7 1 0 0 1 1 0 0 0 0 0 0 3 3 0.00 0.000	1.0 3 0 0 0 0 0 0 0 0 0 0 0 3 3 0.00 0.000																		
Dennis Lamp, R ERA: 3.12 (1, 1)																						
Willie Hernandez, L ERA: 3.03 (6, 1)																						
Dave Geisel, L (8, 1)																						

Batter	1	2	3	4	5	6	7	8	9	AB	R	H	RBI	BB	SO	LOB	TOP								
Ivan De Jesus, R OBP: 0.353, SLG: 0.362	0-3 K		0-3 K		0-0 FC5-4			3-2 1B		4	0	1	0	0	2	1	Chicago Cubs @ Cincinnati Reds Riverfront Stadium, Cincinnati, OH Wed Jun 14 1978, 3:33 AM EDT Att: 34,658 - Unknown - 73 F								
Greg Gross, L OBP: 0.376, SLG: 0.470	0-0 2B			0-0 F7		0-0 G3		0-0 F8		3	0	1	0	0	0	0									
Dave Kingman, R OBP: 0.313, SLG: 0.514				1-2 4-3		0-0 F8		1-2 P4		4	0	0	0	0	0	1									
Donnie Moore, L OBP: 0.400, SLG: 0.400																									
Bill Buckner, L OBP: 0.342, SLG: 0.393	0-0 3-1			4-0 1B WP BB		0-0 E1 FC6		0-0 F9		3	1	0	0	1	0	0									
Bobby Murcer, L OBP: 0.327, SLG: 0.365				0-0 K		0-0 FC6		0-0 1B		4	0	2	0	0	1	1									
Larry Bittner, L OBP: 0.350, SLG: 0.419				1-3 1B		1-2 1B																			
Steve Ontiveros, S OBP: 0.276, SLG: 0.254	0-0 E6 FC5-4			2-3 K		0-0 4-3		0-0 L5		4	0	0	0	0	1	2									
Manny Trillo, R OBP: 0.338, SLG: 0.372	0-0 FC5-4			1-2 3-H		0-0 F9		0-0 5-3		4	0	0	0	0	0	2									
Dave Rader, L OBP: 0.289, SLG: 0.336				0-0 F2		0-0 P4		0-0 P6		3	0	0	0	0	0	0									
Dave Roberts, L OBP: 0.438, SLG: 0.500				0-0 4-3		4-0 BB		0-0 F7		1	0	0	0	1	0	0									
Hector Cruz, R OBP: 0.266, SLG: 0.382										1	0	0	0	0	0	0									
Inning Stats	R: 0 E: 0 K: 1 S: 5	H: 1 LOB: 0 BB: 0 P: 5	R: 0 E: 1 K: 1 S: 6	H: 0 LOB: 1 BB: 0 P: 6	R: 0 E: 0 K: 1 S: 5	H: 0 LOB: 0 BB: 0 P: 5	R: 1 E: 0 K: 1 S: 11	H: 1 LOB: 1 BB: 1 P: 18	R: 0 E: 0 K: 0 S: 3	H: 0 LOB: 1 BB: 1 P: 7	R: 0 E: 1 K: 0 S: 4	H: 0 LOB: 1 BB: 0 P: 4	R: 0 E: 0 K: 0 S: 3	H: 0 LOB: 0 BB: 0 P: 3	R: 0 E: 0 K: 0 S: 10	H: 1 LOB: 1 BB: 0 P: 14	R: 0 E: 0 K: 0 S: 4	H: 1 LOB: 1 BB: 0 P: 4	1B: 3 2B: 1 3B: 0 HR: 0	SF: 0 SAC: 0 DP: 0 HBP: 0	WP: 1 PB: 0 SB: 0 CS: 0	PA: 34			
PITCHER	IP	WLS	BF	H	R	ER	SO	BB	IBB	HBP	BLK	WP	HR	S	P	ERA	WHIP								
Manny Sarmiento, R ERA: 2.21	5.0	W	19	2	1	1	4	2	0	0	0	1	0	30	41	1.80	0.800								
Dave Tomlin, L ERA: 4.91	3.1		13	2	0	0	0	0	0	0	0	0	0	19	23	0.00	0.600								
Doug Bair, R ERA: 1.24	0.2	S	2	0	0	0	0	0	0	0	0	0	0	2	2	0.00	0.000								

AB	32
R	1
H	4
RBI	0
BB	2
SO	4
LOB	8



Batter	1	2	3	4	5	6	7	8	9	AB	R	H	RBI	BB	SO	LOB	BOTTOM								
Pete Rose, S OBP: 0.332, SLG: 0.405	0-0 2B 6-3 1B							0-3 K		4	1	2	0	0	1	0	Chicago Cubs @ Cincinnati Reds Riverfront Stadium, Cincinnati, OH Wed Jun 14 1978, 3:33 AM EDT Att: 34,658 - Unknown - 73 F								
Ray Knight, R OBP: 0.219, SLG: 0.333		0-0 L6						0-0 1B		0	0	0	0	0	0	0									
Ken Griffey, L OBP: 0.377, SLG: 0.458	0-0 1B 2B		0-0 L9		0-0 F8			0-0 PO 1B		4	1	2	0	0	0	1									
Dave Concepcion, R OBP: 0.357, SLG: 0.425	0-0 6-3		0-0 G6-4-3 1B		0-0 F3			0-0 PO		3	0	1	1	0	0	1									
George Foster, R OBP: 0.383, SLG: 0.557	3-H 4-0 1B 5-3 IBB		0-0 G6-4-3		0-3 K			1-2 K		2	1	0	0	1	1	1									
Dan Driessen, L OBP: 0.398, SLG: 0.495	0-0 5-3 1B			0-0 F9		2-2 L9				3	0	1	1	0	0	0									
Junior Kennedy, R OBP: 0.384, SLG: 0.261	1-3 2-H 5-3 1B			0-0 6-3				0-0 L9		3	0	0	1	0	0	1									
Cesar Geronimo, L OBP: 0.346, SLG: 0.388	1-2 3-H P6			0-0 5-3				0-0 4-3		3	0	0	0	0	0	1									
Don Werner, R OBP: 0.250, SLG: 0.209		0-3 K			0-0 5-3			0-0 1-3		3	0	0	0	0	1	0									
Manny Sarmiento, R OBP: 0.358, SLG: 0.269		0-0 P5			0-3 K			0-3 K		1	0	0	0	0	0	0									
Rick Auerbach, R OBP: 0.258, SLG: 0.269										1	0	0	0	0	1	0									
Dave Tomlin, L OBP: 0.266, SLG: 0.382										1	0	0	0	0	1	0									
Doug Bair, R OBP: 0.266, SLG: 0.382										0	0	0	0	0	0	0									
Inning Stats	R: 3 E: 0 K: 0 S: 6	H: 3 LOB: 1 BB: 1 P: 10	R: 0 E: 0 K: 1 S: 5	H: 0 LOB: 0 BB: 0 P: 5	R: 0 E: 0 K: 0 S: 3	H: 1 LOB: 0 BB: 0 P: 3	R: 0 E: 0 K: 0 S: 3	H: 0 LOB: 0 BB: 0 P: 3	R: 0 E: 0 K: 1 S: 6	H: 1 LOB: 1 BB: 0 P: 6	R: 0 E: 0 K: 1 S: 8	H: 0 LOB: 0 BB: 0 P: 10	R: 0 E: 0 K: 0 S: 3	H: 0 LOB: 0 BB: 0 P: 3	R: 0 E: 0 K: 2 S: 7	H: 1 LOB: 0 BB: 0 P: 7	R: 0 E: 0 K: 0 S: 4	H: 1 LOB: 1 BB: 0 P: 4	1B: 5 2B: 1 3B: 0 HR: 0	SF: 0 SAC: 0 DP: 1 HBP: 0	WP: 0 PB: 0 SB: 0 CS: 0	PA: 30			
PITCHER	IP	WLS	BF	H	R	ER	SO	BB	IBB	HBP	BLK	WP	HR	S	P	ERA	WHIP								
Dave Roberts, L ERA: 2.9	7.0	L	26	5	3	3	3	0	0	0	0	0	0	34	40	3.86	0.714								
Donnie Moore, R ERA: 4.56	1.0		3	1	0	0	2	0	0	0	0	0	0	7	7	0.00	1.000								



Batter	1	2	3	4	5	6	7	8	9	AB	R	H	RBI	BB	SO	LOB	TOP		
Lou Brock, L OBP: 0.258, SLG: 0.235 (1, 7)	G3		4-3			F7			F7	4	0	0	0	0	0	1			
Gary Templeton, S OBP: 0.245, SLG: 0.286 (1, 6)	6-3		F7			F2			FC6-4	4	0	0	0	0	0	1			
George Hendrick, R OBP: 0.291, SLG: 0.352 (1, 8)	4-3								G3	4	0	0	0	0	1	1			
Ted Simmons, S OBP: 0.402, SLG: 0.514 (1, 2)		6-3				4-3				3	0	0	0	0	0	0			
Keith Hernandez, L OBP: 0.361, SLG: 0.409 (1, 3)		E S BB				4-3			1-6-3	2	0	0	0	1	0	0			
Jerry Morales, R OBP: 0.283, SLG: 0.345 (1, 9)			K							3	0	0	0	0	1	1			
Ken Reitz, R OBP: 0.292, SLG: 0.352 (1, 5)						F8			5-3	2	0	0	0	1	0	0			
Mike Phillips, L OBP: 0.242, SLG: 0.293 (1, 4)						G3			F7	3	0	0	0	0	0	2			
John Denny, R OBP: 0.211, SLG: 0.250 (1, 1)										2	0	0	0	0	1	0			
Buddy Schultz, R (7, 1)										0	0	0	0	0	0	0			
Jerry Mumphrey, S OBP: 0.244, SLG: 0.200 (9, PH)			K			F9			FC6-4 BB	0	0	0	0	1	0	0			
Inning Stats	R: 0 E: 0 K: 0 S: 3	H: 0 LOB: 0 BB: 0 P: 3	R: 0 E: 0 K: 1 S: 5	H: 0 LOB: 2 BB: 2 P: 13	R: 0 E: 0 K: 1 S: 5	H: 0 LOB: 0 BB: 0 P: 5	R: 0 E: 0 K: 1 S: 5	H: 0 LOB: 0 BB: 0 P: 5	R: 0 E: 0 K: 0 S: 3	H: 0 LOB: 0 BB: 0 P: 3	R: 0 E: 0 K: 0 S: 3	H: 0 LOB: 0 BB: 0 P: 3	R: 0 E: 0 K: 0 S: 3	H: 0 LOB: 0 BB: 0 P: 3	R: 0 E: 0 K: 0 S: 3	H: 0 LOB: 1 BB: 1 P: 7	1B: 0 2B: 0 3B: 0 HR: 0	SF: 0 SAC: 0 DP: 0 HBP: 0	WP: 0 PA: 30 PB: 0 SB: 1 CS: 0
PITCHER Tom Seaver, R ERA: 3.22 (1, 1)	IP: 9.0 WLS: W BF: 30 H: 0 R: 0 ER: 0 SO: 3 BB: 3 IBB: 0 HBP: 0 BLK: 0 WP: 0 HR: 0 S: 33 P: 45 ERA: 0.00 WHIP: 0.333																		

St. Louis Cardinals @ Cincinnati Reds
Riverfront Stadium, Cincinnati, OH
Fri Jun 16 1978, 7:05 PM EDT
Att: 38,216 - Unknown

AB 27
R 0
H 0
RBI 0
BB 3
SO 3
LOB 6




Batter	1	2	3	4	5	6	7	8	9	AB	R	H	RBI	BB	SO	LOB	BOTTOM		
Pete Rose, S OBP: 0.334, SLG: 0.411 (1, 5)	G3		4-3							4	1	2	2	0	0	0			
Ray Knight, R OBP: 0.219, SLG: 0.333 (8, 5)										0	0	0	0	0	0	0			
Ken Griffey, L OBP: 0.372, SLG: 0.451 (1, 9)	1-3		6-3							4	0	0	0	0	1	3			
Joe Morgan, L OBP: 0.383, SLG: 0.464 (1, 4)										2	0	1	1	2	0	1			
George Foster, R OBP: 0.381, SLG: 0.550 (1, 7)	5-3									3	0	0	0	1	1	2			
Dan Driessen, L OBP: 0.396, SLG: 0.505 (1, 3)			4-3							4	1	1	1	0	1	2			
Dave Concepcion, R OBP: 0.355, SLG: 0.422 (1, 6)			4-3							4	0	1	0	0	0	1			
Cesar Geronimo, L OBP: 0.349, SLG: 0.387 (1, 8)										3	1	1	0	1	0	1			
Don Werner, R OBP: 0.252, SLG: 0.213 (1, 2)			5-3							3	1	1	0	0	0	1			
Tom Seaver, R OBP: 0.286, SLG: 0.200 (1, 1)			K							2	0	0	0	1	2	2			
Inning Stats	R: 0 E: 0 K: 0 S: 3	H: 0 LOB: 1 BB: 1 P: 7	R: 0 E: 1 K: 0 S: 3	H: 0 LOB: 1 BB: 1 P: 7	R: 0 E: 0 K: 1 S: 5	H: 0 LOB: 0 BB: 0 P: 5	R: 0 E: 0 K: 0 S: 2	H: 0 LOB: 1 BB: 2 P: 10	R: 3 E: 1 K: 2 S: 11	H: 4 LOB: 1 BB: 0 P: 11	R: 1 E: 0 K: 0 S: 4	H: 1 LOB: 0 BB: 0 P: 4	R: 0 E: 0 K: 0 S: 3	H: 1 LOB: 1 BB: 1 P: 7	R: 0 E: 0 K: 2 S: 8	H: 1 LOB: 1 BB: 0 P: 8	1B: 4 2B: 2 3B: 0 HR: 1	SF: 0 SAC: 0 DP: 2 HBP: 0	WP: 0 PA: 34 PB: 0 SB: 1 CS: 0
PITCHER John Denny, R ERA: 2.85 (1, 1)	IP: 6.0 WLS: L BF: 28 H: 6 R: 4 ER: 4 SO: 3 BB: 5 IBB: 0 HBP: 0 BLK: 0 WP: 0 HR: 1 S: 29 P: 49 ERA: 6.00 WHIP: 1.833																		
PITCHER Buddy Schultz, L ERA: 3.89 (7, 1)	IP: 2.0 WLS: L BF: 6 H: 1 R: 0 ER: 0 SO: 2 BB: 0 IBB: 0 HBP: 0 BLK: 0 WP: 0 HR: 0 S: 10 P: 10 ERA: 0.00 WHIP: 0.500																		

St. Louis Cardinals @ Cincinnati Reds
Riverfront Stadium, Cincinnati, OH
Fri Jun 16 1978, 7:05 PM EDT
Att: 38,216 - Unknown

AB 29
R 4
H 7
RBI 4
BB 5
SO 5
LOB 13



Batter	1	2	3	4	5	6	7	8	9	AB	R	H	RBI	BB	SO	LOB	TOP								
Garry Templeton, S OBP: 0.248, SLG: 0.288 (1, 6)	F8	F7		4-3			FC S 5-3 1B		1B	5	1	2	0	0	0	4	St. Louis Cardinals @ Cincinnati Reds Riverfront Stadium, Cincinnati, OH Sat Jun 17 1978, 3:33 AM EDT Att: 40,262 - Unknown								
Jerry Mumphrey, S OBP: 0.278, SLG: 0.338 Buddy Schultz, R (9, 1)	F9		F8 S HR BB		F7		FC 5-3 1-3 3-H		1B	4	1	1	1	1	0	1									
Ted Simmons, S OBP: 0.395, SLG: 0.505 (6, 2)		G3	F8		F7		6-3			4	0	0	0	0	0	2									
Keith Hernandez, L OBP: 0.363, SLG: 0.421 (1, 3)		1B BB				G3		L9		3	2	1	2	1	0	0									
Ken Reitz, R OBP: 0.291, SLG: 0.350 (1, 5)		1B 1B 1B	5-3			F2		F7		4	0	1	0	0	0	0									
Steve Swisher, R Tony Scott, S OBP: 0.283, SLG: 0.256 (6, 7) (9, 9)		1B 1B				6-3			CS 1B	3	0	2	1	0	0	0									
Mike Tyson, R OBP: 0.286, SLG: 0.335 (1, 4)		1B			5-3		1B FC SH3-4 1B	CS	F8	4	1	2	0	0	0	1									
Pete Vuckovich, R Mark Littell, L Lou Brock, L OBP: 0.257, SLG: 0.234 (9, PH) (9, 7)		1B					SH3-4		F8	2	0	0	0	0	0	2									
										0	0	0	0	0	0	0									
Inning Stats	R: 0 E: 0 K: 0 S: 3	H: 0 LOB: 0 BB: 0 P: 3	R: 1 E: 0 K: 1 S: 8	H: 3 LOB: 3 BB: 1 P: 12	R: 2 E: 0 K: 0 S: 4	H: 1 LOB: 0 BB: 1 P: 8	R: 0 E: 0 K: 1 S: 6	H: 1 LOB: 1 BB: 0 P: 6	R: 0 E: 0 K: 0 S: 3	H: 0 LOB: 0 BB: 0 P: 3	R: 0 E: 0 K: 0 S: 3	H: 0 LOB: 0 BB: 0 P: 3	R: 2 E: 1 K: 0 S: 6	H: 2 LOB: 1 BB: 0 P: 6	R: 0 E: 0 K: 0 S: 3	H: 1 LOB: 0 BB: 0 P: 3		R: 0 E: 0 K: 0 S: 5	H: 2 LOB: 2 BB: 0 P: 5	1B: 8 2B: 1 3B: 0 HR: 1	SF: 0 SAC: 1 DP: 0 HBP: 0	WP: 0 PB: 0 SB: 2 CS: 1	PA: 40		
PITCHER	IP	WLS	BF	H	R	ER	SO	BB	IBB	HBP	BLK	WP	HR	S	P	ERA	WHIP								
Bill Bonham, R ERA: 2.76 (1, 1)	1.1		7	2	1	1	0	1	0	0	0	0	0	6	10	6.75	2.250								
Tom Hume, R ERA: 5.65 (2, 1)	5.2		24	5	4	4	2	1	0	0	0	0	1	27	31	6.35	1.059								
Pedro Borbon, R ERA: 5.65 (8, 1)	2.0	W	8	3	0	0	0	0	0	0	0	0	0	8	8	0.00	1.500								

Batter	1	2	3	4	5	6	7	8	9	AB	R	H	RBI	BB	SO	LOB	BOTTOM								
Pete Rose, S OBP: 0.337, SLG: 0.412 (1, 5)	1B SH5-3 1B	3-1			CI		G3		S 1B	4	2	2	0	0	0	1	St. Louis Cardinals @ Cincinnati Reds Riverfront Stadium, Cincinnati, OH Sat Jun 17 1978, 3:33 AM EDT Att: 40,262 - Unknown								
Ken Griffey, L OBP: 0.370, SLG: 0.456 (1, 9)	SH5-3		L6		4-3			1B 3B	P4	4	1	1	0	0	0	2									
Joe Morgan, L OBP: 0.384, SLG: 0.462 (1, 4)	5-3		4-1			G3		S 1B		5	1	2	2	0	0	1									
George Foster, R OBP: 0.379, SLG: 0.544 (1, 7)	1B BB		F2			F7		K		3	1	0	0	1	1	1									
Mike Lum, L OBP: 0.425, SLG: 0.508 (1, 3)	1B				G4-6-3 1B			1B		4	0	3	1	0	1	0									
Dave Concepcion, R OBP: 0.354, SLG: 0.419 (1, 6)	1B				G4-6-3		6-3	K		4	0	1	2	0	1	2									
Cesar Geronimo, L OBP: 0.353, SLG: 0.407 (1, 8)	4-3				K			HR	FC6-4 IBB	3	1	1	1	1	1	2									
Don Werner, R OBP: 0.248, SLG: 0.209 Dave Collins, S Vic Correll, R (7, PH) (8, 2)		F7			K				FC6-4	2	0	0	0	0	1	0									
Bill Bonham, R OBP: 0.214, SLG: 0.200 Tom Hume, R (2, 1)		K			K					0	0	0	0	0	0	0									
Ken Henderson, S OBP: 0.281, SLG: 0.357 Pedro Borbon, R Ray Knight, R OBP: 0.250, SLG: 0.250 OBP: 0.212, SLG: 0.323 (7, PH) (8, 1) (9, PH)		K			K			F8	F7	1	0	0	0	0	0	0									
Inning Stats	R: 2 E: 0 K: 0 S: 6	H: 3 LOB: 2 BB: 1 P: 10	R: 0 E: 0 K: 1 S: 5	H: 0 LOB: 0 BB: 0 P: 5	R: 0 E: 0 K: 0 S: 3	H: 0 LOB: 0 BB: 0 P: 3	R: 0 E: 0 K: 1 S: 5	H: 1 LOB: 0 BB: 0 P: 5	R: 0 E: 0 K: 2 S: 8	H: 0 LOB: 1 BB: 0 P: 8	R: 0 E: 0 K: 1 S: 5	H: 0 LOB: 0 BB: 0 P: 5	R: 1 E: 0 K: 0 S: 5	H: 2 LOB: 1 BB: 0 P: 5	R: 2 E: 0 K: 2 S: 10	H: 3 LOB: 2 BB: 1 P: 14	R: 1 E: 0 K: 0 S: 4	H: 2 LOB: 1 BB: 0 P: 4	1B: 9 2B: 0 3B: 1 HR: 1	SF: 0 SAC: 1 DP: 1 HBP: 0	WP: 0 PB: 0 SB: 2 CS: 0	PA: 39			
PITCHER	IP	WLS	BF	H	R	ER	SO	BB	IBB	HBP	BLK	WP	HR	S	P	ERA	WHIP								
Pete Vuckovich, R ERA: 2.49 (1, 1)	7.0		30	8	5	5	5	1	0	0	0	0	1	39	43	6.43	1.286								
Mark Littell, R ERA: 2.55 (8, 1)	1.0		5	1	0	0	2	0	1	0	0	0	0	8	12	0.00	1.000								
Buddy Schultz, L ERA: 4.06 (9, 1)	0.2	L	4	2	1	1	0	0	0	0	0	0	0	4	4	13.50	3.000								

Batter	1	2	3	4	5	6	7	8	9	AB	R	H	RBI	BB	SO	LOB	TOP																				
Garry Templeton, S (1, 6) OBP: 0.245, SLG: 0.284	F9	FC5-2			1-3		6-3			4	0	0	0	0	0	3	St. Louis Cardinals @ Cincinnati Reds Riverfront Stadium, Cincinnati, OH Sun Jun 18 1978, 3:33 AM EDT Att: 40,016 - Unknown																				
Jerry Mumphrey, S (1, 7) OBP: 0.250, SLG: 0.203	5-3	F2			5-3		1B			4	0	1	0	0	0	3																					
Keith Hernandez, L (1, 3) OBP: 0.361, SLG: 0.431	HR		G3		F2		F7			4	1	1	1	0	0	1																					
Ted Simmons, S (1, 2) OBP: 0.393, SLG: 0.500	6-3		5-3			E 1B 1B		K		4	0	1	0	0	1	0																					
George Hendrick, R (1, 8) OBP: 0.294, SLG: 0.354 Tony Scott, S (4, 8) OBP: 0.287, SLG: 0.261		1B 1B	4-3			E 1B		K		2	1	1	0	0	0	0																					
Jerry Morales, R (1, 9) OBP: 0.281, SLG: 0.340		1B 1B FC5-2 1B				E6 G4-3 1-2 2-3		F7		4	0	2	0	0	0	2																					
Ken Reitz, R (1, 5) OBP: 0.287, SLG: 0.344					F7		K			4	0	0	0	0	1	6																					
Mike Tyson, R (1, 4) OBP: 0.287, SLG: 0.335 Mike Phillips, L (9, PH) OBP: 0.236, SLG: 0.288					F7		G4-3		F8	3	0	1	1	0	0	4																					
Silvio Martinez, R (1, 1) OBP: 0.250, SLG: 0.333 Lou Brock, L (7, PH) OBP: 0.256, SLG: 0.232 John Urrea, R (7, 1) OBP: 0.125, SLG: 0.067 Roger Freed, R (9, PH) OBP: 0.283, SLG: 0.463					K		L8		K	2	0	1	0	0	1	1																					
Inning Stats	R: 1 E: 0 K: 0 S: 4	H: 1 LOB: 0 BB: 0 P: 4	R: 1 E: 0 K: 0 S: 7	H: 4 LOB: 3 BB: 0 P: 7	R: 0 E: 0 K: 0 S: 3	H: 0 LOB: 0 BB: 0 P: 3	R: 0 E: 0 K: 1 S: 6	H: 1 LOB: 1 BB: 0 P: 6	R: 0 E: 0 K: 0 S: 3	H: 0 LOB: 0 BB: 0 P: 3	R: 0 E: 1 K: 1 S: 7	H: 2 LOB: 2 BB: 0 P: 7	R: 0 E: 0 K: 2 S: 7	H: 1 LOB: 0 BB: 0 P: 4	R: 0 E: 0 K: 1 S: 5	H: 0 LOB: 0 BB: 0 P: 5		1B: 8 2B: 0 3B: 0 HR: 1	SF: 0 SAC: 0 DP: 1 HBP: 0	WP: 0 PA: 36 PB: 0 SB: 0 CS: 0																	
PITCHER	IP	WLS	BF	H	R	ER	SO	BB	IBB	HBP	BLK	WP	HR	S	P	ERA		WHIP	PITCHER		IP	WLS	BF	H	R	ER	SO	BB	IBB	HBP	BLK	WP	HR	S	P	ERA	WHIP
Fred Norman, L (1, 1) ERA: 2.98	5.0	W	23	8	2	2	1	0	0	0	0	0	1	25	25	3.60		1.600																			
Manny Sarmiento, R (6, 1) ERA: 2.07	4.0	S	13	1	0	0	4	0	0	0	0	0	0	21	21	0.00	0.250																				

AB 36
R 2
H 9
RBI 2
BB 0
SO 5
LOB 20



Batter	1	2	3	4	5	6	7	8	9	AB	R	H	RBI	BB	SO	LOB	BOTTOM																				
Pete Rose, S (1, 5) OBP: 0.336, SLG: 0.410 Ray Knight, R (8, 5) OBP: 0.212, SLG: 0.323	F7	F7			4-3 1B		E8 SF8			4	1	1	0	0	0	2	St. Louis Cardinals @ Cincinnati Reds Riverfront Stadium, Cincinnati, OH Sun Jun 18 1978, 3:33 AM EDT Att: 40,016 - Unknown																				
Ken Griffey, L (1, 9) OBP: 0.368, SLG: 0.458	F7		G3 SF8		4-3 1-2 1B		SF8			3	1	1	1	0	0	1																					
Joe Morgan, L (1, 4) OBP: 0.378, SLG: 0.453	1-3		G3		4-3		K			4	0	0	0	0	1	2																					
Dan Driessen, L (1, 3) OBP: 0.402, SLG: 0.510		S 1B	SF8		FC1-4 S 1B		CS BB			2	1	2	1	1	0	0																					
Mike Lum, L (1, 7) OBP: 0.416, SLG: 0.484		P4	L9		P6		1B BB			3	0	0	0	1	0	2																					
Dave Concepcion, R (1, 6) OBP: 0.356, SLG: 0.421		1B SF8			F9		FC1-4-5		G4-6-3 1B	4	1	2	0	0	0	1																					
Cesar Geronimo, L (1, 8) OBP: 0.356, SLG: 0.405		SF8 1-3 2-H 1B			F8		IBB		G4-6-3 1-2 1B	3	0	1	1	1	0	2																					
Don Werner, R (1, 2) OBP: 0.241, SLG: 0.204		SF8			F3		G3			2	0	0	1	0	0	2																					
Fred Norman, S (1, 1) OBP: 0.235, SLG: 0.212 Manny Sarmiento, R (6, 1) ERA: 5.45					K		6-3			1	0	0	0	1	1	0																					
Inning Stats	R: 0 E: 0 K: 0 S: 3	H: 0 LOB: 0 BB: 0 P: 3	R: 2 E: 0 K: 0 S: 6	H: 3 LOB: 2 BB: 1 P: 10	R: 1 E: 0 K: 0 S: 4	H: 1 LOB: 0 BB: 0 P: 4	R: 0 E: 0 K: 0 S: 3	H: 0 LOB: 0 BB: 0 P: 3	R: 0 E: 0 K: 1 S: 6	H: 1 LOB: 1 BB: 0 P: 6	R: 0 E: 0 K: 0 S: 4	H: 1 LOB: 2 BB: 1 P: 8	R: 1 E: 1 K: 1 S: 6	H: 0 LOB: 0 BB: 0 P: 6	R: 0 E: 0 K: 0 S: 2	H: 1 LOB: 1 BB: 2 P: 10		1B: 6 2B: 1 3B: 0 HR: 0	SF: 3 SAC: 0 DP: 1 HBP: 0	WP: 0 PA: 34 PB: 0 SB: 2 CS: 1																	
PITCHER	IP	WLS	BF	H	R	ER	SO	BB	IBB	HBP	BLK	WP	HR	S	P	ERA		WHIP	PITCHER		IP	WLS	BF	H	R	ER	SO	BB	IBB	HBP	BLK	WP	HR	S	P	ERA	WHIP
Silvio Martinez, R (1, 1) ERA: 3.69	6.0	L	26	6	3	3	1	1	1	0	0	0	0	26	34	4.50		1.167																			
John Urrea, R (7, 1) ERA: 5.45	2.0		8	1	1	0	1	2	0	0	0	0	0	8	16	0.00	1.500																				

AB 27
R 4
H 7
RBI 4
BB 4
SO 2
LOB 12



Batter	1	2	3	4	5	6	7	8	9	AB	R	H	RBI	BB	SO	LOB	TOP								
Pete Rose, S OBP: 0.337, SLG: 0.413 Ray Knight, R OBP: 0.212, SLG: 0.323	0-0 SH5-3 SF8 2B	0-0 FC5-4			0-0 4-3		0-0 E6 7-2		0-0 E 1B	5	2	2	0	0	0	1									
Ken Griffey, L OBP: 0.374, SLG: 0.459	0-0 SH5-3 2-3		0-0 1B		0-0 G3		0-0 7-2		0-0 E4 1B	4	0	2	1	0	0	1									
Joe Morgan, L OBP: 0.374, SLG: 0.449	0-0 SF8 3-H		0-3 K		0-0 P6		0-0 E6 3B		0-0 F8 1B	4	1	1	1	1	0	2									
George Foster, R OBP: 0.386, SLG: 0.570	0-0 HR		0-3 K		0-0 1B 2B		0-0 CS 3B		4-0 IBB	4	2	3	2	1	1	1									
Dan Driessen, L OBP: 0.406, SLG: 0.516	0-0 S 1B				0-0 2B		0-0 1-3 1B		0-0 6-3	5	0	3	1	0	0	3									
Dave Concepcion, R OBP: 0.354, SLG: 0.415	0-0 F9 1-2				0-0 F3		0-0 1-3		4-0 CS IBB	3	0	0	0	1	0	3									
Cesar Geronimo, L OBP: 0.354, SLG: 0.397			0-0 F8		0-0 F7		4-0 IBB		0-3 K	3	0	0	0	1	1	3									
Don Werner, R OBP: 0.232, SLG: 0.196			0-3 K		0-3 K		0-3 K		0-0 F9	4	0	0	0	0	3	3									
Paul Moskau, R OBP: 0.286, SLG: 0.167 Junior Kennedy, R OBP: 0.357, SLG: 0.255 Pedro Borbon, R OBP: 0.250, SLG: 0.250 Doug Bair, R OBP: 0.200, SLG: 0.200 Dave Tomlin, L OBP: 0.200, SLG: 0.200		4-0 BB			0-3 K		0-3 K		0-0 1B 1B	1	0	0	0	1	1	0									
Inning Stats	R: 2 E: 0 K: 0 S: 6	H: 3 LOB: 1 BB: 0 P: 6	R: 0 E: 0 K: 1 S: 5	H: 0 LOB: 1 BB: 1 P: 9	R: 0 E: 0 K: 2 S: 7	H: 1 LOB: 0 BB: 0 P: 7	R: 0 E: 0 K: 1 S: 6	H: 1 LOB: 1 BB: 0 P: 6	R: 0 E: 0 K: 1 S: 5	H: 0 LOB: 0 BB: 1 P: 5	R: 1 E: 0 K: 1 S: 7	H: 2 LOB: 2 BB: 1 P: 11	R: 0 E: 1 K: 1 S: 5	H: 0 LOB: 0 BB: 0 P: 5	R: 1 E: 1 K: 1 S: 6	H: 2 LOB: 1 BB: 1 P: 10	R: 2 E: 1 K: 0 S: 6	H: 3 LOB: 2 BB: 1 P: 10	1B: 7 2B: 4 3B: 1 HR: 1	SF: 1 SAC: 1 DP: 1 HBP: 0	WP: 0 PB: 0 SB: 1 CS: 2	PA: 41			
PITCHER	IP	WLS	BF	H	R	ER	SO	BB	IBB	HBP	BLK	WP	HR	S	P	ERA	WHIP								
John Montefusco, R ERA: 3.41	6.0	L	26	7	3	3	6	1	1	0	0	0	1	36	44	4.50	1.333								
Gary Lavelle, L ERA: 3.75	2.0	L	8	2	1	1	2	0	1	0	0	0	0	11	15	4.50	1.000								
Randy Moffitt, R ERA: 2.63	0.1	S	3	2	2	2	0	0	0	0	0	0	0	3	3	54.00	6.000								
John Curtis, L ERA: 3.0	0.2	S	4	1	0	0	0	0	1	0	0	0	0	3	7	0.00	1.500								

Cincinnati Reds @ San Francisco Giants
Candlestick Park, San Francisco, CA
Tue Jun 20 1978, 10:05 PM EDT
Att: 55,920 - Unknown

AB	35
R	6
H	12
RBI	5
BB	4
SO	8
LOB	17



Batter	1	2	3	4	5	6	7	8	9	AB	R	H	RBI	BB	SO	LOB	BOTTOM								
Terry Whitfield, L OBP: 0.330, SLG: 0.414	4-0 5-3 BB		0-0 1B 1B		0-0 4-3		0-0 F8 SH1-4 1B		0-0 4-3	4	1	2	0	1	0	0									
Rob Andrews, R OBP: 0.333, SLG: 0.355	0-0 5-3 1-2		0-0 F8		0-0 F8		0-0 SH1-4 1-2		0-0 1B 1B	4	0	1	0	0	0	2									
Jack Clark, R OBP: 0.366, SLG: 0.523	0-0 F5		0-0 1B 3B 1B		0-0 F8		0-0 F8 2-3		0-0 L3 1B	5	1	2	0	0	0	2									
Darrell Evans, L OBP: 0.392, SLG: 0.428	0-0 P3		0-0 3B 1B		4-0 CS BB		4-0 IBB		0-0 L3	3	1	1	1	2	0	3									
Jim Dwyer, L OBP: 0.333, SLG: 0.375			0-0 F9		0-0 CS		0-0 K		0-0 P4	4	0	1	2	0	1	2									
Larry Hemdon, R OBP: 0.341, SLG: 0.346			0-0 2B BB		0-0 K		0-0 1B 1B		0-0 E6 SH1-4	3	0	2	0	1	0	0									
Johnnie LeMaster, R OBP: 0.260, SLG: 0.262			0-0 1-3 K		0-0 CS		0-0 1B		0-0 SH1-4	3	0	1	0	0	1	3									
Mike Sadek, R OBP: 0.329, SLG: 0.293 Bill Maclock, R OBP: 0.388, SLG: 0.463 Marc Hill, R OBP: 0.281, SLG: 0.275			0-0 F5		0-0 F7		0-0 F7		0-0 6-3	3	0	0	0	0	0	3									
John Montefusco, R OBP: 0.175, SLG: 0.111 Mike Vitek, R OBP: 0.143, SLG: 0.204 Gary Lavelle, L OBP: 0.143, SLG: 0.143 Hector Cruz, R OBP: 0.200, SLG: 0.200 Randy Moffitt, R OBP: 0.200, SLG: 0.200 John Curtis, L OBP: 0.200, SLG: 0.200			0-3 K		0-0 1-3		0-3 K		0-0 P4	2	0	0	0	0	1	0									
Inning Stats	R: 0 E: 0 K: 0 S: 3	H: 0 LOB: 1 BB: 1 P: 7	R: 0 E: 0 K: 0 S: 4	H: 1 LOB: 0 BB: 0 P: 4	R: 3 E: 0 K: 2 S: 11	H: 4 LOB: 2 BB: 1 P: 15	R: 0 E: 0 K: 0 S: 3	H: 0 LOB: 0 BB: 0 P: 3	R: 0 E: 0 K: 0 S: 2	H: 0 LOB: 0 BB: 1 P: 6	R: 0 E: 0 K: 2 S: 9	H: 2 LOB: 2 BB: 0 P: 9	R: 0 E: 0 K: 0 S: 4	H: 1 LOB: 2 BB: 1 P: 8	R: 0 E: 1 K: 0 S: 4	H: 0 LOB: 1 BB: 0 P: 4	R: 0 E: 0 K: 0 S: 4	H: 2 LOB: 1 BB: 0 P: 4	1B: 8 2B: 2 3B: 1 HR: 0	SF: 0 SAC: 2 DP: 1 HBP: 0	WP: 0 PB: 0 SB: 1 CS: 1	PA: 41			
PITCHER	IP	WLS	BF	H	R	ER	SO	BB	IBB	HBP	BLK	WP	HR	S	P	ERA	WHIP								
Paul Moskau, R ERA: 5.25	6.0	L	27	7	3	3	4	3	0	0	0	0	0	32	44	4.50	1.667								
Pedro Borbon, R ERA: 5.45	1.1	W	7	1	0	0	0	0	1	0	0	0	0	6	10	0.00	0.750								
Doug Bair, R ERA: 1.21	1.0	S	5	2	0	0	0	0	0	0	0	0	0	5	5	0.00	2.000								
Dave Tomlin, L ERA: 4.8	0.2	S	1	0	0	0	0	0	0	0	0	0	0	1	1	0.00	0.000								

Cincinnati Reds @ San Francisco Giants
Candlestick Park, San Francisco, CA
Tue Jun 20 1978, 10:05 PM EDT
Att: 55,920 - Unknown

AB	34
R	3
H	10
RBI	3
BB	4
SO	4
LOB	19



Batter	1	2	3	4	5	6	7	8	9	AB	R	H	RBI	BB	SO	LOB	TOP					
Pete Rose, S OBP: 0.336, SLG: 0.411 (1,5)										4	0	1	0	0	0	1	Cincinnati Reds @ San Francisco Giants Candlestick Park, San Francisco, CA Wed Jun 21 1978, 10:05 PM EDT Att: 37,334 - Unknown					
Ken Griffey, L OBP: 0.365, SLG: 0.452 (1,9)										4	0	0	0	0	1	3						
Joe Morgan, L OBP: 0.368, SLG: 0.440 (1,4)										4	0	0	0	0	2	1						
George Foster, R OBP: 0.384, SLG: 0.565 (1,7)										4	0	1	0	0	0	1						
Dan Driessen, L OBP: 0.405, SLG: 0.512 (1,3)										2	0	0	0	1	0	1						
Cesar Geronimo, L OBP: 0.348, SLG: 0.390 (1,8)										3	0	0	0	0	0	2						
Dave Concepcion, R OBP: 0.350, SLG: 0.410 (1,6)										3	0	0	0	0	0	1						
Don Werner, R OBP: 0.237, SLG: 0.202 (8, PH)										2	0	1	0	0	0	0						
Dave Collins, S OBP: 0.345, SLG: 0.245 (8, PH)										1	0	0	0	0	0	0						
Vic Correll, R (8, 2)										0	0	0	0	0	0	0						
Tom Seaver, R OBP: 0.278, SLG: 0.194 (1,1)										1	0	0	0	0	0	0						
Ken Henderson, S OBP: 0.273, SLG: 0.345 (8, PH)										1	0	0	0	0	1	0						
Manny Sarmiento, R (8, 1)										0	0	0	0	0	0	0						
Inning Stats	R: 0 E: 0 K: 2 S: 8	H: 1 LOB: 1 BB: 0 P: 8	R: 0 E: 0 K: 0 S: 3	H: 0 LOB: 0 BB: 0 P: 3	R: 0 E: 0 K: 0 S: 4	H: 1 LOB: 1 BB: 0 P: 4	R: 0 E: 0 K: 0 S: 3	H: 0 LOB: 0 BB: 0 P: 7	R: 0 E: 0 K: 0 S: 3	H: 0 LOB: 0 BB: 0 P: 3	R: 0 E: 1 K: 1 S: 5	H: 0 LOB: 0 BB: 0 P: 5	R: 0 E: 0 K: 0 S: 4	H: 1 LOB: 1 BB: 0 P: 4	R: 0 E: 0 K: 1 S: 5	H: 0 LOB: 0 BB: 0 P: 5	R: 0 E: 0 K: 0 S: 3	H: 0 LOB: 0 BB: 0 P: 3	1B: 3 2B: 0 3B: 0 HR: 0	SF: 0 SAC: 1 DP: 1 HBP: 0	WP: 0 PB: 0 SB: 2 CS: 0	PA: 31
PITCHER Ed Halicki, R ERA: 2.06 (1,1)	IP: 9.0 WLS: W BF: 31 H: 3 R: 0 ER: 0 SO: 4 BB: 1 IBB: 0 HBP: 0 BLK: 0 WP: 0 HR: 0 S: 38 P: 42 ERA: 0.00 WHIP: 0.444															PITCHER						

AB	29
R	0
H	3
RBI	0
BB	1
SO	4
LOB	10



Batter	1	2	3	4	5	6	7	8	9	AB	R	H	RBI	BB	SO	LOB	BOTTOM			
Terry Whitfield, L OBP: 0.329, SLG: 0.408 (1,7)										3	0	0	0	1	1	0	Cincinnati Reds @ San Francisco Giants Candlestick Park, San Francisco, CA Wed Jun 21 1978, 10:05 PM EDT Att: 37,334 - Unknown			
Rob Andrews, R OBP: 0.330, SLG: 0.350 (1,4)										4	0	1	0	0	1	3				
Darrell Evans, L OBP: 0.390, SLG: 0.422 (1,5)										3	0	0	0	1	1	0				
Willie McCovey, L OBP: 0.311, SLG: 0.405 (1,3)										3	1	0	0	1	0	2				
Jack Clark, R OBP: 0.368, SLG: 0.527 (1,9)										4	1	2	0	0	0	0				
Jim Dwyer, L OBP: 0.330, SLG: 0.360 (1,8)										3	1	0	0	1	0	1				
Larry Herndon, R OBP: 0.341, SLG: 0.346 (9,8)										0	0	0	0	0	0	0				
Roger Metzger, S OBP: 0.287, SLG: 0.277 (1,6)										4	0	2	2	0	0	0				
Marc Hill, R OBP: 0.276, SLG: 0.269 (1,2)										3	0	0	1	0	0	3				
Ed Halicki, R OBP: 0.150, SLG: 0.105 (1,1)										2	0	0	0	0	1	0				
Inning Stats	R: 0 E: 0 K: 1 S: 5	H: 0 LOB: 0 BB: 0 P: 5	R: 0 E: 0 K: 0 S: 5	H: 2 LOB: 2 BB: 0 P: 5	R: 0 E: 0 K: 1 S: 5	H: 0 LOB: 0 BB: 0 P: 5	R: 3 E: 0 K: 0 S: 6	H: 2 LOB: 3 BB: 3 P: 18	R: 0 E: 0 K: 1 S: 5	H: 0 LOB: 0 BB: 0 P: 5	R: 0 E: 0 K: 0 S: 3	H: 0 LOB: 0 BB: 0 P: 3	R: 0 E: 0 K: 1 S: 6	H: 1 LOB: 2 BB: 1 P: 10	R: 0 E: 0 K: 0 S: 3	H: 0 LOB: 0 BB: 0 P: 3	1B: 3 2B: 2 3B: 0 HR: 0	SF: 0 SAC: 1 DP: 0 HBP: 0	WP: 0 PB: 0 SB: 1 CS: 0	PA: 34
PITCHER Tom Seaver, R ERA: 3.26 (1,1)	IP: 7.0 WLS: L BF: 31 H: 5 R: 3 ER: 3 SO: 4 BB: 2 IBB: 2 HBP: 0 BLK: 0 WP: 0 HR: 0 S: 35 P: 51 ERA: 3.86 WHIP: 1.000															PITCHER				
Manny Sarmiento, R ERA: 2.03 (8,1)	IP: 1.0 WLS: L BF: 3 H: 0 R: 0 ER: 0 SO: 0 BB: 0 IBB: 0 HBP: 0 BLK: 0 WP: 0 HR: 0 S: 3 P: 3 ERA: 0.00 WHIP: 0.000															PITCHER				



Batter	1	2	3	4	5	6	7	8	9	AB	R	H	RBI	BB	SO	LOB	TOP										
Pete Rose, S OBP: 0.337, SLG: 0.408 Cesar Geronimo, L OBP: 0.348, SLG: 0.390	0-0 4-3		0-0 F9	4-0 BB		0-0 FC6-4		0-0 1B		4	0	1	0	1	0	2	Cincinnati Reds @ San Francisco Giants Candlestick Park, San Francisco, CA Thu Jun 22 1978, 10:05 PM EDT Att: 40,039 - Unknown										
Ken Griffey, L OBP: 0.369, SLG: 0.455	0-0 1B E		0-0 FC4 1B	0-0 F7			0-0 1B	0-3 K		5	2	3	0	0	1	5											
Dave Concepcion, R OBP: 0.351, SLG: 0.410	0-0 E8 1B		0-0 FC4		0-0 5-3		0-0 1B G6-4-3	0-0 F9		5	2	2	0	0	0	3											
George Foster, R OBP: 0.385, SLG: 0.562	0-0 FC5-4 1B		0-0 F9		0-0 5-3		0-0 1B G6-4-3	0-3 K		5	0	2	2	0	1	1											
Ray Knight, R OBP: 0.211, SLG: 0.333	0-0 FC5-4			0-0 4-3			0-0 K	0-0 G6-4-3		5	0	1	0	0	1	2											
Dan Driessen, L OBP: 0.405, SLG: 0.509	0-0 4-3			0-3 K		0-0 FC2-6 1B	0-0 FC4-6 1B	0-0 F5		5	0	2	0	0	1	2											
Junior Kennedy, R OBP: 0.344, SLG: 0.235		0-0 1-3		4-0 BB 1B		0-0 FC2-6 1B	0-0 FC4-6	0-0 6-3		4	1	0	0	1	0	3											
Don Werner, R OBP: 0.246, SLG: 0.206		0-0 5-3		4-0 1B BB		0-0 FC6-4 1B		0-0 F9		3	0	1	0	1	0	0											
Bill Bonham, R OBP: 0.226, SLG: 0.214 Manny Sarmiento, R OBP: 0.289, SLG: 0.282	0-0 F9			0-0 BB 1B		0-3 K		1-0 HBP		3	0	1	1	0	1	2											
Inning Stats	R: 2 E: 1 K: 0 S: 6	H: 3 LOB: 1 BB: 0 P: 6	R: 0 E: 0 K: 0 S: 3	H: 0 LOB: 0 BB: 0 P: 3	R: 0 E: 0 K: 0 S: 4	H: 1 LOB: 1 BB: 0 P: 4	R: 1 E: 0 K: 1 S: 6	H: 1 LOB: 3 BB: 3 P: 18	R: 0 E: 0 K: 1 S: 5	H: 0 LOB: 0 BB: 0 P: 5	R: 0 E: 0 K: 1 S: 7	H: 2 LOB: 2 BB: 0 P: 7	R: 2 E: 0 K: 0 S: 6	H: 4 LOB: 1 BB: 0 P: 6	R: 0 E: 0 K: 1 S: 6	H: 1 LOB: 2 BB: 0 P: 7	R: 0 E: 0 K: 1 S: 6	H: 1 LOB: 1 BB: 0 P: 6	1B: 12 2B: 1 3B: 0 HR: 0	SF: 0 SAC: 0 DP: 1 HBP: 1	WP: 0 PB: 0 SB: 0 CS: 0	PA: 43					
PITCHER	IP	WLS	BF	H	R	ER	SO	BB	IBB	HBP	BLK	WP	HR	S	P	ERA	WHIP										
Bob Knepper, L ERA: 2.82	(1, 1)	6.0	L	28	7	3	3	3	0	0	0	0	0	31	43	4.50	1.667										
Charlie Williams, R ERA: 4.6	(7, 1)	1.1		9	5	2	2	0	0	1	0	0	0	8	9	13.50	3.750										
John Curtis, L ERA: 2.89	(8, 1)	0.2		2	0	0	0	1	0	0	0	0	0	4	4	0.00	0.000										
Randy Moffitt, R ERA: 2.56	(9, 1)	1.0		4	1	0	0	1	0	0	0	0	0	6	6	0.00	1.000										

Batter	1	2	3	4	5	6	7	8	9	AB	R	H	RBI	BB	SO	LOB	BOTTOM										
Terry Whitfield, L OBP: 0.323, SLG: 0.400	0-0 G3			0-0 1-3		0-0 1-3		0-0 6-3		4	0	0	0	0	0	0	Cincinnati Reds @ San Francisco Giants Candlestick Park, San Francisco, CA Thu Jun 22 1978, 10:05 PM EDT Att: 40,039 - Unknown										
Rob Andrews, R OBP: 0.315, SLG: 0.333	0-0 5-3			0-0 5-3			0-0 5-3		0-0 L4	4	0	0	0	0	0	0											
Darrell Evans, L OBP: 0.388, SLG: 0.419	0-0 4-3			0-0 G3			0-0 BB 1B		0-0 F2	4	0	1	0	0	0	0											
Willie McCovey, L OBP: 0.320, SLG: 0.411 Jim Barr, R OBP: 0.188, SLG: 0.188		4-0 G4-6-3 BB			0-0 6-3		4-0 BB BB		0-0 BB 2B	2	0	1	0	2	0	0											
Hector Cruz, R OBP: 0.286, SLG: 0.407		0-3 K			0-0 SH1-3 1B		4-0 1-2 BB		0-0 F8	3	0	1	0	1	1	2											
Larry Hemdon, R OBP: 0.339, SLG: 0.343		0-0 G4-6-3			0-0 SH1-3		0-0 F3			2	0	0	0	0	0	4											
Roger Metzger, S OBP: 0.253, SLG: 0.273 Jack Clark, R OBP: 0.367, SLG: 0.524 Johnnie LeMaster, R OBP: 0.260, SLG: 0.282			0-0 L5		0-0 G3		0-0 F9			2	0	0	0	0	0	1											
Marc Hill, R OBP: 0.271, SLG: 0.264			0-0 6-3		0-0 G3		0-0 5-3		0-0 F9	3	0	0	0	0	0	0											
Bob Knepper, L OBP: 0.149, SLG: 0.132 Vic Harris, S OBP: 0.116, SLG: 0.109 Charlie Williams, R OBP: 0.289, SLG: 0.282 John Curtis, L OBP: 0.385, SLG: 0.355 Jim Dwyer, L OBP: 0.200, SLG: 0.200			0-0 4-3			0-3 K		0-0 F9		1	0	0	0	0	0	0											
Inning Stats	R: 0 E: 0 K: 0 S: 3	H: 0 LOB: 0 BB: 0 P: 3	R: 0 E: 0 K: 1 S: 4	H: 0 LOB: 0 BB: 1 P: 8	R: 0 E: 0 K: 0 S: 3	H: 0 LOB: 0 BB: 0 P: 3	R: 0 E: 0 K: 0 S: 3	H: 0 LOB: 0 BB: 0 P: 3	R: 0 E: 0 K: 1 S: 5	H: 0 LOB: 0 BB: 0 P: 5	R: 0 E: 0 K: 0 S: 4	H: 1 LOB: 3 BB: 2 P: 12	R: 0 E: 0 K: 0 S: 3	H: 0 LOB: 0 BB: 0 P: 3	R: 0 E: 0 K: 0 S: 4	H: 1 LOB: 1 BB: 0 P: 4	R: 0 E: 0 K: 0 S: 4	H: 1 LOB: 1 BB: 0 P: 4	1B: 2 2B: 1 3B: 0 HR: 0	SF: 0 SAC: 1 DP: 1 HBP: 0	WP: 0 PB: 0 SB: 0 CS: 0	PA: 32					
PITCHER	IP	WLS	BF	H	R	ER	SO	BB	IBB	HBP	BLK	WP	HR	S	P	ERA	WHIP										
Bill Bonham, R ERA: 2.55	(1, 1)	6.1	W	23	2	0	0	0	0	0	0	0	0	24	36	0.00	0.789										
Manny Sarmiento, R ERA: 1.95	(7, 1)	2.2	S	9	1	0	0	0	0	0	0	0	0	9	9	0.00	0.375										



Batter	1	2	3	4	5	6	7	8	9	AB	R	H	RBI	BB	SO	LOB	TOP			
Pete Rose, S OBP: 0.335, SLG: 0.406 (1, 5)										4	0	1	0	0	0	3	Cincinnati Reds @ Los Angeles Dodgers Dodger Stadium, Los Angeles, CA Fri Jun 23 1978, 7:05 PM PDT Att: 51,068 - Unknown livebaseballscorecards.com			
Ken Griffey, L OBP: 0.364, SLG: 0.448 (1, 9)										4	0	0	0	0	1	2				
Dave Concepcion, R OBP: 0.346, SLG: 0.493 (1, 6)										4	0	0	0	0	1	1				
George Foster, R OBP: 0.380, SLG: 0.554 (1, 7)										4	0	0	0	0	0	1				
Dan Driessen, L OBP: 0.402, SLG: 0.509 (1, 3)										4	0	1	0	0	0	0				
Cesar Geronimo, L OBP: 0.346, SLG: 0.386 (1, 8)										4	0	1	0	0	1	1				
Junior Kennedy, R OBP: 0.359, SLG: 0.231 (1, 4)										1	0	0	0	2	0	0				
Don Werner, R OBP: 0.250, SLG: 0.204 (1, 2)										1	0	0	0	1	0	2				
Mike Lum, L OBP: 0.410, SLG: 0.477 (7, PH)										1	0	0	0	0	0	1				
Vic Correll, R (7, 2)										0	0	0	0	0	0	0				
Fred Norman, S OBP: 0.229, SLG: 0.206 (1, 1)										1	0	0	0	0	1	2				
Dave Collins, S OBP: 0.339, SLG: 0.240 (8, PH)										1	0	0	0	0	1	0				
Doug Bair, R OBP: 0.200, SLG: 0.200 (8, 1)										0	0	0	0	0	0	0				
Inning Stats	R: 0 E: 0 K: 0 S: 4	H: 1 LOB: 1 BB: 0 P: 4	R: 0 E: 0 K: 1 S: 5	H: 0 LOB: 0 BB: 0 P: 5	R: 0 E: 0 K: 0 S: 3	H: 0 LOB: 1 BB: 1 P: 7	R: 0 E: 0 K: 0 S: 3	H: 0 LOB: 0 BB: 0 P: 3	R: 0 E: 0 K: 1 S: 6	H: 1 LOB: 2 BB: 1 P: 10	R: 0 E: 0 K: 0 S: 3	H: 0 LOB: 1 BB: 1 P: 7	R: 0 E: 0 K: 2 S: 7	H: 0 LOB: 0 BB: 0 P: 7	R: 0 E: 0 K: 0 S: 4	H: 1 LOB: 1 BB: 0 P: 4	1B: 2 2B: 1 3B: 0 HR: 0	SF: 0 SAC: 1 DP: 0 HBP: 0	WP: 0 PB: 0 SB: 0 CS: 0	PA: 33
PITCHER Burt Hooton, R ERA: 3.3 (1, 1)	IP: 9.0 WLS: W BF: 33	H: 3 R: 0 ER: 0 SO: 5	BB: 3 IBB: 0 HBP: 0 BLK: 0	WP: 0 HR: 0 S: 40 P: 52	ERA: 0.00 WHIP: 0.667											ERA: 0.00 WHIP: 0.667				

Batter	1	2	3	4	5	6	7	8	9	AB	R	H	RBI	BB	SO	LOB	BOTTOM			
Davey Lopes, R OBP: 0.413, SLG: 0.486 (1, 4)										4	0	2	0	0	0	1	Cincinnati Reds @ Los Angeles Dodgers Dodger Stadium, Los Angeles, CA Fri Jun 23 1978, 7:05 PM PDT Att: 51,068 - Unknown livebaseballscorecards.com			
Bill Russell, R OBP: 0.304, SLG: 0.355 (1, 6)										4	0	0	0	0	0	3				
Steve Garvey, R OBP: 0.327, SLG: 0.452 (1, 3)										4	1	2	1	0	0	1				
Ron Cey, R OBP: 0.389, SLG: 0.438 (1, 5)										3	0	1	0	1	1	0				
Dusty Baker Jr., R OBP: 0.323, SLG: 0.369 (1, 7)										3	0	0	0	1	0	3				
Lee Lacy, R OBP: 0.364, SLG: 0.583 (1, 9)										4	0	0	0	0	0	2				
Bill North, S OBP: 0.385, SLG: 0.329 (1, 8)										3	0	2	0	0	0	0				
Steve Yeager, R OBP: 0.311, SLG: 0.265 (1, 2)										3	0	0	0	0	0	3				
Burt Hooton, R OBP: 0.167, SLG: 0.130 (1, 1)										1	0	0	0	0	0	1				
Inning Stats	R: 0 E: 0 K: 0 S: 4	H: 1 LOB: 2 BB: 1 P: 8	R: 0 E: 1 K: 0 S: 4	H: 0 LOB: 1 BB: 0 P: 4	R: 0 E: 0 K: 0 S: 3	H: 1 LOB: 0 BB: 0 P: 3	R: 0 E: 0 K: 0 S: 3	H: 0 LOB: 0 BB: 0 P: 3	R: 0 E: 0 K: 0 S: 4	H: 1 LOB: 1 BB: 0 P: 4	R: 1 E: 0 K: 0 S: 5	H: 2 LOB: 1 BB: 0 P: 5	R: 0 E: 0 K: 0 S: 5	H: 2 LOB: 2 BB: 0 P: 5	R: 0 E: 0 K: 1 S: 5	H: 0 LOB: 1 BB: 1 P: 9		1B: 5 2B: 1 3B: 0 HR: 1	SF: 0 SAC: 2 DP: 1 HBP: 0	WP: 0 PB: 0 SB: 0 CS: 0
PITCHER Fred Norman, L ERA: 2.86 (1, 1)	IP: 7.0 WLS: L BF: 29	H: 7 R: 1 ER: 1 SO: 1	BB: 1 IBB: 0 HBP: 0 BLK: 0	WP: 0 HR: 1 S: 28 P: 32	ERA: 1.29 WHIP: 1.143											ERA: 1.29 WHIP: 1.143				
Doug Bair, R ERA: 1.17 (8, 1)	IP: 1.0 WLS: L BF: 4	H: 0 R: 0 ER: 0 SO: 1	BB: 1 IBB: 0 HBP: 0 BLK: 0	WP: 0 HR: 0 S: 5 P: 9	ERA: 0.00 WHIP: 1.000											ERA: 0.00 WHIP: 1.000				

Batter	1	2	3	4	5	6	7	8	9	AB	R	H	RBI	BB	SO	LOB	TOP								
Pete Rose, S OBP: 0.343, SLG: 0.416 (1, 5)	0-0 2B		0-0 1B		0-0 1B		0-0 4-3		0-0 1B	5	1	4	0	0	0	1	Cincinnati Reds @ Los Angeles Dodgers Dodger Stadium, Los Angeles, CA Sat Jun 24 1978, 3:33 AM PDT Att: 46,274 - Unknown livebaseballscorecards.com								
Ken Griffey, L OBP: 0.381, SLG: 0.444 (1, 9)	0-0 F7		0-0 L3		0-3 K		0-3 K		0-3 K	3	0	0	0	0	1	3									
Mike Lum, L OBP: 0.405, SLG: 0.470 (7, PH)										1	0	0	0	0	1	1									
Manny Sarmiento, R (7, 1)										0	0	0	0	0	0	0									
Ray Knight, R OBP: 0.205, SLG: 0.324 (9, PH)			1-2		1-2					1	0	0	0	0	1	1									
Dave Concepcion, R OBP: 0.351, SLG: 0.495 (1, 6)	4-0 BB		0-0 1B		0-0 1B				0-0 L7	4	0	2	1	1	0	1									
George Foster, R OBP: 0.381, SLG: 0.564 (1, 7)	0-0 F7		0-0 FC6-4		0-0 1B				0-0 FC6-4	4	1	2	1	0	0	3									
Dan Driessen, L OBP: 0.396, SLG: 0.500 (1, 3)	0-0 4-1				0-3 K				0-0 F5	4	0	0	0	0	1	3									
Cesar Geronimo, L OBP: 0.354, SLG: 0.414 (1, 8)					0-0 1B				0-0 F7	4	1	3	1	0	0	1									
Junior Kennedy, R OBP: 0.250, SLG: 0.238 (1, 4)					0-0 1B				0-0 FC6-4	3	0	1	0	0	0	1									
Joe Morgan, L OBP: 0.371, SLG: 0.440 (8, PH)									0-0 FC6-4	0	0	0	0	1	0	0									
Rick Auerbach, R OBP: 0.258, SLG: 0.269 (8, 4)					1-3				1-2	0	0	0	0	0	0	0									
Vic Correll, R (1, 2)									0-0 BB	3	0	0	0	0	1	1									
Ken Henderson, S OBP: 0.285, SLG: 0.333 (8, PH)									4-0 1B	1	0	0	0	0	0	2									
Don Werner, R OBP: 0.250, SLG: 0.204 (8, 2)									1-2	0	0	0	0	0	0	0									
Tom Hume, R (1, 1)									0-0 BB	0	0	0	0	0	0	0									
Pedro Borbon, R OBP: 0.250, SLG: 0.250 (6, 1)									0-0 L9	2	0	0	0	0	1	0									
Dave Collins, S OBP: 0.344, SLG: 0.250 (7, PH)										0	0	0	0	0	0	0									
Dave Collins, S OBP: 0.344, SLG: 0.250 (7, 9)										2	0	1	0	0	0	0									
Inning Stats	R: 0 E: 0 K: 0 S: 4	H: 1 LOB: 2 BB: 1 P: 8	R: 1 E: 0 K: 1 S: 6	H: 1 LOB: 0 BB: 0 P: 6	R: 0 E: 0 K: 0 S: 4	H: 2 LOB: 1 BB: 0 P: 4	R: 0 E: 0 K: 1 S: 6	H: 2 LOB: 1 BB: 0 P: 6	R: 1 E: 0 K: 0 S: 6	H: 2 LOB: 1 BB: 0 P: 6	R: 0 E: 0 K: 0 S: 4	H: 1 LOB: 1 BB: 0 P: 4	R: 0 E: 0 K: 2 S: 8	H: 1 LOB: 1 BB: 0 P: 8	R: 1 E: 0 K: 0 S: 5	H: 2 LOB: 2 BB: 1 P: 9	R: 0 E: 0 K: 1 S: 6	H: 1 LOB: 1 BB: 0 P: 6	1B: 10 2B: 2 3B: 0 HR: 2	SF: 0 SAC: 0 DP: 1 HBP: 0	WP: 0 PB: 0 SB: 2 CS: 0	PA: 39			
PITCHER	IP	WLS	BF	H	R	ER	SO	BB	IBB	HBP	BLK	WP	HR	S	P	ERA	WHIP								
Don Sutton, R ERA: 4.21 (1, 1)	6.0	W	25	9	2	2	3	1	0	0	0	0	1	30	34	3.00	1.667								
Charlie Hough, R ERA: 2.74 (7, 1)	1.2		9	3	1	1	2	1	0	0	0	0	1	12	16	5.40	2.400								
Bob Welch, R ERA: (8, 1)	1.1	S	5	1	0	0	1	0	0	0	0	0	0	7	7	0.00	0.750								

Batter	1	2	3	4	5	6	7	8	9	AB	R	H	RBI	BB	SO	LOB	BOTTOM								
Davey Lopes, R OBP: 0.406, SLG: 0.477 (1, 4)	0-0 P6		0-0 L7		0-0 P4				0-0 6-3	4	0	0	1	0	0	3	Cincinnati Reds @ Los Angeles Dodgers Dodger Stadium, Los Angeles, CA Sat Jun 24 1978, 3:33 AM PDT Att: 46,274 - Unknown livebaseballscorecards.com								
Bill Russell, R OBP: 0.303, SLG: 0.354 (1, 6)	0-3 K		0-0 1B						0-0 F5	4	0	1	0	0	1	2									
Steve Garvey, R OBP: 0.322, SLG: 0.445 (1, 3)	0-3 K		0-0 P4						0-0 F8	4	0	0	0	0	1	1									
Ron Cey, R OBP: 0.394, SLG: 0.447 (1, 5)			0-0 F8		0-0 FC6-4				0-3 K	4	1	3	0	0	1	0									
Dusty Baker Jr., R OBP: 0.322, SLG: 0.367 (1, 7)			0-0 F8		0-0 FC6-4				0-0 CS	4	1	1	0	0	0	3									
Bob Welch, R (8, 1)			2-3		1-2				BB	0	0	0	0	0	0	0									
Lee Lacy, R OBP: 0.361, SLG: 0.573 (1, 9)	0-0 P4				0-3 K				0-0 BB	4	1	1	0	0	2	1									
Bill North, S OBP: 0.388, SLG: 0.336 (1, 8)					0-0 1-3				4-0 BB	3	0	1	1	1	1	0									
Steve Yeager, R OBP: 0.318, SLG: 0.269 (1, 2)			3-H						1-2	1	1	1	0	1	0	0									
Jerry Grote, R OBP: 0.404, SLG: 0.417 (6, 2)			4-0						1-2	1	0	0	1	1	0	0									
Don Sutton, R OBP: 0.156, SLG: 0.069 (1, 1)			0-3						0-0	2	0	1	1	0	1	2									
Rick Monday, L OBP: 0.391, SLG: 0.602 (6, PH)									1-2	1	0	0	0	0	3										
Charlie Hough, R OBP: 0.444, SLG: 0.556 (7, 1)									0-0	0	0	0	0	0	0	0									
Vic Davalillo, L OBP: 0.326, SLG: 0.350 (8, 7)					1-H				0-0	0	0	0	0	0	0	0									
Inning Stats	R: 0 E: 0 K: 2 S: 7	H: 0 LOB: 0 BB: 0 P: 7	R: 1 E: 0 K: 1 S: 7	H: 2 LOB: 1 BB: 1 P: 11	R: 0 E: 0 K: 0 S: 5	H: 2 LOB: 2 BB: 0 P: 5	R: 1 E: 0 K: 1 S: 7	H: 2 LOB: 1 BB: 0 P: 7	R: 0 E: 0 K: 0 S: 3	H: 1 LOB: 0 BB: 0 P: 3	R: 2 E: 0 K: 0 S: 5	H: 2 LOB: 2 BB: 2 P: 13	R: 0 E: 0 K: 1 S: 5	H: 0 LOB: 0 BB: 0 P: 5	R: 0 E: 0 K: 2 S: 7	H: 0 LOB: 0 BB: 0 P: 7		1B: 7 2B: 2 3B: 0 HR: 0	SF: 0 SAC: 0 DP: 0 HBP: 0	WP: 0 PB: 1 SB: 0 CS: 1	PA: 36				
PITCHER	IP	WLS	BF	H	R	ER	SO	BB	IBB	HBP	BLK	WP	HR	S	P	ERA	WHIP								
Tom Hume, R ERA: 5.64 (1, 1)	5.0	L	25	9	4	3	4	1	0	0	0	0	0	31	39	5.40	2.000								
Pedro Borbon, R ERA: 5.31 (6, 1)	1.0		4	0	0	0	0	1	0	0	0	0	0	3	7	0.00	1.000								
Manny Sarmiento, R ERA: 1.89 (7, 1)	2.0		6	0	0	0	3	0	0	0	0	0	0	12	12	0.00	0.000								



Batter	1	2	3	4	5	6	7	8	9	AB	R	H	RBI	BB	SO	LOB	TOP			
Pete Rose, S OBP: 0.345, SLG: 0.415	(1,5) 0-3 K		X 0-0 2B SF8 1B		X 0-0 6-3		X 0-0 G3		X 0-0 F8	5	1	1	0	0	1	2	Cincinnati Reds @ Houston Astros Astrodome, Houston, TX Mon Jun 26 1978, 8:05 PM EDT Att: 20,388 - Unknown			
Doug Bair, R OBP: 0.200, SLG: 0.200	(9,1)									0	0	0	0	0	0	0				
Dave Tomlin, L OBP: 0.360, SLG: 0.445	(1,9) X 0-0 F5		X 0-0 SF8 E 2B		X 0-0 F7		X 0-0 F9			4	1	1	1	0	0	1				
Joe Morgan, L OBP: 0.371, SLG: 0.436	(1,4) B 4-0		X 0-0 SF8		X 0-0 3-1			B 4-0 BB		1	0	0	1	2	0	0				
George Foster, R OBP: 0.380, SLG: 0.555	(1,7) X 0-0 F8		X 0-0 E6 BB		X 0-0 5-3			X 0-0 F8		4	0	0	0	0	0	2				
Dan Driessen, L OBP: 0.392, SLG: 0.489	(1,3) X 0-0 P6		X 4-0 1-2 BB		X 0-0 4-1			X 0-0 G4-6-3		3	0	0	0	1	0	1				
Dave Concepcion, R OBP: 0.350, SLG: 0.402	(1,6) X 0-0 P4		X 0-3 K		X 0-0 S 1B			X 0-0 SH SF7 1B		4	1	2	0	0	1	2				
Cesar Geronimo, L OBP: 0.347, SLG: 0.402	(1,8) 0-3 K			X 0-0 F8		X 0-0 F5		X 0-0 SH		3	0	0	0	0	1	1				
Don Werner, R OBP: 0.252, SLG: 0.200	(1,2)		X 0-0 F7		X 0-3 K		H 1-0 G3 SH2-4 HBP		X 0-0 F5	2	0	0	0	0	1	0				
Ken Henderson, S OBP: 0.297, SLG: 0.323	(9,PH)									1	0	0	0	0	0	2				
Ray Knight, R OBP: 0.205, SLG: 0.324	(9,5)									0	0	0	0	0	0	0				
Tom Seaver, R OBP: 0.289, SLG: 0.188	(1,1)		X 4-0 1B 2B BB		X 0-3 K		X 0-0 SH2-4		X 0-0 SF7	1	1	0	0	1	1	0				
Dave Collins, S OBP: 0.318, SLG: 0.232	(9,PH)									0	0	0	1	0	0	0				
Vic Correll, R OBP: 0.375, SLG: 0.429	(9,2)									0	0	0	0	0	0	0				
Inning Stats	R: 0 E: 0 K: 1 S: 5	H: 0 LOB: 1 BB: 1 P: 9	R: 0 E: 0 K: 1 S: 5	H: 0 LOB: 0 BB: 0 P: 5	R: 3 E: 1 K: 1 S: 8	H: 2 LOB: 2 BB: 2 P: 16	R: 0 E: 0 K: 2 S: 7	H: 0 LOB: 0 BB: 0 P: 7	R: 0 E: 0 K: 0 S: 3	H: 1 LOB: 1 BB: 0 P: 4	R: 0 E: 0 K: 0 S: 3	H: 0 LOB: 0 BB: 0 P: 4	R: 0 E: 0 K: 0 S: 2	H: 0 LOB: 0 BB: 1 P: 6	R: 1 E: 1 K: 0 S: 5	H: 1 LOB: 1 BB: 0 P: 5		1B: 3 2B: 1 3B: 0 HR: 0	SF: 2 SAC: 2 DP: 1 HBP: 1	WP: 0 PB: 0 SB: 1 CS: 0
PITCHER Mark Lemongello, R ERA: 3.88	IP: 9.0 WLS: L BF: 37	H: 4 R: 4 ER: 2 SO: 5	BB: 4 IBB: 0 HBP: 1 BLK: 0	WP: 0 HR: 0 S: 42 P: 59	ERA: 2.00 WHIP: 0.889	PITCHER														

Batter	1	2	3	4	5	6	7	8	9	AB	R	H	RBI	BB	SO	LOB	BOTTOM				
Terry Puhl, L OBP: 0.369, SLG: 0.413	(1,8) X 0-0 3B 1B		X 0-0 F7		X 0-3 K		X 0-0 2-3 1B		X 0-0 6-3	5	1	2	0	0	1	1	Cincinnati Reds @ Houston Astros Astrodome, Houston, TX Mon Jun 26 1978, 8:05 PM EDT Att: 20,388 - Unknown				
Denny Walling, L OBP: 0.309, SLG: 0.352	(1,7) X 0-0 1-H 6-3 3B		X 0-0 4-3		X 4-0 BB		X 0-0 F7			3	1	1	1	1	0	2					
Enos Cabell, R OBP: 0.316, SLG: 0.375	(1,5) X 0-0 6-3		X 0-3 K		X 0-0 F9			X 0-0 6-3		4	0	0	1	0	1	1					
Jose Cruz, L OBP: 0.332, SLG: 0.385	(1,9) X 0-0 2-3			X 0-0 3-1		X 0-3 K		X 0-0 WP SF9 2B		4	1	1	0	0	1	0					
Bob Watson, R OBP: 0.348, SLG: 0.450	(1,3) X 0-0 1B			X 0-0 1-3		X 0-0 5-3		X 0-0 SF9		3	0	1	1	0	0	0					
Art Howe, R OBP: 0.345, SLG: 0.451	(1,4) X 0-0 G3			X 0-0 2B		X 0-0 F7		X 0-0 5-3		4	0	1	0	0	0	1					
Joe Ferguson, R OBP: 0.368, SLG: 0.396	(1,2)		X 0-0 5-3		X 4-0 IBB		X 4-0 FC6-4 BB		X 0-0 F8	2	0	0	0	2	0	0					
Mike Fischlin, R OBP: 0.208, SLG: 0.136	(1,6)									1	0	0	0	0	0	0					
Julio Gonzalez, R OBP: 0.326, SLG: 0.300	(4,PH) (5,6)		X 0-0 F8		X 0-3 K		X 0-0 FC6-4 1B SH2		X 0-0 4-3	3	0	0	0	0	1	3					
Mark Lemongello, R OBP: 0.188, SLG: 0.167	(1,1)		X 0-0 4-3		X 0-0 F3		X 0-0 SH2		X 0-0 S 1B	2	0	0	0	0	0	0					
Dave Bergman, L OBP: 0.320, SLG: 0.154	(9,PH)									1	0	1	0	0	0	0					
Jimmy Sexton, R OBP: 0.219, SLG: 0.162	(9,PR)									0	0	0	0	0	0	0					
Inning Stats	R: 2 E: 0 K: 0 S: 6	H: 3 LOB: 1 BB: 0 P: 6	R: 0 E: 0 K: 0 S: 3	H: 0 LOB: 0 BB: 0 P: 3	R: 0 E: 0 K: 1 S: 5	H: 0 LOB: 0 BB: 0 P: 5	R: 0 E: 0 K: 1 S: 6	H: 1 LOB: 2 BB: 1 P: 10	R: 0 E: 0 K: 1 S: 5	H: 0 LOB: 0 BB: 0 P: 5	R: 0 E: 0 K: 1 S: 4	H: 1 LOB: 2 BB: 1 P: 8	R: 1 E: 0 K: 0 S: 4	H: 1 LOB: 0 BB: 0 P: 4	R: 0 E: 0 K: 0 S: 4	H: 1 LOB: 2 BB: 0 P: 4		1B: 4 2B: 2 3B: 1 HR: 0	SF: 1 SAC: 1 DP: 0 HBP: 0	WP: 1 PB: 0 SB: 1 CS: 0	PA: 37
PITCHER Tom Seaver, R ERA: 3.27	IP: 8.0 WLS: W BF: 33	H: 6 R: 3 ER: 3 SO: 4	BB: 2 IBB: 1 HBP: 0 BLK: 0	WP: 1 HR: 0 S: 38 P: 50	ERA: 3.38 WHIP: 1.000	PITCHER															
Doug Bair, R ERA: 1.35	IP: 0.2 WLS: S BF: 1	H: 0 R: 0 ER: 0 SO: 0	BB: 0 IBB: 0 HBP: 0 BLK: 0	WP: 0 HR: 0 S: 3 P: 3	ERA: 0.00 WHIP: 1.500																
Dave Tomlin, L ERA: 4.75	IP: 0.1 WLS: S BF: 1	H: 0 R: 0 ER: 0 SO: 0	BB: 0 IBB: 0 HBP: 0 BLK: 0	WP: 0 HR: 0 S: 1 P: 1	ERA: 0.00 WHIP: 0.000																

AB	28
R	4
H	4
RBI	3
BB	4
SO	5
LOB	11



Batter	1	2	3	4	5	6	7	8	9	AB	R	H	RBI	BB	SO	LOB	TOP			
Pete Rose, S OBP: 0.343, SLG: 0.411 (1, 5)										4	0	1	0	0	0	0	Cincinnati Reds @ Houston Astros Astrodome, Houston, TX Wed Jun 28 1978, 8:05 PM EDT Att: 16,622 - Unknown			
Ken Griffey, L OBP: 0.353, SLG: 0.435 (1, 9)										4	0	0	0	0	0	1				
Joe Morgan, L OBP: 0.381, SLG: 0.450 (1, 4)										4	0	2	0	0	0	0				
George Foster, R OBP: 0.370, SLG: 0.540 (1, 7)										4	0	0	0	0	2	2				
Dan Driessen, L OBP: 0.388, SLG: 0.479 (1, 3)										3	0	1	0	1	0	0				
Dave Concepcion, R OBP: 0.351, SLG: 0.399 (1, 6)									4	0	0	0	0	0	2					
Cesar Geronimo, L OBP: 0.342, SLG: 0.391 (1, 8)									2	0	0	0	1	0	1					
Don Werner, R OBP: 0.248, SLG: 0.191 (1, 2)										2	0	0	0	1	0	1				
Fred Norman, S OBP: 0.216, SLG: 0.194 (1, 1)									2	0	0	0	0	1	2					
Dave Collins, S OBP: 0.309, SLG: 0.224 (8, PH)									1	0	0	0	0	0	0					
Pedro Borbon, R OBP: 0.250, SLG: 0.250 (8, 1)									0	0	0	0	0	0	0					
Inning Stats	R: 0 E: 0 K: 0 S: 4	H: 1 LOB: 1 BB: 0 P: 4	R: 0 E: 0 K: 0 S: 3	H: 0 LOB: 0 BB: 0 P: 3	R: 0 E: 0 K: 1 S: 5	H: 0 LOB: 0 BB: 0 P: 5	R: 0 E: 0 K: 0 S: 3	H: 0 LOB: 2 BB: 2 P: 11	R: 0 E: 0 K: 0 S: 4	H: 2 LOB: 1 BB: 0 P: 4	R: 0 E: 0 K: 0 S: 3	H: 0 LOB: 1 BB: 1 P: 7	R: 0 E: 0 K: 0 S: 3	H: 0 LOB: 0 BB: 0 P: 3	R: 0 E: 0 K: 1 S: 6	H: 1 LOB: 1 BB: 0 P: 6	1B: 2 2B: 2 3B: 0 HR: 0	SF: 0 SAC: 0 DP: 0 HBP: 0	WP: 0 PB: 0 SB: 0 CS: 1	PA: 33
PITCHER Tom Dixon, R ERA: 1.97 (1, 1)	IP: 9.0 WLS: W BF: 33 H: 4 R: 0 ER: 0 SO: 3 BB: 3 IBB: 0 HBP: 0 BLK: 0 WP: 0 HR: 0 S: 36 P: 48 ERA: 0.00 WHIP: 0.778																			

Batter	1	2	3	4	5	6	7	8	9	AB	R	H	RBI	BB	SO	LOB	BOTTOM			
Terry Puhl, L OBP: 0.373, SLG: 0.421 (1, 8)										3	1	1	0	0	0	1	Cincinnati Reds @ Houston Astros Astrodome, Houston, TX Wed Jun 28 1978, 8:05 PM EDT Att: 16,622 - Unknown			
Jesus Alou, R OBP: 0.317, SLG: 0.386 (1, 7)										4	0	1	0	0	0	2				
Wilbur Howard, S OBP: 0.264, SLG: 0.333 (7, PR)										0	1	0	0	0	0	0				
Enos Cabell, R OBP: 0.317, SLG: 0.378 (1, 5)										4	0	1	0	0	1	3				
Bob Watson, R OBP: 0.356, SLG: 0.467 (1, 3)										3	1	2	3	1	0	0				
Art Howe, R OBP: 0.340, SLG: 0.443 (1, 4)										4	0	0	0	0	0	5				
Joe Ferguson, R OBP: 0.383, SLG: 0.380 (1, 2)										3	0	0	0	1	0	0				
Denny Walling, L OBP: 0.314, SLG: 0.340 (1, 9)										3	0	0	0	1	1	2				
Mike Fischlin, R OBP: 0.207, SLG: 0.148 (1, 6)										2	0	1	0	0	0	2				
Julio Gonzalez, R OBP: 0.306, SLG: 0.283 (6, PH)										2	0	0	0	0	0	2				
Tom Dixon, R OBP: 0.222, SLG: 0.176 (1, 1)										3	0	2	0	0	1	1				
Inning Stats	R: 0 E: 0 K: 0 S: 4	H: 2 LOB: 2 BB: 1 P: 8	R: 0 E: 0 K: 2 S: 8	H: 1 LOB: 1 BB: 0 P: 8	R: 0 E: 0 K: 0 S: 3	H: 0 LOB: 0 BB: 0 P: 3	R: 0 E: 1 K: 0 S: 4	H: 0 LOB: 2 BB: 1 P: 8	R: 0 E: 0 K: 0 S: 4	H: 1 LOB: 1 BB: 0 P: 4	R: 0 E: 0 K: 0 S: 4	H: 1 LOB: 2 BB: 1 P: 8	R: 3 E: 0 K: 1 S: 8	H: 3 LOB: 1 BB: 0 P: 8	R: 0 E: 0 K: 0 S: 3	H: 0 LOB: 0 BB: 0 P: 3	1B: 7 2B: 0 3B: 0 HR: 1	SF: 0 SAC: 1 DP: 1 HBP: 0	WP: 0 PB: 0 SB: 2 CS: 0	PA: 35
PITCHER Fred Norman, L ERA: 2.93 (1, 1)	IP: 7.0 WLS: L BF: 32 H: 8 R: 3 ER: 3 SO: 3 BB: 3 IBB: 0 HBP: 0 BLK: 0 WP: 0 HR: 1 S: 35 P: 47 ERA: 3.86 WHIP: 1.571																			
Pedro Borbon, R ERA: 4.7 (8, 1)	IP: 1.0 WLS: 3 BF: 0 H: 0 R: 0 ER: 0 SO: 0 BB: 0 IBB: 0 HBP: 0 BLK: 0 WP: 0 HR: 0 S: 3 P: 3 ERA: 0.00 WHIP: 0.000																			

Batter	1	2	3	4	5	6	7	8	9	AB	R	H	RBI	BB	SO	LOB	TOP	
Pete Rose, S OBP: 0.345, SLG: 0.413 (1, 5) X	0-0 2B		4-0 BB		0-0 6-3			0-0 F9		3	0	1	0	1	0	0	Cincinnati Reds @ Houston Astros Astrodome, Houston, TX Thu Jun 29 1978, 8:05 PM EDT Att: 17,564 - Unknown	
Ken Griffey, L OBP: 0.352, SLG: 0.436 (1, 9) X	0-0 2B		0-0 F7		0-0 4-3			0-0 4-3		4	0	1	0	0	0	1		
Joe Morgan, L OBP: 0.383, SLG: 0.445 (1, 4) X	0-0 F2		0-0 F9					4-0 FC6-4 BB		2	0	0	0	2	0	3		
Rick Auerbach, R OBP: 0.250, SLG: 0.259 (8, 4) X	0-0 F2		0-0 F9					4-0 FC6-4 BB		0	0	0	0	0	0	0		
George Foster, R OBP: 0.366, SLG: 0.532 (1, 7) X	0-3 K			0-0 F8				0-0 F8		4	0	0	0	0	1	4		
Dave Concepcion, R OBP: 0.346, SLG: 0.393 (1, 6) X	0-3 K			0-0 F8				0-0 FC6-4 WP		4	0	0	0	0	1	3		
Ken Henderson, S OBP: 0.275, SLG: 0.361 (1, 8) X		0-0 F9		0-0 E5 1B				0-0 K		4	0	1	0	0	1	1		
Dan Driessen, L OBP: 0.386, SLG: 0.476 (1, 3) X	0-3 K			0-0 K				0-0 F7		4	0	1	0	0	1	1		
Vic Correll, R OBP: 0.231, SLG: 0.250 (1, 2) X	0-0 F8			0-0 F7				0-0 F9		4	0	0	0	0	0	3		
Tom Hume, R (1, 1) X			0-3 K		0-3 K			0-3 K		2	0	0	0	0	2	0		
Junior Kennedy, R OBP: 0.342, SLG: 0.230 (7, PH) X										1	0	0	0	0	1	0		
Dave Tomlin, L (7, 1) X										0	0	0	0	0	0	0		
Inning Stats	R: 0 E: 0 K: 2 S: 9	H: 2 LOB: 2 BB: 0 P: 9	R: 0 E: 0 K: 1 S: 5	H: 0 LOB: 0 BB: 0 P: 5	R: 0 E: 0 K: 1 S: 5	H: 1 LOB: 2 BB: 1 P: 9	R: 0 E: 0 K: 0 S: 5	H: 0 LOB: 0 BB: 0 P: 5	R: 0 E: 0 K: 1 S: 5	H: 0 LOB: 1 BB: 1 P: 9	R: 0 E: 0 K: 0 S: 3	H: 0 LOB: 0 BB: 0 P: 7	R: 0 E: 0 K: 0 S: 4	H: 1 LOB: 1 BB: 0 P: 4	1B: 1 2B: 3 3B: 0 HR: 0	SF: 0 SAC: 0 DP: 0 HBP: 0	WP: 1 PB: 0 SB: 0 CS: 0	PA: 35
PITCHER Floyd Bannister, L ERA: 2.61 (1, 1)	IP: 9.0 WLS: W BF: 35 H: 4 R: 0 ER: 0 SO: 7 BB: 3 IBB: 0 HBP: 0 BLK: 0 WP: 1 HR: 0 S: 46 P: 58 ERA: 0.00 WHIP: 0.778																	

Batter	1	2	3	4	5	6	7	8	9	AB	R	H	RBI	BB	SO	LOB	BOTTOM	
Terry Puhl, L OBP: 0.373, SLG: 0.420 (1, 8) X	0-0 4-3	0-0 4-3		0-0 1B		0-0 WP S 1B		0-0 P6		5	0	2	0	0	0	2	Cincinnati Reds @ Houston Astros Astrodome, Houston, TX Thu Jun 29 1978, 8:05 PM EDT Att: 17,564 - Unknown	
Denny Walling, L OBP: 0.321, SLG: 0.340 (1, 7) X	0-0 4-3	0-0 F9		4-0 1B		0-0 G3		0-0 1B		3	1	1	0	1	0	1		
Jesus Alou, R OBP: 0.328, SLG: 0.397 (8, PH) X	0-0 1B			0-0 BB		0-0 1-3		0-0 2H 3H 1B		1	0	1	2	0	0	0		
Wilbur Howard, S OBP: 0.264, SLG: 0.333 (9, 7) X	0-0 1B			0-0 BB		0-0 1-3		0-0 1B		0	0	0	0	0	0	0		
Enos Cabell, R OBP: 0.318, SLG: 0.377 (1, 5) X	0-0 1B		4-0 BLK BB	0-3 K		0-0 F7		0-0 5-3		4	2	1	0	1	1	3		
Jose Cruz, L OBP: 0.333, SLG: 0.382 (1, 9) X	0-0 1B		0-0 CS 1B		0-0 P5		4-0 BB			3	0	2	2	1	0	0		
Bob Watson, R OBP: 0.358, SLG: 0.472 (1, 3) X	0-0 1B		0-0 1H 1B		0-0 P5		0-0 BB			4	0	2	1	0	0	2		
Dave Bergman, L OBP: 0.320, SLG: 0.154 (8, 3) X	0-0 1B		0-0 1-2 1B		0-0 P5		0-0 2B			0	0	0	0	0	0	0		
Art Howe, R OBP: 0.339, SLG: 0.440 (1, 4) X	0-0 P4		0-0 1B		0-0 F7		0-0 F9			4	0	1	0	0	0	4		
Luis Pujols, R (1, 2) X	4-0 FC4 BB		0-3 K		0-0 F8			4-0 SH1-4 BLK BB		2	1	0	0	2	1	2		
Mike Fischlin, R OBP: 0.242, SLG: 0.200 (1, 6) X	0-0 FC4			0-0 1B 2B		0-0 6-3		4-0 SH1-4 1B BB		3	1	1	0	1	0	3		
Floyd Bannister, L OBP: 0.150, SLG: 0.105 (1, 1) X		0-0 6-3		0-3 K		0-0 4-3		0-0 SH1-4		3	0	0	0	0	1	1		
Inning Stats	R: 2 E: 0 K: 0 S: 7	H: 4 LOB: 3 BB: 1 P: 11	R: 0 E: 0 K: 0 S: 3	H: 0 LOB: 0 BB: 0 P: 3	R: 1 E: 0 K: 1 S: 6	H: 2 LOB: 1 BB: 1 P: 10	R: 0 E: 0 K: 2 S: 8	H: 2 LOB: 2 BB: 1 P: 12	R: 0 E: 0 K: 0 S: 4	H: 1 LOB: 1 BB: 0 P: 4	R: 0 E: 0 K: 0 S: 3	H: 0 LOB: 1 BB: 1 P: 7	R: 2 E: 0 K: 0 S: 4	H: 1 LOB: 2 BB: 2 P: 12	1B: 9 2B: 2 3B: 0 HR: 0	SF: 0 SAC: 1 DP: 0 HBP: 0	WP: 1 PB: 0 SB: 2 CS: 1	PA: 39
PITCHER Tom Hume, R ERA: 5.56 (1, 1)	IP: 6.0 WLS: L BF: 29 H: 10 R: 3 ER: 3 SO: 3 BB: 3 IBB: 0 HBP: 0 BLK: 1 WP: 0 HR: 0 S: 32 P: 44 ERA: 4.50 WHIP: 2.167																	
Dave Tomlin, L ERA: 4.66 (7, 1)	IP: 2.0 WLS: L BF: 10 H: 1 R: 2 ER: 2 SO: 0 BB: 3 IBB: 0 HBP: 0 BLK: 1 WP: 0 HR: 0 S: 7 P: 19 ERA: 9.00 WHIP: 2.000																	

Batter	1	2	3	4	5	6	7	8	9	AB	R	H	RBI	BB	SO	LOB	TOP					
Davey Lopes, R OBP: 0.406, SLG: 0.492 (1, 4)	4-0 F9 BB		0-3 K			0-0 G6-4-3 1B		0-0 1-H HR		3	1	2	2	1	1	1	Los Angeles Dodgers @ Cincinnati Reds Riverfront Stadium, Cincinnati, OH Fri Jun 30 1978, 7:05 PM EDT Unknown livebaseballscorecards.com					
Bill Russell, R OBP: 0.300, SLG: 0.350 (1, 6)	0-0 F9 1-2			0-0 F7		0-0 G6-4-3 1-2		0-0 5-3		4	0	0	0	0	0	2						
Reggie Smith, S OBP: 0.384, SLG: 0.551 (1, 9)	0-0 F9				0-0 1B		0-0 F8 HR 2B	0-0 4-3		4	1	2	0	0	0	0						
Ron Cey, R OBP: 0.380, SLG: 0.457 (1, 5)		0-3 K		0-0 F9		0-0 F8 2-3	0-0 F8 HR	0-0 HR		4	1	1	1	0	1	2						
Steve Garvey, R OBP: 0.334, SLG: 0.457 (1, 3)		0-0 5-3		0-3 K		0-0 HR 3-H	0-0 K	0-3 K		4	1	1	2	0	2	1						
Dusty Baker Jr., R OBP: 0.309, SLG: 0.352 (1, 7)	0-0 F7				0-0 F7		0-0 1B		0-0 F3	4	0	1	0	0	0	0						
Rick Monday, L OBP: 0.384, SLG: 0.585 Lance Rautzhan, R (8, 1)			4-0 BB		0-3 K		0-0 F7		0-0 G3	2	0	0	0	1	1	1						
Steve Yeager, R OBP: 0.308, SLG: 0.256 Vic Davallillo, L OBP: 0.319, SLG: 0.341 Jerry Grote, R OBP: 0.410, SLG: 0.412 (7, PH) (7, 2)			0-3 K		0-3 K		0-0 4-3		0-0 1B	2	0	0	0	0	2	1						
Tommy John, R OBP: 0.182, SLG: 0.161 Bill North, S OBP: 0.400, SLG: 0.327 (8, PH) (8, 8)			0-3 K			0-0 5-3		4-0 HR BB	0-0 F8	2	0	0	0	0	1	1						
Inning Stats	R: 0 E: 0 K: 0 S: 2	H: 0 LOB: 0 BB: 1 P: 6	R: 0 E: 0 K: 1 S: 5	H: 0 LOB: 0 BB: 0 P: 5	R: 0 E: 0 K: 3 S: 9	H: 0 LOB: 1 BB: 1 P: 13	R: 0 E: 0 K: 1 S: 6	H: 1 LOB: 1 BB: 0 P: 6	R: 0 E: 0 K: 2 S: 7	H: 0 LOB: 0 BB: 0 P: 7	R: 0 E: 0 K: 0 S: 3	H: 1 LOB: 0 BB: 0 P: 3	R: 2 E: 0 K: 0 S: 6	H: 3 LOB: 1 BB: 0 P: 6	R: 3 E: 0 K: 1 S: 7	H: 2 LOB: 0 BB: 1 P: 11		R: 0 E: 0 K: 0 S: 4	H: 1 LOB: 1 BB: 0 P: 4	1B: 4 2B: 1 3B: 0 HR: 3	SF: 0 SAC: 0 DP: 1 HBP: 0	WP: 0 PB: 0 SB: 0 CS: 0
PITCHER	IP WLS BF H R ER SO BB IBB HBP BLK WP HR S P ERA WHIP	7.0 L 26 5 2 2 7 2 0 0 0 0 1 38 46 2.57 1.000	2.0 L 10 3 3 3 1 1 0 0 0 0 2 11 15 13.50 2.000																			

Batter	1	2	3	4	5	6	7	8	9	AB	R	H	RBI	BB	SO	LOB	BOTTOM					
Pete Rose, S OBP: 0.346, SLG: 0.411 (1, 5)	4-0 2B 2B BB	0-0 5-3		0-0 6-3			0-0 6-3		0-0 1B	4	1	1	0	1	0	1	Los Angeles Dodgers @ Cincinnati Reds Riverfront Stadium, Cincinnati, OH Fri Jun 30 1978, 7:05 PM EDT Unknown livebaseballscorecards.com					
Ken Griffey, L OBP: 0.356, SLG: 0.440 (1, 9)	0-0 2B 1-3	0-0 S 1B		0-0 4-3		4-0 BB		0-3 K		4	1	2	0	1	1	1						
Dave Concepcion, R OBP: 0.345, SLG: 0.395 (1, 6)	0-0 2B 2-H 3-H	0-3 K		0-0 6-3		0-0 L6-4 2-3				4	1	1	2	0	1	3						
George Foster, R OBP: 0.367, SLG: 0.535 (1, 7)	0-0 FC6-4 2H 1B		0-0 2B		0-0 G3		0-3 K			4	0	2	1	0	1	0						
Johnny Bench, R OBP: 0.296, SLG: 0.450 Dan Driessen, L OBP: 0.385, SLG: 0.474 (7, 3)	0-0 E5 FC6-4 1-2		0-0 5-3		0-0 F7		0-0 4-3			3	0	0	0	0	0	2						
Ken Henderson, S OBP: 0.279, SLG: 0.385 Cesar Geronimo, L OBP: 0.345, SLG: 0.394 (6, PR) (7, 8)	0-0 FC6-4 1-2 2-3		0-3 K		0-0 2B		0-0 1B			3	0	1	0	0	1	3						
Junior Kennedy, R OBP: 0.325, SLG: 0.215 (1, 4)	0-0 P1		0-3 K		0-0 6-3		0-0 1-4-3			4	0	0	0	0	1	5						
Vic Correll, R OBP: 0.188, SLG: 0.200 Ray Knight, R OBP: 0.195, SLG: 0.308 (9, PH)	0-0 FC6-4 1-2		0-0 5-3		0-0 F9		0-0 4-3			3	0	0	0	0	0	3						
Paul Moskau, R OBP: 0.316, SLG: 0.294 Dave Collins, S OBP: 0.309, SLG: 0.224 Doug Bair, R OBP: 0.200, SLG: 0.200 Joe Morgan, L OBP: 0.381, SLG: 0.443 (9, PH)		0-0 1-3		0-0 4-3		0-0 L6-4 2B		0-0 G3		3	0	1	0	0	0	0						
Inning Stats	R: 3 E: 1 K: 0 S: 7	H: 3 LOB: 2 BB: 1 P: 11	R: 0 E: 0 K: 1 S: 6	H: 1 LOB: 1 BB: 0 P: 6	R: 0 E: 0 K: 2 S: 8	H: 1 LOB: 1 BB: 0 P: 8	R: 0 E: 0 K: 0 S: 3	H: 0 LOB: 0 BB: 0 P: 3	R: 0 E: 0 K: 0 S: 3	H: 0 LOB: 0 BB: 0 P: 3	R: 0 E: 0 K: 0 S: 4	H: 1 LOB: 1 BB: 0 P: 4	R: 0 E: 0 K: 0 S: 3	H: 1 LOB: 2 BB: 1 P: 7	R: 0 E: 0 K: 1 S: 6	H: 1 LOB: 1 BB: 0 P: 6		R: 0 E: 0 K: 1 S: 6	H: 1 LOB: 1 BB: 0 P: 6	1B: 4 2B: 6 3B: 0 HR: 0	SF: 0 SAC: 0 DP: 1 HBP: 0	WP: 0 PB: 0 SB: 1 CS: 0
PITCHER	IP WLS BF H R ER SO BB IBB HBP BLK WP HR S P ERA WHIP	7.0 W 30 7 3 3 3 2 0 0 0 0 0 34 42 3.86 1.286	2.0 S 8 2 0 0 2 0 0 0 0 0 0 12 12 0.00 1.000																			

Batter	1	2	3	4	5	6	7	8	9	AB	R	H	RBI	BB	SO	LOB	TOP					
Davey Lopes, R OBP: 0.399, SLG: 0.478 (1, 4)	0-0 6-3			0-3 K		0-0 5-3		0-0 F7		4	0	0	0	0	1	0	Los Angeles Dodgers @ Cincinnati Reds Riverfront Stadium, Cincinnati, OH Sat Jul 01 1978, 7:05 PM EDT Att: 48,044 - Unknown AB 32 R 2 H 6 RBI 2 BB 2 SO 9 LOB 10					
Bill Russell, R OBP: 0.302, SLG: 0.354 (1, 6)	0-0 4-3			0-0 BB 1B		0-0 2B		0-3 K		4	0	2	0	0	1	0						
Reggie Smith, S OBP: 0.392, SLG: 0.554 (1, 9)	0-0 F5			4-0 1-2 BB		4-0 G6-4-3 BB			0-0 1B 1B	2	1	1	0	2	0	0						
Ron Cey, R OBP: 0.371, SLG: 0.447 (1, 5)		0-0 F9		0-3 K		0-0 G6-4-3 1-2 BB			0-0 F8	4	0	0	0	0	1	5						
Steve Garvey, R OBP: 0.338, SLG: 0.469 (1, 3)		0-0 L6		0-3 K					0-0 1B 1B	4	1	2	1	0	1	2						
Dusty Baker Jr., R OBP: 0.312, SLG: 0.363 (1, 7)		0-3 K			0-0 5-3				0-0 P6	4	0	1	1	0	1	0						
Bill North, S OBP: 0.389, SLG: 0.317 (1, 8)			0-3 K		0-0 1-3				0-0 F8	4	0	0	0	0	1	2						
Steve Yeager, R OBP: 0.302, SLG: 0.250 (1, 2)			0-3 K		0-0 E9				0-0 6-3	3	0	0	0	0	1	0						
Rick Rhoden, R OBP: 0.200, SLG: 0.167 (1, 1)			0-3 K		0-3 K				0-0 F7	3	0	0	0	0	2	1						
Inning Stats	R: 0 E: 0 K: 0 S: 3	H: 0 LOB: 0 BB: 0 P: 3	R: 0 E: 0 K: 1 S: 5	H: 0 LOB: 0 BB: 0 P: 5	R: 0 E: 0 K: 3 S: 9	H: 0 LOB: 0 BB: 0 P: 9	R: 0 E: 0 K: 3 S: 10	H: 1 LOB: 2 BB: 1 P: 14	R: 0 E: 1 K: 1 S: 6	H: 0 LOB: 1 BB: 0 P: 6	R: 0 E: 0 K: 0 S: 3	H: 1 LOB: 1 BB: 1 P: 7	R: 1 E: 0 K: 0 S: 4	H: 1 LOB: 0 BB: 0 P: 4	R: 0 E: 0 K: 1 S: 5	H: 0 LOB: 0 BB: 0 P: 5	R: 1 E: 0 K: 0 S: 5	H: 3 LOB: 1 BB: 0 P: 5	1B: 4 2B: 1 3B: 0 HR: 1	SF: 0 SAC: 0 DP: 1 HBP: 0	WP: 0 PB: 0 SB: 0 CS: 0	PA: 34
PITCHER Tom Seaver, R ERA: 3.18 (1, 1)	IP: 9.0 WLS: L BF: 34 H: 6 R: 2 ER: 2 SO: 9 BB: 2 IBB: 0 HBP: 0 BLK: 0 WP: 0 HR: 1 S: 50 P: 58 ERA: 2.00 WHIP: 0.889															PITCHER						

Batter	1	2	3	4	5	6	7	8	9	AB	R	H	RBI	BB	SO	LOB	BOTTOM					
Pete Rose, S OBP: 0.347, SLG: 0.414 (1, 5)	0-0 F7		0-0 BB 2B		0-0 F7		0-0 G3		0-0 4-3	5	0	1	0	0	0	5	Los Angeles Dodgers @ Cincinnati Reds Riverfront Stadium, Cincinnati, OH Sat Jul 01 1978, 7:05 PM EDT Att: 48,044 - Unknown AB 31 R 0 H 6 RBI 0 BB 5 SO 7 LOB 21					
Ken Griffey, L OBP: 0.355, SLG: 0.433 (1, 9)	4-0 BB		4-0 BB BB		0-0 F7		0-3 K			2	0	0	0	2	1	4						
George Foster, R OBP: 0.368, SLG: 0.530 (1, 7)	0-0 F7		4-0 1-2 2-3 BB		0-0 G3		0-0 6-3		0-0 P6	3	0	0	0	1	0	1						
Dan Driessen, L OBP: 0.384, SLG: 0.472 (1, 3)	0-0 P6		0-0 G3		4-0 1B BB		0-0 S 1B			3	0	1	0	1	0	4						
Dave Concepcion, R OBP: 0.345, SLG: 0.398 (1, 6)		0-0 5-3		0-0 L4		0-0 1-3 1B		0-3 K		4	0	1	0	0	1	1						
Cesar Geronimo, L OBP: 0.335, SLG: 0.381 (1, 8)		0-3 K		0-0 4-3		0-0 F8		0-0 F7		4	0	0	0	0	1	2						
Vic Carrell, R OBP: 0.200, SLG: 0.211 (7, PH) Mike Lum, L OBP: 0.407, SLG: 0.471 (7, PH) Rick Auerbach, R OBP: 0.296, SLG: 0.299 (8, 4) Joe Morgan, L OBP: 0.382, SLG: 0.447 (8, PH) Manny Sarmiento, R (8, PH)		0-3 K		0-3 K		0-0 G3 BB 1B		0-0 E9 FC6-5 1B		2	0	0	0	0	2	0						
Junior Kennedy, R OBP: 0.329, SLG: 0.224 (7, PH) Dave Collins, S OBP: 0.314, SLG: 0.220 (8, 2) Don Werner, R OBP: 0.244, SLG: 0.188 (9, PH) Johnny Bench, R OBP: 0.294, SLG: 0.447 (9, PH)			0-3 K		0-0 SH3-4 1B		4-0 1-2 BB		0-0 6-3	2	0	1	0	0	1	0						
Tom Seaver, R OBP: 0.275, SLG: 0.176 (9, PH) Ken Henderson, S OBP: 0.267, SLG: 0.366 (9, PH)			0-0 6-3		0-0 SH3-4		0-3 K		0-0 FC6-5	1	0	0	0	0	0	1						
Inning Stats	R: 0 E: 0 K: 0 S: 3	H: 0 LOB: 1 BB: 1 P: 7	R: 0 E: 0 K: 2 S: 7	H: 0 LOB: 0 BB: 0 P: 7	R: 0 E: 0 K: 1 S: 6	H: 1 LOB: 2 BB: 2 P: 14	R: 0 E: 0 K: 1 S: 5	H: 0 LOB: 0 BB: 0 P: 5	R: 0 E: 0 K: 1 S: 4	H: 1 LOB: 1 BB: 0 P: 4	R: 0 E: 0 K: 0 S: 3	H: 1 LOB: 1 BB: 1 P: 7	R: 0 E: 0 K: 2 S: 8	H: 1 LOB: 3 BB: 1 P: 12	R: 0 E: 0 K: 1 S: 6	H: 1 LOB: 2 BB: 0 P: 6	R: 0 E: 1 K: 0 S: 4	H: 1 LOB: 2 BB: 0 P: 4	1B: 5 2B: 1 3B: 0 HR: 0	SF: 0 SAC: 1 DP: 0 HBP: 0	WP: 0 PB: 0 SB: 1 CS: 0	PA: 37
PITCHER Rick Rhoden, R ERA: 3.89 (1, 1)	IP: 9.0 WLS: W BF: 37 H: 6 R: 0 ER: 0 SO: 7 BB: 5 IBB: 0 HBP: 0 BLK: 0 WP: 0 HR: 0 S: 46 P: 66 ERA: 0.00 WHIP: 1.222															PITCHER						

Batter	1	2	3	4	5	6	7	8	9	AB	R	H	RBI	BB	SO	LOB	TOP					
Davey Lopes, R OBP: 0.399, SLG: 0.474										4	0	1	0	1	1	0	Los Angeles Dodgers @ Cincinnati Reds Riverfront Stadium, Cincinnati, OH Sun Jul 02 1978, 3:33 AM EDT Att: 46,067 - Unknown					
Bill Russell, R OBP: 0.303, SLG: 0.364										5	1	2	0	0	1	3						
Reggie Smith, S OBP: 0.396, SLG: 0.551										3	1	1	0	2	1	1						
Ron Cey, R OBP: 0.371, SLG: 0.454										5	2	2	1	0	3	6						
Steve Garvey, R OBP: 0.336, SLG: 0.468										5	1	1	2	0	0	5						
Dusty Baker Jr., R OBP: 0.317, SLG: 0.371										5	1	3	0	0	1	2						
Joe Ferguson, R OBP: 0.361, SLG: 0.383										4	0	1	1	0	0	4						
Bill North, S OBP: 0.396, SLG: 0.329										3	0	2	1	1	1	1						
Doug Rau, L OBP: 0.222, SLG: 0.250										3	0	1	1	0	0	2						
Charlie Hough, R OBP: 0.444, SLG: 0.556										0	0	0	0	0	0	0						
Vic Davalillo, L OBP: 0.313, SLG: 0.333										1	0	0	0	0	0	1						
Lance Rautzhan, R OBP: 0.313, SLG: 0.333										0	0	0	0	0	0	0						
Inning Stats	R: 0 E: 0 K: 0 S: 3	H: 0 LOB: 0 BB: 0 P: 3	R: 1 E: 0 K: 0 S: 5	H: 3 LOB: 2 BB: 0 P: 5	R: 0 E: 0 K: 1 S: 6	H: 1 LOB: 3 BB: 2 P: 14	R: 1 E: 0 K: 1 S: 8	H: 3 LOB: 0 BB: 0 P: 8	R: 3 E: 0 K: 0 S: 7	H: 5 LOB: 1 BB: 0 P: 7	R: 0 E: 1 K: 3 S: 10	H: 0 LOB: 1 BB: 0 P: 10	R: 0 E: 0 K: 0 S: 3	H: 1 LOB: 0 BB: 0 P: 3	R: 0 E: 0 K: 1 S: 4	H: 0 LOB: 0 BB: 1 P: 8	R: 1 E: 0 K: 2 S: 8	H: 1 LOB: 1 BB: 1 P: 12	1B: 5 2B: 8 3B: 1 HR: 0	SF: 0 SAC: 0 DP: 2 HBP: 0	WP: 0 PB: 0 SB: 0 CS: 2	PA: 42
PITCHER	IP WLS BF H R ER SO BB IBB HBP BLK WP HR S P ERA WHIP																					
Bill Bonham, R ERA: 3.32	(1, 1) 4.0 22 9 4 4 2 2 2 0 0 0 0 0 0 24 32 9.00 2.750																					
Pedro Borbon, R ERA: 4.59	(5, 1) 2.0 9 3 1 1 3 0 0 0 0 0 0 0 15 15 4.50 1.500																					
Doug Bair, R ERA: 2.0	(7, 1) 3.0 W 11 2 1 1 3 2 0 0 0 0 0 0 15 23 3.00 1.333																					

Batter	1	2	3	4	5	6	7	8	9	AB	R	H	RBI	BB	SO	LOB	BOTTOM					
Pete Rose, S OBP: 0.348, SLG: 0.415										4	1	1	0	1	1	2	Los Angeles Dodgers @ Cincinnati Reds Riverfront Stadium, Cincinnati, OH Sun Jul 02 1978, 3:33 AM EDT Att: 46,067 - Unknown					
Ken Griffey, L OBP: 0.359, SLG: 0.437										4	2	2	1	1	0	3						
Dave Concepcion, R OBP: 0.347, SLG: 0.399										4	2	2	1	0	1	2						
George Foster, R OBP: 0.369, SLG: 0.545										4	1	2	3	0	1	1						
Johnny Bench, R OBP: 0.293, SLG: 0.443										4	0	1	1	0	3	1						
Cesar Geronimo, L OBP: 0.335, SLG: 0.381										0	0	0	0	0	0	0						
Ray Knight, R OBP: 0.196, SLG: 0.295										4	0	1	0	0	3	2						
Don Werner, R OBP: 0.244, SLG: 0.188										0	0	0	0	0	0	0						
Dan Driessen, L OBP: 0.379, SLG: 0.465										4	0	0	0	0	0	3						
Junior Kennedy, R OBP: 0.329, SLG: 0.217										2	0	0	0	1	0	0						
Doug Bair, R OBP: 0.167, SLG: 0.167										1	0	0	0	0	0	0						
Bill Bonham, R OBP: 0.273, SLG: 0.214										0	0	0	0	1	0	0						
Pedro Borbon, R OBP: 0.250, SLG: 0.250										0	0	0	0	0	0	0						
Rick Auerbach, R OBP: 0.294, SLG: 0.414										2	1	2	1	0	0	0						
Inning Stats	R: 3 E: 0 K: 2 S: 11	H: 4 LOB: 1 BB: 0 P: 11	R: 0 E: 0 K: 1 S: 5	H: 0 LOB: 2 BB: 2 P: 13	R: 0 E: 0 K: 2 S: 8	H: 1 LOB: 0 BB: 0 P: 8	R: 0 E: 0 K: 0 S: 3	H: 0 LOB: 1 BB: 1 P: 7	R: 0 E: 0 K: 0 S: 5	H: 0 LOB: 0 BB: 0 P: 5	R: 0 E: 0 K: 0 S: 3	H: 1 LOB: 0 BB: 0 P: 3	R: 4 E: 0 K: 3 S: 13	H: 4 LOB: 0 BB: 0 P: 13	R: 0 E: 0 K: 0 S: 4	H: 1 LOB: 2 BB: 1 P: 8	R: 0 E: 0 K: 2 S: 8	H: 1 LOB: 1 BB: 1 P: 12	1B: 6 2B: 2 3B: 1 HR: 2	SF: 0 SAC: 1 DP: 1 HBP: 0	WP: 0 PB: 0 SB: 1 CS: 0	PA: 38
PITCHER	IP WLS BF H R ER SO BB IBB HBP BLK WP HR S P ERA WHIP																					
Doug Rau, L ERA: 3.47	(1, 1) 6.1 L 30 9 6 6 7 3 0 0 0 0 0 0 1 41 53 8.53 1.895																					
Charlie Hough, R ERA: 2.57	(7, 1) 0.2 3 1 1 1 2 0 0 0 0 0 0 1 7 7 13.50 1.500																					
Lance Rautzhan, L ERA: 0.42	(8, 1) 1.0 5 1 0 0 0 1 0 0 0 0 0 0 4 8 0.00 2.000																					

Batter	1	2	3	4	5	6	7	8	9	AB	R	H	RBI	BB	SO	LOB	TOP			
Terry Puhl, L (1, 8) OBP: 0.356, SLG: 0.421										5	1	1	0	0	1	2	Houston Astros @ Cincinnati Reds Riverfront Stadium, Cincinnati, OH Tue Jul 04 1978, 7:05 PM EDT Att: 31,705 - Unknown livebaseballscorecards.com			
Denny Walling, L (1, 7) OBP: 0.333, SLG: 0.345										3	1	1	1	1	0	0				
Enos Cabell, R (1, 5) OBP: 0.324, SLG: 0.386										4	0	2	0	0	0	3				
Jose Cruz, L (1, 9) OBP: 0.337, SLG: 0.380										4	0	2	1	0	1	1				
Bob Watson, R (1, 3) OBP: 0.366, SLG: 0.474										4	0	0	0	0	0	2				
Art Howe, R (1, 4) OBP: 0.341, SLG: 0.431										3	1	1	0	1	0	0				
Luis Pujols, R (1, 2) OBP: 0.333, SLG: 0.333										4	0	1	0	0	1	2				
Mike Fischlin, R (1, 6) OBP: 0.170, SLG: 0.136										2	0	0	0	0	0	1				
Dave Bergman, L (7, PH) OBP: 0.305, SLG: 0.149										1	0	1	1	0	0	0				
Jimmy Sexton, R (7, 6) OBP: 0.218, SLG: 0.164										1	0	0	0	0	0	0				
J.R. Richard, R (1, 1) OBP: 0.122, SLG: 0.122										4	0	0	0	0	1	3				
Inning Stats	R: 1 E: 0 K: 0 S: 5	H: 2 LOB: 1 BB: 0 P: 5	R: 0 E: 0 K: 2 S: 8	H: 1 LOB: 1 BB: 0 P: 8	R: 1 E: 1 K: 0 S: 5	H: 3 LOB: 1 BB: 0 P: 5	R: 0 E: 0 K: 0 S: 3	H: 0 LOB: 0 BB: 0 P: 3	R: 0 E: 0 K: 1 S: 5	H: 1 LOB: 0 BB: 0 P: 5	R: 1 E: 1 K: 1 S: 8	H: 2 LOB: 3 BB: 1 P: 12	R: 0 E: 0 K: 0 S: 3	H: 0 LOB: 1 BB: 1 P: 7	R: 0 E: 0 K: 0 S: 3	H: 0 LOB: 0 BB: 0 P: 3	1B: 7 2B: 1 3B: 1 HR: 0	SF: 0 SAC: 0 DP: 0 HBP: 0	WP: 0 PB: 0 SB: 1 CS: 1	PA: 37
PITCHER	IP WLS BF H R ER SO BB IBB HBP BLK WP HR S P ERA WHIP	6.1 L 27 9 3 2 3 0 0 0 0 0 0 0 33 33 2.84 1.421	7.1 7 0 0 0 1 2 0 0 0 0 0 0 7 15 0.00 1.200	9.1 3 0 0 0 0 0 0 0 0 0 0 0 3 3 0.00 0.000																

Batter	1	2	3	4	5	6	7	8	9	AB	R	H	RBI	BB	SO	LOB	BOTTOM			
Pete Rose, S (1, 5) OBP: 0.352, SLG: 0.419										4	1	1	0	0	0	1	Houston Astros @ Cincinnati Reds Riverfront Stadium, Cincinnati, OH Tue Jul 04 1978, 7:05 PM EDT Att: 31,705 - Unknown livebaseballscorecards.com			
Ken Griffey, L (1, 9) OBP: 0.357, SLG: 0.433										4	0	1	0	0	0	0				
Dan Driessen, L (1, 3) OBP: 0.373, SLG: 0.466										4	0	0	0	0	0	2				
George Foster, R (1, 7) OBP: 0.373, SLG: 0.554										4	0	1	1	0	3	0				
Johnny Bench, R (1, 2) OBP: 0.295, SLG: 0.440										3	0	1	0	0	1	2				
Rick Auerbach, R (7, PR) OBP: 0.294, SLG: 0.414										0	0	0	0	0	0	0				
Vic Correll, R (8, 2) OBP: 0.200, SLG: 0.211										0	0	0	0	0	0	0				
Dave Concepcion, R (1, 6) OBP: 0.341, SLG: 0.391										3	0	0	0	0	1	3				
Cesar Geronimo, L (1, 8) OBP: 0.329, SLG: 0.372										3	0	0	0	0	1	1				
Junior Kennedy, R (1, 4) OBP: 0.344, SLG: 0.237										1	0	0	0	1	1	0				
Joe Morgan, L (8, PH) OBP: 0.279, SLG: 0.443										1	0	0	0	0	0	0				
Ray Knight, R (9, 4) OBP: 0.196, SLG: 0.295										0	0	0	0	0	0	0				
Tom Hume, R (1, 1) OBP: 0.319, SLG: 0.217										1	0	0	0	0	1	0				
Dave Tomlin, L (7, 1) OBP: 0.250, SLG: 0.250										0	0	0	0	0	0	0				
Inning Stats	R: 1 E: 0 K: 2 S: 10	H: 3 LOB: 2 BB: 0 P: 10	R: 0 E: 0 K: 0 S: 3	H: 0 LOB: 1 BB: 1 P: 7	R: 0 E: 0 K: 1 S: 5	H: 0 LOB: 0 BB: 0 P: 5	R: 0 E: 0 K: 1 S: 5	H: 0 LOB: 0 BB: 0 P: 5	R: 0 E: 0 K: 1 S: 3	H: 1 LOB: 1 BB: 0 P: 3	R: 0 E: 0 K: 1 S: 5	H: 0 LOB: 0 BB: 0 P: 5	R: 0 E: 0 K: 1 S: 5	H: 0 LOB: 0 BB: 0 P: 5	R: 0 E: 0 K: 1 S: 5	H: 0 LOB: 0 BB: 0 P: 5	1B: 4 2B: 0 3B: 0 HR: 0	SF: 0 SAC: 1 DP: 1 HBP: 0	WP: 0 PB: 0 SB: 1 CS: 0	PA: 31
PITCHER	IP WLS BF H R ER SO BB IBB HBP BLK WP HR S P ERA WHIP	9.0 W 31 4 1 1 9 1 0 0 0 0 0 48 52 1.00 0.556																		

Batter	1	2	3	4	5	6	7	8	9	AB	R	H	RBI	BB	SO	LOB	TOP			
Terry Puhl, L (1, 8) OBP: 0.354, SLG: 0.416	4-0 FC6-4 BB		0-3 K		0-0 F5			0-0 F7		3	0	0	0	1	1	0				
Denny Walling, L (1, 7) OBP: 0.323, SLG: 0.333	0-0 F8		0-0 4-3				0-0 F7	0-0 F8		4	0	0	0	0	0	1				
Enos Cabell, R (1, 5) OBP: 0.326, SLG: 0.393	0-0 FC6-4 BB 1-2		0-0 E 2B				0-0 2B	0-3 K		4	1	2	0	0	1	1				
Jose Cruz, L (1, 9) OBP: 0.342, SLG: 0.387	4-0 1-2 BB		0-0 F7				0-0 2B		0-0 1B FC5-2 1B	3	0	2	1	1	0	1				
Bob Watson, R (1, 3) OBP: 0.364, SLG: 0.471	0-0 P6			0-0 5-3			0-0 5-3		0-0 1B FC5-2 1B	4	0	1	0	0	0	3				
Art Howe, R (1, 4) OBP: 0.339, SLG: 0.428		0-0 4-3		0-0 F9			0-0 F7		0-0 1B FC5-2	4	0	1	0	0	0	1				
Luis Pujols, R (1, 2) OBP: 0.290, SLG: 0.286		0-0 6-3		0-0 5-3				0-0 G3	0-0 1B FC5-2 G6-4-3	4	0	0	0	0	0	3				
Mike Fischlin, R (1, 6) OBP: 0.184, SLG: 0.152					0-0 4-3				0-0 1B FC5-2 G6-4-3	2	0	1	0	0	0	0				
Dave Bergman, L (7, PH) OBP: 0.300, SLG: 0.146									0-0 1B FC5-2 G6-4-3	1	0	0	0	0	1	0				
Jimmy Sexton, R (7, 6) OBP: 0.218, SLG: 0.164									0-0 1B FC5-2 G6-4-3	0	0	0	0	0	0	0				
Wilbur Howard, S (9, PH) OBP: 0.310, SLG: 0.359									0-0 1B FC5-2 G6-4-3	1	0	0	0	0	0	3				
Joe Niekro, R (1, 1) OBP: 0.227, SLG: 0.227		0-3 K		0-3 K				0-0 F8		3	0	0	0	0	2	1				
Inning Stats	R: 0 E: 0 K: 0 S: 3	H: 0 LOB: 2 BB: 2 P: 11	R: 0 E: 0 K: 1 S: 6	H: 1 LOB: 1 BB: 0 P: 6	R: 0 E: 0 K: 1 S: 6	H: 1 LOB: 1 BB: 0 P: 6	R: 0 E: 0 K: 0 S: 3	H: 0 LOB: 0 BB: 0 P: 3	R: 0 E: 0 K: 1 S: 5	H: 0 LOB: 0 BB: 0 P: 5	R: 1 E: 0 K: 0 S: 5	H: 2 LOB: 1 BB: 0 P: 5	R: 0 E: 0 K: 1 S: 5	H: 0 LOB: 0 BB: 0 P: 5	R: 0 E: 0 K: 0 S: 5	H: 3 LOB: 2 BB: 0 P: 5	1B: 4 2B: 3 3B: 0 HR: 0	SF: 0 SAC: 0 DP: 1 HBP: 0	WP: 0 PB: 0 SB: 0 CS: 0	PA: 35
PITCHER	IP WLS BF H R ER SO BB IBB HBP BLK WP HR S P ERA WHIP	8.0 W 32 6 1 1 5 2 0 0 0 0 0 0 40 48 1.12 1.000	1.0 S 3 1 0 0 0 0 0 0 0 0 0 0 3 3 0.00 1.000																	

Houston Astros @ Cincinnati Reds
Riverfront Stadium, Cincinnati, OH
Wed Jul 05 1978, 7:05 PM EDT
Att: 30,320 - Unknown

AB 33
R 1
H 7
RBI 1
BB 2
SO 5
LOB 14





Batter	1	2	3	4	5	6	7	8	9	AB	R	H	RBI	BB	SO	LOB	BOTTOM	
Pete Rose, S (1, 5) OBP: 0.391, SLG: 0.417	0-0 3-1		0-0 4-3		0-0 F7			5-3 1B		4	0	1	0	0	0	1		
Ken Griffey, L (1, 9) OBP: 0.356, SLG: 0.431	0-0 6-3		0-0 4-3		0-0 F8			1-2 1B		4	0	1	0	0	0	1		
Dave Concepcion, R (1, 6) OBP: 0.336, SLG: 0.385	0-0 4-3		0-0 F8			0-0 5-3		0-0 5-3	1-2 2-3	4	0	0	0	0	0	2		
George Foster, R (1, 7) OBP: 0.377, SLG: 0.555		0-0 1B SF7 1B		4-0 WP BB		0-0 1B		0-0 F7		3	1	2	0	1	0	2		
Dan Driessen, L (1, 3) OBP: 0.378, SLG: 0.469		0-0 1-3 2B 1B		0-0 F8	1-2	4-0 1-2 BB		0-0 F8 CS 1B		3	1	2	0	1	0	1		
Johnny Bench, R (1, 2) OBP: 0.289, SLG: 0.432		0-0 SF7		0-3 K		0-0 E3		0-0 F8		3	0	0	1	0	1	4		
Cesar Geronimo, L (1, 8) OBP: 0.327, SLG: 0.375		0-0 2H 2B		0-0 6-3		0-3 K		0-0 5-3	3-H	4	0	1	1	0	1	5		
Junior Kennedy, R (1, 4) OBP: 0.333, SLG: 0.228		0-3 K		0-0 6-3		0-0 L4				3	0	0	0	0	1	4		
Paul Moskau, R (1, 1) OBP: 0.318, SLG: 0.263		0-3 K			4-0 BB					2	0	0	0	1	1	1		
Doug Bair, R (9, 1) OBP: 0.167, SLG: 0.167								0-0 F3		0	0	0	0	0	0	0		
Inning Stats	R: 0 E: 0 K: 0 S: 3	H: 0 LOB: 0 BB: 0 P: 3	R: 2 E: 0 K: 2 S: 10	H: 3 LOB: 1 BB: 0 P: 10	R: 0 E: 0 K: 1 S: 5	H: 0 LOB: 0 BB: 1 P: 9	R: 0 E: 0 K: 1 S: 5	H: 0 LOB: 1 BB: 1 P: 7	R: 0 E: 1 K: 1 S: 7	H: 1 LOB: 3 BB: 1 P: 11	R: 0 E: 0 K: 0 S: 5	H: 2 LOB: 2 BB: 0 P: 5	R: 0 E: 0 K: 0 S: 3	H: 1 LOB: 0 BB: 0 P: 3	1B: 6 2B: 1 3B: 0 HR: 0	SF: 1 SAC: 0 DP: 0 HBP: 0	WP: 1 PB: 0 SB: 3 CS: 1	PA: 34
PITCHER	IP WLS BF H R ER SO BB IBB HBP BLK WP HR S P ERA WHIP	8.0 L 34 7 2 2 4 3 0 0 0 1 0 39 51 2.25 1.250																

Houston Astros @ Cincinnati Reds
Riverfront Stadium, Cincinnati, OH
Wed Jul 05 1978, 7:05 PM EDT
Att: 30,320 - Unknown

AB 30
R 2
H 7
RBI 2
BB 3
SO 4
LOB 21



Batter	1	2	3	4	5	6	7	8	9	AB	R	H	RBI	BB	SO	LOB	TOP										
Jim Dwyer, L OBP: 0.328, SLG: 0.340 Larry Hemdon, R OBP: 0.356, SLG: 0.384	G3	F8			K	F8		P5		5	0	0	0	0	1	4	San Francisco Giants @ Cincinnati Reds Riverfront Stadium, Cincinnati, OH Fri Jul 07 1978, 7:05 PM EDT Unknown 										
Terry Whitfield, L OBP: 0.346, SLG: 0.417	F8		K		E		1-3		1-3	5	1	1	0	0	1	0											
Jack Clark, R OBP: 0.365, SLG: 0.563	F8		F7		E7	HR	P4			5	1	2	0	0	0	0											
Willie McCovey, L OBP: 0.317, SLG: 0.455		HR	K		4-3		P5		P6	5	1	1	1	0	1	2											
Darrell Evans, L OBP: 0.366, SLG: 0.401 Gary Lavelle, S OBP: 0.143, SLG: 0.143	E8	SF7			F9			F7	F5	5	2	1	2	0	0	1											
Vic Harris, S OBP: 0.214, SLG: 0.244 John Curtis, L (8, 1)	SF7				K	K		3-1		3	0	0	1	0	2	0											
Randy Moffitt, R OBP: 0.286, SLG: 0.167 Hector Cruz, R OBP: 0.300, SLG: 0.367					K	K				0	0	0	0	0	0	0											
Roger Metzger, S OBP: 0.316, SLG: 0.322										4	1	3	0	0	1	0											
Marc Hill, R OBP: 0.307, SLG: 0.286										4	1	2	1	0	1	1											
Vida Blue, S OBP: 0.281, SLG: 0.213 Charlie Williams, R (6, 1)										1	0	0	0	2	1	2											
Mike Ivie, R OBP: 0.373, SLG: 0.506 Rob Andrews, R OBP: 0.321, SLG: 0.316 (8, 4)										0	0	0	0	0	0	0											
										1	0	1	1	0	0	0											
										0	0	0	0	0	0	0											
Inning Stats	R: 0 E: 0 K: 1 S: 3	H: 0 LOB: 0 BB: 0 P: 3	R: 2 E: 1 K: 1 S: 8	H: 2 LOB: 2 BB: 1 P: 12	R: 0 E: 0 K: 2 S: 7	H: 0 LOB: 0 BB: 0 P: 7	R: 0 E: 0 K: 2 S: 9	H: 2 LOB: 2 BB: 0 P: 9	R: 3 E: 1 K: 1 S: 10	H: 3 LOB: 0 BB: 1 P: 10	R: 0 E: 0 K: 1 S: 5	H: 0 LOB: 1 BB: 1 P: 9	R: 0 E: 0 K: 0 S: 3	H: 0 LOB: 0 BB: 0 P: 3	R: 2 E: 0 K: 0 S: 6	H: 3 LOB: 1 BB: 0 P: 6		R: 0 E: 0 K: 0 S: 4	H: 1 LOB: 1 BB: 0 P: 4	1B: 6 2B: 3 3B: 0 HR: 2	SF: 1 SAC: 0 DP: 0 HBP: 0	WP: 0 PA: 41 PB: 0 SB: 0 CS: 0					
PITCHER	IP	WLS	BF	H	R	ER	SO	BB	IBB	HBP	BLK	WP	HR	S	P	ERA		WHIP									
Tom Seaver, R ERA: 3.33	5.0	L	24	7	5	4	7	1	0	0	0	0	2	37	41	7.20	1.600										
Pedro Borbon, R ERA: 4.5	1.0		4	0	0	0	1	1	0	0	0	0	0	5	9	0.00	1.000										
Manny Sarmiento, R ERA: 2.63	2.0		9	3	2	2	0	0	0	0	0	0	0	9	9	9.00	1.500										
Dave Tomlin, L ERA: 4.38	1.0		4	1	0	0	0	0	0	0	0	0	0	4	4	0.00	1.000										

Batter	1	2	3	4	5	6	7	8	9	AB	R	H	RBI	BB	SO	LOB	BOTTOM										
Pete Rose, S OBP: 0.354, SLG: 0.420	K		1B				G3		5-3	5	1	3	1	0	1	0	San Francisco Giants @ Cincinnati Reds Riverfront Stadium, Cincinnati, OH Fri Jul 07 1978, 7:05 PM EDT Unknown 										
Ken Griffey, L OBP: 0.356, SLG: 0.432	5-3		1B				1-3		1-3	4	1	2	1	0	0	0											
Dave Concepcion, R OBP: 0.340, SLG: 0.383	1B		P4				1B		5-3	2	1	0	0	3	0	3											
George Foster, R OBP: 0.380, SLG: 0.556							FC5-4		6-3	5	0	3	1	0	0	3											
Johnny Bench, R OBP: 0.292, SLG: 0.444	P3						FC5-4		6-3	5	0	3	1	0	0	3											
Dan Driessen, L OBP: 0.375, SLG: 0.464			K				FC4-6		F8	5	0	1	0	0	1	1											
Junior Kennedy, R OBP: 0.326, SLG: 0.222							FC4-6			2	0	0	0	0	0	0											
Joe Morgan, L OBP: 0.380, SLG: 0.441 (6, 7, 4)	G3						CS		F9	1	0	0	0	1	0	0											
Cesar Geronimo, L OBP: 0.330, SLG: 0.378										4	1	2	0	0	0	3											
Mike Lum, L OBP: 0.407, SLG: 0.471	F7									0	0	0	0	0	0	0											
Tom Seaver, R OBP: 0.268, SLG: 0.171 Dave Collins, S OBP: 0.329, SLG: 0.230 Pedro Borbon, R OBP: 0.292, SLG: 0.290 Ken Henderson, S OBP: 0.256, SLG: 0.250 Manny Sarmiento, R OBP: 0.300, SLG: 0.367 Ray Knight, R OBP: 0.301, SLG: 0.289 Dave Tomlin, L (8, 1)										1	0	0	0	0	1	0											
										1	1	0	0	0	0	0											
										0	0	0	0	0	0	0											
										1	0	0	0	0	0	3											
										0	0	0	0	0	0	0											
										1	0	0	0	0	1	0											
										0	0	0	0	0	0	0											
Inning Stats	R: 0 E: 0 K: 1 S: 6	H: 1 LOB: 2 BB: 1 P: 10	R: 0 E: 0 K: 1 S: 5	H: 0 LOB: 0 BB: 0 P: 5	R: 0 E: 0 K: 1 S: 6	H: 2 LOB: 1 BB: 0 P: 6	R: 0 E: 0 K: 0 S: 3	H: 1 LOB: 0 BB: 0 P: 3	R: 2 E: 0 K: 0 S: 6	H: 3 LOB: 2 BB: 1 P: 10	R: 0 E: 0 K: 0 S: 3	H: 1 LOB: 1 BB: 2 P: 11	R: 1 E: 0 K: 1 S: 6	H: 1 LOB: 1 BB: 1 P: 10	R: 0 E: 0 K: 0 S: 4	H: 1 LOB: 0 BB: 0 P: 4	R: 3 E: 0 K: 0 S: 6	H: 3 LOB: 0 BB: 0 P: 6	1B: 12 2B: 0 3B: 0 HR: 1	SF: 1 SAC: 0 DP: 1 HBP: 0	WP: 1 PA: 43 PB: 0 SB: 0 CS: 1						
PITCHER	IP	WLS	BF	H	R	ER	SO	BB	IBB	HBP	BLK	WP	HR	S	P	ERA	WHIP										
Vida Blue, L ERA: 2.42	5.0	W	24	8	2	2	3	3	0	0	0	0	27	39	3.60	2.200											
Charlie Williams, R ERA: 5.0	2.0		8	1	1	1	1	2	0	0	0	1	0	8	16	4.50	1.500										
John Curtis, L ERA: 3.38	1.0		6	3	2	2	0	0	0	0	0	0	0	6	6	18.00	3.000										
Randy Moffitt, R ERA: 3.96	0.2		3	1	1	1	0	0	0	0	0	0	1	3	3	13.50	1.500										
Gary Lavelle, L ERA: 3.83	0.1	S	1	0	0	0	0	0	0	0	0	0	0	1	1	0.00	0.000										

Batter	1	2	3	4	5	6	7	8	9	AB	R	H	RBI	BB	SO	LOB	TOP				
Terry Whitfield, L (1,7) OBP: 0.348, SLG: 0.416	L3	4-3					SH1-4 1B		SH3	3	0	1	0	1	0	3	San Francisco Giants @ Cincinnati Reds Riverfront Stadium, Cincinnati, OH Fri Jul 07 1978, 7:05 PM EDT Att: 51,163 - Unknown livebaseballscorecards.com				
Rob Andrews, R (1,4) OBP: 0.315, SLG: 0.309 Willie McCovey, L (7,PH) OBP: 0.315, SLG: 0.451	G3		6-3				SH1-4 1-2		F6	2	0	0	0	0	0	0					
Jack Clark, R (1,9) OBP: 0.365, SLG: 0.564			F8				K		F8	5	0	2	0	0	1	2					
Darrell Evans, L (1,5) OBP: 0.365, SLG: 0.397	6-3		L5				F9			3	0	0	0	1	0	2					
Mike Ivie, R (1,3) OBP: 0.371, SLG: 0.500 John Curtis, L (7,1)			K				1B 1B		5-3	4	0	1	0	0	2	3					
Larry Hemdon, R (1,8) OBP: 0.351, SLG: 0.378			K				1B 1B		1-3	4	0	0	0	0	2	1					
Roger Metzger, S (1,6) OBP: 0.319, SLG: 0.326			1B 1B 1B				1-2 1B		6-3	4	0	2	0	0	0	0					
Marc Hill, R (1,2) OBP: 0.310, SLG: 0.290			1B 1B				K		E6 WP 1B	4	1	2	0	0	1	2					
Jim Barr, R (1,1) OBP: 0.208, SLG: 0.208 Jim Dwyer, L (7,PH) OBP: 0.325, SLG: 0.337 Vic Harris, S (7,4) OBP: 0.222, SLG: 0.244			1-2 2-3 1B				K		K 3H BB	2	0	1	0	0	1	2					
Inning Stats	R: 0 E: 0 K: 0 S: 4	H: 1 LOB: 1 BB: 0 P: 4	R: 0 E: 0 K: 2 S: 10	H: 3 LOB: 3 BB: 0 P: 10	R: 0 E: 0 K: 0 S: 3	H: 0 LOB: 0 BB: 0 P: 3	R: 0 E: 0 K: 3 S: 11	H: 2 LOB: 2 BB: 0 P: 11	R: 0 E: 0 K: 1 S: 6	H: 1 LOB: 1 BB: 0 P: 6	R: 0 E: 0 K: 0 S: 3	H: 0 LOB: 0 BB: 0 P: 3	R: 1 E: 1 K: 2 S: 9	H: 2 LOB: 3 BB: 2 P: 17	R: 0 E: 0 K: 0 S: 3	H: 0 LOB: 0 BB: 0 P: 3		R: 0 E: 0 K: 0 S: 3	H: 0 LOB: 1 BB: 1 P: 7	1B: 8 2B: 1 3B: 0 HR: 0	SF: 0 SAC: 2 DP: 0 HBP: 0
PITCHER	IP WLS BF H R ER SO BB IBB HBP BLK WP HR S P ERA WHIP	IP WLS BF H R ER SO BB IBB HBP BLK WP HR S P ERA WHIP																			
Bill Bonham, R (1,1) ERA: 3.19 Doug Bair, R (7,1) ERA: 1.79	6.2 W 31 9 1 1 7 2 0 0 0 1 0 0 43 51 1.35 1.650	2.1 S 8 0 0 0 1 1 0 0 0 0 0 0 9 13 0.00 0.429																			

Batter	1	2	3	4	5	6	7	8	9	AB	R	H	RBI	BB	SO	LOB	BOTTOM		
Pete Rose, S (1,5) OBP: 0.353, SLG: 0.418	6-3						FC5-4 1-2		4-3	4	0	1	0	0	0	1	San Francisco Giants @ Cincinnati Reds Riverfront Stadium, Cincinnati, OH Fri Jul 07 1978, 7:05 PM EDT Att: 51,163 - Unknown livebaseballscorecards.com		
Ken Griffey, L (1,9) OBP: 0.352, SLG: 0.426	6-3		F7				5-3		6-3	4	0	0	0	0	2				
Joe Morgan, L (1,4) OBP: 0.375, SLG: 0.433	L4						F4		4-3	4	0	0	0	0	1				
George Foster, R (1,7) OBP: 0.376, SLG: 0.549			F7				1-3		P4	4	0	0	0	0	0				
Dan Driessen, L (1,3) OBP: 0.375, SLG: 0.462			4-3				4-3		F8	3	0	1	0	0	0				
Dave Concepcion, R (1,6) OBP: 0.347, SLG: 0.392										3	1	3	0	0	0				
Mike Lum, L (1,8) OBP: 0.405, SLG: 0.507							HR 1B		1B 1B	3	1	1	2	0	3				
Vic Correll, R (1,2) OBP: 0.261, SLG: 0.273			6-3						F8	3	0	2	0	0	0				
Bill Bonham, R (1,1) OBP: 0.257, SLG: 0.200 Doug Bair, R (7,1) OBP: 0.143, SLG: 0.143							FC1-6 1B		CS 1B	2	0	0	0	0	1				
Inning Stats	R: 0 E: 0 K: 0 S: 3	H: 0 LOB: 0 BB: 0 P: 3	R: 0 E: 0 K: 0 S: 4	H: 1 LOB: 1 BB: 0 P: 4	R: 0 E: 0 K: 0 S: 4	H: 1 LOB: 1 BB: 0 P: 4	R: 0 E: 0 K: 0 S: 3	H: 0 LOB: 0 BB: 0 P: 3	R: 2 E: 0 K: 0 S: 6	H: 3 LOB: 1 BB: 0 P: 6	R: 0 E: 0 K: 0 S: 5	H: 2 LOB: 2 BB: 0 P: 5	R: 0 E: 0 K: 1 S: 5	H: 1 LOB: 0 BB: 0 P: 5	R: 0 E: 0 K: 1 S: 5	H: 0 LOB: 0 BB: 0 P: 5		1B: 6 2B: 1 3B: 0 HR: 1	SF: 0 SAC: 0 DP: 0 HBP: 0
PITCHER	IP WLS BF H R ER SO BB IBB HBP BLK WP HR S P ERA WHIP	IP WLS BF H R ER SO BB IBB HBP BLK WP HR S P ERA WHIP																	
Jim Barr, R (1,1) ERA: 2.51 John Curtis, L (7,1) ERA: 3.14	6.0 L 25 7 2 2 0 0 0 0 0 0 0 0 10 25 3.00 1.167	2.0 6 1 0 0 2 0 0 0 0 0 0 0 10 10 0.00 0.500																	

Batter	1	2	3	4	5	6	7	8	9	AB	R	H	RBI	BB	SO	LOB	TOP	
Rob Andrews, R (1,4) OBP: 0.310, SLG: 0.297	0-0 6-3		0-0 F9		0-0 L9			4-0 1B 1B BB	0-0 F9	4	1	0	0	1	0	1	San Francisco Giants @ Cincinnati Reds Riverfront Stadium, Cincinnati, OH Sat Jul 08 1978, 7:05 PM EDT Att: 43,316 - Unknown livebaseballscorecards.com	
Darrell Evans, L (1,5) OBP: 0.360, SLG: 0.390	0-0 F9		0-0 G3		0-0 4-3			0-0 F7	0-0 4-3	5	0	0	0	0	0	2		
Jack Clark, R (1,9) OBP: 0.364, SLG: 0.560	0-0 5-3		0-0 5-3		0-0 6-3			0-0 1B 1-2 2B 1B		4	1	1	0	0	0	0		
Willie McCovey, L (1,3) OBP: 0.314, SLG: 0.447 Vic Harris, S (8, PR) OBP: 0.222, SLG: 0.244 Roger Metzger, S (8, 6) OBP: 0.319, SLG: 0.326		0-0 4-3		0-0 G3		0-3 K		0-0 2B 1-3 2H 1B		4	0	1	1	0	1	0		
Hector Cruz, R (1,7) OBP: 0.313, SLG: 0.382		4-0 BB 1B FC5-4 BB		0-0 BB 1B		0-0 F8		0-0 G5-3 1-3 3H 2B		3	1	2	1	1	0	0		
Larry Hemdon, R (1,8) OBP: 0.354, SLG: 0.381 Terry Whitfield, L (8, PH) OBP: 0.351, SLG: 0.416		0-0 BB 1B E		0-0 BB 1B		0-0 5-3		0-0 IBB		3	1	2	0	0	0	0		
Johnnie LetMaster, R (1,6) OBP: 0.279, SLG: 0.313 Mike Ivie, R (8, PH) OBP: 0.368, SLG: 0.497		4-0 FC5-4 BB		0-0 P3			0-0 F8	0-0 G5-3 2-3f		2	0	0	0	1	0	2		
Marc Hill, R (1,2) OBP: 0.314, SLG: 0.290		0-0 FC5-4 1-2 2-3 3-H		4-0 BB			0-0 F8		0-0 FC3-6 1B	3	0	1	1	1	0	1		
John Montefusco, R (1,1) OBP: 0.163, SLG: 0.091 Gary Lavelle, S (6,1) OBP: 0.111, SLG: 0.111		0-0 F7		0-3 K			0-3 K	0-0 FC3-6 1-2f		2	0	0	0	0	1	4		
Inning Stats	R: 0 E: 0 K: 0 S: 3	H: 0 LOB: 0 BB: 0 P: 3	R: 2 E: 1 K: 0 S: 4	H: 1 LOB: 1 BB: 2 P: 12	R: 0 E: 0 K: 0 S: 3	H: 0 LOB: 0 BB: 0 P: 3	R: 0 E: 0 K: 1 S: 5	H: 0 LOB: 0 BB: 0 P: 5	R: 0 E: 0 K: 1 S: 5	H: 0 LOB: 0 BB: 0 P: 5	R: 2 E: 0 K: 0 S: 5	H: 3 LOB: 2 BB: 2 P: 13	R: 0 E: 0 K: 0 S: 4	H: 1 LOB: 1 BB: 0 P: 4	1B: 6 2B: 1 3B: 0 HR: 0	SF: 0 SAC: 0 DP: 1 HBP: 0		WP: 0 PA: 38 PB: 0 SB: 0 CS: 0
PITCHER	IP WLS BF H R ER SO BB IBB HBP BLK WP HR S P ERA WHIP																	
Fred Norman, L (1,1) ERA: 3.08	6.0		24	3	2	1	2	3	0	0	0	0	0	0	25	37	1.50	1.000
Manny Sarmiento, R (7,1) ERA: 2.51	1.1	L	6	1	2	2	1	1	0	0	0	0	0	0	7	11	13.50	1.500
Dave Tomlin, L (8,1) ERA: 4.38	0.0		2	2	0	0	0	0	0	0	0	0	0	2	2			
Pedro Borbon, R (8,1) ERA: 4.35	1.2		6	1	0	0	0	0	1	0	0	0	0	5	9	0.00	0.600	

Batter	1	2	3	4	5	6	7	8	9	AB	R	H	RBI	BB	SO	LOB	BOTTOM
Pete Rose, S (1,5) OBP: 0.352, SLG: 0.416	0-0 6-3		0-0 1-3			0-0 2B 2B 1B	0-0 1-3			4	1	1	0	0	0	0	San Francisco Giants @ Cincinnati Reds Riverfront Stadium, Cincinnati, OH Sat Jul 08 1978, 7:05 PM EDT Att: 43,316 - Unknown livebaseballscorecards.com
Ken Griffey, L (1,9) OBP: 0.348, SLG: 0.422	0-0 4-3		0-0 F9		0-0 F7		0-3 K			4	0	0	0	0	1	1	
Joe Morgan, L (1,4) OBP: 0.373, SLG: 0.435	0-0 5-3		0-0 L4		0-0 2B		0-0 F3			4	1	1	0	0	0	0	
George Foster, R (1,7) OBP: 0.375, SLG: 0.544		0-0 F9		0-0 F2		4-0 2B BB	0-3 K			3	0	0	0	1	1	0	
Dan Driessen, L (1,3) OBP: 0.380, SLG: 0.468		4-0 S BB			0-0 FC6 1B	0-0 1-3 2H 3H 2B	0-3 K		0-3 K	3	0	2	2	1	1	0	
Johnny Bench, R (1,2) OBP: 0.291, SLG: 0.438		0-3 K		0-0 P6		4-0 IBB	0-3 K		0-3 K	3	0	0	0	1	2	2	
Mike Lum, L (1,8) OBP: 0.265, SLG: 0.493 Ken Henderson, S (8, PR) OBP: 0.226, SLG: 0.311 Manny Sarmiento, R (7,1) ERA: 2.51 Dave Tomlin, L (8,1) ERA: 4.38 Pedro Borbon, R (8,1) ERA: 4.35 Ray Knight, R (8, PH) OBP: 0.208, SLG: 0.289		0-0 F7		0-0 FC6 1-2f		0-0 5-3		4-0 FC4 BB		2	0	0	0	0	0	2	
Dave Concepcion, R (1,6) OBP: 0.342, SLG: 0.387			0-0 F7		0-0 F7		0-0 1-3		0-0 FC4 1-2f	4	0	0	0	0	0	2	
Fred Norman, S (1,1) OBP: 0.200, SLG: 0.179 Dave Collins, S (6, PH) OBP: 0.320, SLG: 0.222			0-0 F7			0-0 1-3		0-0 L4		1	0	0	0	0	0	0	
Inning Stats	R: 0 E: 0 K: 0 S: 3	H: 0 LOB: 0 BB: 0 P: 3	R: 0 E: 0 K: 1 S: 5	H: 0 LOB: 1 BB: 1 P: 9	R: 0 E: 0 K: 0 S: 3	H: 0 LOB: 0 BB: 0 P: 3	R: 0 E: 0 K: 0 S: 4	H: 1 LOB: 1 BB: 0 P: 4	R: 2 E: 0 K: 0 S: 6	H: 3 LOB: 3 BB: 2 P: 14	R: 0 E: 0 K: 2 S: 7	H: 0 LOB: 0 BB: 0 P: 7	R: 0 E: 0 K: 2 S: 7	H: 0 LOB: 1 BB: 1 P: 11	1B: 2 2B: 2 3B: 0 HR: 0	SF: 0 SAC: 0 DP: 0 HBP: 0	
PITCHER	IP WLS BF H R ER SO BB IBB HBP BLK WP HR S P ERA WHIP																
John Montefusco, R (1,1) ERA: 3.69	5.2		22	3	2	2	1	0	0	0	22	30	0.00	0.882			
Gary Lavelle, L (6,1) ERA: 3.99	3.1	W	13	1	0	0	4	1	1	0	0	19	27	0.00	0.600		

Batter	1	2	3	4	5	6	7	8	9	AB	R	H	RBI	BB	SO	LOB	TOP			
Lenny Randle, S OBP: 0.354, SLG: 0.344 (1, 5)	F8		K		SF7			3-1		3	0	0	1	0	1	0	New York Mets @ Cincinnati Reds Riverfront Stadium, Cincinnati, OH Thu Jul 13 1978, 7:05 PM EDT Att: 35,226 - Unknown			
Tim Foli, R OBP: 0.288, SLG: 0.284 Bobby Valentine, R OBP: 0.359, SLG: 0.341 (1, 6) (8, 4)	K		P4		K			K		4	0	0	0	0	3	0				
Lee Mazzilli, S OBP: 0.348, SLG: 0.434 (1, 8)	L7							F9		4	0	2	0	0	0	0				
Willie Montanez, L OBP: 0.324, SLG: 0.421 (1, 3)		K	6-3					F8		4	0	0	0	0	1	2				
John Stearns, R OBP: 0.367, SLG: 0.394 (1, 2)					F3			F8		4	1	1	0	0	0	0				
Steve Henderson, R OBP: 0.312, SLG: 0.382 (1, 7)		E6 WP SF9			F8					3	1	0	0	1	1	0				
Elliott Maddox, R OBP: 0.396, SLG: 0.360 Skip Lockwood, R (7, 1)							K			1	0	0	0	2	1	0				
Doug Flynn, R OBP: 0.271, SLG: 0.270 (8, 6)							K			1	0	0	0	0	1	1				
Jerry Koosman, R OBP: 0.098, SLG: 0.146 Joel Youngblood, R OBP: 0.282, SLG: 0.412 (1, 1) (7, 9)										2	1	1	1	0	1	0				
										1	0	0	0	0	1	1				
Inning Stats	R: 0 E: 0 K: 1 S: 5	H: 0 LOB: 0 BB: 0 P: 5	R: 2 E: 1 K: 2 S: 9	H: 1 LOB: 1 BB: 1 P: 13	R: 0 E: 0 K: 1 S: 6	H: 1 LOB: 1 BB: 0 P: 6	R: 0 E: 0 K: 0 S: 2	H: 0 LOB: 0 BB: 1 P: 6	R: 1 E: 0 K: 1 S: 6	H: 1 LOB: 0 BB: 0 P: 6	R: 0 E: 0 K: 3 S: 9	H: 0 LOB: 2 BB: 0 P: 9	R: 0 E: 0 K: 1 S: 6	H: 0 LOB: 1 BB: 0 P: 9	R: 0 E: 0 K: 1 S: 5	H: 0 LOB: 1 BB: 1 P: 9	1B: 3 2B: 1 3B: 0 HR: 1	SF: 2 SAC: 1 DP: 0 HBP: 0	WP: 1 PB: 0 SB: 2 CS: 2	PA: 35
PITCHER	IP	WLS	BF	H	R	ER	SO	BB	IBB	HBP	BLK	WP	HR	S	P	ERA	WHIP			
Tom Seaver, R ERA: 3.23 Manny Sarmiento, R ERA: 2.85 (1, 1) (8, 1)	7.0	L	26	4	3	1	8	2	0	0	0	1	0	40	48	1.29	0.857			
	2.0		8	1	1	1	2	1	0	0	0	0	1	11	15	4.50	1.000			

AB	28
R	4
H	5
RBI	3
BB	3
SO	10
LOB	4



Batter	1	2	3	4	5	6	7	8	9	AB	R	H	RBI	BB	SO	LOB	BOTTOM					
Pete Rose, S OBP: 0.356, SLG: 0.422 (1, 5)	F9		F9		6-3					5	0	2	1	0	0	0	New York Mets @ Cincinnati Reds Riverfront Stadium, Cincinnati, OH Thu Jul 13 1978, 7:05 PM EDT Att: 35,226 - Unknown					
Ken Griffey, L OBP: 0.350, SLG: 0.418 (1, 9)	F4-3		BLK 1B		F4-3		F8			5	1	1	0	0	3							
Joe Morgan, L OBP: 0.376, SLG: 0.432 (1, 4)										3	0	1	1	1	1	0						
George Foster, R OBP: 0.371, SLG: 0.536 (1, 7)	F7		F9							4	0	1	0	0	0	2						
Johnny Bench, R OBP: 0.300, SLG: 0.441 (1, 2)										3	0	2	0	1	0	1						
Dave Concepcion, R OBP: 0.340, SLG: 0.382 (1, 6)										3	0	0	0	1	0	3						
Dan Driessen, L OBP: 0.383, SLG: 0.463 (1, 3)										2	1	0	0	2	0	3						
Cesar Geronimo, L OBP: 0.329, SLG: 0.371 (1, 8)										4	0	1	0	0	1	2						
Tom Seaver, R OBP: 0.256, SLG: 0.162 Ken Henderson, S OBP: 0.265, SLG: 0.356 Rick Auerbach, R OBP: 0.294, SLG: 0.414 Manny Sarmiento, R (1, 1) (7, PH) (7, PR) (8, 1)										2	0	0	0	0	1	2						
Mike Lum, L OBP: 0.393, SLG: 0.480 (8, PH)										1	0	1	0	0	0	0						
Inning Stats	R: 0 E: 0 K: 0 S: 3	H: 0 LOB: 1 BB: 1 P: 7	R: 0 E: 0 K: 1 S: 6	H: 1 LOB: 0 BB: 0 P: 6	R: 1 E: 0 K: 0 S: 5	H: 2 LOB: 1 BB: 0 P: 5	R: 0 E: 0 K: 1 S: 6	H: 2 LOB: 2 BB: 1 P: 10	R: 0 E: 0 K: 1 S: 5	H: 0 LOB: 0 BB: 0 P: 5	R: 0 E: 0 K: 0 S: 2	H: 0 LOB: 0 BB: 1 P: 6	R: 1 E: 0 K: 0 S: 4	H: 2 LOB: 2 BB: 1 P: 8	R: 0 E: 0 K: 0 S: 4	H: 1 LOB: 2 BB: 1 P: 8	R: 0 E: 0 K: 0 S: 4	H: 1 LOB: 1 BB: 0 P: 4	1B: 8 2B: 1 3B: 0 HR: 0	SF: 0 SAC: 0 DP: 2 HBP: 0	WP: 0 PB: 0 SB: 0 CS: 0	PA: 38
PITCHER	IP	WLS	BF	H	R	ER	SO	BB	IBB	HBP	BLK	WP	HR	S	P	ERA	WHIP					
Jerry Koosman, L ERA: 4.03 Skip Lockwood, R ERA: 3.39 (1, 1) (7, 1)	6.2	W	28	7	2	2	3	4	0	0	1	0	0	30	46	2.70	1.650					
	2.1	S	10	2	0	0	0	1	0	0	0	0	0	9	13	0.00	1.286					



Batter	1	2	3	4	5	6	7	8	9	AB	R	H	RBI	BB	SO	LOB	TOP					
Lenny Randle, S OBP: 0.349, SLG: 0.338 (1, 5)	0-0 B5-3		0-0 F9		0-0 6-3			0-3 K		4	0	0	0	0	1	0						
Tim Foli, R OBP: 0.283, SLG: 0.279 (1, 6)	0-0 5-3		0-0 5-3		0-0 F3			0-3 K		4	0	0	0	0	1	1						
Elliott Maddox, R OBP: 0.393, SLG: 0.374 (1, 9) (7, 8)	0-0 HR			0-0 1-3		0-0 F9		0-0 L9		4	1	1	1	0	0	1						
John Stearns, R OBP: 0.366, SLG: 0.403 (1, 2)	0-0 F8			0-0 HR		0-0 4-3		0-3 K		4	1	1	1	0	1	1						
Willie Montanez, L OBP: 0.326, SLG: 0.425 (1, 3)		0-0 6-3		0-0 BB 1B		0-0 2B		0-0 F9		4	0	2	0	0	0	0						
Steve Henderson, R OBP: 0.317, SLG: 0.384 (1, 7)		0-0 CS 1B		0-0 BB 1-2		0-0 F8		0-0 1B		3	0	2	0	1	0	1						
Joel Youngblood, R OBP: 0.286, SLG: 0.444 (1, 8) (7, PH)		0-0 1-2 HR		0-0 P4			0-0 3-1	0-3 K		2	1	1	1	0	0	2	AB 34					
Bruce Bozclair, L OBP: 0.323, SLG: 0.355 (7, 9)								0-3 K		2	0	0	0	0	1	1	R 3					
Doug Flynn, R OBP: 0.269, SLG: 0.268 (1, 4) (9, PH)		0-0 F5-3		0-0 F8		0-0 F4		0-3 K		3	0	0	0	0	0	2	H 7					
Lee Mazzilli, S OBP: 0.347, SLG: 0.433 (9, PH)								0-3 K		1	0	0	0	0	1	1	RBI 3					
Pat Zachry, R OBP: 0.136, SLG: 0.073 (1, 1) Paul Siebert, L (7, 1) Dwight Bernard, R (7, 1)			0-0 5-3		0-0 F9		0-3 K			3	0	0	0	0	1	0	BB 1					
										0	0	0	0	0	0	0	SO 6					
										0	0	0	0	0	0	0	LOB 10					
Inning Stats	R: 1 E: 0 K: 0 S: 4	H: 1 LOB: 0 BB: 0 P: 4	R: 1 E: 0 K: 0 S: 4	H: 2 LOB: 0 BB: 0 P: 4	R: 0 E: 0 K: 0 S: 3	H: 0 LOB: 0 BB: 0 P: 3	R: 1 E: 0 K: 0 S: 5	H: 2 LOB: 2 BB: 1 P: 9	R: 0 E: 0 K: 0 S: 3	H: 0 LOB: 0 BB: 0 P: 3	R: 0 E: 0 K: 0 S: 4	H: 1 LOB: 1 BB: 0 P: 4	R: 0 E: 0 K: 1 S: 5	H: 0 LOB: 0 BB: 0 P: 5	R: 0 E: 0 K: 3 S: 10	H: 0 LOB: 1 BB: 0 P: 10	R: 0 E: 0 K: 2 S: 8	H: 1 LOB: 1 BB: 0 P: 8	1B: 3 2B: 1 3B: 0 HR: 3	SF: 0 SAC: 0 DP: 0 HBP: 0	WP: 1 PB: 0 SB: 0 CS: 1	PA: 35
PITCHER	IP WLS BF H R ER SO BB IBB HBP BLK WP HR S P ERA WHIP																					
Fred Norman, L ERA: 3.21 Pedro Borbon, R ERA: 4.17 Manny Sarmiento, R ERA: 2.82 Doug Bair, R ERA: 1.69	3.1 1.2 1.0 3.0	WLS 5 4 11	BF 15 5 11	H 5 0 1	R 3 0 0	ER 3 0 0	SO 0 0 6	BB 1 0 0	IBB 0 0 0	HBP 0 0 0	BLK 0 0 0	WP 0 0 1	HR 3 5 4	S 14 5 23	P 18 5 4 23	ERA 8.10 0.00 0.00 0.00	WHIP 1.800 0.000 1.000 0.333					

New York Mets @ Cincinnati Reds
Riverfront Stadium, Cincinnati, OH
Fri Jul 14, 1978, 7:05 PM EDT
Att: 34,751 - Unknown

AB	34
R	3
H	7
RBI	3
BB	1
SO	6
LOB	10



Batter	1	2	3	4	5	6	7	8	9	AB	R	H	RBI	BB	SO	LOB	BOTTOM				
Pete Rose, S OBP: 0.356, SLG: 0.422 (1, 5) Ray Knight, R OBP: 0.208, SLG: 0.289 (9, 5)	0-0 6-3		0-0 FC6-4 1B		0-0 2B 1B	0-0 FC4-6 1-2		0-0 6-3		5	0	2	1	0	0	2					
Ken Griffey, L OBP: 0.353, SLG: 0.421 (1, 9) BB	4-0 2B BB		0-0 FC6-4 1-2		0-0 2B	0-0 1-3 2B		0-0 F7		4	1	2	0	1	0	1					
Joe Morgan, L OBP: 0.377, SLG: 0.433 (1, 4) 1-H	0-0 2B		0-0 F8		0-0 P6	0-0 3B 1B		0-0 F8		4	1	1	0	1	0	3					
George Foster, R OBP: 0.370, SLG: 0.531 (1, 7) 3	0-0 F7			0-0 F8	4-0 BB	0-0 K		0-3 K		3	0	0	0	1	1	3					
Dan Driessen, L OBP: 0.384, SLG: 0.469 (1, 3)		0-0 F4-3		4-0 1B BB	0-3 K	0-0 2B 3B		0-0 2B 3B		3	2	1	2	1	1	3					
Johnny Bench, R OBP: 0.308, SLG: 0.449 (1, 2)		0-0 6-3		0-0 1B 1B E	0-0 FC4-6 BB	0-0 2B		0-0 2B		3	1	2	1	1	0	0					
Dave Concepcion, R OBP: 0.336, SLG: 0.377 (1, 6)		0-0 F4		0-3 K	0-0 G3	0-0 6-3		0-0 6-3		4	0	0	0	0	1	4	AB 32				
Cesar Geronimo, L OBP: 0.340, SLG: 0.382 (1, 8)			0-0 SH2-4 1B	0-0 E2 CS 1B	0-0 F	4-0 FC4-6 BB	4-0 1B	0-0 1B		2	1	2	1	2	0	0	R 6				
Fred Norman, S OBP: 0.206, SLG: 0.179 (1, 1) Pedro Borbon, R OBP: 0.256, SLG: 0.250 (4, 1) Dave Collins, S OBP: 0.332, SLG: 0.332 (5, PH) Manny Sarmiento, R OBP: 0.349, SLG: 0.474 (5, PH) Mike Lum, L OBP: 0.125, SLG: 0.125 (7, 1)			0-0 SH2-4 2-3	0-0 F	0-0 B5-3	0-0 FC4-6 FC4-6	0-0 1-3	0-0 1-3		0	0	0	0	0	0	0	H 10				
										1	0	0	0	0	0	0	RBI 5				
										0	0	0	0	0	0	0	BB 7				
										1	0	0	0	0	0	0	SO 3				
										1	0	0	0	0	0	2	LOB 21				
Inning Stats	R: 0 E: 0 K: 0 S: 3	H: 1 LOB: 1 BB: 1 P: 7	R: 0 E: 0 K: 0 S: 3	H: 0 LOB: 0 BB: 0 P: 3	R: 1 E: 0 K: 0 S: 5	H: 2 LOB: 1 BB: 0 P: 5	R: 2 E: 1 K: 1 S: 6	H: 2 LOB: 0 BB: 1 P: 10	R: 0 E: 0 K: 1 S: 7	H: 2 LOB: 3 BB: 1 P: 11	R: 0 E: 0 K: 0 S: 3	H: 0 LOB: 2 BB: 2 P: 11	R: 3 E: 0 K: 1 S: 8	H: 3 LOB: 2 BB: 2 P: 16	R: 0 E: 0 K: 0 S: 3	H: 0 LOB: 0 BB: 0 P: 3	1B: 5 2B: 4 3B: 1 HR: 0	SF: 0 SAC: 1 DP: 0 HBP: 0	WP: 0 PB: 0 SB: 0 CS: 1	PA: 40	
PITCHER	IP WLS BF H R ER SO BB IBB HBP BLK WP HR S P ERA WHIP																				
Pat Zachry, R ERA: 3.07 Paul Siebert, L ERA: 4.79 Dwight Bernard, R ERA: 3.86	6.0 0.0 2.0	WLS L 9	BF 30 1 9	H 8 0 2	R 4 0 2	ER 3 0 2	SO 2 0 1	BB 5 0 0	IBB 0 0 1	HBP 0 0 0	BLK 0 0 0	WP 0 0 0	HR 0 0 10	S 28 0 14	P 48 4 14	ERA 4.50 ∞ 9.00	WHIP 2.167 ∞ 1.000				

New York Mets @ Cincinnati Reds
Riverfront Stadium, Cincinnati, OH
Fri Jul 14, 1978, 7:05 PM EDT
Att: 34,751 - Unknown

AB	32
R	6
H	10
RBI	5
BB	7
SO	3
LOB	21



Batter	1	2	3	4	5	6	7	8	9	AB	R	H	RBI	BB	SO	LOB	TOP			
Lenny Randle, S OBP: 0.341, SLG: 0.330	L5		F8		6-3			1B 1-3 2B 1B	F8	5	1	1	0	0	0	5	New York Mets @ Cincinnati Reds Riverfront Stadium, Cincinnati, OH Sun Jul 16 1978, 3:33 AM EDT Att: 33,519 - Unknown			
Tim Foli, R OBP: 0.281, SLG: 0.277	K		L6			E 1B		1-3 1-2		4	0	1	0	0	1	3				
Lee Mazzilli, S OBP: 0.347, SLG: 0.430	4-3			4-3		P4		2B 2-3 1B		4	0	1	0	0	0	1				
Willie Montanez, L OBP: 0.327, SLG: 0.430		K		F9		E6 G6-4-3		1-3 3-H 2B		4	0	1	1	0	1	1				
John Stearns, R OBP: 0.362, SLG: 0.398 Bobby Valentine, R OBP: 0.352, SLG: 0.333		K		F7		G6-4-3 1-2		F8		2	0	0	0	0	1	0				
Steve Henderson, R OBP: 0.318, SLG: 0.382		F8			F9 1B BB		4-3		F3	3	1	0	0	1	0	0				
Elliott Maddox, R OBP: 0.394, SLG: 0.376 Paul Siebert, L (7, PH)			F8		1-3		6-3		E5 4-3	3	0	0	0	0	0	1				
Tom Grieve, R OBP: 0.282, SLG: 0.348					1-2					1	0	0	0	0	0	0				
Doug Flynn, R OBP: 0.271, SLG: 0.271 Dwight Bernard, R (5, PH)					F9		4-3			2	0	1	0	0	0	1				
Bruce Boisclair, L OBP: 0.323, SLG: 0.350			BB 1B							0	0	0	0	0	0	0				
Kevin Kobel, R OBP: 0.222, SLG: 0.125 Ron Hodges, L OBP: 0.312, SLG: 0.288						2-3 BB			4-3 BB	1	0	0	0	1	0	0				
						3-H 1B			4-3 1-2 2-3	3	0	1	1	0	0	2				
Inning Stats	R: 0 E: 0 K: 1 S: 5	H: 0 LOB: 0 BB: 0 P: 5	R: 0 E: 0 K: 2 S: 7	H: 0 LOB: 0 BB: 0 P: 7	R: 0 E: 0 K: 0 S: 4	H: 1 LOB: 2 BB: 1 P: 8	R: 0 E: 0 K: 0 S: 3	H: 0 LOB: 0 BB: 0 P: 3	R: 0 E: 0 K: 0 S: 4	H: 1 LOB: 1 BB: 0 P: 4	R: 0 E: 0 K: 0 S: 3	H: 0 LOB: 0 BB: 0 P: 3	R: 1 E: 0 K: 0 S: 6	H: 3 LOB: 2 BB: 0 P: 6	R: 0 E: 1 K: 0 S: 4	H: 0 LOB: 2 BB: 1 P: 8		1B: 5 2B: 1 3B: 0 HR: 0	SF: 0 SAC: 0 DP: 1 HBP: 0	WP: 0 PB: 0 SB: 0 CS: 0
PITCHER Tom Hume, R ERA: 5.04	IP: 9.0 WLS: W BF: 37 H: 6 R: 2 ER: 2 SO: 3 BB: 3 IBB: 0 HBP: 0 BLK: 0 WP: 0 HR: 0 S: 40 P: 52 ERA: 2.00 WHIP: 1.000																			

Batter	1	2	3	4	5	6	7	8	9	AB	R	H	RBI	BB	SO	LOB	BOTTOM			
Pete Rose, S OBP: 0.358, SLG: 0.422 Dave Collins, S OBP: 0.308, SLG: 0.212	E5 BB		6-3		F7					5	1	1	0	0	0	2	New York Mets @ Cincinnati Reds Riverfront Stadium, Cincinnati, OH Sun Jul 16 1978, 3:33 AM EDT Att: 33,519 - Unknown			
Ken Griffey, L OBP: 0.350, SLG: 0.415 Mike Lum, L OBP: 0.396, SLG: 0.481	4-0 BB BB			L6	P6		F8		F8	4	1	0	0	1	0	1				
Joe Morgan, L OBP: 0.383, SLG: 0.441 Junior Kennedy, R OBP: 0.327, SLG: 0.217							F9		P5	4	2	2	1	0	0	0				
George Foster, R OBP: 0.366, SLG: 0.533										1	0	0	0	0	0	1				
Johnny Bench, R OBP: 0.319, SLG: 0.448										5	1	1	1	0	0	3				
Ray Knight, R OBP: 0.220, SLG: 0.298										2	2	0	0	2	0	1				
Dave Concepcion, R OBP: 0.342, SLG: 0.397 Rick Auerbach, R OBP: 0.294, SLG: 0.414										1	0	1	0	0	0	0				
Dave Concepcion, R OBP: 0.342, SLG: 0.397 Rick Auerbach, R OBP: 0.294, SLG: 0.414										5	2	4	4	0	0	1				
Ken Henderson, S OBP: 0.315, SLG: 0.408										0	0	0	0	0	0	0				
Ken Henderson, S OBP: 0.315, SLG: 0.408										4	0	3	3	1	0	0				
Dan Driessen, L OBP: 0.388, SLG: 0.471 Vic Correll, R OBP: 0.250, SLG: 0.231										2	0	0	0	0	1	4				
Dan Driessen, L OBP: 0.388, SLG: 0.471 Vic Correll, R OBP: 0.250, SLG: 0.231										1	0	0	0	1	0	2				
Tom Hume, R										5	0	0	0	0	1	5				
Inning Stats	R: 5 E: 2 K: 1 S: 10	H: 3 LOB: 2 BB: 2 P: 18	R: 1 E: 1 K: 0 S: 7	H: 3 LOB: 3 BB: 0 P: 7	R: 0 E: 0 K: 1 S: 5	H: 0 LOB: 0 BB: 0 P: 5	R: 3 E: 0 K: 0 S: 5	H: 2 LOB: 1 BB: 1 P: 10	R: 0 E: 0 K: 0 S: 3	H: 0 LOB: 0 BB: 0 P: 3	R: 0 E: 0 K: 0 S: 4	H: 1 LOB: 2 BB: 1 P: 8	R: 0 E: 0 K: 0 S: 4	H: 1 LOB: 1 BB: 0 P: 4	R: 0 E: 0 K: 0 S: 5	H: 2 LOB: 3 BB: 1 P: 9	1B: 5 2B: 5 3B: 0 HR: 2	SF: 0 SAC: 0 DP: 0 HBP: 1	WP: 0 PB: 0 SB: 0 CS: 0	PA: 45
PITCHER Kevin Kobel, L ERA: 2.09 Dwight Bernard, R ERA: 2.35 Paul Siebert, L ERA: 5.09	IP: 4.0 WLS: L BF: 27 H: 8 R: 1 ER: 0 SO: 0 BB: 0 IBB: 1 HBP: 0 BLK: 0 WP: 0 HR: 2 S: 27 P: 40 ERA: 15.75 WHIP: 2.500																			



Batter	1	2	3	4	5	6	7	8	9	AB	R	H	RBI	BB	SO	LOB	TOP					
Dave Cash, R OBP: 0.322, SLG: 0.352 (1, 4)										5	1	3	0	0	0	2	Montreal Expos @ Cincinnati Reds Riverfront Stadium, Cincinnati, OH Mon Jul 17 1978, 7:05 PM EDT Att: 32,113 - Unknown					
Andra Dawson, R OBP: 0.304, SLG: 0.421 (1, 8)										4	2	3	0	0	1	2						
Ellis Valentine, R OBP: 0.344, SLG: 0.524 (1, 9)										5	1	1	2	0	0	7						
Tony Perez, R OBP: 0.343, SLG: 0.473 Sam Mejias, R OBP: 0.291, SLG: 0.167 (9, PR)										5	1	4	4	0	0	2						
Larry Parrish, R OBP: 0.304, SLG: 0.453 (1, 5)										5	0	1	0	0	1	3						
Warren Cromartie, L OBP: 0.316, SLG: 0.377 (1, 7)										4	0	1	0	1	1	2						
Gary Carter, R OBP: 0.322, SLG: 0.385 (1, 2)										5	0	1	0	0	0	3						
Chris Speier, R OBP: 0.330, SLG: 0.320 (1, 6)										4	0	0	0	0	1	4						
Ross Grimsley, L OBP: 0.214, SLG: 0.173 Stan Bahnsen, R ERA: 4.18 Wayne Garrett, L OBP: 0.263, SLG: 0.221 Gerry Pirtle, R ERA: 1.65 (8, PH)										3	1	1	0	0	0	2						
Inning Stats	R: 3 E: 0 K: 0 S: 8	H: 5 LOB: 2 BB: 0 P: 8	R: 2 E: 0 K: 1 S: 8	H: 3 LOB: 1 BB: 0 P: 8	R: 0 E: 0 K: 1 S: 6	H: 1 LOB: 2 BB: 1 P: 10	R: 1 E: 1 K: 0 S: 5	H: 2 LOB: 1 BB: 0 P: 5	R: 0 E: 0 K: 0 S: 3	H: 0 LOB: 0 BB: 0 P: 3	R: 0 E: 0 K: 0 S: 3	H: 1 LOB: 1 BB: 0 P: 4	R: 0 E: 0 K: 0 S: 3	H: 0 LOB: 0 BB: 0 P: 3	R: 0 E: 0 K: 1 S: 7	H: 2 LOB: 2 BB: 0 P: 7		R: 0 E: 0 K: 2 S: 8	H: 1 LOB: 1 BB: 0 P: 8	1B: 12 2B: 1 3B: 0 HR: 2	SF: 0 SAC: 0 DP: 1 HBP: 1	WP: 0 PB: 0 SB: 1 CS: 0
PITCHER	IP WLS BF H R ER SO BB IBB HBP BLK WP HR S P ERA WHIP																					
Fred Norman, L ERA: 3.42	(1, 1) 0.1 6 5 3 3 0 0 0 0 0 0 0 2 6 6 81.00 15.000																					
Pedro Borbon, R ERA: 4.18	(1, 1) 4.2 21 6 3 3 2 1 0 0 0 0 0 0 24 28 5.79 1.500																					
Manny Sarmiento, R ERA: 2.67	(6, 1) 2.2 W 11 3 0 0 1 0 0 0 1 0 0 0 12 13 0.00 1.125																					
Doug Bair, R ERA: 1.65	(8, 1) 1.1 S 5 1 0 0 2 0 0 0 0 0 0 0 9 9 0.00 0.750																					

Batter	1	2	3	4	5	6	7	8	9	AB	R	H	RBI	BB	SO	LOB	BOTTOM			
Pete Rose, S OBP: 0.397, SLG: 0.420 (1, 5)										4	0	1	0	0	0	0	Montreal Expos @ Cincinnati Reds Riverfront Stadium, Cincinnati, OH Mon Jul 17 1978, 7:05 PM EDT Att: 32,113 - Unknown			
Ken Griffey, L OBP: 0.348, SLG: 0.413 (1, 9)										4	2	1	0	0	1	2				
Joe Morgan, L OBP: 0.381, SLG: 0.438 (1, 4)										4	2	1	2	0	0	1				
George Foster, R OBP: 0.370, SLG: 0.555 (1, 7)										4	3	3	5	0	0	0				
Johnny Bench, R OBP: 0.322, SLG: 0.449 (8, 2)										4	0	2	1	0	0	0				
Dave Concepcion, R OBP: 0.341, SLG: 0.395 (1, 6)										4	0	1	0	0	1	1				
Ken Henderson, S OBP: 0.328, SLG: 0.404 Cesar Geronimo, L OBP: 0.343, SLG: 0.382 (9, 8)										3	0	1	0	1	0	0				
Vic Correll, R OBP: 0.226, SLG: 0.207 Dan Driessen, L OBP: 0.387, SLG: 0.470 (8, 3)										3	0	0	0	0	1	4				
Fred Norman, S OBP: 0.200, SLG: 0.179 Pedro Borbon, R OBP: 0.200, SLG: 0.200 Rick Auerbach, R OBP: 0.314, SLG: 0.414 Manny Sarmiento, R ERA: 1.65 (8, 1)										0	0	0	0	0	0	0				
Inning Stats	R: 0 E: 0 K: 0 S: 3	H: 0 LOB: 0 BB: 0 P: 3	R: 0 E: 0 K: 1 S: 7	H: 2 LOB: 2 BB: 0 P: 7	R: 0 E: 0 K: 1 S: 5	H: 0 LOB: 0 BB: 0 P: 5	R: 2 E: 0 K: 0 S: 5	H: 3 LOB: 1 BB: 1 P: 9	R: 4 E: 1 K: 0 S: 6	H: 2 LOB: 0 BB: 1 P: 10	R: 0 E: 0 K: 1 S: 5	H: 0 LOB: 0 BB: 0 P: 5	R: 2 E: 2 K: 0 S: 5	H: 3 LOB: 0 BB: 0 P: 5	R: 0 E: 0 K: 0 S: 3	H: 0 LOB: 0 BB: 0 P: 3		1B: 7 2B: 1 3B: 0 HR: 2	SF: 0 SAC: 0 DP: 1 HBP: 0	WP: 0 PB: 0 SB: 0 CS: 0
PITCHER	IP WLS BF H R ER SO BB IBB HBP BLK WP HR S P ERA WHIP																			
Ross Grimsley, L ERA: 3.13	(1, 1) 4.1 22 7 6 5 2 2 0 0 0 0 0 0 24 32 6.75 1.125																			
Stan Bahnsen, R ERA: 4.5	(5, 1) 2.2 L 10 3 2 2 1 0 0 0 0 0 0 0 12 12 6.75 1.125																			
Gerry Pirtle, R ERA: 0.66	(8, 1) 1.0 3 0 0 0 0 0 0 0 0 0 0 0 3 3 0.00 0.000																			


Batter	1	2	3	4	5	6	7	8	9	AB	R	H	RBI	BB	SO	LOB	TOP																					
Dave Cash, R (1,4) OBP: 0.321, SLG: 0.349 Pepe Frias, R (9,4) OBP: 0.333, SLG: 0.778	6-3		2B 1-2 BB		6-3		7-3			3	0	0	0	1	0	1	Montreal Expos @ Cincinnati Reds Riverfront Stadium, Cincinnati, OH Tue Jul 18 1978, 7:05 PM EDT Att: 36,739 - Unknown																					
Andra Dawson, R (1,8) OBP: 0.308, SLG: 0.437	1-3		1-3 2-H 2B			2B 1B		HR		4	1	3	2	0	0																							
Ellis Valentine, R (1,9) OBP: 0.345, SLG: 0.526	L6		B2-3			WP 1-2 1B 2B		CS 1B		4	1	2	0	0	2																							
Tony Perez, R (1,3) OBP: 0.339, SLG: 0.467 Del Unser, L (8,3) OBP: 0.317, SLG: 0.321	F9			F3		6-3		P4		4	0	0	0	0	2																							
Larry Parrish, R (1,5) OBP: 0.306, SLG: 0.452	K			4-3 1B		2-3 1B BB		K		3	0	1	0	1	2	1																						
Warren Cromartie, L (1,7) OBP: 0.316, SLG: 0.375	F8			4-3		1-2 FC5-4 1B			5-3	4	0	1	1	0	0	1																						
Gary Carter, R (1,2) OBP: 0.318, SLG: 0.380			K	F9		FC5-4 1-2 3-H 1B			K	4	0	0	0	0	2	3																						
Chris Speier, R (1,6) OBP: 0.326, SLG: 0.316			K		K		4-3		6-3	4	0	0	0	0	2	0																						
Hal Dues, R (1,1) OBP: 0.192, SLG: 0.192 Darold Knowles, L (7,1) OBP: 0.333, SLG: 0.333 Mike Garman, R (9,1)	E1 2B				K		7-3 1B			3	1	1	0	0	1	0																						
Inning Stats	R: 0 E: 0 K: 0 S: 3	H: 0 LOB: 0 BB: 0 P: 3	R: 0 E: 0 K: 1 S: 5	H: 0 LOB: 0 BB: 0 P: 5	R: 1 E: 1 K: 2 S: 9	H: 1 LOB: 2 BB: 1 P: 13	R: 0 E: 0 K: 0 S: 4	H: 1 LOB: 1 BB: 0 P: 4	R: 0 E: 0 K: 0 S: 7	H: 0 LOB: 0 BB: 0 P: 7	R: 1 E: 0 K: 0 S: 5	H: 3 LOB: 2 BB: 1 P: 9	R: 0 E: 0 K: 0 S: 3	H: 1 LOB: 0 BB: 0 P: 3	R: 1 E: 0 K: 1 S: 6	H: 2 LOB: 1 BB: 0 P: 6		R: 0 E: 0 K: 1 S: 5	H: 0 LOB: 0 BB: 0 P: 5	1B: 5 2B: 4 3B: 0 HR: 1	SF: 0 SAC: 0 DP: 2 HBP: 0	WP: 1 PB: 0 SB: 0 CS: 1	PA: 35															
PITCHER	IP	WLS	BF	H	R	ER	SO	BB	IBB	HBP	BLK	WP	HR	S	P	ERA	WHIP	PITCHER				IP	WLS	BF	H	R	ER	SO	BB	IBB	HBP	BLK	WP	HR	S	P	ERA	WHIP
Tom Seaver, R (1,1) ERA: 3.13	7.0	L	28	6	2	1	5	2	0	0	0	1	0	36	44	1.29	1.143																					
Michael LaCoss, R (8,1) ERA: 9.0	1.0		4	2	1	1	1	0	0	0	0	0	1	6	6	9.00	2.000																					
Pedro Borbon, R (9,1) ERA: 4.11	1.0		3	0	0	0	1	0	0	0	0	0	0	5	5	0.00	0.000																					


AB	33
R	3
H	8
RBI	3
BB	2
SO	7
LOB	10



Batter	1	2	3	4	5	6	7	8	9	AB	R	H	RBI	BB	SO	LOB	BOTTOM																					
Pete Rose, S (1,5) OBP: 0.359, SLG: 0.423						6-3	PO	6-3		4	0	2	0	0	0	0	Montreal Expos @ Cincinnati Reds Riverfront Stadium, Cincinnati, OH Tue Jul 18 1978, 7:05 PM EDT Att: 36,739 - Unknown																					
Ken Griffey, L (1,9) OBP: 0.346, SLG: 0.409	F7		F8			4-3		F8		4	0	0	0	0	2																							
Joe Morgan, L (1,4) OBP: 0.380, SLG: 0.433	F5		P4			4-0 BB		F5		3	0	0	0	1	0	2																						
George Foster, R (1,7) OBP: 0.369, SLG: 0.560	5-3			1-6-3		K			HR	4	1	1	1	0	1	2																						
Dan Driessen, L (1,3) OBP: 0.388, SLG: 0.466		FC5-4 BB		P5			4-3		1B BB	2	0	0	0	2	0	0																						
Johnny Bench, R (1,2) OBP: 0.402, SLG: 0.450 Dave Collins, S (9, FR) OBP: 0.308, SLG: 0.212		FC5-4		F7			2B 1B		FC5-4 1B	4	0	2	0	0	0	1																						
Ken Henderson, S (1,8) OBP: 0.306, SLG: 0.375			F9		4-3		F7		F8	4	0	0	0	0	4																							
Dave Concepcion, R (1,6) OBP: 0.340, SLG: 0.396		K			F9			FC5-4		4	0	1	0	0	1	3																						
Tom Seaver, R (1,1) OBP: 0.244, SLG: 0.154 Mike Lundy, L (7, PH) OBP: 0.402, SLG: 0.481 Rick Aufreiter, R (7, PH) OBP: 0.334, SLG: 0.414 Michael LaCoss, R (8,1) OBP: 0.333, SLG: 0.333 Pedro Borbon, R (9,1) OBP: 0.300, SLG: 0.200 Cesar Geronimo, L (9, PH) OBP: 0.340, SLG: 0.300					4-3			PO BB		2	0	0	0	0	1	0																						
Inning Stats	R: 0 E: 0 K: 0 S: 4	H: 1 LOB: 1 BB: 0 P: 4	R: 0 E: 0 K: 1 S: 5	H: 0 LOB: 1 BB: 1 P: 9	R: 0 E: 0 K: 0 S: 4	H: 1 LOB: 1 BB: 0 P: 4	R: 0 E: 0 K: 0 S: 3	H: 0 LOB: 0 BB: 0 P: 3	R: 0 E: 0 K: 1 S: 5	H: 0 LOB: 0 BB: 0 P: 5	R: 0 E: 0 K: 1 S: 5	H: 0 LOB: 1 BB: 1 P: 9	R: 0 E: 0 K: 0 S: 4	H: 2 LOB: 3 BB: 1 P: 8	R: 0 E: 0 K: 0 S: 3	H: 0 LOB: 0 BB: 0 P: 3		R: 1 E: 0 K: 0 S: 5	H: 2 LOB: 2 BB: 1 P: 9	1B: 3 2B: 2 3B: 0 HR: 1	SF: 0 SAC: 0 DP: 0 HBP: 0	WP: 0 PB: 0 SB: 0 CS: 0	PA: 37															
PITCHER	IP	WLS	BF	H	R	ER	SO	BB	IBB	HBP	BLK	WP	HR	S	P	ERA	WHIP	PITCHER				IP	WLS	BF	H	R	ER	SO	BB	IBB	HBP	BLK	WP	HR	S	P	ERA	WHIP
Hal Dues, R (1,1) ERA: 2.33	6.2	W	27	4	0	0	3	3	0	0	0	0	0	30	42	0.00	1.050																					
Darold Knowles, L (7,1) ERA: 2.47	1.1		5	1	1	1	0	1	0	0	0	0	1	4	8	6.75	1.500																					
Mike Garman, R (9,1) ERA: 5.31	1.0	S	4	1	0	0	0	0	0	0	0	0	0	4	4	0.00	1.000																					



Batter	1	2	3	4	5	6	7	8	9	AB	R	H	RBI	BB	SO	LOB	TOP			
Pete Rose, S OBP: 0.359, SLG: 0.422 (1, 5)	0-0 4-3		0-0 5-3			0-3 K		4-0 1B HR BB	0-0 1B	4	1	1	0	1	1	1	Cincinnati Reds @ Philadelphia Phillies Veterans Stadium, Philadelphia, PA Wed Jul 19 1978, 7:05 PM EDT Att: 45,608 - Unknown AB 34 R 7 H 8 RBI 7 BB 4 SO 10 LOB 9 			
Ken Griffey, L OBP: 0.344, SLG: 0.406 (1, 9)	0-3 K		0-0 4-3			0-0 G3-6 1-2f		0-0 HR 1B	0-0 G3	5	1	1	0	0	1	2				
Joe Morgan, L OBP: 0.378, SLG: 0.428 (1, 4)	0-0 4-3			0-0 E3 L6-3			0-0 P4	4-0 HR IBB		3	1	0	0	1	0	0				
George Foster, R OBP: 0.368, SLG: 0.565 (1, 7)		0-0 5-3		0-0 L6-3 1-2			0-3 K	0-0 HR		4	1	1	4	0	1	1				
Johnny Bench, R OBP: 0.332, SLG: 0.453 (1, 2)		4-0 BB BB		0-0 L7			0-0 1B HR 1B	0-0 FC4-6 1B		3	1	2	0	1	0	0				
Rick Auerbach, R OBP: 0.314, SLG: 0.414 (8, PR)										0	0	0	0	0	0	0				
Cesar Geronimo, L OBP: 0.342, SLG: 0.380 (8, 8)										0	0	0	0	0	0	0				
Dave Concepcion, R OBP: 0.339, SLG: 0.395 (1, 6)		0-3 K		0-0 L9			0-0 1B HR 1B	0-3 K		4	1	1	0	0	2	2				
Ken Henderson, S OBP: 0.226, SLG: 0.207 (1, 8)		4-0 BB BB		0-3 K			0-0 K	0-0 FC4-6		3	1	1	3	1	1	1				
Vic Correll, R OBP: 0.226, SLG: 0.207 (8, 2)		1-2 BB					0-0 K	0-0 FC4-6 1-2f		0	0	0	0	0	0	0				
Dan Driessen, L OBP: 0.384, SLG: 0.460 (1, 3)		0-3 K		0-0 P4			0-0 4-3		0-3 K	4	0	0	0	0	2	2				
Paul Moskau, R OBP: 0.280, SLG: 0.227 (1, 1)			0-0 4-3				0-0 G3-6 1B		0-3 K	1	0	0	0	0	0	0				
Junior Kennedy, R OBP: 0.333, SLG: 0.226 (6, PH)									0-3 K	1	0	1	0	0	0	0				
Dave Tomlin, L OBP: 0.250, SLG: 0.250 (6, 1)									0-3 K	0	0	0	0	0	0	0				
Doug Bair, R OBP: 0.100, SLG: 0.100 (7, 1)									0-3 K	2	0	0	0	0	2	0				
Inning Stats	R: 0 E: 0 K: 1 S: 5	H: 0 LOB: 0 BB: 5	R: 0 E: 0 K: 2 S: 7	H: 0 LOB: 2 BB: 15	R: 0 E: 0 K: 0 S: 3	H: 0 LOB: 0 BB: 0	R: 0 E: 1 K: 0 S: 3	H: 0 LOB: 0 BB: 0	R: 0 E: 0 K: 1 S: 5	H: 1 LOB: 0 BB: 5	R: 3 E: 0 K: 1 S: 8	H: 3 LOB: 0 BB: 8	R: 4 E: 0 K: 2 S: 10	H: 3 LOB: 1 BB: 2	R: 0 E: 0 K: 2 S: 8	H: 1 LOB: 1 BB: 8	1B: 6 2B: 1 3B: 0 HR: 2	SF: 0 SAC: 0 DP: 2 HBP: 0	WP: 0 PB: 0 SB: 0 CS: 0	PA: 38
PITCHER	IP WLS BF H R ER SO BB IBB HBP BLK WP HR S P ERA WHIP		IP WLS BF H R ER SO BB IBB HBP BLK WP HR S P ERA WHIP		IP WLS BF H R ER SO BB IBB HBP BLK WP HR S P ERA WHIP		IP WLS BF H R ER SO BB IBB HBP BLK WP HR S P ERA WHIP		IP WLS BF H R ER SO BB IBB HBP BLK WP HR S P ERA WHIP		IP WLS BF H R ER SO BB IBB HBP BLK WP HR S P ERA WHIP		IP WLS BF H R ER SO BB IBB HBP BLK WP HR S P ERA WHIP		IP WLS BF H R ER SO BB IBB HBP BLK WP HR S P ERA WHIP		IP WLS BF H R ER SO BB IBB HBP BLK WP HR S P ERA WHIP			
Steve Carlton, L ERA: 3.25 (1, 1)	7.0 L	26 4	3 3	3 3	6 6	2 2	0 0	0 0	0 0	0 0	0 0	1 1	36 44	3.86 0.857						
Tug McGraw, L ERA: 2.97 (8, 1)	0.1	4	1	3	3	1	1	1	0	0	0	0	4	12	81.00	6.000				
Ron Reed, R ERA: 2.47 (8, 1)	1.2	8	3	1	1	3	0	0	0	0	0	1	14	14	5.40	1.800				

Batter	1	2	3	4	5	6	7	8	9	AB	R	H	RBI	BB	SO	LOB	BOTTOM				
Garry Maddox, R OBP: 0.341, SLG: 0.422 (1, 8)	0-3 K		0-0 P6		0-0 6-3		0-0 1B 1B		0-3 K	5	0	1	0	0	2	1	Cincinnati Reds @ Philadelphia Phillies Veterans Stadium, Philadelphia, PA Wed Jul 19 1978, 7:05 PM EDT Att: 45,608 - Unknown AB 34 R 2 H 10 RBI 2 BB 4 SO 8 LOB 13 				
Larry Bowa, S OBP: 0.316, SLG: 0.354 (1, 6)	0-0 BLK 1B		0-0 1B		0-0 2B 1B 3H		0-0 F9		0-0 4-3	5	0	3	1	0	0	1					
Mike Schmidt, R OBP: 0.349, SLG: 0.439 (1, 5)	0-3 K		0-0 P6		0-0 2B		0-0 FC5-4 1B			4	0	2	0	0	1	2					
Greg Luzinski, R OBP: 0.375, SLG: 0.517 (1, 7)	4-0 BB			0-0 HR	0-3 K		0-0 FC5-4 1-2f			3	1	1	1	1	1	3					
Richie Hebner, L OBP: 0.350, SLG: 0.434 (1, 3)	0-0 F8			0-0 F8		0-0 4-1		0-3 K		4	0	0	0	0	1	2					
Jose Cardenal, R OBP: 0.342, SLG: 0.451 (1, 9)		0-0 F7		0-0 4-3		4-0 CS BB		0-0 F8		3	0	0	0	1	0	0					
Tim McCarver, L OBP: 0.373, SLG: 0.326 (1, 2)		0-0 G4-6-3 1B				4-0 FC5-4 BB		4-0 FC4 BB		2	0	2	0	2	0	0					
Barry Foote, R OBP: 0.179, SLG: 0.179 (9, 2)						0-0 FC5-4 BB		0-0 FC4		0	0	0	0	0	0	0					
Ted Sizemore, R OBP: 0.272, SLG: 0.226 (1, 4)		0-0 G4-6-3		0-3 K		0-0 FC5-4 1-2f		0-0 FC4		3	0	0	0	0	1	3					
Bud Harrelson, S OBP: 0.318, SLG: 0.214 (8, 4)								0-0 FC4		1	0	0	0	0	0	1					
Steve Carlton, L OBP: 0.320, SLG: 0.375 (1, 1)			0-3 K				0-3 K		0-0 6-3	2	1	1	0	0	1	0					
Jerry Martin, R OBP: 0.375, SLG: 0.477 (7, PH)										1	0	0	0	0	1	0					
Tug McGraw, R OBP: 0.375, SLG: 0.477 (8, 1)										0	0	0	0	0	0	0					
Ron Reed, R OBP: 0.375, SLG: 0.477 (8, 1)										0	0	0	0	0	0	0					
Davey Johnson, R OBP: 0.293, SLG: 0.291 (9, PH)										1	0	0	0	0	0	0					
Inning Stats	R: 0 E: 0 K: 2 S: 8	H: 1 LOB: 2 BB: 1	R: 0 E: 0 K: 0 S: 3	H: 1 LOB: 0 BB: 0	R: 0 E: 0 K: 1 S: 6	H: 1 LOB: 1 BB: 0	R: 1 E: 0 K: 1 S: 7	H: 2 LOB: 1 BB: 0	R: 1 E: 0 K: 1 S: 7	H: 3 LOB: 1 BB: 0	R: 0 E: 0 K: 0 S: 2	H: 0 LOB: 1 BB: 2	R: 0 E: 0 K: 1 S: 7	H: 2 LOB: 2 BB: 0	R: 0 E: 0 K: 1 S: 5	H: 0 LOB: 0 BB: 1	R: 0 E: 0 K: 1 S: 5	1B: 7 2B: 1 3B: 1 HR: 1	SF: 0 SAC: 0 DP: 1 HBP: 0	WP: 0 PB: 0 SB: 0 CS: 1	PA: 38
PITCHER	IP WLS BF H R ER SO BB IBB HBP BLK WP HR S P ERA WHIP		IP WLS BF H R ER SO BB IBB HBP BLK WP HR S P ERA WHIP		IP WLS BF H R ER SO BB IBB HBP BLK WP HR S P ERA WHIP		IP WLS BF H R ER SO BB IBB HBP BLK WP HR S P ERA WHIP		IP WLS BF H R ER SO BB IBB HBP BLK WP HR S P ERA WHIP		IP WLS BF H R ER SO BB IBB HBP BLK WP HR S P ERA WHIP		IP WLS BF H R ER SO BB IBB HBP BLK WP HR S P ERA WHIP		IP WLS BF H R ER SO BB IBB HBP BLK WP HR S P ERA WHIP		IP WLS BF H R ER SO BB IBB HBP BLK WP HR S P ERA WHIP				
Paul Moskau, R ERA: 4.48 (1, 1)	5.0	22	8	2	2	5	1	0	0	1	31	35	3.60	1.800							
Dave Tomlin, L ERA: 3.77 (6, 1)	1.2	W	8	2	0	0	2	0	0	0	8	16	0.00	2.400							
Doug Bair, R ERA: 1.58 (7, 1)	2.1	S	8	0	0	0	2	1	0	0	11	15	0.00	0.429							

Batter	1	2	3	4	5	6	7	8	9	AB	R	H	RBI	BB	SO	LOB	TOP											
Pete Rose, S OBP: 0.397, SLG: 0.419 (1,5)	4-3	4-3				WP 1B 2B	F7		5-3	5	1	1	0	0	0	3	Cincinnati Reds @ Philadelphia Phillies Veterans Stadium, Philadelphia, PA Thu Jul 20 1978, 7:05 PM EDT Att: 44,054 - Unknown											
Ken Griffey, L OBP: 0.342, SLG: 0.403 (1,9)	F7		F7			WP 1B 2B	G3		K	5	1	1	0	0	1	0												
Joe Morgan, L OBP: 0.377, SLG: 0.429 (1,4)	F8		4-3			1B 2B	K		K	4	1	1	2	0	1	0												
George Foster, R OBP: 0.369, SLG: 0.563 (1,7)		2B SF9 BB	4-3			2H 1B	K		K	3	1	1	1	1	1	0												
Johnny Bench, R OBP: 0.331, SLG: 0.454 (1,2)		SF9 3B 2B		P6	F9				5-3	4	1	1	0	0	0	1												
Dave Concepcion, R OBP: 0.341, SLG: 0.400 (1,6)		SF9		F8		1B 2B				3	1	2	1	0	0	0												
Ken Henderson, S OBP: 0.329, SLG: 0.460 (1,8)		2-3 3-H		F8		PB 1B			F8	4	0	2	2	0	0	1												
Dan Driessen, L OBP: 0.382, SLG: 0.456 (1,3)		3-H		F8		2H 1B			F8	3	0	0	0	1	1	2												
Tom Hume, R Manny Sarmiento, R Dave Tomlin, L Pedro Borbon, R Dave Collins, S (PH)		SH1-3 BB		F8	4-3				5-3	0	0	0	0	0	0	0		REDS										
Inning Stats	R: 0 E: 0 K: 0 S: 3	H: 0 LOB: 0 BB: 0 P: 3	R: 2 E: 0 K: 0 S: 5	H: 2 LOB: 2 BB: 2 P: 13	R: 0 E: 0 K: 0 S: 3	H: 0 LOB: 0 BB: 0 P: 3	R: 0 E: 0 K: 0 S: 3	H: 0 LOB: 0 BB: 0 P: 3	R: 3 E: 0 K: 0 S: 7	H: 4 LOB: 1 BB: 0 P: 7	R: 1 E: 0 K: 1 S: 7	H: 2 LOB: 1 BB: 0 P: 7	R: 0 E: 0 K: 2 S: 7	H: 0 LOB: 0 BB: 0 P: 7	R: 0 E: 0 K: 0 S: 4	H: 1 LOB: 1 BB: 0 P: 4			R: 0 E: 0 K: 1 S: 5	H: 0 LOB: 0 BB: 0 P: 5	1B: 5 2B: 3 3B: 1 HR: 0	SF: 1 SAC: 1 DP: 0 HBP: 0	WP: 1 PB: 1 SB: 0 CS: 0	PA: 38				
PITCHER	IP	WLS	BF	H	R	ER	SO	BB	IBB	HBP	BLK	WP	HR	S	P	ERA	WHIP											
Jim Kaat, L ERA: 4.2	(1,1)	4.2		22	6	5	5	0	2	0	0	0	1	0	20	28	9.64	1.714										
Warren Brusstar, R ERA: 2.45	(5,1)	1.1	W	6	2	1	1	1	0	0	0	0	0	0	8	8	6.75	1.500										
Tug McGraw, L ERA: 2.53	(7,1)	3.0	S	10	1	0	0	3	0	0	0	0	0	0	16	16	0.00	0.333										

Batter	1	2	3	4	5	6	7	8	9	AB	R	H	RBI	BB	SO	LOB	BOTTOM											
Jerry Martin, R OBP: 0.369, SLG: 0.466 (1,9)	6-3		K	6-3		1B 1B			5-3	5	1	1	0	0	1	3	Cincinnati Reds @ Philadelphia Phillies Veterans Stadium, Philadelphia, PA Thu Jul 20 1978, 7:05 PM EDT Att: 44,054 - Unknown											
Larry Bowa, S OBP: 0.323, SLG: 0.360 (1,6)			FC4 1B		F8	1B SF9 1B			S 1B	5	1	4	1	0	0	0												
Mike Schmidt, R OBP: 0.353, SLG: 0.445 (1,5)			SF8 2B			BB 1B			K	3	2	2	1	1	1	1												
Greg Luzinski, R OBP: 0.380, SLG: 0.522 (1,7)			FC4 2B			2B BB			1B IBB	3	0	2	2	2	0	1												
Richie Hebner, L OBP: 0.354, SLG: 0.454 (1,3)			F9			HR			SF9	3	1	2	2	0	0	0												
Jose Cardenal, R OBP: 0.338, SLG: 0.448 (6,PH)					FC5 2B	2-3 3-H			G3	1	0	0	1	0	0	2												
Gary Maddox, R OBP: 0.343, SLG: 0.424 (1,8)			K		2B 2B	IBB			P6	3	1	1	0	1	1	2												
Bob Boone, R OBP: 0.330, SLG: 0.407 (1,2)			1-3		2B	K			E6 CS	4	0	1	1	0	1	3												
Ted Sizemore, R OBP: 0.271, SLG: 0.227 (1,4)					L3	FC5			F8	4	1	1	0	0	0	5												
Jim Kaat, L OBP: 0.167, SLG: 0.172 (1,1)			2B 1B			2-3 3-H			F8	2	1	1	0	0	1	1												
Warren Brusstar, R ERA: 2.9	(5,1)	2.1	L	15	5	3	3	2	1	2	0	0	0	0	0	0	Phillies											
Tim McCarver, L OBP: 0.369, SLG: 0.322 (6,PH)	(6,PH)	2.1		9	1	0	0	1	0	1	0	0	0	0	0	0												
Tug McGraw, R ERA: 4.09 (7,1)	(7,1)	0.1		1	0	0	0	0	0	0	0	0	0	0	0	0												
Inning Stats	R: 1 E: 0 K: 0 S: 4	H: 3 LOB: 1 BB: 0 P: 4	R: 0 E: 0 K: 1 S: 5	H: 0 LOB: 0 BB: 0 P: 5	R: 2 E: 0 K: 1 S: 8	H: 3 LOB: 1 BB: 0 P: 8	R: 2 E: 0 K: 1 S: 8	H: 3 LOB: 1 BB: 0 P: 8	R: 1 E: 0 K: 0 S: 7	H: 2 LOB: 3 BB: 2 P: 15	R: 2 E: 0 K: 0 S: 6	H: 3 LOB: 2 BB: 1 P: 10	R: 0 E: 1 K: 0 S: 3	H: 0 LOB: 0 BB: 0 P: 3	R: 0 E: 0 K: 1 S: 6	H: 1 LOB: 2 BB: 1 P: 10	1B: 8 2B: 6 3B: 0 HR: 1	SF: 2 SAC: 0 DP: 0 HBP: 0	WP: 0 PB: 0 SB: 1 CS: 2	PA: 41								
PITCHER	IP	WLS	BF	H	R	ER	SO	BB	IBB	HBP	BLK	WP	HR	S	P	ERA	WHIP											
Tom Hume, R ERA: 5.32	(1,1)	3.0		16	9	5	5	2	0	0	0	0	1	20	20	15.00	3.000											
Manny Sarmiento, R ERA: 2.9	(4,1)	2.1	L	15	5	3	3	2	1	2	0	0	0	0	16	28	11.57	2.571										
Dave Tomlin, L ERA: 3.57	(6,1)	2.1		9	1	0	0	1	0	1	0	0	0	0	10	14	0.00	0.429										
Pedro Borbon, R ERA: 4.09 (8,1)	(8,1)	0.1		1	0	0	0	0	0	0	0	0	0	0	1	1	0.00	0.000										

Batter	1	2	3	4	5	6	7	8	9	AB	R	H	RBI	BB	SO	LOB	TOP								
Pete Rose, S OBP: 0.359, SLG: 0.418 Ray Knight, R OBP: 0.216, SLG: 0.292	(1,5) X 0-0 G3-6-3 1B		(2) X 0-0 6-3		(2) X 0-0 L9	(2) H 1-0 1B HBP	(2) X 0-0 3-1			3	1	1	1	0	0	1									
Ken Griffey, L OBP: 0.341, SLG: 0.401	(1,9) X 0-0 B1		(3) X 0-0 L5		(3) X 0-0 G3	(3) X 0-0 1B 1B 1-2 2-3 3-H	(3) X 0-0 F8			5	0	1	1	0	0	2									
Joe Morgan, L OBP: 0.379, SLG: 0.430 Junior Kennedy, R OBP: 0.330, SLG: 0.224	(1,4) X (7,4) X 0-0 G3-6-3 1-2			(1) X 0-0 4-3		(1) X 0-0 1B 1B 1-2 2-3 3-H		(1) X 0-0 6-3		4	0	2	2	0	0	1									
George Foster, R OBP: 0.372, SLG: 0.561	(1,7) H	1-0 G3 1B WP HBP		(1) X 0-0 BB 1B		(1) X 0-0 F9 1B 1B 1-2 2-3 3-H		(2) X 0-0 G3		3	1	1	0	1	0	1									
Johnny Bench, R OBP: 0.333, SLG: 0.452 Vic Correll, R OBP: 0.250, SLG: 0.267	(1,2) X (7,2) X 0-0 G3 1-3			(2) X 0-0 BB 1B		(2) X 0-0 1B 1B 1-2 2-3 3-H		(2) X 0-0 2B		3	1	1	0	1	0	4									
Dave Concepcion, R OBP: 0.342, SLG: 0.401 Rick Auerbach, R OBP: 0.306, SLG: 0.400	(1,6) X (7,6) X 0-0 1B 3-H			(2) X 0-3 K		(2) X 0-0 FC5-2-5 1B 1B 1-2 2-3 3-H		(3) X 0-0 L6		4	2	2	1	0	1	4									
Ken Henderson, S OBP: 0.300, SLG: 0.206 Dave Collins, S OBP: 0.300, SLG: 0.206	(1,8) X (7,8) X 0-0 K 3-H			(3) X 0-0 F8		(3) X 0-0 1B 1B 1-2 2-3 3-H		(3) X 0-0 2B		3	2	1	1	1	1	3									
Dan Driessen, L OBP: 0.385, SLG: 0.468	(1,3) X	0-0 4-3			(1) X 0-0 SH1-4 1B		(1) X 0-0 HBP 1B 1B 1-2 2-3 3-H		(2) X 0-0 F8	5	2	3	3	0	0	1									
Michael LaCoss, R OBP: 0.250, SLG: 0.250 Pedro Borbon, R OBP: 0.200, SLG: 0.200	(1,1) X (9,1) X 0-0 F9			(1) X 0-0 SH1-4 1-2		(1) X 0-0 1B 1B 1-2 2-3 3-H		(1) X 0-0 5-3		4	1	1	1	0	1	0									
Inning Stats	R: 0 E: 0 K: 0 S: 3	H: 1 LOB: 0 BB: 0 P: 3	R: 1 E: 0 K: 1 S: 6	H: 1 LOB: 1 BB: 0 P: 7	R: 0 E: 0 K: 0 S: 3	H: 0 LOB: 0 BB: 0 P: 3	R: 0 E: 0 K: 1 S: 6	H: 1 LOB: 2 BB: 0 P: 10	R: 0 E: 0 K: 0 S: 4	H: 1 LOB: 1 BB: 0 P: 4	R: 6 E: 0 K: 0 S: 9	H: 6 LOB: 3 BB: 2 P: 18	R: 3 E: 0 K: 0 S: 6	H: 3 LOB: 0 BB: 0 P: 6	R: 0 E: 0 K: 0 S: 4	H: 1 LOB: 1 BB: 0 P: 4	R: 0 E: 0 K: 1 S: 5	H: 0 LOB: 0 BB: 0 P: 5	1B: 11 2B: 2 3B: 0 HR: 1	SF: 0 SAC: 1 DP: 1 HBP: 2	WP: 1 PB: 0 SB: 0 CS: 0	PA: 45			
PITCHER	IP WLS BF H R ER SO BB IBB HBP BLK WP HR S P ERA WHIP	IP WLS BF H R ER SO BB IBB HBP BLK WP HR S P ERA WHIP	IP WLS BF H R ER SO BB IBB HBP BLK WP HR S P ERA WHIP	IP WLS BF H R ER SO BB IBB HBP BLK WP HR S P ERA WHIP	IP WLS BF H R ER SO BB IBB HBP BLK WP HR S P ERA WHIP	IP WLS BF H R ER SO BB IBB HBP BLK WP HR S P ERA WHIP	IP WLS BF H R ER SO BB IBB HBP BLK WP HR S P ERA WHIP	IP WLS BF H R ER SO BB IBB HBP BLK WP HR S P ERA WHIP	IP WLS BF H R ER SO BB IBB HBP BLK WP HR S P ERA WHIP	IP WLS BF H R ER SO BB IBB HBP BLK WP HR S P ERA WHIP	IP WLS BF H R ER SO BB IBB HBP BLK WP HR S P ERA WHIP	IP WLS BF H R ER SO BB IBB HBP BLK WP HR S P ERA WHIP	IP WLS BF H R ER SO BB IBB HBP BLK WP HR S P ERA WHIP	IP WLS BF H R ER SO BB IBB HBP BLK WP HR S P ERA WHIP	IP WLS BF H R ER SO BB IBB HBP BLK WP HR S P ERA WHIP	IP WLS BF H R ER SO BB IBB HBP BLK WP HR S P ERA WHIP	IP WLS BF H R ER SO BB IBB HBP BLK WP HR S P ERA WHIP	IP WLS BF H R ER SO BB IBB HBP BLK WP HR S P ERA WHIP	IP WLS BF H R ER SO BB IBB HBP BLK WP HR S P ERA WHIP	IP WLS BF H R ER SO BB IBB HBP BLK WP HR S P ERA WHIP	IP WLS BF H R ER SO BB IBB HBP BLK WP HR S P ERA WHIP	IP WLS BF H R ER SO BB IBB HBP BLK WP HR S P ERA WHIP	IP WLS BF H R ER SO BB IBB HBP BLK WP HR S P ERA WHIP	IP WLS BF H R ER SO BB IBB HBP BLK WP HR S P ERA WHIP	IP WLS BF H R ER SO BB IBB HBP BLK WP HR S P ERA WHIP

Cincinnati Reds @ Montreal Expos
Olympic Stadium, Montreal, QB
Fri Jul 21, 1978, 7:05 PM EDT
Att: 25,825 - Unknown

AB	39
R	10
H	14
RBI	10
BB	3
SO	3
LOB	18



Batter	1	2	3	4	5	6	7	8	9	AB	R	H	RBI	BB	SO	LOB	BOTTOM								
Dave Cash, R OBP: 0.314, SLG: 0.339 Pepe Frias, R OBP: 0.300, SLG: 0.700	(1,4) X (8,4) X 0-0 G3		(3) X 0-0 3-1		(2) X 0-0 P4		(3) X 0-0 FC6-4 1-2		(3) X 0-3 K	4	0	0	0	0	0	3									
Andra Dawson, R OBP: 0.310, SLG: 0.431	(1,8) H		(1) X 0-0 F9		(3) X 0-0 F9			(1) X 0-0 F9		3	0	0	0	0	0	0									
Ellis Valentine, R OBP: 0.340, SLG: 0.518 Sam Mejias, R OBP: 0.222, SLG: 0.160	(1,9) X (9,9) X 0-0 FC1-4 1-2		(2) X 0-3 K			(1) X 0-0 6-3		(2) X 0-0 5-3		4	0	0	0	0	1	1									
Tony Perez, R OBP: 0.337, SLG: 0.464 Del Unser, L OBP: 0.313, SLG: 0.315	(1,3) X (3,PH) X (4,3) X 0-0 FC6-4 1-2		(3) X 0-0 3-1			(2) X 0-0 1B		(3) X 0-0 6-3		1	0	0	0	0	0	1									
Larry Parrish, R OBP: 0.312, SLG: 0.454	(1,5) X	0-0 1B SF7 1B		(1) X 0-0 E5 CS G3		(2) X 0-0 L4		(2) X 0-0 E 2B		4	2	2	0	0	0	1									
Warren Cromartie, L OBP: 0.324, SLG: 0.368	(1,7) X	0-0 1B 1-3 1B		(1) X 0-0 G3		(3) X 0-0 F7		(2) X 4-0 E G4-6-3 BB		3	0	1	0	0	0	2									
Gary Carter, R OBP: 0.322, SLG: 0.376 Ed Herrmann, L OBP: 0.203, SLG: 0.183	(1,2) X (8,2) X 0-0 SF7 3-H		(1) X 0-0 1B		(2) X 0-0 1B 2-3		(1) X 0-0 5-3		(1) X 0-0 E2 G4-6-3 1-3 2-H 1B	2	0	1	1	0	0	0									
Chris Speier, R OBP: 0.338, SLG: 0.347	(1,6) X	0-0 1B 1-2 1B		(3) X 0-0 6-3			(2) X 4-0 FC3-6 BB	(2) X 4-0 G4-6-3 BB		2	0	1	0	2	0	1									
Ross Grimsley, L OBP: 0.207, SLG: 0.167 Gerry Pirtle, R OBP: 0.203, SLG: 0.183 Stan Bahnsen, R OBP: 0.345, SLG: 0.372	(1,1) X (6,1) X (7,1) X (9,PH) X 0-0 K		(2) X 0-3 K		(1) X 0-0 1-3		(2) X 0-0 FC3-6 FC6-4 1-2		(2) X 0-0 G4-6-3	2	0	0	0	0	1	2									
Inning Stats	R: 0 E: 0 K: 0 S: 3	H: 0 LOB: 1 BB: 0 P: 4	R: 1 E: 0 K: 1 S: 8	H: 3 LOB: 2 BB: 0 P: 8	R: 0 E: 0 K: 1 S: 5	H: 0 LOB: 0 BB: 0 P: 5	R: 0 E: 0 K: 0 S: 4	H: 1 LOB: 1 BB: 0 P: 4	R: 0 E: 0 K: 0 S: 3	H: 0 LOB: 0 BB: 0 P: 3	R: 0 E: 0 K: 0 S: 3	H: 0 LOB: 0 BB: 0 P: 3	R: 2 E: 1 K: 1 S: 6	H: 2 LOB: 1 BB: 2 P: 14	1B: 6 2B: 1 3B: 0 HR: 0	SF: 1 SAC: 0 DP: 1 HBP: 1	WP: 0 PB: 0 SB: 0 CS: 1	PA: 37							
PITCHER	IP WLS BF H R ER SO BB IBB HBP BLK WP HR S P ERA WHIP	IP WLS BF H R ER SO BB IBB HBP BLK WP HR S P ERA WHIP	IP WLS BF H R ER SO BB IBB HBP BLK WP HR S P ERA WHIP	IP WLS BF H R ER SO BB IBB HBP BLK WP HR S P ERA WHIP	IP WLS BF H R ER SO BB IBB HBP BLK WP HR S P ERA WHIP	IP WLS BF H R ER SO BB IBB HBP BLK WP HR S P ERA WHIP	IP WLS BF H R ER SO BB IBB HBP BLK WP HR S P ERA WHIP	IP WLS BF H R ER SO BB IBB HBP BLK WP HR S P ERA WHIP	IP WLS BF H R ER SO BB IBB HBP BLK WP HR S P ERA WHIP	IP WLS BF H R ER SO BB IBB HBP BLK WP HR S P ERA WHIP	IP WLS BF H R ER SO BB IBB HBP BLK WP HR S P ERA WHIP	IP WLS BF H R ER SO BB IBB HBP BLK WP HR S P ERA WHIP	IP WLS BF H R ER SO BB IBB HBP BLK WP HR S P ERA WHIP	IP WLS BF H R ER SO BB IBB HBP BLK WP HR S P ERA WHIP	IP WLS BF H R ER SO BB IBB HBP BLK WP HR S P ERA WHIP	IP WLS BF H R ER SO BB IBB HBP BLK WP HR S P ERA WHIP	IP WLS BF H R ER SO BB IBB HBP BLK WP HR S P ERA WHIP	IP WLS BF H R ER SO BB IBB HBP BLK WP HR S P ERA WHIP	IP WLS BF H R ER SO BB IBB HBP BLK WP HR S P ERA WHIP	IP WLS BF H R ER SO BB IBB HBP BLK WP HR S P ERA WHIP	IP WLS BF H R ER SO BB IBB HBP BLK WP HR S P ERA WHIP	IP WLS BF H R ER SO BB IBB HBP BLK WP HR S P ERA WHIP	IP WLS BF H R ER SO BB IBB HBP BLK WP HR S P ERA WHIP	IP WLS BF H R ER SO BB IBB HBP BLK WP HR S P ERA WHIP	IP WLS BF H R ER SO BB IBB HBP BLK WP HR S P ERA WHIP

Cincinnati Reds @ Montreal Expos
Olympic Stadium, Montreal, QB
Fri Jul 21, 1978, 7:05 PM EDT
Att: 25,825 - Unknown

AB	32
R	3
H	7
RBI	2
BB	3
SO	3
LOB	15



Batter	1	2	3	4	5	6	7	8	9	AB	R	H	RBI	BB	SO	LOB	TOP								
Pete Rose, S OBP: 0.358, SLG: 0.418 (1, 5)										3	0	1	1	0	0	0	Cincinnati Reds @ Montreal Expos Olympic Stadium, Montreal, QB Sat Jul 22 1978, 3:33 AM EDT Att: 28,920 - Unknown								
Doug Bair, R OBP: 0.100, SLG: 0.100 (8, 1)										0	0	0	0	0	0	0									
Ken Griffey, L OBP: 0.340, SLG: 0.397 (1, 9)										3	0	0	0	1	0	2									
Joe Morgan, L OBP: 0.376, SLG: 0.425 (1, 4)										3	0	0	0	1	0	2									
George Foster, R OBP: 0.368, SLG: 0.555 (1, 7)										4	0	0	0	0	1	2									
Johnny Bench, R OBP: 0.332, SLG: 0.462 (1, 2)										4	1	1	1	0	0	0									
Dave Concepcion, R OBP: 0.347, SLG: 0.402 (1, 6)										2	0	1	0	2	0	0									
Ken Henderson, S OBP: 0.325, SLG: 0.449 (1, 8)										3	0	0	0	0	1	3									
Dan Driessen, L OBP: 0.385, SLG: 0.466 (1, 3)										3	1	1	0	0	1	1									
Fred Norman, S OBP: 0.190, SLG: 0.171 (1, 1)										2	0	0	0	0	2	1									
Dave Collins, S OBP: 0.309, SLG: 0.217 (8, PH)										1	0	1	0	0	0	0									
Ray Knight, R OBP: 0.216, SLG: 0.292 (8, 5)										0	0	0	0	0	0	0									
Inning Stats	R: 0 E: 0 K: 0 S: 2	H: 0 LOB: 1 BB: 2 P: 10	R: 0 E: 0 K: 1 S: 5	H: 1 LOB: 0 BB: 0 P: 5	R: 0 E: 0 K: 2 S: 7	H: 0 LOB: 0 BB: 0 P: 7	R: 0 E: 0 K: 0 S: 3	H: 0 LOB: 0 BB: 0 P: 3	R: 0 E: 0 K: 0 S: 2	H: 0 LOB: 1 BB: 1 P: 6	R: 1 E: 1 K: 1 S: 7	H: 2 LOB: 1 BB: 0 P: 7	R: 1 E: 0 K: 0 S: 4	H: 1 LOB: 1 BB: 1 P: 8	R: 0 E: 0 K: 0 S: 4	H: 1 LOB: 1 BB: 0 P: 4	R: 0 E: 0 K: 1 S: 5	H: 0 LOB: 0 BB: 0 P: 5	1B: 4 2B: 0 3B: 0 HR: 1	SF: 0 SAC: 1 DP: 2 HBP: 0	WP: 0 PB: 0 SB: 0 CS: 0	PA: 33			
PITCHER	IP	WLS	BF	H	R	ER	SO	BB	IBB	HBP	BLK	WP	HR	S	P	ERA	WHIP								
Dan Schatzeder, L ERA: 2.49 (1, 1)	7.0	L	26	4	2	1	4	4	0	0	0	0	1	30	46	1.29	1.143								
Darold Knowles, L ERA: 2.31 (8, 1)	2.0	S	7	1	0	0	1	0	0	0	0	0	0	9	9	0.00	0.500								

AB	28
R	2
H	5
RBI	2
BB	4
SO	5
LOB	11



Batter	1	2	3	4	5	6	7	8	9	AB	R	H	RBI	BB	SO	LOB	BOTTOM								
Dave Cash, R OBP: 0.315, SLG: 0.338 (1, 4)										4	0	1	0	1	0	1	Cincinnati Reds @ Montreal Expos Olympic Stadium, Montreal, QB Sat Jul 22 1978, 3:33 AM EDT Att: 28,920 - Unknown								
Andra Dawson, R OBP: 0.311, SLG: 0.429 (1, 8)										4	0	1	0	1	1	2									
Ellis Valentine, R OBP: 0.341, SLG: 0.517 (1, 9)										5	0	2	0	0	0	3									
Tony Perez, R OBP: 0.339, SLG: 0.463 (1, 3)										3	0	1	0	1	0	2									
Pepe Frias, R OBP: 0.300, SLG: 0.700 (8, PR)										0	0	0	0	0	0	0									
Del Unser, L OBP: 0.313, SLG: 0.315 (9, 3)										0	0	0	0	0	0	0									
Larry Parrish, R OBP: 0.311, SLG: 0.452 (1, 5)										4	0	1	0	0	0	2									
Warren Cromartie, L OBP: 0.323, SLG: 0.395 (1, 7)										4	1	1	1	0	1	2									
Gary Carter, R OBP: 0.321, SLG: 0.375 (1, 2)										4	0	1	0	0	1	3									
Chris Speier, R OBP: 0.335, SLG: 0.343 (1, 6)										3	0	0	0	0	2	1									
Tom Hutton, L OBP: 0.341, SLG: 0.337 (9, PH)										0	0	0	0	1	0	0									
Dan Schatzeder, L OBP: 0.250, SLG: 0.313 (1, 1)										2	0	0	0	0	0	0									
Stan Papi, R OBP: 0.341, SLG: 0.367 (7, PH)										1	0	0	0	0	1	0									
Darold Knowles, L OBP: 0.333, SLG: 0.333 (8, 1)										0	0	0	0	0	0	0									
Inning Stats	R: 0 E: 0 K: 0 S: 4	H: 1 LOB: 2 BB: 1 P: 8	R: 0 E: 0 K: 0 S: 3	H: 0 LOB: 0 BB: 0 P: 3	R: 0 E: 0 K: 0 S: 4	H: 1 LOB: 2 BB: 1 P: 8	R: 0 E: 0 K: 1 S: 6	H: 1 LOB: 1 BB: 0 P: 6	R: 0 E: 0 K: 0 S: 4	H: 1 LOB: 1 BB: 0 P: 4	R: 1 E: 0 K: 0 S: 4	H: 1 LOB: 0 BB: 0 P: 4	R: 0 E: 0 K: 3 S: 10	H: 1 LOB: 1 BB: 0 P: 10	R: 0 E: 1 K: 2 S: 9	H: 2 LOB: 3 BB: 0 P: 9	R: 0 E: 0 K: 0 S: 3	H: 0 LOB: 2 BB: 2 P: 11	1B: 7 2B: 0 3B: 0 HR: 1	SF: 0 SAC: 1 DP: 0 HBP: 0	WP: 0 PB: 0 SB: 0 CS: 0	PA: 39			
PITCHER	IP	WLS	BF	H	R	ER	SO	BB	IBB	HBP	BLK	WP	HR	S	P	ERA	WHIP								
Fred Norman, L ERA: 3.31 (1, 1)	7.0	W	29	6	1	1	4	2	0	0	0	0	1	35	43	1.29	1.143								
Doug Bair, R ERA: 1.53 (8, 1)	2.0	S	10	2	0	0	2	2	0	0	0	0	0	12	20	0.00	2.000								


AB	34
R	1
H	8
RBI	1
BB	4
SO	6
LOB	16



Batter	1	2	3	4	5	6	7	8	9	10	11	12	13	14	AB	R	H	RBI	BB	SO	LOB	TOP
Pete Rose, S OBP: 0.357, SLG: 0.419 Pedro Borbon, R OBP: 0.200, SLG: 0.200	L4		G6-3			G3	4-3			2B		4-3		SF9	6	0	2	1	0	0	3	
Mike Lum, L OBP: 0.400, SLG: 0.475 Dave Collins, S OBP: 0.300, SLG: 0.214 Cesar Geronimo, L OBP: 0.337, SLG: 0.374	4-3		1B			G3		F9		P6		K		F7	3	0	1	1	0	0	1	
Joe Morgan, L OBP: 0.379, SLG: 0.427	BB		F8			HR		F8		F7				CS	4	1	1	0	2	0	2	
George Foster, R OBP: 0.373, SLG: 0.553	P6					HR								BB	3	1	1	0	3	1	2	
Dan Driessen, L OBP: 0.385, SLG: 0.473		K				HR									4	1	1	3	1	1	2	
Johnny Bench, R OBP: 0.329, SLG: 0.454 Vic Cornell, R OBP: 0.242, SLG: 0.258	5-3					HR		F7		1-3				BB	4	0	0	0	1	0	0	
Ken Henderson, S OBP: 0.310, SLG: 0.420 Doug Bair, R OBP: 0.320, SLG: 0.390 Manny Sarmiento, R OBP: 0.327, SLG: 0.372 Rick Auerbach, R OBP: 0.320, SLG: 0.440 Ray Knight, R OBP: 0.318, SLG: 0.282	P6														4	0	0	0	0	1	0	
Dave Concepcion, R OBP: 0.345, SLG: 0.399															5	1	1	0	0	1	2	
Tom Seaver, R OBP: 0.295, SLG: 0.171 Dave Tomlin, L OBP: 0.250, SLG: 0.250 Ken Griffey, L OBP: 0.340, SLG: 0.397			SH												2	0	1	0	0	0	0	
Inning Stats	R: 0 E: 0 K: 0 S: 3	H: 0 LOB: 1 BB: 1 P: 7	R: 0 E: 0 K: 1 S: 5	H: 0 LOB: 0 BB: 0 P: 5	R: 1 E: 0 K: 0 S: 5	H: 2 LOB: 1 BB: 0 P: 5	R: 0 E: 0 K: 0 S: 3	H: 1 LOB: 0 BB: 0 P: 3	R: 0 E: 0 K: 0 S: 3	H: 0 LOB: 1 BB: 1 P: 7	R: 0 E: 0 K: 1 S: 5	H: 0 LOB: 0 BB: 0 P: 5	R: 0 E: 0 K: 1 S: 4	H: 0 LOB: 0 BB: 2 P: 11	R: 0 E: 0 K: 1 S: 4	H: 0 LOB: 0 BB: 1 P: 12	R: 1 E: 0 K: 0 S: 4	H: 1 LOB: 1 BB: 1 P: 8	1B: 6 2B: 2 HR: 1	SF: 1 SAC: 3 DP: 3	WP: 2 PA: 56	
PITCHER	IP	WLS	BF	H	R	ER	SO	BB	IBB	HBP	BLK	WP	HR	S	P	ERA	WHIP					
Steve Rogers, R ERA: 2.26	6.0		24	6	4	4	2	2	0	0	0	0	0	4	34	6.00	1.333					
Mike Garman, R ERA: 4.81	1.0	4	1	0	0	0	0	0	0	0	0	0	0	4	4	0.00	1.000					
Darold Knowles, L ERA: 2.16	3.1	14	1	0	0	1	2	1	0	0	0	0	0	13	25	0.00	0.900					
Stan Bahnsen, R ERA: 3.82	2.2	9	0	0	0	2	2	0	0	0	0	1	0	11	19	0.00	0.750					
Wayne Twitchell, R ERA: 5.75	1.0	L	5	1	1	1	0	1	0	0	0	1	0	4	8	9.00	2.000					

Cincinnati Reds @ Montreal Expos
Olympic Stadium, Montreal, QB
Sun Jul 23 1978, 3:33 AM EDT
Att: 28,391 - Unknown


AB 44
R 5
H 9
RBI 5
BB 8
SO 5
LOB 17



Batter	1	2	3	4	5	6	7	8	9	10	11	12	13	14	AB	R	H	RBI	BB	SO	LOB	BOTTOM		
Dave Cash, R OBP: 0.312, SLG: 0.335	5-3		5-3			3B	F9	P4		1-6-3				5-3	7	1	1	0	0	0	6			
Andre Dawson, R OBP: 0.313, SLG: 0.433	K		K			6-3								1B	6	1	2	1	1	3	0			
Ellis Valentine, R OBP: 0.343, SLG: 0.514	K					6-3				4-3				BB	6	0	2	1	1	1	1			
Tony Perez, R OBP: 0.341, SLG: 0.468 Darold Knowles, L OBP: 0.290, SLG: 0.250 Stan Bahnsen, R	FC6-4					4-3								SH2-4	3	0	1	0	1	1	3			
Dan Schatzeder, L OBP: 0.294, SLG: 0.313 Wayne Twitchell, R OBP: 0.182, SLG: 0.100	BB													1B	1	0	0	0	0	0	0			
Larry Parrish, R OBP: 0.310, SLG: 0.451	FC6-4					5-3								BB	7	1	2	0	0	0	7			
Warren Cromartie, L OBP: 0.328, SLG: 0.399															6	1	3	1	0	1	4			
Gary Carter, R OBP: 0.320, SLG: 0.371															6	0	1	0	1	1	2			
Chris Speier, R OBP: 0.332, SLG: 0.340 Tom Hutton, L OBP: 0.328, SLG: 0.337 Stan Papi, R OBP: 0.344, SLG: 0.363															3	0	0	0	0	0	0			
Pepe Frias, R OBP: 0.250, SLG: 0.583															2	0	0	0	0	0	1			
Steve Rogers, R OBP: 0.332, SLG: 0.407 Mike Garman, R OBP: 0.318, SLG: 0.315 Sam Mejias, R OBP: 0.320, SLG: 0.182 Ed Herrmann, L OBP: 0.198, SLG: 0.175	L3														2	0	0	0	0	1	0			
Inning Stats	R: 0 E: 0 K: 2 S: 8	H: 0 LOB: 2 BB: 1 P: 12	R: 0 E: 0 K: 1 S: 5	H: 0 LOB: 0 BB: 0 P: 5	R: 0 E: 0 K: 1 S: 5	H: 1 LOB: 1 BB: 0 P: 4	R: 0 E: 0 K: 0 S: 4	H: 1 LOB: 3 BB: 2 P: 14	R: 1 E: 0 K: 0 S: 6	H: 3 LOB: 2 BB: 0 P: 6	R: 0 E: 0 K: 2 S: 7	H: 0 LOB: 0 BB: 0 P: 7	R: 0 E: 0 K: 1 S: 4	H: 1 LOB: 1 BB: 2 P: 12	R: 0 E: 0 K: 0 S: 4	H: 1 LOB: 1 BB: 2 P: 4	R: 0 E: 0 K: 0 S: 4	H: 1 LOB: 3 BB: 2 P: 12	R: 0 E: 0 K: 0 S: 3	H: 0 LOB: 0 BB: 0 P: 3	1B: 9 2B: 2 3B: 2	SF: 0 SAC: 2 DP: 0	WP: 0 PA: 63	
PITCHER	IP	WLS	BF	H	R	ER	SO	BB	IBB	HBP	BLK	WP	HR	S	P	ERA	WHIP							
Tom Seaver, R ERA: 3.22	7.1		34	8	4	4	7	3	0	0	0	0	0	3	57	4.91	1.500							
Dave Tomlin, L ERA: 3.52	0.2	3	1	0	0	0	0	0	0	0	0	0	0	3	3	0.00	1.500							
Doug Bair, R ERA: 1.48	2.0	9	1	0	0	2	1	1	0	0	0	0	0	11	19	0.00	1.000							
Manny Sarmiento, R ERA: 2.81	3.0	W	14	3	0	0	0	2	0	0	0	0	0	12	20	0.00	1.667							
Pedro Borbon, R ERA: 3.96	1.0	S	3	0	0	0	0	0	0	0	0	0	0	3	3	0.00	0.000							

Cincinnati Reds @ Montreal Expos
Olympic Stadium, Montreal, QB
Sun Jul 23 1978, 3:33 AM EDT
Att: 28,391 - Unknown

AB 54
R 4
H 13
RBI 4
BB 7
SO 9
LOB 30



Batter	1	2	3	4	5	6	7	8	9	AB	R	H	RBI	BB	SO	LOB	TOP																
Pete Rose, S OBP: 0.358, SLG: 0.418 (1, 5)	F8		FC6-4		F8		1B		HR	5	2	2	0	0	0	3	Cincinnati Reds @ New York Mets Shea Stadium, Flushing, NY Mon Jul 24 1978, 7:05 PM EDT Att: 35,939 - Unknown																
Mike Lum, L OBP: 0.400, SLG: 0.566 (1, 9)	K		F5		F9		1B		HR	5	1	2	2	0	1	3																	
Joe Morgan, L OBP: 0.380, SLG: 0.426 (1, 4)	F4-3		L8				1B		K	3	1	1	0	1	0	1																	
Junior Kennedy, R OBP: 0.324, SLG: 0.218 (7, PR) (7, 4)							1B		K	1	0	0	0	0	1	0																	
George Foster, R OBP: 0.375, SLG: 0.554 (1, 7)		F8		K						5	0	3	1	0	1	0																	
Dan Driessen, L OBP: 0.385, SLG: 0.469 (1, 3)		1B								3	1	0	0	2	0	6																	
Ken Henderson, S OBP: 0.314, SLG: 0.416 (1, 8)										4	0	1	0	1	1	2																	
Cesar Geronimo, L OBP: 0.337, SLG: 0.374 (9, 8)										0	0	0	0	0	0	0																	
Dave Concepcion, R OBP: 0.346, SLG: 0.401 (1, 6)										3	0	2	2	0	1	0																	
Vic Correll, R OBP: 0.243, SLG: 0.257 (1, 2)										4	0	1	0	0	0	4																	
Paul Moskau, R OBP: 0.286, SLG: 0.208 (1, 1)										2	0	0	0	1	1	2																	
Pedro Borbon, R OBP: 0.200, SLG: 0.200 (7, 1)										0	0	0	0	0	0	0																	
Dave Tomlin, L OBP: 0.250, SLG: 0.250 (7, 1)										0	0	0	0	0	0	0																	
Ken Griffey, L OBP: 0.339, SLG: 0.396 (8, PH)										1	0	0	0	0	0	1																	
Manny Sarmiento, R (8, 1)										0	0	0	0	0	0	0																	
Inning Stats	R: 0 E: 0 K: 1 S: 5	H: 0 LOB: 0 BB: 0 P: 5	R: 1 E: 0 K: 0 S: 4	H: 2 LOB: 1 BB: 1 P: 8	R: 0 E: 0 K: 0 S: 3	H: 0 LOB: 1 BB: 1 P: 7	R: 0 E: 0 K: 1 S: 4	H: 0 LOB: 0 BB: 1 P: 8	R: 0 E: 0 K: 1 S: 7	H: 2 LOB: 2 BB: 0 P: 7	R: 1 E: 0 K: 0 S: 5	H: 2 LOB: 0 BB: 1 P: 9	R: 1 E: 0 K: 0 S: 5	H: 3 LOB: 2 BB: 1 P: 9	R: 0 E: 1 K: 2 S: 8	H: 0 LOB: 1 BB: 0 P: 8	R: 2 E: 0 K: 1 S: 8	H: 3 LOB: 1 BB: 0 P: 8	1B: 11 2B: 1 3B: 0 HR: 1	SF: 1 SAC: 0 DP: 3 HBP: 0	WP: 0 PB: 0 SB: 0 CS: 0	PA: 42											
PITCHER	IP WLS BF H R ER SO BB IBB HBP BLK WP HR S P ERA WHIP																																
Pat Zachry, R ERA: 3.33 (1, 1)	6.1	31	9	3	3	3	5	0	0	0	0	0	0	32	52	4.26	2.211																
Kevin Kobel, L ERA: 2.23 (7, 1)	0.2	1	0	0	0	0	0	0	0	0	0	0	0	1	1	0.00	0.000																
Skip Lockwood, R ERA: 3.43 (8, 1)	2.0	L	10	3	2	2	3	0	0	0	0	0	0	1	16	9.00	1.500																

AB	36
R	5
H	12
RBI	5
BB	5
SO	6
LOB	22



Batter	1	2	3	4	5	6	7	8	9	AB	R	H	RBI	BB	SO	LOB	BOTTOM																	
Elliott Maddox, R OBP: 0.383, SLG: 0.359 (1, 9)	BLK		6-3		F8		3B		6-3	4	1	1	0	1	0	0	Cincinnati Reds @ New York Mets Shea Stadium, Flushing, NY Mon Jul 24 1978, 7:05 PM EDT Att: 35,939 - Unknown																	
Tim Lincecum, R OBP: 0.287, SLG: 0.303 (1, 6)	F3		5-3				2B			4	0	2	1	0	0	1																		
Steve Henderson, R OBP: 0.328, SLG: 0.409 (1, 7)	5-3									4	1	1	1	0	1	3																		
Willie Montanez, L OBP: 0.332, SLG: 0.429 (1, 3)										1	0	0	0	3	0	1																		
John Stearns, R OBP: 0.360, SLG: 0.427 (1, 2)	F8		6-3							4	0	0	0	0	1	4																		
Lee Mazzilli, S OBP: 0.350, SLG: 0.427 (1, 8)										3	1	1	1	1	1	0																		
Lenny Randle, S OBP: 0.338, SLG: 0.317 (1, 5)										4	0	0	0	0	1	2																		
Doug Flynn, R OBP: 0.280, SLG: 0.286 (1, 4)										3	0	0	0	0	0	2																		
Ron Hodges, L OBP: 0.322, SLG: 0.303 (9, PH)										1	0	0	0	0	0	0																		
Pat Zachry, R OBP: 0.149, SLG: 0.070 (1, 1)										2	0	0	0	0	0	0																		
Kevin Kobel, R OBP: 0.300, SLG: 0.222 (7, 1)										0	0	0	0	0	0	0																		
Bruce Boicscail, L OBP: 0.311, SLG: 0.338 (7, PH)										1	0	0	0	0	0	0																		
Skip Lockwood, R OBP: 0.222, SLG: 0.667 (8, 1)										0	0	0	0	0	0	0																		
Ed Kravencool, L OBP: 0.324, SLG: 0.356 (9, PH)										1	0	0	0	0	0	0																		
Inning Stats	R: 0 E: 0 K: 0 S: 3	H: 0 LOB: 2 BB: 2 P: 11	R: 1 E: 0 K: 0 S: 4	H: 1 LOB: 0 BB: 0 P: 4	R: 1 E: 0 K: 0 S: 4	H: 1 LOB: 1 BB: 1 P: 8	R: 0 E: 0 K: 2 S: 7	H: 0 LOB: 0 BB: 0 P: 7	R: 0 E: 0 K: 1 S: 6	H: 1 LOB: 1 BB: 0 P: 6	R: 0 E: 0 K: 1 S: 5	H: 0 LOB: 2 BB: 2 P: 13	R: 1 E: 0 K: 0 S: 5	H: 2 LOB: 1 BB: 0 P: 5	R: 0 E: 0 K: 0 S: 3	H: 0 LOB: 0 BB: 0 P: 3		R: 0 E: 0 K: 0 S: 3	H: 0 LOB: 0 BB: 0 P: 3	1B: 1 2B: 1 3B: 1 HR: 2	SF: 0 SAC: 0 DP: 0 HBP: 0	WP: 0 PB: 0 SB: 2 CS: 0	PA: 37											
PITCHER	IP WLS BF H R ER SO BB IBB HBP BLK WP HR S P ERA WHIP																																	
Paul Moskau, R ERA: 4.66 (1, 1)	6.1	28	4	3	3	4	4	1	0	1	0	0	0	2	31	51	4.26	1.263																
Pedro Borbon, R ERA: 3.04 (7, 1)	0.1	2	1	0	0	0	0	0	0	0	0	0	0	2	2	0.00	3.000																	
Dave Tomlin, L ERA: 3.5 (7, 1)	0.1	1	0	0	0	0	0	0	0	0	0	0	0	1	1	0.00	0.000																	
Manny Sarmiento, R ERA: 2.75 (8, 1)	2.0	W	6	0	0	0	0	0	0	0	0	0	0	6	6	0.00	0.000																	

AB	32
R	3
H	5
RBI	3
BB	5
SO	4
LOB	13



Batter	1	2	3	4	5	6	7	8	9	AB	R	H	RBI	BB	SO	LOB	TOP			
Pete Rose, S OBP: 0.361, SLG: 0.424 (1, 5)	F7		1-2 1B		F9 F4-3 2B		FC4-6 1B			4	1	3	0	0	0	0	Cincinnati Reds @ New York Mets Shea Stadium, Flushing, NY Tue Jul 25 1978, 7:05 PM EDT Att: 38,158 - Unknown			
Ken Griffey, L OBP: 0.336, SLG: 0.392 (1, 9)	K		F7		F9		FC4-6 1-2			4	0	0	0	0	1	4				
Joe Morgan, L OBP: 0.281, SLG: 0.428 Junior Kennedy, R OBP: 0.324, SLG: 0.218 (8, 4)			F2		F4-3			F4-6-3 BB		3	0	1	1	1	0	1				
George Foster, R OBP: 0.372, SLG: 0.548 (1, 7)	K			F4-3	K			K		4	0	0	0	0	3	2				
Dan Driessen, L OBP: 0.384, SLG: 0.466 (1, 3)		F5		S 2B 1B		K		F4-6-3 1-2		4	1	1	0	0	1	1				
Ken Henderson, S OBP: 0.322, SLG: 0.425 (1, 8)				F9 1-2		F4-6-3 BB			P3	3	0	1	0	1	0	1				
Dave Concepcion, R OBP: 0.345, SLG: 0.398 (1, 6)		F8		2B IBB		F4-6-3 1-2			5-3	3	0	0	0	1	0	2				
Vic Correll, R OBP: 0.244, SLG: 0.282 (1, 2)		F2					6-3		6-3	4	0	1	1	0	0	1				
Tom Hume, R (1, 1)					6-3		F4-3			1	0	0	0	1	0	2				
Pedro Borbon, R OBP: 0.200, SLG: 0.200 Dave Collins, S OBP: 0.301, SLG: 0.211 Dave Tomlin, L OBP: 0.250, SLG: 0.250 (7, PH)			F7 1B BB		6-3					0	0	0	0	0	0	0				
Inning Stats	R: 0 E: 0 K: 2 S: 8	H: 1 LOB: 1 BB: 0 P: 8	R: 0 E: 0 K: 0 S: 4	H: 1 LOB: 1 BB: 0 P: 4	R: 0 E: 0 K: 0 S: 3	H: 1 LOB: 1 BB: 1 P: 7	R: 1 E: 0 K: 0 S: 5	H: 2 LOB: 2 BB: 1 P: 9	R: 1 E: 0 K: 1 S: 6	H: 1 LOB: 0 BB: 1 P: 6	R: 0 E: 0 K: 1 S: 4	H: 1 LOB: 1 BB: 0 P: 4	R: 0 E: 0 K: 1 S: 4	H: 0 LOB: 0 BB: 1 P: 8	R: 0 E: 0 K: 0 S: 3	H: 0 LOB: 0 BB: 0 P: 3	1B: 3 2B: 4 3B: 0 HR: 0	SF: 0 SAC: 0 DP: 2 HBP: 0	WP: 0 PB: 0 SB: 1 CS: 0	PA: 35
PITCHER Craig Swan, R ERA: 2.44 (1, 1)	IP: 9.0 WLS: W BF: 35	H: 7 R: 2 ER: 2 SO: 5	BB: 3 IBB: 1 HBP: 0 BLK: 0	WP: 0 HR: 0 S: 41 P: 57	ERA: 2.00 WHIP: 1.111															

AB	31
R	2
H	7
RBI	2
BB	4
SO	5
LOB	14



Batter	1	2	3	4	5	6	7	8	9	AB	R	H	RBI	BB	SO	LOB	BOTTOM			
Elliott Maddox, R OBP: 0.397, SLG: 0.361 (1, 9)			1-3	F8			E SH1-4 WP BB			4	1	2	1	1	0	1	Cincinnati Reds @ New York Mets Shea Stadium, Flushing, NY Tue Jul 25 1978, 7:05 PM EDT Att: 38,158 - Unknown			
Tim Lincecum, R OBP: 0.267, SLG: 0.302 (1, 6)				K	F9		SH1-4	F7		4	0	1	0	0	1	1				
Steve Henderson, R OBP: 0.326, SLG: 0.407 (1, 7)				1B 2B 1B	4-3		E1 WP 1B	1-3		5	2	1	0	0	1	4				
Willie Montanez, L OBP: 0.333, SLG: 0.430 (1, 3)	G3-6-3			2B 1B 1B	1-3					4	1	2	1	0	0	2				
John Stearns, R OBP: 0.359, SLG: 0.428 (1, 2)		K		1-3 3-H 1B 2B		6-3	K			4	1	1	1	0	2	1				
Lee Mazzilli, S OBP: 0.350, SLG: 0.425 Joel Youngblood, R OBP: 0.289, SLG: 0.439 (7, PH)		4-3		E IBB		F8	6-3			2	1	0	0	1	0	0				
Lenny Randle, S OBP: 0.342, SLG: 0.326 (1, 5)		F7		E9 1B 1B		BLK 2B				4	2	3	2	0	0	0				
Doug Flynn, R OBP: 0.285, SLG: 0.292 (1, 4)				F4-3	4-3 1B					3	1	2	2	1	0	0				
Craig Swan, R OBP: 0.195, SLG: 0.175 (1, 1)			1-3	4-3		F8		G3		4	0	0	0	0	0	4				
Inning Stats	R: 0 E: 0 K: 1 S: 6	H: 2 LOB: 1 BB: 0 P: 6	R: 0 E: 0 K: 1 S: 5	H: 0 LOB: 0 BB: 0 P: 5	R: 0 E: 0 K: 0 S: 3	H: 0 LOB: 0 BB: 0 P: 3	R: 5 E: 1 K: 1 S: 10	H: 5 LOB: 1 BB: 1 P: 14	R: 0 E: 0 K: 0 S: 3	H: 0 LOB: 0 BB: 0 P: 3	R: 0 E: 0 K: 0 S: 4	H: 1 LOB: 2 BB: 1 P: 8	R: 2 E: 1 K: 1 S: 7	H: 1 LOB: 1 BB: 1 P: 11	R: 2 E: 0 K: 0 S: 6	H: 3 LOB: 1 BB: 0 P: 6		1B: 9 2B: 3 3B: 0 HR: 0	SF: 0 SAC: 1 DP: 1 HBP: 0	WP: 1 PB: 0 SB: 0 CS: 0
PITCHER Tom Hume, R ERA: 5.48 (1, 1)	IP: 3.1 WLS: L BF: 16	H: 6 R: 5 ER: 4 SO: 3	BB: 0 IBB: 1 HBP: 0 BLK: 0	WP: 0 HR: 0 S: 21 P: 25	ERA: 10.80 WHIP: 1.800															
Pedro Borbon, R ERA: 3.78 (4, 1)	IP: 2.2 WLS: L BF: 11	H: 2 R: 0 ER: 0 SO: 0	BB: 0 IBB: 0 HBP: 0 BLK: 0	WP: 0 HR: 0 S: 10 P: 14	ERA: 0.00 WHIP: 0.750															
Dave Tomlin, L ERA: 3.91 (7, 1)	IP: 2.0 WLS: L BF: 12	H: 4 R: 4 ER: 3 SO: 1	BB: 1 IBB: 0 HBP: 0 BLK: 0	WP: 1 HR: 0 S: 13 P: 17	ERA: 13.50 WHIP: 2.500															

AB	35
R	9
H	12
RBI	7
BB	3
SO	4
LOB	14



Batter	1	2	3	4	5	6	7	8	9	AB	R	H	RBI	BB	SO	LOB	TOP			
Pete Rose, S OBP: 0.362, SLG: 0.426 (1, 5) X	0-0 5-3		4-0 BB		0-0 2B		0-0 L7		0-3 K	3	0	1	0	1	0	0	Cincinnati Reds @ New York Mets Shea Stadium, Flushing, NY Wed Jul 26 1978, 3:33 AM EDT Att: 19,892 - Unknown			
Doug Bair, R OBP: 0.100, SLG: 0.100 (7, 1)										0	0	0	0	0	0	0				
George Foster, R OBP: 0.371, SLG: 0.547 (9, PH)										1	0	0	0	0	1	2				
Ken Griffey, L OBP: 0.339, SLG: 0.393 (1, 9) X	0-0 CS 1B		0-0 F4-3		0-0 6-3		0-0 F4-6-3 1B		4-0 PB BB	4	0	2	0	1	0	2				
Dan Driessen, L OBP: 0.384, SLG: 0.463 (1, 3) X	0-0 1-2 1B			0-0 F8	0-0 L7		0-0 F4-6-3 1-2		4-0 BB	4	0	1	0	1	0	2				
Ken Henderson, S OBP: 0.316, SLG: 0.405 (1, 8) X	0-0 F7			4-0 HR BB	0-0 6-3			0-0 P5	0-3 K	4	1	0	0	1	1	5				
Johnny Bench, R OBP: 0.330, SLG: 0.466 (6, 2)		0-3 K		0-0 HR		0-0 F2		0-0 1B	0-0 F5	3	1	1	2	0	1	0				
Vic Correll, R OBP: 0.256, SLG: 0.293 (6, 2)										2	0	1	0	0	0	3				
Mike Lum, L OBP: 0.394, SLG: 0.506 (1, 7) X	0-0 F4-3		0-0 F9 2B		0-0 P5			0-0 P4		4	0	1	0	0	0	1				
Dave Concepcion, R OBP: 0.324, SLG: 0.400 (8, 6)										3	0	0	0	1	0	2				
Rick Auerbach, R OBP: 0.324, SLG: 0.400 (8, 6)										0	0	0	0	0	0	0				
Junior Kennedy, R OBP: 0.340, SLG: 0.233 (1, 4) X			0-0 6-3	4-0 BB		0-0 FC4-6 1B			0-0 BB PB 1B	3	1	2	0	1	0	0				
Michael LaCoss, R OBP: 0.167, SLG: 0.167 (6, PH)										2	0	0	0	0	1	2				
Dave Collins, S OBP: 0.298, SLG: 0.208 (6, PH)										1	0	0	0	0	0	2				
Manny Sarmiento, R OBP: 0.231, SLG: 0.306 (7, 5)										0	0	0	0	0	0	0				
Ray Knight, R OBP: 0.231, SLG: 0.306 (7, 5)										1	0	1	0	0	0	0				
Inning Stats	R: 0 E: 0 K: 0 S: 4	H: 2 LOB: 1 BB: 0 P: 4	R: 0 E: 0 K: 1 S: 5	H: 0 LOB: 0 BB: 0 P: 5	R: 0 E: 0 K: 1 S: 5	H: 0 LOB: 1 BB: 1 P: 9	R: 2 E: 0 K: 0 S: 5	H: 2 LOB: 2 BB: 2 P: 13	R: 0 E: 0 K: 0 S: 4	H: 1 LOB: 1 BB: 0 P: 4	R: 0 E: 0 K: 0 S: 3	H: 1 LOB: 0 BB: 0 P: 3	R: 0 E: 0 K: 0 S: 4	H: 1 LOB: 1 BB: 0 P: 4	R: 1 E: 0 K: 2 S: 9	H: 2 LOB: 3 BB: 2 P: 17	1B: 7 2B: 2 3B: 0 HR: 1	SF: 0 SAC: 0 DP: 1 HBP: 0	WP: 0 PB: 1 SB: 0 CS: 1	PA: 41
PITCHER	IP WLS BF H R ER SO	IP WLS BF H R ER SO	IP WLS BF H R ER SO	IP WLS BF H R ER SO	IP WLS BF H R ER SO	IP WLS BF H R ER SO	IP WLS BF H R ER SO	IP WLS BF H R ER SO	IP WLS BF H R ER SO	IP WLS BF H R ER SO	IP WLS BF H R ER SO	IP WLS BF H R ER SO	IP WLS BF H R ER SO	IP WLS BF H R ER SO	IP WLS BF H R ER SO	IP WLS BF H R ER SO	ERA WHIP	ERA WHIP	ERA WHIP	
Nino Espinosa, R ERA: 4.01 (1, 1)	8.1 W 38 10 3 3 3	0.2 L 3 0 0 0 1															3.24 1.800			
Dwight Bernard, R ERA: 2.92 (9, 1)																	0.00 1.500			

AB	35
R	3
H	10
RBI	2
BB	6
SO	4
LOB	21



Batter	1	2	3	4	5	6	7	8	9	AB	R	H	RBI	BB	SO	LOB	BOTTOM				
Elliott Maddox, R OBP: 0.397, SLG: 0.364 (1, 9) X	4-0 1B 2B BB		0-0 6-3	0-0 6-3		0-0 1-3 1B 2B		0-0 1-3		4	2	1	0	1	0	0	Cincinnati Reds @ New York Mets Shea Stadium, Flushing, NY Wed Jul 26 1978, 3:33 AM EDT Att: 19,892 - Unknown				
Tim Lincecum, R OBP: 0.272, SLG: 0.306 (1, 6) X	0-0 1-2 2B 1B		0-0 6-3		4-0 F9 WP BB	0-0 SF8		0-0 1B		3	1	2	1	1	0	0					
Steve Henderson, R OBP: 0.330, SLG: 0.415 (7, 7) X	0-0 1-2 2B 1B		0-0 1B 3B 2B		0-0 F9 1-3	0-0 2B 1B		0-3 K		4	3	3	3	0	0	1					
Bruce Boies, L OBP: 0.309, SLG: 0.335 (7, 7) X	0-0 1-2 2B		4-0 1B 3B IBB		0-0 FC3-2-5 2B	0-0 1-2 2B				3	2	1	2	1	0	1					
Willie Montanez, L OBP: 0.335, SLG: 0.432 (1, 3) X	0-0 3-H G3		0-0 1B 3B IBB		0-0 3-H 2B	0-0 1-2 2B				4	2	2	1	0	0	1					
John Stearns, R OBP: 0.360, SLG: 0.432 (7, 2) X	0-0 F8		0-0 1-2 2B 1B		0-0 HR 2B	0-0 F9				0	0	0	0	0	0	0					
Ron Hodges, L OBP: 0.322, SLG: 0.303 (7, 2) X	0-0 F8		0-0 1-2 2B 1B		0-0 2-H HR 2B	0-0 F9				4	2	2	1	0	0	1					
Joel Youngblood, R OBP: 0.296, SLG: 0.483 (1, 8) X	0-0 F9		0-0 1-2 2B 3B		0-0 2-H HR	0-0 F8				4	1	2	5	0	0	0					
Lenny Randle, S OBP: 0.341, SLG: 0.323 (1, 5) X		0-0 6-3	0-0 F8		0-3 K	4-0 F6-3 BB				3	0	0	0	1	1	1					
Doug Flynn, R OBP: 0.282, SLG: 0.289 (8, 4) X		0-3 K		0-0 F7		0-0 F4-3	0-0 F6-3 1-2			4	0	0	0	0	1	1					
Bobby Valentine, R OBP: 0.339, SLG: 0.317 (8, 4) X										0	0	0	0	0	0	0					
Nino Espinosa, R OBP: 0.196, SLG: 0.240 (1, 1) X		0-0 L3		0-3 K		4-0 2B SF8 BB		0-0 L3		3	1	0	0	1	1	0					
Dwight Bernard, R ERA: 1.43 (9, 1)										0	0	0	0	0	0	0					
Inning Stats	R: 3 E: 0 K: 0 S: 5	H: 2 LOB: 0 BB: 1 P: 9	R: 0 E: 0 K: 1 S: 5	H: 0 LOB: 0 BB: 0 P: 5	R: 3 E: 0 K: 0 S: 6	H: 3 LOB: 1 BB: 1 P: 10	R: 0 E: 0 K: 1 S: 5	H: 0 LOB: 0 BB: 0 P: 5	R: 3 E: 0 K: 1 S: 7	H: 2 LOB: 1 BB: 1 P: 11	R: 3 E: 0 K: 0 S: 6	H: 3 LOB: 1 BB: 1 P: 10	R: 0 E: 0 K: 0 S: 2	H: 0 LOB: 0 BB: 1 P: 6	R: 0 E: 0 K: 1 S: 6	H: 1 LOB: 1 BB: 0 P: 6		1B: 4 2B: 5 3B: 1 HR: 1	SF: 1 SAC: 0 DP: 1 HBP: 0	WP: 1 PB: 0 SB: 0 CS: 0	PA: 39
PITCHER	IP WLS BF H R ER SO	IP WLS BF H R ER SO	IP WLS BF H R ER SO	IP WLS BF H R ER SO	IP WLS BF H R ER SO	IP WLS BF H R ER SO	IP WLS BF H R ER SO	IP WLS BF H R ER SO	IP WLS BF H R ER SO	IP WLS BF H R ER SO	IP WLS BF H R ER SO	IP WLS BF H R ER SO	IP WLS BF H R ER SO	IP WLS BF H R ER SO	IP WLS BF H R ER SO	IP WLS BF H R ER SO		ERA WHIP	ERA WHIP	ERA WHIP	
Michael LaCoss, R ERA: 8.36 (1, 1)	5.0 L 25 7 9 9 3	1.0 7 3 3 3 0																27.00 4.000			
Manny Sarmiento, R ERA: 3.0 (6, 1)																	0.00 1.000				
Doug Bair, R ERA: 1.43 (7, 1)																					



Batter	1	2	3	4	5	6	7	8	9	AB	R	H	RBI	BB	SO	LOB	TOP										
Garry Maddox, R OBP: 0.346, SLG: 0.430 (1, 8)	5-3		K				K										5 0 2 0 0 2 0										
Larry Bowa, S OBP: 0.332, SLG: 0.381 (1, 6)	BLK 1B		L3				1-2 1B										5 0 2 1 0 1 2										
Mike Schmidt, R OBP: 0.356, SLG: 0.443 (1, 5)	K						P3										3 0 0 0 1 2 3										
Greg Luzinski, R OBP: 0.393, SLG: 0.554 (1, 7)	4-3		K														4 0 1 0 0 2 2										
Richie Hebner, L OBP: 0.349, SLG: 0.453 (1, 3)		F8					F9										3 0 0 0 1 0 1										
Jerry Martin, R OBP: 0.366, SLG: 0.482 (1, 9)	K						K										4 0 0 0 0 3 2										
Tim McCarver, L OBP: 0.363, SLG: 0.323 (1, 2)							F8										3 0 1 0 1 0 0										
Ted Sizemore, R OBP: 0.280, SLG: 0.262 (1, 4)																	3 1 1 0 1 0 2										
Steve Carlton, L OBP: 0.316, SLG: 0.370 (1, 1)																	3 0 1 0 0 0 2										
Jose Cardenal, R OBP: 0.335, SLG: 0.436 (9, PH)		F5															1 0 0 0 0 0 1										
Inning Stats	R: 0 E: 0 K: 1 S: 6	H: 1 LOB: 1 BB: 0 P: 6	R: 0 E: 0 K: 1 S: 6	H: 1 LOB: 2 BB: 1 P: 10	R: 0 E: 0 K: 2 S: 7	H: 0 LOB: 1 BB: 1 P: 11	R: 0 E: 0 K: 1 S: 5	H: 0 LOB: 0 BB: 0 P: 5	R: 0 E: 0 K: 1 S: 7	H: 2 LOB: 2 BB: 0 P: 7	R: 0 E: 0 K: 1 S: 5	H: 0 LOB: 0 BB: 0 P: 13	R: 0 E: 0 K: 1 S: 5	H: 0 LOB: 0 BB: 0 P: 5	R: 0 E: 0 K: 2 S: 8	H: 1 LOB: 1 BB: 0 P: 8	R: 1 E: 0 K: 0 S: 5	H: 3 LOB: 2 BB: 0 P: 5	1B: 6 2B: 2 3B: 0 HR: 0	SF: 0 SAC: 0 DP: 0 HBP: 0	WP: 1 PB: 0 SB: 1 CS: 0	PA: 38					
PITCHER	IP	WLS	BF	H	R	ER	SO	BB	IBB	HBP	BLK	WP	HR	S	P	ERA	WHIP										
Tom Seaver, R ERA: 3.1 (1, 1)	8.2	W	37	7	1	1	10	4	0	0	1	1	0	53	69	1.04	1.269										
Doug Bair, R ERA: 1.42 (9, 1)	0.1	S	1	1	0	0	0	0	0	0	0	0	0	1	1	0.00	3.000										

Philadelphia Phillies @ Cincinnati Reds
Riverfront Stadium, Cincinnati, OH
Fri Jul 28 1978, 7:05 PM EDT
Att: 51,779 - Unknown

AB 34
R 1
H 8
RBI 1
BB 4
SO 10
LOB 15



Batter	1	2	3	4	5	6	7	8	9	AB	R	H	RBI	BB	SO	LOB	BOTTOM										
Pete Rose, S OBP: 0.363, SLG: 0.427 (1, 5)	G3		1-3														4 0 1 0 0 0 1										
Ken Griffey, L OBP: 0.335, SLG: 0.388 (1, 9)	B1-3						K										4 0 0 0 0 1 1										
Joe Morgan, L OBP: 0.382, SLG: 0.427 (1, 4)	K						G3										3 1 1 0 0 1 0										
George Foster, R OBP: 0.367, SLG: 0.540 (1, 7)							1-3										3 0 1 0 0 0 0										
Johnny Bench, R OBP: 0.336, SLG: 0.481 (1, 2)																	2 1 2 1 1 0 0										
Dave Concepcion, R OBP: 0.348, SLG: 0.404 (1, 6)																	3 0 1 1 0 0 0										
Ken Henderson, S OBP: 0.317, SLG: 0.393 (1, 8)							F9										2 0 0 0 1 0 0										
Cesar Geronimo, L OBP: 0.337, SLG: 0.374 (8, 8)																	0 0 0 0 0 0 0										
Dan Driessen, L OBP: 0.382, SLG: 0.463 (1, 3)																	3 0 1 0 0 1 2										
Tom Seaver, R OBP: 0.245, SLG: 0.163 (1, 1)																	2 0 0 0 0 0 0										
Doug Bair, R OBP: 0.100, SLG: 0.100 (9, 1)							SH2-3										0 0 0 0 0 0 0										
Inning Stats	R: 0 E: 0 K: 1 S: 5	H: 0 LOB: 0 BB: 0 P: 5	R: 0 E: 0 K: 0 S: 3	H: 1 LOB: 0 BB: 0 P: 3	R: 0 E: 0 K: 0 S: 4	H: 1 LOB: 1 BB: 0 P: 4	R: 0 E: 0 K: 1 S: 5	H: 0 LOB: 0 BB: 0 P: 5	R: 1 E: 0 K: 1 S: 6	H: 1 LOB: 0 BB: 0 P: 6	R: 0 E: 0 K: 0 S: 3	H: 1 LOB: 0 BB: 0 P: 3	R: 1 E: 0 K: 0 S: 4	H: 3 LOB: 2 BB: 2 P: 12	R: 0 E: 0 K: 0 S: 3	H: 0 LOB: 0 BB: 0 P: 3	1B: 6 2B: 0 3B: 0 HR: 1	SF: 0 SAC: 1 DP: 0 HBP: 0	WP: 0 PB: 0 SB: 1 CS: 1	PA: 29							
PITCHER	IP	WLS	BF	H	R	ER	SO	BB	IBB	HBP	BLK	WP	HR	S	P	ERA	WHIP										
Steve Carlton, L ERA: 3.15 (1, 1)	8.0	L	29	7	2	2	3	1	1	0	0	0	1	33	41	2.25	1.000										

Philadelphia Phillies @ Cincinnati Reds
Riverfront Stadium, Cincinnati, OH
Fri Jul 28 1978, 7:05 PM EDT
Att: 51,779 - Unknown

AB 26
R 2
H 7
RBI 2
BB 2
SO 3
LOB 4



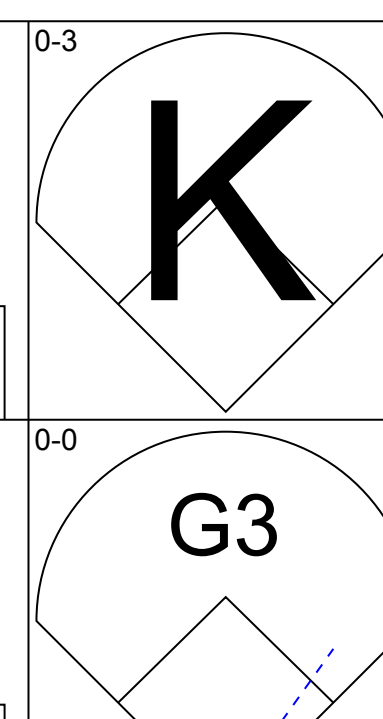
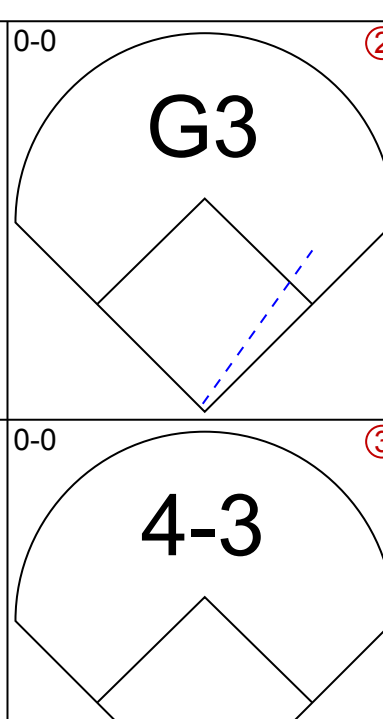
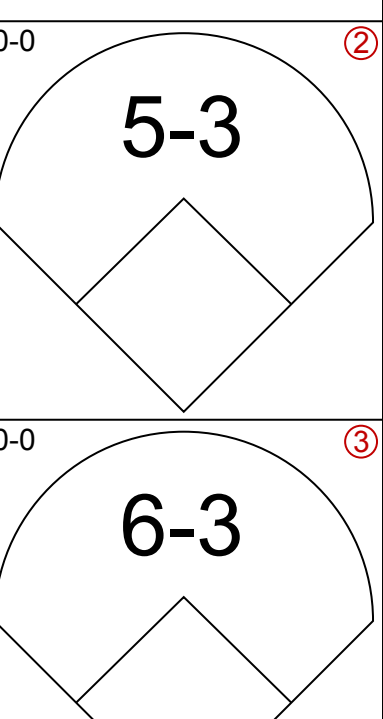
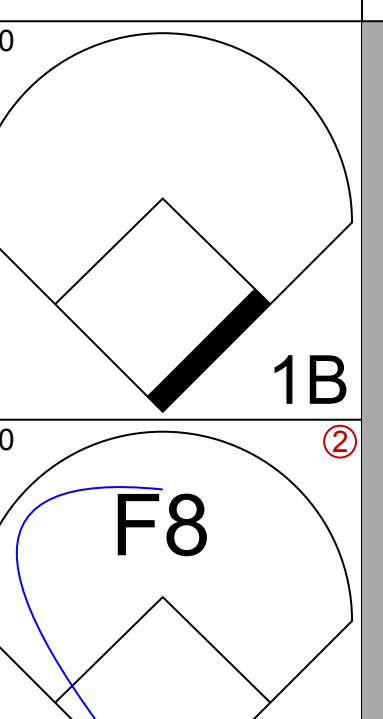
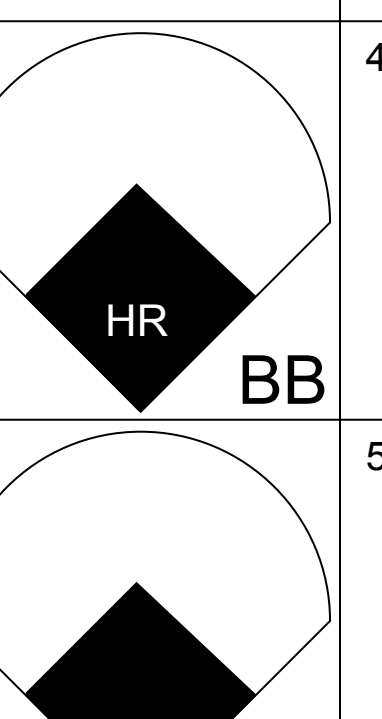
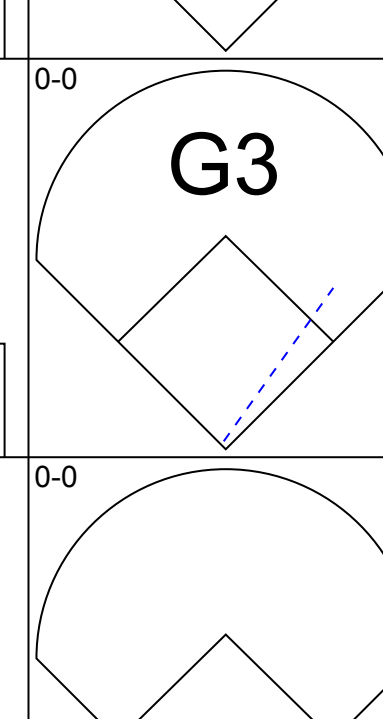

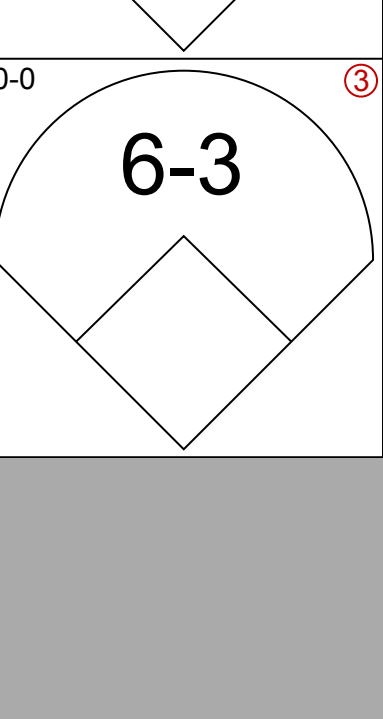
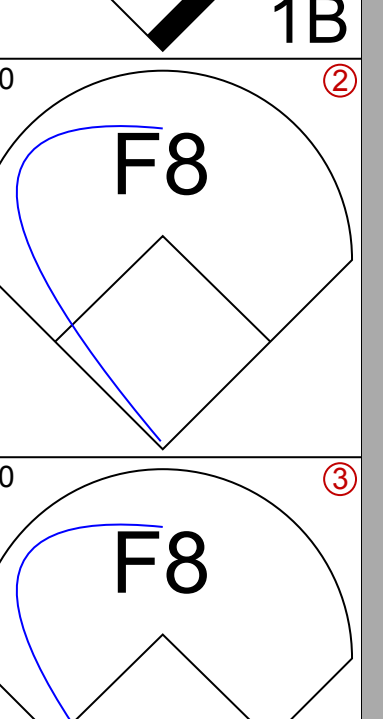
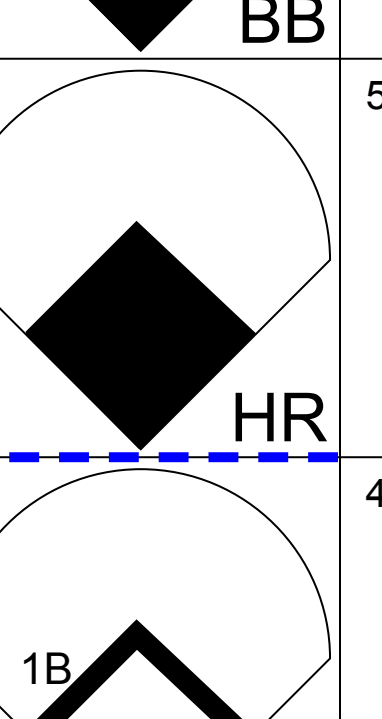
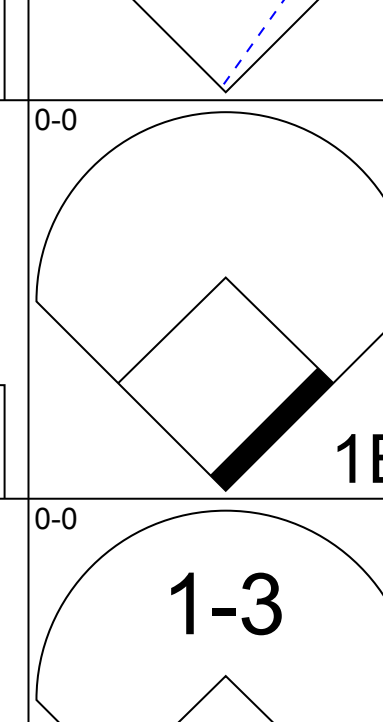
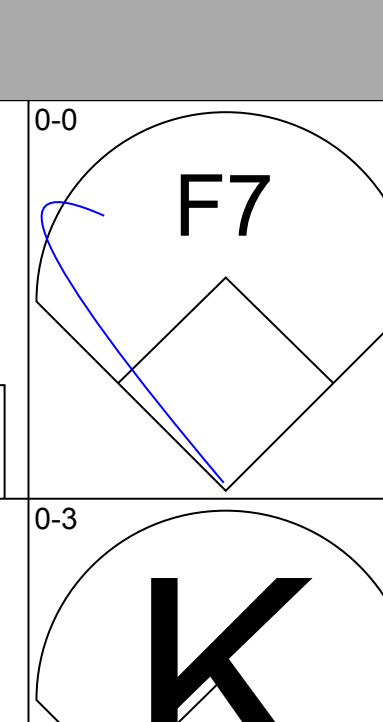
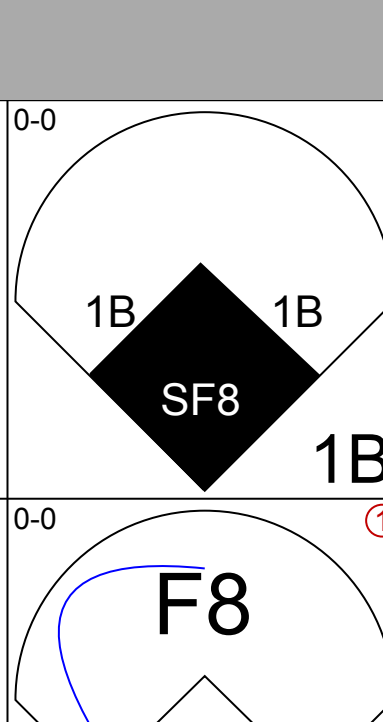
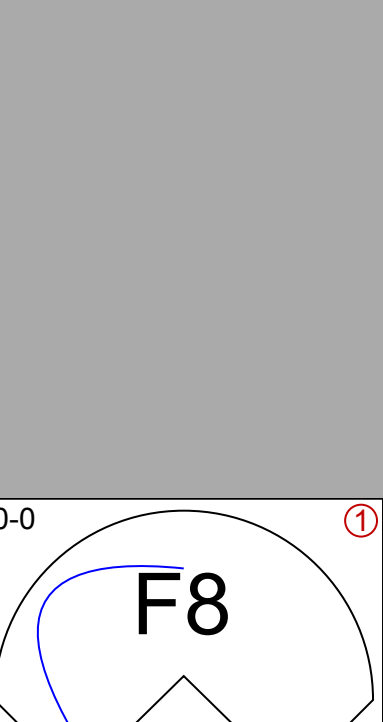
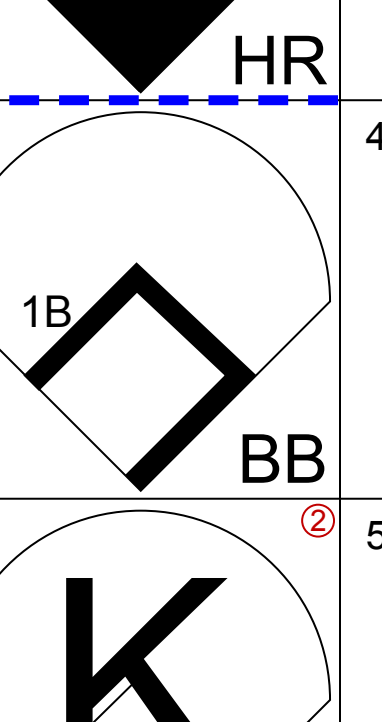
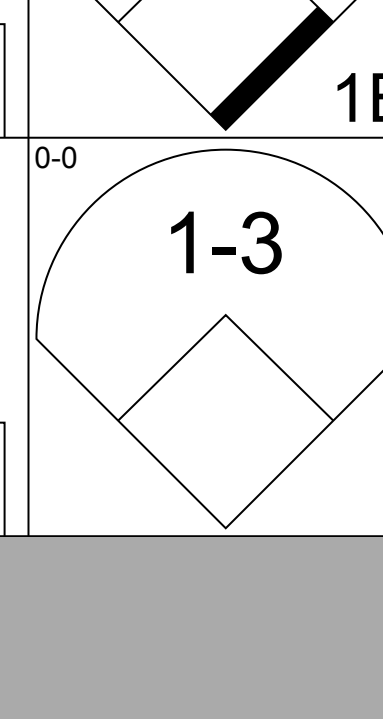
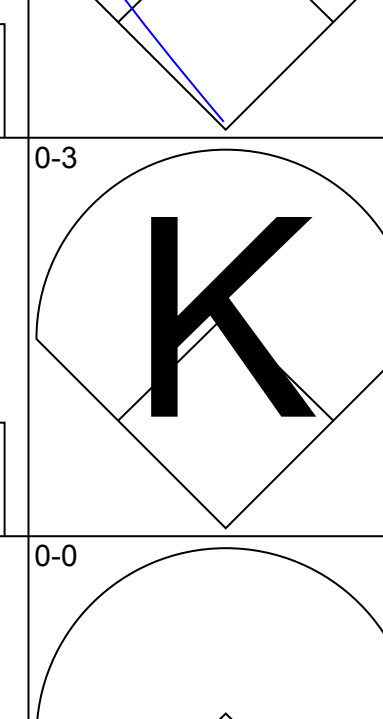
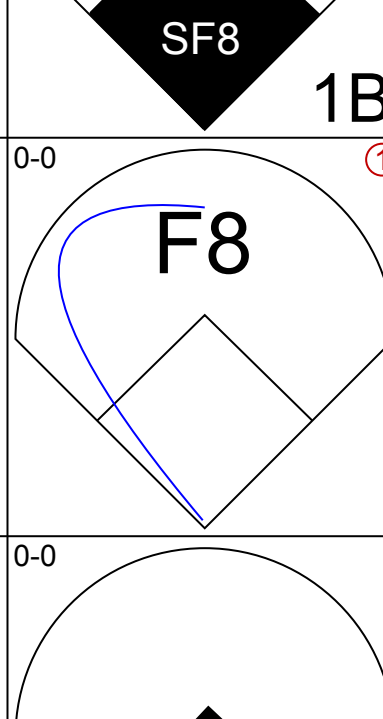
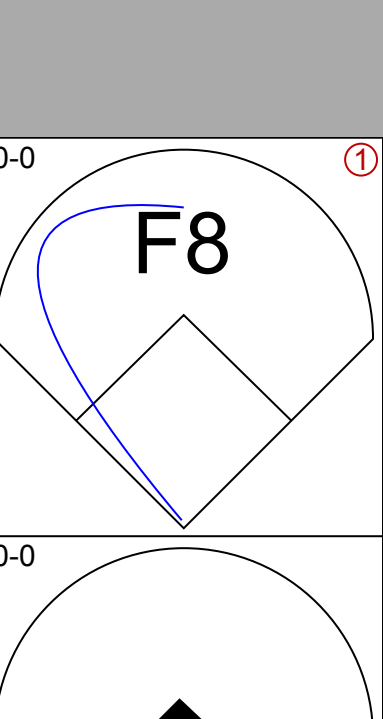
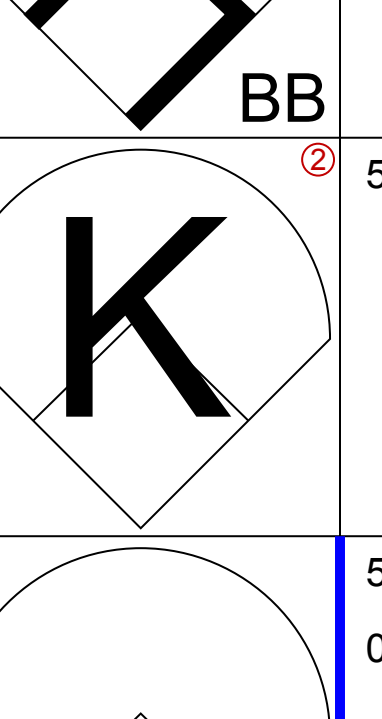
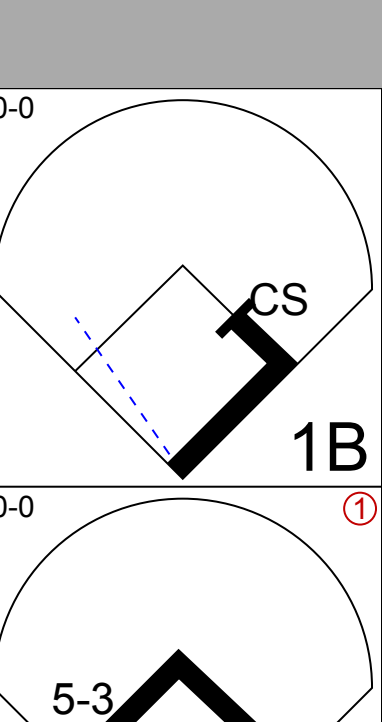
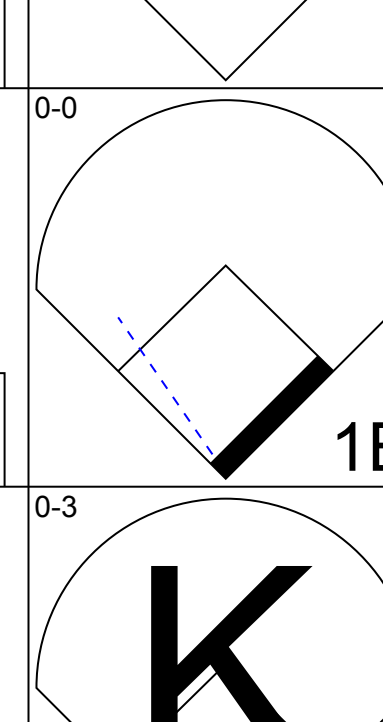
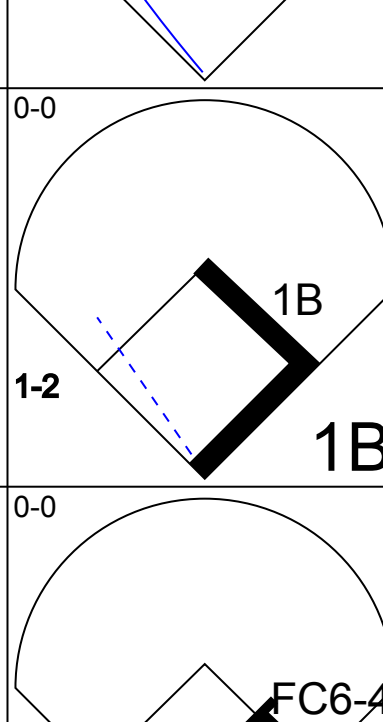
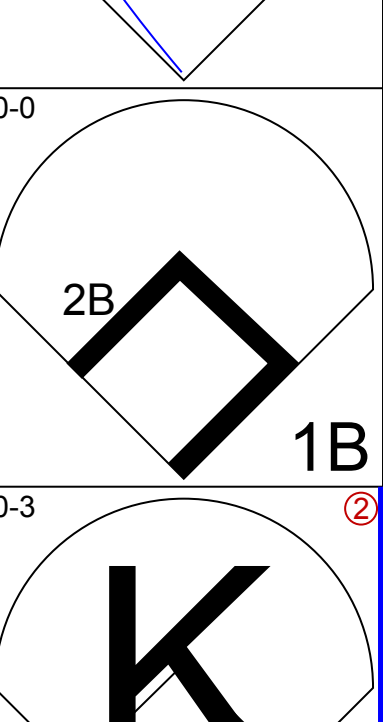
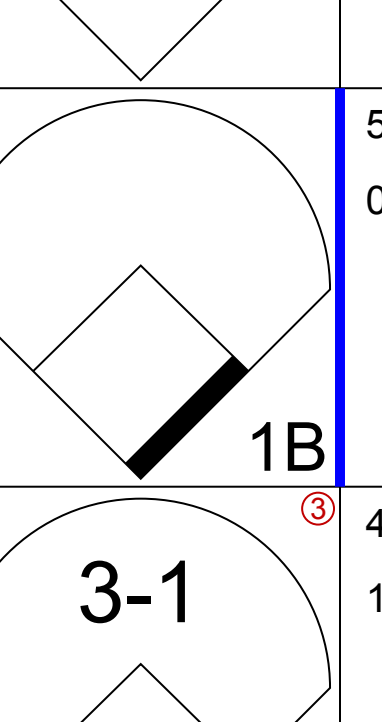
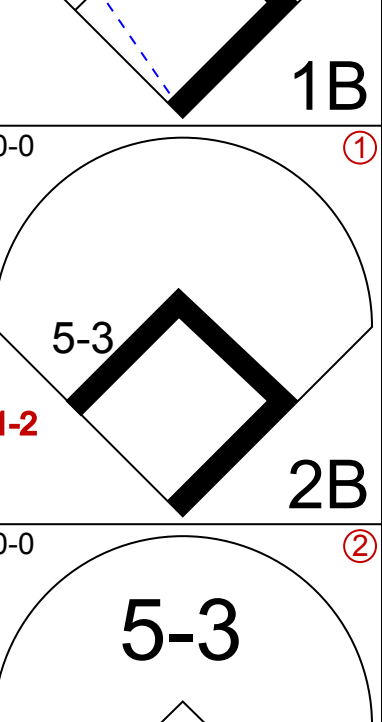
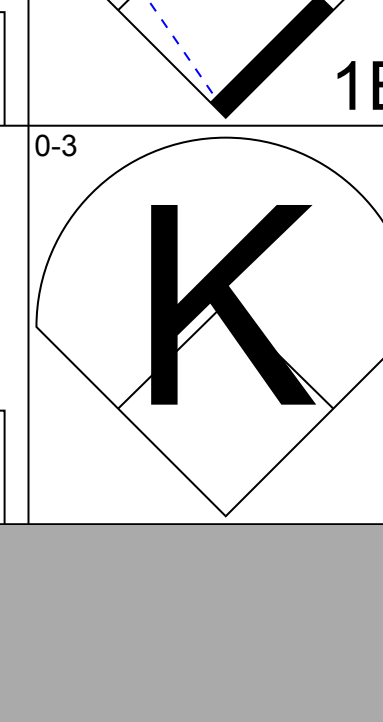
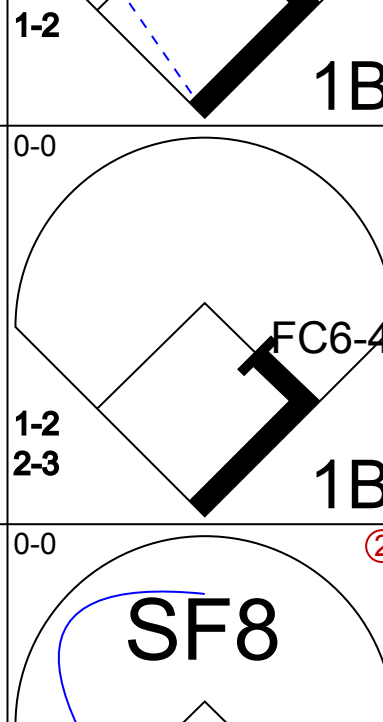
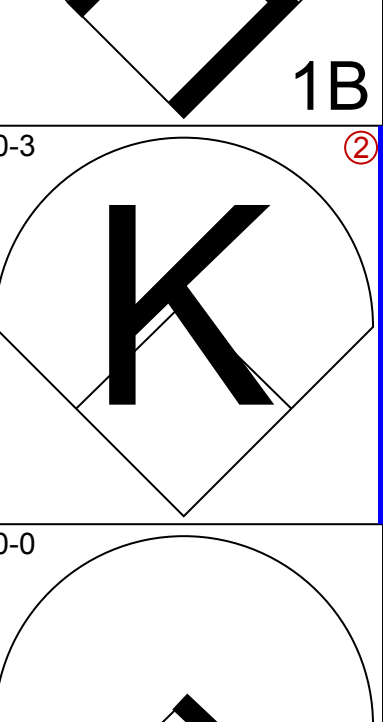
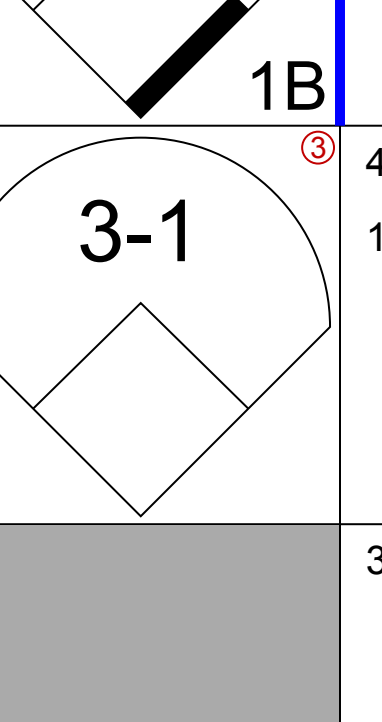
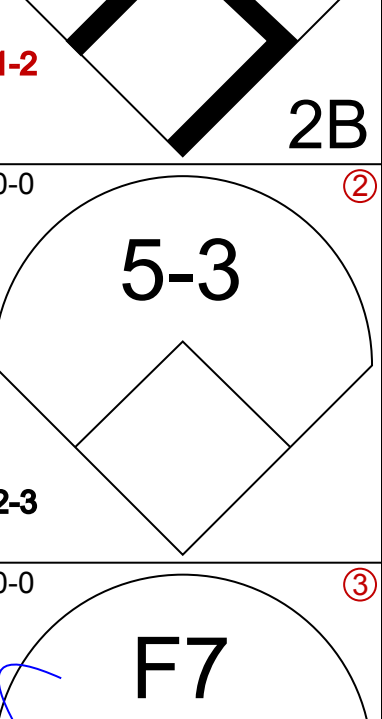
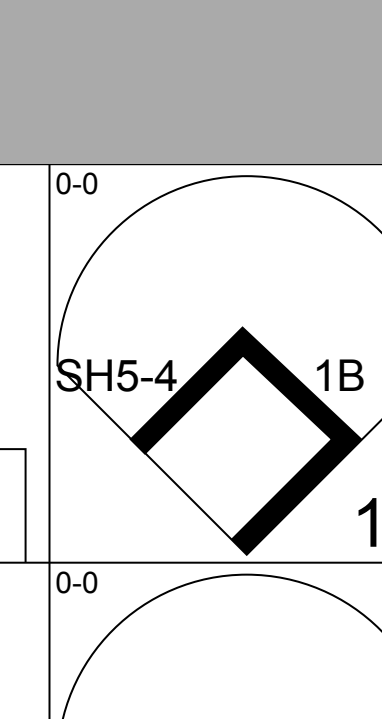
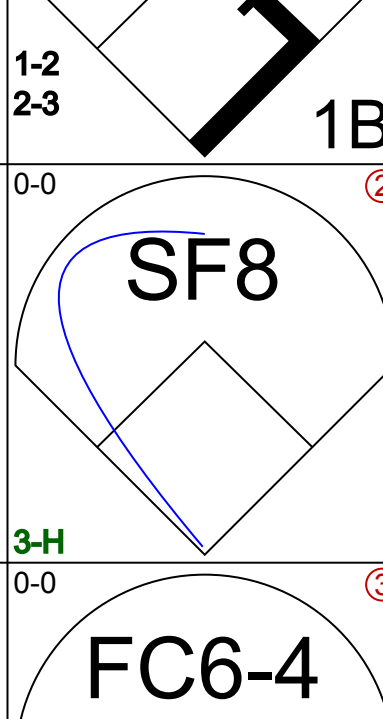
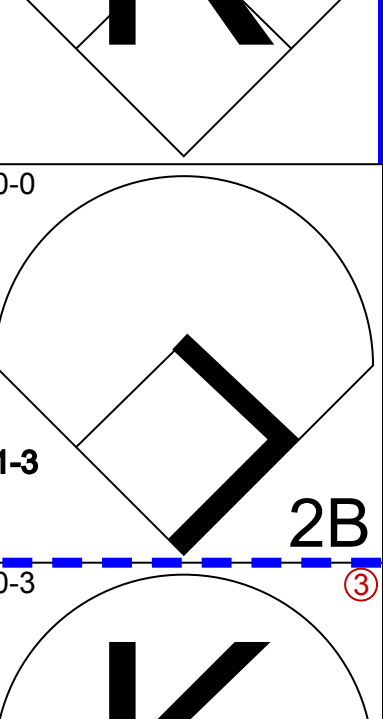
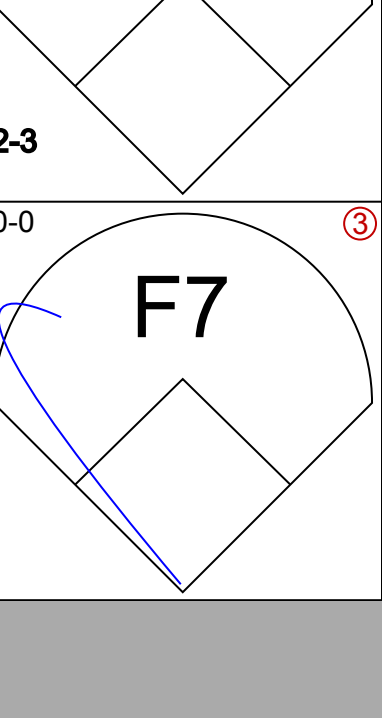
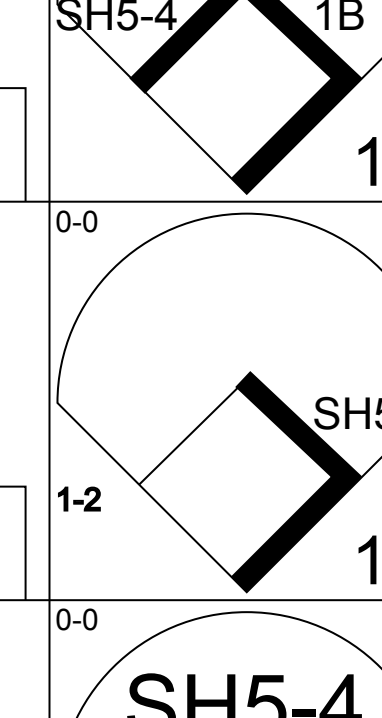
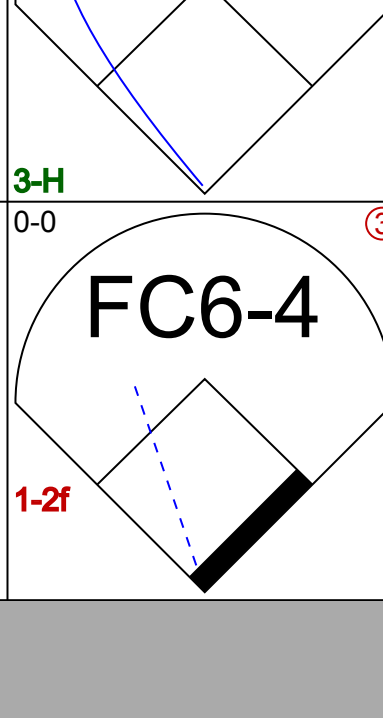
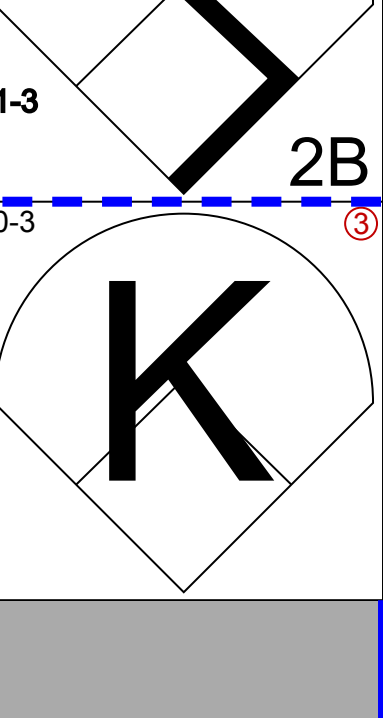
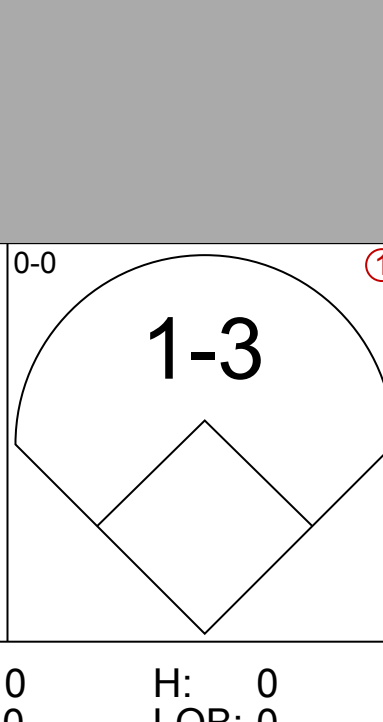
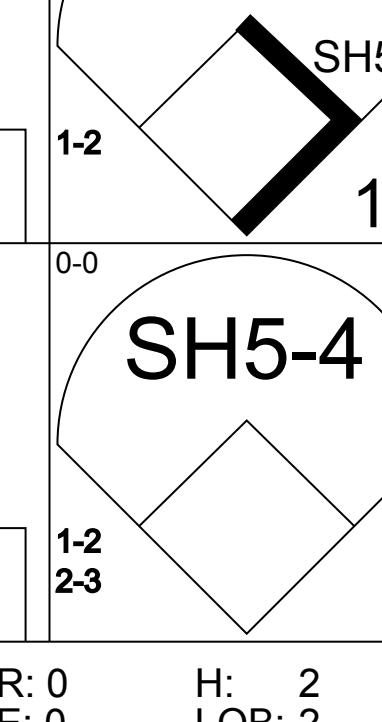
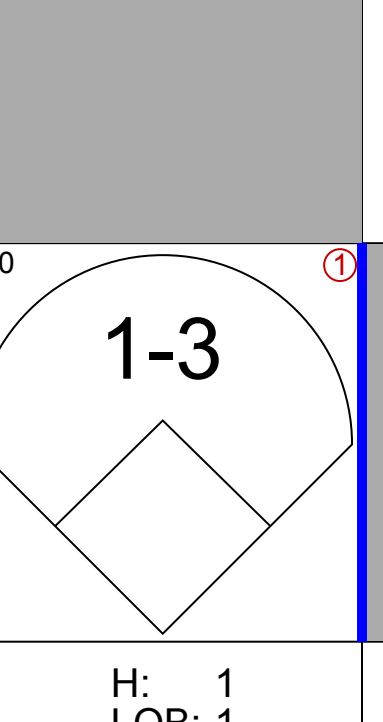
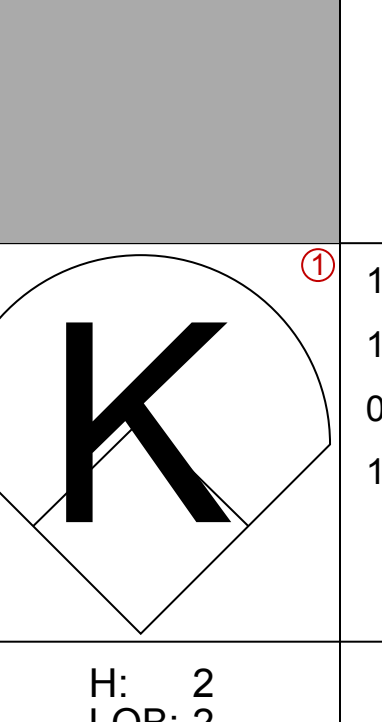
Batter	1	2	3	4	5	6	7	8	9	AB	R	H	RBI	BB	SO	LOB	TOP		
Garry Maddox, R OBP: 0.344, SLG: 0.427 (1, 8)										5	0	1	0	0	2	2	Philadelphia Phillies @ Cincinnati Reds Riverfront Stadium, Cincinnati, OH Sat Jul 29 1978, 3:33 AM EDT Att: 49,108 - Unknown		
Larry Bowa, S OBP: 0.329, SLG: 0.377 (1, 6)										4	0	0	0	0	2				
Mike Schmidt, R OBP: 0.355, SLG: 0.440 (1, 5)										4	0	1	0	0	2				
Greg Luzinski, R OBP: 0.397, SLG: 0.555 (1, 7)										3	1	2	0	1	0				
Richie Hebner, L OBP: 0.348, SLG: 0.450 (1, 3)										4	1	1	0	0	3				
Jerry Martin, R OBP: 0.359, SLG: 0.471 (1, 9)										4	0	0	0	0	4				
Bob Boone, R OBP: 0.340, SLG: 0.434 (1, 2)										4	0	2	1	0	1				
Ted Sizemore, R OBP: 0.273, SLG: 0.255 (1, 4)										4	0	0	0	0	1				
Jim Lonborg, R OBP: 0.268, SLG: 0.258 (1, 1)										0	0	0	0	0	0				
Jim O'Rourke, L OBP: 0.156, SLG: 0.161 (2, 1)										1	0	0	0	0	0				
Orioles Gonzalez, L OBP: 0.182, SLG: 0.182 (6, PH)										1	0	0	0	0	0				
Rawly Eastwick, R OBP: 0.182, SLG: 0.182 (6, PH)										0	0	0	0	0	0				
Bud Harrelson, S OBP: 0.135, SLG: 0.233 (8, PH)										0	0	0	0	1	0				
Warren Brusstar, R OBP: 0.333, SLG: 0.667 (8, 1)										0	0	0	0	0	0				
Tim McCarver, L OBP: 0.350, SLG: 0.320 (9, PH)										1	0	0	0	0	2				
Inning Stats	R: 0 E: 0 K: 1 S: 5	H: 0 LOB: 0 BB: 0 P: 5	R: 0 E: 0 K: 1 S: 7	H: 2 LOB: 2 BB: 0 P: 7	R: 0 E: 0 K: 0 S: 3	H: 0 LOB: 0 BB: 0 P: 3	R: 0 E: 0 K: 0 S: 3	H: 0 LOB: 0 BB: 0 P: 3	R: 0 E: 0 K: 0 S: 9	H: 0 LOB: 0 BB: 0 P: 9	R: 0 E: 0 K: 0 S: 3	H: 2 LOB: 2 BB: 0 P: 5	R: 0 E: 0 K: 0 S: 4	H: 1 LOB: 2 BB: 1 P: 8	R: 2 E: 1 K: 1 S: 8	H: 2 LOB: 2 BB: 1 P: 12	1B: 7 2B: 0 3B: 0 HR: 0	SF: 0 SAC: 0 DP: 0 HBP: 0	WP: 0 PA: 37 PB: 0 SB: 0 CS: 0
PITCHER	IP WLS BF H R ER SO BB IBB HBP BLK WP HR S P ERA WHIP																		
Paul Moskau, R ERA: 4.15 (1, 1)	8.0 W 32 6 2 1 5 2 0 0 0 0 0 0 40 48 1.12 1.000																		
Doug Bair, R ERA: 1.4 (9, 1)	1.0 5 1 0 0 1 0 0 0 0 0 0 0 7 7 0.00 1.000																		

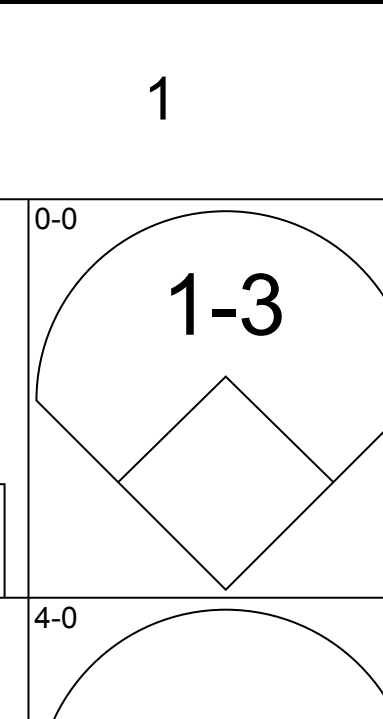
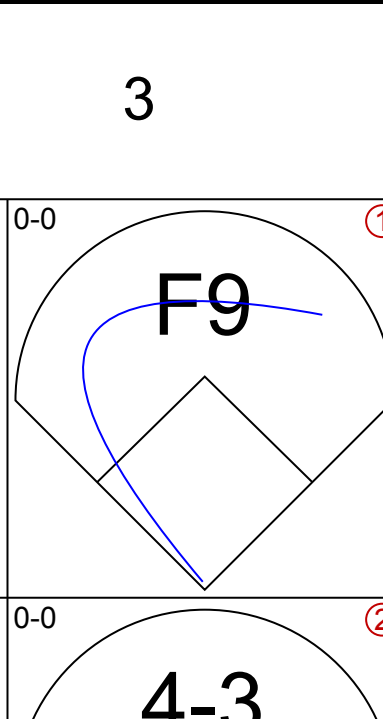
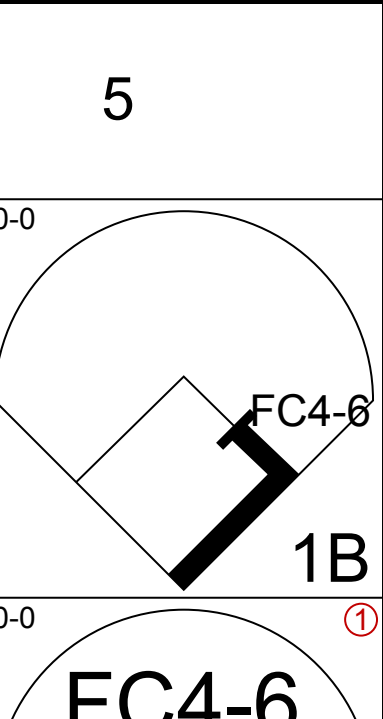
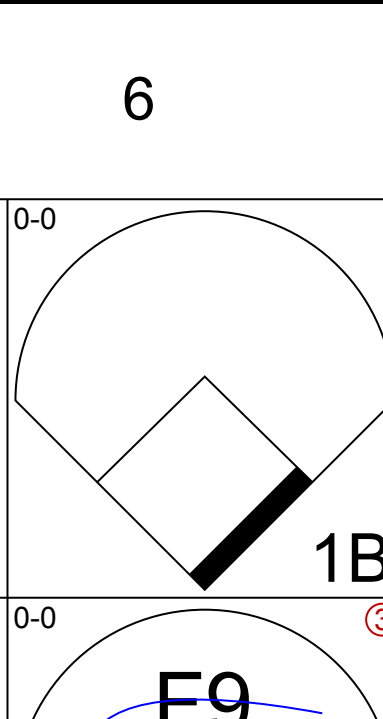
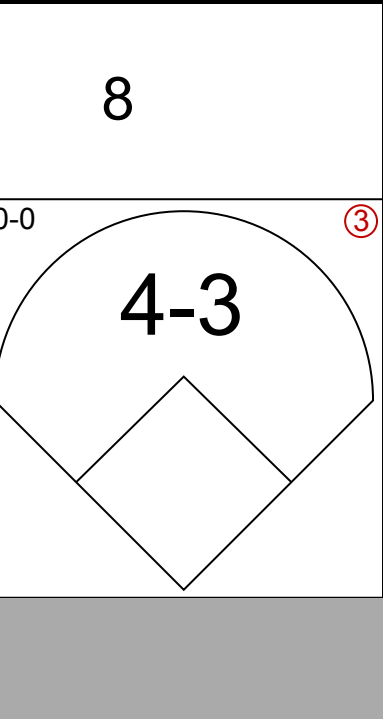
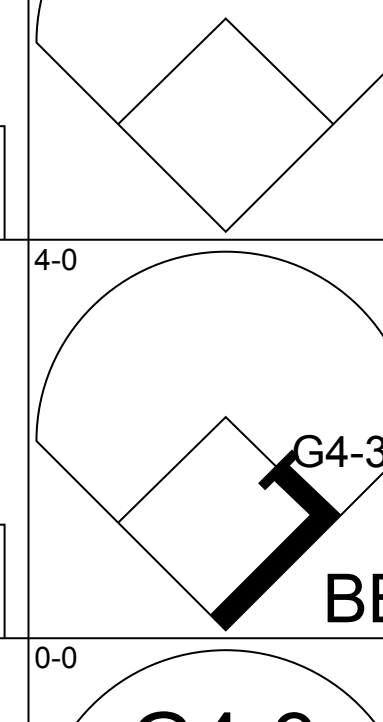
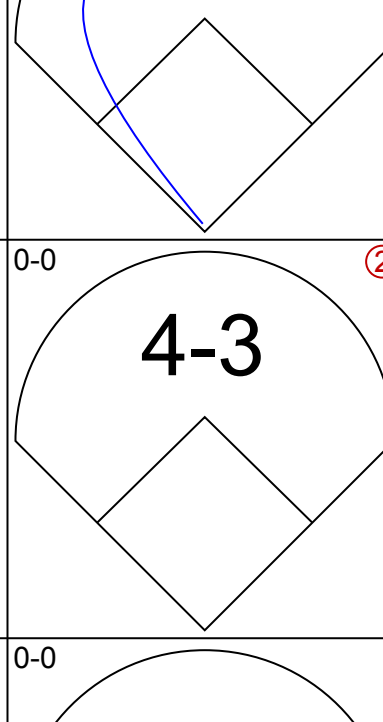
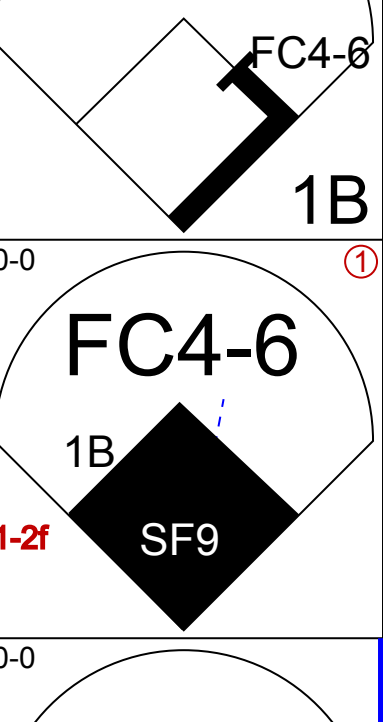
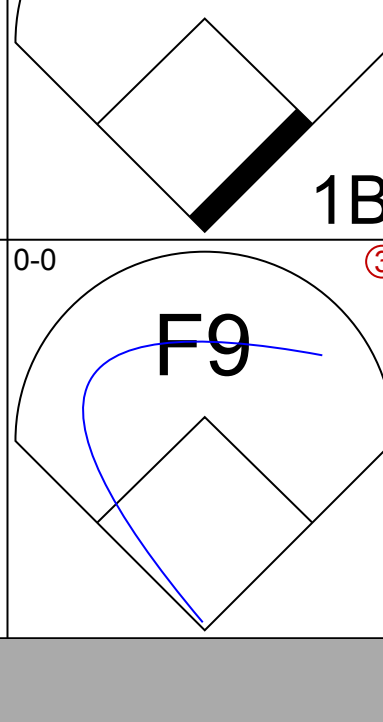
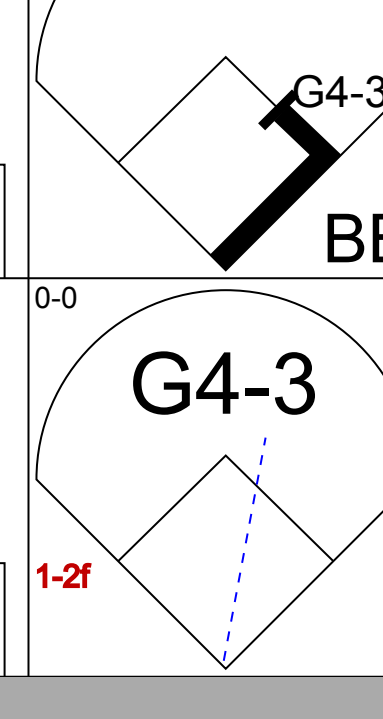
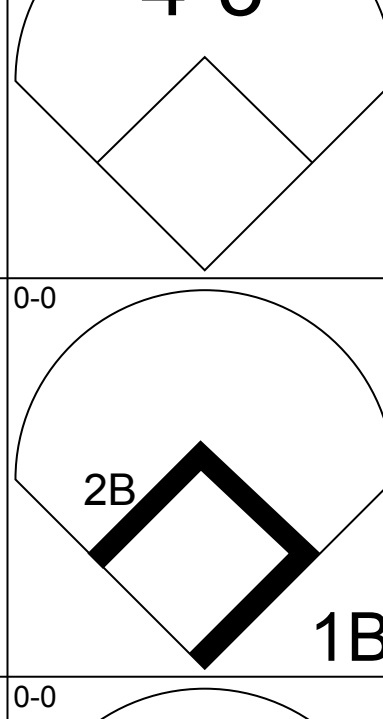
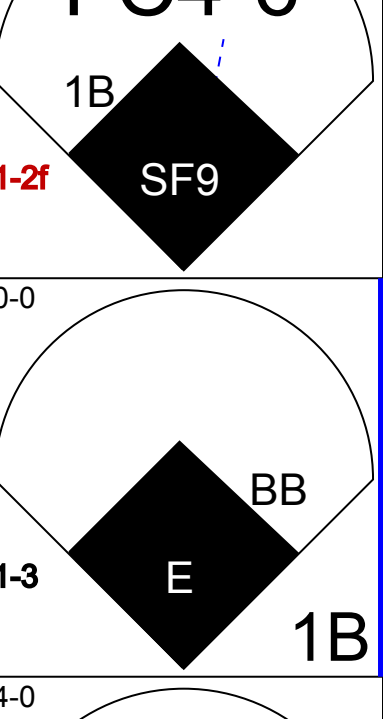
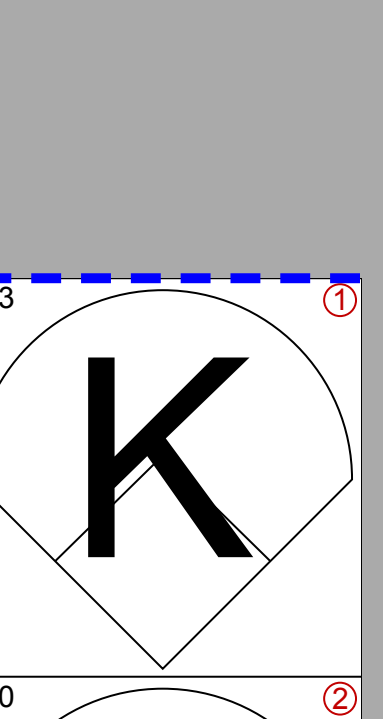
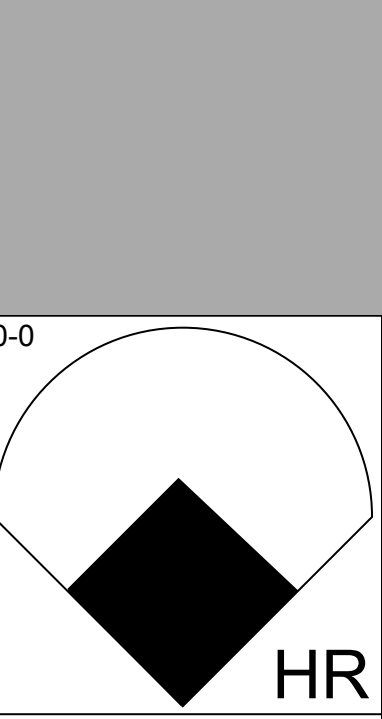
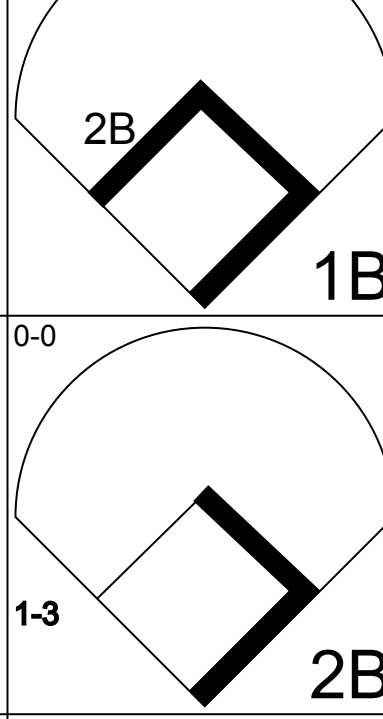
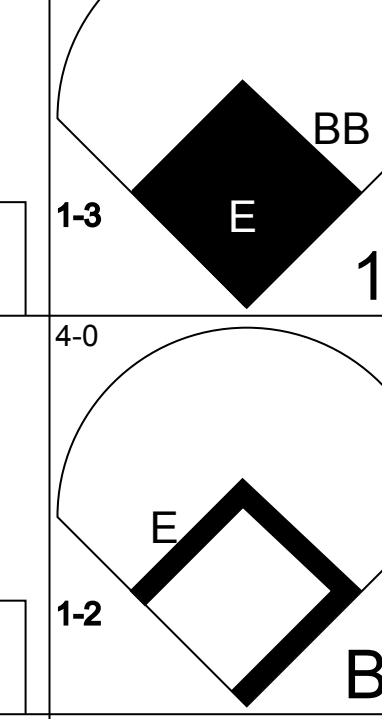

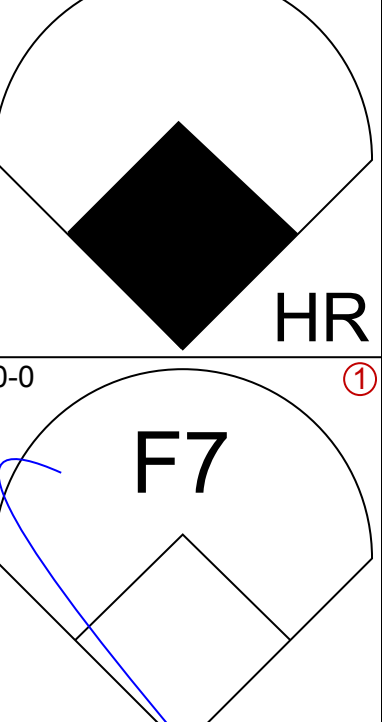
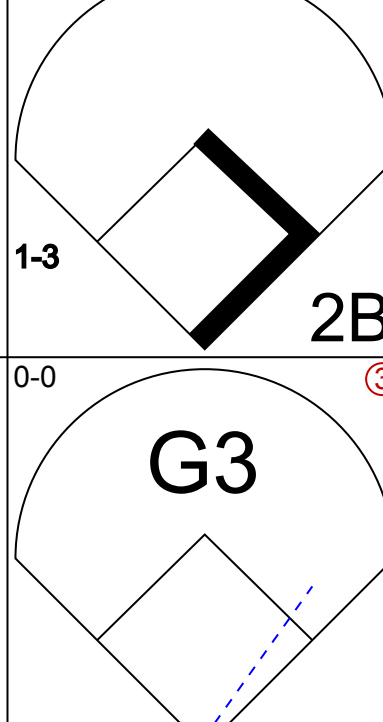
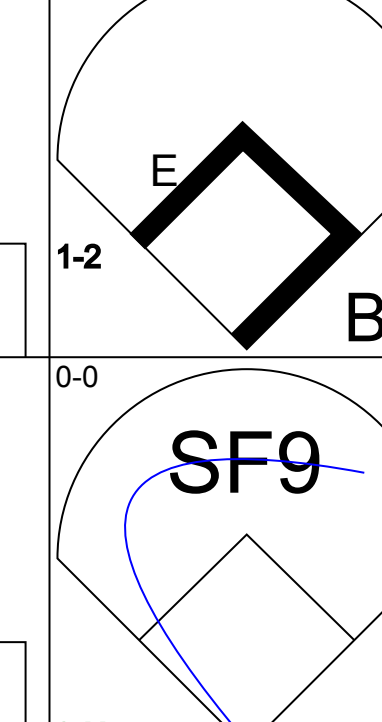
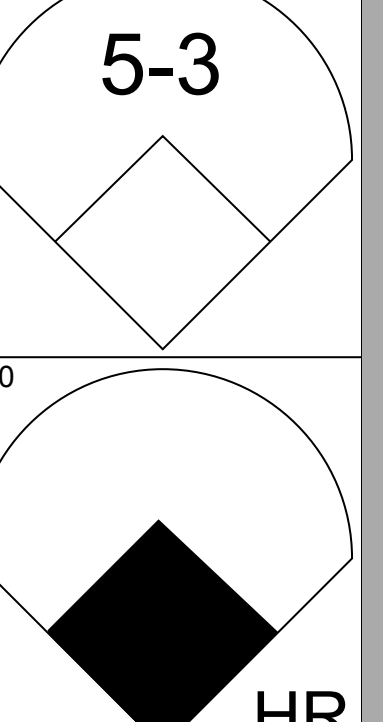
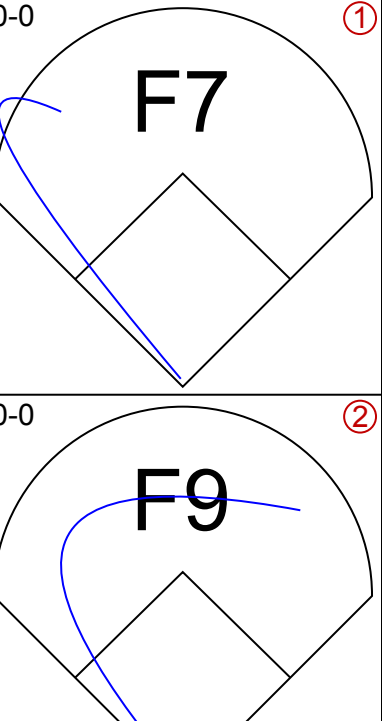
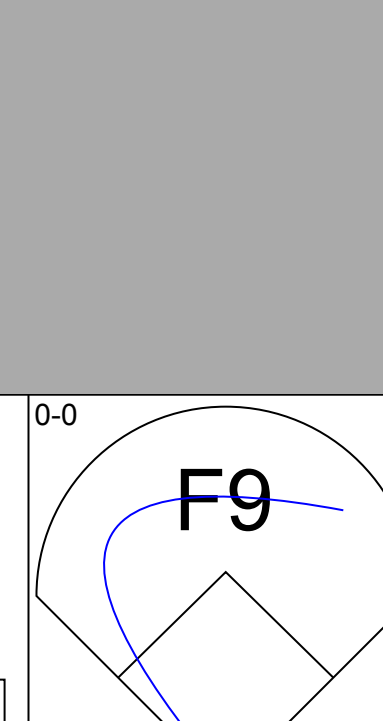
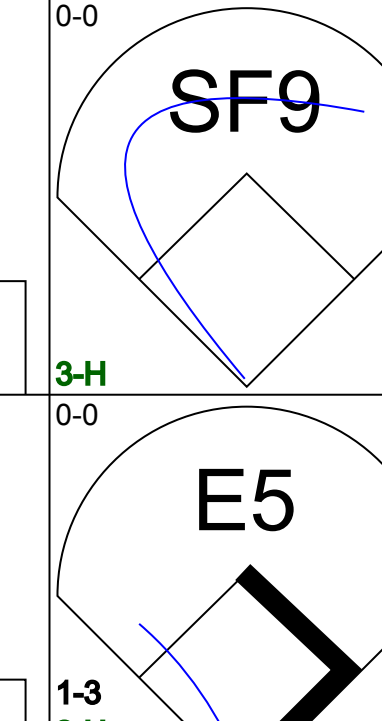

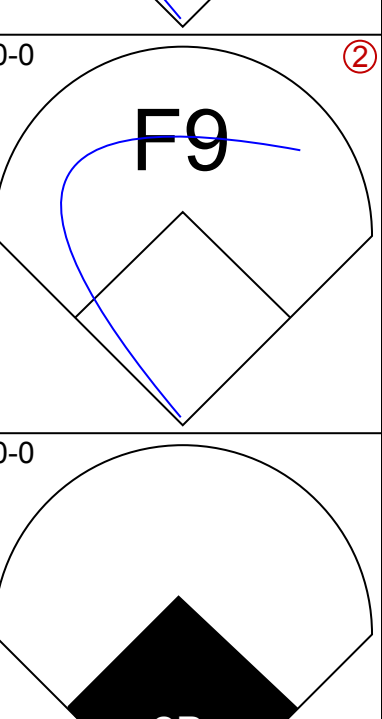
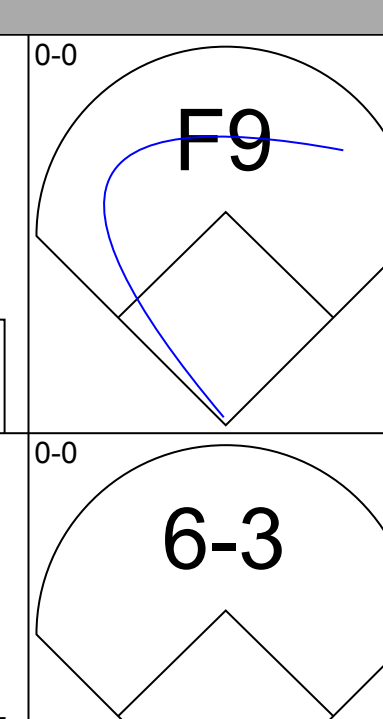
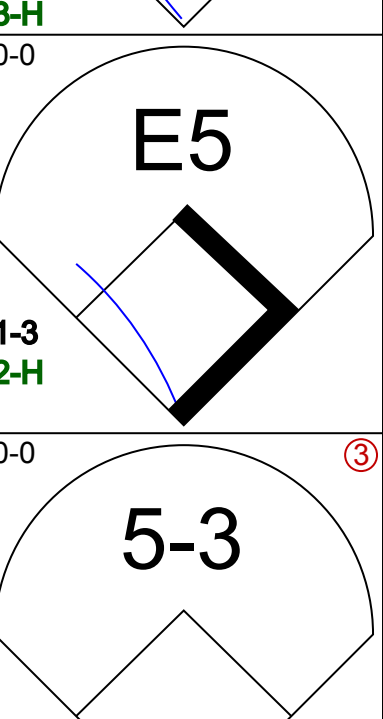
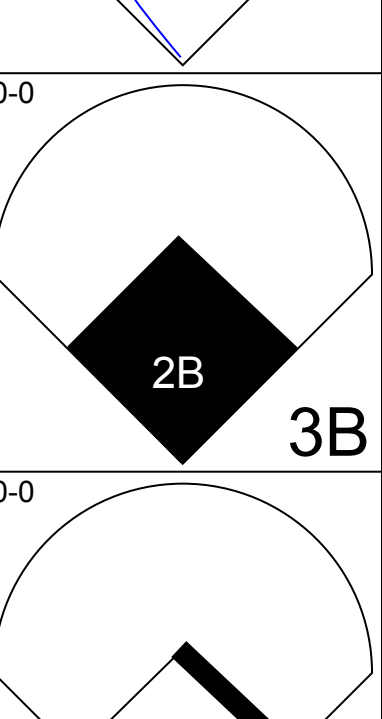
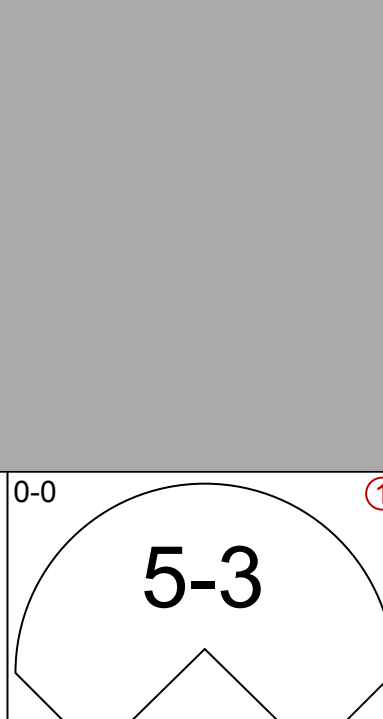
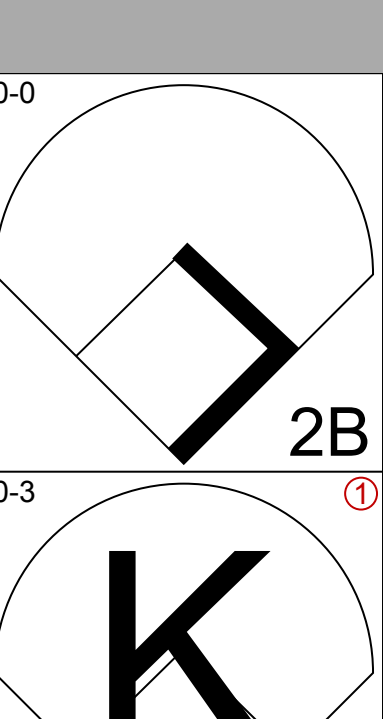
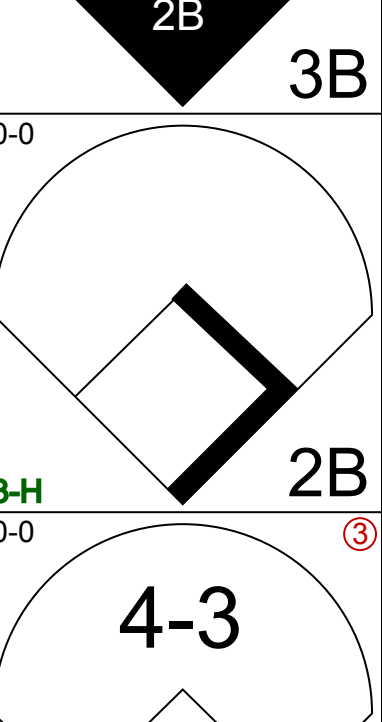
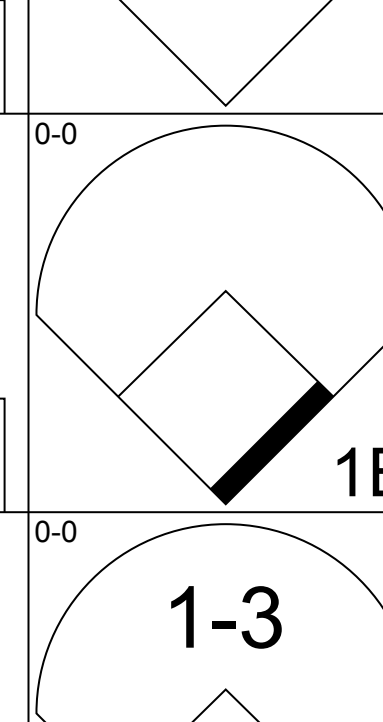



AB	35
R	2
H	7
RBI	1
BB	2
SO	6
LOB	21



Batter	1	2	3	4	5	6	7	8	9	AB	R	H	RBI	BB	SO	LOB	BOTTOM		
Pete Rose, S OBP: 0.367, SLG: 0.430 (1, 5)										4	1	3	0	0	0	0	Philadelphia Phillies @ Cincinnati Reds Riverfront Stadium, Cincinnati, OH Sat Jul 29 1978, 3:33 AM EDT Att: 49,108 - Unknown		
Vic Correll, R OBP: 0.255, SLG: 0.311 (8, 2)										0	0	0	0	0	0				
Ken Griffey, L OBP: 0.334, SLG: 0.386 (1, 9)										4	0	1	0	0	3				
Joe Morgan, L OBP: 0.380, SLG: 0.423 (1, 4)										3	0	0	0	1	3				
George Foster, R OBP: 0.369, SLG: 0.549 (1, 7)										4	2	2	2	0	1				
Dan Driessen, L OBP: 0.378, SLG: 0.457 (1, 3)										4	0	0	0	0	1				
Johnny Bench, R OBP: 0.336, SLG: 0.481 (1, 2)										2	1	1	1	0	1				
Ray Knight, R OBP: 0.218, SLG: 0.288 (8, 5)										1	0	0	0	0	0				
Dave Concepcion, R OBP: 0.348, SLG: 0.404 (1, 6)										3	0	1	0	0	0				
Cesar Geronimo, L OBP: 0.333, SLG: 0.369 (1, 8)										3	1	0	0	0	2				
Paul Moskau, R OBP: 0.290, SLG: 0.333 (1, 1)										3	1	1	3	0	0				
Doug Bair, R OBP: 0.100, SLG: 0.100 (9, 1)										0	0	0	0	0	0				
Inning Stats	R: 2 E: 0 K: 0 S: 5	H: 2 LOB: 0 BB: 0 P: 5	R: 3 E: 0 K: 0 S: 7	H: 4 LOB: 1 BB: 0 P: 7	R: 1 E: 0 K: 0 S: 4	H: 1 LOB: 0 BB: 0 P: 4	R: 0 E: 0 K: 0 S: 4	H: 1 LOB: 1 BB: 0 P: 4	R: 0 E: 0 K: 2 S: 7	H: 0 LOB: 1 BB: 1 P: 11	R: 0 E: 0 K: 0 S: 3	H: 0 LOB: 0 BB: 0 P: 3	R: 0 E: 0 K: 0 S: 3	H: 0 LOB: 0 BB: 0 P: 3	R: 0 E: 0 K: 0 S: 3	H: 0 LOB: 0 BB: 0 P: 3	1B: 6 2B: 1 3B: 0 HR: 2	SF: 1 SAC: 0 DP: 1 HBP: 0	WP: 0 PA: 33 PB: 0 SB: 1 CS: 0
PITCHER	IP WLS BF H R ER SO BB IBB HBP BLK WP HR S P ERA WHIP																		
Jim Lonborg, R ERA: 4.83 (2, 1)	3.2 L 14 2 1 1 2 1 0 0 0 0 0 0 17 21 2.46 0.818																		
Jim Kaat, L ERA: 4.34 (6, 1)	2.0 6 1 0 0 0 0 0 0 0 0 0 0 6 6 0.00 0.500																		
Rawly Eastwick, R ERA: 3.5 (8, 1)	1.0 3 0 0 0 0 0 0 0 0 0 0 0 3 3 0.00 0.000																		




Batter	1	2	3	4	5	6	7	8	9	AB	R	H	RBI	BB	SO	LOB	TOP					
Garry Maddox, R OBP: 0.344, SLG: 0.425 (1, 8)										4	1	1	0	1	1	2	Philadelphia Phillies @ Cincinnati Reds Riverfront Stadium, Cincinnati, OH Sun Jul 30 1978, 3:33 AM EDT Att: 44,092 - Unknown					
Larry Bowa, S OBP: 0.327, SLG: 0.382 (1, 6)										5	1	1	2	0	0	3						
Mike Schmidt, R OBP: 0.358, SLG: 0.441 (1, 5)										4	1	2	0	1	0	1						
Greg Luzinski, R OBP: 0.392, SLG: 0.547 (1, 7)										5	0	0	0	0	2	3						
Richie Hebner, L OBP: 0.358, SLG: 0.461 Bake McBride, L OBP: 0.321, SLG: 0.354 (9, PR)										5	0	5	0	0	0	0						
Jerry Martin, R OBP: 0.362, SLG: 0.478 Tim McCarver, L OBP: 0.357, SLG: 0.316 (9, PH)										4	0	2	0	0	2	2						
Bob Boone, R OBP: 0.342, SLG: 0.441 (1, 2)										3	0	2	1	0	0	1						
Ted Sizemore, R OBP: 0.276, SLG: 0.258 Davey Johnson, R OBP: 0.294, SLG: 0.281 (6, PH)										2	0	1	0	0	0	1						
Larry Christenson, R OBP: 0.133, SLG: 0.186 Orlando Gonzalez, L OBP: 0.197, SLG: 0.051 Ron Reed, R Bud Harrelson, S OBP: 0.321, SLG: 0.200 (9, PH)										1	0	0	0	0	0	0						
Inning Stats	R: 0 E: 0 K: 1 S: 6	H: 1 LOB: 1 BB: 0 P: 6	R: 0 E: 0 K: 0 S: 4	H: 2 LOB: 1 BB: 0 P: 4	R: 0 E: 0 K: 0 S: 3	H: 0 LOB: 0 BB: 0 P: 3	R: 0 E: 0 K: 2 S: 8	H: 1 LOB: 1 BB: 0 P: 8	R: 0 E: 0 K: 0 S: 5	H: 2 LOB: 2 BB: 0 P: 5	R: 1 E: 0 K: 0 S: 6	H: 3 LOB: 2 BB: 0 P: 6	R: 0 E: 0 K: 0 S: 4	H: 1 LOB: 1 BB: 0 P: 4	R: 0 E: 0 K: 2 S: 9	H: 2 LOB: 2 BB: 0 P: 9		R: 2 E: 0 K: 2 S: 9	H: 2 LOB: 2 BB: 2 P: 17	1B: 11 2B: 2 3B: 0 HR: 1	SF: 1 SAC: 1 DP: 0 HBP: 0	WP: 0 PB: 0 SB: 0 CS: 1
PITCHER	IP	WLS	BF	H	R	ER	SO	BB	IBB	HBP	BLK	WP	HR	S	P	ERA	WHIP					
Tom Hume, R ERA: 5.2	7.2	W	34	12	1	1	4	0	0	0	0	0	0	42	42	1.17	1.565					
Manny Sarmiento, R ERA: 3.17	0.2		4	1	2	2	2	1	0	0	0	0	1	7	11	27.00	3.000					
Doug Bair, R ERA: 1.38	0.2	S	4	1	0	0	1	1	0	0	0	0	0	5	9	0.00	3.000					

Batter	1	2	3	4	5	6	7	8	9	AB	R	H	RBI	BB	SO	LOB	BOTTOM					
Pete Rose, S OBP: 0.367, SLG: 0.430 (1, 5)										5	0	2	0	0	0	1	Philadelphia Phillies @ Cincinnati Reds Riverfront Stadium, Cincinnati, OH Sun Jul 30 1978, 3:33 AM EDT Att: 44,092 - Unknown					
Ken Griffey, L OBP: 0.333, SLG: 0.384 (1, 9)										3	1	0	0	1	0	2						
Joe Morgan, L OBP: 0.383, SLG: 0.425 Junior Kennedy, R OBP: 0.330, SLG: 0.226 (6, PR)										3	0	2	0	0	0	1						
George Foster, R OBP: 0.372, SLG: 0.560 (1, 7)										3	1	2	1	1	0	0						
Dan Driessen, L OBP: 0.377, SLG: 0.465 (1, 3)										3	1	1	2	0	0	2						
Johnny Bench, R OBP: 0.331, SLG: 0.473 (1, 2)										4	0	0	0	0	1	1						
Dave Concepcion, R OBP: 0.350, SLG: 0.413 (1, 6)										4	1	2	0	0	0	3						
Cesar Geronimo, L OBP: 0.336, SLG: 0.376 (1, 8)										4	0	2	1	0	1	1						
Tom Hume, R Manny Sarmiento, R Doug Bair, R OBP: 0.100, SLG: 0.100 (9, 1)										3	0	0	0	0	1	2						
Inning Stats	R: 0 E: 0 K: 0 S: 2	H: 0 LOB: 0 BB: 1 P: 6	R: 2 E: 0 K: 0 S: 6	H: 3 LOB: 1 BB: 0 P: 6	R: 0 E: 0 K: 0 S: 5	H: 2 LOB: 2 BB: 0 P: 5	R: 0 E: 0 K: 0 S: 4	H: 1 LOB: 1 BB: 0 P: 4	R: 2 E: 0 K: 1 S: 6	H: 2 LOB: 3 BB: 1 P: 10	R: 0 E: 0 K: 1 S: 6	H: 1 LOB: 0 BB: 0 P: 6	R: 1 E: 0 K: 2 S: 8	H: 1 LOB: 0 BB: 0 P: 8	R: 0 E: 0 K: 2 S: 8	H: 1 LOB: 1 BB: 0 P: 8		R: 0 E: 0 K: 2 S: 8	H: 1 LOB: 1 BB: 0 P: 8	1B: 5 2B: 3 3B: 1 HR: 2	SF: 1 SAC: 0 DP: 1 HBP: 0	WP: 0 PB: 0 SB: 0 CS: 0
PITCHER	IP	WLS	BF	H	R	ER	SO	BB	IBB	HBP	BLK	WP	HR	S	P	ERA	WHIP					
Larry Christenson, R ERA: 3.45	6.0	L	29	9	4	3	1	2	0	0	0	0	1	29	37	4.50	1.833					
Ron Reed, R ERA: 2.35	2.0		8	2	1	1	4	0	0	0	0	0	1	16	16	4.50	1.000					


Batter	1	2	3	4	5	6	7	8	9	AB	R	H	RBI	BB	SO	LOB	TOP			
Pete Rose, S OBP: 0.367, SLG: 0.428 (1, 5)	4-0 1B BB		0-0 L6			0-0 2B 1B		0-0 G3	0-0 G3	4	0	1	0	1	0	2	Cincinnati Reds @ Atlanta Braves Atlanta-Fulton County Stadium, Atlanta, GA Mon Jul 31 1978, 7:05 PM EDT Att: 45,007 - Unknown			
Ken Griffey, L OBP: 0.335, SLG: 0.387 (1, 9)	0-3 K		0-0 1B			0-0 1-3 2B		0-0 4-3		4	0	2	0	0	1	1				
Dan Driessen, L OBP: 0.376, SLG: 0.462 (1, 3)	0-0 1-2 1B		0-0 4-3			0-0 F2		0-0 P3		4	0	1	0	0	0	3				
George Foster, R OBP: 0.371, SLG: 0.556 (1, 7)	0-0 G5-4-3 1-2					4-0 IBB			0-0 5-3	3	0	0	0	1	0	2				
Johnny Bench, R OBP: 0.330, SLG: 0.482 (1, 2)		0-0 HR				0-3 K		0-3 K	0-0 5-3	4	1	1	1	0	2	3				
Dave Concepcion, R OBP: 0.348, SLG: 0.411 (1, 6)		0-3 K				0-0 5-3			0-0 S 1B	4	1	1	0	0	2	3				
Cesar Geronimo, L OBP: 0.335, SLG: 0.374 (1, 8)		0-3 K							0-0 1B 1B	4	1	1	1	0	2	0				
Junior Kennedy, R OBP: 0.327, SLG: 0.227 (1, 4)		0-0 F9							0-0 1B 1B	4	0	1	0	0	1	0				
Michael LaCoss, R OBP: 0.111, SLG: 0.111 Joe Morgan, L OBP: 0.394, SLG: 0.427 Ray Knight, R OBP: 0.218, SLG: 0.288 Doug Bair, R OBP: 0.100, SLG: 0.100 (1, 1)			0-0 6-3			0-3 K		0-3 K	0-0 1-3 2-H 1B	3	0	0	0	0	2	0				
Inning Stats	R: 0 E: 0 K: 1 S: 5	H: 1 LOB: 1 BB: 1 P: 9	R: 1 E: 0 K: 2 S: 8	H: 1 LOB: 0 BB: 0 P: 8	R: 0 E: 0 K: 0 S: 4	H: 1 LOB: 1 BB: 0 P: 4	R: 0 E: 0 K: 1 S: 5	H: 0 LOB: 0 BB: 0 P: 5	R: 0 E: 0 K: 2 S: 9	H: 2 LOB: 3 BB: 1 P: 13	R: 0 E: 0 K: 3 S: 9	H: 0 LOB: 0 BB: 0 P: 9	R: 0 E: 0 K: 0 S: 3	H: 0 LOB: 0 BB: 0 P: 3	R: 2 E: 0 K: 0 S: 7	H: 4 LOB: 2 BB: 0 P: 7		1B: 7 2B: 1 3B: 0 HR: 1	SF: 0 SAC: 0 DP: 1 HBP: 0	WP: 0 PB: 0 SB: 1 CS: 0
PITCHER Phil Niekro, R ERA: 2.97 (1, 1)	IP: 9.0 WLS: L BF: 37	H: 9 R: 3 ER: 3 SO: 10	BB: 1 IBB: 1 HBP: 0 BLK: 0	WP: 0 HR: 1 S: 55 P: 63	ERA: 3.00 WHIP: 1.111															

AB	35
R	3
H	9
RBI	3
BB	2
SO	10
LOB	14



Batter	1	2	3	4	5	6	7	8	9	AB	R	H	RBI	BB	SO	LOB	BOTTOM			
Jerry Royster, R OBP: 0.345, SLG: 0.340 (1, 6)	0-0 L4		0-0 G6-4-3 1-2			0-0 5-3		0-0 6-3	0-0 3-1 1B 1B	5	0	1	0	0	0	1	Cincinnati Reds @ Atlanta Braves Atlanta-Fulton County Stadium, Atlanta, GA Mon Jul 31 1978, 7:05 PM EDT Att: 45,007 - Unknown			
Rowland Office, L OBP: 0.312, SLG: 0.389 (1, 8)	0-0 6-3					0-0 G1 1B 2B		0-0 F7	0-0 3-1 1B 1B	5	0	2	0	0	0	0				
Gary Matthews, R OBP: 0.382, SLG: 0.475 (1, 9)	0-0 5-3					0-0 2B SF8 1B		0-0 S 1B	0-3 K	5	1	3	0	0	1	3				
Jeff Burroughs, R OBP: 0.455, SLG: 0.547 (1, 7)		0-0 E 2B				0-0 SF8 2B		4-0 1-2 IBB	0-0 3-1	3	0	2	1	2	0	2				
Bob Horner, R OBP: 0.326, SLG: 0.513 (1, 5)		0-0 L7				4-0 FC5 SF8 IBB		0-0 F5	0-0 P6	4	0	0	0	1	0	8				
Biff Pocoroba, S OBP: 0.318, SLG: 0.341 (1, 2)		0-0 E3 2-3				0-0 SF8		0-0 F9	0-0 F8	3	0	0	1	0	0	1				
Dale Murphy, R OBP: 0.307, SLG: 0.412 (1, 3)		0-0 G4-6-3 1-2				0-0 BB		0-0 5-3	0-3 K	3	0	0	0	1	1	2				
Rod Gilbreath, R OBP: 0.293, SLG: 0.332 (1, 4)			0-0 6-3			0-0 FC5		0-0 1B	0-0 F8	4	0	1	0	0	0	3				
Phil Niekro, R OBP: 0.244, SLG: 0.253 Bob Beall, S OBP: 0.350, SLG: 0.272 (1, 1)			0-0 G6-4-3 1B			0-0 6-3		0-0 F7	0-0 1B 3-1 1B	3	0	1	0	0	0	1				
Inning Stats	R: 0 E: 0 K: 0 S: 3	H: 0 LOB: 0 BB: 0 P: 3	R: 0 E: 1 K: 0 S: 4	H: 1 LOB: 1 BB: 0 P: 4	R: 0 E: 0 K: 0 S: 3	H: 1 LOB: 0 BB: 0 P: 3	R: 1 E: 0 K: 0 S: 5	H: 2 LOB: 3 BB: 2 P: 13	R: 0 E: 0 K: 0 S: 4	H: 1 LOB: 1 BB: 0 P: 4	R: 0 E: 0 K: 0 S: 4	H: 1 LOB: 2 BB: 1 P: 8	R: 0 E: 0 K: 1 S: 5	H: 0 LOB: 0 BB: 0 P: 5	R: 1 E: 0 K: 1 S: 8	H: 3 LOB: 2 BB: 0 P: 8		1B: 8 2B: 3 3B: 0 HR: 0	SF: 1 SAC: 0 DP: 2 HBP: 0	WP: 0 PB: 0 SB: 1 CS: 0
PITCHER Michael LaCoss, R ERA: 5.73 Doug Bair, R ERA: 1.5 (1, 1)	IP: 8.0 WLS: W BF: 35	H: 8 R: 1 ER: 1 SO: 1	BB: 2 IBB: 2 HBP: 0 BLK: 0	WP: 0 HR: 0 S: 33 P: 49	ERA: 1.12 WHIP: 1.250															
PITCHER	IP: 1.0 WLS: S BF: 6	H: 3 R: 1 ER: 1 SO: 1	BB: 0 IBB: 0 HBP: 0 BLK: 0	WP: 0 HR: 0 S: 8 P: 8	ERA: 9.00 WHIP: 3.000															

AB	36
R	2
H	11
RBI	2
BB	4
SO	2
LOB	21



Batter	1	2	3	4	5	6	7	8	9	AB	R	H	RBI	BB	SO	LOB	TOP										
Pete Rose, S OBP: 0.366, SLG: 0.424 (1, 5)	4-0 2B 6-3 BB	0-0 L1			0-0 6-3		0-0 L5-3		0-3 K	4	1	0	0	1	1	2											
Ken Griffey, L OBP: 0.336, SLG: 0.391 (1, 9)	0-0 HR 2B		0-0 3-1		0-0 F7		0-0 1B			4	1	2	0	0	0	0											
Dave Concepcion, R OBP: 0.353, SLG: 0.421 (1, 6)	0-0 6-3		4-0 CS BB		0-0 HR		0-0 1B			3	1	2	2	1	0	1											
George Foster, R OBP: 0.368, SLG: 0.551 (1, 7)	0-3 K		0-0 F9		0-0 5-3		0-3 K			4	0	0	0	0	2	4											
Johnny Bench, R OBP: 0.329, SLG: 0.490 Dave Tomlin, L OBP: 0.250, SLG: 0.250 (8, 1)	0-0 HR			0-0 F8		0-0 P4		0-0 L5		4	1	1	2	0	0	0											
Ken Henderson, S OBP: 0.314, SLG: 0.380 (1, 8)	0-3 K			0-0 1-3		4-0 BB		0-0 4-3		3	0	0	0	1	1	0											
Dan Driessen, L OBP: 0.374, SLG: 0.458 (1, 3)		0-0 3-1		4-0 E BB		0-0 F9		0-0 4-3		3	0	0	0	1	0	1											
Junior Kennedy, R OBP: 0.316, SLG: 0.218 (1, 4)		0-0 F7		0-0 E5		0-0 F3		0-3 K		4	0	0	0	0	1	2											
Fred Norman, S OBP: 0.186, SLG: 0.187 Pedro Borbon, R OBP: 0.227, SLG: 0.222 Tom Hume, R OBP: 0.227, SLG: 0.222 Dave Collins, S OBP: 0.246, SLG: 0.243 Manny Sarmiento, R OBP: 0.246, SLG: 0.243 Vic Correll, R OBP: 0.200, SLG: 0.204 (8, 2)		0-0 1B		0-0 F9			0-0 L5-3 1B		0-3 K	2	0	0	0	0	0	0											
Inning Stats	R: 3 E: 0 K: 2 S: 9	H: 2 LOB: 0 BB: 1 P: 13	R: 0 E: 0 K: 0 S: 4	H: 1 LOB: 1 BB: 0 P: 4	R: 0 E: 0 K: 0 S: 2	H: 0 LOB: 0 BB: 1 P: 6	R: 0 E: 1 K: 0 S: 4	H: 0 LOB: 2 BB: 0 P: 8	R: 1 E: 0 K: 0 S: 4	H: 1 LOB: 1 BB: 0 P: 4	R: 0 E: 0 K: 0 S: 3	H: 0 LOB: 1 BB: 0 P: 7	R: 0 E: 0 K: 1 S: 7	H: 3 LOB: 2 BB: 0 P: 7	R: 0 E: 0 K: 0 S: 3	H: 0 LOB: 0 BB: 0 P: 3	R: 0 E: 0 K: 3 S: 9	H: 0 LOB: 0 BB: 0 P: 9	1B: 4 2B: 2 3B: 0 HR: 2	SF: 0 SAC: 0 DP: 1 HBP: 0	WP: 0 PB: 0 SB: 0 CS: 1	PA: 37					
PITCHER	IP	WLS	BF	H	R	ER	SO	BB	IBB	HBP	BLK	WP	HR	S	P	ERA	WHIP										
Larry McWilliams, L ERA: 3.27 Dave Campbell, R ERA: 4.61 Gene Garber, R ERA: 1.56	(1, 1) (6, 1) (7, 1)	5.0 1.0 3.0	W 4 S	22 4 11	4 0 3	4 0 0	2 0 4	3 1 0	0 0 0	0 0 0	0 0 0	0 0 0	2 0 19	23 3 19	35 7 19	7.20 0.00 0.00	1.400 1.000 1.000										

Cincinnati Reds @ Atlanta Braves
Atlanta-Fulton County Stadium, Atlanta, GA
Tue Aug 01 1978, 7:05 PM EDT
Att: 31,159 - Unknown

AB 33
R 4
H 7
RBI 4
BB 4
SO 6
LOB 12



Batter	1	2	3	4	5	6	7	8	9	AB	R	H	RBI	BB	SO	LOB	BOTTOM										
Jerry Royster, R OBP: 0.345, SLG: 0.347 (1, 6)	0-0 2B	0-3 K			0-0 SH1-4	0-0 G4-6-3		0-0 2B		5	2	2	0	0	1	3											
Barry Bonnell, R OBP: 0.286, SLG: 0.305 (1, 8)	0-0 1B		0-0 G6-4-3 1B		0-0 WP HR 1B		0-0 HR		0-3 K	5	3	4	3	0	1	1											
Gary Matthews, R OBP: 0.382, SLG: 0.473 (1, 9)	0-0 1B		0-0 F2		0-3 K		0-0 F7		0-0 E9 E 1B	5	1	2	0	0	1	2											
Jeff Burroughs, R OBP: 0.458, SLG: 0.547 Rowland Office, L OBP: 0.310, SLG: 0.387 (7, PR) (8, 8)	0-0 1B		0-0 G6-4-3		4-0 WP HR BB		4-0 1B BB		0-0 E4 2B	2	1	1	1	2	0	1											
Bob Horner, R OBP: 0.333, SLG: 0.540 (1, 5)	0-0 F7			0-0 1B 2B	0-0 1H 2H HR		0-0 1B 1B		0-0 E6 2B 1B	5	4	3	4	0	0	3											
Dale Murphy, R OBP: 0.305, SLG: 0.417 (1, 3)	0-3 K			0-0 6-3	0-0 HR		0-0 F9		0-3 K	5	1	1	1	0	2	7											
Rod Gilbreath, R OBP: 0.299, SLG: 0.342 (1, 4)	0-0 F8			0-0 CS 1B	0-0 6-3		0-0 1B 1B		0-0 2B	5	1	3	3	0	0	2											
Joe Nolan, L OBP: 0.344, SLG: 0.386 (1, 2)		0-0 4-1		0-0 P6		0-0 G4-6-3 1B		0-0 1B		5	0	3	3	0	0	1											
Larry McWilliams, L OBP: 0.167, SLG: 0.167 Bob Beall, S OBP: 0.253, SLG: 0.279 Dave Campbell, R OBP: 0.253, SLG: 0.279 Chico Ruiz, R OBP: 0.253, SLG: 0.279 Gene Garber, R OBP: 0.200, SLG: 0.111 (7, 1)		0-0 4-3		0-0 1B 1B		0-0 F9		0-0 K		1	0	0	0	0	0	0											
Inning Stats	R: 2 E: 0 K: 1 S: 9	H: 4 LOB: 2 BB: 0 P: 9	R: 0 E: 0 K: 1 S: 5	H: 0 LOB: 0 BB: 0 P: 5	R: 0 E: 0 K: 0 S: 3	H: 1 LOB: 0 BB: 0 P: 3	R: 1 E: 0 K: 0 S: 4	H: 2 LOB: 0 BB: 0 P: 4	R: 5 E: 0 K: 1 S: 9	H: 4 LOB: 0 BB: 1 P: 13	R: 0 E: 0 K: 0 S: 3	H: 1 LOB: 0 BB: 0 P: 3	R: 3 E: 0 K: 1 S: 9	H: 4 LOB: 2 BB: 1 P: 13	R: 5 E: 3 K: 2 S: 14	H: 5 LOB: 2 BB: 0 P: 14	1B: 13 2B: 5 3B: 0 HR: 3	SF: 0 SAC: 1 DP: 2 HBP: 0	WP: 1 PB: 0 SB: 1 CS: 1	PA: 46							
PITCHER	IP	WLS	BF	H	R	ER	SO	BB	IBB	HBP	BLK	WP	HR	S	P	ERA	WHIP										
Fred Norman, L ERA: 3.61 Pedro Borbon, R ERA: 4.56 Tom Hume, R ERA: 5.16 Manny Sarmiento, R ERA: 3.41 Dave Tomlin, L ERA: 4.01	(1, 1) (1, 1) (6, 1) (7, 1) (8, 1)	0.0 5.0 1.0 1.0 1.0	L	21 3 8 5	7 1 4 5	6 0 3 1	6 0 3 2	3 1 0 0	0 0 0 0	0 0 0 0	0 0 0 0	1 0 0 0	2 0 1 0	26 3 9 14	30 3 13 14	10.80 0.00 27.00 9.00	1.600 1.000 5.000 5.000										

Cincinnati Reds @ Atlanta Braves
Atlanta-Fulton County Stadium, Atlanta, GA
Tue Aug 01 1978, 7:05 PM EDT
Att: 31,159 - Unknown

AB 43
R 16
H 21
RBI 15
BB 2
SO 6
LOB 24



Batter	1	2	3	4	5	6	7	8	9	AB	R	H	RBI	BB	SO	LOB	TOP					
Gene Richards, L OBP: 0.391, SLG: 0.416										4	1	1	0	1	0	1	San Diego Padres @ Cincinnati Reds Riverfront Stadium, Cincinnati, OH Fri Aug 04 1978, 7:05 PM EDT Att: 44,829 - Unknown					
Ozzie Smith, S OBP: 0.319, SLG: 0.318										4	0	1	0	1	0	2						
Derrel Thomas, S OBP: 0.302, SLG: 0.290										4	1	0	0	1	1	3						
Dave Winfield, R OBP: 0.346, SLG: 0.478										4	0	0	0	0	0	3						
Oscar Gamble, L OBP: 0.387, SLG: 0.430										2	0	0	0	2	0	0						
Tucker Ashford, R OBP: 0.301, SLG: 0.353										0	0	0	0	0	0	0						
Gene Tenace, R OBP: 0.416, SLG: 0.458										2	1	1	2	2	0	2						
John D'Acquisto, R OBP: 0.286, SLG: 0.231										0	0	0	0	0	0	0						
Rollie Fingers, R OBP: 0.286, SLG: 0.286										0	0	0	0	0	0	0						
Broderick Perkins, L OBP: 0.240, SLG: 0.333										4	0	2	0	0	0	3						
Bill Almon, R OBP: 0.308, SLG: 0.316										0	0	0	0	0	0	0						
Fernando Gonzalez, R OBP: 0.254, SLG: 0.295										4	0	1	0	0	2	2						
Gaylord Perry, R OBP: 0.158, SLG: 0.164										3	0	0	0	0	2	1						
Bob Shirley, R OBP: 0.205, SLG: 0.139										0	0	0	0	0	0	0						
Rick Sweet, S OBP: 0.317, SLG: 0.257										1	0	0	0	0	0	0						
Inning Stats	R: 2 E: 0 K: 0 S: 4	H: 1 LOB: 2 BB: 3 P: 16	R: 0 E: 0 K: 2 S: 7	H: 0 LOB: 0 BB: 0 P: 7	R: 0 E: 0 K: 0 S: 4	H: 1 LOB: 2 BB: 1 P: 8	R: 0 E: 0 K: 1 S: 6	H: 2 LOB: 1 BB: 0 P: 6	R: 0 E: 0 K: 1 S: 3	H: 0 LOB: 0 BB: 0 P: 3	R: 0 E: 0 K: 1 S: 5	H: 0 LOB: 1 BB: 1 P: 9	R: 0 E: 0 K: 0 S: 4	H: 1 LOB: 0 BB: 0 P: 4	R: 1 E: 1 K: 0 S: 4	H: 1 LOB: 1 BB: 1 P: 8	R: 0 E: 0 K: 1 S: 5	H: 0 LOB: 1 BB: 1 P: 9	1B: 4 2B: 2 3B: 0 HR: 0	SF: 0 SAC: 0 DP: 0 HBP: 0	WP: 0 PB: 0 SB: 2 CS: 0	PA: 39
PITCHER	IP	WLS	BF	H	R	ER	SO	BB	IBB	HBP	BLK	WP	HR	S	P	ERA	WHIP					
Paul Moskau, R ERA: 4.03	7.0		30	5	2	2	4	5	0	0	1	0	0	33	53	2.57	1.429					
Doug Bair, R ERA: 1.48	1.0	L	5	1	1	0	0	1	0	0	0	0	0	4	8	0.00	2.000					
Manny Sarmiento, R ERA: 3.38	1.0		4	0	0	0	1	1	0	0	0	0	0	5	9	0.00	1.000					

AB	32
R	3
H	6
RBI	2
BB	7
SO	5
LOB	17



Batter	1	2	3	4	5	6	7	8	9	AB	R	H	RBI	BB	SO	LOB	BOTTOM					
Pete Rose, S OBP: 0.366, SLG: 0.433										4	0	0	1	0	0	0	San Diego Padres @ Cincinnati Reds Riverfront Stadium, Cincinnati, OH Fri Aug 04 1978, 7:05 PM EDT Att: 44,829 - Unknown					
Ken Griffey, L OBP: 0.335, SLG: 0.386										5	0	1	0	0	0	1						
Dan Driessen, L OBP: 0.370, SLG: 0.450										5	0	1	0	0	1	2						
George Foster, R OBP: 0.367, SLG: 0.547										3	1	1	0	1	2	1						
Johnny Bench, R OBP: 0.333, SLG: 0.484										3	0	1	0	1	0	2						
Vic Correll, R OBP: 0.245, SLG: 0.298										0	0	0	0	0	0	0						
Cesar Geronimo, L OBP: 0.333, SLG: 0.366										2	0	0	0	2	1	2						
Junior Kennedy, R OBP: 0.328, SLG: 0.214										0	0	0	0	1	0	0						
Mike Lum, L OBP: 0.387, SLG: 0.500										0	0	0	1	0	0	0						
Ray Knight, R OBP: 0.228, SLG: 0.296										2	0	1	0	0	1	2						
Rick Auerbach, R OBP: 0.325, SLG: 0.424										3	1	1	0	0	1	4						
Joe Morgan, L OBP: 0.386, SLG: 0.427										0	0	0	0	1	0	0						
Paul Moskau, R OBP: 0.273, SLG: 0.310										2	0	0	0	0	1	0						
Dave Collins, S OBP: 0.322, SLG: 0.253										1	0	1	0	0	0	0						
Doug Bair, R OBP: 0.100, SLG: 0.100										0	0	0	0	0	0	0						
Ken Henderson, S OBP: 0.311, SLG: 0.376										1	0	0	0	0	1	3						
Manny Sarmiento, R ERA: 3.09										0	0	0	0	0	0	0						
Inning Stats	R: 0 E: 0 K: 0 S: 3	H: 1 LOB: 0 BB: 0 P: 3	R: 0 E: 0 K: 1 S: 6	H: 1 LOB: 2 BB: 1 P: 10	R: 0 E: 0 K: 0 S: 3	H: 0 LOB: 0 BB: 0 P: 3	R: 1 E: 0 K: 1 S: 6	H: 1 LOB: 2 BB: 2 P: 14	R: 0 E: 0 K: 1 S: 5	H: 0 LOB: 0 BB: 0 P: 5	R: 0 E: 0 K: 2 S: 8	H: 1 LOB: 1 BB: 1 P: 12	R: 0 E: 0 K: 0 S: 5	H: 2 LOB: 0 BB: 0 P: 5	R: 1 E: 0 K: 2 S: 8	H: 1 LOB: 3 BB: 2 P: 16	R: 0 E: 0 K: 1 S: 5	H: 0 LOB: 0 BB: 0 P: 5	1B: 5 2B: 2 3B: 0 HR: 0	SF: 2 SAC: 0 DP: 1 HBP: 0	WP: 0 PB: 0 SB: 2 CS: 0	PA: 39
PITCHER	IP	WLS	BF	H	R	ER	SO	BB	IBB	HBP	BLK	WP	HR	S	P	ERA	WHIP					
Gaylord Perry, R ERA: 3.19	6.0		26	5	2	2	5	4	0	0	0	0	0	32	48	3.00	1.500					
Bob Shirley, L ERA: 4.13	1.0	W	4	1	0	0	0	0	0	0	0	0	0	4	4	0.00	1.000					
John D'Acquisto, R ERA: 2.34	0.2		5	1	0	0	1	2	0	0	0	0	0	5	13	0.00	4.500					
Rollie Fingers, R ERA: 3.09	1.1	S	4	0	0	0	2	0	0	0	0	0	0	8	8	0.00	0.000					

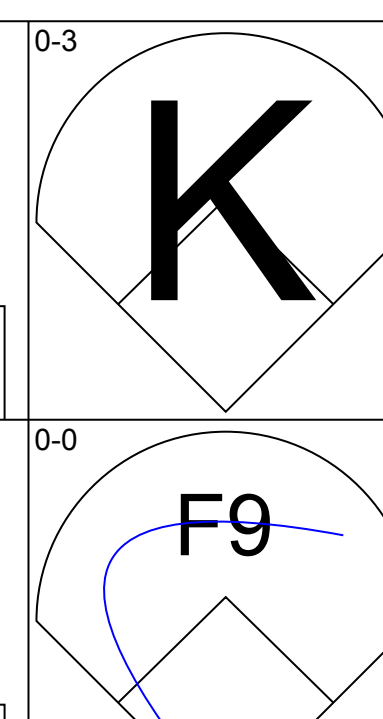
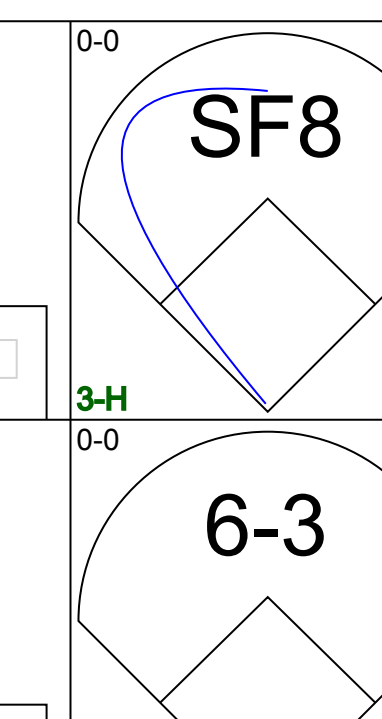
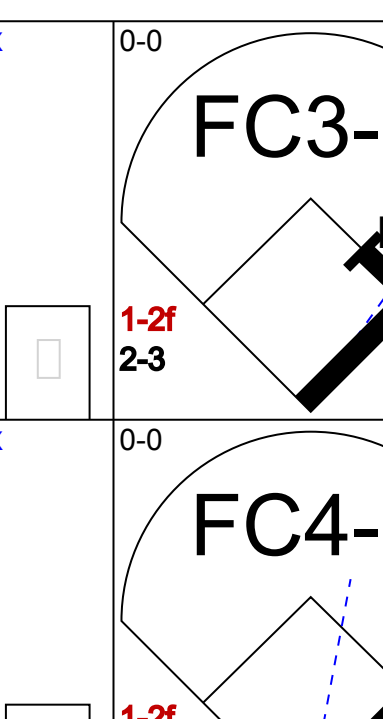
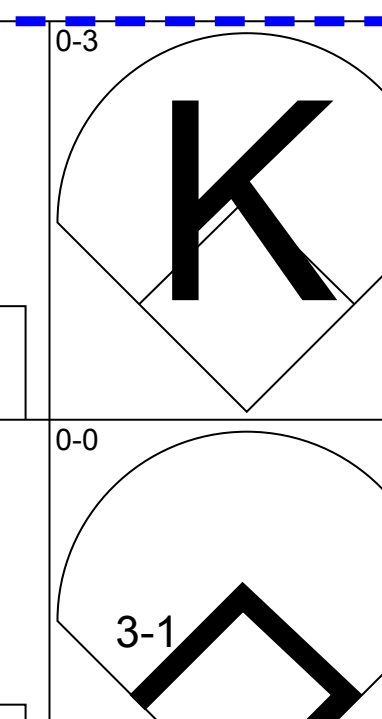
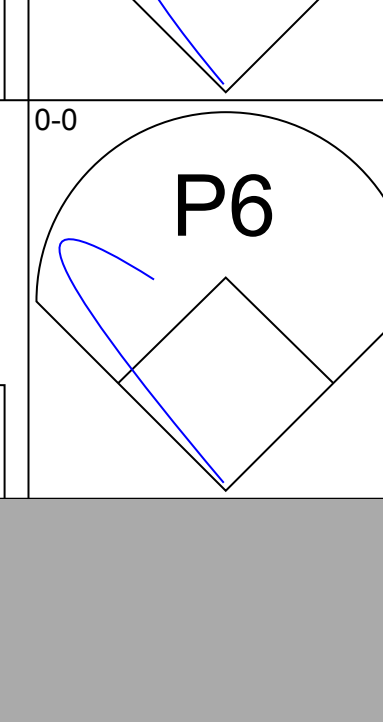


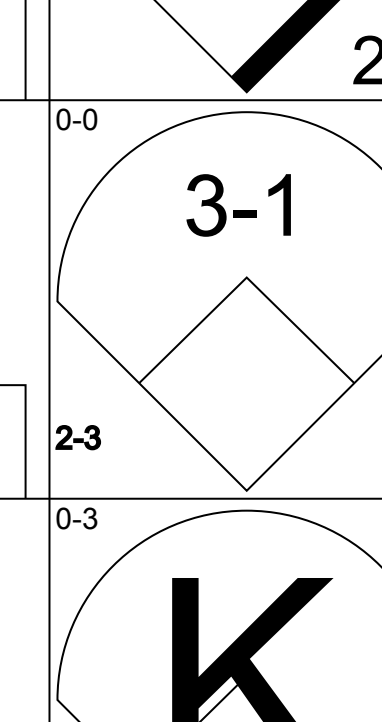

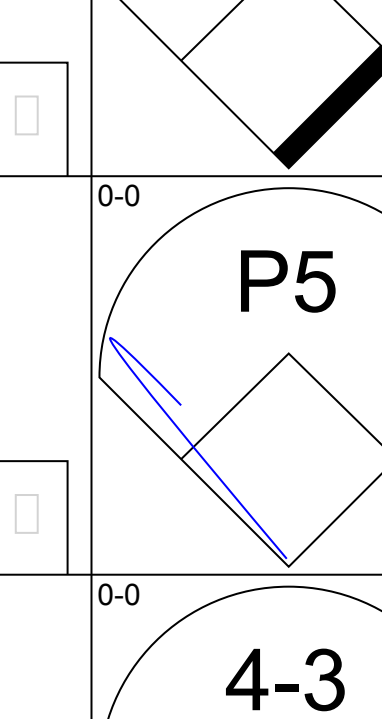
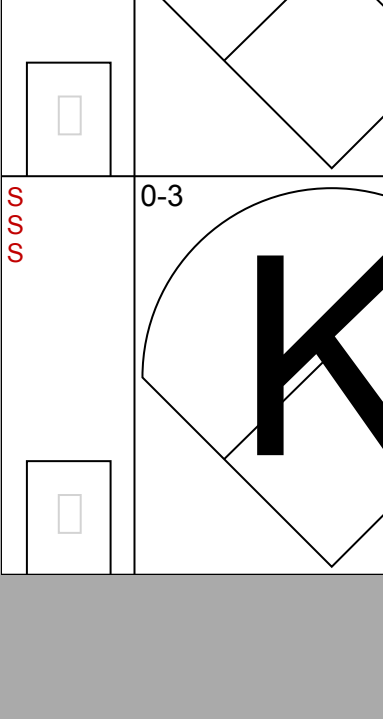

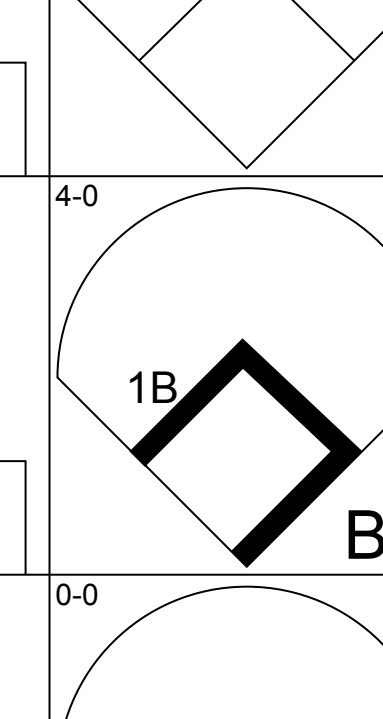
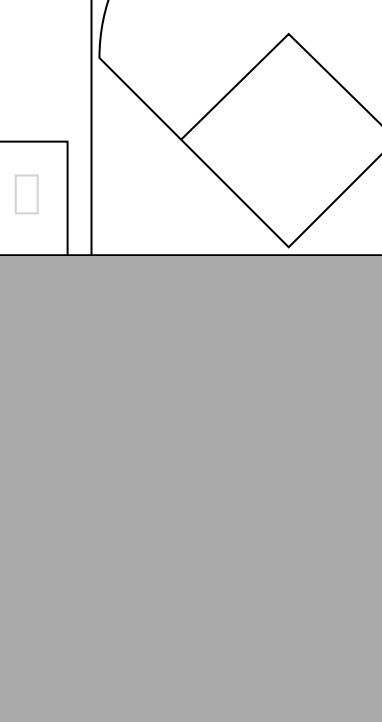


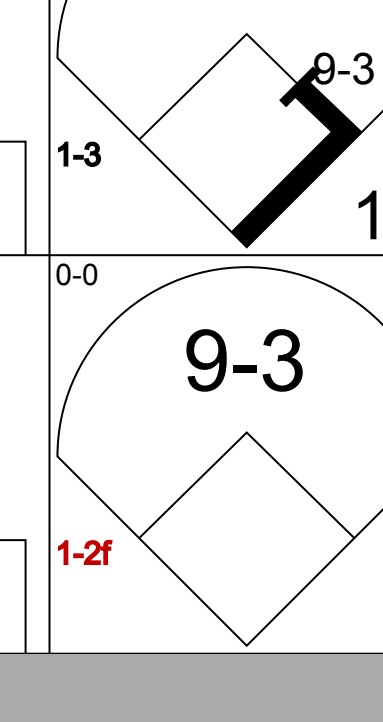



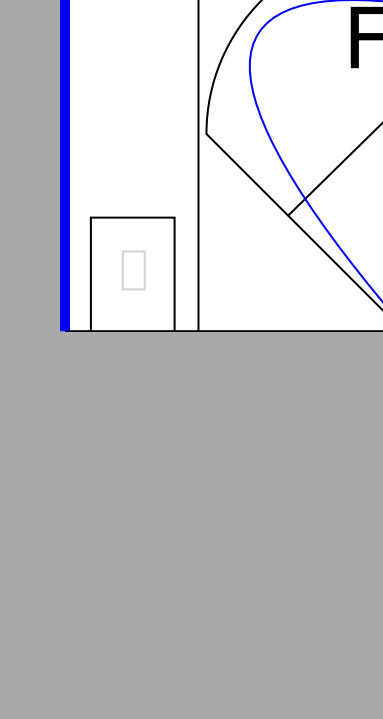
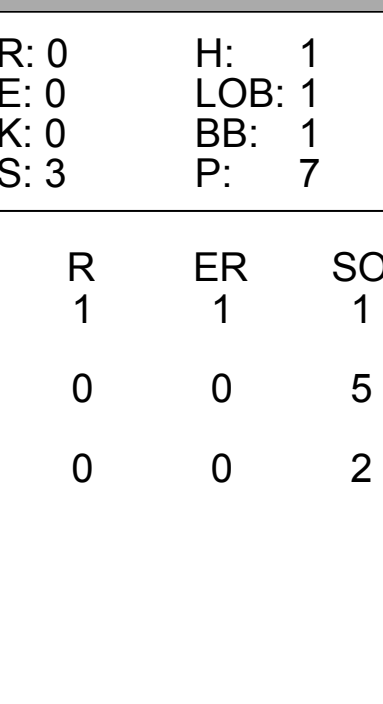
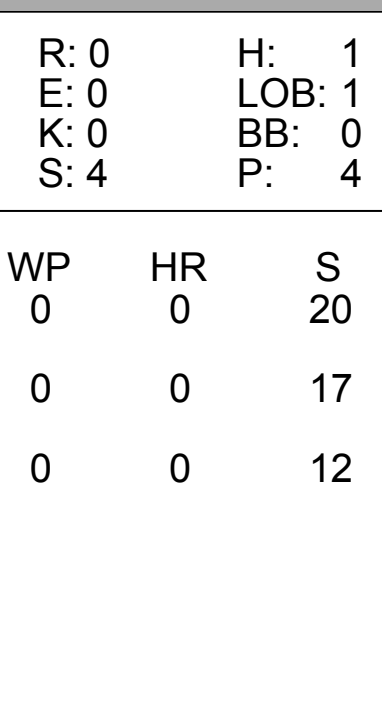
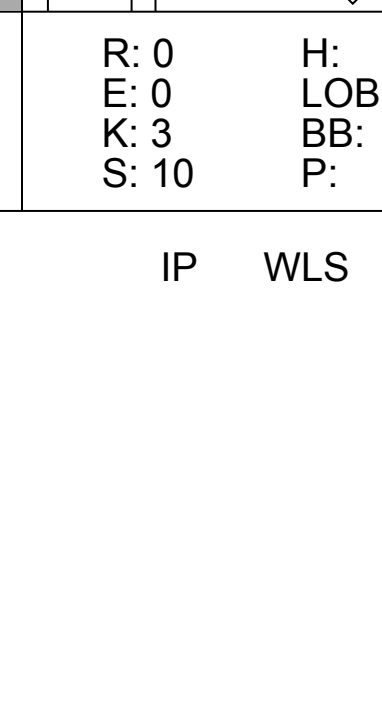
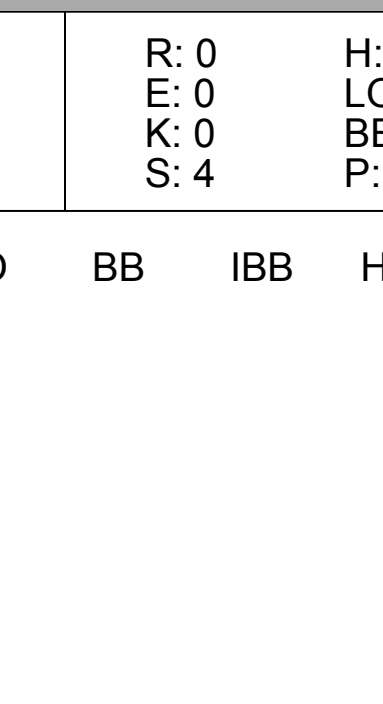

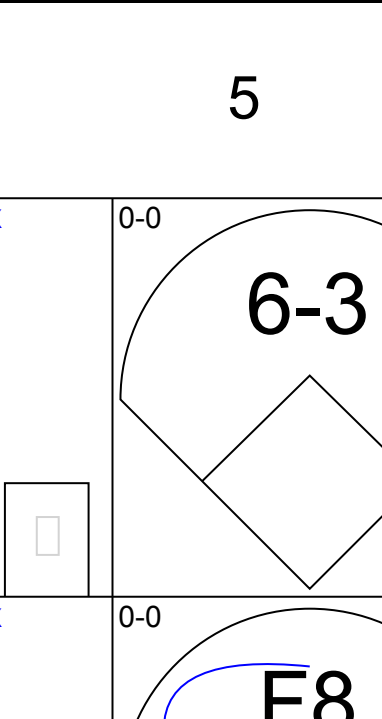
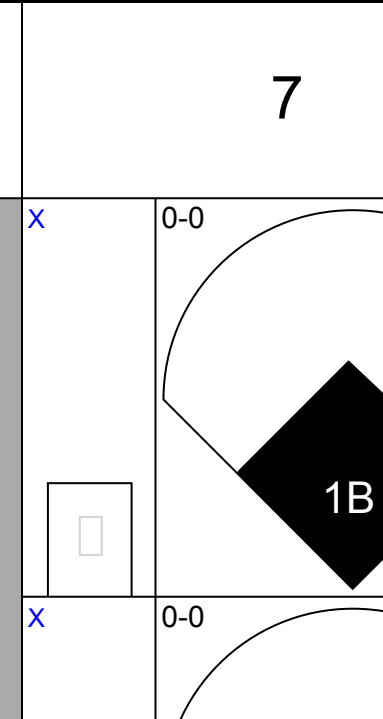

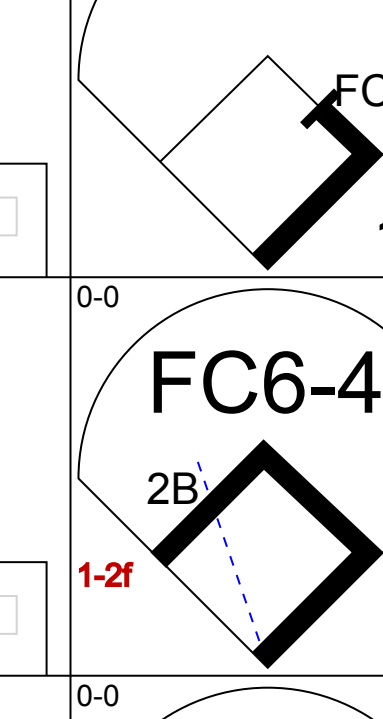
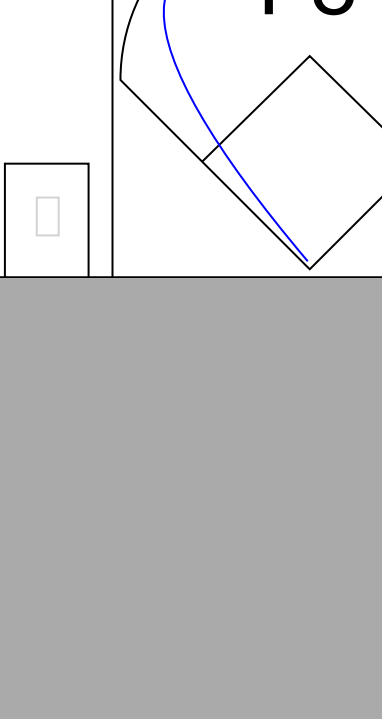
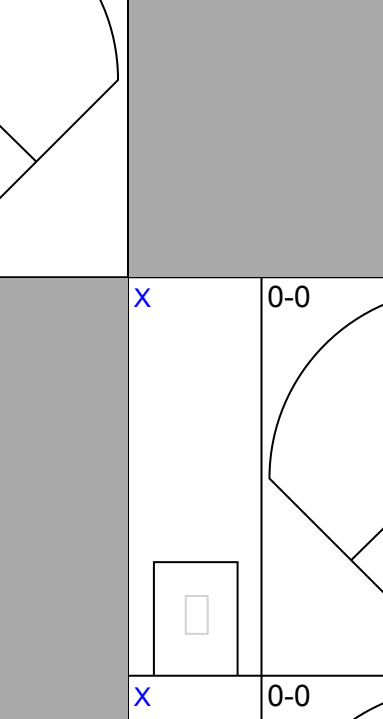
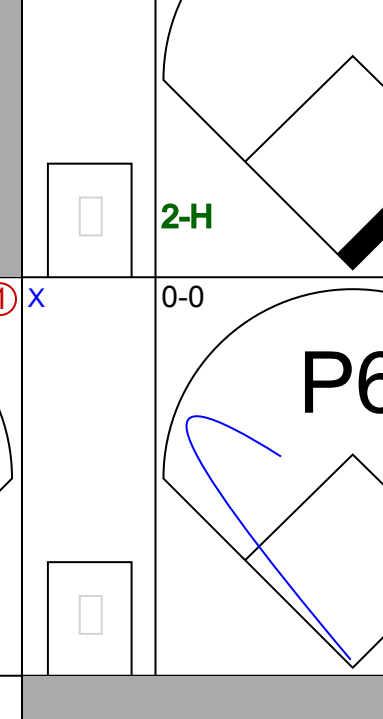

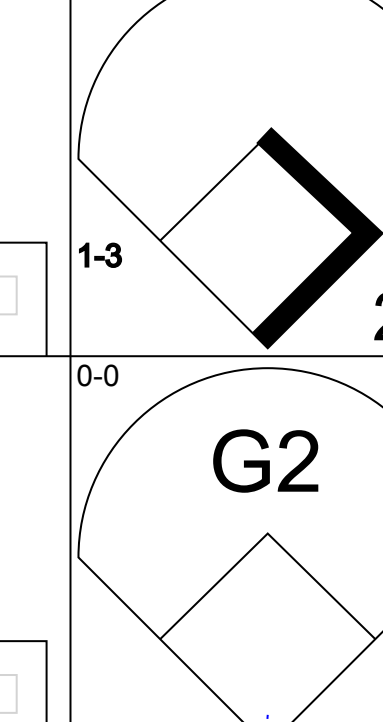

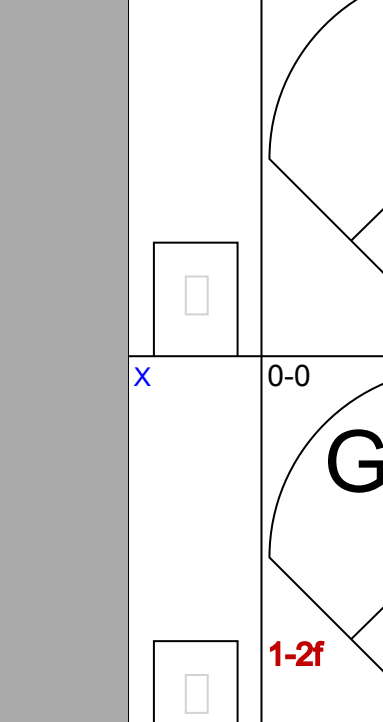




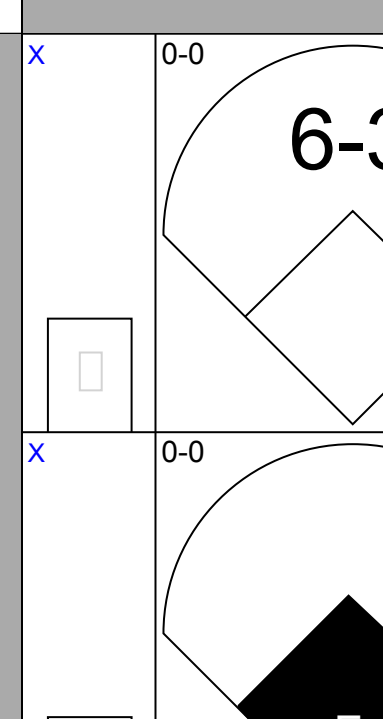
AB	31
R	2
H	7
RBI	2
BB	6
SO	8
LOB	17

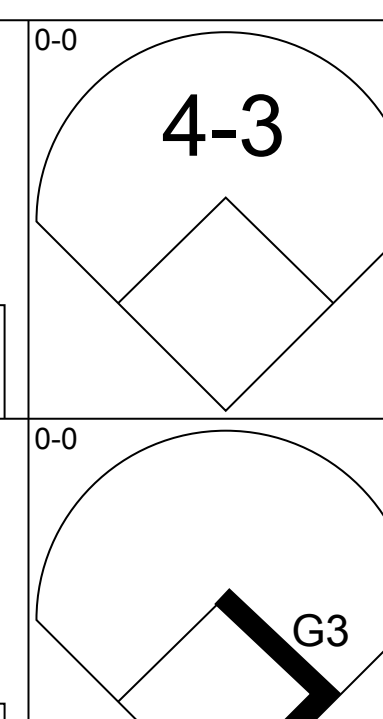
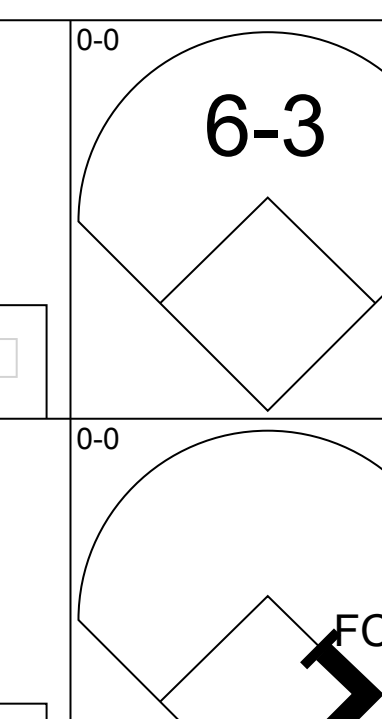
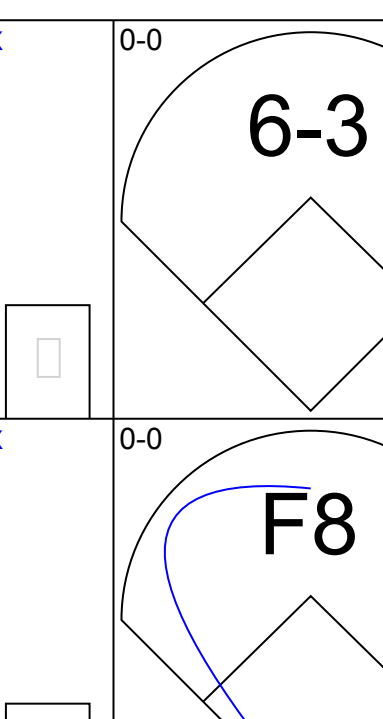
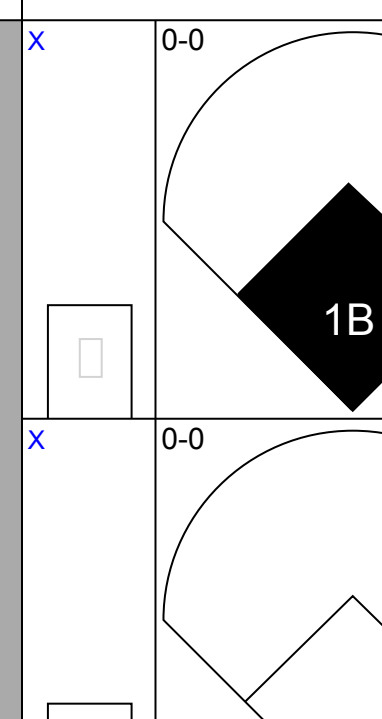
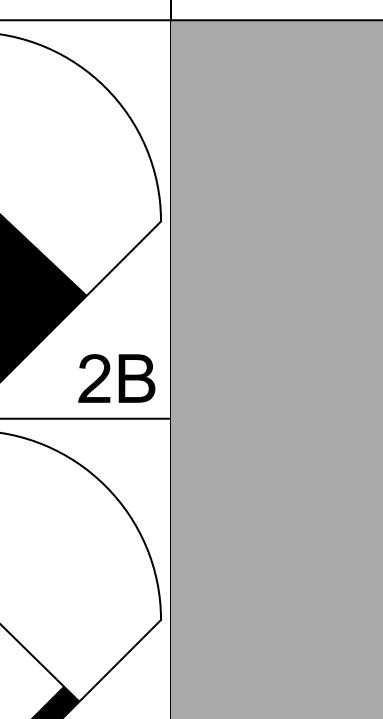
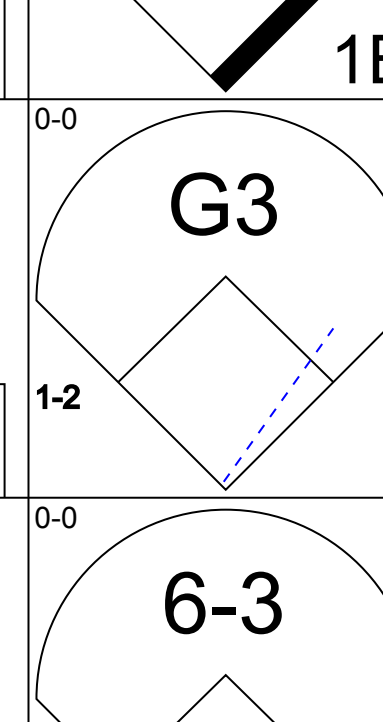
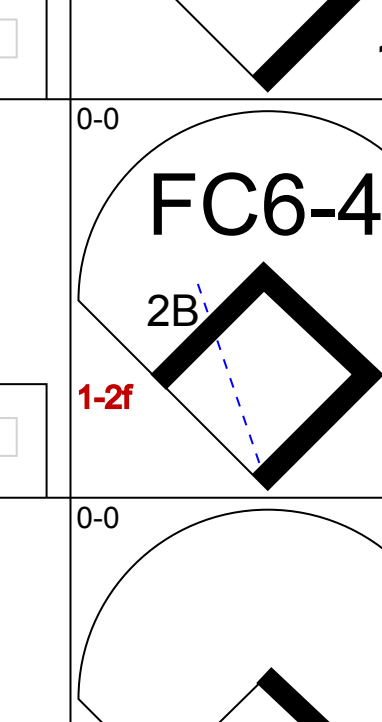

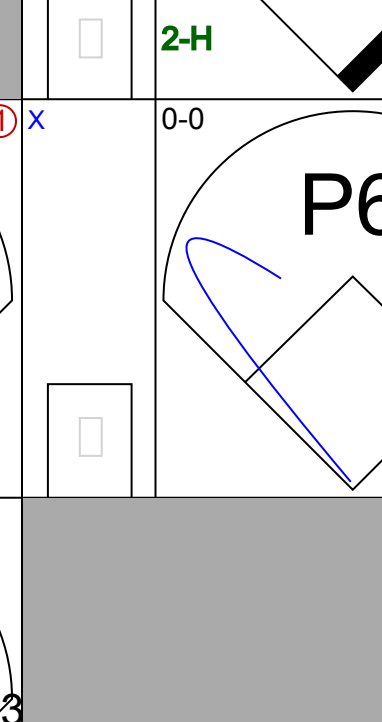
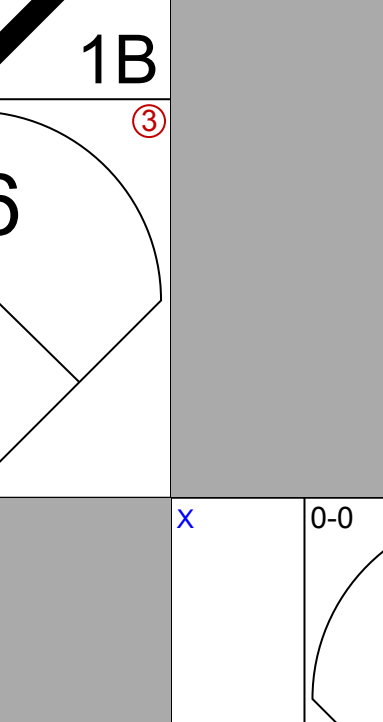

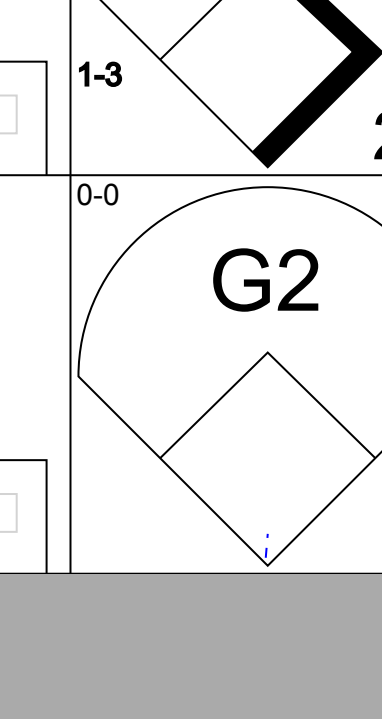





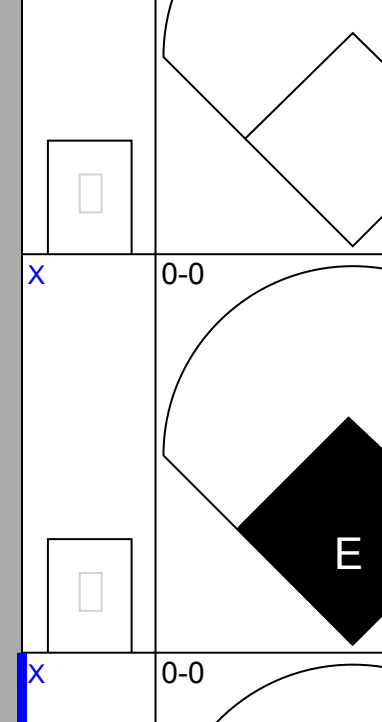
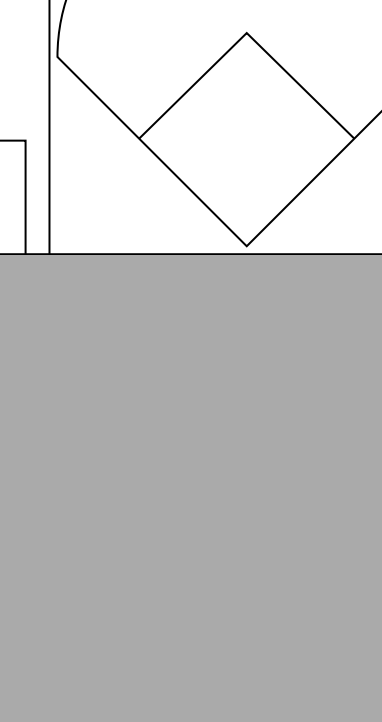
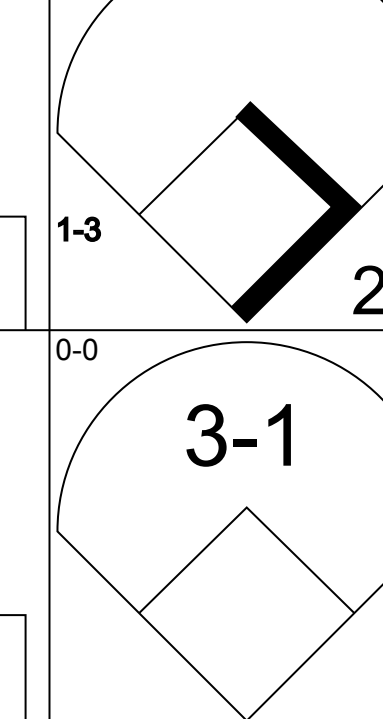
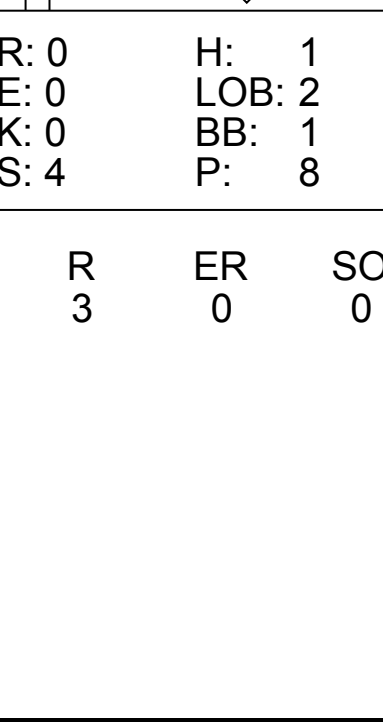

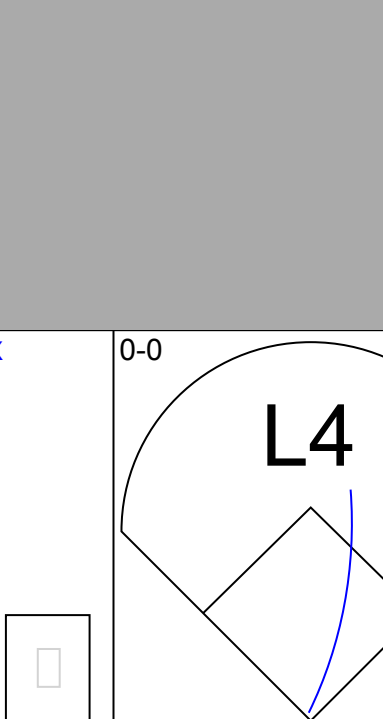
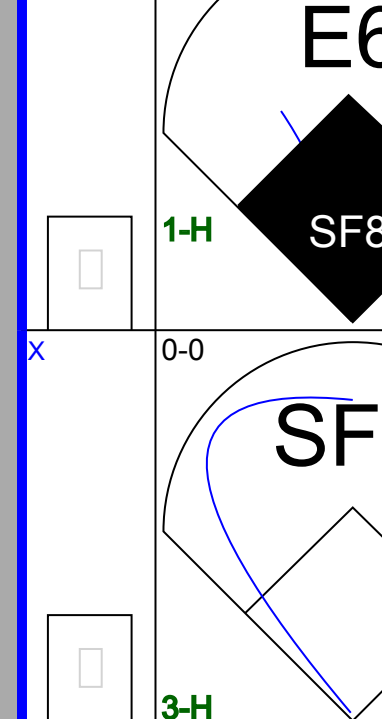

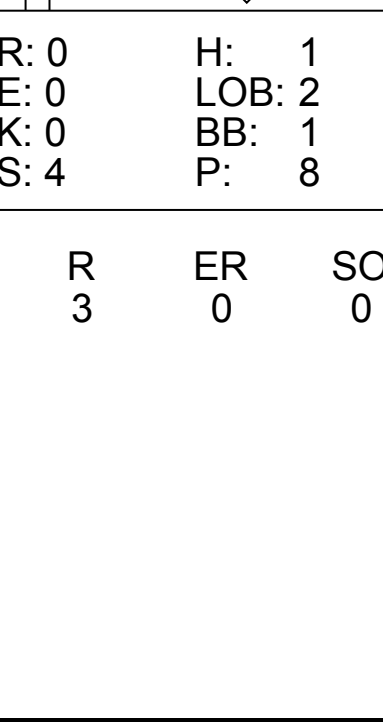
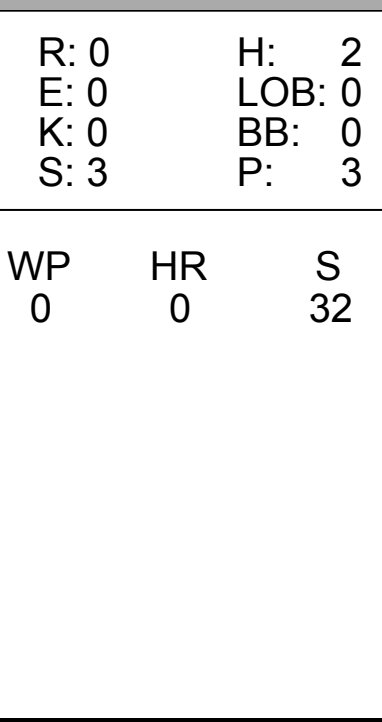
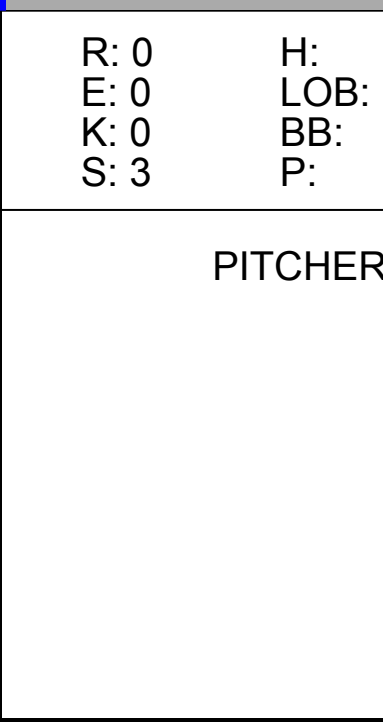
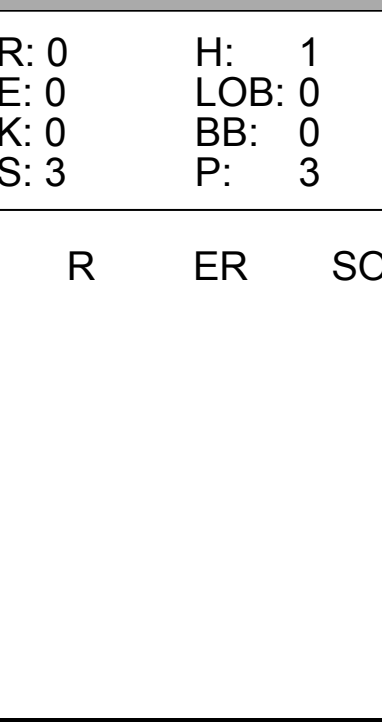


Batter	1	2	3	4	5	6	7	8	9	AB	R	H	RBI	BB	SO	LOB	TOP			
Gene Richards, L (1, 7) OBP: 0.380, SLG: 0.414	4-3		FC6-5-4			G4-6-3			1B	4	0	1	1	0	0	2	San Diego Padres @ Cincinnati Reds Riverfront Stadium, Cincinnati, OH Sat Aug 05 1978, 7:05 PM EDT Att: 40,202 - Unknown			
Ozzie Smith, S (1, 6) OBP: 0.319, SLG: 0.317 Bill Almon, R (7, 6) OBP: 0.307, SLG: 0.315	6-3		CS	CS			6-3		L4	2	0	0	0	1	0	0				
Derrel Thomas, S (1, 5) OBP: 0.299, SLG: 0.287	G1			F9			G3			3	0	0	0	0	0	1				
Dave Winfield, R (1, 8) OBP: 0.345, SLG: 0.475 Jerry Turner, L (5, 8) OBP: 0.330, SLG: 0.438		K		F9			3-1			2	0	0	0	0	1	0				
Oscar Gamble, L (1, 9) OBP: 0.384, SLG: 0.425 Dave Roberts, R (8, 8) OBP: 0.323, SLG: 0.268	L8					4-3			4-3	3	0	0	0	0	0	0				
Gene Tenace, R (1, 3) OBP: 0.416, SLG: 0.455	4-3					G6-3			P6	2	0	0	0	1	0	0				
Rick Sweet, S (1, 2) OBP: 0.317, SLG: 0.258						G6-3			G3	3	1	1	0	0	0	1				
Fernando Gonzalez, R (1, 4) OBP: 0.260, SLG: 0.300									F9	3	0	2	0	0	0	0				
Eric Rasmussen, R (1, 1) OBP: 0.136, SLG: 0.136 Mickey Lolich, S (5, 1) Chuck Baker, R (6, PH) OBP: 0.289, SLG: 0.279 Mark Lee, R (6, 1) Don Reynolds, R (9, PH) OBP: 0.338, SLG: 0.262									4-3	0	0	0	0	0	0	0				
Inning Stats	R: 0 E: 0 K: 0 S: 3	H: 0 LOB: 0 BB: 0 P: 3	R: 0 E: 0 K: 1 S: 5	H: 0 LOB: 0 BB: 0 P: 5	R: 1 E: 0 K: 0 S: 4	H: 2 LOB: 0 BB: 0 P: 4	R: 0 E: 0 K: 0 S: 2	H: 0 LOB: 0 BB: 1 P: 6	R: 0 E: 0 K: 0 S: 3	H: 1 LOB: 0 BB: 0 P: 3	R: 0 E: 0 K: 0 S: 3	H: 0 LOB: 0 BB: 0 P: 3	R: 0 E: 0 K: 0 S: 3	H: 0 LOB: 0 BB: 0 P: 3	R: 0 E: 0 K: 0 S: 4	H: 1 LOB: 1 BB: 0 P: 4		1B: 4 2B: 0 3B: 0 HR: 0	SF: 0 SAC: 1 DP: 2 HBP: 0	WP: 0 PB: 0 SB: 0 CS: 2
PITCHER Michael LaCoss, R (1, 1) ERA: 4.35	IP: 9.0 WLS: W BF: 29 H: 4 R: 1 ER: 1 SO: 1 BB: 2 IBB: 0 HBP: 0 BLK: 0 WP: 0 HR: 0 S: 29 P: 37 ERA: 1.00 WHIP: 0.667															PITCHER				

Batter	1	2	3	4	5	6	7	8	9	AB	R	H	RBI	BB	SO	LOB	BOTTOM			
Pete Rose, S (1, 5) OBP: 0.371, SLG: 0.437	SH1-3 FC3-2		CS		3B	F7				3	1	2	0	2	0	1	San Diego Padres @ Cincinnati Reds Riverfront Stadium, Cincinnati, OH Sat Aug 05 1978, 7:05 PM EDT Att: 40,202 - Unknown			
Junior Kennedy, R (1, 4) OBP: 0.333, SLG: 0.236	SH1-3		BB		3B	5-3			4-3	3	1	1	2	1	0	3				
Ken Griffey, L (1, 9) OBP: 0.339, SLG: 0.392	FC3-2		BB		3B				WP BLK SF9	3	2	2	1	1	0	1				
George Foster, R (1, 7) OBP: 0.366, SLG: 0.544	K		F8		2B				K	4	1	1	1	0	2	4				
Dan Driessen, L (1, 3) OBP: 0.369, SLG: 0.457		HR			G3	K			SF9	3	1	1	2	0	1	1				
Cesar Geronimo, L (1, 8) OBP: 0.332, SLG: 0.368	K				1-3				1-3	4	0	1	1	0	1	0				
Vic Correll, R (1, 2) OBP: 0.226, SLG: 0.275	K				F8	F7			5-3	4	0	0	0	0	1	1				
Rick Auerbach, R (1, 6) OBP: 0.341, SLG: 0.432	K				K				SH3-4 1B	4	0	2	0	0	2	0				
Michael LaCoss, R (1, 1) OBP: 0.182, SLG: 0.273					K				SH1	2	1	1	0	0	1	0				
Inning Stats	R: 0 E: 0 K: 1 S: 6	H: 1 LOB: 1 BB: 0 P: 6	R: 1 E: 0 K: 3 S: 10	H: 1 LOB: 0 BB: 0 P: 10	R: 0 E: 0 K: 1 S: 5	H: 1 LOB: 2 BB: 2 P: 13	R: 0 E: 0 K: 0 S: 3	H: 0 LOB: 0 BB: 0 P: 3	R: 5 E: 0 K: 2 S: 12	H: 5 LOB: 1 BB: 1 P: 16	R: 0 E: 0 K: 0 S: 4	H: 1 LOB: 0 BB: 0 P: 4	R: 1 E: 0 K: 1 S: 6	H: 1 LOB: 0 BB: 0 P: 6	R: 0 E: 0 K: 0 S: 4	H: 1 LOB: 2 BB: 1 P: 8		1B: 5 2B: 3 3B: 2 HR: 1	SF: 1 SAC: 3 DP: 0 HBP: 0	WP: 1 PB: 0 SB: 0 CS: 1
PITCHER Eric Rasmussen, R (1, 1) ERA: 4.11 Mickey Lolich, L (5, 1) ERA: 1.35 Mark Lee, R (6, 1) ERA: 3.48	IP: 4.1 WLS: L BF: 22 H: 7 R: 6 ER: 6 SO: 6 BB: 2 IBB: 0 HBP: 0 BLK: 0 WP: 0 HR: 1 S: 31 P: 43 ERA: 12.46 WHIP: 2.077															PITCHER				



Batter	1	2	3	4	5	6	7	8	9	AB	R	H	RBI	BB	SO	LOB	TOP				
Gene Richards, L (1, 7) OBP: 0.377, SLG: 0.411										3	0	0	1	0	2	2	San Diego Padres @ Cincinnati Reds Riverfront Stadium, Cincinnati, OH Sun Aug 06 1978, 3:33 AM EDT Att: 39,263 - Unknown				
Ozzie Smith, S (1, 6) OBP: 0.318, SLG: 0.318										4	0	1	0	0	0	2					
Derrel Thomas, S (1, 8) OBP: 0.295, SLG: 0.282										4	0	0	0	0	1	1					
Oscar Gamble, L (1, 9) OBP: 0.382, SLG: 0.423										4	0	1	0	0	1	1					
Gene Tenace, R (1, 3) OBP: 0.414, SLG: 0.450										3	0	0	0	1	1	1					
Rick Sweet, S (1, 2) OBP: 0.316, SLG: 0.258										4	0	1	0	0	1	1					
Fernando Gonzalez, R (1, 4) OBP: 0.269, SLG: 0.306										4	0	3	0	0	0	2					
Bill Almon, R (1, 5) OBP: 0.310, SLG: 0.319										2	1	1	0	1	1	1					
Jerry Turner, L (9, PH) OBP: 0.327, SLG: 0.433									1	0	0	0	0	0	0	1					
Randy Jones, R (1, 1) OBP: 0.183, SLG: 0.200									2	0	0	0	0	1	3						
Inning Stats	R: 0 E: 0 K: 1 S: 5	H: 0 LOB: 0 BB: 0 P: 5	R: 0 E: 0 K: 0 S: 3	H: 1 LOB: 1 BB: 1 P: 7	R: 1 E: 0 K: 0 S: 4	H: 1 LOB: 0 BB: 0 P: 4	R: 0 E: 0 K: 0 S: 4	H: 1 LOB: 1 BB: 0 P: 4	R: 0 E: 0 K: 0 S: 4	H: 0 LOB: 0 BB: 0 P: 7	R: 0 E: 0 K: 3 S: 10	H: 1 LOB: 1 BB: 0 P: 10	R: 0 E: 0 K: 2 S: 8	H: 1 LOB: 1 BB: 0 P: 8	R: 0 E: 0 K: 0 S: 4	H: 1 LOB: 1 BB: 0 P: 4	1B: 5 2B: 3 3B: 0 HR: 0	SF: 1 SAC: 1 DP: 1 HBP: 0	WP: 0 PB: 0 SB: 0 CS: 0	PA: 35	
PITCHER	IP	WLS	BF	H	R	ER	SO	BB	IBB	HBP	BLK	WP	HR	S	P	ERA	WHIP				
Bill Bonham, R (1, 1) ERA: 3.12	5.0		20	4	1	1	1	2	0	0	0	0	0	20	28	1.80	1.200				
Fred Norman, L (6, 1) ERA: 3.56	2.0	W	7	1	0	0	5	0	0	0	0	0	0	17	17	0.00	0.500				
Doug Bair, R (8, 1) ERA: 1.43	2.0	S	8	2	0	0	2	0	0	0	0	0	0	12	12	0.00	1.000				

Batter	1	2	3	4	5	6	7	8	9	AB	R	H	RBI	BB	SO	LOB	BOTTOM				
Pete Rose, S (1, 5) OBP: 0.370, SLG: 0.438										4	1	1	0	0	0	0	San Diego Padres @ Cincinnati Reds Riverfront Stadium, Cincinnati, OH Sun Aug 06 1978, 3:33 AM EDT Att: 39,263 - Unknown				
Junior Kennedy, R (1, 4) OBP: 0.346, SLG: 0.255										4	0	3	1	0	0	0					
Ken Griffey, L (1, 9) OBP: 0.336, SLG: 0.389										4	0	0	0	0	0	3					
George Foster, R (1, 7) OBP: 0.369, SLG: 0.549										4	0	3	0	0	0	1					
Ken Henderson, S (1, 8) OBP: 0.300, SLG: 0.361										4	0	0	0	0	0	4					
Cesar Geronimo, L (9, 8) OBP: 0.332, SLG: 0.368										0	0	0	0	0	0	0					
Dan Driessen, L (1, 3) OBP: 0.388, SLG: 0.455										4	0	1	0	0	0	0					
Vic Correll, R (1, 2) OBP: 0.268, SLG: 0.302										2	1	2	0	1	0	0					
Rick Auerbach, R (1, 6) OBP: 0.348, SLG: 0.462										2	0	1	0	0	0	1					
Dave Concepcion, R (7, PH) OBP: 0.355, SLG: 0.430										1	1	0	0	0	0	0					
Bill Bonham, R (1, 1) OBP: 0.250, SLG: 0.194										1	0	0	0	0	0	2					
Dave Collins, S (5, PH)										1	0	0	0	0	0	0					
Fred Norman, S (6, 1) OBP: 0.186, SLG: 0.167										0	0	0	0	0	0	0					
Johnny Bench, R (7, PH) OBP: 0.332, SLG: 0.484										0	0	0	1	0	0	0					
Doug Bair, R (8, 1) OBP: 0.100, SLG: 0.100										0	0	0	0	0	0	0					
Inning Stats	R: 0 E: 0 K: 0 S: 4	H: 1 LOB: 1 BB: 0 P: 4	R: 0 E: 0 K: 0 S: 4	H: 1 LOB: 2 BB: 1 P: 8	R: 0 E: 0 K: 0 S: 5	H: 2 LOB: 0 BB: 0 P: 5	R: 0 E: 0 K: 0 S: 3	H: 2 LOB: 0 BB: 0 P: 3	R: 0 E: 0 K: 0 S: 3	H: 1 LOB: 0 BB: 0 P: 3	R: 3 E: 1 K: 0 S: 7	H: 3 LOB: 1 BB: 0 P: 7	R: 0 E: 0 K: 0 S: 3	H: 1 LOB: 0 BB: 0 P: 3	1B: 8 2B: 3 3B: 0 HR: 0	SF: 1 SAC: 0 DP: 3 HBP: 0	WP: 0 PB: 0 SB: 0 CS: 1	PA: 33			
PITCHER	IP	WLS	BF	H	R	ER	SO	BB	IBB	HBP	BLK	WP	HR	S	P	ERA	WHIP				
Randy Jones, L (1, 1) ERA: 2.85	8.0	L	33	11	3	0	0	1	0	0	0	0	0	32	36	0.00	1.500				

AB 31
R 1
H 7
RBI 1
BB 2
SO 8
LOB 15



AB 31
R 3
H 11
RBI 2
BB 1
SO 0
LOB 11



Batter	1	2	3	4	5	6	7	8	9	AB	R	H	RBI	BB	SO	LOB	TOP				
Jerry Royster, R (1,6) OBP: 0.340, SLG: 0.338	F5		F8		F7		FC5-2-5 PB										4 0 0 0 1 0 2				
Rowland Office, L (1,8) OBP: 0.308, SLG: 0.377	F9				F9												4 0 1 0 1 0 1				
Gary Matthews, R (1,9) OBP: 0.372, SLG: 0.454	F9		F3		K		K										5 0 0 0 0 2 4				
Jeff Burroughs, R (1,7) OBP: 0.453, SLG: 0.560 Barry Bonnell, R (8, PR) OBP: 0.296, SLG: 0.302		WP PB BB		5-3		F8			4-3 SF7 2B								3 1 1 0 1 0 0 0 1 0 0 0 0 0				
Joe Nolan, L (1,2) OBP: 0.324, SLG: 0.351		PB WP SF9 1B		3B BB		P4			4-3								3 2 1 0 1 0 1				
Dale Murphy, R (1,3) OBP: 0.504, SLG: 0.424		6-3		SH1 3B		6-3			SF7								3 1 1 2 0 0 1				
Rod Gilbreath, R (1,5) OBP: 0.307, SLG: 0.343		SF9		SH1				1B FC5-5 1B	S 1B								2 0 2 2 0 0 0				
Chico Ruiz, R (1,4) OBP: 0.426, SLG: 0.500		3H 0-3 K		3H 0-0 K				PB SH3-4 1B	1-2 IBB								3 0 2 0 1 1 0				
Mickey Mahler, S (1,1) OBP: 0.138, SLG: 0.107 Gene Garber, R (7,1) OBP: 0.167, SLG: 0.091				K		K		SH3-4 1-2 K	0-3 K								2 0 0 0 0 2 1 1 0 0 0 0 1 2				
Inning Stats	R: 0 E: 0 K: 0 S: 3	H: 0 LOB: 0 BB: 0 P: 3	R: 2 E: 0 K: 1 S: 6	H: 1 LOB: 0 BB: 1 P: 10	R: 0 E: 0 K: 1 S: 6	H: 1 LOB: 1 BB: 0 P: 6	R: 2 E: 0 K: 1 S: 7	H: 2 LOB: 1 BB: 0 P: 11	R: 0 E: 0 K: 0 S: 5	H: 0 LOB: 0 BB: 0 P: 3	R: 0 E: 0 K: 1 S: 7	H: 2 LOB: 3 BB: 1 P: 11	R: 1 E: 0 K: 1 S: 7	H: 2 LOB: 2 BB: 1 P: 11	R: 0 E: 0 K: 0 S: 2	H: 0 LOB: 0 BB: 1 P: 6	1B: 5 2B: 2 3B: 1 HR: 0	SF: 2 SAC: 2 DP: 0 HBP: 0	WP: 1 PB: 2 SB: 1 CS: 1	PA: 39	
PITCHER	IP WLS BF H R ER SO BB IBB HBP BLK WP HR S P ERA WHIP	IP WLS BF H R ER SO BB IBB HBP BLK WP HR S P ERA WHIP	Tom Seaver, R (1,1) ERA: 3.07	Manny Sarmiento, R (8,1) ERA: 3.4																	

Atlanta Braves @ Cincinnati Reds
Riverfront Stadium, Cincinnati, OH
Mon Aug 07 1978, 7:05 PM EDT
Att: 33,215 - Unknown

AB 30
R 5
H 8
RBI 4
BB 5
SO 6
LOB 12



Batter	1	2	3	4	5	6	7	8	9	AB	R	H	RBI	BB	SO	LOB	BOTTOM			
Pete Rose, S (1,5) OBP: 0.367, SLG: 0.434	6-3		G6-3		L4-3		F8										4 0 0 0 0 0 3			
Junior Kennedy, R (1,4) OBP: 0.346, SLG: 0.250 Dave Collins, S (8, PH) OBP: 0.315, SLG: 0.247 Rick Auerbach, R (9,4) OBP: 0.346, SLG: 0.462	6-3			K					5-3								2 0 0 0 0 1 1 0 1 0 0 0 0 0 0 0 0 0 0 0 0 0 0 0			
Ken Griffey, L (1,9) OBP: 0.338, SLG: 0.391				E9 SF8 2B		1-4-3			4-3								3 1 1 0 1 0 2			
George Foster, R (1,7) OBP: 0.370, SLG: 0.554						6-3			4-3 HR								3 1 1 1 1 0 1			
Dave Concepcion, R (1,6) OBP: 0.354, SLG: 0.426			F8			K			F8								3 0 0 0 0 1 1 0			
Ken Henderson, S (1,8) OBP: 0.289, SLG: 0.350			F9		SF8		K										3 0 0 1 0 1 0			
Dan Driessen, L (1,3) OBP: 0.367, SLG: 0.453			L4		F7				3-1								4 1 1 0 0 0 2			
Vic Correll, R (1,2) OBP: 0.283, SLG: 0.316				K					6-3								4 0 2 0 0 1 0			
Tom Seaver, R (1,1) OBP: 0.259, SLG: 0.170 Ray Knight, R (7, PH) OBP: 0.228, SLG: 0.296 Mike Lum, L (7, PH) OBP: 0.383, SLG: 0.495 Manny Sarmiento, R (8,1) ERA: 1.77									G4-6-3 1B 1B								1 0 1 0 1 0 0 0 0 0 0 0 0 0 1 0 0 0 0 0 2 0 0 0 0 0 0 0			
Inning Stats	R: 0 E: 0 K: 0 S: 3	H: 0 LOB: 1 BB: 1 P: 7	R: 0 E: 0 K: 0 S: 3	H: 0 LOB: 0 BB: 0 P: 3	R: 0 E: 0 K: 1 S: 4	H: 0 LOB: 0 BB: 1 P: 8	R: 1 E: 1 K: 1 S: 6	H: 1 LOB: 2 BB: 2 P: 14	R: 0 E: 0 K: 0 S: 4	H: 2 LOB: 2 BB: 1 P: 8	R: 0 E: 0 K: 2 S: 7	H: 0 LOB: 0 BB: 0 P: 7	R: 1 E: 0 K: 0 S: 4	H: 1 LOB: 0 BB: 0 P: 4	R: 0 E: 0 K: 0 S: 3	H: 0 LOB: 0 BB: 0 P: 3	1B: 4 2B: 2 3B: 0 HR: 1	SF: 1 SAC: 0 DP: 3 HBP: 0	WP: 1 PB: 0 SB: 0 CS: 0	PA: 35
PITCHER	IP WLS BF H R ER SO BB IBB HBP BLK WP HR S P ERA WHIP	IP WLS BF H R ER SO BB IBB HBP BLK WP HR S P ERA WHIP	Mickey Mahler, L (1,1) ERA: 4.05	Gene Garber, R (7,1) ERA: 1.77																

Atlanta Braves @ Cincinnati Reds
Riverfront Stadium, Cincinnati, OH
Mon Aug 07 1978, 7:05 PM EDT
Att: 33,215 - Unknown


AB 29
R 3
H 6
RBI 2
BB 5
SO 4
LOB 10



Batter	1	2	3	4	5	6	7	8	9	AB	R	H	RBI	BB	SO	LOB	TOP		
Jerry Royster, R (1,6) OBP: 0.340, SLG: 0.339	4-0 BB		0-0 6-3			0-0 CS 1B		0-0 5-3	3 0 1 0 1 0 0										
Rowland Office, L (1,8) OBP: 0.305, SLG: 0.375	0-0 F9		0-0 G6-4-3 1B			0-3 K		0-0 F7	4 0 1 0 0 1 2										
Gary Matthews, R (1,9) OBP: 0.365, SLG: 0.444	0-0 F8		0-0 G6-4-3 1-2			0-0 F9		0-0 E5 2B	4 0 0 0 0 0 2										
Jeff Burroughs, R (1,7) OBP: 0.452, SLG: 0.558	4-0 BB			0-0 6-3				0-0 F8	3 0 1 0 1 0 0										
Barry Bonnell, R (9, PR) OBP: 0.295, SLG: 0.301	0-0 BB			0-0 6-3				0-0 F8	0 0 0 0 0 0 0										
Joe Nolan, L (1,2) OBP: 0.313, SLG: 0.337	0-3 K			0-0 F8				0-0 G3	4 0 0 0 0 1 4										
Dale Murphy, R (1,3) OBP: 0.504, SLG: 0.421				0-0 F8				0-3 K	3 0 0 0 0 2 0										
Rod Gilbreath, R (1,5) OBP: 0.306, SLG: 0.338						0-3 K		0-0 6-3	3 0 1 0 0 1 0								AB 30		
Chico Ruiz, R (1,4) OBP: 0.357, SLG: 0.417								0-0 F7	3 0 0 0 0 0 1								R 0		
Tommy Boggs, R (1,1) OBP: 0.176, SLG: 0.353								0-0 F2	1 0 0 0 0 0 1								H 4		
Jamie Easterly, L (3,1) OBP: 0.278, SLG: 0.294								0-0 F9	1 0 0 0 0 0 0								RBI 0		
Craig Skok, R (6,1) OBP: 0.286, SLG: 0.429									0 0 0 0 0 0 0								BB 2		
Bob Beall, S (8, PH) OBP: 0.344, SLG: 0.269									1 0 0 0 0 0 0								SO 5		
Dave Campbell, R (8,1) OBP: 0.344, SLG: 0.269									0 0 0 0 0 0 0								LOB 10		
Inning Stats	R: 0 E: 0 K: 1 S: 5	H: 0 LOB: 2 BB: 2 P: 13	R: 0 E: 0 K: 1 S: 6	H: 1 LOB: 1 BB: 0 P: 6	R: 0 E: 0 K: 0 S: 3	H: 1 LOB: 0 BB: 0 P: 3	R: 0 E: 0 K: 0 S: 3	H: 0 LOB: 0 BB: 0 P: 3	R: 0 E: 0 K: 1 S: 5	H: 1 LOB: 0 BB: 0 P: 5	R: 0 E: 0 K: 1 S: 5	H: 0 LOB: 0 BB: 0 P: 5	R: 0 E: 0 K: 0 S: 3	H: 0 LOB: 0 BB: 0 P: 3	R: 0 E: 1 K: 0 S: 5	H: 1 LOB: 2 BB: 0 P: 5	1B: 3 2B: 1 3B: 0 HR: 0	SF: 0 SAC: 0 DP: 1 HBP: 0	WP: 0 PA: 32 PB: 0 SB: 1 CS: 1
PITCHER Paul Moskau, R (1,1) ERA: 3.67	IP: 9.0 WLS: W BF: 32 H: 4 R: 0 ER: 0 SO: 5 BB: 2 IBB: 0 HBP: 0 BLK: 0 WP: 0 HR: 0 S: 40 P: 48 ERA: 0.00 WHIP: 0.667															PITCHER	IP: 9.0 WLS: W BF: 32 H: 4 R: 0 ER: 0 SO: 5 BB: 2 IBB: 0 HBP: 0 BLK: 0 WP: 0 HR: 0 S: 40 P: 48 ERA: 0.00 WHIP: 0.667		

Atlanta Braves @ Cincinnati Reds
Riverfront Stadium, Cincinnati, OH
Wed Aug 09 1978, 7:05 PM EDT
Att: 34,090 - Unknown


AB 30
R 0
H 4
RBI 0
BB 2
SO 5
LOB 10



Batter	1	2	3	4	5	6	7	8	9	AB	R	H	RBI	BB	SO	LOB	BOTTOM		
Pete Rose, S (1,5) OBP: 0.366, SLG: 0.428	0-0 F7		4-0 F7 BB 1B	0-3 K		4-0 2B 4-3 SF9 IBB		0-0 F8	3 2 0 0 2 1 0										
Mike Lum, L (9,7) OBP: 0.380, SLG: 0.489									0 0 0 0 0 0 0										
Junior Kennedy, R (1,4) OBP: 0.357, SLG: 0.250	4-0 BB		4-0 1B FC3-2-5-3 BB		0-0 4-3	0-0 4-3		0-0 2B 1B	3 1 1 1 2 0 2										
Ken Griffey, L (1,9) OBP: 0.339, SLG: 0.403	0-0 BB				0-0 4-3	1-2 2-3 3-H		0-0 2B 1B	5 1 3 2 0 0 3										
Dave Collins, S (9,9) OBP: 0.322, SLG: 0.247	0-0 E4		0-0 F7		0-0 FC6-4 1B	0-0 2B		0-0 F8 2B	0 0 0 0 0 0 0										
George Foster, R (1,7) OBP: 0.370, SLG: 0.548	0-0 G5-4-3		0-0 FC3-2-5-3 WP 1B		0-0 FC6-4 1B	2-3 4-0 2B		4-0 F8 2B	3 2 1 1 2 0 3										
Ray Knight, R (9,5) OBP: 0.224, SLG: 0.291	0-0 G5-4-3 1-2		0-0 FC3-2-5-3 WP 1B		0-0 FC6-4 1B	2-3 4-0 IBB		0-0 2B BB	0 0 0 0 0 0 0										
Dan Driessen, L (1,3) OBP: 0.366, SLG: 0.454		0-0 S FC5-2 2B	0-0 FC3-2-5-3 WP BB		0-0 4-3	0-0 SF9		0-0 F8	4 0 1 1 1 0 5										
Dave Concepcion, R (1,6) OBP: 0.356, SLG: 0.428		0-0 1-3	0-0 FC3-2-5-3 WP BB		0-0 4-3	3-H 1B		0-0 F8	4 1 2 2 1 0 3										
Rick Auerbach, R (9,6) OBP: 0.348, SLG: 0.462			0-0 WP BB		0-0 FC6-4 1B	0-0 IBB		0-0 2B	0 0 0 0 0 0 0										
Cesar Geronimo, L (1,8) OBP: 0.332, SLG: 0.361		4-0 FC5-2 BB	0-0 FC3-2-5-3 WP BB		0-0 F7	0-0 IBB		0-0 F8 BB	3 1 1 0 2 0 2								AB 34		
Vic Correll, R (1,2) OBP: 0.269, SLG: 0.297		0-0 FC5-2	0-0 FC3-2-5-3 WP BB		0-0 1-3	0-0 1B		0-0 2B BB	5 1 1 0 0 0 4								R 10		
Paul Moskau, R (1,1) OBP: 0.270, SLG: 0.333		0-3 K	0-0 FC5-2 BB		0-3 K	0-0 1B		0-0 F8	4 1 1 2 0 2 2								H 11		
Inning Stats	R: 0 E: 1 K: 0 S: 3	H: 0 LOB: 1 BB: 1 P: 7	R: 0 E: 0 K: 1 S: 6	H: 1 LOB: 2 BB: 1 P: 10	R: 2 E: 0 K: 0 S: 4	H: 1 LOB: 2 BB: 3 P: 16	R: 0 E: 0 K: 2 S: 7	H: 0 LOB: 0 BB: 0 P: 7	R: 0 E: 0 K: 0 S: 4	H: 1 LOB: 1 BB: 0 P: 4	R: 5 E: 0 K: 0 S: 8	H: 5 LOB: 2 BB: 2 P: 16	R: 0 E: 0 K: 0 S: 3	H: 0 LOB: 0 BB: 0 P: 3	R: 3 E: 0 K: 0 S: 6	H: 3 LOB: 2 BB: 2 P: 14	1B: 6 2B: 5 3B: 0 HR: 0	SF: 1 SAC: 0 DP: 1 HBP: 0	WP: 1 PA: 44 PB: 0 SB: 3 CS: 0
PITCHER Tommy Boggs, R (1,1) ERA: 6.5	IP: 2.1 WLS: L BF: 13 H: 2 R: 2 ER: 2 SO: 1 BB: 4 IBB: 0 HBP: 0 BLK: 0 WP: 1 HR: 0 S: 11 P: 27 ERA: 15.00 WHIP: 2.571															PITCHER	IP: 2.1 WLS: L BF: 13 H: 2 R: 2 ER: 2 SO: 1 BB: 4 IBB: 0 HBP: 0 BLK: 0 WP: 1 HR: 0 S: 11 P: 27 ERA: 15.00 WHIP: 2.571		
Jamie Easterly, L (3,1) ERA: 6.41	3.0 6 5 5 2 1 1 0 0 0 1 0 19 27 15.00 2.333																		
Craig Skok, L (6,1) ERA: 4.02	1.2 6 0 0 0 0 1 0 0 0 0 0 5 9 0.00 0.000																		
Dave Campbell, R (8,1) ERA: 5.08	1.0 8 3 3 3 0 2 0 0 0 0 0 6 14 27.00 5.000																		

Atlanta Braves @ Cincinnati Reds
Riverfront Stadium, Cincinnati, OH
Wed Aug 09 1978, 7:05 PM EDT
Att: 34,090 - Unknown

AB 34
R 10
H 11
RBI 9
BB 9
SO 3
LOB 24



Batter	1	2	3	4	5	6	7	8	9	AB	R	H	RBI	BB	SO	LOB	TOP			
Pete Rose, S OBP: 0.367, SLG: 0.429 Ray Knight, R OBP: 0.224, SLG: 0.291	0-0 6-3		0-0 6-3		0-0 G3 WP 1B		0-0 G4-6-3 1B			4	0	2	0	0	0	1	Cincinnati Reds @ San Diego Padres San Diego Stadium, San Diego, CA Thu Aug 10 1978, 10:05 PM EDT Att: 27,862 - Unknown			
Junior Kennedy, R OBP: 0.354, SLG: 0.250	0-0 F8		0-0 3B 1B		0-3 K 1-2		0-0 G4-6-3 1-2			4	1	1	1	0	1	3				
Ken Griffey, L OBP: 0.341, SLG: 0.408 Cesar Geronimo, L OBP: 0.332, SLG: 0.361	0-0 4-3		0-0 3B		0-0 G3 2-3					4	0	2	1	0	0	1				
George Foster, R OBP: 0.369, SLG: 0.547 Mike Lum, L OBP: 0.350, SLG: 0.489		0-0 G4-6-3 2B		0-0 P4		0-0 F8		0-0 B5		4	0	1	0	0	0	3				
Dave Concepcion, R OBP: 0.355, SLG: 0.425 Rick Auerbach, R OBP: 0.348, SLG: 0.462		4-0 G4-6-3 BB		0-0 E6 G3		0-0 6-3		0-3 K		3	1	0	0	1	1	1				
Ken Henderson, S OBP: 0.277, SLG: 0.333	0-0 G4-6-3 1-2 2-3		0-0 6-3		0-3 K		0-0 F3			4	0	0	0	0	1	4				
Dan Driessen, L OBP: 0.363, SLG: 0.449	0-0 4-3		0-0 G3		0-0 F7			0-3 K		4	0	0	1	0	1	1				
Vic Correll, R OBP: 0.296, SLG: 0.353			0-0 SH2-3 1B 1B		0-0 2B		0-0 1B 2B		0-0 1-3	4	1	3	0	0	0	0				
Michael LaCoss, R OBP: 0.167, SLG: 0.292 Manny Sarmiento, R OBP: 0.319, SLG: 0.244 Dave Collins, S OBP: 0.330, SLG: 0.230 Tom Hume, R OBP: 0.332, SLG: 0.494 Johnny Bench, R OBP: 0.332, SLG: 0.494			0-0 SH2-3		0-3 K		0-0 F7		0-0 F8	1	0	0	0	0	1	1				
Inning Stats	R: 0 E: 0 K: 0 S: 3	H: 0 LOB: 0 BB: 0 P: 3	R: 0 E: 0 K: 0 S: 3	H: 1 LOB: 1 BB: 1 P: 7	R: 2 E: 0 K: 0 S: 6	H: 3 LOB: 1 BB: 0 P: 6	R: 1 E: 1 K: 1 S: 7	H: 1 LOB: 0 BB: 0 P: 7	R: 0 E: 0 K: 1 S: 6	H: 0 LOB: 1 BB: 0 P: 6	R: 0 E: 0 K: 1 S: 5	H: 2 LOB: 1 BB: 0 P: 4	R: 0 E: 0 K: 1 S: 6	H: 1 LOB: 1 BB: 0 P: 6	R: 0 E: 0 K: 1 S: 5	H: 0 LOB: 0 BB: 0 P: 5		1B: 5 2B: 3 3B: 1 HR: 0	SF: 0 SAC: 1 DP: 2 HBP: 0	WP: 1 PB: 0 SB: 0 CS: 0
PITCHER	IP WLS BF H R ER SO BB IBB HBP BLK WP HR S P ERA WHIP	IP WLS BF H R ER SO BB IBB HBP BLK WP HR S P ERA WHIP															IP WLS BF H R ER SO BB IBB HBP BLK WP HR S P ERA WHIP			
Randy Jones, L ERA: 2.86	6.0 W 25 6 3 2 3 1 0 0 0 1 0 30 34 3.00 1.167																			
Bob Shirley, L ERA: 3.98	3.0 S 11 3 0 0 2 0 0 0 0 0 0 15 15 0.00 1.000																			

AB	34
R	3
H	9
RBI	3
BB	1
SO	5
LOB	16



Batter	1	2	3	4	5	6	7	8	9	AB	R	H	RBI	BB	SO	LOB	BOTTOM			
Gene Richards, L OBP: 0.378, SLG: 0.411 Don Reynolds, R OBP: 0.329, SLG: 0.257	0-0 SH1-4 BB E 1B		0-0 F7		0-0 4-3		0-0 4-3			6	2	3	0	0	0	2	Cincinnati Reds @ San Diego Padres San Diego Stadium, San Diego, CA Thu Aug 10 1978, 10:05 PM EDT Att: 27,862 - Unknown			
Ozzie Smith, S OBP: 0.315, SLG: 0.312 Bill Almon, R OBP: 0.308, SLG: 0.315	4-0 SH1-4 E BB	4-0 CS BB		0-0 5-3		0-0 F9				0	1	0	0	2	0	0				
Derrel Thomas, S OBP: 0.291, SLG: 0.274	0-0 SH1-4 1-2 2-3	0-0 CS	0-0 4-3	4-0 S BB		0-0 FC4-6 HR 1B				3	2	1	0	2	0	3				
Dave Winfield, R OBP: 0.346, SLG: 0.473	4-0 E IBB		0-0 6-3	0-0 F9		4-0 FC4-6 BB		0-0 F8		3	1	1	0	2	0	1				
Jim Beswick, S	E IBB		0-0 6-3	0-0 F9		1-2 FC4-6 BB		0-0 2B 1B		1	1	0	0	0	0	0				
Oscar Gamble, L OBP: 0.383, SLG: 0.419 Bob Shirley, R OBP: 0.220, SLG: 0.135	0-0 E4 E 1-2 2-3 3-4		4-0 1B BB		0-0 E4 1B 1B		0-0 FC4-6 HR 1-2 2-3 3-4		4-0 2B BB		3	3	1	1	1	0		2		
Gene Tenace, R OBP: 0.414, SLG: 0.457 Dave Roberts, R OBP: 0.328, SLG: 0.328	0-0 P5		0-0 1B 1-2 1B		0-3 K		0-0 HR 1-2 2-3 3-4		0-0 K		5	1	3	5	0	1		2		
Rick Sweet, S OBP: 0.324, SLG: 0.283	0-0 E3 2-3		0-0 1-3 2-H 1B		0-0 F8		0-0 2B		0-0 P4		5	0	2	1	1	0		5		
Fernando Gonzalez, R OBP: 0.273, SLG: 0.306 Chuck Baker, R OBP: 0.283, SLG: 0.273	0-0 4-3		4-0 1B IBB		4-0 1B IBB		4-0 1B IBB		0-0 5-3		2	0	1	2	3	0		2		
Randy Jones, R OBP: 0.190, SLG: 0.206 Tucker Ashford, R OBP: 0.291, SLG: 0.339		0-0 F9		0-0 6-3		0-0 1-2 1B		0-0 K 1B		3	0	1	1	0	0	3				
Inning Stats	R: 3 E: 2 K: 0 S: 6	H: 1 LOB: 2 BB: 2 P: 14	R: 0 E: 0 K: 0 S: 2	H: 0 LOB: 0 BB: 1 P: 6	R: 1 E: 0 K: 0 S: 5	H: 2 LOB: 3 BB: 2 P: 13	R: 0 E: 0 K: 0 S: 3	H: 0 LOB: 1 BB: 1 P: 7	R: 1 E: 1 K: 1 S: 7	H: 2 LOB: 2 BB: 1 P: 11	R: 3 E: 0 K: 1 S: 8	H: 3 LOB: 2 BB: 2 P: 16	R: 6 E: 0 K: 0 S: 10	H: 7 LOB: 3 BB: 2 P: 18	R: 1 E: 0 K: 1 S: 6	H: 1 LOB: 1 BB: 1 P: 10	1B: 10 2B: 4 3B: 0 HR: 2	SF: 0 SAC: 1 DP: 0 HBP: 0	WP: 0 PB: 0 SB: 2 CS: 1	PA: 54
PITCHER	IP WLS BF H R ER SO BB IBB HBP BLK WP HR S P ERA WHIP	IP WLS BF H R ER SO BB IBB HBP BLK WP HR S P ERA WHIP															IP WLS BF H R ER SO BB IBB HBP BLK WP HR S P ERA WHIP			
Michael LaCoss, R ERA: 4.91	5.2 L 34 8 8 5 1 0 1 0 0 0 0 3 7 0.00 0.000																			
Manny Sarmiento, R ERA: 3.36	0.1 2 0 0 0 1 0 1 0 0 0 0 0 3 7 0.00 0.000																			
Dave Tomlin, L ERA: 5.44	0.1 7 6 6 0 2 0 0 0 0 0 0 0 8 16 162.00 27.000																			
Tom Hume, R ERA: 5.13	1.2 7 1 1 1 1 1 0 0 0 0 0 1 8 12 5.40 1.200																			

AB	40
R	15
H	16
RBI	13
BB	12
SO	3
LOB	26



Batter	1	2	3	4	5	6	7	8	9	AB	R	H	RBI	BB	SO	LOB	TOP				
Pete Rose, S OBP: 0.366, SLG: 0.429 (1, 5)	0-0 6-3		0-0 2B			0-3 K		0-0 F7		4	0	1	0	0	1	0	Cincinnati Reds @ San Diego Padres San Diego Stadium, San Diego, CA Fri Aug 11 1978, 10:05 PM EDT Att: 33,635 - Unknown livebaseballscorecards.com				
Ken Griffey, L OBP: 0.340, SLG: 0.405 (1, 9)	0-0 L4		0-0 F7			4-0 BB			0-0 G3	3	0	0	0	1	0	1					
Dave Concepcion, R OBP: 0.354, SLG: 0.422 (1, 6)	0-0 6-3			0-0 G3		0-0 F7			4-0 2B BB	3	1	0	0	1	0	1					
George Foster, R OBP: 0.368, SLG: 0.547 (1, 7)		0-0 F9		0-3 K		0-3 K			0-0 BB 1B 2B	4	1	1	1	0	2	1					
Johnny Bench, R OBP: 0.334, SLG: 0.492 (1, 3) (9, 2)	0-0 6-3			0-0 1B			0-3 K		4-0 1B BB IBB	3	0	1	0	1	1	0					
Ken Henderson, S OBP: 0.293, SLG: 0.336 (8, PH)	4-0 BB			0-0 F9			0-0 G6-4-3 1B		4-0 1B BB	2	0	1	0	2	0	1					
Cesar Geronimo, L OBP: 0.332, SLG: 0.361 (9, 8)									1-2 2-3 BB	0	0	0	0	0	0	0					
Vic Correll, R OBP: 0.284, SLG: 0.338 (1, 2)	0-0 F8				0-0 F9		0-0 G6-4-3 1B		0-3 K	3	0	0	0	0	0	2					
Dan Driessen, L OBP: 0.362, SLG: 0.448 (9, PH) (9, 3)							1-2 BB			1	0	0	0	0	1	3					
Junior Kennedy, R OBP: 0.349, SLG: 0.246 (1, 4)		0-0 5-3			0-0 5-3			0-0 CS 1B	0-0 1B	2	0	0	0	0	0	0					
Dave Collins, S OBP: 0.326, SLG: 0.253 (8, PH)								1-2 2-3 3-H	0-0 1B	1	0	1	0	0	0	0					
Doug Bair, R OBP: 0.182, SLG: 0.182 (8, 1)								0-3 K	0-3 K	1	0	1	1	0	0	0					
Bill Bonham, R OBP: 0.237, SLG: 0.182 (1, 1)			0-3 K					0-0 F9	0-3 K	2	0	0	0	0	1	0					
Joe Morgan, L OBP: 0.393, SLG: 0.423 (8, PH) (8, 4)								1-2 BB	0-3 K	2	0	0	0	0	1	4					
Inning Stats	R: 0 E: 0 K: 0 S: 3	H: 0 LOB: 0 BB: 0 P: 3	R: 0 E: 0 K: 0 S: 3	H: 0 LOB: 1 BB: 1 P: 7	R: 0 E: 0 K: 1 S: 6	H: 1 LOB: 1 BB: 0 P: 6	R: 0 E: 0 K: 1 S: 6	H: 1 LOB: 1 BB: 0 P: 6	R: 0 E: 0 K: 0 S: 3	H: 0 LOB: 0 BB: 0 P: 3	R: 0 E: 0 K: 1 S: 5	H: 1 LOB: 0 BB: 0 P: 5	R: 0 E: 0 K: 0 S: 3	H: 1 LOB: 0 BB: 0 P: 3	R: 2 E: 0 K: 2 S: 9	H: 2 LOB: 3 BB: 3 P: 21	1B: 4 2B: 2 3B: 0 HR: 0	SF: 0 SAC: 0 DP: 1 HBP: 0	WP: 0 PB: 0 SB: 0 CS: 1	PA: 36	
PITCHER	IP	WLS	BF	H	R	ER	SO	BB	IBB	HBP	BLK	WP	HR	S	P	ERA	WHIP				
Bob Owchinko, L ERA: 2.85 (1, 1)	8.1	L	33	5	2	2	5	4	1	0	0	0	0	38	58	2.16	1.080				
Rollie Fingers, R ERA: 3.05 (9, 1)	0.2		3	1	0	0	2	0	0	0	0	0	0	7	7	0.00	1.500				

Batter	1	2	3	4	5	6	7	8	9	AB	R	H	RBI	BB	SO	LOB	BOTTOM				
Gene Richards, L OBP: 0.377, SLG: 0.408 (1, 7)	0-3 K		0-0 6-3			0-0 G3		4-0 1B BB		3	0	0	0	1	1	1	Cincinnati Reds @ San Diego Padres San Diego Stadium, San Diego, CA Fri Aug 11 1978, 10:05 PM EDT Att: 33,635 - Unknown livebaseballscorecards.com				
Bill Almon, R OBP: 0.313, SLG: 0.320 (1, 6)	0-0 WP 1-3 1B		0-0 6-3			0-0 S 1B		1-2 1B		4	0	3	0	0	0	1					
Derrel Thomas, S OBP: 0.291, SLG: 0.271 (1, 5)	0-0 1-3			0-0 G3		4-0 FC4-6 BB		0-3 K		3	0	0	0	1	1	3					
Tucker Ashford, R OBP: 0.291, SLG: 0.339 (9, 5)	1-2 1B					1-2 BB		0-3 K		0	0	0	0	0	0	0					
Dave Winfield, R OBP: 0.343, SLG: 0.469 (1, 8)	0-0 4-3			0-0 4-3		0-0 F8		0-3 K		4	0	0	0	0	1	5					
	2-3																				
Oscar Gamble, L OBP: 0.382, SLG: 0.417 (1, 9)		0-0 4-3		0-0 1B		0-0 FC4-6		0-0 G3		4	0	1	0	0	0	2					
Gene Tenace, R OBP: 0.411, SLG: 0.453 (1, 3)		0-0 6-3		0-0 F2		0-3 K		0-0 G1		3	0	0	0	0	1	1					
Dave Roberts, R OBP: 0.299, SLG: 0.328 (8, 3)										0	0	0	0	0	0	0					
Broderick Perkins, L OBP: 0.237, SLG: 0.330 (9, PH)										1	0	0	0	0	0	0					
Rick Sweet, S OBP: 0.327, SLG: 0.284 (1, 2)		0-0 3-1			4-0 P4 BB		0-0 4-3		0-0 1B 1B	3	0	1	0	1	0	0					
Fernando Gonzalez, R OBP: 0.274, SLG: 0.307 (1, 4)			0-0 SH2-3 1B		0-0 P4		0-0 L6		0-0 1B 1B	3	0	1	0	0	0	1					
Jerry Turner, L OBP: 0.345, SLG: 0.447 (9, PH)					1-2 BB			1-2 1B		1	0	1	0	0	0	0					
Bob Owchinko, L OBP: 0.167, SLG: 0.189 (1, 1)						0-3 K		0-3 K		2	0	0	0	0	2	0					
Rollie Fingers, R OBP: 0.286, SLG: 0.286 (9, 1)			0-0 SH2-3					0-3 K		0	0	0	0	0	0	0					
Jim Beswick, S (9, PH)								0-0 F7		1	0	0	0	0	0	2					
Inning Stats	R: 0 E: 0 K: 1 S: 6	H: 1 LOB: 1 BB: 0 P: 6	R: 0 E: 0 K: 0 S: 3	H: 0 LOB: 0 BB: 0 P: 3	R: 0 E: 0 K: 0 S: 4	H: 1 LOB: 1 BB: 0 P: 4	R: 0 E: 0 K: 0 S: 4	H: 1 LOB: 1 BB: 0 P: 4	R: 0 E: 0 K: 1 S: 4	H: 0 LOB: 2 BB: 1 P: 8	R: 0 E: 0 K: 1 S: 5	H: 0 LOB: 0 BB: 0 P: 5	R: 0 E: 0 K: 3 S: 10	H: 1 LOB: 2 BB: 1 P: 14	R: 0 E: 0 K: 0 S: 5	H: 2 LOB: 2 BB: 0 P: 5	1B: 7 2B: 0 3B: 0 HR: 0	SF: 0 SAC: 1 DP: 0 HBP: 0	WP: 1 PB: 0 SB: 1 CS: 0	PA: 36	
PITCHER	IP	WLS	BF	H	R	ER	SO	BB	IBB	HBP	BLK	WP	HR	S	P	ERA	WHIP				
Bill Bonham, R ERA: 2.92 (1, 1)	7.0		26	4	0	0	3	2	0	0	0	0	0	30	38	0.00	0.857				
Doug Bair, R ERA: 1.35 (8, 1)	2.0	W	10	3	0	0	3	1	0	0	0	0	0	15	19	0.00	2.000				

Batter	1	2	3	4	5	6	7	8	9	AB	R	H	RBI	BB	SO	LOB	TOP								
Pete Rose, S OBP: 0.366, SLG: 0.430 (1,5) X										4	2	1	0	0	0	0	Cincinnati Reds @ San Diego Padres San Diego Stadium, San Diego, CA Sat Aug 12 1978, 10:05 PM EDT Att: 38,543 - Unknown								
Ken Griffey, L OBP: 0.341, SLG: 0.406 (1,9) X										4	0	2	0	0	0	1									
Joe Morgan, L OBP: 0.381, SLG: 0.420 (1,4) X										2	0	0	1	1	0	2									
George Foster, R OBP: 0.367, SLG: 0.544 (1,7) X										2	0	0	1	1	1	2									
Dan Driessen, L OBP: 0.361, SLG: 0.446 (1,3) X											4	0	1	0	0	1									
Johnny Bench, R OBP: 0.333, SLG: 0.489 (1,2) X											4	0	1	0	0	1									
Dave Collins, S OBP: 0.326, SLG: 0.253 (8, PR) X											0	0	0	0	0	0									
Dave Concepcion, R OBP: 0.355, SLG: 0.421 (1,6) X											3	0	1	0	1	2									
Cesar Geronimo, L OBP: 0.331, SLG: 0.357 (1,8) X											3	0	0	0	1	1									
Tom Seaver, R OBP: 0.250, SLG: 0.163 (1,1) X										2	0	0	0	0	1	2									
Mike Lum, L OBP: 0.376, SLG: 0.484 (8, PH) X										1	0	0	0	0	0	0									
Tom Hume, R (8, 1) X										0	0	0	0	0	0	0									
Inning Stats	R: 1 E: 0 K: 1 S: 6	H: 1 LOB: 7 BB: 0 P: 6	R: 0 E: 0 K: 1 S: 6	H: 1 LOB: 2 BB: 1 P: 10	R: 0 E: 0 K: 0 S: 3	H: 0 LOB: 0 BB: 0 P: 3	R: 0 E: 0 K: 0 S: 2	H: 0 LOB: 0 BB: 1 P: 6	R: 0 E: 0 K: 1 S: 4	H: 0 LOB: 0 BB: 1 P: 8	R: 1 E: 1 K: 0 S: 4	H: 1 LOB: 0 BB: 0 P: 4	R: 0 E: 0 K: 1 S: 6	H: 1 LOB: 1 BB: 0 P: 6	R: 0 E: 0 K: 0 S: 4	H: 1 LOB: 2 BB: 1 P: 8	R: 0 E: 0 K: 3 S: 10	H: 1 LOB: 1 BB: 0 P: 10	1B: 5 2B: 2 3B: 0 HR: 0	SF: 2 SAC: 0 DP: 2 HBP: 0	WP: 0 PB: 0 SB: 0 CS: 1	PA: 35			
PITCHER	IP	WLS	BF	H	R	ER	SO	BB	IBB	HBP	BLK	WP	HR	S	P	ERA	WHIP								
Gaylord Perry, R ERA: 3.14 (1,1)	7.2	W	29	5	2	1	4	3	0	0	0	0	0	34	46	1.17	1.043								
Bob Shirley, L ERA: 3.98 (8,1)	0.0		1	0	0	0	0	1	0	0	0	0	0	0	4	∞	∞								
Rollie Fingers, R ERA: 3.0 (8,1)	1.1	S	5	1	0	0	3	0	0	0	0	0	0	11	11	0.00	0.750								

Batter	1	2	3	4	5	6	7	8	9	AB	R	H	RBI	BB	SO	LOB	BOTTOM								
Gene Richards, L OBP: 0.378, SLG: 0.411 (1,7) X										4	1	2	0	0	0	0	Cincinnati Reds @ San Diego Padres San Diego Stadium, San Diego, CA Sat Aug 12 1978, 10:05 PM EDT Att: 38,543 - Unknown								
Ozzie Smith, S OBP: 0.315, SLG: 0.314 (1,6) X										3	3	1	0	0	0	1									
Oscar Gamble, L OBP: 0.278, SLG: 0.413 (1,9) X										3	0	0	1	0	1	4									
Dave Roberts, R OBP: 0.328, SLG: 0.328 (8,3) X										0	0	0	0	0	0	0									
Dave Winfield, R OBP: 0.344, SLG: 0.469 (1,8) X										4	0	2	2	0	0	1									
Fernando Gonzalez, R OBP: 0.273, SLG: 0.307 (1,4) X										3	0	1	1	0	1	1									
Rick Sweet, S OBP: 0.326, SLG: 0.283 (1,2) X										4	0	1	0	0	0	2									
Derrel Thomas, S OBP: 0.297, SLG: 0.276 (1,3) X										3	0	2	0	1	0	0									
Bill Almon, R OBP: 0.313, SLG: 0.318 (1,5) X										2	0	0	0	1	0	2									
Gaylord Perry, R OBP: 0.145, SLG: 0.150 (1,1) X										3	0	0	0	0	1	4									
Bob Shirley, R OBP: 0.220, SLG: 0.135 (8,1) X										0	0	0	0	0	0	0									
Rollie Fingers, R OBP: 0.250, SLG: 0.250 (8,1) X										1	0	0	0	0	0	2									
Inning Stats	R: 2 E: 1 K: 1 S: 8	H: 2 LOB: 1 BB: 0 P: 8	R: 0 E: 0 K: 0 S: 3	H: 0 LOB: 0 BB: 0 P: 3	R: 0 E: 0 K: 0 S: 4	H: 1 LOB: 1 BB: 0 P: 4	R: 0 E: 1 K: 1 S: 5	H: 0 LOB: 2 BB: 2 P: 13	R: 1 E: 0 K: 0 S: 5	H: 2 LOB: 1 BB: 0 P: 5	R: 0 E: 0 K: 1 S: 6	H: 2 LOB: 1 BB: 0 P: 6	R: 1 E: 1 K: 0 S: 4	H: 0 LOB: 0 BB: 0 P: 4	R: 0 E: 0 K: 0 S: 5	H: 2 LOB: 2 BB: 0 P: 5	R: 0 E: 0 K: 3 S: 10	H: 2 LOB: 1 BB: 0 P: 10	1B: 7 2B: 2 3B: 0 HR: 0	SF: 2 SAC: 2 DP: 0 HBP: 0	WP: 0 PB: 1 SB: 2 CS: 1	PA: 36			
PITCHER	IP	WLS	BF	H	R	ER	SO	BB	IBB	HBP	BLK	WP	HR	S	P	ERA	WHIP								
Tom Seaver, R ERA: 3.05 (1,1)	7.0	L	31	7	4	2	3	1	1	0	0	0	0	35	43	2.57	1.143								
Tom Hume, R ERA: 5.09 (8,1)	1.0		5	2	0	0	0	0	0	0	0	0	0	5	5	0.00	2.000								

Batter	1	2	3	4	5	6	7	8	9	AB	R	H	RBI	BB	SO	LOB	TOP											
Pete Rose, S OBP: 0.365, SLG: 0.431 (1,5)										4	0	1	0	0	0	1	Cincinnati Reds @ San Diego Padres San Diego Stadium, San Diego, CA Sun Aug 13 1978, 6:33 AM EDT Att: 34,267 - Unknown											
Ken Griffey, L OBP: 0.341, SLG: 0.405 (1,9)										4	0	1	0	0	0	2												
Joe Morgan, L OBP: 0.377, SLG: 0.414 (1,4)										4	1	0	0	0	0	2												
George Foster, R OBP: 0.366, SLG: 0.542 (1,7)										4	0	1	1	0	2	1												
Dan Driessen, L OBP: 0.362, SLG: 0.446 (1,3)										4	0	2	0	0	0	0												
Dave Concepcion, R OBP: 0.356, SLG: 0.420 (1,6)										3	1	1	0	1	0	2												
Cesar Geronimo, L OBP: 0.327, SLG: 0.352 (1,8)										3	0	0	0	0	0	3		AB 34 R 2 H 8 RBI 2 BB 1 SO 3 LOB 11										
Johnny Bench, R OBP: 0.332, SLG: 0.487 (9, PH)									1	0	0	0	0	0	0													
Vic Correll, R OBP: 0.282, SLG: 0.333 (1,2)										4	0	1	1	0	1	0												
Fred Norman, S OBP: 0.178, SLG: 0.159 (1,1)										2	0	0	0	0	0	0												
Mike Lum, L OBP: 0.362, SLG: 0.500 (7, PH)									1	0	1	0	0	0	0													
Dave Collins, S OBP: 0.326, SLG: 0.253 (7, PR)									0	0	0	0	0	0	0													
Manny Sarmiento, R OBP: 0.326, SLG: 0.253 (7,1)									0	0	0	0	0	0	0													
Inning Stats	R: 1 E: 0 K: 0 S: 6	H: 3 LOB: 2 BB: 0 P: 6	R: 0 E: 0 K: 0 S: 3	H: 0 LOB: 0 BB: 0 P: 3	R: 0 E: 0 K: 1 S: 6	H: 1 LOB: 1 BB: 0 P: 6	R: 1 E: 0 K: 0 S: 4	H: 2 LOB: 1 BB: 0 P: 4	R: 0 E: 0 K: 0 S: 3	H: 0 LOB: 0 BB: 0 P: 3	R: 0 E: 0 K: 1 S: 6	H: 1 LOB: 2 BB: 1 P: 10	R: 0 E: 0 K: 0 S: 4	H: 1 LOB: 1 BB: 0 P: 4	R: 0 E: 0 K: 0 S: 3	H: 0 LOB: 0 BB: 0 P: 3	R: 0 E: 0 K: 1 S: 5		H: 0 LOB: 0 BB: 0 P: 5	R: 0 E: 0 K: 0 S: 5	H: 0 LOB: 0 BB: 0 P: 5	1B: 6 2B: 2 3B: 0 HR: 0	SF: 0 SAC: 0 DP: 0 HBP: 0	WP: 0 PB: 0 SB: 0 CS: 0	PA: 35			
PITCHER	IP	WLS	BF	H	R	ER	SO	BB	IBB	HBP	BLK	WP	HR	S	P	ERA	WHIP											
Eric Rasmussen, R ERA: 4.05 (1,1)	6.1	W	27	8	2	2	2	1	0	0	0	0	0	30	34	2.84	1.421											
Bob Shirley, L ERA: 3.9 (7,1)	2.2	S	8	0	0	0	1	0	0	0	0	0	0	10	10	0.00	0.000											

Batter	1	2	3	4	5	6	7	8	9	AB	R	H	RBI	BB	SO	LOB	BOTTOM										
Gene Richards, L OBP: 0.377, SLG: 0.408 (1,7)										3	1	0	0	1	0	0	Cincinnati Reds @ San Diego Padres San Diego Stadium, San Diego, CA Sun Aug 13 1978, 6:33 AM EDT Att: 34,267 - Unknown										
Ozzie Smith, S OBP: 0.312, SLG: 0.311 (1,6)										4	0	0	0	0	0	1											
Oscar Gamble, L OBP: 0.382, SLG: 0.418 (1,9)										3	1	2	1	1	0	0											
Tucker Ashford, R OBP: 0.291, SLG: 0.339 (9,3)										4	1	2	1	0	1	1											
Dave Winfield, R OBP: 0.345, SLG: 0.472 (1,8)										4	1	2	1	0	1	1											
Fernando Gonzalez, R OBP: 0.289, SLG: 0.302 (1,4)										4	0	0	0	0	1	4											
Derrel Thomas, S OBP: 0.297, SLG: 0.280 (1,3)										3	0	1	1	0	0	2											
Bill Almon, R OBP: 0.313, SLG: 0.316 (1,5)										2	0	0	0	1	1	2											
Dave Roberts, R OBP: 0.314, SLG: 0.311 (1,2)										3	0	0	0	0	1	2											
Bob Shirley, R OBP: 0.220, SLG: 0.135 (7,1)										0	0	0	0	0	0	0											
Eric Rasmussen, R OBP: 0.146, SLG: 0.146 (1,1)										2	0	0	0	0	0	0											
Rick Sweet, S OBP: 0.325, SLG: 0.281 (7,2)										1	0	0	0	0	0	0											
Inning Stats	R: 3 E: 2 K: 1 S: 8	H: 3 LOB: 2 BB: 2 P: 16	R: 0 E: 0 K: 0 S: 3	H: 0 LOB: 0 BB: 0 P: 3	R: 0 E: 0 K: 1 S: 6	H: 1 LOB: 2 BB: 1 P: 10	R: 0 E: 0 K: 0 S: 3	H: 0 LOB: 0 BB: 0 P: 3	R: 0 E: 0 K: 0 S: 4	H: 0 LOB: 0 BB: 0 P: 4	R: 0 E: 0 K: 1 S: 5	H: 0 LOB: 0 BB: 0 P: 5	R: 0 E: 0 K: 0 S: 3	H: 0 LOB: 0 BB: 0 P: 3	R: 0 E: 0 K: 1 S: 5	H: 0 LOB: 0 BB: 0 P: 5	R: 0 E: 0 K: 0 S: 5	H: 0 LOB: 0 BB: 0 P: 5	1B: 2 2B: 3 3B: 0 HR: 0	SF: 0 SAC: 0 DP: 0 HBP: 0	WP: 0 PB: 0 SB: 1 CS: 0	PA: 32					
PITCHER	IP	WLS	BF	H	R	ER	SO	BB	IBB	HBP	BLK	WP	HR	S	P	ERA	WHIP										
Fred Norman, L ERA: 3.6 (1,1)	6.0	L	26	5	3	3	3	3	0	0	0	0	0	29	41	4.50	1.333										
Manny Sarmiento, R ERA: 3.3 (7,1)	2.0		6	0	0	0	1	0	0	0	0	0	0	8	8	0.00	0.000										

Batter	1	2	3	4	5	6	7	8	9	AB	R	H	RBI	BB	SO	LOB	TOP					
Pete Rose, S OBP: 0.363, SLG: 0.427 (1, 5)	F8		F3		G4-6-3		4-3			4	0	0	0	1	0	3	Cincinnati Reds @ Pittsburgh Pirates Three Rivers Stadium, Pittsburgh, PA Mon Aug 14 1978, 7:05 PM EDT Att: 26,514 - Unknown					
Ken Griffey, L OBP: 0.338, SLG: 0.403 (1, 9)	4-3		F5		5-3		4-3 WP	4-3		5	0	1	1	0	0	4						
Joe Morgan, L OBP: 0.375, SLG: 0.411 (1, 4)			4-3				F7	4-3		5	0	1	0	0	1	1						
George Foster, R OBP: 0.364, SLG: 0.540 (1, 7)	F7				F9			L8		5	1	1	0	0	1	2						
Johnny Bench, R OBP: 0.336, SLG: 0.489 Vic Correll, R OBP: 0.275, SLG: 0.325 (6, 2)							6-3			3	0	2	0	0	0	1						
Dave Concepcion, R OBP: 0.360, SLG: 0.433 (1, 6)										2	0	0	0	0	0	0						
Ken Henderson, S OBP: 0.299, SLG: 0.336 (1, 8)										4	2	3	2	0	0	1						
Dan Driessen, L OBP: 0.363, SLG: 0.445 (1, 3)										3	0	1	0	1	1	3						
Paul Moskau, R OBP: 0.283, SLG: 0.354 Junjo Hernandez, R OBP: 0.354, SLG: 0.252 Pedro Borbon, R OBP: 0.222, SLG: 0.222 Rick Augustyn, S OBP: 0.263, SLG: 0.333 Manny Sarmiento, R OBP: 0.226, SLG: 0.291 Ray Knight, R OBP: 0.337, SLG: 0.505 Mike Lum, L OBP: 0.307, SLG: 0.505 Dave Tomlin, L OBP: 0.250, SLG: 0.250 (8, 1)										1	0	0	0	0	0	2						
Inning Stats	R: 0 E: 0 K: 0 S: 4	H: 1 LOB: 1 BB: 0 P: 4	R: 0 E: 0 K: 1 S: 6	H: 1 LOB: 2 BB: 1 P: 10	R: 0 E: 0 K: 0 S: 3	H: 0 LOB: 0 BB: 0 P: 3	R: 0 E: 0 K: 0 S: 4	H: 2 LOB: 1 BB: 0 P: 4	R: 0 E: 0 K: 0 S: 3	H: 1 LOB: 1 BB: 1 P: 7	R: 2 E: 0 K: 0 S: 6	H: 3 LOB: 1 BB: 0 P: 6	R: 1 E: 0 K: 0 S: 5	H: 2 LOB: 1 BB: 0 P: 5	R: 1 E: 0 K: 0 S: 6	H: 3 LOB: 3 BB: 1 P: 10		R: 0 E: 0 K: 2 S: 7	H: 0 LOB: 0 BB: 0 P: 7	1B: 9 2B: 3 3B: 0 HR: 1	SF: 0 SAC: 0 DP: 2 HBP: 0	WP: 1 PB: 0 SB: 1 CS: 0
PITCHER	IP	WLS	BF	H	R	ER	SO	BB	IBB	HBP	BLK	WP	HR	S	P	ERA	WHIP					
Jim Rooker, L ERA: 4.44 (1, 1)	6.0	W	26	8	2	2	1	2	0	0	0	0	0	26	34	3.00	1.667					
Grant Jackson, L ERA: 2.77 (7, 1)	1.2		9	4	2	2	0	0	0	0	0	1	1	9	9	10.80	2.400					
Kent Tekulve, R ERA: 2.08 (8, 1)	1.1	S	6	1	0	0	2	1	0	0	0	0	0	9	13	0.00	1.500					

AB	38
R	4
H	13
RBI	4
BB	3
SO	3
LOB	19



Batter	1	2	3	4	5	6	7	8	9	AB	R	H	RBI	BB	SO	LOB	BOTTOM					
Frank Taveras, R OBP: 0.307, SLG: 0.359 (1, 6)		F8				F3				4	2	2	0	1	0	0	Cincinnati Reds @ Pittsburgh Pirates Three Rivers Stadium, Pittsburgh, PA Mon Aug 14 1978, 7:05 PM EDT Att: 26,514 - Unknown					
Omar Moreno, L OBP: 0.322, SLG: 0.283 (1, 8)										5	3	3	1	0	2	1						
Dave Parker, L OBP: 0.356, SLG: 0.541 (1, 9)										4	1	2	3	0	0	1						
John Milner, L OBP: 0.364, SLG: 0.408 (1, 3)										3	1	1	2	0	0	0						
Bill Robinson, R OBP: 0.287, SLG: 0.395 (1, 7)										3	0	1	0	0	0	1						
Manny Sanguillen, R OBP: 0.306, SLG: 0.358 (1, 2)										4	0	1	1	0	0	1						
Rennie Stennett, R OBP: 0.274, SLG: 0.314 (1, 4)										3	0	2	0	1	0	0						
Phil Garner, R OBP: 0.331, SLG: 0.381 (1, 5)										4	0	0	0	0	0	6						
Jim Rooker, R OBP: 0.196, SLG: 0.289 Grant Jackson, S OBP: 0.250, SLG: 0.250 Kent Tekulve, R OBP: 0.143, SLG: 0.143 (8, 1)										3	0	0	0	0	1	4						
Inning Stats	R: 3 E: 0 K: 1 S: 9	H: 4 LOB: 3 BB: 1 P: 14	R: 2 E: 0 K: 0 S: 5	H: 2 LOB: 0 BB: 0 P: 5	R: 0 E: 0 K: 0 S: 3	H: 0 LOB: 0 BB: 0 P: 3	R: 2 E: 0 K: 0 S: 6	H: 3 LOB: 1 BB: 0 P: 6	R: 0 E: 0 K: 0 S: 4	H: 1 LOB: 1 BB: 0 P: 4	R: 0 E: 0 K: 1 S: 5	H: 0 LOB: 0 BB: 0 P: 5	R: 0 E: 0 K: 0 S: 5	H: 2 LOB: 2 BB: 0 P: 5	R: 0 E: 0 K: 1 S: 4	H: 0 LOB: 0 BB: 1 P: 8		R: 0 E: 0 K: 1 S: 4	H: 0 LOB: 0 BB: 1 P: 8	1B: 8 2B: 3 3B: 0 HR: 1	SF: 1 SAC: 0 DP: 0 HBP: 1	WP: 0 PB: 0 SB: 0 CS: 1
PITCHER	IP	WLS	BF	H	R	ER	SO	BB	IBB	HBP	BLK	WP	HR	S	P	ERA	WHIP					
Paul Moskau, R ERA: 4.13 (5, 1)	4.0	L	23	7	1	0	1	0	0	0	0	0	0	9	9	0.00	0.500					
Pedro Borbon, R ERA: 4.49 (7, 1)	2.0		7	1	0	0	1	0	0	0	0	0	0	5	5	0.00	2.000					
Manny Sarmiento, R ERA: 3.27 Dave Tomlin, L ERA: 5.33 (8, 1)	1.0		3	0	0	0	1	1	0	0	0	0	0	4	8	0.00	1.000					



Batter	1	2	3	4	5	6	7	8	9	AB	R	H	RBI	BB	SO	LOB	TOP				
Pete Rose, S OBP: 0.363, SLG: 0.427 (1,5)	L4		F9		5-3		4-3			4	0	0	0	0	0	2	Cincinnati Reds @ Pittsburgh Pirates Three Rivers Stadium, Pittsburgh, PA Wed Aug 16 1978, 7:05 PM EDT Att: 15,490 - Unknown				
Ken Griffey, L OBP: 0.341, SLG: 0.400 (1,9)	F8			2B 1B BB			1-3			3	1	1	0	1	0	0					
Joe Morgan, L OBP: 0.369, SLG: 0.403 (1,4)	F8			F8	F3					4	0	1	0	0	0	3					
Ray Knight, R OBP: 0.224, SLG: 0.291 (8,4)	F8							1-3 1B		0	0	0	0	0	0	0					
George Foster, R OBP: 0.364, SLG: 0.537 (1,7)		F8						F9		4	0	2	0	0	0	1					
Dave Concepcion, R OBP: 0.359, SLG: 0.430 (1,6)										4	1	1	0	0	0	4					
Rick Auerbach, R OBP: 0.362, SLG: 0.500 (8,6)				FC5-2-5 1B				1-3		0	0	0	0	0	0	0					
Vic Cornell, R OBP: 0.284, SLG: 0.310 (1,2)										4	0	1	2	0	0	3					
Dan Driessen, L OBP: 0.363, SLG: 0.449 (1,3)										3	0	1	0	1	0	1					
Dave Collins, S OBP: 0.309, SLG: 0.238 (1,8)										4	0	0	0	0	1	3					
Bill Bonham, R OBP: 0.256, SLG: 0.235 (1,1)										1	0	1	0	0	0	0					
Junior Kennedy, R OBP: 0.351, SLG: 0.250 (7, PH)										1	0	0	0	0	0	0					
Manny Sarmiento, R OBP: 0.302, SLG: 0.333 (8, PH)										1	0	0	0	0	0	0					
Inning Stats	R: 0 E: 0 K: 0 S: 3	H: 0 LOB: 0 BB: 0 P: 3	R: 0 E: 0 K: 0 S: 3	H: 1 LOB: 0 BB: 0 P: 3	R: 0 E: 0 K: 0 S: 4	H: 1 LOB: 1 BB: 0 P: 4	R: 2 E: 0 K: 0 S: 5	H: 2 LOB: 1 BB: 1 P: 9	R: 0 E: 0 K: 1 S: 6	H: 1 LOB: 2 BB: 1 P: 10	R: 0 E: 0 K: 0 S: 3	H: 0 LOB: 0 BB: 0 P: 3	R: 0 E: 0 K: 0 S: 4	H: 1 LOB: 1 BB: 0 P: 4	R: 0 E: 0 K: 0 S: 3	H: 0 LOB: 0 BB: 0 P: 3	1B: 6 2B: 2 3B: 0 HR: 0	SF: 0 SAC: 1 DP: 1 HBP: 0	WP: 0 PB: 0 SB: 0 CS: 0	PA: 36	
PITCHER	IP	WLS	BF	H	R	ER	SO	BB	IBB	HBP	BLK	WP	HR	S	P	ERA	WHIP			ERA	WHIP
John Candelaria, L ERA: 3.42 (1,1)	6.0	W	26	7	2	2	1	2	0	0	0	0	0	26	34	3.00	1.500			3.00	1.500
Grant Jackson, L ERA: 2.72 (7,1)	3.0	S	10	1	0	0	0	0	0	0	0	0	0	10	10	0.00	0.333			0.00	0.333

AB	33
R	2
H	8
RBI	2
BB	2
SO	1
LOB	17



Batter	1	2	3	4	5	6	7	8	9	AB	R	H	RBI	BB	SO	LOB	BOTTOM				
Frank Taveras, R OBP: 0.306, SLG: 0.355 (1,6)	4-3 HR	6-3			6-3	F8		F9		5	2	1	1	1	0	2	Cincinnati Reds @ Pittsburgh Pirates Three Rivers Stadium, Pittsburgh, PA Wed Aug 16 1978, 7:05 PM EDT Att: 15,490 - Unknown				
Omar Moreno, L OBP: 0.331, SLG: 0.289 (1,8)	4-3		B2		S HR	1B E SF8	1B HR			4	3	2	0	1	0	1					
Dave Parker, L OBP: 0.362, SLG: 0.557 (1,9)			3-1		HR	1B FC5	1B HR			3	3	2	5	2	0	0					
Bill Robinson, R OBP: 0.293, SLG: 0.405 (1,7)					HR	1B HR	1B K			5	1	3	3	0	2	0					
Ed Ott, L OBP: 0.289, SLG: 0.363 (1,2)			G3		2B	1B SF8		F9		4	1	2	1	0	0	1					
Manny Sanguillen, R OBP: 0.266, SLG: 0.346 (1,3)	FC6-4				F7	F8	FC5	F8		5	0	0	0	0	0	4					
Rennie Stennett, R OBP: 0.277, SLG: 0.320 (1,4)			3-1							4	0	2	1	0	1	0					
Dale Berra, R OBP: 0.140, SLG: 0.100 (8,5)										1	1	1	0	0	0	0					
Phil Garner, R OBP: 0.337, SLG: 0.382 (8,4)										3	2	2	0	2	0	1					
John Candelaria, L OBP: 0.250, SLG: 0.171 (1,1)										2	0	0	0	0	1	3					
Grant Jackson, S OBP: 0.300, SLG: 0.500 (7,1)										2	0	1	2	0	1	1					
Inning Stats	R: 2 E: 0 K: 1 S: 7	H: 2 LOB: 1 BB: 1 P: 11	R: 0 E: 0 K: 0 S: 4	H: 1 LOB: 1 BB: 0 P: 4	R: 0 E: 0 K: 0 S: 4	H: 1 LOB: 1 BB: 0 P: 4	R: 0 E: 0 K: 0 S: 4	H: 1 LOB: 1 BB: 0 P: 4	R: 4 E: 1 K: 0 S: 9	H: 4 LOB: 2 BB: 2 P: 17	R: 1 E: 1 K: 0 S: 5	H: 2 LOB: 2 BB: 1 P: 9	R: 4 E: 0 K: 3 S: 12	H: 3 LOB: 0 BB: 1 P: 16	R: 2 E: 0 K: 0 S: 5	H: 2 LOB: 1 BB: 1 P: 9	1B: 11 2B: 1 3B: 1 HR: 3	SF: 1 SAC: 1 DP: 0 HBP: 0	WP: 0 PB: 0 SB: 2 CS: 0	PA: 46	
PITCHER	IP	WLS	BF	H	R	ER	SO	BB	IBB	HBP	BLK	WP	HR	S	P	ERA	WHIP			ERA	WHIP
Bill Bonham, R ERA: 3.32 (1,1)	6.0	L	33	11	7	7	2	1	3	0	0	0	2	33	49	10.50	2.000			10.50	2.000
Manny Sarmiento, R ERA: 3.71 (7,1)	2.0		13	5	6	6	3	2	0	0	0	0	1	17	25	27.00	3.500			27.00	3.500

AB	38
R	13
H	16
RBI	13
BB	6
SO	5
LOB	13



Batter	1	2	3	4	5	6	7	8	9	AB	R	H	RBI	BB	SO	LOB	TOP						
Pete Rose, S OBP: 0.364, SLG: 0.430 (1, 5)	0-0 6-3		1-2 1B			0-0 F7		0-0 2B		4	0	2	0	0	0	0							
Ken Griffey, L OBP: 0.338, SLG: 0.396 (1, 9)	0-0 4-3		0-0 4-3			0-3 K		0-3 K		4	0	0	0	0	2	2							
Joe Morgan, L OBP: 0.365, SLG: 0.398 (1, 4)	0-0 6-3			0-3 K		0-0 4-3			0-0 F7	4	0	0	0	0	1	0							
George Foster, R OBP: 0.361, SLG: 0.532 (1, 7)		0-0 6-3		0-0 6-3			0-0 F8		0-3 K	4	0	0	0	0	1	0							
Dan Driessen, L OBP: 0.362, SLG: 0.447 (1, 3)		0-0 E4 BLK		0-0 4-3			0-0 1B		2-2 4-3	4	0	1	0	0	0	0							
Johnny Bench, R OBP: 0.331, SLG: 0.482 (1, 2)		0-0 F5				0-0 5-3			0-3 K	3	0	0	0	0	1	2							
Dave Concepcion, R OBP: 0.359, SLG: 0.429 (1, 6)		0-0 F9				0-0 1B			0-3 K	3	0	1	0	0	1	2							
Mike Lum, L OBP: 0.368, SLG: 0.475 (1, 8)			3-2 F8			0-0 P4		0-3 K		3	0	0	0	0	1	1							
Tom Seaver, R OBP: 0.241, SLG: 0.157 (1, 1)			2-2 4-3			0-2 P6			0-0 G1	2	0	0	0	0	0	1							
Dave Collins, S OBP: 0.306, SLG: 0.235 (8, PH)										1	0	0	0	0	0	0							
Tom Hume, R OBP: 0.305, SLG: 0.235 (8, 1)										0	0	0	0	0	0	0							
Inning Stats	R: 0 E: 0 K: 0 S: 3	H: 0 LOB: 0 BB: 0 P: 3	R: 0 E: 1 K: 0 S: 4	H: 0 LOB: 1 BB: 0 P: 4	R: 0 E: 0 K: 0 S: 15	H: 1 LOB: 1 BB: 0 P: 21	R: 0 E: 0 K: 1 S: 5	H: 0 LOB: 0 BB: 0 P: 5	R: 0 E: 0 K: 0 S: 7	H: 1 LOB: 1 BB: 0 P: 7	R: 0 E: 0 K: 1 S: 5	H: 0 LOB: 0 BB: 0 P: 5	R: 0 E: 0 K: 2 S: 8	H: 1 LOB: 1 BB: 0 P: 8	R: 0 E: 0 K: 2 S: 8	H: 1 LOB: 1 BB: 0 P: 8	R: 0 E: 0 K: 1 S: 8	H: 0 LOB: 0 BB: 0 P: 10	1B: 3 2B: 1 3B: 0 HR: 0	SF: 0 SAC: 0 DP: 0 HBP: 0	WP: 0 PB: 0 SB: 0 CS: 0	PA: 32	
PITCHER Rick Reuschel, R ERA: 2.83 (1, 1)	IP: 9.0 WLS: W BF: 32 H: 4 R: 0 ER: 0 SO: 7 BB: 0 IBB: 0 HBP: 0 BLK: 1 WP: 0 HR: 0 S: 63 P: 71 ERA: 0.00 WHIP: 0.444											PITCHER	IP: 9.0 WLS: W BF: 32 H: 4 R: 0 ER: 0 SO: 7 BB: 0 IBB: 0 HBP: 0 BLK: 1 WP: 0 HR: 0 S: 63 P: 71 ERA: 0.00 WHIP: 0.444										

Cincinnati Reds @ Chicago Cubs
Wrigley Field, Chicago, IL
Thu Aug 17 1978, 3:33 AM CDT
Att: 36,814 - Overcast - 76 F

AB	32
R	0
H	4
RBI	0
BB	0
SO	7
LOB	8



Batter	1	2	3	4	5	6	7	8	9	AB	R	H	RBI	BB	SO	LOB	BOTTOM						
Ivan De Jesus, R OBP: 0.342, SLG: 0.349 (1, 6)	0-0 4-3			0-0 G6-4-3			0-0 1B			4	0	1	0	0	1	5							
Jerry White, S OBP: 0.348, SLG: 0.255 (1, 8)	0-0 P6		0-0 F9		0-0 F2		2-2 F9			4	0	0	0	0	0	2							
Bill Buckner, L OBP: 0.318, SLG: 0.364 (1, 3)	0-0 L9		0-0 F7		0-3 K		0-0 F8			4	0	0	0	0	1	2							
Bobby Murcer, L OBP: 0.361, SLG: 0.399 (1, 9)		0-0 L9	0-0 1B		0-0 G3			0-0 3-1		4	0	1	0	0	0	0							
Dave Kingman, R OBP: 0.318, SLG: 0.522 (1, 7)		0-0 HR		0-0 F6		0-0 6-3		0-0 6-3		4	1	1	1	0	0	1							
Greg Gross, L OBP: 0.305, SLG: 0.348 (9, 7)										0	0	0	0	0	0	0							
Davey Johnson, R OBP: 0.319, SLG: 0.336 (1, 5)		0-0 E5 BB		0-0 1B E		0-3 K		0-3 K		3	1	1	0	0	1	0							
Mick Kelleher, R OBP: 0.364, SLG: 0.271 (7, 5)										1	0	0	0	0	1	0							
Manny Trillo, R OBP: 0.324, SLG: 0.335 (1, 4)		2-2 P6		0-0 1B E		4-0 CS BB				2	0	1	0	1	0	1							
Tim Blackwell, S OBP: 0.333, SLG: 0.233 (1, 2)		4-0 BB		0-0 E1 G6-4-3		0-0 CS	0-0 FC5-6 1B			2	0	1	0	1	0	1							
Rick Reuschel, R OBP: 0.161, SLG: 0.132 (1, 1)		4-0 BB		1-2 2H F9			1-2 FC5-6 1B			2	0	0	0	1	0	3							
Inning Stats	R: 0 E: 0 K: 0 S: 3	H: 0 LOB: 0 BB: 0 P: 3	R: 1 E: 1 K: 1 S: 11	H: 1 LOB: 3 BB: 2 P: 23	R: 0 E: 0 K: 0 S: 4	H: 1 LOB: 1 BB: 0 P: 4	R: 1 E: 1 K: 0 S: 8	H: 2 LOB: 1 BB: 0 P: 9	R: 0 E: 0 K: 1 S: 5	H: 0 LOB: 0 BB: 0 P: 5	R: 0 E: 0 K: 1 S: 4	H: 0 LOB: 0 BB: 1 P: 8	R: 0 E: 0 K: 0 S: 8	H: 2 LOB: 2 BB: 0 P: 10	R: 0 E: 0 K: 1 S: 5	H: 0 LOB: 0 BB: 0 P: 5	1B: 5 2B: 0 3B: 0 HR: 1	SF: 0 SAC: 0 DP: 1 HBP: 0	WP: 0 PB: 0 SB: 0 CS: 1	PA: 34			
PITCHER Tom Seaver, R ERA: 2.99 (1, 1)	IP: 7.0 WLS: L BF: 30 H: 6 R: 2 ER: 1 SO: 3 BB: 3 IBB: 0 HBP: 0 BLK: 0 WP: 0 HR: 1 S: 43 P: 62 ERA: 1.29 WHIP: 1.286											PITCHER	IP: 1.0 WLS: L BF: 3 H: 0 R: 0 ER: 0 SO: 1 BB: 0 IBB: 0 HBP: 0 BLK: 0 WP: 0 HR: 0 S: 5 P: 5 ERA: 0.00 WHIP: 0.000										

Cincinnati Reds @ Chicago Cubs
Wrigley Field, Chicago, IL
Thu Aug 17 1978, 3:33 AM CDT
Att: 36,814 - Overcast - 76 F

AB	30
R	2
H	6
RBI	1
BB	3
SO	4
LOB	15



Batter	1	2	3	4	5	6	7	8	9	10	AB	R	H	RBI	BB	SO	LOB	TOP				
Pete Rose, S OBP: 0.363, SLG: 0.429 (1,5)	4-3		F7		4-3		4-3		4-3	F7	6	0	0	0	0	0	3	Cincinnati Reds @ Chicago Cubs Wrigley Field, Chicago, IL Sat Aug 19 1978, 3:33 AM CDT Att. 38,740 - Sunny - 72 F				
Joe Morgan, L OBP: 0.364, SLG: 0.398 (1,4)	3-1		F9				BB		HR	4-3	5	1	2	1	1	0	1					
Ken Griffey, L OBP: 0.341, SLG: 0.403 (1,9)	HR		4-3		G1-4-3		K		HR		4	2	2	2	1	1	2					
George Foster, R OBP: 0.360, SLG: 0.542 (1,7)	HR			F5	G1-4-3			4-3	K		5	1	1	2	0	1	2					
Dan Driessen, L OBP: 0.363, SLG: 0.445 (1,3)	5-3			WP	1B		4-3	K		FC9-4	5	1	2	0	0	1	0					
Johnny Bench, R OBP: 0.333, SLG: 0.491 (1,2)		K		F9			F9			FC9-4	5	1	1	0	0	1	2					
Dave Concepcion, R OBP: 0.360, SLG: 0.427 (1,6)		L9		1B	BB		5-3			1B	4	1	1	0	1	1	1					
Mike Lum, L OBP: 0.385, SLG: 0.500 (1,8)							4-3			1B	5	2	4	2	0	0	0					
Phil Moseley, S OBP: 0.363, SLG: 0.445 (1,3)										1B	1	0	0	0	0	0	1					
Inning Stats	R: 2 E: 0 K: 0 S: 5	H: 2 LOB: 0 BB: 0 P: 5	R: 0 E: 0 K: 1 S: 7	H: 1 LOB: 1 BB: 0 P: 8	R: 0 E: 0 K: 0 S: 3	H: 0 LOB: 0 BB: 0 P: 3	R: 1 E: 0 K: 0 S: 11	H: 2 LOB: 2 BB: 1 P: 17	R: 0 E: 0 K: 0 S: 3	H: 0 LOB: 0 BB: 0 P: 3	R: 0 E: 0 K: 1 S: 6	H: 1 LOB: 2 BB: 1 P: 10	R: 0 E: 0 K: 2 S: 8	H: 1 LOB: 1 BB: 0 P: 8	R: 3 E: 0 K: 1 S: 9	H: 3 LOB: 0 BB: 0 P: 10	R: 3 E: 0 K: 0 S: 7		H: 4 LOB: 1 BB: 0 P: 7	1B: 11 2B: 2 3B: 0 HR: 2	SF: 0 SAC: 0 DP: 1 HBP: 0	WP: 1 PB: 0 SB: 2 CS: 0
PITCHER	IP	WLS	BF	H	R	ER	SO	BB	IBB	HBP	BLK	WP	HR	S	P	ERA	WHIP					
Dennis Lamp, R ERA: 3.31 (1,1)	6.2		29	7	3	3	1	3	0	0	0	0	1	35	50	4.05	1.500					
Bruce Sutter, R ERA: 2.54 (7,1)	2.2	L	15	7	6	6	4	0	0	0	0	0	0	24	25	20.25	2.625					
Lynn McGlothen, R ERA: 3.69 (10,1)	0.2		3	1	0	0	0	0	0	0	0	0	0	3	3	0.00	1.500					

AB	44
R	9
H	15
RBI	9
BB	3
SO	5
LOB	15



Batter	1	2	3	4	5	6	7	8	9	10	AB	R	H	RBI	BB	SO	LOB	BOTTOM				
Rodney Scott, S OBP: 0.400, SLG: 0.323 (1,5)	G1-6-3		FC6-4	F8		SH1-3		K		K	3	1	0	0	1	1	3	Cincinnati Reds @ Chicago Cubs Wrigley Field, Chicago, IL Sat Aug 19 1978, 3:33 AM CDT Att. 38,740 - Sunny - 72 F				
Mick Kelleher, R OBP: 0.294, SLG: 0.271 (9,5)	BB		HR								0	0	0	0	0	0	0					
Larry Blittner, L OBP: 0.311, SLG: 0.355 (10,PH)	BB		HR								1	0	0	0	0	1	1					
Greg Gross, L OBP: 0.312, SLG: 0.353 (1,8)	BB		2B		1B						4	2	2	0	2	0	2					
Bill Buckner, L OBP: 0.324, SLG: 0.382 (1,3)	G1-6-3		HR		FC4			3-1		E	6	1	3	3	0	0	4					
Bobby Murcer, L OBP: 0.364, SLG: 0.402 (1,9)	BB		G3		P6					FC5	4	1	1	0	2	0	2					
Dave Kingman, R OBP: 0.311, SLG: 0.520 (1,7)	K		K		FC4		SF7			BB	5	0	0	2	0	2	5					
Manny Trillo, R OBP: 0.326, SLG: 0.342 (1,4)		5-3		F7	E6					FC5	6	0	2	0	0	0	4					
Ivan De Jesus, R OBP: 0.344, SLG: 0.352 (1,6)					F9			4-3		FC6-4	5	1	3	0	0	0	3					
Tim Blackwell, S OBP: 0.357, SLG: 0.255 (1,2)											3	0	2	1	1	0	1					
Mike Vail, R OBP: 0.314, SLG: 0.429 (9,PH)	G4-6-3										1	0	0	0	0	0	2					
Dave Rader, L OBP: 0.280, SLG: 0.290 (10,2)											0	0	0	0	0	0	0					
Dennis Lamp, R OBP: 0.200, SLG: 0.236 (1,1)					F8						3	0	1	0	0	1	2					
Bruce Sutter, R OBP: 0.290, SLG: 0.077 (7,1)											1	0	0	0	0	1	1					
Lynn McGlothen, L OBP: 0.154, SLG: 0.167 (10,1)											0	0	0	0	0	0	0					
Gene Clines, R OBP: 0.332, SLG: 0.335 (10,PH)											1	1	1	0	0	0	0					
Inning Stats	R: 0 E: 0 K: 1 S: 4	H: 0 LOB: 2 BB: 3 P: 16	R: 0 E: 0 K: 0 S: 3	H: 1 LOB: 0 BB: 0 P: 3	R: 3 E: 0 K: 1 S: 11	H: 3 LOB: 0 BB: 0 P: 14	R: 1 E: 0 K: 0 S: 5	H: 2 LOB: 1 BB: 0 P: 5	R: 1 E: 1 K: 0 S: 9	H: 2 LOB: 2 BB: 0 P: 11	R: 0 E: 0 K: 0 S: 5	H: 0 LOB: 1 BB: 1 P: 9	R: 0 E: 0 K: 2 S: 8	H: 1 LOB: 2 BB: 1 P: 12	R: 0 E: 0 K: 0 S: 11	H: 2 LOB: 2 BB: 0 P: 15	R: 1 E: 1 K: 1 S: 8	H: 2 LOB: 3 BB: 1 P: 12	1B: 11 2B: 2 3B: 1 HR: 1	SF: 1 SAC: 1 DP: 2 HBP: 0	WP: 0 PB: 0 SB: 2 CS: 0	PA: 51
PITCHER	IP	WLS	BF	H	R	ER	SO	BB	IBB	HBP	BLK	WP	HR	S	P	ERA	WHIP					
Paul Moskau, R ERA: 4.26 (1,1)	3.0		14	4	3	3	2	3	0	0	0	0	0	18	33	9.00	2.333					
Manny Sarmiento, R ERA: 3.79 (4,1)	2.2		14	4	2	2	1	1	0	0	0	0	0	18	24	6.75	1.875					
Dave Tomlin, L ERA: 5.29 (6,1)	0.1		1	0	0	0	0	0	0	0	0	0	0	1	1	0.00	0.000					
Doug Bair, R ERA: 1.42 (7,1)	2.0		10	3	1	1	2	1	0	0	0	0	0	13	17	4.50	2.000					
Fred Norman, L ERA: 3.65 (9,1)	0.2		4	2	0	0	0	0	0	0	0	0	0	10	14	0.00	3.000					

AB	43
R	7
H	15
RBI	6
BB	6
SO	6
LOB	30



Batter	1	2	3	4	5	6	7	8	9	AB	R	H	RBI	BB	SO	LOB	TOP				
Pete Rose, S OBP: 0.360, SLG: 0.425 (1, 5)	E5 FC6-4		3-1			4-3		K		4	0	0	0	0	1	0	Cincinnati Reds @ Chicago Cubs Wrigley Field, Chicago, IL Sun Aug 20 1978, 3:33 AM CDT Att: 39,242 - Sunny - 70 F				
Joe Morgan, L OBP: 0.363, SLG: 0.394 (1, 4)	P4		F5			4-2 BB		F9		3	0	0	0	1	0	1					
Ken Griffey, L OBP: 0.341, SLG: 0.401 (1, 9)	F7					4-2 BLK BB		F7		3	0	0	0	1	0	2					
George Foster, R OBP: 0.361, SLG: 0.543 (1, 7)	FC6-4					0-3 1-2 K				3	1	1	0	0	1	2					
Dan Driessen, L OBP: 0.360, SLG: 0.441 (1, 3)		4-3				0-0 F7		G3		4	0	0	0	0	0	3					
Johnny Bench, R OBP: 0.335, SLG: 0.493 (1, 2)		K				0-0 5-3				3	0	1	1	1	1	1					
Dave Concepcion, R OBP: 0.359, SLG: 0.425 (1, 6)						0-0 F9		L4		4	0	1	0	0	0	3					
Mike Lum, L OBP: 0.384, SLG: 0.491 (1, 8)						0-0 3-1				2	0	0	0	1	0	1					
Cesar Geronimo, L OBP: 0.327, SLG: 0.350 (7, 8)	P8									1	0	0	0	0	1	2					
Michael LaCoss, R OBP: 0.118, SLG: 0.176 (1, 1)						0-0 F8				3	0	0	0	0	2	2					
Doug Bair, R OBP: 0.182, SLG: 0.182 (9, 1)								K		0	0	0	0	0	0	0					
Inning Stats	R: 0 E: 1 K: 0 S: 4	H: 0 LOB: 1 BB: 0 P: 4	R: 0 E: 0 K: 1 S: 7	H: 1 LOB: 1 BB: 0 P: 9	R: 0 E: 0 K: 0 S: 3	H: 0 LOB: 0 BB: 0 P: 3	R: 0 E: 0 K: 1 S: 9	H: 0 LOB: 1 BB: 1 P: 13	R: 0 E: 0 K: 1 S: 5	H: 0 LOB: 0 BB: 0 P: 5	R: 0 E: 0 K: 0 S: 5	H: 0 LOB: 0 BB: 1 P: 9	R: 1 E: 0 K: 1 S: 12	H: 1 LOB: 2 BB: 1 P: 21	R: 0 E: 0 K: 1 S: 5	H: 0 LOB: 2 BB: 1 P: 10	1B: 1 2B: 2 3B: 0 HR: 0	SF: 0 SAC: 0 DP: 1 HBP: 1	WP: 0 PB: 0 SB: 0 CS: 0	PA: 35	
PITCHER	IP	WLS	BF	H	R	ER	SO	BB	IBB	HBP	BLK	WP	HR	S	P	ERA	WHIP				
Ray Burris, R ERA: 4.82 (1, 1)	8.0		30	2	1	1	5	2	1	1	1	0	0	50	69	1.12	0.500				
Donnie Moore, R ERA: 3.74 (9, 1)	0.2		4	1	0	0	0	0	1	0	0	0	0	3	7	0.00	1.500				
Willie Hernandez, L ERA: 4.14 (9, 1)	0.1	W	1	0	0	0	1	0	0	0	0	0	0	3	3	0.00	0.000				

AB	30
R	1
H	3
RBI	1
BB	4
SO	6
LOB	17




Batter	1	2	3	4	5	6	7	8	9	AB	R	H	RBI	BB	SO	LOB	BOTTOM				
Rodney Scott, S OBP: 0.402, SLG: 0.328 (1, 5)	G3		G1							4	0	2	0	0	0	0	Cincinnati Reds @ Chicago Cubs Wrigley Field, Chicago, IL Sun Aug 20 1978, 3:33 AM CDT Att: 39,242 - Sunny - 70 F				
Greg Gross, L OBP: 0.311, SLG: 0.352 (1, 8)			E6 PB			CS		L6		4	0	1	0	0	0	1					
Bill Buckner, L OBP: 0.323, SLG: 0.380 (1, 3)			F8							4	0	1	0	0	0	2					
Bobby Murcer, L OBP: 0.365, SLG: 0.402 (1, 9)										3	0	1	0	1	0	1					
Larry Bittner, L OBP: 0.310, SLG: 0.354 (1, 7)										4	1	1	0	0	1	2					
Manny Trillo, R OBP: 0.327, SLG: 0.344 (1, 4)										4	1	2	0	0	0	1					
Ivan De Jesus, R OBP: 0.343, SLG: 0.350 (1, 6)										3	0	0	0	1	0	3					
Tim Blackwell, S OBP: 0.345, SLG: 0.245 (1, 2)										2	0	0	0	0	0	2					
Dave Rader, L OBP: 0.282, SLG: 0.296 (8, PH) (9, 2)										2	0	1	2	0	0	0					
Ray Burris, R OBP: 0.152, SLG: 0.200 (1, 1)										2	0	0	0	0	0	0					
Mike Vail, R OBP: 0.312, SLG: 0.425 (8, PH)										1	0	0	0	0	0	0					
Donnie Moore, L OBP: 0.383, SLG: 0.417 (9, 1)										0	0	0	0	0	0	0					
Willie Hernandez, L ERA: 1.42 (9, 1)										0	0	0	0	0	0	0					
Inning Stats	R: 0 E: 0 K: 0 S: 3	H: 1 LOB: 2 BB: 0 P: 3	R: 0 E: 0 K: 1 S: 10	H: 2 LOB: 2 BB: 0 P: 13	R: 0 E: 1 K: 0 S: 4	H: 0 LOB: 1 BB: 0 P: 4	R: 0 E: 0 K: 0 S: 3	H: 0 LOB: 0 BB: 1 P: 7	R: 0 E: 0 K: 0 S: 6	H: 1 LOB: 0 BB: 0 P: 8	R: 0 E: 0 K: 0 S: 3	H: 0 LOB: 0 BB: 0 P: 3	R: 0 E: 0 K: 0 S: 4	H: 1 LOB: 1 BB: 0 P: 4	R: 2 E: 0 K: 0 S: 5	H: 3 LOB: 2 BB: 1 P: 9	1B: 8 2B: 1 3B: 0 HR: 0	SF: 0 SAC: 0 DP: 2 HBP: 0	WP: 0 PB: 1 SB: 2 CS: 1	PA: 36	
PITCHER	IP	WLS	BF	H	R	ER	SO	BB	IBB	HBP	BLK	WP	HR	S	P	ERA	WHIP				
Michael LaCoss, R ERA: 3.86 (1, 1)	8.2	L	33	8	2	2	1	1	0	0	0	0	0	40	49	2.08	1.038				
Doug Bair, R ERA: 1.42 (9, 1)	0.0		2	1	0	0	0	1	0	0	0	0	0	1	5	∞	∞				



Batter	1	2	3	4	5	6	7	8	9	AB	R	H	RBI	BB	SO	LOB	TOP					
Lou Brock, L OBP: 0.273, SLG: 0.249 Tony Scott, S OBP: 0.293, SLG: 0.287										6	2	3	2	0	1	1						
Gary Templeton, S OBP: 0.311, SLG: 0.388										5	2	2	2	1	0	3						
George Hendrick, R OBP: 0.335, SLG: 0.458										5	1	4	1	1	0	3						
Ted Simmons, S OBP: 0.376, SLG: 0.510										6	2	4	3	0	0	3						
Keith Hernandez, L OBP: 0.341, SLG: 0.393										3	2	0	0	3	1	6						
Wayne Garrett, L OBP: 0.348, SLG: 0.316 Ken Reitz, R OBP: 0.270, SLG: 0.342										2	1	1	0	0	0	0						
Jerry Mumphrey, S OBP: 0.297, SLG: 0.307										6	1	4	1	0	1	2						
Mike Phillips, L OBP: 0.322, SLG: 0.314										4	0	1	2	0	0	3						
Silvio Martinez, R OBP: 0.184, SLG: 0.237 Ken Oberkfell, L OBP: 0.200, SLG: 0.182 Buddy Schultz, R OBP: 0.333, SLG: 0.600										5	1	2	1	0	1	5						
Inning Stats	R: 0 E: 0 K: 2 S: 9	H: 2 LOB: 2 BB: 0 P: 9	R: 4 E: 0 K: 0 S: 8	H: 5 LOB: 2 BB: 1 P: 12	R: 1 E: 0 K: 1 S: 7	H: 2 LOB: 1 BB: 0 P: 7	R: 4 E: 0 K: 0 S: 7	H: 5 LOB: 1 BB: 1 P: 11	R: 1 E: 0 K: 1 S: 8	H: 3 LOB: 3 BB: 0 P: 9	R: 2 E: 0 K: 0 S: 5	H: 2 LOB: 1 BB: 1 P: 9	R: 0 E: 0 K: 0 S: 4	H: 1 LOB: 1 BB: 0 P: 4	R: 1 E: 0 K: 1 S: 6	H: 1 LOB: 1 BB: 1 P: 10	1B: 18 2B: 4 3B: 0 HR: 1	SF: 1 SAC: 0 DP: 1 HBP: 1	WP: 0 PB: 0 SB: 2 CS: 0	PA: 54		
PITCHER	IP WLS BF H R ER SO BB IBB HBP BLK WP HR S P ERA WHIP	IP WLS BF H R ER SO BB IBB HBP BLK WP HR S P ERA WHIP	IP WLS BF H R ER SO BB IBB HBP BLK WP HR S P ERA WHIP	IP WLS BF H R ER SO BB IBB HBP BLK WP HR S P ERA WHIP	IP WLS BF H R ER SO BB IBB HBP BLK WP HR S P ERA WHIP	IP WLS BF H R ER SO BB IBB HBP BLK WP HR S P ERA WHIP	IP WLS BF H R ER SO BB IBB HBP BLK WP HR S P ERA WHIP	IP WLS BF H R ER SO BB IBB HBP BLK WP HR S P ERA WHIP	IP WLS BF H R ER SO BB IBB HBP BLK WP HR S P ERA WHIP	IP WLS BF H R ER SO BB IBB HBP BLK WP HR S P ERA WHIP	IP WLS BF H R ER SO BB IBB HBP BLK WP HR S P ERA WHIP	IP WLS BF H R ER SO BB IBB HBP BLK WP HR S P ERA WHIP	IP WLS BF H R ER SO BB IBB HBP BLK WP HR S P ERA WHIP	IP WLS BF H R ER SO BB IBB HBP BLK WP HR S P ERA WHIP	IP WLS BF H R ER SO BB IBB HBP BLK WP HR S P ERA WHIP	IP WLS BF H R ER SO BB IBB HBP BLK WP HR S P ERA WHIP	IP WLS BF H R ER SO BB IBB HBP BLK WP HR S P ERA WHIP	IP WLS BF H R ER SO BB IBB HBP BLK WP HR S P ERA WHIP	IP WLS BF H R ER SO BB IBB HBP BLK WP HR S P ERA WHIP	IP WLS BF H R ER SO BB IBB HBP BLK WP HR S P ERA WHIP	IP WLS BF H R ER SO BB IBB HBP BLK WP HR S P ERA WHIP	
Bill Bonham, R ERA: 3.62	Fred Norman, L ERA: 3.53	Pedro Borbon, R ERA: 4.45	Dave Tomlin, L ERA: 5.37	Manny Sarmiento, R ERA: 3.93																		
Pete Rose, S OBP: 0.363, SLG: 0.431										5	1	3	0	0	2							
Joe Morgan, L OBP: 0.361, SLG: 0.389										4	2	0	0	1	0	5						
Ken Griffey, L OBP: 0.343, SLG: 0.415										5	2	3	6	0	2							
George Foster, R OBP: 0.359, SLG: 0.546										5	1	1	2	0	3							
Dan Driessen, L OBP: 0.358, SLG: 0.437										4	0	0	0	1	2	1						
Johnny Bench, R OBP: 0.337, SLG: 0.498 Vic Correll, R OBP: 0.270, SLG: 0.314										3	1	1	0	1	1	1						
Dave Concepcion, R OBP: 0.358, SLG: 0.424										4	0	1	1	0	0	1						
Mike Lum, L OBP: 0.372, SLG: 0.473										4	1	0	0	0	2							
Bill Bonham, R Rock Auerbach, R Fred Norman, L Pedro Borbon, R Dave Tomlin, L Manny Sarmiento, R Ken Oberkfell, L Buddy Schultz, R Ken Griffey, L George Foster, R Dan Driessen, L Johnny Bench, R Vic Correll, R Dave Concepcion, R Mike Lum, L Pete Rose, S										8	0	0	0	0	0	0						
Inning Stats	R: 0 E: 0 K: 0 S: 4	H: 1 LOB: 1 BB: 0 P: 4	R: 0 E: 0 K: 0 S: 2	H: 0 LOB: 0 BB: 1 P: 6	R: 3 E: 1 K: 1 S: 9	H: 2 LOB: 1 BB: 0 P: 9	R: 0 E: 0 K: 1 S: 5	H: 0 LOB: 0 BB: 0 P: 5	R: 2 E: 0 K: 0 S: 6	H: 1 LOB: 0 BB: 1 P: 10	R: 1 E: 0 K: 0 S: 5	H: 2 LOB: 1 BB: 0 P: 5	R: 0 E: 0 K: 0 S: 4	H: 1 LOB: 1 BB: 0 P: 4	R: 0 E: 0 K: 0 S: 3	H: 0 LOB: 0 BB: 1 P: 7	R: 3 E: 0 K: 1 S: 8	H: 3 LOB: 0 BB: 0 P: 8	1B: 4 2B: 2 3B: 1 HR: 3	SF: 0 SAC: 0 DP: 1 HBP: 0	WP: 0 PB: 0 SB: 0 CS: 0	PA: 41
PITCHER	IP WLS BF H R ER SO BB IBB HBP BLK WP HR S P ERA WHIP	IP WLS BF H R ER SO BB IBB HBP BLK WP HR S P ERA WHIP	IP WLS BF H R ER SO BB IBB HBP BLK WP HR S P ERA WHIP	IP WLS BF H R ER SO BB IBB HBP BLK WP HR S P ERA WHIP	IP WLS BF H R ER SO BB IBB HBP BLK WP HR S P ERA WHIP	IP WLS BF H R ER SO BB IBB HBP BLK WP HR S P ERA WHIP	IP WLS BF H R ER SO BB IBB HBP BLK WP HR S P ERA WHIP	IP WLS BF H R ER SO BB IBB HBP BLK WP HR S P ERA WHIP	IP WLS BF H R ER SO BB IBB HBP BLK WP HR S P ERA WHIP	IP WLS BF H R ER SO BB IBB HBP BLK WP HR S P ERA WHIP	IP WLS BF H R ER SO BB IBB HBP BLK WP HR S P ERA WHIP	IP WLS BF H R ER SO BB IBB HBP BLK WP HR S P ERA WHIP	IP WLS BF H R ER SO BB IBB HBP BLK WP HR S P ERA WHIP	IP WLS BF H R ER SO BB IBB HBP BLK WP HR S P ERA WHIP	IP WLS BF H R ER SO BB IBB HBP BLK WP HR S P ERA WHIP	IP WLS BF H R ER SO BB IBB HBP BLK WP HR S P ERA WHIP	IP WLS BF H R ER SO BB IBB HBP BLK WP HR S P ERA WHIP	IP WLS BF H R ER SO BB IBB HBP BLK WP HR S P ERA WHIP	IP WLS BF H R ER SO BB IBB HBP BLK WP HR S P ERA WHIP	IP WLS BF H R ER SO BB IBB HBP BLK WP HR S P ERA WHIP	IP WLS BF H R ER SO BB IBB HBP BLK WP HR S P ERA WHIP	
Silvio Martinez, R ERA: 3.17 Buddy Schultz, L ERA: 3.93																						

St. Louis Cardinals @ Cincinnati Reds
Riverfront Stadium, Cincinnati, OH
Mon Aug 21 1978, 7:05 PM EDT
Att: 30,548 - Unknown

AB 47
R 14
H 23
RBI 14
BB 5
SO 5
LOB 29



St. Louis Cardinals @ Cincinnati Reds
Riverfront Stadium, Cincinnati, OH
Mon Aug 21 1978, 7:05 PM EDT
Att: 30,548 - Unknown

AB 38
R 9
H 10
RBI 9
BB 3
SO 4
LOB 18



Batter	1	2	3	4	5	6	7	8	9	AB	R	H	RBI	BB	SO	LOB	TOP										
Greg Gross, L (1,8) OBP: 0.319, SLG: 0.348	L6		4-3		F7			1B BB	1B BB	4	1	1	0	1	0	1	Chicago Cubs @ Cincinnati Reds Riverfront Stadium, Cincinnati, OH Sat Aug 26 1978, 3:33 AM EDT Att: 47,299 - Overcast - 83 F										
Rodney Scott, S (1,5) OBP: 0.393, SLG: 0.318 Gene Clines, R (8,7) OBP: 0.325, SLG: 0.328	K			K	L8			1B BB	L7	3	1	0	0	1	2	1											
Bill Buckner, L (1,3) OBP: 0.326, SLG: 0.382	4-3			1B 2B	1B		3-1	1B	1B	5	2	3	0	0	0	0											
Bobby Murcer, L (1,9) OBP: 0.362, SLG: 0.397		1B		2B PB	1B		E9	E8	G4-6-3	5	2	4	2	0	0	2											
Dave Kingman, R (1,7) OBP: 0.312, SLG: 0.514 Mick Kelleher, R (8,5) OBP: 0.351, SLG: 0.260	K			PB FC3-2	2B		P9	K		4	0	1	1	0	2	2											
Manny Trillo, R (1,4) OBP: 0.323, SLG: 0.339	L6			FC3-2			5-3	3B	2B	4	1	1	0	0	0	3											
Ivan De Jesus, R (1,6) OBP: 0.344, SLG: 0.357	F7			L8			6-3	6-3	3B	4	1	1	1	0	0	2											
Tim Blackwell, S (1,2) OBP: 0.355, SLG: 0.303			K		FC3-6		F9	6-3		4	0	1	1	0	1	0											
Ray Burris, R (1,1) OBP: 0.146, SLG: 0.191 Davey Johnson, R (7, PH) OBP: 0.306, SLG: 0.320 Dave Roberts, L (7,1) OBP: 0.353, SLG: 0.490 Bruce Sutter, R (8,1) OBP: 0.200, SLG: 0.077	F8			F8	FC3-6		K	L7		2	0	0	0	0	0	1											
Inning Stats	R: 0 E: 0 K: 1 S: 6	H: 0 LOB: 0 BB: 0 P: 7	R: 0 E: 0 K: 1 S: 6	H: 1 LOB: 1 BB: 0 P: 6	R: 0 E: 0 K: 1 S: 5	H: 0 LOB: 0 BB: 0 P: 5	R: 2 E: 0 K: 1 S: 8	H: 3 LOB: 1 BB: 0 P: 8	R: 0 E: 0 K: 0 S: 4	H: 1 LOB: 1 BB: 0 P: 4	R: 0 E: 1 K: 0 S: 4	H: 0 LOB: 0 BB: 0 P: 5	R: 0 E: 0 K: 1 S: 5	H: 0 LOB: 0 BB: 0 P: 5	R: 6 E: 1 K: 1 S: 14	H: 5 LOB: 0 BB: 1 P: 19		R: 0 E: 0 K: 0 S: 3	H: 1 LOB: 1 BB: 1 P: 7	1B: 8 2B: 3 3B: 1 HR: 0	SF: 0 SAC: 0 DP: 1 HBP: 0	WP: 0 PB: 1 SB: 0 CS: 0	PA: 40				
PITCHER	IP	WLS	BF	H	R	ER	SO	BB	IBB	HBP	BLK	WP	HR	S	P	ERA	WHIP										
Bill Bonham, R (1,1) ERA: 3.54	5.0		20	5	2	1	4	0	0	0	0	0	0	29	30	1.80	1.000										
Doug Bair, R (8,1) ERA: 1.65	2.0	L	10	3	3	3	1	1	0	0	0	0	0	14	18	13.50	2.000										
Dave Tomlin, L (8,1) ERA: 5.75	0.1		3	2	1	1	1	0	0	0	0	0	0	6	7	27.00	6.000										
Tom Hume, R (8,1) ERA: 4.78	1.2		7	2	2	2	0	1	0	0	0	0	0	6	10	10.80	1.800										

Batter	1	2	3	4	5	6	7	8	9	AB	R	H	RBI	BB	SO	LOB	BOTTOM										
Pete Rose, S (1,5) OBP: 0.363, SLG: 0.426	F7			BB BB	FC6-4				B1-3	4	0	1	1	1	0	2	Chicago Cubs @ Cincinnati Reds Riverfront Stadium, Cincinnati, OH Sat Aug 26 1978, 3:33 AM EDT Att: 47,299 - Overcast - 83 F										
Joe Morgan, L (1,4) OBP: 0.363, SLG: 0.384 Junior Kennedy, R (7, PH) OBP: 0.356, SLG: 0.250	G3			F9			2H	1B	4-3	3	1	1	0	0	0	1											
Dave Collins, S (9, PH) OBP: 0.291, SLG: 0.222				HR			1B	BB		1	0	0	0	0	0	0											
Ken Griffey, L (1,9) OBP: 0.345, SLG: 0.422	F8			G6-4-3	BB		1H	HR	F8	3	1	1	2	1	0	2											
George Foster, R (1,7) OBP: 0.358, SLG: 0.539	K			G6-4-3			F8	SF8	3B	4	1	1	0	0	1	2											
Dan Driessen, L (1,3) OBP: 0.358, SLG: 0.439	F8			F9	BB		G1	SF8		2	1	0	1	1	0	0											
Johnny Bench, R (1,2) OBP: 0.329, SLG: 0.477 Vic Correll, R (9,2) OBP: 0.270, SLG: 0.314	6-3			1B	BB		F3	G3		3	0	0	0	1	0	0											
Dave Concepcion, R (1,6) OBP: 0.352, SLG: 0.414				F8	F9		FC5-6	BB	6-3	3	0	0	0	1	0	2											
Cesar Geronimo, L (1,8) OBP: 0.325, SLG: 0.344				1-3	F7		FC5-6	SH2-4	F8	4	1	0	0	0	0	3											
Bill Bonham, R (1,1) ERA: 3.54 Paul Muecke, R (5, PH) OBP: 0.296, SLG: 0.314 Doug Bair, R (8,1) ERA: 1.65 Dave Tomlin, L (8,1) ERA: 5.75 Tom Hume, R (8,1) ERA: 4.78 Mike Lum, L (9, PH) OBP: 0.370, SLG: 0.496				1B	FC6-4		SH2-4		HR	2	0	2	1	0	0	0											
Inning Stats	R: 0 E: 0 K: 0 S: 3	H: 0 LOB: 0 BB: 0 P: 3	R: 0 E: 0 K: 1 S: 5	H: 0 LOB: 0 BB: 0 P: 5	R: 0 E: 0 K: 0 S: 3	H: 1 LOB: 1 BB: 0 P: 3	R: 0 E: 0 K: 0 S: 2	H: 0 LOB: 1 BB: 2 P: 10	R: 2 E: 0 K: 0 S: 8	H: 2 LOB: 0 BB: 0 P: 11	R: 1 E: 0 K: 0 S: 4	H: 1 LOB: 2 BB: 2 P: 12	R: 1 E: 0 K: 0 S: 7	H: 1 LOB: 0 BB: 0 P: 8	R: 1 E: 0 K: 0 S: 4	H: 1 LOB: 0 BB: 0 P: 4	1B: 4 2B: 0 3B: 1 HR: 2	SF: 1 SAC: 1 DP: 1 HBP: 0	WP: 1 PB: 0 SB: 1 CS: 0	PA: 38							
PITCHER	IP	WLS	BF	H	R	ER	SO	BB	IBB	HBP	BLK	WP	HR	S	P	ERA	WHIP										
Ray Burris, R (1,1) ERA: 4.82	6.0		24	4	3	3	1	4	0	0	0	0	1	25	44	4.50	1.333										
Dave Roberts, L (7,1) ERA: 5.17	1.1	W	8	2	2	2	0	2	0	0	0	1	0	9	18	13.50	3.000										
Bruce Sutter, R (8,1) ERA: 2.64	1.2	S	6	1	1	1	0	0	0	0	0	0	1	6	6	5.40	0.600										



Batter	1	2	3	4	5	6	7	8	9	AB R H RBI BB SO LOB	TOP									
Greg Gross, L (1, 8) OBP: 0.320, SLG: 0.356	F7						L8	1-3		5 0 2 0 0 0 1	Chicago Cubs @ Cincinnati Reds Riverfront Stadium, Cincinnati, OH Sun Aug 27 1978, 3:33 AM EDT Att. 40,014 - Overcast - 79 F									
Rodney Scott, S (1, 5) OBP: 0.399, SLG: 0.318	BB BB FC6-4 1B	1-3					4-3		2B 1B BB	3 2 1 0 2 0 2										
Bill Buckner, L (1, 3) OBP: 0.329, SLG: 0.390	FC6-4 1-2 BB BB								1-3 1B 2B	4 2 2 0 1 0 2										
Bobby Murcer, L (1, 9) OBP: 0.366, SLG: 0.397	FC6-4 1-2 2-3 3-4 BB						HR		2B BB 1B	2 1 1 2 3 1 0										
Dave Kingman, R (1, 7) Gene Clines, R (9, PR) OBP: 0.325, SLG: 0.328	FC6-4 1-2 2-3 3-4 BB						HR		2B BB 1B	4 1 1 4 1 1 5 0 0 0 0 0 0 0										
Manny Trillo, R (1, 4) OBP: 0.319, SLG: 0.335	P6						HR		BB	5 0 0 0 0 0 7										
Ivan De Jesus, R (1, 6) OBP: 0.345, SLG: 0.356									F9 SH1-3 BB	4 1 1 0 1 1 2										
Tim Blackwell, S (1, 2) OBP: 0.338, SLG: 0.290	P6								L9											
Mike Krukow, R (1, 1) OBP: 0.281, SLG: 0.310	1B 2B								3-1	3 0 0 1 0 0 2										
Inning Stats	R: 1 E: 0 K: 0 S: 7	H: 1 LOB: 2 BB: 2 P: 18	R: 0 E: 0 K: 0 S: 5	H: 2 LOB: 2 BB: 0 P: 5	R: 0 E: 0 K: 1 S: 5	H: 0 LOB: 0 BB: 0 P: 5	R: 1 E: 1 K: 0 S: 7	H: 1 LOB: 0 BB: 0 P: 7	R: 0 E: 0 K: 1 S: 6	H: 3 LOB: 0 BB: 2 P: 14		R: 3 E: 0 K: 0 S: 5	H: 2 LOB: 0 BB: 1 P: 9	R: 0 E: 0 K: 0 S: 3	H: 0 LOB: 1 BB: 1 P: 7	R: 2 E: 0 K: 0 S: 8	H: 2 LOB: 2 BB: 2 P: 16	1B: 4 2B: 3 3B: 1 HR: 1	SF: 1 SAC: 1 DP: 0 HBP: 0	WP: 0 PB: 0 SB: 0 CS: 0
PITCHER	IP WLS BF H R ER SO BB IBB HBP BLK WP HR S P ERA WHIP											PITCHER	IP WLS BF H R ER SO BB IBB HBP BLK WP HR S P ERA WHIP							
Tom Seaver, R (1, 1) ERA: 3.08	7.0 L 33 7 5 4 3 3 2 0 0 0 0 1 40 63 5.14 1.429																			
Manny Sarmiento, R (8, 1) ERA: 3.59	1.0 4 0 0 0 0 1 0 0 0 0 0 3 7 0.00 1.000																			
Pedro Borbon, R (9, 1) ERA: 4.6	1.0 7 2 2 2 0 2 0 0 0 0 0 8 16 18.00 4.000																			

AB	34
R	7
H	9
RBI	7
BB	8
SO	3
LOB	22



Batter	1	2	3	4	5	6	7	8	9	AB R H RBI BB SO LOB	BOTTOM											
Pete Rose, S (1, 5) OBP: 0.360, SLG: 0.423	4-3									4 0 0 0 0 0 1	Chicago Cubs @ Cincinnati Reds Riverfront Stadium, Cincinnati, OH Sun Aug 27 1978, 3:33 AM EDT Att. 40,014 - Overcast - 79 F											
Joe Morgan, L (1, 4) OBP: 0.364, SLG: 0.392	F9								F5	3 1 1 1 1 0 0												
Ken Griffey, L (1, 9) OBP: 0.344, SLG: 0.423	5-3								HR BB P2-4	4 0 1 0 0 0 1												
George Foster, R (1, 7) OBP: 0.358, SLG: 0.536									2B	4 0 1 0 0 0 1												
Dan Driessen, L (1, 3) OBP: 0.357, SLG: 0.435									1B 6-3 BB	3 0 0 0 1 1 1												
Johnny Bench, R (1, 2) OBP: 0.329, SLG: 0.474									5-3	3 0 0 0 1 1 1												
Dave Concepcion, R (1, 6) OBP: 0.352, SLG: 0.414									BB	4 0 1 0 0 2 2												
Cesar Geronimo, L (1, 8) OBP: 0.322, SLG: 0.340									K 1B	3 0 1 0 0 1 2												
Tom Seaver, R (1, 1) Manny Sarmiento, R (8, 1) Mike Lum, L (8, PH) Pedro Borbon, R (9, 1)									K K F5	3 0 0 0 0 2 3 2 0 0 0 0 2 0 0 0 0 0 0 0 0 1 0 0 0 0 0 1 0 0 0 0 0 0 0												
Inning Stats	R: 0 E: 0 K: 0 S: 3	H: 0 LOB: 0 BB: 0 P: 3	R: 0 E: 0 K: 1 S: 6	H: 1 LOB: 1 BB: 1 P: 10	R: 1 E: 0 K: 1 S: 10	H: 1 LOB: 0 BB: 0 P: 13	R: 0 E: 0 K: 1 S: 5	H: 0 LOB: 0 BB: 0 P: 5	R: 0 E: 0 K: 2 S: 14	H: 0 LOB: 0 BB: 0 P: 16		R: 0 E: 0 K: 0 S: 2	H: 0 LOB: 0 BB: 1 P: 6	R: 0 E: 0 K: 2 S: 7	H: 0 LOB: 0 BB: 0 P: 7	R: 0 E: 0 K: 1 S: 6	H: 1 LOB: 0 BB: 0 P: 6	R: 0 E: 0 K: 1 S: 6	H: 1 LOB: 2 BB: 1 P: 10	1B: 2 2B: 2 3B: 0 HR: 1	SF: 0 SAC: 0 DP: 1 HBP: 0	WP: 0 PB: 0 SB: 0 CS: 0
PITCHER	IP WLS BF H R ER SO BB IBB HBP BLK WP HR S P ERA WHIP											PITCHER	IP WLS BF H R ER SO BB IBB HBP BLK WP HR S P ERA WHIP									
Mike Krukow, R (1, 1) ERA: 3.53	9.0 W 33 4 1 1 9 3 0 0 0 0 1 59 76 1.00 0.778																					

AB	30
R	1
H	4
RBI	1
BB	3
SO	9
LOB	12



Batter	1	2	3	4	5	6	7	8	9	AB	R	H	RBI	BB	SO	LOB	TOP										
Frank Taveras, R (1, 6) OBP: 0.308, SLG: 0.352										5	0	1	0	0	1	1	Pittsburgh Pirates @ Cincinnati Reds Riverfront Stadium, Cincinnati, OH Mon Aug 28 1978, 7:05 PM EDT Att: 23,612 - Unknown										
Omar Moreno, L (1, 8) OBP: 0.330, SLG: 0.298										3	1	0	0	1	3	1											
Dave Parker, L (1, 9) OBP: 0.370, SLG: 0.550										4	1	2	1	1	0	0											
Bill Robinson, R (1, 5) OBP: 0.289, SLG: 0.394 (8, 7)										3	0	1	2	0	0	1											
Willie Stargell, L (1, 3) OBP: 0.368, SLG: 0.534										3	0	0	0	1	1	3											
Phil Garner, R (1, 4) OBP: 0.350, SLG: 0.397										3	0	1	0	1	0	2											
John Milner, L (1, 7) OBP: 0.356, SLG: 0.402										3	0	0	0	1	1	2											
Dale Berra, R (8, 5) OBP: 0.229, SLG: 0.230										0	0	0	0	0	0	0											
Manny Sanguillen, R (1, 2) OBP: 0.274, SLG: 0.324										4	0	2	0	0	0	3											
John Candelaria, L (1, 1) OBP: 0.245, SLG: 0.174										2	0	0	0	0	1	1											
Steve Brye, R (7, PH) OBP: 0.309, SLG: 0.327										1	1	1	0	0	0	0											
Ed Whitson, R (7, 1) OBP: 0.200, SLG: 0.200										1	0	0	0	0	1	1											
Inning Stats	R: 0 E: 0 K: 1 S: 5	H: 0 LOB: 0 BB: 0 P: 5	R: 0 E: 0 K: 2 S: 7	H: 0 LOB: 1 BB: 1 P: 11	R: 0 E: 0 K: 0 S: 3	H: 0 LOB: 0 BB: 0 P: 3	R: 2 E: 0 K: 0 S: 5	H: 2 LOB: 1 BB: 0 P: 9	R: 0 E: 1 K: 2 S: 8	H: 1 LOB: 1 BB: 0 P: 8	R: 0 E: 0 K: 0 S: 4	H: 1 LOB: 3 BB: 2 P: 12	R: 1 E: 0 K: 0 S: 5	H: 3 LOB: 2 BB: 1 P: 9	R: 0 E: 0 K: 1 S: 6	H: 1 LOB: 1 BB: 0 P: 6	R: 0 E: 0 K: 2 S: 7	H: 0 LOB: 0 BB: 0 P: 7	1B: 6 2B: 1 3B: 1 HR: 0	SF: 1 SAC: 1 DP: 1 HBP: 0	WP: 1 PB: 0 SB: 0 CS: 0	PA: 39					
PITCHER	IP	WLS	BF	H	R	ER	SO	BB	IBB	HBP	BLK	WP	HR	S	P	ERA	WHIP										
Fred Norman, L (1, 1) ERA: 3.78	6.1	L	29	6	3	3	5	4	0	0	0	1	0	35	51	4.26	1.579										
Tom Hume, R (7, 1) ERA: 4.72	1.2		7	2	0	0	1	0	1	0	0	0	0	8	12	0.00	1.200										
Doug Bair, R (9, 1) ERA: 1.63	1.0		3	0	0	0	2	0	0	0	0	0	0	7	7	0.00	0.000										

AB	32
R	3
H	8
RBI	3
BB	5
SO	8
LOB	15




Batter	1	2	3	4	5	6	7	8	9	AB	R	H	RBI	BB	SO	LOB	BOTTOM										
Pete Rose, S (1, 5) OBP: 0.358, SLG: 0.420										4	0	0	0	0	1	0	Pittsburgh Pirates @ Cincinnati Reds Riverfront Stadium, Cincinnati, OH Mon Aug 28 1978, 7:05 PM EDT Att: 23,612 - Unknown										
Joe Morgan, L (1, 4) OBP: 0.361, SLG: 0.387										4	0	0	0	0	1	0											
Ken Griffey, L (1, 9) OBP: 0.343, SLG: 0.420										3	0	0	0	1	1	0											
George Foster, R (1, 7) OBP: 0.358, SLG: 0.541										3	1	1	1	0	2	1											
Johnny Bench, R (1, 3) OBP: 0.329, SLG: 0.471 (9, 2)										2	0	0	0	1	1	1											
Dave Concepcion, R (1, 6) OBP: 0.352, SLG: 0.413										3	0	1	0	0	0	1											
Ken Henderson, S (1, 8) OBP: 0.291, SLG: 0.311										3	0	0	0	0	1	2											
Vic Correll, R (1, 2) OBP: 0.264, SLG: 0.307										2	0	0	0	0	0	2											
Dan Driessen, L (8, PH) OBP: 0.356, SLG: 0.434 (9, 3)										1	0	0	0	0	0	0											
Fred Norman, S (1, 1) OBP: 0.167, SLG: 0.149										2	0	0	0	0	1	0											
Tom Hume, R (7, 1) OBP: 0.075, SLG: 0.051										0	0	0	0	0	0	0											
Mike Lum, L (8, PH) OBP: 0.373, SLG: 0.488										1	0	0	0	0	0	0											
Doug Bair, R (9, 1) OBP: 0.182, SLG: 0.182										0	0	0	0	0	0	0											
Inning Stats	R: 0 E: 0 K: 2 S: 7	H: 0 LOB: 0 BB: 0 P: 7	R: 0 E: 0 K: 2 S: 7	H: 0 LOB: 0 BB: 0 P: 7	R: 0 E: 0 K: 2 S: 7	H: 0 LOB: 0 BB: 0 P: 7	R: 0 E: 0 K: 0 S: 3	H: 0 LOB: 0 BB: 0 P: 3	R: 1 E: 0 K: 0 S: 4	H: 2 LOB: 1 BB: 1 P: 8	R: 0 E: 0 K: 0 S: 3	H: 0 LOB: 0 BB: 0 P: 3	R: 0 E: 1 K: 1 S: 5	H: 0 LOB: 1 BB: 1 P: 9	R: 0 E: 0 K: 0 S: 3	H: 0 LOB: 0 BB: 0 P: 3	R: 0 E: 0 K: 1 S: 5	H: 0 LOB: 0 BB: 0 P: 5	1B: 1 2B: 0 3B: 0 HR: 1	SF: 0 SAC: 0 DP: 1 HBP: 0	WP: 0 PB: 0 SB: 0 CS: 0	PA: 30					
PITCHER	IP	WLS	BF	H	R	ER	SO	BB	IBB	HBP	BLK	WP	HR	S	P	ERA	WHIP										
John Candelaria, L (1, 1) ERA: 3.39	6.0	W	20	2	1	1	6	1	0	0	0	0	0	31	35	1.50	0.500										
Ed Whitson, R (7, 1) ERA: 2.74	3.0	S	10	0	0	0	2	1	0	0	0	0	0	13	17	0.00	0.333										



Batter	1	2	3	4	5	6	7	8	9	AB	R	H	RBI	BB	SO	LOB	TOP																				
Frank Taveras, R (1, 6) OBP: 0.309, SLG: 0.352 Mario Mendoza, R (3, 6) OBP: 0.291, SLG: 0.300	6-3		SH1-4 2B BB		F9		5-3		SH3-4	1	1	0	0	1	0	0																					
Omar Moreno, L (1, 8) OBP: 0.298, SLG: 0.298	1B		SH1-4		6-3			F9	P6	4	1	1	0	0	0	1																					
Dave Parker, L (1, 9) OBP: 0.371, SLG: 0.552	1B		1B		F7			L6		4	1	2	1	0	0	0																					
Willie Stargell, L (1, 3) OBP: 0.373, SLG: 0.548	1B		2B					L3	HR	4	1	3	3	0	0	0																					
Ed Ott, L (1, 2) OBP: 0.313, SLG: 0.408	1B		1B		K			K		4	0	2	0	0	2	1																					
Bill Robinson, R (1, 5) OBP: 0.288, SLG: 0.391	F9		K		K			BB	5-3	3	0	0	0	1	1	4																					
John Milner, L (1, 7) OBP: 0.352, SLG: 0.397 Dale Berra, R (8, 5) OBP: 0.238, SLG: 0.253			F7		F8			F7	6-3 FC 2B	3	0	0	0	0	0	1	AB 34 R 5 H 10 RBI 5 BB 2 SO 5 LOB 9																				
Phil Garner, R (1, 4) OBP: 0.349, SLG: 0.398			WP CS 2B		P4			P4	6-3	4	0	1	0	0	0	1																					
Bert Blyleven, R (1, 1) OBP: 0.130, SLG: 0.147			K		K			6-3	FC SH3-4	4	0	0	1	0	2	1																					
Inning Stats	R: 1 E: 0 K: 0 S: 6	H: 4 LOB: 2 BB: 0 P: 6	R: 0 E: 0 K: 1 S: 5	H: 1 LOB: 1 BB: 0 P: 5	R: 2 E: 0 K: 2 S: 9	H: 2 LOB: 1 BB: 1 P: 13	R: 0 E: 0 K: 1 S: 5	H: 0 LOB: 0 BB: 0 P: 5	R: 0 E: 0 K: 1 S: 3	H: 0 LOB: 1 BB: 1 P: 9	R: 0 E: 0 K: 0 S: 3	H: 0 LOB: 0 BB: 0 P: 3	R: 0 E: 0 K: 0 S: 5	H: 2 LOB: 1 BB: 0 P: 5	R: 1 E: 0 K: 0 S: 5	H: 1 LOB: 1 BB: 0 P: 5	1B: 6 2B: 4 3B: 0 HR: 1	SF: 0 SAC: 2 DP: 1 HBP: 0	WP: 1 PB: 0 SB: 1 CS: 1	PA: 38																	
PITCHER	IP	WLS	BF	H	R	ER	SO	BB	IBB	HBP	BLK	WP	HR	S	P	ERA	WHIP	PITCHER		IP	WLS	BF	H	R	ER	SO	BB	IBB	HBP	BLK	WP	HR	S	P	ERA	WHIP	
Michael LaCoss, R (1, 1) ERA: 4.19	6.0	L	25	7	3	3	5	2	0	0	0	1	0	33	41	4.50	1.500																				
Manny Sarmiento, R (7, 1) ERA: 3.9	2.0		8	2	1	1	0	0	0	0	0	0	1	8	8	4.50	1.000																				
Pedro Borbon, R (9, 1) ERA: 4.65	1.0		5	1	1	1	0	0	0	0	0	0	0	5	5	9.00	1.000																				
Batter	1	2	3	4	5	6	7	8	9	AB	R	H	RBI	BB	SO	LOB	BOTTOM																				
Pete Rose, S (1, 5) OBP: 0.355, SLG: 0.417	F7			L4		F8		K		4	0	0	0	1	3																						
Joe Morgan, L (1, 4) OBP: 0.358, SLG: 0.383	P3			F2		P5		P4		4	0	0	0	0	0																						
Ken Griffey, L (1, 9) OBP: 0.343, SLG: 0.419	F7			K		F8		G4-3 1B		4	0	1	0	0	1	0																					
George Foster, R (1, 7) OBP: 0.359, SLG: 0.541				CS 1B		K		1B		4	0	2	0	0	1	1																					
Dan Driessen, L (1, 3) OBP: 0.354, SLG: 0.432				K		F7		K		3	0	0	0	0	2	2																					
Johnny Bench, R (1, 2) OBP: 0.326, SLG: 0.466				F9		6-3		5-3		3	0	0	0	0	0																						
Dave Concepcion, R (1, 6) OBP: 0.350, SLG: 0.411				F8		K		4-3		3	0	0	0	0	1	0																					
Cesar Geronimo, L (1, 8) OBP: 0.322, SLG: 0.337				K		5-3		1B BB		2	0	0	0	1	1	0																					
Michael LaCoss, R (1, 1) OBP: 0.105, SLG: 0.158 Dave Collins, S (6, PH) OBP: 0.298, SLG: 0.222 Manny Sarmiento, R (7, 1) OBP: 0.298, SLG: 0.222 Mike Lum, L (8, PH) OBP: 0.378, SLG: 0.492 Pedro Borbon, R (9, 1) OBP: 0.290, SLG: 0.200				K		BB		1B		1	0	0	0	0	1	0																					
Inning Stats	R: 0 E: 0 K: 0 S: 3	H: 0 LOB: 0 BB: 0 P: 3	R: 0 E: 0 K: 1 S: 5	H: 1 LOB: 0 BB: 0 P: 5	R: 0 E: 0 K: 2 S: 7	H: 0 LOB: 0 BB: 0 P: 7	R: 0 E: 0 K: 1 S: 5	H: 0 LOB: 0 BB: 0 P: 5	R: 0 E: 0 K: 1 S: 5	H: 0 LOB: 1 BB: 1 P: 9	R: 0 E: 0 K: 1 S: 6	H: 1 LOB: 1 BB: 0 P: 6	R: 0 E: 0 K: 1 S: 6	H: 1 LOB: 2 BB: 1 P: 10	R: 0 E: 0 K: 1 S: 3	H: 1 LOB: 0 BB: 0 P: 3	1B: 4 2B: 0 3B: 0 HR: 0	SF: 0 SAC: 0 DP: 1 HBP: 0	WP: 0 PB: 0 SB: 0 CS: 1	PA: 31																	
PITCHER	IP	WLS	BF	H	R	ER	SO	BB	IBB	HBP	BLK	WP	HR	S	P	ERA	WHIP	PITCHER		IP	WLS	BF	H	R	ER	SO	BB	IBB	HBP	BLK	WP	HR	S	P	ERA	WHIP	
Bert Blyleven, R (1, 1) ERA: 3.06	9.0	W	31	4	0	0	8	2	0	0	0	0	0	45	53	0.00	0.667																				


Pittsburgh Pirates @ Cincinnati Reds
Riverfront Stadium, Cincinnati, OH
Tue Aug 29 1978, 7:05 PM EDT
Att: 24,967 - Unknown

AB 34
R 5
H 10
RBI 5
BB 2
SO 5
LOB 9



Pittsburgh Pirates @ Cincinnati Reds
Riverfront Stadium, Cincinnati, OH
Tue Aug 29 1978, 7:05 PM EDT
Att: 24,967 - Unknown

AB 29
R 0
H 4
RBI 0
BB 2
SO 8
LOB 6



Batter	1	2	3	4	5	6	7	8	9	AB	R	H	RBI	BB	SO	LOB	TOP					
Dave Concepcion, R (1,6) OBP: 0.353, SLG: 0.412 Rick Auerbach, R (6,6) OBP: 0.388, SLG: 0.548	K	HR 1B				BB 1B BB		F8 SF8 2B		3	2	2	1	1	1	0						
Joe Morgan, L (1,4) OBP: 0.358, SLG: 0.390 Tom Hume, R (8,1) OBP: 0.075, SLG: 0.051 Dave Collins, S (9,8) OBP: 0.296, SLG: 0.222	F9	HR		L7		BB 1B BB		F8		4	1	1	3	1	0	2						
Ken Griffey, L (1,9) OBP: 0.343, SLG: 0.420	G3	BLK 1B		1-3		BB 1B		SF8		4	1	2	3	0	0	1						
George Foster, R (1,7) OBP: 0.361, SLG: 0.546		HR			6-3			F3		4	1	2	2	1	0	0						
Dan Driessen, L (1,3) OBP: 0.353, SLG: 0.429		HR 1B			6-3			6-3		5	1	1	0	0	0	4						
Johnny Bench, R (1,2) OBP: 0.328, SLG: 0.476 Vic Correll, R (8,2) OBP: 0.272, SLG: 0.307	1B HBP 1B		G3		HR			BB		4	2	2	1	0	0	3						
Cesar Geronimo, L (1,8) OBP: 0.327, SLG: 0.337 Doug Bair, R (9,1) OBP: 0.182, SLG: 0.182	1B HBP		G1-6-3		4-3			BB		3	0	1	0	1	0	0						
Ray Knight, R (1,5) OBP: 0.234, SLG: 0.295	HR 1B		G1-6-3			BB SH3 1B		K		5	2	2	1	0	1	3						
Tom Seaver, R (1,1) OBP: 0.227, SLG: 0.138 Junior Kennedy, R (8,4) OBP: 0.353, SLG: 0.248	K				6-3			F9		3	0	0	0	0	2	3						
Inning Stats	R: 0 E: 0 K: 1 S: 5	H: 0 LOB: 0 BB: 0 P: 5	R: 7 E: 0 K: 1 S: 12	H: 8 LOB: 1 BB: 0 P: 13	R: 0 E: 0 K: 0 S: 3	H: 1 LOB: 0 BB: 0 P: 3	R: 0 E: 0 K: 0 S: 4	H: 1 LOB: 1 BB: 0 P: 4	R: 1 E: 0 K: 0 S: 4	H: 1 LOB: 0 BB: 0 P: 4	R: 2 E: 0 K: 0 S: 5	H: 2 LOB: 3 BB: 3 P: 17	R: 0 E: 0 K: 1 S: 5	H: 0 LOB: 0 BB: 0 P: 5	R: 1 E: 0 K: 0 S: 4	H: 1 LOB: 0 BB: 0 P: 4	R: 0 E: 0 K: 1 S: 5	H: 0 LOB: 2 BB: 2 P: 13	1B: 10 2B: 1 3B: 0 HR: 3	SF: 1 SAC: 1 DP: 1 HBP: 1	WP: 0 PB: 0 SB: 0 CS: 0	PA: 45
PITCHER	IP WLS BF H R ER SO BB IBB HBP BLK WP HR S P ERA WHIP																					
Silvio Martinez, R (1,1) ERA: 3.71	1.2 L 12 7 7 7 2 0 0 1 0 0 2 15 16 37.80 4.200																					
Tom Bruno, R (2,1) ERA: 1.79	1.1 5 2 0 0 0 0 0 0 0 1 0 0 5 5 0.00 1.500																					
Pete Falcone, L (4,1) ERA: 5.9	2.2 15 4 3 3 0 2 1 0 0 0 1 12 24 10.12 2.250																					
Roy Thomas, R (6,1) ERA: 4.18	2.1 8 1 1 1 1 0 0 0 0 0 0 10 10 3.86 0.429																					
Aurelio Lopez, R (9,1) ERA: 4.2	1.0 5 0 0 0 0 1 2 0 0 0 0 0 5 13 0.00 2.000																					
Batter	1	2	3	4	5	6	7	8	9	AB	R	H	RBI	BB	SO	LOB	BOTTOM					
Garry Templeton, S (1,6) OBP: 0.316, SLG: 0.391 Mike Phillips, L (7,6) OBP: 0.347, SLG: 0.349	F9		F6			WP 3B		1B		3	1	1	0	0	0	1						
Tony Scott, S (1,7) OBP: 0.295, SLG: 0.304			G3			K		F8		5	0	1	0	0	1	4						
George Hendrick, R (1,8) OBP: 0.341, SLG: 0.478	K				G4-6-3 1B			BB 1B		5	0	3	1	0	2	2						
Ted Simmons, S (1,2) OBP: 0.375, SLG: 0.508	F7		G4-6-3			FC6 BB		G4-6-3		3	0	0	0	1	0	4						
Keith Hernandez, L (1,3) OBP: 0.347, SLG: 0.387		F7			4-3			FC6		3	1	0	0	1	0	2						
Ken Reitz, R (1,5) OBP: 0.281, SLG: 0.362		6-3						1B		4	1	1	0	0	0	0						
Jerry Mumphrey, S (1,9) OBP: 0.294, SLG: 0.318		F7						P6		4	0	0	0	0	0	2						
Mike Tyson, R (1,4) OBP: 0.284, SLG: 0.307					E5			HR 1B		4	1	1	0	0	1	0						
Silvio Martinez, R (1,1) ERA: 3.71 Tom Bruno, R (2,1) ERA: 1.79 Ken Reitz, R (1,5) OBP: 0.281, SLG: 0.362 Pete Falcone, L (4,1) ERA: 5.9 Roy Thomas, R (6,1) ERA: 4.18 Lou Brock, L (8,PH) OBP: 0.320, SLG: 0.250 Aurelio Lopez, R (9,1) ERA: 4.2 Wayne Garrett, L (9,PH) OBP: 0.350, SLG: 0.340			L4					E6 1B		0	0	0	0	0	0	0						
Inning Stats	R: 0 E: 0 K: 1 S: 6	H: 1 LOB: 1 BB: 0 P: 6	R: 0 E: 0 K: 0 S: 3	H: 0 LOB: 0 BB: 0 P: 3	R: 0 E: 1 K: 0 S: 4	H: 0 LOB: 1 BB: 0 P: 4	R: 0 E: 0 K: 0 S: 3	H: 1 LOB: 0 BB: 0 P: 3	R: 0 E: 0 K: 0 S: 3	H: 0 LOB: 0 BB: 0 P: 3	R: 1 E: 0 K: 2 S: 9	H: 2 LOB: 2 BB: 1 P: 13	R: 0 E: 0 K: 1 S: 5	H: 0 LOB: 0 BB: 0 P: 5	R: 1 E: 1 K: 0 S: 5	H: 2 LOB: 1 BB: 0 P: 5	R: 4 E: 0 K: 1 S: 8	H: 3 LOB: 1 BB: 2 P: 16	1B: 7 2B: 0 3B: 1 HR: 1	SF: 0 SAC: 0 DP: 2 HBP: 0	WP: 1 PB: 0 SB: 0 CS: 0	PA: 39
PITCHER	IP WLS BF H R ER SO BB IBB HBP BLK WP HR S P ERA WHIP																					
Tom Seaver, R (1,1) ERA: 3.02	7.0 W 26 4 1 1 4 1 0 0 0 0 0 33 37 1.29 0.714																					
Tom Hume, R (8,1) ERA: 4.69	1.0 5 2 1 0 0 0 0 0 0 0 0 5 5 0.00 2.000																					
Doug Bair, R (9,1) ERA: 2.04	1.0 8 3 4 4 1 2 0 0 0 0 1 8 16 36.00 5.000																					

Cincinnati Reds @ St. Louis Cardinals
 Busch Stadium, St. Louis, MO
 Thu Aug 31 1978, 7:05 PM CDT
 Att: 16,112 - Unknown

AB 37
 R 11
 H 14
 RBI 11
 BB 5
 SO 4
 LOB 18



Cincinnati Reds @ St. Louis Cardinals
 Busch Stadium, St. Louis, MO
 Thu Aug 31 1978, 7:05 PM CDT
 Att: 16,112 - Unknown

AB 36
 R 6
 H 9
 RBI 5
 BB 3
 SO 5
 LOB 16



Batter	1	2	3	4	5	6	7	8	9	AB	R	H	RBI	BB	SO	LOB	TOP								
Pete Rose, S OBP: 0.356, SLG: 0.418 (1, 5)										5	2	2	0	0	0	3	Cincinnati Reds @ St. Louis Cardinals Busch Stadium, St. Louis, MO Fri Sep 01 1978, 7:05 PM CDT Att: 17,257 - Unknown								
Joe Morgan, L OBP: 0.359, SLG: 0.388 (1, 4)										4	2	1	0	1	1	2									
Ken Griffey, L OBP: 0.345, SLG: 0.422 (1, 9)										4	0	2	2	1	0	1									
George Foster, R OBP: 0.361, SLG: 0.543 (1, 7)										3	0	0	0	2	0	2									
Dan Driessen, L OBP: 0.355, SLG: 0.432 (1, 3)										4	1	2	1	1	2	3									
Johnny Bench, R OBP: 0.330, SLG: 0.475 (1, 2)										3	0	1	1	1	1	2									
Dave Concepcion, R OBP: 0.350, SLG: 0.409 (1, 6)										4	0	0	0	0	1	4									
Cesar Geronimo, L OBP: 0.329, SLG: 0.340 (1, 8)										4	0	2	0	0	1	0									
Paul Moskau, R OBP: 0.238, SLG: 0.289 (1, 1)										3	0	0	0	0	2	2									
Doug Bair, R OBP: 0.182, SLG: 0.182 (9, 1)										0	0	0	0	0	0	0									
Inning Stats	R: 2 E: 0 K: 1 S: 7	H: 3 LOB: 2 BB: 2 P: 15	R: 0 E: 0 K: 0 S: 4	H: 1 LOB: 1 BB: 0 P: 4	R: 0 E: 0 K: 0 S: 2	H: 0 LOB: 0 BB: 1 P: 6	R: 0 E: 0 K: 2 S: 8	H: 1 LOB: 2 BB: 1 P: 12	R: 2 E: 0 K: 0 S: 6	H: 3 LOB: 1 BB: 0 P: 6	R: 0 E: 0 K: 0 S: 3	H: 0 LOB: 0 BB: 3	R: 0 E: 0 K: 1 S: 5	H: 0 LOB: 1 BB: 1 P: 9	R: 0 E: 0 K: 1 S: 5	H: 0 LOB: 0 BB: 5	R: 1 E: 0 K: 3 S: 11	H: 2 LOB: 2 BB: 1 P: 15	1B: 7 2B: 3 3B: 0 HR: 0	SF: 0 SAC: 1 DP: 0 HBP: 0	WP: 0 PB: 0 SB: 2 CS: 3	PA: 42			
PITCHER	IP	WLS	BF	H	R	ER	SO	BB	IBB	HBP	BLK	WP	HR	S	P	ERA	WHIP								
John Denny, R ERA: 3.12 (1, 1)	8.0	L	35	8	4	4	5	5	0	0	1	0	0	40	60	4.50	1.625								
Buddy Schultz, L ERA: 3.89 (9, 1)	1.0	S	6	2	1	1	3	0	1	0	0	0	0	11	15	9.00	2.000								

AB	34
R	5
H	10
RBI	4
BB	6
SO	8
LOB	19



Batter	1	2	3	4	5	6	7	8	9	AB	R	H	RBI	BB	SO	LOB	BOTTOM								
Lou Brock, L OBP: 0.270, SLG: 0.255 (1, 7)										4	1	1	0	0	0	0	Cincinnati Reds @ St. Louis Cardinals Busch Stadium, St. Louis, MO Fri Sep 01 1978, 7:05 PM CDT Att: 17,257 - Unknown								
Gary Templeton, S OBP: 0.316, SLG: 0.390 (1, 6)										4	0	1	0	0	0	1									
George Hendrick, R OBP: 0.338, SLG: 0.473 (1, 8)										4	0	0	0	0	0	2									
Ted Simmons, S OBP: 0.375, SLG: 0.515 (1, 2)										4	1	2	2	0	0	0									
Keith Hernandez, L OBP: 0.348, SLG: 0.391 (1, 3)										4	0	2	0	0	0	0									
Ken Reitz, R OBP: 0.279, SLG: 0.359 (1, 5)										4	0	0	0	0	1	3									
Jerry Mumphrey, S OBP: 0.296, SLG: 0.318 (1, 9)										3	0	1	0	1	0	1									
Mike Phillips, L OBP: 0.345, SLG: 0.341 (1, 4)										3	0	0	0	1	1	1									
John Denny, R OBP: 0.227, SLG: 0.246 (1, 1)										2	0	0	0	0	2	0									
Dane Iorg, L OBP: 0.205, SLG: 0.139 (8, PH)										1	0	0	0	0	0	0									
Buddy Schultz, R OBP: 0.333, SLG: 0.600 (9, 1)										0	0	0	0	0	0	0									
Wayne Garrett, L OBP: 0.350, SLG: 0.336 (9, PH)										1	0	0	0	0	1	2									
Inning Stats	R: 1 E: 0 K: 1 S: 8	H: 3 LOB: 2 BB: 0 P: 8	R: 0 E: 0 K: 1 S: 5	H: 0 LOB: 0 BB: 0 P: 5	R: 0 E: 0 K: 0 S: 3	H: 0 LOB: 0 BB: 0 P: 3	R: 0 E: 0 K: 0 S: 4	H: 1 LOB: 1 BB: 0 P: 4	R: 0 E: 0 K: 2 S: 7	H: 0 LOB: 0 BB: 0 P: 7	R: 0 E: 0 K: 0 S: 3	H: 0 LOB: 0 BB: 0	R: 0 E: 0 K: 0 S: 4	H: 1 LOB: 1 BB: 0 P: 4	R: 0 E: 0 K: 0 S: 4	H: 1 LOB: 2 BB: 0 P: 4	R: 1 E: 0 K: 1 S: 6	H: 1 LOB: 2 BB: 2 P: 14	1B: 5 2B: 1 3B: 0 HR: 1	SF: 0 SAC: 0 DP: 0 HBP: 0	WP: 0 PB: 0 SB: 0 CS: 0	PA: 36			
PITCHER	IP	WLS	BF	H	R	ER	SO	BB	IBB	HBP	BLK	WP	HR	S	P	ERA	WHIP								
Paul Moskau, R ERA: 4.14 (1, 1)	8.2	W	35	7	2	2	4	2	0	0	0	0	0	41	49	2.08	1.038								
Doug Bair, R ERA: 2.04 (9, 1)	0.1	S	1	0	0	0	1	0	0	0	0	0	0	3	3	0.00	0.000								

AB	34
R	2
H	7
RBI	2
BB	2
SO	5
LOB	10



Batter	1	2	3	4	5	6	7	8	9	AB	R	H	RBI	BB	SO	LOB	TOP											
Pete Rose, S OBP: 0.358, SLG: 0.421 (1, 5)										4	0	2	0	0	0	1	Cincinnati Reds @ St. Louis Cardinals Busch Stadium, St. Louis, MO Sun Sep 03 1978, 3:33 AM CDT Att: 22,051 - Unknown											
Joe Morgan, L OBP: 0.361, SLG: 0.398 Junior Kennedy, R OBP: 0.353, SLG: 0.248 (1, 4) (8, 4)										4	0	3	0	0	0	1												
Ken Griffey, L OBP: 0.343, SLG: 0.417 Mike Lum, L OBP: 0.375, SLG: 0.488 (1, 9) (8, 9)										4	0	0	0	0	2	4												
George Foster, R OBP: 0.359, SLG: 0.536 Dave Collins, S OBP: 0.311, SLG: 0.231 (1, 7) (8, 7)										3	0	0	0	1	1	3												
Dave Concepcion, R OBP: 0.352, SLG: 0.408 Ray Knight, R OBP: 0.231, SLG: 0.290 (1, 6) (7, 3)										2	0	1	0	1	0	0												
Ken Henderson, S OBP: 0.295, SLG: 0.339 (1, 8)										4	1	1	0	0	1	2												
Vic Correll, R OBP: 0.271, SLG: 0.337 (1, 2)										4	1	1	2	0	1	0												
Dan Driessen, L OBP: 0.351, SLG: 0.425 Dave Tomlin, L OBP: 0.200, SLG: 0.200 Cesar Geronimo, L OBP: 0.326, SLG: 0.336 (1, 3) (7, 1) (9, PH)										3	0	1	0	0	0	0												
Michael LaCoss, R OBP: 0.100, SLG: 0.150 Pedro Borbon, R OBP: 0.162, SLG: 0.162 Rick Auerbach, R OBP: 0.404, SLG: 0.556 (1, 1) (4, 1) (7, PH) (7, 6)										1	0	0	0	0	1	1												
Inning Stats	R: 0 E: 0 K: 2 S: 8	H: 1 LOB: 1 BB: 0 P: 8	R: 0 E: 0 K: 0 S: 2	H: 0 LOB: 0 BB: 1 P: 6	R: 0 E: 0 K: 1 S: 6	H: 2 LOB: 1 BB: 0 P: 6	R: 0 E: 0 K: 1 S: 6	H: 1 LOB: 0 BB: 0 P: 6	R: 0 E: 0 K: 0 S: 3	H: 0 LOB: 0 BB: 0 P: 3	R: 0 E: 0 K: 0 S: 4	H: 2 LOB: 1 BB: 0 P: 4	R: 2 E: 0 K: 0 S: 6	H: 3 LOB: 1 BB: 0 P: 6	R: 0 E: 0 K: 2 S: 3	H: 1 LOB: 1 BB: 0 P: 7		R: 0 E: 0 K: 2 S: 7	H: 0 LOB: 0 BB: 0 P: 7	1B: 8 2B: 1 3B: 0 HR: 1	SF: 0 SAC: 0 DP: 3 HBP: 0	WP: 1 PB: 0 SB: 0 CS: 1	PA: 35					
PITCHER	IP	WLS	BF	H	R	ER	SO	BB	IBB	HBP	BLK	WP	HR	S	P	ERA		WHIP										
Pete Falcone, L ERA: 5.56 Tom Bruno, R ERA: 1.65 (1, 1) (8, 1)	7.0	W	28	9	2	2	4	1	0	0	0	1	1	35	39	2.57		1.429										

Batter	1	2	3	4	5	6	7	8	9	AB	R	H	RBI	BB	SO	LOB	BOTTOM											
Garry Templeton, S OBP: 0.315, SLG: 0.388 (1, 6)										5	1	1	0	0	1	2	Cincinnati Reds @ St. Louis Cardinals Busch Stadium, St. Louis, MO Sun Sep 03 1978, 3:33 AM CDT Att: 22,051 - Unknown											
Jerry Mumphrey, S OBP: 0.301, SLG: 0.327 (1, 7)										4	1	2	2	1	0	0												
George Hendrick, R OBP: 0.337, SLG: 0.471 (1, 8)										3	2	1	3	1	0	0												
Ted Simmons, S OBP: 0.374, SLG: 0.512 (1, 2)										3	1	1	1	1	0	1												
Keith Hernandez, L OBP: 0.350, SLG: 0.392 (1, 3)										2	0	1	0	2	0	0												
Wayne Garrett, L OBP: 0.354, SLG: 0.342 (1, 5)										4	1	2	2	0	2	2												
Jerry Morales, R OBP: 0.289, SLG: 0.337 (1, 9)										4	1	2	1	0	0	2												
Mike Phillips, L OBP: 0.335, SLG: 0.343 (1, 4)										3	1	1	1	0	0	1												
Pete Falcone, L OBP: 0.263, SLG: 0.316 Jim Lentine, R OBP: 0.167, SLG: 0.167 (1, 1) (7, PH) (8, 1)										3	2	2	0	0	0	1												
Inning Stats	R: 2 E: 0 K: 0 S: 4	H: 1 LOB: 2 BB: 3 P: 16	R: 1 E: 0 K: 0 S: 4	H: 2 LOB: 0 BB: 0 P: 4	R: 0 E: 0 K: 0 S: 2	H: 0 LOB: 0 BB: 1 P: 6	R: 4 E: 0 K: 0 S: 8	H: 5 LOB: 1 BB: 0 P: 8	R: 0 E: 0 K: 1 S: 5	H: 0 LOB: 0 BB: 0 P: 5	R: 3 E: 0 K: 2 S: 11	H: 4 LOB: 2 BB: 1 P: 15	R: 0 E: 0 K: 0 S: 3	H: 1 LOB: 0 BB: 0 P: 3	R: 0 E: 0 K: 0 S: 3	H: 0 LOB: 0 BB: 0 P: 3		1B: 7 2B: 5 3B: 1 HR: 0	SF: 2 SAC: 0 DP: 0 HBP: 0	WP: 0 PB: 0 SB: 0 CS: 1	PA: 41							
PITCHER	IP	WLS	BF	H	R	ER	SO	BB	IBB	HBP	BLK	WP	HR	S	P	ERA		WHIP										
Michael LaCoss, R ERA: 4.93 Pedro Borbon, R ERA: 4.71 Dave Tomlin, L ERA: 5.55 (1, 1) (4, 1) (7, 1)	3.1	L	19	7	7	7	0	4	0	0	0	0	0	15	31	18.90		3.300										



Batter	1	2	3	4	5	6	7	8	9	AB	R	H	RBI	BB	SO	LOB	TOP					
Pete Rose, S OBP: 0.356, SLG: 0.417 (1,5) X	F7		F7			CS 1B		L5		4	0	1	0	0	0	0	Cincinnati Reds @ Houston Astros Astrodome, Houston, TX Tue Sep 05 1978, 8:05 PM EDT Att: 8,811 - Unknown					
Dave Concepcion, R OBP: 0.350, SLG: 0.404 (1,6) S	K			FC4-6 1B		CS 1-2	K	4-3		4	0	1	0	0	2	0						
Ken Griffey, L OBP: 0.339, SLG: 0.414 (1,9) X	6-3			FC4-6 G4-6-3 1-2			F8		F7	4	0	0	0	0	0	1						
Joe Morgan, L OBP: 0.365, SLG: 0.399 (1,4)		6-3 S BB		G4-6-3 1-2			S 3B BB		5-3	2	1	0	0	2	0	1						
Dan Driessen, L OBP: 0.353, SLG: 0.422 (1,3) X	6-3				F8		1-2 3B BB		4-3	3	1	0	0	1	0	1						
Mike Lum, L OBP: 0.384, SLG: 0.500 (1,7) X	G3				K		1-H 2-H 3B			3	0	1	2	0	1	1						
Cesar Geronimo, L OBP: 0.331, SLG: 0.338 (1,8) X	F7				PO BB			IBB		1	0	0	0	2	0	1						
Vic Correll, R OBP: 0.273, SLG: 0.330 (1,2)			CS BB		PO	K	L4			2	0	0	0	1	1	2						
Tom Seaver, R OBP: 0.217, SLG: 0.131 (1,1) S	K		K			K		K		3	0	0	0	0	3	1						
Inning Stats	R: 0 E: 0 K: 1 S: 5	H: 0 LOB: 0 BB: 0 P: 5	R: 0 E: 0 K: 0 S: 3	H: 0 LOB: 1 BB: 1 P: 7	R: 0 E: 0 K: 1 S: 4	H: 0 LOB: 0 BB: 1 P: 8	R: 0 E: 0 K: 0 S: 3	H: 1 LOB: 0 BB: 0 P: 3	R: 0 E: 0 K: 1 S: 4	H: 0 LOB: 0 BB: 1 P: 8	R: 0 E: 0 K: 2 S: 7	H: 1 LOB: 2 BB: 3 P: 7	R: 2 E: 0 K: 1 S: 6	H: 1 LOB: 2 BB: 3 P: 18	R: 0 E: 0 K: 1 S: 5	H: 0 LOB: 0 BB: 0 P: 5	R: 0 E: 0 K: 0 S: 3	H: 0 LOB: 0 BB: 0 P: 3	1B: 2 2B: 0 3B: 1 HR: 0	SF: 0 SAC: 0 DP: 1 HBP: 0	WP: 0 PB: 0 SB: 2 CS: 2	PA: 34
PITCHER J.R. Richard, R ERA: 3.21 (1,1)	IP: 9.0 WLS: W BF: 32 H: 3 R: 2 ER: 2 SO: 7 BB: 5 IBB: 1 HBP: 0 BLK: 0 WP: 0 HR: 0 S: 40 P: 64 ERA: 2.00 WHIP: 0.889															PITCHER						

Batter	1	2	3	4	5	6	7	8	9	AB	R	H	RBI	BB	SO	LOB	BOTTOM						
Rafael Landestoy, S OBP: 0.309, SLG: 0.323 (1,6) X	4-3 4-3 1B		3-1		K			1-3		4	0	1	0	0	1	1	Cincinnati Reds @ Houston Astros Astrodome, Houston, TX Tue Sep 05 1978, 8:05 PM EDT Att: 8,811 - Unknown						
Keith Drumright, L OBP: 0.285, SLG: 0.208 (1,4) X	4-3 1-2		5-3			F9		K		4	0	0	0	0	1	2							
Terry Puhl, L OBP: 0.350, SLG: 0.381 (1,8) X	4-3 2-3			CS 1B		F7		2B 1B		4	1	2	0	0	0	1							
Jose Cruz, L OBP: 0.365, SLG: 0.452 (1,9) S	K			K	1-2	F8		1-H SF8 2B		4	1	1	1	0	2	2							
Enos Cabell, R OBP: 0.317, SLG: 0.389 (1,5) S		K		S 2B 1B		5-3		4-3		4	1	1	0	0	1	1							
Denny Walling, L OBP: 0.330, SLG: 0.340 (1,7) S		S BB		1-H 2B		K		IBB IBB		2	0	1	1	2	1	0							
Dave Bergman, L OBP: 0.370, SLG: 0.276 (1,3) S	K			F8		F7		1-2 IBB		3	0	0	0	1	1	2							
Bruce Bochy, R OBP: 0.324, SLG: 0.379 (1,2) S										2	0	0	0	0	2	1							
Wilbur Howard, S OBP: 0.294, SLG: 0.310 (8, PH)										1	0	1	0	0	0	0							
Luis Pujols, R OBP: 0.182, SLG: 0.189 (9, PH)										0	0	0	0	0	0	0							
Bob Watson, R OBP: 0.363, SLG: 0.473 (9, PH)										0	0	0	1	0	0	0							
J.R. Richard, R OBP: 0.182, SLG: 0.172 (1,1) S			5-3		K			SH2-4 1B	3-H	2	0	0	0	0	1	0							
Inning Stats	R: 0 E: 0 K: 1 S: 6	H: 1 LOB: 1 BB: 0 P: 6	R: 0 E: 0 K: 3 S: 9	H: 0 LOB: 1 BB: 1 P: 13	R: 0 E: 0 K: 0 S: 3	H: 0 LOB: 0 BB: 0 P: 3	R: 1 E: 0 K: 1 S: 7	H: 3 LOB: 1 BB: 0 P: 7	R: 0 E: 0 K: 3 S: 9	H: 0 LOB: 0 BB: 0 P: 9	R: 0 E: 0 K: 0 S: 3	H: 0 LOB: 0 BB: 0 P: 3	R: 0 E: 0 K: 1 S: 5	H: 0 LOB: 0 BB: 0 P: 5	R: 0 E: 0 K: 1 S: 6	H: 1 LOB: 1 BB: 0 P: 6		R: 2 E: 0 K: 0 S: 4	H: 2 LOB: 2 BB: 2 P: 12	1B: 5 2B: 2 3B: 0 HR: 0	SF: 1 SAC: 1 DP: 0 HBP: 0	WP: 0 PB: 0 SB: 2 CS: 1	PA: 35
PITCHER Tom Seaver, R ERA: 3.02 (1,1)	IP: 8.2 WLS: L BF: 35 H: 7 R: 3 ER: 3 SO: 10 BB: 1 IBB: 2 HBP: 0 BLK: 0 WP: 0 HR: 0 S: 52 P: 64 ERA: 3.12 WHIP: 0.923															PITCHER							

AB	26
R	2
H	3
RBI	2
BB	6
SO	7
LOB	8



AB	30
R	3
H	7
RBI	3
BB	3
SO	10
LOB	10



Batter	1	2	3	4	5	6	7	8	9	AB	R	H	RBI	BB	SO	LOB	TOP					
Ozzie Smith, S OBP: 0.321, SLG: 0.324 (1, 6)										5	1	2	1	0	0	2						
Derrel Thomas, S OBP: 0.304, SLG: 0.296 (1, 8)										5	0	1	0	0	0	5						
Barry Evans, R OBP: 0.435, SLG: 0.429 (1, 5)										3	0	1	0	1	0	2						
Dave Winfield, R OBP: 0.357, SLG: 0.490 (1, 9)										4	0	1	0	0	2	2						
Jerry Turner, L OBP: 0.345, SLG: 0.488 (1, 7)										3	1	2	2	0	0	0						
Broderick Perkins, L OBP: 0.245, SLG: 0.331 (1, 3)										4	0	0	0	0	0	3						
Gene Tenace, R OBP: 0.394, SLG: 0.418 (1, 2)										3	1	0	0	1	0	0						
Mike Champion, R OBP: 0.328, SLG: 0.341 (1, 4)										4	0	1	0	0	1	1						
Bill Almon, R OBP: 0.310, SLG: 0.315 (9, PR)										0	0	0	0	0	0	0						
Fernando Gonzalez, R OBP: 0.273, SLG: 0.362 (9, 4)										0	0	0	0	0	0	0						
Gaylord Perry, R OBP: 0.133, SLG: 0.137 (1, 1)										2	0	0	0	0	1	0						
Gene Richards, L OBP: 0.374, SLG: 0.403 (7, PH)										1	0	0	0	0	0	2						
Bob Shirley, R OBP: 0.220, SLG: 0.135 (7, 1)										0	0	0	0	0	0	0						
Rollie Fingers, R OBP: 0.182, SLG: 0.182 (8, 1)										1	0	0	0	0	0	1						
Inning Stats	R: 1 E: 0 K: 0 S: 5	H: 2 LOB: 2 BB: 1 P: 9	R: 0 E: 0 K: 1 S: 5	H: 0 LOB: 0 BB: 0 P: 5	R: 0 E: 0 K: 0 S: 4	H: 2 LOB: 1 BB: 0 P: 4	R: 1 E: 0 K: 1 S: 6	H: 1 LOB: 0 BB: 0 P: 6	R: 0 E: 0 K: 0 S: 3	H: 0 LOB: 0 BB: 0 P: 3	R: 0 E: 0 K: 1 S: 6	H: 1 LOB: 1 BB: 0 P: 6	R: 1 E: 1 K: 0 S: 5	H: 1 LOB: 2 BB: 1 P: 9	R: 0 E: 0 K: 1 S: 5	H: 0 LOB: 0 BB: 0 P: 5	R: 0 E: 1 K: 0 S: 5	H: 1 LOB: 2 BB: 0 P: 5	1B: 6 2B: 1 3B: 0 HR: 1	SF: 1 SAC: 0 DP: 1 HBP: 0	WP: 0 PB: 0 SB: 0 CS: 0	PA: 38
PITCHER	IP	WLS	BF	H	R	ER	SO	BB	IBB	HBP	BLK	WP	HR	S	P	ERA	WHIP					
Michael LaCoss, R ERA: 4.75 (1, 1)	6.1	L	28	7	3	2	3	2	0	0	0	0	1	32	40	2.84	1.421					
Tom Hume, R ERA: 4.88 (7, 1)	0.2		2	0	0	0	0	0	0	0	0	0	0	2	2	0.00	0.000					
Doug Bair, R ERA: 1.94 (8, 1)	2.0		8	1	0	0	1	0	0	0	0	0	0	10	10	0.00	0.500					

San Diego Padres @ Cincinnati Reds
Riverfront Stadium, Cincinnati, OH
Fri Sep 08 1978, 7:05 PM EDT
Att: 27,205 - Unknown

AB 35
R 3
H 8
RBI 3
BB 2
SO 4
LOB 18



Batter	1	2	3	4	5	6	7	8	9	AB	R	H	RBI	BB	SO	LOB	BOTTOM					
Pete Rose, S OBP: 0.360, SLG: 0.422 (1, 5)										4	0	1	0	0	0	1						
Joe Morgan, L OBP: 0.362, SLG: 0.395 (1, 4)										4	1	0	0	0	0	1						
Dan Driessen, L OBP: 0.352, SLG: 0.421 (1, 3)										4	0	1	1	0	2	0						
George Foster, R OBP: 0.357, SLG: 0.530 (1, 7)										4	0	0	0	0	2	1						
Johnny Bench, R OBP: 0.332, SLG: 0.483 (1, 2)										3	1	2	0	1	0	0						
Champ Summers, L OBP: 0.500, SLG: 0.500 (1, 9)										4	0	2	0	0	0	3						
Dave Collins, S OBP: 0.311, SLG: 0.231 (9, PR)										0	0	0	0	0	0	0						
Dave Concepcion, R OBP: 0.347, SLG: 0.490 (1, 6)										4	0	1	1	0	1	2						
Cesar Geronimo, L OBP: 0.331, SLG: 0.338 (1, 8)										2	0	1	0	0	0	0						
Ken Griffey, L OBP: 0.340, SLG: 0.421 (9, PH)										1	0	1	0	0	0	0						
Michael LaCoss, R OBP: 0.091, SLG: 0.136 (1, 1)										2	0	0	0	0	2	2						
Tom Hume, R OBP: 0.075, SLG: 0.051 (7, 1)										0	0	0	0	0	0	0						
Arturo DeFreitas, R OBP: 0.075, SLG: 0.051 (7, PH)										1	0	0	0	0	1	1						
Doug Bair, R OBP: 0.182, SLG: 0.182 (8, 1)										0	0	0	0	0	0	0						
Mike Lum, L OBP: 0.362, SLG: 0.496 (9, PH)										1	0	0	0	0	0	3						
Inning Stats	R: 0 E: 0 K: 1 S: 5	H: 0 LOB: 0 BB: 0 P: 5	R: 1 E: 0 K: 2 S: 9	H: 2 LOB: 2 BB: 1 P: 13	R: 0 E: 0 K: 0 S: 3	H: 0 LOB: 0 BB: 0 P: 3	R: 0 E: 0 K: 0 S: 3	H: 1 LOB: 0 BB: 0 P: 3	R: 0 E: 0 K: 2 S: 7	H: 0 LOB: 0 BB: 0 P: 7	R: 1 E: 0 K: 0 S: 8	H: 3 LOB: 2 BB: 0 P: 8	R: 0 E: 0 K: 1 S: 6	H: 1 LOB: 1 BB: 0 P: 6	R: 0 E: 0 K: 2 S: 7	H: 0 LOB: 0 BB: 0 P: 7	R: 0 E: 0 K: 0 S: 5	H: 2 LOB: 3 BB: 0 P: 5	1B: 8 2B: 1 3B: 0 HR: 0	SF: 0 SAC: 1 DP: 1 HBP: 0	WP: 0 PB: 1 SB: 2 CS: 1	PA: 36
PITCHER	IP	WLS	BF	H	R	ER	SO	BB	IBB	HBP	BLK	WP	HR	S	P	ERA	WHIP					
Gaylord Perry, R ERA: 3.1 (1, 1)	6.0	W	24	6	2	2	6	1	0	0	0	0	0	35	39	3.00	1.167					
Bob Shirley, L ERA: 3.94 (7, 1)	1.2		6	1	0	0	2	0	0	0	0	0	0	10	10	0.00	0.600					
Rollie Fingers, R ERA: 2.61 (8, 1)	1.1	S	6	2	0	0	1	0	0	0	0	0	0	8	8	0.00	1.500					

San Diego Padres @ Cincinnati Reds
Riverfront Stadium, Cincinnati, OH
Fri Sep 08 1978, 7:05 PM EDT
Att: 27,205 - Unknown

AB 34
R 2
H 9
RBI 2
BB 1
SO 8
LOB 14



Batter	1	2	3	4	5	6	7	8	9	AB	R	H	RBI	BB	SO	LOB	TOP										
Bill Madlock , R OBP: 0.382, SLG: 0.494 (1, 4)										4	1	1	0	0	0	0	San Francisco Giants @ Cincinnati Reds Riverfront Stadium, Cincinnati, OH Sat Sep 09 1978, 7:05 PM EDT Att: 47,091 - Unknown										
Terry Whitfield , L OBP: 0.346, SLG: 0.412 (1, 7)										3	0	0	0	0	0												
Jack Clark , R OBP: 0.360, SLG: 0.538 (1, 9)										3	1	1	0	1	0												
Darrell Evans , L OBP: 0.368, SLG: 0.416 Ed Plank , R (8, 1)										4	0	0	0	0	1	3											
Mike Ivie , R OBP: 0.366, SLG: 0.477 (1, 3)										4	0	1	0	0	1	1											
Jim Dwyer , L OBP: 0.335, SLG: 0.383 (1, 8)										4	0	2	0	0	1	0											
Marc Hill , R OBP: 0.318, SLG: 0.291 (1, 2)										4	1	2	1	0	0	3											
Roger Metzger , S OBP: 0.292, SLG: 0.283 (1, 6)										4	0	0	0	0	0	2											
Bob Knepper , L OBP: 0.127, SLG: 0.085 Hector Cruz , R OBP: 0.313, SLG: 0.394 (8, 5)										3	0	0	0	0	0	0											
Inning Stats	R: 1 E: 0 K: 0 S: 4	H: 1 LOB: 1 BB: 1 P: 8	R: 1 E: 0 K: 1 S: 6	H: 1 LOB: 0 BB: 0 P: 6	R: 0 E: 0 K: 0 S: 4	H: 1 LOB: 1 BB: 0 P: 4	R: 0 E: 0 K: 0 S: 3	H: 0 LOB: 0 BB: 0 P: 3	R: 1 E: 2 K: 1 S: 7	H: 1 LOB: 1 BB: 0 P: 7	R: 0 E: 0 K: 0 S: 3	H: 0 LOB: 0 BB: 0 P: 3	R: 0 E: 0 K: 1 S: 5	H: 0 LOB: 0 BB: 0 P: 5	R: 0 E: 0 K: 0 S: 4	H: 2 LOB: 1 BB: 0 P: 4	1B: 4 2B: 2 3B: 0 HR: 1	SF: 0 SAC: 1 DP: 1 HBP: 0	WP: 2 PB: 1 SB: 0 CS: 0	PA: 35							
PITCHER	IP	WLS	BF	H	R	ER	SO	BB	IBB	HBP	BLK	WP	HR	S	P	ERA	WHIP										
Bill Bonham , R ERA: 3.4 Doug Bair , R ERA: 1.89	7.0	W	28	5	3	1	2	1	0	0	0	2	1	31	35	1.29	0.857										

Batter	1	2	3	4	5	6	7	8	9	AB	R	H	RBI	BB	SO	LOB	BOTTOM										
Pete Rose , S OBP: 0.359, SLG: 0.422 (1, 5)										3	1	1	1	0	0	0	San Francisco Giants @ Cincinnati Reds Riverfront Stadium, Cincinnati, OH Sat Sep 09 1978, 7:05 PM EDT Att: 47,091 - Unknown										
Joe Morgan , L OBP: 0.361, SLG: 0.392 (1, 4)										3	1	0	0	1	0	1											
Ken Griffey , L OBP: 0.340, SLG: 0.424 (1, 9)										3	1	1	0	0	1	0											
George Foster , R OBP: 0.358, SLG: 0.528 (1, 7)										3	0	1	0	1	0	1											
Johnny Bench , R OBP: 0.334, SLG: 0.485 (1, 2)										3	0	1	2	1	1	1											
Dave Concepcion , R OBP: 0.348, SLG: 0.400 (1, 6)										2	1	1	1	1	0	0											
Arturo DeFreitas , R Dave Collins , S OBP: 0.277, SLG: 0.262 Doug Bair , R OBP: 0.167, SLG: 0.167 (7, PH) (8, 1)										2	0	0	0	0	0	3											
Cesar Geronimo , L OBP: 0.331, SLG: 0.338 (1, 8)										1	1	1	0	0	0	1											
Bill Bonham , R OBP: 0.277, SLG: 0.262 Ken Henderson , S OBP: 0.299, SLG: 0.352 Dan Driessen , L OBP: 0.352, SLG: 0.421 (7, PR) (8, 3)										2	0	0	0	0	0	0											
Inning Stats	R: 0 E: 0 K: 1 S: 5	H: 0 LOB: 0 BB: 0 P: 5	R: 0 E: 0 K: 1 S: 5	H: 0 LOB: 0 BB: 0 P: 5	R: 0 E: 0 K: 0 S: 5	H: 2 LOB: 3 BB: 3 P: 17	R: 0 E: 0 K: 0 S: 3	H: 1 LOB: 0 BB: 0 P: 3	R: 3 E: 0 K: 0 S: 6	H: 4 LOB: 1 BB: 0 P: 6	R: 1 E: 0 K: 0 S: 4	H: 1 LOB: 1 BB: 1 P: 8	1B: 5 2B: 3 3B: 1 HR: 0	SF: 2 SAC: 1 DP: 2 HBP: 0	WP: 0 PB: 0 SB: 0 CS: 0	PA: 34											
PITCHER	IP	WLS	BF	H	R	ER	SO	BB	IBB	HBP	BLK	WP	HR	S	P	ERA	WHIP										
Bob Knepper , L ERA: 2.74 Ed Plank , R ERA: 6.0	7.0	L	29	7	5	5	3	2	1	0	0	0	0	4	8	9.00	1.000										

AB	33
R	3
H	7
RBI	1
BB	1
SO	3
LOB	9



AB	27
R	6
H	8
RBI	6
BB	4
SO	3
LOB	10



Batter	1	2	3	4	5	6	7	8	9	AB	R	H	RBI	BB	SO	LOB	TOP										
Bill Madlock, R OBP: 0.393, SLG: 0.501 (1, 4)										4	1	2	1	0	0	0	San Francisco Giants @ Cincinnati Reds Riverfront Stadium, Cincinnati, OH Sun Sep 10 1978, 3:33 AM EDT Att: 43,779 - Unknown livebaseballscorecards.com										
Terry Whitfield, L OBP: 0.346, SLG: 0.410 (1, 7)										4	0	1	0	0	1	0											
Jack Clark, R OBP: 0.361, SLG: 0.540 (1, 9)										4	0	2	0	0	0	2											
Darrell Evans, L OBP: 0.367, SLG: 0.415 (1, 5)										4	0	1	0	0	0	3											
Mike Ivie, R OBP: 0.361, SLG: 0.470 (1, 3)										4	0	0	0	0	1	4											
Jim Dwyer, L OBP: 0.333, SLG: 0.377 (1, 8)										3	0	0	0	1	3	0											
Marc Hill, R OBP: 0.317, SLG: 0.294 (1, 2)										4	0	1	0	0	0	1											
Roger Metzger, S OBP: 0.289, SLG: 0.281 (1, 6)										3	0	0	0	0	0	1											
Ed Halicki, R OBP: 0.155, SLG: 0.140 (8, 1)										3	0	0	0	0	2	1											
John Curtis, L (8, 1)										0	0	0	0	0	0	0											
Ed Plank, R (8, 1)										0	0	0	0	0	0	0											
Inning Stats	R: 0 E: 0 K: 0 S: 5	H: 2 LOB: 2 BB: 0 P: 5	R: 0 E: 0 K: 2 S: 8	H: 1 LOB: 1 BB: 0 P: 8	R: 0 E: 0 K: 0 S: 5	H: 2 LOB: 2 BB: 0 P: 5	R: 0 E: 0 K: 0 S: 2	H: 0 LOB: 0 BB: 1 P: 6	R: 1 E: 0 K: 1 S: 6	H: 1 LOB: 0 BB: 0 P: 6	R: 0 E: 0 K: 0 S: 7	H: 0 LOB: 0 BB: 0 P: 7	R: 0 E: 0 K: 0 S: 3	H: 0 LOB: 0 BB: 0 P: 3	R: 0 E: 0 K: 1 S: 6	H: 1 LOB: 1 BB: 0 P: 6	R: 0 E: 0 K: 1 S: 5	H: 0 LOB: 0 BB: 0 P: 5	1B: 4 2B: 2 3B: 0 HR: 1	SF: 0 SAC: 0 DP: 1 HBP: 0	WP: 0 PB: 0 SB: 0 CS: 0	PA: 34					
PITCHER	IP	WLS	BF	H	R	ER	SO	BB	IBB	HBP	BLK	WP	HR	S	P	ERA	WHIP										
Tom Seaver, R ERA: 2.97 (1, 1)	7.0	W	27	6	1	1	5	1	0	0	0	0	1	36	40	1.29	1.000										
Doug Bair, R ERA: 1.85 (8, 1)	2.0	S	7	1	0	0	2	0	0	0	0	0	0	11	11	0.00	0.500										

Batter	1	2	3	4	5	6	7	8	9	AB	R	H	RBI	BB	SO	LOB	BOTTOM										
Pete Rose, S OBP: 0.358, SLG: 0.421 (1, 5)										4	1	1	0	0	0	0	San Francisco Giants @ Cincinnati Reds Riverfront Stadium, Cincinnati, OH Sun Sep 10 1978, 3:33 AM EDT Att: 43,779 - Unknown livebaseballscorecards.com										
Junior Kennedy, R OBP: 0.357, SLG: 0.256 (9, 4)										0	0	0	0	0	0	0											
Joe Morgan, L OBP: 0.360, SLG: 0.390 (1, 4)										4	0	1	0	0	0	0											
Dave Collins, S OBP: 0.318, SLG: 0.239 (8, FR)										0	1	0	0	0	0	0											
Ken Griffey, L OBP: 0.339, SLG: 0.423 (1, 9)										4	1	1	1	0	0	0											
Ray Knight, R OBP: 0.231, SLG: 0.290 (9, 5)										0	0	0	0	0	0	0											
George Foster, R OBP: 0.356, SLG: 0.525 (1, 7)										3	1	0	1	0	0	0											
Dan Driessen, L OBP: 0.353, SLG: 0.420 (1, 3)										3	2	1	0	1	1	0											
Johnny Bench, R OBP: 0.336, SLG: 0.493 (1, 2)										3	2	1	3	1	1	2											
Vic Correll, R OBP: 0.273, SLG: 0.330 (9, 2)										0	0	0	0	0	0	0											
Dave Concepcion, R OBP: 0.297, SLG: 0.493 (1, 6)										4	0	2	2	0	0	1											
Ron Oester, S (9, 6)										0	0	0	0	0	0	0											
Cesar Geronimo, L OBP: 0.330, SLG: 0.334 (1, 8)										3	0	0	0	1	1	2											
Tom Seaver, R OBP: 0.211, SLG: 0.127 (1, 1)										2	0	0	0	0	1	1											
Ken Henderson, S OBP: 0.297, SLG: 0.349 (7, PH)										1	0	0	0	0	0	2											
Doug Bair, R OBP: 0.167, SLG: 0.167 (8, 1)										0	0	0	0	0	0	0											
Inning Stats	R: 0 E: 0 K: 0 S: 3	H: 0 LOB: 0 BB: 0 P: 3	R: 2 E: 2 K: 1 S: 8	H: 2 LOB: 1 BB: 0 P: 8	R: 0 E: 0 K: 0 S: 3	H: 0 LOB: 0 BB: 0 P: 3	R: 0 E: 0 K: 1 S: 5	H: 0 LOB: 0 BB: 0 P: 5	R: 0 E: 0 K: 2 S: 7	H: 0 LOB: 0 BB: 0 P: 7	R: 0 E: 0 K: 0 S: 3	H: 0 LOB: 0 BB: 0 P: 3	R: 1 E: 0 K: 0 S: 4	H: 1 LOB: 2 BB: 2 P: 12	R: 5 E: 0 K: 0 S: 7	H: 4 LOB: 1 BB: 1 P: 11	R: 0 E: 0 K: 1 S: 5	H: 0 LOB: 0 BB: 0 P: 5	1B: 5 2B: 1 3B: 0 HR: 1	SF: 1 SAC: 0 DP: 0 HBP: 0	WP: 0 PB: 0 SB: 2 CS: 0	PA: 35					
PITCHER	IP	WLS	BF	H	R	ER	SO	BB	IBB	HBP	BLK	WP	HR	S	P	ERA	WHIP										
Ed Halicki, R ERA: 2.89 (1, 1)	7.0	L	27	3	3	1	4	1	0	0	0	0	0	4	8	108.00	12.000										
John Curtis, L ERA: 3.62 (8, 1)	0.1		5	3	4	4	0	1	0	0	0	0	0	4	8	108.00	12.000										
Ed Plank, R ERA: 7.36 (8, 1)	0.2		3	1	1	1	0	0	0	0	0	0	1	3	3	13.50	1.500										

Batter	1	2	3	4	5	6	7	8	9	AB	R	H	RBI	BB	SO	LOB	TOP					
Rafael Landestoy, S OBP: 0.319, SLG: 0.322 (1, 6)	0-0 FC4-6 E WP 1B		0-0 FC1-6 E 1B	0-0 F2			0-0 4-3		0-0 6-3	5	1	2	0	0	0	1						
Julio Gonzalez, R OBP: 0.288, SLG: 0.270 (1, 4)	0-0 E6 FC4-6 1-2		0-0 FC1-6 E 1-2		0-0 6-3		0-0 6-3		4-0 BB	4	1	0	0	1	0	2						
Terry Puhl, L OBP: 0.349, SLG: 0.379 (1, 8)	0-0 FC4-6 WP HR 1-2 2-3		0-0 E5 F9 1B 1B 1-H		4-0 5-3 1B BB		0-0 F7		0-3 K	4	3	1	0	1	1	3						
Bob Watson, R OBP: 0.365, SLG: 0.478 Jimmy Sexton, R OBP: 0.257, SLG: 0.258 (8, PR) (8, 5)	0-0 HR		0-0 F9		0-0 5-3				0-0 G3-6-3 1B	4	1	2	2	0	0	2						
Enos Cabell, R OBP: 0.325, SLG: 0.398 (8, 3)	0-0 HR		0-0 F9		0-0 5-3				0-0 F9 1B	4	0	3	2	0	0	1						
Jose Cruz, L OBP: 0.388, SLG: 0.457 (1, 9)	0-0 3-1		0-0 F9		0-0 G3				0-0 G3-6-3 1B	4	0	0	0	0	0	4						
Denny Walling, L Wilbur Howard, S OBP: 0.356 OBP: 0.287, SLG: 0.320 (9, PH) (9, 7)	0-0 CS		0-0 F8		0-0 4-3		0-0 F7		0-0 4-3	3	0	0	0	0	0	0	AB 36 R 8 H 10 RBI 6 BB 3 SO 3 LOB 13					
Bruce Bochy, R OBP: 0.311, SLG: 0.385 (1, 2)			0-3 K		0-0 F2		0-0 L6		0-0 HR	4	1	1	1	0	1	0						
Vern Ruhle, R OBP: 0.214, SLG: 0.083 Joe Sambito, L OBP: 0.286, SLG: 0.167 Jesus Alou, R OBP: 0.359, SLG: 0.434 Joaquin Andujar, S OBP: 0.167, SLG: 0.174 Dan Warthen, S (9, 1)			0-0 4-3		0-0 BB		0-3 K		0-0 HR	2	0	0	0	1	1	0						
Inning Stats	R: 3 E: 1 K: 0 S: 6	H: 3 LOB: 0 BB: 0 P: 6	R: 0 E: 0 K: 1 S: 5	H: 0 LOB: 0 BB: 0 P: 5	R: 2 E: 1 K: 0 S: 6	H: 3 LOB: 1 BB: 0 P: 6	R: 0 E: 0 K: 0 S: 3	H: 0 LOB: 1 BB: 1 P: 7	R: 1 E: 0 K: 0 S: 4	H: 1 LOB: 1 BB: 1 P: 8	R: 0 E: 0 K: 0 S: 5	H: 0 LOB: 0 BB: 0 P: 5	R: 0 E: 0 K: 0 S: 3	H: 0 LOB: 0 BB: 0 P: 3	R: 0 E: 0 K: 0 S: 3	H: 1 LOB: 1 BB: 0 P: 3	R: 2 E: 0 K: 1 S: 7	H: 2 LOB: 1 BB: 1 P: 11	1B: 6 2B: 1 3B: 0 HR: 3	SF: 0 SAC: 0 DP: 1 HBP: 0	WP: 1 PB: 0 SB: 1 CS: 1	PA: 40
PITCHER	IP WLS BF H R ER SO BB IBB HBP BLK WP HR S P ERA WHIP	IP WLS BF H R ER SO BB IBB HBP BLK WP HR S P ERA WHIP															IP WLS BF H R ER SO BB IBB HBP BLK WP HR S P ERA WHIP					
Fred Norman, L ERA: 3.77 Mario Soto, R ERA: 4.5 Manny Sarmiento, R ERA: 3.8 Pedro Borbon, R ERA: 4.69 Dave Tomlin, L ERA: 5.67	3.0 15 6 5 3 1 0 0 0 0 0 1 1 17 17 9.00 2.000	2.0 9 1 1 1 0 2 0 0 0 0 0 0 7 15 4.50 1.500	2.0 6 0 0 0 1 0 0 0 0 0 0 0 8 8 0.00 0.000	0.1 2 1 0 0 0 0 0 0 0 0 0 2 2 0.00 3.000	1.2 W 7 2 2 2 1 1 0 0 0 0 2 8 12 10.80 1.800																	
Pete Rose, S OBP: 0.359, SLG: 0.422 Ray Knight, R OBP: 0.231, SLG: 0.290 (9, 5)	0-0 4-3		0-0 F8		0-0 2B		0-0 BB 1B		0-0 F9	5	1	2	1	0	0	1						
Joe Morgan, L OBP: 0.356, SLG: 0.386 (1, 4)	0-0 F9		0-0 G3		0-0 F8		0-0 F7		0-0 F8	5	0	0	0	0	0	4						
Dan Driessen, L OBP: 0.355, SLG: 0.418 (1, 3)	0-0 6-3				4-0 BB		0-0 G3		4-0 HR BB 1-2 2-3	2	2	0	0	3	0	0						
George Foster, R OBP: 0.356, SLG: 0.529 (1, 7)			0-0 6-3		0-0 F7		0-0 6-3		4-0 HR BB 1-2 2-3 3-H	4	2	1	4	1	0	1						
Johnny Bench, R OBP: 0.335, SLG: 0.490 (1, 2)			0-0 6-3		0-0 F8		0-0 BB 1B		0-0 SH1-3 BB	4	0	1	0	0	1	1						
Champ Summers, L OBP: 0.625, SLG: 0.714 Pedro Borbon, R OBP: 0.182, SLG: 0.182 Dave Tomlin, L OBP: 0.200, SLG: 0.200 Ken Griffey, L OBP: 0.340, SLG: 0.424 (9, PH)			0-0 2B		0-0 F8		4-0 BB 1B		0-0 2B 1B	3	1	2	0	1	0	1						
Dave Concepcion, R OBP: 0.348, SLG: 0.404 (1, 6)			0-3 K		0-0 4-3		0-0 4-3		0-0 1B	4	0	1	1	0	1	3						
Cesar Geronimo, L OBP: 0.332, SLG: 0.338 (1, 8)			4-0 G3 BB		0-0 F8		0-0 K		0-0 K	3	1	1	0	1	1	1						
Fred Norman, S OBP: 0.176, SLG: 0.143 Harry Spillman, L OBP: 0.239 Mario Soto, R OBP: 0.239 Dave Collins, S OBP: 0.239 Manny Sarmiento, R OBP: 0.200, SLG: 0.200 Ken Henderson, S OBP: 0.200, SLG: 0.200 (8, 9)			0-0 G3		4-0 2B BB		0-0 2B BB		0-0 K	0	0	0	0	0	0	0						
Inning Stats	R: 0 E: 0 K: 0 S: 3	H: 0 LOB: 0 BB: 0 P: 3	R: 0 E: 0 K: 1 S: 6	H: 1 LOB: 1 BB: 0 P: 6	R: 0 E: 0 K: 0 S: 3	H: 0 LOB: 1 BB: 1 P: 7	R: 0 E: 0 K: 0 S: 3	H: 0 LOB: 1 BB: 1 P: 7	R: 1 E: 0 K: 0 S: 4	H: 1 LOB: 1 BB: 1 P: 8	R: 0 E: 0 K: 0 S: 4	H: 1 LOB: 2 BB: 1 P: 8	R: 6 E: 0 K: 2 S: 13	H: 6 LOB: 1 BB: 1 P: 17	R: 0 E: 0 K: 1 S: 5	H: 0 LOB: 0 BB: 0 P: 5	R: 2 E: 0 K: 0 S: 2	H: 1 LOB: 1 BB: 2 P: 10	1B: 5 2B: 4 3B: 0 HR: 1	SF: 0 SAC: 1 DP: 0 HBP: 0	WP: 0 PB: 0 SB: 0 CS: 0	PA: 42
PITCHER	IP WLS BF H R ER SO BB IBB HBP BLK WP HR S P ERA WHIP	IP WLS BF H R ER SO BB IBB HBP BLK WP HR S P ERA WHIP															IP WLS BF H R ER SO BB IBB HBP BLK WP HR S P ERA WHIP					
Vern Ruhle, R ERA: 2.8 Joe Sambito, L ERA: 3.14 Joaquin Andujar, R ERA: 3.3 Dan Warthen, L ERA: 18.0	6.0 27 5 3 3 1 4 0 0 0 0 0 0 1 16 20 18.00 2.500	2.0 11 4 4 4 3 1 0 0 0 0 0 0 1 16 20 18.00 2.500	0.1 L 3 0 2 2 0 2 0 0 0 0 0 0 1 9 54.00 6.000	0.1 1 1 0 0 0 0 0 0 0 0 0 0 1 1 ∞ ∞																		

Houston Astros @ Cincinnati Reds
Riverfront Stadium, Cincinnati, OH
Mon Sep 11 1978, 7:05 PM EDT
Att: 20,400 - Unknown

AB 36
R 8
H 10
RBI 6
BB 3
SO 3
LOB 13



Houston Astros @ Cincinnati Reds
Riverfront Stadium, Cincinnati, OH
Mon Sep 11 1978, 7:05 PM EDT
Att: 20,400 - Unknown

AB 34
R 9
H 10
RBI 9
BB 7
SO 4
LOB 13



Batter	1	2	3	4	5	6	7	8	9	AB	R	H	RBI	BB	SO	LOB	TOP								
Rafael Landestoy, S (1, 6) OBP: 0.309, SLG: 0.312	G3		K		5-3		F6		4-3	5	0	0	0	0	1	1									
Julio Gonzalez, R (1, 4) OBP: 0.284, SLG: 0.266	F8		P4		F3					3	0	0	0	0	0	0									
Jim Obradovich, L (8, PH) Keith Drumright, L (8, 4) OBP: 0.206, SLG: 0.156								K		1	0	0	0	0	1	0									
										0	0	0	0	0	0	0									
Terry Puhl, L (1, 8) OBP: 0.350, SLG: 0.382	4-3				6-3					4	1	2	0	0	0	0									
								2B 1B																	
Jose Cruz, L (1, 9) OBP: 0.369, SLG: 0.459		B5-3	1-6-3							4	1	2	0	0	0	1									
								BLK 1B																	
Enos Cabell, R (1, 5) OBP: 0.326, SLG: 0.404					F7					4	1	2	3	0	0	1									
								F9																	
Bob Watson, R (1, 3) OBP: 0.394, SLG: 0.475					2B BB					3	0	0	0	1	1	2									
								K																	
Denny Walling, L (1, 7) OBP: 0.340, SLG: 0.359										4	0	1	0	0	1	2									
								6-3																	
Bruce Bochy, R (1, 2) OBP: 0.317, SLG: 0.393										3	0	1	0	1	1	0									
								5-3																	
Mark Lemongello, R (1, 1) OBP: 0.212, SLG: 0.177										2	0	0	0	0	1	4									
Joe Cannon, L (7, PH) Floyd Bannister, L (7, 1) OBP: 0.200, SLG: 0.207										1	0	0	0	0	0	0									
Reggie Baldwin, R (9, PH) OBP: 0.266, SLG: 0.355										0	0	0	0	0	0	0									
Joe Sambito, L (9, 1) OBP: 0.296, SLG: 0.167										1	0	1	0	0	0	0									
										0	0	0	0	0	0	0									
Inning Stats	R: 0 E: 0 K: 0 S: 3	H: 0 LOB: 0 BB: 0 P: 3	R: 1 E: 0 K: 1 S: 7	H: 2 LOB: 2 BB: 1 P: 11	R: 0 E: 0 K: 1 S: 6	H: 1 LOB: 1 BB: 0 P: 6	R: 0 E: 0 K: 1 S: 6	H: 1 LOB: 2 BB: 1 P: 10	R: 0 E: 0 K: 0 S: 3	H: 0 LOB: 0 BB: 0 P: 3	R: 0 E: 0 K: 1 S: 6	H: 1 LOB: 1 BB: 0 P: 6	R: 0 E: 0 K: 0 S: 3	H: 0 LOB: 0 BB: 0 P: 3	R: 2 E: 0 K: 1 S: 7	H: 3 LOB: 0 BB: 0 P: 7	R: 0 E: 0 K: 1 S: 6	H: 1 LOB: 1 BB: 0 P: 6	1B: 4 2B: 4 3B: 0 HR: 1	SF: 0 SAC: 0 DP: 1 HBP: 0	WP: 0 PB: 0 SB: 0 CS: 0	PA: 37			
PITCHER	IP	WLS	BF	H	R	ER	SO	BB	IBB	HBP	BLK	WP	HR	S	P	ERA	WHIP								
Paul Moskau, R (1, 1) ERA: 4.05	8.0		33	8	3	3	5	1	1	0	1	0	1	41	49	3.38	1.125								
Doug Bair, R (9, 1) ERA: 1.83	1.0	W	4	1	0	0	1	0	0	0	0	0	0	6	6	0.00	1.000								

Houston Astros @ Cincinnati Reds
Riverfront Stadium, Cincinnati, OH
Tue Sep 12 1978, 3:33 AM EDT
Att: 20,801 - Unknown

AB 35
R 3
H 9
RBI 3
BB 2
SO 6
LOB 11



Batter	1	2	3	4	5	6	7	8	9	AB	R	H	RBI	BB	SO	LOB	BOTTOM								
Pete Rose, S (1, 5) OBP: 0.358, SLG: 0.421	F7									4	0	1	0	0	1	2									
Joe Morgan, L (1, 4) OBP: 0.356, SLG: 0.387					G3					4	1	1	0	0	1	3									
Dan Driessen, L (1, 3) OBP: 0.353, SLG: 0.415										4	0	0	0	0	0	3									
George Foster, R (1, 7) OBP: 0.357, SLG: 0.531										4	0	2	1	0	1	0									
Johnny Bench, R (1, 2) OBP: 0.337, SLG: 0.488										3	0	1	0	1	1	2									
Dave Collins, S (8, PR) OBP: 0.324, SLG: 0.239										0	0	0	0	0	0	0									
Doug Bair, R (9, 1) OBP: 0.167, SLG: 0.167										0	0	0	0	0	0	0									
Champ Summers, L (1, 9) OBP: 0.583, SLG: 0.909										4	2	2	1	0	0	1									
Cesar Geronimo, L (1, 8) OBP: 0.332, SLG: 0.338										3	0	1	0	0	0	0									
Ken Henderson, S (9, PH) OBP: 0.305, SLG: 0.351										0	1	0	0	1	0	0									
Rick Auerbach, R (1, 6) OBP: 0.418, SLG: 0.583										3	0	2	0	0	0	0									
Paul Moskau, R (1, 1) OBP: 0.239, SLG: 0.286										3	0	0	1	0	1	3									
Vic Correll, R (9, 2) OBP: 0.273, SLG: 0.330										0	0	0	0	0	0	0									
Inning Stats	R: 1 E: 0 K: 1 S: 7	H: 2 LOB: 1 BB: 0 P: 7	R: 1 E: 0 K: 1 S: 7	H: 2 LOB: 1 BB: 0 P: 7	R: 0 E: 0 K: 0 S: 3	H: 0 LOB: 0 BB: 0 P: 3	R: 0 E: 0 K: 0 S: 3	H: 1 LOB: 0 BB: 0 P: 3	R: 0 E: 0 K: 0 S: 5	H: 2 LOB: 2 BB: 0 P: 5	R: 1 E: 0 K: 0 S: 4	H: 2 LOB: 0 BB: 0 P: 4	R: 0 E: 0 K: 2 S: 8	H: 1 LOB: 1 BB: 0 P: 8	R: 0 E: 0 K: 1 S: 4	H: 0 LOB: 1 BB: 1 P: 8	R: 1 E: 1 K: 0 S: 2	H: 0 LOB: 1 BB: 1 P: 6	1B: 6 2B: 3 3B: 0 HR: 1	SF: 0 SAC: 1 DP: 1 HBP: 0	WP: 0 PB: 0 SB: 1 CS: 2	PA: 36			
PITCHER	IP	WLS	BF	H	R	ER	SO	BB	IBB	HBP	BLK	WP	HR	S	P	ERA	WHIP								
Mark Lemongello, R (1, 1) ERA: 4.09	6.0		25	9	3	3	2	0	0	0	0	0	0	29	29	4.50	1.500								
Floyd Bannister, L (7, 1) ERA: 4.54	2.0		7	1	0	0	3	1	0	0	0	0	0	12	16	0.00	1.000								
Joe Sambito, L (9, 1) ERA: 3.13	0.1	L	3	0	1	0	0	1	0	0	0	0	0	2	6	0.00	3.000								

Houston Astros @ Cincinnati Reds
Riverfront Stadium, Cincinnati, OH
Tue Sep 12 1978, 3:33 AM EDT
Att: 20,801 - Unknown

AB 32
R 4
H 10
RBI 3
BB 2
SO 5
LOB 14



Batter	1	2	3	4	5	6	7	8	9	AB	R	H	RBI	BB	SO	LOB	TOP					
Pete Rose, S OBP: 0.356, SLG: 0.418 (1, 5)	0-0 4-3			0-0 6-3		0-0 4-3		0-0 F7		4	0	0	0	0	0	1	Cincinnati Reds @ San Diego Padres San Diego Stadium, San Diego, CA Wed Sep 13 1978, 10:05 PM EDT Att: 12,899 - Unknown					
Joe Morgan, L OBP: 0.359, SLG: 0.398 (1, 4)	0-0 F7			0-0 FC6-4 1B		0-0 2H HR		0-0 FC6-4 1B		4	1	3	2	0	0	0						
Dave Concepcion, R OBP: 0.348, SLG: 0.493 (1, 6)	0-0 5-3			0-3 K		0-0 F8 1B		0-0 FC6-4 1B		4	0	1	0	0	1	2						
George Foster, R OBP: 0.357, SLG: 0.529 (1, 7)		0-0 6-3		0-0 FC6-4 1-2		0-0 F8 1-2		0-0 1B		4	0	1	0	0	0	2						
Johnny Bench, R OBP: 0.336, SLG: 0.484 (1, 2)		0-0 1-3			0-0 6-3		4-0 IBB		0-3 K		3	0	0	0	1	1		2				
Ken Henderson, S OBP: 0.297, SLG: 0.341 (1, 9)		0-3 K			0-0 P4		0-0 1-3		0-0 3-1		4	0	0	0	0	1		2				
Arturo DeFrias, R OBP: 0.190, SLG: 0.200 (9, PH)			0-0 E5 G5-4-3		0-0 2B		0-3 K		0-0 F8		3	0	1	0	0	1		0				
Dan Driessen, L OBP: 0.352, SLG: 0.414 (9, PH)											1	0	0	0	0	0		0				
Cesar Geronimo, L OBP: 0.329, SLG: 0.334 (9, PH)			0-0 G5-4-3		0-0 F8		0-3 K		0-0 F5		3	0	0	0	0	1		2				
Mike Lum, L OBP: 0.375, SLG: 0.492 (9, PH)			0-3 K								1	0	0	0	0	0		0				
Michael LaCoss, R OBP: 0.287, SLG: 0.130 (6, PH)											1	0	0	0	0	1	0					
Rick Aquino, R OBP: 0.429, SLG: 0.992 (6, PH)											1	1	1	0	0	0	0					
Manny Sarmiento, R OBP: 0.250, SLG: 0.132 (6, PH)											0	0	0	0	0	0	0					
Pedro Borbon, R OBP: 0.250, SLG: 0.132 (7, PH)											0	0	0	0	0	0	0					
Harry Spillman, L OBP: 0.275, SLG: 0.293 (7, PH)											1	0	0	0	0	0	0					
Tom Hume, R OBP: 0.275, SLG: 0.293 (7, PH)											0	0	0	0	0	0	0					
Inning Stats	R: 0 E: 0 K: 0 S: 3	H: 0 LOB: 0 BB: 0 P: 3	R: 0 E: 0 K: 1 S: 5	H: 0 LOB: 0 BB: 0 P: 5	R: 0 E: 1 K: 1 S: 5	H: 0 LOB: 0 BB: 0 P: 5	R: 0 E: 0 K: 1 S: 6	H: 1 LOB: 1 BB: 0 P: 6	R: 0 E: 0 K: 0 S: 4	H: 1 LOB: 1 BB: 0 P: 4	R: 2 E: 0 K: 0 S: 6	H: 3 LOB: 2 BB: 1 P: 10	R: 0 E: 0 K: 2 S: 7	H: 0 LOB: 0 BB: 0 P: 7	R: 0 E: 0 K: 1 S: 7	H: 2 LOB: 2 BB: 0 P: 7	R: 0 E: 0 K: 0 S: 3	H: 0 LOB: 0 BB: 0 P: 3	1B: 5 2B: 1 3B: 0 HR: 1	SF: 0 SAC: 0 DP: 1 HBP: 0	WP: 0 PB: 0 SB: 0 CS: 0	PA: 35
PITCHER	IP	WLS	BF	H	R	ER	SO	BB	IBB	HBP	BLK	WP	HR	S	P	ERA	WHIP					
Bob Owchinko, L ERA: 3.43 (1, 1)	6.0	W	24	5	2	2	3	0	1	0	0	0	1	29	33	3.00	0.833					
Rollie Fingers, R ERA: 2.53 (7, 1)	3.0	S	11	2	0	0	3	0	0	0	0	0	0	17	17	0.00	0.667					

AB	34
R	2
H	7
RBI	2
BB	1
SO	6
LOB	11



Batter	1	2	3	4	5	6	7	8	9	AB	R	H	RBI	BB	SO	LOB	BOTTOM				
Ozzie Smith, S OBP: 0.320, SLG: 0.321 (1, 6)	0-0 5-3		0-0 4-3		4-0 S BB	0-0 F9				3	0	0	0	1	0	2	Cincinnati Reds @ San Diego Padres San Diego Stadium, San Diego, CA Wed Sep 13 1978, 10:05 PM EDT Att: 12,899 - Unknown				
Barry Evans, R OBP: 0.317, SLG: 0.297 (1, 5)	0-0 1B		0-3 K		0-0 F8 1-2	0-0 F7				4	0	1	0	0	1	3					
Jerry Turner, L OBP: 0.337, SLG: 0.452 (1, 7)	0-0 F7			0-0 1B 1B		4-0 1B 2B BB	0-0 F2			3	2	1	0	1	0	1					
Jim Wilhelm, R OBP: 0.364, SLG: 0.556 (6, 8)										0	0	0	0	0	0	0					
Dave Winfield, R OBP: 0.364, SLG: 0.498 (1, 8)	0-3 K			0-0 1B G4-6-3 1B		0-0 1-2 2B 1B	0-0 1B			4	2	3	0	0	1	1					
Oscar Gamble, L OBP: 0.366, SLG: 0.390 (1, 9)		0-0 2-3		0-0 G4-6-3 1B		0-3 K	0-0 F8			4	0	1	1	0	1	3					
Derrel Thomas, S OBP: 0.303, SLG: 0.294 (8, 7)				1-3 2H 1B						0	0	0	0	0	0	0					
Broderick Perkins, L OBP: 0.257, SLG: 0.348 (1, 3)		0-0 G5-3 S 1B		0-0 G4-6-3 1-2 2H 1B		0-0 1-1 2H 3B 2B	0-0 4-3			4	1	2	2	0	0	2					
Gene Tenace, R OBP: 0.392, SLG: 0.413 (9, 3)				1-2 3H 0-0 F7		0-0 2H 1B 3B				2	1	1	1	2	0	0					
Fernando Gonzalez, R OBP: 0.279, SLG: 0.310 (1, 4)		4-0 1-2 BB			0-0 F3	4-0 1B 3B		4-0 CS BB		2	0	0	0	1	1	0					
Dave Roberts, R OBP: 0.321, SLG: 0.323 (1, 2)	0-0 G5-3				0-0 F3	4-0 1B BB		0-3 K		3	0	0	0	1	1	3					
Bob Owchinko, L OBP: 0.194, SLG: 0.213 (1, 1)			0-3 K		0-0 4-3	0-0 1-2 1B		0-0 4-3		2	0	0	0	0	1	0					
Gene Richards, L OBP: 0.376, SLG: 0.407 (6, PH)										1	0	1	1	0	0	0					
Rollie Fingers, R OBP: 0.167, SLG: 0.167 (7, 1)										1	0	0	0	0	0	0					
Inning Stats	R: 0 E: 0 K: 1 S: 6	H: 1 LOB: 1 BB: 0 P: 6	R: 0 E: 0 K: 0 S: 3	H: 1 LOB: 1 BB: 1 P: 7	R: 0 E: 2 K: 2 S: 7	H: 0 LOB: 0 BB: 0 P: 7	R: 2 E: 0 K: 0 S: 5	H: 3 LOB: 0 BB: 0 P: 5	R: 0 E: 0 K: 0 S: 3	H: 0 LOB: 1 BB: 1 P: 7	R: 4 E: 0 K: 1 S: 9	H: 4 LOB: 2 BB: 2 P: 17	R: 0 E: 0 K: 0 S: 4	H: 1 LOB: 1 BB: 0 P: 4	R: 0 E: 0 K: 1 S: 4	H: 0 LOB: 0 BB: 1 P: 8	1B: 8 2B: 1 3B: 1 HR: 0	SF: 0 SAC: 0 DP: 2 HBP: 0	WP: 0 PB: 0 SB: 2 CS: 1	PA: 36	
PITCHER	IP	WLS	BF	H	R	ER	SO	BB	IBB	HBP	BLK	WP	HR	S	P	ERA	WHIP				
Michael LaCoss, R ERA: 4.68 (1, 1)	5.0		20	5	2	2	3	2	0	0	0	0	0	7	15	3.60	1.400				
Manny Sarmiento, R ERA: 4.09 (6, 1)	0.1	L	7	4	4	4	1	2	0	0	0	0	0	2	2	108.00	18.000				
Pedro Borbon, R ERA: 4.66 (6, 1)	0.2		2	0	0	0	0	0	0	0	0	0	0	2	2	0.00	0.000				
Tom Hume, R ERA: 4.62 (7, 1)	2.0		7	1	0	0	1	1	0	0	0	0	0	8	12	0.00	1.000				



Batter	1	2	3	4	5	6	7	8	9	AB	R	H	RBI	BB	SO	LOB	TOP					
Pete Rose, S OBP: 0.397, SLG: 0.419 (1,5) X	0-0 L3 1B		0-0 6-3		0-0 6-3			0-0 G4-6-3 1B		4	0	2	0	0	0	1	Cincinnati Reds @ San Diego Padres San Diego Stadium, San Diego, CA Thu Sep 14 1978, 10:05 PM EDT Att: 10,223 - Unknown					
Joe Morgan, L OBP: 0.360, SLG: 0.397 (1,4) X	0-0 L3		4-0 FC5-4 BB			0-0 FC6-4 1B		0-0 G4-6-3 1-2		3	0	1	0	1	0	2						
Junior Kennedy, R OBP: 0.357, SLG: 0.256 (8,4)	1-2		0-0 FC5-4 1-2			0-0 FC6-4 1-2		0-0 F3		3	1	0	0	1	0	2						
Dave Concepcion, R OBP: 0.347, SLG: 0.490 (1,6) B B B	4-0 WP 1B BB		0-0 FC5-4 1-2			0-0 FC6-4 1-2		0-0 F3														
George Foster, R OBP: 0.356, SLG: 0.527 (1,7) X	0-0 1-H 1B			0-0 F8		0-0 F8		0-3 K		4	0	1	1	0	1	1						
Johnny Bench, R OBP: 0.335, SLG: 0.484 (1,2) X	0-3 K			0-3 K		0-0 K		0-0 F8		4	0	1	0	0	2	1						
Ken Henderson, S OBP: 0.296, SLG: 0.333 (1,8) X		0-0 5-3		0-0 F8		0-3 K		4-0 WP BB		3	0	0	0	1	1	2						
Dan Driessen, L OBP: 0.351, SLG: 0.413 (1,3) X		0-0 F9			0-0 SH1-4 1B			0-0 F7		4	0	1	0	0	0	1						
Champ Summers, L OBP: 0.467, SLG: 0.714 (1,9) X		0-0 G3			0-0 F8			0-3 K		3	0	0	0	0	1	1						
Bill Bonham, R OBP: 0.271, SLG: 0.256 (1,1)			0-3 K			0-0 SH1-4		0-3 K		1	0	0	0	0	1	0						
Pedro Borbon, R OBP: 0.162, SLG: 0.162 (6,1)						0-0 SH1-4				0	0	0	0	0	0	0						
Mike Lum, L OBP: 0.377, SLG: 0.489 (7,PH)						1-2				1	0	0	0	0	1	0						
Manny Sarmiento, R OBP: 0.377, SLG: 0.489 (7,1)						1-2				0	0	0	0	0	0	0						
Inning Stats	R: 1 E: 0 K: 1 S: 6	H: 2 LOB: 1 BB: 1 P: 10	R: 0 E: 0 K: 0 S: 3	H: 0 LOB: 0 BB: 0 P: 3	R: 0 E: 0 K: 1 S: 5	H: 0 LOB: 1 BB: 1 P: 9	R: 0 E: 0 K: 1 S: 5	H: 0 LOB: 0 BB: 0 P: 5	R: 0 E: 0 K: 0 S: 4	H: 1 LOB: 1 BB: 0 P: 4	R: 0 E: 0 K: 1 S: 7	H: 2 LOB: 2 BB: 0 P: 7	R: 0 E: 0 K: 2 S: 7	H: 0 LOB: 0 BB: 0 P: 7	R: 0 E: 0 K: 0 S: 3	H: 1 LOB: 0 BB: 1 P: 3	R: 0 E: 0 K: 1 S: 5	H: 0 LOB: 1 BB: 1 P: 9	1B: 5 2B: 2 3B: 0 HR: 0	SF: 0 SAC: 1 DP: 2 HBP: 0	WP: 2 PB: 0 SB: 0 CS: 0	PA: 34
PITCHER	IP WLS BF H R ER SO BB IBB HBP BLK WP HR S P ERA WHIP																					
Bob Shirley, L ERA: 3.91 (1,1)	5.2 W 23 5 1 1 3 2 0 0 0 1 0 27 35 1.59 1.235																					
John D'Acquisto, R ERA: 2.33 (6,1)	3.1 S 11 1 0 0 4 1 0 0 0 1 0 18 22 0.00 0.600																					

Batter	1	2	3	4	5	6	7	8	9	AB	R	H	RBI	BB	SO	LOB	BOTTOM			
Gene Richards, L OBP: 0.377, SLG: 0.407 (1,7) X	0-0 1B E 1B		0-3 K		4-0 BB		0-0 4-3			3	1	1	0	1	1	0	Cincinnati Reds @ San Diego Padres San Diego Stadium, San Diego, CA Thu Sep 14 1978, 10:05 PM EDT Att: 10,223 - Unknown			
Ozzie Smith, S OBP: 0.321, SLG: 0.323 (1,6) X	0-0 S 1-3 1B		0-0 CS 1B		0-3 K		0-0 F7			4	0	2	0	0	1	1				
Barry Evans, R OBP: 0.302, SLG: 0.282 (1,5) X	0-3 K		0-0 CS		0-0 F8		0-0 4-3		0-0 1-3	2	0	0	0	0	1	1				
Tucker Ashford, R OBP: 0.292, SLG: 0.353 (6,PH) (7,5) X	1-3 3-H		1-2 K		0-0 F8		0-0 4-3		0-0 1-3	2	0	0	0	0	0	0				
Dave Winfield, R OBP: 0.367, SLG: 0.500 (1,8) (7,9) X	0-0 6-3			0-0 BB G3-1 1B		0-0 WP 1B 1B		0-0 FC4-6 1B HR 1B		4	3	3	0	0	0	1				
Oscar Gamble, L OBP: 0.368, SLG: 0.389 (1,9) X	0-0 4-3			4-0 G3-1 1-2 BB		4-0 1B 1B BB		0-0 FC4-6 1B		1	0	0	0	2	0	1				
Jim Wilhelm, R OBP: 0.417, SLG: 0.600 (6,PR) (7,8) X	4-3			0-0 G3-1 1-2 BB		0-0 1B 1B BB		0-0 FC4-6 1B		1	1	1	0	0	0	0				
Broderick Perkins, L OBP: 0.257, SLG: 0.345 (1,3) X		0-0 F8		0-0 G3-1 1-3 2-H		0-0 1B 1B		0-0 P6		4	1	1	2	0	0	3				
Fernando Gonzalez, R OBP: 0.276, SLG: 0.309 (1,4) X		0-0 F2		0-0 L1		0-0 1B 1B		0-0 FC4-6 1B HR		4	1	1	0	0	0	3				
Dave Roberts, R OBP: 0.315, SLG: 0.316 (1,2) X	0-0 F9				0-3 K		0-0 CS 1B		0-0 1-H 2-H 3-H HR	2	0	0	0	0	1	0				
Jerry Turner, L OBP: 0.340, SLG: 0.455 (6,PH) (7,2) X					0-3 K		0-0 6-3		0-0 6-3	1	0	1	2	0	0	0				
Gene Tenace, R OBP: 0.394, SLG: 0.423 (7,2) X					0-3 K		0-0 6-3		0-0 6-3	1	1	1	3	0	0	0				
Bob Shirley, R OBP: 0.209, SLG: 0.128 (1,1) X					0-0 1-3					2	0	0	0	0	1	0				
John D'Acquisto, R OBP: 0.278, SLG: 0.168 (6,1) X					0-0 K		0-0 K		0-0 6-3	2	0	0	0	0	0	3				
Inning Stats	R: 1 E: 0 K: 1 S: 7	H: 2 LOB: 1 BB: 0 P: 7	R: 0 E: 0 K: 0 S: 3	H: 0 LOB: 0 BB: 0 P: 3	R: 0 E: 0 K: 1 S: 5	H: 1 LOB: 0 BB: 0 P: 5	R: 1 E: 0 K: 0 S: 4	H: 1 LOB: 1 BB: 1 P: 8	R: 0 E: 0 K: 3 S: 9	H: 0 LOB: 1 BB: 1 P: 13	R: 3 E: 0 K: 0 S: 6	H: 4 LOB: 2 BB: 1 P: 10	R: 0 E: 0 K: 0 S: 3	H: 0 LOB: 0 BB: 0 P: 3	R: 3 E: 0 K: 0 S: 6	H: 3 LOB: 0 BB: 0 P: 6	1B: 10 2B: 0 3B: 0 HR: 1	SF: 0 SAC: 0 DP: 0 HBP: 0	WP: 1 PB: 0 SB: 2 CS: 3	PA: 37
PITCHER	IP WLS BF H R ER SO BB IBB HBP BLK WP HR S P ERA WHIP																			
Bill Bonham, R ERA: 3.53 (1,1)	5.1 L 26 8 5 4 4 3 0 0 0 0 0 33 45 6.75 2.062																			
Pedro Borbon, R ERA: 4.53 (6,1)	0.2 1 0 0 0 0 0 0 0 0 0 0 1 1 0.00 0.000																			
Manny Sarmiento, R ERA: 4.24 (7,1)	2.0 9 3 3 3 3 0 0 0 0 0 0 1 9 9 13.50 1.500																			

AB 30
R 1
H 6
RBI 1
BB 3
SO 7
LOB 11



AB 33
R 8
H 11
RBI 7
BB 3
SO 5
LOB 13



Batter	1	2	3	4	5	6	7	8	9	AB R H RBI BB SO LOB	TOP									
Pete Rose, S OBP: 0.355, SLG: 0.417 Ray Knight, R OBP: 0.231, SLG: 0.290	5-3		E 1B	F7			4-3		F9	5 1 1 0 0 0 2 0 0 0 0 0 0 0	Cincinnati Reds @ San Francisco Giants Candlestick Park, San Francisco, CA Fri Sep 15 1978, 10:05 PM EDT Att: 22,726 - Unknown livebaseballscorecards.com									
Dave Concepcion, R OBP: 0.351, SLG: 0.404	1B E		2B 1B		5-3		1B 1B		1B	5 2 4 2 0 0 0										
Ken Griffey, L OBP: 0.341, SLG: 0.425	K		S SF8 2B		F8		1-2 1B		P5	5 1 2 1 0 1 2										
George Foster, R OBP: 0.355, SLG: 0.525	E8 1B		F7		F2		F9			4 1 1 0 0 0 3										
Johnny Bench, R OBP: 0.334, SLG: 0.483	1B		SF8			P4			5-3	3 0 1 2 0 0 0										
Ken Henderson, S OBP: 0.288, SLG: 0.324			F8		F8				4-3	4 0 0 0 0 0 0										
Dan Driessen, L OBP: 0.352, SLG: 0.412			F7			G3				3 0 1 0 1 0 0										
Junior Kennedy, R OBP: 0.361, SLG: 0.263					5-3		4-3 1B		3-1	4 1 2 0 0 0 2										
Tom Seaver, R OBP: 0.200, SLG: 0.119	K				5-3		K		K	4 0 0 0 0 3 3										
Inning Stats	R: 2 E: 1 K: 1 S: 7	H: 3 LOB: 1 BB: 0 P: 7	R: 0 E: 0 K: 1 S: 6	H: 1 LOB: 1 BB: 0 P: 6	R: 3 E: 1 K: 0 S: 6	H: 3 LOB: 0 BB: 0 P: 6	R: 0 E: 0 K: 0 S: 4	H: 1 LOB: 1 BB: 0 P: 4	R: 0 E: 0 K: 0 S: 3	H: 0 LOB: 0 BB: 0 P: 3	R: 1 E: 0 K: 1 S: 8	H: 3 LOB: 2 BB: 0 P: 8	R: 0 E: 0 K: 0 S: 3	H: 0 LOB: 1 BB: 1 P: 7	R: 0 E: 0 K: 1 S: 6	H: 1 LOB: 1 BB: 0 P: 6	1B: 11 2B: 1 3B: 0 HR: 0	SF: 1 SAC: 0 DP: 0 HBP: 0	WP: 0 PB: 0 SB: 2 CS: 0	PA: 39
PITCHER	IP WLS BF H R ER SO BB IBB HBP BLK WP HR S P ERA WHIP											PITCHER	IP WLS BF H R ER SO BB IBB HBP BLK WP HR S P ERA WHIP							
Vida Blue, L ERA: 2.82	3.0 L 15 7 5 4 2 0 0 0 0 0 0 0 19 19 12.00 2.333																			
Terry Cornutt, R ERA:	3.0 10 1 0 0 0 0 0 0 0 0 0 0 10 10 0.00 0.333																			
Jim Barr, R ERA: 3.5	1.0 6 3 1 1 1 0 0 0 0 0 0 0 8 8 9.00 3.000																			
Philip Nastu, L ERA:	2.0 8 1 0 0 1 1 0 0 0 0 0 0 9 13 0.00 1.000																			

Batter	1	2	3	4	5	6	7	8	9	AB R H RBI BB SO LOB	BOTTOM											
Bill Madlock, R OBP: 0.384, SLG: 0.495	G6-4-3 BB 1B		1-3			K3-1			K	4 0 1 0 0 2 0	Cincinnati Reds @ San Francisco Giants Candlestick Park, San Francisco, CA Fri Sep 15 1978, 10:05 PM EDT Att: 22,726 - Unknown livebaseballscorecards.com											
Terry Whitfield, L OBP: 0.342, SLG: 0.402	G6-4-3 1-2 BB				G3				F8	3 0 0 0 1 0 0												
Jack Clark, R OBP: 0.358, SLG: 0.536	G6-4-3 1-2 2-3				F9				F3	4 0 0 0 0 0 2												
Darrell Evans, L OBP: 0.368, SLG: 0.416	F5				HR				G1-6-3 BB	2 1 1 1 1 0 1												
Willie McCovey, L OBP: 0.298, SLG: 0.396 Philip Nastu, L ERA:			G3		K				G1-6-3	3 0 0 0 0 1 1 0 0 0 0 0 0 0												
Hector Cruz, R OBP: 0.307, SLG: 0.380	K				P6				K	3 0 0 0 0 2 0												
Roger Metzger, S OBP: 0.283, SLG: 0.270	F8				K				PB BB	2 0 0 0 1 1 0												
Mike Sadek, R OBP: 0.327, SLG: 0.350 John Tamargo, S OBP: 0.356, SLG: 0.333			K		5-3				G1-6-3 BB	2 0 0 0 0 1 0 0 0 0 0 1 0 0												
Vida Blue, S OBP: 0.226, SLG: 0.143 Art Gardner, L ERA: Terry Cornutt, R ERA: Vic Harris, S OBP: 0.220, SLG: 0.220 Jim Barr, R OBP: 0.304, SLG: 0.104 Skip James, R OBP: 0.171, SLG: 0.150			K						G1-6-3	0 0 0 0 0 0 0 1 0 0 0 0 1 0 0 0 0 0 0 0 0 1 0 0 0 0 1 0 0 0 0 0 0 0 0 1 0 0 0 0 0 2												
Inning Stats	R: 0 E: 0 K: 0 S: 3	H: 1 LOB: 1 BB: 1 P: 7	R: 0 E: 0 K: 1 S: 5	H: 0 LOB: 0 BB: 0 P: 5	R: 0 E: 0 K: 2 S: 7	H: 0 LOB: 0 BB: 0 P: 7	R: 1 E: 0 K: 1 S: 6	H: 1 LOB: 0 BB: 0 P: 6	R: 0 E: 0 K: 1 S: 5	H: 0 LOB: 0 BB: 0 P: 5	R: 0 E: 0 K: 2 S: 7	H: 0 LOB: 0 BB: 0 P: 7	R: 0 E: 0 K: 0 S: 2	H: 0 LOB: 0 BB: 1 P: 6	R: 0 E: 0 K: 1 S: 4	H: 0 LOB: 2 BB: 2 P: 12	R: 0 E: 0 K: 1 S: 5	H: 0 LOB: 0 BB: 0 P: 5	1B: 1 2B: 0 3B: 0 HR: 1	SF: 0 SAC: 0 DP: 3 HBP: 0	WP: 0 PB: 1 SB: 0 CS: 0	PA: 30
PITCHER	IP WLS BF H R ER SO BB IBB HBP BLK WP HR S P ERA WHIP											PITCHER	IP WLS BF H R ER SO BB IBB HBP BLK WP HR S P ERA WHIP									
Tom Seaver, R ERA: 2.89	9.0 W 30 2 1 1 9 4 0 0 0 0 1 44 60 1.00 0.667																					

Batter	1	2	3	4	5	6	7	8	9	AB	R	H	RBI	BB	SO	LOB	TOP					
Pete Rose, S OBP: 0.358, SLG: 0.418 (1, 5)										3	0	2	0	0	0	2	Cincinnati Reds @ San Francisco Giants Candlestick Park, San Francisco, CA Sat Sep 16 1978, 6:33 AM EDT Att: 29,557 - Unknown					
Joe Morgan, L OBP: 0.357, SLG: 0.393 (1, 4)										4	0	0	0	0	2	3						
Ken Griffey, L OBP: 0.342, SLG: 0.426 (1, 8) (9, 9)										4	0	2	0	0	1	1						
George Foster, R OBP: 0.355, SLG: 0.528 (1, 7)										4	1	1	1	0	2	2						
Dan Driessen, L OBP: 0.352, SLG: 0.409 (1, 3)										3	1	0	0	1	2	0						
Champ Summers, L OBP: 0.444, SLG: 0.625 (7, PH)										2	0	0	0	1	0	0						
Dave Collins, S OBP: 0.321, SLG: 0.237 (9, PH)										1	0	0	0	0	0	0						
Dave Concepcion, R OBP: 0.352, SLG: 0.407 (1, 6)										4	0	2	1	0	0	0						
Vic Correll, R OBP: 0.277, SLG: 0.333 (1, 2)										2	0	1	0	0	0	0						
Mike Lum, L OBP: 0.374, SLG: 0.485 (7, PH)										1	0	0	0	0	1	1						
Don Werner, R OBP: 0.244, SLG: 0.188 (7, 2)										0	0	0	0	0	0	0						
Johnny Bench, R OBP: 0.333, SLG: 0.482 (9, PH)										1	0	0	0	0	0	0						
Tom Hume, R OBP: 0.071, SLG: 0.049 (1, 1)										2	0	0	0	0	2	2						
Ken Henderson, S OBP: 0.293, SLG: 0.324 (7, PH)										0	0	0	0	1	0	0						
Pedro Borbon, R OBP: 0.182, SLG: 0.182 (7, 1)										0	0	0	0	0	0	0						
Doug Bair, R OBP: 0.167, SLG: 0.167 (8, 1)										0	0	0	0	0	0	0						
Inning Stats	R: 0 E: 0 K: 1 S: 4	H: 1 LOB: 1 BB: 0 P: 5	R: 1 E: 0 K: 2 S: 8	H: 2 LOB: 2 BB: 2 P: 16	R: 0 E: 0 K: 1 S: 6	H: 1 LOB: 1 BB: 0 P: 6	R: 0 E: 0 K: 0 S: 3	H: 0 LOB: 0 BB: 0 P: 3	R: 0 E: 1 K: 2 S: 8	H: 1 LOB: 1 BB: 0 P: 8	R: 0 E: 0 K: 2 S: 7	H: 1 LOB: 0 BB: 0 P: 7	R: 0 E: 0 K: 1 S: 6	H: 1 LOB: 2 BB: 1 P: 10	R: 1 E: 0 K: 1 S: 6	H: 1 LOB: 0 BB: 0 P: 6	R: 0 E: 0 K: 0 S: 3	H: 0 LOB: 0 BB: 0 P: 3	1B: 6 2B: 2 3B: 0 HR: 1	SF: 0 SAC: 0 DP: 1 HBP: 1	WP: 0 PB: 0 SB: 0 CS: 2	PA: 35
PITCHER	IP	WLS	BF	H	R	ER	SO	BB	IBB	HBP	BLK	WP	HR	S	P	ERA	WHIP					
John Montefusco, R ERA: 3.86 (1, 1)	8.0		32	8	2	2	10	3	0	1	0	0	1	48	61	2.25	1.375					
Gary Lavelle, L ERA: 3.31 (9, 1)	1.0	W	3	0	0	0	0	0	0	0	0	0	0	3	3	0.00	0.000					

Batter	1	2	3	4	5	6	7	8	9	AB	R	H	RBI	BB	SO	LOB	BOTTOM					
Terry Whitfield, L OBP: 0.344, SLG: 0.407 (1, 7)										5	0	3	1	0	2	0	Cincinnati Reds @ San Francisco Giants Candlestick Park, San Francisco, CA Sat Sep 16 1978, 6:33 AM EDT Att: 29,557 - Unknown					
Jim Dwyer, L OBP: 0.331, SLG: 0.370 (1, 8)										3	0	1	0	1	0	1						
Larry Herndon, R OBP: 0.314, SLG: 0.340 (8, PR)										0	0	0	0	0	0	0						
Jack Clark, R OBP: 0.358, SLG: 0.534 (1, 9)										4	1	1	0	0	0	3						
Darrell Evans, L OBP: 0.366, SLG: 0.413 (1, 5)										4	0	0	0	0	2	4						
Mike Ivie, R OBP: 0.363, SLG: 0.472 (1, 3)										4	1	2	1	0	0	0						
Art Gardner, L (9, PR)										0	1	0	0	0	0	0						
Roger Metzger, S OBP: 0.284, SLG: 0.271 (1, 6)									3	0	1	1	0	0	0	0						
Rob Andrews, R OBP: 0.317, SLG: 0.311 (1, 4)									4	0	1	0	0	0	1	1						
Mike Sadek, R OBP: 0.319, SLG: 0.340 (1, 2)									3	0	0	0	0	0	0	0						
John Tamargo, S OBP: 0.365, SLG: 0.333 (9, PH)									0	0	0	0	1	0	0	0						
John Montefusco, R OBP: 0.137, SLG: 0.075 (1, 1)									2	0	0	0	0	1	0	1						
Bill Maclock, R OBP: 0.363, SLG: 0.494 (8, PH)									1	0	0	0	0	0	0	0						
Gary Lavelle, S OBP: 0.067, SLG: 0.067 (9, PH)									0	0	0	0	0	0	0	0						
Skip James, L OBP: 0.208, SLG: 0.143 (9, PH)									1	0	0	0	0	1	3	1						
Inning Stats	R: 0 E: 0 K: 2 S: 8	H: 1 LOB: 1 BB: 0 P: 8	R: 0 E: 0 K: 0 S: 3	H: 0 LOB: 0 BB: 0 P: 3	R: 0 E: 0 K: 2 S: 7	H: 0 LOB: 0 BB: 0 P: 7	R: 2 E: 1 K: 0 S: 6	H: 3 LOB: 1 BB: 0 P: 6	R: 0 E: 0 K: 0 S: 4	H: 1 LOB: 1 BB: 0 P: 4	R: 0 E: 0 K: 1 S: 5	H: 0 LOB: 0 BB: 0 P: 5	R: 0 E: 0 K: 0 S: 3	H: 0 LOB: 0 BB: 0 P: 3	R: 0 E: 0 K: 0 S: 4	H: 1 LOB: 2 BB: 1 P: 8	R: 1 E: 0 K: 1 S: 7	H: 3 LOB: 3 BB: 1 P: 11	1B: 8 2B: 1 3B: 0 HR: 0	SF: 0 SAC: 1 DP: 0 HBP: 0	WP: 0 PB: 0 SB: 2 CS: 0	PA: 37
PITCHER	IP	WLS	BF	H	R	ER	SO	BB	IBB	HBP	BLK	WP	HR	S	P	ERA	WHIP					
Tom Hume, R ERA: 4.5 (1, 1)	6.0		23	5	2	1	5	0	0	0	0	0	0	5	9	0.00	0.833					
Pedro Borbon, R ERA: 4.59 (7, 1)	1.1		6	1	0	0	0	0	1	0	0	0	0	5	9	0.00	0.750					
Doug Bair, R ERA: 1.9 (8, 1)	1.1	L	8	3	1	1	1	0	1	0	0	0	0	9	13	6.75	2.250					

AB	31
R	2
H	8
RBI	2
BB	3
SO	10
LOB	11



Batter	1	2	3	4	5	6	7	8	9	AB	R	H	RBI	BB	SO	LOB	TOP			
Pete Rose, S OBP: 0.360, SLG: 0.420 (1, 5)	4-0 WP PB SF6 BB		0-0 5-3			0-0 4-3	0-0 1B		0-0 1B 1-H	4	1	2	2	1	0	0	Cincinnati Reds @ San Francisco Giants Candlestick Park, San Francisco, CA Sun Sep 17 1978, 6:33 AM EDT Att: 31,469 - Unknown livebaseballscorecards.com			
Joe Morgan, L OBP: 0.356, SLG: 0.390 Junior Kennedy, R OBP: 0.365, SLG: 0.269 (8, 4)	4-0 WP 1B BB		0-0 F7			0-0 4-3	0-0 F8		0-0 2B 1-H	3	0	0	0	1	0	1				
Ken Griffey, L OBP: 0.340, SLG: 0.423 (1, 8)	0-0 G3 1-2 2-3		0-3 K			0-0 F7			0-0 4-3	4	0	0	0	0	1	2				
George Foster, R OBP: 0.355, SLG: 0.526 (1, 7)	4-0 1B IBB		0-0 5-3				4-0 1B 2B BB		0-0 F8	2	1	0	0	2	0	0				
Johnny Bench, R OBP: 0.333, SLG: 0.481 (1, 2)	0-0 SF6		0-3 K				0-0 1B 1-2		0-0 5-3	3	0	1	1	0	1	0				
Dave Concepcion, R OBP: 0.355, SLG: 0.408 (1, 6)	0-0 3-H 1-2 2-H 1B		0-0 4-3				0-0 2B 1-3 2-3 1B		4-0 6-3 S 1B BB	3	2	2	0	1	0	0				
Ken Henderson, S OBP: 0.292, SLG: 0.317 (1, 9)			0-0 F7				4-0 2B 1-2 IBB		0-3 K	3	1	0	0	1	1	1				
Dan Driessen, L OBP: 0.349, SLG: 0.406 (1, 3)			0-3 K				0-0 4-3		0-0 6-3	4	0	0	0	0	2	4				
Paul Moskau, R OBP: 0.260, SLG: 0.326 (1, 1)			0-0 4-3				0-0 4-3		0-0 2B 1-H 2-H 3-H 1B	4	2	2	4	0	0	0				
Inning Stats	R: 1 E: 0 K: 0 S: 3	H: 1 LOB: 2 BB: 3 P: 15	R: 0 E: 0 K: 1 S: 5	H: 0 LOB: 0 BB: 0 P: 5	R: 0 E: 0 K: 1 S: 5	H: 0 LOB: 0 BB: 0 P: 5	R: 0 E: 0 K: 0 S: 3	H: 0 LOB: 0 BB: 0 P: 3	R: 0 E: 0 K: 0 S: 3	H: 0 LOB: 0 BB: 0 P: 3	R: 4 E: 0 K: 1 S: 8	H: 4 LOB: 1 BB: 2 P: 16	R: 0 E: 0 K: 0 S: 3	H: 0 LOB: 0 BB: 0 P: 3	R: 2 E: 0 K: 1 S: 7	H: 3 LOB: 2 BB: 1 P: 11	1B: 6 2B: 2 3B: 0 HR: 0	SF: 1 SAC: 0 DP: 0 HBP: 0	WP: 1 PB: 1 SB: 2 CS: 0	PA: 38
PITCHER	IP WLS BF L	H R ER SO	BB IBB HBP BLK	WP HR S P	ERA WHIP	PITCHER	IP WLS BF	H R ER SO	BB IBB HBP BLK	WP HR S P	ERA WHIP									
Bob Knepper, L ERA: 2.83 (1, 1)	7.0	5	5	5	4	3	2	0	0	1	0	32	52	6.43	1.143					
Philip Nastu, L ERA: 4.5 (8, 1)	2.0	3	2	2	1	1	0	0	0	0	0	10	14	9.00	2.000					


Batter	1	2	3	4	5	6	7	8	9	AB	R	H	RBI	BB	SO	LOB	BOTTOM					
Terry Whitfield, L OBP: 0.344, SLG: 0.412 (1, 7)	0-0 F8			0-0 F9		0-0 4-3			0-0 HR	4	1	1	1	0	0	0	Cincinnati Reds @ San Francisco Giants Candlestick Park, San Francisco, CA Sun Sep 17 1978, 6:33 AM EDT Att: 31,469 - Unknown livebaseballscorecards.com					
Jim Dwyer, L OBP: 0.325, SLG: 0.363 (1, 8)	0-0 F9			0-0 F9		0-3 K			0-3 K	4	0	0	0	0	2	0						
Jack Clark, R OBP: 0.359, SLG: 0.539 (1, 9)	0-3 K			0-0 3B			0-0 F7		0-0 2B	4	0	2	0	0	1	0						
Darrell Evans, L OBP: 0.364, SLG: 0.410 Philip Nastu, L Art Gardner, L (9, PH)			0-0 F9		0-0 P4		0-0 P4		0-0 F2	3	0	0	0	0	0	1						
Mike Ivie, R OBP: 0.358, SLG: 0.466 (1, 3)			0-0 5-3				0-0 5-3		0-3 K	4	0	0	0	0	2	1						
Roger Metzger, S OBP: 0.284, SLG: 0.269 (1, 6)			0-0 4-3				4-0 BB		0-0 F8	2	0	0	0	1	0	0						
Rob Andrews, R OBP: 0.317, SLG: 0.311 Tom Heintzelman, R (3, PH) (4, 4)			4-0 G6-4-3 BB				0-0 P6		0-0 2B	0	0	0	0	0	0	0						
Mike Sadek, R OBP: 0.310, SLG: 0.330 (1, 2)			0-0 G6-4-3 1-2				0-0 F8		0-3 K	3	0	0	0	0	1	3						
Bob Knepper, L OBP: 0.120, SLG: 0.080 Hector Cruz, R OBP: 0.305, SLG: 0.378 (8, 5)			0-3 K				0-3 K		0-0 5-3	2	0	0	0	0	2	0						
Inning Stats	R: 0 E: 0 K: 1 S: 5	H: 0 LOB: 0 BB: 0 P: 5	R: 0 E: 0 K: 0 S: 3	H: 0 LOB: 0 BB: 0 P: 3	R: 0 E: 0 K: 1 S: 4	H: 0 LOB: 1 BB: 1 P: 8	R: 0 E: 0 K: 0 S: 4	H: 1 LOB: 0 BB: 0 P: 4	R: 0 E: 0 K: 0 S: 5	H: 0 LOB: 0 BB: 0 P: 9	R: 0 E: 0 K: 2 S: 7	H: 0 LOB: 0 BB: 0 P: 7	R: 0 E: 0 K: 0 S: 3	H: 0 LOB: 0 BB: 0 P: 3	R: 0 E: 0 K: 1 S: 6	H: 1 LOB: 1 BB: 0 P: 6	R: 1 E: 0 K: 2 S: 9	H: 2 LOB: 1 BB: 0 P: 9	1B: 0 2B: 2 3B: 1 HR: 1	SF: 0 SAC: 0 DP: 1 HBP: 0	WP: 0 PB: 0 SB: 0 CS: 0	PA: 32
PITCHER	IP WLS BF	H R ER SO	BB IBB HBP BLK	WP HR S P	ERA WHIP	PITCHER	IP WLS BF	H R ER SO	BB IBB HBP BLK	WP HR S P	ERA WHIP											
Paul Moskau, R ERA: 3.86 (1, 1)	9.0	4	1	1	8	2	0	0	0	0	1	46	54	1.00	0.667							



Batter	1	2	3	4	5	6	7	8	9	AB	R	H	RBI	BB	SO	LOB	TOP										
Pete Rose, S OBP: 0.361, SLG: 0.419 Ray Knight, R OBP: 0.231, SLG: 0.290	L6						6-3										2 1 0 0 3 0 0 0 0 0 0 0 0 0										
Joe Morgan, L OBP: 0.353, SLG: 0.386	P4		F5				L6										5 0 0 0 0 1 5										
Ken Griffey, L OBP: 0.342, SLG: 0.424			F7														5 0 3 1 0 0 2										
George Foster, R OBP: 0.354, SLG: 0.522																	4 0 0 0 1 3 6										
Johnny Bench, R OBP: 0.338, SLG: 0.484																	4 1 3 2 1 1 0										
Dan Driessen, L OBP: 0.350, SLG: 0.408																	3 0 1 0 1 0 0										
Dave Concepcion, R OBP: 0.354, SLG: 0.408																	3 0 1 1 0 0 2										
Champ Summers, L OBP: 0.455, SLG: 0.579																	3 1 1 0 1 0 2										
Michael LaCoss, R OBP: 0.077, SLG: 0.115																	3 1 0 0 0 1 4										
Inning Stats	R: 0 E: 0 K: 1 S: 6	H: 1 LOB: 1 BB: 0 P: 6	R: 1 E: 0 K: 1 S: 7	H: 2 LOB: 1 BB: 0 P: 7	R: 0 E: 0 K: 1 S: 5	H: 0 LOB: 1 BB: 1 P: 9	R: 0 E: 0 K: 0 S: 2	H: 0 LOB: 2 BB: 3 P: 14	R: 0 E: 0 K: 0 S: 4	H: 1 LOB: 1 BB: 0 P: 4	R: 0 E: 0 K: 1 S: 5	H: 0 LOB: 0 BB: 0 P: 5	R: 3 E: 0 K: 1 S: 8	H: 3 LOB: 1 BB: 1 P: 12	R: 0 E: 0 K: 0 S: 4	H: 1 LOB: 1 BB: 0 P: 4	R: 0 E: 0 K: 1 S: 5	H: 1 LOB: 2 BB: 2 P: 13	1B: 8 2B: 1 3B: 0 HR: 0	SF: 1 SAC: 1 DP: 1 HBP: 0	WP: 0 PB: 0 SB: 2 CS: 1	PA: 42					
PITCHER	IP	WLS	BF	H	R	ER	SO	BB	IBB	HBP	BLK	WP	HR	S	P	ERA	WHIP										
Bob Welch, R ERA: 2.27	6.2	L	32	7	4	4	5	4	1	0	0	0	0	37	57	5.40	1.650										
Lance Rautzhan, L ERA: 1.53	0.1		0	0	0	0	0	0	0	0	0	0	0	0	0	0.00	0.000										
Bobby Castillo, R ERA: 3.86	2.0		9	2	0	0	1	2	0	0	0	0	0	9	17	0.00	2.000										

Cincinnati Reds @ Los Angeles Dodgers
Dodger Stadium, Los Angeles, CA
Mon Sep 18 1978, 7:05 PM PDT
Att: 50,292 - Unknown


AB	32
R	4
H	9
RBI	4
BB	7
SO	6
LOB	21





Batter	1	2	3	4	5	6	7	8	9	AB	R	H	RBI	BB	SO	LOB	BOTTOM										
Davey Lopes, R OBP: 0.359, SLG: 0.433	F9																3 0 1 0 1 0 0										
Bill Russell, R OBP: 0.312, SLG: 0.352																	4 0 0 0 0 1 3										
Rick Monday, L OBP: 0.345, SLG: 0.466																	4 0 1 0 0 0 0										
Steve Garvey, R OBP: 0.346, SLG: 0.488																	4 0 2 0 0 1 1										
Ron Cey, R OBP: 0.378, SLG: 0.447																	3 0 1 0 1 1 1										
Dusty Baker Jr., R OBP: 0.331, SLG: 0.377																	4 0 1 0 0 2 2										
Lee Lacy, R OBP: 0.340, SLG: 0.525																	4 0 0 0 0 1 3										
Steve Yeager, R OBP: 0.297, SLG: 0.263																	2 0 0 0 0 0 3										
Vic Davallillo, L OBP: 0.338, SLG: 0.397																	1 0 1 0 0 0 0										
Jerry Grote, R OBP: 0.384, SLG: 0.381																	1 0 0 0 0 0 0										
Bob Welch, R OBP: 0.160, SLG: 0.200																	2 0 0 0 0 0 0										
Lance Rautzhan, R																	0 0 0 0 0 0 0										
Johnny Oates, L OBP: 0.354, SLG: 0.324																	1 0 0 0 0 0 1										
Bobby Castillo, R																	0 0 0 0 0 0 0										
Joe Ferguson, R OBP: 0.354, SLG: 0.399																	1 0 0 0 0 0 0										
Inning Stats	R: 0 E: 0 K: 2 S: 8	H: 1 LOB: 1 BB: 0 P: 8	R: 0 E: 0 K: 3 S: 9	H: 0 LOB: 0 BB: 0 P: 9	R: 0 E: 0 K: 0 S: 3	H: 0 LOB: 1 BB: 1 P: 7	R: 0 E: 0 K: 0 S: 6	H: 3 LOB: 3 BB: 0 P: 6	R: 0 E: 0 K: 0 S: 3	H: 0 LOB: 0 BB: 0 P: 3	R: 0 E: 0 K: 1 S: 5	H: 0 LOB: 1 BB: 1 P: 9	R: 0 E: 0 K: 0 S: 5	H: 2 LOB: 2 BB: 0 P: 5	R: 0 E: 0 K: 0 S: 4	H: 1 LOB: 1 BB: 0 P: 4	R: 0 E: 0 K: 0 S: 3	H: 0 LOB: 0 BB: 0 P: 3	1B: 7 2B: 0 3B: 0 HR: 0	SF: 0 SAC: 0 DP: 0 HBP: 0	WP: 0 PB: 0 SB: 0 CS: 0	PA: 36					
PITCHER	IP	WLS	BF	H	R	ER	SO	BB	IBB	HBP	BLK	WP	HR	S	P	ERA	WHIP										
Michael LaCoss, R ERA: 4.19	9.0	W	36	7	0	0	6	2	0	0	0	0	0	46	54	0.00	1.000										

Cincinnati Reds @ Los Angeles Dodgers
Dodger Stadium, Los Angeles, CA
Mon Sep 18 1978, 7:05 PM PDT
Att: 50,292 - Unknown

AB	34
R	0
H	7
RBI	0
BB	2
SO	6
LOB	14



Batter	1	2	3	4	5	6	7	8	9	AB	R	H	RBI	BB	SO	LOB	TOP
Pete Rose, S OBP: 0.361, SLG: 0.418 (1,5)	F7		1B			F7			F8	4	0	1	0	0	0	0	Cincinnati Reds @ Los Angeles Dodgers Dodger Stadium, Los Angeles, CA Tue Sep 19 1978, 7:05 PM PDT Att: 50,450 - Unknown AB 30 R 0 H 3 RBI 0 BB 0 SO 2 LOB 5 
Joe Morgan, L OBP: 0.350, SLG: 0.382 (1,4)	F9		P6			F5			4-3	4	0	0	0	0	0	1	
Ken Griffey, L OBP: 0.340, SLG: 0.422 (1,8)	F7			G3		P5			4-3	4	0	0	0	0	0	0	
George Foster, R OBP: 0.354, SLG: 0.521 (1,7)		F8		FC6-4 1B			F9			3	0	1	0	0	0	0	
Johnny Bench, R OBP: 0.338, SLG: 0.482 (1,2)			4-3 1B	FC6-4 1-2			F9			3	0	1	0	0	0	1	
Dan Driessen, L OBP: 0.348, SLG: 0.405 (1,3)		4-3 1-2		F9			G3			3	0	0	0	0	0	2	
Dave Concepcion, R Ron Oester, S (8,6)		5-3			F9			L8		3	0	0	0	0	0	1	
Champ Summers, L OBP: 0.400, SLG: 0.500 (1,9)			4-3		3-1			F2		3	0	0	0	0	0	0	
Fred Norman, S Pedro Borbon, R Harry Spillman, L Tom Hume, R Dave Collins, S Mario Soto, R Mike Lum, L Manny Sarmiento, R			K		4-3			K		0	0	0	0	0	0	0	
Inning Stats	R: 0 E: 0 K: 0 S: 3	H: 0 LOB: 0 BB: 0 P: 3	R: 0 E: 0 K: 0 S: 4	H: 1 LOB: 1 BB: 0 P: 4	R: 0 E: 0 K: 1 S: 6	H: 1 LOB: 1 BB: 0 P: 6	R: 0 E: 0 K: 0 S: 4	H: 0 LOB: 0 BB: 0 P: 3	R: 0 E: 0 K: 0 S: 3	H: 0 LOB: 0 BB: 0 P: 3	R: 0 E: 0 K: 1 S: 5	H: 0 LOB: 0 BB: 0 P: 5	R: 0 E: 0 K: 0 S: 3	H: 0 LOB: 0 BB: 0 P: 3	1B: 3 2B: 0 3B: 0 HR: 0	SF: 0 SAC: 0 DP: 0 HBP: 0	
PITCHER Rick Rhoden, R ERA: 3.44 (1,1)	IP: 9.0 WLS: W BF: 30 H: 3 R: 0 ER: 0 SO: 2 BB: 0 IBB: 0 HBP: 0 BLK: 0 WP: 0 HR: 0 S: 34 P: 34 ERA: 0.00 WHIP: 0.333																

Batter	1	2	3	4	5	6	7	8	9	AB	R	H	RBI	BB	SO	LOB	BOTTOM		
Davey Lopes, R OBP: 0.357, SLG: 0.431 (1,4)	F2	SH1-4 SF7 1B	4-3		F9		6-3			5	1	1	0	0	0	3	Cincinnati Reds @ Los Angeles Dodgers Dodger Stadium, Los Angeles, CA Tue Sep 19 1978, 7:05 PM PDT Att: 50,450 - Unknown AB 34 R 8 H 14 RBI 7 BB 5 SO 2 LOB 17 		
Bill North, S OBP: 0.368, SLG: 0.271 (1,8)	E1 2B	SH1-4 1B	G6-4-3 1B			F7		1B G4-6-3 1B		4	3	2	0	1	0	0			
Dusty Baker Jr., R OBP: 0.332, SLG: 0.378 (1,7)	2B 1-2	SH1-4 1B	G6-4-3 1-2			K		G4-6-3 1B		4	1	2	0	0	1	1			
Steve Garvey, R OBP: 0.346, SLG: 0.488 (1,3)	2B 1-3 2H	1B 1B IBB		F3		F8		G4-6-3 1-2 3H		4	2	1	1	1	0	1			
Ron Cey, R OBP: 0.378, SLG: 0.448 (1,5)	2B IBB	SF7 3H		5-3			4-3 1B 2B	F7		3	1	1	1	1	0	0			
Joe Ferguson, R OBP: 0.353, SLG: 0.398 (1,2)	F2	1B 1B 1B		6-3			4-3			4	0	1	1	0	0	4			
Lee Lacy, R Joe Simpson, L (8,9)		1B 1B			1B 2B		6-3			4	0	3	3	0	0	1			
Bill Russell, R OBP: 0.316, SLG: 0.355 (1,6)		1B 1B			2-3 1B			1B IBB		2	0	2	0	2	0	0			
Rick Rhoden, R OBP: 0.185, SLG: 0.160 (1,1)	F6	K			2-3 1-2			1-2 1B		4	0	1	1	0	1	7			
Inning Stats	R: 3 E: 1 K: 0 S: 7	H: 3 LOB: 3 BB: 2 P: 15	R: 3 E: 0 K: 1 S: 9	H: 4 LOB: 3 BB: 2 P: 17	R: 0 E: 0 K: 0 S: 3	H: 1 LOB: 0 BB: 0 P: 3	R: 0 E: 0 K: 0 S: 3	H: 0 LOB: 0 BB: 0 P: 3	R: 0 E: 0 K: 1 S: 5	H: 0 LOB: 0 BB: 0 P: 5	R: 1 E: 0 K: 0 S: 5	H: 2 LOB: 2 BB: 1 P: 9	R: 0 E: 0 K: 0 S: 4	H: 2 LOB: 0 BB: 0 P: 4	1B: 10 2B: 4 3B: 0 HR: 0	SF: 1 SAC: 1 DP: 2 HBP: 0		WP: 0 PA: 41 PB: 0 SB: 0 CS: 0	
PITCHER Fred Norman, L Pedro Borbon, R Tom Hume, R Mario Soto, R Manny Sarmiento, R	IP: 1.0 WLS: L BF: 11 H: 4 R: 5 ER: 2 SO: 0 BB: 1 IBB: 2 HBP: 0 BLK: 0 WP: 0 HR: 0 S: 8 P: 20 ERA: 18.00 WHIP: 5.000	IP: 2.0 WLS: 7 BF: 3 H: 1 R: 1 ER: 1 SO: 1 BB: 0 IBB: 0 HBP: 0 BLK: 0 WP: 0 HR: 0 S: 6 P: 6 ERA: 0.00 WHIP: 0.500	IP: 3.0 WLS: 6 BF: 13 H: 4 R: 1 ER: 1 SO: 1 BB: 0 IBB: 1 HBP: 0 BLK: 0 WP: 0 HR: 0 S: 14 P: 18 ERA: 3.00 WHIP: 1.333	IP: 1.0 WLS: 4 BF: 4 H: 2 R: 1 ER: 1 SO: 0 BB: 0 IBB: 0 HBP: 0 BLK: 0 WP: 0 HR: 0 S: 4 P: 4 ERA: 9.00 WHIP: 2.000															

Batter	1	2	3	4	5	6	7	8	9	AB	R	H	RBI	BB	SO	LOB	TOP								
Pete Rose, S OBP: 0.359, SLG: 0.415 (1, 5)										4	0	0	0	0	0	2	Cincinnati Reds @ Los Angeles Dodgers Dodger Stadium, Los Angeles, CA Wed Sep 20 1978, 7:05 PM PDT Att: 51,494 - Unknown								
Ray Knight, R OBP: 0.231, SLG: 0.290 (8, 5)										0	0	0	0	0	0	0									
Joe Morgan, L OBP: 0.348, SLG: 0.383 (1, 4)										4	1	1	0	0	0	0									
Junior Kennedy, R OBP: 0.365, SLG: 0.269 (8, 4)				WP HR 2B						0	0	0	0	0	0	0									
Ken Griffey, L OBP: 0.338, SLG: 0.419 (1, 8)				K 2-3						4	0	0	0	0	1	1									
George Foster, R OBP: 0.353, SLG: 0.525 (1, 7)				K						4	1	1	2	0	2	0									
Johnny Bench, R OBP: 0.337, SLG: 0.482 (1, 2)				HR 5-3						4	0	1	0	0	0	1									
Dan Driessen, L OBP: 0.348, SLG: 0.409 (1, 3)										3	1	1	0	0	1	0									
Mike Lum, L OBP: 0.372, SLG: 0.481 (9, 3)										0	0	0	0	0	0	0									
Dave Concepcion, R OBP: 0.353, SLG: 0.405 (1, 6)										3	1	1	0	1	0	2									
Champ Summers, L OBP: 0.379, SLG: 0.440 (1, 9)										3	0	0	0	1	1	2									
Tom Seaver, R OBP: 0.205, SLG: 0.129 (1, 1)										3	0	1	2	0	1	1									
Doug Bair, R OBP: 0.167, SLG: 0.167 (9, 1)										0	0	0	0	0	0	0									
Inning Stats	R: 0 E: 0 K: 0 S: 3	H: 0 LOB: 0 BB: 0 P: 3	R: 0 E: 0 K: 2 S: 7	H: 0 LOB: 0 BB: 0 P: 7	R: 0 E: 0 K: 2 S: 7	H: 0 LOB: 0 BB: 0 P: 7	R: 2 E: 0 K: 1 S: 7	H: 2 LOB: 0 BB: 0 P: 7	R: 0 E: 0 K: 0 S: 4	H: 1 LOB: 1 BB: 0 P: 4	R: 0 E: 0 K: 0 S: 3	H: 0 LOB: 0 BB: 0 P: 3	R: 2 E: 0 K: 1 S: 7	H: 2 LOB: 2 BB: 2 P: 15	R: 0 E: 0 K: 0 S: 3	H: 0 LOB: 0 BB: 0 P: 3	R: 0 E: 0 K: 0 S: 3	H: 1 LOB: 1 BB: 0 P: 4	1B: 2 2B: 2 3B: 1 HR: 1	SF: 0 SAC: 0 DP: 2 HBP: 1	WP: 2 PB: 2 SB: 1 CS: 0	PA: 35			
PITCHER	IP	WLS	BF	H	R	ER	SO	BB	IBB	HBP	BLK	WP	HR	S	P	ERA	WHIP								
Don Sutton, R ERA: 3.62 (1, 1)	7.0	L	28	5	4	4	6	1	1	0	0	2	1	38	46	5.14	0.857								
Lance Rautzhan, L ERA: 1.57 (8, 1)	2.0		7	1	0	0	0	0	0	1	0	0	0	6	7	0.00	0.500								

AB	32
R	4
H	6
RBI	4
BB	2
SO	6
LOB	9



Batter	1	2	3	4	5	6	7	8	9	AB	R	H	RBI	BB	SO	LOB	BOTTOM								
Davey Lopes, R OBP: 0.355, SLG: 0.427 (1, 4)										5	0	0	0	0	4	3	Cincinnati Reds @ Los Angeles Dodgers Dodger Stadium, Los Angeles, CA Wed Sep 20 1978, 7:05 PM PDT Att: 51,494 - Unknown								
Bill Russell, R OBP: 0.313, SLG: 0.352 (1, 6)										5	0	0	0	0	2	2									
Reggie Smith, S OBP: 0.380, SLG: 0.564 (1, 9)										4	0	0	0	0	2	0									
Steve Garvey, R OBP: 0.346, SLG: 0.487 (1, 3)										4	0	1	0	0	2	0									
Ron Cey, R OBP: 0.381, SLG: 0.461 (1, 5)		BB BB BB		HR						3	2	2	2	1	0	1									
Dusty Baker Jr., R OBP: 0.332, SLG: 0.377 (1, 7)										4	0	1	0	0	1	2									
Rick Monday, L OBP: 0.347, SLG: 0.464 (1, 8)		BB BB								3	1	1	0	1	1	1									
Joe Ferguson, R OBP: 0.357, SLG: 0.396 (1, 2)		BB BB BB								1	0	0	0	3	0	1									
Rudy Law, L (9, PR)		BB BB								0	0	0	0	0	0	0									
Don Sutton, R OBP: 0.139, SLG: 0.088 (1, 1)										2	0	0	0	0	1	3									
Vic Davalillo, L OBP: 0.333, SLG: 0.392 (7, PH)										1	0	0	0	0	1	1									
Lance Rautzhan, R (8, 1)										0	0	0	0	0	0	0									
Lee Lacy, R OBP: 0.349, SLG: 0.540 (9, PH)										1	0	1	1	0	0	0									
Inning Stats	R: 0 E: 0 K: 1 S: 5	H: 0 LOB: 0 BB: 0 P: 5	R: 0 E: 0 K: 2 S: 7	H: 0 LOB: 3 BB: 3 P: 19	R: 0 E: 0 K: 1 S: 5	H: 0 LOB: 0 BB: 0 P: 5	R: 1 E: 0 K: 2 S: 9	H: 2 LOB: 1 BB: 0 P: 9	R: 0 E: 0 K: 2 S: 7	H: 0 LOB: 0 BB: 0 P: 7	R: 0 E: 0 K: 1 S: 6	H: 1 LOB: 1 BB: 0 P: 6	R: 0 E: 0 K: 2 S: 7	H: 0 LOB: 1 BB: 1 P: 11	R: 0 E: 0 K: 1 S: 5	H: 0 LOB: 0 BB: 0 P: 5	R: 2 E: 0 K: 2 S: 10	H: 3 LOB: 2 BB: 1 P: 14	1B: 4 2B: 0 3B: 0 HR: 2	SF: 0 SAC: 0 DP: 0 HBP: 0	WP: 0 PB: 0 SB: 0 CS: 0	PA: 38			
PITCHER	IP	WLS	BF	H	R	ER	SO	BB	IBB	HBP	BLK	WP	HR	S	P	ERA	WHIP								
Tom Seaver, R ERA: 2.91 (1, 1)	8.1	W	35	5	3	3	12	5	0	0	0	0	2	54	74	3.24	1.200								
Doug Bair, R ERA: 1.89 (9, 1)	0.2	S	3	1	0	0	2	0	0	0	0	0	0	7	7	0.00	1.500								



Batter	1	2	3	4	5	6	7	8	9	AB	R	H	RBI	BB	SO	LOB	TOP				
Pete Rose, S OBP: 0.358, SLG: 0.416 (1, 5)										4	0	1	0	0	0	1	Cincinnati Reds @ Atlanta Braves Atlanta-Fulton County Stadium, Atlanta, GA Sat Sep 23 1978, 7:05 PM EDT Att: 12,784 - Unknown				
Dave Tomlin, L OBP: 0.200, SLG: 0.200 (8, 1)										0	0	0	0	0	0	0					
Joe Morgan, L OBP: 0.347, SLG: 0.385 Ron Oester, S (8, PR) (8, 6)										4	0	0	0	0	0	1					
Ken Griffey, L OBP: 0.337, SLG: 0.416 (1, 8)										4	0	1	0	0	0	1					
George Foster, R OBP: 0.355, SLG: 0.528 (1, 7)										3	1	1	1	1	0	1					
Johnny Bench, R OBP: 0.339, SLG: 0.479 Vic Correll, R OBP: 0.272, SLG: 0.327 (4, 2)										1	0	0	0	1	0	3					
Dave Concepcion, R OBP: 0.355, SLG: 0.406 Dan Dumoulin, R (6, 1)										3	0	1	0	0	1	3					
Ray Knight, R OBP: 0.242, SLG: 0.302 (8, 5)										1	0	1	0	0	0	0					
Ken Henderson, S OBP: 0.282, SLG: 0.301 (1, 9)										4	0	0	0	0	0	3					
Arturo DeFreitas, R OBP: 0.235, SLG: 0.438 (1, 3)										4	0	1	0	0	0	1					
Michael LaCoss, R OBP: 0.074, SLG: 0.111 Manny Sarmiento, R (4, 1)										1	0	0	0	0	0	0					
Rick Auerbach, R OBP: 0.407, SLG: 0.558 (8, 4)										0	0	0	0	0	0	0					
Inning Stats	R: 0 E: 1 K: 0 S: 5	H: 2 LOB: 3 BB: 1 P: 9	R: 0 E: 0 K: 0 S: 4	H: 1 LOB: 1 BB: 0 P: 4	R: 1 E: 0 K: 0 S: 5	H: 2 LOB: 2 BB: 1 P: 9	R: 0 E: 0 K: 0 S: 3	H: 0 LOB: 0 BB: 0 P: 3	R: 0 E: 0 K: 2 S: 7	H: 0 LOB: 0 BB: 0 P: 7	R: 0 E: 0 K: 1 S: 5	H: 0 LOB: 0 BB: 0 P: 5	R: 0 E: 1 K: 0 S: 4	H: 0 LOB: 1 BB: 0 P: 4	R: 0 E: 0 K: 0 S: 4	H: 1 LOB: 1 BB: 0 P: 4		1B: 5 2B: 0 3B: 0 HR: 1	SF: 0 SAC: 1 DP: 0 HBP: 0	WP: 0 PB: 0 CS: 0	PA: 36
PITCHER Larry McWilliams, L ERA: 2.78 (1, 1)	IP: 9.0 WLS: W BF: 36 H: 6 R: 1 ER: 1 SO: 3 BB: 1 IBB: 1 HBP: 0 BLK: 0 WP: 0 HR: 1 S: 40 P: 48 ERA: 1.00 WHIP: 0.778															PITCHER					



Batter	1	2	3	4	5	6	7	8	9	AB	R	H	RBI	BB	SO	LOB	BOTTOM				
Jerry Royster, R OBP: 0.329, SLG: 0.333 (1, 6)										3	0	1	1	0	0	2	Cincinnati Reds @ Atlanta Braves Atlanta-Fulton County Stadium, Atlanta, GA Sat Sep 23 1978, 7:05 PM EDT Att: 12,784 - Unknown				
Rowland Office, L OBP: 0.302, SLG: 0.363 (1, 8)										5	0	2	0	0	0	3					
Gary Matthews, R OBP: 0.365, SLG: 0.465 Larry Whisenton, L (7, 9)										4	2	2	1	0	0	2					
Jeff Burroughs, R OBP: 0.440, SLG: 0.544 Barry Bonnell, R OBP: 0.271, SLG: 0.282 (8, 7)										3	1	1	0	1	0	0					
Bob Horner, R OBP: 0.311, SLG: 0.531 (1, 5)										4	2	2	2	0	0	1					
Dale Murphy, R OBP: 0.288, SLG: 0.404 (1, 3)										3	1	1	0	1	1	0					
Glenn Hubbard, R OBP: 0.347, SLG: 0.341 (1, 4)										3	2	2	3	1	0	2					
Bruce Benedict, R OBP: 0.333, SLG: 0.257 (1, 2)										4	0	2	1	0	0	0					
Larry McWilliams, L OBP: 0.067, SLG: 0.133 (1, 1)										2	0	0	0	0	2	0					
Inning Stats	R: 0 E: 0 K: 0 S: 3	H: 0 LOB: 0 BB: 0 P: 3	R: 0 E: 0 K: 0 S: 3	H: 0 LOB: 0 BB: 0 P: 3	R: 0 E: 0 K: 0 S: 4	H: 1 LOB: 2 BB: 1 P: 8	R: 5 E: 0 K: 0 S: 7	H: 4 LOB: 1 BB: 2 P: 15	R: 3 E: 0 K: 1 S: 8	H: 3 LOB: 0 BB: 0 P: 8	R: 0 E: 0 K: 1 S: 5	H: 1 LOB: 1 BB: 0 P: 6	R: 0 E: 0 K: 0 S: 4	H: 2 LOB: 1 BB: 0 P: 4	R: 0 E: 0 K: 1 S: 7	H: 2 LOB: 2 BB: 0 P: 7		1B: 9 2B: 2 3B: 0 HR: 3	SF: 1 SAC: 2 DP: 2 HBP: 1	WP: 0 PB: 0 CS: 0	PA: 39
PITCHER Michael LaCoss, R ERA: 4.55 (1, 1)	IP: 3.0 WLS: L BF: 16 H: 4 R: 5 ER: 5 SO: 0 BB: 3 IBB: 0 HBP: 0 BLK: 0 WP: 0 HR: 0 S: 13 P: 25 ERA: 15.00 WHIP: 2.333															PITCHER					
Manny Sarmiento, R ERA: 4.53 (4, 1)	IP: 2.0 WLS: L BF: 10 H: 4 R: 3 ER: 3 SO: 1 BB: 0 IBB: 0 HBP: 0 BLK: 0 WP: 0 HR: 3 S: 12 P: 12 ERA: 13.50 WHIP: 2.000															PITCHER					
Dan Dumoulin, R ERA: (6, 1)	IP: 2.0 WLS: L BF: 8 H: 3 R: 0 ER: 0 SO: 1 BB: 0 IBB: 0 HBP: 1 BLK: 0 WP: 0 HR: 0 S: 9 P: 10 ERA: 0.00 WHIP: 1.500															PITCHER					
Dave Tomlin, L ERA: 5.88 (8, 1)	IP: 1.0 WLS: L BF: 5 H: 2 R: 0 ER: 0 SO: 1 BB: 0 IBB: 0 HBP: 0 BLK: 0 WP: 0 HR: 0 S: 7 P: 7 ERA: 0.00 WHIP: 2.000															PITCHER					



Batter	1	2	3	4	5	6	7	8	9	AB	R	H	RBI	BB	SO	LOB	TOP			
Pete Rose, S OBP: 0.358, SLG: 0.414 Ray Knight, R OBP: 0.242, SLG: 0.302	(1, 5) X F9		(1, 5) X FC6-4		(1, 5) X F8			(1, 5) X FC6-4		3	0	0	0	1	0	1	Cincinnati Reds @ Atlanta Braves Atlanta-Fulton County Stadium, Atlanta, GA Sun Sep 24 1978, 3:33 AM EDT Att: 12,298 - Unknown			
Dave Concepcion, R OBP: 0.353, SLG: 0.403	(1, 6) X 6-3		(1, 6) X 3-1		(1, 6) X F7			(1, 6) X FC6-4		4	0	0	0	0	0	2				
Ken Griffey, L OBP: 0.335, SLG: 0.414	(1, 8) S K			(1, 8) X 4-3				(1, 8) X P3		4	0	0	0	0	1	1				
George Foster, R OBP: 0.357, SLG: 0.528	(1, 7)								(1, 7) X F5		3	2	2	0	1	0				
Dan Driessen, L OBP: 0.348, SLG: 0.407	(1, 3) X G3								(1, 3) X K		4	0	1	0	0	1				
Champ Summers, L OBP: 0.394, SLG: 0.464	(1, 9) X L6-4								(1, 9) X 3-1		3	0	1	1	1	0				
Junior Kennedy, R OBP: 0.362, SLG: 0.288	(1, 4) X 1B								(1, 4) X 6-3		4	0	1	1	0	0				
Vic Correll, R OBP: 0.274, SLG: 0.320	(1, 2) X L6-4										2	0	0	0	1	0				
Tom Hume, R OBP: 0.089, SLG: 0.047	(1, 1) X K								(1, 1) X 5-3		2	0	0	0	1	1				
Inning Stats	R: 0 E: 0 K: 1 S: 5	H: 0 LOB: 0 BB: 0 P: 5	R: 1 E: 0 K: 0 S: 4	H: 2 LOB: 1 BB: 1 P: 8	R: 0 E: 0 K: 0 S: 2	H: 0 LOB: 0 BB: 1 P: 6	R: 1 E: 0 K: 1 S: 8	H: 3 LOB: 3 BB: 1 P: 12	R: 0 E: 0 K: 0 S: 3	H: 0 LOB: 0 BB: 0 P: 3	R: 0 E: 0 K: 0 S: 3	H: 0 LOB: 1 BB: 1 P: 7	R: 0 E: 0 K: 1 S: 5	H: 0 LOB: 0 BB: 0 P: 5	1B: 4 2B: 2 3B: 0 HR: 0	SF: 0 SAC: 0 DP: 2 HBP: 0		WP: 0 PB: 0 SB: 0 CS: 1	PA: 34	
PITCHER	IP	WLS	BF	H	R	ER	SO	BB	IBB	HBP	BLK	WP	HR	S	P	ERA	WHIP			
Jim Bouton, R ERA: 3.46	(1, 1)	8.0	L	31	5	2	2	2	4	1	0	0	0	0	30	50	2.25	1.125		
Gene Garber, R ERA: 2.21	(9, 1)	1.0		3	0	0	0	1	0	0	0	0	0	5	5	0.00	0.000			


Batter	1	2	3	4	5	6	7	8	9	AB	R	H	RBI	BB	SO	LOB	BOTTOM			
Jerry Royster, R OBP: 0.327, SLG: 0.330	(1, 6) X F7		(1, 6) X K		(1, 6) X 5-3					4	0	0	0	0	1	2	Cincinnati Reds @ Atlanta Braves Atlanta-Fulton County Stadium, Atlanta, GA Sun Sep 24 1978, 3:33 AM EDT Att: 12,298 - Unknown			
Eddie Miller, S OBP: 0.375, SLG: 0.167	(1, 8) X G3									3	0	0	0	1	0	0				
Larry Whisenton, L OBP: 0.200, SLG: 0.200	(1, 9) X 4-3									4	0	1	0	0	0	0				
Jeff Burroughs, R OBP: 0.439, SLG: 0.541	(1, 7) X P4									3	0	0	0	1	1	2				
Bob Horner, R OBP: 0.313, SLG: 0.539	(1, 5) X F8									3	1	1	1	1	0	1				
Dale Murphy, R OBP: 0.286, SLG: 0.401	(1, 3) X F5									4	0	0	0	0	1	3				
Glenn Hubbard, R OBP: 0.340, SLG: 0.333	(1, 4) X 3-1									3	0	0	0	0	0	0				
Bruce Benedict, R OBP: 0.333, SLG: 0.289	(1, 2) X 6-3									3	0	1	0	0	0	0				
Jim Bouton, R Bob Beall, S (8, PH) Gene Garber, R OBP: 0.133, SLG: 0.071	(1, 1) X BB									1	0	0	0	1	0	1				
Inning Stats	R: 0 E: 0 K: 0 S: 3	H: 0 LOB: 0 BB: 0 P: 3	R: 0 E: 0 K: 0 S: 3	H: 0 LOB: 0 BB: 0 P: 3	R: 0 E: 0 K: 1 S: 5	H: 1 LOB: 2 BB: 1 P: 9	R: 0 E: 0 K: 1 S: 5	H: 1 LOB: 2 BB: 2 P: 13	R: 0 E: 0 K: 0 S: 3	H: 0 LOB: 1 BB: 1 P: 7	R: 0 E: 0 K: 1 S: 5	H: 0 LOB: 0 BB: 0 P: 5	R: 0 E: 0 K: 0 S: 3	H: 0 LOB: 0 BB: 0 P: 3	R: 1 E: 0 K: 0 S: 4	H: 1 LOB: 0 BB: 0 P: 4		1B: 1 2B: 1 3B: 0 HR: 1	SF: 0 SAC: 0 DP: 1 HBP: 0	WP: 0 PB: 0 SB: 0 CS: 0
PITCHER	IP	WLS	BF	H	R	ER	SO	BB	IBB	HBP	BLK	WP	HR	S	P	ERA	WHIP			
Tom Hume, R ERA: 4.25	(1, 1)	9.0	W	33	3	1	1	3	3	1	0	0	0	1	35	51	1.00	0.667		



Batter	1	2	3	4	5	6	7	8	9	AB	R	H	RBI	BB	SO	LOB	TOP					
Ted Martinez, R OBP: 0.292, SLG: 0.267 (1, 6)																						
Lee Lacy, R OBP: 0.344, SLG: 0.541 (1, 4)																						
Reggie Smith, S OBP: 0.382, SLG: 0.559 Jerry Grote, R OBP: 0.373, SLG: 0.369 (1, 9) (6, 5)																						
Steve Garvey, R OBP: 0.351, SLG: 0.495 Pedro Guerrero, R OBP: 1.000, SLG: 1.000 (1, 3) (8, 3)																						
Ron Cey, R OBP: 0.380, SLG: 0.455 Tommy John, R OBP: 0.164, SLG: 0.156 (1, 5) (6, 1)																						
Dusty Baker Jr., R OBP: 0.326, SLG: 0.373 (1, 7)																						
Rick Monday, L OBP: 0.346, SLG: 0.464 (1, 8) (6, 9)																						
Manny Mota, R OBP: 0.364, SLG: 0.355 (9, PH)																						
Steve Yeager, R OBP: 0.294, SLG: 0.274 (1, 2)																						
Rick Rhoden, R OBP: 0.179, SLG: 0.154 Rudy Law, L (6, 8)																						
Inning Stats	R: 0 E: 0 K: 1 S: 6	H: 1 LOB: 3 BB: 2 P: 14	R: 0 E: 0 K: 1 S: 5	H: 0 LOB: 0 BB: 0 P: 5	R: 0 E: 0 K: 1 S: 5	H: 0 LOB: 0 BB: 0 P: 5	R: 0 E: 0 K: 2 S: 8	H: 1 LOB: 1 BB: 0 P: 8	R: 0 E: 0 K: 0 S: 4	H: 1 LOB: 1 BB: 0 P: 4	R: 1 E: 0 K: 1 S: 6	H: 1 LOB: 0 BB: 0 P: 6	R: 1 E: 0 K: 0 S: 5	H: 2 LOB: 1 BB: 0 P: 5	R: 0 E: 0 K: 1 S: 5	H: 0 LOB: 0 BB: 0 P: 5	R: 2 E: 0 K: 1 S: 7	H: 2 LOB: 0 BB: 0 P: 7	1B: 5 2B: 1 3B: 0 HR: 2	SF: 0 SAC: 0 DP: 0 HBP: 0	WP: 0 PB: 0 SB: 0 CS: 0	PA: 37
PITCHER	IP WLS BF H R ER SO BB IBB HBP BLK WP HR S P ERA WHIP																					
Tom Seaver, R ERA: 2.9 Doug Bair, R ERA: 2.03 (1, 1) (8, 1)	7.0 W 29 6 2 2 6 2 0 0 0 0 0 1 39 47 2.57 1.143																					

Los Angeles Dodgers @ Cincinnati Reds
 Riverfront Stadium, Cincinnati, OH
 Tue Sep 26 1978, 7:05 PM EDT
 Att: 27,189 - Unknown


AB	35
R	4
H	8
RBI	4
BB	2
SO	8
LOB	10



Batter	1	2	3	4	5	6	7	8	9	AB	R	H	RBI	BB	SO	LOB	BOTTOM			
Pete Rose, S OBP: 0.358, SLG: 0.417 Ray Knight, R OBP: 0.242, SLG: 0.302 (1, 5) (9, 5)																				
Dave Concepcion, R OBP: 0.354, SLG: 0.405 (1, 6)																				
Ken Griffey, L OBP: 0.336, SLG: 0.413 (1, 8)																				
George Foster, R OBP: 0.358, SLG: 0.533 (1, 7)																				
Johnny Bench, R OBP: 0.340, SLG: 0.482 (1, 2)																				
Dan Driessen, L OBP: 0.346, SLG: 0.404 (1, 3)																				
Champ Summers, L OBP: 0.389, SLG: 0.433 Ken Henderson, S OBP: 0.281, SLG: 0.299 (1, 9) (7, PH) (8, 9)																				
Junior Kennedy, R OBP: 0.359, SLG: 0.262 (1, 4)																				
Tom Seaver, R OBP: 0.213, SLG: 0.139 Doug Bair, R OBP: 0.154, SLG: 0.154 (1, 1) (8, 1)																				
Inning Stats	R: 0 E: 0 K: 1 S: 6	H: 1 LOB: 2 BB: 1 P: 10	R: 0 E: 0 K: 1 S: 5	H: 0 LOB: 0 BB: 0 P: 5	R: 3 E: 0 K: 0 S: 7	H: 4 LOB: 1 BB: 0 P: 7	R: 1 E: 0 K: 0 S: 4	H: 1 LOB: 1 BB: 1 P: 8	R: 2 E: 0 K: 1 S: 7	H: 2 LOB: 1 BB: 1 P: 11	R: 0 E: 0 K: 1 S: 5	H: 0 LOB: 0 BB: 0 P: 5	R: 0 E: 0 K: 2 S: 9	H: 2 LOB: 2 BB: 0 P: 9	R: 0 E: 0 K: 0 S: 3	H: 0 LOB: 0 BB: 0 P: 3	1B: 5 2B: 4 3B: 0 HR: 1	SF: 0 SAC: 1 DP: 0 HBP: 0	WP: 1 PB: 0 SB: 0 CS: 0	PA: 37
PITCHER	IP WLS BF H R ER SO BB IBB HBP BLK WP HR S P ERA WHIP																			
Rick Rhoden, R ERA: 3.66 Tommy John, L ERA: 3.35 (1, 1) (6, 1)	5.0 L 26 8 6 6 3 0 0 0 0 0 0 0 17 17 10.80 2.200																			

Los Angeles Dodgers @ Cincinnati Reds
 Riverfront Stadium, Cincinnati, OH
 Tue Sep 26 1978, 7:05 PM EDT
 Att: 27,189 - Unknown

AB	33
R	6
H	10
RBI	6
BB	3
SO	6
LOB	15




Batter	1	2	3	4	5	6	7	8	9	AB	R	H	RBI	BB	SO	LOB	TOP		
Davey Lopes, R OBP: 0.358, SLG: 0.424 (1, 4)										4	0	1	0	1	0	0	Los Angeles Dodgers @ Cincinnati Reds Riverfront Stadium, Cincinnati, OH Wed Sep 27 1978, 7:05 PM EDT Att: 26,028 - Unknown		
Dusty Baker Jr, R OBP: 0.324, SLG: 0.370 Rudy Law, L (7, 7)										4	0	0	0	0	2	1			
Steve Garvey, R OBP: 0.351, SLG: 0.494 (1, 3)										4	0	1	0	1	0	2			
Ron Cey, R OBP: 0.381, SLG: 0.453 Joe Simpson, L (7, 8)										2	0	0	0	2	0	1			
Vic Davallo, L OBP: 0.329, SLG: 0.387 (9, PH)										0	0	0	0	0	0	0			
Rick Monday, L OBP: 0.348, SLG: 0.467 Manny Mota, R OBP: 0.353, SLG: 0.344 Charlie Hough, R OBP: 0.333, SLG: 0.417 Lance Rautzhan, R (8, 1)										2	1	1	0	1	1	2			
Lee Lacy, R OBP: 0.338, SLG: 0.532 (1, 9)										4	0	0	0	0	0	2			
Joe Ferguson, R OBP: 0.395 Steve Yeager, R OBP: 0.294, SLG: 0.274 (8, 2)										3	1	0	0	1	2	1			
Ted Martinez, R OBP: 0.346, SLG: 0.362 (1, 6)										2	1	2	3	2	0	0			
Don Sutton, R OBP: 0.133, SLG: 0.085 Jerry Grote, R OBP: 0.368, SLG: 0.364 (7, 5)										3	0	0	0	0	3	3			
Inning Stats	R: 0 E: 0 K: 2 S: 7	H: 0 LOB: 2 BB: 2 P: 15	R: 0 E: 0 K: 2 S: 8	H: 1 LOB: 1 BB: 0 P: 8	R: 0 E: 0 K: 1 S: 5	H: 0 LOB: 0 BB: 0 P: 5	R: 3 E: 0 K: 1 S: 7	H: 2 LOB: 0 BB: 1 P: 11	R: 0 E: 0 K: 0 S: 4	H: 1 LOB: 1 BB: 0 P: 4	R: 0 E: 0 K: 2 S: 7	H: 0 LOB: 2 BB: 2 P: 15	R: 0 E: 0 K: 0 S: 3	H: 0 LOB: 1 BB: 1 P: 7	R: 0 E: 0 K: 1 S: 6	H: 1 LOB: 1 BB: 0 P: 6	1B: 3 2B: 1 3B: 0 HR: 1	SF: 0 SAC: 0 DP: 0 HBP: 0	WP: 0 PA: 40 PB: 0 SB: 2 CS: 0
PITCHER	IP WLS BF H R ER SO BB IBB HBP BLK WP HR S P ERA WHIP																		
Mario Soto, R ERA: 2.81 (1, 1)	7.0		32	4	3	3	8	5	2	0	0	0	0	0	1	41	69	3.86	1.286
Pedro Borbon, R ERA: 4.56 (8, 1)	1.0	W	4	0	0	0	0	1	0	0	0	0	0	0	0	3	7	0.00	1.000
Doug Bair, R ERA: 2.01 (9, 1)	1.0	S	4	1	0	0	1	0	0	0	0	0	0	0	0	6	6	0.00	1.000

Batter	1	2	3	4	5	6	7	8	9	AB	R	H	RBI	BB	SO	LOB	BOTTOM		
Pete Rose, S OBP: 0.397, SLG: 0.416 Ray Knight, R OBP: 0.242, SLG: 0.302 (9, 5)										4	0	1	1	0	0	2	Los Angeles Dodgers @ Cincinnati Reds Riverfront Stadium, Cincinnati, OH Wed Sep 27 1978, 7:05 PM EDT Att: 26,028 - Unknown		
Dave Concepcion, R OBP: 0.353, SLG: 0.403 (1, 6)										3	0	0	0	1	1	1			
Ken Griffey, L OBP: 0.339, SLG: 0.414 (1, 8)										2	1	1	0	2	0	1			
George Foster, R OBP: 0.359, SLG: 0.538 (1, 7)										4	1	2	2	0	0	3			
Johnny Bench, R OBP: 0.339, SLG: 0.478 (1, 2)										3	1	0	0	1	1	2			
Dan Driessen, L OBP: 0.347, SLG: 0.403 (1, 3)										3	1	1	0	1	0	3			
Champ Summers, L OBP: 0.375, SLG: 0.412 (1, 9)										4	0	1	1	0	2	3			
Junior Kennedy, R OBP: 0.361, SLG: 0.273 Dave Collins, S OBP: 0.315, SLG: 0.232 Rick Auerbach, R OBP: 0.417, SLG: 0.558 (8, 4)										2	1	1	0	0	0	1			
Mario Soto, R Ken Henderson, S Pedro Borbon, R Mike Lum, R Arturo DeFrias, R Doug Bair, R (9, 1)										1	0	0	0	0	1	0			
Inning Stats	R: 0 E: 0 K: 1 S: 6	H: 1 LOB: 1 BB: 0 P: 6	R: 0 E: 0 K: 0 S: 3	H: 0 LOB: 1 BB: 1 P: 7	R: 0 E: 0 K: 1 S: 5	H: 0 LOB: 2 BB: 2 P: 13	R: 0 E: 0 K: 2 S: 7	H: 0 LOB: 0 BB: 0 P: 7	R: 1 E: 0 K: 0 S: 4	H: 1 LOB: 0 BB: 0 P: 4	R: 0 E: 1 K: 1 S: 7	H: 2 LOB: 2 BB: 0 P: 7	R: 0 E: 0 K: 1 S: 5	H: 0 LOB: 0 BB: 0 P: 5	R: 4 E: 0 K: 0 S: 6	H: 3 LOB: 2 BB: 3 P: 18		1B: 5 2B: 2 3B: 0 HR: 1	SF: 2 SAC: 1 DP: 1 HBP: 0
PITCHER	IP WLS BF H R ER SO BB IBB HBP BLK WP HR S P ERA WHIP																		
Don Sutton, R ERA: 3.56 (1, 1)	6.0		25	4	1	1	5	3	0	0	0	0	0	0	1	9	21	1.50	1.167
Charlie Hough, R ERA: 3.29 (7, 1)	1.1	L	10	3	4	4	1	3	0	0	0	0	0	0	0	1	0	27.00	4.500
Lance Rautzhan, L ERA: 2.16 (8, 1)	0.2		2	0	0	0	0	0	0	0	0	0	0	0	2	2	0.00	0.000	

Batter	1	2	3	4	5	6	7	8	9	AB	R	H	RBI	BB	SO	LOB	TOP					
Davey Lopes, R (1.4) OBP: 0.357, SLG: 0.422 Ted Martinez, R (7.4) OBP: 0.340, SLG: 0.354	6-3		SH6-3 1B BB		F7		5-3	F9		3	1	0	0	1	0	0						
Bill North, S (1.8) OBP: 0.367, SLG: 0.270	F8		SH6-3 1-2		4-3		6-3		1B BB	3	1	0	0	1	0	0						
Steve Carvey, R (1.3) OBP: 0.352, SLG: 0.494 Pedro Guerrero, R (6.3) OBP: 0.667, SLG: 0.667	4-3		1B				F9		BB BB FC5-4 1B	3	1	2	1	0	0	0						
Ron Cey, R (1.5) OBP: 0.381, SLG: 0.452 Jerry Grote, R (6.5) OBP: 0.372, SLG: 0.358		4-0 FC4-6 BB	1-3		F9		6-3		FC5-4 BB	2	0	0	0	1	0	1						
Rick Monday, L (1.9) OBP: 0.348, SLG: 0.475 Joe Simpson, L (6.9) OBP: 0.500, SLG: 0.500 Manny Mota, R (9. PH) OBP: 0.371, SLG: 0.344 Myron White, L (9. PR) (9.9)	FC4-6 1B E		HR		F7		1B WP 1B		FC5-4 BB	3	2	1	1	0	0	2						
Bill Russell, R (1.6) OBP: 0.315, SLG: 0.354	E 1-2 1B		6-3		1B 1-2 1B		5-3		FC5-4	5	0	2	1	0	0	3						
Rudy Law, L (1.7) OBP: 0.333, SLG: 0.333	E6 1-3 2-H 1B		5-3		1B 1-3 2-H 1B		WP S 1B		K 1-2 2-3 3-H 0-3	5	0	3	1	0	1	2						
Steve Yeager, R (1.2) OBP: 0.296, SLG: 0.270	P4		F3		IBB		IBB		K	3	0	0	0	2	1	4						
Doug Rau, L (1.1) OBP: 0.169, SLG: 0.159 Lance Rautzhan, R (8.1) Bobby Castillo, R (9.1)	F7		4-3		K		BB			3	0	0	0	1	1	5						
Inning Stats	R: 0 E: 0 K: 0 S: 3	H: 0 LOB: 0 BB: 0 P: 3	R: 1 E: 1 K: 0 S: 5	H: 2 LOB: 2 BB: 1 P: 9	R: 1 E: 0 K: 0 S: 3	H: 1 LOB: 0 BB: 1 P: 7	R: 1 E: 0 K: 0 S: 4	H: 1 LOB: 0 BB: 0 P: 4	R: 0 E: 0 K: 0 S: 3	H: 0 LOB: 0 BB: 0 P: 3	R: 1 E: 0 K: 1 S: 8	H: 3 LOB: 3 BB: 1 P: 12	R: 0 E: 0 K: 0 S: 3	H: 0 LOB: 0 BB: 0 P: 3	R: 1 E: 0 K: 0 S: 5	H: 2 LOB: 2 BB: 2 P: 13	R: 2 E: 0 K: 2 S: 8	H: 1 LOB: 2 BB: 3 P: 20	1B: 9 2B: 0 3B: 0 HR: 1	SF: 0 SAC: 1 DP: 0 HBP: 0	WP: 1 PB: 0 CS: 1 SB: 0	PA: 44
PITCHER	IP WLS BF H R ER SO BB IBB HBP BLK WP HR S P ERA WHIP	7.0 30 7 4 3 1 2 1 0 0 0 1 29 41 3.86 1.286	1.0 7 2 1 1 0 1 1 0 0 1 0 5 13 9.00 3.000	1.0 W 7 1 2 2 2 3 0 0 0 0 0 8 20 18.00 4.000	PITCHER										IP WLS BF H R ER SO BB IBB HBP BLK WP HR S P ERA WHIP							

Los Angeles Dodgers @ Cincinnati Reds
Riverfront Stadium, Cincinnati, OH
Thu Sep 28 1978, 7:05 PM EDT
Att: 25,314 - Unknown


AB 35
R 7
H 10
RBI 5
BB 8
SO 3
LOB 20



Batter	1	2	3	4	5	6	7	8	9	AB	R	H	RBI	BB	SO	LOB	BOTTOM	
Pete Rose, S (1.5) OBP: 0.359, SLG: 0.418	L3 1B		1B 1B 1B		6-3		L6		1B 1B BB	6	1	4	1	0	0	3		
Dave Concepcion, R (1.6) OBP: 0.355, SLG: 0.406	L3 1-2		1B 1-2 1B				F9		E FC5-4 2B	5	2	3	0	0	0	1		
Ken Griffey, L (1.8) OBP: 0.342, SLG: 0.417	2B		1-2 2-3 1B				G3		FC5-4 1B BB	4	2	3	0	1	0	0		
George Foster, R (1.7) OBP: 0.358, SLG: 0.535	P4		4-3				F9		E5 FC5-4	4	0	0	1	1	0	6		
Johnny Bench, R (1.2) OBP: 0.339, SLG: 0.475 Don Werner, R (9.2) OBP: 0.242, SLG: 0.186	F9		K				1B 1B 1B		FC5-4 BB 1B	4	0	1	1	0	1	2		
Dan Driessen, L (1.3) OBP: 0.346, SLG: 0.401	K		F8				L6		FC6-4 BB	5	1	1	2	0	1	2		
Ken Henderson, S (1.9) OBP: 0.289, SLG: 0.289 Dave Collins, S (9. PR) OBP: 0.315, SLG: 0.232	5-3		6-3				F8		1B 1B BB	4	0	0	0	1	0	3		
Junior Kennedy, R (1.4) OBP: 0.368, SLG: 0.279			F9				F9		1B 1B 1B	4	1	2	1	1	0	0		
Michael LaCoss, R (1.1) OBP: 0.289, SLG: 0.200 Arnie O'Connell, R (7. PH) OBP: 0.285, SLG: 0.471 Dan Dumoulin, R (8.1) Ray Knight, R (8. PH) OBP: 0.300, SLG: 0.297 Dave Tomlin, L (9.1) OBP: 0.292, SLG: 0.200 Rick Auerbach, R (9. PH) OBP: 0.420, SLG: 0.590	F9		F9				L4		1B	2	0	0	0	0	0	0		
Inning Stats	R: 0 E: 0 K: 0 S: 4	H: 2 LOB: 1 BB: 0 P: 4	R: 0 E: 0 K: 1 S: 5	H: 0 LOB: 0 BB: 0 P: 5	R: 0 E: 0 K: 1 S: 5	H: 0 LOB: 0 BB: 0 P: 5	R: 0 E: 0 K: 0 S: 3	H: 0 LOB: 0 BB: 0 P: 3	R: 0 E: 0 K: 0 S: 6	H: 3 LOB: 3 BB: 0 P: 6	R: 2 E: 1 K: 0 S: 6	H: 2 LOB: 3 BB: 2 P: 14	R: 6 E: 0 K: 0 S: 8	H: 6 LOB: 2 BB: 2 P: 16	1B: 14 2B: 3 3B: 0 HR: 0	SF: 0 SAC: 0 DP: 1 HBP: 0	WP: 0 PB: 0 CS: 0	PA: 46
PITCHER	IP WLS BF H R ER SO BB IBB HBP BLK WP HR S P ERA WHIP	7.2 10 35 5 6 6 0 2 0 0 0 0 0 8 16 54.00 7.000	1.0 L 10 5 6 6 0 2 0 0 0 0 0 0 1 1 ∞ ∞	PITCHER										IP WLS BF H R ER SO BB IBB HBP BLK WP HR S P ERA WHIP				

Los Angeles Dodgers @ Cincinnati Reds
Riverfront Stadium, Cincinnati, OH
Thu Sep 28 1978, 7:05 PM EDT
Att: 25,314 - Unknown

AB 42
R 8
H 16
RBI 8
BB 4
SO 2
LOB 22



Batter	1	2	3	4	5	6	7	8	9	AB	R	H	RBI	BB	SO	LOB	TOP			
Eddie Miller, S OBP: 0.313, SLG: 0.231 (1, 7)										4	1	1	1	0	0	2	Atlanta Braves @ Cincinnati Reds Riverfront Stadium, Cincinnati, OH Fri Sep 29 1978, 7:05 PM EDT Att: 20,660 - Unknown			
Glenn Hubbard, R OBP: 0.323, SLG: 0.316 Chico Ruiz, R OBP: 0.295, SLG: 0.333 (1, 4) (5, 4)										2	0	0	0	0	2	0				
Larry Whisenton, L OBP: 0.200, SLG: 0.300 (1, 9)										4	0	1	1	0	0	0				
Dale Murphy, R OBP: 0.287, SLG: 0.398 Adrian Devine, R OBP: 0.091, SLG: 0.091 Rowland Office, L OBP: 0.298, SLG: 0.356 Craig Skok, R OBP: 0.295, SLG: 0.375 (1, 3) (6, 1) (8, PH) (8, 1)										3	0	0	0	0	2	1				
Barry Bonnell, R OBP: 0.271, SLG: 0.285 (1, 8)											4	0	1	0	0	0				
Rod Gilbreath, R OBP: 0.303, SLG: 0.334 Rob Belloir, R OBP: 1.000, SLG: 2.000 (1, 5) (7, 5)										3	0	2	0	0	1	0				
Darrel Chaney, S OBP: 0.295, SLG: 0.307 (1, 6)										4	0	1	0	0	1	3				
Bruce Benedict, R OBP: 0.308, SLG: 0.255 (1, 2)										4	0	0	0	0	1	5				
Jim Bouton, R Mike Davey, R Bob Beall, S OBP: 0.375, SLG: 0.313 (1, 1) (4, 1) (6, PH) (6, 3)										1	0	0	0	0	1	0				
Inning Stats	R: 0 E: 0 K: 1 S: 5	H: 0 LOB: 0 BB: 0 P: 5	R: 0 E: 0 K: 3 S: 11	H: 2 LOB: 2 BB: 0 P: 11	R: 0 E: 0 K: 2 S: 7	H: 0 LOB: 0 BB: 0 P: 7	R: 0 E: 0 K: 1 S: 5	H: 0 LOB: 0 BB: 0 P: 5	R: 0 E: 0 K: 1 S: 8	H: 3 LOB: 1 BB: 0 P: 8	R: 0 E: 0 K: 0 S: 3	H: 2 LOB: 2 BB: 0 P: 5	R: 0 E: 0 K: 0 S: 4	H: 0 LOB: 0 BB: 0 P: 3	R: 0 E: 0 K: 0 S: 4	H: 1 LOB: 1 BB: 0 P: 4		1B: 3 2B: 5 3B: 0 HR: 0	SF: 0 SAC: 0 DP: 0 HBP: 0	WP: 0 PA: 35 PB: 0 SB: 0 CS: 0
PITCHER Tom Hume, R ERA: 4.14 (1, 1)	IP: 9.0 WLS: W BF: 35 H: 8 R: 2 ER: 2 SO: 9 BB: 0 IBB: 0 HBP: 0 BLK: 0 WP: 0 HR: 0 S: 53 P: 53 ERA: 2.00 WHIP: 0.889																			

Batter	1	2	3	4	5	6	7	8	9	AB	R	H	RBI	BB	SO	LOB	BOTTOM	
Pete Rose, S OBP: 0.360, SLG: 0.423 Ray Knight, R OBP: 0.239, SLG: 0.297 (1, 5) (9, 5)										4	1	2	5	0	0	1	Atlanta Braves @ Cincinnati Reds Riverfront Stadium, Cincinnati, OH Fri Sep 29 1978, 7:05 PM EDT Att: 20,660 - Unknown	
Dave Concepcion, R OBP: 0.356, SLG: 0.406 Ron Oester, S (1, 6) (8, 6)										3	0	1	0	1	0	2		
Ken Griffey, L OBP: 0.344, SLG: 0.418 Champ Summers, L OBP: 0.366, SLG: 0.400 (1, 8) (5, 9)										2	1	1	0	1	0	1		
George Foster, R OBP: 0.357, SLG: 0.538 (1, 7)										4	1	1	2	0	0	2		
Dan Driessen, L OBP: 0.345, SLG: 0.399 (1, 3)										3	0	0	0	1	1	0		
Mike Lum, L OBP: 0.363, SLG: 0.468 (1, 9) (5, 8)										4	0	0	0	0	1	1		
Vic Correll, R OBP: 0.291, SLG: 0.340 (1, 2)										3	1	2	0	1	1	0		
Junior Kennedy, R OBP: 0.371, SLG: 0.280 (1, 4)										3	2	1	0	1	0	2		
Tom Hume, R OBP: 0.106, SLG: 0.067 (1, 1)										2	1	1	0	0	0	2		
Inning Stats	R: 2 E: 0 K: 1 S: 5	H: 1 LOB: 0 BB: 2 P: 13	R: 3 E: 0 K: 1 S: 7	H: 2 LOB: 0 BB: 1 P: 11	R: 0 E: 0 K: 0 S: 3	H: 1 LOB: 1 BB: 1 P: 7	R: 2 E: 1 K: 0 S: 6	H: 3 LOB: 1 BB: 0 P: 6	R: 0 E: 0 K: 0 S: 3	H: 1 LOB: 1 BB: 0 P: 6	R: 0 E: 0 K: 0 S: 3	H: 1 LOB: 0 BB: 0 P: 3	R: 0 E: 0 K: 0 S: 3	H: 0 LOB: 1 BB: 1 P: 7	1B: 6 2B: 1 3B: 0 HR: 2	SF: 0 SAC: 1 DP: 3 HBP: 0		WP: 0 PA: 35 PB: 0 SB: 0 CS: 1
PITCHER Jim Bouton, R ERA: 4.97 Mike Davey, L ERA: Adrian Devine, R ERA: 5.92 Craig Skok, L ERA: 4.5 (1, 1) (4, 1) (6, 1) (8, 1)	IP: 3.0 WLS: L BF: 18 H: 6 R: 7 ER: 6 SO: 2 BB: 4 IBB: 0 HBP: 0 BLK: 0 WP: 0 HR: 2 S: 18 P: 34 ERA: 18.00 WHIP: 3.333																	

Batter	1	2	3	4	5	6	7	8	9	10	11	12	13	14	AB	R	H	RBI	BB	SO	LOB	TOP								
Eddie Miller, S OBP: 0.250, SLG: 0.190 (1, 8)	K	G3		K			K		FC6-4 1B	K		F7		1-3	8	0	1	1	0	4	6									
Glenn Hubbard, R OBP: 0.309, SLG: 0.319 (1, 4)	G3		HR		F7		F2		F8	K		K			7	1	1	1	0	2	5									
Bob Beall, S OBP: 0.368, SLG: 0.303 (1, 3)	E4		L4		K		K		FC6-4 BB 1B			F8		K	6	1	0	0	1	2	2									
Larry Whisenton, L OBP: 0.235, SLG: 0.250 (1, 9)	F9		F5		K		K		P6	BB BB 1B		K		L6-4 1B BB	6	1	1	1	1	2	2									
Barry Bonnell, R OBP: 0.287, SLG: 0.306 (1, 7)		E5 1B S	2B							BB BB 1B				1B	6	3	5	0	1	0	0									
Chico Ruiz, R OBP: 0.332, SLG: 0.348 (8, 9)										BB BB 1B				L6-4 1B BB	4	0	2	1	0	2	3									
Joe Nolan, R OBP: 0.150, SLG: 0.147 (8, 1)										BB BB 1B					0	0	0	0	1	0	0									
Gene Garber, R OBP: 0.142, SLG: 0.071 (10, 9)										BB BB 1B					0	0	0	0	0	0	0									
Chris Carter, R OBP: 0.142, SLG: 0.129 (11, 1)										BB BB 1B					0	0	0	0	0	0	0									
Walt Brantley, R OBP: 0.142, SLG: 0.129 (11, 1)										BB BB 1B					0	0	0	0	0	0	0									
Gary Mathews, R OBP: 0.142, SLG: 0.129 (13, 9)										BB BB 1B					1	0	0	0	0	0	0									
Dave Campbell, R OBP: 0.142, SLG: 0.129 (13, 1)										BB BB 1B					0	0	0	0	0	0	0									
Darrel Chaney, S OBP: 0.295, SLG: 0.306 (1, 6)										BB BB 1B				L6-4 1B BB	7	0	2	3	0	1	3									
Bruce Benedict, R OBP: 0.328, SLG: 0.288 (1, 2)										BB BB 1B				1B	5	1	2	0	1	2	4									
Rod Gilbreath, R OBP: 0.300, SLG: 0.331 (12, PR)	K				F9					BB BB 1B				1-3	1	0	0	0	0	0	0									
Dale Murphy, R OBP: 0.394, SLG: 0.394 (12, 2)										BB BB 1B					1	0	0	0	0	0	0									
Mickey Mathis, S OBP: 0.142, SLG: 0.129 (8, 1)										BB BB 1B					1	0	0	0	0	0	2									
Duane Theiss, R OBP: 0.142, SLG: 0.129 (8, 1)										BB BB 1B					1	0	0	0	0	0	1									
Rick Camp, R OBP: 0.142, SLG: 0.129 (7, 1)										BB BB 1B					0	0	0	0	0	0	0									
Jerry Royster, R OBP: 0.142, SLG: 0.129 (8, 1)										BB BB 1B					3	1	2	0	1	1	0									
Inning Stats	R: 0 E: 1 K: 1 S: 6	H: 0 LOB: 1 BB: 0 P: 6	R: 1 E: 1 K: 1 S: 8	H: 2 LOB: 2 BB: 0 P: 8	R: 2 E: 0 K: 1 S: 8	H: 3 LOB: 1 BB: 0 P: 8	R: 0 E: 0 K: 2 S: 7	H: 0 LOB: 0 BB: 0 P: 7	R: 0 E: 0 K: 1 S: 5	H: 1 LOB: 0 BB: 0 P: 5	R: 0 E: 0 K: 2 S: 7	H: 0 LOB: 1 BB: 1 P: 11	R: 0 E: 0 K: 1 S: 6	H: 1 LOB: 2 BB: 1 P: 10	R: 5 E: 0 K: 1 S: 10	H: 5 LOB: 2 BB: 2 P: 18	R: 0 E: 0 K: 3 S: 9	H: 0 LOB: 0 BB: 0 P: 9	R: 0 E: 0 K: 2 S: 8	H: 1 LOB: 1 BB: 0 P: 8	R: 0 E: 0 K: 1 S: 5	H: 1 LOB: 1 BB: 1 P: 9	R: 0 E: 0 K: 0 S: 4	H: 1 LOB: 1 BB: 0 P: 4	R: 0 E: 0 K: 1 S: 4	H: 1 LOB: 1 BB: 0 P: 4	1B: 12 2B: 4 3B: 0 HR: 1	SF: 0 SAC: 0 DP: 1 HBP: 0	WP: 0 PB: 0 SB: 1 CS: 1	PA: 64
PITCHER	IP	WLS	BF	H	R	ER	SO	BB	IBB	HBP	BLK	WP	HR	S	P	ERA	WHIP													
Tom Seaver, R ERA: 2.88 (1, 1)	8.0		34	7	3	2	11	2	0	0	0	0	0	6	62	2.25	1.125													
Pedro Borbon, R ERA: 4.98 (9, 1)	0.2		7	4	5	0	1	0	0	0	0	0	0	6	10	67.50	7.500													
Manny Sarmiento, R ERA: 4.38 (9, 1)	1.1		6	1	0	4	1	0	0	0	0	0	0	13	17	0.00	1.500													
Mario Soto, R ERA: 2.5 (11, 1)	2.0		9	2	0	3	1	0	0	0	0	0	0	14	18	0.00	1.500													
Dan Dumoulin, R ERA: 1.8 (13, 1)	2.0	W	8	2	0	0	1	1	0	0	0	0	0	9	13	0.00	1.500													

Atlanta Braves @ Cincinnati Reds
Riverfront Stadium, Cincinnati, OH
Sun Oct 01 1978, 3:33 AM EDT
Att. 35,840 - Unknown

AB: 58
R: 8
H: 16
RBI: 8
BB: 6
SO: 19
LOB: 31



Batter	1	2	3	4	5	6	7	8	9	10	11	12	13	14	AB	R	H	RBI	BB	SO	LOB	BOTTOM								
Pete Rose, S OBP: 0.332, SLG: 0.421 (8, 8)	FC6-4 BB		BB BB 1B		CS		F7	P6		4-3				K	2	1	1	1	2	0	0									
Dave Collins, S OBP: 0.311, SLG: 0.225 (1, 8)	FC6-4 CS		L6		K					4-3				P3	7	0	1	0	1	2	5									
Dave Concepcion, R OBP: 0.357, SLG: 0.405 (1, 6)												SH1-3 BB		K	1	1	0	0	2	0	0									
Ron Oester, S OBP: 0.375, SLG: 0.375 (7, 6)					5-3					K		SH1-3		FC6-4	4	1	1	0	0	1	3									
George Foster, R OBP: 0.360, SLG: 0.546 (1, 7)	K													HR 1B	5	4	3	3	3	2	1									
Johnny Bench, R OBP: 0.340, SLG: 0.483 (8, PH)														HR	2	1	1	4	0	0	0									
Harry Spillman, L OBP: 0.250, SLG: 0.250 (8, 2)		F2												F7	1	1	1	0	0	0	0									
Vic Correll, R OBP: 0.292, SLG: 0.333 (9, 2)														HR 1B	2	0	0	0	1	0	1									
Arturo DeFreitas, R OBP: 0.238, SLG: 0.421 (8, PH)															2	0	0	0	0	0	0									
Mike Lum, L OBP: 0.361, SLG: 0.452 (7, 3)		6-3			3-1										4	0	1	0	1	2	5									
Ken Henderson, S OBP: 0.287, SLG: 0.307 (1, 9)															4	0	1	1	2	2	3									
Junior Kennedy, R OBP: 0.381, SLG: 0.293 (1, 4)															4	1	1	0	2	0	4									
Tom Seaver, R ERA: 2.88 (8, PH)															2	0	0	0	0	1	0									
Chico Ruiz, R OBP: 0.332, SLG: 0.348 (8, 1)															0	0	0	0	0	0	0									
Gene Garber, R OBP: 0.142, SLG: 0.129 (10, PH)															0	0	0	0	0	0	0									
Ken Griffey, L OBP: 0.142, SLG: 0.129 (10, PH)															0	0	0	0	0	0	0									
Rick Camp, R OBP: 0.142, SLG: 0.129 (10, PH)															2	0	0	0	0	0	4									
Inning Stats	R: 0 E: 0 K: 1 S: 4	H: 0 LOB: 2 BB: 2 P: 12	R: 0 E: 0 K: 1 S: 5	H: 0 LOB: 0 BB: 0 P: 5	R: 5 E: 0 K: 0 S: 5	H: 2 LOB: 0 BB: 3 P: 17	R: 0 E: 0 K: 0 S: 2	H: 0 LOB: 0 BB: 1 P: 6	R: 0 E: 0 K: 1 S: 4	H: 1 LOB: 1 BB: 0 P: 5	R: 1 E: 0 K: 0 S: 4	H: 1 LOB: 1 BB: 0 P: 5	R: 0 E: 0 K: 1 S: 6	H: 1 LOB: 1 BB: 1 P: 10	R: 2 E: 0 K: 1 S: 6	H: 4 LOB: 2 BB: 1 P: 10	R: 0 E: 0 K: 1 S: 5	H: 0 LOB: 0 BB: 3 P: 17	R: 0 E: 0 K: 1 S: 5	H: 1 LOB: 2 BB: 1 P: 10	R: 0 E: 0 K: 1 S: 5	H: 0 LOB: 0 BB: 2 P: 14	R: 2 E: 0 K: 1 S: 6	H: 2 LOB: 0 BB: 0 P: 6	R: 0 E: 0 K: 1 S: 6	H: 2 LOB: 0 BB: 0 P: 6	1B: 8 2B: 2 3B: 0 HR: 3	SF: 1 SAC: 2 DP: 3 HBP: 2	WP: 1 PB: 0 SB: 1 CS: 2	PA: 67
PITCHER	IP	WLS	BF	H	R	ER	SO	BB	IBB	HBP	BLK	WP	HR	S	P	ERA	WHIP													
Mickey Mahler, L ERA: 4.68 (3, 1)	2.2		14	2	5	5	2	5	0	0	0	0	0	11	20	2.70	0.900													
Duane Theiss, R ERA: 1.42 (7, 1)	3.1		12	1	1	1	1	2	0	1	0	0	0	11	20	2.70	0.900													
Rick Camp, R ERA: 3.75 (9, 1)	2.0		11	5	2	2	1	1	0	0	0	0	0	12	16	9.00	3.000													
Gene Garber, R ERA: 2.15 (9, 1)	2.0		9	1	0	0	3	2	0	0	0	1	0	13	21	0.00	1.500													
Craig Skok, L ERA: 4.35 (11, 1)	2.0		11	1	0	0	2	2	2	0	0	0	0	11	27	0.00	1.500													

Atlanta Braves @ Cincinnati Reds
Riverfront Stadium, Cincinnati, OH
Sun Oct 01 1978, 3:33 AM EDT
Att. 35,840 - Unknown

AB: 46
R: 10
H: 12
RBI: 9
BB: 16
SO: 11
LOB: 30

