

Cincinnati Reds - 1979

Batter	1	2	3	4	5	6	7	8	9	AB	R	H	RBI	BB	SO	LOB	TOP										
Bill North, S (1, 8)	F7	4-3	L6		F8		K		F7	6	0	0	1	0	1	2	San Francisco Giants @ Cincinnati Reds Riverfront Stadium, Cincinnati, OH Wed Apr 04 1979, 3:33 AM EST Att: 52,115 - Unknown										
Terry Whitfield, L OBP: 0.800, SLG: 1.000 (1, 7)		WP 2B 1B			1-3					5	1	4	2	0	0												
Bill Madlock, R OBP: 0.400, SLG: 0.250 (1, 4)	F9	E 1B	F8			1B BB FC6-2 BB	FC5-6-4			4	1	1	1	1	0	3											
Jack Clark, R OBP: 0.600, SLG: 0.667 (1, 9)		E5 1B E		E7 SF9 2B		FC6-2 1B BB	F8			3	3	1	0	2	0	2											
Darrell Evans, L OBP: 0.400, SLG: 0.500 (1, 5)	4-3			SF9		BB FC6-2 FC5-2 1B		L3		4	1	2	2	0	0	2											
Mike Ivie, R OBP: 0.600, SLG: 1.250 (1, 3)						FC6-2 FC5-2 BB		5-3		4	2	2	1	1	0	3											
Marc Hill, R OBP: 0.400, SLG: 0.250 (1, 2)								P6		4	1	1	1	1	0	1											
Roger Metzger, S (1, 6)		SH 1B SH5-4	E4 1B SH5-4	F7		FC5-2			F7	4	2	0	0	0	0	4											
Vida Blue, S (1, 1)		SH5-4	SH5-4		1-3		K		K	3	0	0	0	0	2	3											
Inning Stats	R: 0 E: 0 K: 0 S: 4	H: 1 LOB: 2 BB: 1 P: 8	R: 8 E: 3 K: 0 S: 11	H: 6 LOB: 0 BB: 0 P: 11	R: 1 E: 1 K: 0 S: 5	H: 1 LOB: 1 BB: 0 P: 5	R: 1 E: 1 K: 0 S: 4	H: 1 LOB: 1 BB: 1 P: 8	R: 0 E: 0 K: 1 S: 3	H: 0 LOB: 0 BB: 0 P: 3	R: 1 E: 0 K: 1 S: 6	H: 1 LOB: 3 BB: 3 P: 18	R: 0 E: 0 K: 1 S: 6	H: 1 LOB: 1 BB: 0 P: 6	R: 0 E: 0 K: 0 S: 3	H: 0 LOB: 0 BB: 0 P: 3		R: 0 E: 0 K: 1 S: 5	H: 0 LOB: 0 BB: 0 P: 5	1B: 8 2B: 2 3B: 0 HR: 1	SF: 1 SAC: 3 DP: 0 HBP: 0	WP: 1 PB: 0 SB: 0 CS: 0	PA: 46				
PITCHER	IP	WLS	BF	H	R	ER	SO	BB	IBB	HBP	BLK	WP	HR	S	P	ERA	WHIP										
Tom Seaver, R ERA: 21.6 (1, 1)	1.2	L	14	6	7	5	0	1	0	0	0	1	0	13	17	27.00	4.200										
Paul Moskau, R ERA: 3.95 (2, 1)	2.1		12	3	3	0	0	1	0	0	0	0	1	11	15	0.00	1.714										
Doug Capilla, L ERA: 6.75 (5, 1)	1.1		8	1	1	1	0	3	0	0	0	0	0	5	17	6.75	3.000										
Dave Tomlin, L ERA: (6, 1)	0.2		2	0	0	0	1	0	0	0	0	0	0	4	4	0.00	0.000										
Frank Pastore, R ERA: (7, 1)	3.0		10	1	0	0	2	0	0	0	0	0	0	14	14	0.00	0.333										
Batter	1	2	3	4	5	6	7	8	9	AB	R	H	RBI	BB	SO	LOB	BOTTOM										
Ken Griffey, L OBP: 0.600, SLG: 1.000 (1, 9)	1-3					G3				4	0	2	0	1	0	0	San Francisco Giants @ Cincinnati Reds Riverfront Stadium, Cincinnati, OH Wed Apr 04 1979, 3:33 AM EST Att: 52,115 - Unknown										
Dave Concepcion, R OBP: 0.400, SLG: 0.333 (1, 6)							F8			3	0	1	1	1	0	1											
Joe Morgan, L OBP: 0.400, SLG: 0.250 (1, 4)	G1-6-3						P3			4	1	1	0	1	0	3											
George Foster, R OBP: 0.250, SLG: 0.250 (1, 7)		P4	5-3				5-3			4	0	1	0	0	0	2											
Johnny Bench, R OBP: 0.500, SLG: 0.333 (1, 2)								F7		3	1	1	0	1	0	2											
Dan Driessen, L OBP: 0.250, SLG: 0.250 (1, 3)								F8		4	1	1	1	0	0	2											
Rick Auerbach, R (1, 5)								F8		4	0	0	0	0	0	4											
Cesar Geronimo, L OBP: 0.500, SLG: 1.000 (1, 8)								F8		4	2	2	2	0	0	0											
Tom Seaver, R Paul Moskau, R Arturo DeFreitas, R Doug Capilla, L Dave Tomlin, L Dave Collins, S Frank Pastore, R Junior Kennedy, R (1, 1) (2, 1) (4, PH) (5, 1) (6, 1) (6, PH) (7, 1) (9, PH)										0	0	0	0	0	0	0											
Inning Stats	R: 0 E: 0 K: 0 S: 2	H: 0 LOB: 1 BB: 1 P: 6	R: 0 E: 0 K: 0 S: 3	H: 0 LOB: 1 BB: 1 P: 7	R: 1 E: 0 K: 1 S: 7	H: 2 LOB: 2 BB: 1 P: 11	R: 3 E: 0 K: 0 S: 7	H: 4 LOB: 1 BB: 0 P: 7	R: 1 E: 0 K: 0 S: 5	H: 2 LOB: 1 BB: 0 P: 5	R: 0 E: 0 K: 1 S: 5	H: 0 LOB: 0 BB: 0 P: 5	R: 0 E: 0 K: 0 S: 3	H: 0 LOB: 0 BB: 0 P: 3	R: 0 E: 0 K: 0 S: 3	H: 0 LOB: 2 BB: 1 P: 8		R: 0 E: 0 K: 0 S: 4	H: 1 LOB: 1 BB: 1 P: 8	1B: 6 2B: 2 3B: 1 HR: 0	SF: 2 SAC: 0 DP: 1 HBP: 0	WP: 0 PB: 0 SB: 0 CS: 0	PA: 39				
PITCHER	IP	WLS	BF	H	R	ER	SO	BB	IBB	HBP	BLK	WP	HR	S	P	ERA	WHIP										
Vida Blue, L ERA: 5.0 (1, 1)	9.0	W	39	9	5	5	2	4	0	0	0	0	0	39	55	5.00	1.444										

AB 37
R 11
H 11
RBI 8
BB 5
SO 3
LOB 20



AB 33
R 5
H 9
RBI 5
BB 4
SO 2
LOB 15



Batter	1	2	3	4	5	6	7	8	9	AB	R	H	RBI	BB	SO	LOB	TOP				
Bill North, S OBP: 0.333, SLG: 0.167 Dave Roberts, L (8, 1)	6-3		G4-6-3 1B			CS 1B		4-3	K	4	0	2	0	0	0	1					
Terry Whitfield, L OBP: 0.385, SLG: 0.462 (1, 7)	F3		G4-6-3 1-2			G3 1-2				4	0	1	1	1	0	3					
Bill Madlock, R OBP: 0.286, SLG: 0.385 (1, 4)	E5 FC6-4			6-3			F8	F9		4	0	0	0	0	0	2					
Jack Clark, R OBP: 0.357, SLG: 0.417 (1, 9)	FC6-4 1-2			4-3			K		F8 1B 2B	4	1	1	0	0	1	1					
Darrell Evans, L OBP: 0.429, SLG: 0.500 (1, 5)		3-1		4-3			HR BB		F8	3	1	0	0	1	0	1					
Mike Ivie, R OBP: 0.538, SLG: 1.000 (1, 3)	F8				P6				1B F8 IBB	3	1	1	2	1	0	0					
Marc Hill, R OBP: 0.231, SLG: 0.091 (1, 2)		P4		6-3			F2		F8 1-2 2-3	4	0	0	0	0	0	2					
Roger Metzger, S OBP: 0.273, SLG: 0.200 (1, 6)			1B 1-3 BB		P6			F7	S 1B	3	0	1	1	1	0	0					
Bob Knepper, L (1, 1) Tom Griffin, R (7, 1) Willie McCovey, L OBP: 1.000, SLG: 2.000 Larry Herndon, R (8, PR) (8, PR) (8, 8)			1-3			K2-3			4-3 1B 2B 1-2 IBB	2	0	0	0	0	1	1					
Inning Stats	R: 0 E: 1 K: 0 S: 4	H: 0 LOB: 1 BB: 0 P: 4	R: 0 E: 0 K: 0 S: 3	H: 0 LOB: 0 BB: 0 P: 3	R: 0 E: 0 K: 0 S: 3	H: 1 LOB: 1 BB: 1 P: 7	R: 0 E: 0 K: 0 S: 3	H: 0 LOB: 0 BB: 0 P: 3	R: 0 E: 0 K: 0 S: 3	H: 0 LOB: 0 BB: 0 P: 3	R: 0 E: 0 K: 1 S: 5	H: 1 LOB: 0 BB: 0 P: 5	R: 2 E: 0 K: 1 S: 6	H: 1 LOB: 0 BB: 1 P: 10	R: 1 E: 0 K: 0 S: 5	H: 2 LOB: 2 BB: 0 P: 5	R: 1 E: 0 K: 1 S: 7	H: 2 LOB: 3 BB: 2 P: 15	1B: 4 2B: 2 3B: 0 HR: 1	SF: 0 SAC: 0 DP: 1 HBP: 0	WP: 0 PA: 37 PB: 0 SB: 1 CS: 1
PITCHER	IP	WLS	BF	H	R	ER	SO	BB	IBB	HBP	BLK	WP	HR	S	P	ERA	WHIP				
Bill Bonham, R ERA: 2.57 Frank Pastore, R ERA: 3.86 Dave Tomlin, L ERA:	(1, 1) (8, 1) (9, 1)	7.0 L 0.1	25 11 1	3 4 0	2 2 0	2 2 0	2 0 1	2 0 0	0 2 0	0 0 0	0 0 0	0 0 0	1 9 3	27 17 3	35 17 3	2.57 10.80 0.00	0.714 2.400 0.000				

San Francisco Giants @ Cincinnati Reds
Riverfront Stadium, Cincinnati, OH
Sat Apr 07 1979, 3:33 AM EST
Att: 15,763 - Unknown

AB	33
R	4
H	7
RBI	4
BB	4
SO	3
LOB	14



Batter	1	2	3	4	5	6	7	8	9	AB	R	H	RBI	BB	SO	LOB	BOTTOM				
Ken Griffey, L OBP: 0.385, SLG: 0.583 (1, 9)	F8		K		K		1-H 2B			4	0	1	1	0	2	0					
Dave Concepcion, R OBP: 0.308, SLG: 0.273 (1, 6)	L9		F7			P3	F8			4	0	0	0	0	0	2					
Joe Morgan, L OBP: 0.462, SLG: 0.500 (1, 4)	F8		S 1B			2B		P6		4	0	2	0	0	0	0					
George Foster, R OBP: 0.333, SLG: 0.455 (1, 7)		1B 1B BB	5-3 1-2			F9		F3		3	1	0	0	1	0	2					
Johnny Bench, R OBP: 0.500, SLG: 0.333 (1, 2)		1B 1B 1B		B2		IBB		BB		2	0	1	0	2	0	0					
Dan Driessen, L OBP: 0.250, SLG: 0.500 (1, 3)		1B 1-2 3-H 1B		K		P6		F9		4	0	1	1	0	1	3					
Ray Knight, R OBP: 0.500, SLG: 0.500 Dave Collins, S (7, PR) Frank Pastore, R (8, 1) Dave Tomlin, L (9, 1) Arturo DeFreitas, R OBP: 0.333, SLG: 0.500 (9, PH)			1-3 2-H 1B		F8			2B 1B	G1-6-3 1B	3	0	2	0	0	0	0					
Cesar Geronimo, L OBP: 0.167, SLG: 0.333 (1, 8)		K			F8			F8	K	4	0	0	0	0	2	4					
Bill Bonham, R (1, 1) Rick Auerbach, R OBP: 0.100, SLG: 0.100 (7, PH) (8, 5)		F9			K			P6	G1-6-3 1-2	2	0	0	0	0	1	2					
Inning Stats	R: 0 E: 0 K: 0 S: 3	H: 0 LOB: 0 BB: 0 P: 3	R: 1 E: 0 K: 1 S: 7	H: 3 LOB: 2 BB: 1 P: 11	R: 0 E: 0 K: 1 S: 6	H: 1 LOB: 1 BB: 0 P: 6	R: 0 E: 0 K: 1 S: 5	H: 0 LOB: 0 BB: 0 P: 5	R: 0 E: 0 K: 2 S: 7	H: 0 LOB: 0 BB: 0 P: 7	R: 0 E: 0 K: 0 S: 4	H: 1 LOB: 2 BB: 1 P: 8	R: 1 E: 0 K: 0 S: 5	H: 2 LOB: 2 BB: 0 P: 5	R: 0 E: 0 K: 0 S: 3	H: 0 LOB: 1 BB: 1 P: 7	R: 0 E: 0 K: 1 S: 5	H: 1 LOB: 0 BB: 0 P: 5	1B: 6 2B: 2 3B: 0 HR: 0	SF: 0 SAC: 0 DP: 1 HBP: 0	WP: 0 PA: 36 PB: 0 SB: 1 CS: 0
PITCHER	IP	WLS	BF	H	R	ER	SO	BB	IBB	HBP	BLK	WP	HR	S	P	ERA	WHIP				
Bob Knepper, L ERA: 2.7 Tom Griffin, R ERA: Dave Roberts, L ERA:	(1, 1) (7, 1) (8, 1)	6.2 W 2.0	28 1 7	7 0 1	2 0 0	2 0 0	5 0 1	1 0 0	0 0 0	0 0 0	0 0 0	0 0 0	0 0 8	36 1 12	44 1 12	2.70 0.00 0.00	1.200 0.000 1.000				

San Francisco Giants @ Cincinnati Reds
Riverfront Stadium, Cincinnati, OH
Sat Apr 07 1979, 3:33 AM EST
Att: 15,763 - Unknown

AB	33
R	2
H	8
RBI	2
BB	3
SO	6
LOB	15



Batter	1	2	3	4	5	6	7	8	9	10	AB	R	H	RBI	BB	SO	LOB							
Bill North, S OBP: 0.250, SLG: 0.118 Larry Herndon, R (1, 8) (9, 8)	E1 1B BB	4-3	1-3	1-3	K	K			K		5	1	0	0	0	2	1							
Terry Whitfield, L OBP: 0.333, SLG: 0.353 (1, 7) (10, 9)	4-0 1B BB	5-3			6-3		F8		F8		4	1	0	0	1	0	0							
Bill Madlock, R OBP: 0.211, SLG: 0.278 (1, 4) (10, 9)	F2	G3			6-3		5-3		F7		5	0	0	0	0	0	2							
Jack Clark, R OBP: 0.343, SLG: 0.487 Gary Lavelle, S (7, 1) Tom Griffin, R (8, 1) Dave Roberts, L (9, 1) Willie McCovey, L (10, 9) Max Venable, L (10, 9) John Curtis, L (10, 1)	1-2 2-H 1B 1B			1B BB	1B		K		1B 2B		3	1	2	1	1	1	0							
Darrell Evans, L OBP: 0.421, SLG: 0.438 (1, 5) (10, 9)	F7			P4	4-3				1B CS		4	0	1	0	1	0	4							
Mike Iole, R OBP: 0.611, SLG: 0.929 (1, 3) (10, 9)	1B 1-2 2-H 3B 1B			1B			SH1-4 E		F9		5	2	4	1	0	0	1							
Marc Hill, R OBP: 0.235, SLG: 0.133 (1, 2) (10, 9)	1-3 2-H 3B 1B			F7			SH1-4		F8		4	1	1	1	0	0	4							
Roger Metzger, S OBP: 0.333, SLG: 0.429 (1, 6) (10, 9)	1-H 3-H 3B			1-3			E8		F2		4	0	2	3	0	0	0							
Ed Halicki, R John Tamargo, S Joe Coleman, R Hector Cruz, R (1, 1) (6, PH) (6, 1) (7, 9)	F9			P3			6-3		K		2	0	0	0	0	0	1							
Inning Stats	R: 5 E: 1 K: 0 S: 8	H: 4 LOB: 1 BB: 1 P: 12	R: 0 E: 0 K: 0 S: 3	H: 0 LOB: 0 BB: 0 P: 3	R: 0 E: 0 K: 0 S: 3	H: 1 LOB: 1 BB: 1 P: 7	R: 0 E: 0 K: 0 S: 3	H: 0 LOB: 0 BB: 0 P: 3	R: 0 E: 0 K: 1 S: 5	H: 1 LOB: 1 BB: 0 P: 4	R: 1 E: 1 K: 1 S: 7	H: 2 LOB: 1 BB: 0 P: 7	R: 0 E: 0 K: 1 S: 5	H: 0 LOB: 0 BB: 0 P: 5	R: 0 E: 0 K: 0 S: 3	H: 1 LOB: 0 BB: 0 P: 3	R: 0 E: 0 K: 2 S: 7	H: 0 LOB: 0 BB: 0 P: 7	R: 0 E: 0 K: 0 S: 5	H: 2 LOB: 3 BB: 1 P: 9	1B: 9 2B: 1 3B: 1 HR: 0	SF: 0 SAC: 1 DP: 0 HBP: 0	WP: 0 PB: 0 SB: 0 CS: 1	PA: 43
PITCHER	IP WLS BF H R ER SO BB IBB HBP BLK WP HR S P ERA WHIP	PITCHER																	ERA WHIP					
Michael LaCoss, R ERA: 1.59	(1, 1) 0.2	11	4	5	0	0	1	0	0	0	0	0	0	0	0	10	14	0.00	0.600					
Paul Moskau, R ERA: 1.59	(1, 1) 3.1	4	1	0	0	0	0	0	0	0	0	0	0	4	4	0.00	1.000							
Doug Capilla, L ERA: 3.86	(5, 1) 1.0	0	0	0	0	0	0	0	0	0	0	0	0	0	0	∞	∞							
Pedro Borbon, R ERA: 13.5	(6, 1) 0.0	0	0	0	0	0	0	0	0	0	0	0	0	0	0	∞	∞							
Doug Blair, R ERA: 6.23	(7, 1) 4.0	W	15	3	0	0	3	0	1	0	0	0	0	0	20	24	0.00	0.750						

San Francisco Giants @ Cincinnati Reds
Riverfront Stadium, Cincinnati, OH
Sun Apr 08 1979, 3:33 AM EST
Att: 30,196 - Unknown

AB 39
R 6
H 11
RBI 6
BB 3
SO 4
LOB 14

GIANTS

Batter	1	2	3	4	5	6	7	8	9	10	AB	R	H	RBI	BB	SO	LOB					
Ken Griffey, L OBP: 0.316, SLG: 0.500 (1, 9) (9, 8)	1B 2B		F9		F9	L3		P6		B2	6	0	1	0	0	0	4					
Dave Concepcion, R OBP: 0.263, SLG: 0.235 (1, 6) (10, 9)	6-3			E6 1B 1B	E HR 1B		6-3	F9		4-3	6	2	1	0	0	0	3					
Joe Morgan, L OBP: 0.526, SLG: 0.611 (1, 4) (10, 9)	G5-4-3 2-3 1B		F8	F8	E5 HR		E S 1B		BB 2B		6	1	4	1	0	0	3					
George Foster, R OBP: 0.412, SLG: 0.667 (1, 7) (10, 9)	G5-4-3 1-2			1B 1B	1-2 2-3 3-H HR		1-3 1B IBB		F8		4	1	2	4	1	0	3					
Dan Driessen, L OBP: 0.353, SLG: 0.686 (1, 3) (10, 9)		G3		1-3 2-H 1B	1B HR		K		BB IBB		4	1	2	2	1	1	2					
Johnny Bench, R OBP: 0.412, SLG: 0.231 (1, 2) (10, 9)	F9			F7	K		1-2 BB		K		4	0	0	0	1	2	4					
Ray Knight, R OBP: 0.556, SLG: 0.333 (1, 5) (10, 9)	6-3			PO BB			G3 SH3-4 BB		K		2	0	0	0	3	1	3					
Cesar Geronimo, L OBP: 0.267, SLG: 0.357 Arturo DeFreitas, R OBP: 0.250, SLG: 0.333 (1, 8) (9, 9)		G3		PO	FC6-4 BB		SH3-4		FC5-6 1B		2	0	1	0	1	0	0					
Michael LaCoss, R Paul Moskau, R Doug Capilla, L Dave Collins, S Pedro Borbon, R Champ Summers, L Doug Bair, R Rick Auerbach, R (1, 1) (1, 1) (5, 1) (5, PH) (8, 1) (8, PH) (7, 1) (10, PH)	4-3			FC6-4 1-2 HR 1B			G3		FC5-6 1B		0	0	0	0	0	0	0					
Inning Stats	R: 0 E: 0 K: 0 S: 4	H: 2 LOB: 1 BB: 0 P: 4	R: 0 E: 0 K: 0 S: 3	H: 0 LOB: 0 BB: 0 P: 3	R: 0 E: 0 K: 0 S: 3	H: 0 LOB: 0 BB: 0 P: 3	R: 1 E: 1 K: 1 S: 9	H: 2 LOB: 2 BB: 1 P: 9	R: 5 E: 1 K: 1 S: 9	H: 3 LOB: 0 BB: 1 P: 13	R: 0 E: 0 K: 0 S: 3	H: 0 LOB: 1 BB: 0 P: 7	R: 0 E: 0 K: 0 S: 4	H: 1 LOB: 1 BB: 0 P: 4	R: 0 E: 0 K: 1 S: 6	H: 1 LOB: 3 BB: 2 P: 14	R: 0 E: 0 K: 0 S: 4	H: 2 LOB: 1 BB: 0 P: 4	1B: 7 2B: 3 3B: 0 HR: 2	SF: 0 SAC: 1 DP: 1 HBP: 0	WP: 0 PB: 0 SB: 1 CS: 0	PA: 49
PITCHER	IP WLS BF H R ER SO BB IBB HBP BLK WP HR S P ERA WHIP	PITCHER																	ERA WHIP			
Ed Halicki, R ERA: 1.59	(1, 1) 5.0	7	6	0	0	1	2	0	0	0	0	0	0	0	0	0	0					
Joe Coleman, R ERA: 1.59	(6, 1) 1.1	5	0	0	0	0	0	0	0	0	0	0	0	0	0	0	0					
Gary Lavelle, L ERA: 1.59	(7, 1) 1.1	8	2	0	0	2	1	1	0	0	0	0	0	0	0	0	0					
Tom Griffin, R ERA: 1.59	(8, 1) 1.0	6	1	0	0	1	1	1	0	0	0	0	0	0	0	0	0					
Dave Roberts, L ERA: 1.59	(9, 1) 0.1	1	0	0	0	0	0	0	0	0	0	0	0	0	0	0	0					

San Francisco Giants @ Cincinnati Reds
Riverfront Stadium, Cincinnati, OH
Sun Apr 08 1979, 3:33 AM EST
Att: 30,196 - Unknown

AB 40
R 7
H 12
RBI 7
BB 7
SO 4
LOB 28

REDS

Batter	1	2	3	4	5	6	7	8	9	AB	R	H	RBI	BB	SO	LOB	TOP
Ken Griffey, L (1,9) OBP: 0.375, SLG: 0.591										4	1	3	2	0	0	0	<p>Cincinnati Reds @ Atlanta Braves Atlanta-Fulton County Stadium, Atlanta, GA Mon Apr 09 1979, 6:05 PM EST Att: 30,433 - Unknown</p> <p>livebaseballscores.com</p> <p>AB 33 R 9 H 11 RBI 9 BB 6 SO 3 LOB 19</p>
Dave Concepcion, R (1,6) OBP: 0.291, SLG: 0.238										4	0	1	0	0	0	4	
Joe Morgan, L (1,4) OBP: 0.500, SLG: 0.524										3	2	0	0	2	2	4	
George Foster, R (1,7) OBP: 0.500, SLG: 0.789										4	1	3	2	1	0	0	
Johnny Bench, R (1,2) OBP: 0.409, SLG: 0.471										4	1	2	2	0	0	3	
Dan Driessen, L (1,3) OBP: 0.384, SLG: 0.611										2	1	0	1	2	0	0	
Ray Knight, R (1,5) OBP: 0.429, SLG: 0.273										5	2	1	0	0	0	3	
Cesar Geronimo, L (1,8) OBP: 0.250, SLG: 0.278										4	0	0	0	1	1	3	
Tom Seaver, R (1,1) OBP: 0.333, SLG: 1.333 Frank Pastore, R (9,1)										3	1	1	2	0	0	2	
										0	0	0	0	0	0	0	
Inning Stats	R: 3 E: 0 K: 0 S: 5	H: 2 LOB: 0 BB: 1 P: 9	R: 1 E: 1 K: 0 S: 5	H: 1 LOB: 1 BB: 0 P: 5	R: 1 E: 0 K: 1 S: 7	H: 2 LOB: 2 BB: 1 P: 11	R: 1 E: 0 K: 1 S: 7	H: 1 LOB: 0 BB: 0 P: 4	R: 0 E: 0 K: 0 S: 3	H: 2 LOB: 1 BB: 0 P: 4	R: 0 E: 0 K: 0 S: 2	H: 0 LOB: 0 BB: 1 P: 6	1B: 7 2B: 1 3B: 1 HR: 2	SF: 3 SAC: 2 DP: 2 HBP: 0	WP: 0 PB: 0 SB: 1 CS: 0	PA: 44	
PITCHER	IP WLS BF H R ER SO BB IBB HBP BLK WP HR S P ERA WHIP	IP WLS BF H R ER SO BB IBB HBP BLK WP HR S P ERA WHIP															
Mickey Mahler, L (1,1) ERA: 15.43	2.1 L 15 5 5 4 0 2 0 0 0 0 0 13 21 15.43 3.000																
Frank LaCorte, R (3,1) ERA: 16.2	1.2 10 3 3 3 2 2 0 0 0 0 1 12 20 16.20 3.000																
Craig Skok, L (5,1) ERA: 2.25	3.0 12 1 1 1 1 1 0 0 0 0 0 1 13 17 3.00 0.667																
Adrian Devine, R (8,1) ERA:	2.0 7 2 0 0 0 1 0 0 0 0 0 6 10 0.00 1.500																

Batter	1	2	3	4	5	6	7	8	9	AB	R	H	RBI	BB	SO	LOB	BOTTOM					
Jerry Royster, R (1,5) OBP: 0.385, SLG: 0.385										4	1	3	0	0	1	0	<p>Cincinnati Reds @ Atlanta Braves Atlanta-Fulton County Stadium, Atlanta, GA Mon Apr 09 1979, 6:05 PM EST Att: 30,433 - Unknown</p> <p>livebaseballscores.com</p> <p>AB 33 R 4 H 7 RBI 4 BB 2 SO 12 LOB 7</p>					
Glenn Hubbard, R (1,4) OBP: 0.250, SLG: 0.143										2	1	0	0	2	1	2						
Gary Matthews, R (1,9) OBP: 0.267, SLG: 0.467										4	1	2	3	0	1	1						
Jeff Burroughs, R (1,7) OBP: 0.333, SLG: 0.091										4	0	1	0	0	2	2						
Mike Lum, L (1,3) OBP: 0.071, SLG: 0.071										4	0	0	0	0	0	2						
Dale Murphy, R (1,2) OBP: 0.214, SLG: 0.154											4	0	0	0	2	0						
Barry Bonnell, R (1,8) OBP: 0.214, SLG: 0.385											4	1	1	1	0	0						
Pepe Frias, R (1,6) Bob Beall, S (7,PH) Darrel Chaney, S (8,6)											2	0	0	0	1	0						
Mickey Mahler, S (1,1) Frank LaCorte, R (3,1) Craig Skok, R (5,1) Rowland Office, L (7,PH) Adrian Devine, R (8,1)											0	0	0	0	0	0						
										1	0	0	0	0	0	0						
										1	0	0	0	1	0	0						
										0	0	0	0	1	0	0						
Inning Stats	R: 0 E: 0 K: 2 S: 7	H: 1 LOB: 2 BB: 1 P: 11	R: 0 E: 0 K: 1 S: 5	H: 0 LOB: 0 BB: 0 P: 5	R: 3 E: 0 K: 0 S: 5	H: 2 LOB: 0 BB: 1 P: 9	R: 0 E: 0 K: 0 S: 3	H: 0 LOB: 0 BB: 0 P: 3	R: 0 E: 0 K: 3 S: 10	H: 1 LOB: 1 BB: 0 P: 10	R: 0 E: 0 K: 2 S: 7	H: 0 LOB: 0 BB: 0 P: 7	R: 1 E: 0 K: 2 S: 8	H: 1 LOB: 0 BB: 0 P: 8	R: 0 E: 0 K: 0 S: 5	H: 2 LOB: 2 BB: 0 P: 5	R: 0 E: 0 K: 2 S: 7	H: 0 LOB: 0 BB: 0 P: 7	1B: 5 2B: 1 3B: 0 HR: 2	SF: 0 SAC: 0 DP: 1 HBP: 0	WP: 0 PB: 0 SB: 0 CS: 1	PA: 35
PITCHER	IP WLS BF H R ER SO BB IBB HBP BLK WP HR S P ERA WHIP	IP WLS BF H R ER SO BB IBB HBP BLK WP HR S P ERA WHIP																				
Tom Seaver, R (1,1) ERA: 7.45	8.0 W 32 7 4 4 10 2 0 0 0 0 0 50 58 4.50 1.125																					
Frank Pastore, R (9,1) ERA: 3.18	1.0 3 0 0 0 2 0 0 0 0 0 0 7 7 0.00 0.000																					

Batter	1	2	3	4	5	6	7	8	9	AB	R	H	RBI	BB	SO	LOB	TOP					
Ken Griffey, L (1,9) OBP: 0.379, SLG: 0.556										5	1	2	0	0	1	3	<p>Cincinnati Reds @ Atlanta Braves Atlanta-Fulton County Stadium, Atlanta, GA Tue Apr 10 1979, 6:05 PM EST Att: 5,624 - Unknown</p> <p>livebaseballscores.com</p> <p>AB 39 R 4 H 14 RBI 2 BB 2 SO 5 LOB 19</p>					
Dave Concepcion, R (1,6) OBP: 0.250, SLG: 0.231										5	1	1	0	0	0	1						
Joe Morgan, L (1,4) OBP: 0.483, SLG: 0.577										5	1	2	0	0	1	2						
George Foster, R (1,7) OBP: 0.519, SLG: 0.750										5	0	3	1	0	1	1						
Dan Driessen, L (1,3) OBP: 0.370, SLG: 0.609										5	0	2	0	0	0	3						
Johnny Bench, R (1,2) OBP: 0.370, SLG: 0.381										4	0	0	0	1	1	4						
Ray Knight, R (1,5) OBP: 0.500, SLG: 0.429										3	1	2	0	1	0	3						
Cesar Geronimo, L (1,8) OBP: 0.250, SLG: 0.273										4	0	1	1	0	0	1						
Fred Norman, S (1,1) OBP: 0.500, SLG: 0.500										2	0	1	0	0	0	0						
Michael LaCoss, R (6,1)										0	0	0	0	0	0	0						
Champ Summers, L (8, PH)										1	0	0	0	0	1	1						
Pedro Borbon, R (8,1)										0	0	0	0	0	0	0						
Inning Stats	R: 2 E: 1 K: 2 S: 11	H: 3 LOB: 2 BB: 0 P: 11	R: 0 E: 0 K: 0 S: 4	H: 1 LOB: 1 BB: 0 P: 4	R: 0 E: 1 K: 0 S: 4	H: 1 LOB: 1 BB: 0 P: 4	R: 0 E: 0 K: 0 S: 3	H: 0 LOB: 1 BB: 1 P: 7	R: 0 E: 0 K: 0 S: 5	H: 3 LOB: 3 BB: 1 P: 9	R: 0 E: 0 K: 0 S: 3	H: 1 LOB: 0 BB: 0 P: 3	R: 0 E: 0 K: 1 S: 6	H: 1 LOB: 1 BB: 0 P: 6	R: 1 E: 0 K: 2 S: 9	H: 2 LOB: 1 BB: 0 P: 9	R: 1 E: 0 K: 0 S: 5	H: 2 LOB: 1 BB: 0 P: 5	1B: 10 2B: 4 3B: 0 HR: 0	SF: 0 SAC: 1 DP: 1 HBP: 0	WP: 1 PB: 1 SB: 2 CS: 0	PA: 42
PITCHER	IP WLS BF H R ER SO BB IBB HBP BLK WP HR S P ERA WHIP	7.0 W 32 10 2 1 3 1 1 0 0 1 0 36 44 1.29 1.571	2.0 S 10 4 2 2 2 0 0 0 0 0 0 0 14 14 9.00 2.000																			

Batter	1	2	3	4	5	6	7	8	9	AB	R	H	RBI	BB	SO	LOB	BOTTOM			
Jerry Royster, R (1,5) OBP: 0.500, SLG: 0.556										5	1	4	1	0	0	2	<p>Cincinnati Reds @ Atlanta Braves Atlanta-Fulton County Stadium, Atlanta, GA Tue Apr 10 1979, 6:05 PM EST Att: 5,624 - Unknown</p> <p>livebaseballscores.com</p> <p>AB 30 R 6 H 10 RBI 5 BB 5 SO 1 LOB 18</p>			
Glenn Hubbard, R (1,4) OBP: 0.200, SLG: 0.111										4	0	0	0	0	0	4				
Gary Matthews, R (1,9) OBP: 0.283, SLG: 0.421										4	0	1	1	0	0	2				
Jeff Burroughs, R (1,7) OBP: 0.316, SLG: 0.071										3	1	0	0	1	1	2				
Gene Garber, R (8,1)										0	0	0	0	0	0	0				
Dale Murphy, R (1,2) OBP: 0.333, SLG: 0.400										2	2	1	1	2	0	1				
Barry Bonnell, R (1,8) OBP: 0.294, SLG: 0.400										2	1	1	0	1	0	0				
Mike Lum, L (1,3) OBP: 0.167, SLG: 0.222										4	1	2	1	0	0	3				
Pepe Frias, R (1,6)										3	0	0	0	0	0	3				
Phil Niekro, R (1,1) OBP: 0.333, SLG: 0.333										3	0	1	1	0	0	1				
Rowland Office, L (8,8)										0	0	0	0	1	0	0				
Inning Stats	R: 0 E: 0 K: 0 S: 4	H: 1 LOB: 2 BB: 1 P: 9	R: 0 E: 0 K: 0 S: 5	H: 0 LOB: 0 BB: 1 P: 9	R: 0 E: 0 K: 0 S: 3	H: 0 LOB: 0 BB: 0 P: 3	R: 1 E: 0 K: 0 S: 3	H: 1 LOB: 0 BB: 1 P: 7	R: 0 E: 0 K: 0 S: 4	H: 1 LOB: 1 BB: 0 P: 4	R: 2 E: 0 K: 0 S: 4	H: 1 LOB: 2 BB: 2 P: 12	R: 1 E: 0 K: 1 S: 7	H: 2 LOB: 1 BB: 0 P: 7	R: 1 E: 0 K: 0 S: 5	H: 2 LOB: 2 BB: 1 P: 9	1B: 7 2B: 2 3B: 0 HR: 1	SF: 0 SAC: 3 DP: 0 HBP: 0	WP: 1 PB: 0 SB: 2 CS: 1	PA: 38
PITCHER	IP WLS BF H R ER SO BB IBB HBP BLK WP HR S P ERA WHIP	5.1 L 25 6 4 4 4 0 4 0 0 0 0 0 21 37 6.75 1.875	1.2 7 2 1 1 1 0 0 0 0 0 0 9 9 5.40 1.200	1.0 6 2 1 1 0 1 0 0 0 0 0 5 9 9.00 3.000																

Batter	1	2	3	4	5	6	7	8	9	AB	R	H	RBI	BB	SO	LOB	TOP					
Ken Griffey, L OBP: 0.400, SLG: 0.531	0-0 1B	0-0 1-4-3		0-0 3-1	4-0 HR		0-0 4-3		0-0 L6-3	5	2	2	0	1	0	1	Cincinnati Reds @ Atlanta Braves Atlanta-Fulton County Stadium, Atlanta, GA Wed Apr 11 1979, 6:05 PM EST Alt: 3,021 - Overcast					
Dave Concepcion, R OBP: 0.294, SLG: 0.375	0-0 1B		0-0 6-3	E4 BB	0-0 HR		0-0 BB	0-0 L6-3	6	2	3	4	0	0	1							
Joe Morgan, L Junior Kennedy, R OBP: 0.471, SLG: 0.517	0-3 K		4-0 2B	WP BB	4-0 G1		0-0 F8		3	1	0	0	2	1	3							
George Foster, R OBP: 0.531, SLG: 0.704	0-0 1B		0-0 5-3		4-0 1-3		4-0 BB		3	0	1	2	2	0	1							
Dan Driessen, L OBP: 0.375, SLG: 0.607	0-0 F5		0-0 2B		0-0 F2		0-0 1B	0-0 F3	5	1	2	1	0	0	6							
Johnny Bench, R Vic Correll, R OBP: 0.344, SLG: 0.320	0-3 K		4-0 2B		0-3 K		0-0 F8	0-0 E6	4	1	0	0	1	2	5							
Ray Knight, R OBP: 0.522, SLG: 0.579		0-0 5-3	0-0 2B		0-0 HR		0-0 F8	0-0 G4-3	5	1	3	2	0	0	2							
Cesar Geronimo, L OBP: 0.310, SLG: 0.346	0-0 F8		1-0 HBP		0-0 HR		0-0 1B	0-0 6-3	4	1	2	0	0	0	1							
Tom Hume, R Frank Pastore, R OBP: 0.250, SLG: 0.375	0-0 F8		0-3 K		0-0 P3		0-3 K	0-3 K	5	0	0	0	0	3	7							
Inning Stats	R: 2 E: 0 K: 2 S: 10	H: 3 LOB: 1 BB: 0 P: 10	R: 0 E: 0 K: 0 S: 4	H: 1 LOB: 1 BB: 0 P: 4	R: 3 E: 0 K: 1 S: 7	H: 2 LOB: 2 BB: 2 P: 16	R: 0 E: 1 K: 1 S: 6	H: 0 LOB: 3 BB: 2 P: 14	R: 4 E: 0 K: 0 S: 6	H: 3 LOB: 0 BB: 1 P: 10	R: 0 E: 0 K: 1 S: 7	H: 2 LOB: 2 BB: 0 P: 7	R: 0 E: 1 K: 0 S: 4	H: 1 LOB: 2 BB: 0 P: 8	R: 0 E: 1 K: 0 S: 3	H: 0 LOB: 0 BB: 0 P: 3	R: 0 E: 0 K: 1 S: 5	H: 1 LOB: 0 BB: 0 P: 5	1B: 8 2B: 5 3B: 0 HR: 1	SF: 0 SAC: 0 DP: 2 HBP: 1	WP: 1 PB: 0 CS: 0	PA: 47
PITCHER	IP WLS BF H R ER SO BB IBB HBP BLK WP HR S P ERA WHIP	IP WLS BF H R ER SO BB IBB HBP BLK WP HR S P ERA WHIP															IP WLS BF H R ER SO BB IBB HBP BLK WP HR S P ERA WHIP					
Eddie Solomon, R ERA: 11.25	4.0	L	24	6	5	5	4	2	2	1	0	0	1	0	27	44	11.25	2.000				
Adrian Devine, R ERA: 9.0	1.0		7	3	4	4	0	0	1	0	0	0	0	1	6	10	36.00	3.000				
Craig Skok, L ERA: 1.13	4.0		16	4	0	0	2	1	0	0	0	0	0	0	19	23	0.00	1.250				

AB	40
R	9
H	13
RBI	9
BB	6
SO	6
LOB	27

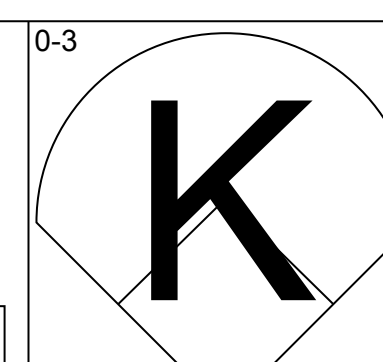
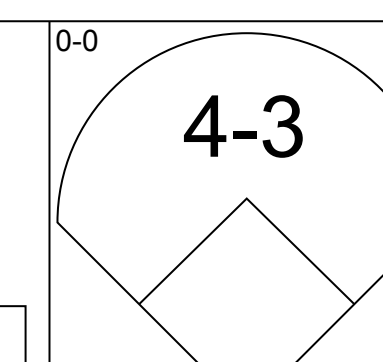
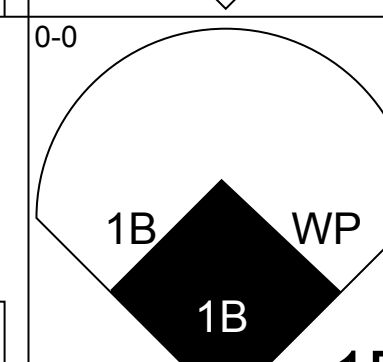
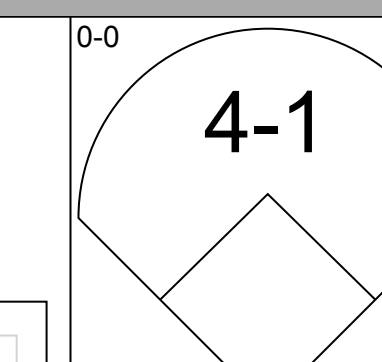
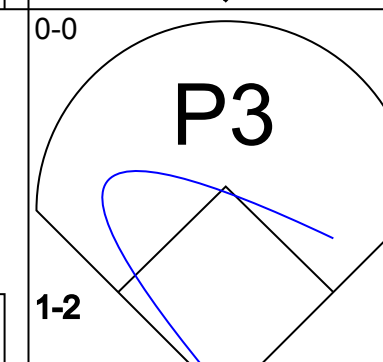
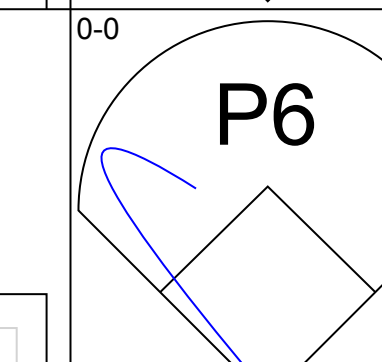
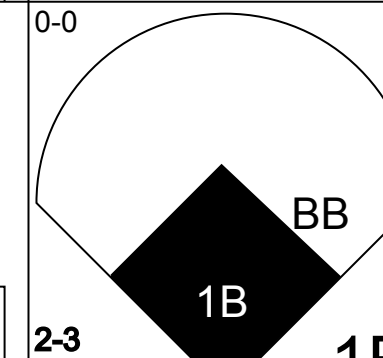
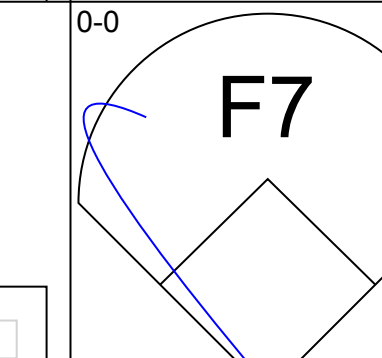
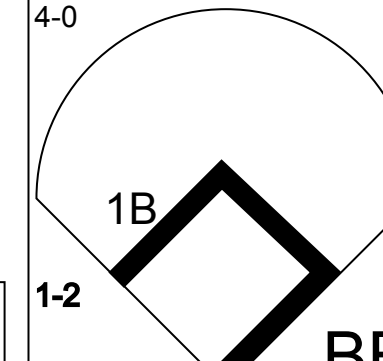
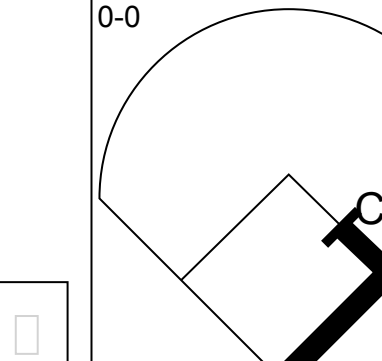
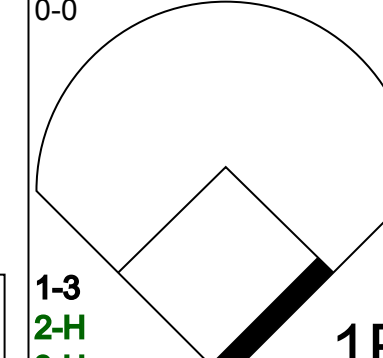
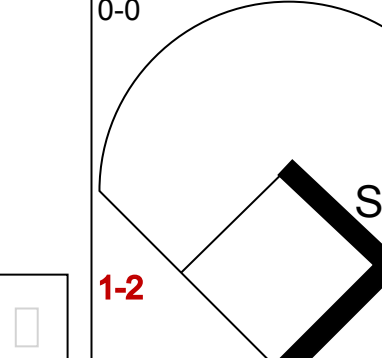
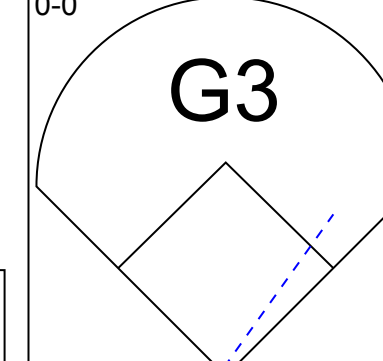
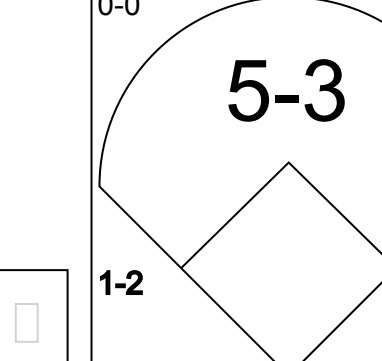




Batter	1	2	3	4	5	6	7	8	9	AB	R	H	RBI	BB	SO	LOB	BOTTOM			
Jerry Royster, R OBP: 0.478, SLG: 0.500	0-0 F7		4-0 BB		0-0 5-3		0-0 F8		0-0 BB	4	0	1	0	1	0	0	Cincinnati Reds @ Atlanta Braves Atlanta-Fulton County Stadium, Atlanta, GA Wed Apr 11 1979, 6:05 PM EST Alt: 3,021 - Overcast			
Glenn Hubbard, R OBP: 0.280, SLG: 0.143	0-0 F6		4-0 BB		0-0 1B		0-0 6-3		4-0 BB	3	1	1	0	2	0	0				
Gary Matthews, R OBP: 0.250, SLG: 0.375	0-0 F8		0-0 F8		0-0 1B		0-0 4-3		0-0 5-3	5	0	1	0	0	5					
Jeff Burroughs, R OBP: 0.304, SLG: 0.111		0-0 5-3	0-3 K		0-0 1B		0-0 P4		0-0 P4	4	0	1	1	0	1	3				
Mike Lum, L OBP: 0.182, SLG: 0.190	0-0 G3		4-0 1B		0-0 F2		0-0 4-3		0-0 4-3	3	1	0	0	1	0	2				
Dale Murphy, R OBP: 0.364, SLG: 0.579	0-0 F8		0-0 1B		0-0 P6		0-0 HR		0-0 HR	4	2	2	1	0	0	2				
Barry Bonnell, R OBP: 0.333, SLG: 0.579		0-0 HR	0-0 1B		0-0 F2		0-0 4-3		0-0 4-3	4	1	2	2	0	0	0				
Pepe Frias, R Darrel Chaney, S OBP: 0.071, SLG: 0.143		0-0 BB	0-0 2B		0-0 G6-4-3		0-0 6-3		0-3 K	3	0	1	0	0	0	1				
Eddie Solomon, R Bob Beall, S Adrian Devine, R Craig Skok, R Rowland Office, L OBP: 0.333, SLG: 0.579		0-0 6-3	0-0 K2-3		0-0 F8		0-0 F8		0-0 1-3	1	0	0	0	0	0	1				
Inning Stats	R: 0 E: 0 K: 0 S: 3	H: 0 LOB: 0 BB: 0 P: 3	R: 0 E: 0 K: 0 S: 3	H: 0 LOB: 0 BB: 0 P: 3	R: 1 E: 0 K: 1 S: 7	H: 2 LOB: 3 BB: 2 P: 15	R: 2 E: 0 K: 1 S: 6	H: 2 LOB: 0 BB: 1 P: 10	R: 1 E: 0 K: 0 S: 6	H: 3 LOB: 2 BB: 0 P: 6	R: 0 E: 0 K: 0 S: 3	H: 0 LOB: 0 BB: 0 P: 3	R: 0 E: 0 K: 0 S: 4	H: 1 LOB: 0 BB: 0 P: 4	R: 0 E: 0 K: 1 S: 6	H: 1 LOB: 2 BB: 1 P: 10	1B: 6 2B: 1 3B: 0 HR: 2	SF: 0 SAC: 0 DP: 1 HBP: 0	WP: 0 PB: 0 CS: 0	PA: 39
PITCHER	IP WLS BF H R ER SO BB IBB HBP BLK WP HR S P ERA WHIP	IP WLS BF H R ER SO BB IBB HBP BLK WP HR S P ERA WHIP															IP WLS BF H R ER SO BB IBB HBP BLK WP HR S P ERA WHIP			
Tom Hume, R ERA: 4.3	8.2	W	38	9	5	5	3	4	0	0	0	0	0	0	40	56	5.19	1.500		
Frank Pastore, R ERA: 3.0	0.1	S	1	0	0	0	0	0	0	0	0	0	0	1	1	0.00	0.000			



Batter	1	2	3	4	5	6	7	8	9	AB	R	H	RBI	BB	SO	LOB	TOP			
Ken Griffey, L (1, 9) OBP: 0.385, SLG: 0.528										4	1	1	0	0	1	0	<p>Cincinnati Reds @ San Diego Padres San Diego Stadium, San Diego, CA</p> <p>livebaseballscorecards.com</p> <p>AB 32 R 4 H 8 RBI 4 BB 2 SO 5 LOB 10</p>			
Junior Kennedy, R (1, 4) OBP: 0.200, SLG: 0.200										4	0	1	0	0	0	1				
Dave Concepcion, R (1, 6) OBP: 0.368, SLG: 0.500										4	2	4	1	0	0	0				
George Foster, R (1, 7) OBP: 0.472, SLG: 0.633										3	0	0	1	0	1	3				
Johnny Bench, R (1, 2) OBP: 0.361, SLG: 0.296										2	1	0	0	2	0	0				
Dan Driessen, L (1, 3) OBP: 0.389, SLG: 0.625										4	0	2	2	0	1	1				
Ray Knight, R (1, 5) OBP: 0.481, SLG: 0.500										3	0	0	0	0	0	1				
Cesar Geronimo, L (1, 8) OBP: 0.273, SLG: 0.300										4	0	0	0	0	1	2				
Bill Bonham, R (1, 1) Arturo Defreitas, R (7, PH) Frank Pastore, R (7, 1)										2	0	0	0	0	1	0				
										1	0	0	0	0	0	2				
Inning Stats	R: 3 E: 0 K: 0 S: 6	H: 3 LOB: 1 BB: 1 P: 10	R: 0 E: 0 K: 2 S: 7	H: 0 LOB: 0 BB: 0 P: 7	R: 0 E: 0 K: 0 S: 3	H: 2 LOB: 0 BB: 0 P: 3	R: 0 E: 0 K: 0 S: 3	H: 0 LOB: 0 BB: 0 P: 3	R: 0 E: 0 K: 1 S: 5	H: 1 LOB: 1 BB: 1 P: 10	R: 0 E: 0 K: 0 S: 3	H: 0 LOB: 0 BB: 0 P: 3	R: 0 E: 0 K: 1 S: 6	H: 1 LOB: 1 BB: 0 P: 6	R: 0 E: 0 K: 0 S: 4	H: 1 LOB: 2 BB: 0 P: 5	1B: 5 2B: 2 3B: 1 HR: 0	SF: 1 SAC: 0 DP: 1 HBP: 1	WP: 0 PB: 0 SB: 2 CS: 0	PA: 36
PITCHER	IP WLS BF H R ER SO BB IBB HBP BLK WP HR S P ERA WHIP	7.0 L 27 6 4 4 4 1 1 0 0 0 0 33 41 5.14 1.000	2.0 9 2 0 0 1 0 0 1 0 0 0 10 11 0.00 1.000																	

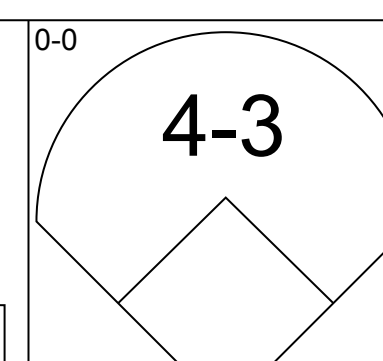
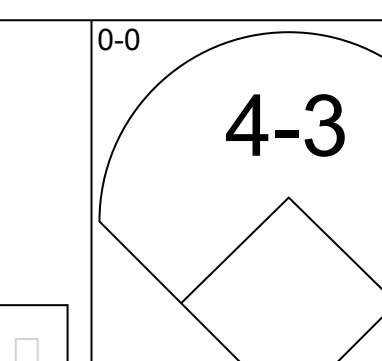
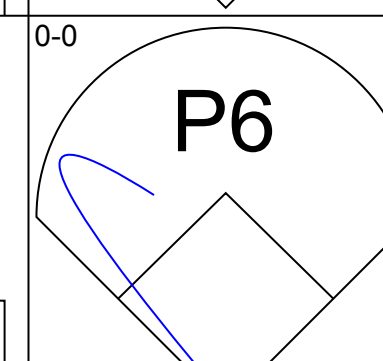
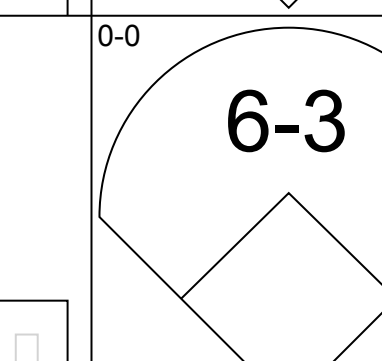
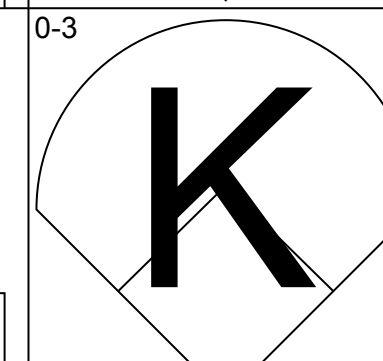
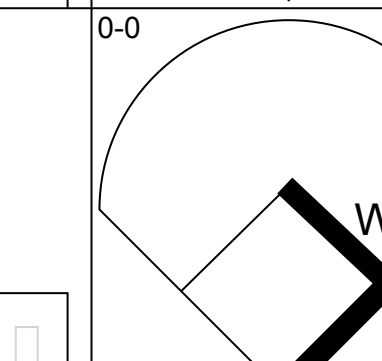
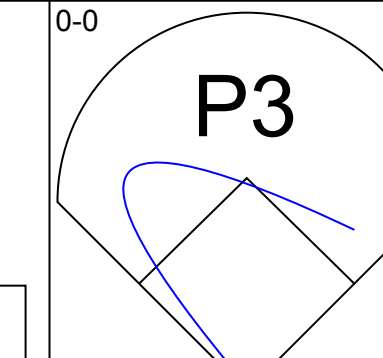
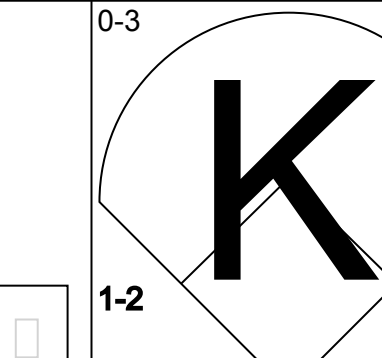
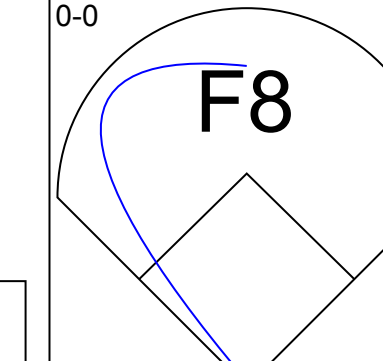
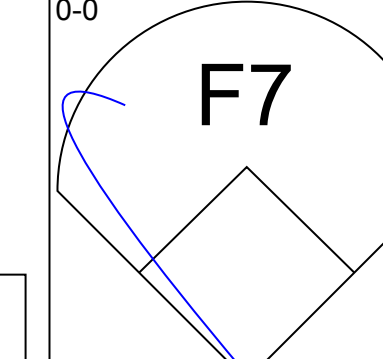
Batter	1	2	3	4	5	6	7	8	9	AB	R	H	RBI	BB	SO	LOB	BOTTOM					
Gene Richards, L (1, 8) OBP: 0.237, SLG: 0.250										4	0	0	0	0	2	0	<p>Cincinnati Reds @ San Diego Padres San Diego Stadium, San Diego, CA</p> <p>livebaseballscorecards.com</p> <p>AB 35 R 2 H 9 RBI 2 BB 1 SO 3 LOB 7</p>					
Ozzie Smith, S (1, 6) OBP: 0.057, SLG: 0.059										4	0	1	0	0	0	0						
Mike Hargrove, L (1, 3) OBP: 0.361, SLG: 0.333										4	0	0	0	0	0	1						
Dave Winfield, R (1, 9) OBP: 0.600, SLG: 0.828										4	1	2	0	0	0	0						
Jerry Turner, L (1, 7) OBP: 0.294, SLG: 0.281										4	0	0	0	0	0	2						
Gene Tenace, R (1, 2) OBP: 0.533, SLG: 0.450										3	1	2	1	1	0	0						
Fernando Gonzalez, R (1, 4) OBP: 0.273, SLG: 0.406										4	0	2	0	0	1	1						
Barry Evans, R (1, 5) OBP: 0.235, SLG: 0.226										4	0	2	1	0	0	2						
Bob Shirley, R (1, 1) Dan Briggs, L (7, PH) Mark Lee, R (8, 1) Broderick Perkins, L (9, PH) OBP: 0.250, SLG: 0.250											2	0	0	0	0	0						
										1	0	0	0	0	0	0						
										0	0	0	0	0	0	0						
										1	0	0	0	0	0	1						
Inning Stats	R: 0 E: 0 K: 0 S: 3	H: 0 LOB: 0 BB: 0 P: 3	R: 1 E: 0 K: 0 S: 5	H: 3 LOB: 2 BB: 0 P: 5	R: 0 E: 0 K: 1 S: 5	H: 0 LOB: 0 BB: 0 P: 5	R: 1 E: 0 K: 0 S: 6	H: 3 LOB: 2 BB: 0 P: 6	R: 0 E: 0 K: 0 S: 4	H: 1 LOB: 1 BB: 0 P: 4	R: 0 E: 0 K: 1 S: 5	H: 0 LOB: 0 BB: 0 P: 9	R: 0 E: 0 K: 1 S: 5	H: 0 LOB: 1 BB: 1 P: 5	R: 0 E: 0 K: 0 S: 4	H: 1 LOB: 1 BB: 0 P: 4	R: 0 E: 0 K: 0 S: 4	H: 1 LOB: 1 BB: 0 P: 4	1B: 6 2B: 3 3B: 0 HR: 0	SF: 0 SAC: 0 DP: 0 HBP: 0	WP: 0 PB: 0 SB: 0 CS: 0	PA: 36
PITCHER	IP WLS BF H R ER SO BB IBB HBP BLK WP HR S P ERA WHIP	6.0 W 25 7 2 2 2 1 0 0 0 0 0 28 32 3.00 1.333	3.0 S 11 2 0 0 1 0 0 0 0 0 0 13 13 0.00 0.667																			

Batter	1	2	3	4	5	6	7	8	9	AB	R	H	RBI	BB	SO	LOB	TOP			
Ken Griffey, L OBP: 0.349, SLG: 0.475 (1, 9)																	4 0 0 0 0 1 0			
Dave Concepcion, R OBP: 0.357, SLG: 0.475 (1, 6)																	4 1 1 0 0 0 0			
Joe Morgan, L OBP: 0.421, SLG: 0.455 (1, 4)																	4 0 0 0 0 0 1			
George Foster, R OBP: 0.450, SLG: 0.588 (1, 7)																	4 1 1 0 0 0 0			
Dan Driessen, L OBP: 0.400, SLG: 0.600 (1, 3)																	3 0 1 0 1 1 1			
Johnny Bench, R OBP: 0.375, SLG: 0.323 (1, 2)																	4 0 2 2 0 1 1			
Ray Knight, R OBP: 0.419, SLG: 0.423 (1, 5)																	4 0 0 0 0 0 4			
Cesar Geronimo, L OBP: 0.278, SLG: 0.281 (1, 8)																	2 0 0 0 1 0 0			
Tom Seaver, R OBP: 0.167, SLG: 0.667 (1, 1)																	3 0 0 0 0 1 2			
Inning Stats	R: 2 E: 0 K: 1 S: 8	H: 3 LOB: 2 BB: 1 P: 12	R: 0 E: 0 K: 0 S: 3	H: 0 LOB: 0 BB: 0 P: 3	R: 0 E: 0 K: 0 S: 3	H: 0 LOB: 0 BB: 0 P: 3	R: 0 E: 0 K: 0 S: 4	H: 2 LOB: 2 BB: 1 P: 8	R: 0 E: 0 K: 0 S: 3	H: 0 LOB: 0 BB: 0 P: 3	R: 0 E: 0 K: 1 S: 5	H: 0 LOB: 0 BB: 0 P: 5	R: 0 E: 0 K: 0 S: 3	H: 0 LOB: 0 BB: 0 P: 3	R: 0 E: 0 K: 0 S: 3	H: 0 LOB: 0 BB: 0 P: 3	1B: 5 2B: 0 3B: 0 HR: 0	SF: 0 SAC: 0 DP: 0 HBP: 0	WP: 1 PB: 0 SB: 1 CS: 1	PA: 34
PITCHER Gaylord Perry, R ERA: 2.52 (1, 1)	IP: 9.0 WLS: W BF: 34 H: 5 R: 2 ER: 2 SO: 4 BB: 1 IBB: 1 HBP: 0 BLK: 0 WP: 1 HR: 0 S: 40 P: 48 ERA: 2.00 WHIP: 0.667															PITCHER	IP: 9.0 WLS: W BF: 34 H: 5 R: 2 ER: 2 SO: 4 BB: 1 IBB: 1 HBP: 0 BLK: 0 WP: 1 HR: 0 S: 40 P: 48 ERA: 2.00 WHIP: 0.667			

Cincinnati Reds @ San Diego Padres
San Diego Stadium, San Diego, CA
Sat Apr 14 1979, 9:05 PM EST
Att: 24,644 - Unknown

AB	32
R	2
H	5
RBI	2
BB	2
SO	4
LOB	9



Batter	1	2	3	4	5	6	7	8	9	AB	R	H	RBI	BB	SO	LOB	BOTTOM			
Gene Richards, L OBP: 0.282, SLG: 0.275 (1, 8)																	4 1 2 0 0 0 0			
Ozzie Smith, S OBP: 0.077, SLG: 0.105 (1, 6)																	4 1 1 1 0 0 1			
Jerry Turner, L OBP: 0.342, SLG: 0.314 (1, 7)																	3 0 2 0 1 1 0			
Dave Winfield, R OBP: 0.564, SLG: 0.788 (1, 9)																	4 0 1 1 0 1 2			
Broderick Perkins, L OBP: 0.375, SLG: 0.286 Bill Almon, R (9, PR)																	3 0 1 0 1 0 0			
Gene Tenace, R OBP: 0.485, SLG: 0.391 Mike Hargrove, L OBP: 0.378, SLG: 0.333 Dan Briggs, L (9, PR)																	0 0 0 0 0 0 0			
Barry Evans, R OBP: 0.211, SLG: 0.200 (1, 5)																	3 0 0 0 0 1 3			
Fernando Gonzalez, R OBP: 0.270, SLG: 0.389 (1, 4)																	0 0 0 0 1 0 0			
Gaylord Perry, R OBP: 0.143, SLG: 0.286 (1, 1)																	0 1 0 0 0 0 0			
Inning Stats	R: 0 E: 0 K: 1 S: 5	H: 0 LOB: 0 BB: 0 P: 5	R: 0 E: 0 K: 0 S: 3	H: 0 LOB: 0 BB: 0 P: 3	R: 0 E: 0 K: 1 S: 6	H: 1 LOB: 1 BB: 0 P: 6	R: 0 E: 0 K: 0 S: 5	H: 0 LOB: 0 BB: 0 P: 5	R: 2 E: 0 K: 0 S: 6	H: 3 LOB: 3 BB: 2 P: 14	R: 0 E: 0 K: 1 S: 5	H: 0 LOB: 0 BB: 0 P: 5	R: 0 E: 0 K: 0 S: 4	H: 2 LOB: 1 BB: 0 P: 4	R: 1 E: 0 K: 0 S: 3	H: 2 LOB: 2 BB: 1 P: 7	1B: 6 2B: 2 3B: 0 HR: 0	SF: 0 SAC: 0 DP: 1 HBP: 0	WP: 1 PB: 0 SB: 0 CS: 0	PA: 35
PITCHER Tom Seaver, R ERA: 5.5 (1, 1)	IP: 8.1 WLS: L BF: 35 H: 8 R: 3 ER: 3 SO: 4 BB: 2 IBB: 1 HBP: 0 BLK: 0 WP: 1 HR: 0 S: 40 P: 52 ERA: 3.24 WHIP: 1.200															PITCHER	IP: 8.1 WLS: L BF: 35 H: 8 R: 3 ER: 3 SO: 4 BB: 2 IBB: 1 HBP: 0 BLK: 0 WP: 1 HR: 0 S: 40 P: 52 ERA: 3.24 WHIP: 1.200			

Cincinnati Reds @ San Diego Padres
San Diego Stadium, San Diego, CA
Sat Apr 14 1979, 9:05 PM EST
Att: 24,644 - Unknown

AB	32
R	3
H	8
RBI	3
BB	3
SO	4
LOB	8



Batter	1	2	3	4	5	6	7	8	9	AB	R	H	RBI	BB	SO	LOB	TOP					
Ken Griffey, L (1, 9) OBP: 0.354, SLG: 0.455	6-3		F8		4-3												4 0 1 0 1 0 2					
Dave Concepcion, R (1, 6) OBP: 0.340, SLG: 0.444	5-3		E5			4-3	L8										5 0 1 1 0 0 2					
Joe Morgan, L (1, 4) OBP: 0.442, SLG: 0.605			F4														5 2 3 1 0 0 4					
George Foster, R (1, 7) OBP: 0.455, SLG: 0.579	L8																4 0 2 0 0 1 1					
Johnny Bench, R (1, 2) OBP: 0.341, SLG: 0.286			F9		G5-4-3												4 0 0 1 0 0 2					
Dan Driessen, L (1, 3) OBP: 0.386, SLG: 0.553			4-1		G3												3 0 0 0 1 0 0					
Ray Knight, R (1, 5) OBP: 0.429, SLG: 0.414			1-3														3 0 1 0 1 1 2					
Cesar Geronimo, L (1, 8) OBP: 0.275, SLG: 0.257																	3 1 0 0 1 0 2					
Fred Norman, S (1, 1) OBP: 0.333, SLG: 0.333																	1 0 0 0 0 1 1					
Dave Collins, S (7, PH)																	1 0 0 0 0 1 0					
Dave Tomlin, L (7, 1)																	0 0 0 0 0 0 0					
Pedro Borbon, R (7, 1)																	0 0 0 0 0 0 0					
Champ Summers, L (9, PH)																	1 0 0 0 0 1 1					
Inning Stats	R: 0 E: 0 K: 0 S: 4	H: 1 LOB: 1 BB: 0 P: 4	R: 0 E: 0 K: 0 S: 3	H: 0 LOB: 3 BB: 0 P: 3	R: 0 E: 1 K: 1 S: 6	H: 0 LOB: 2 BB: 1 P: 10	R: 0 E: 0 K: 0 S: 3	H: 1 LOB: 0 BB: 0 P: 3	R: 0 E: 0 K: 0 S: 4	H: 1 LOB: 1 BB: 0 P: 4	R: 1 E: 0 K: 1 S: 7	H: 2 LOB: 2 BB: 1 P: 11	R: 0 E: 0 K: 1 S: 6	H: 1 LOB: 0 BB: 0 P: 6	R: 1 E: 0 K: 1 S: 6	H: 1 LOB: 0 BB: 0 P: 6	R: 1 E: 0 K: 1 S: 6	H: 1 LOB: 2 BB: 2 P: 14	1B: 6 2B: 0 3B: 1 HR: 1	SF: 0 SAC: 1 DP: 1 HBP: 0	WP: 0 PB: 0 SB: 1 CS: 0	PA: 39
PITCHER	IP WLS BF H R ER SO BB IBB HBP BLK WP HR S P ERA WHIP																					
Randy Jones, L (1, 1) ERA: 5.63	5.2 W 24 5 1 1 1 2 0 0 0 0 0 24 32 1.59 1.235																					
John D'Acquisto, R (6, 1) ERA: 9.0	3.1 S 15 3 2 2 4 2 0 0 0 0 1 21 29 5.40 1.500																					

Cincinnati Reds @ San Diego Padres
San Diego Stadium, San Diego, CA
Sun Apr 15 1979, 6:33 AM EST
Unknown

AB 34
R 3
H 8
RBI 3
BB 4
SO 5
LOB 17



Batter	1	2	3	4	5	6	7	8	9	AB	R	H	RBI	BB	SO	LOB	BOTTOM			
Gene Richards, L (1, 8) OBP: 0.255, SLG: 0.267	F8	E3		4-3				4-3									5 0 1 0 0 0 2			
Ozzie Smith, S (1, 6) OBP: 0.140, SLG: 0.146																	3 1 2 0 1 0 0			
Jerry Turner, L (1, 7) OBP: 0.333, SLG: 0.289																	3 0 0 1 1 1 2			
Dave Winfield, R (1, 9) OBP: 0.535, SLG: 0.730																	4 0 1 0 0 1 4			
Broderick Perkins, L (1, 3) OBP: 0.417, SLG: 0.364																	4 1 2 1 0 0 0			
Gene Tenace, R (1, 2) OBP: 0.432, SLG: 0.333																	4 0 0 0 0 1 3			
Barry Evans, R (1, 5) OBP: 0.190, SLG: 0.179																	4 1 0 0 0 1 2			
Fernando Gonzalez, R (1, 4) OBP: 0.317, SLG: 0.410																	3 2 2 0 1 0 0			
Randy Jones, R (1, 1) OBP: 0.167, SLG: 0.167																	2 1 1 0 0 0 0			
John D'Acquisto, R (6, 1) OBP: 0.500, SLG: 1.000																	2 0 1 2 0 1 1			
Inning Stats	R: 0 E: 0 K: 0 S: 4	H: 1 LOB: 1 BB: 0 P: 4	R: 3 E: 2 K: 0 S: 6	H: 2 LOB: 3 BB: 3 P: 18	R: 0 E: 0 K: 2 S: 7	H: 0 LOB: 0 BB: 0 P: 7	R: 0 E: 0 K: 0 S: 3	H: 0 LOB: 0 BB: 0 P: 3	R: 0 E: 0 K: 1 S: 5	H: 0 LOB: 0 BB: 0 P: 5	R: 2 E: 1 K: 0 S: 6	H: 3 LOB: 2 BB: 0 P: 6	R: 1 E: 1 K: 1 S: 7	H: 3 LOB: 1 BB: 0 P: 7	R: 0 E: 1 K: 1 S: 6	H: 1 LOB: 1 BB: 0 P: 6	1B: 9 2B: 1 3B: 0 HR: 0	SF: 0 SAC: 0 DP: 1 HBP: 0	WP: 0 PB: 0 SB: 0 CS: 0	PA: 37
PITCHER	IP WLS BF H R ER SO BB IBB HBP BLK WP HR S P ERA WHIP																			
Fred Norman, L (1, 1) ERA: 2.7	6.0 L 28 6 5 0 0 3 0 0 0 0 0 0 31 43 0.00 1.500																			
Dave Tomlin, L (7, 1) ERA	0.1 4 3 1 0 1 0 0 0 0 0 0 0 6 6 0.00 9.000																			
Pedro Borbon, R (7, 1) ERA: 6.75	1.2 5 1 0 0 1 0 0 0 0 0 0 0 7 7 0.00 0.600																			

Cincinnati Reds @ San Diego Padres
San Diego Stadium, San Diego, CA
Sun Apr 15 1979, 6:33 AM EST
Unknown

AB 34
R 6
H 10
RBI 4
BB 3
SO 5
LOB 14



Batter	1	2	3	4	5	6	7	8	9	AB	R	H	RBI	BB	SO	LOB	TOP		
Ken Griffey, L (1,9) OBP: 0.385, SLG: 0.500 Pedro Borbon, R (6,1) Dave Tomlin, L (9,1) Doug Bair, R (9,1)	F7		2B		SH1-4 HR	E 1B 1B		6-3		4	2	3	1	0	0	0	Cincinnati Reds @ San Diego Padres San Diego Stadium, San Diego, CA Sun Apr 15 1979, 6:38 AM EST Att: 31,842 - Unknown		
Junior Kennedy, R (1,4) OBP: 0.333, SLG: 0.333	CS 1B		1-3		SH1-4	E8 1B 1B		K		4	0	2	1	0	1	1			
Dave Concepcion, R (1,6) OBP: 0.346, SLG: 0.480	L8		F7		F8	S 1B				5	0	2	1	0	0	3			
George Foster, R (1,7) OBP: 0.469, SLG: 0.643		1B 1B			HR	K		K		4	2	2	2	1	2	3			
Dan Driessen, L (1,3) OBP: 0.347, SLG: 0.488	K		F8		F8	4-3		4-3		5	0	0	0	0	1	6			
Ray Knight, R (1,5) OBP: 0.425, SLG: 0.441	1B 1B				4-3 2B	K		6-3		5	0	2	0	0	1	1			
Cesar Geronimo, L (1,8) OBP: 0.295, SLG: 0.282	1B		4-3		4-3	1B 1B		4-3		4	1	2	1	0	0	1			
Vic Correll, R (1,2) OBP: 0.250, SLG: 0.250	K		FC		5-4-3	1B 1B 1B		5-3		4	1	1	0	0	1	3			
Michael LaCoss, R (1,1) Doug Capilla, L (5,1) Champ Summers, L (6,PH) OBP: 0.200, SLG: 0.200	F4		G5-4-3		1-2	1B E 1B		K		2	0	0	0	0	0	4			
Inning Stats	R: 0 E: 0 K: 0 S: 3	H: 1 LOB: 0 BB: 0 P: 3	R: 1 E: 0 K: 2 S: 10	H: 3 LOB: 2 BB: 0 P: 10	R: 0 E: 0 K: 0 S: 4	H: 1 LOB: 1 BB: 0 P: 4	R: 2 E: 0 K: 0 S: 5	H: 2 LOB: 0 BB: 0 P: 5	R: 4 E: 1 K: 2 S: 13	H: 6 LOB: 2 BB: 0 P: 13	R: 0 E: 0 K: 0 S: 3	H: 0 LOB: 0 BB: 0 P: 3	R: 0 E: 0 K: 1 S: 6	H: 1 LOB: 1 BB: 0 P: 6	1B: 11 2B: 2 3B: 1 HR: 1	SF: 0 SAC: 1 DP: 1 HBP: 0		WP: 0 PA: 42 PB: 0 SB: 1 CS: 1	
PITCHER	IP	WLS	BF	H	R	ER	SO	BB	IBB	HBP	BLK	WP	HR	S	P	ERA	WHIP		
Mickey Lolich, L (1,1) ERA: 3.18 Mark Lee, R (6,1) ERA: 6.0 Rollie Fingers, R (6,1) ERA: 0.96 Steve Mura, R (8,1) ERA:	5.0		23	8	3	3	2	1	0	0	0	0	1	26	30	5.40	1.800		
Batter	1	2	3	4	5	6	7	8	9	AB	R	H	RBI	BB	SO	LOB	BOTTOM		
Gene Richards, L (1,8) OBP: 0.255, SLG: 0.306	4-3		5-3		2B 3B			4-3		4	1	1	1	0	0	0	Cincinnati Reds @ San Diego Padres San Diego Stadium, San Diego, CA Sun Apr 15 1979, 6:38 AM EST Att: 31,842 - Unknown		
Ozzie Smith, S (1,6) OBP: 0.149, SLG: 0.178	6-3		6-3		2B			6-3		4	0	1	1	0	0	0			
Dan Briggs, L (1,7)	4-3				F8			K		4	0	0	0	0	2	1			
Dave Winfield, R (1,9) OBP: 0.489, SLG: 0.659	6-3				K			F6		4	0	0	0	0	1	0			
Mike Hargrove, L (1,3) OBP: 0.315, SLG: 0.344	3B BB				CS 1B			L1		2	1	1	0	2	0	0			
Kurt Bevacqua, R (1,5) OBP: 0.571, SLG: 0.750 Jerry Turner, L (9,PH) OBP: 0.326, SLG: 0.282	3B BB				CS	E SH2-4 6-3 BB		F8		2	2	1	1	1	0	0			
Bill Fahey, L (1,2) OBP: 0.400, SLG: 0.600 Gene Tenace, R (9,PH) OBP: 0.421, SLG: 0.321	4-3				1-2	SH2-4		1-3		1	0	0	0	0	1	1			
Fernando Gonzalez, R (1,4) OBP: 0.295, SLG: 0.381	F9				E6 3B			L7		3	1	0	0	0	0	1			
Mickey Lolich, S (1,1) Broderick Perkins, L (5,PH) OBP: 0.333, SLG: 0.333 Mark Lee, R (8,1) Rollie Fingers, R (6,1) Don Reynolds, R (7,PH) Steve Mura, R (8,1)			K		6-3			6-3		1	0	0	0	0	1	0			
Inning Stats	R: 0 E: 0 K: 0 S: 3	H: 0 LOB: 0 BB: 0 P: 3	R: 2 E: 0 K: 0 S: 4	H: 1 LOB: 0 BB: 1 P: 8	R: 0 E: 0 K: 1 S: 5	H: 0 LOB: 0 BB: 0 P: 5	R: 0 E: 0 K: 2 S: 7	H: 1 LOB: 0 BB: 0 P: 7	R: 3 E: 1 K: 0 S: 6	H: 2 LOB: 1 BB: 1 P: 10	R: 0 E: 0 K: 0 S: 3	H: 0 LOB: 0 BB: 0 P: 3	R: 0 E: 0 K: 1 S: 5	H: 0 LOB: 0 BB: 0 P: 5	R: 0 E: 0 K: 1 S: 5	H: 0 LOB: 1 BB: 1 P: 9		1B: 1 2B: 1 3B: 2 HR: 0	SF: 0 SAC: 1 DP: 0 HBP: 0
PITCHER	IP	WLS	BF	H	R	ER	SO	BB	IBB	HBP	BLK	WP	HR	S	P	ERA	WHIP		
Michael LaCoss, R (1,1) ERA: 3.86 Doug Capilla, L (5,1) ERA: 3.68 Pedro Borbon, R (6,1) ERA: 3.68 Dave Tomlin, L (9,1) ERA: Doug Bair, R (9,1) ERA: 5.79	4.2		20	4	5	2	3	2	0	0	0	0	0	24	32	3.86	1.286		
	0.1	W	1	0	0	0	0	0	0	0	0	0	0	1	1	0.00	0.000		
	3.1		11	0	0	0	1	1	0	0	0	0	0	12	16	0.00	0.300		
	0.1		1	0	0	0	0	0	0	0	0	0	0	1	1	0.00	0.000		
	0.1	S	1	0	0	0	1	0	0	0	0	0	0	3	3	0.00	0.000		

Batter	1	2	3	4	5	6	7	8	9	AB	R	H	RBI	BB	SO	LOB	TOP										
Jerry Royster, R OBP: 0.435, SLG: 0.425 (1, 5)	F8	BB		FC6-4 1-2		F9		P4		4	0	1	0	1	0	2											
Glenn Hubbard, R OBP: 0.327, SLG: 0.195 (1, 4)	5-3	G5-3		FC6-4 1-2f		1-3			1B BB	4	0	0	0	1	0	5											
Gary Matthews, R OBP: 0.250, SLG: 0.378 (1, 9)	1B		5-3		HR		6-3		K	5	1	2	1	0	1	1											
Jeff Burroughs, R OBP: 0.295, SLG: 0.139 (1, 7)	1-2	1B		K		1-3		P4		5	0	1	0	0	1	1											
Mike Lum, L OBP: 0.308, SLG: 0.324 (1, 3)	F8					K		F8	BB	5	0	2	0	0	1	2											
Dale Murphy, R OBP: 0.405, SLG: 0.718 (1, 2)		HR	L6		BB			HR	1-2	3	2	2	2	2	0	1											
Barry Bonnell, R OBP: 0.381, SLG: 0.703 (1, 8)		2B 3B		5-3		4-3		6-3	G3	5	1	1	0	0	0	4											
Pepe Frias, R OBP: 0.258, SLG: 0.323 (1, 6)		K				1B		6-3		4	0	2	0	0	1	1											
Larry McWilliams, L Mickey Mathler, S Bob Beal, S Craig Skok, R Rowland Office, L Frank LaCorte, R (1, 1) (1, 1) (6, Ph) (6, 1) (8, Ph) (8, 1)	G5-3			F7		F7			1B	0	0	0	0	0	0	0											
Inning Stats	R: 0 E: 0 K: 0 S: 5	H: 2 LOB: 2 BB: 0 P: 5	R: 2 E: 0 K: 1 S: 7	H: 3 LOB: 1 BB: 1 P: 11	R: 0 E: 0 K: 1 S: 6	H: 1 LOB: 1 BB: 0 P: 6	R: 0 E: 0 K: 0 S: 5	H: 2 LOB: 2 BB: 0 P: 5	R: 1 E: 0 K: 1 S: 6	H: 1 LOB: 1 BB: 1 P: 10	R: 0 E: 0 K: 0 S: 4	H: 1 LOB: 1 BB: 0 P: 4	R: 0 E: 0 K: 0 S: 3	H: 0 LOB: 0 BB: 0 P: 3	R: 1 E: 0 K: 0 S: 5	H: 2 LOB: 1 BB: 0 P: 5	R: 0 E: 0 K: 1 S: 6	H: 1 LOB: 3 BB: 2 P: 14	1B: 6 2B: 3 3B: 1 HR: 3	SF: 0 SAC: 0 DP: 1 HBP: 0	WP: 0 PA: 43 PB: 0 SB: 0 CS: 0						
PITCHER	IP	WLS	BF	H	R	ER	SO	BB	IBB	HBP	BLK	WP	HR	S	P	ERA	WHIP										
Tom Hume, R ERA: 4.43 (1, 1)	7.2	W	36	12	4	4	3	2	0	0	0	0	3	40	48	4.70	1.826										
Doug Bair, R ERA: 4.5 (8, 1)	1.1	S	7	1	0	0	1	2	0	0	0	0	0	7	15	0.00	2.250										

Atlanta Braves @ Cincinnati Reds
Riverfront Stadium, Cincinnati, OH
Tue Apr 17 1979, 6:05 PM EST
Att. 16,211 - Unknown

AB 39
R 4
H 13
RBI 4
BB 4
SO 4
LOB 19



Batter	1	2	3	4	5	6	7	8	9	AB	R	H	RBI	BB	SO	LOB	BOTTOM										
Dave Concepcion, R OBP: 0.386, SLG: 0.500 (1, 6)	SH5-3 BB		FC5-4 1-2f 2-3			FC6-4 IBB		FC6-4 IBB		2	1	1	1	3	0	2											
Cesar Geronimo, L OBP: 0.271, SLG: 0.256 (1, 8)	SH5-3		F7		FC6-4		FC6-4			4	0	0	0	0	0	7											
Joe Morgan, L OBP: 0.438, SLG: 0.628 (1, 4)	K	G3			2B		F9		9-5 2B	5	0	2	0	0	1	1											
George Foster, R OBP: 0.481, SLG: 0.638 (1, 7)	2B 2H	1B			K			9-5 2-3f		5	1	3	1	0	1	2											
Johnny Bench, R OBP: 0.333, SLG: 0.263 Vic Correll, R OBP: 0.200, SLG: 0.200 (1, 2) (7, 2)	2B 1-2	BB			6-3		K		6-3	3	1	0	0	1	2	3											
Dan Driessen, L OBP: 0.340, SLG: 0.489 (1, 3)	1B 1H 2H	2B			K		K			4	1	1	2	0	2	3											
Ray Knight, R OBP: 0.432, SLG: 0.447 (1, 5)	2B 1B		6-3		6-3				S 1B	4	1	2	1	0	0	0											
Champ Summers, L OBP: 0.333, SLG: 0.444 (1, 9)	1B		FC5-4 BB		F6		K			4	1	2	0	0	1	1											
Tom Hume, R OBP: 0.300, SLG: 0.333 Doug Bair, R (1, 1) (8, 1)	2B 2H 3H	1B		FC5-4 BB			K			3	1	2	2	1	1	1											
Inning Stats	R: 7 E: 0 K: 1 S: 11	H: 6 LOB: 1 BB: 2 P: 19	R: 0 E: 0 K: 1 S: 6	H: 1 LOB: 1 BB: 0 P: 6	R: 0 E: 0 K: 0 S: 4	H: 1 LOB: 2 BB: 1 P: 8	R: 0 E: 0 K: 2 S: 8	H: 1 LOB: 1 BB: 0 P: 8	R: 0 E: 0 K: 2 S: 8	H: 1 LOB: 1 BB: 0 P: 8	R: 0 E: 0 K: 2 S: 8	H: 1 LOB: 2 BB: 1 P: 12	R: 0 E: 0 K: 0 S: 3	H: 1 LOB: 0 BB: 0 P: 3	R: 0 E: 0 K: 0 S: 3	H: 1 LOB: 0 BB: 0 P: 3	1B: 7 2B: 7 3B: 0 HR: 0	SF: 0 SAC: 1 DP: 1 HBP: 0	WP: 0 PA: 41 PB: 0 SB: 1 CS: 0								
PITCHER	IP	WLS	BF	H	R	ER	SO	BB	IBB	HBP	BLK	WP	HR	S	P	ERA	WHIP										
Larry McWilliams, L ERA: 9.04 (1, 1)	0.2	L	9	5	7	7	1	2	0	0	0	0	0	9	17	94.50	10.500										
Mickey Mathler, L ERA: 5.4 (1, 1)	4.1		20	5	0	0	3	1	1	0	0	0	0	24	32	0.00	1.385										
Craig Skok, L ERA: 0.75 (6, 1)	2.0		9	2	0	0	4	0	1	0	0	0	0	16	20	0.00	1.000										
Frank LaCorte, R ERA: 7.36 (8, 1)	1.0		3	1	0	0	0	0	0	0	0	0	0	3	3	0.00	1.000										

Atlanta Braves @ Cincinnati Reds
Riverfront Stadium, Cincinnati, OH
Tue Apr 17 1979, 6:05 PM EST
Att. 16,211 - Unknown

AB 35
R 7
H 13
RBI 7
BB 5
SO 8
LOB 20



Batter	1	2	3	4	5	6	7	8	9	AB	R	H	RBI	BB	SO	LOB	TOP			
Jerry Royster, R OBP: 0.440, SLG: 0.419 (1, 5)	F7		FC5-4 BB			F3		S 1B		3	0	1	0	1	0	0	Atlanta Braves @ Cincinnati Reds Riverfront Stadium, Cincinnati, OH Thu Apr 19 1979, 6:05 PM EST Att: 16,182 - Unknown			
Glenn Hubbard, R OBP: 0.302, SLG: 0.178 (1, 4)	6-3		FC5-4			P4		L7		4	0	0	0	0	0	4				
Gary Matthews, R OBP: 0.250, SLG: 0.354 (1, 9)	BB		P4			F8			L5	3	0	0	0	1	0	2				
Jeff Burroughs, R OBP: 0.271, SLG: 0.125 (1, 7)	K			F3			P4		4-3	4	0	0	0	0	1	1				
Mike Lum, L OBP: 0.279, SLG: 0.293 (1, 3)		K			K			F9		4	0	0	0	0	2	0				
Dale Murphy, R OBP: 0.383, SLG: 0.667 (1, 2)		K			F3					3	0	0	0	0	1	0				
Barry Bonnell, R OBP: 0.356, SLG: 0.650 (1, 8)		3-1				K			P4	3	0	0	0	0	1	0				
Pepe Frias, R OBP: 0.273, SLG: 0.364 (8, PH)						F3				2	0	1	0	0	0	0				
Bob Beall, S (8, PH)									1B BB	0	0	0	0	0	1	0				
Darrel Chaney, S (8, 6)										0	0	0	0	0	0	0				
Phil Niekro, R OBP: 0.200, SLG: 0.200 (1, 1)										2	0	0	0	0	0	1				
Rowland Office, L OBP: 0.364, SLG: 0.600 (8, PH)										1	0	0	0	0	0	1				
Craig Skok, R (8, 1)										0	0	0	0	0	0	0				
Inning Stats	R: 0 E: 0 K: 1 S: 5	H: 0 LOB: 1 BB: 1 P: 9	R: 0 E: 0 K: 2 S: 7	H: 0 LOB: 0 BB: 0 P: 7	R: 0 E: 0 K: 0 S: 4	H: 1 LOB: 2 BB: 1 P: 8	R: 0 E: 0 K: 1 S: 5	H: 0 LOB: 0 BB: 0 P: 5	R: 0 E: 0 K: 0 S: 3	H: 0 LOB: 0 BB: 0 P: 3	R: 0 E: 0 K: 0 S: 3	H: 0 LOB: 0 BB: 0 P: 3	R: 0 E: 0 K: 0 S: 4	H: 1 LOB: 2 BB: 1 P: 8	R: 0 E: 0 K: 0 S: 3	H: 0 LOB: 0 BB: 0 P: 3	1B: 1 2B: 1 3B: 0 HR: 0	SF: 0 SAC: 0 DP: 0 HBP: 0	WP: 0 PB: 0 SB: 1 CS: 0	PA: 32
PITCHER Tom Seaver, R ERA: 3.67 (1, 1)	IP: 9.0 WLS: W BF: 32 H: 2 R: 0 ER: 0 SO: 5 BB: 3 IBB: 0 HBP: 0 BLK: 0 WP: 0 HR: 0 S: 39 P: 51 ERA: 0.00 WHIP: 0.556																			

AB 29
R 0
H 2
RBI 0
BB 3
SO 5
LOB 9



Batter	1	2	3	4	5	6	7	8	9	AB	R	H	RBI	BB	SO	LOB	BOTTOM			
Ken Griffey, L OBP: 0.393, SLG: 0.558 (1, 9)	F7			HR		F9		1B		4	1	2	1	0	0	0	Atlanta Braves @ Cincinnati Reds Riverfront Stadium, Cincinnati, OH Thu Apr 19 1979, 6:05 PM EST Att: 16,182 - Unknown			
Dave Concepcion, R OBP: 0.377, SLG: 0.482 (1, 6)	F9			CS 1B		6-3		F9		4	0	1	0	0	0	1				
Joe Morgan, L OBP: 0.404, SLG: 0.574 (1, 4)	F7			F2			K	F3		4	0	0	0	0	1	2				
George Foster, R OBP: 0.474, SLG: 0.680 (1, 7)				F7				HR		3	1	1	1	0	0	0				
Dan Driessen, L OBP: 0.321, SLG: 0.460 (1, 3)		K			P6			F7		3	0	0	0	0	1	0				
Ray Knight, R OBP: 0.426, SLG: 0.439 (1, 5)		6-3			6-3					3	0	1	0	0	0	0				
Cesar Geronimo, L OBP: 0.294, SLG: 0.287 (1, 8)										2	0	1	0	1	0	0				
Vic Correll, R OBP: 0.125, SLG: 0.125 (1, 2)										3	0	0	0	0	1	3				
Tom Seaver, R OBP: 0.111, SLG: 0.444 (1, 1)										3	0	0	0	0	2	0				
Inning Stats	R: 0 E: 0 K: 0 S: 3	H: 0 LOB: 0 BB: 0 P: 3	R: 0 E: 0 K: 1 S: 5	H: 0 LOB: 0 BB: 0 P: 5	R: 0 E: 0 K: 0 S: 3	H: 0 LOB: 0 BB: 0 P: 3	R: 1 E: 0 K: 0 S: 4	H: 2 LOB: 0 BB: 0 P: 4	R: 0 E: 0 K: 1 S: 6	H: 1 LOB: 1 BB: 0 P: 6	R: 0 E: 0 K: 1 S: 5	H: 0 LOB: 0 BB: 0 P: 5	R: 1 E: 0 K: 1 S: 7	H: 2 LOB: 2 BB: 1 P: 11	R: 0 E: 0 K: 1 S: 6	H: 1 LOB: 1 BB: 0 P: 6		1B: 4 2B: 0 3B: 0 HR: 2	SF: 0 SAC: 0 DP: 0 HBP: 0	WP: 1 PB: 0 SB: 0 CS: 1
PITCHER Phil Niekro, R ERA: 3.58 (1, 1)	IP: 7.0 WLS: L BF: 26 H: 5 R: 2 ER: 2 SO: 4 BB: 0 IBB: 1 HBP: 0 BLK: 0 WP: 1 HR: 2 S: 33 P: 37 ERA: 2.57 WHIP: 0.714																			
Craig Skok, L ERA: 0.73 (8, 1)	IP: 1.0 WLS: L BF: 4 H: 1 R: 0 ER: 0 SO: 1 BB: 0 IBB: 0 HBP: 0 BLK: 0 WP: 0 HR: 0 S: 6 P: 6 ERA: 0.00 WHIP: 1.000																			



Batter	1	2	3	4	5	6	7	8	9	AB	R	H	RBI	BB	SO	LOB	TOP		
Ken Griffey, L (1,9) OBP: 0.415, SLG: 0.617										5	1	1	0	0	0	2	Cincinnati Reds @ St. Louis Cardinals Busch Stadium, St. Louis, MO Sat Apr 21 1979, 6:05 PM CST Att. 16,776 - Cloudy		
Dave Concepcion, R (1,6) OBP: 0.417, SLG: 0.492										4	2	2	0	1	0	1			
Joe Morgan, L (1,4) OBP: 0.459, SLG: 0.577										2	1	2	0	3	0	0			
George Foster, R (1,7) OBP: 0.456, SLG: 0.623										5	0	2	2	0	1	6			
Dan Driessen, L (1,3) OBP: 0.354, SLG: 0.509										2	0	0	1	2	1	1			
Johnny Bench, R (1,2) OBP: 0.339, SLG: 0.340										3	0	0	0	2	1	5			
Ray Knight, R (1,5) OBP: 0.439, SLG: 0.417										4	0	1	0	1	0	4			
Cesar Geronimo, L (1,8) OBP: 0.279, SLG: 0.255										5	0	0	0	0	2	6			
Michael LaCoss, R (1,1) OBP: 0.200, SLG: 0.200										3	0	1	0	0	1	1			
Doug Bair, R (9,1)										0	0	0	0	0	0	0			
Inning Stats	R: 1 E: 0 K: 1 S: 7	H: 2 LOB: 2 BB: 1 P: 11	R: 0 E: 0 K: 1 S: 5	H: 0 LOB: 1 BB: 1 P: 9	R: 0 E: 0 K: 1 S: 6	H: 1 LOB: 1 BB: 0 P: 6	R: 0 E: 0 K: 1 S: 5	H: 0 LOB: 1 BB: 1 P: 9	R: 0 E: 0 K: 0 S: 3	H: 1 LOB: 1 BB: 0 P: 6	R: 1 E: 0 K: 0 S: 6	H: 3 LOB: 3 BB: 1 P: 10	R: 0 E: 0 K: 1 S: 5	H: 0 LOB: 0 BB: 0 P: 5	R: 2 E: 0 K: 0 S: 4	H: 1 LOB: 3 BB: 4 P: 20	1B: 9 2B: 0 3B: 0 HR: 0	SF: 1 SAC: 1 DP: 1 HBP: 0	WP: 2 PA: 44
PITCHER	IP WLS BF H R ER SO BB IBB HBP BLK WP HR S P ERA WHIP																		
Silvio Martinez, R (1,1) ERA: 1.86	6.2 L 32 8 2 2 5 5 0 0 0 0 0 0 37 57 2.70 1.950																		
Tom Bruno, R (7,1) ERA:	1.1 4 0 0 0 1 0 0 0 0 0 0 0 6 6 0.00 0.000																		
Mark Littell, R (9,1) ERA: 2.25	0.2 7 1 2 2 0 4 0 0 0 0 2 0 3 19 27.00 7.500																		
Darold Knowles, L (9,1) ERA: 6.23	0.1 1 0 0 0 0 0 0 0 0 0 0 0 1 1 0.00 0.000																		

AB 33
R 4
H 9
RBI 3
BB 9
SO 6
LOB 26



Batter	1	2	3	4	5	6	7	8	9	AB	R	H	RBI	BB	SO	LOB	BOTTOM				
Lou Brock, L (1,7) OBP: 0.297, SLG: 0.343										4	0	0	0	0	0	0	Cincinnati Reds @ St. Louis Cardinals Busch Stadium, St. Louis, MO Sat Apr 21 1979, 6:05 PM CST Att. 16,776 - Cloudy				
Mark Littell, L (9,1)										0	0	0	0	0	0	0					
Darold Knowles, L (9,1)										0	0	0	0	0	0	0					
Garry Templeton, S (1,6) OBP: 0.283, SLG: 0.333										4	0	1	0	0	0	0					
Keith Hernandez, L (1,3) OBP: 0.321, SLG: 0.510										4	0	0	0	0	0	1					
Ted Simmons, S (1,2) OBP: 0.389, SLG: 0.543										2	1	2	1	2	0	0					
George Hendrick, R (1,8) OBP: 0.333, SLG: 0.359										2	0	0	0	2	1	2					
Tony Scott, S (1,9) OBP: 0.309, SLG: 0.400										4	0	0	0	0	0	4					
Ken Reitz, R (1,5) OBP: 0.392, SLG: 0.467										4	0	0	0	1	4						
Ken Oberkfell, L (1,4) OBP: 0.250, SLG: 0.143										3	0	0	0	0	2						
Silvio Martinez, R (1,1) ERA: 1.86										2	0	0	0	1	0						
Tom Bruno, R (7,1) ERA:										0	0	0	0	0	0	0					
Bernie Carbo, L (6,PH) OBP: 0.167, SLG: 0.200										1	0	0	0	0	0	0					
Jerry Mumphrey, S (9,7)										0	0	0	0	0	0	0					
Inning Stats	R: 0 E: 0 K: 0 S: 3	H: 0 LOB: 0 BB: 0 P: 3	R: 0 E: 0 K: 0 S: 3	H: 0 LOB: 2 BB: 2 P: 11	R: 0 E: 0 K: 1 S: 5	H: 0 LOB: 0 BB: 0 P: 5	R: 1 E: 0 K: 1 S: 6	H: 1 LOB: 1 BB: 1 P: 10	R: 0 E: 0 K: 0 S: 3	H: 0 LOB: 0 BB: 0 P: 3	R: 0 E: 0 K: 0 S: 4	H: 1 LOB: 1 BB: 0 P: 4	R: 0 E: 0 K: 0 S: 3	H: 0 LOB: 0 BB: 0 P: 3	R: 0 E: 0 K: 1 S: 4	H: 1 LOB: 1 BB: 0 P: 4	R: 0 E: 0 K: 1 S: 5	H: 0 LOB: 1 BB: 1 P: 9	1B: 2 2B: 0 3B: 0 HR: 1	SF: 0 SAC: 0 DP: 0 HBP: 0	WP: 0 PA: 34
PITCHER	IP WLS BF H R ER SO BB IBB HBP BLK WP HR S P ERA WHIP																				
Michael LaCoss, R (1,1) ERA: 2.4	8.0 W 30 3 1 1 2 3 0 0 0 0 0 0 31 43 1.12 0.750																				
Doug Bair, R (9,1) ERA: 3.86	1.0 S 4 0 0 0 1 1 0 0 0 0 0 0 5 9 0.00 1.000																				

AB 30
R 1
H 3
RBI 1
BB 4
SO 3
LOB 13



Batter	1	2	3	4	5	6	7	8	9	AB	R	H	RBI	BB	SO	LOB	TOP			
Omar Moreno, L (1, 8) OBP: 0.371, SLG: 0.411										5	2	2	2	0	0	3	Pittsburgh Pirates @ Cincinnati Reds Riverfront Stadium, Cincinnati, OH Tue Apr 24 1979, 6:05 PM EST Att: 18,372 - Unknown			
Tim Foli, R (1, 6) OBP: 0.045, SLG: 0.045										5	0	1	1	0	0	3				
Dave Parker, L (1, 9) OBP: 0.375, SLG: 0.518										5	2	3	2	0	1	1				
Willie Stargell, L (1, 3) OBP: 0.341, SLG: 0.636										5	1	2	1	0	1	2				
John Milner, L (1, 7) OBP: 0.553, SLG: 1.065										5	1	3	2	0	1	0				
Phil Garner, R (1, 5) OBP: 0.286, SLG: 0.433										5	0	0	0	0	1	3				
Ed Ott, L (1, 2) OBP: 0.297, SLG: 0.541										5	1	1	0	0	0	3				
Rennie Stennett, R (1, 4) OBP: 0.278, SLG: 0.294										4	1	3	1	0	0	0				
Don Robinson, R (1, 1) OBP: 0.364, SLG: 0.364										3	1	2	0	0	0	1				
Inning Stats	R: 2 E: 0 K: 1 S: 9	H: 4 LOB: 2 BB: 0 P: 9	R: 0 E: 0 K: 0 S: 3	H: 1 LOB: 0 BB: 0 P: 3	R: 0 E: 0 K: 1 S: 5	H: 0 LOB: 0 BB: 0 P: 5	R: 4 E: 0 K: 1 S: 10	H: 5 LOB: 1 BB: 0 P: 10	R: 2 E: 0 K: 0 S: 5	H: 2 LOB: 2 BB: 0 P: 5	R: 0 E: 0 K: 0 S: 3	H: 0 LOB: 0 BB: 0 P: 3	R: 0 E: 0 K: 0 S: 4	H: 1 LOB: 1 BB: 0 P: 4	R: 1 E: 0 K: 1 S: 7	H: 2 LOB: 1 BB: 0 P: 7		1B: 9 2B: 4 3B: 2 HR: 2	SF: 0 SAC: 1 DP: 1 HBP: 0	WP: 1 PB: 0 SB: 1 CS: 0
PITCHER	IP WLS BF H R ER SO BB IBB HBP BLK WP HR S P ERA WHIP	3.2 L 20 10 6 6 3 0 0 0 0 0 1 0 26 26 14.73 2.727	4.1 3.1 14 4 2 2 0 0 0 0 0 0 1 14 14 5.40 1.200	8.1 2.0 9 3 1 1 1 0 0 0 0 0 1 11 11 4.50 1.500																

AB	42
R	9
H	17
RBI	9
BB	0
SO	4
LOB	16



Batter	1	2	3	4	5	6	7	8	9	AB	R	H	RBI	BB	SO	LOB	BOTTOM			
Ken Griffey, L (1, 9) OBP: 0.392, SLG: 0.565										4	0	0	0	0	1	2	Pittsburgh Pirates @ Cincinnati Reds Riverfront Stadium, Cincinnati, OH Tue Apr 24 1979, 6:05 PM EST Att: 18,372 - Unknown			
Dave Concepcion, R (1, 6) OBP: 0.395, SLG: 0.452										4	0	0	0	0	1	1				
Joe Morgan, L (1, 4) OBP: 0.435, SLG: 0.583										3	1	2	1	0	0	1				
Junior Kennedy, R (8, 4) OBP: 0.333, SLG: 0.333										1	0	1	0	0	0	0				
George Foster, R (1, 7) OBP: 0.487, SLG: 0.621										2	0	1	0	2	0	1				
Dan Driessen, L (1, 3) OBP: 0.347, SLG: 0.475										4	0	1	0	0	0	4				
Ray Knight, R (1, 5) OBP: 0.415, SLG: 0.393										4	0	0	0	0	1	1				
Cesar Geronimo, L (1, 8) OBP: 0.261, SLG: 0.254										4	1	1	0	0	0	0				
Vic Correll, R (1, 2) OBP: 0.375, SLG: 0.429										4	0	2	1	0	0	0				
Frank Pastore, R (1, 1) OBP: 1.000, SLG: 1.000										1	0	0	0	0	0	1				
Dave Collins, S (7, PH) OBP: 0.286, SLG: 0.286										1	0	1	0	0	0	0				
Dave Tomlin, L (8, 1) OBP: 0.300, SLG: 0.400										0	0	0	0	0	0	0				
Inning Stats	R: 1 E: 0 K: 0 S: 4	H: 1 LOB: 1 BB: 1 P: 8	R: 0 E: 0 K: 1 S: 6	H: 1 LOB: 1 BB: 0 P: 6	R: 0 E: 0 K: 1 S: 6	H: 1 LOB: 2 BB: 1 P: 10	R: 0 E: 0 K: 0 S: 3	H: 0 LOB: 0 BB: 0 P: 3	R: 0 E: 0 K: 0 S: 4	H: 1 LOB: 1 BB: 0 P: 4	R: 0 E: 0 K: 0 S: 3	H: 1 LOB: 0 BB: 0 P: 3	R: 0 E: 0 K: 0 S: 4	H: 1 LOB: 0 BB: 0 P: 4	R: 1 E: 0 K: 0 S: 5	H: 3 LOB: 1 BB: 0 P: 5	1B: 7 2B: 2 3B: 0 HR: 1	SF: 0 SAC: 0 DP: 3 HBP: 0	WP: 0 PB: 0 SB: 1 CS: 0	PA: 36
PITCHER	IP WLS BF H R ER SO BB IBB HBP BLK WP HR S P ERA WHIP	9.0 W 36 10 2 2 2 2 2 0 0 0 0 1 38 46 2.00 1.333																		



Batter	1	2	3	4	5	6	7	8	9	10	11	AB	R	H	RBI	BB	SO	LOB	TOP						
Omar Moreno, L OBP: 0.358, SLG: 0.393 (1, 8)	G3		F8			3-1				K		5	0	1	1	0	1	0							
Tim Foli, R OBP: 0.290, SLG: 0.040 Willie Stargell, L OBP: 0.333, SLG: 0.622 Enrique Romo, R (8, 1) Kent Tekulve, R (8, 1)	F7		4-3			F8				K		3	0	0	0	0	0	0							
Dave Parker, L OBP: 0.377, SLG: 0.525 (1, 9)	3-1					K						5	1	2	0	0	1	0							
Bill Robinson, R OBP: 0.255, SLG: 0.417 (1, 3)						6-3						4	0	0	0	0	1	1							
Lee Lacy, R OBP: 0.353, SLG: 0.385 (1, 7)						6-3						3	0	1	1	1	1	0							
Phil Garner, R OBP: 0.294, SLG: 0.438 (1, 5)												4	0	1	0	1	0	1							
Rennie Stennett, R OBP: 0.289, SLG: 0.273 (1, 4)												4	0	0	0	0	1	4							
Steve Nicosia, R OBP: 0.280, SLG: 0.542 Matt Alexander, S (8, PR) Ed Ott, L OBP: 0.289, SLG: 0.526 (8, 2)												2	1	1	1	1	0	0							
Bert Blyleven, R OBP: 0.290, SLG: 0.300 Grant Jackson, S (7, 1) Manny Sanguillen, R (8, PH) Dale Berra, R OBP: 0.250, SLG: 0.182 (8, 6)												2	0	0	0	0	0	0							
Inning Stats	R: 0 E: 0 K: 0 S: 3	H: 0 LOB: 0 BB: 0 P: 3	R: 0 E: 0 K: 0 S: 4	H: 1 LOB: 1 BB: 0 P: 4	R: 1 E: 0 K: 0 S: 4	H: 1 LOB: 0 BB: 0 P: 4	R: 0 E: 0 K: 2 S: 7	H: 0 LOB: 0 BB: 0 P: 7	R: 0 E: 0 K: 0 S: 3	H: 0 LOB: 0 BB: 0 P: 3	R: 0 E: 0 K: 1 S: 6	H: 1 LOB: 1 BB: 0 P: 6	R: 1 E: 0 K: 1 S: 6	H: 1 LOB: 2 BB: 1 P: 10	R: 0 E: 0 K: 2 S: 8	H: 1 LOB: 3 BB: 2 P: 16	R: 0 E: 0 K: 2 S: 7	H: 0 LOB: 0 BB: 0 P: 7	R: 1 E: 0 K: 0 S: 4	H: 1 LOB: 0 BB: 0 P: 4	1B: 2 2B: 2 3B: 1 HR: 1	SF: 1 SAC: 1 DP: 0 HBP: 0	WP: 0 PB: 0 SB: 2 CS: 0	PA: 42	
PITCHER	IP 7.2	WLS 28	BF 4	H 4	R 2	ER 2	SO 3	BB 1	IBB 0	HBP 0	BLK 0	WP 0	HR 1	S 33	P 27	ERA 2.35	WHIP 0.652								
Fred Norman, L ERA: 2.4 (1, 1)	1.1		7	1	0	0	3	1	1	0	0	0	0	11	19	0.00	1.500								
Doug Bair, R ERA: 3.0 (8, 1)	1.1	L	5	1	1	1	2	0	0	0	0	0	0	9	9	6.75	0.750								
Dave Tomlin, L ERA: 3.38 (10, 1)	0.2		2	0	0	0	0	0	0	0	0	0	0	2	2	0.00	0.000								
Pedro Borbon, R ERA: 3.38 (11, 1)																									

Pittsburgh Pirates @ Cincinnati Reds
Riverfront Stadium, Cincinnati, OH
Wed Apr 25 1979, 3:33 AM EST
Att: 20,155 - Unknown

AB 37
R 3
H 6
RBI 3
BB 3
SO 8
LOB 11



Batter	1	2	3	4	5	6	7	8	9	10	11	AB	R	H	RBI	BB	SO	LOB	BOTTOM						
Ken Griffey, L OBP: 0.380, SLG: 0.541 (1, 9)	6-3											5	1	1	1	0	1	3							
Dave Concepcion, R OBP: 0.384, SLG: 0.436 (1, 6)	5-3											5	0	1	1	0	0	1							
Joe Morgan, L OBP: 0.405, SLG: 0.538 (1, 4)	L4											5	0	0	0	0	1	1							
George Foster, R OBP: 0.469, SLG: 0.586 (1, 7)												4	0	0	0	1	2	1							
Dan Driessen, L OBP: 0.338, SLG: 0.455 (1, 3)												5	0	1	0	0	1	0							
Ray Knight, R OBP: 0.414, SLG: 0.393 (1, 5)												5	0	2	0	0	0	2							
Cesar Geronimo, L OBP: 0.247, SLG: 0.239 (1, 8)												4	0	0	0	0	2	2							
Vic Correll, R OBP: 0.400, SLG: 0.412 (1, 2)												3	1	1	0	1	1	1							
Fred Norman, S OBP: 0.290, SLG: 0.143 Doug Bair, R (8, 1)												0	0	0	0	1	0	0							
Champ Summers, L OBP: 0.273, SLG: 0.364 (8, PH) Dave Tomlin, L (10, 1)												0	0	0	0	0	0	0							
Pedro Borbon, R (11, 1)												0	0	0	0	0	0	0							
Inning Stats	R: 0 E: 0 K: 0 S: 3	H: 0 LOB: 0 BB: 0 P: 3	R: 0 E: 0 K: 0 S: 4	H: 1 LOB: 1 BB: 0 P: 4	R: 2 E: 0 K: 1 S: 8	H: 3 LOB: 1 BB: 0 P: 8	R: 0 E: 0 K: 1 S: 5	H: 0 LOB: 0 BB: 0 P: 5	R: 0 E: 0 K: 1 S: 5	H: 0 LOB: 0 BB: 0 P: 5	R: 0 E: 0 K: 2 S: 8	H: 1 LOB: 2 BB: 1 P: 12	R: 0 E: 0 K: 1 S: 6	H: 1 LOB: 2 BB: 1 P: 10	R: 0 E: 0 K: 0 S: 3	H: 0 LOB: 0 BB: 0 P: 3	R: 0 E: 0 K: 1 S: 5	H: 0 LOB: 0 BB: 0 P: 5	R: 0 E: 0 K: 1 S: 5	H: 0 LOB: 0 BB: 0 P: 5	1B: 6 2B: 0 3B: 0 HR: 0	SF: 0 SAC: 2 DP: 0 HBP: 0	WP: 0 PB: 0 SB: 1 CS: 0	PA: 42	
PITCHER	IP 6.2	WLS 27	BF 5	H 5	R 2	ER 2	SO 5	BB 2	IBB 0	HBP 0	BLK 0	WP 0	HR 0	S 35	P 43	ERA 2.70	WHIP 1.050								
Bert Blyleven, R ERA: 6.0 (1, 1)	0.1		1	0	0	0	0	0	0	0	0	0	0	1	1	0.00	0.000								
Grant Jackson, L ERA: 2.08 (7, 1)	0.2		4	1	0	0	1	1	0	0	0	0	0	5	9	0.00	3.000								
Enrique Romo, R ERA: 4.7 (8, 1)	3.1	W	10	0	0	0	2	0	0	0	0	0	0	14	14	0.00	0.000								
Kent Tekulve, R ERA: 4.7 (8, 1)																									

Pittsburgh Pirates @ Cincinnati Reds
Riverfront Stadium, Cincinnati, OH
Wed Apr 25 1979, 3:33 AM EST
Att: 20,155 - Unknown


AB 37
R 2
H 6
RBI 2
BB 3
SO 8
LOB 11



Batter	1	2	3	4	5	6	7	8	9	AB	R	H	RBI	BB	SO	LOB	TOP																					
Garry Templeton, S OBP: 0.308, SLG: 0.365	0-0 4-3		0-0 3B		0-0 3B 1B		0-0 G6-3 1B		0-0 CS	4	1	3	0	0	0	0																						
Tony Scott, S OBP: 0.315, SLG: 0.452	0-0 F7		0-3 K		0-0 3B		0-0 G6-3			4	0	1	1	0	1	2																						
Keith Hernandez, L OBP: 0.324, SLG: 0.485	0-0 1B		0-0 F7		0-0 FC6-2-5 1B		0-0 F9			4	1	1	0	0	0	2																						
Ted Simmons, S OBP: 0.375, SLG: 0.508	0-0 F8			0-3 K		0-0 1B IBB		0-0 P4		3	0	0	0	1	1																							
George Hendrick, R OBP: 0.345, SLG: 0.375		4-0 F8 1B BB		0-0 F8		0-0 1-2 2-H 1B		0-0 5-3		3	0	1	1	1	0	0																						
Dane Iorg, L OBP: 0.281, SLG: 0.323	0-0 1B		0-0 G6-4-3 1B		0-0 F9		0-0 4-3			4	0	2	0	0	0	2																						
Jerry Mumphrey, S OBP: 0.500, SLG: 0.333				0-0 1B						0	0	0	0	0	0	0																						
Ken Reitz, R OBP: 0.373, SLG: 0.417	0-0 F8		0-3 K		0-0 1B		0-0 K		0-3 K	4	0	1	0	0	2	3	AB 34																					
Mike Tyson, R OBP: 0.333, SLG: 0.441	0-0 G6-4-3				0-0 1B E 1B		0-0 5-3		0-0 F9	4	1	1	0	0	0	2	R 3																					
John Denny, R			0-0 P6		0-3 K		0-3 K		0-0 E5 CS	4	0	0	0	0	2	1	H 10																					
Mark Littell, L										0	0	0	0	0	0	0	RBI 2																					
Inning Stats	R: 0 E: 0 K: 0 S: 4	H: 1 LOB: 1 BB: 0 P: 4	R: 0 E: 0 K: 0 S: 3	H: 1 LOB: 1 BB: 1 P: 7	R: 0 E: 0 K: 1 S: 6	H: 1 LOB: 1 BB: 0 P: 6	R: 0 E: 0 K: 2 S: 8	H: 1 LOB: 1 BB: 0 P: 8	R: 3 E: 1 K: 1 S: 9	H: 4 LOB: 2 BB: 1 P: 13	R: 0 E: 0 K: 0 S: 5	H: 1 LOB: 0 BB: 0 P: 5	R: 0 E: 0 K: 0 S: 3	H: 0 LOB: 0 BB: 0 P: 3	R: 0 E: 1 K: 1 S: 5	H: 0 LOB: 0 BB: 0 P: 5	1B: 8 2B: 0 3B: 2 HR: 0	SF: 0 SAC: 0 DP: 2 HBP: 0	WP: 0 PB: 0 SB: 0 CS: 1	PA: 37																		
PITCHER	IP	WLS	BF	H	R	ER	SO	BB	IBB	HBP	BLK	WP	HR	S	P	ERA	WHIP	PITCHER				IP	WLS	BF	H	R	ER	SO	BB	IBB	HBP	BLK	WP	HR	S	P	ERA	WHIP
Michael LaCoss, R ERA: 3.0	(1, 1)	6.0		27	9	3	3	5	1	1	0	0	0	0	35	43	4.50	1.667																				
Pedro Borbon, R ERA: 2.7	(7, 1)	2.0		6	1	0	0	0	0	0	0	0	0	0	6	6	0.00	0.500																				
Frank Pastore, R ERA: 5.27	(9, 1)	1.0	W	3	0	0	0	1	0	0	0	0	0	0	5	5	0.00	0.000																				

St. Louis Cardinals @ Cincinnati Reds
Riverfront Stadium, Cincinnati, OH
Fri Apr 27 1979, 6:05 PM EST
Att. 23,285 - Cloudy


AB 34
R 3
H 10
RBI 2
BB 2
SO 6
LOB 13



Batter	1	2	3	4	5	6	7	8	9	AB	R	H	RBI	BB	SO	LOB	BOTTOM																					
Ken Griffey, L OBP: 0.386, SLG: 0.532	0-3 K			0-0 CS 1B		0-0 L3		4-0 BB		3	0	1	0	1	1	1																						
Dave Concepcion, R OBP: 0.378, SLG: 0.427	0-0 F8			0-0 F8			0-0 2B 1B	0-3 K		4	1	1	0	0	1	2																						
Joe Morgan, L OBP: 0.410, SLG: 0.565	0-0 6-3			0-0 3-1			0-0 1B G3 2B		0-0 E 2B	4	2	2	0	0	0	0																						
George Foster, R OBP: 0.471, SLG: 0.581		0-3 K			0-0 L8		0-0 G3 1B		0-0 SH5-4 WP 1B	4	1	2	2	0	1	0																						
Dan Driessen, L OBP: 0.333, SLG: 0.435	0-0 4-3			0-0 4-3			0-0 G3		4-0 SH5-4 IBB	3	0	0	1	1	0	1																						
Johnny Bench, R OBP: 0.323, SLG: 0.320	0-0 6-3			0-0 F5			0-0 F5		0-0 SH5-4	3	0	0	0	0	0	1																						
Ray Knight, R OBP: 0.397, SLG: 0.375			0-0 4-3			0-3 K		0-0 6-3		4	0	0	0	0	1	2	AB 31																					
Cesar Geronimo, L OBP: 0.237, SLG: 0.229			0-0 F8			0-3 K		0-3 K		3	0	0	0	0	2	0	R 4																					
Michael LaCoss, R OBP: 0.167, SLG: 0.167										1	0	0	0	0	1	0	H 7																					
Dave Collins, S OBP: 0.375, SLG: 0.375										1	0	1	0	0	0	0	RBI 3																					
Pedro Borbon, R										0	0	0	0	0	0	0	BB 2																					
Champ Summers, L OBP: 0.250, SLG: 0.333										0	0	0	0	0	0	0	SO 7																					
Frank Pastore, R										0	0	0	0	0	0	0	LOB 7																					
Inning Stats	R: 0 E: 0 K: 1 S: 5	H: 0 LOB: 0 BB: 0 P: 5	R: 0 E: 0 K: 1 S: 5	H: 0 LOB: 0 BB: 0 P: 5	R: 0 E: 0 K: 0 S: 3	H: 1 LOB: 0 BB: 0 P: 3	R: 0 E: 0 K: 0 S: 3	H: 0 LOB: 0 BB: 0 P: 3	R: 0 E: 0 K: 2 S: 8	H: 1 LOB: 1 BB: 0 P: 8	R: 2 E: 0 K: 0 S: 6	H: 3 LOB: 1 BB: 0 P: 6	R: 0 E: 0 K: 2 S: 7	H: 0 LOB: 1 BB: 1 P: 11	R: 2 E: 1 K: 0 S: 3	H: 2 LOB: 1 BB: 1 P: 7	1B: 5 2B: 2 3B: 0 HR: 0	SF: 0 SAC: 1 DP: 0 HBP: 0	WP: 1 PB: 0 SB: 0 CS: 1	PA: 34																		
PITCHER	IP	WLS	BF	H	R	ER	SO	BB	IBB	HBP	BLK	WP	HR	S	P	ERA	WHIP	PITCHER				IP	WLS	BF	H	R	ER	SO	BB	IBB	HBP	BLK	WP	HR	S	P	ERA	WHIP
John Denny, R ERA: 3.25	(1, 1)	8.0		30	6	3	3	7	1	0	0	0	0	43	47	3.38	0.875																					
Mark Littell, R ERA: 2.36	(9, 1)	0.1	L	4	1	1	1	0	0	1	0	0	0	2	6	27.00	3.000																					

St. Louis Cardinals @ Cincinnati Reds
Riverfront Stadium, Cincinnati, OH
Fri Apr 27 1979, 6:05 PM EST
Att. 23,285 - Cloudy

AB 31
R 4
H 7
RBI 3
BB 2
SO 7
LOB 7



Batter	1	2	3	4	5	6	7	8	9	AB	R	H	RBI	BB	SO	LOB	TOP								
Garry Templeton, S OBP: 0.321, SLG: 0.377 Jerry Mumphrey, S OBP: 0.333, SLG: 0.200	1B	SH	3-1		2B		K	1-3		3	3	3	2	0	0	0									
Lou Brock, L OBP: 0.304, SLG: 0.341 Mike Phillips, L OBP: 0.200, SLG: 0.200	G3	BB	4-3		K			BB	5-3	4	2	2	2	0	1	2									
Keith Hernandez, L OBP: 0.313, SLG: 0.473	G3	F9	G3		2B		F8		F8	6	1	1	1	0	0	4									
Ted Simmons, S OBP: 0.408, SLG: 0.540 Steve Swisher, R	1B	BB		L1-3			FC6-4			2	1	2	2	1	0	0									
George Hendrick, R OBP: 0.344, SLG: 0.358	1B	BB		L1-3	K		FC6-4		F2	5	1	1	2	1	1	5									
Tony Scott, S OBP: 0.346, SLG: 0.481	K	BB						2B		4	1	3	1	1	1	2									
Ken Reitz, R OBP: 0.375, SLG: 0.446	F7			F7			F8	SF8		5	0	2	2	0	0	4									
Mike Tyson, R OBP: 0.318, SLG: 0.500					F9		F7	SF8		4	1	1	2	0	1	3									
Pete Vuckovich, R OBP: 0.333, SLG: 0.333 Roger Freed, R (8, PH) Silvio Martinez, R (8, 1)							F9	5-3		4	2	2	0	0	0	3									
Inning Stats	R: 2 E: 0 K: 1 S: 8	H: 3 LOB: 2 BB: 1 P: 12	R: 6 E: 1 K: 1 S: 10	H: 4 LOB: 2 BB: 2 P: 19	R: 0 E: 0 K: 0 S: 3	H: 0 LOB: 0 BB: 0 P: 3	R: 0 E: 0 K: 0 S: 4	H: 2 LOB: 1 BB: 0 P: 4	R: 3 E: 0 K: 2 S: 11	H: 4 LOB: 1 BB: 0 P: 11	R: 0 E: 0 K: 0 S: 4	H: 1 LOB: 2 BB: 1 P: 4	R: 0 E: 0 K: 1 S: 6	H: 1 LOB: 2 BB: 1 P: 10	R: 1 E: 0 K: 0 S: 5	H: 2 LOB: 1 BB: 0 P: 5	R: 0 E: 0 K: 0 S: 3	H: 0 LOB: 1 BB: 1 P: 7	1B: 11 2B: 6 3B: 0 HR: 1	SF: 1 SAC: 1 DP: 1 HBP: 1	WP: 0 PB: 0 SB: 0 CS: 0	PA: 50			
PITCHER	IP	WLS	BF	H	R	ER	SO	BB	IBB	HBP	BLK	WP	HR	S	P	ERA	WHIP								
Tom Hume, R ERA: 5.58	1.0	L	10	5	5	5	1	0	1	0	0	0	1	11	15	45.00	5.000								
Doug Capilla, L ERA: 8.53	0.1		5	1	1	0	0	2	0	1	0	0	0	2	11	0.00	9.000								
Pedro Borbon, R ERA: 3.68	4.2		21	8	5	5	3	0	0	0	0	0	0	27	27	9.64	1.714								
Dave Tomlin, L ERA: 3.88	2.0		10	3	1	1	1	1	0	0	0	0	0	11	15	4.50	2.000								
Frank Pastore, R ERA: 4.91	1.0		4	0	0	0	0	1	0	0	0	0	0	3	7	0.00	1.000								

St. Louis Cardinals @ Cincinnati Reds
Riverfront Stadium, Cincinnati, OH
Sat Apr 28 1979, 3:33 AM EST
Att: 19,471 - Unknown

AB 42
R 12
H 17
RBI 12
BB 5
SO 5
LOB 25



Batter	1	2	3	4	5	6	7	8	9	AB	R	H	RBI	BB	SO	LOB	BOTTOM								
Ken Griffey, L OBP: 0.379, SLG: 0.519	K		1-3			BB	1-3			4	1	1	0	0	1	2									
Dave Concepcion, R OBP: 0.372, SLG: 0.412	6-3			6-3		BB		L8		3	0	0	0	1	0	0									
Joe Morgan, L OBP: 0.420, SLG: 0.557 Dave Tomlin, L	F2					BB		F9		1	0	0	0	2	0	0									
Champ Summers, L OBP: 0.231, SLG: 0.308					BB					0	0	0	0	0	0	0									
George Foster, R OBP: 0.449, SLG: 0.558 Frank Pastore, R		K		F9		SF8		L4		3	0	0	1	0	1	1									
Dan Driessen, L OBP: 0.318, SLG: 0.411		P3		L6		1-3			P5	4	0	0	0	0	0	3									
Johnny Bench, R OBP: 0.338, SLG: 0.327 Vic Correll, R OBP: 0.429, SLG: 0.444					F9					2	0	1	0	1	0	0									
Ray Knight, R OBP: 0.377, SLG: 0.353					F7		F9		F9	4	0	0	0	0	1	3									
Cesar Geronimo, L OBP: 0.238, SLG: 0.230				F9		G3		F9		4	0	1	0	0	0	1									
Tom Hume, R OBP: 0.214, SLG: 0.231 Doug Capilla, L OBP: 1.000, SLG: 1.000 Pedro Borbon, R										0	0	0	0	0	0	0									
Rick Auerbach, R OBP: 0.154, SLG: 0.231										1	0	0	0	0	0	0									
										2	0	0	0	0	1	2									
Inning Stats	R: 0 E: 0 K: 1 S: 5	H: 0 LOB: 0 BB: 0 P: 5	R: 0 E: 0 K: 2 S: 7	H: 0 LOB: 1 BB: 1 P: 11	R: 0 E: 0 K: 0 S: 3	H: 0 LOB: 0 BB: 0 P: 3	R: 0 E: 0 K: 0 S: 3	H: 0 LOB: 1 BB: 1 P: 7	R: 0 E: 0 K: 0 S: 4	H: 1 LOB: 2 BB: 2 P: 12	R: 0 E: 0 K: 1 S: 7	H: 2 LOB: 2 BB: 0 P: 7	R: 0 E: 0 K: 0 S: 3	H: 0 LOB: 0 BB: 0 P: 3	R: 0 E: 0 K: 0 S: 4	H: 1 LOB: 1 BB: 0 P: 4	1B: 4 2B: 0 3B: 0 HR: 0	SF: 1 SAC: 0 DP: 0 HBP: 0	WP: 0 PB: 0 SB: 0 CS: 0	PA: 35					
PITCHER	IP	WLS	BF	H	R	ER	SO	BB	IBB	HBP	BLK	WP	HR	S	P	ERA	WHIP								
Pete Vuckovich, R ERA: 2.25	7.0	W	28	3	1	1	4	4	0	0	0	0	0	7	7	0.00	0.500								
Silvio Martinez, R ERA: 1.42	2.0		7	1	0	0	0	0	0	0	0	0	0	7	7	0.00	0.500								

St. Louis Cardinals @ Cincinnati Reds
Riverfront Stadium, Cincinnati, OH
Sat Apr 28 1979, 3:33 AM EST
Att: 19,471 - Unknown


AB 30
R 1
H 4
RBI 1
BB 4
SO 4
LOB 12



Batter	1	2	3	4	5	6	7	8	9	AB R H RBI BB SO LOB	TOP							
Ivan De Jesus, R OBP: 0.272, SLG: 0.329	6-3	E9		P6			FC1-6 1B		4-3	5 1 1 2 0 0 2	Chicago Cubs @ Cincinnati Reds Riverfront Stadium, Cincinnati, OH Tue May 01 1979, 7:05 PM EDT Att: 15,378 - Unknown							
Bobby Murcer, L OBP: 0.410, SLG: 0.429	F6	L3						G3	5 0 2 1 0 0 2									
Bill Buckner, L OBP: 0.247, SLG: 0.395	HR			HR				F9	5 2 3 2 0 1 1									
Dave Kingman, R OBP: 0.347, SLG: 0.621 Sam Mejias, R (9, 7)	6-3			K			K		4 0 0 0 0 3 2 0 0 0 0 0 0 0									
Steve Ontiveros, S OBP: 0.356, SLG: 0.313		K	4-3		4-3			K	4 0 0 0 0 2 1									
Jerry Martin, R OBP: 0.310, SLG: 0.358		BB E 2B	K			5-3		SH2-3 1B 1B	4 1 2 0 0 1 0									
Barry Foote, R OBP: 0.200, SLG: 0.224		K		K				SH2-3 1B	4 0 1 0 0 3 1									
Ted Sizemore, R OBP: 0.353, SLG: 0.293		BB 1B IBB		6-3		P4		SH2-3	2 1 0 0 1 0 0									
Ken Holtzman, R OBP: 0.500, SLG: 0.500 Bruce Sutter, R (8, 1)		E 1B BB					FC1-6 1B	5-3	3 0 2 0 1 0 2 0 0 0 0 0 0 0									
Inning Stats	R: 1 E: 0 K: 0 S: 4	H: 1 LOB: 0 BB: 0 P: 4	R: 2 E: 1 K: 2 S: 9	H: 2 LOB: 2 BB: 2 P: 17	R: 1 E: 0 K: 2 S: 8	H: 1 LOB: 1 BB: 0 P: 8	R: 0 E: 0 K: 1 S: 6	H: 0 LOB: 0 BB: 0 P: 6	R: 1 E: 0 K: 1 S: 7	H: 3 LOB: 1 BB: 0 P: 7		R: 0 E: 0 K: 1 S: 7	H: 2 LOB: 2 BB: 0 P: 7	R: 0 E: 0 K: 0 S: 3	H: 0 LOB: 0 BB: 0 P: 3	1B: 5 2B: 4 3B: 0 HR: 2	SF: 0 SAC: 1 DP: 0 HBP: 0	WP: 0 PB: 0 SB: 1 CS: 0
PITCHER	IP WLS BF H R ER SO BB IBB HBP BLK WP HR S P ERA WHIP											IP WLS BF H R ER SO BB IBB HBP BLK WP HR S P ERA WHIP						
Fred Norman, L ERA: 3.27	3.0 L 15 4 4 4 4 1 1 0 0 0 0 2 21 29 12.00 1.667																	
Tom Hume, R ERA: 5.24	3.2 15 5 1 1 4 0 0 0 0 0 0 0 23 23 2.46 1.364																	
Pedro Borbon, R ERA: 3.38	1.1 6 2 0 0 2 0 0 0 0 0 0 0 10 10 0.00 1.500																	
Dave Tomlin, L ERA: 3.24	1.0 3 0 0 0 0 0 0 0 0 0 0 0 3 3 0.00 0.000																	



Batter	1	2	3	4	5	6	7	8	9	AB R H RBI BB SO LOB	BOTTOM									
Ken Griffey, L OBP: 0.411, SLG: 0.552	F7				4-3			BB BB 1B		4 0 2 1 0 0 1	Chicago Cubs @ Cincinnati Reds Riverfront Stadium, Cincinnati, OH Tue May 01 1979, 7:05 PM EDT Att: 15,378 - Unknown									
Dave Concepcion, R OBP: 0.383, SLG: 0.402	5-3		3B	5-3		F9		FC5 BB BB	3 0 0 0 1 0 1											
Joe Morgan, L OBP: 0.416, SLG: 0.526	K			6-3		K		BB BB	3 0 0 0 1 2 0											
George Foster, R OBP: 0.423, SLG: 0.553		6-3		F9		6-3		P8	4 0 0 0 0 0 3											
Johnny Bench, R OBP: 0.329, SLG: 0.305	F8			1B		6-3		FC5	4 0 1 0 0 0 3											
Dan Driessen, L OBP: 0.301, SLG: 0.375	K			F5		BB BB		K	3 0 0 0 1 2 1											
Ray Knight, R OBP: 0.400, SLG: 0.413			G6-4-3 1B 3B 1B		4-3 2B		F8		4 1 2 0 0 0 1											
Cesar Geronimo, L OBP: 0.250, SLG: 0.235			G6-4-3 1B		4-3		F9		3 0 1 0 1 0 2											
Fred Norman, S OBP: 0.256, SLG: 0.423 Armando Oria, R OBP: 0.289, SLG: 0.300 Tom Hume, R OBP: 0.206, SLG: 0.214 Pedro Borbon, R OBP: 0.442, SLG: 0.524 Rick Auerbach, R OBP: 0.142, SLG: 0.214 Dave Tomlin, L OBP: 0.274, SLG: 0.286			G6-4-3		5-3			F7	0 0 0 0 0 0 0 1 0 0 0 0 0 2 1 0 0 0 0 0 1 0 0 0 0 0 0 0 1 0 0 0 0 0 0 0 0 0 0 0 0 0 1 0 0 0 0 0 1											
Inning Stats	R: 0 E: 0 K: 1 S: 5	H: 0 LOB: 0 BB: 0 P: 5	R: 0 E: 0 K: 1 S: 5	H: 0 LOB: 0 BB: 0 P: 5	R: 1 E: 0 K: 0 S: 5	H: 3 LOB: 1 BB: 0 P: 5	R: 0 E: 0 K: 0 S: 4	H: 1 LOB: 1 BB: 0 P: 4	R: 0 E: 0 K: 1 S: 5	H: 0 LOB: 0 BB: 0 P: 5		R: 0 E: 0 K: 0 S: 3	H: 0 LOB: 3 BB: 1 P: 7	R: 0 E: 0 K: 2 S: 7	H: 1 LOB: 3 BB: 2 P: 12	R: 0 E: 0 K: 0 S: 7	H: 0 LOB: 1 BB: 1 P: 11	1B: 4 2B: 1 3B: 1 HR: 0	SF: 0 SAC: 0 DP: 1 HBP: 0	WP: 0 PB: 0 SB: 0 CS: 0
PITCHER	IP WLS BF H R ER SO BB IBB HBP BLK WP HR S P ERA WHIP											IP WLS BF H R ER SO BB IBB HBP BLK WP HR S P ERA WHIP								
Ken Holtzman, L ERA: 3.2	1.1 W 28 6 1 1 3 1 0 0 0 0 0 0 9 33 1.23 0.955																			
Bruce Sutter, R ERA:	1.2 8 0 0 0 2 3 0 0 0 0 0 0 9 21 0.00 1.800																			

AB	36
R	5
H	11
RBI	5
BB	2
SO	10
LOB	11



AB	32
R	1
H	6
RBI	1
BB	4
SO	5
LOB	16



Batter	1	2	3	4	5	6	7	8	9	10	AB	R	H	RBI	BB	SO	LOB	TOP									
Terry Puhl, L OBP: 0.331, SLG: 0.369 (1, 9)	FC5-6 1B		E1 HR	G3		F8			K		5	1	1	0	0	1	3	Houston Astros @ Cincinnati Reds Riverfront Stadium, Cincinnati, OH Fri May 04 1979, 7:05 PM EDT Att: 20,988 - Unknown									
Craig Reynolds, L OBP: 0.290, SLG: 0.371 (1, 6)	FC5-6 1B SF8		HR 1B			P3		E3 G4-6-3 BB	F6		5	2	1	1	0	0	1										
Cesar Cedeno, R OBP: 0.400, SLG: 0.486 (1, 8)	SF8 1B		F7		6-3			G4-6-3 BB			3	0	1	0	2	0	2										
Jose Cruz, L OBP: 0.413, SLG: 0.545 (1, 7)	SF8		L3					G4-6-3 BB	F7		4	0	1	1	0	0	5										
Enos Cabell, R OBP: 0.350, SLG: 0.432 (8, 3)	F9		HR		4-3			5-3	F8		5	1	1	3	0	0	3										
Bob Watson, R OBP: 0.292, SLG: 0.311 Rafael Landestoy, S OBP: 0.300, SLG: 0.333 (1, 3) (8, 4)		F8				F3		6-3	G3		4	0	1	0	0	0	0										
Art Howe, R OBP: 0.273, SLG: 0.319 (8, 5)		6-3		6-3		4-3 2B		F9	2B BB		4	0	1	0	1	0	1										
Alan Ashby, S OBP: 0.289, SLG: 0.329 (1, 2)	K			4-3		4-3		E6	2B		5	0	1	0	0	1	1										
Vern Rühle, R OBP: 0.197, SLG: 0.182 Jimmy Sewell, R OBP: 0.268, SLG: 0.267 Joe Sambito, L OBP: 0.255, SLG: 0.287 Bo McLaughlin, R OBP: 0.225, SLG: 0.125 Denny Walling, L OBP: 0.125, SLG: 0.125 Frank Riccielli, L OBP: 0.125, SLG: 0.125 Rick Williams, R OBP: 0.125, SLG: 0.125 (1, 11) (6, PH) (6, 1) (8, 1) (10, PH) (10, 1) (10, 1)			HR 1B 2B	K				F9	G3		2	1	1	0	0	1	0										
Inning Stats	R: 1 E: 0 K: 0 S: 5	H: 2 LOB: 1 BB: 0 P: 5	R: 0 E: 0 K: 1 S: 5	H: 0 LOB: 0 BB: 0 P: 5	R: 4 E: 1 K: 0 S: 8	H: 4 LOB: 1 BB: 0 P: 8	R: 0 E: 0 K: 1 S: 5	H: 0 LOB: 0 BB: 0 P: 5	R: 0 E: 0 K: 0 S: 5	H: 1 LOB: 1 BB: 0 P: 4	R: 0 E: 1 K: 0 S: 4	H: 0 LOB: 1 BB: 1 P: 7	R: 0 E: 1 K: 1 S: 4	H: 0 LOB: 1 BB: 0 P: 4	R: 0 E: 0 K: 1 S: 5	H: 1 LOB: 1 BB: 1 P: 9	R: 0 E: 0 K: 0 S: 4		H: 1 LOB: 3 BB: 1 P: 8	1B: 5 2B: 3 3B: 0 HR: 1	SF: 1 SAC: 0 DP: 1 HBP: 0	WP: 0 PB: 0 SB: 1 CS: 0	PA: 45				
PITCHER	IP WLS BF H R ER SO BB IBB HBP BLK WP HR S P ERA WHIP	Tom Seaver, R ERA: 3.88 (1, 1)	Paul Moskau, R ERA: 1.04 (2, 1)	Dave Tomlin, L ERA: 3.0 (7, 1)	Pedro Borbon, R ERA: 3.12 (7, 1)	Doug Bair, R ERA: 2.19 (9, 1)	PITCHER	IP WLS BF H R ER SO BB IBB HBP BLK WP HR S P ERA WHIP	Paul Moskau, R ERA: 1.04 (2, 1)	Dave Tomlin, L ERA: 3.0 (7, 1)	Pedro Borbon, R ERA: 3.12 (7, 1)	Doug Bair, R ERA: 2.19 (9, 1)	Tom Seaver, R ERA: 3.88 (1, 1)	Paul Moskau, R ERA: 1.04 (2, 1)	Dave Tomlin, L ERA: 3.0 (7, 1)	Pedro Borbon, R ERA: 3.12 (7, 1)	Doug Bair, R ERA: 2.19 (9, 1)	Tom Seaver, R ERA: 3.88 (1, 1)	Paul Moskau, R ERA: 1.04 (2, 1)	Dave Tomlin, L ERA: 3.0 (7, 1)	Pedro Borbon, R ERA: 3.12 (7, 1)	Doug Bair, R ERA: 2.19 (9, 1)	Tom Seaver, R ERA: 3.88 (1, 1)	Paul Moskau, R ERA: 1.04 (2, 1)	Dave Tomlin, L ERA: 3.0 (7, 1)	Pedro Borbon, R ERA: 3.12 (7, 1)	Doug Bair, R ERA: 2.19 (9, 1)
Ken Griffey, L OBP: 0.419, SLG: 0.542 (8, 9)	4-3			K		SH2-3 1B		F8		BB 1B	5	1	2	0	1	1	1	Houston Astros @ Cincinnati Reds Riverfront Stadium, Cincinnati, OH Fri May 04 1979, 7:05 PM EDT Att: 20,988 - Unknown									
Dave Concepcion, R OBP: 0.369, SLG: 0.400 (1, 6)	1B	L6		K		SH2-3		BB 1B	1B BB		4	0	2	0	1	1	3										
Joe Morgan, L OBP: 0.414, SLG: 0.516 (1, 4)	F9		5-3	E 2B		F2		K	1B BB		5	0	1	0	1	1	4										
George Foster, R OBP: 0.421, SLG: 0.543 (1, 7)	K		K	E5 2B		F9		BB	1B		5	0	1	1	1	2	3										
Champ Summers, L OBP: 0.250, SLG: 0.222 (1, 9)		F7		L4				4-3			2	1	0	0	1	0	2										
Dave Collins, S OBP: 0.400, SLG: 0.400 (8, 8)			HR BB								2	0	1	0	0	0	3										
Doug Bair, R (9, 1)											0	0	0	0	0	0	0										
Dan Driessen, L OBP: 0.324, SLG: 0.443 (1, 3)		1B 1B		HR BB		6-3 BB		P3		SF7 3B	4	3	3	2	1	0	1										
Ray Knight, R OBP: 0.394, SLG: 0.405 (1, 5)		SH1-4 1B		WP 1B		6-3		L6		6-3	5	1	2	0	0	0	3										
Johnny Bench, R OBP: 0.321, SLG: 0.303 (1, 2)		SH1-4 1B		1B		F7		P3		SF7	4	0	2	3	0	0	2										
Tom Seaver, R ERA: 3.29 (1, 1)	SH1-4		F8		6-3			BB 1B	F2		0	0	0	0	0	0	0										
Paul Moskau, R OBP: 0.125, SLG: 0.125 (2, 1)											2	0	0	0	0	0	2										
Dave Tomlin, L ERA: 2.79 (7, 1)											0	0	0	0	0	0	0										
Pedro Borbon, R ERA: 8.1 (7, 1)											0	0	0	0	0	0	0										
Rick Auerbach, R OBP: 0.200, SLG: 0.267 (8, PH)											1	0	1	0	0	0	0										
Cesar Geronimo, R OBP: 0.044, SLG: 0.129 (8, 8)											1	0	1	0	0	0	0										
Inning Stats	R: 0 E: 0 K: 1 S: 6	H: 1 LOB: 1 BB: 0 P: 6	R: 1 E: 0 K: 0 S: 6	H: 3 LOB: 3 BB: 1 P: 10	R: 3 E: 0 K: 1 S: 8	H: 3 LOB: 1 BB: 1 P: 12	R: 0 E: 1 K: 2 S: 9	H: 1 LOB: 2 BB: 0 P: 9	R: 0 E: 0 K: 0 S: 3	H: 0 LOB: 1 BB: 1 P: 7	R: 0 E: 0 K: 0 S: 4	H: 1 LOB: 1 BB: 0 P: 4	R: 0 E: 1 K: 0 S: 7	H: 2 LOB: 3 BB: 1 P: 11	R: 1 E: 0 K: 0 S: 4	H: 1 LOB: 0 BB: 0 P: 4	R: 1 E: 0 K: 0 S: 2	H: 2 LOB: 3 BB: 2 P: 10	1B: 12 2B: 1 3B: 1 HR: 1	SF: 1 SAC: 2 DP: 0 HBP: 0	WP: 1 PB: 0 SB: 0 CS: 0	PA: 49					
PITCHER	IP WLS BF H R ER SO BB IBB HBP BLK WP HR S P ERA WHIP	Vern Rühle, R ERA: 3.29 (1, 1)	Joe Sambito, L ERA: 2.79 (6, 1)	Bo McLaughlin, R ERA: 8.1 (8, 1)	Frank Riccielli, L ERA: 3.24 (10, 1)	Rick Williams, R ERA: (10, 1)	PITCHER	IP WLS BF H R ER SO BB IBB HBP BLK WP HR S P ERA WHIP	Paul Moskau, R ERA: 1.04 (2, 1)	Dave Tomlin, L ERA: 3.0 (7, 1)	Pedro Borbon, R ERA: 3.12 (7, 1)	Doug Bair, R ERA: 2.19 (9, 1)	Tom Seaver, R ERA: 3.88 (1, 1)	Paul Moskau, R ERA: 1.04 (2, 1)	Dave Tomlin, L ERA: 3.0 (7, 1)	Pedro Borbon, R ERA: 3.12 (7, 1)	Doug Bair, R ERA: 2.19 (9, 1)	Tom Seaver, R ERA: 3.88 (1, 1)	Paul Moskau, R ERA: 1.04 (2, 1)	Dave Tomlin, L ERA: 3.0 (7, 1)	Pedro Borbon, R ERA: 3.12 (7, 1)	Doug Bair, R ERA: 2.19 (9, 1)	Tom Seaver, R ERA: 3.88 (1, 1)	Paul Moskau, R ERA: 1.04 (2, 1)	Dave Tomlin, L ERA: 3.0 (7, 1)	Pedro Borbon, R ERA: 3.12 (7, 1)	Doug Bair, R ERA: 2.19 (9, 1)
AB	R	H	RBI	BB	SO	LOB	40	5	9	5	4	3	19	40	6	15	6	6	5	24							
																											

Batter	1	2	3	4	5	6	7	8	9	AB	R	H	RBI	BB	SO	LOB	TOP		
Terry Puhl, L OBP: 0.331, SLG: 0.375 (1, 9)	F8	P6		4-3		FC6-4 2H 1B		F7		5	0	1	1	0	0	3	Houston Astros @ Cincinnati Reds Riverfront Stadium, Cincinnati, OH Sun May 06 1979, 7:05 PM EDT Unknown		
Craig Reynolds, L OBP: 0.293, SLG: 0.368 (1, 6)	F8	FC4-6		4-3		FC6-4		FC4-6		5	0	0	0	0	0	4			
Cesar Cedeno, R OBP: 0.388, SLG: 0.500 Jesus Alou, R (8, 9)	1B BB	4-3		K				F3		3	1	0	0	1	1	2			
Jose Cruz, L OBP: 0.402, SLG: 0.521 Denny Walling, L OBP: 0.125, SLG: 0.125 (7, 7)	1B HR 1B			4-3				4-3		4	1	1	0	0	0	0			
Enos Cabell, R OBP: 0.351, SLG: 0.437 Jimmy Sexton, R (8, 5)	HR 1B			K				5-3		4	1	2	1	0	1	0			
Bob Watson, R OBP: 0.288, SLG: 0.330 (1, 3)	HR			F7				P4		3	1	1	3	1	0	0			
Art Howe, R OBP: 0.316, SLG: 0.316 Julio Gonzalez, R (8, 4)	HBP			FC5-4		F2		G6-4-3 1B		3	0	1	0	0	0	2			
Alan Ashby, S OBP: 0.286, SLG: 0.325 (1, 2)	F7			K		1B 2B		G6-4-3		4	1	1	0	0	1	4			
J.R. Richard, R OBP: 0.265, SLG: 0.400 Rick Williams, R OBP: 0.250, SLG: 0.275 Rafael Landestoy, S OBP: 0.250, SLG: 0.275 Bo McLaughlin, R OBP: 0.250, SLG: 0.275 Gary Wilson, R OBP: 0.250, SLG: 0.275 Jeffrey Leonard, R OBP: 0.250, SLG: 0.275 (11, 1) (12, 1) (6, PH) (6, 1) (6, 1) (6, 1)	FC4-6 1B			4-3 4-3 BB		F7		FC4-6 1B		1	0	1	0	0	0	0			
Inning Stats	R: 4 E: 0 K: 0 S: 6	H: 3 LOB: 1 BB: 1 P: 11	R: 0 E: 0 K: 0 S: 4	H: 1 LOB: 1 BB: 0 P: 4	R: 0 E: 0 K: 1 S: 6	H: 1 LOB: 2 BB: 1 P: 10	R: 0 E: 0 K: 1 S: 5	H: 0 LOB: 0 BB: 0 P: 5	R: 1 E: 0 K: 0 S: 5	H: 2 LOB: 1 BB: 0 P: 5	R: 0 E: 0 K: 0 S: 3	H: 0 LOB: 0 BB: 0 P: 3	R: 0 E: 0 K: 0 S: 3	H: 1 LOB: 1 BB: 0 P: 3	R: 0 E: 0 K: 0 S: 4	H: 1 LOB: 1 BB: 0 P: 4		1B: 6 2B: 2 3B: 0 HR: 1	SF: 0 SAC: 0 DP: 1 HBP: 1
PITCHER	IP WLS BF H R ER SO BB IBB HBP BLK WP HR S P ERA WHIP	IP WLS BF H R ER SO BB IBB HBP BLK WP HR S P ERA WHIP	IP WLS BF H R ER SO BB IBB HBP BLK WP HR S P ERA WHIP	IP WLS BF H R ER SO BB IBB HBP BLK WP HR S P ERA WHIP	IP WLS BF H R ER SO BB IBB HBP BLK WP HR S P ERA WHIP	IP WLS BF H R ER SO BB IBB HBP BLK WP HR S P ERA WHIP	IP WLS BF H R ER SO BB IBB HBP BLK WP HR S P ERA WHIP	IP WLS BF H R ER SO BB IBB HBP BLK WP HR S P ERA WHIP	IP WLS BF H R ER SO BB IBB HBP BLK WP HR S P ERA WHIP	IP WLS BF H R ER SO BB IBB HBP BLK WP HR S P ERA WHIP	IP WLS BF H R ER SO BB IBB HBP BLK WP HR S P ERA WHIP	IP WLS BF H R ER SO BB IBB HBP BLK WP HR S P ERA WHIP	IP WLS BF H R ER SO BB IBB HBP BLK WP HR S P ERA WHIP	IP WLS BF H R ER SO BB IBB HBP BLK WP HR S P ERA WHIP	IP WLS BF H R ER SO BB IBB HBP BLK WP HR S P ERA WHIP	IP WLS BF H R ER SO BB IBB HBP BLK WP HR S P ERA WHIP	IP WLS BF H R ER SO BB IBB HBP BLK WP HR S P ERA WHIP	IP WLS BF H R ER SO BB IBB HBP BLK WP HR S P ERA WHIP	
Bill Bonham, R ERA: 4.5 Pedro Borbon, R ERA: 2.7	3.0 W 17 5 4 4 1 2 2 0 1 0 0 1 16 25 12.00 2.333	6.0 W 22 4 1 1 2 1 0 0 0 0 0 0 25 29 1.50 0.833																	

AB	35
R	5
H	9
RBI	5
BB	3
SO	3
LOB	17



Batter	1	2	3	4	5	6	7	8	9	AB	R	H	RBI	BB	SO	LOB	BOTTOM		
Ken Griffey, L OBP: 0.422, SLG: 0.538 (1, 9)	K	F9		F7		BB 1B	1B			6	2	3	3	0	1	0	Houston Astros @ Cincinnati Reds Riverfront Stadium, Cincinnati, OH Sun May 06 1979, 7:05 PM EDT Unknown		
Dave Concepcion, R OBP: 0.388, SLG: 0.454 Rick Auerbach, R OBP: 0.188, SLG: 0.250 (7, FR) (8, 6)	K BB S 1B	HR		F9		1B BB	HR 1B	K		4	2	2	2	1	1	0			
Joe Morgan, L OBP: 0.426, SLG: 0.556 Junior Kennedy, R OBP: 0.333, SLG: 0.333 (1, 4) (8, 4)	BB 1B BB	HR		F8		1B	P3			4	2	2	3	1	0	2			
George Foster, R OBP: 0.414, SLG: 0.520 (1, 7)	BB 3B BB	6-3		P4		K	F5			4	1	0	0	1	1	3			
Champ Summers, L OBP: 0.379, SLG: 0.440 (1, 3)	BB 3B 1B	FC4 1B		1B		BB	HR			4	2	4	5	1	0	0			
Ray Knight, R OBP: 0.369, SLG: 0.376 (1, 5)	F8	FC4		P6		F9	6-3			5	0	0	0	0	0	7			
Johnny Bench, R OBP: 0.344, SLG: 0.306 (1, 2)	3B BB			4-3		F8	1B 1B E 1B	F2		4	2	1	0	1	0	1			
Cesar Geronimo, L OBP: 0.253, SLG: 0.261 (1, 8)	3B			F8		1B 1B	E 1B 1B	E6 2B		5	3	3	3	0	0	0			
Bill Bonham, R Arturo DeFretas, R Pedro Borbon, R (1, 1) (3, PH) (4, 1)	K	6-3		6-3		BB 1B 1B	1B 1B 1B	K		1	0	0	0	0	1	1			
Inning Stats	R: 5 E: 0 K: 3 S: 12	H: 2 LOB: 1 BB: 3 P: 24	R: 2 E: 0 K: 0 S: 6	H: 3 LOB: 0 BB: 0 P: 6	R: 0 E: 0 K: 0 S: 3	H: 0 LOB: 0 BB: 0 P: 3	R: 0 E: 0 K: 0 S: 3	H: 0 LOB: 0 BB: 0 P: 3	R: 0 E: 0 K: 0 S: 4	H: 1 LOB: 1 BB: 0 P: 4	R: 3 E: 0 K: 1 S: 8	H: 4 LOB: 2 BB: 2 P: 16	R: 6 E: 1 K: 0 S: 9	H: 6 LOB: 1 BB: 0 P: 9	R: 1 E: 1 K: 2 S: 9	H: 1 LOB: 1 BB: 0 P: 9		1B: 12 2B: 1 3B: 1 HR: 3	SF: 0 SAC: 0 DP: 0 HBP: 0
PITCHER	IP WLS BF H R ER SO BB IBB HBP BLK WP HR S P ERA WHIP	IP WLS BF H R ER SO BB IBB HBP BLK WP HR S P ERA WHIP	IP WLS BF H R ER SO BB IBB HBP BLK WP HR S P ERA WHIP	IP WLS BF H R ER SO BB IBB HBP BLK WP HR S P ERA WHIP	IP WLS BF H R ER SO BB IBB HBP BLK WP HR S P ERA WHIP	IP WLS BF H R ER SO BB IBB HBP BLK WP HR S P ERA WHIP	IP WLS BF H R ER SO BB IBB HBP BLK WP HR S P ERA WHIP	IP WLS BF H R ER SO BB IBB HBP BLK WP HR S P ERA WHIP	IP WLS BF H R ER SO BB IBB HBP BLK WP HR S P ERA WHIP	IP WLS BF H R ER SO BB IBB HBP BLK WP HR S P ERA WHIP	IP WLS BF H R ER SO BB IBB HBP BLK WP HR S P ERA WHIP	IP WLS BF H R ER SO BB IBB HBP BLK WP HR S P ERA WHIP	IP WLS BF H R ER SO BB IBB HBP BLK WP HR S P ERA WHIP	IP WLS BF H R ER SO BB IBB HBP BLK WP HR S P ERA WHIP	IP WLS BF H R ER SO BB IBB HBP BLK WP HR S P ERA WHIP	IP WLS BF H R ER SO BB IBB HBP BLK WP HR S P ERA WHIP	IP WLS BF H R ER SO BB IBB HBP BLK WP HR S P ERA WHIP	IP WLS BF H R ER SO BB IBB HBP BLK WP HR S P ERA WHIP	
J.R. Richard, R ERA: 3.21 Rick Williams, R ERA: Bo McLaughlin, R ERA: 12.46 Gary Wilson, R ERA: 11.05	1.1 3.2 0.0 3.0	1.1 13 4 18	1.1 2 3 8	1.1 0 3 7	1.1 0 0 0	1.1 0 0 0	1.1 0 0 0	1.1 0 0 0	1.1 0 0 0	1.1 0 0 0	1.1 0 0 0	1.1 0 0 0	1.1 0 0 0	1.1 0 0 0	1.1 0 0 0	1.1 0 0 0	1.1 0 0 0	1.1 0 0 0	1.1 0 0 0



Batter	1	2	3	4	5	6	7	8	9	AB	R	H	RBI	BB	SO	LOB	TOP								
Terry Puhl, L OBP: 0.333, SLG: 0.371 (1, 7)	4-0 BB		0-0 F8		0-0 1B	0-3 K		0-0 L1		4	1	1	0	1	1	3	Houston Astros @ Cincinnati Reds Riverfront Stadium, Cincinnati, OH Sun May 06 1979, 7:10 PM EDT Att: 33,618 - Unknown								
Craig Reynolds, L OBP: 0.289, SLG: 0.361 (1, 6)	0-3 K		0-0 F8		0-0 1B	0-3 K		0-0 5-3		5	1	1	0	0	2	4									
Cesar Cedeno, R OBP: 0.388, SLG: 0.482 (1, 8)	0-3 K			4-0 2B	4-0 1B		0-0 L8	0-0 F3		3	2	0	0	2	1	3									
Jeffrey Leonard, R OBP: 0.467, SLG: 0.600 (1, 9)	0-3 K			0-0 1B	0-3 K		0-0 G6-4-3	0-0 6-3		5	1	2	1	0	2	4									
Enos Cabell, R OBP: 0.353, SLG: 0.435 (8, 3)		0-0 L5		0-0 1B	0-0 1B		0-0 G6-4-3	0-0 5-3		5	0	2	3	0	0	1									
Bob Watson, R OBP: 0.306, SLG: 0.347 Julio Gonzalez, R (8, PR) (8, 5)		0-0 F7		0-0 1B	0-0 1B		0-0 HBP	0-3 K		4	0	3	1	0	0	0									
Rafael Landestoy, S OBP: 0.287, SLG: 0.231 (1, 4)		4-0 FC6-4		0-0 F7	0-0 F8		0-0 SH			2	1	0	0	1	0	3									
Bruce Bochy, R OBP: 0.292, SLG: 0.273 (1, 2)		0-0 FC6-4		0-3 K2-3		0-0 2B		1-0 2B		3	1	1	0	0	1	2									
Frank Riccelli, L OBP: 0.200, SLG: 0.400 Ken Forsch, R OBP: 0.105, SLG: 0.158 (9, 1)			0-0 4-3		0-0 F8	0-3 K		0-0 2B		4	0	1	3	0	1	1									
								1-1 2-H		0	0	0	0	0	0	0									
Inning Stats	R: 0 E: 0 K: 3 S: 9	H: 0 LOB: 1 BB: 1 P: 13	R: 0 E: 0 K: 0 S: 3	H: 0 LOB: 1 BB: 1 P: 7	R: 0 E: 0 K: 0 S: 3	H: 0 LOB: 0 BB: 0 P: 3	R: 2 E: 0 K: 1 S: 7	H: 3 LOB: 1 BB: 1 P: 11	R: 3 E: 0 K: 1 S: 9	H: 4 LOB: 2 BB: 1 P: 13	R: 0 E: 0 K: 3 S: 10	H: 1 LOB: 1 BB: 0 P: 10	R: 0 E: 0 K: 0 S: 3	H: 1 LOB: 0 BB: 0 P: 3	R: 3 E: 1 K: 0 S: 6	H: 2 LOB: 2 BB: 0 P: 7	R: 0 E: 0 K: 1 S: 5	H: 0 LOB: 0 BB: 0 P: 5	1B: 8 2B: 3 3B: 0 HR: 0	SF: 0 SAC: 1 DP: 1 HBP: 1	WP: 0 PB: 0 SB: 0 CS: 1	PA: 42			
PITCHER	IP	WLS	BF	H	R	ER	SO	BB	IBB	HBP	BLK	WP	HR	S	P	ERA	WHIP								
Fred Norman, L ERA: 4.1 (1, 1)	4.1	L	21	5	5	5	4	4	0	0	0	0	0	25	41	10.38	2.077								
Frank Pastore, R ERA: 4.0 (5, 1)	1.2		8	3	0	0	4	0	0	0	0	0	0	16	16	0.00	1.800								
Dave Tomlin, L ERA: 3.75 (7, 1)	3.0		13	3	3	2	1	0	0	1	0	0	0	14	15	6.00	1.000								

AB	36
R	8
H	11
RBI	8
BB	4
SO	9
LOB	21



Batter	1	2	3	4	5	6	7	8	9	AB	R	H	RBI	BB	SO	LOB	BOTTOM								
Ken Griffey, L OBP: 0.408, SLG: 0.518 (1, 8)	0-0 F9		0-0 4-3		0-0 1-3			0-3 K		4	0	0	1	0	1	2	Houston Astros @ Cincinnati Reds Riverfront Stadium, Cincinnati, OH Sun May 06 1979, 7:10 PM EDT Att: 33,618 - Unknown								
Junior Kennedy, R OBP: 0.313, SLG: 0.313 (1, 4)	0-3 K			0-0 F8	0-0 F9			0-0 14-3		4	0	1	0	0	1	1									
Dave Concepcion, R OBP: 0.384, SLG: 0.441 (1, 6)	0-3 K			0-0 E4		4-0 BB		0-0 1-4-3		3	0	0	0	1	1	1									
George Foster, R OBP: 0.408, SLG: 0.505 (1, 7)		4-0 CS		0-0 F8		0-3 K		0-0 P4		3	0	0	0	1	1	3									
Arturo DeFreitas, R OBP: 0.200, SLG: 0.333 Frank Pastore, R (5, PH) (6, PH) Dave Tomlin, L (7, PH) Joe Morgan, L OBP: 0.431, SLG: 0.556 (9, PH)		0-3 K		0-3 K		0-3 K		4-0 BB		2	0	0	0	0	2	2									
Champ Summers, L OBP: 0.394, SLG: 0.407 (1, 9)		4-0 CS			0-0 P6	0-0 F9		4-0 BB		2	0	0	0	2	0	1									
Ray Knight, R OBP: 0.374, SLG: 0.381 (1, 5)		0-0 CS		0-0 CS		0-0 1B		0-0 F9		4	1	2	0	0	0	2									
Vic Correll, R OBP: 0.440, SLG: 0.429 (1, 2)				0-0 FC1-8		4-0 1B		0-3 K		3	1	1	0	1	1	2									
Fred Norman, S OBP: 0.222, SLG: 0.125 Dave Collins, S OBP: 0.385, SLG: 0.385 (5, 3)			0-0 FC1-6		0-0 1-3			0-3 K		1	0	0	0	0	0	1									
								1-3 2-H		3	0	1	1	0	1	2									
Inning Stats	R: 0 E: 0 K: 2 S: 7	H: 0 LOB: 0 BB: 0 P: 7	R: 0 E: 0 K: 1 S: 3	H: 0 LOB: 2 BB: 2 P: 11	R: 0 E: 0 K: 0 S: 4	H: 2 LOB: 1 BB: 0 P: 4	R: 0 E: 1 K: 1 S: 6	H: 0 LOB: 1 BB: 0 P: 6	R: 2 E: 0 K: 0 S: 5	H: 2 LOB: 1 BB: 1 P: 9	R: 0 E: 0 K: 2 S: 7	H: 0 LOB: 1 BB: 1 P: 11	R: 0 E: 0 K: 0 S: 3	H: 0 LOB: 0 BB: 0 P: 3	R: 0 E: 0 K: 1 S: 6	H: 1 LOB: 1 BB: 0 P: 6	R: 0 E: 0 K: 2 S: 7	H: 0 LOB: 2 BB: 2 P: 15	1B: 5 2B: 1 3B: 0 HR: 0	SF: 0 SAC: 0 DP: 1 HBP: 0	WP: 0 PB: 0 SB: 1 CS: 3	PA: 37			
PITCHER	IP	WLS	BF	H	R	ER	SO	BB	IBB	HBP	BLK	WP	HR	S	P	ERA	WHIP								
Frank Riccelli, L ERA: 2.76 (1, 1)	8.0	W	33	5	2	2	7	6	0	0	0	0	0	41	65	2.25	1.375								
Ken Forsch, R ERA: 2.42 (9, 1)	1.0		3	0	0	0	2	0	0	0	0	0	0	7	7	0.00	0.000								



Batter	1	2	3	4	5	6	7	8	9	AB	R	H	RBI	BB	SO	LOB	TOP			
Ken Griffey, L OBP: 0.392, SLG: 0.496 (1, 8)			4-3	E3 1B	5-3			4-3		5	1	0	0	0	1	2	<p>Cincinnati Reds @ Chicago Cubs Wrigley Field, Chicago, IL Tue May 08 1979, 3:33 AM CDT Att: 12,254 - Unknown</p> <p>livebaseballscores.com</p> <p>AB 36 R 8 H 9 RBI 7 BB 6 SO 8 LOB 22</p>			
Dave Concepcion, R OBP: 0.392, SLG: 0.483 (1, 6)	L8		1B	1B	1B	HR		F9		5	3	3	3	0	0	0				
Joe Morgan, L OBP: 0.430, SLG: 0.547 (1, 4)	F2		1B	E8 1B		3-1		F9 S	1B	5	1	2	1	0	0	1				
George Foster, R OBP: 0.416, SLG: 0.505 (1, 7)		1-3		1B	G5-4-3 1B			F9		4	0	2	0	1	0	1				
Johnny Bench, R OBP: 0.337, SLG: 0.289 (1, 2)	2B SF9 BB		K	K		G5-4-3 1B		P4		4	1	0	0	1	2	7				
Arturo DeFreitas, R OBP: 0.296, SLG: 0.462 (1, 3)										4	0	2	2	0	1	2				
Dan Driessen, L OBP: 0.330, SLG: 0.443 (9, PH)			5-3							0	0	0	0	1	0	0				
Paul Blair, R OBP: 0.200, SLG: 0.200 (9, PR)										0	0	0	0	0	0	0				
Frank Pastore, R (9, 1)										0	0	0	0	0	0	0				
Champ Summers, L OBP: 0.405, SLG: 0.379 (1, 9)										2	1	0	0	1	0	2				
Doug Bair, R (7, 1)										0	0	0	0	0	0	0				
Dave Tomlin, L (8, 1)										0	0	0	0	0	0	0				
Dave Collins, S OBP: 0.429, SLG: 0.385 (9, PH)										0	0	0	0	1	0	0				
Ray Knight, R OBP: 0.366, SLG: 0.370 (1, 5)	SF9			E 1B BB	K			5-3	FC6-4	3	1	0	1	1	1	3				
Michael LaCoss, R OBP: 0.167, SLG: 0.167 (1, 1)										3	0	0	0	0	2	4				
Pedro Borbon, R OBP: 0.400, SLG: 0.400 (6, 1)	5-3									0	0	0	0	0	0	0				
Cesar Geronimo, L OBP: 0.250, SLG: 0.258 (7, 8)										1	0	0	0	0	1	0				
Inning Stats	R: 0 E: 0 K: 1 S: 5	H: 0 LOB: 0 BB: 0 P: 5	R: 1 E: 0 K: 0 S: 4	H: 1 LOB: 2 BB: 2 P: 12	R: 1 E: 0 K: 1 S: 8	H: 3 LOB: 2 BB: 0 P: 8	R: 5 E: 2 K: 2 S: 11	H: 2 LOB: 2 BB: 2 P: 20	R: 0 E: 0 K: 2 S: 7	H: 0 LOB: 0 BB: 0 P: 7	R: 1 E: 0 K: 0 S: 4	H: 2 LOB: 0 BB: 0 P: 4	R: 0 E: 0 K: 1 S: 5	H: 0 LOB: 0 BB: 0 P: 5	R: 0 E: 0 K: 1 S: 5	H: 1 LOB: 3 BB: 2 P: 12	1B: 6 2B: 2 3B: 0 HR: 1	SF: 1 SAC: 0 DP: 1 HBP: 1	WP: 0 PB: 0 SB: 1 CS: 0	PA: 44
PITCHER	IP WLS BF H R ER SO BB IBB HBP BLK WP HR S P ERA WHIP	IP WLS BF H R ER SO BB IBB HBP BLK WP HR S P ERA WHIP	IP WLS BF H R ER SO BB IBB HBP BLK WP HR S P ERA WHIP	IP WLS BF H R ER SO BB IBB HBP BLK WP HR S P ERA WHIP	IP WLS BF H R ER SO BB IBB HBP BLK WP HR S P ERA WHIP	IP WLS BF H R ER SO BB IBB HBP BLK WP HR S P ERA WHIP	IP WLS BF H R ER SO BB IBB HBP BLK WP HR S P ERA WHIP	IP WLS BF H R ER SO BB IBB HBP BLK WP HR S P ERA WHIP	IP WLS BF H R ER SO BB IBB HBP BLK WP HR S P ERA WHIP	IP WLS BF H R ER SO BB IBB HBP BLK WP HR S P ERA WHIP	IP WLS BF H R ER SO BB IBB HBP BLK WP HR S P ERA WHIP	IP WLS BF H R ER SO BB IBB HBP BLK WP HR S P ERA WHIP	IP WLS BF H R ER SO BB IBB HBP BLK WP HR S P ERA WHIP	IP WLS BF H R ER SO BB IBB HBP BLK WP HR S P ERA WHIP	IP WLS BF H R ER SO BB IBB HBP BLK WP HR S P ERA WHIP	IP WLS BF H R ER SO BB IBB HBP BLK WP HR S P ERA WHIP	IP WLS BF H R ER SO BB IBB HBP BLK WP HR S P ERA WHIP			
Ken Holtzman, L ERA: 3.86 (1, 1)	3.2 L	24 6	7 3	4 0	3 1	1 1	0 0	0 0	27 44	7.36 2.455										
Ray Burris, R ERA: 8.36 (4, 1)	0.1 1	0 0	0 0	0 0	0 0	0 0	0 0	0 0	1 1	0.00 0.000										
Donnie Moore, R ERA: 4.11 (5, 1)	2.0 7	2 1	1 1	2 2	0 0	0 0	0 0	0 0	11 11	4.50 1.000										
Willie Hernandez, L ERA: 2.79 (7, 1)	2.0 6	0 0	0 0	2 2	0 0	0 0	0 0	0 0	10 10	0.00 0.000										
Lynn McGlothen, R ERA: 4.41 (9, 1)	1.0 6	1 0	0 0	0 0	1 1	1 0	0 0	0 0	4 12	0.00 2.000										

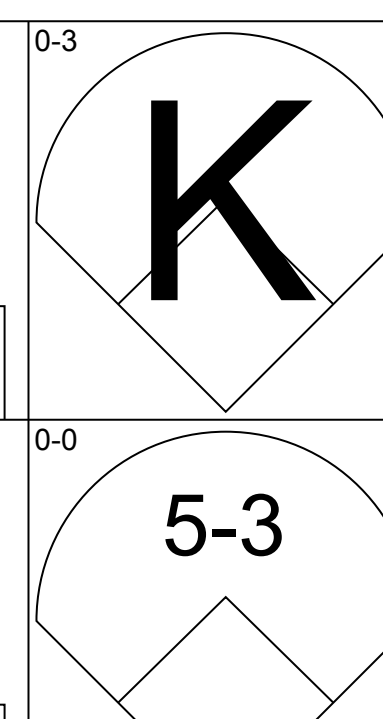
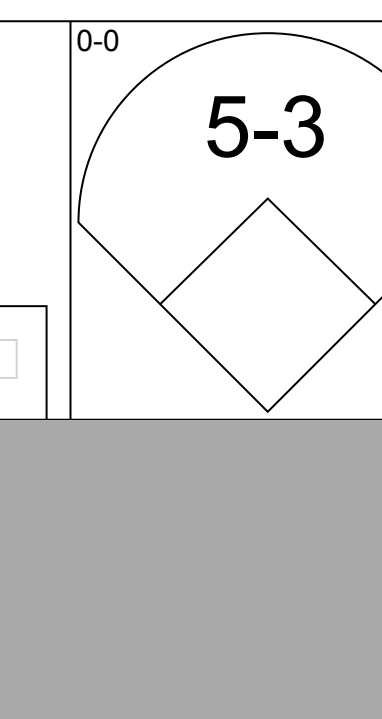
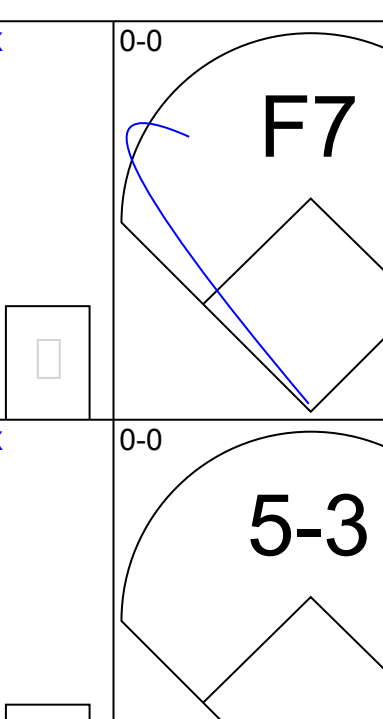
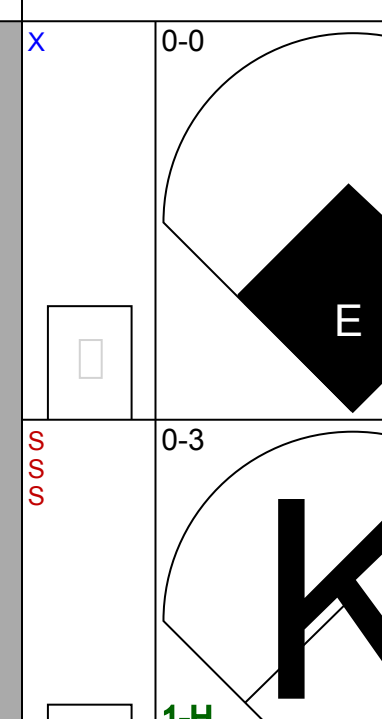
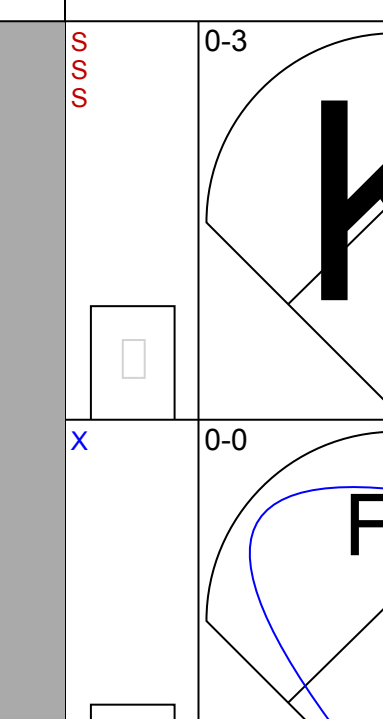
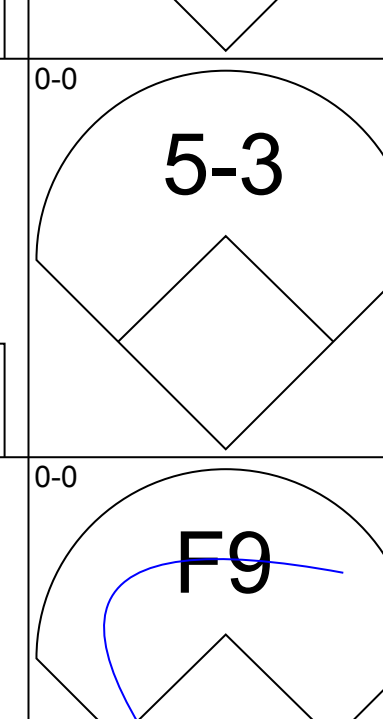
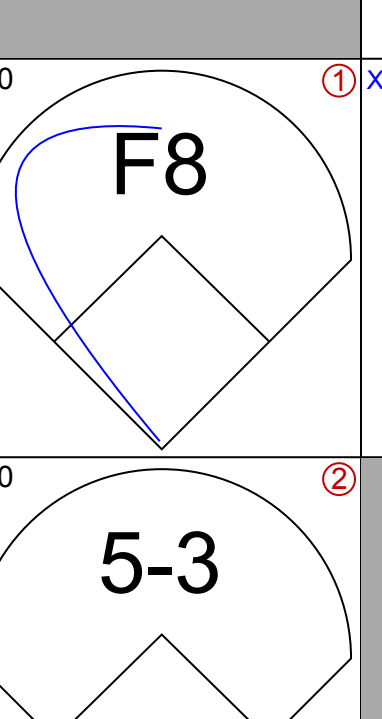
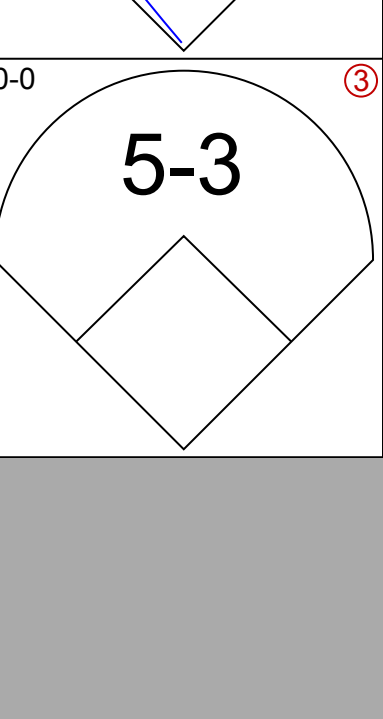
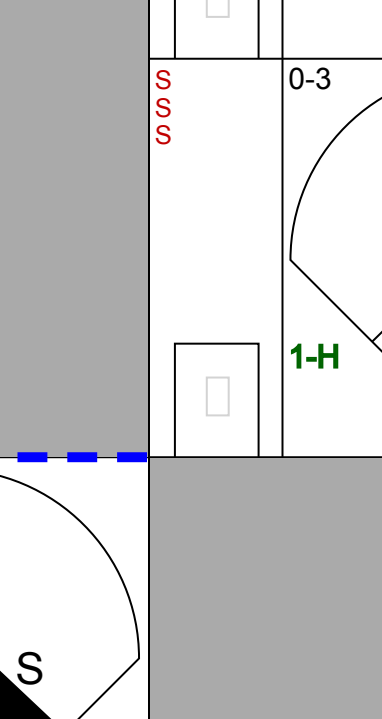
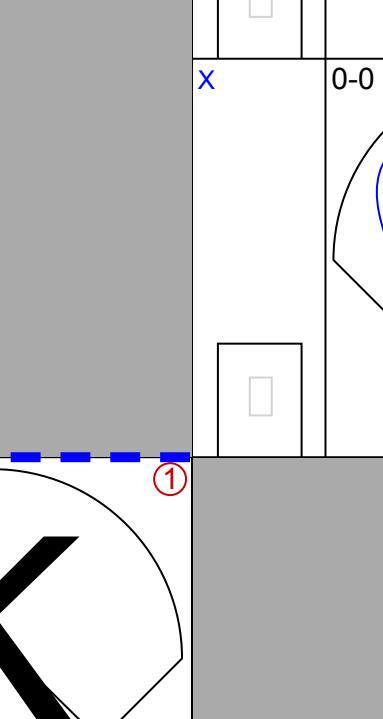
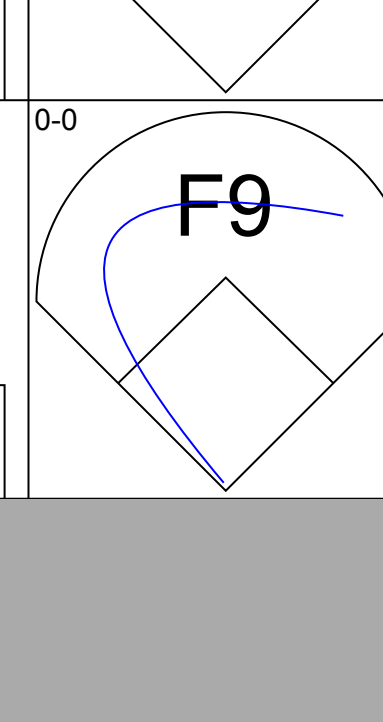
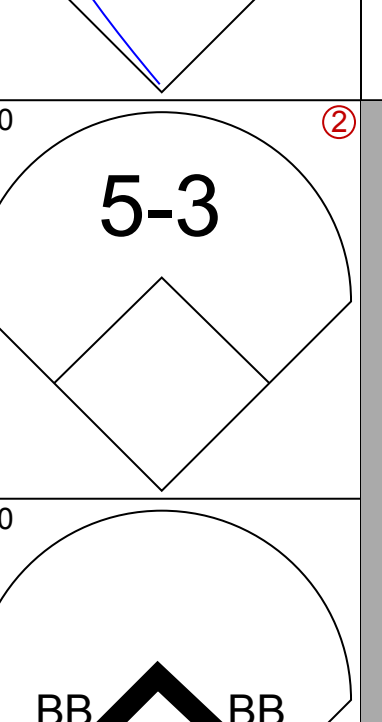
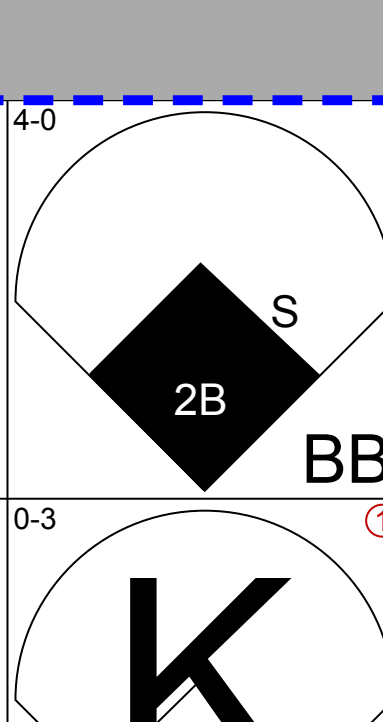
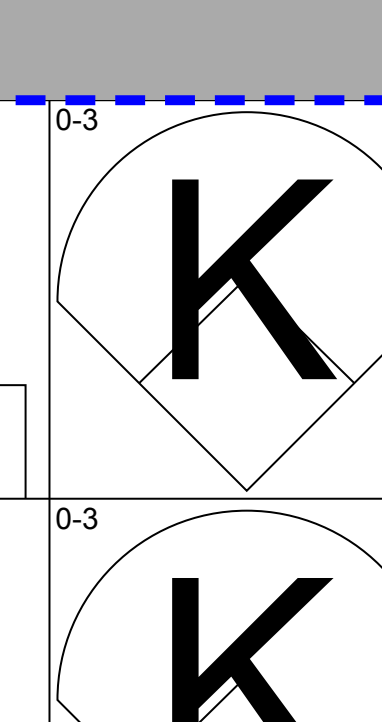
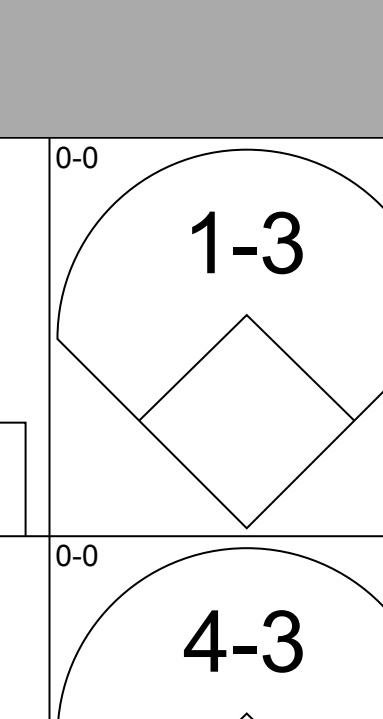
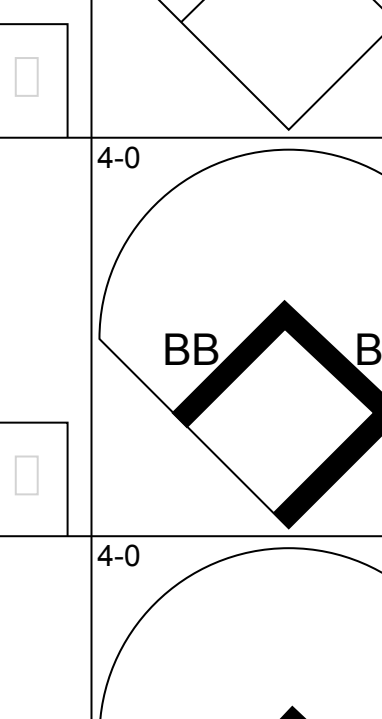
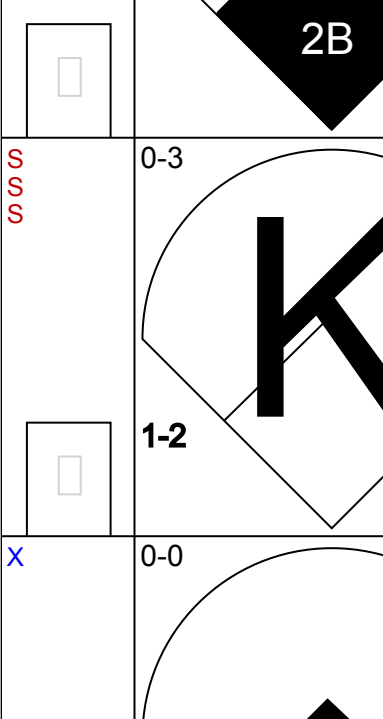
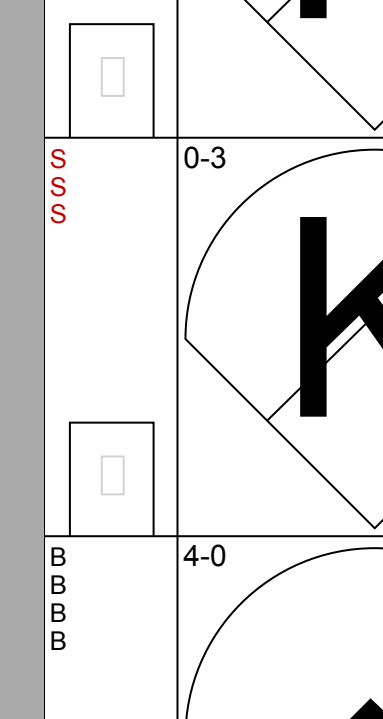
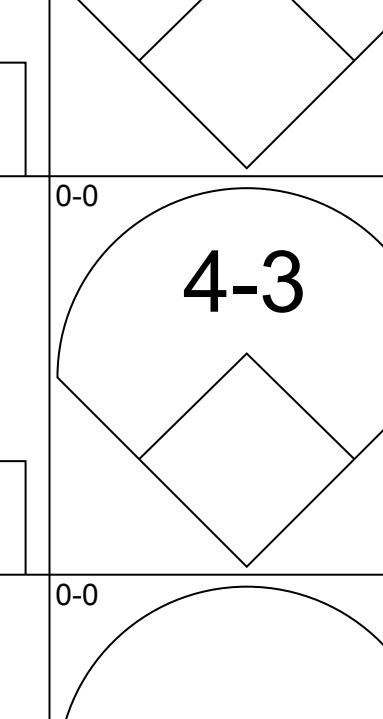
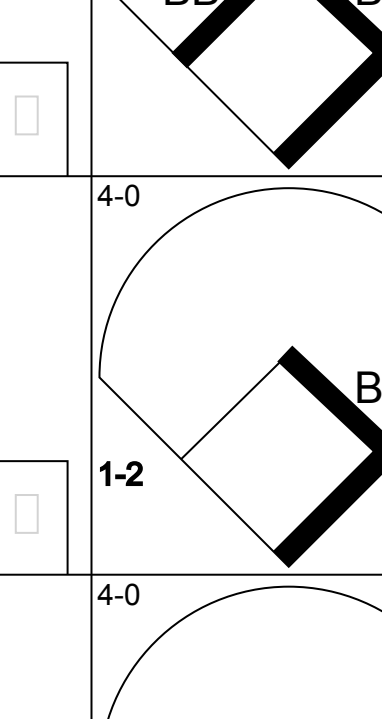
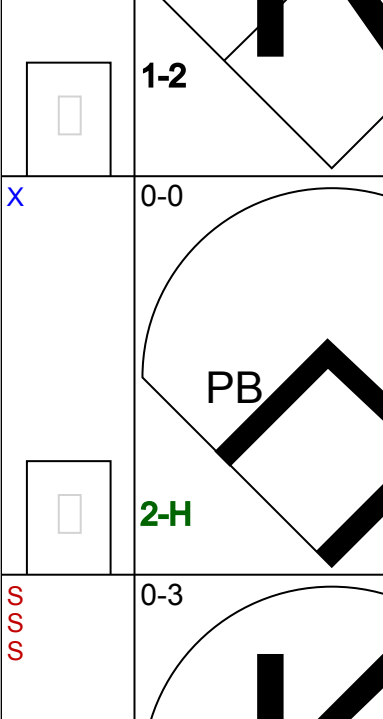
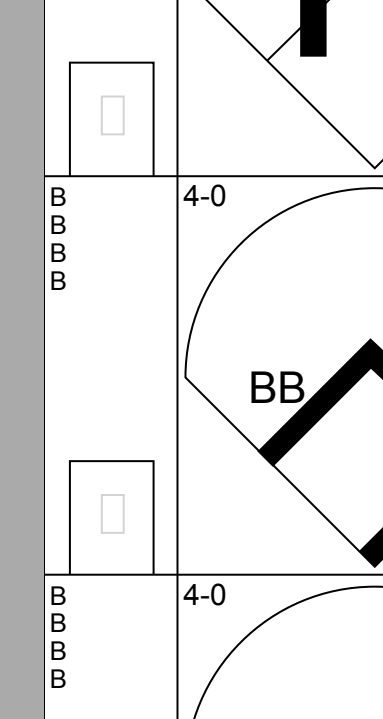
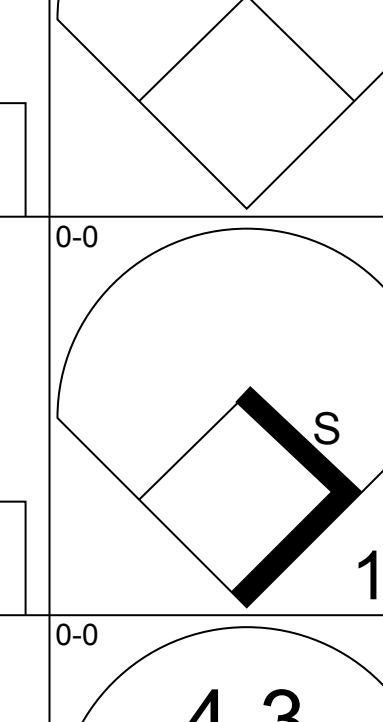
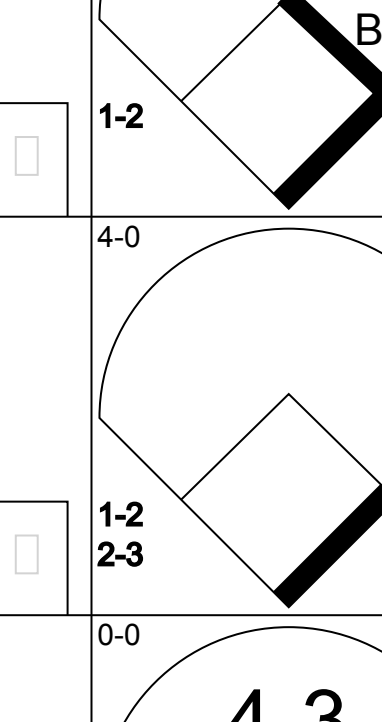
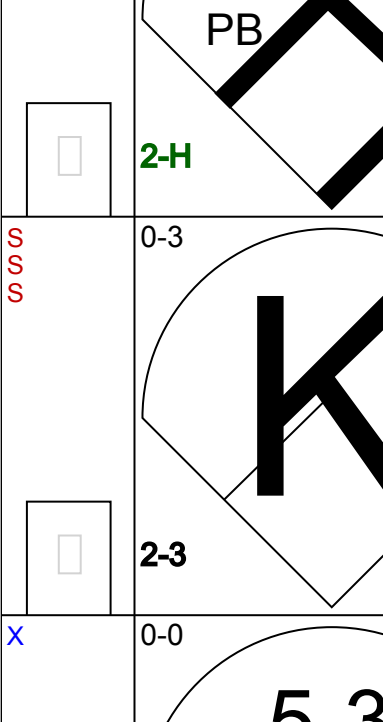
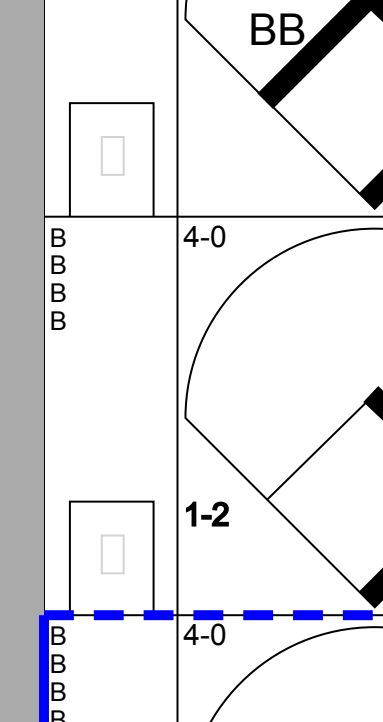
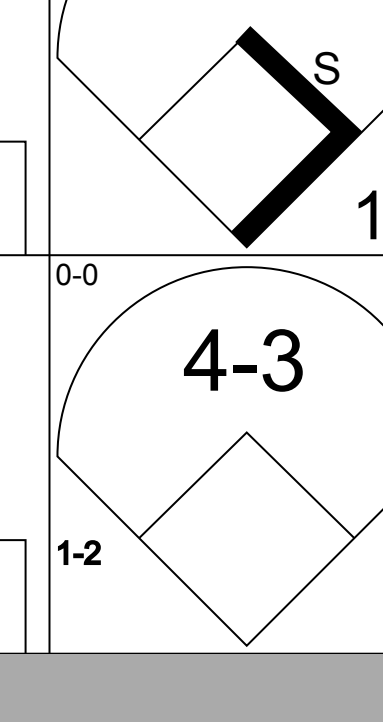
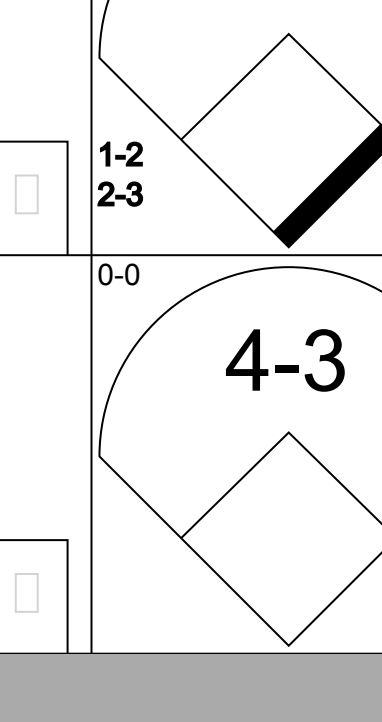
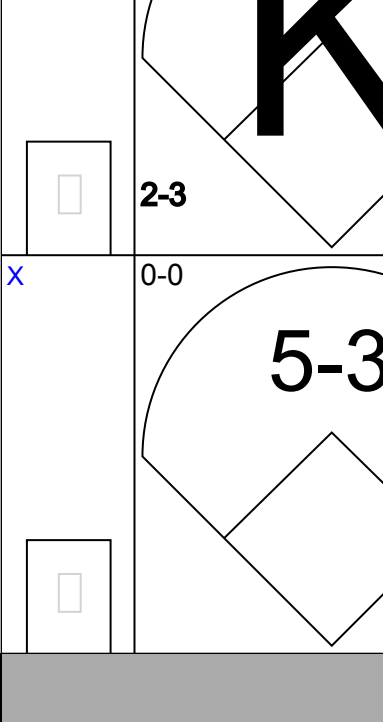
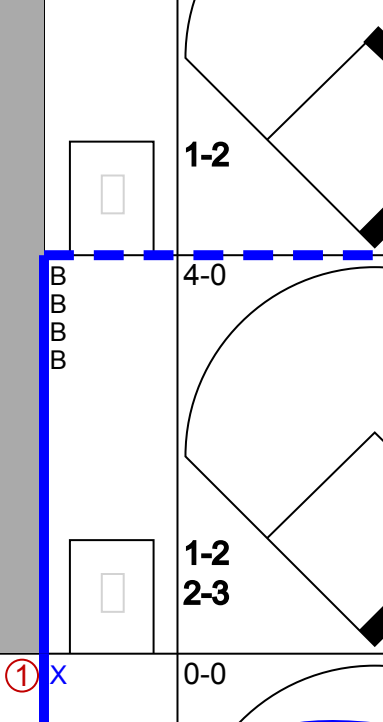

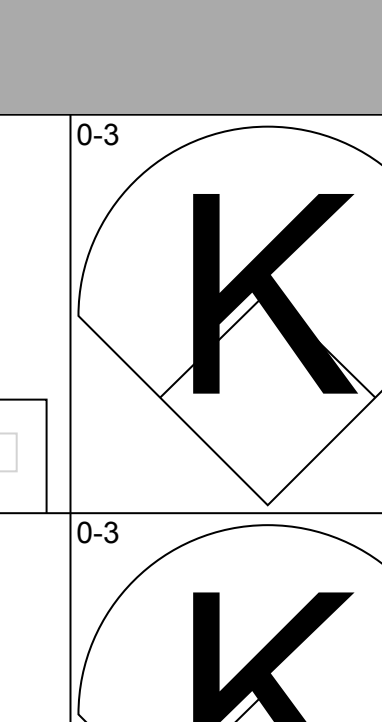
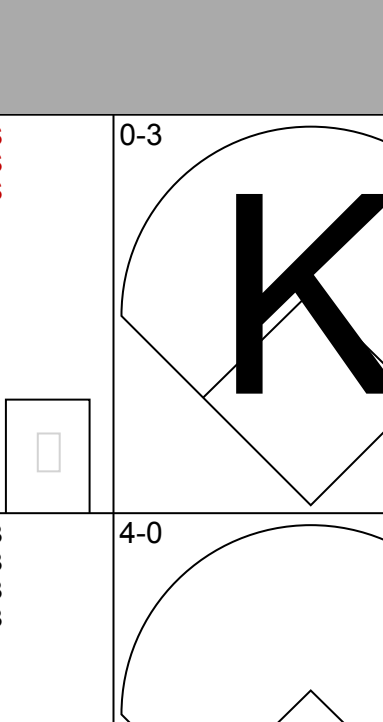
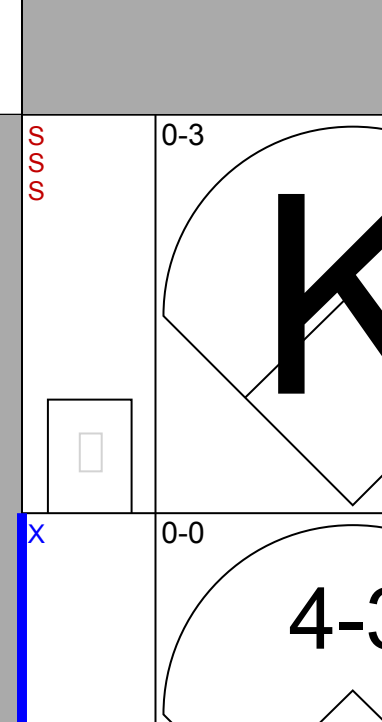
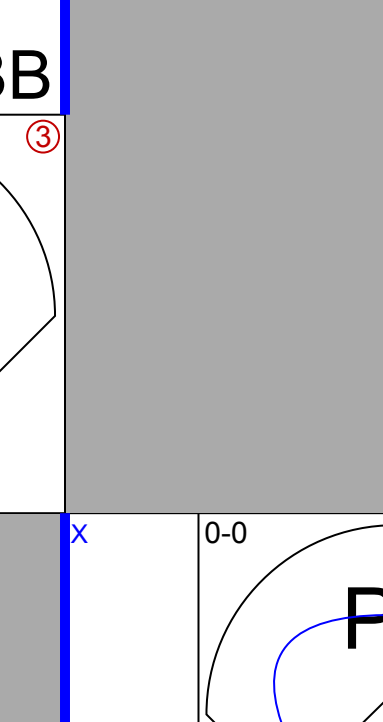
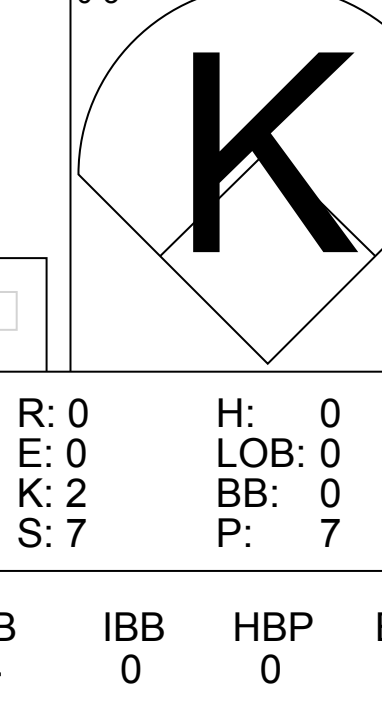
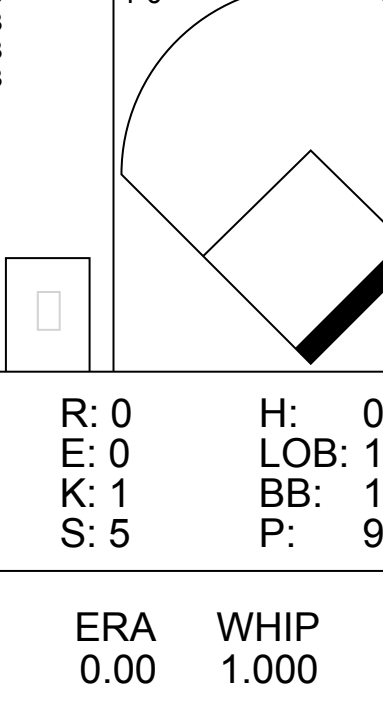
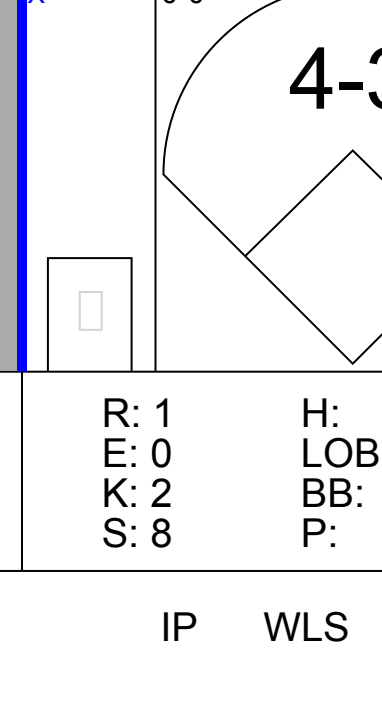
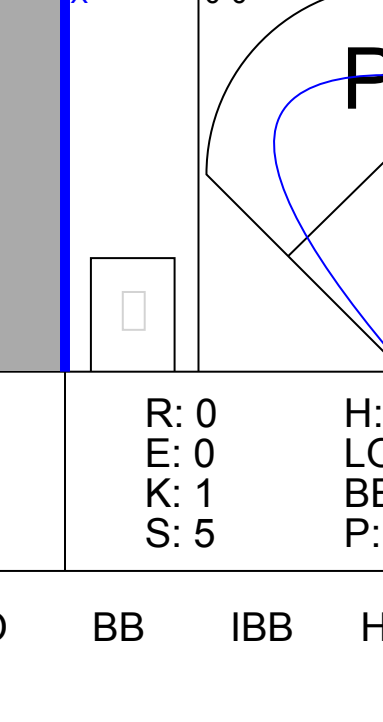
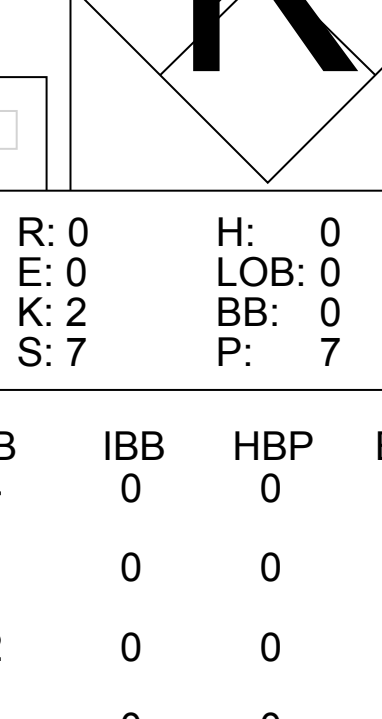
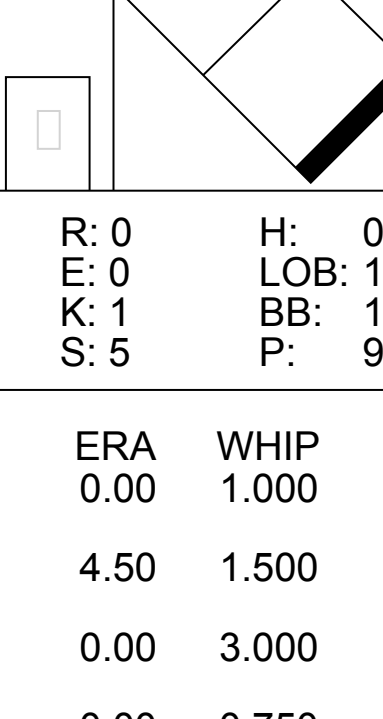
Batter	1	2	3	4	5	6	7	8	9	AB	R	H	RBI	BB	SO	LOB	BOTTOM					
Ivan De Jesus, R OBP: 0.288, SLG: 0.365 (1, 6)	K		B1-3		6-3		HR	SH1-4		3	1	0	0	1	1	1	<p>Cincinnati Reds @ Chicago Cubs Wrigley Field, Chicago, IL Tue May 08 1979, 3:33 AM CDT Att: 12,254 - Unknown</p> <p>livebaseballscores.com</p> <p>AB 37 R 7 H 13 RBI 6 BB 4 SO 7 LOB 19</p>					
Bobby Murcer, L OBP: 0.413, SLG: 0.484 (1, 9)	L7			2B	F9		HR	G3		5	2	2	2	0	0	1						
Bill Buckner, L OBP: 0.276, SLG: 0.449 (1, 3)	G3			L8	P4		4-3	F8		5	1	1	0	0	0	2						
Dave Kingman, R OBP: 0.357, SLG: 0.530 (1, 7)		6-3		2B	1B	K	4-3	P4		4	1	0	0	1	1	1						
Steve Ontiveros, S OBP: 0.406, SLG: 0.412 (1, 5)										4	2	3	2	0	0	0						
Sam Mejias, R (9, PR)		CS	1B	1B	E	2B	4-3			0	0	0	0	0	0	0						
Jerry Martin, R OBP: 0.325, SLG: 0.427 (1, 8)				E	BB	1B	PB	K		5	0	4	2	0	1	1						
Tim Blackwell, S OBP: 0.588, SLG: 0.500 (1, 2)				1B	BB		2B	K		3	0	0	0	2	2	4						
Ted Sizemore, R OBP: 0.368, SLG: 0.297 (1, 4)										3	0	2	0	0	0	2						
Larry Blittner, L OBP: 0.333, SLG: 0.250 (7, PH)				B1-3	L6					1	0	0	0	0	1	2						
Steve Dillard, R (8, 4)										0	0	0	0	0	0	0						
Ken Holtzman, R ERA: 3.44, SLG: 0.429 (4, 1)	5.2 W	26 9	4 4	3 3	4 4	0 0	0 0	0 0	32 40	4.76 1.941												
Pedro Borbon, R ERA: 2.66 (6, 1)	0.1 1	0 0	0 0	0 0	0 0	0 0	0 0	0 0	1 1	0.00 0.000												
Doug Bair, R ERA: 3.95 (7, 1)	1.1 10	4 3	3 3	1 1	2 2	0 0	0 0	0 0	10 18	20.25 4.500												
Dave Tomlin, L ERA: 3.55 (8, 1)	0.2 2	0 0	0 0	0 0	0 0	0 0	0 0	0 0	2 2	0.00 0.000												
Frank Pastore, R ERA: 3.79 (9, 1)	1.0 S	4 0	0 0	0 0	2 2	0 0	1 0	0 0	7 8	0.00 0.000												
Inning Stats	R: 0 E: 0 K: 1 S: 5	H: 0 LOB: 0 BB: 0 P: 5	R: 0 E: 0 K: 1 S: 6	H: 2 LOB: 2 BB: 0 P: 6	R: 0 E: 0 K: 0 S: 3	H: 1 LOB: 0 BB: 0 P: 3	R: 3 E: 1 K: 1 S: 8	H: 3 LOB: 2 BB: 2 P: 16	R: 0 E: 0 K: 1 S: 3	H: 0 LOB: 0 BB: 0 P: 3	R: 1 E: 0 K: 1 S: 8	H: 3 LOB: 0 BB: 0 P: 8	R: 3 E: 0 K: 1 S: 8	H: 3 LOB: 2 BB: 2 P: 16	R: 0 E: 0 K: 0 S: 4	H: 1 LOB: 1 BB: 0 P: 4	R: 0 E: 0 K: 2 S: 7	H: 0 LOB: 1 BB: 0 P: 8	1B: 8 2B: 5 3B: 1 HR: 1	SF: 0 SAC: 1 DP: 2 HBP: 1	WP: 0 PB: 1 SB: 0 CS: 1	PA: 43
PITCHER	IP WLS BF H R ER SO BB IBB HBP BLK WP HR S P ERA WHIP	IP WLS BF H R ER SO BB IBB HBP BLK WP HR S P ERA WHIP	IP WLS BF H R ER SO BB IBB HBP BLK WP HR S P ERA WHIP	IP WLS BF H R ER SO BB IBB HBP BLK WP HR S P ERA WHIP	IP WLS BF H R ER SO BB IBB HBP BLK WP HR S P ERA WHIP	IP WLS BF H R ER SO BB IBB HBP BLK WP HR S P ERA WHIP	IP WLS BF H R ER SO BB IBB HBP BLK WP HR S P ERA WHIP	IP WLS BF H R ER SO BB IBB HBP BLK WP HR S P ERA WHIP	IP WLS BF H R ER SO BB IBB HBP BLK WP HR S P ERA WHIP	IP WLS BF H R ER SO BB IBB HBP BLK WP HR S P ERA WHIP	IP WLS BF H R ER SO BB IBB HBP BLK WP HR S P ERA WHIP	IP WLS BF H R ER SO BB IBB HBP BLK WP HR S P ERA WHIP	IP WLS BF H R ER SO BB IBB HBP BLK WP HR S P ERA WHIP	IP WLS BF H R ER SO BB IBB HBP BLK WP HR S P ERA WHIP	IP WLS BF H R ER SO BB IBB HBP BLK WP HR S P ERA WHIP	IP WLS BF H R ER SO BB IBB HBP BLK WP HR S P ERA WHIP	IP WLS BF H R ER SO BB IBB HBP BLK WP HR S P ERA WHIP					
Michael LaCoss, R ERA: 2.88 (1, 1)	5.2 W	26 9	4 4	3 3	4 4	0 0	0 0	0 0	32 40	4.76 1.941												
Pedro Borbon, R ERA: 2.66 (6, 1)	0.1 1	0 0	0 0	0 0	0 0	0 0	0 0	0 0	1 1	0.00 0.000												
Doug Bair, R ERA: 3.95 (7, 1)	1.1 10	4 3	3 3	1 1	2 2	0 0	0 0	0 0	10 18	20.25 4.500												
Dave Tomlin, L ERA: 3.55 (8, 1)	0.2 2	0 0	0 0	0 0	0 0	0 0	0 0	0 0	2 2	0.00 0.000												
Frank Pastore, R ERA: 3.79 (9, 1)	1.0 S	4 0	0 0	0 0	2 2	0 0	1 0	0 0	7 8	0.00 0.000												

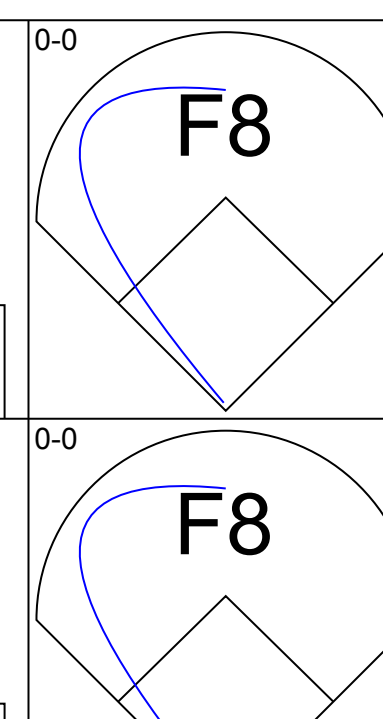
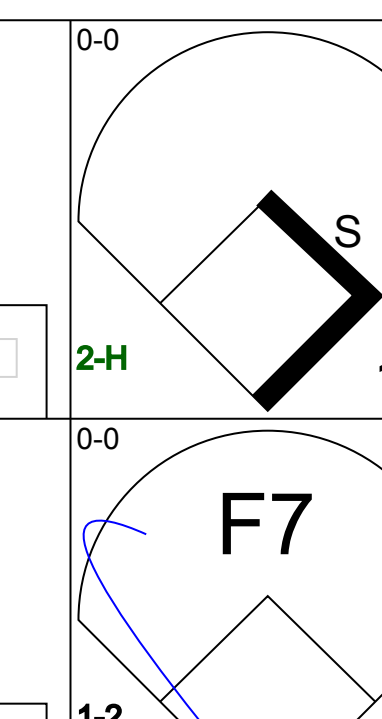
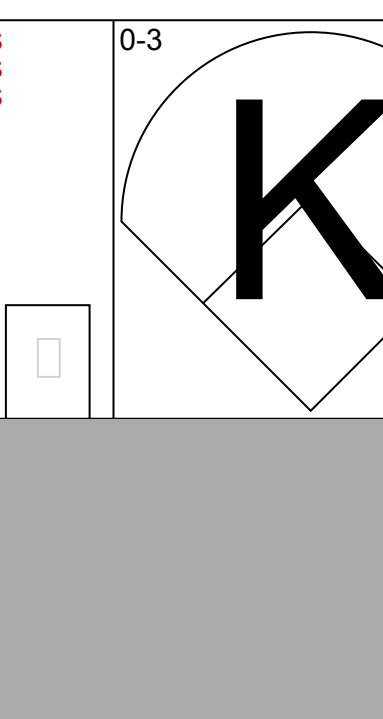
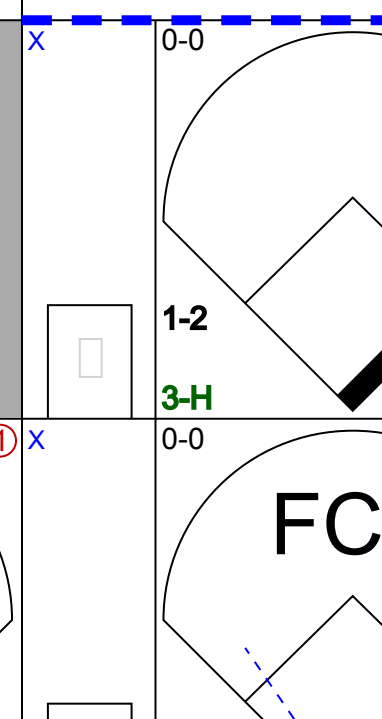
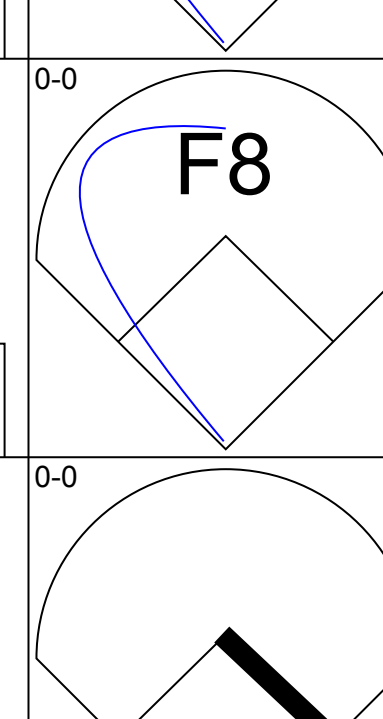
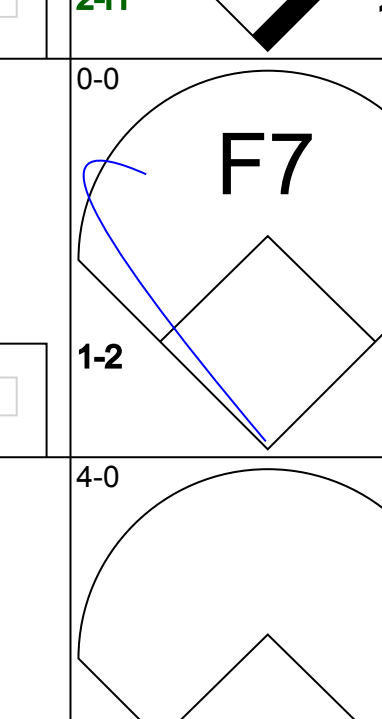

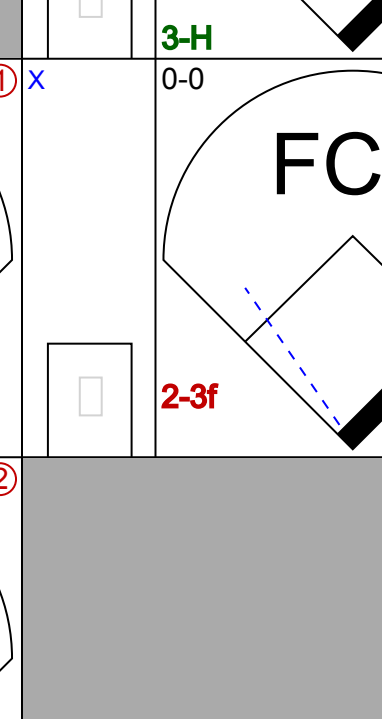
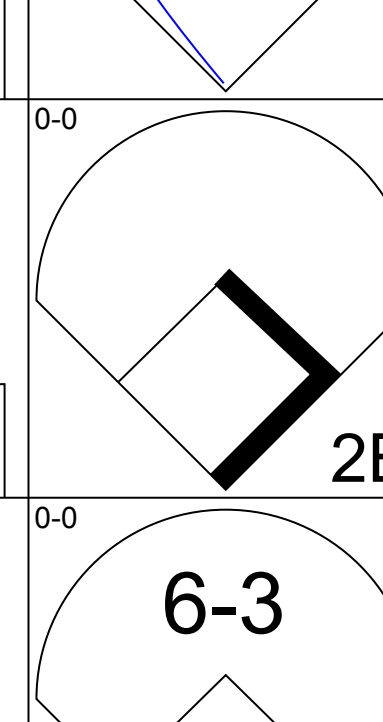
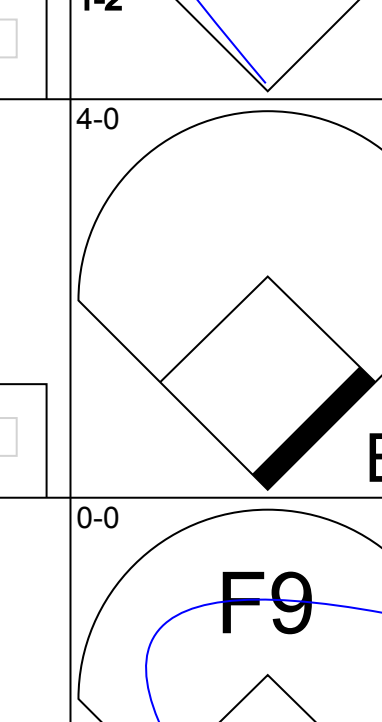


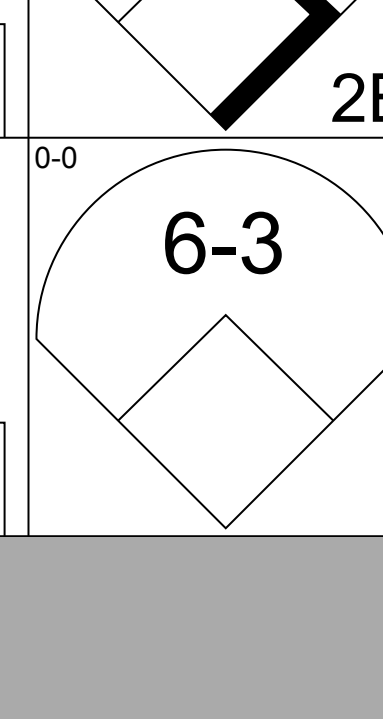
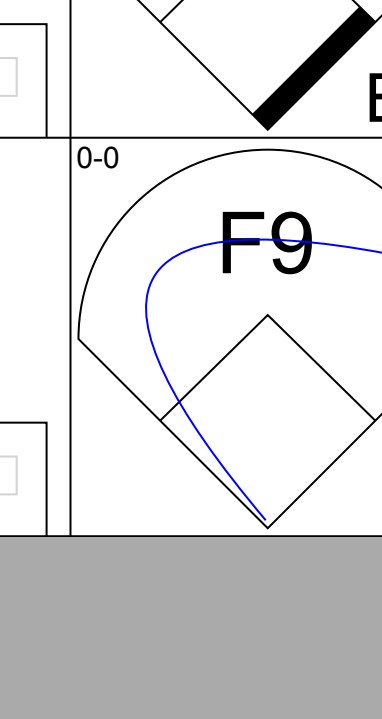


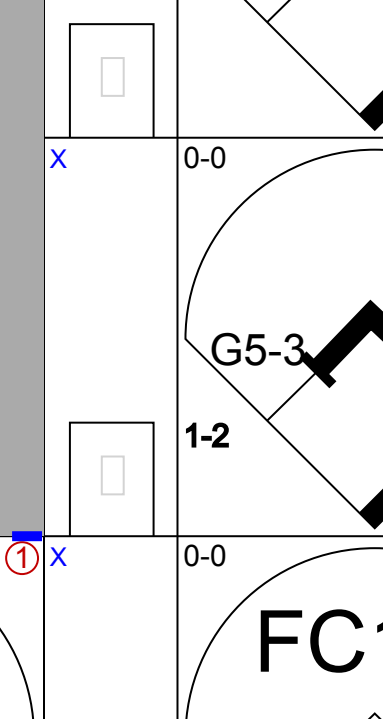
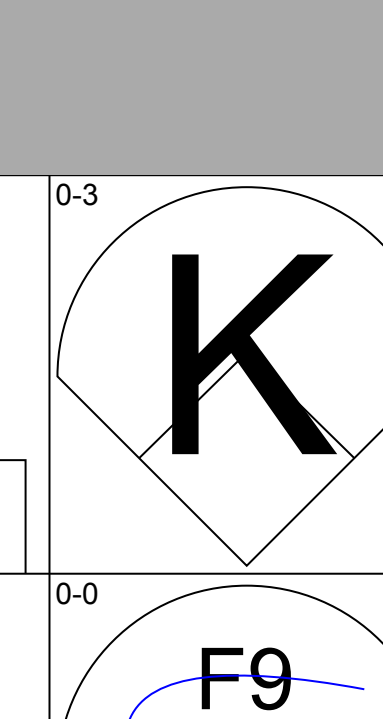
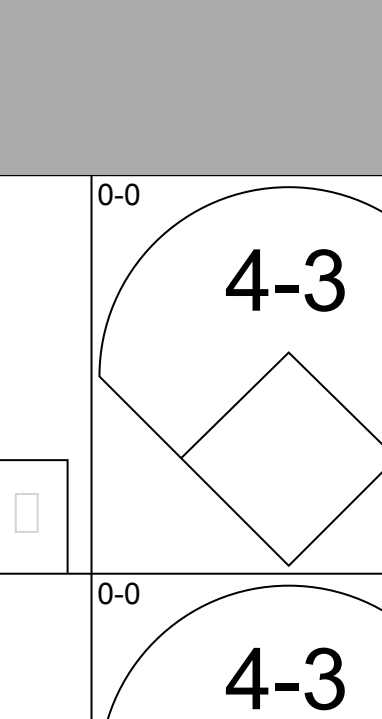

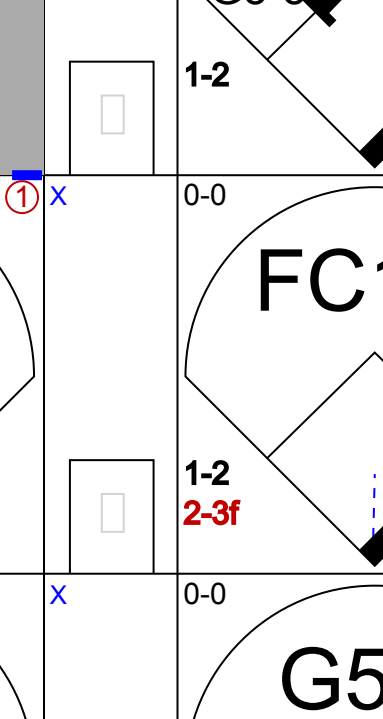
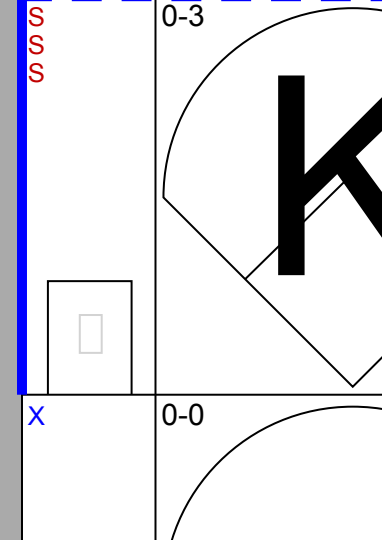


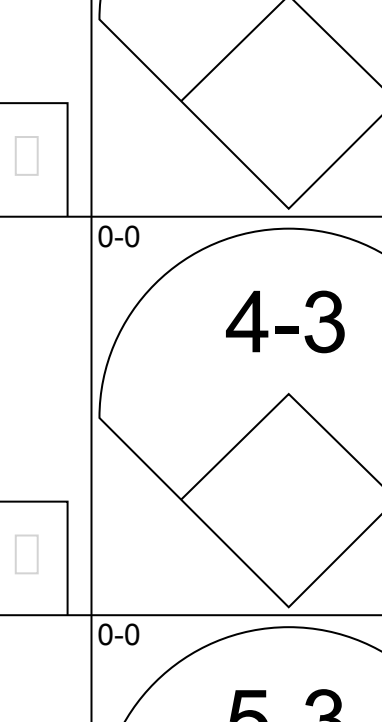

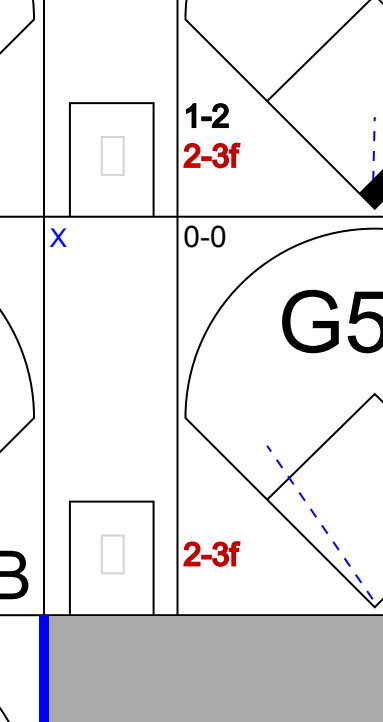
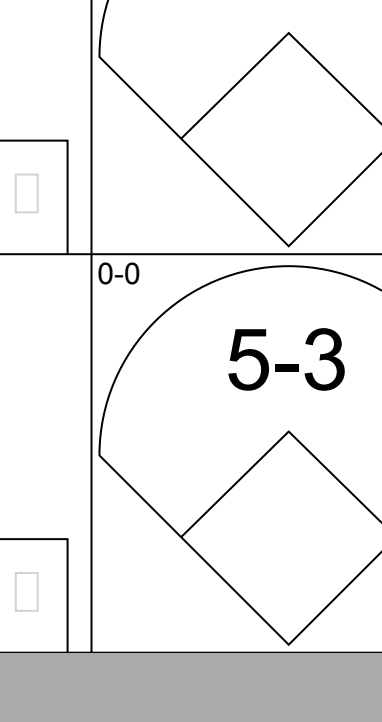


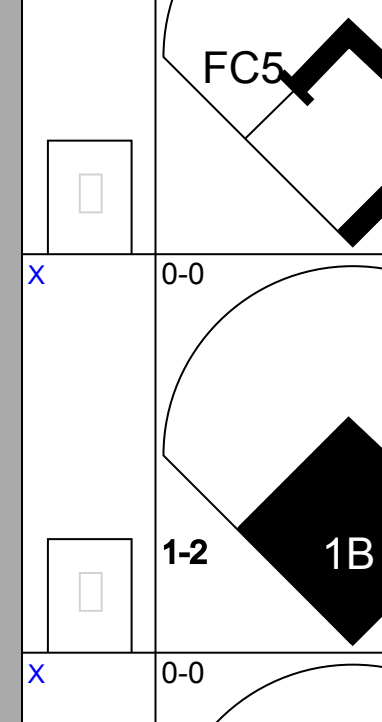
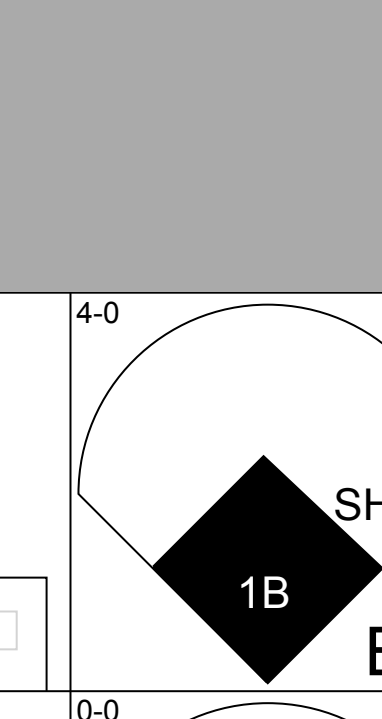
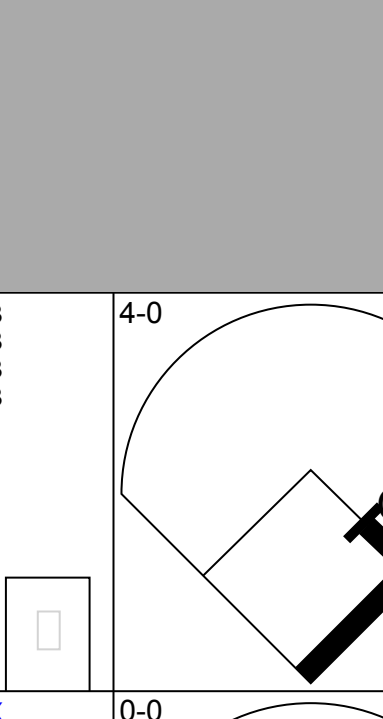

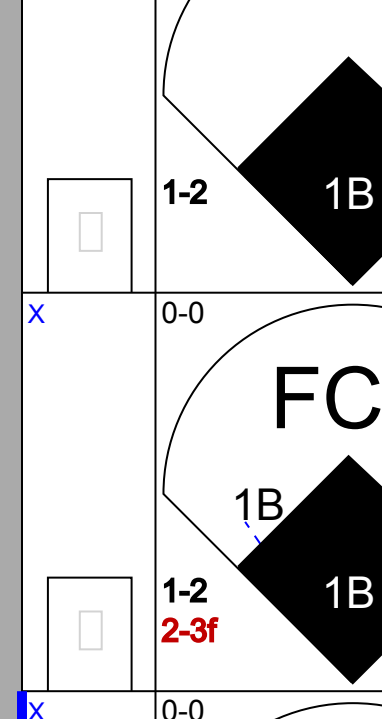
Batter	1	2	3	4	5	6	7	8	9	AB	R	H	RBI	BB	SO	LOB	TOP			
Ken Griffey, L OBP: 0.377, SLG: 0.475 (1, 9)	4-3		6-3		F7		G3		K	5	0	0	0	0	1	0	Cincinnati Reds @ Chicago Cubs Wrigley Field, Chicago, IL Wed May 09 1979, 3:33 AM CDT Att: 10,922 - Unknown			
Junior Kennedy, R OBP: 0.286, SLG: 0.250 (1, 4)	1-3		F9		4-3		BB 2B BB		4-3	4	1	0	0	1	0	0				
Dave Concepcion, R OBP: 0.400, SLG: 0.479 (1, 6)	K		S 3B 1B		S BB		2B BB		F8	3	2	1	0	2	1	0				
George Foster, R OBP: 0.426, SLG: 0.527 (1, 7)		1B 1B 2B	3B BB		1-2 K		2B			3	2	2	2	1	1	1				
Champ Summers, L OBP: 0.425, SLG: 0.469 (1, 3)		1B 1B 2B	BB							3	1	2	2	0	0	0				
Arturo DeFretas, R OBP: 0.297, SLG: 0.429 (7, PH)		1B 1B 2B	3B							1	0	0	0	0	1	1				
Dave Tomlin, L (7, 1)		1B 1B 2B	3B							0	0	0	0	0	0	0				
Doug Bair, R (8, 1)		1B 1B 2B	3B							0	0	0	0	0	0	0				
Johnny Bench, R OBP: 0.333, SLG: 0.278 (1, 2)	F7		P4		5-3		K			3	1	0	0	1	0	3				
Ray Knight, R OBP: 0.383, SLG: 0.382 (1, 5)		1B 1B 2B	BB		5-3		1B		SH1-3 BB	2	0	2	1	1	0	0				
Cesar Geronimo, L OBP: 0.250, SLG: 0.258 (1, 8)		1B 1B 2B	G4-3-6 BB		K		F9			4	0	1	0	0	1	3				
Paul Moskau, R OBP: 0.100, SLG: 0.111 (1, 1)		1B 1B 2B	1B							1	0	0	1	0	0	0				
Dave Collins, S OBP: 0.438, SLG: 0.400 (7, PH)	SF8-3-5		6-3				K		1B	2	0	1	1	0	1	0				
Inning Stats	R: 0 E: 0 K: 1 S: 5	H: 0 LOB: 0 BB: 0 P: 5	R: 2 E: 0 K: 0 S: 6	H: 4 LOB: 1 BB: 0 P: 6	R: 2 E: 0 K: 0 S: 5	H: 2 LOB: 1 BB: 1 P: 9	R: 0 E: 0 K: 0 S: 2	H: 0 LOB: 0 BB: 1 P: 6	R: 0 E: 0 K: 1 S: 5	H: 1 LOB: 1 BB: 1 P: 6	R: 2 E: 0 K: 2 S: 8	H: 1 LOB: 1 BB: 2 P: 16	R: 1 E: 0 K: 1 S: 3	H: 1 LOB: 1 BB: 0 P: 7	R: 0 E: 0 K: 1 S: 5	H: 0 LOB: 0 BB: 0 P: 5	1B: 6 2B: 3 3B: 1 HR: 0	SF: 1 SAC: 1 DP: 2 HBP: 0	WP: 0 PB: 0 SB: 2 CS: 0	PA: 39
PITCHER	IP WLS BF H R ER SO BB IBB HBP BLK WP HR S P ERA WHIP	IP WLS BF H R ER SO BB IBB HBP BLK WP HR S P ERA WHIP	IP WLS BF H R ER SO BB IBB HBP BLK WP HR S P ERA WHIP	IP WLS BF H R ER SO BB IBB HBP BLK WP HR S P ERA WHIP	IP WLS BF H R ER SO BB IBB HBP BLK WP HR S P ERA WHIP	IP WLS BF H R ER SO BB IBB HBP BLK WP HR S P ERA WHIP	IP WLS BF H R ER SO BB IBB HBP BLK WP HR S P ERA WHIP	IP WLS BF H R ER SO BB IBB HBP BLK WP HR S P ERA WHIP	IP WLS BF H R ER SO BB IBB HBP BLK WP HR S P ERA WHIP	IP WLS BF H R ER SO BB IBB HBP BLK WP HR S P ERA WHIP	IP WLS BF H R ER SO BB IBB HBP BLK WP HR S P ERA WHIP	IP WLS BF H R ER SO BB IBB HBP BLK WP HR S P ERA WHIP	IP WLS BF H R ER SO BB IBB HBP BLK WP HR S P ERA WHIP	IP WLS BF H R ER SO BB IBB HBP BLK WP HR S P ERA WHIP	IP WLS BF H R ER SO BB IBB HBP BLK WP HR S P ERA WHIP	IP WLS BF H R ER SO BB IBB HBP BLK WP HR S P ERA WHIP	IP WLS BF H R ER SO BB IBB HBP BLK WP HR S P ERA WHIP			
Mike Krukow, R ERA: 4.08 (1, 1)	6.0	26	7	4	4	3	3	0	0	0	0	0	0	29	41	6.00	1.667			
Lynn McGlothen, R ERA: 4.86 (7, 1)	0.2	L 5	1	2	2	1	2	0	0	0	0	0	0	5	13	27.00	4.500			
Willie Hernandez, L ERA: 3.0 (7, 1)	2.1	8	1	1	1	2	1	0	0	0	0	0	0	11	15	3.86	0.857			

Batter	1	2	3	4	5	6	7	8	9	AB	R	H	RBI	BB	SO	LOB	BOTTOM					
Ivan De Jesus, R OBP: 0.284, SLG: 0.350 (1, 6)	F3		F8		5-3		K			4	0	0	0	1	1	3	Cincinnati Reds @ Chicago Cubs Wrigley Field, Chicago, IL Wed May 09 1979, 3:33 AM CDT Att: 10,922 - Unknown					
Bobby Murcer, L OBP: 0.412, SLG: 0.471 (1, 9)	P6		2B BB		1B		F8		F9	4	0	1	0	1	0	1						
Bill Buckner, L OBP: 0.273, SLG: 0.447 (1, 3)	4-3		2B		F5		F9		F9	5	0	1	1	0	0	3						
Dave Kingman, R OBP: 0.363, SLG: 0.558 (1, 7)		HR	IBB		K		K			3	1	1	1	1	2	2						
Steve Ontiveros, S OBP: 0.410, SLG: 0.416 (1, 5)		G4-6-3 1B	L9				2B SF8 1B		4-3	4	1	2	0	0	0	3						
Jerry Martin, R OBP: 0.321, SLG: 0.430 (1, 8)	K		F8		F8		E 2B		5-3	4	1	1	0	0	1	1						
Tim Blackwell, S OBP: 0.524, SLG: 0.417 (1, 2)	G4-6-3		L8				SF8			2	0	0	1	1	0	1						
Ted Sizemore, R OBP: 0.367, SLG: 0.299 (1, 4)					K		K			3	0	1	0	0	2	1						
Mike Vail, R OBP: 0.563, SLG: 1.077 (8, PH)			FC6-4 1B				K		K	1	0	0	0	0	1	1						
Steve Dillard, R (9, 4)									K	0	0	0	0	0	0	0						
Mike Krukow, R OBP: 0.222, SLG: 0.333 (1, 1)			FC6-4 BB				E9 1B		4-3	2	1	1	0	0	0	1						
Larry Blittner, L OBP: 0.400, SLG: 0.333 (8, PH)							2B			1	0	1	1	0	0	0						
Lynn McGlothen, L OBP: 0.273, SLG: 0.364 (7, 1)										0	0	0	0	0	0	0						
Willie Hernandez, L (7, 1)										0	0	0	0	0	0	0						
Scott Thompson, L OBP: 0.381, SLG: 0.444 (9, PH)			1-2 2B							1	0	0	0	0	0	0						
Inning Stats	R: 0 E: 0 K: 0 S: 3	H: 0 LOB: 0 BB: 0 P: 3	R: 1 E: 0 K: 1 S: 6	H: 2 LOB: 0 BB: 0 P: 6	R: 1 E: 0 K: 0 S: 5	H: 2 LOB: 3 BB: 2 P: 13	R: 0 E: 0 K: 1 S: 5	H: 0 LOB: 0 BB: 0 P: 5	R: 0 E: 0 K: 1 S: 7	H: 2 LOB: 2 BB: 0 P: 7	R: 2 E: 1 K: 2 S: 10	H: 3 LOB: 1 BB: 0 P: 10	R: 0 E: 0 K: 1 S: 5	H: 0 LOB: 0 BB: 0 P: 5	R: 0 E: 0 K: 1 S: 5	H: 0 LOB: 1 BB: 1 P: 9	R: 0 E: 0 K: 0 S: 3	H: 0 LOB: 1 BB: 1 P: 7	1B: 5 2B: 3 3B: 0 HR: 1	SF: 1 SAC: 0 DP: 1 HBP: 0	WP: 0 PB: 0 SB: 0 CS: 0	PA: 39
PITCHER	IP WLS BF H R ER SO BB IBB HBP BLK WP HR S P ERA WHIP	IP WLS BF H R ER SO BB IBB HBP BLK WP HR S P ERA WHIP	IP WLS BF H R ER SO BB IBB HBP BLK WP HR S P ERA WHIP	IP WLS BF H R ER SO BB IBB HBP BLK WP HR S P ERA WHIP	IP WLS BF H R ER SO BB IBB HBP BLK WP HR S P ERA WHIP	IP WLS BF H R ER SO BB IBB HBP BLK WP HR S P ERA WHIP	IP WLS BF H R ER SO BB IBB HBP BLK WP HR S P ERA WHIP	IP WLS BF H R ER SO BB IBB HBP BLK WP HR S P ERA WHIP	IP WLS BF H R ER SO BB IBB HBP BLK WP HR S P ERA WHIP	IP WLS BF H R ER SO BB IBB HBP BLK WP HR S P ERA WHIP	IP WLS BF H R ER SO BB IBB HBP BLK WP HR S P ERA WHIP	IP WLS BF H R ER SO BB IBB HBP BLK WP HR S P ERA WHIP	IP WLS BF H R ER SO BB IBB HBP BLK WP HR S P ERA WHIP	IP WLS BF H R ER SO BB IBB HBP BLK WP HR S P ERA WHIP	IP WLS BF H R ER SO BB IBB HBP BLK WP HR S P ERA WHIP	IP WLS BF H R ER SO BB IBB HBP BLK WP HR S P ERA WHIP	IP WLS BF H R ER SO BB IBB HBP BLK WP HR S P ERA WHIP					
Paul Moskau, R ERA: 2.31 (1, 1)	6.0	W 28	9	4	4	4	1	0	0	0	0	0	0	0	0	0						
Dave Tomlin, L ERA: 3.29 (7, 1)	1.0	3	0	0	0	1	0	0	0	0	0	5	5	0.00	0.000							
Doug Bair, R ERA: 3.45 (8, 1)	2.0	S 8	0	0	0	1	2	0	0	0	0	8	16	0.00	1.000							

AB	31
R	7
H	9
RBI	7
BB	6
SO	6
LOB	8



Batter	1	2	3	4	5	6	7	8	9	AB	R	H	RBI	BB	SO	LOB	TOP										
Ken Griffey, L (1, 9) OBP: 0.362, SLG: 0.442										5	1	1	0	0	2	1	<p>Cincinnati Reds @ Pittsburgh Pirates Three Rivers Stadium, Pittsburgh, PA Sat May 12 1979, 3:33 AM EDT Att: 18,745 - Unknown</p>										
Junior Kennedy, R (1, 4) OBP: 0.325, SLG: 0.359										5	0	0	0	0	1	1											
Dave Concepcion, R (1, 6) OBP: 0.408, SLG: 0.533										3	1	0	0	1	1	0											
George Foster, R (1, 7) OBP: 0.420, SLG: 0.537										3	0	0	0	1	2	1											
Champ Summers, L (1, 3) OBP: 0.423, SLG: 0.439										2	0	1	1	2	0	0											
Ray Knight, R (1, 5) OBP: 0.382, SLG: 0.365										2	0	1	0	2	1	1											
Cesar Geronimo, L (1, 8) OBP: 0.430, SLG: 0.547										3	0	0	0	0	0	5											
Joe Morgan, L (8, PH) OBP: 0.330, SLG: 0.297										0	0	0	0	0	0	0											
Johnny Bench, R (8, PH)										0	0	0	0	1	0	0											
Vic Correll, R (1, 2) OBP: 0.393, SLG: 0.375										3	0	0	0	0	3	0											
Dave Collins, S (8, PH) OBP: 0.455, SLG: 0.400										1	0	0	0	1	1	0											
Fred Norman, S (1, 1) OBP: 0.273, SLG: 0.111										1	0	0	0	0	0	0											
Dan Driessen, L (7, PH) OBP: 0.321, SLG: 0.429										1	0	0	0	0	0	0											
Frank Pastore, R (7, 1)										0	0	0	0	0	0	0											
Dave Tomlin, L (7, 1)										0	0	0	0	0	0	0											
Rick Auerbach, R (9, PH) OBP: 0.182, SLG: 0.211										1	0	0	0	0	0	0											
Inning Stats	R: 0 E: 0 K: 1 S: 5	H: 0 LOB: 0 BB: 0 P: 5	R: 0 E: 0 K: 0 S: 4	H: 1 LOB: 1 BB: 0 P: 4	R: 0 E: 0 K: 2 S: 7	H: 0 LOB: 0 BB: 0 P: 7	R: 0 E: 0 K: 0 S: 3	H: 0 LOB: 3 BB: 3 P: 15	R: 0 E: 0 K: 1 S: 5	H: 0 LOB: 1 BB: 1 P: 9	R: 1 E: 0 K: 2 S: 8	H: 1 LOB: 0 BB: 0 P: 12	R: 1 E: 0 K: 2 S: 8	H: 1 LOB: 0 BB: 0 P: 8	R: 0 E: 0 K: 2 S: 7	H: 0 LOB: 3 BB: 3 P: 19	R: 0 E: 0 K: 1 S: 5	H: 0 LOB: 0 BB: 0 P: 5	1B: 2 2B: 1 3B: 0 HR: 0	SF: 0 SAC: 0 DP: 0 HBP: 0	WP: 0 PB: 1 SB: 3 CS: 0	PA: 38					
PITCHER	IP	WLS	BF	H	R	ER	SO	BB	IBB	HBP	BLK	WP	HR	S	P	ERA	WHIP										
Bruce Kison, R (1, 1) ERA: 3.94	5.0		20	1	0	0	4	4	0	0	0	0	0	24	40	0.00	1.000										
Jim Bibby, R (6, 1) ERA: 3.95	2.0	W	9	2	2	1	4	1	0	0	0	0	0	16	20	4.50	1.500										
Kent Tekulve, R (8, 1) ERA: 5.25	0.2		4	0	0	0	2	2	0	0	0	0	0	6	14	0.00	3.000										
Grant Jackson, L (8, 1) ERA: 1.32	1.1	S	5	0	0	0	1	1	0	0	0	0	0	6	10	0.00	0.750										

Batter	1	2	3	4	5	6	7	8	9	AB	R	H	RBI	BB	SO	LOB	BOTTOM										
Omar Moreno, L (1, 8) OBP: 0.397, SLG: 0.430										4	0	2	2	0	1	0	<p>Cincinnati Reds @ Pittsburgh Pirates Three Rivers Stadium, Pittsburgh, PA Sat May 12 1979, 3:33 AM EDT Att: 18,745 - Unknown</p>										
Tim Foli, R (1, 6) OBP: 0.354, SLG: 0.370										4	0	0	0	0	0	3											
Dave Parker, L (1, 9) OBP: 0.411, SLG: 0.570										3	0	2	0	1	0	0											
Bill Robinson, R (1, 7) OBP: 0.295, SLG: 0.544										4	0	1	0	0	0	3											
Steve Nicosia, R (1, 2) OBP: 0.325, SLG: 0.486										2	0	0	0	0	1	0											
Ed Ott, L (7, PH) OBP: 0.284, SLG: 0.425										2	0	0	0	0	1	2											
Manny Sanguillen, R (1, 3) OBP: 0.250, SLG: 0.417										4	0	1	0	0	0	2											
Rennie Stennett, R (1, 4) OBP: 0.283, SLG: 0.280										3	0	1	0	0	0	0											
Matt Alexander, S (7, PR) OBP: 0.667, SLG: 1.333										0	1	0	0	0	0	0											
Dale Berra, R (8, 5) OBP: 0.182, SLG: 0.100										0	0	0	0	0	0	0											
Phil Garner, R (1, 5) OBP: 0.319, SLG: 0.366										1	2	0	0	2	0	2											
Bruce Kison, R (1, 1) OBP: 0.250, SLG: 0.286										0	0	0	0	0	0	0											
Mike Cabler, L (5, PH) OBP: 0.250, SLG: 0.250										1	0	0	0	0	0	1											
Jim Bibby, R (6, 1) OBP: 0.250, SLG: 0.250										0	0	0	0	0	0	0											
Willie Stargel, L (7, PH) OBP: 0.150, SLG: 0.000										1	0	1	0	0	0	0											
Bert Blyleven, R (7, PH) OBP: 0.150, SLG: 0.200										0	0	0	0	0	0	0											
Kent Tekulve, R (8, 1) OBP: 0.250, SLG: 0.500										0	0	0	0	0	0	0											
Grant Jackson, S (8, 1) ERA: 2.76										0	0	0	0	0	0	0											
Inning Stats	R: 0 E: 0 K: 0 S: 4	H: 1 LOB: 1 BB: 0 P: 4	R: 0 E: 0 K: 1 S: 5	H: 0 LOB: 0 BB: 0 P: 5	R: 1 E: 0 K: 0 S: 4	H: 1 LOB: 2 BB: 2 P: 12	R: 0 E: 0 K: 0 S: 3	H: 0 LOB: 0 BB: 0 P: 3	R: 0 E: 0 K: 1 S: 4	H: 0 LOB: 0 BB: 1 P: 8	R: 0 E: 0 K: 0 S: 3	H: 0 LOB: 0 BB: 0 P: 3	R: 2 E: 0 K: 1 S: 9	H: 4 LOB: 2 BB: 0 P: 9	R: 0 E: 0 K: 0 S: 4	H: 2 LOB: 1 BB: 0 P: 4	1B: 7 2B: 1 3B: 0 HR: 0	SF: 0 SAC: 1 DP: 1 HBP: 0	WP: 0 PB: 0 SB: 1 CS: 1	PA: 33							
PITCHER	IP	WLS	BF	H	R	ER	SO	BB	IBB	HBP	BLK	WP	HR	S	P	ERA	WHIP										
Fred Norman, L (1, 1) ERA: 3.74	6.0		22	2	1	1	2	3	0	0	0	0	0	23	35	1.50	0.833										
Frank Pastore, R (7, 1) ERA: 4.15	0.2	L	5	3	2	2	1	0	0	0	0	0	0	7	7	27.00	4.500										
Dave Tomlin, L (7, 1) ERA: 2.76	1.1		6	3	0	0	0	0	0	0	0	0	0	6	6	0.00	2.250										

Batter	1	2	3	4	5	6	7	8	9	AB	R	H	RBI	BB	SO	LOB	TOP								
Ken Griffey, L (1,9) OBP: 0.388, SLG: 0.448	1-3	F7			F9	1B	BB		2B	5	1	2	0	1	0	1	Cincinnati Reds @ Pittsburgh Pirates Three Rivers Stadium, Pittsburgh, PA Sun May 13 1979, 3:33 AM EDT Att: 10,253 - Unknown livebaseballscorecards.com								
Junior Kennedy, R (1,4) OBP: 0.370, SLG: 0.409	F7		6-3		E5	E	BB		4-3	5	2	3	1	1	0	1									
Dave Concepcion, R (1,6) OBP: 0.401, SLG: 0.521										5	0	1	0	0	2	6									
Rick Auerbach, R (7,6) OBP: 0.158, SLG: 0.211	BB		6-3		K	P4	K			0	0	0	0	0	0	0									
George Foster, R (1,7) OBP: 0.412, SLG: 0.523	F7		F3		E5				K	5	0	1	1	0	1	4									
Johnny Bench, R (1,2) OBP: 0.333, SLG: 0.295	1-2		5-3			F9			1-3	4	0	1	1	1	0	2									
Arturo DeFrias, R (1,3) OBP: 0.222, SLG: 0.353										3	0	0	0	0	2	5									
Dan Driessen, L (7,PH) OBP: 0.333, SLG: 0.473	K				P5					2	2	2	1	0	0	0									
Ray Knight, R (1,5) OBP: 0.382, SLG: 0.367			5-3		6-3				F9	5	1	2	0	0	0	0									
Paul Blair, R (1,8) OBP: 0.333, SLG: 0.625										2	1	1	2	1	0	0									
Cesar Geronimo, L (7,PH) OBP: 0.231, SLG: 0.246	P4								6-3	2	0	0	0	0	0	2									
Michael LaCoss, R (1,1) OBP: 0.188, SLG: 0.188										3	0	1	0	0	1	1									
Dave Tomlin, L (7,1)					B5-3					0	0	0	0	0	0	0									
Doug Bair, R (8,1)										1	0	0	0	0	1	0									
Inning Stats	R: 0 E: 0 K: 1 S: 7	H: 2 LOB: 3 BB: 1 P: 11	R: 0 E: 0 K: 0 S: 4	H: 1 LOB: 1 BB: 0 P: 4	R: 0 E: 0 K: 0 S: 4	H: 1 LOB: 1 BB: 0 P: 4	R: 0 E: 0 K: 1 S: 5	H: 0 LOB: 1 BB: 1 P: 9	R: 1 E: 2 K: 1 S: 8	H: 1 LOB: 2 BB: 0 P: 8	R: 4 E: 1 K: 1 S: 10	H: 5 LOB: 1 BB: 0 P: 10	R: 1 E: 0 K: 1 S: 7	H: 2 LOB: 2 BB: 2 P: 15	R: 1 E: 0 K: 1 S: 6	H: 1 LOB: 0 BB: 0 P: 6	R: 0 E: 0 K: 1 S: 6	H: 1 LOB: 1 BB: 0 P: 6	1B: 10 2B: 2 3B: 0 HR: 2	SF: 0 SAC: 1 DP: 0 HBP: 0	WP: 0 PB: 0 SB: 0 CS: 0	PA: 47			
PITCHER	IP	WLS	BF	H	R	ER	SO	BB	IBB	HBP	BLK	WP	HR	S	P	ERA	WHIP								
John Candelaria, L (1,1) ERA: 3.43	5.2	L	31	10	5	3	4	2	0	0	0	0	1	37	45	4.76	2.118								
Ed Whitson, R (6,1) ERA: 4.91	1.1		8	2	1	1	1	1	1	0	0	0	0	8	16	6.75	2.250								
Enrique Romo, R (8,1) ERA: 4.73	2.0		8	2	1	1	2	0	0	0	0	0	1	12	12	4.50	1.000								

Batter	1	2	3	4	5	6	7	8	9	AB	R	H	RBI	BB	SO	LOB	BOTTOM								
Omar Moreno, L (1,8) OBP: 0.382, SLG: 0.412	4-3		F7		L8		F9		F8	5	0	0	0	0	0	2	Cincinnati Reds @ Pittsburgh Pirates Three Rivers Stadium, Pittsburgh, PA Sun May 13 1979, 3:33 AM EDT Att: 10,253 - Unknown livebaseballscorecards.com								
Tim Foli, R (1,6) OBP: 0.369, SLG: 0.368	FC6-4		L6			L9	E		BB	3	0	1	1	2	0	0									
Dave Parker, L (1,9) OBP: 0.411, SLG: 0.559	FC6-4		6-3			1B	E6		F7	4	0	1	0	1	0	2									
John Milner, L (1,3) OBP: 0.408, SLG: 0.639	1-2		4-3				G3			3	0	1	0	1	0	2									
Bill Robinson, R (1,7) OBP: 0.283, SLG: 0.521	F9		F9			P4			K	4	0	0	0	0	1	4									
Ed Ott, L (1,2) OBP: 0.282, SLG: 0.416			P6			F7			F5	4	0	1	0	0	0	2									
Rennie Stennett, R (1,4) OBP: 0.282, SLG: 0.278			G1-6-3			F8			G1	4	0	1	0	0	0	1									
Phil Garner, R (1,5) OBP: 0.333, SLG: 0.410									F8	4	2	3	1	0	0	1									
John Candelaria, L (1,1) OBP: 0.118, SLG: 0.125			4-3							2	0	0	0	0	1	1									
Ed Whitson, R (6,1) ERA: 2.6										0	0	0	0	0	0	0									
Mike Easler, L (7,PH) OBP: 0.333, SLG: 0.143										1	1	1	0	0	0	0									
Enrique Romo, R (8,1) OBP: 0.231, SLG: 0.385										1	0	0	0	0	0	0									
Manny Sanguillen, R (9,PH) OBP: 0.231, SLG: 0.385										1	0	0	0	0	0	0									
Inning Stats	R: 0 E: 0 K: 0 S: 3	H: 0 LOB: 2 BB: 2 P: 11	R: 0 E: 0 K: 0 S: 4	H: 2 LOB: 1 BB: 0 P: 4	R: 0 E: 0 K: 0 S: 3	H: 0 LOB: 0 BB: 0 P: 3	R: 0 E: 0 K: 0 S: 3	H: 0 LOB: 0 BB: 0 P: 3	R: 1 E: 0 K: 1 S: 6	H: 1 LOB: 0 BB: 0 P: 6	R: 0 E: 0 K: 0 S: 4	H: 1 LOB: 2 BB: 1 P: 8	R: 2 E: 1 K: 0 S: 7	H: 4 LOB: 2 BB: 0 P: 7	R: 0 E: 0 K: 1 S: 6	H: 1 LOB: 1 BB: 0 P: 6	R: 0 E: 0 K: 0 S: 3	H: 0 LOB: 1 BB: 1 P: 7	1B: 8 2B: 0 3B: 0 HR: 1	SF: 0 SAC: 0 DP: 1 HBP: 0	WP: 0 PB: 0 SB: 0 CS: 0	PA: 39			
PITCHER	IP	WLS	BF	H	R	ER	SO	BB	IBB	HBP	BLK	WP	HR	S	P	ERA	WHIP								
Michael LaCoss, R (1,1) ERA: 2.6	6.2	W	29	7	3	2	1	3	0	0	0	0	1	28	40	2.70	1.500								
Dave Tomlin, L (7,1) ERA: 2.7	0.1		2	1	0	0	0	0	0	0	0	0	0	2	2	0.00	3.000								
Doug Bair, R (8,1) ERA: 2.7	2.0		8	1	0	0	1	1	0	0	0	0	0	9	13	0.00	1.000								



Batter	1	2	3	4	5	6	7	8	9	AB	R	H	RBI	BB	SO	LOB	TOP		
Gene Richards, L (1, 8) OBP: 0.301, SLG: 0.333	0-0 4-3		0-0 1B			0-0 3-1		0-0 1-2 1B		4	0	2	0	0	0	0	San Diego Padres @ Cincinnati Reds Riverfront Stadium, Cincinnati, OH Tue May 15 1979, 7:05 PM EDT Att: 20,090 - Unknown		
Ozzie Smith, S (1, 6) OBP: 0.233, SLG: 0.195 Fernando Gonzalez, R (8, PH) OBP: 0.303, SLG: 0.393	0-0 F8		0-0 F9			0-0 P6		0-3 K		3	0	0	0	0	0	1			
Jerry Turner, L (1, 7) OBP: 0.348, SLG: 0.396	0-0 4-3			0-0 F3			0-0 F7		0-3 K	4	0	0	0	0	1	0			
Dave Winfield, R (1, 9) OBP: 0.406, SLG: 0.636		0-0 1B		0-0 F9			0-0 PB 1B		0-0 1-4-3	4	0	2	0	0	0	0			
Mike Hargrove, L (1, 3) OBP: 0.346, SLG: 0.233 Don Reynolds, R (7, PR) OBP: 0.429, SLG: 0.526 Bill Fahey, L (7, 2) OBP: 0.341, SLG: 0.444 Randy Jones, R (9, PR) OBP: 0.158, SLG: 0.158 Fred Kendall, R (9, 2) OBP: 0.250, SLG: 0.182		0-0 1B		0-0 F7		0-0 P6		0-0 L5-3 1B	4-0 BB BB BB BB	3	0	1	0	0	0	1			
Gene Tenace, R (1, 2) OBP: 0.393, SLG: 0.396	0-0 F9				0-0 F8		0-0 L5-3		0-0 2B BB	4	1	1	0	0	0	3			
Barry Evans, R (1, 5) OBP: 0.227, SLG: 0.238 Kurt Bevacqua, R (8, PH) OBP: 0.438, SLG: 0.419	0-3 K				0-0 6-3			0-0 F9	0-0 1-H 2-H 2B	2	0	0	0	0	1	1			
Bill Almon, R (1, 4) OBP: 0.341, SLG: 0.351			0-0 L6		0-3 K			0-3 K	4-0 IBB	3	0	0	0	1	2	0			
Gaylord Perry, R (1, 1) OBP: 0.235, SLG: 0.529 Broderick Perkins, L (8, PH) OBP: 0.460, SLG: 0.344 Rollie Fingers, R (8, 1) OBP: 0.125, SLG: 0.125			0-0 3-1			0-0 5-3		0-0 1B 1B	0-0 5-3	2	0	0	0	0	0	0			
Inning Stats	R: 0 E: 0 K: 0 S: 3	H: 0 LOB: 0 BB: 0 P: 3	R: 0 E: 0 K: 1 S: 6	H: 1 LOB: 1 BB: 0 P: 6	R: 0 E: 0 K: 0 S: 4	H: 1 LOB: 1 BB: 0 P: 4	R: 0 E: 0 K: 0 S: 3	H: 0 LOB: 0 BB: 0 P: 3	R: 0 E: 0 K: 1 S: 5	H: 0 LOB: 0 BB: 0 P: 5	R: 0 E: 0 K: 0 S: 4	H: 2 LOB: 2 BB: 0 P: 4	R: 0 E: 0 K: 2 S: 9	H: 2 LOB: 2 BB: 0 P: 9	R: 2 E: 0 K: 1 S: 7	H: 2 LOB: 2 BB: 2 P: 15		1B: 7 2B: 2 3B: 0 HR: 0	SF: 0 SAC: 0 DP: 1 HBP: 0
PITCHER	IP	WLS	BF	H	R	ER	SO	BB	IBB	HBP	BLK	WP	HR	S	P	ERA	WHIP		
Tom Hume, R (1, 1) ERA: 4.47	7.2		28	6	0	0	3	0	0	0	0	0	0	34	34	0.00	0.783		
Frank Pastore, R (8, 1) ERA: 4.7	1.1	L	8	2	2	2	2	1	1	0	0	0	0	10	18	13.50	2.250		

AB 34
R 2
H 8
RBI 2
BB 2
SO 5
LOB 10



Batter	1	2	3	4	5	6	7	8	9	AB	R	H	RBI	BB	SO	LOB	BOTTOM		
Ken Griffey, L (1, 8) OBP: 0.360, SLG: 0.444	0-0 1-3		0-0 FC6 1B		0-0 G3			0-0 G3		4	0	1	0	0	0	1	San Diego Padres @ Cincinnati Reds Riverfront Stadium, Cincinnati, OH Tue May 15 1979, 7:05 PM EDT Att: 20,090 - Unknown		
Junior Kennedy, R (1, 4) OBP: 0.327, SLG: 0.346	4-0 S BB		0-0 FC6 1-2		0-0 5-3			0-0 5-3		3	0	0	0	1	0	2			
Dave Concepcion, R (1, 6) OBP: 0.398, SLG: 0.517	0-0 P4 1-2			0-3 K		0-0 4-3		0-3 K		4	0	0	0	0	2	1			
George Foster, R (1, 7) OBP: 0.420, SLG: 0.551	0-3 K			0-3 K		0-0 F7		0-0 1B 1B		4	0	1	0	0	2	1			
Dan Driessen, L (1, 3) OBP: 0.345, SLG: 0.495		0-0 F8		0-0 WP 1B 1B		0-0 P5		0-3 K		4	1	1	0	0	1	1			
Johnny Bench, R (1, 2) OBP: 0.344, SLG: 0.297		0-3 K		0-0 1B		0-0 6-3		0-0 FC6-4 1B		4	0	2	1	0	1	0			
Champ Summers, L (1, 9) OBP: 0.379, SLG: 0.383 Cesar Geronimo, L (8, 8) OBP: 0.231, SLG: 0.246 Joe Morgan, L (9, PH) OBP: 0.426, SLG: 0.542		0-0 4-3		0-0 G3		0-3 K		0-0 P4		3	0	0	0	0	1	1			
Ray Knight, R (1, 5) OBP: 0.389, SLG: 0.386			0-0 F7		0-0 K2-4 2B		4-0 BB	0-0 FC6-4 1-2		3	0	1	0	1	0	2			
Tom Hume, R (1, 1) OBP: 0.174, SLG: 0.182 Frank Pastore, R (8, 1) ERA: 3.66			0-3 K		0-3 K2-4		0-0 1-3			3	0	0	0	0	2	2			
Inning Stats	R: 0 E: 0 K: 1 S: 5	H: 0 LOB: 1 BB: 1 P: 9	R: 0 E: 0 K: 1 S: 5	H: 0 LOB: 0 BB: 0 P: 5	R: 0 E: 0 K: 1 S: 6	H: 1 LOB: 1 BB: 0 P: 6	R: 1 E: 0 K: 2 S: 9	H: 2 LOB: 1 BB: 0 P: 9	R: 0 E: 0 K: 0 S: 3	H: 0 LOB: 0 BB: 0 P: 3	R: 0 E: 0 K: 1 S: 5	H: 0 LOB: 1 BB: 1 P: 9	R: 0 E: 0 K: 1 S: 5	H: 0 LOB: 0 BB: 0 P: 5	R: 0 E: 0 K: 1 S: 7	H: 2 LOB: 2 BB: 0 P: 7		1B: 5 2B: 1 3B: 0 HR: 0	SF: 0 SAC: 0 DP: 0 HBP: 0
PITCHER	IP	WLS	BF	H	R	ER	SO	BB	IBB	HBP	BLK	WP	HR	S	P	ERA	WHIP		
Gaylord Perry, R (1, 1) ERA: 3.36	7.0		27	4	1	1	7	2	0	0	0	0	0	39	47	1.29	0.857		
Rollie Fingers, R (8, 1) ERA: 3.66	2.0	W	8	2	0	0	2	0	0	0	0	0	0	12	12	0.00	1.000		


AB 33
R 1
H 6
RBI 1
BB 2
SO 9
LOB 13



Batter	1	2	3	4	5	6	7	8	9	AB	R	H	RBI	BB	SO	LOB	TOP			
Gene Richards, L (1,8) OBP: 0.307, SLG: 0.333										3	0	1	0	1	0	1				
Mike Hargrove, L (1,3) OBP: 0.333, SLG: 0.222										4	0	0	0	0	1	2				
Jerry Turner, L (1,7) OBP: 0.340, SLG: 0.385										4	0	0	0	0	1	1				
Dave Winfield, R (1,9) OBP: 0.409, SLG: 0.633										4	0	2	0	0	0	1				
Kurt Bevacqua, R (1,5)										4	0	2	0	0	0	0				
Bill Fahey, L (1,2) OBP: 0.311, SLG: 0.400									4	0	0	0	0	0	4					
Fernando Gonzalez, R (1,4) OBP: 0.303, SLG: 0.391										3	0	1	0	0	0	0				
Bill Almon, R (1,6) OBP: 0.341, SLG: 0.350									3	0	1	0	0	0	1					
Steve Mura, R (1,1) John D'Acquisto, R (3,1) Don Heywood, R (6, PR) Bob Shirley, L (6, PR) Mickey Lolich, S (7,1) Broderick Perkins, L (8, PR) Dennis Kinney, L (8,1)									1	0	0	0	0	0	1	0				
Inning Stats	R: 0 E: 0 K: 1 S: 5	H: 0 LOB: 1 BB: 1 P: 9	R: 0 E: 0 K: 0 S: 3	H: 0 LOB: 0 BB: 0 P: 3	R: 0 E: 0 K: 1 S: 5	H: 0 LOB: 0 BB: 0 P: 5	R: 0 E: 0 K: 0 S: 3	H: 0 LOB: 0 BB: 0 P: 3	R: 0 E: 0 K: 0 S: 4	H: 2 LOB: 1 BB: 0 P: 4	R: 0 E: 0 K: 1 S: 6	H: 2 LOB: 1 BB: 0 P: 6	R: 0 E: 0 K: 1 S: 6	H: 1 LOB: 1 BB: 0 P: 6	R: 0 E: 0 K: 0 S: 5	H: 2 LOB: 2 BB: 0 P: 5	1B: 7 2B: 0 3B: 0 HR: 0	SF: 0 SAC: 0 DP: 2 HBP: 0	WP: 0 PB: 0 SB: 1 CS: 0	PA: 33
PITCHER	IP WLS BF H R ER SO BB IBB HBP BLK WP HR S P ERA WHIP	7.0 W 24 4 0 0 3 1 0 0 0 0 0 29 33 0.00 0.714	2.0 9 3 0 0 1 0 0 0 0 0 0 11 11 0.00 1.500																	

San Diego Padres @ Cincinnati Reds
Riverfront Stadium, Cincinnati, OH
Wed May 16 1979, 3:33 AM EDT
Att: 25,327 - Unknown


AB 32
R 0
H 7
RBI 0
BB 1
SO 4
LOB 12



Batter	1	2	3	4	5	6	7	8	9	AB	R	H	RBI	BB	SO	LOB	BOTTOM					
Ken Griffey, L (1,8) OBP: 0.357, SLG: 0.439										4	0	1	0	0	1	1						
Paul Blair, R (6, PR) OBP: 0.273, SLG: 0.500										1	0	0	0	0	0	0						
Junior Kennedy, R (1,4) OBP: 0.335, SLG: 0.345										3	1	1	0	1	1	2						
Champ Summers, L (1,9) OBP: 0.403, SLG: 0.388										2	1	1	0	2	1	1						
George Foster, R (1,7) OBP: 0.416, SLG: 0.543										4	1	1	1	0	2	5						
Pedro Borbon, R (8,1) OBP: 0.400, SLG: 0.400										0	0	0	0	0	0	0						
Dan Driessen, L (1,3) OBP: 0.350, SLG: 0.490										3	1	1	0	1	0	2						
Ray Knight, R (1,5) OBP: 0.392, SLG: 0.385										3	2	1	2	1	0	1						
Rick Auerbach, R (1,6) OBP: 0.174, SLG: 0.261										4	0	1	2	0	1	1						
Vic Correll, R (1,2) OBP: 0.375, SLG: 0.464										4	1	1	2	0	0	1						
Bill Bonham, R (1,1) OBP: 0.100, SLG: 0.200										3	0	1	0	0	1	0						
Dave Collins, S (8,7) OBP: 0.435, SLG: 0.381										1	0	0	0	0	0	0						
Inning Stats	R: 0 E: 0 K: 1 S: 7	H: 2 LOB: 2 BB: 0 P: 7	R: 0 E: 0 K: 0 S: 3	H: 0 LOB: 0 BB: 0 P: 3	R: 5 E: 0 K: 0 S: 6	H: 3 LOB: 1 BB: 3 P: 18	R: 0 E: 0 K: 3 S: 10	H: 1 LOB: 2 BB: 1 P: 14	R: 2 E: 0 K: 1 S: 6	H: 1 LOB: 0 BB: 1 P: 10	R: 0 E: 0 K: 1 S: 6	H: 1 LOB: 0 BB: 0 P: 6	R: 0 E: 0 K: 1 S: 5	H: 1 LOB: 0 BB: 0 P: 5	R: 0 E: 0 K: 0 S: 3	H: 0 LOB: 0 BB: 0 P: 3	1B: 6 2B: 2 3B: 0 HR: 1	SF: 0 SAC: 0 DP: 1 HBP: 0	WP: 0 PB: 0 SB: 0 CS: 0	PA: 37		
PITCHER	IP WLS BF H R ER SO BB IBB HBP BLK WP HR S P ERA WHIP	2.2 L 16 2 2 2 4 2 0 0 0 0 0 1 17 25 7.71 1.714	1.0 4 1 0 0 1 0 0 0 0 0 0 6 6 0.00 1.000	1.0 3 1 0 0 1 0 0 0 0 0 0 5 5 0.00 1.000	1.0 3 0 0 0 0 0 0 0 0 0 0 3 3 0.00 0.000																	

San Diego Padres @ Cincinnati Reds
Riverfront Stadium, Cincinnati, OH
Wed May 16 1979, 3:33 AM EDT
Att: 25,327 - Unknown

AB 32
R 7
H 9
RBI 7
BB 5
SO 7
LOB 14



Batter	1	2	3	4	5	6	7	8	9	AB	R	H	RBI	BB	SO	LOB	TOP
Davey Lopes, R OBP: 0.313, SLG: 0.436 (1, 4)	0-0 HR		0-0 6-3		0-0 6-3			4-0 HR BB	0-0 P8	4	2	1	1	1	0	2	
Bill Russell, R OBP: 0.337, SLG: 0.419 (1, 6)	0-3 K		0-0 6-3		0-0 CS 1B			0-0 HR		4	1	2	2	0	1	0	
Gary Thomasson, L OBP: 0.375, SLG: 0.496 (1, 8)	0-0 G5-4-3 1B		0-3 K		0-0 K		0-3 K 1-2	4-0 HR BB		3	1	1	0	1	2	1	
Steve Garvey, R OBP: 0.329, SLG: 0.479 Jerry Reuss, L (8, 1)	0-0 G5-4-3 1-2			0-0 4-3		0-0 6-3		0-0 HR		4	1	1	2	0	0	1	
Dusty Baker Jr., R OBP: 0.331, SLG: 0.404 (1, 7)		0-0 5-3		0-0 6-3			0-0 5-3	0-3 K		4	0	0	0	0	1	0	
Von Joshua, L OBP: 0.294, SLG: 0.500 (1, 9)		0-0 1B 2B		0-3 K			0-0 4-6-3 1B	0-0 F9		4	1	2	0	0	1	0	
Derrel Thomas, S OBP: 0.368, SLG: 0.377 (1, 5)		0-0 FC6-4 2H 1B		0-0 4-3		0-0 4-6-3 1-2		0-0 3B		4	0	2	1	0	0	1	
Steve Yeager, R OBP: 0.247, SLG: 0.359 Vic Davalillo, L OBP: 0.143, SLG: 0.077 Johnny Oates, L (7, 7)	0-0 FC6-4 1-2		0-0 SH1-4 BB		4-0 4-3		0-0 4-3	0-0 4-3		1	0	0	0	1	0	1	
Burt Hooton, R OBP: 0.190, SLG: 0.200 Manny Mota, R OBP: 0.444, SLG: 0.375 Pedro Guerrero, R OBP: 0.250, SLG: 0.250 (8, 3)	0-0 1-3		0-0 SH1-4		0-0 SH1-4 1-2		0-0 F8	0-0 P4		1	0	0	0	0	0	1	
Inning Stats	R: 1 E: 0 K: 1 S: 6	H: 2 LOB: 0 BB: 0 P: 6	R: 1 E: 0 K: 0 S: 5	H: 2 LOB: 1 BB: 0 P: 5	R: 0 E: 0 K: 1 S: 5	H: 0 LOB: 0 BB: 0 P: 5	R: 0 E: 0 K: 1 S: 5	H: 1 LOB: 0 BB: 0 P: 5	R: 0 E: 0 K: 0 S: 4	H: 1 LOB: 0 BB: 0 P: 4	R: 4 E: 0 K: 1 S: 7	H: 2 LOB: 2 BB: 2 P: 15	R: 0 E: 0 K: 0 S: 4	H: 1 LOB: 1 BB: 0 P: 4	1B: 4 2B: 2 3B: 1 HR: 3	SF: 0 SAC: 1 DP: 2 HBP: 0	WP: 0 PA: 37 PB: 0 SB: 0 CS: 1
PITCHER	IP WLS BF H R ER SO BB IBB HBP BLK WP HR S P ERA WHIP	IP WLS BF H R ER SO BB IBB HBP BLK WP HR S P ERA WHIP	IP WLS BF H R ER SO BB IBB HBP BLK WP HR S P ERA WHIP	IP WLS BF H R ER SO BB IBB HBP BLK WP HR S P ERA WHIP	IP WLS BF H R ER SO BB IBB HBP BLK WP HR S P ERA WHIP	IP WLS BF H R ER SO BB IBB HBP BLK WP HR S P ERA WHIP	IP WLS BF H R ER SO BB IBB HBP BLK WP HR S P ERA WHIP	IP WLS BF H R ER SO BB IBB HBP BLK WP HR S P ERA WHIP	IP WLS BF H R ER SO BB IBB HBP BLK WP HR S P ERA WHIP	IP WLS BF H R ER SO BB IBB HBP BLK WP HR S P ERA WHIP	IP WLS BF H R ER SO BB IBB HBP BLK WP HR S P ERA WHIP	IP WLS BF H R ER SO BB IBB HBP BLK WP HR S P ERA WHIP	IP WLS BF H R ER SO BB IBB HBP BLK WP HR S P ERA WHIP	IP WLS BF H R ER SO BB IBB HBP BLK WP HR S P ERA WHIP	IP WLS BF H R ER SO BB IBB HBP BLK WP HR S P ERA WHIP	IP WLS BF H R ER SO BB IBB HBP BLK WP HR S P ERA WHIP	IP WLS BF H R ER SO BB IBB HBP BLK WP HR S P ERA WHIP

Los Angeles Dodgers @ Cincinnati Reds
Riverfront Stadium, Cincinnati, OH
Fri May 18 1979, 7:05 PM EDT
Att: 34,192 - Unknown

AB	33
R	6
H	9
RBI	6
BB	3
SO	5
LOB	10



Batter	1	2	3	4	5	6	7	8	9	AB	R	H	RBI	BB	SO	LOB	BOTTOM				
Ken Griffey, L OBP: 0.353, SLG: 0.428 (1, 9)	4-0 3-1 1B BB BB		0-0 6-3		0-0 F9	0-0 1-3		0-3 K		4	1	0	0	1	1	2					
Dave Concepcion, R OBP: 0.398, SLG: 0.510 (1, 6)	4-0 3-1 1B BB		0-3 K		0-0 1B		0-0 P3	0-0 4-3		4	1	1	0	1	1	1					
Joe Morgan, L OBP: 0.425, SLG: 0.530 (1, 4)	0-0 3-1 1-2 2-3		0-0 L9		0-0 F5		4-0 S 1B BB	0-0 SH3-4 1B		4	2	1	0	1	0	3					
George Foster, R OBP: 0.412, SLG: 0.535 Paul Blair, R OBP: 0.273, SLG: 0.500 (8, 7)	0-3 K		0-0 L1		0-0 F7		0-0 1B	0-0 SH3-4		4	0	1	1	0	1	3					
Dan Driessen, L OBP: 0.360, SLG: 0.491 (1, 3)	4-0 1B BB		0-0 3-1		0-0 G3		0-0 1-2 1B	0-0 2H 1B		4	0	2	1	1	0	0					
Johnny Bench, R OBP: 0.357, SLG: 0.301 (1, 2)	0-0 FC6-4 1-3 2H 3H 1B		4-0 1B SF8 BB		4-0 P4		0-0 E 2B BB	0-0 SH3-4		2	2	1	2	2	0	2					
Ray Knight, R OBP: 0.388, SLG: 0.381 (1, 5)	0-0 FC6-4 1-2		0-0 1B		0-0 FC5	0-0 6-3		0-0 FC1-8 1B		4	1	1	0	0	0	5					
Cesar Geronimo, L OBP: 0.234, SLG: 0.259 Dave Collins, S OBP: 0.455, SLG: 0.409 (8, 7)		0-0 F8		0-0 SF8		0-0 2B		0-0 FC1-6 1B		2	0	1	3	0	0	0					
Michael LaCoss, R OBP: 0.158, SLG: 0.158 Doug Bair, R (8, 1)		0-3 K		0-0 L1		0-0 F7		0-0 FC1-6		3	0	0	0	0	1	2					
Rick Auerbach, R OBP: 0.167, SLG: 0.250 Pedro Borbon, R OBP: 0.400, SLG: 0.400 (9, 1)				0-0 L1		0-0 F7		0-0 FC1-6		0	0	0	0	0	0	0					
Inning Stats	R: 2 E: 0 K: 1 S: 6	H: 1 LOB: 2 BB: 3 P: 18	R: 0 E: 0 K: 1 S: 5	H: 0 LOB: 0 BB: 0 P: 5	R: 0 E: 0 K: 1 S: 5	H: 0 LOB: 0 BB: 0 P: 5	R: 1 E: 0 K: 0 S: 4	H: 1 LOB: 1 BB: 1 P: 8	R: 0 E: 0 K: 0 S: 4	H: 1 LOB: 1 BB: 0 P: 4	R: 2 E: 1 K: 0 S: 5	H: 1 LOB: 1 BB: 1 P: 9	R: 1 E: 0 K: 0 S: 5	H: 2 LOB: 2 BB: 1 P: 9	R: 0 E: 0 K: 1 S: 6	H: 1 LOB: 1 BB: 0 P: 6	R: 1 E: 0 K: 0 S: 3	H: 2 LOB: 1 BB: 0 P: 3	1B: 8 2B: 1 3B: 0 HR: 0	SF: 1 SAC: 1 DP: 0 HBP: 0	WP: 0 PA: 41 PB: 0 SB: 1 CS: 0
PITCHER	IP WLS BF H R ER SO BB IBB HBP BLK WP HR S P ERA WHIP	IP WLS BF H R ER SO BB IBB HBP BLK WP HR S P ERA WHIP	IP WLS BF H R ER SO BB IBB HBP BLK WP HR S P ERA WHIP	IP WLS BF H R ER SO BB IBB HBP BLK WP HR S P ERA WHIP	IP WLS BF H R ER SO BB IBB HBP BLK WP HR S P ERA WHIP	IP WLS BF H R ER SO BB IBB HBP BLK WP HR S P ERA WHIP	IP WLS BF H R ER SO BB IBB HBP BLK WP HR S P ERA WHIP	IP WLS BF H R ER SO BB IBB HBP BLK WP HR S P ERA WHIP	IP WLS BF H R ER SO BB IBB HBP BLK WP HR S P ERA WHIP	IP WLS BF H R ER SO BB IBB HBP BLK WP HR S P ERA WHIP	IP WLS BF H R ER SO BB IBB HBP BLK WP HR S P ERA WHIP	IP WLS BF H R ER SO BB IBB HBP BLK WP HR S P ERA WHIP	IP WLS BF H R ER SO BB IBB HBP BLK WP HR S P ERA WHIP	IP WLS BF H R ER SO BB IBB HBP BLK WP HR S P ERA WHIP	IP WLS BF H R ER SO BB IBB HBP BLK WP HR S P ERA WHIP	IP WLS BF H R ER SO BB IBB HBP BLK WP HR S P ERA WHIP	IP WLS BF H R ER SO BB IBB HBP BLK WP HR S P ERA WHIP				

Los Angeles Dodgers @ Cincinnati Reds
Riverfront Stadium, Cincinnati, OH
Fri May 18 1979, 7:05 PM EDT
Att: 34,192 - Unknown

AB	33
R	7
H	9
RBI	7
BB	6
SO	4
LOB	19



Batter	1	2	3	4	5	6	7	8	9	AB	R	H	RBI	BB	SO	LOB	TOP			
Davey Lopes, R OBP: 0.310, SLG: 0.425 (1, 4)										4	0	0	0	1	2	5	Los Angeles Dodgers @ Cincinnati Reds Riverfront Stadium, Cincinnati, OH Sat May 19 1979, 7:05 PM EDT Att: 46,753 - Unknown			
Bill Russell, R OBP: 0.333, SLG: 0.421 (1, 6)										4	0	1	1	0	0	3				
Gary Thomasson, L OBP: 0.376, SLG: 0.490 (1, 8)										4	1	1	0	1	3	2				
Steve Garvey, R OBP: 0.326, SLG: 0.470 (1, 3)										5	0	1	0	0	1	4				
Dusty Baker Jr., R OBP: 0.333, SLG: 0.407 (1, 7)										4	1	1	1	1	0	3				
Von Joshua, L OBP: 0.351, SLG: 0.568 (7, PH)										3	1	3	0	0	0	0				
Joe Ferguson, R OBP: 0.349, SLG: 0.419 (7, 9)										1	0	0	0	1	1	0				
Derrel Thomas, S OBP: 0.363, SLG: 0.383 (1, 5)										4	0	1	2	0	0	3				
Steve Yeager, R OBP: 0.256, SLG: 0.366 (1, 2)										4	0	2	0	0	0	1				
Rick Sutcliffe, L Vic Dorello, L OBP: 0.071, SLG: 0.143 (5, PH) Charlie Hough, R OBP: 0.200, SLG: 0.077 (5, 1) Manny Mota, R OBP: 0.200, SLG: 0.400 (5, PH) Ted Martinez, R OBP: 0.257, SLG: 1.000 (5, PH) Lerrin LaGrow, R OBP: 0.257, SLG: 1.000 (5, 1)										0	0	0	0	0	0	0				
Inning Stats	R: 0 E: 0 K: 2 S: 7	H: 0 LOB: 1 BB: 1 P: 11	R: 2 E: 1 K: 0 S: 6	H: 3 LOB: 2 BB: 1 P: 10	R: 0 E: 0 K: 1 S: 6	H: 2 LOB: 1 BB: 0 P: 6	R: 0 E: 0 K: 1 S: 6	H: 1 LOB: 1 BB: 0 P: 6	R: 0 E: 0 K: 1 S: 4	H: 2 LOB: 1 BB: 0 P: 4	R: 1 E: 0 K: 0 S: 4	H: 1 LOB: 2 BB: 2 P: 12	R: 1 E: 1 K: 1 S: 7	H: 1 LOB: 1 BB: 0 P: 7	R: 0 E: 0 K: 1 S: 5	H: 0 LOB: 0 BB: 0 P: 5	1B: 7 2B: 4 3B: 0 HR: 0	SF: 1 SAC: 2 DP: 1 HBP: 0	WP: 2 PB: 0 SB: 0 CS: 0	PA: 42
PITCHER	IP WLS BF H R ER SO BB IBB HBP BLK WP HR S P ERA WHIP																			
Paul Moskau, R ERA: 3.11 (1, 1)	6.2 W 32 10 3 3 5 4 0 0 0 2 0 38 54 4.05 2.100																			
Dave Tomlin, L ERA: 2.41 (7, 1)	0.2 4 1 1 0 0 1 0 0 0 0 0 3 7 0.00 3.000																			
Pedro Borbon, R ERA: 2.37 (8, 1)	1.2 S 6 0 0 0 2 0 0 0 0 0 0 0 10 10 0.00 0.000																			

Batter	1	2	3	4	5	6	7	8	9	AB	R	H	RBI	BB	SO	LOB	BOTTOM			
Ken Griffey, L OBP: 0.356, SLG: 0.426 (1, 9)										3	1	1	0	1	0	0	Los Angeles Dodgers @ Cincinnati Reds Riverfront Stadium, Cincinnati, OH Sat May 19 1979, 7:05 PM EDT Att: 46,753 - Unknown			
Dave Concepcion, R OBP: 0.394, SLG: 0.503 (1, 6)										4	1	1	0	0	0	2				
Joe Morgan, L OBP: 0.435, SLG: 0.553 (1, 4)										3	3	2	0	1	0	0				
Dan Driessen, L OBP: 0.364, SLG: 0.491 (1, 3)										4	0	2	2	0	1	3				
Johnny Bench, R OBP: 0.353, SLG: 0.299 (1, 2)										4	0	1	2	0	1	2				
Champ Summers, L OBP: 0.400, SLG: 0.373 (1, 7)										2	0	0	0	1	0	1				
Paul Blair, R OBP: 0.250, SLG: 0.455 (7, 7)										1	0	0	0	0	1	0				
Ray Knight, R OBP: 0.385, SLG: 0.384 (1, 5)										4	0	1	0	0	1	4				
Cesar Geronimo, L OBP: 0.242, SLG: 0.292 (1, 8)										4	0	2	0	0	0	1				
Paul Moskau, R OBP: 0.063, SLG: 0.067 (7, 1)										3	0	0	0	0	1	2				
Pedro Borbon, R OBP: 0.333, SLG: 0.333 (8, 1)										0	0	0	0	0	0	0				
Inning Stats	R: 1 E: 0 K: 0 S: 5	H: 2 LOB: 1 BB: 0 P: 5	R: 0 E: 0 K: 0 S: 4	H: 1 LOB: 1 BB: 0 P: 4	R: 3 E: 0 K: 0 S: 5	H: 3 LOB: 1 BB: 2 P: 13	R: 0 E: 0 K: 0 S: 3	H: 0 LOB: 0 BB: 0 P: 3	R: 1 E: 1 K: 1 S: 8	H: 2 LOB: 2 BB: 0 P: 8	R: 0 E: 0 K: 1 S: 5	H: 1 LOB: 1 BB: 1 P: 9	R: 0 E: 0 K: 1 S: 5	H: 0 LOB: 0 BB: 0 P: 5	R: 0 E: 0 K: 2 S: 8	H: 1 LOB: 1 BB: 0 P: 8	1B: 5 2B: 4 3B: 1 HR: 0	SF: 0 SAC: 0 DP: 2 HBP: 0	WP: 0 PB: 0 SB: 0 CS: 0	PA: 36
PITCHER	IP WLS BF H R ER SO BB IBB HBP BLK WP HR S P ERA WHIP																			
Rick Sutcliffe, R ERA: 3.23 (6, 1)	5.0 L 25 8 5 5 1 2 0 0 0 1 0 0 25 33 9.00 2.000																			
Charlie Hough, R ERA: 5.75 (8, 1)	2.0 7 1 0 0 2 1 0 0 0 0 0 0 10 14 0.00 1.000																			
Lerrin LaGrow, R ERA: 8.1 (8, 1)	1.0 4 1 0 0 2 0 0 0 0 0 0 0 8 8 0.00 1.000																			

Batter	1	2	3	4	5	6	7	8	9	AB	R	H	RBI	BB	SO	LOB	TOP							
Davey Lopes, R OBP: 0.323, SLG: 0.456 (1, 4)										4	2	3	2	1	0	1								
Bill Russell, R OBP: 0.330, SLG: 0.415 (1, 6)										5	0	1	0	0	0	4								
Gary Thomasson, L OBP: 0.372, SLG: 0.388 (1, 8) (9, 9)										3	0	0	0	1	0	1								
Steve Garvey, R OBP: 0.318, SLG: 0.462 (1, 3)										3	0	0	1	0	0	3								
Dusty Baker Jr., R OBP: 0.325, SLG: 0.396 (1, 7)										4	0	0	0	0	2	1								
Von Joshua, L OBP: 0.390, SLG: 0.683 Bob Welch, R OBP: 0.222, SLG: 0.125 (1, 9) (9, 1)										4	2	3	1	0	0	0								
Derrel Thomas, S OBP: 0.379, SLG: 0.386 (1, 5) (9, 8)										2	2	1	0	2	1	1								
Steve Yeager, R OBP: 0.260, SLG: 0.365 (1, 2)										3	0	1	1	0	0	1								
Don Sutton, R OBP: 0.107, SLG: 0.107 Reggie Smith, S OBP: 0.344, SLG: 0.271 Ted Martinez, R OBP: 0.667, SLG: 1.000 (1, 1) (9, PH) (9, PR) (9, 5)										3	0	0	0	0	1	2								
Inning Stats	R: 0 E: 0 K: 0 S: 3	H: 1 LOB: 0 BB: 0 P: 3	R: 0 E: 0 K: 1 S: 5	H: 0 LOB: 0 BB: 0 P: 5	R: 2 E: 0 K: 0 S: 5	H: 2 LOB: 0 BB: 0 P: 5	R: 0 E: 0 K: 0 S: 3	H: 0 LOB: 0 BB: 0 P: 3	R: 0 E: 0 K: 1 S: 5	H: 1 LOB: 2 BB: 2 P: 5	R: 0 E: 0 K: 0 S: 3	H: 0 LOB: 0 BB: 0 P: 3	R: 0 E: 0 K: 1 S: 5	H: 1 LOB: 1 BB: 1 P: 10	R: 1 E: 0 K: 1 S: 7	H: 1 LOB: 1 BB: 0 P: 7	R: 2 E: 0 K: 0 S: 5	H: 2 LOB: 2 BB: 1 P: 9	1B: 6 2B: 2 3B: 0 HR: 2	SF: 1 SAC: 1 DP: 1 HBP: 0	WP: 0 PB: 0 SB: 0 CS: 1	PA: 38		
PITCHER	IP	WLS	BF	H	R	ER	SO	BB	IBB	HBP	BLK	WP	HR	S	P	ERA	WHIP							
Tom Seaver, R ERA: 3.86 (1, 1)	7.0		27	7	3	3	3	3	0	0	0	0	1	30	42	3.86	1.429							
Tom Hume, R ERA: 4.72 (8, 1)	1.0	L	7	2	3	2	1	1	0	0	0	0	1	8	12	18.00	3.000							
Frank Pastore, R ERA: 4.5 (9, 1)	1.0		4	1	0	0	0	0	0	0	0	0	0	4	4	0.00	1.000							

Los Angeles Dodgers @ Cincinnati Reds
Riverfront Stadium, Cincinnati, OH
Sun May 20 1979, 3:33 AM EDT
Att: 40,087 - Unknown

AB	32
R	6
H	10
RBI	6
BB	4
SO	4
LOB	14



Batter	1	2	3	4	5	6	7	8	9	AB	R	H	RBI	BB	SO	LOB	BOTTOM							
Ken Griffey, L OBP: 0.352, SLG: 0.419 (1, 9)										5	1	1	0	0	1	2								
Junior Kennedy, R OBP: 0.385, SLG: 0.362 Rick Auerbach, R OBP: 0.160, SLG: 0.240 (1, 4) (8, 4)										3	0	2	0	0	0	1								
Dave Concepcion, R OBP: 0.397, SLG: 0.513 (1, 6)										3	1	2	1	0	0	0								
Dan Driessen, L OBP: 0.361, SLG: 0.509 (1, 3)										4	1	1	3	0	0	3								
Johnny Bench, R OBP: 0.350, SLG: 0.297 (1, 2)										4	0	1	0	0	1	0								
Champ Summers, L OBP: 0.377, SLG: 0.345 (1, 7)										4	0	0	0	0	2	1								
Ray Knight, R OBP: 0.375, SLG: 0.373 (1, 5)										4	0	0	0	0	3	1								
Cesar Geronimo, L OBP: 0.258, SLG: 0.323 (1, 8)										4	0	3	0	0	0	1								
Tom Seaver, R OBP: 0.091, SLG: 0.364 Dave Collins, S OBP: 0.440, SLG: 0.391 Tom Hume, R OBP: 0.174, SLG: 0.182 Frank Pastore, R (1, 1) (7, PH) (9, 1)										2	0	0	0	0	0	1								
Paul Blair, R OBP: 0.231, SLG: 0.417 (9, PH)										1	0	0	0	0	0	1								
Inning Stats	R: 0 E: 0 K: 0 S: 4	H: 2 LOB: 1 BB: 0 P: 4	R: 0 E: 0 K: 2 S: 8	H: 1 LOB: 1 BB: 0 P: 8	R: 1 E: 0 K: 0 S: 5	H: 2 LOB: 1 BB: 0 P: 5	R: 0 E: 0 K: 2 S: 7	H: 0 LOB: 0 BB: 0 P: 7	R: 0 E: 0 K: 0 S: 4	H: 1 LOB: 1 BB: 0 P: 4	R: 0 E: 0 K: 1 S: 5	H: 0 LOB: 0 BB: 0 P: 5	R: 0 E: 0 K: 1 S: 6	H: 1 LOB: 1 BB: 0 P: 6	R: 3 E: 1 K: 0 S: 6	H: 2 LOB: 0 BB: 0 P: 6	R: 0 E: 0 K: 1 S: 6	H: 1 LOB: 1 BB: 0 P: 6	1B: 6 2B: 4 3B: 0 HR: 1	SF: 1 SAC: 0 DP: 1 HBP: 0	WP: 1 PB: 1 SB: 0 CS: 0	PA: 37		
PITCHER	IP	WLS	BF	H	R	ER	SO	BB	IBB	HBP	BLK	WP	HR	S	P	ERA	WHIP							
Don Sutton, R ERA: 2.85 (1, 1)	8.0	W	33	9	4	3	6	0	0	0	0	0	1	45	45	3.38	1.125							
Bob Welch, R ERA: 2.59 (9, 1)	1.0	S	4	1	0	0	1	0	0	0	0	0	0	6	6	0.00	1.000							

Los Angeles Dodgers @ Cincinnati Reds
Riverfront Stadium, Cincinnati, OH
Sun May 20 1979, 3:33 AM EDT
Att: 40,087 - Unknown

AB	36
R	4
H	10
RBI	4
BB	0
SO	7
LOB	12



Batter	1	2	3	4	5	6	7	8	9	AB	R	H	RBI	BB	SO	LOB	TOP				
Ken Griffey L OBP: 0.358, SLG: 0.421 (1, 9)	F8		P5							4	1	2	0	1	0	1	Cincinnati Reds @ San Francisco Giants Candlestick Park, San Francisco, CA Tue May 22 1979, 10:05 PM EDT Att: 20,058 - Unknown				
Dave Concepcion R OBP: 0.391, SLG: 0.509 (1, 6)	K			6-3						5	0	1	1	0	1	2					
Joe Morgan L OBP: 0.438, SLG: 0.543 (1, 4)	K			F9						2	0	0	0	2	1	0					
Dan Driessen L OBP: 0.350, SLG: 0.492 (1, 3)		L4		F8						4	0	0	0	0	0	3					
Johnny Bench R OBP: 0.348, SLG: 0.296 (1, 2)					G3					4	0	1	0	0	1	3					
Champ Summers L OBP: 0.356, SLG: 0.322 (1, 7)		L3			P4					4	0	0	0	0	1	1					
Ray Knight R OBP: 0.384, SLG: 0.390 (1, 5)										4	1	3	0	0	0	1					
Cesar Geronimo L OBP: 0.250, SLG: 0.313 (1, 8)					L3					4	0	0	0	0	1	4					
Bill Bonham R Fred Norman S Junior Keenan R Frank Pastore R Arturo DeFreitas R Dave Tomlin L Doug Bair R Dave Collins S OBP: 0.081, SLG: 0.182 OBP: 0.275, SLG: 0.111 OBP: 0.362, SLG: 0.390 OBP: 0.468, SLG: 0.533 OBP: 0.311, SLG: 0.333 OBP: 0.266, SLG: 0.333 OBP: 0.462, SLG: 0.417 (1, 1) (5, 1) (6, PH) (6, 1) (7, PH) (7, 1) (8, 1) (8, PH)										1	0	0	0	0	0	1	REDS				
										0	0	0	0	0	0	0		WP: 0 PA: 38 FB: 0 SB: 1 CS: 0			
Inning Stats	R: 0 H: 0 E: 0 K: 2 S: 10	H: 0 LOB: 0 BB: 0 P: 15	R: 0 H: 1 E: 0 K: 0 S: 7	LOB: 1 BB: 0 P: 11	R: 0 H: 1 E: 0 K: 1 S: 10	LOB: 1 BB: 0 P: 15	R: 0 H: 0 E: 0 K: 0 S: 3	H: 0 LOB: 0 BB: 0 P: 4	R: 0 H: 1 E: 0 K: 0 S: 12	LOB: 1 BB: 0 P: 18	R: 1 H: 3 E: 0 K: 0 S: 10	H: 3 LOB: 2 BB: 1 P: 23	R: 0 H: 1 E: 2 K: 0 S: 13	LOB: 2 BB: 0 P: 19	R: 0 H: 0 E: 0 K: 1 S: 9	LOB: 1 BB: 1 P: 20	R: 1 H: 2 E: 0 K: 1 S: 11	LOB: 2 BB: 1 P: 19	1B: 6 2B: 4 3B: 0 HR: 0	SF: 0 SAC: 0 DP: 1 HBP: 0	WP: 0 PA: 38 FB: 0 SB: 1 CS: 0
PITCHER Ed Halicki R ERA: 3.48 (1, 1)	IP: 9.0 WLS: W BF: 38 H: 9 R: 2 ER: 2 SO: 5 BB: 3 IBB: 0 HBP: 0 BLK: 1 WP: 0 HR: 0 S: 85 P: 144 ERA: 2.00 WHIP: 1.333															PITCHER					

Batter	1	2	3	4	5	6	7	8	9	AB	R	H	RBI	BB	SO	LOB	BOTTOM
Bill North S OBP: 0.400, SLG: 0.291 (1, 8)	WP SH3 1-3 1B									3	3	2	0	2	0	1	Cincinnati Reds @ San Francisco Giants Candlestick Park, San Francisco, CA Tue May 22 1979, 10:05 PM EDT Att: 20,058 - Unknown
Larry Hemdon R OBP: 0.345, SLG: 0.580 (9, 8)		FC6-4								0	0	0	0	0	0	0	
Terry Whitfield L OBP: 0.354, SLG: 0.418 (1, 7)	SH3 1-2									4	0	1	0	0	1	4	
Jack Clark R OBP: 0.356, SLG: 0.414 (1, 9)	1-3 2H									5	2	2	2	0	0	1	
Willie McCovey L OBP: 0.313, SLG: 0.397 Rob Andrews R OBP: 0.209, SLG: 0.182 (1, 3) (6, PR) (9, 4)	E7 1B									5	2	2	1	0	1	1	
Bill Madlock R OBP: 0.253, SLG: 0.309 (1, 4) (9, 3)	BLK 1B 2H									4	2	2	1	1	0	1	
Darrell Evans L OBP: 0.372, SLG: 0.430 (1, 5)										4	2	3	3	1	0	1	
Roger Metzger S OBP: 0.273, SLG: 0.317 (1, 6)										4	0	1	3	1	0	2	
Mike Sadek R OBP: 0.167, SLG: 0.067 (1, 2)										4	0	1	1	1	0	4	
Ed Halicki R OBP: 0.217, SLG: 0.261 (1, 1)										4	0	0	0	0	0	2	GIANTS
										1B: 11 2B: 2 3B: 1 HR: 0	SF: 0 SAC: 1 DP: 0 HBP: 0	WP: 1 PA: 44 FB: 0 SB: 1 CS: 1					
Inning Stats	R: 3 H: 3 E: 1 K: 0 S: 9	H: 3 LOB: 1 BB: 0 P: 16	R: 0 H: 0 E: 0 K: 0 S: 10	LOB: 0 BB: 1 P: 16	R: 0 H: 0 E: 0 K: 1 S: 7	LOB: 0 BB: 0 P: 11	R: 1 H: 2 E: 1 K: 0 S: 13	H: 2 LOB: 3 BB: 1 P: 17	R: 2 H: 3 E: 0 K: 0 S: 6	H: 3 LOB: 1 BB: 1 P: 12	R: 1 H: 1 E: 0 K: 1 S: 6	H: 1 LOB: 1 BB: 1 P: 10	R: 0 H: 1 E: 0 K: 0 S: 4	H: 1 LOB: 1 BB: 0 P: 4	R: 5 H: 4 E: 1 K: 0 S: 7	H: 4 LOB: 2 BB: 2 P: 15	WP: 1 PA: 44 FB: 0 SB: 1 CS: 1
PITCHER Bill Bonham R ERA: 4.32 Fred Norman L ERA: 3.69 Frank Pastore R ERA: 4.68 Dave Tomlin L ERA: 2.86 Doug Bair R ERA: 2.96 (1, 1) (5, 1) (6, 1) (7, 1) (8, 1)	IP: 4.1 WLS: L BF: 23 H: 7 R: 6 ER: 4 SO: 1 BB: 2 IBB: 0 HBP: 0 BLK: 1 WP: 0 HR: 0 S: 43 P: 66 ERA: 8.31 WHIP: 2.077															PITCHER	

Batter	1	2	3	4	5	6	7	8	9	AB	R	H	RBI	BB	SO	LOB	TOP
Ken Griffey, L (1, 9) OBP: 0.347, SLG: 0.411	1-1 F7		1-2 3-1		0-0 G3		0-0 6-3		0-0 6-3	5	0	0	0	0	0	1	Cincinnati Reds @ San Francisco Giants Candlestick Park, San Francisco, CA Thu May 24 1979, 10:05 PM EDT Att: 21,337 - Unknown
Dave Concepcion, R (1, 6) OBP: 0.385, SLG: 0.494	1-1 L6		1-1 FC5-6 1B		4-2 S BB		2-2 F8			3	0	1	0	1	0	1	
Joe Morgan, L (1, 4) OBP: 0.434, SLG: 0.536	2-1 2B		2-2 FC5-6 1-2		1-0 F8			4-0 G1-4-3 BB		3	0	1	0	1	0	2	
Johnny Bench, R (1, 2) OBP: 0.349, SLG: 0.314	4-0 BB		2-1 5-3			2-3 K		0-0 G1-4-3 1-2		3	0	0	0	1	1	2	
Dan Driessen, L (1, 3) OBP: 0.352, SLG: 0.484	2-0 G3			1-1 4-3		2-1 F9		2-2 BB 1B		4	0	1	0	0	0	2	
Ray Knight, R (1, 5)		2-1 F7 1B		2-0 F8		2-0 1B 2B		4-0 1-2 BB		3	1	2	0	1	0	0	
Dave Collins, S (1, 7) OBP: 0.471, SLG: 0.563		2-0 G4-6-3 1B		1-0 2B		1-0 CS 1B		0-3 K		4	0	3	1	0	1	2	
Paul Blair, R (1, 8) OBP: 0.150, SLG: 0.263 Junior Kennedy, R (9, PH) OBP: 0.359, SLG: 0.383	1-2 F7		0-0 F8		0-1 CS		0-1 E6 SH1-4		0-0 F8	3	0	0	0	0	0	3	
Paul Moskau, R (1, 1) OBP: 0.056, SLG: 0.059 Dave Tomlin, L (7, 1) Pedro Borbon, R (7, 1) OBP: 0.333, SLG: 0.333 Champ Summers, L (9, PH) OBP: 0.351, SLG: 0.317	2-1 G4-6-3				1-3 K		0-2 SH1-4		0-0 P6	2	0	0	0	0	1	2	
Inning Stats	R: 0 E: 0 K: 0 S: 7	H: 1 LOB: 2 BB: 1 P: 17	R: 0 E: 0 K: 0 S: 11	H: 2 LOB: 1 BB: 0 P: 18	R: 0 E: 0 K: 0 S: 12	H: 1 LOB: 1 BB: 0 P: 18	R: 0 E: 0 K: 0 S: 5	H: 1 LOB: 1 BB: 0 P: 9	R: 0 E: 0 K: 1 S: 7	H: 0 LOB: 0 BB: 0 P: 15	R: 0 E: 0 K: 0 S: 9	H: 1 LOB: 2 BB: 2 P: 17	R: 0 E: 0 K: 1 S: 3	H: 0 LOB: 0 BB: 0 P: 3	1B: 5 2B: 3 3B: 0 HR: 0	SF: 0 SAC: 1 DP: 2 HBP: 0	
PITCHER	IP WLS BF H R ER SO BB IBB HBP BLK WP HR S P ERA WHIP	7.2 W 32 8 1 1 2 3 0 0 0 0 0 62 111 1.17 1.435	8.1 S 5 0 0 0 1 1 0 0 0 0 0 6 10 0.00 0.750														

AB 32
R 1
H 8
RBI 1
BB 4
SO 3
LOB 15



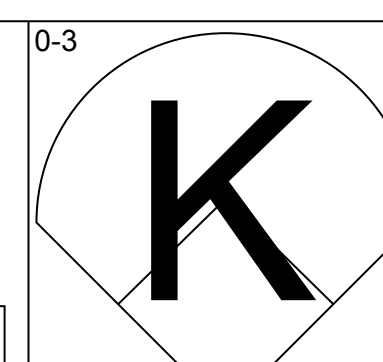
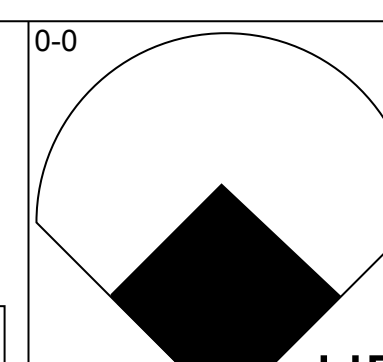
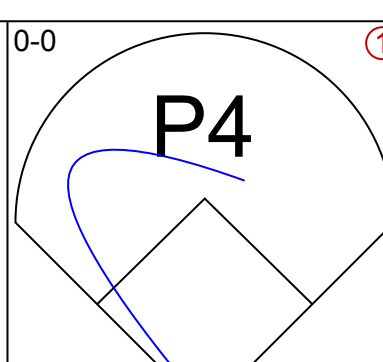
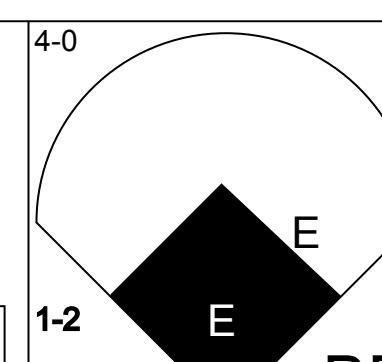
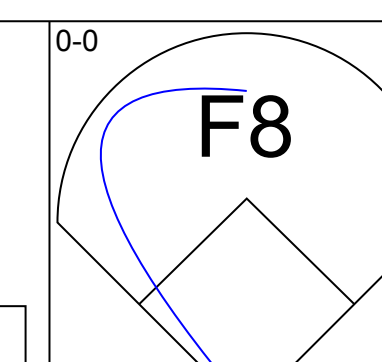
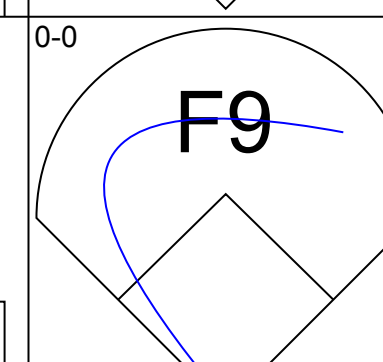
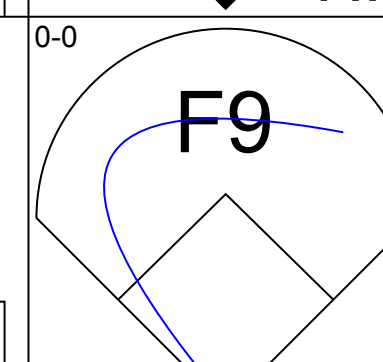
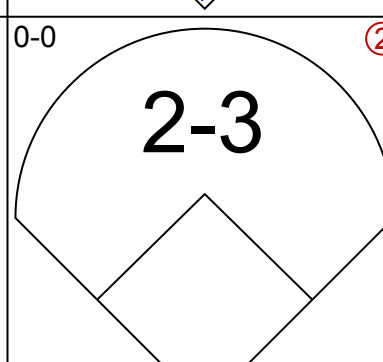
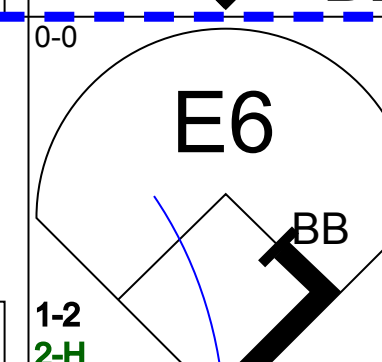
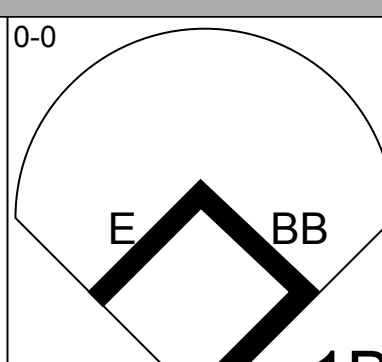
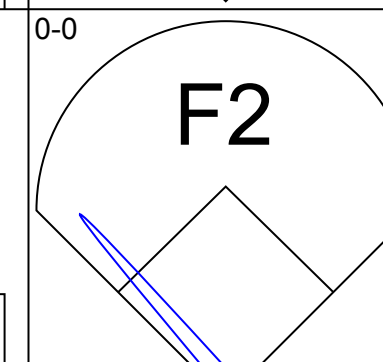
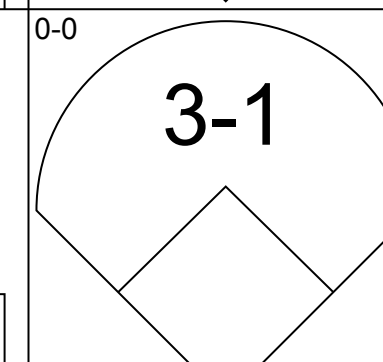
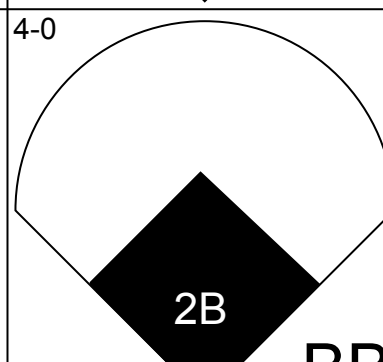
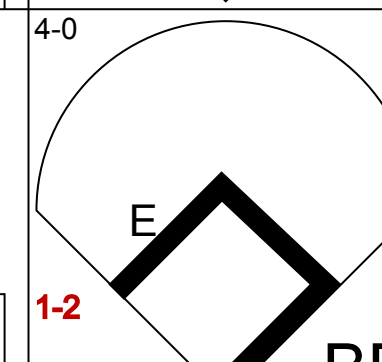
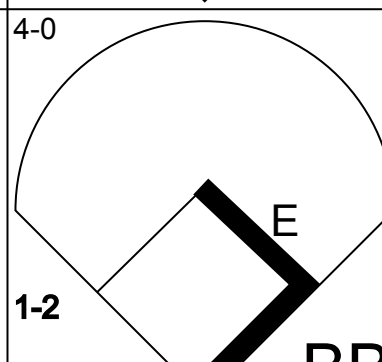
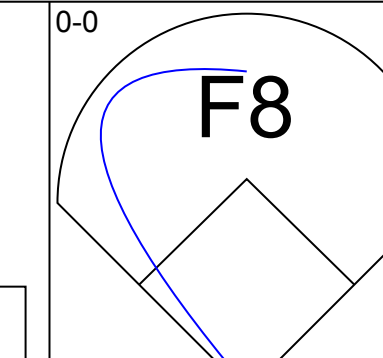
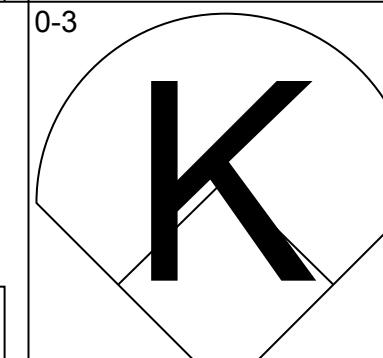
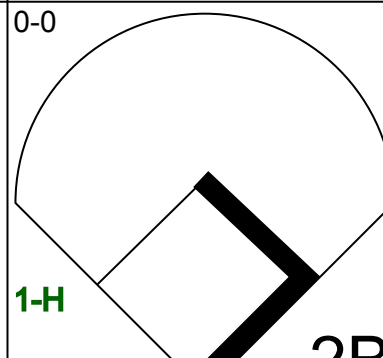
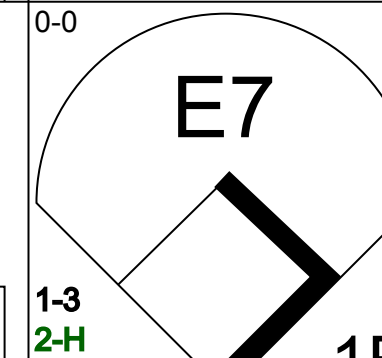
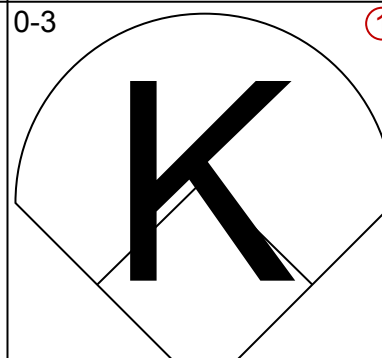
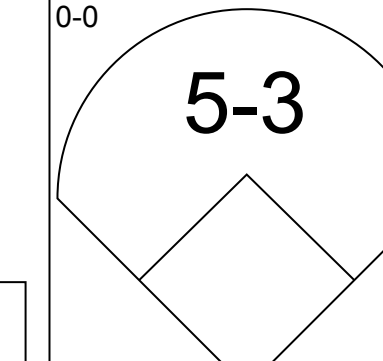
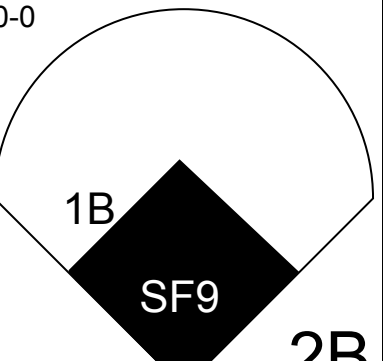
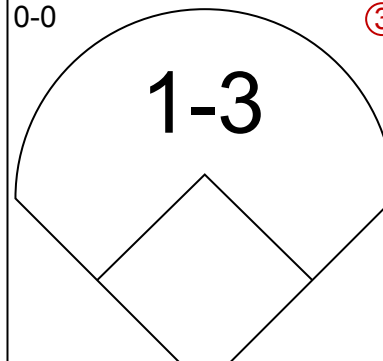
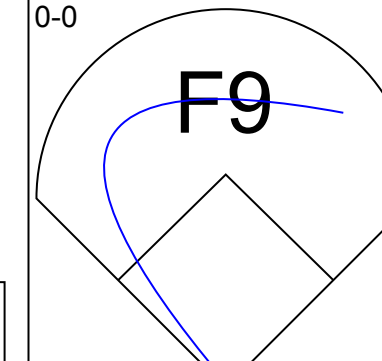
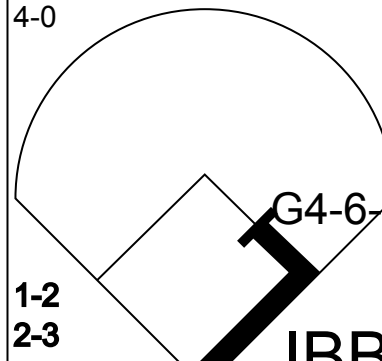
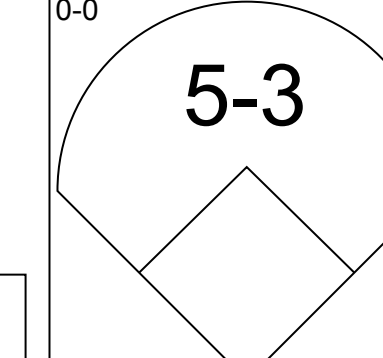
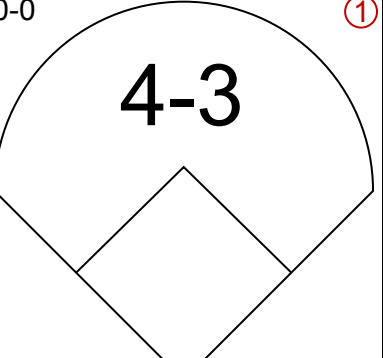
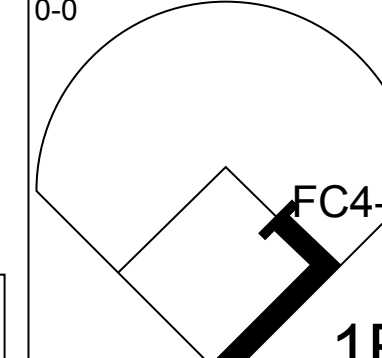
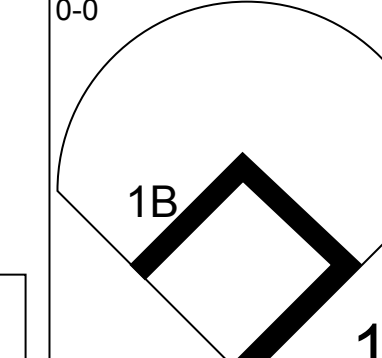
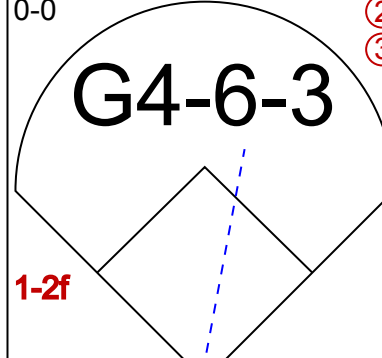
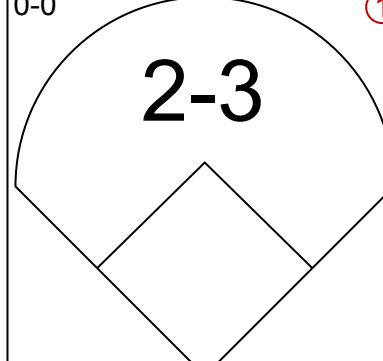
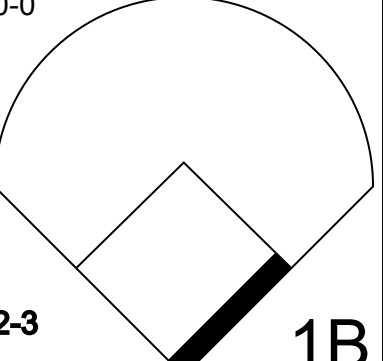
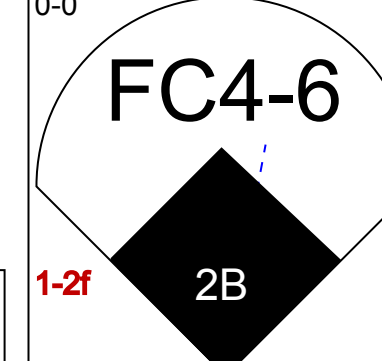
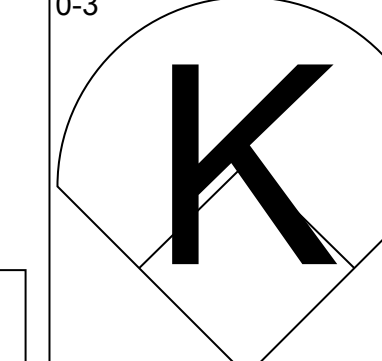
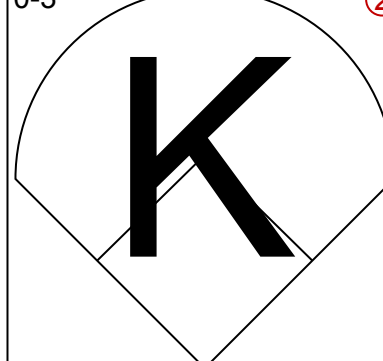
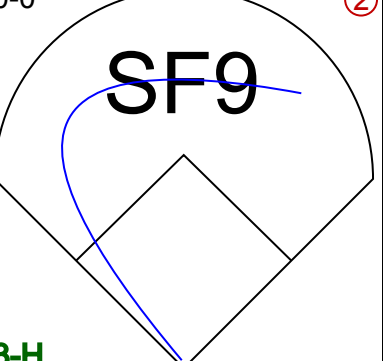
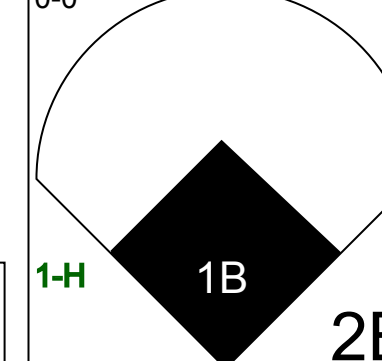
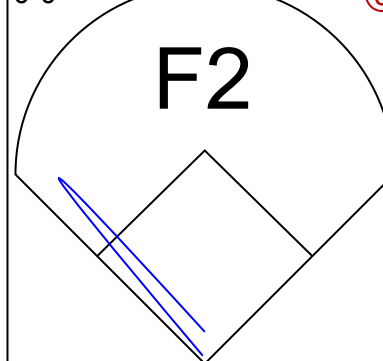
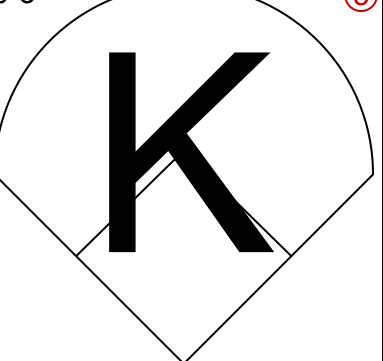
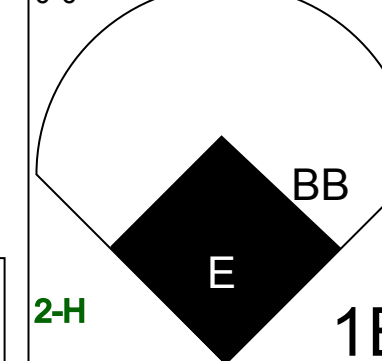
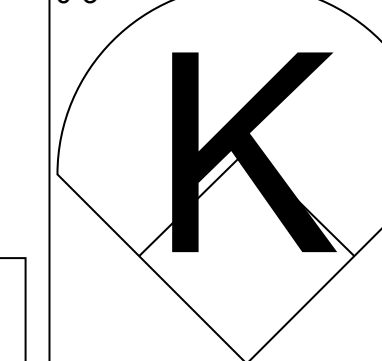
Batter	1	2	3	4	5	6	7	8	9	AB	R	H	RBI	BB	SO	LOB	BOTTOM		
Bill North, S (1, 8) OBP: 0.392, SLG: 0.282	3-3 K		2-2 4-3		1-2 FC6 1B		4-0 E BB			3	1	0	0	1	1	1	Cincinnati Reds @ San Francisco Giants Candlestick Park, San Francisco, CA Thu May 24 1979, 10:05 PM EDT Att: 21,337 - Unknown		
Terry Whitfield, L (1, 7) OBP: 0.350, SLG: 0.406	0-0 6-3		1-0 L9		0-0 2-H 1B		0-0 F5			4	0	1	1	0	0	2			
Jack Clark, R (1, 9) OBP: 0.357, SLG: 0.413	2-2 1B			1-2 CI 1B		2-2 F2		0-0 E4 1-2 3-H		4	0	2	0	0	0	2			
Darrell Evans, L (1, 5) OBP: 0.358, SLG: 0.411	1-0 F9			2-1 F7		0-1 F9		0-0 F5		4	0	0	0	0	0	4			
Bill Madlock, R (1, 4) OBP: 0.254, SLG: 0.303		0-0 6-3		2-2 F8		4-2 F8 BB		0-0 G6-4-3 1B		3	0	1	0	1	0	1			
Mike Ivie, R (1, 3) OBP: 0.264, SLG: 0.392		4-1 FC3-6 BB		2-1 CI FC6-4		0-2 F8		0-0 G6-4-3 1-2		2	0	0	0	1	0	2			
Roger Metzger, S (1, 6) OBP: 0.256, SLG: 0.296		1-0 FC3-6 1-2		2-0 FC6-4 1-2		3-2 F8		0-3 K		4	0	0	0	0	1	4			
Mike Sadek, R (1, 2) OBP: 0.182, SLG: 0.158		3-1 G3			1-2 E5 FC1-5		0-0 SH1-4 E 2B			3	1	1	0	0	0	1			
Philip Nastu, L (1, 1) OBP: 0.231, SLG: 0.091 Randy Moffitt, R (8, 1)			0-0 1-3		0-0 FC1-5 FC6		0-0 SH1-4 2-3			2	0	0	0	0	0	0			
Inning Stats	R: 0 E: 0 K: 1 S: 10	H: 1 LOB: 0 BB: 0 P: 16	R: 0 E: 0 K: 0 S: 5	H: 0 LOB: 1 BB: 1 P: 13	R: 0 E: 0 K: 0 S: 5	H: 0 LOB: 0 BB: 0 P: 8	R: 0 E: 1 K: 0 S: 11	H: 1 LOB: 2 BB: 0 P: 20	R: 1 E: 2 K: 0 S: 15	H: 1 LOB: 1 BB: 0 P: 19	R: 0 E: 0 K: 0 S: 10	H: 0 LOB: 1 BB: 1 P: 17	R: 1 E: 1 K: 0 S: 5	H: 1 LOB: 2 BB: 1 P: 9	R: 0 E: 0 K: 1 S: 5	H: 1 LOB: 0 BB: 0 P: 5		1B: 4 2B: 1 3B: 0 HR: 0	SF: 0 SAC: 1 DP: 1 HBP: 0
PITCHER	IP WLS BF H R ER SO BB IBB HBP BLK WP HR S P ERA WHIP	6.1 L 28 4 2 0 0 0 0 0 0 0 0 1 1 0.00 0.000	7.1 5 1 0 0 0 1 0 0 0 0 0 0 7 7 0.00 0.750																

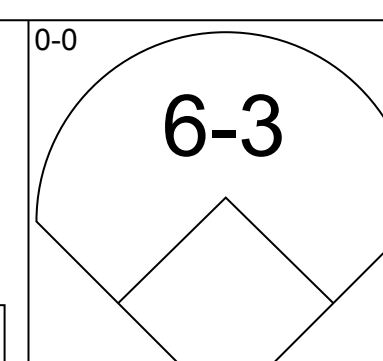
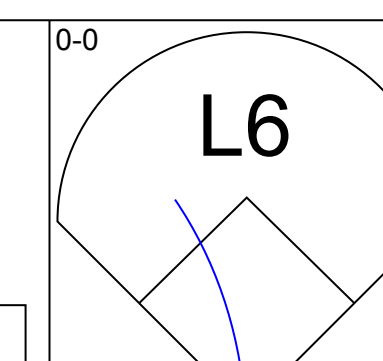
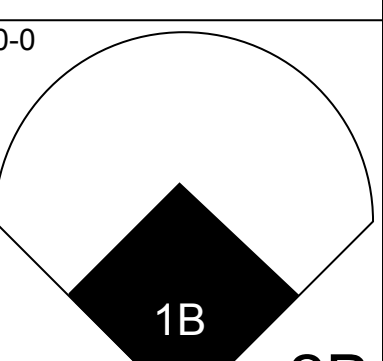
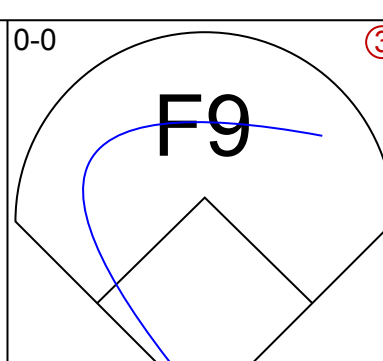
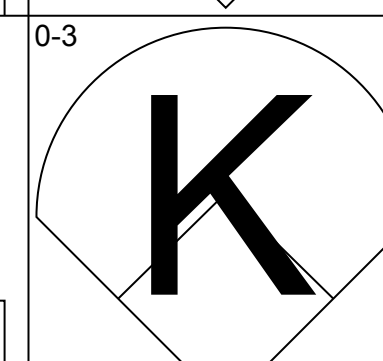
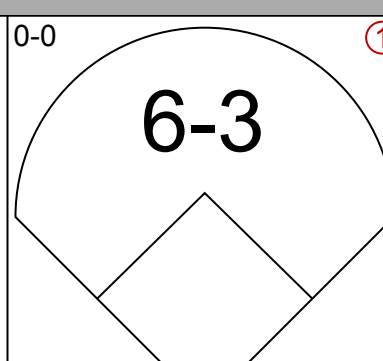
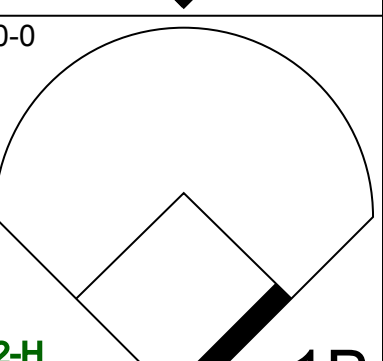
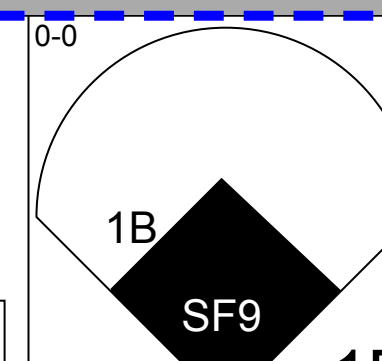
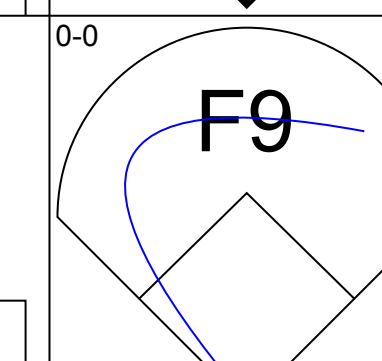
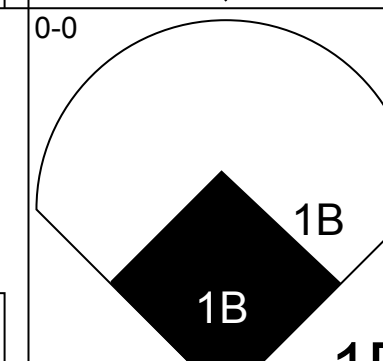
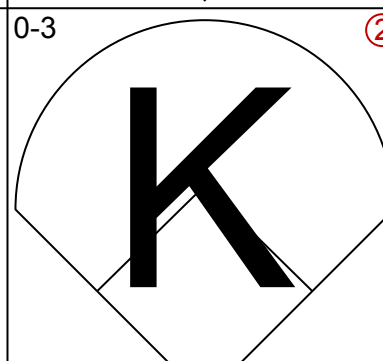
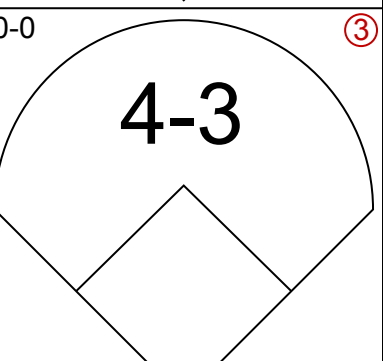
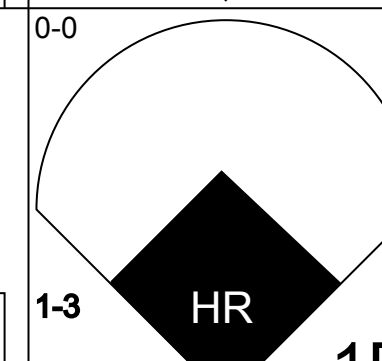
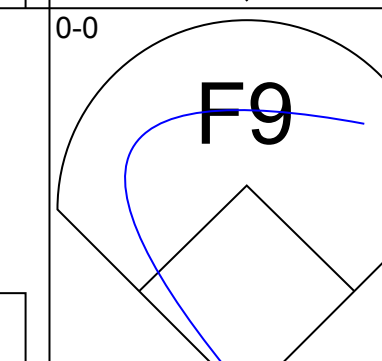
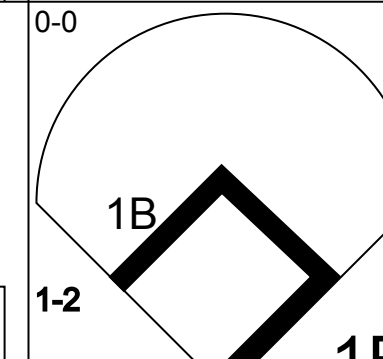
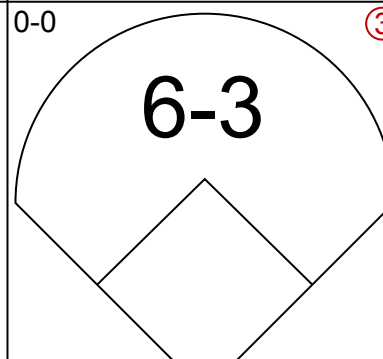
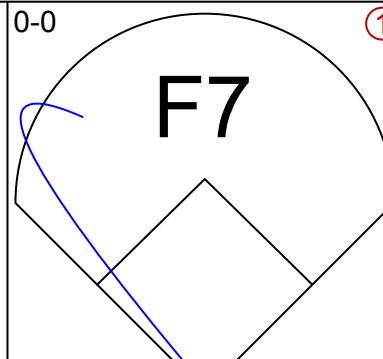
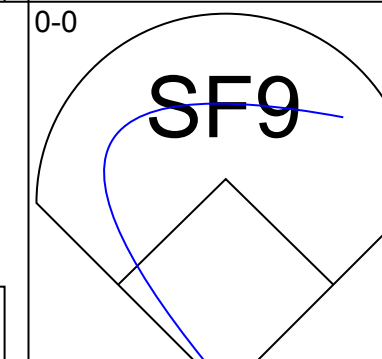
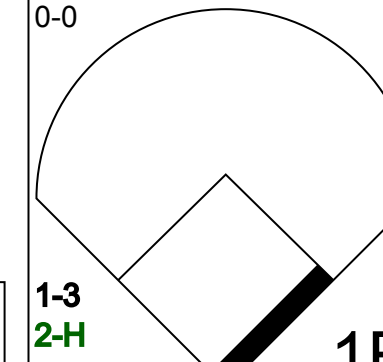
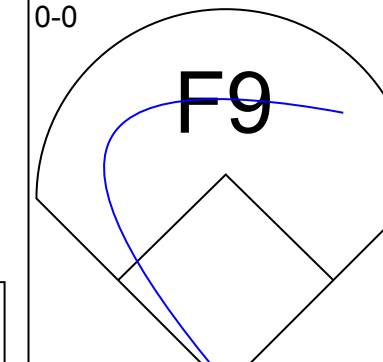
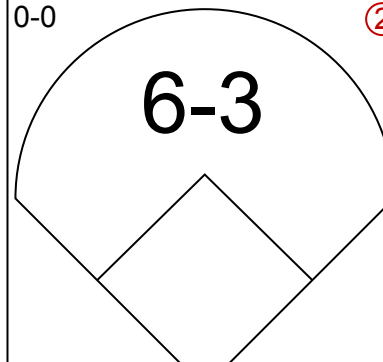
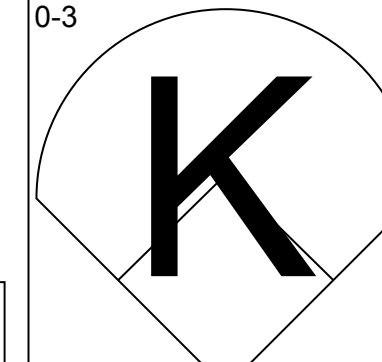
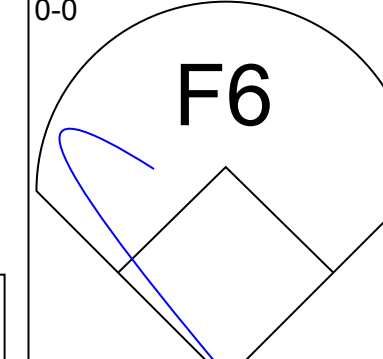
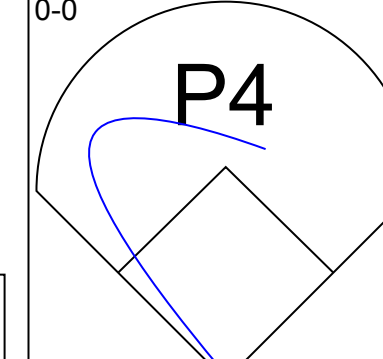
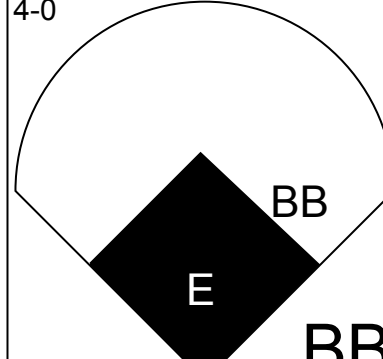
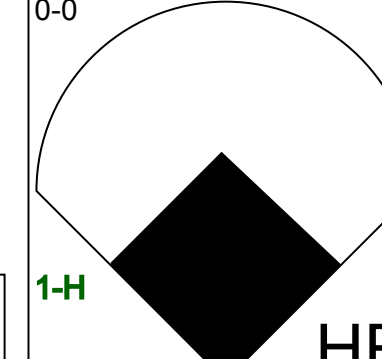
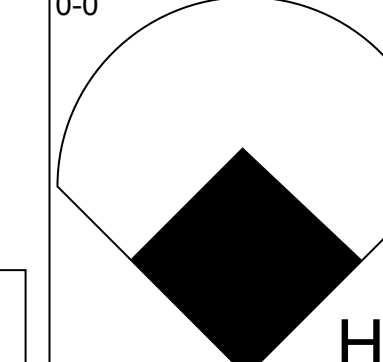
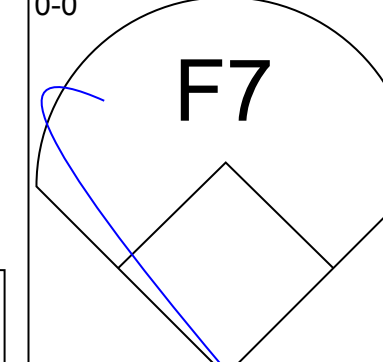
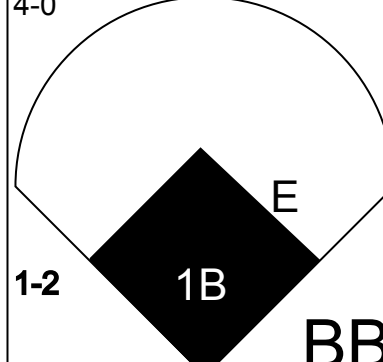
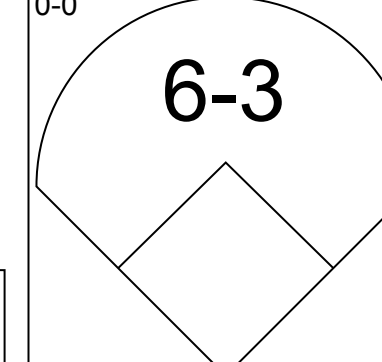
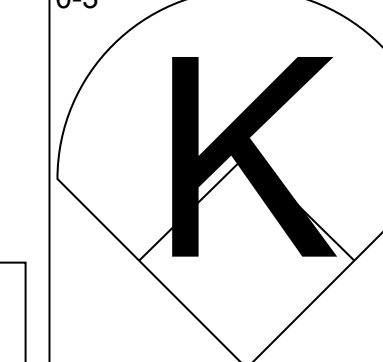
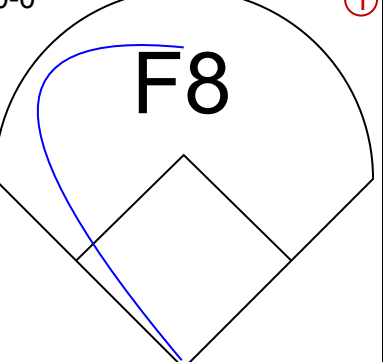
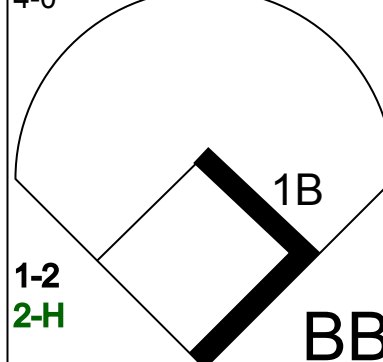
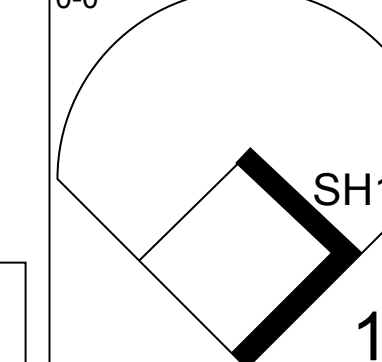
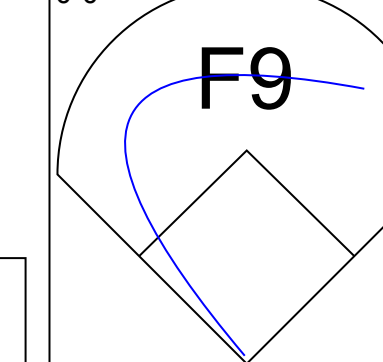
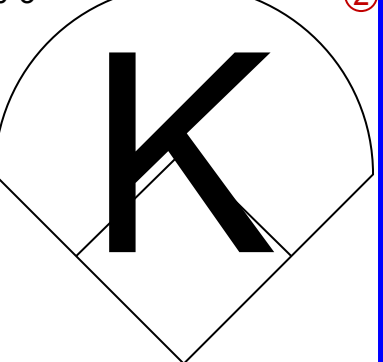
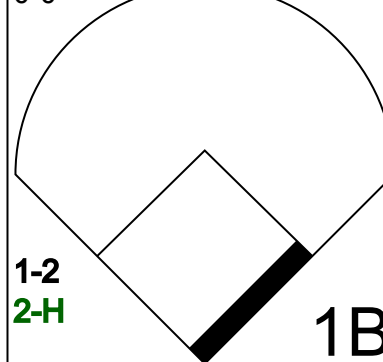
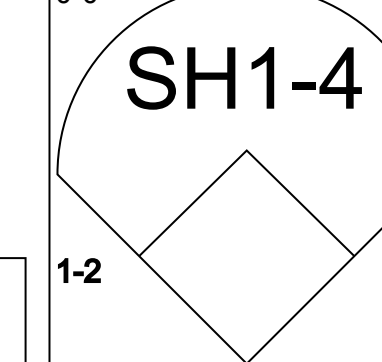
AB 29
R 2
H 5
RBI 1
BB 3
SO 2
LOB 18



Batter	1	2	3	4	5	6	7	8	9	AB	R	H	RBI	BB	SO	LOB	TOP					
Ken Griffey, L (1.9)										4	1	2	1	0	0	0	Cincinnati Reds @ Los Angeles Dodgers Dodger Stadium, Los Angeles, CA Sat May 26 1979, 3:33 AM PDT Att: 39,533 - Unknown livebaseballscorecards.com					
Dave Concepcion, R (1.6)										4	0	0	0	0	0	1						
Joe Morgan, L (1.4)										4	0	1	0	0	0	1						
Dan Driessen, L (1.3)										4	1	1	0	0	0	2						
Johnny Bench, R (1.2)										4	1	3	1	0	0	0						
Ray Knight, R (1.5)										4	0	1	0	0	1	2						
Dave Collins, S (1.7)										3	0	0	0	0	0	1						
Paul Blair, R (7.7)										1	0	0	0	0	0	1						
Cesar Geronimo, L (1.8)										2	0	0	0	2	0	0						
Fred Norman, S (1.1)										4	0	0	0	0	2	5						
Inning Stats	R: 0 E: 0 K: 0 S: 4	H: 1 LOB: 1 BB: 0 P: 4	R: 0 E: 0 K: 0 S: 3	H: 1 LOB: 0 BB: 0 P: 3	R: 0 E: 0 K: 0 S: 5	H: 0 LOB: 0 BB: 0 P: 5	R: 0 E: 0 K: 0 S: 3	H: 0 LOB: 0 BB: 0 P: 3	R: 0 E: 0 K: 0 S: 3	H: 0 LOB: 0 BB: 0 P: 3	R: 1 E: 1 K: 0 S: 4	H: 1 LOB: 0 BB: 0 P: 4	R: 2 E: 1 K: 1 S: 8	H: 3 LOB: 2 BB: 1 P: 12	R: 0 E: 0 K: 0 S: 4	H: 1 LOB: 1 BB: 0 P: 4	R: 0 E: 0 K: 1 S: 6	H: 1 LOB: 2 BB: 1 P: 10	1B: 6 2B: 1 3B: 0 HR: 1	SF: 0 SAC: 0 DP: 2 HBP: 0	WP: 0 PB: 0 SB: 2 CS: 0	PA: 36
PITCHER	IP WLS BF H R ER SO BB IBB HBP BLK WP HR S P ERA WHIP																					
Don Sutton, R (1.1)	7.0 L 27 6 3 2 2 0 1 0 0 0 1 30 34 2.57 0.857																					
Lerrin LaGrow, R (8.1)	2.0 9 2 0 0 1 0 1 0 0 0 0 0 10 14 0.00 1.000																					

Batter	1	2	3	4	5	6	7	8	9	AB	R	H	RBI	BB	SO	LOB	BOTTOM					
Davey Lopes, R (1.4)										4	0	0	0	0	1	2	Cincinnati Reds @ Los Angeles Dodgers Dodger Stadium, Los Angeles, CA Sat May 26 1979, 3:33 AM PDT Att: 39,533 - Unknown livebaseballscorecards.com					
Bill Russell, R (1.6)										4	0	0	0	0	0	0						
Reggie Smith, S (1.9)										4	1	1	0	0	1	0						
Steve Garvey, R (1.3)										4	0	2	0	0	1	0						
Ron Cey, R (1.5)										4	0	0	0	0	2	3						
Dusty Baker Jr., R (1.7)										4	0	1	1	0	0	1						
Joe Ferguson, R (1.2)										3	0	0	0	1	1	0						
Derrel Thomas, S (1.8)										3	0	1	0	0	0	3						
Don Sutton, R (1.1)										2	0	0	0	0	0	1						
Pedro Guerrero, R (7. PH)										1	0	1	0	0	0	0						
Lerrin LaGrow, R (8.1)										0	0	0	0	0	0	0						
Inning Stats	R: 0 E: 0 K: 1 S: 5	H: 0 LOB: 0 BB: 0 P: 5	R: 0 E: 0 K: 0 S: 3	H: 0 LOB: 0 BB: 0 P: 3	R: 0 E: 0 K: 2 S: 8	H: 1 LOB: 1 BB: 0 P: 8	R: 1 E: 0 K: 1 S: 8	H: 3 LOB: 3 BB: 1 P: 12	R: 0 E: 0 K: 0 S: 3	H: 0 LOB: 0 BB: 0 P: 3	R: 0 E: 0 K: 1 S: 6	H: 1 LOB: 1 BB: 0 P: 6	R: 0 E: 0 K: 0 S: 4	H: 1 LOB: 1 BB: 0 P: 4	R: 0 E: 0 K: 1 S: 5	H: 0 LOB: 0 BB: 0 P: 5	R: 0 E: 0 K: 0 S: 3	H: 0 LOB: 0 BB: 0 P: 3	1B: 4 2B: 2 3B: 0 HR: 0	SF: 0 SAC: 0 DP: 0 HBP: 0	WP: 0 PB: 0 SB: 0 CS: 0	PA: 34
PITCHER	IP WLS BF H R ER SO BB IBB HBP BLK WP HR S P ERA WHIP																					
Fred Norman, L (1.1)	9.0 W 34 6 1 1 6 1 0 0 0 0 0 45 49 1.00 0.778																					

Batter	1	2	3	4	5	6	7	8	9	AB	R	H	RBI	BB	SO	LOB	TOP								
Ken Griffey, L OBP: 0.352, SLG: 0.456 (1, 9)										4	2	1	1	1	1	2	Cincinnati Reds @ Los Angeles Dodgers Dodger Stadium, Los Angeles, CA Sun May 27 1979, 3:33 AM PDT Att: 44,150 - Unknown								
Dave Concepcion, R OBP: 0.369, SLG: 0.468 (1, 6)										5	0	1	0	0	0	1									
Joe Morgan, L OBP: 0.434, SLG: 0.517 (1, 4)										2	1	0	0	3	0	0									
Dan Driessen, L OBP: 0.346, SLG: 0.479 (1, 3)										5	0	2	2	0	2	2									
Johnny Bench, R OBP: 0.366, SLG: 0.348 (1, 2)										4	1	1	0	1	0	3									
Ray Knight, R OBP: 0.389, SLG: 0.416 (1, 5)										5	0	2	0	0	0	4									
Dave Collins, S OBP: 0.409, SLG: 0.476 (1, 7)										4	1	1	0	0	1	2									
Cesar Geronimo, L OBP: 0.270, SLG: 0.336 (1, 8)										3	1	2	2	0	1	0									
Bill Bonham, R Tom Hume, R Ken Hershiser, S Pedro Borbon, R George Foster, R Doug Bair, R (1, 1) (6, 1) (7, PH) (7, 1) (8, PH) (8, 1)										2	0	0	0	0	1	1									
Inning Stats	R: 0 E: 0 K: 1 S: 5	H: 0 LOB: 0 BB: 0 P: 5	R: 0 E: 0 K: 0 S: 3	H: 0 LOB: 0 BB: 0 P: 3	R: 0 E: 0 K: 1 S: 5	H: 0 LOB: 0 BB: 0 P: 5	R: 1 E: 0 K: 1 S: 6	H: 1 LOB: 0 BB: 0 P: 6	R: 1 E: 0 K: 1 S: 7	H: 2 LOB: 1 BB: 0 P: 7	R: 1 E: 0 K: 0 S: 4	H: 1 LOB: 1 BB: 1 P: 8	R: 4 E: 2 K: 0 S: 7	H: 4 LOB: 2 BB: 2 P: 15	R: 0 E: 0 K: 2 S: 9	H: 2 LOB: 2 BB: 0 P: 9	R: 0 E: 1 K: 1 S: 5	H: 1 LOB: 2 BB: 2 P: 13	1B: 7 2B: 3 3B: 0 HR: 1	SF: 1 SAC: 0 DP: 1 HBP: 0	WP: 0 PB: 0 SB: 0 CS: 0	PA: 42			
PITCHER	IP WLS BF H R ER SO BB IBB HBP BLK WP HR S P ERA WHIP	IP WLS BF H R ER SO BB IBB HBP BLK WP HR S P ERA WHIP	IP WLS BF H R ER SO BB IBB HBP BLK WP HR S P ERA WHIP	IP WLS BF H R ER SO BB IBB HBP BLK WP HR S P ERA WHIP	IP WLS BF H R ER SO BB IBB HBP BLK WP HR S P ERA WHIP	IP WLS BF H R ER SO BB IBB HBP BLK WP HR S P ERA WHIP	IP WLS BF H R ER SO BB IBB HBP BLK WP HR S P ERA WHIP	IP WLS BF H R ER SO BB IBB HBP BLK WP HR S P ERA WHIP	IP WLS BF H R ER SO BB IBB HBP BLK WP HR S P ERA WHIP	IP WLS BF H R ER SO BB IBB HBP BLK WP HR S P ERA WHIP	IP WLS BF H R ER SO BB IBB HBP BLK WP HR S P ERA WHIP	IP WLS BF H R ER SO BB IBB HBP BLK WP HR S P ERA WHIP	IP WLS BF H R ER SO BB IBB HBP BLK WP HR S P ERA WHIP	IP WLS BF H R ER SO BB IBB HBP BLK WP HR S P ERA WHIP	IP WLS BF H R ER SO BB IBB HBP BLK WP HR S P ERA WHIP	IP WLS BF H R ER SO BB IBB HBP BLK WP HR S P ERA WHIP	IP WLS BF H R ER SO BB IBB HBP BLK WP HR S P ERA WHIP	IP WLS BF H R ER SO BB IBB HBP BLK WP HR S P ERA WHIP	IP WLS BF H R ER SO BB IBB HBP BLK WP HR S P ERA WHIP	IP WLS BF H R ER SO BB IBB HBP BLK WP HR S P ERA WHIP	IP WLS BF H R ER SO BB IBB HBP BLK WP HR S P ERA WHIP	IP WLS BF H R ER SO BB IBB HBP BLK WP HR S P ERA WHIP	IP WLS BF H R ER SO BB IBB HBP BLK WP HR S P ERA WHIP	IP WLS BF H R ER SO BB IBB HBP BLK WP HR S P ERA WHIP	
Andy Messersmith, R ERA: 4.55 (1, 1)	6.0	23	4	3	3	4	1	0	0	0	0	0	0	1	30	34	4.50	0.833							
Jerry Reuss, L ERA: 4.56 (7, 1)	0.1	5	3	4	2	0	1	0	0	0	0	0	0	0	4	8	54.00	12.000							
Lerrin LaGrow, R ERA: 7.5 (7, 1)	0.2	W	4	1	0	0	1	0	0	0	0	0	0	3	7	0.00	3.000								
Bob Welch, R ERA: 2.55 (8, 1)	2.0	S	10	3	0	0	3	1	1	0	0	0	0	14	22	0.00	2.000								

Batter	1	2	3	4	5	6	7	8	9	AB	R	H	RBI	BB	SO	LOB	BOTTOM								
Davey Lopes, R OBP: 0.317, SLG: 0.456 (1, 4)										4	1	1	0	1	0	2	Cincinnati Reds @ Los Angeles Dodgers Dodger Stadium, Los Angeles, CA Sun May 27 1979, 3:33 AM PDT Att: 44,150 - Unknown								
Bill Russell, R OBP: 0.333, SLG: 0.412 (1, 6)										5	1	2	1	0	1	2									
Reggie Smith, S OBP: 0.370, SLG: 0.318 (1, 9)										5	2	2	0	0	1	3									
Steve Garvey, R OBP: 0.341, SLG: 0.495 (1, 3)										3	0	1	1	0	0	0									
Ron Cey, R OBP: 0.392, SLG: 0.504 Ted Martinez, R OBP: 0.467, SLG: 0.600 (1, 5) (8, 5)										4	0	1	1	0	1	1									
Dusty Baker Jr., R OBP: 0.363, SLG: 0.469 (1, 7)										3	2	1	2	1	0	2									
Gary Thomasson, L OBP: 0.377, SLG: 0.437 Bob Welch, R OBP: 0.222, SLG: 0.125 (1, 8) (8, 1)										3	2	1	1	1	0	0									
Joe Ferguson, R OBP: 0.348, SLG: 0.413 Steve Yeager, R OBP: 0.245, SLG: 0.341 (1, 2) (9, 2)										3	0	1	0	1	1	0									
Andy Messersmith, R OBP: 0.091, SLG: 0.136 Von Joshua, L OBP: 0.362, SLG: 0.617 Jerry Reuss, L Lerrin LaGrow, R Derral Thomas, S (1, 1) (6, PH) (7, 1) (7, 1) (8, 8)										2	0	0	0	0	1	0									
Inning Stats	R: 1 E: 0 K: 1 S: 8	H: 3 LOB: 2 BB: 0 P: 8	R: 1 E: 0 K: 1 S: 6	H: 1 LOB: 0 BB: 0 P: 6	R: 0 E: 0 K: 1 S: 5	H: 0 LOB: 0 BB: 0 P: 5	R: 0 E: 0 K: 0 S: 3	H: 0 LOB: 0 BB: 0 P: 3	R: 1 E: 0 K: 1 S: 7	H: 2 LOB: 1 BB: 0 P: 7	R: 2 E: 1 K: 0 S: 4	H: 1 LOB: 2 BB: 3 P: 16	R: 3 E: 0 K: 1 S: 8	H: 3 LOB: 0 BB: 0 P: 8	R: 0 E: 0 K: 0 S: 4	H: 1 LOB: 2 BB: 1 P: 8	1B: 8 2B: 1 3B: 0 HR: 2	SF: 1 SAC: 1 DP: 0 HBP: 0	WP: 0 PB: 0 SB: 0 CS: 0	PA: 39					
PITCHER	IP WLS BF H R ER SO BB IBB HBP BLK WP HR S P ERA WHIP	IP WLS BF H R ER SO BB IBB HBP BLK WP HR S P ERA WHIP	IP WLS BF H R ER SO BB IBB HBP BLK WP HR S P ERA WHIP	IP WLS BF H R ER SO BB IBB HBP BLK WP HR S P ERA WHIP	IP WLS BF H R ER SO BB IBB HBP BLK WP HR S P ERA WHIP	IP WLS BF H R ER SO BB IBB HBP BLK WP HR S P ERA WHIP	IP WLS BF H R ER SO BB IBB HBP BLK WP HR S P ERA WHIP	IP WLS BF H R ER SO BB IBB HBP BLK WP HR S P ERA WHIP	IP WLS BF H R ER SO BB IBB HBP BLK WP HR S P ERA WHIP	IP WLS BF H R ER SO BB IBB HBP BLK WP HR S P ERA WHIP	IP WLS BF H R ER SO BB IBB HBP BLK WP HR S P ERA WHIP	IP WLS BF H R ER SO BB IBB HBP BLK WP HR S P ERA WHIP	IP WLS BF H R ER SO BB IBB HBP BLK WP HR S P ERA WHIP	IP WLS BF H R ER SO BB IBB HBP BLK WP HR S P ERA WHIP	IP WLS BF H R ER SO BB IBB HBP BLK WP HR S P ERA WHIP	IP WLS BF H R ER SO BB IBB HBP BLK WP HR S P ERA WHIP	IP WLS BF H R ER SO BB IBB HBP BLK WP HR S P ERA WHIP	IP WLS BF H R ER SO BB IBB HBP BLK WP HR S P ERA WHIP	IP WLS BF H R ER SO BB IBB HBP BLK WP HR S P ERA WHIP	IP WLS BF H R ER SO BB IBB HBP BLK WP HR S P ERA WHIP	IP WLS BF H R ER SO BB IBB HBP BLK WP HR S P ERA WHIP	IP WLS BF H R ER SO BB IBB HBP BLK WP HR S P ERA WHIP	IP WLS BF H R ER SO BB IBB HBP BLK WP HR S P ERA WHIP	IP WLS BF H R ER SO BB IBB HBP BLK WP HR S P ERA WHIP	
Bill Bonham, R ERA: 4.85 (6, 1)	5.2	26	6	5	5	4	3	0	0	0	0	0	0	1	31	43	7.94	1.588							
Tom Hume, R ERA: 4.81 (7, 1)	0.1	2	1	0	0	0	0	0	0	0	0	0	0	2	2	0.00	3.000								
Pedro Borbon, R ERA: 3.03 (8, 1)	1.0	L	6	3	3	3	1	0	0	0	1	8	8	27.00	3.000										
Doug Bair, R ERA: 2.84 (8, 1)	1.0	5	1	0	0	0	1	0	0	0	0	4	8	0.00	2.000										

AB	36
R	7
H	11
RBI	6
BB	5
SO	7
LOB	17



AB	33
R	8
H	11
RBI	7
BB	4
SO	5
LOB	10



Batter	1	2	3	4	5	6	7	8	9	10	11	12	13	AB R H RBI BB SO LOB	TOP															
Ken Griffey, L OBP: 0.352, SLG: 0.455 (1, 9)														5 1 1 0 1 0 0																
Dave Concepcion, R OBP: 0.353, SLG: 0.458 (1, 6)														6 1 1 0 0 0 2																
Joe Morgan, L OBP: 0.425, SLG: 0.517 Junior Kennedy, R OBP: 0.356, SLG: 0.377 (1, 4) (5, 4)														2 0 1 0 0 0 1 4 0 1 0 0 1 2																
George Foster, R OBP: 0.400, SLG: 0.517 Cesar Geronimo, L OBP: 0.267, SLG: 0.331 (1, 7) (9, 8)														4 0 0 0 0 2 2 2 0 0 0 0 0 3																
Dan Driessen, L OBP: 0.358, SLG: 0.497 (1, 3)														3 1 1 1 3 0 0																
Ray Knight, R OBP: 0.395, SLG: 0.421 (1, 5)														5 0 3 2 0 0 1																
Paul Blair, R OBP: 0.172, SLG: 0.222 (1, 8) (9, 7)														5 0 0 0 1 1 5																
Vic Correll, R OBP: 0.368, SLG: 0.441 Johnny Bench, R OBP: 0.364, SLG: 0.340 (1, 2) (12, PH) (12, 2)														4 0 1 0 0 0 2 1 0 0 0 0 0 2																
Michael LaCoss, R Doug Bair, R Ken Henderson, S Pedro Borbon, R Dave Tomlin, L Tom Hume, R OBP: 0.174, SLG: 0.182 (1, 1) (11, 1) (12, PH) (12, 1) (12, 1) (13, 1)														4 0 0 0 0 2 2 0 0 0 0 0 0 0 1 0 0 0 0 0 2 0																
Inning Stats	R: 0 E: 0 K: 0 S: 4	H: 1 LOB: 1 BB: 0 P: 4	R: 0 E: 0 K: 0 S: 4	H: 1 LOB: 1 BB: 0 P: 4	R: 0 E: 1 K: 1 S: 5	H: 0 LOB: 0 BB: 0 P: 5	R: 0 E: 0 K: 1 S: 5	H: 1 LOB: 0 BB: 0 P: 5	R: 0 E: 0 K: 0 S: 3	H: 0 LOB: 0 BB: 0 P: 3	R: 0 E: 0 K: 2 S: 7	H: 0 LOB: 1 BB: 1 P: 11	R: 0 E: 0 K: 1 S: 5	H: 0 LOB: 0 BB: 0 P: 5	R: 0 E: 0 K: 0 S: 3	H: 1 LOB: 1 BB: 0 P: 4	R: 0 E: 0 K: 0 S: 3	H: 0 LOB: 2 BB: 2 P: 11	R: 2 E: 0 K: 1 S: 7	H: 2 LOB: 2 BB: 0 P: 15	1B: 7 2B: 1 3B: 0 HR: 1	SF: 0 SAC: 1 DP: 0 HBP: 0	W/P: 0 PB: 0 SB: 1 CS: 2	PA: 52						
PITCHER	IP WLS BF H R ER SO BB IBB HBP BLK WP HR S P ERA WHIP																													
Doug Rau, L ERA: 4.15 Bob Welch, R ERA: 2.7 Lerrin LaGow, R ERA: 3.2 Jerry Reuss, L ERA: 4.38 Charlie Hough, R ERA: 6.08 (1, 1) (10, 1) (11, 1) (12, 1) (13, 1)	9.0 1.0 1.0 1.0 1.0	WLS 5 4 5 L	BF 31 2 0 7	H 4 1 0 2	R 0 0 0 2	ER 0 0 0 2	SO 5 1 0 1	BB 1 0 0 2	IBB 0 0 0 0	HBP 0 0 0 0	BLK 0 0 0 0	WP 0 1 0 0	HR 0 5 4 0	S 40 5 4 11 7	P 44 4 4 11 15	ERA 0.00 9.00 0.00 0.00 18.00	WHIP 0.556 2.000 1.000 1.000 4.000													

Cincinnati Reds @ Los Angeles Dodgers
Dodger Stadium, Los Angeles, CA
Mon May 28 1979, 3:33 AM PDT
Att. 49,114 - Unknown

AB 46
R 3
H 9
RBI 3
BB 5
SO 6
LOB 24



Batter	1	2	3	4	5	6	7	8	9	10	11	12	13	AB R H RBI BB SO LOB	BOTTOM															
Davey Lopes, R OBP: 0.316, SLG: 0.455 (1, 4)														7 0 2 1 0 0 6																
Bill Russell, R OBP: 0.327, SLG: 0.408 (1, 6)														7 0 1 0 0 0 6																
Reggie Smith, S OBP: 0.386, SLG: 0.375 (1, 9)														6 1 3 1 1 1 2																
Steve Garvey, R OBP: 0.333, SLG: 0.482 (1, 3)														5 0 0 0 0 1 2																
Ron Cey, R OBP: 0.389, SLG: 0.496 Ted Martinez, R OBP: 0.438, SLG: 0.563 Johnny Oates, L OBP: 0.295, SLG: 0.167 Charlie Hough, R OBP: 0.200, SLG: 0.400 (1, 5) (9, 5) (12, PH) (13, 1)														4 0 1 0 0 0 1 1 0 0 0 0 0 0 0 0 0 0 1 0 0 0 0 0 0 0 0 0																
Dusty Baker, Jr., R Lerrin LaGow, R Jerry Reuss, L Von Jacoby, L Pedro Borbon, R Pedro Martinez, R OBP: 0.296, SLG: 0.286 (1, 7) (11, 1) (12, PH) (12, PH) (13, 8)															4 0 1 0 1 0 1 0 1 0 0 0 0 1 3															
Gary Thomasson, L OBP: 0.375, SLG: 0.427 (1, 8) (11, 7)														5 0 1 0 1 1 6																
Joe Ferguson, R OBP: 0.343, SLG: 0.398 (1, 2)														4 0 0 0 1 1 5																
Doug Rau, L Manny Mota, R Bob Welch, R Darrel Thomas, S OBP: 0.267, SLG: 0.231 OBP: 0.500, SLG: 0.400 OBP: 0.222, SLG: 0.125 OBP: 0.371, SLG: 0.412 (1, 1) (9, PH) (10, 1) (11, 8)														2 0 1 0 1 0 0 1 0 0 0 0 0 2 0 0 0 0 0 0 0 2 1 2 0 0 0 0																
Inning Stats	R: 0 E: 0 K: 0 S: 3	H: 0 LOB: 0 BB: 0 P: 3	R: 0 E: 0 K: 2 S: 8	H: 1 LOB: 2 BB: 1 P: 12	R: 0 E: 0 K: 0 S: 7	H: 2 LOB: 3 BB: 1 P: 11	R: 0 E: 0 K: 0 S: 3	H: 0 LOB: 0 BB: 0 P: 3	R: 0 E: 1 K: 0 S: 4	H: 1 LOB: 2 BB: 1 P: 8	R: 0 E: 0 K: 0 S: 4	H: 1 LOB: 1 BB: 0 P: 4	R: 0 E: 0 K: 0 S: 5	H: 1 LOB: 2 BB: 0 P: 5	R: 1 E: 0 K: 0 S: 4	H: 1 LOB: 0 BB: 0 P: 4	R: 0 E: 0 K: 0 S: 4	H: 1 LOB: 1 BB: 0 P: 4	R: 0 E: 0 K: 1 S: 6	H: 1 LOB: 3 BB: 2 P: 14	R: 1 E: 0 K: 1 S: 7	H: 2 LOB: 1 BB: 0 P: 7	1B: 8 2B: 3 3B: 0 HR: 1	SF: 0 SAC: 2 DP: 1 HBP: 0	W/P: 0 PB: 0 SB: 0 CS: 0	PA: 57				
PITCHER	IP WLS BF H R ER SO BB IBB HBP BLK WP HR S P ERA WHIP																													
Michael LaCoss, R ERA: 2.38 Doug Bair, R ERA: 2.81 Pedro Borbon, R ERA: 3.0 Dave Tomlin, L ERA: 2.59 Tom Hume, R ERA: 4.55 (1, 1) (11, 1) (12, 1) (12, 1) (13, 1)	10.2 0.1 0.1 1.0 0.2	WLS 45 1 4 S	BF 45 0 0 3	H 9 0 1 0	R 1 0 1 0	ER 1 0 1 0	SO 3 0 1 1	BB 4 0 2 0	IBB 0 0 0 0	HBP 0 0 0 0	BLK 0 0 0 0	WP 0 0 0 0	HR 1 0 0 0	S 47 1 10 6 5	P 63 1 10 6 5	ERA 0.84 0.00 0.00 9.00 0.00	WHIP 1.219 0.000 3.000 1.000 1.500													

Cincinnati Reds @ Los Angeles Dodgers
Dodger Stadium, Los Angeles, CA
Mon May 28 1979, 3:33 AM PDT
Att. 49,114 - Unknown

AB 49
R 2
H 12
RBI 2
BB 6
SO 5
LOB 34



Batter	1	2	3	4	5	6	7	8	9	AB	R	H	RBI	BB	SO	LOB	TOP
Ken Griffey, L (1,9) OBP: 0.345, SLG: 0.446										4	0	0	0	0	0	0	Cincinnati Reds @ Houston Astros Astrodome, Houston, TX Tue May 29 1979, 8:05 PM EDT Att: 17,458 - Unknown
Junior Kennedy, R (1,4) OBP: 0.351, SLG: 0.370										4	0	1	0	0	0	0	
Dave Concepcion, R (1,6) OBP: 0.361, SLG: 0.454										4	0	1	0	0	1	1	
Johnny Bench, R (1,2) OBP: 0.373, SLG: 0.365										4	1	3	0	0	0	0	
Dan Driessen, L (1,3) OBP: 0.349, SLG: 0.483										4	0	0	0	0	1	4	
Ken Henderson, S (1,7) OBP: 0.384, SLG: 0.300										4	0	1	1	0	1	1	
Cesar Geronimo, L (9,8) OBP: 0.267, SLG: 0.331										0	0	0	0	0	0	0	
Ray Knight, R (1,5) OBP: 0.392, SLG: 0.417										4	0	1	0	0	1	1	
Paul Blair, R (1,8) OBP: 0.188, SLG: 0.233										3	0	1	0	0	1	2	
Paul Moskau, R (1,1) OBP: 0.048, SLG: 0.050										3	0	0	0	0	1	3	
Doug Bair, R (9,1)										0	0	0	0	0	0	0	
Inning Stats	R: 0 E: 0 K: 1 S: 5	H: 0 LOB: 0 BB: 0 P: 5	R: 1 E: 0 K: 0 S: 6	H: 3 LOB: 2 BB: 0 P: 6	R: 0 E: 0 K: 0 S: 5	H: 2 LOB: 2 BB: 0 P: 5	R: 0 E: 0 K: 1 S: 5	H: 0 LOB: 0 BB: 0 P: 5	R: 0 E: 0 K: 1 S: 6	H: 1 LOB: 1 BB: 0 P: 6	R: 0 E: 0 K: 0 S: 3	H: 1 LOB: 0 BB: 0 P: 3	R: 0 E: 0 K: 1 S: 6	H: 1 LOB: 1 BB: 0 P: 6	1B: 7 2B: 1 3B: 0 HR: 0	SF: 0 SAC: 0 DP: 1 HBP: 0	WP: 0 PA: 34 PB: 0 SB: 0 CS: 0
PITCHER Randy Niemann, L (1,1) ERA: 1.13	IP: 9.0 WLS: W BF: 34 H: 8 R: 1 ER: 1 SO: 6 BB: 0 IBB: 0 HBP: 0 BLK: 1 WP: 0 HR: 0 S: 46 P: 46 ERA: 1.00 WHIP: 0.889															PITCHER IP: WLS: BF: H: R: ER: SO: BB: IBB: HBP: BLK: WP: HR: S: P: ERA: WHIP	

Batter	1	2	3	4	5	6	7	8	9	AB	R	H	RBI	BB	SO	LOB	BOTTOM		
Terry Puhl, L (1,8) OBP: 0.335, SLG: 0.366										4	0	0	0	0	0	1	Cincinnati Reds @ Houston Astros Astrodome, Houston, TX Tue May 29 1979, 8:05 PM EDT Att: 17,458 - Unknown		
Craig Reynolds, L (1,6) OBP: 0.297, SLG: 0.337										4	1	2	0	0	0	0			
Cesar Cedeno, R (1,3) OBP: 0.379, SLG: 0.414										3	1	2	0	1	1	0			
Jose Cruz, L (1,7) OBP: 0.395, SLG: 0.475										3	0	1	1	1	0	2			
Enos Cabell, R (1,5) OBP: 0.335, SLG: 0.418										1	0	0	0	0	0	1			
Art Howe, R (4,PH) OBP: 0.253, SLG: 0.281										2	0	0	0	0	0	0			
Denny Walling, L (9,PH) OBP: 0.417, SLG: 0.316										1	0	1	1	0	0	0			
Jeffrey Leonard, R (1,9) OBP: 0.385, SLG: 0.408										3	0	1	0	0	1	0			
Alan Ashby, S (1,2) OBP: 0.273, SLG: 0.308										3	0	0	0	0	0	1			
Rafael Landestoy, S (1,4) OBP: 0.263, SLG: 0.182										2	0	0	0	1	0	0			
Randy Niemann, L (1,1)										3	0	0	0	0	2	1			
Inning Stats	R: 1 E: 0 K: 0 S: 5	H: 2 LOB: 1 BB: 0 P: 5	R: 0 E: 0 K: 0 S: 3	H: 0 LOB: 0 BB: 0 P: 3	R: 0 E: 0 K: 0 S: 3	H: 0 LOB: 0 BB: 0 P: 3	R: 0 E: 0 K: 1 S: 5	H: 0 LOB: 0 BB: 0 P: 5	R: 0 E: 0 K: 1 S: 6	H: 1 LOB: 2 BB: 1 P: 10	R: 0 E: 0 K: 0 S: 3	H: 1 LOB: 0 BB: 0 P: 3	R: 0 E: 0 K: 1 S: 4	H: 0 LOB: 3 BB: 1 P: 8	R: 1 E: 0 K: 0 S: 3	H: 3 LOB: 3 BB: 1 P: 7	1B: 6 2B: 0 3B: 1 HR: 0	SF: 0 SAC: 0 DP: 1 HBP: 0	WP: 0 PA: 32 PB: 0 SB: 2 CS: 1
PITCHER Paul Moskau, R (1,1) ERA: 2.6	IP: 8.0 WLS: L BF: 30 H: 6 R: 2 ER: 2 SO: 4 BB: 2 IBB: 0 HBP: 0 BLK: 0 WP: 0 HR: 0 S: 36 P: 44 ERA: 2.25 WHIP: 1.000															PITCHER IP: WLS: BF: H: R: ER: SO: BB: IBB: HBP: BLK: WP: HR: S: P: ERA: WHIP			
Doug Bair, R (9,1) ERA: 2.61	0.0 L 2 1 0 0 0															0 0 1 5 ∞ ∞			

AB	34
R	1
H	8
RBI	1
BB	0
SO	6
LOB	12



Batter	1	2	3	4	5	6	7	8	9	AB	R	H	RBI	BB	SO	LOB	TOP		
Ken Griffey, L OBP: 0.344, SLG: 0.439 (1, 9)	F5		F9		F7			G4-6-3 BB		3	0	0	0	1	0	0	Cincinnati Reds @ Houston Astros Astrodome, Houston, TX Wed May 30, 1979, 8:05 PM EDT Att: 21,757 - Unknown		
Junior Kennedy, R OBP: 0.346, SLG: 0.355 (1, 4)	E4 G3		1B BB		5-3			G4-6-3		3	0	0	0	1	0	2			
Dave Concepcion, R OBP: 0.359, SLG: 0.450 (1, 6)	G3		1B		F8			F9		4	0	1	0	0	0	2			
Dan Driessen, L OBP: 0.341, SLG: 0.471 (1, 3)	F7		F7		F5			F7		4	0	0	0	0	0	3			
Johnny Bench, R OBP: 0.371, SLG: 0.362 (1, 2)		5-3		6-3			1-3		1B 2B 1B	4	1	1	0	0	0	0			
Ray Knight, R OBP: 0.389, SLG: 0.410 (1, 5)		E5 BB		F8			F7		F8	3	0	0	0	1	0	1			
Dave Collins, S OBP: 0.396, SLG: 0.457 (1, 7)		E5 1-3		K			F7		2B 1B	4	1	1	0	0	1	1			
Cesar Geronimo, L OBP: 0.273, SLG: 0.343 (1, 8)		F8		1-3				BB G4-6-3 1B 1B 2B		4	1	2	2	0	0	1			
Tom Seaver, R OBP: 0.071, SLG: 0.286 (6, 1) Frank Pastore, R OBP: 0.266, SLG: 0.356 (6, 1) Dave Tomlin, L OBP: 0.242, SLG: 0.336 (6, 1) Arturo DeFreitas, R OBP: 0.232, SLG: 0.323 (6, 1) Pedro Borbon, R OBP: 0.232, SLG: 0.323 (6, 1) Rick Auerbach, R OBP: 0.194, SLG: 0.223 (6, 1)		5-3		F8					6-3	2	0	0	0	0	0	0			
Inning Stats	R: 0 E: 1 K: 0 S: 4	H: 0 LOB: 1 BB: 0 P: 4	R: 0 E: 1 K: 0 S: 3	H: 0 LOB: 1 BB: 1 P: 7	R: 0 E: 0 K: 1 S: 4	H: 1 LOB: 2 BB: 1 P: 8	R: 0 E: 0 K: 1 S: 5	H: 0 LOB: 0 BB: 0 P: 5	R: 0 E: 0 K: 0 S: 3	H: 0 LOB: 0 BB: 0 P: 3	R: 0 E: 0 K: 0 S: 3	H: 0 LOB: 0 BB: 0 P: 3	R: 0 E: 0 K: 0 S: 4	H: 2 LOB: 1 BB: 1 P: 8	R: 2 E: 0 K: 0 S: 6	H: 3 LOB: 1 BB: 0 P: 6	1B: 5 2B: 1 3B: 0 HR: 0	SF: 0 SAC: 0 DP: 1 HBP: 0	WP: 0 PA: 36 PB: 0 SB: 0 CS: 0
PITCHER	IP WLS BF H R ER SO BB IBB HBP BLK WP HR S P ERA WHIP	IP WLS BF H R ER SO BB IBB HBP BLK WP HR S P ERA WHIP	IP WLS BF H R ER SO BB IBB HBP BLK WP HR S P ERA WHIP	IP WLS BF H R ER SO BB IBB HBP BLK WP HR S P ERA WHIP	IP WLS BF H R ER SO BB IBB HBP BLK WP HR S P ERA WHIP	IP WLS BF H R ER SO BB IBB HBP BLK WP HR S P ERA WHIP	IP WLS BF H R ER SO BB IBB HBP BLK WP HR S P ERA WHIP	IP WLS BF H R ER SO BB IBB HBP BLK WP HR S P ERA WHIP	IP WLS BF H R ER SO BB IBB HBP BLK WP HR S P ERA WHIP	IP WLS BF H R ER SO BB IBB HBP BLK WP HR S P ERA WHIP	IP WLS BF H R ER SO BB IBB HBP BLK WP HR S P ERA WHIP	IP WLS BF H R ER SO BB IBB HBP BLK WP HR S P ERA WHIP	IP WLS BF H R ER SO BB IBB HBP BLK WP HR S P ERA WHIP	IP WLS BF H R ER SO BB IBB HBP BLK WP HR S P ERA WHIP	IP WLS BF H R ER SO BB IBB HBP BLK WP HR S P ERA WHIP	IP WLS BF H R ER SO BB IBB HBP BLK WP HR S P ERA WHIP	IP WLS BF H R ER SO BB IBB HBP BLK WP HR S P ERA WHIP	IP WLS BF H R ER SO BB IBB HBP BLK WP HR S P ERA WHIP	
Joe Niekro, R ERA: 2.51 (1, 1)	8.2	W	35	6	3	3	1	3	0	0	0	0	0	0	0	0	3.12	1.038	
Joe Sambito, L ERA: 1.74 (9, 1)	0.1	S	1	0	0	0	0	0	0	0	0	0	0	0	1	1	0.00	0.000	

AB	33
R	3
H	6
RBI	2
BB	3
SO	1
LOB	11



Batter	1	2	3	4	5	6	7	8	9	AB	R	H	RBI	BB	SO	LOB	BOTTOM		
Terry Puhl, L OBP: 0.332, SLG: 0.364 (1, 8)	E6 1B	SF7		G3		F7		6-3		4	1	1	1	0	0	3	Cincinnati Reds @ Houston Astros Astrodome, Houston, TX Wed May 30, 1979, 8:05 PM EDT Att: 21,757 - Unknown		
Craig Reynolds, L OBP: 0.291, SLG: 0.330 (1, 6)	F2	F2			F8	E6 BB				4	0	0	0	0	0	4			
Cesar Cedeno, R OBP: 0.388, SLG: 0.441 (1, 3)	1B 2H	1B		HR	F8	BB				3	1	2	3	1	0	0			
Jose Cruz, L OBP: 0.388, SLG: 0.464 (1, 7)	F9		4-3		K	F8				4	0	0	0	0	1	4			
Jeffrey Leonard, R OBP: 0.389, SLG: 0.413 (1, 9)			K			S 1B	F8			4	1	2	0	0	1	0			
Art Howe, R OBP: 0.283, SLG: 0.281 (1, 5)	P6		P6			1B SF8 1B	4-3			4	1	1	1	0	0	2			
Alan Ashby, S OBP: 0.279, SLG: 0.314 (1, 2)		FC1-6 1B		K		E BB 1B	G3			4	1	2	0	0	1	0			
Rafael Landestoy, S OBP: 0.286, SLG: 0.171 (1, 4)		FC1-6 1B SF7		S BB		BB E BB	6-3			2	1	0	0	2	0	1			
Joe Niekro, R OBP: 0.100, SLG: 0.138 (1, 1) Joe Sambito, L OBP: 0.500, SLG: 0.667 (9, 1)				K		SF8	F7			3	0	1	1	0	1	1			
Inning Stats	R: 1 E: 1 K: 0 S: 6	H: 3 LOB: 2 BB: 0 P: 6	R: 1 E: 0 K: 0 S: 5	H: 2 LOB: 1 BB: 0 P: 5	R: 1 E: 0 K: 1 S: 6	H: 1 LOB: 0 BB: 0 P: 6	R: 0 E: 0 K: 2 S: 7	H: 0 LOB: 1 BB: 1 P: 11	R: 0 E: 0 K: 1 S: 5	H: 0 LOB: 0 BB: 0 P: 5	R: 3 E: 1 K: 0 S: 7	H: 3 LOB: 3 BB: 2 P: 15	R: 0 E: 0 K: 0 S: 3	H: 0 LOB: 0 BB: 0 P: 3	R: 0 E: 0 K: 0 S: 3	H: 0 LOB: 0 BB: 0 P: 3	1B: 8 2B: 0 3B: 0 HR: 1	SF: 2 SAC: 0 DP: 0 HBP: 0	WP: 0 PA: 37 PB: 0 SB: 2 CS: 0
PITCHER	IP WLS BF H R ER SO BB IBB HBP BLK WP HR S P ERA WHIP	IP WLS BF H R ER SO BB IBB HBP BLK WP HR S P ERA WHIP	IP WLS BF H R ER SO BB IBB HBP BLK WP HR S P ERA WHIP	IP WLS BF H R ER SO BB IBB HBP BLK WP HR S P ERA WHIP	IP WLS BF H R ER SO BB IBB HBP BLK WP HR S P ERA WHIP	IP WLS BF H R ER SO BB IBB HBP BLK WP HR S P ERA WHIP	IP WLS BF H R ER SO BB IBB HBP BLK WP HR S P ERA WHIP	IP WLS BF H R ER SO BB IBB HBP BLK WP HR S P ERA WHIP	IP WLS BF H R ER SO BB IBB HBP BLK WP HR S P ERA WHIP	IP WLS BF H R ER SO BB IBB HBP BLK WP HR S P ERA WHIP	IP WLS BF H R ER SO BB IBB HBP BLK WP HR S P ERA WHIP	IP WLS BF H R ER SO BB IBB HBP BLK WP HR S P ERA WHIP	IP WLS BF H R ER SO BB IBB HBP BLK WP HR S P ERA WHIP	IP WLS BF H R ER SO BB IBB HBP BLK WP HR S P ERA WHIP	IP WLS BF H R ER SO BB IBB HBP BLK WP HR S P ERA WHIP	IP WLS BF H R ER SO BB IBB HBP BLK WP HR S P ERA WHIP	IP WLS BF H R ER SO BB IBB HBP BLK WP HR S P ERA WHIP	IP WLS BF H R ER SO BB IBB HBP BLK WP HR S P ERA WHIP	
Tom Seaver, R ERA: 5.68 (6, 1)	5.0	L	24	8	5	5	4	1	0	0	0	0	0	0	0	0	9.00	1.800	
Frank Pastore, R ERA: 7.48 (6, 1)	0.1		3	1	0	0	0	1	0	0	0	0	0	0	2	6	0.00	6.000	
Dave Tomlin, L ERA: 2.42 (6, 1)	1.2		7	0	1	0	0	1	0	0	0	0	0	0	6	10	0.00	0.600	
Pedro Borbon, R ERA: 2.91 (8, 1)	1.0		3	0	0	0	0	0	0	0	0	0	0	3	3	0.00	0.000		



Batter	1	2	3	4	5	6	7	8	9	AB	R	H	RBI	BB	SO	LOB	TOP					
Ken Griffey, L OBP: 0.342, SLG: 0.433 (1, 9)										3	0	0	0	1	0	2	Cincinnati Reds @ Houston Astros Astrodome, Houston, TX Thu May 31 1979, 8:05 PM EDT Att: 25,453 - Unknown					
Dave Collins, S OBP: 0.365, SLG: 0.420 (1, 7)										4	0	0	0	0	0	1						
Ray Knight, R OBP: 0.391, SLG: 0.412 (1, 5)										4	0	2	0	0	1	1						
Dan Driessen, L OBP: 0.339, SLG: 0.462 (1, 3)										3	0	0	0	1	0	2						
Johnny Bench, R OBP: 0.368, SLG: 0.359 (1, 2)										4	0	1	0	0	2	3						
Cesar Geronimo, L OBP: 0.276, SLG: 0.342 (1, 8)										3	0	1	0	1	0	1						
Junior Kennedy, R OBP: 0.341, SLG: 0.350 (1, 4)										4	0	1	0	0	0	2						
Rick Auerbach, R OBP: 0.167, SLG: 0.233 (1, 6)										4	0	1	0	0	0	2						
Fred Norman, S OBP: 0.235, SLG: 0.133 (1, 1)										2	0	1	0	0	1	0						
Tom Hume, R OBP: 0.174, SLG: 0.182 (7, PH)										0	0	0	0	0	0	0						
George Foster, R OBP: 0.398, SLG: 0.513 (7, PH)										1	0	0	0	0	0	2						
Pedro Borbon, R OBP: 0.333, SLG: 0.333 (7, 1)										0	0	0	0	0	0	0						
Inning Stats	R: 0 E: 0 K: 1 S: 5	H: 0 LOB: 1 BB: 1 P: 9	R: 0 E: 0 K: 0 S: 4	H: 2 LOB: 1 BB: 0 P: 4	R: 0 E: 0 K: 1 S: 5	H: 0 LOB: 0 BB: 0 P: 5	R: 0 E: 0 K: 1 S: 5	H: 1 LOB: 1 BB: 0 P: 5	R: 0 E: 0 K: 0 S: 3	H: 2 LOB: 2 BB: 0 P: 5	R: 0 E: 0 K: 0 S: 3	H: 0 LOB: 0 BB: 0 P: 3	R: 0 E: 0 K: 0 S: 4	H: 1 LOB: 2 BB: 1 P: 8	R: 0 E: 0 K: 1 S: 6	H: 1 LOB: 2 BB: 1 P: 10	R: 0 E: 0 K: 0 S: 3	H: 0 LOB: 0 BB: 0 P: 3	1B: 7 2B: 1 3B: 0 HR: 0	SF: 0 SAC: 0 DP: 2 HBP: 0	WP: 0 PB: 0 SB: 2 CS: 1	PA: 35
PITCHER Rick Williams, R ERA: 1.0 (1, 1)	IP: 9.0 WLS: W BF: 35 H: 7 R: 0 ER: 0 SO: 4 BB: 3 IBB: 0 HBP: 0 BLK: 0 WP: 0 HR: 0 S: 40 P: 52 ERA: 0.00 WHIP: 1.111															PITCHER	IP: 9.0 WLS: W BF: 35 H: 7 R: 0 ER: 0 SO: 4 BB: 3 IBB: 0 HBP: 0 BLK: 0 WP: 0 HR: 0 S: 40 P: 52 ERA: 0.00 WHIP: 1.111					

AB	32
R	0
H	7
RBI	0
BB	3
SO	4
LOB	16



Batter	1	2	3	4	5	6	7	8	9	AB	R	H	RBI	BB	SO	LOB	BOTTOM			
Terry Puhl, L OBP: 0.326, SLG: 0.356 (1, 8)										4	0	0	0	0	1	2	Cincinnati Reds @ Houston Astros Astrodome, Houston, TX Thu May 31 1979, 8:05 PM EDT Att: 25,453 - Unknown			
Craig Reynolds, L OBP: 0.296, SLG: 0.333 (1, 6)										4	1	2	0	0	0	0				
Cesar Cedeno, R OBP: 0.385, SLG: 0.432 (1, 3)										3	1	0	0	1	0	1				
Jose Cruz, L OBP: 0.385, SLG: 0.476 (1, 7)										4	1	1	3	0	0	1				
Jeffrey Leonard, R OBP: 0.404, SLG: 0.429 (1, 9)										4	0	3	0	0	0	0				
Art Howe, R OBP: 0.260, SLG: 0.296 (1, 5)										3	0	1	0	1	0	1				
Julio Gonzalez, R OBP: 0.308, SLG: 0.286 (1, 4)										4	0	2	0	0	0	3				
Alan Ashby, S OBP: 0.273, SLG: 0.307 (1, 2)										3	0	0	0	0	0	4				
Rick Williams, R OBP: 0.417, SLG: 0.400 (1, 1)										3	0	1	0	0	2	2				
Inning Stats	R: 0 E: 0 K: 1 S: 6	H: 1 LOB: 1 BB: 0 P: 6	R: 0 E: 0 K: 0 S: 4	H: 2 LOB: 1 BB: 0 P: 4	R: 0 E: 0 K: 1 S: 5	H: 0 LOB: 0 BB: 0 P: 5	R: 0 E: 0 K: 0 S: 3	H: 1 LOB: 0 BB: 0 P: 3	R: 0 E: 0 K: 0 S: 5	H: 2 LOB: 2 BB: 0 P: 5	R: 3 E: 0 K: 1 S: 8	H: 3 LOB: 2 BB: 2 P: 16	R: 0 E: 0 K: 0 S: 3	H: 0 LOB: 0 BB: 0 P: 3	R: 0 E: 0 K: 0 S: 4	H: 1 LOB: 1 BB: 0 P: 4		1B: 8 2B: 0 3B: 1 HR: 1	SF: 0 SAC: 0 DP: 0 HBP: 0	WP: 0 PB: 0 SB: 1 CS: 0
PITCHER Fred Norman, L ERA: 3.41 (1, 1)	IP: 5.0 WLS: L BF: 23 H: 9 R: 3 ER: 3 SO: 2 BB: 1 IBB: 0 HBP: 0 BLK: 0 WP: 1 HR: 1 S: 26 P: 30 ERA: 5.40 WHIP: 2.000															PITCHER	IP: 5.0 WLS: L BF: 23 H: 9 R: 3 ER: 3 SO: 2 BB: 1 IBB: 0 HBP: 0 BLK: 0 WP: 1 HR: 1 S: 26 P: 30 ERA: 5.40 WHIP: 2.000			
Tom Hume, R ERA: 4.47 (6, 1)	IP: 1.0 WLS: 4 BF: 4 H: 0 R: 0 ER: 0 SO: 1 BB: 1 IBB: 0 HBP: 0 BLK: 0 WP: 0 HR: 0 S: 5 P: 9 ERA: 0.00 WHIP: 1.000															PITCHER	IP: 1.0 WLS: 4 BF: 4 H: 0 R: 0 ER: 0 SO: 1 BB: 1 IBB: 0 HBP: 0 BLK: 0 WP: 0 HR: 0 S: 5 P: 9 ERA: 0.00 WHIP: 1.000			
Pedro Borbon, R ERA: 2.75 (7, 1)	IP: 2.0 WLS: 7 BF: 1 H: 0 R: 0 ER: 0 SO: 0 BB: 0 IBB: 0 HBP: 0 BLK: 0 WP: 0 HR: 0 S: 7 P: 7 ERA: 0.00 WHIP: 0.500															PITCHER	IP: 2.0 WLS: 7 BF: 1 H: 0 R: 0 ER: 0 SO: 0 BB: 0 IBB: 0 HBP: 0 BLK: 0 WP: 0 HR: 0 S: 7 P: 7 ERA: 0.00 WHIP: 0.500			

AB	32
R	3
H	10
RBI	3
BB	2
SO	3
LOB	14



Batter	1	2	3	4	5	6	7	8	9	AB	R	H	RBI	BB	SO	LOB	TOP																	
Pete Rose, S OBP: 0.422, SLG: 0.474 (1, 3)	L8		L8		G3		5-3			4	0	0	0	0	0	3																		
Tim McCarver, L OBP: 0.347, SLG: 0.390 (1, 2)	5-3 1B		F8			G5-4-3 1B		4-3		4	0	2	0	0	0	1																		
Mike Schmidt, R OBP: 0.385, SLG: 0.582 (1, 5)	5-3 1-2		F8			G5-4-3 1-2		6-3		4	0	0	0	0	0	3																		
Greg Luzinski, R OBP: 0.368, SLG: 0.455 (1, 7)	F8				G4-6-3 1B		F9		P6	4	0	1	0	0	0	1																		
Del Unser, L OBP: 0.349, SLG: 0.431 (1, 9)					G4-6-3 1-2				E1 FC1-4 1B	4	1	2	1	0	0	1																		
Gary Maddox, R OBP: 0.325, SLG: 0.522 (1, 8)					6-3				F8	4	1	2	1	0	0	1																		
Ramon Aviles, R OBP: 0.335, SLG: 0.333 (1, 4)										1	0	0	0	1	0	2	AB 35																	
Bake McBride, L OBP: 0.290, SLG: 0.345 (7, PH)										1	0	1	0	0	0	0	R 2																	
Rudy Meoli, L OBP: 0.284, SLG: 0.300 (7, 4)										1	0	1	0	0	0	0	H 10																	
Steve Carlton, L OBP: 0.237, SLG: 0.222 (1, 1)										3	0	0	0	0	1	4	RBI 2																	
Greg Gross, L OBP: 0.256, SLG: 0.345 (9, PH)										1	0	0	0	0	0	2	BB 1																	
Bud Harrelson, S OBP: 0.125, SLG: 0.125 (1, 6)										3	0	1	0	0	1	2	SO 2																	
Dave Rader, L OBP: 0.286, SLG: 0.167 (9, PH)										1	0	0	0	0	0	2	LOB 22																	
Inning Stats	R: 0 E: 0 K: 0 S: 4	H: 1 LOB: 1 BB: 0 P: 4	R: 0 E: 0 K: 0 S: 4	H: 2 LOB: 1 BB: 0 P: 4	R: 0 E: 0 K: 0 S: 4	H: 1 LOB: 0 BB: 0 P: 4	R: 0 E: 0 K: 1 S: 5	H: 0 LOB: 1 BB: 1 P: 9	R: 0 E: 0 K: 0 S: 3	H: 1 LOB: 0 BB: 0 P: 3	R: 2 E: 0 K: 1 S: 8	H: 3 LOB: 1 BB: 0 P: 8	R: 0 E: 0 K: 0 S: 3	H: 0 LOB: 2 BB: 0 P: 5	R: 0 E: 1 K: 0 S: 5	H: 1 LOB: 2 BB: 0 P: 5	1B: 8 2B: 0 3B: 0 HR: 2	SF: 0 SAC: 0 DP: 3 HBP: 0	WP: 0 PB: 0 CS: 0	PA: 36														
PITCHER	IP WLS BF H R ER SO BB IBB HBP BLK WP HR S P ERA WHIP																																	
Bill Bonham, R ERA: 4.6 (1, 1)	6.0	25	9	2	2	1	1	0	0	0	0	0	0	2	26	30	3.00	1.667																
Dave Tomlin, L ERA: 2.33 (7, 1)	1.0	3	0	0	0	1	0	0	0	0	0	0	0	0	5	5	0.00	0.000																
Doug Bair, R ERA: 2.7 (8, 1)	1.0	W	3	0	0	0	0	0	0	0	0	0	0	0	3	3	0.00	0.000																
Pedro Borbon, R ERA: 2.88 (9, 1)	1.0	S	5	1	0	0	0	0	0	0	0	0	0	0	5	5	0.00	1.000																

Philadelphia Phillies @ Cincinnati Reds
Riverfront Stadium, Cincinnati, OH
Fri Jun 01 1979, 7:05 PM EDT
Att: 48,968 - Unknown

AB 35
R 2
H 10
RBI 2
BB 1
SO 2
LOB 22



Batter	1	2	3	4	5	6	7	8	9	AB	R	H	RBI	BB	SO	LOB	BOTTOM																	
Ken Griffey, L OBP: 0.339, SLG: 0.427 (1, 9)	G3				F8		K	E4		5	0	1	0	0	1	3																		
Junior Kennedy, R OBP: 0.322, SLG: 0.329 (1, 4)	K		F8		5-3		F8	F9		5	0	0	0	0	1	5																		
Dave Concepcion, R OBP: 0.362, SLG: 0.448 (1, 6)	BLK 1B BB		L3				F9			3	1	1	0	1	0	1																		
George Foster, R OBP: 0.400, SLG: 0.519 (1, 7)					F7					4	1	2	1	0	0	2																		
Dan Driessen, L OBP: 0.339, SLG: 0.462 (9, 3)	FC6-4 1B						1B 2B			0	0	0	0	0	0	0																		
Johnny Bench, R OBP: 0.376, SLG: 0.367 (1, 2)	FC6-4 1-2				FC5-4 BB		1B IBB			2	0	1	0	2	0	1																		
Ray Knight, R OBP: 0.393, SLG: 0.411 (1, 5)					5-3		FC5-4 1-2			3	1	1	1	1	0	1																		
Arturo DeFreitas, R OBP: 0.131, SLG: 0.200 (1, 3)										3	0	0	0	0	2	3																		
Rick Auerbach, R OBP: 0.161, SLG: 0.226 (8, PH)										1	1	0	0	0	0	2	AB 33																	
Cesar Geronimo, L OBP: 0.278, SLG: 0.342 (9, 8)					K		K			0	0	0	0	0	0	0	R 4																	
Paul Blair, R OBP: 0.167, SLG: 0.206 (1, 8) (9, 7)										4	0	0	0	0	1	4	H 8																	
Bill Bonham, R OBP: 0.131, SLG: 0.200 (1, 1)										2	0	1	0	0	1	0	RBI 2																	
Dave Collins, S OBP: 0.131, SLG: 0.200 (7, PH)										0	0	0	0	0	0	0	BB 5																	
Dave Collins, S OBP: 0.131, SLG: 0.200 (7, PH)										0	0	0	0	0	0	0	SO 6																	
Doug Bair, R OBP: 0.439, SLG: 0.431 (8, 1)										0	0	0	0	0	0	0	LOB 22																	
Joe Morgan, L OBP: 0.439, SLG: 0.517 (8, PH)										0	0	0	0	0	0	0																		
Tom Seaver, R OBP: 0.261, SLG: 0.286 (8, PH)										0	0	0	0	0	0	0																		
Pedro Borbon, R OBP: 0.333, SLG: 0.333 (9, 1)										0	0	0	0	0	0	0																		
Inning Stats	R: 1 E: 0 K: 1 S: 6	H: 1 LOB: 1 BB: 1 P: 10	R: 0 E: 0 K: 0 S: 3	H: 0 LOB: 0 BB: 0 P: 3	R: 0 E: 0 K: 1 S: 6	H: 1 LOB: 1 BB: 0 P: 6	R: 0 E: 0 K: 1 S: 5	H: 0 LOB: 1 BB: 1 P: 9	R: 0 E: 0 K: 1 S: 6	H: 1 LOB: 1 BB: 0 P: 6	R: 1 E: 0 K: 1 S: 7	H: 2 LOB: 2 BB: 1 P: 11	R: 0 E: 0 K: 1 S: 7	H: 2 LOB: 2 BB: 0 P: 7	R: 2 E: 1 K: 0 S: 5	H: 1 LOB: 2 BB: 2 P: 13	1B: 6 2B: 2 3B: 0 HR: 0	SF: 0 SAC: 0 DP: 0 HBP: 0	WP: 0 PB: 0 CS: 0	PA: 38														
PITCHER	IP WLS BF H R ER SO BB IBB HBP BLK WP HR S P ERA WHIP																																	
Steve Carlton, L ERA: 3.3 (1, 1)	8.0	L	38	8	4	2	6	3	2	0	1	0	0	0	45	65	2.25	1.375																

Philadelphia Phillies @ Cincinnati Reds
Riverfront Stadium, Cincinnati, OH
Fri Jun 01 1979, 7:05 PM EDT
Att: 48,968 - Unknown

AB 33
R 4
H 8
RBI 2
BB 5
SO 6
LOB 22



Batter	1	2	3	4	5	6	7	8	9	AB	R	H	RBI	BB	SO	LOB	TOP										
Bake McBride, L (1, 9) OBP: 0.293, SLG: 0.348	1-3		G4-6-3 BB		4-3			3-1 1B 2B	K	4	1	1	0	1	1	1											
Tim McCarver, L (1, 2) OBP: 0.327, SLG: 0.364	F8		G4-6-3		4-3			3-1		3	0	0	0	0	0	3											
Dave Rader, L (7, 2) OBP: 0.250, SLG: 0.143										1	0	0	0	0	0	1											
Pete Rose, S (1, 3) OBP: 0.423, SLG: 0.474	4-3				1B			1-3		4	1	2	1	0	0	0											
Greg Luzinski, R (1, 7) OBP: 0.366, SLG: 0.450		P4			F7			F5		4	0	1	0	0	0	2											
Mike Schmidt, R (1, 6) OBP: 0.383, SLG: 0.572	6-3				F8			K		3	0	0	0	1	1	2											
Gary Maddox, R (1, 8) OBP: 0.324, SLG: 0.515	6-3				1B			6-3		4	0	1	0	0	1	2											
Bob Boone, R (1, 5) OBP: 0.346, SLG: 0.401			6-3		FC6-4 1B			P6		4	0	1	1	0	1	0											
Bud Harrelson, S (1, 4) OBP: 0.333, SLG: 0.273			BB S 1B		FC6-4 1B					3	0	2	0	1	0	2											
Randy Lerch, L (1, 1) OBP: 0.107, SLG: 0.214										2	0	0	0	0	0	1											
Del Unser, L (7, PH) OBP: 0.344, SLG: 0.424										1	0	0	0	0	0	1											
Doug Bird, R (7, 1) OBP: 0.250, SLG: 0.333										0	0	0	0	0	0	0											
Greg Gross, L (9, PH) OBP: 0.250, SLG: 0.333										1	0	0	0	0	1	1											
Inning Stats	R: 0 E: 0 K: 0 S: 3	H: 0 LOB: 0 BB: 0 P: 3	R: 0 E: 0 K: 0 S: 3	H: 0 LOB: 0 BB: 0 P: 3	R: 0 E: 1 K: 0 S: 4	H: 1 LOB: 2 BB: 1 P: 8	R: 1 E: 0 K: 0 S: 6	H: 3 LOB: 0 BB: 0 P: 6	R: 0 E: 0 K: 1 S: 5	H: 0 LOB: 0 BB: 0 P: 5	R: 0 E: 0 K: 0 S: 4	H: 1 LOB: 1 BB: 0 P: 4	R: 1 E: 0 K: 1 S: 7	H: 2 LOB: 2 BB: 1 P: 11	R: 0 E: 0 K: 3 S: 9	H: 0 LOB: 1 BB: 1 P: 13	1B: 7 2B: 1 3B: 0 HR: 0	SF: 0 SAC: 0 DP: 1 HBP: 0	WP: 0 PA: 37 PB: 0 SB: 1 CS: 1								
PITCHER	IP	WLS	BF	H	R	ER	SO	BB	IBB	HBP	BLK	WP	HR	S	P	ERA	WHIP										
Michael LaCoss, R (1, 1) ERA: 2.38	7.1	W	30	8	2	2	1	1	0	0	0	0	0	31	35	2.46	1.227										
Doug Bair, R (8, 1) ERA: 2.54	1.2	S	7	0	0	0	4	2	0	0	0	0	0	13	21	0.00	1.200										

Philadelphia Phillies @ Cincinnati Reds
Riverfront Stadium, Cincinnati, OH
Sat Jun 02 1979, 3:33 AM EDT
Att: 37,907 - Unknown

AB 34
R 2
H 8
RBI 2
BB 3
SO 5
LOB 16





Batter	1	2	3	4	5	6	7	8	9	AB	R	H	RBI	BB	SO	LOB	BOTTOM										
Ken Griffey, L (1, 9) OBP: 0.338, SLG: 0.438	4-3		1-3		G3			HR		4	1	1	1	0	0	2											
Junior Kennedy, R (1, 4) OBP: 0.330, SLG: 0.337	4-3				G4-3 1B			1-3		4	0	2	0	0	0	0											
Dave Concepcion, R (1, 6) OBP: 0.368, SLG: 0.451					G4-3			HR		3	1	2	0	1	0	1											
George Foster, R (1, 7) OBP: 0.402, SLG: 0.535								HR		3	1	1	2	1	1	3											
Cesar Geronimo, L (8, 8) OBP: 0.276, SLG: 0.342	K							G6-4-3 1B		0	0	0	0	0	0	0											
Johnny Bench, R (1, 2) OBP: 0.379, SLG: 0.367					F3			1B		3	1	1	0	1	0	1											
Ray Knight, R (1, 5) OBP: 0.395, SLG: 0.413								SF8 1B		4	0	2	0	0	0	1											
Dan Driessen, L (1, 3) OBP: 0.331, SLG: 0.453								SH5-4 1B		3	0	0	1	0	1	2											
Paul Blair, R (1, 8) OBP: 0.179, SLG: 0.216								SH5-4 1B		3	0	1	0	0	0	1											
Michael LaCoss, R (1, 1) OBP: 0.138, SLG: 0.138										2	0	0	0	0	0	0											
Doug Bair, R (8, 1) ERA: 6.64										0	0	0	0	0	0	0											
Inning Stats	R: 0 E: 0 K: 1 S: 6	H: 1 LOB: 1 BB: 0 P: 6	R: 0 E: 0 K: 0 S: 3	H: 0 LOB: 0 BB: 0 P: 3	R: 0 E: 0 K: 0 S: 3	H: 0 LOB: 0 BB: 0 P: 3	R: 0 E: 0 K: 0 S: 3	H: 1 LOB: 1 BB: 1 P: 7	R: 0 E: 0 K: 1 S: 7	H: 2 LOB: 2 BB: 0 P: 7	R: 3 E: 0 K: 0 S: 6	H: 3 LOB: 1 BB: 1 P: 10	R: 1 E: 0 K: 0 S: 5	H: 3 LOB: 1 BB: 0 P: 5	R: 0 E: 0 K: 0 S: 2	H: 0 LOB: 0 BB: 1 P: 6	1B: 8 2B: 0 3B: 0 HR: 2	SF: 1 SAC: 1 DP: 3 HBP: 0	WP: 0 PA: 34 PB: 0 SB: 1 CS: 0								
PITCHER	IP	WLS	BF	H	R	ER	SO	BB	IBB	HBP	BLK	WP	HR	S	P	ERA	WHIP										
Randy Lerch, L (1, 1) ERA: 3.57	6.0	L	26	7	3	3	2	2	0	0	0	0	1	28	36	4.50	1.500										
Doug Bird, R (7, 1) ERA: 6.64	2.0		8	3	1	1	0	1	0	0	0	0	1	7	11	4.50	2.000										

Philadelphia Phillies @ Cincinnati Reds
Riverfront Stadium, Cincinnati, OH
Sat Jun 02 1979, 3:33 AM EDT
Att: 37,907 - Unknown

AB 29
R 4
H 10
RBI 4
BB 3
SO 2
LOB 11




Batter	1	2	3	4	5	6	7	8	9	AB	R	H	RBI	BB	SO	LOB	TOP									
Bake McBride, L OBP: 0.291, SLG: 0.360 (1, 9)	0-0 6-3	0-0 3-1		0-3 K		0-0 HR			0-0 G3	5	1	1	3	0	1	6	Philadelphia Phillies @ Cincinnati Reds Riverfront Stadium, Cincinnati, OH Sun Jun 03 1979, 3:33 AM EDT Unknown AB 33 R 6 H 9 RBI 6 BB 8 SO 9 LOB 20 									
Bud Harrelson, S OBP: 0.353, SLG: 0.313 (1, 4) (8, 6)	0-0 FC6-4 1B		0-0 F9	0-3 K		0-0 P6			0-0 2B SF8 1B	5	1	2	1	0	1	2										
Pete Rose, S OBP: 0.423, SLG: 0.492 (1, 3)	0-0 FC6-4 1-2			HR		0-0 4-3		0-0 4-3	0-0 2B	5	1	2	1	0	0	1										
Greg Luzinski, R OBP: 0.361, SLG: 0.438 Tug McGraw, R OBP: 1.000, SLG: 1.000 (9, 1)	0-3 K		0-3 K		0-0 1-3		0-0 F8		4-0 IBB	4	0	0	0	1	2	1										
Mike Schmidt, R OBP: 0.379, SLG: 0.565 (1, 5)		0-3 K	0-0 1B		0-0 P3		0-3 K		0-0 SF8	4	0	1	1	0	2	0										
Gary Maddox, R OBP: 0.326, SLG: 0.512 (1, 8)	0-0 6-3		0-3 K			0-0 HR 1B		0-0 CS 1B	0-0 F8	5	1	2	0	0	1	3										
Bob Boone, R OBP: 0.363, SLG: 0.401 (1, 2)		4-0 BB BB		4-0 BB BB		4-0 HR BB		4-0 G4-6-3 BB		0	1	0	0	4	0	0										
Rudy Meoli, L OBP: 0.300, SLG: 0.295 (8, PH) Tim McCarver, L OBP: 0.330, SLG: 0.356 Ramon Aviles, R OBP: 0.385, SLG: 0.333 (8, 4)		4-0 BB BB		4-0 BB BB		0-0 F5		0-0 G4-6-3		1	0	0	0	2	0	2										
Dick Ruthven, R OBP: 0.194, SLG: 0.138 (6, PH) Del Unser, L OBP: 0.330, SLG: 0.417 Ron Reed, R OBP: 0.400, SLG: 0.500 Greg Gross, L OBP: 0.273, SLG: 0.387 (9, 7)		4-0 BB BB		0-3 K		0-3 K		0-0 G3 1B 2B		1	0	0	0	1	1	2										
Inning Stats	R: 0 E: 0 K: 1 S: 6	H: 1 LOB: 1 BB: 0 P: 6	R: 0 E: 0 K: 1 S: 5	H: 0 LOB: 3 BB: 3 P: 17	R: 1 E: 0 K: 2 S: 9	H: 2 LOB: 1 BB: 0 P: 9	R: 0 E: 0 K: 3 S: 9	H: 0 LOB: 2 BB: 2 P: 17	R: 0 E: 0 K: 0 S: 3	H: 0 LOB: 0 BB: 0 P: 3	R: 3 E: 0 K: 1 S: 7	H: 2 LOB: 0 BB: 1 P: 11	R: 0 E: 0 K: 1 S: 5	H: 0 LOB: 0 BB: 0 P: 5	R: 0 E: 0 K: 0 S: 2	H: 1 LOB: 0 BB: 1 P: 6		R: 2 E: 0 K: 0 S: 6	H: 3 LOB: 2 BB: 1 P: 10	1B: 5 2B: 2 3B: 0 HR: 2	SF: 1 SAC: 0 DP: 1 HBP: 0	WP: 0 PB: 0 SB: 1 CS: 1	PA: 42			
PITCHER	IP	WLS	BF	H	R	ER	SO	BB	IBB	HBP	BLK	WP	HR	S	P	ERA		WHIP								
Paul Moskau, R ERA: 2.95 Manny Sarmiento, R ERA: 3.95 Pedro Borbon, R ERA: 3.08	(1, 1) (7, 1) (9, 1)	6.0 2.0 1.0	L 6 L	29 6 7	5 1 3	4 0 2	4 0 2	8 1 0	8 0 1	0 0 0	0 0 0	0 0 0	0 0 0	2 7 6	39 11 10	63 0.00 18.00		1.833 1.000 3.000								

Batter	1	2	3	4	5	6	7	8	9	AB	R	H	RBI	BB	SO	LOB	BOTTOM									
Ken Griffey, L OBP: 0.335, SLG: 0.437 (1, 9)	0-0 4-3		0-0 2B		0-0 L7	0-0 4-3		0-0 P6		5	0	1	0	0	0	1	Philadelphia Phillies @ Cincinnati Reds Riverfront Stadium, Cincinnati, OH Sun Jun 03 1979, 3:33 AM EDT Unknown AB 37 R 4 H 10 RBI 3 BB 4 SO 5 LOB 16 									
Dave Concepcion, R OBP: 0.365, SLG: 0.443 (1, 6)	0-0 L9		4-0 BB		0-0 L6	0-0 L8		0-0 6-3		4	0	0	0	1	0	1										
Joe Morgan, L OBP: 0.431, SLG: 0.500 (1, 4)	0-0 P6		0-0 F7		4-0 2B BB		0-3 K		0-0 F8	4	0	0	0	1	1	2										
George Foster, R OBP: 0.402, SLG: 0.556 (1, 7)		0-3 K	0-3 K		0-0 2B		0-0 HR		0-0 5-3	5	1	2	1	0	2	2										
Dan Driessen, L OBP: 0.339, SLG: 0.460 (1, 3)		0-0 2B 1B		0-3 K	4-0 FC5-4 IBB		0-0 G3 2B		0-0 5-3	4	1	2	0	1	1	0										
Ray Knight, R OBP: 0.388, SLG: 0.404 (1, 5)	0-0 L7		0-0 L9		0-0 FC5-4		0-0 G3			4	0	0	0	0	0	5										
Cesar Geronimo, L OBP: 0.296, SLG: 0.362 (1, 8)		0-0 2B		0-0 2B 1B		0-0 1B E 1B		4-0 IBB		3	2	3	1	1	0	0										
Vic Correll, R OBP: 0.381, SLG: 0.474 (1, 2)	0-0 5-3		0-0 2B		0-0 2B		0-0 E5 1B		0-0 F7	4	0	2	1	0	0	3										
Paul Moskau, R OBP: 0.043, SLG: 0.045 Dave Collins, S OBP: 0.370, SLG: 0.423 Manny Sarmiento, R Junior Kennedy, R OBP: 0.326, SLG: 0.333 Pedro Borbon, R OBP: 0.333, SLG: 0.333 (9, 1)		0-0 5-3		0-3 K	0-0 6-3		0-0 4-3		0-0 P6	2	0	0	0	0	1	1										
Inning Stats	R: 0 E: 0 K: 0 S: 3	H: 0 LOB: 0 BB: 0 P: 3	R: 1 E: 0 K: 1 S: 7	H: 2 LOB: 1 BB: 0 P: 7	R: 0 E: 0 K: 2 S: 8	H: 1 LOB: 1 BB: 1 P: 12	R: 1 E: 0 K: 1 S: 7	H: 2 LOB: 1 BB: 0 P: 7	R: 0 E: 0 K: 0 S: 4	H: 1 LOB: 3 BB: 2 P: 12	R: 1 E: 1 K: 0 S: 5	H: 2 LOB: 1 BB: 0 P: 5	R: 1 E: 0 K: 1 S: 7	H: 2 LOB: 2 BB: 1 P: 11	R: 0 E: 0 K: 0 S: 3	H: 0 LOB: 0 BB: 0 P: 3		R: 0 E: 0 K: 0 S: 3	H: 0 LOB: 0 BB: 0 P: 3	1B: 4 2B: 5 3B: 0 HR: 1	SF: 0 SAC: 0 DP: 0 HBP: 0	WP: 0 PB: 0 SB: 0 CS: 0	PA: 41			
PITCHER	IP	WLS	BF	H	R	ER	SO	BB	IBB	HBP	BLK	WP	HR	S	P	ERA		WHIP								
Dick Ruthven, R ERA: 3.22 Ron Reed, R ERA: 3.75 Tug McGraw, L ERA: 2.53	(1, 1) (6, 1) (9, 1)	5.0 3.0 1.0	L W S	24 14 3	6 4 0	2 2 0	2 1 0	4 1 0	2 1 0	0 1 0	0 0 0	0 0 0	0 0 0	1 15 3	19 19 3	3.00 3.00 0.00		1.333 1.333 0.000								

Batter	1	2	3	4	5	6	7	8	9	AB	R	H	RBI	BB	SO	LOB	TOP					
Joel Youngblood, R (1.5) OBP: 0.380, SLG: 0.562	5-3		K			2B	E		1-2	5	2	3	1	0	1	0						
Frank Taveras, R (1.6) OBP: 0.266, SLG: 0.267	P3		5-3			1B	E8		F9	5	0	2	3	0	0	2						
Lee Mazzilli, S Skip Lockwood, R Ed Glynn, R	2B			4-3		K	L7			4	0	1	0	0	1	2						
Willie Montanez, L (1.3) OBP: 0.286, SLG: 0.323	F5			G3					1-4-3	4	0	1	0	0	0	1						
John Stearns, R (1.2) OBP: 0.316, SLG: 0.341		F4-6		F7			1B		CS	3	1	2	0	1	0	0						
Steve Henderson, R (1.7) OBP: 0.361, SLG: 0.394					F8		L4		K	3	0	0	0	1	1	2						
Elliott Maddox, R (1.9) OBP: 0.333, SLG: 0.304					L4		2B		4-3	4	0	1	0	0	1	2						
Doug Flynn, R (1.4) OBP: 0.256, SLG: 0.302		F4-6			F5-3		FC4-2		FC6-4	4	1	2	1	0	0	2						
Jesse Orosco, R Bruce Boisclair, L Dale Murray, R Ron Hodges, L Alex Trevino, R				1-4-3		L9	FC4-2		FC6-4	1	0	0	0	0	0	0						
Inning Stats	R: 0 E: 0 K: 0 S: 4	H: 1 LOB: 1 BB: 0 P: 4	R: 0 E: 0 K: 1 S: 4	H: 0 LOB: 1 BB: 2 P: 12	R: 0 E: 0 K: 1 S: 5	H: 0 LOB: 0 BB: 0 P: 5	R: 0 E: 0 K: 0 S: 3	H: 0 LOB: 0 BB: 0 P: 3	R: 0 E: 0 K: 0 S: 3	H: 0 LOB: 0 BB: 0 P: 3	R: 1 E: 0 K: 1 S: 7	H: 3 LOB: 2 BB: 0 P: 7	R: 4 E: 1 K: 0 S: 8	H: 5 LOB: 1 BB: 0 P: 8	R: 0 E: 0 K: 1 S: 5	H: 1 LOB: 0 BB: 0 P: 5	R: 0 E: 0 K: 0 S: 5	H: 2 LOB: 2 BB: 0 P: 5	1B: 8 2B: 5 3B: 0 HR: 0	SF: 0 SAC: 0 DP: 1 HBP: 0	WP: 0 PB: 0 SB: 2 CS: 1	PA: 38
PITCHER	IP	WLS	BF	H	R	ER	SO	BB	IBB	HBP	BLK	WP	HR	S	P	ERA	WHIP					
Bill Bonham, R ERA: 4.24	6.0		22	4	1	1	3	2	0	0	0	0	0	26	34	1.50	1.000					
Manny Sarmiento, R ERA: 13.5	0.1	L	4	3	3	3	0	0	0	0	0	0	0	4	4	81.00	9.000					
Dave Tomlin, L ERA: 2.28	0.1		1	0	0	0	0	0	0	0	0	0	0	1	1	0.00	0.000					
Pedro Borbon, R ERA: 3.2	0.1		3	2	1	1	0	0	0	0	0	0	0	3	3	27.00	6.000					
Tom Hume, R ERA: 4.02	2.0		8	3	0	0	1	0	0	0	0	0	0	10	10	0.00	1.500					

New York Mets @ Cincinnati Reds
Riverfront Stadium, Cincinnati, OH
Wed Jun 06 1979, 3:33 AM EDT
Att: 28,970 - Unknown


AB 36
R 5
H 12
RBI 5
BB 2
SO 4
LOB 14





Batter	1	2	3	4	5	6	7	8	9	AB	R	H	RBI	BB	SO	LOB	BOTTOM					
Ken Griffey, L (1.9) OBP: 0.341, SLG: 0.438	F4-3				K		G3			4	0	1	0	0	1	1						
Junior Kennedy, R (1.4) OBP: 0.336, SLG: 0.317	5-3		F3						F8	3	0	0	0	1	0	2						
Dave Concepcion, R (1.6) OBP: 0.353, SLG: 0.432	F4		L9		F7				6-3	4	0	0	0	0	0	3						
George Foster, R (1.7) OBP: 0.401, SLG: 0.584					F7		F5-4-3		HR	4	1	2	1	0	1	0						
Dan Driessen, L (1.3) OBP: 0.355, SLG: 0.511							K		G3	3	1	1	0	1	1	1						
Ray Knight, R (1.5) OBP: 0.390, SLG: 0.398							F5-4-3		L5	3	0	0	0	1	0	2						
Paul Blair, R (1.8) OBP: 0.209, SLG: 0.225									F8	3	1	1	1	1	1	0						
Vic Correll, R (1.2) OBP: 0.391, SLG: 0.488										3	0	1	1	1	0	2						
Bill Bonham, R Manny Sarmiento, R Dave Tomlin, L Pedro Borbon, R Dave Collins, S Tom Hume, R Johnny Bench, R										2	0	0	0	0	0	1						
Inning Stats	R: 0 E: 0 K: 0 S: 3	H: 0 LOB: 0 BB: 0 P: 3	R: 0 E: 0 K: 1 S: 4	H: 0 LOB: 0 BB: 1 P: 8	R: 1 E: 0 K: 0 S: 5	H: 2 LOB: 2 BB: 1 P: 9	R: 1 E: 0 K: 0 S: 4	H: 2 LOB: 1 BB: 1 P: 8	R: 0 E: 0 K: 1 S: 5	H: 0 LOB: 1 BB: 1 P: 9	R: 0 E: 0 K: 1 S: 6	H: 1 LOB: 0 BB: 0 P: 5	R: 0 E: 0 K: 0 S: 4	H: 1 LOB: 1 BB: 0 P: 4	R: 0 E: 0 K: 1 S: 5	H: 0 LOB: 1 BB: 1 P: 9	1B: 5 2B: 2 3B: 0 HR: 1	SF: 0 SAC: 0 DP: 2 HBP: 0	WP: 0 PB: 0 SB: 0 CS: 0	PA: 36		
PITCHER	IP	WLS	BF	H	R	ER	SO	BB	IBB	HBP	BLK	WP	HR	S	P	ERA	WHIP					
Jesse Orosco, L ERA: 4.88	5.0		21	4	2	2	2	4	0	0	0	0	0	21	37	3.60	1.600					
Dale Murray, R ERA: 3.45	1.0	W	3	1	0	0	1	0	0	0	0	0	0	5	5	0.00	1.000					
Skip Lockwood, R ERA: 1.49	2.0		8	2	1	1	1	0	0	0	0	0	1	10	10	4.50	1.000					
Ed Glynn, L ERA: 1.93	1.0	S	4	0	0	0	1	1	0	0	0	0	0	5	9	0.00	1.000					

New York Mets @ Cincinnati Reds
Riverfront Stadium, Cincinnati, OH
Wed Jun 06 1979, 3:33 AM EDT
Att: 28,970 - Unknown

AB 31
R 3
H 7
RBI 3
BB 5
SO 5
LOB 13



Batter	1	2	3	4	5	6	7	8	9	AB	R	H	RBI	BB	SO	LOB	TOP					
Andre Dawson, R OBP: 0.306, SLG: 0.517 (1, 8)	0-0 6-3		0-0 WP S 1B		0-0 S 1B		0-0 FC5-6 1-2 1B		0-0 SF8 3-H G1	4	0	3	1	0	0	0	Montreal Expos @ Cincinnati Reds Riverfront Stadium, Cincinnati, OH Fri Jun 08 1979, 7:05 PM EDT Att: 27,833 - Unknown 					
Rodney Scott, S OBP: 0.305, SLG: 0.263 (1, 4)	0-0 4-3		4-0 S BB		0-0 F7 1-2		0-0 FC5-6 G4-6-3 1-2 2-3		0-0	4	0	0	0	1	0	3						
Warren Cromartie, L OBP: 0.342, SLG: 0.476 (1, 7)	0-0 4-3		0-0 F7 1-2		0-0 L7		0-0 G4-6-3 1-2			4	0	0	0	0	0	5						
Tony Perez, R OBP: 0.326, SLG: 0.427 (1, 3)		0-0 1-6-3 4-3 1B		0-0 4-3	0-0 5-3				0-0 L9	4	0	1	0	0	0	1						
Gary Carter, R OBP: 0.351, SLG: 0.524 (1, 2)	0-0 4-3		4-0 2B BB		0-0 P5		0-0 P3			3	0	0	0	1	0	1						
Ellis Valentine, R OBP: 0.312, SLG: 0.411 (1, 9)	0-0 1-6-3		0-0 F8 1-3		0-0 F8		0-0 2B		0-0 2B	4	0	2	0	0	0	1						
Larry Parrish, R OBP: 0.350, SLG: 0.444 (1, 5)	0-0 6-3		0-3 K		0-0 K		0-0 HR		0-3 K	4	1	1	1	0	2	4						
Chris Speier, R OBP: 0.335, SLG: 0.331 (9, PH) Jerry White, S OBP: 0.275, SLG: 0.388 (9, PH)		0-3 K		4-0 IBB		0-0 P4		0-0 E4 G3 SF8	2	0	0	0	1	1	0	0						
Steve Rogers, R OBP: 0.273, SLG: 0.290 (1, 1) Tom Hutton, L OBP: 0.364, SLG: 0.316 (7, PH) Dan Schatzeder, L OBP: 0.286, SLG: 0.417 (7, 1) Elias Sosa, R OBP: 0.286, SLG: 0.429 (8, 1) Tony Solaita, L OBP: 0.529, SLG: 0.654 (9, PH)		0-0 3-1		0-0 3-1		4-0 FC5-6 1B BB		0-0 G3	2	0	0	0	0	0	0	3						
Inning Stats	R: 0 E: 0 K: 0 S: 3	H: 0 LOB: 0 BB: 0 P: 3	R: 0 E: 0 K: 0 S: 4	H: 1 LOB: 1 BB: 0 P: 4	R: 0 E: 0 K: 1 S: 6	H: 1 LOB: 2 BB: 1 P: 10	R: 0 E: 0 K: 1 S: 6	H: 1 LOB: 3 BB: 2 P: 14	R: 0 E: 0 K: 0 S: 4	H: 1 LOB: 1 BB: 0 P: 4	R: 1 E: 0 K: 0 S: 4	H: 1 LOB: 0 BB: 0 P: 4	R: 0 E: 0 K: 0 S: 6	H: 1 LOB: 1 BB: 0 P: 7	R: 0 E: 0 K: 1 S: 6	H: 1 LOB: 0 BB: 0 P: 4		R: 1 E: 1 K: 0 S: 4	H: 0 LOB: 0 BB: 0 P: 4	1B: 4 2B: 2 3B: 0 HR: 1	SF: 1 SAC: 0 DP: 1 HBP: 0	WP: 1 PB: 0 SB: 3 CS: 0
PITCHER Michael LaCoss, R ERA: 2.24 (1, 1)	IP: 9.0 WLS: W BF: 38 H: 7 R: 2 ER: 1 SO: 3 BB: 3 IBB: 1 HBP: 0 BLK: 0 WP: 1 HR: 1 S: 40 P: 56 ERA: 1.00 WHIP: 1.111															PITCHER	IP: 9.0 WLS: W BF: 38 H: 7 R: 2 ER: 1 SO: 3 BB: 3 IBB: 1 HBP: 0 BLK: 0 WP: 1 HR: 1 S: 40 P: 56 ERA: 1.00 WHIP: 1.111					

Batter	1	2	3	4	5	6	7	8	9	AB	R	H	RBI	BB	SO	LOB	BOTTOM			
Ken Griffey, L OBP: 0.344, SLG: 0.436 (1, 9)	0-0 4-3		0-0 6-3			0-0 CS 1B		4-0 FC1-6 BB		3	0	1	0	1	0	0	Montreal Expos @ Cincinnati Reds Riverfront Stadium, Cincinnati, OH Fri Jun 08 1979, 7:05 PM EDT Att: 27,833 - Unknown 			
Junior Kennedy, R OBP: 0.342, SLG: 0.317 (1, 4)	0-0 6-3		0-0 1B FC3-6 1B		0-0 1B FC3-6 1B		4-0 1-2 BB		0-0 FC1-6 1B 1-2	3	2	1	0	1	0	1				
Dave Concepcion, R OBP: 0.355, SLG: 0.433 (1, 6)	0-0 6-3		0-0 FC3-6 1B		0-0 FC3-6 1B		0-0 P4		0-0 1B 1B	4	0	2	0	0	0	1				
George Foster, R OBP: 0.398, SLG: 0.577 (1, 7)		0-0 F7		0-3 K		0-0 P4		0-0 P4		4	0	1	1	0	1	3				
Dan Driessen, L OBP: 0.357, SLG: 0.527 (1, 3)		0-0 S 1B		0-0 FC3-6		0-0 1-2 3-H		0-0 G3		4	1	2	2	0	0	3				
Johnny Bench, R OBP: 0.375, SLG: 0.355 (1, 2)		0-3 K		0-0 P1		0-0 P6		0-0 1B		3	0	0	0	0	1	2				
Ray Knight, R OBP: 0.385, SLG: 0.392 (1, 5)		0-3 K		0-0 6-3		0-0 L9		0-0 G3		3	0	0	0	0	1	1				
Cesar Geronimo, L OBP: 0.303, SLG: 0.362 (1, 8)			0-0 6-3		0-0 B1-6-4 1B		0-0 F7		0-0 5-3	3	0	1	0	0	0	0				
Michael LaCoss, R OBP: 0.125, SLG: 0.125 (1, 1)			0-0 6-3		0-0 B1-6-4		0-0 5-3			3	0	0	0	0	0	1				
Inning Stats	R: 0 E: 0 K: 0 S: 3	H: 0 LOB: 0 BB: 0 P: 3	R: 0 E: 0 K: 2 S: 8	H: 1 LOB: 1 BB: 0 P: 8	R: 0 E: 0 K: 0 S: 3	H: 0 LOB: 0 BB: 0 P: 3	R: 1 E: 0 K: 1 S: 7	H: 2 LOB: 1 BB: 0 P: 7	R: 0 E: 0 K: 0 S: 3	H: 1 LOB: 0 BB: 0 P: 3	R: 0 E: 0 K: 0 S: 3	H: 1 LOB: 1 BB: 1 P: 7	R: 1 E: 0 K: 0 S: 4	H: 1 LOB: 0 BB: 0 P: 4	R: 1 E: 0 K: 0 S: 5	H: 2 LOB: 2 BB: 1 P: 9		1B: 7 2B: 0 3B: 0 HR: 1	SF: 0 SAC: 0 DP: 1 HBP: 0	WP: 0 PB: 0 SB: 1 CS: 1
PITCHER Steve Rogers, R ERA: 2.77 (1, 1) Dan Schatzeder, L ERA: 2.65 (7, 1) Elias Sosa, R ERA: 1.73 (8, 1)	IP: 6.0 WLS: L BF: 22 H: 5 R: 1 ER: 2 SO: 1 BB: 1 IBB: 0 HBP: 0 BLK: 0 WP: 0 HR: 0 S: 27 P: 31 ERA: 1.50 WHIP: 1.000															PITCHER	IP: 6.0 WLS: L BF: 22 H: 5 R: 1 ER: 2 SO: 1 BB: 1 IBB: 0 HBP: 0 BLK: 0 WP: 0 HR: 0 S: 27 P: 31 ERA: 1.50 WHIP: 1.000			

Batter	1	2	3	4	5	6	7	8	9	AB	R	H	RBI	BB	SO	LOB	TOP			
Andre Dawson, R (1, 8) OBP: 0.301, SLG: 0.507										4	0	0	0	0	2	2				
Rodney Scott, S (1, 4) OBP: 0.304, SLG: 0.262										4	0	1	0	0	0	0				
Warren Cromartie, L (1, 7) OBP: 0.336, SLG: 0.466										4	0	0	0	0	0	1				
Tony Perez, R (1, 3) OBP: 0.319, SLG: 0.417										4	0	0	0	0	2	1				
Gary Carter, R (1, 2) OBP: 0.351, SLG: 0.520										3	1	1	0	0	0	0				
Ellis Valentine, R (1, 9) OBP: 0.307, SLG: 0.404										3	0	0	0	0	0	1				
Larry Parrish, R (1, 5) OBP: 0.350, SLG: 0.442										3	0	1	1	0	1	0				
Chris Speier, R (1, 6) OBP: 0.330, SLG: 0.325										3	0	0	0	0	0	2				
Bill Lee, L (1, 1) OBP: 0.148, SLG: 0.148										2	0	0	0	0	0	2				
Stan Bahnsen, R (5, 1)										0	0	0	0	0	0	0				
Jerry White, S (8, PH) OBP: 0.269, SLG: 0.380										1	0	0	0	0	0	0				
David Palmer, R (8, 1)										0	0	0	0	0	0	0				
Inning Stats	R: 0 E: 0 K: 2 S: 8	H: 1 LOB: 1 BB: 0 P: 8	R: 1 E: 1 K: 1 S: 8	H: 2 LOB: 2 BB: 0 P: 8	R: 0 E: 0 K: 0 S: 3	H: 0 LOB: 0 BB: 0 P: 3	R: 0 E: 0 K: 1 S: 5	H: 0 LOB: 0 BB: 0 P: 5	R: 0 E: 0 K: 0 S: 3	H: 0 LOB: 0 BB: 0 P: 3	R: 0 E: 0 K: 0 S: 3	H: 0 LOB: 0 BB: 0 P: 3	R: 0 E: 0 K: 1 S: 5	H: 0 LOB: 0 BB: 0 P: 5	R: 0 E: 0 K: 1 S: 5	H: 0 LOB: 0 BB: 0 P: 5	1B: 3 2B: 0 3B: 0 HR: 0	SF: 0 SAC: 0 DP: 0 HBP: 0	WP: 0 PB: 0 SB: 1 CS: 0	PA: 31
PITCHER Tom Seaver, R (1, 1) ERA: 4.62	IP: 9.0 WLS: W BF: 31 H: 3 R: 1 ER: 0 SO: 5 BB: 0 IBB: 0 HBP: 0 BLK: 0 WP: 0 HR: 0 S: 41 P: 41 ERA: 0.00 WHIP: 0.333															PITCHER				

Montreal Expos @ Cincinnati Reds
Riverfront Stadium, Cincinnati, OH
Sat Jun 09 1979, 7:05 PM EDT
Att: 36,207 - Unknown

AB	31
R	1
H	3
RBI	1
BB	0
SO	5
LOB	9

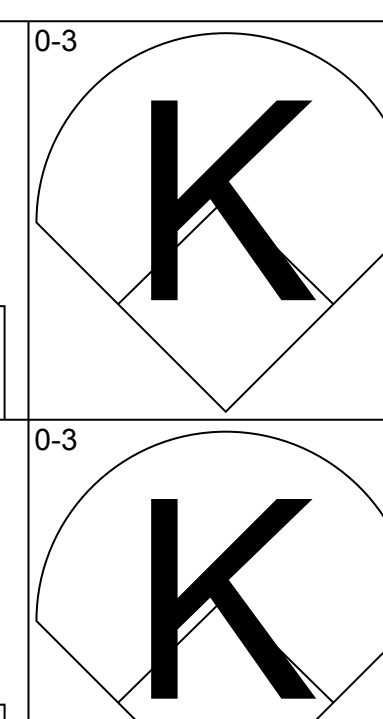
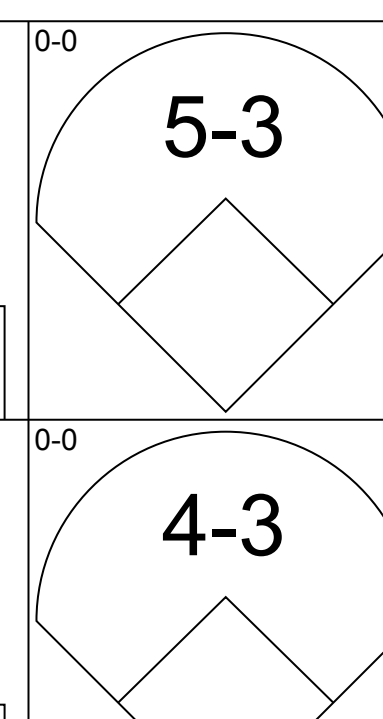
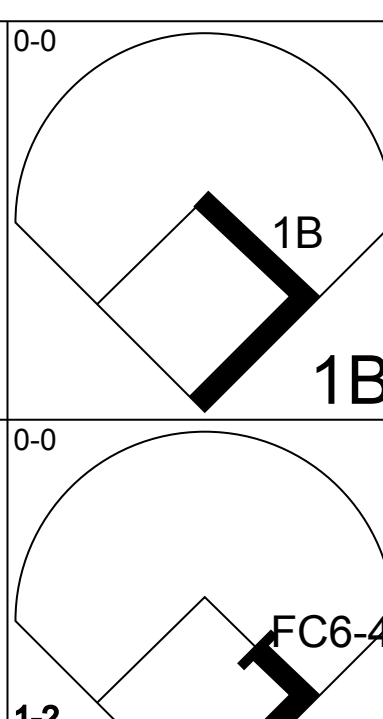
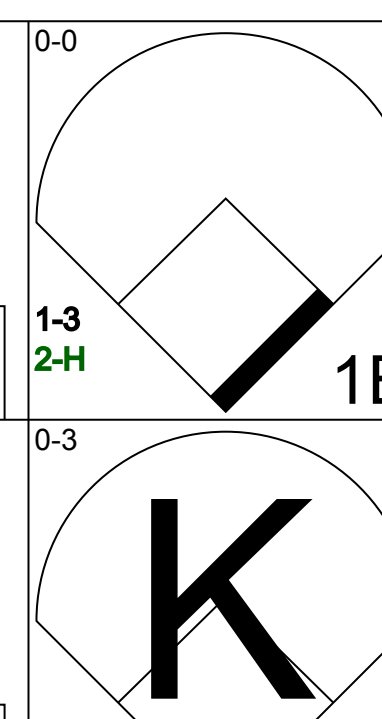
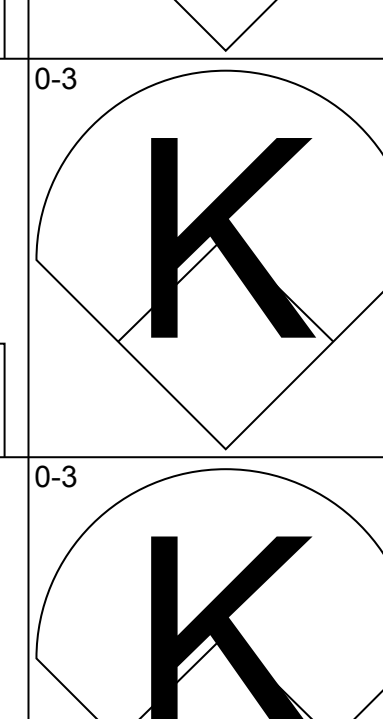
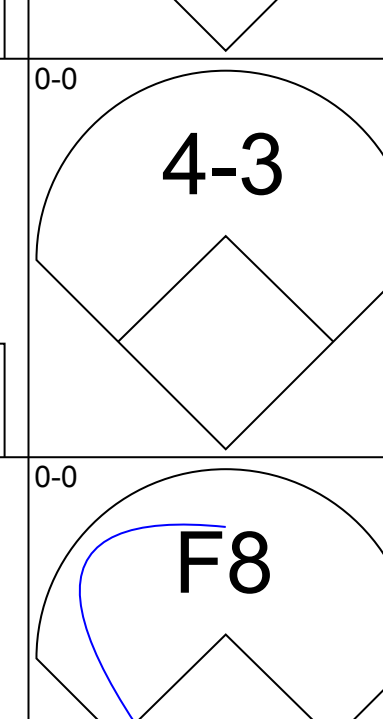
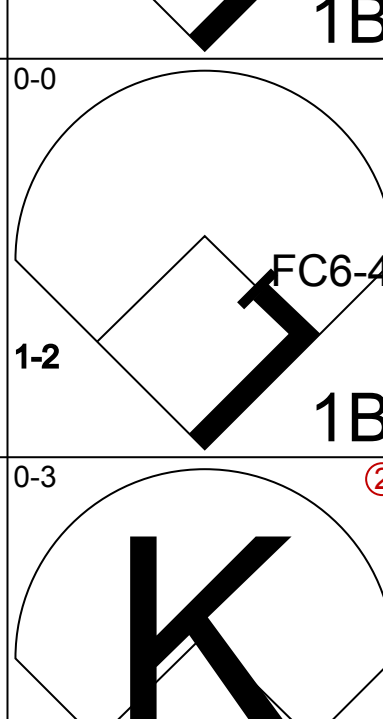
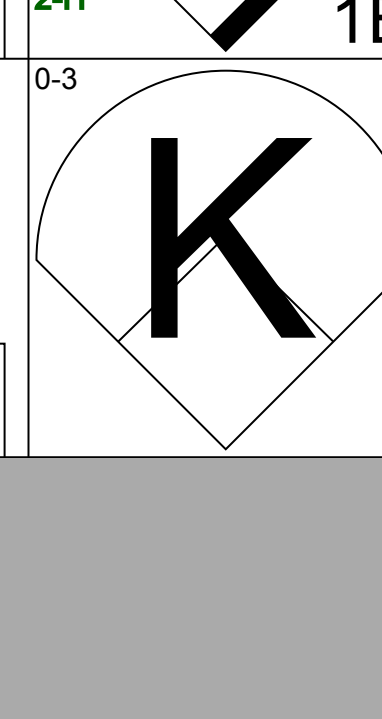

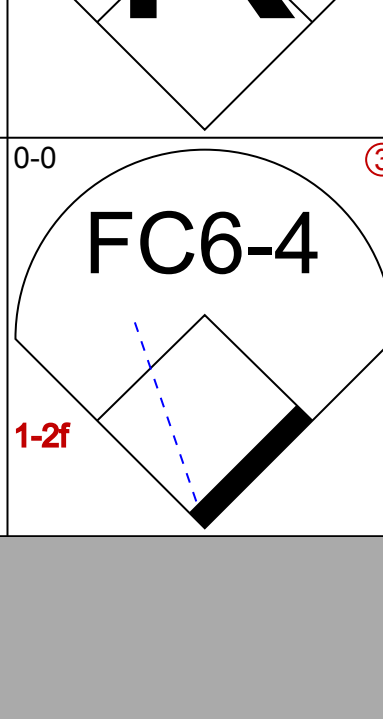







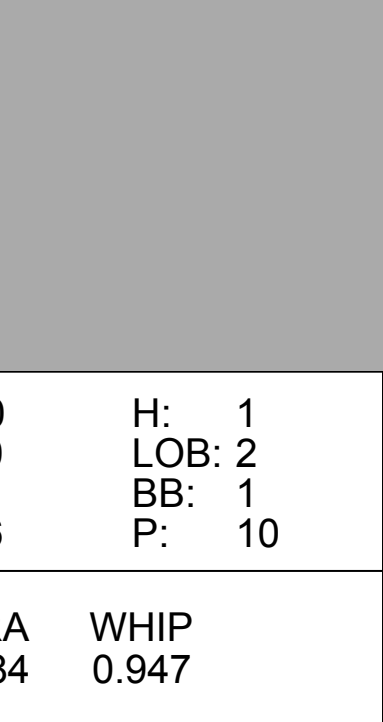
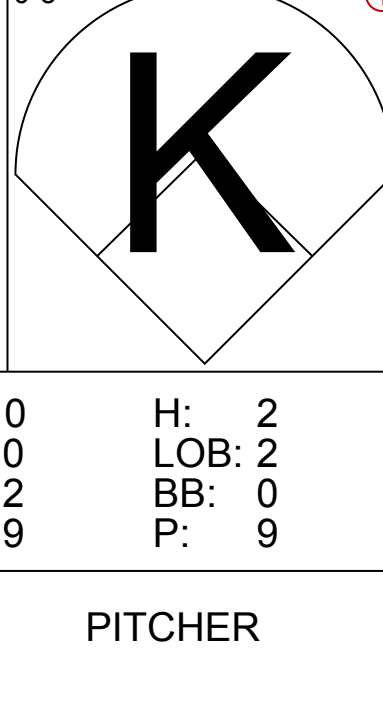


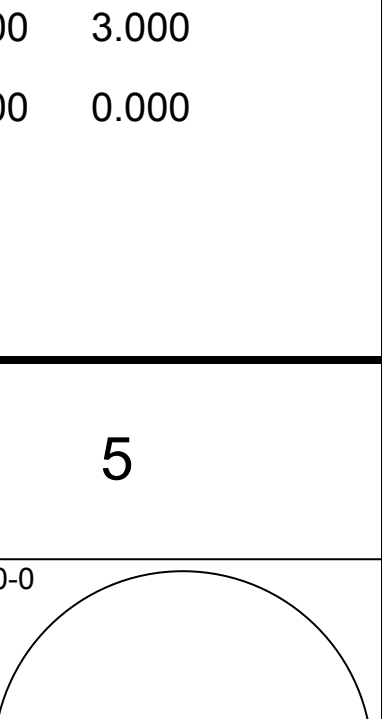
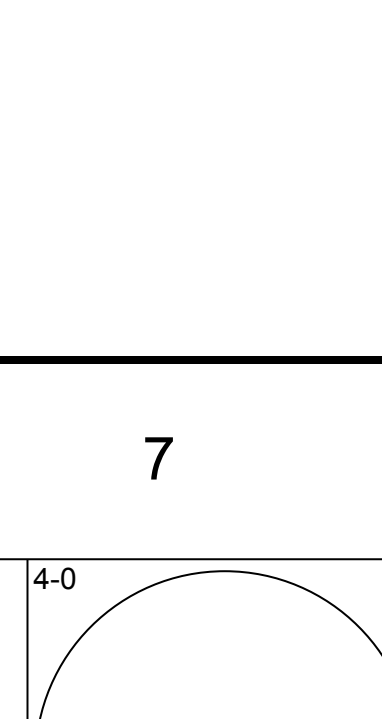
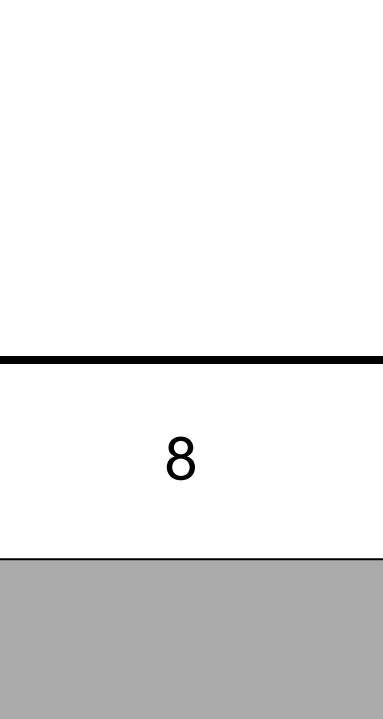

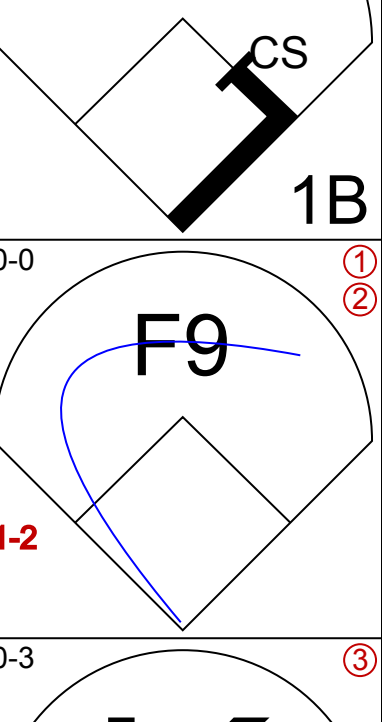
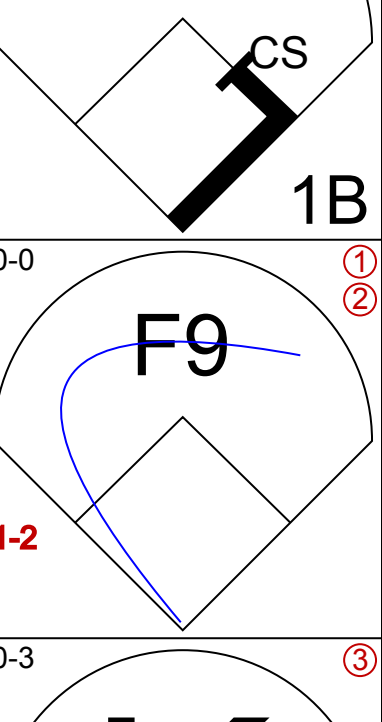
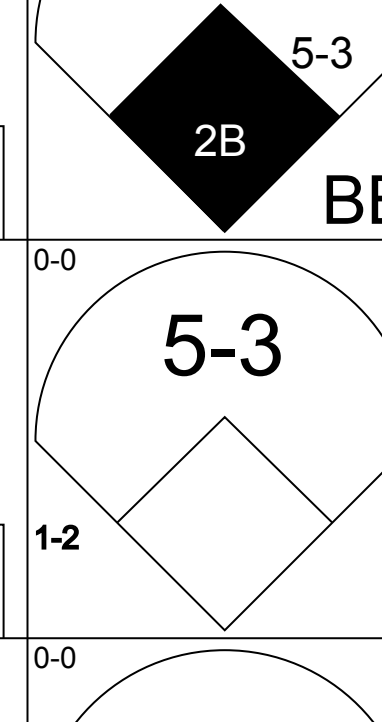

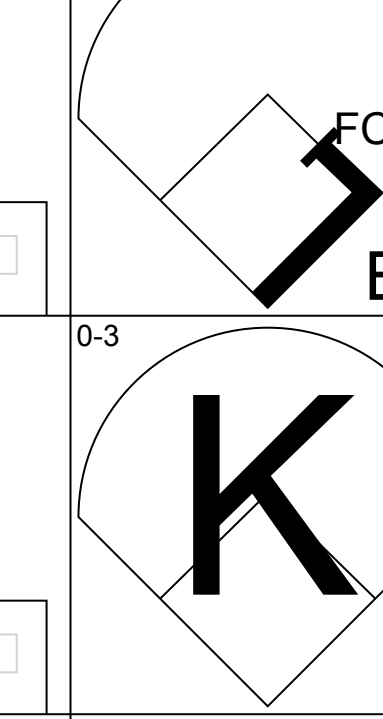
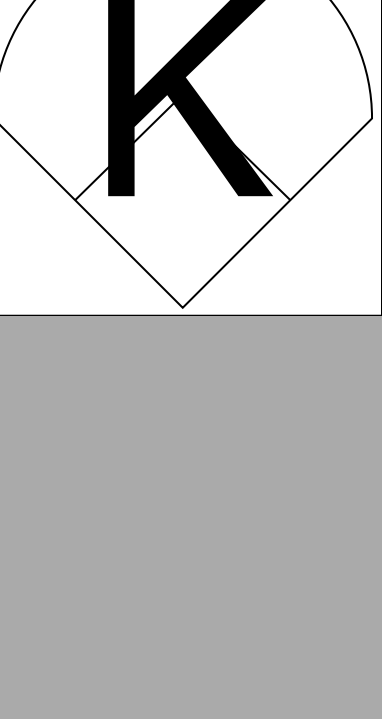
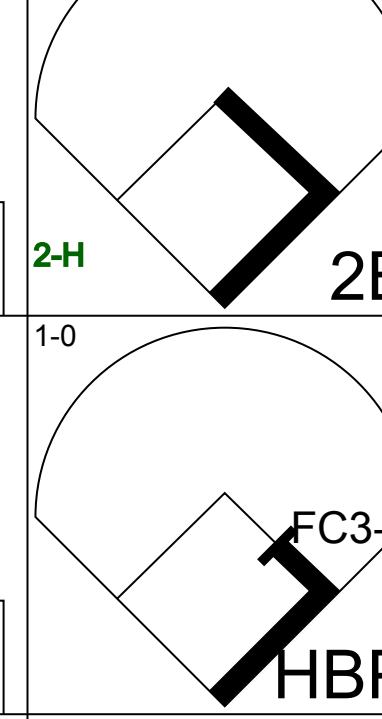

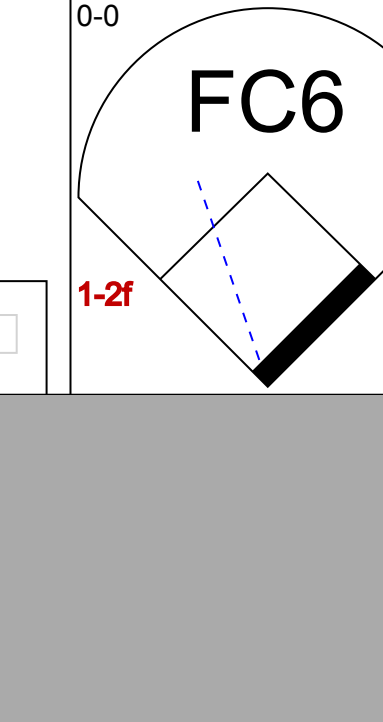

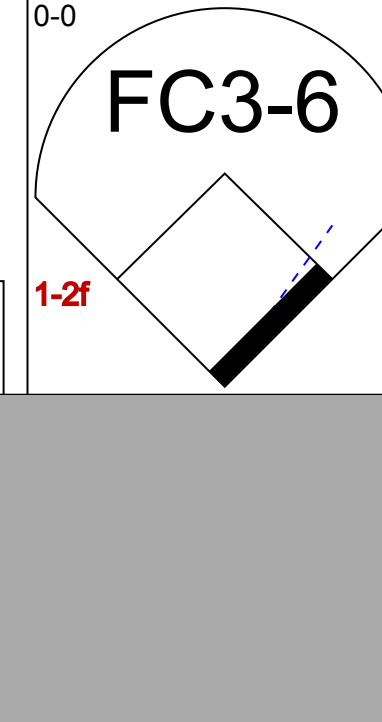











Batter	1	2	3	4	5	6	7	8	9	AB	R	H	RBI	BB	SO	LOB	BOTTOM			
Ken Griffey, L (1, 9) OBP: 0.338, SLG: 0.429										4	0	0	0	0	0	2				
Junior Kennedy, R (1, 4) OBP: 0.331, SLG: 0.306										4	0	0	0	0	0	1				
Dave Concepcion, R (1, 6) OBP: 0.358, SLG: 0.451										4	2	2	1	0	0	0				
George Foster, R (1, 7) OBP: 0.405, SLG: 0.602										4	1	3	2	0	0	0				
Johnny Bench, R (1, 2) OBP: 0.377, SLG: 0.373										3	2	1	1	1	1	2				
Dan Driessen, L (1, 3) OBP: 0.355, SLG: 0.522										4	1	1	0	0	1	3				
Ray Knight, R (1, 5) OBP: 0.382, SLG: 0.390										4	1	1	0	0	1	2				
Paul Blair, R (1, 8) OBP: 0.234, SLG: 0.318										4	0	2	3	0	2	1				
Tom Seaver, R (1, 1) OBP: 0.100, SLG: 0.400										4	0	0	0	0	1	2				
Inning Stats	R: 0 E: 0 K: 0 S: 3	H: 0 LOB: 0 BB: 0 P: 3	R: 0 E: 0 K: 0 S: 4	H: 1 LOB: 1 BB: 0 P: 4	R: 0 E: 0 K: 0 S: 4	H: 1 LOB: 1 BB: 0 P: 4	R: 4 E: 1 K: 0 S: 7	H: 3 LOB: 1 BB: 1 P: 11	R: 3 E: 0 K: 1 S: 9	H: 4 LOB: 1 BB: 0 P: 9	R: 0 E: 0 K: 0 S: 3	H: 0 LOB: 0 BB: 0 P: 3	R: 0 E: 0 K: 2 S: 8	H: 1 LOB: 1 BB: 0 P: 8	R: 0 E: 0 K: 3 S: 9	H: 0 LOB: 0 BB: 0 P: 9	1B: 3 2B: 3 3B: 1 HR: 3	SF: 0 SAC: 0 DP: 0 HBP: 0	WP: 0 PB: 0 SB: 0 CS: 0	PA: 36
PITCHER Bill Lee, L (1, 1) ERA: 3.88	IP: 4.1 WLS: L BF: 22 H: 7 R: 6 ER: 5 SO: 0 BB: 1 IBB: 0 HBP: 0 BLK: 0 WP: 0 HR: 2 S: 21 P: 25 ERA: 10.38 WHIP: 1.846															PITCHER				
Stan Bahnsen, R (5, 1) ERA: 3.25	2.2 WLS: L BF: 11 H: 3 R: 1 ER: 1 SO: 3 BB: 0 IBB: 0 HBP: 0 BLK: 0 WP: 0 HR: 1 S: 17 P: 17 ERA: 3.38 WHIP: 1.125															PITCHER				
David Palmer, R (8, 1) ERA: 3.97	1.0 WLS: L BF: 3 H: 0 R: 0 ER: 0 SO: 3 BB: 0 IBB: 0 HBP: 0 BLK: 0 WP: 0 HR: 0 S: 9 P: 9 ERA: 0.00 WHIP: 0.000															PITCHER				

Montreal Expos @ Cincinnati Reds
Riverfront Stadium, Cincinnati, OH
Sat Jun 09 1979, 7:05 PM EDT
Att: 36,207 - Unknown

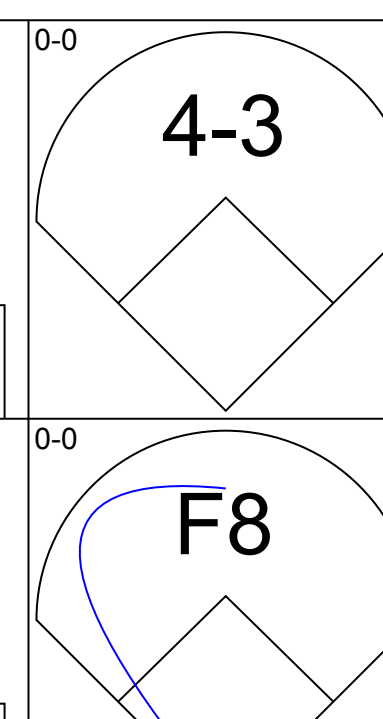
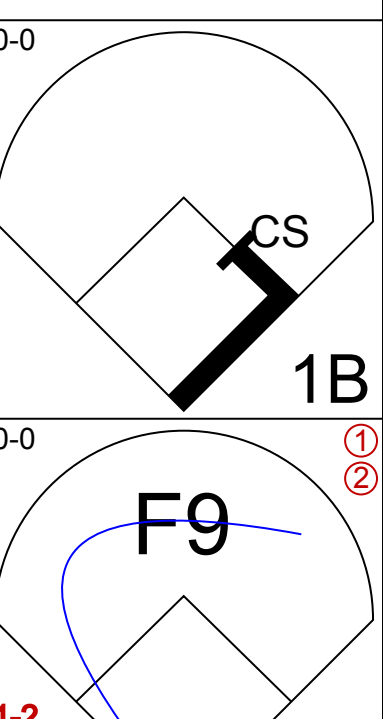
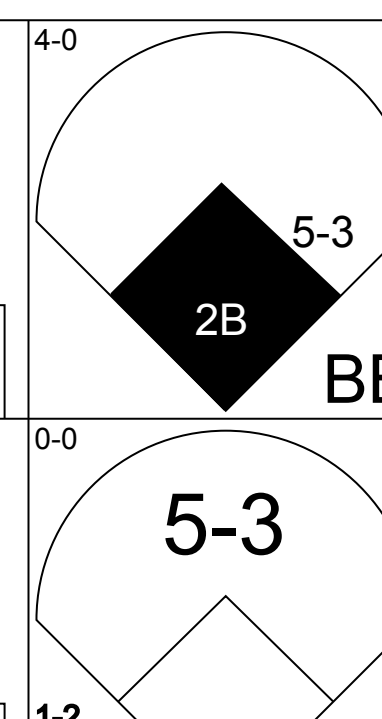
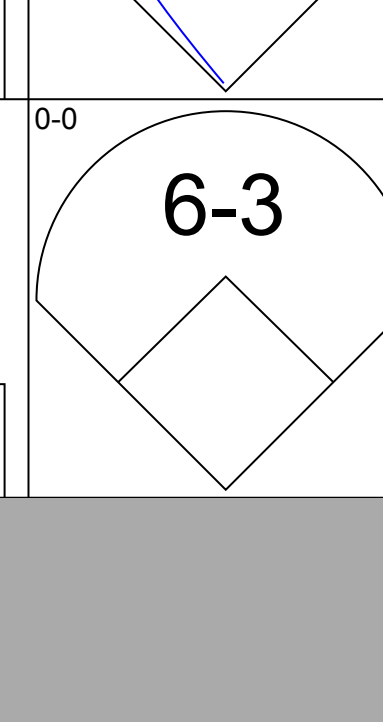
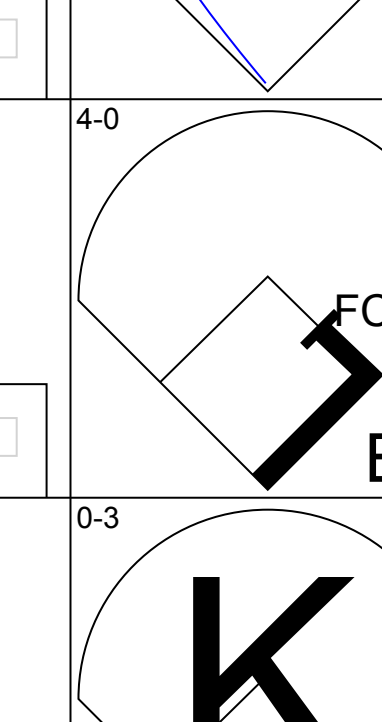

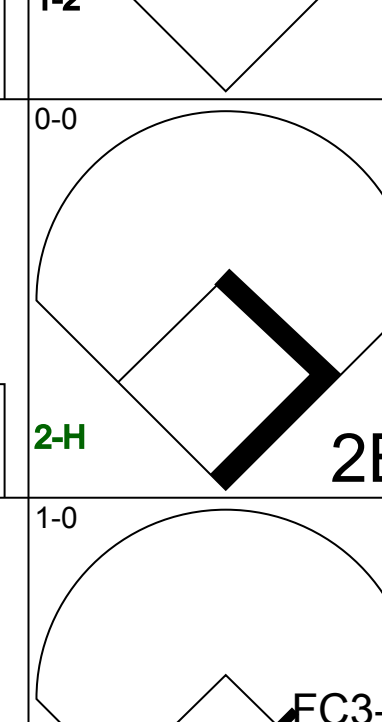

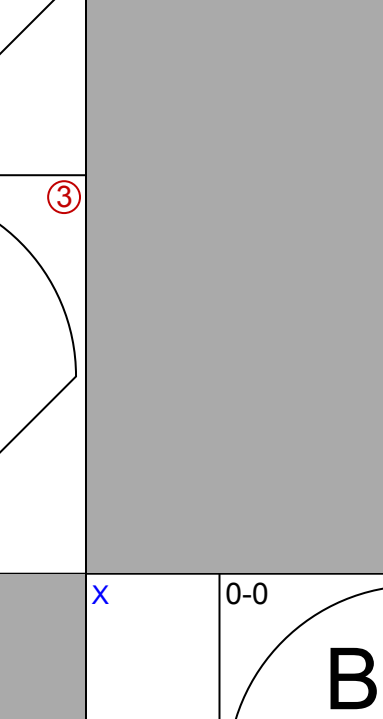

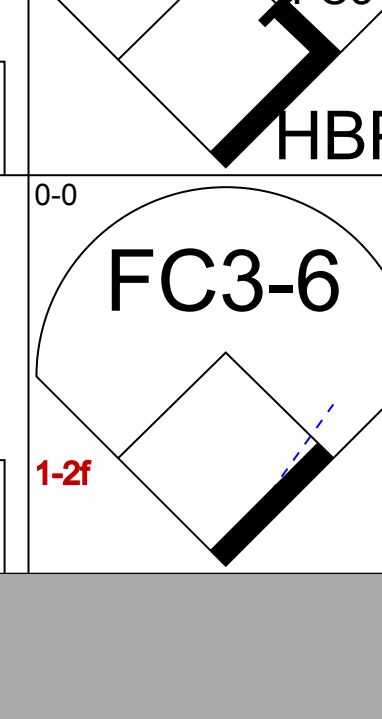
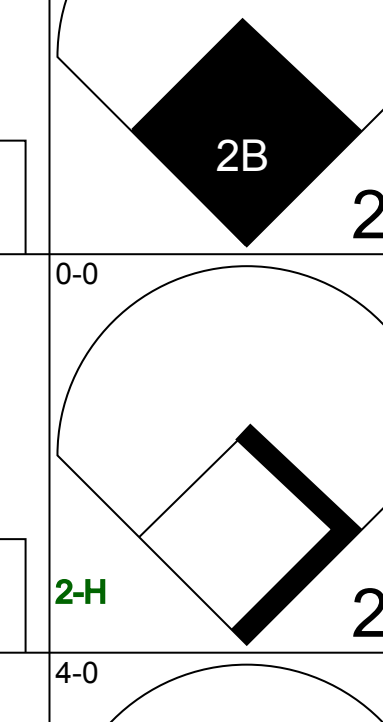
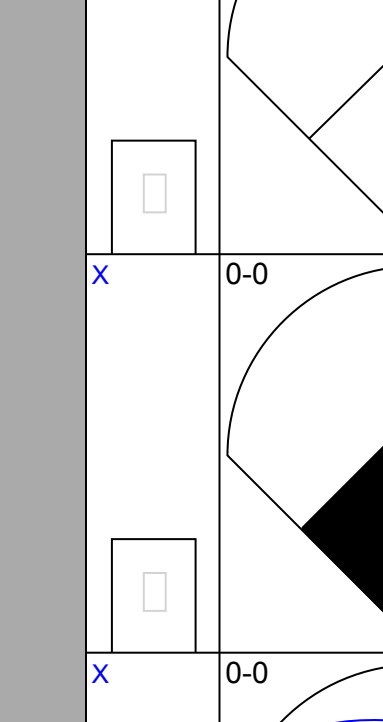
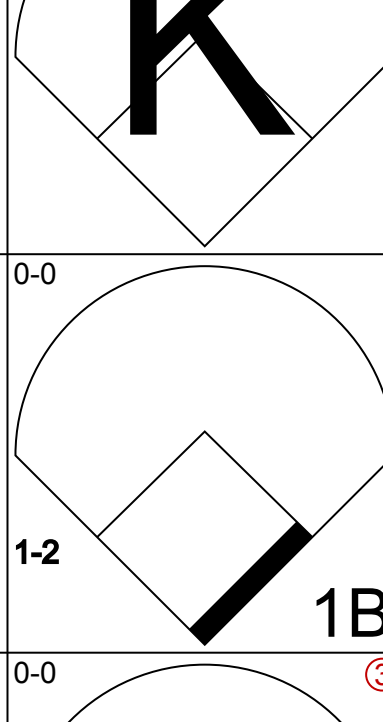

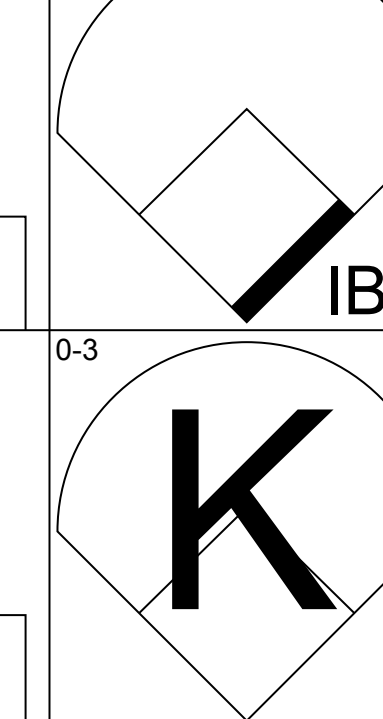
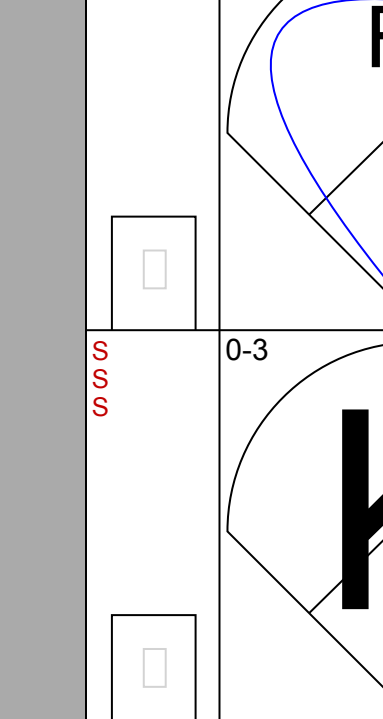
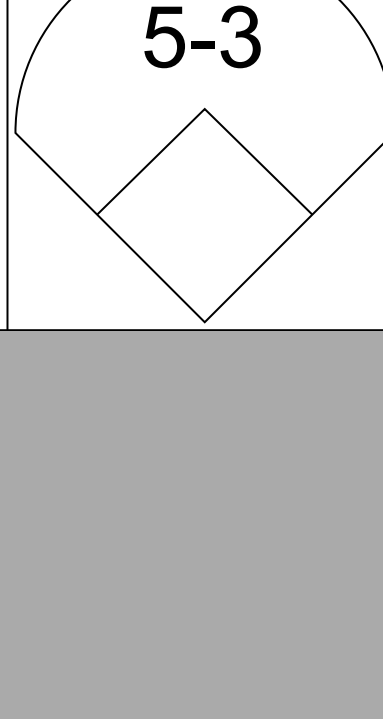
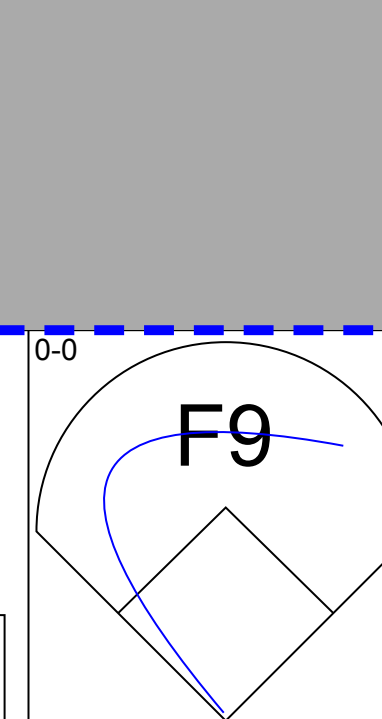
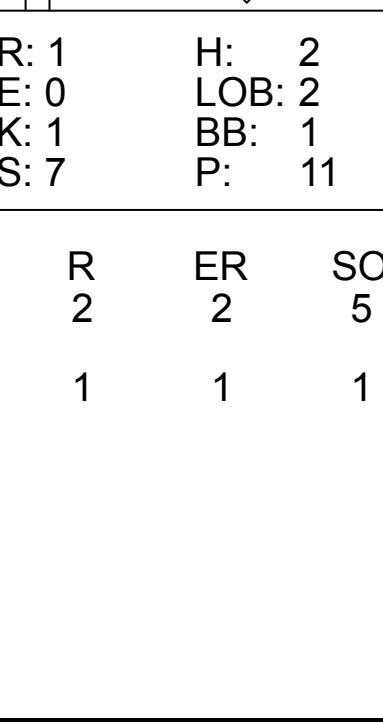
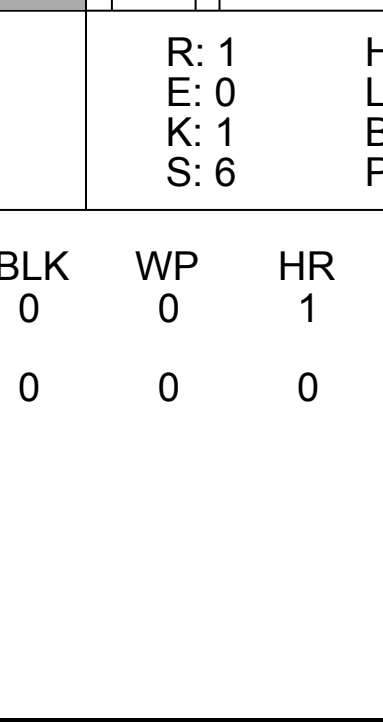
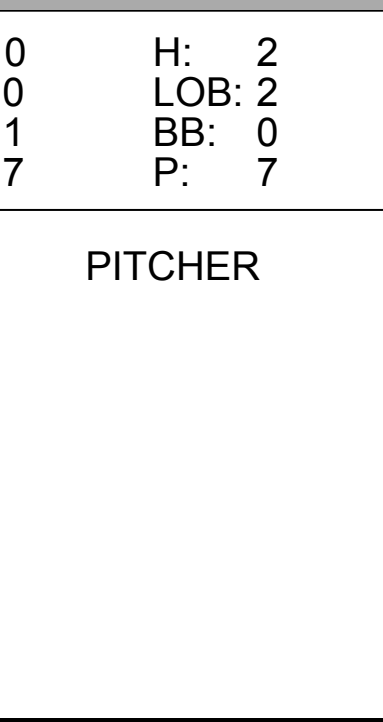
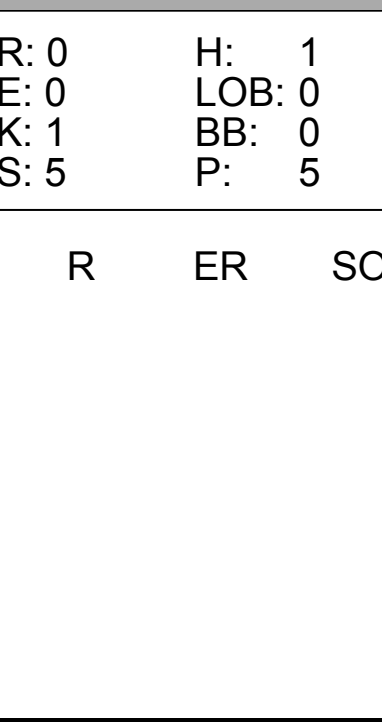
AB	35
R	7
H	10
RBI	7
BB	1
SO	6
LOB	13



Batter	1	2	3	4	5	6	7	8	9	AB	R	H	RBI	BB	SO	LOB	TOP								
Jerry White, S (1, 8) OBP: 0.286, SLG: 0.389										4	0	2	1	0	1	0	Montreal Expos @ Cincinnati Reds Riverfront Stadium, Cincinnati, OH Sun Jun 10 1979, 3:33 AM EDT Att: 31,810 - Unknown								
Rodney Scott, S (1, 4) OBP: 0.305, SLG: 0.263										3	0	1	0	0	1	0									
Tony Perez, R (7, PH) OBP: 0.318, SLG: 0.415										1	0	0	0	0	1	2									
Elias Sosa, R (7, 1) OBP: 0.286, SLG: 0.429										0	0	0	0	0	0	0									
Warren Cromartie, L (1, 7) OBP: 0.330, SLG: 0.459										4	0	0	0	0	2	2									
Elis Valentine, R (1, 9) OBP: 0.301, SLG: 0.396										4	0	0	0	0	1	2									
Tony Solaita, L (1, 3) OBP: 0.500, SLG: 0.586										3	0	0	0	1	1	0									
Larry Parrish, R (1, 5) OBP: 0.353, SLG: 0.450										4	1	2	0	0	2	0									
Jim Mason, L (1, 6) OBP: 0.321, SLG: 0.320										4	1	1	0	0	1	2									
Duffy Dyer, R (1, 2) OBP: 0.316, SLG: 0.353										2	0	0	0	0	0	2									
Gary Carter, R (7, PH) OBP: 0.347, SLG: 0.514										2	0	0	1	0	1	1									
Scott Sanderson, R (1, 1) OBP: 0.160, SLG: 0.200										2	0	0	0	0	2	0									
Tom Hutton, L (7, PH) OBP: 0.391, SLG: 0.316										0	0	0	0	1	0	0									
Dave Cash, R (7, 4) OBP: 0.500, SLG: 0.500										0	0	0	0	0	0	0									
Inning Stats	R: 0 E: 0 K: 3 S: 9	H: 0 LOB: 0 BB: 0 P: 9	R: 0 E: 0 K: 2 S: 7	H: 0 LOB: 0 BB: 0 P: 7	R: 0 E: 0 K: 1 S: 5	H: 0 LOB: 0 BB: 0 P: 5	R: 0 E: 0 K: 0 S: 3	H: 0 LOB: 0 BB: 0 P: 3	R: 0 E: 0 K: 1 S: 6	H: 1 LOB: 2 BB: 0 P: 10	R: 0 E: 0 K: 2 S: 9	H: 2 LOB: 2 BB: 0 P: 9	R: 2 E: 0 K: 1 S: 8	H: 3 LOB: 2 BB: 1 P: 12	R: 0 E: 0 K: 1 S: 5	H: 0 LOB: 0 BB: 0 P: 5	R: 0 E: 0 K: 2 S: 7	H: 0 LOB: 0 BB: 0 P: 7	1B: 5 2B: 1 3B: 0 HR: 0	SF: 0 SAC: 0 DP: 0 HBP: 0	WP: 0 PB: 0 SB: 0 CS: 0	PA: 35			
PITCHER	IP WLS BF H R ER SO BB IBB HBP BLK WP HR S P ERA WHIP	IP WLS BF H R ER SO BB IBB HBP BLK WP HR S P ERA WHIP	IP WLS BF H R ER SO BB IBB HBP BLK WP HR S P ERA WHIP	IP WLS BF H R ER SO BB IBB HBP BLK WP HR S P ERA WHIP	IP WLS BF H R ER SO BB IBB HBP BLK WP HR S P ERA WHIP	IP WLS BF H R ER SO BB IBB HBP BLK WP HR S P ERA WHIP	IP WLS BF H R ER SO BB IBB HBP BLK WP HR S P ERA WHIP	IP WLS BF H R ER SO BB IBB HBP BLK WP HR S P ERA WHIP	IP WLS BF H R ER SO BB IBB HBP BLK WP HR S P ERA WHIP	IP WLS BF H R ER SO BB IBB HBP BLK WP HR S P ERA WHIP	IP WLS BF H R ER SO BB IBB HBP BLK WP HR S P ERA WHIP	IP WLS BF H R ER SO BB IBB HBP BLK WP HR S P ERA WHIP	IP WLS BF H R ER SO BB IBB HBP BLK WP HR S P ERA WHIP	IP WLS BF H R ER SO BB IBB HBP BLK WP HR S P ERA WHIP	IP WLS BF H R ER SO BB IBB HBP BLK WP HR S P ERA WHIP	IP WLS BF H R ER SO BB IBB HBP BLK WP HR S P ERA WHIP	IP WLS BF H R ER SO BB IBB HBP BLK WP HR S P ERA WHIP	IP WLS BF H R ER SO BB IBB HBP BLK WP HR S P ERA WHIP	IP WLS BF H R ER SO BB IBB HBP BLK WP HR S P ERA WHIP	IP WLS BF H R ER SO BB IBB HBP BLK WP HR S P ERA WHIP	IP WLS BF H R ER SO BB IBB HBP BLK WP HR S P ERA WHIP	IP WLS BF H R ER SO BB IBB HBP BLK WP HR S P ERA WHIP	IP WLS BF H R ER SO BB IBB HBP BLK WP HR S P ERA WHIP	IP WLS BF H R ER SO BB IBB HBP BLK WP HR S P ERA WHIP	IP WLS BF H R ER SO BB IBB HBP BLK WP HR S P ERA WHIP

AB 33
R 2
H 6
RBI 2
BB 2
SO 13
LOB 11



Batter	1	2	3	4	5	6	7	8	9	AB	R	H	RBI	BB	SO	LOB	BOTTOM							
Ken Griffey, L (1, 9) OBP: 0.345, SLG: 0.436										3	1	2	0	1	0	0	Montreal Expos @ Cincinnati Reds Riverfront Stadium, Cincinnati, OH Sun Jun 10 1979, 3:33 AM EDT Att: 31,810 - Unknown							
Junior Kennedy, R (1, 4) OBP: 0.320, SLG: 0.295										4	0	0	0	0	0	3								
Dave Concepcion, R (1, 6) OBP: 0.360, SLG: 0.454										3	0	1	1	1	1	0								
George Foster, R (1, 7) OBP: 0.407, SLG: 0.598										3	0	1	0	0	1	2								
Dan Driessen, L (1, 3) OBP: 0.349, SLG: 0.511										4	0	0	0	0	0	5								
Ray Knight, R (1, 5) OBP: 0.384, SLG: 0.396										4	1	2	0	0	1	1								
Cesar Geronimo, L (1, 8) OBP: 0.313, SLG: 0.395										4	1	3	2	0	0	1								
Vic Correll, R (1, 2) OBP: 0.380, SLG: 0.455										3	0	0	0	1	1	2								
Paul Moskau, R (1, 1) OBP: 0.040, SLG: 0.042										2	0	0	0	0	2	2								
Tom Hume, R (7, 1) OBP: 0.214, SLG: 0.222										0	0	0	0	0	0	0								
Dave Collins, S (7, PH) OBP: 0.397, SLG: 0.443										1	0	0	0	0	0	0								
Doug Bair, R (8, 1)										0	0	0	0	0	0	0								
Inning Stats	R: 0 E: 0 K: 0 S: 3	H: 0 LOB: 0 BB: 0 P: 3	R: 1 E: 0 K: 1 S: 7	H: 2 LOB: 2 BB: 1 P: 11	R: 0 E: 0 K: 1 S: 6	H: 1 LOB: 2 BB: 1 P: 10	R: 1 E: 0 K: 1 S: 6	H: 1 LOB: 0 BB: 0 P: 6	R: 0 E: 0 K: 1 S: 5	H: 1 LOB: 0 BB: 0 P: 5	R: 0 E: 0 K: 1 S: 7	H: 2 LOB: 2 BB: 0 P: 7	R: 1 E: 0 K: 0 S: 4	H: 1 LOB: 2 BB: 1 P: 9	R: 0 E: 0 K: 1 S: 5	H: 1 LOB: 0 BB: 0 P: 5	1B: 4 2B: 4 3B: 0 HR: 1	SF: 0 SAC: 0 DP: 1 HBP: 1	WP: 0 PB: 0 SB: 0 CS: 1	PA: 35				
PITCHER	IP WLS BF H R ER SO BB IBB HBP BLK WP HR S P ERA WHIP	IP WLS BF H R ER SO BB IBB HBP BLK WP HR S P ERA WHIP	IP WLS BF H R ER SO BB IBB HBP BLK WP HR S P ERA WHIP	IP WLS BF H R ER SO BB IBB HBP BLK WP HR S P ERA WHIP	IP WLS BF H R ER SO BB IBB HBP BLK WP HR S P ERA WHIP	IP WLS BF H R ER SO BB IBB HBP BLK WP HR S P ERA WHIP	IP WLS BF H R ER SO BB IBB HBP BLK WP HR S P ERA WHIP	IP WLS BF H R ER SO BB IBB HBP BLK WP HR S P ERA WHIP	IP WLS BF H R ER SO BB IBB HBP BLK WP HR S P ERA WHIP	IP WLS BF H R ER SO BB IBB HBP BLK WP HR S P ERA WHIP	IP WLS BF H R ER SO BB IBB HBP BLK WP HR S P ERA WHIP	IP WLS BF H R ER SO BB IBB HBP BLK WP HR S P ERA WHIP	IP WLS BF H R ER SO BB IBB HBP BLK WP HR S P ERA WHIP	IP WLS BF H R ER SO BB IBB HBP BLK WP HR S P ERA WHIP	IP WLS BF H R ER SO BB IBB HBP BLK WP HR S P ERA WHIP	IP WLS BF H R ER SO BB IBB HBP BLK WP HR S P ERA WHIP	IP WLS BF H R ER SO BB IBB HBP BLK WP HR S P ERA WHIP	IP WLS BF H R ER SO BB IBB HBP BLK WP HR S P ERA WHIP	IP WLS BF H R ER SO BB IBB HBP BLK WP HR S P ERA WHIP	IP WLS BF H R ER SO BB IBB HBP BLK WP HR S P ERA WHIP	IP WLS BF H R ER SO BB IBB HBP BLK WP HR S P ERA WHIP	IP WLS BF H R ER SO BB IBB HBP BLK WP HR S P ERA WHIP	IP WLS BF H R ER SO BB IBB HBP BLK WP HR S P ERA WHIP	IP WLS BF H R ER SO BB IBB HBP BLK WP HR S P ERA WHIP

AB 31
R 3
H 9
RBI 3
BB 3
SO 6
LOB 16



Batter	1	2	3	4	5	6	7	8	9	AB	R	H	RBI	BB	SO	LOB	TOP								
Ken Griffey, L (1, 9) OBP: 0.343, SLG: 0.431	0-3 K		0-3 K	4-0 FC6-4 BB			0-0 F7			3	0	0	0	1	2	2	Cincinnati Reds @ New York Mets Shea Stadium, Flushing, NY Mon Jun 11 1979, 7:05 PM EDT Att: 4,917 - Unknown								
Junior Kennedy, R (1, 4) OBP: 0.333, SLG: 0.304	4-0 2B BB		0-0 FC6-4 1B	0-0 FC6-4 1B			0-0 F6-4-3 1B			3	1	2	0	1	0	2									
Dave Concepcion, R (1, 6) OBP: 0.362, SLG: 0.459	0-0 1-H 2B		0-0 FC6-4 1B		0-3 K		0-0 F6-4-3			4	0	2	1	0	1	2									
George Foster, R (1, 7) OBP: 0.399, SLG: 0.585	0-0 F8		0-0 FC6-4 BB		0-0 F3		0-0 F4			4	0	0	1	0	0	3									
Johnny Bench, R (1, 2) OBP: 0.375, SLG: 0.366	0-0 6-3		0-0 FC6-4 BB		0-0 P3		0-0 6-3			3	0	0	0	1	0	1									
Dan Driessen, L (1, 3) OBP: 0.342, SLG: 0.500		0-3 K	0-0 F8			0-0 F9		0-0 F8		4	0	0	0	0	1	3									
Ray Knight, R (1, 5) OBP: 0.382, SLG: 0.394		0-0 F3		0-0 BB 1B		0-3 K		0-0 F8		4	0	1	0	0	1	0									
Paul Blair, R (1, 8) OBP: 0.220, SLG: 0.298		0-0 5-3		0-0 F8		0-3 K		0-3 K		3	0	0	0	0	1	1									
Cesar Geronimo, L (9, PH) OBP: 0.311, SLG: 0.393				0-0 F8				0-3 K		1	0	0	0	0	1	0									
Fred Norman, S (1, 1) OBP: 0.227, SLG: 0.105			4-0 1B FC6-4 BB		0-0 P1		4-0 1B BB		0-0 F9	1	1	0	0	1	0	1									
Manny Sarmiento, R (5, 1) OBP: 0.406, SLG: 0.443										0	0	0	0	0	0	0									
Dave Collins, S (7, PH) OBP: 0.214, SLG: 0.222										0	0	0	0	1	0	0									
Tom Hume, R (7, 1) OBP: 0.214, SLG: 0.222										0	0	0	0	0	0	0									
Ken Henderson, S (9, PH) OBP: 0.333, SLG: 0.273										1	0	0	0	0	0	0									
Inning Stats	R: 1 E: 0 K: 1 S: 6	H: 1 LOB: 1 BB: 1 P: 10	R: 0 E: 0 K: 1 S: 5	H: 0 LOB: 0 BB: 0 P: 5	R: 1 E: 0 K: 1 S: 7	H: 2 LOB: 2 BB: 2 P: 15	R: 0 E: 0 K: 0 S: 4	H: 1 LOB: 2 BB: 1 P: 8	R: 0 E: 0 K: 2 S: 5	H: 0 LOB: 0 BB: 0 P: 5	R: 0 E: 0 K: 2 S: 7	H: 0 LOB: 0 BB: 0 P: 7	R: 0 E: 0 K: 0 S: 3	H: 1 LOB: 1 BB: 1 P: 7	R: 0 E: 0 K: 0 S: 3	H: 0 LOB: 0 BB: 0 P: 3	R: 0 E: 0 K: 1 S: 5	H: 0 LOB: 0 BB: 0 P: 5	1B: 4 2B: 1 3B: 0 HR: 0	SF: 0 SAC: 0 DP: 1 HBP: 0	WP: 0 PB: 0 SB: 0 CS: 0	PA: 36			
PITCHER	IP WLS BF H R ER SO BB IBB HBP BLK WP HR S P ERA WHIP	3.2 L 19 4 2 2 3 4 0 0 0 0 0 0 21 37 4.91 2.182	5.1 W 17 1 0 0 4 1 0 0 0 0 0 0 24 28 0.00 0.375																						

AB	31
R	2
H	5
RBI	2
BB	5
SO	7
LOB	15



Batter	1	2	3	4	5	6	7	8	9	AB	R	H	RBI	BB	SO	LOB	BOTTOM							
Joel Youngblood, R (1, 9) OBP: 0.364, SLG: 0.522	0-0 1-3		0-3 K		4-0 2B 1B BB	0-0 P5				3	1	0	0	1	1	1	Cincinnati Reds @ New York Mets Shea Stadium, Flushing, NY Mon Jun 11 1979, 7:05 PM EDT Att: 4,917 - Unknown							
Frank Taveras, R (1, 6) OBP: 0.280, SLG: 0.291	0-0 2B		0-0 4-3		0-0 1B 2B	0-0 B1-3				4	0	2	0	0	0	0								
Lee Mazzilli, S (1, 8) OBP: 0.415, SLG: 0.507	0-0 P6			4-0 FC5 BB BB	0-0 2-3 3-H 1B	0-0 F7				3	0	1	1	1	0	1								
John Stearns, R (1, 2) OBP: 0.311, SLG: 0.324	0-0 6-3			4-0 FC5 2B BB	0-0 K	0-0 1-3				3	1	0	0	1	1	3								
Willie Montanez, L (1, 3) OBP: 0.276, SLG: 0.308		0-3 K		0-3 K	0-3 K		0-0 G3			4	0	0	0	0	3	4								
Steve Henderson, R (1, 7) OBP: 0.359, SLG: 0.392	0-0 5-3			0-0 FC5 2B	0-0 L8		0-3 K			4	1	0	0	0	1	4								
Alex Trevino, R (1, 5) OBP: 0.453, SLG: 0.532	0-0 FC6-4 1B			0-0 1-H 2-H 2B		0-0 F5		0-0 E4		4	0	2	2	0	0	0								
Doug Flynn, R (1, 4) OBP: 0.246, SLG: 0.283	0-0 FC6-4			4-0 1-2 IBB		0-0 F4-3		0-0 F4		3	0	0	0	1	0	2								
Jesse Orosco, R (1, 1) OBP: 0.400, SLG: 0.400			0-3 K		0-3 K		0-0 1B			1	0	0	0	0	1	0								
Wayne Twitchell, R (4, 1) OBP: 0.400, SLG: 0.400										2	0	1	0	0	1	2								
Inning Stats	R: 0 E: 0 K: 0 S: 4	H: 1 LOB: 1 BB: 0 P: 4	R: 0 E: 0 K: 1 S: 6	H: 1 LOB: 0 BB: 0 P: 6	R: 0 E: 0 K: 2 S: 7	H: 0 LOB: 0 BB: 0 P: 7	R: 2 E: 0 K: 2 S: 8	H: 1 LOB: 2 BB: 3 P: 20	R: 1 E: 0 K: 2 S: 9	H: 2 LOB: 1 BB: 1 P: 13	R: 0 E: 0 K: 0 S: 4	H: 1 LOB: 1 BB: 0 P: 4	R: 0 E: 0 K: 0 S: 3	H: 0 LOB: 0 BB: 0 P: 3	R: 0 E: 1 K: 1 S: 6	H: 0 LOB: 1 BB: 0 P: 6	1B: 3 2B: 3 3B: 0 HR: 0	SF: 0 SAC: 0 DP: 0 HBP: 0	WP: 0 PB: 0 SB: 0 CS: 0	PA: 35				
PITCHER	IP WLS BF H R ER SO BB IBB HBP BLK WP HR S P ERA WHIP	4.0 L 21 5 3 3 5 3 1 0 0 0 0 0 11 11 0.00 0.500	2.0 L 7 1 0 0 2 0 0 0 0 0 0 0 9 9 0.00 0.000																					


AB	31
R	3
H	6
RBI	3
BB	4
SO	8
LOB	17



Batter	1	2	3	4	5	6	7	8	9	AB	R	H	RBI	BB	SO	LOB	TOP						
Dave Collins, S (1, 9) OBP: 0.420, SLG: 0.455										5	1	3	0	0	1	0							
Junior Kennedy, R (1, 4) OBP: 0.344, SLG: 0.305										3	1	1	0	2	0	1							
Dave Concepcion, R (1, 6) OBP: 0.358, SLG: 0.453										3	0	0	0	0	0	3							
George Foster, R (1, 7) OBP: 0.396, SLG: 0.594										4	1	1	2	0	2	2							
Dan Driessen, L (1, 3) OBP: 0.345, SLG: 0.505										4	1	2	1	0	0	0							
Ray Knight, R (1, 5) OBP: 0.388, SLG: 0.392										1	1	0	0	3	0	0							
Paul Blair, R (1, 8) OBP: 0.226, SLG: 0.390										3	1	1	1	0	1	3							
Cesar Geronimo, L (6, 8) OBP: 0.310, SLG: 0.391										1	0	0	0	0	0	0							
Vic Correll, R (1, 2) OBP: 0.370, SLG: 0.458										4	0	1	2	0	0	2							
Bill Bonham, R (1, 1) OBP: 0.100, SLG: 0.150										3	0	0	0	0	2	3							
Manny Sarmiento, R (6, 1)										0	0	0	0	0	0	0							
Dave Tomlin, L (6, 1)										0	0	0	0	0	0	0							
Pedro Borbon, R (8, 1) OBP: 0.333, SLG: 0.333										0	0	0	0	0	0	0							
Ken Henderson, S (9, PH) OBP: 0.398, SLG: 0.250										1	0	0	0	0	0	0							
Inning Stats	R: 0 E: 0 K: 1 S: 5	H: 1 LOB: 1 BB: 1 P: 9	R: 0 E: 0 K: 0 S: 2	H: 0 LOB: 0 BB: 1 P: 6	R: 0 E: 0 K: 1 S: 5	H: 0 LOB: 0 BB: 0 P: 5	R: 0 E: 0 K: 1 S: 4	H: 0 LOB: 0 BB: 1 P: 8	R: 0 E: 0 K: 2 S: 8	H: 1 LOB: 2 BB: 1 P: 12	R: 5 E: 0 K: 0 S: 8	H: 5 LOB: 1 BB: 1 P: 12	R: 0 E: 0 K: 1 S: 5	H: 0 LOB: 0 BB: 0 P: 5	R: 1 E: 0 K: 0 S: 4	H: 1 LOB: 0 BB: 0 P: 4	R: 0 E: 0 K: 0 S: 4	H: 1 LOB: 1 BB: 0 P: 4	1B: 6 2B: 2 3B: 0 HR: 1	SF: 0 SAC: 1 DP: 3 HBP: 0	WP: 0 PB: 0 SB: 1 CS: 0	PA: 38	
PITCHER	IP	WLS	BF	H	R	ER	SO	BB	IBB	HBP	BLK	WP	HR	S	P	ERA	WHIP						
Pete Falcone, L (1, 1) ERA: 5.43	5.2		25	6	5	5	5	4	1	0	0	0	0	30	50	7.94	1.765						
Mike Scott, R (6, 1) ERA: 4.74	0.1	W	2	1	0	0	0	0	0	0	0	0	0	2	2	0.00	3.000						
Dale Murray, R (7, 1) ERA: 3.35	3.0	W	11	2	1	1	1	0	0	0	0	0	1	13	13	3.00	0.667						

Cincinnati Reds @ New York Mets
Shea Stadium, Flushing, NY
Tue Jun 12 1979, 7:05 PM EDT
Att: 9,805 - Unknown


AB 32
R 6
H 9
RBI 6
BB 5
SO 6
LOB 14



Batter	1	2	3	4	5	6	7	8	9	AB	R	H	RBI	BB	SO	LOB	BOTTOM						
Joel Youngblood, R (1, 9) OBP: 0.363, SLG: 0.516										6	1	2	0	0	1	5							
Frank Taveras, R (1, 6) OBP: 0.281, SLG: 0.296										6	2	2	2	0	1	5							
Lee Mazzilli, S (1, 8) OBP: 0.423, SLG: 0.512										2	1	1	1	3	0	0							
Richie Hebner, L (1, 5) OBP: 0.392, SLG: 0.438										4	1	1	3	0	0	3							
Dale Murray, R (7, 1)										0	0	0	0	1	0	0							
Willie Montanez, L (1, 3) OBP: 0.270, SLG: 0.302										4	1	0	1	0	1	3							
John Stearns, R (1, 2) OBP: 0.313, SLG: 0.328										4	1	1	0	0	0	2							
Steve Henderson, R (1, 7) OBP: 0.369, SLG: 0.393										2	2	1	1	3	0	0							
Doug Flynn, R (1, 4) OBP: 0.255, SLG: 0.316										5	2	3	3	0	0	5							
Pete Falcone, L (1, 1) OBP: 0.250, SLG: 0.211										2	0	1	0	0	1	1							
Mike Scott, R (6, 1)										0	0	0	0	0	0	0							
Ron Hodges, L (6, PH) OBP: 0.267, SLG: 0.200										0	0	0	1	1	0	0							
Sergio Ferrer, S (7, 5)										2	1	0	0	0	1	3							
Inning Stats	R: 2 E: 0 K: 1 S: 8	H: 3 LOB: 3 BB: 1 P: 13	R: 0 E: 0 K: 2 S: 8	H: 1 LOB: 2 BB: 1 P: 12	R: 0 E: 0 K: 0 S: 3	H: 0 LOB: 0 BB: 0 P: 3	R: 0 E: 0 K: 1 S: 6	H: 1 LOB: 1 BB: 0 P: 6	R: 0 E: 0 K: 0 S: 3	H: 0 LOB: 0 BB: 0 P: 3	R: 10 E: 2 K: 0 S: 10	H: 5 LOB: 1 BB: 3 P: 22	R: 0 E: 0 K: 0 S: 3	H: 0 LOB: 2 BB: 2 P: 11	R: 0 E: 0 K: 1 S: 7	H: 2 LOB: 3 BB: 1 P: 11	1B: 7 2B: 3 3B: 1 HR: 1	SF: 1 SAC: 0 DP: 0 HBP: 1	WP: 0 PB: 0 SB: 1 CS: 0	PA: 47			
PITCHER	IP	WLS	BF	H	R	ER	SO	BB	IBB	HBP	BLK	WP	HR	S	P	ERA	WHIP						
Bill Bonham, R (1, 1) ERA: 4.5	5.0		25	6	4	4	4	3	0	1	0	0	0	29	42	7.20	1.800						
Manny Sarmiento, R (6, 1) ERA: 10.8	0.1	L	4	1	1	0	0	1	0	0	0	0	0	3	7	0.00	6.000						
Dave Tomlin, L (6, 1) ERA: 2.15	1.2		12	3	7	2	0	2	1	0	0	0	0	9	21	10.80	3.000						
Pedro Borbon, R (8, 1) ERA: 3.12	1.0		6	2	0	0	1	1	0	0	0	0	0	7	11	0.00	3.000						

Cincinnati Reds @ New York Mets
Shea Stadium, Flushing, NY
Tue Jun 12 1979, 7:05 PM EDT
Att: 9,805 - Unknown


AB 37
R 12
H 12
RBI 12
BB 8
SO 5
LOB 27



Batter	1	2	3	4	5	6	7	8	9	AB	R	H	RBI	BB	SO	LOB	TOP							
Ken Griffey, L OBP: 0.346, SLG: 0.437 Dave Collins, S OBP: 0.425, SLG: 0.449	0-0 1-6-3 FC5-2 2B		0-0 F4-3		0-0 1B 1B	4-0 1B IBB			0-0 F9	1 0 1 0 0 0 0 3 1 1 0 1 0 0														
Junior Kennedy, R OBP: 0.338, SLG: 0.301	0-0 1-6-3 2-3		0-0 F4		0-0 F9	0-0 1B			0-0 F7	5 0 1 2 0 0 2														
Dave Concepcion, R OBP: 0.359, SLG: 0.452	0-0 FC5-2 FC6-4 3-H		0-0 1B		0-0 1B	0-0 K			0-0 5-3	5 0 2 0 0 1 4														
George Foster, R OBP: 0.394, SLG: 0.587	0-0 FC6-4 1-2		0-0 F4		0-0 1B 2-H	0-3 K				4 0 1 1 0 1 3														
Dan Driessen, L OBP: 0.348, SLG: 0.502		4-0 BB BB		0-0 F8	0-0 3-1				0-0 CS 1B	3 0 1 0 1 0 2														
Cesar Geronimo, L OBP: 0.314, SLG: 0.399	0-0 F7		0-0 1B		0-0 2B	0-0 SH1-4 1B			0-0 P5	4 2 2 0 0 0 2														
Rick Auerbach, R OBP: 0.200, SLG: 0.212	4-0 1-2 BB		0-0 5-3		0-0 1B	4-0 SH1-4 1B			0-0 F7	2 1 0 0 2 0 1														
Vic Correll, R OBP: 0.368, SLG: 0.451	0-0 F7		0-0 1B		0-0 SH1-4	0-0 5-3			0-0 5-3	3 0 1 1 0 0 2														
Michael LaCoss, R OBP: 0.118, SLG: 0.118 Arturo DeFretas, R OBP: 0.200, SLG: 0.292 Tom Hume, R OBP: 0.207, SLG: 0.214	0-0 F7		0-0 1-3		0-0 K	0-3 K			0-0 F7	2 0 0 0 0 0 2 1 0 0 0 0 1 2 1 0 0 0 0 0 0														
Inning Stats	R: 0 E: 0 K: 0 S: 4	H: 1 LOB: 2 BB: 0 P: 4	R: 0 E: 0 K: 0 S: 3	H: 0 LOB: 2 BB: 2 P: 11	R: 0 E: 0 K: 0 S: 4	H: 1 LOB: 1 BB: 0 P: 4	R: 1 E: 0 K: 0 S: 4	H: 2 LOB: 1 BB: 0 P: 4	R: 1 E: 0 K: 0 S: 6	H: 3 LOB: 2 BB: 0 P: 6	R: 2 E: 0 K: 2 S: 9	H: 2 LOB: 2 BB: 2 P: 17	R: 0 E: 0 K: 1 S: 5	H: 1 LOB: 0 BB: 0 P: 5	R: 0 E: 0 K: 0 S: 3	H: 0 LOB: 0 BB: 0 P: 3	R: 0 E: 0 K: 0 S: 3	H: 0 LOB: 0 BB: 0 P: 3	1B: 8 2B: 2 3B: 0 HR: 0	SF: 0 SAC: 1 DP: 0 HBP: 0	WP: 0 PB: 0 SB: 0 CS: 1	PA: 39		
PITCHER	IP WLS BF H R ER SO BB IBB HBP BLK WP HR S P ERA WHIP	IP WLS BF H R ER SO BB IBB HBP BLK WP HR S P ERA WHIP	IP WLS BF H R ER SO BB IBB HBP BLK WP HR S P ERA WHIP	IP WLS BF H R ER SO BB IBB HBP BLK WP HR S P ERA WHIP	IP WLS BF H R ER SO BB IBB HBP BLK WP HR S P ERA WHIP	IP WLS BF H R ER SO BB IBB HBP BLK WP HR S P ERA WHIP	IP WLS BF H R ER SO BB IBB HBP BLK WP HR S P ERA WHIP	IP WLS BF H R ER SO BB IBB HBP BLK WP HR S P ERA WHIP	IP WLS BF H R ER SO BB IBB HBP BLK WP HR S P ERA WHIP	IP WLS BF H R ER SO BB IBB HBP BLK WP HR S P ERA WHIP	IP WLS BF H R ER SO BB IBB HBP BLK WP HR S P ERA WHIP	IP WLS BF H R ER SO BB IBB HBP BLK WP HR S P ERA WHIP	IP WLS BF H R ER SO BB IBB HBP BLK WP HR S P ERA WHIP	IP WLS BF H R ER SO BB IBB HBP BLK WP HR S P ERA WHIP	IP WLS BF H R ER SO BB IBB HBP BLK WP HR S P ERA WHIP	IP WLS BF H R ER SO BB IBB HBP BLK WP HR S P ERA WHIP	IP WLS BF H R ER SO BB IBB HBP BLK WP HR S P ERA WHIP	IP WLS BF H R ER SO BB IBB HBP BLK WP HR S P ERA WHIP	IP WLS BF H R ER SO BB IBB HBP BLK WP HR S P ERA WHIP	IP WLS BF H R ER SO BB IBB HBP BLK WP HR S P ERA WHIP	IP WLS BF H R ER SO BB IBB HBP BLK WP HR S P ERA WHIP	IP WLS BF H R ER SO BB IBB HBP BLK WP HR S P ERA WHIP	IP WLS BF H R ER SO BB IBB HBP BLK WP HR S P ERA WHIP	IP WLS BF H R ER SO BB IBB HBP BLK WP HR S P ERA WHIP

Cincinnati Reds @ New York Mets
Shea Stadium, Flushing, NY
Wed Jun 13 1979, 7:05 PM EDT
Att: 12,468 - Unknown


AB 34
R 4
H 10
RBI 4
BB 4
SO 3
LOB 20




Batter	1	2	3	4	5	6	7	8	9	AB	R	H	RBI	BB	SO	LOB	BOTTOM								
Joel Youngblood, R OBP: 0.356, SLG: 0.505	0-0 P3		0-0 L7			0-0 P4			0-0 F9	4 0 0 0 0 0 1															
Frank Taveras, R OBP: 0.277, SLG: 0.291	0-0 1-3		0-0 B4			0-0 F3			0-0 F8	4 0 0 0 0 0 0															
Lee Mazzilli, S OBP: 0.424, SLG: 0.507	4-0 E S BB			4-0 1B G4-6-3 BB		0-0 F8			0-0 F8	2 1 0 0 2 0 0															
Richie Hebner, L OBP: 0.399, SLG: 0.439	4-0 1-3 BB			0-0 G4-6-3 1B		0-0 F8			4-0 BB	2 0 1 0 2 0 0															
Willie Montanez, L OBP: 0.265, SLG: 0.297	0-3 K			0-0 G4-6-3 1-2 3-H		0-3 K			0-0 4-3	4 0 0 0 0 2 4															
John Stearns, R OBP: 0.309, SLG: 0.323		0-0 P6		0-0 6-3		0-0 F9				3 0 0 0 0 0 0															
Steve Henderson, R OBP: 0.368, SLG: 0.392		0-0 4-3			0-0 4-3				0-0 G3 1B	3 0 1 0 0 0 0															
Doug Flynn, R OBP: 0.251, SLG: 0.312		0-0 F4-3			0-0 F4-3				0-0 F8	3 0 0 0 0 0 1															
Tom Hausman, R Mike Scott, R Ed Kranepool, L Ed Glynn, R			0-0 2-3		0-0 5-3				0-0 G3 1-2	2 0 0 0 0 0 0 0 0 0 0 0 0 0 1 0 0 0 0 0 1 0 0 0 0 0 0 0															
Inning Stats	R: 0 E: 1 K: 1 S: 5	H: 0 LOB: 2 BB: 2 P: 13	R: 0 E: 0 K: 0 S: 3	H: 0 LOB: 0 BB: 0 P: 3	R: 0 E: 0 K: 0 S: 3	H: 0 LOB: 0 BB: 0 P: 3	R: 1 E: 0 K: 0 S: 3	H: 1 LOB: 1 BB: 1 P: 7	R: 0 E: 0 K: 0 S: 3	H: 0 LOB: 0 BB: 0 P: 3	R: 0 E: 0 K: 0 S: 3	H: 0 LOB: 0 BB: 0 P: 3	R: 0 E: 0 K: 1 S: 5	H: 0 LOB: 0 BB: 0 P: 5	R: 0 E: 0 K: 0 S: 4	H: 1 LOB: 1 BB: 0 P: 4	R: 0 E: 0 K: 0 S: 3	H: 0 LOB: 1 BB: 1 P: 7	1B: 2 2B: 0 3B: 0 HR: 0	SF: 0 SAC: 0 DP: 1 HBP: 0	WP: 0 PB: 0 SB: 1 CS: 0	PA: 32			
PITCHER	IP WLS BF H R ER SO BB IBB HBP BLK WP HR S P ERA WHIP	IP WLS BF H R ER SO BB IBB HBP BLK WP HR S P ERA WHIP	IP WLS BF H R ER SO BB IBB HBP BLK WP HR S P ERA WHIP	IP WLS BF H R ER SO BB IBB HBP BLK WP HR S P ERA WHIP	IP WLS BF H R ER SO BB IBB HBP BLK WP HR S P ERA WHIP	IP WLS BF H R ER SO BB IBB HBP BLK WP HR S P ERA WHIP	IP WLS BF H R ER SO BB IBB HBP BLK WP HR S P ERA WHIP	IP WLS BF H R ER SO BB IBB HBP BLK WP HR S P ERA WHIP	IP WLS BF H R ER SO BB IBB HBP BLK WP HR S P ERA WHIP	IP WLS BF H R ER SO BB IBB HBP BLK WP HR S P ERA WHIP	IP WLS BF H R ER SO BB IBB HBP BLK WP HR S P ERA WHIP	IP WLS BF H R ER SO BB IBB HBP BLK WP HR S P ERA WHIP	IP WLS BF H R ER SO BB IBB HBP BLK WP HR S P ERA WHIP	IP WLS BF H R ER SO BB IBB HBP BLK WP HR S P ERA WHIP	IP WLS BF H R ER SO BB IBB HBP BLK WP HR S P ERA WHIP	IP WLS BF H R ER SO BB IBB HBP BLK WP HR S P ERA WHIP	IP WLS BF H R ER SO BB IBB HBP BLK WP HR S P ERA WHIP	IP WLS BF H R ER SO BB IBB HBP BLK WP HR S P ERA WHIP	IP WLS BF H R ER SO BB IBB HBP BLK WP HR S P ERA WHIP	IP WLS BF H R ER SO BB IBB HBP BLK WP HR S P ERA WHIP	IP WLS BF H R ER SO BB IBB HBP BLK WP HR S P ERA WHIP	IP WLS BF H R ER SO BB IBB HBP BLK WP HR S P ERA WHIP	IP WLS BF H R ER SO BB IBB HBP BLK WP HR S P ERA WHIP	IP WLS BF H R ER SO BB IBB HBP BLK WP HR S P ERA WHIP	IP WLS BF H R ER SO BB IBB HBP BLK WP HR S P ERA WHIP

Cincinnati Reds @ New York Mets
Shea Stadium, Flushing, NY
Wed Jun 13 1979, 7:05 PM EDT
Att: 12,468 - Unknown

AB 28
R 1
H 2
RBI 0
BB 4
SO 2
LOB 7



Batter	1	2	3	4	5	6	7	8	9	AB	R	H	RBI	BB	SO	LOB	TOP										
Dave Collins, S OBP: 0.423, SLG: 0.438 (1, 9)	0-0 4-3		0-0 F7	4-0 BB		0-0 CS 1B		0-0 F8	4 0 1 0 1 0 0								Cincinnati Reds @ Philadelphia Phillies Veterans Stadium, Philadelphia, PA Fri Jun 15 1979, 7:05 PM EDT Att: 50,222 - Unknown livebaseballscorecards.com										
Dave Concepcion, R OBP: 0.359, SLG: 0.453 (1, 6)	0-0 1B 2B		4-0 BB	0-3 K		0-0 CS 1-2	0-0 F9	0-3 K	4 1 1 0 1 2 2																		
Joe Morgan, L OBP: 0.416, SLG: 0.477 (1, 4)	0-0 F8		0-0 6-3						4 0 1 0 0 0 2																		
George Foster, R OBP: 0.404, SLG: 0.593 (1, 7)	0-0 2H 1B			0-0 1B 6-3		0-0 1-2 HR 1B			3 2 3 1 1 0 0																		
Dan Driessen, L OBP: 0.346, SLG: 0.498 (1, 3)	0-0 F8			0-0 1-3 2B 1B		0-0 L4-6 2-3			4 1 1 0 0 0 4																		
Johnny Bench, R OBP: 0.373, SLG: 0.381 (1, 2)		0-0 P4		0-0 1-3		0-0 1-2 HR			4 1 1 2 0 0 2																		
Ray Knight, R OBP: 0.382, SLG: 0.385 (1, 5)		0-0 6-3		0-0 6-3		0-0 5-3			4 0 0 1 0 0 1																		
Cesar Geronimo, L OBP: 0.313, SLG: 0.392 (1, 8)		0-0 F5		0-0 2B IBB		0-3 K			3 1 0 0 1 1 0																		
Tom Seaver, R OBP: 0.125, SLG: 0.417 (1, 1)			0-0 1-3	0-0 1H 2H 2B		0-0 L9		0-3 K	4 0 1 2 0 1 0																		
Inning Stats	R: 1 E: 0 K: 0 S: 5	H: 2 LOB: 1 BB: 0 P: 5	R: 0 E: 0 K: 0 S: 3	H: 0 LOB: 0 BB: 0 P: 3	R: 0 E: 0 K: 1 S: 3	H: 0 LOB: 1 BB: 1 P: 7	R: 3 E: 0 K: 1 S: 8	H: 3 LOB: 2 BB: 2 P: 16	R: 2 E: 0 K: 0 S: 5	H: 3 LOB: 0 BB: 0 P: 5	R: 0 E: 0 K: 1 S: 5	H: 1 LOB: 0 BB: 0 P: 5	R: 0 E: 0 K: 0 S: 3	H: 0 LOB: 1 BB: 1 P: 7	R: 0 E: 0 K: 2 S: 7	H: 0 LOB: 0 BB: 0 P: 3		R: 0 E: 0 K: 0 S: 7	H: 0 LOB: 0 BB: 0 P: 7	1B: 6 2B: 3 3B: 0 HR: 1	SF: 0 SAC: 0 DP: 1 HBP: 0	WP: 0 PB: 0 SB: 0 CS: 1	PA: 39				
PITCHER	IP	WLS	BF	H	R	ER	SO	BB	IBB	HBP	BLK	WP	HR	S	P	ERA	WHIP										
Larry Christenson, R ERA: 4.22 (1, 1)	5.0	L	25	8	6	6	1	2	1	0	0	0	1	24	36	10.80	2.000										
Ron Reed, R ERA: 4.69 (6, 1)	2.0		7	1	0	0	1	1	0	0	0	0	0	8	12	0.00	1.000										
Tug McGraw, L ERA: 2.05 (8, 1)	2.0		6	0	0	0	2	0	0	0	0	0	0	10	10	0.00	0.000										

Batter	1	2	3	4	5	6	7	8	9	AB	R	H	RBI	BB	SO	LOB	BOTTOM										
Pete Rose, S OBP: 0.425, SLG: 0.469 (1, 3)	0-3 K	0-0 6-3			4-0 FC6-4 BB			0-0 4-3	3 0 0 0 1 1 1								Cincinnati Reds @ Philadelphia Phillies Veterans Stadium, Philadelphia, PA Fri Jun 15 1979, 7:05 PM EDT Att: 50,222 - Unknown livebaseballscorecards.com										
Larry Bowa, S OBP: 0.385, SLG: 0.395 (1, 6)	0-0 P6		0-0 F8		0-0 F7		0-0 G3		4 0 0 0 0 0 1																		
Garry Maddox, R OBP: 0.310, SLG: 0.461 (1, 8)	0-0 F9		0-0 CS 1B		0-0 FC6-4 1-2		0-0 1B		4 0 2 0 0 0 1																		
Greg Luzinski, R OBP: 0.347, SLG: 0.386 (1, 7)		4-0 BB 3B BB	0-3 K		0-0 F3		0-3 K		3 1 0 0 1 2 2																		
Mike Schmidt, R OBP: 0.385, SLG: 0.581 (1, 5)		4-0 1-2 3B BB		0-3 K		0-3 K		0-0 F2	3 1 0 0 1 2 0																		
Bake McBride, L OBP: 0.302, SLG: 0.395 (1, 9)		0-0 1H 2H SH1 3B		0-0 3B		0-0 G3		0-0 4-3	4 1 2 2 0 0 0																		
Bob Boone, R OBP: 0.347, SLG: 0.393 (1, 2)		0-0 5-3		0-0 P4		4-0 G1-6-3 BB		0-0 1B	3 0 1 0 1 0 2																		
Bud Harrelson, S OBP: 0.383, SLG: 0.314 (1, 4)		0-0 SH1		0-0 G3		0-0 G1-6-3		0-0 F9	1 0 0 1 0 0 1																		
Tim Lincecum, L OBP: 0.333, SLG: 0.358 (7, PH)									1 0 0 0 0 0 1																		
Tug McGraw, R OBP: 1.000, SLG: 1.000 (8, 1)									0 0 0 0 0 0 0																		
Dave Rader, L OBP: 0.294, SLG: 0.500 (9, PH)									1 0 0 0 0 0 1																		
Larry Christenson, R OBP: 0.500, SLG: 0.692 (1, 1)		3H 0-0							1 0 1 0 0 0 0																		
Greg Gross, L OBP: 0.292, SLG: 0.417 (5, PH)									1 0 0 0 0 1 0																		
Ron Reed, R OBP: 0.400, SLG: 0.500 (6, 1)									0 0 0 0 0 0 0																		
Ramon Aviles, R OBP: 0.371, SLG: 0.311 (8, 4)									1 0 0 0 0 0 0																		
Inning Stats	R: 0 E: 0 K: 1 S: 5	H: 0 LOB: 0 BB: 0 P: 5	R: 3 E: 0 K: 0 S: 5	H: 2 LOB: 1 BB: 2 P: 13	R: 0 E: 0 K: 1 S: 6	H: 1 LOB: 0 BB: 0 P: 6	R: 0 E: 0 K: 1 S: 6	H: 1 LOB: 1 BB: 0 P: 6	R: 0 E: 0 K: 1 S: 5	H: 0 LOB: 0 BB: 1 P: 5	R: 0 E: 0 K: 0 S: 2	H: 0 LOB: 0 BB: 1 P: 6	R: 0 E: 0 K: 1 S: 6	H: 1 LOB: 1 BB: 0 P: 6	R: 0 E: 0 K: 0 S: 4	H: 1 LOB: 1 BB: 0 P: 4		R: 0 E: 0 K: 0 S: 4	H: 1 LOB: 1 BB: 0 P: 4	1B: 4 2B: 0 3B: 2 HR: 0	SF: 0 SAC: 1 DP: 1 HBP: 0	WP: 0 PB: 0 SB: 1 CS: 1	PA: 35				
PITCHER	IP	WLS	BF	H	R	ER	SO	BB	IBB	HBP	BLK	WP	HR	S	P	ERA	WHIP										
Tom Seaver, R ERA: 4.41 (1, 1)	9.0	W	35	6	3	3	6	4	0	0	0	0	0	43	59	3.00	1.111										



Batter	1	2	3	4	5	6	7	8	9	AB	R	H	RBI	BB	SO	LOB	TOP				
Dave Collins, S (1, 9) OBP: 0.402, SLG: 0.416	F9		F8		F9			F8		4	0	0	0	0	0	1	Cincinnati Reds @ Philadelphia Phillies Veterans Stadium, Philadelphia, PA Sat Jun 16 1979, 7:05 PM EDT Att: 50,224 - Unknown				
Dave Concepcion, R (1, 6) OBP: 0.358, SLG: 0.450	K			6-3		5-3				4	0	1	0	0	1	0					
Joe Morgan, L (1, 4) OBP: 0.412, SLG: 0.467	K			F9		BB	BB	P5		3	0	0	0	1	1	1					
George Foster, R (1, 7) OBP: 0.406, SLG: 0.604		HR		5-3		BB	BB	K		3	1	1	1	1	1	1					
Johnny Bench, R (1, 2) OBP: 0.375, SLG: 0.400		CS			HR	F8		F7		4	1	2	1	0	0	2					
Dan Driessen, L (1, 3) OBP: 0.345, SLG: 0.490	K			F8		K		BB	BB	3	0	0	0	1	2	3					
Ray Knight, R (1, 5) Rick Auerbach, R (9, PR) OBP: 0.200, SLG: 0.212	P4			K				BB	BB	4	0	1	0	0	1	1					
Paul Blair, R (1, 8) OBP: 0.246, SLG: 0.333	CS		K		2B		F3			4	1	2	0	0	1	0					
Paul Moskau, R (7, PH) Arnie O'Connell, R (7, PH) Tom Hummel, R (7, 1) Dave Tomlin, L (8, 1) Ken Henderson, S (9, PH) Doug Bair, R (9, 1)	F9				2B		K2-3		F7	2	0	1	1	0	0	0					
Inning Stats	R: 0 E: 0 K: 2 S: 7	H: 0 LOB: 0 BB: 0 P: 7	R: 1 E: 0 K: 1 S: 6	H: 2 LOB: 0 BB: 0 P: 6	R: 0 E: 0 K: 1 S: 5	H: 0 LOB: 0 BB: 0 P: 5	R: 0 E: 0 K: 0 S: 3	H: 0 LOB: 0 BB: 0 P: 3	R: 2 E: 0 K: 1 S: 8	H: 3 LOB: 1 BB: 0 P: 8	R: 0 E: 0 K: 1 S: 5	H: 0 LOB: 0 BB: 0 P: 5	R: 0 E: 0 K: 1 S: 6	H: 1 LOB: 1 BB: 0 P: 6	R: 0 E: 0 K: 0 S: 4	H: 2 LOB: 3 BB: 1 P: 8		1B: 4 2B: 2 3B: 0 HR: 2	SF: 0 SAC: 0 DP: 0 HBP: 0	WP: 0 PB: 0 SB: 0 CS: 1	PA: 37
PITCHER	IP	WLS	BF	H	R	ER	SO	BB	IBB	HBP	BLK	WP	HR	S	P	ERA	WHIP				
Steve Carlton, L (1, 1) ERA: 3.28	8.1		34	7	3	3	8	3	0	0	0	0	2	47	59	3.24	1.200				
Tug McGraw, L (9, 1) ERA: 2.01	0.2	W	2	1	0	0	0	0	0	0	0	0	0	2	2	0.00	1.500				

AB	33
R	3
H	8
RBI	3
BB	3
SO	8
LOB	12




Batter	1	2	3	4	5	6	7	8	9	AB	R	H	RBI	BB	SO	LOB	BOTTOM					
Pete Rose, S (1, 3) OBP: 0.429, SLG: 0.467	5-3		3B		4-3					3	1	1	1	2	0	0	Cincinnati Reds @ Philadelphia Phillies Veterans Stadium, Philadelphia, PA Sat Jun 16 1979, 7:05 PM EDT Att: 50,224 - Unknown					
Larry Bowa, S (1, 6) OBP: 0.382, SLG: 0.392	L8		F9			G6-3				4	0	1	0	0	0	2						
Garry Maddox, R (1, 8) OBP: 0.313, SLG: 0.471						BB		P6		4	0	2	1	0	0	1						
Mike Schmidt, R (1, 5) OBP: 0.386, SLG: 0.576	L8					1B	BB			2	1	0	0	2	0	2						
Del Unser, L (1, 7) OBP: 0.308, SLG: 0.375										3	0	1	0	0	1	0						
Greg Luzinski, R (8, PH) OBP: 0.345, SLG: 0.384	K									1	0	0	0	0	0	1						
Mike Anderson, R (9, 7) OBP: 0.423, SLG: 0.333										0	0	0	0	0	0	0						
Bake McBride, L (1, 9) OBP: 0.305, SLG: 0.405		WP								4	1	2	1	0	0	1						
Manny Trillo, R (1, 4) OBP: 0.337, SLG: 0.363	P4									4	1	1	0	0	0	2						
Tim McCarver, L (1, 2) OBP: 0.333, SLG: 0.357										3	0	1	0	0	0	0						
Tug McGraw, R (9, 1) ERA: 1.000, SLG: 1.000	6-3									0	0	0	0	0	0	0						
Greg Gross, L (9, PH) OBP: 0.300, SLG: 0.432										1	0	1	0	0	0	0						
Steve Carlton, L (1, 1) OBP: 0.239, SLG: 0.227										3	0	0	0	0	0	1						
Bob Boone, R (9, 2) OBP: 0.351, SLG: 0.393										0	0	0	0	1	0	0						
Inning Stats	R: 0 E: 0 K: 0 S: 4	H: 1 LOB: 1 BB: 0 P: 4	R: 1 E: 0 K: 1 S: 6	H: 1 LOB: 0 BB: 0 P: 6	R: 1 E: 0 K: 0 S: 5	H: 2 LOB: 1 BB: 0 P: 5	R: 0 E: 0 K: 0 S: 3	H: 0 LOB: 0 BB: 0 P: 3	R: 0 E: 0 K: 0 S: 3	H: 0 LOB: 0 BB: 0 P: 3	R: 1 E: 0 K: 0 S: 5	H: 3 LOB: 2 BB: 1 P: 9	R: 0 E: 0 K: 0 S: 3	H: 1 LOB: 1 BB: 1 P: 7	R: 0 E: 0 K: 0 S: 3	H: 0 LOB: 1 BB: 1 P: 7	R: 1 E: 0 K: 0 S: 2	H: 2 LOB: 2 BB: 2 P: 10	1B: 7 2B: 1 3B: 2 HR: 0	SF: 0 SAC: 0 DP: 2 HBP: 0	WP: 1 PB: 0 SB: 0 CS: 0	PA: 37
PITCHER	IP	WLS	BF	H	R	ER	SO	BB	IBB	HBP	BLK	WP	HR	S	P	ERA	WHIP					
Paul Moskau, R (1, 1) ERA: 3.07	6.0		25	7	3	3	1	1	0	0	0	0	0	4	12	0.00	2.250					
Tom Hummel, R (7, 1) ERA: 3.61	1.1		6	1	0	0	0	2	0	0	0	0	0	4	12	0.00	2.250					
Dave Tomlin, L (8, 1) ERA: 2.1	0.2		2	0	0	0	0	0	0	0	0	0	0	2	2	0.00	0.000					
Doug Bair, R (9, 1) ERA: 3.38	0.0	L	4	2	1	1	0	2	0	0	0	0	0	2	10	∞	∞					


AB	32
R	4
H	10
RBI	3
BB	5
SO	1
LOB	10



Batter	1	2	3	4	5	6	7	8	9	AB	R	H	RBI	BB	SO	LOB	TOP					
Ken Griffey, L OBP: 0.348, SLG: 0.446 (1, 9)	5-3		6-3		1B 3B		1B			4	1	2	1	0	0	0	Cincinnati Reds @ Philadelphia Phillies Veterans Stadium, Philadelphia, PA Sun Jun 17 1979, 3:33 AM EDT Att: 46,153 - Unknown					
Dave Concepcion, R OBP: 0.356, SLG: 0.447 (1, 6)	L9		5-3		CS 1B		L8			4	0	1	1	0	0	1						
Joe Morgan, L OBP: 0.420, SLG: 0.467 (1, 4)	BB BB			3-1	CS		1B		FC6-4 BB	2	0	1	0	2	0	0						
George Foster, R OBP: 0.408, SLG: 0.600 (1, 7)	FC6-4 BB			1B		K		K		3	0	1	0	1	2	2						
Johnny Bench, R OBP: 0.368, SLG: 0.391 (1, 2)	FC6-4			P4		K		P3		4	0	0	0	0	1	5						
Dan Driessen, L OBP: 0.339, SLG: 0.481 (1, 3)		4-3		K		F9		FC6-4		4	0	0	0	0	1	3						
Ray Knight, R OBP: 0.382, SLG: 0.397 (1, 5)	L9				3B 1B		HR		L7	4	2	2	1	0	0	0						
Paul Blair, R OBP: 0.230, SLG: 0.310 (1, 8)	6-3				F8		F9		1-4-3	4	0	0	0	0	0	1						
Fred Norman, S OBP: 0.208, SLG: 0.095 (7, PH)					B1		K		4-3	2	0	0	0	0	1	1						
Arturo DeFretas, R OBP: 0.193, SLG: 0.269 (7, 1)			K							1	0	0	0	0	0	0						
Doug Bair, R OBP: 0.333, SLG: 0.333 (8, 1)										0	0	0	0	0	0	0						
Pedro Borbon, R OBP: 0.333, SLG: 0.333 (8, PH)										0	0	0	0	0	0	0						
Dave Collins, S OBP: 0.360, SLG: 0.410 (9, PH)										1	0	0	0	0	0	0						
Inning Stats	R: 0 E: 0 K: 0 S: 3	H: 0 LOB: 2 BB: 2 P: 11	R: 0 E: 0 K: 0 S: 3	H: 0 LOB: 0 BB: 0 P: 3	R: 0 E: 0 K: 1 S: 5	H: 0 LOB: 0 BB: 0 P: 5	R: 0 E: 0 K: 1 S: 6	H: 1 LOB: 1 BB: 0 P: 6	R: 2 E: 0 K: 0 S: 5	H: 3 LOB: 0 BB: 0 P: 5	R: 0 E: 0 K: 2 S: 8	H: 1 LOB: 1 BB: 0 P: 8	R: 1 E: 0 K: 1 S: 7	H: 2 LOB: 1 BB: 0 P: 7	R: 0 E: 0 K: 1 S: 5	H: 0 LOB: 1 BB: 1 P: 9	R: 0 E: 0 K: 0 S: 3	H: 0 LOB: 0 BB: 0 P: 3	1B: 5 2B: 0 3B: 1 HR: 1	SF: 0 SAC: 0 DP: 0 HBP: 0	WP: 0 PB: 0 SB: 0 CS: 1	PA: 37
PITCHER	IP WLS BF H R ER SO BB IBB HBP BLK WP HR S P ERA WHIP																					
Randy Lerch, L ERA: 3.38 (1, 1)	8.0 W 33 7 3 3 6 3 0 0 0 0 0 1 42 54 3.38 1.250																					
Tug McGraw, L ERA: 1.95 (9, 1)	1.0 3 0 0 0 0 0 0 0 0 0 0 0 3 3 0.00 0.000																					

Batter	1	2	3	4	5	6	7	8	9	AB	R	H	RBI	BB	SO	LOB	BOTTOM					
Pete Rose, S OBP: 0.425, SLG: 0.459 (1, 3)	K	5-3			6-3		F9	1B 2B		4	1	0	0	1	1	1	Cincinnati Reds @ Philadelphia Phillies Veterans Stadium, Philadelphia, PA Sun Jun 17 1979, 3:33 AM EDT Att: 46,153 - Unknown					
Larry Bowa, S OBP: 0.383, SLG: 0.402 (1, 6)	SF8 3B		5-3		6-3		6-3	2B 1B		5	2	2	1	0	0	0						
Garry Maddox, R OBP: 0.311, SLG: 0.471 (1, 8)	SF8		K		6-3		6-3	2B		4	0	1	3	0	1	0						
Mike Schmidt, R OBP: 0.390, SLG: 0.571 (1, 5)	3H BB		6-3			2B BB		K		2	2	0	0	3	1	1						
Jose Cardenal, R OBP: 0.325, SLG: 0.294 (7, 7)	K			F7		SH5-4 2B		SH1-4		3	0	1	1	0	1	1						
Del Unser, L OBP: 0.308, SLG: 0.375 (7, 7)										0	0	0	0	0	0	0						
Bake McBride, L OBP: 0.313, SLG: 0.415 (1, 9)		4-3 2B 2B			1B 1B		SH5-4	2B S		2	2	2	0	1	0	0						
Manny Trillo, R OBP: 0.322, SLG: 0.345 (1, 4)		4-3			F8		K	K		4	0	0	0	0	2	5						
Bob Boone, R OBP: 0.364, SLG: 0.415 (1, 2)		4-3 2B			1B		S	1B 2B		3	1	3	3	1	0	0						
Randy Lerch, L OBP: 0.135, SLG: 0.229 (1, 1)		4-3			F8		K	1B 1B		3	0	0	0	0	1	5						
Tim McCarver, L OBP: 0.343, SLG: 0.368 (8, PH)		4-3								1	1	1	1	0	0	0						
Tug McGraw, R OBP: 1.000, SLG: 1.000 (9, 1)										0	0	0	0	0	0	0						
Inning Stats	R: 1 E: 0 K: 2 S: 8	H: 1 LOB: 1 BB: 1 P: 12	R: 1 E: 0 K: 0 S: 5	H: 2 LOB: 1 BB: 0 P: 5	R: 0 E: 0 K: 1 S: 5	H: 0 LOB: 0 BB: 0 P: 5	R: 0 E: 0 K: 0 S: 5	H: 2 LOB: 2 BB: 0 P: 5	R: 0 E: 0 K: 0 S: 3	H: 0 LOB: 0 BB: 0 P: 3	R: 1 E: 0 K: 2 S: 8	H: 1 LOB: 2 BB: 2 P: 16	R: 0 E: 0 K: 0 S: 3	H: 0 LOB: 0 BB: 0 P: 3	R: 6 E: 0 K: 2 S: 11	H: 4 LOB: 1 BB: 3 P: 23	R: 0 E: 0 K: 0 S: 0	H: 0 LOB: 0 BB: 0 P: 0	1B: 4 2B: 5 3B: 1 HR: 0	SF: 1 SAC: 2 DP: 0 HBP: 0	WP: 0 PB: 0 SB: 3 CS: 0	PA: 40
PITCHER	IP WLS BF H R ER SO BB IBB HBP BLK WP HR S P ERA WHIP																					
Fred Norman, L ERA: 3.43 (1, 1)	6.0 27 6 3 3 5 2 1 0 0 0 0 0 34 46 4.50 1.333																					
Doug Bair, R ERA: 4.29 (7, 1)	1.2 L 9 2 4 4 1 1 1 0 0 0 0 0 9 17 21.60 1.800																					
Pedro Borbon, R ERA: 3.54 (8, 1)	0.1 4 2 2 2 1 0 1 0 0 0 0 0 5 9 54.00 6.000																					

Batter	1	2	3	4	5	6	7	8	9	AB	R	H	RBI	BB	SO	LOB	TOP										
Ken Griffey, L (1,9) OBP: 0.352, SLG: 0.457	4-3		E 2B		1B SH1-4 1B		3-1 2B		G3	5	1	3	0	0	0	0	Cincinnati Reds @ Montreal Expos Olympic Stadium, Montreal, QB Mon Jun 18 1979, 7:05 PM EDT Att: 25,086 - Unknown										
Dave Concepcion, R (1,6) OBP: 0.355, SLG: 0.444	E3		5-3		SH1-4		6-3		1B	4	0	1	0	0	0	2											
Joe Morgan, L (1,4) OBP: 0.408, SLG: 0.451	K		P4		P6		3-1		P6	5	0	0	0	0	1	6											
George Foster, R (1,7) OBP: 0.403, SLG: 0.591	6-3			K	1B		F9		K	5	0	1	1	0	2	3											
Dan Driessen, L (1,3) OBP: 0.342, SLG: 0.481		S 1B		F7	1B		F8			4	0	2	1	0	0	0											
Johnny Bench, R (1,2) OBP: 0.371, SLG: 0.390		F8		1B BB	F8				3B 1B	3	1	1	0	1	0	3											
Ray Knight, R (1,5) OBP: 0.383, SLG: 0.408		L6		1B			F7		1B 3B	4	0	2	1	0	0	1											
Cesar Geronimo, L (1,8) OBP: 0.306, SLG: 0.383	4-3			L4			K		K	4	0	0	0	0	2	4											
Bill Bonham, R (1,1) OBP: 0.125, SLG: 0.167 Doug Bair, R (9,1)			5-3		SH1-4 1B 1B		P3		K	4	1	1	0	0	1	1											
Inning Stats	R: 0 E: 1 K: 1 S: 6	H: 0 LOB: 1 BB: 0 P: 6	R: 0 E: 0 K: 0 S: 4	H: 1 LOB: 1 BB: 0 P: 4	R: 0 E: 1 K: 0 S: 4	H: 1 LOB: 1 BB: 0 P: 4	R: 0 E: 0 K: 1 S: 6	H: 1 LOB: 2 BB: 1 P: 10	R: 2 E: 0 K: 0 S: 7	H: 4 LOB: 2 BB: 0 P: 7	R: 0 E: 0 K: 1 S: 5	H: 0 LOB: 0 BB: 0 P: 5	R: 0 E: 0 K: 0 S: 4	H: 1 LOB: 1 BB: 0 P: 4	R: 1 E: 0 K: 2 S: 9	H: 2 LOB: 1 BB: 0 P: 9		R: 0 E: 0 K: 1 S: 6	H: 1 LOB: 1 BB: 0 P: 6	1B: 8 2B: 2 3B: 1 HR: 0	SF: 0 SAC: 1 DP: 0 HBP: 0	WP: 0 PB: 0 CS: 0	PA: 40				
PITCHER	IP	WLS	BF	H	R	ER	SO	BB	IBB	HBP	BLK	WP	HR	S	P	ERA	WHIP										
Steve Rogers, R (1,1) ERA: 2.67	8.0	L	36	10	3	3	5	1	0	0	0	0	0	45	49	3.38	1.375										
Woodie Fryman, L (9,1) ERA: 1.61	1.0		4	1	0	0	1	0	0	0	0	0	0	6	6	0.00	1.000										

Batter	1	2	3	4	5	6	7	8	9	AB	R	H	RBI	BB	SO	LOB	BOTTOM										
Warren Cromartie, L (1,7) OBP: 0.323, SLG: 0.437	4-3		B1-3			F8		F7		4	0	0	0	0	0	0	Cincinnati Reds @ Montreal Expos Olympic Stadium, Montreal, QB Mon Jun 18 1979, 7:05 PM EDT Att: 25,086 - Unknown										
Rodney Scott, S (1,4) OBP: 0.305, SLG: 0.260		CS 1B	F7		5-3 1B		6-3			4	0	2	0	0	0	0											
Andre Dawson, R (1,8) OBP: 0.297, SLG: 0.490	E1 2B 1B		4-3		5-3				HR	4	2	2	1	0	0	1											
Tony Perez, R (1,3) OBP: 0.336, SLG: 0.471			G3		4-3				F8	4	0	1	1	0	0	1											
Gary Carter, R (1,2) OBP: 0.360, SLG: 0.530	F8		6-3		5-3		5-3		F8	4	0	0	0	0	0	1											
Ellis Valentine, R (1,9) OBP: 0.304, SLG: 0.426		5-3		5-3		F8			1B	4	0	1	0	0	0	0											
Larry Parrish, R (1,5) OBP: 0.354, SLG: 0.451					K				F7	3	0	1	0	1	1	1											
Chris Speier, R (1,6) OBP: 0.333, SLG: 0.330 Tony Solaita, L (7,PH) OBP: 0.500, SLG: 0.576 Jim Mason, L (8,6) OBP: 0.300, SLG: 0.296		F7		4-3		1-3				2	0	0	0	0	0	1											
Steve Rogers, R (1,1) OBP: 0.256, SLG: 0.250 Jerry White, S (8,PH) OBP: 0.267, SLG: 0.362 Woodie Fryman, R (9,1)		K		6-3				K		2	0	0	0	0	1	1											
Inning Stats	R: 1 E: 1 K: 0 S: 5	H: 3 LOB: 1 BB: 0 P: 5	R: 0 E: 0 K: 1 S: 6	H: 1 LOB: 1 BB: 0 P: 6	R: 0 E: 0 K: 0 S: 3	H: 0 LOB: 0 BB: 0 P: 3	R: 0 E: 0 K: 0 S: 3	H: 0 LOB: 0 BB: 0 P: 3	R: 0 E: 0 K: 1 S: 5	H: 0 LOB: 0 BB: 0 P: 5	R: 0 E: 0 K: 0 S: 4	H: 1 LOB: 1 BB: 0 P: 4	R: 0 E: 0 K: 0 S: 3	H: 0 LOB: 1 BB: 1 P: 7	R: 0 E: 0 K: 1 S: 5	H: 0 LOB: 0 BB: 0 P: 5		R: 1 E: 0 K: 0 S: 5	H: 2 LOB: 1 BB: 0 P: 5	1B: 5 2B: 1 3B: 0 HR: 1	SF: 0 SAC: 0 DP: 0 HBP: 0	WP: 0 PB: 0 CS: 1	PA: 34				
PITCHER	IP	WLS	BF	H	R	ER	SO	BB	IBB	HBP	BLK	WP	HR	S	P	ERA	WHIP										
Bill Bonham, R (1,1) ERA: 4.08	8.0		30	6	2	1	3	1	0	0	0	0	0	35	39	1.12	0.875										
Doug Bair, R (9,1) ERA: 4.15	1.0	S	4	1	0	0	0	0	0	0	0	0	0	4	4	0.00	1.000										

Batter	1	2	3	4	5	6	7	8	9	AB	R	H	RBI	BB	SO	LOB	TOP			
Ken Griffey, L (1,9) OBP: 0.347, SLG: 0.450	P6		G1			F9		FC1-6		4	0	0	0	0	0	1	Cincinnati Reds @ Montreal Expos Olympic Stadium, Montreal, QB Tue Jun 19 1979, 7:05 PM EDT Att: 35,222 - Unknown			
Dave Concepcion, R (1,6) OBP: 0.350, SLG: 0.437	4-3		F8			F9		F8		4	0	0	0	0	0	1				
Joe Morgan, L (1,4) OBP: 0.404, SLG: 0.441	K		K			FC6-4 BB		G3		3	0	0	0	1	2	1				
George Foster, R (1,7) OBP: 0.401, SLG: 0.583		F9 1B SF7 BB		F8		FC6-4 1-2		K2-3		3	1	0	0	1	1	1				
Johnny Bench, R (1,2) OBP: 0.373, SLG: 0.393		2B 1-2 1B		G3-6-1 1B			F7	F7		4	0	2	0	0	0	0				
Dan Driessen, L (1,3) OBP: 0.336, SLG: 0.473		F9 2-3		G3-6-1 1-2			G3	L9		4	0	0	0	0	0	3				
Ray Knight, R (1,5) OBP: 0.379, SLG: 0.404		SF7 3-H			5-3		F9			2	0	0	1	0	0	0				
Paul Blair, R (1,8) OBP: 0.266, SLG: 0.410		1-3 2B						HR		3	1	3	1	0	0	0				
Michael LaCoss, R (1,1) OBP: 0.111, SLG: 0.111		L8						FC1-6 2B		2	0	0	0	0	0	2				
Tom Hume, R (6,1) OBP: 0.207, SLG: 0.214										0	0	0	0	0	0	0				
Dave Collins, S (6,PH) OBP: 0.405, SLG: 0.430										1	0	1	0	0	0	0				
Manny Sarmiento, R (8,1) OBP: 0.405, SLG: 0.430										0	0	0	0	0	0	0				
Inning Stats	R: 0 E: 0 K: 1 S: 5	H: 0 LOB: 0 BB: 0 P: 5	R: 1 E: 0 K: 0 S: 5	H: 2 LOB: 2 BB: 1 P: 9	R: 0 E: 0 K: 1 S: 5	H: 0 LOB: 0 BB: 0 P: 5	R: 0 E: 0 K: 0 S: 3	H: 1 LOB: 0 BB: 0 P: 3	R: 0 E: 0 K: 0 S: 3	H: 0 LOB: 1 BB: 1 P: 7	R: 0 E: 0 K: 0 S: 3	H: 0 LOB: 0 BB: 0 P: 3	R: 1 E: 0 K: 0 S: 5	H: 2 LOB: 1 BB: 0 P: 5	R: 0 E: 0 K: 1 S: 5	H: 0 LOB: 0 BB: 0 P: 5	1B: 3 2B: 2 3B: 0 HR: 1	SF: 1 SAC: 0 DP: 1 HBP: 0	WP: 0 PB: 0 SB: 0 CS: 0	PA: 33
PITCHER	IP WLS BF H R ER SO BB IBB HBP BLK WP HR S P ERA WHIP																			
Bill Lee, L (1,1) ERA: 3.66	7.0 W 27 6 2 2 2 2 2 0 0 0 0 1 29 37 2.57 1.143																			
Woodie Fryman, L (8,1) ERA: 1.46	2.0 S 6 0 0 0 1 0 0 0 0 0 0 0 8 8 0.00 0.000																			

Batter	1	2	3	4	5	6	7	8	9	AB	R	H	RBI	BB	SO	LOB	BOTTOM			
Warren Cromartie, L (1,7) OBP: 0.330, SLG: 0.442	6-3 E 1B	F7				CS 1B		FC4-6 1B		4	1	3	0	0	0	1	Cincinnati Reds @ Montreal Expos Olympic Stadium, Montreal, QB Tue Jun 19 1979, 7:05 PM EDT Att: 35,222 - Unknown			
Rodney Scott, S (1,4) OBP: 0.305, SLG: 0.256	6-3 1-2 1B		L4-3 BB		CS 1-2	F7		FC4-6 1-2		3	0	0	0	1	0	2				
Andre Dawson, R (1,8) OBP: 0.300, SLG: 0.490	E5 G3 2-H 1B		L4-3 1-2			1B 1B		F9		4	1	2	0	0	0	1				
Tony Perez, R (1,3) OBP: 0.335, SLG: 0.466	G3 2-3		F7			BB 1B 1B		K		4	0	1	0	0	1	1				
Gary Carter, R (1,2) OBP: 0.358, SLG: 0.524	F8			F7		BB 1B		K		4	0	1	1	0	1	1				
Ellis Valentine, R (1,9) OBP: 0.308, SLG: 0.427		CS 1B		L9		BB 1B		G6-4-3 BB		2	0	1	0	1	0	0				
Larry Parrish, R (1,5) OBP: 0.349, SLG: 0.444		K 1-2		1-3		G6-4-3 1-2		G6-4-3 1-2		3	0	0	0	0	1	4				
Chris Speier, R (1,6) OBP: 0.333, SLG: 0.341		1B 3B			5-3			F5		3	1	1	0	0	0	0				
Bill Lee, L (1,1) OBP: 0.188, SLG: 0.188					B1-3			1-3		3	0	1	1	0	0	0				
Woodie Fryman, R (8,1) ERA: 9.0		3-H 1B								0	0	0	0	0	0	0				
Inning Stats	R: 1 E: 1 K: 0 S: 5	H: 2 LOB: 1 BB: 0 P: 5	R: 1 E: 0 K: 1 S: 7	H: 3 LOB: 1 BB: 0 P: 7	R: 0 E: 0 K: 0 S: 2	H: 0 LOB: 0 BB: 1 P: 6	R: 0 E: 0 K: 0 S: 3	H: 0 LOB: 0 BB: 0 P: 3	R: 0 E: 0 K: 0 S: 3	H: 1 LOB: 0 BB: 0 P: 3	R: 1 E: 0 K: 0 S: 5	H: 3 LOB: 2 BB: 1 P: 9	R: 0 E: 0 K: 0 S: 4	H: 1 LOB: 1 BB: 0 P: 4	R: 0 E: 0 K: 2 S: 7	H: 0 LOB: 0 BB: 0 P: 7	1B: 9 2B: 2 3B: 1 HR: 0	SF: 0 SAC: 0 DP: 3 HBP: 0	WP: 0 PB: 0 SB: 0 CS: 2	PA: 33
PITCHER	IP WLS BF H R ER SO BB IBB HBP BLK WP HR S P ERA WHIP																			
Michael LaCoss, R (1,1) ERA: 2.37	5.1 L 24 9 3 3 1 0 0 0 0 0 0 0 24 32 5.06 2.062																			
Tom Hume, R (6,1) ERA: 3.53	1.2 5 1 0 0 0 0 0 0 0 0 0 5 5 0.00 0.600																			
Manny Sarmiento, R (8,1) ERA: 9.0	1.0 3 0 0 0 0 2 0 0 0 0 0 0 7 7 0.00 0.000																			

AB	30
R	2
H	6
RBI	2
BB	2
SO	3
LOB	9



AB	30
R	3
H	10
RBI	2
BB	2
SO	3
LOB	10



Batter	1	2	3	4	5	6	7	8	9	AB	R	H	RBI	BB	SO	LOB	TOP																
Bill North, S OBP: 0.419, SLG: 0.375 (1,8)	L7			4-3	2B HR BB		F8		3B	4	1	1	0	1	0	1	San Francisco Giants @ Cincinnati Reds Riverfront Stadium, Cincinnati, OH Sun Jun 24 1979, 3:33 AM EDT Att: 32,829 - Unknown																
Darrell Evans, L OBP: 0.346, SLG: 0.362 (1,5)	G6-4-3 1B			BB 1B BB	HR 2B		1B		P5	4	2	3	2	1	0	1																	
Jack Clark, R OBP: 0.372, SLG: 0.509 (1,9)	G6-4-3 1-2			1B WP BB	HR		K		K	4	2	1	3	1	2	3																	
Willie McCovey, L OBP: 0.349, SLG: 0.530 (1,3)		F8		WP 1B	CS BB		P5			3	0	1	1	1	0	1																	
Bill Madlock, R OBP: 0.312, SLG: 0.406 (1,4)	6-3			L6	F8				K	4	0	0	0	0	1	3																	
Terry Whitfield, L OBP: 0.372, SLG: 0.449 (1,7)	P5			1-2 IBB	CS 5-3				2B	3	0	1	0	1	0	0																	
Johnnie LetMaster, R OBP: 0.325, SLG: 0.320 (1,6)			5-3	F2	G4-6-3 1B				K	4	0	1	0	0	1	3																	
Mike Sadek, R OBP: 0.207, SLG: 0.241 (8, PH)			P4		BB 1B		G4-6-3		4-3	3	1	1	0	0	0	1																	
Larry Hemdon, R OBP: 0.360, SLG: 0.518 (8, PH)					2B 1B		1-2			1	0	0	0	0	0	1																	
Marc Hill, R OBP: 0.291, SLG: 0.243 (8,2)										0	0	0	0	0	0	0																	
Bob Knepper, L OBP: 0.195, SLG: 0.341 (7,1)	F9				F9				F8	3	1	1	0	0	0	1																	
Tom Griffin, R (7,1)										0	0	0	0	0	0	0																	
Dave Roberts, L (7,1)										0	0	0	0	0	0	0																	
Mike Ivie, R (9, PH)							1B 2B			1	0	0	0	0	0	0																	
Inning Stats	R: 0 E: 0 K: 0 S: 4	H: 1 LOB: 0 BB: 0 P: 5	R: 0 E: 0 K: 0 S: 5	H: 0 LOB: 0 BB: 0 P: 7	R: 0 E: 0 K: 0 S: 5	H: 0 LOB: 0 BB: 0 P: 7	R: 2 E: 0 K: 0 S: 14	H: 1 LOB: 2 BB: 3 P: 32	R: 4 E: 0 K: 0 S: 13	H: 3 LOB: 0 BB: 2 P: 22	R: 0 E: 0 K: 0 S: 3	H: 1 LOB: 1 BB: 0 P: 3	R: 1 E: 0 K: 1 S: 7	H: 2 LOB: 1 BB: 0 P: 7	R: 0 E: 0 K: 2 S: 8	H: 1 LOB: 1 BB: 0 P: 8	R: 0 E: 0 K: 1 S: 6	H: 1 LOB: 1 BB: 0 P: 6	1B: 5 2B: 3 3B: 1 HR: 1	SF: 0 SAC: 0 DP: 2 HBP: 0	WP: 1 PB: 0 SB: 0 CS: 1	PA: 40											
PITCHER	IP WLS BF H R ER SO BB IBB HBP BLK WP HR S P ERA WHIP																																
Bill Bonham, R (1,1)	4.1	22	5	6	6	0	4	1	0	0	0	1	1	40	72	12.46	2.077																
Dave Tomlin, L (5,1)	0.2	1	0	0	0	0	0	0	0	0	0	0	1	1	0.00	0.000																	
Pedro Borbon, R (6,1)	0.0	0	0	0	0	0	0	0	0	0	0	0	0	0	∞	∞																	
Doug Bair, R (8,1)	2.0	W	8	2	0	0	3	0	0	0	0	0	0	14	14	0.00	1.000																

AB	34
R	7
H	10
RBI	6
BB	5
SO	4
LOB	15



Batter	1	2	3	4	5	6	7	8	9	AB	R	H	RBI	BB	SO	LOB	BOTTOM																
Dave Concepcion, R OBP: 0.349, SLG: 0.446 (1,6)	5-3		5-3		G6-4-3 1-2		1B 2B		E8 1B	5	1	2	1	0	0	2	San Francisco Giants @ Cincinnati Reds Riverfront Stadium, Cincinnati, OH Sun Jun 24 1979, 3:33 AM EDT Att: 32,829 - Unknown																
Joe Morgan, L (1,4)	3-1			4-3		HR 1B	HBP 1B		IBB	4	2	2	0	1	0	0																	
Ken Griffey, L (1,9)	K			1B 2B		F8 1B	HBP 1B		SF7	3	2	1	1	0	1	1																	
George Foster, R (1,7)		K		F8 WP 1B		HR			P4	5	1	2	3	0	2	5																	
Johnny Bench, R (1,2)		K		F8		F7			1B	4	0	1	2	0	1	1																	
Dan Driessen, L (1,3)		K		1-3 FC6-4 BB		FC5 1B			G6-4-3 1B	3	0	2	1	1	1	0																	
Doug Bair, R (8,1)										0	0	0	0	0	0	0																	
Ray Knight, R (1,5)				5-3 1B		1B			G6-4-3	4	0	2	0	0	0	4																	
Paul Blair, R (1,8)				5-3		FC5			5-3	4	0	1	0	0	0	3																	
Bill Bonham, R (1,1)										1	0	0	0	0	0	1																	
Arturo DeFreitas, R (5, PH)										0	0	0	0	0	0	0																	
Pedro Borbon, R (8,1)										1	0	0	0	0	0	1																	
Dave Collins, S (7, PH)										0	0	0	0	0	0	0																	
Dave Collins, S (8,3)										2	2	2	0	0	0	0																	
Inning Stats	R: 0 E: 0 K: 1 S: 7	H: 0 LOB: 0 BB: 0 P: 12	R: 0 E: 0 K: 3 S: 10	H: 0 LOB: 0 BB: 0 P: 17	R: 0 E: 0 K: 0 S: 7	H: 1 LOB: 1 BB: 0 P: 11	R: 1 E: 0 K: 0 S: 15	H: 2 LOB: 2 BB: 1 P: 24	R: 0 E: 0 K: 1 S: 9	H: 1 LOB: 0 BB: 0 P: 12	R: 2 E: 0 K: 0 S: 13	H: 4 LOB: 2 BB: 0 P: 19	R: 4 E: 0 K: 1 S: 12	H: 5 LOB: 1 BB: 0 P: 17	R: 1 E: 1 K: 0 S: 5	H: 2 LOB: 2 BB: 1 P: 9	1B: 11 2B: 2 3B: 1 HR: 1	SF: 1 SAC: 0 DP: 2 HBP: 1	WP: 1 PB: 0 SB: 0 CS: 0	PA: 40													
PITCHER	IP WLS BF H R ER SO BB IBB HBP BLK WP HR S P ERA WHIP																																
Bob Knepper, L (1,1)	6.0	29	11	6	6	5	1	0	0	0	0	1	1	67	105	9.00	2.000																
Tom Griffin, R (7,1)	0.1	3	1	0	0	1	0	0	1	0	0	0	4	5	0.00	3.000																	
Dave Roberts, L (7,1)	1.2	L	8	3	2	2	0	0	1	0	0	0	7	11	10.80	1.800																	



Batter	1	2	3	4	5	6	7	8	9	AB	R	H	RBI	BB	SO	LOB	TOP										
Dave Concepcion, R (1, 6) OBP: 0.345, SLG: 0.440	0-3 K		0-0 F9		0-3 K			0-0 F8		4	0	0	0	0	2	1											
Joe Morgan, L (1, 4) OBP: 0.365, SLG: 0.406	0-0 CS 1B		0-3 K			0-0 4-3			0-3 K	4	0	1	0	0	2	1											
Ken Griffey, L (1, 9) OBP: 0.351, SLG: 0.451	4-0 1-2 HR BB		0-0 1-3			0-0 6-3			0-0 G3 1B	3	1	1	0	1	0	1											
George Foster, R (1, 7) OBP: 0.405, SLG: 0.605	0-0 1-H HR			4-0 FC6-4 BB		0-3 K			0-0 G3 1B	3	1	2	2	1	1	0											
Dan Driessen, L (1, 3) OBP: 0.328, SLG: 0.460	0-3 K		0-0 F9			0-0 4-3			0-0 G3	4	0	0	0	0	1	3											
Johnny Bench, R (1, 2) OBP: 0.358, SLG: 0.392		0-3 K		0-3 K			0-0 4-3		0-0 5-3	4	0	0	0	0	2	3											
Ray Knight, R (1, 5) OBP: 0.375, SLG: 0.398		0-0 1-3		0-0 FC6-4			0-0 F9			3	0	0	0	0	0	1											
Cesar Geronimo, L (1, 8) OBP: 0.304, SLG: 0.380		0-0 1-3			0-0 5-3			0-0 P3		3	0	0	0	0	0	0											
Tom Seaver, R (1, 1) OBP: 0.167, SLG: 0.400			0-0 1B		0-0 F8			0-3 K		3	0	1	0	0	1	0											
Dave Tomlin, L (8, 1)										0	0	0	0	0	0	0											
Doug Bair, R (9, 1)										0	0	0	0	0	0	0											
Inning Stats	R: 2 E: 0 K: 2 S: 8	H: 2 LOB: 0 BB: 1 P: 12	R: 0 E: 0 K: 1 S: 5	H: 0 LOB: 0 BB: 0 P: 5	R: 0 E: 0 K: 1 S: 6	H: 1 LOB: 1 BB: 0 P: 6	R: 0 E: 0 K: 1 S: 5	H: 0 LOB: 1 BB: 1 P: 9	R: 0 E: 0 K: 1 S: 5	H: 0 LOB: 0 BB: 0 P: 5	R: 0 E: 0 K: 0 S: 3	H: 0 LOB: 0 BB: 0 P: 3	R: 0 E: 0 K: 1 S: 5	H: 0 LOB: 2 BB: 0 P: 7	R: 0 E: 0 K: 1 S: 7	H: 2 LOB: 2 BB: 0 P: 7	1B: 4 2B: 0 3B: 0 HR: 1	SF: 0 SAC: 0 DP: 0 HBP: 0	WP: 0 PB: 0 SB: 0 CS: 1	PA: 33							
PITCHER	IP	WLS	BF	H	R	ER	SO	BB	IBB	HBP	BLK	WP	HR	S	P	ERA	WHIP										
J.R. Richard, R (1, 1) ERA: 3.5	8.0	L	28	3	2	2	8	2	0	0	0	0	1	42	50	2.25	0.625										
Joe Sambito, L (9, 1) ERA: 1.17	1.0		5	2	0	0	1	0	0	0	0	0	0	7	7	0.00	2.000										

Cincinnati Reds @ Houston Astros
Astrodome, Houston, TX
Mon Jun 25 1979, 8:05 PM EDT
Unknown

AB	31
R	2
H	5
RBI	2
BB	2
SO	9
LOB	10



Batter	1	2	3	4	5	6	7	8	9	AB	R	H	RBI	BB	SO	LOB	BOTTOM										
Jeffrey Leonard, R (1, 8) OBP: 0.351, SLG: 0.358	0-0 F7		0-3 K			0-3 K		4-0 BB		3	0	0	0	1	2	1											
Craig Reynolds, L (1, 6) OBP: 0.308, SLG: 0.350	0-0 SF7 3B		0-0 4-3			0-0 F7		0-0 F9		4	1	1	0	0	0	3											
Cesar Cedeno, R (1, 3) OBP: 0.372, SLG: 0.377	0-0 SF7			0-0 F8			0-0 S 1B		0-0 5-3	3	0	1	1	0	0	0											
Jose Cruz, L (1, 7) OBP: 0.358, SLG: 0.406	0-0 G3			0-0 4-3			0-3 K		0-0 F2	4	0	0	0	0	1	1											
Enos Cabell, R (1, 5) OBP: 0.296, SLG: 0.356		0-0 F8		0-0 4-3			0-0 5-3		0-0 P6	4	0	0	0	0	0	1											
Denny Walling, L (1, 9) OBP: 0.440, SLG: 0.605		0-0 F8			4-0 CS BB		0-0 G3			2	0	0	0	1	0	1											
Alan Ashby, S (1, 2) OBP: 0.287, SLG: 0.306		0-3 K			0-0 4-3			0-0 F8		3	0	0	0	0	1	1											
Rafael Landestoy, S (1, 4) OBP: 0.292, SLG: 0.218			0-0 E4 SH2-4		0-0 F7			0-0 S 1B		3	0	1	0	0	0	0											
J.R. Richard, R (1, 1) ERA: 4.18			0-0 SH2-4		0-0 F9			0-0 F9		1	0	0	0	0	0	0											
Terry Puhl, L (8, PH) ERA: 2.03										1	0	0	0	0	0	1											
Joe Sambito, L (9, 1) ERA: 3.61										0	0	0	0	0	0	0											
Inning Stats	R: 1 E: 0 K: 0 S: 4	H: 1 LOB: 0 BB: 0 P: 4	R: 0 E: 0 K: 1 S: 5	H: 0 LOB: 0 BB: 0 P: 5	R: 0 E: 1 K: 1 S: 6	H: 0 LOB: 1 BB: 0 P: 6	R: 0 E: 0 K: 0 S: 3	H: 0 LOB: 0 BB: 0 P: 3	R: 0 E: 0 K: 0 S: 2	H: 0 LOB: 0 BB: 1 P: 6	R: 0 E: 0 K: 1 S: 5	H: 0 LOB: 1 BB: 0 P: 5	R: 0 E: 0 K: 1 S: 6	H: 1 LOB: 1 BB: 0 P: 6	R: 0 E: 0 K: 0 S: 4	H: 1 LOB: 2 BB: 1 P: 8	R: 0 E: 0 K: 0 S: 3	H: 0 LOB: 0 BB: 0 P: 3	1B: 2 2B: 0 3B: 1 HR: 0	SF: 1 SAC: 1 DP: 0 HBP: 0	WP: 0 PB: 0 SB: 2 CS: 1	PA: 32					
PITCHER	IP	WLS	BF	H	R	ER	SO	BB	IBB	HBP	BLK	WP	HR	S	P	ERA	WHIP										
Tom Seaver, R (1, 1) ERA: 4.18	7.2	W	28	3	1	1	4	2	0	0	0	0	0	34	42	1.17	0.652										
Dave Tomlin, L (8, 1) ERA: 2.03	0.1		1	0	0	0	0	0	0	0	0	0	0	1	1	0.00	0.000										
Doug Bair, R (9, 1) ERA: 3.61	1.0	S	3	0	0	0	0	0	0	0	0	0	0	3	3	0.00	0.000										

Cincinnati Reds @ Houston Astros
Astrodome, Houston, TX
Mon Jun 25 1979, 8:05 PM EDT
Unknown

AB	28
R	1
H	3
RBI	1
BB	2
SO	4
LOB	9

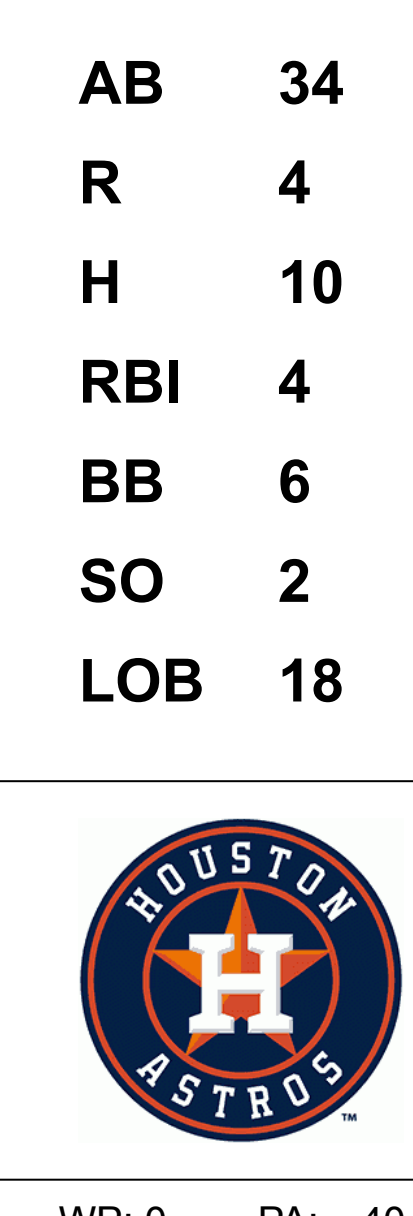


Batter	1	2	3	4	5	6	7	8	9	AB	R	H	RBI	BB	SO	LOB	TOP					
Dave Collins, S (1,9) OBP: 0.382, SLG: 0.443	6-3		4-3			1B		6-3		4	0	1	0	0	0	0	Cincinnati Reds @ Houston Astros Astrodome, Houston, TX Mon Jun 25 1979, 8:05 PM EDT Att: 46,313 - Dome					
Joe Morgan, L (1,4) OBP: 0.382, SLG: 0.402 Pedro Borbon, R (8,1) OBP: 0.333, SLG: 0.333	4-3			4-3		1B	G6-4-3	G3		4	0	1	0	0	0	0						
Dave Concepcion, R (1,6) OBP: 0.347, SLG: 0.441	FC6-4			P4		1B	G6-4-3	FC4-6		4	0	2	0	0	0	2						
George Foster, R (1,7) OBP: 0.403, SLG: 0.598	FC6-4			BB		1B		F7		3	0	0	0	1	0	2						
Dan Driessen, L (1,3) OBP: 0.327, SLG: 0.457	K			F9		1B		FC4-6		4	0	1	0	0	1	2						
Ray Knight, R (1,5) OBP: 0.373, SLG: 0.395	6-3			F9		1B		F9		4	0	1	0	0	0	1						
Paul Blair, R (1,8) OBP: 0.247, SLG: 0.356	F8			F8		1B		F9		4	0	1	0	0	0	1						
Vic Correll, R (1,2) OBP: 0.339, SLG: 0.411			5-3			1B		5-3		3	0	0	0	0	0	2						
Michael LaCoss, R (1,1) OBP: 0.105, SLG: 0.105 Dave Tomlin, L (7,1) Manny Sarmiento, R (7,1) Junior Kennedy, R (8,PH) OBP: 0.348, SLG: 0.307 (8,4)	4-3			5-3		1B		6-3		3	0	0	0	0	0	2						
								F9		2	0	0	0	0	0	0						
Inning Stats	R: 0 E: 0 K: 0 S: 4	H: 1 LOB: 1 BB: 0 P: 4	R: 0 E: 0 K: 1 S: 5	H: 0 LOB: 0 BB: 0 P: 5	R: 0 E: 0 K: 0 S: 3	H: 0 LOB: 0 BB: 0 P: 3	R: 0 E: 0 K: 0 S: 3	H: 0 LOB: 1 BB: 1 P: 7	R: 0 E: 0 K: 0 S: 3	H: 0 LOB: 0 BB: 0 P: 3	R: 0 E: 0 K: 0 S: 4	H: 2 LOB: 1 BB: 0 P: 4	R: 0 E: 0 K: 0 S: 5	H: 2 LOB: 0 BB: 0 P: 5	R: 0 E: 0 K: 0 S: 3	H: 0 LOB: 0 BB: 0 P: 3	R: 0 E: 0 K: 0 S: 4	H: 1 LOB: 1 BB: 0 P: 4	1B: 6 2B: 0 3B: 0 HR: 0	SF: 0 SAC: 0 DP: 1 HBP: 0	WP: 0 PB: 0 SB: 0 CS: 0	PA: 33
PITCHER Randy Niemann, L (1,1) ERA: 1.7	IP: 9.0 WLS: W BF: 33 H: 6 R: 0 ER: 0 SO: 1 BB: 1 IBB: 0 HBP: 0 BLK: 0 WP: 0 HR: 0 S: 34 P: 38 ERA: 0.00 WHIP: 0.778															PITCHER						

AB	32
R	0
H	6
RBI	0
BB	1
SO	1
LOB	11



Batter	1	2	3	4	5	6	7	8	9	AB	R	H	RBI	BB	SO	LOB	BOTTOM			
Rafael Landestoy, S (1,4) OBP: 0.286, SLG: 0.217	1-3		6-3			2-3		4-3		5	0	1	0	0	0	3	Cincinnati Reds @ Houston Astros Astrodome, Houston, TX Mon Jun 25 1979, 8:05 PM EDT Att: 46,313 - Dome			
Craig Reynolds, L (1,6) OBP: 0.305, SLG: 0.358	5-3		1-3			1B		BB		5	1	2	0	0	0	1				
Cesar Cedeno, R (1,3) OBP: 0.373, SLG: 0.372	5-3			G3		BB		BB		3	1	0	0	2	1	1				
Jose Cruz, L (1,7) OBP: 0.355, SLG: 0.406		6-3		E3		L6		BB		5	1	1	1	0	0	3				
Enos Cabell, R (1,5) OBP: 0.296, SLG: 0.361		G3		F7		5-3		BB		4	1	1	2	0	0	1				
Denny Walling, L (1,9) OBP: 0.463, SLG: 0.609		BB		BB		4-3		BB		3	0	2	1	1	0	0				
Jeffrey Leonard, R (1,8) OBP: 0.366, SLG: 0.366		BB		BB		1B		BB		2	0	2	0	2	0	0				
Bruce Bochy, R (1,2) OBP: 0.247, SLG: 0.265		BB		BB		1B		BB		4	0	1	0	0	1	7				
Randy Niemann, L (1,1) OBP: 0.214, SLG: 0.154			F7			1-3		G4-6-3		3	0	0	0	1	0	2				
Inning Stats	R: 0 E: 0 K: 0 S: 3	H: 0 LOB: 0 BB: 0 P: 3	R: 0 E: 0 K: 1 S: 6	H: 1 LOB: 2 BB: 1 P: 10	R: 0 E: 0 K: 0 S: 3	H: 0 LOB: 0 BB: 0 P: 3	R: 0 E: 1 K: 0 S: 4	H: 0 LOB: 3 BB: 2 P: 12	R: 0 E: 0 K: 0 S: 4	H: 1 LOB: 2 BB: 1 P: 8	R: 0 E: 0 K: 0 S: 5	H: 2 LOB: 3 BB: 1 P: 9	R: 4 E: 0 K: 0 S: 7	H: 5 LOB: 1 BB: 1 P: 11	R: 0 E: 0 K: 1 S: 6	H: 1 LOB: 1 BB: 0 P: 6	1B: 7 2B: 1 3B: 2 HR: 0	SF: 0 SAC: 0 DP: 1 HBP: 0	WP: 0 PB: 0 SB: 1 CS: 0	PA: 40
PITCHER Michael LaCoss, R (1,1) ERA: 2.41 Dave Tomlin, L (7,1) ERA: 2.32 Manny Sarmiento, R (7,1) ERA: 4.97 Pedro Borbon, R (8,1) ERA: 3.43	IP: 6.0 WLS: L BF: 30 H: 5 R: 2 ER: 2 SO: 1 BB: 6 IBB: 0 HBP: 0 BLK: 0 WP: 0 HR: 0 S: 26 P: 50 ERA: 3.00 WHIP: 1.833															PITCHER				



Batter	1	2	3	4	5	6	7	8	9	AB	R	H	RBI	BB	SO	LOB	TOP					
Dave Concepcion, R (1.6) OBP: 0.335, SLG: 0.425	6-3		K		F8	5-3	F8		K	6	0	0	0	0	2	2	Cincinnati Reds @ Los Angeles Dodgers Dodger Stadium, Los Angeles, CA Wed Jun 27 1979, 7:05 PM PDT Att: 40,768 - Unknown livebaseballscorecards.com					
Joe Morgan, L (1.4) OBP: 0.388, SLG: 0.417 Junior Kennedy, R (8.4) OBP: 0.352, SLG: 0.313	4-3		5-3 BB		HR	1B 2B		1B BB	G4-6-3 1B	2	3	1	1	3	0	0						
Ken Griffey, L (1.9) OBP: 0.353, SLG: 0.451	K		5-3		1B 2B	2B 1B		F8	G4-6-3 1-2	6	2	2	0	0	1	5						
George Foster, R (1.7) OBP: 0.411, SLG: 0.625 Dave Collins, S (8.7) OBP: 0.362, SLG: 0.443					1B 2B	1B 2B		1B		3	3	2	1	2	0	0						
Johnny Bench, R (1.2) OBP: 0.365, SLG: 0.391					1B IBB	1B 2B		1B		0	0	0	0	0	0	0						
Arturo DeFrias, R (1.3) OBP: 0.200, SLG: 0.265					1B	1B		1B		4	0	2	3	1	1	5						
Rick Auerbach, R (1.5) OBP: 0.239, SLG: 0.341					2B	1B		1B		5	1	2	1	0	2	2						
Paul Blair, R (1.8) OBP: 0.244, SLG: 0.338					2B	2B		1B		5	0	3	3	0	2	3						
Fred Norman, S (1.1) OBP: 0.241, SLG: 0.120					1B	2B		1B		4	0	1	0	1	2	3						
Inning Stats	R: 0 E: 0 K: 1 S: 5	H: 0 LOB: 0 BB: 0 P: 5	R: 0 E: 0 K: 1 S: 6	H: 1 LOB: 2 BB: 1 P: 10	R: 0 E: 0 K: 1 S: 6	H: 1 LOB: 3 BB: 2 P: 14	R: 0 E: 0 K: 2 S: 8	H: 1 LOB: 1 BB: 0 P: 8	R: 4 E: 0 K: 1 S: 9	H: 4 LOB: 2 BB: 2 P: 17	R: 3 E: 0 K: 2 S: 10	H: 3 LOB: 1 BB: 1 P: 14	R: 0 E: 0 K: 1 S: 5	H: 0 LOB: 0 BB: 0 P: 5	R: 2 E: 0 K: 1 S: 8	H: 3 LOB: 2 BB: 1 P: 12		R: 0 E: 0 K: 1 S: 5	H: 1 LOB: 1 BB: 1 P: 9	1B: 8 2B: 5 3B: 0 HR: 1	SF: 0 SAC: 0 DP: 1 HBP: 0	WP: 0 PB: 0 SB: 0 CS: 0
PITCHER	IP	WLS	BF	H	R	ER	SO	BB	IBB	HBP	BLK	WP	HR	S	P	ERA	WHIP					
Jerry Reuss, L (1.1) ERA: 5.36	5.1	L	30	8	6	6	6	3	3	0	0	0	1	36	60	10.12	2.062					
Dave Patterson, R (6.1) ERA: 6.43	2.2		14	5	3	3	4	1	0	0	0	0	0	21	25	10.12	2.250					
Ken Brett, L (9.1) ERA: 5.68	1.0		4	1	0	0	1	1	0	0	0	0	0	5	9	0.00	2.000					

Batter	1	2	3	4	5	6	7	8	9	AB	R	H	RBI	BB	SO	LOB	BOTTOM					
Davey Lopes, R (1.4) OBP: 0.367, SLG: 0.529	L7		2B			F8		5-3		4	0	1	0	0	0	1	Cincinnati Reds @ Los Angeles Dodgers Dodger Stadium, Los Angeles, CA Wed Jun 27 1979, 7:05 PM PDT Att: 40,768 - Unknown livebaseballscorecards.com					
Bill Russell, R (1.6) OBP: 0.316, SLG: 0.393	6-3		F3			K		F9		4	0	0	0	0	1	2						
Reggie Smith, S (1.9) OBP: 0.367, SLG: 0.467	F8					6-3			CS 1B	4	0	1	0	0	0	0						
Steve Garvey, R (1.3) OBP: 0.350, SLG: 0.489								F2	F8	4	0	2	0	0	0	1						
Ron Cey, R (1.5) OBP: 0.393, SLG: 0.530								F9	6-3	4	0	0	0	0	0	2						
Dusty Baker Jr., R (1.7) OBP: 0.340, SLG: 0.462 Von Joshua, L (9.7) OBP: 0.306, SLG: 0.532								P4		3	0	0	0	0	0	2						
Derrel Thomas, S (1.8) OBP: 0.339, SLG: 0.347										0	0	0	0	0	0	0						
Steve Yeager, R (1.2) OBP: 0.246, SLG: 0.317									CS 1B	3	1	1	0	0	0	1						
Jerry Reuss, L (1.1) OBP: 0.154, SLG: 0.083 Dave Patterson, R (6.1) Manny Mota, R (6. PH) OBP: 0.412, SLG: 0.333 Ken Brett, L (9.1)										2	0	0	0	0	2	0						
Inning Stats	R: 0 E: 0 K: 0 S: 3	H: 0 LOB: 0 BB: 0 P: 3	R: 0 E: 0 K: 0 S: 4	H: 1 LOB: 1 BB: 0 P: 4	R: 0 E: 0 K: 1 S: 6	H: 1 LOB: 1 BB: 0 P: 6	R: 0 E: 0 K: 0 S: 4	H: 1 LOB: 1 BB: 0 P: 4	R: 0 E: 0 K: 1 S: 5	H: 0 LOB: 0 BB: 0 P: 5	R: 0 E: 0 K: 1 S: 5	H: 0 LOB: 0 BB: 0 P: 5	R: 0 E: 0 K: 0 S: 3	H: 0 LOB: 0 BB: 0 P: 3	R: 1 E: 1 K: 0 S: 5	H: 2 LOB: 1 BB: 0 P: 5		R: 0 E: 0 K: 0 S: 3	H: 1 LOB: 0 BB: 0 P: 3	1B: 4 2B: 2 3B: 0 HR: 0	SF: 0 SAC: 0 DP: 0 HBP: 0	WP: 0 PB: 0 SB: 0 CS: 1
PITCHER	IP	WLS	BF	H	R	ER	SO	BB	IBB	HBP	BLK	WP	HR	S	P	ERA	WHIP					
Fred Norman, L (1.1) ERA: 3.38	9.0	W	32	6	1	0	3	0	0	0	0	0	0	38	38	0.00	0.667					

Batter	1	2	3	4	5	6	7	8	9	AB	R	H	RBI	BB	SO	LOB	TOP					
Dave Concepcion, R (1, 6) OBP: 0.337, SLG: 0.424	0-0 2B 1B	0-0 4-3			0-0 5-3		0-0 FC4-6 BB	0-0 SH3-4	3 1 1 0 1 0 2								Cincinnati Reds @ Los Angeles Dodgers Dodger Stadium, Los Angeles, CA Thu Jun 28 1979, 7:05 PM PDT Att: 38,873 - Unknown					
Joe Morgan, L (1, 4) OBP: 0.388, SLG: 0.419	0-0 4-3 SF8 2B		0-0 CS BB		0-0 F9		0-0 FC4-6	0-0 L6	4 1 1 1 1 0 3													
Ken Griffey, L (1, 9) OBP: 0.352, SLG: 0.448	0-0 4-3		0-0 F8		0-0 2B 1B		0-0 G3		4 0 1 0 0 0 4													
George Foster, R (1, 7) OBP: 0.413, SLG: 0.629	0-0 SF8		0-0 1B		0-0 1H 2B			0-3 K	3 0 2 1 0 1 0													
Dan Driessen, L (1, 3) OBP: 0.329, SLG: 0.450	0-0 6-3		0-0 F7		0-0 4-3		0-0 FC6-4 1B BB	4-0 K	3 0 0 0 1 0 1													
Johnny Bench, R (1, 2) OBP: 0.363, SLG: 0.388		0-0 F8		0-0 5-3		0-3 K	0-0 FC6-4 1B	0-0 K	4 0 1 0 0 1 0													
Rick Auerbach, R (1, 5) Doug Bair, R (8, 1)		4-0 FC6-4 BB		0-0 6-3		0-0 5-3	0-0 FC6-4	0-0 FC6-4	3 0 0 0 1 0 2									AB 32				
Cesar Geronimo, L (1, 8) OBP: 0.307, SLG: 0.373		0-0 FC6-4 1B		0-0 1B		0-3 K	0-3 K	0-3 K	0 0 0 0 0 0 0									R 2				
Tom Hume, R (1, 1) Junior Kennedy, R (8, 5)		0-0 1B		0-3 K		0-0 FC4-6 BB 1B		0-0 L6 SH3-4 1B	4 0 1 0 0 2 3									H 10				
									3 0 2 0 0 1 1									RBI 2				
									1 0 1 0 0 0 0								BB 4					
																	SO 5					
																	LOB 16					
Inning Stats	R: 2 E: 0 K: 0 S: 5	H: 2 LOB: 0 BB: 0 P: 5	R: 0 E: 0 K: 0 S: 4	H: 1 LOB: 2 BB: 1 P: 8	R: 0 E: 0 K: 1 S: 3	H: 1 LOB: 1 BB: 0 P: 7	R: 0 E: 0 K: 1 S: 6	H: 1 LOB: 1 BB: 0 P: 6	R: 0 E: 0 K: 0 S: 4	H: 2 LOB: 2 BB: 0 P: 4	R: 0 E: 0 K: 1 S: 5	H: 0 LOB: 0 BB: 0 P: 5	R: 0 E: 0 K: 1 S: 6	H: 1 LOB: 2 BB: 1 P: 10	R: 0 E: 0 K: 2 S: 8	H: 1 LOB: 2 BB: 0 P: 12	R: 0 E: 0 K: 0 S: 3	H: 1 LOB: 0 BB: 0 P: 3	1B: 8 2B: 3 3B: 0 HR: 0	SF: 1 SAC: 1 DP: 1 HBP: 0	WP: 0 PB: 0 SB: 0 CS: 1	PA: 38
PITCHER Burt Hooton, R (1, 1) ERA: 3.14	IP: 9.0 WLS: L BF: 38 H: 10 R: 2 ER: 2 SO: 5 BB: 4 IBB: 0 HBP: 0 BLK: 0 WP: 0 HR: 0 S: 44 P: 60 ERA: 2.00 WHIP: 1.556																					

Batter	1	2	3	4	5	6	7	8	9	AB	R	H	RBI	BB	SO	LOB	BOTTOM					
Davey Lopes, R (1, 4) OBP: 0.363, SLG: 0.522	0-0 6-3		0-0 F8		0-0 F9		0-0 F7		4 0 0 0 0 0 1								Cincinnati Reds @ Los Angeles Dodgers Dodger Stadium, Los Angeles, CA Thu Jun 28 1979, 7:05 PM PDT Att: 38,873 - Unknown					
Bill Russell, R (1, 6) OBP: 0.312, SLG: 0.388	0-0 6-3		0-0 F9		0-0 P3			0-0 6-3	4 0 0 0 0 0 0													
Reggie Smith, S (1, 9) OBP: 0.369, SLG: 0.474	0-0 G3			0-0 F8		0-0 4-3 SF7 2B		0-0 G6-4-3 1B	4 1 2 0 0 0 0													
Steve Garvey, R (1, 3) OBP: 0.348, SLG: 0.486		0-3 K		0-0 BB 1B		0-0 4-3		0-0 G6-4-3	4 0 1 0 0 1 2													
Ron Cey, R (1, 5) OBP: 0.391, SLG: 0.528		0-0 E5 1B		0-0 BB 1B		0-0 SF7		0-3 K	3 0 1 1 0 1 0													
Gary Thomasson, L (1, 7) OBP: 0.340, SLG: 0.386		0-3 K		0-3 K		0-0 3-1		0-3 K	4 0 0 0 0 3 3													
Derrel Thomas, S (1, 8) OBP: 0.349, SLG: 0.353		0-0 1B		4-0 FC6-4 BB		0-0 SH1-4 1B		0-0 P6	3 0 2 0 1 0 0													
Steve Yeager, R (1, 2) OBP: 0.241, SLG: 0.310		0-0 F9		0-0 FC6-4		0-0 F3			3 0 0 0 0 0 6													
Burt Hooton, R (1, 1) OBP: 0.222, SLG: 0.273			0-0 6-3		0-0 P6		0-0 SH1-4		2 0 0 0 0 0 0													
																		AB 31				
																	R 1					
																	H 6					
																	RBI 1					
																	BB 1					
																	SO 5					
																	LOB 12					
Inning Stats	R: 0 E: 0 K: 0 S: 3	H: 0 LOB: 0 BB: 0 P: 3	R: 0 E: 1 K: 2 S: 9	H: 1 LOB: 2 BB: 0 P: 9	R: 0 E: 0 K: 0 S: 3	H: 0 LOB: 0 BB: 0 P: 3	R: 0 E: 0 K: 1 S: 7	H: 2 LOB: 3 BB: 1 P: 11	R: 0 E: 0 K: 0 S: 3	H: 0 LOB: 0 BB: 0 P: 3	R: 1 E: 0 K: 0 S: 4	H: 1 LOB: 0 BB: 0 P: 4	R: 0 E: 0 K: 0 S: 4	H: 1 LOB: 1 BB: 0 P: 4	R: 0 E: 0 K: 0 S: 3	H: 1 LOB: 0 BB: 0 P: 3	R: 0 E: 0 K: 2 S: 7	H: 0 LOB: 0 BB: 0 P: 7	1B: 5 2B: 1 3B: 0 HR: 0	SF: 1 SAC: 1 DP: 1 HBP: 0	WP: 0 PB: 0 SB: 0 CS: 0	PA: 34
PITCHER Tom Hume, R (1, 1) ERA: 3.34	IP: 7.0 WLS: W BF: 28 H: 5 R: 1 ER: 1 SO: 1 BB: 1 IBB: 0 HBP: 0 BLK: 0 WP: 0 HR: 0 S: 33 P: 37 ERA: 1.29 WHIP: 0.857																					
Doug Bair, R (8, 1) ERA: 3.86	IP: 2.0 WLS: S BF: 6 H: 1 R: 0 ER: 0 SO: 2 BB: 0 IBB: 0 HBP: 0 BLK: 0 WP: 0 HR: 10 S: 10 P: 10 ERA: 0.00 WHIP: 0.500																					

Batter	1	2	3	4	5	6	7	8	9	AB	R	H	RBI	BB	SO	LOB	TOP				
Dave Concepcion, R (1, 6) OBP: 0.344, SLG: 0.427	1-1 SH1-3 4-3 2B		0-0 F8		0-0 5-3			0-2 E 1B		4	1	2	0	0	0	0	Cincinnati Reds @ San Francisco Giants Candlestick Park, San Francisco, CA Sun Jul 01 1979, 6:33 AM EDT Unknown				
Joe Morgan, L (1, 4) OBP: 0.394, SLG: 0.421	0-0 SH1-3 2-3		2-0 1B		1-1 F9			4-1 1B		2	0	1	0	1	0	0					
Ken Griffey, L (1, 9) OBP: 0.350, SLG: 0.440	1-1 4-3		2-2 F6		0-0 4-3			0-3 K		4	0	0	1	0	1	4					
George Foster, R (1, 7) OBP: 0.401, SLG: 0.610	2-3 K2-3		3-1 FC6-4 1B		0-3 K			0-0 P3		4	0	1	0	0	2	3					
Johnny Bench, R (1, 2)		4-1 FC1-6 1B	0-0 FC6-4 1B		0-0 4-3			0-0 F8		3	0	0	0	1	0	5					
Dan Driessen, L (1, 3) OBP: 0.338, SLG: 0.452		3-1 FC1-6 1B		2-0 4-3			3-2 FC1-6 1B	0-3 K		4	0	2	0	0	1	0					
Rick Auerbach, R (1, 5) Harry Spilman, L (9, PH) OBP: 0.556, SLG: 0.571		0-1 FC1-6		2-3 K			0-1 FC1-6 G6-4-3	0-0 F7		3	0	0	0	0	1	3					
Paul Blair, R (1, 8) Cesar Geronimo, L (9, PH) OBP: 0.356, SLG: 0.367		0-3 K		0-0 F6			0-1 G6-4-3	0-0 1B		3	0	0	0	0	1	3					
Michael LaCoss, R (1, 1) Dave Collins, S (8, PH) Doug Bair, R (8, PH) Hector Cruz, R (9, PH) OBP: 0.207, SLG: 0.115		2-0 1-3		0-0 F3				3-2 E 1B	0-0 6-3	2	0	0	0	0	0	2					
Inning Stats	R: 1 E: 0 K: 1 S: 8	H: 1 LOB: 0 BB: 0 P: 12	R: 0 E: 0 K: 1 S: 9	H: 1 LOB: 2 BB: 1 P: 18	R: 0 E: 0 K: 0 S: 10	H: 2 LOB: 2 BB: 0 P: 17	R: 0 E: 0 K: 1 S: 5	H: 0 LOB: 0 BB: 0 P: 9	R: 0 E: 0 K: 0 S: 4	H: 0 LOB: 0 BB: 0 P: 5	R: 0 E: 0 K: 0 S: 7	H: 1 LOB: 0 BB: 0 P: 10	R: 0 E: 2 K: 1 S: 15	H: 1 LOB: 3 BB: 1 P: 22	R: 0 E: 0 K: 1 S: 6	H: 1 LOB: 1 BB: 0 P: 6		1B: 6 2B: 1 3B: 0 HR: 0	SF: 0 SAC: 1 DP: 1 HBP: 0	WP: 0 PB: 0 SB: 0 CS: 0	PA: 36
PITCHER	IP	WLS	BF	H	R	ER	SO	BB	IBB	HBP	BLK	WP	HR	S	P	ERA	WHIP				
John Curtis, L (1, 1) ERA: 4.38	7.0	W	29	6	1	1	4	2	0	0	0	0	0	58	93	1.29	1.143				
Gary Lavelle, L (8, 1) ERA: 2.38	0.1		1	0	0	0	1	0	0	0	0	0	0	3	3	0.00	0.000				
Pedro Borbon, R (8, 1) ERA: 3.23	0.0	S	0	0	0	0	0	0	0	0	0	0	0	0	0	∞	∞				

AB	33
R	1
H	7
RBI	1
BB	2
SO	6
LOB	21



Batter	1	2	3	4	5	6	7	8	9	AB	R	H	RBI	BB	SO	LOB	BOTTOM				
Bill North, S (1, 8) OBP: 0.401, SLG: 0.376	1-1 4-3		3-2 F9		0-0 G1			0-0 5-3		4	0	0	0	0	0	1	Cincinnati Reds @ San Francisco Giants Candlestick Park, San Francisco, CA Sun Jul 01 1979, 6:33 AM EDT Unknown				
Joe Strain, R (1, 4) OBP: 0.286, SLG: 0.308	1-0 1-3		0-0 4-3		0-1 1-3			0-0 F7		4	0	0	0	0	0	1					
Jack Clark, R (1, 9) OBP: 0.354, SLG: 0.472	3-3 K		1-2 F8		3-2 5-3			0-0 F9		4	0	0	0	0	1	0					
Willie McCovey, L (1, 3) OBP: 0.349, SLG: 0.538		1-1 HR		0-2 G4-6-3 1B		1-0 F9		1-0 F9		3	1	2	1	0	0	0					
Darrell Evans, L (1, 5) OBP: 0.341, SLG: 0.372		3-2 HR		4-1 G4-6-3 1B		1-3 K				2	1	1	1	1	1	0					
Terry Whitfield, L (1, 7) OBP: 0.367, SLG: 0.431		4-2 CS BB		0-0 G4-6-3		1-0 4-3				2	0	0	0	1	0	2					
Roger Metzger, S (1, 6) OBP: 0.253, SLG: 0.269		1-2 F9		0-0 G3		4-2 BLK BB				2	0	0	0	1	0	2					
Mike Sadek, R (1, 2) OBP: 0.246, SLG: 0.254		3-1 FC5-4 1B		4-2 G1 SH3-4 BB		0-0 F7				2	0	1	0	1	0	1					
John Curtis, L (1, 1) OBP: 0.071, SLG: 0.071 Gary Lavelle, S (8, 1) Pedro Borbon, R (8, 1) OBP: 0.333, SLG: 0.333		2-1 FC5-4		2-0 SH3-4		0-1 F9				2	0	0	0	0	0	0					
Inning Stats	R: 0 E: 0 K: 1 S: 6	H: 0 LOB: 0 BB: 0 P: 11	R: 2 E: 0 K: 0 S: 15	H: 3 LOB: 1 BB: 1 P: 29	R: 0 E: 0 K: 0 S: 7	H: 0 LOB: 0 BB: 0 P: 11	R: 0 E: 0 K: 0 S: 6	H: 1 LOB: 1 BB: 1 P: 10	R: 0 E: 0 K: 0 S: 8	H: 0 LOB: 1 BB: 1 P: 14	R: 0 E: 0 K: 1 S: 7	H: 0 LOB: 0 BB: 0 P: 12	R: 0 E: 0 K: 0 S: 6	H: 0 LOB: 1 BB: 1 P: 11	R: 0 E: 0 K: 0 S: 3	H: 0 LOB: 0 BB: 0 P: 3		1B: 2 2B: 0 3B: 0 HR: 2	SF: 0 SAC: 1 DP: 1 HBP: 0	WP: 0 PB: 0 SB: 0 CS: 1	PA: 30
PITCHER	IP	WLS	BF	H	R	ER	SO	BB	IBB	HBP	BLK	WP	HR	S	P	ERA	WHIP				
Michael LaCoss, R (1, 1) ERA: 2.42	7.0	L	27	4	2	2	2	4	0	0	1	0	0	55	98	2.57	1.143				
Doug Bair, R (8, 1) ERA: 3.77	1.0		3	0	0	0	0	0	0	0	0	0	0	3	3	0.00	0.000				

AB	25
R	2
H	4
RBI	2
BB	4
SO	2
LOB	9



Batter	1	2	3	4	5	6	7	8	9	AB	R	H	RBI	BB	SO	LOB	TOP		
Dave Concepcion, R OBP: 0.347, SLG: 0.428 (1, 6)	1-2 2-3 1B 1B	0-0 1B BB		0-0 6-3			0-3 K		4-0 BB	4	0	2	1	1	1	0	Cincinnati Reds @ San Francisco Giants Candlestick Park, San Francisco, CA Sun Jul 01 1979, 6:38 AM EDT Att: 50,924 - Unknown livebaseballscorecards.com		
Junior Kennedy, R OBP: 0.351, SLG: 0.308 (1, 4)	0-3 K	4-0 1B BB		0-0 4-3			0-0 F8		0-0 5-3	4	0	0	1	1	1	2			
Ken Griffey, L OBP: 0.358, SLG: 0.446 (1, 9)	2-1 1B 1B	0-0 1B BB			4-0 SH5-3 BB		0-0 1B			3	0	3	1	1	0	0			
George Foster, R OBP: 0.399, SLG: 0.605 Cesar Geronimo, L OBP: 0.305, SLG: 0.365 (2, 8)	1-0 2-3	0-0 F3		0-0 SH5-3			0-3 K			2	0	0	0	0	0	5			
Dan Driessen, L OBP: 0.333, SLG: 0.445 (1, 3)	2-3 K	0-0 1-3		0-0 F7			0-0 6-3			4	0	0	0	0	1	6			
Hector Cruz, R OBP: 0.212, SLG: 0.103 (2, 7)		4-0 BB 1B BB		0-0 L7			0-3 K			3	1	0	0	1	1	1			
Rick Auerbach, R OBP: 0.246, SLG: 0.298 (1, 5)		1-0 1B BB 1B		0-0 F8			0-3 K			4	1	1	0	0	1	0			
Vic Correll, R OBP: 0.329, SLG: 0.371 (1, 2)		4-0 BB 1B BB		0-3 K			0-0 B1-3			3	1	0	0	1	1	0			
Paul Moskau, R OBP: 0.265, SLG: 0.192 Manny Sarmiento, R OBP: 0.240, SLG: 0.500 Harry Spilman, L OBP: 0.240, SLG: 0.500 Mario Soto, R OBP: 0.240, SLG: 0.500 Tom Hume, R OBP: 0.240, SLG: 0.500 Dave Collins, S OBP: 0.240, SLG: 0.500 (1, 1)	0-3 K			0-0 5-3			0-0 G3			2	0	0	0	0	1	3			
Inning Stats	R: 0 E: 0 K: 2 S: 13	H: 2 LOB: 2 BB: 0 P: 19	R: 3 E: 0 K: 1 S: 8	H: 3 LOB: 3 BB: 3 P: 21	R: 0 E: 0 K: 1 S: 5	H: 0 LOB: 0 BB: 0 P: 5	R: 0 E: 0 K: 0 S: 3	H: 0 LOB: 1 BB: 1 P: 7	R: 0 E: 0 K: 1 S: 5	H: 0 LOB: 0 BB: 0 P: 5	R: 0 E: 0 K: 1 S: 8	H: 0 LOB: 0 BB: 0 P: 5	R: 0 E: 0 K: 1 S: 5	H: 0 LOB: 1 BB: 1 P: 7	R: 0 E: 0 K: 1 S: 3	H: 0 LOB: 1 BB: 1 P: 7		1B: 6 2B: 0 3B: 0 HR: 0	SF: 0 SAC: 1 DP: 0 HBP: 0
PITCHER	IP WLS BF H R ER SO BB IBB HBP BLK WP HR S P ERA WHIP	IP WLS BF H R ER SO BB IBB HBP BLK WP HR S P ERA WHIP	IP WLS BF H R ER SO BB IBB HBP BLK WP HR S P ERA WHIP	IP WLS BF H R ER SO BB IBB HBP BLK WP HR S P ERA WHIP	IP WLS BF H R ER SO BB IBB HBP BLK WP HR S P ERA WHIP	IP WLS BF H R ER SO BB IBB HBP BLK WP HR S P ERA WHIP	IP WLS BF H R ER SO BB IBB HBP BLK WP HR S P ERA WHIP	IP WLS BF H R ER SO BB IBB HBP BLK WP HR S P ERA WHIP	IP WLS BF H R ER SO BB IBB HBP BLK WP HR S P ERA WHIP	IP WLS BF H R ER SO BB IBB HBP BLK WP HR S P ERA WHIP	IP WLS BF H R ER SO BB IBB HBP BLK WP HR S P ERA WHIP	IP WLS BF H R ER SO BB IBB HBP BLK WP HR S P ERA WHIP	IP WLS BF H R ER SO BB IBB HBP BLK WP HR S P ERA WHIP	IP WLS BF H R ER SO BB IBB HBP BLK WP HR S P ERA WHIP	IP WLS BF H R ER SO BB IBB HBP BLK WP HR S P ERA WHIP	IP WLS BF H R ER SO BB IBB HBP BLK WP HR S P ERA WHIP	IP WLS BF H R ER SO BB IBB HBP BLK WP HR S P ERA WHIP	IP WLS BF H R ER SO BB IBB HBP BLK WP HR S P ERA WHIP	IP WLS BF H R ER SO BB IBB HBP BLK WP HR S P ERA WHIP



Batter	1	2	3	4	5	6	7	8	9	AB	R	H	RBI	BB	SO	LOB	BOTTOM		
Larry Herndon, R OBP: 0.357, SLG: 0.512 (1, 8)	0-3 K	0-0 1-3		0-0 F9			0-0 5-3			5	0	1	2	0	1	4	Cincinnati Reds @ San Francisco Giants Candlestick Park, San Francisco, CA Sun Jul 01 1979, 6:38 AM EDT Att: 50,924 - Unknown livebaseballscorecards.com		
Rob Andrews, R OBP: 0.304, SLG: 0.290 (1, 4)	4-0 2B SF9 BB			0-3 K			0-0 F2		0-0 5-3	4	1	1	0	1	1	1			
Jack Clark, R OBP: 0.357, SLG: 0.485 (1, 9)	0-0 1-3 2B			0-0 HR			4-0 3B BB		0-3 K	4	2	2	1	1	1	4			
Darrell Evans, L OBP: 0.345, SLG: 0.383 (1, 5)	0-0 SF9			0-0 1B			0-0 1H 3B		4-0 1B CS BB	3	0	2	2	1	1	0			
Mike Ivie, R OBP: 0.305, SLG: 0.475 (1, 3)	0-3 K			0-3 K			0-3 K		0-0 6-3	5	0	0	0	0	4	4			
Terry Whitfield, L OBP: 0.368, SLG: 0.426 (1, 7)		0-0 3-1		0-3 K			4-0 IBB		4-0 CS 1B	3	1	0	0	2	1	1			
Johnnie LetMaster, R OBP: 0.320, SLG: 0.310 Gary Lavelle, S OBP: 0.500, SLG: 0.500 (6, 1)		4-0 1B BB		0-3 K			0-0 F9		0-0 CS 2B 1B	2	0	0	0	1	1	2			
Mike Sadek, R OBP: 0.274, SLG: 0.313 (1, 2)		0-0 1-2 1B		0-0 L6			0-0 1B		0-0 1B 2B	4	2	3	2	0	0	0			
Philip Nastu, L OBP: 0.154, SLG: 0.043 Tom Griffin, R OBP: 0.368, SLG: 0.444 Greg Minton, S OBP: 0.291, SLG: 0.273 (2, 1)	0-0 F6			4-0 BB			0-0 2-3 1B		4-0 1B 1B BB	0	0	0	0	0	0	0			
Inning Stats	R: 1 E: 0 K: 2 S: 8	H: 1 LOB: 1 BB: 1 P: 12	R: 0 E: 0 K: 0 S: 4	H: 1 LOB: 2 BB: 1 P: 8	R: 1 E: 1 K: 3 S: 11	H: 2 LOB: 1 BB: 0 P: 11	R: 0 E: 0 K: 1 S: 5	H: 0 LOB: 1 BB: 1 P: 9	R: 1 E: 0 K: 1 S: 6	H: 1 LOB: 2 BB: 2 P: 14	R: 1 E: 0 K: 1 S: 7	H: 2 LOB: 1 BB: 0 P: 7	R: 3 E: 0 K: 1 S: 8	H: 4 LOB: 3 BB: 3 P: 20	R: 0 E: 0 K: 1 S: 5	H: 0 LOB: 0 BB: 0 P: 5		1B: 6 2B: 3 3B: 1 HR: 1	SF: 1 SAC: 0 DP: 0 HBP: 0
PITCHER	IP WLS BF H R ER SO BB IBB HBP BLK WP HR S P ERA WHIP	IP WLS BF H R ER SO BB IBB HBP BLK WP HR S P ERA WHIP	IP WLS BF H R ER SO BB IBB HBP BLK WP HR S P ERA WHIP	IP WLS BF H R ER SO BB IBB HBP BLK WP HR S P ERA WHIP	IP WLS BF H R ER SO BB IBB HBP BLK WP HR S P ERA WHIP	IP WLS BF H R ER SO BB IBB HBP BLK WP HR S P ERA WHIP	IP WLS BF H R ER SO BB IBB HBP BLK WP HR S P ERA WHIP	IP WLS BF H R ER SO BB IBB HBP BLK WP HR S P ERA WHIP	IP WLS BF H R ER SO BB IBB HBP BLK WP HR S P ERA WHIP	IP WLS BF H R ER SO BB IBB HBP BLK WP HR S P ERA WHIP	IP WLS BF H R ER SO BB IBB HBP BLK WP HR S P ERA WHIP	IP WLS BF H R ER SO BB IBB HBP BLK WP HR S P ERA WHIP	IP WLS BF H R ER SO BB IBB HBP BLK WP HR S P ERA WHIP	IP WLS BF H R ER SO BB IBB HBP BLK WP HR S P ERA WHIP	IP WLS BF H R ER SO BB IBB HBP BLK WP HR S P ERA WHIP	IP WLS BF H R ER SO BB IBB HBP BLK WP HR S P ERA WHIP	IP WLS BF H R ER SO BB IBB HBP BLK WP HR S P ERA WHIP	IP WLS BF H R ER SO BB IBB HBP BLK WP HR S P ERA WHIP	IP WLS BF H R ER SO BB IBB HBP BLK WP HR S P ERA WHIP



Batter	1	2	3	4	5	6	7	8	9	AB	R	H	RBI	BB	SO	LOB	TOP										
Terry Puhl, L (1, 8) OBP: 0.351, SLG: 0.377	F8			1B 2B 1B		K		BB BB BB		3	1	1	0	1	1	0	Houston Astros @ Cincinnati Reds Riverfront Stadium, Cincinnati, OH Tue Jul 03 1979, 7:05 PM EDT Att: 36,787 - Unknown										
Craig Reynolds, L (1, 6) OBP: 0.304, SLG: 0.355	1-3			2B 1B		P5		BB BB BB		4	1	1	0	0	0	2											
Cesar Cedeno, R (1, 3) OBP: 0.380, SLG: 0.384	F3			4-3 1-H 2-H		F9		BB BB BB		4	0	1	2	0	0	0											
Jeffrey Leonard, R (1, 9) OBP: 0.346, SLG: 0.339		G3		4-3		K		BB BB BB		4	0	0	0	0	1	1											
Enos Cabell, R (1, 5) OBP: 0.294, SLG: 0.362		K		F8		FC6-4 1B		BB BB BB		4	1	2	0	0	1	1											
Jose Cruz, L (1, 7) OBP: 0.363, SLG: 0.414		F7		G3		F8		BB BB BB		4	0	1	1	0	0	2											
Art Howe, R (1, 4) Rafael Landestoy, S (9, 4) OBP: 0.329, SLG: 0.354 OBP: 0.326, SLG: 0.268			F8		3-1			BB BB BB		4	0	0	0	0	0	2											
Alan Ashby, S (1, 2) OBP: 0.283, SLG: 0.310			G3		K			BB BB BB		3	0	1	0	0	1	0											
Jimmy Sexton, R (8, PR) OBP: 0.222, SLG: 0.176								BB BB BB		0	0	0	0	0	0	0											
Bruce Bochy, R (8, 2) OBP: 0.247, SLG: 0.264								BB BB BB		0	0	0	0	0	0	0											
Ken Forsch, R (1, 1) OBP: 0.121, SLG: 0.125			2-3		F9			BB BB BB		3	0	0	0	0	1	1											
Inning Stats	R: 0 E: 0 K: 0 S: 3	H: 0 LOB: 0 BB: 0 P: 3	R: 0 E: 0 K: 1 S: 5	H: 0 LOB: 0 BB: 0 P: 5	R: 0 E: 0 K: 0 S: 3	H: 0 LOB: 0 BB: 0 P: 3	R: 2 E: 0 K: 0 S: 6	H: 3 LOB: 1 BB: 0 P: 6	R: 0 E: 0 K: 1 S: 5	H: 0 LOB: 0 BB: 0 P: 5	R: 0 E: 0 K: 1 S: 6	H: 1 LOB: 1 BB: 0 P: 6	R: 0 E: 0 K: 1 S: 5	H: 1 LOB: 1 BB: 0 P: 9	R: 1 E: 0 K: 0 S: 5	H: 2 LOB: 1 BB: 0 P: 5	1B: 5 2B: 3 3B: 0 HR: 0	SF: 0 SAC: 0 DP: 1 HBP: 0	WP: 1 PB: 0 SB: 1 CS: 0	PA: 34							
PITCHER	IP	WLS	BF	H	R	ER	SO	BB	IBB	HBP	BLK	WP	HR	S	P	ERA	WHIP										
Fred Norman, L (1, 1) ERA: 3.28	8.0		29	5	2	2	5	1	0	0	0	0	0	38	42	2.25	0.750										
Doug Bair, R (9, 1) ERA: 3.89	1.0	L	5	2	1	1	0	0	0	0	0	1	0	5	5	9.00	2.000										

Batter	1	2	3	4	5	6	7	8	9	AB	R	H	RBI	BB	SO	LOB	BOTTOM										
Ken Griffey, L (1, 9) OBP: 0.356, SLG: 0.443	F8		6-3			4-3		BB BB BB		4	0	1	0	0	0	0	Houston Astros @ Cincinnati Reds Riverfront Stadium, Cincinnati, OH Tue Jul 03 1979, 7:05 PM EDT Att: 36,787 - Unknown										
Cesar Geronimo, L (1, 8) OBP: 0.299, SLG: 0.358	5-3			F8		F9		BB BB BB		4	0	0	0	0	1	1											
Joe Morgan, L (1, 4) OBP: 0.396, SLG: 0.420		CS 1B		G3		FC6-4 BB		BB BB BB		3	0	1	0	1	0	0											
Johnny Bench, R (1, 2) OBP: 0.360, SLG: 0.385	CS 1-2	1B G6-4-3 2B		6-3		FC6-4 1-2		BB BB BB		4	1	1	0	0	0	1											
Dan Driessen, L (1, 3) OBP: 0.332, SLG: 0.442					4-3			BB BB BB		4	0	1	0	0	0	0											
Dave Concepcion, R (1, 6) OBP: 0.347, SLG: 0.430						1B 2B		BB BB BB		3	1	1	0	0	0	1											
Ray Knight, R (1, 5) OBP: 0.368, SLG: 0.389					6-3			BB BB BB		3	0	0	0	0	0	1											
Hector Cruz, R (1, 7) OBP: 0.222, SLG: 0.125					F8			BB BB BB		3	0	1	1	0	0	0											
Fred Norman, S (1, 1) OBP: 0.226, SLG: 0.111						2H 1B		BB BB BB		2	0	0	0	0	0	1											
Harry Spillman, L (8, PH) OBP: 0.455, SLG: 0.444					6-3			BB BB BB		1	0	0	0	0	1	0											
Doug Bair, R (9, 1) ERA: 3.89						F7		BB BB BB		0	0	0	0	0	0	0											
Inning Stats	R: 0 E: 0 K: 0 S: 3	H: 1 LOB: 0 BB: 0 P: 3	R: 1 E: 0 K: 0 S: 4	H: 2 LOB: 0 BB: 0 P: 4	R: 0 E: 0 K: 0 S: 3	H: 0 LOB: 0 BB: 0 P: 3	R: 0 E: 0 K: 0 S: 3	H: 0 LOB: 0 BB: 0 P: 3	R: 1 E: 0 K: 0 S: 5	H: 2 LOB: 1 BB: 0 P: 5	R: 0 E: 0 K: 0 S: 3	H: 0 LOB: 0 BB: 1 P: 7	R: 0 E: 0 K: 0 S: 3	H: 0 LOB: 0 BB: 0 P: 3	R: 0 E: 0 K: 1 S: 6	H: 1 LOB: 1 BB: 0 P: 6	R: 0 E: 0 K: 0 S: 3	H: 0 LOB: 0 BB: 0 P: 3	1B: 4 2B: 2 3B: 0 HR: 0	SF: 0 SAC: 0 DP: 1 HBP: 0	WP: 0 PB: 0 SB: 0 CS: 1	PA: 33					
PITCHER	IP	WLS	BF	H	R	ER	SO	BB	IBB	HBP	BLK	WP	HR	S	P	ERA	WHIP										
Ken Forsch, R (1, 1) ERA: 2.72	9.0	W	32	6	2	2	1	1	0	0	0	0	0	33	37	2.00	0.778										

Batter	1	2	3	4	5	6	7	8	9	AB	R	H	RBI	BB	SO	LOB	TOP										
Terry Puhl, L OBP: 0.347, SLG: 0.372 (1, 8)	F8			L4		K		1-3		4	0	0	0	0	1	0											
Craig Reynolds, L OBP: 0.303, SLG: 0.354 (1, 6)	K			K				F9		4	0	1	0	0	2	0											
Cesar Cedeno, R OBP: 0.377, SLG: 0.381 Rafael Landestoy, S OBP: 0.318, SLG: 0.260 (1, 3) (6, 4)	1-3			F9		FC1-6 2B		6-3		2	0	0	0	0	0	0											
Jose Cruz, L OBP: 0.365, SLG: 0.419 (1, 7)				F8		1B 1B 2B		F8		4	1	2	1	0	0	0											
Enos Cabell, R OBP: 0.293, SLG: 0.361 (1, 5) (6, 3)				FC6-4 7-6-3		5-3		F9		4	0	1	0	0	0	1											
Denny Walling, L OBP: 0.456, SLG: 0.607 Jeffrey Leonard, R OBP: 0.349, SLG: 0.343 (1, 9) (7, PH) (7, 9)				7-6-3		1-3				2	0	0	0	0	0	1											
Art Howe, R OBP: 0.289, SLG: 0.354 (1, 4) (6, 5)				P6		E7 6-3		F8		3	1	1	0	0	0	2											
Alan Ashby, S OBP: 0.280, SLG: 0.306 (1, 2)				4-3		6-3		F7		3	0	0	1	0	0	2											
Joaquin Andujar, S OBP: 0.063, SLG: 0.033 Joe Sambito, L OBP: 0.571, SLG: 0.500 (1, 1) (8, 1)				4-3		6-3		K		3	0	0	0	0	1	0											
										0	0	0	0	0	0	0											
Inning Stats	R: 0 E: 0 K: 1 S: 5	H: 0 LOB: 0 BB: 0 P: 5	R: 0 E: 0 K: 0 S: 3	H: 1 LOB: 0 BB: 0 P: 3	R: 0 E: 0 K: 0 S: 3	H: 0 LOB: 0 BB: 0 P: 3	R: 0 E: 0 K: 1 S: 5	H: 0 LOB: 0 BB: 0 P: 5	R: 0 E: 0 K: 0 S: 3	H: 0 LOB: 0 BB: 0 P: 3	R: 1 E: 1 K: 1 S: 6	H: 1 LOB: 0 BB: 0 P: 6	R: 2 E: 0 K: 0 S: 7	H: 4 LOB: 2 BB: 0 P: 7	R: 0 E: 0 K: 1 S: 5	H: 0 LOB: 0 BB: 0 P: 5	R: 0 E: 0 K: 0 S: 3	H: 0 LOB: 0 BB: 0 P: 3	1B: 5 2B: 2 3B: 0 HR: 0	SF: 0 SAC: 0 DP: 1 HBP: 0	WP: 0 PB: 0 SB: 0 CS: 0	PA: 32					
PITCHER	IP	WLS	BF	H	R	ER	SO	BB	IBB	HBP	BLK	WP	HR	S	P	ERA	WHIP										
Bill Bonham, R ERA: 4.24 (1, 1)	6.1	L	23	5	3	2	3	0	0	0	0	0	0	29	29	2.84	0.789										
Dave Tomlin, L ERA: 2.16 (7, 1)	1.2		6	1	0	0	1	0	0	0	0	0	0	8	8	0.00	0.600										
Doug Bair, R ERA: 3.8 (9, 1)	1.0		3	0	0	0	0	0	0	0	0	0	0	3	3	0.00	0.000										

Houston Astros @ Cincinnati Reds
Riverfront Stadium, Cincinnati, OH
Wed Jul 04 1979, 3:33 AM EDT
Att: 25,713 - Unknown

AB 32
R 3
H 6
RBI 3
BB 0
SO 4
LOB 7



Batter	1	2	3	4	5	6	7	8	9	AB	R	H	RBI	BB	SO	LOB	BOTTOM										
Ken Griffey, L OBP: 0.355, SLG: 0.451 (1, 9)	HR		F9			3-1		K		4	1	1	1	0	1	0											
Dave Concepcion, R OBP: 0.346, SLG: 0.429 Rick Auerbach, R OBP: 0.234, SLG: 0.283 (1, 6) (3, 6)	K			K		P6		P6		1	0	0	0	0	1	0											
Joe Morgan, L OBP: 0.393, SLG: 0.421 (1, 4)	P4			G3		2B		F8		4	0	1	0	0	0	0											
Johnny Bench, R OBP: 0.355, SLG: 0.379 (1, 2)	2-3			1-3		P4		F5		4	0	0	0	0	0	1											
Dan Driessen, L OBP: 0.332, SLG: 0.444 (1, 3)				F8		1-3 1B 2B		P3		3	1	1	0	0	0	0											
Ray Knight, R OBP: 0.365, SLG: 0.386 Junior Kennedy, R OBP: 0.349, SLG: 0.306 (1, 5) (6, 5)	6-3			6-3		1-3		6-3		2	0	0	0	0	0	1											
Hector Cruz, R OBP: 0.205, SLG: 0.114 (1, 7)	6-3			P4		6-3		6-3		3	0	0	0	0	0	1											
Cesar Geronimo, L OBP: 0.300, SLG: 0.357 (1, 8)				6-3		3-H 1B		K		3	0	1	1	0	1	0											
Bill Bonham, R OBP: 0.138, SLG: 0.207 Dave Tomlin, L (7, 1) Paul Blair, R OBP: 0.225, SLG: 0.313 Doug Bair, R (9, 1)	F7			P5				K		2	0	0	0	0	0	0											
										1	0	0	0	0	1	0											
										0	0	0	0	0	0	0											
Inning Stats	R: 1 E: 0 K: 1 S: 6	H: 1 LOB: 0 BB: 0 P: 6	R: 0 E: 0 K: 0 S: 3	H: 0 LOB: 0 BB: 0 P: 3	R: 0 E: 0 K: 0 S: 3	H: 0 LOB: 0 BB: 0 P: 3	R: 0 E: 0 K: 1 S: 5	H: 0 LOB: 0 BB: 0 P: 5	R: 1 E: 0 K: 0 S: 4	H: 2 LOB: 1 BB: 0 P: 4	R: 0 E: 0 K: 0 S: 3	H: 1 LOB: 0 BB: 0 P: 3	R: 0 E: 0 K: 3 S: 9	H: 0 LOB: 0 BB: 0 P: 9	R: 0 E: 0 K: 0 S: 3	H: 0 LOB: 0 BB: 0 P: 3	1B: 1 2B: 2 3B: 0 HR: 1	SF: 0 SAC: 0 DP: 0 HBP: 0	WP: 0 PB: 0 SB: 0 CS: 0	PA: 31							
PITCHER	IP	WLS	BF	H	R	ER	SO	BB	IBB	HBP	BLK	WP	HR	S	P	ERA	WHIP										
Joaquin Andujar, R ERA: 2.63 (1, 1)	7.0	W	25	4	2	2	2	0	0	0	0	0	0	29	29	2.57	0.571										
Joe Sambito, L ERA: 1.07 (8, 1)	2.0	S	6	0	0	0	3	0	0	0	0	0	0	12	12	0.00	0.000										

Houston Astros @ Cincinnati Reds
Riverfront Stadium, Cincinnati, OH
Wed Jul 04 1979, 3:33 AM EDT
Att: 25,713 - Unknown

AB 31
R 2
H 4
RBI 2
BB 0
SO 5
LOB 4



Batter	1	2	3	4	5	6	7	8	9	AB	R	H	RBI	BB	SO	LOB	TOP																					
Terry Puhl, L OBP: 0.348, SLG: 0.373 (1, 8)	SH5-3 1B		P4			2B 1B	4-3		F9	5	1	2	0	0	0	1																						
Craig Reynolds, L OBP: 0.302, SLG: 0.356 (1, 6)	SH5-3		P6			2B 1B	P6		FC4-2	4	1	1	0	0	0	2																						
Cesar Cedeno, R OBP: 0.375, SLG: 0.381 (1, 3)	P2					2B 2B	6-3		FC4-6	5	1	1	2	0	0	3																						
Jose Cruz, L OBP: 0.361, SLG: 0.413 (1, 7)	P3					2B 2B				4	0	0	0	0	0	2																						
Enos Cabell, R OBP: 0.296, SLG: 0.362 (1, 5)		K				6-3				4	1	2	0	0	1	1																						
Denny Walling, L OBP: 0.458, SLG: 0.593 (1, 9)	G3					2B IBB				3	0	1	0	1	0	1																						
Art Howe, R OBP: 0.293, SLG: 0.363 (1, 4)						1B 2B	F7		SF9	3	0	2	2	0	0	0																						
Alan Ashby, S OBP: 0.279, SLG: 0.302 (1, 2)	F7					IBB	P6		F8	3	0	0	0	1	0	2																						
J.R. Richard, R OBP: 0.102, SLG: 0.149 (1, 1)			K				6-3			3	0	0	0	0	1	3																						
Reggie Baldwin, R OBP: 0.500, SLG: 0.750 (9, PH)										1	0	1	0	0	0	0																						
Jimmy Sexton, R OBP: 0.222, SLG: 0.176 (9, PR)										0	0	0	0	0	0	0																						
Inning Stats	R: 0 E: 0 K: 0 S: 4	H: 1 LOB: 1 BB: 0 P: 4	R: 0 E: 0 K: 1 S: 6	H: 1 LOB: 1 BB: 0 P: 6	R: 0 E: 0 K: 1 S: 5	H: 0 LOB: 0 BB: 0 P: 5	R: 0 E: 0 K: 0 S: 4	H: 1 LOB: 1 BB: 0 P: 4	R: 0 E: 0 K: 0 S: 3	H: 0 LOB: 0 BB: 0 P: 3	R: 3 E: 0 K: 0 S: 7	H: 4 LOB: 3 BB: 2 P: 15	R: 0 E: 0 K: 0 S: 3	H: 0 LOB: 0 BB: 0 P: 3	R: 1 E: 0 K: 0 S: 5	H: 2 LOB: 1 BB: 0 P: 5	R: 0 E: 0 K: 0 S: 4	H: 1 LOB: 2 BB: 0 P: 4	1B: 6 2B: 4 3B: 0 HR: 0	SF: 1 SAC: 1 DP: 0 HBP: 0	WP: 0 PA: 39 PB: 0 SB: 0 CS: 0																	
PITCHER	IP	WLS	BF	H	R	ER	SO	BB	IBB	HBP	BLK	WP	HR	S	P	ERA	WHIP	PITCHER				IP	WLS	BF	H	R	ER	SO	BB	IBB	HBP	BLK	WP	HR	S	P	ERA	WHIP
Tom Seaver, R ERA: 3.82 (1, 1)	6.0	W	27	7	3	3	2	0	2	0	0	0	0	29	37	4.50	1.167																					
Manny Sarmiento, R ERA: 5.51 (7, 1)	2.0		9	3	1	1	0	0	0	0	0	0	0	9	9	4.50	1.500																					
Dave Tomlin, L ERA: 2.12 (9, 1)	0.2	S	2	0	0	0	0	0	0	0	0	0	0	2	2	0.00	0.000																					
Doug Bair, R ERA: 3.78 (9, 1)	0.1	S	1	0	0	0	0	0	0	0	0	0	0	1	1	0.00	0.000																					

Houston Astros @ Cincinnati Reds
Riverfront Stadium, Cincinnati, OH
Thu Jul 05 1979, 7:05 PM EDT
Att: 28,249 - Unknown

AB 35
R 4
H 10
RBI 4
BB 2
SO 2
LOB 15



Batter	1	2	3	4	5	6	7	8	9	AB	R	H	RBI	BB	SO	LOB	BOTTOM																					
Ken Griffey, L OBP: 0.359, SLG: 0.453 (1, 9)	F7			1B 2B		E BB	F8			5	2	3	0	0	0	0																						
Cesar Geronimo, L OBP: 0.306, SLG: 0.363 (1, 8)	G3			2B 1B		BB SF8				5	1	3	0	0	1	2																						
Joe Morgan, L OBP: 0.406, SLG: 0.429 (1, 4)	1B BB			1B 2B		BB IBB				1	0	1	1	4	0	0																						
Johnny Bench, R OBP: 0.352, SLG: 0.375 (1, 2)			6-3	K		K				5	0	1	0	0	3	8																						
Dan Driessen, L OBP: 0.337, SLG: 0.447 (1, 3)	F9			SH1-3 2B		1-2 2-3 3-H				3	0	1	1	2	0	4																						
Ray Knight, R OBP: 0.364, SLG: 0.383 (1, 5)		1B FC4-6 HBP	K	SH1-3		SF8				2	1	0	1	0	1	4																						
Hector Cruz, R OBP: 0.209, SLG: 0.128 (1, 7)			F8	K		F7				4	0	1	0	0	1	5																						
Rick Auerbach, R OBP: 0.221, SLG: 0.266 (1, 6)		K		K		K				4	0	0	0	0	4	3																						
Tom Seaver, R OBP: 0.143, SLG: 0.343 (1, 1)				K						2	0	0	1	0	1	1																						
Harry Spilman, L OBP: 0.500, SLG: 0.500 (6, PH)		FC4-6				1B 1B				1	1	1	0	0	0	0																						
Manny Sarmiento, R ERA: 5.51 (7, 1)										1	0	0	0	0	1	0																						
Dave Tomlin, L ERA: 2.12 (9, 1)										0	0	0	0	0	0	0																						
Doug Bair, R ERA: 3.78 (9, 1)										0	0	0	0	0	0	0																						
Inning Stats	R: 0 E: 0 K: 0 S: 4	H: 1 LOB: 2 BB: 1 P: 8	R: 1 E: 0 K: 2 S: 9	H: 2 LOB: 2 BB: 0 P: 10	R: 0 E: 0 K: 1 S: 5	H: 0 LOB: 2 BB: 2 P: 13	R: 1 E: 0 K: 3 S: 12	H: 3 LOB: 2 BB: 0 P: 12	R: 0 E: 0 K: 2 S: 8	H: 1 LOB: 1 BB: 0 P: 8	R: 3 E: 1 K: 1 S: 8	H: 3 LOB: 2 BB: 2 P: 16	R: 0 E: 0 K: 2 S: 7	H: 0 LOB: 0 BB: 0 P: 7	R: 0 E: 0 K: 1 S: 6	H: 1 LOB: 2 BB: 1 P: 10	1B: 9 2B: 2 3B: 0 HR: 0	SF: 1 SAC: 1 DP: 0 HBP: 1	WP: 1 PA: 42 PB: 0 SB: 0 CS: 0																			
PITCHER	IP	WLS	BF	H	R	ER	SO	BB	IBB	HBP	BLK	WP	HR	S	P	ERA	WHIP	PITCHER				IP	WLS	BF	H	R	ER	SO	BB	IBB	HBP	BLK	WP	HR	S	P	ERA	WHIP
J.R. Richard, R ERA: 3.4 (1, 1)	8.0	L	42	11	5	5	12	5	1	1	0	1	0	59	84	5.62	2.000																					

Houston Astros @ Cincinnati Reds
Riverfront Stadium, Cincinnati, OH
Thu Jul 05 1979, 7:05 PM EDT
Att: 28,249 - Unknown

AB 33
R 5
H 11
RBI 4
BB 6
SO 12
LOB 27



Batter	1	2	3	4	5	6	7	8	9	AB	R	H	RBI	BB	SO	LOB	TOP		
Omar Moreno, L (1.8) OBP: 0.346, SLG: 0.409										5	0	0	0	0	1	3			
Tim Foli, R (1.6) OBP: 0.332, SLG: 0.352										4	0	0	0	0	0	0			
Dave Parker, L (1.9) OBP: 0.366, SLG: 0.533										4	1	3	1	0	0	0			
Bill Robinson, R (1.3) OBP: 0.299, SLG: 0.560										4	0	0	0	0	0	3			
Lee Lacy, R (1.7) OBP: 0.375, SLG: 0.516										3	1	2	0	1	0	0			
Bill Madlock, R (1.5) OBP: 0.313, SLG: 0.399										4	0	0	0	0	1	4			
Rennie Stennett, R (1.4) OBP: 0.278, SLG: 0.280										4	0	1	0	0	0	1			
Steve Nicosia, R (1.2) OBP: 0.308, SLG: 0.406										4	0	0	0	0	0	3			
John Candelaria, L (1.1) OBP: 0.162, SLG: 0.222										2	0	1	1	0	0	0			
Manny Sanguillen, R (7. PH) OBP: 0.256, SLG: 0.333										0	0	0	0	0	0	0			
Kent Tekulve, R (7. PH) OBP: 0.600, SLG: 0.500										0	0	0	0	0	0	0			
Willie Stargell, L (9. PH) OBP: 0.387, SLG: 0.591										1	0	1	0	0	0	0			
Bruce Kison, R (9. PR) OBP: 0.100, SLG: 0.105										0	0	0	0	0	0	0			
Inning Stats	R: 0 E: 0 K: 1 S: 6	H: 1 LOB: 1 BB: 0 P: 6	R: 1 E: 1 K: 0 S: 6	H: 3 LOB: 2 BB: 0 P: 6	R: 0 E: 1 K: 0 S: 4	H: 0 LOB: 2 BB: 1 P: 8	R: 0 E: 0 K: 0 S: 3	H: 0 LOB: 0 BB: 0 P: 3	R: 0 E: 0 K: 1 S: 4	H: 1 LOB: 1 BB: 0 P: 4	R: 0 E: 0 K: 1 S: 6	H: 1 LOB: 0 BB: 0 P: 3	R: 1 E: 0 K: 0 S: 4	H: 1 LOB: 0 BB: 0 P: 4	R: 0 E: 0 K: 0 S: 4	H: 1 LOB: 1 BB: 0 P: 4	1B: 6 2B: 1 3B: 0 HR: 1	SF: 0 SAC: 0 DP: 0 HBP: 0	WP: 0 PA: 37 PB: 0 SB: 1 CS: 0
PITCHER Fred Norman, L (1.1) ERA: 3.17	IP: 9.0 WLS: W BF: 37 H: 8 R: 2 ER: 2 SO: 2 BB: 1 IBB: 0 HBP: 0 BLK: 0 WP: 0 HR: 1 S: 40 P: 44 ERA: 2.00 WHIP: 1.000															PITCHER	IP: WLS: BF: H: R: ER: SO: BB: IBB: HBP: BLK: WP: HR: S: P: ERA: WHIP:		

Pittsburgh Pirates @ Cincinnati Reds
Riverfront Stadium, Cincinnati, OH
Sun Jul 08 1979, 3:33 AM EDT
Unknown

AB 36
R 2
H 8
RBI 2
BB 1
SO 2
LOB 14



Batter	1	2	3	4	5	6	7	8	9	AB	R	H	RBI	BB	SO	LOB	BOTTOM		
Ken Griffey, L (1.9) OBP: 0.360, SLG: 0.453										3	0	0	0	1	1	1			
Paul Blair, R (1.8) OBP: 0.217, SLG: 0.302										3	0	0	0	0	0	1			
Cesar Geronimo, L (7. PH) OBP: 0.299, SLG: 0.353										1	0	0	0	0	0	2			
Junior Kennedy, R (1.4) OBP: 0.361, SLG: 0.336										4	1	2	0	0	1	0			
Johnny Bench, R (1.2) OBP: 0.351, SLG: 0.372										4	1	2	0	0	0	1			
Dan Driessen, L (1.3) OBP: 0.335, SLG: 0.449										4	1	1	3	0	1	1			
Ray Knight, R (1.5) OBP: 0.364, SLG: 0.384										3	0	1	0	0	0	1			
Hector Cruz, R (1.7) OBP: 0.192, SLG: 0.125										3	0	0	0	0	0	1			
Rick Auerbach, R (1.6) OBP: 0.230, SLG: 0.300										3	1	2	0	0	0	0			
Fred Norman, S (1.1) OBP: 0.235, SLG: 0.133										3	0	1	1	0	0	1			
Inning Stats	R: 0 E: 0 K: 0 S: 4	H: 1 LOB: 1 BB: 0 P: 4	R: 0 E: 0 K: 0 S: 3	H: 1 LOB: 0 BB: 0 P: 3	R: 0 E: 0 K: 0 S: 3	H: 0 LOB: 0 BB: 0 P: 3	R: 3 E: 0 K: 0 S: 6	H: 3 LOB: 0 BB: 0 P: 6	R: 0 E: 0 K: 1 S: 6	H: 1 LOB: 1 BB: 0 P: 6	R: 0 E: 0 K: 1 S: 6	H: 1 LOB: 1 BB: 0 P: 6	R: 1 E: 0 K: 0 S: 4	H: 2 LOB: 1 BB: 1 P: 8	R: 0 E: 0 K: 1 S: 5	H: 0 LOB: 0 BB: 0 P: 5	1B: 4 2B: 4 3B: 0 HR: 1	SF: 0 SAC: 0 DP: 2 HBP: 0	WP: 1 PA: 32 PB: 0 SB: 0 CS: 0
PITCHER John Candelaria, L (1.1) ERA: 3.62	IP: 6.0 WLS: L BF: 24 H: 7 R: 3 ER: 3 SO: 2 BB: 0 IBB: 0 HBP: 0 BLK: 0 WP: 0 HR: 1 S: 28 P: 28 ERA: 4.50 WHIP: 1.167															PITCHER	IP: WLS: BF: H: R: ER: SO: BB: IBB: HBP: BLK: WP: HR: S: P: ERA: WHIP:		
Kent Tekulve, R (7.1) ERA: 3.79	IP: 2.0 WLS: L BF: 8 H: 2 R: 1 ER: 1 SO: 1 BB: 1 IBB: 0 HBP: 0 BLK: 0 WP: 1 HR: 0 S: 9 P: 13 ERA: 4.50 WHIP: 1.500															PITCHER	IP: WLS: BF: H: R: ER: SO: BB: IBB: HBP: BLK: WP: HR: S: P: ERA: WHIP:		

Pittsburgh Pirates @ Cincinnati Reds
Riverfront Stadium, Cincinnati, OH
Sun Jul 08 1979, 3:33 AM EDT
Unknown

AB 31
R 4
H 9
RBI 4
BB 1
SO 3
LOB 9



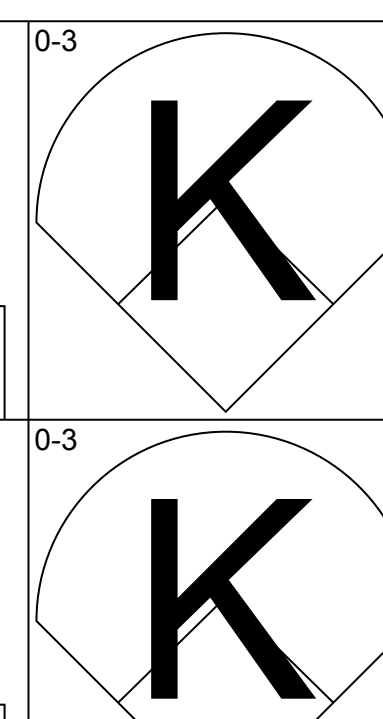
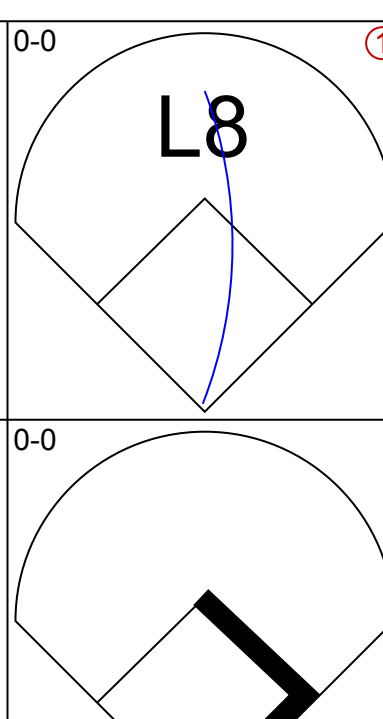
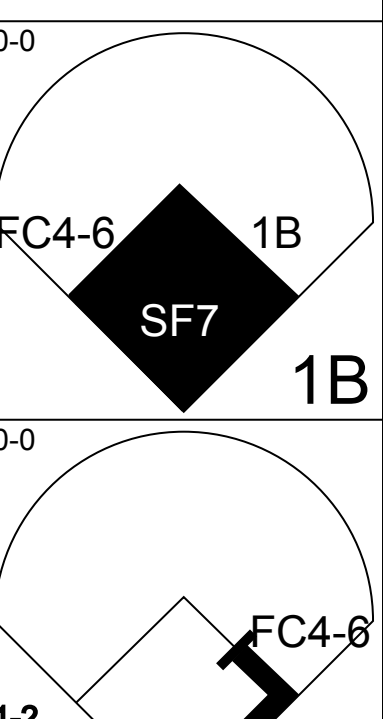
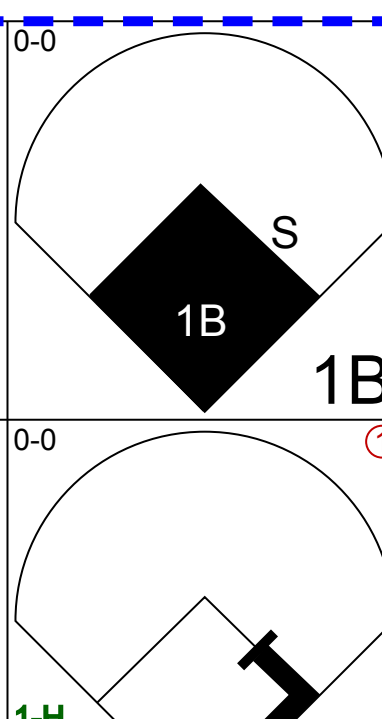
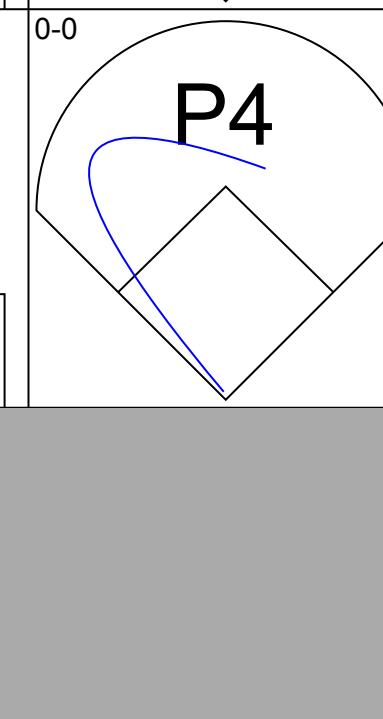
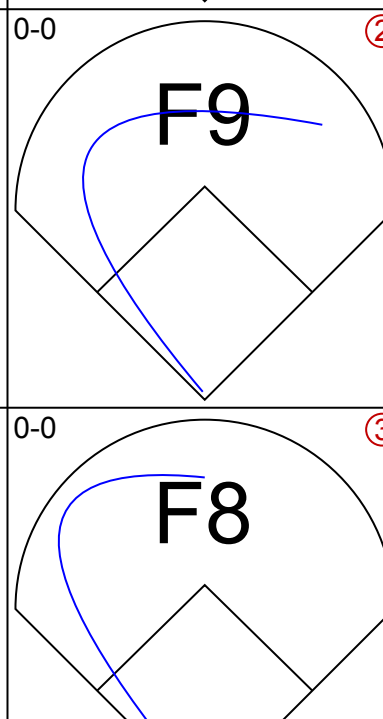
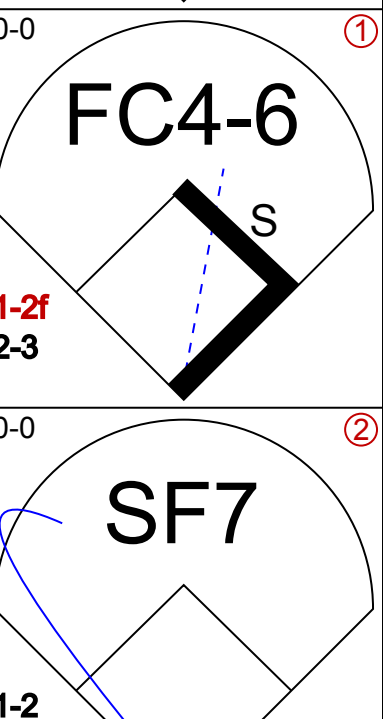
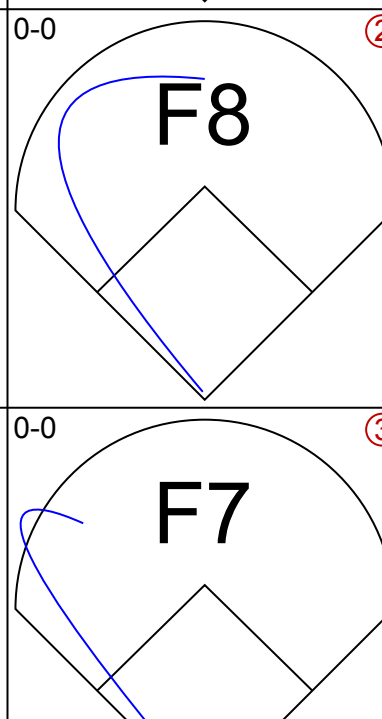


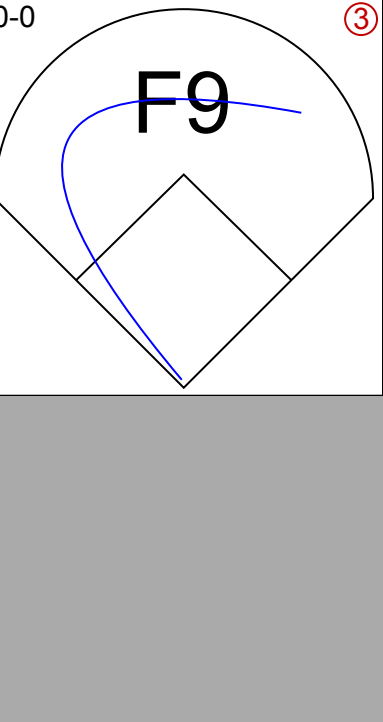

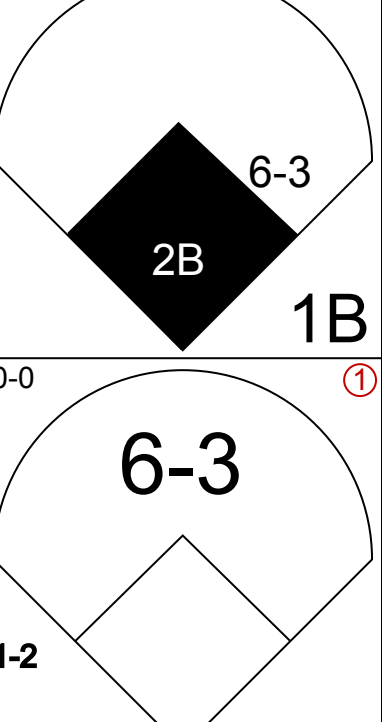
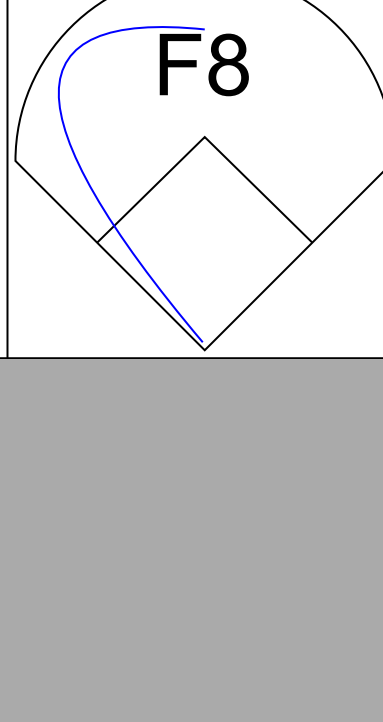
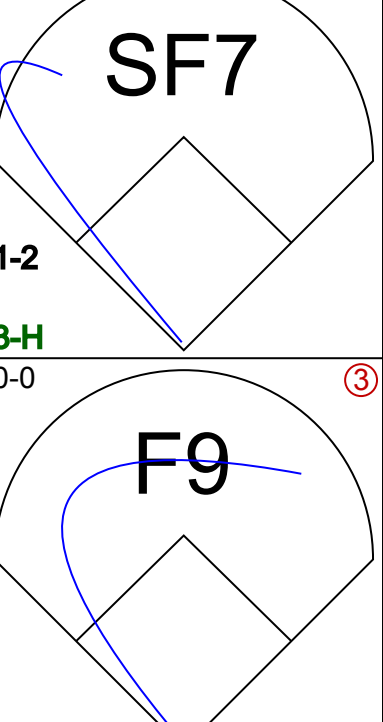
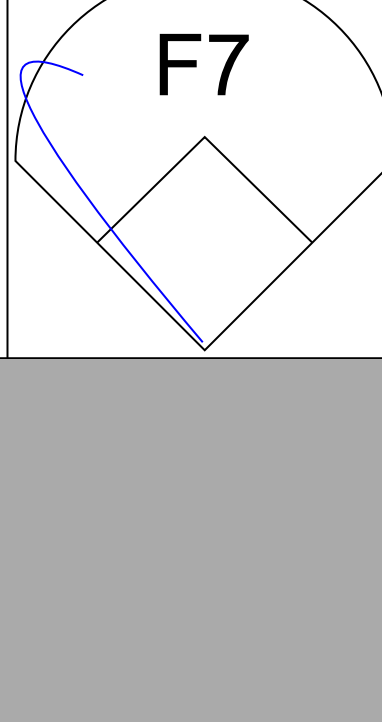
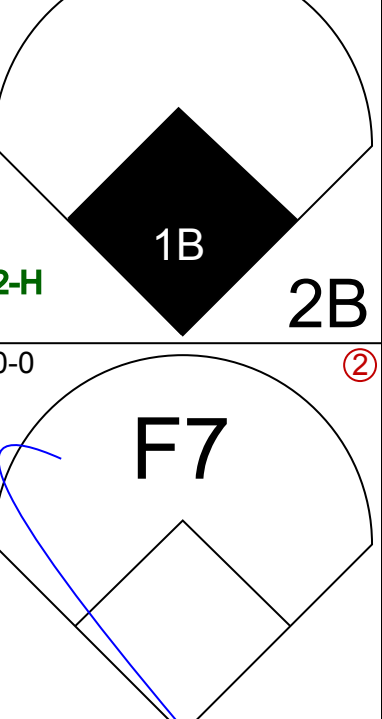
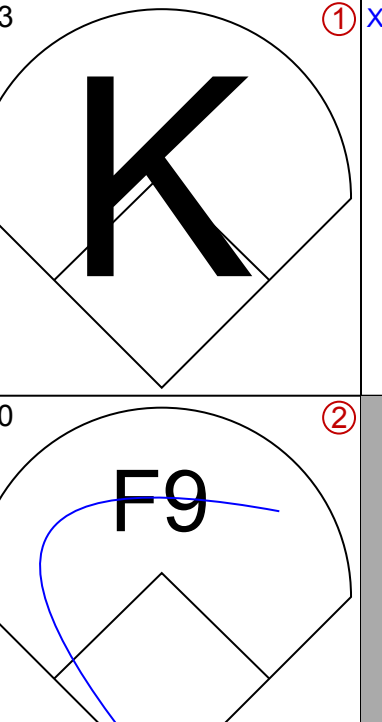
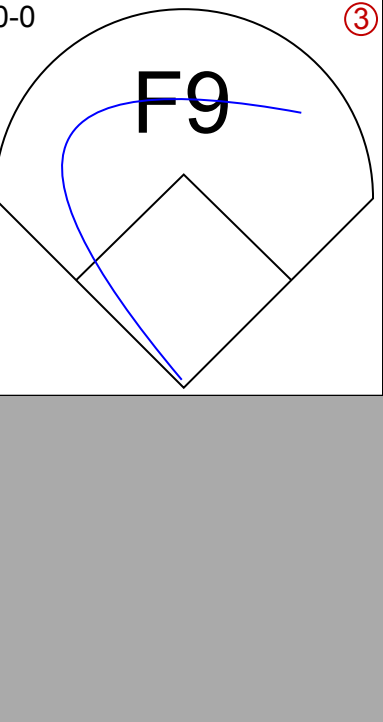
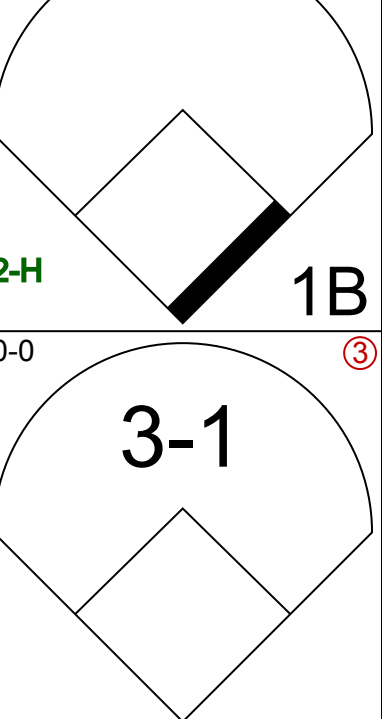
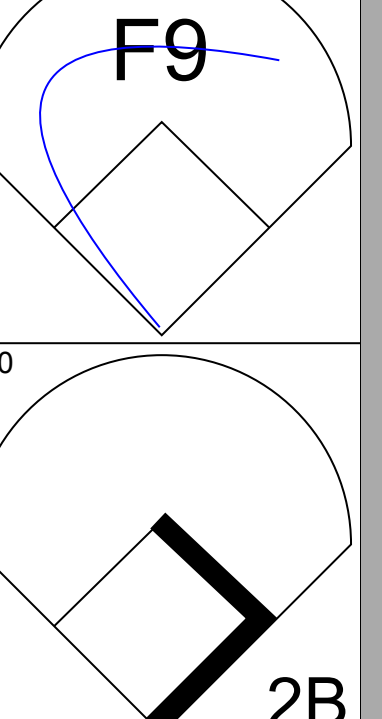
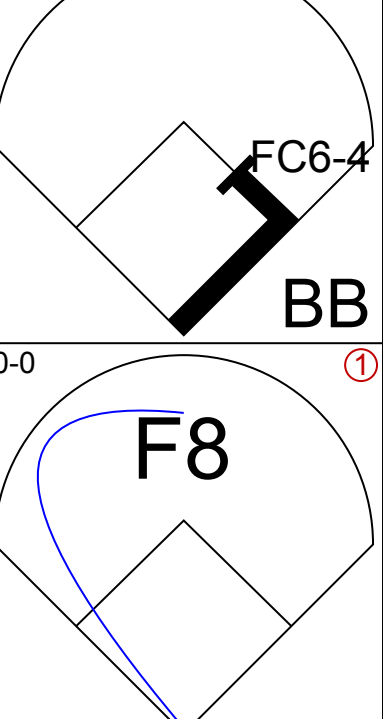
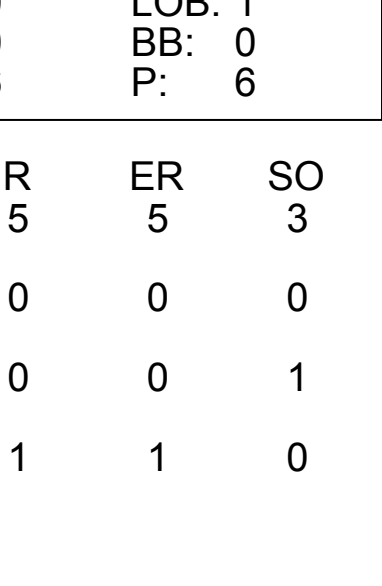
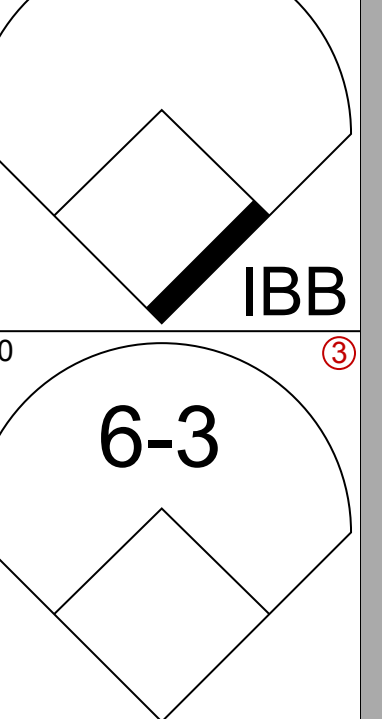
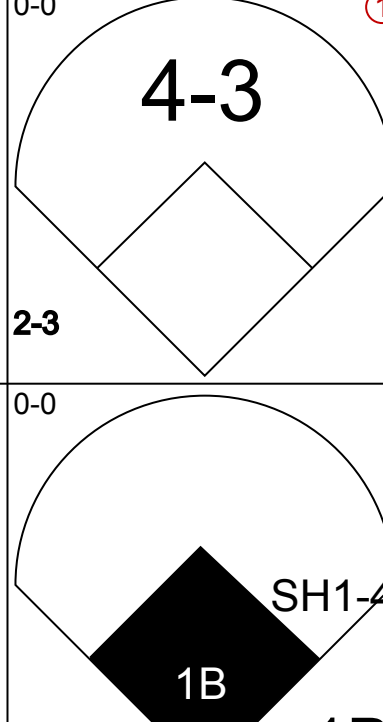
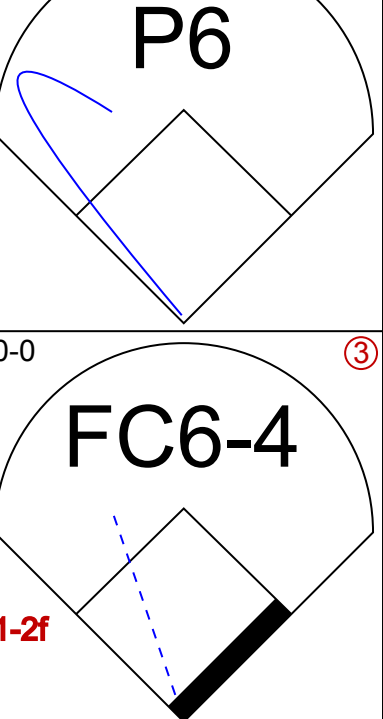

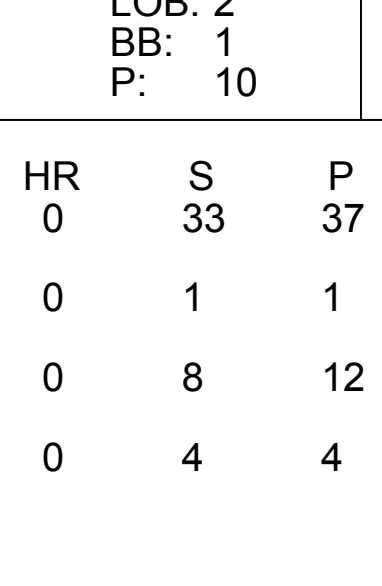
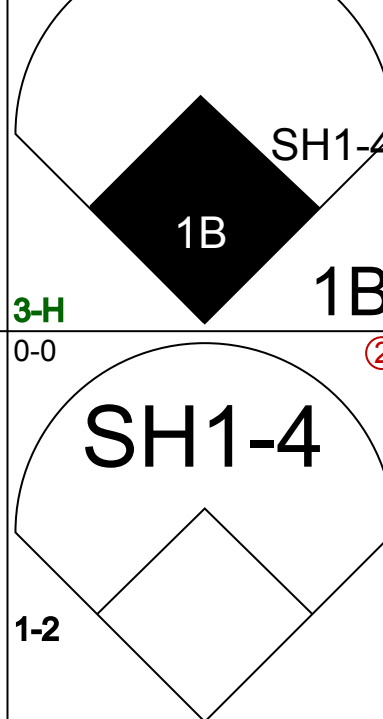
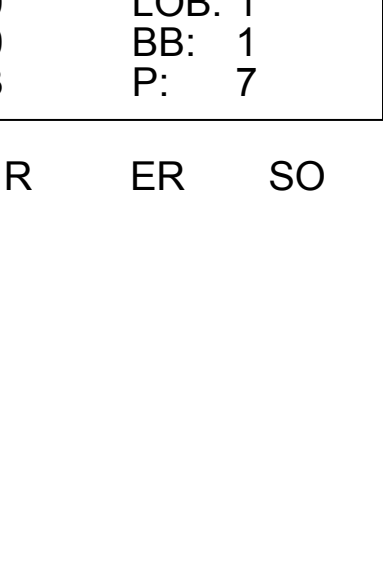
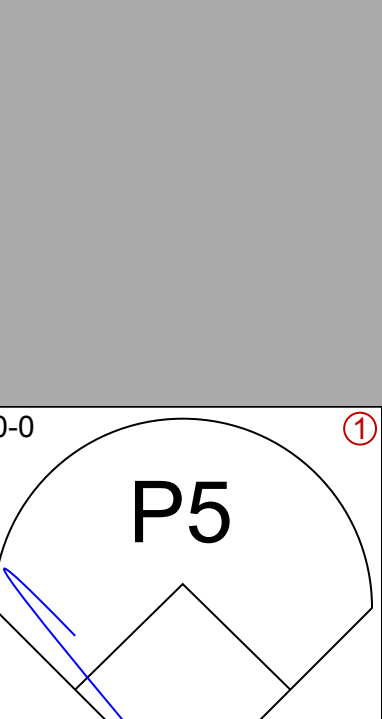
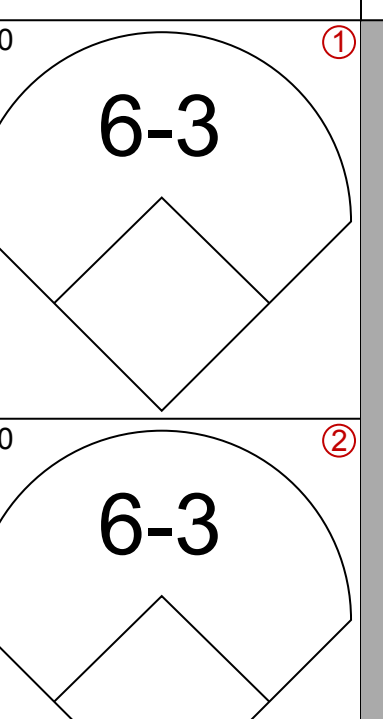
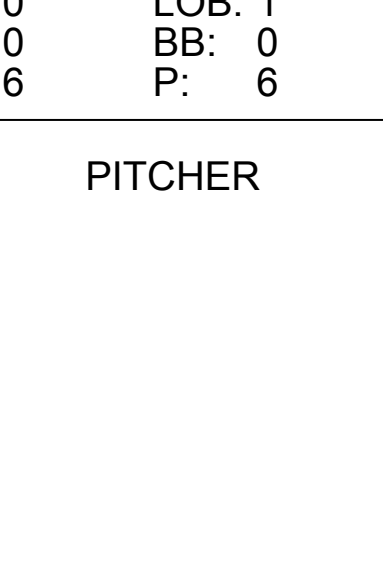
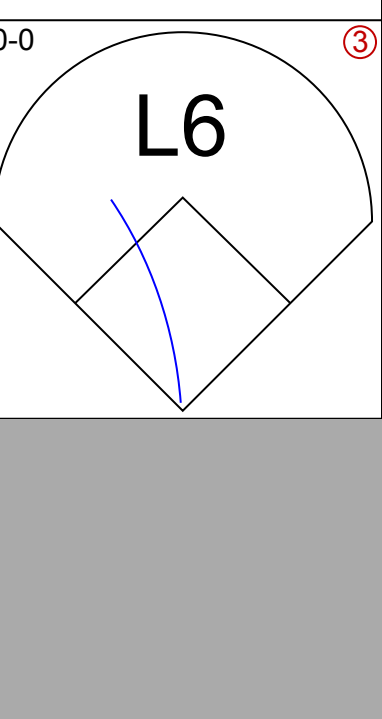
Batter	1	2	3	4	5	6	7	8	9	AB	R	H	RBI	BB	SO	LOB	TOP																					
Omar Moreno, L (1, 8) OBP: 0.344, SLG: 0.410	SH1 6-3 2B		F8		K			F9		4	1	1	0	0	1	2	Pittsburgh Pirates @ Cincinnati Reds Riverfront Stadium, Cincinnati, OH Sun Jul 08 1979, 3:38 AM EDT Att: 43,099 - Unknown																					
Tim Foli, R (1, 6) OBP: 0.332, SLG: 0.352	SH1 2-3		FC4-6 1B			F9		6-3		3	0	1	0	0	0	1																						
Dave Parker, L (1, 9) OBP: 0.362, SLG: 0.527	6-3		FC4-6 1-2			F7			K	4	0	0	1	0	1	1																						
Willie Stargell, L (1, 3) OBP: 0.369, SLG: 0.605 Bill Robinson, R (9, 7) OBP: 0.299, SLG: 0.560	4-3			G4-6-3 1B		4-3			HR	4	1	2	1	0	0	0																						
John Milner, L (1, 7) OBP: 0.345, SLG: 0.446				G4-6-3 1-2		F8			P6	4	0	1	0	0	0	1																						
Bill Madlock, R (1, 5) OBP: 0.309, SLG: 0.393	K			5-3		F7			5-3	4	0	0	0	0	1	1																						
Ed Ott, L (1, 2) OBP: 0.292, SLG: 0.404	F7				SH1-4 1B		K			3	0	1	0	0	1	1																						
Rennie Stennett, R (1, 4) OBP: 0.279, SLG: 0.281	F3				L6				SH3-4 1B	3	0	1	0	0	0	2																						
Bert Blyleven, R (1, 1) OBP: 0.171, SLG: 0.195 Manny Sanguillen, R (8, PH) OBP: 0.256, SLG: 0.333 Grant Jackson, S (8, 1) Kent Tekulve, R (9, 1) OBP: 0.600, SLG: 0.500			K			SH1-4 1-2		SH3-4 1-2		1	0	0	0	0	1	0																						
Inning Stats	R: 1 E: 0 K: 0 S: 4	H: 1 LOB: 0 BB: 0 P: 4	R: 0 E: 0 K: 1 S: 6	H: 1 LOB: 1 BB: 0 P: 6	R: 0 E: 0 K: 1 S: 6	H: 1 LOB: 0 BB: 0 P: 3	R: 0 E: 0 K: 1 S: 6	H: 1 LOB: 1 BB: 0 P: 6	R: 0 E: 0 K: 0 S: 3	H: 0 LOB: 0 BB: 0 P: 3	R: 0 E: 0 K: 1 S: 5	H: 0 LOB: 0 BB: 0 P: 5	R: 0 E: 0 K: 0 S: 4	H: 1 LOB: 1 BB: 0 P: 4	R: 1 E: 0 K: 1 S: 6	H: 1 LOB: 0 BB: 0 P: 6		1B: 5 2B: 1 3B: 0 HR: 1	SF: 0 SAC: 3 DP: 1 HBP: 0	WP: 0 PA: 33 PB: 0 SB: 0 CS: 0																		
PITCHER	IP	WLS	BF	H	R	ER	SO	BB	IBB	HBP	BLK	WP	HR	S	P	ERA	WHIP	PITCHER		IP	WLS	BF	H	R	ER	SO	BB	IBB	HBP	BLK	WP	HR	S	P	ERA	WHIP		
Tom Hume, R (1, 1) ERA: 3.12	8.0		29	6	1	1	4	0	0	0	0	0	0	37	37	1.12	0.750			8.0		29	6	1	1	4	0	0	0	0	0	0	0	0	37	37	1.12	0.750
Dave Tomlin, L (9, 1) ERA: 2.31	1.0	L	4	1	1	1	1	0	0	0	0	0	1	6	6	9.00	1.000			1.0	L	4	1	1	1	1	0	0	0	0	0	0	0	0	6	6	9.00	1.000

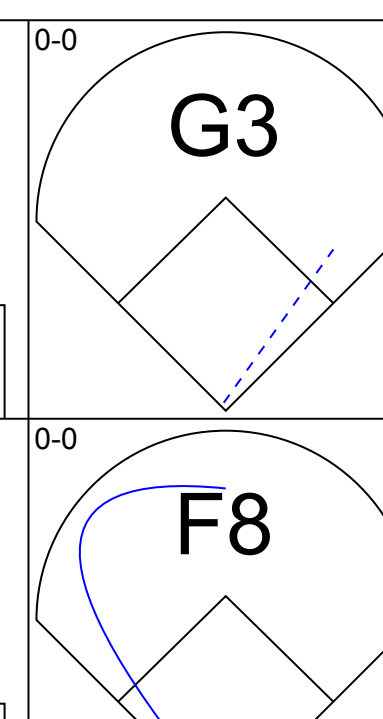
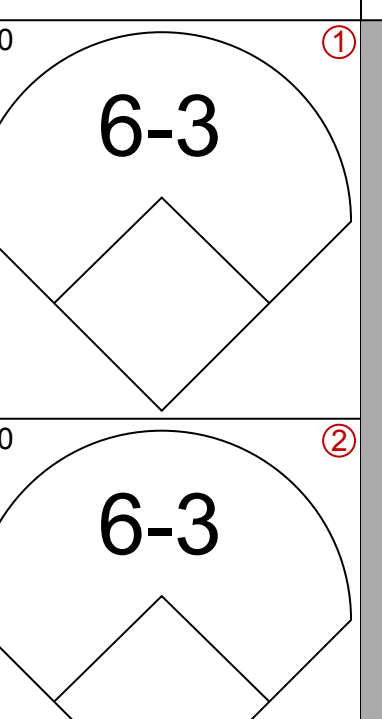
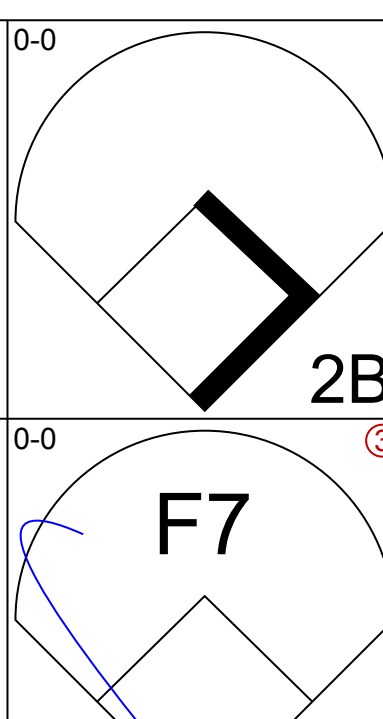
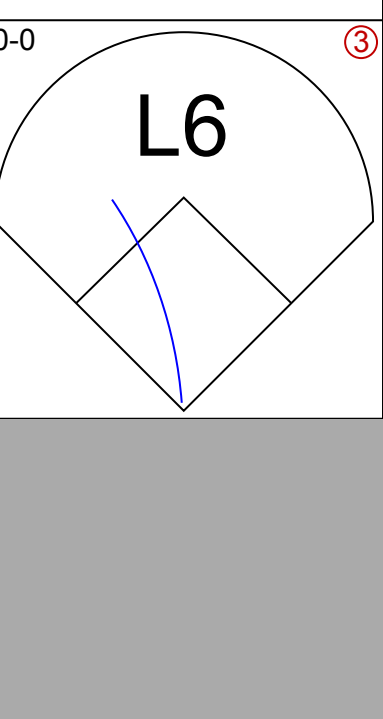
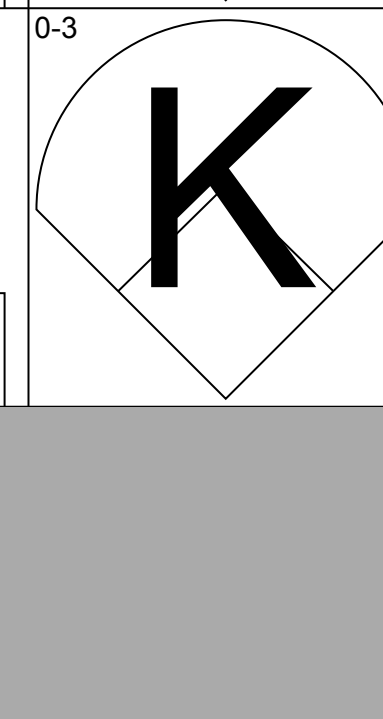
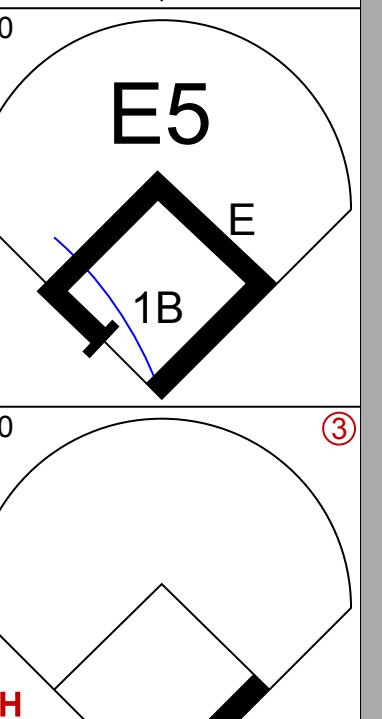

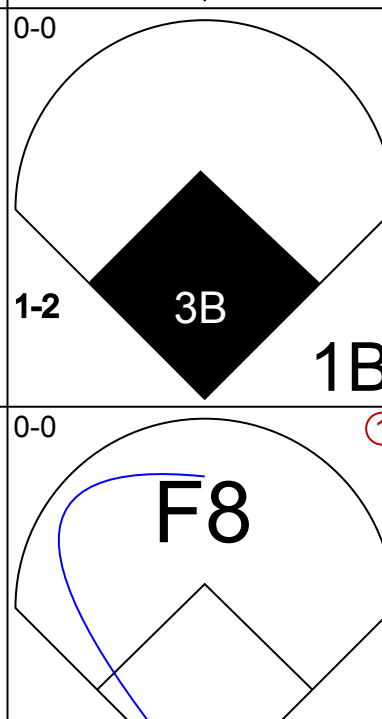


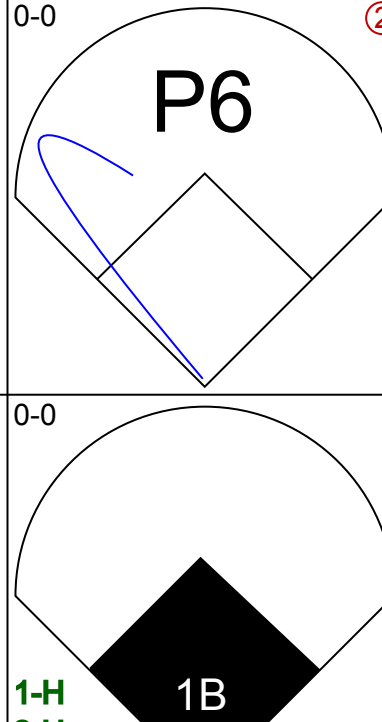
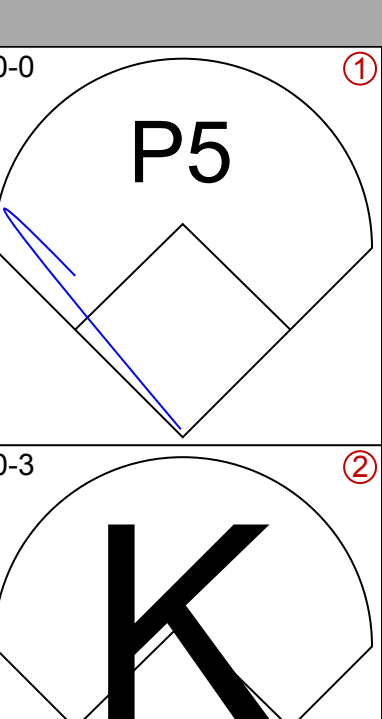
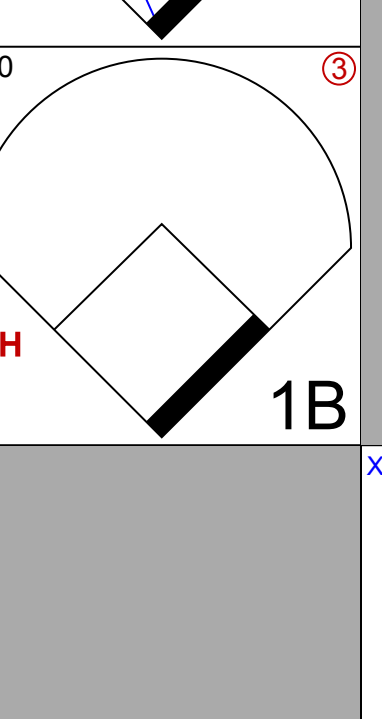
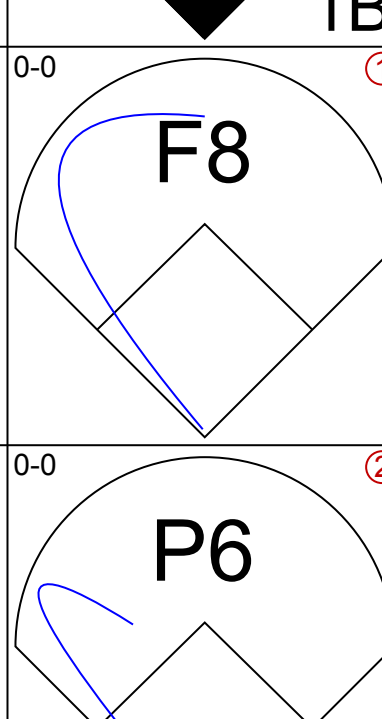
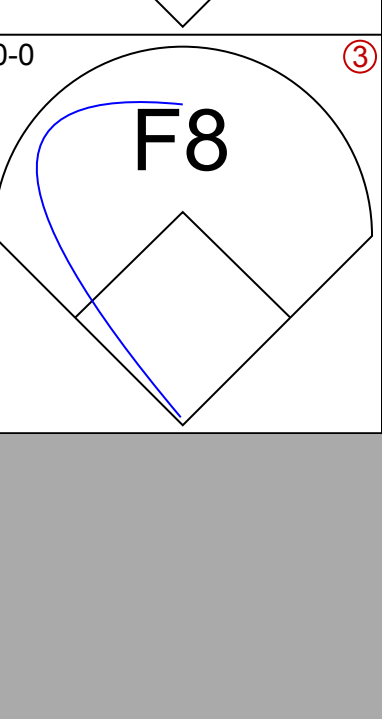
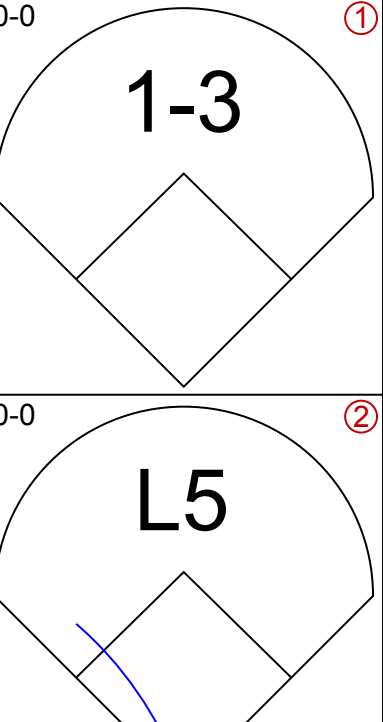
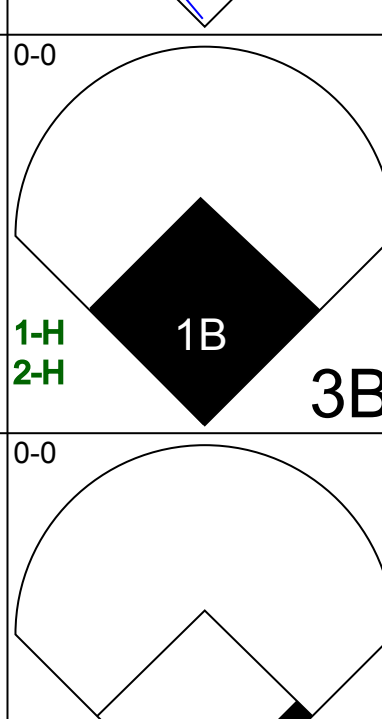


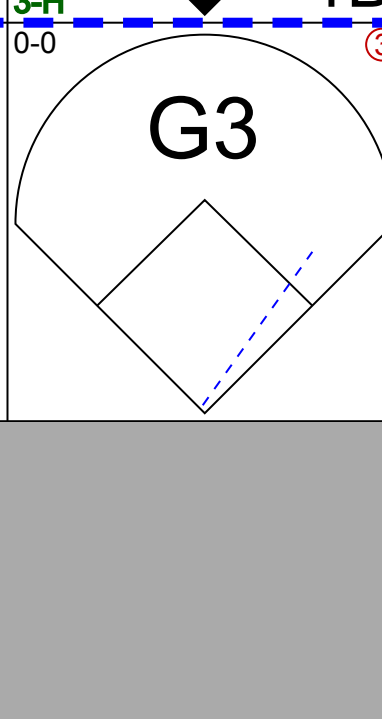
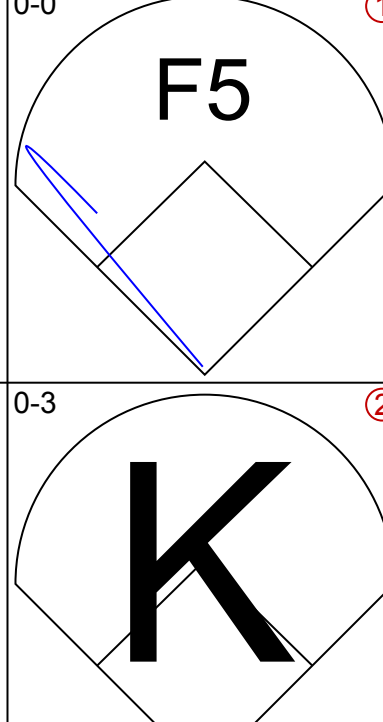
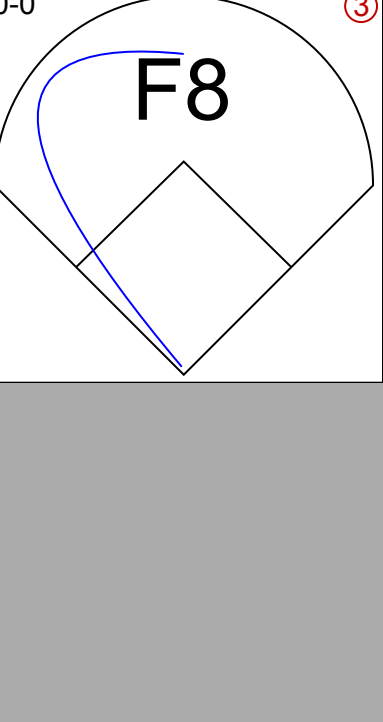
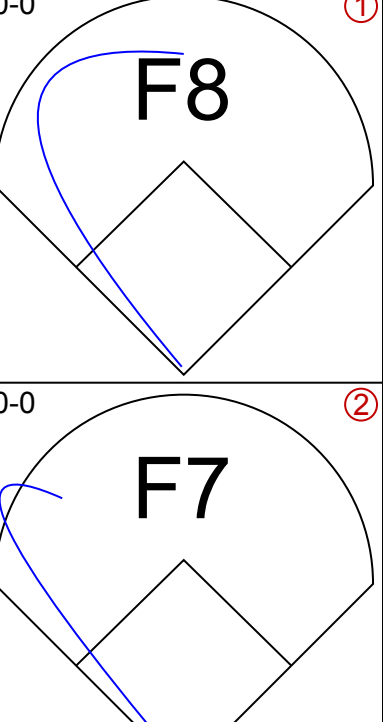
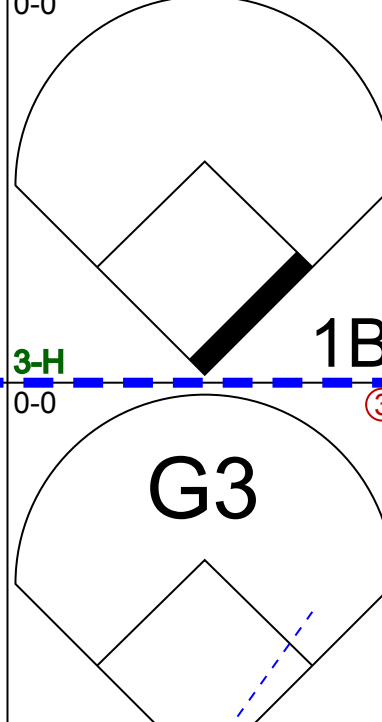
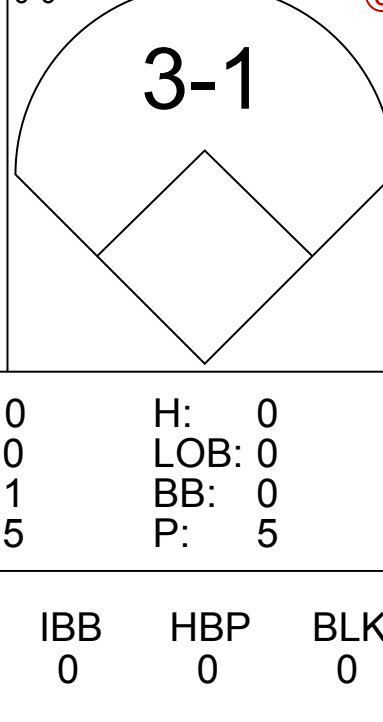
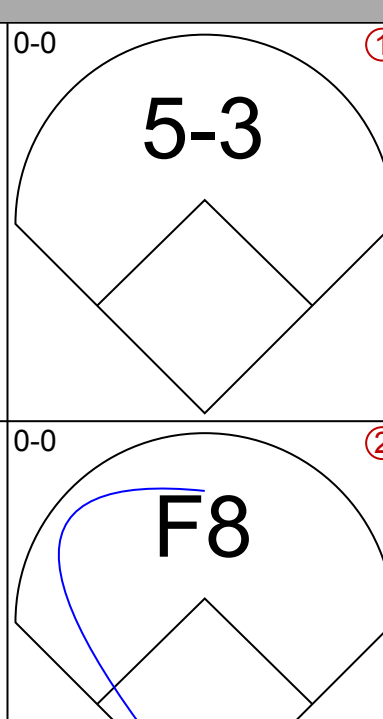
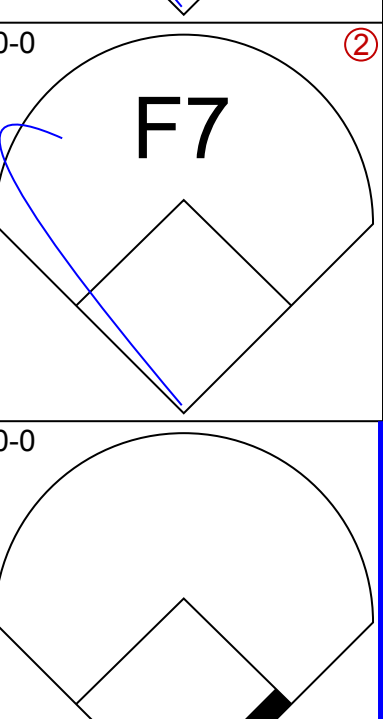
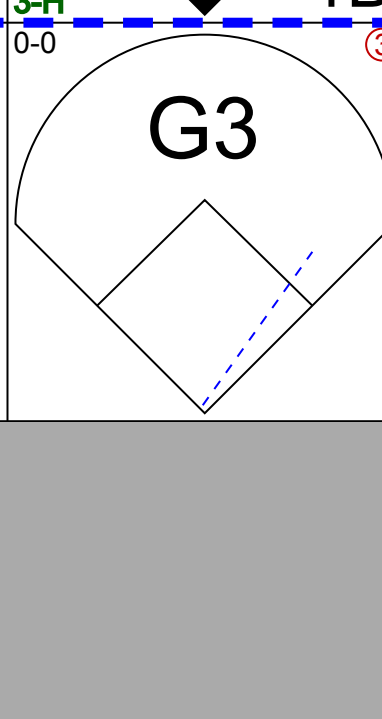
AB	30
R	2
H	7
RBI	2
BB	0
SO	5
LOB	9



Batter	1	2	3	4	5	6	7	8	9	AB	R	H	RBI	BB	SO	LOB	BOTTOM																				
Ken Griffey, L (1, 9) OBP: 0.359, SLG: 0.454	K		F7			F9 SF8 2B		4-3		4	1	1	0	0	1	0	Pittsburgh Pirates @ Cincinnati Reds Riverfront Stadium, Cincinnati, OH Sun Jul 08 1979, 3:38 AM EDT Att: 43,099 - Unknown																				
Junior Kennedy, R (1, 6) OBP: 0.352, SLG: 0.327	K		4-3			F9 2-3		P4		4	0	0	0	0	1	1																					
Joe Morgan, L (1, 4) OBP: 0.412, SLG: 0.442			3-1			SF8 3-H			G4-6-3 BB	2	0	1	1	1	0	0																					
Dan Driessen, L (1, 3) OBP: 0.331, SLG: 0.443	K				F7				G4-6-3 1-2	4	0	0	0	0	2	2																					
Ray Knight, R (1, 5) OBP: 0.366, SLG: 0.386 Harry Spilman, L (3, 5) OBP: 0.467, SLG: 0.417 George Foster, R (8, PH) OBP: 0.403, SLG: 0.607 Rick Auerbach, R (8, FR) OBP: 0.230, SLG: 0.300		1B F9 1B			4-3			4-3		1	0	1	0	0	0	0																					
Cesar Geronimo, L (1, 8) OBP: 0.302, SLG: 0.356		BB 1-3 1B			6-3				BB	4	0	2	0	0	0	1																					
Hector Cruz, R (1, 7) OBP: 0.200, SLG: 0.120		BB 4-0 1-2 BB			5-3			F8		2	0	0	0	1	0	1																					
Vic Correll, R (1, 2) OBP: 0.338, SLG: 0.368		F9				F8		K		3	0	0	0	0	1	4																					
Tom Hume, R (1, 1) OBP: 0.229, SLG: 0.235 Dave Collins, S (8, PH) OBP: 0.364, SLG: 0.422 Dave Tomlin, L (9, 1) ERA: 3.77		3-H 4-3				F3		K		2	0	0	0	0	0	2																					
Inning Stats	R: 0 E: 0 K: 3 S: 10	H: 1 LOB: 1 BB: 0 P: 10	R: 0 E: 0 K: 0 S: 4	H: 2 LOB: 2 BB: 1 P: 8	R: 0 E: 0 K: 0 S: 3	H: 0 LOB: 0 BB: 0 P: 3	R: 0 E: 0 K: 0 S: 3	H: 0 LOB: 0 BB: 0 P: 3	R: 1 E: 0 K: 1 S: 6	H: 1 LOB: 0 BB: 0 P: 6	R: 0 E: 0 K: 1 S: 6	H: 1 LOB: 1 BB: 0 P: 6	R: 0 E: 0 K: 1 S: 5	H: 0 LOB: 0 BB: 0 P: 5	R: 0 E: 0 K: 0 S: 2	H: 0 LOB: 1 BB: 2 P: 10		1B: 4 2B: 1 3B: 0 HR: 0	SF: 1 SAC: 0 DP: 1 HBP: 0	WP: 0 PA: 33 PB: 0 SB: 0 CS: 0																	
PITCHER	IP	WLS	BF	H	R	ER	SO	BB	IBB	HBP	BLK	WP	HR	S	P	ERA	WHIP	PITCHER		IP	WLS	BF	H	R	ER	SO	BB	IBB	HBP	BLK	WP	HR	S	P	ERA	WHIP	
Bert Blyleven, R (1, 1) ERA: 3.7	7.0		26	5	1	1	5	1	0	0	0	0	0	35	39	1.29	0.857			7.0		26	5	1	1	5	1	0	0	0	0	0	0	35	39	1.29	0.857
Grant Jackson, L (8, 1) ERA: 3.38	1.2	W	5	0	0	0	1	1	0	0	0	0	0	6	10	0.00	0.600			1.2	W	5	0	0	0	1	1	0	0	0	0	0	6	10	0.00	0.600	
Kent Tekulve, R (9, 1) ERA: 3.77	0.1	S	2	0	0	0	0	1	0	0	0	0	0	1	5	0.00	3.000			0.1	S	2	0	0	0	0	1	0	0	0	0	1	5	0.00	3.000		



Batter	1	2	3	4	5	6	7	8	9	AB	R	H	RBI	BB	SO	LOB	TOP								
Garry Templeton, S OBP: 0.348, SLG: 0.463 (1, 6)										5	2	3	1	0	1	0	St. Louis Cardinals @ Cincinnati Reds Riverfront Stadium, Cincinnati, OH Mon Jul 09 1979, 7:05 PM EDT Att: 23,848 - Unknown								
Jerry Mumphrey, S OBP: 0.326, SLG: 0.377 (1, 7)										5	0	3	1	0	1	1									
Tony Scott, S OBP: 0.322, SLG: 0.406 (1, 8)										5	0	0	0	0	0	3									
Keith Hernandez, L OBP: 0.392, SLG: 0.502 (1, 3)										4	1	1	1	0	0	1									
George Hendrick, R OBP: 0.378, SLG: 0.478 (1, 9)										4	0	0	0	0	2	2									
Terry Kennedy, L OBP: 0.348, SLG: 0.512 (1, 2)										3	2	2	1	1	0	0									
Ken Reitz, R OBP: 0.314, SLG: 0.410 (1, 5)										4	0	1	0	0	0	3									
Ken Oberkfell, L OBP: 0.386, SLG: 0.449 (1, 4)										3	1	2	2	1	0	1									
Pete Vuckovich, R OBP: 0.163, SLG: 0.167 Mark Littell, L (9, 1)										3	0	0	0	0	0	4	AB 36 R 6 H 12 RBI 6 BB 2 SO 4 LOB 15								
Inning Stats	R: 0 E: 0 K: 2 S: 7	H: 0 LOB: 0 BB: 0 P: 7	R: 2 E: 0 K: 0 S: 6	H: 3 LOB: 1 BB: 0 P: 6	R: 0 E: 0 K: 1 S: 4	H: 1 LOB: 1 BB: 0 P: 4	R: 0 E: 0 K: 1 S: 6	H: 1 LOB: 2 BB: 1 P: 10	R: 1 E: 0 K: 0 S: 5	H: 2 LOB: 1 BB: 0 P: 5	R: 2 E: 0 K: 0 S: 6	H: 3 LOB: 1 BB: 0 P: 6	R: 0 E: 0 K: 1 S: 5	H: 0 LOB: 0 BB: 0 P: 5	R: 0 E: 0 K: 0 S: 3	H: 0 LOB: 1 BB: 1 P: 7		R: 1 E: 0 K: 0 S: 4	H: 2 LOB: 0 BB: 0 P: 4	1B: 8 2B: 4 3B: 0 HR: 0	SF: 1 SAC: 1 DP: 0 HBP: 0	WP: 0 PB: 0 SB: 2 CS: 0	PA: 40		
PITCHER	IP	WLS	BF	H	R	ER	SO	BB	IBB	HBP	BLK	WP	HR	S	P	ERA	WHIP								
Bill Bonham, R ERA: 4.48 Dave Tomlin, L ERA: 2.29 Mario Soto, R ERA: 14.54 Manny Sarmiento, R ERA: 5.71	5.2	L	28	10	5	5	3	0	0	0	0	0	0	0	1	7.94	1.765								

Batter	1	2	3	4	5	6	7	8	9	AB	R	H	RBI	BB	SO	LOB	BOTTOM								
Ken Griffey, L OBP: 0.357, SLG: 0.454 (1, 9)										4	0	1	0	0	0	1	St. Louis Cardinals @ Cincinnati Reds Riverfront Stadium, Cincinnati, OH Mon Jul 09 1979, 7:05 PM EDT Att: 23,848 - Unknown								
Dave Concepcion, R OBP: 0.345, SLG: 0.425 (1, 6)										3	1	0	0	1	0	1									
Joe Morgan, L OBP: 0.410, SLG: 0.438 (1, 4)										4	1	1	0	0	2	0									
Dan Driessen, L OBP: 0.333, SLG: 0.441 (1, 3)										3	0	1	0	1	0	2									
Johnny Bench, R OBP: 0.346, SLG: 0.367 (1, 2)										4	0	0	0	0	1	3									
Ray Knight, R OBP: 0.364, SLG: 0.391 (1, 5)										4	1	1	2	0	0	1									
Cesar Geronimo, L OBP: 0.301, SLG: 0.354 (1, 8)										4	0	1	1	0	0	0									
Hector Cruz, R OBP: 0.193, SLG: 0.115 Dave Collins, S OBP: 0.356, SLG: 0.413 (8, PH) (9, 7)										2	0	0	0	0	1	0									
Bill Bonham, R ERA: 4.48 Dave Tomlin, L ERA: 2.29 Harry Spilman, L ERA: 14.54 Mario Soto, R ERA: 5.71 Junior Kennedy, R ERA: 5.71 Manny Sarmiento, R ERA: 5.71	11.1		34	13	3	4	0	0	0	0	0	0	0	0	0	0	AB 33 R 3 H 6 RBI 3 BB 2 SO 4 LOB 9								
Inning Stats	R: 0 E: 0 K: 1 S: 5	H: 0 LOB: 0 BB: 0 P: 5	R: 0 E: 0 K: 1 S: 5	H: 0 LOB: 0 BB: 0 P: 5	R: 0 E: 0 K: 1 S: 5	H: 0 LOB: 0 BB: 0 P: 5	R: 0 E: 2 K: 0 S: 4	H: 1 LOB: 2 BB: 0 P: 4	R: 0 E: 0 K: 0 S: 3	H: 0 LOB: 0 BB: 0 P: 3	R: 0 E: 0 K: 0 S: 4	H: 1 LOB: 1 BB: 0 P: 4	R: 0 E: 0 K: 1 S: 5	H: 0 LOB: 1 BB: 1 P: 9	R: 0 E: 0 K: 0 S: 4	H: 1 LOB: 0 BB: 0 P: 4		R: 3 E: 0 K: 0 S: 6	H: 3 LOB: 1 BB: 1 P: 10	1B: 4 2B: 1 3B: 1 HR: 0	SF: 0 SAC: 0 DP: 0 HBP: 0	WP: 0 PB: 0 SB: 0 CS: 0	PA: 35		
PITCHER	IP	WLS	BF	H	R	ER	SO	BB	IBB	HBP	BLK	WP	HR	S	P	ERA	WHIP								
Pete Vuckovich, R ERA: 3.3 Mark Littell, R ERA: 2.83	8.2	S	34	6	3	3	4	0	0	0	0	0	0	1	1	0.00	0.000								

Batter	1	2	3	4	5	6	7	8	9	AB	R	H	RBI	BB	SO	LOB	TOP																					
Garry Templeton, S OBP: 0.343, SLG: 0.456	F9		L3	K			F9		K	5	0	0	0	0	2	4																						
Lou Brock, L OBP: 0.384, SLG: 0.454	2B		F9				4-3		5-3	5	0	2	0	0	0	1																						
Tony Scott, S OBP: 0.318, SLG: 0.401 Will McEnaney, L OBP: 0.340, SLG: 0.382	K		P2				F9			4	0	0	0	0	2	2																						
Keith Hernandez, L OBP: 0.393, SLG: 0.505	4-1									4	1	2	0	0	0	1																						
George Hendrick, R OBP: 0.383, SLG: 0.478										2	0	1	1	2	0	1																						
Terry Kennedy, L OBP: 0.340, SLG: 0.489	K									4	1	1	0	0	2	3																						
Ken Reitz, R OBP: 0.313, SLG: 0.408	K									4	0	1	0	0	3	2																						
Ken Oberkfell, L OBP: 0.389, SLG: 0.458										4	0	2	1	0	0	0																						
John Fulgham, R OBP: 0.333, SLG: 0.143 Dane Iorg, L OBP: 0.324, SLG: 0.373 Roy Thomas, R OBP: 0.167, SLG: 0.333 Jerry Mumphrey, S OBP: 0.331, SLG: 0.382	K									1	0	0	0	0	1	2																						
Inning Stats	R: 0 E: 0 K: 1 S: 6	H: 1 LOB: 1 BB: 0 P: 6	R: 0 E: 0 K: 3 S: 10	H: 1 LOB: 2 BB: 1 P: 14	R: 0 E: 0 K: 0 S: 3	H: 0 LOB: 0 BB: 0 P: 3	R: 1 E: 0 K: 1 S: 8	H: 4 LOB: 3 BB: 1 P: 12	R: 1 E: 0 K: 1 S: 7	H: 3 LOB: 1 BB: 0 P: 7	R: 0 E: 0 K: 2 S: 7	H: 0 LOB: 0 BB: 0 P: 7	R: 0 E: 0 K: 0 S: 3	H: 0 LOB: 1 BB: 1 P: 11	R: 0 E: 0 K: 1 S: 6	H: 1 LOB: 1 BB: 0 P: 6	1B: 7 2B: 3 3B: 0 HR: 0	SF: 0 SAC: 0 DP: 1 HBP: 0	WP: 0 PB: 0 SB: 0 CS: 1	PA: 38																		
PITCHER	IP	WLS	BF	H	R	ER	SO	BB	IBB	HBP	BLK	WP	HR	S	P	ERA	WHIP	PITCHER				IP	WLS	BF	H	R	ER	SO	BB	IBB	HBP	BLK	WP	HR	S	P	ERA	WHIP
Tom Seaver, R ERA: 3.77	6.0	W	27	9	2	2	8	2	0	0	0	0	0	41	49	3.00	1.833																					
Doug Bair, R ERA: 3.46	3.0	S	11	1	0	0	3	1	0	0	0	0	0	16	20	0.00	0.667																					

St. Louis Cardinals @ Cincinnati Reds
Riverfront Stadium, Cincinnati, OH
Tue Jul 10 1979, 7:05 PM EDT
Att: 24,922 - Cloudy - 71 F

AB 35
R 2
H 10
RBI 2
BB 3
SO 11
LOB 16



Batter	1	2	3	4	5	6	7	8	9	AB	R	H	RBI	BB	SO	LOB	BOTTOM																					
Dave Concepcion, R OBP: 0.344, SLG: 0.423	4-3									4	0	1	0	0	0	1																						
Dave Collins, S OBP: 0.383, SLG: 0.417 Hector Cruz, R OBP: 0.193, SLG: 0.115	2B									4	1	2	0	0	0	1																						
Joe Morgan, L OBP: 0.408, SLG: 0.439	2B									4	2	1	0	0	0	2																						
George Foster, R OBP: 0.404, SLG: 0.607 Paul Blair, R OBP: 0.217, SLG: 0.302	2B									3	0	1	2	1	0	0																						
Dan Driessen, L OBP: 0.329, SLG: 0.435	F8									4	0	0	0	0	0	3																						
Johnny Bench, R OBP: 0.348, SLG: 0.369	F7									4	0	2	1	0	1	1																						
Ray Knight, R OBP: 0.364, SLG: 0.398										3	0	1	0	0	0	3																						
Cesar Geronimo, L OBP: 0.302, SLG: 0.366										3	1	1	1	0	0	1																						
Tom Seaver, R OBP: 0.135, SLG: 0.324 Doug Bair, R ERA: 1.32	K									2	0	0	0	0	1	1																						
Inning Stats	R: 2 E: 0 K: 0 S: 6	H: 3 LOB: 1 BB: 0 P: 6	R: 0 E: 0 K: 1 S: 6	H: 1 LOB: 1 BB: 0 P: 6	R: 1 E: 0 K: 0 S: 5	H: 2 LOB: 2 BB: 1 P: 9	R: 0 E: 0 K: 0 S: 3	H: 0 LOB: 0 BB: 0 P: 3	R: 0 E: 0 K: 0 S: 3	H: 0 LOB: 0 BB: 0 P: 3	R: 0 E: 0 K: 0 S: 3	H: 1 LOB: 0 BB: 0 P: 3	R: 1 E: 0 K: 1 S: 7	H: 2 LOB: 1 BB: 0 P: 7	R: 0 E: 0 K: 1 S: 5	H: 0 LOB: 0 BB: 0 P: 5	1B: 5 2B: 2 3B: 1 HR: 1	SF: 0 SAC: 0 DP: 1 HBP: 0	WP: 0 PB: 0 SB: 0 CS: 0	PA: 33																		
PITCHER	IP	WLS	BF	H	R	ER	SO	BB	IBB	HBP	BLK	WP	HR	S	P	ERA	WHIP	PITCHER				IP	WLS	BF	H	R	ER	SO	BB	IBB	HBP	BLK	WP	HR	S	P	ERA	WHIP
John Fulgham, R ERA: 3.31	3.0	L	16	6	3	3	1	1	0	0	0	0	0	17	21	9.00	2.333																					
Roy Thomas, R ERA: 3.57	3.1		12	3	1	1	1	0	0	0	0	0	1	14	14	2.70	0.900																					
Will McEnaney, L ERA: 1.32	1.2		5	0	0	0	1	0	0	0	0	0	0	7	7	0.00	0.000																					

St. Louis Cardinals @ Cincinnati Reds
Riverfront Stadium, Cincinnati, OH
Tue Jul 10 1979, 7:05 PM EDT
Att: 24,922 - Cloudy - 71 F

AB 32
R 4
H 9
RBI 4
BB 1
SO 3
LOB 13



Batter	1	2	3	4	5	6	7	8	9	AB	R	H	RBI	BB	SO	LOB	TOP				
Garry Templeton, S OBP: 0.345, SLG: 0.456 (1, 6)										4	0	2	0	0	1	0	St. Louis Cardinals @ Cincinnati Reds Riverfront Stadium, Cincinnati, OH Wed Jul 11 1979, 7:05 PM EDT Att: 24,546 - Cloudy - 72 F				
Lou Brock, L OBP: 0.358, SLG: 0.445 (1, 7)										4	0	0	0	0	0	4					
Jerry Mumphrey, S OBP: 0.321, SLG: 0.373 (1, 8)										3	0	0	1	0	0	1					
Keith Hernandez, L OBP: 0.391, SLG: 0.502 (1, 3)										4	0	1	0	0	0	2					
George Hendrick, R OBP: 0.378, SLG: 0.472 (1, 9)										4	0	0	0	0	0	0					
Terry Kennedy, L OBP: 0.352, SLG: 0.490 (1, 2)										4	0	2	0	0	0	0					
Ken Reitz, R OBP: 0.310, SLG: 0.403 (1, 5)										4	0	0	0	0	1	2					
Ken Oberkfell, L OBP: 0.395, SLG: 0.463 (1, 4)										3	0	2	0	0	0	0					
John Denny, R Bernie Carmon, L Darold Knowles, L Dane Iorg, L George Frazier, R Will McEnaney, L (1, 1) (6, PH) (6, 1) (7, PH) (7, 1) (8, 1)										1	0	0	0	0	0	0					
Inning Stats	R: 0 E: 0 K: 1 S: 5	H: 0 LOB: 0 BB: 0 P: 5	R: 0 E: 0 K: 0 S: 3	H: 0 LOB: 0 BB: 0 P: 3	R: 0 E: 0 K: 1 S: 5	H: 0 LOB: 0 BB: 0 P: 5	R: 0 E: 0 K: 0 S: 3	H: 0 LOB: 0 BB: 0 P: 3	R: 0 E: 0 K: 0 S: 4	H: 1 LOB: 1 BB: 0 P: 4	R: 1 E: 0 K: 0 S: 6	H: 3 LOB: 2 BB: 0 P: 6	R: 0 E: 0 K: 0 S: 5	H: 2 LOB: 2 BB: 0 P: 5	R: 0 E: 0 K: 0 S: 4	H: 2 LOB: 2 BB: 0 P: 4	R: 0 E: 0 K: 0 S: 3	H: 0 LOB: 0 BB: 0 P: 3	1B: 8 2B: 0 3B: 0 HR: 0	SF: 1 SAC: 0 DP: 0 HBP: 0	WP: 0 PA: 34 PB: 0 SB: 0 CS: 0
PITCHER Michael LaCoss, R ERA: 2.24 (1, 1)	IP: 9.0 WLS: W BF: 34 H: 8 R: 1 ER: 1 SO: 2 BB: 0 IBB: 0 HBP: 0 BLK: 0 WP: 0 HR: 0 S: 38 P: 38 ERA: 1.00 WHIP: 0.889															PITCHER IP: WLS: BF: H: R: ER: SO: BB: IBB: HBP: BLK: WP: HR: S: P: ERA: WHIP					

AB	33
R	1
H	8
RBI	1
BB	0
SO	2
LOB	11



Batter	1	2	3	4	5	6	7	8	9	AB	R	H	RBI	BB	SO	LOB	BOTTOM				
Dave Collins, S OBP: 0.373, SLG: 0.434 Hector Cruz, R OBP: 0.193, SLG: 0.115 (1, 9) (8, PR) (9, 9)										5	1	3	2	0	0	1	St. Louis Cardinals @ Cincinnati Reds Riverfront Stadium, Cincinnati, OH Wed Jul 11 1979, 7:05 PM EDT Att: 24,546 - Cloudy - 72 F				
Junior Kennedy, R OBP: 0.365, SLG: 0.338 (1, 6)										3	0	2	2	2	0	1					
Joe Morgan, L OBP: 0.404, SLG: 0.433 (1, 4)										3	0	0	1	1	0	4					
George Foster, R OBP: 0.402, SLG: 0.601 (1, 7)										3	0	0	0	1	1	3					
Dan Driessen, L OBP: 0.328, SLG: 0.431 (1, 3)										3	0	0	0	1	0	1					
Johnny Bench, R OBP: 0.347, SLG: 0.367 (1, 2)										4	0	1	0	0	0	3					
Harry Spilman, L OBP: 0.400, SLG: 0.353 (1, 5)										4	1	1	0	0	0	1					
Cesar Geronimo, L OBP: 0.309, SLG: 0.370 (1, 8)										3	2	2	0	1	0	1					
Michael LaCoss, R OBP: 0.109, SLG: 0.089 (1, 1)										3	1	0	0	1	0	3					
Inning Stats	R: 0 E: 0 K: 0 S: 3	H: 1 LOB: 0 BB: 0 P: 3	R: 0 E: 0 K: 0 S: 3	H: 0 LOB: 0 BB: 0 P: 3	R: 2 E: 1 K: 1 S: 6	H: 1 LOB: 2 BB: 3 P: 18	R: 0 E: 0 K: 0 S: 4	H: 1 LOB: 1 BB: 0 P: 4	R: 1 E: 0 K: 0 S: 4	H: 1 LOB: 3 BB: 3 P: 16	R: 0 E: 0 K: 0 S: 4	H: 1 LOB: 1 BB: 0 P: 4	R: 0 E: 0 K: 0 S: 3	H: 0 LOB: 1 BB: 1 P: 7	R: 3 E: 0 K: 0 S: 7	H: 4 LOB: 2 BB: 0 P: 7	R: 0 E: 0 K: 0 S: 3	H: 0 LOB: 1 BB: 1 P: 7	1B: 8 2B: 1 3B: 0 HR: 0	SF: 1 SAC: 0 DP: 1 HBP: 0	WP: 1 PA: 39 PB: 0 SB: 0 CS: 0
PITCHER John Denny, R ERA: 4.95 Darold Knowles, L ERA: 3.97 George Frazier, R ERA: 3.0 Will McEnaney, L ERA: 1.82 (1, 1) (6, 1) (7, 1) (8, 1)	IP: 5.0 WLS: L BF: 24 H: 4 R: 3 ER: 3 SO: 1 BB: 4 IBB: 3 HBP: 3 BLK: 1 WP: 1 HR: 0 S: 20 P: 44 ERA: 5.40 WHIP: 1.800															PITCHER IP: WLS: BF: H: R: ER: SO: BB: IBB: HBP: BLK: WP: HR: S: P: ERA: WHIP					

AB	31
R	6
H	9
RBI	5
BB	7
SO	1
LOB	18



Batter	1	2	3	4	5	6	7	8	9	AB	R	H	RBI	BB	SO	LOB	TOP								
Ivan De Jesus, R OBP: 0.368, SLG: 0.382	1-3			P6	P4			E BB		3	0	0	0	1	0	0									
Larry Blittner, L OBP: 0.365, SLG: 0.458	G5-4-3 1B			BB 2B		F7		F7		4	1	2	0	0	0	1									
Ken Henderson, S OBP: 0.350, SLG: 0.265	G5-4-3 1-2			BB 2B		4-3		4-3		3	0	0	0	1	0	2									
Jerry Martin, R OBP: 0.363, SLG: 0.513				CS 1B					K	4	1	3	1	0	1	0									
Mike Vail, R OBP: 0.404, SLG: 0.588				FC5-2-5 2B					F8	2	1	0	0	1	0	3									
Scot Thompson, L OBP: 0.370, SLG: 0.409	G4-6-3 BB			FC5-2-5 2B		6-3				1	0	0	0	0	0	0									
Steve Ontiveros, S OBP: 0.370, SLG: 0.372	G4-6-3 1-2			2-3 3-H 2B					K	4	0	1	2	0	2	1									
Barry Foote, R OBP: 0.301, SLG: 0.406				F2	P6				K	3	0	0	0	0	1	1									
Ted Sizemore, R OBP: 0.340, SLG: 0.342				F8		B1-3			K	3	0	0	0	0	1	0									
Dennis Lamp, R OBP: 0.226, SLG: 0.233				K		K			F9	3	0	0	0	0	2	0									
Bruce Sutter, R OBP: 0.286, SLG: 0.167						K				0	0	0	0	0	0	0									
Inning Stats	R: 0 E: 0 K: 0 S: 3	H: 1 LOB: 0 BB: 0 P: 3	R: 0 E: 0 K: 0 S: 2	H: 1 LOB: 0 BB: 1 P: 6	R: 0 E: 0 K: 1 S: 5	H: 0 LOB: 0 BB: 0 P: 5	R: 3 E: 0 K: 0 S: 6	H: 3 LOB: 1 BB: 1 P: 10	R: 0 E: 0 K: 1 S: 5	H: 0 LOB: 0 BB: 0 P: 5	R: 0 E: 0 K: 0 S: 4	H: 1 LOB: 0 BB: 0 P: 4	R: 0 E: 0 K: 3 S: 9	H: 0 LOB: 0 BB: 0 P: 9	R: 0 E: 1 K: 0 S: 3	H: 0 LOB: 1 BB: 1 P: 7	R: 0 E: 0 K: 2 S: 7	H: 0 LOB: 0 BB: 0 P: 7	1B: 4 2B: 2 3B: 0 HR: 0	SF: 0 SAC: 0 DP: 2 HBP: 0	WP: 0 PB: 0 SB: 0 CS: 1	PA: 33			
PITCHER	IP	WLS	BF	H	R	ER	SO	BB	IBB	HBP	BLK	WP	HR	S	P	ERA	WHIP								
Fred Norman, L ERA: 3.27	5.0	L	19	5	3	3	2	2	0	0	0	0	0	21	29	5.40	1.400								
Tom Hume, R ERA: 3.42	3.0		11	1	0	0	3	1	0	0	0	0	0	16	20	0.00	0.667								
Doug Bair, R ERA: 4.19	1.0		3	0	0	0	2	0	0	0	0	0	0	7	7	0.00	0.000								

Chicago Cubs @ Cincinnati Reds
Riverfront Stadium, Cincinnati, OH
Fri Jul 13 1979, 7:05 PM EDT
Att: 23,990 - Unknown

AB 30
R 3
H 6
RBI 3
BB 3
SO 7
LOB 8



Batter	1	2	3	4	5	6	7	8	9	AB	R	H	RBI	BB	SO	LOB	BOTTOM								
Ken Griffey, L OBP: 0.356, SLG: 0.458	4-3 3B		K			4-3		F7		4	1	1	0	0	1	1									
Junior Kennedy, R OBP: 0.354, SLG: 0.319	4-3		K			4-3			K	4	0	0	1	0	2	0									
Joe Morgan, L OBP: 0.404, SLG: 0.431	3-H 2B			F7		F8			F3	4	0	1	0	0	0	0									
George Foster, R OBP: 0.409, SLG: 0.611				5-3			P4			4	0	2	0	0	0	0									
Dan Driessen, L OBP: 0.323, SLG: 0.422	K			G3		3-1			F8	4	0	0	0	0	1	2									
Johnny Bench, R OBP: 0.343, SLG: 0.363						5-3				3	0	0	0	0	1	0									
Ray Knight, R OBP: 0.361, SLG: 0.401										3	0	2	0	0	0	0									
Cesar Geronimo, L OBP: 0.314, SLG: 0.367						FC1-5-6 2B			K	3	0	0	0	0	1	2									
Fred Norman, S OBP: 0.229, SLG: 0.129										1	0	0	0	0	1	0									
Harry Spillman, L OBP: 0.409, SLG: 0.368										1	0	0	0	0	0	1									
Tom Hume, R OBP: 0.222, SLG: 0.229										0	0	0	0	0	0	0									
Dave Collins, S OBP: 0.379, SLG: 0.432										1	0	0	0	0	0	1									
Doug Bair, R										0	0	0	0	0	0	0									
Inning Stats	R: 1 E: 0 K: 1 S: 7	H: 3 LOB: 1 BB: 0 P: 7	R: 0 E: 0 K: 0 S: 3	H: 0 LOB: 0 BB: 0 P: 3	R: 0 E: 0 K: 3 S: 9	H: 0 LOB: 0 BB: 0 P: 9	R: 0 E: 0 K: 0 S: 3	H: 0 LOB: 0 BB: 0 P: 3	R: 0 E: 0 K: 1 S: 6	H: 1 LOB: 1 BB: 0 P: 6	R: 0 E: 0 K: 0 S: 3	H: 0 LOB: 0 BB: 0 P: 3	R: 0 E: 0 K: 3 S: 9	H: 0 LOB: 0 BB: 0 P: 3	R: 0 E: 0 K: 1 S: 6	H: 1 LOB: 1 BB: 0 P: 6	R: 0 E: 0 K: 1 S: 6	H: 1 LOB: 1 BB: 0 P: 6	1B: 2 2B: 3 3B: 1 HR: 0	SF: 0 SAC: 0 DP: 0 HBP: 0	WP: 0 PB: 0 SB: 0 CS: 0	PA: 32			
PITCHER	IP	WLS	BF	H	R	ER	SO	BB	IBB	HBP	BLK	WP	HR	S	P	ERA	WHIP								
Dennis Lamp, R ERA: 4.4	8.2	W	31	6	1	1	7	0	0	0	0	0	0	45	45	1.04	0.692								
Bruce Sutter, R ERA: 1.37	0.1	S	1	0	0	0	0	0	0	0	0	0	0	1	1	0.00	0.000								

Chicago Cubs @ Cincinnati Reds
Riverfront Stadium, Cincinnati, OH
Fri Jul 13 1979, 7:05 PM EDT
Att: 23,990 - Unknown

AB 32
R 1
H 6
RBI 1
BB 0
SO 7
LOB 7



Batter	1	2	3	4	5	6	7	8	9	AB	R	H	RBI	BB	SO	LOB	TOP			
Ivan De Jesus, R OBP: 0.366, SLG: 0.383	5-3		5-3		FC6-4 BB		FC6-4			5	0	1	0	0	0	3	Chicago Cubs @ Cincinnati Reds Riverfront Stadium, Cincinnati, OH Sat Jul 14 1979, 7:05 PM EDT Att: 50,335 - Unknown			
Scot Thompson, L OBP: 0.376, SLG: 0.408					F7		F8		2B	3	0	1	0	2	0	2				
Ken Henderson, S OBP: 0.409, SLG: 0.314 Miguel Dilone, S OBP: 0.242, SLG: 0.280					1B		FC5-4 BB		1B FC6-2 2B	1	0	1	0	3	0	0				
Jerry Martin, R OBP: 0.362, SLG: 0.510					P6		FC5-4		FC6-2 1B	4	1	1	0	0	0	5				
Larry Blittner, L OBP: 0.357, SLG: 0.442					1B		F7		FC6-2 L3-6 1B	4	0	1	0	0	0	2				
Steve Ontiveros, S OBP: 0.375, SLG: 0.378					1B				1B	4	0	3	1	0	0	0				
Barry Foote, R OBP: 0.297, SLG: 0.400					L5		G3-6-3 1B		1B	4	0	0	0	0	0	6				
Ted Sizemore, R OBP: 0.335, SLG: 0.337					4-3		6-3		F8	4	0	0	0	0	0	3				
Mike Krukow, R OBP: 0.378, SLG: 0.515 Dick Tidrow, R OBP: 0.167, SLG: 0.167 Bruce Sutter, R OBP: 0.286, SLG: 0.167					1B WP HBP		FC6-4 1B		K	2	0	2	0	0	0	0				
										1	0	0	0	0	1	0				
										0	0	0	0	0	0	0				
Inning Stats	R: 0 E: 0 K: 0 S: 2	H: 0 LOB: 1 BB: 2 P: 10	R: 0 E: 0 K: 0 S: 3	H: 0 LOB: 0 BB: 0 P: 3	R: 0 E: 0 K: 0 S: 3	H: 1 LOB: 2 BB: 0 P: 4	R: 0 E: 0 K: 0 S: 5	H: 2 LOB: 3 BB: 1 P: 9	R: 0 E: 0 K: 0 S: 4	H: 1 LOB: 0 BB: 0 P: 3	R: 0 E: 0 K: 0 S: 4	H: 1 LOB: 1 BB: 0 P: 4	R: 1 E: 0 K: 0 S: 5	H: 3 LOB: 1 BB: 0 P: 5	R: 0 E: 0 K: 1 S: 6	H: 1 LOB: 2 BB: 1 P: 10		1B: 8 2B: 3 3B: 0 HR: 0	SF: 0 SAC: 0 DP: 3 HBP: 1	WP: 1 PA: 39 PB: 0 SB: 0 CS: 0
PITCHER	IP WLS BF H R ER SO BB IBB HBP BLK WP HR S P ERA WHIP	7.0 L 31 8 1 1 0 4 0 0 0 0 0 26 43 1.29 1.714	1.0 3 1 0 0 0 0 0 0 0 0 0 3 3 0.00 1.000	1.0 5 1 0 0 1 0 1 0 0 0 0 6 10 0.00 1.000																

Batter	1	2	3	4	5	6	7	8	9	AB	R	H	RBI	BB	SO	LOB	BOTTOM			
Ken Griffey, L OBP: 0.355, SLG: 0.455	F9		F7			K				4	0	1	0	0	1	1	Chicago Cubs @ Cincinnati Reds Riverfront Stadium, Cincinnati, OH Sat Jul 14 1979, 7:05 PM EDT Att: 50,335 - Unknown			
Dave Concepcion, R OBP: 0.340, SLG: 0.418	F8		K			5-3				4	0	0	0	0	1	3				
Joe Morgan, L OBP: 0.405, SLG: 0.427					F9		F8			2	0	0	0	2	0	0				
George Foster, R OBP: 0.407, SLG: 0.613					6-3					4	0	1	0	0	1	2				
Dan Driessen, L OBP: 0.319, SLG: 0.416			K		4-3		1-4-3		K	4	0	0	0	0	2	2				
Ray Knight, R OBP: 0.363, SLG: 0.402							5-3		K	4	0	2	0	0	1	2				
Cesar Geronimo, L OBP: 0.311, SLG: 0.362			FC6-4 1B				5-3		K	3	0	0	0	0	0	2				
Vic Correll, R OBP: 0.341, SLG: 0.351			CS						K	3	0	1	0	0	1	0				
Bill Bonham, R OBP: 0.125, SLG: 0.188 Michael LaCoss, R OBP: 0.109, SLG: 0.089 Harry Spillman, L OBP: 0.435, SLG: 0.368 Doug Bair, R									1B	2	0	0	0	0	0	0				
										0	0	0	0	0	0	0				
										0	0	0	0	1	0	0				
										0	0	0	0	0	0	0				
Inning Stats	R: 0 E: 0 K: 0 S: 3	H: 0 LOB: 1 BB: 1 P: 7	R: 0 E: 0 K: 1 S: 5	H: 1 LOB: 0 BB: 0 P: 5	R: 0 E: 0 K: 2 S: 8	H: 1 LOB: 1 BB: 0 P: 8	R: 0 E: 0 K: 0 S: 3	H: 0 LOB: 0 BB: 0 P: 3	R: 0 E: 0 K: 0 S: 7	H: 0 LOB: 0 BB: 0 P: 7	R: 0 E: 0 K: 0 S: 4	H: 1 LOB: 1 BB: 0 P: 4	R: 0 E: 0 K: 1 S: 6	H: 1 LOB: 2 BB: 1 P: 10	R: 0 E: 0 K: 3 S: 9	H: 0 LOB: 1 BB: 1 P: 13		1B: 4 2B: 0 3B: 1 HR: 0	SF: 0 SAC: 0 DP: 0 HBP: 0	WP: 0 PA: 34 PB: 0 SB: 0 CS: 2
PITCHER	IP WLS BF H R ER SO BB IBB HBP BLK WP HR S P ERA WHIP	7.2 W 28 5 0 0 6 2 0 0 0 0 0 38 46 0.00 0.913	0.1 2 0 0 0 0 1 0 0 0 0 0 1 5 0.00 3.000	1.0 S 3 0 0 0 3 0 0 0 0 0 0 9 9 0.00 0.000																

Batter	1	2	3	4	5	6	7	8	9	AB	R	H	RBI	BB	SO	LOB	TOP			
Ivan De Jesus, R OBP: 0.362, SLG: 0.378	E5 1B FC5-4	5-3			6-3		6-3			4	1	0	0	0	0	0				
Scot Thompson, L OBP: 0.382, SLG: 0.406	F8		K					BB		3	0	1	0	1	1	1				
Ken Henderson, S OBP: 0.417, SLG: 0.316	FC5-4 1B		F8		F9			BB		3	0	1	0	1	0	1				
Jerry Martin, R OBP: 0.363, SLG: 0.516	FC5-4 1B					G3 2B		K		4	0	2	1	0	1	3				
Larry Blittner, L OBP: 0.350, SLG: 0.429	FC5 1B		4-3			G3		K		4	0	1	0	0	1	4				
Steve Ontiveros, S OBP: 0.373, SLG: 0.374					G3	K		G1		3	0	0	0	1	1	3				
Barry Foote, R OBP: 0.293, SLG: 0.394	FC5				F2	K				4	0	0	0	0	2	4				
Ted Sizemore, R OBP: 0.332, SLG: 0.333			F8							3	0	0	0	0	0	0				
Bill Buckner, L OBP: 0.316, SLG: 0.457					F7			G3		1	0	0	0	0	0	0				
Rick Reuschel, R OBP: 0.154, SLG: 0.114										2	0	0	0	0	2	0				
Steve Dillard, R OBP: 0.336, SLG: 0.450			K							1	0	0	0	0	0	0				
Willie Hernandez, L OBP: 0.333, SLG: 0.333										0	0	0	0	0	0	0				
Lynn McGlothen, L OBP: 0.206, SLG: 0.212										0	0	0	0	0	0	0				
Mike Vail, R OBP: 0.400, SLG: 0.580										1	0	0	0	0	1	0				
Inning Stats	R: 1 E: 1 K: 0 S: 6	H: 2 LOB: 3 BB: 1 P: 10	R: 0 E: 0 K: 1 S: 5	H: 0 LOB: 0 BB: 0 P: 5	R: 0 E: 0 K: 1 S: 6	H: 1 LOB: 1 BB: 0 P: 6	R: 0 E: 0 K: 0 S: 3	H: 0 LOB: 0 BB: 0 P: 3	R: 0 E: 0 K: 1 S: 6	H: 1 LOB: 1 BB: 0 P: 6	R: 0 E: 0 K: 2 S: 8	H: 0 LOB: 0 BB: 0 P: 3	R: 0 E: 0 K: 2 S: 7	H: 0 LOB: 2 BB: 0 P: 15	R: 0 E: 0 K: 2 S: 7	H: 0 LOB: 0 BB: 0 P: 7	1B: 3 2B: 2 3B: 0 HR: 0	SF: 0 SAC: 0 DP: 0 HBP: 0	WP: 0 PB: 0 SB: 0 CS: 0	PA: 36
PITCHER	IP WLS BF H R ER SO BB IBB HBP BLK WP HR S P ERA WHIP																			
Tom Seaver, R ERA: 3.5	(1, 1) 8.0 W 33 5 1 0 7 2 1 0 0 0 0 0 44 56 0.00 0.875																			
Doug Bair, R ERA: 4.04	(9, 1) 1.0 3 0 0 0 2 0 0 0 0 0 0 0 7 7 0.00 0.000																			

Chicago Cubs @ Cincinnati Reds
Riverfront Stadium, Cincinnati, OH
Sun Jul 15 1979, 3:33 AM EDT
Att: 36,071 - Unknown

AB 33
R 1
H 5
RBI 1
BB 3
SO 9
LOB 16



Batter	1	2	3	4	5	6	7	8	9	AB	R	H	RBI	BB	SO	LOB	BOTTOM			
Ken Griffey, L OBP: 0.358, SLG: 0.456	SH5-3 1B	F7		E HR BB		1B SF8	4-3			4	3	2	0	1	0	3				
Junior Kennedy, R OBP: 0.352, SLG: 0.317	SH5-3 1B	5-3		E4 HR		BB 1B		F8		4	1	1	0	0	0	2				
Dave Concepcion, R OBP: 0.341, SLG: 0.427	1-3		FC1-5 1B	HR		SF8		F9		4	1	2	4	0	0	1				
George Foster, R OBP: 0.413, SLG: 0.611	1B 2B BB		FC1-5 BB	K		BB		BB		1	1	0	0	4	1	0				
Harry Spilman, L OBP: 0.429, SLG: 0.375	2B 1B		FC1-5			F8		F5		5	1	2	1	0	0	5				
Ray Knight, R OBP: 0.364, SLG: 0.407	2B		F8			K		BB 1B		4	0	2	2	0	1	3				
Cesar Geronimo, L OBP: 0.310, SLG: 0.358	F7		4-3			G3		BB		3	0	0	0	1	0	4				
Vic Correll, R OBP: 0.326, SLG: 0.333		F8		F8		K		P4		4	0	0	0	0	1	3				
Tom Seaver, R ERA: 3.91	(1, 1) 6.0 L 32 9 7 4 4 4 0 0 0 0 0 0 36 52 6.00 2.167																			
Willie Hernandez, L ERA: 4.33	(7, 1) 1.0 5 1 0 0 1 1 0 0 0 0 0 0 6 10 0.00 2.000																			
Lynn McGlothen, R ERA: 4.61	(8, 1) 1.0 4 0 0 0 0 1 0 0 0 0 0 0 3 7 0.00 1.000																			
Inning Stats	R: 3 E: 0 K: 0 S: 6	H: 3 LOB: 1 BB: 1 P: 10	R: 0 E: 0 K: 0 S: 4	H: 1 LOB: 1 BB: 0 P: 4	R: 0 E: 0 K: 0 S: 4	H: 1 LOB: 2 BB: 1 P: 8	R: 3 E: 1 K: 2 S: 9	H: 1 LOB: 0 BB: 1 P: 13	R: 0 E: 0 K: 2 S: 8	H: 1 LOB: 1 BB: 0 P: 8	R: 1 E: 0 K: 0 S: 5	H: 2 LOB: 2 BB: 1 P: 9	R: 0 E: 0 K: 1 S: 6	H: 1 LOB: 2 BB: 1 P: 10	R: 0 E: 0 K: 0 S: 3	H: 0 LOB: 1 BB: 1 P: 7	1B: 8 2B: 1 3B: 0 HR: 1	SF: 1 SAC: 1 DP: 0 HBP: 0	WP: 0 PB: 0 SB: 1 CS: 0	PA: 41
PITCHER	IP WLS BF H R ER SO BB IBB HBP BLK WP HR S P ERA WHIP																			

Chicago Cubs @ Cincinnati Reds
Riverfront Stadium, Cincinnati, OH
Sun Jul 15 1979, 3:33 AM EDT
Att: 36,071 - Unknown

AB 33
R 7
H 10
RBI 7
BB 6
SO 5
LOB 23





Batter	1	2	3	4	5	6	7	8	9	AB	R	H	RBI	BB	SO	LOB	TOP					
Dave Collins, S OBP: 0.377, SLG: 0.435 (1, 7)	G3		FC4-6				L7		FC4-6	6	0	2	1	0	0	3	Cincinnati Reds @ St. Louis Cardinals Busch Stadium, St. Louis, MO Thu Jul 19 1979, 7:05 PM CDT Att: 27,228 - Unknown AB 44 R 16 H 19 RBI 15 BB 6 SO 2 LOB 25					
Joe Morgan, L OBP: 0.403, SLG: 0.420 (1, 4)	F8	F8	F8		G3		G4-6-3		FC4-6	4	1	0	0	2	0	3						
Ken Griffey, L OBP: 0.361, SLG: 0.457 (1, 9)	1B	4-3		WP			4-3		FC3-2	6	3	3	0	0	0	1						
Dan Driessen, L OBP: 0.325, SLG: 0.420 (9, PR)	F8	F8							FC3-2	4	2	2	1	1	0	2						
Harry Spillman, L OBP: 0.429, SLG: 0.375 (9, 3)	F8	F8							HR	0	1	0	0	0	0	0						
Dave Concepcion, R OBP: 0.349, SLG: 0.431 (6, PR)	BB								HR	4	2	3	1	0	0	1						
Rick Auerbach, R OBP: 0.237, SLG: 0.306 (6, 6)	BB								HR	2	1	1	0	0	0	3						
Ray Knight, R OBP: 0.367, SLG: 0.418 (1, 5)	BB								HR	4	4	2	6	1	0	2						
Johnny Bench, R OBP: 0.364 (7, 2)	BB								HR	2	2	1	1	2	1	1						
Vic Cornell, R OBP: 0.330, SLG: 0.338 (7, 2)	BB								HR	2	0	1	0	0	0	1						
Cesar Geronimo, L OBP: 0.313, SLG: 0.360 (7, 8)	BB								HR	4	0	2	3	0	0	2						
Paul Blair, R OBP: 0.215, SLG: 0.299 (8, 1)	BB								HR	1	0	0	0	0	0	2						
Fred Norman, S OBP: 0.256, SLG: 0.171 (8, PH)	FC4-6								HR	4	0	2	2	0	0	2						
Hector Cruz, R OBP: 0.186, SLG: 0.111 (8, 1)	FC4-6								HR	1	0	0	0	0	1	2						
Mario Soto, R OBP: 0.279 (8, 1)	FC4-6								HR	0	0	0	0	0	0	0						
Inning Stats	R: 5 E: 0 K: 0 S: 8	H: 5 LOB: 2 BB: 2 P: 16	R: 0 E: 0 K: 0 S: 3	H: 0 LOB: 0 BB: 0 P: 3	R: 3 E: 1 K: 0 S: 6	H: 3 LOB: 1 BB: 1 P: 10	R: 1 E: 0 K: 1 S: 7	H: 2 LOB: 1 BB: 0 P: 7	R: 0 E: 0 K: 0 S: 4	H: 1 LOB: 1 BB: 0 P: 4	R: 2 E: 1 K: 0 S: 5	H: 2 LOB: 3 BB: 2 P: 13	R: 0 E: 0 K: 0 S: 2	H: 0 LOB: 0 BB: 1 P: 6	R: 1 E: 0 K: 1 S: 8	H: 3 LOB: 2 BB: 0 P: 8		R: 4 E: 0 K: 0 S: 6	H: 3 LOB: 1 BB: 0 P: 7	1B: 16 2B: 2 3B: 0 HR: 1	SF: 1 SAC: 0 DP: 1 HBP: 1	WP: 2 PB: 0 SB: 0 CS: 0
PITCHER	IP WLS BF H R ER SO BB IBB HBP BLK WP HR S P ERA WHIP																					
Pete Vuckovich, R ERA: 3.73 (1, 1)	2.0 L 16 7 8 7 0 3 0 0 0 0 0 0 13 25 31.50 5.000																					
Roy Thomas, R ERA: 3.95 (3, 1)	2.0 9 3 1 1 1 0 0 0 0 0 1 0 11 11 4.50 1.500																					
Darold Knowles, L ERA: 4.25 (5, 1)	2.0 11 3 2 2 0 2 0 0 0 0 1 0 9 17 9.00 2.500																					
George Frazier, R ERA: 3.21 (7, 1)	2.0 9 3 1 1 1 1 0 0 0 0 0 0 10 14 4.50 2.000																					
Willi McEnaney, L ERA: 2.79 (9, 1)	1.0 7 3 4 4 0 0 0 0 1 0 0 1 6 7 36.00 3.000																					

Batter	1	2	3	4	5	6	7	8	9	AB	R	H	RBI	BB	SO	LOB	BOTTOM			
Garry Templeton, S OBP: 0.342, SLG: 0.460 (1, 6)	G3		4-3		6-3		F2		F8	5	2	3	0	0	0	0	Cincinnati Reds @ St. Louis Cardinals Busch Stadium, St. Louis, MO Thu Jul 19 1979, 7:05 PM CDT Att: 27,228 - Unknown AB 40 R 4 H 14 RBI 3 BB 1 SO 4 LOB 18			
Lou Brock, L OBP: 0.355, SLG: 0.435 (1, 7)	G3		4-3		1B		1B		1B	5	0	3	3	0	0	1				
Keith Hernandez, L OBP: 0.395, SLG: 0.499 (1, 3)	6-3		L7		K		1B		F8	5	0	1	0	0	1	3				
George Hendrick, R OBP: 0.381, SLG: 0.471 (1, 9)	1B		FC6-4		1B		K		P6	5	0	3	0	0	1	4				
Tony Scott, S OBP: 0.309, SLG: 0.387 (1, 8)	1B		FC6-4		5-3				K	5	0	1	0	0	1	5				
Ken Reitz, R OBP: 0.311, SLG: 0.399 (1, 5)	P4		F8		F8		G5-4-3		F7	4	0	1	0	0	0	2				
Steve Swisher, R OBP: 0.175, SLG: 0.173 (1, 2)									K	3	0	1	0	0	0	1				
Terry Kennedy, L OBP: 0.313, SLG: 0.413 (6, PH)									K	1	0	0	0	0	1	0				
Mike Tyson, R OBP: 0.266, SLG: 0.358 (7, 1)									1B	3	0	0	0	0	0	1				
George Frazier, R OBP: 0.167, SLG: 0.333 (7, 1)									1B	0	0	0	0	0	0	0				
Willi McEnaney, L OBP: 0.395, SLG: 0.414 (9, 1)									1B	0	0	0	0	0	0	0				
Jerry Mumphrey, S OBP: 0.324, SLG: 0.369 (9, PH)									1B	1	1	1	0	0	0	0				
Pete Vuckovich, R OBP: 0.149, SLG: 0.152 (1, 1)									1B	1	0	0	0	0	0	0				
Roy Thomas, R OBP: 0.167, SLG: 0.333 (3, 1)									1B	0	0	0	0	0	0	0				
Bernie Carbo, L OBP: 0.395, SLG: 0.414 (4, PH)									1B	1	0	0	0	0	0	1				
Darold Knowles, L OBP: 0.395, SLG: 0.458 (5, 1)									1B	0	0	0	0	0	0	0				
Ken Oberkell, L OBP: 0.395, SLG: 0.458 (7, 4)									BB	1	1	0	0	1	0	0				
Inning Stats	R: 1 E: 0 K: 0 S: 6	H: 3 LOB: 2 BB: 0 P: 6	R: 0 E: 0 K: 0 S: 3	H: 0 LOB: 0 BB: 0 P: 3	R: 1 E: 0 K: 0 S: 5	H: 2 LOB: 1 BB: 0 P: 5	R: 0 E: 0 K: 0 S: 4	H: 1 LOB: 1 BB: 0 P: 4	R: 0 E: 0 K: 1 S: 7	H: 2 LOB: 2 BB: 0 P: 7	R: 0 E: 0 K: 1 S: 5	H: 2 LOB: 2 BB: 0 P: 7	R: 0 E: 0 K: 1 S: 5	H: 0 LOB: 0 BB: 0 P: 5	R: 2 E: 0 K: 1 S: 8	H: 3 LOB: 2 BB: 1 P: 12	1B: 11 2B: 2 3B: 1 HR: 0	SF: 0 SAC: 0 DP: 1 HBP: 0	WP: 1 PB: 0 SB: 0 CS: 0	PA: 41
PITCHER	IP WLS BF H R ER SO BB IBB HBP BLK WP HR S P ERA WHIP																			
Fred Norman, L ERA: 3.23 (1, 1)	1.0 W 31 11 2 2 2 2 0 0 0 0 0 0 35 35 2.57 1.571																			
Mario Soto, R ERA: 12.79 (8, 1)	2.0 10 3 2 2 2 1 0 0 0 0 0 0 13 17 9.00 2.000																			

Batter	1	2	3	4	5	6	7	8	9	AB	R	H	RBI	BB	SO	LOB	TOP										
Dave Collins, S (1,7) OBP: 0.373, SLG: 0.453 Paul Blair, R (8,7) OBP: 0.215, SLG: 0.299										4	1	1	2	0	1	1	Cincinnati Reds @ St. Louis Cardinals Busch Stadium, St. Louis, MO Fri Jul 20 1979, 7:05 PM CDT Att: 30,280 - Unknown livebaseballscorecards.com										
Joe Morgan, L (1,4) OBP: 0.401, SLG: 0.415										3	0	0	0	1	0												
Ken Griffey, L (1,9) OBP: 0.357, SLG: 0.451										4	0	0	0	0	1												
Dan Driessen, L (1,3) OBP: 0.327, SLG: 0.420										3	0	1	0	1	0												
Dave Concepcion, R (1,6) OBP: 0.345, SLG: 0.429										4	0	1	0	0	0	3											
Ray Knight, R (1,5) OBP: 0.365, SLG: 0.416										4	0	1	0	0	1	1											
Johnny Bench, R (1,2) OBP: 0.350, SLG: 0.381										4	1	2	1	0	0	2											
Cesar Geronimo, L (1,8) OBP: 0.315, SLG: 0.357										2	1	0	0	2	0	1											
Tom Seaver, R (1,1) OBP: 0.140, SLG: 0.302										2	0	0	0	0	1	1											
Inning Stats	R: 0 E: 1 K: 1 S: 6	H: 0 LOB: 2 BB: 1 P: 10	R: 3 E: 0 K: 1 S: 7	H: 2 LOB: 0 BB: 1 P: 11	R: 0 E: 0 K: 0 S: 4	H: 1 LOB: 1 BB: 0 P: 4	R: 0 E: 0 K: 1 S: 5	H: 0 LOB: 0 BB: 0 P: 5	R: 0 E: 0 K: 0 S: 2	H: 2 LOB: 1 BB: 0 P: 4	R: 0 E: 0 K: 0 S: 2	H: 0 LOB: 0 BB: 1 P: 6	R: 0 E: 0 K: 0 S: 3	H: 0 LOB: 0 BB: 0 P: 3	R: 0 E: 0 K: 0 S: 4	H: 1 LOB: 1 BB: 0 P: 4	1B: 3 2B: 1 3B: 0 HR: 2	SF: 0 SAC: 1 DP: 3 HBP: 0	WP: 1 PB: 0 SB: 0 CS: 0	PA: 35							
PITCHER	IP	WLS	BF	H	R	ER	SO	BB	IBB	HBP	BLK	WP	HR	S	P	ERA	WHIP										
John Denny, R (1,1) ERA: 4.89	7.0	L	28	5	3	3	3	4	0	0	0	1	1	30	46	3.86	1.286										
Will McEnaney, L (8,1) ERA: 2.63	2.0		7	1	0	0	0	0	0	0	0	0	0	7	7	0.00	0.500										

Batter	1	2	3	4	5	6	7	8	9	AB	R	H	RBI	BB	SO	LOB	BOTTOM										
Garry Templeton, S (1,6) OBP: 0.339, SLG: 0.455										4	0	0	0	0	0	2	Cincinnati Reds @ St. Louis Cardinals Busch Stadium, St. Louis, MO Fri Jul 20 1979, 7:05 PM CDT Att: 30,280 - Unknown livebaseballscorecards.com										
Lou Brock, L (1,7) OBP: 0.353, SLG: 0.432										4	0	1	0	0	0	0											
Tony Scott, S (1,8) OBP: 0.311, SLG: 0.389										4	0	2	0	0	0	1											
Keith Hernandez, L (1,3) OBP: 0.391, SLG: 0.493										4	0	0	0	0	0	4											
George Hendrick, R (1,9) OBP: 0.377, SLG: 0.465										4	0	0	0	0	0	1											
Terry Kennedy, L (1,2) OBP: 0.310, SLG: 0.403										4	0	1	0	0	1	1											
Ken Reitz, R (1,5) OBP: 0.313, SLG: 0.400										4	0	2	0	0	0	1											
Ken Oberkfell, L (1,4) OBP: 0.389, SLG: 0.449										3	0	0	0	0	0	3											
John Denny, R (1,1) OBP: 0.109, SLG: 0.156										2	0	0	0	0	0	0											
Dane Iorg, L (7,PH) OBP: 0.316, SLG: 0.361										1	0	0	0	0	0	1											
Will McEnaney, L (8,1) ERA: 2.63										0	0	0	0	0	0	0											
Inning Stats	R: 0 E: 0 K: 0 S: 4	H: 1 LOB: 1 BB: 0 P: 4	R: 0 E: 0 K: 0 S: 4	H: 1 LOB: 0 BB: 0 P: 4	R: 0 E: 0 K: 0 S: 5	H: 1 LOB: 2 BB: 0 P: 5	R: 0 E: 0 K: 0 S: 4	H: 1 LOB: 1 BB: 0 P: 4	R: 0 E: 0 K: 1 S: 6	H: 1 LOB: 1 BB: 0 P: 6	R: 0 E: 0 K: 0 S: 4	H: 1 LOB: 1 BB: 0 P: 4	R: 0 E: 0 K: 0 S: 3	H: 0 LOB: 0 BB: 0 P: 3	R: 0 E: 0 K: 0 S: 3	H: 0 LOB: 0 BB: 0 P: 3	R: 0 E: 0 K: 0 S: 3	H: 0 LOB: 0 BB: 0 P: 3	1B: 6 2B: 0 3B: 0 HR: 0	SF: 0 SAC: 0 DP: 1 HBP: 0	WP: 0 PB: 0 SB: 1 CS: 0	PA: 34					
PITCHER	IP	WLS	BF	H	R	ER	SO	BB	IBB	HBP	BLK	WP	HR	S	P	ERA	WHIP										
Tom Seaver, R (1,1) ERA: 3.25	9.0	W	34	6	0	0	1	0	0	0	0	0	0	36	36	0.00	0.667										

Batter	1	2	3	4	5	6	7	8	9	AB	R	H	RBI	BB	SO	LOB	TOP					
Dave Collins, S OBP: 0.385, SLG: 0.478 (1, 3)	6-3		9-3			FC3-1 1B		1B		6	4	4	0	0	0	1	Cincinnati Reds @ Chicago Cubs Wrigley Field, Chicago, IL Sun Jul 22 1979, 3:33 AM CDT Overcast - 71 F					
Junior Kennedy, R OBP: 0.367, SLG: 0.349 (1, 4)	5-3		BB			FC3-1 1B		HR		5	3	4	3	1	0	0						
Ken Griffey, L OBP: 0.356, SLG: 0.445 Dan Driessen, L OBP: 0.325, SLG: 0.414 (1, 9)	FC5		PO			FC3-1 1B		HR		3	2	1	0	2	0	4						
Johnny Bench, R OBP: 0.363, SLG: 0.383 (1, 2)						1B		HR		1	2	1	2	5	0	0						
Dave Concepcion, R OBP: 0.347, SLG: 0.438 Rick Auerbach, R OBP: 0.247, SLG: 0.306 (1, 6)	FC5		PO			1-3 BB		HR		5	1	3	5	0	0	2						
Ray Knight, R OBP: 0.364, SLG: 0.406 (1, 5)						1-2 BB		HR		0	0	0	0	1	0	0						
Hector Cruz, R OBP: 0.169, SLG: 0.100 (1, 7)	G6-4-3		FC6-4			1-3 BB				5	0	0	1	0	0	4						
Paul Blair, R OBP: 0.214, SLG: 0.286 (1, 8)	5-3		P4			1-2 BB		F8		4	0	0	0	1	1							
Bill Bonham, R OBP: 0.162, SLG: 0.216 (1, 1)						1B		L3		5	0	2	0	0	0	3	 AB 38 R 12 H 15 RBI 11 BB 13 SO 1 LOB 19					
Inning Stats	R: 0 E: 0 K: 0 S: 3	H: 0 LOB: 2 BB: 2 P: 11	R: 0 E: 0 K: 0 S: 2	H: 1 LOB: 2 BB: 3 P: 14	R: 0 E: 0 K: 0 S: 3	H: 0 LOB: 1 BB: 1 P: 7	R: 4 E: 0 K: 0 S: 8	H: 5 LOB: 3 BB: 2 P: 16	R: 1 E: 0 K: 1 S: 5	H: 3 LOB: 2 BB: 1 P: 9	R: 0 E: 0 K: 1 S: 5	H: 0 LOB: 0 BB: 0 P: 5	R: 5 E: 0 K: 0 S: 7	H: 4 LOB: 0 BB: 1 P: 11	R: 2 E: 0 K: 0 S: 5	H: 2 LOB: 2 BB: 2 P: 13		1B: 11 2B: 2 3B: 1 HR: 2	SF: 0 SAC: 0 DP: 3 HBP: 0	WP: 0 PB: 0 SB: 2 CS: 0	PA: 52	
PITCHER	IP	WLS	BF	H	R	ER	SO	BB	IBB	HBP	BLK	WP	HR	S	P	ERA		WHIP				
Ken Holtzman, L ERA: 4.67 (1, 1)	4.1	L	22	5	4	4	0	7	0	0	0	0	0	15	43	8.31		2.769				
Dick Tidrow, R ERA: 4.09 (5, 1)	0.2		5	1	0	0	0	1	1	0	0	0	0	3	11	0.00		3.000				
Donnie Moore, R ERA: 5.94 (6, 1)	2.0		9	3	1	1	1	1	0	0	0	0	0	10	14	4.50		2.000				
Willie Hernandez, L ERA: 5.52 (8, 1)	2.0		15	6	7	7	0	3	0	0	0	0	2	12	24	31.50		4.500				

Batter	1	2	3	4	5	6	7	8	9	AB	R	H	RBI	BB	SO	LOB	BOTTOM					
Ivan De Jesus, R OBP: 0.357, SLG: 0.371 (1, 6)	1-3 1B		4-3		G6-4-3		5-3			4	0	1	0	0	0	2	Cincinnati Reds @ Chicago Cubs Wrigley Field, Chicago, IL Sun Jul 22 1979, 3:33 AM CDT Overcast - 71 F					
Scot Thompson, L OBP: 0.383, SLG: 0.417 (1, 9)	1-3		4-3				L9		F7	4	0	0	0	0	1							
Bill Buckner, L OBP: 0.315, SLG: 0.445 (1, 3)	1B		4-3				6-3		P5	4	1	1	0	0	0	0						
Jerry Martin, R OBP: 0.357, SLG: 0.500 (1, 8)	1B				F9		2B		5-3	4	0	2	0	0	0	0						
Larry Bittner, L OBP: 0.351, SLG: 0.425 (1, 7)	E7				1-4-3		1B		6-3	4	0	2	1	0	0	0						
Steve Ontiveros, S OBP: 0.375, SLG: 0.378 (1, 5)			FC6-4 BB				F8		P6	3	0	1	0	1	0	2						
Barry Foote, R OBP: 0.305, SLG: 0.406 (1, 2)			F8		L7					4	0	1	0	0	0	2		 AB 34 R 1 H 10 RBI 1 BB 1 SO 1 LOB 11				
Ted Sizemore, R OBP: 0.326, SLG: 0.331 (1, 4)			FC6-4				K		F7	4	0	1	0	0	1	2						
Ken Holtzman, R OBP: 0.286, SLG: 0.333 Dick Tidrow, R OBP: 0.295, SLG: 0.286 Steve Ontiveros, S OBP: 0.333, SLG: 0.364 Donnie Moore, L OBP: 0.285, SLG: 0.354 Mike Vail, R OBP: 0.292, SLG: 0.356 Willie Hernandez, L OBP: 0.333, SLG: 0.333 (1, 1)			P5							1	0	0	0	0	0	1						
Inning Stats	R: 1 E: 1 K: 0 S: 5	H: 4 LOB: 2 BB: 0 P: 5	R: 0 E: 0 K: 0 S: 3	H: 0 LOB: 1 BB: 1 P: 7	R: 0 E: 0 K: 0 S: 4	H: 1 LOB: 1 BB: 0 P: 4	R: 0 E: 0 K: 1 S: 5	H: 1 LOB: 0 BB: 0 P: 5	R: 0 E: 0 K: 0 S: 5	H: 2 LOB: 2 BB: 0 P: 5	R: 0 E: 0 K: 0 S: 4	H: 1 LOB: 1 BB: 0 P: 4	R: 0 E: 0 K: 0 S: 3	H: 0 LOB: 0 BB: 0 P: 3	R: 0 E: 0 K: 0 S: 4	H: 1 LOB: 1 BB: 0 P: 4	1B: 8 2B: 2 3B: 0 HR: 0		SF: 0 SAC: 0 DP: 1 HBP: 0	WP: 0 PB: 0 SB: 0 CS: 0	PA: 35	
PITCHER	IP	WLS	BF	H	R	ER	SO	BB	IBB	HBP	BLK	WP	HR	S	P	ERA	WHIP					
Bill Bonham, R ERA: 3.96 (1, 1)	9.0	W	35	10	1	1	1	1	0	0	0	0	0	36	40	1.00	1.222					

Batter	1	2	3	4	5	6	7	8	9	AB	R	H	RBI	BB	SO	LOB	TOP										
Dave Collins, S (1, 7) OBP: 0.378, SLG: 0.464	4-0 WP E BB		0-3 K	0-0 F7			0-0 4-3		0-3 K	4	1	0	0	1	2	1	Cincinnati Reds @ Chicago Cubs Wrigley Field, Chicago, IL Sun Jul 22 1979, 3:38 AM CDT Att: 41,052 - Sunny - 71 F										
Joe Morgan, L (1, 4) OBP: 0.391, SLG: 0.401	0-0 F7		0-0 F9		0-0 P6		0-0 P3			4	0	0	0	0	0	1											
Ken Griffey, L (1, 9) OBP: 0.358, SLG: 0.446	0-3 K		0-0 CS 1B		0-0 1B		0-0 P5			4	0	2	0	0	1	1											
Dan Driessen, L (1, 3) OBP: 0.327, SLG: 0.425	0-0 E4 2H 1B		0-0 CS	0-0 HR		0-0 F8		0-0 4-3		4	1	2	1	0	0	1											
Dave Concepcion, R (1, 6) OBP: 0.348, SLG: 0.437	0-0 F8			0-0 HR 2B 1B		0-3 K		4-0 BB		3	1	1	0	1	1	2											
Ray Knight, R (1, 5) OBP: 0.365, SLG: 0.411		0-0 1B		0-0 1B SF7 2B		0-0 F8		0-3 K		4	1	2	0	0	1	1											
Cesar Geronimo, L (1, 8) OBP: 0.310, SLG: 0.350		0-3 K		0-0 1B		0-3 K		0-0 1-3		4	0	1	1	0	2	2											
Vic Correll, R (1, 2) OBP: 0.333, SLG: 0.368		0-0 F7		0-0 SF7		0-0 2B			0-3 K	3	0	1	1	0	1	1											
Paul Moskau, R (1, 1) OBP: 0.108, SLG: 0.112		0-3 K		0-3 K		0-0 F7			0-0 4-3	1	0	0	0	0	1	1											
Manny Sarmiento, R (3, 1) OBP: 0.479, SLG: 0.360				0-3 K						1	0	0	0	0	1	1											
Harry Spilman, L (6, PH) OBP: 0.144, SLG: 0.360										1	0	0	0	0	0	1											
Mario Soto, R (6, PH) OBP: 0.190, SLG: 0.600										0	0	0	0	0	0	0											
Dave Tomlin, L (6, PH) OBP: 0.300, SLG: 0.347										0	0	0	0	0	0	0											
Junior Kennedy, R (6, PH) OBP: 0.300, SLG: 0.347										1	0	0	0	0	0	0											
Inning Stats	R: 1 E: 1 K: 1 S: 6	H: 1 LOB: 1 BB: 1 P: 10	R: 0 E: 0 K: 2 S: 8	H: 1 LOB: 1 BB: 0 P: 8	R: 0 E: 0 K: 1 S: 5	H: 1 LOB: 0 BB: 0 P: 5	R: 3 E: 0 K: 1 S: 9	H: 4 LOB: 1 BB: 0 P: 9	R: 0 E: 0 K: 1 S: 6	H: 1 LOB: 1 BB: 0 P: 6	R: 0 E: 0 K: 0 S: 3	H: 0 LOB: 0 BB: 0 P: 3	R: 0 E: 0 K: 1 S: 5	H: 0 LOB: 1 BB: 1 P: 9	R: 0 E: 0 K: 2 S: 7	H: 0 LOB: 0 BB: 0 P: 7	1B: 6 2B: 2 3B: 0 HR: 1	SF: 1 SAC: 0 DP: 0 HBP: 0	WP: 1 PB: 0 SB: 0 CS: 1	PA: 38							
PITCHER	IP	WLS	BF	H	R	ER	SO	BB	IBB	HBP	BLK	WP	HR	S	P	ERA	WHIP										
Lynn McGlothen, R (1, 1) ERA: 4.73	3.0		16	7	4	3	4	1	0	0	0	1	1	23	27	9.00	2.667										
Dick Tidrow, R (4, 1) ERA: 3.97	4.0	W	14	2	0	0	3	0	0	0	0	0	0	20	20	0.00	0.500										
Bruce Sutter, R (6, 1) ERA: 1.29	2.0		7	0	0	0	3	1	0	0	0	0	0	12	16	0.00	0.500										

Cincinnati Reds @ Chicago Cubs
 Wrigley Field, Chicago, IL
 Sun Jul 22 1979, 3:38 AM CDT
 Att: 41,052 - Sunny - 71 F

AB 34
 R 4
 H 9
 RBI 3
 BB 2
 SO 10
 LOB 13





Batter	1	2	3	4	5	6	7	8	9	AB	R	H	RBI	BB	SO	LOB	BOTTOM										
Ivan De Jesus, R (1, 6) OBP: 0.397, SLG: 0.370	0-3 K		0-0 1B S 2B	0-0 6-3		4-0 BB 1B	0-0 P4			4	2	1	0	1	1	1	Cincinnati Reds @ Chicago Cubs Wrigley Field, Chicago, IL Sun Jul 22 1979, 3:38 AM CDT Att: 41,052 - Sunny - 71 F										
Scot Thompson, L (1, 9) OBP: 0.395, SLG: 0.436	0-0 FC4-6 2B		0-0 2B 1B	S 1B		0-0 BB 1B	0-0 6-3			5	2	4	0	0	0	1											
Ken Henderson, S (1, 7) OBP: 0.463, SLG: 0.366	4-0 FC4-6 BB		0-0 1B 2B	G4-6-3 BB		4-0 1B BB	0-0 FC1-6-5 1B			2	1	2	1	3	0	0											
Larry Bittner, L (1, 3) OBP: 0.354, SLG: 0.423	0-0 FC4-6 BB		0-0 1B SF7 1B	G4-6-3 1B		0-0 G1-6-3 1B	0-0 FC1-6-5 1B			5	1	2	3	0	0	5											
Steve Ontiveros, S (1, 5) OBP: 0.378, SLG: 0.383	4-0 1-2 BB		0-0 BB 1B	BB 1B		0-0 1B 8-2 2B	0-0 G1-6-3 1B		0-0 3-1	4	0	2	1	1	0	3											
Jerry Martin, R (1, 8) OBP: 0.395, SLG: 0.497	0-3 K		0-0 SF7	P4		0-0 P4	0-0 SH1-4 3B 1B		0-0 6-3	4	1	1	1	0	1	5											
Tim Blackwell, S (1, 2) OBP: 0.375, SLG: 0.280		0-0 4-3	0-0 BB	0-0 BB		0-0 1B	0-0 SH1-4			2	0	1	0	1	0	0											
Steve Dillard, R (1, 4) OBP: 0.500, SLG: 0.500		0-0 F8	0-3 K		0-0 8-2		0-0 1B 3B			4	1	1	1	0	1	4											
Lynn McGlothen, L (1, 1) OBP: 0.194, SLG: 0.200		0-0 6-3		0-0 L5		0-0 L9	0-0 S 1B			2	0	0	0	0	0	2											
Dick Tidrow, R (4, 1) ERA: 3.97										1	0	0	0	0	0	0											
Dave Kingman, R (7, PH) OBP: 0.371, SLG: 0.637										1	0	1	1	0	0	0											
Bruce Sutter, R (6, 1) OBP: 0.286, SLG: 0.167										0	0	0	0	0	0	0											
Inning Stats	R: 0 E: 0 K: 2 S: 8	H: 1 LOB: 3 BB: 2 P: 16	R: 0 E: 0 K: 0 S: 3	H: 0 LOB: 0 BB: 0 P: 3	R: 4 E: 0 K: 1 S: 10	H: 5 LOB: 2 BB: 1 P: 14	R: 0 E: 0 K: 0 S: 3	H: 1 LOB: 1 BB: 1 P: 7	R: 0 E: 0 K: 0 S: 4	H: 2 LOB: 1 BB: 0 P: 4	R: 2 E: 0 K: 0 S: 4	H: 2 LOB: 1 BB: 2 P: 12	R: 2 E: 0 K: 0 S: 6	H: 3 LOB: 1 BB: 0 P: 6	R: 0 E: 1 K: 0 S: 4	H: 1 LOB: 1 BB: 0 P: 4	1B: 11 2B: 4 3B: 1 HR: 0	SF: 1 SAC: 1 DP: 3 HBP: 0	WP: 0 PB: 0 SB: 3 CS: 0	PA: 42							
PITCHER	IP	WLS	BF	H	R	ER	SO	BB	IBB	HBP	BLK	WP	HR	S	P	ERA	WHIP										
Paul Moskau, R (1, 1) ERA: 3.49	2.0		14	6	4	4	2	2	0	0	0	0	0	16	24	18.00	4.000										
Manny Sarmiento, R (3, 1) ERA: 4.79	3.0		12	3	0	0	1	2	0	0	0	0	0	12	20	0.00	1.667										
Mario Soto, R (6, 1) ERA: 12.46	0.1	L	4	1	2	2	0	2	0	0	0	0	0	2	10	54.00	9.000										
Dave Tomlin, L (6, 1) ERA: 2.98	2.2		12	5	2	2	0	0	0	0	0	0	0	12	12	6.75	1.875										

Cincinnati Reds @ Chicago Cubs
 Wrigley Field, Chicago, IL
 Sun Jul 22 1979, 3:38 AM CDT
 Att: 41,052 - Sunny - 71 F

AB 34
 R 8
 H 15
 RBI 8
 BB 6
 SO 3
 LOB 21



Batter	1	2	3	4	5	6	7	8	9	10	AB	R	H	RBI	BB	SO	LOB	TOP	
Dave Collins, S OBP: 0.377, SLG: 0.461 (1, 7)	L9	K	L3				K			2B	5	1	1	0	0	2	1	Cincinnati Reds @ Pittsburgh Pirates Three Rivers Stadium, Pittsburgh, PA Wed Jul 25 1979, 7:05 PM EDT Att: 17,296 - Unknown AB 39 R 6 H 10 RBI 6 BB 2 SO 9 LOB 15 	
Hector Cruz, R OBP: 0.186, SLG: 0.138 (1, 9)	P6		F9 1B BB		F8		L6			2B	5	1	2	1	0	0	0		
Joe Morgan, L OBP: 0.392, SLG: 0.402 (1, 4)	HR		1B SF7 BB		6-3		1-3			FC6-4 1BB	3	2	1	1	2	0	0		
Johnny Bench, R OBP: 0.364, SLG: 0.403 (1, 2)	HR		F9		F8		HR			K	5	2	2	2	0	1	4		
Dave Concepcion, R OBP: 0.351, SLG: 0.454 (1, 6)	1B		1-3 3H 1B		P4		F2			K	5	0	2	1	0	1	2		
Ray Knight, R OBP: 0.362, SLG: 0.408 (1, 5)	K		SF7		F9					G3 1B	4	0	1	1	0	1	3		
Dan Driessen, L OBP: 0.325, SLG: 0.415 (1, 3)		G3	K				K			G3	4	0	0	0	0	2	2		
Paul Blair, R OBP: 0.220, SLG: 0.294 (1, 8)		2B			6-3		F9			K	4	0	1	0	0	1	1		
Tom Seaver, R OBP: 0.133, SLG: 0.289 Rick Auerbach, R OBP: 0.244, SLG: 0.301 Dave Tomlin, L OBP: 0.500, SLG: 0.500 Harry Spilman, L OBP: 0.400, SLG: 0.346 Doug Bair, R (9, 1)	K		F8				P3			F9	2	0	0	0	0	1	1		
Inning Stats	R: 2 E: 0 K: 1 S: 8	H: 3 LOB: 1 BB: 0 P: 8	R: 0 E: 0 K: 2 S: 8	H: 1 LOB: 1 BB: 0 P: 8	R: 2 E: 0 K: 1 S: 7	H: 2 LOB: 1 BB: 1 P: 11	R: 0 E: 0 K: 0 S: 3	H: 0 LOB: 0 BB: 0 P: 3	R: 0 E: 0 K: 1 S: 5	H: 0 LOB: 0 BB: 0 P: 5	R: 1 E: 0 K: 0 S: 4	H: 1 LOB: 0 BB: 0 P: 4	R: 0 E: 0 K: 1 S: 6	H: 1 LOB: 1 BB: 0 P: 6	R: 1 E: 0 K: 2 S: 9	H: 2 LOB: 2 BB: 1 P: 13	1B: 4 2B: 3 3B: 0 HR: 3		SF: 1 SAC: 0 DP: 0 HBP: 0
PITCHER	IP 8.0	WLS 32	BF 7	H 5	R 5	ER 5	SO 6	BB 1	IBB 0	HBP 0	BLK 0	WP 0	HR 3	S 43	P 47	ERA 5.62	WHIP 1.000		
John Candelaria, L ERA: 3.45 Kent Tekulve, R ERA: 3.36	IP 2.0	WLS L	BF 10	H 3	R 1	ER 1	SO 3	BB 0	IBB 1	HBP 0	BLK 0	WP 0	HR 0	S 15	P 19	ERA 4.50	WHIP 1.500		

Batter	1	2	3	4	5	6	7	8	9	10	AB	R	H	RBI	BB	SO	LOB	BOTTOM					
Omar Moreno, L OBP: 0.338, SLG: 0.404 (1, 8)	F7		G3		E4 HR	L8		FC6			5	1	0	0	0	0	1	Cincinnati Reds @ Pittsburgh Pirates Three Rivers Stadium, Pittsburgh, PA Wed Jul 25 1979, 7:05 PM EDT Att: 17,296 - Unknown AB 40 R 5 H 14 RBI 5 BB 3 SO 6 LOB 18 					
John Milner, L OBP: 0.371, SLG: 0.520 Bill Robinson, R OBP: 0.309, SLG: 0.555 (8, 7)	F9		1B		HR		FC6-4 1B			G4-6-3 1B	4	1	3	2	0	0	0						
Dave Parker, L OBP: 0.361, SLG: 0.505 (1, 9)	L8		F7		2B SF9-4-3 1B		FC6-4 2B			L8	5	1	1	0	0	0	3						
Wille Stargell, L OBP: 0.364, SLG: 0.621 (1, 3)		1B BB 1B	K		2B		1-3 2B			G4-6-3 1-2F	5	1	3	0	0	1	2						
Bill Madlock, R OBP: 0.336, SLG: 0.420 (1, 5)		BB 1B 1B			P6		K			F9	4	0	1	0	1	1	2						
Ed Ott, L OBP: 0.295, SLG: 0.393 (1, 2)		K			3-1		4-3			K	4	0	0	0	1	2	4						
Phil Garner, R OBP: 0.367, SLG: 0.462 (1, 6)		L6 BB 1B			E		SF9-3-4-3			B1	4	1	3	1	0	0	0						
Rennie Stennett, R OBP: 0.294, SLG: 0.300 (1, 4)		1-2 2-3 3H BB			E2		F9			5-3	4	0	2	2	1	0	1						
John Candelaria, L OBP: 0.146, SLG: 0.213 Lee Lacy, R ERA: 2.84 Kent Tekulve, R OBP: 0.429, SLG: 0.333 (9, 1)	L6		K		2B		F7			K	3	0	0	0	0	1	4						
Inning Stats	R: 0 E: 0 K: 0 S: 3	H: 0 LOB: 0 BB: 0 P: 3	R: 1 E: 0 K: 1 S: 7	H: 3 LOB: 2 BB: 1 P: 11	R: 0 E: 0 K: 1 S: 6	H: 1 LOB: 1 BB: 0 P: 6	R: 1 E: 1 K: 1 S: 7	H: 2 LOB: 1 BB: 0 P: 7	R: 3 E: 1 K: 1 S: 8	H: 3 LOB: 1 BB: 1 P: 12	R: 0 E: 0 K: 0 S: 3	H: 0 LOB: 0 BB: 0 P: 3	R: 0 E: 0 K: 0 S: 4	H: 2 LOB: 2 BB: 1 P: 8	R: 0 E: 0 K: 1 S: 6	H: 1 LOB: 1 BB: 0 P: 6	R: 0 E: 0 K: 0 S: 3		H: 1 LOB: 0 BB: 0 P: 3	R: 0 E: 0 K: 1 S: 6	H: 1 LOB: 1 BB: 0 P: 6	1B: 10 2B: 5 3B: 0 HR: 1	SF: 1 SAC: 0 DP: 3 HBP: 0
PITCHER	IP 6.0	WLS 28	BF 9	H 5	R 3	ER 3	SO 4	BB 1	IBB 1	HBP 0	BLK 0	WP 0	HR 1	S 34	P 42	ERA 4.50	WHIP 1.667						
Tom Seaver, R ERA: 3.3 Dave Tomlin, L ERA: 2.84 Doug Bair, R ERA: 3.79	IP 2.0	WLS 9	BF 3	H 0	R 0	ER 0	SO 1	BB 0	IBB 0	HBP 0	BLK 0	WP 0	HR 0	S 10	P 14	ERA 0.00	WHIP 1.500						
Doug Bair, R ERA: 3.79	IP 2.0	WLS W	BF 7	H 2	R 0	ER 0	SO 1	BB 0	IBB 0	HBP 0	BLK 0	WP 0	HR 0	S 9	P 9	ERA 0.00	WHIP 1.000						

Batter	1	2	3	4	5	6	7	8	9	AB	R	H	RBI	BB	SO	LOB	TOP					
Dave Collins, S (1,7) OBP: 0.384, SLG: 0.470 Paul Blair, R (9,7) OBP: 0.219, SLG: 0.290	0-0 G6-4-3 1B		0-0 1-2 1B		0-0 1-2 1B		0-0 6-3		0-0 1-3	5	0	3	0	0	0	0						
Hector Cruz, R (1,9) OBP: 0.190, SLG: 0.137	0-0 G6-4-3 1-2f		0-0 1-3		0-0 G5-3 2-3f			0-3 K		4	0	0	0	0	1	5						
Joe Morgan, L (1,4) OBP: 0.394, SLG: 0.399	0-0 F9			0-0 S 1B		0-0 E S FC6-4 1B		0-0 F7		4	1	2	0	0	0	0						
Johnny Bench, R (1,2) OBP: 0.369, SLG: 0.412		4-0 G6-4-3 BB		0-0 F7 1-2		4-0 FC6-4 BB		4-0 1B BB		1	1	0	0	3	0	1						
Dave Concepcion, R (1,6) OBP: 0.353, SLG: 0.438	0-0 G6-4-3 1-2f		0-0 BB		0-0 FC6-4 1-2f		0-0 1B		0-0 1B	3	0	1	1	1	0	2						
Ray Knight, R (1,5) OBP: 0.361, SLG: 0.404	0-0 6-3		0-0 F9		0-0 F9		0-0 F9		0-0 1-2 1B	4	0	1	1	0	0	3						
Dan Driessen, L (1,3) OBP: 0.322, SLG: 0.411			0-3 K		0-0 6-3		0-0 F8		0-0 3-1	4	0	0	0	0	1	5						
Cesar Geronimo, L (1,8) OBP: 0.309, SLG: 0.348			0-0 1B 1B		0-3 K		0-0 F3		0-0 4-3	4	0	1	0	0	1	0						
Michael LaCoss, R (1,1) OBP: 0.140, SLG: 0.104 Doug Bair, R (8,1)			0-0 B1		4-0 G5-3 1B BB		0-0 1-3		0-0 6-3	2	0	0	0	1	0	1						
Inning Stats	R: 0 E: 0 K: 0 S: 3	H: 1 LOB: 0 BB: 0 P: 3	R: 0 E: 0 K: 0 S: 2	H: 0 LOB: 0 BB: 1 P: 6	R: 0 E: 0 K: 1 S: 7	H: 2 LOB: 2 BB: 0 P: 7	R: 0 E: 0 K: 0 S: 4	H: 1 LOB: 2 BB: 1 P: 8	R: 0 E: 0 K: 0 S: 5	H: 1 LOB: 1 BB: 1 P: 9	R: 1 E: 0 K: 0 S: 4	H: 1 LOB: 1 BB: 1 P: 8	R: 0 E: 0 K: 0 S: 3	H: 0 LOB: 0 BB: 0 P: 3	R: 1 E: 0 K: 0 S: 7	H: 2 LOB: 2 BB: 1 P: 11	R: 0 E: 0 K: 0 S: 3	H: 0 LOB: 0 BB: 0 P: 3	1B: 8 2B: 0 3B: 0 HR: 0	SF: 0 SAC: 0 DP: 3 HBP: 0	WP: 0 PB: 0 CS: 0	PA: 37
PITCHER Phil Niekro, R (1,1) ERA: 3.56	IP: 9.0 WLS: L BF: 37 H: 8 R: 2 ER: 2 SO: 3 BB: 5 IBB: 0 HBP: 0 BLK: 0 WP: 0 HR: 0 S: 38 P: 58 ERA: 2.00 WHIP: 1.444															PITCHER	IP: 9.0 WLS: L BF: 37 H: 8 R: 2 ER: 2 SO: 3 BB: 5 IBB: 0 HBP: 0 BLK: 0 WP: 0 HR: 0 S: 38 P: 58 ERA: 2.00 WHIP: 1.444					

Cincinnati Reds @ Atlanta Braves
Atlanta-Fulton County Stadium, Atlanta, GA
Fri Jul 27 1979, 7:05 PM EDT
Att: 21,927 - Unknown - 85 F

AB 32
R 2
H 8
RBI 2
BB 5
SO 3
LOB 17



Batter	1	2	3	4	5	6	7	8	9	AB	R	H	RBI	BB	SO	LOB	BOTTOM			
Jerry Royster, R (1,4) OBP: 0.329, SLG: 0.322	0-0 4-3		0-0 F9		0-0 E6 6-3 S		0-0 L4			4	0	0	0	0	0	1				
Gary Matthews, R (1,9) OBP: 0.365, SLG: 0.539	0-0 F9		0-0 1B		0-0 6-3 1-3		0-0 5-3			4	0	1	0	0	0	1				
Rowland Office, L (1,8) OBP: 0.340, SLG: 0.370	0-0 2B		0-0 F9		0-0 F8		0-0 3-1			4	0	1	0	0	0	2				
Bob Horner, R (1,5) OBP: 0.366, SLG: 0.576	0-0 4-3			0-0 E6 1B 5-3		0-0 G6-4-3 1B		0-3 K		4	0	1	0	0	1	1				
Jeff Burroughs, R (1,7) OBP: 0.341, SLG: 0.350 Glenn Hubbard, R (9, PR) OBP: 0.280, SLG: 0.279		0-3 K		0-0 F9		0-0 G6-4-3 1-2f		0-0 1B		4	0	1	0	0	1	2				
Dale Murphy, R (1,3) OBP: 0.380, SLG: 0.574		0-3 K		0-0 5-3 1-2		0-3 K		0-3 K		4	0	0	0	0	3	2				
Pepe Frias, R (1,6) OBP: 0.324, SLG: 0.369		0-0 1B		0-0 2-3 1B		0-0 P5		0-0 L6		4	0	2	0	0	0	1				
Bruce Benedict, R (1,2) OBP: 0.319, SLG: 0.282 Joe Nolan, L (9, PH) OBP: 0.373, SLG: 0.429		0-0 P6		0-3 K		4-0 SH3-4 BB		0-0 G3		2	0	0	0	1	1	3				
Phil Niekro, R (1,1) OBP: 0.241, SLG: 0.263			0-0 6-3		0-0 6-3		0-0 SH3-4 1-2			2	0	0	0	0	0	0				
Inning Stats	R: 0 E: 0 K: 0 S: 4	H: 1 LOB: 1 BB: 0 P: 4	R: 0 E: 0 K: 2 S: 8	H: 1 LOB: 0 BB: 0 P: 8	R: 0 E: 0 K: 1 S: 7	H: 1 LOB: 2 BB: 0 P: 7	R: 0 E: 1 K: 0 S: 4	H: 0 LOB: 1 BB: 0 P: 4	R: 0 E: 0 K: 1 S: 5	H: 1 LOB: 0 BB: 0 P: 5	R: 0 E: 0 K: 0 S: 3	H: 0 LOB: 1 BB: 1 P: 7	R: 0 E: 0 K: 1 S: 5	H: 0 LOB: 0 BB: 0 P: 5	R: 0 E: 0 K: 1 S: 6	H: 1 LOB: 1 BB: 0 P: 6	1B: 5 2B: 1 3B: 0 HR: 0	SF: 0 SAC: 1 DP: 1 HBP: 0	WP: 0 PB: 0 CS: 0	PA: 35
PITCHER Michael LaCoss, R (1,1) ERA: 2.59 Doug Bair, R (8,1) ERA: 3.67	IP: 7.0 WLS: W BF: 28 H: 5 R: 0 ER: 0 SO: 4 BB: 1 IBB: 0 HBP: 0 BLK: 0 WP: 0 HR: 0 S: 35 P: 39 ERA: 0.00 WHIP: 0.857															PITCHER	IP: 7.0 WLS: W BF: 28 H: 5 R: 0 ER: 0 SO: 4 BB: 1 IBB: 0 HBP: 0 BLK: 0 WP: 0 HR: 0 S: 35 P: 39 ERA: 0.00 WHIP: 0.857			

Cincinnati Reds @ Atlanta Braves
Atlanta-Fulton County Stadium, Atlanta, GA
Fri Jul 27 1979, 7:05 PM EDT
Att: 21,927 - Unknown - 85 F

AB 33
R 0
H 6
RBI 0
BB 1
SO 6
LOB 14



Batter	1	2	3	4	5	6	7	8	9	AB	R	H	RBI	BB	SO	LOB	TOP					
Dave Collins, S (1, 7) OBP: 0.374, SLG: 0.451	6-3		BB		L8		5-3	G3		4	0	1	1	0	4							
Junior Kennedy, R (1, 4) OBP: 0.381, SLG: 0.343	K		K		F3		BB	F8		5	0	1	0	0	2	5						
Hector Cruz, R (1, 9) OBP: 0.214, SLG: 0.169			K		F7		BB			4	1	2	0	1	1	3						
Dave Concepcion, R (1, 6) OBP: 0.360, SLG: 0.440					L6-4		BB			3	1	1	0	1	2	3						
Mario Soto, R (7, 1) OBP: 0.333, SLG: 0.333	K						BB			0	0	0	0	0	0	0						
Ken Griffey, L (9, PH) OBP: 0.389, SLG: 0.473	K						BB			1	1	1	1	0	0	0						
Dan Driessen, L (1, 3) OBP: 0.324, SLG: 0.422		K			P4					5	1	2	1	0	1	2						
Ray Knight, R (1, 5) OBP: 0.380, SLG: 0.405										4	1	3	1	0	0	1						
Paul Blair, R (1, 8) OBP: 0.218, SLG: 0.286					L6-4					5	0	1	0	0	0	4						
Vic Correll, R (1, 2) OBP: 0.330, SLG: 0.355										3	0	1	1	0	1	2						
Frank Pastore, R (1, 1) Manny Sarmiento, R (3, 1) Cesar Geronimo, L (5, PH) Dave Tomlin, L (5, 1) Harry Spilman, L (7, PH) Rick Auerbach, R (7, 6) OBP: 0.341, SLG: 0.297			K							1	0	0	0	0	1	0						
Inning Stats	R: 0 E: 0 K: 2 S: 8	H: 1 LOB: 1 BB: 0 P: 8	R: 0 E: 0 K: 2 S: 8	H: 1 LOB: 1 BB: 0 P: 8	R: 0 E: 0 K: 3 S: 9	H: 0 LOB: 1 BB: 1 P: 13	R: 0 E: 0 K: 0 S: 3	H: 1 LOB: 1 BB: 1 P: 7	R: 0 E: 0 K: 0 S: 4	H: 1 LOB: 2 BB: 1 P: 8	R: 1 E: 0 K: 0 S: 5	H: 2 LOB: 1 BB: 0 P: 5	R: 0 E: 0 K: 1 S: 6	H: 1 LOB: 2 BB: 1 P: 10	R: 2 E: 0 K: 0 S: 6	H: 3 LOB: 2 BB: 0 P: 7	R: 2 E: 0 K: 0 S: 5	H: 2 LOB: 0 BB: 0 P: 5	1B: 8 2B: 5 3B: 0 HR: 0	SF: 1 SAC: 0 DP: 1 HBP: 1	WP: 1 PB: 0 SB: 1 CS: 0	PA: 43
PITCHER	IP WLS BF H R ER SO BB IBB HBP BLK WP HR S P ERA WHIP																					
Mickey Mahler, L (1, 1) ERA: 5.98	5.0 W 23 6 1 1 7 3 0 0 0 0 0 0 34 46 1.80 1.800																					
Bo McLaughlin, R (6, 1) ERA: 4.47	2.0 12 4 2 2 1 1 0 1 0 1 0 12 17 9.00 2.500																					
Gene Garber, R (8, 1) ERA: 4.14	2.0 8 2 2 2 0 0 0 0 0 0 0 8 8 9.00 1.000																					
Batter	1	2	3	4	5	6	7	8	9	AB	R	H	RBI	BB	SO	LOB	BOTTOM					
Barry Bonnell, R (1, 8) OBP: 0.300, SLG: 0.416	K	P5		4-3		G6-4-3		P5		5	1	2	0	0	1	3						
Gary Matthews, R (1, 9) OBP: 0.370, SLG: 0.550	F9		5-3	4-3		G6-4-3				4	0	0	0	0	0	2						
Jeff Burroughs, R (1, 7) OBP: 0.346, SLG: 0.357	6-3		1B	HR						4	2	3	1	0	0	0						
Bob Horner, R (1, 5) OBP: 0.365, SLG: 0.579		4-3	WP	HR						4	2	2	3	0	1	1						
Mike Lum, L (1, 3) OBP: 0.280, SLG: 0.324		1B	WP	K				P1		2	2	0	0	2	1	1						
Glenn Hubbard, R (1, 4) OBP: 0.279, SLG: 0.279		1B	K					P6		4	1	1	0	0	1	3						
Darrel Chaney, S (1, 6) OBP: 0.254, SLG: 0.180		2B		4-3				F5		4	0	2	2	0	0	0						
Bruce Benedict, R (1, 2) OBP: 0.317, SLG: 0.289			6-3					P5		4	0	1	2	0	0	1						
Mickey Mahler, S (1, 1) OBP: 0.120, SLG: 0.125			4-3							2	0	0	0	0	1	2						
Bo McLaughlin, R (6, 1) Gene Garber, R (8, 1) OBP: 0.545, SLG: 0.375				K						1	0	0	0	0	1	0						
Inning Stats	R: 0 E: 0 K: 1 S: 5	H: 0 LOB: 0 BB: 0 P: 5	R: 2 E: 0 K: 0 S: 6	H: 3 LOB: 2 BB: 1 P: 10	R: 3 E: 0 K: 1 S: 8	H: 3 LOB: 1 BB: 1 P: 12	R: 3 E: 0 K: 2 S: 10	H: 3 LOB: 0 BB: 0 P: 10	R: 0 E: 0 K: 1 S: 5	H: 1 LOB: 0 BB: 0 P: 5	R: 0 E: 0 K: 1 S: 6	H: 1 LOB: 1 BB: 0 P: 6	R: 0 E: 0 K: 0 S: 3	H: 0 LOB: 1 BB: 1 P: 7	R: 0 E: 0 K: 0 S: 3	H: 0 LOB: 1 BB: 1 P: 7	R: 0 E: 0 K: 0 S: 3	H: 0 LOB: 0 BB: 0 P: 5	1B: 8 2B: 2 3B: 0 HR: 1	SF: 0 SAC: 0 DP: 1 HBP: 0	WP: 1 PB: 0 SB: 0 CS: 0	PA: 37
PITCHER	IP WLS BF H R ER SO BB IBB HBP BLK WP HR S P ERA WHIP																					
Frank Pastore, R (1, 1) ERA: 8.31	2.2 L 16 6 5 5 2 2 0 0 0 0 0 1 11 11 20.25 2.250																					
Manny Sarmiento, R (3, 1) ERA: 7.33	1.1 7 3 3 3 2 0 0 0 0 0 0 1 11 11 20.25 2.250																					
Dave Tomlin, L (5, 1) ERA: 2.72	2.0 6 1 0 0 1 0 0 0 0 0 0 0 8 8 0.00 0.500																					
Mario Soto, R (7, 1) ERA: 7.71	2.0 8 1 0 0 1 1 0 0 0 0 0 0 9 13 0.00 1.000																					

Cincinnati Reds @ Atlanta Braves
Atlanta-Fulton County Stadium, Atlanta, GA
Sat Jul 28 1979, 7:05 PM EDT
Att: 37,265 - Unknown - 85 F


AB	37
R	5
H	12
RBI	5
BB	4
SO	8
LOB	27




Cincinnati Reds @ Atlanta Braves
Atlanta-Fulton County Stadium, Atlanta, GA
Sat Jul 28 1979, 7:05 PM EDT
Att: 37,265 - Unknown - 85 F

AB	34
R	8
H	11
RBI	8
BB	3
SO	6
LOB	13



Batter	1	2	3	4	5	6	7	8	9	AB	R	H	RBI	BB	SO	LOB	TOP					
Joe Morgan, L (1,4) OBP: 0.491, SLG: 0.396	4-3	IBB		BB 2B	K		FC6-4 IBB		G6-4-3 1B	3	1	1	0	3	1	2	Cincinnati Reds @ Atlanta Braves Atlanta-Fulton County Stadium, Atlanta, GA Sun Jul 29 1979, 7:05 PM EDT Att: 13,065 - Unknown - 90 F AB 37 R 9 H 13 RBI 9 BB 11 SO 8 LOB 26 					
Hector Cruz, R (1,9) OBP: 0.233, SLG: 0.173	G4-6-3 BB	FC5		2B		F9	FC6-4		G6-4-3 1B	4	0	1	0	2	0	4						
Dave Collins, S (1,7) OBP: 0.372, SLG: 0.449	G4-6-3 1-2			1B CS BB		G3		F9	G6-4-3 1-2 2-3	5	0	1	2	1	0	3						
Johnny Bench, R (1,2) OBP: 0.371, SLG: 0.411										4	0	1	0	0	3	2						
Vic Correll, R (7,2) OBP: 0.353, SLG: 0.351		K		1-3 1B	K			E 2B BB	K	1	1	0	0	1	1							
Dave Concepcion, R (1,6) OBP: 0.362, SLG: 0.441										4	2	2	0	1	0	2						
Dan Driessen, L (1,3) OBP: 0.325, SLG: 0.420		BB 2B 1B		L6		F8		E7 HR 1B	2B 1-2 BB	4	2	1	0	1	2	5						
Ray Knight, R (1,5) OBP: 0.363, SLG: 0.422										5	3	3	5	0	0	1						
Cesar Geronimo, L (1,8) OBP: 0.323, SLG: 0.351										3	0	2	1	2	0	1						
Fred Norman, S (1,1) OBP: 0.239, SLG: 0.167										3	0	1	1	0	1	2						
Tom Hume, R (6,1) OBP: 0.195, SLG: 0.200										1	0	0	0	0	0	3						
Inning Stats	R: 0 E: 0 K: 0 S: 2	H: 0 LOB: 0 BB: 1 P: 6	R: 3 E: 0 K: 1 S: 8	H: 3 LOB: 2 BB: 2 P: 16	R: 0 E: 0 K: 1 S: 5	H: 1 LOB: 2 BB: 1 P: 9	R: 2 E: 1 K: 2 S: 9	H: 1 LOB: 2 BB: 2 P: 17	R: 1 E: 0 K: 1 S: 7	H: 2 LOB: 2 BB: 1 P: 11	R: 0 E: 0 K: 1 S: 5	H: 0 LOB: 0 BB: 0 P: 5	R: 2 E: 1 K: 1 S: 8	H: 3 LOB: 2 BB: 1 P: 12	R: 1 E: 1 K: 0 S: 4	H: 1 LOB: 3 BB: 3 P: 16	R: 0 E: 0 K: 1 S: 6	H: 2 LOB: 1 BB: 0 P: 6	1B: 9 2B: 4 3B: 0 HR: 1	SF: 0 SAC: 1 DP: 3 HBP: 0	WP: 0 PB: 0 SB: 0 CS: 1	PA: 49
PITCHER	IP WLS BF H R ER SO BB IBB HBP BLK WP HR S P ERA WHIP	IP WLS BF H R ER SO BB IBB HBP BLK WP HR S P ERA WHIP	IP WLS BF H R ER SO BB IBB HBP BLK WP HR S P ERA WHIP	IP WLS BF H R ER SO BB IBB HBP BLK WP HR S P ERA WHIP	IP WLS BF H R ER SO BB IBB HBP BLK WP HR S P ERA WHIP	IP WLS BF H R ER SO BB IBB HBP BLK WP HR S P ERA WHIP	IP WLS BF H R ER SO BB IBB HBP BLK WP HR S P ERA WHIP	IP WLS BF H R ER SO BB IBB HBP BLK WP HR S P ERA WHIP	IP WLS BF H R ER SO BB IBB HBP BLK WP HR S P ERA WHIP	IP WLS BF H R ER SO BB IBB HBP BLK WP HR S P ERA WHIP	IP WLS BF H R ER SO BB IBB HBP BLK WP HR S P ERA WHIP	IP WLS BF H R ER SO BB IBB HBP BLK WP HR S P ERA WHIP	IP WLS BF H R ER SO BB IBB HBP BLK WP HR S P ERA WHIP	IP WLS BF H R ER SO BB IBB HBP BLK WP HR S P ERA WHIP	IP WLS BF H R ER SO BB IBB HBP BLK WP HR S P ERA WHIP	IP WLS BF H R ER SO BB IBB HBP BLK WP HR S P ERA WHIP						
Rick Matula, R (1,1) ERA: 3.65	3.2	L	21	5	5	3	3	5	1	0	0	0	0	0	15	19	3.86	0.857				
Bo McLaughlin, R (4,1) ERA: 4.44	2.1		10	2	1	1	3	0	1	0	0	0	0	0	1	28	9.00	3.000				
Joey McLaughlin, R (7,1) ERA: 1.88	2.0		14	4	3	2	1	2	2	0	0	0	0	1	12	28	9.00	3.000				
Craig Skok, L (9,1) ERA: 3.98	1.0		4	2	0	0	1	0	0	0	0	0	0	0	6	6	0.00	2.000				

Batter	1	2	3	4	5	6	7	8	9	AB	R	H	RBI	BB	SO	LOB	BOTTOM					
Jerry Royster, R (1,4) OBP: 0.326, SLG: 0.327	F8	SF8			6-3		1B 1B	F3		4	1	1	1	0	0	2	Cincinnati Reds @ Atlanta Braves Atlanta-Fulton County Stadium, Atlanta, GA Sun Jul 29 1979, 7:05 PM EDT Att: 13,065 - Unknown - 90 F AB 39 R 4 H 13 RBI 3 BB 3 SO 5 LOB 26 					
Gary Matthews, R (1,9) OBP: 0.370, SLG: 0.549		L6			F7		1B	FC6-4		3	0	1	0	0	0	2						
Charlie Spikes, R (6,9) OBP: 0.368, SLG: 0.580	BB 1B						1B			2	0	1	0	0	0	2						
Bob Homer, R (1,5) OBP: 0.362, SLG: 0.572	F8				6-3				F8	5	0	1	1	0	1	1						
Jeff Burroughs, R (1,7) OBP: 0.346, SLG: 0.358							1B 2B	F8	K	4	1	1	0	1	1	2						
Dale Murphy, R (1,3) OBP: 0.382, SLG: 0.573	F3						1B 1B			5	1	3	0	0	1	4						
Barry Bonnell, R (1,8) OBP: 0.305, SLG: 0.423							1B 1B			3	1	2	1	0	0	1						
Rowland Office, L (7,PH) OBP: 0.338, SLG: 0.361		FC SF8 2B			F7		G4-6-3 1B			1	0	0	0	1	1	2						
Pepe Frias, R (1,6) OBP: 0.327, SLG: 0.369							G4-6-3 1B		F9	5	0	2	0	0	0	3						
Bruce Benedict, R (1,2) OBP: 0.319, SLG: 0.287										1	0	0	0	1	0	0						
Joe Nolan, L (6,PH) OBP: 0.365, SLG: 0.412							G4-6-3 1-2 2-3 3-H		FC3-6 1B	2	0	0	0	0	0	3						
Rick Matula, R (1,1) OBP: 0.281, SLG: 0.256										1	0	0	0	0	0	3						
Bo McLaughlin, R (4,1) OBP: 0.376, SLG: 0.532										1	0	0	0	0	0	0						
Mike Lum, L (6,PH) OBP: 0.326, SLG: 0.332										1	0	0	0	0	0	1						
Joey McLaughlin, R (7,1) OBP: 0.362, SLG: 0.436										0	0	0	0	0	0	0						
Darrel Chaney, S (8,PH) OBP: 0.346, SLG: 0.194										1	0	1	0	0	0	0						
Craig Skok, R (9,1) ERA: 3.2										0	0	0	0	0	0	0						
Inning Stats	R: 0 E: 0 K: 0 S: 4	H: 1 LOB: 2 BB: 1 P: 8	R: 1 E: 0 K: 0 S: 5	H: 1 LOB: 2 BB: 1 P: 9	R: 0 E: 0 K: 0 S: 4	H: 1 LOB: 1 BB: 0 P: 4	R: 0 E: 0 K: 0 S: 3	H: 0 LOB: 0 BB: 0 P: 3	R: 0 E: 0 K: 1 S: 5	H: 0 LOB: 0 BB: 0 P: 5	R: 2 E: 0 K: 1 S: 8	H: 4 LOB: 1 BB: 0 P: 8	R: 1 E: 0 K: 2 S: 10	H: 3 LOB: 2 BB: 0 P: 10	R: 0 E: 0 K: 0 S: 5	H: 2 LOB: 2 BB: 0 P: 5	R: 0 E: 0 K: 1 S: 6	H: 1 LOB: 2 BB: 1 P: 10	1B: 10 2B: 3 3B: 0 HR: 0	SF: 1 SAC: 0 DP: 1 HBP: 0	WP: 0 PB: 0 SB: 0 CS: 0	PA: 43
PITCHER	IP WLS BF H R ER SO BB IBB HBP BLK WP HR S P ERA WHIP	IP WLS BF H R ER SO BB IBB HBP BLK WP HR S P ERA WHIP	IP WLS BF H R ER SO BB IBB HBP BLK WP HR S P ERA WHIP	IP WLS BF H R ER SO BB IBB HBP BLK WP HR S P ERA WHIP	IP WLS BF H R ER SO BB IBB HBP BLK WP HR S P ERA WHIP	IP WLS BF H R ER SO BB IBB HBP BLK WP HR S P ERA WHIP	IP WLS BF H R ER SO BB IBB HBP BLK WP HR S P ERA WHIP	IP WLS BF H R ER SO BB IBB HBP BLK WP HR S P ERA WHIP	IP WLS BF H R ER SO BB IBB HBP BLK WP HR S P ERA WHIP	IP WLS BF H R ER SO BB IBB HBP BLK WP HR S P ERA WHIP	IP WLS BF H R ER SO BB IBB HBP BLK WP HR S P ERA WHIP	IP WLS BF H R ER SO BB IBB HBP BLK WP HR S P ERA WHIP	IP WLS BF H R ER SO BB IBB HBP BLK WP HR S P ERA WHIP	IP WLS BF H R ER SO BB IBB HBP BLK WP HR S P ERA WHIP	IP WLS BF H R ER SO BB IBB HBP BLK WP HR S P ERA WHIP	IP WLS BF H R ER SO BB IBB HBP BLK WP HR S P ERA WHIP						
Fred Norman, L (1,1) ERA: 3.48	5.0	W	25	7	3	3	1	2	0	0	0	0	0	0	25	33	5.40	1.800				
Tom Hume, R (6,1) ERA: 3.2	4.0	S	18	6	1	1	4	1	0	0	0	0	0	25	29	2.25	1.750					

Batter	1	2	3	4	5	6	7	8	9	AB	R	H	RBI	BB	SO	LOB	TOP		
Davey Lopes, R OBP: 0.361, SLG: 0.488										3	1	0	0	2	0	2	Los Angeles Dodgers @ Cincinnati Reds Riverfront Stadium, Cincinnati, OH Tue Jul 31 1979, 7:05 PM EDT Att: 32,649 - Unknown		
Bill Russell, R OBP: 0.292, SLG: 0.369										5	1	3	2	0	0	0			
Steve Carvey, R OBP: 0.352, SLG: 0.479										5	2	2	1	0	0	3			
Ron Cey, R OBP: 0.386, SLG: 0.489										4	1	1	0	1	0	2			
Dusty Baker Jr., R OBP: 0.336, SLG: 0.459										5	0	2	2	0	0	1			
Joe Ferguson, R OBP: 0.383, SLG: 0.434 Dave Patterson, R OBP: 0.324, SLG: 0.449										4	0	1	1	1	0	2			
Steve Yeager, R OBP: 0.348, SLG: 0.383										4	1	2	1	0	1	2			
Derrel Thomas, S OBP: 0.348, SLG: 0.362										4	0	0	0	0	0	5			
Don Sutton, R OBP: 0.175, SLG: 0.161 Joe Beckwith, L ERA: 3.67										3	0	0	0	0	0	0			
Terry Forster, L ERA: 5.87 Ken Brett, L OBP: 0.250, SLG: 0.250 Von Joshua, L OBP: 0.324, SLG: 0.449										0	1	0	0	0	0	0			
Inning Stats	R: 3 E: 0 K: 1 S: 9	H: 4 LOB: 2 BB: 1 P: 13	R: 0 E: 0 K: 0 S: 3	H: 0 LOB: 0 BB: 0 P: 3	R: 1 E: 0 K: 0 S: 4	H: 1 LOB: 2 BB: 2 P: 12	R: 0 E: 0 K: 0 S: 3	H: 1 LOB: 1 BB: 1 P: 7	R: 0 E: 0 K: 0 S: 3	H: 0 LOB: 0 BB: 0 P: 3	R: 1 E: 0 K: 0 S: 6	H: 3 LOB: 2 BB: 0 P: 6	R: 2 E: 0 K: 0 S: 6	H: 2 LOB: 1 BB: 0 P: 6	R: 0 E: 0 K: 0 S: 3	H: 0 LOB: 0 BB: 0 P: 3	1B: 10 2B: 0 3B: 1 HR: 0	SF: 0 SAC: 1 DP: 1 HBP: 0	WP: 0 PA: 42 PB: 0 SB: 0 CS: 0
PITCHER	IP WLS BF H R ER SO BB IBB HBP BLK WP HR S P ERA WHIP																		
Paul Moskau, R ERA: 3.67	3.0 L 17 5 4 4 1 2 2 1 0 0 0 0 0 16 28 12.00 2.333																		
Frank Pastore, R ERA: 7.9	5.0 22 6 3 3 0 1 0 0 0 0 0 0 0 21 25 5.40 1.400																		
Mario Soto, R ERA: 6.87	1.0 3 0 0 0 0 0 0 0 0 0 0 0 0 3 3 0.00 0.000																		

Batter	1	2	3	4	5	6	7	8	9	AB	R	H	RBI	BB	SO	LOB	BOTTOM		
Joe Morgan, L OBP: 0.402, SLG: 0.393										4	0	0	0	1	1	1	Los Angeles Dodgers @ Cincinnati Reds Riverfront Stadium, Cincinnati, OH Tue Jul 31 1979, 7:05 PM EDT Att: 32,649 - Unknown		
Dave Collins, S OBP: 0.374, SLG: 0.444										5	1	1	0	0	0	3			
Dave Concepcion, R OBP: 0.362, SLG: 0.438										4	2	2	0	0	0	0			
Johnny Bench, R OBP: 0.364, SLG: 0.407										3	1	1	1	0	0	0			
Dan Driessen, L OBP: 0.331, SLG: 0.420										1	1	0	0	3	0	1			
Ray Knight, R OBP: 0.366, SLG: 0.442										4	1	1	3	0	0	2			
Cesar Geronimo, L OBP: 0.316, SLG: 0.342										4	0	0	0	0	0	3			
Hector Cruz, R OBP: 0.237, SLG: 0.207										4	0	1	1	0	2	0			
Paul Moskau, R OBP: 0.103, SLG: 0.108 Frank Pastore, R ERA: 4.32										1	0	0	0	0	0	0			
Harry Spilman, L OBP: 0.424, SLG: 0.393 Mario Soto, R OBP: 0.333, SLG: 0.333 Junior Kennedy, R OBP: 0.369, SLG: 0.341										1	0	0	0	0	0	0			
Inning Stats	R: 0 E: 0 K: 0 S: 3	H: 0 LOB: 0 BB: 0 P: 3	R: 0 E: 0 K: 0 S: 3	H: 0 LOB: 1 BB: 1 P: 7	R: 0 E: 0 K: 0 S: 3	H: 0 LOB: 0 BB: 0 P: 3	R: 2 E: 1 K: 0 S: 6	H: 2 LOB: 1 BB: 0 P: 6	R: 0 E: 0 K: 3 S: 9	H: 0 LOB: 0 BB: 0 P: 9	R: 0 E: 0 K: 0 S: 2	H: 0 LOB: 0 BB: 1 P: 6	R: 0 E: 0 K: 1 S: 5	H: 0 LOB: 1 BB: 1 P: 9	R: 4 E: 0 K: 1 S: 9	H: 4 LOB: 2 BB: 2 P: 17	1B: 3 2B: 3 3B: 0 HR: 0	SF: 1 SAC: 0 DP: 1 HBP: 0	WP: 0 PA: 38 PB: 0 SB: 0 CS: 0
PITCHER	IP WLS BF H R ER SO BB IBB HBP BLK WP HR S P ERA WHIP																		
Don Sutton, R ERA: 4.53	5.1 W 20 2 2 1 3 2 0 0 0 0 0 0 0 10 18 3.38 1.125																		
Joe Beckwith, R ERA: 4.32	2.2 10 1 1 1 1 2 0 0 0 0 0 0 0 10 18 3.38 1.125																		
Terry Forster, L ERA: 5.87	0.0 3 2 2 2 0 1 0 0 0 0 0 0 0 2 6 ∞ ∞																		
Ken Brett, L ERA: 5.06	0.1 2 1 1 1 0 0 0 0 0 0 0 0 0 2 2 27.00 3.000																		
Dave Patterson, R ERA: 6.0	0.2 S 3 0 0 0 1 0 1 0 0 0 0 0 0 4 8 0.00 0.000																		

Batter	1	2	3	4	5	6	7	8	9	AB	R	H	RBI	BB	SO	LOB	TOP					
Derrel Thomas, S OBP: 0.345, SLG: 0.358 (1, 8)	5-3	4-3		4-3			1B	K		5	1	1	0	0	1	3						
Bill Russell, R OBP: 0.296, SLG: 0.371 Manny Mota, R OBP: 0.387, SLG: 0.345 (1, 6)	1B		G5-4-3 BB		5-3		2B	1B	2B	3	1	2	1	1	0	0						
Steve Garvey, R OBP: 0.357, SLG: 0.491 (1, 3)	1B		G5-4-3 BB		HR		1B	2B	F8	4	2	3	1	1	0	1						
Ron Cey, R OBP: 0.386, SLG: 0.491 (1, 5)	P6		G5-4-3		6-3		1B			5	0	2	2	0	0	4						
Dusty Baker Jr., R OBP: 0.334, SLG: 0.455 (1, 7)	K		6-3		FC6-4 BB		F8		F3	4	0	0	0	1	1	6						
Joe Ferguson, R OBP: 0.320, SLG: 0.429 (1, 9)		G4-6-3 1B		K	FC6-4		K		4-3	5	1	1	0	0	2	4						
Steve Yeager, R OBP: 0.291, SLG: 0.384 Johnny Oates, L OBP: 0.143, SLG: 0.053 (1, 2)		G4-6-3 1B		K			4-3	G1		2	0	1	0	0	1	0						
Ted Martinez, R OBP: 0.321, SLG: 0.352 Von Joshua, L OBP: 0.429, SLG: 0.444 (8, PH)		G4-6-3		E6			F8		K	3	0	0	0	0	0	2						
Charlie Hough, R OBP: 0.214, SLG: 0.286 Ken Brett, L OBP: 0.429, SLG: 0.429 Reggie Smith, S OBP: 0.359, SLG: 0.466 Dave Patterson, R (8, 1)							F8		K	0	0	0	0	0	0	0						
Inning Stats	R: 0 E: 0 K: 1 S: 7	H: 2 LOB: 2 BB: 0 P: 7	R: 1 E: 0 K: 0 S: 5	H: 3 LOB: 1 BB: 0 P: 5	R: 0 E: 0 K: 2 S: 2	H: 0 LOB: 1 BB: 2 P: 10	R: 0 E: 1 K: 2 S: 9	H: 1 LOB: 2 BB: 0 P: 9	R: 1 E: 0 K: 0 S: 4	H: 1 LOB: 1 BB: 1 P: 8	R: 0 E: 0 K: 0 S: 3	H: 0 LOB: 0 BB: 0 P: 3	R: 3 E: 0 K: 1 S: 9	H: 4 LOB: 1 BB: 0 P: 9	R: 0 E: 0 K: 3 S: 9	H: 0 LOB: 0 BB: 0 P: 9	R: 0 E: 0 K: 0 S: 5	H: 2 LOB: 2 BB: 0 P: 5	1B: 10 2B: 2 3B: 0 HR: 1	SF: 0 SAC: 0 DP: 2 HBP: 0	WP: 0 PB: 0 SB: 1 CS: 0	PA: 42
PITCHER	IP	WLS	BF	H	R	ER	SO	BB	IBB	HBP	BLK	WP	HR	S	P	ERA	WHIP					
Michael LaCoss, R ERA: 2.79 Tom Hume, R ERA: 3.12	6.0	W	31	11	5	5	3	3	0	0	0	0	1	34	46	7.50	2.333					

Los Angeles Dodgers @ Cincinnati Reds
 Riverfront Stadium, Cincinnati, OH
 Wed Aug 01 1979, 7:05 PM EDT
 Att: 28,409 - Unknown

AB 39
R 5
H 13
RBI 5
BB 3
SO 7
LOB 21



Batter	1	2	3	4	5	6	7	8	9	AB	R	H	RBI	BB	SO	LOB	BOTTOM				
Dave Collins, S OBP: 0.374, SLG: 0.445 (1, 7)			F8		K			G3		4	2	1	0	1	1	1					
Junior Kennedy, R OBP: 0.385, SLG: 0.337 (1, 4)			K				F9	E	4-3 BB	2	2	0	1	3	1	0					
Dave Concepcion, R OBP: 0.367, SLG: 0.441 (1, 6)					FC5-4 1B		E	E	4-3	4	2	3	3	1	0	1					
Dan Driessen, L OBP: 0.328, SLG: 0.415 Harry Spillman, L OBP: 0.412, SLG: 0.379 (7, 3)		L6		P4			P6	4-3		4	0	0	0	0	0	6					
Ray Knight, R OBP: 0.366, SLG: 0.444 (1, 5)	1B	6-3		F8			FC5-4 1B	6-3		5	1	2	3	0	0	2					
Hector Cruz, R OBP: 0.236, SLG: 0.209 (1, 9)	BB	F7		FC5-4			FC5-4			4	1	1	0	0	0	2					
Cesar Geronimo, L OBP: 0.318, SLG: 0.339 (1, 8)	2B				6-3			K		2	1	0	0	2	1	0					
Vic Correll, R OBP: 0.330, SLG: 0.357 (1, 2)	BB	1-3			5-3		B1-3			4	1	1	2	0	0	1					
Michael LaCoss, R OBP: 0.151, SLG: 0.118 Tom Hume, R OBP: 0.190, SLG: 0.195 (7, 1)	6-3			6-3			F8			3	0	1	0	0	0	2					
Inning Stats	R: 8 E: 0 K: 0 S: 9	H: 6 LOB: 2 BB: 4 P: 25	R: 0 E: 0 K: 0 S: 3	H: 0 LOB: 1 BB: 1 P: 7	R: 0 E: 0 K: 1 S: 5	H: 0 LOB: 0 BB: 0 P: 5	R: 0 E: 0 K: 0 S: 4	H: 1 LOB: 1 BB: 0 P: 4	R: 0 E: 1 K: 0 S: 6	H: 1 LOB: 1 BB: 1 P: 8	R: 0 E: 0 K: 1 S: 5	H: 0 LOB: 0 BB: 0 P: 5	R: 1 E: 1 K: 0 S: 4	H: 0 LOB: 1 BB: 1 P: 8	R: 1 E: 1 K: 0 S: 4	H: 0 LOB: 1 BB: 1 P: 8	1B: 6 2B: 3 3B: 0 HR: 0	SF: 0 SAC: 0 DP: 0 HBP: 0	WP: 0 PB: 0 SB: 1 CS: 0	PA: 41	
PITCHER	IP	WLS	BF	H	R	ER	SO	BB	IBB	HBP	BLK	WP	HR	S	P	ERA	WHIP				
Charlie Hough, R ERA: 5.2 Ken Brett, L ERA: 4.23 Dave Patterson, R ERA: 5.79	6.1	L	26	4	1	0	3	3	0	0	0	0	0	29	41	0.00	1.105				

Los Angeles Dodgers @ Cincinnati Reds
 Riverfront Stadium, Cincinnati, OH
 Wed Aug 01 1979, 7:05 PM EDT
 Att: 28,409 - Unknown

AB 34
R 10
H 9
RBI 10
BB 7
SO 3
LOB 16



Batter	1	2	3	4	5	6	7	8	9	AB	R	H	RBI	BB	SO	LOB	TOP							
Gene Richards, L (1, 7) OBP: 0.346, SLG: 0.349	4-0 BB		0-0 F7			0-0 F7	0-0 1B		0-0 SH3-4 1B	4	1	2	1	1	0	1								
Paul Dade, R (1, 8) OBP: 0.327, SLG: 0.381	0-3 K		0-0 P6			0-0 L6	0-0 5-3		0-0 SH3-4	4	0	0	0	0	1	3								
Kurt Bevacqua, R (1, 5) OBP: 0.348, SLG: 0.330	0-0 F7				0-0 5-3				0-0 1B	4	1	2	0	0	0	1								
Jim Wilhelm, R (6, PR) OBP: 0.200, SLG: 0.167									0-0 1B	1	2	1	1	0	0	0								
Dave Winfield, R (1, 9) OBP: 0.421, SLG: 0.623	0-0 4-3								0-0 1B	5	0	2	1	0	0	2								
Jay Johnstone, L (1, 3) OBP: 0.319, SLG: 0.327									0-0 1B	4	0	2	1	0	0	0								
Rollie Fingers, R (8, 1) OBP: 0.083, SLG: 0.083									0-0 SH	0	0	0	1	0	0	0								
Mark Lee, R (9, 1) OBP: 0.333, SLG: 0.333									0-0 1B	0	0	0	0	0	0	0								
Gene Tenace, R (1, 2) OBP: 0.395, SLG: 0.422	0-0 F9								0-0 1B	5	0	2	1	0	0	2								
Fernando Gonzalez, R (1, 4) OBP: 0.259, SLG: 0.372									0-0 1B	5	0	1	0	0	1	6								
Ozzie Smith, S (1, 6) OBP: 0.256, SLG: 0.244	0-0 F9								0-0 1B	4	1	1	0	1	0	4								
Bob Shirley, R (1, 1) OBP: 0.143, SLG: 0.121									0-0 1B	2	1	1	0	0	1	0								
Bob Ovwchinko, L (7, 1) OBP: 0.182, SLG: 0.100									0-0 1B	0	0	0	0	0	0	0								
Dan Briggs, L (6, PH) OBP: 0.285, SLG: 0.384									0-0 1B	1	0	0	0	0	1	3								
Inning Stats	R: 0 E: 0 K: 1 S: 5	H: 0 LOB: 1 BB: 1 P: 9	R: 0 E: 0 K: 0 S: 4	H: 1 LOB: 1 BB: 0 P: 4	R: 0 E: 0 K: 1 S: 5	H: 0 LOB: 0 BB: 0 P: 5	R: 0 E: 0 K: 0 S: 3	H: 0 LOB: 0 BB: 0 P: 3	R: 0 E: 0 K: 0 S: 3	H: 0 LOB: 0 BB: 0 P: 3	R: 2 E: 0 K: 0 S: 7	H: 4 LOB: 2 BB: 0 P: 7	R: 1 E: 0 K: 0 S: 5	H: 2 LOB: 1 BB: 0 P: 5	R: 1 E: 0 K: 2 S: 10	H: 3 LOB: 3 BB: 1 P: 14	R: 2 E: 0 K: 0 S: 8	H: 4 LOB: 3 BB: 0 P: 8	1B: 12 2B: 2 3B: 0 HR: 0	SF: 0 SAC: 3 DP: 0 HBP: 0	WP: 0 PB: 0 SB: 1 CS: 0	PA: 44		
PITCHER	IP WLS BF H R ER SO BB IBB HBP BLK WP HR S P ERA WHIP	7.0 L 29 7 3 3 2 1 0 0 0 0 0 0 32 36 3.86 1.143	1.1 12 6 3 3 2 0 1 0 0 0 0 0 15 19 20.25 4.500	0.2 3 1 0 0 0 0 0 0 0 0 0 0 3 3 0.00 1.500																				

San Diego Padres @ Cincinnati Reds
Riverfront Stadium, Cincinnati, OH
Fri Aug 03 1979, 7:05 PM EDT
Att: 35,311 - Unknown

AB	39
R	6
H	14
RBI	6
BB	2
SO	4
LOB	22

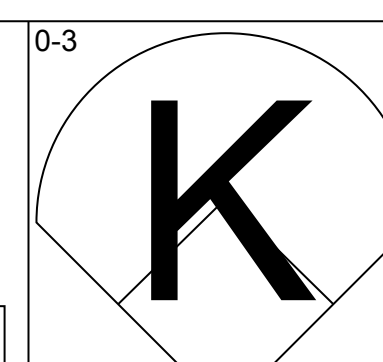
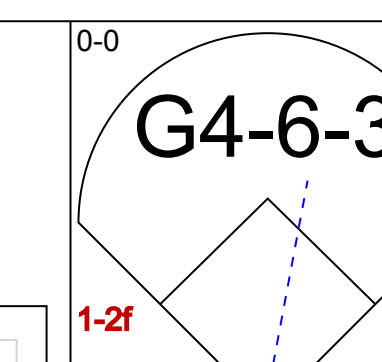
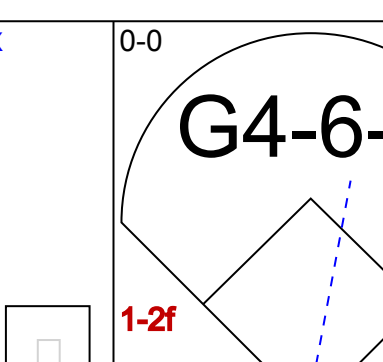
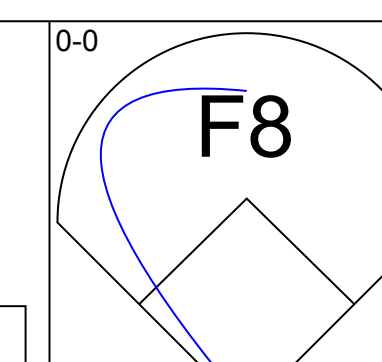
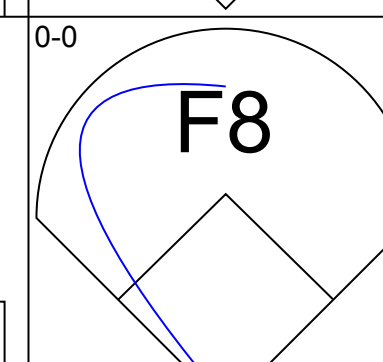
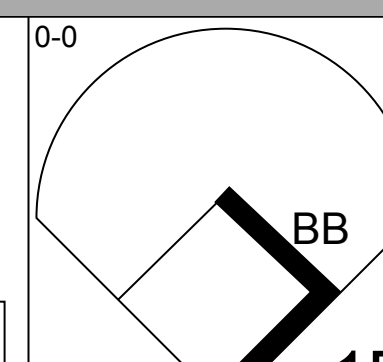
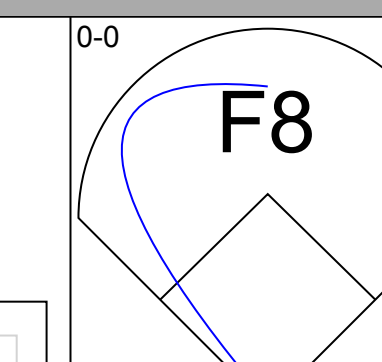
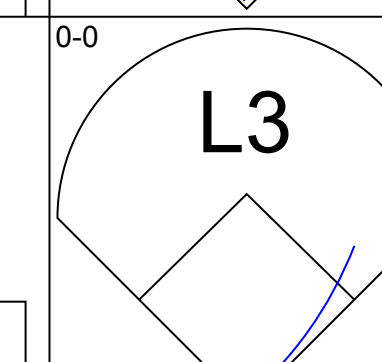
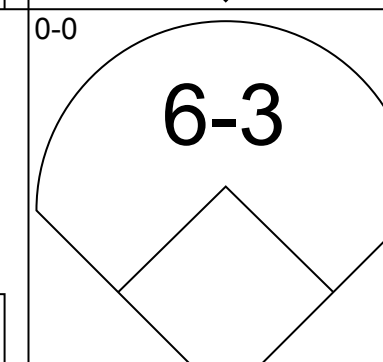
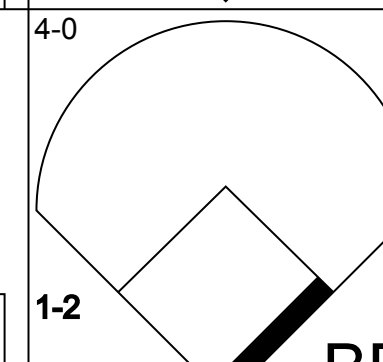
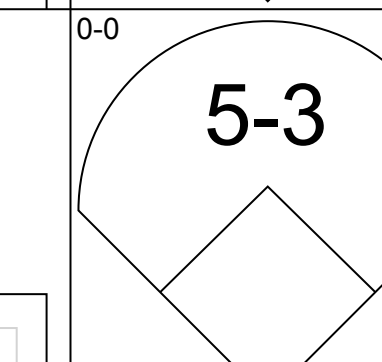
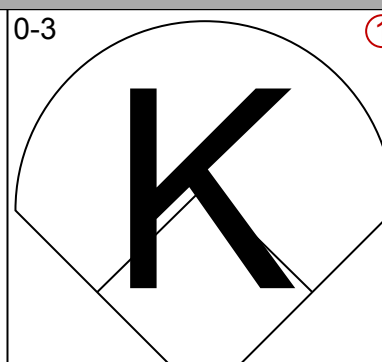
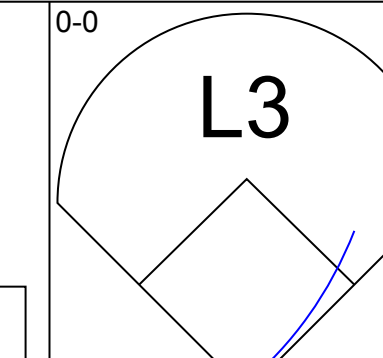
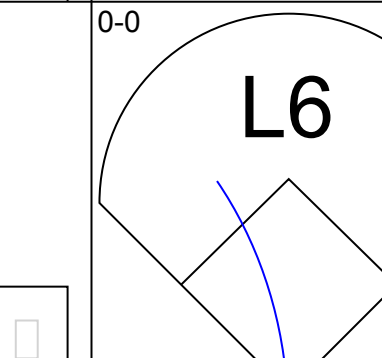
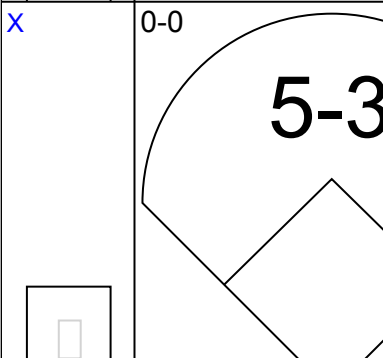
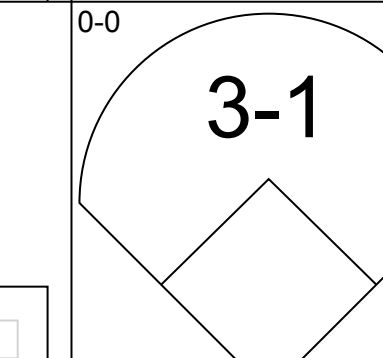
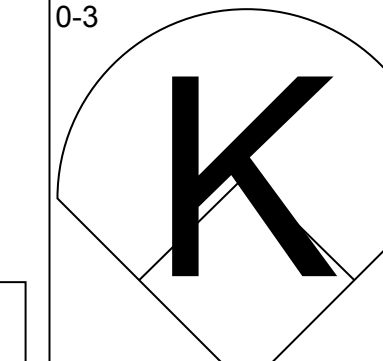
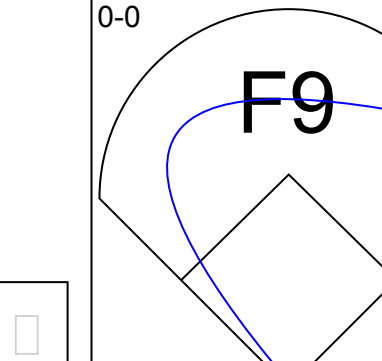


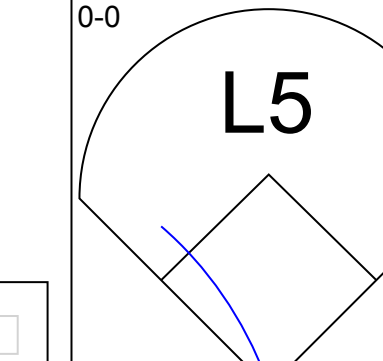
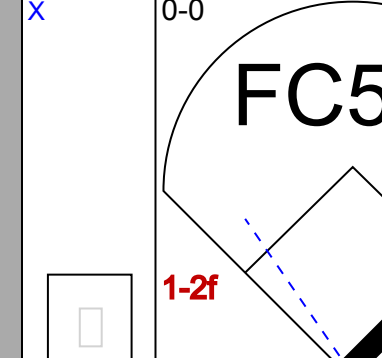
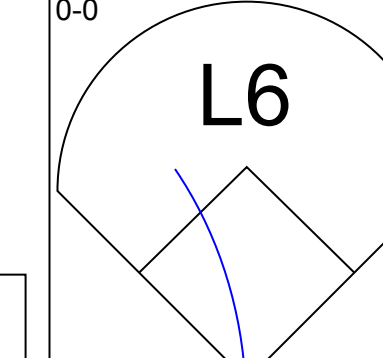
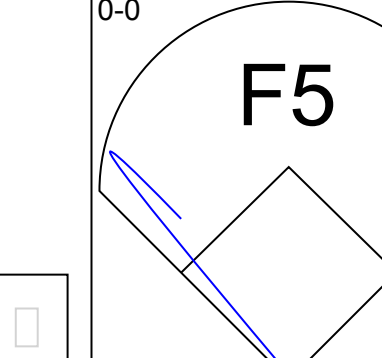
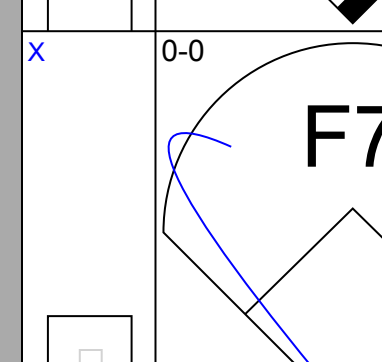
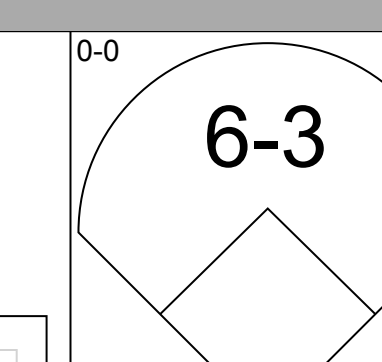
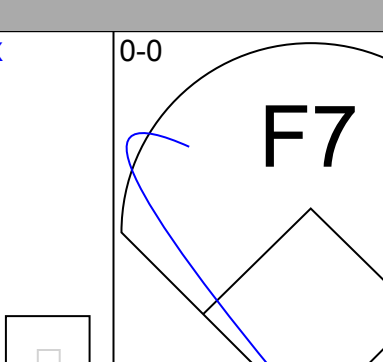
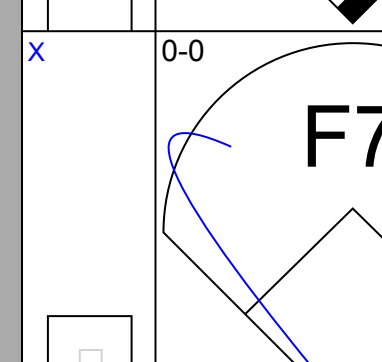
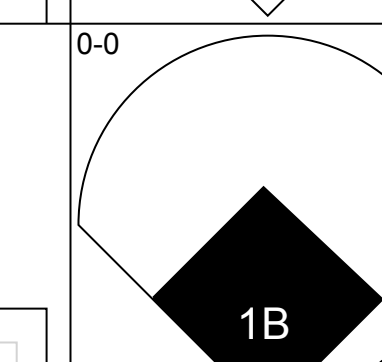
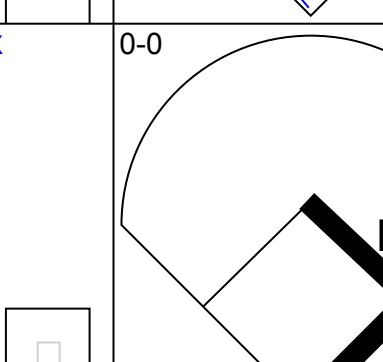
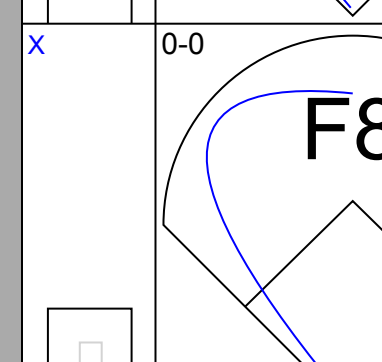
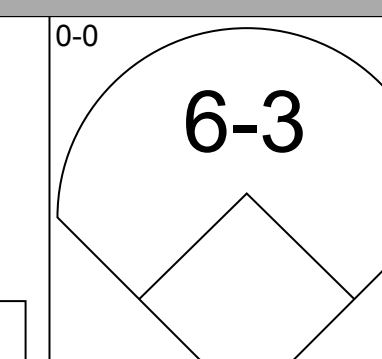


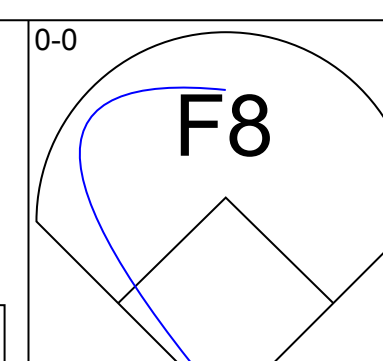
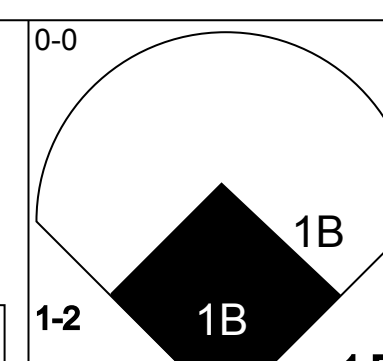
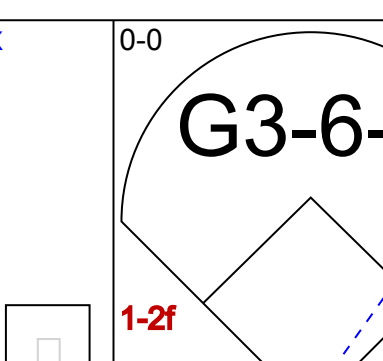
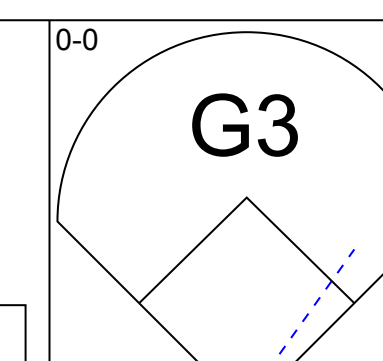
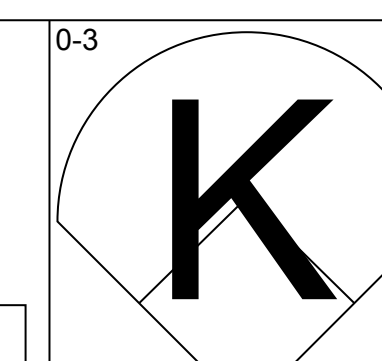
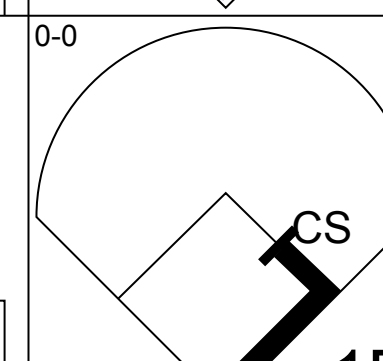
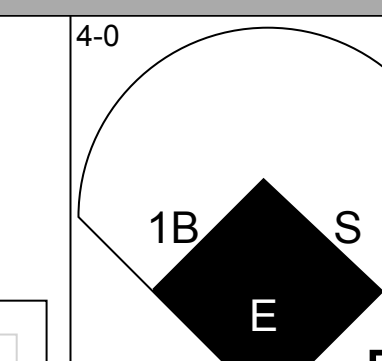
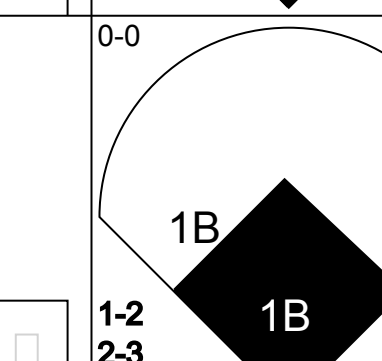
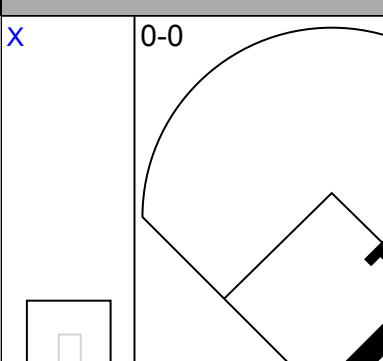
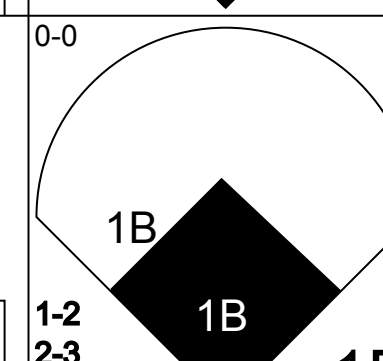

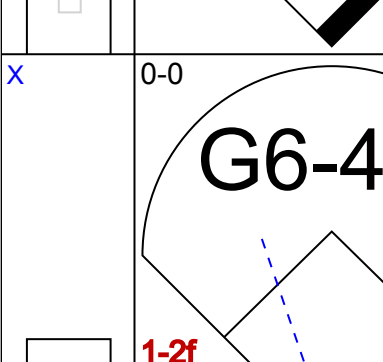
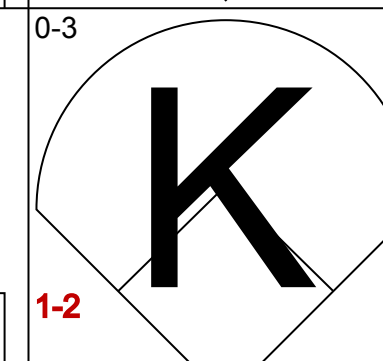
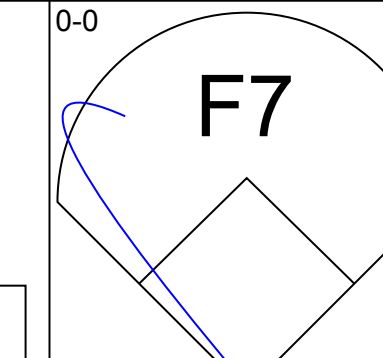
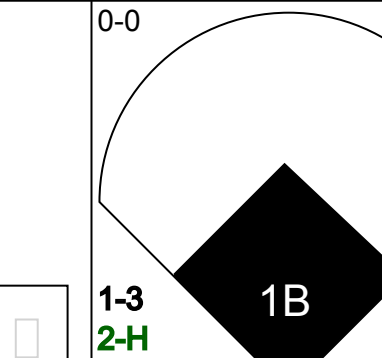

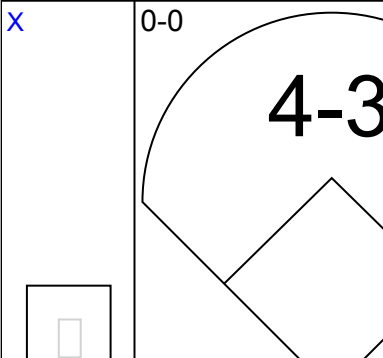
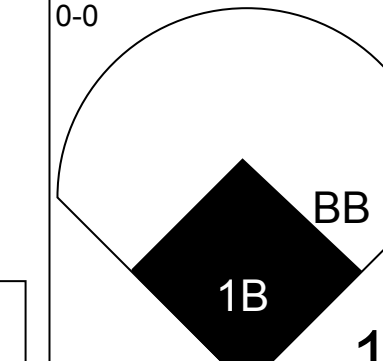
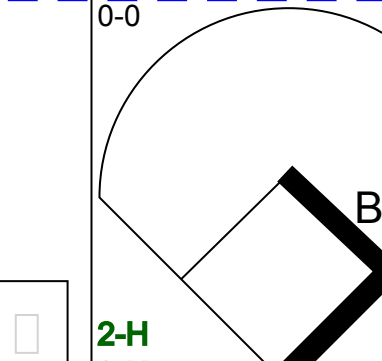

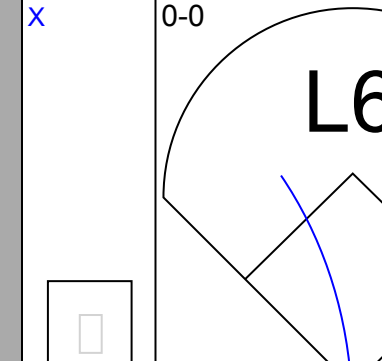
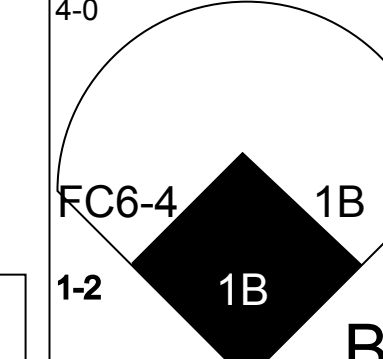
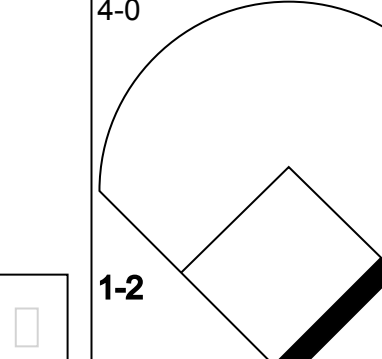

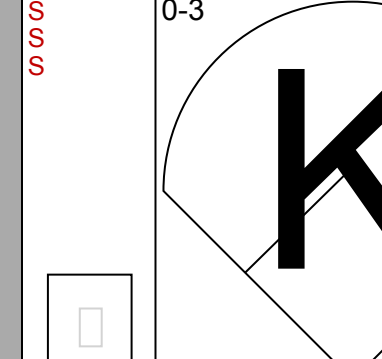
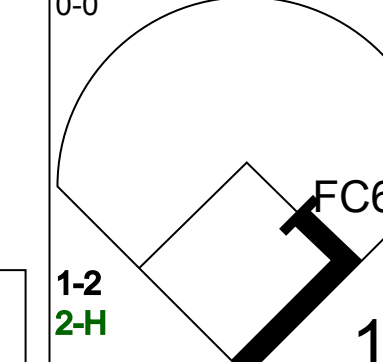
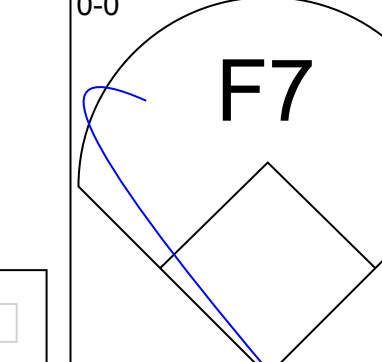
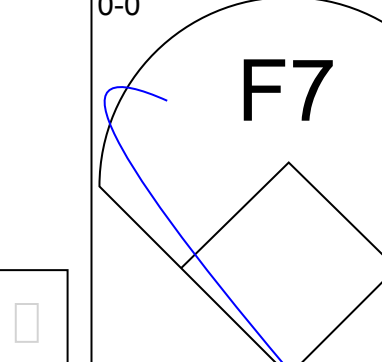
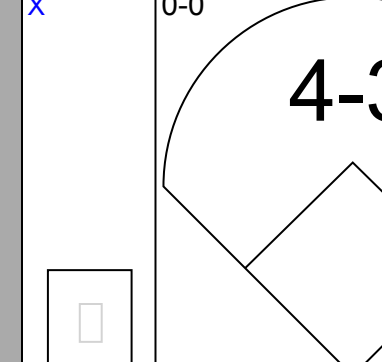
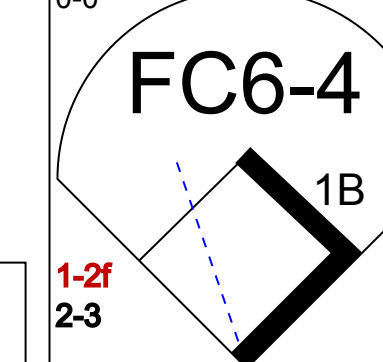
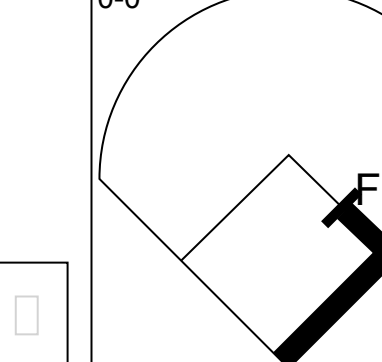

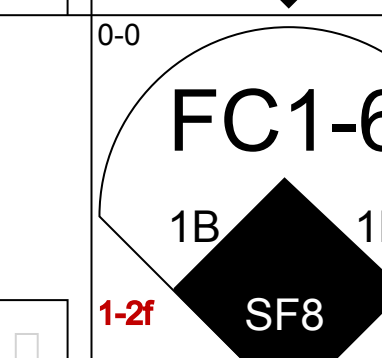
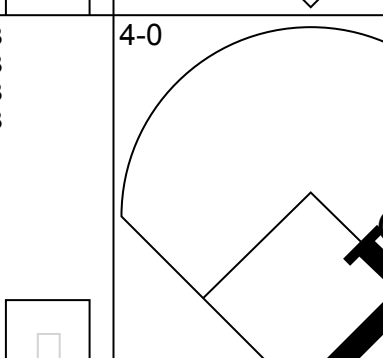
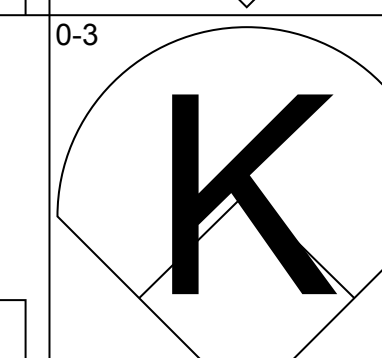
Batter	1	2	3	4	5	6	7	8	9	AB	R	H	RBI	BB	SO	LOB	BOTTOM							
Joe Morgan, L (1, 4) OBP: 0.402, SLG: 0.389	0-0 3-1		0-3 K						4-0 FC3-6	3	0	0	1	2	1	2								
Dave Collins, S (1, 7) OBP: 0.365, SLG: 0.434	0-3 K								0-0 FC6-4	5	0	0	0	0	2	7								
Dave Concepcion, R (1, 6) OBP: 0.365, SLG: 0.437	0-0 3-1								0-0 FC5-4	4	1	0	0	1	0	2								
Johnny Bench, R (1, 2) OBP: 0.366, SLG: 0.406									0-0 1-3	3	0	1	0	1	0	0								
Ray Knight, R (1, 5) OBP: 0.363, SLG: 0.439	0-0 F7								0-0 5-3	4	0	0	0	0	1	3								
Dan Driessen, L (1, 3) OBP: 0.329, SLG: 0.415	0-0 F2								4-0 HR	3	1	1	0	1	0	1								
Hector Cruz, R (1, 9) OBP: 0.257, SLG: 0.255	0-3 K								0-0 HR	3	2	2	2	1	1	1								
Paul Blair, R (1, 8) OBP: 0.221, SLG: 0.287									0-0 F8	3	0	1	0	0	0	2								
Cesar Geronimo, L (9, PH) OBP: 0.317, SLG: 0.338									0-0 1B	1	0	0	0	0	0	0								
Bill Bonham, R (1, 1) OBP: 0.171, SLG: 0.220									0-0 FC6-4	1	0	0	0	0	0	0								
Rick Auerbach, R (7, PH) OBP: 0.288, SLG: 0.307									0-0 BB	1	0	1	0	0	0	0								
Doug Bair, R (8, 1) OBP: 0.333, SLG: 0.333									0-0 1B	0	0	0	0	0	0	0								
Mario Soto, R (9, PH) OBP: 0.329, SLG: 0.400									0-0 1B	1	0	1	0	0	0	0								
Inning Stats	R: 0 E: 0 K: 1 S: 5	H: 0 LOB: 0 BB: 0 P: 5	R: 0 E: 1 K: 1 S: 6	H: 0 LOB: 1 BB: 0 P: 6	R: 0 E: 0 K: 1 S: 5	H: 0 LOB: 0 BB: 0 P: 5	R: 0 E: 0 K: 2 S: 7	H: 0 LOB: 1 BB: 1 P: 11	R: 0 E: 0 K: 0 S: 5	H: 2 LOB: 3 BB: 1 P: 9	R: 1 E: 0 K: 0 S: 3	H: 1 LOB: 0 BB: 1 P: 7	R: 1 E: 0 K: 0 S: 4	H: 2 LOB: 1 BB: 1 P: 8	R: 0 E: 0 K: 0 S: 3	H: 0 LOB: 0 BB: 0 P: 3	R: 2 E: 0 K: 0 S: 5	H: 2 LOB: 2 BB: 2 P: 13	1B: 6 2B: 0 3B: 0 HR: 1	SF: 0 SAC: 1 DP: 2 HBP: 0	WP: 0 PB: 0 SB: 0 CS: 0	PA: 39		
PITCHER	IP WLS BF H R ER SO BB IBB HBP BLK WP HR S P ERA WHIP	6.0 W 25 3 2 2 5 4 0 0 0 0 0 4 4 3.00 1.167	1.0 4 2 0 0 0 0 0 0 0 0 0 0 4 4 0.00 2.000	1.0 5 1 2 2 0 1 0 0 0 0 0 1 4 8 18.00 2.000	1.0 S 5 1 0 0 0 1 0 0 0 0 0 4 8 0.00 2.000																			

San Diego Padres @ Cincinnati Reds
Riverfront Stadium, Cincinnati, OH
Fri Aug 03 1979, 7:05 PM EDT
Att: 35,311 - Unknown

AB	32
R	4
H	7
RBI	3
BB	6
SO	5
LOB	18




Batter	1	2	3	4	5	6	7	8	9	AB	R	H	RBI	BB	SO	LOB	TOP			
Gene Richards, L (1, 7) OBP: 0.342, SLG: 0.345										4	0	0	0	0	1	3	San Diego Padres @ Cincinnati Reds Riverfront Stadium, Cincinnati, OH Sat Aug 04 1979, 7:05 PM EDT Att: 37,453 - Unknown			
Paul Dade, R (1, 8) OBP: 0.326, SLG: 0.379										4	0	1	0	0	0	0				
Kurt Bevacqua, R (1, 5) OBP: 0.346, SLG: 0.325										3	0	0	0	1	1	0				
Dave Winfield, R (1, 9) OBP: 0.418, SLG: 0.617										4	0	0	0	0	0	2				
Gene Tenace, R (1, 3) OBP: 0.394, SLG: 0.417										3	0	0	0	1	1	2				
Fernando Gonzalez, R (1, 4) OBP: 0.257, SLG: 0.369										2	0	0	0	0	0	2				
Bill Almon, R (4, 4) OBP: 0.279, SLG: 0.233										1	0	0	0	0	0	1				
Fred Kendall, R (1, 2) OBP: 0.262, SLG: 0.227										3	0	0	0	0	0	1				
Ozzie Smith, S (1, 6) OBP: 0.259, SLG: 0.250										3	1	2	0	0	0	1				
John D'Acquisto, R (1, 1) OBP: 0.250, SLG: 0.240										1	0	1	1	0	0	0				
Eric Rasmussen, R (4, 1) OBP: 0.111, SLG: 0.040										0	0	0	0	0	0	0				
Mickey Lolich, S (4, 1)										0	0	0	0	1	0	0				
Jim Wilhelm, R (8, PH) OBP: 0.192, SLG: 0.160										1	0	0	0	0	0	0				
Steve Mura, R (8, 1)										0	0	0	0	0	0	0				
Inning Stats	R: 0 E: 0 K: 1 S: 5	H: 0 LOB: 0 BB: 0 P: 5	R: 0 E: 0 K: 1 S: 5	H: 0 LOB: 0 BB: 0 P: 5	R: 1 E: 0 K: 0 S: 4	H: 2 LOB: 0 BB: 0 P: 4	R: 0 E: 0 K: 0 S: 4	H: 1 LOB: 2 BB: 1 P: 8	R: 0 E: 0 K: 0 S: 3	H: 1 LOB: 1 BB: 0 P: 7	R: 0 E: 0 K: 0 S: 3	H: 0 LOB: 1 BB: 1 P: 7	R: 0 E: 0 K: 0 S: 3	H: 0 LOB: 0 BB: 0 P: 3	R: 0 E: 0 K: 1 S: 5	H: 0 LOB: 0 BB: 0 P: 5	1B: 3 2B: 1 3B: 0 HR: 0	SF: 0 SAC: 0 DP: 2 HBP: 0	WP: 0 PB: 0 SB: 0 CS: 0	PA: 32
PITCHER	IP WLS BF H R ER SO BB IBB HBP BLK WP HR S P ERA WHIP																			
Fred Norman, L (1, 1) ERA: 3.32	9.0 W 32 4 1 1 3 3 0 0 0 0 0 0 35 47 1.00 0.778																			

Batter	1	2	3	4	5	6	7	8	9	AB	R	H	RBI	BB	SO	LOB	BOTTOM			
Joe Morgan, L (1, 4) OBP: 0.400, SLG: 0.387										4	1	1	0	0	0	3	San Diego Padres @ Cincinnati Reds Riverfront Stadium, Cincinnati, OH Sat Aug 04 1979, 7:05 PM EDT Att: 37,453 - Unknown			
Junior Kennedy, R (8, 4) OBP: 0.363, SLG: 0.335										1	0	0	0	0	1	0				
Dave Collins, S (1, 7) OBP: 0.377, SLG: 0.442										3	2	3	0	1	0	0				
Dave Concepcion, R (1, 6) OBP: 0.362, SLG: 0.434										3	0	0	1	0	1	3				
Rick Auerbach, R (7, 6) OBP: 0.268, SLG: 0.307										0	0	0	0	0	0	0				
Dan Driessen, L (1, 3) OBP: 0.331, SLG: 0.414										3	1	1	1	1	0	0				
Ray Knight, R (1, 5) OBP: 0.366, SLG: 0.442										4	1	3	2	0	0	0				
Hector Cruz, R (1, 9) OBP: 0.266, SLG: 0.250										2	1	0	0	2	1	2				
Cesar Geronimo, L (1, 8) OBP: 0.317, SLG: 0.337										4	0	1	1	0	0	4				
Vic Correll, R (1, 2) OBP: 0.328, SLG: 0.353										4	0	1	0	0	0	2				
Fred Norman, S (1, 1) OBP: 0.260, SLG: 0.178										3	1	1	1	1	1	1				
Inning Stats	R: 0 E: 0 K: 1 S: 5	H: 1 LOB: 0 BB: 0 P: 5	R: 2 E: 0 K: 0 S: 6	H: 3 LOB: 2 BB: 1 P: 10	R: 1 E: 1 K: 0 S: 4	H: 1 LOB: 2 BB: 2 P: 12	R: 4 E: 0 K: 0 S: 8	H: 5 LOB: 2 BB: 1 P: 12	R: 0 E: 0 K: 0 S: 2	H: 0 LOB: 0 BB: 1 P: 6	R: 0 E: 0 K: 0 S: 3	H: 1 LOB: 0 BB: 0 P: 3	R: 0 E: 0 K: 1 S: 5	H: 0 LOB: 0 BB: 0 P: 5	R: 0 E: 0 K: 2 S: 7	H: 0 LOB: 0 BB: 0 P: 7	1B: 11 2B: 0 3B: 0 HR: 0	SF: 1 SAC: 0 DP: 2 HBP: 0	WP: 0 PB: 0 SB: 1 CS: 1	PA: 37
PITCHER	IP WLS BF H R ER SO BB IBB HBP BLK WP HR S P ERA WHIP																			
John D'Acquisto, R (1, 1) ERA: 4.85	3.2 L 22 9 7 0 0 0 3 0 0 0 0 0 21 33 14.73 3.273																			
Eric Rasmussen, R (4, 1) ERA: 4.15	0.0 2 1 0 0 0 1 0 0 0 0 0 0 1 5																			
Mickey Lolich, L (4, 1) ERA: 4.23	3.1 10 1 0 0 1 1 0 0 0 0 0 0 11 15 0.00 0.600																			
Steve Mura, R (8, 1) ERA: 3.23	1.0 3 0 0 0 2 0 0 0 0 0 0 0 7 7 0.00 0.000																			

Batter	1	2	3	4	5	6	7	8	9	AB	R	H	RBI	BB	SO	LOB	TOP		
Jerry Royster, R OBP: 0.331, SLG: 0.338	4-0 1B S 1B BB		0-0 F9			0-0 5-3		0-0 1B		3	1	1	0	1	0	0			
Gary Matthews, R OBP: 0.366, SLG: 0.540	0-0 1B 1-3 1B		0-0 4-3			0-0 6-3		0-0 F9		4	0	1	0	0	0	2			
Rowland Office, L OBP: 0.338, SLG: 0.364	0-0 L6		0-0 4-3			0-0 2B		0-0 FC6 2-3f		4	0	1	0	0	0	4			
Bob Horner, R OBP: 0.363, SLG: 0.562	0-0 FC6-4 1-2 3-H 1B			4-0 G6-4-3 BB		0-0 5-3		0-0 6-3		3	0	1	1	1	0	1			
Jeff Burroughs, R OBP: 0.340, SLG: 0.351	0-3 K		0-0 G6-4-3 1-2f			0-0 5-3		0-0 5-3		4	0	0	0	0	1	3			
Dale Murphy, R OBP: 0.363, SLG: 0.535	0-0 FC6-4 1-2f		0-0 F8			0-0 5-3		0-3 K		4	0	0	0	0	1	2			
Joe Nolan, L OBP: 0.343, SLG: 0.379		0-0 F8			0-0 F7		0-0 F9			3	0	0	0	0	0	0			
Pepe Frias, R OBP: 0.325, SLG: 0.368		0-0 1-3			0-0 6-3			0-0 F8		3	0	0	0	0	0	0			
Mickey Mahler, S Adrian Devine, R Darrel Chaney, S Joey McLaughlin, R Mike Lum, L Larry Bradford, R	0-3 K				0-0 3-1			0-0 E6 FC6		0	0	0	0	0	0	0			
Inning Stats	R: 1 E: 0 K: 1 S: 7	H: 2 LOB: 2 BB: 1 P: 11	R: 0 E: 0 K: 1 S: 5	H: 0 LOB: 0 BB: 0 P: 5	R: 0 E: 0 K: 0 S: 3	H: 0 LOB: 0 BB: 1 P: 6	R: 0 E: 0 K: 0 S: 2	H: 0 LOB: 0 BB: 0 P: 3	R: 0 E: 0 K: 0 S: 4	H: 1 LOB: 1 BB: 0 P: 4	R: 0 E: 0 K: 0 S: 3	H: 0 LOB: 0 BB: 0 P: 3	R: 0 E: 1 K: 0 S: 5	H: 1 LOB: 2 BB: 0 P: 5	R: 0 E: 0 K: 1 S: 5	H: 0 LOB: 0 BB: 0 P: 5	1B: 3 2B: 1 3B: 0 HR: 0	SF: 0 SAC: 0 DP: 1 HBP: 0	WP: 0 PA: 33 PB: 0 SB: 1 CS: 0
PITCHER Michael LaCoss, R ERA: 2.69	IP: 9.0 WLS: W BF: 33 H: 4 R: 1 ER: 1 SO: 3 BB: 2 IBB: 0 HBP: 0 BLK: 0 WP: 0 HR: 0 S: 37 P: 45 ERA: 1.00 WHIP: 0.667															PITCHER			

Atlanta Braves @ Cincinnati Reds
Riverfront Stadium, Cincinnati, OH
Mon Aug 06 1979, 7:05 PM EDT
Att: 23,891 - Unknown


AB 31
R 1
H 4
RBI 1
BB 2
SO 3
LOB 12



Batter	1	2	3	4	5	6	7	8	9	AB	R	H	RBI	BB	SO	LOB	BOTTOM		
Joe Morgan, L OBP: 0.404, SLG: 0.396	4-0 BB SF9 BB	0-0 L6-4 1-2 1B		4-0 IBB		0-0 P5		0-0 F2		3	1	1	0	2	0	0			
Rick Auerbach, R OBP: 0.300, SLG: 0.313	4-0 2B BB	4-0 1-2 2-3 BB		0-0 5-3		0-0 F9				2	1	0	0	2	0	2			
Dave Collins, S OBP: 0.368, SLG: 0.430	0-3 K	0-0 L6-4 2-3			0-0 G3		0-0 F8			4	0	0	0	0	1	5			
Johnny Bench, R OBP: 0.373, SLG: 0.424	4-0 2B BB		0-0 G6-4-3 1B		0-0 1B E 1B		0-0 1-3			3	1	2	0	1	0	0			
Dan Driessen, L OBP: 0.331, SLG: 0.414	1-2 2-3 BB		0-0 G6-4-3 1-2f		0-0 E4 BB BB FC5-2 1B		4-0 BB BB			0	0	0	0	0	0	0			
Ray Knight, R OBP: 0.366, SLG: 0.449	0-0 SF9		0-0 G6-4-3 1-2f		0-0 E4 BB BB FC5-2 1B		4-0 BB BB			2	0	1	1	1	0	1			
Hector Cruz, R OBP: 0.282, SLG: 0.294	0-0 1-3 2-H 2B		0-0 P2		4-0 FC5-2 BB 1-2 BB		4-0 BB BB			2	0	1	1	2	0	0			
Paul Blair, R OBP: 0.217, SLG: 0.273	0-0 F8			0-3 K	4-0 FC5-2 BB		0-0 G4-6-3 1-2f			2	0	0	0	1	1	2			
Cesar Geronimo, L OBP: 0.316, SLG: 0.336				0-0 K	1-2 2-3 BB					1	0	0	0	0	0	2			
Vic Correll, R OBP: 0.325, SLG: 0.358		0-0 P4		0-0 2B	0-0 FC5-2 1-2 2-3 3-H		0-3 K			4	0	1	0	0	1	3			
Michael LaCoss, R OBP: 0.158, SLG: 0.127		0-0 BB 1B 1B		0-3 K	0-0 F8		0-0 K			4	0	1	0	0	2	4			
Inning Stats	R: 2 E: 0 K: 1 S: 6	H: 1 LOB: 3 BB: 3 P: 18	R: 0 E: 0 K: 0 S: 4	H: 2 LOB: 2 BB: 1 P: 8	R: 0 E: 0 K: 0 S: 3	H: 1 LOB: 0 BB: 0 P: 3	R: 0 E: 0 K: 2 S: 8	H: 1 LOB: 2 BB: 1 P: 12	R: 1 E: 1 K: 0 S: 5	H: 2 LOB: 3 BB: 2 P: 13	R: 0 E: 0 K: 0 S: 3	H: 0 LOB: 0 BB: 0 P: 3	R: 0 E: 0 K: 0 S: 2	H: 0 LOB: 1 BB: 2 P: 10	R: 0 E: 0 K: 2 S: 7	H: 0 LOB: 0 BB: 0 P: 7	1B: 5 2B: 3 3B: 0 HR: 0	SF: 1 SAC: 0 DP: 3 HBP: 0	WP: 0 PA: 37 PB: 0 SB: 0 CS: 0
PITCHER Mickey Mahler, L Adrian Devine, R Joey McLaughlin, R Larry Bradford, L	IP: 0.2 WLS: L BF: 6 H: 4 R: 0 ER: 0 SO: 2 BB: 1 IBB: 1 HBP: 0 BLK: 0 WP: 0 HR: 0 S: 16 P: 24 ERA: 0.00 WHIP: 1.500															PITCHER			

Atlanta Braves @ Cincinnati Reds
Riverfront Stadium, Cincinnati, OH
Mon Aug 06 1979, 7:05 PM EDT
Att: 23,891 - Unknown

AB 27
R 3
H 7
RBI 2
BB 9
SO 5
LOB 19



Batter	1	2	3	4	5	6	7	8	9	AB	R	H	RBI	BB	SO	LOB	TOP					
Jerry Royster, R (1,4) OBP: 0.331, SLG: 0.336	0-0 6-3			0-0 4-3		0-0 6-3			0-0 4-3	4	0	0	0	0	0	0	Atlanta Braves @ Cincinnati Reds Riverfront Stadium, Cincinnati, OH Wed Aug 08 1979, 7:05 PM EDT Att: 24,022 - Unknown					
Gary Matthews, R (1,9) OBP: 0.365, SLG: 0.533	0-0 1-3			0-0 P6			0-0 G4-6-3 1B			3	0	1	0	0	0	0						
Rowland Office, L (1,8) OBP: 0.329, SLG: 0.354	0-3 K			0-0 G3			0-0 G4-6-3 1-2			3	0	0	0	0	1	1						
Bob Horner, R (1,5) OBP: 0.363, SLG: 0.568		0-0 F7			0-0 F3			0-3 K		3	0	0	0	0	1	0						
Dale Murphy, R (1,3) OBP: 0.364, SLG: 0.527		0-0 P2			4-0 2B BB			0-0 1-3		2	1	0	0	1	0	0						
Barry Bonnell, R (1,7) OBP: 0.307, SLG: 0.415		0-3 K			0-0 CS 2B			0-0 F8		3	0	1	1	0	1	0						
Pepe Frias, R (1,6) OBP: 0.324, SLG: 0.363			0-0 1-3		0-0 F3 3H			0-0 4-3		3	0	0	0	0	0	1						
Bruce Benedict, R (1,2) OBP: 0.309, SLG: 0.273				0-0 6-3				0-0 G3		2	0	0	0	0	0	0						
Joe Nolan, L (9, PH) OBP: 0.337, SLG: 0.371					0-0 F5			0-0 G3		1	0	0	0	0	0	0						
Phil Niekro, R (1,1) OBP: 0.221, SLG: 0.241				0-0 4-3				0-0 6-3		2	0	0	0	0	1	0						
Mike Lum, L (9, PH) OBP: 0.300, SLG: 0.335					0-3 K			0-0 6-3		1	0	0	0	0	0	0						
Inning Stats	R: 0 E: 0 K: 1 S: 5	H: 0 LOB: 0 BB: 0 P: 5	R: 0 E: 0 K: 1 S: 5	H: 0 LOB: 0 BB: 0 P: 5	R: 0 E: 0 K: 0 S: 3	H: 0 LOB: 0 BB: 0 P: 3	R: 0 E: 0 K: 0 S: 3	H: 0 LOB: 0 BB: 0 P: 3	R: 1 E: 0 K: 0 S: 3	H: 1 LOB: 0 BB: 1 P: 7	R: 0 E: 0 K: 1 S: 5	H: 0 LOB: 0 BB: 0 P: 5	R: 0 E: 0 K: 1 S: 5	H: 1 LOB: 0 BB: 0 P: 5	R: 0 E: 0 K: 0 S: 3	H: 0 LOB: 0 BB: 0 P: 3	R: 0 E: 0 K: 0 S: 3	H: 0 LOB: 0 BB: 0 P: 3	1B: 1 2B: 1 3B: 0 HR: 0	SF: 0 SAC: 0 DP: 1 HBP: 0	WP: 0 PB: 0 SB: 0 CS: 1	PA: 28
PITCHER Bill Bonham, R (1,1) ERA: 3.99	IP: 9.0 WLS: W BF: 28 H: 2 R: 1 ER: 1 SO: 4 BB: 1 IBB: 0 HBP: 0 BLK: 0 WP: 0 HR: 0 S: 35 P: 39 ERA: 1.00 WHIP: 0.333																					

Batter	1	2	3	4	5	6	7	8	9	AB	R	H	RBI	BB	SO	LOB	BOTTOM			
Joe Morgan, L (1,4) OBP: 0.403, SLG: 0.390	4-0 F8 S BB	0-3 K			0-0 F9		0-0 F9			3	0	0	0	1	1	2	Atlanta Braves @ Cincinnati Reds Riverfront Stadium, Cincinnati, OH Wed Aug 08 1979, 7:05 PM EDT Att: 24,022 - Unknown			
Dave Collins, S (1,7) OBP: 0.362, SLG: 0.421	0-0 F9 1-2		0-0 BB 1B		0-0 4-3		0-0 F9			4	0	1	0	0	0	1				
Ken Griffey, L (1,9) OBP: 0.374, SLG: 0.471	4-0 BB BB		4-0 BB 1-2 BB			0-0 F7		0-0 3-1 1B		0	0	0	0	2	0	0				
Hector Cruz, R (5,9) OBP: 0.289, SLG: 0.295										2	0	1	0	0	0	0				
Johnny Bench, R (1,2) OBP: 0.366, SLG: 0.415	0-0 F8 2-3		0-3 K		0-0 F8		0-0 3-1 1B			4	1	1	0	0	1	4				
Dave Concepcion, R (1,6) OBP: 0.360, SLG: 0.444	0-0 P6		0-0 F7			0-0 HR 1B		0-0 6-3		4	1	1	2	0	0	4				
Ray Knight, R (1,5) OBP: 0.364, SLG: 0.450		0-0 P6			0-0 P4		0-0 F8			4	0	1	0	0	0	1				
Dan Driessen, L (1,3) OBP: 0.328, SLG: 0.408		4-0 SH5-4 1B BB		0-0 3-1		0-0 G3				2	0	0	0	1	0	0				
Cesar Geronimo, L (1,8) OBP: 0.318, SLG: 0.348		0-0 SH5-4 1B		0-0 F9			0-0 HR			3	1	2	1	0	0	0				
Bill Bonham, R (1,1) OBP: 0.163, SLG: 0.209		0-0 SH5-4			0-0 F9		0-3 K			2	0	0	0	0	1	0				
Inning Stats	R: 0 E: 0 K: 0 S: 3	H: 0 LOB: 2 BB: 2 P: 11	R: 0 E: 0 K: 1 S: 6	H: 1 LOB: 2 BB: 1 P: 10	R: 0 E: 0 K: 1 S: 5	H: 1 LOB: 1 BB: 1 P: 9	R: 0 E: 0 K: 0 S: 3	H: 1 LOB: 0 BB: 0 P: 3	R: 0 E: 0 K: 0 S: 5	H: 0 LOB: 0 BB: 0 P: 3	R: 2 E: 0 K: 0 S: 5	H: 2 LOB: 0 BB: 0 P: 5	R: 1 E: 0 K: 1 S: 6	H: 1 LOB: 0 BB: 0 P: 6	R: 0 E: 0 K: 0 S: 4	H: 1 LOB: 1 BB: 0 P: 4	1B: 5 2B: 0 3B: 0 HR: 2	SF: 0 SAC: 1 DP: 0 HBP: 0	WP: 0 PB: 0 SB: 1 CS: 0	PA: 33
PITCHER Phil Niekro, R (1,1) ERA: 3.71	IP: 8.0 WLS: L BF: 33 H: 7 R: 3 ER: 3 SO: 3 BB: 4 IBB: 0 HBP: 0 BLK: 0 WP: 0 HR: 2 S: 35 P: 51 ERA: 3.38 WHIP: 1.375																			

Batter	1	2	3	4	5	6	7	8	9	AB	R	H	RBI	BB	SO	LOB	TOP					
Joe Morgan, L (1,4) OBP: 0.401, SLG: 0.386 Doug Bair, R (8,1)	G3			FC6-4 1B		P5		K		4	0	1	0	0	1	0	Cincinnati Reds @ San Diego Padres San Diego Stadium, San Diego, CA Fri Aug 10 1979, 10:05 PM EDT Att: 25,261 - Unknown					
Dave Tomlin, L (8,1) OBP: 0.500, SLG: 0.500 Tom Hume, R (8,1)	L5			FC6-4 3B		P8			4	1	0	0	0	0	1							
Hector Cruz, R (1,9) OBP: 0.295, SLG: 0.345	5-3			3B		6-3			4	0	1	1	0	0	0							
Johnny Bench, R (1,2) OBP: 0.365, SLG: 0.411		F8		F9					3	0	0	0	1	0	1							
Dave Concepcion, R (1,6) OBP: 0.357, SLG: 0.442		5-3		6-3					3	1	0	0	0	0	2							
Ray Knight, R (1,5) OBP: 0.365, SLG: 0.452		F9							3	0	2	0	0	0	0							
Dan Driessen, L (1,3) OBP: 0.327, SLG: 0.403			P6		4-3				3	0	0	1	0	0	2							
Paul Blair, R (1,8) OBP: 0.212, SLG: 0.266			F8		1-3				3	0	0	0	0	0	1							
Frank Pastore, R (1,1) Junior Kennedy, R (8,PH) OBP: 0.357, SLG: 0.330			F9		1-3				2	0	0	0	0	0	1							
									1	0	0	0	0	0	0							
Inning Stats	R: 0 E: 0 K: 0 S: 3	H: 0 LOB: 0 BB: 0 P: 3	R: 0 E: 0 K: 0 S: 3	H: 0 LOB: 0 BB: 0 P: 3	R: 0 E: 0 K: 0 S: 3	H: 0 LOB: 0 BB: 0 P: 3	R: 1 E: 0 K: 0 S: 5	H: 2 LOB: 1 BB: 0 P: 5	R: 0 E: 0 K: 0 S: 4	H: 1 LOB: 1 BB: 0 P: 4	R: 0 E: 0 K: 0 S: 3	H: 0 LOB: 0 BB: 0 P: 3	R: 1 E: 0 K: 0 S: 3	H: 1 LOB: 0 BB: 1 P: 7	R: 0 E: 0 K: 1 S: 5	H: 0 LOB: 0 BB: 0 P: 5	R: 0 E: 0 K: 0 S: 3	H: 0 LOB: 0 BB: 0 P: 3	1B: 3 2B: 0 3B: 1 HR: 0	SF: 0 SAC: 0 DP: 0 HBP: 0	WP: 0 PB: 0 SB: 0 CS: 1	PA: 32
PITCHER Randy Jones, L (1,1) ERA: 3.74	IP: 9.0 WLS: W BF: 31 H: 4 R: 2 ER: 2 SO: 1 BB: 1 IBB: 0 HBP: 0 BLK: 0 WP: 0 HR: 0 S: 32 P: 36 ERA: 2.00 WHIP: 0.556																					

Batter	1	2	3	4	5	6	7	8	9	AB	R	H	RBI	BB	SO	LOB	BOTTOM			
Gene Richards, L (1,8) OBP: 0.341, SLG: 0.343 Jay Johnstone, L (9,7)	F8		F7			F7		SH5-4 BB		3	0	0	0	1	0	2	Cincinnati Reds @ San Diego Padres San Diego Stadium, San Diego, CA Fri Aug 10 1979, 10:05 PM EDT Att: 25,261 - Unknown			
Ozzie Smith, S (1,6) OBP: 0.281, SLG: 0.254	F8					3B		SH5-4		3	1	2	0	0	0	0				
Paul Dade, R (1,5) OBP: 0.319, SLG: 0.370	P4				5-3			F3		4	1	1	2	0	0	1				
Dave Winfield, R (1,9) OBP: 0.413, SLG: 0.607		P4			K			P3		3	0	0	0	1	1	1				
Jerry Turner, L (1,7) OBP: 0.303, SLG: 0.386 Kurt Bevacqua, R (8,PH) OBP: 0.335, SLG: 0.311 Jim Wilhelm, R (8,PR) OBP: 0.194, SLG: 0.167		4-3			G3			IBB		3	0	1	1	0	0	0				
Gene Tenace, R (1,2) OBP: 0.404, SLG: 0.421						1B		BB		0	0	0	0	1	0	0				
Dan Briggs, L (1,3) OBP: 0.284, SLG: 0.374						1B		BB		0	0	0	0	0	0	0				
Gene Tenace, R (1,2) OBP: 0.404, SLG: 0.421						1B		F7		3	0	1	0	1	0	4				
Dan Briggs, L (1,3) OBP: 0.284, SLG: 0.374						1B				3	0	0	0	0	0	2				
Fernando Gonzalez, R (1,4) OBP: 0.249, SLG: 0.357						1B				3	0	0	0	0	0	0				
Randy Jones, R (1,1) OBP: 0.203, SLG: 0.234						1B				3	1	2	0	0	1	0				
Inning Stats	R: 0 E: 0 K: 0 S: 3	H: 0 LOB: 0 BB: 0 P: 3	R: 0 E: 0 K: 0 S: 3	H: 0 LOB: 1 BB: 1 P: 7	R: 0 E: 0 K: 0 S: 4	H: 2 LOB: 2 BB: 0 P: 4	R: 0 E: 0 K: 1 S: 5	H: 0 LOB: 0 BB: 0 P: 5	R: 3 E: 0 K: 0 S: 7	H: 4 LOB: 1 BB: 0 P: 7	R: 0 E: 0 K: 1 S: 5	H: 0 LOB: 0 BB: 0 P: 5	R: 0 E: 0 K: 0 S: 3	H: 0 LOB: 3 BB: 3 P: 15	R: 0 E: 0 K: 0 S: 3	H: 0 LOB: 0 BB: 0 P: 15	1B: 6 2B: 1 3B: 1 HR: 0	SF: 0 SAC: 1 DP: 1 HBP: 0	WP: 0 PB: 0 SB: 0 CS: 0	PA: 33
PITCHER Frank Pastore, R (1,1) ERA: 6.39 Doug Bair, R (8,1) ERA: 3.82 Dave Tomlin, L (8,1) ERA: 2.72 Tom Hume, R (8,1) ERA: 3.04	IP: 7.0 WLS: L BF: 27 H: 7 R: 3 ER: 3 SO: 2 BB: 1 IBB: 0 HBP: 0 BLK: 0 WP: 0 HR: 0 S: 30 P: 34 ERA: 3.86 WHIP: 1.143																			



Batter	1	2	3	4	5	6	7	8	9	AB	R	H	RBI	BB	SO	LOB	TOP
Joe Morgan, L (1.4) OBP: 0.398, SLG: 0.383 Junior Kennedy, R (9.4) OBP: 0.357, SLG: 0.330	0-0 F7		0-0 2B 1B	0-0 F8		0-0 F9		0-0 G3		5	1	1	0	0	0	2	
Dave Collins, S (1.7) OBP: 0.360, SLG: 0.421	0-0 6-3		0-0 1B	0-0 6-3		0-0 5-3			0-0 1-3	5	1	1	0	0	0	0	
Hector Cruz, R (1.9) OBP: 0.299, SLG: 0.368	0-3 K		4-0 1B 4-3 BB		0-0 F3	0-0 6-3			0-0 HR	4	2	1	1	1	1	0	
Johnny Bench, R (1.2) OBP: 0.366, SLG: 0.414	0-0 1-3		0-0 2B 1B		0-0 E8 1B		0-0 5-3		0-0 1B 2B	5	3	2	2	0	0	1	
Dave Concepcion, R (1.6) OBP: 0.357, SLG: 0.439		4-0 1B 4-3 BB	0-0 4-3		4-0 1B 1B BB		0-0 F3		0-3 K	3	2	0	1	2	1	2	
Ray Knight, R (1.5) OBP: 0.388, SLG: 0.456		0-0 F7	0-0 2B		0-0 1B 1B 1B		0-0 F7		0-0 1B	5	0	3	3	0	0	1	
Dan Driessen, L (1.3) Harry Spilman, L (8. PR) OBP: 0.405, SLG: 0.375	0-0 4-3		0-0 F8		0-0 1B			0-0 FC6-5 2B	0-0 F7	4	0	2	0	0	0	2	AB 40
Cesar Geronimo, L (1.8) OBP: 0.319, SLG: 0.352	0-0 1B 1B		0-0 3-1		0-0 1B			0-0 F8		1	0	0	0	0	0	1	R 9
Tom Seaver, R (1.1) OBP: 0.135, SLG: 0.269	0-0 1B			0-3 K	0-0 G5-2-3			0-0 FC6-5		4	0	2	2	0	0	2	H 13
Inning Stats	R: 0 H: 0 E: 0 LOB: 1 K: 1 BB: 0 S: 6 P: 6	R: 1 H: 2 E: 0 LOB: 2 K: 0 BB: 1 S: 4 P: 8	R: 4 H: 4 E: 0 LOB: 1 K: 0 BB: 1 S: 7 P: 11	R: 0 H: 0 E: 0 LOB: 0 K: 1 BB: 0 S: 5 P: 5	R: 2 H: 3 E: 1 LOB: 2 K: 0 BB: 1 S: 6 P: 10	R: 0 H: 0 E: 0 LOB: 0 K: 0 BB: 0 S: 3 P: 3	R: 0 H: 0 E: 0 LOB: 0 K: 0 BB: 0 S: 3 P: 3	R: 0 H: 1 E: 0 LOB: 2 K: 0 BB: 0 S: 4 P: 4	R: 2 H: 3 E: 0 LOB: 1 K: 1 BB: 0 S: 8 P: 8	1B: 8 SF: 0 2B: 4 SAC: 0 3B: 0 DP: 1 HR: 1 HBP: 0	WP: 0 PA: 43 PB: 1 SB: 0 CS: 0						
PITCHER	IP WLS BF H R ER SO BB IBB HBP BLK WP HR S P ERA WHIP																
Gaylord Perry, R (1.1) ERA: 3.02	2.1 L 15 6 5 5 1 2 0 0 0 0 0 0 15 23 19.29 3.429																
Bob Ojwach, L (3.1) ERA: 4.11	3.2 15 3 2 1 1 1 0 0 0 0 0 0 16 20 2.46 1.091																
Steve Mura, R (7.1) ERA: 3.17	1.0 3 0 0 0 0 0 0 0 0 0 0 0 3 3 0.00 0.000																
Rollie Fingers, R (8.1) ERA: 4.69	2.0 10 4 2 2 1 0 0 0 0 0 0 1 12 12 9.00 2.000																

Cincinnati Reds @ San Diego Padres
San Diego Stadium, San Diego, CA
Sun Aug 12 1979, 6:33 AM EDT
Unknown

AB	40
R	9
H	13
RBI	9
BB	3
SO	3
LOB	15



Batter	1	2	3	4	5	6	7	8	9	AB	R	H	RBI	BB	SO	LOB	BOTTOM
Gene Richards, L (1.8) OBP: 0.341, SLG: 0.342	0-0 4-3			0-0 F9		0-0 FC5-4 1B		0-0 1-4-3		4	1	1	0	0	0	0	
Ozzie Smith, S (1.6) OBP: 0.285, SLG: 0.257	0-0 F2			0-0 1B		0-0 FC5-4 1B		4-0 FC6-4 BB		3	0	2	0	1	0	0	
Paul Dade, R (1.5) OBP: 0.315, SLG: 0.366	0-0 4-3			0-0 L9		0-0 FC5-4 1B		0-0 F9		4	0	0	0	0	0	4	
Dave Winfield, R (1.9) OBP: 0.412, SLG: 0.604		0-0 4-3		0-0 F7		0-0 1B		0-0 FC6-4		4	0	1	1	0	0	2	
Jerry Turner, L (1.7) OBP: 0.303, SLG: 0.383		0-0 4-3			4-0 1B G4-6-3 BB		0-3 K		0-3 K	3	1	0	0	1	2	2	
Gene Tenace, R (1.2) OBP: 0.407, SLG: 0.422		0-3 K			0-0 G4-6-3 1B		4-0 G3-6-3 BB		4-0 1B BB	2	0	1	0	2	1	0	
Dan Briggs, L (1.3) OBP: 0.284, SLG: 0.372			0-3 K		0-0 G4-6-3 1B		0-0 G3-6-3 BB		0-0 G6-4-3 1B	4	0	1	0	0	1	2	AB 31
Fernando Gonzalez, R (1.4) OBP: 0.249, SLG: 0.359			0-0 F9		0-0 F8			0-0 G6-4-3		4	0	1	0	0	0	2	R 2
Gaylord Perry, R (1.1) Bob Ojwach, L (3.1) Bob Ojwach, L (3.1) Bob Ojwach, L (3.1) Steve Mura, R (7.1) Jay Johnstone, L (7. PR) Rollie Fingers, R (8.1)			0-3 K			0-0 P4		0-0 L9		0	0	0	0	0	0	0	H 7
Inning Stats	R: 0 H: 0 E: 0 LOB: 0 K: 0 BB: 0 S: 3 P: 3	R: 0 H: 0 E: 0 LOB: 0 K: 1 BB: 0 S: 5 P: 5	R: 0 H: 0 E: 0 LOB: 0 K: 2 BB: 0 S: 7 P: 7	R: 0 H: 1 E: 0 LOB: 1 K: 0 BB: 0 S: 4 P: 4	R: 1 H: 1 E: 0 LOB: 0 K: 0 BB: 1 S: 3 P: 7	R: 1 H: 3 E: 0 LOB: 2 K: 1 BB: 0 S: 8 P: 8	R: 0 H: 1 E: 0 LOB: 1 K: 0 BB: 1 S: 3 P: 7	R: 0 H: 0 E: 0 LOB: 1 K: 0 BB: 1 S: 3 P: 7	R: 0 H: 1 E: 0 LOB: 1 K: 1 BB: 1 S: 5 P: 9	1B: 6 SF: 0 2B: 1 SAC: 0 3B: 0 DP: 3 HR: 0 HBP: 0	WP: 0 PA: 35 PB: 0 SB: 0 CS: 0						
PITCHER	IP WLS BF H R ER SO BB IBB HBP BLK WP HR S P ERA WHIP																
Tom Seaver, R (1.1) ERA: 3.22	9.0 W 35 7 2 2 5 4 0 0 0 0 0 0 41 57 2.00 1.222																

Cincinnati Reds @ San Diego Padres
San Diego Stadium, San Diego, CA
Sun Aug 12 1979, 6:33 AM EDT
Unknown

AB	31
R	2
H	7
RBI	1
BB	4
SO	5
LOB	13



Batter	1	2	3	4	5	6	7	8	9	AB	R	H	RBI	BB	SO	LOB	TOP								
Dave Collins, S OBP: 0.358, SLG: 0.418										4	1	1	0	0	1	2	Cincinnati Reds @ San Diego Padres San Diego Stadium, San Diego, CA Sun Aug 12 1979, 6:38 AM EDT Att: 25,049 - Unknown								
Junior Kennedy, R OBP: 0.360, SLG: 0.333										4	1	2	0	0	0	1									
Hector Cruz, R OBP: 0.304, SLG: 0.361										2	1	0	0	2	1	2									
Dave Concepcion, R OBP: 0.356, SLG: 0.437										4	0	1	1	0	2	3									
Ray Knight, R OBP: 0.369, SLG: 0.459										4	1	2	1	0	0	1									
Harry Scillman, L OBP: 0.390, SLG: 0.343										3	0	0	0	0	1	1									
Paul Blair, R OBP: 0.215, SLG: 0.268										3	0	1	2	0	0	0									
Joe Morgan, L OBP: 0.397, SLG: 0.382										1	0	0	0	0	0	0									
Vic Correll, R OBP: 0.310, SLG: 0.339										3	0	0	0	0	0	2									
Johnny Bench, R OBP: 0.365, SLG: 0.413										1	0	0	0	0	0	0									
Michael LaCoss, R OBP: 0.183, SLG: 0.140										2	0	1	0	1	1	2									
Tom Hume, R OBP: 0.190, SLG: 0.195										0	0	0	0	0	0	0									
George Foster, R OBP: 0.412, SLG: 0.608										1	0	0	0	0	0	0									
Inning Stats	R: 1 E: 0 K: 1 S: 7	H: 3 LOB: 1 BB: 0 P: 7	R: 0 E: 0 K: 1 S: 5	H: 0 LOB: 0 BB: 0 P: 5	R: 0 E: 0 K: 1 S: 5	H: 1 LOB: 0 BB: 0 P: 5	R: 0 E: 0 K: 1 S: 5	H: 1 LOB: 1 BB: 1 P: 9	R: 0 E: 0 K: 0 S: 3	H: 0 LOB: 1 BB: 1 P: 7	R: 3 E: 0 K: 2 S: 10	H: 3 LOB: 2 BB: 1 P: 15	R: 0 E: 0 K: 0 S: 3	H: 0 LOB: 0 BB: 0 P: 3	R: 0 E: 0 K: 0 S: 3	H: 0 LOB: 0 BB: 0 P: 3	1B: 7 2B: 1 3B: 0 HR: 0	SF: 0 SAC: 0 DP: 1 HBP: 1	WP: 0 PB: 0 SB: 0 CS: 3	PA: 36					
PITCHER	IP	WLS	BF	H	R	ER	SO	BB	IBB	HBP	BLK	WP	HR	S	P	ERA	WHIP								
Bob Shirley, L ERA: 3.1	5.1		25	8	4	4	5	3	0	1	0	0	0	31	44	6.75	2.062								
Mark Lee, R ERA: 4.51	1.2	W	5	0	0	0	1	0	0	0	0	0	0	7	7	0.00	0.000								
Eric Rasmussen, R ERA: 4.19	2.0	S	6	0	0	0	0	0	0	0	0	0	0	6	6	0.00	0.000								

Batter	1	2	3	4	5	6	7	8	9	AB	R	H	RBI	BB	SO	LOB	BOTTOM								
Paul Dade, R OBP: 0.311, SLG: 0.360										5	0	0	0	0	1	1	Cincinnati Reds @ San Diego Padres San Diego Stadium, San Diego, CA Sun Aug 12 1979, 6:38 AM EDT Att: 25,049 - Unknown								
Ozzie Smith, S OBP: 0.286, SLG: 0.259										5	2	2	0	0	2	0									
Gene Tenace, R OBP: 0.413, SLG: 0.432										4	0	4	0	0	0	0									
Dave Winfield, R OBP: 0.413, SLG: 0.602										3	0	1	0	1	0	3									
Jay Johnstone, L OBP: 0.325, SLG: 0.343										3	2	2	2	0	0	2									
Fernando Gonzalez, R OBP: 0.250, SLG: 0.365										3	1	1	1	0	0	2									
Mark Lee, R OBP: 0.333, SLG: 0.333										0	0	0	0	0	0	0									
Kurt Bevacqua, R OBP: 0.338, SLG: 0.311										0	0	0	0	1	0	0									
Dan Briggs, L OBP: 0.284, SLG: 0.372										0	0	0	0	0	0	0									
Jim Wilhelm, R OBP: 0.206, SLG: 0.188										2	0	1	1	0	0	0									
Jerry Turner, L OBP: 0.305, SLG: 0.385										1	0	1	1	0	0	0									
Eric Rasmussen, R OBP: 0.111, SLG: 0.040										0	0	0	0	0	0	0									
Bill Fahey, L OBP: 0.303, SLG: 0.325										4	0	1	0	0	1	3									
Bob Shirley, R OBP: 0.132, SLG: 0.111										2	0	0	0	0	0	1									
Bill Almon, R OBP: 0.275, SLG: 0.221										2	0	0	0	0	0	1									
Inning Stats	R: 0 E: 0 K: 0 S: 5	H: 2 LOB: 2 BB: 0 P: 5	R: 0 E: 0 K: 1 S: 6	H: 1 LOB: 1 BB: 0 P: 6	R: 0 E: 0 K: 1 S: 6	H: 1 LOB: 1 BB: 0 P: 6	R: 2 E: 0 K: 0 S: 5	H: 2 LOB: 0 BB: 0 P: 5	R: 1 E: 0 K: 0 S: 5	H: 2 LOB: 2 BB: 1 P: 9	R: 0 E: 0 K: 1 S: 6	H: 1 LOB: 1 BB: 0 P: 6	R: 2 E: 0 K: 0 S: 6	H: 4 LOB: 2 BB: 1 P: 10	R: 0 E: 0 K: 1 S: 5	H: 0 LOB: 0 BB: 0 P: 5	1B: 10 2B: 1 3B: 2 HR: 0	SF: 2 SAC: 0 DP: 1 HBP: 0	WP: 0 PB: 0 SB: 0 CS: 0	PA: 38					
PITCHER	IP	WLS	BF	H	R	ER	SO	BB	IBB	HBP	BLK	WP	HR	S	P	ERA	WHIP								
Michael LaCoss, R ERA: 2.86	1.1		5	1	0	0	1	0	0	0	0	0	0	7	7	0.00	0.750								
Tom Hume, R ERA: 3.01																									

AB	32
R	4
H	8
RBI	4
BB	3
SO	6
LOB	14



Batter	1	2	3	4	5	6	7	8	9	10	AB	R	H	RBI	BB	SO	LOB					
Bake McBride, L OBP: 0.318, SLG: 0.412 (1, 9)	0-0 4-3			0-0 4-3		0-0 4-3			0-0 G3		4	0	0	0	0	0	0					
Pete Rose, S OBP: 0.405, SLG: 0.431 (1, 3)	0-0 F8			0-0 F9 1B 2B		0-0 L7			0-0 6-3		4	1	1	0	0	0	0					
Mike Schmidt, R OBP: 0.398, SLG: 0.624 Bud Harrelson, S OBP: 0.412, SLG: 0.309 (9, PR) (9, 5)	0-0 5-3			0-0 F9				0-3 K	0-0 2B		4	0	1	0	0	1	1					
Greg Luzinski, R OBP: 0.357, SLG: 0.453 Mike Anderson, R OBP: 0.358, SLG: 0.351 (7, PR) (7, 7)		0-3 K		0-0 1B				0-0 G4-6-3 1B	0-0 6-3		3	0	2	1	0	1	0					
Greg Gross, L OBP: 0.402, SLG: 0.413 (9, PH) (9, 7)				0-0 1B				0-0 G4-6-3 1-2	0-0 2B		1	0	0	0	0	0	1					
Tim McCarver, L OBP: 0.339, SLG: 0.308 Dave Rader, L OBP: 0.267, SLG: 0.293 (1, 2) (10, 2)	0-0 F8			0-0 F8				0-0 G4-6-3	0-0 1B 5-3 1B		4	0	1	0	0	0	2					
Garry Maddox, R OBP: 0.298, SLG: 0.429 (1, 8)	0-0 F8					0-0 6-3			0-0 5-3		4	0	0	0	0	0	1					
Larry Bowa, S OBP: 0.329, SLG: 0.314 (1, 6)			0-0 F2			0-0 4-3			0-0 1B		4	0	2	0	0	0	0					
Manny Trillo, R OBP: 0.291, SLG: 0.340 (1, 4)			0-0 4-3			0-0 G3			0-0 1B		4	0	0	0	0	0	3					
Steve Carlton, L OBP: 0.250, SLG: 0.250 (1, 1)			0-0 L4			0-0 4-3			0-0 6-3		3	0	0	0	0	0	1					
Inning Stats	R: 0 E: 0 K: 0 S: 3	H: 0 LOB: 0 BB: 0 P: 3	R: 0 E: 0 K: 1 S: 5	H: 0 LOB: 0 BB: 0 P: 5	R: 0 E: 0 K: 0 S: 3	H: 0 LOB: 0 BB: 0 P: 3	R: 1 E: 0 K: 0 S: 5	H: 2 LOB: 1 BB: 0 P: 5	R: 0 E: 0 K: 0 S: 3	H: 0 LOB: 0 BB: 0 P: 3	R: 0 E: 0 K: 1 S: 5	H: 1 LOB: 1 BB: 0 P: 5	R: 0 E: 0 K: 0 S: 4	H: 1 LOB: 1 BB: 0 P: 4	R: 0 E: 0 K: 0 S: 4	H: 1 LOB: 1 BB: 0 P: 4	R: 0 E: 0 K: 0 S: 4	H: 2 LOB: 1 BB: 0 P: 4	1B: 5 2B: 2 3B: 0 HR: 0	SF: 0 SAC: 0 DP: 2 HBP: 0	WP: 0 PA: 35	
PITCHER	IP 8.0	WLS L	BF 27	H 4	R 1	ER 1	SO 2	BB 0	IBB 0	HBP 0	BLK 0	WP 0	HR 0	S 31	P 31	ERA 1.12	WHIP 0.500					
Bill Bonham, R ERA: 3.82 Tom Hume, R ERA: 2.96 (1, 1) (9, 1)																						

TOP

Philadelphia Phillies @ Cincinnati Reds
Riverfront Stadium, Cincinnati, OH
Tue Aug 14 1979, 7:05 PM EDT
Att: 38,442 - Unknown

livebaseballscorecards.com

AB 35
R 1
H 7
RBI 1
BB 0
SO 2
LOB 9




Batter	1	2	3	4	5	6	7	8	9	10	AB	R	H	RBI	BB	SO	LOB					
Dave Collins, S OBP: 0.360, SLG: 0.417 (1, 3)	1-0 CS HBP		0-0 S 1B			0-0 1-3		0-3 K 1-2			3	0	1	0	0	1	1					
Junior Kennedy, R OBP: 0.353, SLG: 0.326 (1, 4)	0-3 K 1-2		0-3 K 1-2			0-0 F9			0-3 K		4	0	0	0	0	3	2					
Dave Concepcion, R OBP: 0.355, SLG: 0.434 (1, 6)	0-3 K			0-0 F9			4-0 BB 1B BB		0-0 L5		3	1	0	0	1	1	0					
George Foster, R OBP: 0.410, SLG: 0.602 Cesar Geronimo, L OBP: 0.319, SLG: 0.352 (1, 7) (9, PR) (10, 8)		0-0 E5 G5-4-3 BB		0-0 6-3			0-3 K BB		4-0 BB BB		3	0	0	0	1	1	1					
Johnny Bench, R OBP: 0.366, SLG: 0.410 (1, 2)		4-0 BB BB BB		0-0 F9			4-0 1B BB		0-0 L7		2	0	0	0	2	0	1					
Ray Knight, R OBP: 0.368, SLG: 0.457 (1, 5)		0-0 G5-4-3				0-3 K		0-3 K		0-0 SH3-4 2B 1B	4	1	1	0	0	2	4					
Hector Cruz, R OBP: 0.305, SLG: 0.361 (1, 9)		0-0 4-3				0-0 F8		0-0 1B 1-3 2H		0-0 SH3-4	3	0	1	1	0	0	1					
Paul Blair, R OBP: 0.216, SLG: 0.262 (1, 8) (10, 7)			0-3 K			0-0 F7		0-3 K		4-0 2B BB	3	0	0	0	1	2	0					
Bill Bonham, R OBP: 0.156, SLG: 0.200 Rick Auerbach, R OBP: 0.308, SLG: 0.313 Tom Hume, R OBP: 0.190, SLG: 0.195 Vic Cornell, R OBP: 0.315, SLG: 0.353 (1, 1) (8, PH) (9, 1) (10, PH)			0-3 K			0-3 K		0-3 K		0-0 CS BB	2	0	0	0	0	2	0					
Inning Stats	R: 0 E: 0 K: 2 S: 6	H: 0 LOB: 0 BB: 0 P: 7	R: 0 E: 1 K: 0 S: 3	H: 0 LOB: 1 BB: 1 P: 7	R: 0 E: 0 K: 3 S: 10	H: 1 LOB: 1 BB: 0 P: 10	R: 0 E: 0 K: 0 S: 3	H: 0 LOB: 0 BB: 0 P: 3	R: 0 E: 0 K: 1 S: 5	H: 0 LOB: 0 BB: 0 P: 5	R: 1 E: 0 K: 2 S: 7	H: 1 LOB: 2 BB: 2 P: 15	R: 0 E: 0 K: 2 S: 6	H: 0 LOB: 0 BB: 1 P: 10	R: 0 E: 0 K: 1 S: 5	H: 0 LOB: 1 BB: 1 P: 9	R: 1 E: 0 K: 0 S: 3	H: 2 LOB: 2 BB: 1 P: 7	1B: 3 2B: 1 3B: 0 HR: 0	SF: 0 SAC: 1 DP: 1 HBP: 1	WP: 0 PA: 36	
PITCHER	IP 9.1	WLS L	BF 36	H 4	R 2	ER 2	SO 12	BB 6	IBB 0	HBP 1	BLK 0	WP 0	HR 0	S 53	P 78	ERA 1.93	WHIP 1.071					
Steve Carlton, L ERA: 3.72 (1, 1)																						

BOTTOM

Philadelphia Phillies @ Cincinnati Reds
Riverfront Stadium, Cincinnati, OH
Tue Aug 14 1979, 7:05 PM EDT
Att: 38,442 - Unknown


livebaseballscorecards.com

AB 28
R 2
H 4
RBI 2
BB 6
SO 12
LOB 10



Batter	1	2	3	4	5	6	7	8	9	AB R H RBI BB SO LOB	TOP											
Pete Rose, S OBP: 0.491, SLG: 0.426 (1, 3)	0-0 6-3	0-0 L6		0-0 F9		0-0 4-3			0-3 K	5 0 0 0 0 1 3	Philadelphia Phillies @ Cincinnati Reds Riverfront Stadium, Cincinnati, OH Wed Aug 15 1979, 7:05 PM EDT Att: 36,678 - Unknown											
Manny Trillo, R OBP: 0.293, SLG: 0.339 (1, 4)	0-0 1B		0-3 K	4-0 FC6-4 BB		0-0 F8		0-3 K	4 0 1 0 1 2 0													
Mike Schmidt, R OBP: 0.396, SLG: 0.619 (1, 5)	0-0 FC5-6-4		4-0 1B BB	0-0 FC6-4		4-0 BB		0-3 K	3 0 0 0 2 1 4													
Greg Luzinski, R OBP: 0.358, SLG: 0.454 (1, 7)	0-3 K		0-0 FC5-4 1B		0-0 1-3 1B		0-3 K		4 1 2 0 0 2 2													
Bob Boone, R OBP: 0.381, SLG: 0.462 (1, 2)		0-0 3B 1B	0-0 L6		0-0 1-3		0-0 4-3		4 1 1 0 0 0 4													
Gary Maddox, R OBP: 0.298, SLG: 0.427 (1, 8)	0-0 P4		0-0 FC5-4		0-0 1B			0-0 F3	4 0 1 1 0 0 3													
Larry Bowa, S OBP: 0.330, SLG: 0.323 (1, 6)	0-0 1B 3B		0-0 P4		0-0 6-3			0-0 2B	4 1 2 1 0 0 0													
Mike Anderson, R OBP: 0.352, SLG: 0.333 (1, 9)	0-3 K		4-0 BB 1B BB		0-0 G3		0-3 K		3 0 0 0 1 2 2													
Nino Espinosa, R OBP: 0.230, SLG: 0.193 (1, 1)	0-0 1B		0-0 BB 1B		0-0 P5		0-3 K		4 0 2 1 0 1 1													
Inning Stats	R: 0 E: 0 K: 1 S: 6	H: 1 LOB: 1 BB: 0 P: 6	R: 2 E: 0 K: 1 S: 8	H: 3 LOB: 1 BB: 0 P: 8	R: 0 E: 0 K: 1 S: 6	H: 1 LOB: 2 BB: 1 P: 10	R: 0 E: 0 K: 0 S: 4	H: 0 LOB: 0 BB: 0 P: 12	R: 1 E: 0 K: 0 S: 4	H: 2 LOB: 0 BB: 0 P: 4	R: 0 E: 0 K: 1 S: 3	H: 0 LOB: 0 BB: 0 P: 3	R: 0 E: 0 K: 1 S: 5	H: 0 LOB: 1 BB: 1 P: 9	R: 0 E: 0 K: 2 S: 8	H: 1 LOB: 1 BB: 0 P: 8	R: 0 E: 0 K: 3 S: 9	H: 0 LOB: 0 BB: 0 P: 9	1B: 7 2B: 1 3B: 1 HR: 0	SF: 0 SAC: 0 DP: 0 HBP: 0	WP: 0 PB: 0 SB: 0 CS: 0	PA: 39
PITCHER	IP WLS BF H R ER SO BB IBB HBP BLK WP HR S P ERA WHIP											PITCHER	IP WLS BF H R ER SO BB IBB HBP BLK WP HR S P ERA WHIP									
Fred Norman, L ERA: 3.3 (1, 1)	3.2 L 20 6 2 2 3 3 0 0 0 0 0 0 23 35 4.91 2.455																					
Frank Pastore, R ERA: 8.04 (4, 1)	4.1 16 3 1 1 3 1 0 0 0 0 0 0 21 25 2.08 0.923																					
Doug Bair, R ERA: 3.76 (9, 1)	1.0 3 0 0 0 3 0 0 0 0 0 0 0 9 9 0.00 0.000																					

Batter	1	2	3	4	5	6	7	8	9	AB R H RBI BB SO LOB	BOTTOM									
Dave Collins, S OBP: 0.358, SLG: 0.414 (1, 9)	0-0 4-3		0-0 L7		0-0 4-3			0-0 G4-6-3 1B		4 0 1 1 0 0 0	Philadelphia Phillies @ Cincinnati Reds Riverfront Stadium, Cincinnati, OH Wed Aug 15 1979, 7:05 PM EDT Att: 36,678 - Unknown									
Junior Kennedy, R OBP: 0.352, SLG: 0.321 (1, 4)	4-0 BB		0-0 4-3		0-0 6-3		0-0 G4-6-3 1B		3 0 0 0 1 0 1											
Dave Concepcion, R OBP: 0.354, SLG: 0.435 (1, 6)	0-0 1-3		0-0 2B		0-0 1-3			0-0 5-3	4 0 1 0 0 0 1											
George Foster, R OBP: 0.405, SLG: 0.594 (1, 7)	0-0 4-3		0-3 K		0-0 F9		0-3 K		4 0 0 0 0 2 2											
Johnny Bench, R OBP: 0.367, SLG: 0.410 (1, 2)		4-0 FC6-4 BB		0-3 K		0-0 CS 1B		0-0 F8	3 0 1 0 1 1 0											
Ray Knight, R OBP: 0.386, SLG: 0.454 (1, 5)	0-0 FC6-4 2B		0-0 4-3		0-0 F9		0-0 F9		3 1 0 0 0 0 2											
Harry Spillman, L OBP: 0.386, SLG: 0.368 (1, 3)	0-0 2B		0-0 F8		0-0 F8				3 0 1 1 0 0 0											
Cesar Geronimo, L OBP: 0.320, SLG: 0.355 (1, 8)	0-0 F7				0-0 3-1		0-0 F8 1B 2B		3 1 1 0 0 0 1											
Fred Norman, S OBP: 0.245, SLG: 0.167 (1, 1)	0-0 4-3				0-3 K		0-0 F8		1 0 0 0 0 0 1											
Frank Pastore, R (4, 1)									1 0 0 0 0 1 0											
Dan Driessen, L OBP: 0.328, SLG: 0.406 (8, PH)									1 0 0 0 0 0 1											
Doug Bair, R (9, 1)									0 0 0 0 0 0 0											
Inning Stats	R: 0 E: 0 K: 0 S: 3	H: 0 LOB: 1 BB: 1 P: 7	R: 1 E: 0 K: 0 S: 4	H: 1 LOB: 1 BB: 1 P: 8	R: 0 E: 0 K: 1 S: 6	H: 1 LOB: 0 BB: 0 P: 6	R: 0 E: 0 K: 1 S: 5	H: 0 LOB: 0 BB: 0 P: 5	R: 0 E: 0 K: 0 S: 3	H: 0 LOB: 0 BB: 0 P: 3	R: 0 E: 0 K: 0 S: 3	H: 1 LOB: 0 BB: 0 P: 3	R: 1 E: 0 K: 0 S: 4	H: 2 LOB: 0 BB: 0 P: 4	R: 0 E: 0 K: 1 S: 5	H: 0 LOB: 0 BB: 0 P: 5	1B: 2 2B: 3 3B: 0 HR: 0	SF: 0 SAC: 0 DP: 1 HBP: 0	WP: 0 PB: 0 SB: 1 CS: 1	PA: 32
PITCHER	IP WLS BF H R ER SO BB IBB HBP BLK WP HR S P ERA WHIP											PITCHER	IP WLS BF H R ER SO BB IBB HBP BLK WP HR S P ERA WHIP							
Nino Espinosa, R ERA: 3.6 (1, 1)	9.0 W 32 5 2 2 4 2 0 0 0 0 0 0 38 46 2.00 0.778																			

Batter	1	2	3	4	5	6	7	8	9	AB	R	H	RBI	BB	SO	LOB	TOP			
Jose Cardenal, R (1, 9) OBP: 0.360, SLG: 0.400 Dan Norman, R (2, 9) OBP: 0.214, SLG: 0.211	0-0 SH3-1 HR 2B		0-0 6-3			0-3 K		0-0 6-3		1 1 1 0 0 0 0 3 0 0 0 0 1 0										
Frank Taveras, R (1, 6) OBP: 0.295, SLG: 0.332	0-0 SH3-1 2-3		0-0 CS 1B			0-0 F8			0-0 G3	3 0 1 0 0 0 0										
Lee Mazzilli, S (1, 8) OBP: 0.413, SLG: 0.488	0-0 HR		0-0 CS 1-2	0-0 G3		0-0 G3			0-0 F7	4 1 1 2 0 0 0										
Richie Hebner, L (1, 5) OBP: 0.348, SLG: 0.362	0-0 G4-3 1B			0-0 F9			0-0 F8		0-0 4-3	4 0 1 0 0 0 0										
Ed Kranepool, L (1, 3) OBP: 0.305, SLG: 0.329	0-0 G4-3 1-2			0-0 4-3			0-0 F8			3 0 0 0 0 0 1										
John Stearns, R (1, 2) OBP: 0.322, SLG: 0.379		4-0 BB BB			0-0 F8		4-0 BB BB			1 0 0 0 2 0 0										
Joel Youngblood, R (1, 7) OBP: 0.367, SLG: 0.487			0-0 F9-3 1B 1-2		0-0 E F6-3 S 1B		0-0 F7			3 1 2 0 0 0 1							AB 28 R 3 H 6 RBI 3 BB 2 SO 2 LOB 3			
Doug Flynn, R (1, 4) OBP: 0.273, SLG: 0.334			0-0 F9-3 1-2		0-0 F6-3 1-H			0-0 F4-3		3 0 0 1 0 0 1										
Kevin Kobel, R (1, 1) OBP: 0.171, SLG: 0.171 Ed Glynn, R (7, 1) Dale Murray, R (8, 1)				0-3 K		0-0 F7		0-0 F9		2 0 0 0 0 1 0 1 0 0 0 0 0 0 0 0 0 0 0 0 0										
Inning Stats	R: 2 E: 0 K: 0 S: 5	H: 3 LOB: 0 BB: 0 P: 5	R: 0 E: 0 K: 0 S: 2	H: 1 LOB: 0 BB: 1 P: 6	R: 0 E: 0 K: 1 S: 5	H: 1 LOB: 0 BB: 0 P: 5	R: 0 E: 0 K: 0 S: 3	H: 0 LOB: 0 BB: 0 P: 3	R: 1 E: 0 K: 0 S: 4	H: 1 LOB: 0 BB: 0 P: 4	R: 0 E: 0 K: 1 S: 5	H: 0 LOB: 1 BB: 1 P: 7	R: 0 E: 0 K: 0 S: 3	H: 0 LOB: 0 BB: 0 P: 3	R: 0 E: 0 K: 0 S: 3	H: 0 LOB: 0 BB: 0 P: 3	1B: 4 2B: 2 3B: 0 HR: 1	SF: 0 SAC: 1 DP: 2 HBP: 0	WP: 0 PB: 0 SB: 1 CS: 2	PA: 32
PITCHER	IP WLS BF H R ER SO BB IBB HBP BLK WP HR S P ERA WHIP																			
Tom Seaver, R (1, 1) ERA: 3.19 Tom Hume, R (8, 1) ERA: 2.92	7.0 25 6 3 2 2 2 0 0 0 0 1 27 35 2.57 1.143																			

New York Mets @ Cincinnati Reds
Riverfront Stadium, Cincinnati, OH
Fri Aug 17 1979, 7:05 PM EDT
Att: 32,854 - Unknown

Batter	1	2	3	4	5	6	7	8	9	AB	R	H	RBI	BB	SO	LOB	BOTTOM			
Joe Morgan, L (1, 4) OBP: 0.393, SLG: 0.377	0-0 1-3		0-0 FC2-6 1-2		0-0 L1		0-0 L3			4 0 0 0 0 0 5										
Dave Collins, S (1, 3) OBP: 0.357, SLG: 0.416	0-0 F4-3		0-3 K			0-0 6-3 2B	0-0 F7			4 0 1 0 0 1 4										
Dave Concepcion, R (1, 6) OBP: 0.356, SLG: 0.441	0-0 HR		0-0 L6			0-0 F8		4-0 1B 6-3 BB		3 2 1 1 1 0 2										
George Foster, R (1, 7) OBP: 0.406, SLG: 0.593 Rick Auerbach, R (8, PR) OBP: 0.308, SLG: 0.313 Dan Driessen, L (9, 3) OBP: 0.328, SLG: 0.406	0-0 1B			0-0 F7		0-0 6-3		0-0 6-3 1B 1B		4 0 2 0 0 0 1 0 1 0 0 0 0 0 0 0 0 0 0 0 0										
Johnny Bench, R (1, 2) OBP: 0.366, SLG: 0.408	0-0 F9			0-0 F7		0-0 F2		0-0 1B 6-3 1B		4 0 1 0 0 0 2										
Ray Knight, R (1, 5) OBP: 0.365, SLG: 0.454		0-0 5-3		0-0 6-3			0-0 SH5-4 2B	0-0 6-3		4 0 1 1 0 0 2										
Hector Cruz, R (1, 9) OBP: 0.310, SLG: 0.360		0-0 5-3			0-0 F8		4-0 SH5-4 BB	0-0 1B 1B		3 1 1 1 1 0 0							AB 32 R 4 H 10 RBI 4 BB 3 SO 1 LOB 17			
Paul Blair, R (1, 8) OBP: 0.213, SLG: 0.258 Cesar Geronimo, L (8, PH) OBP: 0.322, SLG: 0.357		0-0 5-3			0-0 F8		0-0 SH5-4	0-0 1B 1B		2 0 0 0 0 0 0 1 0 1 1 0 0 0										
Tom Seaver, R (1, 1) OBP: 0.167, SLG: 0.315 Junior Kennedy, R (7, PH) OBP: 0.355, SLG: 0.321 Tom Hume, R (8, 1) OBP: 0.186, SLG: 0.190			0-0 FC2-6 1B			0-0 2B		4-0 BB	0-0 F4-3	2 0 2 0 0 0 0 0 0 0 0 1 0 0 1 0 0 0 0 0 1										
Inning Stats	R: 1 E: 0 K: 0 S: 5	H: 2 LOB: 1 BB: 0 P: 5	R: 0 E: 0 K: 0 S: 3	H: 0 LOB: 0 BB: 0 P: 3	R: 0 E: 0 K: 1 S: 6	H: 1 LOB: 1 BB: 0 P: 6	R: 0 E: 0 K: 0 S: 3	H: 0 LOB: 0 BB: 0 P: 3	R: 0 E: 0 K: 0 S: 4	H: 1 LOB: 1 BB: 0 P: 4	R: 0 E: 0 K: 0 S: 4	H: 1 LOB: 3 BB: 2 P: 12	R: 0 E: 0 K: 0 S: 6	H: 4 LOB: 1 BB: 1 P: 10	R: 3 E: 0 K: 0 S: 6	H: 0 LOB: 0 BB: 0 P: 10	1B: 6 2B: 3 3B: 0 HR: 1	SF: 0 SAC: 1 DP: 0 HBP: 0	WP: 0 PB: 0 SB: 0 CS: 0	PA: 36
PITCHER	IP WLS BF H R ER SO BB IBB HBP BLK WP HR S P ERA WHIP																			
Kevin Kobel, L (1, 1) ERA: 3.38 Ed Glynn, L (7, 1) ERA: 2.65 Dale Murray, R (8, 1) ERA: 4.57	6.1 27 6 1 1 1 2 0 0 0 0 0 0 4 8 4.50 4.500																			

New York Mets @ Cincinnati Reds
Riverfront Stadium, Cincinnati, OH
Fri Aug 17 1979, 7:05 PM EDT
Att: 32,854 - Unknown




Batter	1	2	3	4	5	6	7	8	9	AB	R	H	RBI	BB	SO	LOB	TOP			
Frank Taveras, R OBP: 0.294, SLG: 0.337 (1, 6)										4	1	1	1	0	0	0	New York Mets @ Cincinnati Reds Riverfront Stadium, Cincinnati, OH Sat Aug 18 1979, 7:05 PM EDT Att: 37,694 - Unknown			
Alex Trevino, R OBP: 0.391, SLG: 0.407 (1, 2)										4	0	1	0	0	0	0				
Lee Mazzilli, S OBP: 0.409, SLG: 0.484 (1, 8)										4	0	0	0	0	1	1				
Richie Hebner, L OBP: 0.345, SLG: 0.358 (7, 3)										4	0	0	0	0	1	1				
Ed Kranepool, L OBP: 0.318, SLG: 0.333 Sergio Ferrer, S (7, PR) (7, 5) (7, 4)										2	0	1	0	1	0	0				
John Stearns, R OBP: 0.326, SLG: 0.389 (7, 5)										3	1	2	2	1	0	1				
Joel Youngblood, R OBP: 0.364, SLG: 0.483 (1, 9)										4	0	0	0	0	0	4				
Doug Flynn, R OBP: 0.271, SLG: 0.332 Neil Allen, R (7, 1)										3	0	0	0	0	1	3				
Andy Hassler, L (1, 1)										1	0	0	0	0	1	0				
Gil Flores, R OBP: 0.239, SLG: 0.183 Dwight Bernard, R (6, PH) (6, 1) Dan Norman, R OBP: 0.209, SLG: 0.205 (7, 7)										1	0	0	0	0	0	0				
Inning Stats	R: 0 E: 0 K: 1 S: 5	H: 0 LOB: 0 BB: 0 P: 5	R: 0 E: 0 K: 0 S: 3	H: 0 LOB: 1 BB: 1 P: 7	R: 0 E: 0 K: 2 S: 7	H: 0 LOB: 0 BB: 0 P: 7	R: 0 E: 0 K: 1 S: 5	H: 1 LOB: 1 BB: 0 P: 5	R: 0 E: 0 K: 0 S: 4	H: 1 LOB: 1 BB: 0 P: 4	R: 0 E: 0 K: 0 S: 4	H: 1 LOB: 2 BB: 1 P: 8	R: 0 E: 0 K: 0 S: 3	H: 0 LOB: 0 BB: 0 P: 3	R: 2 E: 0 K: 0 S: 4	H: 1 LOB: 0 BB: 1 P: 8	1B: 3 2B: 1 3B: 0 HR: 2	SF: 0 SAC: 0 DP: 1 HBP: 0	WP: 0 PB: 0 SB: 0 CS: 1	PA: 34
PITCHER Michael LaCoss, R ERA: 2.86 (1, 1)	IP: 9.0 WLS: W BF: 34 H: 5 R: 3 ER: 3 SO: 4 BB: 3 IBB: 0 HBP: 0 BLK: 0 WP: 0 HR: 2 S: 39 P: 51 ERA: 3.00 WHIP: 0.889																			

Batter	1	2	3	4	5	6	7	8	9	AB	R	H	RBI	BB	SO	LOB	BOTTOM					
Dave Collins, S OBP: 0.350, SLG: 0.407 (1, 3)										5	1	0	0	0	0	1	New York Mets @ Cincinnati Reds Riverfront Stadium, Cincinnati, OH Sat Aug 18 1979, 7:05 PM EDT Att: 37,694 - Unknown					
Joe Morgan, L OBP: 0.396, SLG: 0.378 Junior Kennedy, R OBP: 0.357, SLG: 0.321 (8, 4)										2	0	1	1	2	0	0						
Dave Concepcion, R OBP: 0.356, SLG: 0.441 (1, 6)										4	0	1	1	1	2	2						
George Foster, R OBP: 0.402, SLG: 0.585 Cesar Geronimo, L OBP: 0.322, SLG: 0.357 (7, PR) (8, 8)										4	0	0	0	0	0	4						
Johnny Bench, R OBP: 0.368, SLG: 0.418 (1, 2)										4	2	2	1	0	1	3						
Ray Knight, R OBP: 0.366, SLG: 0.453 (1, 5)										3	0	1	0	1	0	1						
Hector Cruz, R OBP: 0.309, SLG: 0.357 (1, 9)										4	0	1	0	0	1	2						
Paul Blair, R OBP: 0.221, SLG: 0.254 (8, 7)										2	0	0	1	2	0	2						
Michael LaCoss, R OBP: 0.172, SLG: 0.131 (1, 1)										4	0	0	0	0	2	4						
Inning Stats	R: 0 E: 0 K: 1 S: 5	H: 0 LOB: 1 BB: 1 P: 9	R: 1 E: 0 K: 0 S: 5	H: 2 LOB: 1 BB: 0 P: 5	R: 0 E: 0 K: 0 S: 3	H: 0 LOB: 1 BB: 1 P: 7	R: 1 E: 0 K: 0 S: 4	H: 1 LOB: 1 BB: 1 P: 8	R: 0 E: 0 K: 0 S: 3	H: 0 LOB: 0 BB: 0 P: 3	R: 0 E: 0 K: 1 S: 6	H: 1 LOB: 1 BB: 0 P: 6	R: 1 E: 1 K: 2 S: 9	H: 1 LOB: 3 BB: 2 P: 17	R: 0 E: 0 K: 1 S: 5	H: 0 LOB: 1 BB: 1 P: 9		R: 1 E: 0 K: 0 S: 2	H: 1 LOB: 1 BB: 1 P: 6	1B: 4 2B: 1 3B: 0 HR: 1	SF: 0 SAC: 0 DP: 0 HBP: 0	WP: 1 PB: 0 SB: 2 CS: 0
PITCHER Andy Hassler, L ERA: 4.98 Dwight Bernard, R ERA: 5.29 Neil Allen, R ERA: 3.69 (1, 1) (6, 1) (7, 1)	IP: 5.0 WLS: 21 BF: 21 H: 3 R: 2 ER: 2 SO: 1 BB: 3 IBB: 2 HBP: 0 BLK: 0 WP: 1 HR: 1 S: 20 P: 32 ERA: 3.60 WHIP: 1.200																					

Batter	1	2	3	4	5	6	7	8	9	AB	R	H	RBI	BB	SO	LOB	TOP			
Gil Flores, R OBP: 0.264, SLG: 0.262 (1, 9)										5	2	3	1	0	0	0	New York Mets @ Cincinnati Reds Riverfront Stadium, Cincinnati, OH Sun Aug 19 1979, 3:33 AM EDT Att: 34,765 - Unknown			
Alex Trevino, R OBP: 0.394, SLG: 0.400 (1, 4) (8, 5)										2	1	0	0	1	2	0				
Lee Mazzilli, S OBP: 0.405, SLG: 0.478 (1, 8)										5	0	0	0	0	2	4				
Richie Hebner, L OBP: 0.347, SLG: 0.359 Dwight Bernard, R (6, 1)										2	0	1	1	1	1	2				
Dan Norman, R OBP: 0.227, SLG: 0.300 Dale Murray, R (7, PH) (7, 1)										0	0	0	0	0	0	0				
Frank Taveras, R OBP: 0.294, SLG: 0.337 (8, 6)										0	0	0	0	0	0	0				
Ed Kranepool, L OBP: 0.326, SLG: 0.355 (1, 3)										4	1	2	0	0	0	1				
John Stearns, R OBP: 0.325, SLG: 0.386 (1, 2) (6, 5) (8, 2)										3	0	0	0	1	0	2				
Joel Youngblood, R OBP: 0.363, SLG: 0.480 (1, 7)										4	0	1	0	0	0	1				
Doug Flynn, R OBP: 0.271, SLG: 0.331 (1, 6) (8, 4)										4	0	1	1	0	0	1				
Dock Ellis, S OBP: 0.130, SLG: 0.091 Wayne Twitchell, R OBP: 0.375, SLG: 0.375 Ron Hodges, L OBP: 0.288, SLG: 0.204 (6, PH) (6, 2) (8, 1)										2	0	0	0	0	1	0				
Inning Stats	R: 1 E: 0 K: 0 S: 5	H: 2 LOB: 1 BB: 0 P: 5	R: 0 E: 0 K: 0 S: 3	H: 0 LOB: 0 BB: 0 P: 3	R: 0 E: 0 K: 2 S: 8	H: 1 LOB: 2 BB: 0 P: 9	R: 0 E: 0 K: 0 S: 3	H: 0 LOB: 1 BB: 0 P: 7	R: 1 E: 0 K: 3 S: 10	H: 3 LOB: 0 BB: 1 P: 10	R: 2 E: 0 K: 0 S: 5	H: 2 LOB: 1 BB: 1 P: 9	R: 0 E: 0 K: 0 S: 3	H: 0 LOB: 0 BB: 0 P: 3	R: 0 E: 0 K: 1 S: 5	H: 0 LOB: 0 BB: 0 P: 5	1B: 6 2B: 1 3B: 0 HR: 2	SF: 0 SAC: 1 DP: 0 HBP: 1	WP: 0 PB: 0 SB: 0 CS: 0	PA: 39
PITCHER	IP	WLS	BF	H	R	ER	SO	BB	IBB	HBP	BLK	WP	HR	S	P	ERA	WHIP			
Bill Bonham, R ERA: 3.86 Doug Bair, R ERA: 3.89 Tom Hume, R ERA: 2.9	(1, 1) (6, 1) (9, 1)	5.2 2.1 1.0	26 W 10 S 3	7 2 0	3 2 0	3 2 0	5 0 1	2 1 0	0 0 0	1 0 0	0 0 0	0 0 0	0 1 0	33 9 5	42 13 5	4.76 7.71 0.00	1.588 1.286 0.000			

Batter	1	2	3	4	5	6	7	8	9	AB	R	H	RBI	BB	SO	LOB	BOTTOM			
Dave Collins, S OBP: 0.351, SLG: 0.413 (1, 9) (9, 7)										4	2	2	1	0	0	0	New York Mets @ Cincinnati Reds Riverfront Stadium, Cincinnati, OH Sun Aug 19 1979, 3:33 AM EDT Att: 34,765 - Unknown			
Joe Morgan, L OBP: 0.392, SLG: 0.373 (1, 4)										4	0	0	0	0	0	2				
Dave Concepcion, R OBP: 0.357, SLG: 0.441 (1, 6)										3	1	1	1	1	1	0				
George Foster, R OBP: 0.403, SLG: 0.584 Hector Cruz, R OBP: 0.309, SLG: 0.357 (1, 7) (9, 9)										4	1	2	1	0	1	0				
Johnny Bench, R OBP: 0.366, SLG: 0.416 (1, 2)										4	0	1	0	0	1	4				
Dan Driessen, L OBP: 0.330, SLG: 0.405 (1, 3)										3	1	1	0	1	0	1				
Ray Knight, R OBP: 0.367, SLG: 0.456 (1, 5)										4	1	2	2	0	0	4				
Cesar Geronimo, L OBP: 0.324, SLG: 0.357 (1, 8)										3	0	1	1	1	0	1				
Bill Bonham, R OBP: 0.146, SLG: 0.188 Doug Bair, R (1, 1) (6, 1)										3	0	0	0	0	1	4				
Harry Spilman, L OBP: 0.400, SLG: 0.368 Tom Hume, R OBP: 0.186, SLG: 0.190 (8, PH) (9, 1)										0	0	0	0	1	0	0				
Inning Stats	R: 1 E: 0 K: 1 S: 7	H: 2 LOB: 3 BB: 2 P: 15	R: 0 E: 0 K: 0 S: 3	H: 0 LOB: 0 BB: 0 P: 3	R: 0 E: 0 K: 2 S: 7	H: 0 LOB: 0 BB: 0 P: 7	R: 0 E: 0 K: 0 S: 4	H: 1 LOB: 2 BB: 1 P: 8	R: 4 E: 0 K: 1 S: 11	H: 6 LOB: 2 BB: 0 P: 11	R: 0 E: 0 K: 0 S: 3	H: 0 LOB: 0 BB: 0 P: 3	R: 0 E: 0 K: 0 S: 3	H: 0 LOB: 0 BB: 0 P: 3	R: 1 E: 0 K: 0 S: 3	H: 1 LOB: 1 BB: 1 P: 7	1B: 8 2B: 2 3B: 0 HR: 0	SF: 1 SAC: 0 DP: 0 HBP: 0	WP: 1 PB: 0 SB: 1 CS: 0	PA: 37
PITCHER	IP	WLS	BF	H	R	ER	SO	BB	IBB	HBP	BLK	WP	HR	S	P	ERA	WHIP			
Dock Ellis, R ERA: 6.24 Wayne Twitchell, R ERA: 5.23 Dwight Bernard, R ERA: 5.14 Dale Murray, R ERA: 4.6 Ed Glynn, L ERA: 2.31	(1, 1) (5, 1) (6, 1) (7, 1) (8, 1)	4.2 0.1 1.0 1.1 0.2	26 1 3 6 1	9 0 0 1 0	5 0 0 1 0	3 0 0 1 0	3 1 0 0 0	2 0 0 1 0	1 0 0 0 0	0 0 0 0 0	0 0 0 0 0	0 0 0 1 0	0 0 0 5 1	0 3 3 9 1	41 3 3 9 1	9.64 0.00 0.00 6.75 0.00	2.357 0.000 0.000 1.500 0.000			

AB	34
R	5
H	9
RBI	5
BB	3
SO	6
LOB	13



AB	32
R	6
H	10
RBI	6
BB	4
SO	4
LOB	16



Batter	1	2	3	4	5	6	7	8	9	AB	R	H	RBI	BB	SO	LOB	TOP				
Warren Cromartie, L OBP: 0.309, SLG: 0.402	0-0 1B	0-0 1B		0-0 6-3			0-0 1-2 1B		0-0 4-3	5	1	3	0	0	0	1					
Rodney Scott, S OBP: 0.320, SLG: 0.291	0-0 F9	0-0 F9			0-0 4-3		0-3 K			4	0	0	0	0	1	4					
Andre Dawson, R OBP: 0.300, SLG: 0.459	0-0 1B SF7			0-3 K	0-0 6-3		0-3 K			4	1	1	0	0	2	2					
Tony Perez, R OBP: 0.326, SLG: 0.444	0-0 1-3 2H 1B			0-0 HR	0-0 6-3			0-0 F9		4	1	2	2	0	0	0					
Gary Carter, R OBP: 0.324, SLG: 0.462	0-0 SF7			0-0 F9		0-0 F7		0-0 F5		3	0	0	1	0	0	0					
Ellis Valentine, R OBP: 0.305, SLG: 0.486	0-0 3H F8			0-0 5-3		0-0 F5		0-0 4-3		4	0	0	0	0	0	1					
Larry Parrish, R OBP: 0.365, SLG: 0.531		0-0 HR		0-0 HR		0-3 K			0-3 K	4	2	2	2	0	2	0					
Chris Speier, R OBP: 0.307, SLG: 0.309		0-0 6-3		0-3 K			0-0 P4		4-0 BB	3	0	0	0	1	1	0					
Dan Schatzeder, L OBP: 0.289, SLG: 0.325		0-0 4-3		0-3 K			0-0 1B		0-3 K	2	0	0	0	0	1	0					
Scott Sanderson, R OBP: 0.190, SLG: 0.238										2	0	1	0	0	1	1					
Woodie Fryman, R OBP: 0.305, SLG: 0.486										0	0	0	0	0	0	0					
Inning Stats	R: 2 E: 0 K: 0 S: 6	H: 3 LOB: 1 BB: 0 P: 6	R: 1 E: 0 K: 0 S: 5	H: 2 LOB: 1 BB: 0 P: 5	R: 1 E: 0 K: 1 S: 6	H: 1 LOB: 0 BB: 0 P: 6	R: 1 E: 0 K: 2 S: 8	H: 1 LOB: 0 BB: 0 P: 8	R: 0 E: 0 K: 0 S: 3	H: 0 LOB: 0 BB: 0 P: 3	R: 0 E: 0 K: 1 S: 9	H: 2 LOB: 2 BB: 0 P: 9	R: 0 E: 0 K: 0 S: 3	H: 0 LOB: 0 BB: 0 P: 3	R: 0 E: 0 K: 2 S: 7	H: 0 LOB: 1 BB: 1 P: 11	1B: 6 2B: 0 3B: 0 HR: 3	SF: 1 SAC: 0 DP: 0 HBP: 0	WP: 0 PB: 0 CS: 0	PA: 37	
PITCHER	IP WLS BF H R ER SO BB IBB HBP BLK WP HR S P ERA WHIP	IP WLS BF H R ER SO BB IBB HBP BLK WP HR S P ERA WHIP	IP WLS BF H R ER SO BB IBB HBP BLK WP HR S P ERA WHIP	IP WLS BF H R ER SO BB IBB HBP BLK WP HR S P ERA WHIP	IP WLS BF H R ER SO BB IBB HBP BLK WP HR S P ERA WHIP	IP WLS BF H R ER SO BB IBB HBP BLK WP HR S P ERA WHIP	IP WLS BF H R ER SO BB IBB HBP BLK WP HR S P ERA WHIP	IP WLS BF H R ER SO BB IBB HBP BLK WP HR S P ERA WHIP	IP WLS BF H R ER SO BB IBB HBP BLK WP HR S P ERA WHIP	IP WLS BF H R ER SO BB IBB HBP BLK WP HR S P ERA WHIP	IP WLS BF H R ER SO BB IBB HBP BLK WP HR S P ERA WHIP	IP WLS BF H R ER SO BB IBB HBP BLK WP HR S P ERA WHIP	IP WLS BF H R ER SO BB IBB HBP BLK WP HR S P ERA WHIP	IP WLS BF H R ER SO BB IBB HBP BLK WP HR S P ERA WHIP	IP WLS BF H R ER SO BB IBB HBP BLK WP HR S P ERA WHIP	IP WLS BF H R ER SO BB IBB HBP BLK WP HR S P ERA WHIP	IP WLS BF H R ER SO BB IBB HBP BLK WP HR S P ERA WHIP	IP WLS BF H R ER SO BB IBB HBP BLK WP HR S P ERA WHIP	IP WLS BF H R ER SO BB IBB HBP BLK WP HR S P ERA WHIP	IP WLS BF H R ER SO BB IBB HBP BLK WP HR S P ERA WHIP	IP WLS BF H R ER SO BB IBB HBP BLK WP HR S P ERA WHIP
Fred Norman, L ERA: 3.47	3.0	15	6	4	4	1	0	0	0	0	0	0	0	0	0	0	12.00	2.000			
Frank Pastore, R ERA: 5.98	2.0	7	1	1	1	2	0	0	0	0	0	0	0	1	11	11	4.50	0.500			
Mario Soto, R ERA: 6.0	2.0	8	2	0	0	3	0	0	0	0	0	0	0	0	14	14	0.00	1.000			
Doug Bair, R ERA: 3.79	2.0	7	0	0	0	2	1	0	0	0	0	0	0	0	10	14	0.00	0.500			

Montreal Expos @ Cincinnati Reds
Riverfront Stadium, Cincinnati, OH
Mon Aug 20 1979, 7:05 PM EDT
Att: 25,597 - Unknown

AB	35
R	5
H	9
RBI	5
BB	1
SO	8
LOB	9



Batter	1	2	3	4	5	6	7	8	9	AB	R	H	RBI	BB	SO	LOB	BOTTOM					
Dave Collins, S OBP: 0.355, SLG: 0.412	0-0 6-3		4-0 BB		0-0 F9		0-0 1B		4-0 BB	3	0	1	0	2	0	0						
Joe Morgan, L OBP: 0.388, SLG: 0.367	0-3 K		0-0 F9		0-0 F2		0-0 F7		0-0 F9	5	0	0	0	0	1	5						
Dave Concepcion, R OBP: 0.356, SLG: 0.438	0-0 F9		4-0 BB		0-0 6-3		0-0 P6			3	0	0	0	1	0	1						
George Foster, R OBP: 0.404, SLG: 0.591		0-3 K	0-0 F9		0-0 HR			4-0 BB	3	1	1	1	1	1	3							
Johnny Bench, R OBP: 0.368, SLG: 0.424		0-0 HR	0-3 K		4-0 BB		0-0 BB	4-0 BB	3	1	1	1	1	1	4							
Ray Knight, R OBP: 0.368, SLG: 0.456		0-0 G5-3 1B		0-0 F7		0-0 1-2 1B		0-0 P3		4	0	2	0	0	0	0						
Hector Cruz, R OBP: 0.314, SLG: 0.361		0-0 1-2 1B		0-3 K		0-3 K			0-0 BB	4	0	2	0	0	2	2						
Paul Blair, R OBP: 0.216, SLG: 0.248		0-0 G5-3		0-0 F7		0-3 K			0-3 K	3	0	0	0	0	1	4						
Junior Kennedy, R OBP: 0.356, SLG: 0.320		2-3		0-0 F7		0-0 K			0-3 K	1	0	0	0	0	1	1						
Fred Norman, S OBP: 0.245, SLG: 0.167				0-0 F9 BB					0-3 K	0	0	0	0	0	0	0						
Rick Aquino, R OBP: 0.315, SLG: 0.321					0-0 F8					1	0	0	0	0	0	0						
Frank Pastore, R OBP: 0.305, SLG: 0.359										0	0	0	0	0	0	0						
Harry Spillman, L OBP: 0.299, SLG: 0.359										0	0	0	0	0	0	0						
Mario Soto, R OBP: 0.303, SLG: 0.333										0	0	0	0	0	0	0						
Cesar Geronimo, L OBP: 0.303, SLG: 0.356										0	0	0	0	0	0	0						
Doug Bair, R OBP: 0.326, SLG: 0.444										0	0	0	0	0	0	0						
Dan Driessens, L OBP: 0.326, SLG: 0.404										1	0	0	0	0	1	1						
Inning Stats	R: 0 E: 0 K: 1 S: 5	H: 0 LOB: 0 BB: 0 P: 5	R: 1 E: 0 K: 1 S: 7	H: 3 LOB: 1 BB: 0 P: 7	R: 0 E: 0 K: 1 S: 6	H: 1 LOB: 3 BB: 2 P: 14	R: 0 E: 0 K: 1 S: 5	H: 0 LOB: 0 BB: 0 P: 5	R: 0 E: 0 K: 0 S: 3	H: 0 LOB: 0 BB: 0 P: 3	R: 1 E: 0 K: 2 S: 9	H: 2 LOB: 2 BB: 1 P: 13	R: 0 E: 0 K: 0 S: 4	H: 1 LOB: 1 BB: 0 P: 4	R: 0 E: 0 K: 0 S: 2	H: 0 LOB: 0 BB: 1 P: 6	R: 0 E: 0 K: 2 S: 8	H: 1 LOB: 2 BB: 1 P: 12	1B: 6 2B: 0 3B: 0 HR: 2	SF: 0 SAC: 0 DP: 2 HBP: 0	WP: 0 PB: 0 CS: 0	PA: 38
PITCHER	IP WLS BF H R ER SO BB IBB HBP BLK WP HR S P ERA WHIP	IP WLS BF H R ER SO BB IBB HBP BLK WP HR S P ERA WHIP	IP WLS BF H R ER SO BB IBB HBP BLK WP HR S P ERA WHIP	IP WLS BF H R ER SO BB IBB HBP BLK WP HR S P ERA WHIP	IP WLS BF H R ER SO BB IBB HBP BLK WP HR S P ERA WHIP	IP WLS BF H R ER SO BB IBB HBP BLK WP HR S P ERA WHIP	IP WLS BF H R ER SO BB IBB HBP BLK WP HR S P ERA WHIP	IP WLS BF H R ER SO BB IBB HBP BLK WP HR S P ERA WHIP	IP WLS BF H R ER SO BB IBB HBP BLK WP HR S P ERA WHIP	IP WLS BF H R ER SO BB IBB HBP BLK WP HR S P ERA WHIP	IP WLS BF H R ER SO BB IBB HBP BLK WP HR S P ERA WHIP	IP WLS BF H R ER SO BB IBB HBP BLK WP HR S P ERA WHIP	IP WLS BF H R ER SO BB IBB HBP BLK WP HR S P ERA WHIP	IP WLS BF H R ER SO BB IBB HBP BLK WP HR S P ERA WHIP	IP WLS BF H R ER SO BB IBB HBP BLK WP HR S P ERA WHIP	IP WLS BF H R ER SO BB IBB HBP BLK WP HR S P ERA WHIP	IP WLS BF H R ER SO BB IBB HBP BLK WP HR S P ERA WHIP	IP WLS BF H R ER SO BB IBB HBP BLK WP HR S P ERA WHIP	IP WLS BF H R ER SO BB IBB HBP BLK WP HR S P ERA WHIP	IP WLS BF H R ER SO BB IBB HBP BLK WP HR S P ERA WHIP	IP WLS BF H R ER SO BB IBB HBP BLK WP HR S P ERA WHIP	
Dan Schatzeder, L ERA: 3.02	5.1	24	2	2	4	0	3	0	0	0	0	0	0	0	0	0	3.38	1.688				
Scott Sanderson, R ERA: 3.42	3.1	13	2	0	0	4	2	0	0	0	0	0	0	0	19	27	0.00	1.200				
Woodie Fryman, L ERA: 3.27	0.1	S	1	0	0	0	0	0	0	0	0	0	0	0	1	1	0.00	0.000				

Montreal Expos @ Cincinnati Reds
Riverfront Stadium, Cincinnati, OH
Mon Aug 20 1979, 7:05 PM EDT
Att: 25,597 - Unknown

AB	33
R	2
H	8
RBI	2
BB	5
SO	8
LOB	21



Batter	1	2	3	4	5	6	7	8	9	AB	R	H	RBI	BB	SO	LOB	TOP											
Warren Cromartie, L OBP: 0.306, SLG: 0.399	F8		6-3			6-3		K		4	0	0	0	0	1	0												
Rodney Scott, S OBP: 0.318, SLG: 0.288	K		F8			G3		F8		4	0	0	0	0	1	0												
Jerry White, S OBP: 0.363, SLG: 0.407	3-1			CS BB				K		2	1	0	0	2	1	0												
Rusty Staub, L OBP: 0.337, SLG: 0.420 Andre Dawson, R OBP: 0.300, SLG: 0.459		1B 1B		F9			HR	FC1-6 1B		4	1	3	2	0	0	1												
Tom Hutton, L OBP: 0.385, SLG: 0.397	F8		6-3			P4		P6		4	0	0	0	0	0	2												
Larry Parrish, R OBP: 0.362, SLG: 0.525	F3				5-3	F3		FC1-6		4	0	0	0	0	0	2												
John Tamargo, S OBP: 0.266, SLG: 0.391		1B		G3-6 1B				4-3		4	0	3	0	0	0	1												
Jim Mason, L OBP: 0.254, SLG: 0.250	F7			G3-6						2	0	0	0	1	0	3												
David Palmer, R OBP: 0.118, SLG: 0.063 Dave Cash, R OBP: 0.435, SLG: 0.477 Rudy May, L OBP: 0.250, SLG: 0.182			K			G3		F9		1	0	0	0	0	1	0												
										1	0	0	0	0	0	0												
										1	0	0	0	0	0	2												
Inning Stats	R: 0 E: 0 K: 1 S: 5	H: 0 LOB: 0 BB: 0 P: 5	R: 0 E: 0 K: 0 S: 5	H: 2 LOB: 2 BB: 0 P: 5	R: 0 E: 0 K: 1 S: 5	H: 0 LOB: 0 BB: 0 P: 5	R: 0 E: 0 K: 0 S: 2	H: 0 LOB: 0 BB: 1 P: 6	R: 0 E: 0 K: 0 S: 3	H: 1 LOB: 0 BB: 0 P: 3	R: 0 E: 0 K: 0 S: 3	H: 0 LOB: 0 BB: 0 P: 3	R: 2 E: 0 K: 0 S: 5	H: 2 LOB: 2 BB: 2 P: 13	R: 0 E: 0 K: 2 S: 7	H: 0 LOB: 0 BB: 0 P: 7	R: 0 E: 0 K: 0 S: 4	H: 1 LOB: 1 BB: 0 P: 4	1B: 4 2B: 1 3B: 0 HR: 1	SF: 0 SAC: 0 DP: 1 HBP: 0	WP: 0 PB: 0 SB: 0 CS: 1	PA: 34						
PITCHER	IP	WLS	BF	H	R	ER	SO	BB	IBB	HBP	BLK	WP	HR	S	P	ERA	WHIP											
Tom Seaver, R ERA: 3.16	(1, 1)	7.0	W	27	5	2	2	2	3	0	0	0	0	1	28	40	2.57	1.143										
Tom Hume, R ERA: 2.95	(8, 1)	2.0	S	7	1	0	0	2	0	0	0	0	0	0	11	11	0.00	0.500										

Montreal Expos @ Cincinnati Reds
Riverfront Stadium, Cincinnati, OH
Tue Aug 21 1979, 7:05 PM EDT
Att: 27,065 - Unknown

AB	31
R	2
H	6
RBI	2
BB	3
SO	4
LOB	11



Batter	1	2	3	4	5	6	7	8	9	AB	R	H	RBI	BB	SO	LOB	BOTTOM										
Dave Collins, S OBP: 0.361, SLG: 0.417	F7			F8 S 1B	S 1B					4	0	3	1	0	0	0											
Joe Morgan, L OBP: 0.384, SLG: 0.363	F7			F8 1-3 F9 1-2	F9 1-2			F7 1-2		4	0	0	0	0	0	5											
Dave Concepcion, R OBP: 0.355, SLG: 0.436	6-3			K				F9 CS 1B		4	0	1	0	0	1	1											
George Foster, R OBP: 0.399, SLG: 0.583 Paul Blair, R OBP: 0.216, SLG: 0.248		K		F9				F9 1-2		4	0	0	0	0	1	2											
Johnny Bench, R OBP: 0.367, SLG: 0.422		P4						F9 1-2 1B 1B		0	0	0	0	0	0	0											
Dan Driessen, L OBP: 0.331, SLG: 0.406		K						G3 1B 1B		4	1	1	0	0	0	0											
Ray Knight, R OBP: 0.366, SLG: 0.453								4-3 S 1B 1B		3	0	0	0	0	0	3											
Cesar Geronimo, L OBP: 0.323, SLG: 0.356								4-3 S 1B 1B		3	0	1	1	0	1	1											
Tom Seaver, R OBP: 0.161, SLG: 0.304 Hector Cruz, R OBP: 0.318, SLG: 0.366 Tom Hume, R OBP: 0.186, SLG: 0.190								F7 1B 1B		2	0	0	0	0	1	2											
										1	0	1	1	0	0	0											
										0	0	0	0	0	0	0											
Inning Stats	R: 0 E: 0 K: 0 S: 3	H: 0 LOB: 0 BB: 0 P: 3	R: 0 E: 0 K: 2 S: 7	H: 0 LOB: 0 BB: 0 P: 7	R: 0 E: 0 K: 0 S: 3	H: 0 LOB: 0 BB: 0 P: 3	R: 0 E: 0 K: 1 S: 6	H: 1 LOB: 1 BB: 0 P: 6	R: 2 E: 0 K: 1 S: 9	H: 4 LOB: 2 BB: 0 P: 9	R: 0 E: 0 K: 0 S: 3	H: 0 LOB: 0 BB: 0 P: 3	R: 1 E: 0 K: 1 S: 8	H: 3 LOB: 3 BB: 0 P: 8	R: 0 E: 0 K: 0 S: 3	H: 1 LOB: 0 BB: 0 P: 3	1B: 9 2B: 0 3B: 0 HR: 0	SF: 0 SAC: 0 DP: 0 HBP: 0	WP: 0 PB: 0 SB: 0 CS: 1	PA: 32							
PITCHER	IP	WLS	BF	H	R	ER	SO	BB	IBB	HBP	BLK	WP	HR	S	P	ERA	WHIP										
David Palmer, R ERA: 2.95	(1, 1)	5.0	L	20	5	2	2	4	0	0	0	0	0	14	28	3.60	1.000										
Rudy May, L ERA: 2.35	(6, 1)	3.0	L	12	4	1	1	1	0	0	0	0	0	14	14	3.00	1.333										

Montreal Expos @ Cincinnati Reds
Riverfront Stadium, Cincinnati, OH
Tue Aug 21 1979, 7:05 PM EDT
Att: 27,065 - Unknown

AB	32
R	3
H	9
RBI	3
BB	0
SO	5
LOB	14



Batter	1	2	3	4	5	6	7	8	9	AB	R	H	RBI	BB	SO	LOB	TOP					
Warren Cromartie, L OBP: 0.311, SLG: 0.408 (1, 7)										4	1	4	0	0	0	0	Montreal Expos @ Cincinnati Reds Riverfront Stadium, Cincinnati, OH Wed Aug 22 1979, 7:05 PM EDT Att: 28,382 - Unknown					
Rodney Scott, S OBP: 0.317, SLG: 0.286 (1, 4)										3	0	0	0	1	1	3						
Andre Dawson, R OBP: 0.302, SLG: 0.460 (1, 8)										4	0	2	0	0	0	2						
Tony Perez, R OBP: 0.330, SLG: 0.457 (1, 3)										3	1	2	1	1	0	2						
Gary Carter, R OBP: 0.321, SLG: 0.457 (1, 2)									4	0	0	0	0	1	5							
Ellis Valentine, R OBP: 0.304, SLG: 0.484 Jerry White, S OBP: 0.365, SLG: 0.404 (1, 9) (5, 9)										2	0	0	0	0	0	1						
Larry Parrish, R OBP: 0.359, SLG: 0.520 (1, 5)										4	0	0	0	0	0	1						
Chris Speier, R OBP: 0.306, SLG: 0.306 (1, 6)											3	0	0	0	1	0						
Steve Rogers, R OBP: 0.185, SLG: 0.177 Stan Bahnsen, R OBP: 0.125, SLG: 0.500 Tom Hutton, L OBP: 0.150, SLG: 0.391 Elias Sosa, R OBP: 0.199, SLG: 0.300 Rusty Staub, L OBP: 0.199, SLG: 0.418 Ross Grimsley, L OBP: 0.170, SLG: 0.290 (1, 1) (2, 1) (5, PH) (5, 1) (7, PH) (7, 1)										0	0	0	0	0	0	0						
Inning Stats	R: 0 E: 0 K: 0 S: 3	H: 1 LOB: 0 BB: 0 P: 3	R: 1 E: 0 K: 1 S: 6	H: 1 LOB: 0 BB: 0 P: 6	R: 0 E: 0 K: 0 S: 4	H: 1 LOB: 1 BB: 0 P: 4	R: 0 E: 0 K: 0 S: 3	H: 0 LOB: 0 BB: 1 P: 7	R: 0 E: 0 K: 0 S: 2	H: 0 LOB: 0 BB: 1 P: 6	R: 1 E: 0 K: 0 S: 4	H: 2 LOB: 1 BB: 1 P: 8	R: 0 E: 0 K: 0 S: 3	H: 0 LOB: 1 BB: 1 P: 7	R: 0 E: 0 K: 0 S: 7	H: 2 LOB: 2 BB: 0 P: 7		R: 0 E: 0 K: 0 S: 3	H: 0 LOB: 0 BB: 0 P: 3	1B: 4 2B: 3 3B: 0 HR: 1	SF: 0 SAC: 0 DP: 4 HBP: 0	WP: 0 PB: 0 SB: 0 CS: 0
PITCHER Michael LaCoss, R ERA: 2.82 (1, 1)	IP: 9.0 WLS: W BF: 35 H: 8 R: 2 ER: 2 SO: 2 BB: 4 IBB: 0 HBP: 0 BLK: 0 WP: 0 HR: 1 S: 35 P: 51 ERA: 2.00 WHIP: 1.333															PITCHER	IP: 9.0 WLS: W BF: 35 H: 8 R: 2 ER: 2 SO: 2 BB: 4 IBB: 0 HBP: 0 BLK: 0 WP: 0 HR: 1 S: 35 P: 51 ERA: 2.00 WHIP: 1.333					

AB	31
R	2
H	8
RBI	1
BB	4
SO	2
LOB	17



Batter	1	2	3	4	5	6	7	8	9	AB	R	H	RBI	BB	SO	LOB	BOTTOM					
Dave Collins, S OBP: 0.369, SLG: 0.424 (1, 9)										5	1	4	0	0	0	0	Montreal Expos @ Cincinnati Reds Riverfront Stadium, Cincinnati, OH Wed Aug 22 1979, 7:05 PM EDT Att: 28,382 - Unknown					
Joe Morgan, L OBP: 0.391, SLG: 0.366 (1, 4)										2	2	2	1	3	0	0						
Dave Concepcion, R OBP: 0.352, SLG: 0.431 (1, 6)										5	0	0	0	0	1	9						
George Foster, R OBP: 0.398, SLG: 0.589 (1, 7)										4	1	1	2	0	1	6						
Johnny Bench, R OBP: 0.368, SLG: 0.431 (1, 2)										4	1	2	3	0	1	0						
Dan Driessen, L OBP: 0.330, SLG: 0.405 (1, 3)										4	0	1	0	0	0	1						
Ray Knight, R OBP: 0.365, SLG: 0.451 (1, 5)										4	1	1	0	0	1	1						
Cesar Geronimo, L OBP: 0.325, SLG: 0.356 (1, 8)										3	1	1	0	1	0	1						
Michael LaCoss, R OBP: 0.167, SLG: 0.127 (1, 1)										2	0	0	0	0	2	2						
Inning Stats	R: 2 E: 0 K: 1 S: 7	H: 3 LOB: 1 BB: 1 P: 11	R: 1 E: 2 K: 1 S: 8	H: 2 LOB: 3 BB: 1 P: 12	R: 0 E: 0 K: 2 S: 9	H: 2 LOB: 2 BB: 0 P: 9	R: 3 E: 0 K: 0 S: 6	H: 3 LOB: 0 BB: 0 P: 6	R: 0 E: 0 K: 1 S: 5	H: 0 LOB: 0 BB: 0 P: 5	R: 0 E: 0 K: 0 S: 3	H: 0 LOB: 1 BB: 1 P: 7	R: 0 E: 0 K: 1 S: 5	H: 0 LOB: 0 BB: 0 P: 5	R: 1 E: 0 K: 0 S: 4	H: 2 LOB: 1 BB: 1 P: 8		R: 0 E: 0 K: 0 S: 4	H: 0 LOB: 1 BB: 1 P: 8	1B: 10 2B: 0 3B: 0 HR: 2	SF: 0 SAC: 2 DP: 1 HBP: 0	WP: 0 PB: 0 SB: 1 CS: 1
PITCHER Steve Rogers, R ERA: 2.78 Stan Bahnsen, R ERA: 3.29 Elias Sosa, R ERA: 1.79 Ross Grimsley, L ERA: 5.32 (1, 1) (2, 1) (5, 1) (7, 1)	IP: 1.0 WLS: L BF: 7 H: 4 R: 3 ER: 3 SO: 3 BB: 0 IBB: 1 HBP: 0 BLK: 0 WP: 0 HR: 1 S: 22 P: 26 ERA: 9.00 WHIP: 2.000															PITCHER	IP: 1.0 WLS: L BF: 7 H: 4 R: 3 ER: 3 SO: 3 BB: 0 IBB: 1 HBP: 0 BLK: 0 WP: 0 HR: 1 S: 22 P: 26 ERA: 9.00 WHIP: 2.000					



Batter	1	2	3	4	5	6	7	8	9	AB	R	H	RBI	BB	SO	LOB	TOP										
Dave Collins, S OBP: 0.365, SLG: 0.419 Hector Cruz, R OBP: 0.318, SLG: 0.366	(1, 9) X F8		(3) X F8					(2) X SH1-3									3 0 0 0 0 1 0 0 0 0 0 0 0 0										
Joe Morgan, L OBP: 0.392, SLG: 0.371	(1, 4) X 2B						(2) X F9										4 1 2 0 0 0 1										
Dave Concepcion, R OBP: 0.355, SLG: 0.435	(1, 6) X 5-3							(3) X 1B									3 0 2 1 1 0 1										
George Foster, R OBP: 0.393, SLG: 0.581 Paul Blair, R OBP: 0.216, SLG: 0.248	(1, 7) X F3						(2) X F9										4 0 0 0 0 0 4 0 0 0 0 0 0 0										
Dan Driessen, L OBP: 0.328, SLG: 0.400			(1) X F8				(3) X F8										4 0 0 0 0 0 1										
Ray Knight, R OBP: 0.362, SLG: 0.447	(1, 5) X 5-3							(1) X K									4 0 0 0 0 2 0										
Cesar Geronimo, L OBP: 0.325, SLG: 0.353								(2) X L9									2 0 0 0 1 1 0										
Vic Correll, R OBP: 0.308, SLG: 0.345	(1, 2) X F7						(3) X 6-3										3 0 0 0 0 1 1										
Bill Bonham, R OBP: 0.140, SLG: 0.180 Harry Spilman, L OBP: 0.383, SLG: 0.350 Tom Hume, R OBP: 0.186, SLG: 0.190	(1, 1) X F4							(2) X E5									2 0 0 0 0 0 0 1 0 0 0 0 1 0 0 0 0 0 0 0 0										
Inning Stats	R: 0 E: 0 K: 0 S: 4	H: 1 LOB: 1 BB: 0 P: 4	R: 0 E: 0 K: 1 S: 5	H: 0 LOB: 0 BB: 0 P: 5	R: 0 E: 0 K: 0 S: 3	H: 0 LOB: 0 BB: 0 P: 3	R: 0 E: 0 K: 0 S: 4	H: 1 LOB: 1 BB: 0 P: 4	R: 0 E: 0 K: 1 S: 5	H: 0 LOB: 0 BB: 0 P: 5	R: 0 E: 1 K: 0 S: 4	H: 0 LOB: 2 BB: 1 P: 8	R: 0 E: 0 K: 1 S: 5	H: 0 LOB: 1 BB: 1 P: 9	R: 1 E: 0 K: 2 S: 8	H: 2 LOB: 1 BB: 0 P: 8	R: 0 E: 0 K: 1 S: 5	H: 0 LOB: 0 BB: 0 P: 5	1B: 2 2B: 2 3B: 0 HR: 0	SF: 0 SAC: 1 DP: 0 HBP: 0	WP: 1 PB: 0 SB: 0 CS: 0	PA: 33					
PITCHER	IP	WLS	BF	H	R	ER	SO	BB	IBB	HBP	BLK	WP	HR	S	P	ERA	WHIP										
Ray Burris, R ERA: 5.43 Neil Allen, R ERA: 3.67	(1, 1) (8, 1)	7.0 L	26 7	2 2	0 1	0 1	3 3	2 0	0 0	0 0	0 0	1 0	0 0	30 13	38 13	0.00 4.50	0.571 1.000										

Cincinnati Reds @ New York Mets
Shea Stadium, Flushing, NY
Fri Aug 24 1979, 7:05 PM EDT
Att: 12,057 - Unknown

AB	30
R	1
H	4
RBI	1
BB	2
SO	6
LOB	8



Batter	1	2	3	4	5	6	7	8	9	AB	R	H	RBI	BB	SO	LOB	BOTTOM										
Frank Taveras, R OBP: 0.293, SLG: 0.335	(1, 6) X F7		(1) X 6-3														4 0 0 0 0 0 1										
John Stearns, R OBP: 0.327, SLG: 0.381	(1, 2) S K		(2) X F8														4 0 0 0 0 1 1										
Lee Mazzilli, S OBP: 0.399, SLG: 0.466	(1, 8) X 1B		(3) X F8														4 0 1 0 0 1 0										
Richie Hebner, L OBP: 0.348, SLG: 0.360	(1, 5) S BB																3 0 1 0 1 0 0										
Ed Kranepool, L OBP: 0.298, SLG: 0.303	(1, 3) X F3																3 0 0 0 1 0 3										
Joel Youngblood, R OBP: 0.380, SLG: 0.480	(1, 7) S K		(1) X K														4 0 0 0 0 3 2										
Dan Norman, R OBP: 0.283, SLG: 0.294	(1, 9) X P4		(2) X E8														4 0 1 0 0 0 1										
Doug Flynn, R OBP: 0.280, SLG: 0.344	(1, 4) X 2B																3 0 3 0 1 0 0										
Ray Burris, R Gil Flores, R OBP: 0.250, SLG: 0.246 Neil Allen, R Ron Hodges, L OBP: 0.269, SLG: 0.179	(1, 1) (7, PH) (8, 1) (8, PH)		(3) X 4-3														2 0 0 0 0 1 4 0 0 0 0 0 0 0 0 0 0 0 0 0 0 1 0 0 0 0 0 1										
Inning Stats	R: 0 E: 0 K: 1 S: 6	H: 1 LOB: 2 BB: 1 P: 10	R: 0 E: 0 K: 1 S: 6	H: 1 LOB: 1 BB: 0 P: 6	R: 0 E: 0 K: 0 S: 3	H: 0 LOB: 0 BB: 0 P: 3	R: 0 E: 1 K: 2 S: 8	H: 1 LOB: 2 BB: 2 P: 16	R: 0 E: 0 K: 1 S: 5	H: 0 LOB: 0 BB: 0 P: 5	R: 0 E: 0 K: 1 S: 6	H: 1 LOB: 1 BB: 0 P: 6	R: 0 E: 0 K: 0 S: 4	H: 1 LOB: 1 BB: 0 P: 4	R: 0 E: 0 K: 0 S: 3	H: 0 LOB: 0 BB: 0 P: 3	R: 0 E: 0 K: 0 S: 4	H: 1 LOB: 1 BB: 0 P: 4	1B: 3 2B: 3 3B: 0 HR: 0	SF: 0 SAC: 1 DP: 0 HBP: 0	WP: 0 PB: 0 SB: 1 CS: 0	PA: 36					
PITCHER	IP	WLS	BF	H	R	ER	SO	BB	IBB	HBP	BLK	WP	HR	S	P	ERA	WHIP										
Bill Bonham, R ERA: 3.67 Tom Hume, R ERA: 2.81	(1, 1) (8, 1)	7.0 S	29 7	5 1	0 0	0 0	6 0	2 0	0 0	0 0	0 0	0 0	0 0	7 7	50 7	0.00 0.00	1.000 0.500										

Cincinnati Reds @ New York Mets
Shea Stadium, Flushing, NY
Fri Aug 24 1979, 7:05 PM EDT
Att: 12,057 - Unknown

AB	32
R	0
H	6
RBI	0
BB	3
SO	6
LOB	13




Batter	1	2	3	4	5	6	7	8	9	AB	R	H	RBI	BB	SO	LOB	TOP				
Dave Collins, S OBP: 0.372, SLG: 0.424 (1, 9)										4	2	3	2	1	0	0	Cincinnati Reds @ New York Mets Shea Stadium, Flushing, NY Sat Aug 25 1979, 3:33 AM EDT Att: 16,635 - Unknown				
Joe Morgan, L OBP: 0.392, SLG: 0.370 (1, 4)										4	0	1	0	1	0	2					
Dave Concepcion, R OBP: 0.354, SLG: 0.433 (1, 6)										4	0	1	3	0	0	3					
George Foster, R OBP: 0.394, SLG: 0.586 Sam Mejias, R OBP: 0.306, SLG: 0.182 (9, PR) (9, 8)										4	1	1	1	1	0	2					
Johnny Bench, R OBP: 0.368, SLG: 0.442 (1, 2)										5	2	2	1	0	0	3					
Dan Driessen, L OBP: 0.327, SLG: 0.398 (1, 3)										3	1	0	0	1	0	0					
Ray Knight, R OBP: 0.362, SLG: 0.445 (1, 5)										2	0	0	0	0	1	0					
Cesar Geronimo, L OBP: 0.323, SLG: 0.351 Paul Blair, R OBP: 0.215, SLG: 0.246 Harry Spilman, L OBP: 0.396, SLG: 0.350 Tom Hume, R OBP: 0.196, SLG: 0.190 (1, 8) (5, 8) (9, PH) (9, 1)										2	0	0	0	0	0	1					
Fred Norman, S OBP: 0.232, SLG: 0.157 Doug Bair, R (7, 1) Hector Cruz, R OBP: 0.323, SLG: 0.370 (9, PH) (9, 9)										3	0	0	0	0	1	0					
Inning Stats	R: 1 E: 0 K: 0 S: 4	H: 2 LOB: 0 BB: 4	R: 0 E: 0 K: 0 S: 3	H: 0 LOB: 1 BB: 4	R: 1 E: 0 K: 1 S: 4	H: 1 LOB: 1 BB: 1 P: 8	R: 1 E: 0 K: 1 S: 6	H: 1 LOB: 0 BB: 0 P: 6	R: 0 E: 0 K: 0 S: 3	H: 0 LOB: 0 BB: 0 P: 3	R: 0 E: 0 K: 0 S: 3	H: 0 LOB: 0 BB: 0 P: 3	R: 0 E: 0 K: 0 S: 7	H: 4 LOB: 3 BB: 4 P: 23	1B: 6 2B: 1 3B: 0 HR: 2	SF: 1 DP: 1 HBP: 1		WP: 0 PA: 41 PB: 0 SB: 2 CS: 0			
PITCHER	IP WLS BF H R ER SO BB IBB HBP BLK WP HR S P ERA WHIP																				
Craig Swan, R ERA: 3.29 Andy Hassler, L ERA: 4.79 Jeff Reardon, R ERA: 9.0 Neil Allen, R ERA: 4.18 (1, 1) (5, 1) (8, 1) (9, 1)	4.0 3.0 1.0 1.0	17 10 L 5 9	4 1 2 2	3 0 2 3	3 0 0 3	1 0 0 0	0 0 0 0	0 0 0 0	0 0 0 0	0 0 0 0	0 0 0 0	0 0 0 0	0 0 0 0	0 0 0 0	0 0 0 0	0 0 0 0	6.75 0.00 18.00 27.00	1.250 0.333 2.000 3.000			
Batter	1	2	3	4	5	6	7	8	9	AB	R	H	RBI	BB	SO	LOB	BOTTOM				
Frank Taveras, R OBP: 0.294, SLG: 0.340 (1, 6)										5	0	2	1	0	1	3	Cincinnati Reds @ New York Mets Shea Stadium, Flushing, NY Sat Aug 25 1979, 3:33 AM EDT Att: 16,635 - Unknown				
Alex Trevino, R OBP: 0.387, SLG: 0.386 Ed Kranepool, L OBP: 0.292, SLG: 0.297 (1, 2) (7, PH) (8, 3)										2 2	0 0	1 0	0 0	1 0	1 0	1 3					
Lee Mazzilli, S OBP: 0.399, SLG: 0.463 (1, 8)										3	0	0	0	2	1	1					
John Stearns, R OBP: 0.323, SLG: 0.377 (1, 3) (8, 2)										5	0	0	0	0	0	6					
Richie Hebner, L OBP: 0.347, SLG: 0.357 (1, 5)										3	1	0	0	1	0	2					
Joel Youngblood, R OBP: 0.359, SLG: 0.485 (1, 7)										4	1	1	2	0	0	0					
Dan Norman, R OBP: 0.262, SLG: 0.291 (1, 9) (9, 1)										4	1	1	0	0	1	0					
Doug Flynn, R OBP: 0.282, SLG: 0.345 (1, 4)										4	0	2	0	0	0	1					
Craig Swan, R ERA: 3.29 Elliott Maddox, R OBP: 0.268, SLG: 0.167 Andy Hassler, L ERA: 3.54 Gil Flores, R OBP: 0.346, SLG: 0.333 Jeff Reardon, R ERA: 3.54 Neil Allen, R ERA: 3.54 Ron Hodges, L OBP: 0.276, SLG: 0.179 (1, 1) (4, PH) (5, 1) (7, PH) (9, 1) (9, 1) (9, PH)	6.1 1.2 1.0	27 W 7 6	7 1 1	2 2 0	2 2 0	0 0 0	0 0 0	0 0 0	0 0 0	0 0 0	0 0 0	0 0 0	0 0 0	0 0 0	0 0 0	0 0 0		2.84 10.80 0.00	1.421 1.200 3.000		
PITCHER	IP WLS BF H R ER SO BB IBB HBP BLK WP HR S P ERA WHIP																				
Fred Norman, L ERA: 3.45 Doug Bair, R ERA: 3.54 Tom Hume, R ERA: 2.79 (1, 1) (7, 1) (9, 1)	6.1 1.2 1.0	27 W 7 6	7 1 1	2 2 0	2 2 0	0 0 0	0 0 0	0 0 0	0 0 0	0 0 0	0 0 0	0 0 0	0 0 0	0 0 0	0 0 0	0 0 0	2.84 10.80 0.00	1.421 1.200 3.000			
Inning Stats	R: 0 E: 0 K: 0 S: 4	H: 1 LOB: 2 BB: 1 P: 8	R: 2 E: 0 K: 1 S: 8	H: 3 LOB: 1 BB: 0 P: 8	R: 0 E: 0 K: 1 S: 3	H: 0 LOB: 0 BB: 0 P: 3	R: 0 E: 0 K: 1 S: 7	H: 2 LOB: 2 BB: 0 P: 7	R: 0 E: 0 K: 1 S: 4	H: 0 LOB: 0 BB: 1 P: 8	R: 0 E: 0 K: 1 S: 5	H: 0 LOB: 0 BB: 0 P: 5	R: 0 E: 0 K: 0 S: 4	H: 1 LOB: 1 BB: 0 P: 4	R: 2 E: 0 K: 0 S: 4	H: 1 LOB: 0 BB: 1 P: 8	R: 0 E: 0 K: 0 S: 4	H: 1 LOB: 3 BB: 2 P: 12	1B: 6 2B: 1 3B: 1 HR: 1	SF: 0 DP: 1 HBP: 0	WP: 0 PA: 40 PB: 0 SB: 0 CS: 0

Batter	1	2	3	4	5	6	7	8	9	AB	R	H	RBI	BB	SO	LOB	TOP					
Dave Collins, S OBP: 0.369, SLG: 0.420 (1,9)	F8		K		K		E7 1B	F7		5	1	1	1	0	2	3						
Joe Morgan, L OBP: 0.392, SLG: 0.370 Junior Kennedy, R OBP: 0.356, SLG: 0.320 (1,4)	F5		F8			F3			FC5-4 1B	5	0	2	1	0	0	1						
Dave Concepcion, R OBP: 0.356, SLG: 0.434 (1,6)	FC4 1B			5-3		E BB BB	F6-4-3 1B		FC5-4 BB 1B	4	1	2	0	1	0	1						
George Foster, R OBP: 0.396, SLG: 0.584 Paul Blair, R OBP: 0.215, SLG: 0.246 (9, PR)	FC4 1-2			FC6-4 1B		E BB	F6-4-3 1-2		FC5-4 BB 1B	3	0	1	0	2	0	3						
Johnny Bench, R OBP: 0.369, SLG: 0.441 (1,2)		F3		FC6-4 WP 1-2		E6 FC5-4 1-2 2-3		E 2B 1B	2B 1B 1B	5	2	2	1	0	0	3						
Dan Driessen, L OBP: 0.328, SLG: 0.400 (1,3)				F8 1-2		F9		F8 1-2	1B 2B	5	1	2	1	0	0	5						
Ray Knight, R OBP: 0.360, SLG: 0.441 (1,5)				K 1-2		F4	FC5-4 1-2	F9	1B IBB	4	0	0	0	1	1	5						
Hector Cruz, R OBP: 0.338, SLG: 0.403 (9,9)			5-3					E 2B	2B IBB G6-4-3 1B	4	2	3	2	1	0	0						
Tom Seaver, R OBP: 0.180, SLG: 0.328 (1,1)						K		B1-4	G6-4-3 1-2	5	0	2	2	0	1	4						
Inning Stats	R: 0 E: 0 K: 0 S: 4	H: 1 LOB: 1 BB: 0 P: 4	R: 0 E: 0 K: 1 S: 5	H: 1 LOB: 0 BB: 0 P: 5	R: 0 E: 0 K: 1 S: 6	H: 1 LOB: 1 BB: 0 P: 6	R: 0 E: 0 K: 0 S: 4	H: 1 LOB: 1 BB: 0 P: 4	R: 0 E: 0 K: 2 S: 8	H: 0 LOB: 3 BB: 2 P: 12	R: 2 E: 1 K: 0 S: 6	H: 4 LOB: 1 BB: 0 P: 6	R: 2 E: 1 K: 0 S: 5	H: 2 LOB: 1 BB: 1 P: 9	R: 4 E: 0 K: 0 S: 6	H: 4 LOB: 2 BB: 2 P: 14	1B: 11 2B: 3 3B: 1 HR: 0	SF: 0 SAC: 0 DP: 2 HBP: 0	WP: 1 PB: 0 SB: 0 CS: 1	PA: 45		
PITCHER	IP WLS BF H R ER SO BB IBB HBP BLK WP HR S P ERA WHIP	6.1 L 30 9 2 2 4 2 0 0 0 1 0 36 44 2.84 1.737	2.0 11 4 5 5 0 1 1 0 0 0 0 9 17 22.50 2.500	0.2 4 2 1 1 0 0 1 0 0 0 0 3 7 13.50 3.000																		

Cincinnati Reds @ New York Mets
Shea Stadium, Flushing, NY
Sun Aug 26 1979, 3:33 AM EDT
Att: 20,619 - Unknown


AB	40
R	8
H	15
RBI	8
BB	5
SO	4
LOB	25



Batter	1	2	3	4	5	6	7	8	9	AB	R	H	RBI	BB	SO	LOB	BOTTOM				
Frank Taveras, R OBP: 0.292, SLG: 0.337 (1,6)	K		F8			K			G6-3 1-2	4	0	0	0	0	2	1					
Alex Trevino, R OBP: 0.377, SLG: 0.375 (1,2)	F9			F9			6-3		6-3	4	0	0	0	0	0	0					
Lee Mazzilli, S OBP: 0.399, SLG: 0.462 (1,8)				4-3			G3			3	0	1	0	0	0	0					
Richie Hebner, L OBP: 0.344, SLG: 0.354 (1,5)	F9 1-2			F8			F8			3	0	0	0	0	0	1					
Ed Kranepool, L OBP: 0.303, SLG: 0.309 (1,3)						F7			FC8-4 1B	3	0	2	0	0	0	0					
Joel Youngblood, R OBP: 0.357, SLG: 0.481 (9,7)	K 1-2			K		K			FC8-4 1-2	3	0	0	0	0	2	2					
John Stearns, R OBP: 0.321, SLG: 0.374 (9,2)				5-3		F8			F9	3	0	0	0	0	0	1					
Doug Flynn, R OBP: 0.280, SLG: 0.343 Ed Glynn, R (9,1)						F8			F9	3	0	0	0	0	1	1					
Pete Falcone, L OBP: 0.233, SLG: 0.195 Dale Murray, R (7,1)										2	0	0	0	0	0	0					
Gil Flores, R OBP: 0.260, SLG: 0.257 (9,9)									G6-3 1B	1	0	1	0	0	0	0					
Inning Stats	R: 0 E: 0 K: 1 S: 6	H: 1 LOB: 0 BB: 0 P: 6	R: 0 E: 0 K: 1 S: 5	H: 1 LOB: 0 BB: 0 P: 5	R: 0 E: 0 K: 0 S: 3	H: 0 LOB: 0 BB: 0 P: 3	R: 0 E: 0 K: 0 S: 3	H: 0 LOB: 0 BB: 0 P: 3	R: 0 E: 0 K: 2 S: 7	H: 0 LOB: 0 BB: 0 P: 7	R: 0 E: 0 K: 0 S: 3	H: 0 LOB: 0 BB: 0 P: 3	R: 0 E: 0 K: 0 S: 4	H: 1 LOB: 1 BB: 0 P: 4	R: 0 E: 0 K: 0 S: 3	H: 1 LOB: 0 BB: 0 P: 3	1B: 4 2B: 1 3B: 0 HR: 0	SF: 0 SAC: 0 DP: 2 HBP: 0	WP: 0 PB: 0 SB: 1 CS: 1	PA: 29	
PITCHER	IP WLS BF H R ER SO BB IBB HBP BLK WP HR S P ERA WHIP	9.0 W 29 4 0 0 5 0 0 0 0 0 0 39 39 0.00 0.444																			

Cincinnati Reds @ New York Mets
Shea Stadium, Flushing, NY
Sun Aug 26 1979, 3:33 AM EDT
Att: 20,619 - Unknown

AB	29
R	0
H	4
RBI	0
BB	0
SO	5
LOB	6



Batter	1	2	3	4	5	6	7	8	9	AB	R	H	RBI	BB	SO	LOB	TOP				
Dave Collins, S (1,9) OBP: 0.368, SLG: 0.418 (9,7)	0-0 3-1 4-3 1B		0-0 F8			0-0 L3		0-0 L5		4	0	1	0	0	0	0	Cincinnati Reds @ Philadelphia Phillies Veterans Stadium, Philadelphia, PA Mon Aug 27 1979, 7:05 PM EDT Att: 28,421 - Unknown				
Joe Morgan, L (1,4) OBP: 0.393, SLG: 0.368 (9, PR)	0-0 4-3 1-2		4-0 PO BB			4-0 BLK BB			0-0 F7	2	0	0	0	2	0	1					
Dave Concepcion, R (1,6) OBP: 0.355, SLG: 0.432 (9, PR)	0-0 3-1 2-3		0-0 PO 1-2	0-0 5-3		0-0 F8 1-2			0-0 WP E 1B	4	1	1	0	0	0	2					
George Foster, R (1,7) OBP: 0.400, SLG: 0.582 Paul Blair, R (9, PR) OBP: 0.215, SLG: 0.246 (9, 8)	4-0 FC5-4 BB			0-3 K			4-0 1B G4-6-3 BB		4-0 E BB	1	1	0	0	3	1	0					
Johnny Bench, R (1,2) OBP: 0.367, SLG: 0.439 (9, PR)	0-0 FC5-4 1-2			0-3 K			0-0 G4-6-3 1B		0-0 F8	4	0	1	0	0	1	4					
Dan Driessen, L (1,3) OBP: 0.327, SLG: 0.403 (9, PR)		0-0 3-1				0-0 F8			0-0 E4 3B	4	1	1	2	0	0	1					
Ray Knight, R (1,5) OBP: 0.357, SLG: 0.437 (9, PR)		0-0 F8				0-0 5-3			0-0 4-3	4	0	0	0	0	0	1					
Hector Cruz, R (1,8) OBP: 0.331, SLG: 0.394 (9, 9)		0-3 K				0-0 F8			0-3 K	3	0	0	0	0	2	0					
Michael LaCoss, R (1,1) OBP: 0.176, SLG: 0.154 Harry Spilman, L (8, PH) OBP: 0.388, SLG: 0.341 Tom Hume, R (8, 1) OBP: 0.186, SLG: 0.190 (8, 1)			0-0 K 2B			0-3 K			0-0 P6	2	0	1	0	0	1	0					
Inning Stats	R: 0 E: 0 K: 0 S: 4	H: 1 LOB: 2 BB: 1 P: 8	R: 0 E: 0 K: 1 S: 5	H: 0 LOB: 0 BB: 0 P: 5	R: 0 E: 0 K: 0 S: 2	H: 1 LOB: 0 BB: 1 P: 6	R: 0 E: 0 K: 2 S: 7	H: 0 LOB: 0 BB: 0 P: 7	R: 0 E: 0 K: 0 S: 3	H: 0 LOB: 0 BB: 0 P: 3	R: 1 E: 0 K: 0 S: 3	H: 1 LOB: 0 BB: 1 P: 7	R: 0 E: 0 K: 1 S: 5	H: 0 LOB: 0 BB: 0 P: 5	R: 3 E: 1 K: 0 S: 5	H: 2 LOB: 1 BB: 1 P: 9	1B: 3 2B: 1 3B: 1 HR: 0	SF: 0 SAC: 0 DP: 1 HBP: 0	WP: 1 PB: 0 SB: 0 CS: 0	PA: 35	
PITCHER	IP WLS BF H R ER SO BB IBB HBP BLK WP HR S P ERA WHIP	8.1 L 31 4 3 3 5 5 0 0 0 1 1 0 36 56 3.24 1.080	0.2 W 6 0 0 0 1 0 0 0 0 0 0 0 8 8 0.00 0.000																		

AB	29
R	4
H	5
RBI	2
BB	5
SO	5
LOB	9



Batter	1	2	3	4	5	6	7	8	9	AB	R	H	RBI	BB	SO	LOB	BOTTOM				
Bake McBride, L (1,9) OBP: 0.308, SLG: 0.398 (9, PR)	0-0 4-3		0-0 F7			0-0 L7		0-0 4-3		4	0	0	0	0	0	0	Cincinnati Reds @ Philadelphia Phillies Veterans Stadium, Philadelphia, PA Mon Aug 27 1979, 7:05 PM EDT Att: 28,421 - Unknown				
Pete Rose, S (1,3) OBP: 0.398, SLG: 0.413 (9, PR)	0-0 2B			4-0 BB 1B BB		4-0 BB BB		0-0 4-3		2	1	1	0	2	0	0					
Mike Schmidt, R (1,5) OBP: 0.398, SLG: 0.600 (9, PR)	0-0 F8			4-0 1B G4-6-3 BB		4-0 BB BB			0-0 F3	2	1	0	0	2	0	1					
Greg Luzinski, R (1,7) OBP: 0.357, SLG: 0.445 Mike Anderson, R (9,7) OBP: 0.338, SLG: 0.317 Greg Gross, L (9, PH) OBP: 0.381, SLG: 0.400 (9, PH)	0-0 5-3			0-0 G4-6-3 1B		0-3 K			0-0 F7	3	0	1	1	0	1	3					
Bob Boone, R (1,2) OBP: 0.372, SLG: 0.444 (9, PR)		0-0 4-3		0-0 G4-6-3 1-2 3H		0-0 L6			0-0 1-3	4	0	0	0	0	0	3					
Garry Maddox, R (1,8) OBP: 0.292, SLG: 0.419 (9, PR)		0-0 6-3		0-0 6-3			0-0 5-3			3	0	0	0	0	0	0					
Larry Bowa, S (1,6) OBP: 0.317, SLG: 0.308 (9, PR)		0-0 G3			0-0 6-3		0-0 4-3			3	0	0	0	0	0	0					
Manny Trillo, R (1,4) OBP: 0.290, SLG: 0.337 (9, PR)			4-0 CS BB		0-3 K		0-0 6-3			2	0	0	0	1	1	0					
Larry Christenson, R (1,1) OBP: 0.355, SLG: 0.596 Ron Reed, R (9,1) OBP: 0.333, SLG: 0.375 (9, 1)			0-0 B2		0-0 6-3		0-3 K			3	0	0	0	0	1	1					
Inning Stats	R: 0 E: 0 K: 0 S: 4	H: 1 LOB: 0 BB: 0 P: 4	R: 0 E: 0 K: 0 S: 3	H: 0 LOB: 0 BB: 0 P: 3	R: 0 E: 0 K: 0 S: 2	H: 0 LOB: 1 BB: 1 P: 6	R: 2 E: 0 K: 0 S: 3	H: 1 LOB: 2 BB: 2 P: 11	R: 0 E: 0 K: 1 S: 5	H: 0 LOB: 0 BB: 0 P: 5	R: 0 E: 0 K: 0 S: 3	H: 0 LOB: 0 BB: 0 P: 3	R: 0 E: 0 K: 1 S: 5	H: 0 LOB: 0 BB: 0 P: 5	R: 0 E: 0 K: 0 S: 3	H: 0 LOB: 0 BB: 0 P: 3	1B: 1 2B: 1 3B: 0 HR: 0	SF: 0 SAC: 0 DP: 1 HBP: 0	WP: 0 PB: 0 SB: 0 CS: 1	PA: 32	
PITCHER	IP WLS BF H R ER SO BB IBB HBP BLK WP HR S P ERA WHIP	7.0 W 26 2 2 2 2 5 0 0 0 0 0 0 25 45 2.57 1.000	2.0 W 6 0 0 0 1 0 0 0 0 0 0 0 8 8 0.00 0.000																		

AB	27
R	2
H	2
RBI	1
BB	5
SO	3
LOB	8



Batter	1	2	3	4	5	6	7	8	9	AB	R	H	RBI	BB	SO	LOB	TOP								
Dave Collins, S OBP: 0.365, SLG: 0.414 (1, 9)										5	0	1	0	0	1	4	<p>Cincinnati Reds @ Philadelphia Phillies</p> <p>Veterans Stadium, Philadelphia, PA</p> <p>Tue Aug 28 1979, 7:05 PM EDT</p> <p>Att: 31,113 - Unknown</p>								
Joe Morgan, L OBP: 0.396, SLG: 0.383 (1, 4)										5	1	3	1	0	0	2									
Dave Concepcion, R OBP: 0.354, SLG: 0.431 (1, 6)										4	0	1	0	0	1	2									
George Foster, R OBP: 0.397, SLG: 0.575 Paul Blair, R OBP: 0.215, SLG: 0.246 (1, 7) (9, 8)											4	1	0	0	1	3									
Johnny Bench, R OBP: 0.366, SLG: 0.439 (1, 2)											5	1	1	0	0	1									
Dan Driessen, L OBP: 0.326, SLG: 0.408 (1, 3)											5	1	1	3	0	2									
Ray Knight, R OBP: 0.358, SLG: 0.444 (1, 5)											4	1	2	1	0	1									
Hector Cruz, R OBP: 0.335, SLG: 0.389 (1, 8) (9, 9)											2	0	0	0	2	0									
Frank Pastore, R OBP: 0.154, SLG: 0.154 Tom Hume, R OBP: 0.186, SLG: 0.190 (1, 1) (8, 1)											3	0	2	0	0	1									
											0	0	0	0	0	0									
Inning Stats	R: 0 E: 0 K: 1 S: 5	H: 0 LOB: 0 BB: 0 P: 5	R: 0 E: 0 K: 2 S: 7	H: 0 LOB: 0 BB: 0 P: 7	R: 0 E: 0 K: 1 S: 5	H: 1 LOB: 1 BB: 1 P: 9	R: 1 E: 1 K: 1 S: 7	H: 1 LOB: 1 BB: 0 P: 7	R: 1 E: 0 K: 0 S: 5	H: 2 LOB: 2 BB: 1 P: 9	R: 3 E: 0 K: 2 S: 10	H: 3 LOB: 1 BB: 1 P: 14	R: 0 E: 0 K: 1 S: 6	H: 1 LOB: 1 BB: 0 P: 6	R: 0 E: 1 K: 0 S: 5	H: 1 LOB: 2 BB: 0 P: 5	R: 0 E: 0 K: 2 S: 9	H: 2 LOB: 2 BB: 0 P: 9	1B: 6 2B: 2 3B: 0 HR: 3	SF: 0 SAC: 2 DP: 0 HBP: 0	WP: 0 PB: 0 SB: 1 CS: 1	PA: 42			
PITCHER	IP	WLS	BF	H	R	ER	SO	BB	IBB	HBP	BLK	WP	HR	S	P	ERA	WHIP								
Steve Carlton, L ERA: 3.72 Rawly Eastwick, R ERA: 4.73 (1, 1) (7, 1)	6.0	L	28	7	5	5	7	3	0	0	0	0	3	39	51	7.50	1.667								

AB	37
R	5
H	11
RBI	5
BB	3
SO	10
LOB	18



Batter	1	2	3	4	5	6	7	8	9	AB	R	H	RBI	BB	SO	LOB	BOTTOM								
Pete Rose, S OBP: 0.399, SLG: 0.414 (1, 3)										4	1	2	0	0	0	1	<p>Cincinnati Reds @ Philadelphia Phillies</p> <p>Veterans Stadium, Philadelphia, PA</p> <p>Tue Aug 28 1979, 7:05 PM EDT</p> <p>Att: 31,113 - Unknown</p>								
Larry Bowa, S OBP: 0.316, SLG: 0.307 (1, 6)										4	0	1	0	0	0	1									
Mike Schmidt, R OBP: 0.395, SLG: 0.596 (1, 5)										3	0	0	1	0	0	2									
Greg Luzinski, R OBP: 0.355, SLG: 0.441 Rawly Eastwick, R OBP: 0.353, SLG: 0.475 (1, 7) (7, 1) (9, PH)										3	0	0	0	0	1	1									
Tim McCarver, L OBP: 0.341, SLG: 0.306 Dave Rader, L OBP: 0.291, SLG: 0.327 (1, 2) (7, 2)										2	0	0	0	0	0	0									
Garry Maddox, R OBP: 0.294, SLG: 0.424 (1, 8)										3	1	1	1	1	1	1									
Greg Gross, L OBP: 0.377, SLG: 0.395 (1, 9) (7, 7)										4	0	1	0	0	0	1									
Manny Trillo, R OBP: 0.288, SLG: 0.334 (1, 4)										3	0	0	0	0	0	2									
Steve Carlton, L OBP: 0.250, SLG: 0.263 Bake McBride, L OBP: 0.309, SLG: 0.398 (1, 1) (6, PH) (7, 9)										1	0	0	0	0	0	0									
										2	0	1	0	0	1	0									
Inning Stats	R: 0 E: 0 K: 0 S: 3	H: 0 LOB: 0 BB: 0 P: 3	R: 1 E: 0 K: 0 S: 4	H: 1 LOB: 0 BB: 0 P: 4	R: 0 E: 0 K: 0 S: 3	H: 1 LOB: 1 BB: 0 P: 3	R: 0 E: 0 K: 0 S: 3	H: 0 LOB: 0 BB: 0 P: 3	R: 0 E: 1 K: 2 S: 9	H: 1 LOB: 1 BB: 0 P: 9	R: 0 E: 0 K: 1 S: 5	H: 0 LOB: 0 BB: 0 P: 5	R: 0 E: 0 K: 0 S: 5	H: 2 LOB: 2 BB: 0 P: 5	R: 0 E: 0 K: 0 S: 4	H: 1 LOB: 1 BB: 0 P: 4	1B: 6 2B: 0 3B: 0 HR: 1	SF: 1 SAC: 0 DP: 1 HBP: 0	WP: 0 PB: 0 SB: 0 CS: 0	PA: 34					
PITCHER	IP	WLS	BF	H	R	ER	SO	BB	IBB	HBP	BLK	WP	HR	S	P	ERA	WHIP								
Frank Pastore, R ERA: 5.4 Tom Hume, R ERA: 2.73 (1, 1) (8, 1)	7.2	W	29	6	2	1	3	1	0	0	0	0	0	5	5	0.00	0.750								

AB	32
R	2
H	7
RBI	2
BB	1
SO	3
LOB	9



Batter	1	2	3	4	5	6	7	8	9	10	AB	R	H	RBI	BB	SO	LOB	TOP			
Dave Collins, S <small>(1, 9) OBP: 0.369, SLG: 0.415</small> Paul Blair, R <small>(9, 8) OBP: 0.213, SLG: 0.245</small>	 <small>0-0</small>	 <small>4-0</small>		 <small>0-0</small>		 <small>0-0</small>	 <small>0-0</small>			 <small>0-0</small>	<small>4 1 2 0 1 0 2</small> <small>1 0 0 0 0 0 0</small>										
Joe Morgan, L <small>(1, 4) OBP: 0.400, SLG: 0.391</small>	 <small>0-0</small>	 <small>0-0</small>		 <small>0-0</small>		 <small>0-0</small>	 <small>0-0</small>			 <small>4-0</small>	<small>4 0 2 2 1 0 2</small>										
Dave Concepcion, R <small>(1, 6) OBP: 0.351, SLG: 0.424</small>	 <small>0-0</small>	 <small>4-0</small>		 <small>0-0</small>	 <small>0-0</small>	 <small>0-0</small>			 <small>0-0</small>	<small>5 1 0 0 1 0 5</small>											
George Foster, R <small>(1, 7) OBP: 0.400, SLG: 0.572</small>	 <small>0-0</small>	 <small>0-3</small>		 <small>4-0</small>	 <small>0-0</small>	 <small>0-0</small>			 <small>4-0</small>	<small>4 1 1 2 2 1 5</small>											
Johnny Bench, R <small>(1, 2) OBP: 0.354, SLG: 0.441</small>	 <small>0-0</small>		 <small>0-0</small>		 <small>0-0</small>	 <small>0-0</small>			 <small>0-0</small>	<small>6 0 1 0 0 0 5</small>											
Ray Knight, R <small>(1, 5) OBP: 0.356, SLG: 0.440</small>	 <small>0-3</small>		 <small>0-3</small>		 <small>0-0</small>			 <small>0-0</small>	 <small>0-0</small>	<small>5 0 0 0 0 3 4</small>											
Dan Driessen, L <small>(1, 3) OBP: 0.324, SLG: 0.403</small>		 <small>0-3</small>	 <small>0-0</small>		 <small>1-3</small>	 <small>0-3</small>			 <small>0-0</small>	<small>5 0 1 1 0 2 0</small>											
Hector Cruz, R <small>(1, 8) OBP: 0.341, SLG: 0.391</small>		 <small>4-0</small>		 <small>0-3</small>	 <small>0-3</small>				 <small>0-0</small>	<small>4 2 1 0 1 2 2</small>											
Fred Norman, S <small>(1, 1) OBP: 0.241, SLG: 0.170</small> Rick Auerbach, R <small>(6, PH) OBP: 0.319, SLG: 0.321</small> Mario Soto, R <small>(6, 1) OBP: 0.500, SLG: 0.500</small> Tom Hume, R <small>(7, 1) OBP: 0.162, SLG: 0.186</small>	 <small>0-0</small>		 <small>0-0</small>		 <small>4-0</small>	 <small>0-0</small>			 <small>0-3</small>	<small>2 0 1 0 0 0 1</small> <small>0 1 0 0 1 0 0</small> <small>1 1 1 1 0 0 0</small> <small>1 0 0 0 0 1 0</small>											
Inning Stats	<small>R: 1 H: 2 E: 1 LOB: 2 K: 1 BB: 0 S: 8 P: 8</small>	<small>R: 1 H: 0 E: 1 LOB: 3 K: 2 BB: 3 S: 7 P: 20</small>	<small>R: 0 H: 0 E: 0 LOB: 0 K: 1 BB: 0 S: 5 P: 6</small>	<small>R: 0 H: 1 E: 0 LOB: 1 K: 1 BB: 1 S: 6 P: 6</small>	<small>R: 1 H: 2 E: 0 LOB: 1 K: 1 BB: 1 S: 7 P: 11</small>	<small>R: 2 H: 1 E: 1 LOB: 1 K: 0 BB: 1 S: 5 P: 9</small>	<small>R: 2 H: 4 E: 0 LOB: 2 K: 2 BB: 0 S: 11 P: 11</small>	<small>R: 0 H: 0 E: 0 LOB: 0 K: 0 BB: 0 S: 3 P: 3</small>	<small>R: 0 H: 0 E: 0 LOB: 0 K: 1 BB: 0 S: 5 P: 5</small>	<small>R: 0 H: 0 E: 0 LOB: 2 K: 0 BB: 2 S: 3 P: 11</small>	<small>1B: 8 2B: 2 3B: 0 HR: 0 SF: 1 SAC: 0 DP: 0 HBP: 0</small>	<small>WP: 0 PA: 50 PB: 0 SB: 1 CS: 0</small>									
PITCHER	<small>IP WLS BF H R ER SO BB IBB HBP BLK WP HR S P ERA WHIP</small>																				
Dan Schatzeder, L <small>(1, 1) ERA: 2.98</small> Stan Bahnsen, R <small>(2, 1) ERA: 3.26</small> Rudy May, L <small>(6, 1) ERA: 2.27</small> Elias Sosa, R <small>(7, 1) ERA: 2.0</small> Woodie Fryman, L <small>(9, 1) ERA: 2.98</small>	<small>1.2 12 2 2 0 2 3 0 0 0 0 0 13 25 0.00 3.000</small>	<small>3.1 14 3 1 1 4 1 0 0 0 0 0 21 25 2.70 1.200</small>	<small>1.0 6 1 2 0 0 1 0 0 0 0 0 5 9 0.00 2.000</small>	<small>2.0 10 4 2 2 2 0 0 0 0 0 0 14 14 9.00 2.000</small>	<small>2.0 W 8 0 0 0 1 2 0 0 0 0 0 8 16 0.00 1.000</small>																
Batter	1	2	3	4	5	6	7	8	9	10	AB	R	H	RBI	BB	SO	LOB	BOTTOM			
Warren Cromartie, L <small>(1, 7) OBP: 0.314, SLG: 0.410</small>	 <small>0-0</small>		 <small>0-0</small>		 <small>0-0</small>		 <small>4-0</small>		 <small>0-0</small>		<small>5 2 2 1 0 0 1</small>										
Dave Cash, R <small>(1, 4) OBP: 0.422, SLG: 0.500</small>	 <small>0-0</small>		 <small>0-0</small>		 <small>0-0</small>		 <small>4-0</small>		 <small>0-0</small>	<small>4 3 3 1 1 0 0</small>											
Andre Dawson, R <small>(1, 8) OBP: 0.304, SLG: 0.465</small>	 <small>0-0</small>		 <small>0-3</small>		 <small>0-0</small>		 <small>0-0</small>		 <small>0-0</small>	<small>5 2 2 4 0 1 1</small>											
Tony Perez, R <small>(1, 3) OBP: 0.330, SLG: 0.443</small>	 <small>0-0</small>			 <small>4-0</small>	 <small>0-0</small>		 <small>0-0</small>		 <small>0-0</small>	<small>4 0 0 0 1 0 3</small>											
Gary Carter, R <small>(1, 2) OBP: 0.319, SLG: 0.454</small>	 <small>0-0</small>			 <small>0-0</small>	 <small>0-0</small>		 <small>0-0</small>		 <small>0-0</small>	<small>4 0 2 1 0 0 1</small>											
Ellis Valentine, R <small>(1, 9) OBP: 0.299, SLG: 0.478</small>	 <small>0-3</small>			 <small>0-0</small>		 <small>0-3</small>	 <small>0-3</small>		 <small>0-0</small>	<small>5 0 0 0 0 3 5</small>											
Larry Parrish, R <small>(1, 5) OBP: 0.363, SLG: 0.538</small>		 <small>0-0</small>		 <small>0-0</small>		 <small>0-0</small>		 <small>0-0</small>		 <small>0-0</small>	<small>5 1 3 0 0 0 0</small>										
Chris Speier, R <small>(1, 6) OBP: 0.307, SLG: 0.303</small> Tom Hutton, L <small>(8, PH) OBP: 0.370, SLG: 0.380</small> Jim Mason, L <small>(9, 6) OBP: 0.243, SLG: 0.239</small>		 <small>0-3</small>		 <small>0-0</small>		 <small>0-0</small>		 <small>0-0</small>		 <small>0-0</small>	<small>2 0 0 0 1 1 2</small> <small>1 0 0 0 0 0 0</small> <small>1 0 0 0 0 0 1</small>										
Dan Schatzeder, L <small>(1, 1) ERA: 2.98</small> Stan Bahnsen, R <small>(2, 1) ERA: 3.26</small> Rudy May, L <small>(6, 1) ERA: 2.27</small> Elias Sosa, R <small>(7, 1) ERA: 2.0</small> Woodie Fryman, L <small>(9, 1) ERA: 2.98</small>	<small>5.0 6 2 4 4 1 2 0 0 0 0 0 1 30 34 7.20 1.400</small>	<small>1.0 6 2 1 1 1 2 0 0 0 0 0 1 6 14 9.00 4.000</small>	<small>3.1 L 16 6 3 3 1 0 0 0 0 0 0 18 18 8.10 1.800</small>																		
PITCHER	<small>IP WLS BF H R ER SO BB IBB HBP BLK WP HR S P ERA WHIP</small>																				
Fred Norman, L <small>(1, 1) ERA: 3.56</small> Mario Soto, R <small>(6, 1) ERA: 5.97</small> Tom Hume, R <small>(7, 1) ERA: 2.85</small>	<small>5.0 6 2 4 4 1 2 0 0 0 0 0 1 30 34 7.20 1.400</small>	<small>1.0 6 2 1 1 1 2 0 0 0 0 0 1 6 14 9.00 4.000</small>	<small>3.1 L 16 6 3 3 1 0 0 0 0 0 0 18 18 8.10 1.800</small>																		
Inning Stats	<small>R: 1 H: 2 E: 0 LOB: 2 K: 1 BB: 0 S: 8 P: 8</small>	<small>R: 0 H: 0 E: 0 LOB: 0 K: 2 BB: 0 S: 7 P: 7</small>	<small>R: 0 H: 0 E: 0 LOB: 0 K: 1 BB: 0 S: 5 P: 5</small>	<small>R: 0 H: 1 E: 0 LOB: 2 K: 0 BB: 1 S: 4 P: 8</small>	<small>R: 3 H: 3 E: 0 LOB: 0 K: 0 BB: 0 S: 6 P: 6</small>	<small>R: 0 H: 1 E: 0 LOB: 1 K: 1 BB: 1 S: 5 P: 9</small>	<small>R: 1 H: 2 E: 0 LOB: 2 K: 1 BB: 1 S: 7 P: 11</small>	<small>R: 0 H: 1 E: 0 LOB: 1 K: 0 BB: 0 S: 4 P: 4</small>	<small>R: 2 H: 2 E: 0 LOB: 0 K: 0 BB: 0 S: 5 P: 5</small>	<small>R: 1 H: 2 E: 0 LOB: 1 K: 0 BB: 0 S: 3 P: 3</small>	<small>1B: 7 2B: 4 3B: 2 HR: 2 SF: 1 SAC: 0 DP: 1 HBP: 0</small>	<small>WP: 0 PA: 45 PB: 1 SB: 1 CS: 0</small>									
PITCHER	<small>IP WLS BF H R ER SO BB IBB HBP BLK WP HR S P ERA WHIP</small>																				

Cincinnati Reds @ Montreal Expos
Olympic Stadium, Montreal, QB
Fri Aug 31 1979, 7:05 PM EDT
Att: 34,820 - Unknown

AB	42
R	7
H	10
RBI	6
BB	7
SO	9
LOB	26



Cincinnati Reds @ Montreal Expos
Olympic Stadium, Montreal, QB
Fri Aug 31 1979, 7:05 PM EDT
Att: 34,820 - Unknown

AB	41
R	8
H	14
RBI	8
BB	3
SO	6
LOB	16



Batter	1	2	3	4	5	6	7	8	9	AB	R	H	RBI	BB	SO	LOB	TOP				
Dave Collins, S (1, 9) OBP: 0.368, SLG: 0.413										4	0	1	0	0	1	0	Cincinnati Reds @ Montreal Expos Olympic Stadium, Montreal, QB Sat Sep 01 1979, 7:05 PM EDT Att: 42,752 - Unknown				
Junior Kennedy, R (1, 4) OBP: 0.354, SLG: 0.318										4	1	1	0	0	2	3					
Dave Concepcion, R (1, 6) OBP: 0.348, SLG: 0.421										4	0	0	0	0	1	4					
George Foster, R (1, 7) OBP: 0.401, SLG: 0.577										4	0	2	1	0	0	0					
Johnny Bench, R (1, 2) OBP: 0.365, SLG: 0.450										4	1	2	1	0	0	1					
Dan Driessen, L (1, 3) OBP: 0.323, SLG: 0.400										3	0	0	0	1	0	1					
Ray Knight, R (1, 5) OBP: 0.353, SLG: 0.436										4	0	0	0	0	0	1					
Cesar Geronimo, L (1, 8) OBP: 0.326, SLG: 0.354										3	0	2	0	0	0	0					
Tom Seaver, R (1, 1) OBP: 0.185, SLG: 0.332										0	0	0	0	0	0	0					
Manny Sarmiento, R (2, 1) OBP: 0.326, SLG: 0.329										1	0	0	0	0	0	0					
Rick Auerbach, R (5, PH) OBP: 0.326, SLG: 0.329										1	0	1	0	0	0	0					
Mario Soto, R (5, 1) OBP: 0.326, SLG: 0.329										0	0	0	0	0	0	0					
Harry Spilman, L (7, PH) OBP: 0.326, SLG: 0.329										1	0	0	0	0	0	1					
Dave Tomlin, L (7, 1) OBP: 0.326, SLG: 0.329										0	0	0	0	0	0	0					
Inning Stats	R: 1 E: 1 K: 2 S: 9	H: 3 LOB: 2 BB: 0 P: 9	R: 0 E: 0 K: 0 S: 3	H: 0 LOB: 0 BB: 0 P: 3	R: 0 E: 0 K: 1 S: 5	H: 0 LOB: 0 BB: 0 P: 5	R: 0 E: 0 K: 0 S: 4	H: 1 LOB: 1 BB: 0 P: 4	R: 0 E: 0 K: 1 S: 8	H: 3 LOB: 3 BB: 0 P: 8	R: 0 E: 0 K: 0 S: 3	H: 1 LOB: 0 BB: 1 P: 7	R: 0 E: 0 K: 0 S: 3	H: 0 LOB: 0 BB: 0 P: 3	R: 0 E: 0 K: 0 S: 3	H: 0 LOB: 0 BB: 0 P: 3	1B: 6 2B: 2 3B: 0 HR: 1	SF: 0 SAC: 0 DP: 2 HBP: 0	WP: 0 PB: 0 SB: 0 CS: 0	PA: 34	
PITCHER	IP	WLS	BF	H	R	ER	SO	BB	IBB	HBP	BLK	WP	HR	S	P	ERA	WHIP				
David Palmer, R (1, 1) ERA: 2.69	9.0	W	34	9	2	2	4	1	0	0	0	0	1	41	45	2.00	1.111				

AB	33
R	2
H	9
RBI	2
BB	1
SO	4
LOB	11



Batter	1	2	3	4	5	6	7	8	9	AB	R	H	RBI	BB	SO	LOB	BOTTOM				
Warren Cromartie, L (1, 7) OBP: 0.318, SLG: 0.415										4	2	4	0	0	0	0	Cincinnati Reds @ Montreal Expos Olympic Stadium, Montreal, QB Sat Sep 01 1979, 7:05 PM EDT Att: 42,752 - Unknown				
Dave Cash, R (1, 4) OBP: 0.412, SLG: 0.484										4	1	1	0	0	0	2					
Andre Dawson, R (1, 8) OBP: 0.303, SLG: 0.467										4	1	1	3	0	1	1					
Rusty Staub, L (1, 3) OBP: 0.338, SLG: 0.420										3	1	2	1	0	1	0					
Gary Carter, R (1, 2) OBP: 0.319, SLG: 0.451										3	1	0	0	1	0	1					
Ellis Valentine, R (1, 9) OBP: 0.300, SLG: 0.485										4	0	2	3	0	1	1					
Larry Parrish, R (1, 5) OBP: 0.362, SLG: 0.534										3	0	0	0	1	0	1					
Jim Mason, L (1, 6) OBP: 0.256, SLG: 0.282										4	0	2	0	0	1	2					
David Palmer, R (1, 1) OBP: 0.095, SLG: 0.050										3	1	0	0	0	2	2					
Inning Stats	R: 3 E: 0 K: 1 S: 8	H: 3 LOB: 1 BB: 1 P: 12	R: 4 E: 0 K: 0 S: 7	H: 4 LOB: 0 BB: 0 P: 7	R: 0 E: 0 K: 1 S: 5	H: 0 LOB: 0 BB: 0 P: 5	R: 0 E: 0 K: 1 S: 5	H: 1 LOB: 0 BB: 0 P: 5	R: 0 E: 0 K: 1 S: 6	H: 1 LOB: 1 BB: 0 P: 6	R: 0 E: 0 K: 1 S: 5	H: 0 LOB: 0 BB: 0 P: 5	R: 0 E: 0 K: 0 S: 3	H: 1 LOB: 1 BB: 1 P: 7	R: 0 E: 0 K: 0 S: 3	H: 0 LOB: 0 BB: 0 P: 7	1B: 6 2B: 5 3B: 2 HR: 0	SF: 1 SAC: 0 DP: 2 HBP: 0	WP: 1 PB: 0 SB: 0 CS: 0	PA: 35	
PITCHER	IP	WLS	BF	H	R	ER	SO	BB	IBB	HBP	BLK	WP	HR	S	P	ERA	WHIP				
Tom Seaver, R (1, 1) ERA: 3.34	1.1	L	12	7	7	7	1	0	0	0	0	0	0	13	17	47.25	6.000				
Manny Sarmiento, R (2, 1) ERA: 6.58	2.2		8	1	0	0	2	0	0	0	0	0	0	12	12	0.00	0.375				
Mario Soto, R (5, 1) ERA: 5.4	2.0		8	3	0	0	2	0	0	0	0	0	0	12	12	0.00	1.500				
Dave Tomlin, L (7, 1) ERA: 2.61	2.0		7	1	0	0	1	0	1	0	0	0	0	8	12	0.00	0.500				

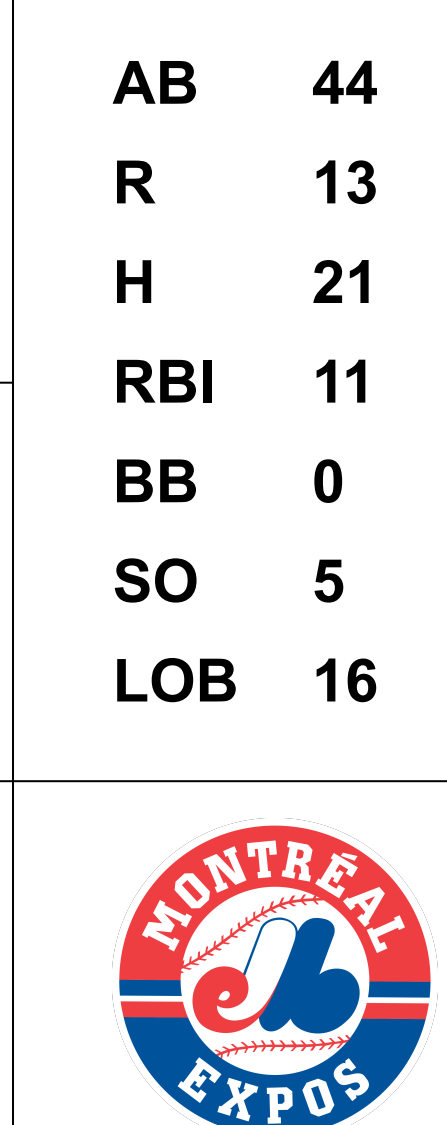


Batter	1	2	3	4	5	6	7	8	9	AB	R	H	RBI	BB	SO	LOB	TOP					
Dave Collins, S (1, 9) OBP: 0.370, SLG: 0.417	0-3 K			0-3 K		0-0 FC5 2H 2B		0-0 FC5-4 1-2 1B		4	0	2	1	0	2	0	<p>Cincinnati Reds @ Montreal Expos</p> <p>Olympic Stadium, Montreal, QB</p> <p>Sun Sep 02 1979, 3:33 AM EDT</p> <p>Att: 41,096 - Unknown</p>					
Junior Kennedy, R (1, 4) OBP: 0.348, SLG: 0.312	0-0 5-3			0-0 6-3		0-0 6-3		0-0 FC5-4 1-2 1B		4	0	0	0	0	0	3						
Dave Concepcion, R (1, 6) OBP: 0.348, SLG: 0.419	0-0 5-3			4-0 S BB		0-0 FC5 2-3			0-0 F7	2	0	0	0	1	0	1						
Dave Tomlin, L (6, 1) OBP: 0.500, SLG: 0.500	0-0 5-3									0	0	0	0	0	0	0						
Rick Auerbach, R (9, FH) OBP: 0.323, SLG: 0.325										1	0	0	0	0	0	0						
George Foster, R (1, 7) OBP: 0.398, SLG: 0.572		0-0 6-3		0-3 K					0-0 P4	3	0	0	0	0	1	1						
Hector Cruz, R (8, 7) OBP: 0.339, SLG: 0.388				1-2 K						1	0	0	0	0	0	0						
Dan Driessen, L (1, 3) OBP: 0.323, SLG: 0.398		0-3 K							0-0 L9	2	0	0	0	1	1	0						
Harry Spilman, L (7, 3) OBP: 0.373, SLG: 0.326										1	0	0	0	0	0	0						
Ray Knight, R (1, 5) OBP: 0.351, SLG: 0.433		0-0 F8								3	0	0	0	0	0	1						
Cesar Geronimo, L (1, 8) OBP: 0.323, SLG: 0.351				0-3 K2-3						3	0	0	0	0	1	0						
Vic Correll, R (1, 2) OBP: 0.316, SLG: 0.361										3	1	2	0	0	0	0						
Michael LaCoss, R (1, 1) OBP: 0.176, SLG: 0.154										0	0	0	0	0	0	0						
Paul Moskau, R (1, 1) OBP: 0.103, SLG: 0.108				6-3						0	0	0	0	0	0	0						
Manny Sarmiento, R (2, 1) OBP: 0.212, SLG: 0.243										1	0	0	0	0	0	0						
Paul Blair, R (6, FH) OBP: 0.212, SLG: 0.243										1	0	0	0	0	0	1						
Ron Oester, S (6, 6)										1	0	0	0	0	0	1						
Inning Stats	R: 0 E: 0 K: 1 S: 5	H: 0 LOB: 0 BB: 0 P: 5	R: 0 E: 0 K: 1 S: 5	H: 0 LOB: 0 BB: 0 P: 5	R: 0 E: 0 K: 1 S: 5	H: 0 LOB: 0 BB: 0 P: 5	R: 0 E: 0 K: 2 S: 7	H: 0 LOB: 1 BB: 0 P: 11	R: 0 E: 0 K: 0 S: 3	H: 0 LOB: 0 BB: 0 P: 3	R: 1 E: 0 K: 0 S: 5	H: 2 LOB: 1 BB: 0 P: 5	R: 0 E: 0 K: 0 S: 2	H: 0 LOB: 0 BB: 0 P: 6	R: 0 E: 0 K: 0 S: 5	H: 2 LOB: 2 BB: 0 P: 5	R: 0 E: 0 K: 0 S: 3	H: 0 LOB: 0 BB: 0 P: 3	1B: 2 2B: 2 3B: 0 HR: 0	SF: 0 SAC: 0 DP: 1 HBP: 0	WP: 0 PB: 0 SB: 1 CS: 0	PA: 32
PITCHER Steve Rogers, R (1, 1) ERA: 2.78	IP: 9.0 WLS: W BF: 32 H: 4 R: 1 ER: 1 SO: 5 BB: 2 IBB: 0 HBP: 0 BLK: 0 WP: 0 HR: 0 S: 40 P: 48 ERA: 1.00 WHIP: 0.667															PITCHER	IP: WLS: BF: H: R: ER: SO: BB: IBB: HBP: BLK: WP: HR: S: P: ERA: WHIP:					

AB	30
R	1
H	4
RBI	1
BB	2
SO	5
LOB	8



Batter	1	2	3	4	5	6	7	8	9	AB	R	H	RBI	BB	SO	LOB	BOTTOM										
Warren Cromartie, L (1, 7) OBP: 0.321, SLG: 0.417	0-0 1B			0-0 F7						5	1	3	0	0	0	0	<p>Cincinnati Reds @ Montreal Expos</p> <p>Olympic Stadium, Montreal, QB</p> <p>Sun Sep 02 1979, 3:33 AM EDT</p> <p>Att: 41,096 - Unknown</p>										
Dave Cash, R (1, 4) OBP: 0.397, SLG: 0.464	0-0 1B									5	1	1	0	0	0	4											
Andre Dawson, R (1, 8) OBP: 0.304, SLG: 0.473	0-0 E3 1B			0-3 K						5	2	2	2	0	2	0											
Tony Perez, R (1, 3) OBP: 0.333, SLG: 0.448	0-0 1B 1B			0-0 F9						5	3	3	1	0	0	0											
Gary Carter, R (1, 2) OBP: 0.324, SLG: 0.459	0-0 1B 1B									4	3	3	1	0	0	0											
Ellis Valentine, R (1, 9) OBP: 0.304, SLG: 0.487	0-0 1B									4	1	3	0	0	0	1											
Jerry White, S (6, FR) OBP: 0.376, SLG: 0.409	0-0 1B									1	0	0	0	0	1	2											
Larry Parrish, R (1, 5) OBP: 0.363, SLG: 0.536	0-0 1B									4	1	2	2	0	0	3											
Ken Macha, R (7, 5) OBP: 0.316, SLG: 0.371	0-0 1B									1	1	1	2	0	0	0											
Chris Speier, R (1, 6) OBP: 0.306, SLG: 0.301	0-0 G6-4-3									5	0	1	1	0	1	5											
Steve Rogers, R (1, 1) OBP: 0.197, SLG: 0.191	0-0 1B									5	0	2	2	0	1	1											
Inning Stats	R: 6 E: 1 K: 0 S: 11	H: 9 LOB: 2 BB: 0 P: 11	R: 4 E: 0 K: 1 S: 11	H: 6 LOB: 0 BB: 0 P: 11	R: 0 E: 0 K: 1 S: 6	H: 1 LOB: 2 BB: 0 P: 7	R: 0 E: 0 K: 0 S: 3	H: 0 LOB: 0 BB: 0 P: 3	R: 0 E: 0 K: 0 S: 4	H: 1 LOB: 2 BB: 0 P: 4	R: 0 E: 0 K: 0 S: 3	H: 0 LOB: 0 BB: 0 P: 3	R: 0 E: 0 K: 0 S: 13	H: 4 LOB: 1 BB: 0 P: 13	R: 3 E: 0 K: 3 S: 13	H: 4 LOB: 1 BB: 0 P: 13		1B: 16 2B: 3 3B: 1 HR: 1	SF: 0 SAC: 0 DP: 1 HBP: 1	WP: 0 PB: 1 SB: 1 CS: 0	PA: 45						
PITCHER Michael LaCoss, R (1, 1) ERA: 3.1	IP: 0.0 WLS: L BF: 7 H: 7 R: 6 ER: 6 SO: 0 BB: 0 IBB: 0 HBP: 0 BLK: 0 WP: 0 HR: 0 S: 7 P: 7 ERA: ∞ WHIP: ∞															PITCHER		IP: WLS: BF: H: R: ER: SO: BB: IBB: HBP: BLK: WP: HR: S: P: ERA: WHIP:									
Paul Moskau, R (1, 1) ERA: 3.69	1.0	7	5	3	3	0	0	0	0	0	1	7	7	27.00	5.000												
Manny Sarmiento, R (2, 1) ERA: 6.0	4.0	17	4	1	1	2	0	0	1	0	0	20	21	2.25	1.000												
Dave Tomlin, L (6, 1) ERA: 2.98	3.0	14	5	3	3	3	0	0	0	0	0	20	20	9.00	1.667												



Batter	1	2	3	4	5	6	7	8	9	AB	R	H	RBI	BB	SO	LOB	TOP										
Dave Collins, S (1, 9) OBP: 0.370, SLG: 0.415 Tom Hume, R (8, 1) OBP: 0.182, SLG: 0.186	E4		3-4-1 1B BB	F8			F8	E 1B		4	1	1	1	1	0	0											
Joe Morgan, L (1, 4) OBP: 0.397, SLG: 0.389	K		3-4-1		G3		HR 1B	E4		5	1	1	0	0	1	4											
Dave Concepcion, R (1, 6) OBP: 0.347, SLG: 0.416	G5-4-3 BB		5-3		F8		F8	4-3		4	0	0	0	1	0	5											
George Foster, R (1, 7) OBP: 0.398, SLG: 0.578	G5-4-3		1B 1B		6-3		HR		5-3	5	2	2	4	0	0	2											
Johnny Bench, R (1, 2) OBP: 0.363, SLG: 0.446		5-3	E5 1B		4-3		1B	K		5	0	1	0	0	1	1											
Dan Driessen, L (1, 3) OBP: 0.322, SLG: 0.396	4-3		1B		F9		G3	F8		5	0	1	1	0	0	1											
Ray Knight, R (1, 5) OBP: 0.354, SLG: 0.436	1B		F8		1B		1B	S 1B		4	1	3	0	0	0	2											
Cesar Geronimo, L (1, 8) OBP: 0.322, SLG: 0.350	G3		4-3		1B		6-3			4	0	1	0	0	0	2											
Bill Bonham, R (1, 1) OBP: 0.154, SLG: 0.192 Mario Soto, R (5, 1) OBP: 0.200, SLG: 0.500 Harry Simpson, L (6, PH) OBP: 0.345, SLG: 0.518 Doug Bair, R (6, 1) OBP: 0.357, SLG: 0.386 Hector Cruz, R (8, PH) OBP: 0.337, SLG: 0.386			3-4-1 1B 1B		5-3		F5	P6		2	1	1	0	0	0	0											
Inning Stats	R: 0 E: 1 K: 1 S: 5	H: 0 LOB: 1 BB: 1 P: 9	R: 0 E: 0 K: 0 S: 4	H: 1 LOB: 1 BB: 0 P: 4	R: 3 E: 1 K: 0 S: 7	H: 3 LOB: 2 BB: 1 P: 11	R: 0 E: 0 K: 0 S: 3	H: 0 LOB: 0 BB: 0 P: 3	R: 0 E: 0 K: 0 S: 3	H: 2 LOB: 2 BB: 0 P: 5	R: 2 E: 0 K: 0 S: 6	H: 3 LOB: 1 BB: 0 P: 6	R: 1 E: 1 K: 0 S: 6	H: 2 LOB: 2 BB: 0 P: 6	R: 0 E: 0 K: 1 S: 5	H: 0 LOB: 0 BB: 0 P: 5	1B: 10 2B: 0 3B: 0 HR: 1	SF: 0 SAC: 0 DP: 1 HBP: 0	WP: 0 PB: 0 SB: 2 CS: 0	PA: 42							
PITCHER	IP	WLS	BF	H	R	ER	SO	BB	IBB	HBP	BLK	WP	HR	S	P	ERA	WHIP										
Rick Matula, R (1, 1) ERA: 3.96	6.2		32	9	5	4	1	2	0	0	0	0	1	32	40	5.40	1.650										
Larry Bradford, L (7, 1) ERA:	0.1		1	0	0	0	0	0	0	0	0	0	0	1	1	0.00	0.000										
Gene Garber, R (8, 1) ERA: 4.38	2.0	L	9	2	1	1	1	0	0	0	0	0	0	11	11	4.50	1.000										

Cincinnati Reds @ Atlanta Braves
 Atlanta-Fulton County Stadium, Atlanta, GA
 Mon Sep 03 1979, 7:05 PM EDT
 Att: 3,139 - Cloudy - 80 F

AB	40
R	6
H	11
RBI	6
BB	2
SO	2
LOB	20



Batter	1	2	3	4	5	6	7	8	9	AB	R	H	RBI	BB	SO	LOB	BOTTOM										
Jerry Royster, R (1, 4) OBP: 0.331, SLG: 0.339	6-3		1B		SH1-3 1B		S SH E 1B		4-3	5	2	3	0	0	0	0											
Eddie Miller, S (1, 8) OBP: 0.500, SLG: 0.455	1-3 BB		1B		SH1-3		SH S		5-3	2	0	1	0	1	0	0											
Gary Matthews, R (1, 9) OBP: 0.370, SLG: 0.523	1-3		6-3		E S 1B		K			4	1	1	1	0	1	4											
Bob Horner, R (1, 5) OBP: 0.352, SLG: 0.550	F9			2B 1B	CS 1B		K			4	1	2	1	0	1	2											
Dale Murphy, R (1, 3) OBP: 0.364, SLG: 0.505		F9		F5	K		K			4	0	0	0	0	2	3											
Barry Bonnell, R (1, 7) OBP: 0.306, SLG: 0.432	6-3			1B 2B		G1		F8		4	1	1	0	0	0	0											
Joe Nolan, L (1, 2) OBP: 0.335, SLG: 0.366	F8			1B	1B		E1 1B	G3-6-3 BB		3	0	2	2	1	0	0											
Pepe Frias, R (1, 6) OBP: 0.300, SLG: 0.338 Rowland Office, L (6, PH) OBP: 0.323, SLG: 0.344 Darrel Chaney, S (9, 6) OBP: 0.242, SLG: 0.159			5-3		G6-4-3 1B		6-3	G3-6-3		3	0	1	0	0	0	1											
Rick Matula, R (1, 1) OBP: 0.063, SLG: 0.043 Larry Bradford, R (7, 1) Gene Garber, R (8, 1) OBP: 0.500, SLG: 0.333 Mike Lum, L (9, PH) OBP: 0.291, SLG: 0.319			K		G6-4-3		K		K	3	0	0	0	0	0	0											
Inning Stats	R: 0 E: 0 K: 0 S: 3	H: 0 LOB: 0 BB: 1 P: 7	R: 0 E: 0 K: 0 S: 3	H: 0 LOB: 0 BB: 0 P: 3	R: 0 E: 0 K: 1 S: 7	H: 2 LOB: 1 BB: 0 P: 7	R: 2 E: 0 K: 0 S: 6	H: 4 LOB: 1 BB: 0 P: 6	R: 2 E: 0 K: 1 S: 7	H: 3 LOB: 1 BB: 0 P: 7	R: 0 E: 1 K: 1 S: 6	H: 1 LOB: 1 BB: 0 P: 6	R: 1 E: 0 K: 3 S: 11	H: 1 LOB: 1 BB: 0 P: 11	R: 0 E: 0 K: 0 S: 2	H: 0 LOB: 0 BB: 1 P: 6	R: 0 E: 0 K: 1 S: 5	H: 0 LOB: 0 BB: 0 P: 5	1B: 10 2B: 2 3B: 0 HR: 0	SF: 0 SAC: 2 DP: 3 HBP: 0	WP: 0 PB: 0 SB: 4 CS: 1	PA: 38					
PITCHER	IP	WLS	BF	H	R	ER	SO	BB	IBB	HBP	BLK	WP	HR	S	P	ERA	WHIP										
Bill Bonham, R (1, 1) ERA: 3.94	4.1		22	9	4	3	1	1	0	0	0	0	0	23	27	6.23	2.308										
Mario Soto, R (5, 1) ERA: 5.26	0.2		1	0	0	0	1	0	0	0	0	0	0	3	3	0.00	0.000										
Doug Bair, R (6, 1) ERA: 3.65	2.0	W	9	2	1	0	4	0	0	0	0	0	0	17	17	0.00	1.000										
Tom Hume, R (8, 1) ERA: 2.81	2.0	S	6	0	0	0	1	1	0	0	0	0	0	7	11	0.00	0.500										

Cincinnati Reds @ Atlanta Braves
 Atlanta-Fulton County Stadium, Atlanta, GA
 Mon Sep 03 1979, 7:05 PM EDT
 Att: 3,139 - Cloudy - 80 F

AB	34
R	5
H	11
RBI	4
BB	2
SO	7
LOB	14



Batter	1	2	3	4	5	6	7	8	9	AB	R	H	RBI	BB	SO	LOB	TOP					
Dave Collins, S OBP: 0.370, SLG: 0.415 (1, 9)			4-3			FC3-6		K		5	1	2	0	0	1	1	Cincinnati Reds @ Atlanta Braves Atlanta-Fulton County Stadium, Atlanta, GA Tue Sep 04 1979, 7:05 PM EDT Att: 2,506 - Unknown					
Joe Morgan, L OBP: 0.397, SLG: 0.397 (1, 4)			K					F7		5	2	2	1	0	1	1						
Dave Concepcion, R OBP: 0.347, SLG: 0.416 (1, 6)			1-3							5	1	2	2	0	1	0						
George Foster, R OBP: 0.398, SLG: 0.576 (1, 7)				K						5	0	2	1	0	2	1						
Johnny Bench, R OBP: 0.364, SLG: 0.444 Ron Oester, S (9, PR)				5-3		P5				4	0	1	0	1	0	3						
Ray Knight, R OBP: 0.356, SLG: 0.440 (1, 5)										0	0	0	0	0	0	0						
Dan Driessen, L OBP: 0.325, SLG: 0.395 (1, 3)										5	1	3	1	0	0	3						
Hector Cruz, R OBP: 0.335, SLG: 0.378 Doug Bair, R (7, 1)										3	0	1	1	2	1	4						
Rick Auerbach, R OBP: 0.320, SLG: 0.321 (9, PH)										3	0	0	0	1	1	6						
Frank Pastore, R OBP: 0.200, SLG: 0.200 Mario Soto, R OBP: 0.600, SLG: 0.600 Cesar Geronimo, L OBP: 0.322, SLG: 0.348 (7, 8)										0	0	0	0	0	0	0						
Inning Stats	R: 0 E: 0 K: 0 S: 3	H: 1 LOB: 0 BB: 0 P: 3	R: 0 E: 0 K: 2 S: 9	H: 2 LOB: 3 BB: 1 P: 13	R: 0 E: 0 K: 1 S: 5	H: 0 LOB: 0 BB: 0 P: 5	R: 1 E: 0 K: 2 S: 9	H: 2 LOB: 1 BB: 0 P: 9	R: 3 E: 0 K: 0 S: 8	H: 5 LOB: 3 BB: 1 P: 12	R: 1 E: 0 K: 1 S: 6	H: 2 LOB: 0 BB: 0 P: 6	R: 0 E: 0 K: 0 S: 3	H: 0 LOB: 0 BB: 2 P: 11	R: 0 E: 0 K: 1 S: 5	H: 0 LOB: 0 BB: 1 P: 5	R: 1 E: 0 K: 1 S: 8	H: 3 LOB: 2 BB: 0 P: 8	1B: 13 2B: 1 3B: 0 HR: 1	SF: 0 SAC: 0 DP: 0 HBP: 0	WP: 0 PB: 0 SB: 1 CS: 2	PA: 44
PITCHER	IP WLS BF H R ER SO BB IBB HBP BLK WP HR S P ERA WHIP																					
Larry McWilliams, L ERA: 7.46 (1, 1)	4.0 20 8 4 4 5 0 1 0 0 0 0 0 29 33 9.00 2.000																					
Bo McLaughlin, R ERA: 4.96 (5, 1)	1.0 6 2 0 0 0 0 0 1 0 0 0 0 5 9 0.00 2.000																					
Adrian Devine, R ERA: 3.19 (6, 1)	1.0 4 2 1 1 1 0 0 0 0 0 0 1 6 6 9.00 2.000																					
Joey McLaughlin, R ERA: 2.26 (7, 1)	2.1 W 12 3 1 1 2 2 0 0 0 0 0 0 14 22 3.86 2.143																					
Larry Bradford, L ERA: (9, 1)	0.2 S 2 0 0 0 0 0 0 0 0 0 0 0 2 2 0.00 0.000																					

Batter	1	2	3	4	5	6	7	8	9	AB	R	H	RBI	BB	SO	LOB	BOTTOM			
Jerry Royster, R OBP: 0.330, SLG: 0.336 (1, 4)			L8			6-3				4	0	0	0	1	1	1	Cincinnati Reds @ Atlanta Braves Atlanta-Fulton County Stadium, Atlanta, GA Tue Sep 04 1979, 7:05 PM EDT Att: 2,506 - Unknown			
Eddie Miller, S OBP: 0.500, SLG: 0.467 (1, 8)				G3						4	1	2	0	0	0	1				
Gary Matthews, R OBP: 0.371, SLG: 0.523 (1, 9)										4	2	2	0	0	0	1				
Bob Horner, R OBP: 0.353, SLG: 0.552 (1, 5)										4	1	2	2	0	1	3				
Dale Murphy, R OBP: 0.363, SLG: 0.502 (1, 3)										2	1	0	1	1	0	3				
Barry Bonnell, R OBP: 0.308, SLG: 0.436 (1, 7)										4	1	2	1	0	0	1				
Joe Nolan, L OBP: 0.333, SLG: 0.364 (1, 2)										4	0	1	1	0	0	2				
Pepe Frias, R OBP: 0.300, SLG: 0.337 (1, 6)			F8							4	0	1	1	0	0	2				
Larry McWilliams, L OBP: 0.178, SLG: 0.200 (5, 1)										1	0	0	0	0	1	0				
Mike Lum, L OBP: 0.296, SLG: 0.337 Adrian Devine, R (8, 1)										0	0	0	0	0	0	0				
Rowland Office, L OBP: 0.322, SLG: 0.333 Joey McLaughlin, R OBP: 0.322, SLG: 0.333 Larry Bradford, R (9, 1)										1	0	0	0	0	1	0				
Inning Stats	R: 0 E: 0 K: 0 S: 2	H: 0 LOB: 1 BB: 1 P: 6	R: 0 E: 0 K: 0 S: 4	H: 1 LOB: 1 BB: 0 P: 4	R: 0 E: 0 K: 1 S: 5	H: 0 LOB: 0 BB: 0 P: 5	R: 2 E: 0 K: 1 S: 8	H: 3 LOB: 2 BB: 1 P: 12	R: 1 E: 0 K: 0 S: 6	H: 2 LOB: 1 BB: 0 P: 6	R: 3 E: 0 K: 0 S: 6	H: 3 LOB: 0 BB: 0 P: 6	R: 0 E: 0 K: 2 S: 7	H: 0 LOB: 0 BB: 0 P: 7	R: 0 E: 0 K: 2 S: 7	H: 0 LOB: 0 BB: 0 P: 7	1B: 8 2B: 3 3B: 0 HR: 1	SF: 1 SAC: 0 DP: 1 HBP: 0	WP: 0 PB: 0 SB: 1 CS: 0	PA: 37
PITCHER	IP WLS BF H R ER SO BB IBB HBP BLK WP HR S P ERA WHIP																			
Frank Pastore, R ERA: 5.45 (1, 1)	4.1 8 2 1 1 0 0 0 0 0 0 0 0 8 8 5.40 1.200																			
Mario Soto, R ERA: 5.27 (5, 1)	1.2 8 2 1 1 0 0 0 0 0 0 0 0 8 8 5.40 1.200																			
Doug Bair, R ERA: 3.89 (7, 1)	2.0 L 9 3 3 3 2 0 0 0 0 0 0 0 13 13 13.50 1.500																			



Batter	1	2	3	4	5	6	7	8	9	AB	R	H	RBI	BB	SO	LOB	TOP		
Max Venable, L OBP: 0.414, SLG: 0.375 (1, 9)	4-1 2B 1B BB	4-1 BB			0-0 B1-3		4-0 CS E BB		0-0 F8	2	1	0	0	3	0	0	San Francisco Giants @ Cincinnati Reds Riverfront Stadium, Cincinnati, OH Wed Sep 05 1979, 7:05 PM EDT Att: 20,867 - Unknown		
Rob Andrews, R OBP: 0.280, SLG: 0.278 (1, 4)	1-2 1B E BB	3-1 6-3			1-0 6-3		0-0 E9 CS		0-0 5-3	5	1	1	0	0	0	2			
Darrell Evans, L OBP: 0.354, SLG: 0.407 (1, 5)	2-2 FC3-6 E 2-3 3-H 1-3 1B		0-1 L9		1-0 HR 1B		0-3 K 1-2 2-3		0-0 4-3	5	1	2	1	0	1	2			
Mike Ivie, R OBP: 0.379, SLG: 0.594 (1, 3)	K		0-2 F8		1-1 HR		0-3 K			4	1	1	2	0	2	3			
Larry Herndon, R OBP: 0.300, SLG: 0.392 (1, 8)	1-2 E1 FC3-6 1-2 3-H		0-0 2B		1-1 F7			0-0 2B 1B		4	1	2	1	0	0	1			
Greg Johnston, L OBP: 0.238, SLG: 0.325 (1, 7)	FC3-6 1-2 2-3		0-1 4-3			2-3 K		0-0 2B		4	0	1	1	0	1	3			
Johnnie LetMaster, R OBP: 0.309, SLG: 0.322 (1, 6)	F9		0-0 E5		0-0 5-3			0-0 L3		4	0	0	0	0	0	3			
Dennis Littlejohn, R OBP: 0.273, SLG: 0.266 (1, 2)		1-1 F8		0-0 5-3		4-0 BB		0-0 6-3		3	0	0	0	1	0	1			
John Montefusco, R OBP: 0.175, SLG: 0.500 (5, PH) Tom Griffin, L OBP: 0.334, SLG: 0.396 (6, 1) Pedro Borbon, R OBP: 0.333, SLG: 0.600 (7, 1) Tom Griffin, L OBP: 0.333, SLG: 0.600 (8, PH) Bill North, S OBP: 0.285, SLG: 0.357 (8, 1) Gary Lavelle, S OBP: 0.290, SLG: 0.290 (8, 1)	6-3	3-2 6-3	0-1 F8	0-1 F8	0-3 K	0-3 K	0-0 6-3	0-0 6-3		2	0	0	0	0	0	0			
Inning Stats	R: 2 E: 1 K: 1 S: 18	H: 2 LOB: 2 BB: 1 P: 29	R: 0 E: 0 K: 0 S: 8	H: 0 LOB: 1 BB: 1 P: 19	R: 0 E: 0 K: 0 S: 9	H: 1 LOB: 0 BB: 0 P: 11	R: 0 E: 1 K: 0 S: 4	H: 0 LOB: 0 BB: 0 P: 4	R: 2 E: 0 K: 2 S: 7	H: 2 LOB: 1 BB: 1 P: 13	R: 0 E: 1 K: 2 S: 7	H: 0 LOB: 1 BB: 1 P: 11	R: 1 E: 0 K: 0 S: 5	H: 2 LOB: 1 BB: 0 P: 5	R: 0 E: 0 K: 0 S: 3	H: 0 LOB: 0 BB: 0 P: 3		1B: 3 2B: 4 3B: 0 HR: 1	SF: 0 SAC: 0 DP: 1 HBP: 0
PITCHER	IP WLS BF H R ER SO BB IBB HBP BLK WP HR S P ERA WHIP	IP WLS BF H R ER SO BB IBB HBP BLK WP HR S P ERA WHIP	IP WLS BF H R ER SO BB IBB HBP BLK WP HR S P ERA WHIP	IP WLS BF H R ER SO BB IBB HBP BLK WP HR S P ERA WHIP	IP WLS BF H R ER SO BB IBB HBP BLK WP HR S P ERA WHIP	IP WLS BF H R ER SO BB IBB HBP BLK WP HR S P ERA WHIP	IP WLS BF H R ER SO BB IBB HBP BLK WP HR S P ERA WHIP	IP WLS BF H R ER SO BB IBB HBP BLK WP HR S P ERA WHIP	IP WLS BF H R ER SO BB IBB HBP BLK WP HR S P ERA WHIP	IP WLS BF H R ER SO BB IBB HBP BLK WP HR S P ERA WHIP	IP WLS BF H R ER SO BB IBB HBP BLK WP HR S P ERA WHIP	IP WLS BF H R ER SO BB IBB HBP BLK WP HR S P ERA WHIP	IP WLS BF H R ER SO BB IBB HBP BLK WP HR S P ERA WHIP	IP WLS BF H R ER SO BB IBB HBP BLK WP HR S P ERA WHIP	IP WLS BF H R ER SO BB IBB HBP BLK WP HR S P ERA WHIP	IP WLS BF H R ER SO BB IBB HBP BLK WP HR S P ERA WHIP	IP WLS BF H R ER SO BB IBB HBP BLK WP HR S P ERA WHIP	IP WLS BF H R ER SO BB IBB HBP BLK WP HR S P ERA WHIP	

AB	35
R	5
H	7
RBI	5
BB	4
SO	5
LOB	17



Batter	1	2	3	4	5	6	7	8	9	AB	R	H	RBI	BB	SO	LOB	BOTTOM		
Dave Collins, S OBP: 0.372, SLG: 0.412 (1, 9)	1-0 L7		4-2 FC3-6 BB	4-2 BB		0-3 K		0-0 SH3-4		2	0	0	0	2	1	1	San Francisco Giants @ Cincinnati Reds Riverfront Stadium, Cincinnati, OH Wed Sep 05 1979, 7:05 PM EDT Att: 20,867 - Unknown		
Paul Blair, R OBP: 0.212, SLG: 0.243 (9, 8)								1-2 K		0	0	0	0	0	0	0			
Joe Morgan, L OBP: 0.393, SLG: 0.392 (1, 4)	1-2 F7		0-0 FC3-6 1B 1-2	1-1 4-3		0-0 P4		0-3 K		5	1	0	0	0	1	4			
Dave Concepcion, R OBP: 0.351, SLG: 0.416 (1, 6)	1-2 L3		4-0 1B 1-2 BB		4-2 HR BB		4-0 2B S BB	0-0 1B 2-H		2	2	1	0	3	0	0			
George Foster, R OBP: 0.397, SLG: 0.581 (1, 7)		3-3 K	0-2 F9		3-2 HR		0-3 K		1-2 K	4	1	1	2	0	2	3			
Johnny Bench, R OBP: 0.365, SLG: 0.444 (1, 2)		2-3 K	0-0 1B	1-3 2-H 1B	1-0 F3		4-0 2B BB			3	0	1	1	1	1	0			
Dan Driessen, L OBP: 0.328, SLG: 0.403 (1, 3)		0-0 E 2B	2-0 4-3		1-1 1B		0-0 1B	1-3 2-H 2B		4	1	3	1	0	0	2			
Ray Knight, R OBP: 0.357, SLG: 0.447 (1, 5)		2-2 E9 2-H 1B		0-0 HR	2-2 8-6-3		0-0 P5			4	1	2	2	0	0	3			
Cesar Geronimo, L OBP: 0.323, SLG: 0.346 (1, 8)		4-2 BB		4-1 B1-6-4 BB		0-0 F8		0-0 L9		2	0	0	0	2	0	2			
Fred Norman, S OBP: 0.233, SLG: 0.164 (1, 1) Mario Soto, R OBP: 0.687, SLG: 0.667 (6, 1) Tom Hume, R OBP: 0.182, SLG: 0.186 (8, 1) Hector Cruz, R OBP: 0.339, SLG: 0.378 (9, 9)	2-1 F5		0-0 B1-6-4		0-0 1B		4-0 SH3-4 1B BB			2	0	0	0	0	0	3			
Inning Stats	R: 0 E: 0 K: 0 S: 7	H: 0 LOB: 0 BB: 0 P: 10	R: 1 E: 1 K: 2 S: 19	H: 2 LOB: 2 BB: 1 P: 32	R: 1 E: 0 K: 0 S: 9	H: 1 LOB: 1 BB: 2 P: 19	R: 1 E: 0 K: 0 S: 8	H: 1 LOB: 1 BB: 2 P: 17	R: 2 E: 0 K: 1 S: 6	H: 2 LOB: 1 BB: 0 P: 6	R: 1 E: 0 K: 1 S: 6	H: 1 LOB: 2 BB: 2 P: 14	R: 0 E: 0 K: 1 S: 5	H: 1 LOB: 2 BB: 1 P: 9	R: 0 E: 0 K: 0 S: 3	H: 0 LOB: 0 BB: 0 P: 3	1B: 5 2B: 3 3B: 0 HR: 2	SF: 0 SAC: 1 DP: 2 HBP: 0	WP: 0 PA: 39 PB: 0 SB: 1 CS: 0
PITCHER	IP WLS BF H R ER SO BB IBB HBP BLK WP HR S P ERA WHIP	IP WLS BF H R ER SO BB IBB HBP BLK WP HR S P ERA WHIP	IP WLS BF H R ER SO BB IBB HBP BLK WP HR S P ERA WHIP	IP WLS BF H R ER SO BB IBB HBP BLK WP HR S P ERA WHIP	IP WLS BF H R ER SO BB IBB HBP BLK WP HR S P ERA WHIP	IP WLS BF H R ER SO BB IBB HBP BLK WP HR S P ERA WHIP	IP WLS BF H R ER SO BB IBB HBP BLK WP HR S P ERA WHIP	IP WLS BF H R ER SO BB IBB HBP BLK WP HR S P ERA WHIP	IP WLS BF H R ER SO BB IBB HBP BLK WP HR S P ERA WHIP	IP WLS BF H R ER SO BB IBB HBP BLK WP HR S P ERA WHIP	IP WLS BF H R ER SO BB IBB HBP BLK WP HR S P ERA WHIP	IP WLS BF H R ER SO BB IBB HBP BLK WP HR S P ERA WHIP	IP WLS BF H R ER SO BB IBB HBP BLK WP HR S P ERA WHIP	IP WLS BF H R ER SO BB IBB HBP BLK WP HR S P ERA WHIP	IP WLS BF H R ER SO BB IBB HBP BLK WP HR S P ERA WHIP	IP WLS BF H R ER SO BB IBB HBP BLK WP HR S P ERA WHIP	IP WLS BF H R ER SO BB IBB HBP BLK WP HR S P ERA WHIP	IP WLS BF H R ER SO BB IBB HBP BLK WP HR S P ERA WHIP	



Batter	1	2	3	4	5	6	7	8	9	AB	R	H	RBI	BB	SO	LOB	TOP				
Max Venable, L OBP: 0.394, SLG: 0.333 (1, 9)	4-2 SH1 BB		0-0 L9		0-0 G3		0-0 F9			3	0	0	0	1	0	0	San Francisco Giants @ Cincinnati Reds Riverfront Stadium, Cincinnati, OH Thu Sep 06 1979, 7:05 PM EDT Att: 20,935 - Unknown livebaseballscorecards.com				
Rob Andrews, R OBP: 0.289, SLG: 0.339 (1, 4)	1-1 SH1		0-0		0-0		0-0 F8			3	2	2	2	0	0	0					
Mike Ivie, R OBP: 0.375, SLG: 0.587 (1, 3)	2-3 K		0-3 K		0-0 5-3			0-0 F7		4	0	0	0	0	2	1					
Darrell Evans, L OBP: 0.355, SLG: 0.405 (1, 5)	4-0 BB			4-0 1B SF8 BB	0-3 K			0-0 F8		2	1	0	0	2	1	0					
Larry Herndon, R OBP: 0.303, SLG: 0.393 (1, 8)	3-2 F7			0-0 SF8 1B 1-2 1B		0-0 PB 1B		0-0 F7		4	0	2	0	0	0	2					
Greg Johnston, L OBP: 0.217, SLG: 0.295 (1, 7)		0-0 F9		0-3 K		0-0 F5		0-0 4-3		4	0	0	0	0	1	3					
Johnnie LetMaster, R OBP: 0.309, SLG: 0.321 (1, 6)		0-0 4-3		0-0 1-2 2-3 1B		0-0 F9		0-3 K		4	0	1	0	0	1	1					
Dennis Littlejohn, R OBP: 0.265, SLG: 0.260 (1, 2)		0-0 F8		0-0 SF8		0-3 K		0-0 F9		3	0	0	1	0	1	1					
Bob Knepper, L OBP: 0.203, SLG: 0.302 Tom Griffin, R OBP: 0.077, SLG: 0.077 Ed Plank, R ERA: 3.5 Terry Whitfield, L OBP: 0.343, SLG: 0.544 Al Holland, L ERA: 4.1 Roger Metzger, S OBP: 0.067, SLG: 0.313 Pedro Borbon, R OBP: 0.333, SLG: 0.333 (1, 1) (1, 1) (3, 1) (4, PH) (4, 1) (7, PH) (7, 1)			0-3 K		0-0 F7		0-0 1-3			0	0	0	0	0	0	0					
Inning Stats	R: 0 E: 0 K: 1 S: 11	H: 0 LOB: 2 BB: 2 P: 25	R: 0 E: 0 K: 0 S: 3	H: 0 LOB: 0 BB: 0 P: 3	R: 1 E: 0 K: 2 S: 8	H: 1 LOB: 0 BB: 0 P: 8	R: 1 E: 0 K: 1 S: 7	H: 2 LOB: 2 BB: 1 P: 11	R: 1 E: 0 K: 1 S: 6	H: 1 LOB: 1 BB: 0 P: 6	R: 0 E: 0 K: 0 S: 3	H: 0 LOB: 0 BB: 0 P: 3	R: 0 E: 0 K: 1 S: 5	H: 0 LOB: 0 BB: 0 P: 5	R: 0 E: 0 K: 1 S: 5	H: 0 LOB: 0 BB: 0 P: 5		1B: 3 2B: 0 3B: 0 HR: 2	SF: 1 SAC: 1 DP: 0 HBP: 0	WP: 0 PB: 1 SB: 0 CS: 0	PA: 35
PITCHER	IP	WLS	BF	H	R	ER	SO	BB	IBB	HBP	BLK	WP	HR	S	P	ERA	WHIP				
Tom Seaver, R ERA: 3.34 Manny Sarmiento, R ERA: 5.81	(1, 1) (9, 1)	8.0 1.0	W 3	32 0	5 0	3 0	6 1	3 0	0 0	0 0	0 0	0 0	2 5	47 5	65 5	3.38 0.00	1.000 0.000				

Batter	1	2	3	4	5	6	7	8	9	AB	R	H	RBI	BB	SO	LOB	BOTTOM				
Dave Collins, S OBP: 0.370, SLG: 0.407 (1, 9)	0-0 5-3		0-0 L3		0-0 L4		0-3 K			4	1	0	0	1	1	0	San Francisco Giants @ Cincinnati Reds Riverfront Stadium, Cincinnati, OH Thu Sep 06 1979, 7:05 PM EDT Att: 20,935 - Unknown livebaseballscorecards.com				
Joe Morgan, L OBP: 0.393, SLG: 0.390 Manny Sarmiento, R ERA: 5.81 (1, 4) (9, 1)	4-1 2B BB	0-0 HR	0-0 4-3		0-0 F3		0-0 F7			4	2	1	0	1	0	2					
Dave Concepcion, R OBP: 0.355, SLG: 0.426 (1, 6)	2-1 2B HR	0-0 HR	0-0 PB		0-3 K		4-0 2B 1B BB			4	3	3	4	1	1	0					
George Foster, R OBP: 0.399, SLG: 0.591 (1, 7)	2-2 HR	0-0 HR	0-3 K		4-0 PB BB		0-0 F8			4	2	2	2	1	1	2					
Johnny Bench, R OBP: 0.368, SLG: 0.454 Vic Correll, R OBP: 0.324, SLG: 0.371 (1, 2) (3, 2)	0-0 HR	0-0 FC5-4		4-0 FC5-4		0-0 F6		0-0 1B 2B		2	1	2	3	0	0	0					
Ray Knight, R OBP: 0.359, SLG: 0.450 Rick Auerbach, R OBP: 0.317, SLG: 0.310 (1, 5) (2, 5)	3-2 HR	0-0 FC5-4		0-0 FC5-4		0-0 F7		4-0 1B BB		1	1	1	0	0	0	0					
Dan Driessen, L OBP: 0.331, SLG: 0.411 (1, 3)	2-2 HR	0-0 F7		4-0 1-2 BB		0-0 6-3		0-0 1-2 2H 3H 1B		4	1	2	3	1	0	2					
Hector Cruz, R OBP: 0.337, SLG: 0.375 (1, 8)	0-3 K		0-0 4-3 2B 1B		0-0 F7		0-0 F7			4	1	1	0	0	1	2					
Tom Seaver, R OBP: 0.169, SLG: 0.308 Junior Kennedy, R OBP: 0.348, SLG: 0.312 (1, 1) (9, 4)	0-3 K		0-3 K		0-0 F4		0-0 5-3			4	0	0	0	0	2	3					
Inning Stats	R: 6 E: 0 K: 2 S: 21	H: 5 LOB: 0 BB: 1 P: 34	R: 3 E: 0 K: 0 S: 7	H: 4 LOB: 1 BB: 0 P: 7	R: 2 E: 0 K: 2 S: 9	H: 2 LOB: 1 BB: 1 P: 13	R: 0 E: 0 K: 0 S: 3	H: 0 LOB: 2 BB: 2 P: 11	R: 0 E: 0 K: 1 S: 5	H: 0 LOB: 1 BB: 1 P: 7	R: 0 E: 0 K: 1 S: 5	H: 0 LOB: 0 BB: 0 P: 5	R: 1 E: 0 K: 0 S: 4	H: 2 LOB: 2 BB: 2 P: 12	R: 1 E: 0 K: 0 S: 4	H: 2 LOB: 2 BB: 2 P: 12		1B: 5 2B: 4 3B: 0 HR: 4	SF: 0 SAC: 0 DP: 0 HBP: 0	WP: 0 PB: 2 SB: 0 CS: 0	PA: 43
PITCHER	IP	WLS	BF	H	R	ER	SO	BB	IBB	HBP	BLK	WP	HR	S	P	ERA	WHIP				
Bob Knepper, L ERA: 4.59 Tom Griffin, R ERA: 3.5 Ed Plank, R ERA: Al Holland, L ERA: Pedro Borbon, R ERA: 4.15	(1, 1) (1, 1) (3, 1) (4, 1) (7, 1)	0.1 2.0 0.2 3.0 2.0	L 12 3 12 9	7 5 1 0 2	5 5 0 0 1	6 5 0 0 1	6 3 1 0 1	0 1 0 3 2	0 0 0 0 0	0 0 0 0 0	0 0 0 0 0	0 0 0 0 0	0 2 0 0 0	15 17 5 11 9	28 21 5 23 17	162.00 22.50 0.00 0.00 4.50	18.000 3.000 1.500 1.000 2.000				

Batter	1	2	3	4	5	6	7	8	9	AB	R	H	RBI	BB	SO	LOB	TOP										
Davey Lopes, R OBP: 0.374, SLG: 0.481 (1, 4)	F8		E9 SF8			F8		K		4	1	1	1	1	1	3	Los Angeles Dodgers @ Cincinnati Reds Riverfront Stadium, Cincinnati, OH Fri Sep 07 1979, 7:05 PM EDT Att: 33,937 - Unknown										
Derrel Thomas, S OBP: 0.334, SLG: 0.364 (1, 8)	G1-6-3 HBP		SF8	F7			FC4-6	K		3	0	1	1	0	1	6											
Steve Garvey, R OBP: 0.346, SLG: 0.486 (1, 3)	G1-6-3		6-3		6-3		FC4-6		1B SF8 1B	5	1	1	0	0	0	2											
Ron Cey, R OBP: 0.384, SLG: 0.485 (1, 5)		6-3		2B 4-3 BB			F8		1B 1B 1B	4	2	2	1	1	0	1											
Dusty Baker Jr., R OBP: 0.342, SLG: 0.470 (1, 7)				1B WP 2B			2-3		P3	3	1	1	0	2	0	3											
Joe Ferguson, R OBP: 0.374, SLG: 0.448 Ted Martinez, R OBP: 0.338, SLG: 0.364 Steve Yeager, R OBP: 0.291, SLG: 0.384 (8, 2)	F9		4-3		FC5-4					4	0	1	1	0	0	3											
Gary Thomasson, L OBP: 0.348, SLG: 0.412 (1, 9)			1-3		F7			SH2-4 BB	1B	1	0	1	0	0	0	0											
Bill Russell, R OBP: 0.289, SLG: 0.347 (1, 6)			E	WP 1B IBB		F3		SH2-4		3	1	2	0	1	0	0											
Charlie Hough, R OBP: 0.176, SLG: 0.214 Ken Brett, L OBP: 0.326, SLG: 0.300 Lerrin LaGrow, R OBP: 0.152, SLG: 0.422 Bobby Castillo, R OBP: 0.307, SLG: 0.325 Manny Mota, R OBP: 0.307, SLG: 0.325 Gerry Hahnahs, L OBP: 0.307, SLG: 0.325 (9, 1)			K		WP	K			F9	3	0	1	0	0	2	1											
Inning Stats	R: 0 E: 0 K: 0 S: 2	H: 0 LOB: 0 BB: 0 P: 3	R: 0 E: 0 K: 1 S: 5	H: 0 LOB: 1 BB: 1 P: 9	R: 2 E: 1 K: 1 S: 7	H: 2 LOB: 0 BB: 0 P: 7	R: 2 E: 0 K: 0 S: 5	H: 2 LOB: 3 BB: 3 P: 17	R: 1 E: 0 K: 0 S: 4	H: 1 LOB: 1 BB: 1 P: 8	R: 0 E: 0 K: 1 S: 5	H: 0 LOB: 0 BB: 0 P: 5	R: 0 E: 0 K: 0 S: 4	H: 1 LOB: 1 BB: 0 P: 4	R: 0 E: 0 K: 2 S: 8	H: 1 LOB: 3 BB: 2 P: 16		R: 1 E: 0 K: 0 S: 7	H: 4 LOB: 3 BB: 0 P: 7	1B: 8 2B: 2 3B: 0 HR: 1	SF: 2 SAC: 1 DP: 1 HBP: 1	WP: 1 PB: 0 SB: 1 CS: 0	PA: 45				
PITCHER	IP	WLS	BF	H	R	ER	SO	BB	IBB	HBP	BLK	WP	HR	S	P	ERA	WHIP										
Michael LaCoss, R ERA: 3.21 (1, 1)	5.0		25	5	5	4	2	4	1	1	0	1	1	23	44	7.20	1.800										
Manny Sarmiento, R ERA: 5.45 (6, 1)	2.0		7	1	0	0	1	0	0	0	0	0	0	9	9	0.00	0.500										
Doug Bair, R ERA: 3.84 (8, 1)	1.0		6	1	0	0	2	1	1	0	0	0	0	8	16	0.00	2.000										
Tom Hume, R ERA: 2.81 (9, 1)	1.0	L	7	4	1	1	0	0	0	0	0	0	0	7	7	9.00	4.000										

Batter	1	2	3	4	5	6	7	8	9	AB	R	H	RBI	BB	SO	LOB	BOTTOM										
Dave Collins, S OBP: 0.371, SLG: 0.408 (1, 9)	K									4	0	2	0	0	1	1	Los Angeles Dodgers @ Cincinnati Reds Riverfront Stadium, Cincinnati, OH Fri Sep 07 1979, 7:05 PM EDT Att: 33,937 - Unknown										
Sam Mejias, R OBP: 0.286, SLG: 0.167 Doug Bair, R (7, 1)							FC6-4 1B	6-3		0	1	0	0	0	0	0											
Hector Cruz, R OBP: 0.335, SLG: 0.373 Tom Hume, R OBP: 0.182, SLG: 0.186 (8, 1)			S				FC6-4 1B			1	0	0	0	0	0	0											
Joe Morgan, L OBP: 0.395, SLG: 0.393 (1, 4)	PB 1B		K				FC6-4 1B		K	5	0	3	0	0	2	1											
Dave Concepcion, R OBP: 0.354, SLG: 0.423 (1, 6)	6-3						FC6-4		K	4	0	0	0	1	1	5											
George Foster, R OBP: 0.399, SLG: 0.591 (1, 7)	P4		F9				3-1 BB		K	5	1	2	1	0	1	3											
Johnny Bench, R OBP: 0.367, SLG: 0.450 (1, 2)							3-1 BB			3	0	0	0	1	0	3											
Dan Driessen, L OBP: 0.332, SLG: 0.418 (1, 3)							3-1			4	2	2	1	0	1	2											
Harry Spilman, L OBP: 0.174, SLG: 0.152 Rick Auerbach, R OBP: 0.320, SLG: 0.337 (6, 1)							6-3			2	0	0	0	0	0	0											
Cesar Geronimo, L OBP: 0.320, SLG: 0.342 (1, 8)							6-3			2	1	1	2	0	0	1											
Michael LaCoss, R OBP: 0.174, SLG: 0.152 Rafael Santo Domingo, S (6, 1)										1	0	0	0	0	0	0											
Manny Sarmiento, R Paul Blair, R OBP: 0.209, SLG: 0.241 (7, 1)										0	0	0	0	0	0	0											
Inning Stats	R: 0 E: 0 K: 1 S: 6	H: 1 LOB: 1 BB: 0 P: 6	R: 1 E: 0 K: 0 S: 4	H: 1 LOB: 0 BB: 0 P: 4	R: 0 E: 0 K: 1 S: 6	H: 1 LOB: 2 BB: 1 P: 10	R: 0 E: 0 K: 1 S: 5	H: 0 LOB: 0 BB: 0 P: 5	R: 0 E: 0 K: 0 S: 4	H: 1 LOB: 2 BB: 1 P: 8	R: 1 E: 0 K: 0 S: 4	H: 1 LOB: 1 BB: 1 P: 8	R: 1 E: 0 K: 1 S: 8	H: 3 LOB: 3 BB: 0 P: 8	R: 2 E: 0 K: 1 S: 7	H: 2 LOB: 0 BB: 0 P: 7	R: 0 E: 0 K: 3 S: 9	H: 0 LOB: 0 BB: 0 P: 9	1B: 7 2B: 1 3B: 1 HR: 1	SF: 1 SAC: 0 DP: 0 HBP: 0	WP: 0 PB: 1 SB: 1 CS: 0	PA: 40					
PITCHER	IP	WLS	BF	H	R	ER	SO	BB	IBB	HBP	BLK	WP	HR	S	P	ERA	WHIP										
Charlie Hough, R ERA: 4.89 (1, 1)	5.0		23	5	2	2	3	3	0	0	0	0	0	10	10	5.40	1.600										
Ken Brett, L ERA: 3.76 (7, 1)	0.1		1	0	0	0	0	0	0	0	0	0	0	1	1	0.00	0.000										
Lerrin LaGrow, R ERA: 6.04 (8, 1)	1.0	W	5	2	2	2	1	0	0	0	0	0	0	7	7	18.00	2.000										
Bobby Castillo, R ERA: 1.0 Gerry Hahnahs, L ERA (9, 1)	1.0	S	3	0	0	0	3	0	0	0	0	0	0	9	9	0.00	0.000										

Batter	1	2	3	4	5	6	7	8	9	AB	R	H	RBI	BB	SO	LOB	TOP							
Davey Lopes, R (1,4) OBP: 0.374, SLG: 0.479	4-0 BB G4-6-3		0-0 1B FC6-5		0-0 P6		0-3 K		0-0 FC6	4	0	1	0	1	1	3	Los Angeles Dodgers @ Cincinnati Reds Riverfront Stadium, Cincinnati, OH Sat Sep 08 1979, 3:33 AM EDT Att: 40,345 - Unknown							
Bill Russell, R (1,6) OBP: 0.289, SLG: 0.346	0-0 G4-6-3 1-2f		0-0 FC6-5 1-2 2-3f		0-0 F8			0-0 2B 1B		4	1	1	0	0	0	4								
Steve Garvey, R (1,3) OBP: 0.344, SLG: 0.483	0-0 4-3		0-0 4-3		0-0 F3			0-3 K		4	0	0	0	0	1	4								
Ron Cey, R (1,5) OBP: 0.386, SLG: 0.489		0-0 G4-6-3 1B		4-0 6-3 BB		0-0 4-3		0-0 1H 2B		3	0	2	1	1	0	0								
Dusty Baker Jr., R (1,7) OBP: 0.339, SLG: 0.466	0-0 G4-6-3 1-2f		0-0 6-3		0-0 F9			0-0 E6 G5-4-3		4	0	0	0	0	0	3								
Joe Ferguson, R (1,9) OBP: 0.373, SLG: 0.446	0-0 1B		0-0 L9		0-0 P4			0-0 G5-4-3 1-2f		4	0	1	0	0	0	3								
Derrel Thomas, S (1,8) OBP: 0.338, SLG: 0.363	0-0 4-3		0-0 FC6-4 BB		4-0 BB BB		4-0 BB	4-0 FC6 BB		1	0	0	0	3	0	1								
Steve Yeager, R (1,2) OBP: 0.288, SLG: 0.380		0-0 1-3	0-0 FC6-4 1-2f		0-0 F8			0-0 F8		3	0	0	0	0	0	3								
Vic Davallo, L (9,PH) OBP: 0.238, SLG: 0.211			0-0 1-3	0-0 FC6-4 1-2f			0-0 F8		0-0 F8	1	0	0	0	0	0	1								
Jerry Reuss, L (1,1) OBP: 0.189, SLG: 0.147			0-0 FC6-5 1B		4-0 BB		0-0 P6		0-0 F7	1	0	1	0	1	0	0								
Gary Thomasson, L (7,PH) OBP: 0.344, SLG: 0.411										1	0	0	0	0	0	1								
Dave Patterson, R (7,1) OBP: 0.320, SLG: 0.411										0	0	0	0	0	0	0								
Von Joshua, L (9,PH) OBP: 0.320, SLG: 0.419										1	0	0	0	0	0	1								
Inning Stats	R: 0 E: 0 K: 0 S: 2	H: 0 LOB: 0 BB: 1 P: 6	R: 0 E: 0 K: 0 S: 4	H: 2 LOB: 1 BB: 0 P: 4	R: 0 E: 0 K: 0 S: 5	H: 2 LOB: 2 BB: 0 P: 5	R: 0 E: 0 K: 0 S: 3	H: 0 LOB: 2 BB: 2 P: 11	R: 0 E: 0 K: 0 S: 3	H: 0 LOB: 0 BB: 1 P: 7	R: 0 E: 0 K: 0 S: 3	H: 0 LOB: 0 BB: 0 P: 3	R: 0 E: 0 K: 1 S: 5	H: 2 LOB: 1 BB: 0 P: 9	R: 1 E: 1 K: 1 S: 7	H: 2 LOB: 1 BB: 0 P: 7	R: 0 E: 0 K: 0 S: 3	H: 0 LOB: 1 BB: 1 P: 7	1B: 5 2B: 1 3B: 0 HR: 0	SF: 0 SAC: 0 DP: 3 HBP: 0	WP: 0 PB: 0 SB: 0 CS: 0	PA: 37		
PITCHER	IP WLS BF H R ER SO BB IBB HBP BLK WP HR S P ERA WHIP	7.1 W 31 6 1 1 2 5 0 0 0 0 0 0 30 50 1.23 1.500	8.1 S 6 0 0 0 0 1 0 0 0 0 0 0 5 9 0.00 0.600																					

Batter	1	2	3	4	5	6	7	8	9	AB	R	H	RBI	BB	SO	LOB	BOTTOM						
Dave Collins, S (1,9) OBP: 0.367, SLG: 0.403	0-3 K		0-0 6-3		0-3 K		0-0 F8			4	0	0	0	0	2	2	Los Angeles Dodgers @ Cincinnati Reds Riverfront Stadium, Cincinnati, OH Sat Sep 08 1979, 3:33 AM EDT Att: 40,345 - Unknown						
Cesar Geronimo, L (8,8) OBP: 0.320, SLG: 0.342										0	0	0	0	0	0	0							
Sam Mejias, R (9,8) OBP: 0.286, SLG: 0.167										0	0	0	0	0	0	0							
Joe Morgan, L (1,4) OBP: 0.392, SLG: 0.389	0-0 6-3			0-0 F7	0-0 E4 1B 1-2		0-0 4-3			4	1	0	0	0	0	2							
Dave Concepcion, R (1,6) OBP: 0.357, SLG: 0.424	4-0 BB			0-0 S 1B	0-0 BB 1B 1-3 2-H 3-H		0-3 K			3	0	2	2	1	1	0							
George Foster, R (1,7) OBP: 0.400, SLG: 0.590	0-3 K			0-0 F9	0-0 BB 1B 1-2 3-H			0-0 CS 1B		4	0	2	1	0	1	2							
Johnny Bench, R (1,2) OBP: 0.366, SLG: 0.447		0-0 6-3		0-0 P6	4-0 BB 1-2 2-3			0-0 F8 1-2		3	0	0	0	1	0	2							
Ray Knight, R (1,5) OBP: 0.358, SLG: 0.449		0-0 4-3						0-3 K		3	1	1	0	0	0	3							
Rick Auerbach, R (6,5) OBP: 0.317, SLG: 0.333										1	0	0	0	0	1	0							
Dan Driessen, L (1,3) OBP: 0.332, SLG: 0.416		0-0 F8			4-0 SH 1B 1-2	0-0 F3				2	1	0	0	1	0	0							
Hector Cruz, R (1,8) OBP: 0.330, SLG: 0.366			0-3 K		0-0 F8	0-3 K				3	0	0	0	0	2	2							
Bill Bonham, R (1,1) OBP: 0.148, SLG: 0.185			0-0 6-3		0-0 SH 1B 1-3 2-H	0-0 F7				2	1	0	0	0	0	0							
Tom Hume, R (8,1) OBP: 0.182, SLG: 0.186										0	0	0	0	0	0	0							
Inning Stats	R: 0 E: 0 K: 2 S: 7	H: 0 LOB: 1 BB: 1 P: 11	R: 0 E: 0 K: 0 S: 3	H: 0 LOB: 0 BB: 0 P: 3	R: 0 E: 0 K: 1 S: 5	H: 0 LOB: 0 BB: 0 P: 5	R: 0 E: 0 K: 0 S: 4	H: 1 LOB: 1 BB: 0 P: 4	R: 4 E: 2 K: 1 S: 10	H: 3 LOB: 3 BB: 2 P: 18	R: 0 E: 0 K: 1 S: 5	H: 0 LOB: 0 BB: 0 P: 5	R: 0 E: 0 K: 1 S: 5	H: 1 LOB: 0 BB: 0 P: 5	R: 0 E: 0 K: 1 S: 5	H: 1 LOB: 0 BB: 0 P: 5	1B: 5 2B: 0 3B: 0 HR: 0	SF: 0 SAC: 1 DP: 0 HBP: 0	WP: 0 PB: 0 SB: 1 CS: 1	PA: 33			
PITCHER	IP WLS BF H R ER SO BB IBB HBP BLK WP HR S P ERA WHIP	6.0 L 27 4 4 0 0 3 0 0 0 0 0 0 34 46 0.00 1.167	2.0 6 1 0 0 2 0 0 0 0 0 0 0 0 10 10 0.00 0.500																				



Batter	1	2	3	4	5	6	7	8	9	AB	R	H	RBI	BB	SO	LOB	TOP			
Davey Lopes, R (1,4) OBP: 0.373, SLG: 0.478										3	0	1	1	0	0	0	Los Angeles Dodgers @ Cincinnati Reds Riverfront Stadium, Cincinnati, OH Sun Sep 09 1979, 3:33 AM EDT Att: 39,066 - Unknown			
Bill Russell, R (1,6) OBP: 0.288, SLG: 0.344										3	0	0	0	0	0	1				
Steve Garvey, R (1,3) OBP: 0.345, SLG: 0.487										3	1	1	1	1	1	1				
Ron Cey, R (1,5) OBP: 0.387, SLG: 0.493										4	1	2	0	0	1	1				
Von Joshua, L (9, PR) OBP: 0.320, SLG: 0.419										0	0	0	0	0	0	0				
Mickey Hatcher, R (9, 5) OBP: 0.407, SLG: 0.481										0	0	0	0	0	0	0				
Dusty Baker Jr., R (1,7) OBP: 0.339, SLG: 0.464										4	0	1	0	0	0	2				
Joe Ferguson, R (1,9) OBP: 0.372, SLG: 0.445										3	0	1	1	0	1	2				
Derrel Thomas, S (1,8) OBP: 0.338, SLG: 0.360										3	0	0	0	1	1	2				
Steve Yeager, R (1,2) OBP: 0.288, SLG: 0.381										4	1	1	0	0	2	3				
Rick Sutcliffe, L (1,1) OBP: 0.230, SLG: 0.315										2	0	0	0	0	1	0				
Vic Davallilo, L (8, PH) OBP: 0.227, SLG: 0.200										1	0	0	0	0	0	1				
Lerrin LaGrow, R (8, 1)										0	0	0	0	0	0	0				
Inning Stats	R: 0 E: 0 K: 0 S: 3	H: 1 LOB: 0 BB: 3 P: 3	R: 1 E: 0 K: 0 S: 4	H: 2 LOB: 0 BB: 4 P: 4	R: 0 E: 0 K: 1 S: 5	H: 0 LOB: 0 BB: 0 P: 5	R: 0 E: 0 K: 1 S: 5	H: 0 LOB: 1 BB: 0 P: 9	R: 0 E: 0 K: 1 S: 5	H: 0 LOB: 0 BB: 0 P: 5	R: 1 E: 0 K: 0 S: 7	H: 2 LOB: 1 BB: 0 P: 7	R: 1 E: 0 K: 1 S: 6	H: 1 LOB: 1 BB: 0 P: 7	R: 0 E: 0 K: 2 S: 8	H: 1 LOB: 3 BB: 1 P: 12	1B: 3 2B: 3 3B: 0 HR: 1	SF: 2 SAC: 0 DP: 2 HBP: 1	WP: 0 PB: 1 SB: 0 CS: 0	PA: 35
PITCHER	IP WLS BF H R ER SO BB IBB HBP BLK WP HR S P ERA WHIP																			
Fred Norman, L (1,1) ERA: 3.62	7.0 L 25 5 2 2 4 1 0 0 0 0 1 32 36 2.57 0.857																			
Doug Bair, R (8,1) ERA: 3.86	2.0 10 2 1 1 3 1 0 1 0 0 0 14 19 4.50 1.500																			

Batter	1	2	3	4	5	6	7	8	9	AB	R	H	RBI	BB	SO	LOB	BOTTOM			
Dave Collins, S (1,9) OBP: 0.362, SLG: 0.397										5	0	0	0	0	0	5	Los Angeles Dodgers @ Cincinnati Reds Riverfront Stadium, Cincinnati, OH Sun Sep 09 1979, 3:33 AM EDT Att: 39,066 - Unknown			
Joe Morgan, L (1,4) OBP: 0.391, SLG: 0.386										3	0	0	0	1	1	4				
Dave Concepcion, R (1,6) OBP: 0.358, SLG: 0.424										3	0	1	0	1	1	1				
George Foster, R (1,7) OBP: 0.396, SLG: 0.584										4	0	0	0	0	0	3				
Johnny Bench, R (1,2) OBP: 0.365, SLG: 0.445										4	1	1	0	0	0	1				
Dan Driessen, L (1,3) OBP: 0.333, SLG: 0.419										4	0	2	0	0	0	1				
Ray Knight, R (1,5) OBP: 0.242, SLG: 0.161										4	0	1	0	0	1	3				
Ron Oester, S (9, PR)										0	0	0	0	0	0	0				
Hector Cruz, R (1,8) OBP: 0.333, SLG: 0.365										3	0	1	0	1	1	2				
Fred Norman, S (1,1) OBP: 0.242, SLG: 0.161										1	0	0	1	1	0	1				
Rafael Santo Domingo, S (7, PH)										1	0	0	0	0	0	1				
Doug Bair, R (8, 1)										0	0	0	0	0	0	0				
Harry Spilman, L (9, PH) OBP: 0.345, SLG: 0.298										1	0	0	0	0	0	1				
Inning Stats	R: 0 E: 0 K: 0 S: 3	H: 0 LOB: 1 BB: 1 P: 7	R: 1 E: 0 K: 2 S: 9	H: 2 LOB: 3 BB: 2 P: 17	R: 0 E: 0 K: 1 S: 5	H: 0 LOB: 0 BB: 0 P: 5	R: 0 E: 0 K: 1 S: 6	H: 1 LOB: 1 BB: 0 P: 6	R: 0 E: 0 K: 0 S: 4	H: 1 LOB: 1 BB: 0 P: 4	R: 0 E: 0 K: 0 S: 3	H: 1 LOB: 1 BB: 0 P: 4	R: 0 E: 0 K: 0 S: 3	H: 0 LOB: 1 BB: 1 P: 7	R: 0 E: 0 K: 0 S: 4	H: 1 LOB: 1 BB: 0 P: 4	1B: 5 2B: 1 3B: 0 HR: 0	SF: 0 SAC: 0 DP: 0 HBP: 0	WP: 1 PB: 0 SB: 1 CS: 0	PA: 37
PITCHER	IP WLS BF H R ER SO BB IBB HBP BLK WP HR S P ERA WHIP																			
Rick Sutcliffe, R (1,1) ERA: 3.75	7.0 W 29 5 1 1 4 3 0 0 0 0 0 34 46 1.29 1.143																			
Lerrin LaGrow, R (8,1) ERA: 5.8	2.0 S 8 1 0 0 0 1 0 0 0 0 0 7 11 0.00 1.000																			

Batter	1	2	3	4	5	6	7	8	9	AB	R	H	RBI	BB	SO	LOB	TOP					
Cesar Cedeno, R OBP: 0.364, SLG: 0.387 (1, 3)										5	0	1	0	0	0	2	Houston Astros @ Cincinnati Reds Riverfront Stadium, Cincinnati, OH Tue Sep 11 1979, 7:05 PM EDT Att: 40,574 - Unknown <div style="display: flex; justify-content: space-between;"> AB 41 </div>					
Craig Reynolds, L OBP: 0.265, SLG: 0.330 (1, 6)										3	0	1	0	2	0	0						
Terry Puhl, L OBP: 0.352, SLG: 0.376 (1, 8)										5	1	1	1	0	2	3						
Jose Cruz, L OBP: 0.373, SLG: 0.423 (1, 7)										5	2	2	0	0	2	4						
Enos Cabell, R OBP: 0.297, SLG: 0.363 (1, 5)										5	1	2	1	0	0	2						
Jeffrey Leonard, R OBP: 0.360, SLG: 0.354 (1, 9)										4	0	1	0	1	1	1						
Luis Pujols, R OBP: 0.345, SLG: 0.464 (7, PH)										3	2	2	0	0	0	0						
Danny Heep, L OBP: 0.167, SLG: 0.200 (7, PH)										0	0	0	1	0	0	0						
Bruce Bochy, R OBP: 0.271, SLG: 0.269 (9, PH)										0	0	0	0	0	0	0						
Jesus Alou, R OBP: 0.333, SLG: 0.368 (9, PR)										1	0	1	0	0	0	0						
Jimmy Sexton, R OBP: 0.237, SLG: 0.171 (9, PR)										0	0	0	0	0	0	0						
Rafael Landestoy, S OBP: 0.331, SLG: 0.321 (1, 4)										5	2	5	2	0	0	0						
J.R. Richard, R OBP: 0.134, SLG: 0.225 (5, PH)										2	0	0	0	0	1	2						
Denny Walling, L OBP: 0.376, SLG: 0.504 (6, PH)										1	0	1	2	0	0	0						
Joaquin Andujar, S OBP: 0.117, SLG: 0.121 (6, PH)										0	0	0	0	0	0	0						
Randy Niemann, L OBP: 0.305, SLG: 0.313 (7, PH)										0	0	0	0	0	0	0						
Dave Bergman, L OBP: 0.322, SLG: 0.323 (7, PH)										1	0	0	0	0	1	2						
Joe Sambito, L OBP: 0.193, SLG: 0.409 (7, PH)										0	0	0	0	0	0	0						
Gordie Pladson, R OBP: 0.218, SLG: 0.361 (9, PH)										1	0	0	0	0	1	3						
Inning Stats	R: 0 E: 0 K: 2 S: 9	H: 2 LOB: 2 BB: 0 P: 9	R: 0 E: 0 K: 1 S: 6	H: 1 LOB: 1 BB: 0 P: 6	R: 0 E: 0 K: 1 S: 5	H: 0 LOB: 0 BB: 0 P: 5	R: 0 E: 0 K: 1 S: 5	H: 0 LOB: 0 BB: 0 P: 5	R: 2 E: 0 K: 1 S: 8	H: 3 LOB: 2 BB: 1 P: 12	R: 2 E: 0 K: 0 S: 6	H: 4 LOB: 1 BB: 0 P: 6	R: 3 E: 0 K: 1 S: 8	H: 3 LOB: 2 BB: 2 P: 16	R: 0 E: 0 K: 0 S: 3	H: 0 LOB: 0 BB: 0 P: 3	R: 1 E: 0 K: 1 S: 8	H: 4 LOB: 3 BB: 0 P: 8	1B: 11 2B: 6 3B: 0 HR: 0	SF: 1 SAC: 0 DP: 1 HBP: 0	WP: 0 PB: 1 SB: 0 CS: 1	PA: 45
PITCHER	IP WLS BF H R ER SO BB IBB HBP BLK WP HR S P ERA WHIP																					
Tom Seaver, R ERA: 3.43	(1, 1) 5.2 27 10 4 4 6 1 0 0 0 0 0 0 38 42 6.35 1.941																					
Doug Bair, R ERA: 4.14	(6, 1) 0.2 5 2 3 3 0 1 0 0 0 0 0 0 4 8 40.50 4.500																					
Tom Hume, R ERA: 2.79	(7, 1) 2.2 W 13 5 1 1 2 0 1 0 0 0 0 0 16 20 3.38 1.875																					

Batter	1	2	3	4	5	6	7	8	9	AB	R	H	RBI	BB	SO	LOB	BOTTOM			
Dave Collins, S OBP: 0.360, SLG: 0.395 (8, 8)										4	2	1	0	0	1	2	Houston Astros @ Cincinnati Reds Riverfront Stadium, Cincinnati, OH Tue Sep 11 1979, 7:05 PM EDT Att: 40,574 - Unknown <div style="display: flex; justify-content: space-between;"> AB 32 </div>			
Paul Blair, R OBP: 0.208, SLG: 0.239 (8, 8)										1	0	0	0	0	1					
Joe Morgan, L OBP: 0.380, SLG: 0.387 (1, 4)										4	1	1	0	0	0	2				
Dave Concepcion, R OBP: 0.360, SLG: 0.433 (1, 6)										3	3	2	2	1	0	0				
George Foster, R OBP: 0.397, SLG: 0.589 (1, 7)										3	2	1	2	1	1	0				
Johnny Bench, R OBP: 0.366, SLG: 0.448 (1, 2)										4	1	2	2	0	0	1				
Dan Driessen, L OBP: 0.333, SLG: 0.419 (1, 3)										3	0	1	1	0	0	1				
Ray Knight, R OBP: 0.359, SLG: 0.450 (1, 5)										4	0	2	1	0	0	2				
Cesar Geronimo, L OBP: 0.317, SLG: 0.339 (7, 1)										3	0	0	0	0	2	2				
Tom Hume, R OBP: 0.200, SLG: 0.205 (7, 1)										1	0	1	0	0	0	0				
Tom Seaver, R OBP: 0.179, SLG: 0.303 (6, 1)										1	0	0	0	1	1	0				
Doug Bair, R OBP: 0.335, SLG: 0.363 (8, 9)										0	0	0	0	0	0	0				
Hector Cruz, R OBP: 0.335, SLG: 0.363 (8, 9)										1	0	0	0	1	0	1				
Inning Stats	R: 0 E: 0 K: 1 S: 5	H: 0 LOB: 0 BB: 0 P: 5	R: 0 E: 0 K: 1 S: 5	H: 0 LOB: 0 BB: 0 P: 5	R: 0 E: 0 K: 2 S: 7	H: 0 LOB: 0 BB: 0 P: 7	R: 4 E: 0 K: 1 S: 8	H: 4 LOB: 2 BB: 1 P: 16	R: 0 E: 0 K: 0 S: 2	H: 0 LOB: 0 BB: 1 P: 6	R: 2 E: 2 K: 0 S: 6	H: 2 LOB: 1 BB: 0 P: 6	R: 3 E: 1 K: 0 S: 7	H: 4 LOB: 2 BB: 1 P: 11	R: 0 E: 0 K: 0 S: 3	H: 1 LOB: 0 BB: 0 P: 3	1B: 5 2B: 4 3B: 0 HR: 2	SF: 1 SAC: 0 DP: 2 HBP: 0	WP: 0 PB: 0 SB: 0 CS: 0	PA: 37
PITCHER	IP WLS BF H R ER SO BB IBB HBP BLK WP HR S P ERA WHIP																			
J.R. Richard, R ERA: 2.94	(1, 1) 5.0 20 4 4 4 5 3 0 0 0 0 0 0 5 5 7.20 1.400																			
Joaquin Andujar, R ERA: 3.22	(6, 1) 0.2 5 2 2 0 0 0 0 0 0 0 0 0 5 5 0.00 3.000																			
Randy Niemann, L ERA: 3.76	(6, 1) 0.1 1 0 0 0 0 0 0 0 0 0 0 0 1 1 0.00 0.000																			
Joe Sambito, L ERA: 1.78	(7, 1) 0.2 L 7 4 3 3 0 1 0 0 0 0 0 2 6 10 40.50 7.500																			
Gordie Pladson, R ERA:	(7, 1) 1.1 4 1 0 0 0 0 0 0 0 0 0 0 4 4 0.00 0.750																			

Batter	1	2	3	4	5	6	7	8	9	AB	R	H	RBI	BB	SO	LOB	TOP				
Cesar Cedeno, R OBP: 0.365, SLG: 0.387										5	2	2	0	0	0	1	Houston Astros @ Cincinnati Reds Riverfront Stadium, Cincinnati, OH Wed Sep 12 1979, 7:05 PM EDT Att: 42,035 - Unknown				
Craig Reynolds, L OBP: 0.295, SLG: 0.329										4	1	1	0	0	0	1					
Terry Puhl, L OBP: 0.351, SLG: 0.375										2	0	0	1	1	0	1					
Jose Cruz, L OBP: 0.373, SLG: 0.426										4	0	2	3	0	0	1					
Enos Cabell, R OBP: 0.299, SLG: 0.366										5	0	2	0	0	0	2					
Jeffrey Leonard, R OBP: 0.382, SLG: 0.356										4	0	2	0	0	1	2					
Luis Pujols, R OBP: 0.313, SLG: 0.419										3	0	0	0	0	2	3					
Denny Walling, L OBP: 0.373, SLG: 0.500										1	0	0	0	0	1	2					
Bruce Bochy, R OBP: 0.271, SLG: 0.269										0	0	0	0	0	0	0					
Rafael Landestoy, S OBP: 0.333, SLG: 0.321										3	0	1	0	1	0	0					
Joe Niekro, R ERA: 3.07										1	0	0	0	0	0	2					
Randy Niemann, L ERA: 3.72										0	0	0	0	0	0	0					
Pete Ladd, R ERA: 2.61										0	0	0	0	0	0	0					
Bobby Sprowl, L ERA: 3.22										0	0	0	0	0	0	0					
Joe Sambito, L ERA: 3.2										0	0	0	0	0	0	0					
Joe Sambito, L ERA: 3.2										0	0	0	0	0	0	0					
Inning Stats	R: 1 E: 1 K: 0 S: 4	H: 2 LOB: 1 BB: 0 P: 4	R: 0 E: 0 K: 1 S: 6	H: 2 LOB: 2 BB: 1 P: 10	R: 0 E: 0 K: 0 S: 3	H: 0 LOB: 0 BB: 0 P: 3	R: 0 E: 0 K: 0 S: 4	H: 1 LOB: 1 BB: 0 P: 4	R: 3 E: 0 K: 1 S: 7	H: 4 LOB: 1 BB: 0 P: 7	R: 0 E: 0 K: 1 S: 5	H: 0 LOB: 0 BB: 0 P: 5	R: 0 E: 0 K: 0 S: 3	H: 0 LOB: 0 BB: 0 P: 3	R: 0 E: 0 K: 2 S: 8	H: 1 LOB: 2 BB: 0 P: 12	R: 0 E: 0 K: 1 S: 6	H: 1 LOB: 1 BB: 0 P: 6	1B: 9 2B: 3 3B: 0 HR: 0	SF: 1 SAC: 1 DP: 0 HBP: 0	WP: 0 PA: 39 PB: 0 SB: 1 CS: 1
PITCHER	IP	WLS	BF	H	R	ER	SO	BB	IBB	HBP	BLK	WP	HR	S	P	ERA	WHIP				
Michael LaCoss, R ERA: 3.32	4.2		23	9	4	4	1	1	0	0	0	0	0	23	27	7.71	2.143				
Frank Pastore, R ERA: 5.2	3.1	W	12	1	0	0	3	1	0	0	0	0	0	17	21	0.00	0.600				
Tom Hume, R ERA: 2.78	1.0	S	4	1	0	0	1	0	0	0	0	0	0	6	6	0.00	1.000				


Batter	1	2	3	4	5	6	7	8	9	AB	R	H	RBI	BB	SO	LOB	BOTTOM				
Dave Collins, S OBP: 0.367, SLG: 0.401										3	1	3	1	1	0	0	Houston Astros @ Cincinnati Reds Riverfront Stadium, Cincinnati, OH Wed Sep 12 1979, 7:05 PM EDT Att: 42,035 - Unknown				
Hector Cruz, R OBP: 0.333, SLG: 0.361										1	0	0	0	0	1	3					
Joe Morgan, L OBP: 0.390, SLG: 0.390										5	1	2	1	0	0	4					
Dave Concepcion, R OBP: 0.361, SLG: 0.434										3	1	1	1	1	0	3					
George Foster, R OBP: 0.400, SLG: 0.589										2	1	1	0	2	0	1					
Johnny Bench, R OBP: 0.365, SLG: 0.446										4	1	1	0	0	0	4					
Dan Driessen, L OBP: 0.334, SLG: 0.419										2	1	1	1	0	0	0					
Ray Knight, R OBP: 0.362, SLG: 0.455										4	1	3	1	0	0	0					
Cesar Geronimo, L OBP: 0.317, SLG: 0.336										3	0	0	0	1	1	3					
Michael LaCoss, R OBP: 0.169, SLG: 0.147										2	0	0	0	0	2	2					
Frank Pastore, R OBP: 0.188, SLG: 0.188										1	0	0	0	0	1	0					
Rick Auerbach, R OBP: 0.324, SLG: 0.333										0	0	0	0	1	0	0					
Tom Hume, R OBP: 0.200, SLG: 0.205										0	0	0	0	0	0	0					
Inning Stats	R: 3 E: 0 K: 0 S: 5	H: 3 LOB: 0 BB: 1 P: 9	R: 0 E: 0 K: 1 S: 5	H: 0 LOB: 0 BB: 0 P: 5	R: 0 E: 0 K: 0 S: 3	H: 1 LOB: 0 BB: 0 P: 3	R: 3 E: 0 K: 1 S: 8	H: 4 LOB: 2 BB: 1 P: 12	R: 0 E: 0 K: 0 S: 3	H: 0 LOB: 1 BB: 1 P: 7	R: 1 E: 0 K: 1 S: 5	H: 1 LOB: 0 BB: 0 P: 6	R: 0 E: 0 K: 0 S: 3	H: 1 LOB: 2 BB: 2 P: 11	R: 0 E: 0 K: 2 S: 9	H: 2 LOB: 3 BB: 1 P: 13	1B: 9 2B: 3 3B: 0 HR: 0	SF: 1 SAC: 0 DP: 4 HBP: 1	WP: 2 PA: 38 PB: 2 SB: 0 CS: 0		
PITCHER	IP	WLS	BF	H	R	ER	SO	BB	IBB	HBP	BLK	WP	HR	S	P	ERA	WHIP				
Joe Niekro, R ERA: 3.07	3.1	L	17	7	6	5	1	2	0	0	0	0	0	17	25	13.50	2.700				
Randy Niemann, L ERA: 3.72	0.2		2	1	0	0	1	0	0	0	0	0	0	4	4	0.00	1.500				
Pete Ladd, R ERA: 2.61	1.0		6	1	1	1	0	1	0	1	0	0	0	4	9	9.00	2.000				
Bobby Sprowl, L ERA: 3.22	1.0		2	0	0	0	1	0	0	0	0	0	0	4	4	0.00	0.000				
Joaquin Andujar, R ERA: 3.2	1.0		7	3	0	0	0	1	1	0	0	0	0	5	13	0.00	4.000				
PITCHER	IP	WLS	BF	H	R	ER	SO	BB	IBB	HBP	BLK	WP	HR	S	P	ERA	WHIP				
Joe Sambito, L ERA: 1.76	1.0		4	0	0	0	2	0	0	0	0	0	0	7	11	0.00	0.000				


AB	35
R	4
H	11
RBI	4
BB	2
SO	5
LOB	16



Batter	1	2	3	4	5	6	7	8	9	AB	R	H	RBI	BB	SO	LOB	TOP			
Dave Collins, S (1,9) X	G3		4-3			1-3			G4-6-3 1B	4	0	1	0	0	0	1	Cincinnati Reds @ Los Angeles Dodgers Dodger Stadium, Los Angeles, CA Fri Sep 14 1979, 7:05 PM PDT Att: 37,514 - Unknown livebaseballscorecards.com			
Joe Morgan, L (1,4) X	P6			F5		F9			G4-6-3 1-2	4	0	0	0	0	0	1				
Dave Concepcion, R (1,6) X	F9			6-3		F9			BB 1B	4	0	1	0	0	0	0				
George Foster, R (1,7)		6-3							BB 1B	2	0	1	0	2	0	0				
Dan Driessen, L (1,3) X	L4			P3		F8			BB	4	0	0	0	0	0	4				
Ray Knight, R (1,5) X	6-3				F8		2-3			3	0	0	0	0	0	1				
Hector Cruz, R (1,8) X			6-3			G5-4-3 BB			F7	2	0	0	0	1	0	0				
Vic Correll, R (1,2)						G5-4-3 1-2			L7	2	0	0	0	1	0	1				
Bill Bonham, R (1,1) Harry Spilman, L (8, PH) Tom Hume, R (8,1)				SH3		K			F7	1	0	0	0	0	1	0				
										1	0	0	0	0	0	0				
										0	0	0	0	0	0	0				
Inning Stats	R: 0 E: 0 K: 0 S: 3	H: 0 LOB: 0 BB: 0 P: 3	R: 0 E: 0 K: 0 S: 3	H: 0 LOB: 0 BB: 0 P: 3	R: 0 E: 0 K: 0 S: 3	H: 0 LOB: 1 BB: 1 P: 7	R: 0 E: 0 K: 0 S: 3	H: 0 LOB: 1 BB: 1 P: 7	R: 0 E: 0 K: 1 S: 5	H: 0 LOB: 0 BB: 0 P: 5	R: 0 E: 0 K: 0 S: 4	H: 1 LOB: 1 BB: 0 P: 4	R: 0 E: 0 K: 0 S: 3	H: 0 LOB: 0 BB: 0 P: 3	R: 0 E: 0 K: 0 S: 4	H: 2 LOB: 2 BB: 1 P: 8	1B: 3 2B: 0 3B: 0 HR: 0	SF: 0 SAC: 1 DP: 2 HBP: 0	WP: 0 PB: 0 SB: 0 CS: 0	PA: 32
PITCHER Rick Sutcliffe, R (1,1) ERA: 3.6	IP: 9.0 WLS: W BF: 32 H: 3 R: 0 ER: 0 SO: 1 BB: 4 IBB: 0 HBP: 0 BLK: 0 WP: 0 HR: 0 S: 30 P: 46 ERA: 0.00 WHIP: 0.778															PITCHER				

Batter	1	2	3	4	5	6	7	8	9	AB	R	H	RBI	BB	SO	LOB	BOTTOM	
Davey Lopes, R (1,4) B	FC6-5 S BB			F5			F8			3	0	1	0	1	0	0	Cincinnati Reds @ Los Angeles Dodgers Dodger Stadium, Los Angeles, CA Fri Sep 14 1979, 7:05 PM PDT Att: 37,514 - Unknown livebaseballscorecards.com	
Bill Russell, R (1,6) X	FC6-5 E FC1-2 1-3				F7		6-3			4	0	1	1	0	0	1		
Steve Garvey, R (1,3) X	E4 FC1-2 BB 1-3					G5-3 E 1B			1-3 1B 1B	4	1	2	0	0	1	3		
Ron Cey, R (1,5) B	FC1-2 BB 1-2			P6		E5			1B 1-3 1B	3	0	1	0	1	0	1		
Dusty Baker Jr., R (1,7) X	FC1-2 1-2 2-3 3-H			5-3		G5-3 2-3			1-3 1B	4	0	0	0	0	0	7		
Joe Ferguson, R (1,9) X	F7						F8		1B 1B	3	0	1	0	1	0	3		
Derrel Thomas, S (1,8)									1B IBB	4	0	2	1	0	1	1		
Steve Yeager, R (1,2)									G5-4-3 1-2 2-3 3-H	4	0	0	0	0	1	4		
Rick Sutcliffe, L (1,1)									1B BB	2	1	0	0	1	0	0		
Inning Stats	R: 0 E: 1 K: 0 S: 4	H: 0 LOB: 3 BB: 2 P: 12	R: 1 E: 0 K: 2 S: 9	H: 2 LOB: 2 BB: 1 P: 13	R: 0 E: 0 K: 0 S: 4	H: 1 LOB: 1 BB: 0 P: 4	R: 0 E: 0 K: 0 S: 3	H: 0 LOB: 0 BB: 0 P: 3	R: 0 E: 0 K: 1 S: 5	H: 1 LOB: 0 BB: 0 P: 5	R: 0 E: 0 K: 0 S: 3	H: 0 LOB: 0 BB: 0 P: 3	R: 1 E: 0 K: 0 S: 5	H: 3 LOB: 2 BB: 1 P: 9	1B: 8 2B: 0 3B: 0 HR: 0	SF: 0 SAC: 0 DP: 2 HBP: 0	WP: 0 PB: 0 SB: 1 CS: 1	PA: 35
PITCHER Bill Bonham, R (1,1) ERA: 3.71 Tom Hume, R (8,1) ERA: 2.81	IP: 7.0 WLS: L BF: 29 H: 5 R: 1 ER: 1 SO: 3 BB: 3 IBB: 0 HBP: 0 BLK: 1 WP: 0 HR: 0 S: 32 P: 44 ERA: 1.29 WHIP: 1.143															PITCHER		

Batter	1	2	3	4	5	6	7	8	9	AB	R	H	RBI	BB	SO	LOB	TOP										
Dave Collins, S (1,9) OBP: 0.368, SLG: 0.412 Sam Mejias, R (9,8) OBP: 0.286, SLG: 0.167	0-3 K		0-0 2B			0-0 B3		0-0 HR		4	1	2	1	0	1	0	<p>Cincinnati Reds @ Los Angeles Dodgers Dodger Stadium, Los Angeles, CA Sat Sep 15 1979, 3:33 AM PDT Att: 27,892 - Unknown</p> <p>AB 32 R 2 H 6 RBI 2 BB 2 SO 5 LOB 9</p> 										
Junior Kennedy, R (1,4) OBP: 0.346, SLG: 0.308	0-0 F8		0-0 5-3			4-0 BB		0-0 6-3		3	0	0	0	1	0	1											
Dave Concepcion, R (1,6) OBP: 0.358, SLG: 0.430	0-0 P3				0-0 6-3		0-3 K		0-3 K		4	0	0	0	2	1											
George Foster, R (1,7) OBP: 0.402, SLG: 0.585		0-3 K			0-0 1B		0-0 F3		0-0 5-3		4	0	1	0	0	1											
Johnny Bench, R (1,2) OBP: 0.364, SLG: 0.443		4-0 4-3 BB			0-0 F7		0-0 4-3		0-0 5-3		3	0	0	0	1	0											
Dan Driessen, L (1,3) OBP: 0.331, SLG: 0.420		0-0 4-3 1-2			0-0 P5		0-0 P5		0-0 HR		4	1	1	1	0	0											
Ray Knight, R (1,5) OBP: 0.359, SLG: 0.450		0-0 F2				0-0 B5-3		0-0 FC5-4 1B		0-0 F2		4	0	1	0	0											
Hector Cruz, R (1,8) OBP: 0.333, SLG: 0.356			0-0 B1-6-4 1B			0-0 5-3		0-0 FC5-4 1-2				3	0	1	0	0											
Fred Norman, S (1,1) OBP: 0.234, SLG: 0.155 Harry Spilman, L (8,PH) OBP: 0.333, SLG: 0.286 Mario Soto, R (8,1) OBP: 0.667, SLG: 0.667			0-0 B1-6-4 1-2			0-0 F8			0-3 K		2	0	0	0	0	1											
Inning Stats	R: 0 E: 0 K: 1 S: 5	H: 0 LOB: 0 BB: 0 P: 5	R: 0 E: 0 K: 1 S: 5	H: 0 LOB: 1 BB: 1 P: 9	R: 0 E: 0 K: 0 S: 4	H: 2 LOB: 1 BB: 0 P: 4	R: 0 E: 0 K: 0 S: 4	H: 1 LOB: 1 BB: 0 P: 4	R: 0 E: 0 K: 0 S: 3	H: 0 LOB: 0 BB: 0 P: 3	R: 0 E: 0 K: 1 S: 5	H: 0 LOB: 1 BB: 1 P: 9	R: 0 E: 0 K: 0 S: 4	H: 1 LOB: 1 BB: 0 P: 4	R: 1 E: 0 K: 2 S: 8	H: 1 LOB: 0 BB: 0 P: 8	R: 1 E: 0 K: 0 S: 4	H: 1 LOB: 0 BB: 0 P: 4	1B: 3 2B: 1 3B: 0 HR: 2	SF: 0 SAC: 0 DP: 1 HBP: 0	WP: 0 PB: 0 SB: 0 CS: 0	PA: 34					
PITCHER	IP	WLS	BF	H	R	ER	SO	BB	IBB	HBP	BLK	WP	HR	S	P	ERA	WHIP										
Bob Welch, R (1,1) ERA: 4.05	4.0		15	3	0	0	2	1	0	0	0	0	0	18	22	0.00	1.000										
Joe Beckwith, R (5,1) ERA: 5.52	5.0	L	19	3	2	2	3	1	0	0	0	0	2	24	28	3.60	0.800										

Batter	1	2	3	4	5	6	7	8	9	AB	R	H	RBI	BB	SO	LOB	BOTTOM										
Davey Lopes, R (1,4) OBP: 0.370, SLG: 0.472	0-0 2B 1B		0-0 P6			0-0 F8		0-0 F9		4	0	1	0	0	0	0	<p>Cincinnati Reds @ Los Angeles Dodgers Dodger Stadium, Los Angeles, CA Sat Sep 15 1979, 3:33 AM PDT Att: 27,892 - Unknown</p> <p>AB 32 R 1 H 6 RBI 1 BB 1 SO 7 LOB 10</p> 										
Bill Russell, R (1,6) OBP: 0.294, SLG: 0.359	0-0 1-3 2B		0-0 1B			0-0 CS 1B		0-0 F7		4	0	3	0	0	0	0											
Steve Garvey, R (1,3) OBP: 0.347, SLG: 0.489	0-0 F3		0-0 6-3			0-0 1-2 1B		0-0 4-3		4	0	1	0	0	0	3											
Ron Cey, R (1,5) OBP: 0.388, SLG: 0.487	0-3 K				0-0 5-3		0-0 P6		0-3 K		4	0	0	0	2	3											
Dusty Baker Jr., R (1,7) OBP: 0.339, SLG: 0.464	0-0 F2				0-0 HR		4-0 1-2 BB		0-3 K		3	1	1	1	1	2											
Joe Ferguson, R (1,9) OBP: 0.374, SLG: 0.447		0-0 5-3			0-0 6-3		0-0 P3		0-3 K		4	0	0	0	1	2											
Derrel Thomas, S (1,8) OBP: 0.334, SLG: 0.353		0-0 L5			0-0 F8		0-0 6-3				3	0	0	0	0	0											
Steve Yeager, R (1,2) OBP: 0.282, SLG: 0.371		0-3 K				0-0 F9		0-3 K		3	0	0	0	0	2	0											
Bob Welch, R (1,1) OBP: 0.176, SLG: 0.125 Joe Beckwith, L (5,1) ERA: 4.86			0-3 K			0-0 P6		0-0 G3		1	0	0	0	0	1	0											
Inning Stats	R: 0 E: 0 K: 1 S: 7	H: 2 LOB: 2 BB: 0 P: 7	R: 0 E: 0 K: 1 S: 5	H: 0 LOB: 0 BB: 0 P: 5	R: 0 E: 0 K: 1 S: 6	H: 1 LOB: 1 BB: 0 P: 6	R: 1 E: 0 K: 0 S: 4	H: 1 LOB: 0 BB: 0 P: 4	R: 0 E: 0 K: 0 S: 3	H: 0 LOB: 0 BB: 0 P: 3	R: 0 E: 0 K: 0 S: 4	H: 2 LOB: 2 BB: 1 P: 8	R: 0 E: 0 K: 1 S: 5	H: 0 LOB: 0 BB: 0 P: 5	R: 0 E: 0 K: 0 S: 3	H: 0 LOB: 0 BB: 0 P: 3	R: 0 E: 0 K: 3 S: 9	H: 0 LOB: 0 BB: 0 P: 9	1B: 4 2B: 1 3B: 0 HR: 1	SF: 0 SAC: 0 DP: 0 HBP: 0	WP: 0 PB: 0 SB: 0 CS: 1	PA: 33					
PITCHER	IP	WLS	BF	H	R	ER	SO	BB	IBB	HBP	BLK	WP	HR	S	P	ERA	WHIP										
Fred Norman, L (1,1) ERA: 3.53	7.0		27	6	1	1	4	1	0	0	0	0	0	34	38	1.29	1.000										
Mario Soto, R (8,1) ERA: 4.86	2.0	W	6	0	0	0	3	0	0	0	0	0	0	12	12	0.00	0.000										

Batter	1	2	3	4	5	6	7	8	9	AB	R	H	RBI	BB	SO	LOB	TOP								
Dave Collins, S OBP: 0.364, SLG: 0.407 Sam Mejias, R OBP: 0.286, SLG: 0.167	F8		F5		K		FC6-4			4	0	0	0	0	1	5									
Joe Morgan, L OBP: 0.383, SLG: 0.382	P4			6-3	G6-3			F8		4	0	0	0	0	0	3									
Dave Concepcion, R OBP: 0.356, SLG: 0.426	K			F9		6-3		5-3		4	0	0	0	0	1	0									
George Foster, R OBP: 0.399, SLG: 0.579		4-3		F8		K		5-3		4	0	0	0	0	1	0									
Johnny Bench, R OBP: 0.365, SLG: 0.444						5-3			6-3	4	1	2	0	0	0	0									
Dan Driessen, L OBP: 0.332, SLG: 0.420									4-3	3	1	1	0	1	0	1									
Ray Knight, R OBP: 0.360, SLG: 0.453									E6	4	0	2	1	0	2	2									
Hector Cruz, R OBP: 0.341, SLG: 0.362			K							3	0	2	1	1	1	0									
Tom Seaver, R OBP: 0.183, SLG: 0.300			K						5-3	4	0	1	0	0	1	4									
Inning Stats	R: 0 E: 0 K: 1 S: 5	H: 0 LOB: 0 BB: 0 P: 5	R: 0 E: 0 K: 1 S: 6	H: 1 LOB: 1 BB: 0 P: 6	R: 0 E: 0 K: 2 S: 7	H: 0 LOB: 0 BB: 0 P: 7	R: 0 E: 0 K: 0 S: 3	H: 0 LOB: 0 BB: 0 P: 3	R: 2 E: 0 K: 1 S: 9	H: 5 LOB: 2 BB: 0 P: 9	R: 0 E: 0 K: 1 S: 5	H: 0 LOB: 0 BB: 0 P: 5	R: 0 E: 0 K: 1 S: 6	H: 1 LOB: 2 BB: 1 P: 10	R: 0 E: 1 K: 0 S: 4	H: 0 LOB: 0 BB: 0 P: 3	R: 0 E: 1 K: 0 S: 4	H: 1 LOB: 2 BB: 1 P: 8	1B: 7 2B: 1 3B: 0 HR: 0	SF: 0 SAC: 0 DP: 1 HBP: 0	WP: 0 PB: 0 SB: 0 CS: 0	PA: 36			
PITCHER	IP	WLS	BF	H	R	ER	SO	BB	IBB	HBP	BLK	WP	HR	S	P	ERA	WHIP								
Don Sutton, R ERA: 3.84	(1, 1)	6.0	L	23	6	2	2	6	0	0	0	0	0	35	35	3.00	1.000								
Gerry Hannahs, L ERA:	(7, 1)	3.0		13	2	0	0	1	1	1	0	0	0	13	21	0.00	1.000								

Cincinnati Reds @ Los Angeles Dodgers
Dodger Stadium, Los Angeles, CA
Sun Sep 16 1979, 3:33 AM PDT
Att: 28,322 - Unknown

AB	34
R	2
H	8
RBI	2
BB	2
SO	7
LOB	15



Batter	1	2	3	4	5	6	7	8	9	AB	R	H	RBI	BB	SO	LOB	BOTTOM								
Davey Lopes, R OBP: 0.371, SLG: 0.470	G4-6-3 BB			F9		G6-4-3 BB			F2	2	0	0	0	2	0	0									
Bill Russell, R OBP: 0.292, SLG: 0.356	P6			5-3		G6-4-3			4-3	4	0	0	0	0	0	3									
Steve Garvey, R OBP: 0.345, SLG: 0.487	G4-6-3			K					4-3	3	0	0	0	0	1	1									
Ron Cey, R OBP: 0.386, SLG: 0.484		K			6-3				5-3	3	0	0	0	0	1	0									
Dusty Baker Jr., R OBP: 0.337, SLG: 0.462		P6			K				F8	3	0	0	0	0	1	0									
Joe Ferguson, R OBP: 0.374, SLG: 0.446		1-3							F2	3	0	1	0	0	0	0									
Gary Thomasson, L OBP: 0.343, SLG: 0.498					K2-3				F9	3	0	1	0	0	1	1									
Derrel Thomas, S OBP: 0.332, SLG: 0.350				F7					G3	3	0	0	0	0	0	1									
Don Sutton, R OBP: 0.154, SLG: 0.143	(1, 1)									1	0	0	0	0	0	1									
Pedro Guerrero, R OBP: 0.174, SLG: 0.227	(6, PH)									1	0	1	0	0	0	0									
Gerry Hannahs, L ERA:	(7, 1)									0	0	0	0	0	0	0									
Von Joshua, L OBP: 0.317, SLG: 0.415	(8, PH)									1	0	0	0	0	0	0									
Inning Stats	R: 0 E: 0 K: 0 S: 2	H: 0 LOB: 0 BB: 1 P: 6	R: 0 E: 0 K: 1 S: 5	H: 0 LOB: 0 BB: 0 P: 5	R: 0 E: 0 K: 0 S: 3	H: 1 LOB: 0 BB: 0 P: 3	R: 0 E: 0 K: 1 S: 5	H: 0 LOB: 0 BB: 0 P: 5	R: 0 E: 0 K: 2 S: 8	H: 1 LOB: 1 BB: 0 P: 8	R: 0 E: 0 K: 0 S: 3	H: 1 LOB: 1 BB: 1 P: 7	R: 0 E: 0 K: 0 S: 3	H: 0 LOB: 0 BB: 0 P: 3	R: 0 E: 0 K: 0 S: 3	H: 0 LOB: 0 BB: 0 P: 3	R: 0 E: 0 K: 0 S: 3	H: 0 LOB: 0 BB: 0 P: 3	1B: 3 2B: 0 3B: 0 HR: 0	SF: 0 SAC: 0 DP: 3 HBP: 0	WP: 0 PB: 0 SB: 0 CS: 0	PA: 29			
PITCHER	IP	WLS	BF	H	R	ER	SO	BB	IBB	HBP	BLK	WP	HR	S	P	ERA	WHIP								
Tom Seaver, R ERA: 3.27	(1, 1)	9.0	W	29	3	0	0	4	2	0	0	0	0	35	43	0.00	0.556								

Cincinnati Reds @ Los Angeles Dodgers
Dodger Stadium, Los Angeles, CA
Sun Sep 16 1979, 3:33 AM PDT
Att: 28,322 - Unknown

AB	27
R	0
H	3
RBI	0
BB	2
SO	4
LOB	7





Batter	1	2	3	4	5	6	7	8	9	AB	R	H	RBI	BB	SO	LOB	TOP					
Dave Collins, S (1, 9) OBP: 0.363, SLG: 0.405										4	0	0	0	0	1	0	Cincinnati Reds @ San Francisco Giants Candlestick Park, San Francisco, CA Tue Sep 18, 1979, 10:05 PM EDT Att: 7,183 - Unknown					
Joe Morgan, L (1, 4) OBP: 0.380, SLG: 0.381										4	0	2	0	0	0	0						
Dave Concepcion, R (1, 6) OBP: 0.355, SLG: 0.424										3	0	0	0	1	1	2						
George Foster, R (1, 7) OBP: 0.394, SLG: 0.570										4	0	0	0	0	1	2						
Johnny Bench, R (1, 2) OBP: 0.373, SLG: 0.465										3	1	3	1	1	0	0						
Dan Driessen, L (1, 3) OBP: 0.333, SLG: 0.421										4	0	1	0	0	0	3						
Ray Knight, R (1, 5) OBP: 0.358, SLG: 0.449										4	0	0	0	0	0	3						
Hector Cruz, R (1, 8) OBP: 0.335, SLG: 0.359										3	0	0	0	0	2	2						
Frank Pastore, R (1, 1) OBP: 0.167, SLG: 0.167										2	0	0	0	0	1	0						
Mario Soto, R (7, 1) OBP: 0.667, SLG: 0.667										0	0	0	0	0	0	0						
Rafael Santo Domingo, S (8, PH) OBP: 0.000, SLG: 0.000										1	0	0	0	0	0	0						
Doug Bair, R (8, 1) OBP: 0.000, SLG: 0.000										0	0	0	0	0	0	0						
Inning Stats	R: 0 E: 0 K: 1 S: 11	H: 1 LOB: 1 BB: 0 P: 16	R: 0 E: 0 K: 1 S: 9	H: 0 LOB: 1 BB: 1 P: 18	R: 0 E: 0 K: 0 S: 6	H: 0 LOB: 0 BB: 0 P: 10	R: 0 E: 0 K: 1 S: 12	H: 1 LOB: 1 BB: 0 P: 20	R: 0 E: 0 K: 2 S: 8	H: 0 LOB: 0 BB: 0 P: 10	R: 0 E: 0 K: 0 S: 9	H: 0 LOB: 1 BB: 1 P: 16	R: 0 E: 0 K: 0 S: 8	H: 1 LOB: 1 BB: 0 P: 14	R: 0 E: 0 K: 0 S: 8	H: 1 LOB: 1 BB: 0 P: 12	R: 1 E: 0 K: 1 S: 10	H: 2 LOB: 0 BB: 0 P: 13	1B: 3 2B: 2 3B: 0 HR: 1	SF: 0 SAC: 0 DP: 1 HBP: 0	WP: 1 PB: 0 SB: 0 CS: 0	PA: 34
PITCHER	IP	WLS	BF	H	R	ER	SO	BB	IBB	HBP	BLK	WP	HR	S	P	ERA	WHIP					
Ed Whitson, R (1, 1) ERA: 4.35	8.1	W	33	6	1	1	6	2	0	0	0	1	1	80	128	1.08	0.960					
Greg Minton, R (9, 1) ERA: 1.97	0.2	S	1	0	0	0	0	0	0	0	0	0	0	1	1	0.00	0.000					





Batter	1	2	3	4	5	6	7	8	9	AB	R	H	RBI	BB	SO	LOB	BOTTOM					
Bill North, S (1, 8) OBP: 0.392, SLG: 0.355										2	2	1	0	2	0	0	Cincinnati Reds @ San Francisco Giants Candlestick Park, San Francisco, CA Tue Sep 18, 1979, 10:05 PM EDT Att: 7,183 - Unknown					
Joe Strain, R (1, 4) OBP: 0.291, SLG: 0.304										3	0	0	0	0	0	2						
Mike Ivie, R (1, 3) OBP: 0.370, SLG: 0.568										4	0	1	1	0	2	2						
Darrell Evans, L (1, 5) OBP: 0.358, SLG: 0.407										4	1	3	1	0	0	1						
Max Venable, L (1, 9) OBP: 0.307, SLG: 0.234										3	0	0	0	0	0	3						
Larry Hemdon, R (1, 7) OBP: 0.310, SLG: 0.390										4	0	1	0	0	1	3						
Johnnie LeMaster, R (1, 6) OBP: 0.301, SLG: 0.320										4	0	2	1	0	0	1						
Dennis Littlejohn, R (1, 2) OBP: 0.274, SLG: 0.267										2	0	0	0	2	0	1						
Ed Whitson, R (1, 1) OBP: 0.136, SLG: 0.116										4	0	0	0	0	1	5						
Greg Minton, S (9, 1) ERA: 4.78										0	0	0	0	0	0	0						
Inning Stats	R: 1 E: 0 K: 0 S: 7	H: 1 LOB: 1 BB: 1 P: 12	R: 0 E: 0 K: 0 S: 7	H: 1 LOB: 0 BB: 0 P: 14	R: 1 E: 0 K: 1 S: 14	H: 3 LOB: 2 BB: 0 P: 19	R: 0 E: 0 K: 0 S: 3	H: 0 LOB: 0 BB: 0 P: 6	R: 0 E: 0 K: 1 S: 5	H: 0 LOB: 0 BB: 0 P: 5	R: 1 E: 0 K: 1 S: 7	H: 2 LOB: 2 BB: 1 P: 11	R: 0 E: 0 K: 1 S: 5	H: 0 LOB: 1 BB: 1 P: 9	R: 0 E: 0 K: 0 S: 4	H: 1 LOB: 2 BB: 1 P: 8	R: 0 E: 0 K: 0 S: 4	H: 1 LOB: 2 BB: 1 P: 8	1B: 8 2B: 0 3B: 0 HR: 0	SF: 0 SAC: 2 DP: 0 HBP: 0	WP: 0 PB: 0 SB: 2 CS: 0	PA: 36
PITCHER	IP	WLS	BF	H	R	ER	SO	BB	IBB	HBP	BLK	WP	HR	S	P	ERA	WHIP					
Frank Pastore, R (1, 1) ERA: 5.12	6.1	L	29	7	3	3	3	2	1	0	0	0	0	44	72	4.26	1.421					
Mario Soto, R (7, 1) ERA: 4.78	0.2		2	0	0	0	1	0	0	0	0	0	0	4	4	0.00	0.000					
Doug Bair, R (8, 1) ERA: 4.1	1.0		5	1	0	0	0	0	1	0	0	0	0	4	8	0.00	1.000					



Batter	1	2	3	4	5	6	7	8	9	AB	R	H	RBI	BB	SO	LOB	TOP					
Dave Collins, S OBP: 0.362, SLG: 0.403 Paul Blair, R OBP: 0.206, SLG: 0.238	0-0 4-3		0-0 F3		0-0 1B		0-0 FC6-5			4	0	1	0	0	0	1	<p>Cincinnati Reds @ San Diego Padres San Diego Stadium, San Diego, CA Wed Sep 19 1979, 10:05 PM EDT Att: 10,215 - Unknown</p> <p>AB 34 R 3 H 9 RBI 3 BB 2 SO 5 LOB 11</p> 					
Joe Morgan, L OBP: 0.379, SLG: 0.380	0-0 F9		0-0 1B		0-0 F3		0-0 F7			4	0	1	0	0	0	2						
Dave Concepcion, R OBP: 0.355, SLG: 0.423	0-3 K		0-0 1B		0-0 1B		0-0 6-3		0-0 6-3	4	0	1	0	0	1	0						
George Foster, R OBP: 0.395, SLG: 0.569		0-0 1B FC5-4	0-3 K		0-0 1B HR		0-0 1B HR		0-0 F7 K	4	2	2	0	0	1	2						
Johnny Bench, R OBP: 0.374, SLG: 0.472		0-0 1B FC5-4		0-0 F7		0-0 1B HR		0-0 1B HR	4	1	2	2	0	1	0							
Ray Knight, R OBP: 0.358, SLG: 0.448		0-0 1B FC5-4		0-0 F8		0-0 F9			4	0	1	1	0	0	1							
Dan Driessen, L OBP: 0.330, SLG: 0.418		0-3 K		0-0 F2		0-0 G3			4	0	0	0	0	1	1							
Hector Cruz, R OBP: 0.342, SLG: 0.366		0-0 1B FC5-4		4-0 BB B2-6-4		0-0 2B FC6-5			2	0	1	0	2	0	1							
Bill Bonham, R OBP: 0.140, SLG: 0.175 Mario Soto, R OBP: 0.571, SLG: 0.571 Dave Tomlin, L OBP: 0.500, SLG: 0.500 Tom Hume, R OBP: 0.196, SLG: 0.200			0-3 K		0-0 1B B2-6-4		0-0 1B B5-4		0-0 1B 4-3	2	0	0	0	0	1	1						
Inning Stats	R: 0 E: 0 K: 1 S: 5	H: 0 LOB: 0 BB: 0 P: 5	R: 1 E: 0 K: 1 S: 7	H: 2 LOB: 1 BB: 0 P: 7	R: 0 E: 0 K: 2 S: 9	H: 2 LOB: 0 BB: 0 P: 9	R: 0 E: 0 K: 0 S: 3	H: 0 LOB: 0 BB: 0 P: 3	R: 0 E: 0 K: 0 S: 3	H: 1 LOB: 1 BB: 1 P: 7	R: 2 E: 0 K: 0 S: 5	H: 2 LOB: 0 BB: 0 P: 5	R: 0 E: 0 K: 0 S: 4	H: 1 LOB: 1 BB: 0 P: 4	R: 0 E: 0 K: 1 S: 5	H: 0 LOB: 0 BB: 0 P: 5		R: 0 E: 0 K: 0 S: 3	H: 1 LOB: 1 BB: 1 P: 7	1B: 7 2B: 1 3B: 0 HR: 1	SF: 0 SAC: 0 DP: 1 HBP: 0	WP: 0 PB: 0 SB: 0 CS: 0
PITCHER	IP WLS BF H R ER SO BB IBB HBP BLK WP HR S P ERA WHIP	IP WLS BF H R ER SO BB IBB HBP BLK WP HR S P ERA WHIP																				
Bob Shirley, L ERA: 3.52 Steve Mura, R ERA: 2.64	(1, 1) 7.0 L 29 8 3 3 4 1 0 0 0 0 1 36 40 3.86 1.286	(8, 1) 2.0 7 1 0 0 1 1 0 0 0 0 0 8 12 0.00 1.000																				

Batter	1	2	3	4	5	6	7	8	9	AB	R	H	RBI	BB	SO	LOB	BOTTOM					
Gene Richards, L OBP: 0.335, SLG: 0.347	0-0 F7		1-0 FC6-4 HBP		0-0 1B 2H		0-3 K		0-0 1-3	4	0	1	0	0	1	2	<p>Cincinnati Reds @ San Diego Padres San Diego Stadium, San Diego, CA Wed Sep 19 1979, 10:05 PM EDT Att: 10,215 - Unknown</p> <p>AB 29 R 2 H 5 RBI 1 BB 5 SO 8 LOB 22</p> 					
Kurt Bevacqua, R OBP: 0.340, SLG: 0.336	0-3 K		0-0 FC6-4 7-4 HBP		0-3 K		0-0 6-3		0-3 K	5	0	0	0	0	3	5						
Gene Tenace, R OBP: 0.405, SLG: 0.446	0-0 F9		1-0 HBP		0-0 F8		0-3 K			3	0	0	0	0	1	3						
Dave Winfield, R OBP: 0.389, SLG: 0.550		0-0 3B	0-0 7-4		0-0 F7		0-0 E6 4-3 1B			4	0	2	0	0	0	2						
Bill Fahey, L OBP: 0.364, SLG: 0.409		0-0 G3		0-0 P3		4-0 3B BB		0-3 K	3	1	0	0	1	1	2							
Jay Johnstone, L OBP: 0.324, SLG: 0.340		0-3 K		0-0 4-3		0-0 F7		0-0 4-3	4	0	0	0	0	1	3							
Tim Flannery, L OBP: 0.241, SLG: 0.226 Paul Dade, R OBP: 0.308, SLG: 0.362 Jerry Turner, L OBP: 0.299, SLG: 0.367 Fernando Gonzalez, R OBP: 0.256, SLG: 0.359		4-0 BB BB		0-0 5-3		0-0 3B		0-0 F8	2	0	1	1	1	0	0	0						
Ozzie Smith, S OBP: 0.262, SLG: 0.266		4-0 BB		4-0 1B SH3-4 BB		0-0 F9			2	1	1	0	2	0	1							
Bob Shirley, R OBP: 0.154, SLG: 0.122 Broderick Perkins, L OBP: 0.339, SLG: 0.272 Bill Almon, R OBP: 0.250, SLG: 0.250 Steve Mura, R OBP: 0.190, SLG: 0.286		0-3 K		0-0 SH3-4		4-0 BB		0-0 SH1-4	1	0	0	0	0	1	3							
Inning Stats	R: 0 E: 0 K: 1 S: 5	H: 0 LOB: 0 BB: 0 P: 5	R: 0 E: 0 K: 2 S: 8	H: 1 LOB: 3 BB: 2 P: 16	R: 0 E: 0 K: 0 S: 2	H: 0 LOB: 0 BB: 0 P: 4	R: 0 E: 0 K: 0 S: 3	H: 0 LOB: 0 BB: 0 P: 3	R: 1 E: 0 K: 1 S: 6	H: 1 LOB: 1 BB: 1 P: 10	R: 1 E: 0 K: 0 S: 4	H: 1 LOB: 1 BB: 1 P: 8	R: 0 E: 0 K: 2 S: 7	H: 0 LOB: 2 BB: 1 P: 11	R: 0 E: 1 K: 1 S: 6	H: 1 LOB: 1 BB: 0 P: 6		R: 0 E: 0 K: 1 S: 6	H: 1 LOB: 1 BB: 0 P: 6	1B: 3 2B: 1 3B: 2 HR: 0	SF: 0 SAC: 2 DP: 1 HBP: 2	WP: 0 PB: 0 SB: 1 CS: 0
PITCHER	IP WLS BF H R ER SO BB IBB HBP BLK WP HR S P ERA WHIP	IP WLS BF H R ER SO BB IBB HBP BLK WP HR S P ERA WHIP																				
Bill Bonham, R ERA: 3.7 Mario Soto, R ERA: 4.54 Dave Tomlin, L ERA: 2.83 Tom Hume, R ERA: 2.79	(1, 1) 5.1 W 22 5 1 1 4 3 0 0 0 0 0 25 39 1.69 0.938	(6, 1) 1.2 9 2 1 1 2 2 0 0 0 0 0 11 19 5.40 2.400	(8, 1) 0.2 2 0 0 0 1 0 0 0 0 0 0 4 4 0.00 0.000	(8, 1) 1.1 S 5 1 0 0 1 0 0 0 0 0 7 7 0.00 0.750																		

Batter	1	2	3	4	5	6	7	8	9	AB	R	H	RBI	BB	SO	LOB	TOP										
Dave Collins, S OBP: 0.360, SLG: 0.401 Paul Blair, R OBP: 0.206, SLG: 0.238	0-0 6-3	0-0 F9			0-0 5-3			0-3 K	0-0 1B	5	1	1	0	0	1	2	<p>Cincinnati Reds @ San Diego Padres San Diego Stadium, San Diego, CA Thu Sep 20 1979, 10:05 PM EDT Att: 9,997 - Unknown</p> <p>livebaseballscorecards.com</p> <p>AB 37 R 8 H 10 RBI 7 BB 2 SO 7 LOB 13</p> 										
Joe Morgan, L OBP: 0.382, SLG: 0.383	0-0 2B		0-0 1B		4-0 F8 S E BB			0-0 F3	0-0 F8	4	1	2	0	1	0	1											
Dave Concepcion, R OBP: 0.355, SLG: 0.424	0-3 K		0-3 K		0-0 F8			0-0 2B	0-0 1B	5	1	2	1	0	2	3											
George Foster, R OBP: 0.393, SLG: 0.564	0-0 4-3		0-0 G6-4-3		0-0 6-3			4-0 2B	0-0 G5-4-3	4	1	0	0	1	0	4											
Johnny Bench, R OBP: 0.373, SLG: 0.473		0-0 F8		0-0 5-3		0-0 E8		0-0 1B		4	1	1	2	0	0	0											
Ray Knight, R OBP: 0.357, SLG: 0.446		0-0 E5		0-3 K		0-0 FC5-4		0-0 2B		4	2	1	1	0	1	1											
Dan Driessen, L OBP: 0.332, SLG: 0.420		0-0 SH1-3 2H		0-0 4-3			0-0 4-3	0-0 1B		4	1	2	2	0	0	0											
Hector Cruz, R OBP: 0.341, SLG: 0.363		0-0 E5		0-0 5-3			0-0 6-3	0-0 1B		4	0	1	1	0	0	1											
Fred Norman, S OBP: 0.231, SLG: 0.153 Rick Auerbach, R OBP: 0.318, SLG: 0.326 Mario Soto, R OBP: 0.571, SLG: 0.571 Doug Bair, R OBP: 0.571, SLG: 0.571	0-0 SH1-3		0-0 K		0-3 K		0-3 K	0-3 K		1	0	0	0	0	1	0											
Inning Stats	R: 0 E: 0 K: 1 S: 6	H: 1 LOB: 1 BB: 0 P: 6	R: 1 E: 2 K: 0 S: 6	H: 1 LOB: 2 BB: 0 P: 6	R: 0 E: 0 K: 1 S: 5	H: 1 LOB: 0 BB: 0 P: 5	R: 0 E: 0 K: 1 S: 5	H: 0 LOB: 0 BB: 0 P: 5	R: 0 E: 0 K: 1 S: 5	H: 0 LOB: 1 BB: 1 P: 8	R: 0 E: 1 K: 0 S: 4	H: 0 LOB: 0 BB: 0 P: 5	R: 0 E: 0 K: 1 S: 5	H: 0 LOB: 0 BB: 0 P: 5	R: 5 E: 0 K: 12 S: 12	H: 5 LOB: 1 BB: 1 P: 16		R: 1 E: 0 K: 0 S: 4	H: 2 LOB: 0 BB: 0 P: 4	1B: 6 2B: 4 3B: 0 HR: 0	SF: 0 SAC: 1 DP: 2 HBP: 0	WP: 0 PB: 0 SB: 2 CS: 0	PA: 40				
PITCHER	IP	WLS	BF	H	R	ER	SO	BB	IBB	HBP	BLK	WP	HR	S	P	ERA	WHIP										
Randy Jones, L ERA: 3.64	(1, 1)	7.2	32	5	5	3	6	2	0	0	0	0	0	42	50	3.52	0.913										
Steve Mura, R ERA: 2.99	(8, 1)	0.0	L	2	2	1	1	0	0	0	0	0	0	2	2	∞	∞										
John D'Acquisto, R ERA: 4.79	(8, 1)	0.1		2	1	1	1	0	0	0	0	0	0	4	4	27.00	3.000										
Mark Lee, R ERA: 4.4	(9, 1)	1.0		4	2	1	1	0	0	0	0	0	0	4	4	9.00	2.000										

Batter	1	2	3	4	5	6	7	8	9	AB	R	H	RBI	BB	SO	LOB	BOTTOM										
Gene Richards, L OBP: 0.336, SLG: 0.351 Jay Johnstone, L OBP: 0.323, SLG: 0.339	0-0 F9	0-0 1B			0-0 F8		4-0 BB 1B BB	0-3 K		3	1	1	2	1	0	0	<p>Cincinnati Reds @ San Diego Padres San Diego Stadium, San Diego, CA Thu Sep 20 1979, 10:05 PM EDT Att: 9,997 - Unknown</p> <p>livebaseballscorecards.com</p> <p>AB 33 R 5 H 8 RBI 5 BB 6 SO 4 LOB 14</p> 										
Paul Dade, R OBP: 0.509, SLG: 0.361	0-0 F9 1B	0-0 F8			0-0 1-3		4-0 1B BB		0-0 6-3	4	1	1	0	1	0	1											
Gene Tenace, R OBP: 0.405, SLG: 0.444	0-0 1B		0-0 P4		0-0 5-3		4-0 BB 1B BB		0-3 K	4	0	1	1	1	1	0											
Dave Winfield, R OBP: 0.389, SLG: 0.548	0-0 F9		4-0 CS BB			0-0 E1	0-0 BB		0-0 6-3	4	0	1	2	1	0	2											
Kurt Bevacqua, R OBP: 0.339, SLG: 0.332 Brian Greer, R OBP: 0.256, SLG: 0.359	0-3 K		0-3 K		0-0 F9		4-0 FC6-4 BB			3	0	0	0	1	2	4											
Fred Kendall, R OBP: 0.257, SLG: 0.232		0-0 F9		0-0 SH3-4 1B		0-0 G5-4-3	0-0 FC6-4			4	0	1	0	0	0	4											
Tim Flannery, L OBP: 0.257, SLG: 0.218 Broderick Perkins, L OBP: 0.322, SLG: 0.268 Fernando Gonzalez, R OBP: 0.256, SLG: 0.359	0-0 4-3			0-0 SH3-4		0-0 G5-4-3	0-0 FC6-4		0-0 3-1	2	0	0	0	0	0	0											
Ozzie Smith, S OBP: 0.264, SLG: 0.268		0-0 1B 3B 1B		0-0 F7		0-0 E6		0-0 6-3		4	1	2	0	0	0	1											
Randy Jones, R OBP: 0.179, SLG: 0.205 Steve Mura, R OBP: 0.228, SLG: 0.194 John D'Acquisto, R OBP: 0.300, SLG: 0.367 Jerry Turner, L OBP: 0.300, SLG: 0.367 Mark Lee, R OBP: 0.333, SLG: 0.333	0-0 1B		0-0 F8		0-0 F8		4-0 BB BB			3	2	1	0	0	0	1											
Inning Stats	R: 0 E: 0 K: 1 S: 7	H: 2 LOB: 2 BB: 0 P: 7	R: 2 E: 0 K: 0 S: 6	H: 3 LOB: 1 BB: 0 P: 6	R: 0 E: 0 K: 1 S: 4	H: 0 LOB: 0 BB: 1 P: 8	R: 0 E: 0 K: 0 S: 4	H: 1 LOB: 1 BB: 0 P: 4	R: 0 E: 0 K: 0 S: 3	H: 0 LOB: 0 BB: 0 P: 3	R: 0 E: 1 K: 0 S: 3	H: 0 LOB: 0 BB: 0 P: 3	R: 3 E: 1 K: 0 S: 5	H: 2 LOB: 3 BB: 4 P: 21	R: 0 E: 0 K: 1 S: 5	H: 0 LOB: 1 BB: 1 P: 9		R: 0 E: 0 K: 1 S: 5	H: 0 LOB: 0 BB: 0 P: 5	1B: 7 2B: 0 3B: 1 HR: 0	SF: 0 SAC: 1 DP: 1 HBP: 0	WP: 0 PB: 0 SB: 0 CS: 1	PA: 40				
PITCHER	IP	WLS	BF	H	R	ER	SO	BB	IBB	HBP	BLK	WP	HR	S	P	ERA	WHIP										
Fred Norman, L ERA: 3.52	(1, 1)	6.0	24	6	2	2	2	1	0	0	0	0	0	27	31	3.00	1.167										
Mario Soto, R ERA: 4.46	(7, 1)	0.2		6	1	3	0	3	0	0	0	0	0	3	15	0.00	6.000										
Doug Bair, R ERA: 4.0	(7, 1)	2.1	W	10	1	0	0	2	2	0	0	0	0	12	20	0.00	1.286										

Batter	1	2	3	4	5	6	7	8	9	AB	R	H	RBI	BB	SO	LOB	TOP					
Dave Collins, S (1,9) OBP: 0.359, SLG: 0.400	F9 BB FC6-4 HBP		G3		1B			G3		3	1	2	0	0	0	0	Cincinnati Reds @ Houston Astros Astrodome, Houston, TX Sat Sep 22 1979, 8:05 PM EDT Att: 46,037 - Unknown					
Joe Morgan, L (1,4) OBP: 0.378, SLG: 0.377	FC6-4 S BB		F9		4-3			G3		3	0	0	0	1	0	2						
Dave Concepcion, R (1,6) OBP: 0.354, SLG: 0.421	F9		FC5-4 1B					6-3		3	0	1	0	1	0	3						
George Foster, R (1,7) OBP: 0.390, SLG: 0.555	FC6-4 BB		FC5-4 1-2					G6-3 1-2		3	0	1	0	1	0	2						
Johnny Bench, R (1,2) OBP: 0.369, SLG: 0.464	FC6-4 1-2 2-3 3-H				6-3			P3		3	0	0	1	1	0	2						
Ray Knight, R (1,5) OBP: 0.338, SLG: 0.454	F9				6-3					4	0	1	0	0	1	2						
Paul Blair, R (9, PR) OBP: 0.206, SLG: 0.238	F9				6-3					0	0	0	0	0	0	0						
Harry Spilman, L (1,3) OBP: 0.328, SLG: 0.283			4-3							3	0	0	0	0	0	0						
Hector Cruz, R (9, PH) OBP: 0.338, SLG: 0.359					F7					1	0	0	0	0	1	3						
Cesar Geronimo, L (1,8) OBP: 0.313, SLG: 0.330										3	0	0	0	0	1	0						
Rick Auerbach, R (9, PH) OBP: 0.315, SLG: 0.323										1	0	0	0	0	1	3						
Michael LaCoss, R (1,1) OBP: 0.164, SLG: 0.142										2	0	0	0	0	1	0						
Rafael Santo Domingo, S (8, PH)										1	0	0	0	0	1	0						
Doug Bair, R (8,1)										0	0	0	0	0	0	0						
Mario Soto, R (8,1) OBP: 0.360, SLG: 0.571										0	0	0	0	0	0	0						
Dave Tomlin, L (8,1) OBP: 0.290, SLG: 0.200										0	0	0	0	0	0	0						
Junior Kennedy, R (8, PH) OBP: 0.343, SLG: 0.320										1	0	0	0	0	0	3						
Inning Stats	R: 1 E: 0 K: 0 S: 3	H: 0 LOB: 2 BB: 2 P: 12	R: 0 E: 0 K: 2 S: 7	H: 0 LOB: 0 BB: 0 P: 7	R: 0 E: 0 K: 0 S: 4	H: 1 LOB: 1 BB: 0 P: 4	R: 0 E: 0 K: 0 S: 3	H: 0 LOB: 0 BB: 0 P: 3	R: 0 E: 0 K: 0 S: 4	H: 1 LOB: 1 BB: 0 P: 4	R: 0 E: 0 K: 0 S: 2	H: 0 LOB: 0 BB: 1 P: 6	R: 0 E: 0 K: 1 S: 5	H: 0 LOB: 0 BB: 0 P: 5	R: 0 E: 0 K: 1 S: 6	H: 1 LOB: 1 BB: 0 P: 6	R: 0 E: 0 K: 2 S: 9	H: 2 LOB: 3 BB: 1 P: 13	1B: 4 2B: 1 3B: 0 HR: 0	SF: 0 SAC: 0 DP: 1 HBP: 1	WP: 0 PB: 0 SB: 1 CS: 0	PA: 36
PITCHER	IP WLS BF H R ER SO BB IBB HBP BLK WP HR S P ERA WHIP																					
Joe Niekro, R (1,1) ERA: 2.9	8.0 W 33 5 1 1 4 4 0 0 1 0 0 0 0 36 53 1.12 1.125																					
Joe Sambito, L (9,1) ERA: 1.75	1.0 S 3 0 0 0 2 0 0 0 0 0 0 0 0 7 7 0.00 0.000																					

Batter	1	2	3	4	5	6	7	8	9	AB	R	H	RBI	BB	SO	LOB	BOTTOM				
Terry Puhl, L (1,8) OBP: 0.353, SLG: 0.378	L5		SH3 1B		F9			G3		5	0	2	0	0	0	3	Cincinnati Reds @ Houston Astros Astrodome, Houston, TX Sat Sep 22 1979, 8:05 PM EDT Att: 46,037 - Unknown				
Craig Reynolds, L (1,6) OBP: 0.288, SLG: 0.332	4-3 BB		SH3 1-2		1B 2B			F2		2	1	1	0	1	0	1					
Cesar Cedeno, R (1,3) OBP: 0.356, SLG: 0.375	4-3		5-3		1B 2H					4	1	1	1	0	1	3					
Dave Bergman, L (9,3) OBP: 0.500, SLG: 0.500	1-2				1B			K		0	0	0	0	0	0	0					
Jose Cruz, L (1,7) OBP: 0.367, SLG: 0.417	E6		F7		1B IBB					3	1	1	0	1	0	2					
Enos Cabell, R (1,5) OBP: 0.293, SLG: 0.359	6-3				F9 1-3 2-H			1B		4	0	1	1	0	1	2					
Jeffrey Leonard, R (1,9) OBP: 0.394, SLG: 0.354			6-3		1B 4-3 1B			F8		3	1	1	0	1	0	1					
Luis Pujols, R (1,2) OBP: 0.291, SLG: 0.340			F6		1-3 1B					3	0	1	0	0	1	0					
Rafael Landestoy, S (1,4) OBP: 0.342, SLG: 0.344					4-3 1-2 3-H			3-1		3	0	1	1	1	0	1					
Joe Niekro, R (1,1) OBP: 0.145, SLG: 0.150					1B					4	0	0	0	0	1	5					
Joe Sambito, L (9,1) OBP: 0.593, SLG: 0.429	P4				F2					0	0	0	0	0	0	0					
Inning Stats	R: 0 E: 1 K: 0 S: 4	H: 0 LOB: 2 BB: 1 P: 8	R: 0 E: 0 K: 0 S: 4	H: 1 LOB: 1 BB: 0 P: 4	R: 0 E: 0 K: 0 S: 4	H: 1 LOB: 1 BB: 0 P: 4	R: 1 E: 0 K: 0 S: 5	H: 2 LOB: 1 BB: 0 P: 5	R: 2 E: 0 K: 0 S: 5	H: 3 LOB: 1 BB: 1 P: 9	R: 0 E: 0 K: 2 S: 7	H: 0 LOB: 0 BB: 0 P: 7	R: 0 E: 0 K: 1 S: 5	H: 1 LOB: 1 BB: 0 P: 5	R: 1 E: 0 K: 1 S: 7	H: 1 LOB: 3 BB: 2 P: 15		1B: 7 2B: 2 3B: 1 HR: 0	SF: 0 SAC: 2 DP: 1 HBP: 0	WP: 1 PB: 0 SB: 1 CS: 1	PA: 37
PITCHER	IP WLS BF H R ER SO BB IBB HBP BLK WP HR S P ERA WHIP																				
Michael LaCoss, R (1,1) ERA: 3.55	7.0 L 30 8 3 1 1 1 1 1 0 0 0 1 0 4 8 3.86 1.286																				
Doug Bair, R (8,1) ERA: 4.09	0.0 3 1 1 1 1 1 0 0 0 0 1 0 4 8 0.00 0.000																				
Mario Soto, R (8,1) ERA: 4.37	0.2 3 0 0 0 0 0 0 1 0 0 0 0 2 6 0.00 0.000																				
Dave Tomlin, L (8,1) ERA: 2.78	0.1 1 0 0 0 0 0 0 0 0 0 0 0 0 1 1 0.00 0.000																				

AB	31
R	1
H	5
RBI	1
BB	4
SO	6
LOB	20



AB	31
R	4
H	9
RBI	3
BB	4
SO	4
LOB	18



Batter	1	2	3	4	5	6	7	8	9	AB	R	H	RBI	BB	SO	LOB	TOP										
Dave Collins, S OBP: 0.360, SLG: 0.404 Paul Blair, R OBP: 0.206, SLG: 0.238	G3		4-3	E4		G3				4	1	2	1	0	3		Cincinnati Reds @ Houston Astros Astrodome, Houston, TX Sun Sep 23 1979, 4:33 AM EDT Att: 42,067 - Unknown										
Joe Morgan, L OBP: 0.376, SLG: 0.376	4-3			F2				F8		4	0	1	0	1	0												
Dave Concepcion, R OBP: 0.351, SLG: 0.417	F9		F9		4-3	6-3		F9		5	0	0	0	0	3												
George Foster, R OBP: 0.390, SLG: 0.561		HR		F7		F9		K		5	1	2	1	0	1	0											
Johnny Bench, R OBP: 0.369, SLG: 0.466	K			1B	E9			K		5	2	0	0	2	1												
Dan Driessen, L OBP: 0.333, SLG: 0.419	K			2B						4	0	1	0	1	1												
Ray Knight, R OBP: 0.360, SLG: 0.457				F7	G6-4-3					4	0	1	0	1	1												
Hector Cruz, R OBP: 0.341, SLG: 0.359				1B						5	1	3	0	0	1	3											
Frank Pastore, R OBP: 0.182, SLG: 0.182			F8					K	F9	3	1	1	2	1	1												
Inning Stats	R: 0 E: 0 K: 0 S: 3	H: 0 LOB: 0 BB: 0 P: 3	R: 1 E: 0 K: 3 S: 11	H: 2 LOB: 1 BB: 0 P: 11	R: 0 E: 0 K: 0 S: 4	H: 1 LOB: 1 BB: 0 P: 4	R: 5 E: 1 K: 0 S: 8	H: 5 LOB: 0 BB: 0 P: 8	R: 0 E: 1 K: 0 S: 4	H: 1 LOB: 2 BB: 1 P: 8	R: 0 E: 0 K: 1 S: 5	H: 0 LOB: 2 BB: 2 P: 13	R: 1 E: 0 K: 0 S: 6	H: 3 LOB: 3 BB: 1 P: 10	R: 0 E: 0 K: 1 S: 5	H: 0 LOB: 0 BB: 0 P: 5	R: 0 E: 0 K: 2 S: 7	H: 0 LOB: 0 BB: 0 P: 7	1B: 8 2B: 2 3B: 1 HR: 1	SF: 0 SAC: 0 DP: 1 HBP: 0	WP: 0 PB: 0 SB: 1 CS: 0	PA: 43					
PITCHER	IP	WLS	BF	H	R	ER	SO	BB	IBB	HBP	BLK	WP	HR	S	P	ERA	WHIP										
Vern Ruhle, R ERA: 3.41	3.2	L	19	8	6	5	3	0	0	0	0	0	1	25	25	12.27	2.182										
Randy Niemann, L ERA: 3.79	0.1		1	0	0	0	0	0	0	0	0	0	0	1	1	0.00	0.000										
Joaquin Andujar, R ERA: 3.21	2.0		10	1	0	0	1	2	1	0	0	0	0	9	21	0.00	1.500										
Tom Dixon, R ERA: 5.76	0.1		5	3	1	1	0	1	0	0	0	0	0	4	8	27.00	12.000										
Frank LaCorte, R ERA: 5.5	2.2		8	0	0	0	3	0	0	0	0	0	0	14	14	0.00	0.000										

Batter	1	2	3	4	5	6	7	8	9	AB	R	H	RBI	BB	SO	LOB	BOTTOM										
Terry Puhl, L OBP: 0.351, SLG: 0.376	6-3		F9			FC6-4			P6	5	0	1	0	0	0	1	Cincinnati Reds @ Houston Astros Astrodome, Houston, TX Sun Sep 23 1979, 4:33 AM EDT Att: 42,067 - Unknown										
Craig Reynolds, L OBP: 0.288, SLG: 0.331	E4			1B				L4		4	0	1	0	0	0	3											
Cesar Cedeno, R OBP: 0.355, SLG: 0.374	P4			1B				F7		4	0	1	0	0	1	1											
Jose Cruz, L OBP: 0.368, SLG: 0.417			F8					4-3		4	1	2	0	0	0	2											
Enos Cabell, R OBP: 0.291, SLG: 0.356	F3		4-3					F8		4	0	0	0	0	0	4											
Jeffrey Leonard, R OBP: 0.396, SLG: 0.358				1B				F8		4	0	2	1	0	0	1											
Luis Pujols, R OBP: 0.271, SLG: 0.316	P6			K				5-3		4	0	0	0	0	1	2											
Rafael Landestoy, S OBP: 0.344, SLG: 0.344				1B				K		3	0	1	0	1	1	0											
Vern Ruhle, R OBP: 0.100, SLG: 0.105 Randy Niemann, L OBP: 0.188, SLG: 0.133 Danny Messersmith, R OBP: 0.197, SLG: 0.090 Joaquin Andujar, R OBP: 0.117, SLG: 0.211 Julio Gonzalez, R OBP: 0.209, SLG: 0.304 Tom Dixon, R OBP: 0.100, SLG: 1.000 Frank LaCorte, R OBP: 0.120, SLG: 0.429	F9			K		FC6-4		K		1	0	0	0	0	0	2											
Inning Stats	R: 0 E: 1 K: 0 S: 3	H: 0 LOB: 0 BB: 0 P: 3	R: 1 E: 0 K: 0 S: 5	H: 2 LOB: 2 BB: 1 P: 9	R: 0 E: 0 K: 2 S: 10	H: 2 LOB: 3 BB: 0 P: 10	R: 0 E: 0 K: 1 S: 6	H: 1 LOB: 1 BB: 0 P: 6	R: 0 E: 0 K: 1 S: 6	H: 1 LOB: 1 BB: 0 P: 6	R: 0 E: 0 K: 0 S: 3	H: 0 LOB: 0 BB: 0 P: 3	R: 0 E: 0 K: 0 S: 3	H: 0 LOB: 0 BB: 0 P: 3	R: 0 E: 0 K: 1 S: 5	H: 0 LOB: 0 BB: 0 P: 5	1B: 8 2B: 1 3B: 0 HR: 0	SF: 0 SAC: 0 DP: 0 HBP: 0	WP: 0 PB: 0 SB: 1 CS: 0	PA: 37							
PITCHER	IP	WLS	BF	H	R	ER	SO	BB	IBB	HBP	BLK	WP	HR	S	P	ERA	WHIP										
Frank Pastore, R ERA: 4.69	9.0	W	37	9	1	1	5	0	1	0	0	0	0	46	50	1.00	1.000										

Batter	1	2	3	4	5	6	7	8	9	AB	R	H	RBI	BB	SO	LOB	TOP			
Gene Richards, L (1, 8) OBP: 0.342, SLG: 0.355										5	2	2	1	0	0	0	San Diego Padres @ Cincinnati Reds Riverfront Stadium, Cincinnati, OH Tue Sep 25 1979, 7:05 PM EDT Att: 20,336 - Unknown livebaseballscorecards.com			
Ozzie Smith, S (1, 6) OBP: 0.264, SLG: 0.268										5	2	2	1	0	1	0				
Gene Tenace, R (1, 3) OBP: 0.401, SLG: 0.435										3	2	1	1	2	0	0				
Dave Winfield, R (1, 9) OBP: 0.393, SLG: 0.551										3	1	3	2	1	0	0				
Kurt Bevacqua, R (1, 5) OBP: 0.337, SLG: 0.335										4	0	1	2	0	0	5				
Jay Johnstone, L (1, 7) OBP: 0.326, SLG: 0.344										4	0	0	1	0	1	3				
Bill Fahey, L (1, 2) OBP: 0.364, SLG: 0.398										3	1	1	0	1	1	0				
Bill Almon, R (1, 4) OBP: 0.286, SLG: 0.245										4	0	0	0	0	2	3				
Bob Shirley, R (1, 1) OBP: 0.143, SLG: 0.113										4	0	0	0	0	0	1				
Inning Stats	R: 3 E: 0 K: 0 S: 7	H: 4 LOB: 2 BB: 1 P: 11	R: 0 E: 0 K: 0 S: 3	H: 0 LOB: 0 BB: 0 P: 3	R: 0 E: 0 K: 0 S: 3	H: 1 LOB: 1 BB: 1 P: 7	R: 0 E: 0 K: 2 S: 7	H: 0 LOB: 0 BB: 0 P: 7	R: 0 E: 0 K: 1 S: 4	H: 0 LOB: 0 BB: 1 P: 8	R: 5 E: 0 K: 0 S: 8	H: 5 LOB: 1 BB: 1 P: 12	R: 0 E: 0 K: 1 S: 5	H: 0 LOB: 0 BB: 0 P: 5	R: 0 E: 0 K: 1 S: 5	H: 0 LOB: 0 BB: 0 P: 5		1B: 8 2B: 3 3B: 0 HR: 0	SF: 0 SAC: 0 DP: 1 HBP: 0	WP: 0 PB: 0 SB: 3 CS: 1
PITCHER	IP WLS BF H R ER SO BB IBB HBP BLK WP HR S P ERA WHIP	Fred Norman, L (1, 1) ERA: 3.6 Manny Sarmiento, R (4, 1) ERA: 4.91 Mario Soto, R (6, 1) ERA: 5.15 Doug Bair, R (7, 1) ERA: 4.19 Dave Tomlin, L (7, 1) ERA: 2.72 Charlie Leibrandt, L (9, 1) ERA:																		

Batter	1	2	3	4	5	6	7	8	9	AB	R	H	RBI	BB	SO	LOB	BOTTOM					
Dave Collins, S (1, 9) OBP: 0.358, SLG: 0.399										4	0	0	0	1	1	2	San Diego Padres @ Cincinnati Reds Riverfront Stadium, Cincinnati, OH Tue Sep 25 1979, 7:05 PM EDT Att: 20,336 - Unknown livebaseballscorecards.com					
Joe Morgan, L (1, 4) OBP: 0.379, SLG: 0.379										1	0	0	0	0	0	1						
Paul Blair, R (4, 1) OBP: 0.236, SLG: 0.236										0	0	0	0	0	0	0						
Mario Soto, R (6, 1) OBP: 0.571, SLG: 0.571										0	0	0	0	0	0	0						
Doug Bair, R (7, 1) OBP: 0.571, SLG: 0.571										0	0	0	0	0	0	0						
Dave Tomlin, L (7, 1) OBP: 0.500, SLG: 0.500										0	0	0	0	0	0	0						
Rick Auerbach, R (8, 1) OBP: 0.319, SLG: 0.319										1	0	0	0	0	0	0						
Vic Corbell, R (9, 2) OBP: 0.344, SLG: 0.344										0	0	0	0	0	0	0						
Dave Concepcion, R (1, 6) OBP: 0.352, SLG: 0.422										3	1	1	1	1	1	2						
George Foster, R (1, 7) OBP: 0.391, SLG: 0.567										4	1	2	1	0	0	2						
Johnny Bench, R (1, 2) OBP: 0.366, SLG: 0.462										4	0	0	0	0	0	3						
Charlie Leibrandt, R (9, 1)										0	0	0	0	0	0	0						
Ray Knight, R (1, 5) OBP: 0.363, SLG: 0.458										3	0	2	0	1	0	0						
Dan Driessen, L (1, 3) OBP: 0.332, SLG: 0.417										4	0	1	0	0	1	2						
Hector Cruz, R (1, 8) OBP: 0.335, SLG: 0.352										4	0	0	0	0	1	3						
Fred Norman, S (1, 1) OBP: 0.231, SLG: 0.153										0	0	0	0	0	0	0						
Junior Kennedy, R (3, PH) OBP: 0.346, SLG: 0.305										3	0	1	0	1	0	0						
Inning Stats	R: 0 E: 0 K: 0 S: 3	H: 0 LOB: 2 BB: 1 P: 8	R: 0 E: 0 K: 1 S: 5	H: 1 LOB: 0 BB: 0 P: 5	R: 0 E: 0 K: 1 S: 6	H: 1 LOB: 1 BB: 0 P: 6	R: 0 E: 0 K: 1 S: 6	H: 1 LOB: 2 BB: 1 P: 10	R: 0 E: 0 K: 1 S: 5	H: 0 LOB: 0 BB: 1 P: 9	R: 0 E: 0 K: 0 S: 3	H: 1 LOB: 0 BB: 0 P: 3	R: 0 E: 0 K: 0 S: 3	H: 0 LOB: 1 BB: 1 P: 7	R: 2 E: 0 K: 0 S: 6	H: 3 LOB: 1 BB: 0 P: 6	R: 0 E: 0 K: 0 S: 3	H: 0 LOB: 0 BB: 0 P: 3	1B: 5 2B: 0 3B: 0 HR: 2	SF: 0 SAC: 0 DP: 2 HBP: 1	WP: 0 PB: 0 SB: 0 CS: 0	PA: 37
PITCHER	IP WLS BF H R ER SO BB IBB HBP BLK WP HR S P ERA WHIP	Bob Shirley, L (1, 1) ERA: 3.45																				



Batter	1	2	3	4	5	6	7	8	9	AB	R	H	RBI	BB	SO	LOB	TOP								
Gene Richards, L (1, 8) OBP: 0.343, SLG: 0.362	0-0 3-1		0-3 K		0-0 S 4-3 1B			0-0 HR		4	1	2	1	0	1	1	San Diego Padres @ Cincinnati Reds Riverfront Stadium, Cincinnati, OH Wed Sep 26 1979, 7:05 PM EDT Att: 21,146 - Unknown								
Ozzie Smith, S (1, 6) OBP: 0.282, SLG: 0.266	0-0 4-3		0-0 G3		0-0 4-3 1-2			0-0 F9		4	0	0	0	0	0	2									
Gene Tenace, R (1, 3) OBP: 0.400, SLG: 0.432	0-0 F9			0-3 K	0-0 F9 2-3			4-0 BB		3	0	0	0	1	1	1									
Dave Winfield, R (1, 9) OBP: 0.394, SLG: 0.555		0-0 HR		0-0 E S E 1B	0-0 1-3			0-0 F9		4	2	2	1	0	0	1									
Jay Johnstone, L (1, 7) OBP: 0.328, SLG: 0.341		4-0 G6-4-3 BB		0-0 E3 1-H	4-0 G6-3 BB			0-0 L3		2	0	0	1	2	0	1									
Kurt Bevacqua, R (1, 5) OBP: 0.336, SLG: 0.331		0-0 G6-4-3 1-2		4-0 FC6-4 BB	0-0 G6-3 1-2			0-0 P3		3	0	0	0	1	0	2									
Bill Fahey, L (1, 2) OBP: 0.357, SLG: 0.390		0-0 E6		0-0 F9			0-3 K		0-0 6-3	4	0	0	0	0	1	2									
Bill Almon, R (1, 4) OBP: 0.291, SLG: 0.247 Jery Turner, L (9, PH) OBP: 0.301, SLG: 0.370 Tim Flannery, L (9, FR) OBP: 0.206, SLG: 0.190			0-0 FC1-8 1B	0-0 FC6-4 1-2			4-0 CS BB		0-0 2B	2	0	1	0	1	0	2									
Randy Jones, R (1, 1) OBP: 0.172, SLG: 0.198 Broderick Perkins, L (9, PH) OBP: 0.358, SLG: 0.274			0-0 FC1-6 1-2		0-3 K		0-0 G3 1-2		0-3 K	3	0	0	0	0	1	2									
										1	0	0	0	0	1	1									
Inning Stats	R: 0 E: 0 K: 0 S: 3	H: 0 LOB: 0 BB: 0 P: 3	R: 1 E: 1 K: 0 S: 3	H: 1 LOB: 1 BB: 1 P: 7	R: 0 E: 0 K: 1 S: 6	H: 1 LOB: 1 BB: 0 P: 6	R: 1 E: 1 K: 1 S: 7	H: 1 LOB: 2 BB: 1 P: 11	R: 0 E: 0 K: 1 S: 6	H: 0 LOB: 0 BB: 1 P: 6	R: 0 E: 0 K: 1 S: 4	H: 0 LOB: 0 BB: 1 P: 8	R: 1 E: 0 K: 0 S: 4	H: 1 LOB: 1 BB: 0 P: 8	R: 0 E: 0 K: 1 S: 6	H: 1 LOB: 1 BB: 0 P: 6	1B: 3 2B: 1 3B: 0 HR: 2	SF: 0 SAC: 0 DP: 2 HBP: 0	WP: 0 PB: 0 SB: 2 CS: 1	PA: 36					
PITCHER	IP	WLS	BF	H	R	ER	SO	BB	IBB	HBP	BLK	WP	HR	S	P	ERA	WHIP								
Tom Seaver, R (1, 1) ERA: 3.14	8.0	W	32	5	3	2	4	5	0	0	0	0	2	35	55	2.25	1.250								
Tom Hume, R (9, 1) ERA: 2.78	1.0	S	4	1	0	0	1	0	0	0	0	0	0	6	6	0.00	1.000								

AB	31
R	3
H	6
RBI	3
BB	5
SO	5
LOB	15

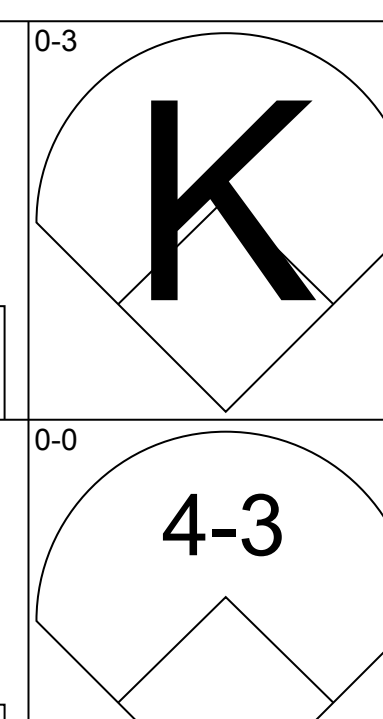
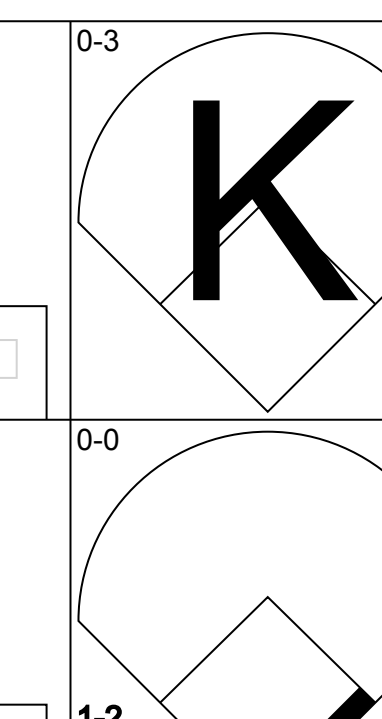
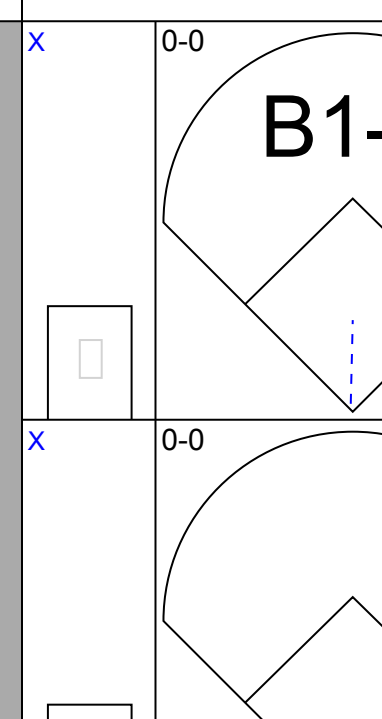
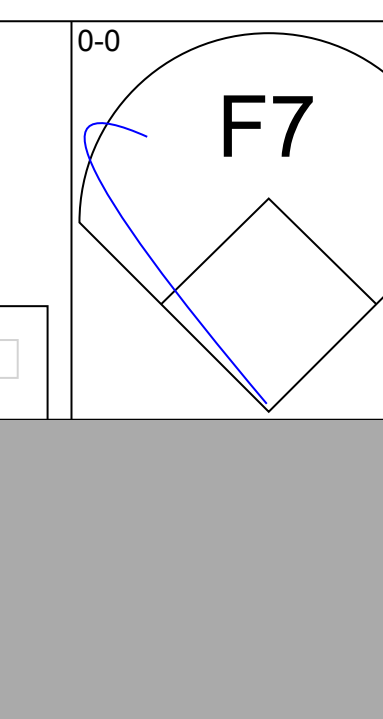
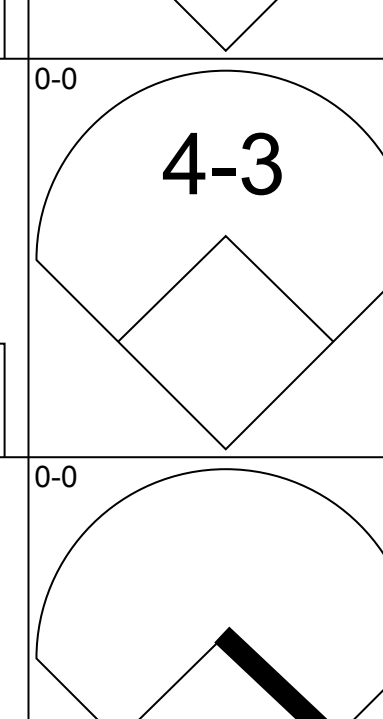
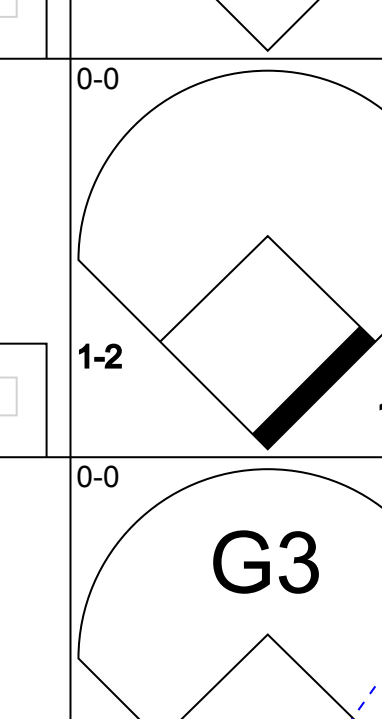
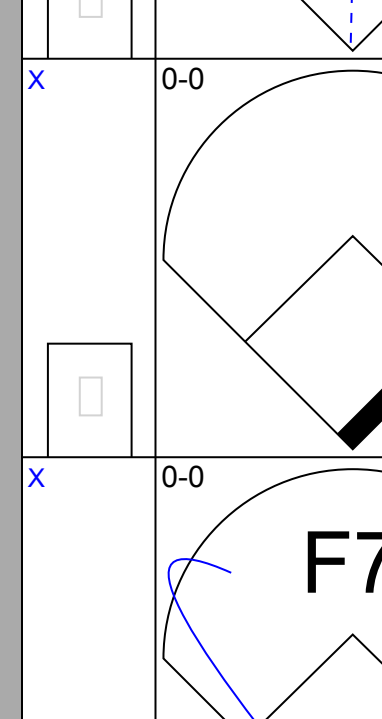
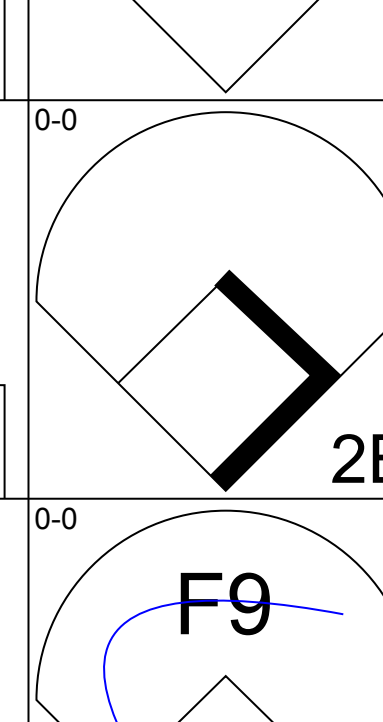
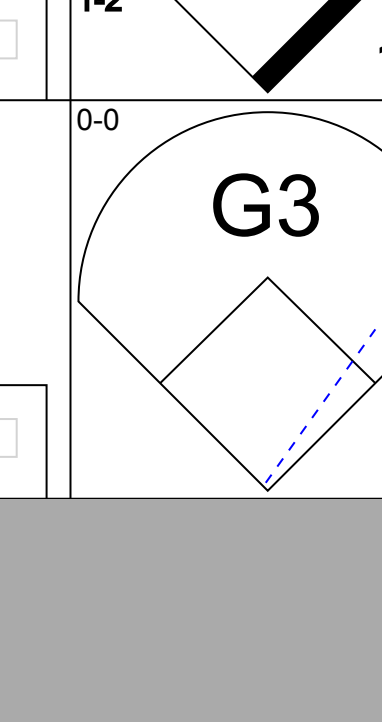
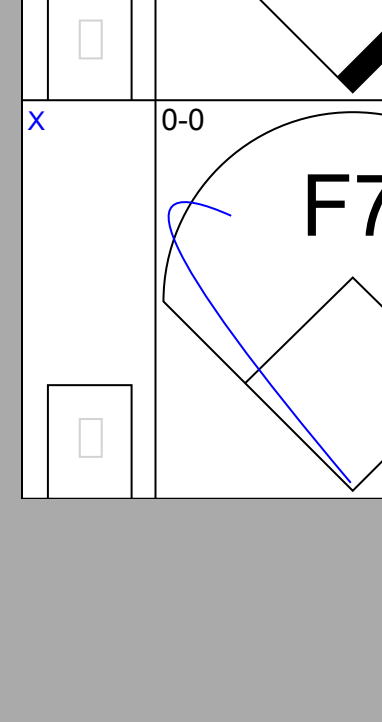

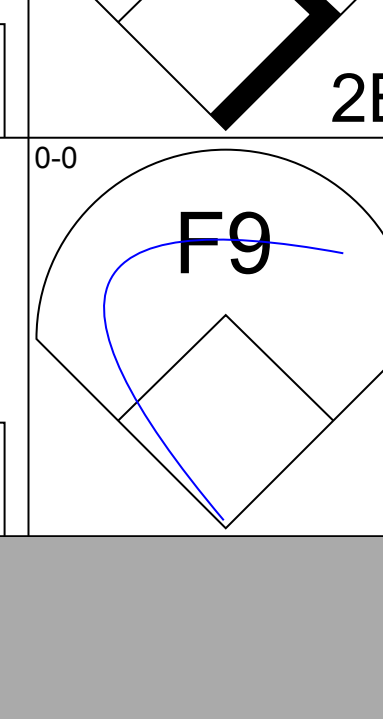
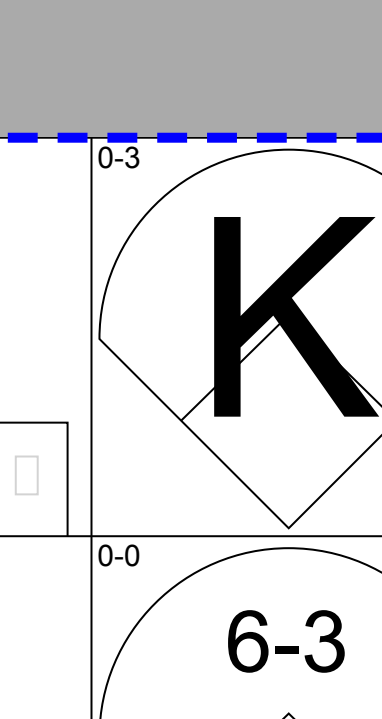


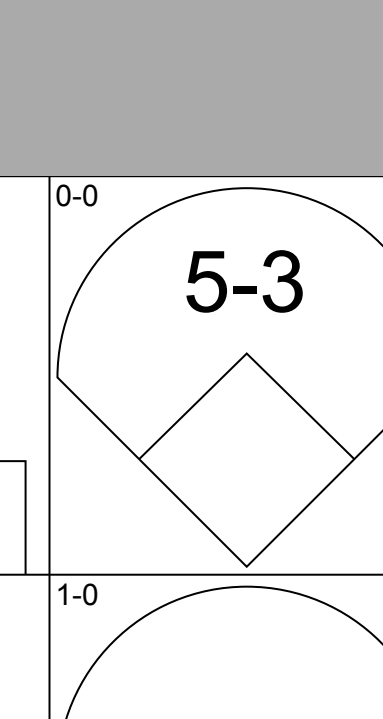
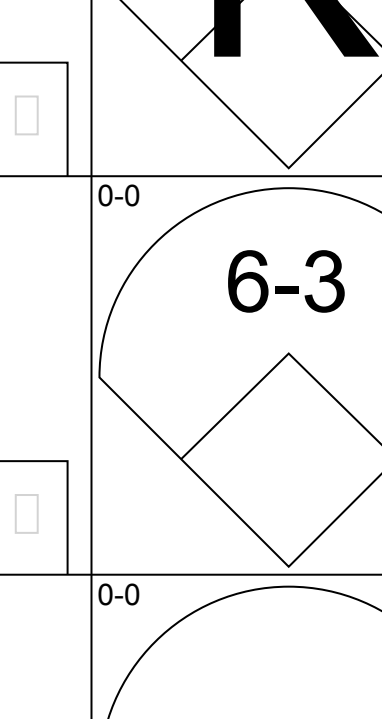


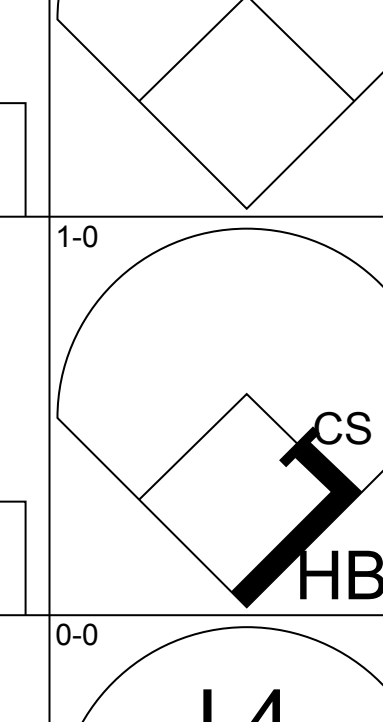
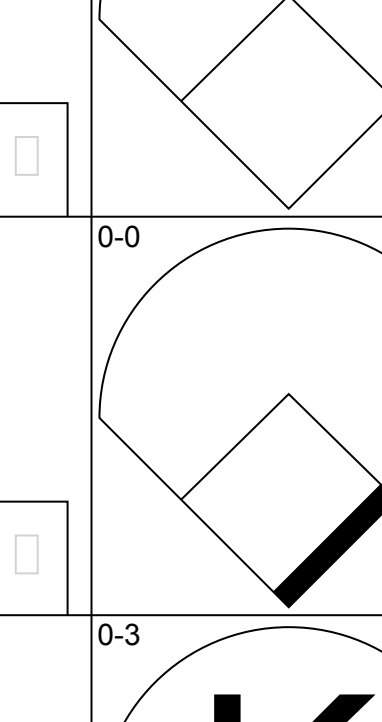



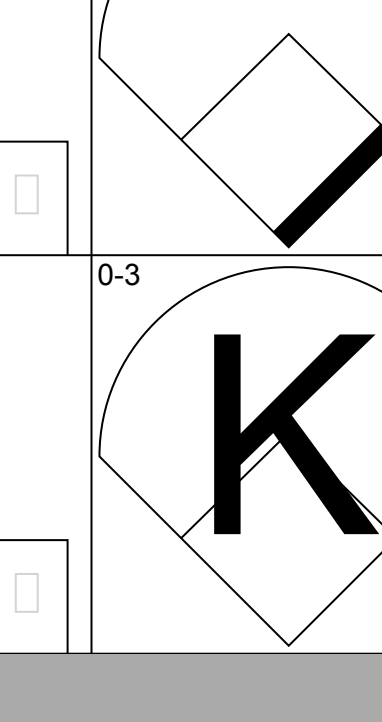

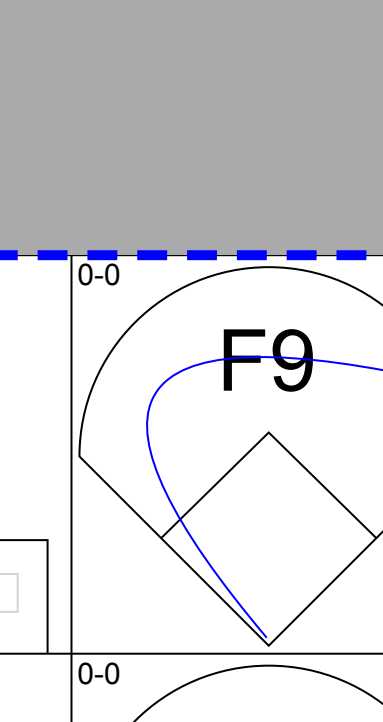
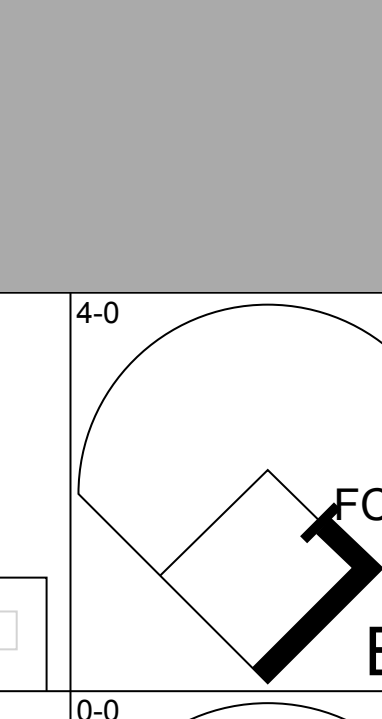

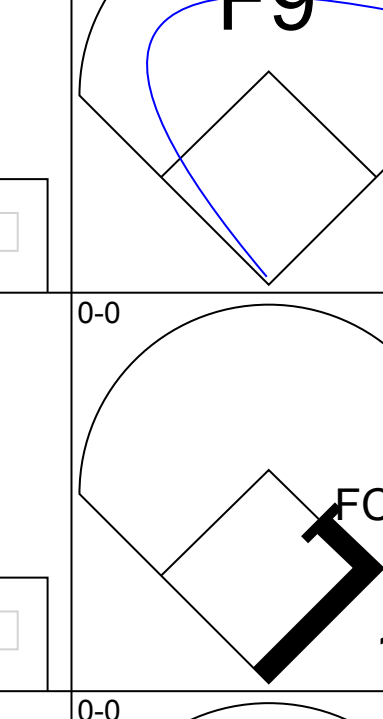
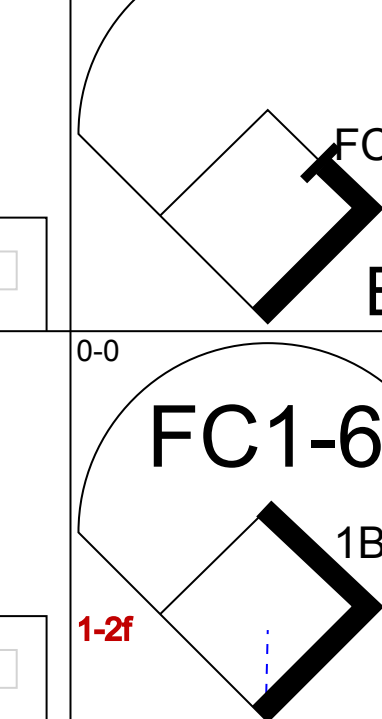
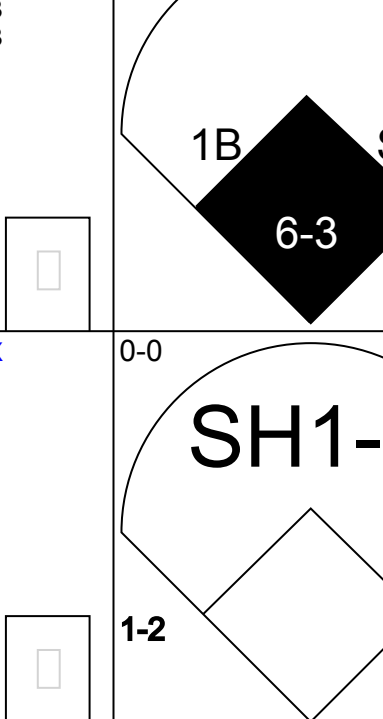
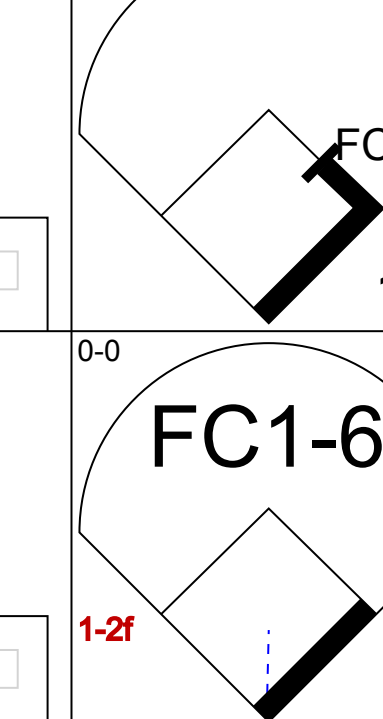
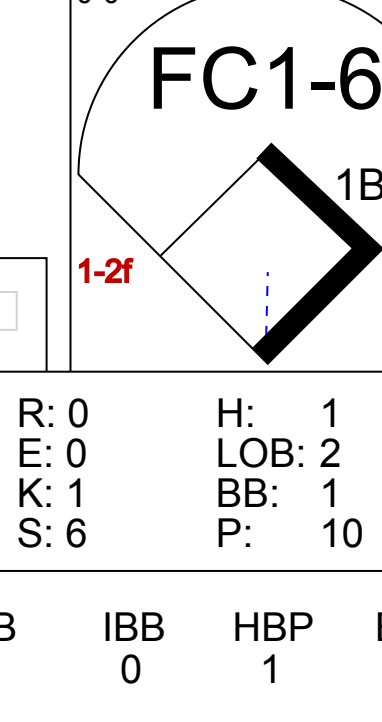
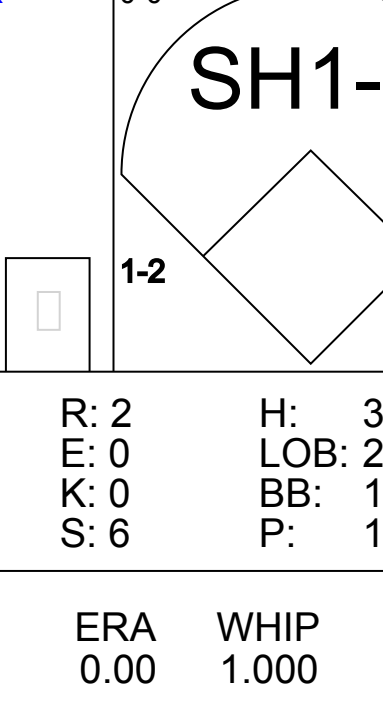
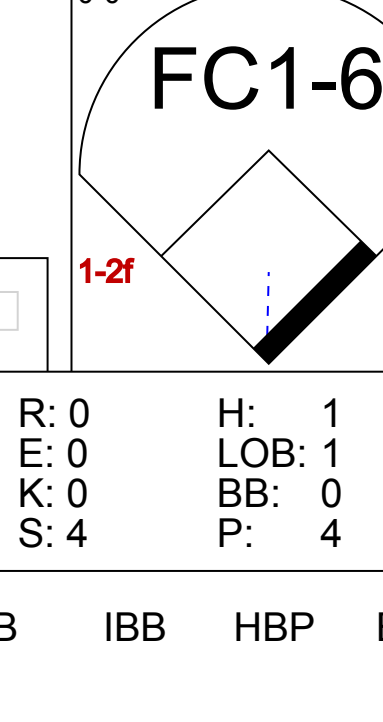
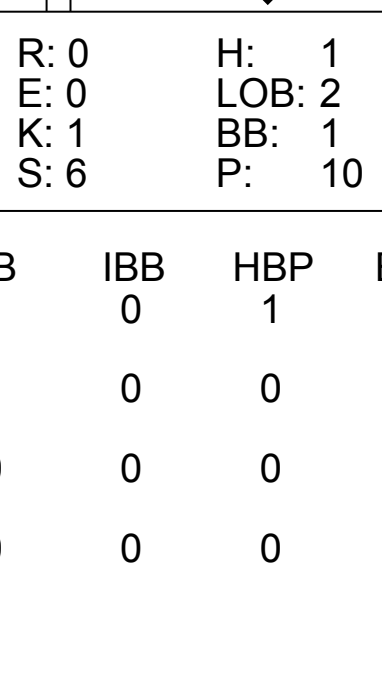
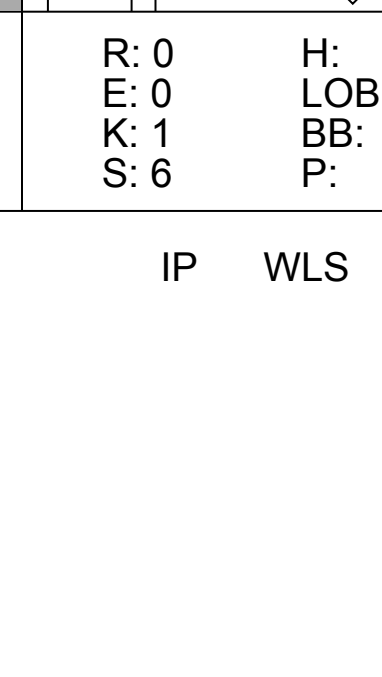
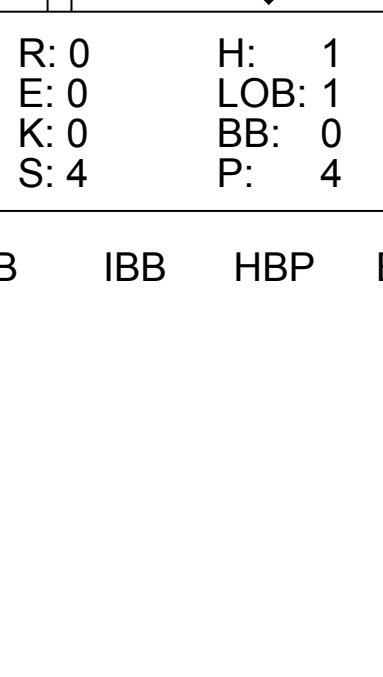


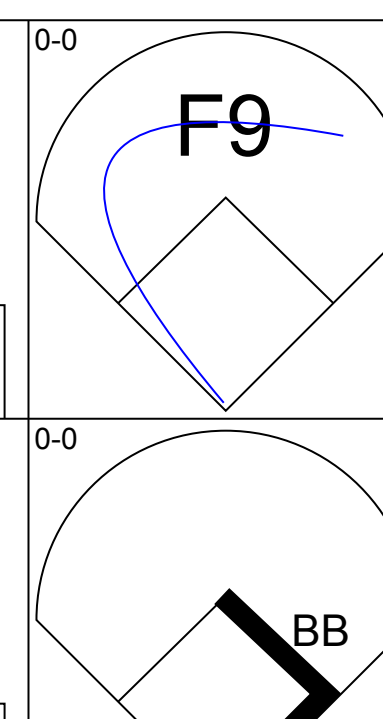
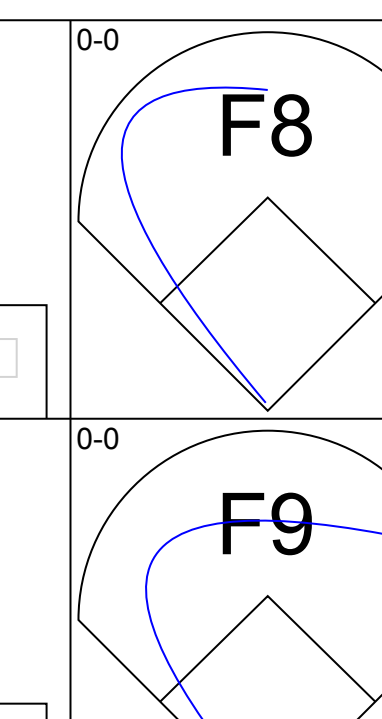

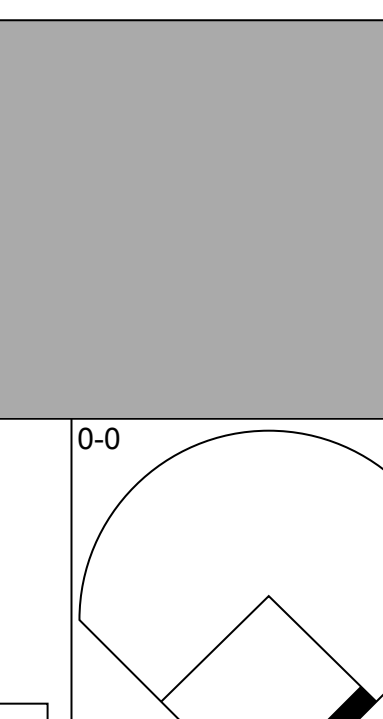
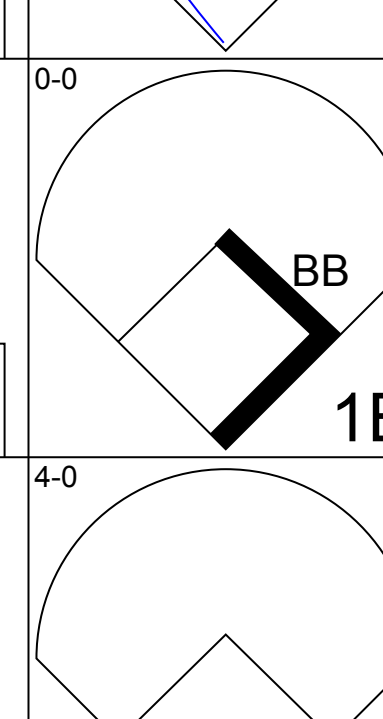
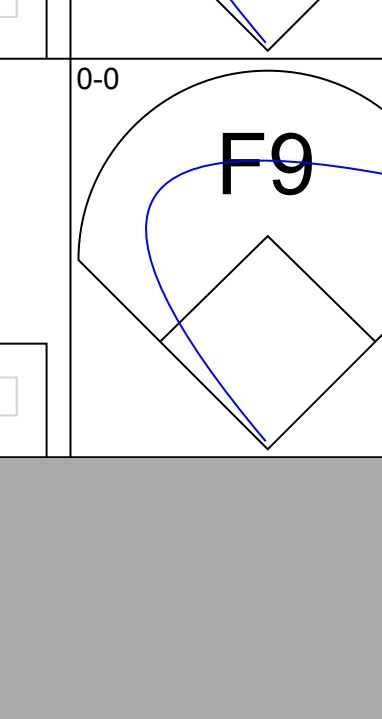

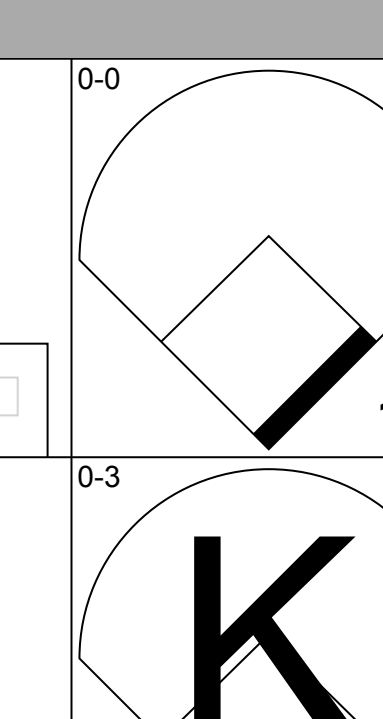
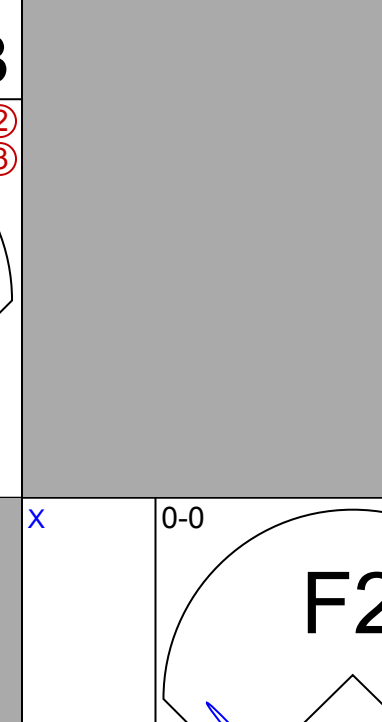
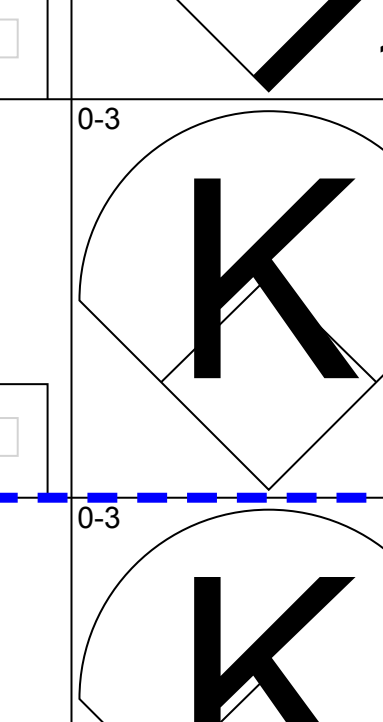
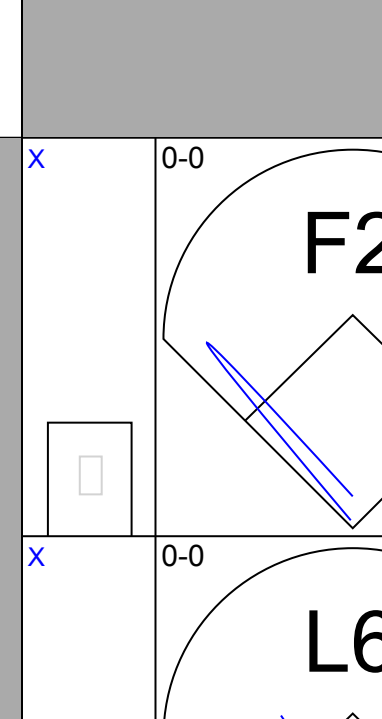
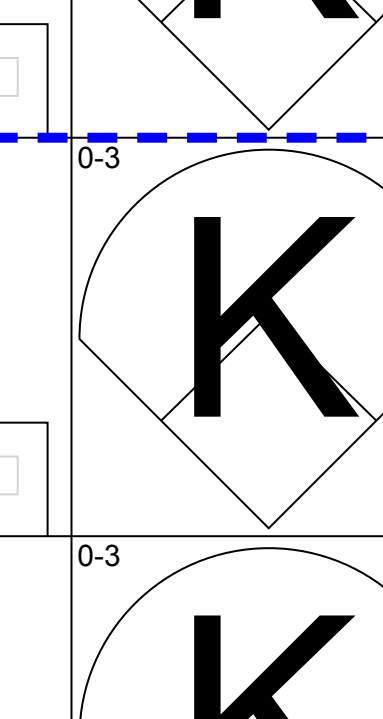
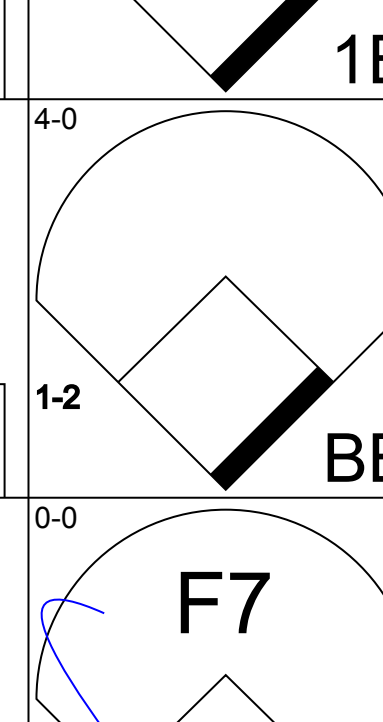

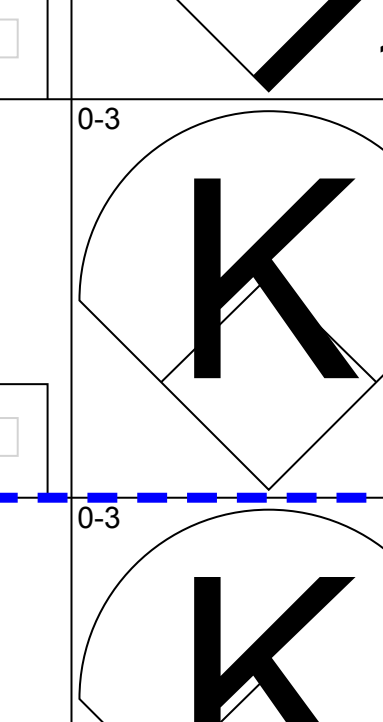
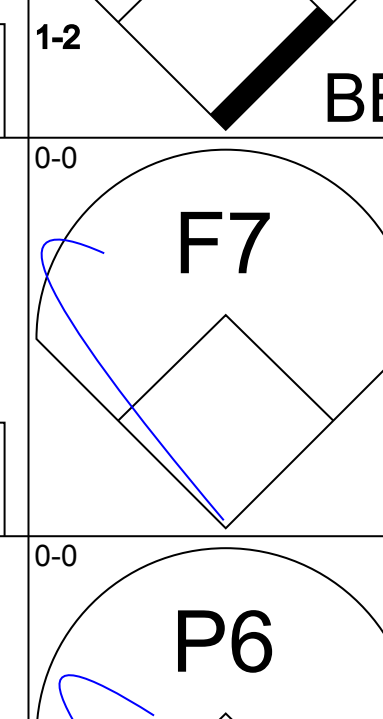
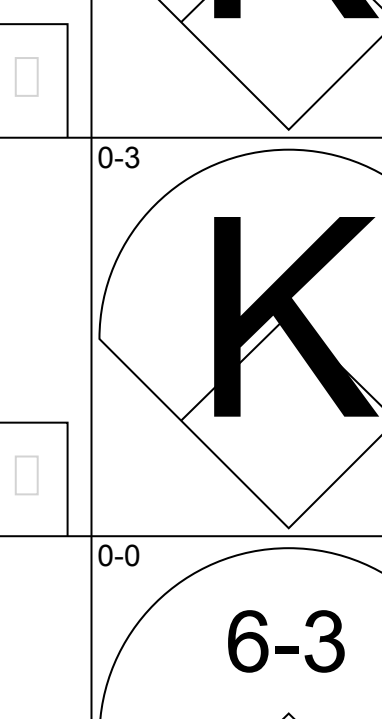
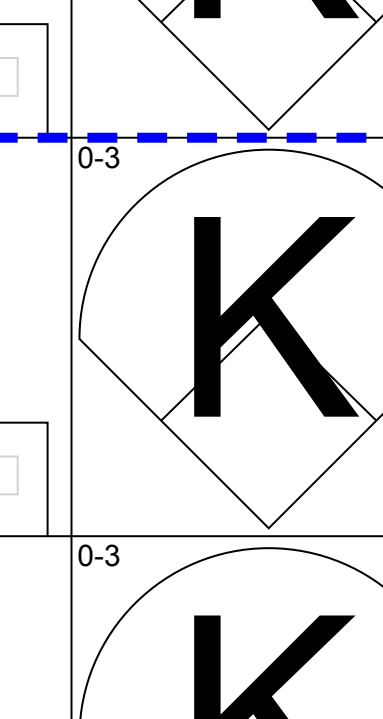
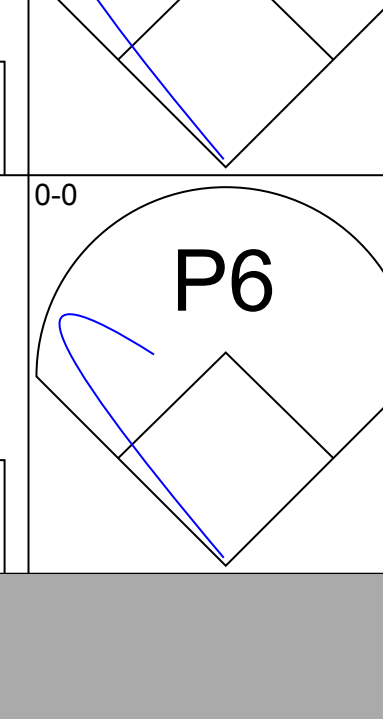
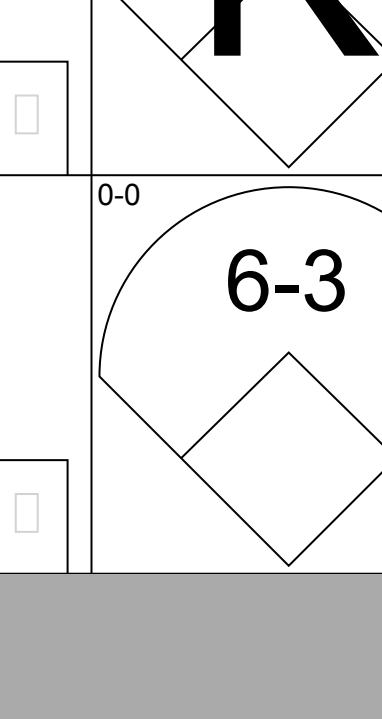
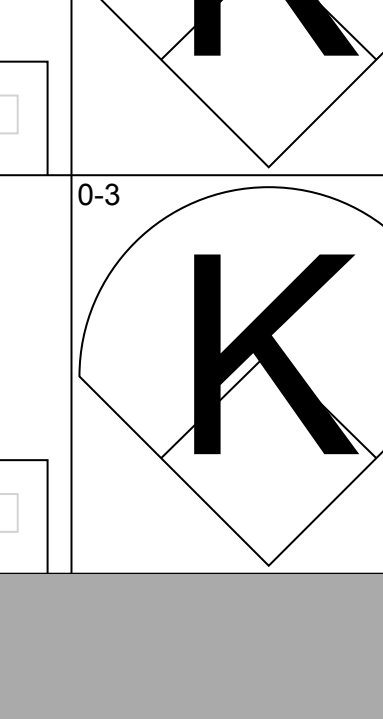
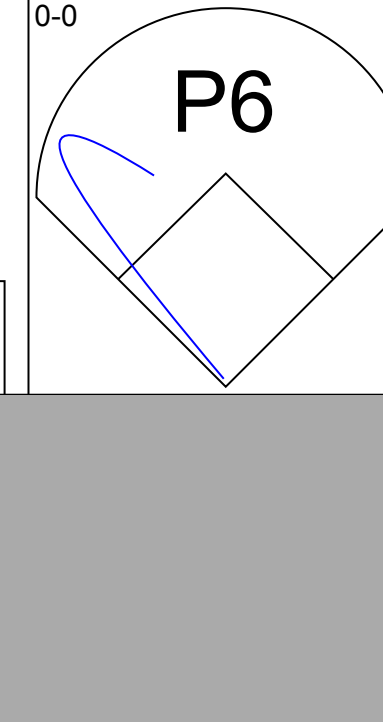
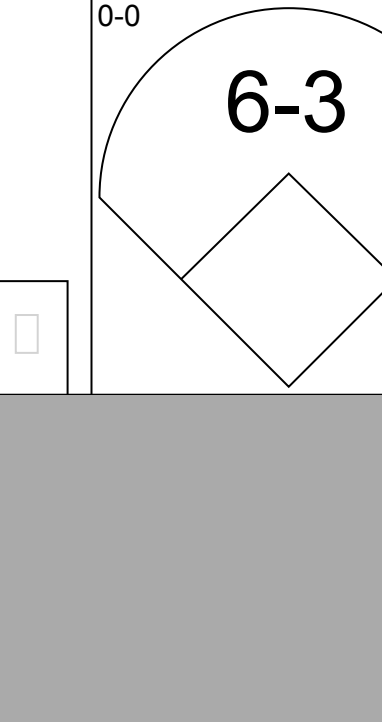


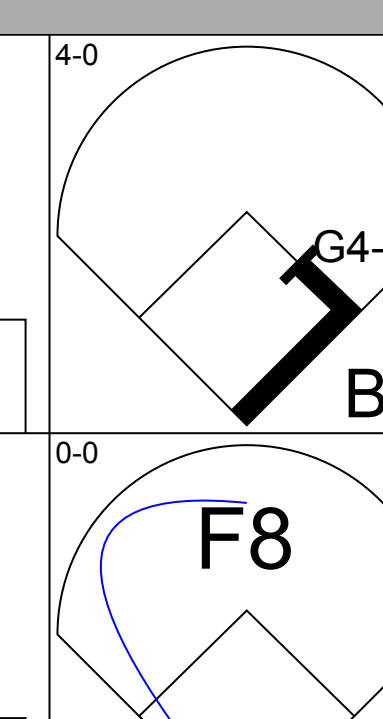
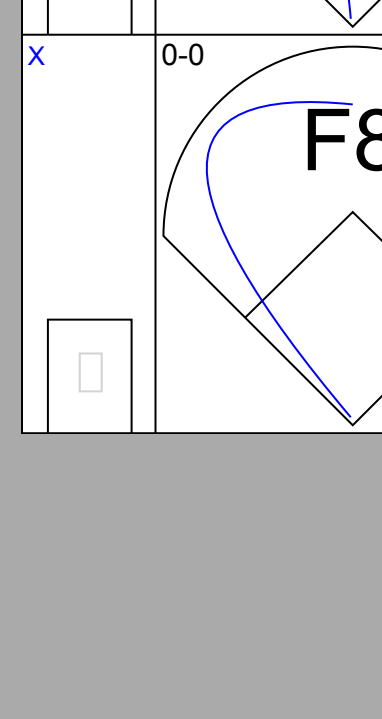

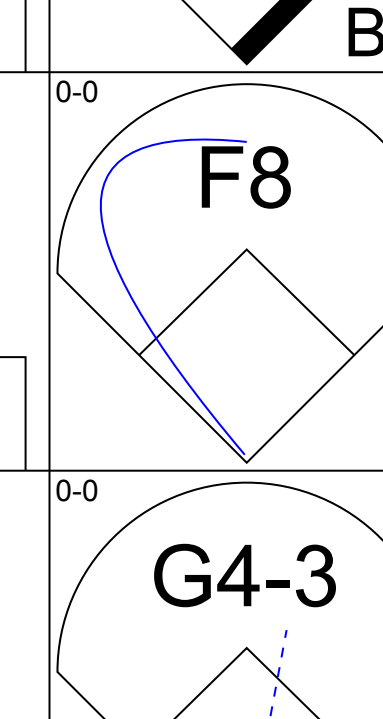


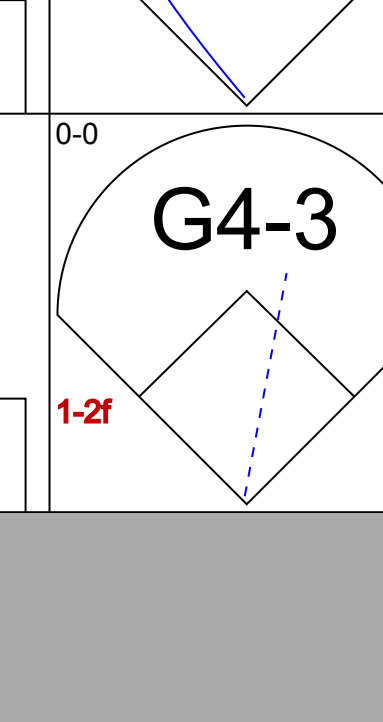




Batter	1	2	3	4	5	6	7	8	9	AB	R	H	RBI	BB	SO	LOB	BOTTOM								
Dave Collins, S (1, 9) OBP: 0.361, SLG: 0.401 Paul Blair, R (9, 8) OBP: 0.205, SLG: 0.236	0-0 L4		0-0 6-3		0-0 FC2-5 1B		4-0 SH1-3 E BB	0-0 CS 2-H 1B		4	1	2	1	1	0	0	San Diego Padres @ Cincinnati Reds Riverfront Stadium, Cincinnati, OH Wed Sep 26 1979, 7:05 PM EDT Att: 21,146 - Unknown								
Joe Morgan, L (1, 4) OBP: 0.380, SLG: 0.377	0-0 S 1B		0-0 3-1		0-0 FC2-5 1B		0-0 SH1-3 1-2	0-0 CS 1-2		3	1	2	0	0	0	0									
Dave Concepcion, R (1, 6) OBP: 0.352, SLG: 0.420	0-0 F8		4-0 BB		0-0 FC2-5 1-2 2-3		0-0 F9			3	0	0	0	1	0	4									
George Foster, R (1, 7) OBP: 0.389, SLG: 0.564	0-0 1B		0-0 P4		0-0 F9		0-0 E6 2-H			4	0	1	0	0	0	3									
Johnny Bench, R (1, 2) OBP: 0.365, SLG: 0.460	0-0 1-2 2-H 1B		0-0 5-3		0-3 K		0-0 F7			4	0	1	1	0	1	3									
Ray Knight, R (1, 5) OBP: 0.362, SLG: 0.459	0-0 1-3		0-0 6-3		0-0 6-3		0-0 6-3		0-0 2B 2B	4	1	1	0	0	0	2									
Dan Driessen, L (1, 3) OBP: 0.333, SLG: 0.418		0-3 K		0-0 1B 1B		0-0 5-3 1B		0-0 P4		4	0	2	0	0	1	1									
Hector Cruz, R (1, 8) OBP: 0.338, SLG: 0.360		0-0 6-3		0-0 1-2 1B		0-0 5-3 1-2		0-0 1B 2-H 2B		4	1	2	1	0	0	1									
Tom Seaver, R (1, 1) OBP: 0.169, SLG: 0.276 Rick Auerbach, R (8, PH) OBP: 0.309, SLG: 0.316 Tom Hume, R (9, 1) OBP: 0.191, SLG: 0.196		0-0 5-3		0-0 F8		0-0 F9		0-0 L5		3	0	0	0	0	0	3									
										1	0	0	0	0	0	1									
										0	0	0	0	0	0	0									
Inning Stats	R: 1 E: 0 K: 0 S: 6	H: 3 LOB: 2 BB: 0 P: 6	R: 0 E: 0 K: 1 S: 5	H: 0 LOB: 0 BB: 0 P: 5	R: 0 E: 0 K: 0 S: 3	H: 0 LOB: 1 BB: 1 P: 7	R: 0 E: 0 K: 0 S: 5	H: 2 LOB: 2 BB: 0 P: 5	R: 0 E: 0 K: 1 S: 7	H: 2 LOB: 2 BB: 0 P: 7	R: 0 E: 0 K: 0 S: 4	H: 1 LOB: 1 BB: 0 P: 4	R: 1 E: 1 K: 0 S: 4	H: 0 LOB: 1 BB: 1 P: 8	R: 2 E: 0 K: 0 S: 5	H: 3 LOB: 0 BB: 0 P: 5	1B: 9 2B: 2 3B: 0 HR: 0	SF: 0 SAC: 1 DP: 0 HBP: 0	WP: 0 PB: 0 SB: 1 CS: 1	PA: 38					
PITCHER	IP	WLS	BF	H	R	ER	SO	BB	IBB	HBP	BLK	WP	HR	S	P	ERA	WHIP								
Randy Jones, L (1, 1) ERA: 3.63	8.0	L	37	11	4	3	2	2	0	0	0	0	0	39	47	3.38	1.625								



Batter	1	2	3	4	5	6	7	8	9	AB	R	H	RBI	BB	SO	LOB	TOP			
Eddie Miller, S (1, 8) OBP: 0.345, SLG: 0.317	4-3		F8					K		4	0	1	0	0	1	0	Atlanta Braves @ Cincinnati Reds Riverfront Stadium, Cincinnati, OH Fri Sep 28 1979, 7:05 PM EDT Att: 33,142 - Unknown livebaseballscorecards.com			
Jerry Royster, R (1, 4) OBP: 0.336, SLG: 0.344	F2B		6-3				F7	F9		4	0	1	0	0	0	2				
Gary Matthews, R (1, 9) OBP: 0.362, SLG: 0.503	F7		4-3				FC6-4 1B	F7		4	0	1	0	0	0	1				
Bob Horner, R (1, 5) OBP: 0.344, SLG: 0.549	E5		F8				FC6-4 1-2 1B	4-3		4	0	0	0	0	0	2				
Dale Murphy, R (1, 3) OBP: 0.345, SLG: 0.477	F7		K				F9	6-3		4	0	0	0	0	1	3				
Barry Bonnell, R (1, 7) OBP: 0.311, SLG: 0.428		S 1B	K				F7	L5		4	0	1	0	0	1	1				
Darrel Chaney, S (1, 6) OBP: 0.273, SLG: 0.202	K						P6			2	0	0	0	0	1	1				
Bob Beall, S (7, PH) OBP: 0.263, SLG: 0.267	K							K		1	0	0	0	0	1	0				
Joey McLaughlin, R (7, 1) OBP: 0.182, SLG: 0.273										0	0	0	0	0	0	0				
Larry Bradford, R (8, 1)										0	0	0	0	0	0	0				
Bo McLaughlin, R (8, 1)										0	0	0	0	0	0	0				
Bruce Benedict, R (1, 2) OBP: 0.328, SLG: 0.270	4-3							G3		1	0	0	0	1	0	1				
Biff Pocoroba, S (7, PH) OBP: 0.422, SLG: 0.421							1B BB			1	0	0	0	0	0	0				
Pepe Frias, R (7, 6) OBP: 0.292, SLG: 0.323										0	0	0	0	0	0	0				
Eddie Solomon, R (1, 1) OBP: 0.215, SLG: 0.250	K						K	F2		2	0	0	0	0	2	2				
Joe Nolan, L (7, PH) OBP: 0.327, SLG: 0.364										1	0	0	0	0	0	0				
Inning Stats	R: 0 E: 1 K: 0 S: 5	H: 1 LOB: 2 BB: 0 P: 5	R: 0 E: 0 K: 2 S: 8	H: 1 LOB: 1 BB: 0 P: 8	R: 0 E: 0 K: 0 S: 3	H: 0 LOB: 0 BB: 0 P: 3	R: 0 E: 0 K: 2 S: 7	H: 0 LOB: 0 BB: 0 P: 7	R: 0 E: 0 K: 1 S: 6	H: 1 LOB: 2 BB: 1 P: 10	R: 0 E: 1 K: 0 S: 4	H: 1 LOB: 1 BB: 0 P: 4	R: 0 E: 0 K: 1 S: 5	H: 0 LOB: 0 BB: 0 P: 5	R: 0 E: 0 K: 0 S: 3	H: 0 LOB: 0 BB: 0 P: 3	1B: 3 2B: 1 3B: 0 HR: 0	SF: 0 SAC: 0 DP: 0 HBP: 0	WP: 0 PB: 0 SB: 2 CS: 0	PA: 33
PITCHER Frank Pastore, R (1, 1) ERA: 4.25	IP: 9.0 WLS: W BF: 33	H: 4 R: 0 ER: 0 SO: 7	BB: 1 IBB: 0 HBP: 0 BLK: 0	WP: 0 HR: 0 S: 46 P: 50	ERA: 0.00 WHIP: 0.556	PITCHER														

Batter	1	2	3	4	5	6	7	8	9	AB	R	H	RBI	BB	SO	LOB	BOTTOM			
Dave Collins, S (1, 9) OBP: 0.364, SLG: 0.403	F9									3	0	2	1	1	0	0	Atlanta Braves @ Cincinnati Reds Riverfront Stadium, Cincinnati, OH Fri Sep 28 1979, 7:05 PM EDT Att: 33,142 - Unknown livebaseballscorecards.com			
Hector Cruz, R (8, 9) OBP: 0.338, SLG: 0.360			E 1B		1B 1B			BB		0	0	0	0	0	0	0				
Joe Morgan, L (1, 4) OBP: 0.379, SLG: 0.376	F8		F9		S 1B		F3			4	0	1	0	0	0	2				
Dave Concepcion, R (1, 6) OBP: 0.351, SLG: 0.419	F5				6-3 1-2			1B SF8 1B		4	1	1	0	0	0	2				
George Foster, R (1, 7) OBP: 0.390, SLG: 0.563		7-3 BB		K			5-3	G3 1B		3	0	1	0	1	1	0				
Johnny Bench, R (1, 2) OBP: 0.364, SLG: 0.459	7-3						F2	SF8		3	0	1	1	0	0	1				
Dan Driessen, L (1, 3) OBP: 0.333, SLG: 0.417	F7				1B			G3		4	0	1	0	0	0	2				
Ray Knight, R (1, 5) OBP: 0.361, SLG: 0.456			5-3		5-3		P6	BB		3	0	0	0	1	0	1				
Cesar Geronimo, L (1, 8) OBP: 0.315, SLG: 0.346			HR		1B 3B			4-3		4	2	2	1	0	0	2				
Frank Pastore, R (1, 1) OBP: 0.160, SLG: 0.160			K		K		F9			3	0	0	0	0	2	1				
Inning Stats	R: 0 E: 0 K: 0 S: 3	H: 0 LOB: 0 BB: 0 P: 3	R: 0 E: 0 K: 0 S: 2	H: 0 LOB: 1 BB: 1 P: 6	R: 1 E: 1 K: 1 S: 7	H: 2 LOB: 1 BB: 0 P: 7	R: 0 E: 0 K: 1 S: 6	H: 1 LOB: 0 BB: 0 P: 6	R: 1 E: 0 K: 1 S: 8	H: 3 LOB: 2 BB: 0 P: 8	R: 0 E: 0 K: 0 S: 4	H: 1 LOB: 1 BB: 0 P: 4	R: 0 E: 0 K: 0 S: 3	H: 0 LOB: 1 BB: 1 P: 7	R: 1 E: 0 K: 0 S: 5	H: 2 LOB: 2 BB: 1 P: 9	1B: 7 2B: 1 3B: 1 HR: 1	SF: 1 SAC: 0 DP: 1 HBP: 0	WP: 0 PB: 0 SB: 1 CS: 0	PA: 35
PITCHER Eddie Solomon, R (1, 1) ERA: 4.21	IP: 6.0 WLS: L BF: 25	H: 7 R: 2 ER: 2 SO: 3	BB: 1 IBB: 0 HBP: 0 BLK: 0	WP: 0 HR: 1 S: 30 P: 34	ERA: 3.00 WHIP: 1.333	PITCHER														
Joey McLaughlin, R (7, 1) ERA: 2.49	IP: 1.1 WLS: 7 BF: 2	H: 2 R: 1 ER: 1 SO: 0	BB: 1 IBB: 0 HBP: 0 BLK: 0	WP: 0 HR: 0 S: 6 P: 10	ERA: 6.75 WHIP: 2.250															
Larry Bradford, L (8, 1) ERA: 0.95	IP: 0.1 WLS: 1 BF: 0	H: 0 R: 0 ER: 0 SO: 0	BB: 0 IBB: 0 HBP: 0 BLK: 0	WP: 0 HR: 0 S: 1 P: 1	ERA: 0.00 WHIP: 0.000															
Bo McLaughlin, R (8, 1) ERA: 5.05	IP: 0.1 WLS: 2 BF: 0	H: 0 R: 0 ER: 0 SO: 0	BB: 1 IBB: 0 HBP: 0 BLK: 0	WP: 0 HR: 0 S: 1 P: 5	ERA: 0.00 WHIP: 3.000															

Batter	1	2	3	4	5	6	7	8	9	AB	R	H	RBI	BB	SO	LOB	TOP					
Eddie Miller, S OBP: 0.339, SLG: 0.312 (1, 8)										5	1	1	0	0	2	2	Atlanta Braves @ Cincinnati Reds Riverfront Stadium, Cincinnati, OH Sat Sep 29 1979, 3:33 AM EDT Att: 36,466 - Unknown					
Glenn Hubbard, R OBP: 0.291, SLG: 0.296 (1, 4)										4	0	2	1	0	0	1						
Larry Whisenton, L OBP: 0.308, SLG: 0.361 (1, 9)										4	0	2	0	0	0	3						
Bob Horner, R OBP: 0.343, SLG: 0.547 (1, 5)										4	0	1	0	0	1	1						
Dale Murphy, R OBP: 0.342, SLG: 0.472 (1, 3)										4	0	0	0	0	1	2						
Barry Bonnell, R OBP: 0.313, SLG: 0.427 (1, 7)										3	0	1	0	0	0	0						
Pepe Frias, R OBP: 0.290, SLG: 0.320 (1, 6)										4	0	0	0	0	1	2						
Bruce Benedict, R OBP: 0.328, SLG: 0.270 (3, PH)										0	0	0	0	0	0	0						
Joe Nolan, L OBP: 0.333, SLG: 0.365 (3, 2)										2	1	1	0	2	0	0						
Larry McWilliams, L OBP: 0.231, SLG: 0.292 (1, 1)										3	0	0	0	0	1	2						
Gene Garber, R OBP: 0.462, SLG: 0.300 (9, 1)										0	0	0	0	0	0	0						
Inning Stats	R: 0 E: 0 K: 1 S: 6	H: 1 LOB: 1 BB: 0 P: 6	R: 0 E: 0 K: 0 S: 2	H: 0 LOB: 0 BB: 0 P: 3	R: 0 E: 0 K: 1 S: 6	H: 1 LOB: 2 BB: 1 P: 10	R: 0 E: 0 K: 2 S: 8	H: 1 LOB: 1 BB: 0 P: 8	R: 2 E: 0 K: 0 S: 6	H: 3 LOB: 2 BB: 1 P: 10	R: 0 E: 0 K: 0 S: 3	H: 0 LOB: 0 BB: 0 P: 3	R: 0 E: 0 K: 1 S: 6	H: 1 LOB: 1 BB: 0 P: 6	R: 0 E: 0 K: 1 S: 5	H: 0 LOB: 0 BB: 0 P: 5	R: 0 E: 0 K: 0 S: 4	H: 1 LOB: 1 BB: 0 P: 4	1B: 7 2B: 1 3B: 0 HR: 0	SF: 0 SAC: 1 DP: 0 HBP: 1	WP: 0 PB: 0 SB: 2 CS: 1	PA: 37
PITCHER	IP	WLS	BF	H	R	ER	SO	BB	IBB	HBP	BLK	WP	HR	S	P	ERA	WHIP					
Michael LaCoss, R ERA: 3.5 (1, 1)	3.0		12	2	0	0	2	1	0	1	0	0	0	14	19	0.00	1.000					
Fred Norman, L ERA: 3.54 (4, 1)	3.0	L	14	4	2	2	2	1	0	0	0	0	0	17	21	6.00	1.667					
Manny Sarmiento, R ERA: 4.66 (7, 1)	2.0		7	1	0	0	2	0	0	0	0	0	0	11	11	0.00	0.500					
Dave Tomlin, L ERA: 2.67 (9, 1)	1.0		4	1	0	0	0	0	0	0	0	0	0	4	4	0.00	1.000					

Batter	1	2	3	4	5	6	7	8	9	AB	R	H	RBI	BB	SO	LOB	BOTTOM					
Dave Collins, S OBP: 0.362, SLG: 0.399 (1, 9)										3	0	0	0	0	0	1	Atlanta Braves @ Cincinnati Reds Riverfront Stadium, Cincinnati, OH Sat Sep 29 1979, 3:33 AM EDT Att: 36,466 - Unknown					
Manny Sarmiento, R ERA: 3.54 (7, 1)										4	0	3	0	0	0	0						
Dave Concepcion, R OBP: 0.351, SLG: 0.418 (8, PH)										3	0	0	0	1	2	3						
Dave Tomlin, L OBP: 0.500, SLG: 0.500 (9, 1)										4	0	0	0	0	2	3						
Junior Kennedy, R OBP: 0.352, SLG: 0.318 (1, 4)										3	0	0	0	0	1	1						
Hector Cruz, R OBP: 0.336, SLG: 0.354 (1, 8)										4	0	0	0	0	2	3						
George Foster, R OBP: 0.387, SLG: 0.557 (1, 7)										3	0	0	0	0	2	2						
Ray Knight, R OBP: 0.360, SLG: 0.454 (1, 5)										1	0	0	0	0	1	1						
Ron Oester, S ERA: 4.66 (8, 6)										2	0	0	0	1	0	0						
Harry Spillman, L OBP: 0.328, SLG: 0.273 (1, 3)										2	0	0	0	1	0	0						
Rick Auerbach, R OBP: 0.301, SLG: 0.306 (1, 6)										3	0	0	0	0	0	1						
Vic Correll, R OBP: 0.317, SLG: 0.357 (1, 2)										3	0	0	0	0	1	1						
Michael LaCoss, R OBP: 0.164, SLG: 0.143 (1, 1)										0	0	0	0	0	0	0						
Dan Driessen, L OBP: 0.332, SLG: 0.416 (3, PH)										1	0	0	0	0	0	0						
Fred Norman, S OBP: 0.231, SLG: 0.153 (4, 1)										0	0	0	0	0	0	0						
Rafael Santo Domingo, S OBP: 0.333, SLG: 0.200 (6, PH)										1	0	1	0	0	0	0						
Sam Mejias, R OBP: 0.333, SLG: 0.231 (7, 8)										1	0	1	0	0	0	0						
Inning Stats	R: 0 E: 0 K: 0 S: 4	H: 1 LOB: 2 BB: 1 P: 8	R: 0 E: 0 K: 0 S: 2	H: 0 LOB: 0 BB: 1 P: 6	R: 0 E: 0 K: 0 S: 3	H: 0 LOB: 0 BB: 0 P: 3	R: 0 E: 0 K: 2 S: 7	H: 0 LOB: 0 BB: 0 P: 7	R: 0 E: 0 K: 0 S: 3	H: 0 LOB: 0 BB: 0 P: 3	R: 0 E: 0 K: 0 S: 4	H: 2 LOB: 1 BB: 0 P: 4	R: 0 E: 0 K: 0 S: 3	H: 0 LOB: 0 BB: 0 P: 3	R: 0 E: 0 K: 1 S: 6	H: 1 LOB: 1 BB: 0 P: 6	R: 0 E: 0 K: 3 S: 10	H: 1 LOB: 1 BB: 0 P: 10	1B: 4 2B: 2 3B: 0 HR: 0	SF: 0 SAC: 0 DP: 2 HBP: 0	WP: 0 PB: 0 SB: 0 CS: 0	PA: 32
PITCHER	IP	WLS	BF	H	R	ER	SO	BB	IBB	HBP	BLK	WP	HR	S	P	ERA	WHIP					
Larry McWilliams, L ERA: 5.56 (1, 1)	8.1	W	30	5	0	0	4	2	0	0	0	0	0	36	44	0.00	0.840					
Gene Garber, R ERA: 4.33 (9, 1)	0.2	S	2	0	0	0	2	0	0	0	0	0	0	6	6	0.00	0.000					

Batter	1	2	3	4	5	6	7	8	9	10	11	AB	R	H	RBI	BB	SO	LOB	TOP					
Omar Moreno, L OBP: 0.200, SLG: 0.600	6-3		SF9 3B		6-3			6-3		6-3		5	1	1	0	0	2	1						
Tim Foli, R Matt Alexander, S Bill Robinson, R	5-3		SF9		G6-4-3 1B			6-3			1B HR	4	0	2	1	0	0	0						
Dave Parker, L OBP: 0.400, SLG: 0.250	F3		BB		G6-4-3 1-2			F9			1B HR	4	1	1	0	1	0	1						
Willie Stargell, L OBP: 0.400, SLG: 1.000	K		BB					P6		1-3	1B HR	4	1	1	3	1	1	0						
John Miner, L Rennie Stennett, R	P3		P4					F9		1-3	4-3	5	0	0	0	0	0	3						
Bill Madlock, R OBP: 0.400, SLG: 0.400	S 1B				F4			F7		F8	S 1B	5	0	2	0	0	0	0						
Ed Ott, L OBP: 0.200, SLG: 0.200	K							4-3		6-3	K	5	0	1	0	0	2	2						
Phil Garner, R OBP: 0.600, SLG: 1.250			HR		F8			4-3		1B	IBB	4	1	2	1	1	0	1						
John Candelaria, L Enrique Romo, R Kent Tekulve, R Mike Easter, L Grant Jackson, S Don Robinson, R			K		6-3			K		F7	F1	3	0	0	0	0	2	1						
Inning Stats	R: 0 E: 0 K: 0 S: 7	H: 0 LOB: 0 BB: 0 P: 9	R: 0 E: 0 K: 2 S: 10	H: 1 LOB: 1 BB: 0 P: 15	R: 2 E: 0 K: 1 S: 13	H: 2 LOB: 2 BB: 2 P: 25	R: 0 E: 0 K: 0 S: 7	H: 1 LOB: 1 BB: 0 P: 10	R: 0 E: 0 K: 0 S: 3	H: 0 LOB: 0 BB: 0 P: 5	R: 0 E: 0 K: 1 S: 5	H: 0 LOB: 0 BB: 0 P: 7	R: 0 E: 0 K: 1 S: 9	H: 0 LOB: 0 BB: 0 P: 14	R: 0 E: 0 K: 0 S: 4	H: 0 LOB: 0 BB: 0 P: 5	R: 0 E: 0 K: 1 S: 11	H: 1 LOB: 1 BB: 0 P: 17	R: 3 E: 0 K: 1 S: 17	H: 4 LOB: 2 BB: 1 P: 25	1B: 7 2B: 0 3B: 1 HR: 2	SF: 1 SAC: 0 DP: 1 HBP: 0	WP: 0 PB: 0 SB: 2 CS: 0	PA: 45
PITCHER	IP ERA WLS BF H R ER SO BB IBB HBP BLK WP HR S P ERA WHIP	8.0 2.25 L 12 5 3 3 1 0 0 0 0 0 1 25 34 11.57 2.143	0.2 3 0 0 0 1 0 1 0 0 0 0 0 0 7 13 0.00 0.000																					

Pittsburgh Pirates @ Cincinnati Reds
Riverfront Stadium, Cincinnati, OH
Tue Oct 02 1979, 7:05 PM EDT
Att: 55,006 - Unknown

AB	41
R	5
H	10
RBI	5
BB	3
SO	7
LOB	12



Batter	1	2	3	4	5	6	7	8	9	10	11	AB	R	H	RBI	BB	SO	LOB	BOTTOM				
Dave Collins, S OBP: 0.400, SLG: 0.400	F4		1B		F7			S 1B			4-3	5	0	2	0	0	0	0					
Joe Morgan, L	F9		4-3			4-3		4-3		G5-4-3 BB	F9	4	0	0	0	1	0	1					
Dave Concepcion, R OBP: 0.400, SLG: 0.400	5-3				HR 1B	5-3		G5-4-3 1-2		BB BB 1B	BB BB 1B	5	1	2	0	0	0	2					
George Foster, R OBP: 0.600, SLG: 1.333	6-3				HR 1B	6-3		6-3		BB BB 1B	BB BB 1B	3	1	1	2	2	0	0					
Johnny Bench, R OBP: 0.800, SLG: 1.333	3B				G4-6-3 1B	4-3		4-3		CS BB	BB	3	0	2	0	2	0	1					
Ray Knight, R	K				G4-6-3 1-2			F9		1-6-3	K2-3	5	0	0	0	0	2	6					
Dan Driessen, L	K				F3			K		F3	F3	4	0	0	0	0	2	1					
Hector Cruz, R					F9			6-3		K	K	4	0	0	0	0	1	0					
Tom Seaver, R Rick Auerbach, R Tom Hume, R Dave Tomlin, L	K				5-3			5-3		K	K	2	0	0	0	0	1	0					
Inning Stats	R: 0 E: 0 K: 0 S: 8	H: 0 LOB: 0 BB: 0 P: 14	R: 0 E: 0 K: 2 S: 12	H: 1 LOB: 1 BB: 0 P: 16	R: 0 E: 0 K: 1 S: 10	H: 1 LOB: 1 BB: 0 P: 12	R: 2 E: 0 K: 0 S: 13	H: 3 LOB: 0 BB: 0 P: 18	R: 0 E: 0 K: 0 S: 5	H: 0 LOB: 0 BB: 0 P: 9	R: 0 E: 0 K: 1 S: 6	H: 1 LOB: 1 BB: 1 P: 12	R: 0 E: 0 K: 0 S: 6	H: 0 LOB: 0 BB: 0 P: 11	R: 0 E: 0 K: 2 S: 11	H: 0 LOB: 0 BB: 0 P: 20	R: 0 E: 0 K: 1 S: 13	H: 1 LOB: 3 BB: 2 P: 26	1B: 5 2B: 0 3B: 1 HR: 1	SF: 0 SAC: 0 DP: 2 HBP: 0	WP: 0 PB: 0 SB: 1 CS: 1	PA: 42	
PITCHER	IP ERA WLS BF H R ER SO BB IBB HBP BLK WP HR S P ERA WHIP	7.0 2.57 3 26 1 2 2 4 1 0 0 0 0 1 66 101 2.57 0.857	0.1 3 0 0 0 0 0 0 0 0 0 0 0 0 4 10 0.00 6.000	1.2 4 0 0 0 0 0 0 0 0 0 0 0 0 8 13 0.00 0.600	1.2 7 1 0 0 2 1 0 0 0 0 0 0 0 19 36 0.00 1.200	0.1 2 0 0 0 1 1 0 0 0 0 0 0 0 5 10 0.00 3.000																	

Pittsburgh Pirates @ Cincinnati Reds
Riverfront Stadium, Cincinnati, OH
Tue Oct 02 1979, 7:05 PM EDT
Att: 55,006 - Unknown

AB	37
R	2
H	7
RBI	2
BB	5
SO	8
LOB	11



Batter	1	2	3	4	5	6	7	8	9	AB	R	H	RBI	BB	SO	LOB	TOP
Dave Collins, S OBP: 0.357, SLG: 0.429 (1, 9)	2-2 4-3		0-1 1B G3		2-2 1B		1-1 FC6-4			4	0	2	0	0	0	1	Cincinnati Reds @ Pittsburgh Pirates Three Rivers Stadium, Pittsburgh, PA Fri Oct 05 1979, 3:33 AM EDT Att: 42,240 - Unknown
Joe Morgan, L (1, 4)	1-2 F3		0-1 G3		1-3 K		1-0 G3			4	0	0	0	0	1	3	
Dave Concepcion, R OBP: 0.429, SLG: 0.500 (1, 6)	2-2 FC6-4 1B		2-1 1B		1-3 K			1-3 K		4	0	2	0	0	2	1	
George Foster, R OBP: 0.429, SLG: 0.500 (1, 7)	2-2 FC6-4 1-2		1-3 K			2-3 K		1-0 F3		4	0	0	0	0	2	3	
Johnny Bench, R OBP: 0.357, SLG: 0.667 (1, 2)		2-1 F8		1-0 5-3		3-2 HR		0-0 P4		4	1	1	1	0	0	0	
Dan Driessen, L OBP: 0.154, SLG: 0.083 (1, 3)		0-0 L4		1-3 K		1-1 1-3			2-1 3-1	4	0	0	0	0	1	0	
Ray Knight, R OBP: 0.286, SLG: 0.357 (1, 5)		0-1 2B		0-0 1B		0-1 F9			1-2 5-3	4	0	2	0	0	0	0	
Cesar Geronimo, L OBP: 0.143, SLG: 0.143 (1, 8)		3-0 F9		0-3 K			2-1 FC6-4 1B		2-3 K	4	0	1	0	0	2	2	
Michael LaCoss, R Fred Norman, S Charlie Leibrandt, R Rick Auerbach, R Mario Soto, R Harry Spliman, L Dave Tomlin, L Tom Hume, R (1, 1) (2, 1) (4, 1) (5, PH) (5, 1) (7, PH) (7, 1) (8, 1)			1-3 K		1-0 5-3		0-0 L9			0	0	0	0	0	0	0	
Inning Stats	R: 0 E: 0 K: 0 S: 12	H: 1 LOB: 1 BB: 0 P: 19	R: 0 E: 0 K: 0 S: 6	H: 1 LOB: 1 BB: 0 P: 11	R: 0 E: 0 K: 2 S: 13	H: 2 LOB: 2 BB: 0 P: 17	R: 0 E: 0 K: 2 S: 8	H: 1 LOB: 1 BB: 0 P: 10	R: 0 E: 0 K: 1 S: 11	H: 1 LOB: 0 BB: 0 P: 17	R: 0 E: 0 K: 1 S: 5	H: 0 LOB: 0 BB: 0 P: 7	R: 0 E: 0 K: 1 S: 9	H: 0 LOB: 0 BB: 0 P: 14	1B: 6 2B: 1 3B: 0 HR: 1	SF: 0 SAC: 0 DP: 0 HBP: 0	WP: 0 PA: 35 PB: 0 SB: 0 CS: 0
PITCHER Bert Blyleven, R ERA: 1.0 (1, 1)	IP: 9.0 WLS: W BF: 35 H: 8 R: 1 ER: 1 SO: 9 BB: 0 IBB: 0 HBP: 0 BLK: 0 WP: 0 HR: 1 S: 82 P: 122 ERA: 1.00 WHIP: 0.889											PITCHER Tom Hume, R ERA: 6.75 (8, 1)	IP: 0.1 WLS: 2 BF: 2 H: 0 R: 0 ER: 0 SO: 0 BB: 0 IBB: 0 HBP: 0 BLK: 0 WP: 0 HR: 0 S: 3 P: 3 ERA: 0.00 WHIP: 0.000				

AB	35
R	1
H	8
RBI	1
BB	0
SO	9
LOB	11



Batter	1	2	3	4	5	6	7	8	9	AB	R	H	RBI	BB	SO	LOB	BOTTOM
Omar Moreno, L OBP: 0.357, SLG: 0.417 (1, 8)	4-2 FC6 SF7 BB	4-0 BB		1-1 SH2-4		0-0 F8		3-2 5-3		2	1	0	0	2	0	1	Cincinnati Reds @ Pittsburgh Pirates Three Rivers Stadium, Pittsburgh, PA Fri Oct 05 1979, 3:33 AM EDT Att: 42,240 - Unknown
Tim Lincecum, R OBP: 0.286, SLG: 0.417 (1, 6)	1-1 FC6 BB 1-3	1-0 SF8		0-1 F9		2-1 F8		0-1 E8		4	0	0	1	0	0	2	
Dave Parker, L OBP: 0.400, SLG: 0.333 (1, 9)	2-2 SF7	1-0 K		4-1 2B BB		1-1 S 1B		0-0 4-3		3	1	1	1	1	2		
Willie Stargell, L OBP: 0.571, SLG: 1.182 (1, 3)	2-1 L8		1-2 HR	0-1 BLK 1-1 2-1 2B		3-3 K		1-2 K		4	1	2	3	0	1	2	
John Milner, L Bill Robinson, R (1, 7) (5, 7)	4-0 BB 1-2 BB		2-1 P2	0-2 F9		0-0 F2		0-0 F2		2	0	0	0	1	0	1	
Bill Madlock, R OBP: 0.357, SLG: 0.500 (1, 5)	4-0 BB 1-2 2-3 BB		0-0 HR		1-6 P4		4-0 IBB			2	1	1	1	2	0	0	
Ed Ott, L OBP: 0.231, SLG: 0.231 (1, 2)	1-1 F9		2-2 F3		1-2 P6		0-0 5-3			4	0	0	0	0	0	5	
Phil Garner, R OBP: 0.462, SLG: 0.833 (1, 4)		1-1 SF8 3B	0-1 L3		3-2 F8		0-0 SH1-4 E 1B			4	2	2	0	0	0	0	
Bert Blyleven, R OBP: 0.333, SLG: 0.333 (1, 1)		0-0 1-3		0-0 SH2-4 2B 1B		2-3 K		1-2 SH1-4		3	1	1	0	0	1	1	
Inning Stats	R: 1 E: 0 K: 0 S: 14	H: 0 LOB: 3 BB: 3 P: 32	R: 1 E: 0 K: 1 S: 7	H: 1 LOB: 1 BB: 1 P: 16	R: 2 E: 0 K: 0 S: 11	H: 2 LOB: 0 BB: 1 P: 16	R: 2 E: 0 K: 0 S: 11	H: 2 LOB: 1 BB: 1 P: 16	R: 0 E: 0 K: 1 S: 7	H: 0 LOB: 0 BB: 0 P: 11	R: 0 E: 0 K: 1 S: 8	H: 1 LOB: 2 BB: 1 P: 16	R: 1 E: 1 K: 0 S: 9	H: 1 LOB: 1 BB: 0 P: 12	1B: 3 2B: 1 3B: 1 HR: 2	SF: 2 SAC: 2 DP: 0 HBP: 0	WP: 0 PA: 39 PB: 0 SB: 2 CS: 0
PITCHER Michael LaCoss, R ERA: 18.0 (1, 1)	IP: 1.2 WLS: L BF: 11 H: 2 R: 2 ER: 2 SO: 0 BB: 4 IBB: 0 HBP: 0 BLK: 0 WP: 0 HR: 0 S: 18 P: 42 ERA: 18.00 WHIP: 3.000											PITCHER Tom Hume, R ERA: 6.75 (8, 1)	IP: 0.1 WLS: 2 BF: 2 H: 0 R: 0 ER: 0 SO: 0 BB: 0 IBB: 0 HBP: 0 BLK: 0 WP: 0 HR: 0 S: 3 P: 3 ERA: 0.00 WHIP: 0.000				

AB	29
R	7
H	7
RBI	6
BB	6
SO	3
LOB	15

