

# Cincinnati Reds - 1980

Batter	1	2	3	4	5	6	7	8	9	AB	R	H	RBI	BB	SO	LOB	TOP			
Eddie Miller, S (1.8)	0-3 K		0-0 1-3			0-0 3-1			0-0 4-3	4	0	0	0	0	1	0	<b>Atlanta Braves @ Cincinnati Reds</b> Riverfront Stadium, Cincinnati, OH Wed Apr 09 1980, 3:33 AM EST Att: 51,774 - Unknown			
Jerry Royster, R (1.4)	0-0 F7		0-3 K			0-0 F7			0-3 K	4	0	0	0	0	2	0				
Gary Matthews, R (1.9)	0-0 5-3				0-0 F9				0-0 F9	4	0	0	0	0	0	0				
Bob Horner, R (1.5) OBP: 0.333, SLG: 0.333		0-0 1B			0-0 5-3				0-0 4-3	3	0	1	0	0	0	0				
Chris Chambliss, L (1.3) OBP: 0.667, SLG: 0.667		0-0 1B			0-0 1B				0-0 1-3	3	0	2	0	0	0	0				
Dale Murphy, R (1.7)		0-3 K			0-0 1B				0-0 P3	3	0	0	0	0	1	3				
Biff Pocoroba, S (1.2)		0-0 P6				0-0 P6			0-3 K	3	0	0	0	0	1	2				
Luis Gomez, R (1.6)		0-0 FC1-4				0-0 F7			0-0 F9	3	0	0	0	0	0	2				
Phil Niekro, R (1.1) Brian Assestine, L (3. Ph) Rick Camp, R (3.1) Mike Lum, L (5. Ph) Larry Bradford, R (5.1) Preston Hanna, R (7.1) Jeff Burroughs, R (8. Ph) Tommy Boggs, R (8.1)			0-0 4-3			0-0 F8			0-0 6-3	0	0	0	0	0	0	0				
<b>Inning Stats</b>	R: 0 E: 0 K: 1 S: 5	H: 0 LOB: 0 BB: 0 P: 5	R: 0 E: 0 K: 1 S: 7	H: 2 LOB: 2 BB: 0 P: 7	R: 0 E: 0 K: 1 S: 5	H: 0 LOB: 0 BB: 0 P: 5	R: 0 E: 0 K: 0 S: 4	H: 1 LOB: 1 BB: 0 P: 4	R: 0 E: 0 K: 0 S: 3	H: 0 LOB: 0 BB: 0 P: 3	R: 0 E: 0 K: 0 S: 3	H: 0 LOB: 0 BB: 0 P: 3	R: 0 E: 0 K: 1 S: 5	H: 0 LOB: 0 BB: 0 P: 5	R: 0 E: 0 K: 1 S: 5	H: 0 LOB: 0 BB: 0 P: 5		1B: 3 2B: 0 3B: 0 HR: 0	SF: 0 SAC: 0 DP: 0 HBP: 0	WP: 0 PB: 0 SB: 0 CS: 0
<b>PITCHER</b> Frank Pastore, R (1.1) ERA:	IP: 9.0 WLS: W BF: 30 H: 3 R: 0 ER: 0 SO: 5 BB: 0 IBB: 0 HBP: 0 BLK: 0 WP: 0 HR: 0 S: 40 P: 40 ERA: 0.00 WHIP: 0.333																			

Batter	1	2	3	4	5	6	7	8	9	AB	R	H	RBI	BB	SO	LOB	BOTTOM			
Dave Collins, S (1.8)	0-0 1-3	0-3 K	0-0 F7		0-0 L5		0-0 1-3			5	1	0	0	0	1	3	<b>Atlanta Braves @ Cincinnati Reds</b> Riverfront Stadium, Cincinnati, OH Wed Apr 09 1980, 3:33 AM EST Att: 51,774 - Unknown			
Ken Griffey, L (1.9) OBP: 0.250, SLG: 0.250	0-0 2B	0-0 SH2-3	0-0 E9			0-3 K		0-0 4-3	4	1	1	0	0	1	1					
Dave Concepcion, R (1.6) OBP: 0.200, SLG: 0.200	0-0 2B	0-0 3-1	0-0 G4-3			0-0 F9		0-0 5-3	5	1	1	0	0	0	3					
George Foster, R (1.7) OBP: 0.600, SLG: 1.400	0-0 2B	0-0 HR		0-0 G3		0-0 1B		0-3 K	5	2	3	4	0	1	0					
Dan Driessen, L (1.3)	4-0 2B	4-0 HR		0-0 F8		0-3 K			2	1	0	0	2	1	1					
Johnny Bench, R (1.2) OBP: 0.500, SLG: 0.667	0-0 FC5	0-3 K		0-0 F2		4-0 F9	WP	SF9	3	1	1	1	1	1	1					
Ray Knight, R (1.5)	4-0 FC5		0-0 E5		0-0 6-3		0-0 F9	BB	3	1	0	0	1	0	1					
Junior Kennedy, R (1.4) OBP: 0.500, SLG: 1.667	0-0 FC5		0-0 1B		0-0 2B		0-0 SF9	BB	3	1	2	3	0	0	2					
Frank Pastore, R (1.1) OBP: 0.500, SLG: 0.333	0-0 4-3		0-0 E		0-3 K		3-H 4-0	BB	3	0	1	1	1	1	3					
<b>Inning Stats</b>	R: 4 E: 0 K: 0 S: 7	H: 4 LOB: 2 BB: 2 P: 15	R: 2 E: 0 K: 2 S: 9	H: 1 LOB: 1 BB: 1 P: 13	R: 2 E: 2 K: 0 S: 6	H: 2 LOB: 1 BB: 0 P: 6	R: 0 E: 0 K: 0 S: 3	H: 0 LOB: 0 BB: 0 P: 3	R: 0 E: 0 K: 1 S: 6	H: 1 LOB: 1 BB: 0 P: 6	R: 0 E: 0 K: 2 S: 8	H: 1 LOB: 1 BB: 0 P: 8	R: 1 E: 0 K: 0 S: 3	H: 0 LOB: 2 BB: 2 P: 11	R: 0 E: 0 K: 1 S: 5	H: 0 LOB: 0 BB: 0 P: 5		1B: 4 2B: 3 3B: 1 HR: 1	SF: 1 SAC: 1 DP: 1 HBP: 0	WP: 1 PB: 1 SB: 0 CS: 0
<b>PITCHER</b> Phil Niekro, R (1.1) ERA: 18.0 Rick Camp, R (3.1) ERA: 4.5 Larry Bradford, L (5.1) ERA: Preston Hanna, R (7.1) ERA: 9.0 Tommy Boggs, R (8.1) ERA:	IP: 2.0 WLS: L BF: 15 H: 5 R: 6 ER: 4 SO: 2 BB: 2 IBB: 1 HBP: 0 BLK: 0 WP: 0 HR: 1 S: 16 P: 28 ERA: 18.00 WHIP: 3.500																			



Batter	1	2	3	4	5	6	7	8	9	AB	R	H	RBI	BB	SO	LOB	TOP
Eddie Miller, S OBP: 0.286, SLG: 0.286 (1, 8)	0-0 4-3 ①		0-0 G4-6-3 1B ①		0-0 G6-4-3 1B ①					3	0	2	0	0	0	0	<b>Atlanta Braves @ Cincinnati Reds</b> Riverfront Stadium, Cincinnati, OH Fri Apr 11 1980, 6:05 PM EST Att: 12,902 - Unknown
Jerry Royster, R (1, 4)	0-3 K ②		0-3 K ①		0-0 G6-4-3 ②					3	0	0	0	0	2	4	
Gary Matthews, R OBP: 0.286, SLG: 0.286 (1, 9)	0-0 1B ③		0-0 G4-6-3 ②		0-0 1B ①					3	0	2	0	0	0	3	
Bob Horner, R OBP: 0.167, SLG: 0.167 (1, 5)	0-0 1-3 ③			0-0 5-3 ①		0-0 L5 ①				3	0	0	0	0	0	2	
Chris Chambliss, L OBP: 0.667, SLG: 0.667 (1, 3)		0-0 G6-4-3 1B ①		0-0 BB 1B ②		0-0 L8 ②				3	0	2	0	0	0	1	
Dale Murphy, R (1, 7)		0-0 G6-4-3 ②		0-3 K ②		0-0 L4 ③				3	0	0	0	0	1	3	
Biff Pocoroba, S (1, 2)		0-0 G1 ③		4-0 BB ①		0-0 BB ①				2	0	0	0	1	0	0	
Luis Gomez, R (1, 6)			4-0 1B 1B BB ①	0-0 6-3 ③						1	0	0	0	1	0	2	
Larry McWilliams, L (1, 1)			0-0 1B ①		0-3 K ①					0	0	0	0	0	0	0	
Tommy Boggs, R OBP: 1.000, SLG: 1.000 Brian Asselstine, L (5, PH) Rick Camp, R (5, 1)			1-2 1B ①							1	0	1	0	0	0	0	
<b>Inning Stats</b>	R: 0 E: 0 K: 1 S: 6	H: 1 LOB: 1 BB: 0 P: 6	R: 0 E: 0 K: 0 S: 3	H: 1 LOB: 0 BB: 3	R: 0 E: 0 K: 1 S: 6	H: 2 LOB: 2 BB: 1 P: 10	R: 0 E: 0 K: 1 S: 6	H: 1 LOB: 2 BB: 1 P: 10	R: 0 E: 0 K: 0 S: 5	H: 1 LOB: 0 BB: 0 P: 5	R: 0 E: 0 K: 0 S: 0	H: 0 LOB: 0 BB: 0 P: 0	R: 0 E: 0 K: 0 S: 0	H: 0 LOB: 0 BB: 0 P: 0	R: 0 E: 0 K: 0 S: 0	H: 0 LOB: 0 BB: 0 P: 0	WP: 0 PA: 25 PB: 0 SB: 0 CS: 0
<b>PITCHER</b> Michael LaCoss, R ERA:	IP: 6.0 WLS: W BF: 25 H: 7 R: 0 ER: 0 SO: 4 BB: 2 IBB: 0 HBP: 0 BLK: 0 WP: 0 HR: 0 S: 30 P: 38 ERA: 0.00 WHIP: 1.500																

Batter	1	2	3	4	5	6	7	8	9	AB	R	H	RBI	BB	SO	LOB	BOTTOM
Dave Collins, S OBP: 0.333, SLG: 0.250 Cesar Geronimo, L (7, 8)	0-0 E S 3B 1B ①			1-0 HBP ①		0-0 3H 1B ①				3	1	2	1	0	0	0	<b>Atlanta Braves @ Cincinnati Reds</b> Riverfront Stadium, Cincinnati, OH Fri Apr 11 1980, 6:05 PM EST Att: 12,902 - Unknown
Ken Griffey, L OBP: 0.250, SLG: 0.500 (1, 9)	0-0 1H E 3B ②	0-3 K ②		0-0 4-3 ③		0-0 4-3 ③				4	1	1	1	0	1	3	
Dave Concepcion, R OBP: 0.125, SLG: 0.125 (1, 6)	0-0 E4 HR ③	0-0 6-3 ③			0-0 3-1 ①					3	1	0	1	0	0	0	
George Foster, R OBP: 0.625, SLG: 1.571 (1, 7)	0-0 1H HR ①		0-3 K ①		4-0 BB ②					2	1	1	2	1	1	0	
Johnny Bench, R OBP: 0.429, SLG: 0.500 (1, 2)	0-0 G4-6-3 E 1B 1B ②		0-0 E5 G6-4-3 ②		0-0 P5 ②					3	1	1	0	0	0	1	
Ray Knight, R (1, 5)	0-0 E5 G4-6-3 ②		0-0 G6-4-3 ②		0-0 F2 ③					3	0	0	0	0	0	3	
Dan Driessen, L OBP: 0.429, SLG: 0.400 (1, 3)	0-0 G4-6-3 ②			0-0 F7 ①		0-0 4-3 1B 2B ①				3	1	1	0	0	0	2	
Junior Kennedy, R OBP: 0.571, SLG: 1.167 (1, 4)				0-0 SH3-4 1B ②		0-0 4-3 ①				3	0	2	1	0	0	1	
Michael LaCoss, R (1, 1)	0-3 K ③			0-0 SH3-4 ②		0-0 6-3 ②				2	0	0	0	0	1	2	
<b>Inning Stats</b>	R: 5 E: 2 K: 1 S: 11	H: 5 LOB: 1 BB: 0 P: 11	R: 0 E: 0 K: 1 S: 5	H: 0 LOB: 0 BB: 0 P: 5	R: 0 E: 1 K: 1 S: 5	H: 0 LOB: 0 BB: 0 P: 5	R: 0 E: 0 K: 0 S: 4	H: 1 LOB: 2 BB: 0 P: 5	R: 0 E: 0 K: 0 S: 3	H: 0 LOB: 1 BB: 1 P: 7	R: 1 E: 0 K: 0 S: 5	H: 2 LOB: 1 BB: 0 P: 5	R: 0 E: 0 K: 0 S: 0	H: 0 LOB: 0 BB: 0 P: 0	R: 0 E: 0 K: 0 S: 0	H: 0 LOB: 0 BB: 0 P: 0	
<b>PITCHER</b> Larry McWilliams, L Tommy Boggs, R Rick Camp, R ERA: 4.5	IP: 0.0 WLS: L BF: 5 H: 2 R: 0 ER: 0 SO: 3 BB: 0 IBB: 0 HBP: 1 BLK: 0 WP: 0 HR: 0 S: 15 P: 21 ERA: 0.00 WHIP: 0.500																
<b>PITCHER</b> Michael LaCoss, R ERA:	IP: 2.0 WLS: W BF: 9 H: 2 R: 1 ER: 1 SO: 0 BB: 1 IBB: 0 HBP: 0 BLK: 0 WP: 0 HR: 0 S: 8 P: 12 ERA: 4.50 WHIP: 1.500																

AB	23
R	0
H	7
RBI	0
BB	2
SO	4
LOB	15





Batter	1	2	3	4	5	6	7	8	9	AB	R	H	RBI	BB	SO	LOB	TOP								
Eddie Miller, S OBP: 0.250, SLG: 0.250 (1, 8)	G3		G3			4-3	1B		K	5	1	1	0	0	1	0	<b>Atlanta Braves @ Cincinnati Reds</b> Riverfront Stadium, Cincinnati, OH Sat Apr 12 1980, 3:33 AM EST Att: 11,839 - Unknown								
Jerry Royster, R OBP: 0.167, SLG: 0.182 (1, 4)	2B		P4			6-3	1B		F8	4	0	1	0	1	0	0									
Gary Matthews, R OBP: 0.333, SLG: 0.417 (1, 9)	6-3		6-3						5-3	5	0	2	2	0	0	1									
Bob Horner, R OBP: 0.100, SLG: 0.100 Gene Garber, R Al Hrabosky, R (7, 1)	4-3					K	F2		F9	4	0	0	0	0	1	4									
Chris Chambliss, L OBP: 0.600, SLG: 0.700 (1, 3)						4-3			1-3	4	1	2	0	0	0	0									
Dale Murphy, R (1, 7)						K			F8	4	0	0	0	0	1	2									
Biff Pocoroba, S OBP: 0.444, SLG: 0.429 (1, 2)						G3				3	1	2	1	1	0	0									
Luis Gomez, R Brian Asselstine, L Larvell Blanks, R (7, 6)						K			F8	2	0	0	0	0	1	2									
Rick Matula, R Mike Lum, L Chico Ruiz, R (7, 5)						5-3			1-3	2	0	0	0	0	1	2									
										1	1	1	1	0	0	0									
										1	0	0	0	0	0	2									
<b>Inning Stats</b>	R: 0 E: 0 K: 0 S: 4	H: 1 LOB: 1 BB: 0 P: 4	R: 0 E: 1 K: 1 S: 6	H: 1 LOB: 2 BB: 1 P: 10	R: 0 E: 0 K: 0 S: 3	H: 0 LOB: 0 BB: 0 P: 3	R: 0 E: 0 K: 2 S: 7	H: 0 LOB: 0 BB: 0 P: 7	R: 0 E: 0 K: 1 S: 5	H: 0 LOB: 0 BB: 0 P: 5	R: 0 E: 0 K: 0 S: 4	H: 1 LOB: 1 BB: 0 P: 4	R: 4 E: 0 K: 0 S: 8	H: 5 LOB: 2 BB: 1 P: 12	R: 0 E: 0 K: 0 S: 4	H: 1 LOB: 2 BB: 1 P: 8	R: 0 E: 0 K: 1 S: 5	H: 0 LOB: 0 BB: 0 P: 5	1B: 4 2B: 5 3B: 0 HR: 0	SF: 0 SAC: 0 DP: 0 HBP: 0	WP: 0 PB: 0 SB: 1 CS: 0	PA: 39			
<b>PITCHER</b>	IP	WLS	BF	H	R	ER	SO	BB	IBB	HBP	BLK	WP	HR	S	P	ERA	WHIP								
Bill Bonham, R ERA: 4.05 (1, 1)	6.2		27	6	3	3	4	1	0	0	0	0	0	34	38	4.05	1.050								
Dave Tomlin, L ERA: (7, 1)	0.0		1	1	0	0	0	0	0	0	0	0	0	1	1	∞	∞								
Doug Bair, R ERA: (7, 1)	0.1		3	1	1	0	0	1	0	0	0	0	0	2	6	27.00	6.000								
Tom Hume, R ERA: (8, 1)	2.0	W	8	1	0	0	1	0	1	0	0	0	0	9	13	0.00	0.500								

Batter	1	2	3	4	5	6	7	8	9	AB	R	H	RBI	BB	SO	LOB	BOTTOM								
Dave Collins, S OBP: 0.500, SLG: 0.500 (1, 8)	6-3		E9				1B		HR	4	2	3	0	1	0	0	<b>Atlanta Braves @ Cincinnati Reds</b> Riverfront Stadium, Cincinnati, OH Sat Apr 12 1980, 3:33 AM EST Att: 11,839 - Unknown								
Ken Griffey, L OBP: 0.308, SLG: 0.417 (1, 9)	K		K			2B	2B		F9	4	0	1	1	1	2	2									
Dave Concepcion, R OBP: 0.308, SLG: 0.692 (1, 6)	F8		6-3							5	2	3	3	0	0	1									
George Foster, R OBP: 0.583, SLG: 1.200 (1, 7)						F5	E5		HR	3	0	1	0	1	0	0									
Dan Driessen, L OBP: 0.400, SLG: 0.286 Johnny Bench, R Tom Hume, R (7, 1)			G1-6-3			G3			F7	2	0	0	0	1	0	1									
Ray Knight, R OBP: 0.182, SLG: 0.100 (1, 5)							IBB			1	0	0	0	0	0	0									
Junior Kennedy, R OBP: 0.455, SLG: 0.800 (1, 4)									F9	4	0	1	0	0	0	2									
Don Werner, R (1, 2)										4	0	0	0	0	1	2									
Bill Bonham, R Dave Tomlin, L Doug Bair, R Harry Spilman, L (7, 3)									K	2	0	0	0	0	1	0									
										0	0	0	0	0	0	0									
										2	1	1	0	0	1	0									
<b>Inning Stats</b>	R: 0 E: 0 K: 1 S: 5	H: 0 LOB: 0 BB: 0 P: 5	R: 0 E: 0 K: 0 S: 5	H: 3 LOB: 2 BB: 0 P: 5	R: 0 E: 1 K: 2 S: 8	H: 1 LOB: 1 BB: 0 P: 8	R: 0 E: 0 K: 0 S: 3	H: 0 LOB: 0 BB: 0 P: 3	R: 0 E: 0 K: 1 S: 5	H: 0 LOB: 0 BB: 0 P: 5	R: 1 E: 1 K: 0 S: 4	H: 2 LOB: 2 BB: 2 P: 12	R: 2 E: 0 K: 1 S: 9	H: 4 LOB: 3 BB: 1 P: 13	R: 0 E: 0 K: 0 S: 3	H: 0 LOB: 0 BB: 0 P: 3	R: 2 E: 0 K: 1 S: 5	H: 1 LOB: 0 BB: 1 P: 9	1B: 7 2B: 3 3B: 0 HR: 1	SF: 0 SAC: 0 DP: 1 HBP: 0	WP: 0 PB: 0 SB: 1 CS: 0	PA: 39			
<b>PITCHER</b>	IP	WLS	BF	H	R	ER	SO	BB	IBB	HBP	BLK	WP	HR	S	P	ERA	WHIP								
Rick Matula, R ERA: (1, 1)	6.0		24	6	1	0	4	1	1	0	0	0	0	30	38	0.00	1.167								
Gene Garber, R ERA: 27.0 (7, 1)	0.2		7	4	2	2	1	0	1	0	0	0	0	8	12	27.00	6.000								
Al Hrabosky, L ERA: 9.0 (7, 1)	2.0	L	8	1	2	2	1	1	0	0	0	0	1	9	13	9.00	1.000								

Batter	1	2	3	4	5	6	7	8	9	AB	R	H	RBI	BB	SO	LOB	TOP				
<b>Eddie Miller, S</b> OBP: 0.188, SLG: 0.188 (1, 8)										4	0	0	0	0	2	0	<b>Atlanta Braves @ Cincinnati Reds</b> Riverfront Stadium, Cincinnati, OH Sun Apr 13 1980, 3:33 AM EST Att: 32,996 - Unknown				
<b>Jerry Royster, R</b> OBP: 0.185, SLG: 0.200 (1, 4)										4	0	1	0	0	0	0					
<b>Gary Matthews, R</b> OBP: 0.438, SLG: 0.467 (1, 9)										3	0	2	0	1	1	1					
<b>Bob Horner, R</b> OBP: 0.071, SLG: 0.071 (1, 5)										4	0	0	0	0	1	3					
<b>Chris Chambliss, L</b> OBP: 0.429, SLG: 0.500 (1, 3)										4	0	0	0	0	0	0					
<b>Dale Murphy, R</b> (1, 7)										3	0	0	0	1	1	0					
<b>Biff Pocoroba, S</b> OBP: 0.462, SLG: 0.400 (1, 2)										3	0	1	0	1	0	1					
<b>Luis Gomez, R</b> OBP: 0.222, SLG: 0.125 (7, PH)										2	0	1	0	0	0	1					
<b>Larvell Blanks, R</b> (7, 6)										1	0	0	0	0	0	0					
<b>Phil Niekro, R</b> (1, 1)										2	0	0	0	0	0	2					
<b>Larry Bradford, R</b> (6, 1)										0	0	0	0	0	0	0					
<b>Charlie Spikes, R</b> (7, PH)										1	0	0	0	0	0	0					
<b>Rick Camp, R</b> (7, 1)										0	0	0	0	0	0	0					
<b>Inning Stats</b>	R: 0 E: 0 K: 2 S: 7	H: 0 LOB: 1 BB: 1 P: 11	R: 0 E: 0 K: 1 S: 6	H: 1 LOB: 2 BB: 1 P: 10	R: 0 E: 0 K: 0 S: 4	H: 1 LOB: 1 BB: 0 P: 4	R: 0 E: 0 K: 0 S: 4	H: 0 LOB: 0 BB: 0 P: 3	R: 0 E: 0 K: 0 S: 3	H: 0 LOB: 0 BB: 0 P: 3	R: 0 E: 0 K: 0 S: 4	H: 1 LOB: 1 BB: 0 P: 4	R: 0 E: 0 K: 0 S: 2	H: 0 LOB: 0 BB: 1 P: 6	1B: 5 2B: 0 3B: 0 HR: 0	SF: 0 SAC: 0 DP: 1 HBP: 0	WP: 0 PA: 34 PB: 0 SB: 0 CS: 0				
<b>PITCHER</b> <b>Charlie Leibrandt, L</b> ERA:	IP: 9.0 WLS: W BF: 34 H: 5 R: 0 ER: 0 SO: 5 BB: 3 IBB: 0 HBP: 0 BLK: 0 WP: 0 HR: 0 S: 41 P: 53 ERA: 0.00 WHIP: 0.889																				

Batter	1	2	3	4	5	6	7	8	9	AB	R	H	RBI	BB	SO	LOB	BOTTOM				
<b>Dave Collins, S</b> OBP: 0.611, SLG: 0.600 (1, 8)										3	1	3	0	1	0	0	<b>Atlanta Braves @ Cincinnati Reds</b> Riverfront Stadium, Cincinnati, OH Sun Apr 13 1980, 3:33 AM EST Att: 32,996 - Unknown				
<b>Cesar Geronimo, L</b> (7, 8)										4	0	1	2	1	0	2					
<b>Ken Griffey, L</b> OBP: 0.333, SLG: 0.375 (1, 9)										4	1	1	1	0	1	5					
<b>Dave Concepcion, R</b> OBP: 0.294, SLG: 0.588 (1, 6)										4	1	1	1	0	1	5					
<b>George Foster, R</b> OBP: 0.563, SLG: 1.000 (1, 7)										2	0	0	0	2	0	3					
<b>Dan Driessen, L</b> OBP: 0.357, SLG: 0.273 (1, 3)										4	0	1	1	0	0	5					
<b>Johnny Bench, R</b> OBP: 0.417, SLG: 0.700 (1, 2)										3	1	1	1	1	0	1					
<b>Ray Knight, R</b> OBP: 0.267, SLG: 0.286 (1, 5)										4	0	2	0	0	0	1					
<b>Junior Kennedy, R</b> OBP: 0.533, SLG: 0.846 (1, 4)										3	1	2	0	1	0	0					
<b>Charlie Leibrandt, R</b> OBP: 0.250, SLG: 0.250 (1, 1)										4	1	1	0	0	1	4					
<b>Inning Stats</b>	R: 0 E: 0 K: 0 S: 3	H: 1 LOB: 1 BB: 1 P: 7	R: 0 E: 0 K: 1 S: 6	H: 1 LOB: 2 BB: 1 P: 10	R: 2 E: 1 K: 0 S: 6	H: 3 LOB: 1 BB: 0 P: 6	R: 0 E: 0 K: 0 S: 3	H: 0 LOB: 0 BB: 0 P: 3	R: 0 E: 0 K: 1 S: 6	H: 1 LOB: 2 BB: 1 P: 10	R: 3 E: 1 K: 0 S: 7	H: 4 LOB: 3 BB: 2 P: 15	R: 0 E: 0 K: 0 S: 2	H: 1 LOB: 1 BB: 1 P: 6	R: 0 E: 0 K: 0 S: 3	H: 1 LOB: 0 BB: 0 P: 3	1B: 9 2B: 2 3B: 0 HR: 1	SF: 0 SAC: 0 DP: 3 HBP: 0	WP: 1 PA: 38 PB: 0 SB: 1 CS: 0		
<b>PITCHER</b> <b>Phil Niekro, R</b> ERA: 11.05	IP: 5.1 WLS: L BF: 28 H: 9 R: 5 ER: 5 SO: 2 BB: 4 IBB: 0 HBP: 0 BLK: 0 WP: 1 HR: 1 S: 28 P: 44 ERA: 8.44 WHIP: 2.438																				
<b>Larry Bradford, L</b> ERA:	IP: 0.2 WLS: L BF: 4 H: 1 R: 0 ER: 0 SO: 0 BB: 0 IBB: 1 HBP: 0 BLK: 0 WP: 0 HR: 0 S: 3 P: 7 ERA: 0.00 WHIP: 1.500																				
<b>Rick Camp, R</b> ERA: 3.0	IP: 2.0 WLS: L BF: 6 H: 2 R: 0 ER: 0 SO: 0 BB: 1 IBB: 0 HBP: 0 BLK: 0 WP: 0 HR: 0 S: 5 P: 9 ERA: 0.00 WHIP: 1.500																				

Batter	1	2	3	4	5	6	7	8	9	AB	R	H	RBI	BB	SO	LOB	TOP		
Bill North, S OBP: 0.400, SLG: 0.375 Larry Hemdon, R OBP: 0.267, SLG: 0.467	FC4-6 HR BB	FC4-6 1-2					G3		4-3	1	1	0	0	2	0	1	<b>San Francisco Giants @ Cincinnati Reds</b> Riverfront Stadium, Cincinnati, OH Mon Apr 14 1980, 6:05 PM EST Att: 10,296 - Unknown  <b>AB 32</b> <b>R 5</b> <b>H 6</b> <b>RBI 5</b> <b>BB 5</b> <b>SO 4</b> <b>LOB 10</b> 		
Darrell Evans, L OBP: 0.238, SLG: 0.350	HR		1B G3 BB		P5 BB			K		3	2	1	2	1	1				
Jack Clark, R	F8		F9		K			K		4	0	0	0	0	2	1			
Willie McCovey, L OBP: 0.294, SLG: 0.200	BB		G3 1B		L3			4-3		3	0	1	0	1	0	0			
Terry Whitfield, L OBP: 0.167, SLG: 0.182	K		G3		F8			6-3		4	0	0	1	0	1	2			
Rennie Stennett, R OBP: 0.350, SLG: 0.389	F8		F8		1-3			1B 2B		4	1	1	0	0	0	2			
Milt May, L OBP: 0.182, SLG: 0.545		3-1			F2			6-3 HR		4	1	1	1	0	0	1			
Johnnie LeMaster, R OBP: 0.350, SLG: 0.353	F7		F9		F9			1B IBB		3	0	0	0	1	0	0			
Bob Knepper, L OBP: 0.500, SLG: 0.667 Gary Lavelle, S	FC4-6 1B		F9		F9			1-3 2B		4	0	2	1	0	0	0			
<b>Inning Stats</b>	R: 2 E: 0 K: 1 S: 6	H: 1 LOB: 1 BB: 2 P: 14	R: 0 E: 0 K: 0 S: 4	H: 1 LOB: 1 BB: 0 P: 4	R: 1 E: 0 K: 0 S: 4	H: 1 LOB: 1 BB: 1 P: 8	R: 0 E: 0 K: 0 S: 3	H: 0 LOB: 0 BB: 0 P: 3	R: 0 E: 0 K: 0 S: 4	H: 0 LOB: 0 BB: 0 P: 3	R: 1 E: 0 K: 0 S: 4	H: 1 LOB: 0 BB: 0 P: 4	R: 0 E: 0 K: 2 S: 7	H: 0 LOB: 0 BB: 0 P: 7	R: 1 E: 0 K: 0 S: 5	H: 2 LOB: 2 BB: 1 P: 9	1B: 3 2B: 1 3B: 0 HR: 2	SF: 0 SAC: 0 DP: 0 HBP: 0	WP: 0 PA: 37 PB: 0 CS: 0 SB: 0
<b>PITCHER</b>	IP WLS BF H R ER SO BB IBB HBP BLK WP HR S P ERA WHIP	IP WLS BF H R ER SO BB IBB HBP BLK WP HR S P ERA WHIP																	
Paul Moskau, R ERA: 4.5	(1, 1)	6.0	24	3	3	3	2	4	0	0	0	0	0	0	1	24	40	4.50	1.167
Mario Soto, R ERA: 4.5	(7, 1)	2.0	7	1	1	1	2	0	0	0	0	0	0	1	11	11	4.50	0.500	
Dave Tomlin, L ERA: 18.0	(9, 1)	1.0	W	6	2	1	1	0	0	1	0	0	0	0	5	9	9.00	2.000	

Batter	1	2	3	4	5	6	7	8	9	AB	R	H	RBI	BB	SO	LOB	BOTTOM		
Dave Collins, S OBP: 0.522, SLG: 0.600	F8		F7			5-3		F9	3B	5	0	1	3	0	0	2	<b>San Francisco Giants @ Cincinnati Reds</b> Riverfront Stadium, Cincinnati, OH Mon Apr 14 1980, 6:05 PM EST Att: 10,296 - Unknown  <b>AB 34</b> <b>R 6</b> <b>H 8</b> <b>RBI 6</b> <b>BB 3</b> <b>SO 7</b> <b>LOB 14</b> 		
Hector Cruz, R	K		K			F9		P3		4	0	0	0	0	2	2			
Dave Concepcion, R OBP: 0.333, SLG: 0.667	4-3				K			1B 3B	FC5-4 1B	4	2	2	0	0	1	0			
George Foster, R OBP: 0.450, SLG: 0.750		F8			F8			L4	F8	4	0	0	0	0	0	2			
Johnny Bench, R OBP: 0.438, SLG: 0.615		FC6-4 BB			F2			P4	FC5-4 1B	3	0	1	0	1	0	1			
Ray Knight, R OBP: 0.283, SLG: 0.278		FC6-4 1-2			F9			1B	FC5-4 1B	4	1	1	1	0	0	3			
Dan Driessen, L OBP: 0.333, SLG: 0.267		F5			K			K	BB 3B 1B	4	1	1	1	0	2	2			
Junior Kennedy, R OBP: 0.579, SLG: 0.875					6-3			BB 3B 1B	BB 3B 1B	3	1	2	1	1	0	0			
Paul Moskau, R Rick Auerbach, R Mario Soto, R Sam Mejias, R Dave Tomlin, L Ken Griffey, L OBP: 0.308, SLG: 0.375					6-3			K	1-2 2-3 3B BB	1	0	0	0	0	0	1			
<b>Inning Stats</b>	R: 0 E: 0 K: 1 S: 5	H: 0 LOB: 0 BB: 0 P: 5	R: 0 E: 0 K: 0 S: 3	H: 0 LOB: 1 BB: 1 P: 7	R: 0 E: 0 K: 1 S: 6	H: 1 LOB: 1 BB: 0 P: 6	R: 0 E: 0 K: 1 S: 5	H: 0 LOB: 0 BB: 0 P: 5	R: 0 E: 0 K: 1 S: 5	H: 0 LOB: 0 BB: 0 P: 5	R: 1 E: 0 K: 1 S: 7	H: 2 LOB: 1 BB: 0 P: 7	R: 0 E: 0 K: 1 S: 5	H: 0 LOB: 1 BB: 1 P: 9	R: 5 E: 0 K: 0 S: 7	H: 5 LOB: 1 BB: 1 P: 11	1B: 5 2B: 1 3B: 2 HR: 0	SF: 0 SAC: 0 DP: 0 HBP: 0	WP: 0 PA: 37 PB: 0 CS: 0 SB: 0
<b>PITCHER</b>	IP WLS BF H R ER SO BB IBB HBP BLK WP HR S P ERA WHIP	IP WLS BF H R ER SO BB IBB HBP BLK WP HR S P ERA WHIP																	
Bob Knepper, L ERA: 6.23	(1, 1)	8.2	34	6	4	4	7	2	0	0	0	0	0	0	46	54	4.15	0.923	
Gary Lavelle, L ERA: 7.36	(9, 1)	0.0	L	3	2	2	2	0	1	0	0	0	0	0	2	6	∞	∞	

Batter	1	2	3	4	5	6	7	8	9	AB	R	H	RBI	BB	SO	LOB	TOP					
Larry Herndon, R OBP: 0.250, SLG: 0.368 (1, 8)	1-3		F8		SF8 BB		6-3		K	4	1	0	0	1	1	0						
Darrell Evans, L OBP: 0.240, SLG: 0.304 (1, 5)	4-3		1B 2B BB		5-3		F9			3	1	0	0	1	0	1						
Jack Clark, R OBP: 0.188, SLG: 0.077 (1, 9)			2B 1B		SF8		K			2	1	1	1	1	1	0						
Willie McCovey, L OBP: 0.333, SLG: 0.278 (1, 3)	K		2B		1B BB				4-3	3	0	1	2	1	1	1						
Terry Whitfield, L OBP: 0.313, SLG: 0.400 (1, 7)			F9		1B BB				4-3	4	0	3	0	0	0	1						
Rennie Stennett, R OBP: 0.375, SLG: 0.455 (1, 4)	L5-3				1-3				1B 2B	4	0	2	0	0	0	3						
Milt May, L OBP: 0.200, SLG: 0.467 (1, 2)					4-1				4-3	4	0	1	0	0	0	2						
Johnnie LeMaster, R OBP: 0.333, SLG: 0.300 (1, 6)	5-3				5-3				F8	3	0	0	0	1	0	2						
Ed Whitson, R (1, 1)					6-3				F9	2	0	0	0	0	1	1						
Roger Metzger, S (6, PH)					K					1	0	0	0	0	0	1						
Tom Griffin, R (6, PH)										0	0	0	0	0	0	0						
Jim Wohlford, R OBP: 0.125, SLG: 0.125 (9, PH)										1	0	0	0	0	0	0						
<b>Inning Stats</b>	R: 0 E: 0 K: 1 S: 5	H: 0 LOB: 1 BB: 1 P: 9	R: 0 E: 0 K: 0 S: 4	H: 2 LOB: 1 BB: 0 P: 4	R: 2 E: 0 K: 0 S: 5	H: 2 LOB: 1 BB: 1 P: 9	R: 0 E: 0 K: 1 S: 6	H: 1 LOB: 1 BB: 0 P: 6	R: 1 E: 0 K: 0 S: 4	H: 1 LOB: 2 BB: 1 P: 12	R: 0 E: 0 K: 0 S: 2	H: 0 LOB: 0 BB: 1 P: 6	R: 0 E: 0 K: 1 S: 5	H: 0 LOB: 0 BB: 0 P: 5	R: 0 E: 0 K: 0 S: 4	H: 2 LOB: 1 BB: 0 P: 4	R: 0 E: 0 K: 1 S: 5	H: 0 LOB: 0 BB: 0 P: 5	1B: 5 2B: 4 3B: 0 HR: 0	SF: 1 SAC: 0 DP: 2 HBP: 0	WP: 0 PB: 0 SB: 1 CS: 0	PA: 37
<b>PITCHER</b>	IP WLS BF H R ER SO BB IBB HBP BLK WP HR S P ERA WHIP	IP WLS BF H R ER SO BB IBB HBP BLK WP HR S P ERA WHIP															IP WLS BF H R ER SO BB IBB HBP BLK WP HR S P ERA WHIP					
Tom Seaver, R ERA: 4.5 (1, 1)	6.0 W 27 6 3 3 2 5 0 0 0 0 0 0 26 46 4.50 1.833	3.0 S 10 2 0 0 2 0 0 0 0 0 0 0 14 14 0.00 0.667																				
Tom Hume, R ERA: (7, 1)																						

San Francisco Giants @ Cincinnati Reds  
Riverfront Stadium, Cincinnati, OH  
Tue Apr 15 1980, 6:05 PM EST  
Att: 11,544 - Unknown

AB 31  
R 3  
H 8  
RBI 3  
BB 5  
SO 4  
LOB 12



Batter	1	2	3	4	5	6	7	8	9	AB	R	H	RBI	BB	SO	LOB	BOTTOM			
Dave Collins, S OBP: 0.536, SLG: 0.600 (1, 8)	F8		BB 1B		3B				5-3	5	3	3	1	0	0	1				
Hector Cruz, R (9, 9)			1B 1B		1B					0	0	0	0	0	0	0				
Ken Griffey, L OBP: 0.455, SLG: 0.556 (1, 9)			F7 SF7 BB		6-3					2	2	2	1	1	0	0				
Sam Mejias, R (6, 9)			1B BB		3B					0	0	0	0	0	0	0				
Dave Concepcion, R OBP: 0.360, SLG: 0.680 (1, 6)	K		1B		6-3					4	0	2	3	0	1	2				
George Foster, R OBP: 0.375, SLG: 0.600 (1, 7)	L4		F7		6-3				F7	4	0	0	1	0	0	3				
Dan Driessen, L OBP: 0.273, SLG: 0.222 (1, 3)			SF7		P6				1-3	3	0	0	1	0	0	0				
Johnny Bench, R OBP: 0.350, SLG: 0.471 (1, 2)	K		F2		5-3				5-3	4	0	0	0	0	1	1				
Ray Knight, R OBP: 0.304, SLG: 0.455 (1, 5)					G3				F7	4	1	2	0	0	0	0				
Junior Kennedy, R OBP: 0.522, SLG: 0.750 (1, 4)			3B		6-3				F6	4	0	1	0	0	0	2				
Tom Seaver, R (1, 1)			BB 1B BB		K				SH5-4 1B	1	1	0	0	1	1	0				
Harry Spillman, L OBP: 0.667, SLG: 0.667 (6, PH)									SH5-4	1	1	1	1	0	0	0				
Tom Hume, R (7, 1)										0	0	0	0	0	0	0				
<b>Inning Stats</b>	R: 0 E: 0 K: 1 S: 6	H: 1 LOB: 1 BB: 0 P: 6	R: 0 E: 0 K: 1 S: 6	H: 1 LOB: 1 BB: 0 P: 6	R: 3 E: 0 K: 0 S: 5	H: 2 LOB: 1 BB: 2 P: 13	R: 0 E: 0 K: 1 S: 5	H: 0 LOB: 0 BB: 0 P: 5	R: 2 E: 0 K: 0 S: 5	H: 2 LOB: 0 BB: 0 P: 5	R: 3 E: 0 K: 0 S: 6	H: 4 LOB: 2 BB: 0 P: 7	R: 0 E: 0 K: 0 S: 3	H: 0 LOB: 0 BB: 0 P: 3	R: 0 E: 0 K: 0 S: 4	H: 1 LOB: 1 BB: 0 P: 4	1B: 7 2B: 2 3B: 2 HR: 0	SF: 1 SAC: 1 DP: 0 HBP: 1	WP: 0 PB: 0 SB: 0 CS: 0	PA: 37
<b>PITCHER</b>	IP WLS BF H R ER SO BB IBB HBP BLK WP HR S P ERA WHIP	IP WLS BF H R ER SO BB IBB HBP BLK WP HR S P ERA WHIP															IP WLS BF H R ER SO BB IBB HBP BLK WP HR S P ERA WHIP			
Ed Whitson, R ERA: 5.91 (1, 1)	5.0 L 23 6 5 5 3 2 0 0 0 0 0 0 27 35 9.00 1.600	3.0 14 5 3 3 0 0 0 0 1 0 0 0 0 13 14 9.00 1.667																		
Tom Griffin, R ERA: 5.4 (6, 1)																				

San Francisco Giants @ Cincinnati Reds  
Riverfront Stadium, Cincinnati, OH  
Tue Apr 15 1980, 6:05 PM EST  
Att: 11,544 - Unknown

AB 32  
R 8  
H 11  
RBI 8  
BB 2  
SO 3  
LOB 9



Batter	1	2	3	4	5	6	7	8	9	AB	R	H	RBI	BB	SO	LOB	TOP	
Bill North, S OBP: 0.417, SLG: 0.333 (1, 8)	0-0 2-3		4-0 BB		4-0 BB		0-0 6-3			2	0	0	0	2	0	0	<b>San Francisco Giants @ Cincinnati Reds</b> Riverfront Stadium, Cincinnati, OH Wed Apr 16 1980, 3:33 AM EST Att: 15,603 - Unknown	
Darrell Evans, L OBP: 0.207, SLG: 0.259 (1, 5)	0-0 F7		0-0 4-3		0-0 F5			0-0 F7		4	0	0	0	0	3			
Jack Clark, R OBP: 0.150, SLG: 0.059 (1, 9)	0-0 F7			0-0 6-3	0-0 F9			0-0 F8		4	0	0	0	0	1			
Willie McCovey, L OBP: 0.320, SLG: 0.318 (1, 3)		0-3 K		0-0 1B	0-0 4-3			0-0 F8		4	1	1	0	0	1			
Terry Whitfield, L OBP: 0.350, SLG: 0.389 (1, 7)		0-0 4-3		4-0 1B	0-0 6-3			0-0 E		3	1	1	0	1	0			
Rennie Stennett, R OBP: 0.357, SLG: 0.423 (1, 4)		0-0 F9		0-0 2B	0-0 F8			0-0 E5		4	1	1	1	0	1			
Milt May, L OBP: 0.211, SLG: 0.474 (1, 2)			0-0 5-3	0-0 2B	0-0 P6			0-0 F7		4	0	1	2	0	2			
Johnnie LeMaster, R OBP: 0.321, SLG: 0.333 (1, 6)			0-0 F8	0-0 F7			0-0 6-3	0-3 K		4	0	1	0	0	1			
John Montefusco, R OBP: 0.500, SLG: 0.333 (1, 1)			0-0 F8	0-0 6-3			0-0 P6	0-0 L5		2	0	0	0	0	2			
Jim Wohlford, R (7, PH)										1	0	0	0	0	0			
Al Holland, R (7, 1)										0	0	0	0	0	0			
Larry Hemdon, R (8, PH)										1	0	0	0	0	2			
<b>Inning Stats</b>	R: 0 E: 0 K: 0 S: 3	H: 0 LOB: 0 BB: 0 P: 3	R: 0 E: 0 K: 1 S: 5	H: 0 LOB: 0 BB: 0 P: 5	R: 0 E: 0 K: 0 S: 4	H: 1 LOB: 2 BB: 1 P: 8	R: 3 E: 0 K: 0 S: 6	H: 3 LOB: 1 BB: 1 P: 10	R: 0 E: 0 K: 0 S: 3	H: 0 LOB: 0 BB: 0 P: 3	R: 0 E: 0 K: 0 S: 3	H: 0 LOB: 0 BB: 0 P: 3	R: 0 E: 0 K: 1 S: 7	H: 1 LOB: 2 BB: 0 P: 7	1B: 2 2B: 3 HR: 0	SF: 0 SAC: 0 DP: 0 HBP: 0	WP: 0 PB: 0 SB: 2 CS: 0	PA: 36
<b>PITCHER</b> Michael LaCoss, R ERA: 1.8 (1, 1)	IP: 9.0 WLS: W BF: 36 H: 5 R: 3 ER: 3 SO: 2 BB: 3 IBB: 0 HBP: 0 BLK: 0 WP: 0 HR: 0 S: 37 P: 49 ERA: 3.00 WHIP: 0.889											<b>PITCHER</b>	IP: 9.0 WLS: W BF: 36 H: 5 R: 3 ER: 3 SO: 2 BB: 3 IBB: 0 HBP: 0 BLK: 0 WP: 0 HR: 0 S: 37 P: 49 ERA: 3.00 WHIP: 0.889					

AB	33
R	3
H	5
RBI	3
BB	3
SO	2
LOB	15



Batter	1	2	3	4	5	6	7	8	9	AB	R	H	RBI	BB	SO	LOB	BOTTOM	
Dave Collins, S OBP: 0.500, SLG: 0.552 (1, 8)	0-0 1B	0-0 4-3		0-3 K			0-0 F9			4	1	1	0	0	1	2	<b>San Francisco Giants @ Cincinnati Reds</b> Riverfront Stadium, Cincinnati, OH Wed Apr 16 1980, 3:33 AM EST Att: 15,603 - Unknown	
Cesar Geronimo, L (8, 8)	0-0 1B	0-0 4-3			0-3 K		0-0 4-3			4	0	0	0	0	1	2		
Ken Griffey, L OBP: 0.385, SLG: 0.455 (1, 9)	0-0 P4	0-0 4-3			0-0 K		0-0 4-3			3	2	1	1	1	1	0		
Dave Concepcion, R OBP: 0.379, SLG: 0.750 (1, 6)	4-0 1B		0-0 HR		0-0 4-3		0-3 K			2	1	1	0	2	1	0		
George Foster, R OBP: 0.429, SLG: 0.591 (1, 7)	0-0 1B		0-3 K		4-0 HR		4-0 BB	4-0 B4-1-3		2	1	1	0	2	1	0		
Dan Driessen, L OBP: 0.308, SLG: 0.409 (1, 3)	0-0 1B		0-3 K		0-0 HR		0-0 B4-1-3	0-0 1-2		4	1	2	4	0	1	1		
Ray Knight, R OBP: 0.296, SLG: 0.423 (1, 5)	0-0 F3		0-0 6-3		0-3 K		0-0 1B	0-0 1B		4	0	1	0	0	1	2		
Junior Kennedy, R OBP: 0.519, SLG: 0.696 (1, 4)	0-3 K			0-0 F4		4-0 BB	4-0 B4-1-3	0-0 1B		3	0	1	0	1	1	2		
Don Werner, R (1, 2)		4-0 BB		0-3 K		0-0 G4-6-3	0-0 G4-6-3	0-0 4-3		3	0	0	0	1	1	3		
Michael LaCoss, R OBP: 0.200, SLG: 0.400 (1, 1)		0-3 K		0-0 2B		0-0 F8				3	0	1	0	0	1	1		
<b>Inning Stats</b>	R: 2 E: 0 K: 1 S: 8	H: 3 LOB: 2 BB: 1 P: 12	R: 0 E: 0 K: 1 S: 5	H: 0 LOB: 1 BB: 1 P: 9	R: 1 E: 0 K: 2 S: 8	H: 1 LOB: 0 BB: 0 P: 8	R: 0 E: 0 K: 2 S: 8	H: 1 LOB: 1 BB: 0 P: 8	R: 2 E: 0 K: 2 S: 8	H: 1 LOB: 0 BB: 1 P: 12	R: 0 E: 0 K: 0 S: 5	H: 0 LOB: 0 BB: 0 P: 5	R: 0 E: 0 K: 1 S: 4	H: 2 LOB: 2 BB: 1 P: 8	1B: 5 2B: 2 3B: 0 HR: 2	SF: 0 SAC: 0 DP: 2 HBP: 0	WP: 0 PB: 0 SB: 1 CS: 0	PA: 35
<b>PITCHER</b> John Montefusco, R ERA: 6.23 (1, 1)	IP: 6.0 WLS: L BF: 27 H: 6 R: 5 ER: 5 SO: 8 BB: 4 IBB: 0 HBP: 0 BLK: 1 WP: 2 HR: 2 S: 39 P: 55 ERA: 7.50 WHIP: 1.667											<b>PITCHER</b>	IP: 6.0 WLS: L BF: 27 H: 6 R: 5 ER: 5 SO: 8 BB: 4 IBB: 0 HBP: 0 BLK: 1 WP: 2 HR: 2 S: 39 P: 55 ERA: 7.50 WHIP: 1.667					
Al Holland, L (7, 1)	IP: 2.0 WLS: L BF: 8 H: 2 R: 0 ER: 0 SO: 1 BB: 1 IBB: 0 HBP: 0 BLK: 0 WP: 0 HR: 0 S: 9 P: 13 ERA: 0.00 WHIP: 1.500											<b>PITCHER</b>	IP: 2.0 WLS: L BF: 8 H: 2 R: 0 ER: 0 SO: 1 BB: 1 IBB: 0 HBP: 0 BLK: 0 WP: 0 HR: 0 S: 9 P: 13 ERA: 0.00 WHIP: 1.500					





Batter	1	2	3	4	5	6	7	8	9	AB	R	H	RBI	BB	SO	LOB	TOP			
Dave Collins, S (1,8) OBP: 0.444, SLG: 0.485 Cesar Geronimo, L (8,8)	0-0 P5		0-0 4-3		0-0 F7			0-0 F9		4	0	0	0	0	0	1				
Ken Griffey, L (1,9) OBP: 0.333, SLG: 0.385	0-3 K		0-3 K		0-0 4-3			0-3 K		4	0	0	0	0	0	3	1			
Dave Concepcion, R (1,6) OBP: 0.364, SLG: 0.688	0-0 4-3			0-0 HR	0-3 K			0-3 K		4	1	1	0	0	2	0				
George Foster, R (1,7) OBP: 0.375, SLG: 0.500		0-3 K		0-3 K		0-0 6-3		0-3 K		4	0	0	0	0	3	1				
Dan Driessen, L (1,3) OBP: 0.300, SLG: 0.500		0-0 F9		0-0 HR		0-0 6-3		0-0 4-3		4	1	1	2	0	0	0				
Johnny Bench, R (1,2) OBP: 0.417, SLG: 0.550		0-0 1B		4-0 HR		0-3 K		0-0 2B		3	1	2	0	1	1	0				
Ray Knight, R (1,5) OBP: 0.290, SLG: 0.500		0-0 F8		0-0 HR			0-0 F3		0-0 F8	4	1	1	2	0	0	2				
Junior Kennedy, R (1,4) OBP: 0.500, SLG: 0.654			0-0 4-3 SH1-4	0-0 F8			0-0 5-3			3	0	1	0	0	0	0				
Frank Pastore, R (1,1) OBP: 0.333, SLG: 0.200			0-0 SH1-4	0-0 5-3			0-0 F5			2	0	0	0	0	0	0				
<b>Inning Stats</b>	R: 0 E: 0 K: 1 S: 5	H: 0 LOB: 0 BB: 0 P: 5	R: 0 E: 0 K: 1 S: 6	H: 1 LOB: 1 BB: 0 P: 6	R: 0 E: 0 K: 1 S: 6	H: 1 LOB: 1 BB: 0 P: 6	R: 4 E: 0 K: 1 S: 8	H: 3 LOB: 0 BB: 1 P: 12	R: 0 E: 0 K: 1 S: 5	H: 0 LOB: 0 BB: 0 P: 5	R: 0 E: 0 K: 0 S: 3	H: 0 LOB: 0 BB: 0 P: 3	R: 0 E: 0 K: 2 S: 7	H: 0 LOB: 0 BB: 0 P: 7	R: 0 E: 0 K: 1 S: 6	H: 1 LOB: 1 BB: 0 P: 6	1B: 3 2B: 1 3B: 0 HR: 2	SF: 0 SAC: 1 DP: 0 HBP: 0	WP: 0 PB: 0 SB: 0 CS: 0	PA: 34
<b>PITCHER</b>	IP WLS BF H R ER SO BB IBB HBP BLK WP HR S P ERA WHIP																			
Phil Niekro, R (1,1) ERA: 7.63	8.0 L 30 5 4 4 8 1 0 0 0 0 2 45 49 4.50 0.750																			
Gene Garber, R (9,1) ERA: 10.13	1.0 4 1 0 0 1 0 0 0 0 0 0 0 6 6 0.00 1.000																			

**Cincinnati Reds @ Atlanta Braves**  
Atlanta-Fulton County Stadium, Atlanta, GA  
Thu Apr 17 1980, 6:05 PM EST  
Att: 15,742 - Unknown

AB 32  
R 4  
H 6  
RBI 4  
BB 1  
SO 9  
LOB 5



Batter	1	2	3	4	5	6	7	8	9	AB	R	H	RBI	BB	SO	LOB	BOTTOM			
Jerry Royster, R (1,4) OBP: 0.276, SLG: 0.308	0-3 K		0-0 2B		0-0 6-3			0-3 K		4	0	1	0	0	2	2				
Biff Pocoreba, S (1,2) OBP: 0.346, SLG: 0.238	0-0 F8		0-0 F7		0-0 F9			0-0 F9		4	0	0	0	0	0	4				
Gary Matthews, R (1,7) OBP: 0.241, SLG: 0.250	0-0 P4			0-0 6-3		0-0 F7		0-0 F3		4	0	0	0	0	0	0				
Chris Chambliss, L (1,3) OBP: 0.333, SLG: 0.462		0-0 F7		0-0 F8		0-0 F7		0-0 HR		4	1	1	1	0	0	0				
Bob Horner, R (1,5) OBP: 0.077, SLG: 0.077		0-0 P6		0-0 5-3		0-3 K		0-0 F7		4	0	0	0	0	1	0				
Dale Murphy, R (1,9) OBP: 0.280, SLG: 0.182		0-3 K			4-0 FC6-4	0-0 5-3		0-0 F7		3	0	0	0	1	1	0				
Brian Assestine, L (1,8) OBP: 0.368, SLG: 0.333			0-0 4-3		0-3 K			0-0 1B		3	0	1	0	0	1	1				
Luis Gomez, R (1,6) OBP: 0.188, SLG: 0.133								0-0 1B		2	0	0	0	0	0	1				
Joe Nolan, L (8,PH) OBP: 1.000, SLG: 1.000						0-0 FC6-4		0-0 1B		1	0	1	0	0	0	0				
Larvell Blanks, R (9,6)						1-2		1-2 1B		0	0	0	0	0	0	0				
Phil Niekro, R (1,1) OBP: 0.250, SLG: 0.250								0-3 K		2	0	1	0	0	0	1				
Mike Lum, L (8,PH) OBP: 0.200, SLG: 0.400										1	0	0	0	0	1	2				
Gene Garber, R (9,1)										0	0	0	0	0	0	0				
<b>Inning Stats</b>	R: 0 E: 0 K: 1 S: 5	H: 0 LOB: 0 BB: 0 P: 5	R: 0 E: 0 K: 1 S: 5	H: 0 LOB: 0 BB: 0 P: 5	R: 0 E: 0 K: 0 S: 5	H: 2 LOB: 2 BB: 0 P: 5	R: 0 E: 0 K: 0 S: 3	H: 0 LOB: 0 BB: 0 P: 3	R: 0 E: 0 K: 1 S: 5	H: 0 LOB: 0 BB: 0 P: 5	R: 0 E: 0 K: 2 S: 9	H: 2 LOB: 2 BB: 0 P: 9	R: 0 E: 0 K: 0 S: 4	H: 1 LOB: 0 BB: 0 P: 4	R: 1 E: 0 K: 0 S: 4	H: 1 LOB: 0 BB: 0 P: 4	1B: 3 2B: 1 3B: 0 HR: 1	SF: 0 SAC: 0 DP: 0 HBP: 0	WP: 0 PB: 0 SB: 0 CS: 0	PA: 33
<b>PITCHER</b>	IP WLS BF H R ER SO BB IBB HBP BLK WP HR S P ERA WHIP																			
Frank Pastore, R (1,1) ERA: 0.5	9.0 W 33 5 1 1 6 1 0 0 0 0 1 44 48 1.00 0.667																			

**Cincinnati Reds @ Atlanta Braves**  
Atlanta-Fulton County Stadium, Atlanta, GA  
Thu Apr 17 1980, 6:05 PM EST  
Att: 15,742 - Unknown

AB 32  
R 1  
H 5  
RBI 1  
BB 1  
SO 6  
LOB 11



Batter	1	2	3	4	5	6	7	8	9	AB	R	H	RBI	BB	SO	LOB	TOP			
Dave Collins, S (1.8)	F9		K			6-3		4-3		4	0	0	0	0	1	1	Cincinnati Reds @ Atlanta Braves Atlanta-Fulton County Stadium, Atlanta, GA Fri Apr 18 1980, 6:05 PM EST Att: 5,624 - Unknown			
Ken Griffey, L (1.9)	F9		FC4-6			5-3 BB		4-3		3	0	0	0	1	0	1				
Dave Concepcion, R (1.6)	FC5-4 1B				5-3					4	0	2	0	0	0	1				
George Foster, R (1.7)	FC5-4 1-2				P4			F7		4	0	0	0	0	0	3				
Dan Driessen, L (1.3)		3-1			K			F8		4	0	0	0	0	1	1				
Johnny Bench, R (1.2)						5-3		5-3		3	0	1	0	0	0	0				
Ray Knight, R (1.5)								6-3		3	0	1	0	0	0	0				
Junior Kennedy, R (1.4)						5-3				3	0	0	0	0	0	1				
Charlie Leibrandt, R (1.1)										2	0	1	0	0	0	1				
Hary Spilman, L (8. PH)								6-3		1	0	0	0	0	0	0				
Doug Bair, R (8.1)										0	0	0	0	0	0	0				
<b>Inning Stats</b>	R: 0 E: 0 K: 0 S: 4	H: 1 LOB: 1 BB: 0 P: 4	R: 0 E: 0 K: 0 S: 3	H: 1 LOB: 0 BB: 0 P: 3	R: 0 E: 0 K: 1 S: 6	H: 1 LOB: 1 BB: 0 P: 6	R: 0 E: 0 K: 1 S: 5	H: 0 LOB: 0 BB: 0 P: 5	R: 0 E: 0 K: 0 S: 4	H: 1 LOB: 1 BB: 0 P: 4	R: 0 E: 0 K: 0 S: 3	H: 0 LOB: 0 BB: 1 P: 7	R: 0 E: 0 K: 0 S: 3	H: 0 LOB: 0 BB: 0 P: 3	R: 0 E: 0 K: 0 S: 4	H: 1 LOB: 1 BB: 0 P: 4	1B: 4 2B: 1 3B: 0 HR: 0	SF: 0 SAC: 0 DP: 0 HBP: 0	WP: 0 PB: 0 SB: 0 CS: 0	PA: 32
<b>PITCHER</b> Rick Matula, R (1.1) ERA:	IP: 9.0 WLS: W BF: 32 H: 5 R: 0 ER: 0 SO: 2 BB: 1 IBB: 0 HBP: 0 BLK: 0 WP: 0 HR: 0 S: 35 P: 39 ERA: 0.00 WHIP: 0.667															<b>PITCHER</b>				

Batter	1	2	3	4	5	6	7	8	9	AB	R	H	RBI	BB	SO	LOB	BOTTOM			
Jerry Royster, R (1.4)	3-1					F9		4-3		4	1	2	0	0	0	0	Cincinnati Reds @ Atlanta Braves Atlanta-Fulton County Stadium, Atlanta, GA Fri Apr 18 1980, 6:05 PM EST Att: 5,624 - Unknown			
Biff Pocoreba, S (1.2)	6-3					5-3		4-3		4	0	1	1	0	0	1				
Gary Matthews, R (1.7)	F7					F3		F7		4	0	0	0	0	0	2				
Chris Chambliss, L (1.3)						4-3		F8		3	0	0	0	1	0	0				
Bob Horner, R (1.5)								5-3		3	1	0	0	1	0	2				
Dale Murphy, R (1.9)										3	1	1	1	0	2	1				
Brian Asselstine, L (1.8)										3	0	2	0	0	0	1				
Luis Gomez, R (1.6)										2	0	1	1	1	0	1				
Rick Matula, R (1.1)										3	0	0	0	0	1	3				
<b>Inning Stats</b>	R: 0 E: 0 K: 0 S: 3	H: 0 LOB: 0 BB: 0 P: 3	R: 0 E: 0 K: 1 S: 5	H: 0 LOB: 0 BB: 0 P: 5	R: 0 E: 0 K: 0 S: 3	H: 1 LOB: 0 BB: 0 P: 3	R: 1 E: 0 K: 0 S: 4	H: 2 LOB: 0 BB: 0 P: 4	R: 1 E: 0 K: 2 S: 8	H: 1 LOB: 1 BB: 1 P: 12	R: 0 E: 0 K: 0 S: 3	H: 0 LOB: 0 BB: 0 P: 3	R: 1 E: 0 K: 0 S: 5	H: 2 LOB: 2 BB: 1 P: 9	R: 0 E: 0 K: 0 S: 4	H: 1 LOB: 2 BB: 1 P: 8	1B: 4 2B: 2 3B: 0 HR: 1	SF: 0 SAC: 0 DP: 2 HBP: 0	WP: 0 PB: 0 SB: 0 CS: 0	PA: 32
<b>PITCHER</b> Charlie Leibrandt, L (1.1) ERA: 1.69	IP: 7.0 WLS: L BF: 27 H: 6 R: 3 ER: 3 SO: 3 BB: 1 IBB: 1 HBP: 0 BLK: 0 WP: 0 HR: 1 S: 31 P: 39 ERA: 3.86 WHIP: 1.000															<b>PITCHER</b>				



Batter	1	2	3	4	5	6	7	8	9	AB	R	H	RBI	BB	SO	LOB	TOP					
Dave Collins, S OBP: 0.356, SLG: 0.381 Tom Hume, R (8, 1)	G3		6-3			K	K		K								5 0 0 0 0 3 4 0 0 0 0 0 0 0					
Ken Griffey, L OBP: 0.308, SLG: 0.324			1-3			F9		6-3	F8								5 0 1 0 0 0 2					
Dave Concepcion, R OBP: 0.333, SLG: 0.585		K	1-3				P4	F9	L4								5 0 0 0 0 1 3					
George Foster, R OBP: 0.341, SLG: 0.412	K																4 2 1 0 1 2 1					
Dan Driessen, L OBP: 0.308, SLG: 0.424																	3 2 1 0 2 2 1					
Johnny Bench, R OBP: 0.375, SLG: 0.464																	5 1 1 1 0 1 1					
Ray Knight, R OBP: 0.316, SLG: 0.514																	4 1 2 2 0 2 3					
Junior Kennedy, R OBP: 0.486, SLG: 0.581																	2 0 1 0 2 0 1					
Bill Bonham, R Cesar Geronimo, L (8, PH) OBP: 0.500, SLG: 0.500 (8, 8)																	3 0 0 0 0 0 3 1 0 1 0 0 0 0					
<b>Inning Stats</b>	R: 0 E: 0 K: 2 S: 8	H: 1 LOB: 1 BB: 0 P: 8	R: 1 E: 0 K: 0 S: 3	H: 1 LOB: 1 BB: 2 P: 11	R: 0 E: 0 K: 0 S: 3	H: 0 LOB: 0 BB: 0 P: 3	R: 1 E: 1 K: 2 S: 9	H: 1 LOB: 1 BB: 0 P: 9	R: 0 E: 0 K: 1 S: 5	H: 0 LOB: 0 BB: 0 P: 5	R: 3 E: 2 K: 2 S: 10	H: 1 LOB: 2 BB: 2 P: 18	R: 1 E: 0 K: 1 S: 7	H: 2 LOB: 2 BB: 1 P: 11	R: 0 E: 0 K: 2 S: 7	H: 2 LOB: 2 BB: 0 P: 7	R: 0 E: 0 K: 2 S: 7	H: 0 LOB: 0 BB: 0 P: 7	1B: 8 2B: 1 3B: 0 HR: 0	SF: 0 SAC: 0 DP: 1 HBP: 0	WP: 1 PB: 0 SB: 5 CS: 0	PA: 42
<b>PITCHER</b>	IP WLS BF H R ER SO BB IBB HBP BLK WP HR S P ERA WHIP																					
Doyle Alexander, R ERA: 4.63	(1, 1) 6.2 L 33 6 6 3 7 4 1 0 0 1 0 42 62 4.05 1.500																					
Rick Camp, R ERA: 1.53	(7, 1) 1.1 6 2 0 0 2 0 0 0 0 0 0 10 10 0.00 1.500																					
Larry Bradford, L ERA: 1.59	(9, 1) 1.0 3 0 0 0 2 0 0 0 0 0 0 7 7 0.00 0.000																					

**Cincinnati Reds @ Atlanta Braves**  
Atlanta-Fulton County Stadium, Atlanta, GA  
Sat Apr 19 1980, 6:05 PM EST  
Att: 9,684 - Unknown

AB 37  
R 6  
H 8  
RBI 3  
BB 5  
SO 11  
LOB 19



Batter	1	2	3	4	5	6	7	8	9	AB	R	H	RBI	BB	SO	LOB	BOTTOM					
Jerry Royster, R OBP: 0.324, SLG: 0.364																	3 0 1 0 1 0 0					
Biff Pocoreba, S OBP: 0.353, SLG: 0.276 Larry Bradford, R (9, 1)																	4 0 2 0 0 0 1 0 0 0 0 0 0 0					
Gary Matthews, R OBP: 0.189, SLG: 0.194																	4 0 0 0 0 0 3					
Chris Chambliss, L OBP: 0.343, SLG: 0.500																	3 1 1 1 1 0 1					
Bob Horner, R OBP: 0.088, SLG: 0.061																	4 0 0 0 0 1 2					
Dale Murphy, R OBP: 0.281, SLG: 0.310																	4 0 1 0 0 1 0					
Brian Assestine, L OBP: 0.316, SLG: 0.389																	3 0 0 0 0 1 1					
Luis Gomez, R OBP: 0.238, SLG: 0.158 Larvell Blanks, R (7, PH) (8, 6)																	2 0 0 0 0 0 1 1 0 0 0 0 0 0					
Doyle Alexander, R Rick Camp, R Joe Nolan, L (8, PH) OBP: 0.667, SLG: 0.667 (9, 2)																	2 0 0 0 0 2 1 0 0 0 0 0 0 0 1 0 0 0 0 0 0					
<b>Inning Stats</b>	R: 0 E: 0 K: 0 S: 3	H: 0 LOB: 1 BB: 1 P: 7	R: 0 E: 0 K: 2 S: 7	H: 0 LOB: 0 BB: 0 P: 7	R: 0 E: 0 K: 1 S: 5	H: 1 LOB: 0 BB: 0 P: 5	R: 1 E: 0 K: 1 S: 6	H: 1 LOB: 0 BB: 0 P: 6	R: 0 E: 0 K: 1 S: 6	H: 1 LOB: 1 BB: 0 P: 6	R: 0 E: 0 K: 0 S: 4	H: 1 LOB: 2 BB: 1 P: 8	R: 0 E: 0 K: 0 S: 3	H: 0 LOB: 0 BB: 0 P: 3	R: 0 E: 0 K: 0 S: 4	H: 1 LOB: 1 BB: 0 P: 4	R: 0 E: 0 K: 0 S: 3	H: 0 LOB: 0 BB: 0 P: 3	1B: 4 2B: 0 3B: 0 HR: 1	SF: 0 SAC: 0 DP: 0 HBP: 0	WP: 0 PB: 0 SB: 0 CS: 1	PA: 34
<b>PITCHER</b>	IP WLS BF H R ER SO BB IBB HBP BLK WP HR S P ERA WHIP																					
Bill Bonham, R ERA: 2.63	(1, 1) 7.0 W 26 4 1 1 5 2 0 0 0 0 0 0 34 42 1.29 0.857																					
Tom Hume, R ERA:	(8, 1) 2.0 7 1 0 0 0 0 0 0 0 0 0 7 7 0.00 0.500																					

**Cincinnati Reds @ Atlanta Braves**  
Atlanta-Fulton County Stadium, Atlanta, GA  
Sat Apr 19 1980, 6:05 PM EST  
Att: 9,684 - Unknown

AB 31  
R 1  
H 5  
RBI 1  
BB 2  
SO 5  
LOB 10



Batter	1	2	3	4	5	6	7	8	9	AB	R	H	RBI	BB	SO	LOB	TOP										
Dave Collins, S OBP: 0.327, SLG: 0.348 Sam Mejias, R (8, 8)	4-3		B1-3		K			F7		4	0	0	0	0	1	0	<b>Cincinnati Reds @ Atlanta Braves</b> Atlanta-Fulton County Stadium, Atlanta, GA Sun Apr 20 1980, 3:33 AM EST Att: 8,002 - Unknown										
Ken Griffey, L OBP: 0.302, SLG: 0.297 (1, 9)	6-3		2B BB		G3			6-3		3	1	0	0	1	0	0											
Dave Concepcion, R OBP: 0.326, SLG: 0.578 (1, 6)	F9							E6 HR		4	1	1	1	0	0	0											
George Foster, R OBP: 0.356, SLG: 0.500 (1, 7)		BB 2B 1B	6-3					6-3		4	2	2	2	0	0	1											
Dan Driessen, L OBP: 0.326, SLG: 0.417 (1, 3)		BB 2B 1B BB			F7			K		3	1	1	0	1	1	0											
Ray Knight, R OBP: 0.333, SLG: 0.553 Rick Auerbach, R (2, 5)		BB			CS BB			K		1	0	1	1	0	0	0											
Junior Kennedy, R OBP: 0.439, SLG: 0.514 (1, 4)		BB	6-3		CS BB			1-3 BB		1	0	0	0	2	1	1											
Don Werner, R OBP: 0.167, SLG: 0.091 (1, 2)		BB			F7			5-3		4	0	1	1	0	0	1											
Tom Seaver, R (1, 1)					5-3			F7		2	0	0	0	0	1	0											
Cesar Geronimo, L OBP: 0.333, SLG: 0.333 Doug Bair, R Dave Tomlin, L Tom Hume, R (7, PH) (7, 1) (8, 1)			K		5-3			F7		1	0	0	0	0	0	0											
<b>Inning Stats</b>	R: 0 E: 0 K: 0 S: 3	H: 0 LOB: 0 BB: 0 P: 3	R: 2 E: 0 K: 0 S: 4	H: 3 LOB: 2 BB: 1 P: 8	R: 1 E: 0 K: 1 S: 6	H: 1 LOB: 1 BB: 1 P: 10	R: 0 E: 0 K: 1 S: 5	H: 0 LOB: 0 BB: 0 P: 9	R: 0 E: 0 K: 1 S: 5	H: 1 LOB: 0 BB: 0 P: 6	R: 0 E: 0 K: 0 S: 3	H: 0 LOB: 0 BB: 0 P: 3	R: 2 E: 1 K: 1 S: 7	H: 1 LOB: 0 BB: 1 P: 7	R: 0 E: 0 K: 0 S: 2	H: 0 LOB: 0 BB: 1 P: 6	1B: 3 2B: 2 3B: 0 HR: 1	SF: 0 SAC: 0 DP: 0 HBP: 0	WP: 0 PB: 0 SB: 1 CS: 2	PA: 35							
<b>PITCHER</b>	IP	WLS	BF	H	R	ER	SO	BB	IBB	HBP	BLK	WP	HR	S	P	ERA	WHIP										
Tommy Boggs, R ERA: 2.3 Larry Bradford, L ERA: 1.35 Al Hrabosky, L ERA: 4.15	(1, 1)	7.0	27	5	3	3	4	3	0	0	0	0	0	32	44	3.86	1.143										



Batter	1	2	3	4	5	6	7	8	9	AB	R	H	RBI	BB	SO	LOB	BOTTOM										
Jerry Royster, R OBP: 0.333, SLG: 0.333 (1, 4)	6-3		PB S BB		F7			1-3 BB		3	0	0	0	2	1	0	<b>Cincinnati Reds @ Atlanta Braves</b> Atlanta-Fulton County Stadium, Atlanta, GA Sun Apr 20 1980, 3:33 AM EST Att: 8,002 - Unknown										
Larvell Blanks, R (1, 6)	6-3		F8					1-3 BB		5	0	0	0	0	0	2											
Brian Assestine, L OBP: 0.304, SLG: 0.333 (7, 8)	K				P4			FC3-6 BB		3	1	0	0	1	1	1											
Chris Chambliss, L OBP: 0.316, SLG: 0.457 (1, 3)		4-3			F7			CI 1B 1B		3	0	0	0	0	0	2											
Dale Murphy, R OBP: 0.333, SLG: 0.455 (1, 9)		P6			HR			1-2 2-H 1B 1B		4	1	3	2	0	0	0											
Joe Nolan, L OBP: 0.571, SLG: 0.500 (1, 2)		BB			F7			1-2 2-3 1B		3	0	1	0	1	1	1											
Chico Ruiz, R OBP: 0.194, SLG: 0.500 Bob Horner, R OBP: 0.086, SLG: 0.059 (6, PH) (9, 5)		K			G3 SF8 2B			1-3 1B		3	1	1	0	0	2	4											
Eddie Miller, S OBP: 0.167, SLG: 0.167 Mike Lum, L OBP: 0.143, SLG: 0.286 (6, PH) (7, 7)			K		G3			4-3		2	0	0	0	0	1	1											
Tommy Boggs, R OBP: 0.250, SLG: 0.333 Gary Matthews, R OBP: 0.164, SLG: 0.189 Larry Bradford, R Al Hrabosky, R Jeff Burroughs, R OBP: 0.333, SLG: 0.667 (9, PH)			K		SF8			4-3		1	0	0	1	0	1	0											
<b>Inning Stats</b>	R: 0 E: 0 K: 1 S: 5	H: 0 LOB: 0 BB: 0 P: 5	R: 0 E: 0 K: 1 S: 5	H: 0 LOB: 1 BB: 1 P: 9	R: 0 E: 0 K: 2 S: 7	H: 0 LOB: 1 BB: 1 P: 11	R: 1 E: 0 K: 0 S: 4	H: 1 LOB: 0 BB: 0 P: 4	R: 1 E: 0 K: 0 S: 4	H: 1 LOB: 0 BB: 0 P: 4	R: 1 E: 2 K: 1 S: 9	H: 2 LOB: 3 BB: 0 P: 9	R: 0 E: 0 K: 0 S: 3	H: 0 LOB: 2 BB: 2 P: 11	R: 0 E: 0 K: 1 S: 6	H: 1 LOB: 1 BB: 0 P: 6		R: 0 E: 0 K: 1 S: 5	H: 0 LOB: 0 BB: 0 P: 5	1B: 3 2B: 1 3B: 0 HR: 1	SF: 1 SAC: 0 DP: 0 HBP: 0	WP: 0 PB: 1 SB: 1 CS: 0	PA: 38				
<b>PITCHER</b>	IP	WLS	BF	H	R	ER	SO	BB	IBB	HBP	BLK	WP	HR	S	P	ERA	WHIP										
Tom Seaver, R ERA: 3.75 Doug Bair, R Dave Tomlin, L ERA: 10.8 Tom Hume, R ERA:	(1, 1)	6.0	26	4	3	2	5	2	0	0	0	0	0	2	10	0.00	3.000										



Batter	1	2	3	4	5	6	7	8	9	AB	R	H	RBI	BB	SO	LOB	TOP					
Dave Collins, S OBP: 0.333, SLG: 0.354 Cesar Geronimo, L OBP: 0.333, SLG: 0.333	0-0 4-3 1B	0-0 F8		0-0 2B 1B		0-0 4-3		0-3 K		2	1	1	0	0	0	0						
Ken Griffey, L OBP: 0.292, SLG: 0.310	0-0 4-3		0-0 G3	0-0 2B 1B		0-3 K		0-0 F7		5	0	1	2	0	1	1						
Dave Concepcion, R OBP: 0.294, SLG: 0.520	0-3 K		0-0 6-3	0-0 F8			0-0 1-3		0-3 K	5	0	0	0	0	2	2						
George Foster, R OBP: 0.420, SLG: 0.628	0-0 1B		0-0		0-0 HR		0-0 1B		0-0 BB	5	1	5	2	0	0	0						
Dan Driessen, L OBP: 0.333, SLG: 0.400	0-0 1B		0-0 F7		0-3 K		0-0 F5		4-0 BB	4	0	1	0	1	1	2						
Johnny Bench, R OBP: 0.351, SLG: 0.424	0-0 F9			0-0 F6	0-0 5-3		0-0 1B		0-0 BB	5	0	1	0	0	0	4						
Ray Knight, R OBP: 0.372, SLG: 0.600		0-0 SF8 3B		4-0 1B BB	4-0		0-3 K			2	2	1	0	2	1	2						
Junior Kennedy, R OBP: 0.400, SLG: 0.474		0-0 SF8		0-0 F8	0-0 G3			0-0 P4		3	0	0	1	0	0	2						
Michael LaCoss, R OBP: 0.250, SLG: 0.375 Mario Soto, R (6, 1) Dave Tomlin, L (7, 1) Doug Bair, R (7, 1) Tom Hume, R (8, 1)		0-0 F7		0-0 1B 2B 1B		0-0 F8		0-3 K		3	1	1	0	0	0	0						
<b>Inning Stats</b>	R: 1 E: 0 K: 1 S: 8	H: 3 LOB: 2 BB: 0 P: 8	R: 1 E: 0 K: 0 S: 4	H: 1 LOB: 0 BB: 0 P: 4	R: 0 E: 0 K: 0 S: 4	H: 1 LOB: 1 BB: 0 P: 4	R: 3 E: 0 K: 0 S: 6	H: 3 LOB: 1 BB: 0 P: 10	R: 1 E: 0 K: 1 S: 6	H: 1 LOB: 1 BB: 1 P: 10	R: 0 E: 0 K: 1 S: 5	H: 0 LOB: 0 BB: 0 P: 5	R: 0 E: 0 K: 1 S: 7	H: 2 LOB: 2 BB: 0 P: 7	R: 0 E: 0 K: 2 S: 7	H: 0 LOB: 0 BB: 0 P: 7	R: 0 E: 0 K: 1 S: 6	H: 1 LOB: 2 BB: 1 P: 10	1B: 9 2B: 1 3B: 1 HR: 1	SF: 1 SAC: 0 DP: 0 HBP: 0	WP: 0 PB: 0 SB: 1 CS: 0	PA: 42
<b>PITCHER</b>	IP WLS BF H R ER SO BB IBB HBP BLK WP HR S P ERA WHIP	IP WLS BF H R ER SO BB IBB HBP BLK WP HR S P ERA WHIP															IP WLS BF H R ER SO BB IBB HBP BLK WP HR S P ERA WHIP					
Vern Ruhle, R ERA: 8.59 Randy Niemann, L ERA: Joaquin Andujar, R ERA: 3.0 Dave Smith, R ERA: 3.88 Joe Sambilo, L ERA: 1.09	3.2 L 19 7 5 5 1 1 0 0 0 0 0 0 20 24 12.27 2.182	1.0 1 5 1 1 1 1 1 0 0 0 0 0 1 6 10 9.00 2.000															1.0 L 5 1 0 0 1 1 0 0 0 0 0 0 6 6 0.00 2.000					

Cincinnati Reds @ Houston Astros  
Astrodome, Houston, TX  
Mon Apr 21 1980, 7:05 PM EST  
Att: 29,067 - Unknown

AB 38  
R 6  
H 12  
RBI 6  
BB 3  
SO 7  
LOB 13





Batter	1	2	3	4	5	6	7	8	9	AB	R	H	RBI	BB	SO	LOB	BOTTOM					
Jeffrey Leonard, R OBP: 0.292, SLG: 0.304	0-0 L6-3 1B		0-0 5-3		0-0 FC1-2	0-3 K		0-0 F9		5	0	1	0	0	1	7						
Craig Reynolds, L OBP: 0.283, SLG: 0.364	0-0 L6-3 1B			0-0 P6	0-0 4-3		0-0 1B BB	4-0 BB		4	1	1	0	1	0	3						
Denny Walling, L OBP: 0.478, SLG: 0.444	0-0 1-3			0-0 4-3		0-0 F8 1B	0-0 BB BB	0-0 F7		5	2	2	0	0	0	2						
Joe Morgan, L OBP: 0.364, SLG: 0.219		0-0 F2		0-0 1B		0-0 F8	4-0 G4-6-3 BB	0-0 F7		4	0	1	0	1	0	1						
Jose Cruz, L OBP: 0.460, SLG: 0.462		0-0 F8		0-0 4-3		0-0 BB	4-0 G4-6-3 BB	0-0 F7		4	1	1	2	1	0	1						
Enos Cabell, R OBP: 0.400, SLG: 0.429		0-0 CS 1B			0-0 BB	0-0 P5	0-0 G4-6-3	0-0 4-3		5	1	2	0	0	0	3						
Art Howe, R OBP: 0.233, SLG: 0.192		0-0 CS	0-0 F4		4-0 E FC1-2 BB	4-0 BB 1B	0-0 K			2	0	0	0	2	1	1						
Luis Pujols, R OBP: 0.258, SLG: 0.300			0-0 L3		0-0 E1 FC1-2 BB	0-0 BB		0-0 P4		4	0	1	1	0	0	1						
Vern Ruhle, R Randy Niemann, L Joaquin Andujar, R Dave Smith, R Michael LaCoss, R Joe Sambilo, L Tom Hume, R Frank LaCorte, R		4-0 BB		0-0 6-3		4-0 BB		0-0 BB 1B		0	0	0	0	0	0	0						
<b>Inning Stats</b>	R: 0 E: 0 K: 0 S: 3	H: 1 LOB: 0 BB: 0 P: 3	R: 0 E: 0 K: 0 S: 3	H: 1 LOB: 0 BB: 0 P: 3	R: 0 E: 0 K: 0 S: 3	H: 0 LOB: 1 BB: 1 P: 7	R: 0 E: 0 K: 0 S: 4	H: 1 LOB: 1 BB: 0 P: 4	R: 1 E: 1 K: 0 S: 5	H: 1 LOB: 2 BB: 1 P: 9	R: 2 E: 0 K: 1 S: 8	H: 3 LOB: 3 BB: 2 P: 16	R: 2 E: 0 K: 1 S: 6	H: 2 LOB: 1 BB: 2 P: 14	R: 0 E: 0 K: 0 S: 4	H: 1 LOB: 2 BB: 1 P: 8	R: 0 E: 0 K: 0 S: 3	H: 0 LOB: 0 BB: 0 P: 3	1B: 9 2B: 2 3B: 0 HR: 0	SF: 0 SAC: 0 DP: 2 HBP: 0	WP: 0 PB: 0 SB: 0 CS: 1	PA: 43
<b>PITCHER</b>	IP WLS BF H R ER SO BB IBB HBP BLK WP HR S P ERA WHIP	IP WLS BF H R ER SO BB IBB HBP BLK WP HR S P ERA WHIP															IP WLS BF H R ER SO BB IBB HBP BLK WP HR S P ERA WHIP					
Michael LaCoss, R ERA: 2.61 Mario Soto, R ERA: 11.57 Dave Tomlin, L ERA: 10.8 Doug Bair, R ERA: Tom Hume, R ERA:	5.2 W 26 7 3 3 0 3 0 0 0 0 0 5 9 4.76 1.765	0.1 4 2 2 2 1 1 0 0 0 0 0 0 5 9 54.00 9.000															0.0 2 0 0 0 0 2 0 0 0 0 0 0 7 11 0.00 1.200					

Cincinnati Reds @ Houston Astros  
Astrodome, Houston, TX  
Mon Apr 21 1980, 7:05 PM EST  
Att: 29,067 - Unknown

AB 35  
R 5  
H 10  
RBI 3  
BB 7  
SO 2  
LOB 21



Batter	1	2	3	4	5	6	7	8	9	AB R H RBI BB SO LOB	TOP														
Ken Griffey, L (1,9) OBP: 0.302, SLG: 0.319	K						3-1		B2-3	5 0 2 0 0 1 0	<h2>Cincinnati Reds @ Houston Astros</h2> <p>Astrodome, Houston, TX Tue Apr 22 1980, 7:05 PM EST Att: 30,094 - Unknown</p> <table border="1"> <tr><td>AB</td><td>32</td></tr> <tr><td>R</td><td>0</td></tr> <tr><td>H</td><td>6</td></tr> <tr><td>RBI</td><td>0</td></tr> <tr><td>BB</td><td>6</td></tr> <tr><td>SO</td><td>7</td></tr> <tr><td>LOB</td><td>19</td></tr> </table> 	AB	32	R	0	H	6	RBI	0	BB	6	SO	7	LOB	19
AB	32																								
R	0																								
H	6																								
RBI	0																								
BB	6																								
SO	7																								
LOB	19																								
Junior Kennedy, R (1,4) OBP: 0.400, SLG: 0.439	BB						BB		G3	3 0 0 0 2 2 4															
Dave Concepcion, R (1,6) OBP: 0.273, SLG: 0.481	P3						F9		F9	4 0 0 0 0 0 3															
George Foster, R (1,7) OBP: 0.463, SLG: 0.636	BB						BB		BB	1 0 1 0 3 0 0															
Dan Driessen, L (1,3) OBP: 0.308, SLG: 0.364	K						BB		P6	4 0 0 0 0 1 7															
Johnny Bench, R (1,2) OBP: 0.350, SLG: 0.417										3 0 1 0 0 0 0															
Don Werner, R (6,2) OBP: 0.154, SLG: 0.083										1 0 0 0 0 0 0															
Ray Knight, R (1,5) Rick Auerbach, R (6,5)										3 0 1 0 0 0 1															
Cesar Geronimo, L (1,8) OBP: 0.300, SLG: 0.222										1 0 0 0 0 0 0															
Frank Pastore, R (1,1) Paul Moskau, R (3,1)										3 0 0 0 1 2 2															
Hector Cruz, R (6,PH) Dave Tomlin, L (6,1) Ron Oester, S (9,PH)										1 0 1 0 0 0 0 1 0 0 0 0 0 1 0 0 0 0 0 0 0 1 0 0 0 0 0 0															
<b>Inning Stats</b>	R: 0 E: 0 K: 2 S: 8	H: 1 LOB: 2 BB: 1 P: 12	R: 0 E: 0 K: 1 S: 7	H: 2 LOB: 3 BB: 1 P: 11	R: 0 E: 0 K: 0 S: 2	H: 0 LOB: 0 BB: 1 P: 6	R: 0 E: 0 K: 1 S: 6	H: 1 LOB: 1 BB: 0 P: 6	R: 0 E: 0 K: 1 S: 6	H: 1 LOB: 2 BB: 1 P: 10	R: 0 E: 0 K: 0 S: 3	H: 0 LOB: 2 BB: 2 P: 11	R: 0 E: 0 K: 0 S: 3	H: 0 LOB: 0 BB: 0 P: 3	R: 0 E: 0 K: 0 S: 3	H: 0 LOB: 0 BB: 0 P: 3	1B: 5 2B: 1 3B: 0 HR: 0	SF: 0 SAC: 0 DP: 1 HBP: 0	WP: 0 PB: 0 SB: 0 CS: 0	PA: 38					
<b>PITCHER</b>	IP WLS BF H R ER SO BB IBB HBP BLK WP HR S P ERA WHIP																								
Nolan Ryan, R (1,1) ERA: 3.79	7.0 W 32 6 0 0 7 6 0 0 0 0 0 0 40 64 0.00 1.714																								
Dave Smith, R (8,1) ERA: 2.89	2.0 6 0 0 0 0 0 0 0 0 0 0 0 6 6 0.00 0.000																								
Batter	1	2	3	4	5	6	7	8	9	AB R H RBI BB SO LOB	BOTTOM														
Jeffrey Leonard, R (1,8) OBP: 0.345, SLG: 0.370	BB									4 2 2 0 1 1 0	<h2>Cincinnati Reds @ Houston Astros</h2> <p>Astrodome, Houston, TX Tue Apr 22 1980, 7:05 PM EST Att: 30,094 - Unknown</p> <table border="1"> <tr><td>AB</td><td>33</td></tr> <tr><td>R</td><td>8</td></tr> <tr><td>H</td><td>12</td></tr> <tr><td>RBI</td><td>8</td></tr> <tr><td>BB</td><td>4</td></tr> <tr><td>SO</td><td>7</td></tr> <tr><td>LOB</td><td>15</td></tr> </table> 	AB	33	R	8	H	12	RBI	8	BB	4	SO	7	LOB	15
AB	33																								
R	8																								
H	12																								
RBI	8																								
BB	4																								
SO	7																								
LOB	15																								
Craig Reynolds, L (1,6) OBP: 0.300, SLG: 0.375	BB									4 1 2 0 0 0 1															
Denny Walling, L (1,9) OBP: 0.393, SLG: 0.348	K									5 0 0 0 0 2 5															
Joe Morgan, L (1,4) Rafael Landestoy, S (8,4)										3 3 2 0 2 0 1 0 0 0 0 0 0 0															
Jose Cruz, L (1,7) OBP: 0.481, SLG: 0.558	BB									4 2 3 5 0 0 1															
Enos Cabell, R (1,5) Julio Gonzalez, R (8,5)										2 0 1 3 0 1 0 0 0 0 0 0 0 0															
Dave Bergman, L (1,3) OBP: 0.222, SLG: 0.222	BB									4 0 2 0 0 0 2															
Alan Ashby, S (1,2) OBP: 0.400, SLG: 0.353										3 0 0 0 1 1 2															
Nolan Ryan, R (1,1) Cesar Cedeno, R (7,PH) Dave Smith, R (8,1)										3 0 0 0 0 2 2 1 0 0 0 0 0 1 0 0 0 0 0 0 0															
<b>Inning Stats</b>	R: 4 E: 1 K: 1 S: 9	H: 4 LOB: 1 BB: 1 P: 13	R: 0 E: 0 K: 1 S: 6	H: 1 LOB: 0 BB: 0 P: 6	R: 1 E: 0 K: 1 S: 7	H: 2 LOB: 2 BB: 1 P: 11	R: 3 E: 0 K: 0 S: 5	H: 2 LOB: 1 BB: 2 P: 13	R: 0 E: 0 K: 1 S: 5	H: 0 LOB: 0 BB: 0 P: 5	R: 0 E: 0 K: 0 S: 4	H: 1 LOB: 1 BB: 0 P: 4	R: 0 E: 0 K: 2 S: 8	H: 1 LOB: 1 BB: 0 P: 8	R: 0 E: 0 K: 1 S: 6	H: 1 LOB: 1 BB: 0 P: 6	1B: 8 2B: 2 3B: 2 HR: 0	SF: 2 SAC: 1 DP: 0 HBP: 0	WP: 0 PB: 0 SB: 0 CS: 0	PA: 40					
<b>PITCHER</b>	IP WLS BF H R ER SO BB IBB HBP BLK WP HR S P ERA WHIP																								
Frank Pastore, R (1,1) ERA: 2.7	2.0 L 14 7 5 5 2 2 1 0 0 0 0 0 15 27 9.00 1.333																								
Paul Moskau, R (3,1) ERA: 6.0	3.0 14 2 3 3 2 2 1 0 0 0 0 0 15 27 9.00 1.333																								
Dave Tomlin, L (6,1) ERA: 3.86	3.0 12 3 0 0 3 0 0 0 0 0 0 0 18 18 0.00 1.000																								

Batter	1	2	3	4	5	6	7	8	9	10	11	12	AB	R	H	RBI	BB	SO	LOB	TOP					
Ken Griffey, L OBP: 0.322, SLG: 0.358 (1.9)													6	1	3	0	0	1	3						
Junior Kennedy, R OBP: 0.357, SLG: 0.383 (1.4)													6	0	0	0	0	1	4						
Dave Concepcion, R OBP: 0.295, SLG: 0.483 (1.6)													6	1	3	1	0	0	1						
George Foster, R OBP: 0.417, SLG: 0.560 (1.7)													6	0	0	0	0	2	4						
Dan Driessen, L OBP: 0.316, SLG: 0.354 (1.3)													4	0	1	1	1	0	1						
Johnny Bench, R OBP: 0.333, SLG: 0.390 (1.2)													5	0	1	0	0	2	3						
Ray Knight, R OBP: 0.373, SLG: 0.583 (1.5)													5	0	2	0	0	0	0						
Cesar Geronimo, L OBP: 0.385, SLG: 0.333 (8. PH)													3	0	2	0	0	0	1						
Sam Mejias, R (10.8)													1	0	0	0	0	0	2						
Charlie Leibrandt, R ERA: 3.25 Rick Auerbach, R (8. PH)													2	0	0	0	0	0	2						
Tom Hume, R (8.1)													1	0	0	0	0	0	0						
Harry Spilman, L OBP: 0.600, SLG: 0.800 (12. PH)													1	1	1	0	0	0	0						
Doug Bair, R (12.1)													0	0	0	0	0	0	0						
<b>Inning Stats</b>	R: 1 E: 0 K: 0 S: 5	H: 2 LOB: 2 BB: 1 P: 9	R: 0 E: 0 K: 0 S: 4	H: 1 LOB: 1 BB: 0 P: 4	R: 1 E: 0 K: 3 S: 11	H: 2 LOB: 1 BB: 0 P: 11	R: 0 E: 0 K: 1 S: 6	H: 1 LOB: 1 BB: 0 P: 6	R: 0 E: 1 K: 0 S: 4	H: 0 LOB: 1 BB: 0 P: 4	R: 0 E: 0 K: 0 S: 4	H: 1 LOB: 0 BB: 0 P: 3	R: 0 E: 0 K: 0 S: 5	H: 2 LOB: 2 BB: 0 P: 5	R: 0 E: 0 K: 0 S: 5	H: 0 LOB: 0 BB: 0 P: 5	R: 0 E: 0 K: 2 S: 7	H: 0 LOB: 0 BB: 0 P: 7	R: 1 E: 0 K: 0 S: 5	H: 2 LOB: 1 BB: 0 P: 6	1B: 11 2B: 2 3B: 0 HR: 0	SF: 0 SAC: 1 DP: 2 HBP: 0	WP: 0 PB: 0 SB: 0 CS: 0	PA: 49	
<b>PITCHER</b>	IP WLS BF H R ER SO BB IBB HBP BLK WP HR S P ERA WHIP	7.0 0 30 8 2 0 0 0 0 0 0 0 0 0 8 8 2.57 1.286	2.0 0 8 3 0 0 0 0 0 0 0 0 0 0 8 8 0.00 1.500	2.0 0 6 0 0 0 3 0 0 0 0 0 0 0 12 12 0.00 0.000	1.0 L 5 2 1 1 0 0 0 0 0 0 0 0 5 5 9.00 2.000																				

Cincinnati Reds @ Houston Astros  
Astrodome, Houston, TX  
Wed Apr 23 1980, 7:05 PM EST  
Att. 29,828 - Unknown

AB 47  
R 3  
H 13  
RBI 2  
BB 1  
SO 7  
LOB 21



Batter	1	2	3	4	5	6	7	8	9	10	11	12	AB	R	H	RBI	BB	SO	LOB	BOTTOM						
Jeffrey Leonard, R OBP: 0.303, SLG: 0.323 (9. PH)													4	0	0	0	0	0	1							
Denny Walling, L OBP: 0.414, SLG: 0.348 (10.1)													5	1	1	0	1	2	6							
Rafael Landestoy, S OBP: 0.364, SLG: 0.250 (11. PH)													6	1	2	1	0	0	1							
Art Howe, R OBP: 0.278, SLG: 0.290 (1.3)													5	0	2	1	1	0	0							
Jose Cruz, L OBP: 0.433, SLG: 0.490 (1.7)													6	0	0	0	0	1	4							
Enos Cabell, R OBP: 0.370, SLG: 0.438 (1.5)													4	0	0	0	1	1	1							
Cesar Cedeno, R OBP: 0.381, SLG: 0.351 (1.8)													3	0	2	0	1	0	0							
Alan Ashby, S OBP: 0.360, SLG: 0.286 (1.2)													4	0	0	0	1	0	4							
Ken Forsch, R OBP: 0.375, SLG: 0.375 (7. PH)													2	0	1	0	0	0	0							
Julio Gonzalez, R OBP: 0.200, SLG: 0.300 (8.1)													1	0	0	0	0	0	0							
Dave Bergman, L OBP: 0.273, SLG: 0.200 (10.9)													1	0	0	0	1	0	2							
<b>Inning Stats</b>	R: 0 E: 0 K: 1 S: 6	H: 1 LOB: 2 BB: 1 P: 10	R: 0 E: 0 K: 0 S: 3	H: 0 LOB: 0 BB: 0 P: 3	R: 2 E: 0 K: 0 S: 5	H: 3 LOB: 1 BB: 1 P: 9	R: 0 E: 0 K: 0 S: 3	H: 1 LOB: 0 BB: 0 P: 3	R: 0 E: 0 K: 0 S: 4	H: 1 LOB: 1 BB: 0 P: 4	R: 0 E: 0 K: 0 S: 4	H: 1 LOB: 2 BB: 1 P: 8	R: 0 E: 0 K: 1 S: 5	H: 0 LOB: 0 BB: 0 P: 5	R: 0 E: 0 K: 0 S: 5	H: 0 LOB: 0 BB: 0 P: 5	R: 0 E: 0 K: 1 S: 3	H: 0 LOB: 3 BB: 2 P: 14	R: 0 E: 0 K: 0 S: 3	H: 0 LOB: 3 BB: 3 P: 15	R: 0 E: 0 K: 0 S: 3	H: 0 LOB: 0 BB: 0 P: 3	1B: 5 2B: 3 3B: 1 HR: 0	SF: 0 SAC: 1 DP: 2 HBP: 0	WP: 0 PB: 0 SB: 0 CS: 0	PA: 50
<b>PITCHER</b>	IP WLS BF H R ER SO BB IBB HBP BLK WP HR S P ERA WHIP	8.0 0 32 7 2 0 0 3 0 0 0 0 0 0 33 35 2.25 1.250	3.0 W 15 1 0 0 2 3 2 0 0 0 0 0 14 34 0.00 1.333	1.0 S 3 0 0 0 0 0 0 0 0 0 0 0 3 3 0.00 0.000																						

Cincinnati Reds @ Houston Astros  
Astrodome, Houston, TX  
Wed Apr 23 1980, 7:05 PM EST  
Att. 29,828 - Unknown

AB 41  
R 2  
H 8  
RBI 2  
BB 8  
SO 4  
LOB 19



Batter	1	2	3	4	5	6	7	8	9	AB	R	H	RBI	BB	SO	LOB	TOP							
Sam Mejias, R (1, 8) OBP: 0.571, SLG: 0.500 Cesar Geronimo, L (9, PH) OBP: 0.357, SLG: 0.308 (9, 8)	0-0 S E 1B		0-0 SH1-4 1B	0-0 P4			0-0 2-3 1B		0-0 6-3	4	1	3	0	0	0	1								
Junior Kennedy, R (1, 4) OBP: 0.350, SLG: 0.373 Harry Spillman, L (9, PH) OBP: 0.500, SLG: 0.667 Doug Bair, R (9, 1)	0-3 K		0-0 SH1-4 1B		0-0 4-3		0-0 P3		0-3 K	4	0	1	0	0	1	3								
Dave Concepcion, R (1, 6) OBP: 0.297, SLG: 0.468	0-0 4-3		0-0 SH1-4		4-0 G4-3 BB		0-3 K			2	0	0	0	1	1	2								
George Foster, R (1, 7) OBP: 0.422, SLG: 0.547	0-0 2B 1B		4-0 1B		0-0 G4-3		0-0 P4			3	1	1	0	1	0	3								
Johnny Bench, R (1, 2) OBP: 0.327, SLG: 0.400	0-0 1-H 2B		0-0 F2			0-0 P6		0-0 P2		4	0	1	1	0	0	3								
Ray Knight, R (1, 5) OBP: 0.364, SLG: 0.558	0-0 4-3		0-0 L3			0-0 1B		0-0 P5		4	0	1	0	0	0	4								
Dan Driessen, L (1, 3)		0-0 F7		0-0 5-3		0-3 K		0-0 G3		4	0	0	0	0	1	0								
Hector Cruz, R (1, 9) OBP: 0.222, SLG: 0.333 Ken Griffey, L (9, PH) OBP: 0.353, SLG: 0.370 (9, 9)	0-0 4-3		0-0 SH1-4 1B			0-0 2B		0-0 SH5-4 1B		3	1	2	0	0	0	0								
Tom Seaver, R (1, 1) OBP: 0.333, SLG: 0.400 Tom Hume, R (7, 1) Ron Oester, S (9, PH) (9, 4)	0-0 F9		0-0 SH1-4		0-0 SH1-4 1-2		0-0 1B 2B		0-0 SH5-4	2	0	1	1	0	0	0								
<b>Inning Stats</b>	R: 2 E: 1 K: 1 S: 8	H: 3 LOB: 1 BB: 0 P: 8	R: 0 E: 0 K: 0 S: 3	H: 0 LOB: 0 BB: 0 P: 3	R: 0 E: 0 K: 0 S: 5	H: 2 LOB: 3 BB: 1 P: 9	R: 0 E: 0 K: 0 S: 4	H: 1 LOB: 1 BB: 0 P: 4	R: 0 E: 0 K: 0 S: 2	H: 0 LOB: 0 BB: 1 P: 6	R: 0 E: 0 K: 1 S: 5	H: 1 LOB: 0 BB: 0 P: 5	R: 1 E: 0 K: 1 S: 8	H: 3 LOB: 2 BB: 0 P: 8	R: 0 E: 0 K: 0 S: 3	H: 0 LOB: 0 BB: 0 P: 3	R: 0 E: 0 K: 1 S: 6	H: 1 LOB: 1 BB: 0 P: 6	1B: 8 2B: 3 3B: 0 HR: 0	SF: 0 SAC: 3 DP: 1 HBP: 0	WP: 0 PB: 0 SB: 1 CS: 0	PA: 38		
<b>PITCHER</b>	IP WLS BF H R ER SO BB IBB HBP BLK WP HR S P ERA WHIP	7.0 W 31 10 3 3 3 1 1 0 0 0 0 0 35 43 3.86 1.571	2.0 W 7 1 0 0 1 0 0 0 0 0 0 0 9 9 0.00 0.500																					

Cincinnati Reds @ San Francisco Giants  
Candlestick Park, San Francisco, CA  
Fri Apr 25 1980, 9:05 PM EST  
Att: 15,345 - Unknown

AB 33  
R 3  
H 11  
RBI 2  
BB 2  
SO 4  
LOB 18



Batter	1	2	3	4	5	6	7	8	9	AB	R	H	RBI	BB	SO	LOB	BOTTOM							
Bill North, S (1, 8) OBP: 0.457, SLG: 0.346	0-0 S 1B		0-0 F7		0-3 K		0-0 1B E 1B		4-0 1B IBB	4	2	2	0	1	1	1								
Darrell Evans, L (1, 5) OBP: 0.313, SLG: 0.333	0-0 BB S 1B		0-0 G3			0-0 F9	0-0 E6 BB 1B		0-0 1-2 2-H 1B	5	0	3	3	0	0	0								
Lary Herndon, R (1, 7) OBP: 0.333, SLG: 0.415 Greg Minton, S (8, 1)	4-0 BB 1-2 BB		0-3 K			0-0 S 1B	0-0 1-2 BB			2	0	1	0	2	1	0								
Mike Ivie, R (1, 3) OBP: 0.364, SLG: 0.381	4-0 G6-4-3 BB				0-0 F8		0-3 K		0-0 F8	3	0	0	0	1	1	3								
Jack Clark, R (1, 9) OBP: 0.339, SLG: 0.289	0-3 K				0-3 K		4-0 BB		0-0 5-3	3	0	0	0	1	2	3								
Rennie Stennett, R (1, 4) OBP: 0.269, SLG: 0.320	0-0 G6-4-3				0-0 4-3		0-0 P6		0-0 5-3	4	0	0	0	0	0	5								
Marc Hill, R (1, 2) OBP: 0.200, SLG: 0.200 Milt May, L (7, PH) OBP: 0.370, SLG: 0.513 (8, 2)		0-0 F9				0-3 K		0-0 F7	0-0 L4	2	0	0	0	0	1	0								
Roger Metzger, S (1, 6)		0-0 4-3				0-0 F8		4-0 1B 1B BB	4-0 SH1-4 1B BB	2	2	0	0	2	0	0								
Vida Blue, S (1, 1) Terry Whitfield, L (7, PH) OBP: 0.262, SLG: 0.282 (8, 7)		0-0 6-3				0-0 E9		0-0 F8	0-0 SH1-4	2	0	0	0	0	0	1								
<b>Inning Stats</b>	R: 1 E: 0 K: 1 S: 6	H: 2 LOB: 2 BB: 2 P: 14	R: 0 E: 0 K: 0 S: 3	H: 0 LOB: 0 BB: 0 P: 3	R: 0 E: 0 K: 1 S: 5	H: 0 LOB: 0 BB: 0 P: 5	R: 0 E: 0 K: 1 S: 5	H: 0 LOB: 0 BB: 0 P: 5	R: 0 E: 0 K: 2 S: 8	H: 0 LOB: 1 BB: 0 P: 8	R: 0 E: 0 K: 1 S: 6	H: 1 LOB: 2 BB: 1 P: 10	R: 2 E: 1 K: 0 S: 5	H: 2 LOB: 2 BB: 2 P: 13	R: 0 E: 0 K: 0 S: 3	H: 0 LOB: 0 BB: 0 P: 3	R: 1 E: 0 K: 0 S: 2	H: 1 LOB: 2 BB: 2 P: 10	1B: 6 2B: 0 3B: 0 HR: 0	SF: 0 SAC: 1 DP: 1 HBP: 0	WP: 0 PB: 0 SB: 3 CS: 0	PA: 38		
<b>PITCHER</b>	IP WLS BF H R ER SO BB IBB HBP BLK WP HR S P ERA WHIP	6.2 L 28 4 0 0 0 4 0 0 0 0 0 5 9 2.70 1.200	1.1 L 4 1 1 1 0 1 1 0 0 0 0 0 2 10 27.00 6.000																					

Cincinnati Reds @ San Francisco Giants  
Candlestick Park, San Francisco, CA  
Fri Apr 25 1980, 9:05 PM EST  
Att: 15,345 - Unknown

AB 30  
R 4  
H 6  
RBI 3  
BB 7  
SO 6  
LOB 13





Batter	1	2	3	4	5	6	7	8	9	AB	R	H	RBI	BB	SO	LOB	TOP			
Sam Mejias, R OBP: 0.500, SLG: 0.444 (1, 8)	F2		2B 1B		SH1-4			K		3	1	1	0	0	1	0	<b>Cincinnati Reds @ San Francisco Giants</b> Candlestick Park, San Francisco, CA Sat Apr 26 1980, 6:33 AM EST Att: 13,360 - Unknown			
Ken Griffey, L OBP: 0.328, SLG: 0.379 (1, 9)	F7		2B		F7			K		4	0	1	1	0	1	1				
Dave Concepcion, R OBP: 0.294, SLG: 0.455 (1, 6)	1-3		F9		6-3					4	0	1	0	0	0	2				
George Foster, R OBP: 0.397, SLG: 0.509 (1, 7)		F3	5-3			L5		F7		4	0	0	0	0	0	2				
Ray Knight, R OBP: 0.339, SLG: 0.518 (1, 5)		6-3		L7		F9			5-3	4	0	0	0	0	0	0				
Dan Driessen, L OBP: 0.282, SLG: 0.309 (1, 3)		HBP		4-3		P5			K	3	0	0	0	0	1	0				
Junior Kennedy, R OBP: 0.375, SLG: 0.389 (1, 4)		BB		S 1B			F9			3	0	2	0	1	0	0				
Don Werner, R OBP: 0.133, SLG: 0.071 (7, PH)	5-3			F5			F8		5-3	2	0	0	0	0	0	3				
Johnny Bench, R OBP: 0.314, SLG: 0.383 (7, 2)				1-2						2	0	0	0	0	0	1				
Michael LaCoss, R OBP: 0.300, SLG: 0.400 (7, PH)							F5			2	0	1	0	0	0	0				
Hector Cruz, R OBP: 0.200, SLG: 0.300 (7, 1)			P6							1	0	0	0	0	0	0				
Dave Tomlin, L (7, 1)					SH1-4 1B					0	0	0	0	0	0	0				
Doug Bair, R (7, 1)										0	0	0	0	0	0	0				
<b>Inning Stats</b>	R: 0 E: 0 K: 0 S: 3	H: 0 LOB: 0 BB: 0 P: 3	R: 0 E: 0 K: 0 S: 3	H: 0 LOB: 2 BB: 1 P: 8	R: 1 E: 0 K: 0 S: 5	H: 2 LOB: 1 BB: 0 P: 5	R: 0 E: 0 K: 0 S: 4	H: 1 LOB: 1 BB: 0 P: 4	R: 0 E: 0 K: 0 S: 4	H: 1 LOB: 0 BB: 0 P: 4	R: 0 E: 0 K: 0 S: 3	H: 0 LOB: 0 BB: 0 P: 3	R: 0 E: 0 K: 2 S: 8	H: 1 LOB: 1 BB: 0 P: 8	R: 0 E: 0 K: 1 S: 6	H: 1 LOB: 1 BB: 0 P: 6	1B: 5 2B: 1 3B: 0 HR: 0	SF: 0 SAC: 1 DP: 0 HBP: 1	WP: 0 PB: 0 SB: 2 CS: 0	PA: 35
<b>PITCHER</b> Bob Knepper, L ERA: 3.75 (1, 1)	IP: 9.0 WLS: W BF: 35 H: 6 R: 1 ER: 1 SO: 3 BB: 1 IBB: 0 HBP: 1 BLK: 0 WP: 0 HR: 0 S: 39 P: 44 ERA: 1.00 WHIP: 0.778															<b>PITCHER</b>				

AB	32
R	1
H	6
RBI	1
BB	1
SO	3
LOB	9



Batter	1	2	3	4	5	6	7	8	9	AB	R	H	RBI	BB	SO	LOB	BOTTOM			
Bill North, S OBP: 0.487, SLG: 0.379 (1, 8)	5-3 S 1B		E S BB		FC1-6 1B 9-2		SF7 SH2-4 1B			3	0	2	0	1	0	1	<b>Cincinnati Reds @ San Francisco Giants</b> Candlestick Park, San Francisco, CA Sat Apr 26 1980, 6:33 AM EST Att: 13,360 - Unknown			
Darrell Evans, L OBP: 0.314, SLG: 0.333 (1, 5)	F8		F9				SH2-4			3	0	1	0	0	0	2				
Larry Hemdon, R OBP: 0.311, SLG: 0.393 (1, 7)	5-3		4-3		9-2		SF7			3	0	0	1	0	0	4				
Mike Ivie, R OBP: 0.346, SLG: 0.360 (1, 3)	4-3					E5	F6			4	1	1	0	0	0	2				
Jack Clark, R OBP: 0.333, SLG: 0.327 (1, 9)		6-3		FC6-2 3B		F9		F4		4	0	1	1	0	0	1				
Rennie Stennett, R OBP: 0.288, SLG: 0.333 (1, 4)		BLK G3 2B		FC6-2 4-3		4-3		1-4-3		4	1	1	0	0	0	2				
Milt May, L OBP: 0.360, SLG: 0.476 (1, 2)		G3		4-3				F3		3	0	0	1	1	0	1				
Roger Metzger, S (1, 6)										2	0	0	0	0	0	1				
Willie McCovey, L OBP: 0.292, SLG: 0.296 (6, PH)	3-1									1	0	0	0	0	0	2				
Johnnie LeMaster, R OBP: 0.222, SLG: 0.224 (7, 6)										0	0	0	0	0	0	0				
Bob Knepper, L OBP: 0.417, SLG: 0.500 (1, 1)			6-3					SH2-4 1B SF7 1B		3	1	2	0	0	0	0				
<b>Inning Stats</b>	R: 0 E: 0 K: 0 S: 4	H: 1 LOB: 1 BB: 0 P: 4	R: 1 E: 0 K: 0 S: 4	H: 1 LOB: 0 BB: 0 P: 4	R: 0 E: 0 K: 0 S: 3	H: 0 LOB: 1 BB: 1 P: 7	R: 1 E: 0 K: 0 S: 5	H: 2 LOB: 1 BB: 0 P: 5	R: 0 E: 0 K: 0 S: 4	H: 2 LOB: 1 BB: 0 P: 4	R: 0 E: 1 K: 0 S: 4	H: 0 LOB: 2 BB: 1 P: 8	R: 1 E: 0 K: 0 S: 5	H: 2 LOB: 1 BB: 0 P: 5	R: 0 E: 0 K: 0 S: 3	H: 0 LOB: 0 BB: 0 P: 3	1B: 6 2B: 2 3B: 1 HR: 0	SF: 1 SAC: 1 DP: 1 HBP: 0	WP: 0 PB: 0 SB: 2 CS: 0	PA: 34
<b>PITCHER</b> Michael LaCoss, R ERA: 2.7 (1, 1)	IP: 6.0 WLS: L BF: 26 H: 6 R: 2 ER: 2 SO: 2 BB: 2 IBB: 2 HBP: 0 BLK: 1 WP: 0 HR: 0 S: 24 P: 32 ERA: 3.00 WHIP: 1.333															<b>PITCHER</b>				
Dave Tomlin, L ERA: 5.4 (7, 1)	0.1 WLS: L BF: 3 H: 2 R: 1 ER: 1 SO: 0 BB: 0 IBB: 0 HBP: 0 BLK: 0 WP: 0 HR: 0 S: 3 P: 3 ERA: 27.00 WHIP: 6.000															<b>PITCHER</b>				
Doug Bair, R ERA: 1.35 (7, 1)	1.2 WLS: L BF: 5 H: 0 R: 0 ER: 0 SO: 0 BB: 0 IBB: 0 HBP: 0 BLK: 0 WP: 0 HR: 0 S: 5 P: 5 ERA: 0.00 WHIP: 0.000															<b>PITCHER</b>				



Batter	1	2	3	4	5	6	7	8	9	AB	R	H	RBI	BB	SO	LOB	TOP																					
Ken Griffey, L (1,9) OBP: 0.324, SLG: 0.361	F8		F7		1-3					3	0	0	0	1	0	0	<b>Cincinnati Reds @ San Francisco Giants</b> Candlestick Park, San Francisco, CA Sun Apr 27 1980, 6:33 AM EDT Att: 32,084 - Unknown																					
Ron Oester, S (1,4)	1-3		5-3		G3					4	0	0	0	0	0	1																						
Dave Concepcion, R (1,6) OBP: 0.292, SLG: 0.471	E4 1B		6-3							4	1	1	0	0	0	0																						
George Foster, R (1,7) OBP: 0.389, SLG: 0.492				P3						4	0	1	0	0	0	1																						
Harry Spilman, L (1,3) OBP: 0.400, SLG: 0.500 Dan Driessen, L (8,3) OBP: 0.292, SLG: 0.309	F9			F8						4	0	1	1	0	0	2																						
Johnny Bench, R (1,2) OBP: 0.345, SLG: 0.412										4	1	3	0	0	0	1																						
Ray Knight, R (1,5) OBP: 0.333, SLG: 0.550										4	1	1	2	0	1	3																						
Cesar Geronimo, L (1,8) OBP: 0.278, SLG: 0.235										4	0	0	0	0	1	2																						
Frank Pastore, R (1,1) OBP: 0.273, SLG: 0.200										4	0	0	0	0	2	2																						
<b>Inning Stats</b>	R: 0 E: 1 K: 0 S: 5	H: 1 LOB: 2 BB: 0 P: 5	R: 0 E: 0 K: 2 S: 8	H: 1 LOB: 1 BB: 0 P: 8	R: 0 E: 0 K: 0 S: 3	H: 0 LOB: 0 BB: 0 P: 3	R: 2 E: 0 K: 0 S: 5	H: 2 LOB: 0 BB: 0 P: 5	R: 0 E: 0 K: 1 S: 5	H: 0 LOB: 0 BB: 0 P: 5	R: 1 E: 0 K: 0 S: 7	H: 2 LOB: 1 BB: 0 P: 7	R: 0 E: 0 K: 0 S: 3	H: 0 LOB: 0 BB: 0 P: 3	R: 0 E: 0 K: 0 S: 4	H: 1 LOB: 1 BB: 0 P: 4		1B: 5 2B: 0 3B: 1 HR: 1	SF: 0 SAC: 0 DP: 0 HBP: 0	WP: 0 PB: 0 SB: 1 CS: 0	PA: 36																	
<b>PITCHER</b>	IP	WLS	BF	H	R	ER	SO	BB	IBB	HBP	BLK	WP	HR	S	P	ERA	WHIP	<b>PITCHER</b>				IP	WLS	BF	H	R	ER	SO	BB	IBB	HBP	BLK	WP	HR	S	P	ERA	WHIP
Ed Whitson, R (1,1) ERA: 4.5	8.0	L	32	6	3	3	4	1	0	0	0	0	1	39	43	3.38	0.875																					
Greg Minton, R (9,1) ERA:	1.0		4	1	0	0	0	0	0	0	0	0	0	4	4	0.00	1.000																					

AB	35
R	3
H	7
RBI	3
BB	1
SO	4
LOB	12



Batter	1	2	3	4	5	6	7	8	9	AB	R	H	RBI	BB	SO	LOB	BOTTOM																					
Bill North, S (1,8) OBP: 0.465, SLG: 0.364	6-3									4	0	1	0	0	0	0	<b>Cincinnati Reds @ San Francisco Giants</b> Candlestick Park, San Francisco, CA Sun Apr 27 1980, 6:33 AM EDT Att: 32,084 - Unknown																					
Darrell Evans, L (1,5) OBP: 0.297, SLG: 0.313	F8									4	0	0	0	0	1	1																						
Larry Hemdon, R (1,7) OBP: 0.292, SLG: 0.367	K									4	0	0	0	0	1	0																						
Mike Ivie, R (1,3) OBP: 0.345, SLG: 0.357										3	0	1	0	0	0	0																						
Jack Clark, R (1,9) OBP: 0.333, SLG: 0.385										3	1	1	1	0	0	1																						
Rennie Stennett, R (1,4) OBP: 0.254, SLG: 0.316										3	0	0	0	0	1	0																						
Marc Hill, R (1,2) OBP: 0.235, SLG: 0.294 Terry Whitfield, L (8,PH) OBP: 0.256, SLG: 0.275 Johnnie LeMaster, R (9,6) OBP: 0.222, SLG: 0.224										2	0	1	0	0	0	0																						
Roger Metzger, S (1,6)										2	0	0	0	0	0	1																						
Milt May, L (8,PH) OBP: 0.353, SLG: 0.465										1	0	0	0	0	0	0																						
Ed Whitson, R (1,1) Willie McCovey, L (8,PH) OBP: 0.286, SLG: 0.279 Greg Minton, S (9,1)										2	0	0	0	0	1	1																						
<b>Inning Stats</b>	R: 0 E: 0 K: 1 S: 5	H: 0 LOB: 0 BB: 0 P: 5	R: 1 E: 0 K: 1 S: 6	H: 1 LOB: 0 BB: 0 P: 6	R: 0 E: 0 K: 0 S: 4	H: 1 LOB: 1 BB: 0 P: 4	R: 0 E: 0 K: 0 S: 3	H: 0 LOB: 0 BB: 0 P: 3	R: 0 E: 0 K: 0 S: 3	H: 0 LOB: 0 BB: 0 P: 3	R: 0 E: 0 K: 0 S: 3	H: 1 LOB: 0 BB: 0 P: 3	R: 0 E: 0 K: 0 S: 3	H: 0 LOB: 0 BB: 0 P: 3	R: 0 E: 0 K: 1 S: 5	H: 0 LOB: 0 BB: 0 P: 5	1B: 2 2B: 1 3B: 0 HR: 1	SF: 0 SAC: 0 DP: 1 HBP: 0	WP: 0 PB: 0 SB: 0 CS: 0	PA: 30																		
<b>PITCHER</b>	IP	WLS	BF	H	R	ER	SO	BB	IBB	HBP	BLK	WP	HR	S	P	ERA	WHIP	<b>PITCHER</b>				IP	WLS	BF	H	R	ER	SO	BB	IBB	HBP	BLK	WP	HR	S	P	ERA	WHIP
Frank Pastore, R (1,1) ERA: 2.17	9.0	W	30	4	1	1	4	0	0	0	0	0	1	38	38	1.00	0.444																					

AB	30
R	1
H	4
RBI	1
BB	0
SO	4
LOB	4




Batter	1	2	3	4	5	6	7	8	9	AB R H RBI BB SO LOB	TOP								
Rafael Landestoy S OBP: 0.313, SLG: 0.231 (1.6)			4-3		F9		6-3			4 0 1 0 0 0 0	<b>Houston Astros @ Cincinnati Reds</b> Riverfront Stadium, Cincinnati, OH Tue Apr 29 1980, 7:05 PM EDT Att: 18,092 - Unknown								
Jeffrey Leonard R OBP: 0.302, SLG: 0.360 (1.9)			K				F8			3 0 0 0 1 2 1									
Joe Morgan L OBP: 0.394, SLG: 0.333 (1.4)					F8			4-3		4 1 1 0 0 0 2									
Art Howe R OBP: 0.311, SLG: 0.333 (1.3)	6-3					K		F9		4 0 1 0 0 1 1									
Enos Cabell R OBP: 0.366, SLG: 0.422 (1.5)		6-3						F7		4 0 1 0 0 0 1									
Jose Cruz L OBP: 0.416, SLG: 0.438 (1.7)	K							F3		4 1 1 0 0 1 1									
Cesar Cedeno R OBP: 0.390, SLG: 0.420 (1.8)								6-3		2 1 1 2 2 0 0									
Alan Ashby S OBP: 0.421, SLG: 0.576 (1.2)	K			FC5		5-3				4 0 1 0 0 1 3									
Ken Forsch R OBP: 0.250, SLG: 0.250 (1.1)			P4		F8		K	4-3		4 0 0 0 0 1 1									
<b>Inning Stats</b>	R: 0 E: 0 K: 1 S: 6	H: 1 LOB: 1 BB: 0 P: 6	R: 0 E: 0 K: 2 S: 7	H: 0 LOB: 1 BB: 1 P: 11	R: 0 E: 0 K: 1 S: 5	H: 0 LOB: 0 BB: 0 P: 5	R: 1 E: 0 K: 0 S: 5	H: 3 LOB: 2 BB: 1 P: 9	R: 0 E: 0 K: 0 S: 3	H: 0 LOB: 1 BB: 1 P: 7		R: 0 E: 0 K: 1 S: 5	H: 0 LOB: 0 BB: 0 P: 5	R: 0 E: 0 K: 0 S: 3	H: 0 LOB: 0 BB: 0 P: 3	R: 0 E: 0 K: 0 S: 4	H: 1 LOB: 1 BB: 0 P: 4	1B: 5 2B: 0 3B: 1 HR: 1	SF: 0 SAC: 0 DP: 1 HBP: 0
<b>PITCHER</b>	IP WLS BF H R ER SO BB IBB HBP BLK WP HR S P ERA WHIP											IP WLS BF H R ER SO BB IBB HBP BLK WP HR S P ERA WHIP							
Charlie Leibrandt L ERA: 2.25 (1.1)	8.0 L 32 6 3 3 6 3 0 0 0 0 0 1 41 53 3.38 1.125																		
Doug Bair R ERA: 1.17 (9.1)	1.0 4 1 0 0 0 0 0 0 0 0 0 0 4 4 0.00 1.000																		

Batter	1	2	3	4	5	6	7	8	9	AB R H RBI BB SO LOB	BOTTOM								
Ken Griffey L OBP: 0.319, SLG: 0.344 (1.9)			4-3		K			FC4-6		3 0 0 0 1 1 4	<b>Houston Astros @ Cincinnati Reds</b> Riverfront Stadium, Cincinnati, OH Tue Apr 29 1980, 7:05 PM EDT Att: 18,092 - Unknown								
Junior Kennedy R OBP: 0.368, SLG: 0.379 (1.4)	FC5-4					L4		4-3		4 0 1 0 0 0 2									
Dave Concepcion R OBP: 0.276, SLG: 0.446 (1.6)	F8			K		F8		6-3		4 0 0 0 0 1 2									
George Foster R OBP: 0.378, SLG: 0.476 (1.7)	5-3			G4-3		5-3		5-3		2 0 0 0 0 0 2									
Hector Cruz R OBP: 0.167, SLG: 0.250 (5.7)										2 0 0 0 0 0 0									
Harry Spilman L OBP: 0.357, SLG: 0.429 (1.3)		4-3					F8		F7			4 0 1 0 0 0 0							
Johnny Bench R OBP: 0.328, SLG: 0.389 (1.2)	F4				6-3		6-3			3 0 0 0 0 0 1									
Ray Knight R OBP: 0.318, SLG: 0.524 (1.5)	6-3						F9			3 0 0 0 0 0 1									
Cesar Geronimo L OBP: 0.286, SLG: 0.300 (1.8)			5-3					F8		3 0 1 0 0 0 0									
Charlie Leibrandt R OBP: 0.300, SLG: 0.222 (1.1)			4-3							1 0 0 0 1 0 0									
Dan Driessen L OBP: 0.303, SLG: 0.309 (8. PH)										0 0 0 0 1 0 0									
Doug Bair R ERA: 1.17 (9.1)										0 0 0 0 0 0 0									
<b>Inning Stats</b>	R: 0 E: 0 K: 0 S: 3	H: 0 LOB: 0 BB: 0 P: 3	R: 0 E: 0 K: 0 S: 3	H: 0 LOB: 0 BB: 0 P: 3	R: 0 E: 0 K: 1 S: 5	H: 1 LOB: 0 BB: 0 P: 5	R: 0 E: 0 K: 1 S: 7	H: 2 LOB: 3 BB: 1 P: 11	R: 0 E: 0 K: 0 S: 3	H: 0 LOB: 0 BB: 0 P: 3	R: 0 E: 0 K: 0 S: 3	H: 0 LOB: 1 BB: 1 P: 7	R: 0 E: 0 K: 0 S: 3	H: 0 LOB: 0 BB: 0 P: 3	R: 0 E: 0 K: 0 S: 3	H: 0 LOB: 0 BB: 0 P: 3	1B: 2 2B: 1 3B: 0 HR: 0	SF: 0 SAC: 0 DP: 1 HBP: 0	WP: 0 PA: 32 PB: 0 SB: 0 CS: 0
<b>PITCHER</b>	IP WLS BF H R ER SO BB IBB HBP BLK WP HR S P ERA WHIP											IP WLS BF H R ER SO BB IBB HBP BLK WP HR S P ERA WHIP							
Ken Forsch R ERA: 2.12 (1.1)	9.0 W 32 3 0 0 2 3 0 0 0 0 0 0 33 45 0.00 0.667																		

Batter	1	2	3	4	5	6	7	8	9	AB	R	H	RBI	BB	SO	LOB	TOP						
Jeffrey Leonard, R OBP: 0.293, SLG: 0.345 (1, 9)	F8		K					K	4-3	5	0	1	0	0	2	2							
Craig Reynolds, L OBP: 0.254, SLG: 0.309 (1, 6)	P4		3-1					4-3		4	0	0	0	0	0	2							
Denny Walling, L OBP: 0.381, SLG: 0.353 (1, 3)	3-1			K				G3		4	1	1	0	0	1	0							
Joe Morgan, L OBP: 0.400, SLG: 0.397 (1, 4)		6-3		P4				HR		4	1	2	2	0	0	0							
Jose Cruz, L OBP: 0.407, SLG: 0.426 (1, 7)		P6		P5				1B		4	0	1	0	0	0	0							
Enos Cabell, R OBP: 0.347, SLG: 0.397 (1, 5)		F3						1B		4	0	0	0	0	1	2							
Cesar Cedeno, R OBP: 0.413, SLG: 0.491 (1, 8)										3	2	2	1	1	0	0							
Alan Ashby, S OBP: 0.405, SLG: 0.568 (1, 2)										4	0	1	1	0	1	1							
J.R. Richard, R OBP: 0.154, SLG: 0.385 Dave Smith, R (8, 1)										2	1	1	1	0	1	0							
<b>Inning Stats</b>	R: 0 E: 0 K: 0 S: 3	H: 0 LOB: 0 BB: 0 P: 3	R: 0 E: 0 K: 0 S: 3	H: 0 LOB: 0 BB: 0 P: 3	R: 1 E: 0 K: 1 S: 6	H: 1 LOB: 1 BB: 1 P: 10	R: 0 E: 0 K: 1 S: 5	H: 0 LOB: 0 BB: 0 P: 5	R: 2 E: 0 K: 1 S: 8	H: 3 LOB: 1 BB: 0 P: 8	R: 1 E: 0 K: 0 S: 4	H: 1 LOB: 0 BB: 0 P: 4	R: 0 E: 0 K: 1 S: 5	H: 0 LOB: 0 BB: 0 P: 5	R: 1 E: 0 K: 0 S: 4	H: 3 LOB: 2 BB: 0 P: 10	R: 0 E: 0 K: 0 S: 4	H: 1 LOB: 1 BB: 0 P: 4	1B: 4 2B: 2 3B: 0 HR: 3	SF: 0 SAC: 1 DP: 0 HBP: 0	WP: 0 PB: 0 SB: 2 CS: 0	PA: 37	
<b>PITCHER</b>	IP	WLS	BF	H	R	ER	SO	BB	IBB	HBP	BLK	WP	HR	S	P	ERA	WHIP						
Tom Seaver, R ERA: 4.01 Mario Soto, R ERA: 8.31 Tom Hume, R ERA:	(1, 1) (7, 1) (9, 1)	6.0 2.0 1.0	L 9 4	24 3 1	5 1 0	4 1 0	4 1 0	3 3 0	1 0 0	0 0 0	0 0 0	0 0 0	0 0 0	3 15 4	29 15 4	33 15 4	6.00 4.50 0.00	1.000 1.500 1.000					

Houston Astros @ Cincinnati Reds  
Riverfront Stadium, Cincinnati, OH  
Wed Apr 30 1980, 7:05 PM EDT  
Att: 19,821 - Unknown


AB 35  
R 5  
H 9  
RBI 5  
BB 1  
SO 6  
LOB 8



Batter	1	2	3	4	5	6	7	8	9	AB	R	H	RBI	BB	SO	LOB	BOTTOM						
Ken Griffey, L OBP: 0.316, SLG: 0.328 (1, 9)			K					FC6-4		3	1	0	0	1	1	1							
Cesar Geronimo, L OBP: 0.280, SLG: 0.333 (1, 8)			F8					L5		4	0	1	1	0	0	1							
Dave Concepcion, R OBP: 0.275, SLG: 0.449 (1, 6)										4	0	1	0	0	2	1							
Ray Knight, R OBP: 0.314, SLG: 0.507 (1, 5)										4	0	1	0	0	1	2							
Harry Spilman, L OBP: 0.333, SLG: 0.353 (1, 3)										3	0	0	0	1	0	2							
Johnny Bench, R OBP: 0.306, SLG: 0.362 (1, 2)										4	0	0	0	0	2	3							
Hector Cruz, R OBP: 0.133, SLG: 0.200 (1, 7)										3	0	0	0	0	1	2							
Junior Kennedy, R OBP: 0.352, SLG: 0.361 (1, 4)										3	0	0	0	0	1	0							
Tom Seaver, R OBP: 0.250, SLG: 0.286 Mario Soto, R Ron Oester, S OBP: 0.167, SLG: 0.167 Tom Hume, R	(1, 1) (7, 1) (8, PH) (9, 1)	7.1 2.0 1.2	W 6	27 1	3 0	1 0	1 0	8 1	2 0	0 0	0 0	0 0	0 0	0 0	0 0	0 0	1.23 0.00	0.682 0.600					
<b>Inning Stats</b>	R: 1 E: 0 K: 2 S: 8	H: 1 LOB: 1 BB: 1 P: 12	R: 0 E: 0 K: 1 S: 5	H: 0 LOB: 0 BB: 0 P: 5	R: 0 E: 0 K: 1 S: 5	H: 0 LOB: 0 BB: 0 P: 5	R: 0 E: 0 K: 0 S: 4	H: 1 LOB: 2 BB: 1 P: 8	R: 0 E: 0 K: 2 S: 7	H: 0 LOB: 0 BB: 0 P: 7	R: 0 E: 0 K: 1 S: 5	H: 0 LOB: 0 BB: 0 P: 5	R: 0 E: 0 K: 1 S: 5	H: 0 LOB: 0 BB: 0 P: 5	R: 0 E: 0 K: 0 S: 4	H: 1 LOB: 1 BB: 0 P: 4	R: 0 E: 0 K: 1 S: 6	H: 1 LOB: 1 BB: 0 P: 6	1B: 2 2B: 2 3B: 0 HR: 0	SF: 0 SAC: 0 DP: 0 HBP: 0	WP: 0 PB: 0 SB: 1 CS: 0	PA: 33	
<b>PITCHER</b>	IP	WLS	BF	H	R	ER	SO	BB	IBB	HBP	BLK	WP	HR	S	P	ERA	WHIP						

Houston Astros @ Cincinnati Reds  
Riverfront Stadium, Cincinnati, OH  
Wed Apr 30 1980, 7:05 PM EDT  
Att: 19,821 - Unknown

AB 31  
R 1  
H 4  
RBI 1  
BB 2  
SO 9  
LOB 12



Batter	1	2	3	4	5	6	7	8	9	AB	R	H	RBI	BB	SO	LOB	TOP							
Jeffrey Leonard, R (1, 9) OBP: 0.288, SLG: 0.339 Terry Puhl, L (1, 9) OBP: 0.370, SLG: 0.487	0-0 6-3		0-0 1B 2B		0-0 F9	4-0 1B IBB	0-0 6-3			1	0	0	0	0	0	0								
Craig Reynolds, L (1, 6) OBP: 0.293, SLG: 0.315	0-0 2B 1B		0-0 4-3 2H 1B		0-0 4-3	0-0 E6 1B 1B		0-0 P6		5	1	2	2	0	0	1								
Denny Walling, L (1, 3) OBP: 0.404, SLG: 0.410 Dave Bergman, L (9, 3) OBP: 0.250, SLG: 0.182	0-0 1-3 2B		0-0 4-3		0-0 HR 1B	0-0 1B 1B		0-0 G1		5	1	3	1	0	0	1								
Joe Morgan, L (1, 4) OBP: 0.413, SLG: 0.452 Rafael Landestoy, S (9, 4) OBP: 0.313, SLG: 0.231	0-0 F6		0-0 P6		0-0 HR	0-0 G4-6-3 1B		4-0 BB BB		4	1	2	3	1	0	3								
Jose Cruz, L (1, 7) OBP: 0.395, SLG: 0.403	0-0 1-3				0-0 F9	0-0 3-1		4-0 BB BB		4	0	0	0	1	0	4								
Enos Cabell, R (1, 5) OBP: 0.367, SLG: 0.423 Julio Gonzalez, R (7, 5) OBP: 0.182, SLG: 0.273		0-3 K			0-0 1B 1B	4-0 2B E BB		0-0 F9		3	2	0	1	1	0									
Cesar Cedeno, R (1, 8) OBP: 0.426, SLG: 0.517	0-0 6-3				0-0 1-2 1B	0-0 E 2B		0-3 K		5	1	3	1	0	1	0								
Luis Pujols, R (1, 2) OBP: 0.250, SLG: 0.263	0-0 4-3				0-3 K	0-0 E4 SH1-4 E		0-0 L9		5	1	0	0	0	1	4								
Joe Niekro, R (1, 1) OBP: 0.167, SLG: 0.167			0-0 5-3		0-0 F7	0-0 SH1-4 1-2		0-0 F2		4	0	0	0	0	0	3								
<b>Inning Stats</b>	R: 0 E: 0 K: 0 S: 5	H: 2 LOB: 2 BB: 0 P: 5	R: 0 E: 0 K: 1 S: 5	H: 0 LOB: 0 BB: 0 P: 5	R: 1 E: 0 K: 0 S: 5	H: 2 LOB: 1 BB: 0 P: 5	R: 0 E: 0 K: 1 S: 7	H: 2 LOB: 2 BB: 0 P: 7	R: 2 E: 0 K: 0 S: 5	H: 2 LOB: 0 BB: 0 P: 5	R: 5 E: 2 K: 0 S: 7	H: 3 LOB: 1 BB: 2 P: 15	R: 1 E: 0 K: 0 S: 5	H: 2 LOB: 1 BB: 0 P: 5	R: 0 E: 0 K: 1 S: 3	H: 0 LOB: 2 BB: 2 P: 11	R: 0 E: 0 K: 1 S: 5	H: 0 LOB: 0 BB: 0 P: 5	1B: 8 2B: 4 3B: 0 HR: 1	SF: 0 SAC: 1 DP: 1 HBP: 0	WP: 0 PB: 0 SB: 1 CS: 0	PA: 45		
<b>PITCHER</b>	IP WLS BF H R ER SO BB IBB HBP BLK WP HR S P ERA WHIP	5.1 L 30 10 8 3 2 1 1 0 0 0 1 32 40 5.06 2.062	6.1 7 3 1 1 0 0 0 0 0 0 0 0 7 7 5.40 1.800	8.1 8 0 0 0 1 2 0 0 0 0 0 0 8 16 0.00 1.000																				

Houston Astros @ Cincinnati Reds  
Riverfront Stadium, Cincinnati, OH  
Thu May 01 1980, 7:05 PM EDT  
Att: 18,215 - Unknown

AB 40  
R 9  
H 13  
RBI 7  
BB 4  
SO 3  
LOB 19

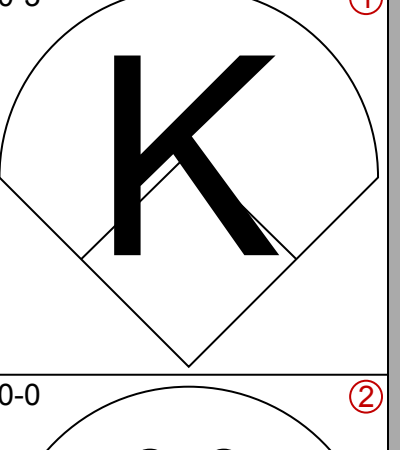
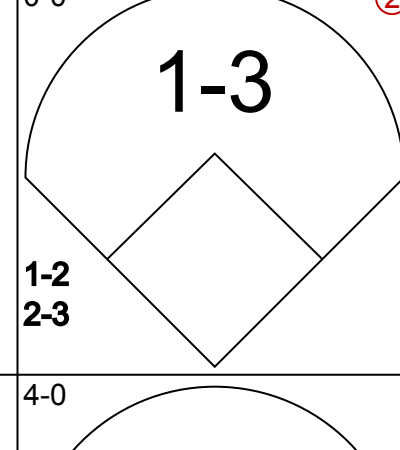
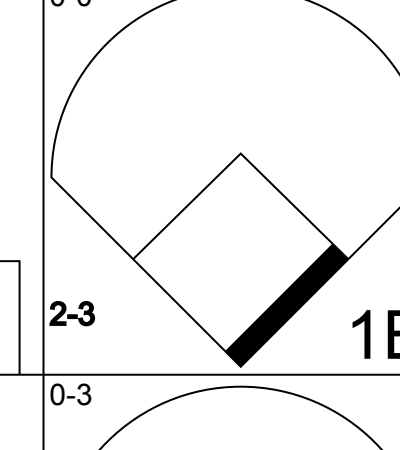
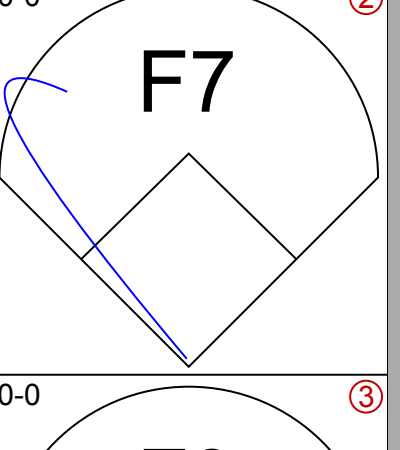
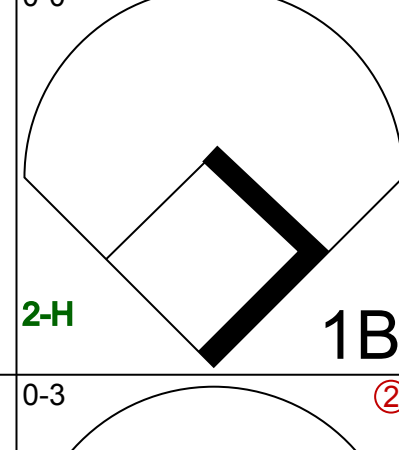
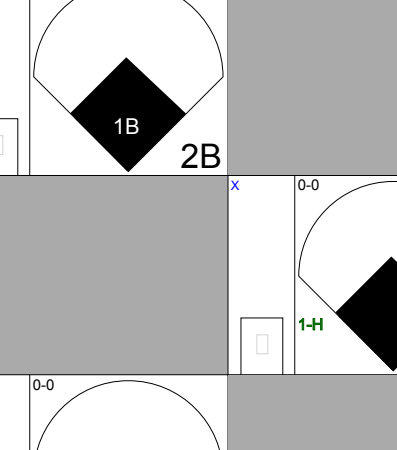
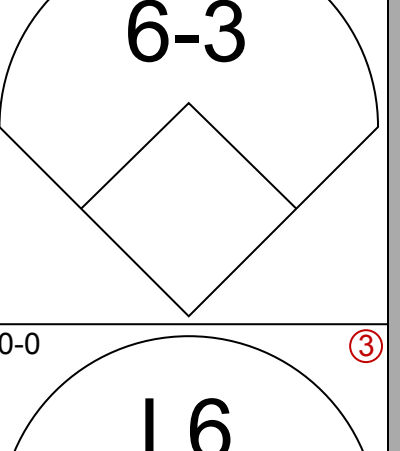
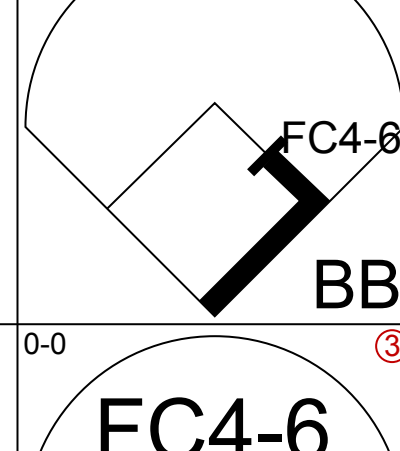
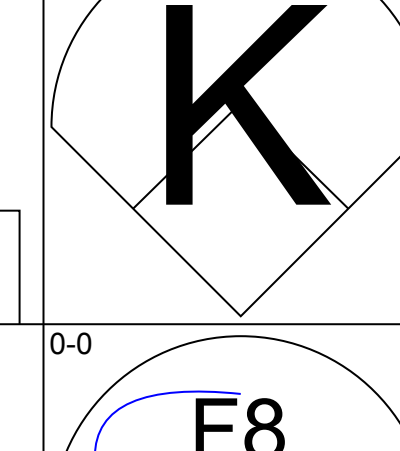
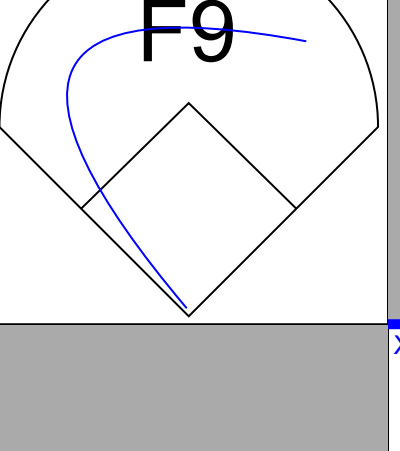
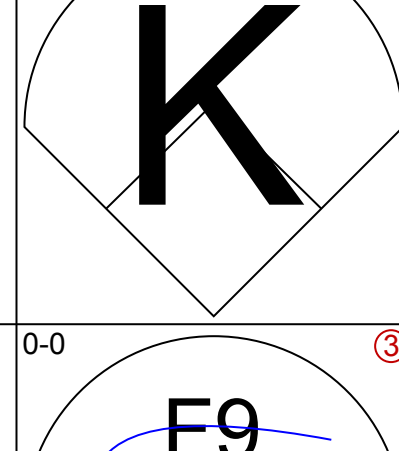
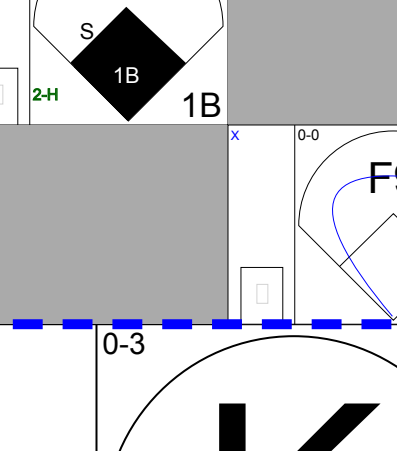
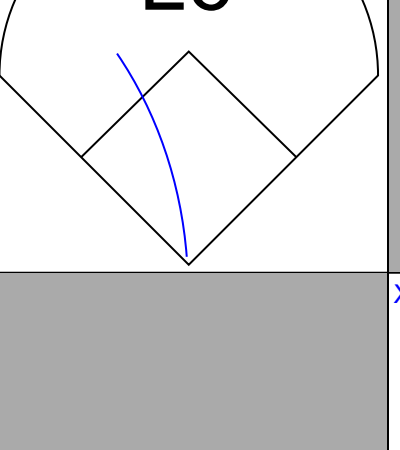
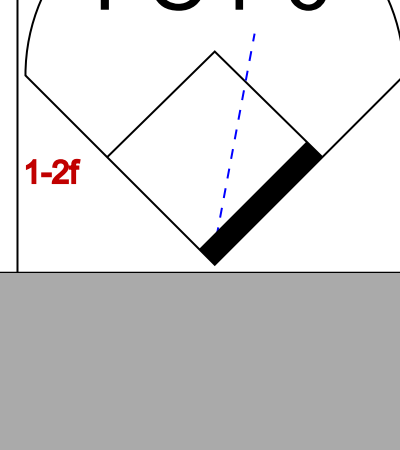
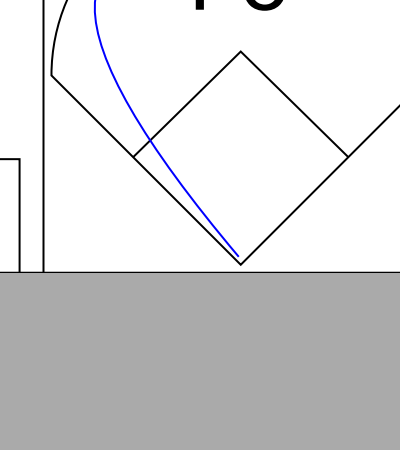
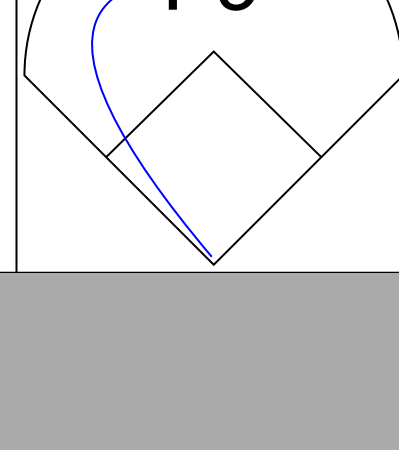
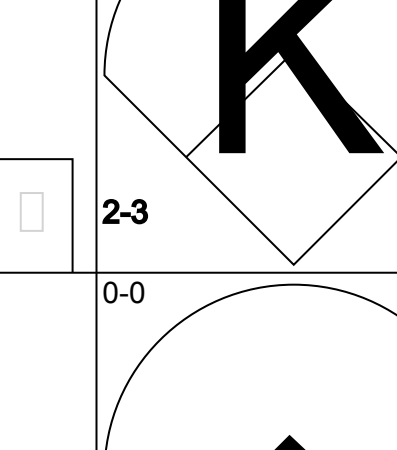
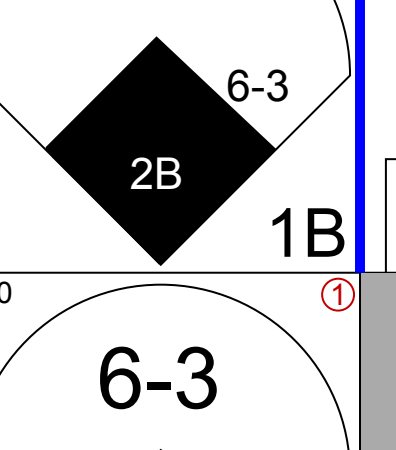
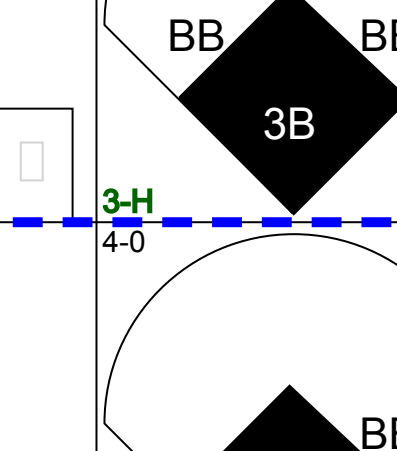
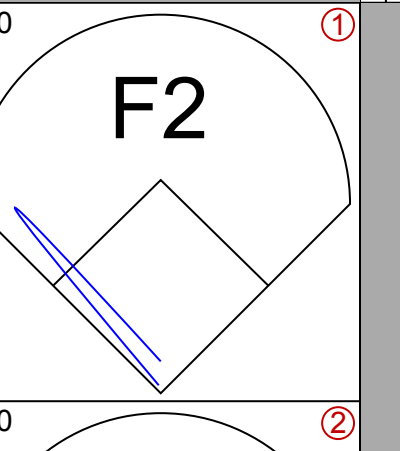
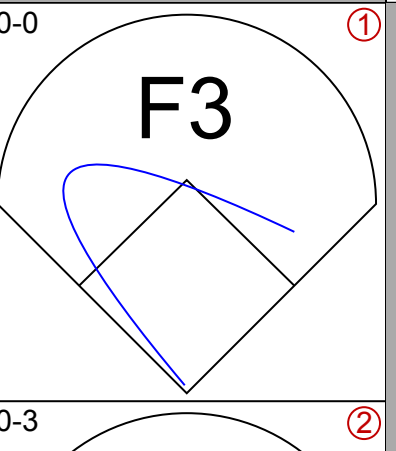
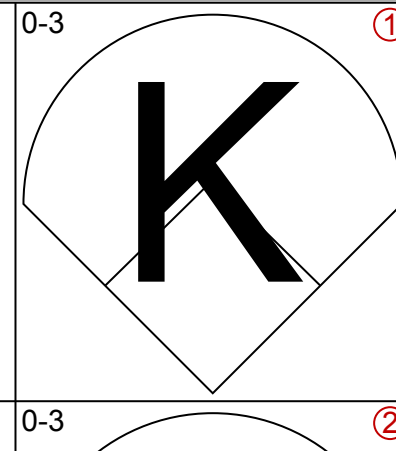
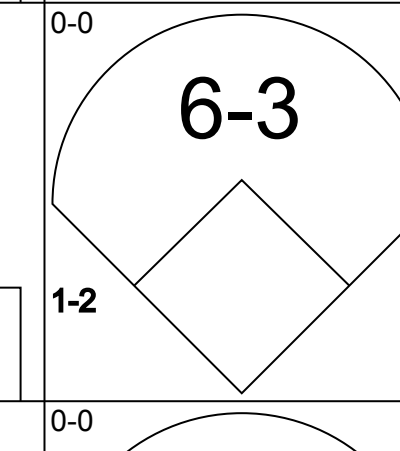
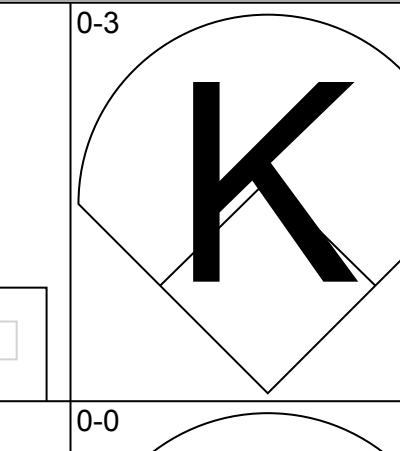
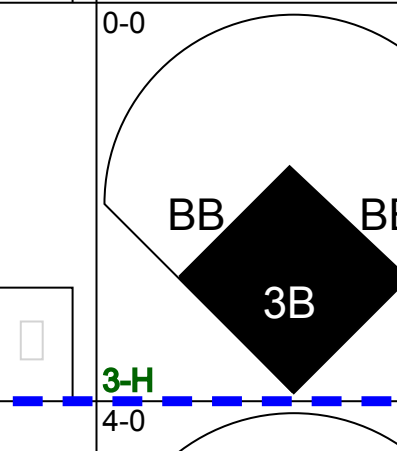
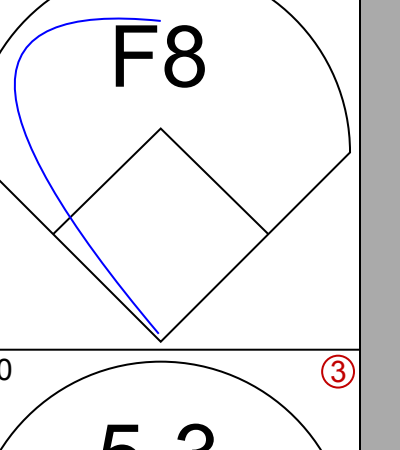
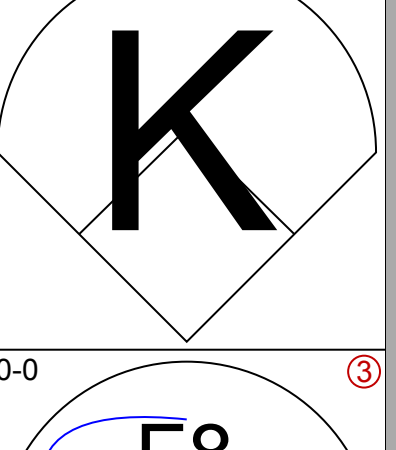
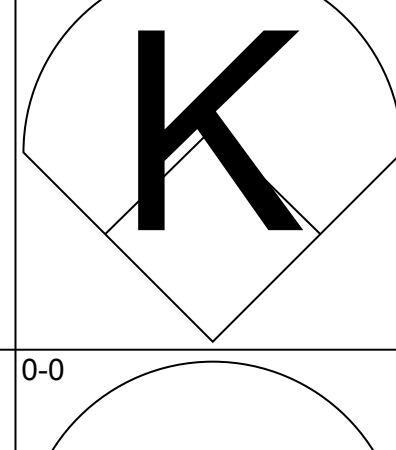
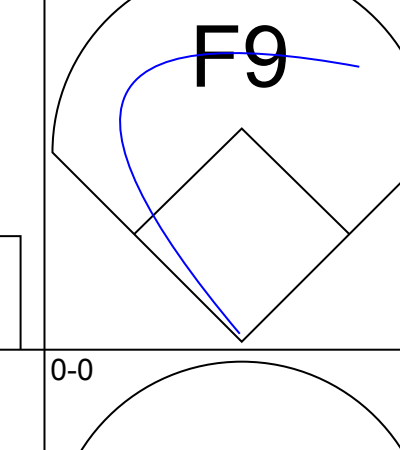
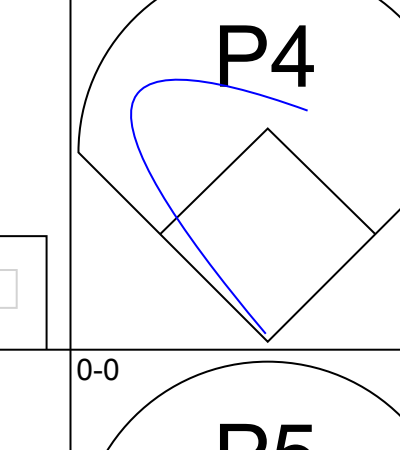
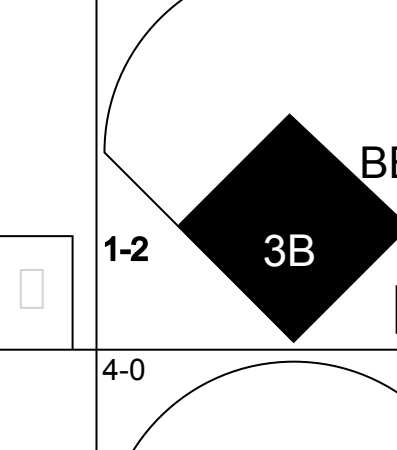

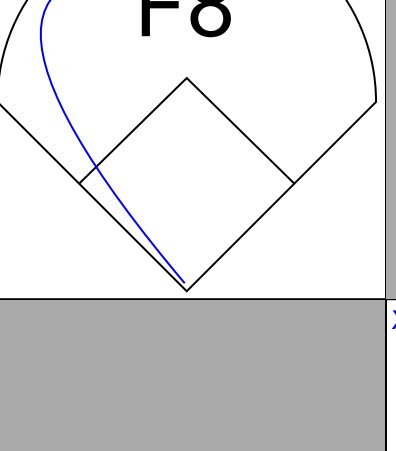
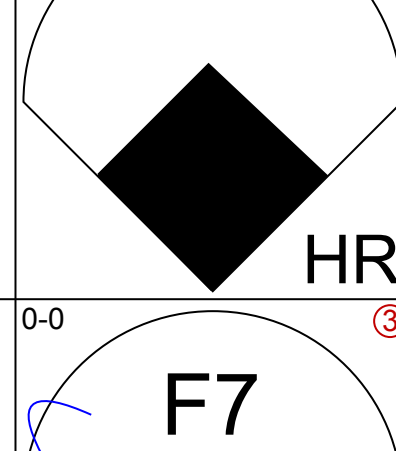
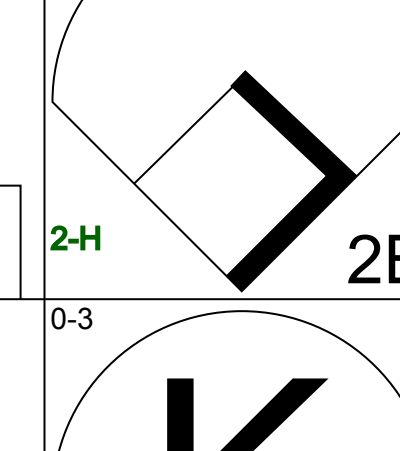
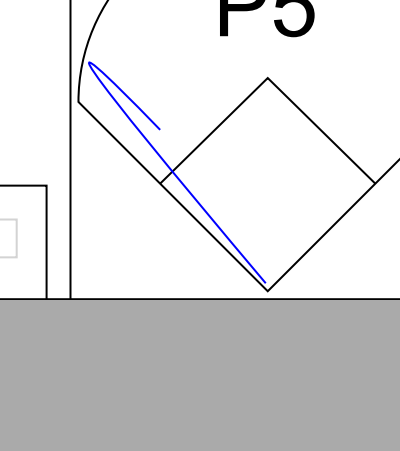
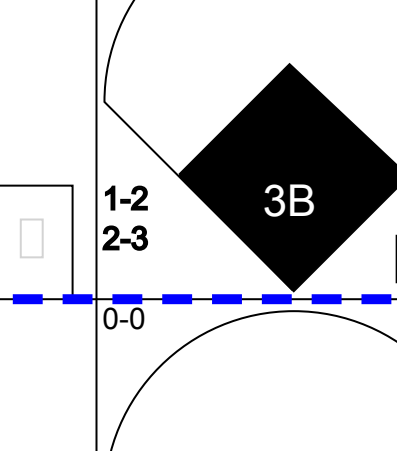
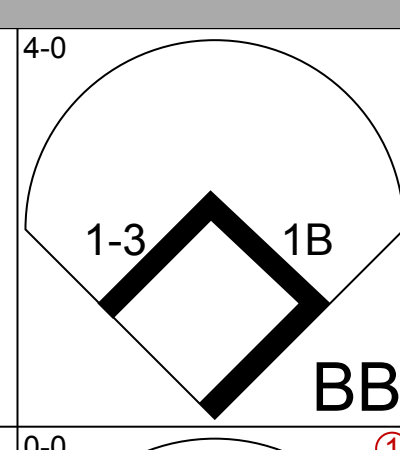
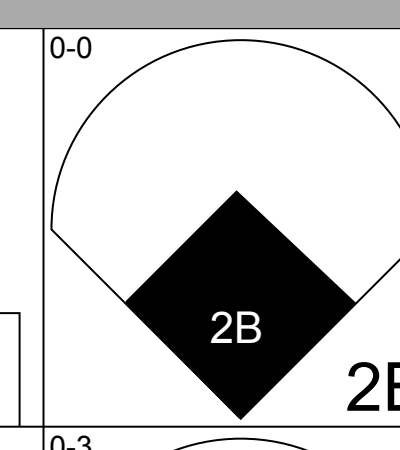


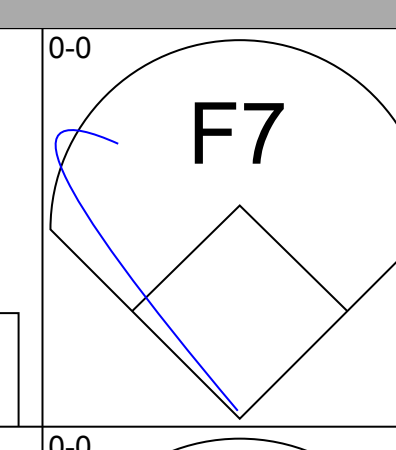
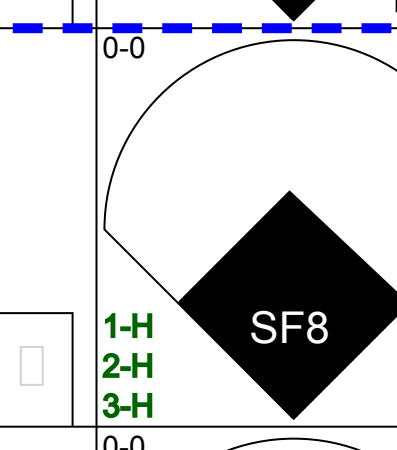
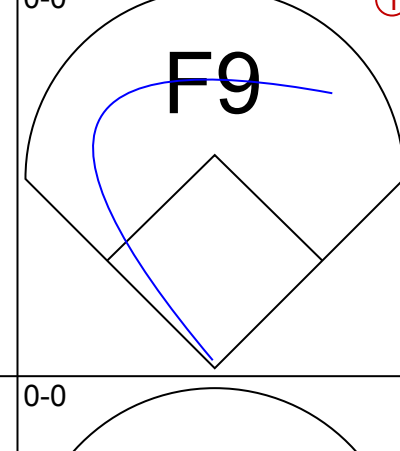
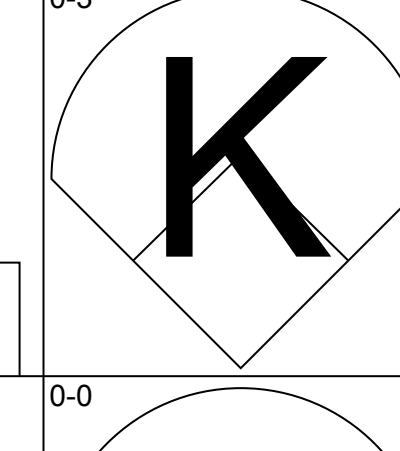
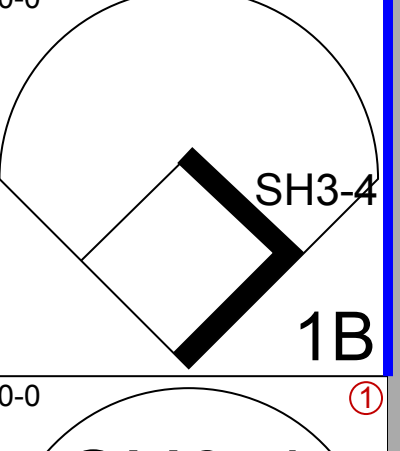
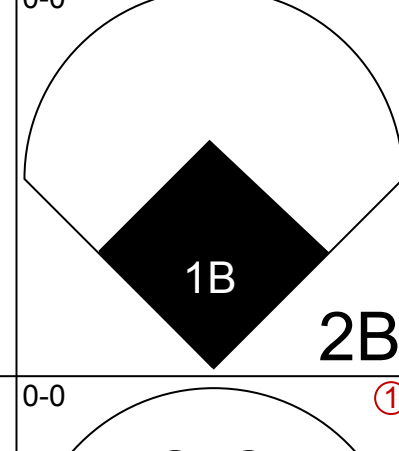
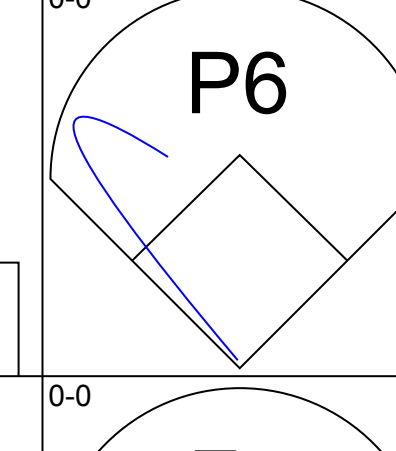
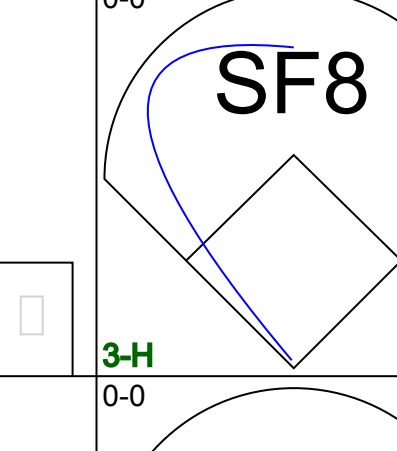
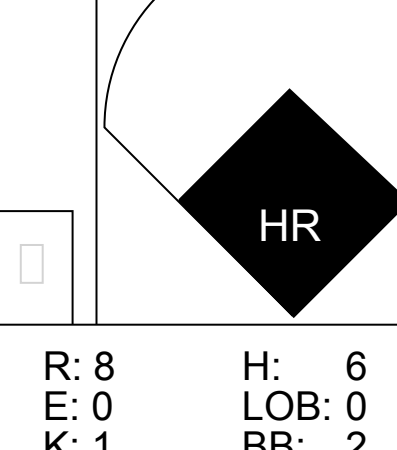

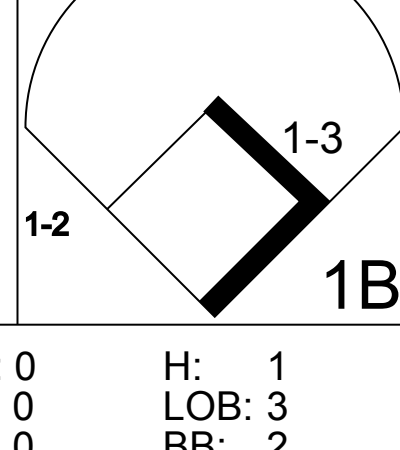
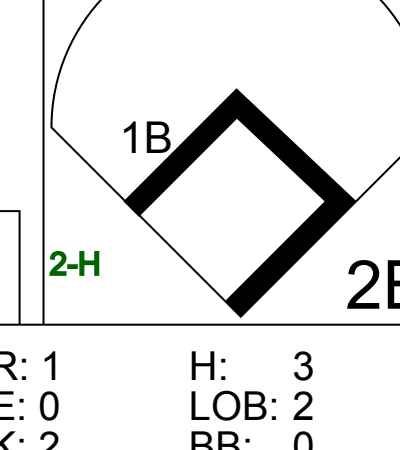
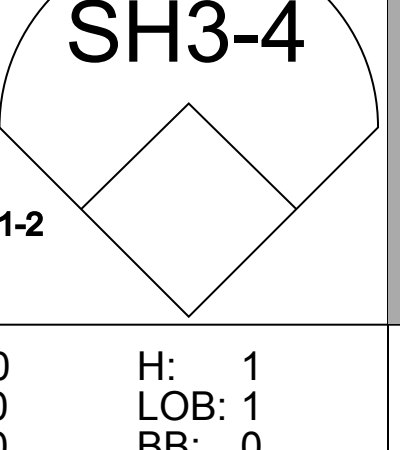
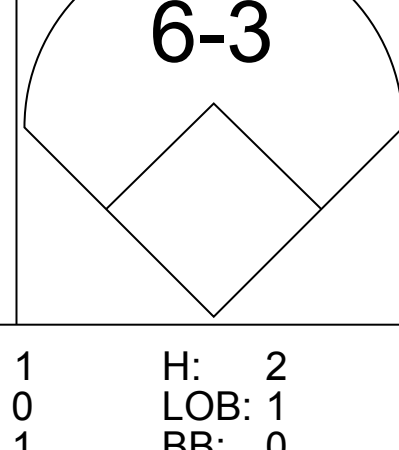
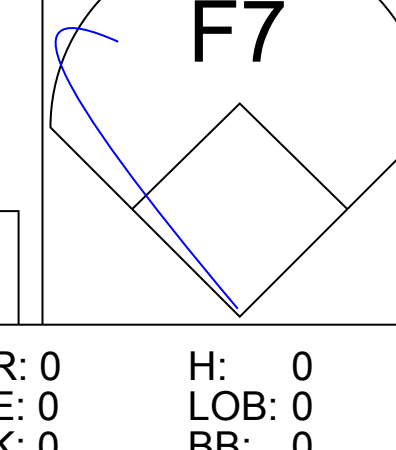



Batter	1	2	3	4	5	6	7	8	9	AB	R	H	RBI	BB	SO	LOB	BOTTOM							
Ken Griffey, L (1, 9) OBP: 0.350, SLG: 0.357 Mario Soto, R (8, 1) OBP: 0.143, SLG: 0.143	0-0 S 1B		4-0 BB S 2B BB		0-0 S 1B		0-0 S 1B		0-0 4-3	3	1	3	0	1	0	0								
Cesar Geronimo, L (1, 8) OBP: 0.276, SLG: 0.296	0-3 K 1-2		4-0 BB 2B BB		0-3 K 1-2		0-0 L6			3	1	0	0	1	2	3								
Dave Concepcion, R (1, 6) OBP: 0.274, SLG: 0.432	0-3 K		4-0 1-2 2-3 2B BB		0-0 F9		0-0 5-3			3	1	0	0	1	1	2								
Ray Knight, R (1, 5) OBP: 0.311, SLG: 0.507	0-0 P3		0-0 H 2H 3H 2B		0-0 6-3		0-0 F9			4	0	1	3	0	0	1								
Harry Spilman, L (1, 3) OBP: 0.273, SLG: 0.286		0-0 F8		0-0 3-1		0-0 G3		0-0 1-3		4	0	0	0	0	0	1								
Johnny Bench, R (1, 2) OBP: 0.297, SLG: 0.350 Don Werner, R (6, PH) OBP: 0.235, SLG: 0.133	0-0 1-3		0-0 5-3		0-0 5-3		0-0 1B		4-0 1B 5-3 BB	2	0	0	0	0	0	0								
Hector Cruz, R (1, 7) OBP: 0.105, SLG: 0.158	0-3 K		0-0 L1		0-0 F8		0-0 5-3			4	0	0	0	0	1	2								
Junior Kennedy, R (1, 4) OBP: 0.333, SLG: 0.338			0-3 K		0-0 1-3		0-0 F8		0-0 F9	4	0	0	0	0	1	1								
Michael LaCoss, R (1, 1) OBP: 0.250, SLG: 0.333 Dave Tomlin, L (6, 1) OBP: 0.235, SLG: 0.455	0-3 K		0-3 K		0-0 6-3		0-0 F9		0-0 2-3 1B	2	0	0	0	0	1	0								
<b>Inning Stats</b>	R: 0 E: 0 K: 2 S: 8	H: 1 LOB: 1 BB: 0 P: 8	R: 0 E: 0 K: 1 S: 5	H: 0 LOB: 0 BB: 0 P: 5	R: 3 E: 0 K: 2 S: 8	H: 1 LOB: 3 BB: 3 P: 20	R: 0 E: 0 K: 0 S: 3	H: 0 LOB: 0 BB: 0 P: 3	R: 0 E: 0 K: 1 S: 6	H: 1 LOB: 1 BB: 0 P: 6	R: 0 E: 0 K: 0 S: 4	H: 1 LOB: 1 BB: 0 P: 4	R: 0 E: 0 K: 0 S: 4	H: 1 LOB: 1 BB: 0 P: 4	R: 0 E: 0 K: 0 S: 3	H: 0 LOB: 0 BB: 0 P: 3	R: 0 E: 0 K: 0 S: 4	H: 1 LOB: 2 BB: 1 P: 8	1B: 5 2B: 1 3B: 0 HR: 0	SF: 0 SAC: 0 DP: 0 HBP: 0	WP: 0 PB: 0 SB: 3 CS: 0	PA: 37		
<b>PITCHER</b>	IP WLS BF H R ER SO BB IBB HBP BLK WP HR S P ERA WHIP	9.0 W 37 6 3 3 6 4 0 0 0 0 0 45 61 3.00 1.111																						

Houston Astros @ Cincinnati Reds  
Riverfront Stadium, Cincinnati, OH  
Thu May 01 1980, 7:05 PM EDT  
Att: 18,215 - Unknown

AB 33  
R 3  
H 6  
RBI 3  
BB 4  
SO 6  
LOB 12

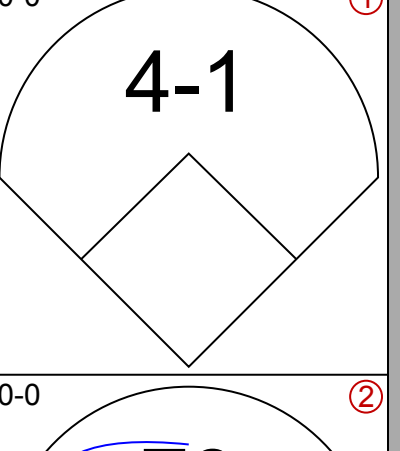
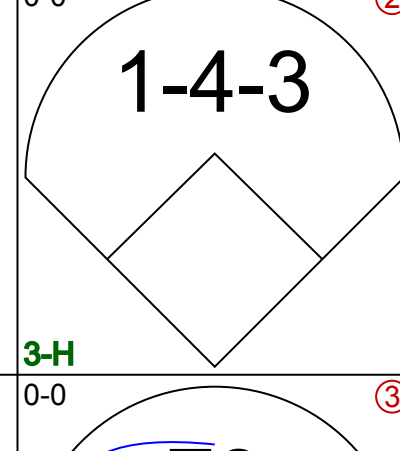
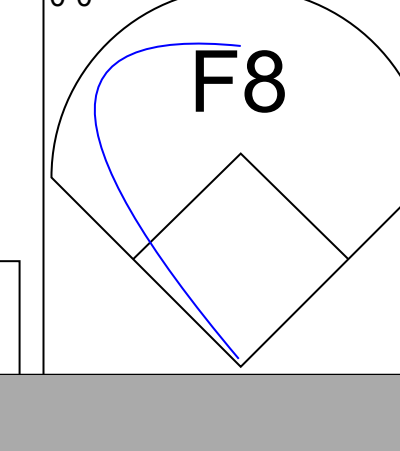

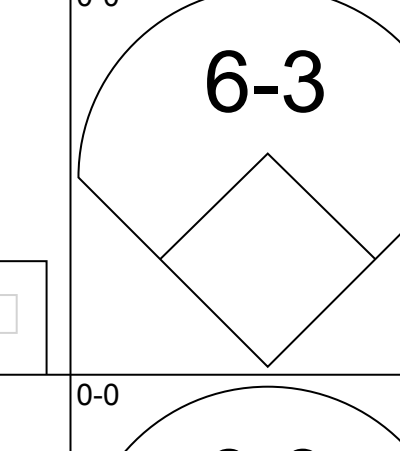
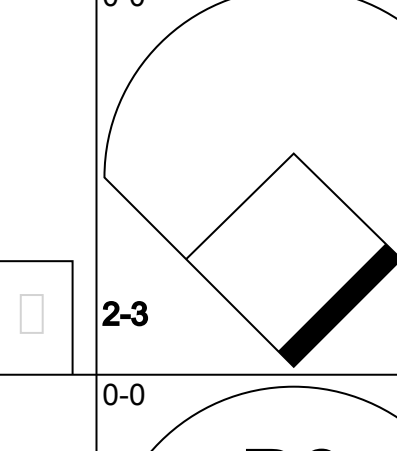
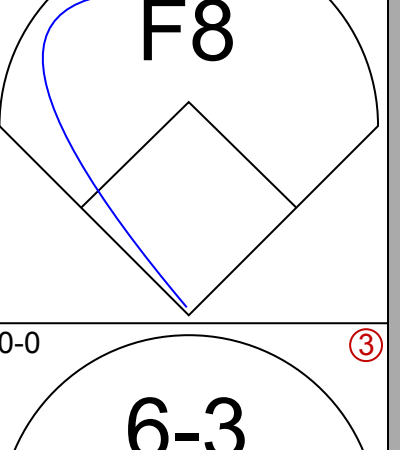
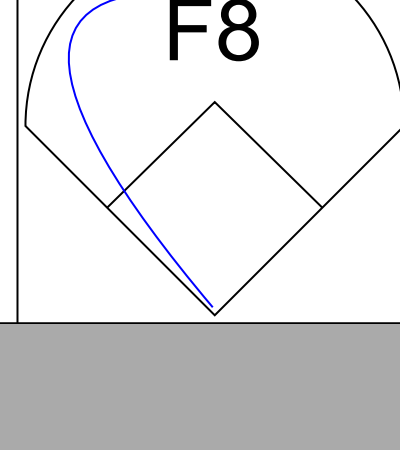
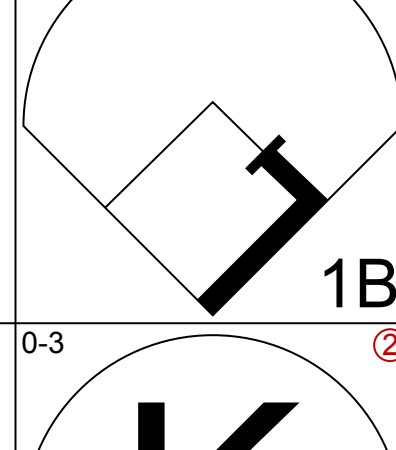
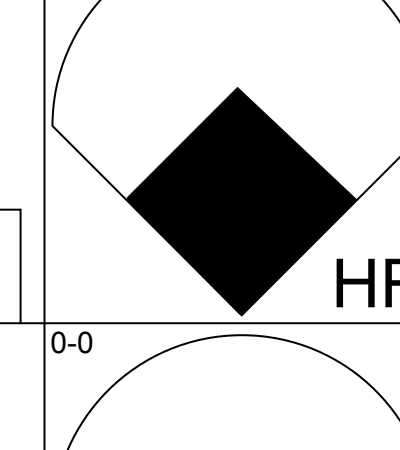
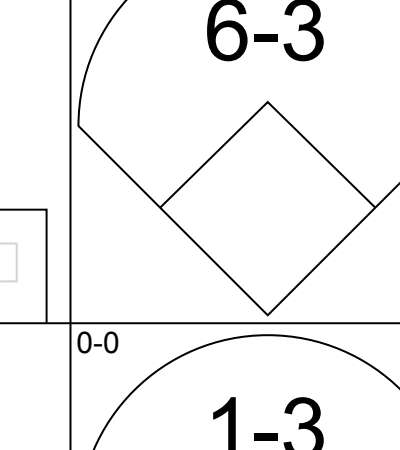
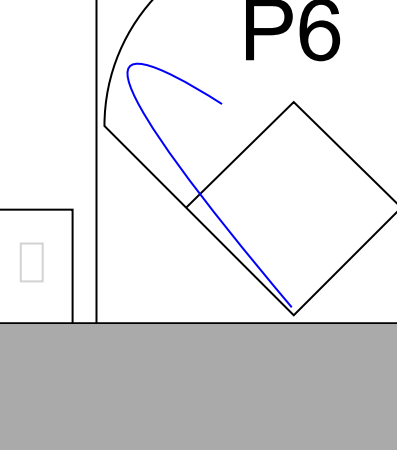
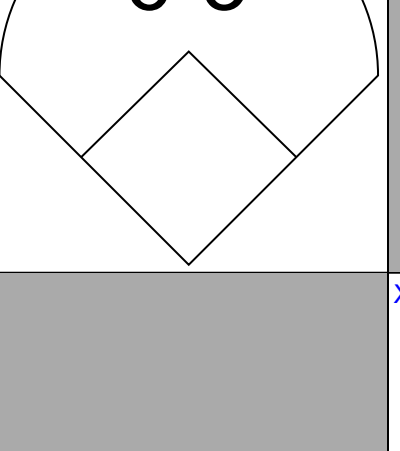



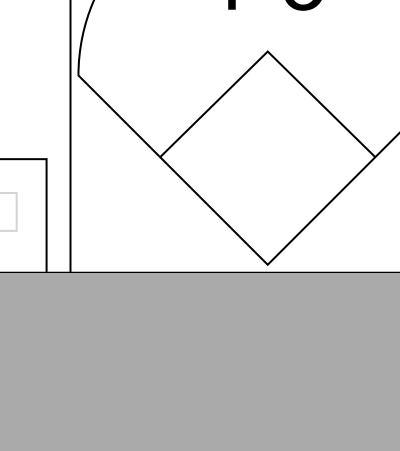
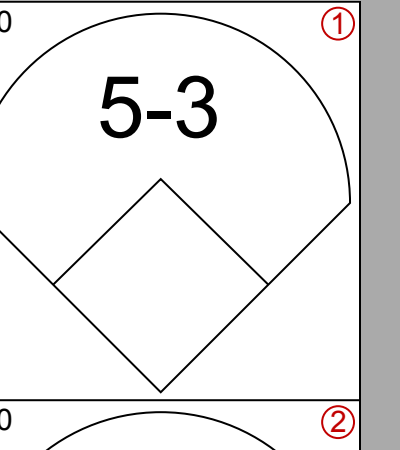
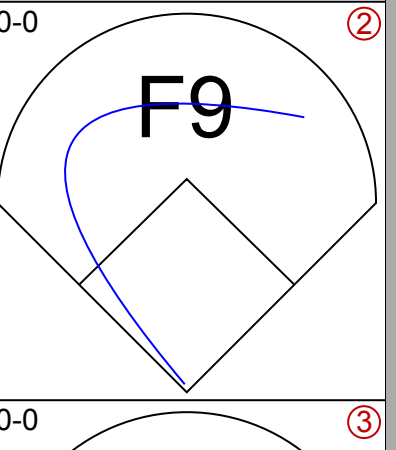
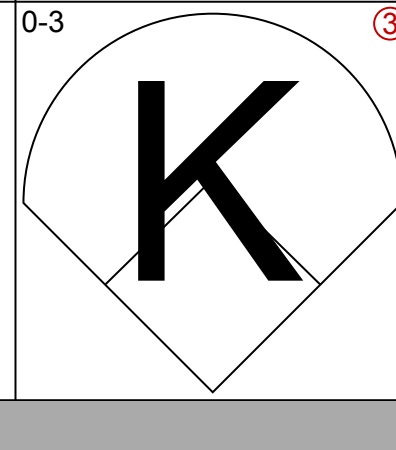
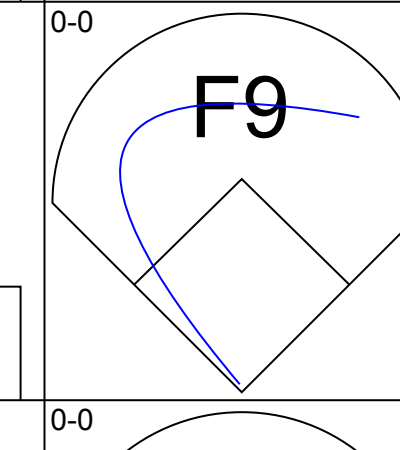
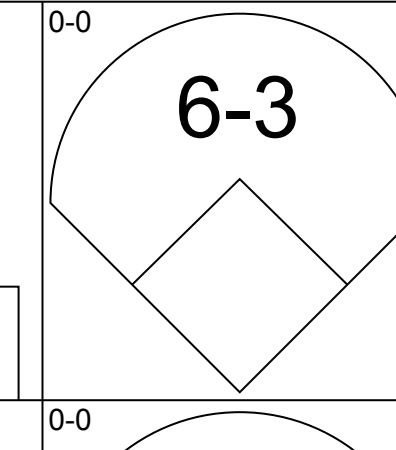
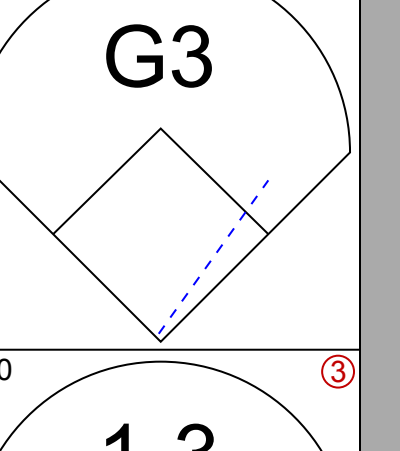
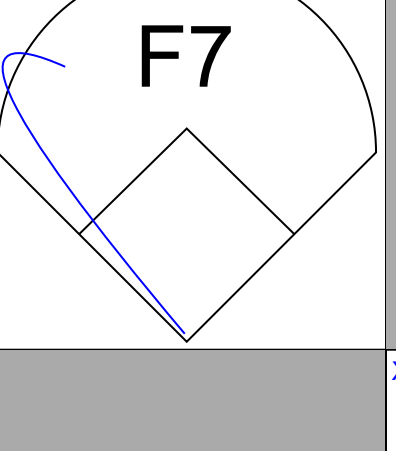
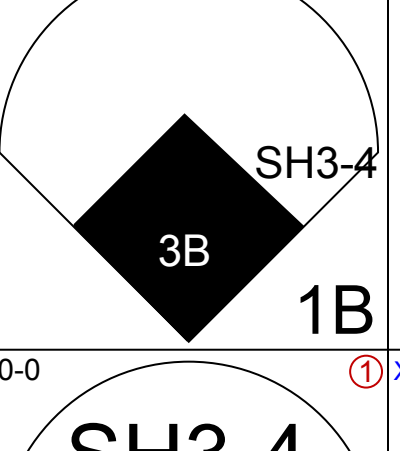

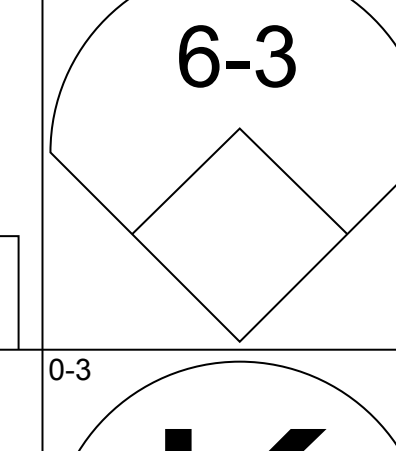

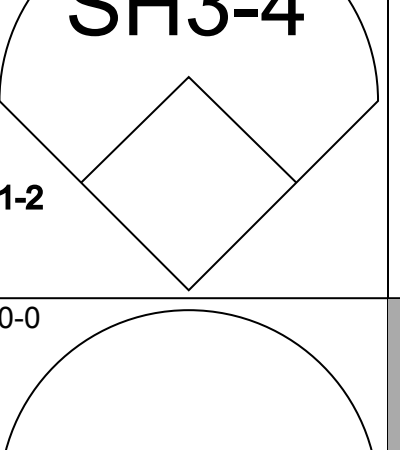
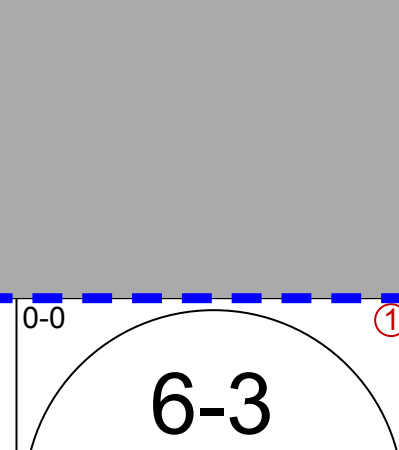
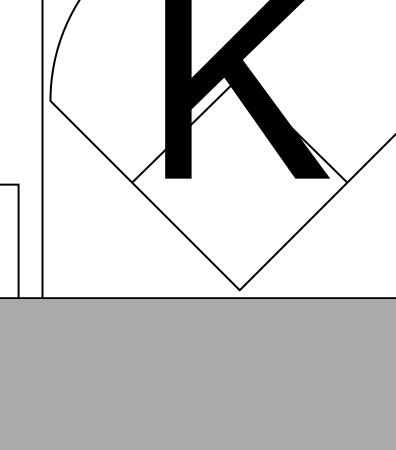
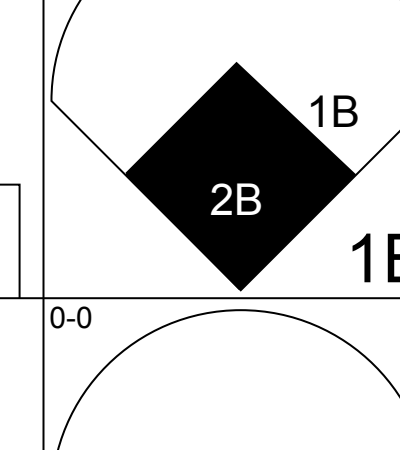
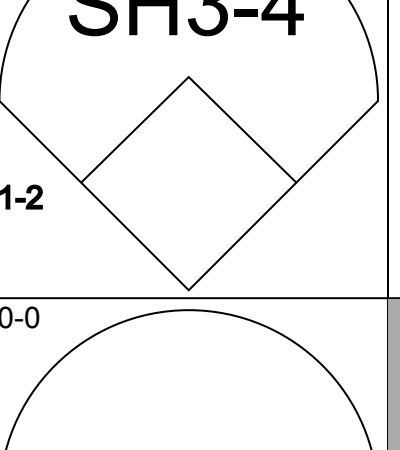
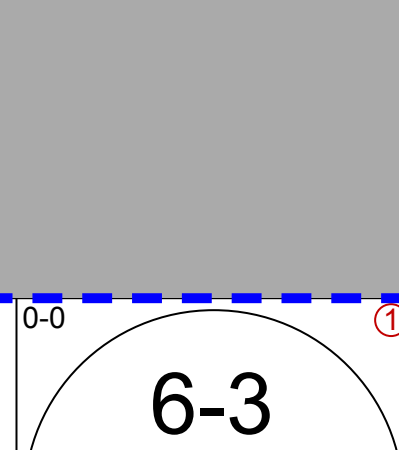
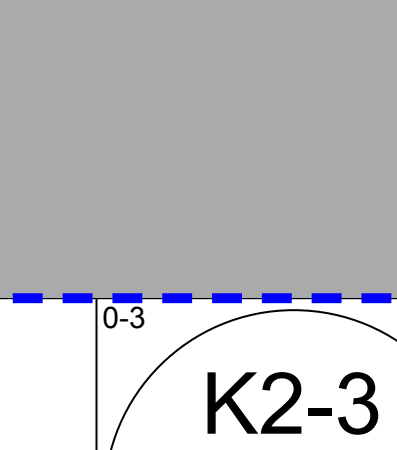
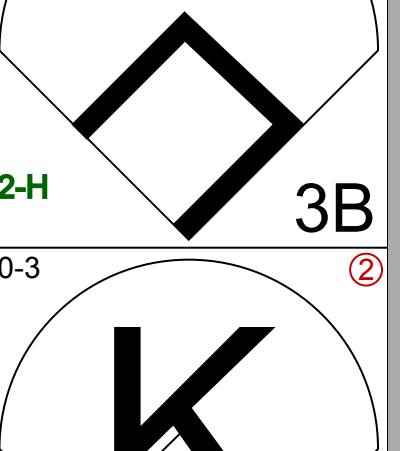
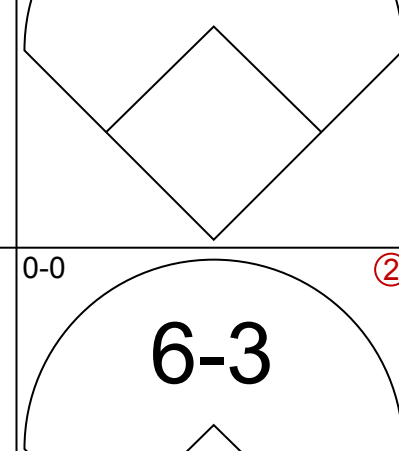

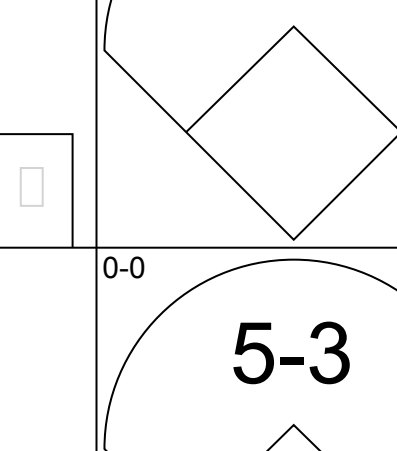
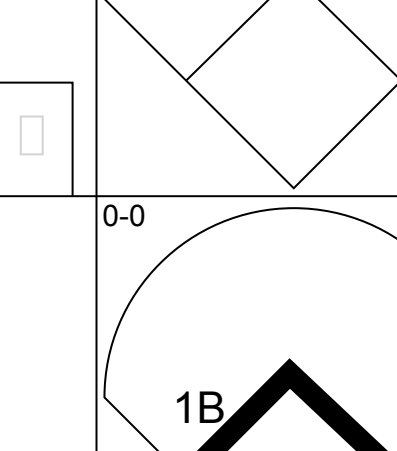


Batter	1	2	3	4	5	6	7	8	9	10	11	12	AB	R	H	RBI	BB	SO	LOB	TOP							
Lenny Randle, S OBP: 0.326, SLG: 0.442 (1.5)													7	2	4	3	0	1	3								
Ivan De Jesus, R OBP: 0.319, SLG: 0.463 (1.6)													6	1	1	1	1	2	4								
Bill Buckner, L OBP: 0.403, SLG: 0.453 (1.3)													4	0	1	0	0	0	5								
Carlos Lezcano, R OBP: 0.393, SLG: 0.591 (8, PR)													1	1	0	0	0	0	1								
Bruce Sutter, R Lynn McGlothen, L (12.1)													1	0	0	0	0	1	1								
Dave Kingman, R OBP: 0.400, SLG: 0.672 (1.7)													6	1	1	1	0	2	1								
Jerry Martin, R OBP: 0.388, SLG: 0.613 (1.8)													5	1	0	0	1	2	2								
Bary Foote, R OBP: 0.380, SLG: 0.681 (1.2)													5	2	2	2	1	0	0								
Tim Blackwell, S OBP: 0.222, SLG: 0.133 (12.2)													0	0	0	0	0	0	0								
Scot Thompson, L OBP: 0.364, SLG: 0.333 (8.3)													4	1	1	0	1	1	2								
Mike Vail, R OBP: 0.417, SLG: 0.667 (12, PH)													1	1	1	3	0	0	0								
Mick Kelleher, R OBP: 0.250, SLG: 0.167 (7, PH)													2	0	0	0	0	1	2								
Jesus Figueroa, L OBP: 0.500, SLG: 0.333 (7, PH)													1	0	1	0	0	0	0								
Dick Tidrow, R Larry Bittner, L (9, PH)													0	0	0	0	0	0	0								
Larry Bittner, L OBP: 0.286, SLG: 0.320 (9, PH)													2	1	1	1	0	0	0								
Willie Hernandez, L OBP: 0.320, SLG: 0.750 (5, 1)													2	0	2	1	0	0	0								
Bill Caudill, R Mike Tyson, R (7, PH)													3	1	1	0	0	0	1								
Mike Tyson, R OBP: 0.217, SLG: 0.333 (7, 4)																											
<b>Inning Stats</b>	R: 0 E: 0 K: 5 S: 5	H: 0 LOB: 0 BB: 5 P: 5	R: 0 E: 0 K: 0 S: 3	H: 0 LOB: 0 BB: 0 P: 3	R: 0 E: 0 K: 0 S: 4	H: 1 LOB: 3 BB: 2 P: 12	R: 0 E: 0 K: 1 S: 5	H: 0 LOB: 0 BB: 0 P: 6	R: 1 E: 0 K: 2 S: 10	H: 3 LOB: 2 BB: 0 P: 10	R: 1 E: 0 K: 2 S: 8	H: 1 LOB: 0 BB: 0 P: 8	R: 0 E: 0 K: 0 S: 4	H: 1 LOB: 1 BB: 0 P: 4	R: 1 E: 0 K: 1 S: 7	H: 2 LOB: 2 BB: 0 P: 7	R: 1 E: 0 K: 1 S: 7	H: 1 LOB: 1 BB: 0 P: 7	R: 0 E: 0 K: 1 S: 5	H: 0 LOB: 0 BB: 0 P: 5	R: 0 E: 0 K: 0 S: 3	H: 0 LOB: 0 BB: 0 P: 3	R: 8 E: 0 K: 1 S: 11	H: 6 LOB: 0 BB: 2 P: 19	1B: 8 2B: 5 3B: 1 HR: 2	SF: 1 SAC: 1 DP: 0 HBP: 0	WP: 0 PA: 56
<b>PITCHER</b>	IP WLS BF H R ER SO BB IBB HBP BLK WP HR S P ERA WHIP	Frank Pastore, R (1.1) ERA: 2.25	Tom Hume, R (8.1) ERA: 2.29	Mario Soto, R (12.1) ERA: 3.53	Dave Tomlin, L (12.1) ERA: 8.59	<b>PITCHER</b>																					

Chicago Cubs @ Cincinnati Reds  
Riverfront Stadium, Cincinnati, OH  
Fri May 02 1980, 7:05 PM EDT  
Att: 25,993 - Unknown

AB 50  
R 12  
H 16  
RBI 12  
BB 4  
SO 10  
LOB 22



Batter	1	2	3	4	5	6	7	8	9	10	11	12	AB	R	H	RBI	BB	SO	LOB	BOTTOM							
Sam Mejias, R OBP: 0.389, SLG: 0.353 (1.8)													6	0	1	1	0	1	4								
Ken Griffey, L OBP: 0.357, SLG: 0.405 (1.9)													4	1	2	1	0	0	1								
Cesar Geronimo, L OBP: 0.258, SLG: 0.276 (9.8)													2	0	0	0	0	0	2								
Hector Cruz, R OBP: 0.125, SLG: 0.167 (1.7)														5	0	1	0	0	2	0							
Dave Concepcion, R OBP: 0.288, SLG: 0.497 (1.6)														5	0	0	0	0	1								
Ray Knight, R OBP: 0.304, SLG: 0.487 (1.5)													5	1	1	0	0	0	1								
Harry Spillman, L OBP: 0.288, SLG: 0.280 (1.3)													4	1	1	0	0	1	1								
Junior Kennedy, R OBP: 0.350, SLG: 0.386 (1.4)													5	1	3	1	0	1	0								
Don Werner, R OBP: 0.273, SLG: 0.211 (1.2)													4	0	1	1	1	1	1								
Frank Pastore, R OBP: 0.291, SLG: 0.167 (7, PH)													2	0	0	0	0	1	3								
Tom Hume, R OBP: 0.213, SLG: 0.309 (8.1)													1	0	0	0	1	0	0								
Mario Soto, R (12.1)													0	0	0	0	0	0	0								
Dave Tomlin, L (12.1)													0	0	0	0	0	0	0								
Ron Oester, S OBP: 0.210, SLG: 0.375 (12, PH)													1	0	1	0	0	0	0								
<b>Inning Stats</b>	R: 0 E: 0 K: 0 S: 3	H: 0 LOB: 0 BB: 0 P: 3	R: 0 E: 0 K: 0 S: 3	H: 0 LOB: 0 BB: 0 P: 3	R: 1 E: 0 K: 1 S: 6	H: 1 LOB: 1 BB: 1 P: 10	R: 0 E: 0 K: 1 S: 5	H: 0 LOB: 0 BB: 0 P: 6	R: 1 E: 0 K: 0 S: 6	H: 3 LOB: 1 BB: 0 P: 6	R: 1 E: 0 K: 2 S: 7	H: 2 LOB: 2 BB: 1 P: 13	R: 1 E: 0 K: 0 S: 5	H: 2 LOB: 1 BB: 0 P: 5	R: 0 E: 0 K: 1 S: 5	H: 0 LOB: 0 BB: 0 P: 5	R: 0 E: 0 K: 0 S: 3	H: 0 LOB: 0 BB: 0 P: 3	R: 0 E: 0 K: 1 S: 5	H: 0 LOB: 0 BB: 0 P: 5	R: 0 E: 0 K: 0 S: 3	H: 0 LOB: 0 BB: 0 P: 3	R: 0 E: 0 K: 1 S: 7	H: 2 LOB: 2 BB: 0 P: 7	1B: 7 2B: 2 3B: 1 HR: 1	SF: 0 SAC: 1 DP: 0 HBP: 0	WP: 1 PA: 47
<b>PITCHER</b>	IP WLS BF H R ER SO BB IBB HBP BLK WP HR S P ERA WHIP	Willie Hernandez, L (1.1) ERA: 3.38	Bill Caudill, R (5.1) ERA: 2.7	Dick Tidrow, R (7.1) ERA: 1.5	Bruce Sutter, R (8.1) ERA: 2.45	Lynn McGlothen, R (12.1) ERA: 10.03	<b>PITCHER</b>																				

Chicago Cubs @ Cincinnati Reds  
Riverfront Stadium, Cincinnati, OH  
Fri May 02 1980, 7:05 PM EDT  
Att: 25,993 - Unknown

AB 44  
R 4  
H 11  
RBI 4  
BB 2  
SO 9  
LOB 14



Batter	1	2	3	4	5	6	7	8	9	AB	R	H	RBI	BB	SO	LOB	TOP					
<b>Lenny Randle, S</b> OBP: 0.349, SLG: 0.436 (1, 5)	0-3 K	0-0 F9 S 1B		4-0 1B BB		4-0 BB BB		0-0 1-3		3	0	1	0	2	1	0						
<b>Ivan De Jesus, R</b> OBP: 0.338, SLG: 0.457 (1, 6)	4-0 S 2B BB	0-0 F9		0-0 1B		0-0 P4		4-0 WP BB E BB		3	2	1	0	2	0	2						
<b>Bill Buckner, L</b> OBP: 0.417, SLG: 0.463 (1, 3)	0-0 1B 1H 1B 2B	0-0 1-3		0-0 4-3		4-0 CS BB		4-0 WP E BB		3	2	1	1	2	0	3						
<b>Dave Kingman, R</b> OBP: 0.386, SLG: 0.635 <b>Carlos Lezcano, R</b> OBP: 0.393, SLG: 0.591 (1, 7) (8, 8)	0-0 1B 2-3 3B 1B	0-0 1-3			0-0 P3	0-0 CS	0-3 K	0-3 K		5	1	1	0	0	2	3						
<b>Jerry Martin, R</b> OBP: 0.403, SLG: 0.606 (1, 8) (8, 7)	0-0 1-2 3B 1B		0-0 F8		4-0 F9 1B BB		0-0 E5 1B 1B	0-0 E9		4	1	2	3	1	0	0						
<b>Barry Foote, R</b> OBP: 0.400, SLG: 0.712 (1, 2)	0-0 1B 3B		0-0 F8		0-0 1B		0-0 1B	0-3 K		5	1	3	2	0	1	1						
<b>Scot Thompson, L</b> OBP: 0.370, SLG: 0.348 (1, 9)	0-0 1B		0-0 F8		0-0 F9		0-0 1B		0-0 4-3	5	0	2	1	0	0	2						
<b>Mike Tyson, R</b> OBP: 0.192, SLG: 0.292 <b>Larry Blittner, L</b> OBP: 0.276, SLG: 0.308 <b>Mick Kelleher, R</b> OBP: 0.238, SLG: 0.158 (1, 4) (7, PH) (7, 4)	0-3 K			0-0 5-3	0-3 K		0-3 K		0-0 5-3	3	0	0	0	0	2	3						
<b>Mike Krukow, R</b> OBP: 0.154, SLG: 0.154 (1, 1)	0-0 F8			0-0 P4		0-0 6-3		0-3 K		5	0	0	0	0	2	4						
<b>Inning Stats</b>	R: 5 E: 0 K: 2 S: 12	H: 5 LOB: 1 BB: 1 P: 16	R: 0 E: 0 K: 0 S: 4	H: 1 LOB: 1 BB: 0 P: 4	R: 0 E: 0 K: 0 S: 3	H: 0 LOB: 0 BB: 0 P: 3	R: 0 E: 0 K: 0 S: 4	H: 1 LOB: 2 BB: 1 P: 8	R: 0 E: 0 K: 1 S: 6	H: 1 LOB: 2 BB: 1 P: 10	R: 0 E: 1 K: 3 S: 12	H: 2 LOB: 3 BB: 0 P: 12	R: 2 E: 1 K: 2 S: 8	H: 1 LOB: 1 BB: 2 P: 16	R: 0 E: 0 K: 1 S: 5	H: 0 LOB: 0 BB: 0 P: 5	1B: 9 2B: 1 3B: 1 HR: 0	SF: 0 SAC: 0 DP: 0 HBP: 0	WP: 1 PB: 0 SB: 2 CS: 1	PA: 46		
<b>PITCHER</b>	IP WLS BF H R ER SO BB IBB HBP BLK WP HR S P ERA WHIP	IP WLS BF H R ER SO BB IBB HBP BLK WP HR S P ERA WHIP	IP WLS BF H R ER SO BB IBB HBP BLK WP HR S P ERA WHIP	IP WLS BF H R ER SO BB IBB HBP BLK WP HR S P ERA WHIP	IP WLS BF H R ER SO BB IBB HBP BLK WP HR S P ERA WHIP	IP WLS BF H R ER SO BB IBB HBP BLK WP HR S P ERA WHIP	IP WLS BF H R ER SO BB IBB HBP BLK WP HR S P ERA WHIP	IP WLS BF H R ER SO BB IBB HBP BLK WP HR S P ERA WHIP	IP WLS BF H R ER SO BB IBB HBP BLK WP HR S P ERA WHIP	IP WLS BF H R ER SO BB IBB HBP BLK WP HR S P ERA WHIP	IP WLS BF H R ER SO BB IBB HBP BLK WP HR S P ERA WHIP	IP WLS BF H R ER SO BB IBB HBP BLK WP HR S P ERA WHIP	IP WLS BF H R ER SO BB IBB HBP BLK WP HR S P ERA WHIP	IP WLS BF H R ER SO BB IBB HBP BLK WP HR S P ERA WHIP	IP WLS BF H R ER SO BB IBB HBP BLK WP HR S P ERA WHIP	IP WLS BF H R ER SO BB IBB HBP BLK WP HR S P ERA WHIP	IP WLS BF H R ER SO BB IBB HBP BLK WP HR S P ERA WHIP	IP WLS BF H R ER SO BB IBB HBP BLK WP HR S P ERA WHIP	IP WLS BF H R ER SO BB IBB HBP BLK WP HR S P ERA WHIP	IP WLS BF H R ER SO BB IBB HBP BLK WP HR S P ERA WHIP	IP WLS BF H R ER SO BB IBB HBP BLK WP HR S P ERA WHIP	IP WLS BF H R ER SO BB IBB HBP BLK WP HR S P ERA WHIP

Chicago Cubs @ Cincinnati Reds  
Riverfront Stadium, Cincinnati, OH  
Sat May 03 1980, 3:33 AM EDT  
Att: 27,165 - Unknown

AB	38
R	7
H	11
RBI	7
BB	7
SO	9
LOB	21



Batter	1	2	3	4	5	6	7	8	9	AB	R	H	RBI	BB	SO	LOB	BOTTOM					
<b>Ken Griffey, L</b> OBP: 0.364, SLG: 0.403 (1, 9)	0-0 2B 1B		4-0 G6-4-3 BB			0-0 F7		0-0 G4-6-3		3	1	1	0	1	0	2						
<b>Dan Driessen, L</b> OBP: 0.324, SLG: 0.328 (1, 3)	0-0 1H 2B		0-0 G6-4-3			0-0 F2			4-0 BB	3	0	1	1	1	0	1						
<b>Dave Concepcion, R</b> OBP: 0.247, SLG: 0.389 (1, 6)	0-0 F9		0-0 5-3			0-0 F3			0-3 K	4	0	0	0	0	1	2						
<b>Johnny Bench, R</b> OBP: 0.279, SLG: 0.328 (1, 2)	0-0 5-3			0-0 5-3			0-3 K		0-0 F3	4	0	0	0	0	1	2						
<b>Harry Spilman, L</b> OBP: 0.241, SLG: 0.250 <b>Doug Bair, R</b> OBP: 0.222, SLG: 0.333 (1, 7) (8, 1) (9, PH)	0-0 G3			0-0 F7			0-0 L6		0-0 G3	3	0	0	0	0	0	1						
<b>Ron Oester, S</b> OBP: 0.222, SLG: 0.333 (9, PH)										1	0	0	0	0	0	1						
<b>Ray Knight, R</b> OBP: 0.293, SLG: 0.468 (1, 5)		0-0 F9		0-0 P3			0-0 F9			3	0	0	0	0	0	0						
<b>Junior Kennedy, R</b> OBP: 0.361, SLG: 0.389 (1, 4)		4-0 BB			0-0 5-3			0-0 1B 1B		2	0	1	0	1	0	0						
<b>Cesar Geronimo, L</b> OBP: 0.265, SLG: 0.281 (1, 8)		0-3 K			0-0 F7			0-0 G4-6-3 1B		3	0	1	0	0	1	1						
<b>Bill Bonham, R</b> <b>Mario Soto, R</b> <b>Sam Mejias, R</b> (1, 1) (1, 1) (8, 7)		0-0 F6			0-0 6-3			0-0 F7		0	0	0	0	0	0	0						
<b>Inning Stats</b>	R: 1 E: 0 K: 0 S: 5	H: 2 LOB: 1 BB: 0 P: 5	R: 0 E: 0 K: 1 S: 5	H: 0 LOB: 1 BB: 1 P: 9	R: 0 E: 0 K: 0 S: 2	H: 0 LOB: 0 BB: 1 P: 6	R: 0 E: 0 K: 0 S: 3	H: 0 LOB: 0 BB: 0 P: 3	R: 0 E: 0 K: 0 S: 3	H: 0 LOB: 0 BB: 0 P: 3	R: 0 E: 0 K: 1 S: 5	H: 0 LOB: 0 BB: 0 P: 5	R: 0 E: 0 K: 0 S: 4	H: 2 LOB: 1 BB: 0 P: 4	R: 0 E: 0 K: 1 S: 5	H: 0 LOB: 1 BB: 1 P: 9	1B: 3 2B: 1 3B: 0 HR: 0	SF: 0 SAC: 0 DP: 2 HBP: 0	WP: 0 PB: 0 SB: 0 CS: 0	PA: 32		
<b>PITCHER</b>	IP WLS BF H R ER SO BB IBB HBP BLK WP HR S P ERA WHIP	IP WLS BF H R ER SO BB IBB HBP BLK WP HR S P ERA WHIP	IP WLS BF H R ER SO BB IBB HBP BLK WP HR S P ERA WHIP	IP WLS BF H R ER SO BB IBB HBP BLK WP HR S P ERA WHIP	IP WLS BF H R ER SO BB IBB HBP BLK WP HR S P ERA WHIP	IP WLS BF H R ER SO BB IBB HBP BLK WP HR S P ERA WHIP	IP WLS BF H R ER SO BB IBB HBP BLK WP HR S P ERA WHIP	IP WLS BF H R ER SO BB IBB HBP BLK WP HR S P ERA WHIP	IP WLS BF H R ER SO BB IBB HBP BLK WP HR S P ERA WHIP	IP WLS BF H R ER SO BB IBB HBP BLK WP HR S P ERA WHIP	IP WLS BF H R ER SO BB IBB HBP BLK WP HR S P ERA WHIP	IP WLS BF H R ER SO BB IBB HBP BLK WP HR S P ERA WHIP	IP WLS BF H R ER SO BB IBB HBP BLK WP HR S P ERA WHIP	IP WLS BF H R ER SO BB IBB HBP BLK WP HR S P ERA WHIP	IP WLS BF H R ER SO BB IBB HBP BLK WP HR S P ERA WHIP	IP WLS BF H R ER SO BB IBB HBP BLK WP HR S P ERA WHIP	IP WLS BF H R ER SO BB IBB HBP BLK WP HR S P ERA WHIP	IP WLS BF H R ER SO BB IBB HBP BLK WP HR S P ERA WHIP	IP WLS BF H R ER SO BB IBB HBP BLK WP HR S P ERA WHIP	IP WLS BF H R ER SO BB IBB HBP BLK WP HR S P ERA WHIP	IP WLS BF H R ER SO BB IBB HBP BLK WP HR S P ERA WHIP	IP WLS BF H R ER SO BB IBB HBP BLK WP HR S P ERA WHIP

Chicago Cubs @ Cincinnati Reds  
Riverfront Stadium, Cincinnati, OH  
Sat May 03 1980, 3:33 AM EDT  
Att: 27,165 - Unknown


AB	29
R	1
H	4
RBI	1
BB	3
SO	3
LOB	13



Batter	1	2	3	4	5	6	7	8	9	AB	R	H	RBI	BB	SO	LOB	TOP								
Lenny Randle, S (1, 1) OBP: 0.376, SLG: 0.483 Larry Betters, L (7, PH) Dick Tidrow, R (7, 1) Doug Capilla, L (8, 1) Bill Caudill, R (8, 1) Jesus Figueroa, L (9, PH) OBP: 0.000, SLG: 0.333	0-0 G5-4-3 1B		0-0 2B			0-0 G3 SH 1B	0-0 G3 1-2 2-3 3-H		4-0 BB	3	0	3	0	0	0	0									
Ivan De Jesus, R (1, 6) OBP: 0.333, SLG: 0.438	0-0 G5-4-3 1-2		4-0 BB			0-0 SH G3 1-2	0-0 8-2 3-H		0-0 F8	3	0	0	0	1	0	5									
Bill Buckner, L (1, 3) OBP: 0.395, SLG: 0.437	0-0 F5		0-0 F7			0-0 G3 1-2 2-3		0-0 F7		4	0	0	0	0	0	4									
Dave Kingman, R (1, 7) OBP: 0.365, SLG: 0.597		0-0 G3		0-0 4-3		0-0 P8		0-0 5-3		4	0	0	0	0	2										
Jerry Martin, R (1, 9) OBP: 0.421, SLG: 0.667		0-0 2B		0-0 6-3		4-0 IBB		0-0 HR		3	1	2	1	1	0	0									
Barry Foote, R (1, 2) OBP: 0.373, SLG: 0.661	0-0 5-3		0-3 K		0-3 K	0-0 5-3		0-0 F8		4	0	0	0	0	1	4									
Carlos Lezcano, R (1, 8) OBP: 0.375, SLG: 0.538	0-3 K				0-0 P6		0-0 BB G3 1B		0-0 F9	4	1	1	0	0	1	1									
Mike Tyson, R (1, 4) OBP: 0.241, SLG: 0.333 Mike Vail, R (9, PH) OBP: 0.365, SLG: 0.615			0-0 CS 1B		0-0 F8		0-0 G3 BB 1-2 8-2 1B		0-0 F8	3	0	2	0	0	0	0									
Rick Reuschel, R (1, 1) OBP: 0.100, SLG: 0.100 Steve Dillard, R (7, PH) OBP: 0.571, SLG: 0.833 Scot Thompson, L (9, PH) OBP: 0.393, SLG: 0.348			0-3 K		0-3 K		4-0 G3 1-2 2-3 BB		4-0 BB BB	2	0	0	0	0	2	1									
<b>Inning Stats</b>	R: 0 E: 0 K: 0 S: 3	H: 1 LOB: 0 BB: 0 P: 3	R: 0 E: 0 K: 1 S: 6	H: 1 LOB: 1 BB: 0 P: 6	R: 0 E: 0 K: 1 S: 6	H: 2 LOB: 2 BB: 1 P: 10	R: 0 E: 0 K: 1 S: 5	H: 0 LOB: 0 BB: 0 P: 5	R: 0 E: 0 K: 1 S: 5	H: 0 LOB: 0 BB: 0 P: 5	R: 0 E: 0 K: 0 S: 5	H: 1 LOB: 3 BB: 1 P: 9	R: 1 E: 0 K: 0 S: 4	H: 2 LOB: 1 BB: 1 P: 8	R: 1 E: 0 K: 0 S: 4	H: 1 LOB: 0 BB: 0 P: 4	R: 0 E: 0 K: 0 S: 3	H: 0 LOB: 2 BB: 2 P: 11	1B: 5 2B: 3 3B: 0 HR: 1	SF: 0 SAC: 1 DP: 2 HBP: 0	WP: 0 PB: 0 SB: 0 CS: 1	PA: 38			
<b>PITCHER</b>	IP WLS BF H R ER SO BB IBB HBP BLK WP HR S P ERA WHIP	6.0 W 27 7 1 1 4 2 1 0 0 0 0 32 44 1.50 1.500	3.0 S 11 1 1 1 0 2 0 0 0 0 1 9 17 3.00 1.000																						

Chicago Cubs @ Cincinnati Reds  
Riverfront Stadium, Cincinnati, OH  
Sun May 04 1980, 3:33 AM EDT  
Unknown


AB 32  
R 2  
H 8  
RBI 2  
BB 5  
SO 4  
LOB 19



Batter	1	2	3	4	5	6	7	8	9	AB	R	H	RBI	BB	SO	LOB	BOTTOM							
Dave Collins, S (1, 7) OBP: 0.327, SLG: 0.346 Sam Mejias, R (8, 7) OBP: 0.368, SLG: 0.333	0-0 5-3		0-0 F7			0-0 SH3-4 1B	0-0 F7			4	1	1	0	0	0	0								
Junior Kennedy, R (1, 4) OBP: 0.348, SLG: 0.373	0-0 5-3		0-0 P4			0-0 SH3-4	0-0 5-3			3	0	0	0	0	0	0								
Ken Griffey, L (1, 9) OBP: 0.380, SLG: 0.413	0-0 S 1B				0-0 F9 1B	4-0 1B SF8 IBB		0-3 K		3	1	2	0	1	1	0								
Ray Knight, R (1, 5) OBP: 0.302, SLG: 0.482	0-3 K				0-0 F9 1-2	0-0 BB 1B		0-0 4-3 2B		4	0	2	1	0	1	2								
Dan Driessen, L (1, 3) OBP: 0.320, SLG: 0.328		0-0 L6		0-0 1B		0-0 SF8		0-0 4-3 2-3		3	0	1	1	0	0	1								
Johnny Bench, R (1, 2) OBP: 0.306, SLG: 0.333		0-0 E6 1B		0-0 G3		4-0 1-2 BB		4-0 BB		2	0	1	0	2	0	1								
Dave Concepcion, R (1, 6) OBP: 0.237, SLG: 0.372		0-0 P3				0-3 K		0-0 F8		4	0	0	0	0	1	5								
Cesar Geronimo, L (1, 8) OBP: 0.270, SLG: 0.371		0-0 6-3				0-0 6-3		0-0 HR		3	1	1	1	0	0	1								
Charlie Leibrandt, R (1, 1) OBP: 0.250, SLG: 0.182 Tom Hume, R (7, 1) OBP: 0.393, SLG: 0.348			0-3 K		0-3 K		0-0 4-3			2	0	0	0	2	0	0								
<b>Inning Stats</b>	R: 0 E: 0 K: 1 S: 6	H: 1 LOB: 1 BB: 0 P: 6	R: 0 E: 1 K: 0 S: 4	H: 1 LOB: 0 BB: 0 P: 4	R: 0 E: 0 K: 1 S: 5	H: 0 LOB: 0 BB: 0 P: 5	R: 0 E: 0 K: 0 S: 4	H: 2 LOB: 1 BB: 0 P: 4	R: 0 E: 0 K: 1 S: 5	H: 0 LOB: 0 BB: 0 P: 5	R: 2 E: 0 K: 1 S: 7	H: 2 LOB: 2 BB: 2 P: 15	R: 1 E: 0 K: 0 S: 4	H: 1 LOB: 0 BB: 0 P: 4	R: 0 E: 0 K: 1 S: 6	H: 1 LOB: 2 BB: 1 P: 10	1B: 6 2B: 1 3B: 0 HR: 1	SF: 1 SAC: 1 DP: 0 HBP: 0	WP: 0 PB: 0 SB: 1 CS: 0	PA: 34				
<b>PITCHER</b>	IP WLS BF H R ER SO BB IBB HBP BLK WP HR S P ERA WHIP	6.0 L 25 6 2 2 4 1 1 0 0 0 1 4 4 3.00 1.167	1.0 4 1 1 1 0 0 0 0 0 0 0 1 4 4 9.00 1.000	0.2 3 1 0 0 1 0 0 0 0 0 0 5 5 0.00 1.500	0.1 2 0 0 0 0 1 0 0 0 0 0 1 5 0.00 3.000																			

Chicago Cubs @ Cincinnati Reds  
Riverfront Stadium, Cincinnati, OH  
Sun May 04 1980, 3:33 AM EDT  
Unknown

AB 29  
R 3  
H 8  
RBI 3  
BB 3  
SO 5  
LOB 10





Batter	1	2	3	4	5	6	7	8	9	AB	R	H	RBI	BB	SO	LOB	TOP							
Ivan De Jesus, R OBP: 0.314, SLG: 0.410	6-3		F8	F3		F7			L8	5	0	0	0	0	0	3								
Scot Thompson, L OBP: 0.424, SLG: 0.407	1B 2B		WP 2B 1B		F7		F7		1B BB	4	2	2	0	1	0	0								
Larry Bittner, L OBP: 0.343, SLG: 0.406	1B WP 1B		1-H 2B		WP 1B		F8		1-2 1B	5	1	4	1	0	0	0								
Jerry Martin, R OBP: 0.407, SLG: 0.635	1-3 3-H 1B		5-3		L8		K		K	5	0	1	1	0	2	4								
Mike Vail, R OBP: 0.294, SLG: 0.471	4-3		K		K				K	4	0	0	0	0	3	2								
Steve Ontiveros, S OBP: 0.344, SLG: 0.308		F9				K				2	0	0	0	2	1	0								
Steve Dillard, R OBP: 0.571, SLG: 0.833				FC3-6 BB		K			BB	0	0	0	0	0	0	0								
Tim Blackwell, S OBP: 0.286, SLG: 0.235				FC3-6 1B					F9	2	1	1	0	1	0	1								
Barry Foote, R OBP: 0.367, SLG: 0.649				1-2 BB		4-3 1B 2B				1	0	0	0	0	0	1								
Mick Kelleher, R OBP: 0.250, SLG: 0.182						4-3			F7	3	0	1	0	0	0	2								
Bill Buckner, L OBP: 0.300, SLG: 0.431						4-3				1	0	0	0	0	0	1								
Mike Tyson, R OBP: 0.241, SLG: 0.333						2-3 1B				0	0	0	0	0	0	0								
Dennis Lamp, R OBP: 0.300, SLG: 0.222										3	0	1	1	0	0	3								
Bill Caudill, R OBP: 0.500, SLG: 0.250				B1					4-3	0	0	0	0	0	0	0								
Jesus Figueroa, L						3-H 1B				1	0	0	0	0	0	0								
<b>Inning Stats</b>	R: 2 E: 0 K: 0 S: 5	H: 3 LOB: 0 BB: 0 P: 5	R: 0 E: 0 K: 0 S: 3	H: 0 LOB: 1 BB: 1 P: 7	R: 1 E: 0 K: 1 S: 7	H: 2 LOB: 1 BB: 1 P: 7	R: 0 E: 0 K: 0 S: 4	H: 1 LOB: 2 BB: 1 P: 8	R: 0 E: 0 K: 1 S: 6	H: 1 LOB: 1 BB: 0 P: 6	R: 1 E: 0 K: 1 S: 7	H: 2 LOB: 1 BB: 0 P: 7	R: 0 E: 0 K: 1 S: 5	H: 0 LOB: 0 BB: 0 P: 5	R: 0 E: 0 K: 1 S: 5	H: 0 LOB: 1 BB: 1 P: 9	R: 0 E: 0 K: 1 S: 6	H: 1 LOB: 2 BB: 1 P: 10	1B: 7 2B: 3 3B: 0 HR: 0	SF: 0 SAC: 0 DP: 0 HBP: 0	WP: 3 PB: 0 SB: 0 CS: 0	PA: 40		
<b>PITCHER</b>	IP WLS BF H R ER SO BB IBB HBP BLK WP HR S P ERA WHIP	8.2 W 39 10 4 4 5 4 0 0 0 3 0 45 61 4.15 1.615	0.1 S 1 0 0 0 1 0 0 0 0 0 0 3 3 0.00 0.000																					

Chicago Cubs @ Cincinnati Reds  
Riverfront Stadium, Cincinnati, OH  
Sun May 04 1980, 3:38 AM EDT  
Att: 32,041 - Unknown

AB	36
R	4
H	10
RBI	3
BB	4
SO	6
LOB	17





Batter	1	2	3	4	5	6	7	8	9	AB	R	H	RBI	BB	SO	LOB	BOTTOM							
Dave Collins, S OBP: 0.322, SLG: 0.339	G3		F7			1B BB 1B	K			4	1	1	0	0	1	1								
Hector Cruz, R OBP: 0.125, SLG: 0.167						1B				0	0	0	0	0	0	0								
Sam Mejias, R OBP: 0.348, SLG: 0.318	S 1B		F8			F7	F5			4	0	1	0	0	0	2								
Cesar Geronimo, L OBP: 0.268, SLG: 0.359	P6			4-3		BB HR 1B			K	4	1	1	0	0	1	1								
Ray Knight, R OBP: 0.311, SLG: 0.477	1-3					BB HR 1B			K	3	1	1	0	1	1	1								
Dan Driessen, L OBP: 0.316, SLG: 0.313			K			HR BB			F8	3	1	0	1	1	1	1								
Dave Concepcion, R OBP: 0.230, SLG: 0.361				E4 G6-4-3		HR BB				3	0	0	0	0	5									
Junior Kennedy, R OBP: 0.348, SLG: 0.410				G6-4-3		P6				3	0	0	0	0	5									
Don Werner, R OBP: 0.280, SLG: 0.190							1-3			3	1	1	4	0	0	0								
Paul Moskau, R OBP: 0.280, SLG: 0.190				SH1-4 BB						2	0	0	0	1	0	0								
Doug Bair, R										2	0	0	0	0	1	0								
<b>Inning Stats</b>	R: 0 E: 0 K: 0 S: 4	H: 1 LOB: 1 BB: 0 P: 4	R: 0 E: 0 K: 1 S: 5	H: 0 LOB: 0 BB: 0 P: 5	R: 0 E: 0 K: 0 S: 3	H: 0 LOB: 1 BB: 1 P: 7	R: 0 E: 1 K: 0 S: 3	H: 0 LOB: 1 BB: 1 P: 7	R: 0 E: 0 K: 0 S: 3	H: 0 LOB: 0 BB: 0 P: 3	R: 5 E: 0 K: 0 S: 7	H: 4 LOB: 0 BB: 1 P: 11	R: 0 E: 0 K: 2 S: 7	H: 0 LOB: 0 BB: 0 P: 7	R: 0 E: 0 K: 2 S: 7	H: 0 LOB: 0 BB: 0 P: 7	1B: 4 2B: 0 3B: 0 HR: 1	SF: 0 SAC: 1 DP: 1 HBP: 0	WP: 0 PB: 0 SB: 1 CS: 0	PA: 32				
<b>PITCHER</b>	IP WLS BF H R ER SO BB IBB HBP BLK WP HR S P ERA WHIP	5.1 L 9 1 1 1 4 0 0 0 0 0 1 17 17 3.38 0.375																						

Chicago Cubs @ Cincinnati Reds  
Riverfront Stadium, Cincinnati, OH  
Sun May 04 1980, 3:38 AM EDT  
Att: 32,041 - Unknown

AB	28
R	5
H	5
RBI	5
BB	3
SO	5
LOB	11



Batter	1	2	3	4	5	6	7	8	9	10	AB	R	H	RBI	BB	SO	LOB	TOP	
Dave Collins, S OBP: 0.328, SLG: 0.344 (1, 7)	SH2-3 1B	F9			L6				F8		5	0	2	0	0	0	4	<b>Cincinnati Reds @ New York Mets</b> Shea Stadium, Flushing, NY Mon May 05 1980, 7:05 PM EDT Att. 11,412 - Unknown  <b>AB 33</b> <b>R 2</b> <b>H 7</b> <b>RBI 2</b> <b>BB 9</b> <b>SO 8</b> <b>LOB 21</b> 	
Junior Kennedy, R OBP: 0.355, SLG: 0.407 (1, 4)	SH2-3		F4-3				FC4 1B				3	0	1	0	1	0	1		
Ken Griffey, L OBP: 0.392, SLG: 0.440 (1, 9)	F4-6-3 BB			6-3 3B							4	1	2	0	1	0	3		
Ray Knight, R OBP: 0.305, SLG: 0.462 (1, 5)	F4-6-3			6-3		BB WP SF8-3 1B	1-3				5	1	1	1	0	1	4		
Dan Driessen, L OBP: 0.333, SLG: 0.313 (1, 3)		F8 S BB	F4-3			SF8-3 BB 1-2		F8			3	0	1	0	2	0	0		
Johnny Bench, R OBP: 0.299, SLG: 0.314 (1, 2)	F4				K			K			4	0	0	0	1	3	3		
Dave Concepcion, R OBP: 0.238, SLG: 0.350 (1, 6)	F8 BB				F8			K			3	0	0	0	2	2	2		
Cesar Geronimo, L OBP: 0.239, SLG: 0.326 (1, 8)	F8				G3			SF8-3			4	0	0	1	0	1	4		
Tom Seaver, R OBP: 0.273, SLG: 0.222 (9, PH)					F9						2	0	0	0	1	1	0		
Harry Spillman, L OBP: 0.267, SLG: 0.250 (9, PR)											0	0	0	0	1	0	0		
Sam Mejias, R OBP: 0.348, SLG: 0.318 (9, 1)											0	0	0	0	0	0	0		
Doug Bair, R (9, 1)											0	0	0	0	0	0	0		
<b>Inning Stats</b>	R: 0 E: 0 K: 0 S: 3	H: 1 LOB: 1 BB: 1 P: 7	R: 0 E: 0 K: 0 S: 3	H: 0 LOB: 3 BB: 3 P: 15	R: 1 E: 0 K: 1 S: 5	H: 1 LOB: 0 BB: 0 P: 4	R: 0 E: 0 K: 1 S: 5	H: 0 LOB: 0 BB: 0 P: 5	R: 0 E: 0 K: 1 S: 7	H: 2 LOB: 2 BB: 0 P: 7	R: 0 E: 0 K: 2 S: 7	H: 0 LOB: 0 BB: 0 P: 7	R: 0 E: 0 K: 1 S: 5	H: 0 LOB: 2 BB: 2 P: 13	R: 0 E: 0 K: 2 S: 8	H: 1 LOB: 2 BB: 1 P: 12	1B: 6 2B: 1 3B: 1 HR: 0	SF: 1 SAC: 1 DP: 2 HBP: 0	WP: 1 PA: 44 PB: 0 SB: 2 CS: 0
<b>PITCHER</b>	IP WLS BF H R ER SO BB IBB HBP BLK WP HR S P ERA WHIP	IP WLS BF H R ER SO BB IBB HBP BLK WP HR S P ERA WHIP	IP WLS BF H R ER SO BB IBB HBP BLK WP HR S P ERA WHIP	IP WLS BF H R ER SO BB IBB HBP BLK WP HR S P ERA WHIP	IP WLS BF H R ER SO BB IBB HBP BLK WP HR S P ERA WHIP	IP WLS BF H R ER SO BB IBB HBP BLK WP HR S P ERA WHIP	IP WLS BF H R ER SO BB IBB HBP BLK WP HR S P ERA WHIP	IP WLS BF H R ER SO BB IBB HBP BLK WP HR S P ERA WHIP	IP WLS BF H R ER SO BB IBB HBP BLK WP HR S P ERA WHIP	IP WLS BF H R ER SO BB IBB HBP BLK WP HR S P ERA WHIP	IP WLS BF H R ER SO BB IBB HBP BLK WP HR S P ERA WHIP	IP WLS BF H R ER SO BB IBB HBP BLK WP HR S P ERA WHIP	IP WLS BF H R ER SO BB IBB HBP BLK WP HR S P ERA WHIP	IP WLS BF H R ER SO BB IBB HBP BLK WP HR S P ERA WHIP	IP WLS BF H R ER SO BB IBB HBP BLK WP HR S P ERA WHIP	IP WLS BF H R ER SO BB IBB HBP BLK WP HR S P ERA WHIP	IP WLS BF H R ER SO BB IBB HBP BLK WP HR S P ERA WHIP	IP WLS BF H R ER SO BB IBB HBP BLK WP HR S P ERA WHIP	
Mark Bomback, R ERA: 2.67 (1, 1)	5.1	0.2	2.0	2.0	2.0	2.0	2.0	2.0	2.0	2.0	2.0	2.0	2.0	2.0	2.0	2.0	2.0	2.0	
Ed Glynn, L ERA: 3.86 (6, 1)	0.2	0.2	2.0	2.0	2.0	2.0	2.0	2.0	2.0	2.0	2.0	2.0	2.0	2.0	2.0	2.0	2.0	2.0	
Pat Zachry, R ERA: (7, 1)	2.0	2.0	2.0	2.0	2.0	2.0	2.0	2.0	2.0	2.0	2.0	2.0	2.0	2.0	2.0	2.0	2.0	2.0	
Jeff Reardon, R ERA: 1.8 (9, 1)	2.0	2.0	2.0	2.0	2.0	2.0	2.0	2.0	2.0	2.0	2.0	2.0	2.0	2.0	2.0	2.0	2.0	2.0	
<b>PITCHER</b>	IP WLS BF H R ER SO BB IBB HBP BLK WP HR S P ERA WHIP	IP WLS BF H R ER SO BB IBB HBP BLK WP HR S P ERA WHIP	IP WLS BF H R ER SO BB IBB HBP BLK WP HR S P ERA WHIP	IP WLS BF H R ER SO BB IBB HBP BLK WP HR S P ERA WHIP	IP WLS BF H R ER SO BB IBB HBP BLK WP HR S P ERA WHIP	IP WLS BF H R ER SO BB IBB HBP BLK WP HR S P ERA WHIP	IP WLS BF H R ER SO BB IBB HBP BLK WP HR S P ERA WHIP	IP WLS BF H R ER SO BB IBB HBP BLK WP HR S P ERA WHIP	IP WLS BF H R ER SO BB IBB HBP BLK WP HR S P ERA WHIP	IP WLS BF H R ER SO BB IBB HBP BLK WP HR S P ERA WHIP	IP WLS BF H R ER SO BB IBB HBP BLK WP HR S P ERA WHIP	IP WLS BF H R ER SO BB IBB HBP BLK WP HR S P ERA WHIP	IP WLS BF H R ER SO BB IBB HBP BLK WP HR S P ERA WHIP	IP WLS BF H R ER SO BB IBB HBP BLK WP HR S P ERA WHIP	IP WLS BF H R ER SO BB IBB HBP BLK WP HR S P ERA WHIP	IP WLS BF H R ER SO BB IBB HBP BLK WP HR S P ERA WHIP	IP WLS BF H R ER SO BB IBB HBP BLK WP HR S P ERA WHIP	IP WLS BF H R ER SO BB IBB HBP BLK WP HR S P ERA WHIP	
Joel Youngblood, R OBP: 0.357, SLG: 0.425 (1, 8)	SH1-3 4-3 2B				L7						4	1	2	0	0	1	1	<b>Cincinnati Reds @ New York Mets</b> Shea Stadium, Flushing, NY Mon May 05 1980, 7:05 PM EDT Att. 11,412 - Unknown  <b>AB 35</b> <b>R 3</b> <b>H 8</b> <b>RBI 3</b> <b>BB 0</b> <b>SO 4</b> <b>LOB 7</b> 	
Doug Flynn, R OBP: 0.241, SLG: 0.253 (1, 4)	SH1-3		F6 CS			F4		F7			3	0	0	0	0	0	1		
Lee Mazzilli, S OBP: 0.409, SLG: 0.288 (1, 3)	4-3		F	F8		4-3			F8		5	0	0	1	0	0	1		
Mike Jorgensen, L OBP: 0.351, SLG: 0.389 (1, 7)	G3				K				F8		4	0	0	0	0	1	0		
John Stearns, R OBP: 0.333, SLG: 0.443 (1, 2)					F7			L5			4	0	1	0	0	1	0		
Jose Cardenal, R OBP: 0.353, SLG: 0.267 (1, 9)		F8				6-3					4	0	2	0	0	0	0		
Alex Trevino, R OBP: 0.375, SLG: 0.286 (1, 5)						FC1-4-6 4-3 2B		F8			4	2	1	0	0	0	2		
Mario Ramirez, R (1, 6)											3	0	0	0	0	1	2		
Ron Hodges, L OBP: 0.364, SLG: 0.444 (10, PH)						4-3					1	0	1	1	0	0	0		
Dan Norman, R OBP: 0.167, SLG: 0.292 (8, PH)											1	0	0	0	0	0	0		
Jeff Reardon, R (9, 1)											0	0	0	0	0	0	0		
<b>Inning Stats</b>	R: 1 E: 0 K: 0 S: 4	H: 1 LOB: 0 BB: 0 P: 4	R: 0 E: 0 K: 1 S: 6	H: 2 LOB: 1 BB: 0 P: 6	R: 0 E: 1 K: 1 S: 5	H: 0 LOB: 0 BB: 0 P: 5	R: 0 E: 0 K: 1 S: 5	H: 0 LOB: 0 BB: 0 P: 5	R: 0 E: 0 K: 0 S: 3	H: 0 LOB: 0 BB: 0 P: 3	R: 0 E: 0 K: 0 S: 4	H: 1 LOB: 1 BB: 0 P: 4	R: 0 E: 0 K: 1 S: 5	H: 0 LOB: 0 BB: 0 P: 5	R: 1 E: 0 K: 0 S: 3	H: 2 LOB: 1 BB: 0 P: 3	1B: 5 2B: 3 3B: 0 HR: 0	SF: 0 SAC: 1 DP: 0 HBP: 0	WP: 0 PA: 36 PB: 0 SB: 0 CS: 1
<b>PITCHER</b>	IP WLS BF H R ER SO BB IBB HBP BLK WP HR S P ERA WHIP	IP WLS BF H R ER SO BB IBB HBP BLK WP HR S P ERA WHIP	IP WLS BF H R ER SO BB IBB HBP BLK WP HR S P ERA WHIP	IP WLS BF H R ER SO BB IBB HBP BLK WP HR S P ERA WHIP	IP WLS BF H R ER SO BB IBB HBP BLK WP HR S P ERA WHIP	IP WLS BF H R ER SO BB IBB HBP BLK WP HR S P ERA WHIP	IP WLS BF H R ER SO BB IBB HBP BLK WP HR S P ERA WHIP	IP WLS BF H R ER SO BB IBB HBP BLK WP HR S P ERA WHIP	IP WLS BF H R ER SO BB IBB HBP BLK WP HR S P ERA WHIP	IP WLS BF H R ER SO BB IBB HBP BLK WP HR S P ERA WHIP	IP WLS BF H R ER SO BB IBB HBP BLK WP HR S P ERA WHIP	IP WLS BF H R ER SO BB IBB HBP BLK WP HR S P ERA WHIP	IP WLS BF H R ER SO BB IBB HBP BLK WP HR S P ERA WHIP	IP WLS BF H R ER SO BB IBB HBP BLK WP HR S P ERA WHIP	IP WLS BF H R ER SO BB IBB HBP BLK WP HR S P ERA WHIP	IP WLS BF H R ER SO BB IBB HBP BLK WP HR S P ERA WHIP	IP WLS BF H R ER SO BB IBB HBP BLK WP HR S P ERA WHIP	IP WLS BF H R ER SO BB IBB HBP BLK WP HR S P ERA WHIP	
Tom Seaver, R ERA: 3.58 (1, 1)	8.0	1.1	2.0	2.0	2.0	2.0	2.0	2.0	2.0	2.0	2.0	2.0	2.0	2.0	2.0	2.0	2.0	2.0	
Doug Bair, R ERA: 1.64 (9, 1)	1.1	L	6	2	1	1	0	0	0	0	0	0	0	0	8	8	6.75	1.500	



Batter	1	2	3	4	5	6	7	8	9	10	11	12	AB	R	H	RBI	BB	SO	LOB	TOP		
Dave Collins, S OBP: 0.339, SLG: 0.366 Sam Mejias, R OBP: 0.355, SLG: 0.367	5-3		F8		E3		SH1-3 1B		F4-3		FC6-4 1B		5 0 1 0 0 0 0 1 0 0 0 0 0 1									
Cesar Geronimo, L OBP: 0.259, SLG: 0.320	F7		F4		E SF9 BB		SH1-3		F5				4 1 1 0 1 0 0									
Dave Concepcion, R OBP: 0.237, SLG: 0.339	K		F9		FC5		6-3			B2	5-3		6 0 0 0 0 1 5									
Ken Griffey, L OBP: 0.416, SLG: 0.468		F8 BB E BB			FC5-4 1B		FC6-4 IBB						3 2 3 0 3 0 0									
Ray Knight, R OBP: 0.333, SLG: 0.500					FC5-4 BB 1B		FC6-4 IBB			F8			4 0 0 1 1 0 5									
Dan Driessen, L OBP: 0.340, SLG: 0.308		F8			F8								4 0 1 0 2 1 4									
Junior Kennedy, R OBP: 0.349, SLG: 0.387		E5				5-3							5 0 1 1 1 1 3									
Don Werner, R OBP: 0.267, SLG: 0.160		K			K								4 0 0 0 1 3 5									
Frank Pastore, R OBP: 0.176, SLG: 0.125 Tom Hume, R OBP: 0.125		F4-3			K								4 0 0 0 0 1 5 1 0 0 0 0 0 1									
<b>Inning Stats</b>	R: 0 E: 0 K: 1 S: 5	H: 0 LOB: 0 BB: 5	R: 1 E: 1 K: 1 S: 6	H: 2 LOB: 2 BB: 14	R: 0 E: 0 K: 0 S: 3	H: 0 LOB: 3 BB: 1	R: 0 E: 2 K: 0 S: 4	H: 2 LOB: 2 BB: 12	R: 0 E: 0 K: 1 S: 5	H: 0 LOB: 0 BB: 0	R: 0 E: 0 K: 2 S: 7	H: 0 LOB: 0 BB: 0	R: 0 E: 0 K: 0 S: 3	H: 1 LOB: 2 BB: 1	R: 0 E: 0 K: 0 S: 4	H: 1 LOB: 2 BB: 1	R: 1 E: 0 K: 0 S: 3	H: 2 LOB: 2 BB: 1	1B: 6 2B: 1 3B: 0 HR: 0	SF: 1 SAC: 1 DP: 0 HBP: 0	WP: 0 PB: 0 SB: 0 CS: 0	PA: 52
<b>PITCHER</b>	IP WLS BF H R ER SO BB IBB HBP BLK WP HR S P ERA WHIP																					
Ray Burris, R ERA: 2.19	(1.1) 32 7.0 3 2 0 5 4 2 0 0 0 0 0 0 0 0.00 1.000																					
Tom Hausman, R ERA: 5.14	(8.1) 6 0 0 0 2 0 0 0 0 0 0 0 0 10 10 0.00 0.000																					
Pat Zachry, R ERA: 1.8	(10.1) 3.0 L 14 4 1 1 0 1 2 0 0 0 0 0 11 23 3.00 1.667																					

**Cincinnati Reds @ New York Mets**  
Shea Stadium, Flushing, NY  
Wed May 07 1980, 7:05 PM EDT  
Att. 5,215 - Unknown

AB 41  
R 3  
H 7  
RBI 2  
BB 9  
SO 7  
LOB 29



Batter	1	2	3	4	5	6	7	8	9	10	11	12	AB	R	H	RBI	BB	SO	LOB	BOTTOM		
Joel Youngblood, R OBP: 0.387, SLG: 0.459	K		F9		6-3		FC1-6 1B		G6-4-3 IBB			L5	5 0 1 0 1 1 0									
Frank Taveras, R OBP: 0.274, SLG: 0.276 Pat Zachry, R OBP: 0.316, SLG: 0.235	F9		4-3		4-3		FC1-6		G6-4-3			G3	5 0 0 0 0 0 3 0 0 0 0 0 0 0 1 0 0 0 0 0 0									
Lee Mazzilli, S OBP: 0.406, SLG: 0.316	K				F7							F9	6 0 1 0 0 1 1									
Mike Jorgensen, L OBP: 0.404, SLG: 0.372		K				K							4 0 1 0 1 2 0									
Steve Henderson, R OBP: 0.348, SLG: 0.377		F9			FC6-4								5 0 1 0 0 0 3									
Ron Hodges, L OBP: 0.412, SLG: 0.333		1B BB			1-3 BB								3 1 0 0 2 0 2									
Alex Trevino, R OBP: 0.481, SLG: 0.478 Mario Ramirez, R OBP: 0.244					1-3							F6	3 0 2 0 1 0 1 1 1 0 0 0 0 0									
Doug Flynn, R OBP: 0.234, SLG: 0.244					F9								4 0 1 1 0 0 3									
Ray Burris, R ERA: 2.23, SLG: 0.083 Elliott Maddox, R OBP: 0.427, SLG: 0.323 Tom Hausman, R OBP: 0.333, SLG: 0.425	F7				L3							F9	2 0 0 0 0 0 3 1 0 0 0 0 0 0 0 0 0 0 0 0 0 2 0 1 1 0 0 0									
<b>Inning Stats</b>	R: 0 E: 0 K: 2 S: 7	H: 0 LOB: 0 BB: 0	R: 1 E: 0 K: 1 S: 7	H: 2 LOB: 2 BB: 11	R: 0 E: 0 K: 0 S: 4	H: 1 LOB: 1 BB: 8	R: 0 E: 0 K: 0 S: 3	H: 0 LOB: 1 BB: 1	R: 0 E: 0 K: 0 S: 3	H: 0 LOB: 0 BB: 0	R: 0 E: 0 K: 0 S: 3	H: 0 LOB: 0 BB: 0	R: 0 E: 0 K: 0 S: 3	H: 0 LOB: 0 BB: 0	R: 0 E: 0 K: 0 S: 3	H: 0 LOB: 0 BB: 0	R: 0 E: 0 K: 0 S: 3	H: 0 LOB: 0 BB: 0	1B: 8 2B: 0 3B: 0 HR: 0	SF: 0 SAC: 1 DP: 1 HBP: 0	WP: 0 PB: 0 SB: 1 CS: 0	PA: 48
<b>PITCHER</b>	IP WLS BF H R ER SO BB IBB HBP BLK WP HR S P ERA WHIP																					
Frank Pastore, R ERA: 2.03	(1.1) 8.1 36 7 2 2 4 4 0 0 0 0 0 0 40 56 2.16 1.320																					
Tom Hume, R ERA: 2.03	(9.1) 3.2 W 12 1 0 0 0 0 1 0 0 0 0 0 11 15 0.00 0.273																					

**Cincinnati Reds @ New York Mets**  
Shea Stadium, Flushing, NY  
Wed May 07 1980, 7:05 PM EDT  
Att. 5,215 - Unknown

AB 42  
R 2  
H 8  
RBI 2  
BB 5  
SO 4  
LOB 16



Batter	1	2	3	4	5	6	7	8	9	AB	R	H	RBI	BB	SO	LOB	TOP		
<b>Pete Rose, S</b> OBP: 0.327, SLG: 0.333	4-0 F8 2B 4-3 BB	0-0 2-3 1B		0-0 L8			0-0 6-3		0-0 4-3	4	1	1	0	1	0	4			
<b>Bake McBride, L</b> OBP: 0.293, SLG: 0.425	0-0 4-3 1-2	0-0 P5			0-0 G3		0-0 BLK 1B			4	0	1	1	0	0	3			
<b>Mike Schmidt, R</b> OBP: 0.361, SLG: 0.659	4-0 2B BB		0-0 G3		0-0 L8		0-0 4-3 1-2			3	0	0	0	1	0	1			
<b>Greg Luzinski, R</b> OBP: 0.358, SLG: 0.583	0-0 F8 2-3		0-3 K		0-0 F9			0-0 6-3		4	0	0	0	0	1	2			
<b>Bob Boone, R</b> OBP: 0.322, SLG: 0.432	0-0 1-3 3H 2B		0-0 F9			0-0 F7		0-0 G3		4	0	1	1	0	0	0			
<b>Gary Maddox, R</b> OBP: 0.265, SLG: 0.347	0-0 P4			0-0 1B 1B		0-0 F8		0-0 P6		4	0	1	0	0	0	2			
<b>Larry Bowa, S</b> OBP: 0.271, SLG: 0.321		0-0 FC4-6 1B		0-0 F8		0-0 B5-3		0-0 F8		4	0	1	0	0	0	1			
<b>Ramon Aviles, R</b> OBP: 0.333, SLG: 0.333		0-0 FC4-6 1B SH3-4		0-0 F7			0-0 F8		0-0 L9	4	0	0	0	0	0	2			
<b>Randy Lerch, L</b> OBP: 0.500, SLG: 0.455		0-0 SH3-4								1	0	1	0	0	0	0			
<b>Lerrin LaGrow, R</b> (5, 1)										0	0	0	0	0	0	0			
<b>Lonnie Smith, R</b> OBP: 0.428, SLG: 0.571										1	1	1	0	0	0	0			
<b>Ron Reed, R</b> (7, 1)										0	0	0	0	0	0	0			
<b>Manny Trillo, R</b> OBP: 0.440, SLG: 0.542		1-2		1-2			6-3 1B 2B			0	0	0	0	1	0	0			
<b>Inning Stats</b>	R: 1 E: 0 K: 0 S: 4	H: 1 LOB: 2 BB: 2 P: 12	R: 0 E: 0 K: 0 S: 5	H: 2 LOB: 2 BB: 0 P: 5	R: 0 E: 0 K: 1 S: 5	H: 0 LOB: 0 BB: 0 P: 5	R: 0 E: 0 K: 0 S: 3	H: 0 LOB: 0 BB: 0 P: 3	R: 0 E: 0 K: 0 S: 3	H: 0 LOB: 0 BB: 0 P: 3	R: 1 E: 0 K: 0 S: 5	H: 2 LOB: 1 BB: 0 P: 5	R: 0 E: 0 K: 0 S: 3	H: 0 LOB: 0 BB: 0 P: 3	R: 0 E: 0 K: 0 S: 3	H: 0 LOB: 1 BB: 1 P: 7	1B: 5 2B: 2 3B: 0 HR: 0	SF: 0 SAC: 1 DP: 0 HBP: 0	WP: 0 PA: 37 PB: 0 SB: 0 CS: 0
<b>PITCHER</b> Charlie Leibrandt, L ERA: 2.11	IP: 9.0 WLS: W BF: 37 H: 7 R: 2 ER: 2 SO: 1 BB: 3 IBB: 0 HBP: 0 BLK: 1 WP: 0 HR: 0 S: 36 P: 48 ERA: 2.00 WHIP: 1.11															<b>PITCHER</b>			

Philadelphia Phillies @ Cincinnati Reds  
Riverfront Stadium, Cincinnati, OH  
Fri May 09 1980, 7:05 PM EDT  
Att: 32,583 - Unknown

AB 33  
R 2  
H 7  
RBI 2  
BB 3  
SO 1  
LOB 15





Batter	1	2	3	4	5	6	7	8	9	AB	R	H	RBI	BB	SO	LOB	BOTTOM		
<b>Dave Collins, S</b> OBP: 0.342, SLG: 0.373	4-0 FC6-4 BB	0-0 1B 2B		0-0 5-3	0-0 G6-4-3 1-2			0-0 6-3		4	1	1	0	1	0	3			
<b>Cesar Geronimo, L</b> OBP: 0.259, SLG: 0.320										0	0	0	0	0	0	0			
<b>Ken Griffey, L</b> OBP: 0.416, SLG: 0.464	0-0 FC6-4 1B SF9	0-0 BB 1B		0-0 P6		0-0 FC6-4 1B		0-0 3B		3	1	1	1	0	0	2			
<b>Hector Cruz, R</b> OBP: 0.185, SLG: 0.296	0-0 1-2 BB 1B	0-0 2H BB 1B		0-3 K		0-0 FC6-4 BLK 1-2		0-3 K		2	0	2	0	0	0	0			
<b>Dave Concepcion, R</b> OBP: 0.244, SLG: 0.336	0-0 BB 2-3 1B	4-0 1-2 BB		0-0 SF9	0-0 F8		0-0 BB 3B 1B	0-0 F8		4	1	1	1	0	1	4			
<b>Johnny Bench, R</b> OBP: 0.303, SLG: 0.304	0-0 3H BB BB		0-0 5-3		0-0 P4		4-0 FC6-4 IBB			2	0	0	0	2	0	1			
<b>Ray Knight, R</b> OBP: 0.339, SLG: 0.490	4-0 1-2 BB BB		0-0 5-3		4-0 F9		4-0 BB 3B IBB	0-0 FC6-4		2	1	0	0	2	0	2			
<b>Junior Kennedy, R</b> OBP: 0.355, SLG: 0.379	4-0 1-2 2-3 BB		0-0 F9		0-0 BB 3B IBB		0-0 FC6-4			2	1	0	0	2	0	2			
<b>Dan Driessen, L</b> OBP: 0.347, SLG: 0.309	0-0 4-3		0-0 1B		4-0 1-2 2-3 3B BB		0-0 F7			3	1	1	0	1	0	3			
<b>Sam Mejias, R</b> OBP: 0.343, SLG: 0.412		0-0 F2	0-3 K		0-0 BB 3B		0-0 L8			4	0	1	3	0	1	1			
<b>Charlie Leibrandt, R</b> OBP: 0.313, SLG: 0.357		0-3 K		0-0 3B	0-0 G6-4-3 BB		0-0 5-3			3	0	1	0	1	1	0			
<b>Inning Stats</b>	R: 1 E: 1 K: 0 S: 4	H: 1 LOB: 3 BB: 3 P: 16	R: 1 E: 0 K: 1 S: 7	H: 2 LOB: 2 BB: 1 P: 11	R: 0 E: 0 K: 1 S: 6	H: 1 LOB: 1 BB: 0 P: 6	R: 0 E: 0 K: 1 S: 6	H: 1 LOB: 1 BB: 0 P: 6	R: 3 E: 0 K: 0 S: 4	H: 2 LOB: 1 BB: 3 P: 16	R: 0 E: 0 K: 1 S: 6	H: 1 LOB: 2 BB: 1 P: 10	R: 0 E: 0 K: 0 S: 3	H: 0 LOB: 0 BB: 0 P: 3	R: 0 E: 0 K: 1 S: 6	H: 1 LOB: 1 BB: 0 P: 6	1B: 5 2B: 1 3B: 3 HR: 0	SF: 1 SAC: 0 DP: 1 HBP: 0	WP: 0 PA: 40 PB: 0 SB: 1 CS: 0
<b>PITCHER</b> Randy Lerch, L ERA: 5.5	IP: 4.1 WLS: L BF: 26 H: 7 R: 5 ER: 5 SO: 3 BB: 5 IBB: 0 HBP: 0 BLK: 0 WP: 0 HR: 0 S: 26 P: 50 ERA: 10.38 WHIP: 2.769															<b>PITCHER</b>			
<b>Lerrin LaGrow, R</b> ERA: 1.54	IP: 1.2 WLS: 7 BF: 7 H: 1 R: 0 ER: 0 SO: 1 BB: 1 IBB: 0 HBP: 0 BLK: 1 WP: 0 HR: 0 S: 7 P: 15 ERA: 0.00 WHIP: 1.200															<b>PITCHER</b>			
<b>Ron Reed, R</b> ERA: 4.2	IP: 2.0 WLS: 7 BF: 7 H: 1 R: 0 ER: 0 SO: 1 BB: 0 IBB: 0 HBP: 0 BLK: 0 WP: 0 HR: 0 S: 9 P: 9 ERA: 0.00 WHIP: 0.500															<b>PITCHER</b>			


Philadelphia Phillies @ Cincinnati Reds  
Riverfront Stadium, Cincinnati, OH  
Fri May 09 1980, 7:05 PM EDT  
Att: 32,583 - Unknown


AB 31  
R 5  
H 9  
RBI 5  
BB 8  
SO 5  
LOB 19



Batter	1	2	3	4	5	6	7	8	9	AB	R	H	RBI	BB	SO	LOB	TOP								
<b>Pete Rose, S</b> OBP: 0.314, SLG: 0.319 (1,3)	0-0 4-3			0-0 6-3		0-0 4-3		0-0 4-3		4	0	0	0	0	0	0	<b>Philadelphia Phillies @ Cincinnati Reds</b> Riverfront Stadium, Cincinnati, OH Sat May 10 1980, 3:33 AM EDT Att: 28,919 - Unknown  <b>AB 31</b> <b>R 3</b> <b>H 4</b> <b>RBI 3</b> <b>BB 0</b> <b>SO 2</b> <b>LOB 1</b> 								
<b>Bake McBride, L</b> OBP: 0.291, SLG: 0.452 (1,9)	0-0 F7			0-0 HR		0-0 4-3			0-0 4-3	4	1	1	1	0	0	0									
<b>Mike Schmidt, R</b> OBP: 0.356, SLG: 0.674 (1,5)	0-0 F5			0-0 F8		0-0 HR			0-3 K	4	1	1	1	0	1	0									
<b>Greg Luzinski, R</b> OBP: 0.343, SLG: 0.557 (1,7)			0-0 F8		0-0 P6				0-0 F8	4	0	0	0	0	0	0									
<b>Bob Boone, R</b> OBP: 0.311, SLG: 0.417 (1,2)			0-0 F9			0-0 5-3			0-0 F8	3	0	0	0	0	0	0									
<b>Greg Gross, L</b> OBP: 0.219, SLG: 0.267 (1,8)			0-0 6-3			0-0 F7			0-0 1-3	3	0	0	0	0	0	0									
<b>Larry Bowa, S</b> OBP: 0.273, SLG: 0.357 (1,6)				0-0 P6			0-0 IHR		0-0 F9	3	1	1	1	0	0	0									
<b>Ramon Aviles, R</b> OBP: 0.350, SLG: 0.412 (1,4)				0-0 F7					0-0 4-3	2	0	1	0	0	0	0									
<b>George Vukovich, L</b> OBP: 0.222, SLG: 0.444 (8, PH)										1	0	0	0	0	0	0									
<b>Tug McGraw, R</b> OBP: 1.000, SLG: 1.000 (8, 1)										0	0	0	0	0	0	0									
<b>Steve Carlton, L</b> OBP: 0.050, SLG: 0.053 (1, 1)				0-0 F6					0-0 F7	2	0	0	0	0	1	1									
<b>Del Unser, L</b> OBP: 0.467, SLG: 0.692 (8, PH)										1	0	0	0	0	0	0									
<b>John Vukovich, R</b> OBP: 0.500, SLG: 0.500 (8, 4)										0	0	0	0	0	0	0									
<b>Inning Stats</b>	R: 0 E: 0 K: 0 S: 3	H: 0 LOB: 0 BB: 0 P: 3	R: 0 E: 0 K: 0 S: 3	H: 0 LOB: 0 BB: 0 P: 3	R: 0 E: 0 K: 0 S: 3	H: 0 LOB: 0 BB: 0 P: 3	R: 1 E: 0 K: 0 S: 4	H: 1 LOB: 0 BB: 0 P: 4	R: 1 E: 0 K: 0 S: 7	H: 2 LOB: 1 BB: 0 P: 7	R: 1 E: 0 K: 0 S: 4	H: 1 LOB: 0 BB: 0 P: 4	R: 0 E: 0 K: 0 S: 3	H: 0 LOB: 0 BB: 0 P: 3	R: 0 E: 0 K: 1 S: 5	H: 0 LOB: 0 BB: 0 P: 5	1B: 0 2B: 1 3B: 0 HR: 3	SF: 0 SAC: 0 DP: 0 HBP: 0	WP: 0 PB: 0 SB: 0 CS: 0	PA: 31					
<b>PITCHER</b>	IP	WLS	BF	H	R	ER	SO	BB	IBB	HBP	BLK	WP	HR	S	P	ERA	WHIP								
<b>Tom Seaver, R</b> ERA: 3.63 (1, 1)	7.0	W	25	4	3	3	1	0	0	0	0	0	2	27	27	3.86	0.571								
<b>Tom Hume, R</b> ERA: 1.88 (8, 1)	2.0	S	6	0	0	0	1	0	0	0	0	0	0	8	8	0.00	0.000								

Batter	1	2	3	4	5	6	7	8	9	AB	R	H	RBI	BB	SO	LOB	BOTTOM								
<b>Dave Collins, S</b> OBP: 0.341, SLG: 0.372 (1,7)	0-0 F8			0-0 S 1B		0-0 SH2		0-3 K		3	0	1	0	0	1	1	<b>Philadelphia Phillies @ Cincinnati Reds</b> Riverfront Stadium, Cincinnati, OH Sat May 10 1980, 3:33 AM EDT Att: 28,919 - Unknown  <b>AB 27</b> <b>R 5</b> <b>H 5</b> <b>RBI 3</b> <b>BB 4</b> <b>SO 11</b> <b>LOB 8</b> 								
<b>Tom Hume, R</b> OBP: 0.341, SLG: 0.372 (8, 1)										0	0	0	0	0	0	0									
<b>Junior Kennedy, R</b> OBP: 0.351, SLG: 0.384 (1,4)	0-0 F8			0-3 K		0-0 4-3 E		0-0 F9		4	1	1	1	0	1	1									
<b>Dave Concepcion, R</b> OBP: 0.244, SLG: 0.350 (1,6)	0-0 F9			0-0 5-3-5 2-3f		0-0 4-3		0-0 WP		4	1	1	0	0	2	2									
<b>Johnny Bench, R</b> OBP: 0.301, SLG: 0.293 (1,2)			0-3 K		0-0 F8	4-0 E		0-0 F9		3	0	0	0	1	1	0									
<b>Ray Knight, R</b> OBP: 0.328, SLG: 0.472 (1,5)			0-3 K		0-3 K	0-0 E6		0-0 F9		4	0	0	0	0	2	1									
<b>Sam Mejias, R</b> OBP: 0.342, SLG: 0.389 (1,8)			0-3 K		4-0 HR	0-3 K				2	1	0	0	1	2	2									
<b>Dan Driessen, L</b> OBP: 0.356, SLG: 0.357 (1,3)			0-3 K		0-0 HR					3	1	2	2	0	1	0									
<b>Hector Cruz, R</b> OBP: 0.200, SLG: 0.276 (1,9)			0-0 6-3		0-3 K					2	0	0	0	1	1	0									
<b>Tom Seaver, R</b> OBP: 0.308, SLG: 0.200 (1, 1)			0-3 K			4-0 SH2		0-3 K		1	1	0	0	1	1	0									
<b>Rick Auerbach, R</b> OBP: 0.342, SLG: 0.320 (7, PH)										1	0	0	0	0	1	1									
<b>Cesar Geronimo, L</b> OBP: 0.259, SLG: 0.320 (8, 8)										0	0	0	0	0	0	0									
<b>Inning Stats</b>	R: 0 E: 0 K: 0 S: 3	H: 0 LOB: 0 BB: 0 P: 3	R: 0 E: 0 K: 3 S: 9	H: 0 LOB: 0 BB: 0 P: 9	R: 0 E: 0 K: 2 S: 7	H: 0 LOB: 0 BB: 0 P: 7	R: 0 E: 0 K: 1 S: 5	H: 1 LOB: 0 BB: 0 P: 5	R: 2 E: 0 K: 2 S: 8	H: 1 LOB: 0 BB: 1 P: 12	R: 2 E: 1 K: 1 S: 7	H: 1 LOB: 2 BB: 2 P: 15	R: 0 E: 0 K: 2 S: 7	H: 1 LOB: 1 BB: 1 P: 11	R: 1 E: 0 K: 0 S: 4	H: 1 LOB: 0 BB: 0 P: 4	1B: 2 2B: 2 3B: 1 HR: 1	SF: 0 SAC: 1 DP: 1 HBP: 0	WP: 1 PB: 0 SB: 1 CS: 0	PA: 32					
<b>PITCHER</b>	IP	WLS	BF	H	R	ER	SO	BB	IBB	HBP	BLK	WP	HR	S	P	ERA	WHIP								
<b>Steve Carlton, L</b> ERA: 2.09 (1, 1)	7.0	L	28	4	4	3	11	4	0	0	0	1	46	62	3.86	1.143									
<b>Tug McGraw, L</b> ERA: 3.48 (8, 1)	1.0		4	1	1	1	0	0	0	0	0	1	0	4	4	9.00	1.000								

Batter	1	2	3	4	5	6	7	8	9	AB	R	H	RBI	BB	SO	LOB	TOP					
<b>Pete Rose, S</b> OBP: 0.318, SLG: 0.316 (1, 3)	0-0 6-3 1B	0-0 6-3		0-0 6-3			4-0 S S S BB	0-0 6-3		4	1	1	0	1	0	2	<b>Philadelphia Phillies @ Cincinnati Reds</b> Riverfront Stadium, Cincinnati, OH Sun May 11 1980, 3:33 AM EDT Att: 25,920 - Unknown  <b>AB 36</b> <b>R 7</b> <b>H 9</b> <b>RBI 6</b> <b>BB 5</b> <b>SO 3</b> <b>LOB 23</b> 					
<b>Bake McBride, L</b> OBP: 0.286, SLG: 0.438 <b>Dickie Noles, R</b> OBP: 0.667, SLG: 0.667 (8, 1)	0-0 6-3 1-2		0-0 1B FC5-4	0-0 L7			0-0 6-3 1-2	0-0 1-3		5	1	1	0	0	0	3						
<b>Mike Schmidt, R</b> OBP: 0.358, SLG: 0.656 (1, 5)	0-0 L8		0-0 FC5-4 1-3 FC1-6 1B	0-0 F2			4-0 S BB		0-0 F9	4	1	1	0	1	0	1						
<b>Greg Luzinski, R</b> OBP: 0.356, SLG: 0.544 <b>George Vukovich, L</b> OBP: 0.222, SLG: 0.444 (9, 9)	0-0 F7		4-0 FC5-4 1-2 BB		4-0 G4-6-3 BB		4-0 1-2 3-H IBB		0-3 K	2	0	0	0	3	1	1						
<b>Bob Boone, R</b> OBP: 0.305, SLG: 0.404 (1, 2)		0-0 FC6-4 1B	0-0 FC5-4 FC1-6 1-2 2-3 3-H 1B		0-0 F7		0-0 L7		0-0 F6	5	0	1	1	0	0	5						
<b>Greg Gross, L</b> OBP: 0.194, SLG: 0.235 (1, 8)		0-0 FC6-4 1-2 1B	0-0 FC1-6 1-2 1B		0-0 G4-6-3 1-2		0-0 3-1			4	2	0	1	0	0	5						
<b>Larry Bowa, S</b> OBP: 0.283, SLG: 0.375 (1, 6)		0-0 E4 1-2 1B	0-0 1B 1-3			0-3 K		0-0 WP 2B		4	2	2	0	0	1	1						
<b>Manny Trillo, R</b> OBP: 0.448, SLG: 0.571 (1, 4)		0-0 6-3 1-2 2-3 1B	0-0 1B 1-3			0-0 6-3		0-0 2B		4	0	2	2	0	0	2						
<b>Dick Ruthven, R</b> OBP: 0.273, SLG: 0.364 (8, PH) <b>Del Unser, L</b> OBP: 0.438, SLG: 0.643 (9, 7)	0-0 2-H 3-H 1B		0-0 F8			0-3 K		0-0 F7		3	0	1	2	0	1	2						
<b>Inning Stats</b>	R: 0 E: 0 K: 0 S: 4	H: 1 LOB: 1 BB: 0 P: 4	R: 2 E: 1 K: 0 S: 6	H: 2 LOB: 1 BB: 0 P: 6	R: 3 E: 0 K: 0 S: 7	H: 4 LOB: 2 BB: 1 P: 11	R: 0 E: 0 K: 0 S: 3	H: 0 LOB: 0 BB: 0 P: 3	R: 0 E: 0 K: 2 S: 2	H: 0 LOB: 0 BB: 1 P: 6	R: 0 E: 0 K: 0 S: 7	H: 0 LOB: 0 BB: 0 P: 7	R: 1 E: 0 K: 0 S: 3	H: 0 LOB: 2 BB: 3 P: 15	R: 1 E: 0 K: 0 S: 5	H: 2 LOB: 1 BB: 0 P: 5		R: 0 E: 0 K: 1 S: 5	H: 0 LOB: 0 BB: 0 P: 5	1B: 7 2B: 2 3B: 0 HR: 0	SF: 0 SAC: 0 DP: 1 HBP: 0	WP: 1 PB: 0 SB: 4 CS: 0
<b>PITCHER</b>	IP WLS BF H R ER SO BB IBB HBP BLK WP HR S P ERA WHIP																					
<b>Michael LaCoss, R</b> ERA: 4.76 (1, 1)	2.2 L 17 7 5 3 0 1 0 0 0 0 0 0 16 20 10.12 3.000																					
<b>Paul Moskau, R</b> ERA: 4.29 (3, 1)	2.1 7 0 0 0 0 1 0 0 0 0 0 0 6 10 0.00 0.429																					
<b>Mario Soto, R</b> ERA: 5.5 (6, 1)	2.0 9 0 1 1 2 2 1 0 0 0 0 0 10 22 4.50 1.000																					
<b>Doug Bair, R</b> ERA: 1.69 (8, 1)	2.0 8 2 1 1 1 0 0 0 0 0 1 0 10 10 4.50 1.000																					

Batter	1	2	3	4	5	6	7	8	9	AB	R	H	RBI	BB	SO	LOB	BOTTOM					
<b>Dave Collins, S</b> OBP: 0.333, SLG: 0.361 (1, 7)	0-0 6-3		0-3 K		0-0 FC6-4 1B		0-0 4-3		0-0 G3 1-2	5	0	1	0	0	1	1	<b>Philadelphia Phillies @ Cincinnati Reds</b> Riverfront Stadium, Cincinnati, OH Sun May 11 1980, 3:33 AM EDT Att: 25,920 - Unknown  <b>AB 37</b> <b>R 3</b> <b>H 11</b> <b>RBI 3</b> <b>BB 2</b> <b>SO 9</b> <b>LOB 17</b> 					
<b>Cesar Geronimo, L</b> OBP: 0.305, SLG: 0.364 (1, 8)	0-0 G5-4-3 1B		0-0 FC6-4 1B		0-0 FC6-4 1-2		0-0 FC5-4 1B		0-0 2-H 1B	5	0	4	1	0	0	1						
<b>Dave Concepcion, R</b> OBP: 0.242, SLG: 0.352 (1, 6)	0-0 G5-4-3 1-2		0-0 FC6-4 1-2			0-0 2B		0-0 FC5-4 1-2		0-0 F8	5	1	1	0	0	4						
<b>Ken Griffey, L</b> OBP: 0.410, SLG: 0.455 (1, 9)		0-3 K		0-0 E1 4-3 1B		0-3 K		0-3 K		4	0	1	0	0	3	1						
<b>Ray Knight, R</b> OBP: 0.325, SLG: 0.459 (1, 5)		0-3 K		0-3 K		0-0 F9		4-0 1-6-3 BB		3	0	0	0	1	2	2						
<b>Dan Driessen, L</b> OBP: 0.381, SLG: 0.375 (1, 3)		0-0 1B		0-0 4-3 2-3		0-0 2B		0-0 1-6-3 1-2		4	0	2	1	0	0	2						
<b>Junior Kennedy, R</b> OBP: 0.347, SLG: 0.379 (1, 4)		0-0 1B		0-3 K		0-3 K		0-0 6-3		4	0	1	0	0	2	3						
<b>Don Werner, R</b> OBP: 0.242, SLG: 0.143 (1, 2) <b>Rick Auerbach, R</b> (9, PH)		0-0 P5			0-0 5-3		0-0 5-3		4-0 G3 1B BB	3	0	0	0	0	0	2						
<b>Michael LaCoss, R</b> OBP: 0.200, SLG: 0.287 (3, 1) <b>Paul Moskau, R</b> OBP: 0.200, SLG: 0.300 (8, 1) <b>Ron Oester, S</b> OBP: 0.333, SLG: 0.433 (7, PH) <b>Mario Soto, R</b> OBP: 0.333, SLG: 0.433 (8, 1) <b>Harry Spilman, L</b> OBP: 0.333, SLG: 0.433 (9, PH) <b>Doug Bair, R</b> OBP: 0.289, SLG: 0.289 (9, PH)			0-3 K		0-0 1-3		0-0 HR		0-0 F7	0	0	0	0	0	0	0						
<b>Inning Stats</b>	R: 0 E: 0 K: 0 S: 3	H: 1 LOB: 0 BB: 0 P: 3	R: 0 E: 0 K: 2 S: 9	H: 2 LOB: 2 BB: 0 P: 9	R: 0 E: 1 K: 2 S: 8	H: 1 LOB: 1 BB: 0 P: 8	R: 0 E: 0 K: 2 S: 8	H: 1 LOB: 1 BB: 0 P: 8	R: 0 E: 0 K: 0 S: 4	H: 1 LOB: 1 BB: 0 P: 4	R: 1 E: 0 K: 2 S: 9	H: 2 LOB: 1 BB: 0 P: 9	R: 1 E: 0 K: 0 S: 5	H: 2 LOB: 1 BB: 0 P: 5	R: 0 E: 0 K: 1 S: 5	H: 0 LOB: 1 BB: 1 P: 9		R: 1 E: 0 K: 0 S: 4	H: 1 LOB: 1 BB: 1 P: 8	1B: 8 2B: 2 3B: 0 HR: 1	SF: 0 SAC: 0 DP: 1 HBP: 0	WP: 0 PB: 0 SB: 0 CS: 0
<b>PITCHER</b>	IP WLS BF H R ER SO BB IBB HBP BLK WP HR S P ERA WHIP																					
<b>Dick Ruthven, R</b> ERA: 5.71 (1, 1)	7.0 W 30 10 2 2 2 0 0 0 0 0 0 0 46 46 2.57 1.429																					
<b>Dickie Noles, R</b> ERA: 2.35 (8, 1)	2.0 9 1 1 1 1 2 0 0 0 0 0 0 9 17 4.50 1.500																					

Batter	1	2	3	4	5	6	7	8	9	AB	R	H	RBI	BB	SO	LOB	TOP							
Joel Youngblood, R OBP: 0.375, SLG: 0.464	4-0 1B 4-3 BB	0-0 FC6-4			0-0 L4		0-3 K		0-0 2B	4	1	1	0	1	1	1								
Frank Taveras, R OBP: 0.275, SLG: 0.277	0-0 4-3 2B 1B		0-0 G1 1B		0-0 1B 1B		0-0 L3		0-3 K	5	2	3	0	0	1	1								
Lee Mazzilli, S OBP: 0.404, SLG: 0.330	0-0 4-3		0-0 G1		0-0 1B 1B		0-0 5-3			4	1	1	1	0	0	2								
Mike Jorgensen, L OBP: 0.410, SLG: 0.380	0-0 F9 2H 2B		0-0 6-3		0-0 1B 1B				0-0 P6	4	0	2	2	0	0	1								
John Stearns, R OBP: 0.361, SLG: 0.443	0-0 F9 2-3		0-0 G2		0-0 1B FC6-4 1B				0-0 1B	4	0	2	1	0	0	2								
Steve Henderson, R OBP: 0.338, SLG: 0.353	0-0 F9			0-0 5-3	0-0 FC6-4				0-0 F4	4	0	0	0	0	0	4								
Elliott Maddox, R OBP: 0.402, SLG: 0.292		0-0 5-3		0-0 6-3		0-3 K		0-3 K		4	0	0	0	0	2	1								
Doug Flynn, R OBP: 0.217, SLG: 0.225		0-0 FC6-4 1B		0-0 F4-3		0-0 F6-3			0-0 F9	4	0	1	0	0	0	0								
Ray Burris, R John Pacella, R Kevin Kobel, L Mark Bombback, R Ed Glynn, L Jerry Mazzilli, R Tom Hausman, R Paul Moskau, R		0-0 B3			0-0 6-3		0-0 F8		0-3 K	1	0	0	0	0	0	1								
<b>Inning Stats</b>	R: 2 E: 0 K: 0 S: 5	H: 2 LOB: 1 BB: 1 P: 9	R: 0 E: 0 K: 0 S: 4	H: 1 LOB: 1 BB: 0 P: 4	R: 0 E: 0 K: 0 S: 4	H: 1 LOB: 1 BB: 0 P: 4	R: 0 E: 0 K: 0 S: 3	H: 0 LOB: 0 BB: 0 P: 3	R: 2 E: 0 K: 1 S: 7	H: 4 LOB: 2 BB: 0 P: 7	R: 0 E: 0 K: 1 S: 5	H: 0 LOB: 0 BB: 0 P: 5	R: 0 E: 0 K: 1 S: 6	H: 1 LOB: 1 BB: 0 P: 6	R: 0 E: 0 K: 2 S: 8	H: 1 LOB: 1 BB: 0 P: 8	1B: 8 2B: 2 3B: 0 HR: 0	SF: 0 SAC: 0 DP: 0 HBP: 0	WP: 0 PB: 0 SB: 0 CS: 0	PA: 38				
<b>PITCHER</b>	IP WLS BF H R ER SO BB IBB HBP BLK WP HR S P ERA WHIP	IP WLS BF H R ER SO BB IBB HBP BLK WP HR S P ERA WHIP																						
Frank Pastore, R ERA: 2.74	(1, 1)	5.0	W	24	8	4	4	0	1	0	0	0	0	0	0	0	0	0	0	0	23	27	7.20	1.800
Paul Moskau, R ERA: 3.6	(6, 1)	4.0	S	14	2	0	0	5	0	0	0	0	0	0	0	0	0	0	0	0	24	24	0.00	0.500

New York Mets @ Cincinnati Reds  
Riverfront Stadium, Cincinnati, OH  
Tue May 13 1980, 7:05 PM EDT  
Att: 18,732 - Unknown

AB 37  
R 4  
H 10  
RBI 4  
BB 1  
SO 5  
LOB 13



Batter	1	2	3	4	5	6	7	8	9	AB	R	H	RBI	BB	SO	LOB	BOTTOM						
Dave Collins, S OBP: 0.355, SLG: 0.416	0-0 F9	0-0 HBP S 1B		0-0 E BLK 1B	0-0 HR 1B	0-0 HR		0-0 F4-3		6	4	4	1	0	0	0							
Ken Griffey, L OBP: 0.426, SLG: 0.485	0-0 F5	4-0 HBP 1B BB		4-0 E 1B BB	0-0 HR 1B	4-0 FC6-4 BB				2	3	1	3	3	0	0							
Sam Mejias, R OBP: 0.342, SLG: 0.389		1-2 HBP 1B BB		1-2 1B BB	1-H 2-H HR					0	0	0	0	0	0	0							
Dave Concepcion, R OBP: 0.255, SLG: 0.352	4-0 S 1B BB	1-0 1B HBP		0-0 E3 1B	0-0 BB HR 1B	0-0 FC6-4 FC6-4				3	2	1	1	1	0	3							
Ron Oester, S OBP: 0.200, SLG: 0.300	0-0 S 1B BB	1-2 2-3 3-H HBP		1-2 2-3 1B	0-0 HR 1B	1-2 FC6-4				0	0	0	0	0	0	0							
George Foster, R OBP: 0.392, SLG: 0.470	4-0 FC5 1B BB	0-0 1B		0-3 K	4-0 HR BB	0-0 FC6-4				3	1	1	2	2	1	4							
Hector Cruz, R OBP: 0.200, SLG: 0.276	1-2 FC5 1B BB	1-H 2-H 3-H 1B		0-0 FC6-4 1B	1-2 HR BB	1-2 FC6-4				0	0	0	0	0	0	0							
Dan Driessen, L OBP: 0.363, SLG: 0.376	0-0 1-2 2-H 1B		0-0 3-1	0-0 FC6-4 1B	0-0 F8		0-0 F8			5	0	2	3	0	0	2							
Johnny Bench, R OBP: 0.306, SLG: 0.282	0-0 FC5		4-0 1B BB	0-0 FC6-4 1B	4-0 HR BB		0-3 K			2	1	0	0	2	0	3							
Paul Moskau, R ERA: 3.6	2-3F FC5		0-0 1B BB	0-0 FC6-4 1B	1-2 HR BB		0-0 F9			1	0	0	0	0	1	0							
Ray Knight, R OBP: 0.328, SLG: 0.509		0-0 6-3	0-0 L9		0-0 HR		0-0 F9			5	2	2	5	0	0	1							
Junior Kennedy, R OBP: 0.350, SLG: 0.374		4-0 1B HBP BB	0-0 1B 1B		0-0 6-3		0-0 F9			4	1	1	0	1	0	0							
Frank Pastore, R ERA: 2.97	(1, 1)	0-0 SH2-4	0-0 F4-3		0-0 HR 1B		0-0 6-3		0-0 5-3	1	0	0	0	0	0	2							
Rick Auerbach, R OBP: 0.400, SLG: 0.143	(5, PH)	1-2 SH2-4		0-0 F4-3		0-0 6-3				1	1	1	0	0	0	0							
Don Werner, R OBP: 0.229, SLG: 0.133	(6, 2)	1-2 1B		0-0 F4-3		0-0 6-3				2	0	0	0	0	0	0							
<b>Inning Stats</b>	R: 1 E: 0 K: 0 S: 4	H: 1 LOB: 2 BB: 2 P: 12	R: 3 E: 0 K: 0 S: 4	H: 2 LOB: 2 BB: 2 P: 13	R: 0 E: 0 K: 0 S: 4	H: 1 LOB: 1 BB: 1 P: 8	R: 2 E: 1 K: 1 S: 7	H: 2 LOB: 1 BB: 1 P: 11	R: 8 E: 0 K: 0 S: 9	H: 6 LOB: 0 BB: 2 P: 17	R: 1 E: 0 K: 0 S: 4	H: 1 LOB: 1 BB: 1 P: 8	R: 0 E: 0 K: 1 S: 5	H: 0 LOB: 0 BB: 0 P: 5	R: 0 E: 0 K: 0 S: 3	H: 0 LOB: 0 BB: 0 P: 3	1B: 9 2B: 0 3B: 0 HR: 4	SF: 0 SAC: 1 DP: 0 HBP: 1	WP: 0 PB: 0 SB: 2 CS: 0	PA: 46			
<b>PITCHER</b>	IP WLS BF H R ER SO BB IBB HBP BLK WP HR S P ERA WHIP	IP WLS BF H R ER SO BB IBB HBP BLK WP HR S P ERA WHIP																					
Ray Burris, R ERA: 2.97	(1, 1)	2.1	L	15	3	4	4	0	5	0	0	0	1	0	0	0	0	0	0	8	30	15.43	3.429
John Pacella, R ERA: 3.69	(3, 1)	1.0		7	2	2	1	1	1	0	0	0	1	0	0	0	0	0	0	2	2	9.00	3.000
Kevin Kobel, L ERA: 6.89	(4, 1)	0.2		2	1	0	0	0	0	0	0	0	0	0	0	0	0	0	0	2	2	0.00	1.500
Mark Bombback, R ERA: 4.75	(5, 1)	0.1		7	5	6	6	0	1	0	0	0	0	0	0	0	0	0	0	2	6	162.00	18.000
Ed Glynn, L ERA: 4.22	(5, 1)	0.2		4	1	2	2	0	1	0	0	0	0	0	0	0	0	0	0	1	3	27.00	3.000

New York Mets @ Cincinnati Reds  
Riverfront Stadium, Cincinnati, OH  
Tue May 13 1980, 7:05 PM EDT  
Att: 18,732 - Unknown

AB 35  
R 15  
H 13  
RBI 15  
BB 9  
SO 2  
LOB 15







Batter	1	2	3	4	5	6	7	8	9	AB	R	H	RBI	BB	SO	LOB	TOP																			
Dave Collins, S (1, 8) OBP: 0.373, SLG: 0.433 Cesar Geronimo, L (8, 8) OBP: 0.300, SLG: 0.357	K		3-1			1B	IBB			3	1	1	0	1	1	0	Cincinnati Reds @ Montreal Expos Olympic Stadium, Montreal, QB Fri May 16 1980, 3:33 AM EDT Att: 14,457 - Unknown																			
Ken Griffey, L (1, 9) OBP: 0.397, SLG: 0.446	4-3		K			F8	4-3			4	0	0	0	0	1	4																				
Dave Concepcion, R (1, 6) OBP: 0.267, SLG: 0.353	K			K		1B		F3		4	0	1	1	1	0	2																				
George Foster, R (1, 7) OBP: 0.364, SLG: 0.427		5-3		K		1B		K		4	0	1	0	0	2	0																				
Dan Driessen, L (1, 3) OBP: 0.352, SLG: 0.373		L8		6-3		G4-6-3				4	0	1	0	0	0	2																				
Ray Knight, R (1, 5) OBP: 0.323, SLG: 0.492						F9		CS	K	4	0	1	0	0	1	0																				
Junior Kennedy, R (1, 4) OBP: 0.374, SLG: 0.404						FC4-6	1B			4	0	4	0	0	0	0																				
Don Werner, R (1, 2) OBP: 0.211, SLG: 0.121 (9, PH) Harry Spillman, L (9, PH) OBP: 0.324, SLG: 0.531						FC4-6	1B	P3		3	0	0	0	0	1	5																				
Tom Seaver, R (1, 1) OBP: 0.267, SLG: 0.167 Rick Auerbach, R (9, PH) OBP: 0.364, SLG: 0.125			6-3			K		P3		2	0	0	0	0	1	1																				
<b>Inning Stats</b>	R: 0 E: 0 K: 2 S: 7	H: 0 LOB: 0 BB: 0 P: 7	R: 0 E: 0 K: 1 S: 7	H: 2 LOB: 2 BB: 0 P: 7	R: 0 E: 0 K: 1 S: 5	H: 0 LOB: 0 BB: 0 P: 5	R: 0 E: 0 K: 2 S: 7	H: 0 LOB: 0 BB: 0 P: 7	R: 0 E: 0 K: 1 S: 6	H: 1 LOB: 1 BB: 0 P: 6	R: 1 E: 0 K: 0 S: 5	H: 3 LOB: 1 BB: 0 P: 5	R: 0 E: 1 K: 0 S: 5	H: 1 LOB: 3 BB: 1 P: 9	R: 0 E: 0 K: 1 S: 5	H: 1 LOB: 0 BB: 0 P: 5		R: 0 E: 0 K: 1 S: 6	H: 1 LOB: 1 BB: 0 P: 6	1B: 9 2B: 0 3B: 0 HR: 0	SF: 0 SAC: 1 DP: 1 HBP: 0	WP: 0 PA: 37 PB: 0 SB: 1 CS: 1														
<b>PITCHER</b>	IP	WLS	BF	H	R	ER	SO	BB	IBB	HBP	BLK	WP	HR	S	P	ERA	WHIP	<b>PITCHER</b>		IP	WLS	BF	H	R	ER	SO	BB	IBB	HBP	BLK	WP	HR	S	P	ERA	WHIP
Steve Rogers, R (1, 1) ERA: 3.47	8.0	W	32	8	1	1	8	0	1	0	0	0	0	47	51	1.12	1.000																			
Elias Sosa, R (9, 1) ERA: 2.35	0.1		2	1	0	0	1	0	0	0	0	0	0	4	4	0.00	3.000																			
Woodie Fryman, L (9, 1) ERA: 0.59	0.2	S	2	0	0	0	0	0	0	0	0	0	0	2	2	0.00	0.000																			

AB 34  
R 1  
H 9  
RBI 1  
BB 1  
SO 9  
LOB 14



Batter	1	2	3	4	5	6	7	8	9	AB	R	H	RBI	BB	SO	LOB	BOTTOM																				
Jerry White, S (1, 7) OBP: 0.367, SLG: 0.320	F8			G3			1B			2	0	0	0	1	0	0	Cincinnati Reds @ Montreal Expos Olympic Stadium, Montreal, QB Fri May 16 1980, 3:33 AM EDT Att: 14,457 - Unknown																				
Rodney Scott, S (1, 6) OBP: 0.284, SLG: 0.221	F7			L4			B5	1-3		4	0	0	0	0	0	2																					
Andre Dawson, R (1, 8) OBP: 0.340, SLG: 0.482 Rowland Office, L (9, 8) OBP: 0.350, SLG: 0.375				K			P4			3	0	0	0	0	1	1																					
Ellis Valentine, R (1, 9) OBP: 0.316, SLG: 0.472		K			G5-4-3		FC4-6			2	0	1	0	1	1	0																					
Larry Parrish, R (1, 5) OBP: 0.284, SLG: 0.455		K			G5-4-3		FC4-6			3	0	0	0	0	1	3																					
Gary Carter, R (1, 2) OBP: 0.319, SLG: 0.400		F8			F8					3	1	1	0	0	0	0																					
Warren Cromartie, L (1, 3) OBP: 0.304, SLG: 0.456						K		2B		3	1	1	1	0	1	0																					
Tony Benazard, S (1, 4) OBP: 0.333, SLG: 0.342						K		SF8		3	0	0	0	0	2	1																					
Steve Rogers, R (1, 1) OBP: 0.294, SLG: 0.143 Tom Hutton, L (8, PH) OBP: 0.083, SLG: 0.091 Elias Sosa, R (9, 1) Woodie Fryman, R (9, 1)										2	0	0	0	0	0	0																					
<b>Inning Stats</b>	R: 0 E: 0 K: 0 S: 3	H: 0 LOB: 0 BB: 0 P: 3	R: 0 E: 0 K: 2 S: 7	H: 0 LOB: 0 BB: 0 P: 7	R: 0 E: 0 K: 0 S: 3	H: 0 LOB: 0 BB: 0 P: 3	R: 0 E: 0 K: 1 S: 5	H: 0 LOB: 0 BB: 0 P: 5	R: 0 E: 0 K: 0 S: 2	H: 0 LOB: 0 BB: 1 P: 6	R: 0 E: 0 K: 2 S: 7	H: 0 LOB: 0 BB: 0 P: 7	R: 0 E: 0 K: 0 S: 4	H: 1 LOB: 2 BB: 1 P: 8	R: 2 E: 0 K: 1 S: 7	H: 2 LOB: 1 BB: 0 P: 8		1B: 2 2B: 1 3B: 0 HR: 0	SF: 1 SAC: 0 DP: 1 HBP: 1	WP: 0 PA: 29 PB: 0 SB: 1 CS: 0																	
<b>PITCHER</b>	IP	WLS	BF	H	R	ER	SO	BB	IBB	HBP	BLK	WP	HR	S	P	ERA	WHIP	<b>PITCHER</b>		IP	WLS	BF	H	R	ER	SO	BB	IBB	HBP	BLK	WP	HR	S	P	ERA	WHIP	
Tom Seaver, R (1, 1) ERA: 3.4	8.0	L	29	3	2	2	6	2	0	1	0	0	0	38	47	2.25	0.625																				

AB 25  
R 2  
H 3  
RBI 2  
BB 2  
SO 6  
LOB 7



Batter	1	2	3	4	5	6	7	8	9	AB	R	H	RBI	BB	SO	LOB	TOP					
Dave Collins, S OBP: 0.364, SLG: 0.422	6-3	6-3			G3	6-3		CS 1B		5	0	1	2	0	0	4	<p>Cincinnati Reds @ Montreal Expos</p> <p>Olympic Stadium, Montreal, QB</p> <p>Sat May 17 1980, 3:33 AM EDT</p> <p>Att: 22,702 - Unknown</p>					
Ken Griffey, L OBP: 0.397, SLG: 0.440	G1-6-3 HBP		G3		1B		F7	CS	G3	4	0	1	0	0	0	0						
Dave Concepcion, R OBP: 0.265, SLG: 0.348	G1-6-3 1-2		L9		F8		G3		FC4-6 1B	5	0	1	0	0	0	2						
George Foster, R OBP: 0.355, SLG: 0.413		1B 1B	K		6-3		6-3		FC4-6 1B	5	1	1	0	0	1	2						
Ray Knight, R OBP: 0.333, SLG: 0.500		1B 1B 1-2		G3 SF8 2B		HBP 1B BB		K	4-3	4	3	2	0	1	1	1						
Dan Driessen, L OBP: 0.385, SLG: 0.375		FC2-5 1B 1-3 2-H		G3		1B HBP		E BB 1B BB		2	1	1	1	1	0	1						
Junior Kennedy, R OBP: 0.363, SLG: 0.393		P9		SF8		K		F8		3	0	0	1	0	1	5						
Don Werner, R OBP: 0.286, SLG: 0.194		FC2-5 1B 1-2 3-H						E 1B BB		3	1	3	2	1	0	0						
Michael LaCoss, R OBP: 0.167, SLG: 0.222		FC2-5		K		6-3		E1 1B		3	0	0	0	0	1	5						
Tom Hume, R OBP: 0.194, SLG: 0.267								1-2 2-3		0	0	0	0	0	0	0						
Doug Bair, R OBP: 0.267, SLG: 0.348		1-2 2-3								0	0	0	0	0	0	0						
<b>Inning Stats</b>	R: 0 E: 0 K: 0 S: 2	H: 0 LOB: 0 BB: 0 P: 3	R: 2 E: 0 K: 0 S: 7	H: 4 LOB: 2 BB: 0 P: 7	R: 0 E: 0 K: 1 S: 5	H: 0 LOB: 0 BB: 0 P: 5	R: 1 E: 0 K: 1 S: 7	H: 2 LOB: 1 BB: 0 P: 7	R: 0 E: 0 K: 0 S: 4	H: 1 LOB: 1 BB: 1 P: 11	R: 0 E: 0 K: 0 S: 3	H: 0 LOB: 0 BB: 0 P: 3	R: 2 E: 1 K: 1 S: 6	H: 1 LOB: 1 BB: 2 P: 14	R: 0 E: 0 K: 0 S: 4	H: 1 LOB: 1 BB: 0 P: 4	1B: 9 2B: 1 3B: 0 HR: 0	SF: 1 SAC: 0 DP: 1 HBP: 2	WP: 0 PB: 0 SB: 0 CS: 1	PA: 42		
<b>PITCHER</b>	IP WLS BF H R ER SO BB IBB HBP BLK WP HR S P ERA WHIP	5.1 0 26 8 4 4 3 1 0 2 0 0 0 0 5 6.75 1.688	1.2 W 5 0 0 0 0 0 0 0 0 0 0 0 5 5 0.00 0.000	0.2 5 0 2 0 1 2 0 0 0 0 0 0 5 13 0.00 3.000	1.1 S 5 2 0 0 0 0 0 0 0 0 0 0 5 5 0.00 1.500																	

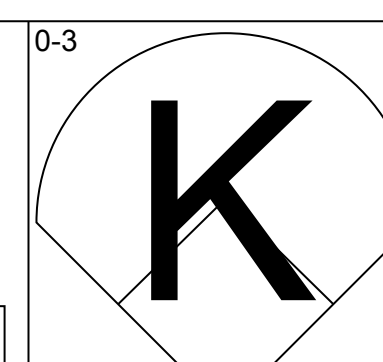
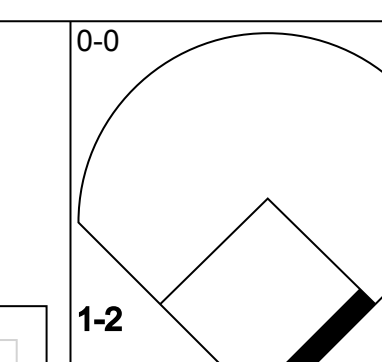
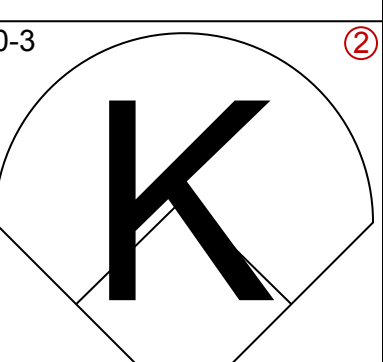
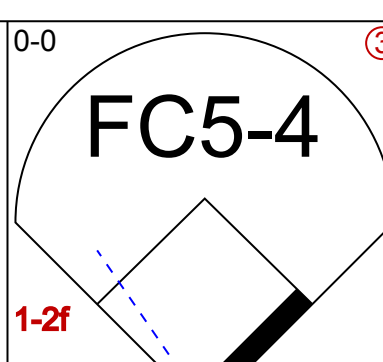
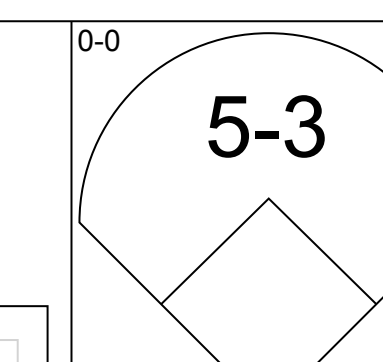
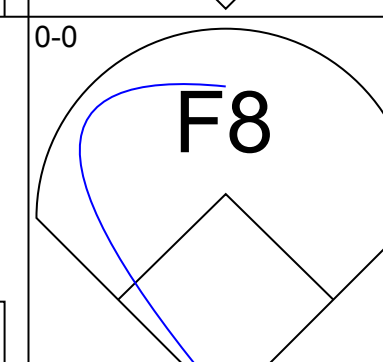
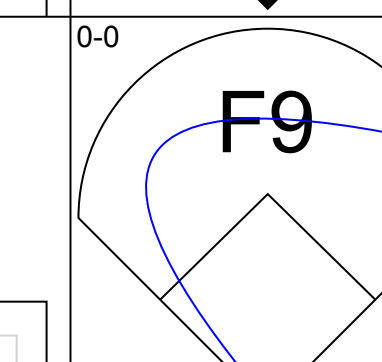
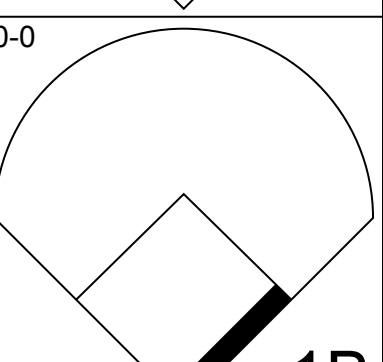
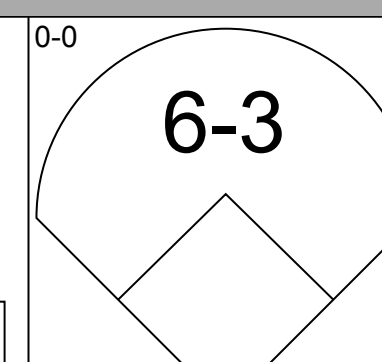
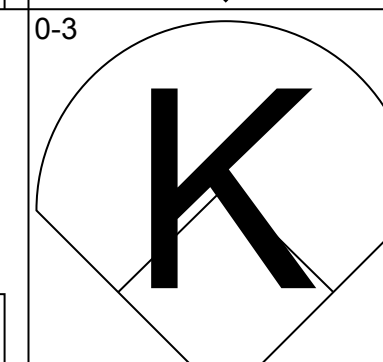
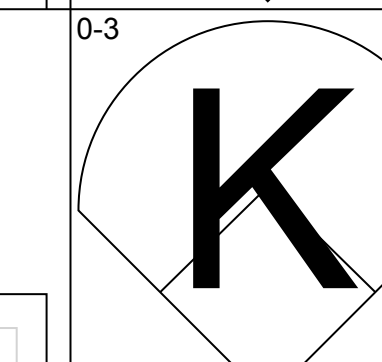
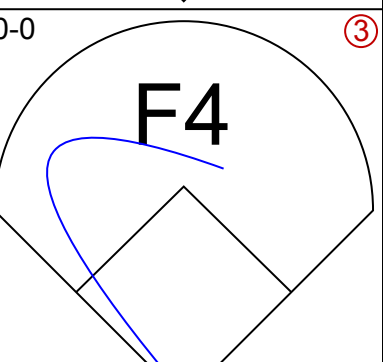
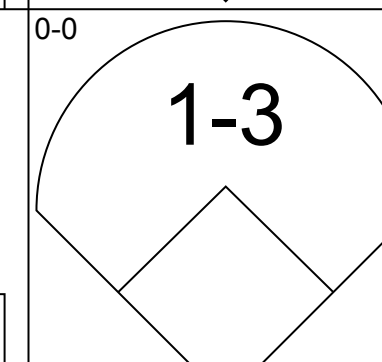
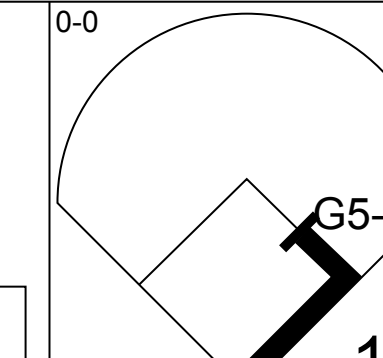

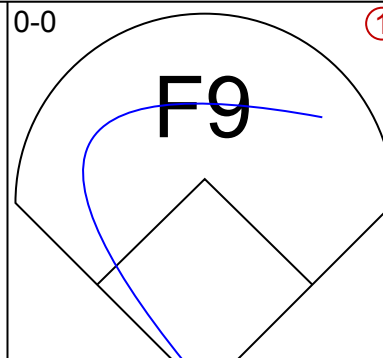
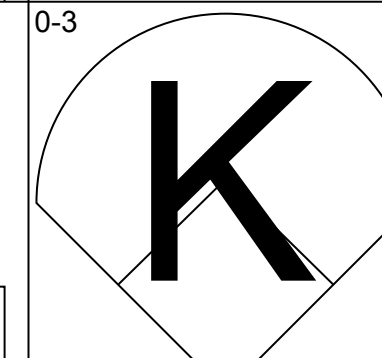
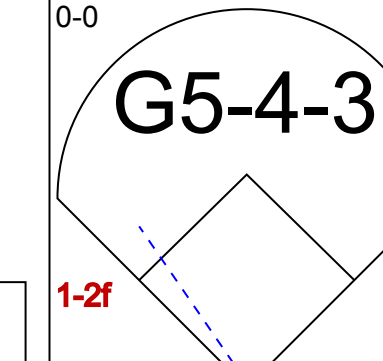
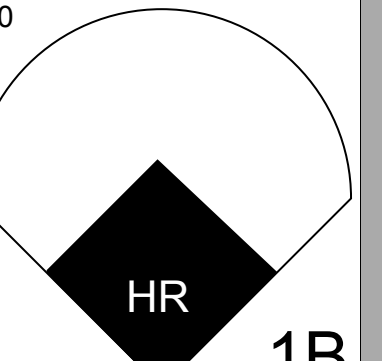
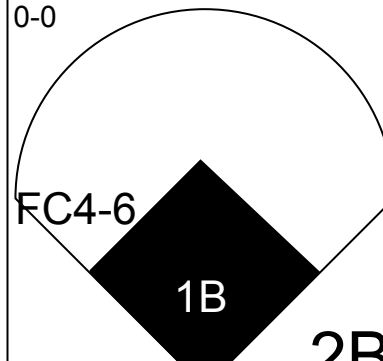
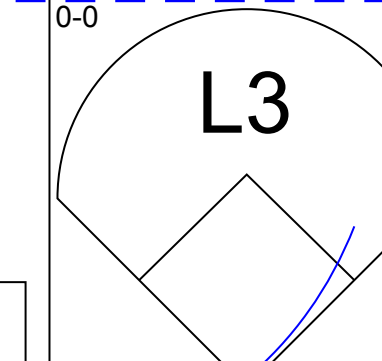
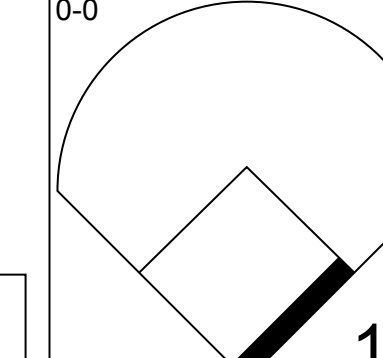
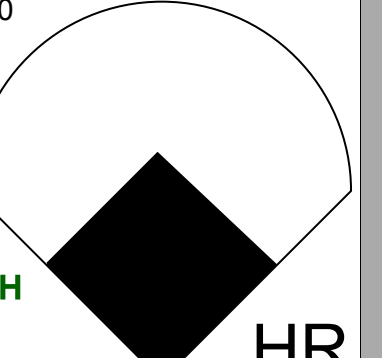
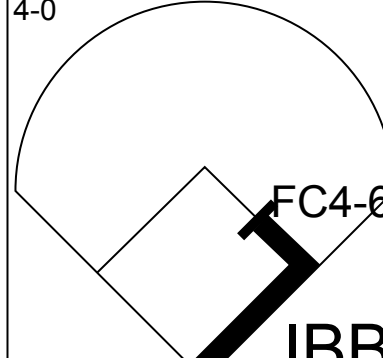
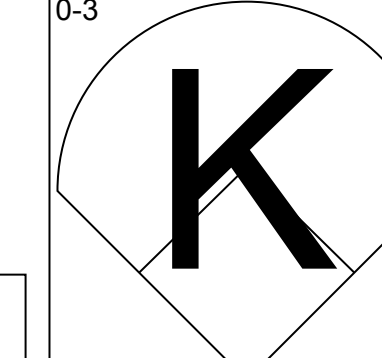
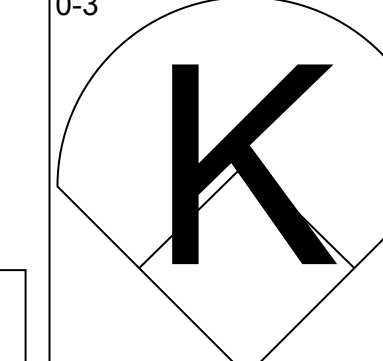
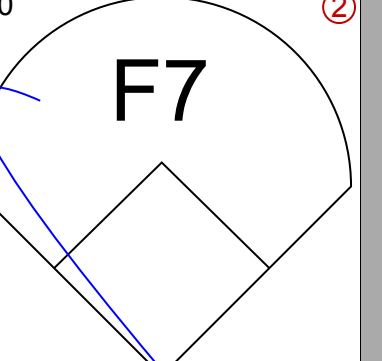
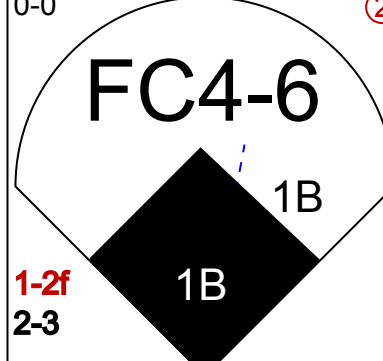
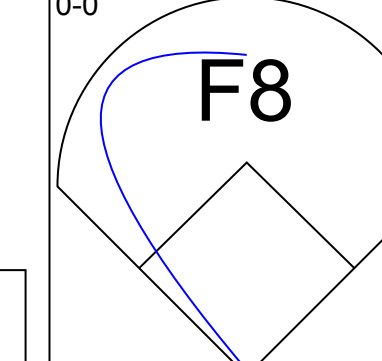
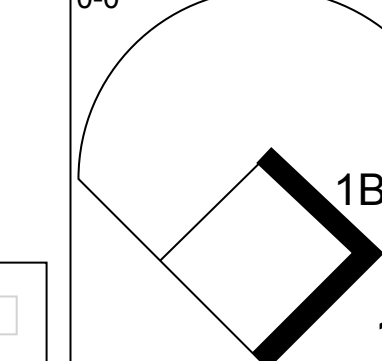
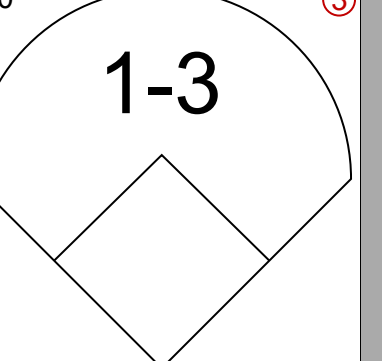
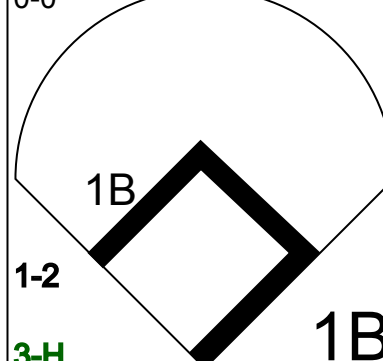
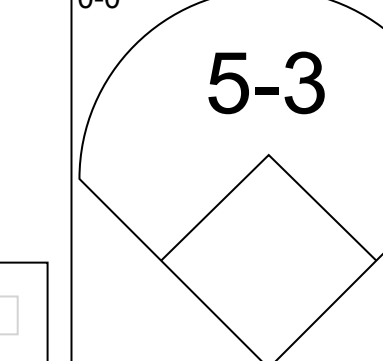
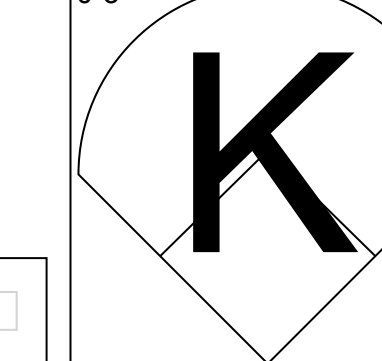
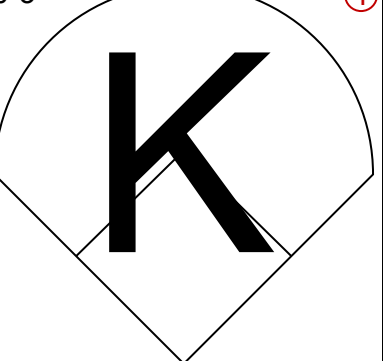
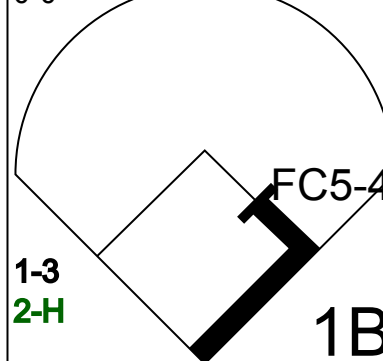
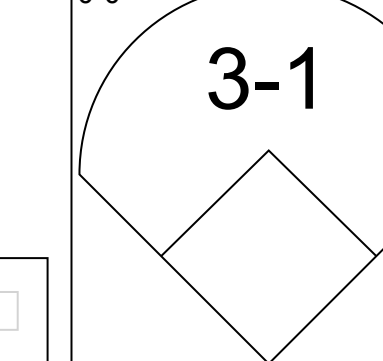
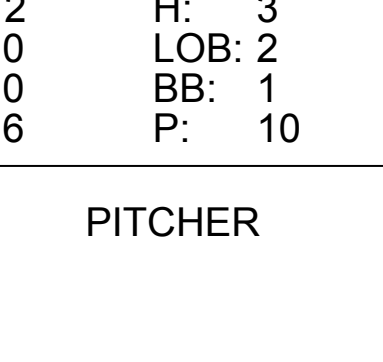
AB	35
R	6
H	10
RBI	6
BB	3
SO	4
LOB	22



Batter	1	2	3	4	5	6	7	8	9	AB	R	H	RBI	BB	SO	LOB	BOTTOM		
Ron LeFlore, R OBP: 0.353, SLG: 0.383	1B 4-3 6-3 BB		E1 FC1-5		G6-4-3 1B		E 1B	F9		4	2	2	0	1	0	1	<p>Cincinnati Reds @ Montreal Expos</p> <p>Olympic Stadium, Montreal, QB</p> <p>Sat May 17 1980, 3:33 AM EDT</p> <p>Att: 22,702 - Unknown</p>		
Jerry White, S OBP: 0.367, SLG: 0.320										0	0	0	0	0	0	0			
Rodney Scott, S OBP: 0.275, SLG: 0.213	4-3		FC1-5		F7		E 2B BB	5-3		3	0	0	0	0	0	4			
Rowland Office, L OBP: 0.357, SLG: 0.364			1-2 2-3							1	1	0	0	1	0	0			
Andre Dawson, R OBP: 0.471, SLG: 0.471			F8		G6-4-3		E5 2B			4	1	1	1	0	0	4			
Chris Speier, R OBP: 0.250, SLG: 0.333					1-2		1-2 2-H 3-H	BB 1B WP BB		0	1	0	0	1	0	0			
Ellis Valentine, R OBP: 0.319, SLG: 0.473	6-3		F2				1B 2B	BB 1B HBP		4	2	1	3	0	0	3			
Larry Parrish, R OBP: 0.300, SLG: 0.462	5-3				F8		1B 1B IBB	1B BB		3	1	1	0	2	0	1			
Gary Carter, R OBP: 0.322, SLG: 0.400			K		K		5-3	F9 1B		5	0	2	3	0	2	1			
Warren Cromartie, L OBP: 0.339, SLG: 0.454			F7				F7	4-3		5	0	2	1	0	0	3			
Tony Benazard, S OBP: 0.329, SLG: 0.329			6-3				F7			3	0	0	0	1	0	2			
Bill Lee, L OBP: 0.333, SLG: 0.333										2	0	1	0	0	0	2			
Stan Bahnsen, R OBP: 0.143, SLG: 0.083			FC1-5 E		1-3		BB E BB			0	0	0	0	0	0	0			
Tom Hume, R OBP: 0.143, SLG: 0.083										1	1	0	0	1	1	2			
Fred Norman, S OBP: 0.143, SLG: 0.083										0	0	0	0	0	0	0			
Elias Sosa, R OBP: 0.143, SLG: 0.083										0	0	0	0	0	0	0			
<b>Inning Stats</b>	R: 1 E: 0 K: 0 S: 4	H: 1 LOB: 1 BB: 1 P: 8	R: 0 E: 0 K: 1 S: 5	H: 0 LOB: 0 BB: 0 P: 5	R: 0 E: 0 K: 1 S: 6	H: 1 LOB: 2 BB: 1 P: 10	R: 0 E: 0 K: 0 S: 4	H: 1 LOB: 1 BB: 0 P: 4	R: 6 E: 1 K: 1 S: 10	H: 4 LOB: 2 BB: 3 P: 22	R: 2 E: 0 K: 0 S: 4	H: 1 LOB: 2 BB: 2 P: 13	1B: 7 2B: 3 3B: 0 HR: 0	SF: 0 SAC: 0 DP: 1 HBP: 1	WP: 1 PB: 0 SB: 0 CS: 0	PA: 43			
<b>PITCHER</b>	IP WLS BF H R ER SO BB IBB HBP BLK WP HR S P ERA WHIP	6.1 0 29 6 4 4 2 4 0 0 0 0 0 3 7 5.68 1.579	0.0 L 4 2 2 1 0 0 0 1 0 0 0 0 0 3 7 13.50 1.500	0.2 3 1 1 1 1 0 0 0 0 0 0 0 5 5 18.00 3.000	1.0 7 1 2 2 0 2 0 0 1 0 1 0 4 13 18.00 3.000														

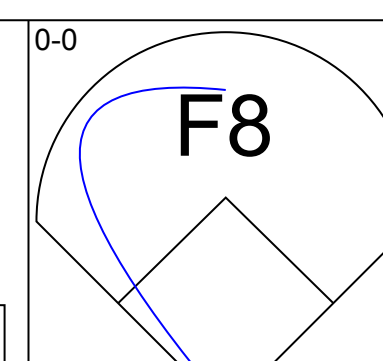
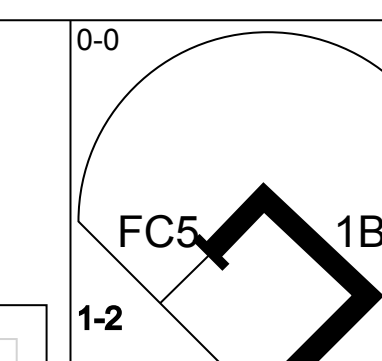
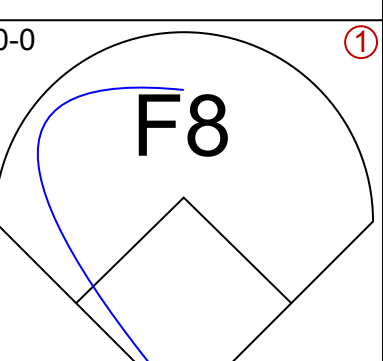
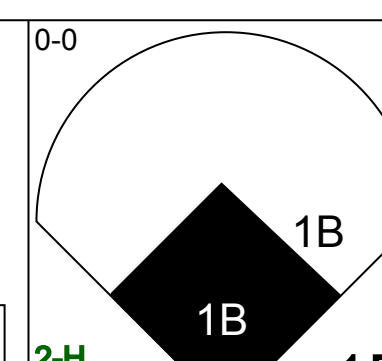
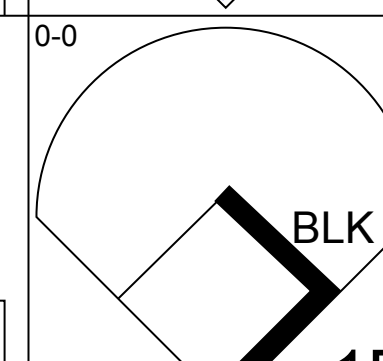
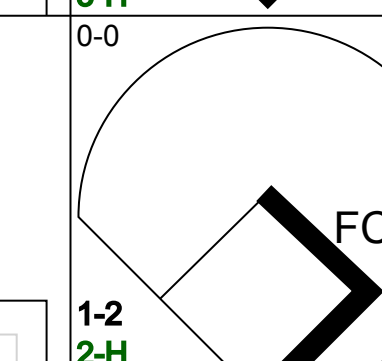
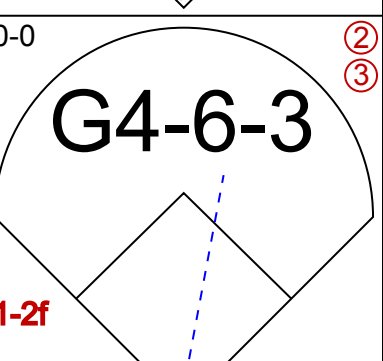
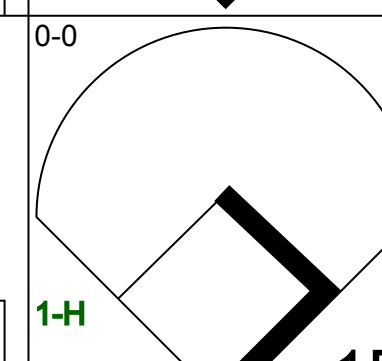
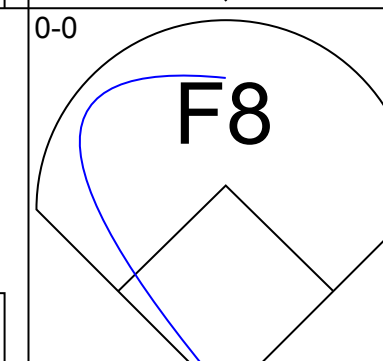
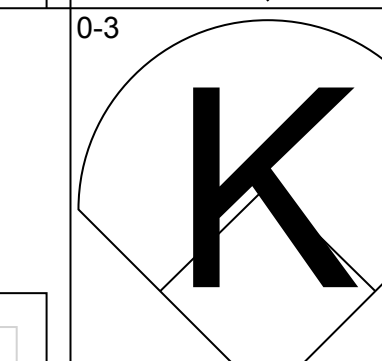
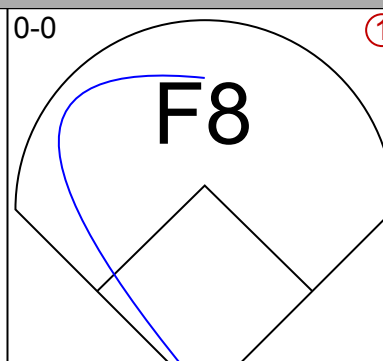
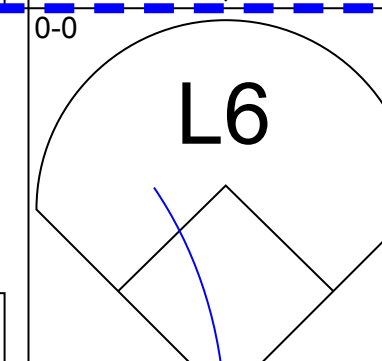
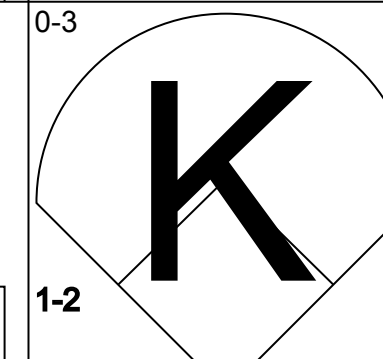
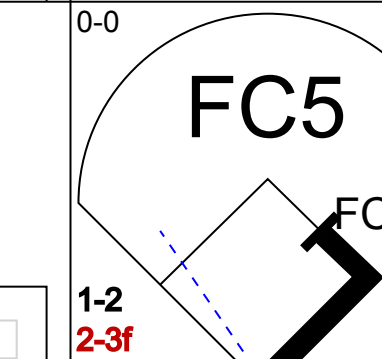
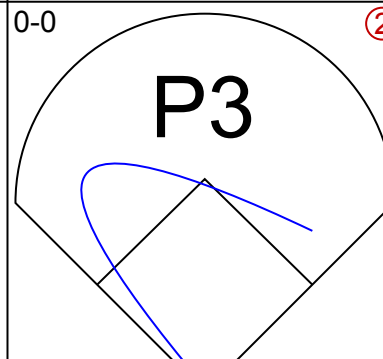
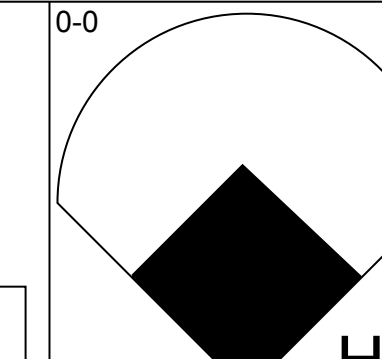
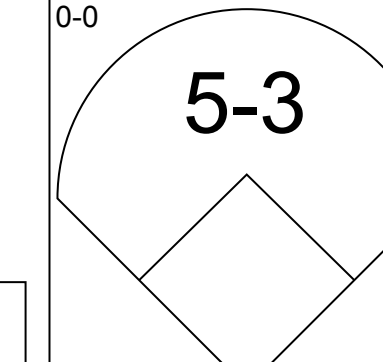
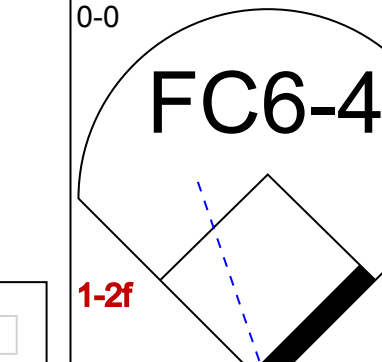
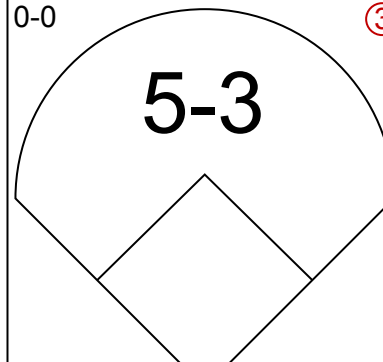
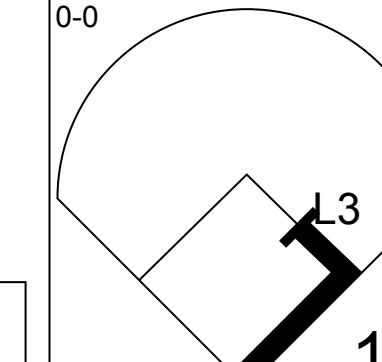
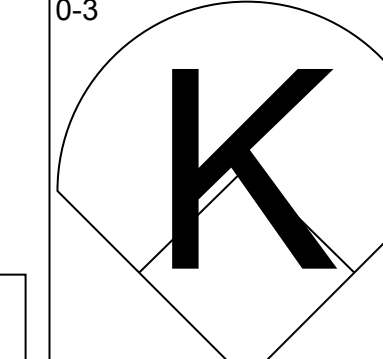
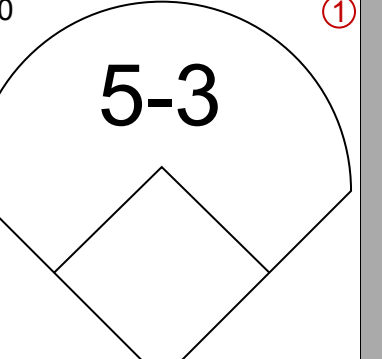
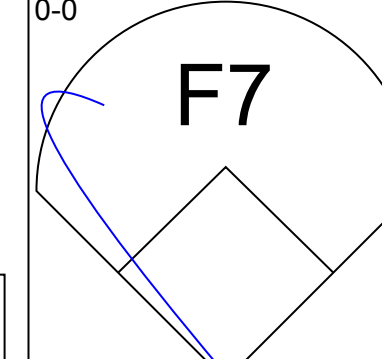
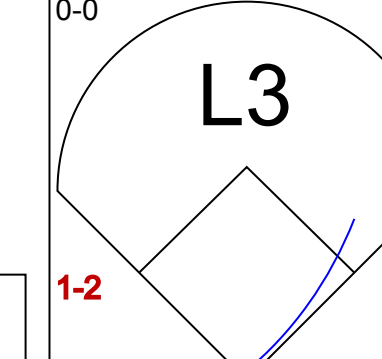
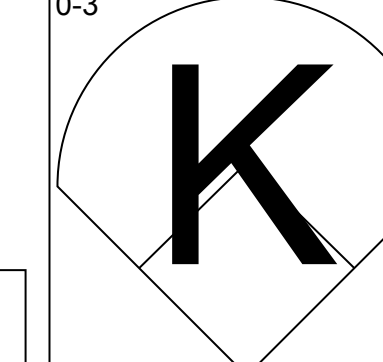
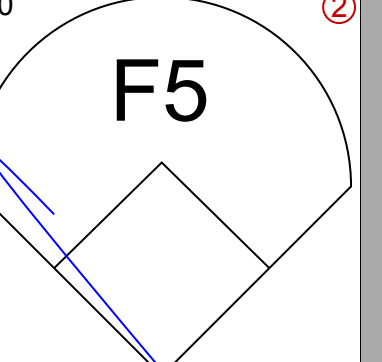
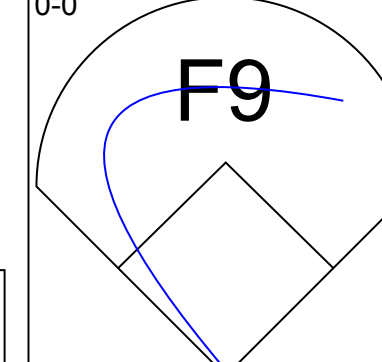
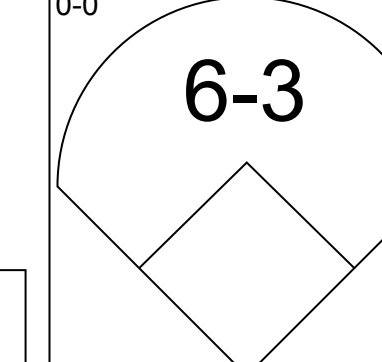
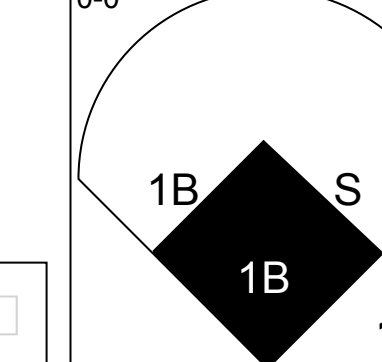
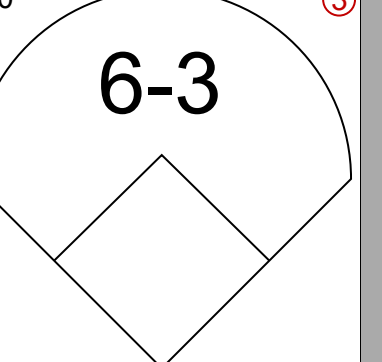
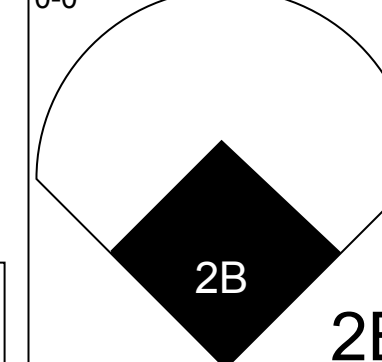
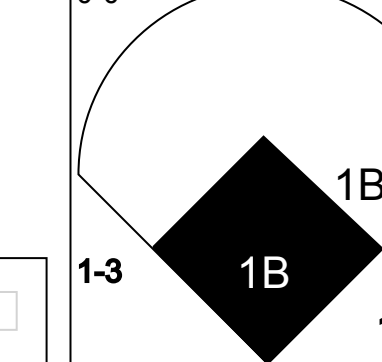
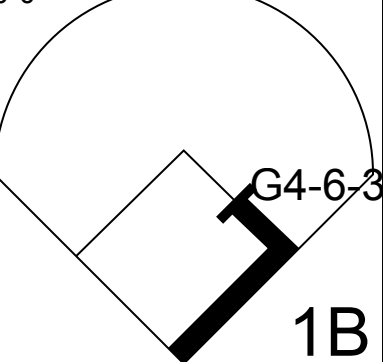
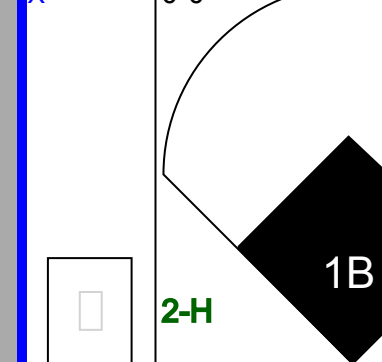
AB	35
R	9
H	10
RBI	8
BB	7
SO	3
LOB	23




Batter	1	2	3	4	5	6	7	8	9	AB	R	H	RBI	BB	SO	LOB	TOP						
Dave Collins, S OBP: 0.357, SLG: 0.411 (1, 8)										5	0	1	0	0	2	2	<b>Cincinnati Reds @ Philadelphia Phillies</b> Veterans Stadium, Philadelphia, PA Mon May 19 1980, 7:05 PM EDT Att: 25,109 - Unknown						
Junior Kennedy, R OBP: 0.360, SLG: 0.388 (1, 4)										4	0	1	0	0	0	2							
Ken Griffey, L OBP: 0.386, SLG: 0.425 (1, 9)										4	0	0	0	0	2	3							
George Foster, R OBP: 0.351, SLG: 0.405 (1, 7)										4	0	1	0	0	2	0							
Ray Knight, R OBP: 0.338, SLG: 0.508 (1, 5)										4	2	2	0	0	0	1							
Johnny Bench, R OBP: 0.311, SLG: 0.315 (1, 2)										3	1	2	2	1	1	0							
Dan Driessen, L OBP: 0.354, SLG: 0.361 (1, 3)										4	1	0	0	0	1	3							
Rick Auerbach, R OBP: 0.400, SLG: 0.250 (1, 6)										4	0	2	1	0	0	0							
Frank Pastore, R OBP: 0.190, SLG: 0.150 Tom Hume, R (7, 1)										3	0	1	1	0	2	1							
Harry Spilman, L OBP: 0.314, SLG: 0.515 (9, PH)										1	0	0	0	0	0	0							
<b>Inning Stats</b>	R: 0 E: 0 K: 2 S: 7	H: 0 LOB: 0 BB: 0 P: 7	R: 0 E: 0 K: 1 S: 6	H: 2 LOB: 1 BB: 0 P: 6	R: 0 E: 0 K: 2 S: 9	H: 2 LOB: 2 BB: 0 P: 9	R: 2 E: 0 K: 1 S: 7	H: 2 LOB: 0 BB: 0 P: 7	R: 0 E: 0 K: 2 S: 8	H: 1 LOB: 1 BB: 0 P: 8	R: 2 E: 0 K: 0 S: 6	H: 3 LOB: 2 BB: 1 P: 10	R: 0 E: 0 K: 1 S: 5	H: 0 LOB: 0 BB: 0 P: 5	R: 0 E: 0 K: 1 S: 5	H: 0 LOB: 0 BB: 0 P: 5	R: 0 E: 0 K: 0 S: 3	H: 0 LOB: 0 BB: 0 P: 3	1B: 8 2B: 1 3B: 0 HR: 1	SF: 0 SAC: 0 DP: 1 HBP: 0	WP: 0 PB: 0 SB: 0 CS: 0	PA: 37	
<b>PITCHER</b>	IP WLS BF H R ER SO BB IBB HBP BLK WP HR S P ERA WHIP	7.0 W 31 10 4 4 9 0 1 0 0 0 1 48 52 5.14 1.429	2.0 S 6 0 0 0 1 0 0 0 0 0 0 8 8 0.00 0.000																				

AB	36
R	4
H	10
RBI	4
BB	1
SO	10
LOB	12



Batter	1	2	3	4	5	6	7	8	9	AB	R	H	RBI	BB	SO	LOB	BOTTOM	
Pete Rose, S OBP: 0.353, SLG: 0.370 (1, 3)										4	1	2	2	0	0	1	<b>Cincinnati Reds @ Philadelphia Phillies</b> Veterans Stadium, Philadelphia, PA Mon May 19 1980, 7:05 PM EDT Att: 25,109 - Unknown	
Bake McBride, L OBP: 0.313, SLG: 0.434 (1, 9)										4	0	3	2	0	0	1		
Mike Schmidt, R OBP: 0.346, SLG: 0.586 (1, 5)										4	0	0	0	0	1	4		
Greg Luzinski, R OBP: 0.347, SLG: 0.514 Greg Gross, L OBP: 0.190, SLG: 0.205 (9, 7)										4	1	1	1	0	1	3		
Bob Boone, R OBP: 0.267, SLG: 0.336 (1, 2)										4	0	1	0	0	0	2		
Garry Maddox, R OBP: 0.280, SLG: 0.323 (1, 8)										4	0	0	0	0	1	1		
Larry Bowa, S OBP: 0.254, SLG: 0.336 (1, 6)										4	0	0	0	0	1	0		
Manny Trillo, R OBP: 0.420, SLG: 0.542 (1, 4)										3	2	2	0	0	0	0		
Steve Carlton, L OBP: 0.167, SLG: 0.174 Del Unser, L OBP: 0.409, SLG: 0.700 Ron Reed, R (8, 1)										2	1	2	0	0	0	0		
<b>Inning Stats</b>	R: 0 E: 0 K: 1 S: 6	H: 1 LOB: 1 BB: 0 P: 6	R: 0 E: 0 K: 2 S: 7	H: 0 LOB: 0 BB: 0 P: 7	R: 2 E: 0 K: 1 S: 9	H: 4 LOB: 2 BB: 0 P: 9	R: 0 E: 0 K: 0 S: 3	H: 0 LOB: 0 BB: 0 P: 3	R: 0 E: 0 K: 0 S: 3	H: 0 LOB: 0 BB: 0 P: 3	R: 3 E: 0 K: 0 S: 7	H: 4 LOB: 1 BB: 0 P: 7	R: 1 E: 0 K: 0 S: 4	H: 2 LOB: 0 BB: 0 P: 4	1B: 9 2B: 3 3B: 0 HR: 1	SF: 0 SAC: 0 DP: 2 HBP: 0		WP: 0 PB: 0 SB: 1 CS: 0
<b>PITCHER</b>	IP WLS BF H R ER SO BB IBB HBP BLK WP HR S P ERA WHIP	6.2 L 29 10 5 5 4 0 0 0 0 0 1 37 37 6.75 1.500	1.1 5 2 1 1 0 0 0 0 0 0 0 1 5 5 6.75 1.500															

AB	34
R	6
H	12
RBI	6
BB	0
SO	4
LOB	12



Batter	1	2	3	4	5	6	7	8	9	AB	R	H	RBI	BB	SO	LOB	TOP						
<b>Dave Collins, S</b> (1, 8) OBP: 0.359, SLG: 0.405										4	1	1	2	1	0	1							
<b>Junior Kennedy, R</b> (1, 4) OBP: 0.375, SLG: 0.421										5	2	4	0	0	0	0							
<b>Ken Griffey, L</b> (1, 9) OBP: 0.379, SLG: 0.416										5	2	1	2	0	0	3							
<b>Sam Mejias, R</b> (9, 9) OBP: 0.342, SLG: 0.389										0	0	0	0	0	0	0							
<b>George Foster, R</b> (1, 7) OBP: 0.353, SLG: 0.404										5	0	2	1	0	0	2							
<b>Dan Driessen, L</b> (1, 3) OBP: 0.351, SLG: 0.360										3	0	1	2	0	0	0							
<b>Ray Knight, R</b> (1, 5) OBP: 0.329, SLG: 0.493										4	0	0	0	0	0	3							
<b>Johnny Bench, R</b> (1, 2) OBP: 0.300, SLG: 0.302										4	1	0	0	0	0	2							
<b>Ron Oester, S</b> (1, 6) OBP: 0.286, SLG: 0.385										3	1	1	0	1	0	1							
<b>Charlie Leibrandt, R</b> (1, 1) OBP: 0.278, SLG: 0.313										1	0	0	0	0	1	1							
<b>Paul Moskau, R</b> (3, 1)										1	0	0	0	0	0	0							
<b>Cesar Geronimo, L</b> (6, PH) OBP: 0.319, SLG: 0.357										0	0	0	0	1	0	0							
<b>Mario Soto, R</b> (6, 1)										1	0	0	0	0	0	0							
<b>Doug Bair, R</b> (8, 1)										0	0	0	0	0	0	0							
<b>Inning Stats</b>	R: 2 E: 0 K: 0 S: 5	H: 2 LOB: 1 BB: 1 P: 9	R: 0 E: 0 K: 1 S: 6	H: 1 LOB: 1 BB: 0 P: 6	R: 2 E: 0 K: 0 S: 5	H: 2 LOB: 0 BB: 0 P: 5	R: 0 E: 1 K: 0 S: 3	H: 0 LOB: 0 BB: 0 P: 3	R: 0 E: 0 K: 0 S: 4	H: 1 LOB: 1 BB: 0 P: 4	R: 2 E: 1 K: 0 S: 4	H: 1 LOB: 2 BB: 2 P: 12	R: 1 E: 0 K: 0 S: 6	H: 3 LOB: 2 BB: 0 P: 6	R: 0 E: 0 K: 0 S: 3	H: 0 LOB: 0 BB: 0 P: 3	R: 0 E: 0 K: 0 S: 3	R: 0 E: 0 K: 0 S: 3	R: 0 E: 0 K: 0 S: 3	1B: 7 2B: 3 3B: 0 HR: 0	SF: 1 SAC: 0 DP: 1 HBP: 0	WP: 0 PB: 0 SB: 0 CS: 0	PA: 40
<b>PITCHER</b>	IP WLS BF H R ER SO BB IBB HBP BLK WP HR S P ERA WHIP																						
<b>Dick Ruthven, R</b> (1, 1) ERA: 4.86	6.1 L 31 9 7 5 1 2 1 0 0 0 0 0 30 42 7.11 1.737																						
<b>Kevin Saucier, L</b> (7, 1) ERA: 3.18	0.0 1 1 0 0 0 0 0 0 0 0 0 0 1 1 ∞ ∞																						
<b>Dickie Noles, R</b> (7, 1) ERA: 2.12	0.2 2 0 0 0 0 0 0 0 0 0 0 0 2 2 0.00 0.000																						
<b>Tug McGraw, L</b> (8, 1) ERA: 2.35	2.0 6 0 0 0 0 0 0 0 0 0 0 0 6 6 0.00 0.000																						

Cincinnati Reds @ Philadelphia Phillies  
Veterans Stadium, Philadelphia, PA  
Tue May 20 1980, 7:05 PM EDT  
Att: 25,202 - Unknown

AB 36  
R 7  
H 10  
RBI 7  
BB 3  
SO 1  
LOB 13

Batter	1	2	3	4	5	6	7	8	9	AB	R	H	RBI	BB	SO	LOB	BOTTOM						
<b>Pete Rose, S</b> (1, 3) OBP: 0.348, SLG: 0.363										5	0	1	0	0	0	2							
<b>Bake McBride, L</b> (1, 9) OBP: 0.308, SLG: 0.449										5	1	1	1	0	2	4							
<b>Mike Schmidt, R</b> (1, 5) OBP: 0.343, SLG: 0.600										4	1	1	1	0	1	0							
<b>Greg Luzinski, R</b> (1, 7) OBP: 0.359, SLG: 0.577										4	2	3	2	0	0	0							
<b>Bob Boone, R</b> (1, 2) OBP: 0.258, SLG: 0.325										4	0	0	0	0	2	1							
<b>Gary Maddox, R</b> (1, 8) OBP: 0.276, SLG: 0.380										4	1	3	0	0	0	0							
<b>Larry Bowa, S</b> (1, 6) OBP: 0.250, SLG: 0.330										2	0	0	0	0	1	2							
<b>Ramon Aviles, R</b> (7, 6) OBP: 0.333, SLG: 0.389										0	0	0	0	0	0	0							
<b>Greg Gross, L</b> (8, PH) OBP: 0.186, SLG: 0.200										1	0	0	0	0	0	1							
<b>John Vukovich, R</b> (9, 6) OBP: 0.333, SLG: 0.333										0	0	0	0	0	0	0							
<b>Manny Trillo, R</b> (1, 4) OBP: 0.407, SLG: 0.558										4	1	1	1	0	1	0							
<b>Dick Ruthven, R</b> (1, 1) ERA: 2.28, SLG: 0.357	2.0 11 6 5 5 0 0 0 0 0 0 0 0 3 11 22.50 3.000																						
<b>Kevin Saucier, L</b> (7, 1) ERA: 3.18	0.0 1 1 0 0 0 0 0 0 0 0 0 0 1 1 ∞ ∞																						
<b>Dickie Noles, R</b> (7, 1) ERA: 2.12	0.2 2 0 0 0 0 0 0 0 0 0 0 0 2 2 0.00 0.000																						
<b>Tug McGraw, L</b> (8, 1) ERA: 2.35	2.0 6 0 0 0 0 0 0 0 0 0 0 0 6 6 0.00 0.000																						
<b>Del Unser, L</b> (9, PH) OBP: 0.192, SLG: 0.214	0.0 1 1 0 0 0 0 0 0 0 0 0 0 1 21 21 3.38 1.875																						
<b>Lonnie Smith, R</b> (9, PH) OBP: 0.325, SLG: 0.500	1.1 S 5 1 0 0 0 1 0 0 0 0 0 0 7 7 0.00 0.750																						
<b>Inning Stats</b>	R: 2 E: 0 K: 0 S: 5	H: 3 LOB: 0 BB: 0 P: 5	R: 2 E: 0 K: 0 S: 5	H: 2 LOB: 0 BB: 0 P: 5	R: 1 E: 0 K: 1 S: 6	H: 1 LOB: 0 BB: 0 P: 6	R: 0 E: 0 K: 0 S: 3	H: 0 LOB: 0 BB: 0 P: 3	R: 0 E: 0 K: 2 S: 7	H: 0 LOB: 0 BB: 0 P: 7	R: 0 E: 0 K: 2 S: 9	H: 2 LOB: 2 BB: 0 P: 9	R: 0 E: 0 K: 1 S: 6	H: 1 LOB: 1 BB: 0 P: 6	R: 0 E: 0 K: 1 S: 7	H: 2 LOB: 1 BB: 0 P: 7	R: 0 E: 0 K: 1 S: 6	H: 1 LOB: 2 BB: 0 P: 6	R: 0 E: 0 K: 1 S: 6	1B: 4 2B: 2 3B: 2 HR: 4	SF: 0 SAC: 2 DP: 1 HBP: 0	WP: 0 PB: 0 SB: 0 CS: 0	PA: 38
<b>PITCHER</b>	IP WLS BF H R ER SO BB IBB HBP BLK WP HR S P ERA WHIP																						
<b>Charlie Leibrandt, L</b> (1, 1) ERA: 3.18	2.0 W 9 0 0 0 3 0 0 0 0 0 0 0 15 15 0.00 0.000																						
<b>Paul Moskau, R</b> (3, 1) ERA: 3.21	3.0 9 0 0 0 3 0 0 0 0 0 0 0 1 21 21 3.38 1.875																						
<b>Mario Soto, R</b> (6, 1) ERA: 4.56	1.1 S 5 1 0 0 1 0 0 0 0 0 0 0 7 7 0.00 0.750																						
<b>Doug Bair, R</b> (8, 1) ERA: 2.79	1.1 S 5 1 0 0 1 0 0 0 0 0 0 0 7 7 0.00 0.750																						

Cincinnati Reds @ Philadelphia Phillies  
Veterans Stadium, Philadelphia, PA  
Tue May 20 1980, 7:05 PM EDT  
Att: 25,202 - Unknown

AB 36  
R 6  
H 12  
RBI 6  
BB 0  
SO 8  
LOB 10

Batter	1	2	3	4	5	6	7	8	9	AB	R	H	RBI	BB	SO	LOB	TOP										
<b>Dave Collins, S</b> OBP: 0.344, SLG: 0.388 (1, 8)	K	K		FC4-6		F7		4-3		5	0	0	1	0	2	3	<b>Cincinnati Reds @ Philadelphia Phillies</b> Veterans Stadium, Philadelphia, PA Wed May 21 1980, 7:05 PM EDT Att: 26,099 - Unknown										
<b>Junior Kennedy, R</b> OBP: 0.376, SLG: 0.423 (1, 4)	1B 3B BB		5-3	L4-3				L5		4	1	1	1	1	0	2											
<b>Ken Griffey, L</b> OBP: 0.381, SLG: 0.417 <b>Cesar Geronimo, L</b> OBP: 0.297, SLG: 0.339 (3, 8)	S 3B 1B		K			4-3		4-3		2	1	1	0	0	1	0											
<b>George Foster, R</b> OBP: 0.346, SLG: 0.394 (1, 7)	K		G3					5-3		5	0	1	0	0	2	2											
<b>Dan Driessen, L</b> OBP: 0.367, SLG: 0.368 (1, 3)	3B BB			1B 2B 1B		L8		3B BB		3	3	2	0	2	0	1											
<b>Ray Knight, R</b> OBP: 0.344, SLG: 0.529 (1, 5)				2B 1B		FC6-4 BB		3B		4	1	3	4	1	0	1											
<b>Johnny Bench, R</b> OBP: 0.298, SLG: 0.310 (1, 2)	F7			1B FC4-6 2B		FC6-4 BB		K		4	1	1	2	0	1	4											
<b>Ron Oester, S</b> OBP: 0.333, SLG: 0.471 (1, 6)		L6		FC4-6 BB 2-3 1B				3-1		4	0	2	0	0	0	1											
<b>Tom Seaver, R</b> OBP: 0.295, SLG: 0.154 <b>Mario Soto, R</b> <b>Hector Cruz, R</b> <b>Paul Moskau, R</b> <b>Rick Auerbach, R</b> <b>Tom Hume, R</b> (1, 1) (2, 1) (4, PH) (4, 1) (6, PH) (6, 1)		6-3		FC4-6 BB 1-2				6-3		1	0	0	0	0	0	0											
<b>Inning Stats</b>	R: 3 E: 0 K: 2 S: 9	H: 2 LOB: 1 BB: 2 P: 17	R: 0 E: 0 K: 1 S: 5	H: 0 LOB: 0 BB: 0 P: 5	R: 0 E: 0 K: 1 S: 5	H: 0 LOB: 0 BB: 0 P: 5	R: 3 E: 0 K: 0 S: 6	H: 4 LOB: 1 BB: 1 P: 10	R: 0 E: 0 K: 0 S: 4	H: 1 LOB: 2 BB: 1 P: 8	R: 1 E: 0 K: 0 S: 5	H: 3 LOB: 1 BB: 0 P: 5	R: 1 E: 0 K: 1 S: 6	H: 1 LOB: 1 BB: 1 P: 10	R: 0 E: 0 K: 0 S: 3	H: 0 LOB: 0 BB: 0 P: 3	R: 0 E: 0 K: 1 S: 6	H: 1 LOB: 1 BB: 0 P: 6	1B: 6 2B: 4 3B: 3 HR: 0	SF: 0 SAC: 0 DP: 1 HBP: 0	WP: 0 PB: 0 SB: 1 CS: 0	PA: 42					
<b>PITCHER</b>	IP	WLS	BF	H	R	ER	SO	BB	IBB	HBP	BLK	WP	HR	S	P	ERA	WHIP										
<b>Larry Christenson, R</b> ERA: 6.31 (1, 1)	3.0		17	6	6	6	4	2	0	0	0	0	0	23	31	18.00	2.667										
<b>Lerrin LaGrow, R</b> ERA: 3.55 (4, 1)	0.0		1	0	0	0	0	1	0	0	0	0	0	0	4	-	-										
<b>Kevin Saucier, L</b> ERA: 3.14 (4, 1)	3.0		12	4	1	1	0	1	0	0	0	0	0	11	15	3.00	1.667										
<b>Ron Reed, R</b> ERA: 3.13 (7, 1)	3.0	W	12	2	1	1	2	1	0	0	0	0	0	15	19	3.00	1.000										




Batter	1	2	3	4	5	6	7	8	9	AB	R	H	RBI	BB	SO	LOB	BOTTOM										
<b>Pete Rose, S</b> OBP: 0.342, SLG: 0.352 (1, 3)	F7	4-3				6-3		6-3		4	0	0	0	1	0	0	<b>Cincinnati Reds @ Philadelphia Phillies</b> Veterans Stadium, Philadelphia, PA Wed May 21 1980, 7:05 PM EDT Att: 26,099 - Unknown										
<b>Bake McBride, L</b> OBP: 0.312, SLG: 0.447 (1, 9)	BB 1B		F5			F7		G3		5	1	2	0	0	0	1											
<b>Mike Schmidt, R</b> OBP: 0.360, SLG: 0.618 (1, 5)	1B BB			K		1B BB		1B 2B		3	3	2	0	2	1	0											
<b>Greg Luzinski, R</b> OBP: 0.376, SLG: 0.609 <b>Lonnie Smith, R</b> OBP: 0.375, SLG: 0.500 (9, PR)	BB 1B BB			K				BB E 1B		4	2	3	3	1	1	0											
<b>Keith Moreland, R</b> OBP: 0.231, SLG: 0.538 <b>Ron Reed, R</b> (7, 1)	BB BB					1B		E 1B		4	1	1	1	0	0	5											
<b>Del Unser, L</b> OBP: 0.458, SLG: 0.714 (9, PH)	P4			6-3		F8		E BB		0	0	0	0	0	0	0											
<b>Garry Maddox, R</b> OBP: 0.283, SLG: 0.381 (1, 8)	BB BB		6-3			G3		F9		5	0	2	2	0	0	2											
<b>Manny Trillo, R</b> OBP: 0.407, SLG: 0.527 (1, 4)	BB BB			K				E9		3	0	0	0	2	1	1											
<b>Ramon Aviles, R</b> OBP: 0.360, SLG: 0.524 (1, 6)	BB BB					L3				3	1	1	2	1	0	2											
<b>Larry Christenson, R</b> OBP: 0.444, SLG: 0.750 <b>Lerrin LaGrow, R</b> ERA: 4.88 <b>Kevin Saucier, L</b> <b>Bob Boone, R</b> OBP: 0.256, SLG: 0.322 (1, 1) (4, 1) (4, 1) (7, 2)	F3			K		G3		F7		2	0	0	0	0	1	3											
<b>Inning Stats</b>	R: 3 E: 0 K: 0 S: 5	H: 2 LOB: 3 BB: 4 P: 21	R: 3 E: 0 K: 0 S: 6	H: 4 LOB: 0 BB: 0 P: 6	R: 1 E: 0 K: 2 S: 8	H: 1 LOB: 1 BB: 1 P: 12	R: 0 E: 0 K: 2 S: 7	H: 0 LOB: 0 BB: 0 P: 7	R: 0 E: 0 K: 0 S: 3	H: 1 LOB: 1 BB: 1 P: 7	R: 0 E: 0 K: 0 S: 4	H: 1 LOB: 2 BB: 1 P: 8	R: 0 E: 0 K: 0 S: 3	R: 0 E: 0 K: 0 S: 3	R: 2 E: 1 K: 0 S: 4	H: 2 LOB: 2 BB: 1 P: 8	1B: 6 2B: 3 3B: 0 HR: 3	SF: 0 SAC: 0 DP: 1 HBP: 0	WP: 1 PB: 0 SB: 1 CS: 1	PA: 43							
<b>PITCHER</b>	IP	WLS	BF	H	R	ER	SO	BB	IBB	HBP	BLK	WP	HR	S	P	ERA	WHIP										
<b>Tom Seaver, R</b> ERA: 4.2 (1, 1)	1.2		14	6	6	5	0	4	0	0	0	0	1	9	26	6.75	1.500										
<b>Mario Soto, R</b> ERA: 4.88 (2, 1)	1.1		6	1	1	1	2	1	0	0	0	0	0	10	14	0.00	1.000										
<b>Paul Moskau, R</b> ERA: 3.0 (4, 1)	2.0		7	1	0	0	2	1	0	0	0	1	0	10	14	0.00	1.000										
<b>Tom Hume, R</b> ERA: 2.88 (6, 1)	3.1	L	16	3	2	1	0	2	0	0	0	0	0	14	22	2.70	1.500										



Batter	1	2	3	4	5	6	7	8	9	AB	R	H	RBI	BB	SO	LOB	TOP					
Ron LeFlore, R (1,7) OBP: 0.362, SLG: 0.364	4-0 S 2B BB	0-0 F9		0-0 6-3			4-0 S E BB		0-0 L3	3	2	0	0	2	0	0						
Rodney Scott, S (1,6) OBP: 0.308, SLG: 0.250	4-0 2B BB	0-0 PB 3B		0-3 K			0-0 4-3			3	2	1	0	1	1	0						
Andre Dawson, R (1,8) OBP: 0.319, SLG: 0.426	0-3 K	4-0 PB BB		0-0 5-3			0-0 F3			3	0	0	0	1	1	2						
Ellis Valentine, R (1,9) OBP: 0.331, SLG: 0.472	0-0 BB 2B 2B	4-0 1-2 3-H BB			0-0 P6				0-0 P5	3	1	1	2	1	0	0						
Larry Parrish, R (1,5) OBP: 0.296, SLG: 0.457	4-0 BB 2B BB	0-0 F8			0-0 F9				0-0 CS 1B	3	1	1	0	1	0	2						
Gary Carter, R (1,2) OBP: 0.311, SLG: 0.398	4-0 1-2 2-3 BB	0-0 L5			0-3 K				0-3 K 1-2	3	1	0	0	1	2	3						
Warren Cromartie, L (1,3) OBP: 0.321, SLG: 0.451	0-0 1-H 2-H 3-H 2B			0-0 L8					0-0 G3	4	0	1	3	0	0	0						
Tony Bernazard, S (1,4) OBP: 0.313, SLG: 0.322	0-3 K			0-3 K					0-0 5-3	4	0	0	0	0	3	1						
Bill Lee, L (1,1) OBP: 0.263, SLG: 0.263	0-3 K			0-3 K					0-0 F8	4	0	0	0	0	2	1						
<b>Inning Stats</b>	R: 5 E: 0 K: 3 S: 11	H: 2 LOB: 1 BB: 4 P: 27	R: 1 E: 0 K: 0 S: 4	H: 1 LOB: 2 BB: 2 P: 12	R: 0 E: 0 K: 2 S: 7	H: 0 LOB: 0 BB: 0 P: 7	R: 0 E: 0 K: 1 S: 5	H: 0 LOB: 0 BB: 0 P: 5	R: 0 E: 0 K: 1 S: 5	H: 0 LOB: 0 BB: 0 P: 5	R: 1 E: 0 K: 0 S: 3	H: 0 LOB: 0 BB: 1 P: 7	R: 0 E: 0 K: 1 S: 5	H: 1 LOB: 0 BB: 0 P: 5	R: 0 E: 0 K: 0 S: 3	H: 0 LOB: 0 BB: 0 P: 3	1B: 1 2B: 2 3B: 1 HR: 0	SF: 0 SAC: 0 DP: 0 HBP: 0	WP: 0 PB: 1 CS: 3	PA: 37		
<b>PITCHER</b>	IP WLS BF H R ER SO BB IBB HBP BLK WP HR S P ERA WHIP	IP WLS BF H R ER SO BB IBB HBP BLK WP HR S P ERA WHIP	IP WLS BF H R ER SO BB IBB HBP BLK WP HR S P ERA WHIP	IP WLS BF H R ER SO BB IBB HBP BLK WP HR S P ERA WHIP	IP WLS BF H R ER SO BB IBB HBP BLK WP HR S P ERA WHIP	IP WLS BF H R ER SO BB IBB HBP BLK WP HR S P ERA WHIP	IP WLS BF H R ER SO BB IBB HBP BLK WP HR S P ERA WHIP	IP WLS BF H R ER SO BB IBB HBP BLK WP HR S P ERA WHIP	IP WLS BF H R ER SO BB IBB HBP BLK WP HR S P ERA WHIP	IP WLS BF H R ER SO BB IBB HBP BLK WP HR S P ERA WHIP	IP WLS BF H R ER SO BB IBB HBP BLK WP HR S P ERA WHIP	IP WLS BF H R ER SO BB IBB HBP BLK WP HR S P ERA WHIP	IP WLS BF H R ER SO BB IBB HBP BLK WP HR S P ERA WHIP	IP WLS BF H R ER SO BB IBB HBP BLK WP HR S P ERA WHIP	IP WLS BF H R ER SO BB IBB HBP BLK WP HR S P ERA WHIP	IP WLS BF H R ER SO BB IBB HBP BLK WP HR S P ERA WHIP	IP WLS BF H R ER SO BB IBB HBP BLK WP HR S P ERA WHIP	IP WLS BF H R ER SO BB IBB HBP BLK WP HR S P ERA WHIP	IP WLS BF H R ER SO BB IBB HBP BLK WP HR S P ERA WHIP	IP WLS BF H R ER SO BB IBB HBP BLK WP HR S P ERA WHIP	IP WLS BF H R ER SO BB IBB HBP BLK WP HR S P ERA WHIP	IP WLS BF H R ER SO BB IBB HBP BLK WP HR S P ERA WHIP
Michael LaCoss, R (1,1) ERA: 5.83	0.1 L	6 6	1 5	5 5	1 7	3 3	0 0	0 0	0 0	0 0	0 0	36 48	1.35 0.750									
Mario Soto, R (1,1) ERA: 3.98	2.0	6	1	0	0	1	0	0	0	0	0	8	8	0.00	0.500							
Doug Bair, R (8,1) ERA: 2.53																						

**Montreal Expos @ Cincinnati Reds**  
Riverfront Stadium, Cincinnati, OH  
Fri May 23 1980, 7:05 PM EDT  
Att: 23,311 - Unknown


AB 30  
R 7  
H 4  
RBI 5  
BB 7  
SO 9  
LOB 9



Batter	1	2	3	4	5	6	7	8	9	AB	R	H	RBI	BB	SO	LOB	BOTTOM					
Dave Collins, S (1,8) OBP: 0.339, SLG: 0.380	0-0 F8		0-0 3B 1B		0-0 P4		0-0 F8		0-0 FC5-4	5	1	1	0	0	0	2						
Junior Kennedy, R (1,4) OBP: 0.373, SLG: 0.433	0-0 F3		0-0 1-H 1B 3B		0-0 F8				0-0 5-3	4	1	1	1	0	0	0						
Dave Concepcion, R (1,6) OBP: 0.271, SLG: 0.352	0-0 1B		0-0 G6-4-3 1B 3-H 1B		0-0 L4				0-0 F9	4	0	2	1	0	0	0						
George Foster, R (1,7) OBP: 0.351, SLG: 0.398	0-0 P4		0-0 1-2 1B G6-4-3 1B				0-0 F2		0-0 1B	4	0	2	0	0	0	1						
Ray Knight, R (1,5) OBP: 0.335, SLG: 0.514		0-0 E6 1B G5-4-3	0-0 G6-4-3		0-0 F8				0-0 P6	4	1	0	0	0	0	3						
Dan Driessen, L (1,3) OBP: 0.364, SLG: 0.364		0-0 G5-4-3 1B	0-0 3-1		0-0 F9				0-3 K	4	0	1	0	0	1	1						
Hector Cruz, R (1,9) OBP: 0.222, SLG: 0.265		0-0 G5-4-3		0-0 P6					0-3 K	4	0	1	0	0	1	1						
Don Werner, R (1,2) OBP: 0.289, SLG: 0.205		0-0 FC6 1B		0-0 P6					0-0 2-3	3	0	1	0	0	0	1						
Sam Mejias, R (9,PH) OBP: 0.359, SLG: 0.432		0-0 FC6 1B		0-0 P6					0-0 1B 2B	1	1	1	0	0	0	0						
Michael LaCoss, R (1,1) OBP: 0.167, SLG: 0.222		0-0 FC6		0-3 K					0-0 FC5-4 1B	0	0	0	0	0	0	0						
Mario Soto, R (1,1)										2	0	0	0	0	1	1						
Rick Auerbach, R (7,PH) OBP: 0.412, SLG: 0.429										1	0	0	0	0	0	1						
Doug Bair, R (8,1)										0	0	0	0	0	0	0						
Ron Oester, S (9,PH) OBP: 0.368, SLG: 0.500										1	0	1	1	0	0	0						
<b>Inning Stats</b>	R: 0 E: 0 K: 0 S: 4	H: 1 LOB: 1 BB: 0 P: 4	R: 1 E: 1 K: 0 S: 5	H: 2 LOB: 1 BB: 0 P: 5	R: 2 E: 0 K: 0 S: 6	H: 4 LOB: 1 BB: 0 P: 6	R: 0 E: 0 K: 1 S: 5	H: 0 LOB: 0 BB: 0 P: 5	R: 0 E: 0 K: 0 S: 3	H: 0 LOB: 0 BB: 0 P: 3	R: 0 E: 0 K: 0 S: 4	H: 1 LOB: 1 BB: 0 P: 4	R: 0 E: 0 K: 0 S: 4	H: 1 LOB: 1 BB: 0 P: 4	R: 1 E: 0 K: 2 S: 9	H: 2 LOB: 1 BB: 0 P: 9	1B: 9 2B: 1 3B: 1 HR: 0	SF: 0 SAC: 0 DP: 2 HBP: 0	WP: 0 PB: 0 CS: 0	PA: 37		
<b>PITCHER</b>	IP WLS BF H R ER SO BB IBB HBP BLK WP HR S P ERA WHIP	IP WLS BF H R ER SO BB IBB HBP BLK WP HR S P ERA WHIP	IP WLS BF H R ER SO BB IBB HBP BLK WP HR S P ERA WHIP	IP WLS BF H R ER SO BB IBB HBP BLK WP HR S P ERA WHIP	IP WLS BF H R ER SO BB IBB HBP BLK WP HR S P ERA WHIP	IP WLS BF H R ER SO BB IBB HBP BLK WP HR S P ERA WHIP	IP WLS BF H R ER SO BB IBB HBP BLK WP HR S P ERA WHIP	IP WLS BF H R ER SO BB IBB HBP BLK WP HR S P ERA WHIP	IP WLS BF H R ER SO BB IBB HBP BLK WP HR S P ERA WHIP	IP WLS BF H R ER SO BB IBB HBP BLK WP HR S P ERA WHIP	IP WLS BF H R ER SO BB IBB HBP BLK WP HR S P ERA WHIP	IP WLS BF H R ER SO BB IBB HBP BLK WP HR S P ERA WHIP	IP WLS BF H R ER SO BB IBB HBP BLK WP HR S P ERA WHIP	IP WLS BF H R ER SO BB IBB HBP BLK WP HR S P ERA WHIP	IP WLS BF H R ER SO BB IBB HBP BLK WP HR S P ERA WHIP	IP WLS BF H R ER SO BB IBB HBP BLK WP HR S P ERA WHIP	IP WLS BF H R ER SO BB IBB HBP BLK WP HR S P ERA WHIP	IP WLS BF H R ER SO BB IBB HBP BLK WP HR S P ERA WHIP	IP WLS BF H R ER SO BB IBB HBP BLK WP HR S P ERA WHIP	IP WLS BF H R ER SO BB IBB HBP BLK WP HR S P ERA WHIP	IP WLS BF H R ER SO BB IBB HBP BLK WP HR S P ERA WHIP	IP WLS BF H R ER SO BB IBB HBP BLK WP HR S P ERA WHIP
Bill Lee, L (1,1) ERA: 5.19	9.0	W	37	11	4	3	3	0	0	0	0	0	43	43	3.00	1.222						

**Montreal Expos @ Cincinnati Reds**  
Riverfront Stadium, Cincinnati, OH  
Fri May 23 1980, 7:05 PM EDT  
Att: 23,311 - Unknown

AB 37  
R 4  
H 11  
RBI 3  
BB 0  
SO 3  
LOB 11



Batter	1	2	3	4	5	6	7	8	9	AB	R	H	RBI	BB	SO	LOB	TOP			
Ron LeFlore, R (1, 7) OBP: 0.352, SLG: 0.352										4	0	0	0	0	1	0				
Rodney Scott, S (1, 6) OBP: 0.297, SLG: 0.240										4	0	0	0	0	2	0				
Andre Dawson, R (1, 8) OBP: 0.311, SLG: 0.413										3	0	0	0	0	0	0				
Ellis Valentine, R (1, 9) OBP: 0.338, SLG: 0.472										2	0	1	0	1	0	0				
Larry Parrish, R (1, 5) OBP: 0.288, SLG: 0.444										3	0	0	0	0	0	2				
Gary Carter, R (1, 2) OBP: 0.304, SLG: 0.389										3	0	0	0	0	0	1				
Warren Cromartie, L (1, 3) OBP: 0.321, SLG: 0.448										3	0	1	0	0	0	1				
Tony Bernazard, S (1, 4) OBP: 0.307, SLG: 0.315										2	0	0	0	0	2	0				
Rowland Office, L (8, PH) OBP: 0.370, SLG: 0.389										1	0	0	0	0	0	1				
Chris Speier, R (8, 6) OBP: 0.281, SLG: 0.341										0	0	0	0	0	0	0				
David Palmer, R (1, 1) OBP: 0.267, SLG: 0.154										2	0	0	0	0	2	0				
Jerry White, S (9, PH) OBP: 0.353, SLG: 0.414										1	0	0	0	0	1	0				
<b>Inning Stats</b>	R: 0 E: 0 K: 1 S: 5	H: 0 LOB: 0 BB: 0 P: 5	R: 0 E: 0 K: 0 S: 4	H: 1 LOB: 1 BB: 0 P: 4	R: 0 E: 0 K: 2 S: 7	H: 0 LOB: 0 BB: 1 P: 7	R: 0 E: 0 K: 0 S: 3	H: 0 LOB: 0 BB: 0 P: 7	R: 0 E: 0 K: 2 S: 7	H: 0 LOB: 0 BB: 0 P: 7	R: 0 E: 0 K: 0 S: 3	H: 0 LOB: 0 BB: 0 P: 3	R: 0 E: 0 K: 0 S: 3	H: 1 LOB: 0 BB: 0 P: 3	R: 0 E: 0 K: 2 S: 7	H: 0 LOB: 0 BB: 0 P: 7	1B: 2 2B: 0 3B: 0 HR: 0	SF: 0 SAC: 0 DP: 1 HBP: 0	WP: 0 PB: 0 CS: 0	PA: 29
<b>PITCHER</b> Frank Pastore, R (1, 1) ERA: 2.77	IP: 9.0 WLS: W BF: 29 H: 2 R: 0 ER: 0 SO: 8 BB: 1 IBB: 0 HBP: 0 BLK: 0 WP: 0 HR: 0 S: 44 P: 48 ERA: 0.00 WHIP: 0.333															<b>PITCHER</b>				

**Montreal Expos @ Cincinnati Reds**  
Riverfront Stadium, Cincinnati, OH  
Sat May 24 1980, 7:05 PM EDT  
Att: 30,024 - Unknown

AB	28
R	0
H	2
RBI	0
BB	1
SO	8
LOB	5



Batter	1	2	3	4	5	6	7	8	9	AB	R	H	RBI	BB	SO	LOB	BOTTOM			
Dave Collins, S (1, 8) OBP: 0.328, SLG: 0.368										4	0	0	0	0	0	4				
Cesar Geronimo, L (9, 8) OBP: 0.297, SLG: 0.339										0	0	0	0	0	0	0				
Ken Griffey, L (1, 9) OBP: 0.377, SLG: 0.420										4	1	1	0	0	0	0				
Dave Concepcion, R (1, 6) OBP: 0.264, SLG: 0.342										4	0	0	0	0	1	1				
George Foster, R (1, 7) OBP: 0.348, SLG: 0.422										4	1	1	1	0	0	2				
Dan Driessen, L (1, 3) OBP: 0.363, SLG: 0.364										3	0	1	1	0	0	0				
Ray Knight, R (1, 5) OBP: 0.329, SLG: 0.503										3	0	0	0	0	0	1				
Johnny Bench, R (1, 2) OBP: 0.308, SLG: 0.324										2	0	1	0	1	1	0				
Junior Kennedy, R (1, 4) OBP: 0.372, SLG: 0.431										3	0	1	0	0	0	1				
Frank Pastore, R (1, 1) OBP: 0.167, SLG: 0.130										3	0	0	0	0	3	4				
<b>Inning Stats</b>	R: 0 E: 0 K: 0 S: 3	H: 0 LOB: 0 BB: 0 P: 3	R: 0 E: 0 K: 0 S: 3	H: 0 LOB: 0 BB: 0 P: 3	R: 0 E: 1 K: 1 S: 6	H: 1 LOB: 1 BB: 0 P: 6	R: 1 E: 0 K: 1 S: 6	H: 1 LOB: 0 BB: 0 P: 6	R: 0 E: 0 K: 1 S: 6	H: 1 LOB: 2 BB: 1 P: 10	R: 1 E: 0 K: 0 S: 5	H: 2 LOB: 1 BB: 0 P: 5	R: 0 E: 0 K: 2 S: 7	H: 0 LOB: 0 BB: 0 P: 7	R: 0 E: 1 K: 0 S: 4	H: 0 LOB: 1 BB: 0 P: 4	1B: 2 2B: 2 3B: 0 HR: 1	SF: 0 SAC: 0 DP: 1 HBP: 0	WP: 0 PB: 0 CS: 0	PA: 31
<b>PITCHER</b> David Palmer, R (1, 1) ERA: 1.81	IP: 8.0 WLS: L BF: 31 H: 5 R: 2 ER: 2 SO: 5 BB: 1 IBB: 0 HBP: 0 BLK: 0 WP: 0 HR: 1 S: 40 P: 44 ERA: 2.25 WHIP: 0.750															<b>PITCHER</b>				

**Montreal Expos @ Cincinnati Reds**  
Riverfront Stadium, Cincinnati, OH  
Sat May 24 1980, 7:05 PM EDT  
Att: 30,024 - Unknown

AB	30
R	2
H	5
RBI	2
BB	1
SO	5
LOB	13





Batter	1	2	3	4	5	6	7	8	9	AB	R	H	RBI	BB	SO	LOB	TOP					
Ron LeFlore, R OBP: 0.347, SLG: 0.341 Jerry White, S OBP: 0.353, SLG: 0.414	4-0 BB		4-3	5-3		K		6-3		4	0	0	0	1	1	1						
Rodney Scott, S OBP: 0.293, SLG: 0.238	6-3		G3		E 3B 1B	F7		G3		5	1	1	0	0	0	1						
Andre Dawson, R OBP: 0.323, SLG: 0.450 Rowland Office, L OBP: 0.370, SLG: 0.389	6-3		E 1B 2B		1-H 2B 3B	E3		1-3		5	2	3	1	0	0	1						
Ellis Valentine, R OBP: 0.340, SLG: 0.473	F8		E1 1B		3-H 2B 2B	P4		CS S BB		4	1	1	1	1	0	3						
Larry Parrish, R OBP: 0.301, SLG: 0.487		L4			2-H HR 2B			F8		5	2	3	3	0	0	1						
Gary Carter, R OBP: 0.308, SLG: 0.412			F9		2-H HR			K		5	1	2	2	0	1	2						
Warren Cromartie, L OBP: 0.326, SLG: 0.457		F8			2-H HR					4	0	2	0	0	0	1						
Chris Speier, R OBP: 0.260, SLG: 0.318		E6 FC5-4			SH1-4 BB	G4-6-3		K		3	0	0	0	1	1	3						
Scott Sanderson, R OBP: 0.154, SLG: 0.167 Tom Hutton, L OBP: 0.125, SLG: 0.071 Stan Bahnsen, R (7, 1)		FC5-4			SH1-4	K		F5		2	0	0	0	0	1	2						
<b>Inning Stats</b>	R: 0 E: 0 K: 0 S: 3	H: 0 LOB: 1 BB: 1 P: 7	R: 0 E: 1 K: 0 S: 5	H: 1 LOB: 2 BB: 0 P: 5	R: 1 E: 1 K: 0 S: 6	H: 2 LOB: 2 BB: 0 P: 6	R: 0 E: 0 K: 0 S: 3	H: 0 LOB: 1 BB: 1 P: 7	R: 5 E: 1 K: 1 S: 10	H: 6 LOB: 0 BB: 0 P: 10	R: 0 E: 1 K: 1 S: 6	H: 1 LOB: 1 BB: 0 P: 6	R: 1 E: 0 K: 1 S: 7	H: 2 LOB: 1 BB: 0 P: 7	R: 0 E: 0 K: 0 S: 3	H: 0 LOB: 0 BB: 1 P: 8	R: 0 E: 0 K: 1 S: 4	H: 0 LOB: 0 BB: 1 P: 8	1B: 5 2B: 4 3B: 1 HR: 2	SF: 0 SAC: 1 DP: 1 HBP: 0	WP: 0 PB: 0 SB: 2 CS: 1	PA: 42
<b>PITCHER</b>	IP	WLS	BF	H	R	ER	SO	BB	IBB	HBP	BLK	WP	HR	S	P	ERA	WHIP					
Charlie Leibrandt, L ERA: 3.88 Sheldon Burnside, L ERA: 3.88 Mario Soto, R ERA: 3.88 Doug Bair, R ERA: 2.7 Tom Hume, R ERA: 2.7	4.0	L	23	7	5	4	0	2	0	0	0	0	0	21	29	9.00	2.250					

**Montreal Expos @ Cincinnati Reds**  
Riverfront Stadium, Cincinnati, OH  
Sun May 25 1980, 3:33 AM EDT  
Att: 27,433 - Unknown

AB	38
R	7
H	12
RBI	7
BB	3
SO	4
LOB	16



Batter	1	2	3	4	5	6	7	8	9	AB	R	H	RBI	BB	SO	LOB	BOTTOM				
Dave Collins, S OBP: 0.326, SLG: 0.359	1-0 CS HBP		G3		FC3-6		G3			3	0	0	0	0	0	1					
Ken Griffey, L OBP: 0.381, SLG: 0.422	F7				F7					4	0	2	0	0	0	2					
Dave Concepcion, R OBP: 0.258, SLG: 0.333	F8		F8		4-3			FC5-4 1B		4	0	0	0	0	0	3					
George Foster, R OBP: 0.345, SLG: 0.434			K				P3	G4-6-3		4	1	1	0	0	1	2					
Dan Driessen, L OBP: 0.373, SLG: 0.384					1B S SF8 1B					4	2	3	1	0	0	0					
Ray Knight, R OBP: 0.333, SLG: 0.510					L4-6 1-3 1B		K			4	0	2	0	0	2	2					
Johnny Bench, R OBP: 0.306, SLG: 0.352					SF8		K			3	1	1	3	0	1	2					
Junior Kennedy, R OBP: 0.363, SLG: 0.418			F9		L4-6		P3			4	0	0	0	0	0	2					
Charlie Leibrandt, R ERA: 3.49 Sheldon Burnside, R ERA: 3.49 Mario Soto, R ERA: 3.49 Cesar Geronimo, L ERA: 3.49 Doug Bair, R ERA: 2.7 Ron Oster, S ERA: 2.7 Tom Hume, R ERA: 2.7			5-3				K			1	0	0	0	0	0	0					
<b>Inning Stats</b>	R: 0 E: 0 K: 0 S: 2	H: 0 LOB: 0 BB: 0 P: 3	R: 3 E: 0 K: 1 S: 8	H: 3 LOB: 0 BB: 0 P: 8	R: 0 E: 0 K: 1 S: 6	H: 1 LOB: 1 BB: 0 P: 6	R: 1 E: 0 K: 0 S: 4	H: 2 LOB: 0 BB: 0 P: 4	R: 0 E: 0 K: 2 S: 8	H: 1 LOB: 1 BB: 0 P: 8	R: 0 E: 0 K: 1 S: 5	H: 0 LOB: 0 BB: 0 P: 5	R: 0 E: 0 K: 0 S: 3	H: 1 LOB: 1 BB: 0 P: 3	R: 0 E: 0 K: 0 S: 4	H: 1 LOB: 1 BB: 0 P: 4	1B: 6 2B: 3 3B: 1 HR: 1	SF: 1 SAC: 0 DP: 2 HBP: 1	WP: 0 PB: 0 SB: 1 CS: 1	PA: 35	
<b>PITCHER</b>	IP	WLS	BF	H	R	ER	SO	BB	IBB	HBP	BLK	WP	HR	S	P	ERA	WHIP				
Scott Sanderson, R ERA: 3.49 Stan Bahnsen, R ERA: 0.76	6.0	W	25	8	4	4	4	0	0	1	0	0	0	12	12	0.00	0.667				

**Montreal Expos @ Cincinnati Reds**  
Riverfront Stadium, Cincinnati, OH  
Sun May 25 1980, 3:33 AM EDT  
Att: 27,433 - Unknown

AB	33
R	4
H	10
RBI	4
BB	0
SO	5
LOB	14



Batter	1	2	3	4	5	6	7	8	9	AB	R	H	RBI	BB	SO	LOB	TOP										
<b>Davey Lopes, R</b> OBP: 0.357, SLG: 0.354 (1, 4)										4	1	1	0	1	2	3	<b>Los Angeles Dodgers @ Cincinnati Reds</b> Riverfront Stadium, Cincinnati, OH Mon May 26 1980, 3:33 AM EDT Unknown										
<b>Bill Russell, R</b> OBP: 0.358, SLG: 0.403 (1, 6)										5	1	3	0	0	0	4											
<b>Reggie Smith, S</b> OBP: 0.393, SLG: 0.542 (1, 9)										4	0	1	0	1	3	2											
<b>Steve Garvey, R</b> OBP: 0.299, SLG: 0.429 (1, 3)										3	0	0	1	2	1	3											
<b>Dusty Baker Jr., R</b> OBP: 0.299, SLG: 0.500 (1, 7)										3	0	0	2	0	1	1											
<b>Ron Cey, R</b> OBP: 0.348, SLG: 0.400 (1, 5)										3	1	1	1	1	1	1											
<b>Gary Thomasson, L</b> OBP: 0.409, SLG: 0.351 (8, PR)										3	0	0	0	1	0	3											
<b>Derrel Thomas, S</b> OBP: 0.373, SLG: 0.385 (8, B)										0	0	0	0	0	0	0											
<b>Joe Ferguson, R</b> OBP: 0.381, SLG: 0.194 (1, 2)										4	0	1	0	0	3	1											
<b>Jerry Reuss, L</b> OBP: 0.231, SLG: 0.182 (1, 1)										2	1	1	0	2	0	1											
<b>Inning Stats</b>	R: 0 E: 0 K: 1 S: 6	H: 2 LOB: 1 P: 6	R: 1 E: 0 K: 1 S: 6	H: 1 LOB: 0 BB: 6 P: 6	R: 2 E: 0 K: 0 S: 5	H: 2 LOB: 3 BB: 3 P: 17	R: 0 E: 0 K: 1 S: 4	H: 0 LOB: 0 BB: 1 P: 8	R: 1 E: 0 K: 1 S: 6	H: 1 LOB: 1 BB: 1 P: 10	R: 0 E: 0 K: 0 S: 4	H: 1 LOB: 2 BB: 1 P: 8	R: 0 E: 0 K: 2 S: 7	H: 0 LOB: 0 BB: 0 P: 7	R: 0 E: 0 K: 3 S: 9	H: 0 LOB: 2 BB: 2 P: 17	R: 0 E: 0 K: 2 S: 8	H: 1 LOB: 1 BB: 0 P: 8	1B: 4 2B: 3 3B: 0 HR: 1	SF: 2 SAC: 0 DP: 2 HBP: 0	WP: 2 PA: 41 PB: 0 SB: 1 CS: 0						
<b>PITCHER</b>	IP	WLS	BF	H	R	ER	SO	BB	IBB	HBP	BLK	WP	HR	S	P	ERA	WHIP										
<b>Tom Seaver, R</b> ERA: 4.47 (1, 1)	5.0	L	24	6	4	4	4	5	0	0	0	2	1	27	47	7.20	2.200										
<b>Mario Soto, R</b> ERA: 3.53 (6, 1)	3.0		13	1	0	0	5	3	0	0	0	0	0	20	32	0.00	1.333										
<b>Doug Bair, R</b> ERA: 2.59 (9, 1)	1.0		4	1	0	0	2	0	0	0	0	0	0	8	8	0.00	1.000										

Batter	1	2	3	4	5	6	7	8	9	AB	R	H	RBI	BB	SO	LOB	BOTTOM										
<b>Dave Collins, S</b> OBP: 0.324, SLG: 0.364 (1, 8)										4	0	1	0	0	1	1	<b>Los Angeles Dodgers @ Cincinnati Reds</b> Riverfront Stadium, Cincinnati, OH Mon May 26 1980, 3:33 AM EDT Unknown										
<b>Junior Kennedy, R</b> OBP: 0.358, SLG: 0.413 (1, 4)										2	0	0	0	0	0	0											
<b>Ron Oester, S</b> OBP: 0.318, SLG: 0.429 (5, 4)										2	0	0	0	0	0	1											
<b>Dave Concepcion, R</b> OBP: 0.257, SLG: 0.331 (1, 6)										4	0	1	0	0	0	0											
<b>George Foster, R</b> OBP: 0.333, SLG: 0.418 (1, 7)										4	0	0	0	0	1	1											
<b>Ray Knight, R</b> OBP: 0.325, SLG: 0.497 (1, 5)										4	0	0	0	0	1	0											
<b>Johnny Bench, R</b> OBP: 0.298, SLG: 0.343 (1, 2)										3	0	0	0	0	1	1											
<b>Dan Driessen, L</b> OBP: 0.373, SLG: 0.391 (1, 3)										3	0	1	0	0	0	0											
<b>Sam Mejias, R</b> OBP: 0.357, SLG: 0.425 (1, 9)										3	0	1	0	0	0	1											
<b>Tom Seaver, R</b> OBP: 0.235, SLG: 0.143 (1, 1)										1	0	0	0	0	1	0											
<b>Rick Auerbach, R</b> OBP: 0.389, SLG: 0.400 (5, PH)										1	0	0	0	0	0	1											
<b>Mario Soto, R</b> (6, 1)										0	0	0	0	0	0	0											
<b>Hector Cruz, R</b> OBP: 0.216, SLG: 0.257 (8, PH)										1	0	0	0	0	0	0											
<b>Doug Bair, R</b> (9, 1)										0	0	0	0	0	0	0											
<b>Inning Stats</b>	R: 0 E: 0 K: 1 S: 6	H: 1 LOB: 1 P: 6	R: 0 E: 0 K: 0 S: 4	H: 1 LOB: 0 BB: 0 P: 4	R: 0 E: 0 K: 1 S: 5	H: 0 LOB: 0 BB: 0 P: 5	R: 0 E: 1 K: 0 S: 4	H: 0 LOB: 1 BB: 0 P: 4	R: 0 E: 0 K: 0 S: 4	H: 1 LOB: 1 BB: 0 P: 4	R: 0 E: 0 K: 1 S: 5	H: 0 LOB: 0 BB: 0 P: 5	R: 0 E: 0 K: 1 S: 5	H: 0 LOB: 0 BB: 0 P: 5	R: 0 E: 0 K: 0 S: 4	H: 1 LOB: 1 BB: 0 P: 4	R: 0 E: 0 K: 1 S: 5	H: 0 LOB: 0 BB: 0 P: 5	1B: 2 2B: 2 3B: 0 HR: 0	SF: 0 SAC: 0 DP: 0 HBP: 0	WP: 0 PA: 32 PB: 0 SB: 0 CS: 0						
<b>PITCHER</b>	IP	WLS	BF	H	R	ER	SO	BB	IBB	HBP	BLK	WP	HR	S	P	ERA	WHIP										
<b>Jerry Reuss, L</b> ERA: 2.13 (1, 1)	9.0	W	32	4	0	0	5	0	0	0	0	0	0	42	42	0.00	0.444										

AB	31
R	4
H	8
RBI	4
BB	8
SO	11
LOB	19

AB	32
R	0
H	4
RBI	0
BB	0
SO	5
LOB	6



Batter	1	2	3	4	5	6	7	8	9	AB	R	H	RBI	BB	SO	LOB	TOP										
Davey Lopes, R OBP: 0.352, SLG: 0.351 (1, 4)	G3		K		F8		SF9		1B	4	0	1	1	0	1	1	<b>Los Angeles Dodgers @ Cincinnati Reds</b> Riverfront Stadium, Cincinnati, OH Mon May 26 1980, 3:38 AM EDT Att: 29,483 - Unknown										
Bill Russell, R OBP: 0.348, SLG: 0.392 Dusty Baker Jr., R OBP: 0.297, SLG: 0.496 (1, 6)	K			5-3		K	F5		F7	4	0	0	0	0	2	1											
Jay Johnstone, L OBP: 0.360, SLG: 0.391 (1, 7)	F9				1B		F9		SH1 1B	3	2	1	0	1	0	0											
Pedro Guerrero, R OBP: 0.615, SLG: 0.727 (1, 3)		K			1B				3-1 SH1 1B	4	0	3	1	0	1	0											
Mickey Hatcher, R OBP: 0.333, SLG: 0.400 (1, 5)	K				1B		K		SH1	3	0	0	0	0	3	2											
Rick Monday, L OBP: 0.304, SLG: 0.250 (1, 9)	K				1B				3-1	4	1	2	1	0	1	1											
Derrel Thomas, S OBP: 0.380, SLG: 0.391 (1, 8)					P5		1B		2-3 3-H K	4	1	2	0	0	1	3											
Steve Yeager, R OBP: 0.299, SLG: 0.203 Gary Thomasson, L OBP: 0.400, SLG: 0.342 Charlie Hough, R OBP: 0.298, SLG: 0.427 (1, 2)					F7		F7		P4	2	0	0	0	0	0	1											
Dave Goltz, R OBP: 0.278, SLG: 0.133 Joe Beckwith, L (5, 1) Reggie Smith, S OBP: 0.396, SLG: 0.545 Joe Ferguson, R OBP: 0.372, SLG: 0.188 (7, 2)	SH1-4				K		1-3 2-H 1B		K	1	0	0	0	0	1	0											
<b>Inning Stats</b>	R: 0 E: 0 K: 1 S: 5	H: 0 LOB: 0 BB: 0 P: 5	R: 0 E: 0 K: 3 S: 9	H: 0 LOB: 0 BB: 0 P: 9	R: 0 E: 0 K: 1 S: 6	H: 1 LOB: 1 BB: 0 P: 6	R: 1 E: 0 K: 1 S: 8	H: 3 LOB: 2 BB: 0 P: 8	R: 0 E: 0 K: 1 S: 5	H: 0 LOB: 0 BB: 0 P: 5	R: 0 E: 0 K: 2 S: 6	H: 1 LOB: 1 BB: 0 P: 8	R: 2 E: 0 K: 0 S: 6	H: 3 LOB: 1 BB: 0 P: 6	R: 1 E: 0 K: 1 S: 6	H: 1 LOB: 1 BB: 0 P: 10		R: 0 E: 0 K: 1 S: 6	H: 1 LOB: 1 BB: 0 P: 6	1B: 9 2B: 0 3B: 1 HR: 0	SF: 1 SAC: 2 DP: 0 HBP: 0	WP: 0 PB: 0 SB: 0 CS: 0	PA: 38				
<b>PITCHER</b>	IP	WLS	BF	H	R	ER	SO	BB	IBB	HBP	BLK	WP	HR	S	P	ERA	WHIP										
Paul Moskau, R ERA: 3.25 (1, 1)	6.0	W	25	7	3	3	9	0	0	0	0	0	0	43	43	4.50	1.167										
Tom Hume, R ERA: 2.97 (7, 1)	1.1		7	2	1	1	0	1	0	0	0	0	0	6	10	6.75	2.250										
Doug Bair, R ERA: 2.42 (8, 1)	1.2	S	6	1	0	0	2	0	0	0	0	0	0	10	10	0.00	0.600										



Batter	1	2	3	4	5	6	7	8	9	AB	R	H	RBI	BB	SO	LOB	BOTTOM										
Dave Collins, S OBP: 0.333, SLG: 0.363 Cesar Geronimo, L OBP: 0.308, SLG: 0.350 (1, 8)	5-3		5-3 BB		1B HR	1-3		2-3 BB		3	1	1	0	2	0	0	<b>Los Angeles Dodgers @ Cincinnati Reds</b> Riverfront Stadium, Cincinnati, OH Mon May 26 1980, 3:38 AM EDT Att: 29,483 - Unknown										
Dave Concepcion, R OBP: 0.256, SLG: 0.327 (1, 6)	E5		5-3		HR	5-3		K		5	1	1	0	0	1	3											
Ken Griffey, L OBP: 0.394, SLG: 0.431 (1, 9)	G4-6-3		FC6-4 BB		HR					2	1	1	0	3	0	1											
George Foster, R OBP: 0.328, SLG: 0.435 (1, 7)		6-3	FC6-4		HR					5	1	1	4	0	2	6											
Dan Driessen, L OBP: 0.382, SLG: 0.405 (1, 3)		2B			4-3					3	1	2	0	0	0	0											
Ray Knight, R OBP: 0.329, SLG: 0.500 (1, 5)		F8			K					3	0	1	1	1	1	3											
Ron Oester, S OBP: 0.269, SLG: 0.360 Doug Bair, R (8, 1)	F8				6-3					4	0	0	0	0	0	5											
Don Werner, R OBP: 0.306, SLG: 0.214 (1, 2)	L5				5-3					3	0	1	0	1	0	2											
Paul Moskau, R (1, 1) Tom Hume, R (7, 1) Rick Auerbach, R OBP: 0.389, SLG: 0.400 (8, 4)			K		6-3					3	0	0	0	0	1	2											
<b>Inning Stats</b>	R: 0 E: 1 K: 0 S: 3	H: 0 LOB: 0 BB: 0 P: 3	R: 1 E: 0 K: 0 S: 5	H: 2 LOB: 1 BB: 0 P: 5	R: 0 E: 0 K: 1 S: 5	H: 0 LOB: 2 BB: 2 P: 13	R: 0 E: 0 K: 1 S: 6	H: 1 LOB: 2 BB: 1 P: 10	R: 4 E: 0 K: 0 S: 6	H: 3 LOB: 1 BB: 2 P: 14	R: 0 E: 0 K: 0 S: 3	H: 0 LOB: 0 BB: 0 P: 3	R: 0 E: 0 K: 1 S: 6	H: 1 LOB: 2 BB: 0 P: 7	R: 0 E: 0 K: 2 S: 8	H: 1 LOB: 3 BB: 2 P: 16		R: 0 E: 0 K: 2 S: 8	H: 1 LOB: 3 BB: 2 P: 16	1B: 4 2B: 3 3B: 0 HR: 1	SF: 0 SAC: 1 DP: 1 HBP: 1	WP: 1 PB: 1 SB: 2 CS: 0	PA: 40				
<b>PITCHER</b>	IP	WLS	BF	H	R	ER	SO	BB	IBB	HBP	BLK	WP	HR	S	P	ERA	WHIP										
Dave Goltz, R ERA: 3.52 (1, 1)	4.0	L	21	5	4	4	2	4	0	0	0	0	0	21	37	9.00	2.250										
Joe Beckwith, R ERA: 2.08 (5, 1)	2.0		8	1	1	1	0	1	0	0	0	0	1	7	11	4.50	1.000										
Charlie Hough, R ERA: 6.46 (7, 1)	2.0		11	2	0	0	3	2	0	1	0	1	0	14	23	0.00	2.000										



Batter	1	2	3	4	5	6	7	8	9	AB	R	H	RBI	BB	SO	LOB	TOP					
<b>Davey Lopes, R</b> OBP: 0.344, SLG: 0.342 (1, 4)										4	0	0	0	0	0	2						
<b>Derrel Thomas, S</b> OBP: 0.373, SLG: 0.384 (1, 6)										4	0	1	0	0	0	1						
<b>Reggie Smith, S</b> OBP: 0.393, SLG: 0.537 (1, 9) (7, 8)										4	0	1	1	0	0	1						
<b>Steve Garvey, R</b> OBP: 0.297, SLG: 0.423 (1, 3)										4	0	1	0	0	0	1						
<b>Dusty Baker Jr., R</b> OBP: 0.289, SLG: 0.482 (1, 7)										4	0	0	0	0	0	1						
<b>Ron Cey, R</b> OBP: 0.345, SLG: 0.396 (1, 5)										4	0	1	0	0	0	0						
<b>Gary Thomasson, L</b> OBP: 0.396, SLG: 0.341 <b>Charlie Hough, R</b> (7, 1)										3	0	1	0	0	0	2	<b>AB 34</b>					
<b>Jay Johnstone, L</b> OBP: 0.385, SLG: 0.417 (9, PH)										0	0	0	0	0	0	0	<b>R 1</b>					
<b>Joe Ferguson, R</b> OBP: 0.362, SLG: 0.171 (1, 2)										3	0	0	0	1	0	3	<b>H 7</b>					
<b>Don Sutton, R</b> OBP: 0.059, SLG: 0.059 (1, 1)										1	0	0	0	0	1	3	<b>RBI 1</b>					
<b>Rick Monday, L</b> OBP: 0.292, SLG: 0.238 (5, PH)										1	0	0	0	0	0	1	<b>BB 1</b>					
<b>Joe Beckwith, L</b> (5, 1)										0	0	0	0	0	0	0	<b>SO 1</b>					
<b>Pedro Guerrero, R</b> OBP: 0.643, SLG: 0.833 (7, 9)										1	1	1	0	0	0	0	<b>LOB 15</b>					
<b>Inning Stats</b>	R: 0 E: 0 K: 0 S: 3	H: 1 LOB: 0 BB: 0 P: 3	R: 0 E: 0 K: 1 S: 7	H: 2 LOB: 3 BB: 1 P: 11	R: 0 E: 0 K: 0 S: 3	H: 0 LOB: 0 BB: 0 P: 3	R: 0 E: 0 K: 0 S: 3	H: 0 LOB: 0 BB: 0 P: 3	R: 0 E: 1 K: 0 S: 4	H: 0 LOB: 1 BB: 0 P: 4	R: 0 E: 0 K: 0 S: 3	H: 0 LOB: 0 BB: 0 P: 3	R: 0 E: 0 K: 0 S: 4	H: 1 LOB: 1 BB: 0 P: 4	R: 1 E: 0 K: 0 S: 5	H: 2 LOB: 1 BB: 0 P: 5	R: 0 E: 1 K: 0 S: 4	H: 1 LOB: 1 BB: 0 P: 4	1B: 6 2B: 1 3B: 0 HR: 0	SF: 0 SAC: 0 DP: 1 HBP: 0	WP: 0 PB: 0 SB: 0 CS: 0	PA: 35
<b>PITCHER</b> <b>Michael LaCoss, R</b> ERA: 5.04 (1, 1)	IP: 9.0 WLS: W BF: 35 H: 7 R: 1 ER: 1 SO: 1 BB: 0 IBB: 1 HBP: 0 BLK: 0 WP: 0 HR: 0 S: 36 P: 40 ERA: 1.00 WHIP: 0.778															<b>PITCHER</b>	IP: 9.0 WLS: W BF: 35 H: 7 R: 1 ER: 1 SO: 1 BB: 0 IBB: 1 HBP: 0 BLK: 0 WP: 0 HR: 0 S: 36 P: 40 ERA: 1.00 WHIP: 0.778					

Los Angeles Dodgers @ Cincinnati Reds  
Riverfront Stadium, Cincinnati, OH  
Tue May 27 1980, 7:05 PM EDT  
Att: 20,296 - Unknown

**AB 34**  
**R 1**  
**H 7**  
**RBI 1**  
**BB 1**  
**SO 1**  
**LOB 15**



Batter	1	2	3	4	5	6	7	8	9	AB	R	H	RBI	BB	SO	LOB	BOTTOM					
<b>Dave Collins, S</b> OBP: 0.331, SLG: 0.355 (1, 8)										3	1	0	0	1	1	2						
<b>Cesar Geronimo, L</b> OBP: 0.308, SLG: 0.350 (8, 8)										0	0	0	0	0	0	0						
<b>Dave Concepcion, R</b> OBP: 0.281, SLG: 0.327 (1, 6)										3	1	1	0	1	1	0						
<b>Ken Griffey, L</b> OBP: 0.402, SLG: 0.457 (1, 9)										3	1	2	3	1	1	1						
<b>George Foster, R</b> OBP: 0.326, SLG: 0.454 (1, 7)										4	1	1	1	0	0	3						
<b>Dan Driessen, L</b> OBP: 0.385, SLG: 0.430 (1, 3)										4	2	2	1	0	0	1						
<b>Ray Knight, R</b> OBP: 0.328, SLG: 0.494 (1, 5)										4	0	1	0	0	1	0						
<b>Johnny Bench, R</b> OBP: 0.297, SLG: 0.333 (1, 2)										3	0	0	0	1	1	2	<b>AB 32</b>					
<b>Ron Oester, S</b> OBP: 0.267, SLG: 0.345 (1, 4)										4	0	1	1	0	1	1	<b>R 6</b>					
<b>Michael LaCoss, R</b> OBP: 0.136, SLG: 0.182 (1, 1)										4	0	0	0	0	4	3	<b>H 8</b>					
<b>Inning Stats</b>	R: 0 E: 0 K: 1 S: 5	H: 0 LOB: 1 BB: 1 P: 9	R: 0 E: 0 K: 1 S: 5	H: 0 LOB: 0 BB: 0 P: 5	R: 5 E: 0 K: 3 S: 12	H: 3 LOB: 0 BB: 2 P: 20	R: 0 E: 0 K: 1 S: 5	H: 0 LOB: 0 BB: 0 P: 5	R: 0 E: 0 K: 2 S: 8	H: 1 LOB: 1 BB: 0 P: 8	R: 1 E: 0 K: 1 S: 8	H: 3 LOB: 2 BB: 0 P: 8	R: 0 E: 0 K: 0 S: 4	H: 1 LOB: 1 BB: 0 P: 4	R: 0 E: 0 K: 1 S: 5	H: 0 LOB: 1 BB: 1 P: 9	R: 0 E: 0 K: 1 S: 5	H: 0 LOB: 1 BB: 1 P: 9	1B: 5 2B: 0 3B: 0 HR: 3	SF: 0 SAC: 0 DP: 0 HBP: 0	WP: 0 PB: 0 SB: 1 CS: 0	PA: 36
<b>PITCHER</b> <b>Don Sutton, R</b> ERA: 2.64 (1, 1)	IP: 4.0 WLS: L BF: 18 H: 3 R: 5 ER: 5 SO: 6 BB: 3 IBB: 0 HBP: 0 BLK: 0 WP: 0 HR: 3 S: 27 P: 39 ERA: 11.25 WHIP: 1.500															<b>PITCHER</b>	IP: 4.0 WLS: L BF: 18 H: 3 R: 5 ER: 5 SO: 6 BB: 3 IBB: 0 HBP: 0 BLK: 0 WP: 0 HR: 3 S: 27 P: 39 ERA: 11.25 WHIP: 1.500					
<b>Joe Beckwith, R</b> ERA: 2.4 (5, 1)	2.0 10 4 1 1 3 0 0 0 0 0 0 16 16 4.50 2.000															<b>PITCHER</b>	2.0 10 4 1 1 3 0 0 0 0 0 0 16 16 4.50 2.000					
<b>Charlie Hough, R</b> ERA: 5.71 (7, 1)	2.0 8 1 0 0 1 1 0 0 0 0 0 9 13 0.00 1.000															<b>PITCHER</b>	2.0 8 1 0 0 1 1 0 0 0 0 0 9 13 0.00 1.000					

Los Angeles Dodgers @ Cincinnati Reds  
Riverfront Stadium, Cincinnati, OH  
Tue May 27 1980, 7:05 PM EDT  
Att: 20,296 - Unknown

**AB 32**  
**R 6**  
**H 8**  
**RBI 6**  
**BB 4**  
**SO 10**  
**LOB 13**



Batter	1	2	3	4	5	6	7	8	9	AB	R	H	RBI	BB	SO	LOB	TOP			
Dave Collins, S (1,8) OBP: 0.320, SLG: 0.343 Cesar Geronimo, L (9,8) OBP: 0.308, SLG: 0.350	P4		F8		6-3		4-3		3-1	5	0	0	0	0	0	3				
Dave Concepcion, R (1,6) OBP: 0.291, SLG: 0.325	F8		6-3			FC1-4 1B		P6		4	0	1	0	0	0	0				
Ken Griffey, L (1,9) OBP: 0.399, SLG: 0.451	K		4-3			F8		WP HR 1B		4	1	1	0	0	1	1				
George Foster, R (1,7) OBP: 0.316, SLG: 0.439		6-3		L7		FC1-4 1-2		F8		4	0	0	0	0	0	2				
Johnny Bench, R (1,2) OBP: 0.311, SLG: 0.426		HR		HR		K		2H HR		4	3	3	4	0	1	1				
Dan Driessen, L (1,3) OBP: 0.382, SLG: 0.420		4-0 2B BB		P6				4-3 K		3	1	0	0	1	1	0				
Rick Auerbach, R (1,5) OBP: 0.500, SLG: 0.579		1-H 2B		CS 1B				1B 1B		4	0	4	1	0	0	0				
Ron Oester, S (1,4) OBP: 0.265, SLG: 0.333		5-3		CS 1-2		6-3		SH5-4 1B		4	0	1	0	0	1	2				
Frank Pastore, R (1,1) OBP: 0.148, SLG: 0.115 Dave Tomlin, L (9,1) Tom Hume, R (9,1)		6-3				K		SH5-4 1-2		3	0	0	0	0	2	2				
<b>Inning Stats</b>	R: 0 E: 0 K: 1 S: 5	H: 0 LOB: 0 BB: 0 P: 5	R: 2 E: 0 K: 0 S: 5	H: 2 LOB: 1 BB: 1 P: 9	R: 0 E: 0 K: 0 S: 3	H: 0 LOB: 0 BB: 0 P: 3	R: 1 E: 0 K: 0 S: 4	H: 2 LOB: 1 BB: 0 P: 4	R: 0 E: 0 K: 1 S: 5	H: 1 LOB: 1 BB: 0 P: 6	R: 0 E: 0 K: 0 S: 5	H: 2 LOB: 2 BB: 0 P: 5	R: 2 E: 0 K: 1 S: 7	H: 2 LOB: 0 BB: 0 P: 7	R: 0 E: 1 K: 2 S: 8	H: 1 LOB: 1 BB: 0 P: 8	1B: 6 2B: 1 3B: 0 HR: 3	SF: 0 SAC: 1 DP: 0 HBP: 0	WP: 1 PB: 0 SB: 0 CS: 1	PA: 38
<b>PITCHER</b>	IP WLS BF H R ER SO BB IBB HBP BLK WP HR S P ERA WHIP																			
Randy Jones, L (1,1) ERA: 2.65 Eric Rasmussen, R (9,1) ERA: 5.13	8.0 L 33 9 5 5 4 1 0 0 0 0 1 3 40 44 5.62 1.250																			
Eric Rasmussen, R (9,1) ERA: 5.13	1.0 4 1 0 0 2 0 0 0 0 0 0 0 8 8 0.00 1.000																			

Cincinnati Reds @ San Diego Padres  
San Diego Stadium, San Diego, CA  
Thu May 29 1980, 10:05 PM EDT  
Att: 11,677 - Unknown

AB	35
R	5
H	10
RBI	5
BB	1
SO	6
LOB	11





Batter	1	2	3	4	5	6	7	8	9	AB	R	H	RBI	BB	SO	LOB	BOTTOM					
Ozzie Smith, S (1,6) OBP: 0.321, SLG: 0.265	1-3		F8			5-3		P6		4	0	0	0	0	0	0						
Jerry Mumphrey, S (1,8) OBP: 0.313, SLG: 0.309	F7			K		E4 3-1 1B		1-3		4	0	1	0	0	1	0						
Gene Richards, L (1,7) OBP: 0.352, SLG: 0.363 Eric Rasmussen, R (9,1) OBP: 0.125, SLG: 0.250	K			1-3 1B		3-1		5-3		4	0	1	0	0	1	1						
Dave Winfield, R (1,9) OBP: 0.413, SLG: 0.449		6-3		1-3		F9		G3 6-3 2B		4	1	1	0	0	0	2						
Willie Montanez, L (1,3) OBP: 0.293, SLG: 0.325		F8		4-3				G3		4	0	1	0	0	0	2						
Bill Fahey, L (1,2) OBP: 0.263, SLG: 0.286 Kurt Bevacqua, R (9,PH) OBP: 0.400, SLG: 0.536						G3		L8		3	0	1	0	0	0	1						
Dave Cash, R (1,4) OBP: 0.268, SLG: 0.244		6-3				FC5-4 1B		G6-3 1-2		4	0	1	0	0	0	2						
Aurelio Rodriguez, R (1,5) OBP: 0.264, SLG: 0.369 Gene Tenace, R (8,PH) OBP: 0.355, SLG: 0.354 Bary Evans, R (9,5) OBP: 0.386, SLG: 0.459			6-3			FC5-4 1-2		HR BB		2	0	0	0	0	0	1						
Randy Jones, R (1,1) OBP: 0.080, SLG: 0.042 Jerry Turner, L (8,PH) OBP: 0.350, SLG: 0.404			K			6-3		HR		2	0	0	0	0	1	1						
<b>Inning Stats</b>	R: 0 E: 0 K: 1 S: 5	H: 0 LOB: 0 BB: 0 P: 5	R: 0 E: 0 K: 0 S: 4	H: 1 LOB: 1 BB: 0 P: 4	R: 0 E: 0 K: 1 S: 5	H: 0 LOB: 0 BB: 0 P: 5	R: 0 E: 0 K: 1 S: 6	H: 1 LOB: 1 BB: 0 P: 6	R: 0 E: 0 K: 0 S: 4	H: 1 LOB: 1 BB: 0 P: 4	R: 0 E: 1 K: 0 S: 4	H: 1 LOB: 1 BB: 0 P: 4	R: 0 E: 0 K: 0 S: 3	H: 1 LOB: 0 BB: 0 P: 3	R: 2 E: 0 K: 0 S: 4	H: 1 LOB: 1 BB: 1 P: 8	R: 1 E: 0 K: 0 S: 4	H: 1 LOB: 0 BB: 0 P: 4	1B: 5 2B: 1 3B: 0 HR: 1	SF: 0 SAC: 0 DP: 1 HBP: 0	WP: 0 PB: 0 SB: 0 CS: 0	PA: 34
<b>PITCHER</b>	IP WLS BF H R ER SO BB IBB HBP BLK WP HR S P ERA WHIP																					
Frank Pastore, R (1,1) ERA: 2.84 Dave Tomlin, L (9,1) ERA: 6.1 Tom Hume, R (9,1) ERA: 2.82	8.0 W 31 7 3 3 3 1 0 0 0 0 0 1 36 40 3.38 1.000																					
Dave Tomlin, L (9,1) ERA: 6.1	0.1 1 0 0 0 0 0 0 0 0 0 0 0 1 1 0.00 0.000																					
Tom Hume, R (9,1) ERA: 2.82	0.2 S 2 0 0 0 0 0 0 0 0 0 0 0 2 2 0.00 0.000																					



Cincinnati Reds @ San Diego Padres  
San Diego Stadium, San Diego, CA  
Thu May 29 1980, 10:05 PM EDT  
Att: 11,677 - Unknown

AB	33
R	3
H	7
RBI	3
BB	1
SO	3
LOB	10



Batter	1	2	3	4	5	6	7	8	9	AB	R	H	RBI	BB	SO	LOB	TOP		
Dave Collins, S OBP: 0.335, SLG: 0.349 Cesar Geronimo, L OBP: 0.308, SLG: 0.350	4-0 BB	4-0 WP BB		K			S 1B		S 1B	3	1	2	0	2	1	1	<p>Cincinnati Reds @ San Diego Padres San Diego Stadium, San Diego, CA Fri May 30 1980, 10:05 PM EDT Att: 26,777 - Unknown</p> <p>AB 34 R 5 H 11 RBI 4 BB 6 SO 4 LOB 16</p> 		
Dave Concepcion, R OBP: 0.254, SLG: 0.316	0-0 G4-6-3	0-0 4-3			F9		F8		K	5	0	0	1	0	1	4			
Ken Griffey, L OBP: 0.405, SLG: 0.466	0-0 2B	0-0 F7			F8 2B		P6		1B 1B IBB	4	0	2	0	1	0	2			
George Foster, R OBP: 0.312, SLG: 0.425	0-0 5-3		0-0 P4		F8 2-3		IBB		K	4	0	0	0	1	1	4			
Harry Spilman, L OBP: 0.350, SLG: 0.514		0-0 2B 1B	0-0 L8		IBB		F5		1B	4	1	2	1	1	0	2			
Ray Knight, R OBP: 0.326, SLG: 0.494	0-0 1B SF8 2B	0-0 G3			F8				F9	4	1	1	0	0	0	2			
Johnny Bench, R OBP: 0.309, SLG: 0.415	4-0 BB WP 1B BB		0-0 6-3		5-3		F8			3	1	0	0	1	0	0			
Ron Oester, S OBP: 0.316, SLG: 0.378	0-0 WP BB 4-3 1B		0-0 1B 1B		P4		1B			4	1	3	1	0	0	0			
Charlie Leibrandt, R OBP: 0.281, SLG: 0.300 Doug Bair, R (8, 1)	0-0 SF8 3H		0-0 1B		K				F8	3	0	1	1	0	1	1			
<b>Inning Stats</b>	R: 0 E: 0 K: 0 S: 3	H: 1 LOB: 1 BB: 1 P: 7	R: 4 E: 0 K: 0 S: 6	H: 3 LOB: 1 BB: 2 P: 14	R: 0 E: 0 K: 0 S: 3	H: 0 LOB: 0 BB: 0 P: 3	R: 0 E: 0 K: 1 S: 6	H: 2 LOB: 1 BB: 0 P: 6	R: 0 E: 0 K: 0 S: 4	H: 0 LOB: 0 BB: 0 P: 5	R: 0 E: 0 K: 0 S: 4	H: 1 LOB: 2 BB: 1 P: 8	R: 0 E: 0 K: 0 S: 4	H: 1 LOB: 1 BB: 0 P: 4	R: 1 E: 0 K: 2 S: 8	H: 2 LOB: 2 BB: 1 P: 12	1B: 8 2B: 3 3B: 0 HR: 0	SF: 1 SAC: 0 DP: 1 HBP: 0	WP: 1 PA: 41 PB: 0 SB: 2 CS: 0
<b>PITCHER</b>	IP WLS BF H R ER SO BB IBB HBP BLK WP HR S P ERA WHIP	IP WLS BF H R ER SO BB IBB HBP BLK WP HR S P ERA WHIP	IP WLS BF H R ER SO BB IBB HBP BLK WP HR S P ERA WHIP	IP WLS BF H R ER SO BB IBB HBP BLK WP HR S P ERA WHIP	IP WLS BF H R ER SO BB IBB HBP BLK WP HR S P ERA WHIP	IP WLS BF H R ER SO BB IBB HBP BLK WP HR S P ERA WHIP	IP WLS BF H R ER SO BB IBB HBP BLK WP HR S P ERA WHIP	IP WLS BF H R ER SO BB IBB HBP BLK WP HR S P ERA WHIP	IP WLS BF H R ER SO BB IBB HBP BLK WP HR S P ERA WHIP	IP WLS BF H R ER SO BB IBB HBP BLK WP HR S P ERA WHIP	IP WLS BF H R ER SO BB IBB HBP BLK WP HR S P ERA WHIP	IP WLS BF H R ER SO BB IBB HBP BLK WP HR S P ERA WHIP	IP WLS BF H R ER SO BB IBB HBP BLK WP HR S P ERA WHIP	IP WLS BF H R ER SO BB IBB HBP BLK WP HR S P ERA WHIP	IP WLS BF H R ER SO BB IBB HBP BLK WP HR S P ERA WHIP	IP WLS BF H R ER SO BB IBB HBP BLK WP HR S P ERA WHIP	IP WLS BF H R ER SO BB IBB HBP BLK WP HR S P ERA WHIP		
Steve Mura, R ERA: 6.56	1.1	L	10	4	4	4	0	0	3	0	0	0	0	0	0	0	27.00	5.250	
John D'Acquisto, R ERA: 1.69	5.0		19	4	0	0	2	0	1	0	0	1	0	22	26	0.00	0.800		
Bob Shirley, L ERA: 1.52	0.2		3	0	0	0	0	0	1	0	0	0	0	2	6	0.00	0.000		
Rollie Fingers, R ERA: 3.12	2.0		9	3	1	1	2	0	1	0	0	0	0	12	16	4.50	1.500		

Batter	1	2	3	4	5	6	7	8	9	AB	R	H	RBI	BB	SO	LOB	BOTTOM				
Ozzie Smith, S OBP: 0.320, SLG: 0.265	0-0 4-3	0-0 G1-6-3 1B			1-3		SH1-3		P5	4	0	1	0	0	0	1	<p>Cincinnati Reds @ San Diego Padres San Diego Stadium, San Diego, CA Fri May 30 1980, 10:05 PM EDT Att: 26,777 - Unknown</p> <p>AB 31 R 3 H 8 RBI 3 BB 3 SO 6 LOB 11</p> 				
Jerry Mumphrey, S OBP: 0.305, SLG: 0.301	0-3 K	0-0 G1-6-3			4-3		5-3			4	0	0	0	0	1	4					
Gene Richards, L OBP: 0.350, SLG: 0.360	0-0 BB 1B 1B		0-0 3-1		4-3				6-3	4	1	1	0	0	0	0					
Dave Winfield, R OBP: 0.421, SLG: 0.473	0-0 BB 1B 1B		4-0 BB G6-4-3				F9		HR	3	2	2	1	1	0	0					
Gene Tenace, R OBP: 0.352, SLG: 0.343	4-0 1B BB		0-0 G6-4-3				K		K	3	0	0	0	1	2	1					
Willie Montanez, L OBP: 0.298, SLG: 0.325	0-0 FC6-4 1B			1-0 HBP			3-1		F7	3	0	1	2	0	0	0					
Aurelio Rodriguez, R OBP: 0.256, SLG: 0.356 Rollie Fingers, R OBP: 0.250, SLG: 0.500 Bill Fahey, L OBP: 0.259, SLG: 0.282	0-0 FC6-4			0-3 K			F9		K	3	0	0	0	0	1	3					
Barry Evans, R OBP: 0.404, SLG: 0.475 Jerry Turner, L OBP: 0.344, SLG: 0.396	0-0 1B SH1-4 1B		0-0 F7				SH1-3 1B 1B		L5	3	0	2	0	0	0	1					
Steve Mura, R ERA: 3.86 John D'Acquisto, R ERA: 1.69 Bob Shirley, R ERA: 1.52 Kurt Bevacqua, R OBP: 0.438, SLG: 0.552 Paul Dade, R OBP: 0.200, SLG: 0.185	0-0 SH1-4		0-3 K				SH1-3 1B			0	0	0	0	0	0	0					
<b>Inning Stats</b>	R: 2 E: 0 K: 1 S: 8	H: 3 LOB: 2 BB: 1 P: 12	R: 0 E: 0 K: 0 S: 4	H: 2 LOB: 1 BB: 0 P: 4	R: 0 E: 0 K: 0 S: 2	H: 0 LOB: 0 BB: 1 P: 6	R: 0 E: 0 K: 2 S: 7	H: 0 LOB: 1 BB: 0 P: 8	R: 0 E: 0 K: 0 S: 3	H: 0 LOB: 0 BB: 0 P: 3	R: 0 E: 0 K: 1 S: 5	H: 0 LOB: 0 BB: 0 P: 5	R: 0 E: 0 K: 0 S: 5	H: 2 LOB: 2 BB: 0 P: 5	R: 1 E: 0 K: 1 S: 6	H: 1 LOB: 0 BB: 0 P: 6	R: 0 E: 0 K: 1 S: 5	H: 0 LOB: 1 BB: 1 P: 9	1B: 7 2B: 0 3B: 0 HR: 1	SF: 0 SAC: 2 DP: 2 HBP: 1	WP: 0 PA: 37 PB: 0 SB: 0 CS: 0
<b>PITCHER</b>	IP WLS BF H R ER SO BB IBB HBP BLK WP HR S P ERA WHIP	IP WLS BF H R ER SO BB IBB HBP BLK WP HR S P ERA WHIP	IP WLS BF H R ER SO BB IBB HBP BLK WP HR S P ERA WHIP	IP WLS BF H R ER SO BB IBB HBP BLK WP HR S P ERA WHIP	IP WLS BF H R ER SO BB IBB HBP BLK WP HR S P ERA WHIP	IP WLS BF H R ER SO BB IBB HBP BLK WP HR S P ERA WHIP	IP WLS BF H R ER SO BB IBB HBP BLK WP HR S P ERA WHIP	IP WLS BF H R ER SO BB IBB HBP BLK WP HR S P ERA WHIP	IP WLS BF H R ER SO BB IBB HBP BLK WP HR S P ERA WHIP	IP WLS BF H R ER SO BB IBB HBP BLK WP HR S P ERA WHIP	IP WLS BF H R ER SO BB IBB HBP BLK WP HR S P ERA WHIP	IP WLS BF H R ER SO BB IBB HBP BLK WP HR S P ERA WHIP	IP WLS BF H R ER SO BB IBB HBP BLK WP HR S P ERA WHIP	IP WLS BF H R ER SO BB IBB HBP BLK WP HR S P ERA WHIP	IP WLS BF H R ER SO BB IBB HBP BLK WP HR S P ERA WHIP	IP WLS BF H R ER SO BB IBB HBP BLK WP HR S P ERA WHIP	IP WLS BF H R ER SO BB IBB HBP BLK WP HR S P ERA WHIP				
Charlie Leibrandt, L ERA: 3.86 Doug Bair, R ERA: 2.28	1.1		2	0	0	0	2	1	0	0	0	0	0	0	0	0	3.68	1.364			
	1.2	S	6	0	0	0	2	1	0	0	0	0	0	0	0	0	0.00	0.600			

Batter	1	2	3	4	5	6	7	8	9	AB	R	H	RBI	BB	SO	LOB	TOP											
<b>Dave Collins, S</b> (1, 8) OBP: 0.331, SLG: 0.358	0-3 K	0-0 2H 3B		0-3 K			0-0 6-3		0-0 F7	5	0	1	1	0	2	1	<b>Cincinnati Reds @ San Diego Padres</b> San Diego Stadium, San Diego, CA Sat May 31 1980, 10:05 PM EDT Att: 29,316 - Unknown  <b>AB 33</b> <b>R 5</b> <b>H 8</b> <b>RBI 5</b> <b>BB 3</b> <b>SO 6</b> <b>LOB 10</b> 											
<b>Rick Auerbach, R</b> (1, 6) OBP: 0.462, SLG: 0.522	0-0 1B HR	0-0 5-3		0-3 K			0-0 F8			4	1	1	0	0	1	2												
<b>Ken Griffey, L</b> (1, 9) OBP: 0.401, SLG: 0.461	0-0 1-2 HR			0-0 F8			0-0 F2			4	1	1	0	0	0	1												
<b>George Foster, R</b> (1, 7) OBP: 0.317, SLG: 0.446	0-0 1-2 HR			0-0 1B 1B BB			0-0 F9		0-0 4-3	3	2	1	3	1	0	0												
<b>Ray Knight, R</b> (1, 5) OBP: 0.324, SLG: 0.488	0-0 4-3			0-0 1B 1-2 1B			0-3 K		0-0 5-3	4	0	1	0	0	1	0												
<b>Johnny Bench, R</b> (1, 2) OBP: 0.314, SLG: 0.413	0-3 K			0-0 1-2 2H 1B			0-0 P3		0-0 BB	3	0	1	1	1	1	0												
<b>Harry Spilman, L</b> (1, 3) OBP: 0.318, SLG: 0.463				0-0 6-3			0-0 4-3		0-3 K	4	0	0	0	0	1	3												
<b>Ron Oester, S</b> (1, 4) OBP: 0.333, SLG: 0.375				0-0 SH1-4 3B 1B			0-0 6-3		0-0 G4-6-3 BB	3	1	1	0	1	0	2												
<b>Paul Moskau, R</b> (1, 1) Hector Cruz, R (7, PH) Tom Hume, R (7, 1) Sheldon Burnside, R (8, 1) Dan Driessen, L (9, PH)				0-0 SH1-4			0-0 F9		0-0 G4-6-3 1-2	1	0	0	0	0	0	0												
<b>Inning Stats</b>	R: 3 E: 0 K: 2 S: 10	H: 3 LOB: 0 BB: 0 P: 10	R: 1 E: 0 K: 0 S: 5	H: 2 LOB: 1 BB: 0 P: 5	R: 1 E: 0 K: 0 S: 5	H: 2 LOB: 2 BB: 1 P: 9	R: 0 E: 0 K: 2 S: 7	H: 0 LOB: 0 BB: 0 P: 7	R: 0 E: 0 K: 1 S: 5	H: 0 LOB: 0 BB: 0 P: 5	R: 0 E: 0 K: 0 S: 3	H: 0 LOB: 0 BB: 0 P: 3	R: 0 E: 0 K: 0 S: 4	H: 1 LOB: 1 BB: 0 P: 4	R: 0 E: 0 K: 1 S: 5	H: 0 LOB: 1 BB: 1 P: 9		R: 0 E: 0 K: 0 S: 2	H: 0 LOB: 0 BB: 1 P: 6	1B: 5 2B: 1 3B: 1 HR: 1	SF: 0 SAC: 1 DP: 1 HBP: 0	WP: 0 PA: 37 PB: 0 CS: 0						
<b>PITCHER</b>	IP	WLS	BF	H	R	ER	SO	BB	IBB	HBP	BLK	WP	HR	S	P	ERA	WHIP											
<b>John Curtis, L</b> (1, 1) ERA: 4.02	2.1		14	6	5	5	2	1	0	0	0	0	0	1	17	21	19.29	3.000										
<b>Dennis Kinney, L</b> (3, 1) ERA: 3.05	4.1	W	15	2	0	0	3	0	0	0	0	0	0	0	21	21	0.00	0.462										
<b>Bob Shirley, L</b> (7, 1) ERA: 1.45	1.1	S	5	0	0	0	1	1	0	0	0	0	0	6	10	0.00	0.750											
<b>Rollie Fingers, R</b> (9, 1) ERA: 3.0	1.0		3	0	0	0	0	1	0	0	0	0	0	2	6	0.00	1.000											
Batter	1	2	3	4	5	6	7	8	9	AB	R	H	RBI	BB	SO	LOB	BOTTOM											
<b>Ozzie Smith, S</b> (1, 6) OBP: 0.317, SLG: 0.269	0-0 1B 2B			0-0 6-3			0-0 FC1-6 3B		0-0 E4	5	2	1	0	0	0	3	<b>Cincinnati Reds @ San Diego Padres</b> San Diego Stadium, San Diego, CA Sat May 31 1980, 10:05 PM EDT Att: 29,316 - Unknown  <b>AB 37</b> <b>R 7</b> <b>H 13</b> <b>RBI 6</b> <b>BB 1</b> <b>SO 2</b> <b>LOB 20</b> 											
<b>Jerry Mumphrey, S</b> (1, 8) OBP: 0.308, SLG: 0.318	0-0 6-3			0-0 G3			0-0 1-2 2-3 2H 3B		0-0 G5-3	5	0	2	1	0	0	4												
<b>Gene Richards, L</b> (1, 7) OBP: 0.348, SLG: 0.357	0-0 1B 2H 1B			0-0 6-3			0-0 4-3		0-0 FC6-4 1B	4	0	1	1	0	0	2												
<b>Dave Winfield, R</b> (1, 9) OBP: 0.422, SLG: 0.474	0-0 1-3 1B 1B			0-0 F7			0-0 6-3		0-0 1B FC6-2 1B	4	1	2	0	0	0	1												
<b>Willie Montanez, L</b> (1, 3) OBP: 0.303, SLG: 0.329	0-0 1-2 1B			0-0 F7			0-0 F7		0-0 FC6-2 1B 1B	4	1	2	1	0	0	0												
<b>Bill Fahey, L</b> (1, 2) OBP: 0.274, SLG: 0.296	0-0 L4			0-0 2B 1B			0-0 4-3		0-0 1B FC6-2 IBB	3	1	2	0	0	0	1												
<b>Von Joshua, L</b> (6, FR) OBP: 0.343, SLG: 0.387				0-0 2B 1B			0-0 4-3		0-0 1B FC6-2 IBB	0	0	0	0	0	0	0												
<b>Gene Tenace, R</b> (7, 2) OBP: 0.357, SLG: 0.343				0-0 2B 1B			0-0 4-3		0-0 1B FC6-2 IBB	0	1	0	0	1	0	0												
<b>Dave Cash, R</b> (1, 4) OBP: 0.267, SLG: 0.250				0-0 K			0-0 1-2 2-3 2H 2B		0-0 FC6-2 1B E	4	1	1	1	0	1	4												
<b>Barry Evans, R</b> (1, 5) OBP: 0.380, SLG: 0.442				0-0 F9			0-0 6-3		0-0 E FC 1B	3	0	0	0	0	0	3												
<b>Bob Shirley, R</b> (7, 1) Kurt Bevacqua, R (8, PH) Rollie Fingers, R (9, 1)				0-0 F9			0-0 6-3		0-0 E FC 1B	0	0	0	0	0	0	0												
<b>John Curtis, L</b> (1, 1) OBP: 0.150, SLG: 0.056				0-3 K			0-0 FC1-6 1B		0-0 F8	1	0	0	0	0	1	0												
<b>Dennis Kinney, L</b> (3, 1) ERA: 3.64				0-0 K			0-0 FC1-6 1B		0-0 FC G5-3 E	1	0	1	0	0	0	0												
<b>Aurelio Rodriguez, R</b> (7, 5) OBP: 0.250, SLG: 0.348				0-0 K			0-0 FC1-6 1B		0-0 FC G5-3 E	2	0	0	1	0	0	2												
<b>Inning Stats</b>	R: 2 E: 0 K: 0 S: 6	H: 4 LOB: 1 BB: 0 P: 6	R: 0 E: 0 K: 2 S: 7	H: 0 LOB: 0 BB: 0 P: 7	R: 0 E: 0 K: 0 S: 3	H: 0 LOB: 0 BB: 0 P: 3	R: 1 E: 0 K: 0 S: 5	H: 2 LOB: 1 BB: 0 P: 5	R: 1 E: 0 K: 0 S: 5	H: 2 LOB: 1 BB: 0 P: 5	R: 0 E: 0 K: 0 S: 4	H: 1 LOB: 2 BB: 0 P: 4	R: 0 E: 0 K: 0 S: 4	H: 1 LOB: 1 BB: 0 P: 4	R: 3 E: 1 K: 0 S: 7	H: 3 LOB: 2 BB: 1 P: 11	1B: 10 2B: 2 3B: 1 HR: 0	SF: 0 SAC: 0 DP: 1 HBP: 0	WP: 0 PA: 38 PB: 0 CS: 0									
<b>PITCHER</b>	IP	WLS	BF	H	R	ER	SO	BB	IBB	HBP	BLK	WP	HR	S	P	ERA	WHIP											
<b>Paul Moskau, R</b> (1, 1) ERA: 3.64	6.0		26	9	4	4	2	0	1	0	0	0	0	10	14	20.25	3.000											
<b>Tom Hume, R</b> (7, 1) ERA: 3.4	1.1	L	11	4	3	3	0	0	1	0	0	0	0	1	1	0.00	0.000											
<b>Sheldon Burnside, L</b> (8, 1) ERA: 13.5	0.2		1	0	0	0	0	0	0	0	0	0	0	1	1	0.00	0.000											

Batter	1	2	3	4	5	6	7	8	9	AB	R	H	RBI	BB	SO	LOB	TOP
Dave Collins, S (1,8) OBP: 0.339, SLG: 0.372 Cesar Geronimo, L (9,8) OBP: 0.308, SLG: 0.350	0-0 BLK 4-3 2B	0-0 S 1B			0-0 S 1B		0-0 F9		0-0 3-1	5	2	3	1	0	0	0	
Dave Concepcion, R (1,6) OBP: 0.258, SLG: 0.315	0-3 K 2-3	0-0 1-2 IBB			0-0 1-H 1B		0-3 K		0-0 L6	4	0	1	1	1	2	1	
Ken Griffey, L (1,9) OBP: 0.396, SLG: 0.452	0-0 4-3	0-0 1-3			0-0 BLK 1B		0-0 F7		0-3 K	5	0	1	1	0	1	3	
George Foster, R (1,7) OBP: 0.309, SLG: 0.433	0-0 1-3		0-3 K		0-3 K				0-0 L4	4	0	0	0	0	2	1	
Ray Knight, R (1,5) OBP: 0.333, SLG: 0.500		0-0 E 2B 1B	0-0 L6-3 1B		0-0 4-3				0-0 HR 2B	4	2	3	0	0	0	1	
Dan Driessen, L (1,3) OBP: 0.376, SLG: 0.408		0-3 K 1-2	0-0 L6-3 1-2			0-0 F7		4-0 HR BB	3	1	0	0	1	1	2		
Junior Kennedy, R (1,4) OBP: 0.333, SLG: 0.422 Ron Oester, S (8,4) OBP: 0.333, SLG: 0.375		0-0 SH5-4 2B 2-H		0-0 G5-4-3 1B		0-0 6-3		0-0 F8	4	1	2	1	0	0	2		
Don Werner, R (1,2) OBP: 0.327, SLG: 0.250 Johnny Bench, R (8,PH) OBP: 0.319, SLG: 0.443		1-0 1B SH5-4 HBP		0-0 G5-4-3 1-2		0-0 2B		0-0 HR 2-H	2	0	1	0	0	0	1		
Mario Soto, R (1,1) Sheldon Burnside, R (5,1) Doug Bair, R (7,1) Tom Hume, R (9,1)		0-0 SH5-4 1-2 2-3		0-3 K		0-3 K		0-0 F3	1	0	0	0	0	1	0		
<b>Inning Stats</b>	R: 1 E: 0 K: 1 S: 6	H: 1 LOB: 0 BB: 0 P: 6	R: 2 E: 1 K: 1 S: 8	H: 3 LOB: 3 BB: 1 P: 13	R: 0 E: 0 K: 1 S: 5	H: 1 LOB: 0 BB: 0 P: 5	R: 0 E: 0 K: 1 S: 5	H: 1 LOB: 1 BB: 0 P: 7	R: 0 E: 0 K: 1 S: 6	H: 0 LOB: 0 BB: 0 P: 5	R: 3 E: 0 K: 0 S: 5	H: 2 LOB: 0 BB: 1 P: 9	R: 0 E: 0 K: 1 S: 5	H: 0 LOB: 0 BB: 0 P: 5	1B: 7 2B: 5 3B: 0 HR: 1	SF: 0 SAC: 1 DP: 2 HBP: 1	WP: 0 PA: 39 PB: 0 SB: 2 CS: 0
<b>PITCHER</b>	IP WLS BF H R ER SO BB IBB HBP BLK WP HR S P ERA WHIP																
Gary Lucas, L (1,1) ERA: 3.47 Eric Rasmussen, R (5,1) ERA: 5.05 Dennis Kinney, L (6,1) ERA: 3.6 Bob Shirley, L (8,1) ERA: 1.65	4.1 L 21 9 4 2 4 0 1 1 1 0 0 27 32 4.15 2.077	0.2 2 0 0 0 1 0 0 0 1 0 0 4 4 0.00 0.000	2.1 10 2 2 2 2 1 0 0 0 0 0 13 17 7.71 1.286	1.2 6 1 1 1 1 0 0 0 0 0 1 8 8 5.40 0.600													

Cincinnati Reds @ San Diego Padres  
San Diego Stadium, San Diego, CA  
Sun Jun 01 1980, 6:33 AM EDT  
Att: 21,044 - Unknown

AB 35  
R 7  
H 12  
RBI 7  
BB 2  
SO 8  
LOB 12



Batter	1	2	3	4	5	6	7	8	9	AB	R	H	RBI	BB	SO	LOB	BOTTOM		
Gene Richards, L (1,7) OBP: 0.344, SLG: 0.353	0-3 K		0-3 K		0-0 S 1B	0-3 K		0-0 5-3		5	1	1	0	0	3	1			
Ozzie Smith, S (1,6) OBP: 0.314, SLG: 0.267	0-0 F8		0-0 F5		0-0 1-H BLK 1B		0-0 6-3		0-0 G3	5	1	1	1	0	0	1			
Jerry Mumphrey, S (1,8) OBP: 0.323, SLG: 0.325	0-3 K			4-0 1B BB	0-0 BLK 1B		0-0 E S 1B		4-0 2B 6-3 BB	3	2	2	0	2	1	0			
Dave Winfield, R (1,9) OBP: 0.422, SLG: 0.478		0-3 K		0-0 P3	0-0 1-H 3-H 1B		0-0 F7		0-0 6-3 2B	5	0	2	1	0	1	2			
Willie Montanez, L (1,3) OBP: 0.307, SLG: 0.333 Bob Shirley, R (8,1) Paul Dade, R (9,PH) OBP: 0.281, SLG: 0.179		0-0 G3		0-0 1-3 1B	0-0 1-3 1B		0-0 F2		0-0 6-3	4	0	2	0	0	0	1			
Gene Tenace, R (1,2) OBP: 0.386, SLG: 0.359		0-0 FC6-4 1B		0-3 K	0-0 1-2 BB			0-0 3B 2B	4	1	2	0	1	1	3				
Dave Cash, R (1,4) OBP: 0.265, SLG: 0.247 Eric Rasmussen, R (5,1) Von Joshua, L (5,PH) OBP: 0.343, SLG: 0.387 Dennis Kinney, L (6,PH) OBP: 0.336, SLG: 0.389 Bill Fisher, L (8,PH) OBP: 0.287, SLG: 0.500 Bill Fisher, L (9,2) OBP: 0.271, SLG: 0.293		0-0 FC6-4 1-2		0-3 K	0-0 1-3		0-0 F9			2	0	0	0	0	1	3			
Aurelio Rodriguez, R (1,5) OBP: 0.242, SLG: 0.337 Kurt Bevacqua, R (8,PH) OBP: 0.471, SLG: 0.645			0-3 K		0-0 F7	0-0 1-3		0-0 SF9 3B	3	0	0	0	0	1	0				
Gary Lucas, L (1,1) OBP: 0.313, SLG: 0.267 Barry Evans, R (5,4) OBP: 0.358, SLG: 0.422					0-0 F9	0-0 6-3		0-0 SF9	1	0	1	0	0	0	0				
<b>Inning Stats</b>	R: 0 E: 0 K: 2 S: 7	H: 0 LOB: 0 BB: 0 P: 7	R: 0 E: 0 K: 1 S: 6	H: 1 LOB: 1 BB: 0 P: 6	R: 0 E: 0 K: 2 S: 8	H: 1 LOB: 2 BB: 1 P: 12	R: 3 E: 0 K: 0 S: 8	H: 5 LOB: 3 BB: 1 P: 12	R: 0 E: 0 K: 1 S: 5	H: 0 LOB: 0 BB: 0 P: 5	R: 0 E: 0 K: 0 S: 4	H: 1 LOB: 1 BB: 0 P: 4	R: 2 E: 0 K: 0 S: 5	H: 2 LOB: 2 BB: 0 P: 5	R: 1 E: 0 K: 0 S: 4	H: 1 LOB: 1 BB: 1 P: 8	1B: 9 2B: 2 3B: 1 HR: 0	SF: 1 SAC: 0 DP: 0 HBP: 0	WP: 0 PA: 42 PB: 0 SB: 2 CS: 0
<b>PITCHER</b>	IP WLS BF H R ER SO BB IBB HBP BLK WP HR S P ERA WHIP																		
Mario Soto, R (1,1) ERA: 3.75 Sheldon Burnside, L (5,1) ERA: 3.86 Doug Bair, R (7,1) ERA: 3.03 Tom Hume, R (9,1) ERA: 3.35	1.2 W 6 1 0 0 1 0 0 0 0 0 8 8 0.00 0.600	2.0 10 3 3 3 0 1 0 0 0 0 0 9 13 13.50 2.000	0.2 S 2 0 0 0 0 0 0 0 0 0 2 2 0.00 0.000																

Cincinnati Reds @ San Diego Padres  
San Diego Stadium, San Diego, CA  
Sun Jun 01 1980, 6:33 AM EDT  
Att: 21,044 - Unknown

AB 38  
R 6  
H 12  
RBI 5  
BB 3  
SO 8  
LOB 16





Batter	1	2	3	4	5	6	7	8	9	AB	R	H	RBI	BB	SO	LOB	TOP								
<b>Dave Collins, S</b> (1, 8) OBP: 0.331, SLG: 0.363 <b>Cesar Geronimo, L</b> (8, 8) OBP: 0.308, SLG: 0.350										4	0	0	0	0	0	2	<b>Cincinnati Reds @ Los Angeles Dodgers</b> Dodger Stadium, Los Angeles, CA Mon Jun 02 1980, 7:05 PM PDT Att: 31,368 - Unknown								
<b>Dave Concepcion, R</b> (1, 6) OBP: 0.283, SLG: 0.315										3	1	1	1	1	0	1									
<b>Ken Griffey, L</b> (1, 9) OBP: 0.392, SLG: 0.447										4	0	1	0	0	0	1									
<b>George Foster, R</b> (1, 7) OBP: 0.307, SLG: 0.428										4	0	1	1	0	1	2									
<b>Dan Driessen, L</b> (1, 3) OBP: 0.374, SLG: 0.400										3	0	0	0	1	0	1									
<b>Ray Knight, R</b> (1, 5) OBP: 0.332, SLG: 0.494										4	0	1	0	0	0	1									
<b>Johnny Bench, R</b> (1, 2) OBP: 0.324, SLG: 0.440 <b>Don Werner, R</b> (9, PR) OBP: 0.327, SLG: 0.250										3	0	1	0	1	0	2									
<b>Ron Oester, S</b> (1, 4) OBP: 0.348, SLG: 0.409										4	1	2	0	0	1	2									
<b>Michael LaCoss, R</b> (1, 1) OBP: 0.120, SLG: 0.160 <b>Harry Spilman, L</b> (9, PH) OBP: 0.311, SLG: 0.452 <b>Doug Bair, R</b> (9, 1)										3	0	0	0	0	2	3									
<b>Inning Stats</b>	R: 0 E: 0 K: 0 S: 3	H: 0 LOB: 0 BB: 0 P: 3	R: 0 E: 0 K: 1 S: 5	H: 0 LOB: 1 BB: 1 P: 9	R: 1 E: 0 K: 0 S: 6	H: 3 LOB: 2 BB: 0 P: 6	R: 0 E: 0 K: 0 S: 3	H: 1 LOB: 0 BB: 0 P: 3	R: 0 E: 0 K: 1 S: 6	H: 1 LOB: 1 BB: 0 P: 6	R: 0 E: 0 K: 0 S: 3	H: 0 LOB: 0 BB: 0 P: 3	R: 0 E: 0 K: 2 S: 7	H: 0 LOB: 1 BB: 1 P: 11	R: 1 E: 0 K: 0 S: 4	H: 1 LOB: 1 BB: 0 P: 8		R: 0 E: 0 K: 1 S: 6	H: 1 LOB: 1 BB: 0 P: 6	1B: 6 2B: 1 3B: 0 HR: 0	SF: 0 SAC: 0 DP: 1 HBP: 0	WP: 0 PB: 0 SB: 0 CS: 0	PA: 36		
<b>PITCHER</b>	IP	WLS	BF	H	R	ER	SO	BB	IBB	HBP	BLK	WP	HR	S	P	ERA	WHIP								
<b>Don Sutton, R</b> (1, 1) ERA: 2.49 <b>Rick Sutcliffe, R</b> (8, 1) ERA: 6.32	7.0		27	5	1	1	4	2	0	0	0	0	0	33	41	1.29	1.000								
<b>PITCHER</b>	IP	WLS	BF	H	R	ER	SO	BB	IBB	HBP	BLK	WP	HR	S	P	ERA	WHIP								

Batter	1	2	3	4	5	6	7	8	9	AB	R	H	RBI	BB	SO	LOB	BOTTOM								
<b>Davey Lopes, R</b> (1, 4) OBP: 0.347, SLG: 0.353										4	1	2	2	0	0	0	<b>Cincinnati Reds @ Los Angeles Dodgers</b> Dodger Stadium, Los Angeles, CA Mon Jun 02 1980, 7:05 PM PDT Att: 31,368 - Unknown								
<b>Rudy Law, L</b> (1, 8) OBP: 0.313, SLG: 0.326										4	0	1	0	0	0	1									
<b>Reggie Smith, S</b> (1, 9) OBP: 0.395, SLG: 0.546										4	0	1	0	0	2	2									
<b>Steve Garvey, R</b> (1, 3) OBP: 0.319, SLG: 0.463										4	0	2	0	0	1	1									
<b>Dusty Baker Jr., R</b> (1, 7) OBP: 0.288, SLG: 0.487										4	0	1	0	0	0	3									
<b>Ron Cey, R</b> (1, 5) OBP: 0.344, SLG: 0.380										4	0	1	0	0	1	1									
<b>Bill Russell, R</b> (1, 6) OBP: 0.347, SLG: 0.393										3	1	1	0	1	1	2									
<b>Mike Scioscia, L</b> (1, 2) OBP: 0.229, SLG: 0.281 <b>Rick Monday, L</b> (9, PH) OBP: 0.333, SLG: 0.391										2	0	0	0	0	0	3									
<b>Don Sutton, R</b> (1, 1) OBP: 0.053, SLG: 0.053 <b>Jay Johnstone, L</b> (7, PH) OBP: 0.424, SLG: 0.414 <b>Rick Sutcliffe, L</b> (8, 1) OBP: 0.154, SLG: 0.154										2	0	0	0	0	0	2									
<b>Inning Stats</b>	R: 0 E: 0 K: 1 S: 6	H: 1 LOB: 1 BB: 0 P: 6	R: 0 E: 0 K: 0 S: 5	H: 2 LOB: 2 BB: 0 P: 5	R: 0 E: 0 K: 0 S: 5	H: 2 LOB: 0 BB: 0 P: 5	R: 0 E: 0 K: 0 S: 3	H: 1 LOB: 0 BB: 0 P: 3	R: 0 E: 0 K: 0 S: 3	H: 0 LOB: 0 BB: 0 P: 3	R: 0 E: 0 K: 0 S: 4	H: 1 LOB: 1 BB: 0 P: 4	R: 2 E: 0 K: 1 S: 7	H: 2 LOB: 1 BB: 1 P: 11	R: 0 E: 0 K: 2 S: 7	H: 0 LOB: 0 BB: 0 P: 7		R: 1 E: 0 K: 1 S: 4	H: 1 LOB: 0 BB: 0 P: 4	1B: 8 2B: 0 3B: 0 HR: 2	SF: 0 SAC: 1 DP: 1 HBP: 0	WP: 0 PB: 0 SB: 2 CS: 0	PA: 35		
<b>PITCHER</b>	IP	WLS	BF	H	R	ER	SO	BB	IBB	HBP	BLK	WP	HR	S	P	ERA	WHIP								
<b>Michael LaCoss, R</b> (1, 1) ERA: 4.69 <b>Doug Bair, R</b> (9, 1) ERA: 3.3	8.0		33	9	2	2	4	1	0	0	0	0	1	4	4	2.25	1.250								
<b>PITCHER</b>	IP	WLS	BF	H	R	ER	SO	BB	IBB	HBP	BLK	WP	HR	S	P	ERA	WHIP								

AB	33
R	2
H	7
RBI	2
BB	3
SO	5
LOB	16





Batter	1	2	3	4	5	6	7	8	9	AB	R	H	RBI	BB	SO	LOB	TOP									
Dave Collins, S (1,8) OBP: 0.341, SLG: 0.363 Cesar Geronimo, L (9,8) OBP: 0.319, SLG: 0.349	4-3		1B	1B			F8		G1	4	1	1	0	1	0	0										
Dave Concepcion, R (1,6) OBP: 0.266, SLG: 0.312	5-3		L9	K			FC6-4			4	0	1	0	0	1	2										
Ken Griffey, L (1,9) OBP: 0.387, SLG: 0.440	K		HR	1B		4-3	F5			4	1	1	1	0	1	1										
George Foster, R (1,7) OBP: 0.309, SLG: 0.410		6-3	HR	BB		K	FC6-4			3	1	0	0	1	1	1										
Dan Driessen, L (1,3) OBP: 0.372, SLG: 0.388	1B	1B	F7			4-3			K	3	1	0	0	1	1	2										
Ray Knight, R (1,5) OBP: 0.338, SLG: 0.514	1B	1B	HR			3-1				3	1	3	3	1	0	0										
Ron Oester, S (1,4) OBP: 0.333, SLG: 0.385		1B	2-3			3-1			9-4-3	4	0	1	1	0	0	2										
Don Werner, R (1,2) OBP: 0.288, SLG: 0.216	F8					5-3			4-3	4	0	0	0	0	0	3										
Charlie Leibrandt, R (1,1) OBP: 0.240, SLG: 0.273 Paul Moskau, R (4,1) Sheldon Burnside, R (8,1) Tom Hume, R (8,1) Junior Kennedy, R (8,4) OBP: 0.339, SLG: 0.419	F2					F2			K	2	0	0	0	0	0	2										
<b>Inning Stats</b>	R: 0 E: 0 K: 1 S: 5	H: 0 LOB: 0 BB: 0 P: 5	R: 1 E: 0 K: 0 S: 5	H: 2 LOB: 2 BB: 1 P: 9	R: 4 E: 0 K: 0 S: 5	H: 2 LOB: 0 BB: 2 P: 13	R: 0 E: 0 K: 1 S: 6	H: 1 LOB: 1 BB: 0 P: 6	R: 0 E: 0 K: 1 S: 5	H: 0 LOB: 0 BB: 0 P: 5	R: 0 E: 0 K: 0 S: 4	H: 1 LOB: 1 BB: 0 P: 4	R: 0 E: 0 K: 1 S: 4	H: 1 LOB: 1 BB: 0 P: 4	R: 0 E: 0 K: 1 S: 4	H: 0 LOB: 0 BB: 1 P: 8	R: 0 E: 0 K: 1 S: 5	H: 0 LOB: 0 BB: 0 P: 5	1B: 5 2B: 2 3B: 0 HR: 1	SF: 0 SAC: 0 DP: 1 HBP: 0	WP: 0 PB: 0 SB: 1 CS: 0	PA: 37				
<b>PITCHER</b>	IP	WLS	BF	H	R	ER	SO	BB	IBB	HBP	BLK	WP	HR	S	P	ERA	WHIP									
Charlie Hough, R (1,1) ERA: 6.39 Joe Beckwith, R (5,1) ERA: 2.33 Bobby Castillo, R (7,1) ERA: 3.58 Rick Sutcliffe, R (9,1) ERA: 6.16	4.0	L	20	5	5	5	2	3	0	0	0	0	0	1	21	33	11.25	2.000								

Cincinnati Reds @ Los Angeles Dodgers  
Dodger Stadium, Los Angeles, CA  
Wed Jun 04 1980, 7:05 PM PDT  
Att: 45,541 - Unknown

AB	33
R	5
H	7
RBI	5
BB	4
SO	5
LOB	14



Batter	1	2	3	4	5	6	7	8	9	AB	R	H	RBI	BB	SO	LOB	BOTTOM								
Davey Lopes, R (1,4) OBP: 0.351, SLG: 0.357	F2			1B		FC4-6				5	1	3	2	0	0	1									
Rudy Law, L (1,8) OBP: 0.323, SLG: 0.336 Pedro Guerrero, R (8, PH) OBP: 0.688, SLG: 0.857	K	1-3		1B						4	0	2	1	0	1	2									
Reggie Smith, S (1,9) OBP: 0.392, SLG: 0.529						F5			4-3	4	0	1	0	1	0	6									
Steve Garvey, R (1,3) OBP: 0.315, SLG: 0.457	5-3		G6-3						F7	5	0	1	0	0	0	2									
Dusty Baker Jr., R (1,7) OBP: 0.291, SLG: 0.479		6-3				F8			K	4	1	1	0	1	1	1									
Ron Cey, R (1,5) OBP: 0.344, SLG: 0.401	5-3			1B					F8	5	1	2	0	0	1	3									
Bill Russell, R (1,6) OBP: 0.337, SLG: 0.380	6-3			1B		L6			K	5	0	1	0	0	2	4									
Steve Yeager, R (1,2) OBP: 0.300, SLG: 0.197 Jay Johnstone, L (8, PH) OBP: 0.412, SLG: 0.400 Mike Scioscia, L (9,2) OBP: 0.237, SLG: 0.286						G6-4-3			F8	2	1	0	0	1	1	2									
Charlie Hough, R (1,1) ERA: 4.04 Joe Beckwith, L (5,1) Rick Monday, L (6, PH) Bobby Castillo, R (7,1) Gary Thomasson, L (8, PH) Rick Sutcliffe, L (9,1) OBP: 0.154, SLG: 0.154									P6	1	0	1	1	0	0	0									
<b>Inning Stats</b>	R: 0 E: 0 K: 1 S: 6	H: 1 LOB: 1 BB: 0 P: 6	R: 2 E: 0 K: 0 S: 6	H: 3 LOB: 2 BB: 1 P: 10	R: 0 E: 0 K: 0 S: 2	H: 0 LOB: 0 BB: 1 P: 6	R: 1 E: 0 K: 0 S: 6	H: 4 LOB: 3 BB: 1 P: 10	R: 0 E: 0 K: 1 S: 6	H: 1 LOB: 1 BB: 0 P: 6	R: 1 E: 0 K: 1 S: 7	H: 2 LOB: 1 BB: 0 P: 7	R: 0 E: 0 K: 1 S: 5	H: 0 LOB: 2 BB: 0 P: 5	R: 0 E: 0 K: 2 S: 8	H: 1 LOB: 1 BB: 0 P: 8	1B: 11 2B: 3 3B: 0 HR: 0	SF: 0 SAC: 0 DP: 2 HBP: 0	WP: 0 PB: 0 SB: 1 CS: 0	PA: 43					
<b>PITCHER</b>	IP	WLS	BF	H	R	ER	SO	BB	IBB	HBP	BLK	WP	HR	S	P	ERA	WHIP								
Charlie Leibrandt, L (1,1) ERA: 4.04 Paul Moskau, R (4,1) ERA: 3.52 Sheldon Burnside, L (8,1) ERA: 2.86 Tom Hume, R (8,1) ERA: 3.16	3.2		18	6	3	3	1	3	0	0	0	0	0	17	29	7.36	2.455								

Cincinnati Reds @ Los Angeles Dodgers  
Dodger Stadium, Los Angeles, CA  
Wed Jun 04 1980, 7:05 PM PDT  
Att: 45,541 - Unknown

AB	39
R	4
H	14
RBI	4
BB	4
SO	6
LOB	21



Batter	1	2	3	4	5	6	7	8	9	AB	R	H	RBI	BB	SO	LOB	TOP								
Gene Richards, L (1, 7) OBP: 0.354, SLG: 0.381	0-0 S BB 1B		0-0 1B 2B		0-0 5-3		0-0 G3			4	1	2	0	0	0	0	<b>San Diego Padres @ Cincinnati Reds</b> Riverfront Stadium, Cincinnati, OH Fri Jun 06 1980, 7:05 PM EDT Att: 23,329 - Unknown								
Ozzie Smith, S (1, 6) OBP: 0.316, SLG: 0.264	4-0 S BB		0-0 F7		0-0 F8			0-0 S 1B		3	0	1	0	1	0	1									
Jerry Mumphrey, S (1, 8) OBP: 0.322, SLG: 0.331	0-3 K		4-0 1B BB		0-0 G3 1B 2B			0-0 F8		3	1	1	0	1	1	3									
Dave Winfield, R (1, 9) OBP: 0.404, SLG: 0.448	0-3 K		0-0 1B		0-0 G3			0-0 1-3		4	0	1	1	0	1	4									
Willie Montanez, L (1, 3) OBP: 0.299, SLG: 0.322	0-3 K		0-0 F8		0-0 CS 1B			0-3 K		4	0	1	1	0	2	5									
Bill Fahey, L (1, 2) OBP: 0.284, SLG: 0.281		4-0 G4-6-3 BB			0-0 P5				0-0 2B	1	0	0	0	2	0	0									
Jerry Turner, L (9, PH) OBP: 0.354, SLG: 0.421					0-0 BB				0-0 2B	1	0	1	0	0	0	0									
Tim Flannery, L (1, 4) OBP: 0.143, SLG: 0.143					0-0 L4				0-0 F7	3	0	0	0	0	0	2									
John D'Acquisto, R (6, 1) OBP: 0.425, SLG: 0.595					0-0 6-3				0-0 F7	0	0	0	0	0	0	0									
Kurt Bevacqua, R (9, PH) OBP: 0.425, SLG: 0.595					0-0 K				0-3 K	1	0	0	0	0	0	1									
Aurelio Rodriguez, R (1, 5) OBP: 0.230, SLG: 0.320					0-0 G4-6-3				0-3 K	3	0	0	0	0	2	1									
Barry Evans, R (9, PH) OBP: 0.333, SLG: 0.388					0-0 K				0-3 K	1	0	0	0	0	1	1									
John Curtis, L (1, 1) OBP: 0.136, SLG: 0.050					0-3 K				0-0 F7	2	0	0	0	0	1	0									
Dave Cash, R (6, 4) OBP: 0.269, SLG: 0.246					0-0 F7				0-0 F7	2	0	0	0	0	0	1									
<b>Inning Stats</b>	R: 0 E: 0 K: 3 S: 10	H: 1 LOB: 2 BB: 1 P: 14	R: 0 E: 0 K: 0 S: 2	H: 0 LOB: 0 BB: 1 P: 6	R: 1 E: 0 K: 1 S: 7	H: 2 LOB: 2 BB: 1 P: 11	R: 0 E: 0 K: 1 S: 5	H: 0 LOB: 0 BB: 0 P: 5	R: 0 E: 0 K: 0 S: 3	H: 0 LOB: 0 BB: 0 P: 3	R: 1 E: 0 K: 0 S: 4	H: 2 LOB: 1 BB: 1 P: 8	R: 0 E: 0 K: 1 S: 5	H: 0 LOB: 0 BB: 0 P: 5	R: 0 E: 0 K: 1 S: 6	H: 1 LOB: 1 BB: 0 P: 6	R: 0 E: 0 K: 1 S: 6	H: 1 LOB: 1 BB: 0 P: 6	1B: 4 2B: 3 3B: 0 HR: 0	SF: 0 SAC: 0 DP: 1 HBP: 0	WP: 0 PB: 0 SB: 3 CS: 1	PA: 36			
<b>PITCHER</b>	IP WLS BF H R ER SO BB IBB HBP BLK WP HR S P ERA WHIP	7.0 W 28 5 2 2 6 4 0 0 0 0 0 0 36 52 2.57 1.286	2.0 S 8 2 0 0 2 0 0 0 0 0 0 0 12 12 0.00 1.000																						

AB	32
R	2
H	7
RBI	2
BB	4
SO	8
LOB	19



Batter	1	2	3	4	5	6	7	8	9	AB	R	H	RBI	BB	SO	LOB	BOTTOM							
Dave Collins, S (1, 8) OBP: 0.333, SLG: 0.355	0-0 F8		0-0 6-3		0-0 F9		0-0 FC5-6 1B E	0-3 K		4	1	0	0	0	0	3	<b>San Diego Padres @ Cincinnati Reds</b> Riverfront Stadium, Cincinnati, OH Fri Jun 06 1980, 7:05 PM EDT Att: 23,329 - Unknown							
Tom Hume, R (8, 1)										1	0	0	0	0	1	1								
Dave Concepcion, R (1, 6) OBP: 0.286, SLG: 0.311	0-3 K				0-0 F9		0-0 F8	0-0 E5 WP 1B		4	0	1	0	0	1	0								
Ken Griffey, L (1, 9) OBP: 0.385, SLG: 0.435	0-0 4-3				0-0 G3		0-0 E8 1B	0-3 K		4	1	1	0	0	1	1								
George Foster, R (1, 7) OBP: 0.313, SLG: 0.404		0-0 F2			0-0 E5 1B		4-0 1B 1B BB	4-0 1B IBB		2	1	0	0	2	0	0								
Ray Knight, R (1, 5) OBP: 0.342, SLG: 0.513		0-0 5-3			0-0 1B		0-0 1B 1B	0-0 F8		4	0	2	1	0	0	2								
Dan Driessen, L (1, 3) OBP: 0.374, SLG: 0.391		0-0 F8			0-0 1-3		0-0 1B 1B			4	1	2	1	0	0	2								
Junior Kennedy, R (1, 4) OBP: 0.383, SLG: 0.428			0-0 F9		0-0 1B 2B		0-0 F9			4	0	2	0	0	0	2								
Don Werner, R (1, 2) OBP: 0.302, SLG: 0.241			0-0 SH1-4 1B		0-0 1B		0-0 6-3			3	0	2	1	0	0	2								
Frank Pastore, R (1, 1) OBP: 0.143, SLG: 0.111					0-0 SH1-4 1B		0-0 B5-6-4 1B			1	0	0	0	0	0	2								
Cesar Geronimo, L (7, PH) OBP: 0.324, SLG: 0.344					0-0 1-2		0-0 B5-6-4 1B			1	0	0	0	1	0	1								
<b>Inning Stats</b>	R: 0 E: 0 K: 1 S: 5	H: 0 LOB: 0 BB: 0 P: 5	R: 0 E: 0 K: 0 S: 3	H: 0 LOB: 0 BB: 0 P: 3	R: 0 E: 0 K: 0 S: 4	H: 1 LOB: 1 BB: 0 P: 4	R: 0 E: 0 K: 0 S: 5	H: 1 LOB: 2 BB: 0 P: 5	R: 0 E: 1 K: 0 S: 4	H: 2 LOB: 1 BB: 0 P: 4	R: 2 E: 1 K: 0 S: 6	H: 3 LOB: 2 BB: 1 P: 10	R: 1 E: 1 K: 1 S: 6	H: 1 LOB: 2 BB: 2 P: 14	R: 1 E: 0 K: 1 S: 7	H: 2 LOB: 1 BB: 0 P: 7	1B: 9 2B: 1 3B: 0 HR: 0	SF: 1 SAC: 1 DP: 1 HBP: 0	WP: 1 PB: 0 SB: 0 CS: 0	PA: 37				
<b>PITCHER</b>	IP WLS BF H R ER SO BB IBB HBP BLK WP HR S P ERA WHIP	5.1 L 13 3 2 1 2 1 1 0 0 1 0 15 23 3.38 1.500																						

AB	32
R	4
H	10
RBI	3
BB	3
SO	3
LOB	16



Batter	1	2	3	4	5	6	7	8	9	AB	R	H	RBI	BB	SO	LOB	TOP					
Gene Richards, L (1, 7) OBP: 0.370, SLG: 0.396										3	1	3	1	2	0	0	<b>San Diego Padres @ Cincinnati Reds</b> Riverfront Stadium, Cincinnati, OH Sat Jun 07 1980, 7:05 PM EDT Att: 27,004 - Unknown					
Ozzie Smith, S (1, 6) OBP: 0.313, SLG: 0.268										5	1	1	1	0	0	8						
Jerry Mumphrey, S (1, 8) OBP: 0.324, SLG: 0.339										5	0	2	1	0	0	0						
Dave Winfield, R (1, 9) OBP: 0.404, SLG: 0.441										3	0	0	0	2	0	1						
Willie Montanez, L (1, 3) OBP: 0.302, SLG: 0.320										4	1	1	0	1	1	3						
Tim Flannery, L (1, 4) OBP: 0.250, SLG: 0.333										5	2	2	0	0	0	3						
Paul Dade, R (1, 5) Aurelio Rodriguez, R (7, 5) OBP: 0.294, SLG: 0.200 OBP: 0.235, SLG: 0.333										2	1	1	0	1	0	0						
Bill Fahey, L (1, 2) OBP: 0.310, SLG: 0.301										4	0	3	1	1	1	1						
Gary Lucas, L (1, 1) Jery Turner, L (7, PH) Rolie Fingers, R (7, 1) OBP: 0.294, SLG: 0.250 OBP: 0.348, SLG: 0.414 OBP: 0.200, SLG: 0.400										1	0	0	0	0	0	1						
										1	0	0	0	0	0	1						
										1	0	0	0	0	0	2						
<b>Inning Stats</b>	R: 0 E: 0 K: 0 S: 3	H: 1 LOB: 0 BB: 0 P: 3	R: 0 E: 0 K: 1 S: 5	H: 0 LOB: 0 BB: 0 P: 5	R: 0 E: 0 K: 0 S: 5	H: 2 LOB: 2 BB: 0 P: 5	R: 0 E: 0 K: 0 S: 4	H: 1 LOB: 1 BB: 0 P: 4	R: 0 E: 0 K: 0 S: 3	H: 1 LOB: 2 BB: 2 P: 11	R: 0 E: 0 K: 0 S: 3	H: 1 LOB: 1 BB: 1 P: 7	R: 3 E: 0 K: 1 S: 9	H: 4 LOB: 2 BB: 1 P: 13	R: 1 E: 0 K: 0 S: 5	H: 2 LOB: 2 BB: 1 P: 9	R: 2 E: 0 K: 0 S: 5	H: 2 LOB: 2 BB: 2 P: 13	1B: 9 2B: 5 3B: 0 HR: 0	SF: 0 SAC: 2 DP: 3 HBP: 0	WP: 1 PA: 45	
<b>PITCHER</b>	IP WLS BF H R ER SO BB IBB HBP BLK WP HR S P ERA WHIP	IP WLS BF H R ER SO BB IBB HBP BLK WP HR S P ERA WHIP	IP WLS BF H R ER SO BB IBB HBP BLK WP HR S P ERA WHIP	IP WLS BF H R ER SO BB IBB HBP BLK WP HR S P ERA WHIP	IP WLS BF H R ER SO BB IBB HBP BLK WP HR S P ERA WHIP	IP WLS BF H R ER SO BB IBB HBP BLK WP HR S P ERA WHIP	IP WLS BF H R ER SO BB IBB HBP BLK WP HR S P ERA WHIP	IP WLS BF H R ER SO BB IBB HBP BLK WP HR S P ERA WHIP	IP WLS BF H R ER SO BB IBB HBP BLK WP HR S P ERA WHIP	IP WLS BF H R ER SO BB IBB HBP BLK WP HR S P ERA WHIP	IP WLS BF H R ER SO BB IBB HBP BLK WP HR S P ERA WHIP	IP WLS BF H R ER SO BB IBB HBP BLK WP HR S P ERA WHIP	IP WLS BF H R ER SO BB IBB HBP BLK WP HR S P ERA WHIP	IP WLS BF H R ER SO BB IBB HBP BLK WP HR S P ERA WHIP	IP WLS BF H R ER SO BB IBB HBP BLK WP HR S P ERA WHIP	IP WLS BF H R ER SO BB IBB HBP BLK WP HR S P ERA WHIP	IP WLS BF H R ER SO BB IBB HBP BLK WP HR S P ERA WHIP	IP WLS BF H R ER SO BB IBB HBP BLK WP HR S P ERA WHIP	IP WLS BF H R ER SO BB IBB HBP BLK WP HR S P ERA WHIP	IP WLS BF H R ER SO BB IBB HBP BLK WP HR S P ERA WHIP	IP WLS BF H R ER SO BB IBB HBP BLK WP HR S P ERA WHIP	IP WLS BF H R ER SO BB IBB HBP BLK WP HR S P ERA WHIP


AB 36  
R 6  
H 14  
RBI 6  
BB 7  
SO 2  
LOB 21




Batter	1	2	3	4	5	6	7	8	9	AB	R	H	RBI	BB	SO	LOB	BOTTOM					
Dave Collins, S (1, 8) OBP: 0.325, SLG: 0.345										5	0	0	0	0	1	3	<b>San Diego Padres @ Cincinnati Reds</b> Riverfront Stadium, Cincinnati, OH Sat Jun 07 1980, 7:05 PM EDT Att: 27,004 - Unknown					
Dave Concepcion, R (1, 6) OBP: 0.285, SLG: 0.310										4	0	1	0	0	0	0						
Ken Griffey, L (1, 9) OBP: 0.382, SLG: 0.431										4	0	1	0	0	1	1						
George Foster, R (1, 7) OBP: 0.306, SLG: 0.393										4	0	0	0	0	0	3						
Ray Knight, R (1, 5) OBP: 0.335, SLG: 0.503										4	0	0	0	0	0	4						
Dan Driessen, L (1, 3) OBP: 0.377, SLG: 0.419										4	1	2	1	0	1	0						
Junior Kennedy, R (1, 4) OBP: 0.360, SLG: 0.423										4	0	1	0	0	0	1						
Don Werner, R (1, 2) OBP: 0.292, SLG: 0.232										2	0	0	0	0	1	0						
Harry Spillman, L (7, PH) OBP: 0.319, SLG: 0.455										2	0	1	0	0	1	1						
Michael LaCoss, R (1, 1) OBP: 0.148, SLG: 0.154										1	0	0	0	1	0	0						
Dave Tomlin, L (7, 1)										0	0	0	0	0	0	0						
Cesar Geronimo, L (7, PH) OBP: 0.319, SLG: 0.338										1	0	0	0	0	1	1						
Doug Bair, R (8, 1)										0	0	0	0	0	0	0						
Ron Oester, S (8, PH) OBP: 0.327, SLG: 0.377										1	0	0	0	0	0	2						
<b>Inning Stats</b>	R: 0 E: 1 K: 0 S: 4	H: 0 LOB: 1 BB: 0 P: 4	R: 0 E: 0 K: 1 S: 5	H: 0 LOB: 0 BB: 0 P: 5	R: 0 E: 0 K: 0 S: 3	H: 0 LOB: 0 BB: 0 P: 3	R: 0 E: 1 K: 1 S: 6	H: 0 LOB: 1 BB: 0 P: 6	R: 1 E: 0 K: 1 S: 6	H: 1 LOB: 1 BB: 1 P: 10	R: 0 E: 1 K: 0 S: 4	H: 0 LOB: 1 BB: 0 P: 4	R: 0 E: 0 K: 2 S: 8	H: 1 LOB: 1 BB: 0 P: 8	R: 0 E: 0 K: 1 S: 7	H: 2 LOB: 2 BB: 0 P: 7	R: 0 E: 0 K: 0 S: 5	H: 2 LOB: 2 BB: 0 P: 5	1B: 4 2B: 1 3B: 0 HR: 1	SF: 0 SAC: 0 DP: 0 HBP: 0	WP: 0 PA: 37	
<b>PITCHER</b>	IP WLS BF H R ER SO BB IBB HBP BLK WP HR S P ERA WHIP	IP WLS BF H R ER SO BB IBB HBP BLK WP HR S P ERA WHIP	IP WLS BF H R ER SO BB IBB HBP BLK WP HR S P ERA WHIP	IP WLS BF H R ER SO BB IBB HBP BLK WP HR S P ERA WHIP	IP WLS BF H R ER SO BB IBB HBP BLK WP HR S P ERA WHIP	IP WLS BF H R ER SO BB IBB HBP BLK WP HR S P ERA WHIP	IP WLS BF H R ER SO BB IBB HBP BLK WP HR S P ERA WHIP	IP WLS BF H R ER SO BB IBB HBP BLK WP HR S P ERA WHIP	IP WLS BF H R ER SO BB IBB HBP BLK WP HR S P ERA WHIP	IP WLS BF H R ER SO BB IBB HBP BLK WP HR S P ERA WHIP	IP WLS BF H R ER SO BB IBB HBP BLK WP HR S P ERA WHIP	IP WLS BF H R ER SO BB IBB HBP BLK WP HR S P ERA WHIP	IP WLS BF H R ER SO BB IBB HBP BLK WP HR S P ERA WHIP	IP WLS BF H R ER SO BB IBB HBP BLK WP HR S P ERA WHIP	IP WLS BF H R ER SO BB IBB HBP BLK WP HR S P ERA WHIP	IP WLS BF H R ER SO BB IBB HBP BLK WP HR S P ERA WHIP	IP WLS BF H R ER SO BB IBB HBP BLK WP HR S P ERA WHIP	IP WLS BF H R ER SO BB IBB HBP BLK WP HR S P ERA WHIP	IP WLS BF H R ER SO BB IBB HBP BLK WP HR S P ERA WHIP	IP WLS BF H R ER SO BB IBB HBP BLK WP HR S P ERA WHIP	IP WLS BF H R ER SO BB IBB HBP BLK WP HR S P ERA WHIP	IP WLS BF H R ER SO BB IBB HBP BLK WP HR S P ERA WHIP

AB 36  
R 1  
H 6  
RBI 1  
BB 1  
SO 6  
LOB 16



Batter	1	2	3	4	5	6	7	8	9	AB	R	H	RBI	BB	SO	LOB	TOP
Gene Richards, L (1, 7) OBP: 0.363, SLG: 0.388	0-0 4-3		0-0 P5		0-0 L6			0-0 P4		4	0	0	0	0	0	2	<b>San Diego Padres @ Cincinnati Reds</b> Riverfront Stadium, Cincinnati, OH Sun Jun 08 1980, 3:33 AM EDT Att: 26,272 - Unknown  <a href="http://livebaseballscorecards.com">livebaseballscorecards.com</a>  <b>AB</b> 30 <b>R</b> 0 <b>H</b> 3 <b>RBI</b> 0 <b>BB</b> 1 <b>SO</b> 2 <b>LOB</b> 5 
Ozzie Smith, S (1, 6) OBP: 0.308, SLG: 0.262	0-0 L4		0-0 5-3			0-0 5-3			0-0 F7	4	0	0	0	0	0	0	
Jerry Mumphrey, S (1, 8) OBP: 0.323, SLG: 0.337	0-0 1B			0-0 1-3			0-0 F9		0-0 L4	4	0	1	0	0	0	0	
Dave Winfield, R (1, 9) OBP: 0.401, SLG: 0.433	4-0 1-2 IBB			0-0 F8			0-0 6-3		0-0 4-3	3	0	0	0	1	0	0	
Willie Montanez, L (1, 3) OBP: 0.297, SLG: 0.315	0-3 K			0-0 F6				0-0 L4		3	0	0	0	0	1	2	
Aurelio Rodriguez, R (1, 5) OBP: 0.229, SLG: 0.324		0-0 6-3			0-0 1-3					3	0	0	0	0	0	0	
Dave Cash, R (1, 4) OBP: 0.270, SLG: 0.247		0-0 F3			0-0 1B 1B				0-0 F7	3	0	1	0	0	0	0	
Fred Kendall, R (1, 2) OBP: 0.250, SLG: 0.250 (8, PH) Barry Evans, R (8, PH) Bill Fahey, L (8, 2) OBP: 0.328, SLG: 0.380 OBP: 0.310, SLG: 0.301		0-0 F9			0-0 F8			0-3 K		2	0	0	0	0	0	1	
Randy Jones, R (1, 1) OBP: 0.100, SLG: 0.069 Kurt Bevacqua, R (8, PH) Bob Shirley, R (8, 1) OBP: 0.415, SLG: 0.579			0-0 5-3					0-0 F9		2	0	1	0	0	0	0	
				0-0 1-2 1B						1	0	0	0	0	0	0	
<b>Inning Stats</b>	R: 0 E: 0 K: 1 S: 6	H: 1 LOB: 2 BB: 1 P: 10	R: 0 E: 0 K: 0 S: 3	H: 0 LOB: 0 BB: 0 P: 3	R: 0 E: 0 K: 0 S: 3	H: 0 LOB: 0 BB: 0 P: 3	R: 0 E: 0 K: 0 S: 5	H: 2 LOB: 2 BB: 0 P: 5	R: 0 E: 0 K: 0 S: 3	H: 0 LOB: 0 BB: 0 P: 3	R: 0 E: 0 K: 1 S: 5	H: 0 LOB: 0 BB: 0 P: 5	R: 0 E: 0 K: 0 S: 3	H: 0 LOB: 0 BB: 0 P: 3	1B: 3 2B: 0 3B: 0 HR: 0	SF: 0 SAC: 0 DP: 0 HBP: 0	WP: 0 PA: 31 PB: 0 SB: 1 CS: 0
<b>PITCHER</b> Charlie Leibrandt, L (1, 1) ERA: 3.58	IP: 9.0 WLS: W BF: 31 H: 3 R: 0 ER: 0 SO: 2 BB: 0 IBB: 1 HBP: 0 BLK: 0 WP: 0 HR: 0 S: 34 P: 38 ERA: 0.00 WHIP: 0.333																

Batter	1	2	3	4	5	6	7	8	9	AB	R	H	RBI	BB	SO	LOB	BOTTOM		
Dave Collins, S (1, 8) OBP: 0.323, SLG: 0.343 Cesar Geronimo, L (8, 8) OBP: 0.319, SLG: 0.338	0-0 1B		0-0 1-3		0-0 1-3		0-0 F9			4	0	1	0	0	0	1	<b>San Diego Padres @ Cincinnati Reds</b> Riverfront Stadium, Cincinnati, OH Sun Jun 08 1980, 3:33 AM EDT Att: 26,272 - Unknown  <a href="http://livebaseballscorecards.com">livebaseballscorecards.com</a>  <b>AB</b> 29 <b>R</b> 1 <b>H</b> 7 <b>RBI</b> 1 <b>BB</b> 2 <b>SO</b> 1 <b>LOB</b> 12 		
Junior Kennedy, R (1, 4) OBP: 0.358, SLG: 0.419	0-0 F8		0-0 1B		0-0 6-3			0-0 G3		4	0	1	0	0	1	1			
Dave Concepcion, R (1, 6) OBP: 0.265, SLG: 0.305	4-0 1-3 BB		0-0 L6		0-0 F9			0-0 F9		3	0	0	0	1	0	1			
George Foster, R (1, 7) OBP: 0.310, SLG: 0.392	4-0 1-2 IBB		0-0 F7			0-0 G5-4-3 1B		0-0 F7		3	0	1	0	1	0	1			
Ray Knight, R (1, 5) OBP: 0.330, SLG: 0.495	0-0 G6-4-3			0-0 L4		0-0 G5-4-3			0-0 F8	3	0	0	0	0	4	4			
Dan Driessen, L (1, 3) OBP: 0.381, SLG: 0.442		0-0 HR		0-0 1B 1B					0-0 F8	3	1	2	1	0	0	0			
Sam Mejias, R (1, 9) OBP: 0.356, SLG: 0.419		0-0 F3		0-0 E2 1B				0-0 4-3		3	0	1	0	0	0	0			
Don Werner, R (1, 2) OBP: 0.279, SLG: 0.220		0-0 6-3		0-0 5-3				0-0 4-3		3	0	0	0	0	2	2			
Charlie Leibrandt, R (1, 1) OBP: 0.250, SLG: 0.280		0-3 K		0-0 6-3						3	0	1	0	0	1	2			
					0-0 1-2 1B														
<b>Inning Stats</b>	R: 0 E: 0 K: 0 S: 3	H: 1 LOB: 2 BB: 2 P: 11	R: 1 E: 0 K: 1 S: 6	H: 1 LOB: 0 BB: 0 P: 6	R: 0 E: 0 K: 0 S: 4	H: 1 LOB: 1 BB: 0 P: 4	R: 0 E: 1 K: 0 S: 5	H: 2 LOB: 2 BB: 0 P: 5	R: 0 E: 0 K: 0 S: 3	H: 0 LOB: 0 BB: 0 P: 3	R: 0 E: 0 K: 0 S: 3	H: 1 LOB: 1 BB: 0 P: 3	R: 0 E: 0 K: 0 S: 4	H: 1 LOB: 1 BB: 0 P: 4	R: 0 E: 0 K: 0 S: 3	H: 0 LOB: 0 BB: 0 P: 3	1B: 6 2B: 0 3B: 0 HR: 1	SF: 0 SAC: 0 DP: 2 HBP: 0	WP: 0 PA: 31 PB: 0 SB: 3 CS: 0
<b>PITCHER</b> Randy Jones, L (1, 1) ERA: 2.63 Bob Shirley, L (8, 1) ERA: 1.49	IP: 7.0 WLS: L BF: 28 H: 7 R: 1 ER: 1 SO: 1 BB: 1 IBB: 1 HBP: 0 BLK: 0 WP: 0 HR: 1 S: 28 P: 36 ERA: 1.29 WHIP: 1.143																		
<b>PITCHER</b>	IP: 1.0 WLS: L BF: 3 H: 0 R: 0 ER: 0 SO: 0 BB: 0 IBB: 0 HBP: 0 BLK: 0 WP: 0 HR: 0 S: 3 P: 3 ERA: 0.00 WHIP: 0.000																		

Batter	1	2	3	4	5	6	7	8	9	10	11	AB	R	H	RBI	BB	SO	LOB	TOP	
Gene Richards, L OBP: 0.355, SLG: 0.378 (1, 7)	G3		K		FC5-4			1-3	F9			5	0	0	0	0	1	2		
Ozzie Smith, S OBP: 0.314, SLG: 0.272 (1, 6)	2B		HR		FC4-6			3B		P4		4	3	2	0	1	0	1		
Jerry Mumphrey, S OBP: 0.320, SLG: 0.330 (1, 8)	F7		F8		CS	G3		3B	BB	G3		4	1	0	0	1	0	2		
Jerry Turner, L OBP: 0.352, SLG: 0.476 Dennis Kinney, L OBP: 0.500, SLG: 0.333 (10, 1)	1B		HR		6-3			F7		F7		5	2	2	3	0	0	2		
Willie Montanez, L OBP: 0.300, SLG: 0.328 (1, 3)	1B		K		F8			3B				5	0	2	3	0	2	0		
Tim Flannery, L OBP: 0.235, SLG: 0.294 (1, 5)	F7				4-3			L3		1-3		5	0	1	0	0	2			
Dave Cash, R OBP: 0.263, SLG: 0.240 (1, 4)			6-3		1-4-3			4-3		5-3		5	0	0	0	0	1			
Bill Fahey, L OBP: 0.314, SLG: 0.299 (1, 2)	P5		F8					BB		SH1		4	0	1	0	1	1			
Steve Mura, R OBP: 0.333, SLG: 0.400 Bob Shirley, R OBP: 0.400, SLG: 0.476 John D'Acquisto, R OBP: 0.500, SLG: 0.333 Dave Winfield, R OBP: 0.401, SLG: 0.433 (10, 9)	K				FC5-4			1-3		SH1		2	0	0	0	1	1			
<b>Inning Stats</b>	R: 2 E: 0 K: 0 S: 6	H: 3 LOB: 1 BB: 0 P: 6	R: 0 E: 0 K: 1 S: 5	H: 0 LOB: 0 BB: 0 P: 5	R: 2 E: 0 K: 2 S: 8	H: 1 LOB: 0 BB: 1 P: 12	R: 0 E: 0 K: 0 S: 3	H: 0 LOB: 0 BB: 0 P: 3	R: 0 E: 0 K: 2 S: 3	H: 0 LOB: 1 BB: 1 P: 7	R: 2 E: 0 K: 0 S: 5	H: 2 LOB: 1 BB: 0 P: 9	R: 0 E: 0 K: 0 S: 3	H: 0 LOB: 0 BB: 0 P: 3	R: 0 E: 0 K: 2 S: 8	H: 1 LOB: 1 BB: 0 P: 8	1B: 4 2B: 2 3B: 1 HR: 1	SF: 0 SAC: 1 DP: 0 HBP: 0	WP: 0 PB: 0 SB: 2 CS: 1	PA: 45
<b>PITCHER</b>	IP 7.0	WLS 2.0	BF 10	H 3	R 2	ER 2	SO 3	BB 0	IBB 0	HBP 0	BLK 0	WP 0	HR 0	S 30	P 42	ERA 3.74	WHIP 1.000			
Paul Moskauer, R ERA: 3.74 Dave Tomlin, L ERA: 6.08 Tom Hume, R ERA: 2.95 Doug Bair, R ERA: 4.59	(1, 1)	(8, 1)	(10, 1)	(11, 1)																

San Diego Padres @ Cincinnati Reds  
Riverfront Stadium, Cincinnati, OH  
Mon Jun 09 1980, 7:05 PM EDT  
Att: 19,688 - Unknown

AB	39
R	6
H	8
RBI	6
BB	4
SO	5
LOB	12



Batter	1	2	3	4	5	6	7	8	9	10	11	AB	R	H	RBI	BB	SO	LOB	BOTTOM	
Dave Collins, S OBP: 0.330, SLG: 0.362 (1, 8)	1B		F7		HR			4-3	2B			4	2	2	2	1	0	1		
Dave Concepcion, R OBP: 0.268, SLG: 0.312 (1, 6)	F9		P6		K			1B	1B			5	1	2	3	0	1	2		
Ken Griffey, L OBP: 0.377, SLG: 0.425 (1, 9)	G4-3		F8		G3			K	1B			5	0	1	1	0	1	2		
George Foster, R OBP: 0.318, SLG: 0.391 (1, 7)			G4-6-3		2B			F8	F8			3	0	1	0	2	0	1		
Dan Driessen, L OBP: 0.382, SLG: 0.443 (1, 3)			G4-6-3		2B			F8	1B			4	0	1	0	1	1	2		
Ray Knight, R OBP: 0.327, SLG: 0.492 (1, 5)	G4-6-3		G4-6-3		FC5-2			5-3		4-3		5	0	1	0	0	4			
Johnny Bench, R OBP: 0.327, SLG: 0.438 Don Werner, R OBP: 0.275, SLG: 0.217 (10, 2)	5-3		P6		P6			K	BB			4	0	1	0	0	1	3		
Junior Kennedy, R OBP: 0.364, SLG: 0.417 (1, 4)			SH3-4		F9			5-3	BB			3	1	1	0	2	0	0		
Paul Moskauer, R ERA: 5.09 Bob Shirley, L ERA: 2.37 John D'Acquisto, R ERA: 1.75 Dennis Kinney, L ERA: 3.09	(1, 1)	(8, 1)	(9, 1)	(10, 1)																
<b>Inning Stats</b>	R: 0 E: 0 K: 0 S: 3	H: 1 LOB: 0 BB: 0 P: 3	R: 0 E: 0 K: 0 S: 2	H: 0 LOB: 1 BB: 2 P: 10	R: 0 E: 0 K: 0 S: 4	H: 1 LOB: 1 BB: 0 P: 4	R: 0 E: 0 K: 0 S: 4	H: 0 LOB: 2 BB: 1 P: 8	R: 2 E: 0 K: 1 S: 7	H: 2 LOB: 0 BB: 0 P: 7	R: 0 E: 0 K: 1 S: 7	H: 2 LOB: 2 BB: 0 P: 7	R: 4 E: 0 K: 0 S: 6	H: 3 LOB: 1 BB: 2 P: 14	R: 0 E: 0 K: 1 S: 6	H: 1 LOB: 2 BB: 1 P: 10	1B: 6 2B: 4 3B: 0 HR: 1	SF: 0 SAC: 1 DP: 2 HBP: 0	WP: 0 PB: 0 SB: 0 CS: 0	PA: 45
<b>PITCHER</b>	IP 7.0	WLS 1.2	BF 12	H 5	R 4	ER 4	SO 1	BB 2	IBB 0	HBP 0	BLK 0	WP 0	HR 1	S 30	P 42	ERA 2.57	WHIP 1.143			

San Diego Padres @ Cincinnati Reds  
Riverfront Stadium, Cincinnati, OH  
Mon Jun 09 1980, 7:05 PM EDT  
Att: 19,688 - Unknown

AB	38
R	6
H	11
RBI	6
BB	6
SO	5
LOB	20







Batter	1	2	3	4	5	6	7	8	9	AB	R	H	RBI	BB	SO	LOB	TOP			
<b>Omar Moreno, L</b> (1, 8) OBP: 0.320, SLG: 0.365	F7		4-3		F7			F7		4	0	0	0	0	0	0	<b>Pittsburgh Pirates @ Cincinnati Reds</b> Riverfront Stadium, Cincinnati, OH Wed Jun 11 1980, 7:05 PM EDT Att: 29,211 - Unknown			
<b>Vance Law, R</b> (1, 6) OBP: 0.243, SLG: 0.306	K					F7		K		3	0	1	0	0	1	0				
<b>Lee Lacy, R</b> (8, PH) OBP: 0.475, SLG: 0.652	K		G4-6-3 1B					K		1	0	0	0	0	1	0				
<b>Dave Parker, L</b> (1, 9) OBP: 0.314, SLG: 0.455	6-3		G4-6-3			4-3				4	0	1	0	0	0	1				
<b>Matt Alexander, S</b> (9, PR)			1-2					1B		0	0	0	0	0	0	0				
<b>Willie Stargell, L</b> (1, 3) OBP: 0.392, SLG: 0.541		K				F7		K		4	0	0	0	0	3	1				
<b>Mike Easter, L</b> (1, 7) OBP: 0.432, SLG: 0.769		K						F7		4	0	1	0	0	2	1				
<b>Phil Garner, R</b> (1, 4) OBP: 0.332, SLG: 0.400		HR			F7			K		4	1	2	1	0	1	3				
<b>Ed Ott, L</b> (1, 2) OBP: 0.338, SLG: 0.349		3B			L6			F2		3	1	1	0	0	0	2				
<b>Dale Berra, R</b> (1, 5) OBP: 0.288, SLG: 0.320		1B				1-3		F9		3	0	1	1	0	0	1				
<b>Bert Blyleven, R</b> (1, 1) OBP: 0.095, SLG: 0.050										2	0	0	0	0	2	1				
<b>John Milner, L</b> (8, PH) OBP: 0.258, SLG: 0.211	K									1	0	0	0	0	0	0				
<b>Enrique Romo, R</b> (8, 1) OBP: 0.600, SLG: 0.500	K							4-3		0	0	0	0	0	0	0				
<b>Inning Stats</b>	R: 0 E: 0 K: 1 S: 5	H: 0 LOB: 0 BB: 0 P: 5	R: 2 E: 0 K: 3 S: 12	H: 3 LOB: 1 BB: 0 P: 12	R: 0 E: 0 K: 0 S: 3	H: 1 LOB: 0 BB: 0 P: 3	R: 0 E: 0 K: 1 S: 6	H: 1 LOB: 1 BB: 0 P: 6	R: 0 E: 0 K: 1 S: 5	H: 0 LOB: 0 BB: 0 P: 5	R: 0 E: 0 K: 1 S: 3	H: 1 LOB: 1 BB: 0 P: 6	R: 0 E: 0 K: 1 S: 5	H: 0 LOB: 0 BB: 0 P: 5	R: 0 E: 0 K: 2 S: 8	H: 1 LOB: 2 BB: 0 P: 8	1B: 5 2B: 0 3B: 1 HR: 1	SF: 0 SAC: 0 DP: 1 HBP: 0	WP: 0 PB: 0 SB: 1 CS: 0	PA: 33
<b>PITCHER</b> <b>Frank Pastore, R</b> (1, 1) ERA: 2.73	IP: 9.0 WLS: W BF: 33 H: 7 R: 2 ER: 2 SO: 10 BB: 0 IBB: 0 HBP: 0 BLK: 0 WP: 0 HR: 1 S: 53 P: 53 ERA: 2.00 WHIP: 0.778															<b>PITCHER</b>				

Batter	1	2	3	4	5	6	7	8	9	AB	R	H	RBI	BB	SO	LOB	BOTTOM			
<b>Dave Collins, S</b> (1, 8) OBP: 0.332, SLG: 0.359	K		FC6-4 1B E		K	1B				3	1	0	0	1	2	1	<b>Pittsburgh Pirates @ Cincinnati Reds</b> Riverfront Stadium, Cincinnati, OH Wed Jun 11 1980, 7:05 PM EDT Att: 29,211 - Unknown			
<b>Cesar Geronimo, L</b> (7, 8) OBP: 0.315, SLG: 0.333	K		1-2			1B				0	0	0	0	0	0	0				
<b>Dave Concepcion, R</b> (1, 6) OBP: 0.276, SLG: 0.316	K		E		1B	1B				3	1	2	0	1	1	0				
<b>Ken Griffey, L</b> (1, 9) OBP: 0.373, SLG: 0.433	K		E3		1B	1B		F8		4	0	1	0	0	1	1				
<b>George Foster, R</b> (1, 7) OBP: 0.310, SLG: 0.380		5-3	K		1B	1B		F9		4	0	1	1	0	1	2				
<b>Dan Driessen, L</b> (1, 3) OBP: 0.379, SLG: 0.430		BB			F8	G3		4-3		3	0	0	0	1	0	2				
<b>Ray Knight, R</b> (1, 5) OBP: 0.324, SLG: 0.483		L9			5-3	6-3		5-3		4	0	0	0	0	0	3				
<b>Johnny Bench, R</b> (1, 2) OBP: 0.323, SLG: 0.449		L5			HR	1B		F7		4	1	2	1	0	0	1				
<b>Junior Kennedy, R</b> (1, 4) OBP: 0.356, SLG: 0.402			F7		BB	F9		F7		3	0	0	0	1	0	1				
<b>Frank Pastore, R</b> (1, 1) OBP: 0.167, SLG: 0.107			FC6-4 BB		K	SH3-4 1B		F7		1	0	0	0	1	1	1				
<b>Inning Stats</b>	R: 0 E: 0 K: 3 S: 9	H: 0 LOB: 0 BB: 0 P: 9	R: 0 E: 0 K: 0 S: 3	H: 0 LOB: 1 BB: 1 P: 7	R: 1 E: 1 K: 1 S: 7	H: 1 LOB: 2 BB: 1 P: 11	R: 1 E: 0 K: 1 S: 6	H: 1 LOB: 1 BB: 1 P: 10	R: 1 E: 0 K: 1 S: 7	H: 2 LOB: 2 BB: 1 P: 11	R: 0 E: 0 K: 0 S: 4	H: 2 LOB: 2 BB: 1 P: 8	R: 0 E: 0 K: 0 S: 3	H: 0 LOB: 0 BB: 0 P: 3	R: 0 E: 0 K: 0 S: 3	H: 0 LOB: 0 BB: 0 P: 3	1B: 5 2B: 0 3B: 0 HR: 1	SF: 0 SAC: 1 DP: 0 HBP: 0	WP: 0 PB: 0 SB: 1 CS: 0	PA: 35
<b>PITCHER</b> <b>Bert Blyleven, R</b> (1, 1) ERA: 4.1	IP: 7.0 WLS: L BF: 32 H: 6 R: 3 ER: 2 SO: 6 BB: 3 IBB: 3 HBP: 0 BLK: 0 WP: 0 HR: 1 S: 39 P: 59 ERA: 2.57 WHIP: 1.429															<b>PITCHER</b>				
<b>Enrique Romo, R</b> (8, 1) ERA: 2.06	IP: 1.0 WLS: 3 BF: 0 H: 0 R: 0 ER: 0 SO: 0 BB: 0 IBB: 0 HBP: 0 BLK: 0 WP: 0 HR: 0 S: 3 P: 3 ERA: 0.00 WHIP: 0.000															<b>PITCHER</b>				







Batter	1	2	3	4	5	6	7	8	9	10	11	12	13	AB	R	H	RBI	BB	SO	LOB	TOP						
Sam Mejias, R OBP: 0.338, SLG: 0.388 Cesar Geronimo, L (12, PH) OBP: 0.329, SLG: 0.348 (12, B)	L7		F3		4-3		5-3		1B 1B	2-3		1B		6	1	1	0	0	0	0							
Dave Concepcion, R OBP: 0.273, SLG: 0.310 (1, B)	2-3		K		F9		5-3		1B 2B 1B	K		4-3		7	1	1	0	0	2	1							
Ken Griffey, L OBP: 0.376, SLG: 0.450 (1, B)	4-3		1B		1B		F2		2B BB 1B 1-2 2-H	FC5-4		E4 SF8		7	2	4	1	0	0	0							
George Foster, R OBP: 0.317, SLG: 0.383 (1, 7)		1B E 1B	L8		F9		F9		1B BB SF8 1-2	FC5-4		FC5-4		5	2	2	2	1	0	3							
Ray Knight, R OBP: 0.318, SLG: 0.459 (1, 5)		K			F9		L3-6 1B 1B		K	BB 1B 1BB		FC5-4		6	1	1	0	1	2	3							
Dan Driessen, L OBP: 0.396, SLG: 0.446 (1, 3)		E3 E			1B 1B		F7		FC6-4 1B	1B BB		1BB		5	1	2	1	2	0	2							
Junior Kennedy, R OBP: 0.367, SLG: 0.399 (1, 4)		E5 S			1B		1B		FC6-4 1B	SF8		F9		5	0	3	1	0	0	4							
Joe Nolan, L OBP: 0.296, SLG: 0.280 Rick Auerbach, R OBP: 0.452, SLG: 0.607 Doug Bair, R (9, 1)		F5			F9		F9		HR			F9		3	0	0	0	0	0	5							
Paul Moskau, R OBP: 0.071, SLG: 0.143 Michael LaCoss, R OBP: 0.153, SLG: 0.142 (13, 1)		2-3			2-3		L3-6		HR			L7		2	1	2	2	0	0	0							
Tom Seaver, R ERA: 3.24, SLG: 0.116 Heidi Cicotte, R ERA: 2.97, SLG: 0.297 Tom Hume, L (7, 1)		L8			K		F8		6-3	5-3		L7		1	0	0	0	0	0	0							
Dave Tomlin, L Mario Soto, R Johnny Bench, R OBP: 0.331, SLG: 0.493 (8, 1)														2	0	0	0	0	1	3							
Inning Stats	R: 0 E: 0 K: 0 S: 3	H: 0 LOB: 0 BB: 0 P: 3	R: 2 E: 2 K: 1 S: 8	H: 2 LOB: 1 BB: 8	R: 0 E: 0 K: 1 S: 6	H: 1 LOB: 1 BB: 0 P: 6	R: 0 E: 0 K: 1 S: 7	H: 2 LOB: 2 BB: 0 P: 7	R: 0 E: 0 K: 0 S: 4	H: 0 LOB: 0 BB: 0 P: 3	R: 0 E: 0 K: 1 S: 6	H: 1 LOB: 2 BB: 1 P: 10	R: 6 E: 0 K: 0 S: 5	H: 6 LOB: 2 BB: 16	R: 0 E: 1 K: 0 S: 4	H: 1 LOB: 2 BB: 1 P: 8	R: 0 E: 0 K: 0 S: 4	H: 1 LOB: 1 BB: 0 P: 4	R: 1 E: 1 K: 0 S: 4	H: 0 LOB: 0 BB: 0 P: 4	1B: 15 2B: 2 3B: 0 HR: 1	SF: 2 SAC: 0 DP: 1 HBP: 0	W/P: 0 P/B: 0 SB: 2 CS: 0	PA: 60			
PITCHER	IP 8.1	WLS 38	BF 12	H 5	R 3	ER 4	SO 0	BB 1	IBB 0	HBP 0	BLK 0	WP 0	HR 1	S 46	P 49	ERA 3.24	WHIP 1.560										
Bob Sykes, L ERA: 6.48 Kim Seaman, L ERA: 4.5 George Frazier, R ERA: 2.4 Don Hood, L ERA: 2.45 John Littlefield, R ERA: 3.8	(1, 1) (9, 1) (9, 1) (9, 1) (9, 1)	8.1 0.0 0.0 0.0 0.2	38 1 1 2 2	12 0 1 0 2	5 0 0 1 2	3 4 0 1 0	0 0 0 0 0	1 0 1 0 0	0 0 1 0 0	0 0 0 0 0	0 0 0 0 0	0 0 0 0 2	0 1 1 0 2	46 1 1 8 2	49 1 1 8 2	3.24 4.5 2.4 2.45 3.8	1.560 == == 27.00 1.500										
PITCHER	IP 4.0	WLS W	BF 16	H 2	R 1	ER 0	SO 1	BB 0	IBB 1	HBP 0	BLK 0	WP 0	HR 0	S 17	P 21	ERA 0.00	WHIP 0.500										
Bob Sykes, L ERA: 6.48 Kim Seaman, L ERA: 4.5 George Frazier, R ERA: 2.4 Don Hood, L ERA: 2.45 John Littlefield, R ERA: 3.8	(1, 1) (9, 1) (9, 1) (9, 1) (9, 1)	4.0 0.0 0.0 0.0 0.2	W 16 1 1 2	16 2 0 1 2	2 1 0 1 2	0 0 0 0 0	1 0 1 0 2	0 1 0 0 2	0 0 0 0 0	0 0 0 0 0	0 0 0 0 0	0 0 0 0 2	0 0 0 0 2	17 1 1 8 2	21 1 1 8 2	0.00 4.5 2.4 2.45 3.8	0.500 == == 27.00 1.500										

Cincinnati Reds @ St. Louis Cardinals  
 Busch Stadium, St. Louis, MO  
 Sun Jun 15 1980, 3:33 AM CDT  
 Att. 36,379 - Unknown

AB	54
R	9
H	17
RBI	7
BB	4
SO	5
LOB	21



Batter	1	2	3	4	5	6	7	8	9	10	11	12	13	AB	R	H	RBI	BB	SO	LOB	BOTTOM							
Gary Templeton, S OBP: 0.336, SLG: 0.391 (1, 6)	4-3			1B 2B	1H 2H	2B			4-3 BB 1B	1BB		1B BB		5	3	4	2	2	0	0								
Tom Herr, S OBP: 0.215, SLG: 0.281 Ted Simmons, S OBP: 0.388, SLG: 0.497 Roy Thomas, R OBP: 0.250, SLG: 0.182 (10, 1)	F8			B1	K		1-3		1B BB 4-3	5-3		K		4	0	0	0	0	1	3								
Keith Hernandez, L OBP: 0.435, SLG: 0.534 (1, 3)	3-1			1B			F9 BB		4-3 1B	4-3		6-3		6	2	3	1	1	0	2								
Terry Kennedy, L OBP: 0.366, SLG: 0.492 (1, 2)		P4		K			F9		4-3 1B	1B BB		F9		6	1	1	2	1	1	3								
George Hendrick, R OBP: 0.350, SLG: 0.556 (9, 9)		K		F2			F9 1B		E2 3B 1B	1B		F2		6	1	3	4	0	1	1								
Dane Iorg, L OBP: 0.371, SLG: 0.443 (1, 7)		G3			BB 2B 1B		F9		P5 P4	P4		F7		6	1	1	0	0	0	4								
Leon Durham, L OBP: 0.250, SLG: 0.286 Tony Scott, S OBP: 0.310, SLG: 0.289 (8, PR) (9, 8)				4-3	K		P6		2H 3B	2B		S 1B		4	0	1	1	0	1	3								
Mike Phillips, L OBP: 0.133, SLG: 0.143 Ken Reitz, B OBP: 0.353, SLG: 0.428 (1, 5) (8, 5)		G3			2B BB		F8		K	5-3		L7		1	1	0	0	1	0	0								
Bob Sykes, L Kim Seaman, L George Frazier, R Don Hood, L John Littlefield, R Mike Ramsey, R OBP: 0.303, SLG: 0.415 (10, 4)		4-3			K		1-3		K	K		K		3	0	0	0	0	1	2								
Inning Stats	R: 0 E: 0 K: 3 S: 11	H: 0 LOB: 0 BB: 0 P: 5	R: 0 E: 0 K: 1 S: 5	H: 0 LOB: 0 BB: 0 P: 5	R: 0 E: 0 K: 0 S: 3	H: 0 LOB: 0 BB: 0 P: 3	R: 1 E: 0 K: 1 S: 7	H: 2 LOB: 1 BB: 0 P: 7	R: 2 E: 0 K: 3 S: 11	H: 1 LOB: 1 BB: 1 P: 8	R: 0 E: 0 K: 0 S: 4	H: 1 LOB: 1 BB: 0 P: 4	R: 2 E: 1 K: 1 S: 8	H: 3 LOB: 1 BB: 0 P: 8	R: 3 E: 0 K: 1 S: 7	H: 2 LOB: 1 BB: 15	R: 0 E: 0 K: 1 S: 6	H: 1 LOB: 2 BB: 1 P: 10	R: 0 E: 0 K: 0 S: 6	H: 0 LOB: 0 BB: 0 P: 3	R: 0 E: 0 K: 1 S: 6	H: 1 LOB: 1 BB: 0 P: 6	R: 2 E: 0 K: 1 S: 5	H: 2 LOB: 1 BB: 1 P: 9	1B: 9 2B: 5 3B: 1 HR: 0	SF: 0 SAC: 0 DP: 0 HBP: 0	W/P: 0 P/B: 0 SB: 1 CS: 0	PA: 58
PITCHER	IP 6.0	WLS 25	BF 5	H 3	R 3	ER 3	SO 5	BB 2	IBB 0	HBP 0	BLK 0	WP 0	HR 0	S 33	P 41	ERA 4.50	WHIP 1.167											
Tom Seaver, R Tom Hume, R Dave Tomlin, L Mario Soto, R Doug Bair, R ERA: 4.39 ERA: 3.17 ERA: 4.86 ERA: 4.21 ERA: 5.5	(1, 1) (7, 1) (8, 1) (8, 1) (9, 1)	6.0 1.1 0.1 0.1 0.2	25 7 2 1 5	5 3 0 0 3	3 2 0 0 3	3 2 0 0 3	5 5 0 0 1	2 0 0 0 0	0 0 0 0 0	0 0 0 0 0	0 0 0 0 0	0 0 0 0 5	0 0 2 3 13	41 7 2 3 13	4.50 3.17 4.86 4.21 5.5	1.167 2.250 3.000 0.000 4.500												
PITCHER	IP 3.2	WLS L	BF 17	H 4	R 2	ER 2	SO 3	BB 1	IBB 1	HBP 0	BLK 0	WP 0	HR 0	S 21	P 29	ERA 4.91	WHIP 1.364											
Paul Moskau, R ERA: 3.81 Michael LaCoss, R ERA: 5.42 (9, 1) (13, 1)	(9, 1) (13, 1)	3.2 0.0	L 1	17 1	4 0	2 0	3 0	1 0	1 0	0 0	0 0	0 0	0 1	21 1	29 1	4.91 5.42	1.364 ==											

Cincinnati Reds @ St. Louis Cardinals  
 Busch Stadium, St. Louis, MO  
 Sun Jun 15 1980, 3:33 AM CDT  
 Att. 36,379 - Unknown

AB	52
R	10
H	15
RBI	10
BB	6
SO	10
LOB	26





Batter	1	2	3	4	5	6	7	8	9	AB	R	H	RBI	BB	SO	LOB	TOP					
<b>Cesar Geronimo, L</b> (1, 8) OBP: 0.309, SLG: 0.324	F2		4-3		4-3		F8		1-2-3	5	0	0	0	0	0	1	<b>Cincinnati Reds @ Pittsburgh Pirates</b> Three Rivers Stadium, Pittsburgh, PA Tue Jun 17 1980, 7:05 PM EDT Att: 25,565 - Unknown					
<b>Dave Concepcion, R</b> (1, 6) OBP: 0.274, SLG: 0.310	FC6-4 1B				5-3		F8	F8		5	0	2	0	0	0	1						
<b>Ken Griffey, L</b> (1, 9) OBP: 0.366, SLG: 0.436	F8		F8		F7		F7			4	0	0	0	0	0	2						
<b>George Foster, R</b> (1, 7) OBP: 0.319, SLG: 0.383	FC6-4									4	1	2	0	0	0	1						
<b>Sam Mejias, R</b> (8, PR) OBP: 0.333, SLG: 0.388	1-2				1B 2B 1B		6-3			0	0	0	0	0	0	0						
<b>Dan Driessen, L</b> (1, 3) OBP: 0.396, SLG: 0.448										4	0	0	0	0	2	2						
<b>Johnny Bench, R</b> (1, 2) OBP: 0.350, SLG: 0.500										4	2	4	1	0	0	0						
<b>Ray Knight, R</b> (1, 5) OBP: 0.324, SLG: 0.483										4	1	2	2	0	0	2						
<b>Junior Kennedy, R</b> (1, 4) OBP: 0.353, SLG: 0.384										3	0	0	1	0	0	1						
<b>Michael LaCoss, R</b> (1, 1) OBP: 0.133, SLG: 0.138										2	0	0	0	0	0	1						
<b>Dave Collins, S</b> (7, PH) OBP: 0.335, SLG: 0.371										1	0	0	0	0	1	0						
<b>Paul Moskau, R</b> (7, 1) OBP: 0.133, SLG: 0.200										1	0	1	0	0	0	0						
<b>Inning Stats</b>	R: 0 E: 0 K: 0 S: 4	H: 1 LOB: 1 BB: 0 P: 4	R: 0 E: 0 K: 1 S: 6	H: 1 LOB: 1 BB: 0 P: 6	R: 0 E: 0 K: 0 S: 4	H: 1 LOB: 1 BB: 0 P: 4	R: 2 E: 0 K: 1 S: 8	H: 3 LOB: 1 BB: 0 P: 8	R: 0 E: 0 K: 0 S: 3	H: 0 LOB: 0 BB: 0 P: 3	R: 0 E: 0 K: 0 S: 4	H: 1 LOB: 1 BB: 0 P: 4	R: 0 E: 0 K: 1 S: 5	H: 0 LOB: 0 BB: 0 P: 5	R: 0 E: 0 K: 0 S: 4	H: 1 LOB: 1 BB: 0 P: 4	R: 2 E: 0 K: 0 S: 6	H: 3 LOB: 1 BB: 0 P: 6	1B: 8 2B: 1 3B: 0 HR: 2	SF: 1 SAC: 0 DP: 0 HBP: 0	WP: 0 PB: 0 SB: 1 CS: 0	PA: 38
<b>PITCHER</b>	IP	WLS	BF	H	R	ER	SO	BB	IBB	HBP	BLK	WP	HR	S	P	ERA	WHIP					
<b>Jim Bibby, R</b> (1, 1) ERA: 3.16	7.0		28	7	2	2	3	0	0	0	0	0	0	34	34	2.57	1.000					
<b>Enrique Romo, R</b> (8, 1) ERA: 3.0	1.1	L	8	4	2	2	0	0	0	0	0	0	2	8	8	13.50	3.000					
<b>Grant Jackson, L</b> (9, 1) ERA: 2.03	0.2		2	0	0	0	0	0	0	0	0	0	0	2	2	0.00	0.000					

AB	37
R	4
H	11
RBI	4
BB	0
SO	3
LOB	11



Batter	1	2	3	4	5	6	7	8	9	AB	R	H	RBI	BB	SO	LOB	BOTTOM					
<b>Omar Moreno, L</b> (1, 8) OBP: 0.327, SLG: 0.373	1B 2B								F5	4	1	3	0	1	0	0	<b>Cincinnati Reds @ Pittsburgh Pirates</b> Three Rivers Stadium, Pittsburgh, PA Tue Jun 17 1980, 7:05 PM EDT Att: 25,565 - Unknown					
<b>Tim Lincecum, R</b> (1, 6) OBP: 0.286, SLG: 0.318	P6									4	0	1	0	0	0	4						
<b>John Milner, L</b> (9, PH) OBP: 0.264, SLG: 0.269										1	0	0	0	0	0	0						
<b>Dave Parker, L</b> (1, 9) OBP: 0.319, SLG: 0.443										4	1	1	1	0	0	1						
<b>Willie Stargell, L</b> (1, 3) OBP: 0.384, SLG: 0.576	F5									4	1	1	1	0	0	1						
<b>Mike Easter, L</b> (1, 7) OBP: 0.464, SLG: 0.784	F7									3	0	1	0	1	1	1						
<b>Enrique Romo, R</b> (8, 1) OBP: 0.500, SLG: 0.400										0	0	0	0	0	0	0						
<b>Grant Jackson, S</b> (9, 1)										0	0	0	0	0	0	0						
<b>Phil Garner, R</b> (1, 4) OBP: 0.338, SLG: 0.408										4	0	1	0	0	0	2						
<b>Ed Ott, L</b> (1, 2) OBP: 0.342, SLG: 0.370										4	0	0	0	0	0	3						
<b>Dale Berra, R</b> (1, 5) OBP: 0.291, SLG: 0.344										3	0	0	0	1	1	1						
<b>Jim Bibby, R</b> (1, 1) OBP: 0.237, SLG: 0.206										2	0	0	0	0	2	1						
<b>Bill Robinson, R</b> (8, 7) OBP: 0.304, SLG: 0.485										1	0	0	0	0	0	0						
<b>Inning Stats</b>	R: 1 E: 0 K: 0 S: 5	H: 2 LOB: 1 BB: 0 P: 5	R: 0 E: 0 K: 1 S: 6	H: 1 LOB: 1 BB: 0 P: 6	R: 2 E: 1 K: 0 S: 6	H: 3 LOB: 2 BB: 1 P: 10	R: 0 E: 0 K: 1 S: 6	H: 1 LOB: 1 BB: 0 P: 6	R: 0 E: 0 K: 0 S: 4	H: 1 LOB: 1 BB: 0 P: 4	R: 0 E: 0 K: 0 S: 3	H: 0 LOB: 2 BB: 2 P: 11	R: 0 E: 0 K: 1 S: 5	H: 0 LOB: 0 BB: 0 P: 5	R: 0 E: 0 K: 0 S: 5	H: 0 LOB: 0 BB: 0 P: 5	R: 0 E: 0 K: 0 S: 3	H: 0 LOB: 0 BB: 0 P: 3	1B: 6 2B: 2 3B: 0 HR: 0	SF: 0 SAC: 1 DP: 0 HBP: 0	WP: 1 PB: 0 SB: 2 CS: 1	PA: 38
<b>PITCHER</b>	IP	WLS	BF	H	R	ER	SO	BB	IBB	HBP	BLK	WP	HR	S	P	ERA	WHIP					
<b>Michael LaCoss, R</b> (1, 1) ERA: 5.24	6.0		29	8	3	2	2	1	2	0	0	0	0	30	42	3.00	1.500					
<b>Paul Moskau, R</b> (7, 1) ERA: 3.62	3.0	W	9	0	0	0	2	0	0	0	0	0	0	13	13	0.00	0.000					



Batter	1	2	3	4	5	6	7	8	9	AB	R	H	RBI	BB	SO	LOB	TOP								
Dave Collins, S OBP: 0.329, SLG: 0.364 (1, 9)	5-3		F8		G3			1-3		4	0	0	0	0	0	1	Cincinnati Reds @ Chicago Cubs Wrigley Field, Chicago, IL Wed Jun 18 1980, 3:33 AM CDT Att: 19,196 - Unknown								
Junior Kennedy, R OBP: 0.351, SLG: 0.381 (1, 4)	1B		4-3			G3		F8		4	0	1	0	0	0	0									
Dave Concepcion, R OBP: 0.274, SLG: 0.309 (1, 6)	1B		5-3			F8		6-3		4	0	1	0	0	0	0									
George Foster, R OBP: 0.318, SLG: 0.380 (1, 7)	K			G4-6-3 1B		K		K		4	0	1	0	0	3	2									
Dan Driessen, L OBP: 0.389, SLG: 0.439 (1, 3)	3-1		G4-6-3 1-2			F5		G3		4	0	0	0	0	0	3									
Ray Knight, R OBP: 0.323, SLG: 0.476 (1, 5)	5-3		4-3			F9		1B BB		3	0	0	0	1	0	0									
Cesar Geronimo, L OBP: 0.329, SLG: 0.359 (1, 8)	1-3 2B				1-3		1B 1B			4	0	3	0	0	0	0									
Joe Nolan, L OBP: 0.323, SLG: 0.310 (1, 2)	1-3 2-3						1B 1B	F8		4	0	2	0	0	0	3									
Charlie Leibrandt, R OBP: 0.206, SLG: 0.226 (7, PH)	6-3				K		4-3			2	0	0	0	0	1	2									
Hary Spilman, L OBP: 0.309, SLG: 0.442 (7, 1)										1	0	0	0	0	0	2									
Mario Soto, R (7, 1)										0	0	0	0	0	0	0									
Doug Bair, R (7, 1)										0	0	0	0	0	0	0									
<b>Inning Stats</b>	R: 0 E: 0 K: 1 S: 7	H: 2 LOB: 2 BB: 0 P: 7	R: 0 E: 0 K: 0 S: 4	H: 1 LOB: 1 BB: 0 P: 4	R: 0 E: 0 K: 0 S: 3	H: 0 LOB: 0 BB: 0 P: 3	R: 0 E: 0 K: 0 S: 3	H: 1 LOB: 0 BB: 0 P: 3	R: 0 E: 0 K: 1 S: 6	H: 1 LOB: 1 BB: 0 P: 6	R: 0 E: 0 K: 1 S: 5	H: 0 LOB: 0 BB: 0 P: 5	R: 0 E: 0 K: 0 S: 5	H: 2 LOB: 0 BB: 0 P: 5	R: 0 E: 0 K: 0 S: 3	H: 0 LOB: 0 BB: 0 P: 3	R: 0 E: 0 K: 1 S: 6	H: 1 LOB: 2 BB: 1 P: 10	1B: 7 2B: 1 3B: 0 HR: 0	SF: 0 SAC: 0 DP: 1 HBP: 0	WP: 0 PB: 0 SB: 0 CS: 0	PA: 35			
<b>PITCHER</b>	IP	WLS	BF	H	R	ER	SO	BB	IBB	HBP	BLK	WP	HR	S	P	ERA	WHIP								
Dennis Lamp, R ERA: 4.69 (1, 1)	6.2	W	26	7	0	0	3	0	0	0	0	0	0	32	32	0.00	1.050								
Bruce Sutter, R ERA: 3.41 (7, 1)	2.1	S	9	1	0	0	1	1	0	0	0	0	0	10	14	0.00	0.857								

AB	34
R	0
H	8
RBI	0
BB	1
SO	4
LOB	13



Batter	1	2	3	4	5	6	7	8	9	AB	R	H	RBI	BB	SO	LOB	BOTTOM								
Ivan De Jesus, R OBP: 0.340, SLG: 0.390 (1, 6)	1B S	FC5-4 1B			S 1B		SH1-4 1-2	WP BB		3	0	3	2	1	0	0	Cincinnati Reds @ Chicago Cubs Wrigley Field, Chicago, IL Wed Jun 18 1980, 3:33 AM CDT Att: 19,196 - Unknown								
Lenny Randle, S OBP: 0.352, SLG: 0.378 (1, 5)	F7 1B	FC5-4 1-2			F9 1-2		HBP S HR 1B	F7 1-2		5	1	2	0	0	0	3									
Bill Buckner, L OBP: 0.322, SLG: 0.400 (1, 3)	F7 1-2		F7		4-3		4-0 1-2 HR HBP IBB	6-3		4	1	0	0	1	0	4									
Mike Vail, R OBP: 0.397, SLG: 0.492 (7, PR)	L5					F9	HR HBP			3	0	1	1	0	0	2									
Scot Thompson, L OBP: 0.305, SLG: 0.315 (8, 9)			G6-4-3 1B				1-2 2-3 3-1 3-1 HR HBP			0	1	0	0	0	0	0									
Jerry Martin, R OBP: 0.325, SLG: 0.508 (1, 8)	K		G6-4-3 1-2			6-3	HR			4	1	1	4	0	1	3									
Ken Henderson, S OBP: 0.333, SLG: 0.361 (1, 7)	1-4-3			G4-3 1B		1B BB	P6			3	0	1	0	1	0	1									
Barry Foote, R OBP: 0.317, SLG: 0.500 (1, 2)	S BB 1B BB			G4-3 1-2		1B 1B		1B		3	1	2	0	1	0	1									
Mike Tyson, R OBP: 0.282, SLG: 0.303 (7, 1)	S 1B BB			6-3		K	K			2	1	0	0	1	1	2									
Dennis Lamp, R OBP: 0.212, SLG: 0.133 (7, 4)	1-3				F7		1B HBP SH1-4 BB	F3		2	0	0	0	0	2										
Mick Kelleher, R OBP: 0.231, SLG: 0.167 (7, 1)	1-2 2-3									1	1	0	0	1	0	0									
<b>Inning Stats</b>	R: 0 E: 0 K: 1 S: 7	H: 2 LOB: 2 BB: 0 P: 7	R: 2 E: 0 K: 0 S: 4	H: 1 LOB: 1 BB: 2 P: 12	R: 0 E: 0 K: 0 S: 3	H: 1 LOB: 0 BB: 0 P: 3	R: 0 E: 0 K: 0 S: 3	H: 1 LOB: 0 BB: 0 P: 3	R: 0 E: 0 K: 0 S: 4	H: 1 LOB: 1 BB: 0 P: 4	R: 0 E: 0 K: 1 S: 6	H: 1 LOB: 2 BB: 1 P: 10	R: 5 E: 0 K: 1 S: 8	H: 3 LOB: 1 BB: 2 P: 17	R: 0 E: 0 K: 0 S: 3	H: 0 LOB: 1 BB: 1 P: 7	1B: 9 2B: 0 3B: 0 HR: 1	SF: 0 SAC: 1 DP: 2 HBP: 1	WP: 1 PB: 0 SB: 5 CS: 0	PA: 39					
<b>PITCHER</b>	IP	WLS	BF	H	R	ER	SO	BB	IBB	HBP	BLK	WP	HR	S	P	ERA	WHIP								
Charlie Leibrandt, L ERA: 3.44 (7, 1)	0.1	L	5	1	4	4	0	1	1	1	0	0	0	2	11	108.00	6.000								
Mario Soto, R ERA: 4.7 (7, 1)	1.2		8	2	1	1	1	1	0	0	0	1	1	9	13	5.40	1.800								

AB	31
R	7
H	10
RBI	7
BB	6
SO	3
LOB	19





Batter	1	2	3	4	5	6	7	8	9	AB	R	H	RBI	BB	SO	LOB	TOP								
Dave Collins, S OBP: 0.332, SLG: 0.367 Tom Hume, R (7, 1)	0-0 S 1B		0-3 K		0-0 F8		0-0 1B			4	0	2	0	0	1	0	<b>Cincinnati Reds @ Chicago Cubs</b> Wrigley Field, Chicago, IL Thu Jun 19 1980, 3:33 AM CDT Att: 13,185 - Unknown								
Dave Concepcion, R OBP: 0.277, SLG: 0.309	4-0 G5-4-3 BB		0-3 K		0-3 K		0-0 1B			3	0	1	0	1	2	0									
Ken Griffey, L OBP: 0.432 Sam Mejias, R OBP: 0.333, SLG: 0.388	0-3 K		0-0 F8		0-0 1B			0-3 K		4	0	1	0	0	2	2									
George Foster, R OBP: 0.313, SLG: 0.372	0-0 G5-4-3			0-0 F9	0-0 F7			0-0 F9		4	0	0	0	0	0	3									
Dan Driessen, L OBP: 0.395, SLG: 0.455		4-0 S 2B BB		0-0 HR		4-0 CS BB		0-0 L3		2	2	1	1	2	0	0									
Johnny Bench, R OBP: 0.343, SLG: 0.487		0-0 F7		0-0 F8		0-0 F9		0-0 P5		4	0	0	0	0	0	2									
Ray Knight, R OBP: 0.322, SLG: 0.477		0-0 6-3		0-0 2B		0-3 K		0-3 K		4	0	1	0	0	2	1									
Junior Kennedy, R OBP: 0.356, SLG: 0.391		0-0 2B		4-0 IBB		0-0 F9		0-0 1B		3	0	2	1	1	0	0									
Joe Price, R OBP: 0.322, SLG: 0.350	0-0 F9		0-0 4-3		0-3 K		0-3 K		0-3 K	2	0	0	0	0	0	3									
Inning Stats	R: 0 E: 0 K: 1 S: 5	H: 1 LOB: 1 BB: 1 P: 9	R: 1 E: 0 K: 0 S: 4	H: 1 LOB: 1 BB: 1 P: 8	R: 0 E: 0 K: 2 S: 7	H: 0 LOB: 0 BB: 0 P: 7	R: 1 E: 0 K: 0 S: 5	H: 2 LOB: 2 BB: 1 P: 9	R: 0 E: 0 K: 1 S: 6	H: 1 LOB: 1 BB: 0 P: 6	R: 0 E: 0 K: 1 S: 4	H: 0 LOB: 0 BB: 1 P: 8	R: 0 E: 0 K: 1 S: 6	H: 2 LOB: 1 BB: 0 P: 6	R: 0 E: 0 K: 1 S: 5	H: 0 LOB: 1 BB: 0 P: 5		R: 0 E: 0 K: 2 S: 8	H: 1 LOB: 1 BB: 0 P: 8	1B: 5 2B: 2 3B: 0 HR: 1	SF: 0 SAC: 0 DP: 1 HBP: 0	WP: 0 PB: 0 SB: 2 CS: 1	PA: 36		
PITCHER	IP	WLS	BF	H	R	ER	SO	BB	IBB	HBP	BLK	WP	HR	S	P	ERA		WHIP							
Mike Krukow, R ERA: 3.4	(1, 1)	7.0	W	29	7	2	2	6	3	1	0	0	0	1	37	53		2.57	1.429						
Bruce Sutter, R ERA: 3.22	(8, 1)	2.0	S	7	1	0	0	3	0	0	0	0	0	0	13	13		0.00	0.500						

Batter	1	2	3	4	5	6	7	8	9	AB	R	H	RBI	BB	SO	LOB	BOTTOM							
Ivan De Jesus, R OBP: 0.335, SLG: 0.383	0-0 P6		0-0 G4-6-3		0-3 K		0-0 SH1-4	0-3 K		4	0	0	0	0	2	2	<b>Cincinnati Reds @ Chicago Cubs</b> Wrigley Field, Chicago, IL Thu Jun 19 1980, 3:33 AM CDT Att: 13,185 - Unknown							
Lenny Randle, S OBP: 0.349, SLG: 0.374	0-0 F7		0-0 F7		0-0 1B		0-0 L5	0-0 F7		5	0	1	0	0	0	2								
Bill Buckner, L OBP: 0.325, SLG: 0.399	0-0 S 1B			0-0 4-3	0-0 F2		4-0 1B IBB			3	0	1	0	1	0	1								
Mike Vail, R OBP: 0.400, SLG: 0.492 Bruce Sutter, R	0-0 F3			0-0 WP 1B		0-0 F8-6	0-0 1B			4	1	2	1	0	0	1								
Jerry Martin, R OBP: 0.329, SLG: 0.510		0-0 5-3		4-0 1B BB		0-0 1B 2B	0-3 K			3	1	1	0	1	1	2								
Ken Henderson, S OBP: 0.370, SLG: 0.385		4-0 BB		0-0 1B		0-0 1B		0-0 F9		3	0	2	2	1	0	0								
Scot Thompson, L OBP: 0.309, SLG: 0.315		0-0 BB		1-2 2H 1B		2H 1B				0	0	0	0	0	0	0								
Barry Foote, R OBP: 0.219, SLG: 0.500 Tim Blackwell, S OBP: 0.278, SLG: 0.299	0-0 F8		0-0 F7		0-0 P4		0-0 3B 2B			4	0	1	0	0	0	4								
Mike Tyson, R OBP: 0.281, SLG: 0.325	0-0 F8		0-0 F7		0-0 F9		0-0 2B 3B			4	1	1	1	0	0	4								
Mike Krukow, R OBP: 0.219, SLG: 0.194 Jesus Figueroa, L OBP: 0.405, SLG: 0.394	0-0 G4-6-3 BB			0-3 K		4-0 SH1-4 1B BB	0-0 2B			1	0	0	0	1	1	0								
Inning Stats	R: 0 E: 0 K: 0 S: 4	H: 1 LOB: 1 BB: 0 P: 4	R: 0 E: 0 K: 0 S: 3	H: 0 LOB: 1 BB: 1 P: 7	R: 0 E: 0 K: 0 S: 2	H: 0 LOB: 0 BB: 1 P: 6	R: 1 E: 0 K: 0 S: 5	H: 2 LOB: 2 BB: 1 P: 9	R: 0 E: 0 K: 2 S: 8	H: 1 LOB: 1 BB: 0 P: 8	R: 1 E: 0 K: 0 S: 5	H: 2 LOB: 1 BB: 0 P: 5	R: 1 E: 0 K: 1 S: 6	H: 1 LOB: 2 BB: 2 P: 14	R: 2 E: 0 K: 1 S: 8	H: 3 LOB: 1 BB: 0 P: 8		1B: 6 2B: 3 3B: 1 HR: 0	SF: 0 SAC: 1 DP: 1 HBP: 0	WP: 1 PB: 0 SB: 1 CS: 0	PA: 38			
PITCHER	IP	WLS	BF	H	R	ER	SO	BB	IBB	HBP	BLK	WP	HR	S	P	ERA		WHIP						
Joe Price, L ERA: 3.0	(1, 1)	6.0	L	26	6	2	2	2	3	0	0	0	0	0	27	39		3.00	1.500					
Tom Hume, R ERA: 3.51	(7, 1)	2.0	L	12	4	3	3	2	1	1	0	0	0	14	22	13.50	2.500							

AB	32
R	2
H	8
RBI	2
BB	4
SO	9
LOB	12



AB	32
R	5
H	10
RBI	5
BB	5
SO	4
LOB	16





Batter	1	2	3	4	5	6	7	8	9	AB	R	H	RBI	BB	SO	LOB	TOP						
<b>Bobby Bonds, R</b> OBP: 0.308, SLG: 0.313 <b>Kim Seaman, L</b> OBP: 0.263, SLG: 0.333	4-0 1B S 4-3 BB		0-0 F3		0-0 F8		0-0 SF8		0-0 2B	2	1	0	1	1	0	0	<b>St. Louis Cardinals @ Cincinnati Reds</b> Riverfront Stadium, Cincinnati, OH Sat Jun 21 1980, 3:33 AM EDT Att: 31,186 - Unknown						
<b>Gary Templeton, S</b> OBP: 0.333, SLG: 0.382	0-0 4-3 S 1-3 1B		0-0 4-3		0-3 K		0-0 4-3		0-0 4-3	5	1	1	0	0	1	2							
<b>Keith Hernandez, L</b> OBP: 0.421, SLG: 0.502	0-0 4-3		0-0 G3		0-0 PO 1B				0-0 F7	4	0	1	1	0	0	1							
<b>Terry Kennedy, L</b> OBP: 0.383, SLG: 0.530	0-0 4-3			0-0 1-3	0-0 PO		0-0 F8		0-0 FC5-4 1B	4	0	1	1	0	0	0							
<b>George Hendrick, R</b> OBP: 0.346, SLG: 0.545	0-0 1B			0-0 HR			0-0 4-3		0-0 FC5-4 BB	4	1	2	1	0	0	1							
<b>Leon Durham, L</b> OBP: 0.280, SLG: 0.256	0-0 L9			0-3 K			0-0 F8		4-0 BB	3	0	0	0	1	1	1							
<b>Ken Reitz, R</b> OBP: 0.340, SLG: 0.421 <b>Ted Simmons, S</b> OBP: 0.377, SLG: 0.492 <b>Roy Thomas, R</b> OBP: 0.250, SLG: 0.182			0-0 F7				0-0 P3		0-3 K	3	0	1	0	0	0	0		<b>AB 33</b> <b>R 5</b> <b>H 8</b> <b>RBI 5</b> <b>BB 4</b> <b>SO 5</b> <b>LOB 9</b>					
<b>Ken Oberkfell, L</b> OBP: 0.411, SLG: 0.382 <b>Tom Herr, S</b> OBP: 0.194, SLG: 0.269			0-0 F7		4-0 IBB		4-0 2B BB		0-3 K	1	0	0	0	2	0	0							
<b>Jim Otten, R</b> OBP: 0.374, SLG: 0.455 <b>Tony Scott, S</b> OBP: 0.311, SLG: 0.287			0-0 F8		0-3 K		0-0 SF8 2B		0-0 6-3	2	0	0	0	0	1	2							
<b>Inning Stats</b>	R: 2 E: 0 K: 0 S: 5	H: 2 LOB: 1 BB: 1 P: 9	R: 0 E: 0 K: 0 S: 3	H: 0 LOB: 0 BB: 0 P: 3	R: 0 E: 0 K: 0 S: 3	H: 0 LOB: 0 BB: 0 P: 3	R: 1 E: 0 K: 2 S: 9	H: 2 LOB: 2 BB: 1 P: 13	R: 0 E: 0 K: 1 S: 5	H: 1 LOB: 0 BB: 0 P: 5	R: 0 E: 0 K: 0 S: 3	H: 0 LOB: 0 BB: 0 P: 3	R: 2 E: 0 K: 0 S: 4	H: 1 LOB: 1 BB: 1 P: 8	R: 0 E: 0 K: 1 S: 6	H: 1 LOB: 2 BB: 1 P: 10		R: 0 E: 0 K: 1 S: 6	H: 1 LOB: 1 BB: 0 P: 6	1B: 4 2B: 3 3B: 0 HR: 1	SF: 1 SAC: 0 DP: 0 HBP: 0	WP: 0 PB: 0 SB: 2 CS: 0	PA: 39
<b>PITCHER</b> <b>Frank Pastore, R</b> ERA: 3.11	IP: 9.0 WLS: W BF: 38 H: 8 R: 5 ER: 5 SO: 5 BB: 3 IBB: 1 HBP: 0 BLK: 0 WP: 0 HR: 1 S: 44 P: 60 ERA: 5.00 WHIP: 1.222															<b>PITCHER</b>							

Batter	1	2	3	4	5	6	7	8	9	AB	R	H	RBI	BB	SO	LOB	BOTTOM				
<b>Dave Collins, S</b> OBP: 0.336, SLG: 0.364 <b>Cesar Geronimo, L</b> OBP: 0.322, SLG: 0.350	4-0 E S SF9 BB				0-0 F8		0-0 6-3		0-0 6-3 1B	3	2	1	0	2	0	0	<b>St. Louis Cardinals @ Cincinnati Reds</b> Riverfront Stadium, Cincinnati, OH Sat Jun 21 1980, 3:33 AM EDT Att: 31,186 - Unknown				
<b>Junior Kennedy, R</b> OBP: 0.355, SLG: 0.384	0-0 SF9 1-H				0-0 F8		4-0 BB 2B BB		0-0 6-3 1-3	3	1	0	1	1	0	3					
<b>Ken Griffey, L</b> OBP: 0.375, SLG: 0.452	0-0 4-3			0-0 P6			4-0 1-2 2B BB		0-0 S 1B	4	1	2	1	1	0	0					
<b>Dan Driessen, L</b> OBP: 0.393, SLG: 0.462	0-0 1B 1B			0-0 P4			4-0 2B FC3-6 BB		0-3 K	4	1	1	0	1	1	2					
<b>Ray Knight, R</b> OBP: 0.330, SLG: 0.484	0-0 1-2 1B			0-0 F9			0-3 K2-3		0-0 5-3	5	1	2	2	0	1	1					
<b>George Foster, R</b> OBP: 0.310, SLG: 0.361 <b>Sam Mejias, R</b> OBP: 0.333, SLG: 0.388	0-0 F9			4-0 FC6-4 1B BB			0-3 K		4-0 FC3-6 IBB	2	0	0	0	2	1	2					
<b>Joe Nolan, L</b> OBP: 0.343, SLG: 0.424			0-0 F8		0-0 FC6-4 1B		0-0 HR		0-0 FC3-6 1B	4	2	2	2	0	0	1					
<b>Dave Concepcion, R</b> OBP: 0.280, SLG: 0.313			4-0 S BB		0-0 FC6-4 B1-6-4		0-0 2B		0-0 1B	3	0	2	1	1	0	2					
<b>Frank Pastore, R</b> OBP: 0.171, SLG: 0.121			0-3 K		0-0 B1-6-4		0-3 K		0-0 6-3	4	0	0	0	0	2	5					
<b>Inning Stats</b>	R: 1 E: 0 K: 0 S: 5	H: 2 LOB: 2 BB: 1 P: 9	R: 0 E: 0 K: 1 S: 5	H: 0 LOB: 2 BB: 2 P: 13	R: 0 E: 0 K: 0 S: 3	H: 0 LOB: 0 BB: 0 P: 3	R: 0 E: 0 K: 0 S: 3	H: 1 LOB: 1 BB: 1 P: 7	R: 0 E: 0 K: 0 S: 4	H: 1 LOB: 1 BB: 0 P: 4	R: 1 E: 0 K: 3 S: 11	H: 2 LOB: 1 BB: 0 P: 11	R: 5 E: 1 K: 0 S: 5	H: 2 LOB: 1 BB: 4 P: 21	R: 1 E: 0 K: 1 S: 7	H: 2 LOB: 1 BB: 0 P: 7		1B: 7 2B: 2 3B: 0 HR: 1	SF: 1 SAC: 0 DP: 1 HBP: 0	WP: 0 PB: 0 SB: 4 CS: 0	PA: 41
<b>PITCHER</b> <b>Jim Otten, R</b> ERA: 6.92 <b>Kim Seaman, L</b> ERA: 6.35 <b>John Littlefield, R</b> ERA: 6.65 <b>Roy Thomas, R</b> ERA: 5.09	IP: 6.0 WLS: 0.1 BF: 4 H: 2 R: 3 ER: 3 SO: 0 BB: 2 IBB: 0 HBP: 0 BLK: 0 WP: 0 HR: 0 S: 31 P: 47 ERA: 81.00 WHIP: 9.000															<b>PITCHER</b>					

Batter	1	2	3	4	5	6	7	8	9	AB	R	H	RBI	BB	SO	LOB	TOP							
<b>Bobby Bonds, R</b> OBP: 0.308, SLG: 0.304 (1, 9) (6, 7)	F3		G6-4-3 BB	K			6-3		K	4	1	0	0	2	2	3	<b>St. Louis Cardinals @ Cincinnati Reds</b> Riverfront Stadium, Cincinnati, OH Sun Jun 22 1980, 3:33 AM EDT Att: 29,182 - Unknown							
<b>Gary Templeton, S</b> OBP: 0.334, SLG: 0.382 (1, 6) (7, 6)	5-3		G6-4-3 1-2		5-3	HR BB			4-3	5	1	2	2	0	0	2								
<b>Mike Phillips, L</b> OBP: 0.250, SLG: 0.316 (1, 3)						HR 1B				1	0	0	0	0	0	0								
<b>Keith Hernandez, L</b> OBP: 0.425, SLG: 0.520 (1, 3)	G3			1B 2B	2B 1B	HR 1B	SF8			3	3	2	4	1	0	0								
<b>Ted Simmons, S</b> OBP: 0.378, SLG: 0.495 (1, 2)		F8		BB 1B 1B	1B 2B	E6 WP 1B SF8	K			5	3	2	1	0	1	1								
<b>Terry Kennedy, L</b> OBP: 0.398, SLG: 0.535 (6, PR) (6, 8)	L3			1B 2B	2B	WP 1B				3	1	2	2	1	0	0								
<b>Tony Scott, S</b> OBP: 0.314, SLG: 0.291 (1, 8) (6, 9)				BB 1B	1B			1B		1	0	1	0	0	0	0								
<b>George Hendrick, R</b> OBP: 0.349, SLG: 0.544 (1, 8) (7, 9)				2B 1B	P6	K		F9		4	0	2	1	0	1	3								
<b>Leon Durham, L</b> OBP: 0.255, SLG: 0.250 (1, 5)	1B			1-2 2-H	1-4-3	1-2 2-3		F9		1	0	0	0	0	0	1								
<b>Ken Reitz, R</b> OBP: 0.337, SLG: 0.423 (1, 4)	K			1-3 2-H	2B	SF8				4	0	1	2	0	1	3								
<b>Ken Oberkfell, L</b> OBP: 0.410, SLG: 0.395 (1, 1)			SH1-4 1B	F2		SH 1B 2B		4-3		5	1	2	0	0	0	5								
<b>Pete Vuckovich, R</b> OBP: 0.118, SLG: 0.152 (1, 1)			SH1-4	K		SH BB 1B		K		3	2	1	0	0	2	2								
<b>Inning Stats</b>	R: 0 E: 0 K: 0 S: 3	H: 0 LOB: 0 BB: 0 P: 3	R: 0 E: 0 K: 1 S: 6	H: 1 LOB: 1 BB: 0 P: 6	R: 0 E: 0 K: 0 S: 3	H: 1 LOB: 1 BB: 1 P: 7	R: 3 E: 0 K: 2 S: 11	H: 4 LOB: 2 BB: 1 P: 15	R: 2 E: 0 K: 0 S: 5	H: 2 LOB: 1 BB: 1 P: 9	R: 6 E: 1 K: 1 S: 11	H: 4 LOB: 2 BB: 1 P: 15	R: 1 E: 0 K: 1 S: 7	H: 2 LOB: 1 BB: 0 P: 7	R: 0 E: 0 K: 0 S: 4	H: 1 LOB: 1 BB: 0 P: 4	R: 0 E: 0 K: 2 S: 7	H: 0 LOB: 0 BB: 0 P: 7	1B: 9 2B: 5 3B: 0 HR: 1	SF: 2 SAC: 2 DP: 1 HBP: 0	WP: 1 PB: 0 SB: 0 CS: 0	PA: 47		
<b>PITCHER</b>	IP	WLS	BF	H	R	ER	SO	BB	IBB	HBP	BLK	WP	HR	S	P	ERA	WHIP							
<b>Michael LaCoss, R</b> ERA: 5.38 (4, 1)	3.0	L	16	6	3	3	1	2	0	0	0	0	0	14	22	9.00	2.667							
<b>Joe Price, L</b> ERA: 5.79 (6, 1)	2.0		12	3	5	5	2	2	0	0	0	0	1	4	4	∞	∞							
<b>Dave Tomlin, L</b> ERA: 5.71 (6, 1)	0.0		4	3	2	2	0	0	0	0	0	0	1	4	4	∞	∞							
<b>Mario Soto, R</b> ERA: 4.61 (9, 1)	3.0		12	3	2	1	2	0	0	0	0	1	0	16	16	3.00	1.000							
<b>Doug Bair, R</b> ERA: 5.22	1.0		3	0	0	0	2	0	0	0	0	0	0	7	7	0.00	0.000							

AB 39  
R 12  
H 15  
RBI 12  
BB 4  
SO 7  
LOB 20



Batter	1	2	3	4	5	6	7	8	9	AB	R	H	RBI	BB	SO	LOB	BOTTOM							
<b>Dave Collins, S</b> OBP: 0.331, SLG: 0.358 (1, 7)	4-3		F9			3-1			4-3	4	0	0	0	0	0	0	<b>St. Louis Cardinals @ Cincinnati Reds</b> Riverfront Stadium, Cincinnati, OH Sun Jun 22 1980, 3:33 AM EDT Att: 29,182 - Unknown							
<b>Junior Kennedy, R</b> OBP: 0.357, SLG: 0.386 (1, 4)	HR 1B		CS 1B			K			6-3-4	4	1	2	0	0	1	0								
<b>Ken Griffey, L</b> OBP: 0.381, SLG: 0.472 (1, 9)	1-H HR		CS 1-2	6-3		BLK BB			2B	3	1	2	2	1	0	0								
<b>Dan Driessen, L</b> OBP: 0.387, SLG: 0.453 (1, 3)	6-3			P4		F7			F8	4	0	0	0	0	0	2								
<b>Ray Knight, R</b> OBP: 0.326, SLG: 0.478 (1, 5)	1-4-3			G3		K				3	0	0	0	0	1	1								
<b>Johnny Bench, R</b> OBP: 0.330, SLG: 0.467 (8, 2)					K				K	3	0	0	0	0	2	1								
<b>Joe Nolan, L</b> OBP: 0.343, SLG: 0.424 (1, 8)										0	0	0	0	0	0	0								
<b>Cesar Geronimo, L</b> OBP: 0.311, SLG: 0.337 (1, 6)									3-1	3	0	0	0	0	0	0								
<b>Dave Concepcion, R</b> OBP: 0.277, SLG: 0.309 (1, 1)									F7	3	0	0	0	0	0	0								
<b>Michael LaCoss, R</b> OBP: 0.128, SLG: 0.133 (4, 1) (6, 1) (8, 1) (8, PR) (9, 1)									F9	1	0	0	0	0	0	0								
<b>Dave Tomlin, L</b> OBP: 0.292, SLG: 0.428 (1, 1)									F7	0	0	0	0	0	0	0								
<b>Inning Stats</b>	R: 2 E: 0 K: 0 S: 5	H: 2 LOB: 0 BB: 0 P: 5	R: 0 E: 0 K: 0 S: 3	H: 0 LOB: 0 BB: 0 P: 3	R: 0 E: 0 K: 0 S: 3	H: 1 LOB: 0 BB: 0 P: 3	R: 0 E: 0 K: 1 S: 5	H: 0 LOB: 0 BB: 0 P: 5	R: 0 E: 0 K: 1 S: 5	H: 0 LOB: 0 BB: 0 P: 5	R: 0 E: 0 K: 2 S: 7	H: 0 LOB: 1 BB: 1 P: 11	R: 0 E: 0 K: 0 S: 3	H: 0 LOB: 0 BB: 0 P: 3	R: 0 E: 0 K: 0 S: 4	H: 1 LOB: 1 BB: 0 P: 4	R: 0 E: 0 K: 0 S: 4	H: 1 LOB: 1 BB: 0 P: 4	1B: 2 2B: 1 3B: 0 HR: 1	SF: 0 SAC: 0 DP: 0 HBP: 0	WP: 0 PB: 0 SB: 0 CS: 1	PA: 32		
<b>PITCHER</b>	IP	WLS	BF	H	R	ER	SO	BB	IBB	HBP	BLK	WP	HR	S	P	ERA	WHIP							
<b>Pete Vuckovich, R</b> ERA: 2.77 (1, 1)	9.0	W	31	4	2	2	4	1	0	0	0	0	1	38	42	2.00	0.556							

AB 30  
R 2  
H 4  
RBI 2  
BB 1  
SO 4  
LOB 4



Batter	1	2	3	4	5	6	7	8	9	AB	R	H	RBI	BB	SO	LOB	TOP			
Glenn Hubbard, R OBP: 0.344, SLG: 0.511 (1, 4)			SH1-3					4-3		3	0	0	0	0	0	0	<b>Atlanta Braves @ Cincinnati Reds</b> Riverfront Stadium, Cincinnati, OH Tue Jun 24 1980, 7:05 PM EDT Att: 22,682 - Unknown			
Dale Murphy, R OBP: 0.343, SLG: 0.469 (1, 8)	6-3		4-3					P4		4	0	0	0	0	0	1				
Chris Chambliss, L OBP: 0.341, SLG: 0.484 (1, 3)	3-1					4-3				4	0	0	0	0	0	1				
Gary Matthews, R OBP: 0.313, SLG: 0.403 (1, 9)						5-3				3	1	1	0	1	0	0				
Bob Horner, R OBP: 0.189, SLG: 0.340 (1, 5)										4	0	0	0	0	1	2				
Jeff Burroughs, R OBP: 0.343, SLG: 0.400 (1, 7)										3	1	2	2	0	0	0				
Bruce Benedict, R OBP: 0.288, SLG: 0.318 (1, 2)	6-3									3	0	0	0	0	0	2				
Luis Gomez, R OBP: 0.279, SLG: 0.220 Larvell Blanks, R OBP: 0.241, SLG: 0.253 (1, 6) (8, 6)	4-3									3	0	0	0	0	0	2				
Larry McWilliams, L OBP: 0.304, SLG: 0.238 Rick Camp, R OBP: 0.311, SLG: 0.337 Al Hrabosky, R OBP: 0.471, SLG: 0.529 Gene Garber, R OBP: 0.341, SLG: 0.484 (1, 1) (6, 1) (7, 1) (8, PH) (8, 1)			4-3 SH1-3 BB		4-3					1	0	0	0	1	0	0				
<b>Inning Stats</b>	R: 0 E: 0 K: 0 S: 3	H: 0 LOB: 0 BB: 0 P: 3	R: 2 E: 0 K: 0 S: 5	H: 2 LOB: 0 BB: 0 P: 5	R: 0 E: 0 K: 1 S: 6	H: 0 LOB: 1 BB: 1 P: 7	R: 0 E: 0 K: 1 S: 6	H: 1 LOB: 2 BB: 1 P: 10	R: 0 E: 0 K: 0 S: 3	H: 0 LOB: 0 BB: 0 P: 3	R: 0 E: 0 K: 0 S: 3	H: 0 LOB: 0 BB: 0 P: 3	R: 0 E: 0 K: 1 S: 5	H: 0 LOB: 0 BB: 0 P: 5	R: 0 E: 0 K: 0 S: 3	H: 0 LOB: 0 BB: 0 P: 3		1B: 2 2B: 0 3B: 0 HR: 1	SF: 0 SAC: 1 DP: 0 HBP: 0	WP: 0 PB: 0 SB: 0 CS: 0
<b>PITCHER</b> Charlie Leibrandt, L ERA: 3.31 (1, 1)	IP: 9.0 WLS: W BF: 32 H: 3 R: 2 ER: 2 SO: 2 BB: 2 IBB: 0 HBP: 0 BLK: 0 WP: 0 HR: 1 S: 34 P: 42 ERA: 2.00 WHIP: 0.556																			

AB	29
R	2
H	3
RBI	2
BB	2
SO	2
LOB	8



Batter	1	2	3	4	5	6	7	8	9	AB	R	H	RBI	BB	SO	LOB	BOTTOM			
Dave Collins, S OBP: 0.337, SLG: 0.365 Cesar Geronimo, L OBP: 0.311, SLG: 0.337 (1, 8) (9, 8)	3-1 S 1B				SH1-4			5-3		4	1	3	0	0	0	0	<b>Atlanta Braves @ Cincinnati Reds</b> Riverfront Stadium, Cincinnati, OH Tue Jun 24 1980, 7:05 PM EDT Att: 22,682 - Unknown			
Junior Kennedy, R OBP: 0.358, SLG: 0.387 (1, 4)					4-3					5	1	2	1	0	0	4				
Ken Griffey, L OBP: 0.381, SLG: 0.479 (1, 9)	3-1									5	1	2	2	0	0	4				
Ray Knight, R OBP: 0.327, SLG: 0.484 (1, 5)	4-3			5-3				6-3		5	1	2	0	0	0	2				
Johnny Bench, R OBP: 0.332, SLG: 0.467 (1, 2)										4	1	1	1	1	0	0				
George Foster, R OBP: 0.314, SLG: 0.366 Sam Mejias, R OBP: 0.346, SLG: 0.400 (1, 7) (8, 7)							6-3			3	0	1	0	1	0	4				
Harry Spilman, L OBP: 0.306, SLG: 0.404 (1, 3)										3	0	0	0	2	2					
Dave Concepcion, R OBP: 0.283, SLG: 0.323 (1, 6)										4	1	2	2	1	1	2				
Charlie Leibrandt, R OBP: 0.237, SLG: 0.257 (1, 1)										4	1	2	0	0	1	2				
<b>Inning Stats</b>	R: 0 E: 0 K: 0 S: 4	H: 1 LOB: 1 BB: 0 P: 4	R: 0 E: 0 K: 0 S: 2	H: 0 LOB: 0 BB: 1 P: 6	R: 1 E: 1 K: 1 S: 7	H: 2 LOB: 1 BB: 0 P: 7	R: 0 E: 0 K: 0 S: 4	H: 1 LOB: 2 BB: 1 P: 8	R: 1 E: 0 K: 1 S: 6	H: 3 LOB: 3 BB: 1 P: 10	R: 1 E: 0 K: 1 S: 8	H: 3 LOB: 2 BB: 0 P: 8	R: 1 E: 0 K: 2 S: 9	H: 2 LOB: 2 BB: 1 P: 13	R: 4 E: 1 K: 0 S: 7	H: 4 LOB: 2 BB: 1 P: 11		1B: 10 2B: 5 3B: 1 HR: 1	SF: 0 SAC: 1 DP: 1 HBP: 0	WP: 0 PB: 0 SB: 2 CS: 0
<b>PITCHER</b> Larry McWilliams, L ERA: 5.05 Rick Camp, R ERA: 2.31 Al Hrabosky, L ERA: 3.45 Gene Garber, R ERA: 4.78 (1, 1) (6, 1) (7, 1) (8, 1)	IP: 5.1 WLS: L BF: 27 H: 9 R: 3 ER: 3 SO: 3 BB: 3 IBB: 0 HBP: 0 BLK: 0 WP: 0 HR: 1 S: 28 P: 40 ERA: 5.06 WHIP: 2.250																			



Batter	1	2	3	4	5	6	7	8	9	AB	R	H	RBI	BB	SO	LOB	TOP			
<b>Glenn Hubbard, R</b> OBP: 0.340, SLG: 0.500 (1, 4)										4	0	1	0	0	1	1	<b>Atlanta Braves @ Cincinnati Reds</b> Riverfront Stadium, Cincinnati, OH Wed Jun 25 1980, 7:05 PM EDT Att: 32,603 - Unknown			
<b>Dale Murphy, R</b> OBP: 0.353, SLG: 0.489 (1, 8)										3	2	3	1	1	0	0				
<b>Chris Chambliss, L</b> OBP: 0.339, SLG: 0.481 (1, 3)										4	0	1	0	0	0	3				
<b>Gary Matthews, R</b> OBP: 0.312, SLG: 0.400 (1, 9)										4	0	1	1	0	0	1				
<b>Bob Horner, R</b> OBP: 0.183, SLG: 0.327 (1, 5)										4	0	0	0	0	0	2				
<b>Jeff Burroughs, R</b> OBP: 0.347, SLG: 0.422 (1, 7)										3	1	1	1	1	1	0				
<b>Bill Nahorodny, R</b> OBP: 0.311, SLG: 0.509 (1, 2)										2	0	0	0	1	0	1				
<b>Bruce Benedict, R</b> OBP: 0.286, SLG: 0.316 (8, 2)										1	0	0	0	0	0	0				
<b>Laryell Blanks, R</b> OBP: 0.241, SLG: 0.253 (1, 6)										4	0	1	0	0	1	1				
<b>Rick Matula, R</b> Preston Hanna, R Biff Pocoreba, S Rick Camp, R Mike Lum, L Al Hrabosky, R Larry Bradford, R Brian Asselstine, L (1, 1) (2, 1) (4, PH) (4, 1) (7, PH) (7, 1) (8, 1) (9, PH)										0	0	0	0	0	0	0				
<b>Inning Stats</b>	R: 1 E: 0 K: 0 S: 4	H: 1 LOB: 0 BB: 0 P: 4	R: 1 E: 0 K: 0 S: 4	H: 1 LOB: 0 BB: 0 P: 4	R: 1 E: 0 K: 1 S: 8	H: 3 LOB: 2 BB: 0 P: 8	R: 0 E: 0 K: 0 S: 3	H: 1 LOB: 1 BB: 1 P: 7	R: 0 E: 0 K: 0 S: 4	H: 2 LOB: 1 BB: 0 P: 4	R: 0 E: 0 K: 0 S: 3	H: 0 LOB: 1 BB: 1 P: 7	R: 0 E: 0 K: 1 S: 5	H: 0 LOB: 0 BB: 0 P: 5	R: 0 E: 0 K: 2 S: 7	H: 0 LOB: 0 BB: 0 P: 7	1B: 7 2B: 0 3B: 0 HR: 2	SF: 0 SAC: 0 DP: 3 HBP: 0	WP: 0 PB: 0 SB: 0 CS: 0	PA: 36
<b>PITCHER</b>	IP WLS BF H R ER SO BB IBB HBP BLK WP HR S P ERA WHIP	7.0 W 30 9 3 3 1 3 0 0 0 0 2 29 41 3.86 1.714	2.0 6 0 0 0 0 3 0 0 0 0 0 0 12 12 0.00 0.000	<b>PITCHER</b>																

Batter	1	2	3	4	5	6	7	8	9	AB	R	H	RBI	BB	SO	LOB	BOTTOM					
<b>Dave Collins, S</b> OBP: 0.342, SLG: 0.364 (1, 8)										3	2	1	0	2	1	1	<b>Atlanta Braves @ Cincinnati Reds</b> Riverfront Stadium, Cincinnati, OH Wed Jun 25 1980, 7:05 PM EDT Att: 32,603 - Unknown					
<b>Tom Hume, R</b> OBP: 0.167, SLG: 0.333 (8, 1)										1	0	1	2	0	0	0						
<b>Junior Kennedy, R</b> OBP: 0.359, SLG: 0.389 (1, 4)										4	1	2	1	0	0	3						
<b>Ken Griffey, L</b> OBP: 0.391, SLG: 0.496 (1, 9)										4	3	3	4	2	0	1						
<b>Dan Driessen, L</b> OBP: 0.383, SLG: 0.447 (1, 3)										5	0	1	1	0	1	7						
<b>Ray Knight, R</b> OBP: 0.329, SLG: 0.494 (1, 5)										5	1	2	5	0	0	2						
<b>George Foster, R</b> OBP: 0.324, SLG: 0.380 (1, 7)										3	2	2	0	2	0	2						
<b>Johnny Bench, R</b> OBP: 0.250, SLG: 0.468 (1, 2)										4	0	2	0	0	1	3						
<b>Joe Nolan, L</b> OBP: 0.361, SLG: 0.441 (8, 2)										1	0	1	0	0	0	0						
<b>Dave Concepcion, R</b> OBP: 0.285, SLG: 0.326 (1, 6)										4	2	2	2	0	0	3						
<b>Tom Seaver, R</b> OBP: 0.250, SLG: 0.105 (1, 1)										1	1	0	0	1	0	1						
<b>Cesar Geronimo, L</b> OBP: 0.326, SLG: 0.345 (7, PH) (8, 8)										1	2	1	0	1	0	0						
<b>Inning Stats</b>	R: 4 E: 0 K: 0 S: 5	H: 3 LOB: 1 BB: 3 P: 17	R: 3 E: 0 K: 0 S: 7	H: 4 LOB: 2 BB: 1 P: 11	R: 1 E: 0 K: 0 S: 5	H: 2 LOB: 1 BB: 1 P: 9	R: 1 E: 0 K: 0 S: 5	H: 2 LOB: 1 BB: 0 P: 5	R: 0 E: 0 K: 2 S: 8	H: 1 LOB: 2 BB: 1 P: 12	R: 0 E: 0 K: 1 S: 4	H: 0 LOB: 0 BB: 1 P: 8	R: 2 E: 0 K: 0 S: 4	H: 1 LOB: 0 BB: 1 P: 8	R: 4 E: 0 K: 0 S: 8	H: 5 LOB: 1 BB: 0 P: 8	1B: 13 2B: 3 3B: 0 HR: 2	SF: 2 SAC: 2 DP: 2 HBP: 0	WP: 0 PB: 0 SB: 0 CS: 0	PA: 48		
<b>PITCHER</b>	IP WLS BF H R ER SO BB IBB HBP BLK WP HR S P ERA WHIP	1.1 L 12 4 1 1 0 4 0 0 0 0 1 8 24 5.40 3.000	1.2 10 4 1 1 0 1 0 0 0 0 0 0 9 13 5.40 3.000	3.0 13 3 1 1 3 2 0 0 0 0 0 0 17 25 3.00 1.667	1.0 5 1 2 2 0 1 0 0 0 0 1 4 8 18.00 2.000	1.0 8 5 4 4 0 0 0 0 0 0 0 0 8 8 36.00 5.000	<b>PITCHER</b>															

Batter	1	2	3	4	5	6	7	8	9	AB	R	H	RBI	BB	SO	LOB	TOP					
Dave Collins, S (1, 8) OBP: 0.340, SLG: 0.361 Hector Cruz, R (8, 7) OBP: 0.225, SLG: 0.289	6-3			4-3		6-3		L8		5	0	1	0	0	0	4						
Junior Kennedy, R (1, 4) OBP: 0.356, SLG: 0.385		F9		F8		6-3		4-3		5	1	1	0	0	0	1						
Ken Griffey, L (1, 9) OBP: 0.384, SLG: 0.486		4-3		L3		K		K		5	0	0	0	0	3	2						
Dan Driessen, L (1, 3) OBP: 0.383, SLG: 0.450						1-3		4-3		5	1	2	1	0	0	0						
Ray Knight, R (1, 5) OBP: 0.331, SLG: 0.494								K		4	1	2	1	0	1	1						
George Foster, R (1, 7) OBP: 0.331, SLG: 0.389 Cesar Geronimo, L (8, 8) OBP: 0.326, SLG: 0.345								L6		3	1	2	0	1	0	0						
Johnny Bench, R (1, 2) OBP: 0.338, SLG: 0.469										4	0	2	1	0	1	1						
Dave Concepcion, R (1, 6) OBP: 0.284, SLG: 0.325										4	0	1	0	0	1	3						
Frank Pastore, R (1, 1) OBP: 0.205, SLG: 0.162 Tom Hume, R (8, 1) OBP: 0.167, SLG: 0.333										4	0	2	1	0	1	1						
<b>Inning Stats</b>	R: 4 E: 0 K: 1 S: 11	H: 6 LOB: 3 BB: 1 P: 15	R: 0 E: 0 K: 0 S: 4	H: 1 LOB: 1 BB: 0 P: 4	R: 0 E: 0 K: 0 S: 4	H: 1 LOB: 1 BB: 0 P: 4	R: 0 E: 0 K: 0 S: 3	H: 0 LOB: 0 BB: 0 P: 3	R: 0 E: 0 K: 1 S: 7	H: 3 LOB: 2 BB: 0 P: 7	R: 0 E: 0 K: 2 S: 8	H: 1 LOB: 1 BB: 0 P: 8	R: 0 E: 0 K: 1 S: 5	H: 0 LOB: 0 BB: 0 P: 5	R: 0 E: 0 K: 1 S: 6	H: 1 LOB: 1 BB: 0 P: 6	R: 0 E: 0 K: 1 S: 5	H: 0 LOB: 0 BB: 0 P: 5	1B: 11 2B: 2 3B: 0 HR: 0	SF: 0 SAC: 0 DP: 0 HBP: 0	WP: 1 PB: 0 SB: 2 CS: 0	PA: 40
<b>PITCHER</b>	IP	WLS	BF	H	R	ER	SO	BB	IBB	HBP	BLK	WP	HR	S	P	ERA	WHIP					
Joe Niekro, R (1, 1) ERA: 3.34	8.0	W	37	13	4	4	6	1	0	0	0	1	0	48	52	4.50	1.750					
Joe Sambito, L (9, 1) ERA: 2.96	1.0	S	3	0	0	0	1	0	0	0	0	0	0	5	5	0.00	0.000					

Cincinnati Reds @ Houston Astros  
Astrodome, Houston, TX  
Fri Jun 27 1980, 8:05 PM EDT  
Att: 36,648 - Unknown

AB	39
R	4
H	13
RBI	4
BB	1
SO	7
LOB	13



Batter	1	2	3	4	5	6	7	8	9	AB	R	H	RBI	BB	SO	LOB	BOTTOM				
Terry Puhl, L (1, 9) OBP: 0.354, SLG: 0.434										4	1	1	0	0	0	2					
Denny Walling, L (1, 3) OBP: 0.413, SLG: 0.421										3	2	1	0	1	0	1					
Joe Morgan, L (1, 4) OBP: 0.347, SLG: 0.378 Joe Sambito, L (9, 1) ERA: 2.96										3	0	0	1	0	1	3					
Jose Cruz, L (1, 7) OBP: 0.368, SLG: 0.421										4	1	3	2	0	0	0					
Cesar Cedeno, R (1, 8) OBP: 0.394, SLG: 0.494										4	0	1	1	0	0	2					
Enos Cabell, R (1, 5) OBP: 0.296, SLG: 0.329										2	0	0	0	0	0	0					
Alan Ashby, S (1, 2) OBP: 0.321, SLG: 0.340										2	0	0	1	0	0	0					
Craig Reynolds, L (1, 6) OBP: 0.215, SLG: 0.274										3	0	0	0	0	0	1					
Joe Niekro, R (1, 1) OBP: 0.243, SLG: 0.306 Rafael Landestoy, S (8, Ph) OBP: 0.304, SLG: 0.379										2	0	1	0	0	0	0					
<b>Inning Stats</b>	R: 2 E: 0 K: 0 S: 5	H: 3 LOB: 0 BB: 0 P: 5	R: 0 E: 0 K: 0 S: 3	H: 0 LOB: 0 BB: 0 P: 3	R: 0 E: 0 K: 0 S: 3	H: 0 LOB: 0 BB: 0 P: 3	R: 0 E: 0 K: 0 S: 3	H: 0 LOB: 0 BB: 0 P: 3	R: 0 E: 0 K: 1 S: 6	H: 1 LOB: 1 BB: 0 P: 6	R: 1 E: 0 K: 0 S: 5	H: 2 LOB: 1 BB: 0 P: 5	R: 2 E: 0 K: 0 S: 5	H: 2 LOB: 1 BB: 1 P: 9	R: 0 E: 0 K: 0 S: 5	H: 0 LOB: 0 BB: 0 P: 5	1B: 6 2B: 1 3B: 1 HR: 0	SF: 2 SAC: 1 DP: 0 HBP: 0	WP: 0 PB: 0 SB: 0 CS: 1	PA: 33	
<b>PITCHER</b>	IP	WLS	BF	H	R	ER	SO	BB	IBB	HBP	BLK	WP	HR	S	P	ERA	WHIP				
Frank Pastore, R (1, 1) ERA: 3.31	7.1	L	29	7	5	5	1	1	0	0	0	0	0	30	34	6.14	1.091				
Tom Hume, R (8, 1) ERA: 3.47	0.2		3	1	0	0	0	0	0	0	0	0	0	3	3	0.00	1.500				

Cincinnati Reds @ Houston Astros  
Astrodome, Houston, TX  
Fri Jun 27 1980, 8:05 PM EDT  
Att: 36,648 - Unknown

AB	28
R	5
H	8
RBI	5
BB	1
SO	1
LOB	9



Batter	1	2	3	4	5	6	7	8	9	AB	R	H	RBI	BB	SO	LOB	TOP		
Dave Collins, S (1, 7) OBP: 0.345, SLG: 0.361 Tom Hume, R (8, 1) OBP: 0.167, SLG: 0.333	L5		F8 2B 1B	3B BB		5-3		1B BB		3	2	1	0	2	0	0			
Dave Concepcion, R (1, 6) OBP: 0.286, SLG: 0.331	1-4-3		F8 2B BB	1B 3B		K		K		4	2	1	2	1	2	2			
Ken Griffey, L (1, 9) OBP: 0.388, SLG: 0.488	E3		F8 1-2 2-3	1B 1B						5	1	3	2	0	0	2			
Dan Driessen, L (1, 3) OBP: 0.387, SLG: 0.449			F8 2B BB	1B 1B		4-3		L3		3	1	1	0	2	0	3			
Ray Knight, R (1, 5) OBP: 0.329, SLG: 0.489	P4		P4	G6-4-3 1B				F9		5	0	1	1	0	0	8			
Johnny Bench, R (1, 2) OBP: 0.341, SLG: 0.475 Joe Nolan, L (9, PH) OBP: 0.351, SLG: 0.429		F8		G6-4-3 2B				E1 1B		4	0	2	3	0	0	2			
Cesar Geronimo, L (1, 8) OBP: 0.330, SLG: 0.348			6-3			G3		F9		5	0	2	0	0	0	2			
Junior Kennedy, R (1, 4) OBP: 0.349, SLG: 0.376						F8		F9		5	0	0	0	0	2	3			
Joe Price, R (1, 1) OBP: 0.125, SLG: 0.125 Paul Moskau, R (6, 1) OBP: 0.125, SLG: 0.188 Harry Spilman, L (6, PH) OBP: 0.317, SLG: 0.414 Hector Cruz, R (8, PR) OBP: 0.220, SLG: 0.282						6-3				3	1	1	0	0	0	1			
<b>Inning Stats</b>	R: 0 E: 1 K: 0 S: 4	H: 0 LOB: 2 BB: 1 P: 8	R: 0 E: 0 K: 1 S: 6	H: 1 LOB: 1 BB: 0 P: 6	R: 3 E: 0 K: 0 S: 5	H: 2 LOB: 1 BB: 2 P: 13	R: 4 E: 0 K: 0 S: 7	H: 5 LOB: 1 BB: 1 P: 11	R: 0 E: 0 K: 1 S: 6	H: 1 LOB: 1 BB: 0 P: 6	R: 0 E: 1 K: 1 S: 6	H: 1 LOB: 1 BB: 0 P: 6	R: 1 E: 0 K: 1 S: 7	H: 2 LOB: 3 BB: 1 P: 11	R: 0 E: 0 K: 0 S: 4	H: 1 LOB: 1 BB: 0 P: 4	1B: 11 2B: 1 3B: 1 HR: 0	SF: 0 SAC: 0 DP: 1 HBP: 0	WP: 1 PA: 45 PB: 0 SB: 3 CS: 0
<b>PITCHER</b>	IP WLS BF H R ER SO BB IBB HBP BLK WP HR S P ERA WHIP	IP WLS BF H R ER SO BB IBB HBP BLK WP HR S P ERA WHIP																	
J.R. Richard, R (1, 1) ERA: 1.9	3.1 L 19 4 5 5 1 4 0 0 0 0 0 0 17 33 13.50 2.400	4.1 L 19 4 2 2 0 0 0 0 0 0 0 0 8 8 10.80 2.400																	
Randy Niemann, L (4, 1) ERA: 3.95	1.2 8 4 1 0 0 1 0 0 0 0 0 0 6 6 0.00 1.000	1.0 4 1 0 0 1 0 0 0 0 0 0 0 6 6 0.00 1.000																	
Joaquin Andujar, R (7, 1) ERA: 3.63	3.0 14 4 1 1 2 1 0 0 0 1 0 17 21 3.00 1.667	3.0 14 4 1 1 2 1 0 0 0 1 0 17 21 3.00 1.667																	

Cincinnati Reds @ Houston Astros  
Astrodome, Houston, TX  
Sat Jun 28 1980, 8:05 PM EDT  
Att: 44,025 - Unknown

AB	40
R	8
H	13
RBI	8
BB	5
SO	4
LOB	24



Batter	1	2	3	4	5	6	7	8	9	AB	R	H	RBI	BB	SO	LOB	BOTTOM				
Rafael Landestoy, S (1, 6) OBP: 0.295, SLG: 0.367	F8		6-3			6-3			G3	5	0	0	0	0	0	2					
Terry Puhl, L (1, 9) OBP: 0.359, SLG: 0.435			E1 FC3-6 BB			K				4	0	2	0	1	1	0					
Jose Cruz, L (1, 7) OBP: 0.365, SLG: 0.420			FC3-6 1B					4-3		5	1	1	0	0	0	4					
Cesar Cedeno, R (1, 8) OBP: 0.396, SLG: 0.500			P6					L1		4	1	2	1	0	0	2					
Enos Cabell, R (1, 5) OBP: 0.291, SLG: 0.324			K					P4		4	0	0	0	0	1	4					
Joe Morgan, L (1, 4) OBP: 0.354, SLG: 0.379									G3	2	2	1	0	2	0	0					
Art Howe, R (1, 3) OBP: 0.328, SLG: 0.427										3	1	1	2	1	0	3					
Alan Ashby, S (1, 2) OBP: 0.319, SLG: 0.338										4	0	1	1	0	0	2					
J.R. Richard, R (1, 1) OBP: 0.114, SLG: 0.229 Randy Niemann, L (4, 1) OBP: 0.114, SLG: 0.229 Julio Gonzalez, R (5, PH) OBP: 0.114, SLG: 0.229 Joaquin Andujar, R (6, PH) OBP: 0.114, SLG: 0.229 Denny Walling, L (7, PH) OBP: 0.114, SLG: 0.229 Dave Smith, R (8, PH) OBP: 0.114, SLG: 0.229										1	0	0	0	0	0	0					
<b>Inning Stats</b>	R: 0 E: 0 K: 0 S: 3	H: 0 LOB: 1 BB: 1 P: 7	R: 2 E: 0 K: 1 S: 7	H: 2 LOB: 0 BB: 0 P: 7	R: 0 E: 1 K: 0 S: 5	H: 1 LOB: 2 BB: 0 P: 5	R: 0 E: 0 K: 0 S: 2	H: 0 LOB: 0 BB: 1 P: 6	R: 0 E: 0 K: 1 S: 5	H: 0 LOB: 0 BB: 0 P: 5	R: 3 E: 0 K: 0 S: 7	H: 4 LOB: 2 BB: 1 P: 11	R: 0 E: 0 K: 0 S: 4	H: 1 LOB: 1 BB: 0 P: 4	R: 0 E: 0 K: 0 S: 2	H: 0 LOB: 0 BB: 1 P: 6	R: 0 E: 0 K: 0 S: 4	H: 1 LOB: 1 BB: 0 P: 4	1B: 6 2B: 2 3B: 0 HR: 1	SF: 0 SAC: 0 DP: 2 HBP: 0	WP: 0 PA: 39 PB: 0 SB: 0 CS: 0
<b>PITCHER</b>	IP WLS BF H R ER SO BB IBB HBP BLK WP HR S P ERA WHIP	IP WLS BF H R ER SO BB IBB HBP BLK WP HR S P ERA WHIP																			
Joe Price, L (1, 1) ERA: 6.52	5.1 W 24 5 5 5 2 3 0 0 0 0 0 1 25 37 8.44 1.500	1.2 8 3 0 0 0 0 0 0 0 0 0 0 8 8 0.00 1.800																			
Paul Moskau, R (6, 1) ERA: 3.59	2.0 S 7 1 0 0 0 1 0 0 0 0 0 6 10 0.00 1.000	2.0 S 7 1 0 0 0 1 0 0 0 0 0 6 10 0.00 1.000																			

Cincinnati Reds @ Houston Astros  
Astrodome, Houston, TX  
Sat Jun 28 1980, 8:05 PM EDT  
Att: 44,025 - Unknown

AB	35
R	5
H	9
RBI	5
BB	4
SO	2
LOB	17





Batter	1	2	3	4	5	6	7	8	9	AB	R	H	RBI	BB	SO	LOB	TOP										
<b>Dave Collins, S</b> (1, 7) OBP: 0.348, SLG: 0.356	4-0 3B BB		0-0 F7			4-0 FC4-6 1B BB	4-0 CS 1B BB	0-0 4-3	0-0 P6	3	2	0	0	3	0	3											
<b>Dave Concepcion, R</b> (1, 6) OBP: 0.291, SLG: 0.343	0-0 SF7 3B		0-3 K			0-0 FC4-6 1B BB	0-0 FC4-6 1B BB	0-0 F9		5	1	3	4	0	1	0											
<b>Ken Griffey, L</b> (1, 9) OBP: 0.385, SLG: 0.480	4-0 S BB		0-0 F9			0-0 FC4-6 1B BB	0-0 G3	0-0 4-3		4	1	0	1	1	0	4											
<b>Dan Driessen, L</b> (1, 3) OBP: 0.391, SLG: 0.456	0-0 SF7			0-0 L9		0-0 1B BB		4-0 SH 1B SF9 BB	0-0 1B WP 2B	3	2	2	2	1	0	0											
<b>Ray Knight, R</b> (1, 5) OBP: 0.330, SLG: 0.487	0-0 5-3			0-0 L9		0-0 1B BB		0-0 SF9 SH 1B	0-0 F7	5	0	2	1	0	0	2											
<b>Cesar Geronimo, L</b> (1, 8) OBP: 0.327, SLG: 0.344	0-0 F7			0-0 4-3		0-0 K		0-0 SH	0-0 WP 1B	4	0	1	0	0	1	3											
<b>Junior Kennedy, R</b> (1, 4) OBP: 0.351, SLG: 0.378		0-0 F8				0-0 FC3-5 1B BB	0-0 SH1-4 BB 1B	0-0 L6	0-3 K	4	1	2	0	0	0	3	AB 34										
<b>George Foster, R</b> (9, PH) OBP: 0.329, SLG: 0.387									1-3 3-H	1	0	0	0	0	1	1	R 10										
<b>Joe Nolan, L</b> (1, 2) OBP: 0.381, SLG: 0.432		0-0 F9				0-0 BB FC3-5 1B BB	4-0 SH1-4 BB	0-0 SF9	4-0 BB	2	2	1	1	2	0	0	H 11										
<b>Ron Oester, S</b> (9, PR) OBP: 0.305, SLG: 0.351									2-3	0	0	0	0	0	0	0	RBI 9										
<b>Charlie Leibrandt, R</b> (1, 1) OBP: 0.231, SLG: 0.250		0-0 L8				0-0 FC3-5 1B BB	0-0 SH1-4	0-0 5-3	4-0 BB	1	0	0	0	0	0	0	BB 8										
<b>Mario Soto, R</b> (2, 1)									1-2	0	0	0	0	0	0	0	SO 3										
<b>Tom Hume, R</b> (7, 1) OBP: 0.197, SLG: 0.333										0	0	0	0	0	0	0	LOB 20										
<b>Harry Spillman, L</b> (9, PH) OBP: 0.317, SLG: 0.414										0	0	0	0	0	0	0											
<b>Johnny Bench, R</b> (9, PH) OBP: 0.345, SLG: 0.475										0	0	0	0	1	0	0											
<b>Inning Stats</b>	R: 2 E: 0 K: 0 S: 4	H: 1 LOB: 1 BB: 2 P: 12	R: 0 E: 0 K: 0 S: 3	H: 0 LOB: 0 BB: 0 P: 3	R: 0 E: 0 K: 1 S: 5	H: 0 LOB: 0 BB: 0 P: 5	R: 0 E: 0 K: 0 S: 3	H: 0 LOB: 0 BB: 0 P: 3	R: 4 E: 0 K: 1 S: 10	H: 5 LOB: 2 BB: 1 P: 14	R: 2 E: 0 K: 0 S: 4	H: 2 LOB: 1 BB: 1 P: 12	R: 1 E: 1 K: 0 S: 5	H: 1 LOB: 2 BB: 1 P: 9	R: 0 E: 0 K: 0 S: 3	H: 0 LOB: 0 BB: 0 P: 3	R: 1 E: 0 K: 1 S: 7	H: 2 LOB: 3 BB: 2 P: 15	1B: 9 2B: 1 3B: 1 HR: 0	SF: 2 SAC: 2 DP: 0 HBP: 0	WP: 2 PB: 0 SB: 1 CS: 1	PA: 46					
<b>PITCHER</b>	IP	WLS	BF	H	R	ER	SO	BB	IBB	HBP	BLK	WP	HR	S	P	ERA	WHIP										
<b>Nolan Ryan, R</b> (1, 1) ERA: 2.88	4.2		22	5	6	6	1	3	0	0	0	0	0	21	33	11.57	1.714										
<b>Joaquin Andujar, R</b> (5, 1) ERA: 4.09	0.2		7	3	2	2	1	2	0	0	0	0	0	7	15	27.00	7.500										
<b>Randy Niemann, L</b> (6, 1) ERA: 3.77	0.2		1	0	0	0	0	0	0	0	0	0	0	1	1	0.00	0.000										
<b>Frank LaCorte, R</b> (7, 1) ERA: 0.76	2.2	W	14	3	2	1	1	2	0	0	0	1	0	14	22	3.38	1.875										
<b>Joe Sambito, L</b> (9, 1) ERA: 2.53	0.1	S	2	0	0	0	0	1	0	0	0	0	0	1	5	0.00	3.000										

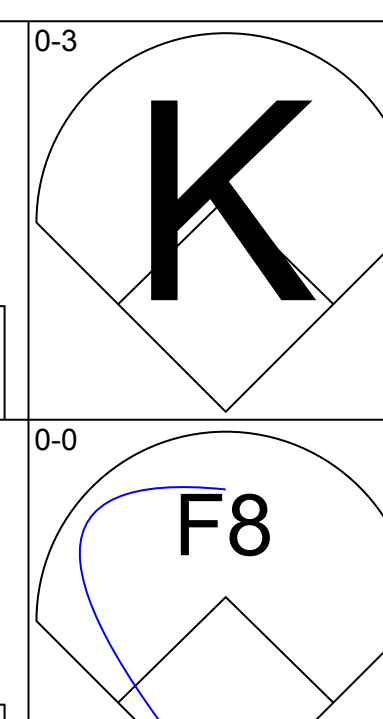
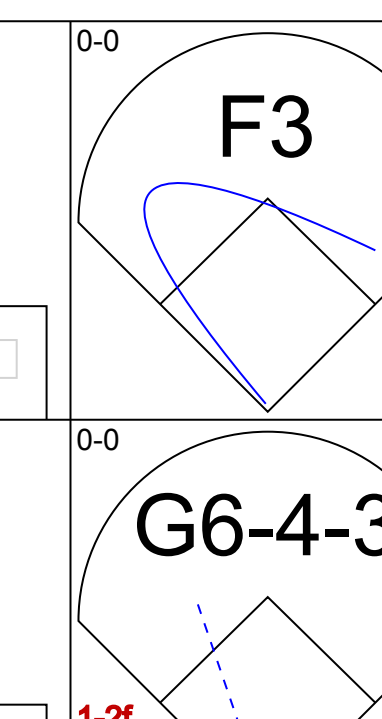
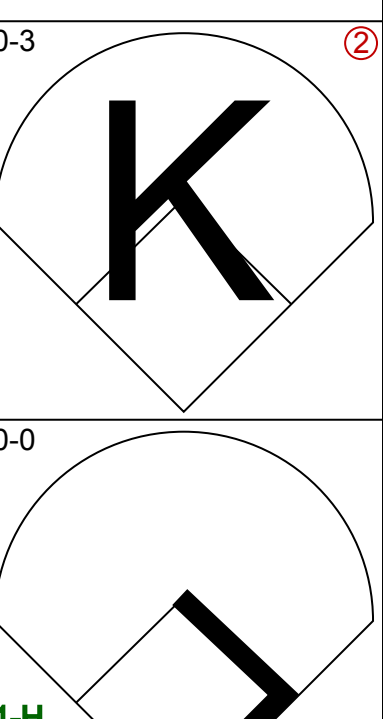
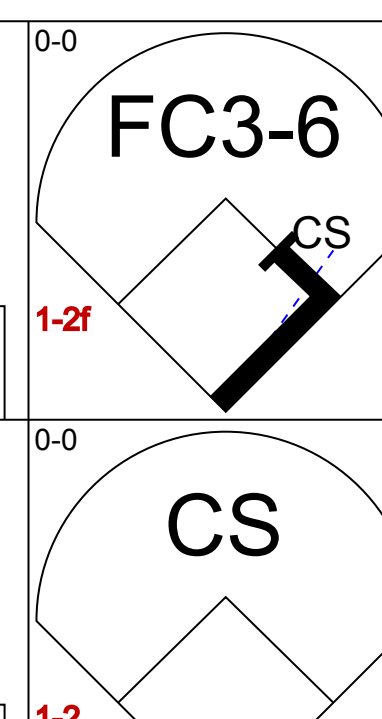
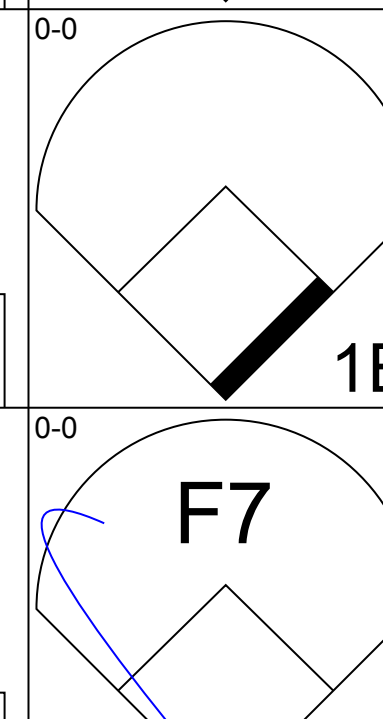

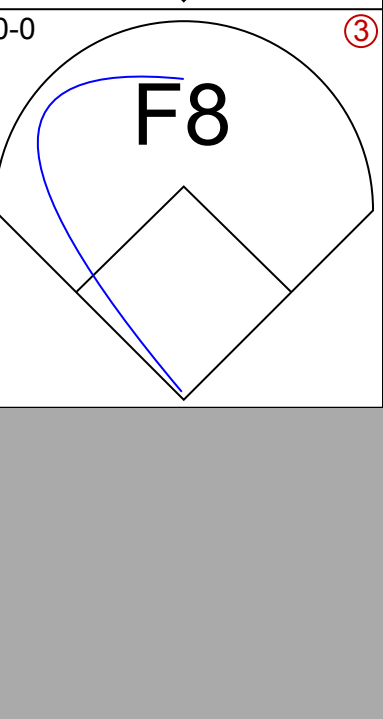

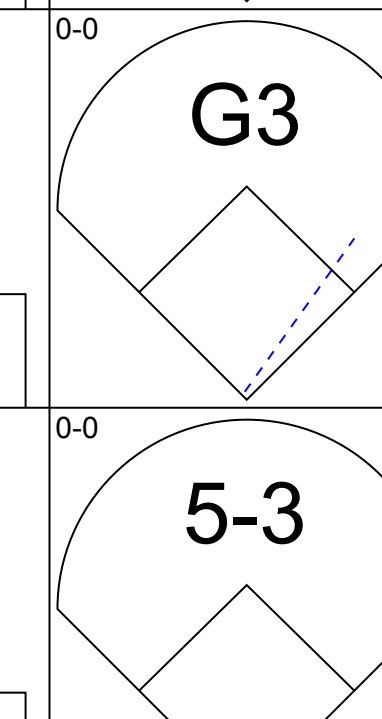

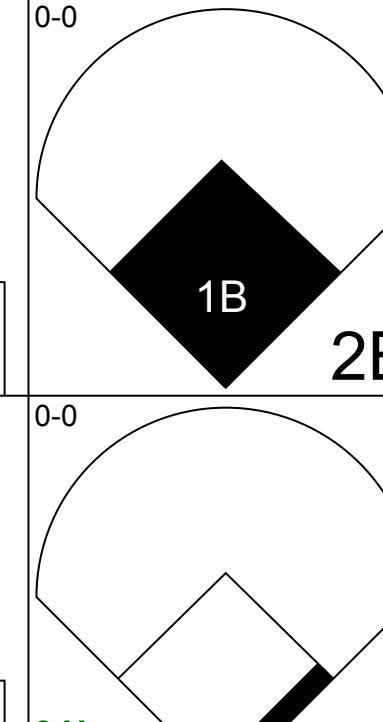



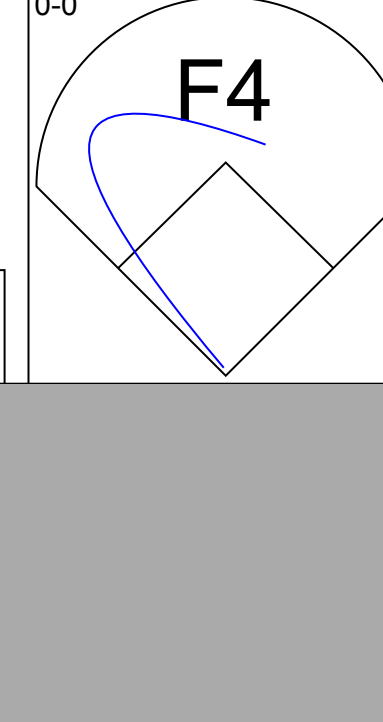
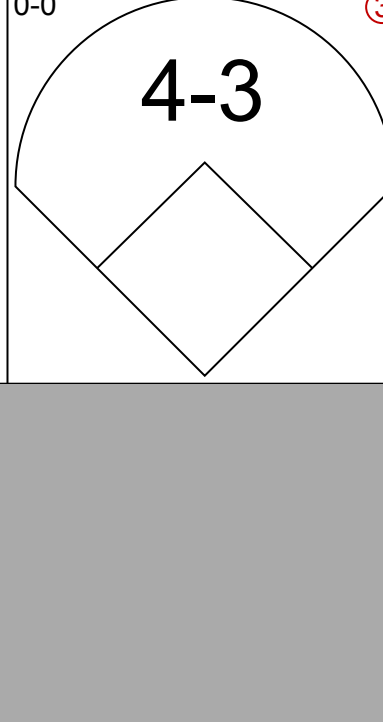

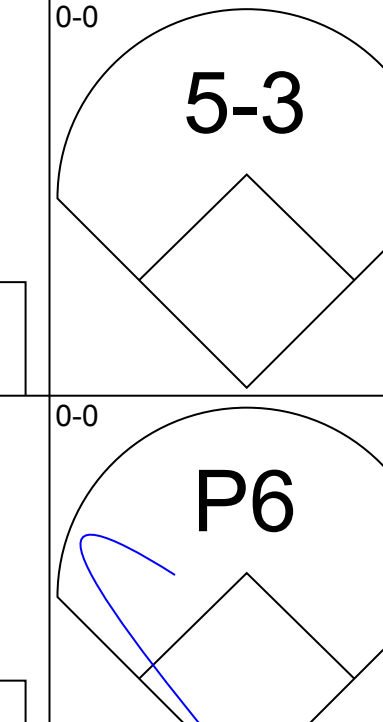
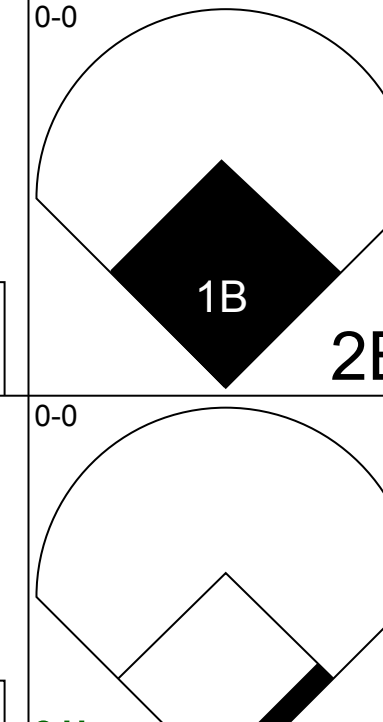
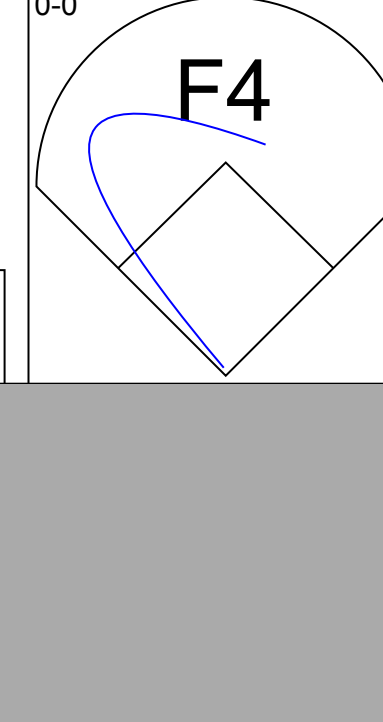
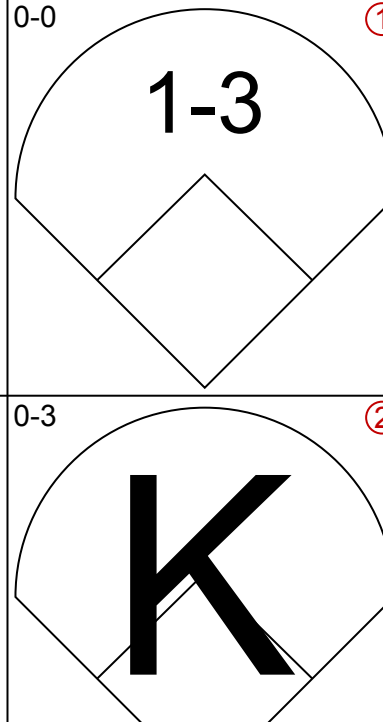
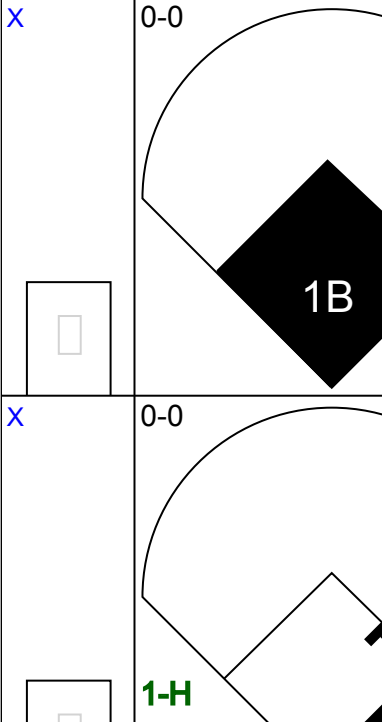
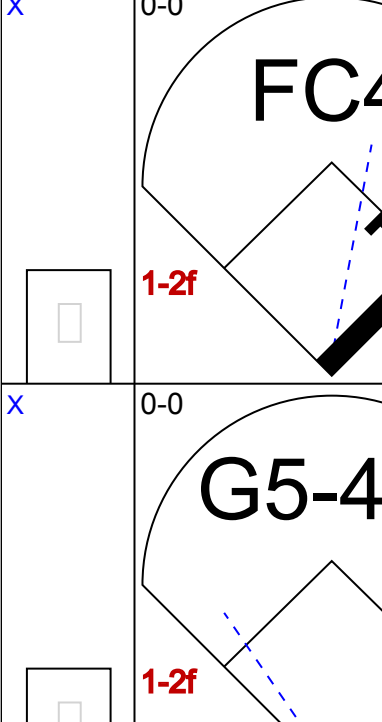

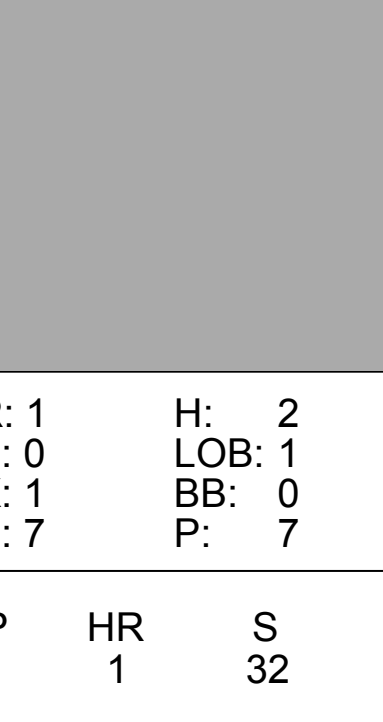

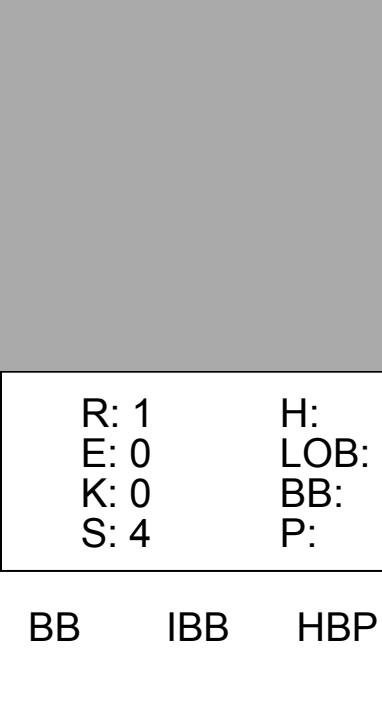
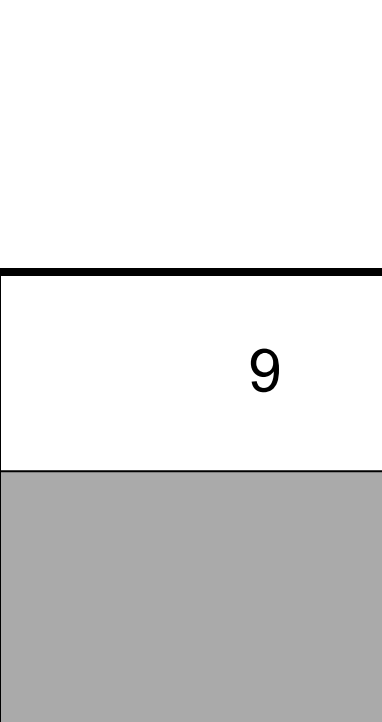
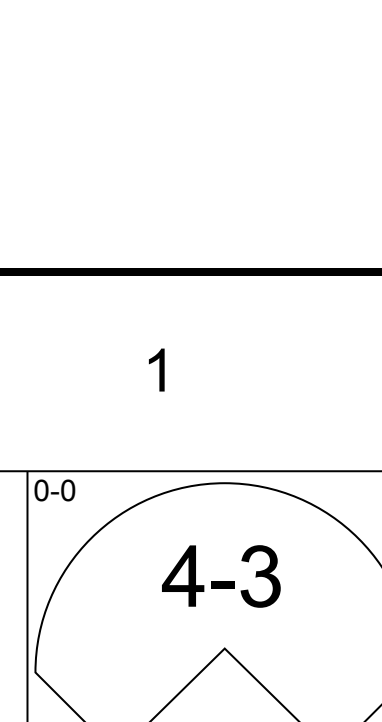
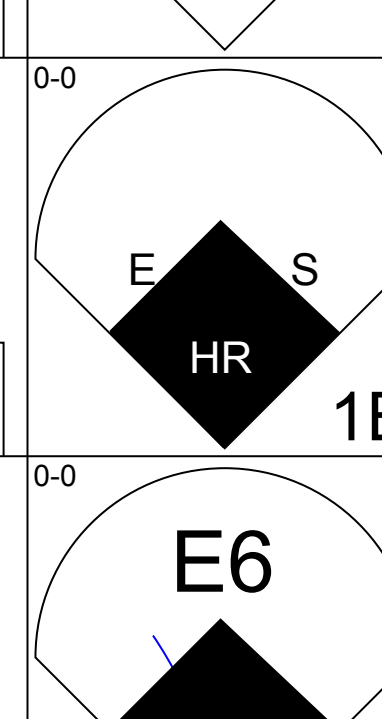
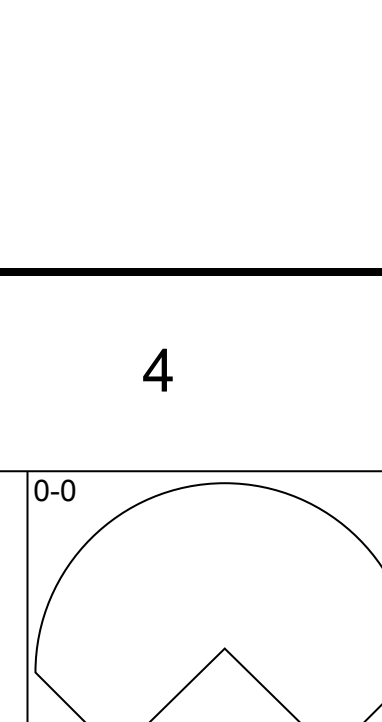
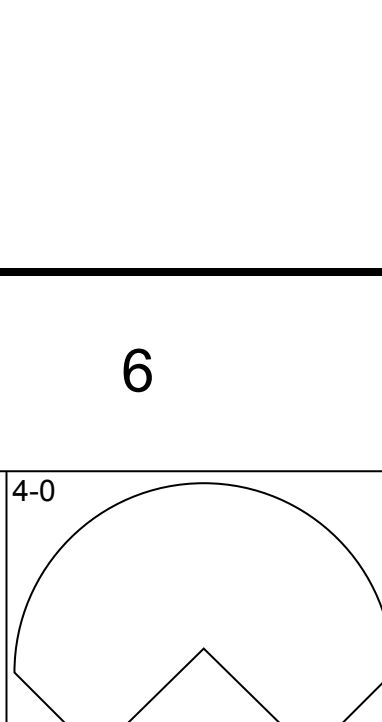
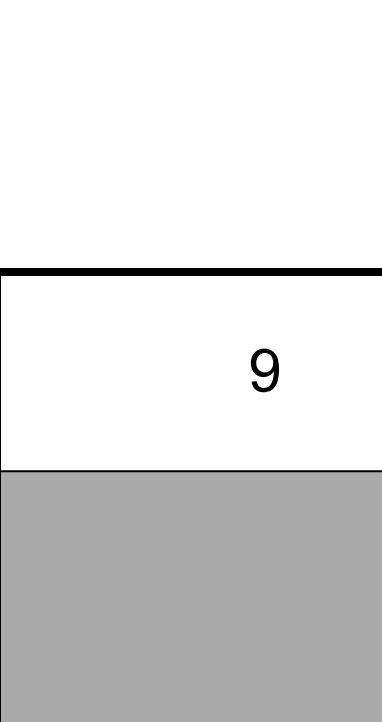

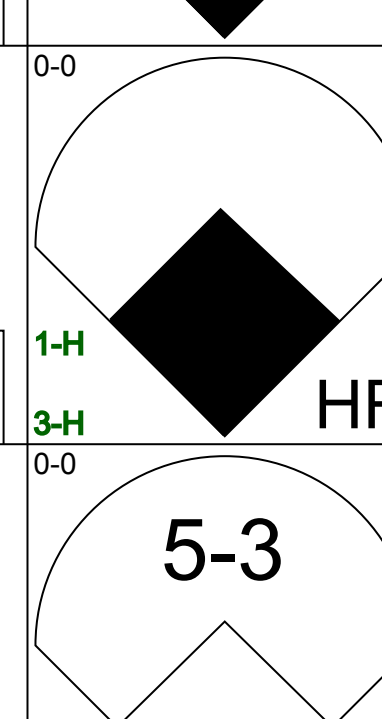
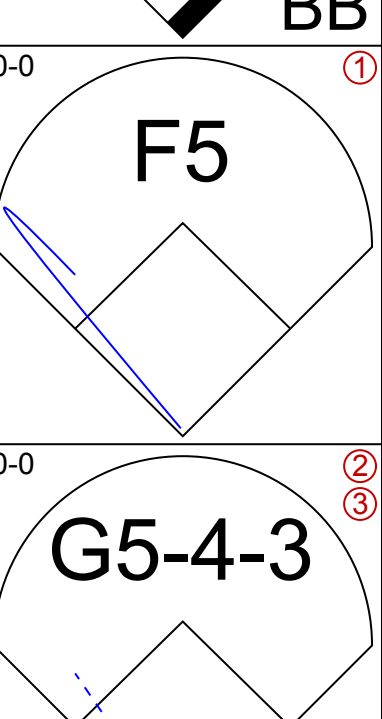

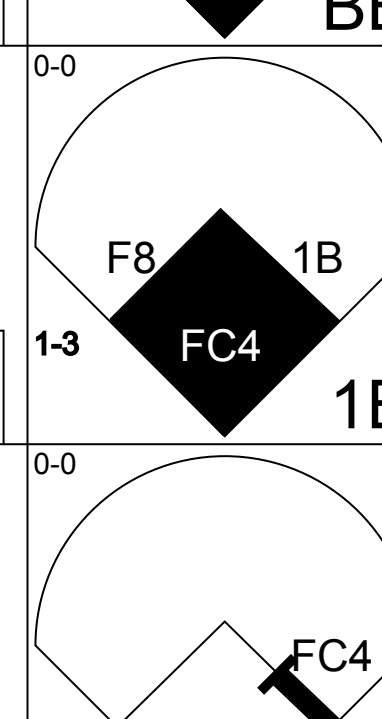
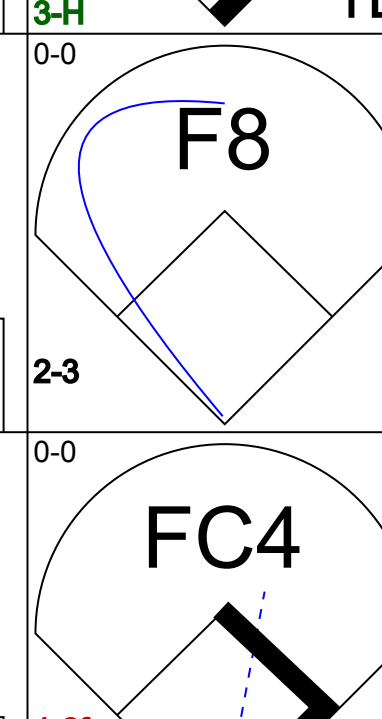

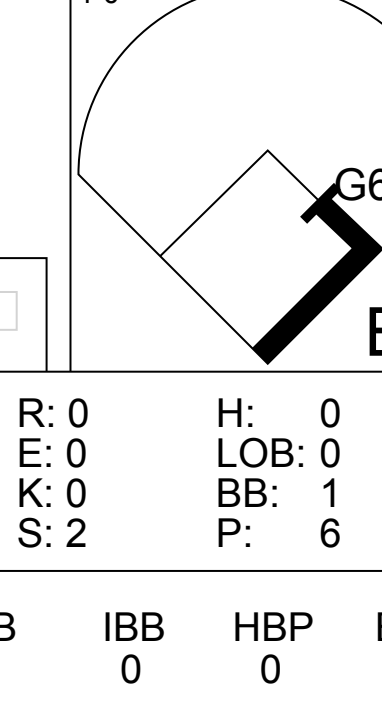
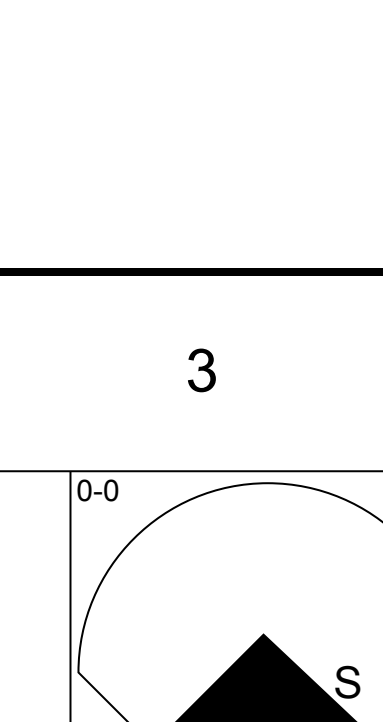
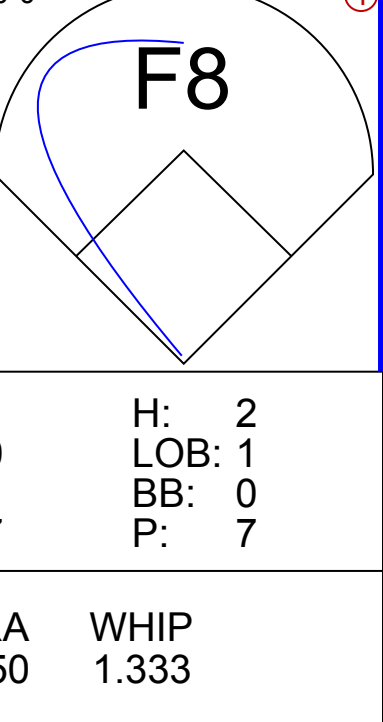
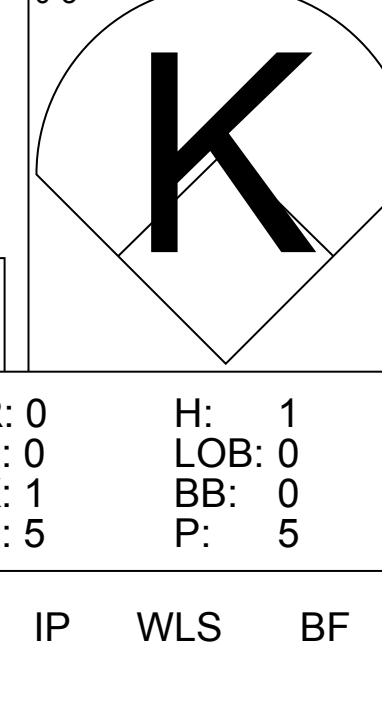
Cincinnati Reds @ Houston Astros  
Astrodome, Houston, TX  
Sun Jun 29 1980, 8:05 PM EDT  
Att: 38,408 - Unknown



Batter	1	2	3	4	5	6	7	8	9	AB	R	H	RBI	BB	SO	LOB	BOTTOM										
<b>Rafael Landestoy, S</b> (1, 4) OBP: 0.294, SLG: 0.370	0-0 4-3			0-0 F8		0-0 6-3	0-0 1-3			4	0	1	1	0	0	0											
<b>Frank LaCorte, R</b> (7, 1) OBP: 0.200, SLG: 0.200		1-H 2B								1	0	0	0	0	0	2											
<b>Joe Sambito, L</b> (9, 1)										0	0	0	0	0	0	0											
<b>Terry Puhl, L</b> (1, 9) OBP: 0.360, SLG: 0.438	0-0 4-3 BLK 1B	0-0 G3		0-0 L3		0-0 3-1		0-0 1B 2B		5	1	2	0	0	0	0											
<b>Jose Cruz, L</b> (1, 7) OBP: 0.366, SLG: 0.418	0-0 4-3 1-3	0-0 S 1B		0-0 4-3			4-0 1B BB	0-0 F9		4	1	1	0	1	0	2											
<b>Cesar Cedeno, R</b> (1, 8) OBP: 0.391, SLG: 0.492	0-0 1-3	0-0 5-3			0-3 K		0-0 F7	0-0 S 1B		5	1	1	1	0	1	3											
<b>Enos Cabell, R</b> (1, 5) OBP: 0.297, SLG: 0.327		0-0 1B 1B	0-3 K		0-3 K		0-0 1B 2B 1B	4-0 1B BB	1-2 BB	4	2	2	0	1	2	0											
<b>Art Howe, R</b> (1, 3) OBP: 0.345, SLG: 0.450		0-0 1B 3B 1B	0-0 2B		0-0 F3		0-0 2B 1B	1-3 2-H 1B	1-2 2-H 1B	5	2	4	2	0	0	0											
<b>Luis Pujols, R</b> (1, 2) OBP: 0.258, SLG: 0.244		0-0 3B 1B	0-3 K			0-0 P6	0-0 2B	0-3 K		3	1	1	1	0	1	1	AB 40										
<b>Joe Morgan, L</b> (7, PH) OBP: 0.397, SLG: 0.387										1	0	1	2	0	0	0	R 12										
<b>Alan Ashby, S</b> (7, PR) OBP: 0.317, SLG: 0.336										1	0	0	0	0	1	2	H 17										
<b>Craig Reynolds, L</b> (1, 6) OBP: 0.225, SLG: 0.291		0-0 1B 3B	4-0 IBB			0-0 HR 1B		0-0 F7	0-0 F8	4	2	2	2	1	0	3	RBI 12										
<b>Nolan Ryan, R</b> (1, 1) OBP: 0.200, SLG: 0.194		0-0 1B 3B	0-3 K			0-0 HR		4-0 IBB		2	1	1	1	0	1	2	BB 4										
<b>Joaquin Andujar, S</b> (5, 1) OBP: 0.200, SLG: 0.200										0	0	0	0	0	0	0	SO 6										
<b>Randy Niemann, L</b> (6, 1)										0	0	0	0	0	0	0	LOB 15										
<b>Denny Walling, L</b> (6, PH) OBP: 0.424, SLG: 0.449		3-H 2B 1B								1	1	1	2	1	0	0											
<b>Inning Stats</b>	R: 0 E: 0 K: 0 S: 4	H: 1 LOB: 1 BB: 0 P: 4	R: 5 E: 0 K: 0 S: 9	H: 7 LOB: 1 BB: 0 P: 9	R: 0 E: 0 K: 3 S: 10	H: 1 LOB: 2 BB: 1 P: 14	R: 0 E: 0 K: 0 S: 3	H: 0 LOB: 0 BB: 0 P: 3	R: 0 E: 0 K: 2 S: 7	H: 0 LOB: 0 BB: 0 P: 7	R: 2 E: 0 K: 0 S: 5	H: 2 LOB: 2 BB: 0 P: 5	R: 3 E: 0 K: 0 S: 6	H: 3 LOB: 2 BB: 2 P: 14	R: 2 E: 0 K: 1 S: 8	H: 3 LOB: 2 BB: 1 P: 12	1B: 11 2B: 4 3B: 1 HR: 1	SF: 0 SAC: 0 DP: 0 HBP: 0	WP: 0 PB: 0 SB: 2 CS: 0	PA: 44							
<b>PITCHER</b>	IP	WLS	BF	H	R	ER	SO	BB	IBB	HBP	BLK	WP	HR	S	P	ERA	WHIP										
<b>Charlie Leibrandt, L</b> (1, 1) ERA: 3.69	1.2		12	5	5	5	5	1	1	0	0	0	0	12	12	27.00	4.800										
<b>Mario Soto, R</b> (2, 1) ERA: 4.99	4.2	L	21	5	5	5	5	1	1	0	0	0	1	29	37	9.64	1.286										
<b>Tom Hume, R</b> (7, 1) ERA: 3.56	1.2		11	4	2	2	1	1	1	0	0	0	0	11	19	10.80	3.000										

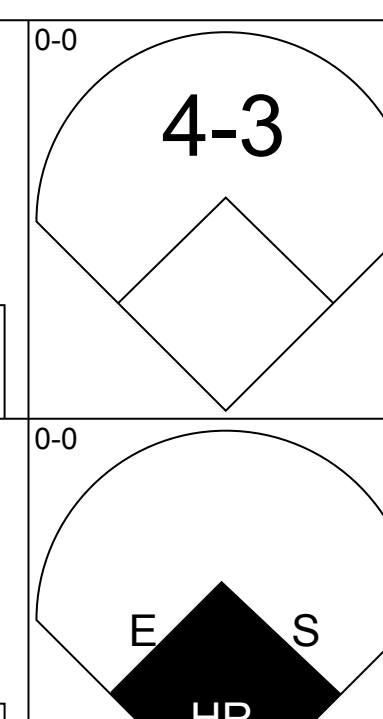
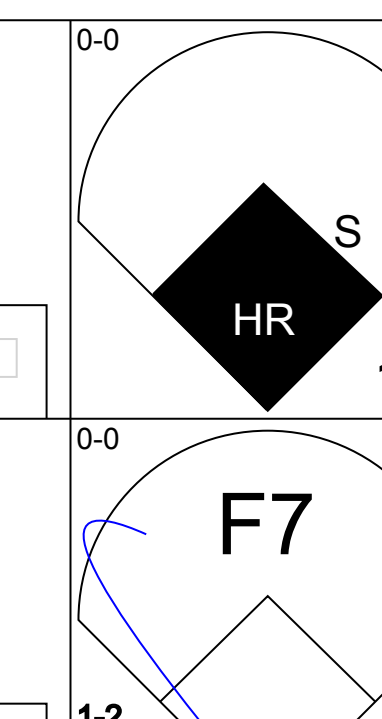
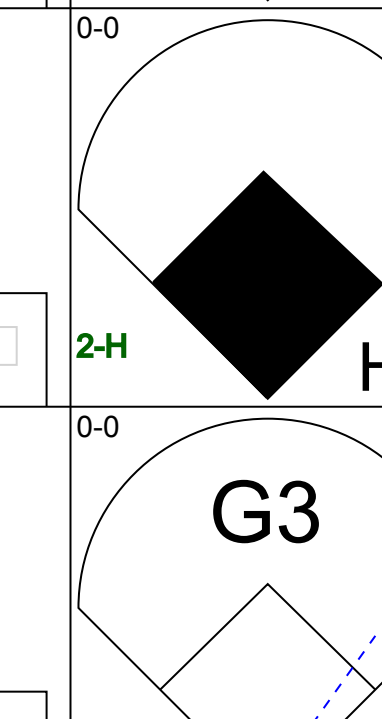
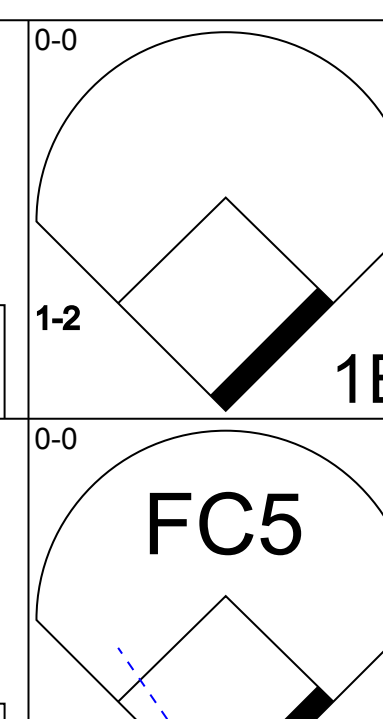

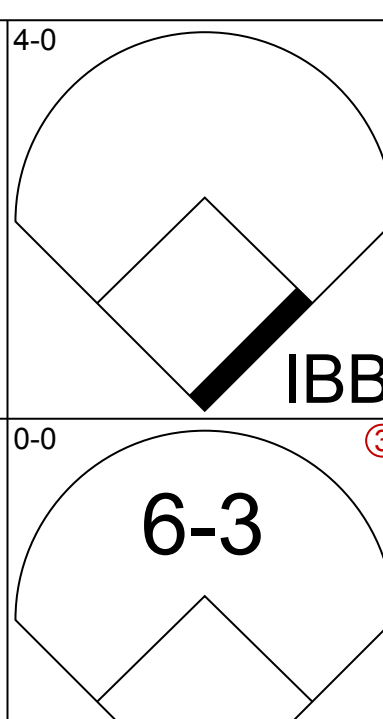
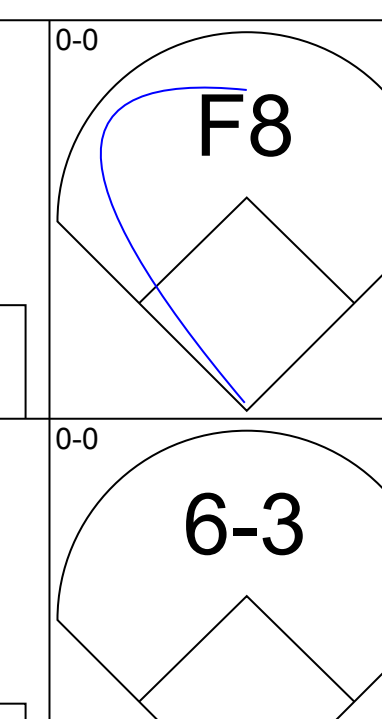
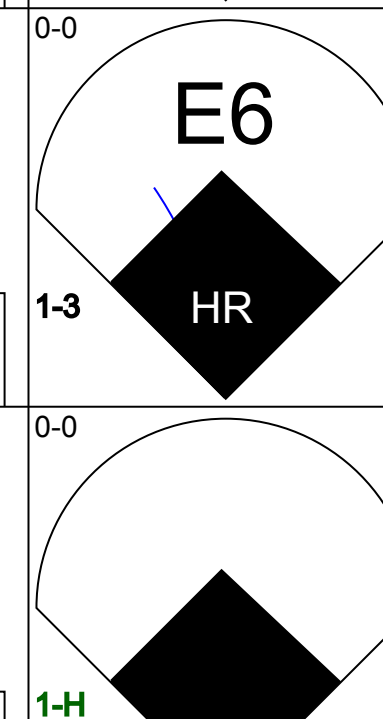
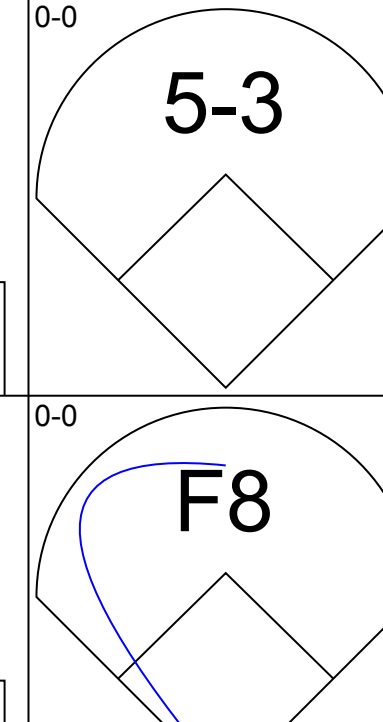


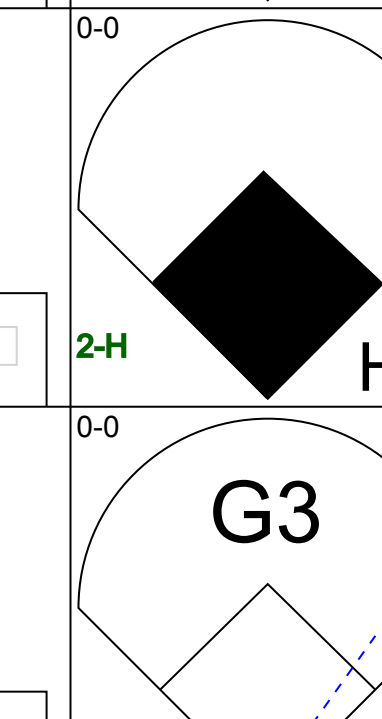



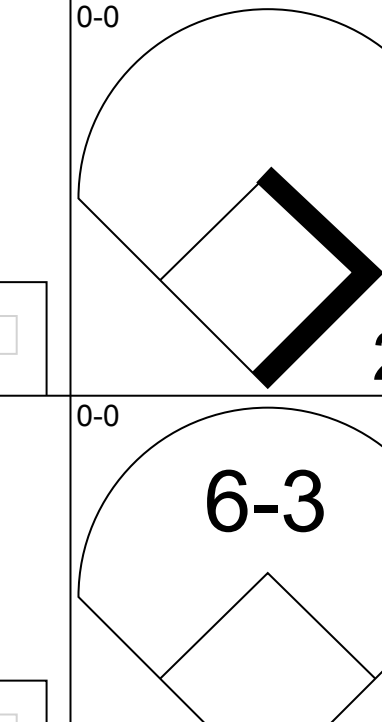

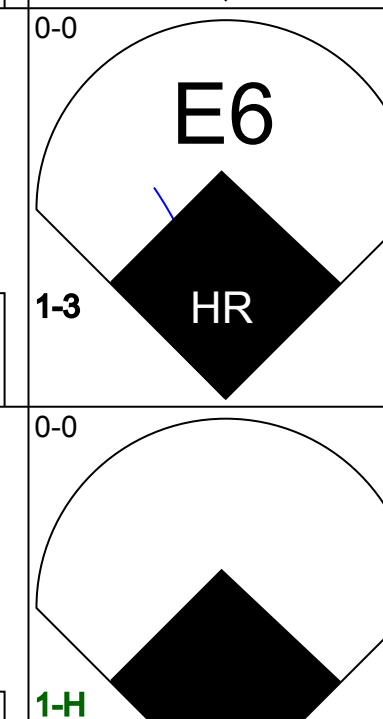
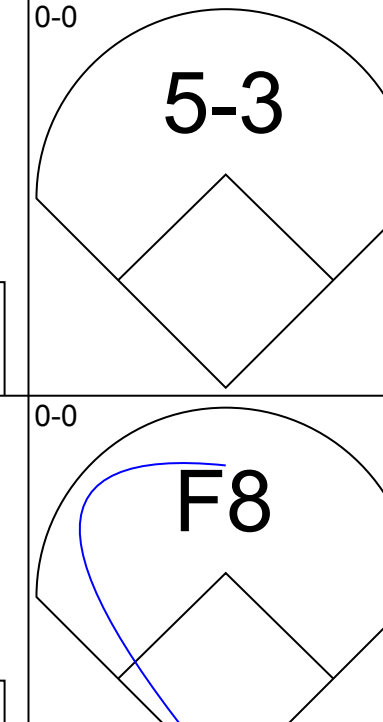

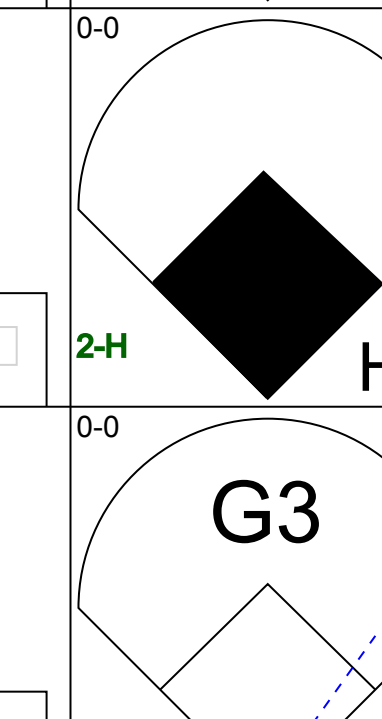
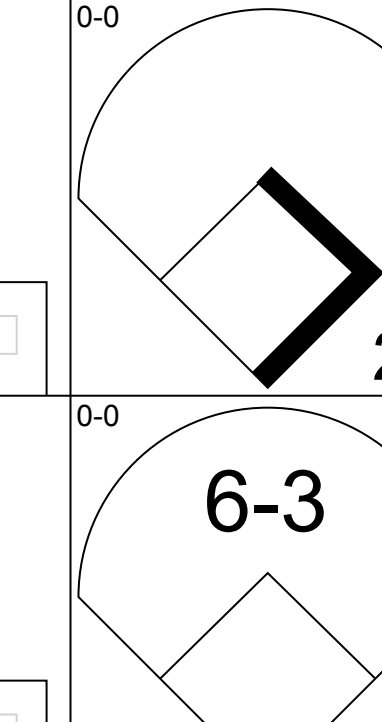
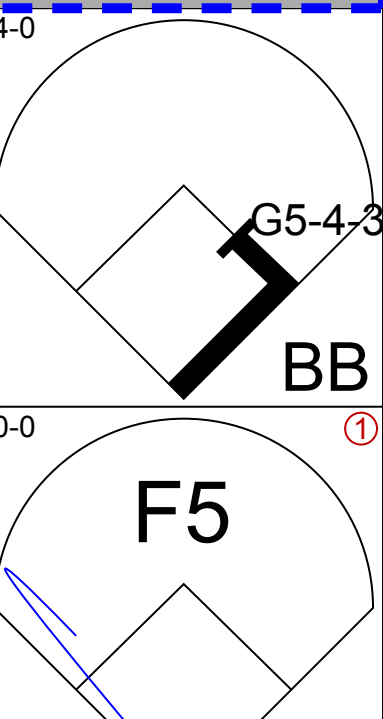
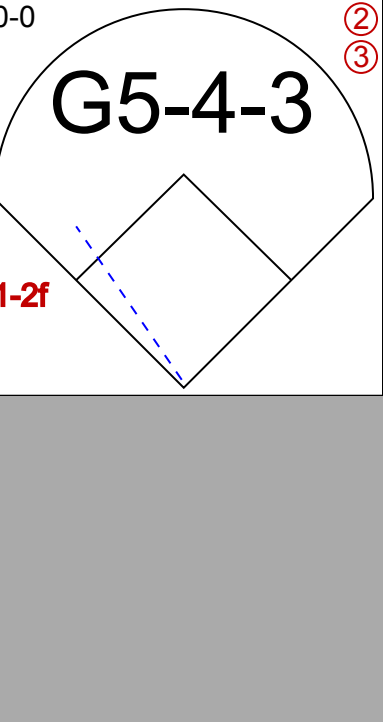
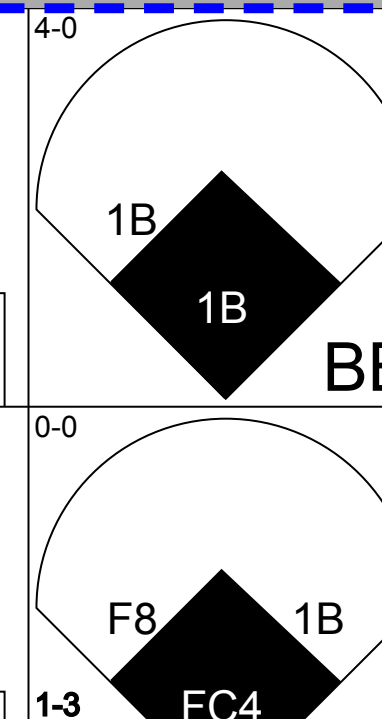
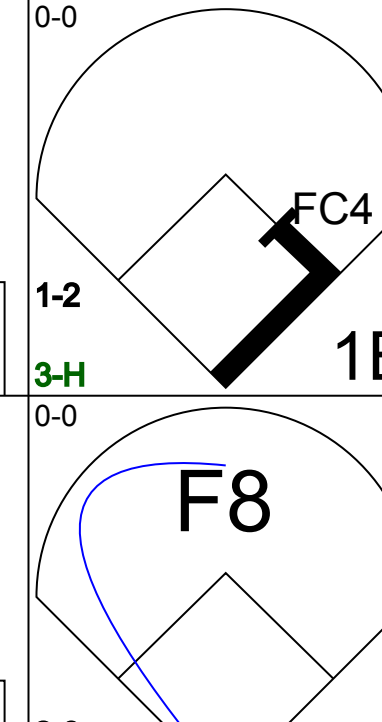
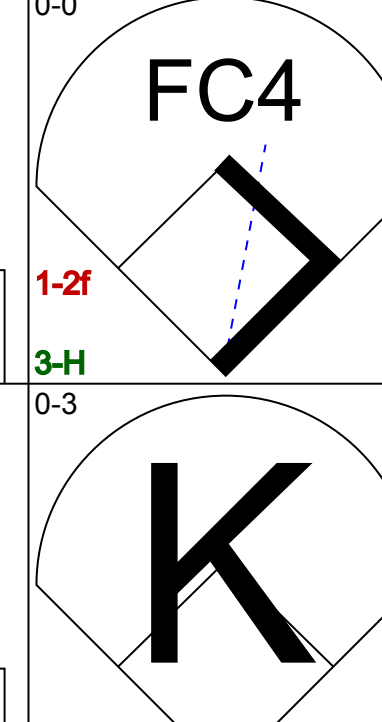
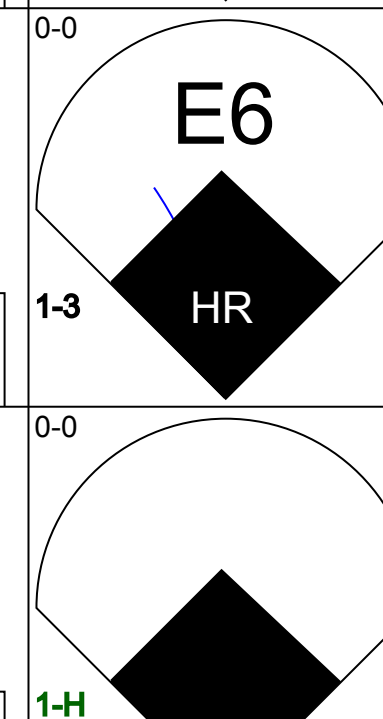
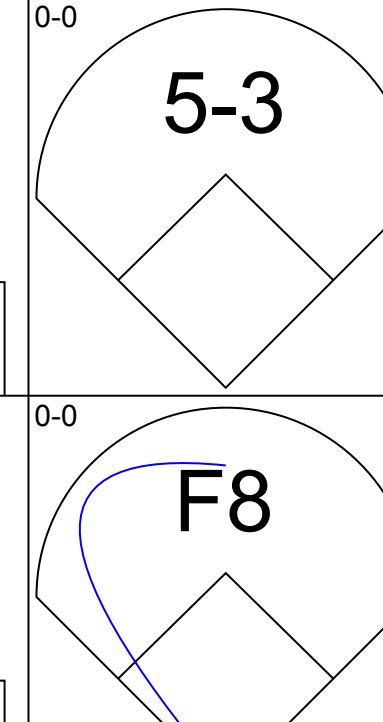

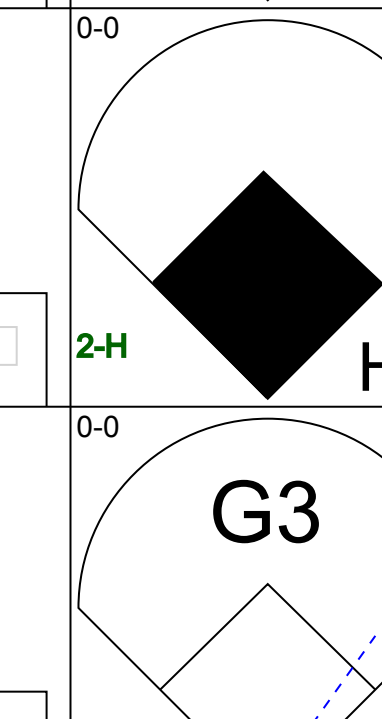
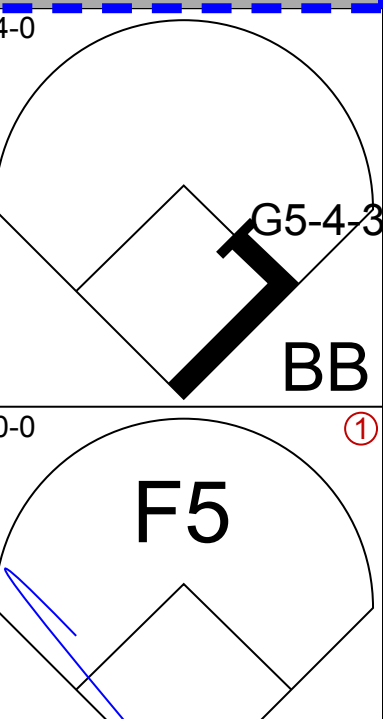
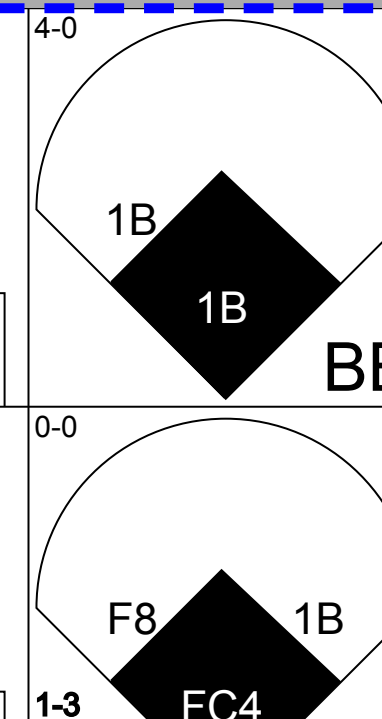
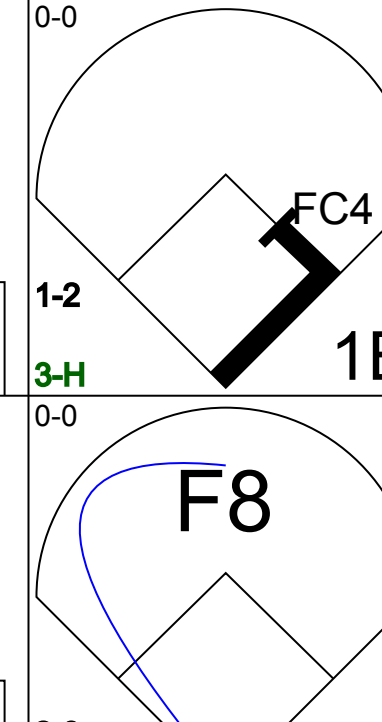
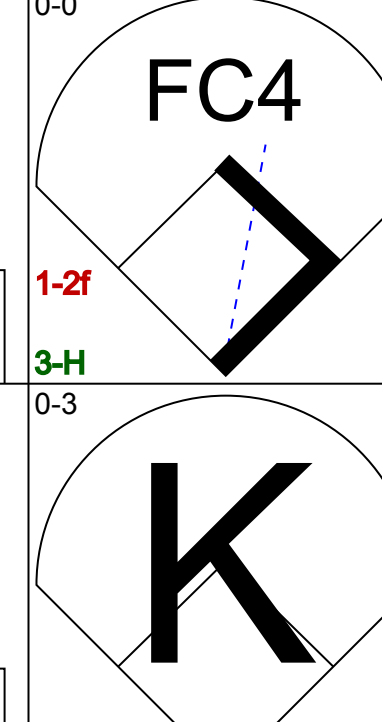
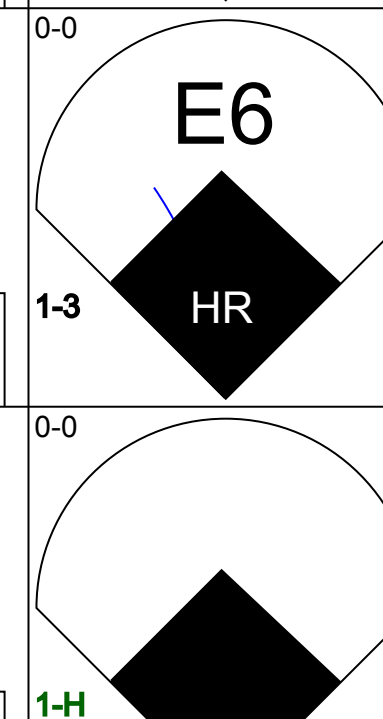

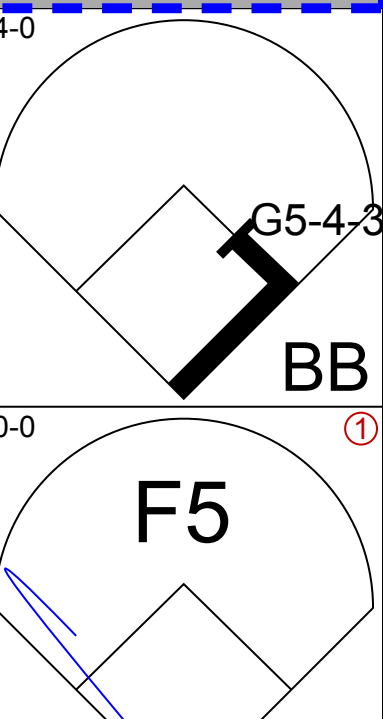
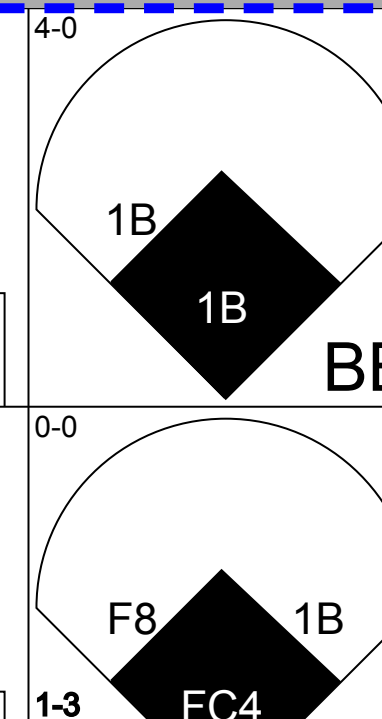
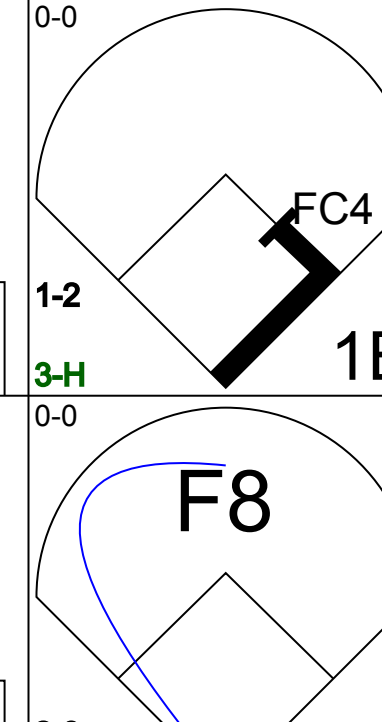
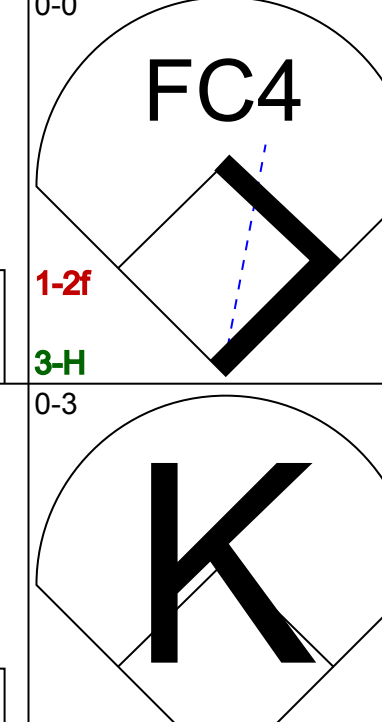

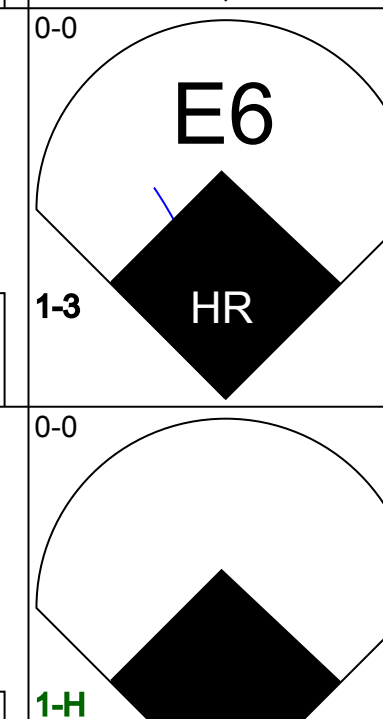
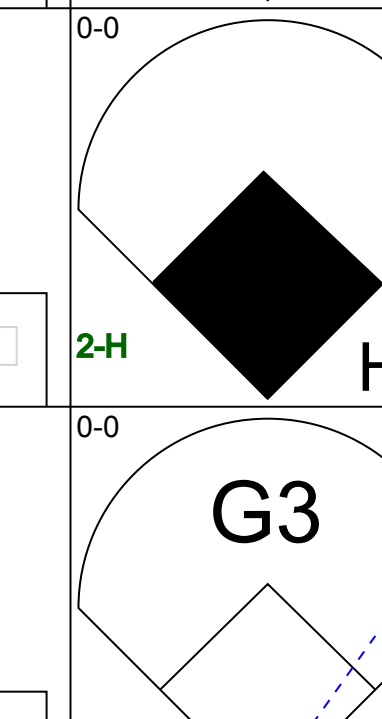
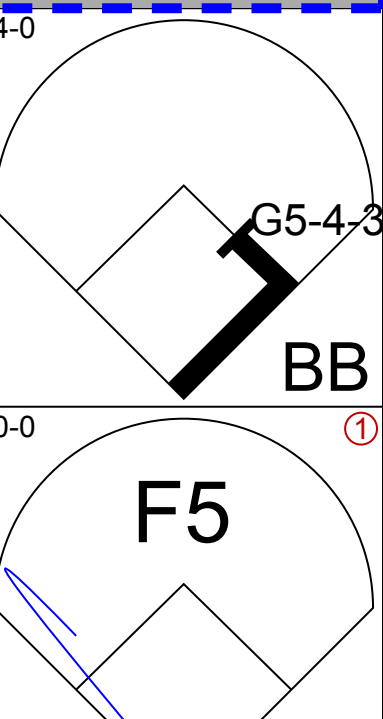




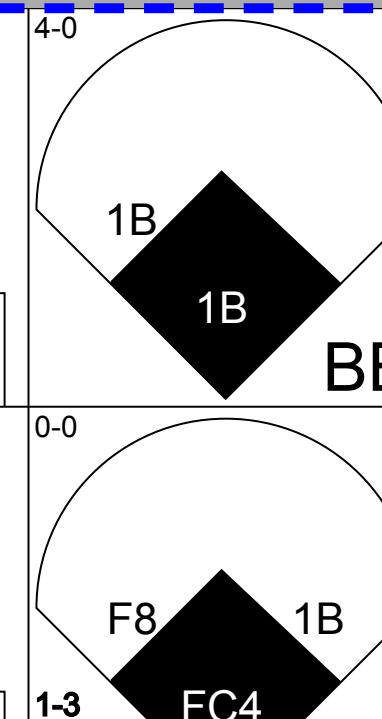
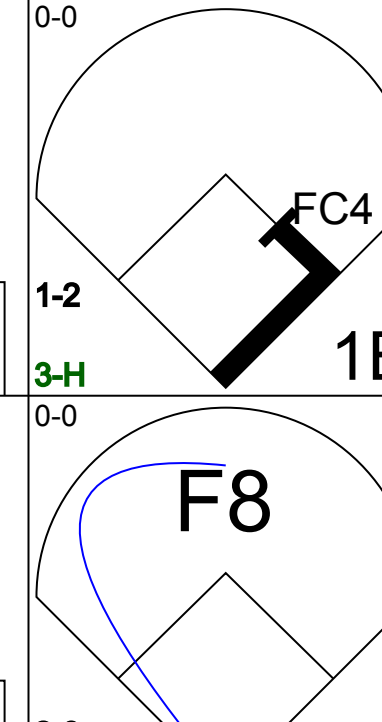
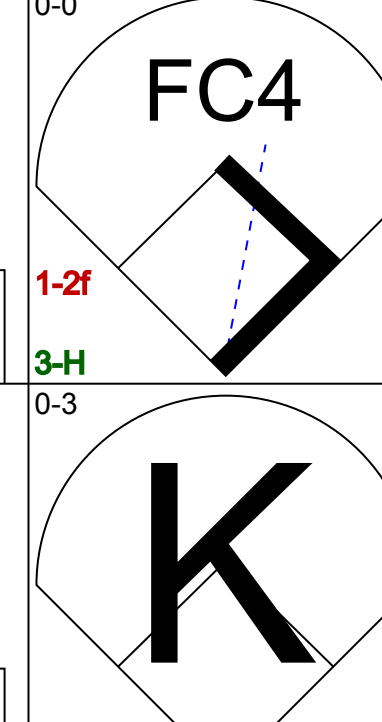



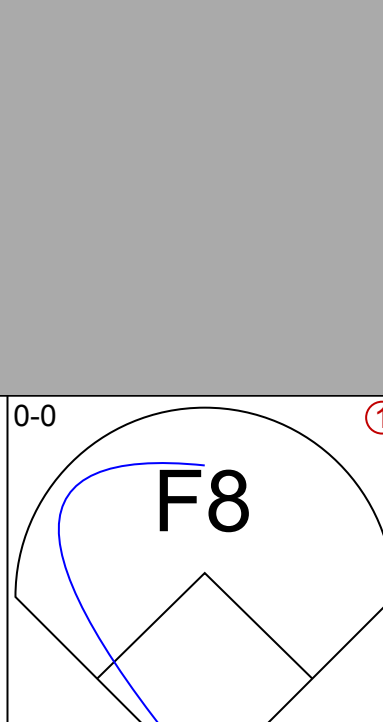
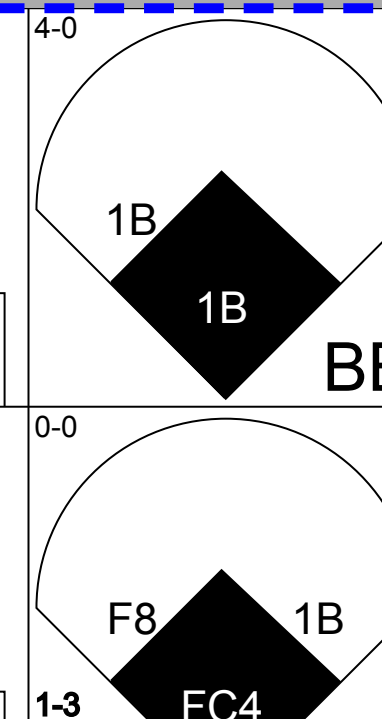



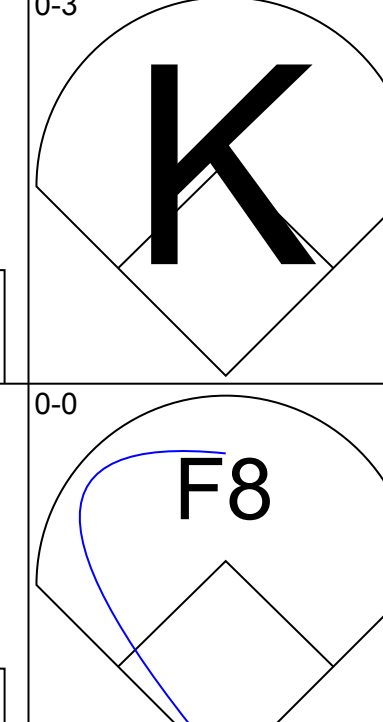

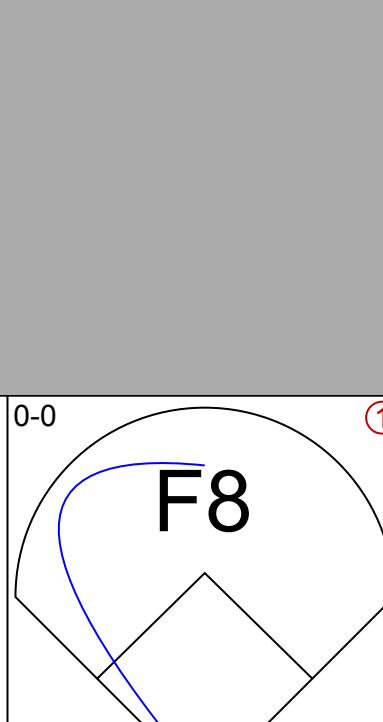

Cincinnati Reds @ Houston Astros  
Astrodome, Houston, TX  
Sun Jun 29 1980, 8:05 PM EDT  
Att: 38,408 - Unknown



Batter	1	2	3	4	5	6	7	8	9	AB	R	H	RBI	BB	SO	LOB	TOP					
<b>Dave Collins, S</b> (1, 8) OBP: 0.343, SLG: 0.351										4	0	0	0	0	2	3	<b>Cincinnati Reds @ San Francisco Giants</b> Candlestick Park, San Francisco, CA Mon Jun 30 1980, 10:05 PM EDT Att: 5,716 - Unknown					
<b>Dave Concepcion, R</b> (1, 6) OBP: 0.291, SLG: 0.345										4	0	1	1	0	0	1						
<b>Ken Griffey, L</b> (1, 9) OBP: 0.383, SLG: 0.477										4	0	1	0	0	0	1						
<b>George Foster, R</b> (1, 7) OBP: 0.328, SLG: 0.398										4	1	1	1	0	1	1						
<b>Ray Knight, R</b> (1, 5) OBP: 0.332, SLG: 0.491				 				 		4	2	2	0	0	0	0						
<b>Johnny Bench, R</b> (1, 2) OBP: 0.348, SLG: 0.476								 		4	0	2	2	0	1	0						
<b>Dan Driessen, L</b> (1, 3) OBP: 0.389, SLG: 0.453	 							 		4	0	1	0	0	0	2						
<b>Junior Kennedy, R</b> (1, 4) OBP: 0.353, SLG: 0.380					 		 			4	1	2	0	0	0	2						
<b>Tom Seaver, R</b> (1, 1) OBP: 0.280, SLG: 0.105			 							0	0	0	0	1	0	0						
<b>Hector Cruz, R</b> (5, PH) OBP: 0.214, SLG: 0.275										1	0	0	0	0	0	1						
<b>Dave Tomlin, L</b> (5, 1) OBP: 0.424, SLG: 0.567										0	0	0	0	0	0	0						
<b>Rick Auerbach, R</b> (7, PH) OBP: 0.424, SLG: 0.567										1	0	0	0	0	1	1						
<b>Doug Bair, R</b> (7, 1)										0	0	0	0	0	0	0						
<b>Inning Stats</b>	R: 0 E: 0 K: 1 S: 6	H: 1 LOB: 1 BB: 0 P: 6	R: 0 E: 0 K: 0 S: 4	H: 1 LOB: 1 BB: 0 P: 4	R: 0 E: 0 K: 0 S: 2	H: 0 LOB: 0 BB: 1 P: 6	R: 1 E: 0 K: 1 S: 7	H: 2 LOB: 1 BB: 0 P: 7	R: 1 E: 0 K: 1 S: 6	H: 2 LOB: 1 BB: 0 P: 7	R: 1 E: 0 K: 1 S: 6	H: 1 LOB: 0 BB: 0 P: 6	R: 0 E: 0 K: 1 S: 5	H: 1 LOB: 0 BB: 0 P: 5	R: 0 E: 0 K: 0 S: 3	H: 0 LOB: 0 BB: 0 P: 3	R: 1 E: 0 K: 0 S: 4	H: 2 LOB: 0 BB: 0 P: 4	1B: 7 2B: 2 3B: 0 HR: 1	SF: 0 SAC: 0 DP: 2 HBP: 0	WP: 1 PB: 0 SB: 0 CS: 1	PA: 36
<b>PITCHER</b>	IP	WLS	BF	H	R	ER	SO	BB	IBB	HBP	BLK	WP	HR	S	P	ERA	WHIP					
<b>Bill Bordley, L</b> (1, 1) ERA: 4.5	6.0	W	25	7	3	3	4	1	0	0	0	0	1	32	36	4.50	1.333					
<b>Gary Lavelle, L</b> (7, 1) ERA: 2.87	3.0	S	10	3	1	1	1	0	0	0	0	1	0	12	12	3.00	1.000					

AB	34
R	4
H	10
RBI	4
BB	1
SO	5
LOB	12



Batter	1	2	3	4	5	6	7	8	9	AB	R	H	RBI	BB	SO	LOB	BOTTOM				
<b>Bill North, S</b> (1, 8) OBP: 0.374, SLG: 0.302			 	 						4	1	2	0	1	0	0	<b>Cincinnati Reds @ San Francisco Giants</b> Candlestick Park, San Francisco, CA Mon Jun 30 1980, 10:05 PM EDT Att: 5,716 - Unknown				
<b>Max Venable, L</b> (1, 7) OBP: 0.286, SLG: 0.286	   									3	1	1	0	0	0	3					
<b>Larry Herndon, R</b> (6, PH) OBP: 0.268, SLG: 0.342			 							2	0	0	0	0	0	2					
<b>Jack Clark, R</b> (1, 9) OBP: 0.378, SLG: 0.568	  		 		 		  			2	3	1	2	2	0	1					
<b>Milt May, L</b> (1, 2) OBP: 0.330, SLG: 0.381	  						  			4	2	2	3	0	0	1					
<b>Rennie Stennett, R</b> (1, 4) OBP: 0.284, SLG: 0.359								   		4	0	2	1	0	0	1					
<b>Joe Strain, R</b> (1, 5) OBP: 0.325, SLG: 0.333										4	0	0	0	0	0	3					
<b>Rich Murray, R</b> (1, 3) OBP: 0.250, SLG: 0.307							  			4	0	0	1	0	1	1					
<b>Johnnie LeMaster, R</b> (1, 6) OBP: 0.242, SLG: 0.335						 				4	1	1	0	0	1	1					
<b>Bill Bordley, R</b> (1, 1) OBP: 0.500, SLG: 0.500				  		 				2	0	1	0	0	0	0					
<b>Jim Wohlford, R</b> (6, PH) OBP: 0.272, SLG: 0.330										1	0	1	1	0	0	0					
<b>Gary Lavelle, S</b> (7, 1)										1	0	0	0	0	0	0					
<b>Inning Stats</b>	R: 3 E: 1 K: 0 S: 6	H: 2 LOB: 0 BB: 0 P: 6	R: 0 E: 0 K: 0 S: 3	H: 0 LOB: 0 BB: 0 P: 3	R: 2 E: 0 K: 0 S: 6	H: 3 LOB: 1 BB: 0 P: 6	R: 0 E: 0 K: 1 S: 7	H: 2 LOB: 2 BB: 0 P: 7	R: 0 E: 0 K: 0 S: 2	H: 0 LOB: 0 BB: 1 P: 6	R: 1 E: 0 K: 0 S: 5	H: 2 LOB: 1 BB: 1 P: 9	R: 2 E: 1 K: 1 S: 7	H: 2 LOB: 1 BB: 1 P: 11	R: 0 E: 0 K: 0 S: 3	H: 0 LOB: 0 BB: 0 P: 3		1B: 7 2B: 2 3B: 0 HR: 2	SF: 0 SAC: 0 DP: 1 HBP: 0	WP: 0 PB: 0 SB: 2 CS: 0	PA: 38
<b>PITCHER</b>	IP	WLS	BF	H	R	ER	SO	BB	IBB	HBP	BLK	WP	HR	S	P	ERA	WHIP				
<b>Tom Seaver, R</b> (1, 1) ERA: 4.76	4.0	L	20	7	5	4	0	1	1	0	0	0	0	7	15	4.50	1.500				
<b>Dave Tomlin, L</b> (5, 1) ERA: 5.59	2.0		9	2	1	1	0	1	1	0	0	0	0	10	14	9.00	1.500				
<b>Doug Bair, R</b> (7, 1) ERA: 5.4	2.0		9	2	2	2	1	1	0	0	0	0	0	10	14	9.00	1.500				



Batter	1	2	3	4	5	6	7	8	9	AB	R	H	RBI	BB	SO	LOB	TOP
Dave Collins, S (1.7) X	0-0 F8 S 1B		0-0 B2-3			0-0 5-3		0-0 F8		4	0	1	0	0	0	1	<b>Cincinnati Reds @ San Francisco Giants</b> Candlestick Park, San Francisco, CA Tue Jul 01 1980, 10:05 PM EDT Att: 20,220 - Unknown <a href="http://livebaseballscorecards.com">livebaseballscorecards.com</a>
Dave Concepcion, R (1.6) X	0-0 F8		0-0 F9			0-0 L3-6 1B		0-0 F8		4	0	1	0	0	0	2	
Ken Griffey, L (1.9) X	0-0 P6		0-0 PO 1B			0-0 1B			0-0 G3	4	0	2	0	0	0	1	
Dan Driessen, L (1.3) X	0-0 4-3		0-0 PO 1B	0-0 F7		0-0 L3-6			0-0 F5	4	0	0	0	0	0	3	
Ray Knight, R (1.5)		0-3 K		0-0 P3					0-0 F7	4	0	0	0	0	1	0	
Cesar Geronimo, L (1.8)		0-0 E5 SF7		0-0 4-3						3	1	0	0	0	0	0	
Junior Kennedy, R (1.4)		0-0 E2 1B			0-0 5-3					3	0	1	0	0	0	0	
Joe Nolan, L (1.2)		0-0 SF7			0-0 3-1					2	0	0	1	0	0	0	
Paul Moskau, R (1.1)		0-3 K			0-0 1-3					2	0	0	0	0	1	1	
Mario Soto, R (6.1)										0	0	0	0	0	0	0	
Harry Spilman, L (8. PH)										1	0	1	0	0	0	0	
Doug Bair, R (8.1)										0	0	0	0	0	0	0	
<b>Inning Stats</b>	R: 0 H: 1 E: 0 LOB: 1 K: 0 BB: 0 S: 4	R: 1 H: 1 E: 2 LOB: 1 K: 2 BB: 0 S: 9	R: 0 H: 1 E: 0 LOB: 0 K: 0 BB: 0 S: 3	R: 0 H: 0 E: 0 LOB: 0 K: 0 BB: 0 S: 3	R: 0 H: 0 E: 0 LOB: 0 K: 0 BB: 0 S: 3	R: 0 H: 2 E: 0 LOB: 1 K: 0 BB: 0 S: 4	R: 0 H: 0 E: 0 LOB: 0 K: 0 BB: 0 S: 3	R: 0 H: 1 E: 0 LOB: 1 K: 0 BB: 0 S: 4	R: 0 H: 0 E: 0 LOB: 0 K: 0 BB: 0 S: 3	R: 0 H: 0 E: 0 LOB: 0 K: 0 BB: 0 S: 3	1B: 6 SF: 1 2B: 1 SAC: 0 3B: 0 DP: 1 HR: 0 HBP: 0	WP: 0 PA: 33					
<b>PITCHER</b>	IP WLS BF H R ER SO BB IBB HBP BLK WP HR S P ERA WHIP																
Ed Whitson, R (1.1) ERA: 3.06	9.0 W 32 6 1 0 2 0 0 0 0 0 0 0 36 36 0.00 0.667																

Batter	1	2	3	4	5	6	7	8	9	AB	R	H	RBI	BB	SO	LOB	BOTTOM
Bill North, S (1.8) 0-0	0-3 K		0-0 SH5-3			0-0 3-1		0-3 K		3	0	0	0	0	2	0	<b>Cincinnati Reds @ San Francisco Giants</b> Candlestick Park, San Francisco, CA Tue Jul 01 1980, 10:05 PM EDT Att: 20,220 - Unknown <a href="http://livebaseballscorecards.com">livebaseballscorecards.com</a>
Max Venable, L (1.7) X	0-0 6-3		0-0 4-3			0-0 BLK 1B		0-0 4-3		4	1	1	0	0	0	1	
Jack Clark, R (1.9) 4-0	FC4-6 BB			0-0 F2		0-0 1B SF8 1B		0-0 4-3		3	1	1	1	1	0	0	
Mitt May, L (1.2) X	0-0 FC4-6			0-0 F4		0-0 BB 1B		0-0 1B 1B		4	0	2	0	0	0	1	
Rennie Stennett, R (1.4)		4-0 G1-6-3 BB		0-0 F9		0-0 SF8		0-3 K		2	0	0	1	1	1	1	
Joe Strain, R (1.5)		0-0 G1-6-3			0-0 HR 1B	4-0 1-2 BB		0-0 1B		3	1	2	0	1	0	1	
Rich Murray, R (1.3)		0-0 4-3			0-0 HR	0-3 K		0-3 K		4	1	1	2	0	2	4	
Johnnie LeMaster, R (1.6)			0-0 6-3			0-0 1-3		0-0 F8		3	0	0	0	0	0	2	
Ed Whitson, R (1.1)			0-0 SH5-3 1B			0-0 F8		0-3 K		3	0	1	0	0	1	0	
<b>Inning Stats</b>	R: 0 H: 0 E: 0 LOB: 1 K: 1 BB: 1 S: 5	R: 0 H: 0 E: 0 LOB: 0 K: 0 BB: 1 S: 2	R: 0 H: 1 E: 0 LOB: 0 K: 0 BB: 0 S: 4	R: 0 H: 0 E: 0 LOB: 0 K: 0 BB: 0 S: 3	R: 2 H: 2 E: 0 LOB: 0 K: 0 BB: 0 S: 5	R: 2 H: 3 E: 0 LOB: 2 K: 1 BB: 1 S: 8	R: 0 H: 0 E: 0 LOB: 0 K: 2 BB: 0 S: 7	R: 0 H: 2 E: 0 LOB: 2 K: 2 BB: 0 S: 9	R: 0 H: 0 E: 0 LOB: 0 K: 2 BB: 0 S: 9	R: 0 H: 0 E: 0 LOB: 0 K: 2 BB: 0 S: 9	1B: 7 SF: 1 2B: 0 SAC: 1 3B: 0 DP: 1 HR: 1 HBP: 0	WP: 0 PA: 34					
<b>PITCHER</b>	IP WLS BF H R ER SO BB IBB HBP BLK WP HR S P ERA WHIP																
Paul Moskau, R (1.1) ERA: 3.86	5.0 L 22 6 4 4 1 2 0 0 0 0 0 0 1 22 30 0.00 1.600																
Mario Soto, R (6.1) ERA: 4.53	2.0 7 0 0 0 3 1 0 0 0 0 0 0 12 16 0.00 0.500																
Doug Bair, R (8.1) ERA: 5.27	1.0 5 2 0 0 2 0 0 0 0 0 0 0 9 9 0.00 2.000																

Batter	1	2	3	4	5	6	7	8	9	AB	R	H	RBI	BB	SO	LOB	TOP														
Dave Collins, S OBP: 0.336, SLG: 0.342 Sam Mejias, R OBP: 0.346, SLG: 0.400	0-3 K		0-0 E3 1B	0-0 F7		0-0 G3		0-0 4-3		5	1	0	0	0	1	3															
Dave Concepcion, R OBP: 0.289, SLG: 0.341	0-0 5-3		0-0 1B 1B		0-0 5-3		0-0 6-3		0-0 F9	5	0	1	1	0	0	0															
Ken Griffey, L OBP: 0.391, SLG: 0.481	0-0 1B 1B		0-0 1B		4-0 BB		0-0 1-3		0-0 BB 1B BB	4	2	3	0	1	0	0															
Dan Driessen, L OBP: 0.394, SLG: 0.452	0-0 1B		4-0 1B		4-0 BB		0-0 2B 1B		0-0 BB BB E 1B	3	2	3	1	2	0	0															
Ray Knight, R OBP: 0.326, SLG: 0.483	0-0 F8		0-3 K		0-0 F6		0-0 2B		0-0 F7	5	0	1	1	0	1	7															
Cesar Geronimo, L OBP: 0.330, SLG: 0.333		0-0 CS 1B		0-0 4-3		0-0 G3		4-0 IBB	4-0 BB E BB	3	1	1	0	2	0	2															
Junior Kennedy, R OBP: 0.354, SLG: 0.375	0-0 6-3		0-0 1B BB		4-0 BB		0-0 F8		4-0 E BB	3	0	0	1	2	0	3															
Joe Nolan, L OBP: 0.360, SLG: 0.432	0-0 F8		0-0 1B		0-0 FC4-5 2B		0-3 K		0-0 E3	5	0	2	0	0	1	1															
Frank Pastore, R OBP: 0.182, SLG: 0.143			0-0 6-3		0-0 F9		0-0 FC4-5 2B		0-0 5-3	5	0	0	0	0	1	5															
<b>Inning Stats</b>	R: 1 E: 0 K: 1 S: 7	H: 2 LOB: 1 BB: 0 P: 7	R: 0 E: 0 K: 0 S: 3	H: 1 LOB: 0 BB: 0 P: 3	R: 1 E: 1 K: 1 S: 7	H: 2 LOB: 2 BB: 1 P: 11	R: 0 E: 0 K: 0 S: 4	H: 1 LOB: 2 BB: 1 P: 8	R: 0 E: 0 K: 0 S: 3	H: 0 LOB: 2 BB: 2 P: 11	R: 0 E: 0 K: 0 S: 5	H: 2 LOB: 1 BB: 1 P: 9	R: 0 E: 0 K: 2 S: 7	H: 0 LOB: 0 BB: 0 P: 7	R: 3 E: 1 K: 0 S: 6	H: 2 LOB: 2 BB: 2 P: 14	1B: 9 2B: 2 3B: 0 HR: 0	SF: 0 SAC: 0 DP: 0 HBP: 0	WP: 0 PB: 0 SB: 3 CS: 1	PA: 45											
<b>PITCHER</b>	IP	WLS	BF	H	R	ER	SO	BB	IBB	HBP	BLK	WP	HR	S	P	ERA	WHIP														
John Montefusco, R ERA: 3.84	(1, 1)	7.0	L	34	9	3	2	2	2	2	3	0	0	0	0	0	0	33	53	2.57	1.571										
Al Holland, L ERA: 1.45	(8, 1)	1.2		8	2	3	1	2	1	0	0	0	0	0	11	15	5.40	1.800													
Greg Minton, R ERA: 3.21	(9, 1)	0.1		3	0	0	0	0	1	0	0	0	0	0	2	6	0.00	3.000													

Cincinnati Reds @ San Francisco Giants  
Candlestick Park, San Francisco, CA  
Wed Jul 02 1980, 10:05 PM EDT  
Att: 10,459 - Unknown

AB	38
R	6
H	11
RBI	4
BB	7
SO	4
LOB	21



Batter	1	2	3	4	5	6	7	8	9	AB	R	H	RBI	BB	SO	LOB	BOTTOM											
Bill North, S OBP: 0.372, SLG: 0.294	0-3 K		4-0 S 1B BB			0-0 F8		4-0 E S BB		2	1	0	0	2	1	0												
Max Venable, L OBP: 0.273, SLG: 0.273	0-0 F7		0-0 CS 1B			0-0 E3		0-0 L8		4	0	1	1	0	0	1												
Jack Clark, R OBP: 0.378, SLG: 0.558	0-0 6-3		0-0 CS		0-0 F9		0-3 K		4-0 BB	3	0	0	0	1	1	1												
Rennie Stennett, R OBP: 0.277, SLG: 0.347		0-0 F2		0-0 4-3		0-0 F8		0-0 F9		4	0	0	0	0	0	2												
Rich Murray, R OBP: 0.270, SLG: 0.385		0-0 3B		0-3 K		0-0 E 1B		0-0 1B G3 2B		4	1	3	0	0	1	0												
Joe Strain, R OBP: 0.343, SLG: 0.346		0-0 5-3			0-0 CS 1B		0-0 E6		0-0 F9 G3 1B	4	0	2	0	0	0	2												
Johnnie LetMaster, R OBP: 0.237, SLG: 0.328		0-3 K			0-0 F7		0-0 P5		0-0 G3	2	0	0	0	0	1	2												
Willie McCovey, L OBP: 0.282, SLG: 0.303					0-0 F7		0-0 F7		0-0 F9	1	0	0	0	0	0	2												
Roger Metzger, S OBP: 0.127, SLG: 0.043					0-0 F8		0-0 F7		0-0 F9	0	0	0	0	0	0	0												
Jim Wohlford, R OBP: 0.270, SLG: 0.327					0-0 F8		0-0 F7		0-0 F9	1	0	0	0	0	0	1												
Mike Sadek, R OBP: 0.348, SLG: 0.282			0-0 F8		0-0 F8		0-0 F7		0-0 F9	2	0	0	0	0	0	0												
Terry Whitfield, L OBP: 0.302, SLG: 0.331					0-0 F8		0-0 F7		0-0 F9	1	0	0	0	0	0	2												
Al Holland, R										0	0	0	0	0	0	0												
Greg Minton, S										0	0	0	0	0	0	0												
Darrell Evans, L OBP: 0.336, SLG: 0.367									2-3	1	0	0	0	0	0	1												
John Montefusco, R OBP: 0.107, SLG: 0.038			0-3 K			0-3 K		0-0 5-3		2	0	0	0	0	2	0												
Milt May, L OBP: 0.330, SLG: 0.379								0-0 6-3		2	0	0	0	0	0	1												
<b>Inning Stats</b>	R: 0 E: 0 K: 1 S: 5	H: 0 LOB: 0 BB: 0 P: 5	R: 0 E: 0 K: 1 S: 6	H: 1 LOB: 1 BB: 0 P: 6	R: 1 E: 0 K: 1 S: 5	H: 1 LOB: 0 BB: 1 P: 9	R: 0 E: 0 K: 1 S: 5	H: 0 LOB: 0 BB: 0 P: 5	R: 0 E: 0 K: 2 S: 8	H: 0 LOB: 1 BB: 0 P: 8	R: 0 E: 1 K: 0 S: 5	H: 1 LOB: 2 BB: 0 P: 5	R: 0 E: 0 K: 0 S: 3	H: 0 LOB: 2 BB: 2 P: 11	R: 1 E: 0 K: 0 S: 5	H: 2 LOB: 1 BB: 0 P: 5	1B: 4 2B: 1 3B: 1 HR: 0	SF: 0 SAC: 0 DP: 0 HBP: 0	WP: 0 PB: 0 SB: 2 CS: 2	PA: 37								
<b>PITCHER</b>	IP	WLS	BF	H	R	ER	SO	BB	IBB	HBP	BLK	WP	HR	S	P	ERA	WHIP											
Frank Pastore, R ERA: 3.21	(1, 1)	9.0	W	36	6	2	2	6	3	0	0	0	0	0	45	57	2.00	1.000										

Cincinnati Reds @ San Francisco Giants  
Candlestick Park, San Francisco, CA  
Wed Jul 02 1980, 10:05 PM EDT  
Att: 10,459 - Unknown

AB	33
R	2
H	6
RBI	2
BB	3
SO	6
LOB	15



Batter	1	2	3	4	5	6	7	8	9	AB	R	H	RBI	BB	SO	LOB	TOP					
<b>Dave Collins, S</b> OBP: 0.344, SLG: 0.351 (1, 8)										5	2	4	0	0	0	0	<b>Cincinnati Reds @ San Francisco Giants</b> Candlestick Park, San Francisco, CA Thu Jul 03 1980, 6:33 AM EDT Att: 26,133 - Unknown					
<b>Dave Concepcion, R</b> OBP: 0.294, SLG: 0.349 (1, 6)										5	1	3	1	0	1	2						
<b>Ken Griffey, L</b> OBP: 0.391, SLG: 0.478 (1, 9)										4	0	1	1	1	1	3						
<b>Ray Knight, R</b> OBP: 0.337, SLG: 0.490 (1, 5)										4	0	4	0	1	0	0						
<b>Johnny Bench, R</b> OBP: 0.344, SLG: 0.468 (1, 2)										5	0	1	1	0	2	7						
<b>Dan Driessen, L</b> OBP: 0.392, SLG: 0.449 (1, 3)										4	0	1	0	0	0	2						
<b>Junior Kennedy, R</b> OBP: 0.349, SLG: 0.369 (1, 4)										4	0	0	0	0	1	2						
<b>Hector Cruz, R</b> OBP: 0.222, SLG: 0.262 (8, PH)										2	0	0	0	1	0	0						
<b>Cesar Geronimo, L</b> OBP: 0.327, SLG: 0.330 (8, 8)										1	0	0	0	0	0	0						
<b>Joe Price, R</b> OBP: 0.105, SLG: 0.100 (5, PH)										2	0	0	0	0	0	0						
<b>George Foster, R</b> OBP: 0.327, SLG: 0.396 (5, 1)										1	0	0	0	0	0	3						
<b>Mario Soto, R</b> OBP: 0.327, SLG: 0.396 (5, 1)										0	0	0	0	0	0	0						
<b>Doug Bair, R</b> OBP: 0.327, SLG: 0.396 (5, 1)										0	0	0	0	0	0	0						
<b>Harry Spilman, L</b> OBP: 0.327, SLG: 0.417 (8, 1)										1	0	0	0	0	1	0						
<b>Tom Hume, R</b> OBP: 0.167, SLG: 0.333 (8, 1)										0	0	0	0	0	0	0						
<b>Inning Stats</b>	R: 0 E: 0 K: 1 S: 6	H: 2 LOB: 2 BB: 1 P: 10	R: 0 E: 0 K: 0 S: 3	H: 0 LOB: 0 BB: 0 P: 3	R: 1 E: 1 K: 1 S: 8	H: 3 LOB: 2 BB: 0 P: 8	R: 0 E: 0 K: 0 S: 3	H: 0 LOB: 0 BB: 0 P: 3	R: 0 E: 0 K: 0 S: 4	H: 1 LOB: 1 BB: 0 P: 4	R: 0 E: 0 K: 0 S: 5	H: 2 LOB: 3 BB: 1 P: 9	R: 2 E: 0 K: 1 S: 8	H: 4 LOB: 1 BB: 0 P: 8	R: 0 E: 0 K: 2 S: 7	H: 0 LOB: 0 BB: 0 P: 7	R: 0 E: 0 K: 1 S: 6	H: 2 LOB: 2 BB: 1 P: 10	1B: 13 2B: 1 3B: 0 HR: 0	SF: 0 SAC: 0 DP: 1 HBP: 0	WP: 0 PB: 1 SB: 2 CS: 1	PA: 41
<b>PITCHER</b>	IP	WLS	BF	H	R	ER	SO	BB	IBB	HBP	BLK	WP	HR	S	P	ERA	WHIP					
<b>Bob Knepper, L</b> ERA: 4.19	6.1	W	31	11	3	3	3	2	0	0	0	0	0	35	43	4.26	2.053					
<b>Greg Minton, R</b> ERA: 2.97	7.1	S	10	3	0	0	3	1	0	0	0	0	0	15	19	0.00	1.500					


AB	38
R	3
H	14
RBI	3
BB	3
SO	6
LOB	19




Batter	1	2	3	4	5	6	7	8	9	AB	R	H	RBI	BB	SO	LOB	BOTTOM				
<b>Bill North, S</b> OBP: 0.369, SLG: 0.291 (1, 8)										2	0	0	0	0	0	1	<b>Cincinnati Reds @ San Francisco Giants</b> Candlestick Park, San Francisco, CA Thu Jul 03 1980, 6:33 AM EDT Att: 26,133 - Unknown				
<b>Jim Wohlford, R</b> OBP: 0.274, SLG: 0.324 (8, PH)										1	0	0	0	1	0	1					
<b>Max Venable, L</b> OBP: 0.304, SLG: 0.304 (8, 7)										1	0	1	0	0	0	0					
<b>Joe Strain, R</b> OBP: 0.345, SLG: 0.338 (1, 5)										3	1	0	1	2	0	4					
<b>Jack Clark, R</b> OBP: 0.383, SLG: 0.563 (1, 9)										3	2	2	0	1	0	3					
<b>Willie McCovey, L</b> OBP: 0.281, SLG: 0.301 (1, 3)										4	0	1	1	0	1	3					
<b>Rich Murray, R</b> OBP: 0.270, SLG: 0.385 (8, 3)										0	0	0	0	0	0	0					
<b>Larry Herndon, R</b> OBP: 0.268, SLG: 0.337 (1, 7)										3	0	0	0	1	0	2					
<b>Rennie Stennett, R</b> OBP: 0.277, SLG: 0.345 (1, 4)										4	0	1	2	0	0	1					
<b>Johnnie LetMaster, R</b> OBP: 0.233, SLG: 0.322 (1, 6)										4	0	0	0	0	0	3					
<b>Mike Sadek, R</b> OBP: 0.400, SLG: 0.333 (1, 2)										3	1	3	0	1	0	0					
<b>Bob Knepper, L</b> OBP: 0.182, SLG: 0.214 (1, 1)										1	0	0	0	1	1	1					
<b>Greg Minton, S</b> (7, 1)										1	0	0	0	0	0	1					
<b>Inning Stats</b>	R: 2 E: 0 K: 0 S: 5	H: 2 LOB: 2 BB: 2 P: 13	R: 0 E: 0 K: 1 S: 6	H: 1 LOB: 1 BB: 0 P: 6	R: 1 E: 1 K: 0 S: 5	H: 2 LOB: 1 BB: 0 P: 5	R: 0 E: 0 K: 0 S: 4	H: 1 LOB: 1 BB: 0 P: 4	R: 0 E: 0 K: 1 S: 4	H: 0 LOB: 0 BB: 1 P: 8	R: 1 E: 0 K: 0 S: 3	H: 0 LOB: 3 BB: 4 P: 19	R: 0 E: 0 K: 0 S: 3	H: 0 LOB: 0 BB: 0 P: 3	R: 0 E: 0 K: 0 S: 5	H: 2 LOB: 2 BB: 0 P: 5	R: 0 E: 0 K: 0 S: 6	H: 7 LOB: 1 3B: 0 HR: 0	SF: 0 SAC: 1 DP: 1 HBP: 0	WP: 0 PB: 0 SB: 0 CS: 0	PA: 38
<b>PITCHER</b>	IP	WLS	BF	H	R	ER	SO	BB	IBB	HBP	BLK	WP	HR	S	P	ERA	WHIP				
<b>Joe Price, L</b> ERA: 6.29	5.0	L	23	6	3	3	2	3	0	0	0	0	0	24	36	5.40	1.800				
<b>Mario Soto, R</b> ERA: 4.92	0.2		6	0	1	1	0	4	0	0	0	0	0	2	18	13.50	6.000				
<b>Doug Bair, R</b> ERA: 5.11	1.1		4	0	0	0	0	0	0	0	0	0	0	4	4	0.00	0.000				
<b>Tom Hume, R</b> ERA: 3.5	1.0		5	2	0	0	0	0	0	0	0	0	0	5	5	0.00	2.000				

AB	30
R	4
H	8
RBI	4
BB	7
SO	2
LOB	20



Batter	1	2	3	4	5	6	7	8	9	AB	R	H	RBI	BB	SO	LOB	TOP			
Rafael Landestoy, S OBP: 0.297, SLG: 0.364 (1, 6)	0-0 4-3 S 1B		0-0 3-1			0-0 4-3		0-0 6-3		4	0	1	0	0	0	0	<b>Houston Astros @ Cincinnati Reds</b> Riverfront Stadium, Cincinnati, OH Fri Jul 04, 1980, 7:05 PM EDT Att: 37,047 - Unknown  <b>AB</b> 31 <b>R</b> 1 <b>H</b> 4 <b>RBI</b> 1 <b>BB</b> 0 <b>SO</b> 6 <b>LOB</b> 6 			
Terry Puhl, L OBP: 0.364, SLG: 0.457 (1, 9)	0-0 4-3		0-0 1-3			0-0 L9		0-0 FC6-4 1B		4	0	1	0	0	0	1				
Jose Cruz, L OBP: 0.365, SLG: 0.430 (1, 7)	0-3 K			0-0 4-3			0-0 G3		0-0 FC6-4 1-2	4	0	0	0	0	1	2				
Cesar Cedeno, R OBP: 0.374, SLG: 0.478 (1, 8)	0-0 4-3			0-3 K			0-0 HR		0-3 K	4	1	1	1	0	2	2				
Art Howe, R OBP: 0.335, SLG: 0.426 (1, 3)		0-0 6-3		0-0 5-3			0-0 4-1			3	0	0	0	0	0	0				
Joe Morgan, L OBP: 0.348, SLG: 0.373 Julio Gonzalez, R OBP: 0.095, SLG: 0.119 (7, 4)		0-3 K			0-0 F8		0-0 F6			3	0	0	0	0	1	0				
Enos Cabell, R OBP: 0.299, SLG: 0.342 (1, 5)		0-0 3B		0-0 5-3			0-0 F8			3	0	1	0	0	0	0				
Alan Ashby, S OBP: 0.309, SLG: 0.331 Randy Niemann, L OBP: 0.500, SLG: 0.500 Jeffrey Leonard, R OBP: 0.273, SLG: 0.288 Joe Sambito, L (8, 1)		0-3 K		0-3 K			0-0 4-3			2	0	0	0	0	2	1				
Nolan Ryan, R OBP: 0.195, SLG: 0.189 Luis Pujols, R OBP: 0.250, SLG: 0.236 (5, 2)			0-0 4-3		0-0 4-3		0-0 F9			1	0	0	0	0	0	0				
<b>Inning Stats</b>	R: 0 E: 0 K: 1 S: 6	H: 1 LOB: 1 BB: 0 P: 6	R: 0 E: 0 K: 2 S: 8	H: 1 LOB: 1 BB: 0 P: 8	R: 0 E: 0 K: 0 S: 3	H: 0 LOB: 0 BB: 0 P: 3	R: 0 E: 0 K: 1 S: 5	H: 0 LOB: 0 BB: 0 P: 5	R: 0 E: 0 K: 0 S: 3	H: 0 LOB: 0 BB: 0 P: 3	R: 1 E: 0 K: 0 S: 4	H: 1 LOB: 0 BB: 0 P: 4	R: 0 E: 0 K: 0 S: 3	H: 0 LOB: 0 BB: 0 P: 3	R: 0 E: 0 K: 1 S: 6	H: 1 LOB: 1 BB: 0 P: 6		1B: 2 2B: 0 3B: 1 HR: 1	SF: 0 SAC: 0 DP: 0 HBP: 0	WP: 0 PB: 0 SB: 1 CS: 0
<b>PITCHER</b> Charlie Leibrandt, L ERA: 3.48 (1, 1)	IP: 9.0 WLS: W BF: 31 H: 4 R: 1 ER: 1 SO: 6 BB: 0 IBB: 0 HBP: 0 BLK: 0 WP: 0 HR: 1 S: 43 P: 43 ERA: 1.00 WHIP: 0.444																			

Batter	1	2	3	4	5	6	7	8	9	AB	R	H	RBI	BB	SO	LOB	BOTTOM			
Dave Collins, S OBP: 0.349, SLG: 0.354 Sam Mejias, R OBP: 0.340, SLG: 0.392 (7, 9)	4-0 S BB	0-0 1-2 1B		0-3 K		0-0 S 1B		0-0 F8		3	1	2	0	1	1	0	<b>Houston Astros @ Cincinnati Reds</b> Riverfront Stadium, Cincinnati, OH Fri Jul 04, 1980, 7:05 PM EDT Att: 37,047 - Unknown  <b>AB</b> 31 <b>R</b> 8 <b>H</b> 8 <b>RBI</b> 8 <b>BB</b> 8 <b>SO</b> 11 <b>LOB</b> 19 			
Dave Concepcion, R OBP: 0.289, SLG: 0.343 (1, 6)	0-0 4-3 1-2	0-3 K		0-0 4-3		0-3 K		0-3 K		5	0	0	0	0	3	4				
Ken Griffey, L OBP: 0.393, SLG: 0.474 Hector Cruz, R OBP: 0.217, SLG: 0.256 (7, 7)	0-3 K		0-0 L9		4-0 E WP E BB	4-0 1B SF7 BB		0-0 P6		2	2	0	0	2	1	1				
Dan Driessen, L OBP: 0.396, SLG: 0.462 (1, 3)	0-3 K		0-0 HR		4-0 E E 2B BB	0-0 1-3 2H 1B		0-3 K		4	2	2	2	1	2	1				
Ray Knight, R OBP: 0.335, SLG: 0.486 (1, 5)		4-0 G1 1B BB		0-0 L7		0-3 K2-3		0-0 SF7		2	1	0	1	1	1	2				
Cesar Geronimo, L OBP: 0.333, SLG: 0.330 (1, 8)	0-3 K		4-0 S BB		0-0 E2 2B 1B	0-3 K				3	1	1	1	1	2	2				
Junior Kennedy, R OBP: 0.358, SLG: 0.382 (1, 4)	4-0 1B G1 BB		4-0 1-2 BB		0-0 2H 3H 2B		0-0 2B			2	1	2	2	2	0	0				
Joe Nolan, L OBP: 0.333, SLG: 0.396 (1, 2)	0-0 G1		0-0 G3		0-0 4-3		0-0 F9			4	0	0	0	0	0	6				
Charlie Leibrandt, R OBP: 0.233, SLG: 0.250 (1, 1)	0-0 1B		0-0 2H 3H 1B		0-0 F8		0-3 K		0-0 5-3	4	0	1	2	0	1	2				
<b>Inning Stats</b>	R: 0 E: 0 K: 2 S: 7	H: 0 LOB: 1 BB: 1 P: 11	R: 2 E: 0 K: 2 S: 9	H: 2 LOB: 2 BB: 2 P: 17	R: 1 E: 0 K: 0 S: 4	H: 1 LOB: 2 BB: 2 P: 12	R: 0 E: 0 K: 1 S: 5	H: 0 LOB: 0 BB: 0 P: 5	R: 3 E: 2 K: 2 S: 9	H: 2 LOB: 1 BB: 2 P: 17	R: 2 E: 0 K: 2 S: 9	H: 2 LOB: 1 BB: 1 P: 13	R: 0 E: 0 K: 0 S: 4	H: 1 LOB: 0 BB: 0 P: 4	R: 0 E: 0 K: 2 S: 7	H: 0 LOB: 0 BB: 0 P: 7		1B: 5 2B: 2 3B: 0 HR: 1	SF: 1 SAC: 0 DP: 0 HBP: 0	WP: 1 PB: 0 SB: 3 CS: 0
<b>PITCHER</b> Nolan Ryan, R ERA: 3.25 Randy Niemann, L ERA: 5.75 Joe Sambito, L ERA: 2.86 (8, 1)	IP: 4.1 WLS: L BF: 25 H: 3 R: 2 ER: 2 SO: 6 BB: 7 IBB: 0 HBP: 0 BLK: 0 WP: 0 HR: 1 S: 30 P: 58 ERA: 12.46 WHIP: 2.769																			

Batter	1	2	3	4	5	6	7	8	9	AB	R	H	RBI	BB	SO	LOB	TOP		
Terry Puhl, L OBP: 0.362, SLG: 0.451 (1, 9)										3	1	0	0	1	0	2			
Joe Morgan, L OBP: 0.346, SLG: 0.370 (1, 4)										4	1	1	0	0	1	2			
Denny Walling, L OBP: 0.395, SLG: 0.431 (1, 3)										4	0	0	0	0	2	2			
Jose Cruz, L OBP: 0.363, SLG: 0.435 (1, 7)										4	1	1	2	0	0	0			
Cesar Cedeno, R OBP: 0.372, SLG: 0.473 (1, 8)										4	1	1	1	0	0	0			
Enos Cabell, R OBP: 0.302, SLG: 0.345 (1, 5)										4	1	2	0	0	1	0			
Alan Ashby, S OBP: 0.313, SLG: 0.341 (1, 2)										4	1	2	1	0	1	1			
Craig Reynolds, L OBP: 0.221, SLG: 0.273 (1, 6)										2	0	0	0	1	0	1			
Ken Forsch, R OBP: 0.295, SLG: 0.364 (1, 1)										2	0	1	2	0	0	0			
Joe Sambito, L OBP: 0.253, SLG: 0.359 (6, 1)										0	0	0	0	0	0	0			
Rafael Landestoy, S OBP: 0.333, SLG: 0.423 (9, PH)										1	0	0	0	0	1	1			
<b>Inning Stats</b>	R: 6 E: 0 K: 2 S: 13	H: 6 LOB: 2 BB: 2 P: 21	R: 0 E: 0 K: 1 S: 5	H: 0 LOB: 0 BB: 0 P: 5	R: 0 E: 0 K: 1 S: 5	H: 1 LOB: 0 BB: 0 P: 5	R: 0 E: 0 K: 0 S: 3	H: 0 LOB: 0 BB: 0 P: 3	R: 0 E: 0 K: 0 S: 3	H: 0 LOB: 0 BB: 0 P: 3	R: 0 E: 0 K: 0 S: 3	H: 0 LOB: 0 BB: 0 P: 3	R: 0 E: 0 K: 0 S: 3	H: 0 LOB: 0 BB: 0 P: 3	R: 0 E: 0 K: 2 S: 8	H: 1 LOB: 1 BB: 0 P: 8	1B: 6 2B: 2 3B: 1 HR: 0	SF: 0 SAC: 0 DP: 1 HBP: 0	WP: 0 PA: 36 PB: 0 SB: 2 CS: 0
<b>PITCHER</b>	IP WLS BF H R ER SO BB IBB HBP BLK WP HR S P ERA WHIP	0.1 7 5 6 6 1 1 0 0 0 0 0 8 12 162.00 18.000	8.2 W 29 3 0 0 5 1 0 0 0 0 0 38 42 0.00 0.462																

Houston Astros @ Cincinnati Reds  
Riverfront Stadium, Cincinnati, OH  
Sat Jul 05 1980, 7:05 PM EDT  
Unknown

AB	34
R	6
H	8
RBI	6
BB	2
SO	6
LOB	10



Batter	1	2	3	4	5	6	7	8	9	AB	R	H	RBI	BB	SO	LOB	BOTTOM		
Dave Collins, S OBP: 0.350, SLG: 0.353 (1, 7)										4	1	1	0	1	1	2			
Hector Cruz, R OBP: 0.217, SLG: 0.256 (9, 7)										0	0	0	0	0	0	0			
Dave Concepcion, R OBP: 0.288, SLG: 0.341 (1, 6)										5	1	1	2	0	0	1			
Ken Griffey, L OBP: 0.393, SLG: 0.473 (1, 9)										5	0	2	1	0	0	3			
Dan Driessen, L OBP: 0.396, SLG: 0.456 (1, 3)										3	2	0	0	2	0	3			
Ray Knight, R OBP: 0.333, SLG: 0.483 (1, 5)										4	1	1	2	0	0	4			
Cesar Geronimo, L OBP: 0.330, SLG: 0.327 (1, 8)										1	0	0	0	0	0	0			
Sam Mejias, R OBP: 0.345, SLG: 0.396 (3, 8)										2	1	1	0	0	1	1			
Junior Kennedy, R OBP: 0.357, SLG: 0.380 (1, 4)										4	1	1	0	0	0	3			
Joe Nolan, L OBP: 0.345, SLG: 0.404 (1, 2)										4	0	2	3	0	1	2			
Bruce Berenyi, R OBP: 0.333, SLG: 0.423 (1, 1)										0	0	0	0	0	0	0			
Mario Soto, R ERA: 4.33 (1, 1)										4	1	0	0	0	0	5			
<b>Inning Stats</b>	R: 1 E: 0 K: 0 S: 4	H: 1 LOB: 1 BB: 1 P: 8	R: 2 E: 2 K: 0 S: 7	H: 2 LOB: 2 BB: 0 P: 7	R: 2 E: 0 K: 0 S: 5	H: 2 LOB: 1 BB: 1 P: 9	R: 0 E: 0 K: 0 S: 3	H: 0 LOB: 0 BB: 0 P: 3	R: 2 E: 1 K: 1 S: 9	H: 3 LOB: 2 BB: 0 P: 9	R: 1 E: 1 K: 1 S: 7	H: 1 LOB: 1 BB: 0 P: 7	R: 0 E: 0 K: 1 S: 5	H: 0 LOB: 0 BB: 0 P: 5	R: 0 E: 1 K: 0 S: 4	H: 0 LOB: 2 BB: 1 P: 8	1B: 9 2B: 0 3B: 0 HR: 0	SF: 1 SAC: 1 DP: 0 HBP: 0	WP: 0 PA: 41 PB: 0 SB: 2 CS: 0
<b>PITCHER</b>	IP WLS BF H R ER SO BB IBB HBP BLK WP HR S P ERA WHIP	5.0 L 30 9 8 4 1 2 0 0 0 0 0 30 38 7.20 2.200	3.0 11 0 0 0 2 1 0 0 0 0 0 14 18 0.00 0.333																

Houston Astros @ Cincinnati Reds  
Riverfront Stadium, Cincinnati, OH  
Sat Jul 05 1980, 7:05 PM EDT  
Unknown

AB	36
R	8
H	9
RBI	8
BB	3
SO	3
LOB	24



Batter	1	2	3	4	5	6	7	8	9	AB	R	H	RBI	BB	SO	LOB	TOP										
Rafael Landestoy, S OBP: 0.291, SLG: 0.355 (1.4)	0-0 5-3		0-0 1B		0-0 6-3		0-0 P4		0-0 4-3	5	0	1	0	0	0	1											
Terry Puhl, L OBP: 0.384, SLG: 0.450 (1.9)	0-0 6-3		0-0 1B		0-0 1-2 1B		0-0 F7		0-0 BB	3	0	1	0	1	0	0											
Denny Walling, L OBP: 0.394, SLG: 0.426 (7, PH) Art Howe, R OBP: 0.331, SLG: 0.420 (7.3)	4-0 BB		0-0 4-3		0-0 1-3		0-0 F9			2	0	0	0	1	0	2											
Jose Cruz, L OBP: 0.365, SLG: 0.437 (1.7)	0-0 F9			0-0 4-3 2B		0-0 2B BB		0-0 6-3		3	1	1	0	1	0	1											
Cesar Cedeno, R OBP: 0.370, SLG: 0.474 Frank LaCorte, R OBP: 0.200, SLG: 0.200 (8.1)		0-0 F8		0-3 K		0-0 2B		0-0 F8		4	0	1	1	0	1	1											
Enos Cabell, R OBP: 0.301, SLG: 0.347 (1.5)	0-0 6-3		0-0 4-3		0-0 2-3		0-0 F8		0-0 WP 2B	4	0	1	0	0	0	2											
Craig Reynolds, L OBP: 0.268, SLG: 0.268 Joe Morgan, L OBP: 0.345, SLG: 0.369 (8.4)	0-0 P6		0-0 3-1		0-0 F9		0-0 G3			3	0	0	0	0	0	1											
Luis Pujols, R OBP: 0.250, SLG: 0.237 (1.2)		0-0 6-3		0-0 F9		0-0 3B 1B		0-3 K		4	1	1	0	0	1	0											
Joaquin Andujar, S OBP: 0.286, SLG: 0.286 Dave Bergman, L OBP: 0.253, SLG: 0.156 Vern Riffe, R OBP: 0.375, SLG: 0.600 Jeffrey Loria, R OBP: 0.292, SLG: 0.311 Dave Smith, R OBP: 0.269, SLG: 0.319 Julio Gonzalez, R OBP: 0.269, SLG: 0.319 Alan Ashby, L OBP: 0.331, SLG: 0.339 (9. PH)		0-0 B5		0-0 F8		0-0 3B		0-0 6-3		1	0	0	0	0	0	0											
<b>Inning Stats</b>	R: 0 E: 0 K: 0 S: 3	H: 0 LOB: 1 BB: 1 P: 7	R: 0 E: 0 K: 0 S: 3	H: 0 LOB: 0 BB: 0 P: 3	R: 0 E: 0 K: 0 S: 5	H: 2 LOB: 2 BB: 0 P: 5	R: 0 E: 0 K: 1 S: 6	H: 1 LOB: 1 BB: 0 P: 6	R: 0 E: 0 K: 0 S: 3	H: 0 LOB: 0 BB: 0 P: 3	R: 1 E: 0 K: 0 S: 4	H: 1 LOB: 1 BB: 1 P: 8	R: 1 E: 0 K: 0 S: 5	H: 2 LOB: 2 BB: 1 P: 9	R: 0 E: 0 K: 0 S: 4	H: 1 LOB: 1 BB: 0 P: 4	R: 0 E: 0 K: 1 S: 5	H: 0 LOB: 0 BB: 0 P: 5	1B: 3 2B: 3 3B: 1 HR: 0	SF: 0 SAC: 0 DP: 0 HBP: 0	WP: 1 PB: 0 SB: 0 CS: 0	PA: 37					
<b>PITCHER</b>	IP	WLS	BF	H	R	ER	SO	BB	IBB	HBP	BLK	WP	HR	S	P	ERA	WHIP										
Michael LaCoss, R ERA: 5.18 (1.1)	6.2	W	29	6	2	2	1	3	0	0	0	0	0	28	40	2.70	1.350										
Dave Tomlin, L ERA: 5.4 (7.1)	0.2		2	0	0	0	0	0	0	0	0	0	0	2	2	0.00	0.000										
Tom Hume, R ERA: 3.41 (8.1)	1.2	S	6	1	0	0	1	0	0	0	0	1	0	8	8	0.00	0.600										

Houston Astros @ Cincinnati Reds  
Riverfront Stadium, Cincinnati, OH  
Sat Jul 05 1980, 7:05 PM EDT  
Att: 44,083 - Unknown

AB	34
R	2
H	7
RBI	2
BB	3
SO	2
LOB	11



Batter	1	2	3	4	5	6	7	8	9	AB	R	H	RBI	BB	SO	LOB	BOTTOM										
Dave Collins, S OBP: 0.349, SLG: 0.351 (1.7)	0-0 6-3		0-0 P6		0-0 1B FC5-2 1B		0-0 F8			4	0	1	0	0	0	0											
Sam Mejias, R OBP: 0.339, SLG: 0.386 (1.8)	0-0 E5 CS			0-0 P4		0-0 FC5-2 1B		0-0 P6		4	0	1	0	0	0	0											
Dave Concepcion, R OBP: 0.290, SLG: 0.339 (1.6)	0-0 6-3 1-2			4-0 2B BB		4-0 L4 FC5-2 BB		0-3 K		2	1	0	0	2	1	1											
Dan Driessen, L OBP: 0.397, SLG: 0.461 (1.3)		0-0 F9 S 1B		0-0 2B 2B		0-0 FC5-2		0-0 L4		4	1	2	0	0	0	3											
Ray Knight, R OBP: 0.332, SLG: 0.483 (1.5)		0-0 F9 1-3		0-0 PB 1B 2B		0-0 L4		0-0 F7		4	1	1	2	0	0	4											
Joe Nolan, L OBP: 0.339, SLG: 0.382 (1.2)		0-3 K		4-0 2-3 3-H		0-0 3-1		0-3 K		3	0	0	0	1	2	1											
Junior Kennedy, R OBP: 0.356, SLG: 0.379 (1.4)		0-0 F9		0-0 1-2 3-H 1B		0-0 5-3				3	0	1	1	0	0	1											
Hector Cruz, R OBP: 0.224, SLG: 0.244 (1.9)			0-0 6-3		0-3 K		4-0 BB			2	0	0	0	1	1	2											
Michael LaCoss, R OBP: 0.118, SLG: 0.121 Dave Tomlin, L OBP: 0.167, SLG: 0.333 (8.1)		0-0 6-3		0-0 P4		0-3 K				3	0	0	0	0	1	3											
<b>Inning Stats</b>	R: 0 E: 1 K: 0 S: 3	H: 0 LOB: 0 BB: 0 P: 3	R: 0 E: 0 K: 1 S: 6	H: 1 LOB: 1 BB: 0 P: 6	R: 0 E: 0 K: 0 S: 3	H: 0 LOB: 0 BB: 0 P: 3	R: 3 E: 0 K: 1 S: 8	H: 3 LOB: 2 BB: 2 P: 16	R: 0 E: 0 K: 0 S: 4	H: 0 LOB: 1 BB: 1 P: 8	R: 0 E: 0 K: 1 S: 5	H: 0 LOB: 1 BB: 1 P: 9	R: 0 E: 0 K: 1 S: 5	H: 0 LOB: 0 BB: 0 P: 5	R: 0 E: 0 K: 1 S: 5	H: 0 LOB: 0 BB: 0 P: 5	1B: 4 2B: 3 3B: 0 HR: 0	SF: 0 SAC: 0 DP: 1 HBP: 0	WP: 0 PB: 1 SB: 2 CS: 1	PA: 33							
<b>PITCHER</b>	IP	WLS	BF	H	R	ER	SO	BB	IBB	HBP	BLK	WP	HR	S	P	ERA	WHIP										
Joaquin Andujar, R ERA: 3.98 (5.1)	4.0	L	18	4	3	2	2	2	0	0	0	0	0	9	17	0.00	2.000										
Vern Riffe, R ERA: 3.09 (7.1)	2.0		9	2	0	0	1	2	0	0	0	0	0	5	5	0.00	0.000										
Dave Smith, R ERA: 2.31 Frank LaCorte, R ERA: 0.91 (8.1)	1.0		3	0	0	0	1	0	0	0	0	0	0	5	5	0.00	0.000										

Houston Astros @ Cincinnati Reds  
Riverfront Stadium, Cincinnati, OH  
Sat Jul 05 1980, 7:05 PM EDT  
Att: 44,083 - Unknown

AB	29
R	3
H	6
RBI	3
BB	4
SO	5
LOB	15





Batter	1	2	3	4	5	6	7	8	9	AB	R	H	RBI	BB	SO	LOB	TOP				
Rafael Landestoy, S OBP: 0.294, SLG: 0.356 (1, 4)	4-3	FC6-4		E			F7		S	5	0	2	0	0	0	1					
Terry Puhl, L OBP: 0.365, SLG: 0.449 (1, 9)	G3			E4			F7		F2	5	1	2	0	0	0	2					
Denny Walling, L OBP: 0.386, SLG: 0.416 Dave Bergman, L OBP: 0.227, SLG: 0.154 (1, 3) (7, 3)	G3		FC4-6	F7			4-3		4-3	4	0	0	0	0	0	4					
Jose Cruz, L OBP: 0.366, SLG: 0.438 (1, 7)	1B		F9				F7		CS	4	0	2	1	0	0	1					
Cesar Cedeno, R OBP: 0.372, SLG: 0.479 (1, 8)	1B		FC6				P4		1B	4	0	2	0	0	0	1					
Enos Cabell, R OBP: 0.300, SLG: 0.349 (1, 5)	K						6-3		K	4	1	1	0	0	2	3					
Alan Ashby, S OBP: 0.316, SLG: 0.343 (1, 2)		G3		E7			3-1			4	0	2	0	0	0	0					
Craig Reynolds, L OBP: 0.214, SLG: 0.263 (1, 6)	F8		FC2-6				F9		F2	4	1	0	0	0	0	3					
Joe Niekro, R OBP: 0.238, SLG: 0.293 Frank LaCorte, R OBP: 0.200, SLG: 0.200 (1, 1) (9, 1)			SH3				F7		5-3	3	0	1	0	0	0	0					
<b>Inning Stats</b>	R: 1 E: 1 K: 1 S: 8	H: 3 LOB: 2 BB: 0 P: 8	R: 0 E: 0 K: 0 S: 4	H: 1 LOB: 1 BB: 0 P: 4	R: 0 E: 0 K: 0 S: 4	H: 1 LOB: 1 BB: 0 P: 4	R: 2 E: 2 K: 0 S: 7	H: 3 LOB: 2 BB: 0 P: 7	R: 0 E: 0 K: 0 S: 3	H: 0 LOB: 0 BB: 0 P: 3	R: 0 E: 0 K: 0 S: 3	H: 0 LOB: 0 BB: 0 P: 3	R: 0 E: 0 K: 1 S: 7	H: 3 LOB: 2 BB: 0 P: 7	R: 0 E: 0 K: 0 S: 4	H: 1 LOB: 1 BB: 0 P: 4	1B: 10 2B: 2 3B: 0 HR: 0	SF: 0 SAC: 1 DP: 0 HBP: 0	WP: 0 PB: 0 SB: 1 CS: 1	PA: 39	
<b>PITCHER</b>	IP	WLS	BF	H	R	ER	SO	BB	IBB	HBP	BLK	WP	HR	S	P	ERA	WHIP				
Frank Pastore, R ERA: 3.18 Tom Hume, R ERA: 3.31	(1, 1) (8, 1)	7.0 2.0	L 9	30 4	8 0	3 0	2 1	1 0	0 0	0 0	0 0	0 0	0 0	32 11	32 11	2.57 0.00	1.143 2.000				

Houston Astros @ Cincinnati Reds  
Riverfront Stadium, Cincinnati, OH  
Sun Jul 06 1980, 3:33 AM EDT  
Att: 30,045 - Unknown

AB 38  
R 3  
H 12  
RBI 1  
BB 0  
SO 2  
LOB 16





Batter	1	2	3	4	5	6	7	8	9	AB	R	H	RBI	BB	SO	LOB	BOTTOM				
Dave Collins, S OBP: 0.347, SLG: 0.350 (1, 7)	S		F7				G3			4	1	1	0	0	0	1					
Dave Concepcion, R OBP: 0.290, SLG: 0.338 (1, 6)	1B		F8				F7		K	4	0	1	1	0	1	1					
Ken Griffey, L OBP: 0.388, SLG: 0.466 (1, 9)	E3		F8				F8		G3	4	0	0	0	0	0	0					
Dan Driessen, L OBP: 0.392, SLG: 0.453 (1, 3)	F8			4-3			K		F7	4	0	0	0	0	1	1					
Ray Knight, R OBP: 0.328, SLG: 0.477 (1, 5)	F7			F8			F8		F9	4	0	0	0	0	0	2					
Johnny Bench, R OBP: 0.356, SLG: 0.492 (1, 2)		G5-3								3	1	3	1	1	0	0					
Junior Kennedy, R OBP: 0.355, SLG: 0.377 (1, 4)		G5-3					P4		F9	4	0	1	0	0	1	3					
Sam Mejias, R OBP: 0.323, SLG: 0.367 George Foster, R OBP: 0.325, SLG: 0.394 (1, 8) (9, PH)		G5-3					6-3		5-3	3	0	0	0	0	0	2					
Frank Pastore, R OBP: 0.196, SLG: 0.140 Harry Spilman, L OBP: 0.318, SLG: 0.410 Tom Hume, R OBP: 0.167, SLG: 0.333 (1, 1) (7, PH) (8, 1)		F3							4-3	1	0	0	0	1	0	1					
<b>Inning Stats</b>	R: 1 E: 1 K: 0 S: 5	H: 2 LOB: 1 BB: 0 P: 5	R: 0 E: 0 K: 0 S: 4	H: 2 LOB: 1 BB: 0 P: 4	R: 0 E: 0 K: 0 S: 3	H: 0 LOB: 0 BB: 0 P: 3	R: 0 E: 0 K: 1 S: 5	H: 0 LOB: 1 BB: 1 P: 9	R: 0 E: 0 K: 0 S: 3	H: 1 LOB: 2 BB: 0 P: 7	R: 0 E: 0 K: 0 S: 3	H: 0 LOB: 0 BB: 0 P: 3	R: 0 E: 0 K: 1 S: 5	H: 0 LOB: 0 BB: 0 P: 5	R: 0 E: 0 K: 0 S: 4	H: 1 LOB: 0 BB: 0 P: 4	1B: 5 2B: 0 3B: 0 HR: 1	SF: 0 SAC: 0 DP: 1 HBP: 0	WP: 0 PB: 2 SB: 2 CS: 0	PA: 35	
<b>PITCHER</b>	IP	WLS	BF	H	R	ER	SO	BB	IBB	HBP	BLK	WP	HR	S	P	ERA	WHIP				
Joe Niekro, R ERA: 3.81 Frank LaCorte, R ERA: 0.9	(1, 1) (9, 1)	8.2 0.1	W S	34 1	6 0	2 0	2 0	3 0	2 0	0 0	0 0	0 0	0 0	1 1	38 46	2.08 0.00	0.923 0.000				

Houston Astros @ Cincinnati Reds  
Riverfront Stadium, Cincinnati, OH  
Sun Jul 06 1980, 3:33 AM EDT  
Att: 30,045 - Unknown

AB 33  
R 2  
H 6  
RBI 2  
BB 2  
SO 3  
LOB 11



Batter	1	2	3	4	5	6	7	8	9	AB	R	H	RBI	BB	SO	LOB	TOP								
Dave Collins, S (1, 8) OBP: 0.345, SLG: 0.348 Sam Mejias, R (3, 8) OBP: 0.338, SLG: 0.371	F8		4-3		HR		CS BB	F7		2	0	0	0	0	0	0	<b>Cincinnati Reds @ Atlanta Braves</b> Atlanta-Fulton County Stadium, Atlanta, GA Thu Jul 10 1980, 7:05 PM EDT Att: 19,177 - Unknown								
Dave Concepcion, R (1, 6) OBP: 0.292, SLG: 0.346	5-3		6-3		HR		6-3	BB	4	1	1	2	1	0	1										
Ken Griffey, L (1, 9) OBP: 0.385, SLG: 0.460	4-3		K		F2		G3	BB	4	0	0	0	1	1	0										
George Foster, R (1, 7) OBP: 0.331, SLG: 0.413		K		G6-4-3 BB	HR			HR	5	2	3	1	0	2	2										
Dan Driessen, L (1, 3) OBP: 0.399, SLG: 0.477		HR		G6-4-3 BB	HR			2B	4	2	3	2	1	0	2										
Ray Knight, R (1, 5) OBP: 0.327, SLG: 0.484		HR		G6-4-3	F8			F5	4	1	1	2	0	0	3										
Johnny Bench, R (1, 2) OBP: 0.363, SLG: 0.508		HR		BB	F3			IBB	2	1	1	1	2	0	0										
Junior Kennedy, R (1, 4) OBP: 0.350, SLG: 0.372		F7		1-3	6-3			F8	4	0	0	0	0	0	4										
Charlie Leibrandt, R (1, 1) OBP: 0.222, SLG: 0.238 Paul Moskau, R (5, 1) OBP: 0.150, SLG: 0.150	4-3				B1			F9	2	0	0	0	0	0	0										
<b>Inning Stats</b>	R: 0 E: 0 K: 0 S: 3	H: 0 LOB: 0 BB: 0 P: 3	R: 3 E: 0 K: 1 S: 8	H: 3 LOB: 0 BB: 0 P: 8	R: 0 E: 0 K: 1 S: 5	H: 0 LOB: 0 BB: 0 P: 5	R: 0 E: 0 K: 0 S: 3	H: 1 LOB: 2 BB: 2 P: 11	R: 4 E: 0 K: 0 S: 7	H: 4 LOB: 0 BB: 0 P: 7	R: 0 E: 0 K: 0 S: 3	H: 0 LOB: 0 BB: 0 P: 3	R: 0 E: 0 K: 0 S: 2	H: 0 LOB: 0 BB: 1 P: 6	R: 1 E: 0 K: 0 S: 5	H: 2 LOB: 2 BB: 1 P: 9	R: 0 E: 0 K: 1 S: 5	H: 0 LOB: 2 BB: 2 P: 13	1B: 3 2B: 2 3B: 0 HR: 5	SF: 0 SAC: 0 DP: 1 HBP: 0	WP: 0 PB: 1 CS: 1	PA: 41			
<b>PITCHER</b>	IP	WLS	BF	H	R	ER	SO	BB	IBB	HBP	BLK	WP	HR	S	P	ERA	WHIP								
Phil Niekro, R (1, 1) ERA: 4.12	5.0	L	24	8	7	7	2	2	0	0	0	0	4	26	34	12.60	2.000								
Rick Camp, R (6, 1) ERA: 2.59	2.0		6	0	0	0	0	1	0	0	0	0	0	5	9	0.00	0.500								
Al Hrabosky, L (8, 1) ERA: 3.97	1.1		9	2	1	1	0	2	1	0	0	0	1	6	18	6.75	3.000								
Gene Garber, R (9, 1) ERA: 4.41	0.2		2	0	0	0	1	0	0	0	0	0	0	4	4	0.00	0.000								

Batter	1	2	3	4	5	6	7	8	9	AB	R	H	RBI	BB	SO	LOB	BOTTOM								
Glen Hubbard, R (1, 4) OBP: 0.355, SLG: 0.471	BB	F9		F9	F7			FC5-4 1B		4	0	1	0	1	0	5	<b>Cincinnati Reds @ Atlanta Braves</b> Atlanta-Fulton County Stadium, Atlanta, GA Thu Jul 10 1980, 7:05 PM EDT Att: 19,177 - Unknown								
Dale Murphy, R (1, 8) OBP: 0.367, SLG: 0.527	F9						E6	P4	5	0	2	2	0	0	2										
Chris Chambliss, L (1, 3) OBP: 0.337, SLG: 0.466	K	F9		F8			F8	FC5-4	5	0	0	0	0	1	6										
Gary Matthews, R (1, 9) OBP: 0.323, SLG: 0.432	F8				1B		K	K	5	1	2	0	0	2	3										
Bob Horner, R (1, 5) OBP: 0.248, SLG: 0.443		1B		F9	1B		P4	5-3	5	2	2	0	0	0	2										
Jeff Burroughs, R (1, 7) OBP: 0.364, SLG: 0.506		1B			SH5-3 SF7 1B			F8	5	1	3	1	0	1	1										
Bruce Benedict, R (1, 2) OBP: 0.301, SLG: 0.325		1B		K	SH5-3 1B		FC3-6 1B	K	4	1	1	1	0	1	2										
Luis Gomez, R (1, 6) OBP: 0.275, SLG: 0.228 Biff Pocorebs, S (5, PH) OBP: 0.340, SLG: 0.300 Larvell Blanks, R (6, 6) OBP: 0.246, SLG: 0.250		SH1-4 1B			F9 SH1-4 1B		4-3		1	1	1	0	0	0	0										
Phil Niekro, R (1, 1) OBP: 0.128, SLG: 0.170 Mike Lutt, L (5, PH) OBP: 0.207, SLG: 0.206 Rick Camp, R (8, 1) OBP: 0.365, SLG: 0.364 Brian Asselstine, L (7, PH) OBP: 0.289, SLG: 0.354 Al Hrabosky, R (9, 1) OBP: 0.315, SLG: 0.354 Gene Garber, R (9, 1) OBP: 0.315, SLG: 0.354		SH1-4 1B			SH1-4 1B		F7		1	0	1	1	0	0	0										
<b>Inning Stats</b>	R: 0 E: 0 K: 1 S: 5	H: 0 LOB: 1 BB: 1 P: 9	R: 3 E: 0 K: 0 S: 8	H: 5 LOB: 2 BB: 0 P: 8	R: 0 E: 0 K: 1 S: 6	H: 1 LOB: 1 BB: 0 P: 6	R: 1 E: 0 K: 0 S: 5	H: 2 LOB: 1 BB: 0 P: 5	R: 2 E: 0 K: 0 S: 6	H: 3 LOB: 2 BB: 1 P: 10	R: 0 E: 1 K: 1 S: 6	H: 0 LOB: 1 BB: 0 P: 6	R: 0 E: 0 K: 0 S: 4	H: 1 LOB: 1 BB: 0 P: 4	R: 0 E: 0 K: 1 S: 6	H: 1 LOB: 1 BB: 0 P: 6	R: 0 E: 0 K: 1 S: 5	H: 0 LOB: 0 BB: 0 P: 5	1B: 13 2B: 0 3B: 0 HR: 0	SF: 1 SAC: 3 DP: 0 HBP: 0	WP: 0 PB: 0 CS: 0	PA: 43			
<b>PITCHER</b>	IP	WLS	BF	H	R	ER	SO	BB	IBB	HBP	BLK	WP	HR	S	P	ERA	WHIP								
Charlie Leibrandt, L (1, 1) ERA: 3.75	4.0		22	4	1	1	3	1	0	0	0	0	0	25	29	11.25	2.500								
Paul Moskau, R (5, 1) ERA: 3.72	5.0	W	21	4	1	1	3	1	0	0	0	0	0	26	30	1.80	1.000								

Batter	1	2	3	4	5	6	7	8	9	AB	R	H	RBI	BB	SO	LOB	TOP				
Sam Mejias, R OBP: 0.319, SLG: 0.348 (1, 8)										4	0	0	0	0	0	0	<b>Cincinnati Reds @ Atlanta Braves</b> Atlanta-Fulton County Stadium, Atlanta, GA Fri Jul 11 1980, 7:05 PM EDT Att: 26,139 - Unknown				
Dave Concepcion, R OBP: 0.291, SLG: 0.343 (1, 6)										3	1	0	0	1	0	0					
Ken Griffey, L OBP: 0.383, SLG: 0.460 (1, 9)										4	1	1	0	0	0	1					
George Foster, R OBP: 0.333, SLG: 0.427 (1, 7)										4	1	2	3	0	0	0					
Dan Driessen, L OBP: 0.397, SLG: 0.474 (1, 3)										4	1	1	0	0	1	2					
Ray Knight, R OBP: 0.323, SLG: 0.478 (1, 5)										4	0	0	0	0	0	2					
Johnny Bench, R OBP: 0.366, SLG: 0.528 (1, 2)										4	1	2	2	0	0	0					
Junior Kennedy, R OBP: 0.349, SLG: 0.370 (1, 4)										4	0	1	0	0	1	1					
Mario Soto, R OBP: 0.167, SLG: 0.333 (9, 1)										3	0	0	0	0	0	2					
<b>Inning Stats</b>	R: 1 E: 1 K: 0 S: 4	H: 1 LOB: 1 BB: 1 P: 8	R: 0 E: 0 K: 0 S: 4	H: 1 LOB: 1 BB: 0 P: 4	R: 0 E: 0 K: 0 S: 3	H: 0 LOB: 0 BB: 0 P: 3	R: 0 E: 1 K: 0 S: 3	H: 0 LOB: 0 BB: 0 P: 3	R: 0 E: 0 K: 0 S: 3	H: 0 LOB: 0 BB: 0 P: 3	R: 2 E: 0 K: 0 S: 6	H: 3 LOB: 1 BB: 0 P: 6	R: 2 E: 0 K: 1 S: 7	H: 2 LOB: 0 BB: 0 P: 7	R: 0 E: 0 K: 1 S: 5	H: 0 LOB: 0 BB: 0 P: 5	1B: 3 2B: 2 3B: 0 HR: 2	SF: 0 SAC: 0 DP: 1 HBP: 0	WP: 0 PB: 0 SB: 1 CS: 0	PA: 35	
<b>PITCHER</b>	IP	WLS	BF	H	R	ER	SO	BB	IBB	HBP	BLK	WP	HR	S	P	ERA	WHIP				
Doyle Alexander, R ERA: 3.46 (1, 1)	7.0	L	27	5	3	2	0	1	0	0	0	0	1	26	30	2.57	0.857				
Rick Camp, R ERA: 3.0 (8, 1)	1.0		5	2	2	2	1	0	0	0	0	0	1	7	7	18.00	2.000				
Gene Garber, R ERA: 4.28 (9, 1)	1.0		3	0	0	0	1	0	0	0	0	0	0	5	5	0.00	0.000				

AB	34
R	5
H	7
RBI	5
BB	1
SO	2
LOB	8



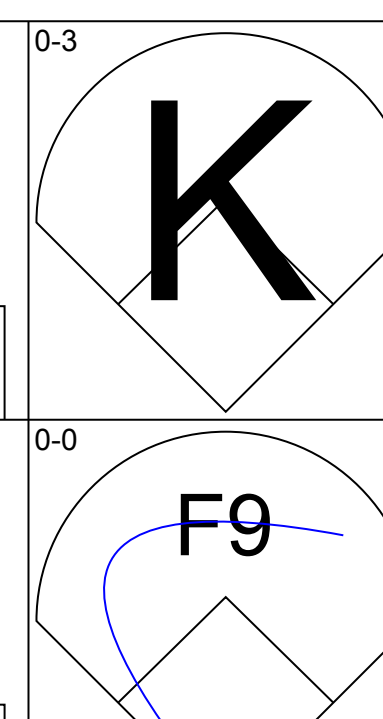
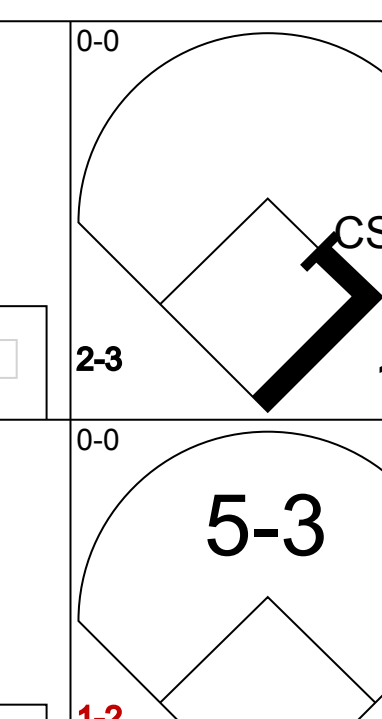
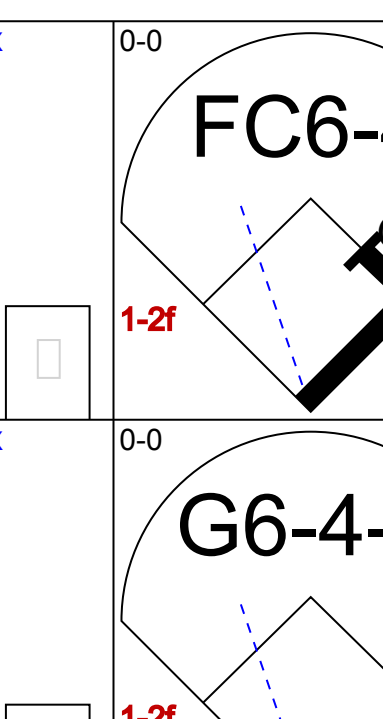
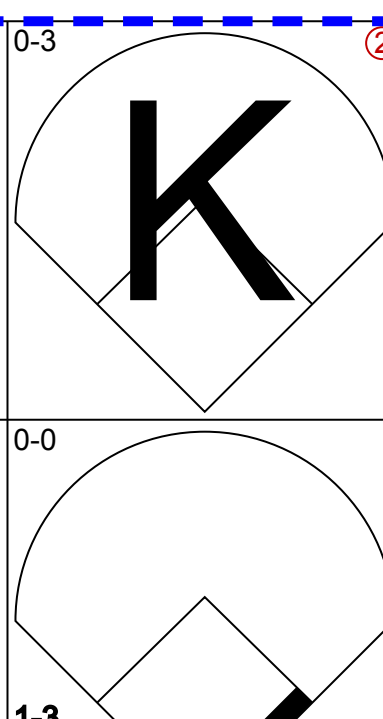
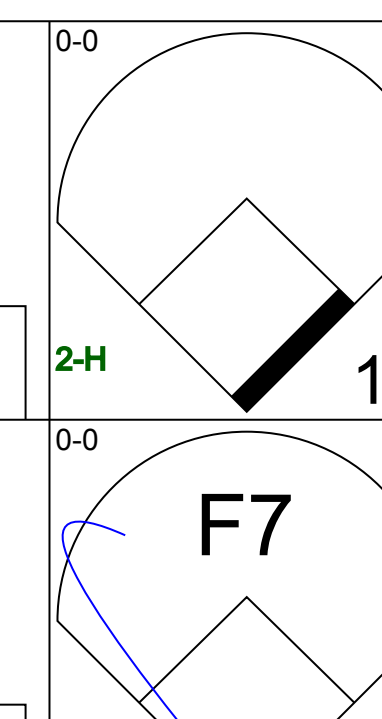
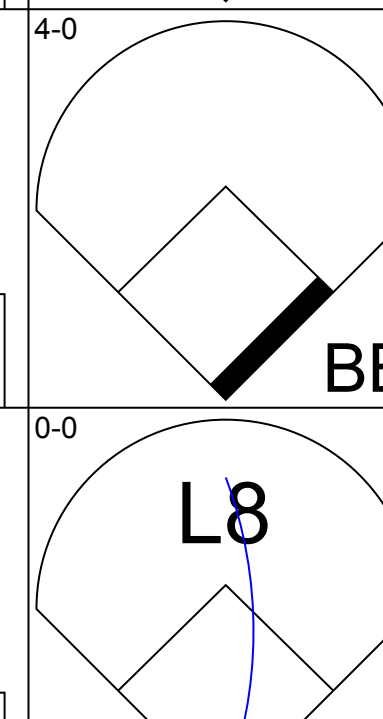


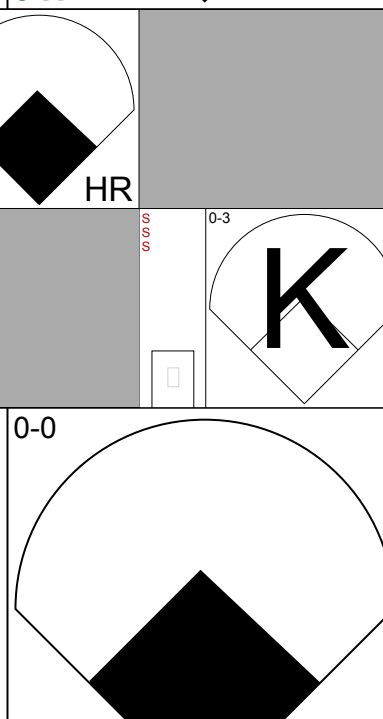


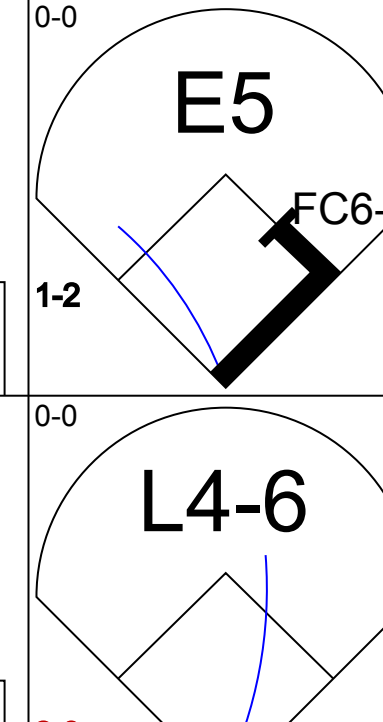
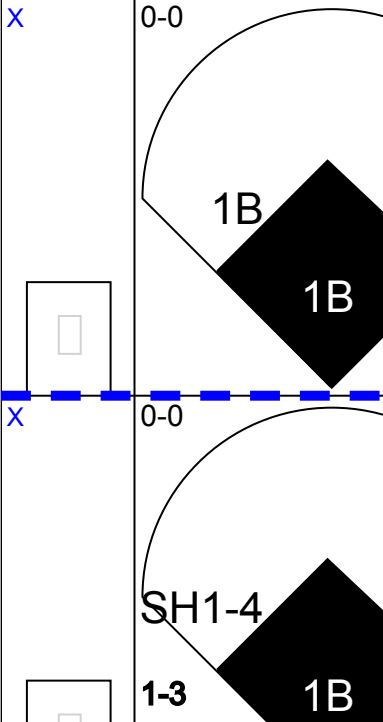
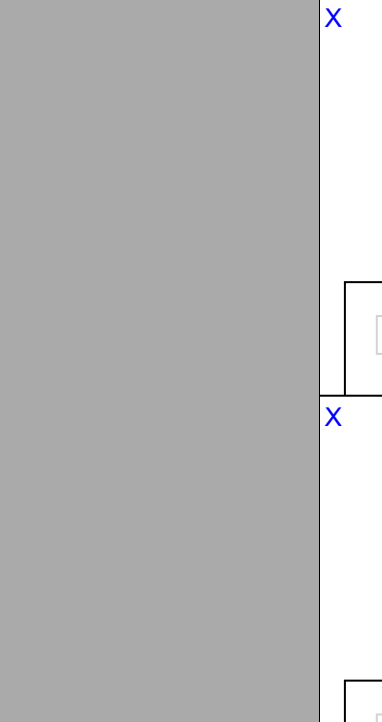

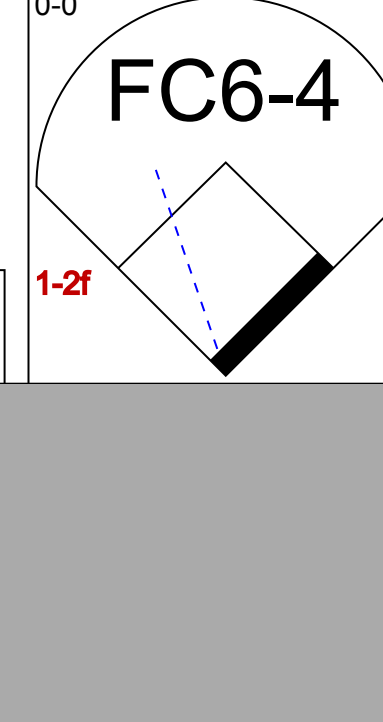
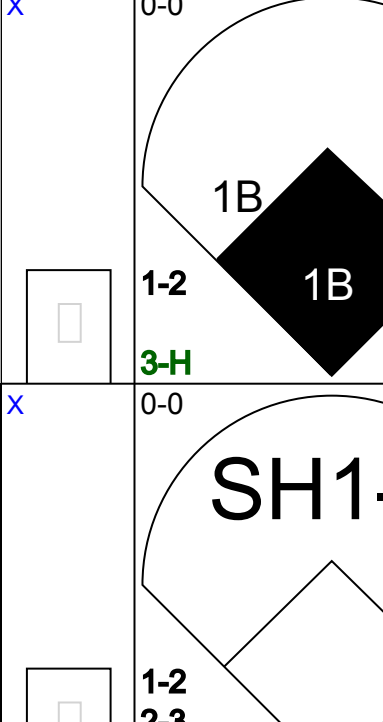

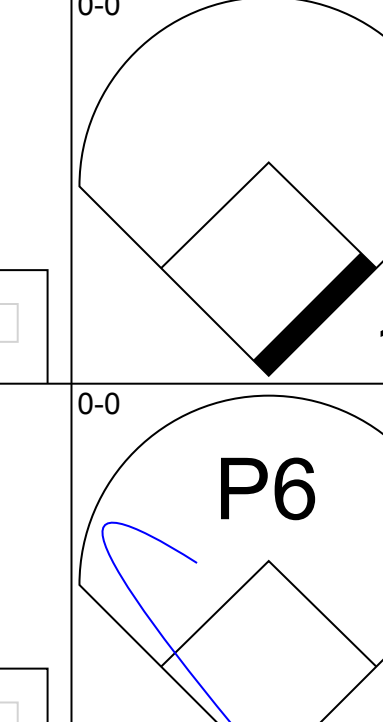
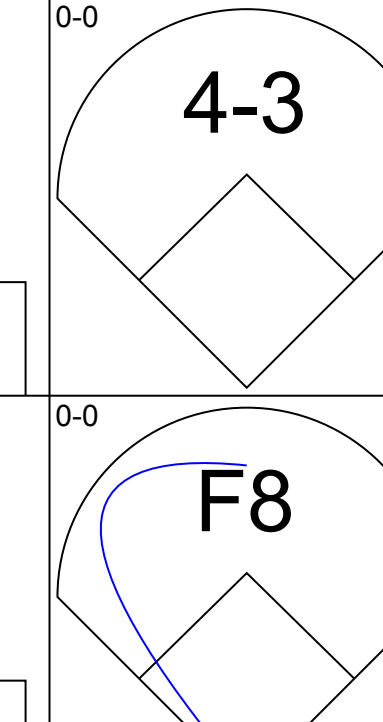
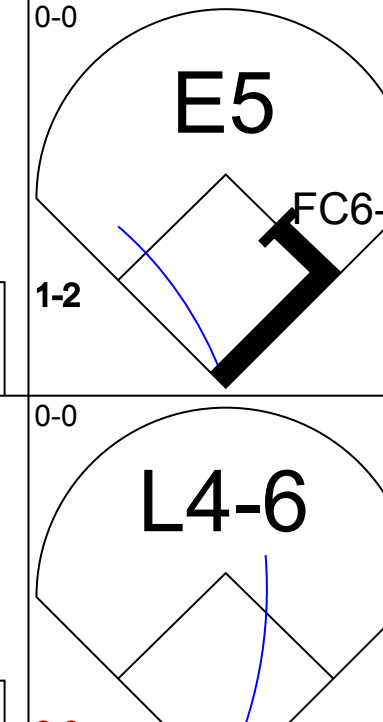
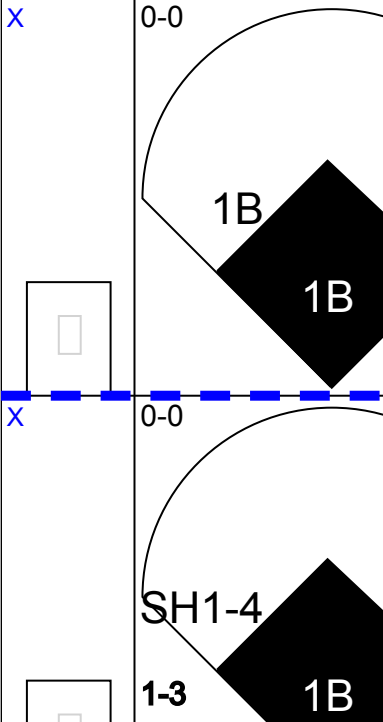
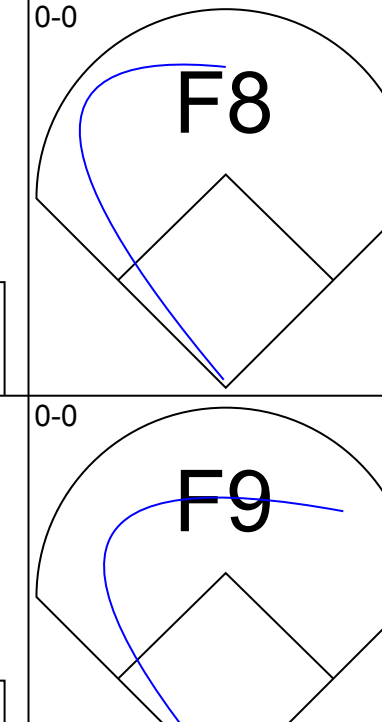
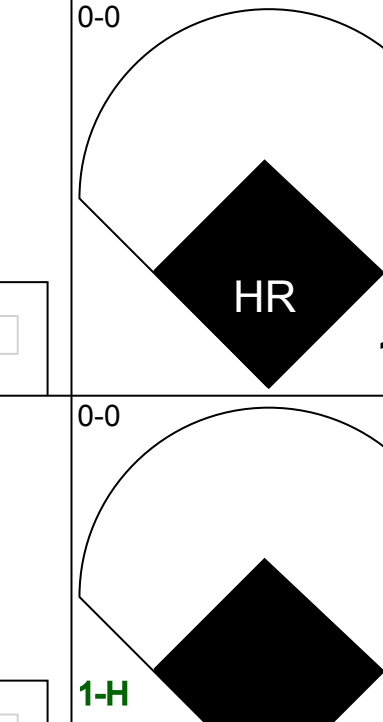

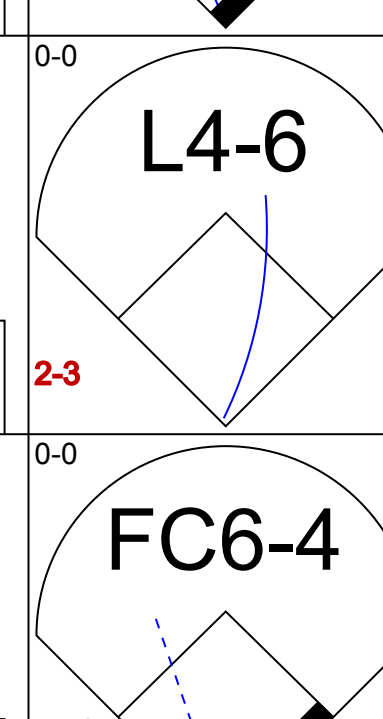
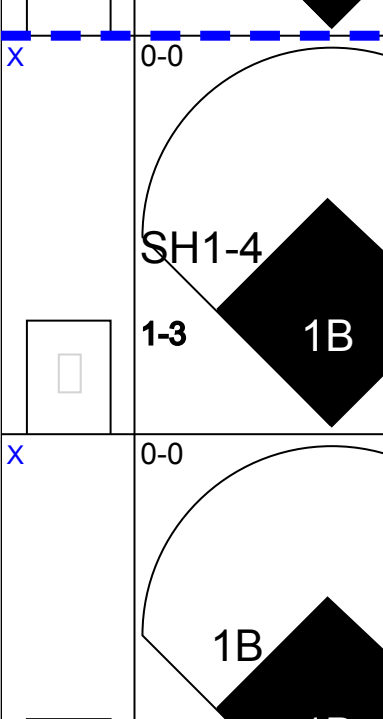
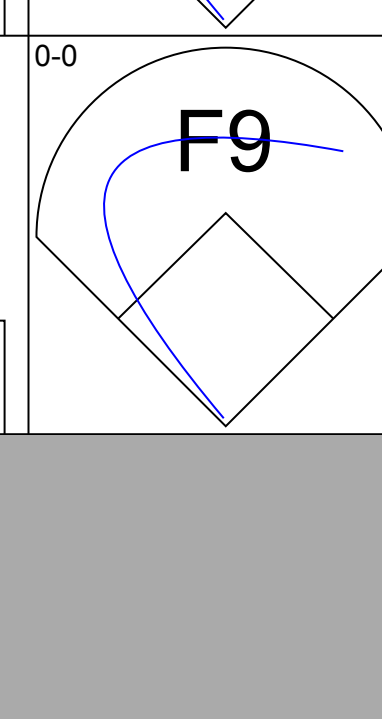
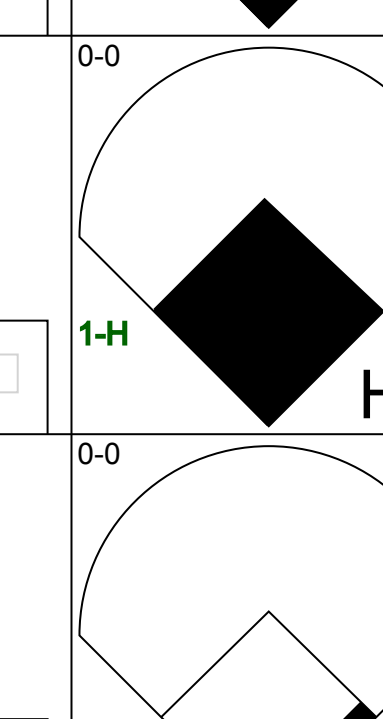

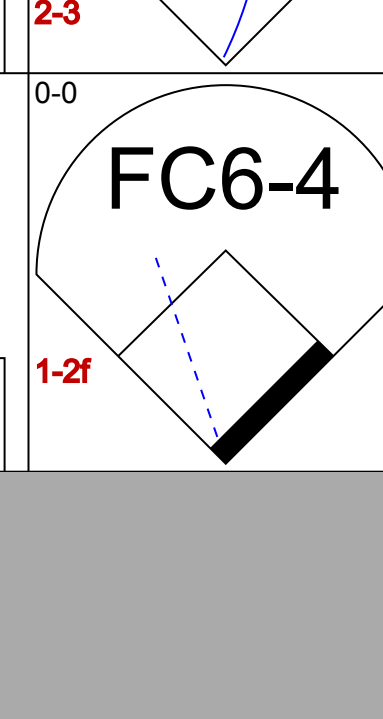
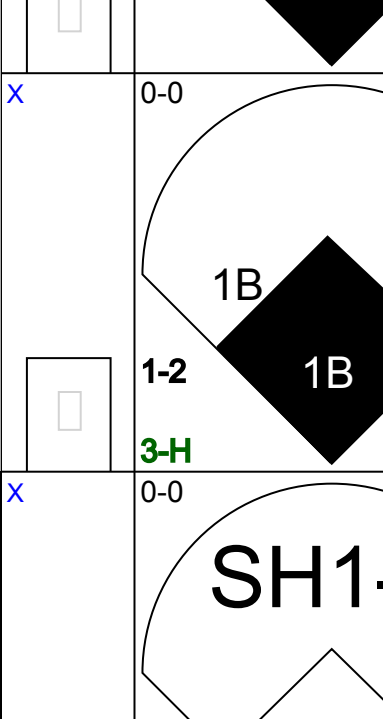
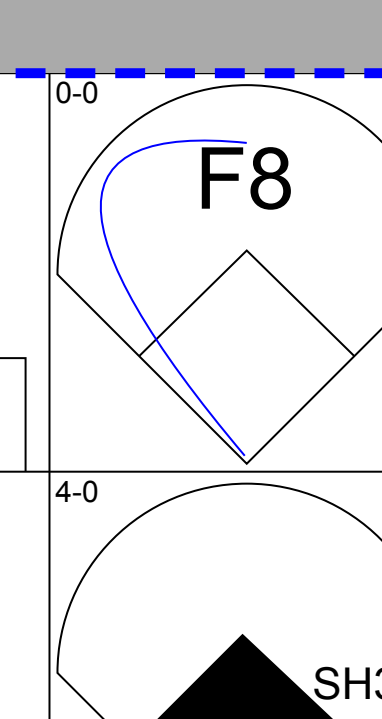
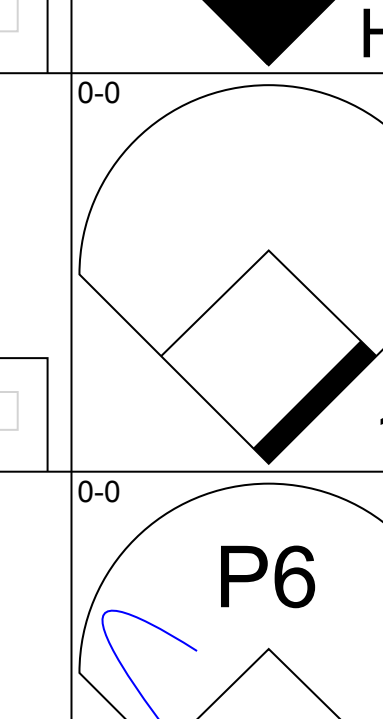
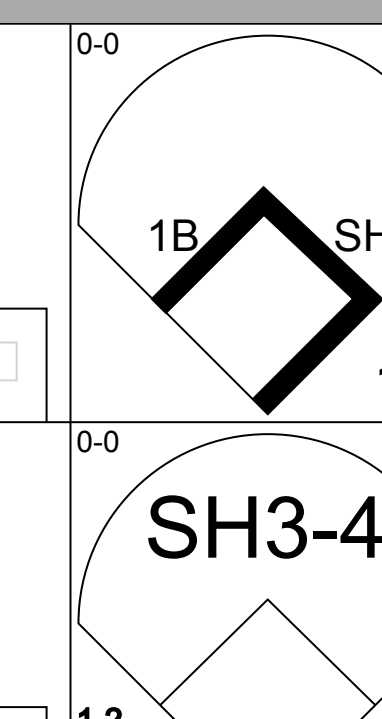
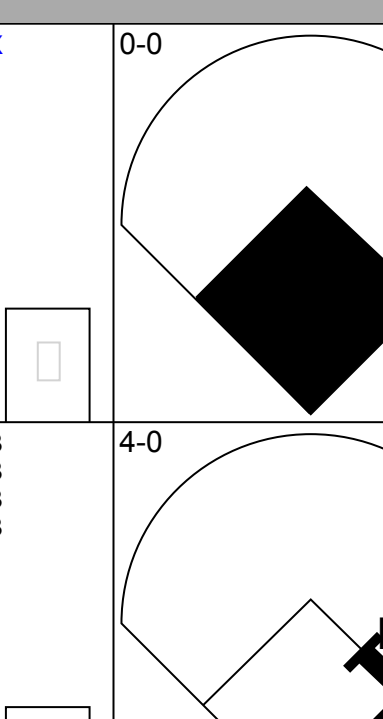
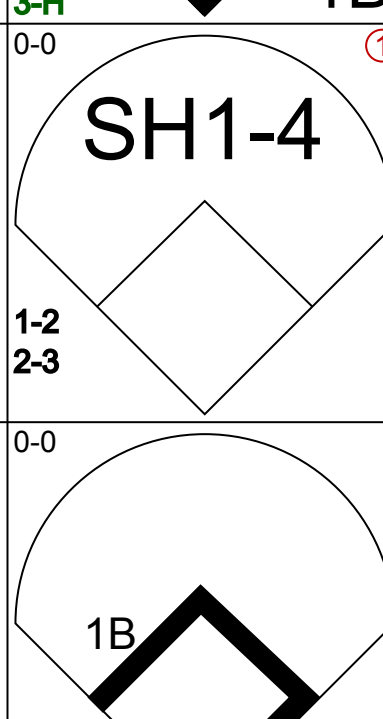
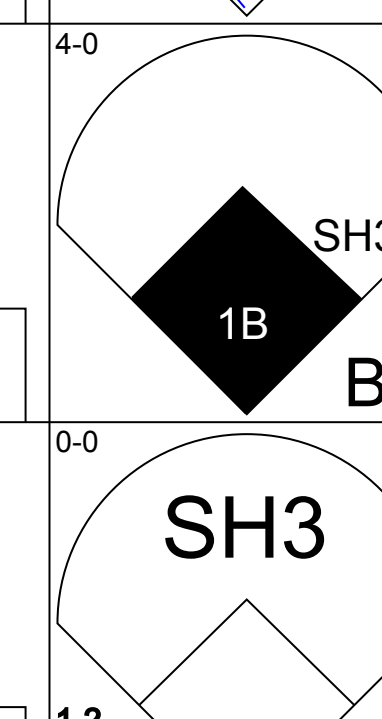
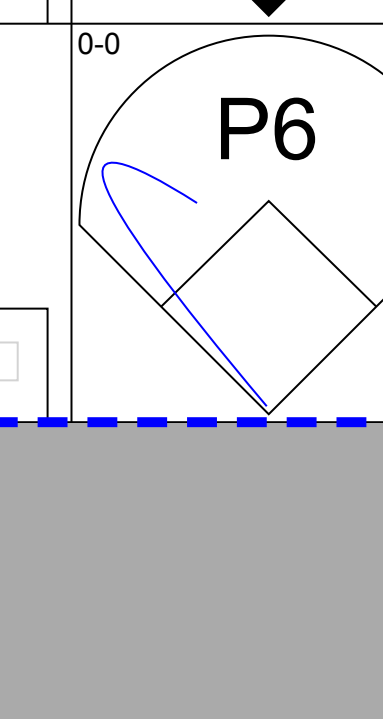
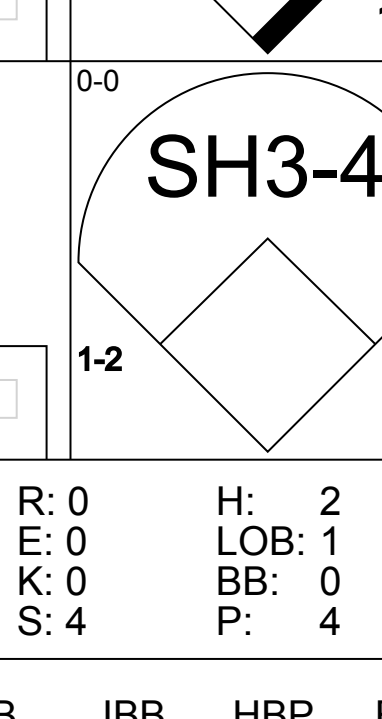
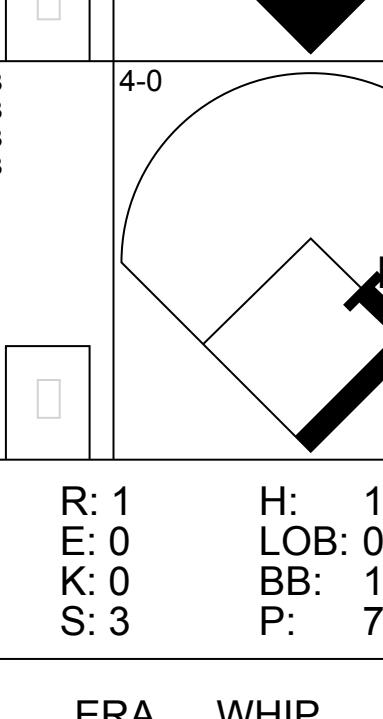
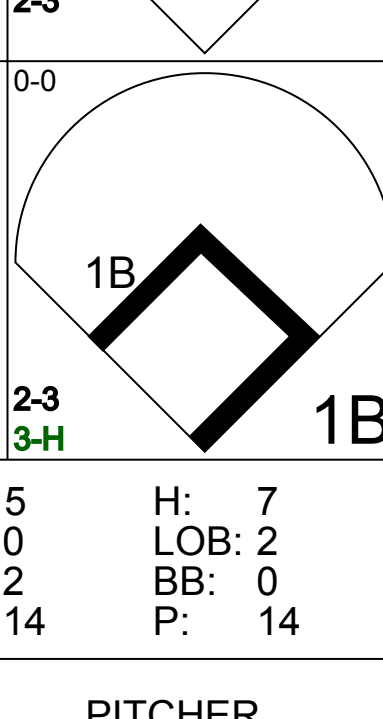
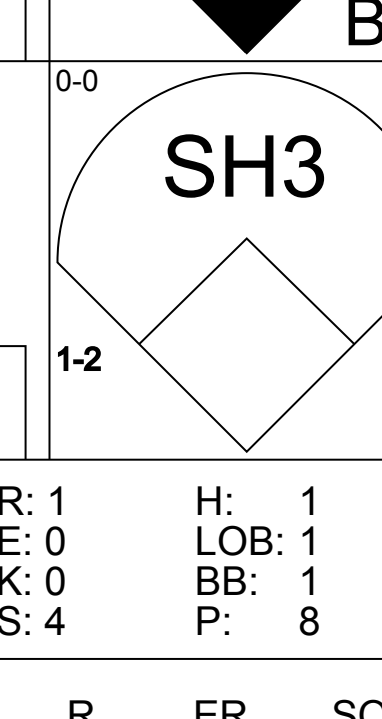
Batter	1	2	3	4	5	6	7	8	9	AB	R	H	RBI	BB	SO	LOB	BOTTOM					
Glenn Hubbard, R OBP: 0.356, SLG: 0.476 (1, 4)										5	1	2	2	0	1	0	<b>Cincinnati Reds @ Atlanta Braves</b> Atlanta-Fulton County Stadium, Atlanta, GA Fri Jul 11 1980, 7:05 PM EDT Att: 26,139 - Unknown					
Dale Murphy, R OBP: 0.361, SLG: 0.518 (1, 8)										5	0	0	0	0	2	2						
Chris Chambliss, L OBP: 0.342, SLG: 0.471 (1, 3)										3	0	2	0	1	0	0						
Gary Matthews, R OBP: 0.322, SLG: 0.427 (1, 9)										3	0	0	0	1	0	2						
Bob Horner, R OBP: 0.254, SLG: 0.441 (1, 5)										3	0	1	1	1	1	0						
Jeff Burroughs, R OBP: 0.362, SLG: 0.497 (1, 7)										3	0	0	0	1	2	3						
Bill Nahorodny, R OBP: 0.318, SLG: 0.542 (1, 2)										4	0	0	0	0	2							
Luis Gomez, R OBP: 0.276, SLG: 0.230 (1, 6)										3	1	1	0	0	1	2						
Biff Pocoroba, S OBP: 0.333, SLG: 0.293 (9, PH)										1	0	0	0	0	1	0						
Doyle Alexander, R OBP: 0.133, SLG: 0.156 (8, 1)										2	0	0	0	0	2	2						
Rick Camp, R (8, 1)										0	0	0	0	0	0	0						
Gene Garber, R (9, 1)										0	0	0	0	0	0	0						
Mike Lum, L OBP: 0.268, SLG: 0.206 (9, PH)										0	1	0	0	1	0	0						
<b>Inning Stats</b>	R: 0 E: 0 K: 1 S: 6	H: 1 LOB: 0 BB: 0 P: 6	R: 0 E: 0 K: 1 S: 5	H: 0 LOB: 0 BB: 0 P: 5	R: 2 E: 0 K: 1 S: 7	H: 2 LOB: 3 BB: 3 P: 19	R: 0 E: 0 K: 1 S: 5	H: 0 LOB: 0 BB: 0 P: 5	R: 0 E: 0 K: 1 S: 6	H: 1 LOB: 1 BB: 0 P: 6	R: 0 E: 0 K: 2 S: 8	H: 1 LOB: 2 BB: 1 P: 12	R: 0 E: 0 K: 2 S: 3	H: 0 LOB: 0 BB: 0 P: 3	R: 0 E: 0 K: 2 S: 7	H: 0 LOB: 0 BB: 0 P: 7	R: 1 E: 0 K: 1 S: 6	H: 1 LOB: 1 BB: 1 P: 10	1B: 4 2B: 2 3B: 0 HR: 0	SF: 0 SAC: 1 DP: 0 HBP: 0	WP: 1 PB: 1 SB: 0 CS: 0	PA: 38
<b>PITCHER</b>	IP	WLS	BF	H	R	ER	SO	BB	IBB	HBP	BLK	WP	HR	S	P	ERA	WHIP					
Mario Soto, R ERA: 4.2 (1, 1)	8.2	W	36	5	3	3	10	5	0	0	0	0	0	51	71	3.12	1.154					
Tom Hume, R ERA: 3.29 (9, 1)	0.1	S	2	1	0	0	0	0	0	0	0	0	0	2	2	0.00	3.000					

AB	32
R	3
H	6
RBI	3
BB	5
SO	10
LOB	13



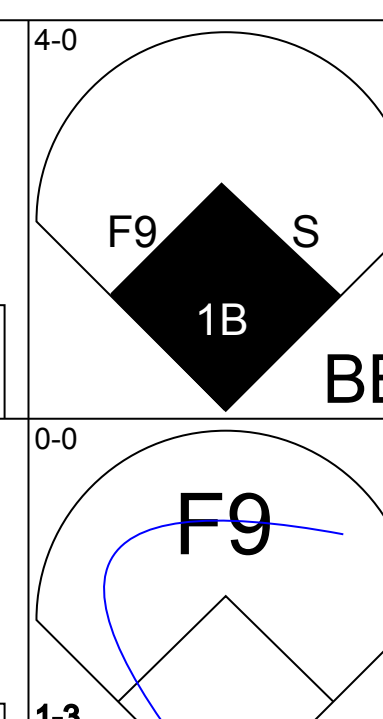
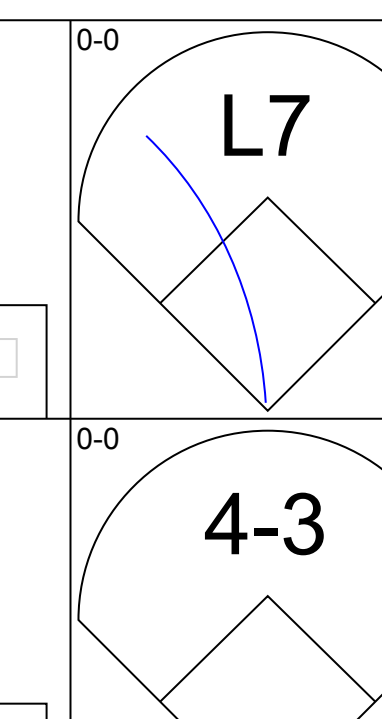
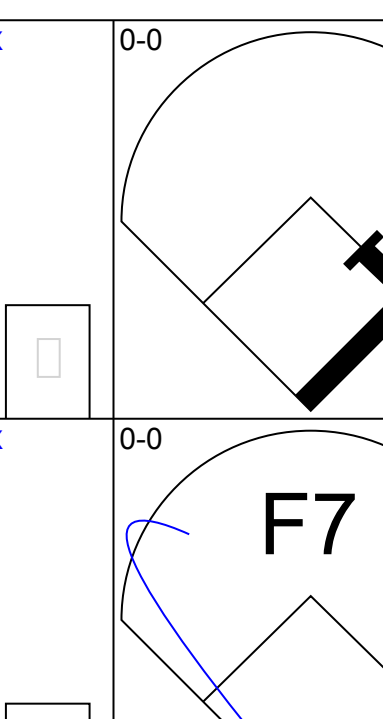
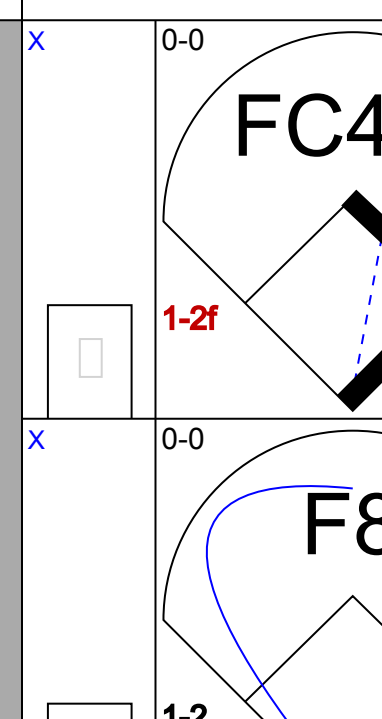
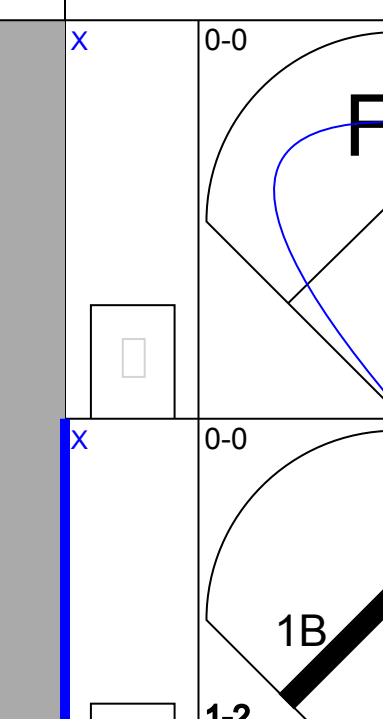
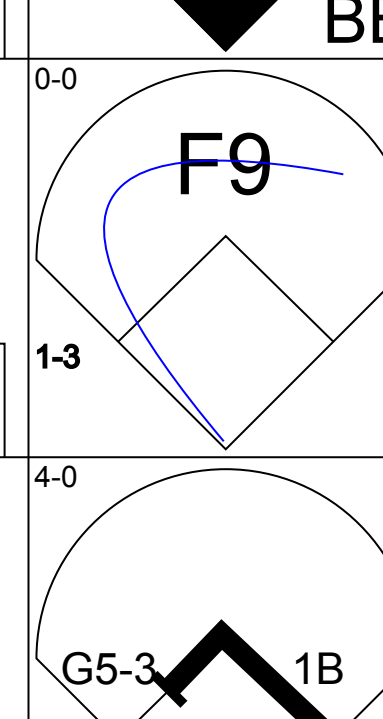
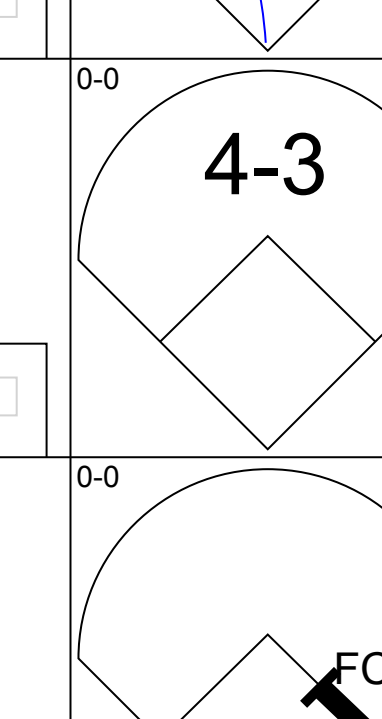
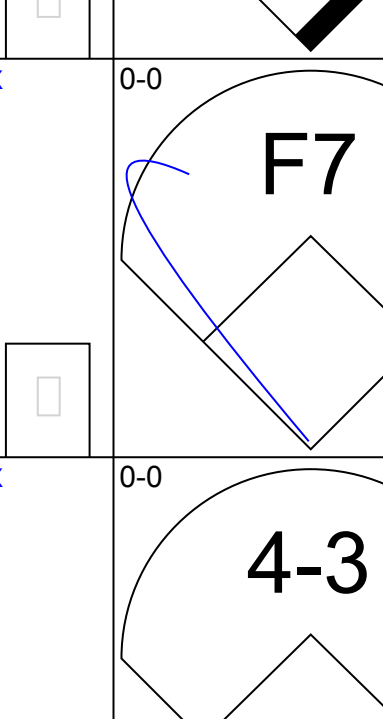
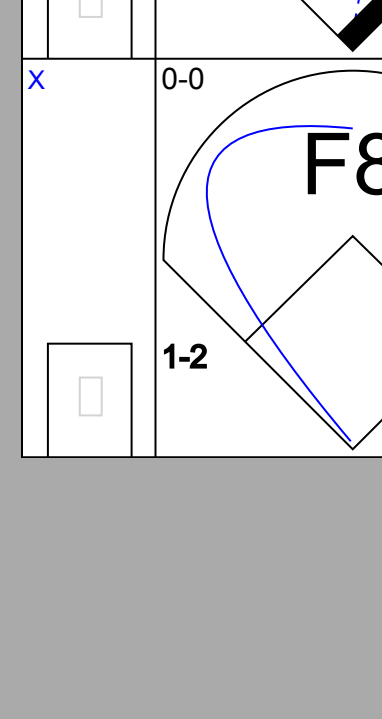
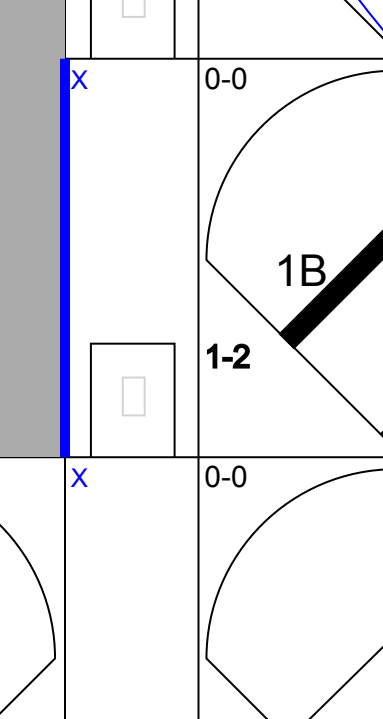
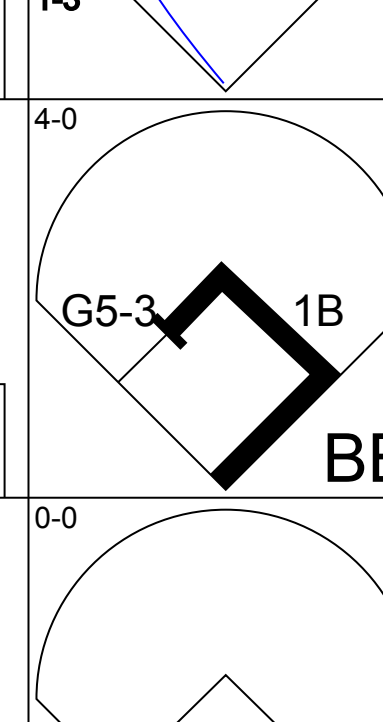
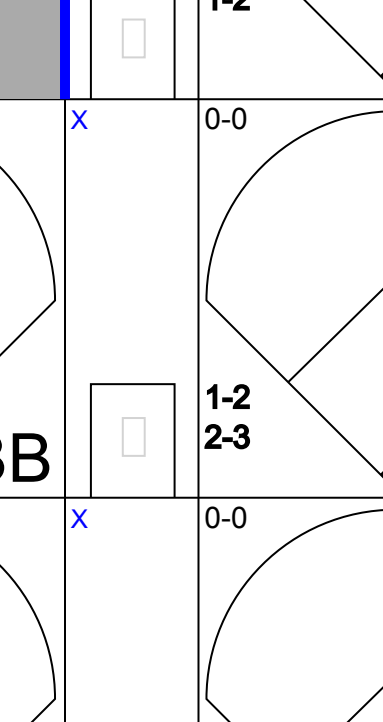
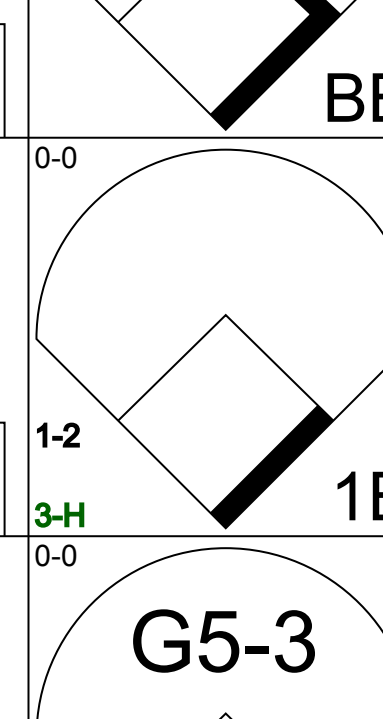
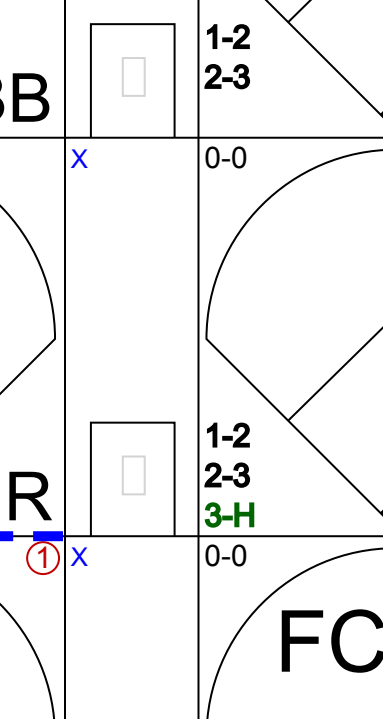
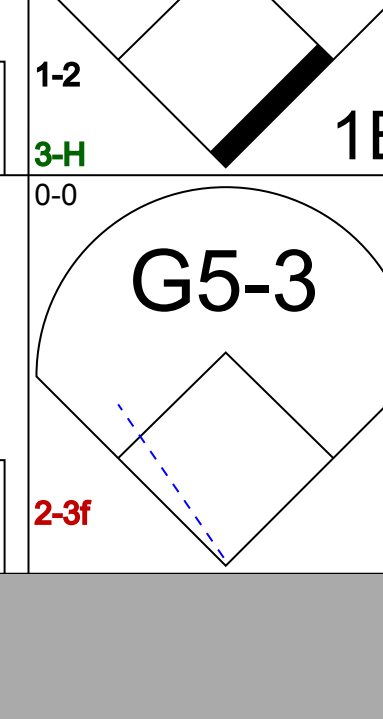


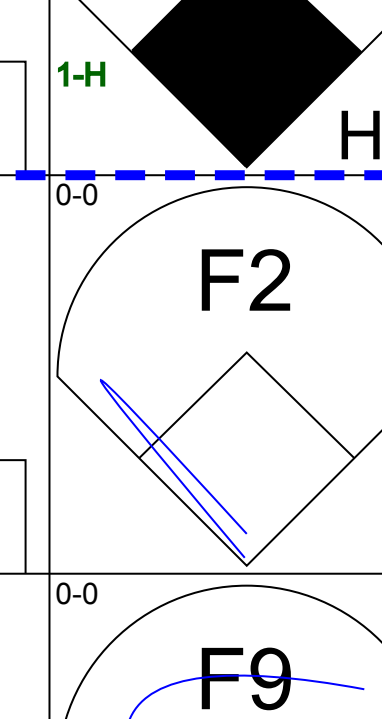
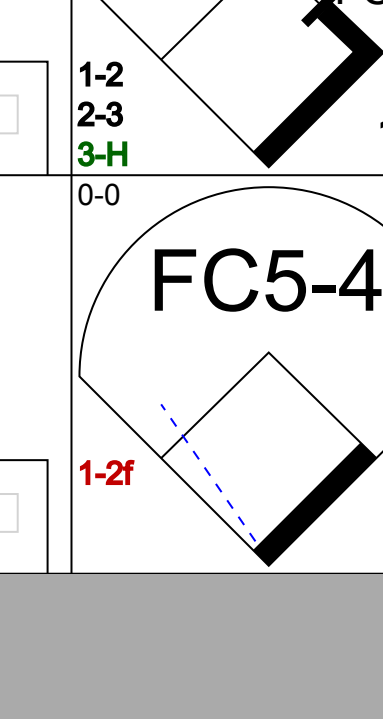
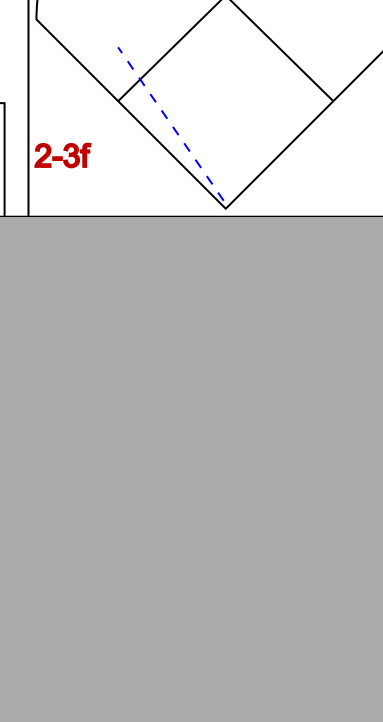


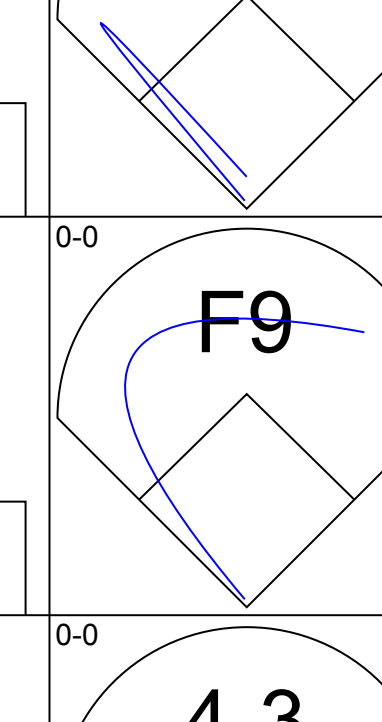
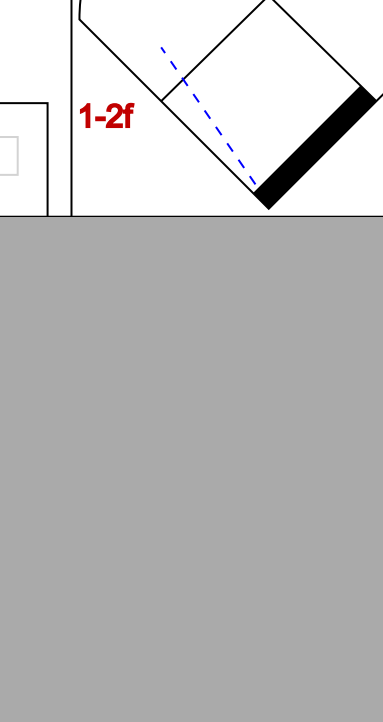

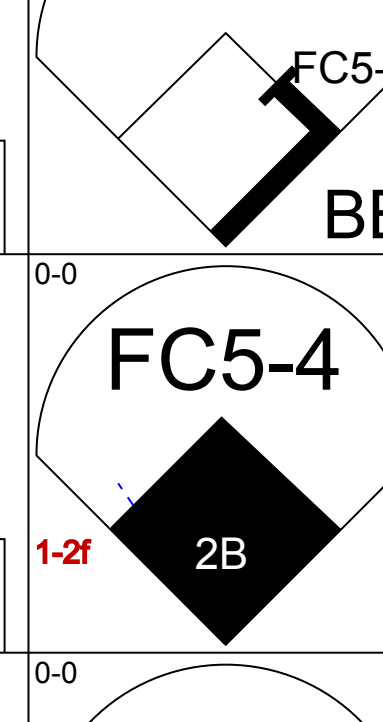
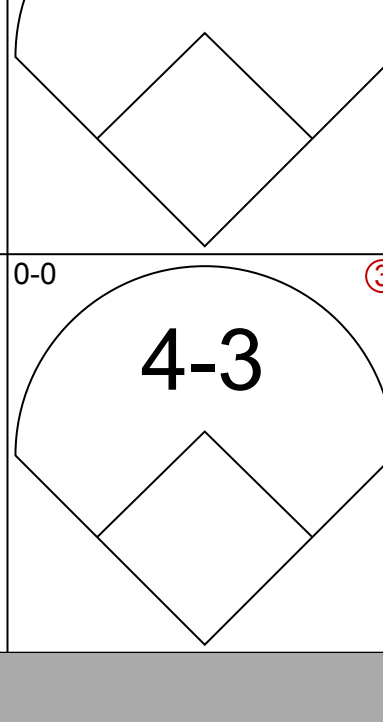
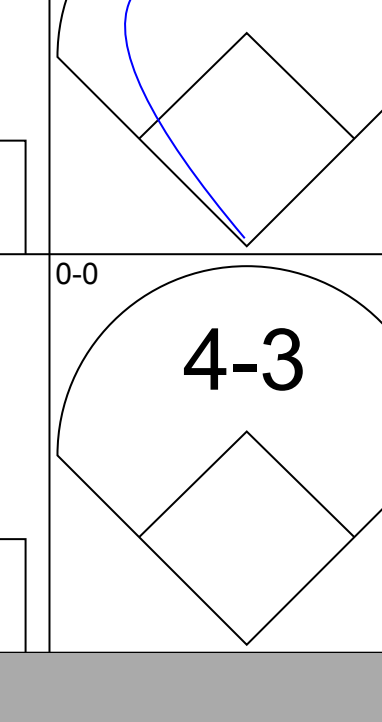

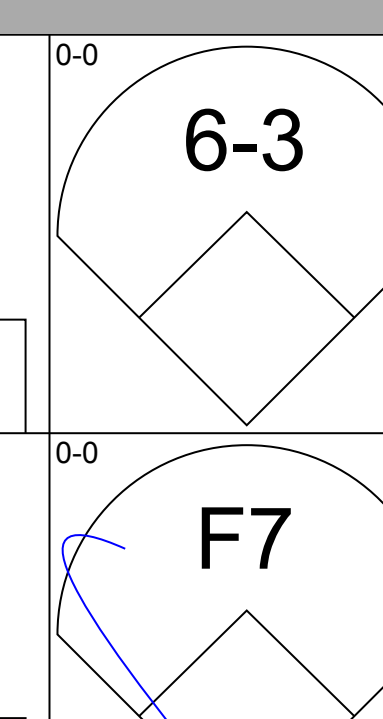
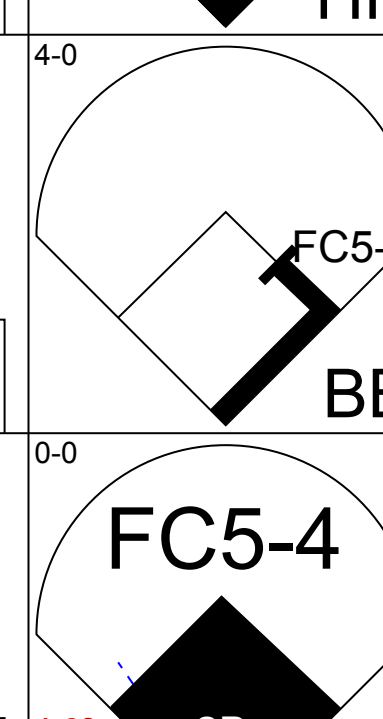
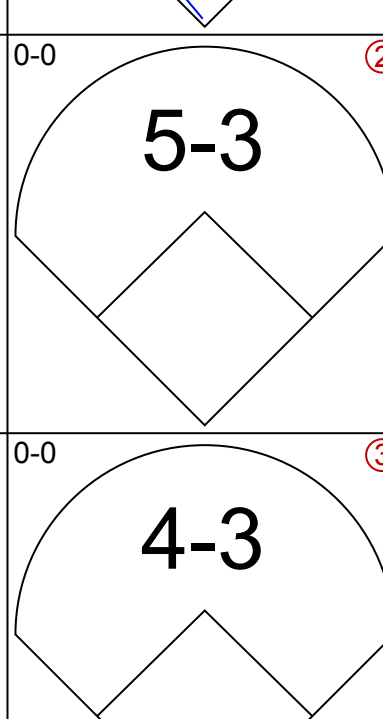
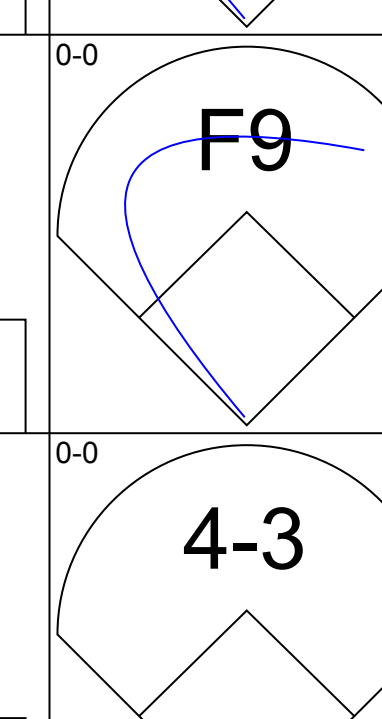
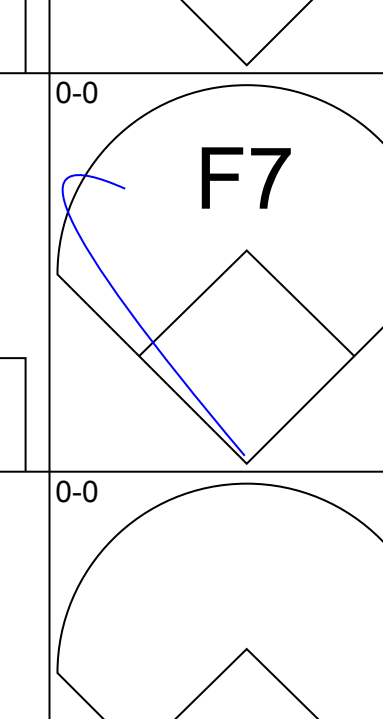
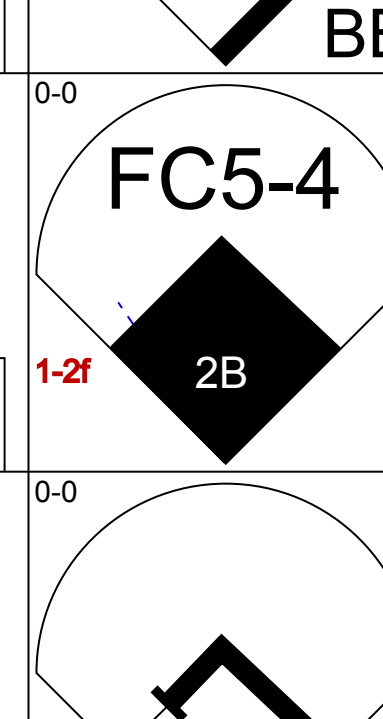
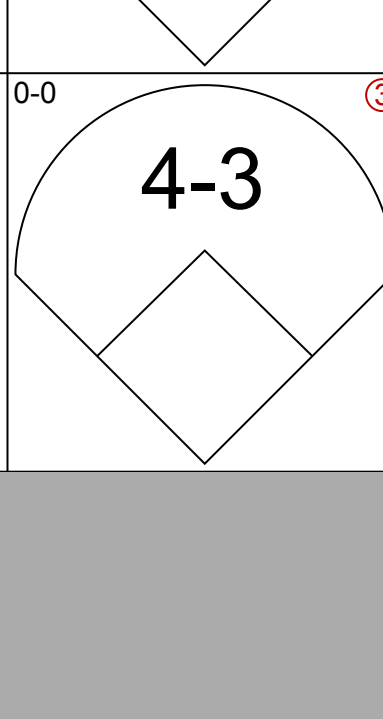
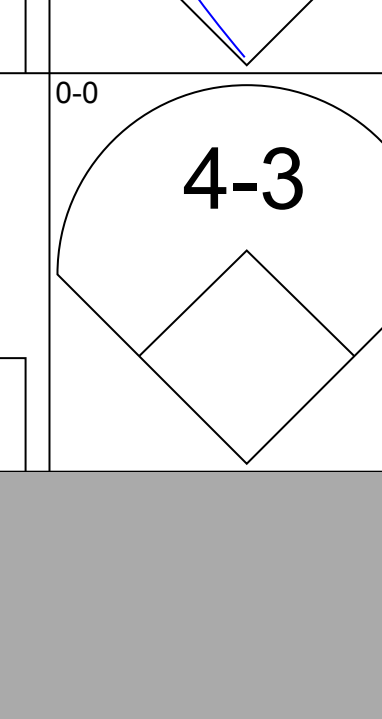
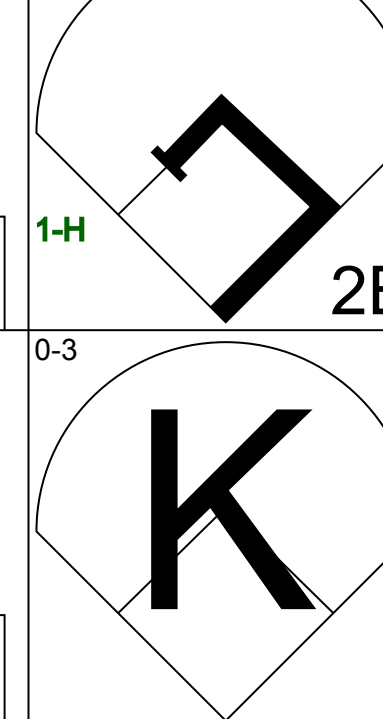

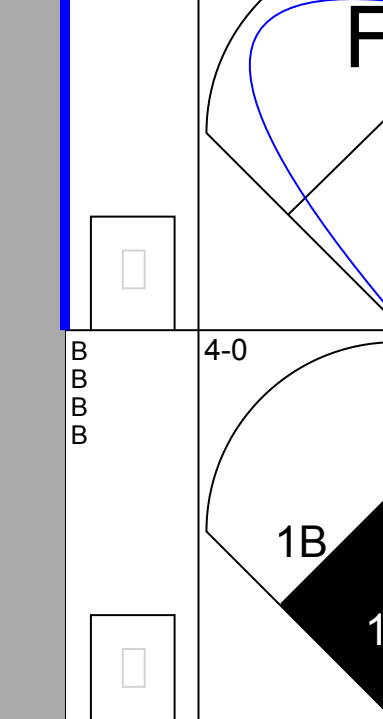
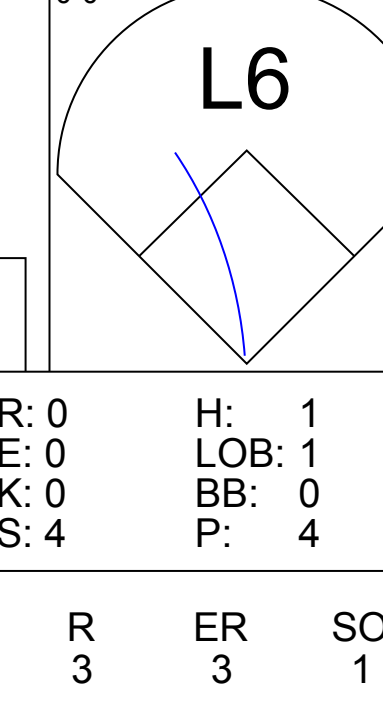
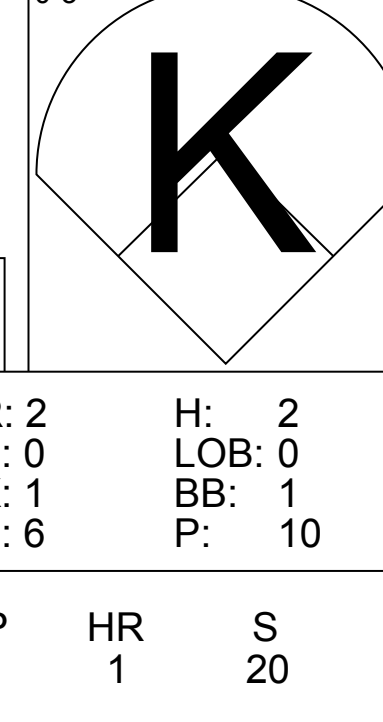
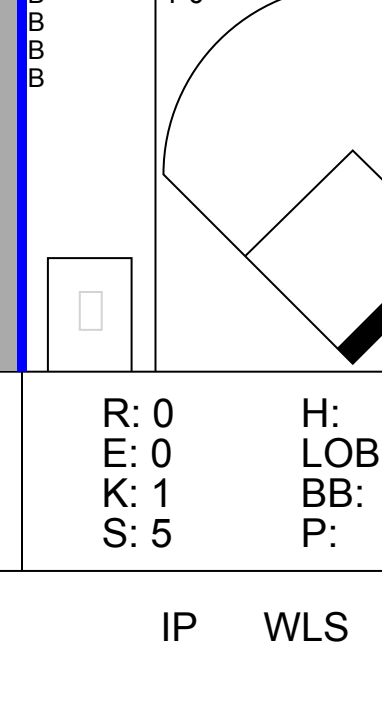
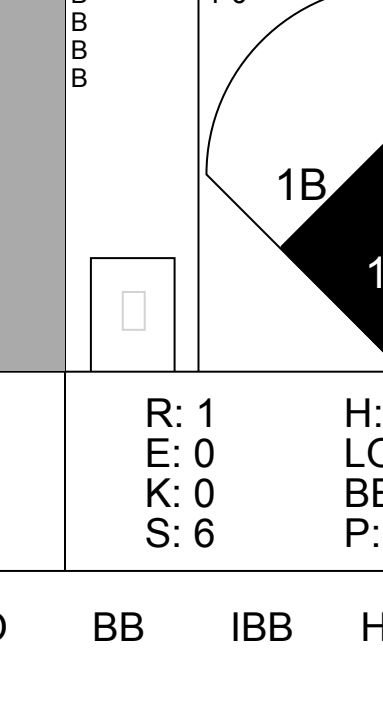
Batter	1	2	3	4	5	6	7	8	9	AB	R	H	RBI	BB	SO	LOB	TOP								
<b>Bill North, S</b> OBP: 0.377, SLG: 0.295 (1, 8)										2	2	1	0	4	0	0	<b>San Francisco Giants @ Cincinnati Reds</b> Riverfront Stadium, Cincinnati, OH Sat Jul 12 1980, 7:05 PM EDT Unknown  <b>AB 32</b> <b>R 7</b> <b>H 8</b> <b>RBI 7</b> <b>BB 13</b> <b>SO 7</b> <b>LOB 26</b>								
<b>Max Venable, L</b> OBP: 0.343, SLG: 0.371 (1, 7)										3	1	2	2	0	1	1									
<b>Jim Wohlford, R</b> OBP: 0.269, SLG: 0.319 (6, PH)										0	0	0	0	0	0	0									
<b>Terry Whitfield, L</b> OBP: 0.307, SLG: 0.336 (6, 7)										2	1	2	1	0	0	0									
<b>Jack Clark, R</b> OBP: 0.388, SLG: 0.553 (1, 9)										5	1	2	3	0	1	5									
<b>Darrell Evans, L</b> OBP: 0.335, SLG: 0.377 (1, 3)										3	0	1	1	2	0	4									
<b>Rennie Stennett, R</b> OBP: 0.289, SLG: 0.343 (1, 4)										3	0	0	0	2	0	4									
<b>Joe Pettini, R</b> OBP: 0.167, SLG: 0.091 (1, 5)										5	0	0	0	0	0	5									
<b>Johnnie LetMaster, R</b> OBP: 0.233, SLG: 0.311 (1, 6)										3	2	0	0	2	0	2									
<b>Mike Sadek, R</b> OBP: 0.371, SLG: 0.288 (1, 2)										2	0	0	0	3	1	1									
<b>John Montefusco, R</b> OBP: 0.097, SLG: 0.034 (1, 1)										2	0	0	0	0	2	2									
<b>Roger Metzger, S</b> OBP: 0.120, SLG: 0.043 (6, PH)										0	0	0	0	0	0	0									
<b>Gary Lavelle, S</b> (6, 1)										2	0	0	0	0	2	2									
<b>Greg Minton, S</b> (9, 1)										0	0	0	0	0	0	0									
<b>Inning Stats</b>	R: 0 E: 0 K: 1 S: 5	H: 0 LOB: 2 BB: 2 P: 13	R: 0 E: 0 K: 1 S: 5	H: 0 LOB: 1 BB: 1 P: 9	R: 2 E: 0 K: 1 S: 7	H: 2 LOB: 1 BB: 1 P: 11	R: 1 E: 0 K: 1 S: 5	H: 1 LOB: 1 BB: 2 P: 13	R: 0 E: 0 K: 0 S: 3	H: 1 LOB: 1 BB: 1 P: 7	R: 1 E: 0 K: 0 S: 4	H: 1 LOB: 3 BB: 3 P: 16	R: 0 E: 0 K: 1 S: 5	H: 0 LOB: 2 BB: 2 P: 13	R: 3 E: 0 K: 0 S: 6	H: 3 LOB: 1 BB: 1 P: 10	R: 0 E: 0 K: 2 S: 7	H: 0 LOB: 0 BB: 0 P: 7	1B: 6 2B: 1 3B: 0 HR: 1	SF: 0 SAC: 1 DP: 0 HBP: 0	WP: 1 PB: 0 SB: 2 CS: 2	PA: 47			
<b>PITCHER</b>	IP	WLS	BF	H	R	ER	SO	BB	IBB	HBP	BLK	WP	HR	S	P	ERA	WHIP								
<b>Bruce Berenyi, R</b> ERA: 16.88 (1, 1)	5.0		26	4	4	4	4	9	0	0	0	1	0	25	61	7.20	2.600								
<b>Dave Tomlin, L</b> ERA: 5.31 (6, 1)	0.1	2	0	0	0	0	0	0	1	0	0	0	0	1	5	0.00	0.000								
<b>Paul Moskau, R</b> ERA: 3.68 (6, 1)	0.2	3	1	0	0	0	0	0	0	0	0	0	0	3	3	0.00	1.500								
<b>Doug Bair, R</b> ERA: 5.36 (7, 1)	3.0	L	15	3	3	3	3	2	1	0	0	0	1	18	30	9.00	1.667								

Batter	1	2	3	4	5	6	7	8	9	AB	R	H	RBI	BB	SO	LOB	BOTTOM								
<b>Dave Collins, S</b> OBP: 0.346, SLG: 0.355 (1, 8)										5	1	2	0	0	1	3	<b>San Francisco Giants @ Cincinnati Reds</b> Riverfront Stadium, Cincinnati, OH Sat Jul 12 1980, 7:05 PM EDT Unknown  <b>AB 31</b> <b>R 4</b> <b>H 8</b> <b>RBI 4</b> <b>BB 5</b> <b>SO 7</b> <b>LOB 17</b>								
<b>Dave Concepcion, R</b> OBP: 0.293, SLG: 0.344 (1, 6)										5	0	2	1	0	1	2									
<b>Ken Griffey, L</b> OBP: 0.382, SLG: 0.457 (1, 9)										2	0	0	1	1	0	3									
<b>George Foster, R</b> OBP: 0.328, SLG: 0.420 (1, 7)										4	0	0	0	0	2	2									
<b>Dan Driessen, L</b> OBP: 0.401, SLG: 0.478 (1, 3)										2	1	1	0	2	0	0									
<b>Ray Knight, R</b> OBP: 0.322, SLG: 0.475 (1, 5)										4	1	1	1	0	1	3									
<b>Joe Nolan, L</b> OBP: 0.348, SLG: 0.379 (1, 2)										3	0	1	0	1	0	0									
<b>Junior Kennedy, R</b> OBP: 0.351, SLG: 0.373 (1, 4)										3	1	1	1	1	0	1									
<b>Bruce Berenyi, R</b> ERA: 3.99 (1, 1)										1	0	0	0	0	1	2									
<b>Dave Tomlin, L</b> ERA: 2.08 (6, 1)										0	0	0	0	0	0	0									
<b>Paul Moskau, R</b> ERA: 2.08 (6, 1)										0	0	0	0	0	0	0									
<b>Rick Auerbach, R</b> ERA: 2.08 (6, PH)										0	0	0	0	0	0	0									
<b>Doug Bair, R</b> ERA: 3.08 (7, 1)										0	0	0	0	0	0	0									
<b>Johnny Bench, R</b> ERA: 3.08 (6, PH)										1	0	0	0	0	1	1									
<b>Inning Stats</b>	R: 0 E: 0 K: 1 S: 6	H: 1 LOB: 1 BB: 0 P: 6	R: 3 E: 0 K: 1 S: 10	H: 5 LOB: 2 BB: 0 P: 10	R: 0 E: 0 K: 0 S: 3	H: 0 LOB: 0 BB: 0 P: 3	R: 0 E: 0 K: 1 S: 5	H: 0 LOB: 1 BB: 1 P: 9	R: 0 E: 0 K: 3 S: 9	H: 0 LOB: 2 BB: 2 P: 17	R: 0 E: 0 K: 0 S: 3	H: 0 LOB: 0 BB: 0 P: 3	R: 1 E: 0 K: 0 S: 4	H: 1 LOB: 0 BB: 0 P: 4	R: 0 E: 0 K: 0 S: 2	H: 0 LOB: 1 BB: 1 P: 6	R: 0 E: 0 K: 1 S: 5	H: 1 LOB: 1 BB: 1 P: 9	1B: 5 2B: 2 3B: 1 HR: 0	SF: 1 SAC: 1 DP: 1 HBP: 0	WP: 1 PB: 0 SB: 2 CS: 0	PA: 38			
<b>PITCHER</b>	IP	WLS	BF	H	R	ER	SO	BB	IBB	HBP	BLK	WP	HR	S	P	ERA	WHIP								
<b>John Montefusco, R</b> ERA: 3.99 (1, 1)	5.0		24	6	3	3	6	2	1	0	0	0	0	33	45	5.40	1.600								
<b>Gary Lavelle, L</b> ERA: 2.08 (6, 1)	3.0	W	11	1	1	1	0	2	0	0	0	0	0	9	17	3.00	1.000								
<b>Greg Minton, R</b> ERA: 3.08 (9, 1)	1.0	S	3	1	0	0	1	0	0	0	0	1	0	5	5	0.00	1.000								

Batter	1	2	3	4	5	6	7	8	9	AB	R	H	RBI	BB	SO	LOB	TOP					
Larry Herndon, R (1, 8) OBP: 0.276, SLG: 0.350			 1B		 G6-4-3			 2H		5	0	2	1	0	2	3	<b>San Francisco Giants @ Cincinnati Reds</b> Riverfront Stadium, Cincinnati, OH Sat Jul 12 1980, 7:05 PM EDT Att: 35,584 - Unknown					
Joe Strain, R (1, 4) OBP: 0.338, SLG: 0.331						 1-3				5	0	1	1	0	0	4						
Jack Clark, R (1, 9) OBP: 0.394, SLG: 0.570				 2B		 K		 CS		4	2	3	1	1	1	2						
Darrell Evans, L (1, 3) OBP: 0.336, SLG: 0.387				 E 2H				 1-2		5	1	2	2	0	1	2						
Terry Whitfield, L (1, 7) OBP: 0.310, SLG: 0.338				 FC6-4 1-2		 WP 1B		 1B		5	2	2	0	0	0	1						
Milt May, L (1, 2) OBP: 0.342, SLG: 0.422				 2-3		 1B 1-3		 1H		5	2	2	2	0	0	2						
Joe Pettini, R (1, 5) OBP: 0.235, SLG: 0.188				 1-2		 SH1-4 1-2				5	1	2	1	0	0	1						
Johnnie LeMaster, R (1, 6) OBP: 0.240, SLG: 0.326			 SH3-4 1B		 2-3		 1B 2-3	 1B BB		3	2	2	1	1	0	1						
Bill Bordley, R (1, 1) OBP: 0.667, SLG: 0.500					 BB	 2-3 3H		 1-2		0	0	0	0	1	0	0						
Jim Wohlford, R (6, PH) OBP: 0.275, SLG: 0.325										1	0	1	1	0	0	0						
Tom Griffin, R (6, 1) OBP: 0.394, SLG: 0.459										0	0	0	0	0	0	0						
Greg Minton, S (8, 1) OBP: 0.317, SLG: 0.351										0	0	0	0	0	0	0						
<b>Inning Stats</b>	R: 0 E: 0 K: 1 S: 5	H: 0 LOB: 1 BB: 1 P: 9	R: 0 E: 0 K: 0 S: 3	H: 0 LOB: 0 BB: 0 P: 3	R: 0 E: 0 K: 0 S: 4	H: 2 LOB: 1 BB: 0 P: 4	R: 1 E: 1 K: 0 S: 5	H: 2 LOB: 1 BB: 0 P: 5	R: 1 E: 0 K: 0 S: 3	H: 1 LOB: 0 BB: 1 P: 7	R: 5 E: 0 K: 2 S: 14	H: 7 LOB: 2 BB: 0 P: 14	R: 0 E: 0 K: 0 S: 3	H: 0 LOB: 0 BB: 0 P: 3	R: 1 E: 0 K: 0 S: 4	H: 1 LOB: 1 BB: 1 P: 8	R: 2 E: 0 K: 1 S: 8	H: 4 LOB: 1 BB: 0 P: 8	1B: 12 2B: 3 3B: 0 HR: 4	SF: 0 SAC: 3 DP: 3 HBP: 0	WP: 1 PB: 0 SB: 0 CS: 2	PA: 44
<b>PITCHER</b>	IP WLS BF H R ER SO BB IBB HBP BLK WP HR S P ERA WHIP																					
Michael LaCoss, R (1, 1) ERA: 5.38	5.0 L 23 8 5 5 1 2 0 0 0 0 0 3 23 31 9.00 2.000																					
Dave Tomlin, L (6, 1) ERA: 6.1	0.1 4 3 1 1 0 0 0 0 0 0 1 0 4 4 27.00 9.000																					
Paul Moskau, R (6, 1) ERA: 3.6	1.2 6 1 1 1 2 0 0 0 0 0 0 0 10 10 5.40 6.600																					
Tom Hume, R (8, 1) ERA: 3.59	2.0 11 5 3 3 1 1 0 0 0 0 0 1 12 16 13.50 3.000																					

AB 38  
R 10  
H 17  
RBI 10  
BB 3  
SO 4  
LOB 16



Batter	1	2	3	4	5	6	7	8	9	AB	R	H	RBI	BB	SO	LOB	BOTTOM					
Dave Collins, S (1, 8) OBP: 0.347, SLG: 0.354	 S 1B BB						 S 1-2			4	1	1	0	1	0	2	<b>San Francisco Giants @ Cincinnati Reds</b> Riverfront Stadium, Cincinnati, OH Sat Jul 12 1980, 7:05 PM EDT Att: 35,584 - Unknown					
Junior Kennedy, R (1, 4) OBP: 0.346, SLG: 0.368							 1-2		 1B 1-2	4	0	0	0	0	0	2						
Tom Hume, R (8, 1) OBP: 0.167, SLG: 0.333									 1B 1-2	0	0	0	0	0	0	0						
Ken Griffey, L (6, PH) OBP: 0.394, SLG: 0.459									 1B 1-2	1	0	1	0	0	0	0						
Dave Concepcion, R (1, 6) OBP: 0.300, SLG: 0.347	 BB		 1B					 BB	 1-2 2-3	3	1	2	0	2	0	0						
George Foster, R (1, 7) OBP: 0.337, SLG: 0.453	 1-2 3H		 1-2					 1H	 1B 1-2 2-3 3H	5	2	4	5	0	0	1						
Johnny Bench, R (1, 2) OBP: 0.361, SLG: 0.532	 2-3f								 1-2	5	1	1	1	0	0	5						
Ray Knight, R (1, 5) OBP: 0.322, SLG: 0.470				 BB						3	0	0	0	1	0	0						
Dan Driessen, L (1, 3) OBP: 0.396, SLG: 0.471				 1-2						4	1	0	0	0	0	1						
Hector Cruz, R (1, 9) OBP: 0.250, SLG: 0.292					 2B					3	0	2	1	0	1	0						
Cesar Geronimo, L (6, PH) OBP: 0.326, SLG: 0.324										1	0	0	0	0	0	0						
Michael LaCoss, R (1, 1) OBP: 0.111, SLG: 0.114										2	0	0	0	0	1	1						
Dave Tomlin, L (6, 1) ERA: 4.91							 BB		 1B BB	0	0	0	0	0	0	0						
Paul Moskau, R (6, 1) OBP: 0.100, SLG: 0.150										0	0	0	0	0	0	0						
Harry Spilman, L (7, PH) OBP: 0.328, SLG: 0.410										0	0	0	0	1	0	0						
Ron Oester, S (8, 4) OBP: 0.317, SLG: 0.351										0	1	0	0	1	0	0						
<b>Inning Stats</b>	R: 1 E: 0 K: 0 S: 3	H: 1 LOB: 2 BB: 2 P: 11	R: 0 E: 0 K: 0 S: 4	H: 1 LOB: 0 BB: 0 P: 4	R: 0 E: 0 K: 0 S: 4	H: 1 LOB: 1 BB: 0 P: 4	R: 2 E: 0 K: 1 S: 6	H: 2 LOB: 1 BB: 1 P: 10	R: 0 E: 0 K: 0 S: 3	H: 1 LOB: 0 BB: 0 P: 3	R: 1 E: 0 K: 0 S: 4	H: 1 LOB: 1 BB: 0 P: 4	R: 0 E: 0 K: 1 S: 5	H: 0 LOB: 1 BB: 1 P: 9	R: 2 E: 0 K: 0 S: 4	H: 1 LOB: 0 BB: 0 P: 8	R: 1 E: 0 K: 0 S: 6	H: 3 LOB: 3 BB: 1 P: 10	1B: 7 2B: 1 3B: 0 HR: 3	SF: 0 SAC: 0 DP: 1 HBP: 0	WP: 0 PB: 0 SB: 2 CS: 0	PA: 41
<b>PITCHER</b>	IP WLS BF H R ER SO BB IBB HBP BLK WP HR S P ERA WHIP																					
Bill Bordley, L (1, 1) ERA: 4.91	5.0 W 21 6 3 3 1 2 0 0 0 0 0 2 20 32 5.40 1.800																					
Tom Griffin, R (6, 1) ERA: 4.79	2.0 10 2 3 3 1 2 0 0 0 0 0 2 10 18 13.50 2.000																					
Greg Minton, R (8, 1) ERA: 3.15	2.0 S 10 3 1 1 0 1 0 0 0 0 0 0 9 13 4.50 2.000																					

AB 35  
R 7  
H 11  
RBI 7  
BB 6  
SO 2  
LOB 12



Batter	1	2	3	4	5	6	7	8	9	AB	R	H	RBI	BB	SO	LOB	TOP										
Bill North, S OBP: 0.374, SLG: 0.293 (1, 8)										5	1	1	0	0	1	3	<b>San Francisco Giants @ Cincinnati Reds</b> Riverfront Stadium, Cincinnati, OH Sun Jul 13 1980, 3:33 AM EDT Att: 25,014 - Unknown <a href="http://livebaseballscorecards.com">livebaseballscorecards.com</a>										
Darrell Evans, L OBP: 0.340, SLG: 0.394 (1, 3)										5	0	3	1	0	0	1											
Jack Clark, R OBP: 0.398, SLG: 0.566 (1, 9)										2	0	0	0	3	0	0											
Larry Hemdon, R OBP: 0.270, SLG: 0.342 (1, 7)										5	0	0	0	0	0	5											
Joe Strain, R OBP: 0.342, SLG: 0.336 (1, 4)										4	1	2	0	0	0	0											
Joe Pettini, R OBP: 0.286, SLG: 0.250 (1, 5)										4	0	2	0	0	1	1											
Johnnie LetMaster, R OBP: 0.240, SLG: 0.325 (1, 6)										4	0	1	0	0	0	3											
Mike Sadek, R OBP: 0.378, SLG: 0.317 (1, 2)										4	0	2	1	0	0	2											
Allen Ripley, R OBP: 0.167, SLG: 0.167 Max Venable, L (8, PH) Al Holland, R (8, 1)										2	0	0	0	0	1	2											
<b>Inning Stats</b>	R: 0 E: 0 K: 0 S: 3	H: 1 LOB: 1 BB: 1 P: 7	R: 0 E: 0 K: 0 S: 5	H: 2 LOB: 2 BB: 0 P: 5	R: 0 E: 0 K: 0 S: 3	H: 1 LOB: 1 BB: 1 P: 7	R: 0 E: 0 K: 0 S: 3	H: 0 LOB: 0 BB: 0 P: 3	R: 0 E: 0 K: 0 S: 4	H: 1 LOB: 2 BB: 0 P: 4	R: 0 E: 0 K: 0 S: 5	H: 2 LOB: 2 BB: 0 P: 5	R: 1 E: 0 K: 1 S: 7	H: 2 LOB: 2 BB: 1 P: 11	R: 1 E: 0 K: 2 S: 9	H: 2 LOB: 2 BB: 1 P: 13	R: 0 E: 0 K: 0 S: 3	H: 0 LOB: 0 BB: 0 P: 3	1B: 9 2B: 2 3B: 0 HR: 0	SF: 0 SAC: 1 DP: 1 HBP: 0	WP: 0 PB: 0 SB: 0 CS: 1	PA: 40					
<b>PITCHER</b>	IP	WLS	BF	H	R	ER	SO	BB	IBB	HBP	BLK	WP	HR	S	P	ERA	WHIP										
Joe Price, L ERA: 5.46 Mario Soto, R ERA: 4.15 Tom Hume, R ERA: 3.54	(1, 1) (8, 1) (9, 1)	7.0 1.0 1.0	L 5 3	32 1 0	10 0 0	2 0 0	1 2 0	3 1 0	0 0 0	0 0 0	0 0 0	0 0 0	0 0 0	0 8 3	43 12 3	2.57 0.00 0.00	1.857 2.000 0.000										

Batter	1	2	3	4	5	6	7	8	9	AB	R	H	RBI	BB	SO	LOB	BOTTOM										
Dave Collins, S OBP: 0.349, SLG: 0.357 Tom Hume, R OBP: 0.167, SLG: 0.333 (1, 8) (9, 1)										3	0	1	0	1	0	0	<b>San Francisco Giants @ Cincinnati Reds</b> Riverfront Stadium, Cincinnati, OH Sun Jul 13 1980, 3:33 AM EDT Att: 25,014 - Unknown <a href="http://livebaseballscorecards.com">livebaseballscorecards.com</a>										
Junior Kennedy, R OBP: 0.345, SLG: 0.366 (1, 4)										4	0	1	0	0	0	2											
Ken Griffey, L OBP: 0.382, SLG: 0.455 (1, 9)										3	0	0	0	1	0	2											
George Foster, R OBP: 0.339, SLG: 0.456 (1, 7)										3	0	1	0	1	1	0											
Dan Driessen, L OBP: 0.392, SLG: 0.464 (1, 3)										4	0	0	0	0	0	3											
Ray Knight, R OBP: 0.318, SLG: 0.464 (1, 5)										4	0	0	0	0	1	1											
Joe Nolan, L OBP: 0.333, SLG: 0.361 (1, 2)										3	0	0	0	0	0	1											
Ron Oester, S OBP: 0.302, SLG: 0.333 Sam Mejias, R OBP: 0.319, SLG: 0.348 (1, 6) (9, 8)										3	0	0	0	0	0	0											
Joe Price, R OBP: 0.083, SLG: 0.083 Mario Soto, R OBP: 0.299, SLG: 0.345 (1, 1) (8, 1) (8, 6)										2	0	0	0	0	0	0											
<b>Inning Stats</b>	R: 0 E: 0 K: 0 S: 3	H: 0 LOB: 2 BB: 2 P: 11	R: 0 E: 0 K: 0 S: 3	H: 0 LOB: 0 BB: 0 P: 3	R: 0 E: 1 K: 0 S: 3	H: 0 LOB: 1 BB: 1 P: 7	R: 0 E: 0 K: 0 S: 4	H: 1 LOB: 1 BB: 0 P: 4	R: 0 E: 0 K: 0 S: 4	H: 1 LOB: 1 BB: 0 P: 4	R: 0 E: 0 K: 0 S: 3	H: 0 LOB: 0 BB: 0 P: 3	R: 0 E: 0 K: 1 S: 5	H: 0 LOB: 0 BB: 0 P: 5	R: 0 E: 0 K: 0 S: 4	H: 1 LOB: 1 BB: 0 P: 4	R: 0 E: 0 K: 1 S: 5	H: 0 LOB: 0 BB: 0 P: 5	1B: 1 2B: 2 3B: 0 HR: 0	SF: 0 SAC: 0 DP: 0 HBP: 0	WP: 0 PB: 0 SB: 2 CS: 0	PA: 33					
<b>PITCHER</b>	IP	WLS	BF	H	R	ER	SO	BB	IBB	HBP	BLK	WP	HR	S	P	ERA	WHIP										
Allen Ripley, R ERA: 2.98 Al Holland, L ERA: 1.24	(1, 1) (8, 1)	7.0 2.0	S 7	26 1	2 0	0 0	1 1	3 0	0 0	0 0	0 0	0 0	0 0	9 9	37 9	0.00 0.00	0.714 0.500										

Batter	1	2	3	4	5	6	7	8	9	AB	R	H	RBI	BB	SO	LOB	TOP			
<b>Bill North, S</b> OBP: 0.371, SLG: 0.291 (1, 8)										5	0	1	0	0	1	2	<b>San Francisco Giants @ Cincinnati Reds</b> Riverfront Stadium, Cincinnati, OH Mon Jul 14 1980, 7:05 PM EDT Att: 20,158 - Unknown			
<b>Darrell Evans, L</b> OBP: 0.344, SLG: 0.393 (1, 3)									3	0	1	0	2	0	2					
<b>Jack Clark, R</b> OBP: 0.395, SLG: 0.570 (1, 9)									5	1	1	1	0	0	2					
<b>Larry Hemdon, R</b> OBP: 0.270, SLG: 0.341 (1, 7)									4	0	1	0	0	0	0					
<b>Joe Strain, R</b> OBP: 0.340, SLG: 0.333 (1, 4)									4	0	1	0	0	0	2					
<b>Joe Pettini, R</b> OBP: 0.280, SLG: 0.217 (1, 5)								3	1	0	0	1	0	1						
<b>Johnnie LetMaster, R</b> OBP: 0.247, SLG: 0.336 (1, 6)									3	2	2	0	1	0	0					
<b>Mike Sadek, R</b> OBP: 0.385, SLG: 0.333 (1, 2)									3	1	1	2	1	1	1					
<b>Alan Hargesheimer, R</b> OBP: 0.500, SLG: 1.000 <b>Terry Whitfield, L</b> OBP: 0.308, SLG: 0.335 <b>Gary Lavelle, S</b> (6, 1)									2	0	1	1	0	1	0					
<b>Inning Stats</b>	R: 1 E: 0 K: 1 S: 6	H: 1 LOB: 0 BB: 0 P: 6	R: 0 E: 0 K: 0 S: 4	H: 1 LOB: 1 BB: 0 P: 4	R: 0 E: 0 K: 1 S: 5	H: 0 LOB: 1 BB: 1 P: 9	R: 3 E: 0 K: 0 S: 5	H: 2 LOB: 1 BB: 2 P: 13	R: 0 E: 0 K: 0 S: 3	H: 1 LOB: 1 BB: 1 P: 7	R: 0 E: 0 K: 0 S: 4	H: 1 LOB: 0 BB: 0 P: 4	R: 0 E: 0 K: 2 S: 7	H: 0 LOB: 0 BB: 0 P: 7	R: 0 E: 0 K: 0 S: 3	H: 2 LOB: 2 BB: 0 P: 3	1B: 4 2B: 4 3B: 0 HR: 1	SF: 0 SAC: 0 DP: 1 HBP: 0	WP: 0 PB: 0 SB: 1 CS: 0	PA: 39
<b>PITCHER</b>	IP WLS BF H R ER SO BB IBB HBP BLK WP HR S P ERA WHIP																			
<b>Charlie Leibrandt, L</b> ERA: 3.91	4.1 L 22 5 4 4 2 4 0 0 0 0 0 1 22 38 8.31 2.077																			
<b>Michael LaCoss, R</b> ERA: 5.34	0.2 1 0 0 0 0 0 0 0 0 0 0 0 0 1 1 0.00 0.000																			
<b>Doug Bair, R</b> ERA: 5.14	2.0 10 2 1 0 0 1 0 0 0 0 0 0 9 13 0.00 1.500																			
<b>Tom Hume, R</b> ERA: 3.44	2.0 6 2 0 0 2 0 0 0 0 0 0 0 10 10 0.00 1.000																			

Batter	1	2	3	4	5	6	7	8	9	AB	R	H	RBI	BB	SO	LOB	BOTTOM					
<b>Dave Collins, S</b> OBP: 0.352, SLG: 0.360 <b>Hector Cruz, R</b> OBP: 0.259, SLG: 0.320 (7, 9)										3	0	2	0	0	0	1	<b>San Francisco Giants @ Cincinnati Reds</b> Riverfront Stadium, Cincinnati, OH Mon Jul 14 1980, 7:05 PM EDT Att: 20,158 - Unknown					
<b>Junior Kennedy, R</b> OBP: 0.346, SLG: 0.367 (1, 4)										5	0	2	1	0	3							
<b>Dave Concepcion, R</b> OBP: 0.298, SLG: 0.345 <b>Tom Hume, R</b> OBP: 0.167, SLG: 0.333 (8, 1)										3	0	1	2	0	0	1						
<b>George Foster, R</b> OBP: 0.338, SLG: 0.450 (1, 7)										3	0	0	0	1	1	3						
<b>Dan Driessen, L</b> OBP: 0.387, SLG: 0.457 (1, 3)									4	0	0	0	0	1	1							
<b>Johnny Bench, R</b> OBP: 0.359, SLG: 0.526 (1, 2)									4	0	1	0	0	1	0							
<b>Ray Knight, R</b> OBP: 0.317, SLG: 0.465 (1, 5)									4	0	1	0	0	0	2							
<b>Sam Mejias, R</b> OBP: 0.329, SLG: 0.338 (1, 8)										2	1	0	0	2	1	1						
<b>Charlie Leibrandt, R</b> OBP: 0.239, SLG: 0.326 <b>Michael LaCoss, R</b> ERA: 5.34 <b>Cesar Ceronimo, L</b> OBP: 0.305, SLG: 0.321 <b>Mario Solis, R</b> (5, PH) <b>Doug Bair, R</b> (8, 1) <b>Rick Auerbach, R</b> OBP: 0.309, SLG: 0.315 (8, 6)										0	0	0	0	1	0	0						
<b>Inning Stats</b>	R: 0 E: 0 K: 0 S: 3	H: 1 LOB: 0 BB: 0 P: 3	R: 0 E: 0 K: 1 S: 5	H: 0 LOB: 0 BB: 0 P: 5	R: 0 E: 0 K: 0 S: 4	H: 1 LOB: 2 BB: 1 P: 8	R: 0 E: 0 K: 0 S: 4	H: 1 LOB: 2 BB: 1 P: 8	R: 1 E: 0 K: 0 S: 5	H: 2 LOB: 1 BB: 1 P: 9	R: 0 E: 0 K: 1 S: 5	H: 0 LOB: 0 BB: 0 P: 5	R: 2 E: 0 K: 0 S: 5	H: 2 LOB: 1 BB: 1 P: 9	R: 0 E: 0 K: 2 S: 8	H: 1 LOB: 1 BB: 0 P: 8	R: 0 E: 0 K: 0 S: 3	H: 0 LOB: 0 BB: 0 P: 3	1B: 6 2B: 3 3B: 0 HR: 0	SF: 1 SAC: 0 DP: 1 HBP: 0	WP: 0 PB: 0 SB: 1 CS: 0	PA: 38
<b>PITCHER</b>	IP WLS BF H R ER SO BB IBB HBP BLK WP HR S P ERA WHIP																					
<b>Alan Hargesheimer, R</b> ERA: 1.8	5.0 W 22 5 1 1 1 3 0 0 0 0 0 0 21 33 1.80 1.600																					
<b>Gary Lavelle, L</b> ERA: 2.83	4.0 S 16 3 2 2 3 1 0 0 0 0 0 0 21 25 4.50 1.000																					

Batter	1	2	3	4	5	6	7	8	9	AB	R	H	RBI	BB	SO	LOB	TOP					
Ron LeFlore, R OBP: 0.328, SLG: 0.345 (1, 7)	L4		L4		L4		6-3			3	1	0	0	1	0	0						
Rodney Scott, S OBP: 0.313, SLG: 0.292 (1, 4)	HR		L5		4-3			K		4	1	1	0	0	1	1						
Andre Dawson, R OBP: 0.371, SLG: 0.500 (1, 8)	HR							1-3		4	1	2	3	0	0	0						
Gary Carter, R OBP: 0.313, SLG: 0.455 (1, 2)	P4		P4					5-3		4	0	0	0	0	0	1						
Warren Cromartie, L OBP: 0.388, SLG: 0.462 (1, 3)	F7									4	1	1	0	0	0	0						
Larry Parrish, R OBP: 0.315, SLG: 0.473 (1, 5)		F8								4	1	1	0	0	0	1						
Ellis Valentine, R OBP: 0.366, SLG: 0.518 (1, 9)		6-3								4	2	3	4	0	0	0						
Chris Speier, R OBP: 0.350, SLG: 0.328 Tony Bernazard, S OBP: 0.297, SLG: 0.328 (8, 6)	F8									3	0	0	0	0	1	1						
David Palmer, R Fred Norman, S Tom Hutton, L Bill Gullickson, R Elias Sosa, R John Yamargo, S (1, 1) (5, 1) (7, PH) (7, 1) (8, 1) (8, PH)			3-1							2	0	0	0	0	1	0						
<b>Inning Stats</b>	R: 2 E: 0 K: 0 S: 5	H: 2 LOB: 0 BB: 0 P: 5	R: 0 E: 0 K: 0 S: 3	H: 0 LOB: 0 BB: 0 P: 3	R: 1 E: 0 K: 0 S: 4	H: 1 LOB: 1 BB: 1 P: 8	R: 1 E: 0 K: 1 S: 6	H: 2 LOB: 0 BB: 0 P: 6	R: 0 E: 0 K: 0 S: 5	H: 0 LOB: 0 BB: 0 P: 5	R: 0 E: 0 K: 0 S: 3	H: 0 LOB: 0 BB: 0 P: 3	R: 2 E: 0 K: 0 S: 5	H: 2 LOB: 0 BB: 0 P: 5	R: 0 E: 0 K: 0 S: 5	H: 0 LOB: 1 BB: 0 P: 5	R: 1 E: 0 K: 0 S: 5	H: 2 LOB: 1 BB: 0 P: 5	1B: 6 2B: 0 3B: 0 HR: 3	SF: 0 SAC: 0 DP: 0 HBP: 0	WP: 0 PB: 0 SB: 1 CS: 1	PA: 36
<b>PITCHER</b> Paul Moskau, R ERA: 3.96 (1, 1)	IP: 9.0 WLS: W BF: 36 H: 9 R: 7 ER: 7 SO: 3 BB: 1 IBB: 0 HBP: 0 BLK: 0 WP: 0 HR: 3 S: 41 P: 45 ERA: 7.00 WHIP: 1.111															<b>PITCHER</b>						

**Montreal Expos @ Cincinnati Reds**  
Riverfront Stadium, Cincinnati, OH  
Tue Jul 15 1980, 7:05 PM EDT  
Att: 21,589 - Unknown

AB	35
R	7
H	9
RBI	7
BB	1
SO	3
LOB	5



Batter	1	2	3	4	5	6	7	8	9	AB	R	H	RBI	BB	SO	LOB	BOTTOM			
Sam Mejias, R OBP: 0.333, SLG: 0.342 (1, 8)	1B		E5		6-3	K				5	2	2	0	0	1	0				
Dave Concepcion, R OBP: 0.300, SLG: 0.346 (1, 6)	1B		6-3			K		L6		5	2	2	0	0	1	4				
Ken Griffey, L OBP: 0.388, SLG: 0.464 (1, 9)	1B									5	2	4	3	0	0	0				
George Foster, R OBP: 0.339, SLG: 0.459 (1, 7)	G6-4-3		E5					F2		4	1	1	3	1	0	2				
Ray Knight, R OBP: 0.319, SLG: 0.465 (1, 5)	5-3		FC4							4	1	2	0	0	0	1				
Johnny Bench, R OBP: 0.357, SLG: 0.535 (1, 2)		4-3								4	1	1	2	0	1	2				
Harry Spillman, L OBP: 0.324, SLG: 0.490 Dan Driessen, L OBP: 0.387, SLG: 0.457 (1, 3) (9, 3)		4-3								4	0	1	0	0	1	2				
Junior Kennedy, R OBP: 0.345, SLG: 0.363 (1, 4)										3	1	0	0	1	1	1				
Paul Moskau, R OBP: 0.125, SLG: 0.130 (1, 1)			K							3	1	0	0	1	1	0				
<b>Inning Stats</b>	R: 2 E: 0 K: 0 S: 5	H: 3 LOB: 0 BB: 0 P: 5	R: 0 E: 0 K: 0 S: 3	H: 0 LOB: 0 BB: 0 P: 3	R: 2 E: 2 K: 1 S: 8	H: 1 LOB: 1 BB: 0 P: 8	R: 0 E: 0 K: 1 S: 5	H: 0 LOB: 0 BB: 0 P: 5	R: 5 E: 0 K: 0 S: 9	H: 6 LOB: 1 BB: 0 P: 9	R: 0 E: 0 K: 2 S: 7	H: 0 LOB: 0 BB: 0 P: 7	R: 0 E: 0 K: 2 S: 8	H: 1 LOB: 2 BB: 1 P: 12	R: 2 E: 0 K: 0 S: 4	H: 2 LOB: 1 BB: 2 P: 12	1B: 10 2B: 1 3B: 0 HR: 2	SF: 0 SAC: 0 DP: 1 HBP: 0	WP: 0 PB: 0 SB: 1 CS: 0	PA: 40
<b>PITCHER</b> David Palmer, R ERA: 2.83 Fred Norman, L ERA: 4.95 Bill Gullickson, R ERA: 5.35 Elias Sosa, R ERA: 3.66 (1, 1) (5, 1) (7, 1) (8, 1)	IP: 4.2 WLS: L BF: 24 H: 9 R: 9 ER: 7 SO: 2 BB: 0 IBB: 0 HBP: 0 BLK: 0 WP: 0 HR: 2 S: 28 P: 28 ERA: 13.50 WHIP: 1.929															<b>PITCHER</b>				

**Montreal Expos @ Cincinnati Reds**  
Riverfront Stadium, Cincinnati, OH  
Tue Jul 15 1980, 7:05 PM EDT  
Att: 21,589 - Unknown

AB	37
R	11
H	13
RBI	8
BB	3
SO	6
LOB	12





Batter	1	2	3	4	5	6	7	8	9	AB	R	H	RBI	BB	SO	LOB	TOP					
Ron LeFlore, R (1.7) OBP: 0.328, SLG: 0.352										5	0	2	0	0	1	0						
Rodney Scott, S (1.4) OBP: 0.315, SLG: 0.292										4	2	1	0	1	3	1						
Andre Dawson, R (1.8) OBP: 0.366, SLG: 0.493										4	0	0	0	0	2	3						
Ellis Valentine, R (1.9) OBP: 0.374, SLG: 0.535										4	2	3	2	0	1	0						
Warren Cromartie, L (1.3) OBP: 0.372, SLG: 0.463										2	1	1	0	2	0	0						
Gary Carter, R (1.2) OBP: 0.312, SLG: 0.453										4	0	1	2	0	1	3						
Larry Parrish, R (1.5) OBP: 0.314, SLG: 0.484										4	1	1	1	0	1	3						
Chris Speier, R (1.6) OBP: 0.343, SLG: 0.320										4	0	0	0	0	0	0						
Steve Rogers, R (1.1) OBP: 0.280, SLG: 0.163										3	0	0	0	0	0	0						
Stan Bahnsen, R (7.1) OBP: 0.300, SLG: 0.250										1	0	0	0	0	1	0						
<b>Inning Stats</b>	R: 2 E: 1 K: 1 S: 7	H: 3 LOB: 1 BB: 1 P: 11	R: 1 E: 0 K: 0 S: 4	H: 1 LOB: 0 BB: 0 P: 4	R: 0 E: 0 K: 3 S: 9	H: 0 LOB: 0 BB: 0 P: 9	R: 0 E: 0 K: 1 S: 5	H: 0 LOB: 0 BB: 0 P: 5	R: 0 E: 0 K: 1 S: 5	H: 0 LOB: 0 BB: 0 P: 5	R: 2 E: 1 K: 2 S: 9	H: 2 LOB: 1 BB: 1 P: 13	R: 0 E: 0 K: 0 S: 3	H: 0 LOB: 0 BB: 0 P: 3	R: 1 E: 0 K: 0 S: 5	H: 2 LOB: 2 BB: 1 P: 9	R: 0 E: 0 K: 2 S: 8	H: 1 LOB: 1 BB: 0 P: 8	1B: 5 2B: 2 3B: 1 HR: 1	SF: 0 SAC: 0 DP: 1 HBP: 0	WP: 0 PB: 0 CS: 0	PA: 38
<b>PITCHER</b>	IP WLS BF H R ER SO BB IBB HBP BLK WP HR S P ERA WHIP																					
Mario Soto, R (1.1) ERA: 4.23	7.0 L 28 6 5 4 8 1 1 0 1 0 1 42 50 5.14 1.000																					
Doug Bair, R (8.1) ERA: 5.12	2.0 10 3 1 1 2 0 1 0 0 0 0 13 17 4.50 1.500																					

Montreal Expos @ Cincinnati Reds  
Riverfront Stadium, Cincinnati, OH  
Wed Jul 16 1980, 7:05 PM EDT  
Att: 20,023 - Unknown

AB 35  
R 6  
H 9  
RBI 5  
BB 3  
SO 10  
LOB 10



Batter	1	2	3	4	5	6	7	8	9	AB	R	H	RBI	BB	SO	LOB	BOTTOM			
Sam Mejias, R (1.8) OBP: 0.329, SLG: 0.377										4	1	1	1	0	0	0				
Johnny Bench, R (9, FH) OBP: 0.355, SLG: 0.533										1	0	0	0	0	0	1				
Dave Concepcion, R (1.6) OBP: 0.298, SLG: 0.344										5	0	1	0	0	0	0				
Ken Griffey, L (1.9) OBP: 0.387, SLG: 0.459										3	0	0	0	1	0	1				
George Foster, R (1.7) OBP: 0.341, SLG: 0.460										4	0	2	0	0	1	0				
Dan Driessen, L (1.3) OBP: 0.388, SLG: 0.456										3	1	1	0	1	0	2				
Ray Knight, R (1.5) OBP: 0.321, SLG: 0.478										4	1	2	2	0	0	2				
Joe Nolan, L (1.2) OBP: 0.342, SLG: 0.406										3	1	1	1	1	0	1				
Junior Kennedy, R (1.4) OBP: 0.340, SLG: 0.358										4	0	0	0	0	1	4				
Mario Soto, R (1.1) Cesar Geronimo, L (7, PH) Doug Bair, R (8.1) Harry Spilman, L (9, PH)										2	0	0	0	0	0	3				
<b>Inning Stats</b>	R: 0 E: 0 K: 0 S: 3	H: 0 LOB: 0 BB: 0 P: 3	R: 0 E: 0 K: 1 S: 6	H: 1 LOB: 3 BB: 2 P: 14	R: 0 E: 0 K: 0 S: 4	H: 1 LOB: 2 BB: 1 P: 8	R: 0 E: 0 K: 0 S: 3	H: 0 LOB: 0 BB: 0 P: 3	R: 0 E: 0 K: 1 S: 5	H: 0 LOB: 0 BB: 0 P: 5	R: 3 E: 0 K: 0 S: 7	H: 4 LOB: 1 BB: 0 P: 7	R: 1 E: 0 K: 0 S: 5	H: 2 LOB: 1 BB: 0 P: 5	R: 0 E: 0 K: 0 S: 3	H: 1 LOB: 0 BB: 0 P: 3	1B: 5 2B: 1 3B: 0 HR: 3	SF: 0 SAC: 0 DP: 1 HBP: 0	WP: 0 PB: 0 CS: 0	PA: 38
<b>PITCHER</b>	IP WLS BF H R ER SO BB IBB HBP BLK WP HR S P ERA WHIP																			
Steve Rogers, R (1.1) ERA: 3.03	6.2 W 28 5 3 3 2 3 0 0 0 0 3 29 41 4.05 1.200																			
Stan Bahnsen, R (7.1) ERA: 2.29	2.1 S 10 4 1 1 0 0 0 0 0 0 0 10 10 3.86 1.714																			

Montreal Expos @ Cincinnati Reds  
Riverfront Stadium, Cincinnati, OH  
Wed Jul 16 1980, 7:05 PM EDT  
Att: 20,023 - Unknown

AB 35  
R 4  
H 9  
RBI 4  
BB 3  
SO 2  
LOB 14



Batter	1	2	3	4	5	6	7	8	9	AB R H RBI BB SO LOB	TOP											
Ron LeFlore, R (1, 7) OBP: 0.335, SLG: 0.362	4-0 S 2B BB		0-0 S 1B		0-0 2H 1B 3B		0-0 S 2B 1B		0-0 5-3	4 3 3 1 1 0 0	<b>Montreal Expos @ Cincinnati Reds</b> Riverfront Stadium, Cincinnati, OH Thu Jul 17 1980, 7:05 PM EDT Att: 20,290 - Unknown  <b>AB 35</b> <b>R 6</b> <b>H 9</b> <b>RBI 6</b> <b>BB 3</b> <b>SO 7</b> <b>LOB 10</b>											
Rodney Scott, S (1, 4) OBP: 0.317, SLG: 0.298 Tony Bernazard, S (9, PH) OBP: 0.295, SLG: 0.326	0-0 5-3		0-0 1-3		0-0 3H 1B		0-0 1H 2B		0-0 G3	4 0 2 2 0 0 2 1 0 0 0 0 0 0												
Andre Dawson, R (1, 8) OBP: 0.365, SLG: 0.493	0-0 WP FC5-2 2B		0-0 F9		0-0 3H F7		0-3 K			4 0 1 1 0 1 2												
Ellis Valentine, R (1, 9) OBP: 0.377, SLG: 0.529	0-0 FC5-2 2B		0-0 5-3		4-0 1-2 BB		4-0 BB			2 1 0 0 2 0 2												
Warren Cromartie, L (1, 3) OBP: 0.371, SLG: 0.463	0-0 1H 2B			0-3 K		0-0 4-3		0-0 1-3		4 0 1 1 0 1 3												
Gary Carter, R (1, 2) OBP: 0.311, SLG: 0.460	0-3 K			0-0 P3		0-0 HR		0-0 5-3		4 1 1 1 0 1 1												
Larry Parrish, R (1, 5) OBP: 0.308, SLG: 0.474		0-3 K		0-0 1-3		0-0 F7		0-0 F9		4 0 0 0 0 1 0												
Chris Speier, R (1, 6) OBP: 0.336, SLG: 0.313		0-0 G3			0-0 F8		0-0 F3		0-0 6-3	4 0 0 0 0 0 0												
Scott Sanderson, R (1, 1) OBP: 0.121, SLG: 0.188		0-3 K			0-0 3B 2B		0-3 K		0-3 K	4 1 1 0 0 3 0												
<b>Inning Stats</b>	R: 2 E: 0 K: 1 S: 7	H: 2 LOB: 1 BB: 1 P: 11	R: 0 E: 0 K: 2 S: 7	H: 0 LOB: 0 BB: 0 P: 7	R: 0 E: 0 K: 0 S: 4	H: 1 LOB: 1 BB: 0 P: 4	R: 0 E: 0 K: 1 S: 5	H: 0 LOB: 0 BB: 0 P: 5	R: 2 E: 0 K: 0 S: 6	H: 3 LOB: 2 BB: 1 P: 10	R: 1 E: 0 K: 1 S: 6	H: 1 LOB: 0 BB: 0 P: 6	R: 1 E: 0 K: 1 S: 6	H: 2 LOB: 1 BB: 1 P: 10	R: 0 E: 0 K: 0 S: 3	H: 0 LOB: 0 BB: 0 P: 3	R: 0 E: 0 K: 1 S: 5	H: 0 LOB: 0 BB: 0 P: 5	1B: 3 2B: 4 3B: 1 HR: 1	SF: 0 SAC: 0 DP: 0 HBP: 0	WP: 1 PB: 0 CS: 0	PA: 38
<b>PITCHER</b>	IP WLS BF H R ER SO BB IBB HBP BLK WP HR S P ERA WHIP											<b>PITCHER</b>	IP WLS BF H R ER SO BB IBB HBP BLK WP HR S P ERA WHIP									
Michael LaCoss, R (1, 1) ERA: 5.36	3.0 L 13 3 2 2 3 1 0 0 0 0 1 0 18 22 6.00 1.333																					
Joe Price, L (4, 1) ERA: 5.77	3.0 14 4 3 3 2 1 0 0 0 0 0 1 17 21 9.00 1.667																					
Doug Bair, R (7, 1) ERA: 5.09	2.0 8 2 1 1 1 1 0 0 0 0 0 0 9 13 4.50 1.500																					
Tom Hume, R (9, 1) ERA: 3.39	1.0 3 0 0 0 1 0 0 0 0 0 0 0 5 5 0.00 0.000																					

livebaseballscores.com



Batter	1	2	3	4	5	6	7	8	9	AB R H RBI BB SO LOB	BOTTOM											
Sam Mejias, R (1, 8) OBP: 0.314, SLG: 0.358	0-0 F7			0-0 F9		0-0 F2		0-0 5-3		4 0 0 0 0 0 1	<b>Montreal Expos @ Cincinnati Reds</b> Riverfront Stadium, Cincinnati, OH Thu Jul 17 1980, 7:05 PM EDT Att: 20,290 - Unknown  <b>AB 30</b> <b>R 1</b> <b>H 4</b> <b>RBI 1</b> <b>BB 3</b> <b>SO 3</b> <b>LOB 8</b>											
Dave Concepcion, R (1, 6) OBP: 0.298, SLG: 0.343	0-3 K			0-0 1-3		0-0 BB 1B			0-0 F9	4 0 1 1 0 1 0												
Ken Griffey, L (1, 9) OBP: 0.385, SLG: 0.455	0-0 F7			0-0 4-3		4-0 1-2 BB			0-0 4-3	3 0 0 0 1 0 0												
George Foster, R (1, 7) OBP: 0.340, SLG: 0.457		0-0 6-3			0-0 F9		0-0 F7		0-0 BB 1B	4 0 1 0 0 0 2												
Dan Driessen, L (1, 3) OBP: 0.390, SLG: 0.453		0-0 4-3			0-0 F8		4-0 BB G6-4-3		4-0 1-2 BB	2 0 0 0 2 0 0												
Ray Knight, R (1, 5) OBP: 0.320, SLG: 0.475		0-0 3-1			0-0 FC6-4 1B		0-0 F8		0-0 F9	4 0 1 0 0 0 3												
Johnny Bench, R (1, 2) OBP: 0.351, SLG: 0.525			0-3 K		0-0 FC6-4 1-2		0-0 G6-4-3			3 0 0 0 0 1 2												
Ron Oester, S (1, 4) OBP: 0.288, SLG: 0.317			0-3 K			0-0 F8		0-0 4-3		3 0 0 0 0 1 0												
Michael LaCoss, R (1, 1) OBP: 0.198, SLG: 0.111 Joe Price, R (4, 1) OBP: 0.283, SLG: 0.283 Cesar Geronimo, L (6, PH) OBP: 0.336, SLG: 0.333 Doug Bair, R (7, 1) OBP: 0.329, SLG: 0.403 Harry Spilman, L (8, PH) OBP: 0.107, SLG: 0.333			0-0 L6			0-0 1B 2B		0-0 P6		1 0 0 0 0 0 0 0 0 0 0 0 0 0 1 1 1 0 0 0 0 0 0 0 0 0 0 0 1 0 0 0 0 0 0 0 0 0 0 0 0 0												
<b>Inning Stats</b>	R: 0 E: 1 S: 5	H: 0 LOB: 0 BB: 0 P: 5	R: 0 E: 0 K: 0 S: 3	H: 0 LOB: 0 BB: 0 P: 3	R: 0 E: 0 K: 2 S: 7	H: 0 LOB: 0 BB: 0 P: 7	R: 0 E: 0 K: 0 S: 3	H: 0 LOB: 0 BB: 0 P: 3	R: 0 E: 0 K: 0 S: 4	H: 1 LOB: 1 BB: 0 P: 4	R: 1 E: 0 K: 0 S: 5	H: 2 LOB: 2 BB: 1 P: 9	R: 0 E: 0 K: 0 S: 2	H: 0 LOB: 0 BB: 1 P: 6	R: 0 E: 0 K: 0 S: 3	H: 0 LOB: 0 BB: 0 P: 3	R: 0 E: 0 K: 0 S: 4	H: 1 LOB: 2 BB: 1 P: 8	1B: 3 2B: 1 3B: 0 HR: 0	SF: 0 SAC: 0 DP: 1 HBP: 0	WP: 0 PB: 0 CS: 0	PA: 33
<b>PITCHER</b>	IP WLS BF H R ER SO BB IBB HBP BLK WP HR S P ERA WHIP											<b>PITCHER</b>	IP WLS BF H R ER SO BB IBB HBP BLK WP HR S P ERA WHIP									
Scott Sanderson, R (1, 1) ERA: 3.12	9.0 W 33 4 1 1 3 3 0 0 0 0 0 0 36 48 1.00 0.778																					

livebaseballscores.com



Batter	1	2	3	4	5	6	7	8	9	AB	R	H	RBI	BB	SO	LOB	TOP						
Lee Mazzilli, S (1, 8) OBP: 0.385, SLG: 0.472	F7		F8		L3			K		4	0	0	0	0	1	0	<p><b>New York Mets @ Cincinnati Reds</b> Riverfront Stadium, Cincinnati, OH Fri Jul 18 1980, 7:05 PM EDT Unknown</p> <p>livebaseballscores.com</p>						
Frank Taveras, R (1, 6) OBP: 0.312, SLG: 0.323	F9			F7	5-3			1-3		4	0	0	0	0	0	0							
Claudell Washington, L (1, 7) OBP: 0.332, SLG: 0.479	K			1B	3B	HR		5-3		4	2	2	1	0	1	0							
John Stearns, R (1, 2) OBP: 0.347, SLG: 0.369		5-3		2B	1B	K		F5		4	1	1	1	0	1	0							
Mike Jorgensen, L (1, 3) OBP: 0.369, SLG: 0.443		BB		3-H	1B	F9		4-3		3	0	1	1	1	0	0							
Joel Youngblood, R (1, 9) OBP: 0.348, SLG: 0.407	L6			1-H	2B	L5		1-3		3	0	0	0	1	0	1							
Elliott Maddox, R (1, 5) OBP: 0.364, SLG: 0.344	F9			BB	BB					3	0	0	0	0	0	3							
Doug Flynn, R (1, 4) OBP: 0.275, SLG: 0.266			F4	K		F8				3	0	0	0	0	1	2							
Pete Falcone, L (1, 1) OBP: 0.125, SLG: 0.087										2	0	0	0	0	1	0							
Jerry Morales, R (7, PH) OBP: 0.289, SLG: 0.296			6-3		K			5-3		1	0	0	0	0	0	0							
Tom Hausman, R (7, 1) OBP: 0.083, SLG: 0.083										0	0	0	0	0	0	0							
<b>Inning Stats</b>	R: 0 E: 0 K: 1 S: 5	H: 0 LOB: 0 BB: 0 P: 5	R: 0 E: 0 K: 0 S: 3	H: 0 LOB: 1 BB: 1 P: 7	R: 0 E: 0 K: 0 S: 3	H: 0 LOB: 0 BB: 0 P: 3	R: 2 E: 0 K: 1 S: 8	H: 3 LOB: 2 BB: 1 P: 12	R: 0 E: 0 K: 1 S: 5	H: 0 LOB: 0 BB: 0 P: 5	R: 1 E: 0 K: 1 S: 6	H: 1 LOB: 0 BB: 0 P: 6	R: 0 E: 0 K: 0 S: 3	H: 0 LOB: 0 BB: 0 P: 3	R: 0 E: 0 K: 1 S: 5	H: 0 LOB: 0 BB: 0 P: 3	1B: 1 2B: 1 3B: 1 HR: 1	SF: 0 SAC: 0 DP: 0 HBP: 0	WP: 0 PB: 0 SB: 0 CS: 0	PA: 33			
<b>PITCHER</b>	IP WLS BF H R ER SO BB IBB HBP BLK WP HR S P ERA WHIP																						
Frank Pastore, R (1, 1) ERA: 3.19	5.0		20	3	2	2	3	2	0	0	0	0	0	0	1	24	32	3.60	1.000				
Mario Soto, R (6, 1) ERA: 4.15	4.0	W	13	1	1	1	2	0	0	0	0	0	0	0	1	17	17	2.25	0.250				

Batter	1	2	3	4	5	6	7	8	9	AB	R	H	RBI	BB	SO	LOB	BOTTOM						
Sam Mejias, R (1, 8) OBP: 0.311, SLG: 0.353	F9	F7			K			SH1-4		4	0	1	0	0	1	2	<p><b>New York Mets @ Cincinnati Reds</b> Riverfront Stadium, Cincinnati, OH Fri Jul 18 1980, 7:05 PM EDT Unknown</p> <p>livebaseballscores.com</p>						
Junior Kennedy, R (1, 4) OBP: 0.340, SLG: 0.357	F9		S		F8		SH1-4			3	0	1	0	0	0	0							
Dave Concepcion, R (1, 6) OBP: 0.295, SLG: 0.339	K		5-3		5-3		5-3			4	0	0	0	0	1	2							
George Foster, R (1, 7) OBP: 0.336, SLG: 0.450		K	K			F3	1-3			4	0	0	0	0	2	2							
Ray Knight, R (1, 5) OBP: 0.320, SLG: 0.471		BB	P6			K		5-3		3	1	0	0	1	1	1							
Johnny Bench, R (1, 2) OBP: 0.353, SLG: 0.521		2B	WP		K2-3	HR		K		2	2	0	0	2	2	0							
Dan Driessen, L (1, 3) OBP: 0.391, SLG: 0.455		WP	F8		F8	HR		F4-3		3	1	1	1	1	0	0							
Hector Cruz, R (1, 9) OBP: 0.298, SLG: 0.404		WP	1-3		FC6-4	HR				2	1	2	3	1	0	0							
Frank Pastore, R (1, 1) OBP: 0.188, SLG: 0.133					FC6-4					2	0	0	0	0	1	3							
Mario Soto, R (6, 1) ERA: 3.09		K			1-2	K				1	0	0	0	0	1	0							
<b>Inning Stats</b>	R: 0 E: 0 K: 1 S: 5	H: 0 LOB: 0 BB: 0 P: 5	R: 2 E: 0 K: 2 S: 8	H: 1 LOB: 2 BB: 3 P: 20	R: 0 E: 0 K: 1 S: 6	H: 1 LOB: 1 BB: 0 P: 6	R: 0 E: 0 K: 1 S: 6	H: 1 LOB: 1 BB: 0 P: 6	R: 0 E: 0 K: 1 S: 5	H: 0 LOB: 0 BB: 0 P: 5	R: 3 E: 0 K: 2 S: 8	H: 1 LOB: 2 BB: 2 P: 16	R: 0 E: 0 K: 0 S: 4	H: 1 LOB: 1 BB: 0 P: 4	R: 0 E: 0 K: 1 S: 5	H: 0 LOB: 0 BB: 0 P: 5	1B: 3 2B: 1 3B: 0 HR: 1	SF: 0 SAC: 1 DP: 0 HBP: 0	WP: 1 PB: 0 SB: 1 CS: 0	PA: 34			
<b>PITCHER</b>	IP WLS BF H R ER SO BB IBB HBP BLK WP HR S P ERA WHIP																						
Pete Falcone, L (1, 1) ERA: 5.34	6.0	L	27	4	5	5	8	4	0	0	0	0	0	0	0	38	58	7.50	1.333				
Tom Hausman, R (7, 1) ERA: 3.09	2.0		7	1	0	0	1	0	0	0	0	0	0	0	9	9	0.00	0.500					





Batter	1	2	3	4	5	6	7	8	9	AB	R	H	RBI	BB	SO	LOB	TOP										
Lee Mazzilli, S OBP: 0.385, SLG: 0.486 (1, 8)										4	1	1	2	0	1	2	<b>New York Mets @ Cincinnati Reds</b> Riverfront Stadium, Cincinnati, OH Sun Jul 20 1980, 3:33 AM EDT Att: 24,081 - Unknown										
Bill Almon, R OBP: 0.288, SLG: 0.380 Joel Youngblood, R OBP: 0.345, SLG: 0.401 (6, PH) Jeff Reardon, R (8, 1)										2	0	0	0	0	0	0											
Claudell Washington, L OBP: 0.319, SLG: 0.460 (1, 9)										4	0	0	0	0	1	2											
Steve Henderson, R OBP: 0.387, SLG: 0.432 (1, 7)										4	1	1	1	0	0	0											
Mike Jorgensen, L OBP: 0.363, SLG: 0.433 (1, 3)										4	0	0	0	0	1	0											
John Stearns, R OBP: 0.351, SLG: 0.375 (1, 2)										4	0	1	0	0	0	0											
Elliott Maddox, R OBP: 0.365, SLG: 0.346 (1, 5)										3	0	0	0	0	0	1											
Doug Flynn, R OBP: 0.284, SLG: 0.283 (6, 6) (8, 4)										3	1	2	0	0	0	0											
Pat Zachry, R OBP: 0.277, SLG: 0.542 Jerry Morales, R OBP: 0.302, SLG: 0.300 Ed Glynn, R (8, 1) Dyar Miller, R (8, 1) Frank Taveras, R OBP: 0.308, SLG: 0.310 (8, 6)										1	0	0	0	0	0	1											
<b>Inning Stats</b>	R: 0 E: 0 K: 1 S: 5	H: 0 LOB: 0 BB: 0 P: 5	R: 1 E: 0 K: 1 S: 6	H: 1 LOB: 0 BB: 0 P: 6	R: 0 E: 0 K: 1 S: 5	H: 0 LOB: 0 BB: 0 P: 5	R: 0 E: 0 K: 0 S: 3	H: 0 LOB: 0 BB: 0 P: 3	R: 0 E: 0 K: 2 S: 9	H: 2 LOB: 2 BB: 0 P: 9	R: 0 E: 0 K: 0 S: 4	H: 1 LOB: 1 BB: 0 P: 4	R: 2 E: 0 K: 0 S: 5	H: 2 LOB: 0 BB: 0 P: 5	R: 0 E: 0 K: 0 S: 3	H: 0 LOB: 0 BB: 0 P: 3		1B: 3 2B: 0 3B: 1 HR: 2	SF: 0 SAC: 0 DP: 0 HBP: 0	WP: 0 PA: 33 PB: 0 SB: 0 CS: 0							
<b>PITCHER</b>	IP	WLS	BF	H	R	ER	SO	BB	IBB	HBP	BLK	WP	HR	S	P	ERA	WHIP										
Paul Moskau, R ERA: 3.91 Tom Hume, R ERA: 3.25	(1, 1) (9, 1)	8.0 W	30 3	6 0	3 0	3 0	5 0	0 0	0 0	0 0	0 0	0 0	2 3	40 3	40 3	3.38 0.00	0.750 0.000										

Batter	1	2	3	4	5	6	7	8	9	AB	R	H	RBI	BB	SO	LOB	BOTTOM											
Dave Collins, S OBP: 0.360, SLG: 0.363 Sam Mejias, R OBP: 0.315, SLG: 0.349 (8, 8)										4	1	3	0	0	1	0	<b>New York Mets @ Cincinnati Reds</b> Riverfront Stadium, Cincinnati, OH Sun Jul 20 1980, 3:33 AM EDT Att: 24,081 - Unknown											
Dave Concepcion, R OBP: 0.297, SLG: 0.336 (1, 6)										3	1	1	0	2	0	1												
Ken Griffey, L OBP: 0.384, SLG: 0.466 (1, 9)										4	2	2	3	1	0	3												
George Foster, R OBP: 0.334, SLG: 0.454 (1, 7)										4	0	1	1	0	1	3												
Dan Driessen, L OBP: 0.386, SLG: 0.453 (1, 3)										2	0	0	0	2	1	2												
Ray Knight, R OBP: 0.324, SLG: 0.473 (1, 5)										3	0	2	0	0	0	0												
Joe Nolan, L OBP: 0.329, SLG: 0.375 (1, 2)										3	0	0	0	1	0	3												
Junior Kennedy, R OBP: 0.337, SLG: 0.354 Harry Spillman, L OBP: 0.324, SLG: 0.397 Ron Oester, S OBP: 0.301, SLG: 0.333 (8, PH) (9, 4)										3	0	0	0	0	0	3												
Paul Moskau, R OBP: 0.111, SLG: 0.115 Johnny Bench, R OBP: 0.352, SLG: 0.514 Tom Hume, R OBP: 0.286, SLG: 0.429 (1, 1) (8, PH) (9, 1)										3	0	0	0	0	1	2												
<b>Inning Stats</b>	R: 0 E: 1 K: 1 S: 6	H: 2 LOB: 2 BB: 1 P: 10	R: 0 E: 0 K: 0 S: 3	H: 1 LOB: 0 BB: 0 P: 3	R: 3 E: 0 K: 1 S: 7	H: 2 LOB: 0 BB: 1 P: 11	R: 0 E: 0 K: 0 S: 3	H: 0 LOB: 0 BB: 0 P: 3	R: 0 E: 0 K: 1 S: 6	H: 1 LOB: 2 BB: 1 P: 10	R: 0 E: 1 K: 0 S: 4	H: 1 LOB: 1 BB: 0 P: 8	R: 0 E: 1 K: 1 S: 6	H: 1 LOB: 1 BB: 0 P: 6	R: 0 E: 0 K: 1 S: 5	H: 0 LOB: 2 BB: 2 P: 13		R: 1 E: 0 K: 0 S: 3	H: 1 LOB: 0 BB: 0 P: 3	1B: 7 2B: 0 3B: 1 HR: 1	SF: 0 SAC: 1 DP: 2 HBP: 0	WP: 0 PA: 39 PB: 0 SB: 3 CS: 1						
<b>PITCHER</b>	IP	WLS	BF	H	R	ER	SO	BB	IBB	HBP	BLK	WP	HR	S	P	ERA	WHIP											
Pat Zachry, R ERA: 2.99 Ed Glynn, L ERA: 2.93 Dyar Miller, R ERA: Jeff Reardon, R ERA: 3.33	(1, 1) (6, 1) (6, 1) (8, 1)	5.0 0.0 2.0 1.2	WLS 3 6 L	BF 22 3 8	H 6 1	R 3 0 1	ER 3 0 1	SO 3 3 1	BB 3 1 0	IBB 0 0 0	HBP 0 0 0	BLK 0 0 0	WP 0 0 0	HR 0 0 1	S 25 2 8	P 37 6 8 16	ERA 5.40 5.40 0.00 5.40	WHIP 1.800 1.800 0.500 1.800										

Batter	1	2	3	4	5	6	7	8	9	AB	R	H	RBI	BB	SO	LOB	TOP								
<b>Pete Rose, S</b> OBP: 0.368, SLG: 0.389 (1, 3)										5	0	1	0	0	0	1	<b>Philadelphia Phillies @ Cincinnati Reds</b> Riverfront Stadium, Cincinnati, OH Mon Jul 21 1980, 7:05 PM EDT Att: 27,177 - Unknown								
<b>Greg Gross, L</b> OBP: 0.343, SLG: 0.345 (1, 7) (7, 9)										5	0	2	0	0	0	2									
<b>Del Unser, L</b> OBP: 0.317, SLG: 0.382 <b>Lonnie Smith, R</b> OBP: 0.387, SLG: 0.460 (7, PH) (7, 7)										3	0	0	0	0	1	2									
<b>Mike Schmidt, R</b> OBP: 0.348, SLG: 0.587 (1, 5)										3	1	0	0	1	1	0									
<b>Keith Moreland, R</b> OBP: 0.316, SLG: 0.521 (1, 2)										4	1	2	2	0	0	0									
<b>Gary Maddox, R</b> OBP: 0.287, SLG: 0.403 (1, 8)										4	1	1	0	0	0	1									
<b>Manny Trillo, R</b> OBP: 0.383, SLG: 0.439 (1, 4)										3	0	1	0	1	1	0									
<b>Larry Bowa, S</b> OBP: 0.273, SLG: 0.319 (1, 6)										4	1	2	1	0	0	2									
<b>Randy Lerch, L</b> OBP: 0.390, SLG: 0.361 <b>Kevin Saucier, L</b> (7, 1)										3	0	0	0	0	1	2									
<b>Bake McBride, L</b> OBP: 0.327, SLG: 0.454 (9, PH)										0	0	0	0	0	0	0									
<b>Inning Stats</b>	R: 0 E: 0 K: 1 S: 5	H: 1 LOB: 0 BB: 0 P: 5	R: 0 E: 0 K: 0 S: 5	H: 2 LOB: 2 BB: 0 P: 5	R: 0 E: 0 K: 1 S: 6	H: 1 LOB: 1 BB: 0 P: 6	R: 2 E: 0 K: 1 S: 6	H: 1 LOB: 0 BB: 1 P: 10	R: 0 E: 0 K: 0 S: 4	H: 1 LOB: 1 BB: 0 P: 4	R: 1 E: 1 K: 0 S: 5	H: 2 LOB: 2 BB: 1 P: 9	R: 0 E: 0 K: 0 S: 3	H: 0 LOB: 0 BB: 0 P: 3	R: 0 E: 0 K: 1 S: 5	H: 0 LOB: 0 BB: 0 P: 5	R: 1 E: 0 K: 0 S: 5	H: 2 LOB: 1 BB: 0 P: 5	1B: 6 2B: 2 3B: 1 HR: 1	SF: 0 SAC: 0 DP: 1 HBP: 0	WP: 0 PB: 0 SB: 0 CS: 0	PA: 38			
<b>PITCHER</b>	IP	WLS	BF	H	R	ER	SO	BB	IBB	HBP	BLK	WP	HR	S	P	ERA	WHIP								
<b>Michael LaCoss, R</b> ERA: 5.31 <b>Charlie Leibrandt, L</b> ERA: 4.19 <b>Tom Hume, R</b> ERA: 3.29	(1, 1) (7, 1) (8, 1)	6.0 1.0 2.0	W S	27 3 8	8 0 2	3 0 1	3 0 1	3 0 1	2 0 0	0 0 0	0 0 0	0 0 0	1 0 0	31 3 10	39 3 10	4.50 0.00 4.50	1.667 0.000 1.000								

AB	36
R	4
H	10
RBI	4
BB	2
SO	4
LOB	10



Batter	1	2	3	4	5	6	7	8	9	AB	R	H	RBI	BB	SO	LOB	BOTTOM								
<b>Dave Collins, S</b> OBP: 0.359, SLG: 0.359 <b>Sam Mejias, R</b> OBP: 0.323, SLG: 0.356 (1, 8) (8, 8) (9, 9)										3	1	0	0	1	0	2	<b>Philadelphia Phillies @ Cincinnati Reds</b> Riverfront Stadium, Cincinnati, OH Mon Jul 21 1980, 7:05 PM EDT Att: 27,177 - Unknown								
<b>Dave Concepcion, R</b> OBP: 0.298, SLG: 0.340 (1, 6)										5	1	2	0	0	0	1									
<b>Ken Griffey, L</b> OBP: 0.390, SLG: 0.472 <b>Cesar Geronimo, L</b> OBP: 0.328, SLG: 0.333 (1, 9) (9, 8)										4	1	3	0	1	0	1									
<b>George Foster, R</b> OBP: 0.330, SLG: 0.449 (1, 7)										3	0	0	1	0	0	5									
<b>Johnny Bench, R</b> OBP: 0.354, SLG: 0.518 (1, 2)										4	1	2	2	0	0	1									
<b>Ray Knight, R</b> OBP: 0.329, SLG: 0.475 (1, 5)										3	1	2	0	1	0	2									
<b>Dan Driessen, L</b> OBP: 0.387, SLG: 0.452 (1, 3)										3	0	1	1	1	1	1									
<b>Junior Kennedy, R</b> OBP: 0.336, SLG: 0.356 <b>Tom Hume, R</b> OBP: 0.296, SLG: 0.429 (1, 4) (8, 1)										4	0	1	1	0	1	3									
<b>Michael LaCoss, R</b> OBP: 0.103, SLG: 0.105 <b>Hector Cruz, R</b> OBP: 0.233, SLG: 0.396 <b>Charlie Leibrandt, R</b> OBP: 0.234, SLG: 0.233 <b>Ron Oester, S</b> OBP: 0.297, SLG: 0.329 (1, 1) (6, PH) (7, 1) (8, 4)										2	0	0	0	0	1	1									
<b>Inning Stats</b>	R: 1 E: 0 K: 0 S: 4	H: 1 LOB: 1 BB: 1 P: 8	R: 0 E: 0 K: 2 S: 8	H: 1 LOB: 0 BB: 0 P: 8	R: 1 E: 0 K: 0 S: 5	H: 3 LOB: 2 BB: 1 P: 9	R: 0 E: 0 K: 1 S: 5	H: 0 LOB: 0 BB: 0 P: 5	R: 0 E: 0 K: 0 S: 4	H: 1 LOB: 1 BB: 0 P: 4	R: 1 E: 0 K: 1 S: 7	H: 2 LOB: 2 BB: 1 P: 11	R: 2 E: 0 K: 0 S: 6	H: 3 LOB: 2 BB: 1 P: 10	R: 0 E: 0 K: 0 S: 4	H: 1 LOB: 1 BB: 0 P: 4		R: 0 E: 0 K: 0 S: 4	H: 1 LOB: 1 BB: 0 P: 4	1B: 8 2B: 4 3B: 0 HR: 0	SF: 1 SAC: 0 DP: 0 HBP: 0	WP: 1 PB: 0 SB: 0 CS: 0	PA: 39		
<b>PITCHER</b>	IP	WLS	BF	H	R	ER	SO	BB	IBB	HBP	BLK	WP	HR	S	P	ERA	WHIP								
<b>Randy Lerch, L</b> ERA: 4.84 <b>Kevin Saucier, L</b> ERA: 2.99	(1, 1) (7, 1)	6.2 1.1	L	32 7	10 2	5 0	5 0	4 0	3 0	0 1	0 0	0 0	0 0	6 6	10 10	0.00 6.75	1.950 1.500								



Batter	1	2	3	4	5	6	7	8	9	AB	R	H	RBI	BB	SO	LOB	TOP			
<b>Pete Rose, S</b> OBP: 0.366, SLG: 0.385 (1, 3)	0-0 1-3	0-3 K			0-3 K		4-0 1B 1B BB		0-0 6-3	4	1	0	0	1	2	1	<b>Philadelphia Phillies @ Cincinnati Reds</b> Riverfront Stadium, Cincinnati, OH Tue Jul 22 1980, 7:05 PM EDT Att: 28,079 - Unknown  <a href="http://livebaseballscores.com">livebaseballscores.com</a>			
<b>Greg Gross, L</b> OBP: 0.355, SLG: 0.352 (1, 7)	4-0 PB 1B BB		0-0 L7		0-0 F7		0-0 1B 1-3 1B		0-0 1B	4	0	2	0	1	0	0				
<b>Lonnie Smith, R</b> OBP: 0.387, SLG: 0.460 (9, FR)										0	0	0	0	0	0	0				
<b>Bake McBride, L</b> OBP: 0.331, SLG: 0.463 (1, 9)	0-0 PB 1-2 1B		0-0 3B		0-0 F9		0-0 1-3 1B		0-0 F8	5	0	3	1	0	0	1				
<b>Mike Schmidt, R</b> OBP: 0.344, SLG: 0.579 (1, 5)	0-3 K 1-2 2-3		0-0 L6		0-3 K		0-0 F9			4	0	0	0	0	2	5				
<b>Garry Maddox, R</b> OBP: 0.287, SLG: 0.401 (1, 8)	0-3 K		0-0 L8		0-0 WP S 1B		0-0 F7			4	0	1	0	0	1	3				
<b>Manny Trillo, R</b> OBP: 0.377, SLG: 0.432 (1, 4)		0-0 F2		0-0 3-1		0-0 F7		0-3 K		4	0	0	0	0	1	1				
<b>Bob Boone, R</b> OBP: 0.290, SLG: 0.343 (1, 2)		0-0 HR		0-0 F7		0-0 P4		4-0 BB		3	1	1	1	1	0	1				
<b>Larry Bowa, S</b> OBP: 0.276, SLG: 0.322 (1, 6)		0-0 S 1B		0-0 1B			0-0 6-3		0-0 P4	4	0	2	0	0	0	1				
<b>Steve Carlton, L</b> OBP: 0.133, SLG: 0.153 (1, 1)		0-0 F9		0-3 K			0-0 L7		0-0 F7	2	0	0	0	0	1	2				
<b>George Yukovich, L</b> OBP: 0.266, SLG: 0.258 (7, PH)										1	0	0	0	0	0	0				
<b>Tug McGraw, R</b> OBP: 0.500, SLG: 0.500 (7, 1)										0	0	0	0	0	0	0				
<b>Del Unser, L</b> OBP: 0.311, SLG: 0.375 (9, PH)										1	0	0	0	0	0	0				
<b>Inning Stats</b>	R: 0 E: 0 K: 2 S: 8	H: 1 LOB: 2 BB: 1 P: 12	R: 1 E: 0 K: 1 S: 7	H: 2 LOB: 1 BB: 0 P: 7	R: 0 E: 0 K: 0 S: 4	H: 1 LOB: 1 BB: 0 P: 4	R: 0 E: 0 K: 1 S: 6	H: 0 LOB: 0 BB: 0 P: 5	R: 0 E: 0 K: 1 S: 6	H: 1 LOB: 1 BB: 0 P: 6	R: 1 E: 0 K: 0 S: 5	H: 2 LOB: 2 BB: 1 P: 9	R: 0 E: 0 K: 1 S: 5	H: 0 LOB: 1 BB: 1 P: 9	R: 0 E: 0 K: 0 S: 4	H: 1 LOB: 1 BB: 0 P: 4	1B: 7 2B: 0 3B: 1 HR: 1	SF: 0 SAC: 0 DP: 0 HBP: 0	WP: 1 PB: 1 SB: 2 CS: 0	PA: 39
<b>PITCHER</b> <b>Mario Soto, R</b> ERA: 3.96 (1, 1)	IP: 9.0 WLS: W BF: 39	H: 9 R: 2 ER: 2 SO: 7	BB: 3 IBB: 0 HBP: 0 BLK: 0	WP: 1 HR: 1 S: 50 P: 62	ERA: 2.00 WHIP: 1.333															

Batter	1	2	3	4	5	6	7	8	9	AB	R	H	RBI	BB	SO	LOB	BOTTOM			
<b>Dave Collins, S</b> OBP: 0.360, SLG: 0.362 (1, 8)	0-0 5-3 2B		0-0 F8			4-0 FC5 BB		0-0 4-3		3	0	1	0	1	0	0	<b>Philadelphia Phillies @ Cincinnati Reds</b> Riverfront Stadium, Cincinnati, OH Tue Jul 22 1980, 7:05 PM EDT Att: 28,079 - Unknown  <a href="http://livebaseballscores.com">livebaseballscores.com</a>			
<b>Sam Mejias, R</b> OBP: 0.323, SLG: 0.356 (8, 8)										0	0	0	0	0	0	0				
<b>Dave Concepcion, R</b> OBP: 0.300, SLG: 0.340 (1, 6)	0-0 5-3		4-0 CS BB		0-0 FC5		0-0 G5-4-3 BB			3	0	1	0	1	0	3				
<b>Ken Griffey, L</b> OBP: 0.388, SLG: 0.468 (1, 9)	0-3 K		0-3 K		0-0 F8		4-0 G5-4-3 BB			3	0	0	0	1	2	4				
<b>George Foster, R</b> OBP: 0.326, SLG: 0.442 (1, 7)	0-0 6-3				0-3 K		0-0 P3		0-0 G5-4-3	4	0	0	0	0	1	3				
<b>Johnny Bench, R</b> OBP: 0.360, SLG: 0.524 (1, 2)		0-0 2B SF8 1B		4-0 WP BB		0-0 E5 3B		0-0 FC3-6 2B		3	2	2	0	1	0	0				
<b>Ray Knight, R</b> OBP: 0.333, SLG: 0.485 (1, 5)		0-0 SF8 2B		0-3 K		0-0 1B 3B		4-0 FC3-6 IBB		3	1	2	1	1	1	1				
<b>Dan Driessen, L</b> OBP: 0.386, SLG: 0.451 (1, 3)		0-0 SF8		0-0 4-3		0-0 1B		0-0 FC3-6 L6-3		3	0	1	2	0	0	3				
<b>Junior Kennedy, R</b> OBP: 0.335, SLG: 0.352 (1, 4)		0-0 F8			4-0 FC5 SH3-4 BB		0-0 F8		0-0 L6-3	3	0	0	0	1	0	4				
<b>Mario Soto, R</b> (1, 1)		0-3 K			0-0 SH3-4		0-0 P4			2	0	0	0	0	1	2				
<b>Inning Stats</b>	R: 0 E: 0 K: 1 S: 6	H: 1 LOB: 1 BB: 0 P: 6	R: 1 E: 0 K: 1 S: 7	H: 2 LOB: 1 BB: 0 P: 7	R: 0 E: 0 K: 1 S: 4	H: 0 LOB: 1 BB: 1 P: 8	R: 0 E: 0 K: 2 S: 7	H: 0 LOB: 1 BB: 1 P: 11	R: 0 E: 0 K: 0 S: 3	H: 2 LOB: 2 BB: 2 P: 11	R: 2 E: 1 K: 0 S: 6	H: 2 LOB: 1 BB: 0 P: 6	R: 0 E: 0 K: 0 S: 3	H: 1 LOB: 1 BB: 1 P: 7	R: 0 E: 0 K: 0 S: 3	H: 1 LOB: 1 BB: 1 P: 7	1B: 3 2B: 5 3B: 1 HR: 0	SF: 1 SAC: 1 DP: 3 HBP: 0	WP: 1 PB: 0 SB: 0 CS: 1	PA: 35
<b>PITCHER</b> <b>Steve Carlton, L</b> ERA: 2.17 (1, 1)	IP: 6.0 WLS: L BF: 27	H: 5 R: 3 ER: 2 SO: 5	BB: 4 IBB: 0 HBP: 0 BLK: 0	WP: 1 HR: 0 S: 33 P: 49	ERA: 3.00 WHIP: 1.500															
<b>Tug McGraw, L</b> ERA: 2.45 (7, 1)	IP: 2.0 WLS: L BF: 8	H: 2 R: 0 ER: 0 SO: 0	BB: 1 IBB: 1 HBP: 0 BLK: 0	WP: 0 HR: 0 S: 6 P: 14	ERA: 0.00 WHIP: 1.500															



Batter	1	2	3	4	5	6	7	8	9	AB	R	H	RBI	BB	SO	LOB	TOP					
<b>Lonnie Smith, R</b> OBP: 0.378, SLG: 0.449 (1,7)										5	0	1	0	0	0	3	<b>Philadelphia Phillies @ Cincinnati Reds</b> Riverfront Stadium, Cincinnati, OH Wed Jul 23 1980, 7:05 PM EDT Att: 29,614 - Unknown  <b>AB 32</b> <b>R 3</b> <b>H 8</b> <b>RBI 2</b> <b>BB 3</b> <b>SO 3</b> <b>LOB 17</b>					
<b>Pete Rose, S</b> OBP: 0.367, SLG: 0.384 (1,3)										3	1	1	0	1	0	0						
<b>Bake McBride, L</b> OBP: 0.327, SLG: 0.457 (1,9)										4	0	0	0	0	0	3						
<b>Mike Schmidt, R</b> OBP: 0.346, SLG: 0.588 (1,5)										4	1	2	2	0	1	2						
<b>Greg Gross, L</b> OBP: 0.369, SLG: 0.362 (1,8)										3	0	2	0	1	0	0						
<b>Manny Trillo, R</b> OBP: 0.372, SLG: 0.426 (1,4)										4	0	0	0	0	1	6						
<b>Bob Boone, R</b> OBP: 0.287, SLG: 0.338 (1,2)										4	0	0	0	0	1	3						
<b>Larry Bowa, S</b> OBP: 0.279, SLG: 0.324 (1,6)										4	1	2	0	0	0	0						
<b>Nino Espinosa, R</b> (1,1)										0	0	0	0	0	0	0						
<b>George Vukovich, L</b> OBP: 0.286, SLG: 0.258 (7, PH)										0	0	0	0	1	0	0						
<b>Warren Brusstar, R</b> (7,1)										0	0	0	0	0	0	0						
<b>Kevin Saucier, L</b> (8,1)										0	0	0	0	0	0	0						
<b>Del Unser, L</b> OBP: 0.306, SLG: 0.368 (9, PH)										1	0	0	0	0	0	0						
<b>Inning Stats</b>	R: 0 E: 0 K: 1 S: 6	H: 1 LOB: 3 BB: 2 P: 14	R: 0 E: 0 K: 0 S: 4	H: 1 LOB: 1 BB: 0 P: 4	R: 2 E: 0 K: 0 S: 6	H: 3 LOB: 1 BB: 0 P: 6	R: 1 E: 1 K: 0 S: 4	H: 1 LOB: 0 BB: 0 P: 4	R: 0 E: 0 K: 1 S: 5	H: 0 LOB: 0 BB: 0 P: 5	R: 0 E: 0 K: 0 S: 3	H: 0 LOB: 0 BB: 1 P: 3	R: 0 E: 0 K: 0 S: 2	H: 0 LOB: 0 BB: 1 P: 6	R: 0 E: 0 K: 1 S: 7	H: 2 LOB: 2 BB: 0 P: 7	R: 0 E: 0 K: 0 S: 3	H: 0 LOB: 0 BB: 0 P: 3	1B: 7 2B: 0 3B: 0 HR: 1	SF: 0 SAC: 2 DP: 2 HBP: 0	WP: 1 PB: 0 SB: 1 CS: 0	PA: 37
<b>PITCHER</b>	IP WLS BF H R ER SO BB IBB HBP BLK WP HR S P ERA WHIP																					
<b>Bruce Berenyi, R</b> ERA: 6.86 (1,1)	7.1 W 32 8 3 2 2 3 0 0 0 1 1 33 45 2.46 1.500																					
<b>Tom Hume, R</b> ERA: 3.22 (8,1)	1.2 S 5 0 0 0 1 0 0 0 0 0 0 7 7 0.00 0.000																					

Batter	1	2	3	4	5	6	7	8	9	AB	R	H	RBI	BB	SO	LOB	BOTTOM			
<b>Dave Collins, S</b> OBP: 0.362, SLG: 0.362 (1,8)										3	0	1	0	1	0	2	<b>Philadelphia Phillies @ Cincinnati Reds</b> Riverfront Stadium, Cincinnati, OH Wed Jul 23 1980, 7:05 PM EDT Att: 29,614 - Unknown  <b>AB 26</b> <b>R 7</b> <b>H 7</b> <b>RBI 6</b> <b>BB 7</b> <b>SO 0</b> <b>LOB 15</b>			
<b>Sam Mejias, R</b> OBP: 0.323, SLG: 0.356 (8,8)										0	0	0	0	0	0	0				
<b>Dave Concepcion, R</b> OBP: 0.300, SLG: 0.339 (1,6)										4	0	1	0	0	0	4				
<b>Ken Griffey, L</b> OBP: 0.387, SLG: 0.468 (1,9)										4	0	1	2	0	0	2				
<b>George Foster, R</b> OBP: 0.328, SLG: 0.445 (1,7)										3	2	1	0	1	0	2				
<b>Dan Driessen, L</b> OBP: 0.390, SLG: 0.451 (1,3)										2	2	1	0	2	0	0				
<b>Ray Knight, R</b> OBP: 0.332, SLG: 0.481 (1,5)										3	1	0	0	1	0	2				
<b>Joe Nolan, L</b> OBP: 0.337, SLG: 0.392 (1,2)										2	0	1	3	1	0	0				
<b>Junior Kennedy, R</b> OBP: 0.337, SLG: 0.353 (1,4)										2	1	1	1	1	0	1				
<b>Bruce Berenyi, R</b> (1,1)										2	1	0	0	0	0	1				
<b>Tom Hume, R</b> OBP: 0.250, SLG: 0.375 (8,1)										1	0	0	0	0	0	1				
<b>Inning Stats</b>	R: 0 E: 0 K: 0 S: 3	H: 1 LOB: 0 BB: 0 P: 3	R: 1 E: 0 K: 0 S: 4	H: 2 LOB: 1 BB: 1 P: 8	R: 0 E: 0 K: 0 S: 2	H: 0 LOB: 0 BB: 1 P: 6	R: 3 E: 0 K: 0 S: 4	H: 1 LOB: 1 BB: 3 P: 16	R: 0 E: 0 K: 0 S: 4	H: 1 LOB: 1 BB: 0 P: 4	R: 0 E: 0 K: 0 S: 3	H: 0 LOB: 0 BB: 0 P: 3	R: 2 E: 0 K: 0 S: 5	H: 1 LOB: 1 BB: 1 P: 9	R: 1 E: 0 K: 0 S: 4	H: 1 LOB: 1 BB: 1 P: 8	1B: 4 2B: 3 3B: 0 HR: 0	SF: 2 SAC: 1 DP: 1 HBP: 0	WP: 0 PB: 0 SB: 1 CS: 2	PA: 36
<b>PITCHER</b>	IP WLS BF H R ER SO BB IBB HBP BLK WP HR S P ERA WHIP																			
<b>Nino Espinosa, R</b> ERA: 3.86 (1,1)	6.0 L 25 5 4 4 4 0 0 0 0 0 0 6 14 6.00 1.667																			
<b>Warren Brusstar, R</b> ERA: 5.69 (7,1)	1.1 8 1 3 3 0 2 0 0 0 0 0 0 6 14 20.25 2.250																			
<b>Kevin Saucier, L</b> ERA: 2.53 (8,1)	0.2 3 1 0 0 0 0 0 0 0 0 0 0 3 3 0.00 1.500																			

Batter	1	2	3	4	5	6	7	8	9	AB	R	H	RBI	BB	SO	LOB	TOP					
Dave Collins, S OBP: 0.363, SLG: 0.364 (1, 8)										4	0	2	0	0	1	0	Cincinnati Reds @ New York Mets Shea Stadium, Flushing, NY Fri Jul 25 1980, 7:05 PM EDT Att: 27,897 - Unknown					
Dave Concepcion, R OBP: 0.299, SLG: 0.338 (1, 6)										4	0	1	0	0	1	2						
Ken Griffey, L OBP: 0.385, SLG: 0.469 (1, 9)										4	0	1	0	0	1	1						
George Foster, R OBP: 0.327, SLG: 0.440 (1, 7)										3	0	0	0	0	0	1						
Dan Driessen, L OBP: 0.388, SLG: 0.447 (1, 3)										3	0	0	0	1	0	3						
Johnny Bench, R OBP: 0.360, SLG: 0.522 (1, 2)										3	0	1	0	0	0	1						
Ray Knight, R OBP: 0.332, SLG: 0.479 (1, 5)										3	0	1	0	0	0	1						
Junior Kennedy, R OBP: 0.334, SLG: 0.350 (1, 4)									3	0	0	0	0	1	2							
Paul Moskau, R OBP: 0.103, SLG: 0.107 Harry Spilman, L OBP: 0.320, SLG: 0.391 Doug Bair, R OBP: 0.391 (8, PH)									2	0	0	0	0	0	1							
Inning Stats	R: 0 E: 0 K: 1 S: 5	H: 1 LOB: 0 BB: 0 P: 5	R: 0 E: 0 K: 0 S: 3	H: 0 LOB: 0 BB: 0 P: 3	R: 0 E: 0 K: 0 S: 3	H: 0 LOB: 0 BB: 0 P: 3	R: 0 E: 0 K: 0 S: 4	H: 2 LOB: 2 BB: 0 P: 5	R: 0 E: 0 K: 0 S: 4	H: 2 LOB: 1 BB: 0 P: 4	R: 0 E: 0 K: 1 S: 5	H: 0 LOB: 0 BB: 0 P: 5	R: 0 E: 0 K: 0 S: 3	H: 0 LOB: 1 BB: 1 P: 7	R: 0 E: 0 K: 1 S: 5	H: 0 LOB: 0 BB: 0 P: 5	R: 0 E: 0 K: 1 S: 6	H: 1 LOB: 1 BB: 0 P: 6	1B: 5 2B: 1 3B: 0 HR: 0	SF: 0 SAC: 0 DP: 2 HBP: 1	WP: 1 PB: 0 CS: 1	PA: 32
PITCHER Pat Zachry, R ERA: 2.71 (1, 1)	IP: 9.0 WLS: W BF: 32 H: 6 R: 0 ER: 0 SO: 4 BB: 1 IBB: 0 HBP: 1 BLK: 0 WP: 1 HR: 0 S: 38 P: 43 ERA: 0.00 WHIP: 0.778															PITCHER	IP: 9.0 WLS: W BF: 32 H: 6 R: 0 ER: 0 SO: 4 BB: 1 IBB: 0 HBP: 1 BLK: 0 WP: 1 HR: 0 S: 38 P: 43 ERA: 0.00 WHIP: 0.778					

AB	30
R	0
H	6
RBI	0
BB	1
SO	4
LOB	12



Batter	1	2	3	4	5	6	7	8	9	AB	R	H	RBI	BB	SO	LOB	BOTTOM	
Lee Mazzilli, S OBP: 0.392, SLG: 0.493 Jerry Morales, R OBP: 0.304, SLG: 0.309 (6, 8)										2	1	1	0	1	0	0	Cincinnati Reds @ New York Mets Shea Stadium, Flushing, NY Fri Jul 25 1980, 7:05 PM EDT Att: 27,897 - Unknown	
Frank Taveras, R OBP: 0.308, SLG: 0.316 (1, 6)										4	0	1	0	0	1	4		
Steve Henderson, R OBP: 0.381, SLG: 0.429 (1, 7)										4	1	2	0	0	2	2		
Mike Jorgensen, L OBP: 0.353, SLG: 0.415 (1, 3)									3	0	0	0	1	1	1			
John Stearns, R OBP: 0.346, SLG: 0.370 (1, 2)									4	0	1	2	0	0	2			
Joel Youngblood, R OBP: 0.341, SLG: 0.393 (1, 9)									3	0	1	0	0	0	3			
Elliott Maddox, R OBP: 0.364, SLG: 0.352 (1, 5)									3	0	0	0	0	0	1			
Doug Flynn, R OBP: 0.281, SLG: 0.280 (1, 4)										3	0	2	0	0	1	0		
Pat Zachry, R OBP: 0.071, SLG: 0.038 (1, 1)										2	0	0	0	0	1	1		
Inning Stats	R: 1 E: 0 K: 1 S: 7	H: 2 LOB: 2 BB: 1 P: 11	R: 0 E: 0 K: 1 S: 5	H: 0 LOB: 0 BB: 0 P: 5	R: 0 E: 0 K: 0 S: 3	H: 1 LOB: 0 BB: 0 P: 3	R: 0 E: 0 K: 1 S: 5	H: 1 LOB: 2 BB: 0 P: 5	R: 0 E: 0 K: 0 S: 4	H: 2 LOB: 1 BB: 0 P: 4	R: 0 E: 0 K: 1 S: 5	H: 0 LOB: 0 BB: 0 P: 5	R: 0 E: 0 K: 1 S: 5	H: 0 LOB: 0 BB: 0 P: 5	1B: 7 2B: 2 3B: 0 HR: 0	SF: 0 SAC: 1 DP: 1 HBP: 0	WP: 1 PB: 0 CS: 1	PA: 34
PITCHER Paul Moskau, R ERA: 3.82 Doug Bair, R ERA: 5.27 (8, 1)	IP: 7.0 WLS: L BF: 29 H: 9 R: 2 ER: 2 SO: 5 BB: 2 IBB: 0 HBP: 0 BLK: 1 WP: 1 HR: 0 S: 37 P: 45 ERA: 2.57 WHIP: 1.571															PITCHER	IP: 1.0 WLS: L BF: 3 H: 0 R: 0 ER: 0 SO: 1 BB: 0 IBB: 0 HBP: 0 BLK: 0 WP: 0 HR: 0 S: 5 P: 5 ERA: 0.00 WHIP: 0.000	


AB	29
R	2
H	9
RBI	2
BB	2
SO	6
LOB	14



Batter	1	2	3	4	5	6	7	8	9	AB	R	H	RBI	BB	SO	LOB	TOP		
Dave Collins, S (1, 8) OBP: 0.367, SLG: 0.365 Sam Mejias, R (8, 8) OBP: 0.323, SLG: 0.356	0-0 G6-3 1B		4-0 BB 1B BB	0-0 FC6-4 1B		0-3 K		0-0 F4-3		4	1	2	0	1	1	1			
Dave Concepcion, R (1, 6) OBP: 0.296, SLG: 0.334	0-0 G6-3 1-2f		0-1 CI 1B BB	0-0 FC6-4 1-2f				0-3 E9 1B		4	2	0	0	0	1	3			
Ken Griffey, L (1, 9) OBP: 0.388, SLG: 0.467	4-0 BB		4-0 1B BB		0-0 F4-3			0-0 F8		3	0	1	1	2	0	1			
George Foster, R (1, 7) OBP: 0.331, SLG: 0.446	0-3 K		0-0 F4-3 1B		0-0 2B			0-0 2B SF7 1B		5	1	3	3	0	1	2			
Dan Driessen, L (1, 3)		0-0 F4-3	0-0 F4-3		0-0 P6			0-0 2B		5	0	1	0	0	0	2			
Ray Knight, R (1, 5) OBP: 0.332, SLG: 0.475		0-3 K	2-3 5-3		0-0 F9			4-0 IBB		3	0	0	0	1	1	2			
Joe Nolan, L (1, 2)		0-0 FC6-4 1B		0-0 1B		0-0 E6 FC2-6 1B		0-0 SF7		3	0	2	1	0	0	0			
Junior Kennedy, R (1, 4) OBP: 0.330, SLG: 0.345		0-0 FC6-4 1-2f		0-0 F8		0-0 FC2-6 F4-3 1-2f		0-3 K		4	0	0	0	0	1	5			
Bill Bonham, R (1, 1) Hector Cruz, R (6, PH) OBP: 0.288, SLG: 0.389 Tom Hume, R (6, 1) OBP: 0.222, SLG: 0.333			4-0 CI BB BB		0-0 B3			0-3 K		1	1	0	0	1	0	1			
<b>Inning Stats</b>	R: 0 E: 0 K: 1 S: 5	H: 1 LOB: 1 BB: 1 P: 9	R: 0 E: 0 K: 1 S: 6	H: 1 LOB: 1 BB: 0 P: 6	R: 3 E: 1 K: 0 S: 4	H: 1 LOB: 1 BB: 3 P: 16	R: 0 E: 0 K: 0 S: 5	H: 2 LOB: 2 BB: 0 P: 5	R: 0 E: 1 K: 1 S: 6	H: 0 LOB: 1 BB: 0 P: 6	R: 2 E: 1 K: 1 S: 8	H: 2 LOB: 2 BB: 1 P: 12	R: 0 E: 0 K: 2 S: 7	H: 0 LOB: 0 BB: 0 P: 7	R: 0 E: 0 K: 0 S: 3	H: 1 LOB: 0 BB: 0 P: 3	1B: 7 2B: 2 3B: 0 HR: 0	SF: 1 SAC: 0 DP: 2 HBP: 0	WP: 0 PA: 41 CS: 0
<b>PITCHER</b>	IP WLS BF H R ER SO BB IBB HBP BLK WP HR S P ERA WHIP	IP WLS BF H R ER SO BB IBB HBP BLK WP HR S P ERA WHIP																	
Roy Lee Jackson, R (1, 1) ERA: 4.4	4.0	L	20	5	3	2	2	4	0	0	0	0	0	0	20	36	4.50	2.250	
Tom Hausman, R (5, 1) ERA: 3.05	3.0	S	15	3	2	0	2	0	1	0	0	0	0	0	18	22	0.00	1.000	
Dyar Miller, R (8, 1) ERA:	2.0		6	1	0	0	2	0	0	0	0	0	0	0	10	10	0.00	0.500	

**Cincinnati Reds @ New York Mets**  
Shea Stadium, Flushing, NY  
Sat Jul 26 1980, 3:33 AM EDT  
Att: 18,407 - Unknown


**AB 34**  
**R 5**  
**H 9**  
**RBI 5**  
**BB 5**  
**SO 6**  
**LOB 18**



Batter	1	2	3	4	5	6	7	8	9	AB	R	H	RBI	BB	SO	LOB	BOTTOM				
Lee Mazzilli, S (1, 8) OBP: 0.388, SLG: 0.487	0-0 F8 1-2f		0-0 1-3		0-3 K			0-0 G6-4-3 1-2f		4	0	0	0	0	1	3					
Frank Taveras, R (1, 6) OBP: 0.395, SLG: 0.318	0-0 S 1B		0-0 F8 1B		0-0 4-3			0-0 6-3		4	1	2	0	0	0	0					
Steve Henderson, R (1, 7) OBP: 0.379, SLG: 0.430	0-0 F8 1-2f		0-0 F8 1-3		0-0 5-3			0-0 2B		4	0	1	0	0	0	2					
Mike Jorgensen, L (1, 3) OBP: 0.360, SLG: 0.419	4-0 BB		0-0 G4-6-3 1B		0-0 CS 1B			0-0 P8		3	0	2	1	1	0	1					
John Stearns, R (1, 2) OBP: 0.346, SLG: 0.370 Alex Trevino, R (1, 2) OBP: 0.344, SLG: 0.324	0-3 K		0-0 G4-6-3 1-2f		0-0 F7			0-0 4-3		0	0	0	0	0	0	0					
Joel Youngblood, R (1, 5) OBP: 0.343, SLG: 0.394		0-0 E 1B 1B		0-0 5-3		0-0 1-2 1B		0-0 F7		4	0	2	0	0	0	0					
Jerry Morales, R (1, 9) OBP: 0.303, SLG: 0.323		0-0 L6		0-0 3B		0-3 K 2-3		0-0 5-3		4	0	1	0	0	1	3					
Doug Flynn, R (1, 4) OBP: 0.283, SLG: 0.283		0-0 E8 1-3 1B		0-0 F5-3				0-0 G6-4-3 1B		4	0	2	0	0	0	1					
Roy Lee Jackson, R (1, 1) OBP: 0.167, SLG: 0.500 Dan Norman, R (4, PH) OBP: 0.164, SLG: 0.255 Tom Hausman, R (5, 1) OBP: 0.067, SLG: 0.067 Butch Benton, R (7, PH) Dyar Miller, R (8, 1)		0-3 K		0-0 4-3				0-0 F8		1	0	0	0	0	1	2					
<b>Inning Stats</b>	R: 0 E: 0 K: 1 S: 6	H: 1 LOB: 2 BB: 1 P: 10	R: 0 E: 1 K: 1 S: 7	H: 2 LOB: 0 BB: 0 P: 7	R: 1 E: 0 K: 0 S: 4	H: 2 LOB: 0 BB: 0 P: 4	R: 0 E: 0 K: 0 S: 4	H: 1 LOB: 1 BB: 0 P: 4	R: 0 E: 0 K: 1 S: 5	H: 0 LOB: 0 BB: 0 P: 5	R: 0 E: 0 K: 1 S: 6	H: 2 LOB: 2 BB: 0 P: 6	R: 0 E: 0 K: 0 S: 3	H: 1 LOB: 0 BB: 0 P: 3	R: 0 E: 0 K: 0 S: 4	H: 1 LOB: 1 BB: 0 P: 4	R: 0 E: 0 K: 0 S: 3	H: 0 LOB: 0 BB: 0 P: 3	1B: 8 2B: 2 3B: 1 HR: 0	SF: 0 SAC: 0 DP: 3 HBP: 0	WP: 0 PA: 35 CS: 1
<b>PITCHER</b>	IP WLS BF H R ER SO BB IBB HBP BLK WP HR S P ERA WHIP	IP WLS BF H R ER SO BB IBB HBP BLK WP HR S P ERA WHIP																			
Bill Bonham, R (1, 1) ERA: 4.74	5.0	W	21	6	1	1	3	1	0	0	0	0	0	0	26	30	1.80	1.400			
Tom Hume, R (6, 1) ERA: 3.05	4.0	S	14	4	0	0	1	0	0	0	0	0	0	0	16	16	0.00	1.000			

**Cincinnati Reds @ New York Mets**  
Shea Stadium, Flushing, NY  
Sat Jul 26 1980, 3:33 AM EDT  
Att: 18,407 - Unknown

**AB 34**  
**R 1**  
**H 10**  
**RBI 1**  
**BB 1**  
**SO 4**  
**LOB 19**




Batter	1	2	3	4	5	6	7	8	9	AB	R	H	RBI	BB	SO	LOB	TOP				
<b>Dave Collins, S</b> (1, 8) OBP: 0.364, SLG: 0.364 <b>Sam Mejias, R</b> (7, 8) OBP: 0.319, SLG: 0.352	0-0 6-3	0-0 FC6-4	0-0 SF7		0-0 HBP 1B		0-3 K		0-0 F4	4	0	1	1	0	1	3					
<b>Ray Knight, R</b> (1, 5) OBP: 0.332, SLG: 0.477	0-0 5-3		E6 1B		1-2 HBP 1B			0-0 2B 3B	5	2	1	0	0	1	2						
<b>Ken Griffey, L</b> (1, 9) OBP: 0.388, SLG: 0.463 <b>Hector Cruz, R</b> (8, 9) OBP: 0.288, SLG: 0.389	4-0 BB		BB 1B 1B	K	0-0 F7			0-0 F4-3	3	1	0	0	2	1	4						
<b>George Foster, R</b> (1, 7) OBP: 0.332, SLG: 0.449	0-3 K		0-0 BB 1B 1B	0-0 F8		0-0 5-3		0-0 HR 2B	5	2	2	2	0	1	1						
<b>Harry Spilman, L</b> (1, 3)		4-0 1B 1B	4-0 1B 1B	0-0 2B		0-0 F8		0-0 HR	3	3	2	2	2	0	0						
<b>Johnny Bench, R</b> (1, 2) OBP: 0.357, SLG: 0.515	0-0 F7		0-0 1B 1B	0-3 K		0-3 K		0-0 F8	5	1	1	2	0	2	2						
<b>Dave Concepcion, R</b> (1, 6) OBP: 0.335, SLG: 0.335 <b>Junior Kennedy, R</b> (8, 4) OBP: 0.330, SLG: 0.345	0-0 FC5-6 1B	0-0 1B 1B	0-0 1B SF7 1B		0-0 F9		0-0 F4	0-0 5-3	5	1	2	1	0	0	0						
<b>Ron Oester, S</b> (1, 4) OBP: 0.329, SLG: 0.360	0-0 FC5-6 1B	0-0 1B 1B	0-0 1B 1B		0-0 HBP 1B		0-0 SH1-4 1B		0-0 6-3	5	0	4	2	0	0						
<b>Charlie Leibrandt, R</b> (1, 1) OBP: 0.224, SLG: 0.222 <b>Joe Price, R</b> (4, 1) OBP: 0.067, SLG: 0.067	0-0 FC5-6 1B	0-0 FC6-4	0-0 F4		0-0 B3		0-0 SH1-4		0-3 K	2	0	0	0	0	0	4					
<b>Inning Stats</b>	R: 0 E: 0 K: 1 S: 5	H: 0 LOB: 1 BB: 1 P: 9	R: 1 E: 0 K: 0 S: 5	H: 2 LOB: 2 BB: 1 P: 9	R: 6 E: 1 K: 0 S: 8	H: 4 LOB: 1 BB: 2 P: 16	R: 0 E: 0 K: 2 S: 8	H: 1 LOB: 1 BB: 0 P: 8	R: 0 E: 0 K: 0 S: 5	H: 2 LOB: 3 BB: 0 P: 6	R: 0 E: 0 K: 1 S: 6	H: 1 LOB: 1 BB: 0 P: 6	R: 3 E: 0 K: 0 S: 6	H: 3 LOB: 0 BB: 0 P: 6	R: 0 E: 1 K: 2 S: 8	H: 0 LOB: 1 BB: 0 P: 8	1B: 9 2B: 2 3B: 1 HR: 1	SF: 1 SAC: 1 DP: 0 HBP: 1	WP: 0 PB: 0 SB: 0 CS: 0	PA: 47	
<b>PITCHER</b>	IP	WLS	BF	H	R	ER	SO	BB	IBB	HBP	BLK	WP	HR	S	P	ERA	WHIP				
<b>John Pacella, R</b> (1, 1) ERA: 4.06	2.0	L	13	3	4	3	1	3	0	0	0	0	0	12	24	13.50	3.000				
<b>Ed Glynn, L</b> (3, 1) ERA: 4.04	0.0		4	3	2	2	0	1	0	0	0	0	0	3	7	∞	∞				
<b>Dyar Miller, R</b> (3, 1) ERA:	2.0		7	1	1	1	2	0	0	0	0	0	0	11	11	4.50	0.500				
<b>Tom Hausman, R</b> (5, 1) ERA: 3.01	1.0		6	2	0	0	0	0	0	1	0	0	0	5	6	0.00	2.000				
<b>Jeff Reardon, R</b> (6, 1) ERA: 3.1	2.0		7	1	0	0	2	0	0	0	0	0	0	11	11	0.00	0.500				

**Cincinnati Reds @ New York Mets**  
Shea Stadium, Flushing, NY  
Sun Jul 27 1980, 3:33 AM EDT  
Att: 21,015 - Unknown

livebaseballscorecards.com

**AB 40**  
**R 10**  
**H 13**  
**RBI 10**  
**BB 4**  
**SO 7**  
**LOB 17**




Batter	1	2	3	4	5	6	7	8	9	AB	R	H	RBI	BB	SO	LOB	BOTTOM					
<b>Lee Mazzilli, S</b> (1, 3) OBP: 0.388, SLG: 0.489	0-0 1B E 2B		0-0 F7		0-0 FC5-2 1B		0-0 G6-3		0-0 B1-3	5	1	2	2	0	2							
<b>Frank Taveras, R</b> (1, 6) OBP: 0.313, SLG: 0.324	0-0 E S 2-3 1B		0-0 6-3 2B		0-0 FC5-2 1B		0-0 P6		0-3 K	5	1	3	0	0	1	0						
<b>Steve Henderson, R</b> (1, 7) OBP: 0.376, SLG: 0.430	0-0 E6 1-3 3-H S		0-0 6-3		0-0 FC5-2		0-0 2B		0-0 5-3	5	0	1	1	0	0	5						
<b>Joel Youngblood, R</b> (1, 9) OBP: 0.342, SLG: 0.395	0-3 K		0-0 F8 2B		0-0 F7		0-0 F7		0-0 F7	4	0	1	1	0	1	6						
<b>Jerry Morales, R</b> (1, 8) OBP: 0.295, SLG: 0.313	0-0 P4		0-0 F8		0-0 F9		0-0 F7		0-0 F7	4	0	0	0	0	0	7						
<b>Elliott Maddox, R</b> (1, 5) OBP: 0.361, SLG: 0.348 <b>Jeff Reardon, R</b> (6, 1) ERA:	0-0 6-3		0-0 P6		0-3 K		0-0 5-3		0-0 5-3	3	0	0	0	0	1	3						
<b>Butch Benton, R</b> (7, PH) <b>Neil Allen, R</b> (8, 1) OBP: 0.154, SLG: 0.154										1	0	0	0	0	0	1						
<b>Alex Trevino, R</b> (1, 2) OBP: 0.349, SLG: 0.325		0-0 F2		4-0 1B 1B BB	0-0 F4-6-3 1B		0-0 F8		0-0 F8	3	1	1	0	1	0	0						
<b>Doug Flynn, R</b> (1, 4) OBP: 0.286, SLG: 0.286		0-0 FC5-6 1B		0-0 1B 1B	0-0 F4-6-3		0-0 F8		0-0 F8	4	1	2	0	0	0	1						
<b>John Pacella, R</b> (1, 1) OBP: 0.112, SLG: 0.167 <b>Ed Glynn, R</b> (3, 1) ERA: 4.37 <b>Dyar Miller, R</b> (3, 1) ERA: <b>Dan Norman, R</b> (4, PH) OBP: 0.179, SLG: 0.268 <b>Tom Hausman, R</b> (5, 1) OBP: 0.092, SLG: 0.092 <b>Bill Almon, R</b> (8, 9) OBP: 0.206, SLG: 0.373		0-0 FC5-6		0-0 1B FC5-2 1B	4-0 G6-3 BB		0-0 L5		0-0 L5	1	0	0	0	0	0	1						
<b>Inning Stats</b>	R: 1 E: 1 K: 1 S: 8	H: 2 LOB: 1 BB: 0 P: 8	R: 0 E: 0 K: 0 S: 4	H: 1 LOB: 1 BB: 0 P: 4	R: 1 E: 0 K: 0 S: 5	H: 2 LOB: 1 BB: 0 P: 5	R: 2 E: 0 K: 0 S: 7	H: 4 LOB: 3 BB: 1 P: 11	R: 0 E: 0 K: 1 S: 5	H: 1 LOB: 0 BB: 0 P: 5	R: 0 E: 0 K: 0 S: 2	H: 0 LOB: 1 BB: 1 P: 6	R: 0 E: 0 K: 0 S: 4	H: 1 LOB: 1 BB: 0 P: 4	R: 0 E: 0 K: 0 S: 3	H: 0 LOB: 0 BB: 0 P: 3	R: 0 E: 0 K: 1 S: 5	H: 0 LOB: 0 BB: 0 P: 5	1B: 7 2B: 4 3B: 0 HR: 0	SF: 0 SAC: 0 DP: 2 HBP: 0	WP: 0 PB: 0 SB: 2 CS: 0	PA: 39
<b>PITCHER</b>	IP	WLS	BF	H	R	ER	SO	BB	IBB	HBP	BLK	WP	HR	S	P	ERA	WHIP					
<b>Charlie Leibrandt, L</b> (1, 1) ERA: 4.37	3.0		20	9	4	4	1	1	0	0	0	0	0	21	25	12.00	3.333					
<b>Joe Price, L</b> (4, 1) ERA: 4.78	6.0	W	19	2	0	0	2	1	0	0	0	0	0	22	26	0.00	0.500					

**Cincinnati Reds @ New York Mets**  
Shea Stadium, Flushing, NY  
Sun Jul 27 1980, 3:33 AM EDT  
Att: 21,015 - Unknown

livebaseballscorecards.com

**AB 37**  
**R 4**  
**H 11**  
**RBI 4**  
**BB 2**  
**SO 3**  
**LOB 26**



Batter	1	2	3	4	5	6	7	8	9	AB	R	H	RBI	BB	SO	LOB	TOP				
Dave Collins, S (1, 8) OBP: 0.368, SLG: 0.369 Tom Hume, R (9, 1) OBP: 0.222, SLG: 0.333	F8		F7					FC4-6 1B		4	0	2	3	1	0	0	<b>Cincinnati Reds @ Montreal Expos</b> Olympic Stadium, Montreal, QB Mon Jul 28 1980, 7:05 PM EDT Unknown				
Ray Knight, R (1, 5) OBP: 0.328, SLG: 0.471	F3			6-3	F8			F5	F8	5	0	0	0	0	0	7					
Ken Griffey, L (1, 9) OBP: 0.387, SLG: 0.461				F9				FC4-6 1-2		4	0	1	0	0	0	1					
George Foster, R (1, 7) OBP: 0.328, SLG: 0.443	FC6-4 1-2			K				P5		4	0	0	0	0	2	2					
Dan Driessen, L (1, 3) OBP: 0.384, SLG: 0.443			G3		F8				SH FC3-2 1B	4	0	1	0	0	0	0					
Joe Nolan, L (1, 2) OBP: 0.382, SLG: 0.413 Sam Mejias, R (9, PH) OBP: 0.319, SLG: 0.352			G3						FC3-2 SH 2B 1-2	3	1	2	0	1	0	0					
Ron Oester, S (1, 6) OBP: 0.333, SLG: 0.364			K					SH3-4 1-2	SH FC3-2 2B 1-2 2-3	2	1	1	0	0	1	0					
Junior Kennedy, R (1, 4) OBP: 0.331, SLG: 0.343 Dave Concepcion, R (9, PH) OBP: 0.297, SLG: 0.334			F8					1-3	K	2	0	0	0	1	0	1					
Michael LaCoss, R (1, 1) OBP: 0.098, SLG: 0.100 Harry Spilman, L (7, PH) OBP: 0.346, SLG: 0.452 Doug Bair, R (7, 1) Johnny Bench, R (9, PH) OBP: 0.356, SLG: 0.513			K					K	FC3-2 2B 1-2 2-3 3-H	2	0	0	0	0	2	3					
<b>Inning Stats</b>	R: 0 E: 0 K: 0 S: 4	H: 1 LOB: 1 BB: 0 P: 4	R: 0 E: 0 K: 1 S: 5	H: 0 LOB: 0 BB: 0 P: 5	R: 0 E: 0 K: 1 S: 5	H: 0 LOB: 0 BB: 0 P: 5	R: 1 E: 0 K: 1 S: 6	H: 1 LOB: 3 BB: 3 P: 18	R: 0 E: 0 K: 1 S: 5	H: 0 LOB: 0 BB: 0 P: 5	R: 0 E: 0 K: 1 S: 6	H: 1 LOB: 1 BB: 0 P: 6	R: 0 E: 0 K: 0 S: 4	H: 1 LOB: 1 BB: 0 P: 4	R: 2 E: 1 K: 1 S: 9	H: 3 LOB: 3 BB: 0 P: 9		1B: 6 2B: 1 3B: 0 HR: 0	SF: 0 SAC: 2 DP: 0 HBP: 0	WP: 0 PB: 0 SB: 0 CS: 0	PA: 38
<b>PITCHER</b>	IP WLS BF H R ER SO BB IBB HBP BLK WP HR S P ERA WHIP	8.0 L 33 6 3 1 6 3 0 0 0 0 0 0 42 54 1.12 1.125	1.0 5 1 0 0 1 0 0 0 0 0 0 0 7 7 0.00 1.000																		

AB	33
R	3
H	7
RBI	3
BB	3
SO	7
LOB	21



Batter	1	2	3	4	5	6	7	8	9	AB	R	H	RBI	BB	SO	LOB	BOTTOM				
Ron LeFlore, R (1, 7) OBP: 0.329, SLG: 0.354	P4		S 1B		6-3			K		4	1	1	0	0	1	0	<b>Cincinnati Reds @ Montreal Expos</b> Olympic Stadium, Montreal, QB Mon Jul 28 1980, 7:05 PM EDT Unknown				
Rodney Scott, S (1, 6) OBP: 0.301, SLG: 0.273	1-3		6-3		F7			3-1		4	0	0	0	0	0	1					
Andre Dawson, R (1, 8) OBP: 0.367, SLG: 0.483	1-3							K		4	0	2	1	0	1	0					
Ellis Valentine, R (1, 9) OBP: 0.373, SLG: 0.539			5-3		K			P4		4	0	1	0	0	1	1					
Warren Cromartie, L (1, 3) OBP: 0.366, SLG: 0.452					F8			1-3		4	1	1	0	0	0	2					
Gary Carter, R (1, 2) OBP: 0.314, SLG: 0.473					F9			F5		3	0	0	0	1	0	1					
Larry Parrish, R (1, 5) OBP: 0.322, SLG: 0.457								G1-4-3 IBB		3	0	2	1	1	0	3					
Tim Raines, S (1, 4) OBP: 0.263, SLG: 0.067 Rowland Office, L (9, PH) OBP: 0.325, SLG: 0.366										3	0	0	0	0	0	2					
Charlie Lea, R (1, 1) Elias Sosa, R (9, 1) OBP: 0.200, SLG: 0.200			1-3					F8		3	0	0	0	0	2	0					
<b>Inning Stats</b>	R: 0 E: 0 K: 0 S: 3	H: 0 LOB: 0 BB: 0 P: 3	R: 1 E: 0 K: 0 S: 5	H: 2 LOB: 1 BB: 0 P: 5	R: 1 E: 0 K: 1 S: 7	H: 2 LOB: 1 BB: 0 P: 7	R: 0 E: 0 K: 0 S: 3	H: 0 LOB: 1 BB: 1 P: 7	R: 0 E: 0 K: 0 S: 4	H: 2 LOB: 2 BB: 1 P: 8	R: 0 E: 0 K: 2 S: 7	H: 0 LOB: 0 BB: 0 P: 7	R: 0 E: 0 K: 1 S: 5	H: 0 LOB: 1 BB: 0 P: 5	R: 0 E: 0 K: 0 S: 4	H: 1 LOB: 1 BB: 0 P: 4		1B: 5 2B: 1 3B: 1 HR: 0	SF: 0 SAC: 0 DP: 1 HBP: 0	WP: 0 PB: 0 SB: 1 CS: 0	PA: 35
<b>PITCHER</b>	IP WLS BF H R ER SO BB IBB HBP BLK WP HR S P ERA WHIP	6.0 25 6 2 2 2 1 0 0 0 0 0 0 12 12 0.00 0.000	2.0 W 6 0 0 0 3 0 0 0 0 0 0 0 4 4 0.00 1.000																		

AB	33
R	2
H	7
RBI	2
BB	2
SO	5
LOB	11



Batter	1	2	3	4	5	6	7	8	9	AB	R	H	RBI	BB	SO	LOB	TOP
Sam Mejias, R OBP: 0.303, SLG: 0.333 (1, 8)										5	1	0	0	0	0	0	<b>Cincinnati Reds @ Montreal Expos</b> Olympic Stadium, Montreal, QB Mon Jul 28 1980, 7:05 PM EDT Att: 40,301 - Unknown
Ron Oester, S OBP: 0.348, SLG: 0.415 (1, 6)										5	1	3	1	0	0	1	
Ray Knight, R OBP: 0.327, SLG: 0.470 (1, 5)										3	1	1	1	0	0	2	
George Foster, R OBP: 0.330, SLG: 0.440 (1, 7)										2	1	0	0	2	0	1	
Johnny Bench, R OBP: 0.354, SLG: 0.506 (1, 2)										3	0	0	0	1	1	2	
Dan Driessen, L OBP: 0.383, SLG: 0.444 (1, 3)										4	0	1	0	0	0	4	
Hector Cruz, R OBP: 0.306, SLG: 0.393 (8, PH)										2	0	1	1	1	0	0	
Ken Griffey, L OBP: 0.388, SLG: 0.462 (8, PH)										1	0	1	1	0	0	0	
Tom Hume, R OBP: 0.222, SLG: 0.333 (8, 1)										3	0	0	0	0	0	4	
Junior Kennedy, R OBP: 0.328, SLG: 0.340 (8, PH)										1	0	0	0	0	0	0	
Dave Concepcion, R OBP: 0.236, SLG: 0.333 (8, 4)										0	0	0	0	0	0	0	
Mario Soto, R (1, 1)										1	0	0	0	0	0	0	
Dave Collins, S OBP: 0.367, SLG: 0.367 (7, PH)										0	0	0	0	0	0	0	
Dave Tomlin, L (7, 1)										0	0	0	0	0	0	0	
Cesar Geronimo, L OBP: 0.325, SLG: 0.330 (8, 8)										1	0	0	0	0	0	0	
<b>Inning Stats</b>	R: 0 E: 0 K: 0 S: 4	H: 1 LOB: 1 BB: 4	R: 0 E: 2 K: 1 S: 5	H: 1 LOB: 1 BB: 1 P: 9	R: 0 E: 0 K: 1 S: 4	H: 1 LOB: 2 BB: 2 P: 14	R: 1 E: 0 K: 0 S: 4	H: 0 LOB: 0 BB: 0 P: 3	R: 0 E: 0 K: 0 S: 3	H: 0 LOB: 0 BB: 0 P: 3	R: 0 E: 0 K: 0 S: 6	H: 3 LOB: 2 BB: 1 P: 10	R: 0 E: 0 K: 0 S: 3	H: 0 LOB: 0 BB: 0 P: 3	1B: 5 2B: 1 3B: 0 HR: 1	SF: 1 SAC: 0 DP: 1 HBP: 0	WP: 0 PA: 38 PB: 1 SB: 0 CS: 0
<b>PITCHER</b>	IP WLS BF H R ER SO BB IBB HBP BLK WP HR S P ERA WHIP																
Fred Norman, L ERA: 4.59 (1, 1)	7.0 W 29 5 3 2 2 3 0 0 0 0 0 1 30 42 2.57 1.143																
Stan Bahnsen, R ERA: 3.13 (8, 1)	0.0 2 1 0 0 0 1 0 0 0 0 0 0 0 1 5 ∞ ∞																
Dale Murray, R ERA: 6.41 (8, 1)	1.0 4 1 1 0 0 0 0 0 0 0 0 0 0 4 4 9.00 1.000																
Woodie Fryman, L ERA: 2.1 (9, 1)	1.0 S 3 0 0 0 0 0 0 0 0 0 0 0 0 3 3 0.00 0.000																

Batter	1	2	3	4	5	6	7	8	9	AB	R	H	RBI	BB	SO	LOB	BOTTOM
Ron LeFlore, R OBP: 0.331, SLG: 0.353 (1, 7)										3	1	1	0	1	0	0	<b>Cincinnati Reds @ Montreal Expos</b> Olympic Stadium, Montreal, QB Mon Jul 28 1980, 7:05 PM EDT Att: 40,301 - Unknown
Rodney Scott, S OBP: 0.303, SLG: 0.273 (1, 4)										3	1	1	1	1	0	1	
Andre Dawson, R OBP: 0.366, SLG: 0.481 (1, 8)										4	1	1	0	0	0	1	
Ellis Valentine, R OBP: 0.371, SLG: 0.534 (1, 9)										4	0	1	1	0	1	0	
Warren Cromartie, L OBP: 0.369, SLG: 0.461 (1, 3)										4	1	3	0	0	0	1	
Larry Parrish, R OBP: 0.321, SLG: 0.451 (1, 5)										3	0	0	0	0	1	3	
Chris Speier, R OBP: 0.332, SLG: 0.311 (1, 6)										3	1	1	1	0	1	3	
Bobby Ramos, R OBP: 0.214, SLG: 0.167 (1, 2)										3	0	0	0	0	0	0	
Fred Norman, S (1, 1)										3	0	0	0	0	1	0	
Stan Bahnsen, R OBP: 0.300, SLG: 0.250 (8, 1)										0	0	0	0	0	0	0	
Dale Murray, R (8, 1)										0	0	0	0	0	0	0	
Woodie Fryman, R OBP: 0.125, SLG: 0.125 (9, 1)										0	0	0	0	0	0	0	
<b>Inning Stats</b>	R: 2 E: 1 K: 0 S: 5	H: 2 LOB: 1 BB: 1 P: 9	R: 2 E: 2 K: 0 S: 5	H: 2 LOB: 1 BB: 1 P: 9	R: 0 E: 0 K: 1 S: 6	H: 1 LOB: 1 BB: 0 P: 6	R: 0 E: 0 K: 1 S: 5	H: 0 LOB: 0 BB: 0 P: 5	R: 0 E: 0 K: 1 S: 6	H: 1 LOB: 0 BB: 0 P: 6	R: 0 E: 0 K: 0 S: 3	H: 1 LOB: 0 BB: 0 P: 3	R: 0 E: 0 K: 0 S: 4	H: 1 LOB: 2 BB: 0 P: 5	1B: 6 2B: 1 3B: 1 HR: 0	SF: 0 SAC: 1 DP: 0 HBP: 1	WP: 0 PA: 34 PB: 0 SB: 1 CS: 0
<b>PITCHER</b>	IP WLS BF H R ER SO BB IBB HBP BLK WP HR S P ERA WHIP																
Mario Soto, R ERA: 3.99 (1, 1)	6.0 L 26 6 5 3 4 2 0 0 0 0 0 0 0 32 40 4.50 1.333																
Dave Tomlin, L ERA: 6.29 (7, 1)	1.0 3 1 0 0 0 0 0 0 0 0 0 0 0 3 3 0.00 1.000																
Tom Hume, R ERA: 2.99 (8, 1)	1.0 5 1 0 0 0 0 0 0 1 0 0 0 0 4 5 0.00 1.000																

Batter	1	2	3	4	5	6	7	8	9	AB	R	H	RBI	BB	SO	LOB	TOP					
Ron Oester, S (1,4)	G3		2B			K		1B WP BB		3	0	1	0	1	1	0	<b>Cincinnati Reds @ Montreal Expos</b> Olympic Stadium, Montreal, QB Tue Jul 29 1980, 7:05 PM EDT Att: 28,445 - Unknown					
Ray Knight, R (1,5)	F9		P3			1-3		K		4	0	0	0	0	1	3						
Ken Griffey, L (1,9)	K			4-3				K	1B	4	0	1	1	0	2	0						
George Foster, R (1,7)		FC5-4 1B		1-3				6-3		4	0	1	0	0	0	0						
Dan Driessen, L (1,3)	K			F8				1B 1B		4	0	1	0	0	1	1						
Joe Nolan, L (1,2)	K				5-3			FC5-4 1B		3	0	1	0	1	1	1						
Dave Concepcion, R (1,6)	FC5-4 1-2				K			FC5-4 1B		4	0	0	0	0	1	4						
Cesar Geronimo, L (1,8)			4-3		K2-3			K		3	0	0	0	0	2	0						
Bruce Berenyi, R (1,1)						6-3				1	0	0	0	0	1	0						
Joe Price, R (5,1)								WP BB 1B 1B		1	0	0	0	0	0	0						
Dave Collins, S (6,PH)										1	1	1	0	0	0	0						
Doug Bair, R (8,1)										0	0	0	0	0	0	0						
<b>Inning Stats</b>	R: 0 E: 0 K: 1 S: 5	H: 0 LOB: 0 BB: 0 P: 5	R: 0 E: 0 K: 2 S: 8	H: 1 LOB: 1 BB: 0 P: 8	R: 0 E: 0 K: 1 S: 6	H: 1 LOB: 1 BB: 0 P: 6	R: 0 E: 0 K: 0 S: 3	H: 0 LOB: 0 BB: 0 P: 3	R: 0 E: 0 K: 2 S: 7	H: 0 LOB: 0 BB: 0 P: 7	R: 0 E: 0 K: 1 S: 5	H: 0 LOB: 0 BB: 0 P: 5	R: 0 E: 0 K: 1 S: 7	H: 2 LOB: 2 BB: 0 P: 7	R: 1 E: 0 K: 2 S: 8	H: 2 LOB: 2 BB: 1 P: 12	R: 0 E: 0 K: 0 S: 3	H: 0 LOB: 1 BB: 1 P: 7	1B: 5 2B: 1 3B: 0 HR: 0	SF: 0 SAC: 0 DP: 0 HBP: 0	WP: 1 PB: 0 SB: 0 CS: 0	PA: 34
<b>PITCHER</b>	IP WLS BF H R ER SO BB IBB HBP BLK WP HR S P ERA WHIP																					
Bill Gullickson, R (1,1)	9.0 W 34 6 1 1 10 2 0 0 0 1 0 52 60 1.00 0.889																					

Batter	1	2	3	4	5	6	7	8	9	AB	R	H	RBI	BB	SO	LOB	BOTTOM			
Ron LeFlore, R (1,7)	1B S 1B BB		L4		P4		F8			3	1	0	0	1	0	1	<b>Cincinnati Reds @ Montreal Expos</b> Olympic Stadium, Montreal, QB Tue Jul 29 1980, 7:05 PM EDT Att: 28,445 - Unknown			
Rodney Scott, S (1,4)	1-3 E 1B		F8		P4		1-3			4	1	1	0	0	0	1				
Andre Dawson, R (1,8)	E5 1H 3H 1B		F3		F8			S 6-3 1B		4	1	2	1	0	0	0				
Ellis Valentine, R (1,9)	K			1B 1B				6-3		4	1	1	0	0	2	2				
Warren Cromartie, L (1,3)	G5-4-3 2H 1B			L3 1B				1-2 1B		3	0	2	1	1	1	0				
Gary Carter, R (1,2)	G5-4-3 1-2			1-2 BB 1B				L7		4	0	2	1	0	0	3				
Larry Parrish, R (1,5)		P6		L3 2-3		F2				3	0	0	0	1	0	3				
Chris Speier, R (1,6)	1-3			1-2 BB				F9		3	0	1	0	1	0	3				
Bill Gullickson, R (1,1)	L3			2-3				SH1 1B		2	0	0	0	0	0	2				
<b>Inning Stats</b>	R: 3 E: 1 K: 1 S: 7	H: 3 LOB: 0 BB: 1 P: 11	R: 0 E: 0 K: 0 S: 3	H: 0 LOB: 0 BB: 0 P: 3	R: 0 E: 0 K: 0 S: 3	H: 0 LOB: 0 BB: 0 P: 3	R: 1 E: 0 K: 0 S: 5	H: 3 LOB: 2 BB: 1 P: 9	R: 0 E: 0 K: 2 S: 8	H: 1 LOB: 1 BB: 0 P: 8	R: 0 E: 0 K: 0 S: 4	H: 1 LOB: 1 BB: 0 P: 4	R: 0 E: 0 K: 0 S: 4	H: 1 LOB: 3 BB: 2 P: 12	R: 0 E: 0 K: 0 S: 4	H: 1 LOB: 2 BB: 3 P: 12		1B: 8 2B: 1 3B: 1 HR: 0	SF: 0 SAC: 1 DP: 2 HBP: 0	WP: 0 PB: 0 SB: 4 CS: 0
<b>PITCHER</b>	IP WLS BF H R ER SO BB IBB HBP BLK WP HR S P ERA WHIP																			
Bruce Berenyi, R (1,1)	4.0 L 18 6 4 3 1 2 0 0 0 0 0 0 18 26 6.75 2.000																			
Joe Price, L (5,1)	3.0 11 2 0 0 2 0 0 0 0 0 0 0 15 15 0.00 0.667																			
Doug Bair, R (8,1)	1.0 6 1 0 0 0 0 0 2 0 0 0 0 0 4 12 0.00 1.000																			





Batter	1	2	3	4	5	6	7	8	9	AB	R	H	RBI	BB	SO	LOB	TOP		
Dave Collins, S (1, 8) OBP: 0.365, SLG: 0.364										4	0	1	0	1	1	1	<b>Cincinnati Reds @ Philadelphia Phillies</b> Veterans Stadium, Philadelphia, PA Fri Aug 01 1980, 7:05 PM EDT Att: 37,409 - Unknown		
Ray Knight, R (1, 5) OBP: 0.325, SLG: 0.464										5	0	1	0	0	0	4			
Ken Griffey, L (1, 9) OBP: 0.384, SLG: 0.454										3	0	0	0	1	0	3			
George Foster, R (1, 7) OBP: 0.336, SLG: 0.441										3	0	2	0	1	1	0			
Dan Driessen, L (1, 3) OBP: 0.384, SLG: 0.440										3	0	1	0	1	0	2			
Johnny Bench, R (1, 2) OBP: 0.351, SLG: 0.498										4	0	1	0	0	1	5			
Dave Concepcion, R (1, 6) OBP: 0.351, SLG: 0.331										4	0	1	0	0	0	3			
Ron Oester, S (1, 4) OBP: 0.357, SLG: 0.435										4	1	1	0	0	2	2			
Charlie Leibrandt, R (1, 1) OBP: 0.250, SLG: 0.250										3	0	2	1	0	0	1			
Doug Bair, R (8, 1) Hector Cruz, R (9, PH) OBP: 0.297, SLG: 0.379										0	0	0	0	0	0	0			
<b>Inning Stats</b>	R: 0 E: 0 K: 0 S: 2	H: 0 LOB: 2 BB: 3 P: 14	R: 0 E: 0 K: 2 S: 8	H: 1 LOB: 1 BB: 0 P: 8	R: 0 E: 0 K: 1 S: 7	H: 2 LOB: 3 BB: 1 P: 11	R: 1 E: 0 K: 0 S: 6	H: 3 LOB: 2 BB: 0 P: 6	R: 0 E: 0 K: 0 S: 4	H: 2 LOB: 1 BB: 0 P: 4	R: 0 E: 0 K: 1 S: 5	H: 0 LOB: 0 BB: 0 P: 5	R: 0 E: 0 K: 1 S: 5	H: 1 LOB: 1 BB: 0 P: 5	R: 0 E: 0 K: 1 S: 5	H: 0 LOB: 0 BB: 0 P: 5	1B: 9 2B: 1 3B: 1 HR: 0	SF: 0 SAC: 0 DP: 2 HBP: 0	WP: 0 PA: 38 PB: 0 SB: 2 CS: 2
<b>PITCHER</b>	IP WLS BF H R ER SO BB IBB HBP BLK WP HR S P ERA WHIP																		
Bob Walk, R (1, 1) ERA: 3.77	8.0 W 35 10 1 1 5 4 0 0 0 0 0 0 41 57 1.12 1.750																		
Tug McGraw, L (9, 1) ERA: 2.17	1.0 S 3 0 0 0 1 0 0 0 0 0 0 0 5 5 0.00 0.000																		

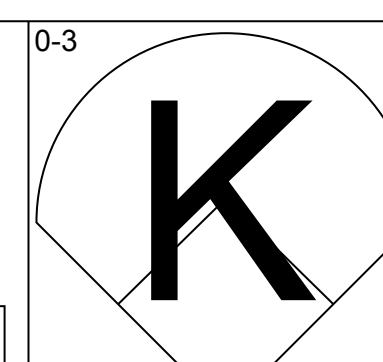
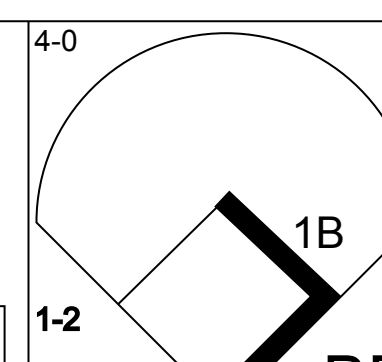
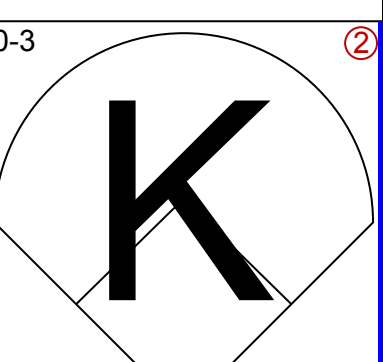
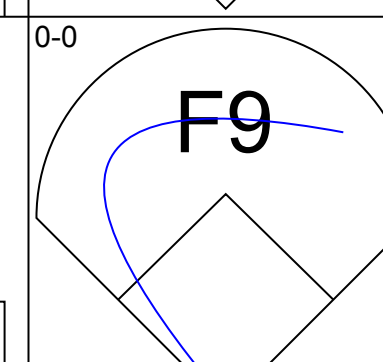
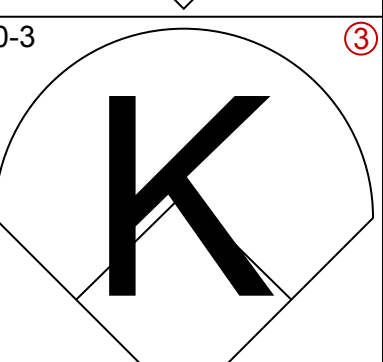
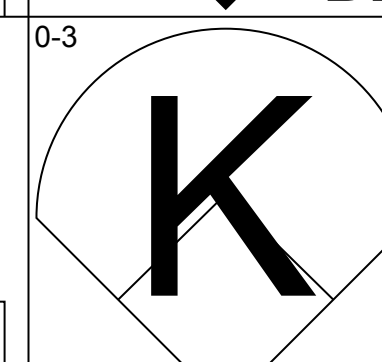
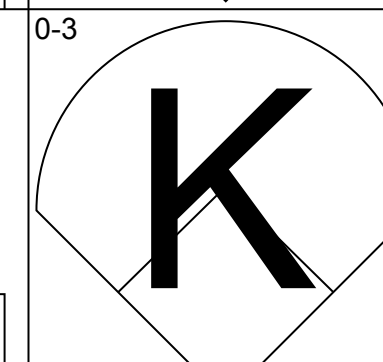
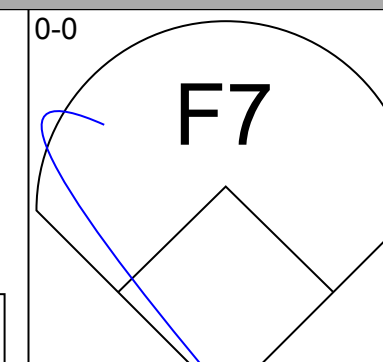
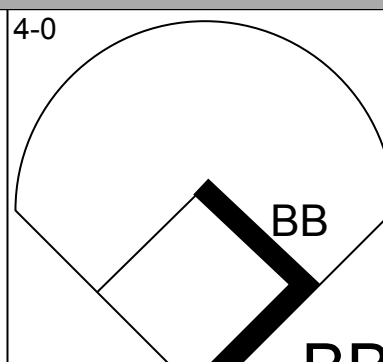
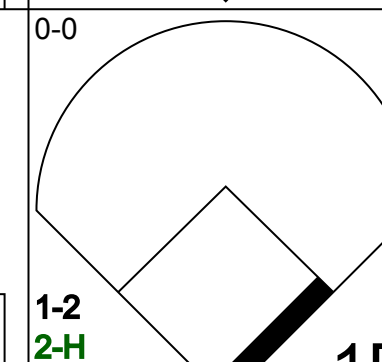
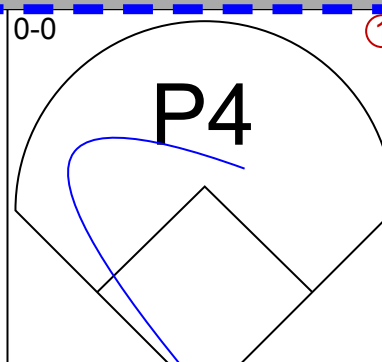
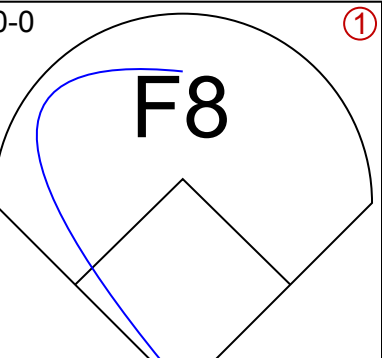
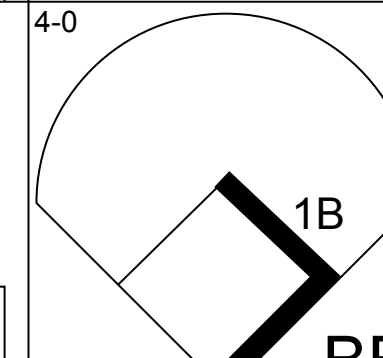
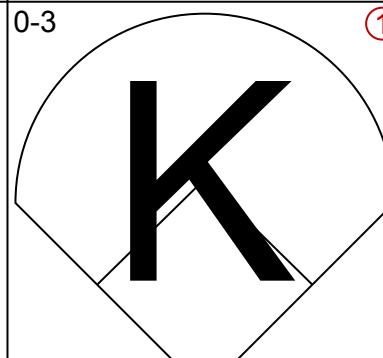
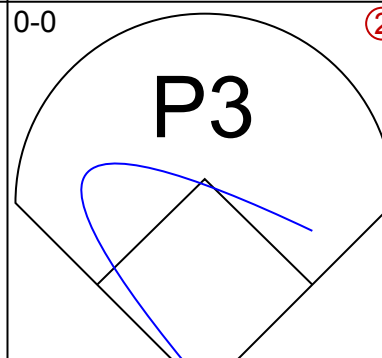

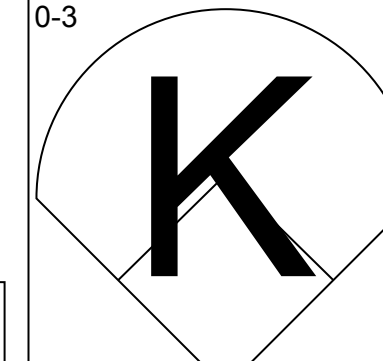
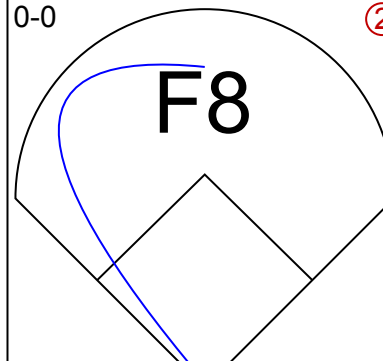
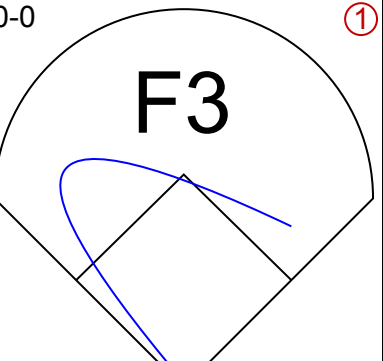
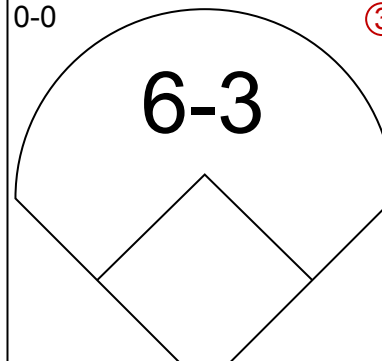

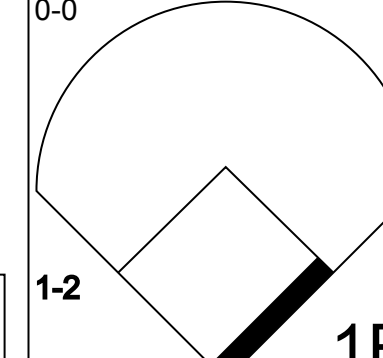
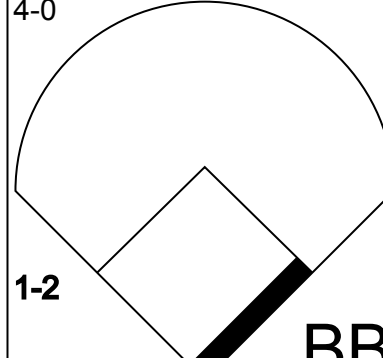
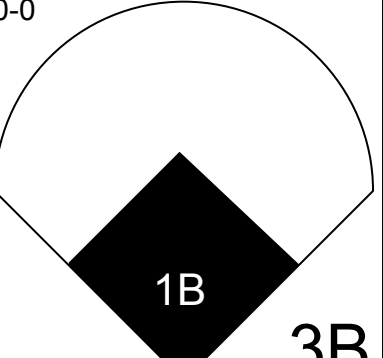
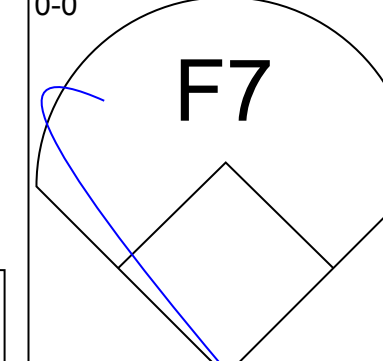
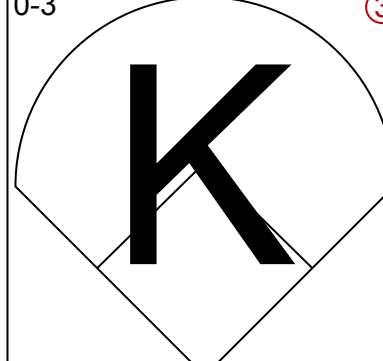
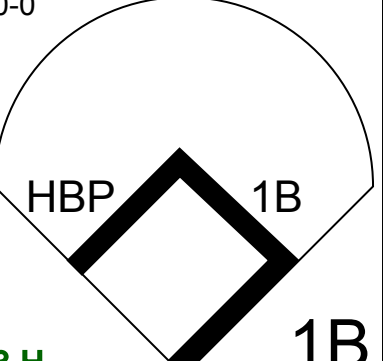

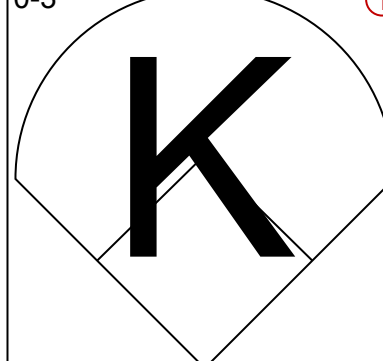
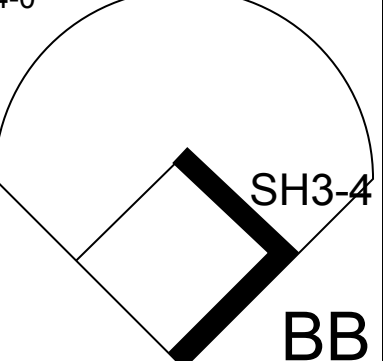
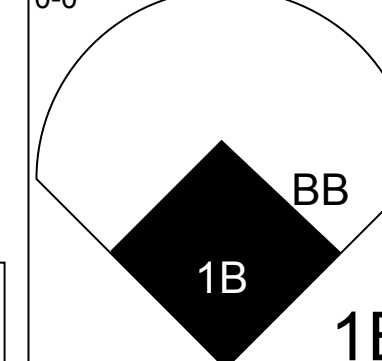
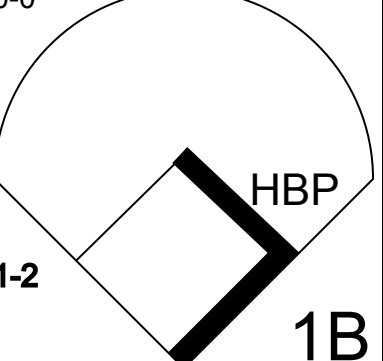

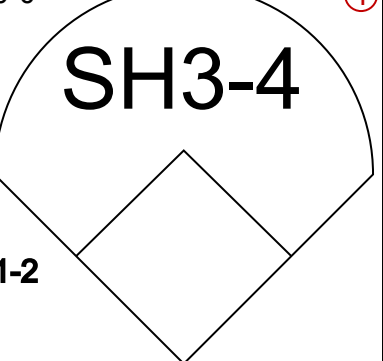
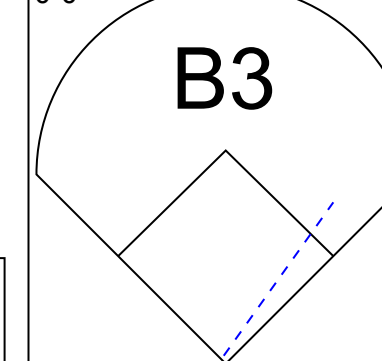
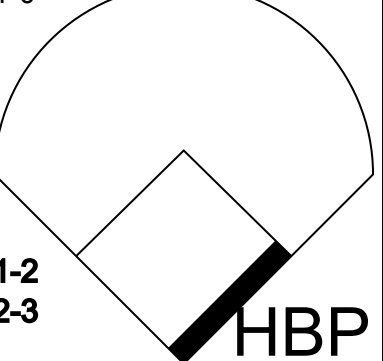

AB	34
R	1
H	10
RBI	1
BB	4
SO	6
LOB	21

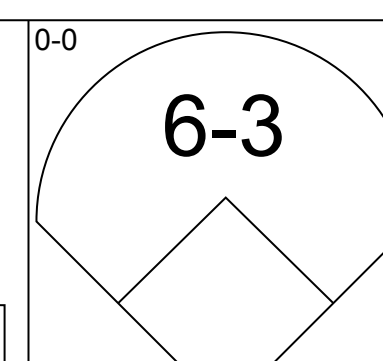
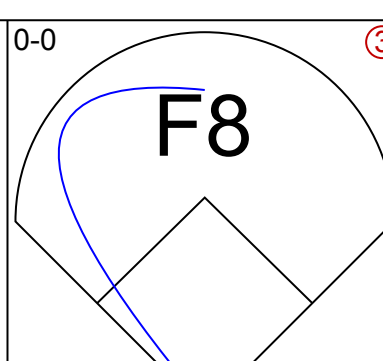
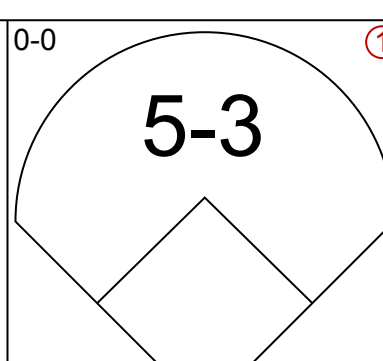
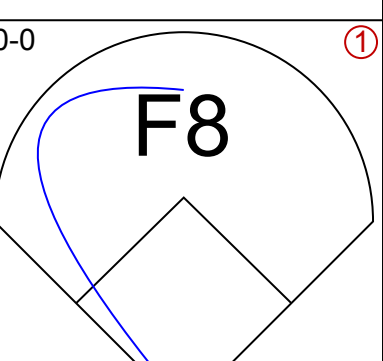
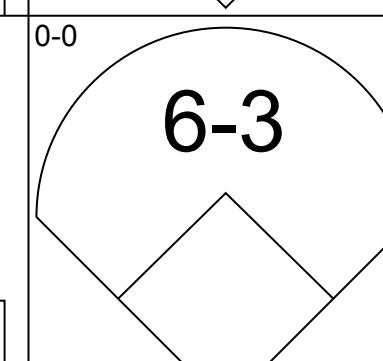
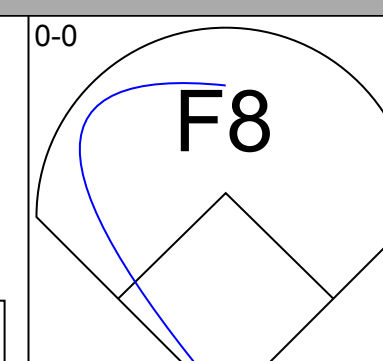
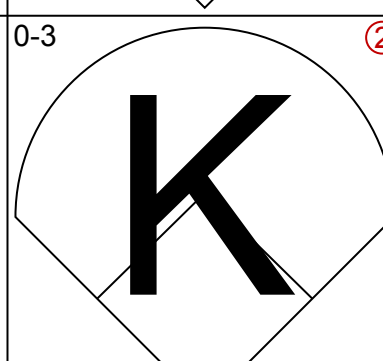
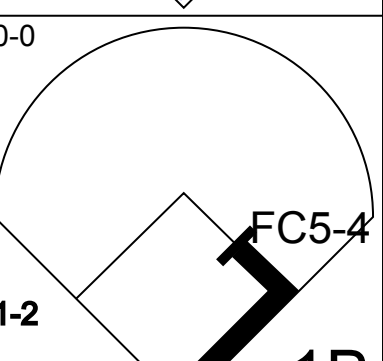

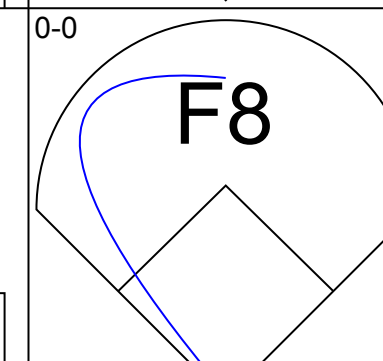
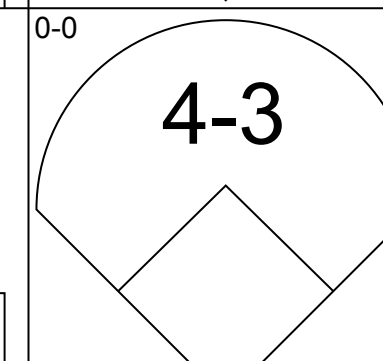
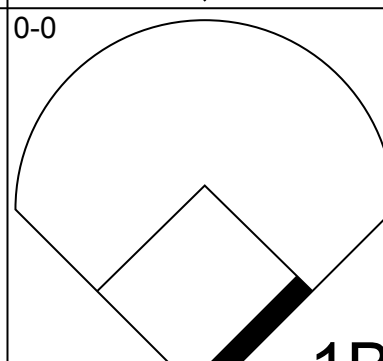
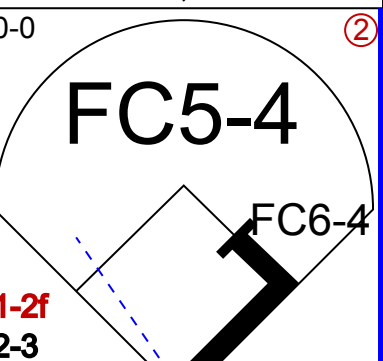

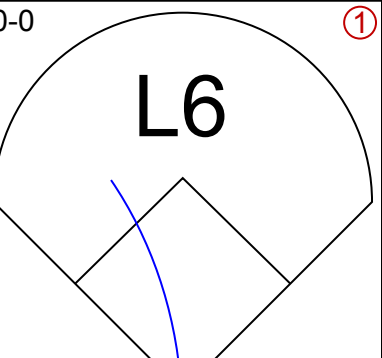
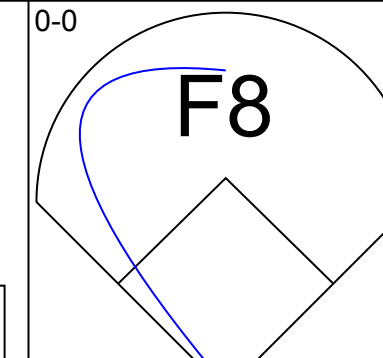
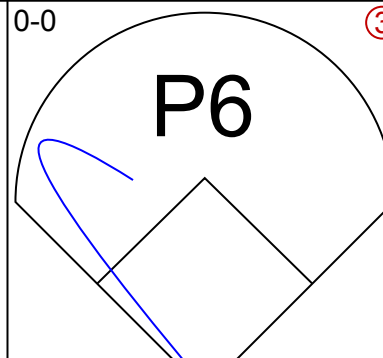
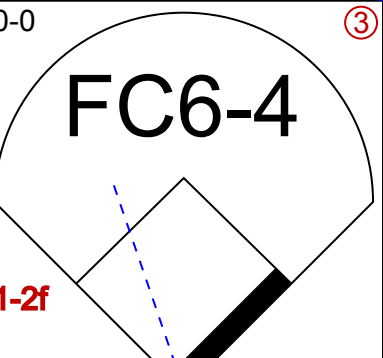
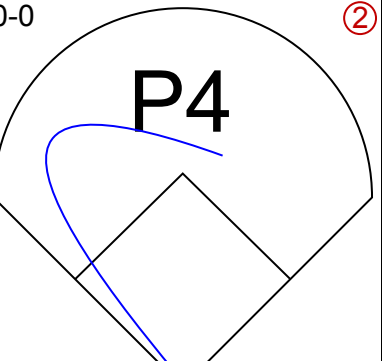
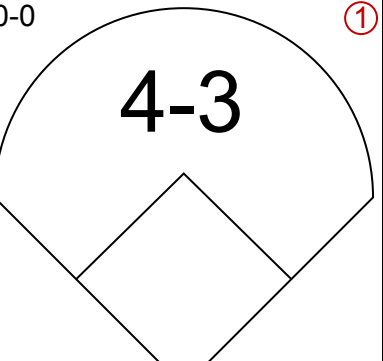
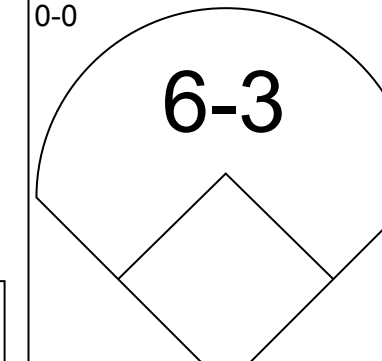
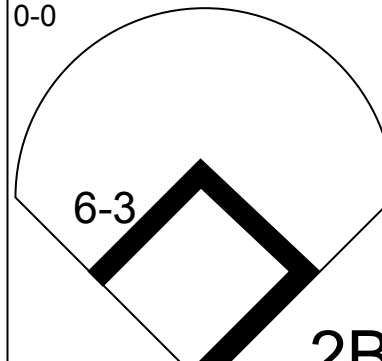
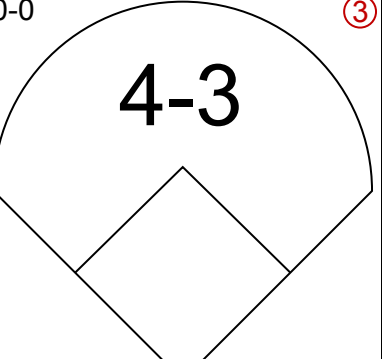
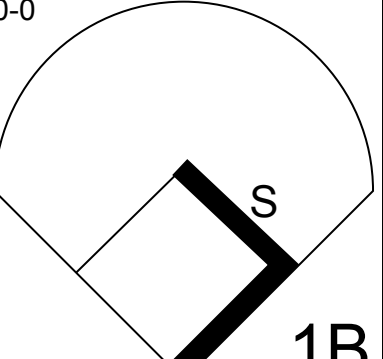
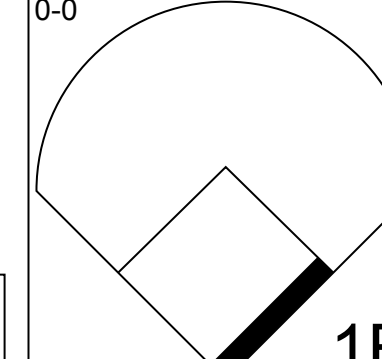
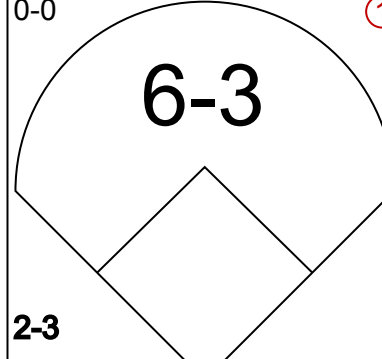
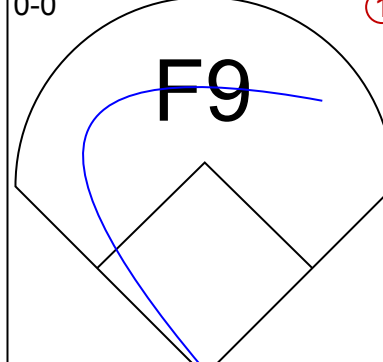
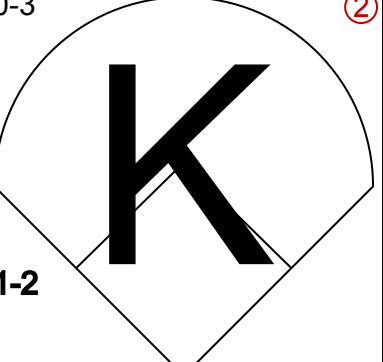
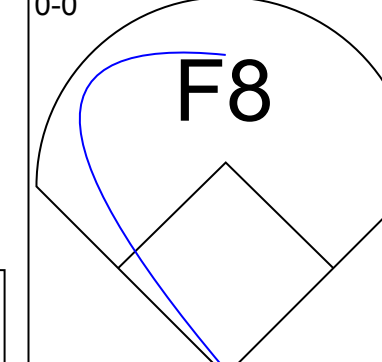
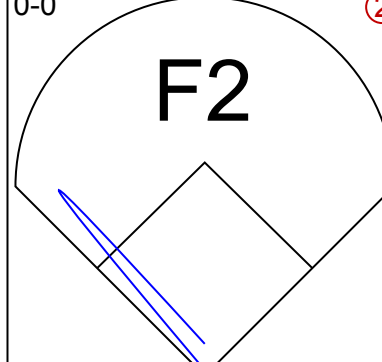
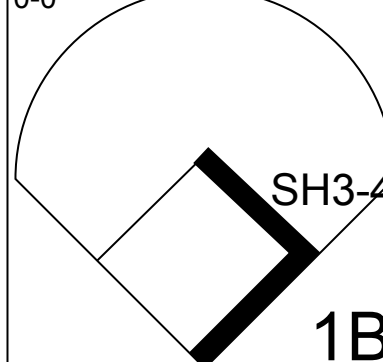

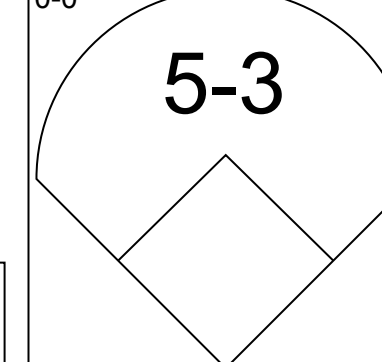
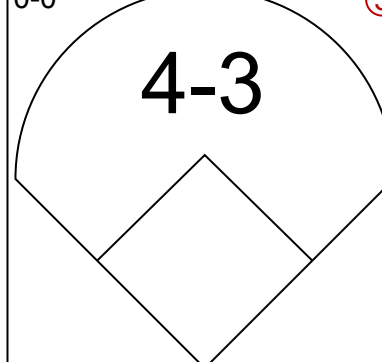
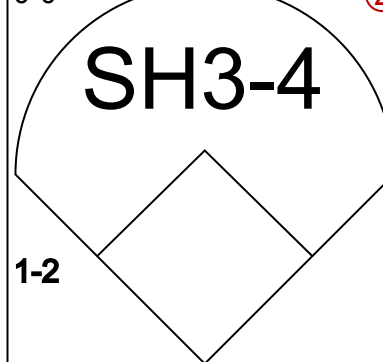
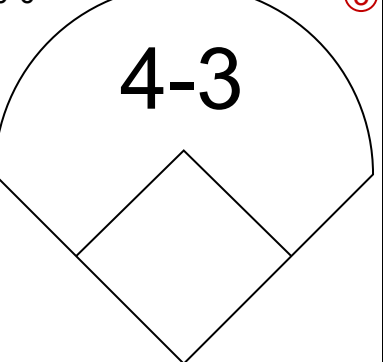
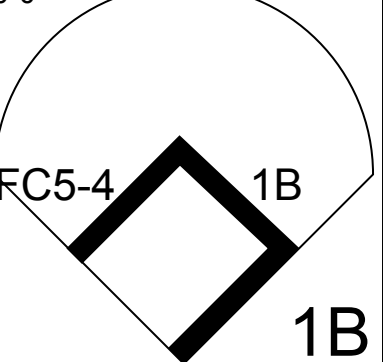



Batter	1	2	3	4	5	6	7	8	9	AB	R	H	RBI	BB	SO	LOB	BOTTOM		
Lonnie Smith, R (1, 7) OBP: 0.390, SLG: 0.487										4	2	2	0	0	0	0	<b>Cincinnati Reds @ Philadelphia Phillies</b> Veterans Stadium, Philadelphia, PA Fri Aug 01 1980, 7:05 PM EDT Att: 37,409 - Unknown		
Pete Rose, S (1, 3) OBP: 0.397, SLG: 0.378										4	0	1	0	0	0	1			
Bake McBride, L (1, 9) OBP: 0.346, SLG: 0.469										3	0	2	1	0	0	0			
Randy Lerch, L (6, PR) OBP: 0.390, SLG: 0.361										0	0	0	0	0	0	0			
Bob Boone, R (9, 2) OBP: 0.284, SLG: 0.338										2	0	0	1	0	0	1			
Mike Schmidt, R (1, 5) OBP: 0.355, SLG: 0.596										1	0	1	0	0	0	0			
John Vukovich, R (7, 5) OBP: 0.216, SLG: 0.235										4	1	1	0	0	1	5			
Keith Moreland, R (1, 2) OBP: 0.351, SLG: 0.511										0	0	0	0	0	0	0			
Tug McGraw, R (9, 1) OBP: 0.500, SLG: 0.500										4	0	0	0	0	0	3			
Garry Maddox, R (1, 8) OBP: 0.277, SLG: 0.387										4	0	0	0	0	0	3			
Manny Trillo, R (1, 4) OBP: 0.368, SLG: 0.432										3	0	2	1	0	0	0			
Larry Bowa, S (1, 6) OBP: 0.274, SLG: 0.315										3	0	0	0	0	0	2			
Ramon Aviles, R (7, PR) OBP: 0.369, SLG: 0.413										0	0	0	0	0	0	0			
Bob Walk, R (1, 1) OBP: 0.286, SLG: 0.226										3	0	0	0	0	0	1			
Greg Gross, L (9, 9) OBP: 0.345, SLG: 0.333										0	0	0	0	0	0	0			
<b>Inning Stats</b>	R: 0 E: 0 K: 0 S: 3	H: 0 LOB: 0 BB: 0 P: 3	R: 1 E: 0 K: 0 S: 5	H: 2 LOB: 1 BB: 0 P: 5	R: 0 E: 0 K: 0 S: 3	H: 0 LOB: 0 BB: 0 P: 3	R: 0 E: 0 K: 0 S: 3	H: 1 LOB: 0 BB: 0 P: 3	R: 0 E: 0 K: 0 S: 3	H: 0 LOB: 0 BB: 0 P: 3	R: 1 E: 0 K: 0 S: 5	H: 2 LOB: 2 BB: 0 P: 6	R: 0 E: 0 K: 0 S: 4	H: 1 LOB: 1 BB: 0 P: 4	R: 1 E: 0 K: 1 S: 8	H: 3 LOB: 2 BB: 0 P: 8	1B: 8 2B: 1 3B: 0 HR: 0	SF: 1 SAC: 0 DP: 0 HBP: 1	WP: 0 PA: 33 PB: 1 SB: 1 CS: 1
<b>PITCHER</b>	IP WLS BF H R ER SO BB IBB HBP BLK WP HR S P ERA WHIP																		
Charlie Leibrandt, L (1, 1) ERA: 4.35	7.1 L 30 8 3 3 0 0 0 0 0 0 0 0 29 30 3.68 1.091																		
Doug Bair, R (8, 1) ERA: 5.06	0.2 3 1 0 0 1 0 0 0 0 0 0 0 5 5 0.00 1.500																		

AB	31
R	3
H	9
RBI	3
BB	0
SO	1
LOB	13



Batter	1	2	3	4	5	6	7	8	9	AB	R	H	RBI	BB	SO	LOB	TOP					
Dave Collins, S (1, 8) OBP: 0.363, SLG: 0.359 Sam Mejias, R (8, 8) OBP: 0.300, SLG: 0.330			FC5-4		5-3					4	0	0	0	1	2	6	<p>Cincinnati Reds @ Philadelphia Phillies</p> <p>Veterans Stadium, Philadelphia, PA</p> <p>Sat Aug 02 1980, 7:05 PM EDT Att: 43,244 - Unknown</p>					
Ron Oester, S (1, 4) OBP: 0.340, SLG: 0.412			5-3					4-3		5	0	0	0	0	2	8						
Ray Knight, R (1, 5) OBP: 0.326, SLG: 0.462										4	0	1	1	1	1	0						
George Foster, R (1, 7) OBP: 0.334, SLG: 0.435							4-3			4	0	0	0	1	1	3						
Johnny Bench, R (1, 2) OBP: 0.345, SLG: 0.488										5	0	0	0	0	2	2						
Dave Concepcion, R (1, 6) OBP: 0.297, SLG: 0.338										3	1	2	0	1	0	0						
Dan Driessen, L (1, 3) OBP: 0.385, SLG: 0.440			FC5-4							4	0	2	1	0	1	4						
Hector Cruz, R (1, 9) OBP: 0.324, SLG: 0.393										3	1	2	0	1	1	1						
Michael LaCoss, R (1, 1) OBP: 0.116, SLG: 0.098			SH							1	0	0	0	0	0	1						
<b>Inning Stats</b>	R: 0 E: 0 K: 2 S: 7	H: 0 LOB: 0 BB: 0 P: 7	R: 0 E: 0 K: 1 S: 5	H: 0 LOB: 0 BB: 0 P: 5	R: 0 E: 0 K: 1 S: 7	H: 1 LOB: 2 BB: 0 P: 7	R: 0 E: 0 K: 1 S: 6	H: 1 LOB: 2 BB: 1 P: 10	R: 0 E: 0 K: 1 S: 5	H: 0 LOB: 1 BB: 1 P: 9	R: 0 E: 0 K: 2 S: 7	H: 0 LOB: 2 BB: 2 P: 15	R: 1 E: 0 K: 1 S: 7	H: 2 LOB: 2 BB: 1 P: 11	R: 1 E: 0 K: 1 S: 8	H: 3 LOB: 3 BB: 0 P: 9	R: 0 E: 0 K: 0 S: 3	H: 0 LOB: 0 BB: 0 P: 3	1B: 6 2B: 0 3B: 1 HR: 0	SF: 0 SAC: 2 DP: 0 HBP: 1	WP: 0 PB: 0 SB: 0 CS: 0	PA: 41
<b>PITCHER</b>	IP WLS BF H R ER SO BB IBB HBP BLK WP HR S P ERA WHIP																					
Steve Carlton, L (1, 1) ERA: 2.28	8.0 L 38 7 2 2 10 5 0 1 0 0 0 0 3 73 2.25 1.500																					
Ron Reed, R (9, 1) ERA: 3.6	1.0 3 0 0 0 0 0 0 0 0 0 0 0 3 3 0.00 0.000																					

Batter	1	2	3	4	5	6	7	8	9	AB	R	H	RBI	BB	SO	LOB	BOTTOM					
Lonnie Smith, R (1, 7) OBP: 0.380, SLG: 0.474										4	0	0	0	0	0	2	<p>Cincinnati Reds @ Philadelphia Phillies</p> <p>Veterans Stadium, Philadelphia, PA</p> <p>Sat Aug 02 1980, 7:05 PM EDT Att: 43,244 - Unknown</p>					
Pete Rose, S (1, 3) OBP: 0.366, SLG: 0.377										4	0	1	0	0	1	0						
Bake McBride, L (1, 9) OBP: 0.345, SLG: 0.466 Ron Reed, R (9, 1) OBP: 0.400, SLG: 0.600										4	0	1	0	0	0	2						
Mike Schmidt, R (1, 5) OBP: 0.351, SLG: 0.589										4	0	0	0	0	0	3						
Garry Maddox, R (1, 8) OBP: 0.277, SLG: 0.389										4	0	1	0	0	0	0						
Manny Trillo, R (1, 4) OBP: 0.370, SLG: 0.432										4	0	2	0	0	0	1						
Ramon Aviles, R (1, 6) OBP: 0.360, SLG: 0.403 Del Unser, L (7, PH) OBP: 0.314, SLG: 0.359 John Vukovich, R (8, 6) OBP: 0.218, SLG: 0.235 Keith Moreland, R (9, PH) OBP: 0.347, SLG: 0.566										2	0	0	0	0	1	1						
Bob Boone, R (1, 2) OBP: 0.287, SLG: 0.338										3	0	1	0	1	0	2						
Steve Carlton, L (1, 1) OBP: 0.138, SLG: 0.156 Greg Gross, L (8, PH) OBP: 0.350, SLG: 0.340										1	0	0	0	0	0	2						
<b>Inning Stats</b>	R: 0 E: 0 K: 0 S: 3	H: 0 LOB: 0 BB: 0 P: 3	R: 0 E: 0 K: 0 S: 3	H: 0 LOB: 0 BB: 0 P: 3	R: 0 E: 0 K: 0 S: 4	H: 1 LOB: 1 BB: 0 P: 4	R: 0 E: 0 K: 0 S: 3	H: 0 LOB: 0 BB: 0 P: 3	R: 0 E: 0 K: 1 S: 6	H: 1 LOB: 2 BB: 1 P: 10	R: 0 E: 0 K: 1 S: 4	H: 1 LOB: 1 BB: 0 P: 6	R: 0 E: 0 K: 0 S: 4	H: 1 LOB: 1 BB: 0 P: 4	R: 0 E: 0 K: 0 S: 5	H: 2 LOB: 2 BB: 0 P: 5	R: 0 E: 0 K: 0 S: 4	H: 1 LOB: 1 BB: 0 P: 4	1B: 6 2B: 1 3B: 0 HR: 0	SF: 0 SAC: 1 DP: 0 HBP: 0	WP: 0 PB: 0 SB: 1 CS: 0	PA: 35
<b>PITCHER</b>	IP WLS BF H R ER SO BB IBB HBP BLK WP HR S P ERA WHIP																					
Michael LaCoss, R (1, 1) ERA: 4.79	9.0 W 35 7 0 0 2 1 0 0 0 0 0 0 38 42 0.00 0.889																					

Batter	1	2	3	4	5	6	7	8	9	AB	R	H	RBI	BB	SO	LOB	TOP				
Dave Collins, S (1, 8) OBP: 0.362, SLG: 0.358	G3		F8		F7			1B 2B 1B		4	1	1	0	0	0	1	Cincinnati Reds @ Philadelphia Phillies Veterans Stadium, Philadelphia, PA Sun Aug 03 1980, 3:33 AM EDT Att: 41,328 - Unknown				
Ray Knight, R (1, 5) OBP: 0.326, SLG: 0.460	P6		F8			G6-4-3 1B 1B		P6		4	1	1	0	0	0	1					
Ken Griffey, L (1, 9) OBP: 0.383, SLG: 0.452	4-3			F7		G6-4-3 1-2 1B		F5		4	0	1	0	0	0	1					
George Foster, R (1, 7) OBP: 0.336, SLG: 0.436		HBP 1B 1B		F8		G6-4-3 1-2 2-3 1B		2B 1B		4	2	2	0	0	0	2					
Dan Driessen, L (1, 3) OBP: 0.391, SLG: 0.447		1B HBP		S HBP		FC6-4 1B		1-1 2-H 2B		2	0	2	3	0	0	0					
Dave Concepcion, R (1, 6) OBP: 0.295, SLG: 0.336	F3					3-H FC6-4 1-2 1B		F3		3	0	0	0	0	1	4					
Junior Kennedy, R (8, PH) OBP: 0.327, SLG: 0.339				K		1-2 1B				1	0	0	0	0	0	1					
Joe Nolan, L (1, 2) OBP: 0.382, SLG: 0.425		G4-6-3 1-2 2-H 1B			5-3		G6-4-3 1B	FC3-6 1B		4	0	3	1	0	0	0					
Ron Oester, S (1, 4) OBP: 0.336, SLG: 0.406	G4-6-3 1-2 1B			SH3-4 1B			K	FC3-6 G4-6-3 1-2 1B		4	0	1	0	0	1	4					
Bruce Berenyi, R (1, 1)			4-3				G6-4-3 1-2 1B	G4-6-3 1-2 1B		1	0	0	0	0	0	0					
Mario Soto, R (5, 1)					SH3-4 1-2 1B			G4-6-3 1-2 1B		0	0	0	0	0	0	0					
Cesar Geronimo, L (7, PH) OBP: 0.315, SLG: 0.319										1	0	0	0	0	0	1					
Dave Tomlin, L (7, 1)										0	0	0	0	0	0	0					
Harry Spillman, L (9, PH) OBP: 0.341, SLG: 0.446										1	0	0	0	0	0	1					
<b>Inning Stats</b>	R: 0 E: 0 K: 0 S: 3	H: 0 LOB: 0 BB: 0 P: 3	R: 1 E: 0 K: 0 S: 4	H: 2 LOB: 1 BB: 0 P: 5	R: 0 E: 0 K: 1 S: 3	H: 0 LOB: 0 BB: 0 P: 3	R: 0 E: 0 K: 1 S: 5	H: 0 LOB: 1 BB: 0 P: 6	R: 0 E: 0 K: 0 S: 4	H: 1 LOB: 1 BB: 0 P: 4	R: 1 E: 0 K: 0 S: 5	H: 3 LOB: 1 BB: 0 P: 5	R: 0 E: 0 K: 1 S: 5	H: 1 LOB: 0 BB: 0 P: 5	R: 2 E: 0 K: 0 S: 6	H: 3 LOB: 1 BB: 0 P: 6	R: 0 E: 0 K: 0 S: 3	H: 1 LOB: 0 BB: 0 P: 3	1B: 10 2B: 1 3B: 0 HR: 0	SF: 0 SAC: 1 DP: 4 HBP: 2	WP: 0 PA: 36 PB: 0 SB: 1 CS: 0
<b>PITCHER</b>	IP WLS BF H R ER SO BB IBB HBP BLK WP HR S P ERA WHIP																				
Nino Espinosa, R (1, 1) ERA: 3.57	6.0 W 24 6 2 2 1 0 0 0 2 0 0 0 24 26 3.00 1.000																				
Ron Reed, R (7, 1) ERA: 3.71	3.0 S 12 5 2 2 1 0 0 0 0 0 0 0 14 14 6.00 1.667																				

Batter	1	2	3	4	5	6	7	8	9	AB	R	H	RBI	BB	SO	LOB	BOTTOM		
Lonnie Smith, R (1, 7) OBP: 0.387, SLG: 0.475	4-3 2B BB		S 1B		S 1B		FC1-4 1-2 1B			4	3	2	0	1	0	3	Cincinnati Reds @ Philadelphia Phillies Veterans Stadium, Philadelphia, PA Sun Aug 03 1980, 3:33 AM EDT Att: 41,328 - Unknown		
Pete Rose, S (1, 3) OBP: 0.369, SLG: 0.380	4-3				BB SF7 1B		FC5-4 1B	F8		4	1	3	2	0	0	1			
Ron Reed, R (7, 1) OBP: 0.333, SLG: 0.500	1-3		E 1B		1-H					1	0	0	0	0	0	0			
Greg Gross, L (1, 9) OBP: 0.352, SLG: 0.346			E4 FC6-4 1-2 2B		SF7 BB BB		F8	5-3		4	1	1	1	1	0	2			
Mike Schmidt, R (1, 5) OBP: 0.351, SLG: 0.585			K		BB SF7 2B BB			4-3		2	1	0	0	1	2	3			
John Vukovich, R (6, 5) OBP: 0.211, SLG: 0.226			K		1-2 2-3 2B BB					2	0	0	0	0	1	1			
Garry Maddox, R (1, 8) OBP: 0.274, SLG: 0.385	F8				SF7		FC5-4			3	0	0	1	0	0	4			
George Vukovich, L (9, 9) OBP: 0.297, SLG: 0.250			FC6-4 1-2 1B		1-2 2-3 3-H					0	0	0	0	0	0	0			
Manny Trillo, R (1, 4) OBP: 0.376, SLG: 0.432		9-3 BB		WP BB	BB 2B IBB		FC4-6 BB BB			0	1	0	0	4	0	0			
Ramon Aviles, R (1, 6) OBP: 0.356, SLG: 0.388		9-3 1-2		F9	1-2 2-3 3-H 2B BB		F5			3	1	0	1	1	0	3			
Bob Boone, R (1, 2) OBP: 0.289, SLG: 0.341		K		F9	1-2 1B		FC4-6 BB			3	0	1	3	1	1	1			
Nino Espinosa, R (1, 1)					1-H 2-H 3-H 2B					3	0	0	0	0	2	2			
Del Unser, L (7, 3) OBP: 0.310, SLG: 0.354			K		6-3		FC4-6 FC1-4 1-2 2-3			1	0	0	0	0	0	2			
<b>Inning Stats</b>	R: 1 E: 0 K: 1 S: 6	H: 1 LOB: 1 BB: 1 P: 10	R: 0 E: 0 K: 1 S: 4	H: 0 LOB: 0 BB: 1 P: 8	R: 1 E: 1 K: 2 S: 10	H: 2 LOB: 2 BB: 0 P: 10	R: 0 E: 0 K: 0 S: 3	H: 0 LOB: 1 BB: 1 P: 7	R: 6 E: 0 K: 1 S: 8	H: 3 LOB: 1 BB: 4 P: 24	R: 0 E: 0 K: 1 S: 6	H: 1 LOB: 1 BB: 0 P: 6	R: 0 E: 0 K: 0 S: 3	H: 0 LOB: 2 BB: 2 P: 11	R: 0 E: 0 K: 0 S: 3	H: 0 LOB: 0 BB: 0 P: 3	1B: 5 2B: 3 3B: 0 HR: 0	SF: 1 SAC: 0 DP: 1 HBP: 0	WP: 1 PA: 40 PB: 0 SB: 4 CS: 0
<b>PITCHER</b>	IP WLS BF H R ER SO BB IBB HBP BLK WP HR S P ERA WHIP																		
Bruce Berenyi, R (1, 1) ERA: 7.81	4.0 L 22 2 2 2 2 1 1 0 0 0 0 0 12 20 9.00 1.500																		
Mario Soto, R (5, 1) ERA: 4.08	2.0 10 2 2 2 2 1 1 0 0 0 0 0 6 14 0.00 1.000																		
Dave Tomlin, L (7, 1) ERA: 5.76	2.0 8 0 0 0 0 2 0 0 0 0 0 0 6 14 0.00 1.000																		

Batter	1	2	3	4	5	6	7	8	9	AB	R	H	RBI	BB	SO	LOB	TOP			
Gene Richards, L (1,7) OBP: 0.358, SLG: 0.377	5-3	3-1			F8		4-3			4	0	0	0	0	0	3	<b>San Diego Padres @ Cincinnati Reds</b> Riverfront Stadium, Cincinnati, OH Mon Aug 04 1980, 3:33 AM EDT Unknown			
Ozzie Smith, S (1,6) OBP: 0.330, SLG: 0.285	WP S 1B		F9		K			K		4	0	1	0	0	2	0				
Jerry Mumphrey, S (1,8) OBP: 0.324, SLG: 0.338	F7 1-3		S 1B		F7			K		4	0	1	0	0	1	1				
Dave Winfield, R (1,9) OBP: 0.369, SLG: 0.439	K		K		L4			5-3		4	0	0	0	0	2	2				
Willie Montanez, L (1,3) OBP: 0.320, SLG: 0.354		1B E 1B	3-1		4-3			K		4	1	1	0	0	1	1				
Bill Fahey, L (1,2) OBP: 0.308, SLG: 0.275		1-2 E 1B			F8			6-3		4	0	1	0	0	1	0				
Tim Flannery, L (1,5) OBP: 0.311, SLG: 0.298 (7,4)		F7			F7			4-3		4	0	1	0	0	0	2				
Dave Cash, R (1,4) OBP: 0.276, SLG: 0.262 (7,PH)		E3			G1-6-3 1B					1	0	0	0	1	0	1				
Von Joshua, L (7,PH) OBP: 0.397, SLG: 0.390		1-2 2H			FC6-4 BB			G1-6-3 1-2		1	0	0	0	0	0	1				
Kurt Bevacqua, R (7,5) OBP: 0.338, SLG: 0.403					FC6-4 BB					0	0	0	0	0	0	0				
Randy Jones, R (1,1) OBP: 0.122, SLG: 0.077 (7,PH)		K			FC6-4 1-2					2	0	0	0	0	1	3				
Jerry Turner, L (7,PH) OBP: 0.342, SLG: 0.368										0	0	0	0	1	0	0				
John D'Acquisto, R (7,1)										0	0	0	0	0	0	0				
<b>Inning Stats</b>	R: 0 E: 0 K: 1 S: 6	H: 1 LOB: 1 BB: 0 P: 6	R: 1 E: 1 K: 1 S: 8	H: 2 LOB: 2 BB: 0 P: 8	R: 0 E: 0 K: 1 S: 6	H: 1 LOB: 1 BB: 0 P: 6	R: 0 E: 0 K: 0 S: 3	H: 0 LOB: 1 BB: 1 P: 7	R: 0 E: 0 K: 1 S: 5	H: 0 LOB: 0 BB: 0 P: 5	R: 0 E: 0 K: 0 S: 3	H: 1 LOB: 1 BB: 1 P: 7	R: 0 E: 0 K: 2 S: 7	H: 0 LOB: 0 BB: 0 P: 7	R: 0 E: 0 K: 1 S: 5	H: 0 LOB: 0 BB: 0 P: 5	1B: 5 2B: 0 3B: 0 HR: 0	SF: 0 SAC: 0 DP: 1 HBP: 0	WP: 1 PB: 0 SB: 3 CS: 0	PA: 34
<b>PITCHER</b>	IP WLS BF H R ER SO BB IBB HBP BLK WP HR S P ERA WHIP																			
Tom Seaver, R (1,1) ERA: 4.43	6.0 W 24 4 1 0 5 1 0 0 0 1 0 33 37 0.00 0.833																			
Tom Hume, R (7,1) ERA: 2.84	3.0 S 10 1 0 0 3 1 0 0 0 0 0 15 19 0.00 0.667																			

Batter	1	2	3	4	5	6	7	8	9	AB	R	H	RBI	BB	SO	LOB	BOTTOM	
Dave Collins, S (1,8) OBP: 0.358, SLG: 0.354	F8		6-3		5-3		4-3	F8		4	0	0	0	0	0	0	<b>San Diego Padres @ Cincinnati Reds</b> Riverfront Stadium, Cincinnati, OH Mon Aug 04 1980, 3:33 AM EDT Unknown	
Sam Mejias, R (8,8) OBP: 0.297, SLG: 0.326										1	0	0	0	0	2			
Ray Knight, R (1,5) OBP: 0.325, SLG: 0.458	FC4-6 1B		6-3		P4		F7			4	0	1	0	0	0			
Ken Griffey, L (1,9) OBP: 0.384, SLG: 0.449	FC4-6 1B 1-2 3B		HR BB		F8		WP BB			2	2	0	0	2	0	1		
George Foster, R (1,7) OBP: 0.338, SLG: 0.446	1-2 3B 1B		1-H HR		E7 HR		L5			4	3	2	2	0	0	1		
Dan Driessen, L (1,3) OBP: 0.392, SLG: 0.452	1-H 2-H 3B		4-3		F8			1B 2B BB		3	1	1	2	1	0	1		
Johnny Bench, R (1,2) OBP: 0.344, SLG: 0.496	F8				F2		1-H HR	P4		4	1	1	2	0	0	2		
Dave Concepcion, R (1,6) OBP: 0.294, SLG: 0.335		6-3			F9		K	2B 1-3 1B		4	0	1	0	0	1	0		
Ron Oester, S (1,4) OBP: 0.351, SLG: 0.438		5-3						2B 1-3 2B		4	0	3	1	0	0	0		
Tom Seaver, R (1,1) OBP: 0.259, SLG: 0.095					4-3			3-H 2B		2	0	0	0	0	0	1		
Hector Cruz, R (6,PH) OBP: 0.319, SLG: 0.387		6-3					F9	K		1	0	0	0	0	0	1		
Tom Hume, R (7,1) OBP: 0.200, SLG: 0.300										1	0	0	0	0	1	2		
<b>Inning Stats</b>	R: 2 E: 0 K: 0 S: 6	H: 3 LOB: 1 BB: 0 P: 6	R: 0 E: 0 K: 0 S: 3	H: 0 LOB: 0 BB: 0 P: 3	R: 2 E: 0 K: 0 S: 4	H: 1 LOB: 0 BB: 1 P: 8	R: 0 E: 0 K: 0 S: 4	H: 1 LOB: 1 BB: 0 P: 4	R: 0 E: 0 K: 1 S: 8	H: 2 LOB: 1 BB: 0 P: 8	R: 0 E: 0 K: 0 S: 3	H: 0 LOB: 1 BB: 1 P: 7	R: 1 E: 0 K: 1 S: 7	H: 2 LOB: 2 BB: 1 P: 11	1B: 4 2B: 2 3B: 1 HR: 2	SF: 0 SAC: 0 DP: 0 HBP: 0	WP: 1 PB: 0 SB: 0 CS: 0	PA: 37
<b>PITCHER</b>	IP WLS BF H R ER SO BB IBB HBP BLK WP HR S P ERA WHIP																	
Randy Jones, L (1,1) ERA: 3.7	6.0 L 27 7 6 5 1 1 0 0 0 0 1 0 28 32 7.50 1.333																	
John D'Acquisto, R (7,1) ERA: 3.19	2.0 10 2 1 1 1 2 0 0 0 0 1 0 10 18 4.50 2.000																	



Batter	1	2	3	4	5	6	7	8	9	AB	R	H	RBI	BB	SO	LOB	TOP			
Gene Richards, L (1,7) OBP: 0.361, SLG: 0.378										4	0	2	0	1	0	5	<b>San Diego Padres @ Cincinnati Reds</b> Riverfront Stadium, Cincinnati, OH Mon Aug 04 1980, 3:38 AM EDT Att: 25,162 - Unknown			
Ozzie Smith, S (1,6) OBP: 0.330, SLG: 0.285										4	0	1	0	1	0	5				
Jerry Turner, L (1,9) OBP: 0.331, SLG: 0.375										5	0	0	0	0	0	4				
Dave Winfield, R (1,8) OBP: 0.370, SLG: 0.448										4	1	2	1	0	1	1				
Willie Montanez, L (1,3)										3	1	1	0	1	0	0				
Gene Tenace, R (1,2) OBP: 0.379, SLG: 0.369										2	0	0	0	2	2					
Rollie Fingers, R (7,1) OBP: 0.250, SLG: 0.417										0	0	0	0	0	0	0				
John D'Acquisto, R (7,1) OBP: 0.125, SLG: 0.250										0	0	0	0	0	0	0				
Eric Rasmussen, R (8,1) OBP: 0.125, SLG: 0.250										0	0	0	0	0	0	0				
Kurt Bevacqua, R (1,5) OBP: 0.321, SLG: 0.380										4	0	0	0	0	0	5				
Dave Cash, R (1,4) OBP: 0.278, SLG: 0.265										4	0	2	0	0	0	0				
Rick Wise, R (1,1) OBP: 0.194, SLG: 0.229										2	0	1	1	0	1	0				
Dennis Kinney, L (7,1) OBP: 0.222, SLG: 0.125										0	0	0	0	0	0	0				
Bill Fahey, L (7,2) OBP: 0.306, SLG: 0.274										1	0	0	0	0	0	0				
<b>Inning Stats</b>	R: 0 E: 0 K: 0 S: 4	H: 2 LOB: 1 BB: 0 P: 4	R: 1 E: 1 K: 0 S: 6	H: 2 LOB: 3 BB: 1 P: 10	R: 1 E: 0 K: 0 S: 4	H: 1 LOB: 1 BB: 1 P: 8	R: 0 E: 0 K: 1 S: 5	H: 0 LOB: 1 BB: 1 P: 9	R: 0 E: 0 K: 1 S: 6	H: 1 LOB: 2 BB: 1 P: 10	R: 0 E: 0 K: 2 S: 7	H: 0 LOB: 0 BB: 0 P: 7	R: 0 E: 0 K: 0 S: 3	H: 0 LOB: 0 BB: 0 P: 3	R: 0 E: 0 K: 0 S: 3	H: 1 LOB: 0 BB: 0 P: 3	1B: 7 2B: 1 3B: 0 HR: 1	SF: 0 SAC: 1 DP: 2 HBP: 0	WP: 0 PB: 0 SB: 3 CS: 2	PA: 39
<b>PITCHER</b>	IP	WLS	BF	H	R	ER	SO	BB	IBB	HBP	BLK	WP	HR	S	P	ERA	WHIP			
Joe Price, L (1,1) ERA: 4.44	4.1		23	6	2	2	1	4	0	0	0	0	1	21	37	4.15	2.308			
Mario Soto, R (5,1) ERA: 3.98	2.2	W	10	2	0	0	3	1	0	0	0	0	0	15	19	0.00	1.125			
Doug Bair, R (8,1) ERA: 4.9	2.0		6	1	0	0	0	0	0	0	0	0	0	6	6	0.00	0.500			

Batter	1	2	3	4	5	6	7	8	9	AB	R	H	RBI	BB	SO	LOB	BOTTOM			
Dave Collins, S (1,9) OBP: 0.358, SLG: 0.353										4	1	1	0	1	1	1	<b>San Diego Padres @ Cincinnati Reds</b> Riverfront Stadium, Cincinnati, OH Mon Aug 04 1980, 3:38 AM EDT Att: 25,162 - Unknown			
Doug Bair, R (8,1)										0	0	0	0	0	0	0				
Ron Oester, S (1,4) OBP: 0.362, SLG: 0.464										5	2	3	0	0	0	3				
Ray Knight, R (1,5) OBP: 0.326, SLG: 0.457										5	1	2	2	0	1	2				
George Foster, R (1,7) OBP: 0.341, SLG: 0.446										4	1	2	2	1	0	1				
Dan Driessen, L (1,3) OBP: 0.395, SLG: 0.449										2	2	0	0	3	1	3				
Joe Nolan, L (1,2) OBP: 0.383, SLG: 0.418										4	1	1	2	1	0	2				
Dave Concepcion, R (1,6) OBP: 0.296, SLG: 0.341										4	1	2	3	0	0	1				
Junior Kennedy, R (9,4) OBP: 0.327, SLG: 0.339										0	0	0	0	0	0	0				
Cesar Geronimo, L (1,8) OBP: 0.328, SLG: 0.330										2	1	1	1	2	0	0				
Joe Price, R (1,1) OBP: 0.056, SLG: 0.056										2	0	0	0	0	0	4				
Mario Soto, R (5,1)										0	0	0	0	0	0	0				
Ken Griffey, L (7,PH) OBP: 0.387, SLG: 0.452										2	1	2	1	0	0	0				
Sam Mejias, R (8,9) OBP: 0.297, SLG: 0.326										0	0	0	0	0	0	0				
<b>Inning Stats</b>	R: 1 E: 0 K: 1 S: 6	H: 2 LOB: 0 BB: 0 P: 6	R: 0 E: 0 K: 0 S: 3	H: 0 LOB: 2 BB: 2 P: 11	R: 0 E: 0 K: 0 S: 3	H: 1 LOB: 0 BB: 0 P: 3	R: 1 E: 0 K: 0 S: 3	H: 1 LOB: 2 BB: 3 P: 15	R: 0 E: 0 K: 1 S: 6	H: 1 LOB: 2 BB: 1 P: 10	R: 0 E: 0 K: 0 S: 3	H: 0 LOB: 0 BB: 0 P: 3	R: 8 E: 0 K: 0 S: 9	H: 7 LOB: 0 BB: 2 P: 17	R: 1 E: 0 K: 1 S: 7	H: 2 LOB: 1 BB: 0 P: 7	1B: 9 2B: 7 3B: 0 HR: 0	SF: 0 SAC: 0 DP: 2 HBP: 0	WP: 0 PB: 1 SB: 2 CS: 1	PA: 42
<b>PITCHER</b>	IP	WLS	BF	H	R	ER	SO	BB	IBB	HBP	BLK	WP	HR	S	P	ERA	WHIP			
Rick Wise, R (1,1) ERA: 3.49	6.0	L	3	1	2	2	0	1	0	0	0	0	0	2	6	54.00	6.000			
Dennis Kinney, L (7,1) ERA: 3.44	0.0		5	4	4	4	0	0	1	0	0	0	0	4	8	∞	∞			
Rollie Fingers, R (7,1) ERA: 3.09	0.0		3	2	2	2	0	0	0	0	0	0	0	3	3	27.00	3.000			
John D'Acquisto, R (7,1) ERA: 3.3	0.2		5	2	1	1	1	0	0	0	0	0	0	7	7	9.00	2.000			
Eric Rasmussen, R (8,1) ERA: 5.2	1.0		5	2	1	1	1	0	0	0	0	0	0	7	7	9.00	2.000			



Batter	1	2	3	4	5	6	7	8	9	AB	R	H	RBI	BB	SO	LOB	TOP								
Gene Richards, L (1, 7) OBP: 0.362, SLG: 0.378										3	0	1	0	1	0	1	<b>San Diego Padres @ Cincinnati Reds</b> Riverfront Stadium, Cincinnati, OH Tue Aug 05 1980, 7:05 PM EDT Att: 23,180 - Unknown								
Ozzie Smith, S (1, 6) OBP: 0.333, SLG: 0.293 Barry Evans, R (6, FR) OBP: 0.297, SLG: 0.339										3	0	2	0	0	0	1									
Jerry Mumphrey, S (1, 8) OBP: 0.323, SLG: 0.337										4	0	1	1	0	0	3									
Dave Winfield, R (1, 9) OBP: 0.366, SLG: 0.443										4	0	0	0	0	1	3									
Willie Montanez, L (1, 3) OBP: 0.322, SLG: 0.357 Eric Rasmussen, R (6, 1) OBP: 0.116, SLG: 0.235 Jerry Turner, L (9, PH) OBP: 0.335, SLG: 0.386 Paul Dade, R (9, FR) OBP: 0.316, SLG: 0.188											2	0	1	0	0	0									
Gene Tenace, R (1, 2) OBP: 0.377, SLG: 0.372										4	1	1	0	0	0	2									
Tim Flannery, L (1, 5) OBP: 0.316, SLG: 0.310											4	0	2	0	0	2									
Dave Cash, R (1, 4) OBP: 0.280, SLG: 0.267											4	0	2	1	0	0									
Gary Lucas, L (1, 1) OBP: 0.226, SLG: 0.200 Von Joshua, L (3, PH) OBP: 0.292, SLG: 0.383 Dennis Kinney, L (3, 1) OBP: 0.222, SLG: 0.125 Bill Fahey, L (6, PH) OBP: 0.301, SLG: 0.269											0	0	0	0	0	0									
<b>Inning Stats</b>	R: 0 E: 0 K: 0 S: 2	H: 0 LOB: 0 BB: 1 P: 6	R: 0 E: 0 K: 0 S: 3	H: 0 LOB: 0 BB: 0 P: 3	R: 0 E: 0 K: 1 S: 6	H: 1 LOB: 1 BB: 0 P: 6	R: 0 E: 0 K: 1 S: 5	H: 1 LOB: 0 BB: 0 P: 5	R: 0 E: 0 K: 0 S: 4	H: 2 LOB: 1 BB: 0 P: 4	R: 1 E: 0 K: 0 S: 5	H: 2 LOB: 2 BB: 0 P: 5	R: 1 E: 0 K: 1 S: 7	H: 2 LOB: 1 BB: 0 P: 7	R: 0 E: 0 K: 0 S: 4	H: 1 LOB: 1 BB: 0 P: 4		R: 0 E: 0 K: 0 S: 5	H: 2 LOB: 2 BB: 0 P: 5	1B: 7 2B: 4 3B: 1 HR: 0	SF: 0 SAC: 0 DP: 3 HBP: 0	WP: 0 PB: 0 SB: 0 CS: 0	PA: 36		
<b>PITCHER</b>	IP WLS BF H R ER SO BB IBB HBP BLK WP HR S P ERA WHIP	7.0 W 27 8 2 2 3 1 0 0 0 0 0 32 36 2.57 1.286	2.0 L 9 3 0 0 0 0 0 0 0 0 0 9 9 0.00 1.500																						

AB	35
R	2
H	11
RBI	2
BB	1
SO	3
LOB	20



Batter	1	2	3	4	5	6	7	8	9	AB	R	H	RBI	BB	SO	LOB	BOTTOM							
Dave Collins, S (1, 8) OBP: 0.360, SLG: 0.356 Sam Mejias, R (7, 8) OBP: 0.297, SLG: 0.326										3	1	2	1	0	0	0	<b>San Diego Padres @ Cincinnati Reds</b> Riverfront Stadium, Cincinnati, OH Tue Aug 05 1980, 7:05 PM EDT Att: 23,180 - Unknown							
Ray Knight, R (1, 5) OBP: 0.328, SLG: 0.459 Junior Kennedy, R (6, 4) OBP: 0.326, SLG: 0.338										3	2	2	0	0	0	1								
Ken Griffey, L (1, 9) OBP: 0.386, SLG: 0.451										3	1	1	2	0	0	1								
George Foster, R (1, 7) OBP: 0.343, SLG: 0.445 Doug Bair, R (8, 1)										3	2	1	1	1	0	0								
Dan Driessen, L (1, 3) OBP: 0.396, SLG: 0.451 Harry Spilman, L (9, 3) OBP: 0.341, SLG: 0.446										3	1	1	2	1	0	1								
Johnny Bench, R (1, 2) OBP: 0.344, SLG: 0.494 Joe Nolan, L (7, 2) OBP: 0.380, SLG: 0.413										3	0	1	1	0	0	1								
Dave Concepcion, R (1, 6) OBP: 0.298, SLG: 0.350										4	1	2	2	0	0	1								
Ron Oester, S (1, 4) OBP: 0.350, SLG: 0.447										4	0	0	0	0	0	1								
Paul Moskau, R (1, 1) OBP: 0.147, SLG: 0.152 Hector Cruz, R (8, 7) OBP: 0.314, SLG: 0.381											3	1	1	0	0	0								
<b>Inning Stats</b>	R: 3 E: 0 K: 0 S: 7	H: 4 LOB: 1 BB: 0 P: 7	R: 1 E: 1 K: 0 S: 5	H: 2 LOB: 1 BB: 0 P: 5	R: 0 E: 0 K: 0 S: 3	H: 0 LOB: 0 BB: 0 P: 3	R: 0 E: 0 K: 0 S: 3	H: 0 LOB: 0 BB: 0 P: 3	R: 5 E: 0 K: 0 S: 7	H: 4 LOB: 0 BB: 1 P: 11	R: 0 E: 0 K: 0 S: 3	H: 0 LOB: 0 BB: 0 P: 3	R: 0 E: 0 K: 1 S: 5	H: 0 LOB: 1 BB: 1 P: 9	R: 0 E: 0 K: 1 S: 5	H: 1 LOB: 0 BB: 0 P: 5		1B: 9 2B: 1 3B: 0 HR: 1	SF: 2 SAC: 0 DP: 1 HBP: 0	WP: 2 PB: 0 SB: 1 CS: 0	PA: 36			
<b>PITCHER</b>	IP WLS BF H R ER SO BB IBB HBP BLK WP HR S P ERA WHIP	2.0 L 12 4 5 5 0 0 0 0 0 1 1 13 17 15.00 3.000	3.0 L 14 4 5 5 0 0 1 0 0 1 1 13 17 15.00 1.333	3.0 L 10 1 0 0 2 1 0 0 0 0 0 13 17 0.00 0.667																				

AB	32
R	9
H	11
RBI	9
BB	2
SO	2
LOB	7



Batter	1	2	3	4	5	6	7	8	9	AB	R	H	RBI	BB	SO	LOB	TOP			
Gene Richards, L (1,7) OBP: 0.368, SLG: 0.386										4	1	4	1	0	0	0	<b>San Diego Padres @ Cincinnati Reds</b> Riverfront Stadium, Cincinnati, OH Wed Aug 06 1980, 3:33 AM EDT Att: 27,070 - Unknown			
Ozzie Smith, S (1,6) OBP: 0.331, SLG: 0.292										5	0	1	1	0	0	4				
Jerry Mumphrey, S (1,8) John D'Acquisto, R (8,1)										3	0	0	0	2	0	3				
Dave Winfield, R (1,9) OBP: 0.367, SLG: 0.449										4	1	1	1	1	1	5				
Willie Montanez, L (1,3) OBP: 0.323, SLG: 0.356										4	0	1	0	1	1	2				
Gene Tenace, R (1,2) Jerry Turner, L (7,PH) Bill Fahey, L (7,2) Paul Dade, R (8,PH) Fred Kendall, R (9,2)										2	0	0	0	1	0	0				
Barry Evans, R (1,5) OBP: 0.319, SLG: 0.377										5	1	3	0	0	0	3				
Dave Cash, R (1,4) Tim Flannery, L (8,PH)										3	0	1	0	0	0	2				
Steve Mura, R (1,1) Von Joshua, L (8,PH)										1	0	0	0	0	0	1				
<b>Inning Stats</b>	R: 0 E: 0 K: 0 S: 4	H: 1 LOB: 1 BB: 0 P: 4	R: 0 E: 0 K: 1 S: 6	H: 1 LOB: 1 BB: 0 P: 6	R: 0 E: 0 K: 0 S: 3	H: 0 LOB: 1 BB: 1 P: 7	R: 1 E: 0 K: 1 S: 8	H: 3 LOB: 2 BB: 0 P: 8	R: 0 E: 0 K: 0 S: 4	H: 1 LOB: 3 BB: 2 P: 7	R: 0 E: 0 K: 2 S: 8	H: 1 LOB: 3 BB: 2 P: 16	R: 2 E: 0 K: 1 S: 8	H: 3 LOB: 1 BB: 0 P: 8	R: 0 E: 0 K: 0 S: 3	H: 2 LOB: 2 BB: 1 P: 7		1B: 9 2B: 2 3B: 0 HR: 1	SF: 0 SAC: 1 DP: 0 HBP: 0	WP: 0 PB: 0 SB: 4 CS: 1
<b>PITCHER</b>	IP WLS BF H R ER SO BB IBB HBP BLK WP HR S P ERA WHIP	6.1 30 7 1 1 2 4 0 0 0 2 0 1 30 46 1.42 1.737	1.1 8 3 2 2 3 0 1 0 0 0 0 0 13 17 13.50 2.250	1.1 W 5 2 0 0 0 1 0 0 0 0 0 0 4 8 0.00 2.250																

AB 36  
R 3  
H 12  
RBI 3  
BB 6  
SO 5  
LOB 27



Batter	1	2	3	4	5	6	7	8	9	AB	R	H	RBI	BB	SO	LOB	BOTTOM					
Dave Collins, S (1,8) Sam Mejias, R (8,8)										2	0	0	1	0	0	0	<b>San Diego Padres @ Cincinnati Reds</b> Riverfront Stadium, Cincinnati, OH Wed Aug 06 1980, 3:33 AM EDT Att: 27,070 - Unknown					
Ray Knight, R (1,5) OBP: 0.328, SLG: 0.458										3	0	1	0	0	0	0						
Ken Griffey, L (1,9) OBP: 0.382, SLG: 0.446										4	0	0	0	0	0	2						
George Foster, R (1,7) OBP: 0.342, SLG: 0.443										4	0	1	0	0	2	2						
Dan Driessen, L (1,3) OBP: 0.397, SLG: 0.453										3	2	1	0	1	1	1						
Joe Nolan, L (1,2) OBP: 0.378, SLG: 0.421										3	1	1	1	0	0	1						
Dave Concepcion, R (1,6) OBP: 0.300, SLG: 0.356										4	0	2	2	0	1	0						
Ron Oester, S (1,4) OBP: 0.350, SLG: 0.440										2	1	0	0	1	1	1						
Charlie Leibrandt, R (1,1) Mario Soto, R (7,1) Tom Hume, R (8,1)										1	0	0	0	0	1	0						
<b>Inning Stats</b>	R: 0 E: 0 K: 0 S: 4	H: 1 LOB: 1 BB: 0 P: 4	R: 0 E: 0 K: 0 S: 3	H: 0 LOB: 0 BB: 0 P: 3	R: 1 E: 0 K: 0 S: 3	H: 0 LOB: 1 BB: 1 P: 7	R: 0 E: 0 K: 1 S: 6	H: 1 LOB: 1 BB: 0 P: 6	R: 0 E: 0 K: 3 S: 9	H: 0 LOB: 0 BB: 0 P: 9	R: 0 E: 0 K: 0 S: 3	H: 0 LOB: 0 BB: 0 P: 3	R: 2 E: 0 K: 2 S: 10	H: 3 LOB: 1 BB: 0 P: 10	R: 0 E: 0 K: 1 S: 6	H: 1 LOB: 1 BB: 0 P: 6		R: 1 E: 0 K: 0 S: 2	H: 1 LOB: 1 BB: 1 P: 6	1B: 3 2B: 4 3B: 0 HR: 0	SF: 1 SAC: 3 DP: 0 HBP: 0	WP: 0 PB: 0 SB: 0 CS: 0
<b>PITCHER</b>	IP WLS BF H R ER SO BB IBB HBP BLK WP HR S P ERA WHIP	7.0 27 5 3 3 6 1 0 0 0 0 0 0 38 42 3.86 0.857	1.1 L 7 2 1 1 1 1 0 0 0 0 0 0 8 12 6.75 2.250																			

AB 28  
R 4  
H 7  
RBI 4  
BB 2  
SO 7  
LOB 8




Batter	1	2	3	4	5	6	7	8	9	AB	R	H	RBI	BB	SO	LOB	TOP										
<b>Davey Lopes, R</b> OBP: 0.312, SLG: 0.331 (1, 4)										4	2	2	1	0	1	0	<b>Los Angeles Dodgers @ Cincinnati Reds</b> Riverfront Stadium, Cincinnati, OH Fri Aug 08 1980, 7:05 PM EDT Att: 40,339 - Unknown										
<b>Bill Russell, R</b> OBP: 0.308, SLG: 0.361 (1, 6)										5	0	2	1	0	1	2											
<b>Dusty Baker Jr., R</b> OBP: 0.335, SLG: 0.516 (1, 7)										2	0	0	1	1	0	1											
<b>Steve Garvey, R</b> OBP: 0.342, SLG: 0.483 (1, 3)										4	0	0	0	0	1	3											
<b>Ron Cey, R</b> OBP: 0.344, SLG: 0.435 (1, 5)										4	0	2	0	0	0	0											
<b>Rick Monday, L</b> OBP: 0.365, SLG: 0.473 <b>Don Stanhouse, R</b> (8, 1)										4	1	1	0	0	1	1											
<b>Pedro Guerrero, R</b> OBP: 0.370, SLG: 0.512 (1, 8)										4	2	1	0	0	0	3											
<b>Steve Yeager, R</b> OBP: 0.289, SLG: 0.295 (1, 2)										4	0	2	2	0	1	1											
<b>Burt Hooton, R</b> OBP: 0.065, SLG: 0.111 (6, PH)										2	0	0	0	0	0	1											
<b>Jay Johnstone, L</b> OBP: 0.403, SLG: 0.433 <b>Bobby Castillo, R</b> OBP: 0.167, SLG: 0.167 <b>Gary Thomasson, L</b> OBP: 0.327, SLG: 0.277 (8, 9)										0	0	0	0	1	0	0											
<b>Inning Stats</b>	R: 1 E: 1 K: 0 S: 4	H: 2 LOB: 0 BB: 4	R: 0 E: 0 K: 2 S: 8	H: 1 LOB: 1 BB: 0 P: 8	R: 1 E: 0 K: 0 S: 5	H: 2 LOB: 1 BB: 0 P: 5	R: 0 E: 0 K: 1 S: 5	H: 0 LOB: 1 BB: 1 P: 9	R: 2 E: 0 K: 1 S: 8	H: 3 LOB: 2 BB: 1 P: 12	R: 0 E: 0 K: 1 S: 5	H: 0 LOB: 0 BB: 0 P: 5	R: 0 E: 0 K: 0 S: 3	H: 0 LOB: 0 BB: 0 P: 3	R: 0 E: 0 K: 0 S: 3	H: 0 LOB: 0 BB: 0 P: 3	1B: 8 2B: 2 3B: 0 HR: 0	SF: 2 SAC: 0 DP: 1 HBP: 0	WP: 1 PB: 0 SB: 1 CS: 0	PA: 38							
<b>PITCHER</b>	IP	WLS	BF	H	R	ER	SO	BB	IBB	HBP	BLK	WP	HR	S	P	ERA	WHIP										
<b>Michael LaCoss, R</b> ERA: 4.88 (1, 1)	5.1		26	10	5	4	3	1	0	0	0	1	0	31	35	6.75	2.062										
<b>Mario Soto, R</b> ERA: 4.03 (6, 1)	1.2	W	6	0	0	0	2	1	0	0	0	0	0	9	13	0.00	0.600										
<b>Tom Hume, R</b> ERA: 2.74 (8, 1)	2.0		6	0	0	0	0	0	0	0	0	0	0	6	6	0.00	0.000										


Batter	1	2	3	4	5	6	7	8	9	AB	R	H	RBI	BB	SO	LOB	BOTTOM										
<b>Dave Collins, S</b> OBP: 0.359, SLG: 0.358 <b>Cesar Geronimo, L</b> OBP: 0.328, SLG: 0.330 (9, 8)										4	1	2	1	0	1	0	<b>Los Angeles Dodgers @ Cincinnati Reds</b> Riverfront Stadium, Cincinnati, OH Fri Aug 08 1980, 7:05 PM EDT Att: 40,339 - Unknown										
<b>Ray Knight, R</b> OBP: 0.330, SLG: 0.457 (1, 5)										3	0	1	0	1	1	1											
<b>Ken Griffey, L</b> OBP: 0.381, SLG: 0.444 (1, 9)										4	2	1	1	0	0	1											
<b>George Foster, R</b> OBP: 0.341, SLG: 0.439 (1, 7)										3	1	0	0	1	0	3											
<b>Dan Driessen, L</b> OBP: 0.398, SLG: 0.460 (1, 3)										3	2	1	2	1	0	1											
<b>Johnny Bench, R</b> OBP: 0.342, SLG: 0.502 (1, 2)										4	1	1	4	0	2	1											
<b>Dave Concepcion, R</b> OBP: 0.299, SLG: 0.357 (1, 6)										4	1	1	0	0	1	0											
<b>Ron Oester, S</b> OBP: 0.341, SLG: 0.429 (1, 4)										3	0	0	0	0	1	1											
<b>Michael LaCoss, R</b> OBP: 0.111, SLG: 0.093 <b>Mario Soto, R</b> (6, 1)										2	0	0	0	0	2	1											
<b>Harry Spilman, L</b> OBP: 0.337, SLG: 0.440 <b>Tom Hume, R</b> OBP: 0.200, SLG: 0.300 (8, 1)										1	0	0	0	0	0	0											
<b>Inning Stats</b>	R: 3 E: 0 K: 0 S: 6	H: 3 LOB: 0 BB: 0 P: 6	R: 0 E: 0 K: 3 S: 9	H: 0 LOB: 0 BB: 0 P: 9	R: 0 E: 0 K: 2 S: 7	H: 0 LOB: 0 BB: 0 P: 7	R: 0 E: 0 K: 1 S: 5	H: 0 LOB: 1 BB: 1 P: 9	R: 0 E: 0 K: 0 S: 3	H: 0 LOB: 0 BB: 0 P: 3	R: 4 E: 0 K: 0 S: 5	H: 2 LOB: 0 BB: 2 P: 13	R: 0 E: 0 K: 0 S: 3	H: 0 LOB: 0 BB: 0 P: 3	R: 0 E: 0 K: 0 S: 3	H: 0 LOB: 0 BB: 0 P: 3	1B: 3 2B: 2 3B: 0 HR: 2	SF: 0 SAC: 0 DP: 0 HBP: 0	WP: 0 PB: 0 SB: 1 CS: 0	PA: 34							
<b>PITCHER</b>	IP	WLS	BF	H	R	ER	SO	BB	IBB	HBP	BLK	WP	HR	S	P	ERA	WHIP										
<b>Burt Hooton, R</b> ERA: 3.41 (1, 1)	5.0		20	5	4	4	7	0	0	0	0	0	1	34	34	7.20	1.000										
<b>Bobby Castillo, R</b> ERA: 3.21 (6, 1)	2.2	L	12	1	3	3	1	3	0	0	0	0	0	11	23	10.12	1.500										
<b>Don Stanhouse, R</b> ERA: 7.36 (8, 1)	0.1		2	1	1	1	0	0	0	0	0	0	1	2	2	27.00	3.000										

AB	34
R	5
H	10
RBI	5
BB	2
SO	5
LOB	12





Batter	1	2	3	4	5	6	7	8	9	AB	R	H	RBI	BB	SO	LOB	TOP										
<b>Davey Lopes, R</b> OBP: 0.313, SLG: 0.332 (1, 4)	6-3	F8				4-3				5	0	2	1	0	0	1	<b>Los Angeles Dodgers @ Cincinnati Reds</b> Riverfront Stadium, Cincinnati, OH Sat Aug 09 1980, 7:05 PM EDT Att: 45,095 - Unknown  <b>AB 39</b> <b>R 9</b> <b>H 12</b> <b>RBI 9</b> <b>BB 2</b> <b>SO 3</b> <b>LOB 9</b> 										
<b>Bill Russell, R</b> OBP: 0.308, SLG: 0.360 (1, 6)	F7						G3	L7		1	0	0	0	0	0	0											
<b>Derrel Thomas, S</b> OBP: 0.279, SLG: 0.315 (2, 6)		1B								4	1	1	1	0	0	3											
<b>Dusty Baker Jr., R</b> OBP: 0.336, SLG: 0.514 (1, 7)										3	1	1	1	1	1	1											
<b>Gary Thomasson, L</b> OBP: 0.323, SLG: 0.274 (8, 7)	1B	1B					K		4-3	1	0	0	0	0	0	0											
<b>Steve Garvey, R</b> OBP: 0.342, SLG: 0.482 (1, 3)										5	1	2	0	0	0	1											
<b>Ron Cey, R</b> OBP: 0.343, SLG: 0.441 (1, 5)										4	1	1	3	0	0	2											
<b>Mickey Hatcher, R</b> OBP: 0.250, SLG: 0.281 (9, PH)	F9									1	0	0	0	0	0	0											
<b>Rick Monday, L</b> OBP: 0.371, SLG: 0.513 (1, 9)										4	2	2	1	0	0	0											
<b>Pedro Guerrero, R</b> OBP: 0.367, SLG: 0.512 (1, 8)										4	1	1	1	0	1	0											
<b>Steve Yeager, R</b> OBP: 0.294, SLG: 0.303 (1, 2)										3	2	1	1	1	0	0											
<b>Jerry Reuss, L</b> OBP: 0.140, SLG: 0.106 (1, 1)										3	0	0	0	0	1	1											
<b>Rick Sutcliffe, L</b> OBP: 0.250, SLG: 0.182 (7, 1)	B1-4									1	0	1	0	0	0	0											
<b>Inning Stats</b>	R: 0 E: 0 K: 0 S: 4	H: 1 LOB: 2 BB: 1 P: 8	R: 7 E: 0 K: 0 S: 10	H: 7 LOB: 0 BB: 0 P: 10	R: 0 E: 0 K: 1 S: 5	H: 0 LOB: 0 BB: 0 P: 5	R: 0 E: 0 K: 0 S: 4	H: 1 LOB: 1 BB: 0 P: 4	R: 0 E: 0 K: 0 S: 3	H: 0 LOB: 0 BB: 0 P: 3	R: 0 E: 0 K: 1 S: 5	H: 0 LOB: 0 BB: 0 P: 5	R: 0 E: 0 K: 1 S: 5	H: 0 LOB: 0 BB: 0 P: 5	R: 2 E: 0 K: 0 S: 6	H: 3 LOB: 2 BB: 1 P: 10	R: 0 E: 0 K: 0 S: 3	H: 0 LOB: 0 BB: 0 P: 3	1B: 7 2B: 3 3B: 0 HR: 2	SF: 0 SAC: 0 DP: 0 HBP: 0	WP: 0 PA: 41 PB: 0 SB: 0 CS: 0						
<b>PITCHER</b>	IP	WLS	BF	H	R	ER	SO	BB	IBB	HBP	BLK	WP	HR	S	P	ERA	WHIP										
<b>Tom Seaver, R</b> ERA: 5.06 (1, 1)	1.2	L	14	8	7	7	0	1	0	0	0	0	0	13	17	37.80	5.400										
<b>Joe Price, L</b> ERA: 4.17 (2, 1)	3.1		11	1	0	0	1	0	0	0	0	0	0	13	13	0.00	0.300										
<b>Mario Soto, R</b> ERA: 3.97 (6, 1)	2.0		6	0	0	0	2	0	0	0	0	0	0	10	10	0.00	0.000										
<b>Doug Bair, R</b> ERA: 4.95 (8, 1)	1.0		7	3	2	2	0	1	0	0	0	0	1	6	10	18.00	4.000										
<b>Dave Tomlin, L</b> ERA: 5.54 (9, 1)	1.0		3	0	0	0	0	0	0	0	0	0	0	3	3	0.00	0.000										

Batter	1	2	3	4	5	6	7	8	9	AB	R	H	RBI	BB	SO	LOB	BOTTOM										
<b>Dave Collins, S</b> OBP: 0.361, SLG: 0.361 (1, 8)	4-3		G4-6-3							5	0	3	0	0	0	1	<b>Los Angeles Dodgers @ Cincinnati Reds</b> Riverfront Stadium, Cincinnati, OH Sat Aug 09 1980, 7:05 PM EDT Att: 45,095 - Unknown  <b>AB 34</b> <b>R 4</b> <b>H 11</b> <b>RBI 2</b> <b>BB 4</b> <b>SO 5</b> <b>LOB 16</b> 										
<b>Ray Knight, R</b> OBP: 0.326, SLG: 0.452 (1, 5)	6-3		6-3							5	0	0	0	0	0	5											
<b>Ken Griffey, L</b> OBP: 0.380, SLG: 0.445 (1, 9)	4-3									4	0	1	0	0	1	1											
<b>George Foster, R</b> OBP: 0.340, SLG: 0.435 (1, 7)		P3								3	1	0	0	1	1	1											
<b>Dan Driessen, L</b> OBP: 0.401, SLG: 0.465 (1, 3)										3	2	2	0	1	0	0											
<b>Johnny Bench, R</b> OBP: 0.341, SLG: 0.498 (1, 2)										4	0	1	1	0	1	3											
<b>Dave Tomlin, L</b> OBP: 0.301, SLG: 0.357 (9, 1)										0	0	0	0	0	0	0											
<b>Dave Concepcion, R</b> OBP: 0.301, SLG: 0.357 (1, 6)										3	0	1	1	1	1	2											
<b>Ron Oester, S</b> OBP: 0.338, SLG: 0.423 (1, 4)										4	1	1	0	0	1	3											
<b>Tom Seaver, R</b> ERA: 5.06 (1, 1)	1.2	L	14	8	7	7	0	1	0	0	0	0	0	13	17	37.80		5.400									
<b>Joe Price, L</b> ERA: 4.17 (2, 1)	3.1		11	1	0	0	1	0	0	0	0	0	0	13	13	0.00	0.300										
<b>Hector Cruz, R</b> OBP: 0.310, SLG: 0.375 (5, PH)	2.0		6	0	0	0	2	0	0	0	0	0	0	10	10	0.00	0.000										
<b>Mario Soto, R</b> ERA: 3.97 (6, 1)	2.0		6	0	0	0	2	0	0	0	0	0	0	10	10	0.00	0.000										
<b>Junior Kennedy, R</b> OBP: 0.329, SLG: 0.338 (7, PH)	1.0		7	3	2	2	0	1	0	0	0	0	1	6	10	18.00	4.000										
<b>Doug Bair, R</b> ERA: 4.95 (8, 1)	1.0		3	0	0	0	0	0	0	0	0	0	0	3	3	0.00	0.000										
<b>Joe Nolan, L</b> OBP: 0.326, SLG: 0.427 (9, 2)	1.0		3	0	0	0	0	0	0	0	0	0	0	3	3	0.00	0.000										
<b>Inning Stats</b>	R: 0 E: 0 K: 0 S: 3	H: 0 LOB: 0 BB: 0 P: 3	R: 1 E: 1 K: 0 S: 4	H: 2 LOB: 1 BB: 1 P: 8	R: 0 E: 0 K: 0 S: 3	H: 1 LOB: 0 BB: 0 P: 3	R: 2 E: 0 K: 2 S: 8	H: 1 LOB: 1 BB: 2 P: 16	R: 0 E: 0 K: 0 S: 3	H: 1 LOB: 0 BB: 0 P: 3	R: 0 E: 0 K: 2 S: 9	H: 2 LOB: 2 BB: 0 P: 9	R: 1 E: 0 K: 0 S: 4	H: 2 LOB: 1 BB: 1 P: 8	R: 0 E: 0 K: 0 S: 3	H: 0 LOB: 0 BB: 0 P: 3	R: 0 E: 0 K: 1 S: 7	H: 2 LOB: 2 BB: 0 P: 7	1B: 9 2B: 3 3B: 0 HR: 0	SF: 0 SAC: 0 DP: 4 HBP: 0	WP: 1 PA: 38 PB: 0 SB: 1 CS: 0						
<b>PITCHER</b>	IP	WLS	BF	H	R	ER	SO	BB	IBB	HBP	BLK	WP	HR	S	P	ERA	WHIP										
<b>Jerry Reuss, L</b> ERA: 2.25 (1, 1)	6.0	W	28	9	4	4	4	4	0	0	0	0	0	12	12	0.00	0.667										
<b>Rick Sutcliffe, R</b> ERA: 5.34 (7, 1)	3.0	S	10	2	0	0	1	0	0	0	0	0	0	12	12	0.00	0.667										

Batter	1	2	3	4	5	6	7	8	9	AB	R	H	RBI	BB	SO	LOB	TOP								
Davey Lopes, R OBP: 0.319, SLG: 0.345										5	3	4	2	0	0	1	<b>Los Angeles Dodgers @ Cincinnati Reds</b> Riverfront Stadium, Cincinnati, OH Sun Aug 10 1980, 3:33 AM EDT Att: 35,179 - Unknown								
Derrel Thomas, S OBP: 0.291, SLG: 0.322										3	0	2	2	1	1	0									
Jay Johnstone, L OBP: 0.395, SLG: 0.422										5	0	1	0	0	0	4									
Steve Garvey, R OBP: 0.345, SLG: 0.488											3	1	1	2	1	0		4							
Ron Cey, R OBP: 0.343, SLG: 0.438											3	1	0	0	2	0		3							
Pedro Guerrero, R OBP: 0.381, SLG: 0.500											5	1	1	0	0	0		3							
Gary Thomasson, L OBP: 0.324, SLG: 0.287											2	0	0	0	1	1		0							
Rudy Law, L OBP: 0.319, SLG: 0.307											2	0	0	0	0	0		3							
Steve Yeager, R OBP: 0.299, SLG: 0.303											3	1	1	1	1	0		1							
Dave Goltz, R OBP: 0.243, SLG: 0.125											2	0	0	0	0	0		1							
Rick Monday, L OBP: 0.367, SLG: 0.506											1	0	0	0	0	0	2								
Steve Howe, L OBP: 0.125, SLG: 0.125											0	0	0	0	0	0	0								
<b>Inning Stats</b>	R: 1 E: 0 K: 1 S: 6	H: 1 LOB: 2 BB: 2 P: 14	R: 0 E: 0 K: 0 S: 3	H: 0 LOB: 1 BB: 1 P: 7	R: 0 E: 0 K: 1 S: 3	H: 1 LOB: 1 BB: 1 P: 7	R: 0 E: 0 K: 1 S: 5	H: 0 LOB: 1 BB: 1 P: 9	R: 2 E: 0 K: 0 S: 5	H: 2 LOB: 0 BB: 0 P: 5	R: 0 E: 0 K: 0 S: 3	H: 0 LOB: 0 BB: 0 P: 3	R: 0 E: 0 K: 0 S: 5	H: 2 LOB: 2 BB: 0 P: 5	R: 4 E: 1 K: 0 S: 7	H: 4 LOB: 1 BB: 1 P: 11	R: 0 E: 0 K: 0 S: 3	H: 0 LOB: 1 BB: 0 P: 4	1B: 8 2B: 0 3B: 0 HR: 2	SF: 0 SAC: 2 DP: 1 HBP: 1	WP: 0 PB: 0 SB: 0 CS: 0	PA: 43			
<b>PITCHER</b>	IP WLS BF H R ER SO BB IBB HBP BLK WP HR S P ERA WHIP	IP WLS BF H R ER SO BB IBB HBP BLK WP HR S P ERA WHIP	IP WLS BF H R ER SO BB IBB HBP BLK WP HR S P ERA WHIP	IP WLS BF H R ER SO BB IBB HBP BLK WP HR S P ERA WHIP	IP WLS BF H R ER SO BB IBB HBP BLK WP HR S P ERA WHIP	IP WLS BF H R ER SO BB IBB HBP BLK WP HR S P ERA WHIP	IP WLS BF H R ER SO BB IBB HBP BLK WP HR S P ERA WHIP	IP WLS BF H R ER SO BB IBB HBP BLK WP HR S P ERA WHIP	IP WLS BF H R ER SO BB IBB HBP BLK WP HR S P ERA WHIP	IP WLS BF H R ER SO BB IBB HBP BLK WP HR S P ERA WHIP	IP WLS BF H R ER SO BB IBB HBP BLK WP HR S P ERA WHIP	IP WLS BF H R ER SO BB IBB HBP BLK WP HR S P ERA WHIP	IP WLS BF H R ER SO BB IBB HBP BLK WP HR S P ERA WHIP	IP WLS BF H R ER SO BB IBB HBP BLK WP HR S P ERA WHIP	IP WLS BF H R ER SO BB IBB HBP BLK WP HR S P ERA WHIP	IP WLS BF H R ER SO BB IBB HBP BLK WP HR S P ERA WHIP	IP WLS BF H R ER SO BB IBB HBP BLK WP HR S P ERA WHIP	IP WLS BF H R ER SO BB IBB HBP BLK WP HR S P ERA WHIP	IP WLS BF H R ER SO BB IBB HBP BLK WP HR S P ERA WHIP	IP WLS BF H R ER SO BB IBB HBP BLK WP HR S P ERA WHIP	IP WLS BF H R ER SO BB IBB HBP BLK WP HR S P ERA WHIP	IP WLS BF H R ER SO BB IBB HBP BLK WP HR S P ERA WHIP	IP WLS BF H R ER SO BB IBB HBP BLK WP HR S P ERA WHIP	IP WLS BF H R ER SO BB IBB HBP BLK WP HR S P ERA WHIP	IP WLS BF H R ER SO BB IBB HBP BLK WP HR S P ERA WHIP

AB	34
R	7
H	10
RBI	7
BB	6
SO	2
LOB	22



Batter	1	2	3	4	5	6	7	8	9	AB	R	H	RBI	BB	SO	LOB	BOTTOM								
Dave Collins, S OBP: 0.360, SLG: 0.360										4	0	1	0	0	1	2	<b>Los Angeles Dodgers @ Cincinnati Reds</b> Riverfront Stadium, Cincinnati, OH Sun Aug 10 1980, 3:33 AM EDT Att: 35,179 - Unknown								
Ray Knight, R OBP: 0.323, SLG: 0.447										4	0	0	0	0	1	3									
Ken Griffey, L OBP: 0.378, SLG: 0.441										3	0	0	0	1	0	1									
George Foster, R OBP: 0.339, SLG: 0.433											4	0	1	0	0	0		1							
Dan Driessen, L OBP: 0.400, SLG: 0.462											4	0	1	0	0	1		0							
Joe Nolan, L OBP: 0.379, SLG: 0.420												4	0	1	0	0		0	2						
Dave Concepcion, R OBP: 0.299, SLG: 0.354											4	0	0	0	0	3		3							
Ron Oester, S OBP: 0.346, SLG: 0.432												2	1	1	0	1		0	0						
Jay Howell, R												0	0	0	0	0		0	0						
Paul Moskau, R OBP: 0.147, SLG: 0.152												0	0	0	0	0		0	0						
Cesar Geronimo, L OBP: 0.326, SLG: 0.328												1	0	0	0	0	0	1							
Mario Soto, R												0	0	0	0	0	0	0							
Tom Hume, R OBP: 0.200, SLG: 0.300												0	0	0	0	0	0	0							
Junior Kennedy, R OBP: 0.330, SLG: 0.343												1	0	1	0	0	0	0							
<b>Inning Stats</b>	R: 0 E: 0 K: 0 S: 3	H: 0 LOB: 0 BB: 0 P: 7	R: 0 E: 0 K: 1 S: 5	H: 0 LOB: 0 BB: 0 P: 5	R: 1 E: 1 K: 1 S: 5	H: 1 LOB: 0 BB: 1 P: 9	R: 0 E: 0 K: 0 S: 5	H: 2 LOB: 2 BB: 0 P: 5	R: 0 E: 0 K: 1 S: 6	H: 1 LOB: 1 BB: 0 P: 6	R: 0 E: 0 K: 0 S: 3	H: 0 LOB: 0 BB: 0 P: 3	R: 0 E: 0 K: 1 S: 5	H: 0 LOB: 0 BB: 0 P: 5	R: 0 E: 0 K: 0 S: 4	H: 1 LOB: 1 BB: 0 P: 4	R: 0 E: 0 K: 2 S: 8	H: 1 LOB: 1 BB: 0 P: 8	1B: 4 2B: 2 3B: 0 HR: 0	SF: 0 SAC: 1 DP: 0 HBP: 0	WP: 0 PB: 0 SB: 1 CS: 1	PA: 34			
<b>PITCHER</b>	IP WLS BF H R ER SO BB IBB HBP BLK WP HR S P ERA WHIP	IP WLS BF H R ER SO BB IBB HBP BLK WP HR S P ERA WHIP	IP WLS BF H R ER SO BB IBB HBP BLK WP HR S P ERA WHIP	IP WLS BF H R ER SO BB IBB HBP BLK WP HR S P ERA WHIP	IP WLS BF H R ER SO BB IBB HBP BLK WP HR S P ERA WHIP	IP WLS BF H R ER SO BB IBB HBP BLK WP HR S P ERA WHIP	IP WLS BF H R ER SO BB IBB HBP BLK WP HR S P ERA WHIP	IP WLS BF H R ER SO BB IBB HBP BLK WP HR S P ERA WHIP	IP WLS BF H R ER SO BB IBB HBP BLK WP HR S P ERA WHIP	IP WLS BF H R ER SO BB IBB HBP BLK WP HR S P ERA WHIP	IP WLS BF H R ER SO BB IBB HBP BLK WP HR S P ERA WHIP	IP WLS BF H R ER SO BB IBB HBP BLK WP HR S P ERA WHIP	IP WLS BF H R ER SO BB IBB HBP BLK WP HR S P ERA WHIP	IP WLS BF H R ER SO BB IBB HBP BLK WP HR S P ERA WHIP	IP WLS BF H R ER SO BB IBB HBP BLK WP HR S P ERA WHIP	IP WLS BF H R ER SO BB IBB HBP BLK WP HR S P ERA WHIP	IP WLS BF H R ER SO BB IBB HBP BLK WP HR S P ERA WHIP	IP WLS BF H R ER SO BB IBB HBP BLK WP HR S P ERA WHIP	IP WLS BF H R ER SO BB IBB HBP BLK WP HR S P ERA WHIP	IP WLS BF H R ER SO BB IBB HBP BLK WP HR S P ERA WHIP	IP WLS BF H R ER SO BB IBB HBP BLK WP HR S P ERA WHIP	IP WLS BF H R ER SO BB IBB HBP BLK WP HR S P ERA WHIP	IP WLS BF H R ER SO BB IBB HBP BLK WP HR S P ERA WHIP	IP WLS BF H R ER SO BB IBB HBP BLK WP HR S P ERA WHIP	IP WLS BF H R ER SO BB IBB HBP BLK WP HR S P ERA WHIP







Batter	1	2	3	4	5	6	7	8	9	AB	R	H	RBI	BB	SO	LOB	TOP		
Dave Collins, S (1, 8) OBP: 0.362, SLG: 0.363 Mario Soto, R (7, 1)	5-3		5-3		F8		4-3		K	4	0	0	0	0	0	1			
Ron Oester, S (1, 4) OBP: 0.340, SLG: 0.441	1-3		CS 1B		K			HR 1B		4	1	2	0	0	1	0			
Ray Knight, R (1, 5) OBP: 0.321, SLG: 0.450			5-3		5-3			HR		4	1	2	2	0	0	1			
George Foster, R (1, 7) OBP: 0.344, SLG: 0.431					1B 1B 1B		P4		G4-6-3 1B	3	1	2	0	1	0	0			
Dan Driessen, L (1, 3) OBP: 0.396, SLG: 0.453	F9				1B 1B		6-3		G4-6-3 1B	4	1	1	0	0	0	3			
Dave Concepcion, R (1, 6) OBP: 0.295, SLG: 0.349			L7		1B 1-2 2-3 1B		L6		K	4	0	1	0	0	1	0			
Joe Nolan, L (1, 2) OBP: 0.387, SLG: 0.430							4-3		1-3	4	0	2	2	0	0	0			
Hector Cruz, R (1, 9) OBP: 0.307, SLG: 0.368			F3		1-3 2-H 3-H 1B		F3		FC6-4 1B	4	0	1	0	0	0	2			
Michael LaCoss, R (1, 1) OBP: 0.106, SLG: 0.089 Sam Mejias, R (7, PH) OBP: 0.311, SLG: 0.351 Cesar Geronimo, L (9, PH) OBP: 0.328, SLG: 0.331	FC5-4 1B				F8				FC6-4 1B	2	0	0	0	0	0	2			
<b>Inning Stats</b>	R: 0 E: 0 K: 0 S: 4	H: 1 LOB: 2 BB: 1 P: 8	R: 0 E: 0 K: 0 S: 4	H: 1 LOB: 1 BB: 0 P: 4	R: 0 E: 0 K: 0 S: 3	H: 1 LOB: 0 BB: 0 P: 3	R: 2 E: 0 K: 0 S: 6	H: 4 LOB: 1 BB: 0 P: 6	R: 0 E: 0 K: 1 S: 5	H: 0 LOB: 0 BB: 0 P: 5	R: 0 E: 0 K: 0 S: 4	H: 1 LOB: 1 BB: 0 P: 4	R: 2 E: 0 K: 1 S: 7	H: 3 LOB: 0 BB: 0 P: 7	R: 0 E: 0 K: 1 S: 6	H: 1 LOB: 1 BB: 0 P: 6	1B: 9 2B: 2 3B: 0 HR: 1	SF: 0 SAC: 0 DP: 1 HBP: 0	WP: 0 PA: 37 PB: 0 SB: 0 CS: 1
<b>PITCHER</b>	IP	WLS	BF	H	R	ER	SO	BB	IBB	HBP	BLK	WP	HR	S	P	ERA	WHIP		
Bob Shirley, L (1, 1) ERA: 3.02	7.0	L	31	11	4	4	1	0	1	0	0	0	1	32	36	5.14	1.571		
Gary Lucas, L (8, 1) ERA: 3.79	1.0		2	0	0	0	1	0	0	0	0	0	0	4	4	0.00	0.000		
Rollie Fingers, R (9, 1) ERA: 2.88	1.0		4	1	0	0	1	0	0	0	0	0	0	6	6	0.00	1.000		

Cincinnati Reds @ San Diego Padres  
San Diego Stadium, San Diego, CA  
Wed Aug 13 1980, 10:05 PM EDT  
Att: 13,141 - Unknown

AB 36  
R 4  
H 12  
RBI 4  
BB 1  
SO 3  
LOB 11

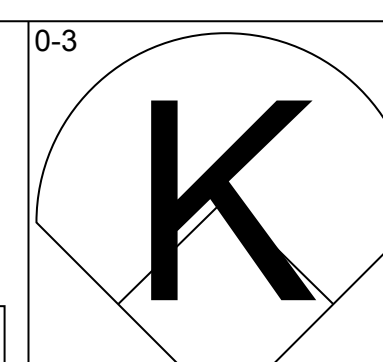
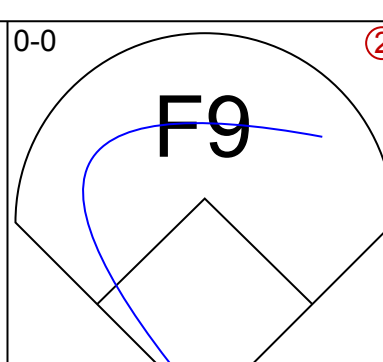
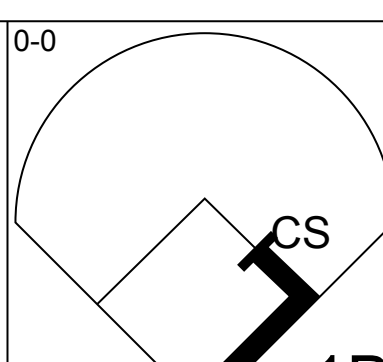
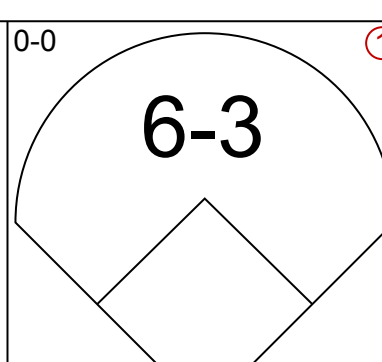

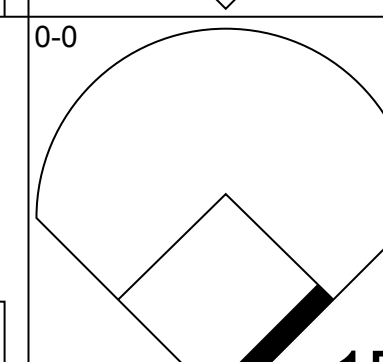
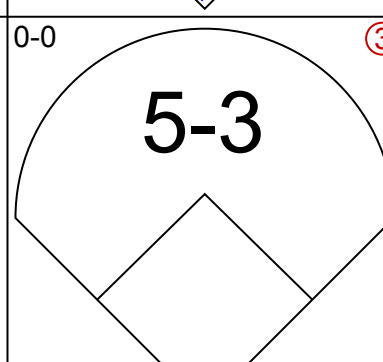
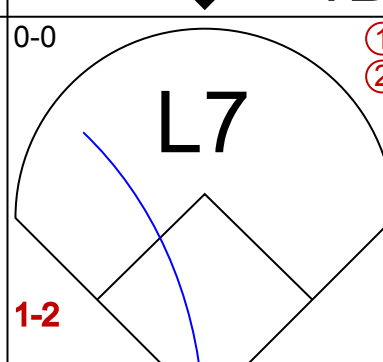
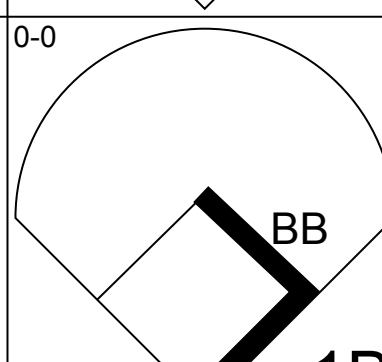
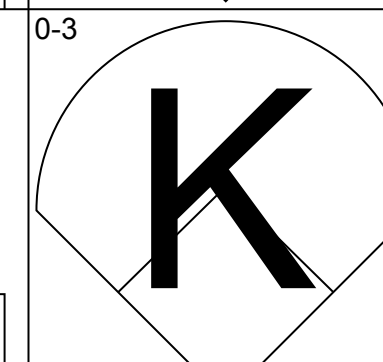
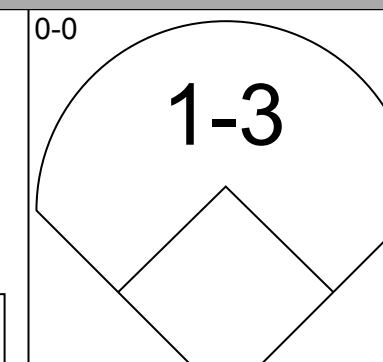
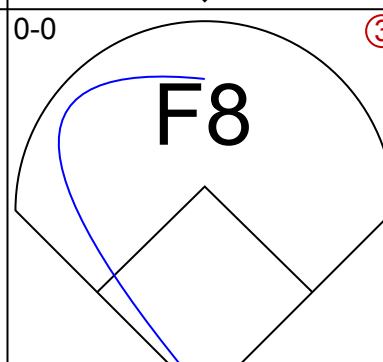
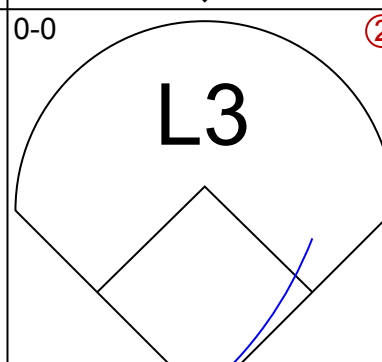
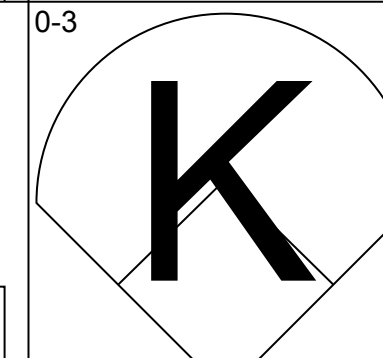
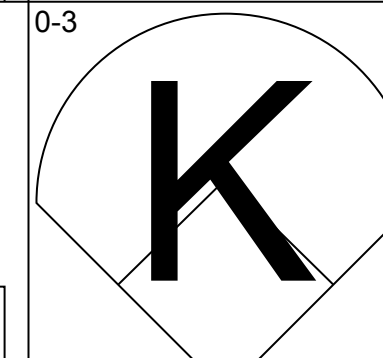
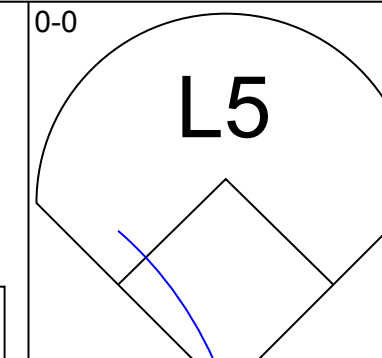
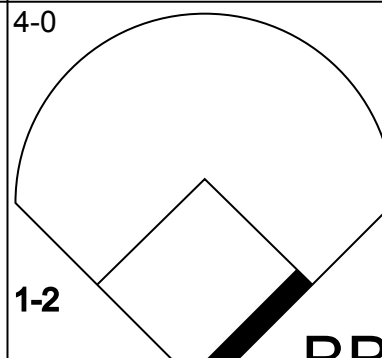
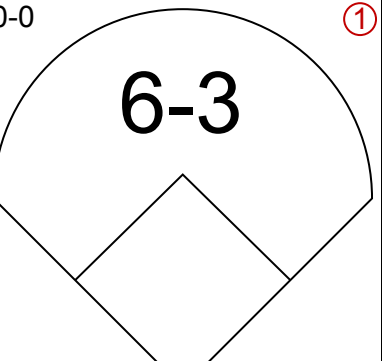
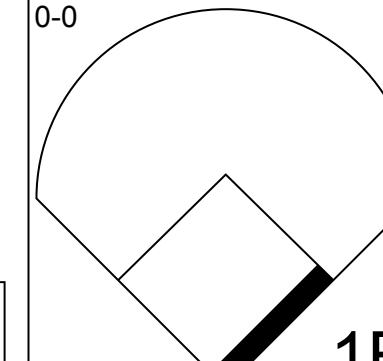
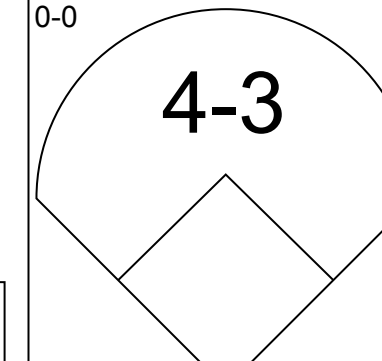
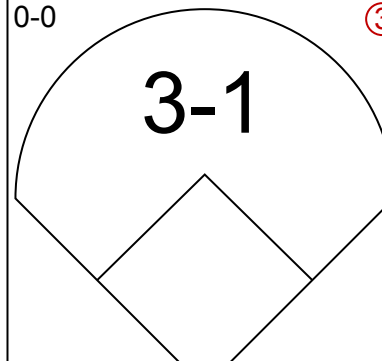
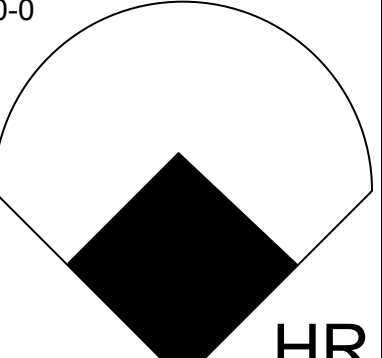
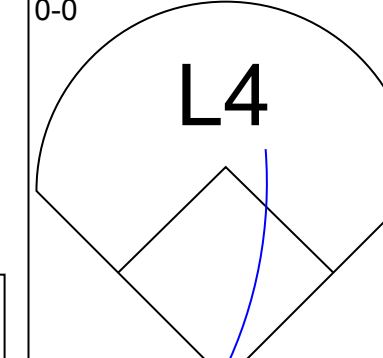
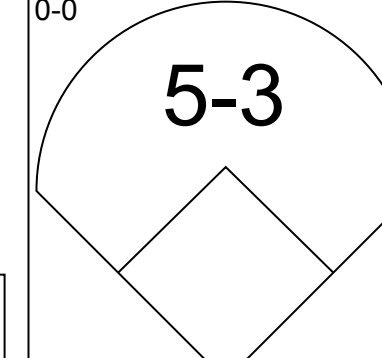
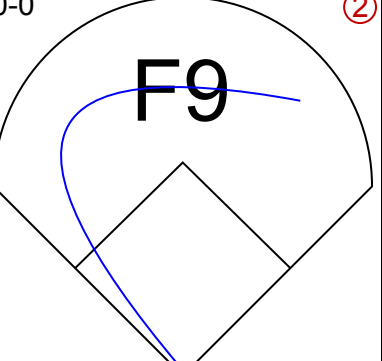
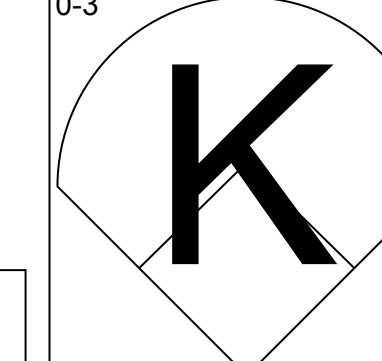
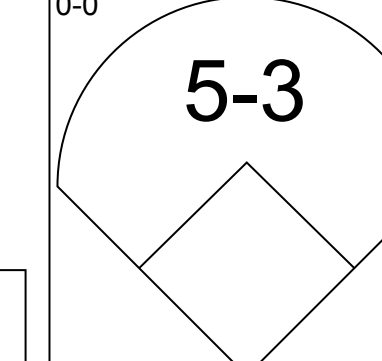
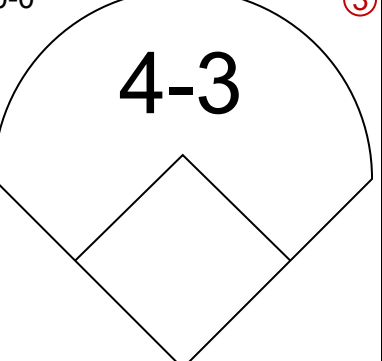
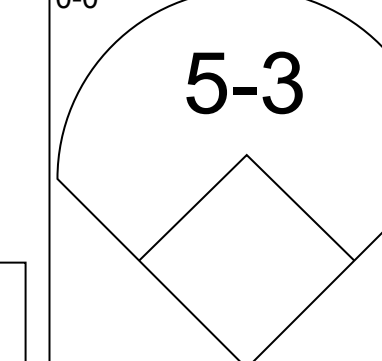
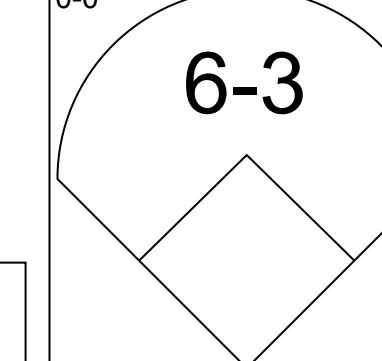
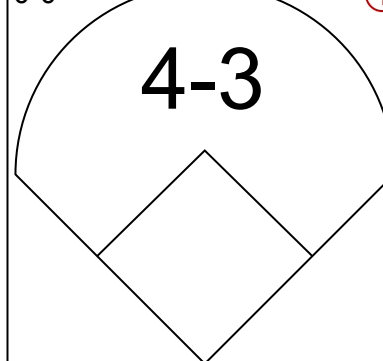
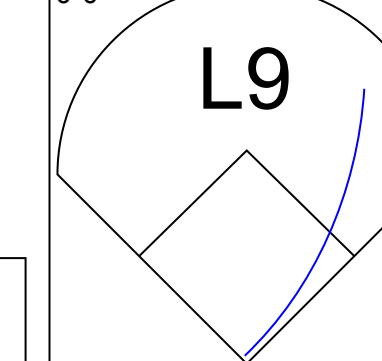
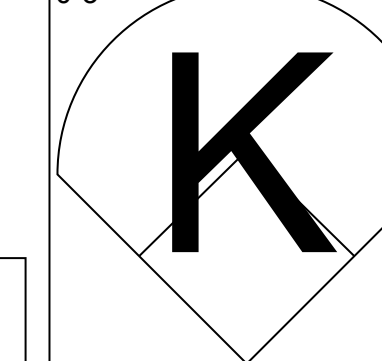


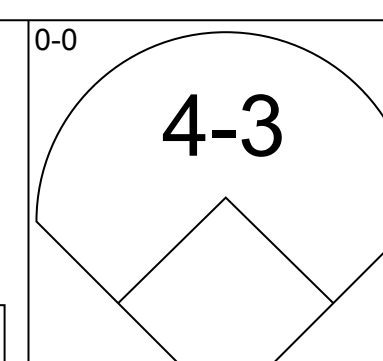
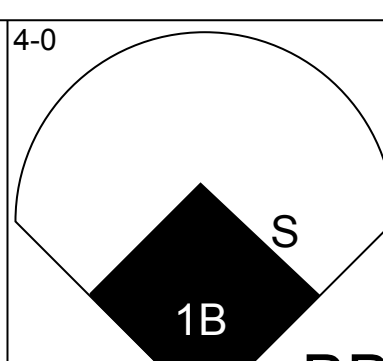
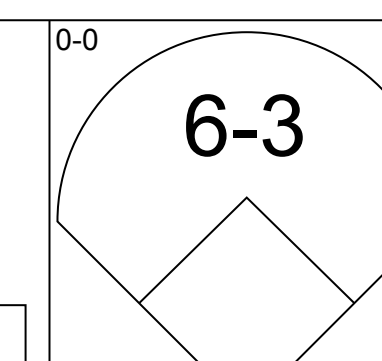
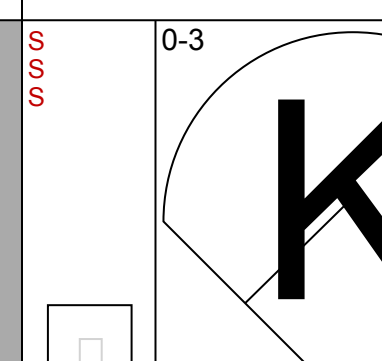

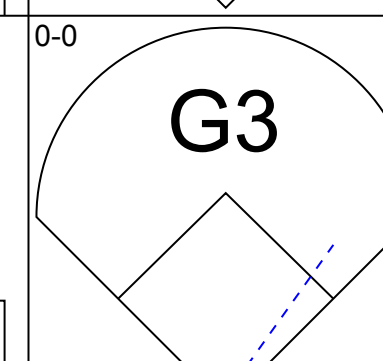
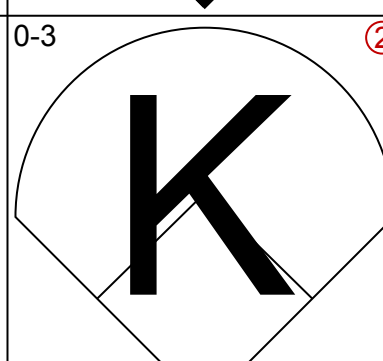
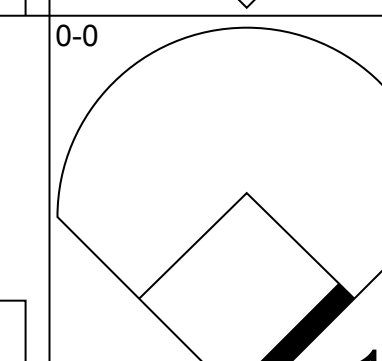
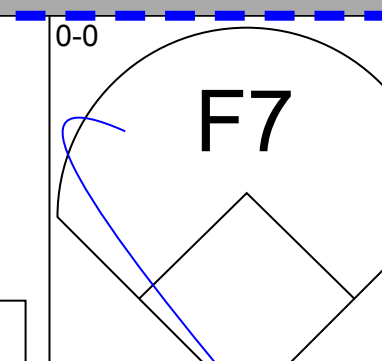
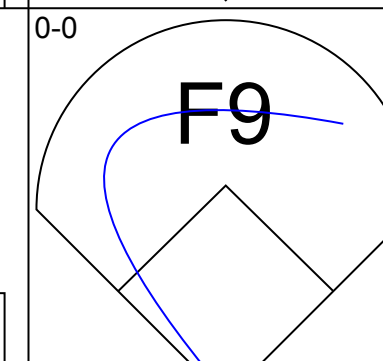
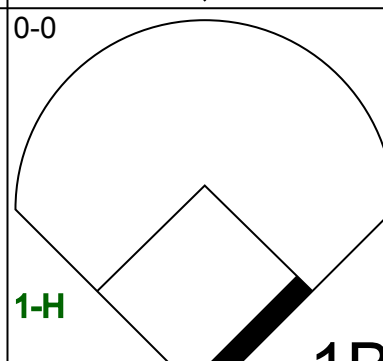
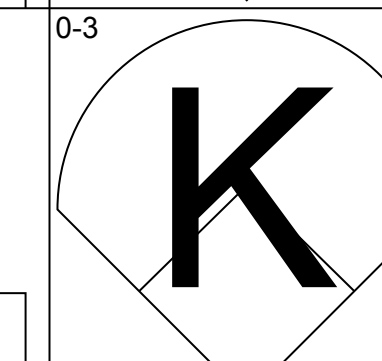
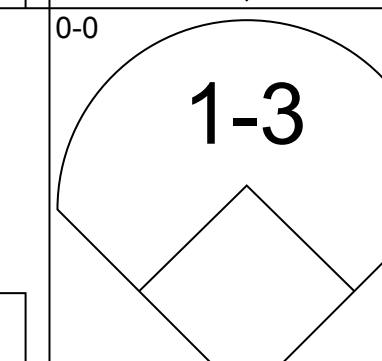
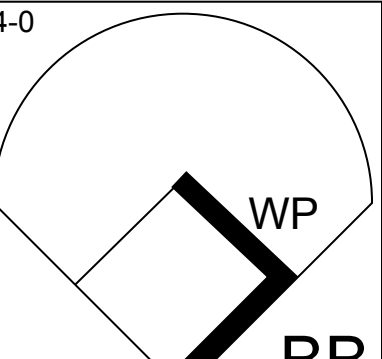
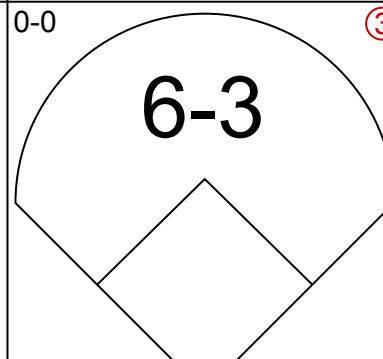
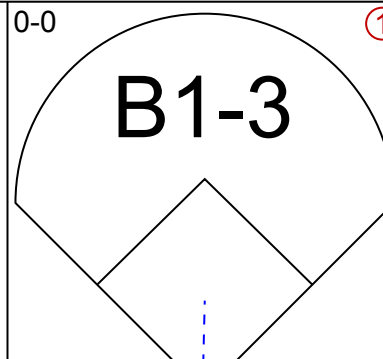
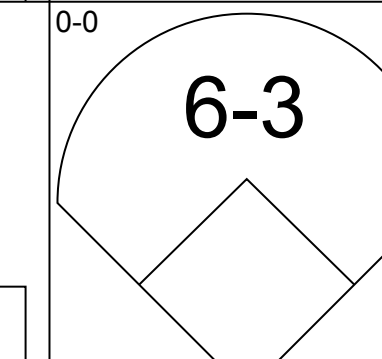
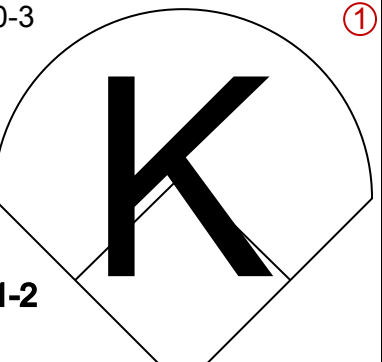
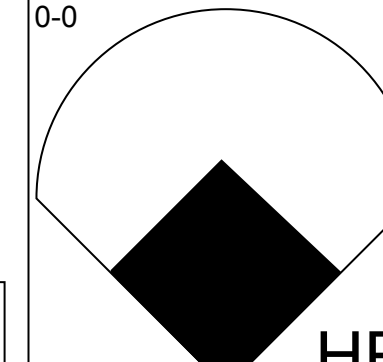
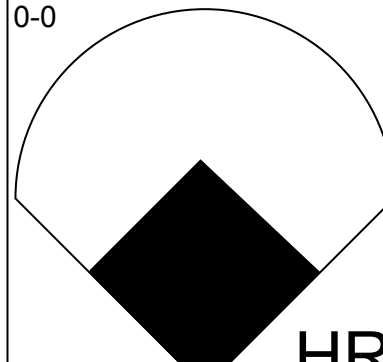
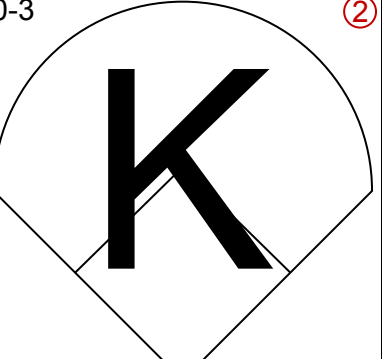
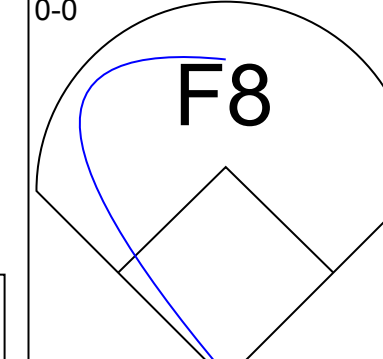
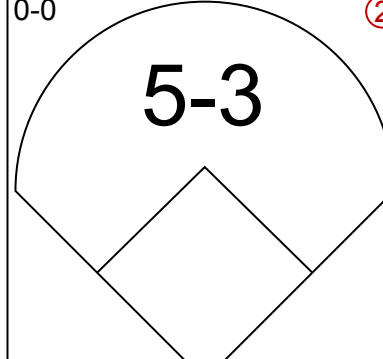
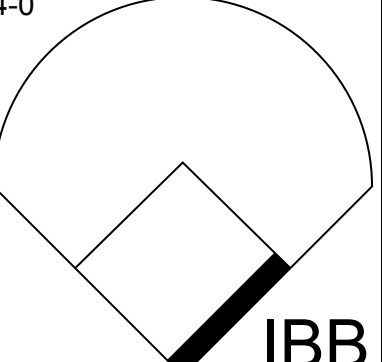
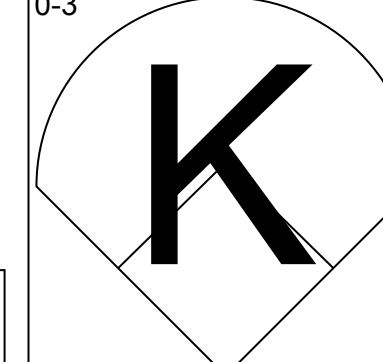
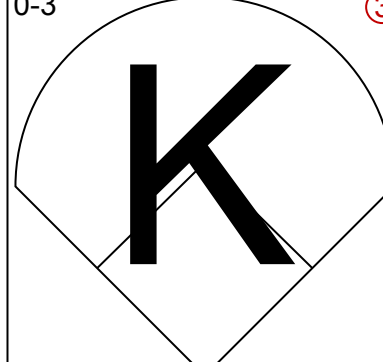
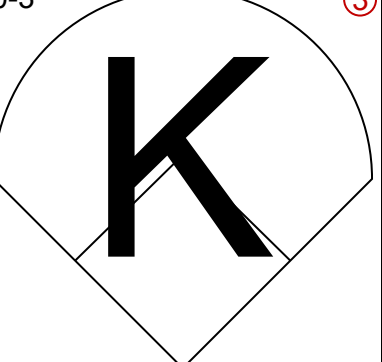
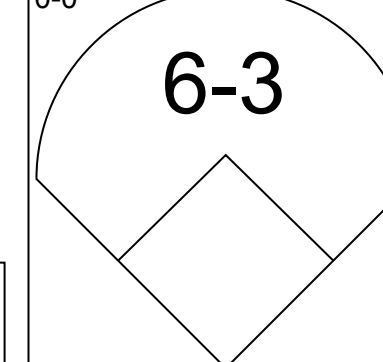
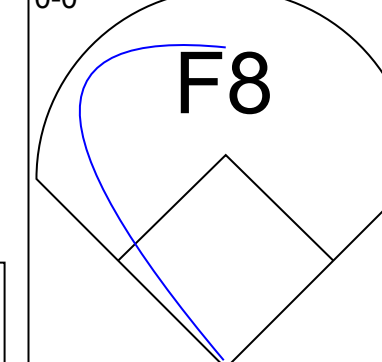
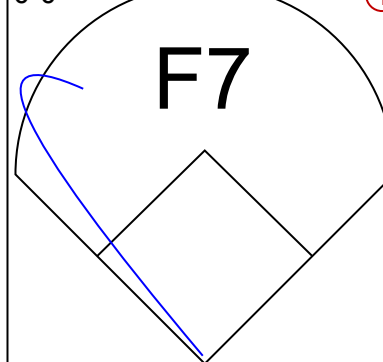
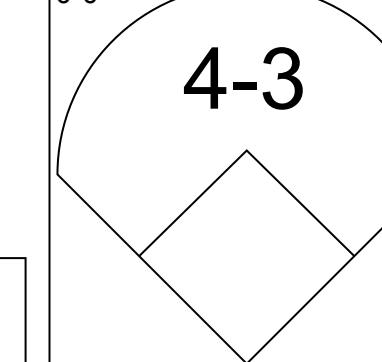
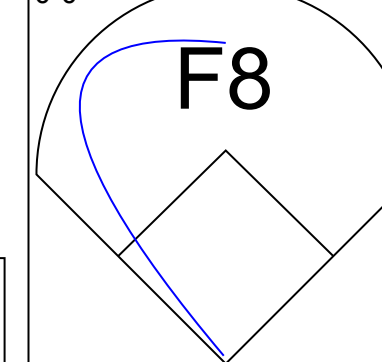
Batter	1	2	3	4	5	6	7	8	9	AB	R	H	RBI	BB	SO	LOB	BOTTOM		
Gene Richards, L (1, 7) OBP: 0.368, SLG: 0.383	CS BB			4-3		FC1-6 BB HR		F7		3	1	0	0	1	0	1			
Ozzie Smith, S (1, 6) OBP: 0.335, SLG: 0.293	5-3			4-3 1B		HR BB		1-3		3	1	1	0	1	0	1			
Jerry Mumphrey, S (1, 8) OBP: 0.325, SLG: 0.341	1-3			4-3		HR		E S BB		3	1	1	3	1	0	1			
Willie Montanez, L (1, 3) OBP: 0.316, SLG: 0.351				4-3		3-1		F9		4	0	0	0	0	1	2			
Dave Winfield, R (1, 9) OBP: 0.363, SLG: 0.439				G3		K		4-3		4	0	0	0	0	2	1			
Barry Evans, R (1, 5) OBP: 0.330, SLG: 0.341				6-3		F9		F7		3	0	0	0	0	0	0			
Gene Tenace, R (1, 2) OBP: 0.380, SLG: 0.350				F9		F8		K		3	0	0	0	0	1	0			
Tim Flannery, L (1, 4) OBP: 0.303, SLG: 0.304				K				K		3	0	1	0	0	2	0			
Bob Shirley, R (1, 1) Gary Lucas, L (8, 1) Jerry Turner, L (6, PH) Rollie Fingers, R (9, 1)				P3		FC1-6 1B		K		2	0	0	0	0	0	1			
						FC1-6		K		0	0	0	0	0	0	0			
						FC1-6		K		1	0	0	0	0	1	0			
								K		0	0	0	0	0	0	0			
<b>Inning Stats</b>	R: 0 E: 0 K: 0 S: 2	H: 0 LOB: 0 BB: 1 P: 6	R: 0 E: 0 K: 0 S: 3	H: 0 LOB: 0 BB: 0 P: 3	R: 0 E: 0 K: 1 S: 5	H: 0 LOB: 0 BB: 0 P: 5	R: 0 E: 0 K: 1 S: 6	H: 1 LOB: 1 BB: 0 P: 6	R: 0 E: 0 K: 2 S: 7	H: 0 LOB: 0 BB: 0 P: 7	R: 0 E: 0 K: 2 S: 7	H: 0 LOB: 1 BB: 1 P: 7	R: 0 E: 0 K: 0 S: 3	H: 0 LOB: 1 BB: 1 P: 7	1B: 2 2B: 0 3B: 0 HR: 1	SF: 0 SAC: 0 DP: 0 HBP: 0	WP: 0 PA: 32 PB: 0 SB: 1 CS: 1		
<b>PITCHER</b>	IP	WLS	BF	H	R	ER	SO	BB	IBB	HBP	BLK	WP	HR	S	P	ERA	WHIP		
Michael LaCoss, R (1, 1) ERA: 4.86	6.0		22	3	3	3	3	2	0	0	0	0	0	26	34	4.50	0.833		
Mario Soto, R (7, 1) ERA: 3.95	3.0	W	10	0	0	0	4	1	0	0	0	0	0	17	21	0.00	0.333		

Cincinnati Reds @ San Diego Padres  
San Diego Stadium, San Diego, CA  
Wed Aug 13 1980, 10:05 PM EDT  
Att: 13,141 - Unknown

AB 29  
R 3  
H 3  
RBI 3  
BB 3  
SO 7  
LOB 7



Batter	1	2	3	4	5	6	7	8	9	AB	R	H	RBI	BB	SO	LOB	TOP									
Dave Collins, S (1, 8) OBP: 0.361, SLG: 0.362										4	0	1	0	0	1	0	<p>Cincinnati Reds @ Los Angeles Dodgers Dodger Stadium, Los Angeles, CA Fri Aug 15 1980, 7:05 PM PDT Att: 50,933 - Unknown</p> <p>livebaseballscorecards.com</p> <p>AB 31 R 1 H 5 RBI 1 BB 1 SO 6 LOB 7</p> 									
Ray Knight, R (1, 5) OBP: 0.322, SLG: 0.450										4	0	2	0	0	0	1										
Ken Griffey, L (1, 9) OBP: 0.375, SLG: 0.435										4	0	0	0	0	1	2										
George Foster, R (1, 7) OBP: 0.343, SLG: 0.427										3	0	0	0	1	2	1										
Dan Driessen, L (1, 3)										4	0	1	0	0	0	2										
Johnny Bench, R (1, 2) OBP: 0.340, SLG: 0.502										3	1	1	1	0	0	1										
Dave Concepcion, R (1, 6) OBP: 0.293, SLG: 0.347										3	0	0	0	0	1	0										
Ron Oester, S (1, 4) OBP: 0.333, SLG: 0.432										3	0	0	0	0	0	0										
Tom Seaver, R (1, 1) OBP: 0.241, SLG: 0.087										2	0	0	0	0	0	0										
Hector Cruz, R (8, PH) OBP: 0.303, SLG: 0.362										1	0	0	0	0	1	0										
Tom Hume, R (8, 1) OBP: 0.182, SLG: 0.273										0	0	0	0	0	0	0										
<b>Inning Stats</b>	R: 0 E: 0 K: 3 S: 10	H: 1 LOB: 1 BB: 0 P: 10	R: 1 E: 0 K: 0 S: 4	H: 1 LOB: 0 BB: 0 P: 4	R: 0 E: 0 K: 1 S: 3	H: 0 LOB: 0 BB: 0 P: 3	R: 0 E: 0 K: 1 S: 6	H: 1 LOB: 1 BB: 0 P: 6	R: 0 E: 0 K: 1 S: 5	H: 0 LOB: 0 BB: 0 P: 5	R: 0 E: 0 K: 0 S: 3	H: 0 LOB: 0 BB: 0 P: 3	R: 0 E: 0 K: 0 S: 3	H: 0 LOB: 0 BB: 0 P: 3	R: 0 E: 0 K: 1 S: 5	H: 0 LOB: 0 BB: 0 P: 5	R: 0 E: 0 K: 0 S: 4	H: 1 LOB: 2 BB: 1 P: 8	1B: 4 2B: 0 3B: 0 HR: 1	SF: 0 SAC: 0 DP: 0 HBP: 0	WP: 0 PB: 0 SB: 0 CS: 1	PA: 32				
<b>PITCHER</b> Jerry Reuss, L (1, 1) ERA: 2.18	IP: 9.0 WLS: W BF: 32	H: 5 R: 1 ER: 1 SO: 6	BB: 1 IBB: 0 HBP: 0 BLK: 0	WP: 0 HR: 1 S: 43 P: 47	ERA: 1.00 WHIP: 0.667											ERA: 1.00 WHIP: 0.667										

Batter	1	2	3	4	5	6	7	8	9	AB	R	H	RBI	BB	SO	LOB	BOTTOM									
Davey Lopes, R (1, 4) OBP: 0.318, SLG: 0.344										3	1	0	0	1	1	0	<p>Cincinnati Reds @ Los Angeles Dodgers Dodger Stadium, Los Angeles, CA Fri Aug 15 1980, 7:05 PM PDT Att: 50,933 - Unknown</p> <p>livebaseballscorecards.com</p> <p>AB 28 R 3 H 4 RBI 3 BB 3 SO 8 LOB 7</p> 									
Bill Russell, R (1, 6) OBP: 0.306, SLG: 0.358										4	0	1	0	0	1	1										
Pedro Guerrero, R (1, 8) OBP: 0.362, SLG: 0.493										4	0	1	1	0	1	1										
Steve Garvey, R (1, 3) OBP: 0.346, SLG: 0.482										3	0	0	0	1	0	1										
Dusty Baker Jr., R (1, 7) OBP: 0.337, SLG: 0.525										3	2	2	2	0	1	1										
Ron Cey, R (1, 5) OBP: 0.339, SLG: 0.434										3	0	0	0	0	1	1										
Rick Monday, L (1, 9) OBP: 0.375, SLG: 0.478										2	0	0	0	1	2	0										
Steve Yeager, R (1, 2) OBP: 0.290, SLG: 0.288										3	0	0	0	0	1	2										
Jerry Reuss, L (1, 1) OBP: 0.132, SLG: 0.100										3	0	0	0	0	0	0										
<b>Inning Stats</b>	R: 0 E: 0 K: 0 S: 3	H: 0 LOB: 0 BB: 0 P: 3	R: 0 E: 0 K: 3 S: 9	H: 0 LOB: 2 BB: 2 P: 17	R: 1 E: 0 K: 1 S: 6	H: 1 LOB: 1 BB: 1 P: 10	R: 1 E: 0 K: 1 S: 6	H: 1 LOB: 0 BB: 0 P: 6	R: 0 E: 0 K: 1 S: 6	H: 1 LOB: 1 BB: 0 P: 6	R: 1 E: 0 K: 1 S: 6	H: 1 LOB: 0 BB: 0 P: 6	R: 0 E: 0 K: 1 S: 5	H: 0 LOB: 0 BB: 0 P: 5	R: 0 E: 0 K: 0 S: 3	H: 0 LOB: 0 BB: 0 P: 3		1B: 2 2B: 0 3B: 0 HR: 2	SF: 0 SAC: 0 DP: 0 HBP: 0	WP: 1 PB: 0 SB: 1 CS: 0	PA: 31					
<b>PITCHER</b> Tom Seaver, R (1, 1) ERA: 4.97	IP: 7.0 WLS: L BF: 28	H: 4 R: 3 ER: 3 SO: 8	BB: 2 IBB: 1 HBP: 0 BLK: 0	WP: 1 HR: 2 S: 41 P: 53	ERA: 3.86 WHIP: 0.857											ERA: 3.86 WHIP: 0.857										
Tom Hume, R (8, 1) ERA: 2.79	IP: 1.0 WLS: 3 BF: 0	H: 0 R: 0 ER: 0 SO: 0	BB: 0 IBB: 0 HBP: 0 BLK: 0	WP: 0 HR: 0 S: 3 P: 3	ERA: 0.00 WHIP: 0.000											ERA: 0.00 WHIP: 0.000										

Batter	1	2	3	4	5	6	7	8	9	AB	R	H	RBI	BB	SO	LOB	TOP					
<b>Dave Collins, S</b> (1, 8) OBP: 0.362, SLG: 0.363 <b>Cesar Geronimo, L</b> (8, 8) OBP: 0.326, SLG: 0.328										4	1	2	0	0	1	1						
<b>Ray Knight, R</b> (1, 5) OBP: 0.320, SLG: 0.447										3	0	0	0	0	0	2						
<b>Ken Griffey, L</b> (1, 9) OBP: 0.374, SLG: 0.432										3	0	0	0	1	0	1						
<b>George Foster, R</b> (1, 7) OBP: 0.342, SLG: 0.425										4	0	1	1	0	1	2						
<b>Dan Driessen, L</b> (1, 3) OBP: 0.393, SLG: 0.447										3	0	0	0	1	0	1						
<b>Johnny Bench, R</b> (1, 2) OBP: 0.342, SLG: 0.513										4	2	2	1	0	0	3						
<b>Dave Concepcion, R</b> (1, 6) OBP: 0.294, SLG: 0.347										3	0	1	0	0	0	0						
<b>Ron Oester, S</b> (1, 4) OBP: 0.336, SLG: 0.441										4	0	2	1	0	0	1						
<b>Paul Moskau, R</b> (1, 1) OBP: 0.143, SLG: 0.147 <b>Harry Spilman, L</b> (7, PH) OBP: 0.333, SLG: 0.434 <b>Tom Hume, R</b> (7, 1) OBP: 0.167, SLG: 0.250										1	0	0	0	0	1	0						
<b>Inning Stats</b>	R: 0 E: 0 K: 0 S: 4	H: 1 LOB: 3 BB: 2 P: 12	R: 0 E: 0 K: 1 S: 5	H: 0 LOB: 0 BB: 0 P: 5	R: 0 E: 0 K: 0 S: 3	H: 0 LOB: 0 BB: 0 P: 3	R: 1 E: 0 K: 0 S: 4	H: 1 LOB: 0 BB: 0 P: 4	R: 0 E: 0 K: 1 S: 6	H: 0 LOB: 1 BB: 0 P: 6	R: 0 E: 0 K: 0 S: 5	H: 1 LOB: 1 BB: 0 P: 5	R: 0 E: 0 K: 0 S: 4	H: 1 LOB: 1 BB: 0 P: 4	R: 1 E: 0 K: 0 S: 5	H: 2 LOB: 1 BB: 0 P: 5	R: 1 E: 0 K: 0 S: 5	H: 2 LOB: 1 BB: 0 P: 5	1B: 6 2B: 1 3B: 0 HR: 1	SF: 0 SAC: 3 DP: 0 HBP: 0	WP: 0 PB: 0 SB: 1 CS: 0	PA: 37
<b>PITCHER</b>	IP	WLS	BF	H	R	ER	SO	BB	IBB	HBP	BLK	WP	HR	S	P	ERA	WHIP					
<b>Don Sutton, R</b> (1, 1) ERA: 2.21	7.0		27	4	1	1	3	2	0	0	0	0	1	31	39	1.29	0.857					
<b>Steve Howe, L</b> (8, 1) ERA: 1.96	2.0	L	10	4	2	2	0	0	0	0	0	0	0	10	10	9.00	2.000					

Cincinnati Reds @ Los Angeles Dodgers  
 Dodger Stadium, Los Angeles, CA  
 Sat Aug 16 1980, 3:33 AM PDT  
 Att: 42,743 - Unknown

AB	32
R	3
H	8
RBI	3
BB	2
SO	3
LOB	14



Batter	1	2	3	4	5	6	7	8	9	AB	R	H	RBI	BB	SO	LOB	BOTTOM					
<b>Davey Lopes, R</b> (1, 4) OBP: 0.319, SLG: 0.346										4	1	2	0	0	0	0						
<b>Bill Russell, R</b> (1, 6) OBP: 0.306, SLG: 0.357										4	1	1	0	0	0	1						
<b>Pedro Guerrero, R</b> (1, 8) OBP: 0.353, SLG: 0.483										3	0	0	1	0	1	1						
<b>Steve Garvey, R</b> (1, 3) OBP: 0.343, SLG: 0.478										4	0	0	0	0	2	1						
<b>Dusty Baker Jr., R</b> (1, 7) OBP: 0.336, SLG: 0.521										3	0	0	0	1	1	0						
<b>Ron Cey, R</b> (1, 5) OBP: 0.338, SLG: 0.433										4	0	1	1	0	0	0						
<b>Rick Monday, L</b> (1, 9) OBP: 0.381, SLG: 0.473 <b>Steve Howe, L</b> (8, 1) OBP: 0.125, SLG: 0.125											3	0	1	0	0	2						
<b>Steve Yeager, R</b> (1, 2) OBP: 0.290, SLG: 0.289										3	0	1	0	0	0	1						
<b>Don Sutton, R</b> (1, 1) OBP: 0.067, SLG: 0.067 <b>Jay Johnstone, L</b> (8, 9) OBP: 0.381, SLG: 0.398 <b>Derrel Thomas, S</b> (8, 9) OBP: 0.287, SLG: 0.314											2	0	0	0	0	1						
<b>Inning Stats</b>	R: 2 E: 0 K: 0 S: 6	H: 3 LOB: 2 BB: 1 P: 10	R: 0 E: 0 K: 0 S: 3	H: 1 LOB: 0 BB: 0 P: 3	R: 0 E: 0 K: 2 S: 7	H: 0 LOB: 0 BB: 0 P: 7	R: 0 E: 0 K: 0 S: 3	H: 0 LOB: 0 BB: 0 P: 3	R: 0 E: 0 K: 1 S: 5	H: 0 LOB: 0 BB: 0 P: 5	R: 0 E: 0 K: 1 S: 5	H: 0 LOB: 0 BB: 0 P: 5	R: 0 E: 0 K: 0 S: 4	H: 1 LOB: 1 BB: 0 P: 4	R: 0 E: 0 K: 1 S: 6	H: 1 LOB: 1 BB: 0 P: 6	R: 0 E: 0 K: 1 S: 5	H: 0 LOB: 0 BB: 0 P: 5	1B: 6 2B: 0 3B: 0 HR: 0	SF: 1 SAC: 0 DP: 1 HBP: 0	WP: 0 PB: 0 SB: 1 CS: 0	PA: 33
<b>PITCHER</b>	IP	WLS	BF	H	R	ER	SO	BB	IBB	HBP	BLK	WP	HR	S	P	ERA	WHIP					
<b>Paul Moskau, R</b> (1, 1) ERA: 3.64	6.0		22	4	2	2	4	1	0	0	1	0	0	29	33	3.00	0.833					
<b>Tom Hume, R</b> (7, 1) ERA: 2.71	3.0	W	11	2	0	0	2	0	0	0	0	0	0	15	15	0.00	0.667					

Cincinnati Reds @ Los Angeles Dodgers  
 Dodger Stadium, Los Angeles, CA  
 Sat Aug 16 1980, 3:33 AM PDT  
 Att: 42,743 - Unknown

AB	31
R	2
H	6
RBI	2
BB	1
SO	6
LOB	7



Batter	1	2	3	4	5	6	7	8	9	AB	R	H	RBI	BB	SO	LOB	TOP										
Dave Collins, S (1.8) OBP: 0.295, SLG: 0.363 Cesar Geronimo, L (7.8) OBP: 0.323, SLG: 0.325	4-0 BB F9		0-3 K		0-0 FC1-5		0-0 BB 1B	0-3 K		3	1	1	0	1	1	2	<p>Cincinnati Reds @ Los Angeles Dodgers</p> <p>Dodger Stadium, Los Angeles, CA</p> <p>Sun Aug 17 1980, 3:33 AM PDT</p> <p>Att: 47,177 - Unknown</p>										
Ray Knight, R (1.5) OBP: 0.321, SLG: 0.447	0-0 F9		0-0 1B		0-0 G6-3		0-0 BB SF9 1B	0-0 5-3		5	1	2	0	0	0	4											
Ken Griffey, L (1.9) OBP: 0.374, SLG: 0.430	0-3 K		0-0 F8		0-0 4-3		4-0 SF9 BB 1B	0-0 1B PB FC5-2 1B		4	1	1	0	1	1	1											
George Foster, R (1.7) OBP: 0.348, SLG: 0.438		0-0 HR	0-0 L8		0-0 BB 2B		4-0 BB 1B BB	4-0 FC5-2 1B BB		3	2	2	2	2	0	1											
Dan Driessen, L (1.3) OBP: 0.393, SLG: 0.444	4-0 E SF9 BB		0-3 K		4-0 BB IBB		0-0 SF9	0-0 F7		2	1	0	1	2	1	2											
Joe Nolan, L (1.2) OBP: 0.388, SLG: 0.432	0-0 SF9		0-0 F2		0-0 P6		0-0 1B	0-0 BB FC5-2 1B		4	0	2	2	0	0	2											
Dave Concepcion, R (1.6) OBP: 0.346, SLG: 0.346 Junior Kennedy, R (7.4) OBP: 0.329, SLG: 0.342	0-0 FC6-4 1B		0-3 K		4-0 1B BB		0-0 K	0-0 FC5-2 BB		3	0	1	0	1	2	2											
Ron Oester, S (1.4) OBP: 0.346, SLG: 0.442	0-3 K		0-0 FC1-5 SH 1B		0-0 6-3		0-0 SH3 1B	4-0 FC6-4 BB		4	0	2	1	1	1	4											
Mario Soto, R (1.1) Tom Hume, R (8.1) OBP: 0.154, SLG: 0.231	0-0 FC6-4		0-0 SH FC1-5		0-0 K		0-0 SH3	0-0 FC6-4		2	0	0	0	0	1	1											
Inning Stats	R: 0 E: 0 K: 1 S: 4	H: 0 LOB: 0 BB: 1 P: 8	R: 2 E: 0 K: 1 S: 7	H: 2 LOB: 1 BB: 1 P: 11	R: 0 E: 0 K: 1 S: 6	H: 1 LOB: 0 BB: 0 P: 6	R: 0 E: 0 K: 2 S: 7	H: 0 LOB: 0 BB: 0 P: 7	R: 0 E: 0 K: 0 S: 4	H: 1 LOB: 1 BB: 0 P: 4	R: 0 E: 0 K: 0 S: 4	H: 1 LOB: 3 BB: 2 P: 12	R: 3 E: 0 K: 2 S: 10	H: 3 LOB: 2 BB: 2 P: 18	R: 0 E: 0 K: 1 S: 6	H: 1 LOB: 1 BB: 0 P: 6		R: 1 E: 0 K: 0 S: 5	H: 2 LOB: 3 BB: 2 P: 13	1B: 9 2B: 1 3B: 0 HR: 1	SF: 2 SAC: 2 DP: 1 HBP: 0	WP: 0 PB: 1 SB: 1 CS: 0	PA: 45				
PITCHER	IP	WLS	BF	H	R	ER	SO	BB	IBB	HBP	BLK	WP	HR	S	P	ERA	WHIP										
Bob Welch, R (1.1) ERA: 3.47	6.1	L	29	7	4	4	6	3	1	0	0	0	1	37	53	5.68	1.579										
Bobby Castillo, R (7.1) ERA: 3.23	0.1		4	1	1	1	0	2	0	0	0	0	0	2	10	27.00	9.000										
Dave Goltz, R (7.1) ERA: 4.77	0.1		1	0	0	0	1	0	0	0	0	0	0	3	3	0.00	0.000										
Joe Beckwith, R (8.1) ERA: 1.76	1.0		4	1	0	0	1	0	0	0	0	0	0	6	6	0.00	1.000										
Rick Sutcliffe, R (9.1) ERA: 5.66	1.0		7	2	1	1	0	2	0	0	0	0	0	5	13	9.00	4.000										
Batter	1	2	3	4	5	6	7	8	9	AB	R	H	RBI	BB	SO	LOB	BOTTOM										
Derrel Thomas, S (1.4) OBP: 0.290, SLG: 0.313	4-0 SH5-3 SF8 BB		0-3 K		0-0 1B		0-0 L8	0-0 L7		4	1	1	0	1	1	7	<p>Cincinnati Reds @ Los Angeles Dodgers</p> <p>Dodger Stadium, Los Angeles, CA</p> <p>Sun Aug 17 1980, 3:33 AM PDT</p> <p>Att: 47,177 - Unknown</p>										
Bill Russell, R (1.6) OBP: 0.303, SLG: 0.354	0-0 SH5-3		0-0 5-3		0-0 F8		0-0 F9		0-0 F9	4	0	0	0	0	0	2											
Pedro Guerrero, R (1.8) OBP: 0.348, SLG: 0.473	0-0 SF8		0-0 F2		0-0 1-3		4-0 1-2 BB		0-0 F3	3	0	0	1	1	0	0											
Steve Garvey, R (1.3) OBP: 0.342, SLG: 0.475	0-0 5-3		0-0 F8		0-0 2B 1B		0-0 K		0-0 1-3	5	1	1	0	0	1	2											
Dusty Baker Jr., R (1.7) OBP: 0.336, SLG: 0.521		0-0 BB 2B		0-0 1-3		0-0 L8		0-3 K		4	0	1	0	0	1	1											
Ron Cey, R (1.5) OBP: 0.342, SLG: 0.435	4-0 BB BB		0-3 K		0-0 1-H 2B		4-0 1B BB BB		2	0	1	1	2	1	0												
Rick Monday, L (1.9) OBP: 0.387, SLG: 0.468	4-0 1-2 2-3 BB		0-0 F7		4-0 IBB		4-0 1B BB BB		1	0	0	0	3	0	0												
Steve Yeager, R (1.2) OBP: 0.286, SLG: 0.284 Jay Johnstone, L (8. PH) OBP: 0.365, SLG: 0.403 Joe Ferguson, R (9.2) OBP: 0.361, SLG: 0.375	0-0 F9		0-0 F2		0-0 1-3		0-0 1B		0-0 1B	3	0	0	0	0	0	5											
Bob Welch, R (1.1) Bobby Castillo, R (7.1) Dave Goltz, R (7.1) Rusty Lawless, R (7. PH) Joe Beckwith, L (8.1) Gary Thomasson, L (8. PH) Rick Sutcliffe, L (9.1)	0-3 K		0-0 F9		0-0 F9		0-0 BB 1B		0-3 K	2	0	0	0	0	1	3											
Inning Stats	R: 1 E: 0 K: 0 S: 3	H: 0 LOB: 0 BB: 1 P: 7	R: 0 E: 0 K: 2 S: 8	H: 1 LOB: 3 BB: 2 P: 16	R: 0 E: 0 K: 1 S: 3	H: 0 LOB: 0 BB: 0 P: 3	R: 0 E: 0 K: 1 S: 5	H: 0 LOB: 0 BB: 0 P: 5	R: 0 E: 0 K: 0 S: 4	H: 1 LOB: 1 BB: 0 P: 4	R: 1 E: 0 K: 0 S: 5	H: 2 LOB: 2 BB: 1 P: 9	R: 0 E: 0 K: 1 S: 6	H: 1 LOB: 2 BB: 1 P: 10	R: 0 E: 0 K: 2 S: 8	H: 1 LOB: 3 BB: 2 P: 16		R: 0 E: 0 K: 0 S: 3	H: 0 LOB: 0 BB: 0 P: 3	1B: 4 2B: 2 3B: 0 HR: 0	SF: 1 SAC: 1 DP: 0 HBP: 0	WP: 0 PB: 0 SB: 1 CS: 0	PA: 40				
PITCHER	IP	WLS	BF	H	R	ER	SO	BB	IBB	HBP	BLK	WP	HR	S	P	ERA	WHIP										
Mario Soto, R (1.1) ERA: 3.87	7.1	W	34	5	2	2	5	6	1	0	0	0	0	37	65	2.46	1.500										
Tom Hume, R (8.1) ERA: 2.66	1.2	S	6	1	0	0	1	0	0	0	0	0	0	8	8	0.00	0.600										

AB	33
R	6
H	11
RBI	6
BB	8
SO	8
LOB	26



AB	31
R	2
H	6
RBI	2
BB	7
SO	6
LOB	23







Batter	1	2	3	4	5	6	7	8	9	AB	R	H	RBI	BB	SO	LOB	TOP					
Garry Templeton, S OBP: 0.357, SLG: 0.431	1-6-3		FC4 BB 1B		FC5-4 FC6		F8		K	5	1	0	0	0	1	4	<b>St. Louis Cardinals @ Cincinnati Reds</b> Riverfront Stadium, Cincinnati, OH Tue Aug 19 1980, 7:05 PM EDT Att: 32,751 - Unknown					
Leon Durham, L OBP: 0.302, SLG: 0.397	6-3		BB 1B		F8					3	1	1	0	1	0	1						
Keith Hernandez, L OBP: 0.399, SLG: 0.493	F8		BB 1B		FC6		6-3			3	0	0	0	1	0	3						
Ted Simmons, S OBP: 0.392, SLG: 0.535		F8				L4		F9		4	0	1	2	0	0	0						
George Hendrick, R OBP: 0.360, SLG: 0.535	3-1		4-3			4-3 2B		1-3		4	0	1	0	0	0	2						
Terry Kennedy, L OBP: 0.306, SLG: 0.370					P4		4-3		F7	4	0	1	0	0	0	1						
Ken Reitz, R OBP: 0.291, SLG: 0.353					F7		F7		K	4	0	0	0	0	2	2						
Ken Oberkfell, L OBP: 0.377, SLG: 0.401					4-3		F7		L8	4	0	1	0	0	0	0						
Silvio Martinez, R OBP: 0.167, SLG: 0.107										2	0	1	0	0	1	1						
Don Hood, L OBP: 0.100, SLG: 0.100										0	0	0	0	0	0	0						
Mike Ramsey, S OBP: 0.296, SLG: 0.365										1	0	1	0	0	0	0						
Jim Kaat, L OBP: 0.156, SLG: 0.133										0	0	0	0	0	0	0						
Dane Iorg, L OBP: 0.346, SLG: 0.433										1	0	1	0	0	0	0						
<b>Inning Stats</b>	R: 0 E: 0 K: 0 S: 3	H: 0 LOB: 0 BB: 0 P: 3	R: 0 E: 0 K: 1 S: 6	H: 1 LOB: 1 BB: 0 P: 6	R: 2 E: 0 K: 1 S: 7	H: 2 LOB: 2 BB: 2 P: 15	R: 0 E: 0 K: 0 S: 3	H: 0 LOB: 0 BB: 0 P: 3	R: 0 E: 0 K: 0 S: 4	H: 1 LOB: 1 BB: 0 P: 4	R: 0 E: 0 K: 0 S: 4	H: 1 LOB: 1 BB: 0 P: 4	R: 0 E: 0 K: 0 S: 5	H: 2 LOB: 2 BB: 0 P: 5	R: 0 E: 0 K: 0 S: 3	H: 0 LOB: 0 BB: 0 P: 3	R: 0 E: 0 K: 2 S: 8	H: 1 LOB: 1 BB: 0 P: 8	1B: 6 2B: 2 3B: 0 HR: 0	SF: 0 SAC: 0 DP: 0 HBP: 0	WP: 0 PB: 0 SB: 1 CS: 0	PA: 37
<b>PITCHER</b>	IP WLS BF H R ER SO BB IBB HBP BLK WP HR S P ERA WHIP																					
Michael LaCoss, R ERA: 4.74	(1, 1) 7.0 W 30 7 2 2 2 2 2 0 0 0 0 0 0 0 0 32 40 2.57 1.286																					
Doug Bair, R ERA: 4.6	(8, 1) 2.0 S 7 1 0 0 2 0 0 0 0 0 0 0 0 0 11 11 0.00 0.500																					

AB 35  
R 2  
H 8  
RBI 2  
BB 2  
SO 4  
LOB 14



Batter	1	2	3	4	5	6	7	8	9	AB	R	H	RBI	BB	SO	LOB	BOTTOM			
Dave Collins, S OBP: 0.367, SLG: 0.376					5-3					4	1	3	1	0	0	1	<b>St. Louis Cardinals @ Cincinnati Reds</b> Riverfront Stadium, Cincinnati, OH Tue Aug 19 1980, 7:05 PM EDT Att: 32,751 - Unknown			
Doug Bair, R										0	0	0	0	0	0	0				
Ken Griffey, L OBP: 0.373, SLG: 0.433										4	0	1	0	0	1	2				
Ray Knight, R OBP: 0.316, SLG: 0.440										4	0	0	0	0	1	3				
George Foster, R OBP: 0.348, SLG: 0.440										3	1	1	0	1	0	1				
Dan Driessen, L OBP: 0.390, SLG: 0.439										3	0	0	0	1	0	1				
Joe Nolan, L OBP: 0.386, SLG: 0.456										3	1	1	1	0	0	1				
Dave Concepcion, R OBP: 0.298, SLG: 0.351										4	1	3	0	0	0	1				
Ron Oester, S OBP: 0.342, SLG: 0.434										3	0	0	0	0	0	4				
Michael LaCoss, R OBP: 0.122, SLG: 0.106										2	0	1	1	0	0	1				
Hector Cruz, R OBP: 0.299, SLG: 0.357										1	0	0	0	0	0	0				
Cesar Geronimo, L OBP: 0.323, SLG: 0.325										0	0	0	0	0	0	0				
<b>Inning Stats</b>	R: 1 E: 0 K: 0 S: 4	H: 2 LOB: 1 BB: 1 P: 8	R: 0 E: 0 K: 0 S: 4	H: 1 LOB: 0 BB: 0 P: 4	R: 0 E: 0 K: 0 S: 4	H: 1 LOB: 1 BB: 0 P: 4	R: 2 E: 0 K: 0 S: 6	H: 3 LOB: 1 BB: 0 P: 6	R: 0 E: 0 K: 1 S: 5	H: 0 LOB: 0 BB: 0 P: 5	R: 0 E: 1 K: 0 S: 3	H: 1 LOB: 1 BB: 1 P: 7	R: 0 E: 0 K: 1 S: 6	H: 1 LOB: 1 BB: 0 P: 6	R: 1 E: 1 K: 0 S: 4	H: 1 LOB: 0 BB: 0 P: 4		1B: 6 2B: 1 3B: 1 HR: 2	SF: 0 SAC: 1 DP: 3 HBP: 0	WP: 0 PB: 0 SB: 1 CS: 0
<b>PITCHER</b>	IP WLS BF H R ER SO BB IBB HBP BLK WP HR S P ERA WHIP																			
Silvio Martinez, R ERA: 4.21	(1, 1) 4.0 L 19 7 3 3 0 1 1 0 0 0 0 0 0 0 8 12 0.00 1.000																			
Don Hood, L ERA: 2.55	(5, 1) 2.0 7 1 0 0 1 1 0 0 0 0 0 0 0 8 12 0.00 1.000																			
Jim Kaat, L ERA: 3.61	(7, 1) 2.0 8 2 1 0 1 0 0 0 0 0 0 0 10 10 0.00 1.000																			

AB 31  
R 4  
H 10  
RBI 3  
BB 2  
SO 2  
LOB 15



Batter	1	2	3	4	5	6	7	8	9	10	11	12	AB	R	H	RBI	BB	SO	LOB	TOP		
Gary Templeton, S OBP: 0.352, SLG: 0.425 (1.6)	0-3 K		0-0 1-3		0-3 K		0-3 K		0-0 1-3		0-0 4-3		6	0	0	0	0	3	4			
Ken Oberkfell, L OBP: 0.376, SLG: 0.407 (9.5)	0-0 FC1 2B		0-0 4-3 2B		0-0 F8		0-0 5-3			0-0 L6		0-3 K	6	0	2	0	0	1	1			
Keith Hernandez, L OBP: 0.388, SLG: 0.490 (1.3)	0-0 FC1 CS		0-0 4-3		0-0 G3				0-0 4-3		0-0 1B	1-0 G6-4-3 HBP	5	0	1	0	0	0	3			
Ted Simmons, S OBP: 0.389, SLG: 0.537 (1.2)	0-0 CS	0-0 F8	0-0 G3			0-0 HR			0-0 4-3		0-0 F5	0-0 G6-4-3 1-2	6	1	1	1	0	0	3			
George Hendrick, R OBP: 0.363, SLG: 0.536 (1.8)		0-0 HR 1B		0-0 4-3 4-3 1B		0-0 5-3		0-0 5-3		0-0 1B			5	1	3	0	0	0	0			
Leon Durham, L OBP: 0.381, SLG: 0.393 Bobby Bonds, R OBP: 0.309, SLG: 0.322 (9. FR)	0-3 K		0-0 4-3		0-0 F5				0-0 CS 1B	0-3 K			4	0	1	0	0	1	2			
Terry Kennedy, L OBP: 0.313, SLG: 0.393 (1.7)		0-0 HR	0-0 4-3		0-0 1B				0-0 6-3		0-0 1B		5	1	3	2	0	0	2			
Ken Reitz, R OBP: 0.293, SLG: 0.357 Mike Ramsey, S OBP: 0.293, SLG: 0.361 (9. PR)	0-0 2B		0-0 HR	0-0 3-1		0-0 5-3			0-0 1B		0-3 K		4	0	2	0	0	0	2			
Bob Sykes, S OBP: 0.313, SLG: 0.105 John Littlefield, R OBP: 0.293, SLG: 0.143 Daneborg, L OBP: 0.156, SLG: 0.406 Jim Kaut, L OBP: 0.313, SLG: 0.103 John Littlefield, R OBP: 0.293, SLG: 0.100 Don Hood, L OBP: 0.293, SLG: 0.280 (12. 1)	0-0 6-3				0-0 1B		0-3 K		0-0 1B		0-3 K		1	0	0	0	0	0	1			
<b>Inning Stats</b>	R: 0 E: 0 K: 1 S: 5	H: 1 LOB: 0 BB: 0 P: 5	R: 2 E: 0 K: 1 S: 8	H: 3 LOB: 1 BB: 0 P: 8	R: 0 E: 0 K: 0 S: 4	H: 1 LOB: 1 BB: 0 P: 4	R: 0 E: 0 K: 1 S: 6	H: 1 LOB: 1 BB: 0 P: 6	R: 1 E: 0 K: 2 S: 7	H: 2 LOB: 1 BB: 0 P: 5	R: 0 E: 0 K: 0 S: 3	H: 0 LOB: 0 BB: 0 P: 3	R: 0 E: 0 K: 1 S: 7	H: 2 LOB: 2 BB: 0 P: 7	R: 0 E: 0 K: 2 S: 8	H: 1 LOB: 1 BB: 0 P: 8	R: 0 E: 0 K: 1 S: 4	H: 0 LOB: 0 BB: 0 P: 6	1B: 10 2B: 3 3B: 0 HR: 2	SF: 0 SAC: 0 DP: 1 HBP: 1	WP: 0 PA: 50 PB: 0 SB: 0 CS: 2	
<b>PITCHER</b>	IP WLS BF H R ER SO BB IBB HBP BLK WP HR S P ERA WHIP	Tom Seaver, R ERA: 4.94 (1.1)	3.0 11 3 0 0 2 0 0 0 0 0 0 15 15 0.00 1.000	2.0 9 3 0 0 3 0 0 0 0 0 0 15 15 0.00 1.500	1.0 W 3 0 0 0 1 0 0 1 0 0 4 5 0.00 0.000																	

St. Louis Cardinals @ Cincinnati Reds  
Riverfront Stadium, Cincinnati, OH  
Wed Aug 20 1980, 7:05 PM EDT  
Alt. 30.013 - Cloudy - 84 F

AB	48
R	3
H	15
RBI	3
BB	0
SO	9
LOB	22



Batter	1	2	3	4	5	6	7	8	9	10	11	12	AB	R	H	RBI	BB	SO	LOB	BOTTOM					
Dave Collins, S OBP: 0.366, SLG: 0.373 Cesar Geronimo, L OBP: 0.326, SLG: 0.328 (8.8)	4-0 G6-4-3 S BB	0-3 K			0-0 P6		0-0 6-3		0-0 6-3			0-0 BB SH2-2 SF8 1B	3	0	0	0	1	1	2						
Ken Griffey, L OBP: 0.373, SLG: 0.430 (1.9)	4-0 G6-4-3 1-2 BB		0-0 F7		0-0 F7		4-0 E BB			0-3 K		0-0 SH2-3	3	0	0	0	2	1	0						
Ray Knight, R OBP: 0.319, SLG: 0.443 (1.5)	0-0 G6-4-3 1-2 2-3		4-0 HR BB		0-3 K		0-0 F9			0-0 7-2 3B		1-0 BB HBP	4	1	1	0	1	1	3						
George Foster, R OBP: 0.352, SLG: 0.447 (1.7)	4-0 BB		0-0 HR		0-0 K		0-3 K		0-0 K	4-0 IBB		4-0 1-2 2-3 BB	3	1	1	2	3	2	1						
Dan Driessen, L OBP: 0.389, SLG: 0.444 (1.3)	0-3 K		0-0 6-3		0-0 HR		0-0 K		0-0 4-3		4-0 1-2 IBB	0-0 SF8	4	1	1	2	1	1	2						
Johnny Bench, R OBP: 0.341, SLG: 0.505 (1.2)		4-0 FC3-6 1B BB	0-0 F7		0-3 K		0-0 5-3		0-0 7-2		0-0 3-H		4	0	0	0	1	1	3						
Dave Concepcion, R OBP: 0.301, SLG: 0.355 (1.6)		0-0 FC3-6 1B		0-0 4-3		0-0 2B		0-0 P4			0-0 9-6 S 1B		5	0	3	0	0	0	0						
Ron Oester, S OBP: 0.337, SLG: 0.423 (1.4)		0-0 FC3-6		0-0 G3		4-0 IBB			0-0 3-1		0-0 B3		4	0	0	0	1	0	3						
Tom Seaver, R ERA: 3.37 John Littlefield, R OBP: 0.293, SLG: 0.429 Tom Hume, R ERA: 3.57 Doug Bair, R ERA: 3.57 John Littlefield, R ERA: 3.06 Don Hood, L ERA: 2.88 (11. 1)	0-3 K		0-0 5-3		0-0 4-3				0-0 F7		0-0 9-6		2	0	0	0	0	1	2						
<b>Inning Stats</b>	R: 0 E: 0 K: 1 S: 4	H: 0 LOB: 2 BB: 3 P: 16	R: 0 E: 0 K: 2 S: 8	H: 1 LOB: 2 BB: 1 P: 12	R: 2 E: 0 K: 0 S: 3	H: 1 LOB: 0 BB: 1 P: 8	R: 0 E: 0 K: 0 S: 3	H: 0 LOB: 0 BB: 0 P: 3	R: 0 E: 0 K: 0 S: 5	H: 0 LOB: 1 BB: 1 P: 9	R: 1 E: 0 K: 2 S: 9	H: 2 LOB: 2 BB: 1 P: 13	R: 0 E: 1 K: 1 S: 5	H: 0 LOB: 1 BB: 1 P: 9	R: 0 E: 0 K: 0 S: 3	H: 0 LOB: 0 BB: 0 P: 3	R: 0 E: 0 K: 1 S: 5	H: 1 LOB: 2 BB: 2 P: 13	R: 0 E: 0 K: 0 S: 3	H: 1 LOB: 0 BB: 0 P: 3	R: 1 E: 0 K: 0 S: 3	H: 1 LOB: 2 BB: 1 P: 8	1B: 3 2B: 3 3B: 1 HR: 2	SF: 1 SAC: 1 DP: 3 HBP: 1	WP: 0 PA: 50 PB: 0 SB: 2 CS: 0
<b>PITCHER</b>	IP WLS BF H R ER SO BB IBB HBP BLK WP HR S P ERA WHIP	Bob Sykes, L ERA: 3.37 (2.1)	7.0 27 3 0 0 6 4 1 0 0 0 2 36 48 3.86 0.714	1.1 7 1 0 0 1 0 2 0 0 0 0 7 15 0.00 0.750	1.0 3 1 0 0 0 0 0 0 0 0 0 3 3 0.00 1.000	1.0 L 3 1 1 1 0 0 0 0 0 0 3 3 9.00 1.000																			

St. Louis Cardinals @ Cincinnati Reds  
Riverfront Stadium, Cincinnati, OH  
Wed Aug 20 1980, 7:05 PM EDT  
Alt. 30.013 - Cloudy - 84 F

AB	37
R	4
H	7
RBI	4
BB	10
SO	8
LOB	19





Batter	1	2	3	4	5	6	7	8	9	AB	R	H	RBI	BB	SO	LOB	TOP					
Omar Moreno, L (1.8) OBP: 0.312, SLG: 0.336										3	2	1	0	1	0	2	<b>Pittsburgh Pirates @ Cincinnati Reds</b> Riverfront Stadium, Cincinnati, OH Sat Aug 23 1980, 7:05 PM EDT Att: 43,482 - Unknown					
Tim Foli, R (1.6) OBP: 0.321, SLG: 0.366										4	0	2	1	0	0	1						
Dave Parker, L (1.9) OBP: 0.335, SLG: 0.452										4	0	3	1	0	0	1						
Mike Easter, L (1.7) OBP: 0.411, SLG: 0.619										4	0	0	0	0	1	4						
Bill Madlock, R (1.5) OBP: 0.329, SLG: 0.370										4	0	2	0	0	0	2						
John Milner, L (1.3) OBP: 0.366, SLG: 0.377										4	0	1	0	0	1	1						
Ed Ott, L (1.2) OBP: 0.325, SLG: 0.380										3	0	0	0	1	0	2						
Phil Garner, R (1.4) OBP: 0.322, SLG: 0.367										4	0	0	0	0	1	1						
Rick Rhoden, R (1.1) OBP: 0.360, SLG: 0.375										3	0	1	0	0	0	0						
Kent Tekulve, R (9.1)										0	0	0	0	0	0	0						
Grant Jackson, S (9.1)										0	0	0	0	0	0	0						
<b>Inning Stats</b>	R: 1 E: 0 K: 1 S: 7	H: 2 LOB: 1 BB: 0 P: 7	R: 0 E: 0 K: 0 S: 4	H: 1 LOB: 2 BB: 1 P: 8	R: 0 E: 0 K: 0 S: 3	H: 1 LOB: 0 BB: 0 P: 3	R: 0 E: 0 K: 1 S: 5	H: 1 LOB: 1 BB: 1 P: 5	R: 1 E: 1 K: 0 S: 4	H: 1 LOB: 1 BB: 1 P: 8	R: 0 E: 0 K: 0 S: 4	H: 2 LOB: 1 BB: 0 P: 4	R: 0 E: 0 K: 1 S: 5	H: 0 LOB: 0 BB: 0 P: 5	R: 0 E: 0 K: 0 S: 4	H: 2 LOB: 1 BB: 0 P: 4	R: 0 E: 0 K: 0 S: 3	H: 0 LOB: 0 BB: 0 P: 3	1B: 10 2B: 1 3B: 0 HR: 0	SF: 0 SAC: 0 DP: 3 HBP: 0	WP: 0 PB: 0 SB: 2 CS: 2	PA: 36
<b>PITCHER</b>	IP WLS BF H R ER SO BB IBB HBP BLK WP HR S P ERA WHIP																					
Frank Pastore, R (1.1) ERA: 3.2	5.1 L 24 8 2 2 2 2 2 0 0 0 0 0 0 0 3.38 1.875																					
Joe Price, L (6.1) ERA: 3.73	0.2 1 0 0 0 0 0 0 0 0 0 0 0 0 1 0.00 0.000																					
Tom Hume, R (7.1) ERA: 2.52	3.0 10 2 0 0 0 1 0 0 0 0 0 0 0 12 0.00 0.667																					

Batter	1	2	3	4	5	6	7	8	9	AB	R	H	RBI	BB	SO	LOB	BOTTOM					
Dave Collins, S (1.8) OBP: 0.366, SLG: 0.374										3	1	1	0	1	0	0	<b>Pittsburgh Pirates @ Cincinnati Reds</b> Riverfront Stadium, Cincinnati, OH Sat Aug 23 1980, 7:05 PM EDT Att: 43,482 - Unknown					
Ken Griffey, L (1.9) OBP: 0.377, SLG: 0.442										4	0	2	1	0	0	1						
Ray Knight, R (1.5) OBP: 0.316, SLG: 0.436										3	0	0	0	1	2	3						
George Foster, R (1.7) OBP: 0.350, SLG: 0.443										4	0	1	0	0	1	3						
Dan Driessen, L (1.3) OBP: 0.386, SLG: 0.440										4	0	0	0	0	0	3						
Joe Nolan, L (1.2) OBP: 0.379, SLG: 0.451										3	0	1	0	0	0	0						
Dave Concepcion, R (1.6) OBP: 0.299, SLG: 0.353										3	0	0	0	0	1	1						
Ron Oester, S (1.4) OBP: 0.326, SLG: 0.407										3	0	0	0	0	1	1						
Frank Pastore, R (1.1) OBP: 0.184, SLG: 0.130										1	0	0	0	0	0	0						
Joe Price, R (6.1) OBP: 0.130, SLG: 0.130										0	0	0	0	0	0	0						
Cesar Geronimo, L (6. PH) OBP: 0.321, SLG: 0.323										1	0	0	0	0	0	0						
Tom Hume, R (7.1) OBP: 0.154, SLG: 0.231										0	0	0	0	0	0	0						
Harry Spillman, L (9. PH) OBP: 0.311, SLG: 0.402										1	0	0	0	0	0	0						
<b>Inning Stats</b>	R: 0 E: 0 K: 2 S: 7	H: 0 LOB: 1 BB: 1 P: 11	R: 0 E: 0 K: 1 S: 5	H: 0 LOB: 0 BB: 0 P: 5	R: 0 E: 0 K: 0 S: 3	H: 0 LOB: 0 BB: 0 P: 3	R: 0 E: 0 K: 1 S: 6	H: 1 LOB: 1 BB: 0 P: 6	R: 0 E: 0 K: 1 S: 5	H: 0 LOB: 0 BB: 0 P: 5	R: 0 E: 0 K: 0 S: 3	H: 0 LOB: 0 BB: 0 P: 3	R: 0 E: 0 K: 0 S: 2	H: 0 LOB: 0 BB: 1 P: 6	R: 0 E: 0 K: 0 S: 3	H: 1 LOB: 0 BB: 0 P: 3	R: 1 E: 0 K: 0 S: 6	H: 3 LOB: 2 BB: 0 P: 6	1B: 4 2B: 1 3B: 0 HR: 0	SF: 0 SAC: 0 DP: 2 HBP: 0	WP: 0 PB: 0 SB: 2 CS: 0	PA: 32
<b>PITCHER</b>	IP WLS BF H R ER SO BB IBB HBP BLK WP HR S P ERA WHIP																					
Rick Rhoden, R (1.1) ERA: 4.0	8.1 W 29 4 1 1 5 2 0 0 0 0 0 0 0 37 1.08 0.720																					
Kent Tekulve, R (9.1) ERA: 2.59	0.1 2 1 0 0 0 0 0 0 0 0 0 0 2 0.00 3.000																					
Grant Jackson, L (9.1) ERA: 2.43	0.1 S 1 0 0 0 0 0 0 0 0 0 0 0 1 0.00 0.000																					

AB 33  
R 2  
H 10  
RBI 2  
BB 2  
SO 3  
LOB 14



AB 30  
R 1  
H 5  
RBI 1  
BB 2  
SO 5  
LOB 12



Batter	1	2	3	4	5	6	7	8	9	AB	R	H	RBI	BB	SO	LOB	TOP				
Omar Moreno, L (1, 8) OBP: 0.311, SLG: 0.335	4-3	4-3			F7	F2			2B	5	1	1	0	0	0	1					
Tim Foli, R (1, 6) OBP: 0.320, SLG: 0.363	CS BB		F7		F9		P6		F9	4	0	0	0	1	0	1					
Dave Parker, L (1, 9) OBP: 0.335, SLG: 0.451										3	1	1	0	0	1	1					
Lee Lacy, R (5, 7) OBP: 0.408, SLG: 0.518	K		F8			2B			4-3	2	0	2	1	0	0	0					
Mike Easter, L (1, 7) OBP: 0.408, SLG: 0.615		4-3	K			BB			4-3	5	0	1	1	0	1	2					
Bill Madlock, R (1, 5) OBP: 0.333, SLG: 0.370		FC5 BB			CS	BB				2	0	1	0	2	1	1					
John Milner, L (1, 3) OBP: 0.376, SLG: 0.379		FC5 2B			FC5-4	1B			K	2	1	1	0	2	1	0					
Phil Garner, R (1, 4) OBP: 0.320, SLG: 0.364		FC5 2B			FC5-4	1B			L1	4	1	0	0	0	0	6					
Steve Nicosia, R (1, 2) OBP: 0.286, SLG: 0.277		E							F2	3	1	1	2	1	0	0					
John Candelaria, L (1, 1) OBP: 0.212, SLG: 0.164		E5			F9				K	4	0	0	0	0	1	2					
<b>Inning Stats</b>	R: 0 E: 0 K: 1 S: 4	H: 0 LOB: 1 BB: 1 P: 8	R: 3 E: 1 K: 0 S: 5	H: 1 LOB: 1 BB: 2 P: 13	R: 0 E: 0 K: 1 S: 5	H: 0 LOB: 0 BB: 0 P: 5	R: 0 E: 0 K: 0 S: 4	H: 2 LOB: 2 BB: 1 P: 8	R: 1 E: 0 K: 0 S: 5	H: 2 LOB: 3 BB: 2 P: 13	R: 0 E: 0 K: 1 S: 6	H: 1 LOB: 1 BB: 0 P: 6	R: 0 E: 0 K: 1 S: 5	H: 0 LOB: 0 BB: 0 P: 5	R: 1 E: 0 K: 1 S: 7	H: 2 LOB: 1 BB: 0 P: 7	1B: 5 2B: 4 3B: 0 HR: 0	SF: 0 SAC: 0 DP: 1 HBP: 0	WP: 0 PB: 0 SB: 3 CS: 2	PA: 40	
<b>PITCHER</b>	IP	WLS	BF	H	R	ER	SO	BB	IBB	HBP	BLK	WP	HR	S	P	ERA	WHIP				
Michael LaCoss, R (1, 1) ERA: 4.73	4.0	L	18	3	3	2	2	4	0	0	0	0	0	18	34	4.50	1.750				
Charlie Leibrandt, L (5, 1) ERA: 4.18	0.2		6	2	1	1	0	1	1	0	0	0	0	4	12	13.50	4.500				
Jay Howell, R (5, 1) ERA: 27.0	0.1		1	0	0	0	0	0	0	0	0	0	0	1	1	0.00	0.000				
Mario Soto, R (6, 1) ERA: 3.78	3.0		10	1	0	0	2	0	0	0	0	0	0	14	14	0.00	0.333				
Doug Bair, R (9, 1) ERA: 4.68	1.0		5	2	1	1	1	0	0	0	0	0	0	7	7	9.00	2.000				

Pittsburgh Pirates @ Cincinnati Reds  
Riverfront Stadium, Cincinnati, OH  
Sun Aug 24 1980, 3:33 AM EDT  
Att: 37,072 - Unknown

AB 34  
R 5  
H 8  
RBI 4  
BB 6  
SO 5  
LOB 14



Batter	1	2	3	4	5	6	7	8	9	AB	R	H	RBI	BB	SO	LOB	BOTTOM					
Dave Collins, S (1, 8) OBP: 0.365, SLG: 0.376	6-3		F8			F9				4	0	1	0	0	0	0						
Cesar Geronimo, L (9, 8) OBP: 0.321, SLG: 0.323								S		0	0	0	0	0	0	0						
Junior Kennedy, R (1, 4) OBP: 0.328, SLG: 0.341					F8					4	0	1	0	0	0	1						
Doug Bair, R (9, 1)						6-3		F9		0	0	0	0	0	0	0						
Ken Griffey, L (1, 9) OBP: 0.374, SLG: 0.437								2-3		4	0	0	0	0	2	1						
George Foster, R (1, 7) OBP: 0.349, SLG: 0.440	1-3				P4					3	0	0	0	1	0	1						
Johnny Bench, R (1, 2) OBP: 0.340, SLG: 0.512			F8							4	1	1	1	0	2	1						
Dan Driessen, L (1, 3) OBP: 0.385, SLG: 0.441										4	1	1	0	0	0	1						
Dave Concepcion, R (1, 6) OBP: 0.297, SLG: 0.351			F8			6-3				3	0	0	0	0	2							
Ron Oester, S (1, 5) OBP: 0.326, SLG: 0.418					F8					3	0	1	1	0	1	0						
Michael LaCoss, R (1, 1) OBP: 0.120, SLG: 0.134										1	0	0	0	0	1	0						
Charlie Leibrandt, L (5, 1) OBP: 0.297, SLG: 0.250										0	0	0	0	0	0	0						
Jay Howell, L (5, 1)										0	0	0	0	0	0	0						
Hector Cruz, R (5, PH) OBP: 0.297, SLG: 0.347										1	0	0	0	0	0	1						
Mario Soto, L (6, 1)										0	0	0	0	0	0	0						
Ray Knight, R (6, PH) OBP: 0.310, SLG: 0.435										1	0	0	0	0	1	0						
<b>Inning Stats</b>	R: 0 E: 0 K: 0 S: 4	H: 1 LOB: 1 BB: 0 P: 4	R: 0 E: 0 K: 0 S: 3	H: 0 LOB: 0 BB: 0 P: 3	R: 0 E: 0 K: 1 S: 5	H: 0 LOB: 0 BB: 0 P: 5	R: 0 E: 0 K: 1 S: 5	H: 0 LOB: 0 BB: 0 P: 5	R: 1 E: 0 K: 1 S: 7	H: 2 LOB: 1 BB: 0 P: 7	R: 0 E: 0 K: 0 S: 3	H: 0 LOB: 0 BB: 0 P: 3	R: 0 E: 0 K: 1 S: 5	H: 0 LOB: 1 BB: 1 P: 9	R: 0 E: 0 K: 2 S: 8	H: 1 LOB: 0 BB: 0 P: 8	R: 1 E: 0 K: 1 S: 6	H: 1 LOB: 0 BB: 0 P: 6	1B: 1 2B: 2 3B: 1 HR: 1	SF: 0 SAC: 0 DP: 0 HBP: 0	WP: 0 PB: 0 SB: 1 CS: 0	PA: 33
<b>PITCHER</b>	IP	WLS	BF	H	R	ER	SO	BB	IBB	HBP	BLK	WP	HR	S	P	ERA	WHIP					
John Candelaria, L (1, 1) ERA: 3.69	9.0	W	33	5	2	2	7	1	0	0	0	0	1	46	50	2.00	0.667					

Pittsburgh Pirates @ Cincinnati Reds  
Riverfront Stadium, Cincinnati, OH  
Sun Aug 24 1980, 3:33 AM EDT  
Att: 37,072 - Unknown

AB 32  
R 2  
H 5  
RBI 2  
BB 1  
SO 7  
LOB 8



Batter	1	2	3	4	5	6	7	8	9	AB	R	H	RBI	BB	SO	LOB	TOP			
Ivan De Jesus, R OBP: 0.335, SLG: 0.345										4	0	1	0	0	2	0				
Jesus Figueroa, L OBP: 0.297, SLG: 0.304										4	0	1	0	0	0	1				
Bill Buckner, L OBP: 0.357, SLG: 0.468										3	0	0	0	1	0	1				
Larry Bittner, L OBP: 0.311, SLG: 0.337										3	0	0	0	1	2	0				
Scot Thompson, L OBP: 0.304, SLG: 0.294										2	0	0	0	1	1	0				
Tim Blackwell, S OBP: 0.331, SLG: 0.398										2	0	0	0	1	0	3				
Steve Dillard, R OBP: 0.292, SLG: 0.350										2	0	0	0	0	0	1				
Mike Vail, R OBP: 0.320, SLG: 0.390										1	0	0	0	0	0	3				
Mick Kelleher, R OBP: 0.250, SLG: 0.206										0	0	0	0	0	0	0				
Mike Tyson, R OBP: 0.282, SLG: 0.365										3	0	0	0	0	1	0				
Lynn McGlothen, L OBP: 0.270, SLG: 0.361										2	0	0	0	0	0	0				
Dick Tidrow, R										0	0	0	0	0	0	0				
Jerry Martin, R OBP: 0.294, SLG: 0.432										1	0	0	0	1	1	0				
Bill Caudill, R OBP: 0.286, SLG: 0.429										0	0	0	0	0	0	0				
<b>Inning Stats</b>	R: 0 E: 0 K: 0 S: 3	H: 1 LOB: 0 BB: 0 P: 3	R: 0 E: 0 K: 2 S: 7	H: 0 LOB: 1 BB: 1 P: 11	R: 0 E: 0 K: 1 S: 5	H: 0 LOB: 0 BB: 0 P: 5	R: 0 E: 0 K: 1 S: 5	H: 0 LOB: 0 BB: 0 P: 5	R: 0 E: 0 K: 0 S: 3	H: 0 LOB: 0 BB: 0 P: 3	R: 0 E: 0 K: 0 S: 3	H: 0 LOB: 3 BB: 3 P: 15	R: 0 E: 0 K: 3 S: 9	H: 0 LOB: 0 BB: 0 P: 9	R: 0 E: 0 K: 0 S: 3	H: 1 LOB: 0 BB: 0 P: 3	1B: 2 2B: 0 3B: 0 HR: 0	SF: 0 SAC: 0 DP: 1 HBP: 0	WP: 0 PB: 0 SB: 0 CS: 1	PA: 31
<b>PITCHER</b>	IP	WLS	BF	H	R	ER	SO	BB	IBB	HBP	BLK	WP	HR	S	P	ERA	WHIP			
Tom Seaver, R ERA: 4.65	6.1	W	22	1	0	0	4	3	0	0	0	0	0	27	39	0.00	0.632			
Mario Soto, R ERA: 3.71	2.2	S	9	1	0	0	3	1	0	0	0	0	0	14	18	0.00	0.750			

Chicago Cubs @ Cincinnati Reds  
Riverfront Stadium, Cincinnati, OH  
Mon Aug 25 1980, 7:05 PM EDT  
Att: 20,330 - Unknown

AB	27
R	0
H	2
RBI	0
BB	4
SO	7
LOB	9



Batter	1	2	3	4	5	6	7	8	9	AB	R	H	RBI	BB	SO	LOB	BOTTOM			
Cesar Geronimo, L OBP: 0.326, SLG: 0.346										3	1	1	1	1	0	0				
Ron Oester, S OBP: 0.330, SLG: 0.420										4	0	2	0	0	1	0				
Dave Concepcion, R OBP: 0.297, SLG: 0.352										4	0	1	0	0	0	3				
George Foster, R OBP: 0.348, SLG: 0.436										3	0	0	0	1	1	1				
Dan Driessen, L OBP: 0.387, SLG: 0.443										2	1	1	0	1	0	0				
Johnny Bench, R OBP: 0.336, SLG: 0.507										3	0	0	0	0	1	4				
Ray Knight, R OBP: 0.315, SLG: 0.437										3	0	1	1	0	0	3				
Sam Mejias, R OBP: 0.302, SLG: 0.340										3	0	0	0	0	1	1				
Tom Seaver, R OBP: 0.212, SLG: 0.074										2	0	0	0	0	2	1				
Mario Soto, R										1	0	0	0	0	1	0				
<b>Inning Stats</b>	R: 0 E: 0 K: 0 S: 3	H: 1 LOB: 1 BB: 1 P: 7	R: 1 E: 0 K: 2 S: 9	H: 2 LOB: 1 BB: 0 P: 9	R: 0 E: 0 K: 0 S: 3	H: 1 LOB: 0 BB: 0 P: 3	R: 0 E: 0 K: 2 S: 7	H: 0 LOB: 0 BB: 0 P: 7	R: 0 E: 0 K: 1 S: 5	H: 0 LOB: 0 BB: 0 P: 5	R: 1 E: 0 K: 1 S: 7	H: 2 LOB: 2 BB: 2 P: 15	R: 0 E: 0 K: 1 S: 5	H: 0 LOB: 0 BB: 0 P: 5	R: 0 E: 0 K: 0 S: 3	H: 0 LOB: 0 BB: 0 P: 3	1B: 2 2B: 4 3B: 0 HR: 1	SF: 0 SAC: 0 DP: 2 HBP: 0	WP: 0 PB: 0 SB: 0 CS: 0	PA: 31
<b>PITCHER</b>	IP	WLS	BF	H	R	ER	SO	BB	IBB	HBP	BLK	WP	HR	S	P	ERA	WHIP			
Lynn McGlothen, R ERA: 5.24	5.1	L	23	6	2	2	6	3	0	0	0	0	1	32	44	3.38	1.688			
Dick Tidrow, R ERA: 2.66	1.2		5	0	0	0	1	0	0	0	0	0	0	7	7	0.00	0.000			
Bill Caudill, R ERA: 2.17	1.0		3	0	0	0	0	0	0	0	0	0	0	3	3	0.00	0.000			

Chicago Cubs @ Cincinnati Reds  
Riverfront Stadium, Cincinnati, OH  
Mon Aug 25 1980, 7:05 PM EDT  
Att: 20,330 - Unknown

AB	28
R	2
H	6
RBI	2
BB	3
SO	7
LOB	13



Batter	1	2	3	4	5	6	7	8	9	AB	R	H	RBI	BB	SO	LOB	TOP				
Ivan De Jesus, R OBP: 0.331, SLG: 0.342 (1, 6)	F9		4-3			F8	F7		4-3	5	0	0	0	0	0	4					
Mike Tyson, R OBP: 0.281, SLG: 0.363 (1, 4)	BLK 1B		K			F8			F8	4	1	1	0	0	1	0					
Bill Buckner, L OBP: 0.358, SLG: 0.467 (1, 3)	G5-4-3 1B					G3			HR BB	3	1	1	1	1	0	0					
Dave Kingman, R OBP: 0.305, SLG: 0.492 (1, 7)	G5-4-3								HR	4	2	2	3	0	0	1					
Jesus Figueroa, L OBP: 0.297, SLG: 0.304 (8, 8)	G5-4-3 1-2					P4			HR	0	0	0	0	0	0	0					
Mike Vail, R OBP: 0.319, SLG: 0.388 (1, 9)			P4						HR	4	0	1	0	0	0	0					
Jerry Martin, R OBP: 0.294, SLG: 0.429 (1, 8)			F3						HR	3	0	0	0	1	2	1					
Tim Blackwell, S OBP: 0.333, SLG: 0.399 (1, 2)										4	0	2	0	0	1	0					
Steve Dillard, R OBP: 0.288, SLG: 0.345 (1, 5)																					
Larry Blittner, L OBP: 0.310, SLG: 0.335 (7, PH)										2	0	0	0	0	1	1					
Mick Kelleher, R OBP: 0.261, SLG: 0.206 (7, 5)										1	0	0	0	0	1	2					
Rick Reuschel, R OBP: 0.186, SLG: 0.232 (1, 1)										4	0	1	0	0	0	1					
										1B: 6	SF: 0	WP: 0	PA: 37	FB: 0							
										HR: 2	HBP: 0	CS: 0									
Inning Stats	R: 1 E: 0 K: 0 S: 4	H: 2 LOB: 0 BB: 0 P: 4	R: 0 E: 0 K: 1 S: 6	H: 1 LOB: 1 BB: 0 P: 6	R: 0 E: 0 K: 1 S: 5	H: 0 LOB: 0 BB: 0 P: 5	R: 0 E: 0 K: 1 S: 6	H: 1 LOB: 1 BB: 0 P: 6	R: 0 E: 0 K: 1 S: 5	H: 0 LOB: 0 BB: 0 P: 5	R: 0 E: 0 K: 0 S: 3	H: 0 LOB: 0 BB: 0 P: 3	R: 1 E: 0 K: 1 S: 8	H: 3 LOB: 3 BB: 1 P: 12	R: 2 E: 0 K: 1 S: 6	H: 1 LOB: 0 BB: 1 P: 10	R: 0 E: 0 K: 0 S: 3	H: 0 LOB: 1 BB: 1 P: 7	1B: 6 2B: 0 3B: 0 HR: 2	SF: 0 SAC: 0 DP: 1 HBP: 0	WP: 0 FB: 0 SB: 0 CS: 0
PITCHER	IP	WLS	BF	H	R	ER	SO	BB	IBB	HBP	BLK	WP	HR	S	P	ERA	WHIP				
Joe Price, L ERA: 3.66 (1, 1)	6.1		25	6	2	2	4	1	0	0	1	0	1	32	36	2.84	1.105				
Doug Bair, R ERA: 4.51 (7, 1)	0.2		3	1	0	0	1	0	0	0	0	0	0	5	5	0.00	1.500				
Tom Hume, R ERA: 2.63 (8, 1)	2.0	L	9	1	2	2	1	2	0	0	0	0	1	9	17	9.00	1.500				

Chicago Cubs @ Cincinnati Reds  
Riverfront Stadium, Cincinnati, OH  
Tue Aug 26 1980, 7:05 PM EDT  
Att: 20,632 - Unknown

AB	34
R	4
H	8
RBI	4
BB	3
SO	6
LOB	10



Batter	1	2	3	4	5	6	7	8	9	AB	R	H	RBI	BB	SO	LOB	BOTTOM				
Cesar Geronimo, L OBP: 0.324, SLG: 0.338 (1, 8)	L8		K			F8	FC4-6 BB			3	0	0	0	1	1	0					
Ron Oester, S OBP: 0.326, SLG: 0.413 (1, 4)	F7					3-1	FC4-6			3	1	0	0	0	0	2					
Dave Concepcion, R OBP: 0.297, SLG: 0.353 (1, 6)	4-3					6-3	2B			4	0	1	1	0	1	0					
George Foster, R OBP: 0.347, SLG: 0.437 (1, 7)						F8	2B			4	0	1	0	0	0	0					
Dan Driessen, L OBP: 0.386, SLG: 0.441 (1, 3)						F9	2B			4	0	1	0	0	0	1					
Ray Knight, R OBP: 0.315, SLG: 0.435 (1, 5)						G3	6-3			4	0	1	0	0	0	1					
Joe Nolan, L OBP: 0.376, SLG: 0.448 (1, 2)						1-3 1B				4	1	1	0	0	0	1					
Paul Householder, S OBP: 0.500, SLG: 0.500 (1, 9)						1-3 1B				3	0	1	0	0	0	1					
Joe Price, R OBP: 0.120, SLG: 0.120 (1, 1)						E3 6-3 1B				2	0	0	0	0	2	2					
Doug Bair, R (7, 1)						1-2 1B				0	0	0	0	0	0	0					
Ken Griffey, L (7, PH)						K				1	0	0	0	0	1	1					
Tom Hume, R (8, 1)										0	0	0	0	0	0	0					
Johanny Bench, R (9, PH)										1	0	0	0	0	0	1					
Inning Stats	R: 0 E: 0 K: 0 S: 3	H: 0 LOB: 0 BB: 0 P: 3	R: 0 E: 0 K: 2 S: 7	H: 1 LOB: 0 BB: 0 P: 4	R: 0 E: 0 K: 2 S: 7	H: 0 LOB: 0 BB: 0 P: 7	R: 0 E: 0 K: 0 S: 3	H: 0 LOB: 0 BB: 0 P: 3	R: 0 E: 0 K: 1 S: 7	H: 1 LOB: 2 BB: 0 P: 7	R: 1 E: 0 K: 0 S: 4	H: 2 LOB: 1 BB: 0 P: 5	R: 1 E: 0 K: 1 S: 7	H: 2 LOB: 2 BB: 1 P: 11	R: 0 E: 0 K: 1 S: 5	H: 0 LOB: 0 BB: 0 P: 5	R: 0 E: 0 K: 0 S: 4	H: 1 LOB: 1 BB: 0 P: 4	1B: 5 2B: 2 3B: 0 HR: 0	SF: 0 SAC: 1 DP: 0 HBP: 1	WP: 0 FB: 0 SB: 1 CS: 0
PITCHER	IP	WLS	BF	H	R	ER	SO	BB	IBB	HBP	BLK	WP	HR	S	P	ERA	WHIP				
Rick Reuschel, R ERA: 3.22 (1, 1)	9.0	W	36	7	2	2	5	1	0	1	0	0	0	44	49	2.00	0.889				

Chicago Cubs @ Cincinnati Reds  
Riverfront Stadium, Cincinnati, OH  
Tue Aug 26 1980, 7:05 PM EDT  
Att: 20,632 - Unknown

AB	33
R	2
H	7
RBI	2
BB	1
SO	5
LOB	11





Batter	1	2	3	4	5	6	7	8	9	AB	R	H	RBI	BB	SO	LOB	TOP										
Ken Griffey, L OBP: 0.376, SLG: 0.439	4-3	BB		1B		G3			K	4	0	2	0	1	1	0	Cincinnati Reds @ Pittsburgh Pirates Three Rivers Stadium, Pittsburgh, PA Thu Aug 28 1980, 7:05 PM EDT Att: 17,406 - Unknown <a href="http://livebaseballscorecards.com">livebaseballscorecards.com</a>										
Ron Oester, S OBP: 0.330, SLG: 0.409	G3	F7		BB		G3			1B	4	1	1	0	1	0	3											
Dave Concepcion, R OBP: 0.300, SLG: 0.356	BB	1B		1B		F9			1B	5	1	3	0	0	1	3											
George Foster, R OBP: 0.348, SLG: 0.437	BB	1B		1B					1B	5	0	2	1	0	1	3											
Dan Driessen, L OBP: 0.388, SLG: 0.444	BB			HR		3-1			G4-6-3	4	1	2	1	1	0	2											
Johnny Bench, R OBP: 0.334, SLG: 0.512	F9			HR		4-3				4	1	1	2	0	1	4											
Ray Knight, R OBP: 0.312, SLG: 0.432		P6		4-3		F7			4-3	4	0	0	0	0	0	1											
Cesar Geronimo, L OBP: 0.322, SLG: 0.336		SH1-4		6-3		1-3			4-3	4	0	1	0	0	0	1											
Paul Moskau, R OBP: 0.125, SLG: 0.128		SH1-4		6-3		F9			K	3	0	0	0	0	1	0											
<b>Inning Stats</b>	R: 0 E: 0 K: 0 S: 5	H: 2 LOB: 3 BB: 1 P: 9	R: 0 E: 0 K: 0 S: 4	H: 1 LOB: 2 BB: 1 P: 8	R: 3 E: 0 K: 0 S: 6	H: 3 LOB: 0 BB: 0 P: 6	R: 0 E: 0 K: 2 S: 8	H: 1 LOB: 2 BB: 1 P: 12	R: 0 E: 0 K: 0 S: 4	H: 1 LOB: 1 BB: 0 P: 4	R: 0 E: 0 K: 1 S: 5	H: 0 LOB: 0 BB: 0 P: 5	R: 0 E: 0 K: 1 S: 4	H: 0 LOB: 0 BB: 0 P: 5	R: 1 E: 0 K: 1 S: 7	H: 3 LOB: 1 BB: 0 P: 7	1B: 9 2B: 2 3B: 0 HR: 1	SF: 0 SAC: 1 DP: 1 HBP: 0	WP: 0 PB: 0 SB: 2 CS: 0	PA: 41							
<b>PITCHER</b>	IP	WLS	BF	H	R	ER	SO	BB	IBB	HBP	BLK	WP	HR	S	P	ERA	WHIP										
Rick Rhoden, R ERA: 4.08	(1, 1)	5.0	L	26	8	3	2	3	0	0	0	0	1	27	39	5.40	2.200										
Enrique Romo, R ERA: 3.24	(6, 1)	3.0		10	1	0	0	2	0	0	0	0	0	14	14	0.00	0.333										
Grant Jackson, L ERA: 2.54	(9, 1)	1.0		5	3	1	1	1	0	0	0	0	0	7	7	9.00	3.000										

Batter	1	2	3	4	5	6	7	8	9	AB	R	H	RBI	BB	SO	LOB	BOTTOM										
Omar Moreno, L OBP: 0.308, SLG: 0.331	6-3		FC4-6		F8			G3		4	0	0	0	0	0	3	Cincinnati Reds @ Pittsburgh Pirates Three Rivers Stadium, Pittsburgh, PA Thu Aug 28 1980, 7:05 PM EDT Att: 17,406 - Unknown <a href="http://livebaseballscorecards.com">livebaseballscorecards.com</a>										
Tim Foli, R OBP: 0.311, SLG: 0.352	L3		F9			6-3		5-3		4	0	0	0	0	0	3											
Mike Easler, L OBP: 0.401, SLG: 0.601	F8				G3			5-3		4	0	1	0	0	0	2											
Bill Madlock, R OBP: 0.332, SLG: 0.370		K		WP		G4-6-3		5-3		4	0	1	0	0	1	1											
John Milner, L OBP: 0.381, SLG: 0.381				F9				F9		4	0	2	0	0	0	1											
Lee Lacy, R OBP: 0.411, SLG: 0.519		4-3				K		K		4	0	1	0	0	2	3											
Ed Ott, L OBP: 0.324, SLG: 0.371								K		3	0	0	0	1	2	3											
Phil Garner, R OBP: 0.314, SLG: 0.355					F9			FC6		3	0	0	0	0	0	2											
Rick Rhoden, R OBP: 0.385, SLG: 0.492	(1, 1)									1	0	1	0	0	0	0	Cincinnati Reds @ Pittsburgh Pirates Three Rivers Stadium, Pittsburgh, PA Thu Aug 28 1980, 7:05 PM EDT Att: 17,406 - Unknown <a href="http://livebaseballscorecards.com">livebaseballscorecards.com</a>										
Mandy Stargatten, R OBP: 0.297, SLG: 0.300	(5, PH)									1	0	0	0	0	0	1											
Enrique Romo, R OBP: 0.306, SLG: 0.352	(6, 1)									0	0	0	0	0	0	0											
Bill Robinson, R OBP: 0.196, SLG: 0.174	(8, PH)									1	0	1	0	0	0	0											
Bert Blaylock, R OBP: 0.192, SLG: 0.265	(8, PH)									0	0	0	0	0	0	0											
Grant Jackson, S OBP: 0.192, SLG: 0.265	(9, 1)									0	0	0	0	0	0	0											
<b>Inning Stats</b>	R: 0 E: 0 K: 0 S: 3	H: 0 LOB: 0 BB: 0 P: 3	R: 0 E: 0 K: 2 S: 8	H: 1 LOB: 0 BB: 0 P: 8	R: 0 E: 0 K: 0 S: 4	H: 1 LOB: 1 BB: 0 P: 4	R: 0 E: 0 K: 1 S: 6	H: 1 LOB: 1 BB: 0 P: 6	R: 0 E: 0 K: 1 S: 5	H: 0 LOB: 1 BB: 1 P: 9	R: 0 E: 0 K: 0 S: 3	H: 1 LOB: 0 BB: 0 P: 3	R: 0 E: 0 K: 2 S: 8	H: 1 LOB: 2 BB: 0 P: 8	R: 0 E: 0 K: 0 S: 4	H: 1 LOB: 1 BB: 0 P: 4		R: 0 E: 0 K: 0 S: 4	H: 1 LOB: 1 BB: 0 P: 4	1B: 6 2B: 1 3B: 0 HR: 0	SF: 0 SAC: 0 DP: 1 HBP: 0	WP: 1 PB: 0 SB: 1 CS: 0	PA: 34				
<b>PITCHER</b>	IP	WLS	BF	H	R	ER	SO	BB	IBB	HBP	BLK	WP	HR	S	P	ERA		WHIP									
Paul Moskau, R ERA: 3.46	(1, 1)	9.0	W	34	7	0	0	6	1	0	0	1	0	45	49	0.00	0.889										

Batter	1	2	3	4	5	6	7	8	9	AB	R	H	RBI	BB	SO	LOB	TOP								
Dave Collins, S (1.8) OBP: 0.364, SLG: 0.374 Cesar Geronimo, L (7.8) OBP: 0.320, SLG: 0.333	0-0 5-3 G3 1B		0-0 5-3		0-0 3-1	0-0 F7		0-0 4-3		4	0	1	0	0	0	1									
Ken Griffey, L (1.9) OBP: 0.378, SLG: 0.443	0-0 G3			0-0 1B 2B	0-0 1B HR		0-0 E9 2B 1B		0-0 E3 FC	5	4	3	0	0	0	1									
Dave Concepcion, R (1.6) OBP: 0.302, SLG: 0.360	0-0 5-3			0-0 2B 1B	0-0 HR 1B		0-0 4-3 2B		0-3 K	5	2	3	1	0	1	2									
George Foster, R (1.7) OBP: 0.349, SLG: 0.446		0-0 6-3		0-0 F9 2B	0-0 HR		0-3 K		0-0 FC	5	1	2	6	0	1	1									
Johnny Bench, R (1.2) OBP: 0.332, SLG: 0.510				0-0 6-3	0-0 L7		0-0 4-3		0-0 P6	5	0	1	0	0	0	3									
Dan Driessen, L (1.3) OBP: 0.392, SLG: 0.447		0-3 K		4-0 FC6-4 BB		0-0 1B 2B		4-0 IBB		2	1	1	0	3	1	1									
Ray Knight, R (1.5) OBP: 0.309, SLG: 0.427		0-0 1-6-3		0-0 F9		0-0 F9		0-0 4-3		5	0	0	0	0	1	8									
Ron Oester, S (1.4) OBP: 0.328, SLG: 0.406			0-0 5-3	0-0 FC6-4		0-0 1B		0-0 4-3		4	0	1	1	0	0	2									
Frank Pastore, R (1.1) OBP: 0.180, SLG: 0.128 Charlie Leibrandt, R (3.1) OBP: 0.246, SLG: 0.245 Paul Householder, S (6. PH) OBP: 0.400, SLG: 0.400 Mario Soto, R (6.1) OBP: 0.300, SLG: 0.300 Tom Hume, R (9.1) OBP: 0.154, SLG: 0.231			0-3 K		0-0 4-3		0-0 P3		0-3 K	1	0	0	0	0	1	0									
<b>Inning Stats</b>	R: 0 E: 0 K: 0 S: 3	H: 1 LOB: 0 BB: 0 P: 3	R: 0 E: 0 K: 1 S: 6	H: 1 LOB: 1 BB: 0 P: 6	R: 0 E: 0 K: 1 S: 5	H: 0 LOB: 0 BB: 0 P: 5	R: 2 E: 0 K: 0 S: 6	H: 3 LOB: 2 BB: 0 P: 10	R: 3 E: 0 K: 0 S: 6	H: 3 LOB: 0 BB: 0 P: 6	R: 1 E: 0 K: 0 S: 5	H: 2 LOB: 1 BB: 0 P: 5	R: 1 E: 0 K: 1 S: 7	H: 2 LOB: 2 BB: 1 P: 11	R: 0 E: 0 K: 1 S: 5	H: 0 LOB: 0 BB: 0 P: 5	R: 1 E: 0 K: 2 S: 9	H: 0 LOB: 2 BB: 1 P: 13	1B: 6 2B: 5 3B: 0 HR: 1	SF: 0 SAC: 0 DP: 0 HBP: 0	WP: 0 PB: 0 SB: 1 CS: 0	PA: 43			
<b>PITCHER</b>	IP	WLS	BF	H	R	ER	SO	BB	IBB	HBP	BLK	WP	HR	S	P	ERA	WHIP								
John Candelaria, L (1.1) ERA: 3.82	5.0		23	8	5	5	2	1	0	0	0	0	1	26	30	9.00	1.800								
Enrique Romo, R (6.1) ERA: 3.3	1.0		5	2	1	1	0	0	0	0	0	0	0	5	5	9.00	2.000								
Kent Tekulve, R (7.1) ERA: 2.75	3.0	L	15	2	2	1	4	0	2	0	0	0	0	21	29	3.00	0.667								

Cincinnati Reds @ Pittsburgh Pirates  
Three Rivers Stadium, Pittsburgh, PA  
Fri Aug 29 1980, 7:05 PM EDT  
Att: 41,494 - Unknown

AB	40
R	8
H	12
RBI	8
BB	3
SO	6
LOB	20



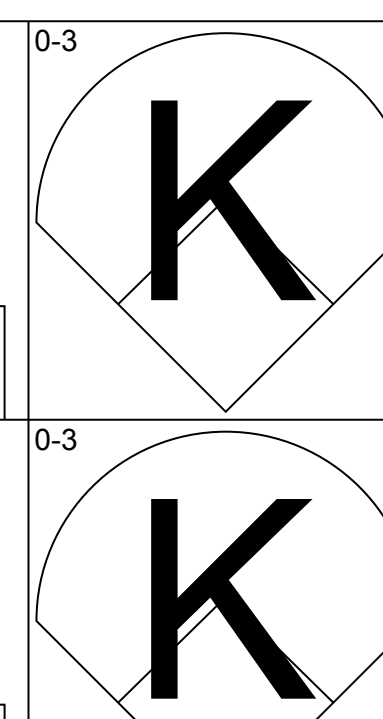
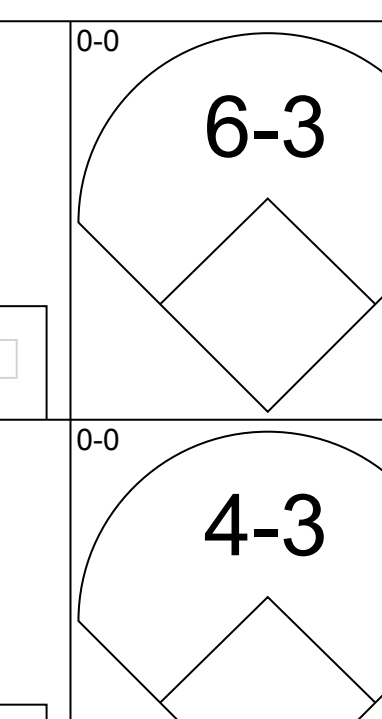
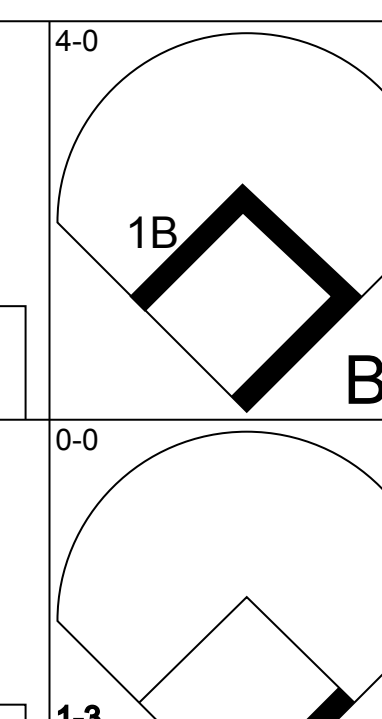
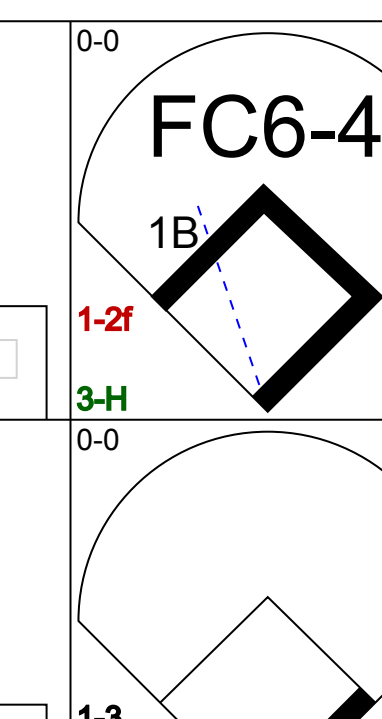
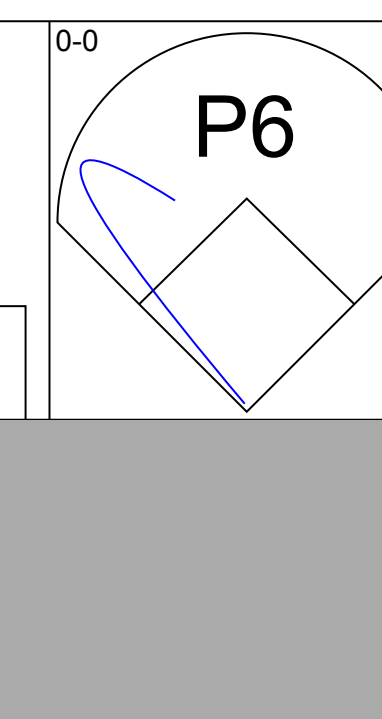
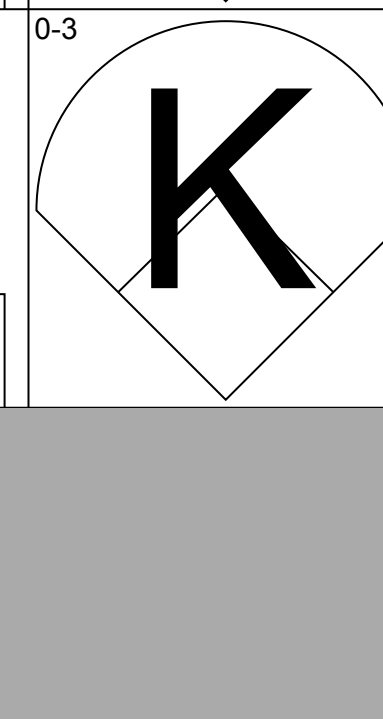

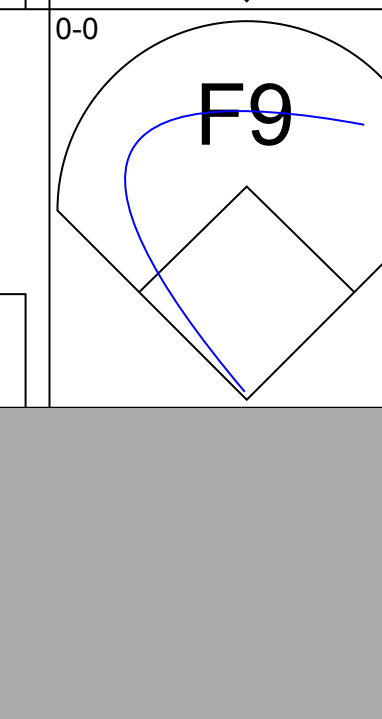
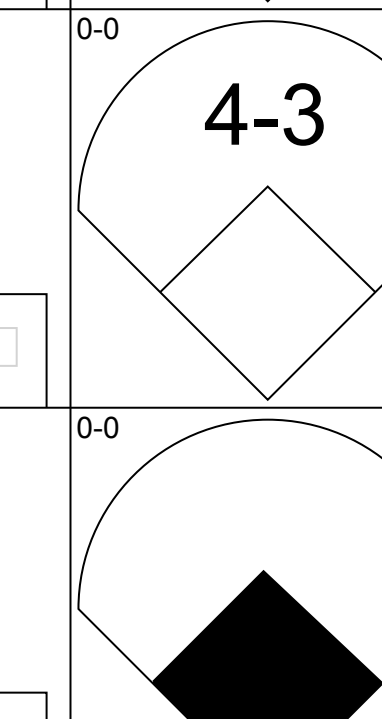
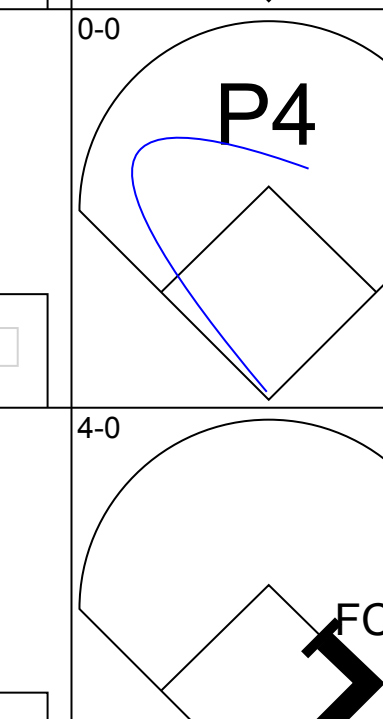

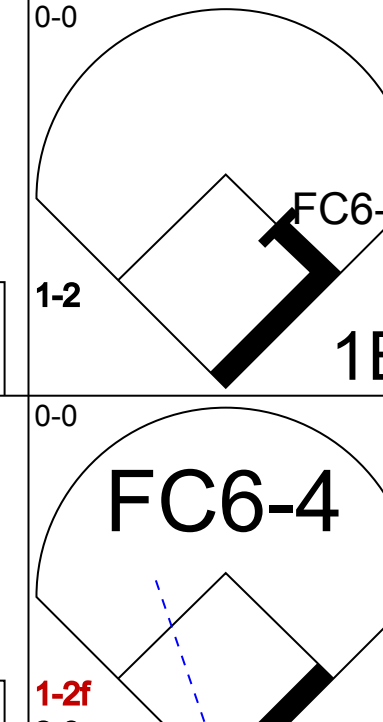

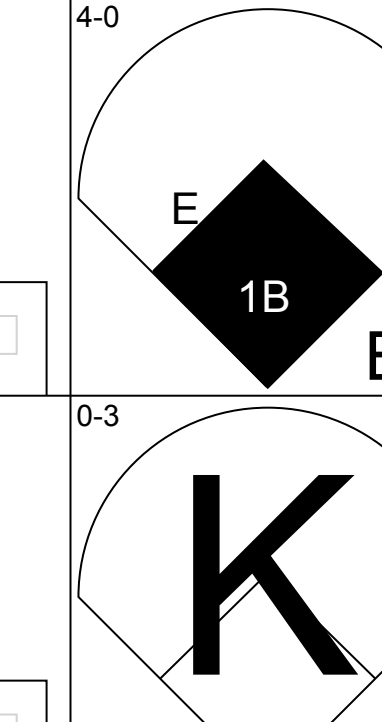
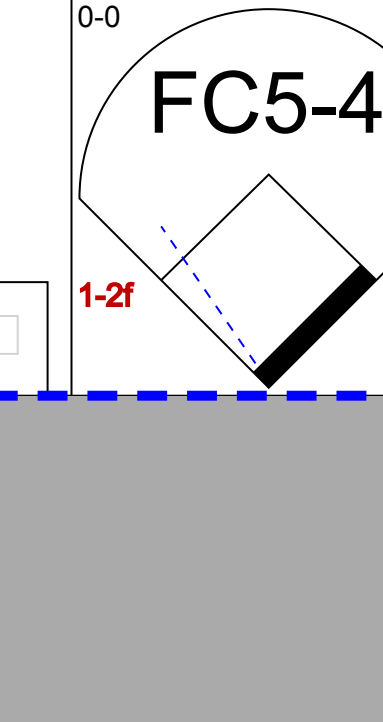
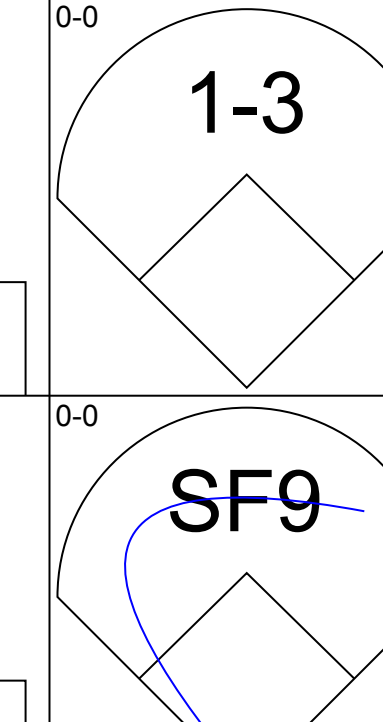
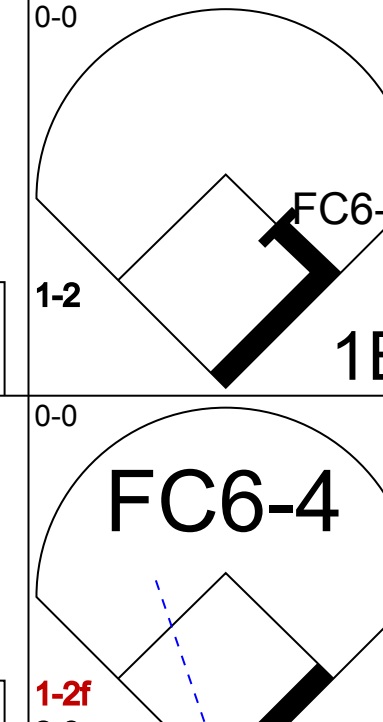

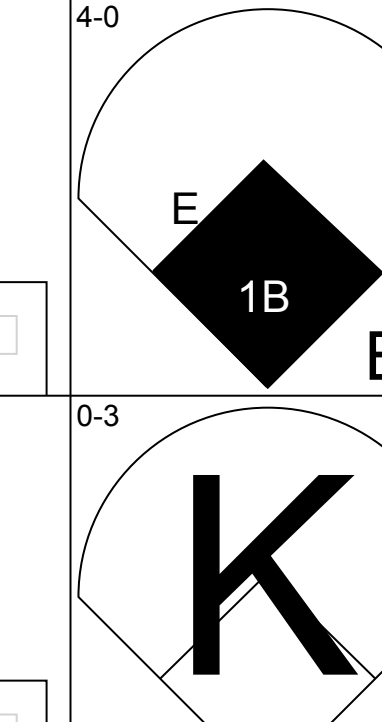
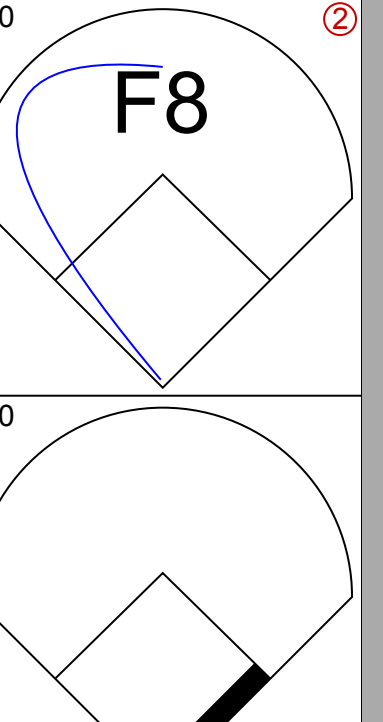
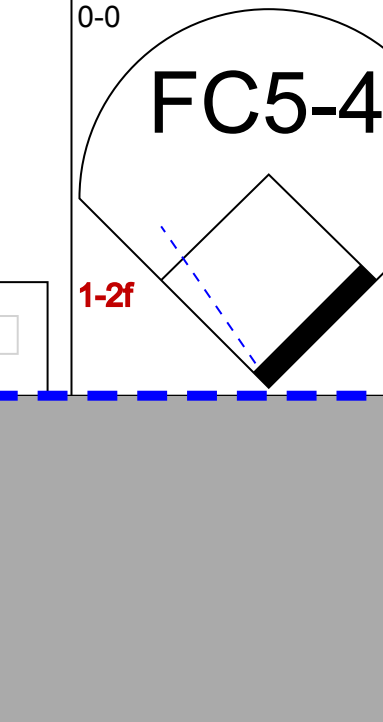
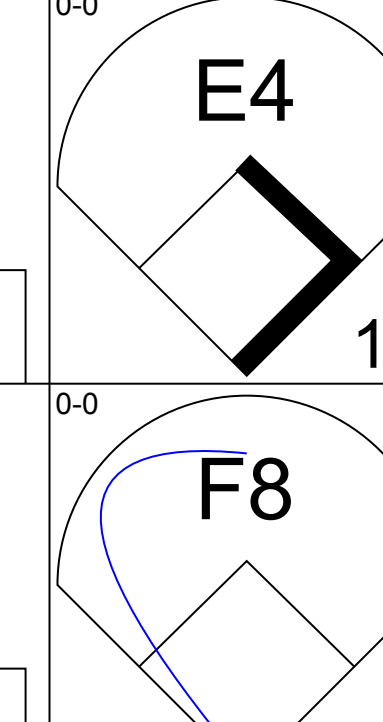
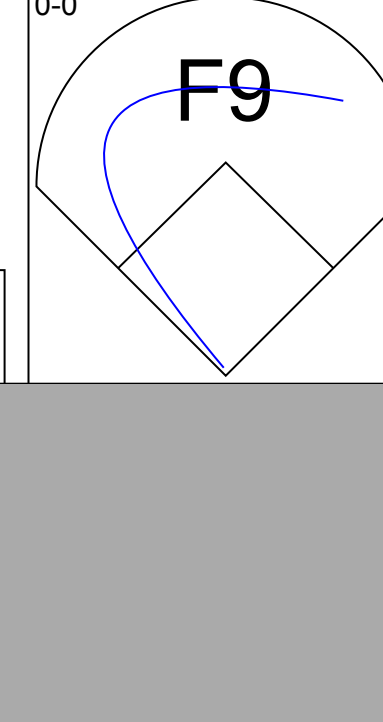
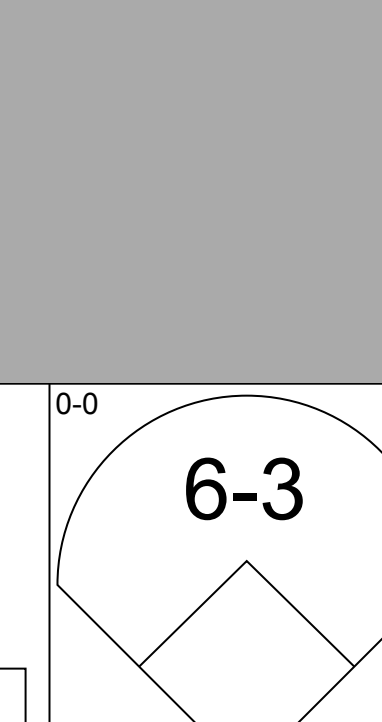
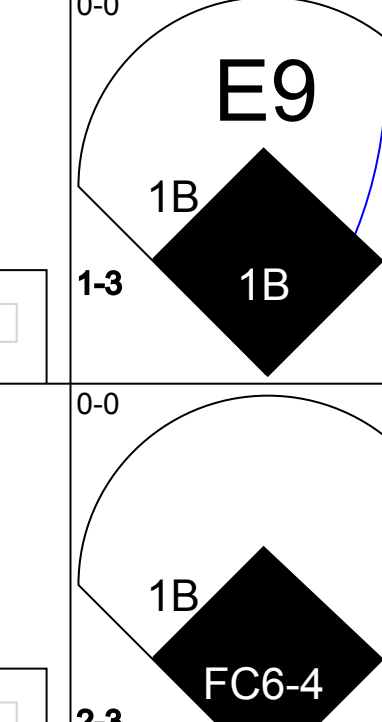
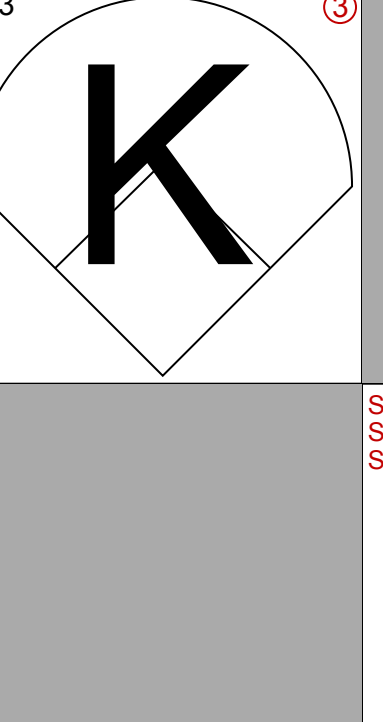

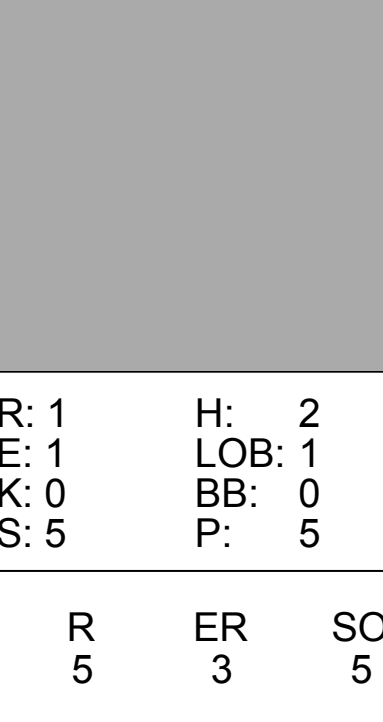

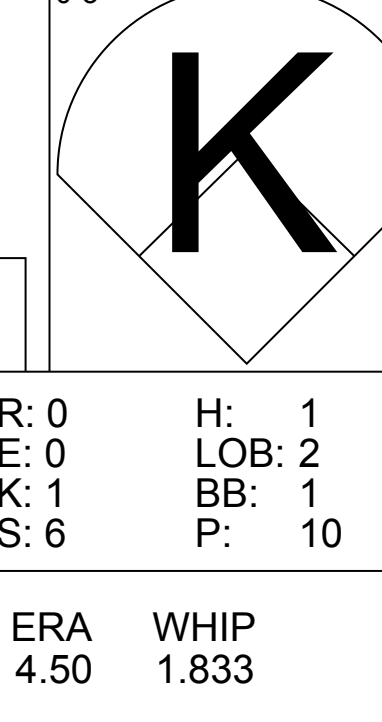
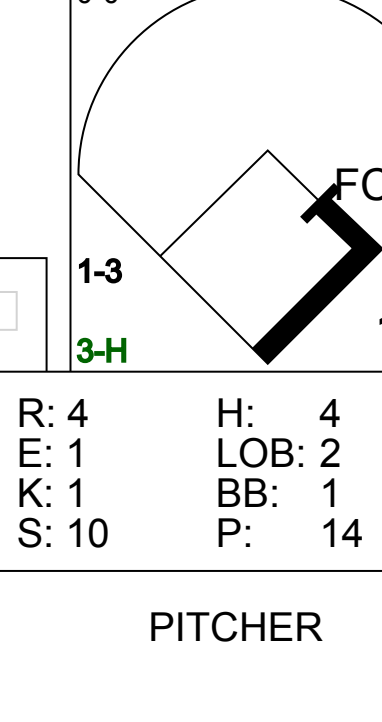
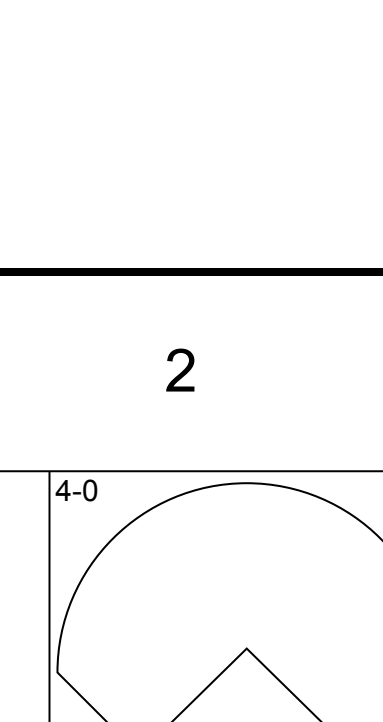
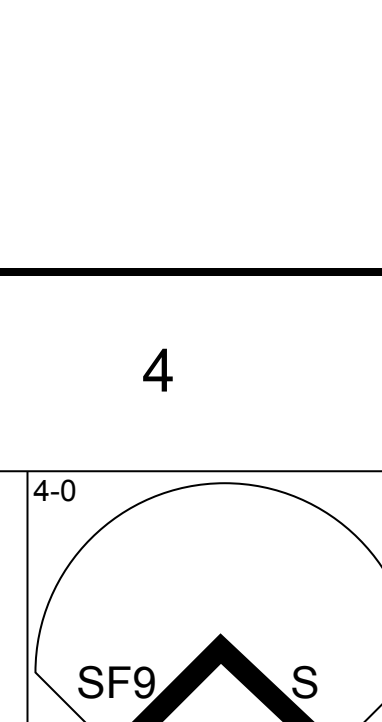
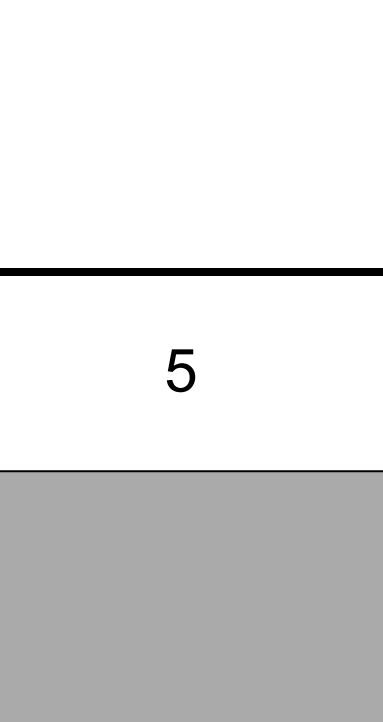
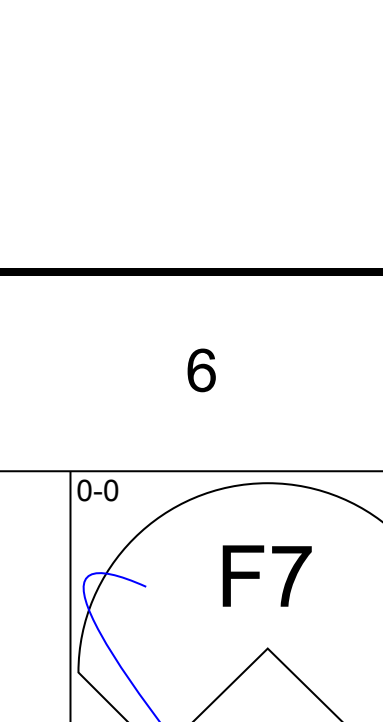
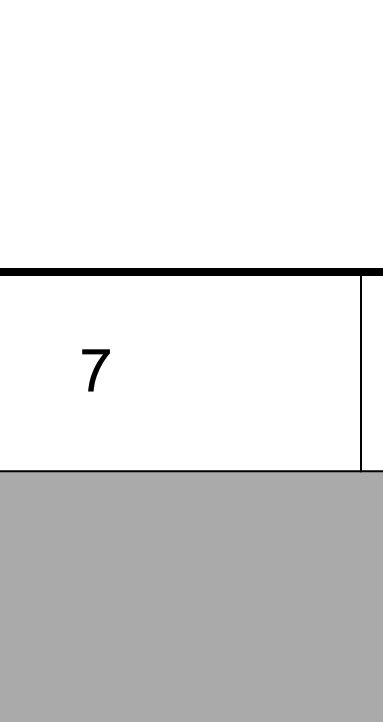
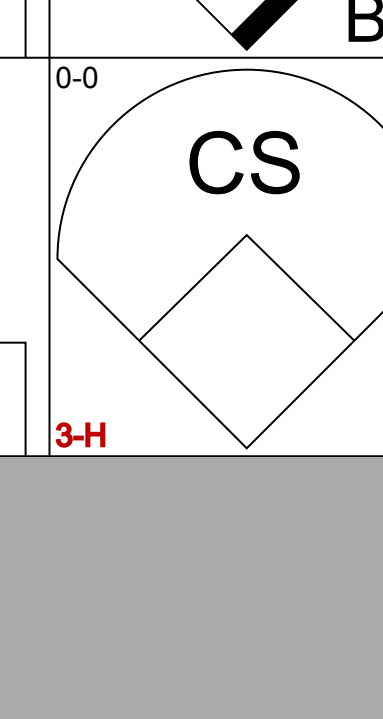



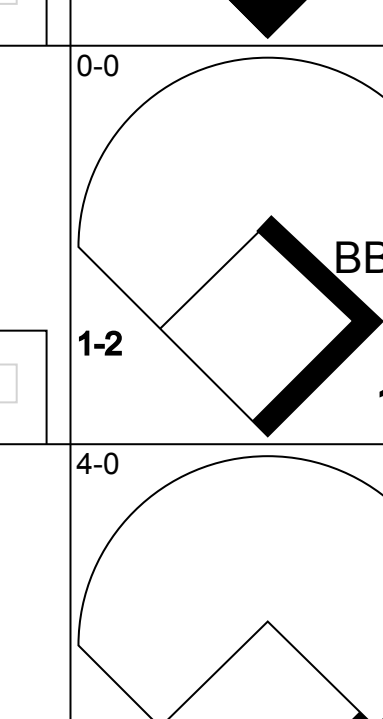
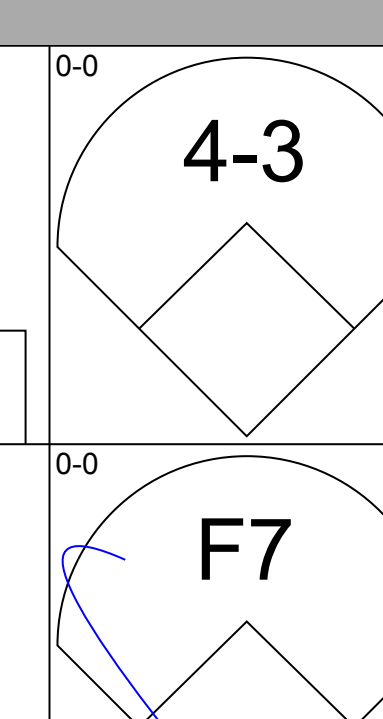

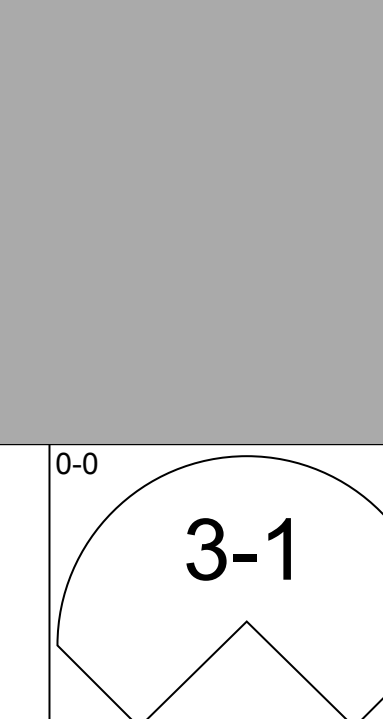
Batter	1	2	3	4	5	6	7	8	9	AB	R	H	RBI	BB	SO	LOB	BOTTOM								
Phil Garner, R (1.4) OBP: 0.313, SLG: 0.353	0-0 E6 2B		0-0 1B SH1-4 1B		0-0 F8	0-0 FC5-4		0-3 K		5	2	1	0	0	1	2									
Ed Ott, L (1.2) OBP: 0.326, SLG: 0.376	0-0 1B G6-3 2B		0-0 SH1-4		0-0 4-3		0-3 K		0-0 G6-3 1B	4	1	2	1	0	1	0									
Bill Madlock, R (1.5) OBP: 0.335, SLG: 0.373	0-0 G6-3 1B		0-0 FC3-6 1B		0-0 2B 1B		0-0 6-3		0-0 G6-3	5	2	3	1	0	0	2									
Dave Parker, L (1.9) OBP: 0.334, SLG: 0.457	0-0 G6-3		0-0 FC3-6 1B		0-0 2B		0-0 4-3			4	0	2	2	0	0	1									
John Milner, L (1.3) OBP: 0.383, SLG: 0.377 Matt Alexander, S (8. PR)	0-0 F8		0-0 FC3-6 1B		4-0 BB		4-0 E 6-3-2 BB			2	0	0	0	2	0	2									
Dale Berra, R (9.5) OBP: 0.286, SLG: 0.392	0-0 F8		0-0 FC3-6 1B		0-0 BB		0-0 E 6-3-2 BB			0	0	0	0	0	0	0									
Mike Easter, L (1.7) OBP: 0.399, SLG: 0.596		0-0 G3		0-0 1B		0-0 F8		0-0 4-3		4	0	1	1	0	0	3									
Tim Foli, R (1.6) OBP: 0.308, SLG: 0.348		0-0 F8		0-0 F8		0-0 6-3		0-0 6-3-2		4	0	0	0	0	0	2									
Omar Moreno, L (1.8) OBP: 0.309, SLG: 0.332		0-0 CS 1B		0-0 6-3		0-0 5-3			0-0 S 1B 1B	4	1	2	0	0	0	0									
John Candelaria, L (1.1) ERA: 3.34 Enrique Romo, R (6.1) OBP: 0.206, SLG: 0.200 Bill Robinson, R (6. PH) OBP: 0.317, SLG: 0.474 Bert Blausien, R (6. PR) OBP: 0.300, SLG: 0.300 Kent Tekulve, R (7.1) OBP: 0.300, SLG: 0.300 Kurt Bavacuzzi, R (9. PH) OBP: 0.248, SLG: 0.270		0-0 CS		0-0 SH1-4 1B		0-3 K		4-0 FC5-4 BB		2	1	1	0	0	1	0									
<b>Inning Stats</b>	R: 2 E: 1 K: 0 S: 5	H: 2 LOB: 0 BB: 0 P: 5	R: 0 E: 0 K: 0 S: 3	H: 1 LOB: 0 BB: 0 P: 3	R: 3 E: 0 K: 0 S: 7	H: 5 LOB: 2 BB: 0 P: 7	R: 0 E: 0 K: 1 S: 5	H: 0 LOB: 0 BB: 0 P: 5	R: 1 E: 0 K: 0 S: 5	H: 2 LOB: 2 BB: 1 P: 9	R: 0 E: 0 K: 0 S: 3	H: 0 LOB: 1 BB: 1 P: 7	R: 0 E: 0 K: 1 S: 5	H: 0 LOB: 0 BB: 0 P: 5	R: 0 E: 1 K: 0 S: 2	H: 0 LOB: 1 BB: 1 P: 6	R: 1 E: 0 K: 1 S: 7	H: 3 LOB: 1 BB: 0 P: 7	1B: 11 2B: 3 3B: 0 HR: 0	SF: 0 SAC: 1 DP: 3 HBP: 0	WP: 0 PB: 0 SB: 1 CS: 1	PA: 40			
<b>PITCHER</b>	IP	WLS	BF	H	R	ER	SO	BB	IBB	HBP	BLK	WP	HR	S	P	ERA	WHIP								
Frank Pastore, R (1.1) ERA: 3.34	2.1		12	6	5	3	0	0	0	0	0	0	0	12	12	11.57	2.571								
Charlie Leibrandt, L (3.1) ERA: 4.16	2.2		12	4	1	1	1	1	0	0	0	0	0	13	17	3.38	1.875								
Mario Soto, R (6.1) ERA: 3.68	3.0	W	12	2	1	1	1	2	0	0	0	0	0	12	20	3.00	1.333								
Tom Hume, R (9.1) ERA: 2.61	1.0	S	3	1	0	0	1	0	0	0	0	0	0	5	5	0.00	1.000								

Cincinnati Reds @ Pittsburgh Pirates  
Three Rivers Stadium, Pittsburgh, PA  
Fri Aug 29 1980, 7:05 PM EDT  
Att: 41,494 - Unknown

AB	35
R	7
H	13
RBI	6
BB	3
SO	3
LOB	12



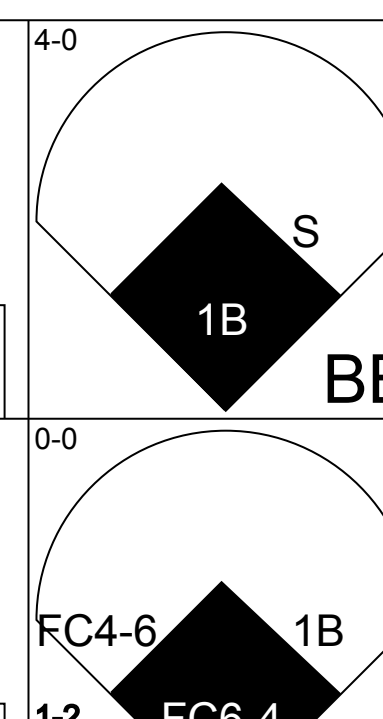
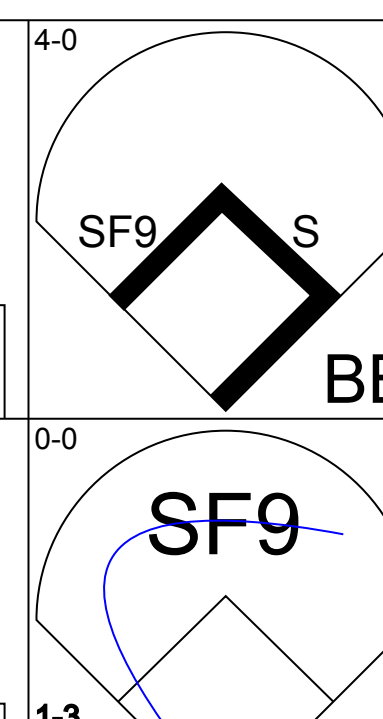
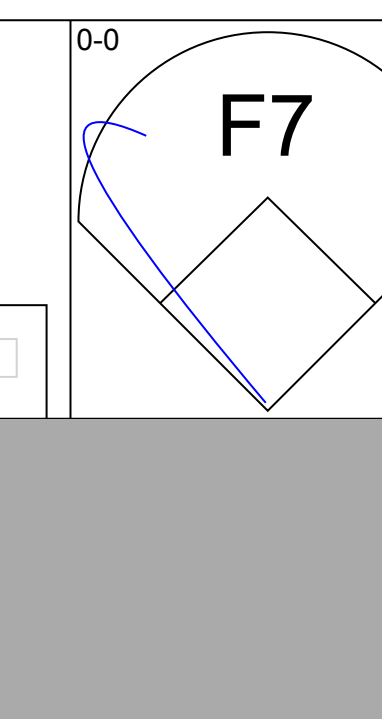
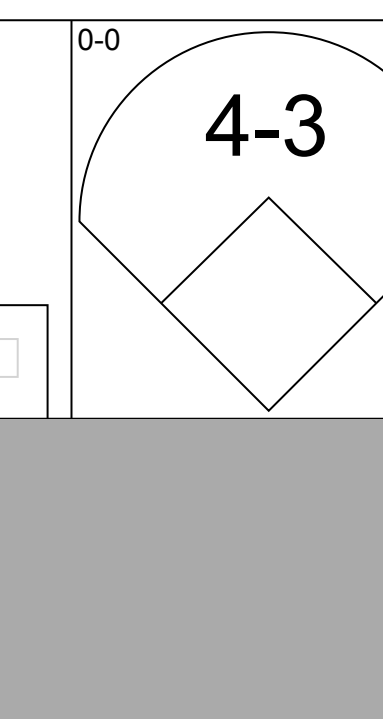
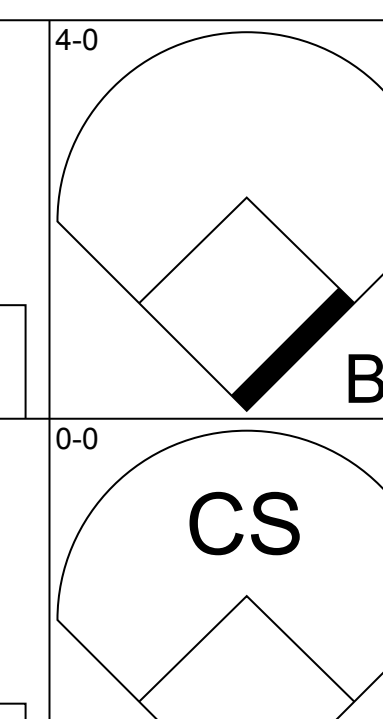
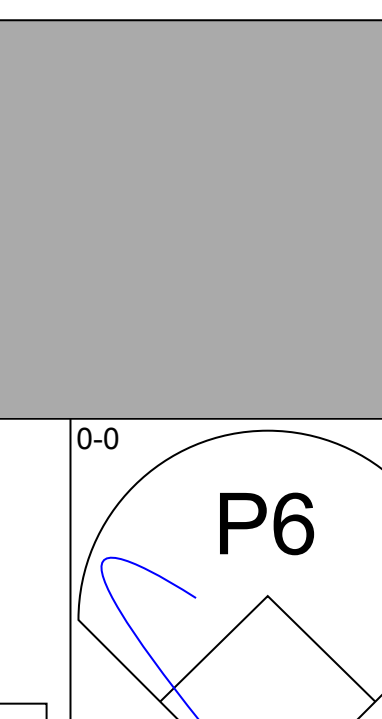
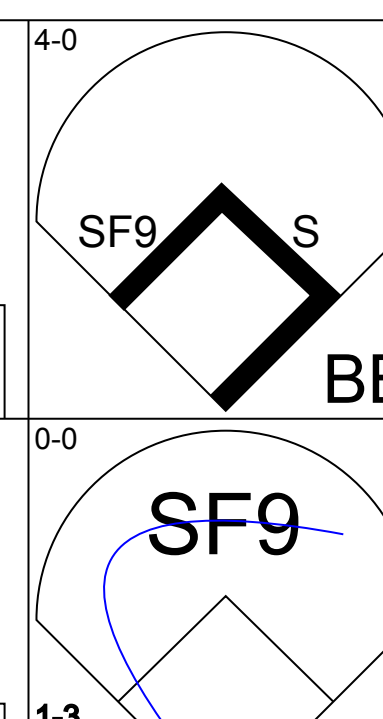
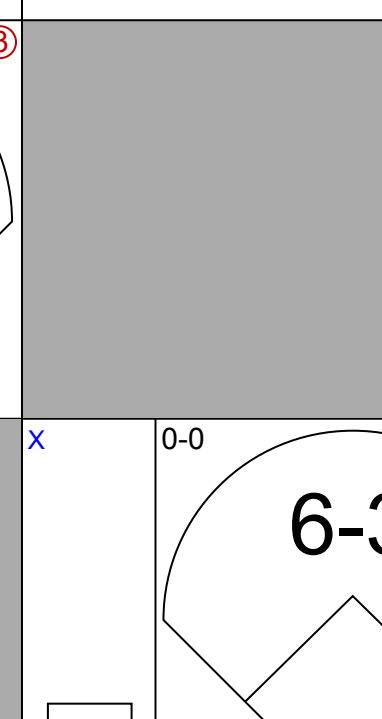
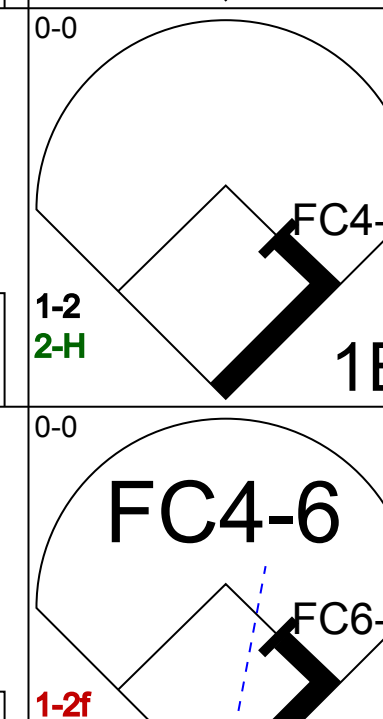
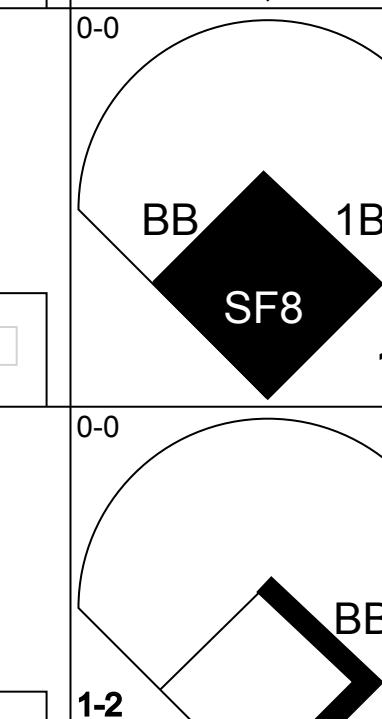
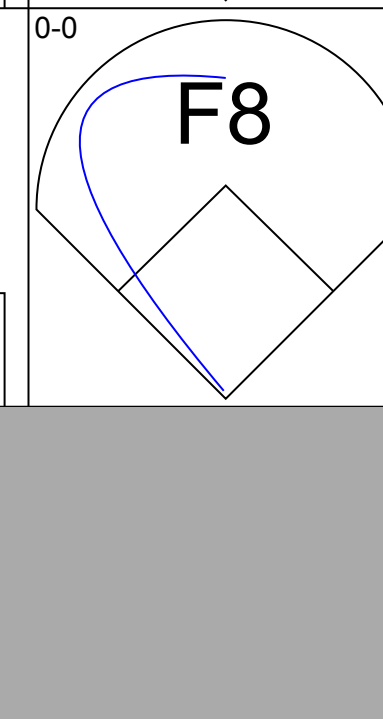
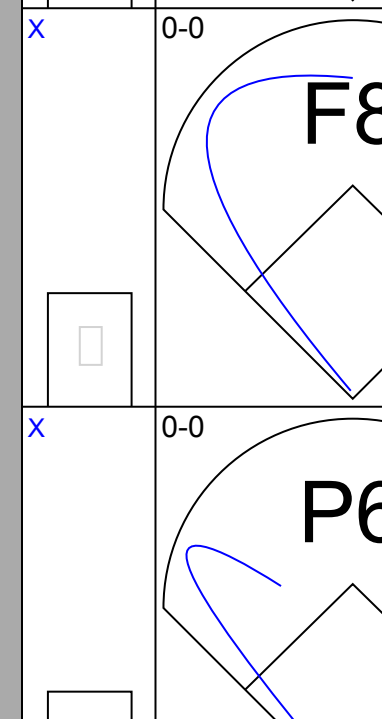
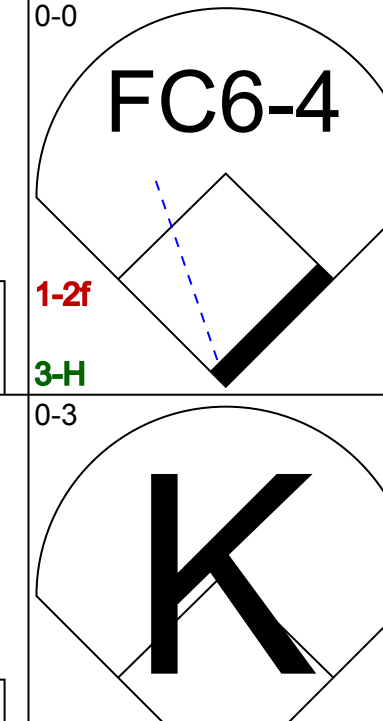
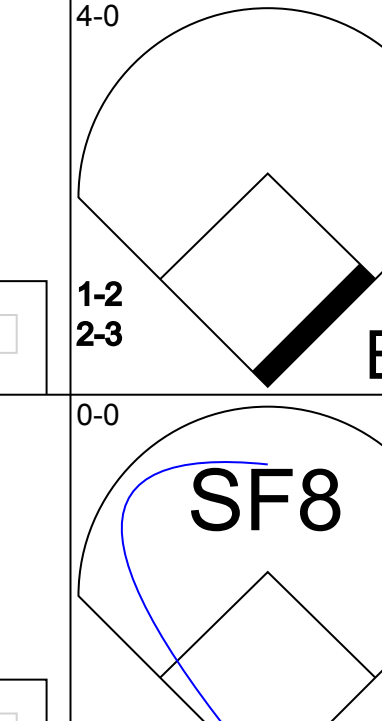
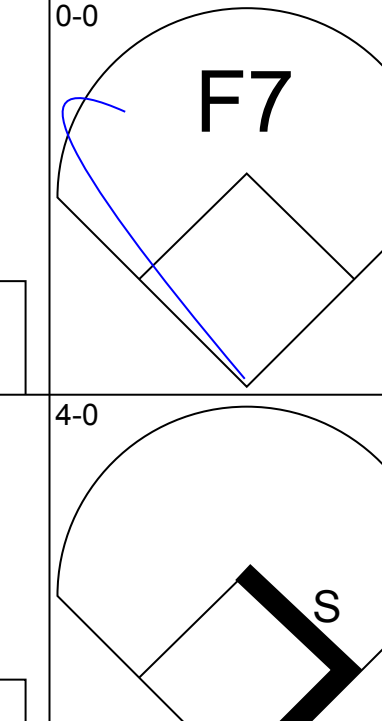


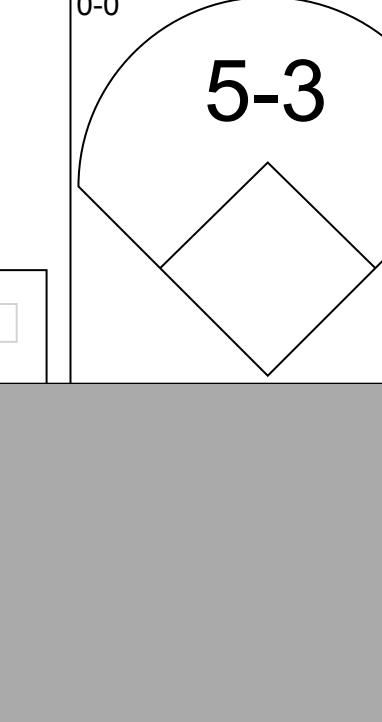
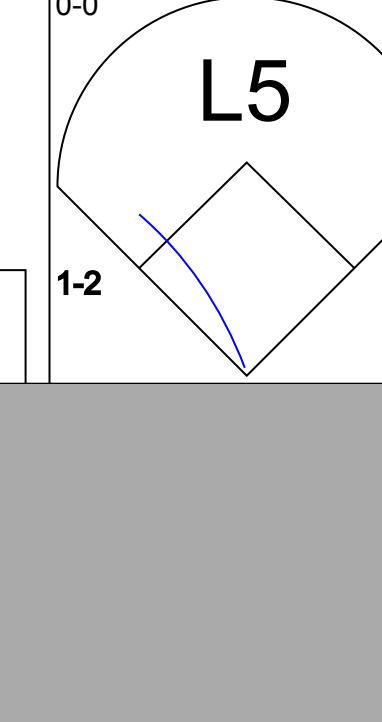
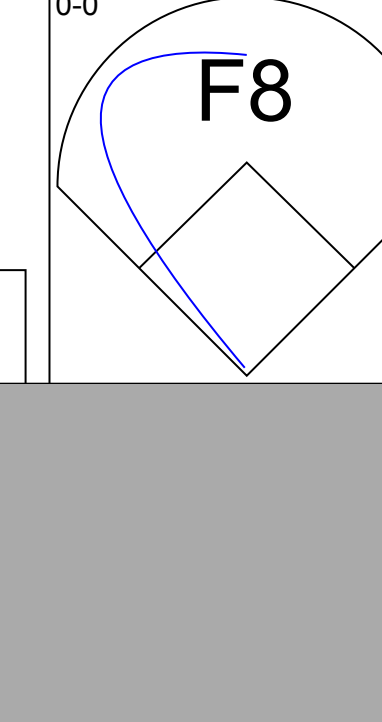

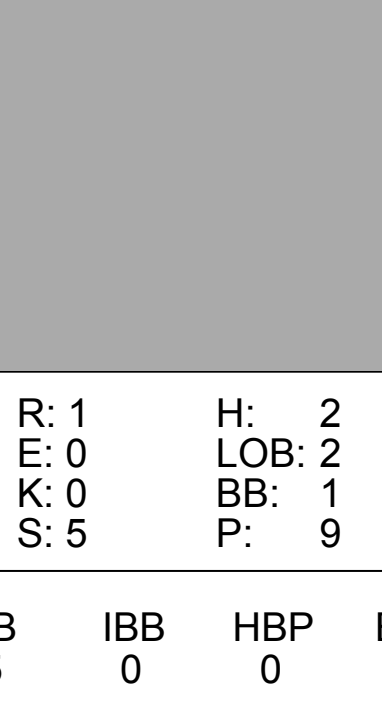
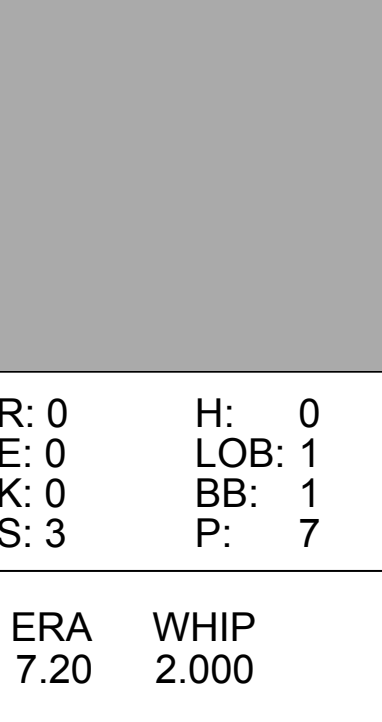

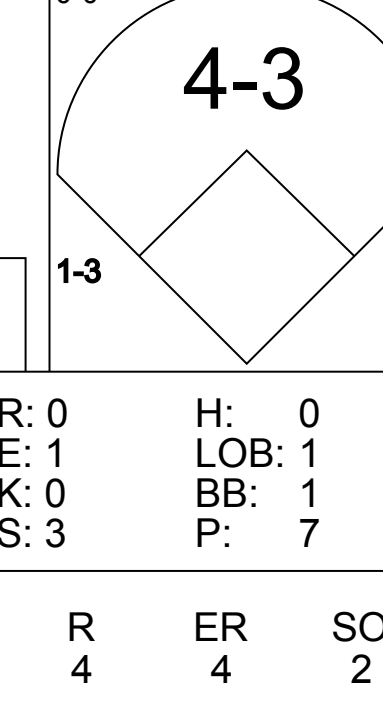
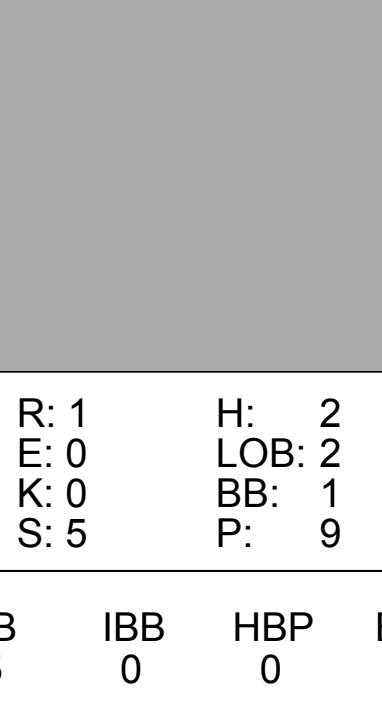
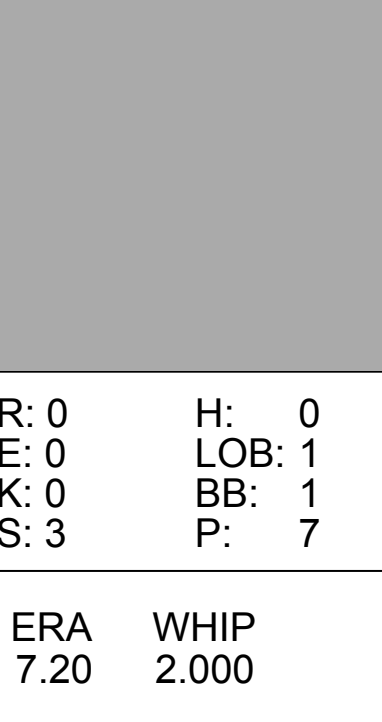







Batter	1	2	3	4	5	6	7	8	9	AB	R	H	RBI	BB	SO	LOB	TOP					
Dave Collins, S OBP: 0.360, SLG: 0.368 Mario Soto, R (6, 1)										3	0	0	1	1	1	1	1					
Ron Oester, S OBP: 0.333, SLG: 0.401										5	0	2	0	0	2	0						
Dave Concepcion, R OBP: 0.301, SLG: 0.357										5	0	0	0	0	1	4						
George Foster, R OBP: 0.356, SLG: 0.475										4	2	3	1	1	0	0						
Dan Driessen, L OBP: 0.392, SLG: 0.445										4	1	1	0	1	0	2						
Johnny Bench, R OBP: 0.331, SLG: 0.508										3	0	1	1	0	1	3						
Ray Knight, R OBP: 0.308, SLG: 0.424										4	1	1	0	0	1	4						
Paul Householder, S OBP: 0.231, SLG: 0.231										4	1	1	1	0	1	1						
Michael LaCoss, R OBP: 0.115, SLG: 0.100 Harry Spilman, L OBP: 0.319, SLG: 0.410 Cesar Geronimo, L OBP: 0.322, SLG: 0.336										2	0	0	0	0	1	0						
										1	0	1	1	0	0	0						
										1	0	0	0	0	0	0						
<b>Inning Stats</b>	R: 0 E: 0 K: 3 S: 9	H: 0 LOB: 0 BB: 0 P: 9	R: 1 E: 1 K: 0 S: 5	H: 2 LOB: 1 BB: 0 P: 5	R: 0 E: 0 K: 0 S: 3	H: 0 LOB: 0 BB: 0 P: 3	R: 0 E: 0 K: 0 S: 5	H: 2 LOB: 2 BB: 0 P: 5	R: 0 E: 0 K: 1 S: 6	H: 1 LOB: 2 BB: 1 P: 10	R: 4 E: 1 K: 1 S: 10	H: 4 LOB: 2 BB: 1 P: 14	R: 0 E: 0 K: 1 S: 6	H: 1 LOB: 1 BB: 0 P: 6	R: 0 E: 0 K: 1 S: 5	H: 0 LOB: 0 BB: 0 P: 5	R: 0 E: 0 K: 1 S: 5	H: 0 LOB: 1 BB: 1 P: 9	1B: 8 2B: 0 3B: 1 HR: 1	SF: 1 SAC: 0 DP: 0 HBP: 0	WP: 0 PB: 0 SB: 0 CS: 0	PA: 41
<b>PITCHER</b>	IP	WLS	BF	H	R	ER	SO	BB	IBB	HBP	BLK	WP	HR	S	P	ERA	WHIP					
Bert Blyleven, R ERA: 3.85	(1, 1)	6.0	L	30	9	5	3	5	2	0	0	0	0	1	38	46	4.50	1.833				
Kent Tekulve, R ERA: 2.64	(7, 1)	3.0		11	1	0	0	3	1	0	0	0	0	0	16	20	0.00	0.667				

Cincinnati Reds @ Pittsburgh Pirates  
Three Rivers Stadium, Pittsburgh, PA  
Sun Aug 31 1980, 3:33 AM EDT  
Att: 21,774 - Unknown

AB	37
R	5
H	10
RBI	5
BB	3
SO	8
LOB	15



Batter	1	2	3	4	5	6	7	8	9	AB	R	H	RBI	BB	SO	LOB	BOTTOM					
Omar Moreno, L OBP: 0.314, SLG: 0.341										2	1	0	0	3	0	0						
Tim Lincecum, R OBP: 0.310, SLG: 0.350 Dale Berra, R OBP: 0.284, SLG: 0.389										2	1	1	1	0	0	0						
Bill Madlock, R OBP: 0.336, SLG: 0.376										4	1	2	1	0	0	1						
Dave Parker, L OBP: 0.333, SLG: 0.456										4	0	1	0	0	0	2						
Mike Easter, L OBP: 0.392, SLG: 0.584										3	0	0	1	1	0	1						
John Milner, L OBP: 0.376, SLG: 0.367										2	0	0	1	1	2	1						
Ed Ott, L OBP: 0.322, SLG: 0.370										4	0	0	0	0	0	3						
Phil Garner, R OBP: 0.312, SLG: 0.355										4	1	1	0	0	1	0						
Bert Blyleven, R OBP: 0.077, SLG: 0.059 Bill Robinson, R OBP: 0.314, SLG: 0.469 Kent Tekulve, R OBP: 0.340, SLG: 0.361										2	0	0	0	0	1	2						
										1	0	0	0	0	1	0						
										0	0	0	0	0	0	0						
										1	0	0	0	0	1	0						
<b>Inning Stats</b>	R: 2 E: 0 K: 1 S: 7	H: 2 LOB: 1 BB: 1 P: 11	R: 0 E: 1 K: 0 S: 3	H: 0 LOB: 1 BB: 1 P: 7	R: 1 E: 0 K: 0 S: 5	H: 2 LOB: 2 BB: 1 P: 9	R: 1 E: 0 K: 1 S: 6	H: 1 LOB: 1 BB: 1 P: 10	R: 0 E: 0 K: 0 S: 3	H: 0 LOB: 0 BB: 0 P: 3	R: 0 E: 0 K: 1 S: 5	H: 0 LOB: 0 BB: 0 P: 5	R: 0 E: 0 K: 1 S: 5	H: 0 LOB: 0 BB: 0 P: 5	R: 0 E: 0 K: 1 S: 5	H: 0 LOB: 0 BB: 0 P: 5	1B: 4 2B: 0 3B: 1 HR: 0	SF: 2 SAC: 0 DP: 0 HBP: 0	WP: 0 PB: 0 SB: 4 CS: 1	PA: 38		
<b>PITCHER</b>	IP	WLS	BF	H	R	ER	SO	BB	IBB	HBP	BLK	WP	HR	S	P	ERA	WHIP					
Michael LaCoss, R ERA: 4.82	(1, 1)	5.0	W	25	5	4	4	2	5	0	0	0	0	0	24	44	7.20	2.000				
Mario Soto, R ERA: 3.59	(6, 1)	4.0	S	12	0	0	0	4	0	0	0	0	0	20	20	0.00	0.000					

Cincinnati Reds @ Pittsburgh Pirates  
Three Rivers Stadium, Pittsburgh, PA  
Sun Aug 31 1980, 3:33 AM EDT  
Att: 21,774 - Unknown

AB	30
R	4
H	5
RBI	4
BB	5
SO	6
LOB	10



Batter	1	2	3	4	5	6	7	8	9	AB	R	H	RBI	BB	SO	LOB	TOP								
Dave Collins, S OBP: 0.362, SLG: 0.370 Sam Mejias, R OBP: 0.302, SLG: 0.340	F3	HBP	K		1B		1B			4	1	2	0	0	1	1	<b>Cincinnati Reds @ St. Louis Cardinals</b> Busch Stadium, St. Louis, MO Mon Sep 01 1980, 3:33 AM CDT Att: 9,761 - Overcast								
Ron Oester, S OBP: 0.335, SLG: 0.398	2B	1B	BB		G3	K	5-3			4	2	1	0	1	1	2									
Dave Concepcion, R OBP: 0.301, SLG: 0.360	3B	1B			5-3		F7			5	1	2	2	0	0	0									
George Foster, R OBP: 0.361, SLG: 0.487	1B	3B	1B		1B		1B	F3		5	2	4	2	0	0	0									
Johnny Bench, R OBP: 0.333, SLG: 0.508 Vic Correll, R (7.2)	1B	8-5	1B		1B		P4	K		4	1	2	2	0	0	3									
Dan Driessen, L OBP: 0.394, SLG: 0.449	1B	F7			1B		4-3			5	0	3	0	0	0	2									
Ray Knight, R OBP: 0.311, SLG: 0.430	1B				F8		1B			5	1	3	1	0	0	3									
Paul Householder, S OBP: 0.222, SLG: 0.222	K		K		K		1B	4-3		5	0	1	1	0	3	4									
Joe Price, R OBP: 0.100, SLG: 0.100	K		4-3		F9		G3-6-4	6-3		5	0	0	0	0	1	5									
<b>Inning Stats</b>	R: 4 E: 0 K: 2 S: 13	H: 6 LOB: 2 BB: 0 P: 13	R: 2 E: 0 K: 0 S: 4	H: 2 LOB: 1 BB: 1 P: 9	R: 0 E: 0 K: 2 S: 8	H: 1 LOB: 1 BB: 0 P: 8	R: 1 E: 0 K: 0 S: 6	H: 3 LOB: 2 BB: 0 P: 6	R: 0 E: 0 K: 0 S: 8	H: 1 LOB: 1 BB: 0 P: 8	R: 0 E: 0 K: 0 S: 4	H: 1 LOB: 1 BB: 0 P: 4	R: 1 E: 0 K: 0 S: 5	H: 3 LOB: 1 BB: 0 P: 5	R: 0 E: 0 K: 1 S: 5	H: 0 LOB: 0 BB: 0 P: 5	R: 0 E: 0 K: 0 S: 4	H: 1 LOB: 1 BB: 0 P: 4	1B: 12 2B: 6 3B: 1 HR: 0	SF: 0 SAC: 0 DP: 2 HBP: 1	WP: 0 PB: 0 SB: 1 CS: 0	PA: 45			
<b>PITCHER</b>	IP	WLS	BF	H	R	ER	SO	BB	IBB	HBP	BLK	WP	HR	S	P	ERA	WHIP								
Jim Kaat, L ERA: 4.23	(1.1)	0.1	L	7	6	4	4	0	0	0	0	0	0	7	7	108.00	18.000								
John Urrico, R ERA: 3.78	(1.1)	4.2		22	7	3	3	6	1	0	1	0	0	32	37	5.79	1.714								
John Martin, L ERA: 1.64	(6.1)	3.0		12	4	1	1	1	0	0	0	0	0	14	14	3.00	1.333								
John Littlefield, R ERA: 2.89	(9.1)	1.0		4	1	0	0	0	0	0	0	0	0	4	4	0.00	1.000								

Batter	1	2	3	4	5	6	7	8	9	AB	R	H	RBI	BB	SO	LOB	BOTTOM								
Ken Oberkfell, L OBP: 0.380, SLG: 0.427	5-3		G3		F8			4-3		4	0	0	0	0	0	3	<b>Cincinnati Reds @ St. Louis Cardinals</b> Busch Stadium, St. Louis, MO Mon Sep 01 1980, 3:33 AM CDT Att: 9,761 - Overcast								
Tony Scott, S OBP: 0.296, SLG: 0.289	BB		F9		5-3			2B		3	0	1	0	1	0	0									
Keith Hernandez, L OBP: 0.402, SLG: 0.485	K		F9		F9			P4		4	0	0	0	0	1	2									
Ted Simmons, S OBP: 0.380, SLG: 0.517	K		P6		6-3			BB		3	0	0	0	1	1	1									
George Hendrick, R OBP: 0.363, SLG: 0.536		K			P4			5-3		4	0	0	0	0	1	2									
Dane Iorg, L OBP: 0.367, SLG: 0.462		4-3			L3			F7		3	0	0	0	0	0	0									
Ken Reitz, R OBP: 0.302, SLG: 0.380					1B			F9		3	1	2	1	0	0	0									
Mike Ramsey, S OBP: 0.280, SLG: 0.343		5-3			F8			5-3		3	0	0	0	0	0	1									
Jim Kaat, L OBP: 0.182, SLG: 0.258 John Urrico, R OBP: 0.180, SLG: 0.182 Steve Swisher, R OBP: 0.271, SLG: 0.187 John Martin, L OBP: 0.197, SLG: 0.500 Keith Smith, R OBP: 0.192, SLG: 0.227 John Littlefield, R (9.1)	(1.1)				G3			F8		0	0	0	0	0	0	0									
<b>Inning Stats</b>	R: 0 E: 0 K: 2 S: 7	H: 0 LOB: 1 BB: 1 P: 11	R: 1 E: 0 K: 1 S: 6	H: 1 LOB: 0 BB: 0 P: 6	R: 0 E: 0 K: 0 S: 3	H: 1 LOB: 0 BB: 0 P: 3	R: 0 E: 0 K: 0 S: 3	H: 0 LOB: 0 BB: 0 P: 3	R: 0 E: 0 K: 0 S: 5	H: 2 LOB: 2 BB: 0 P: 5	R: 0 E: 0 K: 0 S: 3	H: 0 LOB: 0 BB: 0 P: 3	R: 0 E: 0 K: 0 S: 3	H: 0 LOB: 0 BB: 0 P: 3	R: 0 E: 0 K: 0 S: 3	H: 1 LOB: 1 BB: 1 P: 7	1B: 2 2B: 2 3B: 0 HR: 1	SF: 0 SAC: 0 DP: 2 HBP: 0	WP: 0 PB: 0 SB: 0 CS: 0	PA: 32					
<b>PITCHER</b>	IP	WLS	BF	H	R	ER	SO	BB	IBB	HBP	BLK	WP	HR	S	P	ERA	WHIP								
Joe Price, L ERA: 3.38	(1.1)	9.0	W	32	5	1	1	3	2	0	0	0	1	36	44	1.00	0.778								



Batter	1	2	3	4	5	6	7	8	9	AB	R	H	RBI	BB	SO	LOB	TOP								
Dave Collins, S (1, 8) OBP: 0.363, SLG: 0.371 Geoff Combe, R (7, 1)	F7						4-3			4	1	2	0	0	0	0	<b>Cincinnati Reds @ St. Louis Cardinals</b> Busch Stadium, St. Louis, MO Tue Sep 02 1980, 7:05 PM CDT Att: 8,389 - Unknown								
Tom Hume, R (8, 1) OBP: 0.154, SLG: 0.231 Hector Cruz, R (9, PH) OBP: 0.300, SLG: 0.347	F7		1B			1B FC4-6			G1-6-3 BB	0	0	0	0	0	0	0									
Ron Oester, S (1, 4) OBP: 0.332, SLG: 0.393	F7		1-2 K			F8		3B 1B	G1-6-3	5	1	1	0	0	1	4									
Dave Concepcion, R (1, 6)	4-3			4-3		FC4-6 1B		1B 3B		4	1	2	1	0	0	1									
George Foster, R (1, 7) OBP: 0.362, SLG: 0.487		FC3-6 1B		L3		FC4-6 1B		F9		4	0	2	0	0	0	1									
Dan Driessen, L (1, 3) OBP: 0.392, SLG: 0.446 Doug Bair, R (6, 1)	K			K		FC4-6		2B 1B		3	0	0	1	0	2	3									
Cesar Geronimo, L (7, 8) OBP: 0.327, SLG: 0.341	K			K		FC4-6		2B 1B		0	0	0	0	0	0	0									
Joe Nolan, L (1, 2) OBP: 0.377, SLG: 0.451	FC3-6 1B			4-3		4-3		2B		4	0	1	0	0	0	3									
Ray Knight, R (1, 5) OBP: 0.311, SLG: 0.429	1B					F8		K	G3-2-5-2-5	4	0	1	0	0	1	2									
Paul Householder, S (1, 9) OBP: 0.227, SLG: 0.273	L4			1-3				K		4	1	1	0	0	1	2									
Paul Moskau, R (1, 1) OBP: 0.122, SLG: 0.125 Charlie Leibrandt, R (3, 1) OBP: 0.246, SLG: 0.245 Eddie Milner, L (5, PH) Jay Howell, R (5, 1) Harry Spilman, L (6, 3) OBP: 0.323, SLG: 0.410			6-3			F8		SF8		1	0	0	0	0	0	0									
<b>Inning Stats</b>	R: 0 E: 0 K: 0 S: 3	H: 0 LOB: 0 BB: 0 P: 3	R: 0 E: 0 K: 1 S: 7	H: 2 LOB: 2 BB: 0 P: 7	R: 0 E: 0 K: 1 S: 6	H: 1 LOB: 1 BB: 0 P: 6	R: 0 E: 0 K: 1 S: 5	H: 0 LOB: 0 BB: 0 P: 5	R: 0 E: 0 K: 0 S: 3	H: 0 LOB: 0 BB: 0 P: 3	R: 1 E: 0 K: 0 S: 6	H: 3 LOB: 2 BB: 0 P: 6	R: 1 E: 0 K: 1 S: 6	H: 1 LOB: 0 BB: 0 P: 6	R: 2 E: 0 K: 0 S: 6	H: 4 LOB: 1 BB: 0 P: 6	R: 0 E: 0 K: 1 S: 4	H: 0 LOB: 1 BB: 1 P: 9	1B: 8 2B: 3 3B: 1 HR: 0	SF: 1 SAC: 0 DP: 2 HBP: 1	WP: 1 PB: 0 SB: 1 CS: 0	PA: 38			
<b>PITCHER</b>	IP	WLS	BF	H	R	ER	SO	BB	IBB	HBP	BLK	WP	HR	S	P	ERA	WHIP								
Bob Forsch, R (1, 1) ERA: 3.52 John Littlefield, R (8, 1) ERA: 2.8	7.1	W	33	11	4	4	4	0	0	0	0	1	0	41	41	4.91	1.500								

Batter	1	2	3	4	5	6	7	8	9	AB	R	H	RBI	BB	SO	LOB	BOTTOM								
Ken Oberkfell, L (1, 4) OBP: 0.380, SLG: 0.427	6-3	L6		5-3		E 1B		1B 2B		5	1	2	0	0	0	2	<b>Cincinnati Reds @ St. Louis Cardinals</b> Busch Stadium, St. Louis, MO Tue Sep 02 1980, 7:05 PM CDT Att: 8,389 - Unknown								
Tony Scott, S (1, 8) OBP: 0.300, SLG: 0.294	HR 1B		4-3	5-3		E 1B		S 1B		5	2	3	0	0	0	1									
Keith Hernandez, L (1, 3) OBP: 0.405, SLG: 0.497	HR		WP 3B		4-3 S SF7		2B IBB			3	4	3	3	1	0	0									
Ted Simmons, S (1, 2) OBP: 0.380, SLG: 0.523	K		WP 3B		4-3		L3			5	2	2	4	0	1	3									
George Hendrick, R (1, 9) OBP: 0.363, SLG: 0.534	F7		SF9 3B		FC S		K		3-1 1B	4	0	1	1	1	1	1									
Dane Iorg, L (1, 7) OBP: 0.368, SLG: 0.470		WP S SF8		SF9		SF7		3-1 1B		3	2	2	2	0	0	1									
Ken Reitz, R (1, 5) OBP: 0.301, SLG: 0.378		F3		F7		K		4-3		5	0	1	1	0	1	4									
Mike Phillips, L (1, 6) OBP: 0.277, SLG: 0.266	SF8			SH1-4 1B		G3		G4-6-3		3	0	1	1	0	0	1									
Bob Forsch, R (1, 1) OBP: 0.324, SLG: 0.507 John Littlefield, R (8, 1) ERA: 2.8				SH1-4 1B		1B SF7		K		2	1	2	0	0	0	0									
<b>Inning Stats</b>	R: 2 E: 0 K: 1 S: 7	H: 2 LOB: 0 BB: 0 P: 7	R: 1 E: 0 K: 0 S: 5	H: 2 LOB: 0 BB: 0 P: 5	R: 2 E: 0 K: 0 S: 5	H: 2 LOB: 1 BB: 1 P: 9	R: 0 E: 0 K: 0 S: 4	H: 1 LOB: 0 BB: 0 P: 4	R: 1 E: 0 K: 1 S: 7	H: 1 LOB: 1 BB: 0 P: 7	R: 1 E: 1 K: 0 S: 6	H: 3 LOB: 2 BB: 0 P: 6	R: 1 E: 0 K: 1 S: 6	H: 2 LOB: 0 BB: 0 P: 6	R: 4 E: 0 K: 1 S: 9	H: 4 LOB: 1 BB: 1 P: 13		R: 0 E: 0 K: 1 S: 0	H: 0 LOB: 1 BB: 1 P: 0	1B: 12 2B: 3 3B: 1 HR: 1	SF: 4 SAC: 1 DP: 1 HBP: 0	WP: 2 PB: 0 SB: 4 CS: 0	PA: 43		
<b>PITCHER</b>	IP	WLS	BF	H	R	ER	SO	BB	IBB	HBP	BLK	WP	HR	S	P	ERA	WHIP								
Paul Moskau, R (1, 1) ERA: 3.73 Charlie Leibrandt, L (3, 1) ERA: 4.12 Jay Howell, R (5, 1) ERA: 19.29 Doug Bair, R (6, 1) ERA: 4.67 Geoff Combe, R (7, 1) ERA: 27.0	2.1	L	13	6	5	5	1	0	0	0	0	0	0	6	10	0.00	1.200								
Tom Hume, R (8, 1) ERA: 2.88	0.2		4	2	1	1	0	0	0	0	0	0	0	6	6	9.00	3.000								



Batter	1	2	3	4	5	6	7	8	9	10	AB	R	H	RBI	BB	SO	LOB	TOP				
Dave Collins, S OBP: 0.365, SLG: 0.372 Cesar Geronimo, L OBP: 0.327, SLG: 0.341 Sam Mejias, R OBP: 0.299, SLG: 0.337	L5		F7							F9	4	0	2	0	0	0	0					
Ron Oester, S OBP: 0.329, SLG: 0.388	3-1		L5								5	0	1	0	0	0	2					
Dave Concepcion, R OBP: 0.302, SLG: 0.363	G3		4-3							4-3	5	0	1	0	0	1	2					
George Foster, R OBP: 0.359, SLG: 0.482		F8		6-3						G1-4-6-3	4	0	0	0	0	0	1					
Johnny Bench, R OBP: 0.332, SLG: 0.505				5-3						F7	4	0	1	0	0	0	0					
Harry Spillman, L OBP: 0.340, SLG: 0.460											4	3	3	1	0	0	1					
Ray Knight, R OBP: 0.310, SLG: 0.427											4	0	1	0	0	0	2					
Paul Householder, S OBP: 0.269, SLG: 0.308											4	0	2	2	0	1	0					
Frank Pastore, R OBP: 0.170, SLG: 0.120 Mario Soto, R OBP: 0.377, SLG: 0.441 Ken Griffey, L OBP: 0.377, SLG: 0.441 Tom Hume, R OBP: 0.154, SLG: 0.231											3	0	0	0	0	1	4					
<b>Inning Stats</b>	R: 0 E: 0 K: 0 S: 3	H: 0 LOB: 0 BB: 0 P: 3	R: 1 E: 1 K: 1 S: 8	H: 2 LOB: 2 BB: 0 P: 8	R: 0 E: 0 K: 0 S: 3	H: 0 LOB: 0 BB: 0 P: 3	R: 1 E: 0 K: 0 S: 6	H: 3 LOB: 2 BB: 0 P: 6	R: 0 E: 0 K: 1 S: 5	H: 1 LOB: 1 BB: 0 P: 5	R: 1 E: 0 K: 0 S: 4	H: 1 LOB: 0 BB: 0 P: 4	R: 0 E: 0 K: 0 S: 3	H: 1 LOB: 0 BB: 0 P: 3	R: 0 E: 0 K: 1 S: 5	H: 1 LOB: 0 BB: 0 P: 5	R: 0 E: 0 K: 0 S: 4	H: 1 LOB: 1 BB: 0 P: 4	1B: 10 2B: 1 3B: 0 HR: 1	SF: 0 SAC: 0 DP: 3 HBP: 0	WP: 0 PB: 0 SB: 2 CS: 1	PA: 39
<b>PITCHER</b>	IP 9.0	WLS 35	H 10	R 3	ER 2	SO 3	BB 0	IBB 0	HBP 0	BLK 0	WP 0	HR 1	S 41	P 41	ERA 2.00	WHIP 1.111						
Silvio Martinez, R ERA: 4.38 Jim Kaat, L ERA: 4.19	1.0	W	4	1	0	0	0	0	0	0	0	0	4	4	0.00	1.000						

Cincinnati Reds @ St. Louis Cardinals  
 Busch Stadium, St. Louis, MO  
 Wed Sep 03 1980, 7:05 PM CDT  
 Att: 8,522 - Unknown

AB	39
R	3
H	11
RBI	3
BB	0
SO	3
LOB	12



Batter	1	2	3	4	5	6	7	8	9	10	AB	R	H	RBI	BB	SO	LOB	BOTTOM				
Ken Oberkfell, L OBP: 0.384, SLG: 0.429											3	0	2	0	1	0	1					
Tony Scott, S OBP: 0.302, SLG: 0.297											4	0	2	1	0	0	1					
Keith Hernandez, L OBP: 0.403, SLG: 0.493											4	0	0	0	0	2	3					
Ted Simmons, S OBP: 0.379, SLG: 0.520											4	0	1	0	0	0	3					
George Hendrick, R OBP: 0.361, SLG: 0.530											4	0	0	0	0	1	0					
Dane Iorg, L OBP: 0.366, SLG: 0.466											4	1	1	0	0	0	0					
Ken Reitz, R OBP: 0.304, SLG: 0.394 Bobby Bonds, R OBP: 0.309, SLG: 0.322 Mike Ramsey, S OBP: 0.280, SLG: 0.343											3	2	2	3	1	1	0					
Mike Phillips, L OBP: 0.279, SLG: 0.268 Leon Durham, L OBP: 0.285, SLG: 0.381											3	0	1	0	0	0	0					
Silvio Martinez, R OBP: 0.143, SLG: 0.091 Jim Kaat, L ERA: 3.94 Terry Kennedy, L OBP: 0.312, SLG: 0.385 Don Hood, L OBP: 0.176, SLG: 0.176											2	0	0	0	0	1	0					
<b>Inning Stats</b>	R: 0 E: 0 K: 0 S: 3	H: 1 LOB: 1 BB: 1 P: 7	R: 0 E: 0 K: 1 S: 5	H: 0 LOB: 0 BB: 0 P: 5	R: 0 E: 0 K: 0 S: 4	H: 1 LOB: 1 BB: 0 P: 4	R: 0 E: 0 K: 0 S: 3	H: 1 LOB: 0 BB: 0 P: 3	R: 1 E: 0 K: 0 S: 5	H: 2 LOB: 1 BB: 0 P: 5	R: 0 E: 0 K: 1 S: 5	H: 0 LOB: 0 BB: 0 P: 7	R: 0 E: 0 K: 1 S: 6	H: 1 LOB: 1 BB: 0 P: 6	R: 0 E: 0 K: 1 S: 5	H: 0 LOB: 1 BB: 1 P: 9	R: 1 E: 0 K: 0 S: 3	H: 2 LOB: 1 BB: 0 P: 3	1B: 8 2B: 0 3B: 0 HR: 2	SF: 0 SAC: 3 DP: 1 HBP: 0	WP: 0 PB: 0 SB: 0 CS: 0	PA: 38
<b>PITCHER</b>	IP 7.0	WLS 28	H 8	R 3	ER 3	SO 3	BB 1	IBB 0	HBP 0	BLK 0	WP 0	HR 2	S 33	P 37	ERA 3.86	WHIP 1.286						
Frank Pastore, R ERA: 3.37 Mario Soto, R ERA: 3.94 Tom Hume, R ERA: 2.75	2.0	7	0	0	2	1	0	0	0	0	0	0	10	14	0.00	0.500						
0.1	L	3	2	1	1	0	0	0	0	0	0	0	3	3	27.00	6.000						

Cincinnati Reds @ St. Louis Cardinals  
 Busch Stadium, St. Louis, MO  
 Wed Sep 03 1980, 7:05 PM CDT  
 Att: 8,522 - Unknown

AB	33
R	4
H	10
RBI	4
BB	2
SO	5
LOB	9



Batter	1	2	3	4	5	6	7	8	9	AB	R	H	RBI	BB	SO	LOB	TOP										
Dave Collins, S (1, 8) OBP: 0.366, SLG: 0.373 Cesar Geronimo, L (8, 8) OBP: 0.325, SLG: 0.338										4	1	2	1	0	0	2											
Ken Griffey, L (1, 9) OBP: 0.375, SLG: 0.439										5	1	1	0	0	1	2											
Dave Concepcion, R (1, 6) OBP: 0.306, SLG: 0.367										5	1	4	1	0	0	1											
George Foster, R (1, 7) OBP: 0.359, SLG: 0.479										3	0	0	0	2	1	3											
Dan Driessen, L (1, 3) OBP: 0.394, SLG: 0.448										2	0	1	1	2	0	0											
Johnny Bench, R (1, 2) OBP: 0.331, SLG: 0.511										4	1	1	2	0	1	6											
Ray Knight, R (1, 5) OBP: 0.310, SLG: 0.426										4	0	1	0	0	1	1											
Ron Oester, S (1, 4) OBP: 0.332, SLG: 0.390										4	1	2	0	0	0	1											
Tom Seaver, R (1, 1) OBP: 0.231, SLG: 0.152 Mario Soto, R (9, 1)										2	0	0	0	0	2	1											
<b>Inning Stats</b>	R: 3 E: 0 K: 0 S: 6	H: 3 LOB: 1 BB: 1 P: 10	R: 0 E: 0 K: 0 S: 4	H: 1 LOB: 1 BB: 0 P: 4	R: 0 E: 0 K: 0 S: 4	H: 2 LOB: 1 BB: 0 P: 4	R: 0 E: 0 K: 1 S: 6	H: 1 LOB: 1 BB: 0 P: 6	R: 0 E: 0 K: 2 S: 8	H: 1 LOB: 2 BB: 1 P: 12	R: 0 E: 0 K: 1 S: 5	H: 1 LOB: 0 BB: 0 P: 5	R: 1 E: 0 K: 2 S: 8	H: 1 LOB: 0 BB: 0 P: 8	R: 0 E: 2 K: 1 S: 6	H: 0 LOB: 3 BB: 2 P: 14	1B: 10 2B: 2 3B: 0 HR: 1	SF: 2 SAC: 2 DP: 2 HBP: 0	WP: 0 PB: 0 SB: 1 CS: 1	PA: 42							
<b>PITCHER</b>	IP	WLS	BF	H	R	ER	SO	BB	IBB	HBP	BLK	WP	HR	S	P	ERA	WHIP										
Rick Reuschel, R (1, 1) ERA: 3.32	7.0	L	32	11	4	4	4	1	1	0	0	0	0	38	46	5.14	1.714										
Dick Tidrow, R (8, 1) ERA: 2.79	1.2		8	1	1	1	3	1	0	0	0	0	1	13	17	5.40	1.200										
Doug Capilla, L (9, 1) ERA: 2.85	0.0		1	0	0	0	0	1	0	0	0	0	0	4	4	∞	∞										
Lee Smith, R (9, 1) ERA:	0.1		1	0	0	0	0	0	0	0	0	0	0	1	1	0.00	0.000										

Cincinnati Reds @ Chicago Cubs  
Wrigley Field, Chicago, IL  
Fri Sep 05 1980, 3:33 AM CDT  
Att: 5,386 - Unknown

AB	34
R	5
H	12
RBI	5
BB	4
SO	7
LOB	17



Batter	1	2	3	4	5	6	7	8	9	AB	R	H	RBI	BB	SO	LOB	BOTTOM										
Ivan De Jesus, R (1, 6) OBP: 0.333, SLG: 0.343										4	1	2	0	0	1	0											
Lenny Randle, S (1, 5) OBP: 0.345, SLG: 0.372										4	0	1	0	0	0	1											
Bill Buckner, L (1, 3) OBP: 0.347, SLG: 0.448										3	1	2	1	0	1	2											
Dave Kingman, R (1, 7) OBP: 0.301, SLG: 0.498										4	0	1	0	0	1	4											
Jim Tracy, L (1, 9) OBP: 0.267, SLG: 0.433										4	0	0	0	0	3	4											
Jerry Martin, R (1, 8) OBP: 0.290, SLG: 0.428										4	1	1	2	0	1	0											
Tim Blackwell, S (1, 2) OBP: 0.342, SLG: 0.397										3	0	0	0	1	2	0											
Mike Tyson, R (1, 4) OBP: 0.284, SLG: 0.367 Scott Thompson, L (9, PH) OBP: 0.302, SLG: 0.298										3	0	1	0	0	1	0											
Rick Reuschel, R (1, 1) OBP: 0.189, SLG: 0.247 Jesus Figueroa, L (7, PH) OBP: 0.299, SLG: 0.306 Dick Tidrow, R (8, 1) OBP: 0.345, SLG: 0.372 Doug Capilla, L (9, 1) OBP: 0.345, SLG: 0.372 Lee Smith, R (9, 1) OBP: 0.301, SLG: 0.498 Larry Bittner, L (9, PH) OBP: 0.301, SLG: 0.323										2	0	0	0	0	0	2											
<b>Inning Stats</b>	R: 0 E: 0 K: 2 S: 9	H: 2 LOB: 2 BB: 0 P: 9	R: 0 E: 0 K: 3 S: 9	H: 0 LOB: 0 BB: 0 P: 9	R: 0 E: 0 K: 0 S: 3	H: 0 LOB: 0 BB: 0 P: 3	R: 2 E: 0 K: 2 S: 10	H: 3 LOB: 2 BB: 1 P: 14	R: 1 E: 0 K: 0 S: 5	H: 2 LOB: 1 BB: 0 P: 5	R: 0 E: 0 K: 1 S: 5	H: 0 LOB: 0 BB: 0 P: 5	R: 0 E: 0 K: 1 S: 5	H: 1 LOB: 0 BB: 0 P: 5	R: 0 E: 0 K: 0 S: 3	H: 0 LOB: 1 BB: 1 P: 7	1B: 7 2B: 0 3B: 0 HR: 1	SF: 1 SAC: 0 DP: 1 HBP: 0	WP: 0 PB: 0 SB: 1 CS: 0	PA: 36							
<b>PITCHER</b>	IP	WLS	BF	H	R	ER	SO	BB	IBB	HBP	BLK	WP	HR	S	P	ERA	WHIP										
Tom Seaver, R (1, 1) ERA: 4.43	8.2	W	35	8	3	3	10	2	0	0	0	0	1	53	61	3.12	1.154										
Mario Soto, R (9, 1) ERA: 3.53	0.1	S	1	0	0	0	0	0	0	0	0	0	0	1	1	0.00	0.000										

Cincinnati Reds @ Chicago Cubs  
Wrigley Field, Chicago, IL  
Fri Sep 05 1980, 3:33 AM CDT  
Att: 5,386 - Unknown

AB	33
R	3
H	8
RBI	3
BB	2
SO	10
LOB	14





Batter	1	2	3	4	5	6	7	8	9	10	AB	R	H	RBI	BB	SO	LOB	TOP				
Dave Collins, S OBP: 0.367, SLG: 0.374 Cesar Geronimo, L OBP: 0.323, SLG: 0.336	(1, 8) X 0-0 F8 1B		X 0-0 1B 1B	X 0-0 F7		X 0-0 B1			X 0-0 F7		4	1	2	0	0	0	1	Cincinnati Reds @ Chicago Cubs Wrigley Field, Chicago, IL Sat Sep 06 1980, 3:33 AM CDT Unknown				
Ken Griffey, L OBP: 0.375, SLG: 0.438	(1, 9) X 0-0 F8 1-2		X 0-0 BB 1B	X 0-0 BB 1B		X 0-0 E3 FC4-6			X 0-0 F8		5	0	2	2	0	0	1					
Dave Concepcion, R OBP: 0.309, SLG: 0.388	(1, 6) X 0-0 E 1B		X 0-0 BB 1B	X 0-0 BB 1B		X 0-0 FC4-6 1-2f			X 0-0 5-3		4	0	2	1	1	0	1					
George Foster, R OBP: 0.358, SLG: 0.476	(1, 7) X 0-0 E5 1-2		X 0-0 K	X 0-0 P4				X 0-0 6-3		X 0-0 G3-6-3 1B	5	0	1	0	0	1	5					
Dan Driessen, L OBP: 0.392, SLG: 0.444	(1, 3) X 0-0 G3		X 0-0 BB	X 0-0 4-3				X 0-0 K		X 0-0 G3-6-3 1-2f	4	0	0	0	1	1	3					
Johnny Bench, R OBP: 0.331, SLG: 0.506	(1, 2) X 0-0 F7	X 0-0 K	X 0-0 K	X 0-0 BB		X 0-0 6-3			X 0-0 6-3		X 0-0 BB	3	0	0	0	2	1		3			
Ray Knight, R OBP: 0.307, SLG: 0.422	(1, 5) X 0-0 F7	X 0-0 L6	X 0-0 F9	X 0-0 BB				X 0-0 6-3		X 0-0 5-3 1-2	5	0	0	0	0	0	5					
Ron Oester, S OBP: 0.330, SLG: 0.388	(1, 4) X 0-0 4-3		X 0-0 SH3-4 1B	X 0-0 F7				X 0-0 4-3			4	1	1	0	0	0	1					
Michael LaCoss, R OBP: 0.127, SLG: 0.113 Tom Hume, R OBP: 0.154, SLG: 0.231	(1, 1) X 0-0 1B 1B		X 0-0 SH3-4 1B	X 0-0 5-3		X 0-0 5-3			X 0-0 5-3		3	1	1	0	0	0	0					
Inning Stats	R: 0 E: 1 K: 0 S: 5	H: 2 LOB: 2 BB: 0 P: 3	R: 0 E: 0 K: 0 S: 3	H: 0 LOB: 0 BB: 0 P: 3	R: 2 E: 0 K: 2 S: 11	H: 4 LOB: 3 BB: 1 P: 15	R: 1 E: 0 K: 0 S: 5	H: 2 LOB: 2 BB: 1 P: 9	R: 0 E: 0 K: 0 S: 3	H: 0 LOB: 1 BB: 0 P: 7	R: 0 E: 1 K: 2 S: 4	H: 0 LOB: 0 BB: 0 P: 4	R: 0 E: 0 K: 1 S: 5	H: 0 LOB: 0 BB: 0 P: 5	R: 0 E: 0 K: 0 S: 3	H: 0 LOB: 0 BB: 0 P: 3	R: 0 E: 0 K: 0 S: 3		H: 1 LOB: 1 BB: 1 P: 7	1B: 9 2B: 0 3B: 0 HR: 0	SF: 0 SAC: 1 DP: 1 HBP: 0	WP: 0 PB: 0 SB: 1 CS: 0
PITCHER	IP	WLS	BF	H	R	ER	SO	BB	IBB	HBP	BLK	WP	HR	S	P	ERA	WHIP					
Dennis Lamp, R ERA: 4.78	(1, 1)	2.1	14	6	2	2	1	1	0	0	0	0	0	15	19	7.71	3.000					
Bill Caudill, R ERA: 3.19	(3, 1)	2.2	12	2	1	1	1	2	0	0	0	0	0	12	20	3.38	1.500					
Willie Hernandez, L ERA: 4.83	(8, 1)	2.0	7	0	0	0	1	0	0	0	0	0	0	9	9	0.00	0.000					
Dick Tidrow, R ERA: 2.73	(8, 1)	2.0	6	0	0	0	0	0	0	0	0	0	0	6	6	0.00	0.000					
Bruce Sutter, R ERA: 2.27	(10, 1)	1.0	W	4	1	0	0	0	1	0	0	0	0	3	7	0.00	2.000					

Cincinnati Reds @ Chicago Cubs  
Wrigley Field, Chicago, IL  
Sat Sep 06 1980, 3:33 AM CDT  
Unknown

AB 38  
R 3  
H 9  
RBI 3  
BB 4  
SO 3  
LOB 20



Batter	1	2	3	4	5	6	7	8	9	10	AB	R	H	RBI	BB	SO	LOB	BOTTOM				
Ivan De Jesus, R OBP: 0.333, SLG: 0.344	(1, 6) X 0-3 K		X 0-0 6-3		X 0-0 FC4-6 1B			X 0-0 S 1B	X 0-3 K		5	1	2	0	0	2	3	Cincinnati Reds @ Chicago Cubs Wrigley Field, Chicago, IL Sat Sep 06 1980, 3:33 AM CDT Unknown				
Lenny Randle, S OBP: 0.341, SLG: 0.368	(1, 5) X 0-0 B1-3		X 0-0 K		X 0-0 FC4-6 1-2f			X 0-0 E3 CS	X 0-0 F8		5	0	0	0	0	1	5					
Bill Buckner, L OBP: 0.348, SLG: 0.448	(1, 7) X 0-0 FC5-4 1B			X 0-0 4-3	X 0-0 FC6-4 1-2f			X 0-0 B1 1-2		X 0-0 HBP 1B	5	1	2	0	0	0	3					
Cliff Johnson, R OBP: 0.328, SLG: 0.400	(1, 3) X 0-0 FC5-4 1-2f		X 0-0 PB 1B 5-3 1B	X 0-0 K		X 0-0 K		X 0-0 F8		X 1-0 E 1B	4	1	1	0	0	1	1					
Jim Tracy, L OBP: 0.324, SLG: 0.500 Carlos Lezcano, R OBP: 0.296, SLG: 0.426	(1, 9) X 0-0 G4-6-3 1B	X 0-0 G4-6-3 1B	X 0-0 5-3 1B	X 0-0 5-3 1B		X 0-0 G3		X 0-0 1B 2B	X 0-0 E5 1-2 2-H		4	0	3	0	0	0	0					
Jerry Martin, R OBP: 0.290, SLG: 0.427	(1, 8) X 0-0 1B	X 0-0 G4-6-3 1B	X 0-0 5-3	X 0-0 5-3 1-2 2-H		X 0-0 F8		X 0-0 F9			4	0	1	1	0	0	2					
Tim Blackwell, S OBP: 0.339, SLG: 0.393 Dave Kingman, R OBP: 0.304, SLG: 0.500 Barry Foote, R OBP: 0.282, SLG: 0.387	(1, 2) X 0-0 G4-6-3 1-2f 2-3	X 0-0 G4-6-3 1B	X 0-0 4-3	X 0-0 4-3		X 0-3 K		X 0-0 2B 1B	X 0-0 2B 1B		3	0	0	0	0	1	3					
Mike Tyson, R OBP: 0.286, SLG: 0.366 Jesus Figueroa, L OBP: 0.297, SLG: 0.303 Dick Tidrow, R OBP: 0.322, SLG: 0.392 Mike Vail, R OBP: 0.143, SLG: 0.143 Bruce Sutter, R OBP: 0.143, SLG: 0.143	(1, 4) X 0-3 K	X 0-0 K	X 0-0 FC4-6 BB	X 0-0 FC4-6 BB		X 0-0 P6		X 0-0 1B 2B	X 0-0 1B 2B		1	0	0	0	1	1	1					
Dennis Lamp, R ERA: 4.63 Michael LaCoss, R ERA: 2.72	(1, 1) X 0-0 G3		X 0-0 G3	X 0-0 FC4-6 1B 1-2f		X 0-0 G3		X 0-0 G3		X 0-0 IBB	0	0	0	0	0	0	0					
Inning Stats	R: 0 E: 0 K: 1 S: 6	H: 1 LOB: 1 BB: 0 P: 6	R: 0 E: 0 K: 1 S: 6	H: 2 LOB: 1 BB: 0 P: 6	R: 0 E: 0 K: 1 S: 5	H: 0 LOB: 0 BB: 0 P: 5	R: 1 E: 0 K: 0 S: 5	H: 2 LOB: 1 BB: 0 P: 5	R: 0 E: 0 K: 0 S: 4	H: 0 LOB: 0 BB: 0 P: 5	R: 0 E: 0 K: 1 S: 5	H: 0 LOB: 0 BB: 0 P: 5	R: 1 E: 1 K: 0 S: 4	H: 1 LOB: 0 BB: 0 P: 4	R: 1 E: 0 K: 1 S: 8	H: 3 LOB: 3 BB: 1 P: 12	R: 1 E: 1 K: 0 S: 2		H: 1 LOB: 2 BB: 0 P: 3	1B: 9 2B: 2 3B: 0 HR: 0	SF: 0 SAC: 0 DP: 1 HBP: 1	WP: 0 PB: 1 SB: 1 CS: 1
PITCHER	IP	WLS	BF	H	R	ER	SO	BB	IBB	HBP	BLK	WP	HR	S	P	ERA	WHIP					
Michael LaCoss, R ERA: 4.63	(1, 1)	8.0	32	8	3	1	5	1	0	0	0	0	0	41	45	1.12	1.125					
Tom Hume, R ERA: 2.72	(9, 1)	1.0	L	9	3	1	0	0	1	0	0	0	0	9	14	0.00	3.000					

Cincinnati Reds @ Chicago Cubs  
Wrigley Field, Chicago, IL  
Sat Sep 06 1980, 3:33 AM CDT  
Unknown

AB 38  
R 4  
H 11  
RBI 2  
BB 2  
SO 6  
LOB 20





Batter	1	2	3	4	5	6	7	8	9	AB	R	H	RBI	BB	SO	LOB	TOP																					
Dave Collins, S OBP: 0.365, SLG: 0.371 Doug Bair, R (7, 1)	F7		2B 1B	5-3			CS BB			3	1	1	0	1	0	1																						
Ken Griffey, L OBP: 0.374, SLG: 0.439 (1, 9)	5-3		1B 2B		P4		F8			4	1	1	1	0	0	1																						
Dave Concepcion, R OBP: 0.311, SLG: 0.368 (1, 6)	K		1B					6-3		3	0	1	2	1	1	0																						
George Foster, R OBP: 0.361, SLG: 0.474 (1, 7)		P4	1B		F2			K		4	0	1	0	0	1	1																						
Dan Driessen, L OBP: 0.391, SLG: 0.441 (1, 3)		6-3	K		G3			S BB		3	0	0	0	1	1	3																						
Joe Nolan, L OBP: 0.369, SLG: 0.433 (1, 2)		G3			G3		L6			4	0	0	0	0	0	1																						
Ray Knight, R OBP: 0.309, SLG: 0.419 (1, 5)			F9	SH5-4 E WP 1B			F7			4	1	1	0	0	0	0																						
Ron Oester, S OBP: 0.339, SLG: 0.386 (1, 4)			4-3	WP SH5-4 BB			1-3			3	0	0	0	1	0	0																						
Paul Moskau, R OBP: 0.143, SLG: 0.146 Charlie Leibrandt, R OBP: 0.246, SLG: 0.245 Paul Householder, S OBP: 0.281, SLG: 0.290 Cesar Geronimo, L OBP: 0.325, SLG: 0.338 (7, 8)			2B 1B	SH5-4			6-3			1	1	1	0	0	0	0																						
<b>Inning Stats</b>	R: 0 E: 0 K: 1 S: 5	H: 0 LOB: 0 BB: 0 P: 5	R: 0 E: 0 K: 0 S: 3	H: 0 LOB: 0 BB: 0 P: 3	R: 3 E: 0 K: 1 S: 10	H: 5 LOB: 2 BB: 0 P: 10	R: 1 E: 0 K: 0 S: 4	H: 1 LOB: 1 BB: 1 P: 8	R: 0 E: 0 K: 0 S: 3	H: 0 LOB: 0 BB: 0 P: 3	R: 0 E: 0 K: 2 S: 7	H: 0 LOB: 0 BB: 1 P: 6	R: 0 E: 0 K: 1 S: 5	H: 0 LOB: 1 BB: 1 P: 9	R: 0 E: 0 K: 0 S: 3	H: 0 LOB: 0 BB: 0 P: 3	1B: 5 2B: 1 3B: 0 HR: 0	SF: 0 SAC: 1 DP: 0 HBP: 0	WP: 1 PB: 0 SB: 1 CS: 1	PA: 36																		
<b>PITCHER</b>	IP	WLS	BF	H	R	ER	SO	BB	IBB	HBP	BLK	WP	HR	S	P	ERA	WHIP	<b>PITCHER</b>				IP	WLS	BF	H	R	ER	SO	BB	IBB	HBP	BLK	WP	HR	S	P	ERA	WHIP
Mike Krukow, R ERA: 4.4 (1, 1)	7.0		29	6	4	4	2	3	0	0	0	1	0	30	42	5.14	1.286																					
Bruce Sutter, R ERA: 2.32 (8, 1)	2.0	W	7	0	0	0	1	1	0	0	0	0	0	8	12	0.00	0.500																					

Cincinnati Reds @ Chicago Cubs  
Wrigley Field, Chicago, IL  
Sun Sep 07 1980, 3:33 AM CDT  
Att: 10,328 - Unknown

AB	31
R	4
H	6
RBI	3
BB	4
SO	3
LOB	7



Batter	1	2	3	4	5	6	7	8	9	AB	R	H	RBI	BB	SO	LOB	BOTTOM																					
Ivan De Jesus, R OBP: 0.331, SLG: 0.341 (1, 6)	K		F7		SH 1B		K			3	0	0	0	0	2	1																						
Lenny Randle, S OBP: 0.339, SLG: 0.367 Mick Kelleher, R OBP: 0.264, SLG: 0.200 (9, 5)	K			1B 2B	SF8		K			3	1	1	1	0	2	0																						
Jim Tracy, L OBP: 0.368, SLG: 0.514 (9, 7)				2H 3B 1B			CS 1B			3	1	2	1	1	0	0																						
Cliff Johnson, R OBP: 0.327, SLG: 0.398 Carlos Lezcano, R OBP: 0.296, SLG: 0.408 (8, PR) (9, 8)	F7			K	K			2B 1B		4	0	1	0	0	2	4																						
Larry Bittner, L OBP: 0.298, SLG: 0.328 (9, 3)		L6		1H 6-3 3B			F8			4	1	1	1	0	0	1																						
Jerry Martin, R OBP: 0.287, SLG: 0.423 (9, 9)		6-3		6-3			K			4	1	1	2	0	1	0																						
Tim Blackwell, S OBP: 0.344, SLG: 0.394 (1, 2)		F7		3H 4-0 BB				1B IBB		2	0	1	0	2	0	0																						
Steve Dillard, R OBP: 0.291, SLG: 0.333 (1, 4)			K	5-3			4-3			4	0	1	1	0	1	2																						
Mike Krukow, R OBP: 0.237, SLG: 0.276 Jesus Figueroa, L OBP: 0.299, SLG: 0.306 Bruce Sutter, R OBP: 0.125, SLG: 0.125 (7, PH) (8, 1)			4-3		SH SF8 1B		CS 1B			2	1	1	0	0	0	0																						
<b>Inning Stats</b>	R: 0 E: 0 K: 2 S: 7	H: 0 LOB: 1 BB: 1 P: 11	R: 0 E: 0 K: 0 S: 3	H: 0 LOB: 0 BB: 0 P: 3	R: 0 E: 0 K: 1 S: 5	H: 0 LOB: 0 BB: 0 P: 5	R: 3 E: 0 K: 1 S: 8	H: 3 LOB: 1 BB: 1 P: 12	R: 1 E: 1 K: 1 S: 7	H: 2 LOB: 2 BB: 0 P: 7	R: 0 E: 0 K: 1 S: 6	H: 1 LOB: 0 BB: 0 P: 6	R: 0 E: 0 K: 2 S: 7	H: 1 LOB: 0 BB: 0 P: 7	R: 2 E: 0 K: 0 S: 6	H: 3 LOB: 3 BB: 1 P: 10	1B: 7 2B: 3 3B: 1 HR: 0	SF: 1 SAC: 1 DP: 1 HBP: 0	WP: 0 PB: 0 SB: 0 CS: 2	PA: 36																		
<b>PITCHER</b>	IP	WLS	BF	H	R	ER	SO	BB	IBB	HBP	BLK	WP	HR	S	P	ERA	WHIP	<b>PITCHER</b>				IP	WLS	BF	H	R	ER	SO	BB	IBB	HBP	BLK	WP	HR	S	P	ERA	WHIP
Paul Moskau, R ERA: 3.87 (1, 1)	4.1		20	4	4	4	4	2	0	0	0	0	0	26	34	8.31	1.385																					
Charlie Leibrandt, L ERA: 4.08 (5, 1)	1.2		6	2	0	0	2	0	0	0	0	0	0	10	10	0.00	1.200																					
Doug Bair, R ERA: 4.79 (7, 1)	2.0	L	10	4	2	2	2	0	1	0	0	0	0	13	17	9.00	2.000																					

Cincinnati Reds @ Chicago Cubs  
Wrigley Field, Chicago, IL  
Sun Sep 07 1980, 3:33 AM CDT  
Att: 10,328 - Unknown

AB	31
R	6
H	10
RBI	6
BB	3
SO	8
LOB	11



Batter	1	2	3	4	5	6	7	8	9	AB	R	H	RBI	BB	SO	LOB	TOP										
<b>Dave Collins, S</b> (1, 8) OBP: 0.366, SLG: 0.372 <b>Cesar Geronimo, L</b> (8, 8) OBP: 0.323, SLG: 0.336										4	1	2	1	0	1	2	<b>Cincinnati Reds @ Atlanta Braves</b> Atlanta-Fulton County Stadium, Atlanta, GA Mon Sep 08 1980, 7:05 PM EDT Att: 15,951 - Unknown										
<b>Ken Griffey, L</b> (1, 9) OBP: 0.372, SLG: 0.436										5	1	1	0	0	0	2											
<b>Dave Concepcion, R</b> (1, 6) OBP: 0.310, SLG: 0.367										5	1	1	1	0	1	0											
<b>George Foster, R</b> (1, 7) OBP: 0.364, SLG: 0.476										4	1	3	1	0	0	0											
<b>Dan Driessen, L</b> (1, 3) OBP: 0.390, SLG: 0.439										4	1	1	1	0	1	2											
<b>Johnny Bench, R</b> (1, 2) OBP: 0.331, SLG: 0.503										4	0	1	0	0	0	2											
<b>Ray Knight, R</b> (1, 5) OBP: 0.309, SLG: 0.417										4	1	1	0	0	1	3											
<b>Ron Oester, S</b> (1, 4) OBP: 0.338, SLG: 0.381										3	0	0	0	1	0	2											
<b>Frank Pastore, R</b> (1, 1) OBP: 0.193, SLG: 0.148 <b>Tom Hume, R</b> (8, 1) OBP: 0.154, SLG: 0.231										4	0	2	2	0	1	1											
<b>Inning Stats</b>	R: 5 E: 0 K: 0 S: 9	H: 6 LOB: 2 BB: 1 P: 13	R: 0 E: 0 K: 1 S: 6	H: 1 LOB: 1 BB: 0 P: 6	R: 1 E: 0 K: 0 S: 6	H: 3 LOB: 2 BB: 0 P: 6	R: 0 E: 0 K: 0 S: 3	H: 0 LOB: 0 BB: 0 P: 3	R: 0 E: 0 K: 1 S: 6	H: 1 LOB: 1 BB: 0 P: 6	R: 0 E: 0 K: 2 S: 7	H: 0 LOB: 0 BB: 0 P: 7	R: 0 E: 0 K: 0 S: 3	H: 1 LOB: 0 BB: 0 P: 3	R: 0 E: 0 K: 1 S: 5	H: 0 LOB: 0 BB: 0 P: 5	R: 0 E: 0 K: 0 S: 3	H: 0 LOB: 0 BB: 0 P: 3	1B: 12 2B: 0 3B: 0 HR: 0	SF: 0 SAC: 0 DP: 1 HBP: 0	WP: 0 PB: 0 SB: 0 CS: 0	PA: 39					
<b>PITCHER</b>	IP	WLS	BF	H	R	ER	SO	BB	IBB	HBP	BLK	WP	HR	S	P	ERA	WHIP										
<b>Doyle Alexander, R</b> (1, 1) ERA: 4.01	5.0	L	27	11	6	6	2	0	0	0	0	0	0	30	34	10.80	2.200										
<b>Preston Hanna, R</b> (6, 1) ERA: 3.53	2.0		6	1	0	0	2	0	0	0	0	0	0	10	10	0.00	0.500										
<b>Gene Garber, R</b> (8, 1) ERA: 4.06	1.0		3	0	0	0	1	0	0	0	0	0	0	5	5	0.00	0.000										
<b>Al Hrabosky, L</b> (9, 1) ERA: 4.06	1.0		3	0	0	0	0	0	0	0	0	0	0	3	3	0.00	0.000										

Batter	1	2	3	4	5	6	7	8	9	AB	R	H	RBI	BB	SO	LOB	BOTTOM											
<b>Jerry Royster, R</b> (1, 7) OBP: 0.303, SLG: 0.317										4	0	2	0	0	0	2	<b>Cincinnati Reds @ Atlanta Braves</b> Atlanta-Fulton County Stadium, Atlanta, GA Mon Sep 08 1980, 7:05 PM EDT Att: 15,951 - Unknown											
<b>Rafael Ramirez, R</b> (1, 6) OBP: 0.303, SLG: 0.385										4	0	1	0	0	1	1												
<b>Gary Matthews, R</b> (1, 9) OBP: 0.327, SLG: 0.437										3	0	1	0	1	0	3												
<b>Bob Horner, R</b> (1, 5) OBP: 0.306, SLG: 0.544										4	0	0	0	0	1	3												
<b>Chris Chambliss, L</b> (1, 3) OBP: 0.334, SLG: 0.421										4	0	0	0	0	1	1												
<b>Dale Murphy, R</b> (1, 8) OBP: 0.357, SLG: 0.526										4	1	1	1	0	2	0												
<b>Glenn Hubbard, R</b> (1, 4) OBP: 0.320, SLG: 0.398										3	0	0	0	1	0	0												
<b>Bruce Benedict, R</b> (1, 2) OBP: 0.305, SLG: 0.322										3	0	1	0	0	0	1												
<b>Doyle Alexander, R</b> (1, 1) ERA: 4.01 <b>Bill Fischer, S</b> (5, 9) ERA: 2.05, SLG: 0.203 <b>Preston Hanna, R</b> (6, 1) ERA: 3.53 <b>Mike Lum, R</b> (7, 9) ERA: 2.41, SLG: 0.233 <b>Gene Garber, R</b> (8, 1) ERA: 4.06 <b>Al Hrabosky, R</b> (9, 1) ERA: 4.06										1	0	0	0	0	0	2												
<b>Inning Stats</b>	R: 0 E: 0 K: 1 S: 5	H: 0 LOB: 1 BB: 1 P: 9	R: 1 E: 1 K: 0 S: 6	H: 2 LOB: 2 BB: 0 P: 6	R: 0 E: 0 K: 2 S: 8	H: 1 LOB: 1 BB: 0 P: 8	R: 0 E: 0 K: 1 S: 4	H: 0 LOB: 0 BB: 1 P: 8	R: 0 E: 0 K: 0 S: 4	H: 1 LOB: 1 BB: 0 P: 4	R: 0 E: 0 K: 1 S: 5	H: 0 LOB: 0 BB: 0 P: 5	R: 0 E: 0 K: 0 S: 3	H: 0 LOB: 0 BB: 0 P: 3	R: 0 E: 0 K: 0 S: 4	H: 2 LOB: 1 BB: 0 P: 4	R: 0 E: 0 K: 0 S: 3	H: 0 LOB: 0 BB: 0 P: 3	1B: 5 2B: 0 3B: 0 HR: 1	SF: 0 SAC: 0 DP: 2 HBP: 0	WP: 0 PB: 0 SB: 0 CS: 0	PA: 34						
<b>PITCHER</b>	IP	WLS	BF	H	R	ER	SO	BB	IBB	HBP	BLK	WP	HR	S	P	ERA	WHIP											
<b>Frank Pastore, R</b> (1, 1) ERA: 3.27	7.0	W	29	6	1	1	5	2	0	0	0	0	0	1	37	45	1.29	1.143										
<b>Tom Hume, R</b> (8, 1) ERA: 2.66	2.0		5	0	0	0	0	0	0	0	0	0	0	5	5	0.00	0.000											

**AB 38**  
**R 6**  
**H 12**  
**RBI 6**  
**BB 1**  
**SO 5**  
**LOB 14**

**AB 32**  
**R 1**  
**H 6**  
**RBI 1**  
**BB 2**  
**SO 5**  
**LOB 13**



Batter	1	2	3	4	5	6	7	8	9	AB	R	H	RBI	BB	SO	LOB	TOP			
Dave Collins, S (1, 8) OBP: 0.370, SLG: 0.377 Cesar Geronimo, L (7, 8) OBP: 0.321, SLG: 0.333	0-0 1B HR	0-0 4-3			0-0 F8 S 1B		0-0 5-3			4 0	1 0	2 0	0 0	0 0	0 0	0 0	<p>Cincinnati Reds @ Atlanta Braves</p> <p>Atlanta-Fulton County Stadium, Atlanta, GA</p> <p>Wed Sep 10 1980, 7:05 PM EDT</p> <p>Att: 10,516 - Unknown</p> <p>livebaseballscores.com</p>			
Ken Griffey, L (1, 9) OBP: 0.370, SLG: 0.438 Paul Householder, S (7, 9) OBP: 0.281, SLG: 0.290	0-0 1-2 HR	0-0 3-1			0-0 F8 1-3		0-0 4-3			4 0	1 0	1 0	0 0	0 0	0 0	1 0				
Dave Concepcion, R (1, 6) OBP: 0.309, SLG: 0.364	0-3 K		0-0 5-3		0-3 K		0-3 K			4 0	0 0	0 0	0 0	3 3						
George Foster, R (1, 7) OBP: 0.364, SLG: 0.480	0-0 1-2 HR		0-0 1B		0-0 L6		0-0 5-3			4 1	2 3	0 0	0 0	1 1						
Johnny Bench, R (1, 2) OBP: 0.332, SLG: 0.508	0-0 1B		0-0 P6		0-0 6-3		0-0 5-3			4 0	1 0	0 0	0 0	1 1						
Dan Driessen, L (1, 3) OBP: 0.384, SLG: 0.431	0-0 F8		0-0 G3		0-0 F7		0-0 G3			4 0	0 0	0 0	0 0	0 2						
Ray Knight, R (1, 5) OBP: 0.311, SLG: 0.419	0-0 1-2 1B		0-0 4-3		0-0 E 1B		0-0 5-3			4 0	2 0	0 0	0 0	0 0						
Ron Oester, S (1, 4) OBP: 0.335, SLG: 0.376	0-0 4-3		0-3 K		0-0 E6 FC6-4		0-0 4-3			4 0	0 0	0 0	1 1	3						
Tom Seaver, R (1, 1) OBP: 0.209, SLG: 0.135		0-0 4-3		0-3 K		0-0 FC6-4 1-2		0-3 K		4 0	0 0	0 0	2 2							
<b>Inning Stats</b>	R: 3 E: 0 K: 1 S: 10	H: 5 LOB: 2 BB: 0 P: 10	R: 0 E: 0 K: 0 S: 3	H: 0 LOB: 0 BB: 0 P: 3	R: 0 E: 0 K: 0 S: 4	H: 1 LOB: 1 BB: 0 P: 4	R: 0 E: 0 K: 2 S: 7	H: 0 LOB: 0 BB: 0 P: 7	R: 0 E: 0 K: 1 S: 6	H: 1 LOB: 1 BB: 0 P: 6	R: 0 E: 0 K: 1 S: 5	H: 0 LOB: 0 BB: 0 P: 5	R: 0 E: 0 K: 0 S: 3	H: 0 LOB: 0 BB: 0 P: 3	R: 0 E: 0 K: 1 S: 5	H: 0 LOB: 0 BB: 0 P: 5	1B: 7 2B: 0 3B: 0 HR: 1	SF: 0 SAC: 0 DP: 0 HBP: 0	WP: 0 PB: 0 SB: 1 CS: 0	PA: 36
<b>PITCHER</b>	IP WLS BF H R ER SO BB IBB HBP BLK WP HR S P ERA WHIP	IP WLS BF H R ER SO BB IBB HBP BLK WP HR S P ERA WHIP																		
Larry McWilliams, L (1, 1) ERA: 5.04	0.1 L 5 4 3 3 1 0 0 0 0 0 1 7 7 81.00 12.000																			
Preston Hanna, R (1, 1) ERA: 3.61	2.2 10 2 0 0 0 0 0 0 0 0 0 0 10 10 0.00 0.750																			
Gene Garber, R (4, 1) ERA: 3.93	2.0 7 1 0 0 3 0 0 0 0 0 0 0 13 13 0.00 0.500																			
Al Hrabosky, L (6, 1) ERA: 3.91	2.0 8 1 0 0 1 0 0 0 0 0 0 0 10 10 0.00 0.500																			
Rick Camp, R (8, 1) ERA: 2.07	2.0 6 0 0 0 1 0 0 0 0 0 0 0 8 8 0.00 0.000																			

Batter	1	2	3	4	5	6	7	8	9	AB	R	H	RBI	BB	SO	LOB	BOTTOM			
Jerry Royster, R (1, 7) OBP: 0.297, SLG: 0.310	0-0 F7		0-0 G4-6-3 1-2		0-0 P4			0-0 F7		4 0	0 0	0 0	0 0	0 0	2	<p>Cincinnati Reds @ Atlanta Braves</p> <p>Atlanta-Fulton County Stadium, Atlanta, GA</p> <p>Wed Sep 10 1980, 7:05 PM EDT</p> <p>Att: 10,516 - Unknown</p> <p>livebaseballscores.com</p>				
Glenn Hubbard, R (1, 4) OBP: 0.320, SLG: 0.397	0-0 1-3 1B		0-0 1B		0-0 FC6-4 1-2		0-0 6-3			4 0	2 0	0 0	0 0	1						
Gary Matthews, R (1, 9) OBP: 0.328, SLG: 0.439	0-0 1-3 1-2			4-0 1B BB		0-0 2B		0-3 K		3 0	1 0	1 1	1 1							
Bob Horner, R (1, 5) OBP: 0.307, SLG: 0.541	0-0 6-3			0-0 1-2 1B		0-0 P3		0-0 1B		4 0	2 0	2 0	0 0	2						
Chris Chambliss, L (1, 3) OBP: 0.336, SLG: 0.426		0-0 2B		0-0 F7		0-0 L9		0-0 F7		4 0	1 0	0 0	0 0	4						
Dale Murphy, R (1, 8) OBP: 0.354, SLG: 0.518		0-3 K		0-0 F7		0-0 4-3		0-3 K		4 0	0 0	0 0	2 2	5						
Bruce Benedict, R (1, 2) OBP: 0.300, SLG: 0.320		0-0 F7		0-0 L7			0-0 6-3		0-0 4-3	3 1	0 0	0 0	0 0	3 1						
Bill Nahorodny, R (9, PH) OBP: 0.300, SLG: 0.433		0-0 F7		0-0 L4			0-0 P4			2 1	0 0	0 0	0 0	0 0	1					
Luis Gomez, R (1, 6) OBP: 0.241, SLG: 0.214		0-0 L4		0-0 G4-6-3 1B		0-0 FC6-4 1B		0-0 F8		0 0	0 0	0 0	0 0	0 0	0					
<b>Inning Stats</b>	R: 0 E: 0 K: 0 S: 4	H: 1 LOB: 1 BB: 0 P: 4	R: 0 E: 0 K: 1 S: 6	H: 1 LOB: 1 BB: 0 P: 6	R: 0 E: 0 K: 0 S: 3	H: 2 LOB: 0 BB: 0 P: 3	R: 0 E: 0 K: 0 S: 4	H: 1 LOB: 2 BB: 1 P: 8	R: 0 E: 0 K: 0 S: 4	H: 1 LOB: 1 BB: 0 P: 4	R: 0 E: 0 K: 0 S: 4	H: 0 LOB: 0 BB: 0 P: 4	R: 0 E: 0 K: 1 S: 5	H: 0 LOB: 0 BB: 0 P: 5	R: 0 E: 0 K: 1 S: 6	H: 1 LOB: 1 BB: 0 P: 6	1B: 6 2B: 2 3B: 0 HR: 0	SF: 0 SAC: 0 DP: 1 HBP: 0	WP: 0 PB: 0 SB: 0 CS: 0	PA: 34
<b>PITCHER</b>	IP WLS BF H R ER SO BB IBB HBP BLK WP HR S P ERA WHIP	IP WLS BF H R ER SO BB IBB HBP BLK WP HR S P ERA WHIP																		
Tom Seaver, R (1, 1) ERA: 4.13	9.0 W 34 8 0 0 0 3 1 0 0 0 0 0 39 43 0.00 1.000																			



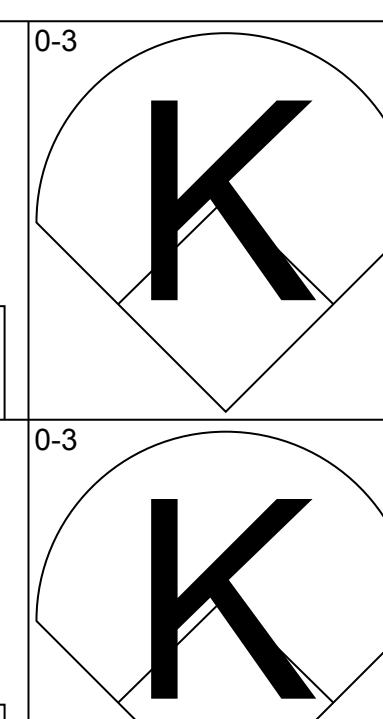
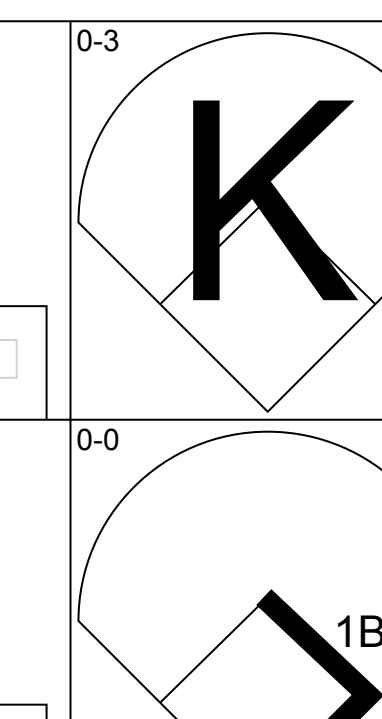
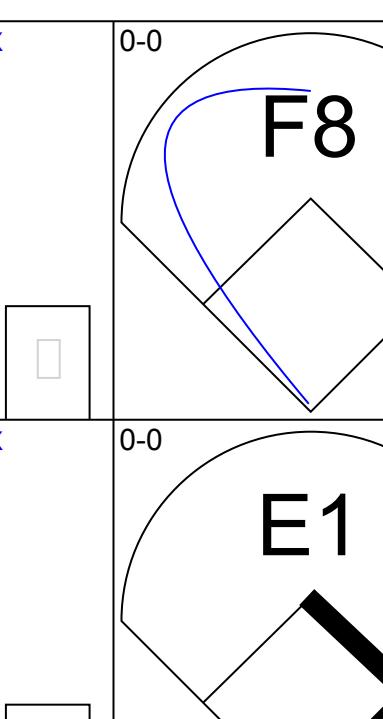
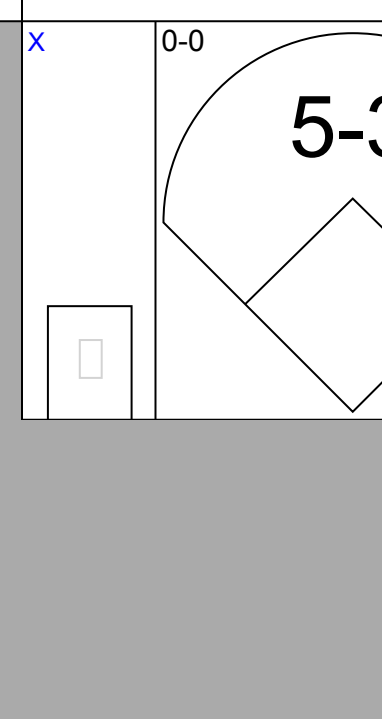
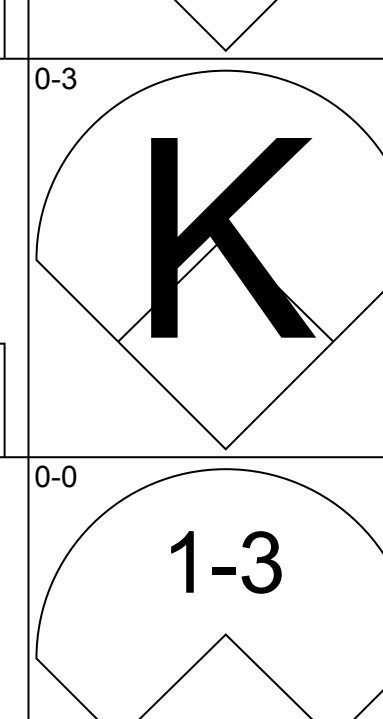
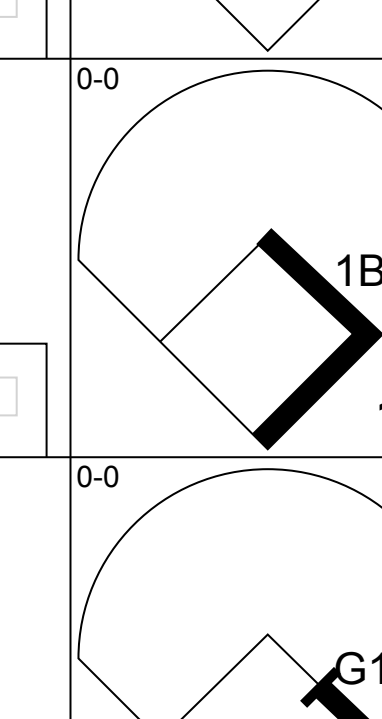
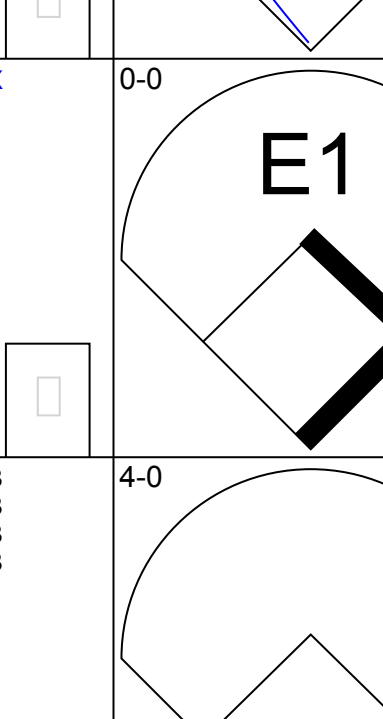
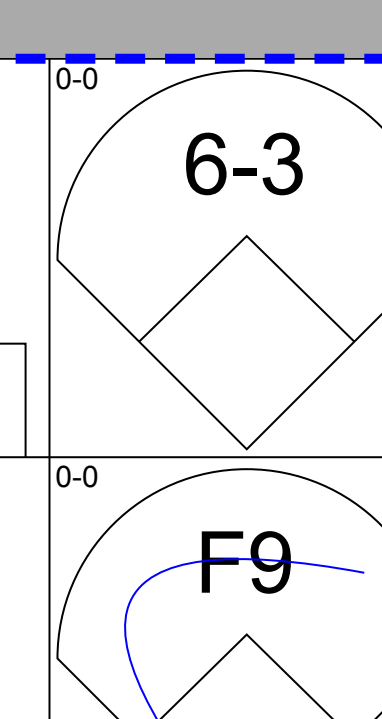
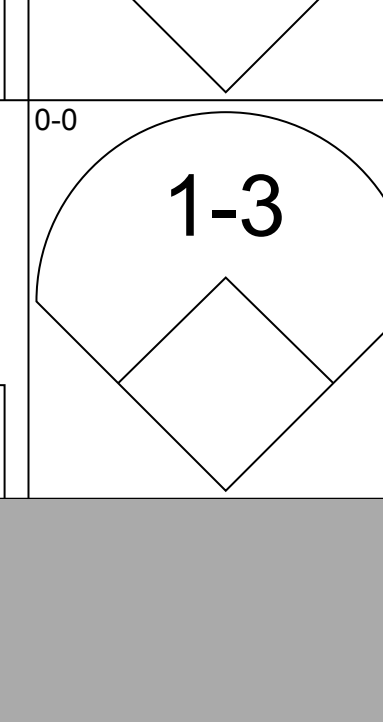
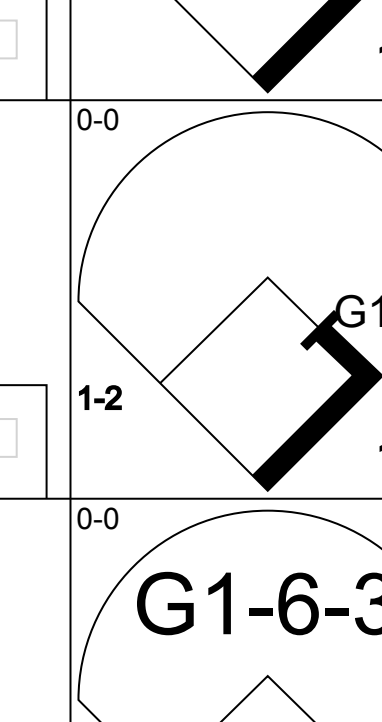
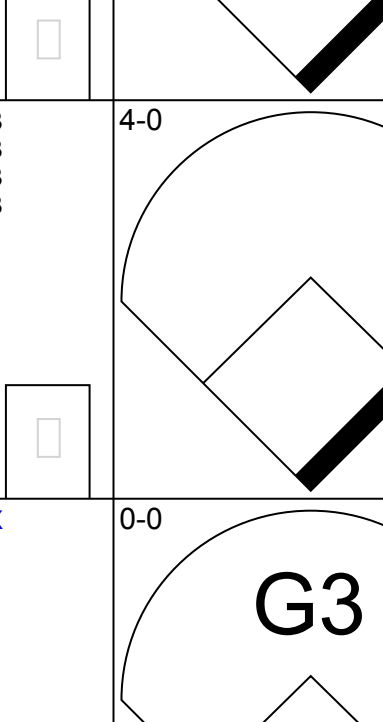
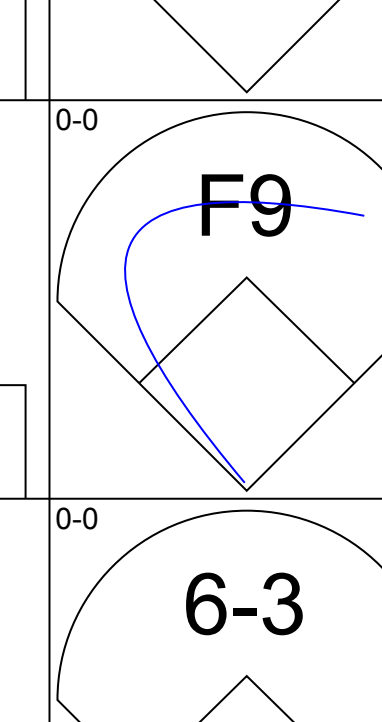
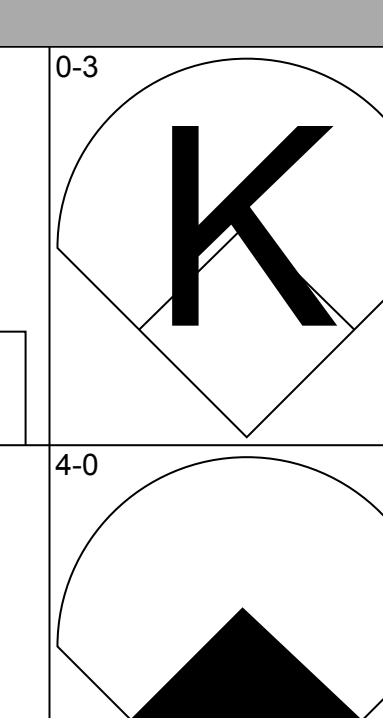
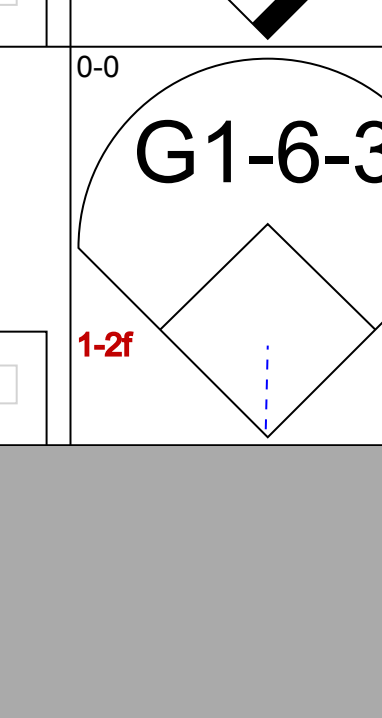
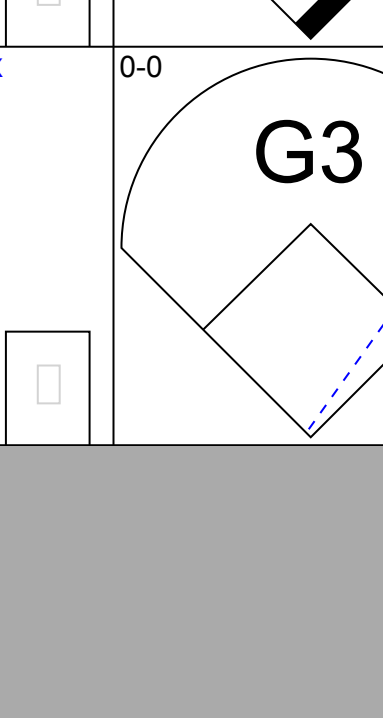
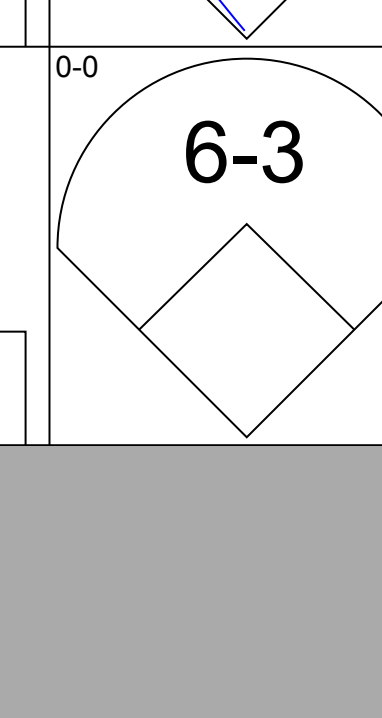
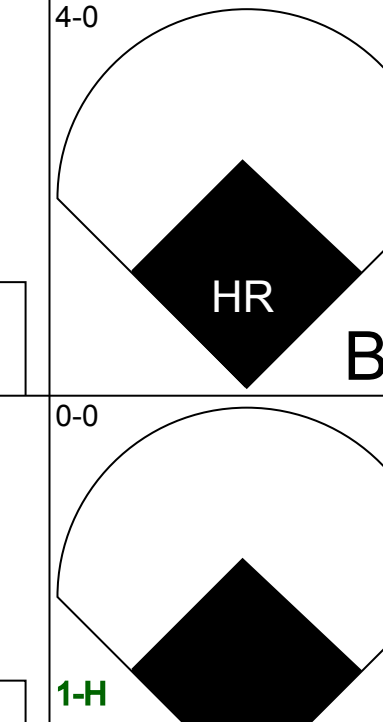
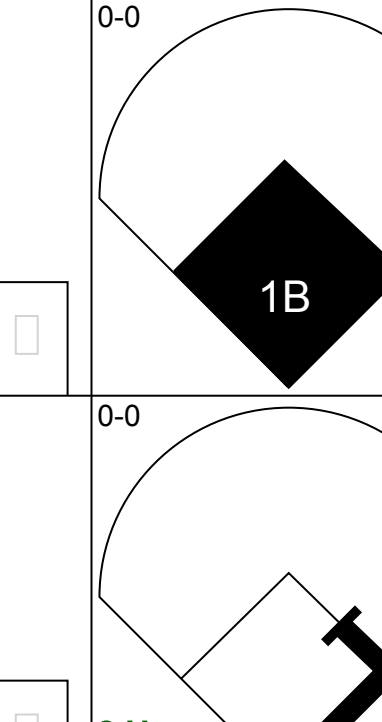
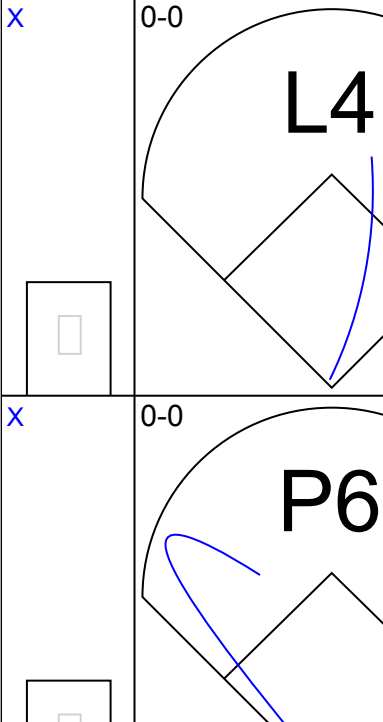
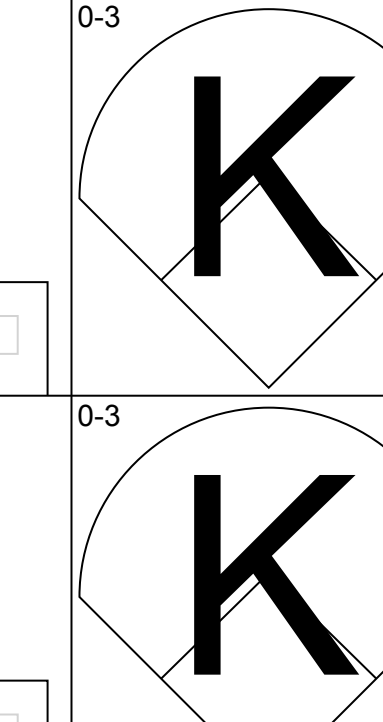
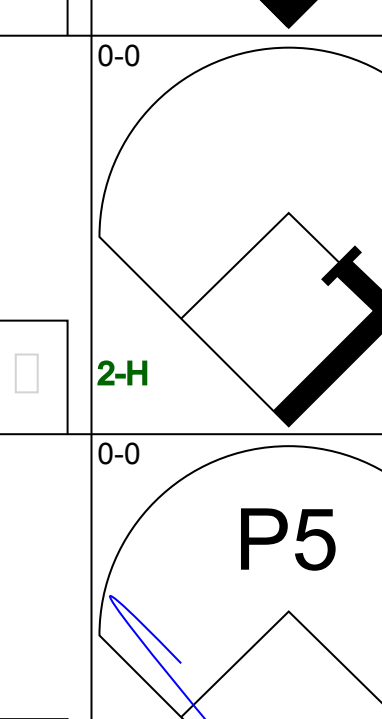
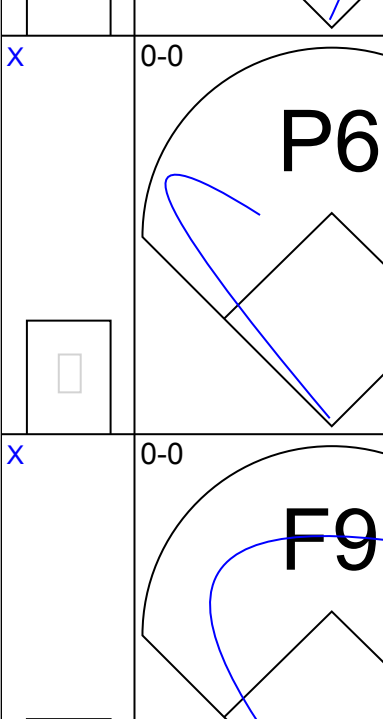
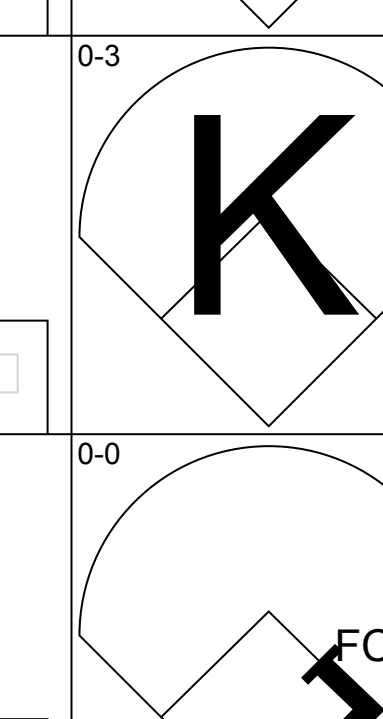
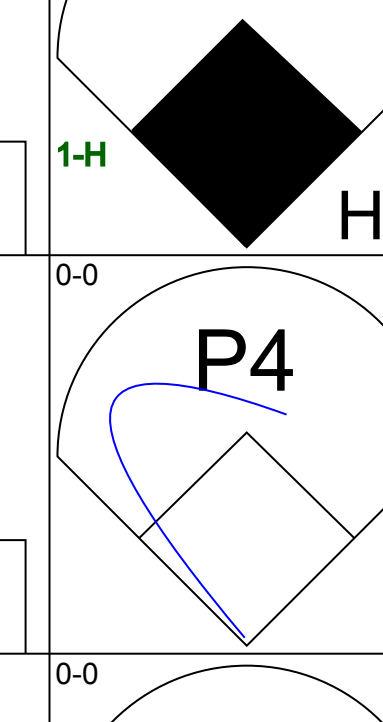
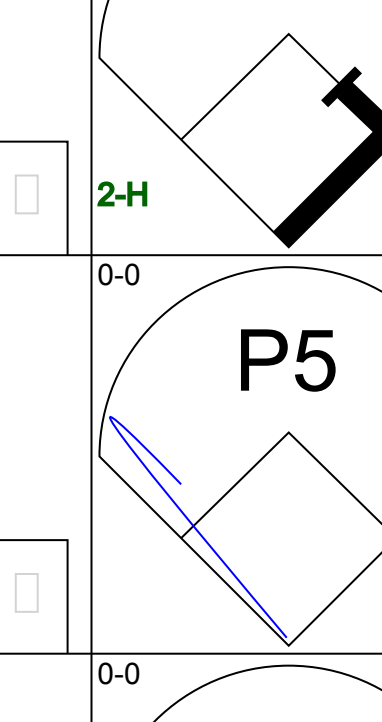
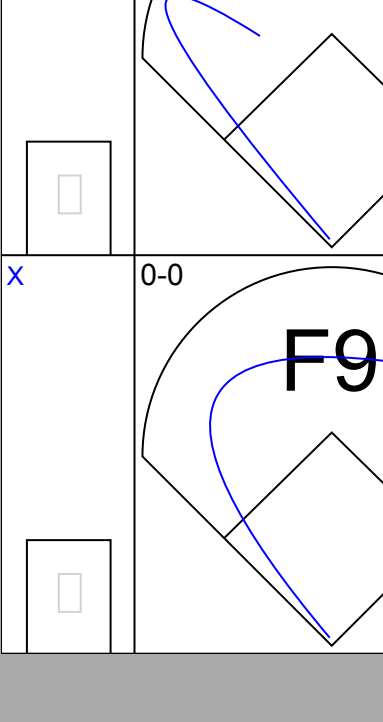
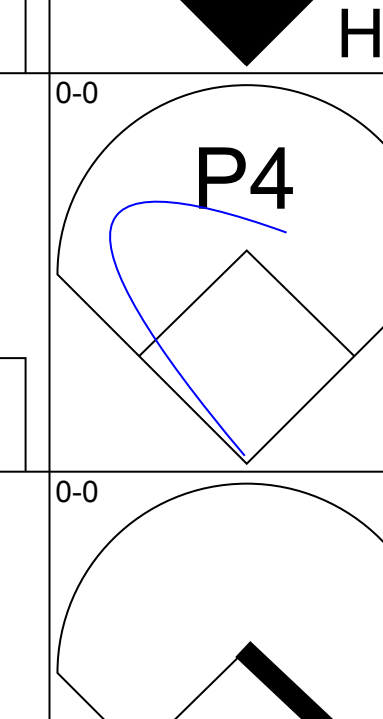
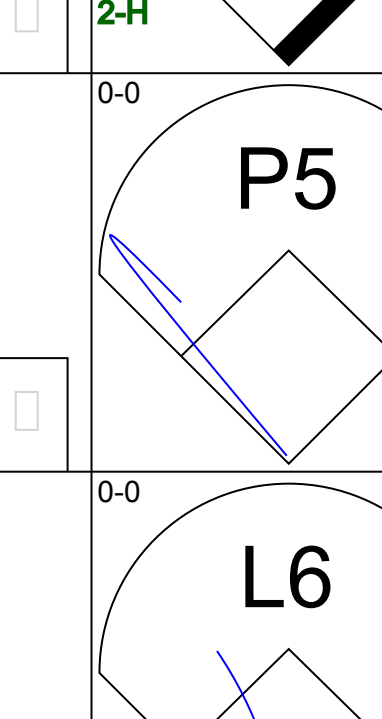
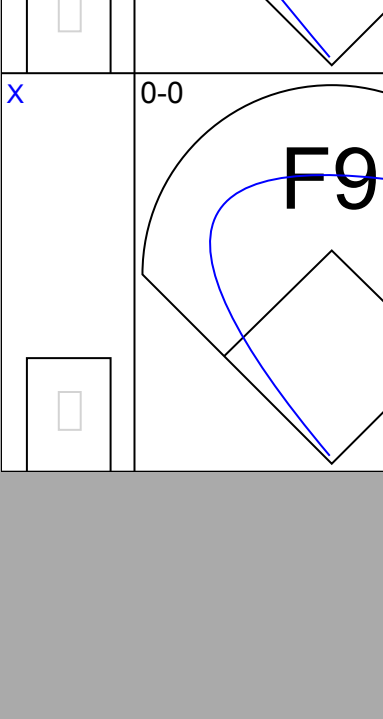
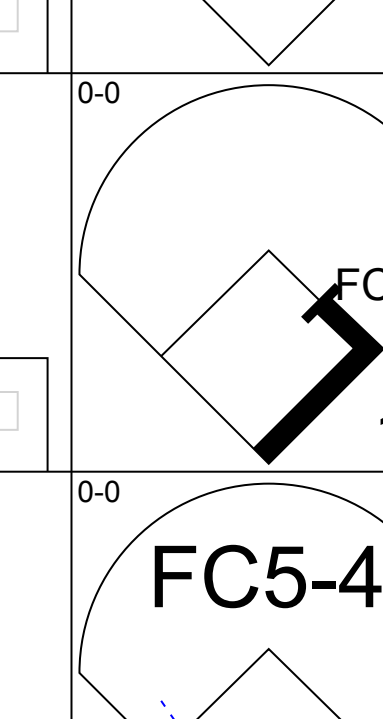
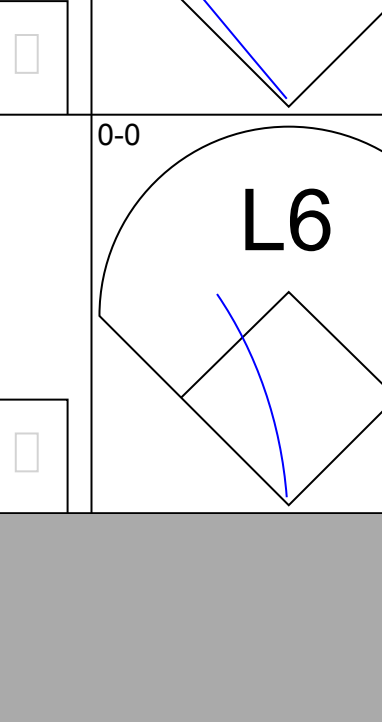
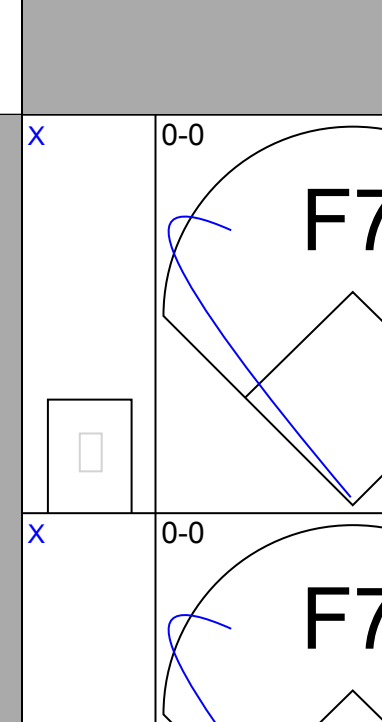
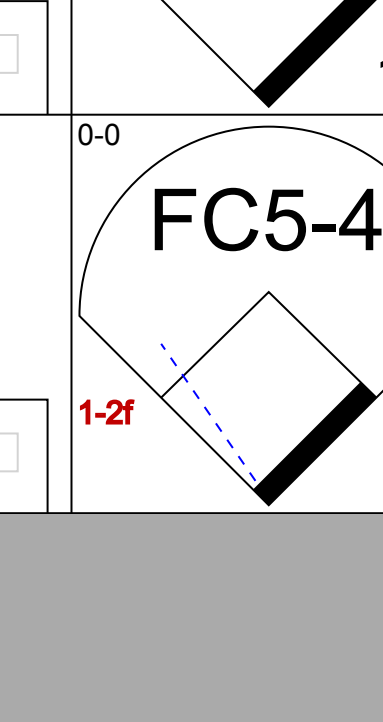
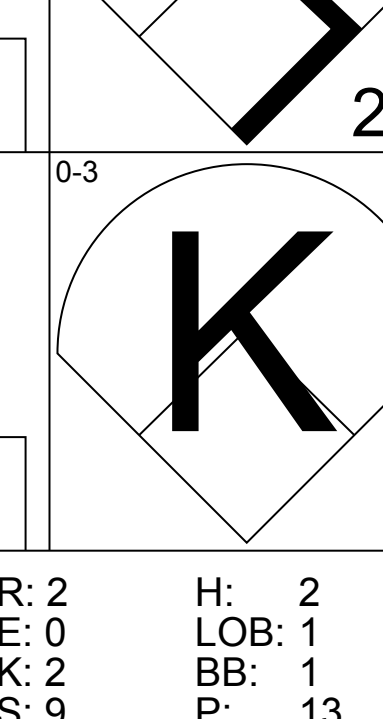
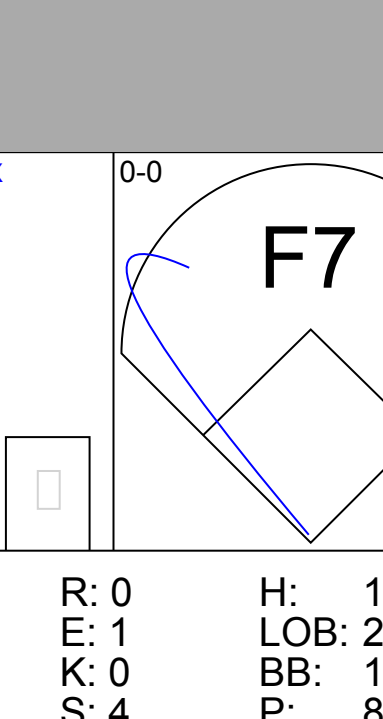
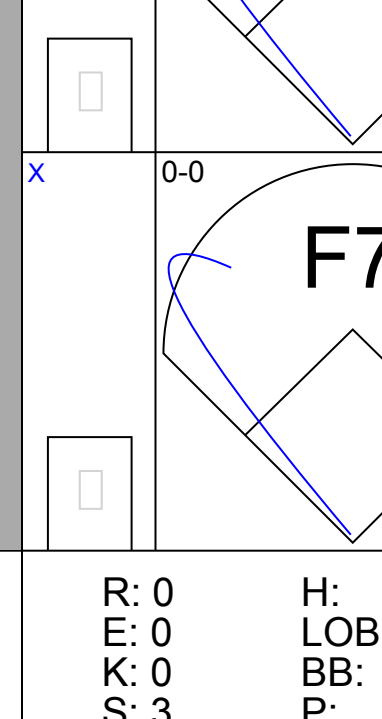
Batter	1	2	3	4	5	6	7	8	9	AB	R	H	RBI	BB	SO	LOB	TOP			
<b>Davey Lopes, R</b> OBP: 0.336, SLG: 0.365 (1, 4)	0-0 1-3		0-0 B1	4-0 2B BB		0-3 K		0-0 4-3		4	1	0	0	1	1	2	<b>Los Angeles Dodgers @ Cincinnati Reds</b> Riverfront Stadium, Cincinnati, OH Fri Sep 12 1980, 7:05 PM EDT Att: 36,287 - Unknown  <b>AB 33</b> <b>R 5</b> <b>H 6</b> <b>RBI 4</b> <b>BB 4</b> <b>SO 9</b> <b>LOB 13</b>			
<b>Jay Johnstone, L</b> OBP: 0.365, SLG: 0.393 (1, 9)	0-0 4-3		0-0 F5	0-0 2B 1-H 2-H		0-0 L3		0-0 3-1		5	0	1	2	0	0	2				
<b>Dusty Baker Jr., R</b> OBP: 0.340, SLG: 0.536 (1, 7)	0-0 F8		0-0 HBP 1B 1-2 2-H	0-0 L4			0-3 K			4	0	1	1	0	1	1				
<b>Steve Garvey, R</b> OBP: 0.338, SLG: 0.461 (1, 3)		0-3 K	0-0 HBP 1B 1-2 2-3 3-H		0-0 F7		0-3 K			4	0	1	0	0	2	0				
<b>Ron Cey, R</b> OBP: 0.342, SLG: 0.442 (1, 5)		0-0 FC4-6 1B	1-0 HBP		0-0 F8		0-3 K			3	0	1	1	0	1	0				
<b>Rick Monday, L</b> OBP: 0.295, SLG: 0.474 (1, 8)					4-0 BB			0-0 F8		2	0	0	0	1	0	4				
<b>Rudy Law, L</b> OBP: 0.314, SLG: 0.306 (7, 8)										1	0	0	0	0	0	0				
<b>Mike Scioscia, L</b> OBP: 0.351, SLG: 0.351 (1, 2)					4-0 3-1 2B BB			0-0 3-1		3	1	0	0	1	1	2				
<b>Steve Howe, L</b> OBP: 0.100, SLG: 0.100 (8, 1)	0-0 4-3									0	0	0	0	0	0	0				
<b>Bill Russell, R</b> OBP: 0.295, SLG: 0.341 (1, 6)								0-3 K		0	0	0	0	0	0	0				
<b>Derrel Thomas, S</b> OBP: 0.333, SLG: 0.355 (3, PH)				0-0 BB 1B	1-2 3-1		0-0 WP 3B			4	2	2	0	0	1	1				
<b>Don Sutton, R</b> OBP: 0.091, SLG: 0.074 (1, 1)				4-0 HBP 1B 1-2				0-3 K		2	1	0	0	1	1	1				
<b>Steve Yeager, R</b> OBP: 0.281, SLG: 0.284 (8, 2)										1	0	0	0	0	1	0				
<b>Inning Stats</b>	R: 0 E: 0 K: 0 S: 3	H: 0 LOB: 0 BB: 0 P: 3	R: 0 E: 0 K: 1 S: 6	H: 1 LOB: 1 BB: 0 P: 6	R: 2 E: 0 K: 0 S: 6	H: 3 LOB: 3 BB: 1 P: 11	R: 2 E: 0 K: 0 S: 4	H: 1 LOB: 1 BB: 2 P: 12	R: 0 E: 0 K: 1 S: 5	H: 0 LOB: 1 BB: 1 P: 9	R: 0 E: 0 K: 3 S: 9	H: 0 LOB: 0 BB: 0 P: 9	R: 0 E: 0 K: 1 S: 5	H: 0 LOB: 0 BB: 0 P: 5	R: 0 E: 0 K: 1 S: 5	H: 0 LOB: 0 BB: 0 P: 5	1B: 4 2B: 1 3B: 1 HR: 0	SF: 0 SAC: 0 DP: 0 HBP: 1	WP: 1 PA: 38 PB: 0 SB: 0 CS: 0	
<b>PITCHER</b>	IP	WLS	BF	H	R	ER	SO	BB	IBB	HBP	BLK	WP	HR	S	P	ERA	WHIP			
<b>Michael LaCoss, R</b> ERA: 4.66 (1, 1)	2.2	L	14	4	2	2	1	1	0	1	1	0	0	14	19	6.75	1.875			
<b>Joe Price, L</b> ERA: 3.4 (3, 1)	1.1		7	1	2	2	0	2	0	0	0	0	0	5	13	13.50	2.250			
<b>Doug Bair, R</b> ERA: 4.72 (5, 1)	1.0		4	0	0	0	1	1	0	0	0	0	0	5	9	0.00	1.000			
<b>Geoff Combe, R</b> ERA: 13.5 (6, 1)	2.0		7	1	1	1	5	0	0	0	0	1	0	17	17	4.50	0.500			
<b>Tom Hume, R</b> ERA: 2.63 (8, 1)	2.0		6	0	0	0	2	0	0	0	0	0	0	10	10	0.00	0.000			

Batter	1	2	3	4	5	6	7	8	9	AB	R	H	RBI	BB	SO	LOB	BOTTOM				
<b>Dave Collins, S</b> OBP: 0.369, SLG: 0.374 (1, 8)	0-0 F7		4-0 G6-4-3 BB		0-0 5-3			0-0 1-3		3	0	0	0	1	0	0	<b>Los Angeles Dodgers @ Cincinnati Reds</b> Riverfront Stadium, Cincinnati, OH Fri Sep 12 1980, 7:05 PM EDT Att: 36,287 - Unknown  <b>AB 30</b> <b>R 2</b> <b>H 4</b> <b>RBI 2</b> <b>BB 4</b> <b>SO 4</b> <b>LOB 11</b>				
<b>Ken Griffey, L</b> OBP: 0.367, SLG: 0.435 (1, 9)	0-3 K		0-0 P4		0-0 1-3			0-0 6-3		4	0	0	0	0	1	2					
<b>Dave Concepcion, R</b> OBP: 0.308, SLG: 0.367 (1, 6)	0-0 3B		0-0 G6-4-3			0-3 K		0-0 6-3		4	0	1	0	0	1	2					
<b>George Foster, R</b> OBP: 0.365, SLG: 0.478 (1, 7)	4-0 BB			4-0 HR BB		0-0 F9		0-0 L6		2	1	0	0	2	0	0					
<b>Dan Driessen, L</b> OBP: 0.385, SLG: 0.439 (1, 3)	0-3 K			0-0 HR		0-0 1-3		0-0 FC6-4 1B		4	1	2	2	0	1	2					
<b>Johnny Bench, R</b> OBP: 0.331, SLG: 0.503 (1, 2)		0-0 F3		0-0 L8			4-0 BB	0-0 P5		3	0	0	0	1	0	1					
<b>Ray Knight, R</b> OBP: 0.309, SLG: 0.416 (1, 5)		0-0 F7		0-0 6-3			0-0 F9	0-0 FC6-4		4	0	0	0	0	0	2					
<b>Ron Oester, S</b> OBP: 0.331, SLG: 0.371 (1, 4)		0-0 F9		0-3 K			0-0 P5			3	0	0	0	0	1	1					
<b>Michael LaCoss, R</b> OBP: 0.122, SLG: 0.113 (3, 1)										0	0	0	0	0	0	0					
<b>Joe Price, R</b> OBP: 0.178, SLG: 0.118 (5, 1)										1	0	0	0	0	0	0					
<b>Doug Bair, R</b> OBP: 0.273, SLG: 0.281 (5, PH)										0	0	0	0	0	0	0					
<b>Paul Householder, S</b> OBP: 0.239, SLG: 0.281 (8, 1)										0	0	0	0	0	0	0					
<b>Geoff Combe, R</b> OBP: 0.309, SLG: 0.445 (7, PH)										1	0	0	0	0	0	1					
<b>Harry Spilman, L</b> OBP: 0.154, SLG: 0.231 (8, 1)										0	0	0	0	0	0	0					
<b>Inning Stats</b>	R: 0 E: 0 K: 2 S: 8	H: 1 LOB: 2 BB: 1 P: 12	R: 0 E: 0 K: 0 S: 3	H: 0 LOB: 0 BB: 0 P: 3	R: 0 E: 0 K: 0 S: 3	H: 1 LOB: 1 BB: 1 P: 7	R: 2 E: 0 K: 1 S: 6	H: 1 LOB: 0 BB: 1 P: 10	R: 0 E: 0 K: 0 S: 3	H: 0 LOB: 0 BB: 0 P: 3	R: 0 E: 0 K: 1 S: 5	H: 0 LOB: 0 BB: 0 P: 5	R: 0 E: 0 K: 0 S: 3	H: 0 LOB: 0 BB: 1 P: 7	R: 0 E: 0 K: 0 S: 3	H: 0 LOB: 0 BB: 0 P: 3	R: 0 E: 0 K: 0 S: 4	H: 1 LOB: 1 BB: 0 P: 4	1B: 2 2B: 0 3B: 1 HR: 1	SF: 0 SAC: 0 DP: 1 HBP: 0	WP: 0 PA: 34 PB: 0 SB: 0 CS: 0
<b>PITCHER</b>	IP	WLS	BF	H	R	ER	SO	BB	IBB	HBP	BLK	WP	HR	S	P	ERA	WHIP				
<b>Don Sutton, R</b> ERA: 2.16 (1, 1)	7.0	W	27	3	2	2	4	4	0	0	0	0	0	31	47	2.57	1.000				
<b>Steve Howe, L</b> ERA: 1.57 (8, 1)	2.0	S	7	1	0	0	0	0	0	0	0	0	0	7	7	0.00	0.500				

Batter	1	2	3	4	5	6	7	8	9	AB	R	H	RBI	BB	SO	LOB	TOP
Davey Lopes, R OBP: 0.335, SLG: 0.364 (1, 4)	0-0 5-3 1		0-0 6-3 2			0-0 5-3 1		0-0 1-2 1B 1		4	0	1	0	0	0	0	Los Angeles Dodgers @ Cincinnati Reds Riverfront Stadium, Cincinnati, OH Sat Sep 13 1980, 7:05 PM EDT Att: 38,542 - Unknown
Jay Johnstone, L OBP: 0.382, SLG: 0.387 Bobby Castillo, R OBP: 0.125, SLG: 0.125 Don Stanhouse, R (8, 1)	0-0 4-3 2		0-3 K 3			4-0 K BB 2		0-3 K 1		3	0	0	0	1	2	2	
Dusty Baker Jr., R OBP: 0.339, SLG: 0.534 (1, 7)	0-0 K 1B 3			0-0 F9 1		0-3 K 2		0-0 F8 2		4	0	1	0	0	1	3	
Steve Garvey, R OBP: 0.336, SLG: 0.458 (1, 3)	0-3 K 3			0-3 K 2		0-0 F8 3		0-0 6-3 3		4	0	0	0	0	2	4	
Ron Cey, R OBP: 0.345, SLG: 0.452 (1, 5)		0-0 HR 1		4-0 K BB 3			0-0 FC3-5 2B 1		0-3 K 1	3	1	2	1	1	1	0	
Rick Monday, L OBP: 0.366, SLG: 0.465 (8, 9)	0-0 6-3 1			0-0 F8 3			0-0 FC3-5 2-3 2		4-0 K BB 3	3	0	0	0	1	0	2	
Gary Weiss, S (8, PR) Mickey Hatcher, R OBP: 0.236, SLG: 0.273 (8, 9)										0	1	0	0	0	0	0	
Mike Scioscia, L OBP: 0.321, SLG: 0.339 (1, 2)	0-3 K 2				0-0 P6 1		0-0 F8 2		0-0 F8 2	4	0	0	0	0	1	2	
Derrel Thomas, S OBP: 0.332, SLG: 0.362 (1, 6)	0-0 5-3 3				0-3 K 2		0-3 K 3		0-0 K 1-H 3B 3	4	1	1	1	0	2	1	
Bob Welch, R OBP: 0.215, SLG: 0.250 Gary Thomasson, L OBP: 0.330, SLG: 0.280 Jack Perconte, L (8, PR) Rudy Law, L OBP: 0.313, SLG: 0.305 (8, 8)			0-0 F3 1			0-0 F8 3		0-0 K 1B 1B 3-H 3		2	0	0	0	0	0	0	
<b>Inning Stats</b>	R: 0 E: 0 K: 1 S: 6	H: 1 LOB: 1 BB: 0 P: 6	R: 1 E: 0 K: 1 S: 6	H: 1 LOB: 0 BB: 0 P: 6	R: 0 E: 0 K: 1 S: 5	H: 0 LOB: 0 BB: 0 P: 5	R: 0 E: 0 K: 1 S: 5	H: 0 LOB: 1 BB: 1 P: 9	R: 0 E: 0 K: 1 S: 6	H: 1 LOB: 1 BB: 0 P: 6	R: 0 E: 0 K: 1 S: 7	H: 2 LOB: 2 BB: 1 P: 7	R: 2 E: 0 K: 2 S: 8	H: 1 LOB: 1 BB: 1 P: 12	1B: 3 2B: 1 3B: 1 HR: 1	SF: 0 SAC: 0 DP: 0 HBP: 0	WP: 0 PA: 36 PB: 0 SB: 0 CS: 0
<b>PITCHER</b>	IP 7.0	WLS L	BF 26	H 3	R 1	ER 1	SO 7	BB 2	IBB 0	HBP 0	BLK 0	WP 0	HR 1	S 38	P 46	ERA 1.29	WHIP 0.714
<b>PITCHER</b>	IP 2.0	WLS L	BF 10	H 3	R 2	ER 2	SO 3	BB 1	IBB 0	HBP 0	BLK 1	WP 0	HR 0	S 15	P 19	ERA 9.00	WHIP 2.000

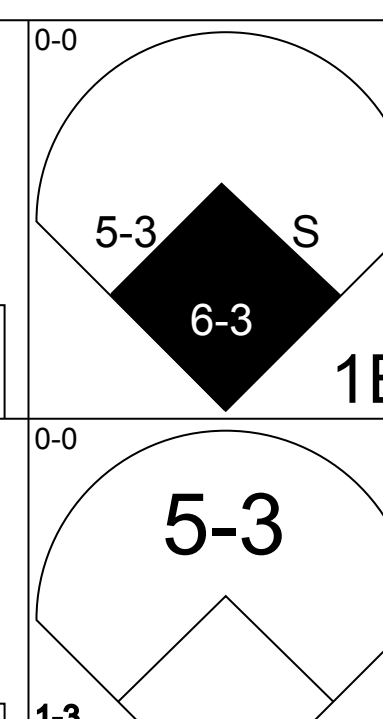
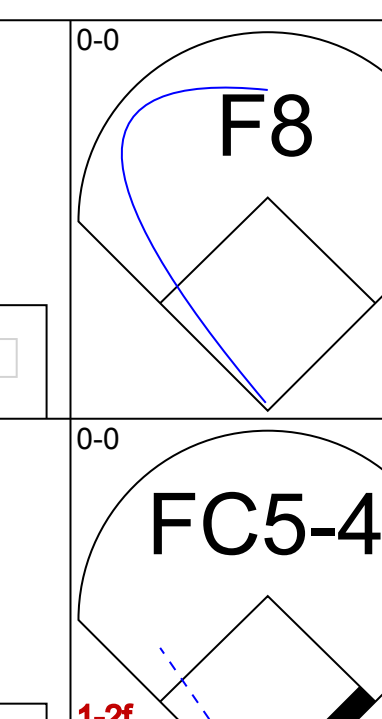
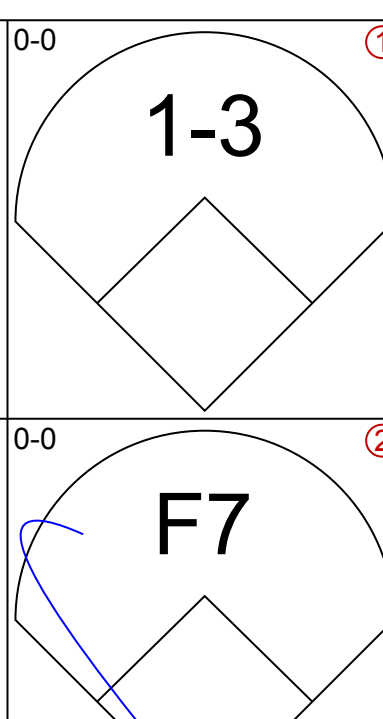
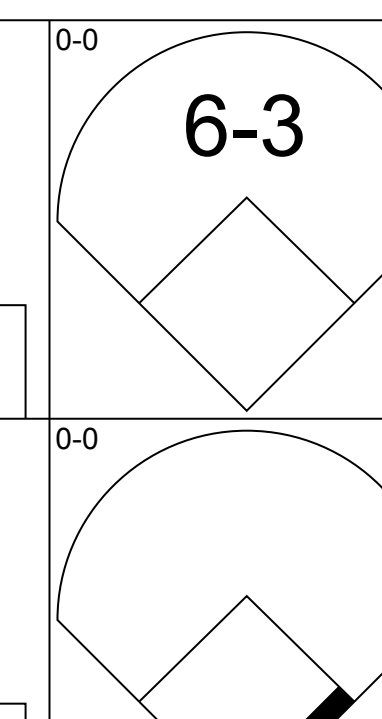
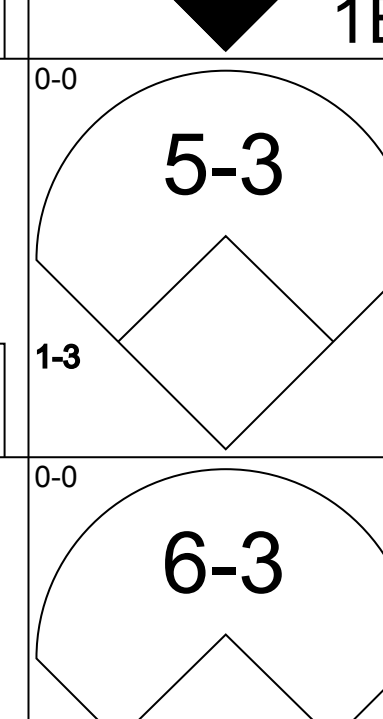
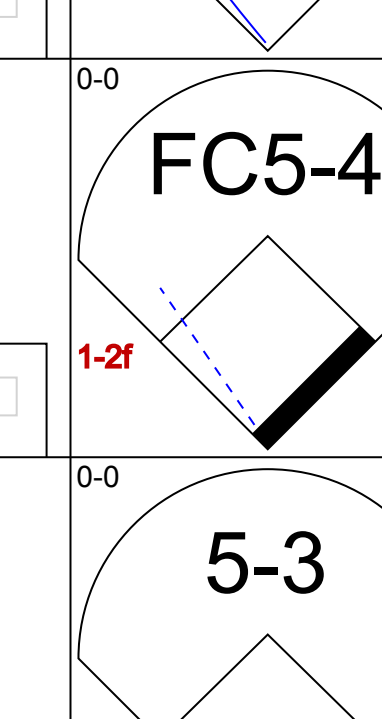
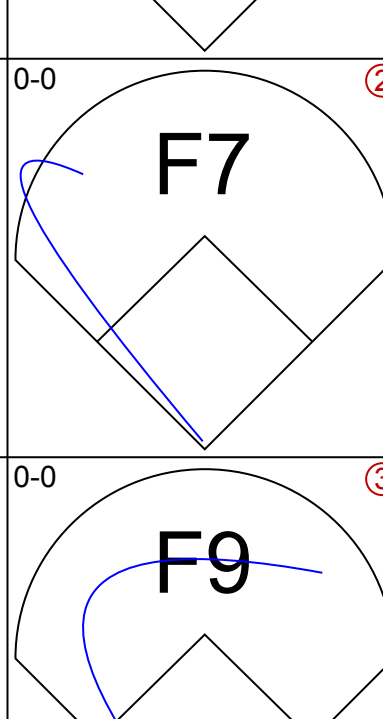
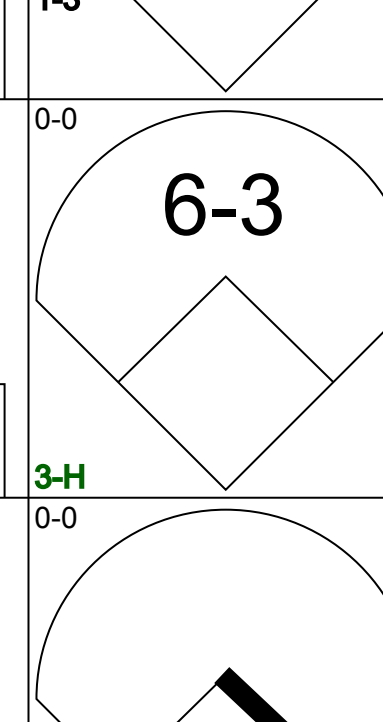
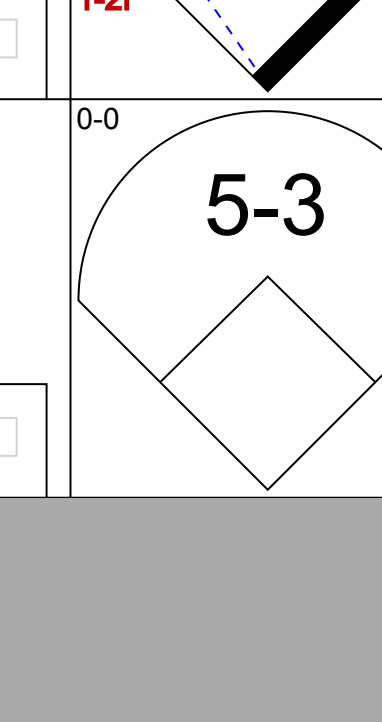
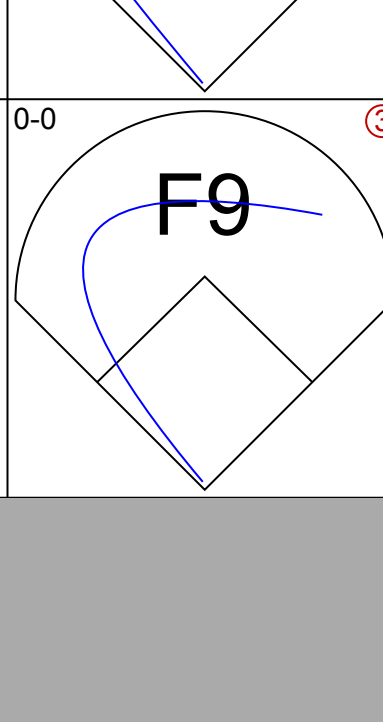
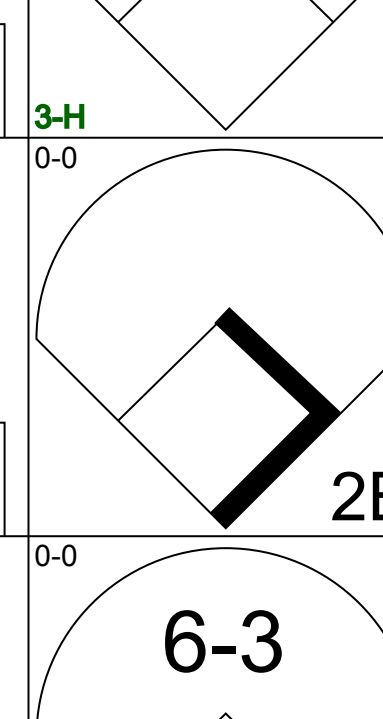
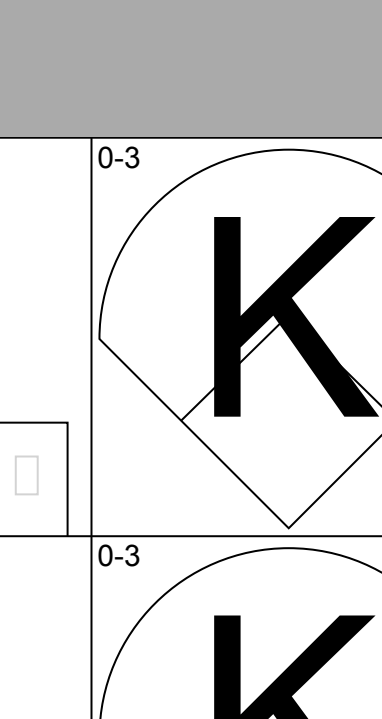
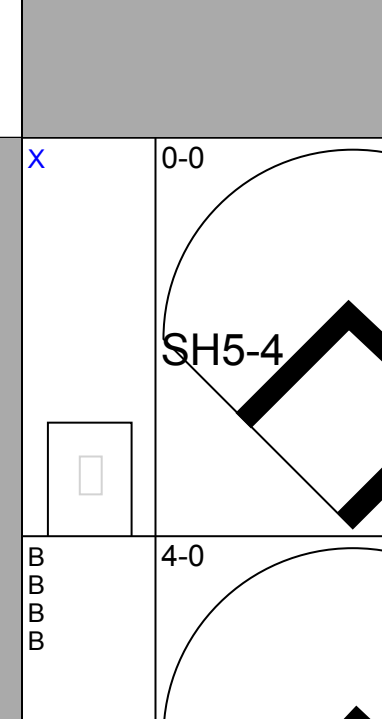
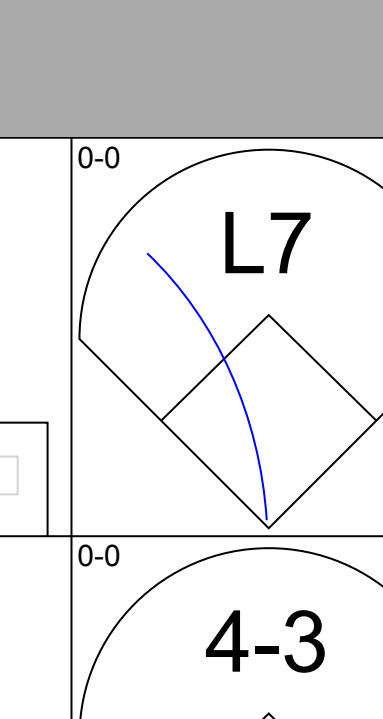
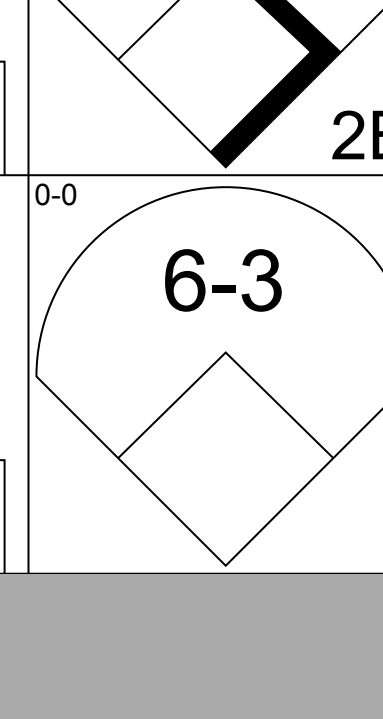
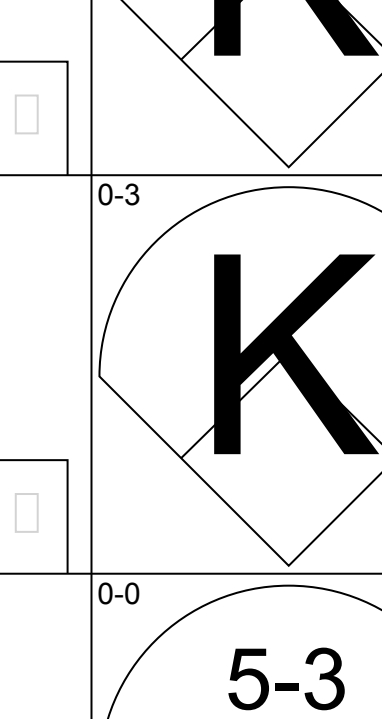
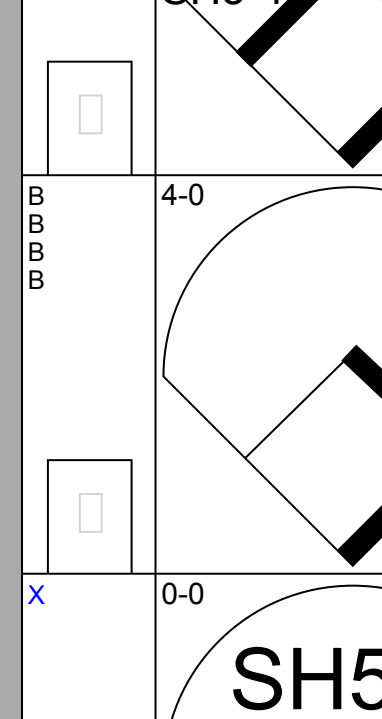
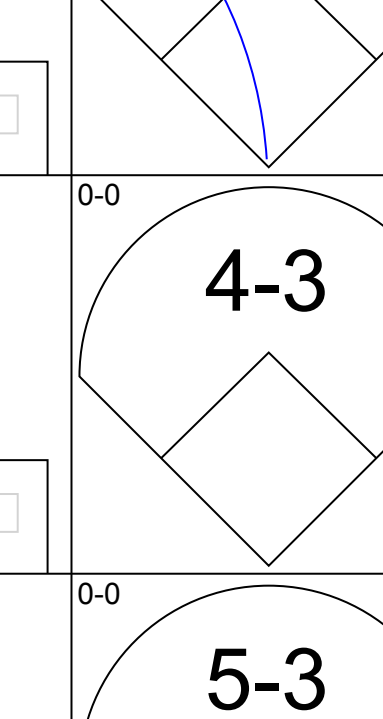
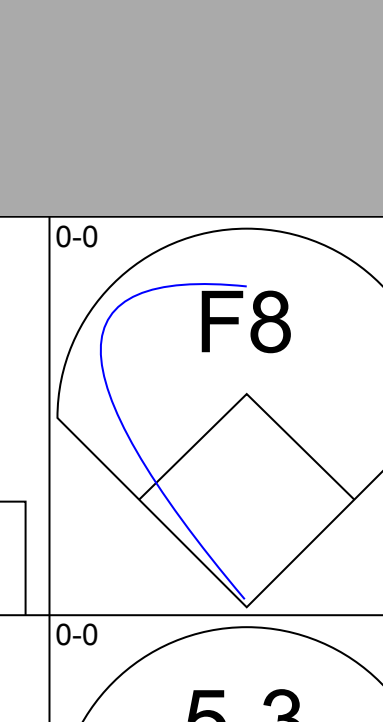
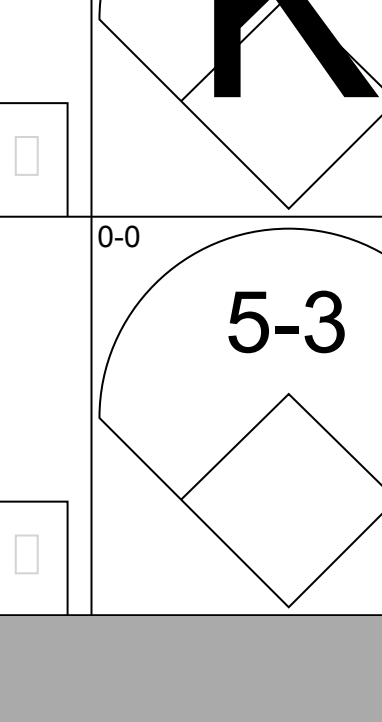
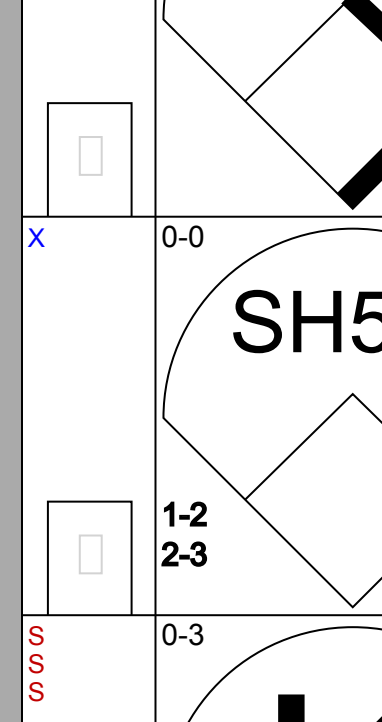
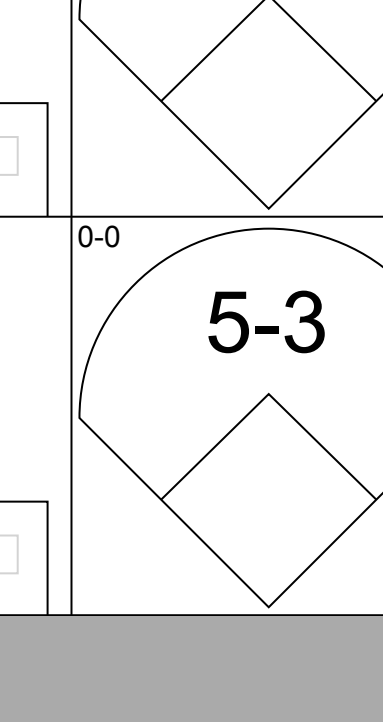
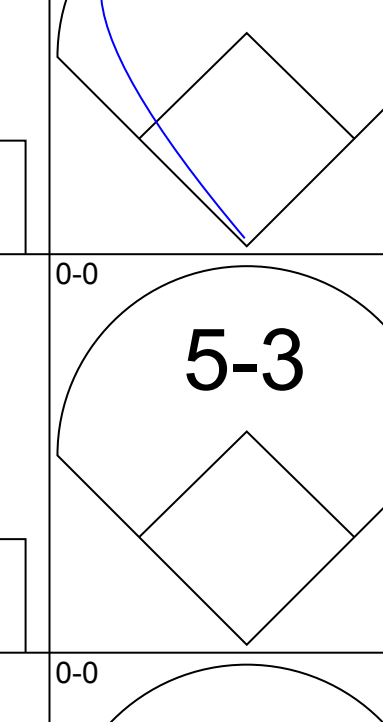
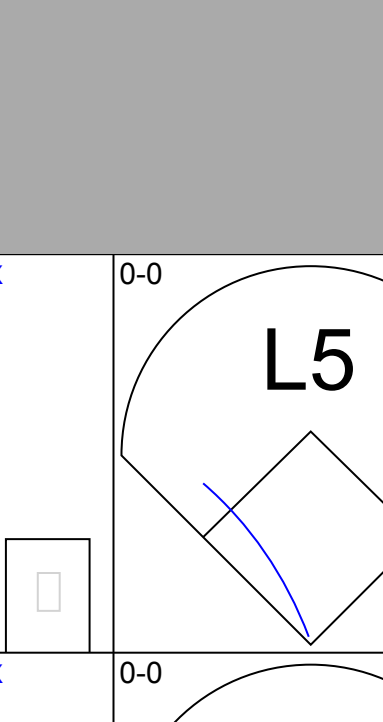
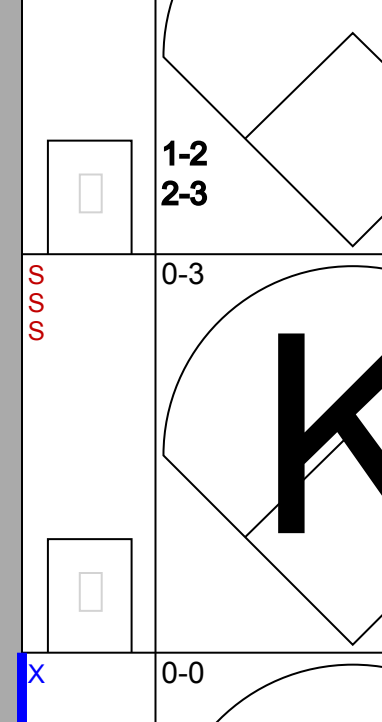
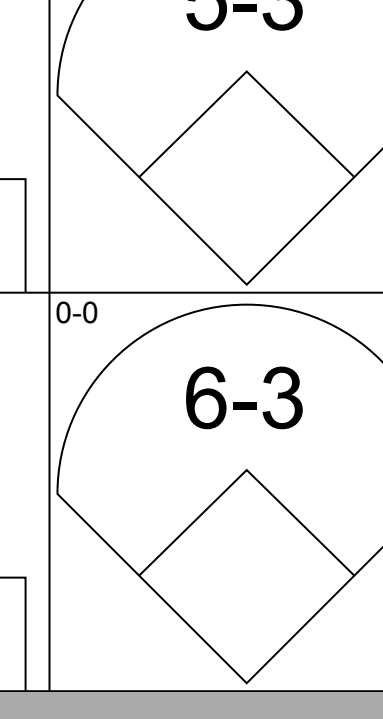
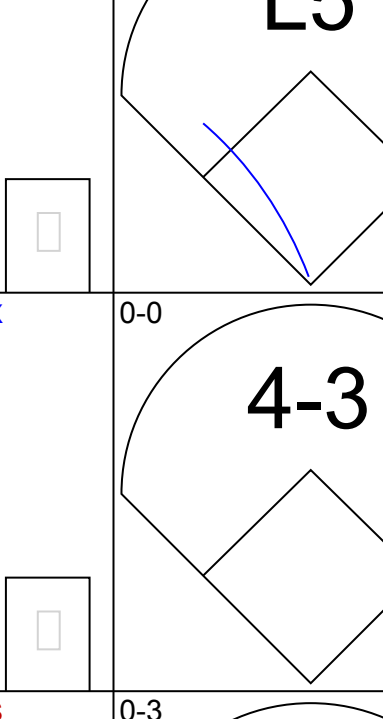
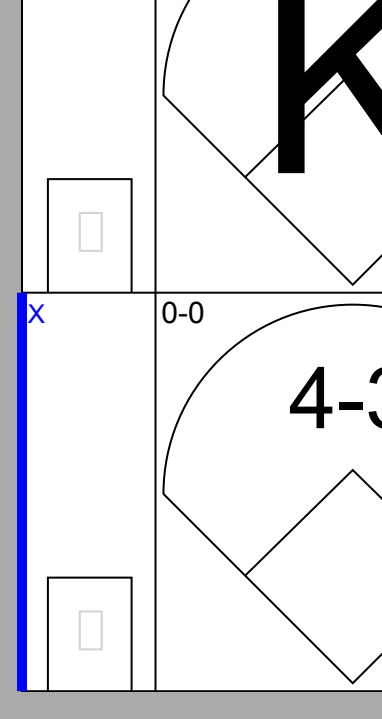
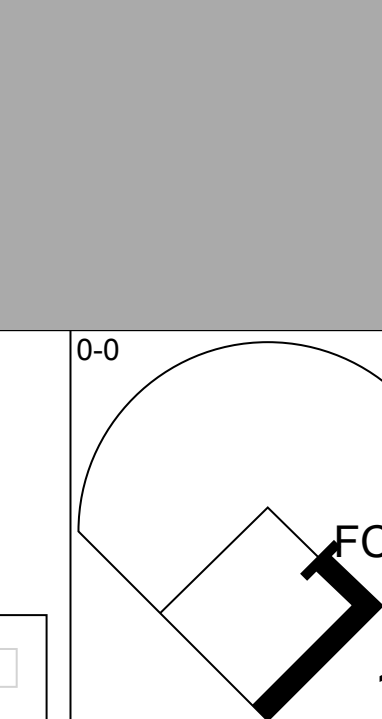
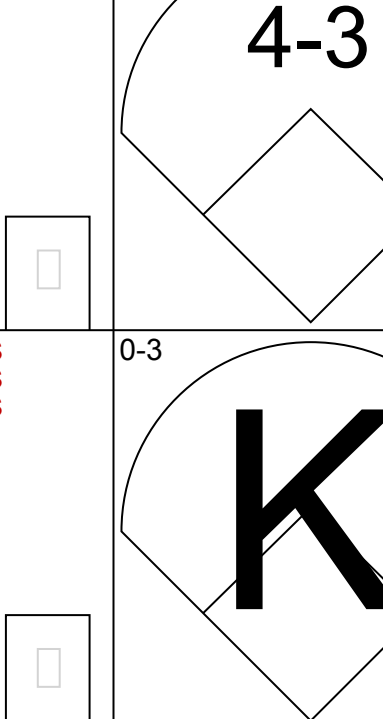
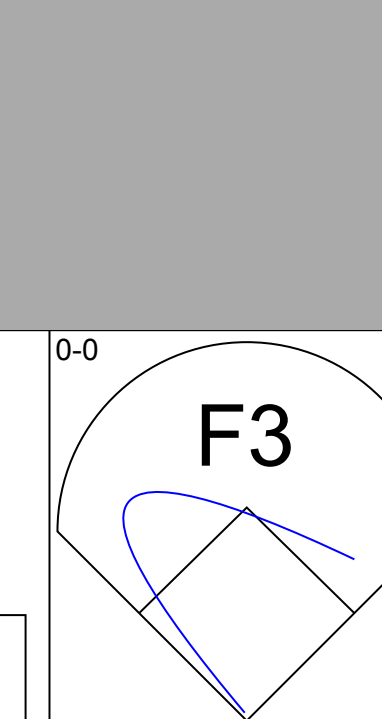
Batter	1	2	3	4	5	6	7	8	9	AB	R	H	RBI	BB	SO	LOB	BOTTOM		
Dave Collins, S OBP: 0.368, SLG: 0.376 Cesar Geronimo, L OBP: 0.321, SLG: 0.333 (8, 8)	0-0 F7 1		0-0 P6 2		0-0 F7 3			0-0 F9 SF8 2B 2		4	1	1	0	0	0	1	Los Angeles Dodgers @ Cincinnati Reds Riverfront Stadium, Cincinnati, OH Sat Sep 13 1980, 7:05 PM EDT Att: 38,542 - Unknown		
Ken Griffey, L OBP: 0.364, SLG: 0.431 (1, 9)	0-0 F5 2		0-3 K 3			0-0 F2 1		0-0 F9 2-3 2		4	0	0	0	0	1	2			
Dave Concepcion, R OBP: 0.306, SLG: 0.365 (1, 6)	0-0 L6 3			0-3 K 1		0-0 P6 2		0-0 SF8 3-H 2		3	0	0	1	0	1	0			
George Foster, R OBP: 0.364, SLG: 0.476 (1, 7)		0-3 K 1		0-0 P6 2		0-0 K 1B 1		0-0 5-3 3		4	0	1	0	0	1	0			
Dan Driessen, L OBP: 0.386, SLG: 0.438 (1, 3)		0-3 K 2		4-0 K 1B BB 3		0-0 F8 3			0-0 4-3 SH1-4 1B 1	3	0	1	0	1	1	1			
Ray Knight, R OBP: 0.309, SLG: 0.415 (1, 5)		0-0 L3 3			0-0 K 1-3 1B 3			0-0 F7 1		3	0	1	0	0	0	0			
Joe Nolan, L OBP: 0.366, SLG: 0.428 (1, 2)			0-0 2B E 1B 3		0-0 F2 3			0-0 F7 2		4	1	1	0	0	0	3			
Ron Oester, S OBP: 0.333, SLG: 0.378 (1, 4)			0-0 E9 1-H 2B 1		0-3 K 1			0-0 K 1B 3		4	0	2	0	0	1	1			
Frank Pastore, R OBP: 0.186, SLG: 0.143 Harry Spilman, L OBP: 0.327, SLG: 0.441 Mario Soto, R OBP: 0.028, SLG: 0.028 (8, 1)			0-0 F9 1		0-0 F7 2			0-3 K 3		2	0	0	0	0	0	1			
<b>Inning Stats</b>	R: 0 E: 0 K: 0 S: 3	H: 0 LOB: 0 BB: 0 P: 3	R: 0 E: 0 K: 2 S: 7	H: 0 LOB: 0 BB: 0 P: 7	R: 1 E: 1 K: 1 S: 7	H: 2 LOB: 1 BB: 0 P: 7	R: 0 E: 0 K: 1 S: 6	H: 1 LOB: 2 BB: 1 P: 10	R: 0 E: 0 K: 0 S: 4	H: 1 LOB: 1 BB: 0 P: 4	R: 0 E: 0 K: 1 S: 6	H: 1 LOB: 1 BB: 0 P: 6	R: 1 E: 0 K: 0 S: 4	H: 1 LOB: 0 BB: 0 P: 4	R: 0 E: 0 K: 0 S: 4	H: 1 LOB: 1 BB: 0 P: 4	1B: 5 2B: 2 3B: 0 HR: 0	SF: 1 SAC: 1 DP: 0 HBP: 0	WP: 0 PA: 35 PB: 0 SB: 0 CS: 0
<b>PITCHER</b>	IP 7.0	WLS W	BF 5	H 2	R 1	ER 1	SO 0	BB 0	IBB 0	HBP 0	BLK 0	WP 0	HR 0	S 5	P 5	ERA 9.00	WHIP 2.000		
<b>PITCHER</b>	IP 1.0	WLS S	BF 3	H 0	R 0	ER 0	SO 0	BB 0	IBB 0	HBP 0	BLK 0	WP 0	HR 0	S 3	P 3	ERA 0.00	WHIP 0.000		



Batter	1	2	3	4	5	6	7	8	9	AB	R	H	RBI	BB	SO	LOB	TOP			
Davey Lopes, R OBP: 0.333, SLG: 0.361 (1, 4)										4	0	0	0	0	2	0	<b>Los Angeles Dodgers @ Cincinnati Reds</b> Riverfront Stadium, Cincinnati, OH Sun Sep 14 1980, 3:33 AM EDT Att: 34,038 - Unknown			
Jay Johnstone, L OBP: 0.365, SLG: 0.389 Pepe Frias, R OBP: 0.256, SLG: 0.273 (1, 9) (8, 6)										4	0	2	0	0	1	0				
Dusty Baker Jr., R OBP: 0.341, SLG: 0.533 (1, 7)										3	0	1	0	1	0	0				
Steve Garvey, R OBP: 0.333, SLG: 0.455 (1, 3)										4	0	0	0	0	1	4				
Ron Cey, R OBP: 0.346, SLG: 0.453 (1, 5)										3	2	1	0	1	1	0				
Rick Monday, L OBP: 0.369, SLG: 0.484 (1, 8) (8, 9)										4	1	2	3	0	1	0				
Mickey Hatcher, R OBP: 0.232, SLG: 0.273 (9, 9)										0	0	0	0	0	0	0				
Steve Yeager, R OBP: 0.281, SLG: 0.284 (1, 2)										4	0	1	0	0	0	0				
Derrel Thomas, S OBP: 0.331, SLG: 0.365 (1, 6) (8, 8)										4	0	1	0	0	0	1				
Jerry Reuss, L OBP: 0.149, SLG: 0.159 (1, 1)										3	0	0	0	0	1	1				
<b>Inning Stats</b>	R: 0 E: 0 K: 2 S: 7	H: 0 LOB: 0 BB: 0 P: 7	R: 2 E: 0 K: 2 S: 9	H: 2 LOB: 1 BB: 1 P: 13	R: 0 E: 0 K: 1 S: 6	H: 2 LOB: 0 BB: 0 P: 6	R: 1 E: 0 K: 0 S: 4	H: 2 LOB: 0 BB: 0 P: 4	R: 0 E: 1 K: 0 S: 4	H: 1 LOB: 2 BB: 1 P: 8	R: 0 E: 0 K: 0 S: 3	H: 0 LOB: 0 BB: 0 P: 3	R: 0 E: 0 K: 0 S: 3	H: 0 LOB: 0 BB: 0 P: 3	R: 0 E: 0 K: 2 S: 8	H: 1 LOB: 1 BB: 0 P: 8	1B: 5 2B: 2 3B: 0 HR: 1	SF: 0 SAC: 0 DP: 1 HBP: 0	WP: 0 PB: 0 SB: 0 CS: 0	PA: 35
<b>PITCHER</b>	IP WLS BF L	WLS BF L	H R ER SO	R ER SO	BB IBB HBP BLK	WP HR S P	ERA WHIP	<b>PITCHER</b>	IP WLS BF L	H R ER SO	R ER SO	BB IBB HBP BLK	WP HR S P	ERA WHIP						
Paul Moskau, R ERA: 3.87 (1, 1)	7.0	28	7	3	3	5	2	0	0	0	0	0	0	0	0	0	3.86	1.286		
Tom Hume, R ERA: 2.99 (8, 1)	2.0	7	1	0	0	2	0	0	0	0	0	0	0	0	0	0	0.00	0.500		

AB	33
R	3
H	8
RBI	3
BB	2
SO	7
LOB	6



Batter	1	2	3	4	5	6	7	8	9	AB	R	H	RBI	BB	SO	LOB	BOTTOM					
Dave Collins, S OBP: 0.367, SLG: 0.374 Sam Mejias, R OBP: 0.299, SLG: 0.337 (1, 8) (9, 8)										4	1	1	0	0	0	1	<b>Los Angeles Dodgers @ Cincinnati Reds</b> Riverfront Stadium, Cincinnati, OH Sun Sep 14 1980, 3:33 AM EDT Att: 34,038 - Unknown					
Ron Oester, S OBP: 0.332, SLG: 0.376 (1, 4)										4	0	1	0	0	2							
Dave Concepcion, R OBP: 0.304, SLG: 0.363 (1, 6)										4	0	0	1	0	2							
George Foster, R OBP: 0.365, SLG: 0.480 (1, 7)										4	0	2	0	0	1	0						
Dan Driessen, L OBP: 0.385, SLG: 0.435 (1, 3)										3	0	0	0	1	1	1						
Ray Knight, R OBP: 0.308, SLG: 0.413 (1, 5)										3	0	0	0	0	0	0						
Paul Householder, S OBP: 0.250, SLG: 0.257 (1, 9)										3	0	0	0	0	1	2						
Vic Correll, R (1, 2)										2	0	0	0	0	0	0						
Hector Cruz, R OBP: 0.296, SLG: 0.342 Tom Hume, R OBP: 0.154, SLG: 0.231 (7, PH) (8, 1)										1	0	0	0	0	0	2						
Paul Moskau, R OBP: 0.159, SLG: 0.163 Joe Nolan, L OBP: 0.364, SLG: 0.425 (1, 1) (8, 2)										2	0	1	0	0	1	0						
<b>Inning Stats</b>	R: 1 E: 0 K: 0 S: 5	H: 2 LOB: 1 BB: 0 P: 5	R: 0 E: 0 K: 0 S: 3	H: 0 LOB: 0 BB: 0 P: 3	R: 0 E: 0 K: 0 S: 4	H: 1 LOB: 1 BB: 0 P: 4	R: 0 E: 0 K: 2 S: 7	H: 0 LOB: 0 BB: 0 P: 7	R: 0 E: 0 K: 1 S: 5	H: 0 LOB: 0 BB: 0 P: 5	R: 0 E: 0 K: 0 S: 3	H: 0 LOB: 0 BB: 0 P: 3	R: 0 E: 0 K: 1 S: 6	H: 1 LOB: 2 BB: 1 P: 10	R: 0 E: 0 K: 0 S: 4	H: 1 LOB: 1 BB: 0 P: 4	R: 0 E: 0 K: 0 S: 3	H: 0 LOB: 0 BB: 0 P: 3	1B: 3 2B: 2 3B: 0 HR: 0	SF: 0 SAC: 1 DP: 0 HBP: 0	WP: 0 PB: 0 SB: 1 CS: 0	PA: 33
<b>PITCHER</b>	IP WLS BF W	WLS BF W	H R ER SO	R ER SO	BB IBB HBP BLK	WP HR S P	ERA WHIP	<b>PITCHER</b>	IP WLS BF W	H R ER SO	R ER SO	BB IBB HBP BLK	WP HR S P	ERA WHIP								
Jerry Reuss, L ERA: 2.18 (1, 1)	9.0	33	5	1	1	4	1	0	0	0	0	0	0	0	0	0	1.00	0.667				



Batter	1	2	3	4	5	6	7	8	9	AB	R	H	RBI	BB	SO	LOB	TOP			
Bill North, S OBP: 0.370, SLG: 0.286 (1, 8)										4	1	1	0	0	2	0	<b>San Francisco Giants @ Cincinnati Reds</b> Riverfront Stadium, Cincinnati, OH Mon Sep 15 1980, 7:05 PM EDT Att: 16,002 - Unknown			
Max Venable, L OBP: 0.340, SLG: 0.313 (1, 9)										3	0	0	0	1	2	1				
Darrell Evans, L OBP: 0.356, SLG: 0.404 (1, 5)										3	1	1	2	1	0	1				
Mitt May, L OBP: 0.312, SLG: 0.382 (1, 2)										4	0	0	0	0	1	3				
Terry Whitfield, L OBP: 0.341, SLG: 0.398 (1, 7)										3	0	0	0	1	0	0				
Rennie Stennett, R OBP: 0.285, SLG: 0.306 (1, 4)										4	0	1	0	0	0	2				
Rich Murray, R OBP: 0.271, SLG: 0.352 (1, 3)										3	0	0	0	1	2	1				
Johnnie LeMaster, R OBP: 0.258, SLG: 0.309 (1, 6)										3	0	0	0	0	0	1				
Bob Knepper, L Tom Griffin, R Joe Strain, R Gary Lavelle, S Jim Wohlford, R Mike Rowland, R (1, 1) (3, 1) (5, Ph) (5, 1) (8, Ph) (8, 1)										1	0	0	0	0	1	0				
<b>Inning Stats</b>	R: 1 E: 1 K: 1 S: 7	H: 1 LOB: 2 BB: 1 P: 11	R: 0 E: 0 K: 2 S: 7	H: 0 LOB: 0 BB: 0 P: 7	R: 0 E: 0 K: 1 S: 5	H: 0 LOB: 1 BB: 1 P: 9	R: 0 E: 0 K: 0 S: 3	H: 0 LOB: 0 BB: 0 P: 7	R: 0 E: 0 K: 0 S: 2	H: 0 LOB: 0 BB: 1 P: 6	R: 0 E: 0 K: 1 S: 5	H: 0 LOB: 0 BB: 0 P: 5	R: 0 E: 0 K: 0 S: 3	H: 0 LOB: 1 BB: 0 P: 3	R: 1 E: 0 K: 1 S: 7	H: 2 LOB: 1 BB: 0 P: 7	1B: 2 2B: 0 3B: 0 HR: 1	SF: 0 SAC: 0 DP: 1 HBP: 0	WP: 0 PB: 0 SB: 2 CS: 0	PA: 34
<b>PITCHER</b> Tom Seaver, R ERA: 3.94 (1, 1)	IP: 9.0 WLS: W BF: 34 H: 3 R: 2 ER: 1 SO: 8 BB: 4 IBB: 0 HBP: 0 BLK: 0 WP: 0 HR: 1 S: 46 P: 62 ERA: 1.00 WHIP: 0.778															<b>PITCHER</b> IP: WLS: BF: H: R: ER: SO: BB: IBB: HBP: BLK: WP: HR: S: P: ERA: WHIP				

AB	30
R	2
H	3
RBI	2
BB	4
SO	8
LOB	9



Batter	1	2	3	4	5	6	7	8	9	AB	R	H	RBI	BB	SO	LOB	BOTTOM			
Dave Collins, S OBP: 0.364, SLG: 0.371 Sam Mejias, R OBP: 0.306, SLG: 0.343 (1, 8) (7, 8)										4	0	0	0	0	0	3	<b>San Francisco Giants @ Cincinnati Reds</b> Riverfront Stadium, Cincinnati, OH Mon Sep 15 1980, 7:05 PM EDT Att: 16,002 - Unknown			
Ken Griffey, L Paul Householder, S (1, 9) (8, 9)										2	2	1	0	2	0	1				
Dave Concepcion, R OBP: 0.306, SLG: 0.363 (1, 6)										2	1	1	1	1	0	2				
George Foster, R OBP: 0.366, SLG: 0.481 (1, 7)										4	0	2	0	0	1	2				
Dan Driessen, L OBP: 0.384, SLG: 0.436 (1, 3)										4	1	1	2	0	0	3				
Ray Knight, R OBP: 0.307, SLG: 0.417 (1, 5)										4	1	1	2	0	0	2				
Ron Oester, S OBP: 0.327, SLG: 0.369 (1, 4)										4	0	0	0	0	1	2				
Vic Correll, R OBP: 0.429, SLG: 0.429 (1, 2)										4	1	3	0	0	0	0				
Tom Seaver, R OBP: 0.244, SLG: 0.179 (1, 1)										2	0	2	0	0	0	0				
<b>Inning Stats</b>	R: 4 E: 0 K: 0 S: 5	H: 2 LOB: 0 BB: 2 P: 13	R: 0 E: 0 K: 0 S: 4	H: 1 LOB: 0 BB: 0 P: 4	R: 0 E: 0 K: 0 S: 5	H: 2 LOB: 2 BB: 0 P: 5	R: 0 E: 0 K: 0 S: 4	H: 1 LOB: 2 BB: 1 P: 8	R: 0 E: 0 K: 1 S: 6	H: 1 LOB: 0 BB: 0 P: 6	R: 1 E: 0 K: 1 S: 6	H: 1 LOB: 0 BB: 0 P: 6	R: 1 E: 0 K: 0 S: 6	H: 3 LOB: 2 BB: 0 P: 6	R: 1 E: 0 K: 1 S: 7	H: 2 LOB: 1 BB: 0 P: 7	1B: 9 2B: 1 3B: 1 HR: 1	SF: 1 SAC: 2 DP: 1 HBP: 0	WP: 0 PB: 0 SB: 0 CS: 0	PA: 38
<b>PITCHER</b> Bob Knepper, L Tom Griffin, R Gary Lavelle, L Mike Rowland, R (1, 1) (3, 1) (5, 1) (8, 1)	IP: 2.0 WLS: L BF: 13 H: 5 R: 4 ER: 4 SO: 4 BB: 1 IBB: 0 HBP: 0 BLK: 0 WP: 0 HR: 1 S: 11 P: 19 ERA: 18.00 WHIP: 3.500															<b>PITCHER</b> IP: WLS: BF: H: R: ER: SO: BB: IBB: HBP: BLK: WP: HR: S: P: ERA: WHIP				

AB	32
R	6
H	12
RBI	6
BB	3
SO	2
LOB	17



Batter	1	2	3	4	5	6	7	8	9	AB	R	H	RBI	BB	SO	LOB	TOP				
Bill North, S OBP: 0.376, SLG: 0.294 (1, 8)										4	2	3	0	2	0	2	<b>San Francisco Giants @ Cincinnati Reds</b> Riverfront Stadium, Cincinnati, OH Tue Sep 16 1980, 3:33 AM EDT Att: 12,206 - Unknown				
Darrell Evans, L OBP: 0.358, SLG: 0.405 (1, 5)										3	1	1	1	2	0	2					
Larry Hemdon, R OBP: 0.281, SLG: 0.381 (1, 9)										4	1	2	2	0	0	4					
Jim Wohlford, R OBP: 0.312, SLG: 0.360 (1, 7)										5	2	3	1	0	0	1					
Rennie Stennett, R OBP: 0.286, SLG: 0.307 (1, 4)										5	0	2	2	0	0	2					
Rich Murray, R OBP: 0.285, SLG: 0.346 (1, 3)										5	1	1	0	0	1	2					
Joe Pettini, R OBP: 0.318, SLG: 0.299 (1, 6)										3	1	1	0	2	1	0					
Mike Sadek, R OBP: 0.358, SLG: 0.280 (1, 2)										3	0	0	0	2	1	2					
Ed Whitson, R OBP: 0.100, SLG: 0.085 (1, 1)										4	0	1	2	0	0	2					
<b>Inning Stats</b>	R: 0 E: 0 K: 0 S: 4	H: 2 LOB: 2 BB: 1 P: 8	R: 0 E: 0 K: 0 S: 3	H: 0 LOB: 1 BB: 1 P: 7	R: 4 E: 0 K: 0 S: 7	H: 5 LOB: 0 BB: 0 P: 7	R: 0 E: 0 K: 0 S: 3	H: 0 LOB: 1 BB: 0 P: 7	R: 0 E: 0 K: 2 S: 7	H: 0 LOB: 0 BB: 0 P: 11	R: 2 E: 0 K: 0 S: 6	H: 3 LOB: 1 BB: 0 P: 6	R: 0 E: 0 K: 1 S: 5	H: 0 LOB: 3 BB: 3 P: 17	R: 2 E: 0 K: 0 S: 6	H: 3 LOB: 2 BB: 1 P: 10		1B: 11 2B: 3 3B: 0 HR: 0	SF: 1 SAC: 1 DP: 2 HBP: 0	WP: 0 PB: 1 SB: 2 CS: 1	PA: 46
<b>PITCHER</b>	IP WLS BF H R ER SO BB IBB HBP BLK WP HR S P ERA WHIP	IP WLS BF H R ER SO BB IBB HBP BLK WP HR S P ERA WHIP	IP WLS BF H R ER SO BB IBB HBP BLK WP HR S P ERA WHIP	IP WLS BF H R ER SO BB IBB HBP BLK WP HR S P ERA WHIP	IP WLS BF H R ER SO BB IBB HBP BLK WP HR S P ERA WHIP	IP WLS BF H R ER SO BB IBB HBP BLK WP HR S P ERA WHIP	IP WLS BF H R ER SO BB IBB HBP BLK WP HR S P ERA WHIP	IP WLS BF H R ER SO BB IBB HBP BLK WP HR S P ERA WHIP	IP WLS BF H R ER SO BB IBB HBP BLK WP HR S P ERA WHIP	IP WLS BF H R ER SO BB IBB HBP BLK WP HR S P ERA WHIP	IP WLS BF H R ER SO BB IBB HBP BLK WP HR S P ERA WHIP	IP WLS BF H R ER SO BB IBB HBP BLK WP HR S P ERA WHIP	IP WLS BF H R ER SO BB IBB HBP BLK WP HR S P ERA WHIP	IP WLS BF H R ER SO BB IBB HBP BLK WP HR S P ERA WHIP	IP WLS BF H R ER SO BB IBB HBP BLK WP HR S P ERA WHIP	IP WLS BF H R ER SO BB IBB HBP BLK WP HR S P ERA WHIP	IP WLS BF H R ER SO BB IBB HBP BLK WP HR S P ERA WHIP	IP WLS BF H R ER SO BB IBB HBP BLK WP HR S P ERA WHIP	IP WLS BF H R ER SO BB IBB HBP BLK WP HR S P ERA WHIP	IP WLS BF H R ER SO BB IBB HBP BLK WP HR S P ERA WHIP	IP WLS BF H R ER SO BB IBB HBP BLK WP HR S P ERA WHIP

AB	36
R	8
H	14
RBI	8
BB	8
SO	3
LOB	17



Batter	1	2	3	4	5	6	7	8	9	AB	R	H	RBI	BB	SO	LOB	BOTTOM				
Dave Collins, S OBP: 0.364, SLG: 0.370 (1, 8)										4	0	1	1	0	0	1	<b>San Francisco Giants @ Cincinnati Reds</b> Riverfront Stadium, Cincinnati, OH Tue Sep 16 1980, 3:33 AM EDT Att: 12,206 - Unknown				
Ken Griffey, L OBP: 0.388, SLG: 0.436 (1, 9)										4	0	2	0	0	0	1					
Dave Concepcion, R OBP: 0.305, SLG: 0.362 Junior Kennedy, R OBP: 0.326, SLG: 0.338 (1, 6) (5, 4)										2	0	0	0	0	0	1					
George Foster, R OBP: 0.363, SLG: 0.476 (1, 7)										4	0	0	0	0	1	0					
Dan Driessen, L OBP: 0.384, SLG: 0.437 (1, 3)										3	0	1	0	0	0	0					
Ray Knight, R OBP: 0.306, SLG: 0.415 (1, 5)										3	0	0	0	0	0	1					
Joe Nolan, L OBP: 0.383, SLG: 0.430 (1, 2)										3	1	1	0	0	0	0					
Ron Oester, S OBP: 0.327, SLG: 0.373 (1, 4) (5, 6)										3	0	1	0	0	2	1					
Joe Price, L ERA: 3.71 Jay Howell, R ERA: 13.5 Geoff Combe, R ERA: 9.44 Doug Bair, R ERA: 4.68 Sheldon Burnside, L ERA: 1.93										0	0	0	0	0	0	0					
<b>Inning Stats</b>	R: 0 E: 0 K: 0 S: 3	H: 1 LOB: 0 BB: 0 P: 3	R: 0 E: 0 K: 0 S: 3	H: 0 LOB: 0 BB: 0 P: 3	R: 1 E: 0 K: 1 S: 7	H: 2 LOB: 1 BB: 0 P: 7	R: 0 E: 0 K: 0 S: 4	H: 1 LOB: 1 BB: 0 P: 4	R: 0 E: 0 K: 1 S: 5	H: 1 LOB: 0 BB: 0 P: 5	R: 0 E: 0 K: 0 S: 3	H: 0 LOB: 0 BB: 0 P: 3	R: 0 E: 0 K: 2 S: 7	H: 0 LOB: 0 BB: 0 P: 7	R: 0 E: 0 K: 0 S: 3	H: 0 LOB: 0 BB: 0 P: 3		1B: 3 2B: 4 3B: 0 HR: 0	SF: 0 SAC: 0 DP: 1 HBP: 0	WP: 0 PB: 0 SB: 0 CS: 0	PA: 31
<b>PITCHER</b>	IP WLS BF H R ER SO BB IBB HBP BLK WP HR S P ERA WHIP	IP WLS BF H R ER SO BB IBB HBP BLK WP HR S P ERA WHIP	IP WLS BF H R ER SO BB IBB HBP BLK WP HR S P ERA WHIP	IP WLS BF H R ER SO BB IBB HBP BLK WP HR S P ERA WHIP	IP WLS BF H R ER SO BB IBB HBP BLK WP HR S P ERA WHIP	IP WLS BF H R ER SO BB IBB HBP BLK WP HR S P ERA WHIP	IP WLS BF H R ER SO BB IBB HBP BLK WP HR S P ERA WHIP	IP WLS BF H R ER SO BB IBB HBP BLK WP HR S P ERA WHIP	IP WLS BF H R ER SO BB IBB HBP BLK WP HR S P ERA WHIP	IP WLS BF H R ER SO BB IBB HBP BLK WP HR S P ERA WHIP	IP WLS BF H R ER SO BB IBB HBP BLK WP HR S P ERA WHIP	IP WLS BF H R ER SO BB IBB HBP BLK WP HR S P ERA WHIP	IP WLS BF H R ER SO BB IBB HBP BLK WP HR S P ERA WHIP	IP WLS BF H R ER SO BB IBB HBP BLK WP HR S P ERA WHIP	IP WLS BF H R ER SO BB IBB HBP BLK WP HR S P ERA WHIP	IP WLS BF H R ER SO BB IBB HBP BLK WP HR S P ERA WHIP	IP WLS BF H R ER SO BB IBB HBP BLK WP HR S P ERA WHIP	IP WLS BF H R ER SO BB IBB HBP BLK WP HR S P ERA WHIP	IP WLS BF H R ER SO BB IBB HBP BLK WP HR S P ERA WHIP	IP WLS BF H R ER SO BB IBB HBP BLK WP HR S P ERA WHIP	IP WLS BF H R ER SO BB IBB HBP BLK WP HR S P ERA WHIP



Batter	1	2	3	4	5	6	7	8	9	AB	R	H	RBI	BB	SO	LOB	TOP		
Joe Morgan, L (1,4) OBP: 0.365, SLG: 0.365										4	0	1	0	1	0	0	<b>Houston Astros @ Cincinnati Reds</b> Riverfront Stadium, Cincinnati, OH Wed Sep 17 1980, 7:05 PM EDT Att: 25,092 - Unknown		
Enos Cabell, R (1,5) OBP: 0.302, SLG: 0.343										4	0	0	0	0	0	4			
Terry Puhl, L (1,9) OBP: 0.354, SLG: 0.419										4	0	1	0	0	1	1			
Jose Cruz, L (1,7) OBP: 0.372, SLG: 0.439										3	0	1	0	1	1	1			
Cesar Cedeno, R (1,8) OBP: 0.389, SLG: 0.484										4	0	1	0	0	1	4			
Denny Welling, L (1,3) OBP: 0.380, SLG: 0.398										2	0	0	0	2	0	2			
Alan Ashby, S (1,2) OBP: 0.307, SLG: 0.324										4	0	0	0	0	1	5			
Craig Reynolds, L (1,6) OBP: 0.261, SLG: 0.304										4	0	1	0	0	1	0			
Joe Niekro, R (1,1) OBP: 0.336, SLG: 0.361										1	0	0	0	0	0	0			
Dave Sememan, L (5, Ph) OBP: 0.338, SLG: 0.318										1	0	0	0	0	1	0			
Randy Niemann, L (5, Ph) OBP: 0.250, SLG: 0.250										0	0	0	0	0	0	0			
Danny Hoan, R (7, Ph) OBP: 0.353, SLG: 0.398										1	0	0	0	0	1	2			
Bert Roberge, R (7, Ph) OBP: 0.353, SLG: 0.398										0	0	0	0	0	0	0			
Gordie Pladson, R (8, Ph) OBP: 0.306, SLG: 0.335										0	0	0	0	0	0	0			
Rafael Landestoy, S (9, Ph) OBP: 0.306, SLG: 0.335										1	0	0	0	0	0	0			
<b>Inning Stats</b>	R: 0 E: 0 K: 2 S: 7	H: 0 LOB: 2 BB: 2 P: 15	R: 0 E: 0 K: 1 S: 5	H: 0 LOB: 0 BB: 0 P: 5	R: 0 E: 0 K: 0 S: 3	H: 0 LOB: 0 BB: 0 P: 3	R: 0 E: 1 K: 0 S: 5	H: 1 LOB: 2 BB: 0 P: 5	R: 0 E: 0 K: 1 S: 5	H: 0 LOB: 0 BB: 0 P: 5	R: 0 E: 0 K: 2 S: 9	H: 2 LOB: 3 BB: 1 P: 13	R: 0 E: 0 K: 0 S: 4	H: 1 LOB: 2 BB: 1 P: 8	R: 0 E: 0 K: 0 S: 3	H: 0 LOB: 0 BB: 0 P: 3	1B: 5 2B: 0 3B: 0 HR: 0	SF: 0 SAC: 0 DP: 0 HBP: 0	WP: 0 PA: 37 PB: 0 SB: 1 CS: 0
<b>PITCHER</b> Mario Soto, R (1,1) ERA: 3.21	IP: 9.0 WLS: W BF: 37 H: 5 R: 0 ER: 0 SO: 7 BB: 4 IBB: 0 HBP: 0 BLK: 1 WP: 0 HR: 0 S: 47 P: 63 ERA: 0.00 WHIP: 1.000															<b>PITCHER</b>			

Batter	1	2	3	4	5	6	7	8	9	AB	R	H	RBI	BB	SO	LOB	BOTTOM		
Dave Collins, S (1,8) OBP: 0.363, SLG: 0.371										4	0	1	0	0	1	0	<b>Houston Astros @ Cincinnati Reds</b> Riverfront Stadium, Cincinnati, OH Wed Sep 17 1980, 7:05 PM EDT Att: 25,092 - Unknown		
Sam Mejias, R (8,8) OBP: 0.306, SLG: 0.343										0	0	0	0	0	0	0			
Ken Griffey, L (1,9) OBP: 0.365, SLG: 0.432										4	0	0	0	0	1	1			
Dave Concepcion, R (1,6) OBP: 0.306, SLG: 0.364										4	2	2	0	0	0	1			
George Foster, R (1,7) OBP: 0.368, SLG: 0.487										2	2	2	2	2	0	0			
Dan Driessen, L (1,3) OBP: 0.383, SLG: 0.434										3	1	0	0	1	0	4			
Johnny Bench, R (1,2) OBP: 0.330, SLG: 0.499										3	1	0	0	1	1	2			
Ray Knight, R (1,5) OBP: 0.309, SLG: 0.423										4	1	3	5	0	0	0			
Ron Oester, S (1,4) OBP: 0.326, SLG: 0.371										4	0	1	0	0	0	1			
Mario Soto, R (1,1) OBP: 0.026, SLG: 0.026										3	0	0	0	0	1	1			
<b>Inning Stats</b>	R: 0 E: 0 K: 1 S: 5	H: 0 LOB: 0 BB: 0 P: 5	R: 1 E: 0 K: 0 S: 4	H: 2 LOB: 0 BB: 0 P: 4	R: 0 E: 0 K: 1 S: 5	H: 0 LOB: 0 BB: 0 P: 5	R: 4 E: 0 K: 0 S: 6	H: 3 LOB: 1 BB: 2 P: 14	R: 0 E: 0 K: 1 S: 6	H: 1 LOB: 2 BB: 1 P: 10	R: 0 E: 0 K: 1 S: 5	H: 0 LOB: 0 BB: 0 P: 5	R: 0 E: 0 K: 0 S: 3	H: 0 LOB: 0 BB: 0 P: 3	R: 2 E: 0 K: 0 S: 5	H: 3 LOB: 1 BB: 1 P: 9	1B: 4 2B: 3 3B: 0 HR: 2	SF: 0 SAC: 0 DP: 1 HBP: 0	WP: 0 PA: 36 PB: 0 SB: 2 CS: 1
<b>PITCHER</b> Joe Niekro, R (1,1) ERA: 4.02	IP: 4.0 WLS: L BF: 18 H: 5 R: 5 ER: 5 SO: 2 BB: 2 IBB: 0 HBP: 0 BLK: 0 WP: 0 HR: 2 S: 20 P: 28 ERA: 11.25 WHIP: 1.750															<b>PITCHER</b>			
Randy Niemann, L (5, Ph) ERA: 4.97	2.0 1 0 0 2 0 1 0 0 0 0 0 11 15 0.00 0.500																		
Bert Roberge, R (7, Ph) ERA: 4.63	1.0 6 2 2 2 0 1 0 0 0 0 0 5 9 18.00 3.000																		
Gordie Pladson, R (8, Ph) ERA: 4.35	1.0 3 1 0 0 0 0 0 0 0 0 0 3 3 0.00 1.000																		

Batter	1	2	3	4	5	6	7	8	9	AB	R	H	RBI	BB	SO	LOB	TOP								
Joe Morgan, L OBP: 0.365, SLG: 0.373 Rafael Landestoy, S OBP: 0.309, SLG: 0.335	F5		F9			4-3	HR		E 1B 1B	5	2	2	2	0	0	0									
Enos Cabell, R OBP: 0.303, SLG: 0.344	K			K			6-3		E7 1B	5	1	2	1	0	2	1									
Terry Puhl, L OBP: 0.355, SLG: 0.419	P6			4-3		FC4-6 1B			HR 1B	5	2	2	2	0	0	1									
Jose Cruz, L OBP: 0.372, SLG: 0.444		F7		P3					HR 1B	5	1	2	2	0	0	0									
Cesar Cedeno, R OBP: 0.388, SLG: 0.480		6-3				5-3			K	4	1	0	0	1	1	2									
Denny Walling, L OBP: 0.383, SLG: 0.401 Luis Pujols, R OBP: 0.246, SLG: 0.236					E9 1B		4-3		K	3	0	2	1	0	0	0									
Alan Ashby, S OBP: 0.307, SLG: 0.327 Scott Loucks, R OBP: 0.333, SLG: 0.333 Joe Sambito, L OBP: 0.333, SLG: 0.343				4-3					K	3	0	1	0	0	0	2									
Craig Reynolds, L OBP: 0.258, SLG: 0.301			F8		F7		F8		5-3	4	0	0	0	0	0	2									
Ken Forsch, R OBP: 0.250, SLG: 0.282 Dave Bergman, L OBP: 0.355, SLG: 0.343			K		F8				1B BB	2	0	0	0	0	1	1									
<b>Inning Stats</b>	R: 0 E: 0 K: 1 S: 5	H: 0 LOB: 0 BB: 0 P: 5	R: 0 E: 0 K: 0 S: 4	H: 1 LOB: 1 BB: 0 P: 4	R: 0 E: 0 K: 1 S: 5	H: 0 LOB: 0 BB: 0 P: 5	R: 0 E: 0 K: 1 S: 5	H: 0 LOB: 0 BB: 0 P: 5	R: 1 E: 1 K: 0 S: 4	H: 1 LOB: 1 BB: 1 P: 8	R: 0 E: 0 K: 0 S: 5	H: 2 LOB: 2 BB: 0 P: 5	R: 3 E: 0 K: 0 S: 6	H: 3 LOB: 1 BB: 0 P: 6	R: 1 E: 0 K: 1 S: 6	H: 1 LOB: 0 BB: 0 P: 6	R: 5 E: 1 K: 2 S: 11	H: 4 LOB: 0 BB: 1 P: 15	1B: 8 2B: 2 3B: 0 HR: 2	SF: 0 SAC: 0 DP: 0 HBP: 0	WP: 1 PB: 1 SB: 2 CS: 0	PA: 41			
<b>PITCHER</b>	IP	WLS	BF	H	R	ER	SO	BB	IBB	HBP	BLK	WP	HR	S	P	ERA	WHIP								
Frank Pastore, R ERA: 3.27	7.0	L	29	7	4	4	3	1	0	0	0	0	1	34	38	5.14	1.143								
Tom Hume, R ERA: 2.85	1.2		9	3	4	4	2	1	0	0	0	1	0	12	16	21.60	2.400								
Charlie Leibrandt, L ERA: 4.27	0.1		3	2	2	2	1	0	0	0	0	0	1	5	5	54.00	6.000								

Houston Astros @ Cincinnati Reds  
Riverfront Stadium, Cincinnati, OH  
Thu Sep 18 1980, 3:33 AM EDT  
Att: 23,861 - Unknown

AB 39  
R 10  
H 12  
RBI 9  
BB 2  
SO 6  
LOB 9



Batter	1	2	3	4	5	6	7	8	9	AB	R	H	RBI	BB	SO	LOB	BOTTOM								
Dave Collins, S OBP: 0.362, SLG: 0.372	G3 2B				F7			B3		4	1	1	0	0	1	3									
Ken Griffey, L OBP: 0.364, SLG: 0.433	G3		P6		G3					4	0	1	0	0	0	2									
Dave Concepcion, R OBP: 0.306, SLG: 0.365	BLK 4-3 2B		6-3			F8		F8		4	1	1	1	0	0	1									
George Foster, R OBP: 0.365, SLG: 0.483	4-3		F8			5-3		K		4	0	0	1	0	1	1									
Dan Driessen, L OBP: 0.380, SLG: 0.431	1-3			F9		K			3-1	4	0	0	0	0	1	0									
Ray Knight, R OBP: 0.308, SLG: 0.421		6-3		K					K	4	0	1	0	0	2	0									
Joe Nolan, L OBP: 0.355, SLG: 0.418		L4		F9		P4			6-3	4	0	0	0	0	0	1									
Ron Oester, S OBP: 0.326, SLG: 0.371					F8		F9			3	0	1	0	0	0	1									
Frank Pastore, R OBP: 0.213, SLG: 0.172 Johnny Bench, R OBP: 0.339, SLG: 0.497 Tom Hume, R OBP: 0.154, SLG: 0.231 Charlie Leibrandt, R OBP: 0.246, SLG: 0.245								F8		2	0	2	0	0	0	0									
<b>Inning Stats</b>	R: 2 E: 0 K: 0 S: 5	H: 2 LOB: 0 BB: 0 P: 5	R: 0 E: 0 K: 1 S: 7	H: 2 LOB: 2 BB: 0 P: 7	R: 0 E: 0 K: 0 S: 3	H: 0 LOB: 0 BB: 0 P: 3	R: 0 E: 0 K: 1 S: 5	H: 0 LOB: 0 BB: 0 P: 5	R: 0 E: 0 K: 0 S: 4	H: 1 LOB: 1 BB: 0 P: 4	R: 0 E: 0 K: 1 S: 5	H: 0 LOB: 0 BB: 0 P: 5	R: 0 E: 0 K: 0 S: 4	H: 1 LOB: 1 BB: 0 P: 4	R: 0 E: 0 K: 1 S: 6	H: 1 LOB: 0 BB: 0 P: 6	R: 0 E: 0 K: 1 S: 5	H: 0 LOB: 0 BB: 0 P: 5	1B: 4 2B: 3 3B: 0 HR: 0	SF: 0 SAC: 0 DP: 0 HBP: 0	WP: 0 PB: 0 SB: 0 CS: 0	PA: 34			
<b>PITCHER</b>	IP	WLS	BF	H	R	ER	SO	BB	IBB	HBP	BLK	WP	HR	S	P	ERA	WHIP								
Ken Forsch, R ERA: 3.2	6.0	W	23	5	2	2	3	0	0	0	1	0	0	29	29	3.00	0.833								
Joe Sambito, L ERA: 2.09	3.0	S	11	2	0	0	2	0	0	0	0	0	0	15	15	0.00	0.667								

Houston Astros @ Cincinnati Reds  
Riverfront Stadium, Cincinnati, OH  
Thu Sep 18 1980, 3:33 AM EDT  
Att: 23,861 - Unknown

AB 34  
R 2  
H 7  
RBI 2  
BB 0  
SO 5  
LOB 10



Batter	1	2	3	4	5	6	7	8	9	AB	R	H	RBI	BB	SO	LOB	TOP				
<b>Dave Collins, S</b> (1, 8) OBP: 0.359, SLG: 0.369 <b>Sam Mejias, R</b> (8, 8) OBP: 0.303, SLG: 0.340	0-0 6-3	0-0 FC6-4 2B	0-3 K			0-3 K		0-0 F7	0-0 F8	5	1	0	0	0	2	3					
<b>Ken Griffey, L</b> (1, 9) OBP: 0.367, SLG: 0.434	0-0 1B	4-0 2B 1-2 HR BB	0-0 4-3			0-0 1B G1-6-3		0-0 1-3		4	2	2	0	1	0	1					
<b>Dave Concepcion, R</b> (1, 6) OBP: 0.306, SLG: 0.367	0-3 K	0-0 HR 2B		0-0 6-3		0-0 G1-6-3		0-0 1B		5	1	2	2	0	1	2					
<b>George Foster, R</b> (1, 7) OBP: 0.367, SLG: 0.482	0-0 1B 2H	0-0 HR IBB		0-0 F2			4-0 1B 1B BB	0-0 6-3		3	2	1	1	2	0	1					
<b>Johnny Bench, R</b> (1, 2) OBP: 0.332, SLG: 0.506	0-0 1B	0-0 HR		0-3 K			0-3 K		4-0 BB 1B BB	4	2	2	4	1	2	1					
<b>Dan Driessen, L</b> (1, 3) OBP: 0.380, SLG: 0.429	0-0 1-3	0-0 K			0-0 B1-3		0-0 1B 1B	4-0 FC1-5 1B BB		4	0	1	0	1	1	2					
<b>Ray Knight, R</b> (1, 5) OBP: 0.311, SLG: 0.423		0-0 1B F9			0-0 1B		0-0 L4	0-0 FC1-5 1B		5	1	3	1	0	0	2					
<b>Ron Oester, S</b> (1, 4) OBP: 0.327, SLG: 0.371		0-0 E1 FC6-4 1B 1-2 2B	0-0 S 1B		0-3 K		0-0 E8 1B	0-3 K		5	1	2	1	0	2	4					
<b>Paul Moskau, R</b> (1, 1) OBP: 0.178, SLG: 0.182 <b>Michael LaCoss, R</b> (2, 1) OBP: 0.123, SLG: 0.109 <b>Harry Spilman, L</b> (7, PH) OBP: 0.324, SLG: 0.436 <b>Tom Hume, R</b> (7, 1) OBP: 0.143, SLG: 0.214		0-0 FC6-4 1B 1-2 2H	0-3 K		0-3 K		0-0 4-3	0-0 FC1-5		1	0	1	1	0	0	0					
<b>Inning Stats</b>	R: 1 E: 0 K: 1 S: 8	H: 3 LOB: 2 BB: 0 P: 8	R: 7 E: 1 K: 1 S: 10	H: 4 LOB: 0 BB: 2 P: 18	R: 0 E: 0 K: 2 S: 8	H: 1 LOB: 1 BB: 0 P: 8	R: 0 E: 0 K: 1 S: 5	H: 1 LOB: 1 BB: 0 P: 8	R: 0 E: 0 K: 1 S: 5	H: 1 LOB: 0 BB: 0 P: 5	R: 1 E: 1 K: 1 S: 7	H: 2 LOB: 2 BB: 1 P: 11	R: 0 E: 0 K: 0 S: 4	H: 1 LOB: 1 BB: 0 P: 4	R: 1 E: 0 K: 1 S: 6	H: 1 LOB: 2 BB: 2 P: 14	1B: 12 2B: 1 3B: 0 HR: 1	SF: 0 SAC: 0 DP: 1 HBP: 0	WP: 0 PB: 0 SB: 3 CS: 0	PA: 46	
<b>PITCHER</b>	IP	WLS	BF	H	R	ER	SO	BB	IBB	HBP	BLK	WP	HR	S	P	ERA	WHIP				
<b>Jerry Reuss, L</b> (1, 1) ERA: 2.47 <b>Rick Sutcliffe, R</b> (3, 1) ERA: 5.64 <b>Fernando Valenzuela, L</b> (4, 1) ERA: <b>Joe Beckwith, R</b> (7, 1) ERA: 1.79 <b>Terry Forster, L</b> (9, 1) ERA: 4.0	2.0	L	16	7	8	7	2	1	1	0	0	0	1	18	26	31.50	4.000				
<b>PITCHER</b>	IP	WLS	BF	H	R	ER	SO	BB	IBB	HBP	BLK	WP	HR	S	P	ERA	WHIP				
<b>Bobby Castillo, R</b> (9, 1) ERA: 2.72	1.0		3	0	0	0	1	0	0	0	0	0	0	5	5	0.00	0.000				

Cincinnati Reds @ Los Angeles Dodgers  
Dodger Stadium, Los Angeles, CA  
Fri Sep 19 1980, 7:05 PM PDT  
Att: 46,609 - Unknown

AB 41  
R 10  
H 14  
RBI 10  
BB 5  
SO 10  
LOB 24



Batter	1	2	3	4	5	6	7	8	9	AB	R	H	RBI	BB	SO	LOB	BOTTOM					
<b>Davey Lopes, R</b> (1, 4) OBP: 0.331, SLG: 0.357	0-0 F7	0-0 G4-6-3 1B		0-0 G6-3 1B		4-0 BB		0-3 K		4	0	2	2	1	1	0						
<b>Jay Johnstone, L</b> (1, 9) OBP: 0.350, SLG: 0.371	0-0 F8	0-0 G4-6-3 1B		0-0 F5		0-0 G3		0-0 F2		5	0	0	0	0	0	4						
<b>Steve Garvey, R</b> (1, 3) OBP: 0.338, SLG: 0.460	0-0 1B		0-0 G4-3 1B	0-0 G6-3		0-0 HR		0-0 6-3		5	1	3	1	0	0	1						
<b>Dusty Baker Jr., R</b> (1, 7) OBP: 0.338, SLG: 0.529	0-0 F9		0-0 G4-3 1B		0-0 E 4-3 1B		0-0 4-3		0-0 F9		4	1	1	0	0	2						
<b>Ron Cey, R</b> (1, 5) OBP: 0.343, SLG: 0.456		0-0 F9	0-0 HR		0-0 F9		0-0 5-3		0-0 F9		4	1	1	1	0	1						
<b>Rick Monday, L</b> (1, 8) OBP: 0.373, SLG: 0.482 <b>Rudy Law, L</b> (4, 8) OBP: 0.312, SLG: 0.307		0-0 BLK 1B 1B	0-0 1B 1B	0-0 1B 1B		0-0 4-3		0-0 6-3		2	2	2	0	0	0	0						
<b>Steve Yeager, R</b> (1, 2) OBP: 0.282, SLG: 0.285 <b>Mickey Hatcher, R</b> (6, PH) OBP: 0.242, SLG: 0.323 <b>Terry Forster, L</b> (9, 1) <b>Bobby Castillo, R</b> (9, 1) OBP: 0.125, SLG: 0.125		0-0 FC 1B 1B	0-0 1B 1B	0-0 1B 1B		0-0 F8		0-0 F9		3	1	2	1	0	0	0						
<b>Derrel Thomas, S</b> (1, 6) OBP: 0.336, SLG: 0.374	0-0 FC 1B 1-2 2B	0-0 FC 1B 1B	0-0 6-3		4-0 G1-6-3 BB		0-0 6-3		0-0 F5		3	1	2	1	1	0						
<b>Inning Stats</b>	R: 0 E: 0 K: 0 S: 4	H: 1 LOB: 1 BB: 0 P: 4	R: 3 E: 0 K: 0 S: 7	H: 4 LOB: 1 BB: 0 P: 7	R: 2 E: 0 K: 0 S: 7	H: 5 LOB: 2 BB: 0 P: 7	R: 0 E: 0 K: 0 S: 3	H: 1 LOB: 0 BB: 0 P: 3	R: 1 E: 0 K: 0 S: 4	H: 1 LOB: 0 BB: 0 P: 4	R: 0 E: 0 K: 0 S: 2	H: 0 LOB: 2 BB: 2 P: 10	R: 1 E: 0 K: 0 S: 4	H: 1 LOB: 0 BB: 0 P: 4	R: 0 E: 0 K: 0 S: 3	H: 0 LOB: 0 BB: 0 P: 3	R: 0 E: 0 K: 1 S: 5	H: 0 LOB: 0 BB: 0 P: 5	1B: 11 2B: 0 3B: 0 HR: 2	SF: 0 SAC: 0 DP: 4 HBP: 0	WP: 0 PB: 0 SB: 1 CS: 0	PA: 39
<b>PITCHER</b>	IP	WLS	BF	H	R	ER	SO	BB	IBB	HBP	BLK	WP	HR	S	P	ERA	WHIP					
<b>Paul Moskau, R</b> (1, 1) ERA: 4.01 <b>Michael LaCoss, R</b> (2, 1) ERA: 4.64 <b>Tom Hume, R</b> (7, 1) ERA: 2.85	1.1	W	19	7	3	2	0	2	0	0	0	0	1	17	25	3.86	1.929					
<b>PITCHER</b>	IP	WLS	BF	H	R	ER	SO	BB	IBB	HBP	BLK	WP	HR	S	P	ERA	WHIP					
<b>Bobby Castillo, R</b> (9, 1) ERA: 2.85	3.0	S	10	1	1	1	1	0	0	0	0	0	1	12	12	3.00	0.333					

Cincinnati Reds @ Los Angeles Dodgers  
Dodger Stadium, Los Angeles, CA  
Fri Sep 19 1980, 7:05 PM PDT  
Att: 46,609 - Unknown

AB 37  
R 7  
H 13  
RBI 7  
BB 2  
SO 1  
LOB 13



Batter	1	2	3	4	5	6	7	8	9	AB	R	H	RBI	BB	SO	LOB	TOP					
Dave Collins, S (1, 8) OBP: 0.363, SLG: 0.371 Sam Mejias, R (6, 8) OBP: 0.309, SLG: 0.356										2	2	2	0	2	0	0	<b>Cincinnati Reds @ Los Angeles Dodgers</b> Dodger Stadium, Los Angeles, CA Sat Sep 20 1980, 7:05 PM PDT Att: 50,240 - Unknown					
Ken Griffey, L (1, 9) OBP: 0.307, SLG: 0.438 Paul Householder, S (7, 9) OBP: 0.237, SLG: 0.243										4	2	1	3	1	1	4						
Dave Concepcion, R (1, 6) OBP: 0.304, SLG: 0.365 Junior Kennedy, R (6, 4)										4	0	0	0	0	2	5						
George Foster, R (1, 7) OBP: 0.368, SLG: 0.481 Hector Cruz, R (7, 7) OBP: 0.293, SLG: 0.338										3	1	1	1	1	0	0						
Dan Driessen, L (1, 3) OBP: 0.382, SLG: 0.429 Harry Spilman, L (9, 3) OBP: 0.324, SLG: 0.436										3	1	1	0	2	0	0						
Johnny Bench, R (1, 2) OBP: 0.332, SLG: 0.504 Vic Correll, R (6, PH) OBP: 0.444, SLG: 0.444										3	1	1	2	0	0	3						
Ray Knight, R (1, 5) OBP: 0.310, SLG: 0.423										5	1	1	1	0	0	1						
Ron Oester, S (1, 4) OBP: 0.325, SLG: 0.368										5	1	1	1	0	0	0						
Tom Seaver, R (1, 1) OBP: 0.265, SLG: 0.214										3	1	1	0	1	0	0						
<b>Inning Stats</b>	R: 7 E: 1 K: 2 S: 12	H: 5 LOB: 2 BB: 4 P: 28	R: 0 E: 0 K: 0 S: 3	H: 0 LOB: 0 BB: 0 P: 3	R: 0 E: 0 K: 0 S: 3	H: 0 LOB: 0 BB: 0 P: 3	R: 0 E: 0 K: 0 S: 4	H: 1 LOB: 3 BB: 2 P: 12	R: 0 E: 0 K: 0 S: 3	H: 0 LOB: 0 BB: 0 P: 3	R: 2 E: 0 K: 0 S: 5	H: 2 LOB: 1 BB: 1 P: 9	R: 1 E: 0 K: 1 S: 7	H: 2 LOB: 1 BB: 0 P: 7	R: 0 E: 0 K: 0 S: 3	H: 0 LOB: 0 BB: 0 P: 3		R: 0 E: 0 K: 0 S: 3	H: 1 LOB: 0 BB: 0 P: 3	1B: 7 2B: 3 3B: 0 HR: 1	SF: 0 SAC: 0 DP: 1 HBP: 0	WP: 2 PB: 0 SB: 2 CS: 0
<b>PITCHER</b>	IP WLS BF H R ER SO BB IBB HBP BLK WP HR S P ERA WHIP																					
Burt Hooton, R (1, 1) ERA: 3.66	0.1 L 8 5 7 7 1 2 0 0 0 0 0 0 8 16 189.00 21.000																					
Rick Sutcliffe, R (1, 1) ERA: 5.54	6.2 30 5 3 3 2 5 0 0 0 2 1 29 49 4.05 1.500																					
Terry Forster, L (8, 1) ERA: 3.27	2.0 6 1 0 0 0 0 0 0 0 0 0 0 6 6 0.00 0.500																					

Batter	1	2	3	4	5	6	7	8	9	AB	R	H	RBI	BB	SO	LOB	BOTTOM			
Davey Lopes, R (1, 4) OBP: 0.329, SLG: 0.355 Mickey Hatcher, R (7, 7) OBP: 0.238, SLG: 0.317										3	0	0	0	0	0	0	<b>Cincinnati Reds @ Los Angeles Dodgers</b> Dodger Stadium, Los Angeles, CA Sat Sep 20 1980, 7:05 PM PDT Att: 50,240 - Unknown			
Rudy Law, L (1, 8) OBP: 0.309, SLG: 0.304										4	0	0	0	0	1	0				
Steve Garvey, R (1, 3) OBP: 0.339, SLG: 0.461 Vic Davallo, L (9, 3)										4	0	2	0	0	1	0				
Dusty Baker Jr., R (1, 7) OBP: 0.336, SLG: 0.526 Jack Perconte, L (7, 4) OBP: 0.429, SLG: 0.200										3	0	0	0	0	1	2				
Ron Cey, R (1, 5) OBP: 0.344, SLG: 0.463 Pepe Frias, R (8, 6) OBP: 0.253, SLG: 0.270										3	2	2	1	0	0	1				
Jay Johnstone, L (1, 9) OBP: 0.349, SLG: 0.375 Terry Forster, L (8, 1) OBP: 0.341, SLG: 0.463										3	0	1	0	0	0	1				
Pedro Guerrero, R (9, PH) OBP: 0.330, SLG: 0.281										1	0	0	0	0	1	1				
Mike Scioscia, L (1, 2) OBP: 0.309, SLG: 0.325										4	0	1	0	0	0	3				
Derrel Thomas, S (1, 6) OBP: 0.335, SLG: 0.372										4	0	1	1	0	0	2				
Burt Hooton, R (1, 1) OBP: 0.095, SLG: 0.100 Rick Sutcliffe, L (1, 1) OBP: 0.214, SLG: 0.154 Gary Thomasson, L (7, PH) OBP: 0.330, SLG: 0.281										0	0	0	0	0	0	0				
<b>Inning Stats</b>	R: 0 E: 0 K: 1 S: 6	H: 1 LOB: 1 BB: 0 P: 6	R: 1 E: 0 K: 0 S: 4	H: 1 LOB: 0 BB: 0 P: 4	R: 0 E: 0 K: 0 S: 3	H: 0 LOB: 0 BB: 0 P: 3	R: 0 E: 0 K: 1 S: 7	H: 2 LOB: 2 BB: 0 P: 7	R: 0 E: 0 K: 0 S: 3	H: 0 LOB: 0 BB: 0 P: 3	R: 1 E: 0 K: 0 S: 5	H: 2 LOB: 1 BB: 0 P: 5	R: 0 E: 0 K: 1 S: 5	H: 0 LOB: 0 BB: 0 P: 5	R: 0 E: 0 K: 1 S: 6	H: 1 LOB: 2 BB: 1 P: 10	1B: 5 2B: 1 3B: 0 HR: 1	SF: 0 SAC: 0 DP: 0 HBP: 0	WP: 0 PB: 0 SB: 0 CS: 0	PA: 35
<b>PITCHER</b>	IP WLS BF H R ER SO BB IBB HBP BLK WP HR S P ERA WHIP																			
Tom Seaver, R (1, 1) ERA: 3.82	9.0 W 35 7 2 2 4 1 0 0 0 0 1 42 46 2.00 0.889																			

Batter	1	2	3	4	5	6	7	8	9	10	11	AB	R	H	RBI	BB	SO	LOB	TOP			
Dave Collins, S OBP: 0.363, SLG: 0.369 Sam Mejias, R OBP: 0.315, SLG: 0.371 Johnny Bench, R OBP: 0.334, SLG: 0.504	(1, 8) BB 4-0 S BB		(1, 2) X 0-0 3-1		(1, 2) X 0-0 G3		(1, 2) X 0-0 F7		(1, 2) X 0-0 6-3 L5 2B		(1, 2) H 1-0 1B HBP	3	0	0	0	1	0	1				
Ken Griffey, L OBP: 0.368, SLG: 0.439	(1, 9) X 0-0 B1-3		(1, 9) X 0-0 2-3		(1, 9) X 0-0 K		(1, 9) X 0-0 1B		(1, 9) X 0-0 6-3		(1, 9) X 0-0 1B 6-3 1B	6	1	3	3	0	1	2				
Dave Concepcion, R OBP: 0.305, SLG: 0.365	(1, 6) X 0-0 5-3		(1, 6) X 0-0 F8		(1, 6) X 0-0 6-3		(1, 6) X 0-0 1B		(1, 6) X 0-0 L5		(1, 6) X 0-0 1B 6-3 1B	6	1	2	1	0	0	3				
George Foster, R OBP: 0.368, SLG: 0.478	(1, 7) X 0-0 5-3			(1, 7) X 0-0 1B SF7 BB		(1, 7) X 0-0 1B BB 1B		(1, 7) X 0-0 G5-4-3 1B		(1, 7) X 0-0 K	(1, 7) X 0-0 6-3	5	1	1	1	1	1	4				
Dan Driessen, L OBP: 0.383, SLG: 0.428	(1, 3) X 0-0 G3		(1, 3) X 0-0 SF7 5-3 1B		(1, 3) X 0-0 1B BB		(1, 3) X 0-0 4-3		(1, 3) X 0-0 F8		(1, 3) X 0-0 1B 1B	5	0	2	1	1	0	0				
Ray Knight, R OBP: 0.311, SLG: 0.425 Eddie Milner, L (8, PR)	(1, 5) X 0-0 6-3		(1, 5) X 0-0 5-3		(1, 5) X 0-0 1B BB		(1, 5) X 0-0 4-3		(1, 5) X 0-0 F8		(1, 5) X 0-0 1B 1B	4	0	2	0	0	0	2				
Junior Kennedy, R OBP: 0.326, SLG: 0.338	(8, 4) X 0-0 6-3		(8, 4) X 0-0 1B		(8, 4) X 0-0 FC4-2 2B		(8, 4) X 0-0 FC5-4 FC4-2 1B		(8, 4) X 0-0 F8		(8, 4) X 0-0 1B	4	0	0	0	0	0	0	2			
Joe Nolan, L OBP: 0.356, SLG: 0.420 Paul Householder, S OBP: 0.231, SLG: 0.237	(1, 2) X 0-0 F8		(1, 2) X 0-0 SF7		(1, 2) X 0-0 F5		(1, 2) X 0-0 FC5-4 FC4-2 1B		(1, 2) X 0-0 FC4-2 FC5-4 1B		(1, 2) X 0-0 1B 4-3	4	0	2	1	0	0	3				
Ron Oester, S OBP: 0.330, SLG: 0.370	(1, 4) X 0-0 3-1 1B SH3-4		(1, 4) X 0-0 1B		(1, 4) X 0-0 K		(1, 4) X 0-0 K		(1, 4) X 0-0 FC4-2 FC5-4 1B		(1, 4) X 0-0 1B 1B	4	2	2	0	1	1	6				
Mario Soto, R OBP: 0.024, SLG: 0.024 Tom Hume, R OBP: 0.133, SLG: 0.200	(1, 1) X 0-0 SH3-4		(1, 1) X 0-0 1B		(1, 1) X 0-0 K		(1, 1) X 0-0 B2-3		(1, 1) X 0-0 FC5-4		(1, 1) X 0-0 FC5-6 HBP 1B	3	1	1	0	0	0	2				
<b>Inning Stats</b>	R: 0 E: 0 K: 0 S: 3	H: 0 LOB: 1 BB: 1 P: 7	R: 0 E: 0 K: 0 S: 3	H: 0 LOB: 0 BB: 0 P: 3	R: 1 E: 0 K: 0 S: 5	H: 2 LOB: 1 BB: 0 P: 5	R: 1 E: 0 K: 1 S: 6	H: 1 LOB: 2 BB: 2 P: 14	R: 0 E: 0 K: 1 S: 5	H: 0 LOB: 0 BB: 0 P: 5	R: 0 E: 0 K: 0 S: 4	H: 2 LOB: 3 BB: 1 P: 11	R: 0 E: 0 K: 0 S: 5	H: 1 LOB: 0 BB: 0 P: 3	R: 0 E: 0 K: 1 S: 5	H: 0 LOB: 0 BB: 0 P: 5	R: 5 E: 1 K: 0 S: 9	H: 6 LOB: 2 BB: 0 P: 10	1B: 14 2B: 3 3B: 0 HR: 0	SF: 1 SAC: 1 DP: 2 HBP: 1	WP: 0 PB: 0 SB: 1 CS: 0	PA: 52
<b>PITCHER</b>	IP 7.1	WLS 4.35	BF 34	H 9	R 2	ER 2	SO 3	BB 3	IBB 1	HBP 0	BLK 0	WP 0	HR 0	S 36	P 52	ERA 2.46	WHIP 1.636					
Dave Goltz, R ERA: 4.35	(1, 1)																					
Bobby Castillo, R ERA: 2.7	(8, 1)	0.2	2	0	0	0	0	0	0	0	0	0	0	2	2	0.00	0.000					
Fernando Valenzuela, L ERA: 2.7	(9, 1)	1.0	3	1	0	0	0	0	0	0	0	0	0	3	3	0.00	1.000					
Steve Howe, L ERA: 2.09	(10, 1)	1.1	L 9	4	5	5	1	0	0	1	0	0	0	10	11	33.75	3.000					
Joe Beckwith, R ERA: 1.77	(11, 1)	0.2	4	2	0	0	0	0	0	0	0	0	0	4	4	0.00	3.000					

Cincinnati Reds @ Los Angeles Dodgers  
Dodger Stadium, Los Angeles, CA  
Sun Sep 21 1980, 3:33 AM PDT  
Att: 43,716 - Unknown

AB 45  
R 7  
H 16  
RBI 7  
BB 4  
SO 4  
LOB 32



Batter	1	2	3	4	5	6	7	8	9	10	11	AB	R	H	RBI	BB	SO	LOB	BOTTOM							
Davey Lopes, R OBP: 0.326, SLG: 0.351	(1, 4) X 0-0 5-3		(1, 4) X 0-0 P4		(1, 4) X 0-0 6-3		(1, 4) X 0-0 F2		(1, 4) X 0-0 6-3		(1, 4) X 0-0 F9	6	0	0	0	0	0	1								
Jay Johnstone, L OBP: 0.350, SLG: 0.376	(1, 9) X 0-0 K		(1, 9) X 0-0 2B SF8 1B		(1, 9) X 0-0 K		(1, 9) X 0-0 G3		(1, 9) X 0-0 BB 1B 1B		(1, 9) X 0-0 1B	5	1	2	0	0	2	0								
Steve Garvey, R OBP: 0.343, SLG: 0.464 Jack Perconte, L OBP: 0.429, SLG: 0.200 Mike Scioscia, L OBP: 0.314, SLG: 0.331	(1, 3) X 0-0 FC5-4 1B		(1, 3) X 0-0 1-3 2B		(1, 3) X 0-0 L6		(1, 3) X 0-0 SH		(1, 3) X 0-0 E HBP		(1, 3) X 0-0 BB 1B	2	0	2	0	1	0	0								
Dusty Baker Jr., R OBP: 0.336, SLG: 0.524	(1, 7) X 0-0 FC5-4		(1, 7) X 0-0 SF8		(1, 7) X 0-0 L6		(1, 7) X 0-0 SH		(1, 7) X 0-0 E HBP		(1, 7) X 0-0 BB 1B	2	0	0	1	1	0	2								
Ron Cey, R OBP: 0.345, SLG: 0.460	(1, 5) X 0-0 1B BB		(1, 5) X 0-0 K		(1, 5) X 0-0 K		(1, 5) X 0-0 K		(1, 5) X 0-0 FC6-2 IBB		(1, 5) X 0-0 F2	3	0	0	0	2	2	5								
Gary Thomasson, L OBP: 0.333, SLG: 0.280	(1, 8) X 0-0 1-2 1B		(1, 8) X 0-0 6-3		(1, 8) X 0-0 F9		(1, 8) X 0-0 F9		(1, 8) X 0-0 FC6-2 IBB		(1, 8) X 0-0 K	4	0	1	0	1	1	3								
Sieve Yeager, R OBP: 0.278, SLG: 0.281 Rudy Law, L OBP: 0.308, SLG: 0.303 Pepe Frias, R OBP: 0.253, SLG: 0.270 Vic Davallillo, L (11, PH)	(1, 2) X 0-0 F7		(1, 2) X 0-0 6-3		(1, 2) X 0-0 K		(1, 2) X 0-0 K		(1, 2) X 0-0 F8		(1, 2) X 0-0 F7	3	0	0	0	0	1	2								
Derrel Thomas, S OBP: 0.328, SLG: 0.364	(1, 6) X 0-0 K		(1, 6) X 0-0 K		(1, 6) X 0-0 3-1		(1, 6) X 0-0 K		(1, 6) X 0-0 FC6-2		(1, 6) X 0-0 K	5	0	0	0	0	3	5								
Dave Goltz, R Bobby Castillo, R Rick Monday, L Fernando Valenzuela, L Mickey Hatcher, R Steve Howe, L Joe Beckwith, R Pedro Guerrero, R Gary West, S	(1, 1) X 0-0 K		(1, 1) X 0-0 K		(1, 1) X 0-0 K		(1, 1) X 0-0 K		(1, 1) X 0-0 K		(1, 1) X 0-0 1B	2	0	0	0	0	2	2								
<b>Inning Stats</b>	R: 0 E: 0 K: 1 S: 6	H: 1 LOB: 1 BB: 0 P: 6	R: 0 E: 0 K: 2 S: 8	H: 1 LOB: 2 BB: 1 P: 12	R: 1 E: 0 K: 1 S: 7	H: 2 LOB: 1 BB: 0 P: 7	R: 0 E: 0 K: 1 S: 5	H: 0 LOB: 0 BB: 0 P: 5	R: 0 E: 0 K: 2 S: 7	H: 0 LOB: 0 BB: 0 P: 7	R: 0 E: 0 K: 1 S: 4	H: 0 LOB: 1 BB: 1 P: 8	R: 0 E: 0 K: 1 S: 5	H: 0 LOB: 0 BB: 0 P: 5	R: 0 E: 0 K: 1 S: 5	H: 0 LOB: 0 BB: 0 P: 5	R: 1 E: 1 K: 1 S: 6	H: 3 LOB: 3 BB: 2 P: 15	R: 0 E: 0 K: 1 S: 7	H: 2 LOB: 3 BB: 1 P: 11	R: 0 E: 0 K: 1 S: 6	H: 1 LOB: 1 BB: 0 P: 6	1B: 6 2B: 2 3B: 0 HR: 0	SF: 1 SAC: 1 DP: 1 HBP: 1	WP: 0 PB: 0 SB: 0 CS: 1	PA: 46
<b>PITCHER</b>	IP 8.0	WLS 3.11	BF 31	H 4	R 2	ER 1	SO 10	BB 2	IBB 0	HBP 1	BLK 0	WP 0	HR 0	S 48	P 57	ERA 1.12	WHIP 0.750									
Mario Soto, R ERA: 3.11	(1, 1)																									
Tom Hume, R ERA: 2.79	(9, 1)	3.0	W 15	3	0	0	3	1	2	0	0	0	0	0	0	18	30	0.00	1.333							

Cincinnati Reds @ Los Angeles Dodgers  
Dodger Stadium, Los Angeles, CA  
Sun Sep 21 1980, 3:33 AM PDT  
Att: 43,716 - Unknown

AB 38  
R 2  
H 7  
RBI 1  
BB 5  
SO 13  
LOB 26





Batter	1	2	3	4	5	6	7	8	9	AB R H RBI BB SO LOB	TOP												
Dave Collins, S (1.8) OBP: 0.359, SLG: 0.365	F9		G3		L1		G5-4-3		F8	5 0 0 0 0 0 5	<b>Cincinnati Reds @ San Francisco Giants</b> Candlestick Park, San Francisco, CA Mon Sep 22 1980, 10:05 PM EDT Att: 3,003 - Unknown <a href="http://livebaseballscorecards.com">livebaseballscorecards.com</a>												
Ken Griffey, L (1.9) OBP: 0.367, SLG: 0.444	1-4-3		HR		SF9		F9			3 1 1 2 0 0 1													
Dave Concepcion, R (1.6) OBP: 0.303, SLG: 0.362	K		K		4-1			K		4 0 0 0 0 3 1													
George Foster, R (1.7) OBP: 0.369, SLG: 0.477		K			5-3					3 0 1 0 1 1 0													
Dan Driessen, L (1.3) OBP: 0.384, SLG: 0.429					G3					4 0 2 0 0 1 1													
Johnny Bench, R (1.2) OBP: 0.333, SLG: 0.500										3 0 0 0 1 2 4													
Vic Correll, R (8.2) OBP: 0.444, SLG: 0.444	K									0 0 0 0 0 0 0													
Ray Knight, R (1.5) OBP: 0.309, SLG: 0.422										4 0 0 0 0 1 4													
Ron Oester, S (1.4) OBP: 0.336, SLG: 0.375										4 2 3 0 0 0 2													
Michael LaCoss, R (1.1) OBP: 0.123, SLG: 0.109										0 0 0 0 0 0 0													
Harry Schrimm, L (7.9) OBP: 0.330, SLG: 0.442										1 0 1 0 0 0 0													
Eddie Miller, L (7.9) OBP: 0.330, SLG: 0.442										0 0 0 0 0 0 0													
Geoff Combe, R (7.1) OBP: 0.330, SLG: 0.442										0 0 0 0 0 0 0													
Charlie Leibrandt, R (8.1) OBP: 0.346, SLG: 0.524										0 0 0 0 0 0 0													
Sam Mejias, R (8.9) OBP: 0.313, SLG: 0.398										1 0 0 0 0 0 1													
<b>Inning Stats</b>	R: 0 E: 0 K: 1 S: 5	H: 0 LOB: 0 BB: 0 P: 5	R: 0 E: 0 K: 2 S: 8	H: 1 LOB: 1 BB: 0 P: 8	R: 2 E: 1 K: 1 S: 7	H: 2 LOB: 0 BB: 1 P: 7	R: 0 E: 0 K: 0 S: 3	H: 0 LOB: 1 BB: 1 P: 7	R: 1 E: 1 K: 0 S: 5	H: 1 LOB: 1 BB: 0 P: 5	R: 0 E: 0 K: 2 S: 9	H: 2 LOB: 2 BB: 0 P: 9	R: 0 E: 0 K: 0 S: 3	H: 1 LOB: 1 BB: 0 P: 3	R: 0 E: 0 K: 2 S: 7	H: 0 LOB: 1 BB: 1 P: 11	R: 0 E: 0 K: 0 S: 4	H: 1 LOB: 1 BB: 0 P: 4	1B: 7 2B: 0 3B: 0 HR: 1	SF: 1 SAC: 2 DP: 1 HBP: 0	WP: 1 PB: 1 CS: 0 SB: 0	PA: 37	
<b>PITCHER</b>	IP WLS BF H R ER SO BB IBB HBP BLK WP HR S P ERA WHIP											<b>PITCHER</b>	IP WLS BF H R ER SO BB IBB HBP BLK WP HR S P ERA WHIP										
Allen Ripley, R (1.1) ERA: 4.05	6.0 W 27 7 3 2 6 1 0 0 0 1 1 38 42 3.00 1.333																						
Gary Lavelle, L (7.1) ERA: 3.05	3.0 S 10 1 0 0 2 1 0 0 0 0 0 0 13 17 0.00 0.667																						

Batter	1	2	3	4	5	6	7	8	9	AB R H RBI BB SO LOB	BOTTOM												
Max Venable, L (1.8) OBP: 0.344, SLG: 0.336										4 2 3 0 1 0 0	<b>Cincinnati Reds @ San Francisco Giants</b> Candlestick Park, San Francisco, CA Mon Sep 22 1980, 10:05 PM EDT Att: 3,003 - Unknown <a href="http://livebaseballscorecards.com">livebaseballscorecards.com</a>												
Larry Hemdon, R (1.9) OBP: 0.283, SLG: 0.380										5 1 1 1 0 1 3													
Darrell Evans, L (1.5) OBP: 0.355, SLG: 0.401										5 0 1 1 0 1 3													
Milt May, L (1.2) OBP: 0.313, SLG: 0.380										5 1 4 1 0 0 0													
Terry Whitfield, L (1.7) OBP: 0.345, SLG: 0.394										3 2 3 1 2 0 0													
Rennie Stennett, R (1.4) OBP: 0.287, SLG: 0.304										2 0 0 0 0 0 5													
Guy Sularz, R (5.4) OBP: 0.282, SLG: 0.265										1 0 0 0 1 1 2													
Rich Murray, R (1.3) OBP: 0.258, SLG: 0.320										4 0 2 2 0 1 3													
Joe Pettini, R (1.6) OBP: 0.299, SLG: 0.276										4 1 1 0 0 0 4													
Allen Ripley, R (1.1) OBP: 0.162, SLG: 0.194										3 0 0 0 0 3 0													
Gary Lavelle, S (7.1) ERA: 3.05										0 0 0 0 0 0 0													
<b>Inning Stats</b>	R: 3 E: 0 K: 1 S: 9	H: 4 LOB: 2 BB: 1 P: 13	R: 0 E: 0 K: 1 S: 6	H: 1 LOB: 0 BB: 0 P: 6	R: 0 E: 0 K: 0 S: 4	H: 2 LOB: 1 BB: 0 P: 4	R: 0 E: 0 K: 1 S: 6	H: 1 LOB: 0 BB: 0 P: 6	R: 1 E: 0 K: 0 S: 5	H: 2 LOB: 2 BB: 1 P: 9	R: 0 E: 0 K: 1 S: 5	H: 0 LOB: 0 BB: 0 P: 5	R: 0 E: 0 K: 3 S: 10	H: 1 LOB: 2 BB: 1 P: 14	R: 3 E: 0 K: 0 S: 6	H: 4 LOB: 2 BB: 1 P: 10	1B: 13 2B: 2 3B: 0 HR: 0	SF: 0 SAC: 1 DP: 1 HBP: 0	WP: 0 PB: 1 CS: 0 SB: 0	PA: 41			
<b>PITCHER</b>	IP WLS BF H R ER SO BB IBB HBP BLK WP HR S P ERA WHIP											<b>PITCHER</b>	IP WLS BF H R ER SO BB IBB HBP BLK WP HR S P ERA WHIP										
Michael LaCoss, R (1.1) ERA: 4.63	6.0 L 29 10 4 3 4 2 0 0 0 0 0 0 0 35 43 4.50 2.000																						
Geoff Combe, R (7.1) ERA: 10.8	1.1 9 3 3 3 3 2 0 0 0 0 0 0 13 21 20.25 3.750																						
Charlie Leibrandt, L (8.1) ERA: 4.25	0.2 3 2 0 0 0 0 0 0 0 0 0 0 3 3 0.00 3.000																						

Batter	1	2	3	4	5	6	7	8	9	AB	R	H	RBI	BB	SO	LOB	TOP					
Dave Collins, S (1.8) OBP: 0.359, SLG: 0.365 Sam Mejias, R (8.8) OBP: 0.319, SLG: 0.374	F8		K			CS 1B		K	S 1B	4	0	1	0	0	2	0	<p>Cincinnati Reds @ San Francisco Giants</p> <p>Candlestick Park, San Francisco, CA</p> <p>Tue Sep 23 1980, 10:05 PM EDT</p> <p>Att: 6,326 - Unknown</p>					
Ken Griffey, L (1.9) OBP: 0.366, SLG: 0.442	E4			L3		1B		F9	G3	5	0	1	0	0	0	1						
Dave Concepcion, R (1.6) OBP: 0.302, SLG: 0.360	K			4-3		K		1B	BB	3	1	0	0	1	2	2						
George Foster, R (1.7) OBP: 0.370, SLG: 0.478	P4			F7		1B		1B	1B	4	0	2	0	0	0	1						
Dan Driessen, L (1.3)		4-3			G5-4-3 1B	K		1B	1B	4	0	2	1	0	1	2						
Ray Knight, R (1.5) OBP: 0.309, SLG: 0.421		6-3			G5-4-3 1B		4-3	1B	1B	4	0	1	0	0	0	1						
Ron Oester, S (1.4) OBP: 0.334, SLG: 0.374					S 1B		4-3	K2-3		4	1	1	0	0	1	3						
Vic Correll, R (1.2) OBP: 0.462, SLG: 0.462			P5		1B				6-3	4	0	2	1	0	0	0						
Frank Pastore, R (1.1) OBP: 0.200, SLG: 0.161			G3		K			G3	5-3	4	0	0	0	0	1	2						
<b>Inning Stats</b>	R: 0 E: 1 K: 1 S: 6	H: 0 LOB: 1 BB: 0 P: 6	R: 0 E: 0 K: 0 S: 3	H: 0 LOB: 0 BB: 0 P: 3	R: 0 E: 0 K: 1 S: 5	H: 0 LOB: 0 BB: 0 P: 5	R: 0 E: 0 K: 0 S: 3	H: 0 LOB: 0 BB: 0 P: 3	R: 1 E: 0 K: 1 S: 7	H: 3 LOB: 1 BB: 0 P: 7	R: 0 E: 0 K: 2 S: 9	H: 3 LOB: 2 BB: 0 P: 9	R: 0 E: 0 K: 0 S: 4	H: 1 LOB: 1 BB: 0 P: 4	R: 1 E: 0 K: 2 S: 10	H: 3 LOB: 3 BB: 1 P: 14		R: 0 E: 0 K: 0 S: 4	H: 1 LOB: 1 BB: 0 P: 4	1B: 11 2B: 0 3B: 0 HR: 0	SF: 0 SAC: 0 DP: 1 HBP: 0	WP: 0 PB: 0 SB: 2 CS: 1
<b>PITCHER</b>	IP	WLS	BF	H	R	ER	SO	BB	IBB	HBP	BLK	WP	HR	S	P	ERA	WHIP					
Alan Hargeshheimer, R (1.1) ERA: 4.08	7.2	L	31	8	2	2	6	1	0	0	0	0	0	42	46	2.35	1.174					
Gary Lavelle, L (8.1) ERA: 3.01	1.1		7	3	0	0	1	0	0	0	0	0	0	9	9	0.00	2.250					

Batter	1	2	3	4	5	6	7	8	9	AB	R	H	RBI	BB	SO	LOB	BOTTOM					
Max Venable, L (1.8) OBP: 0.341, SLG: 0.328	S BB		5-3		F9			F5		3	0	0	0	1	0	0	<p>Cincinnati Reds @ San Francisco Giants</p> <p>Candlestick Park, San Francisco, CA</p> <p>Tue Sep 23 1980, 10:05 PM EDT</p> <p>Att: 6,326 - Unknown</p>					
Terry Whitfield, L (1.7) OBP: 0.341, SLG: 0.389	F7		E1 3-1 1B		4-3			F7		4	0	0	0	0	0	1						
Jack Clark, R (1.9) OBP: 0.379, SLG: 0.535	F7		3-1 1B		P6			1-3		4	0	1	0	0	0	1						
Milt May, L (1.2) OBP: 0.310, SLG: 0.375	4-3		3-1		K			F3		4	0	0	0	0	1	3						
Darrell Evans, L (1.5) OBP: 0.356, SLG: 0.399		2B BB		3-1		3-1		K		2	1	0	0	2	1	0						
Rich Murray, R (1.3) OBP: 0.255, SLG: 0.325			F9		K			K		4	0	1	1	0	2	3						
Guy Sularz, R (1.4) OBP: 0.262, SLG: 0.243		4-3			P4			6-3		3	0	0	0	0	0	1						
Joe Pettini, R (1.6) OBP: 0.300, SLG: 0.277					K			6-3		3	0	1	0	0	1	0						
Alan Hargeshheimer, R (1.1) OBP: 0.250, SLG: 0.227			G3		K			1-3		3	0	0	0	0	1	1						
Gary Lavelle, S (8.1)										0	0	0	0	0	0	0						
<b>Inning Stats</b>	R: 0 E: 0 K: 0 S: 3	H: 0 LOB: 1 BB: 1 P: 7	R: 1 E: 0 K: 0 S: 4	H: 2 LOB: 1 BB: 1 P: 8	R: 0 E: 1 K: 0 S: 5	H: 1 LOB: 3 BB: 1 P: 9	R: 0 E: 0 K: 2 S: 7	H: 0 LOB: 0 BB: 0 P: 7	R: 0 E: 0 K: 0 S: 3	H: 0 LOB: 0 BB: 0 P: 3	R: 0 E: 0 K: 0 S: 3	H: 0 LOB: 0 BB: 0 P: 3	R: 0 E: 0 K: 0 S: 3	H: 0 LOB: 0 BB: 0 P: 3	R: 0 E: 0 K: 2 S: 7	H: 0 LOB: 0 BB: 0 P: 7	1B: 2 2B: 1 3B: 0 HR: 0	SF: 0 SAC: 0 DP: 0 HBP: 0	WP: 0 PB: 0 SB: 1 CS: 1	PA: 33		
<b>PITCHER</b>	IP	WLS	BF	H	R	ER	SO	BB	IBB	HBP	BLK	WP	HR	S	P	ERA	WHIP					
Frank Pastore, R (1.1) ERA: 3.15	9.0	W	33	3	1	1	6	2	1	0	0	0	0	42	54	1.00	0.556					

AB	37
R	2
H	11
RBI	2
BB	1
SO	7
LOB	12



AB	30
R	1
H	3
RBI	1
BB	3
SO	6
LOB	10



Batter	1	2	3	4	5	6	7	8	9	10	AB	R	H	RBI	BB	SO	LOB									
<b>Dave Collins, S</b> OBP: 0.359, SLG: 0.365 <b>Sam Mejias, R</b> OBP: 0.316, SLG: 0.370											5	2	2	1	0	2	4									
<b>Ken Griffey, L</b> OBP: 0.367, SLG: 0.452											6	2	3	1	0	1	4									
<b>Dave Concepcion, R</b> OBP: 0.300, SLG: 0.358											4	0	0	3	0	0	4									
<b>George Foster, R</b> OBP: 0.371, SLG: 0.480											4	1	1	0	2	0	0									
<b>Dan Driessen, L</b> OBP: 0.387, SLG: 0.435											5	0	3	1	0	1	1									
<b>Ray Knight, R</b> OBP: 0.309, SLG: 0.421											5	0	2	0	0	0	3									
<b>Joe Nolan, L</b> OBP: 0.354, SLG: 0.413 <b>Tom Hume, R</b> OBP: 0.133, SLG: 0.200 <b>Hector Cruz, R</b> OBP: 0.289, SLG: 0.333 <b>Johnny Bench, R</b> OBP: 0.333, SLG: 0.500											3	1	0	0	1	0	1									
<b>Ron Oester, S</b> OBP: 0.342, SLG: 0.377											3	1	2	0	2	0	1									
<b>Joe Price, R</b> OBP: 0.139, SLG: 0.139 <b>Vic Cornell, R</b> OBP: 0.500, SLG: 0.500 <b>Harry Spilman, L</b> OBP: 0.327, SLG: 0.438 <b>Doug Bair, R</b> OBP: 0.327, SLG: 0.438											2	0	1	0	0	0	1									
<b>Inning Stats</b>	R: 1 E: 0 K: 0 S: 5	H: 2 LOB: 2 BB: 1 P: 9	R: 0 E: 0 K: 1 S: 5	H: 0 LOB: 1 BB: 1 P: 9	R: 1 E: 0 K: 1 S: 6	H: 2 LOB: 2 BB: 1 P: 10	R: 1 E: 1 K: 1 S: 7	H: 2 LOB: 2 BB: 1 P: 11	R: 0 E: 0 K: 0 S: 3	H: 0 LOB: 0 BB: 0 P: 3	R: 2 E: 1 K: 0 S: 6	H: 3 LOB: 1 BB: 0 P: 6	R: 1 E: 0 K: 0 S: 5	H: 2 LOB: 1 BB: 0 P: 5	R: 0 E: 0 K: 1 S: 6	H: 1 LOB: 1 BB: 0 P: 6	R: 0 E: 0 K: 1 S: 7	H: 2 LOB: 3 BB: 1 P: 11	R: 0 E: 0 K: 0 S: 4	H: 1 LOB: 0 BB: 0 P: 4	1B: 9 2B: 3 3B: 3 HR: 0	SF: 2 SAC: 1 DP: 0 HBP: 0	WP: 2 PB: 0 SB: 2 CS: 0	PA: 49		
<b>PITCHER</b>	IP	WLS	BF	H	R	ER	SO	BB	IBB	HBP	BLK	WP	HR	S	P	ERA	WHIP									
<b>Juan Eichelberger, R</b> ERA: 3.54	(1, 1)	6.0		30	9	5	5	3	4	0	0	1	0	32	48	7.50	2.167									
<b>Dennis Kinney, L</b> ERA: 4.17	(7, 1)	0.0		2	2	1	1	0	0	0	0	0	0	2	2	∞	∞									
<b>Gary Lucas, L</b> ERA: 3.15	(7, 1)	2.2		12	3	0	0	1	0	1	0	0	1	0	13	17	0.00	1.125								
<b>Rollie Fingers, R</b> ERA: 2.83	(9, 1)	1.1	L	5	1	1	1	1	0	0	0	0	0	7	7	6.75	0.750									

**Cincinnati Reds @ San Diego Padres**  
San Diego Stadium, San Diego, CA  
Wed Sep 24 1980, 10:05 PM EDT  
Att: 7,757 - Unknown

AB 41  
R 7  
H 15  
RBI 6  
BB 5  
SO 5  
LOB 24

Batter	1	2	3	4	5	6	7	8	9	10	AB	R	H	RBI	BB	SO	LOB								
<b>Gene Richards, L</b> OBP: 0.362, SLG: 0.384											5	0	3	1	0	0	1								
<b>Ozzie Smith, S</b> OBP: 0.318, SLG: 0.280											5	1	1	0	0	0	4								
<b>Jerry Mumphrey, S</b> OBP: 0.353, SLG: 0.374											5	1	2	1	0	1	2								
<b>Dave Winfield, R</b> OBP: 0.363, SLG: 0.445											5	1	1	0	0	0	2								
<b>Luis Salazar, R</b> OBP: 0.355, SLG: 0.409											5	0	0	0	0	0	1								
<b>Broderick Perkins, L</b> OBP: 0.486, SLG: 0.620											3	1	0	0	1	0	0								
<b>Gene Tenace, R</b> OBP: 0.393, SLG: 0.414 <b>Rollie Fingers, R</b> OBP: 0.278, SLG: 0.444											4	1	2	3	0	0	0								
<b>Tim Flannery, L</b> OBP: 0.292, SLG: 0.289 <b>Bill Fahey, L</b> OBP: 0.288, SLG: 0.259											0	0	0	0	0	0	0								
<b>Juan Eichelberger, R</b> ERA: 3.93 <b>Dennis Kinney, L</b> ERA: 4.17 <b>Gary Lucas, L</b> ERA: 3.15 <b>Dave Winfield, R</b> OBP: 0.363, SLG: 0.445 <b>Randy Bass, L</b> OBP: 0.300, SLG: 0.335 <b>Barry Evans, L</b> OBP: 0.344, SLG: 0.325											2	1	0	0	1	0	1								
<b>Inning Stats</b>	R: 1 E: 0 K: 0 S: 4	H: 2 LOB: 0 BB: 4 P: 4	R: 0 E: 0 K: 0 S: 4	H: 1 LOB: 1 BB: 0 P: 4	R: 0 E: 0 K: 1 S: 6	H: 1 LOB: 1 BB: 0 P: 6	R: 0 E: 0 K: 0 S: 3	H: 0 LOB: 0 BB: 0 P: 3	R: 1 E: 0 K: 0 S: 4	H: 1 LOB: 1 BB: 0 P: 8	R: 3 E: 0 K: 0 S: 5	H: 2 LOB: 0 BB: 1 P: 9	R: 0 E: 0 K: 0 S: 4	H: 1 LOB: 1 BB: 0 P: 4	R: 1 E: 0 K: 0 S: 4	H: 1 LOB: 0 BB: 0 P: 4	R: 0 E: 0 K: 0 S: 4	H: 1 LOB: 1 BB: 0 P: 4	R: 0 E: 0 K: 0 S: 3	H: 0 LOB: 0 BB: 0 P: 3	1B: 6 2B: 3 3B: 0 HR: 1	SF: 0 SAC: 1 DP: 1 HBP: 0	WP: 0 PB: 0 SB: 3 CS: 0	PA: 41	
<b>PITCHER</b>	IP	WLS	BF	H	R	ER	SO	BB	IBB	HBP	BLK	WP	HR	S	P	ERA	WHIP								
<b>Joe Price, L</b> ERA: 3.93	(1, 1)	6.0		26	7	5	5	1	2	0	0	0	0	26	34	7.50	1.500								
<b>Tom Hume, R</b> ERA: 2.74	(7, 1)	2.0		8	2	1	0	0	0	0	0	0	0	8	8	0.00	1.000								
<b>Doug Bair, R</b> ERA: 4.56	(9, 1)	2.0	W	7	1	0	0	0	0	0	0	0	0	7	7	0.00	0.500								

**Cincinnati Reds @ San Diego Padres**  
San Diego Stadium, San Diego, CA  
Wed Sep 24 1980, 10:05 PM EDT  
Att: 7,757 - Unknown

AB 38  
R 6  
H 10  
RBI 5  
BB 2  
SO 1  
LOB 11

Batter	1	2	3	4	5	6	7	8	9	10	AB	R	H	RBI	BB	SO	LOB			
Dave Collins, S Tom Hume, R Paul Householder, S Doug Bair, R	(1, 8) X 0-0 CS 1B		(1, 0) X 0-0 4-3		(1, 0) X 0-0 G3		(1, 0) X 0-0 FC4-6 BB		(1, 0) X 0-0 1B		3	0	1	0	1	0	0			
Ken Griffey, L	(1, 9) X 0-0 1B 2B		(1, 0) X 0-0 3-1		(1, 0) X 0-0 F8		(1, 0) X 0-0 FC4-6 G6-3		(1, 0) X 0-0 P6		5	1	1	0	0	0	4			
Dave Concepcion, R	(1, 6) X 0-0 1B		(1, 0) X 0-0 K		(1, 0) X 0-0 L7		(1, 0) X 0-0 G6-3		(1, 0) X 0-0 B3		5	0	1	1	0	1	2			
George Foster, R	(1, 7) X 0-0 F9				(1, 0) X 0-0 F8		(1, 0) X 0-0 BB 1B		(1, 0) X 0-0 F7		5	1	2	0	0	0	1			
Dan Driessen, L	(1, 3) X 0-0 4-3		(1, 0) X 0-0 3-1		(1, 0) X 0-0 3-1		(1, 0) X 0-0 BB 1B		(1, 0) X 0-0 CS 1B		4	0	1	0	1	0	2			
Ray Knight, R	(1, 5) X 0-0 6-3		(1, 0) X 0-0 2B		(1, 0) X 0-0 F8		(1, 0) X 0-0 K		(1, 0) X 0-0 2B		4	1	1	0	1	1	3			
Joe Nolan, L Eddie Milner, L	(1, 2) X 0-0 1B		(1, 0) X 0-0 6-3		(1, 0) X 0-0 2B		(1, 0) X 0-0 2B 1B		(1, 0) X 0-0 K		3	0	2	0	0	0	1			
Vic Correll, R	(7, 2) X 0-0 1B		(1, 0) X 0-0 1B		(1, 0) X 0-0 F7		(1, 0) X 0-0 1B 2B		(1, 0) X 0-0 L6		5	1	1	0	0	0	2			
Ron Oester, S	(1, 4) X 0-0 F7		(1, 0) X 0-0 F6		(1, 0) X 0-0 F6		(1, 0) X 0-0 1B 2B		(1, 0) X 0-0 L6		2	0	0	0	0	0	1			
Charlie Leibrandt, R Michael LaCoss, R Harry Spilman, L Cesar Geronimo, L Sam Mejias, R	(1, 1) X 0-0 F9		(1, 0) X 0-0 F9		(1, 0) X 0-0 P4		(1, 0) X 0-0 FC4-6 BB 1B		(1, 0) X 0-0 1B BB		0	0	0	0	0	0	0			
<b>Inning Stats</b>	R: 1 E: 0 K: 0 S: 5	H: 3 LOB: 1 BB: 0 P: 5	R: 0 E: 0 K: 0 S: 4	H: 1 LOB: 1 BB: 0 P: 4	R: 0 E: 0 K: 1 S: 5	H: 0 LOB: 0 BB: 0 P: 5	R: 0 E: 0 K: 0 S: 4	H: 1 LOB: 1 BB: 0 P: 4	R: 0 E: 0 K: 0 S: 4	H: 1 LOB: 2 BB: 1 P: 8	R: 0 E: 0 K: 1 S: 5	H: 1 LOB: 0 BB: 0 P: 5	R: 0 E: 0 K: 1 S: 6	H: 1 LOB: 2 BB: 1 P: 10	R: 2 E: 0 K: 0 S: 5	H: 2 LOB: 1 BB: 1 P: 9	1B: 8 2B: 5 3B: 0 HR: 0	SF: 0 SAC: 0 DP: 1 HBP: 0	WP: 0 PA: 44	
<b>PITCHER</b>	IP WLS BF H R ER SO ERA WHIP	IP WLS BF H R ER SO ERA WHIP	IP WLS BF H R ER SO ERA WHIP	IP WLS BF H R ER SO ERA WHIP	IP WLS BF H R ER SO ERA WHIP	IP WLS BF H R ER SO ERA WHIP	IP WLS BF H R ER SO ERA WHIP	IP WLS BF H R ER SO ERA WHIP	IP WLS BF H R ER SO ERA WHIP	IP WLS BF H R ER SO ERA WHIP	IP WLS BF H R ER SO ERA WHIP	IP WLS BF H R ER SO ERA WHIP	IP WLS BF H R ER SO ERA WHIP	IP WLS BF H R ER SO ERA WHIP	IP WLS BF H R ER SO ERA WHIP	IP WLS BF H R ER SO ERA WHIP	IP WLS BF H R ER SO ERA WHIP	IP WLS BF H R ER SO ERA WHIP	IP WLS BF H R ER SO ERA WHIP	
Rick Wise, R Gary Lucas, L George Stabilein, R Dennis Kinney, L	(1, 1) X 6.0 2.0 0.2 1.1	(7, 1) X 2.0 0.2 0.2 1.1	(9, 1) X 0.2 0.2 0.2 1.1	(9, 1) X 1.1 0.2 0.2 1.1	(1, 1) X 6.0 2.0 0.2 1.1	(7, 1) X 2.0 0.2 0.2 1.1	(9, 1) X 0.2 0.2 0.2 1.1	(9, 1) X 1.1 0.2 0.2 1.1	(1, 1) X 6.0 2.0 0.2 1.1	(7, 1) X 2.0 0.2 0.2 1.1	(9, 1) X 0.2 0.2 0.2 1.1	(9, 1) X 1.1 0.2 0.2 1.1	(1, 1) X 6.0 2.0 0.2 1.1	(7, 1) X 2.0 0.2 0.2 1.1	(9, 1) X 0.2 0.2 0.2 1.1	(9, 1) X 1.1 0.2 0.2 1.1	(1, 1) X 6.0 2.0 0.2 1.1	(7, 1) X 2.0 0.2 0.2 1.1	(9, 1) X 0.2 0.2 0.2 1.1	(9, 1) X 1.1 0.2 0.2 1.1

**TOP**

Cincinnati Reds @ San Diego Padres  
San Diego Stadium, San Diego, CA  
Thu Sep 25 1980, 6:33 AM EDT  
Att: 5,309 - Unknown

AB 40  
R 5  
H 13  
RBI 5  
BB 4  
SO 3  
LOB 16



Batter	1	2	3	4	5	6	7	8	9	10	AB	R	H	RBI	BB	SO	LOB			
Gene Richards, L	(1, 7) X 0-3 K		(1, 0) X 0-0 6-3		(1, 0) X 0-0 2B		(1, 0) X 0-0 L1-4 1B		(1, 0) X 0-0 F8		5	0	2	0	0	1	0			
Ozzie Smith, S	(1, 6) X 0-0 5-3		(1, 0) X 0-0 S 1B		(1, 0) X 0-0 5-3		(1, 0) X 0-0 L1-4 1B		(1, 0) X 0-0 S 1B		5	0	2	0	0	0	2			
Jerry Mumphy, S	(1, 8) X 0-0 1B 1B		(1, 0) X 0-0 F9		(1, 0) X 0-0 6-3		(1, 0) X 0-0 S 1B		(1, 0) X 0-0 G4-6-3 IBB		4	0	2	0	1	0	2			
Dave Winfield, R	(1, 9) X 0-0 FC6-4 1B		(1, 0) X 0-0 HR 1B		(1, 0) X 0-0 HR 1B		(1, 0) X 0-0 4-3 1B BB		(1, 0) X 0-0 K		4	2	3	1	1	0	2			
Gene Tenace, R	(1, 2) X 0-0 FC6-4		(1, 0) X 0-0 P4		(1, 0) X 0-0 K		(1, 0) X 0-0 6-3		(1, 0) X 0-0 1-3		4	1	1	2	1	1	4			
Luis Salazar, R	(1, 5) X 0-0 F8		(1, 0) X 0-0 P4		(1, 0) X 0-0 K		(1, 0) X 0-0 6-3		(1, 0) X 0-0 K		5	0	0	0	0	2	1			
Broderick Perkins, L	(1, 3) X 0-0 6-3		(1, 0) X 0-0 4-3		(1, 0) X 0-0 4-3 1B		(1, 0) X 0-0 FC5-4 1B		(1, 0) X 0-0 F7		5	0	2	0	0	0	0			
Tim Flannery, L Randy Bass, L Dave Cash, R	(1, 4) X 0-0 F7		(1, 0) X 0-0 G3		(1, 0) X 0-0 4-3		(1, 0) X 0-0 L9		(1, 0) X 0-0 FC5-4		3	0	0	0	0	0	2			
Rick Wise, R Gary Lucas, R Craig Stimac, R George Stabilein, R Dennis Kinney, L	(1, 1) X 0-0 F8		(1, 0) X 0-0 L8		(1, 0) X 0-0 G3		(1, 0) X 0-0 FC5-4		(1, 0) X 0-0 FC5-4		0	0	0	0	0	0	0			
<b>Inning Stats</b>	R: 0 E: 0 K: 1 S: 7	H: 2 LOB: 2 BB: 0 P: 7	R: 0 E: 0 K: 0 S: 3	H: 0 LOB: 0 BB: 0 P: 3	R: 0 E: 0 K: 0 S: 4	H: 1 LOB: 1 BB: 0 P: 4	R: 2 E: 0 K: 0 S: 5	H: 2 LOB: 0 BB: 0 P: 5	R: 0 E: 0 K: 0 S: 4	H: 1 LOB: 1 BB: 0 P: 4	R: 0 E: 0 K: 0 S: 4	H: 1 LOB: 1 BB: 0 P: 4	R: 0 E: 0 K: 0 S: 3	H: 1 LOB: 1 BB: 1 P: 7	R: 0 E: 0 K: 1 S: 5	H: 0 LOB: 0 BB: 0 P: 5	1B: 9 2B: 2 3B: 0 HR: 2	SF: 0 SAC: 0 DP: 2 HBP: 0	WP: 0 PA: 43	
<b>PITCHER</b>	IP WLS BF H R ER SO ERA WHIP	IP WLS BF H R ER SO ERA WHIP	IP WLS BF H R ER SO ERA WHIP	IP WLS BF H R ER SO ERA WHIP	IP WLS BF H R ER SO ERA WHIP	IP WLS BF H R ER SO ERA WHIP	IP WLS BF H R ER SO ERA WHIP	IP WLS BF H R ER SO ERA WHIP	IP WLS BF H R ER SO ERA WHIP	IP WLS BF H R ER SO ERA WHIP	IP WLS BF H R ER SO ERA WHIP	IP WLS BF H R ER SO ERA WHIP	IP WLS BF H R ER SO ERA WHIP	IP WLS BF H R ER SO ERA WHIP	IP WLS BF H R ER SO ERA WHIP	IP WLS BF H R ER SO ERA WHIP	IP WLS BF H R ER SO ERA WHIP	IP WLS BF H R ER SO ERA WHIP	IP WLS BF H R ER SO ERA WHIP	
Charlie Leibrandt, L Michael LaCoss, R Tom Hume, R Doug Bair, R	(1, 1) X 5.2 0.1 2.0 2.0	(8, 1) X 0.1 0.1 2.0 2.0	(7, 1) X 2.0 0.1 2.0 2.0	(9, 1) X 2.0 0.1 2.0 2.0	(1, 1) X 5.2 0.1 2.0 2.0	(8, 1) X 0.1 0.1 2.0 2.0	(7, 1) X 2.0 0.1 2.0 2.0	(9, 1) X 2.0 0.1 2.0 2.0	(1, 1) X 5.2 0.1 2.0 2.0	(8, 1) X 0.1 0.1 2.0 2.0	(7, 1) X 2.0 0.1 2.0 2.0	(9, 1) X 2.0 0.1 2.0 2.0	(1, 1) X 5.2 0.1 2.0 2.0	(8, 1) X 0.1 0.1 2.0 2.0	(7, 1) X 2.0 0.1 2.0 2.0	(9, 1) X 2.0 0.1 2.0 2.0	(1, 1) X 5.2 0.1 2.0 2.0	(8, 1) X 0.1 0.1 2.0 2.0	(7, 1) X 2.0 0.1 2.0 2.0	(9, 1) X 2.0 0.1 2.0 2.0

**BOTTOM**

Cincinnati Reds @ San Diego Padres  
San Diego Stadium, San Diego, CA  
Thu Sep 25 1980, 6:33 AM EDT  
Att: 5,309 - Unknown

AB 40  
R 3  
H 12  
RBI 3  
BB 3  
SO 4  
LOB 17



Batter	1	2	3	4	5	6	7	8	9	AB	R	H	RBI	BB	SO	LOB	TOP			
Dave Collins, S (1, 8) OBP: 0.361, SLG: 0.366										4	0	2	0	0	0	0	<b>Cincinnati Reds @ Houston Astros</b> Astrodome, Houston, TX Fri Sep 26 1980, 8:05 PM EDT Att: 42,486 - Unknown			
Ken Griffey, L (1, 9) OBP: 0.363, SLG: 0.448										4	0	0	0	0	1	2				
Dave Concepcion, R (1, 6) OBP: 0.298, SLG: 0.357										4	0	1	0	0	0	1				
George Foster, R (1, 7) OBP: 0.369, SLG: 0.477										4	0	0	0	0	0	2				
Dan Driessen, L (1, 3) OBP: 0.385, SLG: 0.431										3	0	0	0	0	1	0				
Johnny Bench, R (1, 2) OBP: 0.333, SLG: 0.497										2	0	0	0	0	0	0				
Ray Knight, R (1, 5) OBP: 0.309, SLG: 0.419										3	0	0	0	0	0	1				
Ron Oester, S (1, 4) OBP: 0.340, SLG: 0.377										3	0	1	0	0	0	0				
Tom Seaver, R (1, 1) OBP: 0.255, SLG: 0.205										2	0	0	0	0	0	2				
Harry Spilman, L (8, PH) OBP: 0.330, SLG: 0.439										1	0	0	0	0	0	0				
Doug Bair, R (8, 1)										0	0	0	0	0	0	0				
<b>Inning Stats</b>	R: 0 E: 0 K: 0 S: 3	H: 1 LOB: 0 BB: 0 P: 3	R: 0 E: 0 K: 0 S: 3	H: 0 LOB: 0 BB: 0 P: 3	R: 0 E: 0 K: 0 S: 3	H: 0 LOB: 0 BB: 0 P: 3	R: 0 E: 0 K: 1 S: 6	H: 1 LOB: 1 BB: 0 P: 6	R: 0 E: 0 K: 1 S: 6	H: 1 LOB: 2 BB: 0 P: 7	R: 0 E: 0 K: 0 S: 3	H: 0 LOB: 0 BB: 0 P: 3	R: 0 E: 0 K: 0 S: 3	H: 0 LOB: 0 BB: 0 P: 3	R: 0 E: 0 K: 0 S: 4	H: 1 LOB: 1 BB: 0 P: 4	1B: 3 2B: 1 3B: 0 HR: 0	SF: 0 SAC: 0 DP: 1 HBP: 1	WP: 0 PB: 0 SB: 0 CS: 0	PA: 31
<b>PITCHER</b> Vern Ruhle, R (1, 1) ERA: 2.43	IP: 9.0 WLS: W BF: 31	H: 4 R: 0 ER: 0 SO: 2	BB: 0 IBB: 0 HBP: 1 BLK: 0	WP: 0 HR: 0 S: 34 P: 35	ERA: 0.00 WHIP: 0.444	<b>PITCHER</b>										IP: 9.0 WLS: W BF: 31	H: 4 R: 0 ER: 0 SO: 2	BB: 0 IBB: 0 HBP: 1 BLK: 0	WP: 0 HR: 0 S: 34 P: 35	ERA: 0.00 WHIP: 0.444

AB	30
R	0
H	4
RBI	0
BB	0
SO	2
LOB	8



Batter	1	2	3	4	5	6	7	8	9	AB	R	H	RBI	BB	SO	LOB	BOTTOM			
Joe Morgan, L (1, 4) OBP: 0.367, SLG: 0.378										1	1	0	0	3	0	0	<b>Cincinnati Reds @ Houston Astros</b> Astrodome, Houston, TX Fri Sep 26 1980, 8:05 PM EDT Att: 42,486 - Unknown			
Rafael Landestoy, S (9, 4) OBP: 0.336, SLG: 0.329										0	0	0	0	0	0	0				
Enos Cabell, R (1, 5) OBP: 0.297, SLG: 0.339										4	0	0	0	0	1	3				
Terry Puhl, L (1, 9) OBP: 0.357, SLG: 0.419										3	0	1	0	0	0	2				
Jose Cruz, L (1, 7) OBP: 0.368, SLG: 0.438										3	0	1	1	0	0	2				
Cesar Cedeno, R (1, 8) OBP: 0.389, SLG: 0.476										3	0	0	0	0	0	2				
Art Howe, R (1, 3) OBP: 0.354, SLG: 0.449										3	1	1	0	0	0	0				
Dave Bergman, L (8, 3) OBP: 0.349, SLG: 0.368										0	0	0	0	0	0	0				
Alan Ashby, S (1, 2) OBP: 0.308, SLG: 0.334										3	0	0	0	0	1	1				
Craig Reynolds, L (1, 6) OBP: 0.257, SLG: 0.296										2	0	0	1	0	0	0				
Vern Ruhle, R (1, 1) OBP: 0.313, SLG: 0.318										3	0	0	0	0	2	0				
<b>Inning Stats</b>	R: 1 E: 0 K: 0 S: 4	H: 1 LOB: 1 BB: 1 P: 8	R: 1 E: 0 K: 1 S: 6	H: 1 LOB: 0 BB: 0 P: 6	R: 0 E: 0 K: 1 S: 5	H: 0 LOB: 1 BB: 1 P: 9	R: 0 E: 0 K: 0 S: 3	H: 0 LOB: 0 BB: 0 P: 3	R: 0 E: 0 K: 1 S: 5	H: 0 LOB: 0 BB: 0 P: 5	R: 0 E: 0 K: 0 S: 4	H: 1 LOB: 1 BB: 0 P: 4	R: 0 E: 0 K: 1 S: 5	H: 0 LOB: 0 BB: 0 P: 5	R: 0 E: 0 K: 0 S: 2	H: 0 LOB: 0 BB: 1 P: 6	1B: 1 2B: 2 3B: 0 HR: 0	SF: 1 SAC: 0 DP: 0 HBP: 0	WP: 0 PB: 0 SB: 2 CS: 0	PA: 29
<b>PITCHER</b> Tom Seaver, R (1, 1) ERA: 3.77	IP: 7.0 WLS: L BF: 26	H: 3 R: 2 ER: 2 SO: 4	BB: 2 IBB: 0 HBP: 0 BLK: 0	WP: 0 HR: 0 S: 32 P: 40	ERA: 2.57 WHIP: 0.714	<b>PITCHER</b>										IP: 7.0 WLS: L BF: 26	H: 3 R: 2 ER: 2 SO: 4	BB: 2 IBB: 0 HBP: 0 BLK: 0	WP: 0 HR: 0 S: 32 P: 40	ERA: 2.57 WHIP: 0.714
Doug Bair, R (8, 1) ERA: 4.39	IP: 1.0 WLS: L BF: 3	H: 0 R: 0 ER: 0 SO: 0	BB: 1 IBB: 0 HBP: 0 BLK: 0	WP: 0 HR: 0 S: 2 P: 6	ERA: 0.00 WHIP: 1.000	<b>PITCHER</b>										IP: 1.0 WLS: L BF: 3	H: 0 R: 0 ER: 0 SO: 0	BB: 1 IBB: 0 HBP: 0 BLK: 0	WP: 0 HR: 0 S: 2 P: 6	ERA: 0.00 WHIP: 1.000

AB	25
R	2
H	3
RBI	2
BB	3
SO	4
LOB	10



Batter	1	2	3	4	5	6	7	8	9	AB	R	H	RBI	BB	SO	LOB	TOP			
Dave Collins, S (1,8) OBP: 0.358, SLG: 0.363	F8		1-3		4-3			F8		4	0	0	0	0	0	0	<b>Cincinnati Reds @ Houston Astros</b> Astrodome, Houston, TX Sat Sep 27 1980, 4:33 AM EDT Att: 40,305 - Unknown			
Ken Griffey, L (1,9) OBP: 0.364, SLG: 0.451	2B		F9			G5-4-3 1B		F8		4	0	2	0	0	0	0				
Dave Concepcion, R (1,6) OBP: 0.300, SLG: 0.360	F7		K					WP		4	0	2	0	0	1	1				
George Foster, R (1,7) OBP: 0.366, SLG: 0.473	5-3				5-3			K		4	0	0	0	0	1	4				
Dan Driessen, L (1,3)	F8				PB S BB			F8		3	0	0	0	1	1	1				
Johnny Bench, R (1,2) OBP: 0.333, SLG: 0.493	S BB				6-3			K		3	0	0	0	1	1	1				
Ray Knight, R (1,5) OBP: 0.307, SLG: 0.416	P4				K			K		4	0	0	0	0	2	2				
Ron Oester, S (1,4) OBP: 0.343, SLG: 0.375	BB				4-3			BB		1	0	0	0	2	0	0				
Mario Soto, R (1,1) OBP: 0.023, SLG: 0.023 (7, PH)	K				6-3			4-3		2	0	0	0	0	1	2				
Joe Nolan, L (7, PH) OBP: 0.357, SLG: 0.415										1	0	0	0	0	0	1				
Tom Hume, R (7,1) OBP: 0.133, SLG: 0.200										0	0	0	0	0	0	0				
<b>Inning Stats</b>	R: 0 E: 0 K: 0 S: 4	H: 1 LOB: 1 BB: 0 P: 4	R: 0 E: 0 K: 1 S: 5	H: 0 LOB: 2 BB: 2 P: 13	R: 0 E: 0 K: 1 S: 5	H: 0 LOB: 0 BB: 0 P: 5	R: 0 E: 0 K: 1 S: 5	H: 0 LOB: 1 BB: 1 P: 9	R: 0 E: 0 K: 0 S: 3	H: 2 LOB: 0 BB: 0 P: 6	R: 0 E: 0 K: 0 S: 3	H: 0 LOB: 1 BB: 1 P: 7	R: 0 E: 0 K: 1 S: 6	H: 1 LOB: 1 BB: 0 P: 6	R: 0 E: 0 K: 2 S: 7	H: 0 LOB: 0 BB: 0 P: 7	1B: 2 2B: 2 3B: 0 HR: 0	SF: 0 SAC: 0 DP: 1 HBP: 0	WP: 1 PB: 1 SB: 2 CS: 0	PA: 34
<b>PITCHER</b>	IP WLS BF H R ER SO BB IBB HBP BLK WP HR S P ERA WHIP																			
Joe Niekro, R (1,1) ERA: 3.74	7.2 W 30 4 0 0 4 4 0 0 0 0 0 0 34 50 0.00 1.043																			
Dave Smith, R (8,1) ERA: 1.99	1.1 S 4 0 0 0 3 0 0 0 0 1 0 10 10 0.00 0.000																			

Batter	1	2	3	4	5	6	7	8	9	AB	R	H	RBI	BB	SO	LOB	BOTTOM			
Joe Morgan, L (1,4) OBP: 0.364, SLG: 0.375	F8		P6		1-3			K		4	0	0	0	0	1	2	<b>Cincinnati Reds @ Houston Astros</b> Astrodome, Houston, TX Sat Sep 27 1980, 4:33 AM EDT Att: 40,305 - Unknown			
Rafael Landestoy, S (9,4) OBP: 0.336, SLG: 0.329										0	0	0	0	0	0	0				
Enos Cabell, R (1,5) OBP: 0.297, SLG: 0.340	K				F9			4-3		4	0	1	0	0	1	0				
Terry Puhl, L (1,9) OBP: 0.355, SLG: 0.417	F8				F9			F7		3	0	0	0	0	0	1				
Jose Cruz, L (1,7) OBP: 0.367, SLG: 0.436			5-3		P4			G5-4-3 IBB		2	0	0	0	1	0	0				
Cesar Cedeno, R (1,8) OBP: 0.386, SLG: 0.473	K				5-3			G5-4-3		3	0	0	0	0	1	2				
Denny Walling, L (1,3) OBP: 0.378, SLG: 0.394										3	1	1	0	0	0	0				
Dave Bergman, L (8,3) OBP: 0.349, SLG: 0.368	F5				E 2B			4-3		0	0	0	0	0	0	0				
Alan Ashby, S (1,2) OBP: 0.308, SLG: 0.332			SH3-4 BB		E 2B			K		2	1	0	0	1	1	1				
Craig Reynolds, L (1,6) OBP: 0.258, SLG: 0.300			SH3-4		1-2			4-3		2	0	1	2	0	0	0				
Joe Niekro, R (1,1) OBP: 0.325, SLG: 0.355					2H 3H					2	0	0	0	0	0	2				
Dave Smith, R (8,1) ERA: 2.66	F9				F8			4-3		1	0	0	0	0	0	0				
<b>Inning Stats</b>	R: 0 E: 0 K: 1 S: 5	H: 0 LOB: 0 BB: 0 P: 5	R: 0 E: 0 K: 1 S: 5	H: 0 LOB: 0 BB: 0 P: 5	R: 0 E: 0 K: 0 S: 3	H: 0 LOB: 1 BB: 1 P: 7	R: 0 E: 0 K: 0 S: 3	H: 0 LOB: 0 BB: 0 P: 3	R: 2 E: 1 K: 0 S: 6	H: 2 LOB: 1 BB: 0 P: 6	R: 0 E: 0 K: 0 S: 3	H: 1 LOB: 1 BB: 1 P: 7	R: 0 E: 0 K: 1 S: 5	H: 0 LOB: 0 BB: 0 P: 5	R: 0 E: 0 K: 1 S: 5	H: 0 LOB: 0 BB: 0 P: 5	1B: 1 2B: 2 3B: 0 HR: 0	SF: 0 SAC: 1 DP: 1 HBP: 0	WP: 0 PB: 0 SB: 0 CS: 0	PA: 29
<b>PITCHER</b>	IP WLS BF H R ER SO BB IBB HBP BLK WP HR S P ERA WHIP																			
Mario Soto, R (1,1) ERA: 3.01	6.0 L 23 3 2 0 2 1 0 0 0 0 0 0 25 33 0.00 0.667																			
Tom Hume, R (7,1) ERA: 2.66	2.0 6 0 0 0 2 0 0 0 0 0 0 0 10 10 0.00 0.000																			

AB	30
R	0
H	4
RBI	0
BB	4
SO	7
LOB	12



AB	26
R	2
H	3
RBI	2
BB	2
SO	4
LOB	8



Batter	1	2	3	4	5	6	7	8	9	AB	R	H	RBI	BB	SO	LOB	TOP					
Dave Collins, S OBP: 0.361, SLG: 0.365 Tom Hume, R OBP: 0.188, SLG: 0.313	(1, 8) FC3-6 SF4 1B BB		(2) G3				(1) 2B 1B	(3) 2B		3	3	2	1	1	0	0	Cincinnati Reds @ Houston Astros Astrodome, Houston, TX Sun Sep 28 1980, 4:33 AM EDT Att: 32,756 - Dome					
Ken Griffey, L OBP: 0.368, SLG: 0.463	(1, 9) FC3-6 1B				(1) HR		(1) 1B 2B	(3) K		5	2	4	3	0	1							
Dave Concepcion, R OBP: 0.300, SLG: 0.359	(1, 6) FC3-6 1-2 2-3		(3) F9		(3) 1-3		(1) 1B 2B		(1) BB	4	0	1	1	1	0	3						
George Foster, R OBP: 0.367, SLG: 0.473	(1, 7) SF4			(1) FC4-6 BB		(1) K	(2) 1B		(1) P9	3	0	1	1	1	1	1						
Dan Driessen, L OBP: 0.381, SLG: 0.424	(1, 3) F8			(1) F7		(2) P6	(2) F8		(2) K	5	0	0	0	0	1	5						
Ray Knight, R OBP: 0.307, SLG: 0.420		(1) G3 BB		(2) F9		(3) HR	(3) P6		(3) 6-3	4	1	1	1	1	0	4						
Joe Nolan, L OBP: 0.354, SLG: 0.411	(1, 2) K		(1) FC4-6		(3) 3-1			(1) SH5-4 2B 1B		4	1	1	0	0	1	2						
Ron Oester, S OBP: 0.340, SLG: 0.372	(1, 4) G3		(2) K		(1) K		(1) P6	(1) SH5-4		3	0	0	0	0	1	1						
Frank Pastore, R Joe Price, L Eddie Miller, L Michael LaCoss, R Paul Householder, S Sam Mejias, R	(1, 1) (2, 1) (5, PH) (5, 1) (7, PH) (7, 9) (8, 8)	(3) 2-5	(1) 5-3		(2) F8		(2) 1B 3B	(2) K		0	0	0	0	0	0	0	<div style="display: flex; justify-content: space-between;"> <span>AB 36</span> <span>R 8</span> </div> <div style="display: flex; justify-content: space-between;"> <span>H 12</span> <span>RBI 8</span> </div> <div style="display: flex; justify-content: space-between;"> <span>BB 4</span> <span>SO 6</span> </div> <div style="display: flex; justify-content: space-between;"> <span>LOB 18</span> </div>					
Inning Stats	R: 1 E: 0 K: 0 S: 4	H: 1 LOB: 1 BB: 1 P: 8	R: 0 E: 0 K: 1 S: 4	H: 0 LOB: 1 BB: 1 P: 8	R: 0 E: 0 K: 0 S: 4	H: 1 LOB: 1 BB: 0 P: 4	R: 0 E: 0 K: 1 S: 3	H: 0 LOB: 1 BB: 0 P: 7	R: 2 E: 0 K: 1 S: 7	H: 2 LOB: 0 BB: 0 P: 7	R: 1 E: 0 K: 0 S: 6	H: 1 LOB: 0 BB: 0 P: 6	R: 3 E: 1 K: 0 S: 8	H: 5 LOB: 2 BB: 0 P: 8	R: 1 E: 0 K: 2 S: 9	H: 2 LOB: 1 BB: 0 P: 9		R: 0 E: 0 K: 1 S: 5	H: 0 LOB: 1 BB: 1 P: 9	1B: 6 2B: 3 3B: 1 HR: 2	SF: 1 SAC: 1 DP: 0 HBP: 0	WP: 0 PB: 0 SB: 1 CS: 0
PITCHER	IP WLS BF H R ER SO BB IBB HBP BLK WP HR S P ERA WHIP																					
Ken Forsch, R ERA: 3.25	(1, 1) 5.0 L 7 3 3 3 2 3 0 0 0 0 0 1 22 34 5.40 1.400																					
Joaquin Andujar, R ERA: 3.91	(6, 1) 1.1 L 7 3 3 1 0 0 0 0 0 0 0 1 9 9 20.25 2.250																					
Joe Sambito, L ERA: 2.14	(7, 1) 0.1 4 3 1 1 0 0 0 0 0 0 0 4 4 27.00 9.000																					
Frank LaCorte, R ERA: 2.81	(7, 1) 1.1 6 2 1 1 2 0 0 0 0 0 0 10 10 6.75 1.500																					
Randy Niemann, L ERA: 5.45	(9, 1) 1.0 4 0 0 0 1 1 0 0 0 0 0 5 9 0.00 1.000																					

Batter	1	2	3	4	5	6	7	8	9	AB	R	H	RBI	BB	SO	LOB	BOTTOM					
Joe Morgan, L OBP: 0.368, SLG: 0.384	(1, 4) HR	(1) 1B FC3-6 BB								3	2	2	1	2	0	1	Cincinnati Reds @ Houston Astros Astrodome, Houston, TX Sun Sep 28 1980, 4:33 AM EDT Att: 32,756 - Dome					
Enos Cabell, R OBP: 0.298, SLG: 0.344	(1, 5) 1B 3B	(1) 1B FC3-6		(3) 6-3		(2) K		(3) 1-3		5	1	2	0	0	1	4						
Terry Puhl, L OBP: 0.354, SLG: 0.414	(1, 9) P9	(2) FC4-3-6			(1) F8		(3) K		(1) G6-4-3 1B	5	0	1	1	0	1	3						
Jose Cruz, L OBP: 0.368, SLG: 0.436	(1, 7) FC3-6 S 1B	(3) F8			(2) 6-3		(1) G3		(1) G6-4-3 1B	5	1	2	1	0	0	1						
Cesar Cedeno, R OBP: 0.388, SLG: 0.474	(1, 8) FC3-6 BB		(1) CS 1B		(1) S 1B		(2) 5-3		(2) G6-4-3	4	1	2	0	1	0	2						
Denny Walling, L OBP: 0.375, SLG: 0.389	(1, 3) FC3-6 1B		(1) F9		(2) 1B IBB		(3) 3-1		(3) 1-3	4	0	0	0	1	0	4						
Alan Ashby, S OBP: 0.310, SLG: 0.334	(1, 2) 1B		(3) F8		(1) 1B		(1) F7			4	0	2	2	0	0	0						
Craig Reynolds, L OBP: 0.256, SLG: 0.298 Dave Bergman, L OBP: 0.345, SLG: 0.364 Rafael Landestoy, S OBP: 0.356, SLG: 0.329	(1, 6) (8, PH) (9, 6)	(3) P6		(1) F8		(3) L9		(2) G3		3	0	0	0	0	0	4						
Ken Forsch, R Joaquin Andujar, S Joe Sambito, L Frank LaCorte, R Danny Heep, L Randy Niemann, L	(1, 1) (6, 1) (7, 1) (7, 1) (8, PH) (9, 1)	(1) 6-3		(2) K		(1) 4-3 BB		(1) BB HBP		2	0	0	0	0	1	0	<div style="display: flex; justify-content: space-between;"> <span>AB 36</span> <span>R 5</span> </div> <div style="display: flex; justify-content: space-between;"> <span>H 11</span> <span>RBI 5</span> </div> <div style="display: flex; justify-content: space-between;"> <span>BB 5</span> <span>SO 3</span> </div> <div style="display: flex; justify-content: space-between;"> <span>LOB 19</span> </div>					
Inning Stats	R: 3 E: 0 K: 0 S: 7	H: 4 LOB: 2 BB: 1 P: 11	R: 1 E: 0 K: 0 S: 4	H: 1 LOB: 1 BB: 1 P: 8	R: 0 E: 0 K: 0 S: 3	H: 1 LOB: 0 BB: 0 P: 3	R: 0 E: 0 K: 1 S: 6	H: 1 LOB: 1 BB: 0 P: 6	R: 1 E: 0 K: 0 S: 5	H: 2 LOB: 2 BB: 1 P: 9	R: 0 E: 0 K: 2 S: 7	H: 0 LOB: 1 BB: 1 P: 11	R: 0 E: 0 K: 0 S: 3	H: 0 LOB: 0 BB: 0 P: 3	R: 0 E: 0 K: 0 S: 3	H: 0 LOB: 2 BB: 1 P: 8		R: 0 E: 0 K: 0 S: 4	H: 2 LOB: 1 BB: 0 P: 4	1B: 9 2B: 0 3B: 1 HR: 1	SF: 0 SAC: 0 DP: 1 HBP: 1	WP: 0 PB: 0 SB: 2 CS: 1
PITCHER	IP WLS BF H R ER SO BB IBB HBP BLK WP HR S P ERA WHIP																					
Frank Pastore, R ERA: 3.33	(1, 1) 1.1 9 2 0 0 1 0 0 0 0 0 0 11 11 0.00 0.750																					
Joe Price, L ERA: 3.33	(2, 1) 2.2 9 2 0 0 1 0 0 0 0 0 0 11 11 0.00 0.750																					
Michael LaCoss, R ERA: 4.62	(5, 1) 2.0 W 10 2 1 1 2 1 1 0 0 0 0 12 20 4.50 1.500																					
Tom Hume, R ERA: 2.6	(7, 1) 3.0 S 12 2 0 0 0 1 0 1 0 0 0 10 15 0.00 1.000																					

Batter	1	2	3	4	5	6	7	8	9	AB	R	H	RBI	BB	SO	LOB	TOP										
Gene Richards, L (1.7) OBP: 0.365, SLG: 0.386										4	0	0	0	0	0	2											
Ozzie Smith, S (1.6) OBP: 0.313, SLG: 0.277										4	1	1	0	0	0	1											
Jerry Mumphrey, S (1.8) OBP: 0.353, SLG: 0.370										4	1	1	1	0	1	1											
Dave Winfield, R (1.9) OBP: 0.367, SLG: 0.451										3	0	0	0	1	0	1											
Luis Salazar, R (1.5) OBP: 0.364, SLG: 0.431										4	0	2	1	0	0	0											
Gene Tenace, R (1.2) OBP: 0.391, SLG: 0.427										4	1	2	1	0	1	3											
Broderick Perkins, L (1.3) OBP: 0.452, SLG: 0.553										4	0	0	0	0	0	1											
Tim Flannery, L (1.4) OBP: 0.283, SLG: 0.284										3	0	0	0	0	0	1											
John Curtis, L (1.1) OBP: 0.219, SLG: 0.210										3	0	2	0	0	1	0											
<b>Inning Stats</b>	R: 0 E: 0 K: 1 S: 6	H: 1 LOB: 1 BB: 0 P: 6	R: 0 E: 0 K: 0 S: 4	H: 1 LOB: 1 BB: 0 P: 4	R: 2 E: 0 K: 0 S: 6	H: 3 LOB: 2 BB: 1 P: 10	R: 0 E: 0 K: 1 S: 5	H: 0 LOB: 0 BB: 0 P: 5	R: 0 E: 0 K: 0 S: 3	H: 0 LOB: 0 BB: 0 P: 3	R: 1 E: 0 K: 0 S: 4	H: 1 LOB: 0 BB: 0 P: 4	R: 0 E: 0 K: 0 S: 3	H: 1 LOB: 0 BB: 0 P: 3	R: 0 E: 0 K: 0 S: 3	H: 0 LOB: 0 BB: 0 P: 3	R: 0 E: 0 K: 1 S: 5	H: 1 LOB: 0 BB: 0 P: 5	1B: 6 2B: 2 3B: 0 HR: 1	SF: 0 SAC: 0 DP: 2 HBP: 0	WP: 0 PA: 34 PB: 0 SB: 1 CS: 1						
<b>PITCHER</b>	IP	WLS	BF	H	R	ER	SO	BB	IBB	HBP	BLK	WP	HR	S	P	ERA	WHIP										
Charlie Leibrandt, L (1.1) ERA: 4.25	7.0	L	28	7	3	3	2	1	0	0	0	0	1	31	35	3.86	1.143										
Doug Bair, R (8.1) ERA: 4.29	2.0		6	1	0	0	1	0	0	0	0	0	0	8	8	0.00	0.500										

San Diego Padres @ Cincinnati Reds  
Riverfront Stadium, Cincinnati, OH  
Tue Sep 30 1980, 7:05 PM EDT  
Att: 14,779 - Unknown

AB 33  
R 3  
H 8  
RBI 3  
BB 1  
SO 3  
LOB 10



Batter	1	2	3	4	5	6	7	8	9	AB	R	H	RBI	BB	SO	LOB	BOTTOM										
Dave Collins, S (1.8) OBP: 0.362, SLG: 0.368										4	1	2	1	0	0	0											
Ken Griffey, L (1.9) OBP: 0.367, SLG: 0.462										4	0	1	0	0	0	1											
Dave Concepcion, R (1.6) OBP: 0.302, SLG: 0.362										4	0	2	0	0	1	2											
George Foster, R (1.7) OBP: 0.364, SLG: 0.469										4	0	0	0	0	2	4											
Johnny Bench, R (1.2) OBP: 0.329, SLG: 0.487										4	0	0	0	0	0	0											
Dan Driessen, L (1.3) OBP: 0.380, SLG: 0.423										4	0	1	0	0	0	0											
Ray Knight, R (1.5) OBP: 0.307, SLG: 0.421										4	0	1	0	0	0	1											
Ron Oester, S (1.4) OBP: 0.342, SLG: 0.371										3	1	1	0	1	0	2											
Charlie Leibrandt, R (1.1) OBP: 0.233, SLG: 0.232										1	0	0	0	0	1	2											
Paul Householder, S (7. PH) OBP: 0.256, SLG: 0.310										1	0	0	0	0	1	0											
Doug Bair, R (8.1)										0	0	0	0	0	0	0											
<b>Inning Stats</b>	R: 0 E: 0 K: 1 S: 6	H: 1 LOB: 0 BB: 0 P: 6	R: 0 E: 0 K: 0 S: 3	H: 0 LOB: 0 BB: 0 P: 3	R: 2 E: 0 K: 1 S: 8	H: 3 LOB: 1 BB: 0 P: 8	R: 0 E: 0 K: 1 S: 6	H: 1 LOB: 2 BB: 1 P: 10	R: 0 E: 0 K: 0 S: 3	H: 0 LOB: 0 BB: 0 P: 3	R: 0 E: 0 K: 0 S: 3	H: 1 LOB: 0 BB: 0 P: 3	R: 0 E: 0 K: 0 S: 3	H: 0 LOB: 0 BB: 0 P: 3	R: 0 E: 0 K: 0 S: 3	H: 0 LOB: 0 BB: 0 P: 3	1B: 5 2B: 3 3B: 0 HR: 0	SF: 0 SAC: 1 DP: 1 HBP: 0	WP: 1 PA: 35 PB: 0 SB: 0 CS: 0								
<b>PITCHER</b>	IP	WLS	BF	H	R	ER	SO	BB	IBB	HBP	BLK	WP	HR	S	P	ERA	WHIP										
John Curtis, L (1.1) ERA: 3.51	9.0	W	35	8	2	2	5	0	1	0	0	1	0	44	48	2.00	0.889										

San Diego Padres @ Cincinnati Reds  
Riverfront Stadium, Cincinnati, OH  
Tue Sep 30 1980, 7:05 PM EDT  
Att: 14,779 - Unknown

AB 33  
R 2  
H 8  
RBI 1  
BB 1  
SO 5  
LOB 12







Batter	1	2	3	4	5	6	7	8	9	AB	R	H	RBI	BB	SO	LOB	TOP					
Jerry Royster, R (1, 7) OBP: 0.310, SLG: 0.322	0-3 K		0-3 K			0-0 6-3		4-0 2B IBB		3	1	0	0	1	2	1	<b>Atlanta Braves @ Cincinnati Reds</b> Riverfront Stadium, Cincinnati, OH Fri Oct 03 1980, 7:05 PM EDT Att: 18,868 - Unknown					
Rafael Ramirez, R (1, 6) OBP: 0.299, SLG: 0.361	0-3 K		0-0			0-0 4-3		0-3 K		3	0	1	0	0	1	0						
Mike Lum, L (8, PH) OBP: 0.343, SLG: 0.241	0-3 K		1-2 1B							1	0	0	0	0	1	3						
Rick Camp, R (8, 1) OBP: 0.111, SLG: 0.222										0	0	0	0	0	0	0						
Terry Harper, R (1, 9) OBP: 0.302, SLG: 0.283	0-0 5-3		0-0 F2			0-3 K		0-0 2B		4	0	1	3	0	1	2						
Bob Horner, R (1, 5) OBP: 0.310, SLG: 0.536		0-0 F7		0-0 F8			0-0 F3	0-0 E5		4	0	0	0	0	0	1						
Chris Chambliss, L (1, 3) OBP: 0.337, SLG: 0.441	0-3 K			0-0 F7			0-0 4-3	0-0 F8		4	0	0	0	0	1	2						
Dale Murphy, R (1, 8) OBP: 0.350, SLG: 0.506		0-0 HR		0-0 F8			0-0 F7		0-0 1B	4	1	2	1	0	0	0						
Glenn Hubbard, R (1, 4) OBP: 0.324, SLG: 0.376	0-0 F8				0-0 6-3			4-0 SH3-4 2B SH BB	0-0 F8	3	1	0	0	1	0	1						
Bruce Benedict, R (1, 2) OBP: 0.311, SLG: 0.317			0-0 5-3		0-0 F8			0-0 SH 2B SH3-4	0-3 K	3	1	0	0	0	1	1						
Tommy Boggs, R (1, 1) OBP: 0.156, SLG: 0.159					0-0 6-3			0-0 SH3-4 2B	0-0 L5	2	0	1	0	0	0	0						
Biff Pocoroba, S (8, PH) OBP: 0.355, SLG: 0.395								1-2 2-3		0	0	0	0	0	0	0						
Luis Gomez, R (8, 6) OBP: 0.239, SLG: 0.212			1B							1	0	0	0	0	0	1						
<b>Inning Stats</b>	R: 0 E: 0 K: 2 S: 7	H: 0 LOB: 0 BB: 0 P: 7	R: 1 E: 0 K: 1 S: 6	H: 1 LOB: 0 BB: 0 P: 6	R: 0 E: 0 K: 1 S: 7	H: 2 LOB: 2 BB: 0 P: 7	R: 0 E: 0 K: 0 S: 3	H: 0 LOB: 0 BB: 0 P: 3	R: 0 E: 0 K: 0 S: 3	H: 0 LOB: 0 BB: 0 P: 3	R: 0 E: 0 K: 0 S: 3	H: 0 LOB: 0 BB: 0 P: 3	R: 0 E: 0 K: 0 S: 3	H: 0 LOB: 0 BB: 0 P: 3	R: 3 E: 1 K: 1 S: 8	H: 1 LOB: 2 BB: 2 P: 16	R: 0 E: 0 K: 1 S: 6	H: 1 LOB: 1 BB: 0 P: 6	1B: 3 2B: 1 3B: 0 HR: 1	SF: 0 SAC: 2 DP: 0 HBP: 0	WP: 0 PB: 0 SB: 1 CS: 0	PA: 36
<b>PITCHER</b>	IP WLS BF H R ER SO BB IBB HBP BLK WP HR S P ERA WHIP																					
Mario Soto, R (1, 1) ERA: 3.07	8.0 L 32 4 4 4 6 1 1 0 0 0 1 42 50 4.50 0.625																					
Doug Bair, R (9, 1) ERA: 4.24	1.0 4 1 0 0 1 0 0 0 0 0 0 6 6 0.00 1.000																					

Batter	1	2	3	4	5	6	7	8	9	AB	R	H	RBI	BB	SO	LOB	BOTTOM					
Dave Collins, S (1, 8) OBP: 0.364, SLG: 0.369	0-0 E S 4-3 1B		0-0 CS S 1B		0-0 F8			0-0 4-3		4	1	2	0	0	0	1	<b>Atlanta Braves @ Cincinnati Reds</b> Riverfront Stadium, Cincinnati, OH Fri Oct 03 1980, 7:05 PM EDT Att: 18,868 - Unknown					
Ron Oester, S (1, 6) OBP: 0.337, SLG: 0.364	0-0 4-3		0-0 E6			0-0 4-3		0-0 5-3		4	0	0	1	0	0	1						
Ken Griffey, L (1, 9) OBP: 0.364, SLG: 0.456	0-0 E4		0-0 F8			0-0 F6			4-0 1-3 1B BB	3	0	0	0	1	0	1						
George Foster, R (1, 7) OBP: 0.364, SLG: 0.472	0-0 F7			0-0 5-3		0-0 5-3			0-0 1-3 1B	4	0	1	0	0	0	1						
Dan Driessen, L (1, 3) OBP: 0.379, SLG: 0.421	0-0 G3			0-0 CS 1B			0-0 F9		0-0 1-3	4	0	1	0	0	0	3						
Ray Knight, R (1, 5) OBP: 0.307, SLG: 0.418		0-0 G4-6-3 1B		0-0 F8		4-0 BB			0-0 1-3	3	0	1	0	1	0	3						
Joe Nolan, L (1, 2) OBP: 0.347, SLG: 0.401		0-0 G4-6-3		0-0 3-1			0-0 F7		0-0 1-3	4	0	0	0	0	0	4						
Junior Kennedy, R (1, 4) OBP: 0.325, SLG: 0.337		0-0 6-3		0-0 G3			0-3 K			3	0	0	0	0	1	1						
Mario Soto, R (1, 1) OBP: 0.043, SLG: 0.043			0-3 K					0-0 G3		2	0	1	0	0	1	0						
Harry Spillman, L (8, PH) OBP: 0.327, SLG: 0.434										1	0	0	0	0	0	0						
Doug Bair, R (9, 1) ERA: 1.91										0	0	0	0	0	0	0						
<b>Inning Stats</b>	R: 1 E: 1 K: 0 S: 5	H: 1 LOB: 1 BB: 0 P: 5	R: 0 E: 0 K: 0 S: 3	H: 1 LOB: 0 BB: 0 P: 3	R: 0 E: 1 K: 1 S: 6	H: 1 LOB: 1 BB: 0 P: 6	R: 0 E: 0 K: 0 S: 3	H: 1 LOB: 0 BB: 0 P: 3	R: 0 E: 0 K: 0 S: 4	H: 1 LOB: 1 BB: 0 P: 4	R: 0 E: 0 K: 0 S: 3	H: 0 LOB: 0 BB: 0 P: 3	R: 0 E: 0 K: 1 S: 5	H: 0 LOB: 1 BB: 1 P: 9	R: 0 E: 0 K: 0 S: 3	H: 0 LOB: 0 BB: 0 P: 3	R: 0 E: 0 K: 0 S: 4	H: 1 LOB: 2 BB: 1 P: 8	1B: 6 2B: 0 3B: 0 HR: 0	SF: 0 SAC: 0 DP: 1 HBP: 0	WP: 0 PB: 0 SB: 2 CS: 2	PA: 34
<b>PITCHER</b>	IP WLS BF H R ER SO BB IBB HBP BLK WP HR S P ERA WHIP																					
Tommy Boggs, R (1, 1) ERA: 3.42	7.0 W 26 5 1 1 2 1 0 0 0 0 0 29 33 1.29 0.857																					
Rick Camp, R (8, 1) ERA: 1.91	2.0 S 8 1 0 0 0 1 0 0 0 0 0 7 11 0.00 1.000																					

Batter	1	2	3	4	5	6	7	8	9	AB	R	H	RBI	BB	SO	LOB	TOP					
Jerry Royster, R (1,7) OBP: 0.307, SLG: 0.319	F9		F9			4-3		F9		4	0	0	0	0	0	0	<b>Atlanta Braves @ Cincinnati Reds</b> Riverfront Stadium, Cincinnati, OH Sat Oct 04 1980, 3:33 AM EDT Att: 14,376 - Unknown					
Rafael Ramirez, R (1,6) OBP: 0.298, SLG: 0.358	K		K			G4-3 1B		4-3		4	0	1	0	0	2	0						
Terry Harper, R (1,9) OBP: 0.298, SLG: 0.280			K							4	0	1	0	0	1	1						
Bob Horner, R (1,5) OBP: 0.310, SLG: 0.534	F9			L5						4	1	1	0	0	0	1						
Chris Chambliss, L (1,3) OBP: 0.338, SLG: 0.440 Gary Cooper, S (9, PR)		2B 1B		3-1				F7		3	0	1	0	1	0	1						
Dale Murphy, R (1,8) OBP: 0.351, SLG: 0.513				6-3						0	0	0	0	0	0	0						
Glenn Hubbard, R (1,4) OBP: 0.322, SLG: 0.374			K							4	1	2	2	0	1	1						
Bruce Benedict, R (1,2) OBP: 0.308, SLG: 0.315		P3			L3					3	0	0	0	0	0	2						
Doyle Alexander, R (1,1) OBP: 0.209, SLG: 0.217 Biff Pocoroba, S (8, PH) Rick Matulia, R (8, 1) OBP: 0.351, SLG: 0.390 OBP: 0.136, SLG: 0.105			K							2	0	0	0	0	1	2						
										1	0	0	0	0	0	0						
										0	0	0	0	0	0	0						
<b>Inning Stats</b>	R: 0 E: 0 K: 1 S: 6	H: 1 LOB: 1 BB: 0 P: 6	R: 0 E: 0 K: 2 S: 9	H: 2 LOB: 2 BB: 0 P: 9	R: 0 E: 0 K: 2 S: 7	H: 0 LOB: 0 BB: 0 P: 7	R: 0 E: 0 K: 0 S: 3	H: 0 LOB: 0 BB: 0 P: 3	R: 0 E: 0 K: 1 S: 5	H: 0 LOB: 0 BB: 0 P: 5	R: 0 E: 0 K: 0 S: 3	H: 1 LOB: 0 BB: 0 P: 3	R: 2 E: 0 K: 0 S: 5	H: 2 LOB: 0 BB: 0 P: 5	R: 0 E: 0 K: 0 S: 3	H: 0 LOB: 0 BB: 0 P: 3	R: 0 E: 0 K: 1 S: 5	H: 0 LOB: 1 BB: 1 P: 9	1B: 4 2B: 1 3B: 0 HR: 1	SF: 0 SAC: 0 DP: 1 HBP: 0	WP: 0 PB: 0 SB: 0 CS: 0	PA: 33
<b>PITCHER</b> Frank Pastore, R (1,1) ERA: 3.27	IP: 9.0 WLS: W BF: 33 H: 6 R: 2 ER: 2 SO: 7 BB: 1 IBB: 0 HBP: 0 BLK: 0 WP: 0 HR: 1 S: 46 P: 50 ERA: 2.00 WHIP: 0.778															<b>PITCHER</b>	IP: 9.0 WLS: W BF: 33 H: 6 R: 2 ER: 2 SO: 7 BB: 1 IBB: 0 HBP: 0 BLK: 0 WP: 0 HR: 1 S: 46 P: 50 ERA: 2.00 WHIP: 0.778					

AB	32
R	2
H	6
RBI	2
BB	1
SO	7
LOB	10



Batter	1	2	3	4	5	6	7	8	9	AB	R	H	RBI	BB	SO	LOB	BOTTOM					
Dave Collins, S (1,8) OBP: 0.363, SLG: 0.367 Sam Mejias, R (9,8) OBP: 0.322, SLG: 0.370	F7		E S SF7 BB	6-3						3	1	0	0	1	0	2	<b>Atlanta Braves @ Cincinnati Reds</b> Riverfront Stadium, Cincinnati, OH Sat Oct 04 1980, 3:33 AM EDT Att: 14,376 - Unknown					
Ron Oester, S (1,6) OBP: 0.336, SLG: 0.360	4-3		HR BB							3	1	0	0	1	0	0						
Ken Griffey, L (1,9) OBP: 0.363, SLG: 0.454	P4		SF7							2	0	0	1	1	1	0						
George Foster, R (1,7) OBP: 0.364, SLG: 0.476		K	HR							4	1	1	2	0	1	1						
Dan Driessen, L (1,3) OBP: 0.377, SLG: 0.418		F7	6-3							4	0	0	0	0	0	1						
Ray Knight, R (1,5) OBP: 0.308, SLG: 0.420		1B BB		4-3						3	0	1	0	1	0	0						
Joe Nolan, L (1,2) OBP: 0.352, SLG: 0.406										3	0	2	0	0	0	1						
Junior Kennedy, R (1,4) OBP: 0.325, SLG: 0.337		1-2 1B								3	0	1	0	0	0	3						
Frank Pastore, R (1,1) OBP: 0.194, SLG: 0.156				6-3	SH2-4 1B					2	0	0	0	0	1	1						
<b>Inning Stats</b>	R: 0 E: 0 K: 0 S: 3	H: 0 LOB: 0 BB: 0 P: 3	R: 0 E: 0 K: 1 S: 6	H: 1 LOB: 2 BB: 1 P: 10	R: 3 E: 0 K: 0 S: 4	H: 1 LOB: 0 BB: 2 P: 12	R: 0 E: 0 K: 0 S: 5	H: 2 LOB: 2 BB: 0 P: 5	R: 0 E: 0 K: 0 S: 3	H: 0 LOB: 1 BB: 1 P: 7	R: 0 E: 0 K: 1 S: 6	H: 1 LOB: 0 BB: 0 P: 6	R: 0 E: 0 K: 1 S: 5	H: 0 LOB: 0 BB: 0 P: 5	R: 0 E: 0 K: 0 S: 3	H: 0 LOB: 0 BB: 0 P: 3	R: 0 E: 0 K: 0 S: 3	H: 0 LOB: 0 BB: 0 P: 3	1B: 3 2B: 1 3B: 0 HR: 1	SF: 1 SAC: 1 DP: 0 HBP: 0	WP: 0 PB: 0 SB: 1 CS: 0	PA: 33
<b>PITCHER</b> Doyle Alexander, R (1,1) ERA: 4.2 Rick Matulia, R (8, 1) ERA: 4.59	IP: 7.0 WLS: L BF: 30 H: 5 R: 3 ER: 3 SO: 3 BB: 4 IBB: 0 HBP: 0 BLK: 0 WP: 0 HR: 1 S: 32 P: 48 ERA: 3.86 WHIP: 1.286															<b>PITCHER</b>	IP: 7.0 WLS: L BF: 30 H: 5 R: 3 ER: 3 SO: 3 BB: 4 IBB: 0 HBP: 0 BLK: 0 WP: 0 HR: 1 S: 32 P: 48 ERA: 3.86 WHIP: 1.286					



