

# Cincinnati Reds - 1981

















Batter	1	2	3	4	5	6	7	8	9	AB	R	H	RBI	BB	SO	LOB	TOP			
Garry Templeton, S OBP: 0.478, SLG: 0.905	0-0 1B E 2B	0-0 E 3B	4-0 CS BB		0-0 F9		0-0 1-H 2B			4	2	3	1	1	0	0	<b>St. Louis Cardinals @ Cincinnati Reds</b> Riverfront Stadium, Cincinnati, OH Fri Apr 17 1981, 6:05 PM EST Att: 22,961 - Overcast - 65 F			
Ken Oberkfell, L OBP: 0.238, SLG: 0.200	0-0 E 2-3 1B	0-0 E4 G4-6-3 3-H 1B	0-0 CS	0-0 F8	0-0 1B		0-0 1-3			5	1	2	0	0	0	1				
Keith Hernandez, L OBP: 0.364, SLG: 0.571	0-0 E3 2B 1-H 3-H	0-0 G4-6-3 1-2		4-0 BB 1B BB	0-0 F7			0-0 F7		4	2	0	1	1	0	2				
George Hendrick, R OBP: 0.409, SLG: 0.579	0-0 2B 3-H			0-0 BB 1B 1-2		0-0 F7		0-0 5-3		5	2	3	1	0	0	0				
Darrell Porter, L OBP: 0.455, SLG: 0.563	0-0 1B FC1-2 2H 2B	4-0 BB		0-0 F8		0-0 K		4-0 BB		3	0	1	1	2	1	2				
Sixto Lezcano, R OBP: 0.238, SLG: 0.350	0-0 FC1-2 2-3 1B	0-0 F3		4-0 1B 1-2 2-3 BB		0-3 K		0-0 4-3		4	0	1	0	1	1	3				
Tony Scott, S OBP: 0.350, SLG: 0.700	0-0 FC1-2 1-2 3-H		0-0 SF8 3B	0-0 1B		0-0 2B 1B		0-0 4-3		5	2	3	2	0	0	2				
Tom Herr, S OBP: 0.150, SLG: 0.118	0-0 L9		0-0 SF8	0-0 4-3		0-0 P6		0-0 F7		4	0	0	1	0	0	5				
Lary Sorensen, R OBP: 0.143, SLG: 0.143 Jim Otten, R (7, 1)	0-0 F8		0-0 5-3		0-3 K		0-3 K		0-0 G3		4	0	0	0	0	2	3			
										1	0	0	0	0	0	0	<b>AB 39</b> <b>R 9</b> <b>H 13</b> <b>RBI 7</b> <b>BB 5</b> <b>SO 4</b> <b>LOB 18</b>			
<b>Inning Stats</b>	R: 4 E: 1 K: 0 S: 9	H: 5 LOB: 2 BB: 0 P: 9	R: 1 E: 1 K: 0 S: 5	H: 2 LOB: 2 BB: 1 P: 9	R: 1 E: 0 K: 0 S: 3	H: 1 LOB: 0 BB: 1 P: 7	R: 2 E: 0 K: 0 S: 5	H: 2 LOB: 2 BB: 2 P: 13	R: 0 E: 0 K: 1 S: 6	H: 1 LOB: 1 BB: 0 P: 6	R: 0 E: 0 K: 2 S: 7	H: 0 LOB: 0 BB: 0 P: 7	R: 1 E: 0 K: 1 S: 7	H: 2 LOB: 1 BB: 0 P: 7	R: 0 E: 0 K: 0 S: 3	H: 0 LOB: 1 BB: 1 P: 3		1B: 6 2B: 5 3B: 2 HR: 0	SF: 1 SAC: 0 DP: 1 HBP: 0	WP: 0 PB: 0 SB: 0 CS: 1
<b>PITCHER</b>	IP WLS BF H R ER SO BB IBB HBP BLK WP HR S P ERA WHIP																			
Michael LaCoss, R ERA: 6.0	(1, 1) 0.0 L 6 5 4 3 0 0 0 0 0 0 0 0 0 6 6 ∞ ∞																			
Paul Moskau, R ERA: 9.0	(1, 1) 4.0 20 5 4 4 0 4 0 0 0 0 0 0 16 32 9.00 2.250																			
Joe Price, L ERA: 6.0	(5, 1) 3.0 12 3 1 1 4 0 0 0 0 0 0 0 20 30 3.00 1.000																			
Tom Hume, R ERA: 5.4	(8, 1) 2.0 7 0 0 0 0 1 0 0 0 0 0 0 6 10 0.00 0.500																			



Batter	1	2	3	4	5	6	7	8	9	AB	R	H	RBI	BB	SO	LOB	BOTTOM					
Dave Collins, S OBP: 0.528, SLG: 0.567	0-0 BB S 1B		0-3 K		0-0 F8		0-0 1B WP 1B		4-0 G6-3 BB	4	1	2	1	1	1	0	<b>St. Louis Cardinals @ Cincinnati Reds</b> Riverfront Stadium, Cincinnati, OH Fri Apr 17 1981, 6:05 PM EST Att: 22,961 - Overcast - 65 F					
Ken Griffey, L OBP: 0.278, SLG: 0.306	0-0 F8		0-0 F8		0-0 4-3		0-0 WP 2B 1B		0-0 G6-3 1-2	5	1	1	0	0	0	2						
Dave Concepcion, R OBP: 0.389, SLG: 0.484	0-0 5-3 1-2		0-3 K		0-0 5-3		4-0 WP 2B BB		4-0 WP BB	3	1	0	0	2	1	1						
George Foster, R OBP: 0.444, SLG: 0.700	4-0 BB BB			0-0 FC3-6 1B 2B		0-3 K	0-0 1-H 2-H 3-H		0-3 K	4	1	2	2	1	2	1						
Dan Driessen, L OBP: 0.333, SLG: 0.536 Johnny Bench, R OBP: 0.429, SLG: 0.600 Tom Hume, R (8, 1)	4-0 FC6-4 1-2 2-3 BB			0-0 F7		0-0 1-3	0-3 K			2	0	0	0	1	0	1						
Ray Knight, R OBP: 0.387, SLG: 0.556	0-0 FC6-4 1-2			4-0 FC3-6 BB		0-0 6-3		0-0 1B		3	0	1	0	1	0	3						
Ron Oester, S OBP: 0.233, SLG: 0.148		0-3 K		0-0 FC3-6 1B 1-2 2-3		0-0 4-3		0-0 F9		4	0	0	0	0	1	3						
Mike O'Berry, R OBP: 0.231, SLG: 0.167 Joe Nolan, L OBP: 0.333, SLG: 0.333 (8, PH) (9, 2)		0-0 F8		0-0 1B		0-0 F9		0-0 F7		3	0	1	1	0	0	0						
Michael LaCoss, R Paul Moskau, R Harry Spilman, L Joe Price, R Larry Bittner, L OBP: 0.250, SLG: 0.687 (1, 1) (1, 1) (4, PH) (5, 1) (7, PH) (8, 3)		0-3 K		0-0 F7		0-0 1B 2B		0-0 F7		0	0	0	0	0	0	0						
										1	0	0	0	0	1	0	<b>AB 34</b> <b>R 5</b> <b>H 8</b> <b>RBI 4</b> <b>BB 6</b> <b>SO 7</b> <b>LOB 16</b>					
<b>Inning Stats</b>	R: 0 E: 0 K: 0 S: 4	H: 1 LOB: 3 BB: 2 P: 12	R: 0 E: 0 K: 2 S: 7	H: 0 LOB: 0 BB: 0 P: 7	R: 0 E: 0 K: 2 S: 7	H: 0 LOB: 0 BB: 0 P: 7	R: 1 E: 0 K: 0 S: 5	H: 2 LOB: 2 BB: 1 P: 9	R: 0 E: 0 K: 0 S: 3	H: 0 LOB: 0 BB: 0 P: 3	R: 0 E: 0 K: 1 S: 5	H: 0 LOB: 0 BB: 0 P: 5	R: 4 E: 0 K: 1 S: 9	H: 4 LOB: 1 BB: 1 P: 13	R: 0 E: 0 K: 0 S: 4	H: 1 LOB: 1 BB: 0 P: 4		R: 0 E: 0 K: 1 S: 4	H: 0 LOB: 2 BB: 2 P: 12	1B: 5 2B: 3 3B: 0 HR: 0	SF: 0 SAC: 0 DP: 1 HBP: 0	WP: 2 PB: 0 SB: 1 CS: 0
<b>PITCHER</b>	IP WLS BF H R ER SO BB IBB HBP BLK WP HR S P ERA WHIP																					
Lary Sorensen, R ERA: 5.88	(1, 1) 6.2 W 30 6 5 5 5 4 0 0 0 0 0 0 36 52 6.75 1.500																					
Jim Otten, R ERA:	(7, 1) 2.1 10 2 0 0 2 2 0 0 0 0 2 0 12 20 0.00 1.714																					



Batter	1	2	3	4	5	6	7	8	9	AB R H RBI BB SO LOB	TOP											
<b>Garry Templeton, S</b> OBP: 0.414, SLG: 0.769 (1, 6)			4-3	SF9		6-3				5 1 1 2 0 2 0	<b>St. Louis Cardinals @ Cincinnati Reds</b> Riverfront Stadium, Cincinnati, OH Sat Apr 18 1981, 3:33 AM EST Att: 22,529 - Sunny - 70 F											
<b>Tony Scott, S</b> OBP: 0.400, SLG: 0.720 (1, 8)						5-3				5 1 3 3 0 0 0												
<b>Keith Hernandez, L</b> OBP: 0.333, SLG: 0.538 (1, 3)	1-3					4-3	4-3			5 0 1 1 0 1 3												
<b>George Hendrick, R</b> OBP: 0.407, SLG: 0.652 (1, 9)	L4		F5		E6					4 2 1 1 1 0 2												
<b>Dane Iorg, L</b> OBP: 0.250, SLG: 0.250 Tito Landrum, R (7, 7)		F7	L7			F7	6-3			4 0 1 0 0 0 2 1 0 0 0 0 0 0												
<b>Ken Oberkfell, L</b> OBP: 0.231, SLG: 0.200 (1, 5)		G3		E6			6-3			5 2 1 0 0 1 2												
<b>Gene Tenace, R</b> OBP: 0.600, SLG: 0.333 (1, 2)					F9		P6			3 2 1 1 1 0 2												
<b>Tom Herr, S</b> OBP: 0.240, SLG: 0.238 (1, 4)						B2				4 1 2 1 1 0 2												
<b>Bob Shirley, R</b> (1, 1)				5-3						3 0 0 0 0 2 7 1 1 1 1 0 0 0 1 0 0 0 0 1 0												
<b>Jim Kaat, L</b> OBP: 1.000, SLG: 1.000 <b>Joe Edelen, R</b> (7, 1)																						
<b>Inning Stats</b>	R: 0 E: 1 K: 1 S: 6	H: 0 LOB: 1 BB: 0 P: 6	R: 0 E: 0 K: 1 S: 6	H: 1 LOB: 2 BB: 0 P: 7	R: 1 E: 0 K: 0 S: 5	H: 2 LOB: 1 BB: 0 P: 5	R: 3 E: 1 K: 1 S: 8	H: 2 LOB: 1 BB: 1 P: 12	R: 0 E: 0 K: 2 S: 9	H: 1 LOB: 3 BB: 1 P: 13	R: 0 E: 0 K: 0 S: 3	H: 0 LOB: 0 BB: 0 P: 3	R: 5 E: 0 K: 0 S: 8	H: 5 LOB: 1 BB: 1 P: 12	R: 1 E: 0 K: 0 S: 4	H: 1 LOB: 0 BB: 0 P: 4	R: 0 E: 0 K: 2 S: 7	H: 0 LOB: 0 BB: 0 P: 7	1B: 8 2B: 3 3B: 0 HR: 1	SF: 1 SAC: 0 DP: 0 HBP: 1	WP: 0 PB: 0 SB: 1 CS: 0	PA: 46
<b>PITCHER</b>	IP WLS BF H R ER SO BB IBB HBP BLK WP HR S P ERA WHIP											IP WLS BF H R ER SO BB IBB HBP BLK WP HR S P ERA WHIP										
<b>Tom Seaver, R</b> ERA: 1.29	5.0 L 27 6 4 1 5 2 0 0 1 0 0 0 0 0 0 0 34 43 1.80 1.600																					
<b>Bruce Berenyi, R</b> ERA: 4.22	1.2 10 4 5 5 0 1 0 0 0 0 0 0 0 9 13 27.00 3.000																					
<b>Joe Price, L</b> ERA: 5.4	0.1 2 1 0 0 0 0 0 0 0 0 0 0 2 2 0.00 3.000																					
<b>Doug Bair, R</b> ERA: 3.0	2.0 7 1 1 1 2 0 0 0 0 0 0 1 11 11 4.50 0.500																					

Batter	1	2	3	4	5	6	7	8	9	AB R H RBI BB SO LOB	BOTTOM											
<b>Dave Collins, S</b> OBP: 0.537, SLG: 0.600 (1, 9)			G6-4-3							5 1 3 2 0 1 1	<b>St. Louis Cardinals @ Cincinnati Reds</b> Riverfront Stadium, Cincinnati, OH Sat Apr 18 1981, 3:33 AM EST Att: 22,529 - Sunny - 70 F											
<b>Ken Griffey, L</b> OBP: 0.268, SLG: 0.293 (1, 8)			6-3							5 0 1 0 0 3 2												
<b>Dave Concepcion, R</b> OBP: 0.375, SLG: 0.455 (1, 6)				5-3			SF9			2 0 0 1 1 1 0												
<b>George Foster, R</b> OBP: 0.400, SLG: 0.618 (1, 7)		F8								4 0 0 0 0 3 2												
<b>Johnny Bench, R</b> OBP: 0.389, SLG: 0.462 (1, 2)		L6							1-6-3	3 0 0 0 1 1 0												
<b>Ray Knight, R</b> OBP: 0.371, SLG: 0.516 (1, 5)		F8			6-3				5-3	4 0 1 0 0 0 0												
<b>Dan Driessen, L</b> OBP: 0.351, SLG: 0.548 (1, 3)									4-3	3 1 1 0 1 1 2												
<b>Ron Oester, S</b> OBP: 0.235, SLG: 0.194 (1, 4)									F7	4 1 1 1 0 2 1												
<b>Tom Seaver, R</b> ERA: 1.29 <b>Mike Vail, R</b> ERA: 2.7 <b>Bruce Berenyi, R</b> ERA: 4.22 <b>Joe Price, L</b> ERA: 5.4 <b>Sam Mejias, R</b> OBP: 1.000, SLG: 2.000 <b>Doug Bair, R</b> ERA: 3.0 <b>Harry Spilman, L</b> (1, 9)				G6-4-3					F8	0 0 0 0 0 1 0 0 0 1 0 0 0 0 0 0 0 1 0 0 0 0 0 0 0 0 0 0 0 0 0 0 0 0 0 0 1 1 1 0 0 0 0 0 0 0 0 0 0 0 0 0 0 0 1 0 0 0 0 0 0 0 0												
<b>Inning Stats</b>	R: 0 E: 0 K: 2 S: 7	H: 0 LOB: 1 BB: 1 P: 11	R: 0 E: 0 K: 1 S: 6	H: 1 LOB: 0 BB: 0 P: 6	R: 0 E: 0 K: 0 S: 2	H: 0 LOB: 0 BB: 1 P: 6	R: 0 E: 0 K: 2 S: 7	H: 0 LOB: 0 BB: 0 P: 7	R: 2 E: 0 K: 1 S: 7	H: 2 LOB: 1 BB: 1 P: 11		R: 0 E: 0 K: 3 S: 10	H: 1 LOB: 2 BB: 1 P: 14	R: 2 E: 0 K: 2 S: 10	H: 3 LOB: 1 BB: 0 P: 10	R: 0 E: 0 K: 0 S: 3	H: 0 LOB: 0 BB: 0 P: 3	R: 0 E: 0 K: 1 S: 6	H: 1 LOB: 1 BB: 0 P: 6	1B: 4 2B: 4 3B: 0 HR: 0	SF: 1 SAC: 0 DP: 1 HBP: 0	WP: 0 PB: 0 SB: 0 CS: 0
<b>PITCHER</b>	IP WLS BF H R ER SO BB IBB HBP BLK WP HR S P ERA WHIP											IP WLS BF H R ER SO BB IBB HBP BLK WP HR S P ERA WHIP										
<b>Bob Shirley, L</b> ERA: 2.7	5.2 W 24 4 2 2 8 4 0 0 0 0 0 0 9 9 3.18 1.412																					
<b>Jim Kaat, L</b> ERA: 27.0	0.2 5 3 2 2 2 0 0 0 0 0 0 0 9 9 27.00 4.500																					
<b>Joe Edelen, R</b> ERA:	2.2 9 1 0 0 2 0 0 0 0 0 0 0 13 13 0.00 0.375																					

Batter	1	2	3	4	5	6	7	8	9	AB	R	H	RBI	BB	SO	LOB	TOP				
Eddie Miller, S OBP: 0.333, SLG: 0.333 (1, 7)	1-3		K			K			SF8 E HR 1B	5	2	2	0	0	2	2	Atlanta Braves @ Cincinnati Reds Riverfront Stadium, Cincinnati, OH Tue Apr 21 1981, 6:05 PM EST Att: 24,022 - Unknown				
Rafael Ramirez, R OBP: 0.250, SLG: 0.235 (1, 6)	F8			K		P6		F9	E4 HR	5	1	0	0	0	1	3					
Claudell Washington, L OBP: 0.400, SLG: 0.621 Terry Harper, R OBP: 0.250, SLG: 0.200 (1, 9) (8, PR) (8, 9)	FC6-4 BB			E SF7 1B					SF8	3	1	3	1	1	0	0					
Bob Horner, R OBP: 0.262, SLG: 0.270 (1, 5)	FC6-4			SF7		F7		K	HR	4	1	1	4	0	1	3					
Chris Chambliss, L OBP: 0.415, SLG: 0.394 (1, 3)		K				F8		K		4	0	0	0	1	2	2					
Dale Murphy, R OBP: 0.285, SLG: 0.425 (1, 8)	6-3				6-3					5	1	1	0	0	2	1					
Glenn Hubbard, R OBP: 0.341, SLG: 0.343 (1, 4)	K				F7					5	2	2	0	0	1	1					
Bruce Benedict, R OBP: 0.300, SLG: 0.192 (1, 2)				F7		K				3	1	1	1	1	1	0					
Tommy Boggs, R OBP: 0.333, SLG: 0.333 Rick Camp, R (9, 1)	6-3					F8				4	1	2	2	0	0	0					
<b>Inning Stats</b>	R: 0 E: 0 K: 0 S: 3	H: 0 LOB: 1 BB: 1 P: 7	R: 0 E: 0 K: 2 S: 7	H: 0 LOB: 0 BB: 0 P: 7	R: 0 E: 0 K: 1 S: 5	H: 0 LOB: 0 BB: 0 P: 5	R: 1 E: 0 K: 1 S: 6	H: 1 LOB: 0 BB: 0 P: 6	R: 0 E: 0 K: 1 S: 5	H: 0 LOB: 0 BB: 0 P: 5	R: 1 E: 0 K: 2 S: 9	H: 2 LOB: 1 BB: 0 P: 13	R: 0 E: 0 K: 2 S: 8	H: 1 LOB: 2 BB: 0 P: 8	R: 7 E: 1 K: 12 S: 12	H: 6 LOB: 1 BB: 1 P: 16	1B: 9 2B: 2 3B: 0 HR: 1	SF: 2 SAC: 0 DP: 0 HBP: 0	WP: 0 PB: 0 SB: 3 CS: 0	PA: 43	
<b>PITCHER</b>	IP	WLS	BF	H	R	ER	SO	BB	IBB	HBP	BLK	WP	HR	S	P	ERA	WHIP				
Mario Soto, R ERA: 1.88 Doug Bair, R ERA: 9.0 Paul Moskau, R ERA: 10.8	8.0	L	32	6	3	2	9	1	1	0	0	0	0	48	56	2.25	0.875				

Batter	1	2	3	4	5	6	7	8	9	AB	R	H	RBI	BB	SO	LOB	BOTTOM					
Dave Collins, S OBP: 0.556, SLG: 0.615 (1, 9)	CS 1B		F9			G4-6-3 1B				4	0	3	0	0	0	1	Atlanta Braves @ Cincinnati Reds Riverfront Stadium, Cincinnati, OH Tue Apr 21 1981, 6:05 PM EST Att: 24,022 - Unknown					
Ken Griffey, L OBP: 0.267, SLG: 0.273 (1, 8)			F8			F8		F8		3	0	0	0	1	0	3						
Dave Concepcion, R OBP: 0.364, SLG: 0.432 (1, 6)	F7				P3	G4-6-3 1B				4	1	1	0	0	0	2						
George Foster, R OBP: 0.386, SLG: 0.605 (1, 7)	F2				K			P3		4	0	1	0	0	1	1						
Dan Driessen, L OBP: 0.341, SLG: 0.500 (1, 3)		CS BB			4-3			F9		3	0	0	1	1	0	1						
Johnny Bench, R OBP: 0.409, SLG: 0.438 (1, 2)		F8				FC6-4 BB				3	0	1	0	1	1	2						
Ray Knight, R OBP: 0.333, SLG: 0.457 (1, 5)		K				FC6-4 1-2		FC5-4 1B		4	0	0	0	0	1	4						
Ron Oester, S OBP: 0.222, SLG: 0.182 Larry Blittner, L OBP: 0.200, SLG: 0.500 Junior Kennedy, R (9, 4)			6-3			F7		F8		2	0	0	0	0	0	1						
Mario Soto, R OBP: 0.125, SLG: 0.125 Harry Spillman, L (8, PH) Doug Bair, R Paul Moskau, R (9, 1)						K		F8		2	0	1	0	0	1	1						
<b>Inning Stats</b>	R: 0 E: 0 K: 0 S: 3	H: 1 LOB: 1 BB: 1 P: 7	R: 0 E: 0 K: 1 S: 4	H: 0 LOB: 0 BB: 1 P: 8	R: 0 E: 0 K: 0 S: 4	H: 1 LOB: 1 BB: 0 P: 4	R: 0 E: 0 K: 1 S: 5	H: 0 LOB: 0 BB: 0 P: 5	R: 0 E: 0 K: 1 S: 5	H: 0 LOB: 1 BB: 1 P: 9	R: 0 E: 0 K: 0 S: 3	H: 1 LOB: 1 BB: 0 P: 3	R: 0 E: 0 K: 0 S: 4	H: 1 LOB: 1 BB: 0 P: 4	R: 0 E: 0 K: 0 S: 4	H: 1 LOB: 1 BB: 0 P: 4	R: 1 E: 0 K: 1 S: 7	H: 2 LOB: 1 BB: 0 P: 7	1B: 6 2B: 1 3B: 0 HR: 0	SF: 0 SAC: 0 DP: 1 HBP: 0	WP: 0 PB: 0 SB: 0 CS: 2	PA: 34
<b>PITCHER</b>	IP	WLS	BF	H	R	ER	SO	BB	IBB	HBP	BLK	WP	HR	S	P	ERA	WHIP					
Tommy Boggs, R ERA: 1.57 Rick Camp, R ERA: 3.0	8.0	W	31	7	1	1	3	3	0	0	0	0	0	5	46	1.12	1.250					

Batter	1	2	3	4	5	6	7	8	9	AB R H RBI BB SO LOB	TOP									
Eddie Miller, S OBP: 0.357, SLG: 0.308 (1, 7)										4 0 1 0 1 0 2	<p><b>Atlanta Braves @ Cincinnati Reds</b> Riverfront Stadium, Cincinnati, OH Wed Apr 22 1981, 3:33 AM EST Att: 15,735 - Unknown</p>									
Rafael Ramirez, R OBP: 0.244, SLG: 0.256 (1, 6)										5 1 1 0 0 1 2										
Claudell Washington, L Terry Harper, R OBP: 0.441, SLG: 0.613 (7, PR) OBP: 0.308, SLG: 0.273 (7, 9)										2 3 1 1 2 1 0 1 0 1 0 0 0 0										
Bob Horner, R OBP: 0.298, SLG: 0.405 (1, 5)										5 2 3 4 0 0 2										
Chris Chambliss, L OBP: 0.400, SLG: 0.378 (1, 3)										4 0 1 0 0 0 2										
Dale Murphy, R OBP: 0.287, SLG: 0.409 (1, 8)										4 0 1 1 0 0 1										
Glenn Hubbard, R OBP: 0.333, SLG: 0.333 (1, 4)										4 1 1 0 0 0 1										
Bruce Benedict, R OBP: 0.294, SLG: 0.200 (1, 2)										4 0 1 0 0 1 0										
Gaylord Perry, R OBP: 0.429, SLG: 0.429 (1, 1)										4 0 2 1 0 0 0										
<b>Inning Stats</b>	R: 2 E: 1 K: 0 S: 4	H: 3 LOB: 0 BB: 1 P: 8	R: 1 E: 0 K: 0 S: 5	H: 3 LOB: 1 BB: 0 P: 5	R: 2 E: 0 K: 0 S: 5	H: 2 LOB: 1 BB: 1 P: 9	R: 0 E: 0 K: 1 S: 6	H: 1 LOB: 1 BB: 0 P: 6	R: 2 E: 0 K: 0 S: 4	H: 1 LOB: 0 BB: 1 P: 8	R: 0 E: 0 K: 1 S: 6	H: 1 LOB: 1 BB: 0 P: 6	R: 0 E: 0 K: 0 S: 3	H: 0 LOB: 0 BB: 0 P: 3	R: 0 E: 1 K: 0 S: 4	H: 1 LOB: 1 BB: 0 P: 4	1B: 10 2B: 2 3B: 0 HR: 1	SF: 0 SAC: 0 DP: 2 HBP: 0	WP: 1 PB: 0 SB: 2 CS: 0	PA: 40
<b>PITCHER</b>	IP WLS BF H R ER SO BB IBB HBP BLK WP HR S P ERA WHIP											IP WLS BF H R ER SO BB IBB HBP BLK WP HR S P ERA WHIP								
Michael LaCoss, R ERA: 8.31 (1, 1)	2.2 L 15 8 5 4 0 0 2 0 0 0 0 0 0 0 13 21 13.50 3.750																			
Joe Price, L ERA: 6.35 (3, 1)	2.1 10 2 2 2 1 1 0 0 0 0 0 1 11 15 7.71 1.286																			
Paul Moskau, R ERA: 7.71 (6, 1)	2.0 8 2 0 0 2 0 0 0 0 0 1 0 12 12 0.00 1.000																			
Tom Hume, R ERA: 3.86 (8, 1)	2.0 7 1 0 0 0 0 0 0 0 0 0 0 7 7 0.00 0.500																			

AB	37
R	7
H	13
RBI	7
BB	3
SO	3
LOB	10



Batter	1	2	3	4	5	6	7	8	9	AB R H RBI BB SO LOB	BOTTOM											
Dave Collins, S OBP: 0.531, SLG: 0.571 (1, 9)										3 0 0 0 1 0 1	<p><b>Atlanta Braves @ Cincinnati Reds</b> Riverfront Stadium, Cincinnati, OH Wed Apr 22 1981, 3:33 AM EST Att: 15,735 - Unknown</p>											
Ken Griffey, L OBP: 0.245, SLG: 0.250 (1, 8)										4 0 0 0 0 1 2												
Dave Concepcion, R OBP: 0.375, SLG: 0.450 (1, 6)										3 0 1 1 1 0 1												
George Foster, R OBP: 0.354, SLG: 0.548 (1, 7)										4 0 0 0 0 1 2												
Dan Driessen, L OBP: 0.333, SLG: 0.553 (1, 3)										4 1 1 1 0 1 0												
Ray Knight, R OBP: 0.348, SLG: 0.487 (1, 5)										4 1 2 0 0 0 0												
Joe Nolan, L OBP: 0.300, SLG: 0.400 (1, 2)										4 0 1 1 0 1 1												
Junior Kennedy, R (1, 4)										3 0 0 0 0 1 2												
Michael LaCoss, R Joe Price, R Harry Spilman, L Paul Moskau, R Mike Vail, R Tom Hume, R (1, 1) (3, 1) (5, PR) (6, 1) (7, PR) (8, 1)										1 0 0 0 0 0 0 1 0 0 0 0 0 0 0 0 1 1 1 0 0 0 0 0 0 0 0 0 0 0 0 0 1 0 0 0 0 0 1 0 0 0 0 0 0 0 0 0												
<b>Inning Stats</b>	R: 0 E: 0 K: 0 S: 3	H: 0 LOB: 1 BB: 1 P: 7	R: 1 E: 0 K: 2 S: 9	H: 2 LOB: 0 BB: 0 P: 9	R: 0 E: 0 K: 0 S: 2	H: 0 LOB: 0 BB: 1 P: 6	R: 1 E: 0 K: 1 S: 7	H: 2 LOB: 1 BB: 0 P: 7	R: 1 E: 0 K: 0 S: 5	H: 2 LOB: 1 BB: 0 P: 5	R: 0 E: 0 K: 0 S: 3	H: 0 LOB: 0 BB: 0 P: 3	R: 0 E: 0 K: 1 S: 5	H: 0 LOB: 0 BB: 0 P: 5	R: 0 E: 0 K: 2 S: 7	H: 0 LOB: 0 BB: 0 P: 7	R: 0 E: 0 K: 0 S: 3	H: 0 LOB: 0 BB: 0 P: 3	1B: 2 2B: 3 3B: 0 HR: 1	SF: 0 SAC: 0 DP: 1 HBP: 0	WP: 0 PB: 0 SB: 0 CS: 0	PA: 34
<b>PITCHER</b>	IP WLS BF H R ER SO BB IBB HBP BLK WP HR S P ERA WHIP											IP WLS BF H R ER SO BB IBB HBP BLK WP HR S P ERA WHIP										
Gaylord Perry, R ERA: 3.2 (1, 1)	9.0 W 34 6 3 3 6 2 0 0 0 0 0 1 44 52 3.00 0.889																					

AB	32
R	3
H	6
RBI	3
BB	2
SO	6
LOB	10



Batter	1	2	3	4	5	6	7	8	9	10	AB	R	H	RBI	BB	SO	LOB	TOP				
Dave Collins, S OBP: 0.528, SLG: 0.587 Sam Mejias, R OBP: 0.500, SLG: 1.000	(1, 9) X 0-0 1B 2B		X 0-0 4-3			X 0-0 P4		X 0-0 2B 1B	X 0-0 G3		4	2	2	0	0	0	0					
Ken Griffey, L OBP: 0.241, SLG: 0.245	(1, 8) S 0-3 K		X 0-0 F7			X 0-0 4-3		X 0-0 K	X 0-0 E6 1B		5	1	1	0	0	2	3					
Dave Concepcion, R OBP: 0.396, SLG: 0.489	(1, 6) X 0-0 CS 1B		X 0-0 BB 1B			X 0-0 6-3		X 0-0 WP 1B 2B	X 0-0 F8		5	1	3	3	0	0	1					
George Foster, R OBP: 0.358, SLG: 0.522	(1, 7) X 0-0 F7		X 4-0 BB 1B			X 0-0 F7		X 0-0 BB 1B	X 0-3 K		4	0	1	1	1	1	2					
Dan Driessen, L OBP: 0.300, SLG: 0.537	(1, 3) X 4-0 L3 BB		X 0-0 F8			X 0-0 K		X 4-0 2-H BB 1B	X 0-0 FC5-4 1B		3	0	1	1	2	1	2					
Ray Knight, R OBP: 0.333, SLG: 0.477	(1, 5) X 0-0 L3		X 0-0 F9			X 0-0 2B		X 0-0 K	X 0-0 FC5-4 1B		5	0	1	0	0	1	6					
Junior Kennedy, R Harry Spilman, L OBP: 0.200, SLG: 0.200 Ron Oester, S OBP: 0.222, SLG: 0.182	(1, 4) S 0-3 K		X 0-0 5-3			X 0-0 6-3		X 0-0 K	X 0-3 FC5-4 1B		3	0	0	0	0	1	1					
Mike O'Berry, R OBP: 0.188, SLG: 0.133 Joe Nolan, L OBP: 0.364, SLG: 0.400	(1, 2) S 0-3 K		X 0-0 6-3			X 0-0 F9		X 0-0 6-3	X 4-0 BB		3	0	0	0	0	1	0					
Tom Seaver, R OBP: 0.275, SLG: 0.111 Tom Hume, R OBP: 0.300, SLG: 0.400 Doug Bair, R OBP: 0.111, SLG: 0.111 Joe Price, R OBP: 0.111, SLG: 0.111 Paul Moskau, R OBP: 0.111, SLG: 0.111	(1, 11) S 0-0 6-3		X 0-0 F9			X 0-0 1B 2B BB		X 0-0 F9			2	1	0	0	1	0	0					
<b>Inning Stats</b>	R: 1 E: 0 K: 1 S: 6	H: 2 LOB: 0 BB: 0 P: 6	R: 0 E: 0 K: 1 S: 4	H: 0 LOB: 0 BB: 1 P: 8	R: 0 E: 0 K: 1 S: 5	H: 0 LOB: 0 BB: 0 P: 5	R: 0 E: 0 K: 0 S: 4	H: 1 LOB: 2 BB: 1 P: 8	R: 0 E: 0 K: 0 S: 3	H: 0 LOB: 0 BB: 0 P: 3	R: 0 E: 0 K: 1 S: 6	H: 1 LOB: 1 BB: 0 P: 6	R: 3 E: 0 K: 2 S: 10	H: 3 LOB: 2 BB: 2 P: 18	R: 0 E: 0 K: 1 S: 5	H: 0 LOB: 1 BB: 1 P: 9	R: 1 E: 1 K: 1 S: 7	H: 2 LOB: 1 BB: 0 P: 7	1B: 6 2B: 4 3B: 0 HR: 0	SF: 0 SAC: 0 DP: 1 HBP: 0	WP: 1 PB: 0 SB: 0 CS: 1	PA: 42
<b>PITCHER</b>	IP WLS BF H R ER SO BB IBB HBP BLK WP HR S P ERA WHIP	Vern Ruhle, R ERA: 3.1	7.1 1 28 5 3 3 4 3 0 0 0 0 0 33 45 3.68 1.091	Joe Sambito, L ERA: 1.13	0.1 1 0 0 0 1 0 0 0 0 0 0 0 3 3 0.00 0.000	Frank LaCorte, R ERA: 1.29	0.1 4 2 1 1 1 1 0 0 0 1 0 5 9 27.00 9.000	Dave Smith, R ERA: 3.97	2.0 L 9 2 1 0 2 1 0 0 0 0 0 12 16 0.00 1.500	<b>PITCHER</b>	IP WLS BF H R ER SO BB IBB HBP BLK WP HR S P ERA WHIP	Vern Ruhle, R ERA: 3.1	7.1 1 28 5 3 3 4 3 0 0 0 0 0 33 45 3.68 1.091	Joe Sambito, L ERA: 1.13	0.1 1 0 0 0 1 0 0 0 0 0 0 0 3 3 0.00 0.000	Frank LaCorte, R ERA: 1.29	0.1 4 2 1 1 1 1 0 0 0 1 0 5 9 27.00 9.000	Dave Smith, R ERA: 3.97	2.0 L 9 2 1 0 2 1 0 0 0 0 0 12 16 0.00 1.500			

Cincinnati Reds @ Houston Astros  
Astrodome, Houston, TX  
Thu Apr 23 1981, 7:05 PM EST  
Att: 23,173 - Unknown

AB 37  
R 5  
H 9  
RBI 5  
BB 5  
SO 8  
LOB 17



Cincinnati Reds @ Houston Astros  
Astrodome, Houston, TX  
Thu Apr 23 1981, 7:05 PM EST  
Att: 23,173 - Unknown

AB 37  
R 4  
H 9  
RBI 4  
BB 5  
SO 3  
LOB 20



Batter	1	2	3	4	5	6	7	8	9	AB	R	H	RBI	BB	SO	LOB	TOP			
Dave Collins, S (1,9) OBP: 0.517, SLG: 0.608 Sam Mejias, R (9,9) OBP: 0.500, SLG: 1.000										5	0	2	0	0	1	4	<b>Cincinnati Reds @ Houston Astros</b> Astrodome, Houston, TX Fri Apr 24 1981, 7:05 PM EST Att: 27,087 - Unknown			
Ken Griffey, L (1,8) OBP: 0.241, SLG: 0.263										4	1	1	0	0	1	1				
Dave Concepcion, R (1,6) OBP: 0.386, SLG: 0.469										4	0	1	0	0	1	2				
George Foster, R (1,7) OBP: 0.351, SLG: 0.500										4	0	1	1	0	0	1				
Dan Driessen, L (1,3) OBP: 0.370, SLG: 0.523										3	1	1	0	1	0	1				
Ray Knight, R (1,5) OBP: 0.308, SLG: 0.438										4	0	0	0	0	1	2				
Johnny Bench, R (1,2) OBP: 0.423, SLG: 0.500										4	1	2	1	0	1	1				
Junior Kennedy, R (1,4) OBP: 0.111, SLG: 0.111 Larry Blittler, L (9, PH) OBP: 0.266, SLG: 0.400 Ron Oester, S (9, FR) OBP: 0.222, SLG: 0.182										3	0	1	0	0	0	1				
Frank Pastore, R (1,1) OBP: 0.200, SLG: 0.200										4	0	1	1	0	0	2				
<b>Inning Stats</b>	R: 1 E: 0 K: 1 S: 7	H: 3 LOB: 1 BB: 0 P: 7	R: 0 E: 0 K: 1 S: 7	H: 2 LOB: 2 BB: 0 P: 7	R: 0 E: 0 K: 0 S: 3	H: 1 LOB: 0 BB: 1 P: 3	R: 0 E: 0 K: 1 S: 5	H: 0 LOB: 1 BB: 1 P: 9	R: 0 E: 0 K: 0 S: 3	H: 0 LOB: 0 BB: 0 P: 3	R: 0 E: 0 K: 1 S: 5	H: 0 LOB: 0 BB: 0 P: 5	R: 0 E: 0 K: 1 S: 6	H: 1 LOB: 1 BB: 0 P: 6	R: 2 E: 0 K: 0 S: 6	H: 3 LOB: 2 BB: 1 P: 10		1B: 7 2B: 2 3B: 1 HR: 0	SF: 0 SAC: 0 DP: 1 HBP: 0	WP: 0 PA: 37 PB: 0 SB: 0 CS: 1
<b>PITCHER</b>	IP WLS BF H R ER SO BB IBB HBP BLK WP HR S P ERA WHIP																			
Joe Niekro, R (1,1) ERA: 2.41	8.2 L 36 10 3 3 5 1 1 0 0 0 0 0 44 52 3.12 1.269																			
Joe Sambito, L (9,1) ERA: 1.08	0.1 1 0 0 0 0 0 0 0 0 0 0 0 1 1 0.00 0.000																			

**Cincinnati Reds @ Houston Astros**  
Astrodome, Houston, TX  
Fri Apr 24 1981, 7:05 PM EST  
Att: 27,087 - Unknown

AB	35
R	3
H	10
RBI	3
BB	2
SO	5
LOB	15



Batter	1	2	3	4	5	6	7	8	9	AB	R	H	RBI	BB	SO	LOB	BOTTOM		
Terry Puhl, L (1,9) OBP: 0.241, SLG: 0.385										4	0	1	0	0	1	0	<b>Cincinnati Reds @ Houston Astros</b> Astrodome, Houston, TX Fri Apr 24 1981, 7:05 PM EST Att: 27,087 - Unknown		
Craig Reynolds, L (1,6) OBP: 0.308, SLG: 0.327										4	0	0	0	0	0	1			
Cesar Cedeno, R (1,8) OBP: 0.322, SLG: 0.404										4	0	2	0	0	1	1			
Jose Cruz, L (1,7) OBP: 0.211, SLG: 0.309										3	0	1	0	0	0	0			
Mike Ivie, R (1,3) OBP: 0.194, SLG: 0.267										3	0	0	0	0	1	2			
Art Howe, R (1,5) OBP: 0.309, SLG: 0.431										3	0	0	0	0	0	0			
Alan Ashby, S (1,2) OBP: 0.256, SLG: 0.206										3	0	0	0	0	1	0			
Dickie Thorn, R (1,4) OBP: 0.304, SLG: 0.250 Denny Walling, L (8, PH) OBP: 0.188, SLG: 0.214 Rafael Landestoy, S (9,4) OBP: 0.252, SLG: 0.150										2	0	0	0	0	1	0			
Joe Niekro, R (1,1) OBP: 0.273, SLG: 0.111										3	0	0	0	0	0	0			
Joe Sambito, L (9,1) ERA: 1.08										0	0	0	0	0	0	0			
<b>Inning Stats</b>	R: 0 E: 0 K: 1 S: 5	H: 1 LOB: 0 BB: 0 P: 5	R: 0 E: 0 K: 0 S: 3	H: 0 LOB: 0 BB: 0 P: 3	R: 0 E: 0 K: 1 S: 5	H: 0 LOB: 0 BB: 0 P: 5	R: 0 E: 0 K: 1 S: 7	H: 2 LOB: 2 BB: 0 P: 7	R: 0 E: 0 K: 1 S: 5	H: 0 LOB: 0 BB: 0 P: 5	R: 0 E: 0 K: 1 S: 6	H: 1 LOB: 1 BB: 0 P: 6	R: 0 E: 0 K: 0 S: 3	H: 0 LOB: 0 BB: 0 P: 3	R: 0 E: 0 K: 0 S: 3	H: 0 LOB: 0 BB: 0 P: 3		1B: 3 2B: 1 3B: 0 HR: 0	SF: 0 SAC: 0 DP: 0 HBP: 0
<b>PITCHER</b>	IP WLS BF H R ER SO BB IBB HBP BLK WP HR S P ERA WHIP																		
Frank Pastore, R (1,1) ERA: 0.56	9.0 W 30 4 0 0 5 0 0 0 0 0 0 0 40 40 0.00 0.444																		

**Cincinnati Reds @ Houston Astros**  
Astrodome, Houston, TX  
Fri Apr 24 1981, 7:05 PM EST  
Att: 27,087 - Unknown

AB	30
R	0
H	4
RBI	0
BB	0
SO	5
LOB	4



Batter	1	2	3	4	5	6	7	8	9	AB	R	H	RBI	BB	SO	LOB	TOP								
<b>Dave Collins, S</b> (1, 9) OBP: 0.516, SLG: 0.585 <b>Sam Mejias, R</b> (9, 9) OBP: 0.500, SLG: 1.000										2	0	0	0	2	2	1	<b>Cincinnati Reds @ Houston Astros</b> Astrodome, Houston, TX Sat Apr 25 1981, 4:33 AM EST Att: 19,957 - Unknown								
<b>Ken Griffey, L</b> (1, 8) OBP: 0.242, SLG: 0.279										4	1	1	0	0	0	3									
<b>Dave Concepcion, R</b> (1, 6) OBP: 0.377, SLG: 0.453										4	0	1	1	0	0	2									
<b>George Foster, R</b> (1, 7) OBP: 0.328, SLG: 0.463										4	0	0	0	0	2	3									
<b>Dan Driessen, L</b> (1, 3)											3	1	0	0	1	1									
<b>Ray Knight, R</b> (1, 5) OBP: 0.321, SLG: 0.442											4	0	2	0	0	1		0							
<b>Joe Nolan, L</b> (1, 2) OBP: 0.286, SLG: 0.308 <b>Mike O'Berry, R</b> (8, 2) OBP: 0.176, SLG: 0.125											3	0	0	0	0	1		3							
<b>Ron Oester, S</b> (1, 4) OBP: 0.200, SLG: 0.162											4	0	0	1	0	2		2							
<b>Bruce Berenyi, R</b> (1, 1) OBP: 0.286, SLG: 0.333 <b>Joe Price, R</b> (7, 1) <b>Tom Hume, R</b> (7, 1)											2	0	0	0	1	2		2							
<b>Inning Stats</b>	R: 0 E: 0 K: 0 S: 3	H: 0 LOB: 1 BB: 1 P: 7	R: 1 E: 0 K: 1 S: 6	H: 1 LOB: 1 BB: 1 P: 10	R: 1 E: 0 K: 3 S: 11	H: 2 LOB: 1 BB: 0 P: 11	R: 0 E: 0 K: 3 S: 10	H: 1 LOB: 1 BB: 0 P: 10	R: 0 E: 0 K: 1 S: 5	H: 0 LOB: 1 BB: 1 P: 9	R: 0 E: 0 K: 0 S: 3	H: 0 LOB: 0 BB: 0 P: 3	R: 0 E: 0 K: 2 S: 7	H: 0 LOB: 1 BB: 1 P: 11	R: 0 E: 0 K: 0 S: 3	H: 0 LOB: 0 BB: 0 P: 3		R: 0 E: 0 K: 2 S: 7	H: 0 LOB: 0 BB: 0 P: 7	1B: 3 2B: 1 3B: 0 HR: 0	SF: 0 SAC: 0 DP: 0 HBP: 0	WP: 2 PB: 0 SB: 3 CS: 0	PA: 35		
<b>PITCHER</b>	IP	WLS	BF	H	R	ER	SO	BB	IBB	HBP	BLK	WP	HR	S	P	ERA	WHIP								
<b>Nolan Ryan, R</b> (1, 1) ERA: 1.29 <b>Dave Smith, R</b> (8, 1) ERA: 3.39	7.0	L	29	4	2	2	10	4	0	0	0	2	0	45	61	2.57	1.143								

Batter	1	2	3	4	5	6	7	8	9	AB	R	H	RBI	BB	SO	LOB	BOTTOM								
<b>Denny Walling, L</b> (1, 3) OBP: 0.211, SLG: 0.188 <b>Mike Ivie, R</b> (7, PH) OBP: 0.188, SLG: 0.258 <b>Art Howe, R</b> (9, PH) OBP: 0.304, SLG: 0.423										2	0	0	0	1	0	1	<b>Cincinnati Reds @ Houston Astros</b> Astrodome, Houston, TX Sat Apr 25 1981, 4:33 AM EST Att: 19,957 - Unknown								
<b>Craig Reynolds, L</b> (1, 6) OBP: 0.286, SLG: 0.304										4	0	0	0	0	1	4									
<b>Cesar Cedeno, R</b> (1, 8) OBP: 0.333, SLG: 0.390										2	1	0	0	2	0	2									
<b>Jose Cruz, L</b> (1, 7) OBP: 0.197, SLG: 0.288										4	0	0	0	0	1	3									
<b>Terry Puhl, L</b> (1, 9) OBP: 0.241, SLG: 0.393										4	0	1	1	0	0	0									
<b>Dave Roberts, R</b> (1, 5) OBP: 0.154, SLG: 0.231										4	0	1	0	0	0	1									
<b>Dickie Thon, R</b> (1, 4) OBP: 0.333, SLG: 0.227										2	0	0	0	2	0	1									
<b>Luis Pujols, R</b> (1, 2) OBP: 0.250, SLG: 0.182 <b>Joe Pittman, R</b> (7, PH) OBP: 1.000, SLG: 1.000 <b>Dave Smith, R</b> (8, 1) OBP: 0.292, SLG: 0.190 <b>Rafael Landestoy, S</b> (9, PH)										1	0	0	0	1	0	2									
<b>Nolan Ryan, R</b> (1, 1) <b>Alan Ashby, S</b> (7, PH) OBP: 0.288, SLG: 0.200										2	0	0	0	0	2	1									
<b>Inning Stats</b>	R: 0 E: 0 K: 0 S: 3	H: 0 LOB: 0 BB: 0 P: 3	R: 0 E: 0 K: 1 S: 6	H: 1 LOB: 1 BB: 0 P: 6	R: 0 E: 0 K: 1 S: 5	H: 0 LOB: 1 BB: 1 P: 9	R: 1 E: 0 K: 0 S: 4	H: 1 LOB: 2 BB: 2 P: 12	R: 0 E: 0 K: 1 S: 5	H: 0 LOB: 2 BB: 2 P: 13	R: 0 E: 0 K: 0 S: 3	H: 0 LOB: 0 BB: 0 P: 3	R: 0 E: 0 K: 2 S: 8	H: 1 LOB: 2 BB: 1 P: 12	R: 0 E: 0 K: 0 S: 3	H: 0 LOB: 0 BB: 0 P: 3		R: 0 E: 0 K: 0 S: 3	H: 0 LOB: 1 BB: 1 P: 7	1B: 1 2B: 2 3B: 0 HR: 0	SF: 0 SAC: 1 DP: 0 HBP: 0	WP: 0 PB: 0 SB: 2 CS: 0	PA: 37		
<b>PITCHER</b>	IP	WLS	BF	H	R	ER	SO	BB	IBB	HBP	BLK	WP	HR	S	P	ERA	WHIP								
<b>Bruce Berenyi, R</b> (1, 1) ERA: 3.24 <b>Joe Price, L</b> (7, 1) ERA: 4.91 <b>Tom Hume, R</b> (7, 1) ERA: 3.6	6.0	W	27	3	1	1	3	6	0	0	1	0	0	27	51	1.50	1.500								
	0.2		2	0	0	0	2	0	0	0	0	0	0	6	6	0.00	0.000								
	2.1	S	8	0	0	0	0	1	0	0	0	0	0	7	11	0.00	0.429								

AB	31
R	2
H	4
RBI	2
BB	4
SO	12
LOB	17



Batter	1	2	3	4	5	6	7	8	9	AB	R	H	RBI	BB	SO	LOB	TOP			
Dave Collins, S (1.9) OBP: 0.500, SLG: 0.561										4	0	1	0	0	1	1				
Ken Griffey, L (1.8) OBP: 0.242, SLG: 0.277										4	0	1	0	0	0	2				
Dave Concepcion, R (1.6) OBP: 0.369, SLG: 0.439										4	0	1	0	0	0	2				
George Foster, R (1.7) OBP: 0.308, SLG: 0.431										4	0	0	0	0	1	0				
Ray Knight, R (1.5) OBP: 0.333, SLG: 0.446										4	0	2	0	0	0	0				
Dan Driessen, L (1.3) OBP: 0.355, SLG: 0.460										3	0	0	0	1	1	2				
Junior Kennedy, R (1.4) OBP: 0.167, SLG: 0.167										3	0	1	0	0	0	1				
Mike O'Berry, R (1.2) OBP: 0.211, SLG: 0.167										2	0	1	0	0	0	0				
Mike Vail, R (7. PH)										1	0	0	0	0	0	2				
Joe Nolan, L (7.2) OBP: 0.286, SLG: 0.308										0	0	0	0	0	0	0				
Mario Soto, R (1.1) OBP: 0.111, SLG: 0.111										1	0	0	0	0	0	0				
Sam Mejias, R (8. PH) OBP: 0.967, SLG: 1.000										1	0	1	0	0	0	0				
Tom Hume, R (8.1)										0	0	0	0	0	0	0				
<b>Inning Stats</b>	R: 0 E: 0 K: 1 S: 5	H: 1 LOB: 0 BB: 0 P: 5	R: 0 E: 0 K: 0 S: 4	H: 1 LOB: 1 BB: 0 P: 4	R: 0 E: 0 K: 0 S: 4	H: 2 LOB: 1 BB: 0 P: 4	R: 0 E: 1 K: 1 S: 6	H: 1 LOB: 1 BB: 0 P: 6	R: 0 E: 0 K: 0 S: 3	H: 0 LOB: 0 BB: 0 P: 3	R: 0 E: 0 K: 0 S: 3	H: 1 LOB: 0 BB: 1 P: 8	R: 0 E: 0 K: 0 S: 4	H: 1 LOB: 1 BB: 0 P: 4	R: 0 E: 0 K: 1 S: 5	H: 0 LOB: 0 BB: 0 P: 5	1B: 8 2B: 0 3B: 0 HR: 0	SF: 0 SAC: 1 DP: 1 HBP: 0	WP: 0 PB: 0 SB: 1 CS: 1	PA: 34
<b>PITCHER</b>	IP: 9.0 WLS: W BF: 33 ERA: 0.43	H: 8 R: 0 ER: 0 SO: 3	BB: 1 IBB: 0 HBP: 0 BLK: 0	WP: 0 HR: 0 S: 38 P: 42	ERA: 0.00 WHIP: 1.000	<b>PITCHER</b>										IP: 9.0 WLS: W BF: 33 ERA: 0.43	H: 8 R: 0 ER: 0 SO: 3	BB: 1 IBB: 0 HBP: 0 BLK: 0	WP: 0 HR: 0 S: 38 P: 42	ERA: 0.00 WHIP: 1.000

Cincinnati Reds @ Houston Astros  
Astrodome, Houston, TX  
Sun Apr 26 1981, 4:33 AM EDT  
Att: 23,428 - Unknown

AB	31
R	0
H	8
RBI	0
BB	1
SO	3
LOB	10



Batter	1	2	3	4	5	6	7	8	9	AB	R	H	RBI	BB	SO	LOB	BOTTOM			
Denny Walling, L (1.3) OBP: 0.261, SLG: 0.400										4	1	2	1	0	0	0				
Craig Reynolds, L (1.6) OBP: 0.283, SLG: 0.300										4	0	1	0	0	0	1				
Cesar Cedeno, R (1.8) OBP: 0.328, SLG: 0.397										4	0	1	0	0	0	1				
Jose Cruz, L (1.7) OBP: 0.203, SLG: 0.279										2	0	0	0	1	1	0				
Terry Puhl, L (1.9) OBP: 0.230, SLG: 0.373										3	0	0	0	0	2	3				
Art Howe, R (1.5) OBP: 0.322, SLG: 0.436										3	0	2	0	0	1	0				
Alan Ashby, S (1.2) OBP: 0.250, SLG: 0.184										3	0	0	0	0	1	2				
Dickie Thon, R (1.4) OBP: 0.300, SLG: 0.200										3	0	0	0	0	0	2				
Bob Knepper, L (1.1) OBP: 0.286, SLG: 0.429										3	0	0	0	0	1	0				
<b>Inning Stats</b>	R: 1 E: 0 K: 1 S: 6	H: 1 LOB: 0 BB: 0 P: 6	R: 0 E: 0 K: 1 S: 6	H: 1 LOB: 1 BB: 0 P: 6	R: 0 E: 0 K: 1 S: 7	H: 2 LOB: 3 BB: 1 P: 11	R: 0 E: 0 K: 1 S: 5	H: 0 LOB: 0 BB: 0 P: 5	R: 0 E: 0 K: 1 S: 5	H: 0 LOB: 0 BB: 0 P: 5	R: 0 E: 0 K: 0 S: 3	H: 1 LOB: 0 BB: 0 P: 5	R: 0 E: 0 K: 0 S: 4	H: 1 LOB: 1 BB: 0 P: 4	R: 0 E: 0 K: 0 S: 4	H: 0 LOB: 0 BB: 0 P: 5	1B: 4 2B: 1 3B: 0 HR: 1	SF: 0 SAC: 0 DP: 1 HBP: 0	WP: 0 PB: 0 SB: 0 CS: 0	PA: 30
<b>PITCHER</b>	IP: 7.0 WLS: L BF: 26 ERA: 1.74	H: 5 R: 1 ER: 1 SO: 6	BB: 1 IBB: 0 HBP: 0 BLK: 0	WP: 0 HR: 1 S: 37 P: 41	ERA: 1.29 WHIP: 0.857	<b>PITCHER</b>										IP: 7.0 WLS: L BF: 26 ERA: 1.74	H: 5 R: 1 ER: 1 SO: 6	BB: 1 IBB: 0 HBP: 0 BLK: 0	WP: 0 HR: 1 S: 37 P: 41	ERA: 1.29 WHIP: 0.857
Mario Soto, R (8.1) OBP: 0.327																				
Tom Hume, R (8.1) OBP: 0.327																				

Cincinnati Reds @ Houston Astros  
Astrodome, Houston, TX  
Sun Apr 26 1981, 4:33 AM EDT  
Att: 23,428 - Unknown


AB	29
R	1
H	6
RBI	1
BB	1
SO	6
LOB	9





Batter	1	2	3	4	5	6	7	8	9	AB	R	H	RBI	BB	SO	LOB	TOP		
<b>Gene Richards, L</b> OBP: 0.277, SLG: 0.247 (1,7)										5	0	0	0	0	1	4	<b>San Diego Padres @ Cincinnati Reds</b> Riverfront Stadium, Cincinnati, OH Tue Apr 28 1981, 7:05 PM EDT Att: 13,103 - Unknown		
<b>Ozzie Smith, S</b> OBP: 0.304, SLG: 0.217 (1,6)										4	0	1	0	0	1	0			
<b>Ruppert Jones, L</b> OBP: 0.269, SLG: 0.258 (1,8)										1	0	0	1	2	0	0			
<b>Randy Bass, L</b> OBP: 0.277, SLG: 0.328 (1,3)										4	0	0	0	0	0	3			
<b>Terry Kennedy, L</b> OBP: 0.328, SLG: 0.305 (1,2)										4	0	0	0	0	0	0			
<b>Joe Lefebvre, L</b> OBP: 0.250, SLG: 0.245 (1,9)										4	0	1	0	0	1	0			
<b>Luis Salazar, R</b> OBP: 0.301, SLG: 0.319 (1,5)										4	0	2	0	0	1	1			
<b>Mike Phillips, L</b> OBP: 0.217, SLG: 0.304 (1,4)										4	0	1	0	0	1	3			
<b>Rick Wise, R</b> OBP: 0.260, SLG: 0.400 (1,1)										1	1	1	0	0	0	0			
<b>Inning Stats</b>	R: 0 E: 0 K: 0 S: 3	H: 0 LOB: 1 BB: 1 P: 7	R: 0 E: 0 K: 1 S: 6	H: 1 LOB: 1 BB: 0 P: 6	R: 1 E: 0 K: 0 S: 5	H: 2 LOB: 1 BB: 0 P: 5	R: 0 E: 0 K: 2 S: 8	H: 1 LOB: 1 BB: 0 P: 8	R: 1 E: 0 K: 0 S: 4	H: 1 LOB: 0 BB: 0 P: 4	R: 0 E: 0 K: 0 S: 3	H: 0 LOB: 1 BB: 1 P: 11	R: 0 E: 0 K: 2 S: 7	H: 0 LOB: 3 BB: 0 P: 6	R: 0 E: 1 K: 0 S: 6	H: 2 LOB: 2 BB: 0 P: 6	1B: 5 2B: 2 3B: 0 HR: 1	SF: 1 SAC: 0 DP: 1 HBP: 0	WP: 0 PA: 37 PB: 0 SB: 1 CS: 0
<b>PITCHER</b>	IP WLS BF	H R ER SO	BB IBB HBP BLK	WP HR S P	ERA WHIP	<b>PITCHER</b>	IP WLS BF	H R ER SO	BB IBB HBP BLK	WP HR S P	ERA WHIP								
<b>Tom Seaver, R</b> ERA: 1.93 (1,1)	9.0 W 37	8 2 2 5	2 0 0 0	0 1 45 53	2.00 1.111														

AB 34  
R 2  
H 8  
RBI 2  
BB 2  
SO 5  
LOB 11



Batter	1	2	3	4	5	6	7	8	9	AB	R	H	RBI	BB	SO	LOB	BOTTOM		
<b>Dave Collins, S</b> OBP: 0.479, SLG: 0.581 (1,9)										5	2	1	1	0	1	4	<b>San Diego Padres @ Cincinnati Reds</b> Riverfront Stadium, Cincinnati, OH Tue Apr 28 1981, 7:05 PM EDT Att: 13,103 - Unknown		
<b>Junior Kennedy, R</b> OBP: 0.167, SLG: 0.167 (7,4)										0	0	0	0	0	0	0			
<b>Ken Griffey, L</b> OBP: 0.254, SLG: 0.286 (1,8)										5	2	2	1	0	0	3			
<b>Sam Mejias, R</b> OBP: 0.667, SLG: 1.000 (8,8)										0	0	0	0	0	0	0			
<b>Dave Concepcion, R</b> OBP: 0.377, SLG: 0.441 (1,6)										2	2	1	1	1	0	1			
<b>Mike Vail, R</b> (7,9)										1	0	0	0	0	0	0			
<b>George Foster, R</b> OBP: 0.343, SLG: 0.443 (1,7)										3	1	2	0	2	0	0			
<b>Dan Driessen, L</b> OBP: 0.358, SLG: 0.463 (1,3)										4	1	1	1	1	1	4			
<b>Ray Knight, R</b> OBP: 0.338, SLG: 0.433 (1,5)										4	1	1	1	1	0	3			
<b>Joe Nolan, L</b> OBP: 0.316, SLG: 0.353 (1,2)										4	1	1	1	0	0	2			
<b>Ron Oester, S</b> OBP: 0.244, SLG: 0.214 (7,6)										5	1	3	1	0	1	1			
<b>Tom Seaver, R</b> OBP: 0.250, SLG: 0.077 (1,1)										4	0	0	0	1	1	6			
<b>Inning Stats</b>	R: 0 E: 0 K: 0 S: 4	H: 1 LOB: 2 BB: 1 P: 8	R: 3 E: 0 K: 1 S: 8	H: 2 LOB: 1 BB: 1 P: 12	R: 0 E: 0 K: 3 S: 10	H: 0 LOB: 1 BB: 0 P: 10	R: 8 E: 1 K: 0 S: 9	H: 5 LOB: 2 BB: 3 P: 22	R: 0 E: 0 K: 0 S: 4	H: 1 LOB: 1 BB: 1 P: 8	R: 0 E: 0 K: 0 S: 3	H: 0 LOB: 0 BB: 0 P: 3	R: 0 E: 0 K: 0 S: 4	H: 2 LOB: 1 BB: 0 P: 4	R: 0 E: 1 K: 0 S: 4	H: 2 LOB: 2 BB: 0 P: 4	1B: 9 2B: 2 3B: 0 HR: 1	SF: 1 SAC: 0 DP: 1 HBP: 1	WP: 1 PA: 45 PB: 1 SB: 0 CS: 0
<b>PITCHER</b>	IP WLS BF	H R ER SO	BB IBB HBP BLK	WP HR S P	ERA WHIP	<b>PITCHER</b>	IP WLS BF	H R ER SO	BB IBB HBP BLK	WP HR S P	ERA WHIP								
<b>Rick Wise, R</b> ERA: 3.98 (1,1)	2.0 L 15	3 7 6 4	2 1 1 1	0 0 19 32	4.50 2.500														
<b>Tim Lollar, L</b> ERA: 11.45 (3,1)	0.1	4 2 1 0	0 0 0 0	0 0 4 4	0.00 6.000														
<b>Danny Boone, L</b> ERA: 4.26 (5,1)	1.2	9 2 2 0	0 0 0 0	2 0 0 0	1 0 7 15	0.00 2.400													
<b>John Urrea, R</b> ERA: 2.3 (7,1)	2.0	7 2 0 0	0 0 0 0	0 0 0 0	0 0 7 7	0.00 1.000													

AB 37  
R 11  
H 12  
RBI 7  
BB 6  
SO 4  
LOB 24



Top half of the baseball scorecard. Includes batter names (e.g., Ozzie Smith, Ruppert Jones, Gene Richards), batting order (1-9), and statistical columns (AB, R, H, RBI, BB, SO, LOB). Includes a partial stat summary on the right and a logo at the bottom right.

San Diego Padres @ Cincinnati Reds  
Riverfront Stadium, Cincinnati, OH  
Wed Apr 29 1981, 7:05 PM EDT  
Att: 12,291 - Unknown

AB 36  
R 5  
H 11  
RBI 5  
BB 1  
SO 4  
LOB 16



Bottom half of the baseball scorecard. Includes batter names (e.g., Dave Collins, Sam Mejias, Ken Griffey), batting order (1-9), and statistical columns (AB, R, H, RBI, BB, SO, LOB). Includes a partial stat summary on the right and a logo at the bottom right.

San Diego Padres @ Cincinnati Reds  
Riverfront Stadium, Cincinnati, OH  
Wed Apr 29 1981, 7:05 PM EDT  
Att: 12,291 - Unknown

AB 32  
R 8  
H 11  
RBI 8  
BB 7  
SO 4  
LOB 16



Batter	1	2	3	4	5	6	7	8	9	AB	R	H	RBI	BB	SO	LOB					
<b>Ozzie Smith, S</b> OBP: 0.292, SLG: 0.215 (1, 6)	4-1		1-3		4-3		F3		5-3	5	0	0	0	0	0	0					
<b>Ruppert Jones, L</b> OBP: 0.302, SLG: 0.282 <b>Gary Lucas, L</b> (7, 1)	4-0						3-1		F7	1	0	0	0	3	0	0					
<b>Randy Bass, L</b> OBP: 0.269, SLG: 0.317 (9, PH)	G3		4-3							1	0	0	0	0	0	0					
<b>Gene Richards, L</b> OBP: 0.272, SLG: 0.235 (1, 7)	G3		4-3						F8	5	0	0	0	0	0	3					
<b>Terry Kennedy, L</b> OBP: 0.333, SLG: 0.328 (1, 2)	5-3		K							4	0	2	0	0	1	2					
<b>Jerry Turner, L</b> OBP: 0.400, SLG: 0.538 (1, 9)										3	0	1	0	1	1	1					
<b>Broderick Perkins, L</b> OBP: 0.361, SLG: 0.450 <b>Barry Evans, R</b> OBP: 0.333, SLG: 0.278 (8, PH)	F2									3	0	0	0	0	0	3					
<b>Luis Salazar, R</b> OBP: 0.284, SLG: 0.300 (1, 5)	P4									1	0	0	0	0	1	2					
<b>Mike Phillips, L</b> OBP: 0.214, SLG: 0.286 <b>Juan Bonilla, R</b> OBP: 0.276, SLG: 0.273 (9, PH)	E4									4	0	0	0	0	1	5					
<b>Steve Mura, R</b> OBP: 0.091, SLG: 0.091 <b>Joe Lefebvre, L</b> OBP: 0.271, SLG: 0.385 (7, PH)	4-3									3	0	0	0	0	0	2					
<b>Inning Stats</b>	R: 0 E: 0 K: 0 S: 3	H: 0 LOB: 1 BB: 1 P: 7	R: 0 E: 1 K: 0 S: 5	H: 1 LOB: 2 BB: 0 P: 5	R: 0 E: 0 K: 1 S: 5	H: 0 LOB: 1 BB: 1 P: 9	R: 0 E: 1 K: 0 S: 4	H: 0 LOB: 1 BB: 0 P: 4	R: 0 E: 0 K: 1 S: 6	H: 1 LOB: 1 BB: 0 P: 6	R: 1 E: 0 K: 0 S: 4	H: 1 LOB: 0 BB: 0 P: 4	R: 0 E: 0 K: 2 S: 8	H: 1 LOB: 2 BB: 1 P: 12	R: 2 E: 0 K: 0 S: 4	H: 1 LOB: 0 BB: 1 P: 8	1B: 2 2B: 1 3B: 0 HR: 2	SF: 0 SAC: 0 DP: 0 HBP: 0	WP: 0 PA: 39 FB: 0 SB: 0 CS: 0		
<b>PITCHER</b>	IP	WLS	BF	H	R	ER	SO	BB	IBB	HBP	BLK	WP	HR	S	P	ERA	WHIP				
<b>Michael LaCoss, R</b> ERA: 5.06	7.1	W	32	4	1	1	2	4	0	0	0	0	1	32	48	1.23	1.091				
<b>Joe Price, L</b> ERA: 5.0	0.2		3	0	1	1	2	1	0	0	0	0	0	6	10	13.50	1.500				
<b>Tom Hume, R</b> ERA: 3.46	1.0	S	4	1	1	1	0	0	0	0	0	0	1	4	4	9.00	1.000				

**San Diego Padres @ Cincinnati Reds**  
Riverfront Stadium, Cincinnati, OH  
Thu Apr 30 1981, 7:05 PM EDT  
Att. 12,794 - Unknown


**AB** 34  
**R** 3  
**H** 5  
**RBI** 3  
**BB** 5  
**SO** 4  
**LOB** 20



Batter	1	2	3	4	5	6	7	8	9	AB	R	H	RBI	BB	SO	LOB					
<b>Dave Collins, S</b> OBP: 0.488, SLG: 0.580 <b>Sam Mejias, R</b> OBP: 0.667, SLG: 1.000 (8, 9)	4-3	FC1-6								4	1	3	1	0	0	0					
<b>Ken Griffey, L</b> OBP: 0.275, SLG: 0.286 (1, 8)	4-3	FC1-6								4	0	1	0	0	0	4					
<b>Dave Concepcion, R</b> OBP: 0.436, SLG: 0.576 (1, 6)		1-3								3	0	2	1	1	0	2					
<b>George Foster, R</b> OBP: 0.342, SLG: 0.443 (1, 7)	F9		3-1							4	0	1	0	0	1	4					
<b>Dan Driessen, L</b> OBP: 0.347, SLG: 0.433 (1, 3)	F7		3-1							4	1	1	0	0	0	2					
<b>Ray Knight, R</b> OBP: 0.329, SLG: 0.394 (1, 5)		1B	K							3	1	0	0	1	1	2					
<b>Joe Nolan, L</b> OBP: 0.316, SLG: 0.350 <b>Johnny Bench, R</b> OBP: 0.419, SLG: 0.480 <b>Mike O'Berry, R</b> OBP: 0.211, SLG: 0.167 (9, 2)		1B	4-3							3	1	1	0	0	0	1					
<b>Ron Oester, S</b> OBP: 0.245, SLG: 0.220 (1, 4)		FC1-6								4	0	1	1	0	0	1					
<b>Michael LaCoss, R</b> <b>Joe Price, R</b> <b>Tom Hume, R</b> (8, 1)		K								3	0	0	0	0	1	2					
<b>Inning Stats</b>	R: 1 E: 0 K: 0 S: 5	H: 2 LOB: 1 BB: 0 P: 5	R: 2 E: 0 K: 1 S: 8	H: 3 LOB: 2 BB: 1 P: 12	R: 0 E: 0 K: 1 S: 6	H: 1 LOB: 1 BB: 0 P: 6	R: 0 E: 0 K: 0 S: 4	H: 1 LOB: 1 BB: 0 P: 4	R: 0 E: 0 K: 1 S: 3	H: 0 LOB: 0 BB: 0 P: 3	R: 0 E: 0 K: 0 S: 5	H: 2 LOB: 2 BB: 0 P: 5	R: 1 E: 1 K: 0 S: 5	H: 2 LOB: 1 BB: 0 P: 5	1B: 9 2B: 2 3B: 0 HR: 0	SF: 0 SAC: 0 DP: 0 HBP: 0	WP: 0 PA: 36 FB: 0 SB: 0 CS: 1				
<b>PITCHER</b>	IP	WLS	BF	H	R	ER	SO	BB	IBB	HBP	BLK	WP	HR	S	P	ERA	WHIP				
<b>Steve Mura, R</b> ERA: 3.55	6.0	L	26	4	1	1	3	2	0	0	0	0	0	30	38	4.50	1.500				
<b>Gary Lucas, L</b> ERA: 3.54	2.0		10	4	1	1	0	0	0	0	0	0	0	10	10	4.50	2.000				

**San Diego Padres @ Cincinnati Reds**  
Riverfront Stadium, Cincinnati, OH  
Thu Apr 30 1981, 7:05 PM EDT  
Att. 12,794 - Unknown

**AB** 34  
**R** 4  
**H** 11  
**RBI** 3  
**BB** 2  
**SO** 3  
**LOB** 19



Batter	1	2	3	4	5	6	7	8	9	AB	R	H	RBI	BB	SO	LOB	TOP		
Dave Collins, S (1,9) OBP: 0.471, SLG: 0.562	F7		F7		3-1		SF8		G3 1B	4	1	1	1	0	0	0	<b>Cincinnati Reds @ St. Louis Cardinals</b> Busch Stadium, St. Louis, MO Fri May 01 1981, 7:05 PM CDT Att: 21,315 - Unknown		
Ken Griffey, L (1,8) OBP: 0.282, SLG: 0.293	4-3		F7			F7	FC5 1B		G3 1-2	5	0	2	0	0	0	1			
Dave Concepcion, R (1,6) OBP: 0.422, SLG: 0.543	K		F8			K	BB		F8	4	0	0	0	1	2	2			
George Foster, R (1,7) OBP: 0.345, SLG: 0.480 Sam Mejias, R (9, PR) OBP: 0.697, SLG: 1.000		F3		HR		F3	FC5 2-3f		1B 2H	5	1	2	2	0	0	3			
Dan Driessen, L (1,3) OBP: 0.338, SLG: 0.415	6-3		1-3				BB 1B		F7 4-3	5	1	1	0	0	0	1			
Ray Knight, R (1,5) OBP: 0.351, SLG: 0.406		S 1B BB		5-3			BB 2B		G3 BB 1B	3	2	2	0	1	0	0			
Ron Oester, S (1,4) OBP: 0.281, SLG: 0.231		FC5-4 1H 1B		4-3			2B SF8 BB		G3 BB	2	1	1	1	2	0	0			
Mike O'Berry, R (1,2) OBP: 0.190, SLG: 0.150 Joe Nolan, L (7, PH) OBP: 0.292, SLG: 0.318		FC5-4 1-2		6-3			K		G3 1-2 2-3	2	0	0	0	0	0	1			
Mario Soto, R (1,1) OBP: 0.100, SLG: 0.100 Paul Moskauer, R (3,1) OBP: 0.282, SLG: 0.687 Larry Bittner, L (7, PH) OBP: 0.282, SLG: 0.687 Doug Bair, R (7,1) OBP: 0.282, SLG: 0.687 Harry Spilman, L (8, PH) OBP: 0.282, SLG: 0.687 Tom Hume, R (8,1) OBP: 0.282, SLG: 0.687			K		K		1B 1-3 2H 3H 2B		K	1	0	0	0	0	1	0			
<b>Inning Stats</b>	R: 0 E: 0 K: 1 S: 5	H: 0 LOB: 0 BB: 0 P: 5	R: 1 E: 0 K: 0 S: 4	H: 1 LOB: 1 BB: 1 P: 8	R: 0 E: 0 K: 1 S: 6	H: 1 LOB: 1 BB: 0 P: 6	R: 1 E: 0 K: 0 S: 4	H: 1 LOB: 0 BB: 0 P: 4	R: 0 E: 0 K: 1 S: 5	H: 0 LOB: 0 BB: 0 P: 5	R: 3 E: 0 K: 1 S: 9	H: 4 LOB: 3 BB: 2 P: 17	R: 0 E: 0 K: 1 S: 6	H: 1 LOB: 2 BB: 1 P: 10	R: 1 E: 0 K: 0 S: 5	H: 2 LOB: 1 BB: 0 P: 5		1B: 8 2B: 2 3B: 0 HR: 1	SF: 1 SAC: 0 DP: 0 HBP: 0
<b>PITCHER</b>	IP WLS BF H R ER SO BB IBB HBP BLK WP HR S P ERA WHIP	5.0 W 19 3 2 2 3 1 0 0 0 0 1 24 28 3.60 0.800	1.0 6 2 3 3 1 1 0 0 0 0 0 7 11 27.00 3.000	3.0 S 16 5 1 1 2 2 0 0 0 0 0 18 26 3.00 2.333											IP WLS BF H R ER SO BB IBB HBP BLK WP HR S P ERA WHIP				

AB	36
R	6
H	10
RBI	6
BB	4
SO	6
LOB	15



Batter	1	2	3	4	5	6	7	8	9	AB	R	H	RBI	BB	SO	LOB	BOTTOM		
Garry Templeton, S (1,6) OBP: 0.373, SLG: 0.541	4-3	3-1		S BB		G4-6-3 1-2f		S BB		3	0	0	0	2	0	3	<b>Cincinnati Reds @ St. Louis Cardinals</b> Busch Stadium, St. Louis, MO Fri May 01 1981, 7:05 PM CDT Att: 21,315 - Unknown		
Tony Scott, S (1,8) OBP: 0.283, SLG: 0.417	6-3		F2	K		F8		F5		5	0	0	0	0	1	2			
Keith Hernandez, L (1,3) OBP: 0.419, SLG: 0.574	P6		BB S 1B	K		F9				4	1	1	0	0	1	1			
George Hendrick, R (1,9) OBP: 0.339, SLG: 0.537		1B WP HBP	1B BB	F5		S BB				1	3	0	0	2	0	1			
Darrell Porter, L (1,2) OBP: 0.438, SLG: 0.441		K	BB 1B	F8		F8		2B		3	1	1	1	1	1	1			
Ken Oberkfell, L (1,5) OBP: 0.322, SLG: 0.327		WP 1B	BB S 1B	L3		L3		FC6 IBB		3	2	2	2	1	0	0			
Sixto Lezcano, R (1,7) OBP: 0.453, SLG: 0.390		1B BB	BB S 1B	F9		F9		FC6		3	0	1	2	1	0	2			
Tom Herr, S (1,4) OBP: 0.339, SLG: 0.479		K		F8		F7		K		4	0	0	0	0	2	3			
Bob Forsch, R (1,1) OBP: 0.167, SLG: 0.167 Joe Edelen, R (6,1) OBP: 0.500, SLG: 0.500 Bruce Sutter, R (7,1) OBP: 0.500, SLG: 0.500		1B 2H		G3		G4-6-3 1B		K		2	0	1	1	0	0	1			
<b>Inning Stats</b>	R: 0 E: 0 K: 0 S: 3	H: 0 LOB: 0 BB: 0 P: 3	R: 2 E: 0 K: 2 S: 9	H: 2 LOB: 2 BB: 1 P: 14	R: 4 E: 0 K: 0 S: 6	H: 3 LOB: 1 BB: 2 P: 14	R: 0 E: 0 K: 2 S: 7	H: 0 LOB: 1 BB: 1 P: 11	R: 0 E: 0 K: 0 S: 3	H: 0 LOB: 0 BB: 0 P: 3	R: 0 E: 0 K: 0 S: 3	H: 1 LOB: 0 BB: 0 P: 3	R: 1 E: 0 K: 0 S: 4	H: 1 LOB: 2 BB: 2 P: 12	R: 0 E: 0 K: 2 S: 7	H: 0 LOB: 1 BB: 1 P: 11		1B: 5 2B: 2 3B: 0 HR: 0	SF: 0 SAC: 0 DP: 1 HBP: 1
<b>PITCHER</b>	IP WLS BF H R ER SO BB IBB HBP BLK WP HR S P ERA WHIP	2.1 L 15 4 6 6 2 3 0 0 0 0 0 16 20 0.00 0.818	3.2 13 2 0 0 2 1 0 0 0 0 0 16 20 0.00 0.818	1.0 6 1 1 1 0 1 1 0 0 0 0 4 12 9.00 2.000	1.0 4 0 0 0 2 1 0 0 0 0 0 7 11 0.00 1.000											IP WLS BF H R ER SO BB IBB HBP BLK WP HR S P ERA WHIP			



Batter	1	2	3	4	5	6	7	8	9	AB	R	H	RBI	BB	SO	LOB	TOP					
<b>Dave Collins, S</b> OBP: 0.461, SLG: 0.545 (1,9) X	0-0 1-3 1		0-0 F9 2			0-0 1-3 1		0-0 2B 6-3 1B 2		4	1	1	0	0	0	0						
<b>Ken Griffey, L</b> OBP: 0.292, SLG: 0.337 (1,8) X	0-3 K 2		0-0 G3 3			0-0 SF8 3B 3		0-0 2B 1-3 2B 2		4	2	2	0	0	1	0						
<b>Dave Concepcion, R</b> OBP: 0.402, SLG: 0.521 (1,6) X	0-0 5-3 3			0-0 5-3 1		0-0 SF8 2		0-0 6-3 2		3	0	0	2	0	0	1						
<b>George Foster, R</b> OBP: 0.352, SLG: 0.494 (1,7)		0-0 FC3-6 BB 1B 1		0-0 6-3 2		0-0 1-3 3		0-0 2B 3-H 2B 2		4	0	2	1	0	0	0						
<b>Ray Knight, R</b> OBP: 0.333, SLG: 0.384 (1,5)		0-0 F9 1		0-0 F7 3			0-0 P4 1	0-0 5-3 3		4	0	0	0	0	0	2						
<b>Dan Driessen, L</b> OBP: 0.348, SLG: 0.409 <b>Harry Spilman, L</b> OBP: 0.143, SLG: 0.143 (1,3) (7,3)		4-0 FC3-6 BB 1-2 1			1-0 5-3 HBP 1		0-0 F9 2		0-0 F7 1	1	0	0	0	1	0	0						
<b>Ron Oester, S</b> OBP: 0.279, SLG: 0.232 (1,4)		0-0 FC3-6 1-2 2-3 2			0-0 F7 1		0-0 1B 3		0-0 F9 2	4	0	1	0	0	0	3						
<b>Mike O'Berry, R</b> OBP: 0.174, SLG: 0.136 <b>Johnny Bench, R</b> OBP: 0.409, SLG: 0.462 <b>Joe Nolan, L</b> OBP: 0.280, SLG: 0.304 (1,2) (7,PH) (7,2)		0-0 F7 3			0-0 5-3 2		0-3 K 3		0-3 K 3	2	0	0	0	0	0	3						
<b>Bruce Berenyi, R</b> OBP: 0.222, SLG: 0.250 <b>Joe Price, R</b> (7,1) <b>Doug Bair, R</b> (7,1) <b>Sam Mejias, R</b> OBP: 0.500, SLG: 0.750 <b>Geoff Combe, R</b> (8,1)			0-0 5-3 1			0-0 F3 3			0-0 F8 1	2	0	0	0	0	0	1						
<b>Inning Stats</b>	R: 0 E: 0 K: 1 S: 5	H: 0 LOB: 0 BB: 0 P: 5	R: 0 E: 0 K: 0 S: 4	H: 1 LOB: 2 BB: 1 P: 8	R: 0 E: 0 K: 0 S: 3	H: 0 LOB: 0 BB: 0 P: 3	R: 0 E: 0 K: 0 S: 3	H: 0 LOB: 0 BB: 0 P: 3	R: 0 E: 0 K: 0 S: 4	H: 1 LOB: 0 BB: 0 P: 4	R: 1 E: 0 K: 0 S: 4	H: 1 LOB: 0 BB: 0 P: 4	R: 0 E: 0 K: 1 S: 6	H: 1 LOB: 1 BB: 0 P: 6	R: 2 E: 0 K: 0 S: 6	H: 3 LOB: 1 BB: 0 P: 6	R: 0 E: 0 K: 1 S: 5	H: 0 LOB: 0 BB: 0 P: 5	1B: 3 2B: 2 3B: 1 HR: 0	SF: 1 SAC: 0 DP: 0 HBP: 1	WP: 0 PB: 0 SB: 0 CS: 0	PA: 35
<b>PITCHER</b> <b>Bob Shirley, L</b> ERA: 2.78 (1,1)	IP: 9.0 WLS: W BF: 35 H: 6 R: 3 ER: 3 SO: 3 BB: 1 IBB: 0 HBP: 1 BLK: 0 WP: 0 HR: 0 S: 39 P: 44 ERA: 3.00 WHIP: 0.778																					

Cincinnati Reds @ St. Louis Cardinals  
Busch Stadium, St. Louis, MO  
Sat May 02 1981, 3:33 AM CDT  
Att: 16,677 - Unknown

AB	32
R	3
H	6
RBI	3
BB	1
SO	3
LOB	11



<b>PITCHER</b> <b>Bob Shirley, L</b> ERA: 2.78 (1,1)	IP: 9.0 WLS: W BF: 35 H: 6 R: 3 ER: 3 SO: 3 BB: 1 IBB: 0 HBP: 1 BLK: 0 WP: 0 HR: 0 S: 39 P: 44 ERA: 3.00 WHIP: 0.778																	
---------------------------------------------------------------	----------------------------------------------------------------------------------------------------------------------------------------------------------------------	--	--	--	--	--	--	--	--	--	--	--	--	--	--	--	--	--

Batter	1	2	3	4	5	6	7	8	9	AB	R	H	RBI	BB	SO	LOB	BOTTOM			
<b>Garry Templeton, S</b> OBP: 0.347, SLG: 0.500 (1,6) X	0-0 F7 1		0-0 F8 2		0-0 F7 1		0-0 F9 2	0-3 K 3		5	0	0	0	0	1	1				
<b>Tony Scott, S</b> OBP: 0.297, SLG: 0.413 (1,8) X			0-3 K 3		0-0 F7 2		4-0 2B BB BB 2			3	1	1	0	1	1	0				
<b>Keith Hernandez, L</b> OBP: 0.424, SLG: 0.586 (1,3) X	0-0 4-1 1-2 2			0-0 1B 1B 1	0-3 K 3		0-0 BB BB BB 1-3 2B 2			4	2	2	1	0	1	1				
<b>George Hendrick, R</b> OBP: 0.348, SLG: 0.526 (1,9)		0-0 F8 1		0-0 1B 4-3 1B 1-2 1		0-0 6-3 1	4-0 BB BB 1B IBB 2			3	2	1	0	1	0					
<b>Dane Iorg, L</b> OBP: 0.333, SLG: 0.333 (1,7) <b>Tito Landrum, R</b> OBP: 0.500, SLG: 0.500 <b>Darrell Porter, L</b> OBP: 0.449, SLG: 0.441 <b>Sixto Lezcano, R</b> OBP: 0.453, SLG: 0.390 (7,PH) (7,FR) (8,7)		0-0 P5 2		0-0 4-3 SF8 1B 1-3 2-H 1		0-0 6-3 2	4-0 1B BB BB 1-2 2-3 3-H BB 2			3	1	1	1	0	0					
<b>Ken Oberkfell, L</b> OBP: 0.348, SLG: 0.356 (1,5) X		0-0 S 1B 1		0-0 4-3 1		0-0 FC6-4 1B 1-3 2-H 3-H 1B 1	0-0 FC6-4 BB 1-2 2-3 3-H BB 2			4	0	3	3	0	0	1				
<b>Gene Tenace, R</b> OBP: 0.421, SLG: 0.500 (1,2)		4-0 1B 1		0-0 FC6-4 BB 1-2 BB 1		0-0 FC6-4 BB 1-2 2-3 3-H BB 1	0-0 FC6-4 BB 1-3 2-H 3-H K 3			2	0	0	0	2	1	3				
<b>Tom Herr, S</b> OBP: 0.333, SLG: 0.471 (1,4)		0-3 K 3			0-0 SF8 2		0-0 F9 SH1-4 2B 1B 1	0-0 4-3 1		3	1	1	1	0	1	2				
<b>Bob Shirley, R</b> (1,1)			0-3 K 3		3-H FC6-4 1-2 3		0-0 SH1-4 1-2 1	0-0 F6 2		3	0	0	0	0	1	1				
<b>Inning Stats</b>	R: 0 E: 0 K: 0 S: 3	H: 1 LOB: 0 BB: 0 P: 3	R: 0 E: 0 K: 1 S: 6	H: 1 LOB: 2 BB: 1 P: 10	R: 0 E: 0 K: 2 S: 7	H: 0 LOB: 0 BB: 0 P: 7	R: 3 E: 0 K: 0 S: 6	H: 3 LOB: 1 BB: 1 P: 10	R: 0 E: 0 K: 1 S: 5	H: 0 LOB: 0 BB: 0 P: 5	R: 0 E: 0 K: 0 S: 4	H: 1 LOB: 0 BB: 0 P: 4	R: 4 E: 0 K: 1 S: 8	H: 3 LOB: 2 BB: 3 P: 20	R: 0 E: 0 K: 1 S: 5	H: 0 LOB: 0 BB: 0 P: 5	1B: 8 2B: 1 3B: 0 HR: 0	SF: 1 SAC: 1 DP: 0 HBP: 0	WP: 0 PB: 0 SB: 1 CS: 1	PA: 37
<b>PITCHER</b> <b>Bruce Berenyi, R</b> ERA: 4.24 <b>Joe Price, L</b> ERA: 6.0 <b>Doug Bair, R</b> ERA: 9.39 <b>Geoff Combe, R</b> ERA:	IP: 6.2 WLS: L BF: 29 H: 7 R: 5 ER: 5 SO: 4 BB: 3 IBB: 0 HBP: 0 BLK: 0 WP: 0 HR: 0 S: 34 P: 46 ERA: 6.75 WHIP: 1.500																			

Cincinnati Reds @ St. Louis Cardinals  
Busch Stadium, St. Louis, MO  
Sat May 02 1981, 3:33 AM CDT  
Att: 16,677 - Unknown

AB	30
R	7
H	9
RBI	7
BB	5
SO	6
LOB	9











Batter	1	2	3	4	5	6	7	8	9	AB	R	H	RBI	BB	SO	LOB	TOP					
Omar Moreno, L (1,8) OBP: 0.277, SLG: 0.294	4-3		F7	F7			K		HR	5	1	1	0	0	1	1	<b>Pittsburgh Pirates @ Cincinnati Reds</b> Riverfront Stadium, Cincinnati, OH Thu May 07 1981, 7:10 PM EDT Att: 20,301 - Unknown					
Phil Garner, R (1,4) OBP: 0.350, SLG: 0.824	4-3		K				CS		HR	4	1	2	2	1	1	0						
Dave Parker, L (1,9) Lee Lacy, R (7,7) OBP: 0.343, SLG: 0.471	F5								K	3	0	1	0	0	0	2						
Willie Stargell, L (1,3) John Milner, L (9,9) OBP: 0.353, SLG: 0.286		4-3	P4				CS			4	0	1	0	1	0	1						
Mike Easter, L (1,7) OBP: 0.356, SLG: 0.485		1-3								5	1	2	0	0	0	1						
Bill Madlock, R (1,5) Tim Foli, R (6,6) OBP: 0.275, SLG: 0.277										3	2	0	0	0	0	0						
Steve Nicosia, R (1,2) OBP: 0.254, SLG: 0.226										3	2	1	1	1	1	2						
Dale Berra, R (1,6) OBP: 0.366, SLG: 0.351										3	0	2	4	1	1	0						
Eddie Solomon, R (1,1) Grant Jackson, S (9,1)										4	0	0	0	0	1	5						
										0	0	0	0	0	0	0						
<b>Inning Stats</b>	R: 0 E: 0 K: 0 S: 3	H: 0 LOB: 0 BB: 0 P: 3	R: 2 E: 0 K: 0 S: 6	H: 3 LOB: 1 BB: 0 P: 6	R: 0 E: 0 K: 1 S: 6	H: 1 LOB: 1 BB: 0 P: 6	R: 3 E: 0 K: 1 S: 8	H: 3 LOB: 2 BB: 2 P: 16	R: 0 E: 0 K: 0 S: 3	H: 0 LOB: 0 BB: 0 P: 3	R: 0 E: 0 K: 2 S: 7	H: 0 LOB: 0 BB: 0 P: 7	R: 0 E: 0 K: 1 S: 4	H: 1 LOB: 0 BB: 1 P: 8	R: 0 E: 0 K: 0 S: 4	H: 1 LOB: 3 BB: 2 P: 12	R: 2 E: 0 K: 1 S: 7	H: 3 LOB: 1 BB: 0 P: 7	1B: 7 2B: 4 3B: 0 HR: 1	SF: 0 SAC: 1 DP: 1 HBP: 0	WP: 0 PB: 0 SB: 1 CS: 1	PA: 42
<b>PITCHER</b>	IP	WLS	BF	H	R	ER	SO	BB	IBB	HBP	BLK	WP	HR	S	P	ERA	WHIP					
Michael LaCoss, R (1,1) ERA: 6.63	3.0	L	17	7	5	5	1	1	0	0	0	0	0	18	22	15.00	2.667					
Paul Moskau, R (4,1) ERA: 3.52	2.0		7	0	0	0	1	1	0	0	0	0	0	8	12	0.00	0.500					
Joe Price, L (6,1) ERA: 4.11	2.0		6	1	0	0	3	1	0	0	0	0	0	11	15	0.00	1.000					
Geoff Combe, R (8,1) ERA: 6.0	2.0		11	4	2	2	1	1	1	0	0	0	1	11	19	9.00	2.500					

AB	35
R	7
H	12
RBI	7
BB	5
SO	6
LOB	12



Batter	1	2	3	4	5	6	7	8	9	AB	R	H	RBI	BB	SO	LOB	BOTTOM				
Dave Collins, S (1,9) OBP: 0.439, SLG: 0.538										4	0	2	1	0	1	2	<b>Pittsburgh Pirates @ Cincinnati Reds</b> Riverfront Stadium, Cincinnati, OH Thu May 07 1981, 7:10 PM EDT Att: 20,301 - Unknown				
Sam Mejias, R (1,8) OBP: 0.250, SLG: 0.375										3	0	0	0	0	0	3					
Dave Concepcion, R (1,6) OBP: 0.390, SLG: 0.472										4	0	0	0	0	1	3					
George Foster, R (1,7) OBP: 0.349, SLG: 0.479										4	0	0	0	0	0	0					
Larry Bittner, L (1,3) OBP: 0.429, SLG: 0.583										4	0	1	0	0	0	0					
Harry Spillman, L (1,5) OBP: 0.167, SLG: 0.167										4	0	1	0	0	1	0					
Ron Oester, S (1,4) OBP: 0.329, SLG: 0.408										3	1	1	0	0	0	2					
Mike O'Berry, R (1,2) OBP: 0.241, SLG: 0.259										2	0	1	0	0	0	1					
Joe Nolan, L (7,7) OBP: 0.343, SLG: 0.355										1	0	0	0	0	0	0					
Michael LaCoss, R (1,1) Paul Moskau, R (4,1) Mike Vail, R (5,9) Joe Price, R (6,1) Ray Knight, R (7,9) Geoff Combe, R (8,1)										0	0	0	0	0	0	0					
<b>Inning Stats</b>	R: 0 E: 0 K: 0 S: 3	H: 1 LOB: 0 BB: 0 P: 3	R: 0 E: 0 K: 1 S: 5	H: 0 LOB: 0 BB: 0 P: 5	R: 1 E: 0 K: 0 S: 5	H: 2 LOB: 1 BB: 0 P: 5	R: 0 E: 0 K: 1 S: 7	H: 2 LOB: 2 BB: 0 P: 7	R: 0 E: 0 K: 0 S: 3	H: 0 LOB: 0 BB: 0 P: 3	R: 0 E: 0 K: 0 S: 3	H: 0 LOB: 0 BB: 0 P: 3	R: 0 E: 0 K: 0 S: 3	H: 0 LOB: 0 BB: 0 P: 3	R: 0 E: 0 K: 0 S: 3	H: 0 LOB: 0 BB: 0 P: 3	1B: 6 2B: 1 3B: 1 HR: 0	SF: 0 SAC: 2 DP: 1 HBP: 0	WP: 0 PB: 0 SB: 0 CS: 0	PA: 33	
<b>PITCHER</b>	IP	WLS	BF	H	R	ER	SO	BB	IBB	HBP	BLK	WP	HR	S	P	ERA	WHIP				
Eddie Solomon, R (1,1) ERA: 1.13	8.0	W	30	7	1	1	3	0	0	0	0	0	0	36	36	1.12	0.875				
Grant Jackson, L (9,1) ERA: 1.6	1.0		3	0	0	0	0	0	0	0	0	0	0	3	3	0.00	0.000				




Batter	1	2	3	4	5	6	7	8	9	AB	R	H	RBI	BB	SO	LOB	TOP				
Terry Puhl, L (1, 8) OBP: 0.298, SLG: 0.365										3	0	3	0	1	0	0	<b>Houston Astros @ Cincinnati Reds</b> Riverfront Stadium, Cincinnati, OH Fri May 08 1981, 7:05 PM EDT Att: 31,961 - Unknown				
Craig Reynolds, L (1, 6) OBP: 0.282, SLG: 0.378										3	0	0	0	0	0	3					
Danny Heep, L (1, 3) OBP: 0.371, SLG: 0.276										2	0	0	0	2	0	2					
Jose Cruz, L (1, 7) OBP: 0.293, SLG: 0.433										3	0	0	0	1	0	3					
Art Howe, R (1, 5) OBP: 0.402, SLG: 0.490										3	0	2	0	1	0	0					
Gary Woods, R (1, 9) OBP: 0.129, SLG: 0.036										4	0	0	0	0	1	5					
Alan Ashby, S (1, 2) OBP: 0.321, SLG: 0.254										4	0	1	0	0	1	1					
Kiko Garcia, R (1, 4) OBP: 0.325, SLG: 0.297										3	0	0	0	1	0	1					
Don Sutton, R (1, 1) Cesar Cedeno, R (7, PH) Dave Smith, R (7, PH) Mike Ivie, R (9, PH) OBP: 0.263, SLG: 0.321										2	0	0	0	0	2	2					
<b>Inning Stats</b>	R: 0 E: 0 K: 0 S: 3	H: 1 LOB: 1 BB: 1 P: 7	R: 0 E: 0 K: 3 S: 10	H: 1 LOB: 2 BB: 1 P: 14	R: 0 E: 0 K: 1 S: 4	H: 1 LOB: 0 BB: 2 P: 12	R: 0 E: 0 K: 1 S: 5	H: 0 LOB: 0 BB: 0 P: 5	R: 0 E: 0 K: 0 S: 4	H: 1 LOB: 1 BB: 0 P: 4	R: 0 E: 0 K: 0 S: 3	R: 0 E: 0 K: 0 S: 3	H: 0 LOB: 1 BB: 1 P: 7	R: 0 E: 0 K: 0 S: 2	H: 0 LOB: 0 BB: 1 P: 6	R: 0 E: 1 K: 0 S: 4	H: 1 LOB: 1 BB: 0 P: 4	1B: 5 2B: 1 3B: 0 HR: 0	SF: 0 SAC: 1 DP: 2 HBP: 0	WP: 0 PB: 0 SB: 0 CS: 1	PA: 36
<b>PITCHER</b> Tom Seaver, R (1, 1) ERA: 2.06	IP: 9.0 WLS: W BF: 36 H: 6 R: 0 ER: 0 SO: 4 BB: 6 IBB: 0 HBP: 0 BLK: 0 WP: 0 HR: 0 S: 38 P: 62 ERA: 0.00 WHIP: 1.333															<b>PITCHER</b>					

Batter	1	2	3	4	5	6	7	8	9	AB	R	H	RBI	BB	SO	LOB	BOTTOM			
Dave Collins, S (1, 9) OBP: 0.441, SLG: 0.557										4	0	2	0	0	0	0	<b>Houston Astros @ Cincinnati Reds</b> Riverfront Stadium, Cincinnati, OH Fri May 08 1981, 7:05 PM EDT Att: 31,961 - Unknown			
Sam Mejias, R (8, 9) OBP: 0.250, SLG: 0.375										4	0	1	0	0	0	2				
Ken Griffey, L (1, 8) OBP: 0.274, SLG: 0.320										4	1	2	0	0	0	1				
Dave Concepcion, R (1, 6) OBP: 0.394, SLG: 0.484										3	1	0	0	1	0	2				
George Foster, R (1, 7) OBP: 0.345, SLG: 0.464										4	0	0	0	0	0	3				
Johnny Bench, R (1, 3) OBP: 0.360, SLG: 0.395										3	0	0	0	0	0	2				
Joe Nolan, L (1, 2) OBP: 0.316, SLG: 0.324										3	0	1	2	0	0	0				
Ray Knight, R (1, 5) OBP: 0.289, SLG: 0.326										3	0	1	2	0	0	0				
Ron Oester, S (1, 4) OBP: 0.329, SLG: 0.405										3	1	1	0	0	2	0				
Tom Seaver, R (1, 1) OBP: 0.238, SLG: 0.294										3	1	1	2	0	1	0				
<b>Inning Stats</b>	R: 0 E: 0 K: 0 S: 4	H: 1 LOB: 0 BB: 0 P: 4	R: 0 E: 0 K: 0 S: 3	H: 0 LOB: 0 BB: 0 P: 3	R: 0 E: 0 K: 1 S: 6	H: 1 LOB: 1 BB: 0 P: 6	R: 2 E: 0 K: 0 S: 4	H: 2 LOB: 0 BB: 1 P: 8	R: 0 E: 0 K: 2 S: 7	H: 0 LOB: 0 BB: 0 P: 7	R: 0 E: 0 K: 0 S: 4	H: 1 LOB: 1 BB: 0 P: 4	R: 2 E: 0 K: 0 S: 6	H: 3 LOB: 1 BB: 0 P: 6	R: 0 E: 0 K: 0 S: 3	H: 0 LOB: 0 BB: 0 P: 3	1B: 5 2B: 1 3B: 1 HR: 1	SF: 0 SAC: 0 DP: 0 HBP: 0	WP: 0 PB: 0 SB: 0 CS: 1	PA: 33
<b>PITCHER</b> Don Sutton, R (1, 1) ERA: 3.52 Dave Smith, R (7, 1) ERA: 3.27	IP: 6.0 WLS: L BF: 23 H: 5 R: 2 ER: 2 SO: 3 BB: 1 IBB: 0 HBP: 0 BLK: 0 WP: 0 HR: 0 S: 28 P: 32 ERA: 3.00 WHIP: 1.000															<b>PITCHER</b>				

Batter	1	2	3	4	5	6	7	8	9	AB	R	H	RBI	BB	SO	LOB	TOP					
Terry Puhl, L OBP: 0.303, SLG: 0.370 (1, 9)	0-0 SH5-3 6-3 2B		0-0 F9		4-0 G4-6-3 BB		0-0 E4 2B		0-0 F9	4	1	1	0	1	0	2						
Craig Reynolds, L OBP: 0.283, SLG: 0.386 (1, 6)	0-0 SH5-3		0-0 F8		0-0 G4-6-3		0-0		0-0	3	0	1	0	0	0	2						
Frank LaCorte, R OBP: 0.276, SLG: 0.352 (9, PH)	0-0 2-3		0-0		1-2 2-3		1-3 2B		1-H 2-H 1B 2B	1	1	1	2	0	0	0						
Cesar Cedeno, R OBP: 0.337, SLG: 0.372 (1, 8)	0-0 6-3		0-0 6-3		0-0 G3		0-3 K		0-0 1B	5	0	1	2	0	1	2						
Jose Cruz, L OBP: 0.298, SLG: 0.426 (1, 7)	4-0 BB		0-0 F8		0-0 1B		0-0 1B		0-0 P6	4	0	1	0	1	0	1						
Danny Heep, L OBP: 0.385, SLG: 0.303 (1, 3)	0-0 L5		0-0 1B		0-0 1B		0-0 1B		0-0 4-3	4	0	2	0	0	0	1						
Art Howe, R OBP: 0.396, SLG: 0.480 (1, 5)		0-0 G3		0-0 1B		0-0 1B		0-0 P6		0-0 5-3	4	0	1	0	0	2						
Alan Ashby, S OBP: 0.330, SLG: 0.267 (1, 2)		0-0 FC4-6 1B		0-3 K		0-0 1-2 G6-4-3		0-0 G6-4-3		0-0 BB 2B 1B	4	1	2	0	0	1	4					
Dickie Thon, R OBP: 0.250, SLG: 0.135 (1, 4)		0-0 FC4-6 1-2		0-0 F8		0-0 E6 G6-3		0-0 2B BB		4-0 1-2 2B BB	3	1	0	0	1	0	3					
Joaquin Andujar, S (1, 1)		0-3 K		4-0 C4-6-3 BB BLK BB		0-0 G6-3		0-0 F7		1-0 0-0 0-0 0-0 1-0 1-0	0	0	0	0	0	1	1					
Joe Pittman, R (5, PH)										0	1	0	0	1	0	0	0					
Bobby Sprowl, L (5, 1)										0	0	0	0	0	0	0	0					
Dave Roberts, R (7, PH)										1	0	0	0	0	0	1	0					
Rafael Landestoy, S (7, 4)										1	0	0	0	0	0	2	0					
<b>Inning Stats</b>	R: 1 E: 0 K: 0 S: 4	H: 1 LOB: 1 BB: 1 P: 8	R: 0 E: 0 K: 1 S: 6	H: 1 LOB: 0 BB: 0 P: 6	R: 0 E: 0 K: 0 S: 3	H: 0 LOB: 0 BB: 0 P: 3	R: 0 E: 0 K: 1 S: 7	H: 2 LOB: 2 BB: 0 P: 7	R: 1 E: 0 K: 0 S: 2	H: 0 LOB: 0 BB: 2 P: 10	R: 0 E: 2 K: 0 S: 4	H: 2 LOB: 2 BB: 0 P: 4	R: 0 E: 1 K: 1 S: 7	H: 1 LOB: 2 BB: 0 P: 7	R: 0 E: 0 K: 0 S: 3	H: 0 LOB: 0 BB: 0 P: 3	R: 3 E: 0 K: 0 S: 6	H: 3 LOB: 1 BB: 1 P: 10	1B: 7 2B: 3 3B: 0 HR: 0	SF: 0 SAC: 1 DP: 3 HBP: 0	WP: 0 PB: 0 SB: 0 CS: 0	PA: 40
<b>PITCHER</b>	IP WLS BF H R ER SO BB IBB HBP BLK WP HR S P ERA WHIP	IP WLS BF H R ER SO BB IBB HBP BLK WP HR S P ERA WHIP															IP WLS BF H R ER SO BB IBB HBP BLK WP HR S P ERA WHIP					
Bruce Berenyi, R (1, 1)	8.2 W 39 10 5 5 3 4 0 0 0 0 0 0 41 57 5.19 1.615																					
Joe Price, L (9, 1)	0.1 1 0 0 0 0 0 0 0 0 0 0 0 0 1 1 0.00 0.000																					

Houston Astros @ Cincinnati Reds  
Riverfront Stadium, Cincinnati, OH  
Sat May 09 1981, 3:33 AM EDT  
Att: 30,860 - Unknown


AB 35  
R 5  
H 10  
RBI 4  
BB 4  
SO 3  
LOB 21



Batter	1	2	3	4	5	6	7	8	9	AB	R	H	RBI	BB	SO	LOB	BOTTOM					
Dave Collins, S (1, 9)	4-0 FC5-4 2B BB		0-0 FC6-4 1-2		0-0 6-3			0-0 F7		4	1	0	0	1	1	4						
Ken Griffey, L (1, 8)	4-0 FC5-4 1-2 BB	0-0 2-H 1B 2B		0-0 FC6-4 1B		0-0 F8		4-0 BB BB		3	1	2	1	2	0	0						
Dave Concepcion, R (1, 6)	0-0 FC5-4 1-2 2-3 2B	0-0 2-H 1B		0-0 F8		0-0 6-3		4-0 1-2 BB		4	1	1	1	1	0	3						
George Foster, R (1, 7)	0-0 1B SF8 2B	0-0 F7		0-0 FC6-4 FC4-6 1-2		0-0 HR 1B		0-3 K		5	2	2	2	0	1	4						
Johnny Bench, R (1, 3)	0-0 FC5-4 2-3 1B		0-0 5-3		0-0 FC4-6 1-2		0-0 HR		0-0 L6	5	1	2	2	0	0	3						
Joe Nolan, L (1, 2)	0-0 SF8 3-H		0-0 E S E 1B		0-0 F8 SF8 1B		0-0 4-3		3	2	2	1	0	0	0							
Ray Knight, R (1, 5)	0-0 FC5-4 1-2		0-0 F8 1-2		0-0 1B		0-0 F8		4	0	1	0	0	0	2							
Ron Oester, S (1, 4)		0-0 SH1 2B 1B		0-0 E1 E		0-0 F8 2-3		0-0 F7		4	1	1	0	0	3							
Bruce Berenyi, R (1, 1)		0-0 SH1		0-0 E6 FC6-4 3-H		0-0 SF8		0-0 F5		2	0	0	1	0	0	1						
Joe Price, R (9, 1)										0	0	0	0	0	0	0						
<b>Inning Stats</b>	R: 3 E: 0 K: 0 S: 5	H: 2 LOB: 1 BB: 2 P: 13	R: 2 E: 0 K: 1 S: 8	H: 3 LOB: 1 BB: 0 P: 8	R: 1 E: 2 K: 0 S: 6	H: 1 LOB: 2 BB: 0 P: 6	R: 0 E: 0 K: 0 S: 4	H: 1 LOB: 1 BB: 0 P: 4	R: 2 E: 0 K: 0 S: 5	H: 2 LOB: 0 BB: 0 P: 5	R: 2 E: 0 K: 0 S: 5	H: 2 LOB: 0 BB: 0 P: 5	R: 0 E: 0 K: 1 S: 5	H: 0 LOB: 2 BB: 2 P: 13	R: 0 E: 0 K: 0 S: 5	H: 0 LOB: 0 BB: 0 P: 3	R: 0 E: 0 K: 1 S: 5	H: 0 LOB: 2 BB: 2 P: 13	1B: 8 2B: 2 3B: 0 HR: 1	SF: 2 SAC: 1 DP: 0 HBP: 0	WP: 0 PB: 0 SB: 1 CS: 0	PA: 41
<b>PITCHER</b>	IP WLS BF H R ER SO BB IBB HBP BLK WP HR S P ERA WHIP	IP WLS BF H R ER SO BB IBB HBP BLK WP HR S P ERA WHIP															IP WLS BF H R ER SO BB IBB HBP BLK WP HR S P ERA WHIP					
Joaquin Andujar, R (1, 1)	4.0 L 23 4 3 3 0 0 0 0 0 0 0 0 10 10 13.50 2.250																					
Bobby Sprowl, L (5, 1)	2.0 10 4 3 3 0 0 0 0 0 0 0 0 1 10 10 13.50 2.000																					
Frank LaCorte, R (7, 1)	2.0 8 0 0 0 0 1 2 0 0 0 0 0 0 8 16 0.00 1.000																					

Houston Astros @ Cincinnati Reds  
Riverfront Stadium, Cincinnati, OH  
Sat May 09 1981, 3:33 AM EDT  
Att: 30,860 - Unknown

AB 34  
R 9  
H 11  
RBI 8  
BB 4  
SO 2  
LOB 20



Batter	1	2	3	4	5	6	7	8	9	AB	R	H	RBI	BB	SO	LOB	TOP					
Terry Puhl, L OBP: 0.316, SLG: 0.404 (1, 9)										4	2	2	1	1	0	1						
Craig Reynolds, L OBP: 0.297, SLG: 0.425 (1, 6)										5	3	3	0	0	1	2						
Cesar Cedeno, R OBP: 0.358, SLG: 0.381 (1, 8)										3	1	2	1	1	0	1						
Jose Cruz, L OBP: 0.302, SLG: 0.429 (1, 7)										4	1	2	3	0	0	3						
Danny Heep, L OBP: 0.364, SLG: 0.289 (1, 3)										5	0	1	1	0	1	7						
Art Howe, R OBP: 0.388, SLG: 0.467 (1, 5)										5	0	1	0	0	1	3						
Dickie Thon, R OBP: 0.245, SLG: 0.143 (1, 4)										5	0	1	1	0	0	0						
Luis Pujols, R OBP: 0.174, SLG: 0.095 (1, 2)										5	0	0	0	0	1	2						
Joe Niekro, R OBP: 0.158, SLG: 0.059 Dave Roberts, R OBP: 0.188, SLG: 0.250 Dave Smith, R Frank LaCorte, R (6, 1)										2	0	0	0	0	1	0						
<b>Inning Stats</b>	R: 1 E: 0 K: 1 S: 7	H: 2 LOB: 2 BB: 1 P: 11	R: 0 E: 0 K: 1 S: 5	H: 0 LOB: 0 BB: 0 P: 5	R: 0 E: 1 K: 1 S: 7	H: 1 LOB: 2 BB: 0 P: 7	R: 0 E: 0 K: 2 S: 7	H: 0 LOB: 0 BB: 0 P: 7	R: 3 E: 0 K: 0 S: 6	H: 3 LOB: 1 BB: 0 P: 7	R: 0 E: 0 K: 0 S: 4	H: 1 LOB: 1 BB: 0 P: 4	R: 2 E: 0 K: 0 S: 7	H: 4 LOB: 2 BB: 0 P: 7	R: 1 E: 0 K: 1 S: 7	H: 2 LOB: 2 BB: 1 P: 11	R: 0 E: 0 K: 0 S: 3	H: 0 LOB: 0 BB: 0 P: 3	1B: 10 2B: 1 3B: 1 HR: 1	SF: 1 SAC: 0 DP: 0 HBP: 1	WP: 0 PB: 0 SB: 1 CS: 0	PA: 44
<b>PITCHER</b>	IP WLS BF H R ER SO BB IBB HBP BLK WP HR S P ERA WHIP																					
Frank Pastore, R ERA: 4.2 Joe Price, L ERA: 3.78 Doug Bair, R ERA: 6.59 (1, 1) (7, 1) (8, 1)	6.0 L 30 9 6 6 5 1 0 1 1 0 1 38 43 9.00 1.667																					

Houston Astros @ Cincinnati Reds  
Riverfront Stadium, Cincinnati, OH  
Sun May 10 1981, 3:33 AM EDT  
Att: 31,903 - Unknown

AB 40  
R 7  
H 13  
RBI 7  
BB 2  
SO 6  
LOB 19



Batter	1	2	3	4	5	6	7	8	9	AB	R	H	RBI	BB	SO	LOB	BOTTOM			
Dave Collins, S OBP: 0.438, SLG: 0.543 (1, 9)										4	1	2	1	1	1	1				
Ken Griffey, L OBP: 0.293, SLG: 0.351 (1, 8)										5	1	1	1	0	0	3				
Dave Concepcion, R OBP: 0.395, SLG: 0.471 (1, 6)										5	1	2	0	0	0	1				
George Foster, R OBP: 0.350, SLG: 0.495 (1, 7)										5	1	2	2	0	2	2				
Johnny Bench, R OBP: 0.390, SLG: 0.481 (1, 3)										4	0	3	0	0	0	0				
Joe Nolan, L OBP: 0.304, SLG: 0.317 (1, 2)										4	0	0	0	0	2	4				
Ray Knight, R OBP: 0.276, SLG: 0.309 (1, 5)										4	0	0	0	0	0	2				
Ron Oester, S OBP: 0.345, SLG: 0.427 (1, 4)										4	1	3	0	0	0	0				
Frank Pastore, R OBP: 0.200, SLG: 0.200 Joe Price, R Harry Spilman, L OBP: 0.154, SLG: 0.154 Doug Bair, R Larry Bittner, L OBP: 0.400, SLG: 0.538 (1, 1) (7, 1) (8, 1) (9, PH)	R: 0 E: 0 K: 0 S: 3	H: 1 LOB: 0 BB: 0 P: 3	R: 0 E: 0 K: 0 S: 4	H: 1 LOB: 0 BB: 0 P: 4	R: 0 E: 0 K: 0 S: 4	H: 1 LOB: 1 BB: 0 P: 4	R: 2 E: 0 K: 1 S: 9	H: 4 LOB: 2 BB: 0 P: 9	R: 0 E: 0 K: 0 S: 5	H: 0 LOB: 0 BB: 0 P: 5	R: 0 E: 0 K: 1 S: 5	H: 0 LOB: 0 BB: 0 P: 5	R: 0 E: 0 K: 1 S: 7	H: 2 LOB: 2 BB: 0 P: 7	R: 3 E: 0 K: 2 S: 11	H: 4 LOB: 1 BB: 0 P: 11	1B: 9 2B: 2 3B: 1 HR: 1	SF: 0 SAC: 0 DP: 0 HBP: 0	WP: 2 PB: 1 SB: 0 CS: 1	PA: 40
<b>PITCHER</b>	IP WLS BF H R ER SO BB IBB HBP BLK WP HR S P ERA WHIP																			
Joe Niekro, R ERA: 2.5 Dave Smith, R ERA: 3.66 Frank LaCorte, R ERA: 2.13 (1, 1) (6, 1) (9, 1)	5.0 W 22 7 2 2 2 1 0 0 0 0 1 0 23 23 3.60 1.600																			

Houston Astros @ Cincinnati Reds  
Riverfront Stadium, Cincinnati, OH  
Sun May 10 1981, 3:33 AM EDT  
Att: 31,903 - Unknown

AB 39  
R 5  
H 13  
RBI 4  
BB 1  
SO 6  
LOB 17




Batter	1	2	3	4	5	6	7	8	9	AB	R	H	RBI	BB	SO	LOB	TOP					
Terry Puhl, L OBP: 0.319, SLG: 0.398 (1, 9)										4	1	1	0	1	1	1	<b>Houston Astros @ Cincinnati Reds</b> Riverfront Stadium, Cincinnati, OH Mon May 11, 1981, 7:05 PM EDT Att: 11,795 - Unknown					
Craig Reynolds, L OBP: 0.304, SLG: 0.427 (1, 6)										4	1	2	0	0	0	1						
Cesar Cedeno, R OBP: 0.367, SLG: 0.400 Gary Woods, R OBP: 0.121, SLG: 0.033 (1, 8) (5, 9)										3	2	2	1	0	0	1						
Jose Cruz, L OBP: 0.308, SLG: 0.457 (1, 7)										4	1	2	2	0	0	3						
Danny Heep, L OBP: 0.354, SLG: 0.268 (1, 3)										3	0	0	0	1	0	1						
Art Howe, R OBP: 0.392, SLG: 0.468 (1, 5)										4	0	2	1	0	1	0						
Alan Ashby, S OBP: 0.326, SLG: 0.256 (1, 2)										3	0	0	1	1	0	1						
Dickie Thon, R OBP: 0.245, SLG: 0.152 (1, 4)										4	0	1	0	0	0	4						
Nolan Ryan, R OBP: 0.154, SLG: 0.154 (1, 1)										4	0	1	0	0	0	1						
<b>Inning Stats</b>	R: 3 E: 0 K: 0 S: 6	H: 4 LOB: 2 BB: 2 P: 14	R: 0 E: 0 K: 1 S: 6	H: 1 LOB: 1 BB: 0 P: 6	R: 0 E: 0 K: 1 S: 5	H: 1 LOB: 0 BB: 0 P: 5	R: 0 E: 0 K: 0 S: 3	H: 0 LOB: 0 BB: 0 P: 3	R: 2 E: 0 K: 0 S: 5	H: 2 LOB: 0 BB: 0 P: 5	R: 0 E: 0 K: 0 S: 4	H: 1 LOB: 1 BB: 0 P: 4	R: 0 E: 0 K: 0 S: 3	H: 0 LOB: 1 BB: 1 P: 7	R: 0 E: 0 K: 0 S: 4	H: 1 LOB: 1 BB: 0 P: 4		R: 0 E: 0 K: 0 S: 4	H: 1 LOB: 1 BB: 0 P: 4	1B: 9 2B: 1 3B: 0 HR: 1	SF: 0 SAC: 1 DP: 2 HBP: 0	WP: 0 PB: 0 SB: 0 CS: 0
<b>PITCHER</b>	IP WLS BF H R ER SO BB IBB HBP BLK WP HR S P ERA WHIP	6.0 L 27 9 5 5 2 1 1 0 0 0 1 29 37 7.50 1.667	3.0 W 12 2 0 0 0 1 0 0 0 0 0 11 15 0.00 1.000	<b>PITCHER</b>																		
Michael LaCoss, R ERA: 6.84 (1, 1)																						
Paul Moskau, R ERA: 2.95 (7, 1)																						

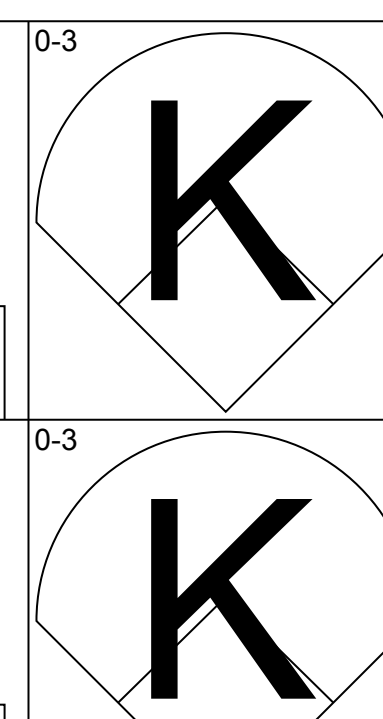
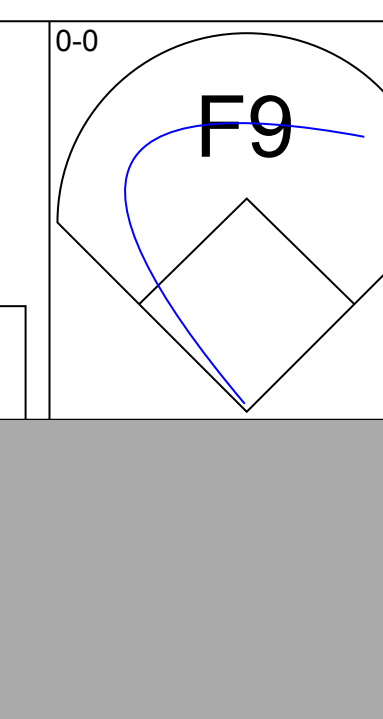
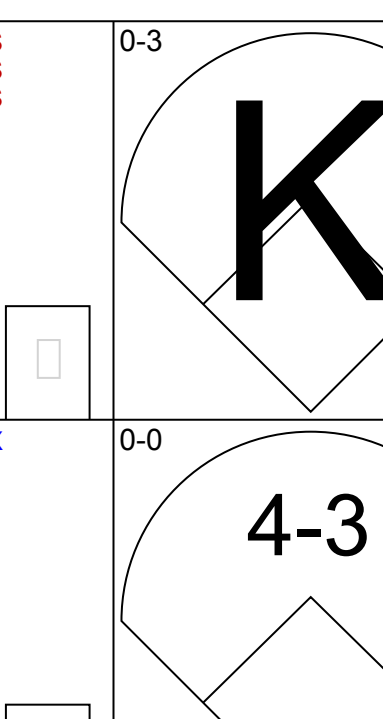
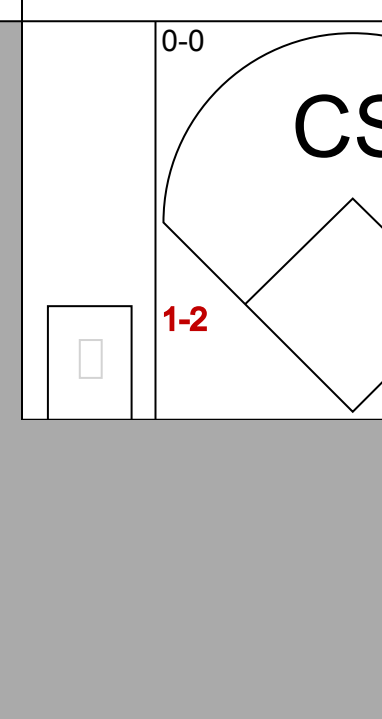
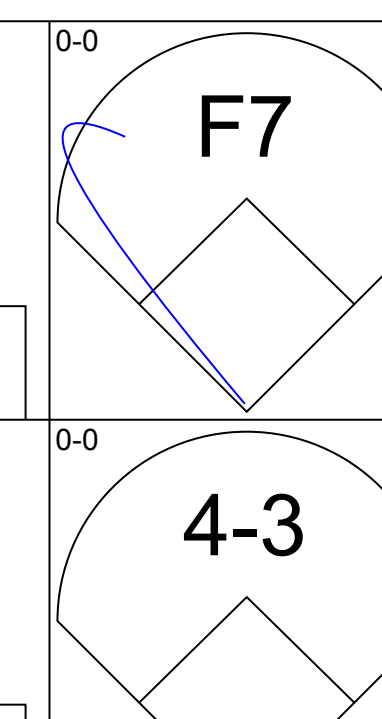
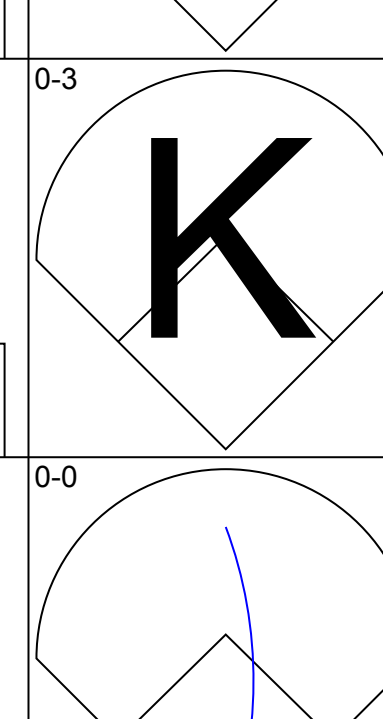
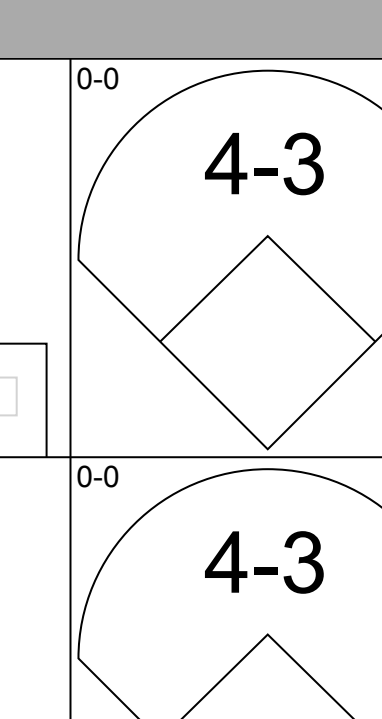
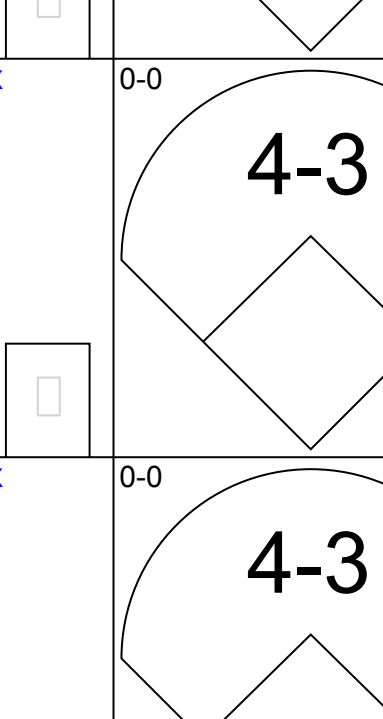
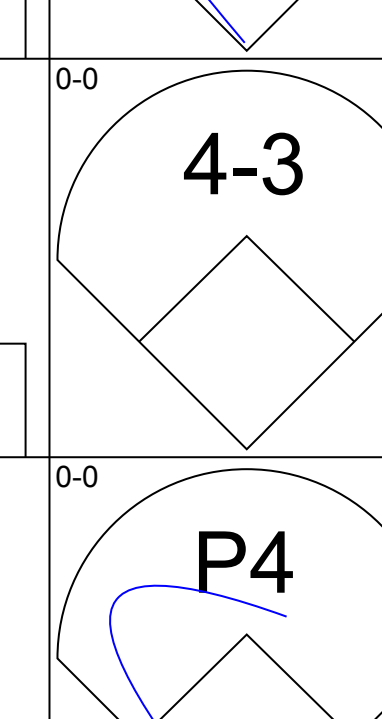
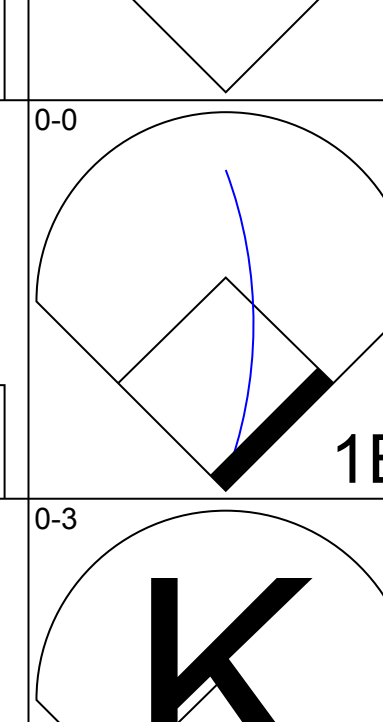
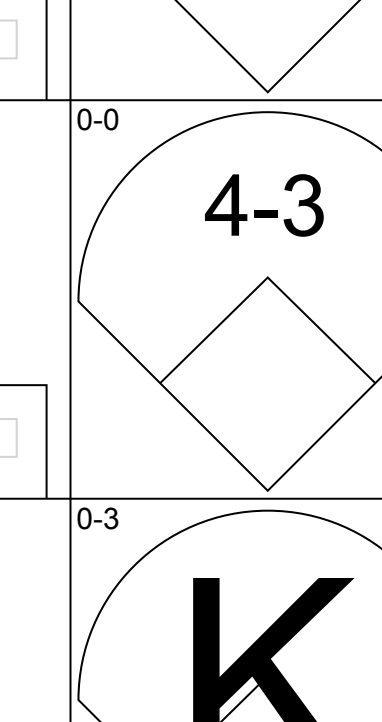
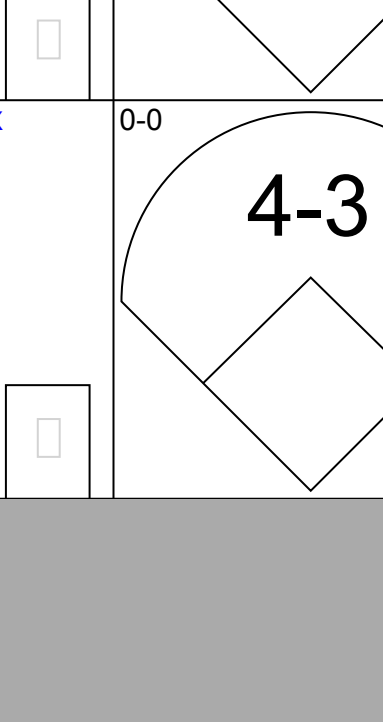
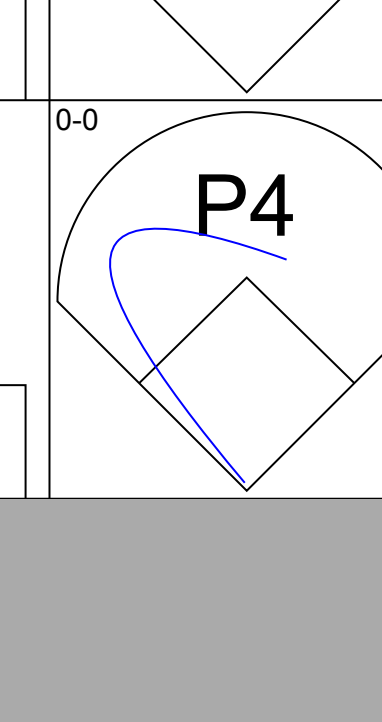
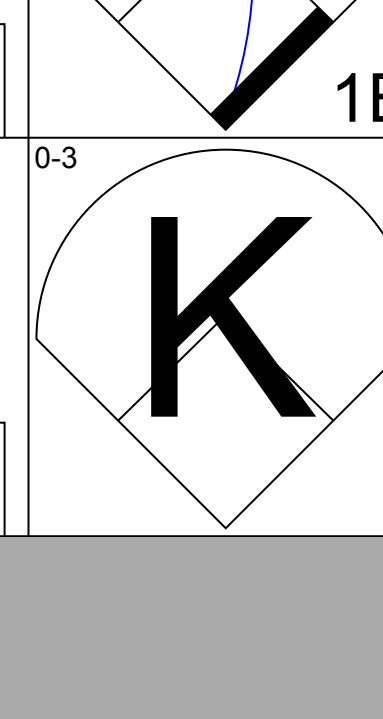
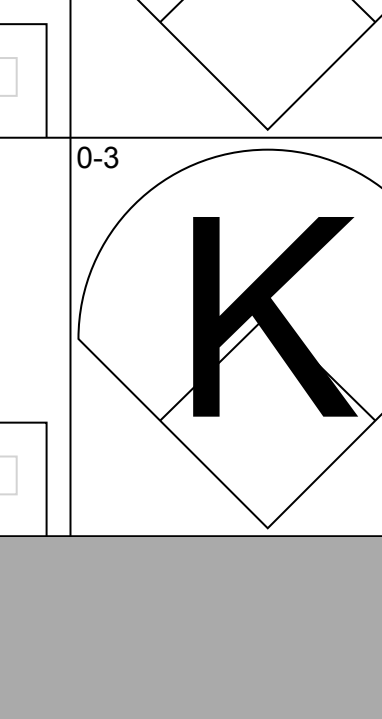
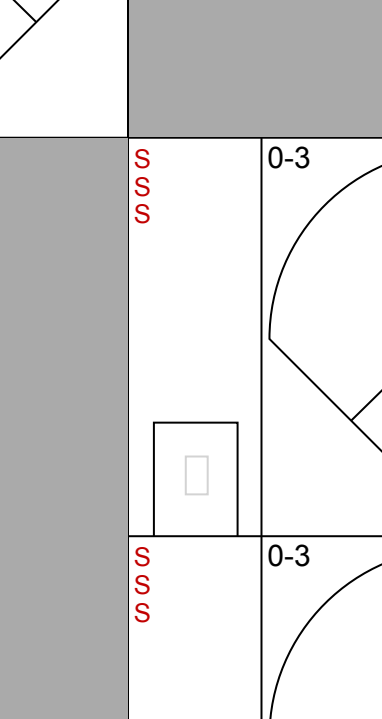
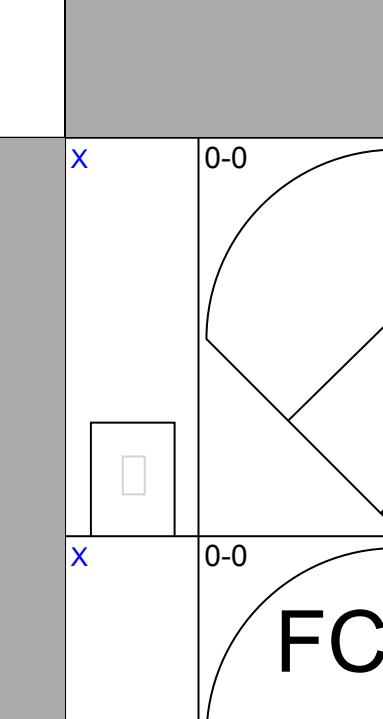
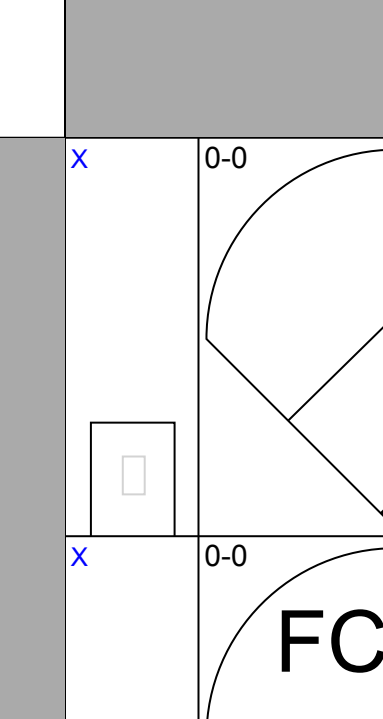
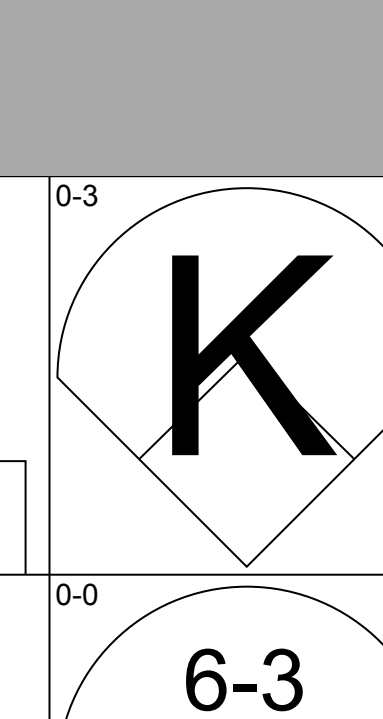
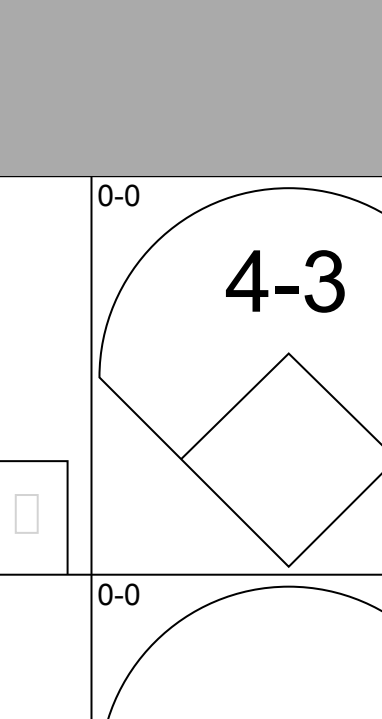
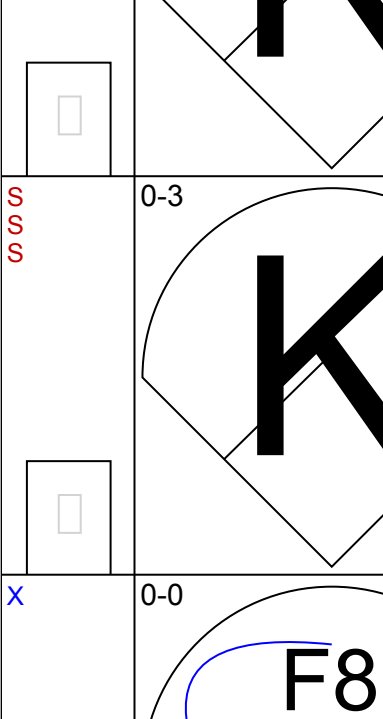
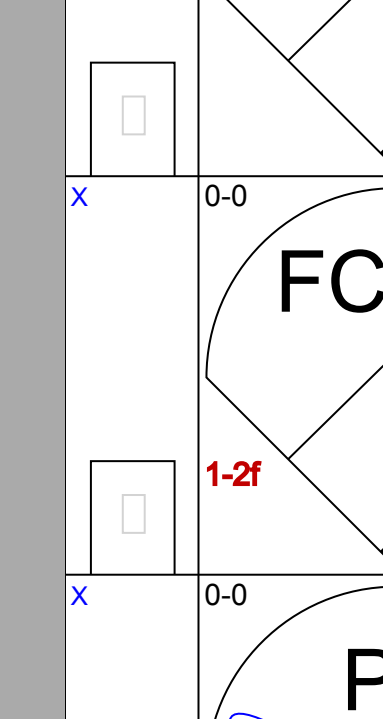
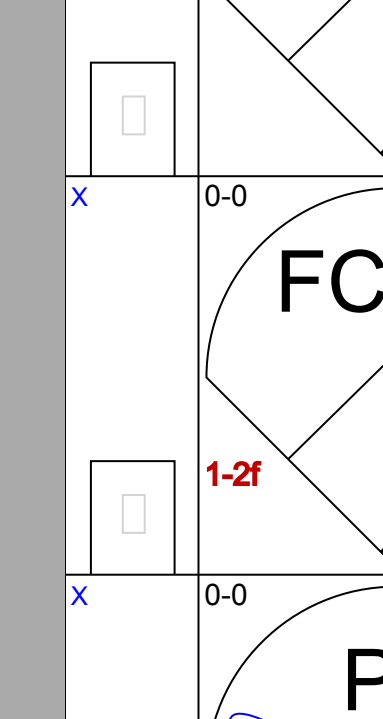
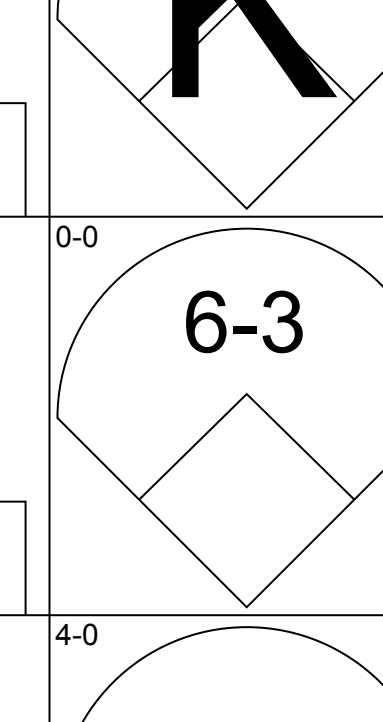
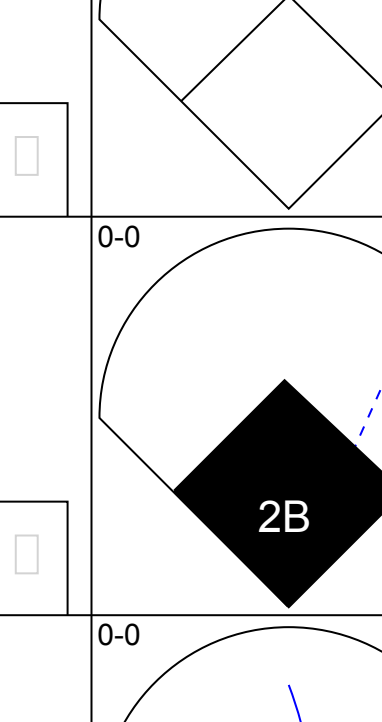
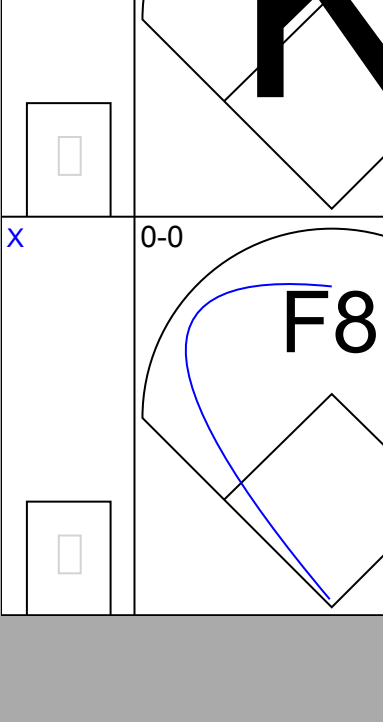
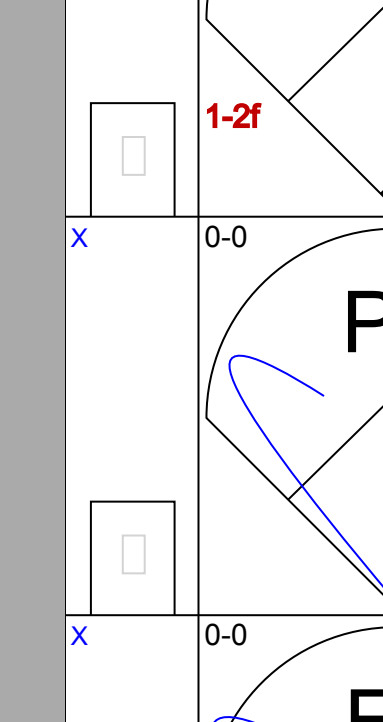
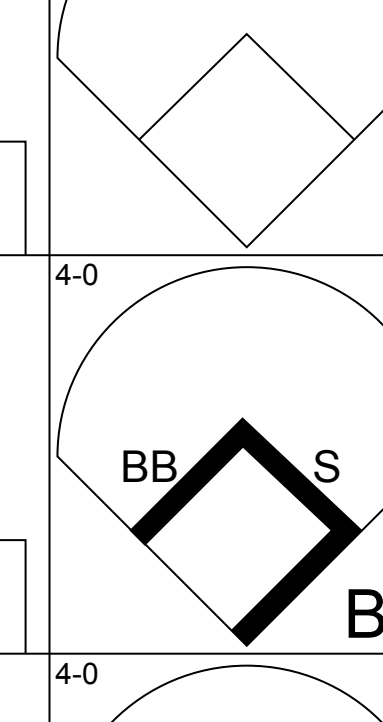
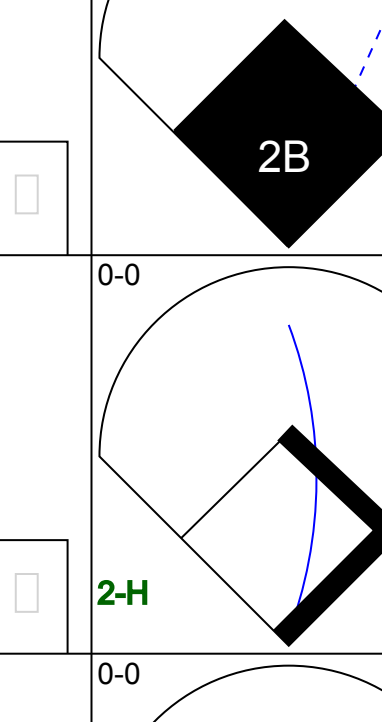
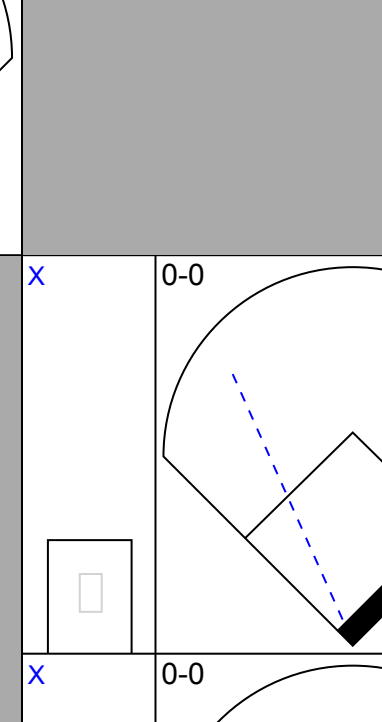
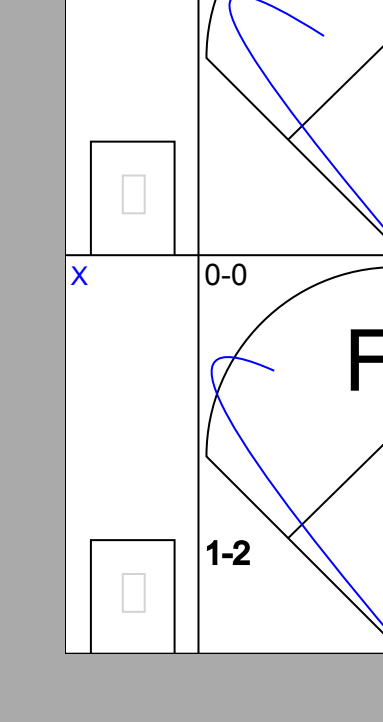
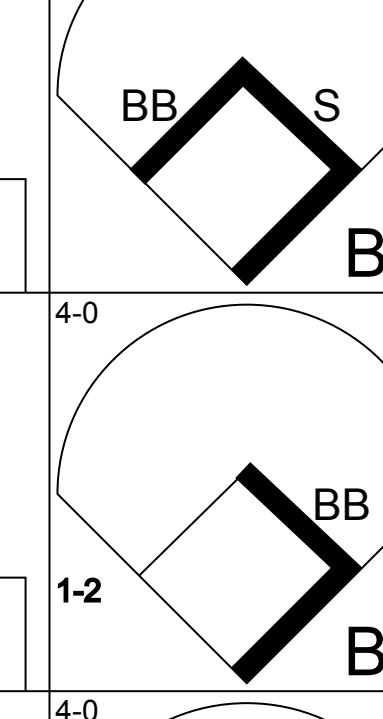
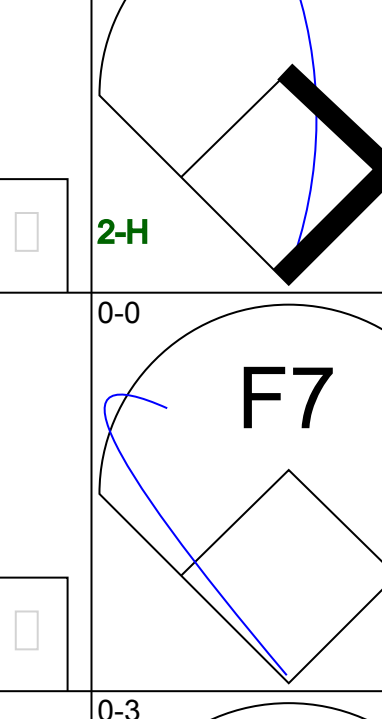
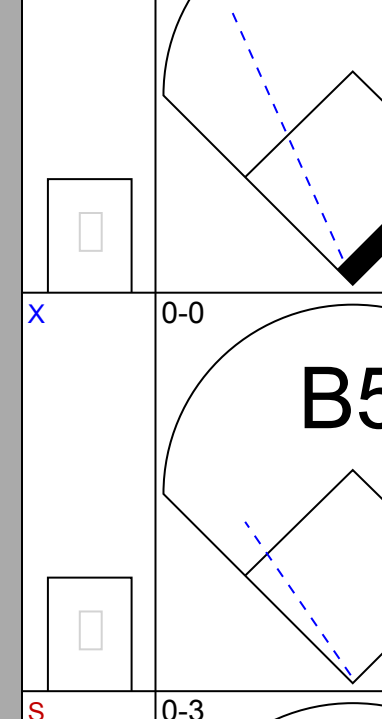
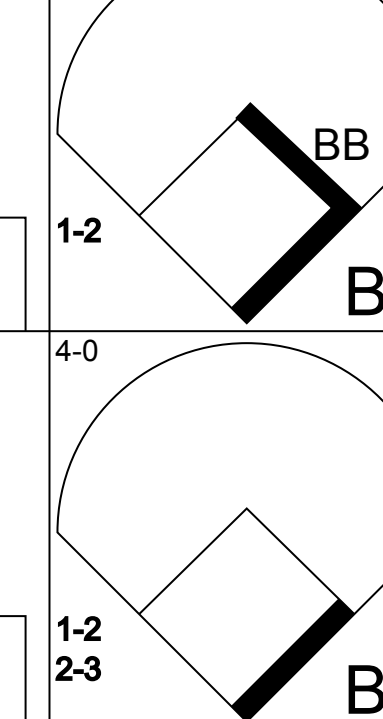
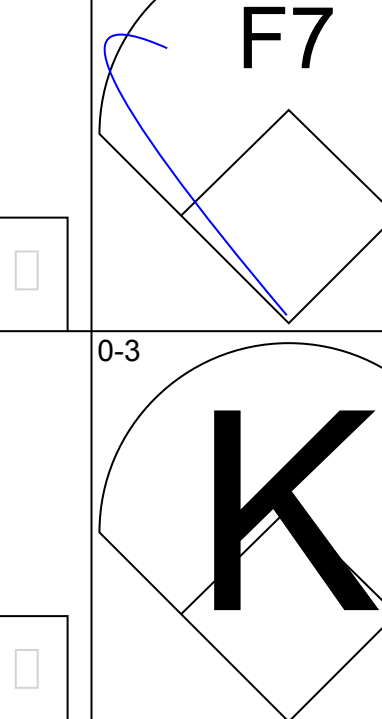
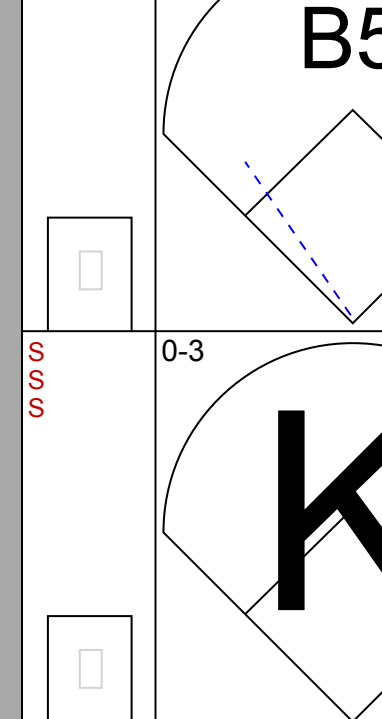
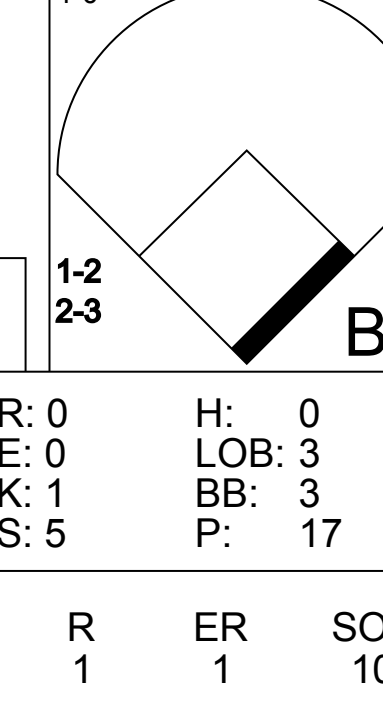
AB 35  
R 5  
H 11  
RBI 5  
BB 3  
SO 2  
LOB 15



Batter	1	2	3	4	5	6	7	8	9	AB	R	H	RBI	BB	SO	LOB	BOTTOM			
Dave Collins, S OBP: 0.437, SLG: 0.532 (1, 9)										4	0	1	0	1	2	4	<b>Houston Astros @ Cincinnati Reds</b> Riverfront Stadium, Cincinnati, OH Mon May 11, 1981, 7:05 PM EDT Att: 11,795 - Unknown			
Ken Griffey, L OBP: 0.281, SLG: 0.336 (1, 8)										5	0	0	0	0	3	6				
Dave Concepcion, R OBP: 0.390, SLG: 0.462 (1, 6)										4	0	1	0	0	2	1				
George Foster, R OBP: 0.347, SLG: 0.486 (1, 7)										4	0	1	0	0	1	1				
Johnny Bench, R OBP: 0.381, SLG: 0.464 (1, 3)										4	0	1	0	0	1	3				
Joe Nolan, L OBP: 0.300, SLG: 0.333 (1, 2)										4	0	1	0	0	0	1				
Ray Knight, R OBP: 0.294, SLG: 0.313 (1, 5)										2	0	1	0	1	1	0				
Ron Oester, S OBP: 0.341, SLG: 0.419 (1, 4)										4	0	1	0	0	1	3				
Michael LaCoss, R (1, 1)										0	0	0	0	0	0	0				
Harry Spilman, L OBP: 0.214, SLG: 0.154 (6, PH)										0	0	0	0	1	0	0				
Paul Moskau, R (7, 1)										0	0	0	0	0	0	0				
Larry Bittner, L OBP: 0.375, SLG: 0.500 (8, PH)										1	0	0	0	0	0	0				
<b>Inning Stats</b>	R: 0 E: 0 K: 3 S: 11	H: 2 LOB: 2 BB: 0 P: 11	R: 0 E: 0 K: 2 S: 8	H: 1 LOB: 3 BB: 1 P: 13	R: 0 E: 0 K: 0 S: 4	H: 1 LOB: 1 BB: 0 P: 4	R: 0 E: 0 K: 1 S: 6	H: 1 LOB: 2 BB: 1 P: 10	R: 0 E: 0 K: 1 S: 6	H: 1 LOB: 2 BB: 1 P: 10	R: 0 E: 0 K: 0 S: 4	H: 1 LOB: 1 BB: 0 P: 4	R: 0 E: 0 K: 1 S: 5	H: 0 LOB: 0 BB: 0 P: 5	R: 0 E: 0 K: 1 S: 5	H: 0 LOB: 0 BB: 0 P: 5	1B: 6 2B: 1 3B: 0 HR: 0	SF: 0 SAC: 2 DP: 0 HBP: 1	WP: 1 PB: 0 SB: 0 CS: 0	PA: 38
<b>PITCHER</b>	IP WLS BF H R ER SO BB IBB HBP BLK WP HR S P ERA WHIP	9.0 W 38 7 0 0 11 3 0 1 0 1 0 56 69 0.00 1.111	<b>PITCHER</b>																	
Nolan Ryan, R ERA: 1.29 (1, 1)																				

AB 32  
R 0  
H 7  
RBI 0  
BB 3  
SO 11  
LOB 19



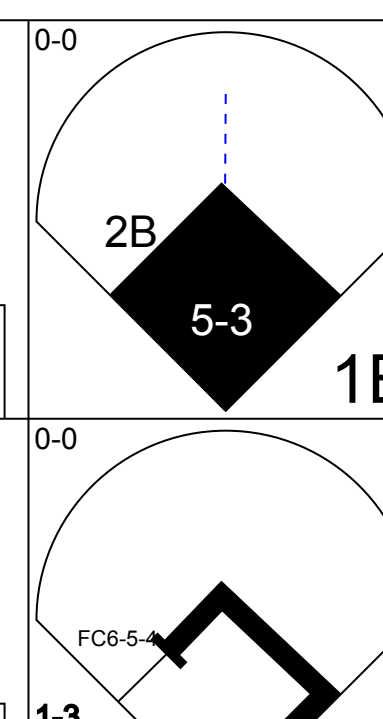
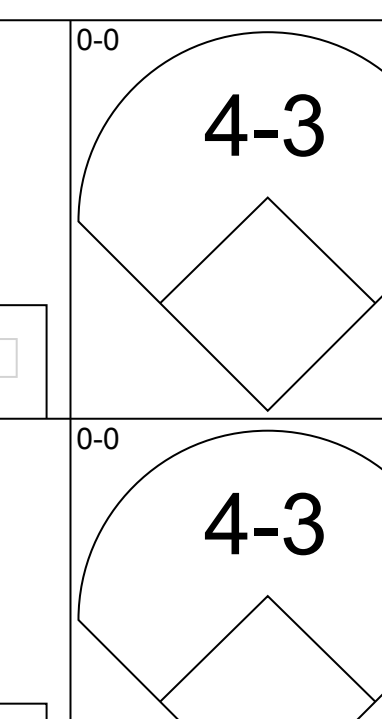
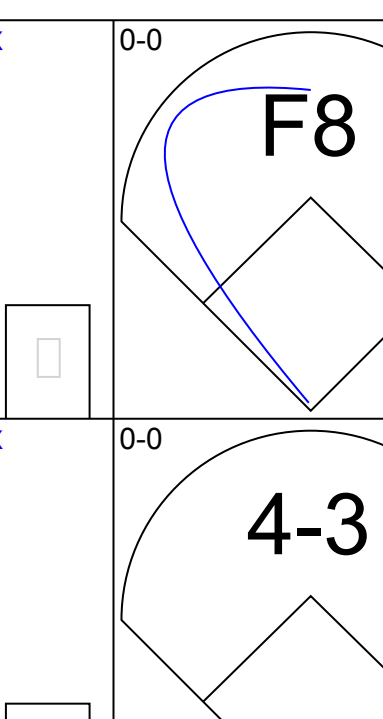
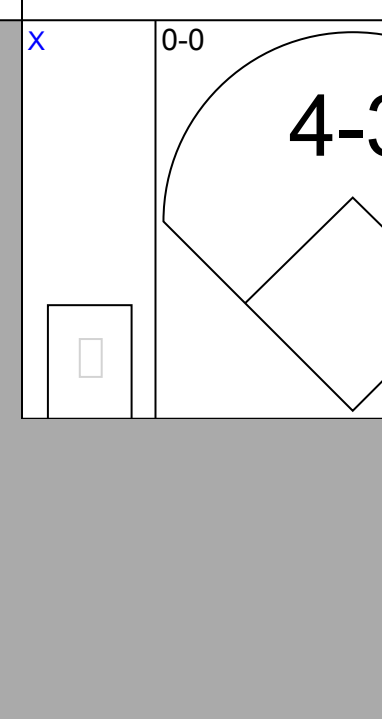
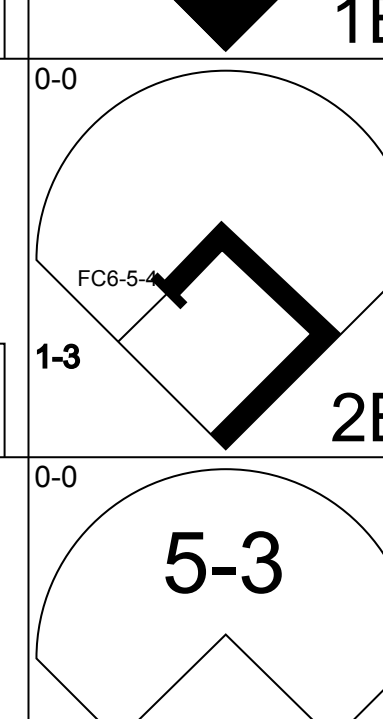
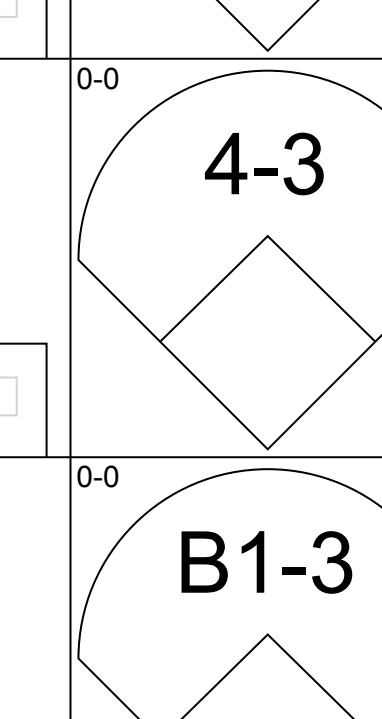
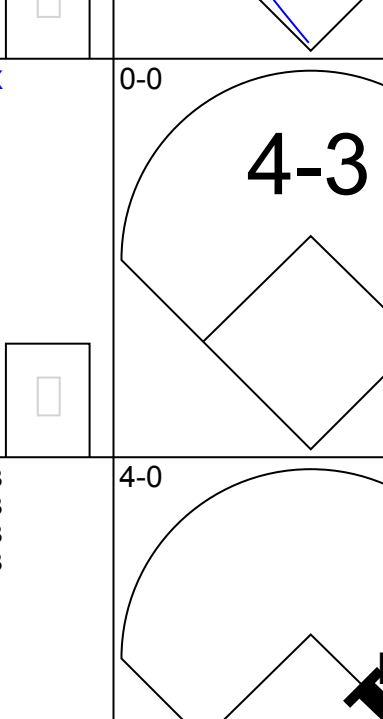
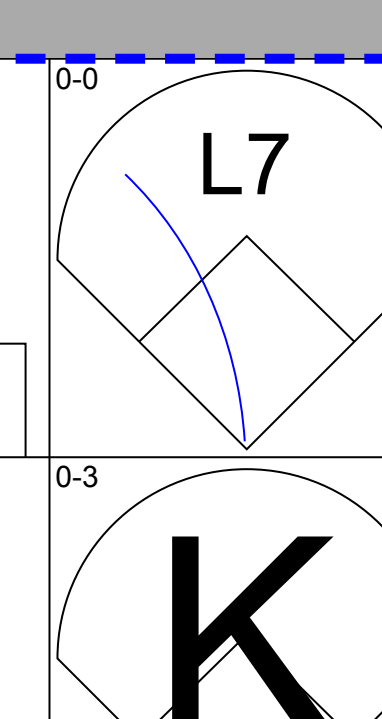
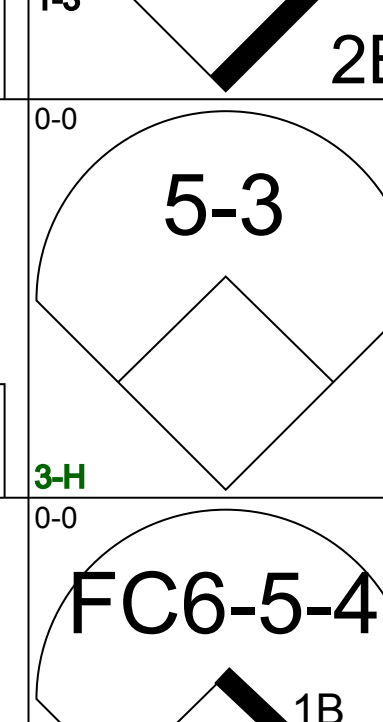
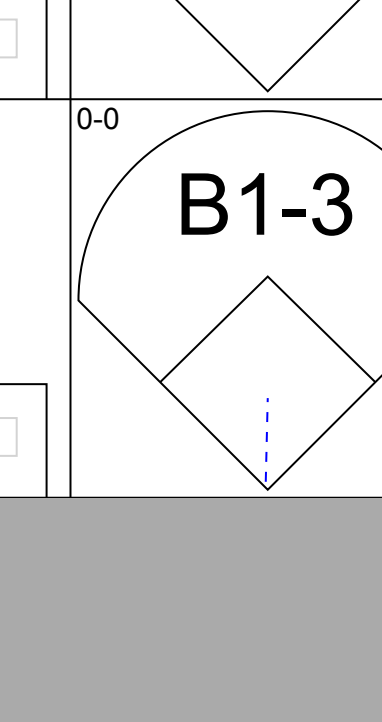
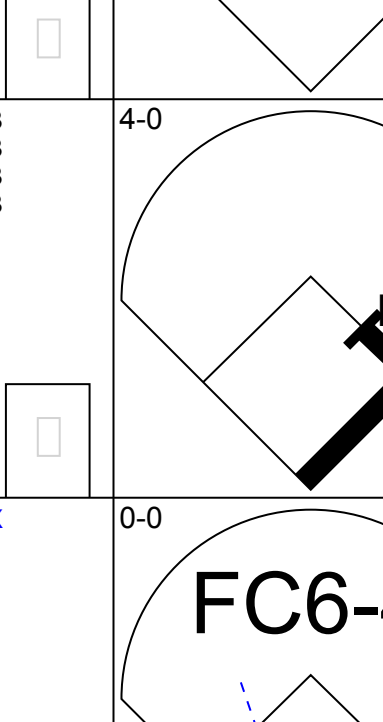
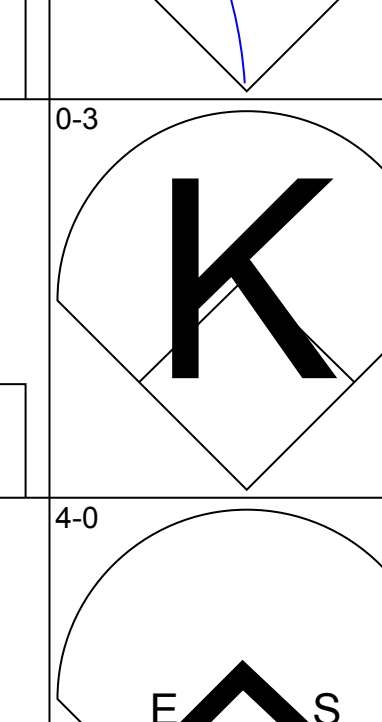
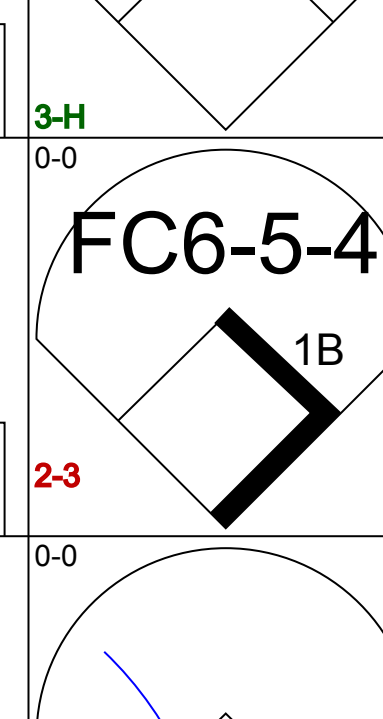
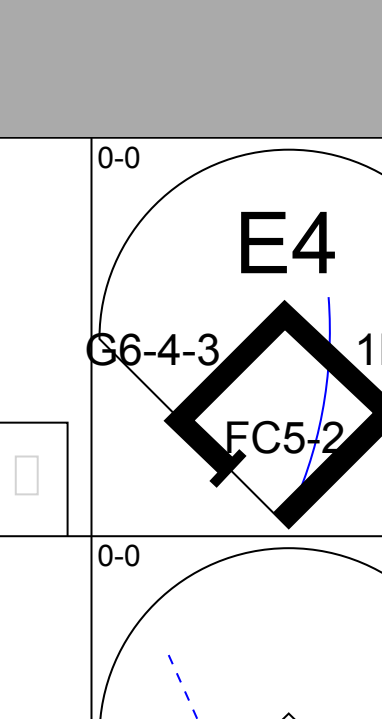
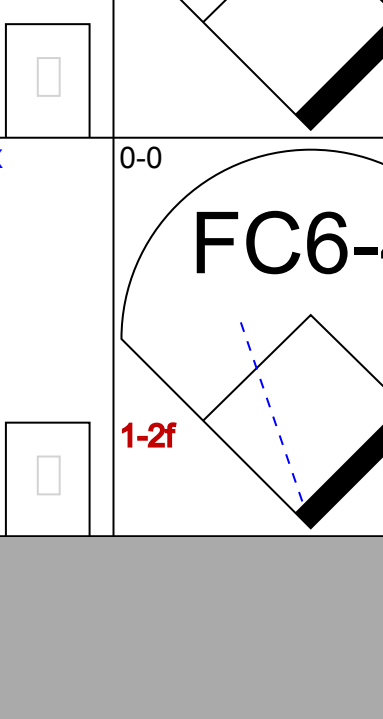
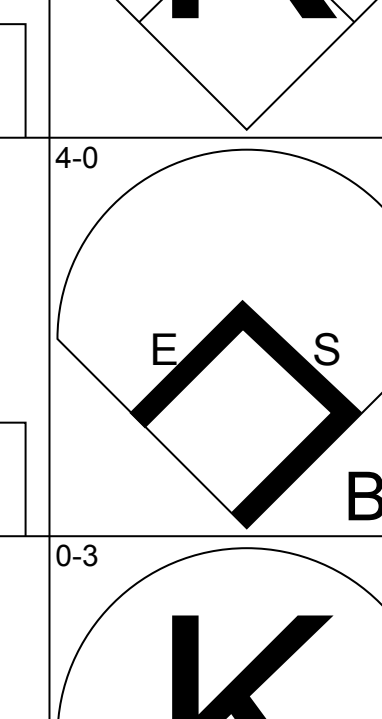
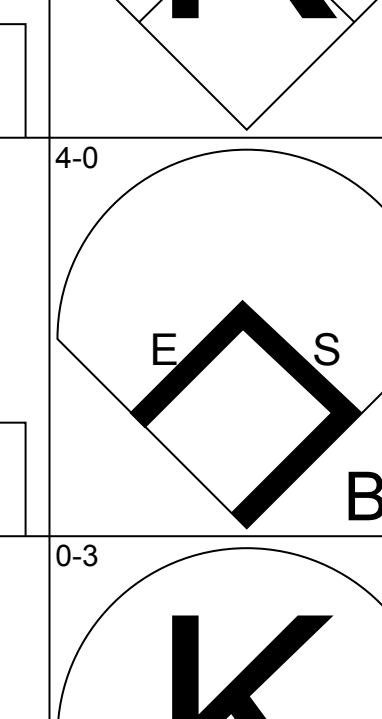
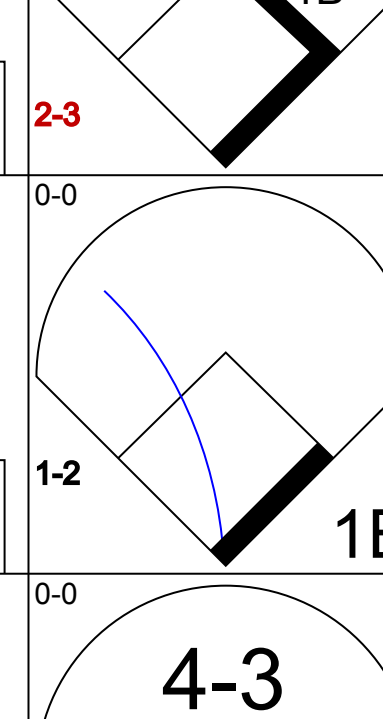
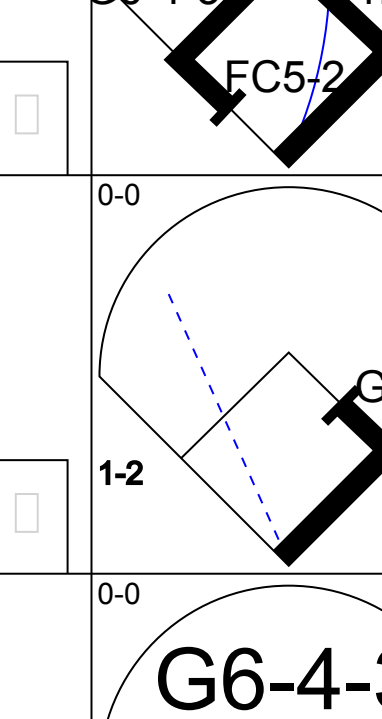

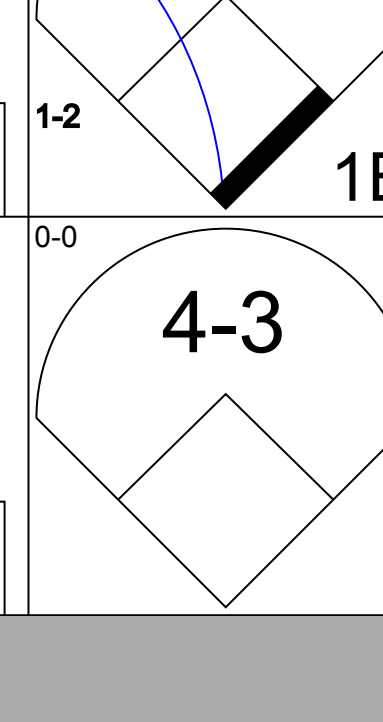
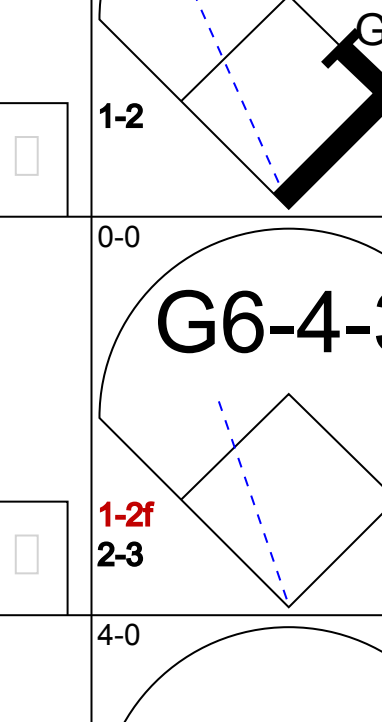

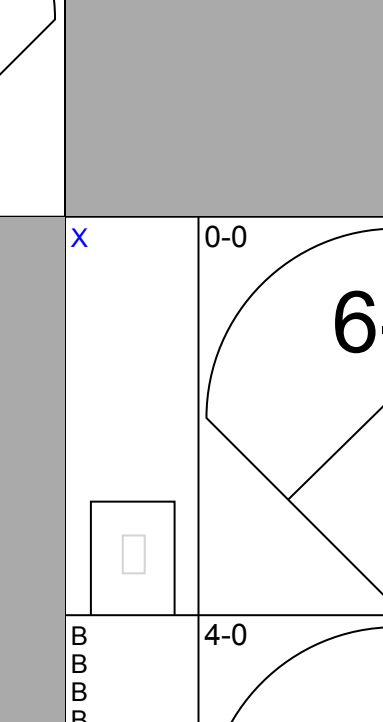
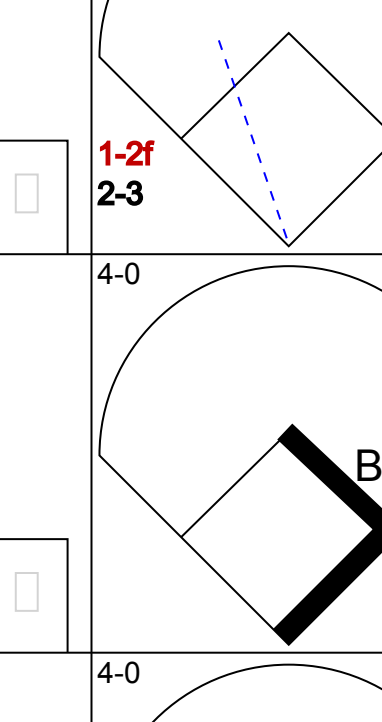

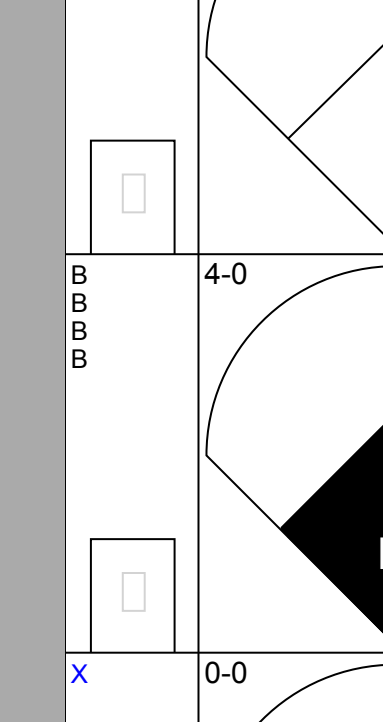
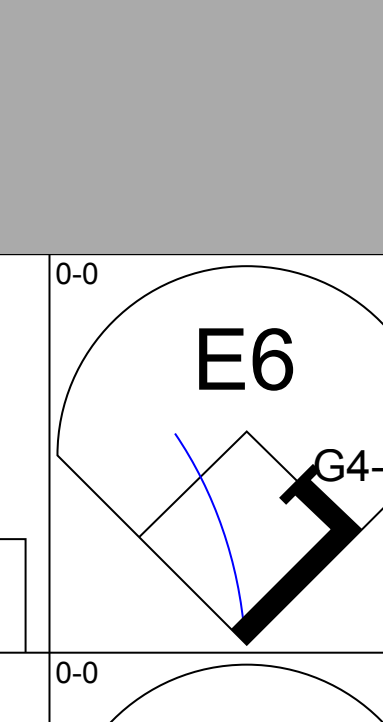
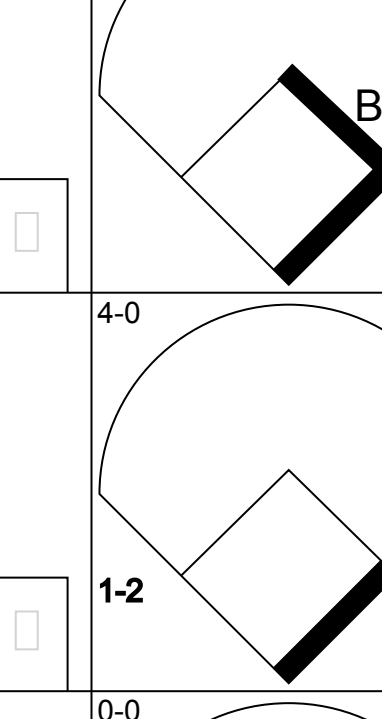
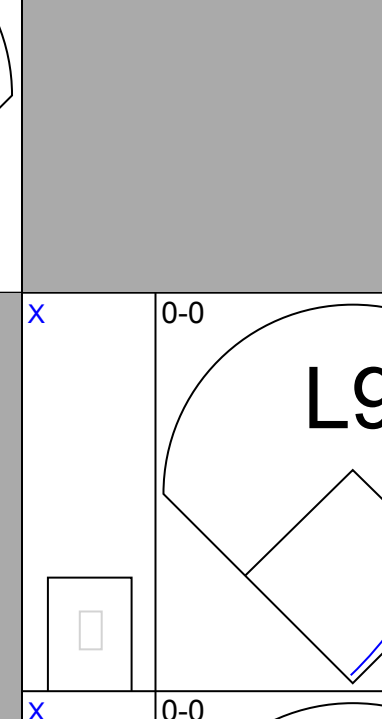
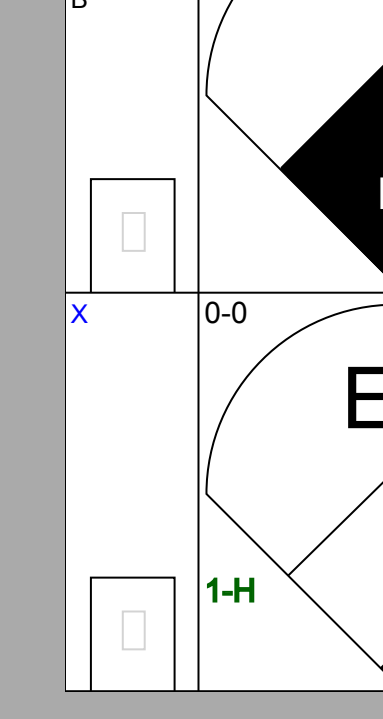
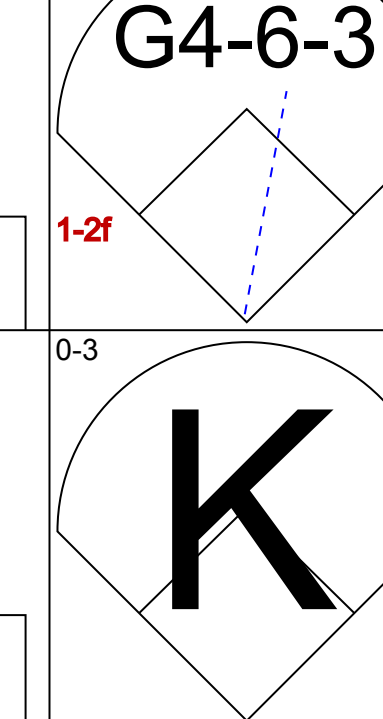
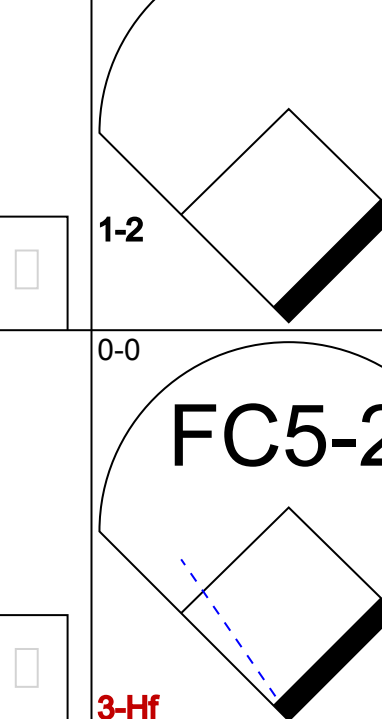
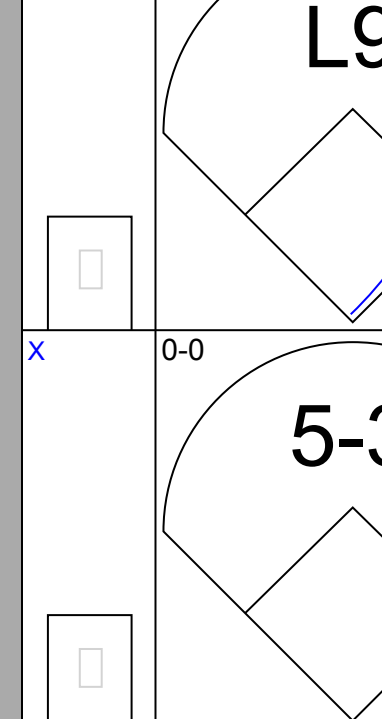
Batter	1	2	3	4	5	6	7	8	9	AB	R	H	RBI	BB	SO	LOB	TOP		
Ivan De Jesus, R OBP: 0.259, SLG: 0.182 (1, 6)										4	0	0	0	0	2	3			
Joe Strain, R OBP: 0.355, SLG: 0.259 (1, 4)										4	0	0	0	0	1	0			
Bill Buckner, L OBP: 0.316, SLG: 0.482 (1, 3)										4	0	1	0	0	0	0			
Leon Durham, L OBP: 0.307, SLG: 0.412 (1, 9)										4	0	1	0	0	3	1			
Steve Henderson, R OBP: 0.393, SLG: 0.400 (1, 7)										4	0	0	0	0	2	1			
Scot Thompson, L OBP: 0.236, SLG: 0.277 (1, 8)										4	1	1	0	0	0	1			
Hector Cruz, R OBP: 0.405, SLG: 0.581 (1, 5)										3	0	2	1	1	0	1			
Tim Blackwell, S OBP: 0.288, SLG: 0.197 (1, 2)										2	0	0	0	1	0	2			
Randy Martz, L OBP: 0.333, SLG: 0.200 Dick Tidrow, R (8, 1)										2	0	0	0	1	2	2			
										0	0	0	0	0	0	0			
<b>Inning Stats</b>	R: 0 E: 0 K: 3 S: 10	H: 1 LOB: 1 BB: 0 P: 10	R: 0 E: 0 K: 1 S: 5	H: 0 LOB: 3 BB: 3 P: 17	R: 0 E: 0 K: 1 S: 5	H: 0 LOB: 0 BB: 0 P: 5	R: 1 E: 0 K: 1 S: 7	H: 2 LOB: 1 BB: 0 P: 7	R: 0 E: 0 K: 2 S: 5	H: 0 LOB: 0 BB: 0 P: 7	R: 0 E: 0 K: 1 S: 5	H: 1 LOB: 0 BB: 0 P: 5	R: 0 E: 0 K: 0 S: 3	H: 0 LOB: 0 BB: 0 P: 3	R: 0 E: 0 K: 0 S: 4	H: 1 LOB: 1 BB: 0 P: 4	1B: 3 2B: 2 3B: 0 HR: 0	SF: 0 SAC: 0 DP: 0 HBP: 0	WP: 0 PA: 35 PB: 0 SB: 1 CS: 1
<b>PITCHER</b> Mario Soto, R ERA: 2.92 (1, 1)	IP: 9.0 WLS: W BF: 34 H: 5 R: 1 ER: 1 SO: 10 BB: 3 IBB: 0 HBP: 0 BLK: 1 WP: 0 HR: 0 S: 51 P: 63 ERA: 1.00 WHIP: 0.889																		

Chicago Cubs @ Cincinnati Reds  
Riverfront Stadium, Cincinnati, OH  
Tue May 12 1981, 7:05 PM EDT  
Att: 12,016 - Unknown - 65 F

livebaseballscores.com

AB 31  
R 1  
H 5  
RBI 1  
BB 3  
SO 10  
LOB 11




Batter	1	2	3	4	5	6	7	8	9	AB	R	H	RBI	BB	SO	LOB	BOTTOM		
Dave Collins, S OBP: 0.431, SLG: 0.522 (1, 9)										4	1	1	0	0	0	0			
Ken Griffey, L OBP: 0.280, SLG: 0.342 (1, 8)										4	0	1	0	0	0	0			
Dave Concepcion, R OBP: 0.386, SLG: 0.450 (1, 6)										3	0	0	1	1	1	1			
George Foster, R OBP: 0.344, SLG: 0.474 (1, 7)										3	0	0	0	1	0	2			
Johnny Bench, R OBP: 0.388, SLG: 0.467 (1, 3)										4	0	2	0	0	2	1			
Joe Nolan, L OBP: 0.276, SLG: 0.306 (1, 2)										4	0	0	0	0	0	4			
Ray Knight, R OBP: 0.301, SLG: 0.307 (1, 5)										2	1	0	0	2	0	0			
Ron Oester, S OBP: 0.347, SLG: 0.416 (1, 4)										3	0	1	0	1	0	1			
Mario Soto, R OBP: 0.067, SLG: 0.067 (1, 1)										3	0	0	0	0	1	3			
<b>Inning Stats</b>	R: 1 E: 0 K: 0 S: 6	H: 3 LOB: 2 BB: 0 P: 6	R: 0 E: 1 K: 1 S: 5	H: 0 LOB: 0 BB: 0 P: 5	R: 0 E: 0 K: 0 S: 3	H: 0 LOB: 0 BB: 0 P: 3	R: 0 E: 1 K: 0 S: 4	H: 1 LOB: 3 BB: 2 P: 12	R: 0 E: 0 K: 0 S: 3	H: 0 LOB: 0 BB: 0 P: 7	R: 0 E: 0 K: 1 S: 5	H: 0 LOB: 0 BB: 0 P: 5	R: 0 E: 0 K: 2 S: 7	H: 0 LOB: 1 BB: 1 P: 11	R: 1 E: 1 K: 0 S: 2	H: 1 LOB: 1 BB: 1 P: 6	1B: 4 2B: 1 3B: 0 HR: 0	SF: 0 SAC: 0 DP: 2 HBP: 0	WP: 0 PA: 35 PB: 0 SB: 1 CS: 0
<b>PITCHER</b> Randy Martz, R ERA: 3.27 Dick Tidrow, R ERA: 3.35 (8, 1)	IP: 7.0 WLS: L BF: 28 H: 4 R: 1 ER: 1 SO: 2 BB: 3 IBB: 0 HBP: 0 BLK: 0 WP: 0 HR: 0 S: 29 P: 41 ERA: 1.29 WHIP: 1.000																		


Chicago Cubs @ Cincinnati Reds  
Riverfront Stadium, Cincinnati, OH  
Tue May 12 1981, 7:05 PM EDT  
Att: 12,016 - Unknown - 65 F

livebaseballscores.com

AB 30  
R 2  
H 5  
RBI 1  
BB 5  
SO 4  
LOB 12



Batter	1	2	3	4	5	6	7	8	9	AB	R	H	RBI	BB	SO	LOB	TOP			
Scot Thompson, L (1,8) OBP: 0.250, SLG: 0.265	6-3		2B BB		F9		F7		BB BB 1-2 BB	3	0	0	0	2	0	0	<b>Chicago Cubs @ Cincinnati Reds</b> Riverfront Stadium, Cincinnati, OH Wed May 13 1981, 7:05 PM EDT Att: 12,528 - Unknown - 67 F  <b>AB 33</b> <b>R 3</b> <b>H 5</b> <b>RBI 3</b> <b>BB 5</b> <b>SO 7</b> <b>LOB 12</b> 			
Ivan De Jesus, R (1,6) OBP: 0.256, SLG: 0.192	B2-3		L9		2B 2B		F4		L6	5	1	1	0	0	0	3				
Bill Buckner, L (1,3) OBP: 0.322, SLG: 0.500	F8		1-3 2B		2H HR 2B		3-1			4	1	2	1	0	0	0				
Leon Durham, L (1,9) OBP: 0.324, SLG: 0.450		4-3 1B	BB		2H HR			P4		3	1	2	2	1	0	0				
Steve Henderson, R (1,7) OBP: 0.380, SLG: 0.385	4-3	4-3			E3			K		4	0	0	0	0	1	4				
Hector Cruz, R (1,5) OBP: 0.400, SLG: 0.545					P3				L8	2	0	0	0	1	1	1				
Rawly Eastwick, R (5,1)										0	0	0	0	0	0	0				
Ken Kravec, L (7,1)										0	0	0	0	0	0	0				
Gene Krug, L (8, PH) OBP: 0.500, SLG: 0.400										1	0	0	0	0	0	0				
Doug Capilla, L (8,1)										0	0	0	0	0	0	0				
Joe Strain, R (1,4) OBP: 0.333, SLG: 0.241					P4		6-3		P6	2	0	0	0	0	1	2				
Steve Dillard, R (5,5) OBP: 0.308, SLG: 0.333		K								2	0	0	0	0	0	0				
Tim Blackwell, S (1,2) OBP: 0.276, SLG: 0.188										3	0	0	0	0	2	2				
Jim Tracy, L (9, PH) OBP: 0.200, SLG: 0.118	G3									1	0	0	0	0	1	0				
Mike Krukow, R (1,1) OBP: 0.182, SLG: 0.182										1	0	0	0	0	1	0				
Lynn McClothen, L (4,1) OBP: 0.091, SLG: 0.182							F7			0	0	0	0	0	0	0				
Mike Tyson, R (4,4) OBP: 0.271, SLG: 0.295										2	0	0	0	1	0	0				
<b>Inning Stats</b>	R: 0 E: 0 K: 0 S: 3	H: 0 LOB: 0 BB: 0 P: 3	R: 0 E: 0 K: 1 S: 6	H: 1 LOB: 2 BB: 1 P: 10	R: 0 E: 0 K: 1 S: 6	H: 1 LOB: 3 BB: 2 P: 14	R: 0 E: 0 K: 1 S: 5	H: 0 LOB: 0 BB: 0 P: 5	R: 3 E: 1 K: 1 S: 9	H: 3 LOB: 1 BB: 0 P: 9	R: 0 E: 0 K: 0 S: 5	H: 0 LOB: 0 BB: 0 P: 5	R: 0 E: 0 K: 1 S: 5	H: 0 LOB: 0 BB: 0 P: 5	R: 0 E: 0 K: 1 S: 5	H: 0 LOB: 2 BB: 2 P: 13	1B: 1 2B: 3 3B: 0 HR: 1	SF: 0 SAC: 0 DP: 0 HBP: 0	WP: 0 PB: 0 SB: 1 CS: 0	PA: 38
<b>PITCHER</b> Tom Seaver, R (1,1) ERA: 2.2	IP: 9.0 WLS: W BF: 38 H: 5 R: 3 ER: 3 SO: 7 BB: 5 IBB: 0 HBP: 0 BLK: 0 WP: 0 HR: 1 S: 47 P: 67 ERA: 3.00 WHIP: 1.111															<b>PITCHER</b>	IP: 9.0 WLS: W BF: 38 H: 5 R: 3 ER: 3 SO: 7 BB: 5 IBB: 0 HBP: 0 BLK: 0 WP: 0 HR: 1 S: 47 P: 67 ERA: 3.00 WHIP: 1.111			

Batter	1	2	3	4	5	6	7	8	9	AB	R	H	RBI	BB	SO	LOB	BOTTOM				
Dave Collins, S (1,9) OBP: 0.437, SLG: 0.530	4-3									4	2	2	1	1	0	2	<b>Chicago Cubs @ Cincinnati Reds</b> Riverfront Stadium, Cincinnati, OH Wed May 13 1981, 7:05 PM EDT Att: 12,528 - Unknown - 67 F  <b>AB 37</b> <b>R 8</b> <b>H 15</b> <b>RBI 7</b> <b>BB 3</b> <b>SO 3</b> <b>LOB 16</b> 				
Sam Mejias, R (8,9) OBP: 0.250, SLG: 0.375		FC4-6								0	0	0	0	0	0	0					
Ken Griffey, L (1,8) OBP: 0.292, SLG: 0.352	L7									5	2	3	1	0	1	1					
Dave Concepcion, R (1,6) OBP: 0.386, SLG: 0.465										5	1	2	1	0	0	3					
George Foster, R (1,7) OBP: 0.346, SLG: 0.500	4-3									4	1	2	3	0	0	2					
Johnny Bench, R (1,3) OBP: 0.375, SLG: 0.446										5	0	1	0	0	1	1					
Joe Nolan, L (1,2) OBP: 0.305, SLG: 0.352										5	1	3	0	0	0	1					
Ray Knight, R (1,5) OBP: 0.299, SLG: 0.305										4	0	1	0	0	0	3					
Ron Oester, S (1,4) OBP: 0.354, SLG: 0.413										3	1	1	1	1	0	1					
Tom Seaver, R (1,1) OBP: 0.250, SLG: 0.263										2	0	0	0	1	1	2					
<b>Inning Stats</b>	R: 0 E: 0 K: 0 S: 4	H: 1 LOB: 1 BB: 0 P: 4	R: 1 E: 0 K: 0 S: 5	H: 2 LOB: 2 BB: 1 P: 9	R: 3 E: 0 K: 1 S: 9	H: 4 LOB: 2 BB: 1 P: 13	R: 2 E: 0 K: 0 S: 6	H: 3 LOB: 2 BB: 1 P: 10	R: 2 E: 0 K: 0 S: 6	H: 3 LOB: 1 BB: 0 P: 6	R: 0 E: 0 K: 0 S: 3	H: 0 LOB: 0 BB: 0 P: 3	R: 0 E: 0 K: 1 S: 6	H: 1 LOB: 1 BB: 0 P: 6	R: 0 E: 0 K: 1 S: 6	H: 1 LOB: 1 BB: 0 P: 6		1B: 10 2B: 4 3B: 0 HR: 1	SF: 1 SAC: 1 DP: 0 HBP: 0	WP: 1 PB: 0 SB: 2 CS: 0	PA: 42
<b>PITCHER</b> Mike Krukow, R (1,1) ERA: 5.16	IP: 3.0 WLS: L BF: 20 H: 8 R: 6 ER: 6 SO: 1 BB: 2 IBB: 0 HBP: 0 BLK: 0 WP: 0 HR: 1 S: 19 P: 31 ERA: 18.00 WHIP: 3.333															<b>PITCHER</b>		IP: 3.0 WLS: L BF: 20 H: 8 R: 6 ER: 6 SO: 1 BB: 2 IBB: 0 HBP: 0 BLK: 0 WP: 0 HR: 1 S: 19 P: 31 ERA: 18.00 WHIP: 3.333			
Lynn McClothen, R (4,1) ERA: 3.47	1.1	8	4	2	2	0	0	0	0	0	0	8	8	13.50	3.000						
Rawly Eastwick, R (5,1) ERA: 2.12	1.2	6	1	0	0	0	0	0	0	1	0	6	6	0.00	0.600						
Ken Kravec, L (7,1) ERA: 6.64	1.0	4	1	0	0	1	0	0	0	0	0	6	6	0.00	1.000						
Doug Capilla, L (8,1) ERA: 2.57	1.0	4	1	0	0	1	0	0	0	0	0	6	6	0.00	1.000						

Batter	1	2	3	4	5	6	7	8	9	AB	R	H	RBI	BB	SO	LOB	TOP										
Scot Thompson, L (1.8) OBP: 0.235, SLG: 0.247	4-3		E3 BB 1B	F7			K		F5	5	0	0	0	0	1	1											
Ivan De Jesus, R (1.6) OBP: 0.248, SLG: 0.185	6-3		L8		F8		6-3			4	0	0	0	0	0	1											
Bill Buckner, L (1.3) OBP: 0.328, SLG: 0.500	1B		1B		F8			L6		4	0	2	0	0	0	0											
Leon Durham, L (1.9) OBP: 0.330, SLG: 0.441	F8		1B		5-3			BB		2	0	0	0	2	0	1											
Hector Cruz, R (1.5) OBP: 0.364, SLG: 0.486		K	6-3				3-1		K	4	0	0	0	0	2	4											
Jim Tracy, L (1.7) OBP: 0.333, SLG: 0.300		FC4-6 1B		2B			1B		BB	3	1	3	0	1	0	0											
Steve Dillard, R (1.4) OBP: 0.250, SLG: 0.267 (8, PH)	FC4-6		4-3		F9		F5			3	0	0	0	0	0	3	AB 34										
Gene Krug, L (8, PH)										0	0	0	0	0	0	0	R 1										
Jerry Morales, R (8, PH)										1	0	0	0	0	2		H 6										
Mike Tyson, R (8.4)										0	0	0	0	0	0	0	RBI 1										
Jody Davis, R (1.2) OBP: 0.250, SLG: 0.333	G3				P6				6-3	4	0	1	1	0	0	2	BB 3										
Rick Reuschel, R (1.1) OBP: 0.077, SLG: 0.077										2	0	0	0	0	1	1	SO 4										
Steve Henderson, R (7, PH)										1	0	0	0	0	0	0	LOB 15										
Dick Tidrow, R (7.1)										0	0	0	0	0	0	0											
Doug Capilla, L (8.1)										0	0	0	0	0	0	0											
Ken Reitz, R (9, PH)										1	0	0	0	0	0	0											
<b>Inning Stats</b>	R: 0 E: 0 K: 0 S: 4	H: 1 LOB: 1 BB: 0 P: 4	R: 0 E: 0 K: 1 S: 6	H: 1 LOB: 1 BB: 0 P: 6	R: 0 E: 1 K: 1 S: 7	H: 1 LOB: 3 BB: 1 P: 11	R: 1 E: 0 K: 0 S: 5	H: 2 LOB: 1 BB: 0 P: 5	R: 0 E: 0 K: 0 S: 3	H: 0 LOB: 0 BB: 0 P: 3	R: 0 E: 0 K: 1 S: 4	H: 1 LOB: 1 BB: 0 P: 4	R: 0 E: 0 K: 1 S: 5	H: 0 LOB: 0 BB: 0 P: 5	R: 0 E: 0 K: 1 S: 5	H: 0 LOB: 2 BB: 2 P: 13	R: 0 E: 0 K: 0 S: 3	H: 0 LOB: 0 BB: 0 P: 3	1B: 4 2B: 2 3B: 0 HR: 0	SF: 0 SAC: 0 DP: 0 HBP: 0	WP: 0 PA: 37 PB: 0 SB: 1 CS: 0						
<b>PITCHER</b>	IP	WLS	BF	H	R	ER	SO	BB	IBB	HBP	BLK	WP	HR	S	P	ERA	WHIP										
Bruce Berenyi, R (1.1) ERA: 3.86	7.2	W	33	6	1	1	4	3	0	0	0	0	0	38	50	1.17	1.174										
Joe Price, L (8.1) ERA: 3.71	0.1		1	0	0	0	0	0	0	0	0	0	0	1	1	0.00	0.000										
Tom Hume, R (9.1) ERA: 2.79	1.0		3	0	0	0	0	0	0	0	0	0	0	3	3	0.00	0.000										

Chicago Cubs @ Cincinnati Reds  
Riverfront Stadium, Cincinnati, OH  
Thu May 14 1981, 7:05 PM EDT  
Att: 11,098 - Unknown - 68 F

AB	34
R	1
H	6
RBI	1
BB	3
SO	4
LOB	15




Batter	1	2	3	4	5	6	7	8	9	AB	R	H	RBI	BB	SO	LOB	BOTTOM										
Dave Collins, S (1.9) OBP: 0.432, SLG: 0.521	L6		3-1				K			4	1	1	0	0	1	1											
Sam Mejias, R (8.9) OBP: 0.333, SLG: 0.444								1B		1	0	1	1	0	0	0											
Ken Griffey, L (1.8) OBP: 0.289, SLG: 0.346	E4 1B		G1-6-3 1B		F7		6-3	F8		5	1	1	0	0	0	2											
Dave Concepcion, R (1.6) OBP: 0.390, SLG: 0.466	1B		G1-6-3		1B		5-3			4	0	2	1	0	0	1											
George Foster, R (1.7) OBP: 0.358, SLG: 0.508	1B		E6		1B			BB SH3-4 1B		4	1	3	1	0	0	0											
Harry Spilman, L (1.3) OBP: 0.176, SLG: 0.125	K		F7		G4-6-3 1B		G4-6-3	SH3-4		3	0	0	0	0	1	5											
Joe Nolan, L (1.2) OBP: 0.302, SLG: 0.333	1-3				F8		4-1			3	0	0	0	1	0	2											
Dan Driessen, L (8, FR)										0	1	0	0	0	0	0											
Mike O'Berry, R (9.2) OBP: 0.241, SLG: 0.259								BB 1B IBB		0	0	0	0	0	0	0											
Ray Knight, R (1.5) OBP: 0.306, SLG: 0.312			FC4-6 1B		G3 1B		1-3	P7		4	0	2	0	0	0	2	AB 33										
Ron Oester, S (1.4) OBP: 0.359, SLG: 0.404		FC4-6 SH3			G3			1B E BB		2	1	0	0	2	0	2	R 6										
Bruce Berenyi, R (1.1) OBP: 0.143, SLG: 0.167		SH3								0	0	0	0	0	0	0	H 11										
Joe Price, R (8.1)										0	0	0	0	0	0	0	RBI 5										
Larry Blittner, L (8, PH)										0	0	0	0	0	0	0	BB 3										
Mike Vail, R (8, PH)										1	1	2	0	0	0	0	SO 4										
Tom Hume, R (9.1)										0	0	0	0	0	0	0	LOB 17										
<b>Inning Stats</b>	R: 1 E: 1 K: 1 S: 8	H: 2 LOB: 2 BB: 0 P: 8	R: 0 E: 0 K: 0 S: 4	H: 1 LOB: 1 BB: 0 P: 4	R: 0 E: 1 K: 0 S: 4	H: 1 LOB: 1 BB: 0 P: 4	R: 0 E: 0 K: 1 S: 6	H: 1 LOB: 1 BB: 0 P: 6	R: 1 E: 0 K: 0 S: 5	H: 3 LOB: 1 BB: 0 P: 5	R: 0 E: 0 K: 1 S: 5	H: 0 LOB: 0 BB: 1 P: 9	R: 0 E: 0 K: 1 S: 5	H: 0 LOB: 0 BB: 0 P: 5	R: 4 E: 1 K: 0 S: 6	H: 3 LOB: 1 BB: 2 P: 14	1B: 11 2B: 0 3B: 0 HR: 0	SF: 0 SAC: 2 DP: 2 HBP: 0	WP: 0 PA: 38 PB: 0 SB: 1 CS: 0								
<b>PITCHER</b>	IP	WLS	BF	H	R	ER	SO	BB	IBB	HBP	BLK	WP	HR	S	P	ERA	WHIP										
Rick Reuschel, R (1.1) ERA: 3.61	6.0	L	27	8	2	1	3	1	0	0	0	0	0	32	36	1.50	1.500										
Dick Tidrow, R (7.1) ERA: 4.3	1.2		8	1	3	3	1	1	1	0	0	0	0	8	16	16.20	1.200										
Doug Capilla, L (8.1) ERA: 2.51	0.1		3	2	1	0	0	0	0	0	0	0	0	3	3	0.00	6.000										


Chicago Cubs @ Cincinnati Reds  
Riverfront Stadium, Cincinnati, OH  
Thu May 14 1981, 7:05 PM EDT  
Att: 11,098 - Unknown - 68 F

AB	33
R	6
H	11
RBI	5
BB	3
SO	4
LOB	17





Batter	1	2	3	4	5	6	7	8	9	AB	R	H	RBI	BB	SO	LOB	TOP										
Dave Collins, S (1,9) OBP: 0.427, SLG: 0.508 Sam Mejias, R (8,9) OBP: 0.400, SLG: 0.500	K		F7			G4-6-3 BB		4-3		3	0	0	0	1	1	0	<b>Cincinnati Reds @ Pittsburgh Pirates</b> <b>Three Rivers Stadium, Pittsburgh, PA</b> Fri May 15 1981, 7:05 PM EDT Att: 10,592 - Unknown  <b>AB 31</b> <b>R 4</b> <b>H 7</b> <b>RBI 3</b> <b>BB 4</b> <b>SO 6</b> <b>LOB 14</b> 										
Ken Griffey, L (1,8) OBP: 0.286, SLG: 0.341	F7		5-3			G4-6-3 1-2				5	0	1	0	0	0	3											
Dave Concepcion, R (1,6) OBP: 0.379, SLG: 0.451	K			F8		F8		L6-3		4	0	0	0	0	1	1											
George Foster, R (1,7) OBP: 0.369, SLG: 0.512		WP 1B BB						P6		3	1	2	0	1	0	0											
Johnny Bench, R (1,3) OBP: 0.360, SLG: 0.426		K						4-3		3	0	0	0	0	2	2											
Joe Nolan, L (1,2) OBP: 0.313, SLG: 0.333 Dan Driessen, L (9, PR) OBP: 0.349, SLG: 0.409 Tom Hume, R (9, 1)		K								3	1	1	0	1	1	2											
Ray Knight, R (1,5) OBP: 0.315, SLG: 0.315 Larry Bittner, L (9, PH) OBP: 0.412, SLG: 0.500 Mike O'Berry, R (9, PR) OBP: 0.241, SLG: 0.259										2	0	1	0	0	0	0											
Ron Oester, S (1,4) OBP: 0.355, SLG: 0.398										0	0	0	0	0	0	0											
Frank Pastore, R (1,1) OBP: 0.154, SLG: 0.154 Joe Price, R (8, 1)										2	0	1	0	0	0	0											
Harry Spilman, L (9, PH) OBP: 0.176, SLG: 0.125 Junior Kennedy, R (9, PH) OBP: 0.154, SLG: 0.167										0	0	0	0	0	0	0											
										0	0	0	0	0	0	0											
										0	0	0	0	0	0	0											
										0	0	0	1	0	0	0											
<b>Inning Stats</b>	R: 0 H: 0 E: 0 K: 2 S: 7	H: 0 LOB: 0 BB: 0 P: 7	R: 0 H: 1 E: 0 K: 3 S: 10	H: 1 LOB: 2 BB: 1 P: 14	R: 0 H: 0 E: 0 K: 0 S: 3	H: 0 LOB: 0 BB: 0 P: 3	R: 0 H: 1 E: 0 K: 1 S: 6	H: 1 LOB: 1 BB: 0 P: 6	R: 0 H: 0 E: 0 K: 0 S: 2	H: 0 LOB: 0 BB: 0 P: 6	R: 1 H: 2 E: 0 K: 0 S: 5	H: 2 LOB: 2 BB: 0 P: 6	R: 0 H: 1 E: 0 K: 0 S: 3	H: 1 LOB: 0 BB: 0 P: 3	R: 3 H: 2 E: 1 K: 0 S: 6	H: 2 LOB: 2 BB: 2 P: 14		1B: 7 2B: 1 3B: 0 HR: 0	SF: 1 SAC: 1 DP: 2 HBP: 1	WP: 2 PB: 0 SB: 0 CS: 0	PA: 38						
<b>PITCHER</b>	IP	WLS	BF	H	R	ER	SO	BB	IBB	HBP	BLK	WP	HR	S	P	ERA		WHIP									
Pascual Perez, R (1, 1) ERA: 1.13	8.0		30	5	1	1	6	2	0	1	0	1	0	39	48	1.12		0.875									
Enrique Romo, R (9, 1) ERA: 5.21	0.1	L	5	1	3	0	0	1	1	0	0	1	0	3	11	0.00	6.000										
Grant Jackson, L (9, 1) ERA: 1.29	0.2		3	1	0	0	0	0	0	0	0	0	0	3	3	0.00	1.500										

Batter	1	2	3	4	5	6	7	8	9	AB	R	H	RBI	BB	SO	LOB	BOTTOM										
Omar Moreno, L (1,8) OBP: 0.262, SLG: 0.270	L9			F8		E6				3	0	0	0	1	0	0	<b>Cincinnati Reds @ Pittsburgh Pirates</b> <b>Three Rivers Stadium, Pittsburgh, PA</b> Fri May 15 1981, 7:05 PM EDT Att: 10,592 - Unknown  <b>AB 31</b> <b>R 1</b> <b>H 5</b> <b>RBI 1</b> <b>BB 2</b> <b>SO 8</b> <b>LOB 13</b> 										
Tim Foli, R (1,6) OBP: 0.257, SLG: 0.260	5-3			L4		P8		E6		4	0	0	0	0	0	3											
Mike Easler, L (1,9) OBP: 0.351, SLG: 0.483	4-3									4	0	2	0	0	1	3											
John Milner, L (1,7) OBP: 0.313, SLG: 0.192		P6		G3						3	0	0	0	1	0	2											
Jason Thompson, L (1,3) OBP: 0.291, SLG: 0.328		P6								4	0	0	0	0	2	1											
Phil Garner, R (1,4) OBP: 0.480, SLG: 0.556		K		1-3						4	1	1	0	0	1	1											
Tony Peña, R (1,2) OBP: 0.372, SLG: 0.474										3	0	1	0	0	2	1											
Dale Berra, R (1,5) OBP: 0.338, SLG: 0.373										3	0	0	0	0	0	2											
Pascual Perez, R (1, 1) ERA: 3.58 Willie Stargell, L (8, PH) OBP: 0.281, SLG: 0.190 Lee Lacy, R (8, PR) OBP: 0.319, SLG: 0.413 Enrique Romo, R (9, 1) Grant Jackson, S (9, 1)										2	0	0	0	0	2	0											
										1	0	1	1	0	0	0											
										0	0	0	0	0	0	0											
										0	0	0	0	0	0	0											
										0	0	0	0	0	0	0											
<b>Inning Stats</b>	R: 0 H: 0 E: 0 K: 0 S: 3	H: 0 LOB: 0 BB: 0 P: 3	R: 0 H: 0 E: 0 K: 1 S: 5	H: 0 LOB: 0 BB: 0 P: 5	R: 0 H: 1 E: 0 K: 0 S: 4	H: 1 LOB: 1 BB: 0 P: 4	R: 0 H: 0 E: 0 K: 1 S: 6	H: 0 LOB: 0 BB: 0 P: 6	R: 0 H: 1 E: 0 K: 1 S: 5	H: 1 LOB: 0 BB: 0 P: 5	R: 1 H: 2 E: 1 K: 1 S: 8	H: 2 LOB: 3 BB: 1 P: 12	R: 0 H: 0 E: 0 K: 1 S: 5	H: 0 LOB: 1 BB: 1 P: 9	1B: 5 2B: 0 3B: 0 HR: 0	SF: 0 SAC: 1 DP: 1 HBP: 0		WP: 0 PB: 0 SB: 0 CS: 1	PA: 34								
<b>PITCHER</b>	IP	WLS	BF	H	R	ER	SO	BB	IBB	HBP	BLK	WP	HR	S	P	ERA		WHIP									
Frank Pastore, R (1, 1) ERA: 3.58	7.2		29	5	1	1	6	0	0	0	0	0	0	40	44	1.17		0.652									
Joe Price, L (8, 1) ERA: 3.63	0.1	W	1	0	0	0	1	0	0	0	0	0	0	3	3	0.00	0.000										
Tom Hume, R (9, 1) ERA: 2.66	1.0	S	4	0	0	0	1	1	0	0	0	0	0	5	9	0.00	1.000										



Batter	1	2	3	4	5	6	7	8	9	AB	R	H	RBI	BB	SO	LOB	TOP					
Dave Collins, S OBP: 0.421, SLG: 0.496 Sam Mejias, R OBP: 0.385, SLG: 0.462	0-0 4-3		0-0 IHR 2B		0-3 K		0-0 G3			4	1	1	1	0	1	1	<b>Cincinnati Reds @ Pittsburgh Pirates</b> Three Rivers Stadium, Pittsburgh, PA Sun May 17 1981, 3:33 AM EDT Att: 11,775 - Unknown					
Ken Griffey, L OBP: 0.295, SLG: 0.364	0-0 L3 1B		0-0 IHR		0-0 F8			0-0 F8		4	1	2	2	0	0	1						
Dave Concepcion, R OBP: 0.376, SLG: 0.438	0-0 L3		0-0 1B		0-0 F8			0-0 6-3		4	0	1	0	0	0	1						
George Foster, R OBP: 0.360, SLG: 0.511		0-0 F9	0-3 K		0-0 6-3			0-0 5-3		4	0	0	0	0	1	1						
Johnny Bench, R OBP: 0.345, SLG: 0.416		0-0 6-3		0-0 F9				0-0 5-3		4	0	1	0	0	0	0						
Joe Nolan, L OBP: 0.310, SLG: 0.328 Mike O'Berry, R OBP: 0.265, SLG: 0.290	0-3 K		0-0 CS 1B		0-0 6-3			0-0 F8		4	0	1	0	0	0	1						
Ray Knight, R OBP: 0.316, SLG: 0.350			0-0 P6 F8					0-0 5-3		4	1	1	1	0	0	1						
Ron Oester, S OBP: 0.383, SLG: 0.427			0-0 SH3-4 2B 1B		0-0 BLK 2B			0-0 4-3		3	1	2	0	0	0	0						
Mario Soto, R OBP: 0.059, SLG: 0.059			0-0 SH3-4		0-0 5-3			0-3 K		2	0	0	0	0	1	1						
<b>Inning Stats</b>	R: 0 E: 0 K: 0 S: 3	H: 1 LOB: 0 BB: 0 P: 3	R: 0 E: 0 K: 1 S: 5	H: 0 LOB: 0 BB: 0 P: 5	R: 3 E: 0 K: 1 S: 9	H: 4 LOB: 1 BB: 0 P: 9	R: 0 E: 0 K: 0 S: 3	H: 1 LOB: 0 BB: 0 P: 3	R: 0 E: 0 K: 1 S: 6	H: 1 LOB: 1 BB: 0 P: 6	R: 0 E: 0 K: 0 S: 4	H: 1 LOB: 1 BB: 0 P: 4	R: 1 E: 0 K: 1 S: 6	H: 1 LOB: 0 BB: 0 P: 6	R: 0 E: 0 K: 0 S: 3	H: 0 LOB: 0 BB: 0 P: 3		R: 0 E: 0 K: 0 S: 3	H: 0 LOB: 0 BB: 0 P: 3	1B: 5 2B: 3 HR: 2	SF: 0 SAC: 1 DP: 1 HBP: 0	WP: 0 PB: 0 SB: 0 CS: 1
<b>PITCHER</b> Eddie Solomon, R ERA: 2.4 Victor Cruz, R ERA: 1.0	IP: 7.0 WLS: L BF: 28	H: 9 R: 4 ER: 4 SO: 4	BB: 0 IBB: 0 HBP: 0 BLK: 1	WP: 0 HR: 1 S: 36 P: 36	ERA: 5.14 WHIP: 1.286																	

Batter	1	2	3	4	5	6	7	8	9	AB	R	H	RBI	BB	SO	LOB	BOTTOM					
Omar Moreno, L OBP: 0.254, SLG: 0.260	0-0 4-3		0-0 F8		0-0 F9		0-3 K		0-0 CS	4	0	0	0	0	1	0	<b>Cincinnati Reds @ Pittsburgh Pirates</b> Three Rivers Stadium, Pittsburgh, PA Sun May 17 1981, 3:33 AM EDT Att: 11,775 - Unknown					
Tim Foli, R OBP: 0.266, SLG: 0.269	0-0 5-3		0-0 S 1B		0-0 P3			0-0 HR 1B		4	1	2	0	0	0	0						
Mike Easler, L OBP: 0.333, SLG: 0.484	0-0 F8		0-0 F8		0-0 P5			0-0 HR		4	1	1	2	0	0	1						
Bill Madlock, R OBP: 0.383, SLG: 0.447		0-0 F3	0-3 K					0-0 6-3		4	0	1	0	0	1	1						
John Milner, L OBP: 0.308, SLG: 0.212		0-0 BB E 1B		0-0 F8				0-0 4-3		4	1	2	0	0	0	0						
Phil Garner, R OBP: 0.421, SLG: 0.481		0-3 K		0-0 4-3				0-0 F8		4	0	0	0	0	1	3						
Jason Thompson, L OBP: 0.291, SLG: 0.314		4-0 E BB		0-0 HBP 1B				0-0 K		3	0	1	0	1	1	2						
Tony Peña, R OBP: 0.375, SLG: 0.452 Steve Nicosia, R OBP: 0.273, SLG: 0.222 Gary Alexander, R OBP: 0.467, SLG: 0.923	0-0 E5		0-0 E5		1-0 HBP			0-3 K		1	0	0	0	0	0	1						
Eddie Solomon, R Kurt Bevacqua, R Victor Cruz, R	0-0 4-3		0-0 4-3		0-0 4-3			0-0 CS BB		2	0	0	0	0	0	4						
<b>Inning Stats</b>	R: 0 E: 0 K: 0 S: 3	H: 0 LOB: 0 BB: 0 P: 3	R: 1 E: 1 K: 1 S: 7	H: 1 LOB: 2 BB: 1 P: 11	R: 0 E: 0 K: 1 S: 6	H: 1 LOB: 1 BB: 0 P: 6	R: 0 E: 0 K: 0 S: 4	H: 1 LOB: 2 BB: 0 P: 5	R: 0 E: 0 K: 0 S: 3	H: 0 LOB: 0 BB: 0 P: 3	R: 0 E: 0 K: 0 S: 4	H: 2 LOB: 1 BB: 0 P: 4	R: 0 E: 0 K: 2 S: 7	H: 0 LOB: 0 BB: 0 P: 7	R: 2 E: 0 K: 0 S: 5	H: 2 LOB: 0 BB: 0 P: 5		R: 0 E: 0 K: 2 S: 6	H: 0 LOB: 1 BB: 1 P: 10	1B: 6 2B: 0 HR: 1	SF: 0 SAC: 0 DP: 1 HBP: 1	WP: 0 PB: 0 SB: 1 CS: 1
<b>PITCHER</b> Mario Soto, R ERA: 2.78	IP: 9.0 WLS: W BF: 36	H: 7 R: 3 ER: 2 SO: 6	BB: 2 IBB: 0 HBP: 1 BLK: 0	WP: 0 HR: 1 S: 45 P: 54	ERA: 2.00 WHIP: 1.000																	

Batter	1	2	3	4	5	6	7	8	9	AB	R	H	RBI	BB	SO	LOB	TOP								
Dave Collins, S OBP: 0.410, SLG: 0.481 Sam Mejias, R OBP: 0.357, SLG: 0.429	0-0 4-3		0-0 F8		0-0 G6-4-3	0-0 5-3			0-0 4-3	4	0	0	0	0	0	4									
Ron Oester, S OBP: 0.383, SLG: 0.435	0-3 K			0-3 K		0-0 1B 2B	0-0 1-3 1B		0-0 E3	5	1	2	0	0	2	0									
Ken Griffey, L OBP: 0.298, SLG: 0.366	0-0 4-3			0-0 BB 1B		0-0 BB 1B	0-0 L7		0-0 L5	5	1	2	0	0	0	1									
George Foster, R OBP: 0.357, SLG: 0.500		0-0 4-3		4-0 FC6-4 BB		0-3 K	0-0 1-3			3	0	0	0	1	1	3									
Dan Driessen, L OBP: 0.356, SLG: 0.397	0-0 P6			0-0 F7		4-0 1B BB	4-0 BB			2	0	0	0	2	0	2									
Ray Knight, R OBP: 0.314, SLG: 0.347	0-0 P3			0-0 FC6-4		0-0 1B	0-3 K			4	1	1	2	0	1	4									
Joe Nolan, L OBP: 0.333, SLG: 0.358			0-0 1B		0-0 2B	0-0 1B 2B IBB		0-0 F8		3	1	2	0	1	0	0									
Junior Kennedy, R OBP: 0.176, SLG: 0.188			0-0 F4		0-3 K	0-0 2B 1B		0-0 F9		4	1	1	1	0	1	2									
Tom Seaver, R OBP: 0.269, SLG: 0.250 Harry Spilman, L OBP: 0.222, SLG: 0.235 Paul Moskau, R OBP: 0.314, SLG: 0.347	0-3 K			4-0 BB		0-0 2B	0-0 P5			1	0	0	0	1	1	1									
<b>Inning Stats</b>	R: 0 E: 0 K: 1 S: 5	H: 0 LOB: 0 BB: 0 P: 5	R: 0 E: 0 K: 0 S: 3	H: 0 LOB: 0 BB: 0 P: 3	R: 0 E: 0 K: 1 S: 6	H: 1 LOB: 1 BB: 1 P: 6	R: 0 E: 0 K: 1 S: 6	H: 1 LOB: 2 BB: 1 P: 10	R: 0 E: 0 K: 1 S: 5	H: 1 LOB: 1 BB: 1 P: 9	R: 5 E: 0 K: 1 S: 9	H: 5 LOB: 1 BB: 2 P: 17	R: 0 E: 0 K: 1 S: 6	H: 1 LOB: 2 BB: 1 P: 10	R: 0 E: 0 K: 0 S: 3	H: 0 LOB: 0 BB: 0 P: 3	R: 0 E: 1 K: 0 S: 3	H: 0 LOB: 0 BB: 0 P: 3	1B: 6 2B: 3 3B: 0 HR: 0	SF: 0 SAC: 0 DP: 1 HBP: 0	WP: 0 PB: 0 SB: 0 CS: 0	PA: 39			
<b>PITCHER</b>	IP	WLS	BF	H	R	ER	SO	BB	IBB	HBP	BLK	WP	HR	S	P	ERA	WHIP								
Rick Reuschel, R ERA: 4.13	5.2	L	27	8	5	5	5	3	1	0	0	0	0	33	49	7.94	1.941								
Doug Capilla, L ERA: 2.56	1.1		6	1	0	0	1	1	0	0	0	0	0	7	11	0.00	1.500								
Dick Tidrow, R ERA: 3.81	2.0		6	0	0	0	0	0	0	0	0	0	0	6	6	0.00	0.000								

Cincinnati Reds @ Chicago Cubs  
Wrigley Field, Chicago, IL  
Tue May 19 1981, 3:33 AM CDT  
Att. 5,896 - Unknown - 52 F

AB	34
R	5
H	9
RBI	5
BB	5
SO	6
LOB	17



Batter	1	2	3	4	5	6	7	8	9	AB	R	H	RBI	BB	SO	LOB	BOTTOM								
Ivan De Jesus, R OBP: 0.268, SLG: 0.183	0-0 F9	0-3 K			0-0 FC1-6			0-3 K		4	0	0	0	0	2	4									
Joe Strain, R OBP: 0.292, SLG: 0.227	0-0 F8		0-0 F8		0-0 G6-4-3			0-0 6-3		4	0	0	0	0	0	1									
Bill Buckner, L OBP: 0.326, SLG: 0.477	4-0 BB		0-0 F5		0-0 P6		0-0 L7			3	0	0	0	1	0	0									
Leon Durham, L OBP: 0.304, SLG: 0.398	0-3 K		0-0 P7		0-0 5-3			0-0 1B 1B		4	0	1	0	0	1	1									
Jerry Morales, R OBP: 0.344, SLG: 0.333		0-0 F9		0-0 F9		0-0 F9		0-0 1B 1B		4	0	1	0	0	0	0									
Jim Tracy, L OBP: 0.294, SLG: 0.241		0-0 BB 1B		4-0 S BB		0-3 K		0-0 P9		3	0	1	0	1	1	2									
Hector Cruz, R OBP: 0.353, SLG: 0.455		0-0 BB 1B		0-0 5-3		0-0 F7		0-3 K		4	0	1	0	0	1	3									
Tim Blackwell, S OBP: 0.293, SLG: 0.191 Scott Thompson, L OBP: 0.216, SLG: 0.225	4-0 BB		0-0 F9		0-0 BB			0-3 K		1	0	0	0	2	0	1									
Rick Reuschel, R OBP: 0.133, SLG: 0.071 Doug Capilla, L OBP: 0.267, SLG: 0.154 Dick Tidrow, R OBP: 0.314, SLG: 0.347	0-3 K			4-0 FC1-6 BB		0-3 K				1	0	0	0	1	1	3									
<b>Inning Stats</b>	R: 0 E: 0 K: 1 S: 5	H: 0 LOB: 1 BB: 1 P: 9	R: 0 E: 0 K: 2 S: 9	H: 2 LOB: 3 BB: 1 P: 13	R: 0 E: 0 K: 0 S: 3	H: 0 LOB: 0 BB: 0 P: 3	R: 0 E: 0 K: 0 S: 3	H: 0 LOB: 0 BB: 0 P: 7	R: 0 E: 0 K: 0 S: 2	H: 0 LOB: 0 BB: 1 P: 6	R: 0 E: 0 K: 0 S: 3	H: 0 LOB: 0 BB: 0 P: 3	R: 0 E: 0 K: 2 S: 7	H: 0 LOB: 1 BB: 1 P: 11	R: 0 E: 0 K: 1 S: 5	H: 0 LOB: 0 BB: 0 P: 5	R: 0 E: 0 K: 2 S: 9	H: 2 LOB: 2 BB: 0 P: 9	1B: 4 2B: 0 3B: 0 HR: 0	SF: 0 SAC: 0 DP: 1 HBP: 0	WP: 0 PB: 0 SB: 1 CS: 0	PA: 35			
<b>PITCHER</b>	IP	WLS	BF	H	R	ER	SO	BB	IBB	HBP	BLK	WP	HR	S	P	ERA	WHIP								
Tom Seaver, R ERA: 2.04	5.0	W	20	2	0	0	3	4	0	0	0	0	0	22	38	0.00	1.200								
Paul Moskau, R ERA: 2.42	4.0	S	15	2	0	0	5	1	0	0	0	0	0	24	28	0.00	0.750								

Cincinnati Reds @ Chicago Cubs  
Wrigley Field, Chicago, IL  
Tue May 19 1981, 3:33 AM CDT  
Att. 5,896 - Unknown - 52 F

AB	30
R	0
H	4
RBI	0
BB	5
SO	8
LOB	18




Batter	1	2	3	4	5	6	7	8	9	AB	R	H	RBI	BB	SO	LOB	TOP				
<b>Dave Collins, S</b> (1, 9) OBP: 0.398, SLG: 0.464 <b>Sam Mejias, R</b> (8, 9) OBP: 0.357, SLG: 0.429	K	G3			G3		E5 1B SH BB	G3		5	1	0	1	0	1	3					
<b>Ken Griffey, L</b> (1, 8) OBP: 0.310, SLG: 0.376	HR 1B	G3			1B		SH BB 1B		2B 1B	4	2	3	0	0	0	2					
<b>Dave Concepcion, R</b> (1, 6) OBP: 0.383, SLG: 0.452	F3				F8		BB 1B		HR 2B	5	1	3	2	0	0	2					
<b>George Foster, R</b> (1, 7) OBP: 0.352, SLG: 0.511	HR 2H			K	F8		K		5-3	5	1	1	2	0	2	6					
<b>Dan Driessen, L</b> (1, 3) OBP: 0.359, SLG: 0.380	F8			BB G6-4-3	F8		F5		HR IBB	3	1	0	0	2	0	3					
<b>Ray Knight, R</b> (1, 5) OBP: 0.317, SLG: 0.367		K		BB G6-4-3	HR		HR BB		L8	4	1	1	2	1	1	4					
<b>Joe Nolan, L</b> (1, 2) OBP: 0.329, SLG: 0.343 <b>Doug Bair, R</b> (7, 1) OBP: 0.500, SLG: 2.000 <b>Tom Hume, R</b> (9, 1)		E G3 BB WP			F2		6-3		HR	3	1	0	0	1	0	3					
<b>Ron Oester, S</b> (1, 4) OBP: 0.376, SLG: 0.420		G3 E BB			F8		L7		4-3	4	0	0	0	1	0	0					
<b>Bruce Berenyi, R</b> (1, 1) OBP: 0.133, SLG: 0.154 <b>Joe Price, R</b> (2, 1)		E1 G3			K		SH E 1B 1B		K	1	0	0	0	0	0	2					
<b>Harry Spilman, L</b> (7, PH) OBP: 0.263, SLG: 0.278 <b>Mike O'Berry, R</b> (7, 2) OBP: 0.257, SLG: 0.281										1	0	0	0	0	1	0					
<b>Inning Stats</b>	R: 2 E: 0 K: 1 S: 7	H: 2 LOB: 0 BB: 0 P: 7	R: 1 E: 1 K: 1 S: 6	H: 0 LOB: 2 BB: 2 P: 14	R: 0 E: 0 K: 1 S: 5	H: 1 LOB: 1 BB: 1 P: 9	R: 0 E: 0 K: 1 S: 5	H: 0 LOB: 0 BB: 0 P: 5	R: 0 E: 0 K: 0 S: 4	H: 1 LOB: 1 BB: 0 P: 4	R: 1 E: 0 K: 0 S: 4	H: 1 LOB: 0 BB: 0 P: 4	R: 2 E: 1 K: 1 S: 9	H: 2 LOB: 2 BB: 1 P: 13	R: 0 E: 0 K: 1 S: 5	H: 0 LOB: 0 BB: 0 P: 5	R: 4 E: 0 K: 0 S: 6	H: 3 LOB: 1 BB: 1 P: 10	1B: 6 2B: 1 3B: 0 HR: 3	SF: 0 SAC: 1 DP: 1 HBP: 0	WP: 1 PA: 44 PB: 0 SB: 4 CS: 0
<b>PITCHER</b>	IP WLS BF H R ER SO BB IBB HBP BLK WP HR S P ERA WHIP	IP WLS BF H R ER SO BB IBB HBP BLK WP HR S P ERA WHIP																IP WLS BF H R ER SO BB IBB HBP BLK WP HR S P ERA WHIP			
<b>Bill Caudill, R</b> (1, 1) ERA: 4.58	6.0	26	5	4	3	4	3	0	0	0	0	1	2	31	43	4.50	1.333				
<b>Lee Smith, R</b> (7, 1) ERA: 3.25	0.0	L	4	2	2	1	0	0	0	0	0	0	0	4	4	∞	∞				
<b>Dick Tidrow, R</b> (7, 1) ERA: 4.66	3.0	14	3	4	4	2	1	1	0	0	0	0	1	16	24	12.00	1.333				

Cincinnati Reds @ Chicago Cubs  
Wrigley Field, Chicago, IL  
Wed May 20 1981, 3:33 AM CDT  
Att: 5,914 - Sunny - 54 F

livebaseballscorecards.com

AB 38  
R 10  
H 10  
RBI 10  
BB 5  
SO 6  
LOB 25




Batter	1	2	3	4	5	6	7	8	9	AB	R	H	RBI	BB	SO	LOB	BOTTOM		
<b>Jerry Morales, R</b> (1, 8) OBP: 0.333, SLG: 0.313	BB BB 1B BB	L7			F8		P4		F4	4	1	0	0	1	0	3			
<b>Joe Strain, R</b> (1, 4) OBP: 0.283, SLG: 0.224	L4	F7			F9		G4-6-3 1B		E6 E 1B	5	1	1	0	0	0	2			
<b>Bill Buckner, L</b> (1, 3) OBP: 0.329, SLG: 0.470	BB 1B BB	F9			WP 1B		G4-6-3 1B		E4 BB 1B	4	1	1	0	1	0	3			
<b>Leon Durham, L</b> (1, 9) OBP: 0.315, SLG: 0.397	1B HR BB			K			K		BB 1B	3	1	1	1	2	2	0			
<b>Jim Tracy, L</b> (1, 7) OBP: 0.333, SLG: 0.273	HR 1B			K			K		1B BB	4	1	2	2	1	2	2			
<b>Hector Cruz, R</b> (1, 5) OBP: 0.339, SLG: 0.490	HR 1B			K			F9		L7 K	5	1	1	3	0	2	6			
<b>Ivan De Jesus, R</b> (1, 6) OBP: 0.282, SLG: 0.179 <b>Mike Lum, L</b> (6, PH) OBP: 0.250, SLG: 0.143 <b>Steve Dillard, R</b> (9, 6) OBP: 0.350, SLG: 0.250	P4				F8		F8		F8	3	0	0	0	0	0	0			
<b>Tim Blackwell, S</b> (1, 2) OBP: 0.302, SLG: 0.250	L7						6-3		E 3B	4	1	2	0	0	0	0			
<b>Bill Caudill, R</b> (1, 1) OBP: 0.222, SLG: 0.125 <b>Steve Henderson, R</b> (6, PH) OBP: 0.359, SLG: 0.354 <b>Lee Smith, R</b> (7, 1) <b>Dick Tidrow, R</b> (7, 1) <b>Scott Thompson, L</b> (9, PH) OBP: 0.213, SLG: 0.222							L9		K	1	0	0	0	0	0	1			
<b>Inning Stats</b>	R: 5 E: 0 K: 0 S: 5	H: 2 LOB: 3 BB: 3 P: 17	R: 0 E: 0 K: 0 S: 3	H: 0 LOB: 1 BB: 1 P: 7	R: 0 E: 0 K: 3 S: 9	H: 0 LOB: 0 BB: 0 P: 9	R: 0 E: 0 K: 1 S: 6	H: 1 LOB: 1 BB: 0 P: 6	R: 0 E: 0 K: 0 S: 3	H: 0 LOB: 0 BB: 0 P: 3	R: 0 E: 0 K: 0 S: 3	H: 1 LOB: 0 BB: 0 P: 3	R: 0 E: 0 K: 1 S: 6	H: 1 LOB: 1 BB: 0 P: 6	R: 2 E: 2 K: 2 S: 11	H: 2 LOB: 3 BB: 1 P: 15	1B: 5 2B: 1 3B: 1 HR: 1	SF: 0 SAC: 0 DP: 1 HBP: 0	WP: 1 PA: 42 PB: 0 SB: 0 CS: 0
<b>PITCHER</b>	IP WLS BF H R ER SO BB IBB HBP BLK WP HR S P ERA WHIP	IP WLS BF H R ER SO BB IBB HBP BLK WP HR S P ERA WHIP																IP WLS BF H R ER SO BB IBB HBP BLK WP HR S P ERA WHIP	
<b>Bruce Berenyi, R</b> (1, 1) ERA: 4.87	1.0	W	18	2	0	0	5	1	0	0	0	1	0	27	31	0.00	0.600		
<b>Joe Price, L</b> (2, 1) ERA: 2.82	5.0	W	18	2	0	0	5	1	0	0	0	1	0	27	31	0.00	0.600		
<b>Doug Bair, R</b> (7, 1) ERA: 5.51	2.2	13	4	2	0	2	0	0	0	0	0	0	0	17	17	0.00	1.500		
<b>Tom Hume, R</b> (9, 1) ERA: 2.61	0.1	S	2	0	0	0	1	1	0	0	0	0	0	3	7	0.00	3.000		

Cincinnati Reds @ Chicago Cubs  
Wrigley Field, Chicago, IL  
Wed May 20 1981, 3:33 AM CDT  
Att: 5,914 - Sunny - 54 F

livebaseballscorecards.com

AB 36  
R 7  
H 8  
RBI 6  
BB 6  
SO 8  
LOB 19



Batter	1	2	3	4	5	6	7	8	9	AB	R	H	RBI	BB	SO	LOB	TOP			
Ken Griffey, L (1, 8) OBP: 0.308, SLG: 0.368	0-0 3-1			0-0 F7		4-0 FC6-4 BB		0-0 4-3		3	0	0	0	1	0	1	Cincinnati Reds @ Chicago Cubs Wrigley Field, Chicago, IL Thu May 21 1981, 3:33 AM CDT Att: 7,132 - Sunny - 68 F			
Ron Oester, S (1, 4) OBP: 0.364, SLG: 0.405	0-0 4-3			0-0 4-3		0-0 FC6-4 1-2		0-0 4-3		4	0	0	0	0	0	3				
Dave Concepcion, R (1, 6) OBP: 0.373, SLG: 0.439	0-0 5-3			0-0 F7			0-0 1-3		0-0 L6	4	0	0	0	0	0	0				
George Foster, R (1, 7) OBP: 0.350, SLG: 0.510		0-0 F3			0-0 G3		0-0 1B 2B		0-0 6-3	4	1	1	0	0	0	0				
Larry Bittner, L (1, 9) OBP: 0.429, SLG: 0.500		0-0 4-3			0-0 F7		0-0 1B 2H		0-0 1B 1B	4	0	2	1	0	0	0				
Ray Knight, R (1, 5) OBP: 0.329, SLG: 0.379		0-0 CS 1B			0-0 F3		0-0 1-2 G1-6-3 1B		0-0 1-3 1B	4	0	3	0	0	0	0				
Dan Driessen, L (1, 3) OBP: 0.344, SLG: 0.360		0-0 CS 1-2	0-3 K		0-0 4-3		0-0 G1-6-3 1-2		0-0 4-3	4	0	0	0	0	1	4				
Joe Nolan, L (1, 2) OBP: 0.341, SLG: 0.361			0-0 G3		4-0 SH1-4 BB		0-0 4-3 2B			2	0	1	0	1	0	0				
Frank Pastore, R (1, 1) OBP: 0.143, SLG: 0.143			0-0 6-3		0-0 SH1-4		0-0 F7			1	0	0	0	0	0	0				
Geoff Combe, R (6, 1)										0	0	0	0	0	0	0				
Harry Spilman, L (8, PH) OBP: 0.250, SLG: 0.263										1	0	0	0	0	0	1				
Tom Hume, R (8, 1)										0	0	0	0	0	0	0				
<b>Inning Stats</b>	R: 0 E: 0 K: 0 S: 3	H: 0 LOB: 0 BB: 0 P: 3	R: 0 E: 0 K: 0 S: 3	H: 1 LOB: 0 BB: 0 P: 3	R: 0 E: 0 K: 1 S: 5	H: 0 LOB: 0 BB: 0 P: 5	R: 0 E: 0 K: 0 S: 3	H: 0 LOB: 0 BB: 0 P: 3	R: 0 E: 0 K: 0 S: 3	H: 0 LOB: 0 BB: 0 P: 11	R: 1 E: 0 K: 0 S: 5	H: 3 LOB: 1 BB: 0 P: 5	R: 0 E: 0 K: 0 S: 4	H: 1 LOB: 1 BB: 0 P: 4	R: 0 E: 0 K: 0 S: 5	H: 2 LOB: 2 BB: 0 P: 5	1B: 5 2B: 2 HR: 0	SF: 0 SAC: 1 DP: 1 HBP: 0	WP: 0 PB: 0 SB: 0 CS: 1	PA: 35
<b>PITCHER</b> Randy Martz, R (1, 1) ERA: 3.06	IP: 9.0 WLS: W BF: 34 H: 7 R: 1 ER: 1 SO: 1 BB: 2 IBB: 0 HBP: 0 BLK: 0 WP: 0 HR: 0 S: 34 P: 42 ERA: 1.00 WHIP: 1.000															<b>PITCHER</b>				

AB	31
R	1
H	7
RBI	1
BB	2
SO	1
LOB	9



Batter	1	2	3	4	5	6	7	8	9	AB	R	H	RBI	BB	SO	LOB	BOTTOM			
Ivan De Jesus, R (1, 6) OBP: 0.255, SLG: 0.173	0-0 B1-3		0-0 E6		0-0 6-3		0-0 F9			4	0	0	0	0	0	0	Cincinnati Reds @ Chicago Cubs Wrigley Field, Chicago, IL Thu May 21 1981, 3:33 AM CDT Att: 7,132 - Sunny - 68 F			
Joe Strain, R (1, 4) OBP: 0.281, SLG: 0.226	0-0 F8		0-0 F7			0-0 1B HR	0-0 3-1			4	1	1	0	0	0	1				
Bill Buckner, L (1, 3) OBP: 0.333, SLG: 0.471	0-0 P6		0-0 F7			0-0 1B HR		0-0 1B SF9-6-3		4	2	2	0	0	0	1				
Leon Durham, L (1, 9) OBP: 0.336, SLG: 0.448		0-0 1B FC4-6 2B		0-0 4-3 1B		0-0 1B HR		0-0 1B SF9-6-3		4	2	4	3	0	0	0				
Steve Henderson, R (1, 7) OBP: 0.363, SLG: 0.362		0-0 FC4-6 1B		0-0 4-3		0-0 1B CS		0-0 SF9-6-3-6		3	0	2	1	0	0	1				
Jerry Morales, R (1, 8) OBP: 0.325, SLG: 0.299		0-0 FC4-6 1B		0-0 F3		0-0 1B BB		0-0 6-3		3	0	0	1	1	0	2				
Ken Reitz, R (1, 5) OBP: 0.228, SLG: 0.272		0-0 G4-6-3 1B		0-0 6-3		0-0 F3				3	0	1	0	0	0	2				
Tim Blackwell, S (1, 2) OBP: 0.292, SLG: 0.240		0-0 G4-6-3			0-0 F8		0-0 4-3			3	0	0	0	0	0	3				
Randy Martz, L (1, 1) OBP: 0.182, SLG: 0.100			0-0 L7		0-0 6-3		0-3 K			3	0	0	0	0	1	0				
<b>Inning Stats</b>	R: 0 E: 0 K: 0 S: 3	H: 0 LOB: 0 BB: 0 P: 3	R: 1 E: 0 K: 0 S: 5	H: 3 LOB: 1 BB: 0 P: 5	R: 0 E: 1 K: 0 S: 4	H: 0 LOB: 1 BB: 0 P: 4	R: 0 E: 0 K: 0 S: 4	H: 1 LOB: 1 BB: 0 P: 4	R: 0 E: 0 K: 0 S: 3	H: 0 LOB: 0 BB: 0 P: 3	R: 3 E: 0 K: 0 S: 6	H: 4 LOB: 1 BB: 1 P: 10	R: 0 E: 0 K: 1 S: 5	H: 0 LOB: 0 BB: 0 P: 5	R: 1 E: 0 K: 0 S: 4	H: 2 LOB: 0 BB: 0 P: 4		1B: 8 2B: 2 3B: 0 HR: 1	SF: 1 SAC: 0 DP: 2 HBP: 0	WP: 0 PB: 0 SB: 2 CS: 1
<b>PITCHER</b> Frank Pastore, R (1, 1) ERA: 4.01	IP: 5.0 WLS: L BF: 23 H: 8 R: 4 ER: 4 SO: 4 BB: 0 IBB: 0 HBP: 0 BLK: 0 WP: 0 HR: 1 S: 23 P: 23 ERA: 7.20 WHIP: 1.600															<b>PITCHER</b>				
Geoff Combe, R (6, 1) ERA: 3.6	2.0 6 0 0 0 1 1 0 0 0 0 0 7 11 0.00 0.500																			
Tom Hume, R (8, 1) ERA: 2.91	1.0 4 2 1 1 0 0 0 0 0 0 0 4 4 9.00 2.000																			



Batter	1	2	3	4	5	6	7	8	9	10	11	12	AB	R	H	RBI	BB	SO	LOB			
<b>Bill Russell, R</b> OBP: 0.211, SLG: 0.216 (1, 6)	5-3	F8			L7				F8			SH1-4	4	0	0	0	1	0	0			
<b>Ken Landreaux, L</b> OBP: 0.345, SLG: 0.433 (1, 8)	K		F8		FC6-4 BB				F9			1B IBB	4	0	1	0	2	1	0			
<b>Dusty Baker Jr., R</b> OBP: 0.352, SLG: 0.444 (1, 7)	HR		K		FC6-4				F9			G6-4-3 1B	6	1	2	3	0	1	3			
<b>Steve Garvey, R</b> OBP: 0.297, SLG: 0.395 (1, 3)	1B 1B		5-3						F9			G6-4-3 1B	6	1	2	0	0	0	2			
<b>Ron Cey, R</b> OBP: 0.373, SLG: 0.521 (1, 5)	1B				F8				2B			F9	4	0	2	0	1	0	0			
<b>Pedro Guerrero, R</b> OBP: 0.351, SLG: 0.556 Steve Howe, L (8, 1)	1B				6-3				B2			K	4	0	1	1	0	1	3			
<b>Joe Ferguson, R</b> OBP: 0.100, SLG: 0.100 Dave Stewart, R (11, 1)	1B								K				0	0	0	0	0	0	0			
<b>Mike Scioscia, L</b> OBP: 0.352, SLG: 0.315 Steve Yeager, R OBP: 0.317, SLG: 0.417 (11, 2)	4-3								G4-6-3			F8	4	0	1	0	0	0	5			
<b>Derrel Thomas, S</b> OBP: 0.188, SLG: 0.196 (1, 4)			4-3		G3				6-3			SH1-4 1B WP BB	4	1	0	0	1	1	1			
<b>Jerry Reuss, L</b> OBP: 0.238, SLG: 0.238 Rick Monday, L OBP: 0.344, SLG: 0.552 (8, 9)	4-3				4-3				K			SH1-4 1B	3	0	0	0	0	0	0			
<b>Inning Stats</b>	R: 2 E: 0 K: 1 S: 9	H: 4 LOB: 2 BB: 0 P: 9	R: 0 E: 0 K: 0 S: 3	H: 0 LOB: 0 BB: 0 P: 3	R: 0 E: 0 K: 1 S: 5	H: 0 LOB: 0 BB: 0 P: 5	R: 0 E: 0 K: 0 S: 4	H: 1 LOB: 1 BB: 0 P: 4	R: 0 E: 0 K: 0 S: 3	H: 0 LOB: 1 BB: 1 P: 7	R: 0 E: 0 K: 0 S: 6	H: 1 LOB: 0 BB: 0 P: 7	R: 0 E: 0 K: 1 S: 7	H: 0 LOB: 0 BB: 0 P: 7	R: 0 E: 0 K: 0 S: 3	H: 0 LOB: 0 BB: 0 P: 5	R: 2 E: 0 K: 0 S: 4	H: 2 LOB: 1 BB: 2 P: 12	1B: 7 2B: 2 3B: 0 HR: 1	SF: 0 SAC: 1 DP: 2 HBP: 0	WP: 1 PB: 0 SB: 0 CS: 0	PA: 49
<b>PITCHER</b>	IP	WLS	BF	H	R	ER	SO	BB	IBB	HBP	BLK	WP	HR	S	P	ERA	WHIP					
<b>Michael LaCoss, R</b> ERA: 4.81 Tom Hume, R ERA: 2.78 Joe Price, L ERA: 2.49 Doug Bair, R ERA: 6.23	(1, 1) (8, 1) (9, 1) (12, 1)	7.0 1.0 3.0 1.0	30 4 9 6	7 1 0 2	2 0 0 2	2 0 0 2	3 0 3 0	0 0 0 1	0 0 0 1	0 0 0 0	0 0 0 0	0 0 0 1	0 0 0 0	34 3 15 4	42 7 15 12	2.57 0.00 0.00 18.00	1.286 2.000 0.000 3.000					

**Los Angeles Dodgers @ Cincinnati Reds**  
Riverfront Stadium, Cincinnati, OH  
Fri May 22 1981, 7:05 PM EDT  
Alt. 27.943 - Unknown

AB 43  
R 4  
H 10  
RBI 4  
BB 5  
SO 6  
LOB 14



Batter	1	2	3	4	5	6	7	8	9	10	11	12	AB	R	H	RBI	BB	SO	LOB					
<b>Dave Collins, S</b> OBP: 0.395, SLG: 0.459 (1, 9)	L1		6-3			6-3			B2				6	0	2	1	0	0	1					
<b>Ken Griffey, L</b> OBP: 0.309, SLG: 0.367 (1, 8)	G1-6-3 1B				4-3				6-3			FC6-4 1B	6	0	2	0	0	1	3					
<b>Dave Concepcion, R</b> OBP: 0.366, SLG: 0.428 (1, 6)	G1-6-3				L6				4-3			F8	6	0	1	0	0	0	1					
<b>George Foster, R</b> OBP: 0.343, SLG: 0.503 (1, 7)			6-3		6-3				K			K	6	1	1	0	0	2	2					
<b>Johnny Bench, R</b> OBP: 0.356, SLG: 0.434 (1, 3)			5-3						FC5-4			F3	6	0	3	0	0	0	3					
<b>Ray Knight, R</b> OBP: 0.322, SLG: 0.377 (1, 5)			F8						F7			4-3	6	0	1	1	0	1	3					
<b>Ron Oester, S</b> OBP: 0.366, SLG: 0.400 (1, 4)					K				5-3			SH1-4 1B IBB	4	1	1	0	1	2	2					
<b>Mike O'Berry, R</b> OBP: 0.316, SLG: 0.303 Dan Driessen, L OBP: 0.340, SLG: 0.355 Doug Bair, R OBP: 0.500, SLG: 2.000 (11, 1)					SH3 1B				SH1-4			K	1	0	1	0	2	0	0					
<b>Michael LaCoss, R</b> ERA: 1.51 Tom Hume, R ERA: 2.78 Sam Mejias, R ERA: 0.400 Joe Price, R ERA: 2.49 Joe Nolan, L ERA: 0.337, SLG: 0.336 (11, 2)					SH3				FC1-5-2 1B			5-3	1	0	0	0	0	0	2					
<b>Inning Stats</b>	R: 0 E: 0 K: 0 S: 3	H: 1 LOB: 0 BB: 0 P: 3	R: 0 E: 0 K: 0 S: 3	H: 0 LOB: 0 BB: 0 P: 3	R: 0 E: 0 K: 1 S: 6	H: 1 LOB: 0 BB: 0 P: 6	R: 0 E: 0 K: 0 S: 3	H: 0 LOB: 0 BB: 0 P: 3	R: 0 E: 0 K: 0 S: 7	H: 2 LOB: 2 BB: 0 P: 7	R: 1 E: 0 K: 0 S: 5	H: 2 LOB: 3 BB: 2 P: 13	R: 0 E: 0 K: 1 S: 5	H: 0 LOB: 0 BB: 0 P: 5	R: 0 E: 0 K: 2 S: 8	H: 1 LOB: 1 BB: 0 P: 8	R: 0 E: 0 K: 1 S: 6	H: 1 LOB: 1 BB: 0 P: 6	R: 0 E: 0 K: 1 S: 6	H: 1 LOB: 1 BB: 0 P: 6	1B: 9 2B: 3 3B: 0 HR: 0	SF: 0 SAC: 2 DP: 1 HBP: 0	WP: 0 PB: 0 SB: 0 CS: 0	PA: 51
<b>PITCHER</b>	IP	WLS	BF	H	R	ER	SO	BB	IBB	HBP	BLK	WP	HR	S	P	ERA	WHIP							
<b>Jerry Reuss, L</b> ERA: 1.51 Steve Howe, L ERA: 0.4 Doug Bair, R ERA: 6.23	(1, 1) (8, 1) (11, 1)	7.2 2.1 2.0	35 8 8	9 1 2	2 0 0	1 0 0	2 3 2	0 0 0	0 0 0	0 0 0	0 0 0	0 0 12	0 0 14	36 14 12	48 0.00 0.429	1.17 0.00 1.000								

**Los Angeles Dodgers @ Cincinnati Reds**  
Riverfront Stadium, Cincinnati, OH  
Fri May 22 1981, 7:05 PM EDT  
Alt. 27.943 - Unknown

AB 46  
R 2  
H 12  
RBI 2  
BB 3  
SO 7  
LOB 22







Batter	1	2	3	4	5	6	7	8	9	AB	R	H	RBI	BB	SO	LOB	TOP
Bill Russell, R OBP: 0.232, SLG: 0.233 (1, 6)	5-3							1-3		3	0	0	0	1	0	0	<b>Los Angeles Dodgers @ Cincinnati Reds</b> Riverfront Stadium, Cincinnati, OH Sun May 24 1981, 3:33 AM EDT Unknown <a href="http://livebaseballscorecards.com">livebaseballscorecards.com</a>
Ken Landreaux, L OBP: 0.343, SLG: 0.425 (1, 8)	F9		G3			P7		1B		4	0	1	0	0	0	1	
Dusty Baker Jr., R OBP: 0.343, SLG: 0.429 Pepe Frias, R (8, 4)					F7					4	0	2	0	0	0	0	
Steve Garvey, R OBP: 0.304, SLG: 0.418 (1, 3)	P4				F6			1B		4	0	0	0	0	1	3	
Ron Cey, R OBP: 0.371, SLG: 0.526 (1, 5)		E5				5-3			P4	3	0	0	0	1	0	0	
Rick Monday, L OBP: 0.324, SLG: 0.588 (8, 7)										4	1	1	1	0	3	2	
Steve Yeager, R OBP: 0.351, SLG: 0.375 Reggie Smith, S OBP: 0.385, SLG: 0.364 (9, PH)										3	0	0	0	0	1	0	
Derrel Thomas, S OBP: 0.208, SLG: 0.260 Jay Johnstone, L OBP: 0.192, SLG: 0.400 Bobby Castillo, R OBP: 0.600, SLG: 1.000 Mike Scioscia, L OBP: 0.351, SLG: 0.316 Joe Ferguson, R OBP: 0.167, SLG: 0.091 Bob Welch, R OBP: 0.200, SLG: 0.158 Pedro Guerrero, R OBP: 0.343, SLG: 0.538 (8, PH)										2	0	0	0	0	1	0	
										1	1	1	0	0	0	0	
										1	0	0	0	0	1	0	
<b>Inning Stats</b>	R: 0 E: 0 K: 0 S: 4	H: 1 LOB: 1 BB: 0 P: 4	R: 0 E: 1 K: 1 S: 5	H: 0 LOB: 0 BB: 0 P: 5	R: 0 E: 0 K: 1 S: 5	H: 0 LOB: 1 BB: 1 P: 9	R: 0 E: 0 K: 1 S: 5	H: 0 LOB: 0 BB: 0 P: 5	R: 1 E: 0 K: 1 S: 6	H: 1 LOB: 0 BB: 0 P: 6	R: 1 E: 0 K: 1 S: 8	H: 3 LOB: 2 BB: 0 P: 8	R: 0 E: 0 K: 1 S: 6	H: 1 LOB: 1 BB: 0 P: 6	1B: 4 2B: 1 3B: 0 HR: 2	SF: 0 SAC: 0 DP: 1 HBP: 0	WP: 0 PA: 35 PB: 0 SB: 0 CS: 1
<b>PITCHER</b>	IP WLS BF H R ER SO BB IBB HBP BLK WP HR S P ERA WHIP																
Tom Seaver, R ERA: 1.95 Paul Moskau, R ERA: 3.9 Tom Hume, R ERA: 2.81 Joe Price, L ERA: 2.45	(1, 1) (4, 1) (8, 1) (9, 1)	3.0 4.2 1.0 0.1	11 W 18 5 S 1	1 3 2 0	0 2 0 0	2 2 1 0	0 1 0 0	0 0 0 0	0 0 0 0	0 0 0 0	0 2 7 1	14 25 7 1	18 29 7 1	0.00 3.86 0.00 0.00	0.667 0.857 2.000 0.000		

Batter	1	2	3	4	5	6	7	8	9	AB	R	H	RBI	BB	SO	LOB	BOTTOM
Dave Collins, S OBP: 0.397, SLG: 0.454 Sam Mejias, R OBP: 0.313, SLG: 0.375 (8, 8)								5-3		3	1	1	0	1	1	2	<b>Los Angeles Dodgers @ Cincinnati Reds</b> Riverfront Stadium, Cincinnati, OH Sun May 24 1981, 3:33 AM EDT Unknown <a href="http://livebaseballscorecards.com">livebaseballscorecards.com</a>
Ken Griffey, L OBP: 0.310, SLG: 0.382 (8, 9)										4	0	2	1	0	0	1	
Dave Concepcion, R OBP: 0.349, SLG: 0.405 (1, 6)										3	0	0	0	0	0	2	
George Foster, R OBP: 0.337, SLG: 0.488 (1, 7)										4	1	1	0	0	2	2	
Johnny Bench, R OBP: 0.394, SLG: 0.489 (1, 3)										4	1	2	1	0	0	2	
Ray Knight, R OBP: 0.323, SLG: 0.372 (1, 5)										3	0	0	0	1	1	1	
Joe Nolan, L OBP: 0.333 Joe Price, R (9, 1)										4	0	0	0	0	0	3	
Ron Oester, S OBP: 0.373, SLG: 0.402 (1, 4)										2	0	1	1	1	0	0	
Tom Seaver, R OBP: 0.269, SLG: 0.250 Harry Spilman, L OBP: 0.238, SLG: 0.250 Paul Moskau, R Tom Hume, R Mike O'Berry, R OBP: 0.341, SLG: 0.314 (8, 1) (9, 2)										0	0	0	0	0	0	0	
										1	0	0	0	0	1	0	
										1	0	0	0	1	1		
										0	0	0	0	0	0	0	
										0	0	0	0	0	0	0	
<b>Inning Stats</b>	R: 1 E: 0 K: 1 S: 7	H: 2 LOB: 1 BB: 0 P: 7	R: 0 E: 0 K: 1 S: 5	H: 0 LOB: 0 BB: 0 P: 5	R: 0 E: 0 K: 1 S: 5	H: 0 LOB: 1 BB: 1 P: 9	R: 2 E: 0 K: 1 S: 8	H: 3 LOB: 2 BB: 1 P: 12	R: 0 E: 0 K: 0 S: 4	H: 1 LOB: 1 BB: 0 P: 4	R: 0 E: 0 K: 1 S: 5	H: 0 LOB: 1 BB: 1 P: 9	R: 0 E: 0 K: 1 S: 6	H: 1 LOB: 1 BB: 0 P: 6	1B: 4 2B: 2 3B: 1 HR: 0	SF: 0 SAC: 2 DP: 0 HBP: 0	WP: 0 PA: 34 PB: 0 SB: 0 CS: 0
<b>PITCHER</b>	IP WLS BF H R ER SO BB IBB HBP BLK WP HR S P ERA WHIP																
Bob Welch, R ERA: 4.15 Bobby Castillo, R ERA: 6.0	(1, 1) (8, 1)	7.0 1.0	L 30 4	6 1	3 0	3 0	5 1	3 0	0 0	0 0	0 0	0 6	4 6	3.86 0.00	1.286 1.000		

Batter	1	2	3	4	5	6	7	8	9	AB	R	H	RBI	BB	SO	LOB	TOP						
Bill Russell, R OBP: 0.238, SLG: 0.228 Pepe Frias, R (8, 6)										3	0	1	2	0	4								
Ken Landreaux, L OBP: 0.331, SLG: 0.410										6	0	0	0	0	0	4							
Jay Johnstone, L OBP: 0.250, SLG: 0.357										3	2	0	0	3	0	1							
Steve Garvey, R OBP: 0.310, SLG: 0.414										4	2	1	0	2	0	2							
Rick Monday, L OBP: 0.326, SLG: 0.526										4	2	0	0	2	1	5							
Pedro Guerrero, R OBP: 0.359, SLG: 0.560										4	3	3	3	1	0	0							
Mike Scioscia, L OBP: 0.371, SLG: 0.333										4	1	3	2	1	0	2							
Derrel Thomas, S OBP: 0.259, SLG: 0.302										3	0	2	4	2	0	1							
Dave Goltz, R Bobby Castillo, R Ron Cey, R Dave Stewart, R Rick Sutcliffe, L OBP: 0.200, SLG: 0.111										3	0	0	0	0	2	7							
<b>Inning Stats</b>	R: 0 E: 0 K: 0 S: 3	H: 0 LOB: 1 BB: 1 P: 7	R: 0 E: 1 K: 1 S: 6	H: 1 LOB: 2 BB: 1 P: 10	R: 0 E: 0 K: 0 S: 3	H: 0 LOB: 0 BB: 0 P: 3	R: 2 E: 0 K: 1 S: 5	H: 0 LOB: 3 BB: 5 P: 25	R: 3 E: 1 K: 0 S: 7	H: 3 LOB: 2 BB: 1 P: 11	R: 0 E: 0 K: 0 S: 3	H: 0 LOB: 1 BB: 1 P: 7	R: 1 E: 0 K: 0 S: 5	H: 3 LOB: 1 BB: 0 P: 5	R: 4 E: 0 K: 0 S: 6	H: 3 LOB: 1 BB: 2 P: 14	R: 0 E: 0 K: 1 S: 5	H: 0 LOB: 0 BB: 2 P: 13	1B: 8 2B: 2 3B: 1 HR: 0	SF: 0 SAC: 0 DP: 1 HBP: 0	WP: 0 PA: 50 PB: 0 SB: 1 CS: 0		
<b>PITCHER</b>	IP WLS BF H R ER SO BB IBB HBP BLK WP HR S P ERA WHIP	3.2 L 19 1 2 2 2 2 7 0 0 0 0 0 0 8 12 4.91 2.182	1.1 9 3 3 2 0 1 0 0 0 0 0 0 8 11 6.75 3.000	1.1 8 3 1 1 0 1 0 0 0 0 0 0 7 15 21.60 3.000	1.2 9 3 4 4 0 2 0 0 0 0 0 0 5 13 0.00 2.000	1.0 5 0 0 0 1 2 0 0 0 0 0 0 5 13 0.00 2.000																	

Los Angeles Dodgers @ Cincinnati Reds  
Riverfront Stadium, Cincinnati, OH  
Sun May 24 1981, 3:38 AM EDT  
Att: 36,113 - Unknown

livebaseballscores.com

AB 37  
R 10  
H 10  
RBI 10  
BB 13  
SO 3  
LOB 27

Batter	1	2	3	4	5	6	7	8	9	AB	R	H	RBI	BB	SO	LOB	BOTTOM				
Dave Collins, S OBP: 0.393, SLG: 0.449 Sam Mejias, R OBP: 0.353, SLG: 0.412										4	0	1	0	0	2	2					
Ken Griffey, L OBP: 0.313, SLG: 0.394										5	0	2	1	0	1	1					
Dave Concepcion, R OBP: 0.347, SLG: 0.401										4	0	1	0	0	2	3					
George Foster, R OBP: 0.330, SLG: 0.476										4	0	0	0	0	0	1					
Dan Driessen, L OBP: 0.343, SLG: 0.350										3	0	1	0	1	1	2					
Ray Knight, R OBP: 0.327, SLG: 0.372										3	1	1	0	1	0	2					
Joe Nolan, L OBP: 0.310, SLG: 0.333 Tom Hume, R Larry Bittner, L OBP: 0.391, SLG: 0.450 Joe Price, R (8, PH)										3	1	1	0	0	0	2					
Ron Oester, S OBP: 0.370, SLG: 0.392										3	0	0	0	1	0	0					
Bruce Berenyi, R OBP: 0.188, SLG: 0.214 Doug Bair, R OBP: 0.500, SLG: 2.000 Harry Spilman, L OBP: 0.227, SLG: 0.238 Geoff Combe, R Mike O'Berry, R OBP: 0.326, SLG: 0.297										1	0	1	0	0	0	0					
<b>Inning Stats</b>	R: 0 E: 0 K: 3 S: 9	H: 0 LOB: 0 BB: 0 P: 9	R: 0 E: 0 K: 0 S: 3	H: 1 LOB: 0 BB: 0 P: 3	R: 0 E: 0 K: 1 S: 4	H: 1 LOB: 1 BB: 0 P: 4	R: 0 E: 0 K: 1 S: 6	H: 1 LOB: 1 BB: 0 P: 6	R: 3 E: 1 K: 1 S: 7	H: 2 LOB: 2 BB: 2 P: 15	R: 0 E: 0 K: 2 S: 9	H: 2 LOB: 2 BB: 0 P: 9	R: 0 E: 0 K: 0 S: 4	H: 0 LOB: 1 BB: 0 P: 4	R: 0 E: 0 K: 1 S: 6	H: 1 LOB: 1 BB: 0 P: 6	1B: 8 2B: 0 3B: 1 HR: 0	SF: 0 SAC: 0 DP: 2 HBP: 0	WP: 1 PA: 38 PB: 0 SB: 0 CS: 0		
<b>PITCHER</b>	IP WLS BF H R ER SO BB IBB HBP BLK WP HR S P ERA WHIP	4.2 W 20 5 1 0 0 0 2 0 0 0 0 0 0 4 8 0.00 1.500	2.0 9 2 0 0 2 0 0 0 0 0 1 0 13 13 0.00 1.000	1.0 4 1 0 0 1 0 0 0 0 0 0 0 6 6 0.00 1.000																	

Los Angeles Dodgers @ Cincinnati Reds  
Riverfront Stadium, Cincinnati, OH  
Sun May 24 1981, 3:38 AM EDT  
Att: 36,113 - Unknown

livebaseballscores.com

AB 35  
R 3  
H 9  
RBI 2  
BB 3  
SO 8  
LOB 15

Batter	1	2	3	4	5	6	7	8	9	AB	R	H	RBI	BB	SO	LOB	TOP								
Joe Morgan, L (1,4) OBP: 0.329, SLG: 0.325	4-3		F8			E3 1B	G3			4	1	0	0	0	0	1	<b>San Francisco Giants @ Cincinnati Reds</b> Riverfront Stadium, Cincinnati, OH Mon May 25 1981, 7:05 PM EDT Att: 15,684 - Unknown								
Enos Cabell, R (1,3) OBP: 0.277, SLG: 0.343	6-3			5-3		K		1B 9-2 1B		4	0	1	0	0	1	1									
Jack Clark, R (1,9) OBP: 0.285, SLG: 0.372	6-3			4-3		F8		K		4	0	0	0	0	1	2									
Milt May, L (1,2) OBP: 0.362, SLG: 0.352		1-3		K				1B 1-3 1B		4	0	2	1	0	1	0									
Larry Herndon, R (1,8) OBP: 0.365, SLG: 0.462		6-3			2B 2B	K		9-2 1B		4	1	1	0	0	1	3									
Dave Bergman, L (1,7) OBP: 0.315, SLG: 0.420					4-3 2H 2B	1B 2B		F8		4	1	3	1	0	0	0									
Billy Smith, S (1,5) OBP: 0.179, SLG: 0.222			K		F2	K		K		4	0	0	0	0	3	3									
Johnnie LeMaster, R (1,6) OBP: 0.321, SLG: 0.303 Jim Wolford, R (7,PH) OBP: 0.303, SLG: 0.438 Joe Pettini, R (7,6)			1-3		4-3		6-3	5-3		2	0	0	0	0	0	1									
Allen Ripley, R (1,1) OBP: 0.130, SLG: 0.130 Bill North, S (7,PH) OBP: 0.355, SLG: 0.324 Al Holland, R (7,1) Greg Minton, S (8,1)			4-3		1-3					2	0	0	0	0	0	1									
<b>Inning Stats</b>	R: 0 E: 0 K: 0 S: 3	H: 0 LOB: 0 BB: 0 P: 3	R: 0 E: 0 K: 1 S: 6	H: 1 LOB: 1 BB: 0 P: 6	R: 0 E: 0 K: 0 S: 3	H: 0 LOB: 0 BB: 0 P: 3	R: 0 E: 0 K: 1 S: 5	H: 0 LOB: 0 BB: 0 P: 5	R: 1 E: 0 K: 0 S: 5	H: 2 LOB: 1 BB: 0 P: 5	R: 1 E: 1 K: 2 S: 9	H: 1 LOB: 1 BB: 0 P: 9	R: 1 E: 0 K: 1 S: 7	H: 2 LOB: 1 BB: 0 P: 7	R: 0 E: 0 K: 1 S: 6	H: 2 LOB: 1 BB: 0 P: 6		R: 0 E: 0 K: 1 S: 5	H: 0 LOB: 0 BB: 0 P: 5	1B: 4 2B: 5 3B: 0 HR: 0	SF: 0 SAC: 0 DP: 1 HBP: 0	WP: 0 PB: 0 SB: 1 CS: 0	PA: 35		
<b>PITCHER</b>	IP	WLS	BF	H	R	ER	SO	BB	IBB	HBP	BLK	WP	HR	S	P	ERA	WHIP								
Frank Pastore, R (1,1) ERA: 3.81	7.0		28	6	3	2	5	0	0	0	0	0	0	38	38	2.57	0.857								
Geoff Combe, R (8,1) ERA: 3.12	2.0	W	7	2	0	0	2	0	0	0	0	0	0	11	11	0.00	1.000								

AB	35
R	3
H	8
RBI	3
BB	0
SO	7
LOB	13



Batter	1	2	3	4	5	6	7	8	9	AB	R	H	RBI	BB	SO	LOB	BOTTOM								
Ken Griffey, L (1,8) OBP: 0.317, SLG: 0.399	G4-6-3 1B		F7		SF9			1B S 1B		3	1	2	1	0	0	1	<b>San Francisco Giants @ Cincinnati Reds</b> Riverfront Stadium, Cincinnati, OH Mon May 25 1981, 7:05 PM EDT Att: 15,684 - Unknown								
Ron Oester, S (1,4) OBP: 0.367, SLG: 0.388	G4-6-3 1-2			HR 1B	4-3			F3		4	1	1	0	0	0	3									
Dave Concepcion, R (1,6) OBP: 0.339, SLG: 0.391	F8			F9		5-3		6-3		4	0	0	0	0	0	2									
George Foster, R (1,7) OBP: 0.339, SLG: 0.500		L1-3 1B		HR		5-3		5-3 2B 1B		4	2	3	2	0	0	0									
Johnny Bench, R (1,3) OBP: 0.398, SLG: 0.484		F9		G5-4-3 BB		6-3		2B 1B		3	1	1	1	1	0	1									
Larry Bittner, L (1,9) OBP: 0.370, SLG: 0.458 Sam Mejias, R (8,FR) OBP: 0.353, SLG: 0.412	L1-3			G5-4-3			F8	2B		4	0	1	2	0	0	2									
Ray Knight, R (1,5) OBP: 0.331, SLG: 0.382			K		1B SF9 1B			L5		4	1	2	0	0	1	1									
Joe Nolan, L (1,2) OBP: 0.330, SLG: 0.337					SF9 SH3-4 1B					2	0	1	0	1	1	1									
Frank Pastore, R (1,1) OBP: 0.133, SLG: 0.133 Mike Vail, R (7,PH) OBP: 0.250, SLG: 0.250 Geoff Combe, R (8,1)			K		SH3-4					1	0	0	0	0	1	1									
<b>Inning Stats</b>	R: 0 E: 0 K: 0 S: 3	H: 1 LOB: 0 BB: 0 P: 3	R: 0 E: 0 K: 2 S: 7	H: 0 LOB: 1 BB: 1 P: 11	R: 2 E: 0 K: 0 S: 4	H: 2 LOB: 0 BB: 1 P: 8	R: 1 E: 0 K: 0 S: 5	H: 2 LOB: 1 BB: 0 P: 5	R: 0 E: 0 K: 0 S: 3	H: 0 LOB: 0 BB: 0 P: 3	R: 0 E: 0 K: 2 S: 8	H: 1 LOB: 1 BB: 0 P: 8	R: 3 E: 0 K: 0 S: 7	H: 4 LOB: 1 BB: 0 P: 7	R: 0 E: 0 K: 0 S: 3	H: 0 LOB: 0 BB: 0 P: 3		1B: 8 2B: 3 3B: 0 HR: 1	SF: 1 SAC: 1 DP: 3 HBP: 0	WP: 0 PB: 0 SB: 1 CS: 0	PA: 34				
<b>PITCHER</b>	IP	WLS	BF	H	R	ER	SO	BB	IBB	HBP	BLK	WP	HR	S	P	ERA	WHIP								
Allen Ripley, R (1,1) ERA: 2.64	6.0		23	6	3	3	2	2	0	0	0	0	0	10	10	4.50	1.333								
Al Holland, L (7,1) ERA: 4.44	1.1	L	6	2	1	1	2	0	0	0	0	0	0	10	10	6.75	1.500								
Greg Minton, R (8,1) ERA: 3.58	0.2		5	3	2	2	0	0	0	0	0	0	0	5	5	27.00	4.500								



Batter	1	2	3	4	5	6	7	8	9	AB	R	H	RBI	BB	SO	LOB	TOP					
<b>Bill North, S</b> OBP: 0.360, SLG: 0.340 (1, 8)	0-3 K	0-3 K			0-0 6-3-5 2B		0-0 CS 1B			4	0	2	0	0	2	2	<b>San Francisco Giants @ Cincinnati Reds</b> Riverfront Stadium, Cincinnati, OH Wed May 27 1981, 7:05 PM EDT Att: 12,223 - Unknown <a href="http://livebaseballscorecards.com">livebaseballscorecards.com</a>					
<b>Enos Cabell, R</b> OBP: 0.276, SLG: 0.341 (1, 5)	0-0 S 1B	0-0 5-3 1B			0-0 6-3-5 2-3f		0-0 F8 1-2			4	1	1	0	0	0	4						
<b>Joe Morgan, L</b> OBP: 0.333, SLG: 0.325 (1, 4)	0-0 1-H 2B			0-0 F4	0-0 F3			4-0 F7 F4-2 BB		3	1	1	1	1	0	0						
<b>Jack Clark, R</b> OBP: 0.284, SLG: 0.375 (1, 9)	0-0 4-3 1-H 2B		0-3 K		0-3 K		0-3 K	0-0 F7 1-3		4	0	1	1	0	2	1						
<b>Milt May, L</b> OBP: 0.352, SLG: 0.341 (1, 2)	0-0 4-3 2-3		0-3 K		0-0 F9		0-0 F9	0-0 F4-2 3-H		4	0	0	0	0	1	2						
<b>Lary Hemdon, R</b> OBP: 0.363, SLG: 0.457 (1, 7)	0-3 K			0-0 F9		0-0 S 1B		0-0 1-3		4	0	1	0	0	1	1						
<b>Dave Bergman, L</b> OBP: 0.345, SLG: 0.423 (1, 3)		4-0 1B WP BB		0-0 1B		4-0 1-2 BB		0-3 K		2	0	1	0	2	1	0						
<b>Johnnie LeMaster, R</b> OBP: 0.321, SLG: 0.304 (1, 6)		0-0 SH3-4 1B		0-0 F9		0-0 F8		0-0 F7		3	0	1	0	0	0	3						
<b>Darrell Evans, L</b> OBP: 0.329, SLG: 0.411 (9, PH)		1-3 SH3-4 1B		0-0 F9		0-0 F8		0-0 F7		1	0	0	0	0	0	0						
<b>Doyle Alexander, R</b> OBP: 0.174, SLG: 0.143 (1, 1)		0-0 SH3-4		0-0 F7		0-0 F6				1	0	0	0	0	0	1						
<b>Rennie Stennett, R</b> OBP: 0.246, SLG: 0.273 (7, PH)		1-2								1	0	0	0	0	0	0						
<b>Fred Breining, R</b> (7, 1)		1-2								0	0	0	0	0	0	0						
<b>Inning Stats</b>	R: 2 E: 0 K: 2 S: 10	H: 3 LOB: 1 BB: 0 P: 10	R: 0 E: 0 K: 1 S: 6	H: 1 LOB: 2 BB: 1 P: 10	R: 0 E: 0 K: 2 S: 7	H: 0 LOB: 0 BB: 0 P: 7	R: 0 E: 0 K: 0 S: 4	H: 1 LOB: 1 BB: 0 P: 4	R: 0 E: 0 K: 0 S: 3	H: 1 LOB: 0 BB: 0 P: 3	R: 0 E: 0 K: 1 S: 6	H: 1 LOB: 2 BB: 1 P: 10	R: 0 E: 0 K: 0 S: 3	H: 1 LOB: 0 BB: 0 P: 3	R: 0 E: 0 K: 0 S: 2	H: 0 LOB: 0 BB: 1 P: 6	R: 0 E: 0 K: 1 S: 5	H: 0 LOB: 0 BB: 0 P: 5	1B: 6 2B: 4 3B: 0 HR: 0	SF: 0 SAC: 1 DP: 2 HBP: 0	WP: 1 PB: 0 SB: 3 CS: 1	PA: 35
<b>PITCHER</b> <b>Mario Soto, R</b> ERA: 2.91 (1, 1)	IP: 9.0 WLS: W BF: 35 H: 8 R: 2 ER: 2 SO: 7 BB: 3 IBB: 0 HBP: 0 BLK: 0 WP: 1 HR: 0 S: 46 P: 58 ERA: 2.00 WHIP: 1.222															<b>PITCHER</b>						

Batter	1	2	3	4	5	6	7	8	9	AB	R	H	RBI	BB	SO	LOB	BOTTOM			
<b>Dave Collins, S</b> OBP: 0.396, SLG: 0.456 (1, 9)	0-0 2B	0-0 F7		0-0 BB 1B			0-0 1-3			4	1	2	1	0	0	0	<b>San Francisco Giants @ Cincinnati Reds</b> Riverfront Stadium, Cincinnati, OH Wed May 27 1981, 7:05 PM EDT Att: 12,223 - Unknown <a href="http://livebaseballscorecards.com">livebaseballscorecards.com</a>			
<b>Ken Griffey, L</b> OBP: 0.316, SLG: 0.392 (1, 8)	0-0 F7		0-0 4-3	0-0 1-2 3-H BB 1B			0-3 K			3	0	0	0	1	1	1				
<b>Sam Mejias, R</b> OBP: 0.353, SLG: 0.412 (8, 8)	0-0 F7		0-0 4-3	0-0 1-2 2-3 BB			0-0 K			0	0	0	0	0	0	0				
<b>Dave Concepcion, R</b> OBP: 0.348, SLG: 0.406 (1, 6)	0-0 2-H 1B		0-0 1B	0-3 K			0-0 FC6-4 1B			4	1	3	1	0	1	3				
<b>George Foster, R</b> OBP: 0.337, SLG: 0.491 (1, 7)	4-0 G3 1B BB		0-0 F9	0-3 K			0-0 FC6-4			3	0	0	0	1	1	2				
<b>Johnny Bench, R</b> OBP: 0.402, SLG: 0.479 (1, 3)	0-0 G3 1B		0-0 F8	0-0 F9			0-0 F9	4-0 CS BB		3	0	1	1	1	0	1				
<b>Ray Knight, R</b> OBP: 0.329, SLG: 0.385 (1, 5)	0-0 G3		0-0 F8	0-0 F9			0-0 K	0-0 6-3 1-2		4	1	1	0	0	1	3				
<b>Ron Oester, S</b> OBP: 0.364, SLG: 0.380 (1, 4)	0-3 K		0-0 3-1 2B	0-0 3-1			0-0 L6	4-0 BB		3	0	0	0	1	1	3				
<b>Mike O'Berry, R</b> OBP: 0.319, SLG: 0.275 (1, 2)		0-0 F9		4-0 BB 1B BB			0-0 4-3	0-3 K		3	0	0	0	1	1	1				
<b>Mario Soto, R</b> OBP: 0.136, SLG: 0.095 (1, 1)		0-0 6-3		0-3 K			0-0 F6			3	0	0	0	0	1	2				
<b>Inning Stats</b>	R: 2 E: 0 K: 1 S: 8	H: 3 LOB: 2 BB: 1 P: 12	R: 0 E: 0 K: 0 S: 3	H: 0 LOB: 0 BB: 0 P: 3	R: 0 E: 0 K: 0 S: 4	H: 1 LOB: 1 BB: 0 P: 4	R: 1 E: 0 K: 2 S: 9	H: 2 LOB: 3 BB: 2 P: 17	R: 0 E: 0 K: 0 S: 7	H: 0 LOB: 0 BB: 0 P: 7	R: 0 E: 0 K: 0 S: 3	H: 0 LOB: 0 BB: 0 P: 3	R: 0 E: 0 K: 1 S: 6	H: 1 LOB: 1 BB: 0 P: 6	R: 0 E: 0 K: 1 S: 4	H: 0 LOB: 1 BB: 2 P: 12	1B: 4 2B: 3 3B: 0 HR: 0	SF: 0 SAC: 0 DP: 0 HBP: 0	WP: 0 PB: 0 SB: 0 CS: 1	PA: 35
<b>PITCHER</b> <b>Doyle Alexander, R</b> ERA: 1.84 (1, 1)	IP: 6.0 WLS: L BF: 27 H: 6 R: 3 ER: 3 SO: 5 BB: 3 IBB: 0 HBP: 0 BLK: 0 WP: 0 HR: 0 S: 34 P: 46 ERA: 4.50 WHIP: 1.500															<b>PITCHER</b>				
<b>Fred Breining, R</b> ERA: 2.22 (7, 1)	IP: 2.0 WLS: 8 BF: 1 H: 0 R: 0 ER: 0 SO: 2 BB: 2 IBB: 0 HBP: 0 BLK: 0 WP: 0 HR: 10 S: 18 P: 18 ERA: 0.00 WHIP: 1.500															<b>PITCHER</b>				







Batter	1	2	3	4	5	6	7	8	9	AB	R	H	RBI	BB	SO	LOB	TOP											
Dave Collins, S OBP: 0.386, SLG: 0.440 Sam Mejias, R OBP: 0.368, SLG: 0.421		4-3		K		G3		F9		5	1	1	0	0	1	2												
Ken Griffey, L OBP: 0.330, SLG: 0.406	K								3-1	4	0	1	0	1	2	2												
Dave Concepcion, R OBP: 0.352, SLG: 0.494	E8 1B								HR	4	3	2	1	1	1	1												
George Foster, R OBP: 0.348, SLG: 0.525	PB 1B								HR	5	1	2	3	0	2	2												
Dan Driessen, L OBP: 0.330, SLG: 0.326	K									4	0	0	0	1	2	2												
Ray Knight, R OBP: 0.326, SLG: 0.379										4	2	1	0	1	1	2												
Joe Nolan, L OBP: 0.359, SLG: 0.413	G3									5	2	3	1	0	0	3												
Ron Oester, S OBP: 0.361, SLG: 0.372										2	0	1	3	0	0	0												
Frank Pastore, R OBP: 0.111, SLG: 0.111 Tom Hume, R (8, 1)	4-3									3	0	0	0	0	2	1												
<b>Inning Stats</b>	R: 2 H: 3 E: 1 K: 2 S: 10	H: 3 R: 5 LOB: 2 BB: 1 P: 14	R: 0 H: 0 E: 0 K: 0 S: 3	H: 0 R: 0 LOB: 0 BB: 0 P: 3	R: 0 H: 1 E: 0 K: 1 S: 6	H: 1 R: 0 LOB: 1 BB: 0 P: 6	R: 1 H: 1 E: 1 K: 3 S: 11	H: 1 R: 0 LOB: 1 BB: 0 P: 11	R: 1 H: 1 E: 1 K: 0 S: 4	H: 1 R: 0 LOB: 1 BB: 1 P: 8	R: 1 H: 2 E: 0 K: 1 S: 7	H: 2 R: 0 LOB: 1 BB: 0 P: 7	R: 0 H: 0 E: 0 K: 3 S: 9	H: 0 R: 0 LOB: 0 BB: 0 P: 9	R: 2 H: 2 E: 0 K: 1 S: 7	H: 2 R: 0 LOB: 0 BB: 2 P: 7	R: 2 H: 1 E: 0 K: 0 S: 4	H: 1 R: 0 LOB: 1 BB: 2 P: 12	1B: 5 2B: 4 3B: 1 HR: 1	SF: 2 SH: 4 DP: 0 HBP: 0	WP: 1 PA: 43 PB: 3 SB: 1 CS: 1							
<b>PITCHER</b>	IP	WLS	BF	H	R	ER	SO	BB	IBB	HBP	BLK	WP	HR	S	P	ERA	WHIP											
Burt Hooton, R ERA: 2.19	(1, 1)	5.0	L	26	8	5	3	6	2	0	0	0	1	0	36	44	5.40	2.000										
Dave Goltz, R ERA: 3.42	(6, 1)	2.0		6	0	0	0	4	0	0	0	0	0	0	14	14	0.00	0.000										
Bobby Castillo, R ERA: 5.76	(8, 1)	2.0		11	3	4	4	1	2	0	0	0	0	1	11	19	18.00	2.500										

Cincinnati Reds @ Los Angeles Dodgers  
 Dodger Stadium, Los Angeles, CA  
 Sat May 30 1981, 3:33 AM PDT  
 Att: 43,582 - Unknown

AB	36
R	9
H	11
RBI	8
BB	4
SO	11
LOB	15



Batter	1	2	3	4	5	6	7	8	9	AB	R	H	RBI	BB	SO	LOB	BOTTOM											
Derrel Thomas, S OBP: 0.304, SLG: 0.279	G6-4-3 BB									2	0	0	0	2	1	1												
Jay Johnstone, L OBP: 0.214, SLG: 0.289 Joe Ferguson, R OBP: 0.231, SLG: 0.091	K									4	0	0	0	0	1	2												
Dusty Baker Jr., R OBP: 0.344, SLG: 0.416	G6-4-3									4	0	1	0	0	0	1												
Steve Garvey, R OBP: 0.327, SLG: 0.454										4	0	1	0	0	0	0												
Ron Cey, R OBP: 0.378, SLG: 0.515										4	1	2	0	0	0	2												
Pedro Guerrero, R OBP: 0.381, SLG: 0.558										4	0	2	0	0	0	1												
Mike Scioscia, L OBP: 0.372, SLG: 0.325										3	0	0	0	1	0	2												
Pepe Frias, R OBP: 0.250, SLG: 0.286										3	0	0	1	0	0	0												
Burt Hooton, R OBP: 0.240, SLG: 0.217 Dave Goltz, R (6, 1)	F2									2	0	0	0	0	0	2												
Rick Monday, L OBP: 0.327, SLG: 0.500 Bobby Castillo, R OBP: 0.429, SLG: 0.714										1	0	1	0	0	0	0												
<b>Inning Stats</b>	R: 0 H: 0 E: 0 K: 1 S: 4	H: 2 R: 1 LOB: 2 BB: 1 P: 9	R: 1 H: 2 E: 0 K: 0 S: 5	H: 2 R: 1 LOB: 1 BB: 1 P: 9	R: 0 H: 0 E: 0 K: 0 S: 3	H: 0 R: 0 LOB: 0 BB: 0 P: 3	R: 0 H: 0 E: 0 K: 0 S: 4	H: 0 R: 0 LOB: 1 BB: 0 P: 4	R: 0 H: 0 E: 0 K: 0 S: 3	H: 0 R: 0 LOB: 1 BB: 1 P: 7	R: 0 H: 1 E: 0 K: 0 S: 4	H: 1 R: 0 LOB: 1 BB: 0 P: 4	R: 0 H: 0 E: 0 K: 1 S: 6	H: 0 R: 0 LOB: 0 BB: 0 P: 6	R: 0 H: 2 E: 0 K: 0 S: 4	H: 2 R: 0 LOB: 1 BB: 0 P: 4	R: 0 H: 1 E: 0 K: 0 S: 3	H: 1 R: 0 LOB: 0 BB: 0 P: 3	1B: 6 2B: 1 3B: 0 HR: 0	SF: 1 SH: 1 DP: 3 HBP: 0	WP: 0 PA: 35 PB: 0 SB: 0 CS: 0							
<b>PITCHER</b>	IP	WLS	BF	H	R	ER	SO	BB	IBB	HBP	BLK	WP	HR	S	P	ERA	WHIP											
Frank Pastore, R ERA: 3.47	(1, 1)	7.1	W	31	6	1	1	2	3	0	0	0	0	0	32	44	1.23	1.227										
Tom Hume, R ERA: 3.9	(8, 1)	1.2		4	1	0	0	0	0	0	0	0	0	4	4	0.00	0.600											

Cincinnati Reds @ Los Angeles Dodgers  
 Dodger Stadium, Los Angeles, CA  
 Sat May 30 1981, 3:33 AM PDT  
 Att: 43,582 - Unknown

AB	31
R	1
H	7
RBI	1
BB	3
SO	2
LOB	11









Batter	1	2	3	4	5	6	7	8	9	AB	R	H	RBI	BB	SO	LOB	TOP										
Dave Collins, S OBP: 0.392, SLG: 0.450 Joe Price, R (8, 1)	F7			6-3	FC6-4 1B 1B	1-3 2-H 2B		6-3		5	1	2	1	0	0	0											
Ken Griffey, L OBP: 0.332, SLG: 0.394 (1, 8)	L5			L6	FC6-4 1-2 BB			5-3		4	0	0	0	1	0	2											
Dave Concepcion, R OBP: 0.359, SLG: 0.416 Junior Kennedy, R OBP: 0.158, SLG: 0.167 (1, 6) (7, 4)	F9			FC5-4 1B	FC6-4 1B 1-2 2-3			F3		4	0	1	0	0	0	2											
George Foster, R OBP: 0.344, SLG: 0.520 (1, 7)				FC5-4 1-2				E7 WP 1B		5	1	2	1	0	0	1											
Joe Nolan, L OBP: 0.360, SLG: 0.410 (1, 2)				G3						4	1	2	1	0	1	2											
Ray Knight, R OBP: 0.328, SLG: 0.374 Harry Spilman, L OBP: 0.259, SLG: 0.208 (1, 5) (5, 5)				K						1	1	0	0	0	1	0											
Dan Driessen, L OBP: 0.336, SLG: 0.323 (1, 3)				G3						1	1	0	0	1	1												
Ron Oester, S OBP: 0.363, SLG: 0.411 (1, 4) (7, 6)				F7						3	1	1	0	1	0	1											
Michael LaCoss, R OBP: 0.332, SLG: 1.333 Doug Bair, R OBP: 0.220, SLG: 0.200 Mike Votto, R OBP: 0.333, SLG: 0.391 Sam Mejias, R OBP: 0.333, SLG: 0.391 (1, 1) (4, 1) (6, PH) (6, 1) (8, PH) (8, 9)				6-3						4	1	1	4	0	1	2											
Inning Stats	R: 0 E: 0 K: 0 S: 3	H: 0 LOB: 0 BB: 0 P: 3	R: 0 E: 0 K: 1 S: 5	H: 0 LOB: 0 BB: 0 P: 5	R: 0 E: 0 K: 0 S: 3	H: 0 LOB: 1 BB: 0 P: 4	R: 5 E: 0 K: 1 S: 10	H: 5 LOB: 2 BB: 1 P: 15	R: 1 E: 0 K: 2 S: 8	H: 1 LOB: 1 BB: 2 P: 16	R: 1 E: 1 K: 1 S: 7	H: 2 LOB: 1 BB: 0 P: 7	R: 0 E: 0 K: 0 S: 3	H: 0 LOB: 0 BB: 0 P: 3	R: 0 E: 0 K: 0 S: 3	H: 0 LOB: 0 BB: 0 P: 3	1B: 7 2B: 1 3B: 0 HR: 1	SF: 0 SAC: 0 DP: 0 HBP: 1	WP: 1 PB: 0 SB: 0 CS: 0	PA: 40							
PITCHER	IP	WLS	BF	H	R	ER	SO	BB	IBB	HBP	BLK	WP	HR	S	P	ERA	WHIP										
Ed Whitson, R ERA: 4.38 Al Holland, L ERA: 3.41 (1, 1) (6, 1)	5.0	W	23	6	5	5	2	1	0	1	0	0	1	25	30	9.00	1.400										

Cincinnati Reds @ San Francisco Giants  
Candlestick Park, San Francisco, CA  
Tue Jun 02 1981, 10:05 PM EDT  
Att: 19,007 - Unknown

AB	36
R	7
H	9
RBI	7
BB	3
SO	5
LOB	13



Batter	1	2	3	4	5	6	7	8	9	AB	R	H	RBI	BB	SO	LOB	BOTTOM										
Joe Morgan, L OBP: 0.350, SLG: 0.358 (1, 4)	4-3			1B 1B	1-2 2-3 3-H 1B					4	2	3	3	1	0	0											
Enos Cabell, R OBP: 0.290, SLG: 0.345 Joe Pettini, R (1, 5) (8, 5)	5-3			WP 1B 1-2 2-H 3-H 1B						5	2	2	2	0	0	1											
Jack Clark, R OBP: 0.277, SLG: 0.374 (1, 9)	6-3			WP 1B 1-2 2-H 1B						5	1	1	1	0	0	2											
Darrell Evans, L OBP: 0.325, SLG: 0.409 (1, 3)				SH1-3 FC5-2 2B						3	2	2	0	2	0	0											
Jerry Martin, R OBP: 0.319, SLG: 0.371 (1, 8)				SH1-3						4	3	3	4	0	0	0											
Milt May, L OBP: 0.366, SLG: 0.365 (1, 2)				FC5-2						5	1	2	1	0	1	3											
Dave Bergman, L OBP: 0.347, SLG: 0.393 Jim Wohlford, R OBP: 0.286, SLG: 0.424 (1, 7) (6, PH) (9, 7)				F8						1	1	0	1	2	0	1											
Johnnie LeMaster, R OBP: 0.329, SLG: 0.319 (1, 6)				SH1-4 HR 1B						4	2	2	2	0	0	4											
Ed Whitson, R OBP: 0.111, SLG: 0.059 Rennie Stennett, R OBP: 0.280, SLG: 0.282 Al Holland, R OBP: 0.250, SLG: 0.250 (1, 1) (5, PH) (6, 1)				SH1-4						0	1	0	1	1	0	0											
Inning Stats	R: 0 E: 0 K: 0 S: 3	H: 0 LOB: 0 BB: 0 P: 3	R: 0 E: 0 K: 0 S: 4	H: 1 LOB: 1 BB: 0 P: 4	R: 2 E: 0 K: 0 S: 5	H: 2 LOB: 0 BB: 0 P: 5	R: 9 E: 0 K: 1 S: 10	H: 5 LOB: 0 BB: 4 P: 26	R: 0 E: 0 K: 0 S: 3	H: 1 LOB: 2 BB: 1 P: 7	R: 4 E: 0 K: 0 S: 6	H: 4 LOB: 1 BB: 1 P: 10	R: 0 E: 0 K: 1 S: 6	H: 1 LOB: 1 BB: 0 P: 6	R: 0 E: 0 K: 0 S: 4	H: 1 LOB: 1 BB: 0 P: 4	1B: 11 2B: 2 3B: 0 HR: 2	SF: 1 SAC: 2 DP: 0 HBP: 0	WP: 1 PB: 0 SB: 0 CS: 0	PA: 43							
PITCHER	IP	WLS	BF	H	R	ER	SO	BB	IBB	HBP	BLK	WP	HR	S	P	ERA	WHIP										
Michael LaCoss, R ERA: 5.86 Doug Bair, R ERA: 7.36 Geoff Combe, R ERA: 8.25 Joe Price, L ERA: 2.99 (1, 1) (4, 1) (6, 1) (8, 1)	3.2	L	20	6	8	8	0	2	0	0	0	1	1	8	16	19.64	3.750										

Cincinnati Reds @ San Francisco Giants  
Candlestick Park, San Francisco, CA  
Tue Jun 02 1981, 10:05 PM EDT  
Att: 19,007 - Unknown

AB	34
R	15
H	15
RBI	15
BB	6
SO	2
LOB	13



Batter	1	2	3	4	5	6	7	8	9	AB	R	H	RBI	BB	SO	LOB	TOP					
Dave Collins, S (1,9) OBP: 0.387, SLG: 0.448 Sam Mejias, R (8,9) OBP: 0.333, SLG: 0.381	0-0 4-3	0-0 1B 2B		0-0 6-3		0-0 FC6-4 WP		0-0 6-3		5	0	1	0	0	0	2	<p>Cincinnati Reds @ San Francisco Giants</p> <p>Candlestick Park, San Francisco, CA</p> <p>Wed Jun 03 1981, 10:05 PM EDT</p> <p>Att: 7,114 - Unknown</p> <p>livebaseballscorecards.com</p>					
Ron Oester, S (1,4) OBP: 0.375, SLG: 0.426	0-0 1B 2B	0-0 G6-4-3 1B			4-0 FC5-4 BB	0-0 1-2 2-3 1B		0-3 K		4	1	3	0	1	1	0						
Ken Griffey, L (1,8) OBP: 0.329, SLG: 0.389	0-0 1B SF9 1B	0-0 G6-4-3			0-0 F5	0-0 F7			0-0 L6	5	1	1	0	0	0	5						
George Foster, R (1,7) OBP: 0.350, SLG: 0.518	0-0 WP 1B 1-2 2H 1B			4-0 L4-3 BB	0-0 FC5-4 PB 2B			4-0 2B BB	0-0 6-3	3	2	1	1	2	0	1						
Dave Concepcion, R (1,6) OBP: 0.364, SLG: 0.431	0-0 WP 1-2 2-3 1B			0-0 L4-3	0-0 1-2 2B			0-0 1B SF9 2B	0-3 K	5	1	3	2	0	1	1						
Ray Knight, R (1,5) OBP: 0.332, SLG: 0.376	0-0 SF9			4-0 BB	0-0 3-1			0-0 G6-4-3 1B		2	0	1	1	1	0	1						
Dan Driessen, L (1,3) OBP: 0.341, SLG: 0.320	0-0 3-H 4-0 1-2 2-3 BB			0-0 6-3		4-0 FC6-4 WP BB		0-0 SF9		1	1	0	1	2	0	1						
Mike O'Berry, R (1,2) OBP: 0.310, SLG: 0.333	0-3 K			0-0 F9		0-0 FC6-4 1B		0-0 G6-4-3		4	0	1	0	0	1	4						
Frank Pastore, R (1,1) OBP: 0.091, SLG: 0.091		0-3 K		0-3 K		0-0 F1		0-0 6-3		4	0	0	0	0	2	2						
<b>Inning Stats</b>	R: 2 E: 0 K: 1 S: 9	H: 4 LOB: 3 BB: 1 P: 13	R: 0 E: 0 K: 1 S: 6	H: 2 LOB: 1 BB: 0 P: 6	R: 0 E: 0 K: 0 S: 2	H: 0 LOB: 1 BB: 2 P: 10	R: 0 E: 0 K: 1 S: 5	H: 0 LOB: 0 BB: 0 P: 5	R: 1 E: 0 K: 0 S: 4	H: 1 LOB: 1 BB: 1 P: 8	R: 1 E: 0 K: 0 S: 5	H: 2 LOB: 2 BB: 1 P: 9	R: 2 E: 0 K: 0 S: 4	H: 2 LOB: 0 BB: 1 P: 8	R: 0 E: 0 K: 1 S: 5	H: 0 LOB: 0 BB: 0 P: 5		R: 0 E: 0 K: 1 S: 5	H: 0 LOB: 0 BB: 0 P: 5	1B: 7 2B: 5 3B: 0 HR: 0	SF: 2 SAC: 0 DP: 3 HBP: 0	WP: 2 PB: 1 CS: 0
<b>PITCHER</b>	IP WLS BF H R ER SO BB IBB HBP BLK WP HR S P ERA WHIP	IP WLS BF H R ER SO BB IBB HBP BLK WP HR S P ERA WHIP																				
Vida Blue, L (1,1) ERA: 2.27	6.0 L 31 9 5 5 3 6 0 0 0 0 2 0 31 55 7.50 2.500																					
Randy Moffitt, R (7,1) ERA: 7.27	1.0 4 2 1 1 0 0 0 0 0 0 0 0 4 4 9.00 2.000																					
Gary Lavelle, L (8,1) ERA: 3.78	2.0 6 0 0 0 2 0 0 0 0 0 0 0 10 10 0.00 0.000																					

Batter	1	2	3	4	5	6	7	8	9	AB	R	H	RBI	BB	SO	LOB	BOTTOM			
Joe Morgan, L (1,4) OBP: 0.348, SLG: 0.362	0-0 4-3 1B 2B	0-3 K			0-0 F9		0-0 E4			4	1	1	0	0	1	1	<p>Cincinnati Reds @ San Francisco Giants</p> <p>Candlestick Park, San Francisco, CA</p> <p>Wed Jun 03 1981, 10:05 PM EDT</p> <p>Att: 7,114 - Unknown</p> <p>livebaseballscorecards.com</p>			
Enos Cabell, R (1,5) OBP: 0.285, SLG: 0.338	0-0 4-3 2-3		0-0 F9		0-0 6-3		0-3 K			4	0	0	0	0	1	2				
Jack Clark, R (1,9) OBP: 0.286, SLG: 0.379	0-0 BB 3-H 1B		4-0 1B BB		0-0 5-3			0-0 FC6-4 1B		3	0	2	1	1	0	0				
Darrell Evans, L (1,3) OBP: 0.323, SLG: 0.402	0-0 1-2 BB		0-0 F8		0-0 F9			0-0 FC6-4		3	0	0	0	1	0	2				
Jerry Martin, R (1,8) OBP: 0.316, SLG: 0.367	0-3 K		0-0 1-2 1B		0-3 K		0-0 F4			4	0	1	0	0	2	3				
Milt May, L (1,2) OBP: 0.357, SLG: 0.355	0-0 F8		0-0 4-3		0-0 F2			0-0 4-3		4	0	0	0	0	0	5				
Dave Bergman, L (1,7) OBP: 0.342, SLG: 0.431		0-0 4-3		0-0 4-3		0-0 HR			0-0 F7	4	1	1	1	0	0	0				
Johnnie LeMaster, R (1,6) OBP: 0.329, SLG: 0.319 Bill North, S (8,PH) OBP: 0.372, SLG: 0.333		0-0 1B		0-3 K		0-3 K			0-0 F8	3	0	1	0	0	2	0				
Vida Blue, S (1,1) OBP: 0.318, SLG: 0.263 Randy Moffitt, R (7,1) Rennie Stennett, R (7,PH) OBP: 0.276, SLG: 0.278 Gary Lavelle, S (8,1) Jim Weinford, R (8,PH) OBP: 0.276, SLG: 0.412		0-3 K		0-0 4-3		0-3 K			0-0 6-3	2	0	0	0	0	1	1				
<b>Inning Stats</b>	R: 1 E: 0 K: 1 S: 7	H: 2 LOB: 2 BB: 1 P: 11	R: 0 E: 0 K: 2 S: 8	H: 1 LOB: 1 BB: 0 P: 8	R: 0 E: 0 K: 0 S: 4	H: 1 LOB: 2 BB: 1 P: 8	R: 0 E: 0 K: 1 S: 5	H: 0 LOB: 0 BB: 0 P: 5	R: 0 E: 0 K: 1 S: 3	H: 0 LOB: 0 BB: 0 P: 3	R: 0 E: 0 K: 3 S: 11	H: 1 LOB: 1 BB: 0 P: 11	R: 0 E: 0 K: 0 S: 4	H: 1 LOB: 1 BB: 0 P: 4	R: 0 E: 0 K: 0 S: 3	H: 0 LOB: 0 BB: 0 P: 3		1B: 4 2B: 1 3B: 0 HR: 1	SF: 0 SAC: 0 DP: 0 HBP: 0	WP: 0 PB: 0 SB: 0 CS: 0
<b>PITCHER</b>	IP WLS BF H R ER SO BB IBB HBP BLK WP HR S P ERA WHIP	IP WLS BF H R ER SO BB IBB HBP BLK WP HR S P ERA WHIP																		
Frank Pastore, R (1,1) ERA: 3.27	9.0 W 36 6 2 2 8 2 0 0 0 0 1 50 58 2.00 0.889																			

Batter	1	2	3	4	5	6	7	8	9	AB	R	H	RBI	BB	SO	LOB	TOP					
Tim Raines, S (1, 7) OBP: 0.416, SLG: 0.454	L3		F9														2 0 0 0 3 0 1					
Rodney Scott, S (1, 4) OBP: 0.301, SLG: 0.214	F8			4-3	F7				F7								5 0 0 0 0 0 5					
Andre Dawson, R (1, 8) OBP: 0.365, SLG: 0.573	6-3			P5													4 0 0 0 0 1 1					
Gary Carter, R (1, 2) OBP: 0.320, SLG: 0.397		4-3		K													4 1 1 0 0 1 0					
Warren Cromartie, L (1, 9) OBP: 0.307, SLG: 0.389		P6															4 1 2 2 0 1 0					
Willie Montanez, L (1, 3) OBP: 0.228, SLG: 0.178																	3 1 1 0 1 1 1					
Larry Parrish, R (1, 5) OBP: 0.274, SLG: 0.303																	4 0 0 0 0 3 3					
Chris Speier, R (1, 6) OBP: 0.354, SLG: 0.365																	2 0 0 0 2 1 1					
Steve Rogers, R (1, 1) OBP: 0.161, SLG: 0.103																	3 0 1 1 0 2 1					
Elias Sosa, R (7, 1) OBP: 1.000, SLG: 1.000																	0 0 0 0 0 0 0					
Jerry White, S (9, PH) OBP: 0.325, SLG: 0.368																	1 0 0 0 0 0 0					
<b>Inning Stats</b>	R: 0 E: 0 K: 0 S: 3	H: 0 LOB: 0 BB: 0 P: 3	R: 0 E: 0 K: 1 S: 5	H: 0 LOB: 0 BB: 0 P: 5	R: 0 E: 0 K: 2 S: 7	H: 0 LOB: 1 BB: 1 P: 11	R: 0 E: 0 K: 1 S: 5	H: 0 LOB: 0 BB: 0 P: 5	R: 1 E: 0 K: 1 S: 6	H: 1 LOB: 3 BB: 3 P: 18	R: 2 E: 0 K: 3 S: 12	H: 3 LOB: 1 BB: 0 P: 12	R: 0 E: 0 K: 1 S: 5	H: 0 LOB: 1 BB: 1 P: 9	R: 0 E: 0 K: 1 S: 6	H: 1 LOB: 1 BB: 0 P: 6	R: 0 E: 0 K: 0 S: 3	H: 0 LOB: 1 BB: 1 P: 7	1B: 4 2B: 0 3B: 0 HR: 1	SF: 0 SAC: 0 DP: 0 HBP: 0	WP: 0 PB: 0 SB: 1 CS: 0	PA: 38
<b>PITCHER</b> Mario Soto, R (1, 1) ERA: 3.48	IP: 9.0 WLS: W BF: 38 H: 5 R: 3 ER: 3 SO: 10 BB: 6 IBB: 0 HBP: 0 BLK: 0 WP: 0 HR: 1 S: 52 P: 76 ERA: 3.00 WHIP: 1.222															<b>PITCHER</b>						

**Montreal Expos @ Cincinnati Reds**  
Riverfront Stadium, Cincinnati, OH  
Fri Jun 05 1981, 7:05 PM EDT  
Att: 21,298 - Unknown

AB	32
R	3
H	5
RBI	3
BB	6
SO	10
LOB	13



Batter	1	2	3	4	5	6	7	8	9	AB	R	H	RBI	BB	SO	LOB	BOTTOM					
Dave Collins, S (1, 9) OBP: 0.385, SLG: 0.444	B1-3		4-3														4 1 1 0 0 0 0					
Sam Mejias, R (8, 9) OBP: 0.333, SLG: 0.381																	0 0 0 0 0 0 0					
Ron Oester, S (1, 4) OBP: 0.383, SLG: 0.442																	3 2 2 1 1 0 0					
Ken Griffey, L (1, 8) OBP: 0.327, SLG: 0.386																	4 0 1 1 0 0 2					
George Foster, R (1, 7) OBP: 0.352, SLG: 0.527																	4 1 2 1 0 0 2					
Dave Concepcion, R (1, 6) OBP: 0.367, SLG: 0.462																	4 2 2 3 0 0 1					
Ray Knight, R (1, 5) OBP: 0.330, SLG: 0.370																	3 0 0 0 1 0 0					
Dan Driessen, L (1, 3) OBP: 0.331, SLG: 0.308																	4 0 0 0 0 1 2					
Joe Nolan, L (1, 2) OBP: 0.365, SLG: 0.402																	2 0 0 0 2 0 0					
Mario Soto, R (1, 1) OBP: 0.111, SLG: 0.077																	4 0 0 0 0 1 4					
<b>Inning Stats</b>	R: 1 E: 0 K: 0 S: 4	H: 2 LOB: 0 BB: 0 P: 4	R: 0 E: 0 K: 0 S: 3	H: 0 LOB: 2 BB: 2 P: 11	R: 0 E: 0 K: 0 S: 3	H: 0 LOB: 0 BB: 0 P: 3	R: 2 E: 0 K: 0 S: 5	H: 2 LOB: 1 BB: 1 P: 9	R: 0 E: 0 K: 0 S: 3	H: 0 LOB: 1 BB: 1 P: 7	R: 1 E: 0 K: 1 S: 6	H: 1 LOB: 0 BB: 0 P: 6	R: 2 E: 0 K: 0 S: 6	H: 3 LOB: 1 BB: 0 P: 6	R: 0 E: 2 K: 1 S: 6	H: 0 LOB: 1 BB: 0 P: 6	R: 0 E: 0 K: 1 S: 3	H: 0 LOB: 1 BB: 0 P: 6	1B: 3 2B: 2 3B: 1 HR: 2	SF: 0 SAC: 0 DP: 2 HBP: 0	WP: 0 PB: 0 SB: 2 CS: 0	PA: 36
<b>PITCHER</b> Steve Rogers, R (1, 1) ERA: 4.84	IP: 6.2 WLS: L BF: 31 H: 8 R: 6 ER: 6 SO: 1 BB: 4 IBB: 0 HBP: 0 BLK: 0 WP: 0 HR: 2 S: 29 P: 45 ERA: 8.10 WHIP: 1.800															<b>PITCHER</b>						
Elias Sosa, R (7, 1) ERA: 2.70	IP: 1.1 WLS: L BF: 5 H: 0 R: 0 ER: 0 SO: 1 BB: 0 IBB: 0 HBP: 0 BLK: 0 WP: 0 HR: 0 S: 7 P: 7 ERA: 0.00 WHIP: 0.000															<b>PITCHER</b>						

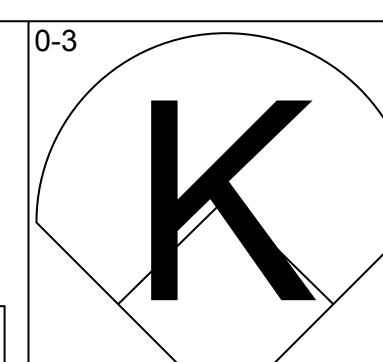
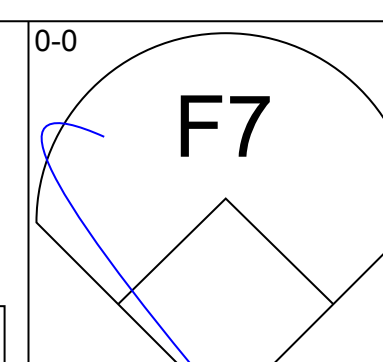
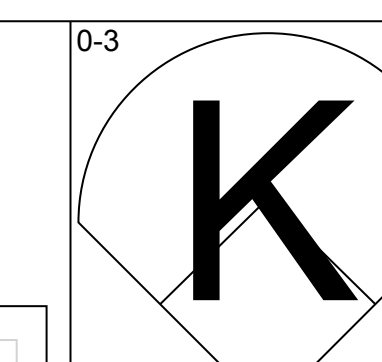
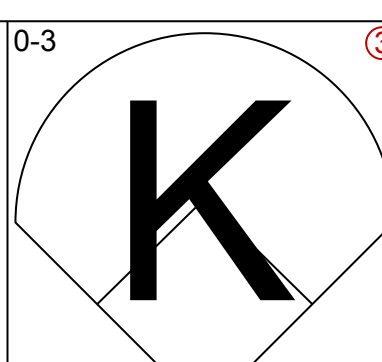
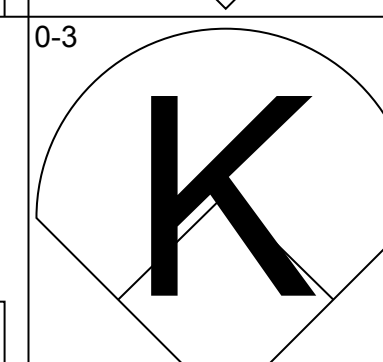
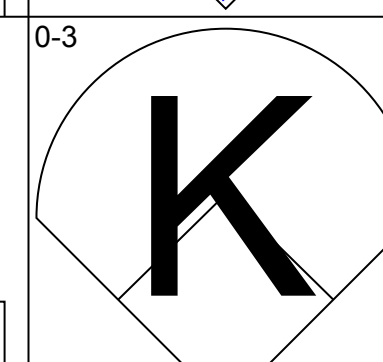
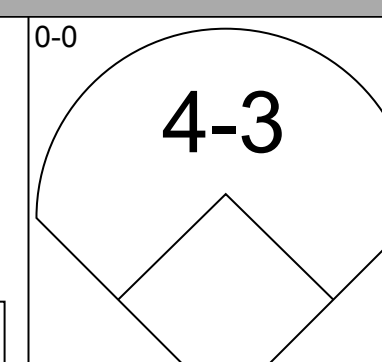
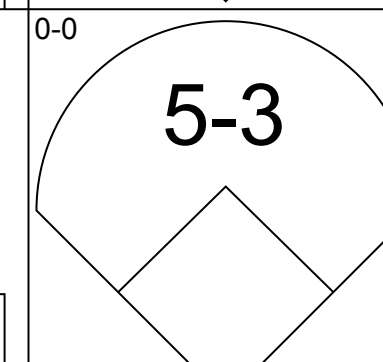
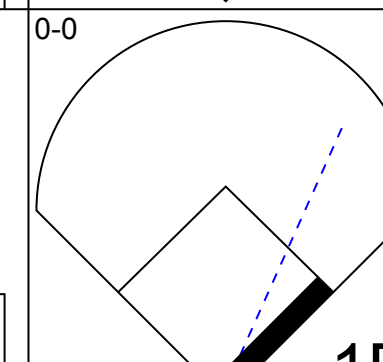
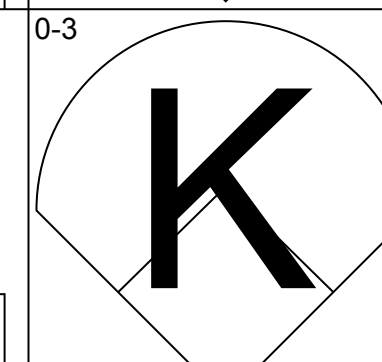
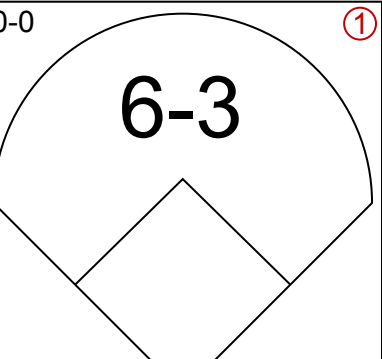
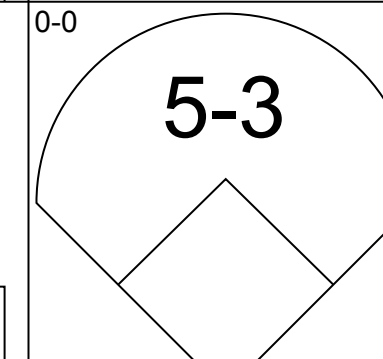
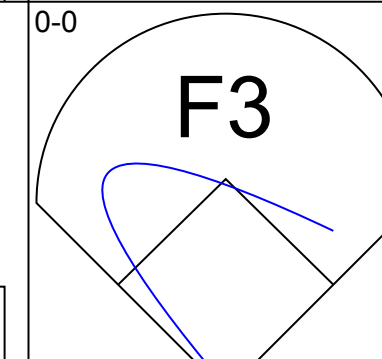
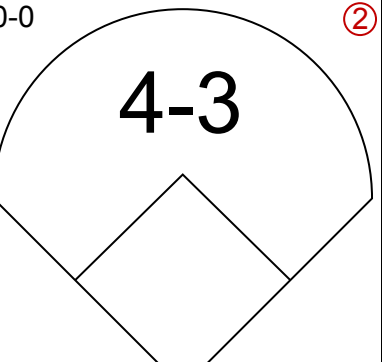
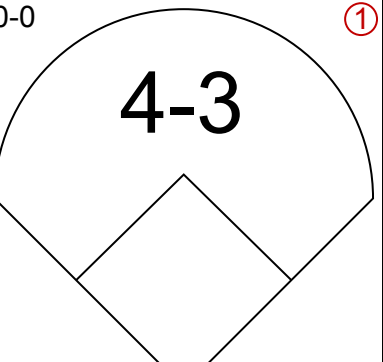
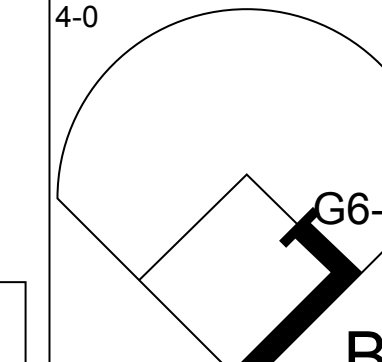
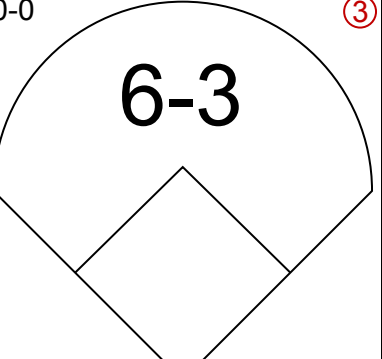
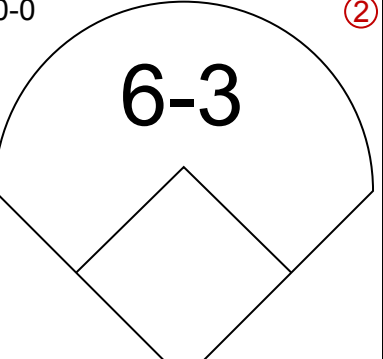
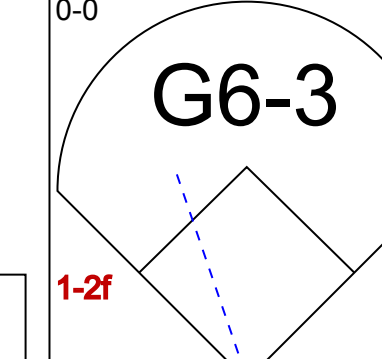
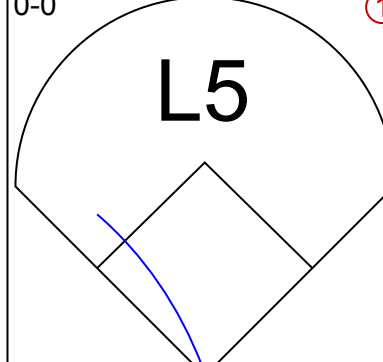
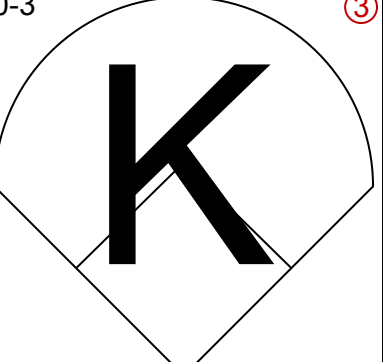
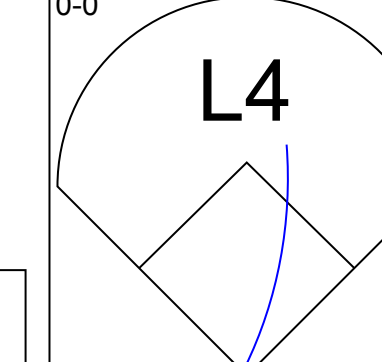
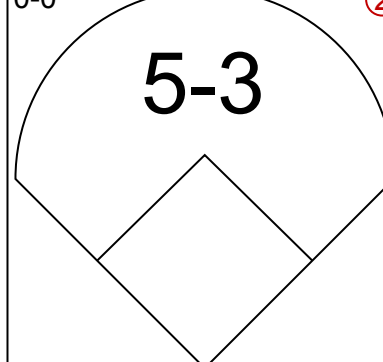
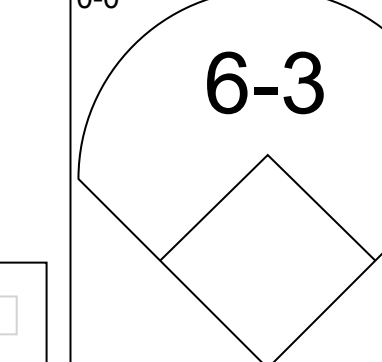
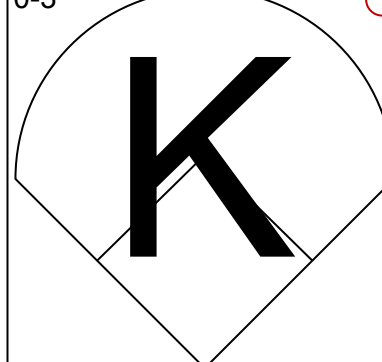
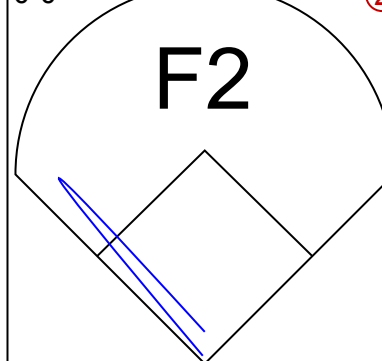
**Montreal Expos @ Cincinnati Reds**  
Riverfront Stadium, Cincinnati, OH  
Fri Jun 05 1981, 7:05 PM EDT  
Att: 21,298 - Unknown

AB	32
R	6
H	8
RBI	6
BB	4
SO	2
LOB	11



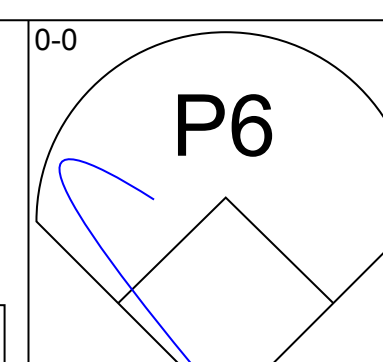
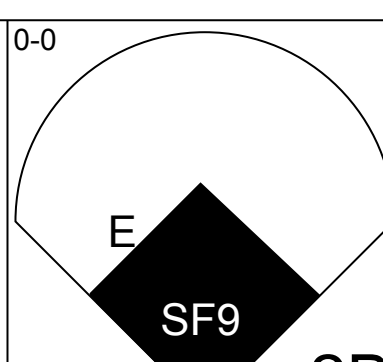
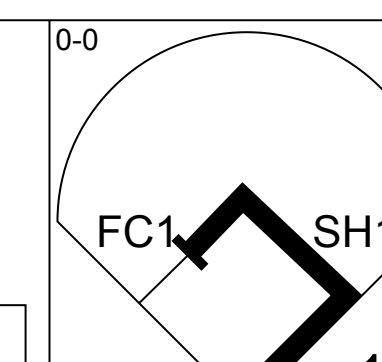
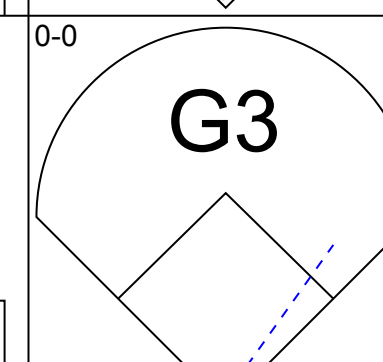
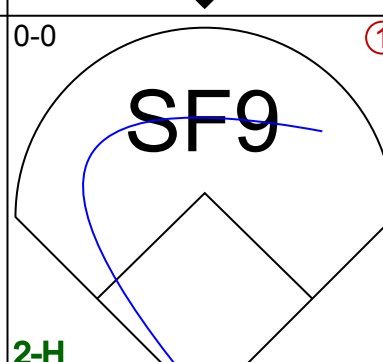
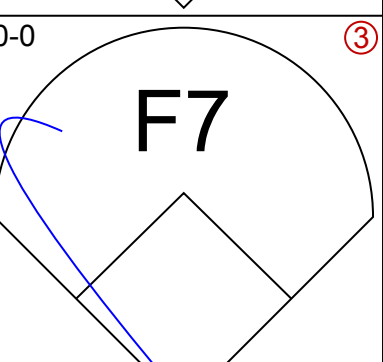
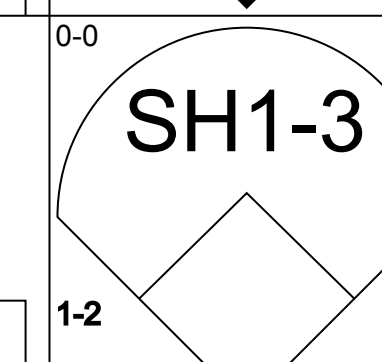
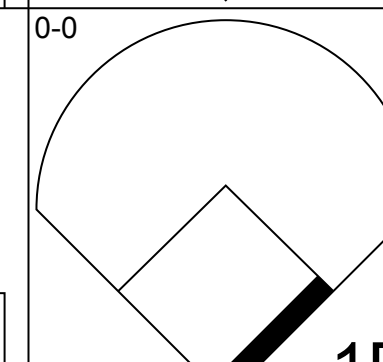
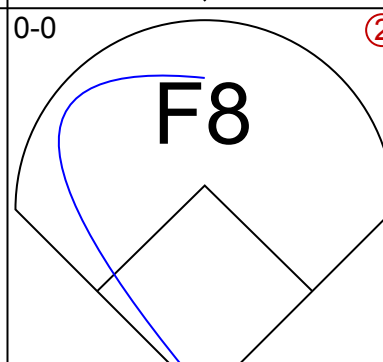
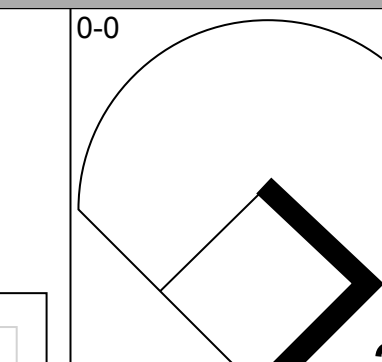
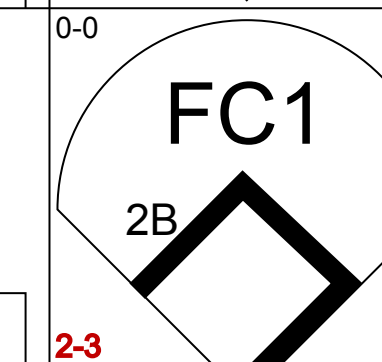
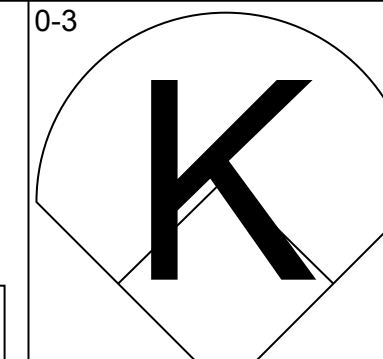
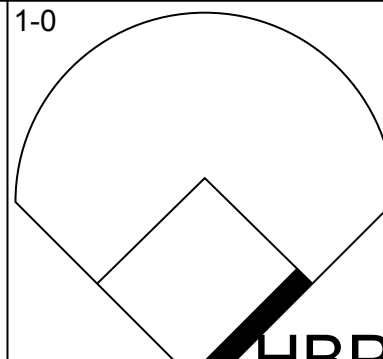
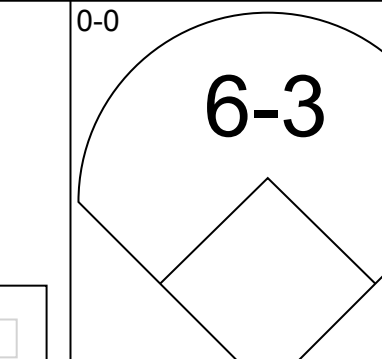
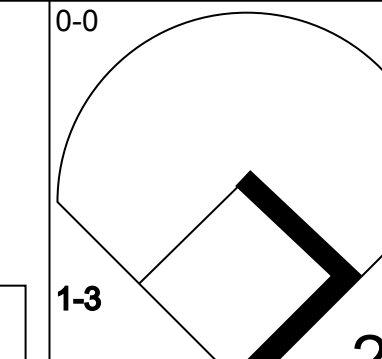
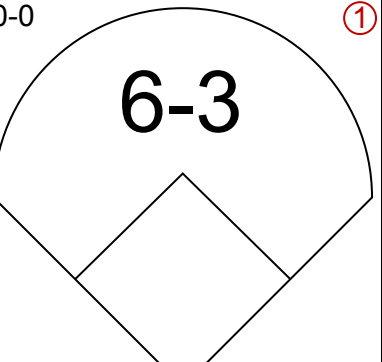
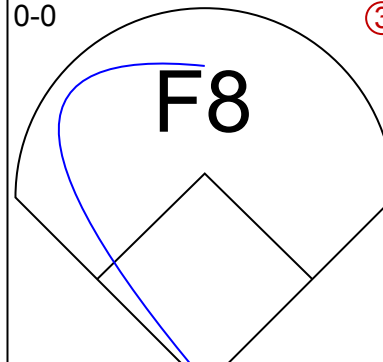
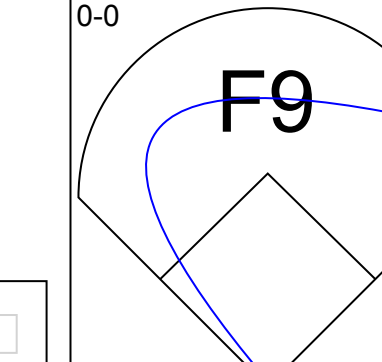
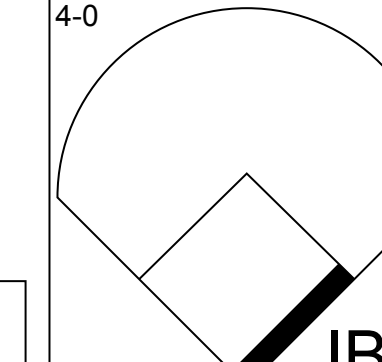
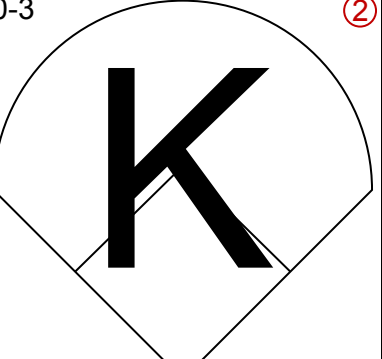
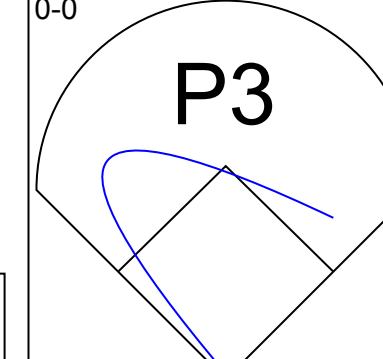
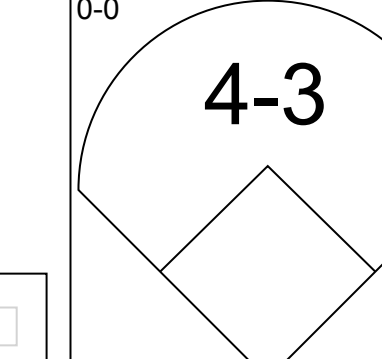
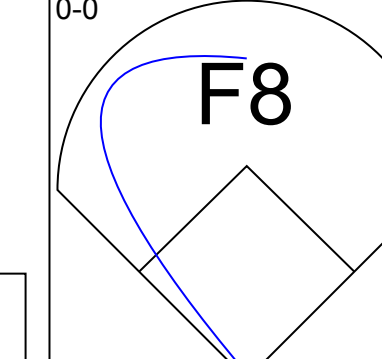
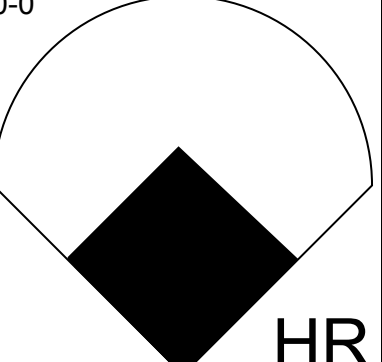
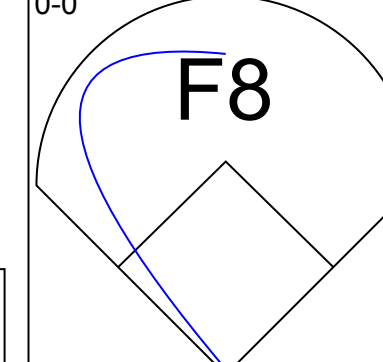
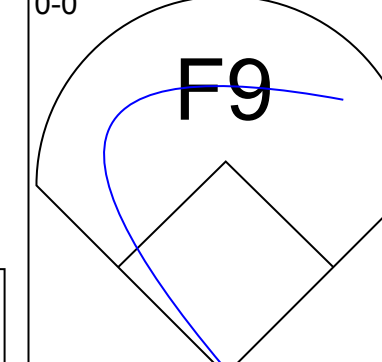
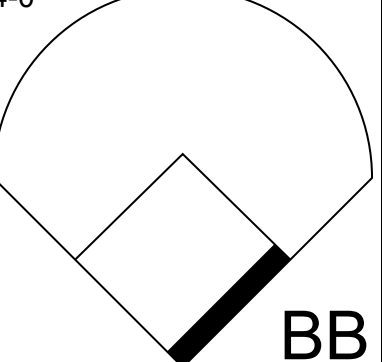
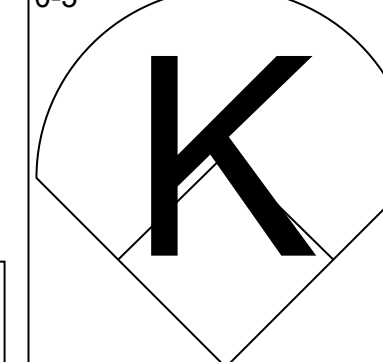
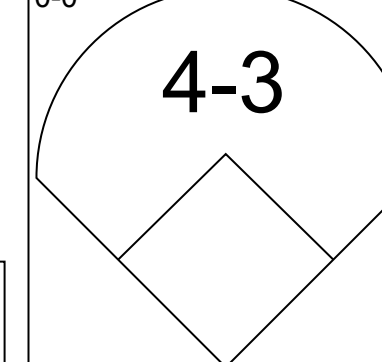
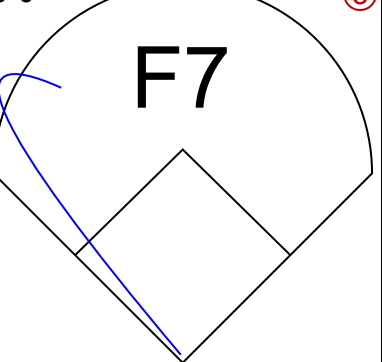
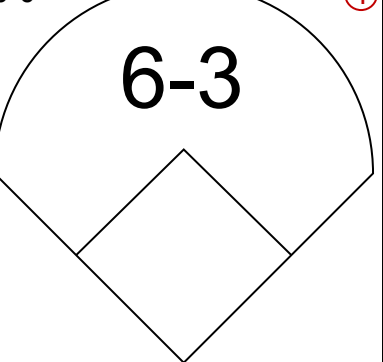
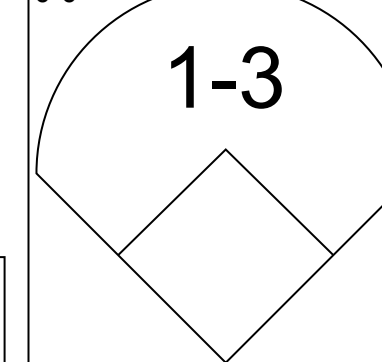
Batter	1	2	3	4	5	6	7	8	9	AB	R	H	RBI	BB	SO	LOB	TOP				
Tim Raines, S OBP: 0.417, SLG: 0.463	(1, 7) B 4-0 CS BB		X (1, 0) 4-3			X (1, 0) F7			X (1, 0) SF8 3B	3	1	1	0	1	0	0	<b>Montreal Expos @ Cincinnati Reds</b> Riverfront Stadium, Cincinnati, OH Sat Jun 06 1981, 7:05 PM EDT Att: 26,016 - Unknown  <b>livebaseballscorecards.com</b>  AB 28 R 3 H 5 RBI 3 BB 2 SO 2 LOB 4  				
Mike Phillips, L OBP: 0.190, SLG: 0.244	(1, 4) X (8, 6) 0-0 F8		X (1, 0) F9			X (1, 0) 4-3			X (1, 0) SF8	3	0	0	1	0	0	1					
Andre Dawson, R Jerry White, S OBP: 0.365, SLG: 0.580 OBP: 0.321, SLG: 0.362	(1, 8) X (7, 8) 0-0 HR 3B			X (1, 0) 4-3					X (1, 0) F7	3	1	1	0	0	0	0					
Gary Carter, R Bobby Ramos, R OBP: 0.325, SLG: 0.418 OBP: 0.304, SLG: 0.455	(1, 2) X (7, 2) 0-0 HR				X (1, 0) K				X (1, 0) F9	3	1	2	2	0	1	0					
Warren Cromartie, L Bob Pate, R OBP: 0.307, SLG: 0.385 OBP: 0.400, SLG: 0.250	(1, 9) X (7, 9) 0-0 6-3				X (1, 0) BB				X (1, 0) F9	2	0	0	0	1	0	1					
Tom Hutton, L OBP: 0.176, SLG: 0.125		X (1, 0) 6-3			X (1, 0) L6				X (1, 0) 4-3	3	0	0	0	0	0	1					
Tim Wallach, R OBP: 0.315, SLG: 0.365		X (1, 0) K				X (1, 0) F9			X (1, 0) 5-3	3	0	0	0	0	1	0					
Chris Speier, R Woodie Fryman, R OBP: 0.354, SLG: 0.365 OBP: 0.500, SLG: 0.500	(1, 6) X (8, 1) 0-0 4-3					X (1, 0) 4-3			X (1, 0) 5-3	3	0	1	0	0	0	0					
Charlie Lea, R Elias Sosa, R Willie Montañez, R Bill Lee, L Chris Smith, S OBP: 0.200, SLG: 0.143 OBP: 1.000, SLG: 1.000 ERA: 2.65 OBP: 0.224, SLG: 0.174 OBP: 0.329, SLG: 0.333	(1, 1) (4, 1) (5, PH) (5, 1) (8, PH) (8, 4) 0-0 4-3					X (1, 0) 4-3			X (1, 0) F9	1	0	0	0	0	0	0					
<b>Inning Stats</b>	R: 2 E: 0 K: 0 S: 4	H: 2 LOB: 0 BB: 1 P: 8	R: 0 E: 0 K: 1 S: 5	H: 0 LOB: 0 BB: 0 P: 5	R: 0 E: 0 K: 0 S: 3	H: 0 LOB: 0 BB: 0 P: 3	R: 0 E: 0 K: 1 S: 5	H: 0 LOB: 1 BB: 1 P: 9	R: 0 E: 0 K: 0 S: 3	H: 1 LOB: 0 BB: 0 P: 3	R: 0 E: 0 K: 0 S: 3	H: 1 LOB: 0 BB: 0 P: 3	R: 0 E: 0 K: 0 S: 3	H: 0 LOB: 0 BB: 0 P: 3	R: 1 E: 0 K: 0 S: 4	H: 1 LOB: 0 BB: 0 P: 4		1B: 2 2B: 0 3B: 2 HR: 1	SF: 1 SAC: 0 DP: 2 HBP: 0	WP: 1 PB: 0 CS: 1	PA: 31
<b>PITCHER</b> Tom Seaver, R ERA: 2.07	(1, 1)	IP WLS BF H R ER SO BB IBB HBP BLK WP HR S P ERA WHIP	9.0 W 31 5 3 3 2 2 0 0 0 1 1 33 41 3.00 0.778																		

Batter	1	2	3	4	5	6	7	8	9	AB	R	H	RBI	BB	SO	LOB	BOTTOM				
Dave Collins, S Mike Vail, R OBP: 0.387, SLG: 0.453 OBP: 0.188, SLG: 0.188	(1, 9) B (7, 9) 4-0 2B BB			X (1, 0) 1B 3B					X (1, 0) 4-3	3	2	1	0	1	0	0	<b>Montreal Expos @ Cincinnati Reds</b> Riverfront Stadium, Cincinnati, OH Sat Jun 06 1981, 7:05 PM EDT Att: 26,016 - Unknown  <b>livebaseballscorecards.com</b>  AB 34 R 9 H 14 RBI 9 BB 3 SO 0 LOB 10  				
Ron Oester, S OBP: 0.383, SLG: 0.447	(1, 4) X (7, 6) 0-0 P6 2B			X (1, 0) 1B SF9 1B					X (1, 0) 5-3	5	2	2	1	0	0	1					
Ken Griffey, L Sam Mejias, R OBP: 0.350, SLG: 0.393 OBP: 0.318, SLG: 0.364	(1, 8) X (8, 8) 0-0 F8 1B 2B			X (1, 0) BB 1B 1B					X (1, 0) 5-3	4	1	2	2	0	0	0					
George Foster, R OBP: 0.355, SLG: 0.527	(1, 7) X 0-0 FC4-6 SF7 1B			X (1, 0) 6-3 SF9 1B					X (1, 0) 5-3	2	1	1	2	1	0	0					
Dave Concepcion, R Junior Kennedy, R OBP: 0.369, SLG: 0.463 OBP: 0.158, SLG: 0.167	(1, 6) X (7, 4) 0-0 FC4-6 1B			X (1, 0) 6-3 BB 1B					X (1, 0) 5-3	4	0	2	0	0	0	1					
Ray Knight, R OBP: 0.333, SLG: 0.385	(1, 5) X 0-0 FC4-6 1B			X (1, 0) HR BB 1B					X (1, 0) 5-3	3	2	1	1	1	0	2					
Dan Driessen, L OBP: 0.336, SLG: 0.346	(1, 3) X 0-0 SF7 1B			X (1, 0) HR 3-1					X (1, 0) 4-3	3	1	2	2	0	0	3					
Mike O'Berry, R OBP: 0.306, SLG: 0.327	(1, 2) X 0-0 WP 1B 1B			X (1, 0) F2 P4					X (1, 0) G6-4-3	4	0	1	0	0	0	1					
Tom Seaver, R OBP: 0.300, SLG: 0.333	(1, 1) X 0-0 1-2 1B			X (1, 0) 6-3 F8					X (1, 0) 2B	4	0	2	1	0	0	0					
<b>Inning Stats</b>	R: 5 E: 0 K: 0 S: 8	H: 6 LOB: 2 BB: 1 P: 12	R: 0 E: 0 K: 0 S: 3	H: 0 LOB: 0 BB: 0 P: 3	R: 2 E: 0 K: 0 S: 5	H: 2 LOB: 0 BB: 0 P: 5	R: 2 E: 0 K: 0 S: 7	H: 4 LOB: 3 BB: 1 P: 11	R: 0 E: 0 K: 0 S: 3	H: 0 LOB: 0 BB: 0 P: 3	R: 0 E: 0 K: 0 S: 3	H: 1 LOB: 1 BB: 1 P: 7	R: 0 E: 0 K: 0 S: 3	H: 1 LOB: 1 BB: 0 P: 3	R: 0 E: 0 K: 0 S: 4	H: 1 LOB: 1 BB: 0 P: 4		1B: 8 2B: 3 3B: 1 HR: 2	SF: 2 SAC: 0 DP: 1 HBP: 0	WP: 1 PB: 0 CS: 0	PA: 39
<b>PITCHER</b> Charlie Lea, R Elias Sosa, R Bill Lee, L Woodie Fryman, L ERA: 3.91 ERA: 2.65 ERA: 2.55 ERA: 1.47	(1, 1) (4, 1) (5, 1) (8, 1)	IP WLS BF H R ER SO BB IBB HBP BLK WP HR S P ERA WHIP	3.1 L 20 10 9 0 0 1 0 0 0 0 0 4 8 0.00 4.500																		

Batter	1	2	3	4	5	6	7	8	9	AB	R	H	RBI	BB	SO	LOB	TOP				
Tim Raines, S OBP: 0.410, SLG: 0.453										4	0	0	0	0	3	0	<b>Montreal Expos @ Cincinnati Reds</b> Riverfront Stadium, Cincinnati, OH Sun Jun 07 1981, 3:33 AM EDT Att: 40,010 - Unknown				
Mike Phillips, L OBP: 0.176, SLG: 0.227										3	0	0	0	0	2	0					
Andre Dawson, R OBP: 0.365, SLG: 0.576										3	0	1	0	0	1	0					
Gary Carter, R OBP: 0.320, SLG: 0.411										3	0	0	0	0	0	1					
Warren Cromartie, L OBP: 0.308, SLG: 0.380										2	0	0	0	1	0	0					
Willie Montanez, L OBP: 0.212, SLG: 0.163										3	0	0	0	0	0	1					
Larry Parrish, R OBP: 0.269, SLG: 0.297										3	0	0	0	0	1	0					
Chris Speier, R OBP: 0.348, SLG: 0.358										3	0	0	0	0	1	0					
Ray Burris, R OBP: 0.238, SLG: 0.118										2	0	0	0	0	2	0					
Tom Hutton, L OBP: 0.167, SLG: 0.118										1	0	0	0	0	0	0					
<b>Inning Stats</b>	R: 0 E: 0 K: 2 S: 7	H: 0 LOB: 0 BB: 0 P: 7	R: 0 E: 0 K: 0 S: 3	H: 0 LOB: 0 BB: 0 P: 3	R: 0 E: 0 K: 1 S: 5	H: 0 LOB: 0 BB: 0 P: 5	R: 0 E: 0 K: 1 S: 6	H: 1 LOB: 1 BB: 0 P: 6	R: 0 E: 0 K: 1 S: 5	H: 0 LOB: 0 BB: 0 P: 5	R: 0 E: 0 K: 1 S: 5	H: 0 LOB: 0 BB: 0 P: 5	R: 0 E: 0 K: 0 S: 2	H: 0 LOB: 0 BB: 1 P: 6	R: 0 E: 0 K: 2 S: 7	H: 0 LOB: 0 BB: 0 P: 7	1B: 1 2B: 0 3B: 0 HR: 0	SF: 0 SAC: 0 DP: 1 HBP: 0	WP: 0 PB: 0 CS: 0	PA: 28	
<b>PITCHER</b> Bruce Berenyi, R ERA: 4.31	(1, 1)	IP: 9.0 WLS: W BF: 28	H: 1 R: 0 ER: 0 SO: 10	BB: 1 IBB: 0 HBP: 0 BLK: 0	WP: 0 HR: 0 S: 47 P: 51	ERA: 0.00 WHIP: 0.222	<b>PITCHER</b>										IP: 9.0 WLS: W BF: 28	H: 1 R: 0 ER: 0 SO: 10	BB: 1 IBB: 0 HBP: 0 BLK: 0	WP: 0 HR: 0 S: 47 P: 51	ERA: 0.00 WHIP: 0.222

AB	27
R	0
H	1
RBI	0
BB	1
SO	10
LOB	2



Batter	1	2	3	4	5	6	7	8	9	AB	R	H	RBI	BB	SO	LOB	BOTTOM				
Dave Collins, S OBP: 0.389, SLG: 0.459										4	1	2	0	0	0	0	<b>Montreal Expos @ Cincinnati Reds</b> Riverfront Stadium, Cincinnati, OH Sun Jun 07 1981, 3:33 AM EDT Att: 40,010 - Unknown				
Ron Oester, S OBP: 0.376, SLG: 0.442										2	0	0	1	0	0	0					
Dan Driessen, L OBP: 0.340, SLG: 0.360										4	0	2	0	0	0	1					
George Foster, R OBP: 0.357, SLG: 0.529										3	0	1	0	0	1	2					
Dave Concepcion, R OBP: 0.367, SLG: 0.456										3	0	0	0	1	0	2					
Ray Knight, R OBP: 0.327, SLG: 0.377										4	0	0	0	0	1	4					
Joe Nolan, L OBP: 0.384, SLG: 0.429										3	1	1	1	0	0	0					
Sam Mejias, R OBP: 0.320, SLG: 0.333										2	0	0	0	1	1	0					
Bruce Berenyi, R OBP: 0.167, SLG: 0.182										3	0	0	0	0	0	1					
<b>Inning Stats</b>	R: 0 E: 0 K: 1 S: 6	H: 1 LOB: 1 BB: 0 P: 6	R: 1 E: 0 K: 1 S: 6	H: 1 LOB: 1 BB: 1 P: 10	R: 1 E: 1 K: 0 S: 4	H: 1 LOB: 1 BB: 0 P: 5	R: 0 E: 0 K: 1 S: 5	H: 0 LOB: 0 BB: 0 P: 5	R: 0 E: 0 K: 0 S: 4	H: 1 LOB: 1 BB: 0 P: 4	R: 0 E: 0 K: 0 S: 3	H: 0 LOB: 0 BB: 0 P: 3	R: 0 E: 0 K: 0 S: 5	H: 2 LOB: 3 BB: 1 P: 9	R: 0 E: 0 K: 1 S: 6	H: 1 LOB: 1 BB: 1 P: 10		1B: 2 2B: 3 3B: 0 HR: 1	SF: 1 SAC: 1 DP: 0 HBP: 1	WP: 0 PB: 0 CS: 0	PA: 33
<b>PITCHER</b> Ray Burris, R ERA: 3.09	(1, 1)	IP: 8.0 WLS: L BF: 33	H: 6 R: 2 ER: 1 SO: 3	BB: 1 IBB: 1 HBP: 1 BLK: 0	WP: 0 HR: 1 S: 36 P: 45	ERA: 1.12 WHIP: 0.875	<b>PITCHER</b>										IP: 8.0 WLS: L BF: 33	H: 6 R: 2 ER: 1 SO: 3	BB: 1 IBB: 1 HBP: 1 BLK: 0	WP: 0 HR: 1 S: 36 P: 45	ERA: 1.12 WHIP: 0.875

AB	28
R	2
H	6
RBI	2
BB	2
SO	3
LOB	10



Batter	1	2	3	4	5	6	7	8	9	AB	R	H	RBI	BB	SO	LOB	TOP								
Dave Collins, S OBP: 0.385, SLG: 0.450 Tom Hume, R (8, 1)	F9		F4-3	G3		G3		BB	K	4	0	0	0	1	0	1									
Ron Oester, S OBP: 0.368, SLG: 0.429	6-3		F4-3			F8		1-3		5	0	0	0	0	1	2									
Ken Griffey, L OBP: 0.332, SLG: 0.395	K			1B 2B		E7 2B		F4-3	SH 1B E BB	4	3	1	0	1	1	0									
George Foster, R OBP: 0.367, SLG: 0.549		E4 3B				FC 2B 2-2			E 1B 1B	5	2	4	1	0	0	1									
Dave Concepcion, R OBP: 0.365, SLG: 0.457		6-3 2B		K		K		5-3	SH 1B	4	1	1	0	0	2	4									
Ray Knight, R OBP: 0.329, SLG: 0.379	K			K		1-3 2-H 2B		L5	1B SF7 BB	4	1	1	1	1	2	2									
Dan Driessen, L OBP: 0.356, SLG: 0.409	6-3			HR		IBB		G3 2B	1-3 2-H 3-H 1B	4	1	3	3	1	0	1									
Joe Nolan, L OBP: 0.366, SLG: 0.421		4-0 IBB		SH1-4 BB		K		G3	SF7	2	0	0	1	2	1	4									
Frank Pastore, R OBP: 0.083, SLG: 0.083 Paul Moskau, R (6, PH)	F8			SH1-4 BB				K	K	2	0	0	0	0	1	2									
Mike Vail, R OBP: 0.176, SLG: 0.176 Sam Mejias, R OBP: 0.308, SLG: 0.320				1-2		K		K	K	0	0	0	0	0	0	0									
Inning Stats	R: 0 E: 0 K: 1 S: 5	H: 0 LOB: 0 BB: 0 P: 5	R: 1 E: 1 K: 1 S: 7	H: 2 LOB: 2 BB: 1 P: 11	R: 1 E: 0 K: 1 S: 7	H: 2 LOB: 1 BB: 0 P: 7	R: 1 E: 0 K: 1 S: 6	H: 1 LOB: 1 BB: 1 P: 10	R: 1 E: 2 K: 2 S: 10	H: 1 LOB: 3 BB: 1 P: 14	R: 0 E: 0 K: 0 S: 7	H: 0 LOB: 0 BB: 0 P: 7	R: 0 E: 0 K: 0 S: 4	H: 1 LOB: 1 BB: 0 P: 4	R: 0 E: 0 K: 1 S: 6	H: 1 LOB: 2 BB: 1 P: 10	R: 4 E: 1 K: 2 S: 10	H: 2 LOB: 1 BB: 2 P: 18	1B: 3 2B: 5 3B: 1 HR: 1	SF: 1 SAC: 2 DP: 0 HBP: 0	WP: 0 PB: 0 SB: 0 CS: 0	PA: 46			
PITCHER	IP	WLS	BF	H	R	ER	SO	BB	IBB	HBP	BLK	WP	HR	S	P	ERA	WHIP								
Greg Harris, R ERA: 4.18	(1, 1)	6.0	29	6	4	3	8	1	2	0	0	0	1	42	54	4.50	1.167								
Tom Hausman, R ERA: 2.18	(7, 1)	1.0	4	1	0	0	0	0	0	0	0	0	0	4	4	0.00	1.000								
Pete Falcone, L ERA: 3.11	(8, 1)	1.0	L	7	2	2	1	2	0	0	0	0	0	7	15	18.00	4.000								
Neil Allen, R ERA: 3.16	(9, 1)	1.0		6	1	2	1	2	1	0	0	0	0	9	13	9.00	2.000								

Cincinnati Reds @ New York Mets  
Shea Stadium, Flushing, NY  
Tue Jun 09 1981, 7:05 PM EDT  
Att: 12,313 - Unknown

AB 37  
R 8  
H 10  
RBI 6  
BB 6  
SO 11  
LOB 20



Batter	1	2	3	4	5	6	7	8	9	AB	R	H	RBI	BB	SO	LOB	BOTTOM								
Mookie Wilson, S OBP: 0.331, SLG: 0.374	5-3			6-3		1B E BB		G3	G5-4-3 BB	3	1	0	0	2	0	0									
Frank Taveras, R OBP: 0.284, SLG: 0.319 Rusty Staub, L OBP: 0.391, SLG: 0.427 Bob Bailor, R OBP: 0.321, SLG: 0.280	F9			6-3		E7 1B		1B	G5-4-3	2	0	0	0	0	0	0									
Lee Mazzilli, S OBP: 0.328, SLG: 0.325	F7			4-3		BB		1B		3	0	1	0	1	0	0									
Dave Kingman, R OBP: 0.340, SLG: 0.482				K		K		P4	K	4	0	0	0	0	3	4									
Ellis Valentine, R OBP: 0.269, SLG: 0.361				K		1B		P6	BB	4	0	2	1	0	1	2									
John Stearns, R OBP: 0.331, SLG: 0.333				5-3		G4-6-3 1B		K	1-2 BB	3	0	1	0	1	1	2									
Hubie Brooks, R OBP: 0.337, SLG: 0.364				G3		G4-6-3 1-2		F8	4-3	4	0	0	0	0	0	5									
Doug Flynn, R OBP: 0.281, SLG: 0.353				F4-3		F6 1B BB		F9	F5-3	4	1	0	0	0	0	0									
Greg Harris, S Mike Cubbage, L Tom Hausman, R Ron Hodges, L Pete Falcone, L Neil Allen, R Mike Jorgensen	(1, 1) (6, PH) (7, 1) (7, PH) (8, 1) (9, 1) (9, PH)			K		BB 1B		6-3	BB 1B	1	0	0	0	0	1	0									
Inning Stats	R: 0 E: 0 K: 0 S: 3	H: 0 LOB: 0 BB: 0 P: 3	R: 0 E: 0 K: 2 S: 7	H: 0 LOB: 0 BB: 0 P: 7	R: 0 E: 0 K: 1 S: 5	H: 0 LOB: 0 BB: 0 P: 5	R: 0 E: 0 K: 0 S: 3	H: 0 LOB: 0 BB: 0 P: 3	R: 0 E: 2 K: 1 S: 8	H: 2 LOB: 2 BB: 2 P: 16	R: 0 E: 0 K: 0 S: 3	H: 0 LOB: 0 BB: 0 P: 3	R: 1 E: 0 K: 1 S: 8	H: 3 LOB: 3 BB: 1 P: 12	R: 0 E: 0 K: 0 S: 3	H: 1 LOB: 1 BB: 1 P: 7	1B: 8 2B: 0 3B: 0 HR: 0	SF: 0 SAC: 0 DP: 2 HBP: 0	WP: 0 PB: 0 SB: 0 CS: 0	PA: 38					
PITCHER	IP	WLS	BF	H	R	ER	SO	BB	IBB	HBP	BLK	WP	HR	S	P	ERA	WHIP								
Frank Pastore, R ERA: 3.17	(1, 1)	5.0	19	3	3	1	4	1	0	0	0	0	0	26	30	1.80	0.800								
Paul Moskau, R ERA: 4.48	(6, 1)	2.0	8	1	0	0	1	1	0	0	0	0	0	9	13	0.00	1.000								
Tom Hume, R ERA: 3.71	(8, 1)	2.0	W	11	4	1	1	1	2	0	0	0	0	11	19	4.50	3.000								

Cincinnati Reds @ New York Mets  
Shea Stadium, Flushing, NY  
Tue Jun 09 1981, 7:05 PM EDT  
Att: 12,313 - Unknown

AB 34  
R 4  
H 8  
RBI 3  
BB 4  
SO 6  
LOB 15



Batter	1	2	3	4	5	6	7	8	9	AB	R	H	RBI	BB	SO	LOB	TOP								
Dave Collins, S (1,9) OBP: 0.387, SLG: 0.445 Sam Mejias, R (8,9) OBP: 0.308, SLG: 0.320	F9		6-3		1B BB			E S 1B BB		2	1	0	0	2	0	0	<p>Cincinnati Reds @ New York Mets</p> <p>Shea Stadium, Flushing, NY</p> <p>Wed Jun 10 1981, 7:05 PM EDT</p> <p>Att: 9,732 - Unknown</p>								
Ken Griffey, L (1,8) OBP: 0.359, SLG: 0.399	E 1B		FC6-4 BB		1-2 1B			G3		3	0	2	0	1	0	1									
Dave Concepcion, R (1,6) OBP: 0.363, SLG: 0.453	E6 1-2		FC6-4 1-2		F9					4	0	1	1	0	0	4									
George Foster, R (1,7) OBP: 0.365, SLG: 0.558	F4			HR				F4		4	1	1	1	0	0	3									
Dan Driessen, L (1,3) OBP: 0.353, SLG: 0.403	F3-4-1			F6-4-3 1B				F4		4	0	1	0	0	0	3									
Ray Knight, R (1,5) OBP: 0.323, SLG: 0.372		6-3		F6-4-3 1-2				6-3		4	0	0	0	0	0	1									
Ron Oester, S (1,4) OBP: 0.361, SLG: 0.420		G3		1-3				1-3		4	0	0	0	0	1	0									
Joe Nolan, L (1,2) OBP: 0.354, SLG: 0.405		F4-3			F4			F4		4	0	0	0	0	0	0									
Mario Soto, R (1,1) OBP: 0.100, SLG: 0.069			5-3		5-3			5-3		3	0	0	0	0	0	0									
<b>Inning Stats</b>	R: 0 E: 1 K: 0 S: 5	H: 1 LOB: 2 BB: 0 P: 5	R: 0 E: 0 K: 0 S: 3	H: 0 LOB: 0 BB: 0 P: 3	R: 0 E: 0 K: 0 S: 3	H: 0 LOB: 1 BB: 1 P: 7	R: 1 E: 0 K: 0 S: 4	H: 2 LOB: 0 BB: 0 P: 4	R: 0 E: 0 K: 0 S: 4	H: 0 LOB: 0 BB: 0 P: 3	R: 0 E: 0 K: 0 S: 3	H: 0 LOB: 0 BB: 0 P: 3	R: 0 E: 0 K: 1 S: 5	H: 0 LOB: 0 BB: 0 P: 5	R: 0 E: 0 K: 1 S: 5	H: 0 LOB: 0 BB: 0 P: 5	1B: 4 2B: 0 3B: 0 HR: 1	SF: 0 SAC: 0 DP: 1 HBP: 0	WP: 0 PB: 0 SB: 1 CS: 0	PA: 35					
<b>PITCHER</b>	IP	WLS	BF	H	R	ER	SO	BB	IBB	HBP	BLK	WP	HR	S	P	ERA	WHIP								
Randy Jones, L (1,1) ERA: 3.97	7.1	L	30	5	2	2	0	3	0	0	0	0	1	27	39	2.46	1.091								
Dyar Miller, R (8,1) ERA: 3.03	0.1		1	0	0	0	0	0	0	0	0	0	0	1	1	0.00	0.000								
Pete Falcone, L (8,1) ERA: 3.08	0.1		1	0	0	0	0	0	0	0	0	0	0	1	1	0.00	0.000								
Neil Allen, R (9,1) ERA: 3.06	1.0		3	0	0	0	1	0	0	0	0	0	0	5	5	0.00	0.000								

AB	32
R	2
H	5
RBI	2
BB	3
SO	1
LOB	12



Batter	1	2	3	4	5	6	7	8	9	AB	R	H	RBI	BB	SO	LOB	BOTTOM								
Mookie Wilson, S (1,8) OBP: 0.336, SLG: 0.378	K		S 1B			F7				4	0	2	0	0	1	0	<p>Cincinnati Reds @ New York Mets</p> <p>Shea Stadium, Flushing, NY</p> <p>Wed Jun 10 1981, 7:05 PM EDT</p> <p>Att: 9,732 - Unknown</p>								
Frank Taveras, R (1,6) OBP: 0.278, SLG: 0.312 Mike Jorgensen, L (8, PH) OBP: 0.309, SLG: 0.437 (9,7)	K		F7 1-2			B3		F8		3	0	0	0	0	1	1									
Ellis Valentine, R (1,9) OBP: 0.258, SLG: 0.345	K									4	0	0	0	0	3	0									
Dave Kingman, R (1,7) OBP: 0.343, SLG: 0.482 (8,3)										4	0	2	0	0	2	0									
Rusty Staub, L (1,3) OBP: 0.389, SLG: 0.424 Bob Bailor, R (7, PR) OBP: 0.333, SLG: 0.294 (8,7) (9,6)										3	0	1	0	0	1	1									
John Stearns, R (1,2) OBP: 0.328, SLG: 0.325										1	0	1	0	0	0	0									
Hubie Brooks, R (1,5) OBP: 0.330, SLG: 0.355										3	0	0	0	1	0	3									
Doug Flynn, R (1,4) OBP: 0.276, SLG: 0.347										4	0	0	0	0	1	5									
Randy Jones, R (1,1) OBP: 0.118, SLG: 0.118 Dyar Miller, R (8,1) OBP: 0.333, SLG: 0.333 Pete Falcone, L (8,1) Mike Cabbage, L (8, PH) OBP: 0.333, SLG: 0.300 Neil Allen, R (9,1) OBP: 0.500, SLG: 1.500										2	0	0	0	0	2	0									
<b>Inning Stats</b>	R: 0 E: 0 K: 3 S: 9	H: 0 LOB: 0 BB: 0 P: 9	R: 0 E: 0 K: 1 S: 6	H: 1 LOB: 1 BB: 0 P: 6	R: 0 E: 0 K: 1 S: 6	H: 1 LOB: 0 BB: 0 P: 6	R: 0 E: 0 K: 2 S: 7	H: 0 LOB: 0 BB: 0 P: 7	R: 0 E: 0 K: 0 S: 3	H: 0 LOB: 0 BB: 0 P: 3	R: 0 E: 0 K: 1 S: 5	H: 0 LOB: 0 BB: 0 P: 5	R: 0 E: 0 K: 1 S: 7	H: 2 LOB: 2 BB: 0 P: 7	R: 0 E: 0 K: 1 S: 6	H: 1 LOB: 1 BB: 0 P: 6	R: 0 E: 0 K: 2 S: 8	H: 1 LOB: 2 BB: 1 P: 12	1B: 6 2B: 0 3B: 0 HR: 0	SF: 0 SAC: 0 DP: 0 HBP: 0	WP: 0 PB: 0 SB: 1 CS: 0	PA: 34			
<b>PITCHER</b>	IP	WLS	BF	H	R	ER	SO	BB	IBB	HBP	BLK	WP	HR	S	P	ERA	WHIP								
Mario Soto, R (1,1) ERA: 3.15	9.0	W	34	6	0	0	12	1	0	0	0	0	0	57	61	0.00	0.778								

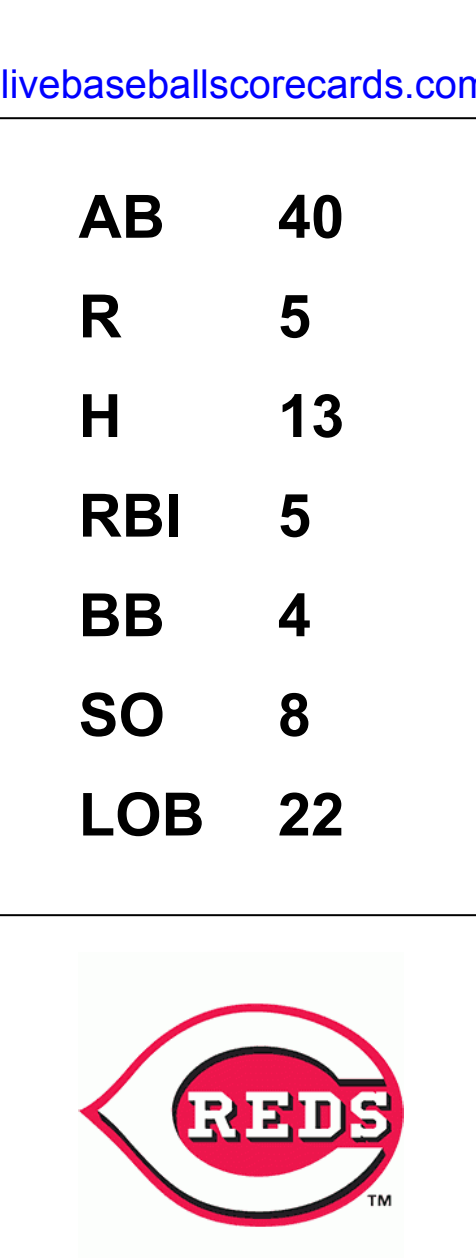
AB	33
R	0
H	6
RBI	0
BB	1
SO	12
LOB	11





Batter	1	2	3	4	5	6	7	8	9	AB	R	H	RBI	BB	SO	LOB	TOP			
Dave Collins, S OBP: 0.387, SLG: 0.442 Sam Mejias, R OBP: 0.308, SLG: 0.320	0-0 B2-3	4-0 FC6-4 BB		0-0 1-2 1B	0-0 F4-3	0-0 F8		0-0 F8		4	0	1	0	1	0	0				
Ken Griffey, L OBP: 0.344, SLG: 0.404	0-0 BB 1B	0-0 FC6-4 1-2		0-0 F8	0-0 F8	0-0 E HR 1B		0-0 FC4-6 1B		5	1	3	0	0	0	4				
Dave Concepcion, R OBP: 0.360, SLG: 0.447	0-0 BB 1-2 1B		0-0 5-3	0-3 K	0-0 E5 HR 1-2			0-3 K		5	1	1	0	0	2	4				
George Foster, R OBP: 0.361, SLG: 0.563	0-3 K		0-3 K		0-3 K	0-0 HR 1-2 1-H 2-H		0-0 FC4-6 1-2		5	1	1	3	0	3	3				
Dan Driessen, L OBP: 0.355, SLG: 0.393	4-0 BB 1-2 2-3 BB		0-0 F8		4-0 BB BB	0-0 F9			0-0 F7		3	0	0	0	2	0				
Ray Knight, R OBP: 0.325, SLG: 0.373	0-0 F9			0-0 3B 1B	0-3 K				0-0 1B 1B		5	1	2	0	0	1				
Ron Oester, S OBP: 0.362, SLG: 0.427		0-0 F4-3		0-0 1-H 1B 3B	4-0 BB 1-2			0-3 K		4	1	1	1	1	1		AB 40 R 5 H 13 RBI 5 BB 4 SO 8 LOB 22			
Joe Nolan, L OBP: 0.371, SLG: 0.431		0-0 SH3-4 1B		0-0 1B 1B 3-H	0-0 F4-3			0-0 1B		5	0	4	1	0	0	2				
Tom Seaver, R OBP: 0.265, SLG: 0.286		0-0 SH3-4 1-2		0-3 K		0-0 P5	0-0 6-3	0-0 F8		4	0	0	0	0	1	4				
<b>Inning Stats</b>	R: 0 E: 0 K: 1 S: 7	H: 2 LOB: 3 BB: 1 P: 11	R: 0 E: 0 K: 0 S: 4	H: 1 LOB: 2 BB: 1 P: 8	R: 0 E: 0 K: 1 S: 5	H: 0 LOB: 0 BB: 0 P: 5	R: 2 E: 0 K: 2 S: 11	H: 4 LOB: 2 BB: 0 P: 11	R: 0 E: 0 K: 2 S: 7	H: 0 LOB: 1 BB: 2 P: 15	R: 3 E: 1 K: 0 S: 6	H: 2 LOB: 0 BB: 0 P: 6	R: 0 E: 0 K: 0 S: 4	H: 1 LOB: 1 BB: 0 P: 4	R: 0 E: 0 K: 1 S: 6	H: 2 LOB: 2 BB: 0 P: 7	1B: 10 2B: 1 3B: 1 HR: 1	SF: 0 SAC: 1 DP: 0 HBP: 0	WP: 0 PB: 0 CS: 0	PA: 45
<b>PITCHER</b>	IP WLS BF H R ER SO BB IBB HBP BLK WP HR S P ERA WHIP																			
Pat Zachry, R ERA: 4.16	(1, 1) 7.0 L 36 10 5 2 6 4 0 0 0 0 0 1 44 60 2.57 2.000																			
Ray Seearge, L ERA:	(8, 1) 2.0 9 3 0 0 2 0 0 0 0 0 0 0 13 13 0.00 1.500																			

**Cincinnati Reds @ New York Mets**  
Shea Stadium, Flushing, NY  
Thu Jun 11 1981, 7:05 PM EDT  
Att: 18,612 - Unknown



Batter	1	2	3	4	5	6	7	8	9	AB	R	H	RBI	BB	SO	LOB	BOTTOM			
Mookie Wilson, S OBP: 0.340, SLG: 0.388	0-3 K		0-0 SH1-4 SF8 1B		0-0 2B			0-3 K		4	1	2	0	0	2	0				
Bob Bailor, R OBP: 0.333, SLG: 0.296	0-0 F9		0-0 SH1-4 1-3		0-0 P4			0-0 1B		3	0	1	0	0	0	1				
Ellis Valentine, R OBP: 0.248, SLG: 0.333	0-0 6-3		0-0 SF8 3-H		0-3 K			0-0 P5		3	0	0	1	0	1	2				
Dave Kingman, R OBP: 0.346, SLG: 0.497		0-0 HR	4-0 S BB		0-3 K2-3			0-0 5-3		3	1	1	1	1	1					
Rusty Staub, L OBP: 0.384, SLG: 0.416		0-0 1B 1B	0-0 F9 1-2		0-0 G3			0-0 P4		4	0	1	0	0	0	1				
Mike Cabbage, L OBP: 0.300, SLG: 0.265		0-0 F9		0-0 F9		0-0 L3		0-0 F8		4	0	0	0	0	0	1				
Alex Trevino, R OBP: 0.345, SLG: 0.288		0-0 1-2 1B	0-3 K		0-0 F9			0-0 6-3		4	0	1	0	0	1	0	AB 31 R 2 H 6 RBI 2 BB 1 SO 7 LOB 10			
Doug Flynn, R OBP: 0.272, SLG: 0.341		0-0 F9		0-0 F4		0-3 K				3	0	0	0	0	1	2				
Pat Zachry, R OBP: 0.240, SLG: 0.217	(1, 1) 0-3 K		0-0 F8		0-0 L6					2	0	0	0	0	1	2				
Ron Hodges, L OBP: 0.321, SLG: 0.556	(7, PH)									1	0	0	0	0	0	0				
Ray Seearge, L ERA:	(8, 1)									0	0	0	0	0	0	0				
<b>Inning Stats</b>	R: 0 E: 0 K: 1 S: 5	H: 0 LOB: 0 BB: 0 P: 5	R: 1 E: 0 K: 1 S: 8	H: 3 LOB: 0 BB: 0 P: 8	R: 1 E: 0 K: 0 S: 4	H: 1 LOB: 1 BB: 1 P: 8	R: 0 E: 0 K: 1 S: 5	H: 0 LOB: 0 BB: 0 P: 5	R: 0 E: 0 K: 1 S: 6	H: 1 LOB: 1 BB: 0 P: 6	R: 0 E: 0 K: 1 S: 3	H: 0 LOB: 0 BB: 0 P: 3	R: 0 E: 0 K: 0 S: 6	H: 1 LOB: 1 BB: 0 P: 6	R: 0 E: 0 K: 0 S: 3	H: 0 LOB: 0 BB: 0 P: 3	1B: 4 2B: 1 3B: 0 HR: 1	SF: 1 SAC: 1 DP: 0 HBP: 0	WP: 0 PB: 0 CS: 0	PA: 34
<b>PITCHER</b>	IP WLS BF H R ER SO BB IBB HBP BLK WP HR S P ERA WHIP																			
Tom Seaver, R ERA: 2.06	(1, 1) 9.0 W 34 6 2 2 7 1 0 0 0 0 0 1 47 51 2.00 0.778																			

**Cincinnati Reds @ New York Mets**  
Shea Stadium, Flushing, NY  
Thu Jun 11 1981, 7:05 PM EDT  
Att: 18,612 - Unknown



Batter	1	2	3	4	5	6	7	8	9	AB	R	H	RBI	BB	SO	LOB	TOP			
Dave Collins, S OBP: 0.381, SLG: 0.434 (1, 9)	0-0 4-3		0-0 FC5-4			0-0 P5			0-0 F8	4	0	0	0	0	0	2	<b>Cincinnati Reds @ Los Angeles Dodgers</b> Dodger Stadium, Los Angeles, CA Mon Aug 10 1981, 7:05 PM PDT Att: 35,120 - Unknown			
Ken Griffey, L OBP: 0.343, SLG: 0.401 (1, 8)	0-0 3-1		0-0 CS	0-0 P9		0-0 1B			0-0 4-3	4	0	1	0	0	0	0				
Dave Concepcion, R OBP: 0.358, SLG: 0.444 (1, 6)	0-0 1B			0-0 5-3		0-0 5-3			0-0 6-3	4	0	1	0	0	0	1				
George Foster, R OBP: 0.357, SLG: 0.556 (1, 7)	0-3 K			0-0 5-3			0-0 4-3			3	0	0	0	0	1	1				
Dan Driessen, L OBP: 0.348, SLG: 0.384 (1, 3)		0-3 K			0-0 5-3		0-0 F7			3	0	0	0	0	1	0				
Ray Knight, R OBP: 0.329, SLG: 0.374 (1, 5)		0-0 FC5-4 1B			4-0 FC1-6 BB		0-0 F9			2	0	1	0	1	0	0				
Ron Oester, S OBP: 0.357, SLG: 0.420 (1, 4)		0-0 FC5-4 1B			0-0 FC1-6		0-3 K G4-6-3			3	0	0	0	0	1	2				
Mike O'Berry, R OBP: 0.292, SLG: 0.310 (1, 2)		0-0 CS	0-0 E5 FC5-4 BB		0-0 F7		0-0 F8			3	0	0	0	0	0	2				
Frank Pastore, R Rafael Landreault, S Paul Moskau, R Sam Mejias, R Doug Bair, R Mike Vail, R Tom Hume, R (1, 1) (3, PH) (3, 1) (6, PH) (6, 1) (6, PH) (8, 1)			4-0 FC5-4 BB			0-0 1-3		0-0 G4-6-3		0	0	0	0	0	0	0				
<b>Inning Stats</b>	R: 0 E: 0 K: 1 S: 6	H: 1 LOB: 1 BB: 0 P: 6	R: 0 E: 0 K: 1 S: 5	H: 1 LOB: 0 BB: 1 P: 5	R: 0 E: 1 K: 0 S: 2	H: 0 LOB: 0 BB: 1 P: 6	R: 0 E: 0 K: 0 S: 3	H: 0 LOB: 0 BB: 0 P: 3	R: 0 E: 0 K: 0 S: 3	H: 0 LOB: 0 BB: 0 P: 3	R: 0 E: 0 K: 0 S: 4	H: 1 LOB: 1 BB: 0 P: 4	R: 0 E: 0 K: 0 S: 3	H: 0 LOB: 0 BB: 0 P: 3	R: 0 E: 0 K: 1 S: 5	H: 0 LOB: 0 BB: 0 P: 5		1B: 3 2B: 0 3B: 0 HR: 0	SF: 0 SAC: 0 DP: 2 HBP: 0	WP: 0 PB: 1 SB: 0 CS: 2
<b>PITCHER</b>	IP WLS BF H R ER SO BB IBB HBP BLK WP HR S P ERA WHIP	IP WLS BF H R ER SO BB IBB HBP BLK WP HR S P ERA WHIP																		
Jerry Reuss, L ERA: 1.77 (1, 1)	6.0 W 21 3 0 0 2 2 0 0 0 0 0 0 23 31 0.00 0.833	3.0 S 9 0 0 0 1 0 0 0 0 0 0 0 11 11 0.00 0.000																		
Steve Howe, L ERA: 1.64 (7, 1)																				

AB	28
R	0
H	3
RBI	0
BB	2
SO	3
LOB	9



Batter	1	2	3	4	5	6	7	8	9	AB	R	H	RBI	BB	SO	LOB	BOTTOM			
Davey Lopes, R OBP: 0.279, SLG: 0.258 (1, 4)	0-0 E6	0-0 1B			0-0 4-3		0-0 6-3			4	1	1	1	0	0	0	<b>Cincinnati Reds @ Los Angeles Dodgers</b> Dodger Stadium, Los Angeles, CA Mon Aug 10 1981, 7:05 PM PDT Att: 35,120 - Unknown			
Ken Landreault, L OBP: 0.322, SLG: 0.405 (1, 8)	0-0 F4	0-0 1B			0-0 S E 1B		0-0 F8			4	0	2	0	0	0	1				
Dusty Baker Jr., R OBP: 0.342, SLG: 0.436 (1, 7)	0-3 K	0-0 1B			0-0 E4		0-0 F9			4	0	1	1	0	1	2				
Steve Garvey, R OBP: 0.325, SLG: 0.424 (1, 3)	0-0 1-3		0-0 CS 1B		4-0 FC6-4 1B 1-2 2-3		0-0 F8			3	0	1	0	1	0	1				
Ron Cey, R OBP: 0.357, SLG: 0.461 (1, 5)		1-0 E 1B HBP	0-0 P9		0-0 P3		0-3 K			3	1	0	0	0	1	4				
Pedro Guerrero, R OBP: 0.373, SLG: 0.544 (1, 9)		0-0 1B E SF7 1B	0-3 K		0-0 FC6-4		0-0 P3			4	1	1	0	0	1	4				
Mike Scioscia, L OBP: 0.374, SLG: 0.350 (1, 2)		0-0 SF7 1B 1B			0-0 F8		0-0 P6			3	1	1	1	0	0	0				
Bill Russell, R OBP: 0.244, SLG: 0.225 (1, 6)		0-0 SF7			0-0 5-3		0-0 P7			2	0	0	1	0	0	0				
Jerry Reuss, L OBP: 0.233, SLG: 0.233 (1, 1)		0-0 5-3			0-0 F7		0-0 P4			2	0	0	0	0	0	1				
Jay Johnstone, L OBP: 0.245, SLG: 0.311 (6, PH)										1	0	0	0	0	0	0				
Steve Howe, L ERA: 3.6 (7, 1)										0	0	0	0	0	0	0				
<b>Inning Stats</b>	R: 0 E: 1 K: 1 S: 6	H: 0 LOB: 1 BB: 0 P: 6	R: 4 E: 1 K: 0 S: 7	H: 5 LOB: 2 BB: 0 P: 8	R: 0 E: 0 K: 1 S: 5	H: 1 LOB: 1 BB: 0 P: 5	R: 0 E: 0 K: 0 S: 3	H: 0 LOB: 0 BB: 0 P: 3	R: 0 E: 0 K: 0 S: 3	H: 0 LOB: 0 BB: 0 P: 3	R: 0 E: 0 K: 1 S: 5	H: 0 LOB: 0 BB: 0 P: 5	R: 0 E: 0 K: 0 S: 3	H: 0 LOB: 0 BB: 0 P: 3	R: 0 E: 0 K: 1 S: 5	H: 0 LOB: 0 BB: 0 P: 5	1B: 7 2B: 1 3B: 0 HR: 0	SF: 1 SAC: 0 DP: 1 HBP: 1	WP: 0 PB: 0 SB: 3 CS: 1	PA: 33
<b>PITCHER</b>	IP WLS BF H R ER SO BB IBB HBP BLK WP HR S P ERA WHIP	IP WLS BF H R ER SO BB IBB HBP BLK WP HR S P ERA WHIP																		
Frank Pastore, R ERA: 3.58 (1, 1)	2.0 L 12 2 0 0 1 0 1 0 0 0 0 0 13 14 0.00 0.667	3.0 A 12 2 0 0 1 0 1 0 0 0 0 0 13 17 0.00 0.667																		
Paul Moskau, R ERA: 4.1 (3, 1)	2.0 6 0 0 0 0 0 0 0 0 0 0 0 6 6 0.00 0.000	2.0 6 0 0 0 0 0 0 0 0 0 0 0 6 6 0.00 0.000																		
Doug Bair, R ERA: 6.75 (6, 1)	1.0 3 0 0 0 0 1 0 0 0 0 0 0 5 5 0.00 0.000	1.0 3 0 0 0 0 1 0 0 0 0 0 0 5 5 0.00 0.000																		
Tom Hume, R ERA: 3.6 (8, 1)																				

AB	30
R	4
H	7
RBI	4
BB	1
SO	3
LOB	13



Batter	1	2	3	4	5	6	7	8	9	AB R H RBI BB SO LOB	TOP																									
Dave Collins, S (1, 9) OBP: 0.381, SLG: 0.433 Sam Mejias, R (9, 9) OBP: 0.296, SLG: 0.308										5 1 2 0 0 1 1 0 0 0 0 0 0 0	<b>Cincinnati Reds @ Los Angeles Dodgers</b> Dodger Stadium, Los Angeles, CA Tue Aug 11 1981, 7:05 PM PDT Att: 45,817 - Unknown																									
Ken Griffey, L (1, 8) OBP: 0.344, SLG: 0.398										4 2 1 0 1 1 2																										
Dave Concepcion, R (1, 6) OBP: 0.363, SLG: 0.458										4 2 2 1 1 0 2																										
George Foster, R (1, 7) OBP: 0.367, SLG: 0.559										2 1 2 1 2 0 0																										
Dan Driessen, L (1, 3) OBP: 0.346, SLG: 0.403										4 1 1 3 0 1 6																										
Ray Knight, R (1, 5) OBP: 0.328, SLG: 0.371										4 0 1 2 0 0 1																										
Ron Oester, S (1, 4) OBP: 0.350, SLG: 0.411										4 0 0 0 0 0 3																										
Joe Nolan, L (1, 2) OBP: 0.368, SLG: 0.425										4 0 1 0 0 0 0																										
Mario Soto, R (1, 1) OBP: 0.094, SLG: 0.065 Doug Bair, R (5, 1) OBP: 0.333, SLG: 1.333 Rafael Landestoy, S (7, PH) OBP: 0.394, SLG: 0.187 Scott Brown, R (7, 1) Tom Hume, R (9, 1)										2 0 0 0 0 1 1 0 0 0 0 0 0 0 1 0 0 0 0 0 0 1 0 0 0 0 1 0 0 0 0 0 0 0 0																										
<b>Inning Stats</b>	R: 2 E: 0 K: 1 S: 7	H: 2 LOB: 2 BB: 2 P: 15	R: 0 E: 0 K: 1 S: 6	H: 1 LOB: 1 BB: 0 P: 6	R: 1 E: 0 K: 0 S: 5	H: 2 LOB: 1 BB: 0 P: 5	R: 0 E: 0 K: 1 S: 5	H: 0 LOB: 0 BB: 0 P: 5	R: 0 E: 0 K: 0 S: 3	H: 0 LOB: 0 BB: 0 P: 3		R: 4 E: 0 K: 1 S: 9	H: 4 LOB: 0 BB: 0 P: 9	R: 0 E: 0 K: 1 S: 5	H: 0 LOB: 0 BB: 0 P: 5	R: 0 E: 0 K: 0 S: 3	H: 1 LOB: 0 BB: 0 P: 3	1B: 8 2B: 0 3B: 0 HR: 2	SF: 0 SAC: 0 DP: 1 HBP: 0	WP: 0 PB: 0 SB: 2 CS: 0	PA: 39															
<b>PITCHER</b>	IP WLS BF H R ER SO BB IBB HBP BLK WP HR S P ERA WHIP																																			
Fernando Valenzuela, L (1, 1) ERA: 2.6	4.1	22	5	3	3	3	4	0	0	0	0	0	1	24	40	6.23	2.077																			
Terry Forster, L (5, 1) ERA: 6.0	2.2	L	11	4	4	4	1	0	0	0	0	0	1	13	13	13.50	1.500																			
Bobby Castillo, R (8, 1) ERA: 5.29	1.0		3	0	0	1	0	0	0	0	0	0	0	5	5	0.00	0.000																			
Dave Stewart, R (9, 1) ERA: 0.51	1.0		3	1	0	0	0	0	0	0	0	0	0	3	3	0.00	1.000																			



Batter	1	2	3	4	5	6	7	8	9	AB R H RBI BB SO LOB	BOTTOM																									
Davey Lopes, R (1, 4) OBP: 0.270, SLG: 0.248										5 0 0 0 0 1 3	<b>Cincinnati Reds @ Los Angeles Dodgers</b> Dodger Stadium, Los Angeles, CA Tue Aug 11 1981, 7:05 PM PDT Att: 45,817 - Unknown																									
Ken Landreaux, L (1, 8) OBP: 0.323, SLG: 0.414									5 1 2 0 0 1 0																											
Dusty Baker Jr., R (1, 7) OBP: 0.343, SLG: 0.445									4 2 1 2 1 0 1																											
Steve Garvey, R (1, 3) OBP: 0.327, SLG: 0.421									4 1 1 0 1 1 1																											
Ron Cey, R (1, 5) OBP: 0.364, SLG: 0.471									4 1 3 1 0 0 1																											
Pedro Guerrero, R (1, 9) OBP: 0.375, SLG: 0.553									4 1 2 1 0 0 2																											
Mike Scioscia, L (1, 2) OBP: 0.366, SLG: 0.342									4 0 0 0 0 0 2																											
Bill Russell, R (1, 6) OBP: 0.250, SLG: 0.238									4 0 2 1 0 0 1																											
Fernando Valenzuela, L (1, 1) OBP: 0.243, SLG: 0.243 Terry Forster, L (5, 1) ERA: 6.31 Bobby Castillo, R (8, 1) OBP: 0.429, SLG: 0.714 Rick Monday, L (8, PH) OBP: 0.352, SLG: 0.548 Dave Stewart, R (9, 1) OBP: 0.500, SLG: 1.500										1 0 0 0 0 0 1 1 0 0 0 0 0 0 0 0 0 0 0 0 0 1 0 0 0 0 0 0 0 0 0 0 0 0 0																										
<b>Inning Stats</b>	R: 2 E: 0 K: 1 S: 8	H: 3 LOB: 1 BB: 0 P: 8	R: 0 E: 1 K: 0 S: 4	H: 1 LOB: 1 BB: 0 P: 4	R: 0 E: 0 K: 1 S: 5	H: 0 LOB: 1 BB: 1 P: 9	R: 1 E: 0 K: 0 S: 5	H: 2 LOB: 1 BB: 0 P: 5	R: 3 E: 0 K: 0 S: 6	H: 3 LOB: 1 BB: 1 P: 10		R: 0 E: 0 K: 0 S: 3	H: 0 LOB: 0 BB: 0 P: 3	R: 0 E: 0 K: 0 S: 4	H: 1 LOB: 1 BB: 0 P: 4	R: 0 E: 0 K: 0 S: 3	H: 0 LOB: 0 BB: 0 P: 3	R: 0 E: 0 K: 1 S: 6	H: 1 LOB: 1 BB: 0 P: 6	1B: 5 2B: 4 3B: 1 HR: 1	SF: 0 SAC: 1 DP: 1 HBP: 0	WP: 1 PB: 0 SB: 1 CS: 0	PA: 40													
<b>PITCHER</b>	IP WLS BF H R ER SO BB IBB HBP BLK WP HR S P ERA WHIP																																			
Mario Soto, R (1, 1) ERA: 3.56	4.1		23	8	6	2	2	0	0	0	0	1	0	6	6	0.00	0.600																			
Doug Bair, R (5, 1) ERA: 6.31	1.2		6	1	0	0	0	0	0	0	0	0	0	9	9	0.00	0.857																			
Scott Brown, R (7, 1) ERA:	2.1	W	9	2	0	0	0	0	0	0	0	0	0	9	9	0.00	0.857																			
Tom Hume, R (9, 1) ERA: 3.53	0.2	S	2	0	0	0	1	0	0	0	0	0	0	4	4	0.00	0.000																			



Batter	1	2	3	4	5	6	7	8	9	AB	R	H	RBI	BB	SO	LOB	TOP							
Dave Collins, S (1,9) OBP: 0.377, SLG: 0.428	0-0 1B		0-0 P4	0-0 4-3			0-3 K		0-0 1-3	5	0	1	0	0	1	1	<b>Cincinnati Reds @ Los Angeles Dodgers</b> Dodger Stadium, Los Angeles, CA Wed Aug 12 1981, 7:05 PM PDT Att: 36,494 - Unknown							
Ken Griffey, L (1,8) OBP: 0.345, SLG: 0.397	0-0 L7		4-0 1B HR			0-0 1B	0-3 K		0-0 1B	1	1	0	0	1	0	1								
Sam Mejias, R (4,8) OBP: 0.333, SLG: 0.345									0-0 1B	3	1	2	0	0	1	0								
Dave Concepcion, R (1,6) OBP: 0.371, SLG: 0.466	0-0 F9		0-0 1B HR						0-0 1B	5	1	4	0	0	0	1								
George Foster, R (1,7) OBP: 0.364, SLG: 0.565	0-0 P5		0-0 1B HR				0-0 F7		0-0 F9	5	1	1	3	0	0	6								
Dan Driessen, L (1,3) OBP: 0.347, SLG: 0.403		0-0 P5	0-0 G3				0-3 K		0-0 1B	5	0	2	1	0	1	2								
Ray Knight, R (1,5) OBP: 0.329, SLG: 0.369		0-0 1B		1-0 SH1-3 2B HBP			0-0 P4		0-0 P2	4	1	1	0	0	0	5								
Ron Oester, S (1,4) OBP: 0.350, SLG: 0.410		0-0 F7		0-0 SH1-3			0-0 4-3		0-0 1B	3	0	1	0	0	0	1								
Joe Nolan, L (1,2) OBP: 0.364, SLG: 0.427		0-0 F2		0-0 F9 2B			0-3 K		0-0 F7	4	0	1	1	0	1	3								
Tom Seaver, R (1,1) OBP: 0.296, SLG: 0.287			0-0 4-3				0-0 6-3		0-0 F8	2	0	0	0	0	0	1								
Paul Moskau, R (4,1) OBP: 0.360, SLG: 0.184										0	0	0	0	0	0	0								
Rafael Landestoy, S (6,PH) OBP: 0.340, SLG: 0.184										0	0	0	0	0	0	0								
Joe Price, R (6,1) OBP: 0.340, SLG: 0.184										0	0	0	0	0	0	0								
Mike Vail, R (8,PH) OBP: 0.185, SLG: 0.158										0	0	0	0	0	2	0								
Geoff Combe, R (8,1) OBP: 0.185, SLG: 0.158										0	0	0	0	0	0	0								
<b>Inning Stats</b>	R: 0 E: 0 K: 0 S: 4	H: 1 LOB: 1 BB: 0 P: 4	R: 0 E: 0 K: 0 S: 4	H: 1 LOB: 1 BB: 0 P: 4	R: 3 E: 0 K: 0 S: 5	H: 2 LOB: 0 BB: 1 P: 9	R: 1 E: 0 K: 0 S: 4	H: 1 LOB: 1 BB: 0 P: 5	R: 0 E: 0 K: 1 S: 7	H: 2 LOB: 2 BB: 0 P: 7	R: 0 E: 0 K: 1 S: 5	H: 0 LOB: 0 BB: 0 P: 5	R: 0 E: 0 K: 2 S: 8	H: 1 LOB: 1 BB: 0 P: 8	R: 0 E: 0 K: 0 S: 5	H: 2 LOB: 2 BB: 0 P: 5	R: 1 E: 0 K: 0 S: 6	H: 3 LOB: 2 BB: 0 P: 6	1B: 11 2B: 1 3B: 0 HR: 1	SF: 0 SAC: 1 DP: 0 HBP: 1	WP: 0 PB: 0 SB: 0 CS: 0	PA: 42		
<b>PITCHER</b>	IP WLS BF H R ER SO BB IBB HBP BLK WP HR S P ERA WHIP	4.0 W 19 5 4 4 0 1 0 0 0 0 1 17 22 9.00 1.500	3.1 S 8 3 1 1 0 0 0 0 0 0 0 8 8 5.40 1.800	4.0 L 15 5 0 0 4 0 0 0 0 0 0 23 23 0.00 1.500	1.2 S 8 3 1 1 0 0 0 0 0 0 0 8 8 5.40 1.800																			


AB	39
R	5
H	13
RBI	5
BB	1
SO	4
LOB	23



Batter	1	2	3	4	5	6	7	8	9	AB	R	H	RBI	BB	SO	LOB	BOTTOM						
Davey Lopes, R (1,4) OBP: 0.280, SLG: 0.283	0-0 1-3	0-0 P3		0-0 E8 1B	0-0 S 1B		0-0 1B		0-0 1-3 HR	5	2	3	3	0	0	0	<b>Cincinnati Reds @ Los Angeles Dodgers</b> Dodger Stadium, Los Angeles, CA Wed Aug 12 1981, 7:05 PM PDT Att: 36,494 - Unknown						
Ken Landreaux, L (1,8) OBP: 0.329, SLG: 0.418	0-0 S 2B	0-0 G5-4-3 1B		0-0 1B SF7	0-0 3-1 1B		0-0 K		0-3 K	5	2	3	1	0	1	1							
Dusty Baker Jr., R (1,7) OBP: 0.344, SLG: 0.442	4-0 2B 1B	0-0 G5-4-3 1B		0-0 2B 1B	0-0 1-3 1B		0-0 F7		0-0 F9	4	1	1	0	1	0	1							
Steve Garvey, R (1,3) OBP: 0.328, SLG: 0.424	0-0 BB 4-3 2B		0-0 P4	0-0 P5			0-0 1B		0-0 F8	5	1	2	1	0	0	2							
Ron Cey, R (1,5) OBP: 0.365, SLG: 0.474	4-0 4-3 BB IBB		0-0 2B	0-0 SF7			0-0 F7		0-3 K	3	0	1	1	1	1	1							
Pedro Guerrero, R (1,9) OBP: 0.377, SLG: 0.547	4-0 1-2 2-3 3-H BB		0-0 L7	0-0 2B			0-0 4-3		0-0 4-3	2	0	0	1	2	0	2							
Mike Scioscia, L (1,2) OBP: 0.366, SLG: 0.337	0-0 4-3		4-0 FC5-4 BB	0-0 G3			0-0 G6-3 1B		0-0 G6-3 1B	2	0	0	1	1	0	4							
Steve Yeager, R (7,PH) OBP: 0.304, SLG: 0.390										1	0	1	0	0	0	0							
Bill Russell, R (1,6) OBP: 0.250, SLG: 0.234	4-0 IBB		0-0 FC5-4				0-0 5-3		0-0 G6-3	3	0	0	0	1	0	3							
Bob Welch, R (1,1) OBP: 0.241, SLG: 0.286	0-3 K			0-0 E 2B			0-0 6-3		0-0 HR 1B	1	0	0	0	0	1	3							
Jay Johnstone, L (4,PH) OBP: 0.260, SLG: 0.348										1	1	1	0	0	0	0							
Dave Stewart, R (5,1) OBP: 0.500, SLG: 1.000										2	1	1	0	0	0	0							
Steve Howe, L (8,1) OBP: 0.500, SLG: 1.000										0	0	0	0	0	0	0							
<b>Inning Stats</b>	R: 3 E: 0 K: 1 S: 7	H: 2 LOB: 3 BB: 4 P: 23	R: 0 E: 0 K: 0 S: 3	H: 1 LOB: 0 BB: 0 P: 3	R: 0 E: 0 K: 0 S: 4	H: 1 LOB: 2 BB: 1 P: 8	R: 3 E: 1 K: 0 S: 7	H: 4 LOB: 2 BB: 1 P: 11	R: 0 E: 0 K: 0 S: 4	H: 1 LOB: 1 BB: 0 P: 4	R: 0 E: 0 K: 0 S: 4	H: 1 LOB: 1 BB: 0 P: 4	R: 2 E: 0 K: 1 S: 7	H: 3 LOB: 0 BB: 0 P: 7	R: 0 E: 0 K: 1 S: 5	H: 0 LOB: 0 BB: 0 P: 5	1B: 9 2B: 3 3B: 0 HR: 1	SF: 1 SAC: 0 DP: 2 HBP: 0	WP: 0 PB: 0 SB: 2 CS: 0	PA: 41			
<b>PITCHER</b>	IP WLS BF H R ER SO BB IBB HBP BLK WP HR S P ERA WHIP	3.0 L 8 1 0 0 0 1 0 0 0 0 0 7 11 0.00 1.000	2.0 S 9 4 2 2 1 0 0 0 0 0 0 1 11 9.00 2.000	1.0 S 3 0 0 0 1 0 0 0 0 0 0 5 5 0.00 0.000	2.0 L 8 1 0 0 0 1 0 0 0 0 0 7 11 0.00 1.000																		

AB	34
R	8
H	13
RBI	8
BB	6
SO	3
LOB	17



Batter	1	2	3	4	5	6	7	8	9	AB	R	H	RBI	BB	SO	LOB	TOP										
<b>Joe Morgan, L</b> OBP: 0.395, SLG: 0.400 (1, 4)	4-0 CS BB	4-0 1-2 BB		0-0 P5		0-0 FC4-6		0-0 G3	3 0 0 1 2 0 3								<b>San Francisco Giants @ Cincinnati Reds</b> Riverfront Stadium, Cincinnati, OH Fri Aug 14 1981, 7:05 PM EDT Unknown  <a href="http://livebaseballscorecards.com">livebaseballscorecards.com</a>										
<b>Enos Cabell, R</b> OBP: 0.296, SLG: 0.325 (1, 3)	0-3 K	0-0 L1			0-0 5-3	0-0 PO	0-0 F8	0-0 F3	5 0 0 0 0 1 4																		
<b>Jack Clark, R</b> OBP: 0.307, SLG: 0.392 (1, 9)	4-0 2B BB		0-0 6-3		0-0 F7		0-0 HR	0-0 F6	4 2 1 1 1 0 0																		
<b>Darrell Evans, L</b> OBP: 0.325, SLG: 0.432 (1, 5)	0-0 1-H 2B		0-0 F9		0-0 F7		0-0 6-3		4 0 1 1 0 0 0																		
<b>Larry Herndon, R</b> OBP: 0.332, SLG: 0.443 (1, 7)	0-0 G3		4-0 BB		0-0 E6		0-0 F8		3 1 0 0 1 0 1																		
<b>Milt May, L</b> OBP: 0.363, SLG: 0.375 (1, 2)		0-0 G1-6-3 1B	0-0 4-3		0-0 BB FC2 1B		0-0 4-3		4 0 2 0 0 0 1																		
<b>Jeffrey Leonard, R</b> OBP: 0.200, SLG: 0.375 (1, 8)		0-0 G1-6-3		0-3 K		0-0 FC2 BB FC4-6 1B		0-0 2B	4 1 2 1 0 1 1																		
<b>Johnnie LeMaster, R</b> OBP: 0.309, SLG: 0.291 (1, 6)		0-0 1B		0-0 6-3		0-0 FC4-6 FC2 BB		0-0 F3	3 0 1 0 1 0 1																		
<b>Ed Whitson, R</b> OBP: 0.182, SLG: 0.100 (1, 1)		0-0 1-3 BB 1B		4-0 BB		0-0 FC2 FC4-6		0-0 5-3	3 0 1 0 1 0 4																		
<b>Inning Stats</b>	R: 1 E: 0 K: 1 S: 5	H: 1 LOB: 1 BB: 2 P: 13	R: 0 E: 0 K: 0 S: 5	H: 3 LOB: 3 BB: 1 P: 9	R: 0 E: 0 K: 0 S: 3	H: 0 LOB: 1 BB: 1 P: 7	R: 0 E: 0 K: 1 S: 5	H: 0 LOB: 1 BB: 1 P: 9	R: 0 E: 0 K: 0 S: 3	H: 0 LOB: 0 BB: 0 P: 3	R: 0 E: 0 K: 0 S: 4	H: 1 LOB: 1 BB: 0 P: 4	R: 0 E: 0 K: 0 S: 4	H: 1 LOB: 1 BB: 0 P: 4	R: 0 E: 0 K: 0 S: 3	H: 0 LOB: 0 BB: 0 P: 3		1B: 5 2B: 2 3B: 0 HR: 1	SF: 0 SAC: 0 DP: 1 HBP: 0	WP: 0 PB: 0 SB: 0 CS: 1	PA: 40						
<b>PITCHER</b>	IP	WLS	BF	H	R	ER	SO	BB	IBB	HBP	BLK	WP	HR	S	P	ERA	WHIP										
<b>Bruce Berenyi, R</b> ERA: 4.13 (1, 1)	5.0	L	26	6	3	1	2	6	0	0	0	0	0	24	48	1.80	2.400										
<b>Geoff Combe, R</b> ERA: 7.07 (6, 1)	1.0		2	0	0	0	0	0	0	0	0	0	0	2	2	0.00	0.000										
<b>Doug Bair, R</b> ERA: 5.97 (7, 1)	3.0		11	2	1	1	0	0	0	0	0	0	1	11	11	3.00	0.667										

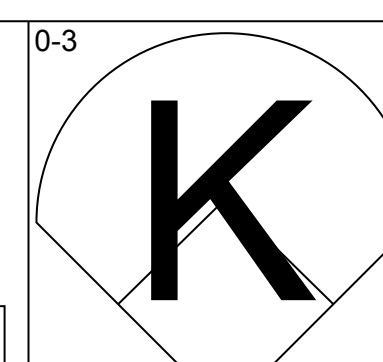
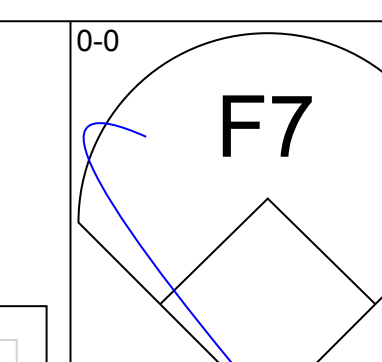
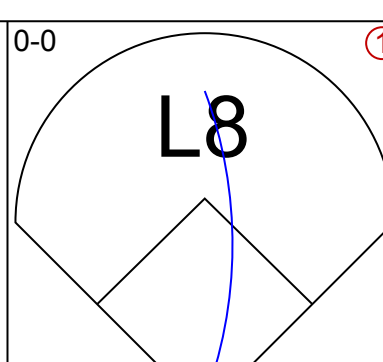
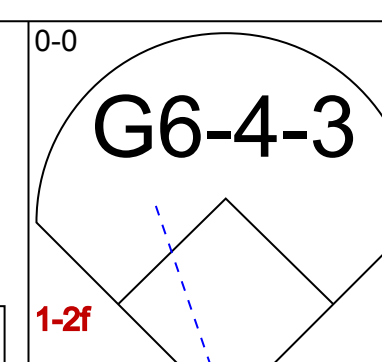
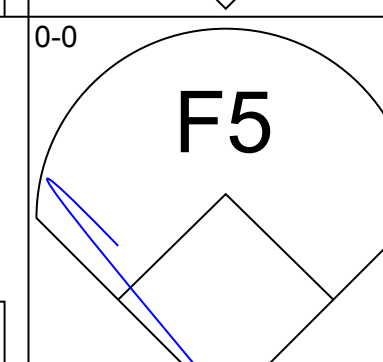
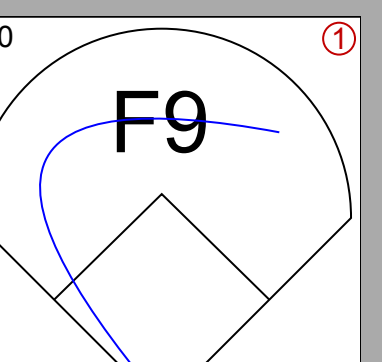
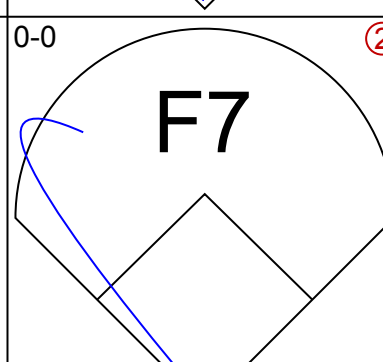
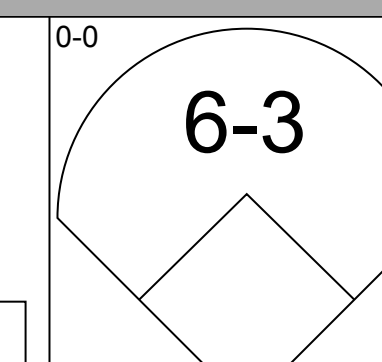
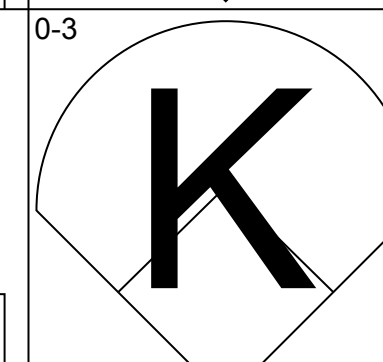
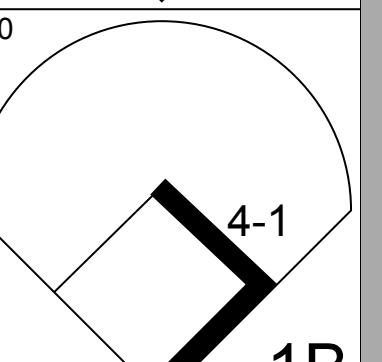
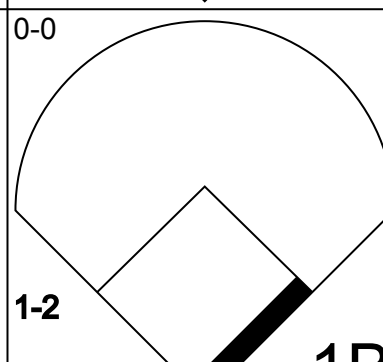
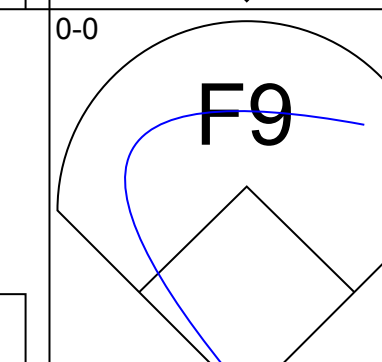
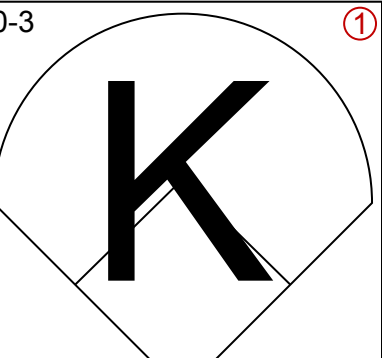
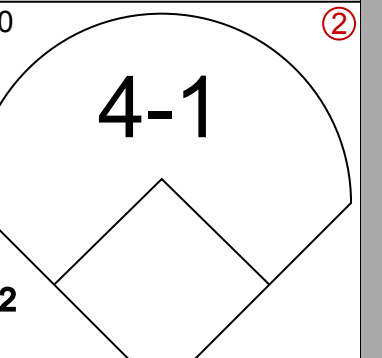
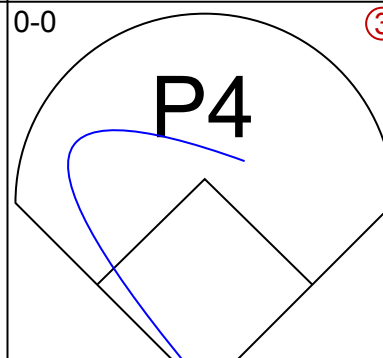
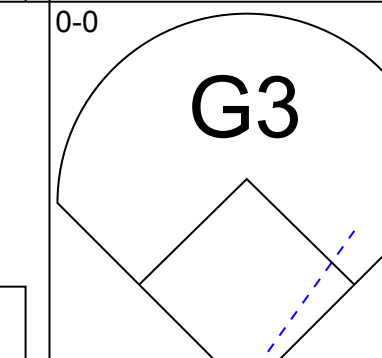
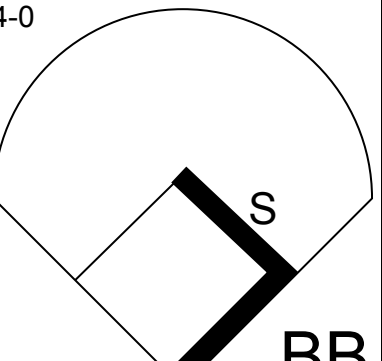
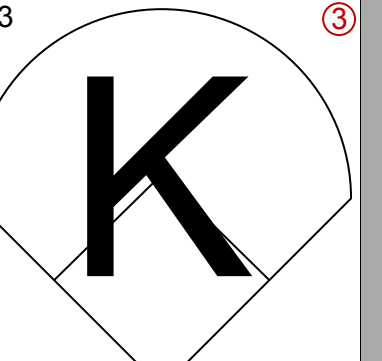
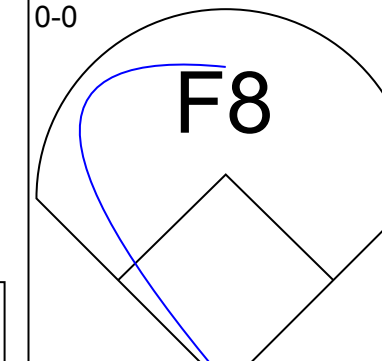
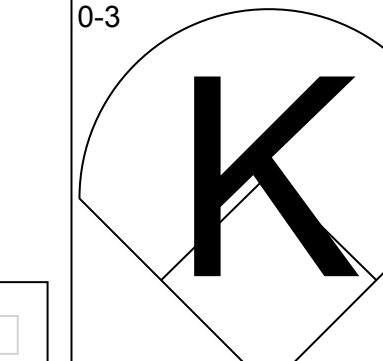

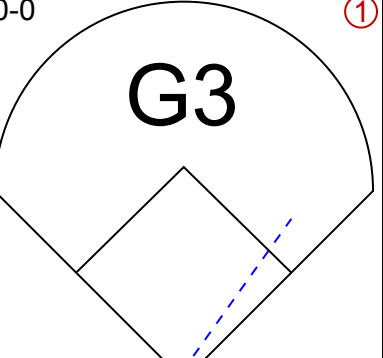
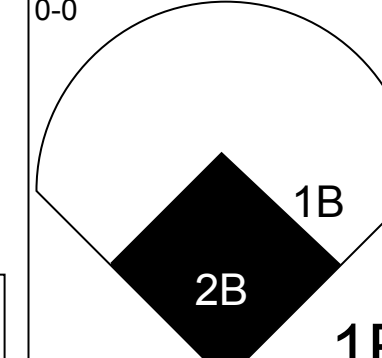
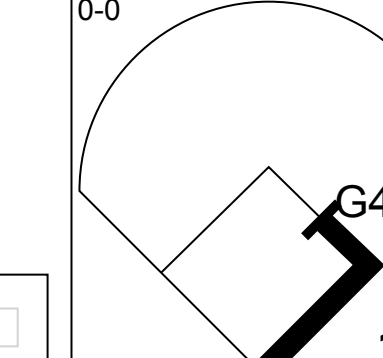
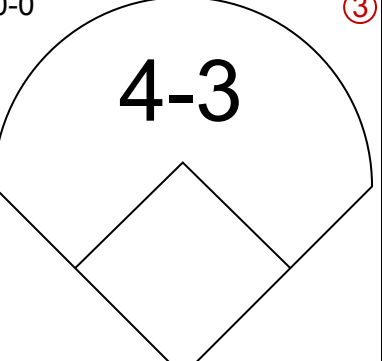
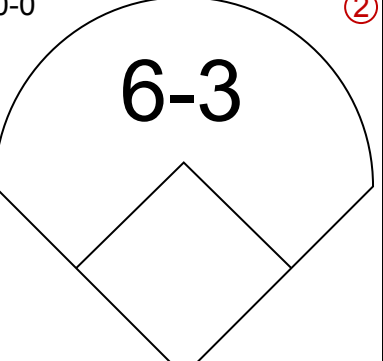
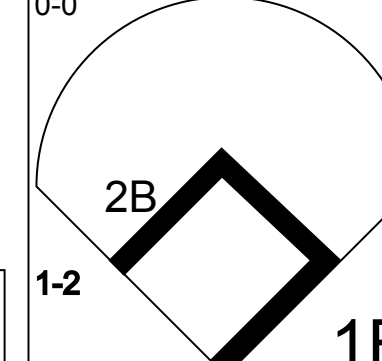
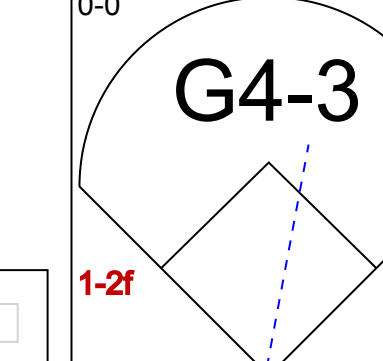
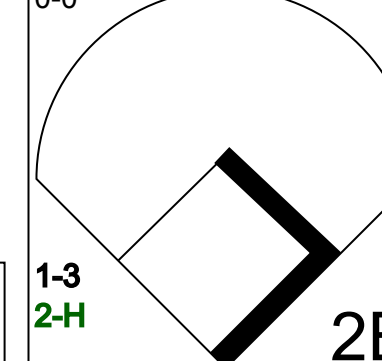

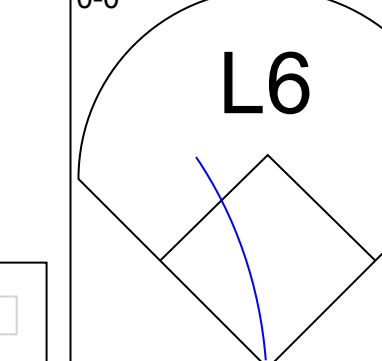
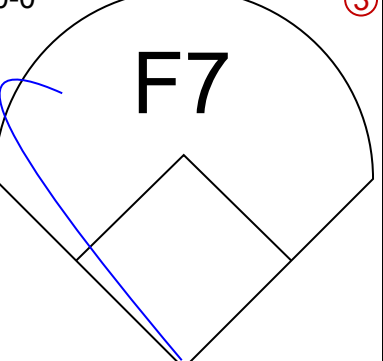
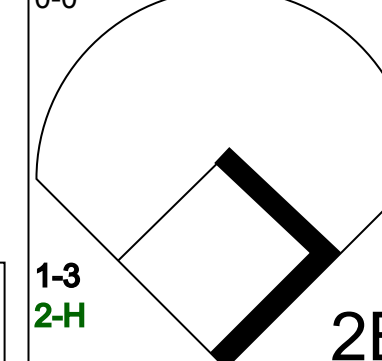

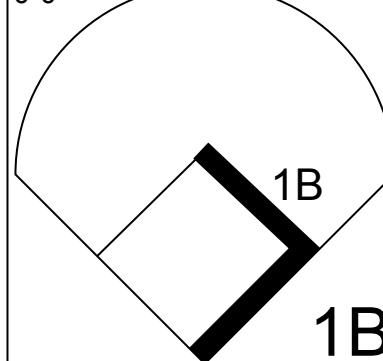
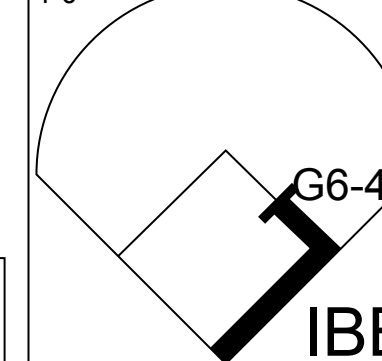
Batter	1	2	3	4	5	6	7	8	9	AB	R	H	RBI	BB	SO	LOB	BOTTOM										
<b>Dave Collins, S</b> OBP: 0.372, SLG: 0.421 (1, 9)	0-0 5-3		0-0 F8			0-0 G4-6-3		0-0 G4-6-3	4 0 0 0 0 0 2								<b>San Francisco Giants @ Cincinnati Reds</b> Riverfront Stadium, Cincinnati, OH Fri Aug 14 1981, 7:05 PM EDT Unknown  <a href="http://livebaseballscorecards.com">livebaseballscorecards.com</a>										
<b>Ron Oester, S</b> OBP: 0.348, SLG: 0.407 (1, 4)	0-0 G3			0-0 F7			0-0 1B	0-0 F7	4 0 1 0 0 0 0																		
<b>Dave Concepcion, R</b> OBP: 0.367, SLG: 0.460 (1, 6)	0-0 6-3			0-0 4-3			0-0 F2		3 0 0 0 0 0 1																		
<b>George Foster, R</b> OBP: 0.364, SLG: 0.560 (1, 7)		4-0 FC4-6 BB		0-0 F8			0-0 F8		2 0 0 0 1 0 1																		
<b>Dan Driessen, L</b> OBP: 0.341, SLG: 0.394 (1, 3)		0-3 K		0-0 F8			0-0 4-3		3 0 0 0 0 1 2																		
<b>Ray Knight, R</b> OBP: 0.329, SLG: 0.369 (1, 5)		0-0 P9		0-0 G3-6-3 1B			0-0 F8		3 0 1 0 0 0 1																		
<b>Joe Nolan, L</b> OBP: 0.357, SLG: 0.417 (1, 2)		0-0 FC4-6		0-0 G3-6-3			0-0 4-3		3 0 0 0 0 0 2																		
<b>Sam Mejias, R</b> OBP: 0.333, SLG: 0.344 (1, 8)			0-0 F9			0-0 G4-6-3 1B		0-0 5-3	3 0 1 0 0 0 0																		
<b>Bruce Berenyi, R</b> OBP: 0.160, SLG: 0.174 <b>Geoff Combe, R</b> (6, 1)			0-0 1-3			0-0 F8		0-0 G4-6-3 1B	1 0 0 0 0 0 0																		
<b>Rafael Landestoy, S</b> OBP: 0.298, SLG: 0.182 (6, PH)								0-0 G4-6-3 1B	0 0 0 0 0 0 0																		
<b>Doug Bair, R</b> OBP: 0.333, SLG: 1.333 (7, 1)									0 0 0 0 0 0 0																		
<b>Larry Blitzer, L</b> OBP: 0.400, SLG: 0.462 (9, PH)									1 0 1 0 0 0 0																		
<b>Inning Stats</b>	R: 0 E: 0 K: 0 S: 3	H: 0 LOB: 0 BB: 0 P: 3	R: 0 E: 0 K: 1 S: 5	H: 0 LOB: 1 BB: 1 P: 9	R: 0 E: 0 K: 0 S: 3	H: 0 LOB: 0 BB: 0 P: 3	R: 0 E: 0 K: 0 S: 3	H: 0 LOB: 0 BB: 0 P: 3	R: 0 E: 0 K: 0 S: 4	H: 1 LOB: 1 BB: 0 P: 4	R: 0 E: 0 K: 0 S: 3	H: 0 LOB: 0 BB: 0 P: 3	R: 0 E: 0 K: 0 S: 3	H: 1 LOB: 0 BB: 0 P: 3	R: 0 E: 0 K: 0 S: 3	H: 1 LOB: 0 BB: 0 P: 3	1B: 4 2B: 0 3B: 0 HR: 0	SF: 0 SAC: 0 DP: 3 HBP: 0	WP: 0 PB: 0 SB: 0 CS: 0	PA: 29							
<b>PITCHER</b>	IP	WLS	BF	H	R	ER	SO	BB	IBB	HBP	BLK	WP	HR	S	P	ERA	WHIP										
<b>Ed Whitson, R</b> ERA: 3.82 (1, 1)	9.0	W	29	4	0	0	1	1	0	0	0	0	0	30	34	0.00	0.556										





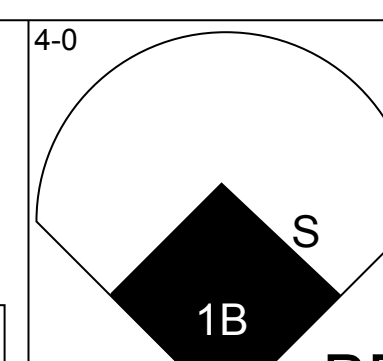
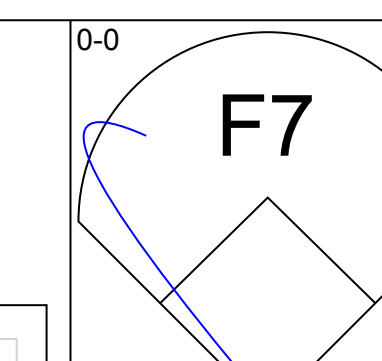
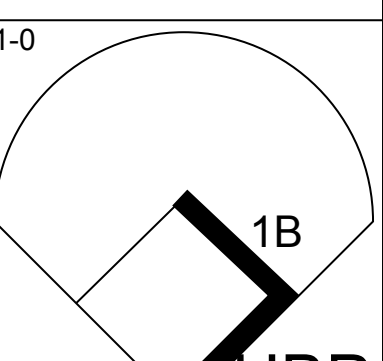
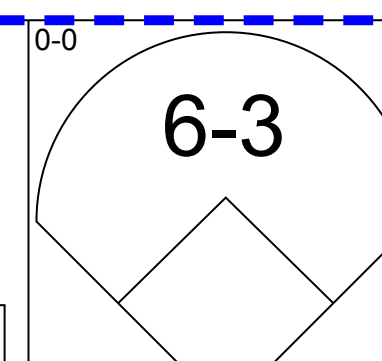
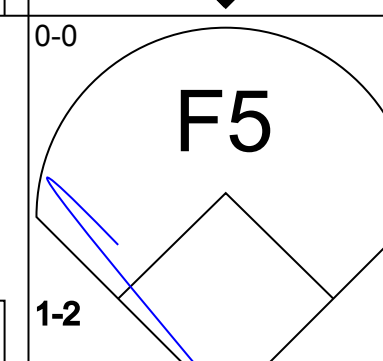
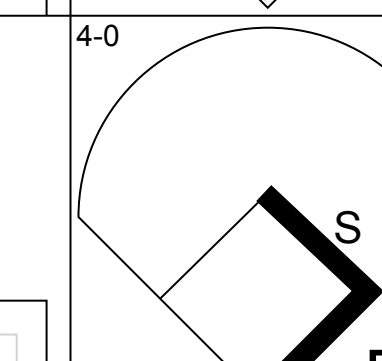
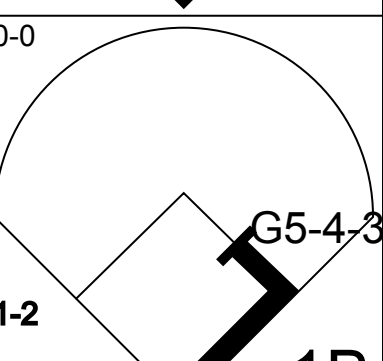
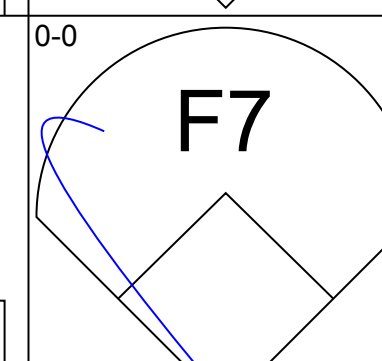
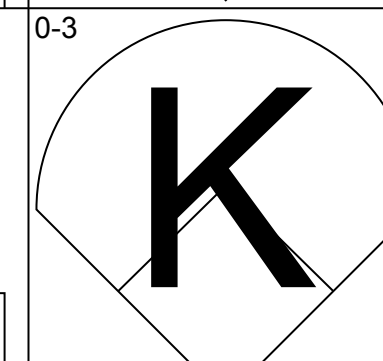
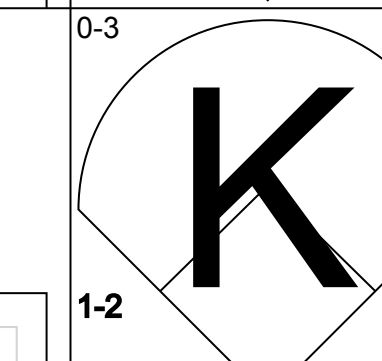
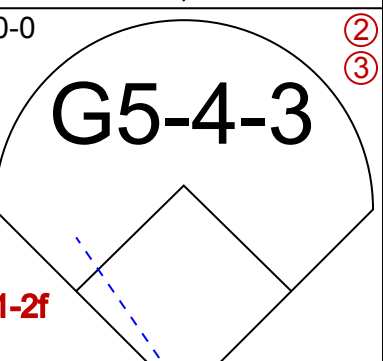
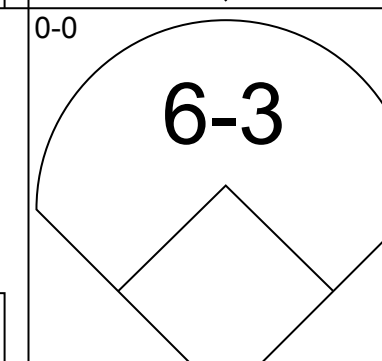
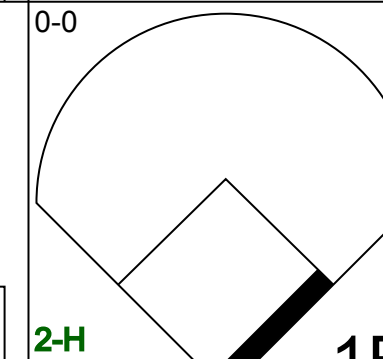
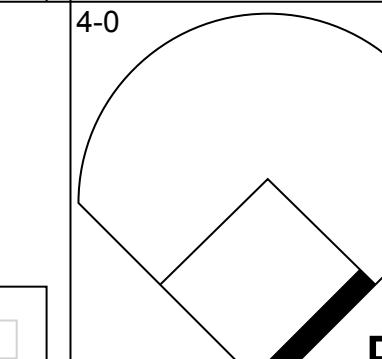


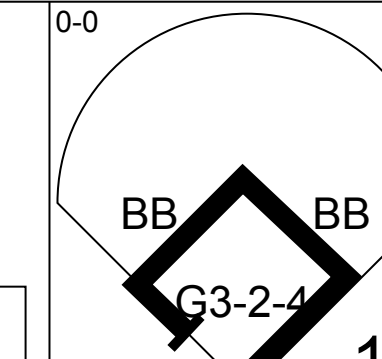
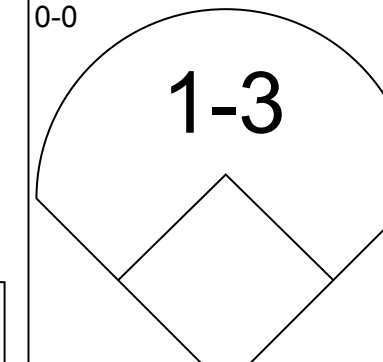
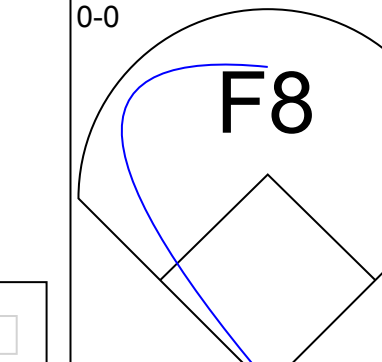


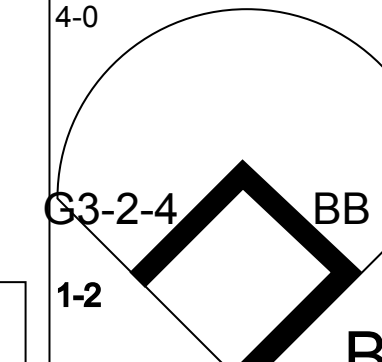

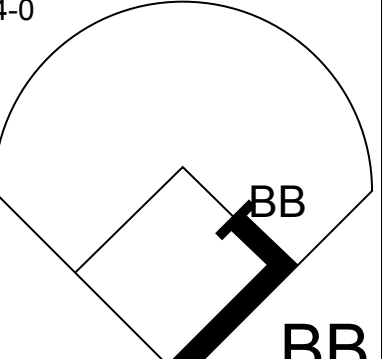
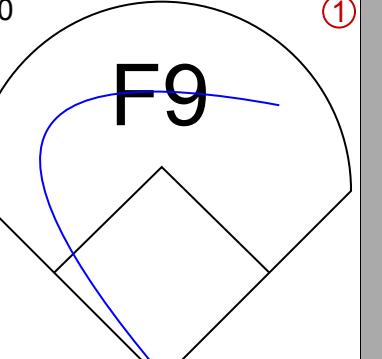
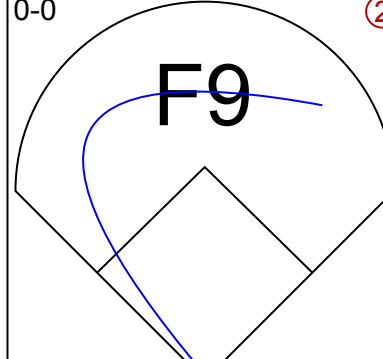
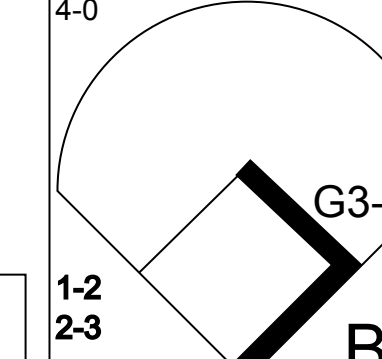

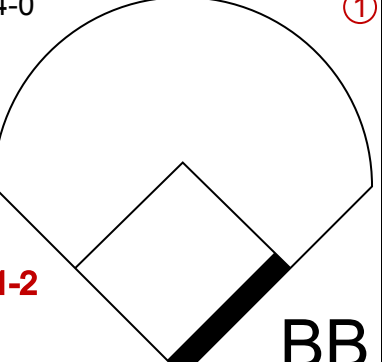
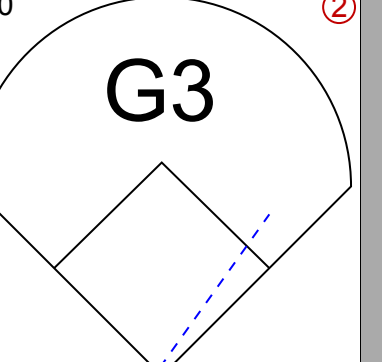
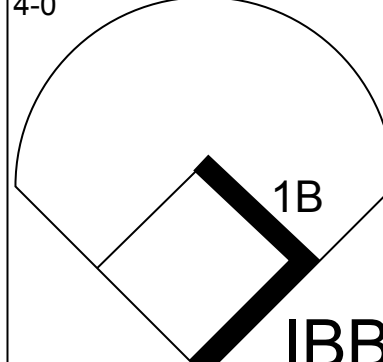
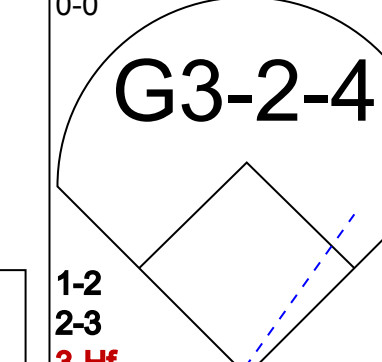

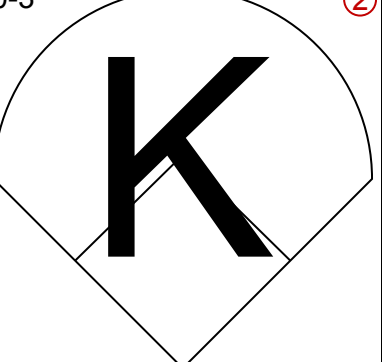

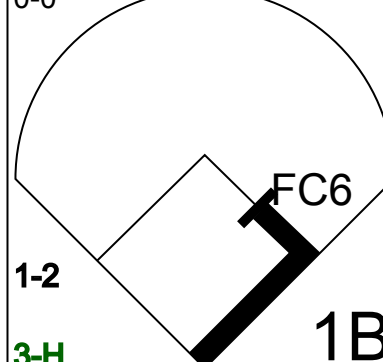

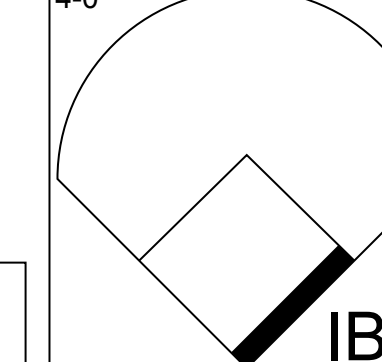

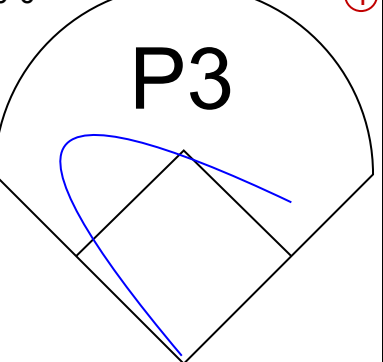
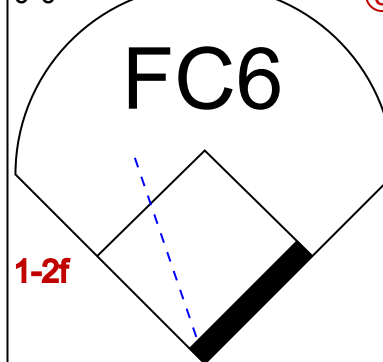
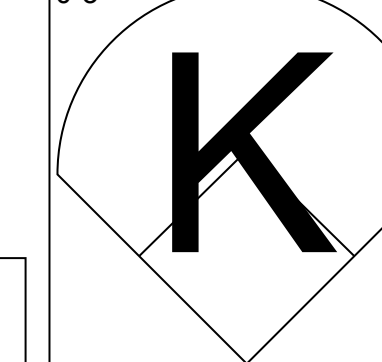
Batter	1	2	3	4	5	6	7	8	9	AB	R	H	RBI	BB	SO	LOB	TOP				
Joe Morgan, L (1,4) OBP: 0.350, SLG: 0.389	F2		P6			K	P6		L4	5	0	0	0	0	1	0	<b>San Francisco Giants @ Cincinnati Reds</b> Riverfront Stadium, Cincinnati, OH Sat Aug 15 1981, 7:05 PM EDT Att: 20,671 - Unknown				
Dave Bergman, L (1,3) OBP: 0.323, SLG: 0.388	P6			F6		HR	F6		F5	5	1	1	0	0	0	0					
Jack Clark, R (1,9) OBP: 0.369, SLG: 0.411 Jerry Martin, R (6,8) OBP: 0.288, SLG: 0.333	5-3			F2		HR	F8			3	1	1	2	0	0	0					
Darrell Evans, L (1,5) OBP: 0.329, SLG: 0.441		4-3		1B	BB	1B			F4	3	1	1	0	1	0	0					
Larry Herndon, R (1,7) OBP: 0.335, SLG: 0.441		4-3				1B	E	BB	F8	3	0	1	0	1	0	0					
Jeffrey Leonard, R (1,8) OBP: 0.294, SLG: 0.576				1B			E	BB		4	2	2	1	0	0	4					
Milt May, L (1,2) OBP: 0.366, SLG: 0.378				F8						4	0	2	2	0	0	0					
Johnnie LeMaster, R (1,6) OBP: 0.310, SLG: 0.290			K							3	0	0	0	1	1	4					
Doyle Alexander, R (1,1) OBP: 0.188, SLG: 0.200 Greg Minton, S (9,1)			K							4	0	0	0	0	1	4					
<b>Inning Stats</b>	R: 0 E: 0 K: 0 S: 3	H: 0 LOB: 0 BB: 0 P: 3	R: 1 E: 0 K: 0 S: 4	H: 1 LOB: 0 BB: 0 P: 4	R: 0 E: 0 K: 2 S: 7	H: 0 LOB: 0 BB: 0 P: 7	R: 0 E: 0 K: 0 S: 4	H: 1 LOB: 2 BB: 1 P: 8	R: 0 E: 0 K: 0 S: 2	H: 0 LOB: 0 BB: 1 P: 6	R: 3 E: 1 K: 1 S: 10	H: 4 LOB: 3 BB: 1 P: 14	R: 0 E: 0 K: 0 S: 3	H: 0 LOB: 0 BB: 0 P: 3	R: 1 E: 0 K: 0 S: 5	H: 2 LOB: 1 BB: 0 P: 5	R: 0 E: 0 K: 0 S: 3	H: 0 LOB: 0 BB: 0 P: 3	1B: 4 2B: 2 3B: 1 HR: 2	SF: 0 SAC: 0 DP: 1 HBP: 0	WP: 0 PA: 38 PB: 0 SB: 0 CS: 0
<b>PITCHER</b>	IP WLS BF H R ER SO BB IBB HBP BLK WP HR S P ERA WHIP																				
Frank Pastore, R (1,1) ERA: 3.79	5.1 L 22 5 4 4 3 2 0 0 0 0 0 2 26 34 6.75 1.312																				
Geoff Combe, R (6,1) ERA: 7.07	0.0 3 1 0 0 0 1 0 0 0 0 0 0 2 6 ∞ ∞																				
Doug Bair, R (6,1) ERA: 5.64	1.2 5 0 0 0 0 0 0 0 0 0 0 0 5 5 0.00 0.000																				
Joe Price, L (8,1) ERA: 2.89	2.0 8 2 1 1 0 0 0 0 0 0 0 0 8 8 4.50 1.000																				

Batter	1	2	3	4	5	6	7	8	9	AB	R	H	RBI	BB	SO	LOB	BOTTOM				
Dave Collins, S (1,9) OBP: 0.367, SLG: 0.417	S		B1-3						4-3	5	0	1	0	0	0	2	<b>San Francisco Giants @ Cincinnati Reds</b> Riverfront Stadium, Cincinnati, OH Sat Aug 15 1981, 7:05 PM EDT Att: 20,671 - Unknown				
Ken Griffey, L (1,8) OBP: 0.350, SLG: 0.393	1B									2	0	0	0	2	0	1					
Dave Concepcion, R (1,6) OBP: 0.362, SLG: 0.453	BB		1B							4	0	1	0	0	1	4					
George Foster, R (1,7) OBP: 0.370, SLG: 0.570	F7		P5							4	0	2	0	0	0	3					
Dan Driessen, L (1,3) OBP: 0.333, SLG: 0.378	P6									4	0	2	0	0	0	3					
Dan Driessen, L (1,3) OBP: 0.333, SLG: 0.378	F5									4	0	0	0	0	0	6					
Ray Knight, R (1,5) OBP: 0.331, SLG: 0.378										4	1	2	0	0	0	1					
Joe Nolan, L (1,2) OBP: 0.354, SLG: 0.412										4	0	1	1	0	1	2					
Ron Oester, S (1,4) OBP: 0.348, SLG: 0.418										4	1	1	1	0	0	1					
Frank Pastore, R (1,1) OBP: 0.115, SLG: 0.115 Geoff Combe, R (6,1) OBP: 0.333, SLG: 1.333 Rafael Landestoy, S (7,9) OBP: 0.299, SLG: 0.177 Joe Price, R (8,1) OBP: 0.304, SLG: 0.429										2	0	1	0	0	0	0					
<b>Inning Stats</b>	R: 0 E: 0 K: 0 S: 4	H: 1 LOB: 2 BB: 1 P: 8	R: 1 E: 0 K: 0 S: 4	H: 1 LOB: 0 BB: 0 P: 4	R: 0 E: 0 K: 0 S: 4	H: 1 LOB: 2 BB: 1 P: 8	R: 0 E: 0 K: 0 S: 3	H: 1 LOB: 0 BB: 0 P: 3	R: 0 E: 0 K: 1 S: 6	H: 1 LOB: 1 BB: 0 P: 6	R: 0 E: 0 K: 1 S: 6	H: 1 LOB: 0 BB: 0 P: 6	R: 0 E: 0 K: 0 S: 3	H: 0 LOB: 0 BB: 0 P: 3	R: 0 E: 0 K: 0 S: 4	H: 1 LOB: 1 BB: 0 P: 4	R: 1 E: 0 K: 0 S: 5	H: 2 LOB: 1 BB: 0 P: 5	1B: 6 2B: 2 3B: 0 HR: 1	SF: 0 SAC: 0 DP: 1 HBP: 0	WP: 0 PA: 37 PB: 0 SB: 2 CS: 0
<b>PITCHER</b>	IP WLS BF H R ER SO BB IBB HBP BLK WP HR S P ERA WHIP																				
Doyle Alexander, R (1,1) ERA: 2.58	8.0 W 34 9 2 2 2 2 2 0 0 0 0 0 36 44 2.25 1.375																				
Greg Minton, R (9,1) ERA: 3.51	1.0 S 3 0 0 0 0 0 0 0 0 0 0 0 3 3 0.00 0.000																				

Batter	1	2	3	4	5	6	7	8	9	AB	R	H	RBI	BB	SO	LOB	TOP					
Larry Herndon, R OBP: 0.329, SLG: 0.434 Fred Breining, R (7, 1) Bob Tufts, L (8, 1) Al Holland, R OBP: 0.200, SLG: 0.200 (8, 1)										4	0	0	0	0	1	4	<b>San Francisco Giants @ Cincinnati Reds</b> Riverfront Stadium, Cincinnati, OH Sun Aug 16 1981, 3:33 AM EDT Att: 20,309 - Unknown					
Enos Cabell, R OBP: 0.280, SLG: 0.318 (1, 3)										4	0	0	0	0	0	1						
Jack Clark, R OBP: 0.312, SLG: 0.412 (1, 9)										4	0	2	0	0	1	0						
Darrell Evans, L OBP: 0.324, SLG: 0.433 (1, 5)										4	0	0	0	0	1	3						
Jeffrey Leonard, R OBP: 0.289, SLG: 0.528 (1, 8)										3	0	0	0	1	2	1						
Milt May, L OBP: 0.368, SLG: 0.380 Bob Brenly, R OBP: 0.200, SLG: 0.200 (9, PR)										4	1	2	0	0	1	1						
Rennie Stennett, R OBP: 0.287, SLG: 0.288 Billy Smith, S OBP: 0.196, SLG: 0.195 (7, PR)										3	0	1	0	0	0	1						
Jim Wohlford, R OBP: 0.262, SLG: 0.359 (9, PH)										1	0	0	0	0	0	1						
Johnnie LeMaster, R OBP: 0.307, SLG: 0.286 Dave Bergman, L OBP: 0.330, SLG: 0.407 (7, PH)										2	0	0	0	0	0	0						
Tom Griffin, R OBP: 0.241, SLG: 0.321 Joe Morgan, L OBP: 0.353, SLG: 0.389 (7, PH)										2	0	1	0	0	1	0						
<b>Inning Stats</b>	R: 0 E: 0 K: 2 S: 7	H: 0 LOB: 0 BB: 0 P: 7	R: 0 E: 0 K: 2 S: 7	H: 0 LOB: 1 BB: 1 P: 11	R: 0 E: 0 K: 1 S: 5	H: 0 LOB: 0 BB: 0 P: 5	R: 0 E: 0 K: 1 S: 6	H: 1 LOB: 1 BB: 0 P: 6	R: 0 E: 0 K: 0 S: 3	H: 0 LOB: 0 BB: 0 P: 3	R: 0 E: 0 K: 0 S: 5	H: 2 LOB: 2 BB: 0 P: 5	R: 1 E: 0 K: 0 S: 5	H: 3 LOB: 3 BB: 1 P: 9	R: 0 E: 0 K: 0 S: 3	H: 0 LOB: 0 BB: 0 P: 3	R: 0 E: 0 K: 1 S: 5	H: 1 LOB: 1 BB: 0 P: 5	1B: 6 2B: 1 3B: 0 HR: 0	SF: 0 SAC: 0 DP: 2 HBP: 0	WP: 0 PB: 0 SB: 1 CS: 0	PA: 34
<b>PITCHER</b>	IP WLS BF	H R ER SO	BB IBB HBP BLK	WP HR S P	ERA WHIP	<b>PITCHER</b>										IP WLS BF	H R ER SO	BB IBB HBP BLK	WP HR S P	ERA WHIP		
Mario Soto, R ERA: 3.43 Tom Hume, R ERA: 3.2	(1, 1) 6.1 W 26	6 1 1 6	1 0 0 1	0 0 0 1	0 0 9 13	1.42 1.105											(7, 1) 2.2 S 8	1 0 0 1	0 1 0 0	0 0 9 13	0.00 0.375	

AB	32
R	1
H	7
RBI	1
BB	2
SO	7
LOB	12



Batter	1	2	3	4	5	6	7	8	9	AB	R	H	RBI	BB	SO	LOB	BOTTOM					
Dave Collins, S OBP: 0.369, SLG: 0.414 (1, 9)										2	1	0	0	1	0	0	<b>San Francisco Giants @ Cincinnati Reds</b> Riverfront Stadium, Cincinnati, OH Sun Aug 16 1981, 3:33 AM EDT Att: 20,309 - Unknown					
Ron Oester, S OBP: 0.350, SLG: 0.417 (1, 4)										3	0	1	0	1	0	1						
Dave Concepcion, R OBP: 0.357, SLG: 0.445 (1, 6)										4	0	0	0	0	2	4						
George Foster, R OBP: 0.379, SLG: 0.580 (1, 7)										3	1	3	1	1	0	0						
Dan Driessen, L OBP: 0.331, SLG: 0.370 (1, 3)										3	0	0	0	1	0	4						
Ray Knight, R OBP: 0.333, SLG: 0.374 (1, 5)										2	0	0	0	2	0	1						
Joe Nolan, L OBP: 0.358, SLG: 0.406 (1, 2)										2	0	0	0	2	0	3						
Sam Mejias, R OBP: 0.381, SLG: 0.400 (1, 8)										3	0	1	1	1	2	1						
Mario Soto, R OBP: 0.086, SLG: 0.059 Tom Hume, R (7, 1)										3	0	0	0	0	0	3						
<b>Inning Stats</b>	R: 1 E: 0 K: 1 S: 6	H: 1 LOB: 1 BB: 1 P: 10	R: 0 E: 0 K: 1 S: 4	H: 0 LOB: 2 BB: 2 P: 12	R: 0 E: 0 K: 1 S: 5	H: 0 LOB: 2 BB: 2 P: 13	R: 0 E: 0 K: 1 S: 5	H: 0 LOB: 0 BB: 0 P: 5	R: 0 E: 0 K: 0 S: 3	H: 1 LOB: 1 BB: 0 P: 4	R: 1 E: 0 K: 0 S: 5	H: 2 LOB: 2 BB: 1 P: 9	R: 0 E: 0 K: 0 S: 3	H: 0 LOB: 0 BB: 0 P: 3	R: 0 E: 0 K: 1 S: 5	H: 1 LOB: 3 BB: 3 P: 17		R: 0 E: 0 K: 1 S: 5	H: 0 LOB: 0 BB: 0 P: 3	1B: 4 2B: 1 3B: 0 HR: 0	SF: 0 SAC: 0 DP: 2 HBP: 1	WP: 0 PB: 0 SB: 2 CS: 0
<b>PITCHER</b>	IP WLS BF	H R ER SO	BB IBB HBP BLK	WP HR S P	ERA WHIP	<b>PITCHER</b>										IP WLS BF	H R ER SO	BB IBB HBP BLK	WP HR S P	ERA WHIP		
Tom Griffin, R ERA: 4.13 Fred Breining, R ERA: 2.06 Bob Tufts, L ERA: Al Holland, L ERA: 3.02	(1, 1) 6.0 L 27	4 2 2 4	1 0 0 0	1 0 0 0	0 0 4 8	0.00 2.000											(7, 1) 1.0 5 1	0 0 0 0	0 0 4 8	0.00 1.500		
	(8, 1) 0.0 1 0	0 0 0 0	1 0 0 0	0 0 0 0	0 0 0 4	∞ ∞											(8, 1) 1.0 3 0	0 0 0 1	0 0 4 8	0.00 0.000		

AB	26
R	2
H	5
RBI	2
BB	9
SO	5
LOB	20






Batter	1	2	3	4	5	6	7	8	9	AB	R	H	RBI	BB	SO	LOB	TOP			
<b>Pete Rose, S</b> OBP: 0.377, SLG: 0.410 (1, 3)	0-0 1B		0-0 4-3			0-3 K		4-0 WP 1B BB	0-0 F7	4	0	1	0	1	1	3				
<b>Manny Trillo, R</b> OBP: 0.341, SLG: 0.370 (1, 4)	0-0 F8			0-3 K		0-0 4-3		0-0 WP 1B		4	0	1	0	0	0	2				
<b>Gary Matthews, R</b> OBP: 0.379, SLG: 0.414 (1, 7)	0-0 F8			0-0 F9			0-0 F8	4-0 1B		3	0	0	0	1	0	1				
<b>Ron Reed, R</b> OBP: 0.333, SLG: 0.333 (8, 1)	0-0 F8			0-0 F7			1-2 2-3 BB			0	0	0	0	0	0	0				
<b>Mike Schmidt, R</b> OBP: 0.385, SLG: 0.612 (1, 5)	0-3 K			0-0 F7			1B HBP	0-0 1-3		3	0	0	0	0	1	4				
<b>Bake McBride, L</b> OBP: 0.340, SLG: 0.402 (1, 9)		0-0 F5			0-3 K		0-0 F8		0-0 FC6-4 1B	4	0	1	0	0	1	1				
<b>Gary Maddox, R</b> OBP: 0.305, SLG: 0.360 (1, 8)		0-0 L9			0-0 L9		0-0 1-3 1B		0-0 FC6-4 1B	4	1	1	0	0	0	1				
<b>Larry Bowa, S</b> OBP: 0.310, SLG: 0.314 (1, 6)		0-0 P6			0-0 L6		0-0 F7		4-0 1B BB	3	0	0	0	1	0	2				
<b>Bob Boone, R</b> OBP: 0.298, SLG: 0.322 (1, 2)			0-0 F7			0-0 F3		0-0 5-3	0-0 F9	3	0	0	0	0	0	0				
<b>Del Unser, L</b> OBP: 0.341, SLG: 0.303 (9, PH)										1	0	0	0	0	0	2				
<b>Steve Carlton, L</b> OBP: 0.186, SLG: 0.268 (1, 1)			0-3 K			4-0 BB		0-0 F8	0-0 1B	1	0	0	0	1	1	0				
<b>Greg Gross, L</b> OBP: 0.366, SLG: 0.362 (8, PH)									1-2 2-H 1B	2	0	1	1	0	0	0				
<b>Lonnie Smith, R</b> OBP: 0.330, SLG: 0.322 (9, PR)										0	0	0	0	0	0	0				
<b>Inning Stats</b>	R: 0 E: 0 K: 1 S: 6	H: 1 LOB: 1 BB: 0 P: 6	R: 0 E: 0 K: 0 S: 3	H: 0 LOB: 0 BB: 0 P: 3	R: 0 E: 0 K: 1 S: 5	H: 0 LOB: 0 BB: 0 P: 5	R: 0 E: 0 K: 1 S: 5	H: 0 LOB: 0 BB: 0 P: 5	R: 0 E: 0 K: 1 S: 5	H: 0 LOB: 0 BB: 1 P: 9	R: 0 E: 0 K: 0 S: 4	H: 1 LOB: 2 BB: 0 P: 5	R: 0 E: 0 K: 0 S: 4	H: 1 LOB: 3 BB: 2 P: 12	R: 1 E: 0 K: 0 S: 5	H: 2 LOB: 2 BB: 1 P: 9	1B: 5 2B: 0 3B: 0 HR: 0	SF: 0 SAC: 0 DP: 0 HBP: 1	WP: 1 PA: 37 PB: 0 SB: 0 CS: 0	
<b>PITCHER</b>	IP WLS BF H R ER SO BB IBB HBP BLK WP HR S P ERA WHIP																			
<b>Tom Seaver, R</b> ERA: 2.46 (1, 1)	8.1 W 34 4 1 1 5																			
<b>Tom Hume, R</b> ERA: 3.15 (9, 1)	0.2 S 3 1 0 0 0																			

Philadelphia Phillies @ Cincinnati Reds  
Riverfront Stadium, Cincinnati, OH  
Tue Aug 18 1981, 7:05 PM EDT  
Att: 25,363 - Unknown


AB 32  
R 1  
H 5  
RBI 1  
BB 4  
SO 5  
LOB 16



Batter	1	2	3	4	5	6	7	8	9	AB	R	H	RBI	BB	SO	LOB	BOTTOM			
<b>Dave Collins, S</b> OBP: 0.363, SLG: 0.407 (1, 9)	0-0 5-3		0-0 P4		0-3 K		0-0 4-3			4	0	0	0	0	1	1				
<b>Ron Oester, S</b> OBP: 0.348, SLG: 0.414 (1, 4)	0-0 P4		0-0 FC6-4			0-0 L8	0-0 FC5-4 1B			4	0	1	0	0	0	1				
<b>Dave Concepcion, R</b> OBP: 0.359, SLG: 0.446 (1, 6)	0-3 K			0-0 SH3-4 BB 1B		0-0 BB 1B	0-0 FC5-4 1B			4	1	2	0	0	1	1				
<b>George Foster, R</b> OBP: 0.388, SLG: 0.583 (1, 7)		4-0 FC5-4 BLK BB		4-0 SH3-4 BB		0-0 1B BB SF8 1B	1-2 SF8 1B	0-0 1B 6-3 SF8 1B		2	2	2	0	2	0	0				
<b>Dan Driessen, L</b> OBP: 0.337, SLG: 0.367 (1, 3)		4-0 FC5-4 BB		0-0 SH3-4		4-0 1B BB	1-2 2-3 BB	0-0 6-3		1	0	0	0	2	0	1				
<b>Ray Knight, R</b> OBP: 0.336, SLG: 0.377 (1, 5)		0-0 FC5-4		0-3 K		0-0 1B	1-2 2-3 1B	0-0 1B		4	0	2	1	0	1	4				
<b>Sam Mejias, R</b> OBP: 0.348, SLG: 0.381 (1, 8)		0-0 G5-4-3		0-3 K		0-0 SF8	1-2 2-3 3-H 0-0 1B	0-0 SF8		2	0	0	2	0	1	4				
<b>Mike O'Berry, R</b> OBP: 0.274, SLG: 0.303 (1, 2)			0-0 6-3		0-0 5-3	0-0 4-3		0-0 F7		4	0	0	0	0	0	3				
<b>Tom Seaver, R</b> OBP: 0.256, SLG: 0.273 (1, 1)					0-0 F8					3	0	1	0	0	1	0				
<b>Tom Hume, R</b> ERA: 3.06 (9, 1)										0	0	0	0	0	0	0				
<b>Inning Stats</b>	R: 0 E: 0 K: 1 S: 5	H: 0 LOB: 0 BB: 0 P: 5	R: 0 E: 0 K: 0 S: 2	H: 0 LOB: 1 BB: 2 P: 10	R: 0 E: 0 K: 0 S: 4	H: 1 LOB: 1 BB: 0 P: 4	R: 0 E: 0 K: 2 S: 8	H: 1 LOB: 2 BB: 1 P: 12	R: 0 E: 0 K: 1 S: 5	H: 0 LOB: 0 BB: 0 P: 5	R: 2 E: 0 K: 0 S: 6	H: 3 LOB: 2 BB: 1 P: 10	R: 0 E: 0 K: 1 S: 6	H: 1 LOB: 1 BB: 0 P: 6	R: 1 E: 0 K: 0 S: 5	H: 2 LOB: 1 BB: 0 P: 5	1B: 8 2B: 0 3B: 0 HR: 0	SF: 2 SAC: 1 DP: 1 HBP: 0	WP: 0 PA: 35 PB: 0 SB: 0 CS: 0	
<b>PITCHER</b>	IP WLS BF H R ER SO BB IBB HBP BLK WP HR S P ERA WHIP																			
<b>Steve Carlton, L</b> ERA: 2.93 (1, 1)	7.0 L 30 6 2 2 5																			
<b>Ron Reed, R</b> ERA: 3.06 (8, 1)	1.0 S 5 2 1 1 0																			

Philadelphia Phillies @ Cincinnati Reds  
Riverfront Stadium, Cincinnati, OH  
Tue Aug 18 1981, 7:05 PM EDT  
Att: 25,363 - Unknown

AB 28  
R 3  
H 8  
RBI 3  
BB 4  
SO 5  
LOB 15



Batter	1	2	3	4	5	6	7	8	9	AB	R	H	RBI	BB	SO	LOB	TOP					
<b>Pete Rose, S</b> OBP: 0.378, SLG: 0.408										4	1	1	0	1	2	1	<b>Philadelphia Phillies @ Cincinnati Reds</b> Riverfront Stadium, Cincinnati, OH Wed Aug 19 1981, 7:05 PM EDT Att: 23,133 - Unknown					
<b>Manny Trillo, R</b> OBP: 0.347, SLG: 0.381										5	0	3	0	0	0	1						
<b>Gary Matthews, R</b> OBP: 0.381, SLG: 0.413										3	1	1	0	1	1	4						
<b>Mike Schmidt, R</b> OBP: 0.383, SLG: 0.605										4	1	1	1	0	2	3						
<b>Bake McBride, L</b> OBP: 0.327, SLG: 0.386										4	0	0	0	0	0	3						
<b>Gary Maddox, R</b> OBP: 0.312, SLG: 0.367										4	0	3	1	0	0	0						
<b>Keith Moreland, R</b> OBP: 0.266, SLG: 0.405										4	0	0	0	0	1	3						
<b>Larry Bowa, S</b> OBP: 0.305, SLG: 0.309										4	0	0	0	0	0	1						
<b>Larry Christenson, R</b> OBP: 0.143, SLG: 0.115										2	0	0	0	0	1	0						
<b>Greg Gross, L</b> OBP: 0.373, SLG: 0.371										1	0	1	0	0	0	0						
<b>Sparky Lytle, L</b> OBP: 0.333, SLG: 0.333										0	0	0	0	0	0	0						
<b>Tug McGraw, L</b> OBP: 0.333, SLG: 0.294										0	0	0	0	0	0	0						
<b>Del Unser, L</b> OBP: 0.333, SLG: 0.294										1	0	0	0	0	0	0						
<b>Inning Stats</b>	R: 3 E: 0 K: 0 S: 6	H: 3 LOB: 1 BB: 1 P: 10	R: 0 E: 0 K: 1 S: 7	H: 2 LOB: 2 BB: 0 P: 7	R: 0 E: 0 K: 1 S: 6	H: 1 LOB: 1 BB: 0 P: 6	R: 0 E: 0 K: 2 S: 7	H: 0 LOB: 0 BB: 0 P: 7	R: 0 E: 0 K: 1 S: 5	H: 1 LOB: 1 BB: 1 P: 9	R: 0 E: 0 K: 0 S: 3	H: 0 LOB: 0 BB: 0 P: 3	R: 0 E: 0 K: 2 S: 9	H: 2 LOB: 2 BB: 0 P: 9	R: 0 E: 0 K: 0 S: 4	H: 1 LOB: 1 BB: 0 P: 4	R: 0 E: 0 K: 0 S: 3	H: 0 LOB: 0 BB: 0 P: 3	1B: 9 2B: 1 3B: 0 HR: 0	SF: 0 SAC: 0 DP: 0 HBP: 0	WP: 0 PB: 1 SB: 3 CS: 1	PA: 38
<b>PITCHER</b>	IP WLS BF H R ER SO BB IBB HBP BLK WP HR S P ERA WHIP																					
<b>Bruce Berenyi, R</b> ERA: 4.03	(1, 1) 6.1 29 9 3 2 6 2 0 0 0 0 0 0 39 47 2.84 1.737																					
<b>Paul Moskau, R</b> ERA: 3.53	(7, 1) 0.2 2 0 0 0 1 0 0 0 0 0 0 0 4 4 0.00 0.000																					
<b>Tom Hume, R</b> ERA: 3.0	(8, 1) 2.0 W 7 1 0 0 0 0 0 0 0 0 0 0 7 7 0.00 0.500																					

Batter	1	2	3	4	5	6	7	8	9	AB	R	H	RBI	BB	SO	LOB	BOTTOM					
<b>Dave Collins, S</b> OBP: 0.364, SLG: 0.405										4	0	1	0	1	1	3	<b>Philadelphia Phillies @ Cincinnati Reds</b> Riverfront Stadium, Cincinnati, OH Wed Aug 19 1981, 7:05 PM EDT Att: 23,133 - Unknown					
<b>Sam Mejias, R</b> OBP: 0.348, SLG: 0.381									0	0	0	0	0	0	0	0						
<b>Ken Griffey, L</b> OBP: 0.345, SLG: 0.388									3	0	0	1	0	1	2							
<b>Dave Concepcion, R</b> OBP: 0.361, SLG: 0.445										3	1	1	0	1	0	0						
<b>George Foster, R</b> OBP: 0.393, SLG: 0.588										3	1	2	1	1	0	0						
<b>Dan Driessen, L</b> OBP: 0.340, SLG: 0.367										3	2	1	0	1	1	3						
<b>Ray Knight, R</b> OBP: 0.335, SLG: 0.374										4	1	1	0	0	1	3						
<b>Joe Nolan, L</b> OBP: 0.368, SLG: 0.431									4	0	3	4	0	0	0	0						
<b>Ron Oester, S</b> OBP: 0.347, SLG: 0.411									4	0	1	0	0	0	3							
<b>Bruce Berenyi, R</b> OBP: 0.185, SLG: 0.240										2	1	1	0	0	1	2						
<b>Paul Moskau, R</b> ERA: 4.05	(7, 1) 1.1 L 9 4 3 3 0 2 0 0 0 0 0 0 7 15 20.25 4.500																					
<b>Junior Kennedy, R</b> OBP: 0.150, SLG: 0.158	(8, 1) 0.2 2 0 0 0 1 0 0 0 0 0 0 0 4 4 0.00 0.000																					
<b>Tom Hume, R</b> ERA: 3.0	(8, 1) 0.2 2 0 0 0 1 0 0 0 0 0 0 0 4 4 0.00 0.000																					
<b>Inning Stats</b>	R: 0 E: 0 K: 1 S: 5	H: 0 LOB: 2 BB: 2 P: 13	R: 0 E: 0 K: 0 S: 3	H: 0 LOB: 0 BB: 0 P: 3	R: 1 E: 0 K: 0 S: 4	H: 1 LOB: 0 BB: 0 P: 4	R: 1 E: 0 K: 1 S: 8	H: 3 LOB: 2 BB: 0 P: 8	R: 0 E: 0 K: 0 S: 3	H: 1 LOB: 0 BB: 0 P: 3	R: 1 E: 0 K: 2 S: 9	H: 2 LOB: 1 BB: 0 P: 9	R: 0 E: 0 K: 0 S: 2	H: 0 LOB: 0 BB: 1 P: 6	R: 3 E: 0 K: 1 S: 9	H: 4 LOB: 2 BB: 1 P: 13	R: 0 E: 0 K: 0 S: 3	H: 0 LOB: 0 BB: 0 P: 3	1B: 7 2B: 5 3B: 0 HR: 0	SF: 1 SAC: 0 DP: 1 HBP: 0	WP: 1 PB: 0 SB: 1 CS: 0	PA: 37
<b>PITCHER</b>	IP WLS BF H R ER SO BB IBB HBP BLK WP HR S P ERA WHIP																					
<b>Larry Christenson, R</b> ERA: 4.05	(1, 1) 6.0 26 7 3 3 4 2 0 0 0 0 0 0 32 40 4.50 1.500																					
<b>Sparky Lytle, L</b> ERA: 4.83	(7, 1) 1.1 L 9 4 3 3 0 2 0 0 0 0 0 0 7 15 20.25 4.500																					
<b>Tug McGraw, L</b> ERA: 3.46	(8, 1) 0.2 2 0 0 0 1 0 0 0 0 0 0 0 4 4 0.00 0.000																					



Batter	1	2	3	4	5	6	7	8	9	AB	R	H	RBI	BB	SO	LOB	TOP			
Mookie Wilson, S (1, 8) OBP: 0.358, SLG: 0.408	4-3		K			F8			FC5-4 1B	4	0	1	0	0	1	0	<b>New York Mets @ Cincinnati Reds</b> Riverfront Stadium, Cincinnati, OH Fri Aug 21 1981, 7:05 PM EDT Att: 20,410 - Unknown  <a href="http://livebaseballscorecards.com">livebaseballscorecards.com</a>			
Frank Taveras, R (1, 6) OBP: 0.288, SLG: 0.308 Rusty Staub, L (9, PH) OBP: 0.381, SLG: 0.409	F9		K			6-3			P6	3	0	0	0	0	1	0				
Hubie Brooks, R (1, 5) OBP: 0.333, SLG: 0.399	BB			K		K			FC5-4 1B 1-2	3	0	0	0	1	2	1				
Dave Kingman, R (1, 3) OBP: 0.359, SLG: 0.535	K				1B				1-2 1B	4	0	2	0	0	1	1				
Ellis Valentine, R (1, 9) OBP: 0.242, SLG: 0.338	5-3			F2		5-3			K	4	0	0	0	0	1	3				
Lee Mazzilli, S (1, 7) OBP: 0.323, SLG: 0.319	S 1B			F7		4-3				3	0	1	0	0	0	1				
John Stearns, R (1, 2) OBP: 0.326, SLG: 0.323	F9 1-2				F6				5-3	3	0	0	0	0	0	1				
Doug Flynn, R (1, 4) OBP: 0.250, SLG: 0.303 Mike Cudde, L (8, PH) OBP: 0.277, SLG: 0.244 Mike Marshall, R (8, 1)	K				F7			K		2	0	0	0	0	1	1				
Pat Zachry, R (1, 1) OBP: 0.226, SLG: 0.207 Ron Hodges, L (8, PH) OBP: 0.391, SLG: 0.476 Bob Bailor, R (8, 4) OBP: 0.326, SLG: 0.291	F9			F9		4-3		4-3		1	0	0	0	0	0	0				
<b>Inning Stats</b>	R: 0 E: 0 K: 1 S: 5	H: 0 LOB: 1 BB: 1 P: 9	R: 0 E: 0 K: 1 S: 6	H: 1 LOB: 1 BB: 0 P: 6	R: 0 E: 0 K: 2 S: 7	H: 0 LOB: 0 BB: 0 P: 7	R: 0 E: 0 K: 1 S: 6	H: 1 LOB: 1 BB: 0 P: 6	R: 0 E: 0 K: 0 S: 3	H: 0 LOB: 0 BB: 0 P: 3	R: 0 E: 0 K: 0 S: 3	H: 0 LOB: 0 BB: 0 P: 3	R: 0 E: 0 K: 1 S: 5	H: 0 LOB: 0 BB: 0 P: 5	R: 0 E: 0 K: 1 S: 7	H: 2 LOB: 2 BB: 0 P: 7		1B: 4 2B: 0 3B: 0 HR: 0	SF: 0 SAC: 0 DP: 0 HBP: 0	WP: 0 PB: 0 SB: 1 CS: 0
<b>PITCHER</b> Mario Soto, R (1, 1) ERA: 3.16	IP: 9.0 WLS: W BF: 32 H: 4 R: 0 ER: 0 SO: 8 BB: 1 IBB: 0 HBP: 0 BLK: 0 WP: 0 HR: 0 S: 47 P: 51 ERA: 0.00 WHIP: 0.556																			

Batter	1	2	3	4	5	6	7	8	9	AB	R	H	RBI	BB	SO	LOB	BOTTOM			
Dave Collins, S (1, 9) OBP: 0.359, SLG: 0.398 Sam Mejias, R (9, 9) OBP: 0.348, SLG: 0.381	F8		1-3		F4-3		F8			4	0	0	0	0	0	0	<b>New York Mets @ Cincinnati Reds</b> Riverfront Stadium, Cincinnati, OH Fri Aug 21 1981, 7:05 PM EDT Att: 20,410 - Unknown  <a href="http://livebaseballscorecards.com">livebaseballscorecards.com</a>			
Ken Griffey, L (1, 8) OBP: 0.347, SLG: 0.390	E7 1B			BB E FC1-2 1B	G3			K		4	0	2	0	0	1	0				
Dave Concepcion, R (1, 6) OBP: 0.356, SLG: 0.438	1-3			F8		P5		4-3		4	0	0	0	0	0	2				
George Foster, R (1, 7) OBP: 0.391, SLG: 0.581	F8			E6 FC1-2 BB 1-2 1B		BB BB		P4		3	1	0	0	1	0	2				
Dan Driessen, L (1, 3) OBP: 0.351, SLG: 0.367		F6-4-3 BB		FC1-2 1B BB		FC4-6 BB				0	1	0	0	3	0	0				
Ray Knight, R (1, 5) OBP: 0.331, SLG: 0.370	F6-4-3 1-2			FC1-2 1B		F8				3	0	0	0	0	0	6				
Joe Nolan, L (1, 2) OBP: 0.367, SLG: 0.429	5-3			1-3 2-H 3-H 1B		FC4-6 1-2				3	0	1	2	0	0	2				
Ron Oester, S (1, 4) OBP: 0.343, SLG: 0.405			F4		F7		6-3			3	0	0	0	0	0	2				
Mario Soto, R (1, 1) OBP: 0.079, SLG: 0.054	F4				K		5-3			3	0	0	0	0	1	0				
<b>Inning Stats</b>	R: 0 E: 1 K: 0 S: 4	H: 1 LOB: 0 BB: 0 P: 4	R: 0 E: 0 K: 0 S: 2	H: 0 LOB: 0 BB: 1 P: 6	R: 0 E: 0 K: 0 S: 3	H: 0 LOB: 0 BB: 0 P: 3	R: 2 E: 1 K: 0 S: 6	H: 2 LOB: 2 BB: 1 P: 10	R: 0 E: 0 K: 1 S: 5	H: 0 LOB: 0 BB: 0 P: 5	R: 0 E: 0 K: 0 S: 3	H: 0 LOB: 2 BB: 2 P: 11	R: 0 E: 0 K: 0 S: 3	H: 0 LOB: 0 BB: 0 P: 3	R: 0 E: 0 K: 1 S: 5	H: 0 LOB: 0 BB: 0 P: 5		1B: 3 2B: 0 3B: 0 HR: 0	SF: 0 SAC: 0 DP: 1 HBP: 0	WP: 0 PB: 0 SB: 0 CS: 0
<b>PITCHER</b> Pat Zachry, R (1, 1) ERA: 3.67 Mike Marshall, R (8, 1) ERA:	IP: 7.0 WLS: L BF: 28 H: 3 R: 2 ER: 0 SO: 1 BB: 4 IBB: 0 HBP: 0 BLK: 0 WP: 0 HR: 0 S: 26 P: 42 ERA: 0.00 WHIP: 1.000																			

Batter	1	2	3	4	5	6	7	8	9	AB R H RBI BB SO LOB	TOP												
Mookie Wilson, S OBP: 0.364, SLG: 0.410 (1, 8)	0-0 4-3 1		0-0 1B		0-0 P6 1-2			0-0 1B HR 1B	4-0 2B BB	4 2 2 0 1 0 1	<b>New York Mets @ Cincinnati Reds</b> Riverfront Stadium, Cincinnati, OH Sat Aug 22 1981, 7:05 PM EDT Att: 25,949 - Unknown												
Frank Taveras, R OBP: 0.284, SLG: 0.303 (1, 6)	0-0 1-3 2		0-0 F3			0-0 4-3 1		0-3 K 2	4-0 2B BB	3 0 0 0 0 0 1													
Lee Mazzilli, S OBP: 0.322, SLG: 0.318 (8, PH)										1 0 0 0 0 1 2													
Bob Bailor, R OBP: 0.339, SLG: 0.291 (8, 6)										0 1 0 0 1 0 0													
Hubie Brooks, R OBP: 0.343, SLG: 0.410 (1, 5)	0-0 1B			4-0 G4-3 BB		0-0 3-1 2		0-0 HR 1B	0-0 2B	4 1 3 2 1 0 0													
Dave Kingman, R OBP: 0.356, SLG: 0.541 (1, 7)	0-0 P4			0-0 G4-3 1-2		0-0 F7		0-0 HR	0-0 5-3 3	5 1 1 4 0 0 3													
Ellis Valentine, R OBP: 0.242, SLG: 0.343 (1, 9)		0-0 F8		0-3 K			0-0 F8	0-0 2B		4 0 1 0 0 1 0													
Rusty Staub, L OBP: 0.385, SLG: 0.417 (1, 3)	0-0 L4				0-0 FC6-4 2B		0-0 4-3	4-0 FC6-4 IBB		3 1 1 0 1 0 0													
Alex Trevino, R OBP: 0.336, SLG: 0.282 (1, 2)		0-0 F9			0-0 E4 FC6-4		0-0 4-3	0-0 FC6-4 1-2		4 0 0 0 0 0 3													
Doug Flynn, R OBP: 0.248, SLG: 0.300 (8, PH)			0-3 K		0-3 K			0-3 K	0-0 6-3 1	2 0 0 0 0 2 2													
Ron Hodges, L OBP: 0.360, SLG: 0.435 (8, 2)										2 0 0 0 0 1 0													
Pete Falcone, L (1, 1)			0-3 K		0-0 FC6-4 1-2			0-0 1B HR 1B	0-3 K	1 0 0 0 0 1 0													
Mike Jorgensen, L OBP: 0.310, SLG: 0.455 (5, PH)										1 0 0 1 0 0 1													
Mike Marshall, R (5, 1)										0 0 0 0 0 0 0													
Ray Searage, L OBP: 0.360, SLG: 1.000 (8, 1)										0 0 0 0 0 0 0													
Dan Boitano, R (8, 1)										0 0 0 0 0 0 0													
Mike Cubbage, L OBP: 0.297, SLG: 0.262 (8, PH)										1 1 1 0 0 0 0													
Neil Allen, R OBP: 0.260, SLG: 0.750 (8, 1)										1 0 0 0 0 1 0													
<b>Inning Stats</b>	R: 0 E: 0 K: 0 S: 4	H: 1 LOB: 1 BB: 0 P: 4	R: 0 E: 0 K: 0 S: 3	H: 0 LOB: 0 BB: 0 P: 3	R: 0 E: 0 K: 2 S: 8	H: 1 LOB: 1 BB: 1 P: 8	R: 0 E: 0 K: 1 S: 4	H: 0 LOB: 0 BB: 1 P: 8	R: 1 E: 1 K: 1 S: 7	H: 1 LOB: 1 BB: 0 P: 7	R: 0 E: 0 K: 0 S: 3	H: 0 LOB: 0 BB: 0 P: 3	R: 0 E: 0 K: 0 S: 3	H: 0 LOB: 0 BB: 0 P: 3	R: 4 E: 0 K: 2 S: 12	H: 5 LOB: 2 BB: 1 P: 16	R: 2 E: 0 K: 1 S: 6	H: 1 LOB: 1 BB: 2 P: 14	1B: 5 2B: 3 3B: 0 HR: 1	SF: 0 SAC: 0 DP: 1 HBP: 0	WP: 0 PB: 0 SB: 2 CS: 0	PA: 40	
<b>PITCHER</b>	IP WLS BF H R ER SO BB IBB HBP BLK WP HR S P ERA WHIP											<b>PITCHER</b>	IP WLS BF H R ER SO BB IBB HBP BLK WP HR S P ERA WHIP										
Frank Pastore, R ERA: 3.87 (1, 1)	7.2 L 32 8 5 4 6 1 0 0 0 0 1 43 47 4.70 1.174																						
Tom Hume, R ERA: 2.98 (8, 1)	0.1 2 0 0 0 0 0 1 0 0 0 0 1 5 0.00 0.000																						
Doug Bair, R ERA: 6.03 (9, 1)	1.0 6 1 2 2 1 2 0 0 0 0 0 6 14 18.00 3.000																						

Batter	1	2	3	4	5	6	7	8	9	AB R H RBI BB SO LOB	BOTTOM												
Dave Collins, S OBP: 0.360, SLG: 0.396 (1, 9)	0-0 6-3 1		0-0 F9		0-0 F4-3	4-0 SF7 BB		0-0 BB 1B		4 0 1 0 1 0 0	<b>New York Mets @ Cincinnati Reds</b> Riverfront Stadium, Cincinnati, OH Sat Aug 22 1981, 7:05 PM EDT Att: 25,949 - Unknown												
Ken Griffey, L OBP: 0.352, SLG: 0.396 (1, 8)	0-0 S 1B				0-0 F7	0-0 SF7		0-0 BB 1B		4 0 3 1 0 0 0													
Dave Concepcion, R OBP: 0.353, SLG: 0.433 (1, 6)	0-0 1-3 1-2		0-0 F8		0-0 1B	0-3 K		0-3 K		5 0 1 0 0 2 6													
George Foster, R OBP: 0.388, SLG: 0.572 (1, 7)	0-0 F8		0-3 K		0-0 F5		0-0 5-3	4-0 BB 1B		4 0 0 0 1 1 3													
Dan Driessen, L OBP: 0.352, SLG: 0.374 (1, 3)		0-0 F3		0-0 1B SF9 1B		0-0 1B 2B		0-3 K		5 2 2 0 0 1 3													
Ray Knight, R OBP: 0.336, SLG: 0.376 (1, 5)		0-0 2B		0-0 F7		0-0 1B 1B	4-0 BB		0-0 L9	4 1 2 0 1 0 1													
Joe Nolan, L OBP: 0.380, SLG: 0.438 (1, 2)		4-0 FC6-4 BB		0-0 E 1B		0-0 WP SF7 1B	0-0 1-2 1B		0-0 F8	4 1 3 2 1 0 0													
Ron Oester, S OBP: 0.340, SLG: 0.400 (1, 4)		0-0 F4		0-0 SF9		0-0 SF7 WP BB	0-0 1-3 1B		0-0 4-3	3 0 0 1 1 0 4													
Frank Pastore, R OBP: 0.103, SLG: 0.103 (1, 1)		0-0 FC6-4		0-0 P2		0-0 B1		0-0 5-3		3 0 0 0 0 0 5													
Tom Hume, R (8, 1)										0 0 0 0 0 0 0													
Larry Blittner, L OBP: 0.382, SLG: 0.414 (8, PH)										1 0 0 0 0 0 0													
Doug Bair, R OBP: 0.333, SLG: 1.333 (9, 1)		1-2								0 0 0 0 0 0 0													
<b>Inning Stats</b>	R: 0 E: 0 K: 0 S: 4	H: 1 LOB: 1 BB: 0 P: 4	R: 0 E: 0 K: 0 S: 4	H: 1 LOB: 1 BB: 1 P: 8	R: 0 E: 0 K: 1 S: 6	H: 1 LOB: 1 BB: 0 P: 6	R: 1 E: 1 K: 0 S: 5	H: 2 LOB: 1 BB: 0 P: 5	R: 0 E: 0 K: 0 S: 4	H: 1 LOB: 1 BB: 0 P: 4	R: 3 E: 0 K: 1 S: 8	H: 3 LOB: 2 BB: 2 P: 16	R: 0 E: 0 K: 0 S: 4	H: 1 LOB: 2 BB: 1 P: 8	R: 0 E: 0 K: 2 S: 9	H: 2 LOB: 3 BB: 1 P: 13	R: 0 E: 0 K: 0 S: 3	H: 0 LOB: 0 BB: 0 P: 3	1B: 10 2B: 2 3B: 0 HR: 0	SF: 2 SAC: 0 DP: 0 HBP: 0	WP: 1 PB: 0 SB: 1 CS: 0	PA: 44	
<b>PITCHER</b>	IP WLS BF H R ER SO BB IBB HBP BLK WP HR S P ERA WHIP											<b>PITCHER</b>	IP WLS BF H R ER SO BB IBB HBP BLK WP HR S P ERA WHIP										
Pete Falcone, L ERA: 2.88 (1, 1)	4.0 18 5 1 1 1 1 1 0 0 0 0 7 11 2.25 1.500																						
Mike Marshall, R ERA: 8.1 (5, 1)	1.0 8 4 3 3 0 1 0 0 0 0 0 7 11 27.00 5.000																						
Ray Searage, L ERA: 4.0 (6, 1)	0.2 3 0 0 0 0 1 0 0 0 0 1 0 2 6 0.00 1.500																						
Dan Boitano, R ERA: 4.76 (6, 1)	1.1 W 6 1 0 0 1 1 0 0 0 0 0 7 11 0.00 1.500																						
Neil Allen, R ERA: 2.7 (8, 1)	2.0 S 9 2 0 0 2 1 0 0 0 0 0 12 16 0.00 1.500																						

AB 36  
R 7  
H 9  
RBI 7  
BB 4  
SO 7  
LOB 13



AB 37  
R 4  
H 12  
RBI 4  
BB 5  
SO 4  
LOB 22



Top half of the baseball scorecard showing innings 1-10, batter stats (Mookie Wilson, Frank Taveras, Hubie Brooks, etc.), pitcher stats (Tom Seaver, Tom Hume), and team totals for the New York Mets.

Bottom half of the baseball scorecard showing innings 1-10, batter stats (Dave Collins, Ken Griffey, Dave Concepcion, etc.), pitcher stats (Ed Lynch, Terry Leach, Neil Allen), and team totals for the Cincinnati Reds.

TOP  
New York Mets @ Cincinnati Reds  
Riverfront Stadium, Cincinnati, OH  
Sun Aug 23 1981, 3:33 AM EDT  
Att: 20,761 - Unknown

BOTTOM  
New York Mets @ Cincinnati Reds  
Riverfront Stadium, Cincinnati, OH  
Sun Aug 23 1981, 3:33 AM EDT  
Att: 20,761 - Unknown

Batter	1	2	3	4	5	6	7	8	9	AB	R	H	RBI	BB	SO	LOB	TOP
Mookie Wilson, S (1, 8) OBP: 0.360, SLG: 0.403	0-0 4-3 1B		0-0 6-3			0-0 6-3		0-0 6-3		4	0	1	0	0	0	0	<b>New York Mets @ Cincinnati Reds</b> Riverfront Stadium, Cincinnati, OH Mon Aug 24 1981, 7:05 PM EDT Att: 19,506 - Unknown  <a href="http://livebaseballscorecards.com">livebaseballscorecards.com</a>
Frank Taveras, R (1, 6) OBP: 0.275, SLG: 0.294 Ron Hodges, L (9, PH) OBP: 0.346, SLG: 0.417	0-0 4-3 1-2		0-0 4-3			0-3 K			0-3 K	3	0	0	0	0	1	1	
Hubie Brooks, R (1, 5) OBP: 0.340, SLG: 0.406	4-0 FC6-4 BB			0-0 4-3		0-0 F8			0-3 K	3	0	0	0	1	1	0	
Dave Kingman, R (1, 3) OBP: 0.349, SLG: 0.524	0-3 K			0-3 K					0-3 K	4	0	0	0	0	4	2	
Ellis Valentine, R (1, 9) OBP: 0.238, SLG: 0.333	0-0 FC6-4 1-2			0-0 1B					0-3 K	3	0	1	0	0	0	2	
Lee Mazzilli, S (1, 7) OBP: 0.322, SLG: 0.314		0-0 L5			0-3 K				4-0 FC4 BB	2	0	0	0	1	1		
John Stearns, R (1, 2) OBP: 0.324, SLG: 0.321		0-3 K2-3				0-3 K			0-0 FC4 1-2	3	0	0	0	0	2	1	
Doug Flynn, R (1, 4) OBP: 0.242, SLG: 0.294		0-0 F9				0-0 F4-3			0-0 F6	3	0	0	0	0	0	0	
Mike Scott, R (1, 1) OBP: 0.125, SLG: 0.036 Mike Cabbage, L (8, PH) OBP: 0.300, SLG: 0.318 Terry Leach, R (8, 1)			0-3 K			0-0 1-3			0-3 K	2	0	0	0	0	1	0	
										0	0	0	0	0	0	0	
<b>Inning Stats</b>	R: 0 E: 0 K: 1 S: 6	H: 1 LOB: 2 BB: 1 P: 10	R: 0 E: 0 K: 1 S: 5	H: 0 LOB: 0 BB: 0 P: 5	R: 0 E: 0 K: 2 S: 8	H: 1 LOB: 1 BB: 0 P: 8	R: 0 E: 0 K: 1 S: 5	H: 0 LOB: 0 BB: 0 P: 5	R: 0 E: 0 K: 1 S: 5	H: 0 LOB: 1 BB: 1 P: 9	R: 0 E: 0 K: 3 S: 9	H: 0 LOB: 0 BB: 0 P: 9	R: 0 E: 0 K: 3 S: 9	H: 0 LOB: 0 BB: 0 P: 9	1B: 2 2B: 0 3B: 0 HR: 0	SF: 0 SAC: 0 DP: 0 HBP: 0	WP: 0 PA: 31 PB: 0 SB: 0 CS: 0
<b>PITCHER</b> Bruce Berenyi, R (1, 1) ERA: 3.6	IP: 9.0 WLS: W BF: 31 H: 2 R: 0 ER: 0 SO: 12 BB: 2 IBB: 0 HBP: 0 BLK: 0 WP: 0 HR: 0 S: 53 P: 61 ERA: 0.00 WHIP: 0.444																<b>PITCHER</b>

Batter	1	2	3	4	5	6	7	8	9	AB	R	H	RBI	BB	SO	LOB	BOTTOM
Dave Collins, S (1, 9) OBP: 0.362, SLG: 0.401 Sam Mejias, R (8, 9) OBP: 0.348, SLG: 0.381	0-0 3-1 1B		0-0 E3 F8 S				0-0 F7			4	0	2	1	0	0	0	<b>New York Mets @ Cincinnati Reds</b> Riverfront Stadium, Cincinnati, OH Mon Aug 24 1981, 7:05 PM EDT Att: 19,506 - Unknown  <a href="http://livebaseballscorecards.com">livebaseballscorecards.com</a>
Ron Oester, S (1, 6) OBP: 0.338, SLG: 0.398	0-0 3-1 1-2		0-0 F8 1-3		0-0 SH1-3 1-2			4-0 F8 1B CS BB	2	0	0	0	1	0	2		
Ken Griffey, L (1, 8) OBP: 0.358, SLG: 0.399	0-0 F4-3		0-0 BB 1B		0-0 L3			0-0 1-2 1B	4	0	2	0	0	0	1		
George Foster, R (1, 7) OBP: 0.386, SLG: 0.561		4-0 G1-6-3 BB	4-0 BB 1-2 BB		0-0 6-3			0-0 P8	2	0	0	0	2	0	3		
Larry Bittner, L (1, 3) OBP: 0.333, SLG: 0.353		0-0 G1-6-3 1-2	0-0 3-1				0-0 F4-3		0-0 F8 2-3	4	0	0	0	0	5		
Ray Knight, R (1, 5) OBP: 0.338, SLG: 0.379		0-0 1B 2B		0-0 F9		0-0 1-6-3		0-0 F	4	1	1	0	0	0	2		
Joe Nolan, L (1, 2) OBP: 0.371, SLG: 0.424		0-0 FC5 2H 1B		0-0 F7		0-0 F9		0-0 3H	3	0	1	1	0	0	0		
Junior Kennedy, R (1, 4) OBP: 0.130, SLG: 0.136		0-0 E5 1-2		0-0 F4			0-0 5-3			3	0	0	0	0	1		
Bruce Berenyi, R (1, 1) OBP: 0.200, SLG: 0.286		0-0 FC5 2-3			0-0 1B 2B		0-3 K			3	1	1	0	0	1	2	
										0	0	0	0	0	0	0	
<b>Inning Stats</b>	R: 0 E: 0 K: 0 S: 3	H: 1 LOB: 0 BB: 0 P: 3	R: 1 E: 1 K: 0 S: 5	H: 2 LOB: 2 BB: 1 P: 9	R: 0 E: 1 K: 0 S: 4	H: 1 LOB: 2 BB: 1 P: 8	R: 0 E: 0 K: 0 S: 3	H: 0 LOB: 0 BB: 0 P: 3	R: 1 E: 0 K: 0 S: 5	H: 2 LOB: 1 BB: 0 P: 5	R: 0 E: 0 K: 1 S: 5	H: 0 LOB: 0 BB: 0 P: 5	R: 0 E: 0 K: 0 S: 3	H: 1 LOB: 1 BB: 1 P: 7	1B: 5 2B: 2 3B: 0 HR: 0	SF: 0 SAC: 1 DP: 1 HBP: 0	WP: 0 PA: 33 PB: 0 SB: 1 CS: 1
<b>PITCHER</b> Mike Scott, R (1, 1) ERA: 4.42 Terry Leach, R (8, 1) ERA: 1.99	IP: 7.0 WLS: L BF: 28 H: 6 R: 2 ER: 2 SO: 2 BB: 2 IBB: 0 HBP: 0 BLK: 0 WP: 0 HR: 0 S: 28 P: 36 ERA: 2.57 WHIP: 1.143																<b>PITCHER</b>

Batter	1	2	3	4	5	6	7	8	9	AB	R	H	RBI	BB	SO	LOB	TOP			
Dan Driessen, L OBP: 0.343, SLG: 0.362 (1, 3)	0-0 4-3		0-0 F7		0-0 4-3			0-0 WP 1B 1B		4	1	1	0	0	0	0				
Ken Griffey, L OBP: 0.358, SLG: 0.402 Sam Mejias, R OBP: 0.340, SLG: 0.372 (1, 8) (7, 8)	0-0 F7		0-0 2B		0-0 F7			0-3 K 1-2		3	0	1	0	0	0	0				
Dave Concepcion, R OBP: 0.356, SLG: 0.433 (1, 6)	0-0 2B		0-3 K		0-0 6-3			0-0 2H 1B		4	0	2	1	0	1	1				
George Foster, R OBP: 0.381, SLG: 0.552 (1, 7)	0-3 K			0-0 F7		0-0 6-3		0-0 F8		4	0	0	0	0	1	2				
Larry Bittner, L OBP: 0.326, SLG: 0.342 (1, 9)		0-0 P4		0-0 3-1			0-0 3-4-1 1B		0-0 F7	4	0	1	0	0	0	0				
Ray Knight, R OBP: 0.344, SLG: 0.382 (1, 5)		0-0 FC4-6 1B		0-0 1B		0-0 F7		4-0 1B BB		3	0	2	0	1	0	1				
Joe Nolan, L OBP: 0.368, SLG: 0.419 (1, 2)		0-0 FC4-6 1-2		0-0 F2		0-0 3-4-1 1-2		0-0 G6-3 1B		4	0	1	0	0	0	3				
Ron Oester, S OBP: 0.336, SLG: 0.395 Rafael Landestoy, S OBP: 0.286, SLG: 0.173 (1, 4) (6, 4)	0-0 F8			0-0 G3		0-0 F7		0-0 G6-3 1-2		2	0	0	0	0	0	1				
Michael LaCoss, R Paul Moskau, R Junior Kennedy, R Joe Price, L Mike Vail, R Scott Brown, R (1, 1) (4, 1) (5, PH) (5, 1) (8, PH) (8, 1)			0-3 K		0-0 F7			0-0 F3		1	0	0	0	0	0	1				
<b>Inning Stats</b>	R: 0 E: 0 K: 1 S: 6	H: 1 LOB: 1 BB: 0 P: 6	R: 0 E: 0 K: 0 S: 4	H: 1 LOB: 1 BB: 0 P: 4	R: 0 E: 0 K: 2 S: 8	H: 1 LOB: 1 BB: 0 P: 8	R: 0 E: 0 K: 0 S: 4	H: 0 LOB: 0 BB: 0 P: 4	R: 0 E: 0 K: 0 S: 3	H: 0 LOB: 0 BB: 0 P: 3	R: 0 E: 0 K: 0 S: 4	H: 1 LOB: 1 BB: 0 P: 4	R: 1 E: 0 K: 1 S: 7	H: 2 LOB: 1 BB: 0 P: 7	R: 0 E: 0 K: 0 S: 3	H: 1 LOB: 1 BB: 1 P: 7	1B: 6 2B: 2 3B: 0 HR: 0	SF: 0 SAC: 0 DP: 1 HBP: 0	WP: 1 PB: 0 SB: 0 CS: 0	PA: 35
<b>PITCHER</b>	IP WLS BF H R ER SO BB IBB HBP BLK WP HR S P ERA WHIP	IP WLS BF H R ER SO BB IBB HBP BLK WP HR S P ERA WHIP																		
Scott Sanderson, R ERA: 2.29 Charlie Lea, R ERA: 4.26 (1, 1) (8, 1)	7.0 W 26 5 0 0 3 0 0 0 0 0 0 32 32 0.00 0.714	2.0 L 9 3 1 1 1 1 0 0 0 1 0 10 14 4.50 2.000																		

Cincinnati Reds @ Montreal Expos  
Olympic Stadium, Montreal, QB  
Tue Aug 25 1981, 7:05 PM EDT  
Att: 40,162 - Unknown

AB 34  
R 1  
H 8  
RBI 1  
BB 1  
SO 4  
LOB 12



Batter	1	2	3	4	5	6	7	8	9	AB	R	H	RBI	BB	SO	LOB	BOTTOM			
Tim Raines, S OBP: 0.391, SLG: 0.424 (1, 7)	0-0 2B 1B	0-0 P4		0-0 FC3-2 1-3 HR 2B	0-0 G4-3 1-2			0-0 F8		5	2	2	0	0	0	1				
Rodney Scott, S OBP: 0.323, SLG: 0.251 Brad Mills, L (1, 4) (7, 4)	0-0 1B 2B		0-0 FC6-4 1B	4-0 FC3-2 HR BB		0-3 K		0-0 F8		3	2	2	0	1	1	0				
Andre Dawson, R OBP: 0.384, SLG: 0.612 Jerry White, S OBP: 0.325, SLG: 0.405 (1, 8) (7, 8)	0-0 2B WP 1B		0-0 FC6-4 2B S	0-0 FC3-2 HR		0-3 K				4	3	1	1	0	1	4				
Gary Carter, R OBP: 0.310, SLG: 0.434 Bobby Ramos, R OBP: 0.243, SLG: 0.314 (1, 2) (7, 2)	0-0 2B		4-0 2B SF8	0-0 HR		0-0 F8				3	2	2	6	1	0	0				
Warren Cromartie, L OBP: 0.270, SLG: 0.397 Terry Francona, L OBP: 0.250, SLG: 0.143 (1, 9) (7, 9)	0-0 F8		0-0 SF8 2B	4-0 HR		0-0 6-3				2	0	1	1	1	0	1				
John Milner, L OBP: 0.296, SLG: 0.370 Charlie Lea, R OBP: 0.200, SLG: 0.143 (1, 3) (8, 1)	0-0 F7		4-0 FC6-4 IBB 2B	0-0 F5		0-0 1B				3	0	1	0	1	0	2				
Larry Parrish, R OBP: 0.270, SLG: 0.327 Tim Wallach, R OBP: 0.288, SLG: 0.331 (1, 5) (7, 5)	0-0 6-3		0-0 SF8 2B	0-3 K		0-0 F3				2	0	0	1	0	1	2				
Chris Speier, R OBP: 0.321, SLG: 0.320 (1, 6)		0-0 F8	0-0 FC6-4 1-2	4-0 G4-3 BB		0-0 P4				3	0	0	0	1	0	3				
Scott Sanderson, R OBP: 0.367, SLG: 0.227 Tom Hutton, L OBP: 0.160, SLG: 0.087 (1, 1) (8, 3)	0-3 K		0-0 K	4-0 2B FC3-2 BB	0-3 K		0-0 F9			2	0	0	0	1	2	1				
<b>Inning Stats</b>	R: 3 E: 0 K: 0 S: 7	H: 4 LOB: 1 BB: 0 P: 7	R: 0 E: 0 K: 1 S: 5	H: 0 LOB: 0 BB: 0 P: 5	R: 2 E: 0 K: 0 S: 5	H: 2 LOB: 2 BB: 2 P: 13	R: 4 E: 0 K: 1 S: 7	H: 2 LOB: 1 BB: 3 P: 19	R: 0 E: 0 K: 2 S: 7	H: 0 LOB: 0 BB: 0 P: 7	R: 0 E: 0 K: 0 S: 4	H: 1 LOB: 1 BB: 0 P: 4	R: 0 E: 0 K: 0 S: 3	H: 0 LOB: 0 BB: 0 P: 3	R: 0 E: 0 K: 0 S: 3	H: 0 LOB: 0 BB: 0 P: 3	1B: 4 2B: 4 3B: 0 HR: 1	SF: 1 SAC: 0 DP: 1 HBP: 0	WP: 1 PB: 0 SB: 1 CS: 0	PA: 38
<b>PITCHER</b>	IP WLS BF H R ER SO BB IBB HBP BLK WP HR S P ERA WHIP	IP WLS BF H R ER SO BB IBB HBP BLK WP HR S P ERA WHIP																		
Michael LaCoss, R ERA: 6.94 Paul Moskau, R ERA: 4.17 Joe Price, L ERA: 2.68 Scott Brown, R ERA: (1, 1) (4, 1) (5, 1) (8, 1)	3.0 L 19 7 7 7 1 2 0 0 0 0 1 6 14 18.00 3.000	1.0 L 6 1 2 2 1 2 0 0 0 0 0 1 6 14 18.00 3.000	3.0 L 10 1 0 0 3 1 0 0 0 0 0 15 19 0.00 0.667	1.0 L 3 0 0 0 0 0 0 0 0 0 0 0 3 3 0.00 0.000																

Cincinnati Reds @ Montreal Expos  
Olympic Stadium, Montreal, QB  
Tue Aug 25 1981, 7:05 PM EDT  
Att: 40,162 - Unknown

AB 31  
R 9  
H 9  
RBI 9  
BB 6  
SO 5  
LOB 15



Batter	1	2	3	4	5	6	7	8	9	AB	R	H	RBI	BB	SO	LOB	TOP			
<b>Dave Collins, S</b> OBP: 0.357, SLG: 0.396 (1, 9)										4	0	0	0	0	1	0	<b>Cincinnati Reds @ Montreal Expos</b> Olympic Stadium, Montreal, QB Wed Aug 26 1981, 7:05 PM EDT Att: 23,126 - Unknown			
<b>Ken Griffey, L</b> OBP: 0.353, SLG: 0.396 (1, 8)										4	0	0	0	0	1	0				
<b>Dave Concepcion, R</b> OBP: 0.352, SLG: 0.429 (1, 6)										3	0	0	0	0	0	0				
<b>George Foster, R</b> OBP: 0.381, SLG: 0.550 (1, 7)										3	0	1	0	0	1	0				
<b>Joe Nolan, L</b> OBP: 0.367, SLG: 0.418 (1, 2)										3	0	1	0	0	0	0				
<b>Ray Knight, R</b> OBP: 0.344, SLG: 0.382 (1, 5)										3	0	1	0	0	0	2				
<b>Dan Driessen, L</b> OBP: 0.343, SLG: 0.361 (1, 3)										3	0	1	0	0	0	2				
<b>Ron Oester, S</b> OBP: 0.332, SLG: 0.390 (1, 4)										3	0	0	0	0	1	3				
<b>Mario Soto, R</b> OBP: 0.077, SLG: 0.053 <b>Paul Moskau, R</b> (5, 1)										1	0	0	0	0	1	0				
<b>Junior Kennedy, R</b> OBP: 0.120, SLG: 0.125 <b>Doug Bair, R</b> OBP: 0.333, SLG: 1.333 <b>Johnny Bench, R</b> OBP: 0.411, SLG: 0.480 (9, PH)										1	0	0	0	0	0	0				
<b>Inning Stats</b>	R: 0 E: 0 K: 1 S: 5	H: 0 LOB: 0 BB: 0 P: 5	R: 0 E: 0 K: 1 S: 5	H: 1 LOB: 0 BB: 0 P: 5	R: 0 E: 0 K: 1 S: 5	H: 0 LOB: 0 BB: 0 P: 5	R: 0 E: 0 K: 0 S: 3	H: 0 LOB: 0 BB: 0 P: 3	R: 0 E: 0 K: 1 S: 7	H: 2 LOB: 2 BB: 0 P: 7	R: 0 E: 0 K: 1 S: 5	H: 0 LOB: 0 BB: 0 P: 5	R: 0 E: 0 K: 0 S: 3	H: 1 LOB: 0 BB: 0 P: 3	R: 0 E: 0 K: 1 S: 5	H: 0 LOB: 0 BB: 0 P: 5	1B: 4 2B: 0 3B: 0 HR: 0	SF: 0 SAC: 0 DP: 1 HBP: 0	WP: 0 PB: 0 SB: 0 CS: 1	PA: 30
<b>PITCHER</b> <b>Bill Gullickson, R</b> ERA: 2.72 (1, 1)	IP: 9.0 WLS: W BF: 29 H: 4 R: 0 ER: 0 SO: 6 BB: 0 IBB: 0 HBP: 0 BLK: 0 WP: 0 HR: 0 S: 41 P: 41 ERA: 0.00 WHIP: 0.444																			

Batter	1	2	3	4	5	6	7	8	9	AB	R	H	RBI	BB	SO	LOB	BOTTOM			
<b>Tim Raines, S</b> OBP: 0.395, SLG: 0.430 <b>Terry Francona, L</b> OBP: 0.300, SLG: 0.222 (5, PH) (6, 7)										1	2	1	0	1	0	0	<b>Cincinnati Reds @ Montreal Expos</b> Olympic Stadium, Montreal, QB Wed Aug 26 1981, 7:05 PM EDT Att: 23,126 - Unknown			
<b>Rodney Scott, S</b> OBP: 0.319, SLG: 0.248 (1, 4)										3	0	0	0	0	3	2				
<b>Andre Dawson, R</b> OBP: 0.621, SLG: 0.621 <b>Jerry White, S</b> OBP: 0.325, SLG: 0.405 (8, 8)										3	1	2	2	1	0	0				
<b>Gary Carter, R</b> OBP: 0.314, SLG: 0.450 <b>Bobby Ramos, R</b> OBP: 0.237, SLG: 0.306 (6, PR) (6, 2)										3	1	2	4	0	0	1				
<b>Warren Cromartie, L</b> OBP: 0.337, SLG: 0.395 (1, 9)										4	0	1	0	0	0	1				
<b>John Milner, L</b> OBP: 0.294, SLG: 0.355 (1, 3)										3	0	0	0	1	0	2				
<b>Larry Parrish, R</b> OBP: 0.267, SLG: 0.323 (1, 5)										3	0	0	0	0	1	1				
<b>Chris Speier, R</b> OBP: 0.317, SLG: 0.315 (1, 6)										3	0	0	0	0	0	0				
<b>Bill Gullickson, R</b> OBP: 0.176, SLG: 0.182 (1, 1)										2	1	0	0	1	0	0				
<b>Inning Stats</b>	R: 1 E: 0 K: 1 S: 7	H: 2 LOB: 1 BB: 0 P: 7	R: 0 E: 0 K: 1 S: 5	H: 0 LOB: 0 BB: 0 P: 5	R: 3 E: 0 K: 1 S: 7	H: 2 LOB: 1 BB: 1 P: 11	R: 0 E: 0 K: 0 S: 2	H: 0 LOB: 0 BB: 1 P: 6	R: 2 E: 0 K: 0 S: 5	H: 3 LOB: 2 BB: 2 P: 13	R: 0 E: 0 K: 0 S: 3	H: 0 LOB: 0 BB: 0 P: 3	R: 0 E: 0 K: 1 S: 5	H: 0 LOB: 0 BB: 0 P: 5	R: 0 E: 0 K: 0 S: 3	H: 0 LOB: 0 BB: 0 P: 3		1B: 4 2B: 1 3B: 1 HR: 1	SF: 0 SAC: 1 DP: 1 HBP: 0	WP: 0 PB: 0 SB: 3 CS: 0
<b>PITCHER</b> <b>Mario Soto, R</b> ERA: 3.49 <b>Paul Moskau, R</b> ERA: 4.14 <b>Doug Bair, R</b> ERA: 5.5 (6, 1)	IP: 4.2 WLS: L BF: 23 H: 7 R: 6 ER: 6 SO: 3 BB: 3 IBB: 1 HBP: 0 BLK: 0 WP: 0 HR: 1 S: 25 P: 41 ERA: 11.57 WHIP: 2.143																			



Batter	1	2	3	4	5	6	7	8	9	AB	R	H	RBI	BB	SO	LOB	TOP
Dave Collins, S OBP: 0.353, SLG: 0.390 (1, 9)	E3 G3-6			F8			F8		K	4	0	0	0	0	1	0	<b>Cincinnati Reds @ Montreal Expos</b> Olympic Stadium, Montreal, QB Thu Aug 27 1981, 7:05 PM EDT Att: 30,874 - Unknown
Ken Griffey, L OBP: 0.353, SLG: 0.395 (1, 8)	G3-6 1-2			F7			FC5-4 1B			3	0	1	0	0	0	1	
Dave Concepcion, R OBP: 0.349, SLG: 0.424 (1, 6)	F3			K			F8			3	0	0	0	0	1	1	
George Foster, R OBP: 0.377, SLG: 0.544 (1, 7)		K			K		FC5-4 1-2			3	0	0	0	0	2	1	
Ray Knight, R OBP: 0.344, SLG: 0.379 (1, 5)		6-3			G4-6-3 BB		F9			2	0	0	0	1	0	0	
Dan Driessen, L OBP: 0.338, SLG: 0.355 (1, 3)		F8			G4-6-3 1-2		F9			3	0	0	0	0	0	1	
Ron Oester, S OBP: 0.328, SLG: 0.385 (1, 4)				F9		G3		4-3		3	0	0	0	0	0	0	
Mike O'Berry, R OBP: 0.267, SLG: 0.294 (9, PH)				6-3		4-3		F8		2	0	0	0	0	0	0	
Mike Vail, R OBP: 0.143, SLG: 0.143 (9, PH)				6-3		4-3		F8		1	0	0	0	0	0	0	
Frank Pastore, R OBP: 0.100, SLG: 0.100 (5, PH)				6-3		F9		F5		1	0	0	0	0	0	0	
Joe Price, R OBP: 0.125, SLG: 0.125 (5, 1)										0	0	0	0	0	0	0	
Scott Brown, R OBP: 0.125, SLG: 0.125 (5, 1)										0	0	0	0	0	0	0	
Tom Hume, R OBP: 0.125, SLG: 0.125 (5, 1)										0	0	0	0	0	0	0	
Larry Blittner, L OBP: 0.125, SLG: 0.125 (5, PH)										1	0	0	0	0	0	0	
<b>Inning Stats</b>	R: 0 E: 1 K: 0 S: 3	H: 0 LOB: 0 BB: 0 P: 3	R: 0 E: 0 K: 1 S: 5	H: 0 LOB: 0 BB: 0 P: 5	R: 0 E: 0 K: 1 S: 3	H: 0 LOB: 0 BB: 0 P: 3	R: 0 E: 0 K: 1 S: 5	H: 0 LOB: 0 BB: 0 P: 5	R: 0 E: 0 K: 1 S: 4	H: 1 LOB: 1 BB: 0 P: 4	R: 0 E: 0 K: 0 S: 3	H: 0 LOB: 0 BB: 0 P: 3	R: 0 E: 0 K: 1 S: 5	H: 0 LOB: 0 BB: 0 P: 5	1B: 1 2B: 0 3B: 0 HR: 0	SF: 0 SAC: 0 DP: 2 HBP: 0	WP: 0 PA: 28 PB: 0 SB: 0 CS: 0
<b>PITCHER</b>	IP WLS BF H R ER SO BB IBB HBP BLK WP HR S P ERA WHIP	8.0 W 25 1 0 0 3 1 0 0 0 0 0 30 34 0.00 0.250	1.0 3 0 0 0 1 0 0 0 0 0 0 5 5 0.00 0.000														
Ray Burris, R ERA: 2.86 (1, 1)																	
Jeff Reardon, R ERA: 3.03 (9, 1)																	

AB	27
R	0
H	1
RBI	0
BB	1
SO	4
LOB	4



Batter	1	2	3	4	5	6	7	8	9	AB	R	H	RBI	BB	SO	LOB	BOTTOM		
Terry Francona, L OBP: 0.333, SLG: 0.286 (1, 7)	G3		3-1	4-3		E 1B				5	1	2	3	0	0	1	<b>Cincinnati Reds @ Montreal Expos</b> Olympic Stadium, Montreal, QB Thu Aug 27 1981, 7:05 PM EDT Att: 30,874 - Unknown		
Rodney Scott, S OBP: 0.317, SLG: 0.243 (1, 4)	K		1B WP E BB		4-3	E6 1B 1-2	4-3			4	1	0	0	1	1	2			
Andre Dawson, R OBP: 0.614, SLG: 0.614 (1, 8)	5-3		E 1B BB		6-3	K		P6		3	1	0	0	1	1	2			
Jerry White, S OBP: 0.321, SLG: 0.400 (8, 8)			1-2 3-H							1	0	0	0	0	0	0			
Gary Carter, R OBP: 0.320, SLG: 0.455 (1, 2)		K	E6 1B 1B		E5 1B			4-1		4	1	3	1	0	1	0			
Bobby Ramos, R OBP: 0.231, SLG: 0.297 (8, 2)		K	1-3 2-H			1-3 2-H				1	0	0	0	0	0	0			
Warren Cromartie, L OBP: 0.336, SLG: 0.392 (1, 9)	F8		HR 1B		F7	F7				4	1	1	2	0	0	3			
Tim Wallach, R OBP: 0.250, SLG: 0.336 (8, 9)			2-H 3-H					FC6-4 1B		1	0	1	0	0	0	0			
John Milner, L OBP: 0.316, SLG: 0.430 (1, 3)			2-H 3-H							3	2	3	2	0	0	0			
Tom Hutton, L OBP: 0.148, SLG: 0.080 (7, 3)			1-H HR			1B 2B		FC6-4 1-2		2	0	0	0	0	0	1			
Larry Parrish, R OBP: 0.326, SLG: 0.326 (1, 5)	F8					1B 1B				4	2	2	0	0	1	1			
Brad Mills, L (8, 5)						1-2 2B		6-3 1B		0	0	0	0	0	0	0			
Chris Speier, R OBP: 0.325, SLG: 0.325 (1, 6)			4-0 3-1 E BB		F8	SH1-3 1B 2B		6-3 1B		3	3	2	2	1	0	0			
Ray Burris, R OBP: 0.250, SLG: 0.167 (1, 1)			SH3-4 E BB		6-3	SH1-3 1B 2B		6-3 1B		2	0	0	0	0	0	2			
Jeff Reardon, R (9, 1)			1-2			2-3				0	0	0	0	0	0	0			
<b>Inning Stats</b>	R: 0 E: 0 K: 1 S: 5	H: 1 LOB: 1 BB: 0 P: 6	R: 6 E: 1 K: 1 S: 8	H: 3 LOB: 3 BB: 3 P: 20	R: 0 E: 0 K: 0 S: 3	H: 0 LOB: 0 BB: 0 P: 3	R: 0 E: 1 K: 1 S: 4	H: 1 LOB: 1 BB: 0 P: 4	R: 4 E: 1 K: 1 S: 11	H: 5 LOB: 2 BB: 0 P: 11	R: 2 E: 0 K: 0 S: 6	H: 3 LOB: 1 BB: 0 P: 6	R: 0 E: 0 K: 0 S: 4	H: 1 LOB: 1 BB: 0 P: 4	1B: 11 2B: 2 3B: 0 HR: 1	SF: 0 SAC: 2 DP: 0 HBP: 0	WP: 1 PA: 42 PB: 0 SB: 0 CS: 0		
<b>PITCHER</b>	IP WLS BF H R ER SO BB IBB HBP BLK WP HR S P ERA WHIP	5.0 L 23 6 4 4 3 0 0 0 0 0 0 6 6 81.00 12.000	0.1 6 4 4 3 0 0 0 0 0 0 0 0 6 6 81.00 12.000	1.2 9 4 2 2 1 0 0 0 0 0 0 11 11 10.80 2.400	3.0 4 1 0 0 0 0 0 0 0 0 0 4 4 0.00 1.000														
Frank Pastore, R ERA: 3.76 (1, 1)																			
Joe Price, L ERA: 3.32 (6, 1)																			
Scott Brown, R ERA: 3.0 (6, 1)																			
Tom Hume, R ERA: 3.05 (8, 1)																			

AB	37
R	12
H	14
RBI	10
BB	3
SO	4
LOB	12



Batter	1	2	3	4	5	6	7	8	9	AB	R	H	RBI	BB	SO	LOB	TOP										
Dave Collins, S (1, 9) OBP: 0.348, SLG: 0.384 Sam Mejias, R (8, 9) OBP: 0.333, SLG: 0.364	F4 FC3-6		F4-6-3			F4-3		1-4-3	F9	4	0	0	0	0	0	3											
Ken Griffey, L (1, 8) OBP: 0.355, SLG: 0.398	FC3-6 F6-4-3			F4-3			1B 2B	2B IBB		3	2	1	0	1	0	1											
Dave Concepcion, R (1, 6) OBP: 0.347, SLG: 0.425	F6-4-3			5-3			L3	1B 2B		4	1	1	2	0	0	2											
George Foster, R (1, 7) OBP: 0.379, SLG: 0.543		5-3		6-3			G3	1B		4	0	2	2	0	0	0											
Dan Driessen, L (1, 3) OBP: 0.336, SLG: 0.353	F9				F4-3		G3		G1-4-3	4	0	1	0	0	0	1											
Ray Knight, R (1, 5) OBP: 0.342, SLG: 0.375	F4-3				F8		BB		G1-4-3	3	0	0	0	1	0	1											
Ron Oester, S (1, 4) OBP: 0.327, SLG: 0.383			F8		F4-3		G3		1B 1B	4	1	1	0	0	0	2											
Mike O'Berry, R (1, 2) OBP: 0.273, SLG: 0.290 Joe Nolan, L (8, PH) OBP: 0.374, SLG: 0.421			1B BB		F4			SH1-4 2B BB	1B 1B	1	0	0	0	1	0	0											
Tom Seaver, R (1, 1) OBP: 0.289, SLG: 0.308			F4-6-3 1B		F2			SH1-4	1B	3	0	2	1	0	0	0											
<b>Inning Stats</b>	R: 0 E: 1 K: 0 S: 3	H: 0 LOB: 0 BB: 0 P: 3	R: 0 E: 0 K: 0 S: 3	H: 0 LOB: 0 BB: 0 P: 3	R: 0 E: 0 K: 0 S: 3	H: 1 LOB: 1 BB: 1 P: 7	R: 0 E: 0 K: 0 S: 3	H: 0 LOB: 0 BB: 0 P: 3	R: 0 E: 0 K: 0 S: 3	H: 0 LOB: 0 BB: 0 P: 3	R: 1 E: 0 K: 0 S: 5	H: 2 LOB: 2 BB: 1 P: 9	R: 3 E: 0 K: 0 S: 4	H: 2 LOB: 1 BB: 2 P: 12	R: 1 E: 0 K: 0 S: 6	H: 4 LOB: 2 BB: 0 P: 6	1B: 7 2B: 2 3B: 0 HR: 0	SF: 0 SAC: 1 DP: 3 HBP: 0	WP: 0 PB: 0 SB: 0 CS: 0	PA: 37							
<b>PITCHER</b>	IP	WLS	BF	H	R	ER	SO	BB	IBB	HBP	BLK	WP	HR	S	P	ERA	WHIP										
Ed Lynch, R (1, 1) ERA: 2.77	6.1		21	2	1	1	0	1	0	0	0	0	0	20	24	1.42	0.474										
Dan Boliano, R (7, 1) ERA: 3.24	0.2		4	1	0	0	0	1	0	0	0	0	0	3	7	0.00	3.000										
Neil Allen, R (8, 1) ERA: 3.14	1.2	L	11	6	4	4	0	1	1	0	0	0	0	9	17	21.60	4.200										
Ray Seavage, L (9, 1) ERA: 5.11	0.1		1	0	0	0	0	0	0	0	0	0	0	1	1	0.00	0.000										

Cincinnati Reds @ New York Mets  
Shea Stadium, Flushing, NY  
Fri Aug 28 1981, 7:05 PM EDT  
Att: 23,061 - Unknown

AB	32
R	5
H	9
RBI	5
BB	4
SO	0
LOB	12



Batter	1	2	3	4	5	6	7	8	9	AB	R	H	RBI	BB	SO	LOB	BOTTOM										
Mookie Wilson, S (1, 8) OBP: 0.352, SLG: 0.403	CS HBP		4-3		K		FC5			3	0	0	0	0	1	4											
Frank Taveras, R (1, 6) OBP: 0.278, SLG: 0.297	CS 1B		F6			4-3		6-3 1B		4	0	2	0	0	0	1											
Hubie Brooks, R (1, 5) OBP: 0.335, SLG: 0.404	6-3			2B		F8		6-3		4	1	1	0	0	0	2											
Dave Kingman, R (1, 3) OBP: 0.340, SLG: 0.496		F9 4-3 BB		5-3		K		K		3	0	0	0	1	2	1											
Ellis Valentine, R (1, 9) OBP: 0.246, SLG: 0.348		4-3		6-3		SH5-4 1B		1B HR		4	1	2	1	0	0	2											
Lee Mazzilli, S (1, 7) OBP: 0.322, SLG: 0.322		F9		2B		FC5 SH5-4 1B		F8		4	0	2	1	0	0	1											
John Stearns, R (1, 2) OBP: 0.320, SLG: 0.318		6-3		5-3		SH5-4		F8		3	0	0	0	0	0	2											
Doug Flynn, R (1, 4) OBP: 0.242, SLG: 0.291 Mike Jorgensen, L (7, PH) OBP: 0.304, SLG: 0.438 Bob Bailor, R (8, 4) OBP: 0.344, SLG: 0.291			SH5-4 1B		F7		IBB		BB	2	0	1	0	0	0	0											
Ed Lynch, R (1, 1) OBP: 0.238, SLG: 0.200 Dan Boliano, R (7, PH) OBP: 0.294, SLG: 0.400 Rusty Staub, L (8, 1) OBP: 0.406 Neil Allen, R (8, 1) OBP: 0.304, SLG: 0.400 Ray Seavage, L (9, 1) OBP: 0.302, SLG: 0.319 Mike Cubbage, L (9, PH) OBP: 0.302, SLG: 0.319		SH5-4		1B		F3		F8		1	0	1	0	0	0	0											
<b>Inning Stats</b>	R: 0 E: 0 K: 0 S: 2	H: 1 LOB: 0 BB: 0 P: 3	R: 0 E: 0 K: 0 S: 3	H: 0 LOB: 1 BB: 1 P: 7	R: 0 E: 0 K: 0 S: 4	H: 1 LOB: 1 BB: 0 P: 4	R: 1 E: 0 K: 0 S: 5	H: 2 LOB: 1 BB: 0 P: 5	R: 0 E: 0 K: 1 S: 5	H: 0 LOB: 0 BB: 0 P: 5	R: 0 E: 0 K: 0 S: 5	H: 2 LOB: 3 BB: 1 P: 9	R: 0 E: 0 K: 1 S: 5	H: 1 LOB: 0 BB: 0 P: 5	R: 1 E: 0 K: 0 S: 4	H: 1 LOB: 1 BB: 1 P: 8	1B: 6 2B: 3 3B: 0 HR: 1	SF: 0 SAC: 2 DP: 1 HBP: 1	WP: 0 PB: 0 SB: 0 CS: 2	PA: 36							
<b>PITCHER</b>	IP	WLS	BF	H	R	ER	SO	BB	IBB	HBP	BLK	WP	HR	S	P	ERA	WHIP										
Tom Seaver, R (1, 1) ERA: 2.39	9.0	W	36	9	2	2	3	2	1	1	0	0	1	38	51	2.00	1.222										

Cincinnati Reds @ New York Mets  
Shea Stadium, Flushing, NY  
Fri Aug 28 1981, 7:05 PM EDT  
Att: 23,061 - Unknown

AB	30
R	2
H	9
RBI	2
BB	3
SO	3
LOB	17



Batter	1	2	3	4	5	6	7	8	9	AB	R	H	RBI	BB	SO	LOB	TOP										
Dave Collins, S (1, 9) OBP: 0.350, SLG: 0.384	F7			F4-3		F4-3			WP	3	0	1	0	1	0	0	<p>Cincinnati Reds @ New York Mets</p> <p>Shea Stadium, Flushing, NY</p> <p>Sat Aug 29 1981, 7:05 PM EDT</p> <p>Att: 44,598 - Unknown</p> <p>livebaseballscores.com</p>										
Ken Griffey, L (1, 8) OBP: 0.354, SLG: 0.396	F8			F4-3		CS			2-3 1B	4	0	1	0	0	1	1											
Dave Concepcion, R (1, 6) OBP: 0.343, SLG: 0.419	5-3			K					1-2 1B	4	0	0	0	0	1	2											
George Foster, R (1, 7) OBP: 0.378, SLG: 0.544		5-3				1B F4-6-3 2B			F9	3	1	1	0	0	0	0											
Dan Driessen, L (1, 3) OBP: 0.336, SLG: 0.352		F4-3				F4-6-3 1B			F9	3	0	1	0	0	0	0											
Ray Knight, R (1, 5) OBP: 0.339, SLG: 0.370						F4-6-3			F9	3	0	0	0	0	0	1											
Junior Kennedy, R (8, 5) OBP: 0.115, SLG: 0.120		F8				1-2			F9	0	0	0	0	0	0	0											
Joe Nolan, L (1, 2) OBP: 0.368, SLG: 0.414			G3			F9			L3	3	0	0	0	0	0	0											
Ron Oester, S (1, 4) OBP: 0.324, SLG: 0.378			6-3						E3 1B F4-3 WP	3	1	0	0	0	1	0											
Bruce Berenyi, R (1, 1) OBP: 0.188, SLG: 0.267									F4-3	2	0	0	0	0	1	0											
Larry Bittner, L (9, PH) OBP: 0.311, SLG: 0.325			K			F4			F4-3	1	0	0	0	0	0	1											
<b>Inning Stats</b>	R: 0 E: 0 K: 0 S: 3	H: 0 LOB: 0 BB: 0 P: 3	R: 0 E: 0 K: 0 S: 3	H: 0 LOB: 0 BB: 0 P: 3	R: 0 E: 0 K: 1 S: 5	H: 0 LOB: 0 BB: 0 P: 5	R: 0 E: 0 K: 1 S: 5	H: 0 LOB: 0 BB: 0 P: 5	R: 1 E: 0 K: 0 S: 4	H: 2 LOB: 0 BB: 0 P: 4	R: 0 E: 0 K: 1 S: 4	H: 0 LOB: 0 BB: 1 P: 8	R: 0 E: 0 K: 0 S: 3	H: 1 LOB: 0 BB: 0 P: 3	R: 0 E: 0 K: 0 S: 3	H: 0 LOB: 0 BB: 0 P: 3	R: 1 E: 1 K: 1 S: 7	H: 1 LOB: 1 BB: 0 P: 7	1B: 3 2B: 1 3B: 0 HR: 0	SF: 0 SAC: 0 DP: 2 HBP: 0	WP: 1 PB: 0 CS: 1	PA: 31					
<b>PITCHER</b>	IP	WLS	BF	H	R	ER	SO	BB	IBB	HBP	BLK	WP	HR	S	P	ERA	WHIP										
Mike Scott, R (1, 1) ERA: 4.21	7.0	W	22	3	1	1	3	1	0	0	0	0	0	27	31	1.29	0.571										
Mike Marshall, R (8, 1) ERA: 3.39	1.1		6	1	1	0	0	0	0	0	0	0	0	6	6	0.00	0.750										
Ray Seearge, L (9, 1) ERA: 4.97	0.1	S	1	0	0	0	1	0	0	0	0	1	0	3	3	0.00	0.000										
Neil Allen, R (9, 1) ERA: 3.12	0.1		1	0	0	0	0	0	0	0	0	0	0	1	1	0.00	0.000										

Batter	1	2	3	4	5	6	7	8	9	AB	R	H	RBI	BB	SO	LOB	BOTTOM										
Lee Mazzilli, S (1, 8) OBP: 0.325, SLG: 0.319	4-3					S 1B BB			F7	2	1	0	0	2	0	0	<p>Cincinnati Reds @ New York Mets</p> <p>Shea Stadium, Flushing, NY</p> <p>Sat Aug 29 1981, 7:05 PM EDT</p> <p>Att: 44,598 - Unknown</p> <p>livebaseballscores.com</p>										
Frank Taveras, R (1, 6) OBP: 0.278, SLG: 0.296	6-3			6-3		K			WP S 1B	4	1	1	0	0	1	3											
Hubie Brooks, R (1, 5) OBP: 0.337, SLG: 0.406				6-3		1B			K 1B	4	0	2	1	0	1	3											
Dave Kingman, R (1, 7) OBP: 0.339, SLG: 0.492				K		1B			K	4	0	1	0	0	3	2											
Ellis Valentine, R (1, 9) OBP: 0.240, SLG: 0.339				K		F7			K 1B	4	0	0	0	0	3	3											
Rusty Staub, L (1, 3) OBP: 0.387, SLG: 0.404						K			K	3	0	1	1	1	1	2											
Bob Bailor, R (8, FR) OBP: 0.344, SLG: 0.291				F7		K			1B	0	0	0	0	0	0	0											
Alex Trevino, R (1, 2) OBP: 0.331, SLG: 0.278				G6-4-3		K			E6 G3 S WP	4	1	0	0	0	1	3											
Doug Flynn, R (1, 4) OBP: 0.238, SLG: 0.287				F9		F4-3			F5	3	0	0	0	0	0	1											
Mike Scott, R (1, 1) OBP: 0.147, SLG: 0.067						K			G3	2	0	1	0	0	1	0											
Mike Jorgensen, L (7, PH) OBP: 0.301, SLG: 0.432				6-3 BB		K			K	0	0	0	0	0	0	0											
Mike Marshall, R (8, 1)									G3	0	0	0	0	0	0	0											
Ray Seearge, L (9, 1) OBP: 1.000, SLG: 1.000									2-3	0	0	0	0	0	0	0											
Neil Allen, R (9, 1) OBP: 0.200, SLG: 0.600										0	0	0	0	0	0	0											
<b>Inning Stats</b>	R: 0 E: 0 K: 1 S: 6	H: 1 LOB: 1 BB: 0 P: 6	R: 0 E: 0 K: 1 S: 4	H: 0 LOB: 0 BB: 1 P: 8	R: 0 E: 0 K: 2 S: 4	H: 1 LOB: 2 BB: 1 P: 8	R: 0 E: 0 K: 2 S: 7	H: 0 LOB: 0 BB: 0 P: 7	R: 0 E: 0 K: 2 S: 7	H: 0 LOB: 0 BB: 0 P: 7	R: 1 E: 0 K: 2 S: 9	H: 2 LOB: 2 BB: 1 P: 13	R: 1 E: 1 K: 0 S: 4	H: 0 LOB: 0 BB: 0 P: 4	R: 1 E: 0 K: 3 S: 12	H: 2 LOB: 2 BB: 0 P: 12	1B: 6 2B: 0 3B: 0 HR: 0	SF: 0 SAC: 0 DP: 1 HBP: 0	WP: 2 PB: 0 CS: 0	PA: 34							
<b>PITCHER</b>	IP	WLS	BF	H	R	ER	SO	BB	IBB	HBP	BLK	WP	HR	S	P	ERA	WHIP										
Bruce Berenyi, R (1, 1) ERA: 3.48	8.0	L	34	6	3	2	11	3	0	0	0	2	0	53	65	2.25	1.125										

AB	29
R	2
H	4
RBI	0
BB	1
SO	4
LOB	5



Batter	1	2	3	4	5	6	7	8	9	AB	R	H	RBI	BB	SO	LOB	TOP						
Dave Collins, S OBP: 0.350, SLG: 0.391 Sam Mejias, R OBP: 0.333, SLG: 0.364	1-0 FC4-6 HBP	0-0 E3 1B		0-0 F4-3		0-0 HR	0-3 K		0-0 F4	5	1	1	1	0	1	4							
Ken Griffey, L OBP: 0.358, SLG: 0.418	0-0 FC4-6 1B 1-2 BB	0-0 FC5-4 1B		0-0 F8		0-0 HR			0-0 3B	5	3	3	2	0	0	1							
Dave Concepcion, R OBP: 0.347, SLG: 0.422	0-0 BB 1-3 1B	0-0 F9		0-0 6-3		0-0 1B			0-0 F6-4-3 1B	5	0	3	1	0	0	2							
George Foster, R OBP: 0.372, SLG: 0.535	0-3 K	0-0 FC5-4 1-2 BB			0-3 K	0-0 F7			0-0 F6-4-3 1-2 BB	5	0	0	0	0	2	6							
Dan Driessen, L OBP: 0.342, SLG: 0.361	4-0 BB 1-2 BB		0-0 1-3		0-0 1B SF7	0-0 F4-3			0-0 2B	4	1	2	0	1	0	1							
Joe Nolan, L OBP: 0.374, SLG: 0.416	4-0 BB 1-2 2-3 3-H BB		0-0 FC5 1B		0-0 1B		0-0 5-3		0-0 F8	4	0	2	1	1	0	1							
Ron Oester, S OBP: 0.321, SLG: 0.376	0-0 G3		0-0 F9		0-0 SF7		0-0 SH3-4 1B		0-0 F8	4	0	1	1	0	0	4		AB 38					
Junior Kennedy, R OBP: 0.226, SLG: 0.207		0-0 SH3-4 1B	0-0 1B	0-0 1B	0-0 F9		4-0 SH3-4 BB		0-0 SH3-4 1B	4	1	3	0	1	0	1		R 6					
Paul Moskau, R Michael LaCoss, R (5, 1)		0-0 SH3-4 1-2	0-0 FC5 2-3 BB		0-0 F7	0-0 SH3-4		0-0 SH3-4	1	0	0	0	0	0	0	2		H 15					
																		RBI 6					
																		BB 3					
																		SO 3					
																		LOB 22					
<b>Inning Stats</b>	R: 1 E: 0 K: 1 S: 6	H: 1 LOB: 3 P: 15	R: 1 E: 1 K: 0 S: 6	H: 2 LOB: 2 BB: 0 P: 6	R: 0 E: 0 K: 0 S: 5	H: 2 LOB: 2 BB: 0 P: 5	R: 0 E: 0 K: 0 S: 3	H: 0 LOB: 0 BB: 0 P: 3	R: 1 E: 0 K: 1 S: 7	H: 2 LOB: 1 BB: 0 P: 7	R: 2 E: 0 K: 0 S: 6	H: 3 LOB: 1 BB: 0 P: 6	R: 0 E: 0 K: 1 S: 6	H: 1 LOB: 2 BB: 1 P: 10	R: 1 E: 0 K: 0 S: 5	H: 3 LOB: 1 BB: 0 P: 5	R: 0 E: 0 K: 0 S: 4	H: 1 LOB: 1 BB: 0 P: 4	1B: 11 2B: 1 3B: 1 HR: 2	SF: 1 SAC: 3 DP: 1 HBP: 1	WP: 0 PB: 0 SB: 0 CS: 0	PA: 46	
<b>PITCHER</b>	IP WLS BF H R ER SO BB IBB HBP BLK WP HR S P ERA WHIP	1.1 L 11 3 2 2 1 2 0 1 0 0 0 10 19 13.50 3.750	2.2 10 2 0 0 0 0 0 0 0 0 0 2 10 10 0.00 0.750	2.0 11 5 3 3 1 0 0 0 0 0 2 13 13 13.50 2.500	3.0 14 5 1 1 1 1 0 0 0 0 0 15 19 3.00 2.000																		

Cincinnati Reds @ New York Mets  
Shea Stadium, Flushing, NY  
Sun Aug 30 1981, 3:33 AM EDT  
Att: 18,770 - Unknown



Batter	1	2	3	4	5	6	7	8	9	AB	R	H	RBI	BB	SO	LOB	BOTTOM						
Lee Mazzilli, S OBP: 0.331, SLG: 0.341	0-0 F8	0-3 K			0-0 1B 3B	4-0 1-2 BB			0-0 1-3 3B	4	2	2	0	1	1	3							
Frank Taveras, R OBP: 0.278, SLG: 0.296 Mookie Wilson, S OBP: 0.351, SLG: 0.401 Dyar Miller, R OBP: 0.333, SLG: 0.333 Ron Hodges, L OBP: 0.357, SLG: 0.400	0-0 1-3		0-0 F7		0-0 1B	0-0 1-3			0-0 1-3	3	0	1	1	0	0	0							
Hubie Brooks, R OBP: 0.335, SLG: 0.402	0-0 F8		0-3 K		0-0 FC5-4 1B	0-0 6-3			0-0 4-3	5	0	1	0	0	1	0							
Dave Kingman, R OBP: 0.337, SLG: 0.484		4-0 FC5-4 BB	0-0 F6		0-0 FC5-4 1-2 G6-4-3	0-0 6-3			0-0 F8	4	0	0	0	1	0	2							
Ellis Valentine, R OBP: 0.240, SLG: 0.343		0-0 FC5-4 1-2 HBP 1B		0-0 2B	0-0 G6-4-3 1-2	0-3 K				4	1	1	0	0	1	3							
Rusty Staub, L OBP: 0.398, SLG: 0.400		1-0 BB 1-2 HBP		4-0 BB	4-0 BB G6-4-3			0-0 F7		1	0	0	0	2	0								
John Stearns, R OBP: 0.313, SLG: 0.311		0-0 F7		0-0 F3		0-0 G6-4-3		0-0 6-3		4	0	0	0	0	0	5		AB 34					
Doug Flynn, R OBP: 0.247, SLG: 0.295		0-0 BB 1-2 2H 1B		0-0 F7		0-0 1B 1B		0-0 1B		4	0	3	1	0	0	2		R 3					
Greg Harris, S OBP: 0.077, SLG: 0.077 Terry Leach, L OBP: 0.295, SLG: 0.313 Dan Boitano, R OBP: 0.309, SLG: 0.429 Mike Jorgensen, L OBP: 0.330, SLG: 0.290 Bob Bailor, R		4-0 BB 1-2 2-3 BB		0-0 4-3		0-0 BB 1B		0-0 1-3		0	0	0	0	0	0	0		H 9					
																		RBI 3					
																		BB 5					
																		SO 3					
																		LOB 21					
<b>Inning Stats</b>	R: 0 E: 0 K: 0 S: 3	H: 0 LOB: 0 P: 3	R: 1 E: 0 K: 1 S: 6	H: 1 LOB: 3 BB: 2 P: 15	R: 0 E: 0 K: 1 S: 4	H: 0 LOB: 0 BB: 1 P: 8	R: 1 E: 0 K: 0 S: 5	H: 3 LOB: 1 BB: 0 P: 5	R: 0 E: 0 K: 0 S: 4	H: 2 LOB: 3 BB: 2 P: 12	R: 0 E: 0 K: 1 S: 5	H: 0 LOB: 0 BB: 0 P: 5	R: 0 E: 0 K: 0 S: 4	H: 1 LOB: 1 BB: 0 P: 4	R: 1 E: 0 K: 0 S: 4	H: 1 LOB: 0 BB: 0 P: 4	R: 0 E: 0 K: 0 S: 4	H: 0 LOB: 0 BB: 0 P: 4	1B: 6 2B: 1 3B: 2 HR: 0	SF: 0 SAC: 0 DP: 2 HBP: 1	WP: 0 PB: 0 SB: 0 CS: 0	PA: 40	
<b>PITCHER</b>	IP WLS BF H R ER SO BB IBB HBP BLK WP HR S P ERA WHIP	4.0 W 20 5 1 1 1 2 0 0 0 0 0 20 28 1.80 1.400																					

Cincinnati Reds @ New York Mets  
Shea Stadium, Flushing, NY  
Sun Aug 30 1981, 3:33 AM EDT  
Att: 18,770 - Unknown




Batter	1	2	3	4	5	6	7	8	9	AB	R	H	RBI	BB	SO	LOB	TOP								
Tim Raines, S OBP: 0.395, SLG: 0.432 (1, 7)	E3 3B		F8		K					5	1	2	3	0	1	1	<b>Montreal Expos @ Cincinnati Reds</b> Riverfront Stadium, Cincinnati, OH Mon Aug 31 1981, 7:05 PM EDT Att: 20,506 - Unknown								
Rodney Scott, S OBP: 0.319, SLG: 0.261 Brad Mills, L OBP: 0.200, SLG: 0.200 (8, PH) (8, 4)	SF8 3B		K			4-3	4-3	4-3		4	1	1	1	0	1	2									
Andre Dawson, R OBP: 0.383, SLG: 0.614 (1, 8)	SF8				HR		1B			3	2	3	3	1	0	0									
Gary Carter, R OBP: 0.321, SLG: 0.449 (1, 2)	L8-3 BB				K		F7			4	0	0	0	1	1	4									
Warren Cromartie, L OBP: 0.339, SLG: 0.389 (1, 9)	L8-3				G3					5	0	2	0	0	0	1									
John Milner, L OBP: 0.321, SLG: 0.426 (1, 3)					F5					4	1	1	1	1	0	2									
Larry Parrish, R OBP: 0.275, SLG: 0.329 (1, 5)	P6						K			5	0	1	0	0	1	1									
Chris Speier, R OBP: 0.317, SLG: 0.310 (1, 6)	F3						K			3	2	0	0	1	1	1									
Ray Burris, R OBP: 0.287, SLG: 0.160 Elias Sosa, R OBP: 1.000, SLG: 1.000 Tom Hutton, R OBP: 0.172, SLG: 0.171 Woodie Fryman, L OBP: 0.291, SLG: 0.250 Terry Francona, R OBP: 0.341, SLG: 0.350 Bill Lee, L OBP: 0.204, SLG: 0.204 (1, 1) (5, 1) (7, PH) (7, 1) (8, PH) (8, 1)	F8									1	0	0	0	1	0	0									
<b>Inning Stats</b>	R: 2 E: 1 K: 0 S: 4	H: 1 LOB: 0 BB: 1 P: 8	R: 0 E: 0 K: 0 S: 3	H: 0 LOB: 0 BB: 0 P: 3	R: 0 E: 0 K: 1 S: 5	H: 0 LOB: 0 BB: 0 P: 5	R: 1 E: 0 K: 1 S: 6	H: 1 LOB: 0 BB: 0 P: 6	R: 0 E: 0 K: 3 S: 9	H: 0 LOB: 1 BB: 1 P: 13	R: 0 E: 0 K: 0 S: 5	H: 2 LOB: 2 BB: 0 P: 5	R: 1 E: 0 K: 0 S: 5	H: 2 LOB: 3 BB: 2 P: 13	R: 3 E: 0 K: 0 S: 7	H: 4 LOB: 1 BB: 0 P: 7	R: 1 E: 0 K: 0 S: 4	H: 2 LOB: 1 BB: 1 P: 8	1B: 7 2B: 2 HR: 3	SF: 1 SAC: 0 HBP: 0	WP: 0 PB: 0 SB: 1 CS: 0	PA: 43			
<b>PITCHER</b>	IP	WLS	BF	H	R	ER	SO	BB	IBB	HBP	BLK	WP	HR	S	P	ERA	WHIP								
Mario Soto, R ERA: 3.53 (1, 1)	6.1		28	6	4	3	5	3	0	0	0	0	1	35	47	4.26	1.421								
Tom Hume, R ERA: 3.55 (7, 1)	1.1	W	9	4	3	3	0	1	0	0	0	0	1	8	12	20.25	3.750								
Doug Bair, R ERA: 5.55 (8, 1)	1.1		6	2	1	1	0	1	0	0	0	0	1	5	9	6.75	2.250								


AB	37
R	8
H	12
RBI	8
BB	5
SO	5
LOB	13



Batter	1	2	3	4	5	6	7	8	9	AB	R	H	RBI	BB	SO	LOB	BOTTOM								
Dave Collins, S OBP: 0.348, SLG: 0.396 Sam Mejias, R OBP: 0.333, SLG: 0.364 (1, 9) (8, 9)	2B 3B	FC4-6 1B	P4		SF9		6-3			4	2	1	1	0	0	3	<b>Montreal Expos @ Cincinnati Reds</b> Riverfront Stadium, Cincinnati, OH Mon Aug 31 1981, 7:05 PM EDT Att: 20,506 - Unknown								
Ken Griffey, L OBP: 0.382, SLG: 0.423 (1, 8)	F9 2B	1B IBB			F9					4	1	2	2	1	0	0									
Dave Concepcion, R OBP: 0.351, SLG: 0.425 (1, 6)	P4				6-3					5	0	3	2	0	0	1									
George Foster, R OBP: 0.367, SLG: 0.526 (1, 7)	F9	F9			K					5	0	0	0	0	1	6									
Dan Driessen, L OBP: 0.344, SLG: 0.368 (1, 3)	WP 2B				1B SF7					5	1	2	1	0	0	0									
Ron Oester, S OBP: 0.330, SLG: 0.379 (1, 4)					SH3-4 FC 1B					3	2	2	0	2	0	0									
Junior Kennedy, R OBP: 0.229, SLG: 0.219 Tom Hume, R (7, 1) Doug Bair, R OBP: 0.333, SLG: 1.333 Johnny Bench, R OBP: 0.407, SLG: 0.475 (9, PH)	P9				SF7					3	1	1	1	0	0	2									
Mike O'Berry, R OBP: 0.259, SLG: 0.274 Mike Vail, R OBP: 0.182, SLG: 0.182 (9, PH)					FC SH3-4 1B					0	0	0	0	0	0	0									
Mario Soto, R OBP: 0.098, SLG: 0.075 Ray Knight, R OBP: 0.340, SLG: 0.371 (1, 1) (7, 5)					SH3-4 FC4-6 1B					2	1	1	0	0	0	2									
<b>Inning Stats</b>	R: 2 E: 0 K: 0 S: 6	H: 3 LOB: 2 BB: 1 P: 10	R: 1 E: 0 K: 0 S: 5	H: 2 LOB: 2 BB: 1 P: 9	R: 1 E: 0 K: 0 S: 6	H: 2 LOB: 0 BB: 0 P: 6	R: 0 E: 0 K: 1 S: 5	H: 0 LOB: 0 BB: 0 P: 5	R: 4 E: 2 K: 0 S: 8	H: 3 LOB: 2 BB: 1 P: 12	R: 0 E: 0 K: 0 S: 3	H: 0 LOB: 0 BB: 0 P: 3	R: 0 E: 0 K: 0 S: 3	H: 0 LOB: 0 BB: 0 P: 3	R: 0 E: 0 K: 0 S: 3	H: 1 LOB: 0 BB: 0 P: 3	R: 1 E: 0 K: 0 S: 5	H: 3 LOB: 2 BB: 0 P: 5	1B: 11 2B: 2 3B: 1 HR: 0	SF: 2 SAC: 1 DP: 1 HBP: 0	WP: 1 PB: 0 SB: 1 CS: 0	PA: 45			
<b>PITCHER</b>	IP	WLS	BF	H	R	ER	SO	BB	IBB	HBP	BLK	WP	HR	S	P	ERA	WHIP								
Ray Burris, R ERA: 3.11 (1, 1)	4.2		29	9	8	4	1	2	1	0	0	0	0	5	5	0.00	0.750								
Elias Sosa, R ERA: 4.02 (5, 1)	1.1		5	1	0	0	0	0	0	0	0	0	0	5	5	0.00	0.750								
Woodie Fryman, L ERA: 2.0 (7, 1)	1.0		3	0	0	0	0	0	0	0	0	0	0	3	3	0.00	0.000								
Bill Lee, L ERA: 2.53 (8, 1)	1.2	L	8	4	1	1	0	0	0	0	0	0	0	8	8	5.40	2.400								




Batter	1	2	3	4	5	6	7	8	9	AB	R	H	RBI	BB	SO	LOB	TOP										
<b>Tim Raines, S</b> OBP: 0.396, SLG: 0.430 (1,7)	0-0 6-3		4-0 1B		0-0 4-3		0-0 E5		0-0 4-3	4	1	1	1	1	0	1	<b>Montreal Expos @ Cincinnati Reds</b> Riverfront Stadium, Cincinnati, OH Tue Sep 01 1981, 7:05 PM EDT Att: 15,978 - Unknown 										
<b>Rodney Scott, S</b> OBP: 0.318, SLG: 0.260 (1,4)	0-0 F6		0-0 1B		0-0 4-3		0-0 SH1-4		0-0 F7	4	0	1	1	0	0	1											
<b>Andre Dawson, R</b> OBP: 0.383, SLG: 0.607 (1,8)	0-0 F9		1-0 HBP		0-0 F7		4-0 1B		0-0 F8	3	0	0	0	1	0	1											
<b>Gary Carter, R</b> OBP: 0.320, SLG: 0.452 (1,2)		0-3 K	0-0 F7			0-0 2B	0-0 SF8			3	0	1	1	0	1	3											
<b>Warren Cromartie, L</b> OBP: 0.338, SLG: 0.387 (1,9)		0-0 F7		0-0 F7		0-0 F9	0-0 1B			4	0	1	1	0	0	1											
<b>John Milner, L</b> OBP: 0.309, SLG: 0.408 (7,1) <b>Jeff Reardon, R</b> (7,1)		0-0 F9		0-0 F8		0-3 K	0-0 G3			4	0	0	0	0	1	3											
<b>Brad Mills, L</b> OBP: 0.222, SLG: 0.125 (1,5)			0-0 F5	4-0 BB		0-0 F7		0-0 4-3		3	0	0	0	1	0	1											
<b>Chris Speier, R</b> OBP: 0.324, SLG: 0.315 (1,6)			4-0 SH1-4	0-0 F9			0-0 1B	0-0 G4-6-3		3	2	2	0	1	0	1											
<b>Charlie Lea, R</b> OBP: 0.188, SLG: 0.133 (7, PH) <b>Tom Hutton, L</b> OBP: 0.172, SLG: 0.111 (7, PH) <b>Tim Wallach, R</b> OBP: 0.295, SLG: 0.338 (7,3)			0-0 SH1-4	0-0 P3			0-0 SH1-4	0-0 G4-6-3		1	0	0	0	0	0	0											
<b>Inning Stats</b>	R: 0 E: 0 K: 0 S: 3	H: 0 LOB: 0 BB: 0 P: 3	R: 0 E: 0 K: 1 S: 5	H: 0 LOB: 0 BB: 0 P: 5	R: 1 E: 0 K: 0 S: 4	H: 1 LOB: 3 BB: 2 P: 13	R: 0 E: 0 K: 0 S: 3	H: 0 LOB: 1 BB: 1 P: 7	R: 0 E: 0 K: 1 S: 6	H: 1 LOB: 1 BB: 0 P: 4	R: 3 E: 1 K: 0 S: 7	H: 3 LOB: 2 BB: 1 P: 11	R: 0 E: 0 K: 0 S: 3	H: 1 LOB: 0 BB: 0 P: 3	R: 0 E: 0 K: 0 S: 3	H: 0 LOB: 0 BB: 0 P: 3	1B: 6 2B: 1 3B: 0 HR: 0	SF: 1 SAC: 2 DP: 1 HBP: 1	WP: 0 PB: 0 CS: 1	PA: 39							
<b>PITCHER</b>	IP	WLS	BF	H	R	ER	SO	BB	IBB	HBP	BLK	WP	HR	S	P	ERA	WHIP										
<b>Frank Pastore, R</b> ERA: 3.71	6.0		26	4	2	2	2	3	0	1	0	0	0	26	39	3.00	1.167										
<b>Joe Price, L</b> ERA: 3.29	0.1	L	3	1	0	0	0	0	0	0	0	0	0	3	3	0.00	3.000										
<b>Scott Brown, R</b> ERA: 2.94	0.1		2	0	1	0	0	0	1	0	0	0	0	1	5	0.00	0.000										
<b>Charlie Leibrandt, L</b> ERA:	0.1		2	1	1	0	0	0	0	0	0	0	0	2	2	0.00	3.000										
<b>Tom Hume, R</b> ERA: 3.4	2.0		6	1	0	0	0	0	0	0	0	0	0	6	6	0.00	0.500										

Batter	1	2	3	4	5	6	7	8	9	AB	R	H	RBI	BB	SO	LOB	BOTTOM										
<b>Dave Collins, S</b> OBP: 0.343, SLG: 0.391 (1,9)	0-0 F8		0-0 F8		0-0 G3			0-0 4-3		4	0	0	0	0	0	2	<b>Montreal Expos @ Cincinnati Reds</b> Riverfront Stadium, Cincinnati, OH Tue Sep 01 1981, 7:05 PM EDT Att: 15,978 - Unknown 										
<b>Ken Griffey, L</b> OBP: 0.383, SLG: 0.431 (1,8)	0-0 F2			0-0 2B		0-0 SF7		0-0 6-3		4	2	2	0	0	0	0											
<b>Dave Concepcion, R</b> OBP: 0.350, SLG: 0.426 (1,6)	0-0 F9			0-0 E7	1-3 4-3	0-0 F7		0-0 6-3		4	1	1	0	0	0	1											
<b>George Foster, R</b> OBP: 0.362, SLG: 0.520 (1,7)		0-0 5-3		0-0 1-3		0-0 SF7		0-3 K		3	0	0	1	0	1	1											
<b>Dan Driessen, L</b> OBP: 0.338, SLG: 0.360 (1,3)		0-0 F9		0-0 4-3		0-0 F8		0-0 F9		4	0	0	1	0	0	0											
<b>Ray Knight, R</b> OBP: 0.337, SLG: 0.367 (1,5)		0-0 F9		0-3 K			0-0 F8			3	0	0	0	0	1	0											
<b>Ron Oester, S</b> OBP: 0.326, SLG: 0.375 (1,4)			0-0 4-3		0-0 4-3		0-3 K			3	0	0	0	0	1	0											
<b>Mike O'Berry, R</b> OBP: 0.265, SLG: 0.280 (7, PH) <b>Larry Blittner, L</b> OBP: 0.304, SLG: 0.317 (7, PH) <b>Tom Hume, R</b> (8,1)			0-0 1B		0-0 4-3		0-0 F8			2	0	1	0	0	0	0											
<b>Frank Pastore, R</b> OBP: 0.125, SLG: 0.156 (7,1) <b>Joe Price, R</b> (7,1) <b>Scott Brown, R</b> (7,1) <b>Charlie Leibrandt, R</b> (7,1) <b>Joe Nolan, L</b> OBP: 0.372, SLG: 0.413 (8,2)		0-3 K		0-0 2B			0-0 G3			2	0	1	0	0	1	1											
<b>Inning Stats</b>	R: 0 E: 0 K: 0 S: 3	H: 0 LOB: 0 BB: 0 P: 3	R: 0 E: 0 K: 0 S: 3	H: 0 LOB: 0 BB: 0 P: 3	R: 0 E: 0 K: 1 S: 6	H: 1 LOB: 1 BB: 0 P: 6	R: 2 E: 1 K: 1 S: 7	H: 2 LOB: 0 BB: 0 P: 7	R: 0 E: 0 K: 0 S: 4	H: 1 LOB: 1 BB: 0 P: 4	R: 1 E: 0 K: 0 S: 4	H: 1 LOB: 0 BB: 0 P: 4	R: 0 E: 0 K: 1 S: 5	H: 0 LOB: 0 BB: 0 P: 5	R: 0 E: 0 K: 0 S: 3	H: 0 LOB: 0 BB: 0 P: 3	R: 0 E: 0 K: 1 S: 5	H: 0 LOB: 0 BB: 0 P: 5	1B: 2 2B: 2 3B: 1 HR: 0	SF: 1 SAC: 0 DP: 0 HBP: 0	WP: 0 PB: 0 CS: 0	PA: 32					
<b>PITCHER</b>	IP	WLS	BF	H	R	ER	SO	BB	IBB	HBP	BLK	WP	HR	S	P	ERA	WHIP										
<b>Charlie Lea, R</b> ERA: 4.14	6.0		23	5	3	2	2	0	0	0	0	0	0	27	27	3.00	0.833										
<b>Jeff Reardon, R</b> ERA: 2.6	3.0	S	9	0	0	0	2	0	0	0	0	0	0	13	13	0.00	0.000										

Batter	1	2	3	4	5	6	7	8	9	AB	R	H	RBI	BB	SO	LOB	TOP										
Tim Raines, S (1, 7) Jerry Manuel, S (8, 4) OBP: 0.395, SLG: 0.429 OBP: 0.290, SLG: 0.440	L4		S 1B			G3			6-3	3	0	1	0	0	0	0											
Rodney Scott, S (1, 4) Tim Wallach, R (8, 7) OBP: 0.318, SLG: 0.258 OBP: 0.293, SLG: 0.336	BB		K			K			K	2	0	0	0	1	2	1											
Andre Dawson, R (1, 8) Jerry White, S (8, 8) OBP: 0.379, SLG: 0.601 OBP: 0.314, SLG: 0.390	K			F8		K			5-3	3	0	0	0	0	2	1											
Gary Carter, R (1, 2) Mike Phillips, L (8, 6) OBP: 0.317, SLG: 0.446 OBP: 0.243, SLG: 0.258	F2			P6			F7			3	0	0	0	0	0	1											
Warren Cromartie, L (1, 9) Bobby Ramos, R (8, 2) OBP: 0.338, SLG: 0.390 OBP: 0.231, SLG: 0.297		F9			2B		L4			3	0	1	0	0	0	0											
John Milner, L (1, 3) OBP: 0.301, SLG: 0.396		F9			K		L4			3	0	0	0	0	1	1											
Brad Mills, L (1, 5) OBP: 0.167, SLG: 0.091						4-3		F8		3	0	0	0	0	1	0											
Chris Speier, R (1, 6) Elias Sosa, R (8, 1) OBP: 0.320, SLG: 0.311 OBP: 1.000, SLG: 1.000			P3			6-3		4-3		3	0	0	0	0	0	0											
Stan Bahnsen, R (1, 1) Tom Halloran, L (3, PH) Rick Engle, R (3, 1) Rowland Office, L (5, PH) Tom Gorman, L (5, 1) Terry Francona, L (8, PH) OBP: 0.364, SLG: 0.533			4-3			K		6-3		0	0	0	0	0	0	0											
<b>Inning Stats</b>	R: 0 E: 0 K: 1 S: 5	H: 0 LOB: 1 BB: 1 P: 9	R: 0 E: 0 K: 1 S: 5	H: 0 LOB: 0 BB: 0 P: 5	R: 0 E: 0 K: 1 S: 6	H: 1 LOB: 1 BB: 0 P: 6	R: 0 E: 0 K: 1 S: 6	H: 1 LOB: 1 BB: 0 P: 6	R: 0 E: 0 K: 1 S: 5	H: 0 LOB: 0 BB: 0 P: 5	R: 0 E: 0 K: 1 S: 3	H: 0 LOB: 0 BB: 0 P: 3	R: 0 E: 0 K: 0 S: 3	H: 0 LOB: 0 BB: 0 P: 3	R: 0 E: 0 K: 1 S: 5	H: 0 LOB: 0 BB: 0 P: 5	1B: 1 2B: 1 3B: 0 HR: 0	SF: 0 SAC: 0 DP: 0 HBP: 0	WP: 0 PB: 0 SB: 2 CS: 0	PA: 30							
<b>PITCHER</b>	IP	WLS	BF	H	R	ER	SO	BB	IBB	HBP	BLK	WP	HR	S	P	ERA	WHIP										
Tom Seaver, R (1, 1) ERA: 2.24	8.0	W	27	2	0	0	7	1	0	0	0	0	0	40	44	0.00	0.375										
Joe Price, L (9, 1) ERA: 3.21	1.0		3	0	0	0	1	0	0	0	0	0	0	5	5	0.00	0.000										

**Montreal Expos @ Cincinnati Reds**  
Riverfront Stadium, Cincinnati, OH  
Wed Sep 02 1981, 7:05 PM EDT  
Att: 12,926 - Unknown


AB	29
R	0
H	2
RBI	0
BB	1
SO	8
LOB	4



Batter	1	2	3	4	5	6	7	8	9	AB	R	H	RBI	BB	SO	LOB	BOTTOM										
Dave Collins, S (1, 9) Paul Householder, S (8, 8) OBP: 0.348, SLG: 0.397	S HR HBP		1B 2B	1-2 1B 1B		1-3		F8		3	3	2	0	0	0	0											
Ken Griffey, L (1, 8) Sam Mejias, R (8, 9) OBP: 0.385, SLG: 0.430 OBP: 0.333, SLG: 0.364	F8		2B	1-2 2B BB		K				3	1	1	1	1	1	1											
Dave Concepcion, R (1, 6) Junior Kennedy, R (8, 4) OBP: 0.355, SLG: 0.432 OBP: 0.229, SLG: 0.219	HR BB		G3	1-2 2B 1B			F8			3	1	2	3	1	0	0											
George Foster, R (1, 7) OBP: 0.361, SLG: 0.527	HR		K	1-2 2B 1B		F8		6-3		4	1	1	3	0	1	3											
Dan Driessen, L (1, 3) OBP: 0.336, SLG: 0.363	F9		G3			F9		2B		4	0	1	0	0	0	1											
Ray Knight, R (1, 5) OBP: 0.336, SLG: 0.363	K		K				BB			3	0	0	0	1	3	2											
Ron Oester, S (1, 4) OBP: 0.325, SLG: 0.373		3-1		F7-8	P4			FC4-6 1B		4	0	1	0	0	0	1											
Mike O'Berry, R (1, 2) OBP: 0.253, SLG: 0.266	F7			5-3	K			P4		4	0	0	0	0	1	2											
Tom Seaver, R (1, 1) German Barranca, L (8, PH) Joe Price, R (9, 1) OBP: 0.292, SLG: 0.310	K			BB 1B 1B		F8		FC4-6		3	1	1	0	0	1	0											
<b>Inning Stats</b>	R: 3 E: 0 K: 1 S: 6	H: 1 LOB: 0 BB: 1 P: 11	R: 0 E: 0 K: 1 S: 5	H: 0 LOB: 0 BB: 0 P: 5	R: 2 E: 0 K: 2 S: 10	H: 3 LOB: 1 BB: 0 P: 10	R: 2 E: 0 K: 0 S: 6	H: 3 LOB: 2 BB: 1 P: 10	R: 0 E: 0 K: 1 S: 5	H: 0 LOB: 0 BB: 0 P: 5	R: 0 E: 0 K: 1 S: 6	H: 1 LOB: 1 BB: 0 P: 6	R: 0 E: 0 K: 0 S: 4	H: 1 LOB: 1 BB: 0 P: 4	R: 0 E: 0 K: 1 S: 5	H: 1 LOB: 1 BB: 0 P: 4	1B: 5 2B: 3 3B: 0 HR: 1	SF: 0 SAC: 0 DP: 0 HBP: 1	WP: 0 PB: 0 SB: 1 CS: 0	PA: 37							
<b>PITCHER</b>	IP	WLS	BF	H	R	ER	SO	BB	IBB	HBP	BLK	WP	HR	S	P	ERA	WHIP										
Stan Bahnsen, R (1, 1) ERA: 5.68	2.0	L	9	6	4	4	2	1	0	0	0	0	0	16	20	18.00	3.500										
Rick Engle, L (3, 1) ERA: 15.0	2.0		13	6	4	4	2	1	0	0	0	0	0	16	20	0.00	0.667										
Tom Gorman, L (5, 1) ERA:	3.0		11	1	0	0	3	1	0	0	0	0	0	16	20	0.00	0.667										
Elias Sosa, R (8, 1) ERA: 4.44	1.0		4	1	0	0	0	0	0	0	0	0	0	4	4	0.00	1.000										

**Montreal Expos @ Cincinnati Reds**  
Riverfront Stadium, Cincinnati, OH  
Wed Sep 02 1981, 7:05 PM EDT  
Att: 12,926 - Unknown

AB	33
R	7
H	9
RBI	7
BB	3
SO	7
LOB	12



Batter	1	2	3	4	5	6	7	8	9	AB	R	H	RBI	BB	SO	LOB	TOP										
<b>Dave Collins, S</b> (1, 9) OBP: 0.350, SLG: 0.396 <b>Sam Mejias, R</b> (8, 9) OBP: 0.327, SLG: 0.356										3	1	1	0	1	0	1											
<b>Ken Griffey, L</b> (1, 8) OBP: 0.371, SLG: 0.431										4	3	2	0	2	0	1											
<b>Dave Concepcion, R</b> (1, 6) OBP: 0.358, SLG: 0.434										3	2	2	1	1	0	0											
<b>George Foster, R</b> (1, 7) OBP: 0.362, SLG: 0.535										5	1	2	5	0	2	4											
<b>Johnny Bench, R</b> (1, 3) OBP: 0.419, SLG: 0.510 <b>Eddie Milner, L</b> (8, PH) <b>Tom Hume, R</b> (8, 1)										3	1	2	2	1	0	2											
<b>Ray Knight, R</b> (1, 5) OBP: 0.333, SLG: 0.361										4	0	1	1	0	1	2											
<b>Joe Nolan, L</b> (1, 2) OBP: 0.383, SLG: 0.401										5	0	0	0	0	0	4											
<b>Ron Oester, S</b> (1, 4) OBP: 0.327, SLG: 0.371										4	0	1	0	1	1	1											
<b>Bruce Berenyi, R</b> (1, 1) OBP: 0.200, SLG: 0.273 <b>Paul Moskau, R</b> (6, 1) <b>Dan Driessen, L</b> (8, PH) OBP: 0.338, SLG: 0.364 (8, 3)										3	0	1	0	0	2	2											
<b>Inning Stats</b>	R: 2 E: 0 K: 1 S: 8	H: 3 LOB: 1 BB: 0 P: 8	R: 0 E: 0 K: 1 S: 6	H: 1 LOB: 1 BB: 0 P: 6	R: 2 E: 0 K: 0 S: 5	H: 2 LOB: 1 BB: 1 P: 9	R: 0 E: 0 K: 2 S: 8	H: 1 LOB: 3 BB: 2 P: 16	R: 0 E: 0 K: 1 S: 5	H: 0 LOB: 2 BB: 2 P: 13	R: 0 E: 0 K: 0 S: 3	H: 0 LOB: 0 BB: 0 P: 3	R: 1 E: 0 K: 0 S: 5	H: 2 LOB: 1 BB: 0 P: 5	R: 4 E: 0 K: 2 S: 11	H: 3 LOB: 1 BB: 1 P: 15	R: 0 E: 0 K: 0 S: 4	H: 1 LOB: 1 BB: 0 P: 4	1B: 11 2B: 0 3B: 0 HR: 2	SF: 2 SAC: 1 DP: 0 HBP: 0	WP: 2 PB: 0 SB: 2 CS: 0	PA: 47					
<b>PITCHER</b>	IP	WLS	BF	H	R	ER	SO	BB	IBB	HBP	BLK	WP	HR	S	P	ERA	WHIP										
<b>Mark Davis, L</b> (1, 1) ERA: 17.65	4.0	L	22	7	4	4	4	3	0	0	0	0	0	27	39	9.00	2.500										
<b>Dan Larson, R</b> (5, 1) ERA:	1.0		5	0	0	0	1	1	1	0	0	1	0	5	13	0.00	1.000										
<b>Mike Proly, R</b> (6, 1) ERA: 3.0	2.0		8	2	1	1	0	0	0	0	0	0	1	8	8	4.50	1.000										
<b>Ron Reed, R</b> (8, 1) ERA: 3.47	1.0		8	3	4	4	2	0	1	0	0	1	1	11	15	36.00	3.000										
<b>Sparky Lyle, L</b> (9, 1) ERA: 4.33	1.0		4	1	0	0	0	0	0	0	0	0	0	4	4	0.00	1.000										

Cincinnati Reds @ Philadelphia Phillies  
Veterans Stadium, Philadelphia, PA  
Thu Sep 03 1981, 7:05 PM EDT  
Att: 26,540 - Unknown

AB 38  
R 9  
H 13  
RBI 9  
BB 6  
SO 7  
LOB 19



Batter	1	2	3	4	5	6	7	8	9	AB	R	H	RBI	BB	SO	LOB	BOTTOM										
<b>Pete Rose, S</b> (1, 3) OBP: 0.398, SLG: 0.421										3	1	2	0	2	0	1											
<b>Larry Bowa, S</b> (1, 6) OBP: 0.297, SLG: 0.299										4	0	1	1	1	0	5											
<b>Bake McBride, L</b> (1, 9) OBP: 0.309, SLG: 0.364 <b>Dick Davis, R</b> (7, 9) OBP: 0.443, SLG: 0.486										3	0	0	1	0	2	2											
<b>Mike Schmidt, R</b> (1, 5) OBP: 0.414, SLG: 0.647										3	1	2	1	2	1	1											
<b>Gary Matthews, R</b> (1, 7) OBP: 0.358, SLG: 0.388										4	0	0	0	1	1	5											
<b>Gary Maddox, R</b> (1, 8) OBP: 0.297, SLG: 0.345										4	0	2	0	1	2	3											
<b>Manny Trillo, R</b> (1, 4) OBP: 0.324, SLG: 0.375										5	0	2	0	0	0	2											
<b>Bob Boone, R</b> (1, 2) OBP: 0.286, SLG: 0.302										5	0	0	0	0	0	5											
<b>Mark Davis, L</b> (1, 1) Leri Matoszek, L (1, 1) Dan Larson, R (5, 1) Chris Vogel, R (6, 1) Mike Proly, R (6, 1) Owen Garza, L (8, 1) Ron Reed, R (8, 1) Sparky Lyle, L (9, 1) George Van Dyke, L (9, 1)										8	0	0	0	0	0	0											
<b>Inning Stats</b>	R: 1 E: 0 K: 3 S: 10	H: 1 LOB: 1 BB: 1 P: 14	R: 0 E: 0 K: 0 S: 3	H: 0 LOB: 3 BB: 3 P: 15	R: 1 E: 0 K: 1 S: 8	H: 3 LOB: 2 BB: 0 P: 8	R: 1 E: 0 K: 0 S: 4	H: 1 LOB: 1 BB: 2 P: 12	R: 0 E: 0 K: 1 S: 6	H: 1 LOB: 1 BB: 0 P: 6	R: 0 E: 0 K: 1 S: 6	H: 1 LOB: 3 BB: 2 P: 14	R: 0 E: 0 K: 0 S: 3	H: 0 LOB: 0 BB: 0 P: 3	R: 0 E: 0 K: 0 S: 5	H: 2 LOB: 2 BB: 0 P: 5	R: 0 E: 0 K: 1 S: 6	H: 1 LOB: 1 BB: 0 P: 6	1B: 7 2B: 2 3B: 0 HR: 1	SF: 1 SAC: 0 DP: 0 HBP: 0	WP: 1 PB: 0 SB: 2 CS: 0	PA: 45					
<b>PITCHER</b>	IP	WLS	BF	H	R	ER	SO	BB	IBB	HBP	BLK	WP	HR	S	P	ERA	WHIP										
<b>Bruce Berenyi, R</b> (1, 1) ERA: 3.58	5.0	W	27	6	3	3	5	6	0	0	0	0	0	31	55	5.40	2.400										
<b>Paul Moskau, R</b> (6, 1) ERA: 3.99	2.0		9	1	0	0	1	2	0	0	0	0	0	9	17	0.00	1.500										
<b>Tom Hume, R</b> (8, 1) ERA: 3.26	2.0		9	3	0	0	1	0	0	0	0	0	0	11	11	0.00	1.500										

Cincinnati Reds @ Philadelphia Phillies  
Veterans Stadium, Philadelphia, PA  
Thu Sep 03 1981, 7:05 PM EDT  
Att: 26,540 - Unknown

AB 36  
R 3  
H 10  
RBI 3  
BB 8  
SO 7  
LOB 27







Batter	1	2	3	4	5	6	7	8	9	AB R H RBI BB SO LOB	TOP											
Dave Collins, S (1, 9) OBP: 0.352, SLG: 0.397	H 1-0 HBP		X 0-0 5-3		X 0-0 5-3	X 0-0 E6 HR	X 0-0 1B		X 0-3 K	3 1 1 0 0 0 0	<b>Cincinnati Reds @ Philadelphia Phillies</b> Veterans Stadium, Philadelphia, PA Sat Sep 05 1981, 7:05 PM EDT Att: 41,845 - Unknown											
Sam Mejias, R (7, 9) OBP: 0.327, SLG: 0.356									0 0 0 0 0 0 0													
Ken Griffey, L (9, PH) OBP: 0.369, SLG: 0.432									1 0 0 0 0 1 0													
Paul Householder, S (1, 8) OBP: 0.375, SLG: 0.750	X 0-0 5-3		X 0-0 5-3			X 0-0 1-H HR	X 0-0 1B		X 0-0 F7	5 1 2 2 0 0 1												
Dave Concepcion, R (1, 6) OBP: 0.358, SLG: 0.429	X 0-0 FC5-4 1B			X 0-0 F9		X 0-0 6-3	X 0-3 K			4 0 1 0 0 1 2												
George Foster, R (1, 7) OBP: 0.362, SLG: 0.539	X 0-0 FC5-4 1-2			X 0-3 K2-3		X 4-0 1B BB		X 0-0 HR		3 2 1 1 1 1 1												
Johnny Bench, R (1, 3) OBP: 0.430, SLG: 0.514		B 4-0 BB		X 0-0 F3		X 0-0 1B		X 0-0 4-3 1B		3 0 2 0 1 0 0												
German Barranca, L (8, PR) OBP: 0.500, SLG: 0.500										0 0 0 0 0 0 0												
Dan Driessen, L (8, 3) OBP: 0.336, SLG: 0.362										0 0 0 0 0 0 0												
Ray Knight, R (1, 5) OBP: 0.331, SLG: 0.358	X 0-0 G6-4-3				X 0-0 F8	X 0-0 1-2 2-H 1B		X 0-0 4-3		4 0 1 1 0 0 2												
Joe Nolan, L (1, 2) OBP: 0.358, SLG: 0.407		B 4-0 BB		X 0-0 G4-6-3 1B		X 0-3 K		X 4-0 G4-6-3 BB		2 0 1 0 2 1 2												
Mike O'Berry, R (8, 2) OBP: 0.253, SLG: 0.266										0 0 0 0 0 0 0												
Ron Oester, S (1, 4) OBP: 0.321, SLG: 0.365	X 0-0 E8									4 0 1 0 0 1 3												
Tom Hume, R (8, 1)							X 0-3 K	X 0-0 G4-6-3		0 0 0 0 0 0 0												
Mario Soto, R (1, 1) OBP: 0.091, SLG: 0.070			X 0-3 K			X 0-3 K	X 0-0 6-3		X 0-0 6-3	3 0 0 0 0 2 0												
Junior Kennedy, R (8, 4) OBP: 0.229, SLG: 0.219										0 0 0 0 0 0 0												
Larry Bittner, L (9, PH) OBP: 0.313, SLG: 0.326										1 0 0 0 0 0 0												
<b>Inning Stats</b>	R: 0 E: 0 K: 0 S: 3	H: 1 LOB: 1 BB: 0 P: 4	R: 0 E: 1 K: 0 S: 2	H: 1 LOB: 1 BB: 2 P: 10	R: 0 E: 0 K: 1 S: 5	H: 0 LOB: 0 BB: 0 P: 5	R: 0 E: 0 K: 1 S: 5	H: 0 LOB: 0 BB: 0 P: 5	R: 0 E: 0 K: 1 S: 3	H: 1 LOB: 0 BB: 0 P: 3	R: 3 E: 1 K: 2 S: 11	H: 3 LOB: 2 BB: 1 P: 15	R: 0 E: 0 K: 2 S: 9	H: 2 LOB: 2 BB: 0 P: 9	R: 1 E: 0 K: 0 S: 4	H: 2 LOB: 2 BB: 1 P: 8	R: 0 E: 0 K: 1 S: 5	H: 0 LOB: 0 BB: 0 P: 5	1B: 8 2B: 0 3B: 0 HR: 2	SF: 0 SAC: 0 DP: 3 HBP: 1	WP: 0 PB: 0 SB: 0 CS: 1	PA: 38
<b>PITCHER</b>	IP WLS BF H R ER SO BB IBB HBP BLK WP HR S P ERA WHIP											<b>PITCHER</b>	IP WLS BF H R ER SO BB IBB HBP BLK WP HR S P ERA WHIP									
Steve Carlton, L (1, 1) ERA: 2.42	7.0	30	8	3	1	6	3	0	1	0	0	0	1	38	51	1.29	1.571					
Ron Reed, R (8, 1) ERA: 3.51	2.0	W	8	2	1	1	1	0	0	0	0	0	1	9	13	4.50	1.500					

AB 33  
R 4  
H 10  
RBI 4  
BB 4  
SO 7  
LOB 11



Batter	1	2	3	4	5	6	7	8	9	AB R H RBI BB SO LOB	BOTTOM											
Lonnie Smith, R (1, 8) OBP: 0.344, SLG: 0.374	X 0-0 F3		X 0-3 K		X 0-0 E S FC5 1B		X 4-0 S S FC5 BB	X 4-0 1-2 BB		3 1 1 0 2 1 0	<b>Cincinnati Reds @ Philadelphia Phillies</b> Veterans Stadium, Philadelphia, PA Sat Sep 05 1981, 7:05 PM EDT Att: 41,845 - Unknown											
Pete Rose, S (1, 3) OBP: 0.392, SLG: 0.413	B 4-0 1-3 BB		X 0-3 K		X 0-0 F6		X 0-0 F9	X 0-0 2-H 3-H 1B		4 0 1 2 1 1 2												
Gary Matthews, R (1, 7) OBP: 0.358, SLG: 0.382	X 0-0 1-3		X 0-0 BB		X 0-0 FC5		X 0-0 FC5			4 0 1 1 0 0 2												
Ryne Sandberg, R (7, PR)										0 0 0 0 0 0 0												
Ron Reed, R (8, 1) OBP: 0.600, SLG: 0.800	X 1-2 1B		X 0-0 BB		X 2-H 1B		X 2-H 1B			0 0 0 0 0 0 0												
Mike Schmidt, R (1, 5) OBP: 0.417, SLG: 0.643	X 0-3 K		X 4-0 K		X 0-3 K		X 4-0 K	X 4-0 1-2 1B		2 0 0 0 2 2 2												
Keith Moreland, R (1, 2) OBP: 0.298, SLG: 0.438		X 0-0 FC4-6 1B	X 0-3 K		X 0-0 F4		X 0-0 F9			4 0 1 0 0 1 5												
George Vukovich, L (1, 9) OBP: 0.467, SLG: 0.643	X 0-0 FC4-6 1B BLK			X 0-0 1B		X 0-0 1B S		X 0-0 F9		4 1 2 0 0 0 1												
Larry Bowa, S (1, 6) OBP: 0.310, SLG: 0.310	X 0-0 BLK 6-3 1B		X 0-0 F5		X 0-0 F5		X 0-0 G4-6-3 1B	X 0-0 F7		4 1 2 0 0 0 1												
Luis Aguayo, R (1, 4) OBP: 0.293, SLG: 0.307		X 0-0 6-3		X 0-0 F9		X 0-0 F4		X 4-0 1B BB		3 0 0 1 0 0 3												
Greg Gross, L (8, 7) OBP: 0.330, SLG: 0.313		X 2-H 3-H		X 0-3 K		X 0-0 G4-6-3		X 0-0 BB		0 1 0 0 1 0 0												
Steve Carlton, L (1, 1) OBP: 0.185, SLG: 0.250				X 0-0 1-3		X 0-0 G4-6-3		X 0-0 BB		3 0 0 0 0 1 3												
Manny Trillo, R (8, 4) OBP: 0.326, SLG: 0.377								X 1-3 1B 1B		1 1 1 0 0 0 0												
<b>Inning Stats</b>	R: 0 E: 0 K: 1 S: 5	H: 0 LOB: 1 BB: 1 P: 9	R: 2 E: 0 K: 1 S: 7	H: 2 LOB: 0 BB: 0 P: 7	R: 0 E: 0 K: 3 S: 10	H: 1 LOB: 1 BB: 1 P: 14	R: 0 E: 0 K: 0 S: 4	H: 1 LOB: 1 BB: 0 P: 4	R: 1 E: 1 K: 1 S: 7	H: 1 LOB: 1 BB: 0 P: 7	R: 0 E: 0 K: 0 S: 4	H: 2 LOB: 1 BB: 0 P: 4	R: 0 E: 0 K: 0 S: 3	H: 0 LOB: 2 BB: 2 P: 11	R: 2 E: 0 K: 0 S: 4	H: 2 LOB: 1 BB: 2 P: 12	R: 2 E: 0 K: 0 S: 4	H: 2 LOB: 1 BB: 2 P: 12	1B: 9 2B: 0 3B: 0 HR: 0	SF: 0 SAC: 0 DP: 1 HBP: 0	WP: 0 PB: 0 SB: 6 CS: 0	PA: 38
<b>PITCHER</b>	IP WLS BF H R ER SO BB IBB HBP BLK WP HR S P ERA WHIP											<b>PITCHER</b>	IP WLS BF H R ER SO BB IBB HBP BLK WP HR S P ERA WHIP									
Mario Soto, R (1, 1) ERA: 3.6	7.2	L	36	8	5	4	6	4	0	0	1	0	0	43	63	4.70	1.565					
Tom Hume, R (8, 1) ERA: 3.24	0.1		2	1	0	0	0	1	0	0	0	0	0	1	5	0.00	6.000					


AB 32  
R 5  
H 9  
RBI 4  
BB 6  
SO 6  
LOB 19



Batter	1	2	3	4	5	6	7	8	9	AB	R	H	RBI	BB	SO	LOB	TOP
Dave Collins, S OBP: 0.351, SLG: 0.393 Tom Hume, R Joe Price, R	(1, 9) 4-0 BB G6-4-3 BB			(1) 0-3 K		(3) 0-0 6-3		(3) 0-0 L4		3	0	0	0	1	1	0	
Paul Householder, S OBP: 0.333, SLG: 0.545	(1, 8) 0-0 G6-4-3 1-2			(2) 0-3 K					(1) 0-0 F8	3	1	0	0	1	1	1	
Dave Concepcion, R OBP: 0.362, SLG: 0.437	(1, 6) 0-0 L3									4	1	3	0	0	0	0	
George Foster, R OBP: 0.361, SLG: 0.535				(1) 0-3 K					(2) 0-0 4-3	4	1	1	0	0	1	3	
Dan Driessen, L OBP: 0.343, SLG: 0.366				(2) 0-0 6-3						3	2	2	1	0	0	0	
Ray Knight, R OBP: 0.333, SLG: 0.363				(3) 0-0 F9					(3) 0-0 HBP	2	0	1	3	1	0	0	
Ron Oester, S OBP: 0.318, SLG: 0.361				(1) 0-0 F8						3	0	0	0	0	0	1	
Mike O'Berry, R OBP: 0.244, SLG: 0.256				(2) 0-0 6-3					(1) 0-0 1-3	3	0	0	0	0	1	0	
Frank Pastore, R OBP: 0.118, SLG: 0.147 Johnny Bench, R OBP: 0.426, SLG: 0.509 Sam Mejias, R OBP: 0.327, SLG: 0.356	(1, 1) 0-3 K			(3) 0-3 K					(2) 0-0 6-3	2	0	0	0	0	1	0	
<b>Inning Stats</b>	R: 0 H: 0 E: 0 LOB: 0 K: 0 BB: 1 S: 2 P: 6	R: 0 H: 0 E: 0 LOB: 0 K: 1 BB: 0 S: 5 P: 5	R: 0 H: 0 E: 0 LOB: 0 K: 1 BB: 0 S: 5 P: 5	R: 0 H: 2 E: 0 LOB: 2 K: 2 BB: 0 S: 8 P: 8	R: 0 H: 1 E: 0 LOB: 0 K: 0 BB: 1 S: 2 P: 6	R: 0 H: 0 E: 0 LOB: 0 K: 1 BB: 0 S: 5 P: 5	R: 3 H: 2 E: 1 LOB: 0 K: 0 BB: 1 S: 5 P: 9	R: 0 H: 0 E: 0 LOB: 1 K: 0 BB: 0 S: 3 P: 3	R: 2 H: 2 E: 0 LOB: 1 K: 0 BB: 0 S: 4 P: 5	1B: 5 SF: 1 2B: 2 SAC: 0 3B: 0 DP: 1 HR: 0 HBP: 1	WP: 0 PA: 34 PB: 0 CS: 0 S: 2						
<b>PITCHER</b>	IP WLS BF H R ER SO BB IBB HBP BLK WP HR S P ERA WHIP																
Dickie Noles, R ERA: 4.22 Sparky Lyle, L ERA: 4.42	(1, 1) 7.0 25 5 3 2 5 3 0 0 0 0 0 0 0 32 44 2.57 1.143																
(8, 1) 2.0 L 8 2 2 2 0 0 0 1 0 0 0 0 7 8 9.00 1.000																	

**Cincinnati Reds @ Philadelphia Phillies**  
Veterans Stadium, Philadelphia, PA  
Sun Sep 06 1981, 3:33 AM EDT  
Att: 30,366 - Unknown


AB 28  
R 5  
H 7  
RBI 4  
BB 3  
SO 5  
LOB 5



Batter	1	2	3	4	5	6	7	8	9	AB	R	H	RBI	BB	SO	LOB	BOTTOM
Lonnie Smith, R OBP: 0.338, SLG: 0.367	(1, 9) 0-0 F9			(2) 0-3 K						5	0	1	0	0	1	3	
Pete Rose, S OBP: 0.395, SLG: 0.417	(1, 3) 4-0 BB			(3) 0-0 1-3						4	1	2	0	1	0	2	
Gary Matthews, R OBP: 0.359, SLG: 0.385	(1, 7) 0-0 F8									3	1	1	1	0	0	1	
Mike Schmidt, R OBP: 0.415, SLG: 0.641	(1, 5) 0-0 L5									4	1	1	0	0	1	4	
Keith Moreland, R OBP: 0.296, SLG: 0.435				(1) 0-0 F9						3	0	1	2	0	0	2	
Garry Maddox, R OBP: 0.293, SLG: 0.340				(2) 0-3 K						4	0	0	0	0	2	3	
Larry Bowa, S OBP: 0.313, SLG: 0.310				(3) 0-0 L5						3	1	1	0	1	0	0	
Manny Trillo, R OBP: 0.329, SLG: 0.379										4	0	2	1	0	1	1	
Dickie Noles, R OBP: 0.111, SLG: 0.111 Len Matuszek, L OBP: 1.000, SLG: 1.500 Sparky Lyle, L OBP: 0.333, SLG: 0.333 George Vukovich, L OBP: 0.438, SLG: 0.600	(1, 1) 0-0 SH2-4 1B			(1) 0-0 SH2-4 1B					(2) 0-0 4-3	1	0	0	0	0	1	1	
<b>Inning Stats</b>	R: 0 H: 0 E: 0 LOB: 1 K: 0 BB: 1 S: 3 P: 7	R: 0 H: 0 E: 0 LOB: 0 K: 1 BB: 0 S: 5 P: 5	R: 0 H: 1 E: 0 LOB: 0 K: 1 BB: 0 S: 6 P: 6	R: 1 H: 1 E: 0 LOB: 0 K: 0 BB: 0 S: 4 P: 4	R: 0 H: 0 E: 0 LOB: 1 K: 1 BB: 1 S: 5 P: 9	R: 2 H: 3 E: 0 LOB: 0 K: 1 BB: 0 S: 7 P: 7	R: 0 H: 1 E: 0 LOB: 1 K: 1 BB: 0 S: 6 P: 6	R: 0 H: 1 E: 0 LOB: 2 K: 0 BB: 0 S: 6 P: 7	R: 1 H: 3 E: 0 LOB: 1 K: 0 BB: 0 S: 5 P: 5	1B: 7 SF: 1 2B: 3 SAC: 1 3B: 0 DP: 1 HR: 0 HBP: 1	WP: 1 PA: 38 PB: 0 CS: 0						
<b>PITCHER</b>	IP WLS BF H R ER SO BB IBB HBP BLK WP HR S P ERA WHIP																
Frank Pastore, R ERA: 3.72 Tom Hume, R ERA: 3.31 Joe Price, L ERA: 3.09	(1, 1) 7.0 28 6 3 3 5 2 0 0 0 0 0 0 0 36 44 3.86 1.143																
(8, 1) 1.2 W 9 4 1 1 1 0 0 1 0 0 0 0 10 11 5.40 2.400																	
(9, 1) 0.1 S 1 0 0 0 0 0 0 0 0 0 0 0 1 1 0.00 0.000																	

**Cincinnati Reds @ Philadelphia Phillies**  
Veterans Stadium, Philadelphia, PA  
Sun Sep 06 1981, 3:33 AM EDT  
Att: 30,366 - Unknown

AB 33  
R 4  
H 10  
RBI 4  
BB 2  
SO 6  
LOB 17







Batter	1	2	3	4	5	6	7	8	9	AB	R	H	RBI	BB	SO	LOB	TOP													
Ozzie Smith, S (1, 6) OBP: 0.317, SLG: 0.283	0-0 F7		0-3 K			0-0 6-3		0-0 F7		4	0	0	0	0	1	0														
Juan Bonilla, R (1, 4) OBP: 0.351, SLG: 0.370	0-0 6-3		0-0 F2			0-0 G3 1B		0-0 CS 1B		4	0	2	0	0	0	0														
Gene Richards, L (1, 7) OBP: 0.362, SLG: 0.407	4-0 BB		0-0 P6			0-0 G3		0-0 CS	0-0 SH2-3 2B	3	1	1	0	1	0	1														
Ruppert Jones, L (1, 8) OBP: 0.332, SLG: 0.396	0-0 F9			0-0 4-3		0-0 4-3			0-0 SH2-3	3	0	0	0	0	0	2														
Luis Salazar, R (1, 5) OBP: 0.324, SLG: 0.394		4-0 S 1B BB		0-0 F8			0-0 SH1-4 SF8 2B		4-0 2B 1BB	2	2	1	0	2	0	0														
Terry Kennedy, L (1, 2) OBP: 0.344, SLG: 0.371		0-0 B1-3		0-0 G3			0-0 SH1-4		0-0 F7	3	0	0	0	0	0	3														
Bary Evans, R (1, 3) OBP: 0.367, SLG: 0.338 Broderick Perkins, L (9, PH) OBP: 0.322, SLG: 0.431		0-0 2H 1B			0-0 F9			0-0 SF8		2	1	1	2	0	0	0														
Dave Edwards, R (1, 9) OBP: 0.276, SLG: 0.338 Eric Show, R (7, 1) Gary Lucas, L (9, 1) John Urrea, R (9, 1) OBP: 0.250, SLG: 0.250		0-0 2H 1B			0-0 6-3			0-0 5-3		3	0	1	1	0	0	0														
Tim Lollar, L (1, 1) OBP: 0.250, SLG: 0.400 Joe Lefebvre, L (7, 9) OBP: 0.346, SLG: 0.416		0-3 K			0-0 F7			0-3 K		2	0	0	0	0	1	1														
Inning Stats	R: 0 E: 0 K: 0 S: 3	H: 0 LOB: 1 BB: 1 P: 7	R: 2 E: 0 K: 1 S: 6	H: 2 LOB: 0 BB: 1 P: 10	R: 0 E: 0 K: 1 S: 5	H: 0 LOB: 0 BB: 0 P: 5	R: 0 E: 0 K: 0 S: 3	H: 0 LOB: 0 BB: 0 P: 3	R: 0 E: 0 K: 0 S: 4	H: 1 LOB: 1 BB: 0 P: 4	R: 1 E: 0 K: 0 S: 4	H: 1 LOB: 0 BB: 0 P: 4	R: 0 E: 0 K: 1 S: 5	H: 1 LOB: 0 BB: 0 P: 5	R: 1 E: 0 K: 0 S: 4	H: 2 LOB: 2 BB: 1 P: 8	1B: 5 2B: 2 3B: 0 HR: 0	SF: 1 SAC: 2 DP: 0 HBP: 0	WP: 0 PA: 35											
PITCHER	IP	WLS	BF	H	R	ER	SO	BB	IBB	HBP	BLK	WP	HR	S	P	ERA	WHIP													
Charlie Leibrandt, L (1, 1) ERA: 3.6	8.2		33	6	4	4	3	2	1	0	0	0	0	36	48	4.15	0.923													
Tom Hume, R (9, 1) ERA: 3.29	0.1	W	1	1	0	0	0	0	0	0	0	0	0	1	1	0.00	3.000													

San Diego Padres @ Cincinnati Reds  
Riverfront Stadium, Cincinnati, OH  
Wed Sep 09 1981, 3:33 AM EDT  
Att: 16,328 - Unknown

livebaseballscores.com  
AB 28  
R 4  
H 7  
RBI 4  
BB 3  
SO 3  
LOB 7



Batter	1	2	3	4	5	6	7	8	9	AB	R	H	RBI	BB	SO	LOB	BOTTOM													
Dave Collins, S (1, 9) OBP: 0.356, SLG: 0.396 Sam Mejias, R (7, 9) OBP: 0.327, SLG: 0.356	0-0 F9	0-0 FC5-2				0-0 F7			0-0 SH1-4	3	0	0	0	1	0	5														
Ken Griffey, L (1, 8) OBP: 0.384, SLG: 0.425	0-0 4-3	0-0 F7			0-0 G4-6-3 BB				0-0 4-3	5	0	0	1	0	0	6														
Dave Concepcion, R (1, 6) OBP: 0.366, SLG: 0.436	0-0 WP 2B				0-0 G4-6-3			0-0 F8		4	2	2	1	1	1	0														
George Foster, R (1, 7) OBP: 0.361, SLG: 0.529	0-0 1H 2B				0-0 F9			0-0 4-3		4	0	1	1	1	1	1														
Johnny Bench, R (1, 3) OBP: 0.427, SLG: 0.581	0-0 5-3				0-0 P4				0-0 1B	5	1	2	2	0	0	1														
Ray Knight, R (1, 5) OBP: 0.330, SLG: 0.358					0-0 F7				0-0 1B	4	0	1	0	0	2	0														
Junior Kennedy, R (1, 4) OBP: 0.211, SLG: 0.200 Dan Driessen, L (9, PH) OBP: 0.340, SLG: 0.367 Ron Oester, S (9, 4) OBP: 0.313, SLG: 0.355		0-0 BB FC5-2 1B			0-0 F7				0-0 K	4	0	1	0	0	2	0														
Mike O'Berry, R (1, 2) OBP: 0.274, SLG: 0.274 Mike Vail, R (9, PH) OBP: 0.200, SLG: 0.200 German Barranca, L (9, PR) OBP: 0.333, SLG: 0.333		0-0 L5			0-0 F9				0-0 F9	3	0	0	0	0	0	1														
Charlie Leibrandt, R (1, 1) Tom Hume, R (9, 1) Paul Householder, S (9, PH) OBP: 0.385, SLG: 0.583		4-0 BB FC5-2 BB			0-0 F7				0-0 K	1	0	0	0	2	1	1														
Inning Stats	R: 1 E: 0 K: 0 S: 5	H: 2 LOB: 1 BB: 0 P: 5	R: 0 E: 0 K: 0 S: 4	H: 1 LOB: 3 BB: 2 P: 12	R: 0 E: 0 K: 2 S: 7	H: 0 LOB: 0 BB: 0 P: 7	R: 0 E: 0 K: 1 S: 5	H: 0 LOB: 1 BB: 1 P: 9	R: 0 E: 0 K: 0 S: 2	H: 0 LOB: 1 BB: 2 P: 10	R: 1 E: 0 K: 1 S: 6	H: 1 LOB: 2 BB: 2 P: 14	R: 0 E: 0 K: 0 S: 3	H: 0 LOB: 0 BB: 0 P: 3	R: 0 E: 0 K: 1 S: 5	H: 0 LOB: 0 BB: 0 P: 5	R: 3 E: 0 K: 0 S: 6	H: 4 LOB: 2 BB: 1 P: 10	1B: 6 2B: 1 3B: 0 HR: 1	SF: 0 SAC: 1 DP: 1 HBP: 0	WP: 1 PA: 41									
PITCHER	IP	WLS	BF	H	R	ER	SO	BB	IBB	HBP	BLK	WP	HR	S	P	ERA	WHIP													
Tim Lollar, L (1, 1) ERA: 6.88	6.0		28	4	2	2	4	7	0	0	0	0	0	8	57	3.00	1.833													
Eric Show, R (7, 1) ERA: 1.35	2.0		6	0	0	0	1	0	0	0	0	0	0	8	8	0.00	0.000													
Gary Lucas, L (9, 1) ERA: 2.22	0.2		4	2	3	3	0	0	0	0	0	0	0	4	4	40.50	3.000													
John Urrea, R (9, 1) ERA: 2.18	0.0	L	3	2	0	0	0	1	0	0	0	0	0	2	6															

San Diego Padres @ Cincinnati Reds  
Riverfront Stadium, Cincinnati, OH  
Wed Sep 09 1981, 3:33 AM EDT  
Att: 16,328 - Unknown

livebaseballscores.com  
AB 32  
R 5  
H 8  
RBI 5  
BB 8  
SO 5  
LOB 15



Los Angeles Dodgers @ Cincinnati Reds

Riverfront Stadium, Cincinnati, OH

Fri Sep 11 1981, 7:05 PM EDT  
Att: 25,237 - Unknown

Batter	1	2	3	4	5	6	7	8	9	10	AB	R	H	RBI	BB	SO	LOB					
Davey Lopes, R (1.4) x	0-0		5-3			6-3		K		6-3	5	0	1	0	0	1	0					
Ken Landreaux, L (1.8) x	0-0			3-1		G3		6-3			4	0	0	0	0	0	1					
Steve Howe, L (8.1)	F8										0	0	0	0	0	0	0					
Ron Roenicke, S (9.9)											0	0	0	0	0	0	0					
Pedro Guerrero, R (1.5) x	0-0			K				6-3			4	1	1	1	0	1	1					
Steve Garvey, R (1.3) x	0-0				6-3		HR				4	0	1	0	0	1	1					
Dusty Baker Jr., R (1.7) x						K					3	0	0	0	0	2	0					
Rick Monday, L (1.9) x								F7		SH1-4	3	0	0	0	0	2	0					
Alejandro Pena, R (9.1)						K					3	1	2	1	1	1	0					
Mike Scioscia, L (1.2) x											0	0	0	0	0	0	0					
Bill Russell, R (1.6) x				1-3							4	0	1	0	0	0	2					
Jerry Reuss, L (1.1) x											3	0	0	0	0	3	3					
Dave Stewart, R (7.1)											0	0	0	0	0	0	0					
Derrel Thomas, S (8.8)											1	0	0	0	0	0	0					
<b>Inning Stats</b>	R: 0 E: 0 K: 0 S: 4	H: 1 LOB: 1 BB: 0 P: 4	R: 0 E: 0 K: 2 S: 7	H: 0 LOB: 0 BB: 0 P: 7	R: 0 E: 0 K: 1 S: 5	H: 0 LOB: 0 BB: 0 P: 5	R: 0 E: 0 K: 2 S: 9	H: 2 LOB: 2 BB: 0 P: 9	R: 1 E: 0 K: 1 S: 6	H: 1 LOB: 0 BB: 0 P: 6	R: 1 E: 0 K: 1 S: 7	H: 2 LOB: 1 BB: 0 P: 7	R: 0 E: 0 K: 1 S: 5	H: 0 LOB: 0 BB: 0 P: 5	R: 0 E: 0 K: 0 S: 3	H: 1 LOB: 1 BB: 1 P: 7	R: 0 E: 0 K: 0 S: 3	H: 0 LOB: 0 BB: 0 P: 3	1B: 5 2B: 0 3B: 0 HR: 2	SF: 0 SAC: 1 DP: 1 HBP: 0	WP: 0 PB: 0 SB: 0 CS: 0	PA: 37
<b>PITCHER</b>	IP WLS BF H R ER SO BB IBB HBP BLK WP HR S P ERA WHIP	IP WLS BF H R ER SO BB IBB HBP BLK WP HR S P ERA WHIP	IP WLS BF H R ER SO BB IBB HBP BLK WP HR S P ERA WHIP	IP WLS BF H R ER SO BB IBB HBP BLK WP HR S P ERA WHIP	IP WLS BF H R ER SO BB IBB HBP BLK WP HR S P ERA WHIP	IP WLS BF H R ER SO BB IBB HBP BLK WP HR S P ERA WHIP	IP WLS BF H R ER SO BB IBB HBP BLK WP HR S P ERA WHIP	IP WLS BF H R ER SO BB IBB HBP BLK WP HR S P ERA WHIP	IP WLS BF H R ER SO BB IBB HBP BLK WP HR S P ERA WHIP	IP WLS BF H R ER SO BB IBB HBP BLK WP HR S P ERA WHIP	IP WLS BF H R ER SO BB IBB HBP BLK WP HR S P ERA WHIP	IP WLS BF H R ER SO BB IBB HBP BLK WP HR S P ERA WHIP	IP WLS BF H R ER SO BB IBB HBP BLK WP HR S P ERA WHIP	IP WLS BF H R ER SO BB IBB HBP BLK WP HR S P ERA WHIP	IP WLS BF H R ER SO BB IBB HBP BLK WP HR S P ERA WHIP	IP WLS BF H R ER SO BB IBB HBP BLK WP HR S P ERA WHIP						
Mario Soto, R (1.1) x	7.0	27	6	2	2	8	0	0	0	0	0	0	0	8	12	0.00	0.500					
Tom Hume, R (8.1)	2.0	7	1	0	0	1	0	1	0	0	0	0	0	8	12	0.00	0.500					
Joe Price, L (10.1)	1.0	3	0	0	0	0	0	0	0	0	0	0	0	3	3	0.00	0.000					

Los Angeles Dodgers @ Cincinnati Reds

livebaseballscorecards.com

AB	35
R	2
H	7
RBI	2
BB	1
SO	9
LOB	10



Los Angeles Dodgers @ Cincinnati Reds

Riverfront Stadium, Cincinnati, OH

Fri Sep 11 1981, 7:05 PM EDT  
Att: 25,237 - Unknown

Batter	1	2	3	4	5	6	7	8	9	10	AB	R	H	RBI	BB	SO	LOB					
Dave Collins, S (1.9) x	0-0		4-0			1-3				K	2	0	0	0	1	0	2					
Paul Householder, S (8.9)											2	0	1	0	0	1	0					
Ken Griffey, L (1.8) x	0-0			FC5-2				BB			5	0	2	2	0	0	3					
Dave Concepcion, R (1.6) x	0-0					G3					5	0	1	0	0	0	6					
George Foster, R (1.7) x					5-3						4	0	1	0	1	0	0					
Johnny Bench, R (1.3) x						6-3					4	0	0	0	0	0	3					
Tom Hume, R (8.1)											0	0	0	0	0	0	0					
Larry Blittner, L (9.7PH) x					5-3						1	0	0	0	0	0	2					
Joe Price, R (10.1)						6-3					0	0	0	0	0	0	0					
Ray Knight, R (1.5) x											5	0	2	0	0	0	0					
Ron Oester, S (1.4) x											3	1	3	1	1	0	0					
Mike O'Berry, R (1.2) x											2	1	0	0	1	0	3					
Joe Nolan, L (8.7PH) x											1	0	1	0	0	0	0					
Mario Soto, R (1.1) x											1	1	0	0	0	0	2					
Mike Vail, R (7.7PH) x											1	0	0	0	0	1	0					
Dan Driessen, L (8.3) x											1	0	0	0	0	0	2					
<b>Inning Stats</b>	R: 0 E: 0 K: 0 S: 3	H: 0 LOB: 0 BB: 0 P: 3	R: 0 E: 0 K: 0 S: 3	H: 0 LOB: 0 BB: 0 P: 3	R: 0 E: 0 K: 0 S: 4	H: 1 LOB: 3 BB: 2 P: 12	R: 0 E: 0 K: 0 S: 3	H: 0 LOB: 0 BB: 0 P: 3	R: 2 E: 1 K: 0 S: 6	H: 2 LOB: 1 BB: 0 P: 6	R: 0 E: 0 K: 1 S: 4	H: 1 LOB: 2 BB: 1 P: 8	R: 0 E: 0 K: 0 S: 4	H: 2 LOB: 1 BB: 0 P: 4	R: 0 E: 0 K: 1 S: 7	H: 2 LOB: 2 BB: 0 P: 7	R: 1 E: 0 K: 0 S: 2	H: 1 LOB: 0 BB: 0 P: 2	1B: 8 2B: 2 3B: 0 HR: 1	SF: 0 SAC: 2 DP: 1 HBP: 0	WP: 0 PB: 0 SB: 0 CS: 0	PA: 43
<b>PITCHER</b>	IP WLS BF H R ER SO BB IBB HBP BLK WP HR S P ERA WHIP	IP WLS BF H R ER SO BB IBB HBP BLK WP HR S P ERA WHIP	IP WLS BF H R ER SO BB IBB HBP BLK WP HR S P ERA WHIP	IP WLS BF H R ER SO BB IBB HBP BLK WP HR S P ERA WHIP	IP WLS BF H R ER SO BB IBB HBP BLK WP HR S P ERA WHIP	IP WLS BF H R ER SO BB IBB HBP BLK WP HR S P ERA WHIP	IP WLS BF H R ER SO BB IBB HBP BLK WP HR S P ERA WHIP	IP WLS BF H R ER SO BB IBB HBP BLK WP HR S P ERA WHIP	IP WLS BF H R ER SO BB IBB HBP BLK WP HR S P ERA WHIP	IP WLS BF H R ER SO BB IBB HBP BLK WP HR S P ERA WHIP	IP WLS BF H R ER SO BB IBB HBP BLK WP HR S P ERA WHIP	IP WLS BF H R ER SO BB IBB HBP BLK WP HR S P ERA WHIP	IP WLS BF H R ER SO BB IBB HBP BLK WP HR S P ERA WHIP	IP WLS BF H R ER SO BB IBB HBP BLK WP HR S P ERA WHIP	IP WLS BF H R ER SO BB IBB HBP BLK WP HR S P ERA WHIP	IP WLS BF H R ER SO BB IBB HBP BLK WP HR S P ERA WHIP						
Jerry Reuss, L (1.1) x	6.1	29	6	2	0	1	2	1	0	0	0	0	0	4	8	0.00	2.000					
Dave Stewart, R (7.1)	1.0	5	1	0	0	0	0	0	0	0	0	0	0	7	7	0.00	1.500					
Steve Howe, L (8.1)	1.1	5	2	0	0	1	0	0	0	0	0	0	0	4	4	13.50	3.000					
Alejandro Pena, R (9.1)	0.2	L	4	2	1	1	0	0	0	0	0	0	1	4	4	13.50	3.000					

Los Angeles Dodgers @ Cincinnati Reds

livebaseballscorecards.com

AB	37
R	3
H	11
RBI	3
BB	4
SO	2
LOB	23







Batter	1	2	3	4	5	6	7	8	9	AB	R	H	RBI	BB	SO	LOB	TOP		
<b>Davey Lopes, R</b> OBP: 0.291, SLG: 0.279 (1, 4)	0-3 K		0-0 F9		0-0 G6-3		0-0 F3			4	0	0	0	0	1	2			
<b>Ken Landreaux, L</b> OBP: 0.306, SLG: 0.380 (1, 8)	0-0 3-1		0-0 1B			0-0 F8		0-0 6-3		4	0	1	0	0	0	0			
<b>Pedro Guerrero, R</b> OBP: 0.375, SLG: 0.493 (1, 5)	0-0 F9		0-0 5-3			0-0 F9		0-0 F8		4	0	0	0	0	0	1			
<b>Steve Garvey, R</b> OBP: 0.327, SLG: 0.425 (1, 3)		0-0 6-3		0-0 4-3 1B		0-0 F7		0-0 5-3		4	1	1	0	0	0	0			
<b>Dusty Baker Jr., R</b> OBP: 0.350, SLG: 0.444 (1, 7)		0-0 HR		0-0 4-3		4-0 SH1-4 1B SF7 BB		0-0 5-3		3	2	1	1	1	0	1			
<b>Rick Monday, L</b> OBP: 0.404, SLG: 0.602 (7, PR)	4-0 BB		0-0 BB		0-0 CS 1B	0-0 SF7 SH1-4 1B		0-0 F8		2	0	2	1	1	0	0			
<b>Ron Roenicke, S</b> OBP: 0.143, SLG: 0.143 (7, 9)					2-H 1B	1-2 1B				1	1	0	0	0	0	0			
<b>Mike Scioscia, L</b> OBP: 0.363, SLG: 0.346 (1, 2)	0-0 F8		0-0 F8		0-0 F8	0-0 SH1-4		4-0 FC6-4 BB		2	0	0	0	1	0	2			
<b>Derrel Thomas, S</b> OBP: 0.328, SLG: 0.345 (1, 6)	0-0 P4				0-0 G3	0-0 SF7		0-0 FC6-4		3	0	0	1	0	0	2			
<b>Bob Welch, R</b> OBP: 0.270, SLG: 0.306 (5, PH)			0-3 K		4-0 BB					1	0	0	0	0	1	0			
<b>Bobby Mitchell, L</b> OBP: 0.444, SLG: 0.667 (8, 1)										0	0	0	0	1	0	0			
<b>Bobby Castillo, R</b> OBP: 0.500, SLG: 0.800 (8, 1)										0	0	0	0	0	0	0			
<b>Terry Forster, L</b> OBP: 0.500, SLG: 0.800 (8, 1)										0	0	0	0	0	0	0			
<b>Dave Stewart, R</b> OBP: 0.500, SLG: 0.800 (8, 1)										0	0	0	0	0	0	0			
<b>Inning Stats</b>	R: 0 E: 0 K: 1 S: 5	H: 0 LOB: 0 BB: 0 P: 5	R: 1 E: 0 K: 0 S: 4	H: 1 LOB: 1 BB: 1 P: 8	R: 0 E: 0 K: 1 S: 6	H: 1 LOB: 1 BB: 0 P: 6	R: 1 E: 0 K: 0 S: 4	H: 2 LOB: 0 BB: 0 P: 4	R: 0 E: 0 K: 0 S: 2	H: 0 LOB: 0 BB: 1 P: 6	R: 0 E: 0 K: 0 S: 3	H: 0 LOB: 0 BB: 0 P: 3	R: 2 E: 0 K: 0 S: 5	H: 2 LOB: 1 BB: 1 P: 9	R: 0 E: 0 K: 0 S: 3	H: 0 LOB: 1 BB: 1 P: 7	1B: 5 2B: 0 3B: 0 HR: 1	SF: 1 SAC: 1 DP: 1 HBP: 0	WP: 0 PA: 35 PB: 0 SB: 1 CS: 1
<b>PITCHER</b>	IP WLS BF H R ER SO BB IBB HBP BLK WP HR S P ERA WHIP																		
<b>Frank Pastore, R</b> ERA: 3.85	6.0 L 24 5 4 4 2 3 0 0 0 0 0 1 25 37 6.00 1.333																		
<b>Michael LaCoss, R</b> ERA: 6.32	2.0 7 1 0 0 0 0 0 0 0 0 0 0 7 7 0.00 0.500																		
<b>Tom Hume, R</b> ERA: 3.18	1.0 4 0 0 0 0 0 1 0 0 0 0 0 0 3 7 0.00 1.000																		

Los Angeles Dodgers @ Cincinnati Reds  
Riverfront Stadium, Cincinnati, OH  
Sun Sep 13 1981, 3:33 AM EDT  
Att: 27,868 - Unknown

AB	29
R	4
H	6
RBI	4
BB	4
SO	2
LOB	8



Batter	1	2	3	4	5	6	7	8	9	AB	R	H	RBI	BB	SO	LOB	BOTTOM				
<b>Paul Householder, S</b> OBP: 0.346, SLG: 0.417 (1, 9)	0-0 3-1	4-0 BB S BB	0-3 K			0-3 K		0-0 WP 1B		4	0	1	0	1	2	3					
<b>Ken Griffey, L</b> OBP: 0.370, SLG: 0.428 (1, 8)	0-0 E 1B E	4-0 BB BB		0-3 K		0-3 K		4-0 BB		3	1	1	0	2	2	0					
<b>Dave Concepcion, R</b> OBP: 0.366, SLG: 0.436 (1, 6)	0-0 E5 1B E 1B	4-0 BB		0-0 FC6-5 2B		0-3 K		0-3 K		4	0	2	0	1	2	2					
<b>George Foster, R</b> OBP: 0.360, SLG: 0.524 (1, 7)	0-0 E5 1B	0-0 G3		0-0 FC6-5 2B		0-3 K		0-3 K		5	0	0	1	0	2	5					
<b>Dan Driessen, L</b> OBP: 0.341, SLG: 0.372 (1, 3)	0-0 1B		0-0 F7		0-0 2B	0-0 F3		0-0 F8		5	0	2	0	0	0	0					
<b>Ray Knight, R</b> OBP: 0.336, SLG: 0.368 (1, 5)	0-3 K		0-0 E 1B		0-0 F8	0-3 K		0-0 F9		5	0	1	0	0	2	5					
<b>Ron Oester, S</b> OBP: 0.319, SLG: 0.384 (1, 4)	0-0 5-3		0-0 E6 1-3		0-0 F9			0-0 HR		4	1	1	1	0	0	4					
<b>Mike O'Berry, R</b> OBP: 0.260, SLG: 0.250 (8, PH)		0-0 F9		0-3 K		0-0 F5		0-0 F9		3	0	0	0	0	1	2					
<b>Joe Nolan, L</b> OBP: 0.370, SLG: 0.396 (9, 2)										1	0	0	0	0	0	0					
<b>Frank Pastore, R</b> OBP: 0.135, SLG: 0.139 (7, 1)		0-0 F8		4-0 BB		0-0 6-3		0-0 4-3		2	0	0	0	1	0	0					
<b>Michael LaCoss, R</b> OBP: 0.250, SLG: 0.250 (8, PH)										0	0	0	0	0	0	0					
<b>German Barranca, L</b> OBP: 0.250, SLG: 0.250 (9, 1)										1	0	0	0	0	0	0					
<b>Tom Hume, R</b> ERA: 1.43										0	0	0	0	0	0	0					
<b>Inning Stats</b>	R: 1 E: 2 K: 1 S: 9	H: 3 LOB: 3 BB: 0 P: 9	R: 0 E: 0 K: 0 S: 3	H: 0 LOB: 3 BB: 3 P: 15	R: 0 E: 1 K: 2 S: 9	H: 1 LOB: 3 BB: 1 P: 13	R: 0 E: 0 K: 1 S: 7	H: 2 LOB: 2 BB: 0 P: 7	R: 0 E: 0 K: 0 S: 3	H: 0 LOB: 0 BB: 0 P: 3	R: 0 E: 0 K: 3 S: 9	H: 0 LOB: 0 BB: 0 P: 9	R: 0 E: 0 K: 2 S: 7	H: 0 LOB: 0 BB: 0 P: 7	R: 1 E: 0 K: 1 S: 7	H: 2 LOB: 2 BB: 1 P: 11	R: 0 E: 0 K: 1 S: 5	H: 0 LOB: 0 BB: 0 P: 5	1B: 5 2B: 2 3B: 0 HR: 1	SF: 0 SAC: 0 DP: 0 HBP: 0	WP: 1 PA: 42 PB: 0 SB: 1 CS: 0
<b>PITCHER</b>	IP WLS BF H R ER SO BB IBB HBP BLK WP HR S P ERA WHIP																				
<b>Bob Welch, R</b> ERA: 3.48	4.0 W 13 2 1 1 5 0 0 0 0 0 0 1 23 23 2.46 0.545																				
<b>Bobby Castillo, R</b> ERA: 5.12	3.2 7 1 0 0 0 0 1 0 0 0 0 1 0 0 4 ∞ ∞																				
<b>Terry Forster, L</b> ERA: 5.48	0.0 S 4 0 0 0 0 0 0 0 0 0 0 0 0 0 8 8 0.00 0.000																				
<b>Dave Stewart, R</b> ERA: 1.43	1.1 S 4 0 0 0 0 2 0 0 0 0 0 0 0 0 8 8 0.00 0.000																				

Los Angeles Dodgers @ Cincinnati Reds  
Riverfront Stadium, Cincinnati, OH  
Sun Sep 13 1981, 3:33 AM EDT  
Att: 27,868 - Unknown

AB	37
R	2
H	8
RBI	2
BB	5
SO	11
LOB	21



Batter	1	2	3	4	5	6	7	8	9	AB	R	H	RBI	BB	SO	LOB	TOP										
Paul Householder, S OBP: 0.290, SLG: 0.345	K		F8	G3-2-1			K		G3	5	0	0	0	0	2	3											
Ken Griffey, L OBP: 0.370, SLG: 0.427	3-1 1B		CS 1B				F8		4-3 F8	5	1	2	0	0	0	0											
Dave Concepcion, R OBP: 0.370, SLG: 0.442	3-1 1B		1-2 1B				F4		1B 2B	4	2	3	0	0	0	0											
George Foster, R OBP: 0.359, SLG: 0.519	3-1		K				5-3		1B HBP	3	0	0	0	0	1	3											
Johnny Bench, R OBP: 0.427, SLG: 0.563 Eddie Milner, L (8, PR)							F5			4	0	3	3	0	0	0											
Dan Driessen, L OBP: 0.341, SLG: 0.372	2-H 3-H 1B			FC6-4 1B					1-2 2-H 1B	0	0	0	0	0	0	0											
Ray Knight, R OBP: 0.332, SLG: 0.363	5-3			FC6-4 1B			5-3		FC6	4	1	0	0	0	0	4											
Joe Nolan, L OBP: 0.372, SLG: 0.398				1B E G3-2-1 1B			K		F6	4	0	2	0	0	1	3											
Ron Oester, S OBP: 0.315, SLG: 0.379		G4-6-3		E3 1B					1-3	4	0	0	0	0	0	5											
Bruce Berenyi, R OBP: 0.205, SLG: 0.270	K			1-2 2-H 1B					K	4	0	1	0	0	3	0											
<b>Inning Stats</b>	R: 2 E: 0 K: 1 S: 8	H: 3 LOB: 1 BB: 0 P: 8	R: 0 E: 0 K: 1 S: 5	H: 1 LOB: 0 BB: 0 P: 5	R: 0 E: 0 K: 1 S: 6	H: 2 LOB: 1 BB: 0 P: 6	R: 1 E: 1 K: 0 S: 6	H: 3 LOB: 2 BB: 0 P: 6	R: 0 E: 0 K: 0 S: 3	H: 0 LOB: 0 BB: 0 P: 3	R: 0 E: 0 K: 1 S: 5	H: 0 LOB: 0 BB: 0 P: 5	R: 0 E: 0 K: 2 S: 7	H: 0 LOB: 0 BB: 0 P: 7	R: 1 E: 1 K: 0 S: 6	H: 2 LOB: 2 BB: 0 P: 7	R: 0 E: 0 K: 1 S: 5	H: 0 LOB: 0 BB: 0 P: 5	1B: 10 2B: 1 3B: 0 HR: 0	SF: 0 SAC: 0 DP: 2 HBP: 1	WP: 0 PB: 0 SB: 0 CS: 1	PA: 38					
<b>PITCHER</b>	IP	WLS	BF	H	R	ER	SO	BB	IBB	HBP	BLK	WP	HR	S	P	ERA	WHIP										
Vern Ruhle, R ERA: 3.1	7.1	L	32	11	4	3	6	0	0	1	0	0	0	43	44	3.68	1.500										
Frank LaCorte, R ERA: 3.0	0.0		1	0	0	0	0	0	0	0	0	0	0	1	1	∞	∞										
Joe Sambito, L ERA: 2.15	1.2		5	0	0	0	1	0	0	0	0	0	0	7	7	0.00	0.000										

Cincinnati Reds @ Houston Astros  
Astrodome, Houston, TX  
Mon Sep 14 1981, 8:05 PM EDT  
Att: 19,742 - Dome - 72 F

AB 37  
R 4  
H 11  
RBI 3  
BB 0  
SO 7  
LOB 18



Batter	1	2	3	4	5	6	7	8	9	AB	R	H	RBI	BB	SO	LOB	BOTTOM										
Tony Scott, S OBP: 0.292, SLG: 0.348	K		1B		5-3			K		4	0	1	0	0	2	0											
Phil Garner, R OBP: 0.315, SLG: 0.303	2B E BB		1-3 1B		F8			F8		3	1	1	0	1	0	0											
Terry Puhl, L OBP: 0.314, SLG: 0.357	E FC4-6 2B		K					K		4	1	1	0	0	2	2											
Jose Cruz, L OBP: 0.306, SLG: 0.428	E3 FC4-6		K					G3		4	0	0	1	0	1	3											
Denny Walling, L OBP: 0.349, SLG: 0.366	2-3 3-H FC4-6		4-3					K		4	0	1	1	0	1	3											
Alan Ashby, S OBP: 0.354, SLG: 0.376	G3				4-3			K		4	0	0	0	0	2	2											
Kiko Garcia, R OBP: 0.336, SLG: 0.339		K			F8			G3		3	0	0	0	0	1	0											
Craig Reynolds, L OBP: 0.279, SLG: 0.385					1-3			F8		3	0	0	0	0	0	0											
Frank LaCorte, R OBP: 0.333, SLG: 0.333		6-3								0	0	0	0	0	0	0											
Joe Sambito, L OBP: 0.313, SLG: 0.297										0	0	0	0	0	0	0											
Vern Ruhle, R OBP: 0.435, SLG: 0.235 Bert Pena, R (8, PH)								K		2	0	0	0	0	2	0											
Harry Spilman, L OBP: 0.353, SLG: 0.319 Dickie Thon, R OBP: 0.313, SLG: 0.297								K		0	0	0	0	0	0	0											
								K		1	0	0	0	0	1	0											
								K		0	0	0	0	0	0	0											
<b>Inning Stats</b>	R: 2 E: 1 K: 1 S: 7	H: 1 LOB: 1 BB: 1 P: 11	R: 0 E: 0 K: 2 S: 7	H: 0 LOB: 0 BB: 0 P: 7	R: 0 E: 0 K: 2 S: 9	H: 2 LOB: 2 BB: 0 P: 9	R: 0 E: 0 K: 0 S: 3	H: 0 LOB: 0 BB: 0 P: 3	R: 0 E: 0 K: 1 S: 5	H: 0 LOB: 0 BB: 0 P: 5	R: 0 E: 0 K: 2 S: 7	H: 0 LOB: 0 BB: 0 P: 7	R: 0 E: 0 K: 1 S: 5	H: 0 LOB: 0 BB: 0 P: 5	R: 0 E: 0 K: 2 S: 7	H: 0 LOB: 1 BB: 0 P: 7	R: 0 E: 0 K: 1 S: 6	H: 1 LOB: 1 BB: 0 P: 6	1B: 3 2B: 1 3B: 0 HR: 0	SF: 0 SAC: 0 DP: 0 HBP: 0	WP: 0 PB: 0 SB: 0 CS: 0	PA: 33					
<b>PITCHER</b>	IP	WLS	BF	H	R	ER	SO	BB	IBB	HBP	BLK	WP	HR	S	P	ERA	WHIP										
Bruce Berenyi, R ERA: 3.6	9.0	W	33	4	2	1	12	1	0	0	0	0	0	56	60	1.00	0.556										

Cincinnati Reds @ Houston Astros  
Astrodome, Houston, TX  
Mon Sep 14 1981, 8:05 PM EDT  
Att: 19,742 - Dome - 72 F


AB 32  
R 2  
H 4  
RBI 2  
BB 1  
SO 12  
LOB 10



Batter	1	2	3	4	5	6	7	8	9	AB	R	H	RBI	BB	SO	LOB	TOP							
Paul Householder, S (1.9) OBP: 0.286, SLG: 0.313	0-3 K		4-0 1B SF9 BB		0-0 5-3		0-0 4-3			3	1	0	0	1	1	0								
Ken Griffey, L (1.8) OBP: 0.372, SLG: 0.426	0-0 F7		0-0 1B			4-0 1B BB	0-0 G3			3	1	1	0	1	0	0								
Dave Concepcion, R (1.6) OBP: 0.371, SLG: 0.443	0-0 E4 PB 1B		0-0 SF9			4-0 1B BB	0-0 5-3			2	2	1	1	1	0	0								
George Foster, R (1.7) OBP: 0.361, SLG: 0.519	0-0 1B		0-3 K			0-0 BB 1B		0-3 K		4	0	2	2	0	2	1								
Johnny Bench, R (1.3) OBP: 0.422, SLG: 0.553 Dan Driessen, L (8.3) OBP: 0.341, SLG: 0.372	0-0 F5			0-0 G1-6-3 1B		0-0 F3		0-3 K		4	0	1	0	0	1	3								
Ray Knight, R (1.5) OBP: 0.331, SLG: 0.362		0-3 K		0-0 G1-6-3 1B		0-0 BB		0-3 K		4	0	1	1	0	2	1								
Joe Nolan, L (1.2) OBP: 0.365, SLG: 0.390		0-0 3-1		0-0 L3		0-0 F7		0-0 F4		4	0	0	0	0	0	2								
Ron Oester, S (1.4) OBP: 0.315, SLG: 0.375		0-0 F7			0-0 F9	4-0 BB		0-0 F7		3	0	0	0	1	0	0								
Charlie Leibrandt, R (1.1) OBP: 0.315, SLG: 0.375			0-0 6-3		0-0 F2	0-3 K		0-0 F6		4	0	0	0	0	1	3								
<b>Inning Stats</b>	R: 1 E: 1 K: 1 S: 7	H: 2 LOB: 1 BB: 0 P: 7	R: 0 E: 0 K: 1 S: 5	H: 0 LOB: 0 BB: 0 P: 5	R: 1 E: 0 K: 1 S: 6	H: 1 LOB: 1 BB: 1 P: 10	R: 0 E: 0 K: 0 S: 3	H: 1 LOB: 0 BB: 0 P: 3	R: 0 E: 0 K: 0 S: 3	H: 0 LOB: 0 BB: 0 P: 3	R: 2 E: 0 K: 1 S: 7	H: 2 LOB: 3 BB: 3 P: 19	R: 0 E: 0 K: 0 S: 3	H: 0 LOB: 0 BB: 0 P: 3	R: 0 E: 0 K: 3 S: 9	H: 0 LOB: 0 BB: 0 P: 9	R: 0 E: 0 K: 0 S: 3	H: 0 LOB: 0 BB: 0 P: 3	1B: 6 2B: 0 3B: 0 HR: 0	SF: 1 SAC: 0 DP: 1 HBP: 0	WP: 0 PB: 1 SB: 0 CS: 0	PA: 36		
<b>PITCHER</b>	IP WLS BF H R ER SO BB IBB HBP BLK WP HR S P ERA WHIP															<b>PITCHER</b>	IP WLS BF H R ER SO BB IBB HBP BLK WP HR S P ERA WHIP							
Nolan Ryan, R (1.1) ERA: 1.77	6.0 L	27 6 4 3 4	6 4 3 4	4 0 0 0	0 0 0 0	0 0 0 0	0 0 0 0	0 0 0 0	0 0 0 0	0 0 0 0	0 0 0 0	0 0 0 0	0 0 0 0	0 0 0 0	0 0 0 0	0 0 0 0	0 0 0 0	0 0 0 0	0 0 0 0	0 0 0 0	0 0 0 0	0 0 0 0	0 0 0 0	4.50 1.667
Dave Smith, R (7.1) ERA: 2.53	2.0	6 0 0 0 3	0 0 0 0	0 0 0 0	0 0 0 0	0 0 0 0	0 0 0 0	0 0 0 0	0 0 0 0	0 0 0 0	0 0 0 0	0 0 0 0	0 0 0 0	0 0 0 0	0 0 0 0	0 0 0 0	0 0 0 0	0 0 0 0	0 0 0 0	0 0 0 0	0 0 0 0	0 0 0 0	0 0 0 0	0.00 0.000
Joe Sambito, L (9.1) ERA: 2.1	1.0	3 0 0 0 0	0 0 0 0	0 0 0 0	0 0 0 0	0 0 0 0	0 0 0 0	0 0 0 0	0 0 0 0	0 0 0 0	0 0 0 0	0 0 0 0	0 0 0 0	0 0 0 0	0 0 0 0	0 0 0 0	0 0 0 0	0 0 0 0	0 0 0 0	0 0 0 0	0 0 0 0	0 0 0 0	0 0 0 0	0.00 0.000

**Cincinnati Reds @ Houston Astros**  
Astrodome, Houston, TX  
Tue Sep 15 1981, 8:05 PM EDT  
Att: 16,354 - Dome - 72 F


AB 31  
R 4  
H 6  
RBI 4  
BB 4  
SO 7  
LOB 10



Batter	1	2	3	4	5	6	7	8	9	AB	R	H	RBI	BB	SO	LOB	BOTTOM	
Tony Scott, S (1.8) OBP: 0.294, SLG: 0.351	0-0 G5-3 2B		0-0 5-3		0-0 F8			4-0 BB		3	0	1	0	1	0	0		
Phil Garner, R (1.4) OBP: 0.318, SLG: 0.303	4-0 G5-3 BB		0-0 1B			0-3 K		0-0 F7		3	0	1	0	1	1	1		
Gary Woods, R (1.9) OBP: 0.291, SLG: 0.276	0-0 G5-3 1-2 2-3F		0-0 1B			0-0 5-3		0-0 F6		4	0	1	0	0	0	3		
Jose Cruz, L (1.7) OBP: 0.305, SLG: 0.424	4-0 BB		0-0 F4			0-0 F9			0-0 4-3	3	0	0	0	1	0	2		
Art Howe, R (1.5) OBP: 0.378, SLG: 0.427	0-0 F9			0-0 F4			0-0 5-3		0-0 F8	4	0	0	0	0	0	2		
Dave Roberts, R (1.3) OBP: 0.245, SLG: 0.320		0-0 F8		0-3 K			0-0 F4		0-0 1B	4	0	1	0	0	1	0		
Kiko Garcia, R (1.6) OBP: 0.333, SLG: 0.345		0-0 1-3		0-0 6-3					0-0 F8	4	0	1	0	0	0	1		
Luis Pujols, R (1.2) OBP: 0.275, SLG: 0.283		0-0 6-3			0-0 6-3		0-3 K			3	0	0	0	0	1	1		
Nolan Ryan, R (1.1) OBP: 0.279, SLG: 0.205 Dave Smith, R (7.1) OBP: 0.167, SLG: 0.167 Mike Ivie, R (6. PH) OBP: 0.274, SLG: 0.345 Joe Sambito, L (9.1)			0-0 F7					0-3 K		2	0	0	0	0	0	0		
<b>Inning Stats</b>	R: 0 E: 0 K: 0 S: 3	H: 1 LOB: 2 BB: 2 P: 11	R: 0 E: 0 K: 0 S: 3	H: 0 LOB: 0 BB: 0 P: 3	R: 0 E: 0 K: 0 S: 5	H: 2 LOB: 2 BB: 0 P: 5	R: 0 E: 0 K: 1 S: 5	H: 0 LOB: 0 BB: 0 P: 5	R: 0 E: 0 K: 1 S: 6	H: 1 LOB: 1 BB: 0 P: 6	R: 0 E: 0 K: 1 S: 5	H: 0 LOB: 1 BB: 1 P: 9	R: 0 E: 0 K: 0 S: 4	H: 1 LOB: 1 BB: 0 P: 4	1B: 3 2B: 2 3B: 0 HR: 0	SF: 0 SAC: 0 DP: 1 HBP: 0	WP: 0 PB: 0 SB: 0 CS: 0	PA: 34
<b>PITCHER</b>	IP WLS BF H R ER SO BB IBB HBP BLK WP HR S P ERA WHIP															<b>PITCHER</b>	IP WLS BF H R ER SO BB IBB HBP BLK WP HR S P ERA WHIP	
Charlie Leibrandt, L (1.1) ERA: 1.89	9.0 W	34 5 0 0 4	5 0 0 0	0 0 0 0	3 0 0 0	0 0 0 0	0 0 0 0	0 0 0 0	0 0 0 0	0 0 0 0	0 0 0 0	0 0 0 0	0 0 0 0	0 0 0 0	0 0 0 0	0 0 0 0	0.00 0.889	

**Cincinnati Reds @ Houston Astros**  
Astrodome, Houston, TX  
Tue Sep 15 1981, 8:05 PM EDT  
Att: 16,354 - Dome - 72 F

AB 31  
R 0  
H 5  
RBI 0  
BB 3  
SO 4  
LOB 10





Batter	1	2	3	4	5	6	7	8	9	10	AB	R	H	RBI	BB	SO	LOB	
Paul Householder, S OBP: 0.311, SLG: 0.366			G3	4-3			F8				5	1	2	0	0	0	2	
Ken Griffey, L OBP: 0.373, SLG: 0.424 Eddie Milner, L (10, PR)	L5				G5-3	1B	6-3				4	0	2	0	1	0	1	
Dave Concepcion, R OBP: 0.372, SLG: 0.441			F7			1B	L3				5	0	3	1	0	0	1	
George Foster, R OBP: 0.262, SLG: 0.514 Joe Price, R Tom Hume, R	F5				G5-3	1B					5	0	2	0	0	0	6	
Dan Driessen, L OBP: 0.343, SLG: 0.384	G3		4-3			1B		4-3			4	0	0	0	1	0	5	
Ray Knight, R OBP: 0.333, SLG: 0.364		P6		5-3				F9			5	0	1	0	0	0	3	
Ron Oester, S OBP: 0.316, SLG: 0.375			G3							4-3	4	0	2	0	0	0	0	
Mike O'Berry, R OBP: 0.262, SLG: 0.245 Mike Vail, R Joe Nolan, L	F3					FC6-5				K	2	0	0	0	1	0	2	
Tom Seaver, R OBP: 0.304, SLG: 0.292 Sam Mejias, R OBP: 0.327, SLG: 0.356	K					K				5-3	1	0	0	0	0	1	0	
<b>Inning Stats</b>	R: 0 E: 0 K: 0 S: 5	H: 2 LOB: 2 BB: 0 P: 6	R: 0 E: 0 K: 1 S: 6	H: 1 LOB: 1 BB: 0 P: 6	R: 0 E: 0 K: 0 S: 4	H: 0 LOB: 2 BB: 2 P: 11	R: 0 E: 0 K: 1 S: 6	H: 2 LOB: 1 BB: 0 P: 6	R: 0 E: 0 K: 0 S: 3	H: 0 LOB: 0 BB: 0 P: 3	R: 0 E: 0 K: 1 S: 5	H: 0 LOB: 0 BB: 0 P: 5	R: 1 E: 0 K: 0 S: 5	H: 3 LOB: 3 BB: 1 P: 9	1B: 10 2B: 2 3B: 0 HR: 0	SF: 0 SAC: 0 DP: 2 HBP: 0	WP: 1 PB: 0 SB: 1 CS: 0	PA: 42
<b>PITCHER</b>	IP	WLS	BF	H	R	ER	SO	BB	IBB	HBP	BLK	WP	HR	S	P	ERA	WHIP	
Ed Whitson, R ERA: 3.78	8.0		33	9	0	0	2	3	0	0	0	0	0	34	46	0.00	1.500	
Al Holland, L ERA: 2.43	9.1	L	5	2	1	1	1	0	0	0	0	0	0	7	7	9.00	2.000	
Greg Minton, R ERA: 3.11	10.1		4	1	0	0	0	0	1	0	0	1	0	3	7	0.00	1.000	

**Cincinnati Reds @ San Francisco Giants**  
Candlestick Park, San Francisco, CA  
Thu Sep 17 1981, 10:05 PM EDT  
Att: 4,721 - Unknown

AB	38
R	1
H	12
RBI	1
BB	4
SO	3
LOB	22

Batter	1	2	3	4	5	6	7	8	9	10	AB	R	H	RBI	BB	SO	LOB							
Joe Morgan, L OBP: 0.368, SLG: 0.371	F9				K			P4		SH1-4	3	0	0	0	1	1	2							
Dave Bergman, L OBP: 0.338, SLG: 0.398 Jim Whitford, R OBP: 0.232, SLG: 0.288	F8		L9					4-3		F8	3	0	0	0	1	0	2							
Jack Clark, R OBP: 0.329, SLG: 0.464 Joe Pettini, R OBP: 0.158, SLG: 0.118 Jerry Martin, R OBP: 0.308, SLG: 0.344			F8			G5-4-3				5-3	4	0	2	0	0	0	2							
Darrell Evans, L OBP: 0.346, SLG: 0.415	F8			4-3		F5				SH5-4	3	0	0	0	0	0	1							
Jeffrey Leonard, R OBP: 0.325, SLG: 0.415		4-3		K				F7		FC6-4	3	0	0	0	1	1	0							
Larry Hemdon, R OBP: 0.318, SLG: 0.409		K		F9				4-3		FC6-4	4	0	0	0	0	1	2							
Mitt May, L OBP: 0.376, SLG: 0.380						CS	1B	F5		1B	2	0	1	0	2	0	0							
Johnnie LeMaster, R OBP: 0.310, SLG: 0.300			FC6-4			CS	1B			P6	4	0	1	0	0	0	4							
Ed Whitson, R OBP: 0.176, SLG: 0.097 Enos Cabell, R OBP: 0.259, SLG: 0.314 Al Holland, R OBP: 0.286, SLG: 0.167 Billy Smith, S OBP: 0.250, SLG: 0.237 Greg Minton, S			F9			5-3				SH1-4	2	0	0	0	0	0	2							
<b>Inning Stats</b>	R: 0 E: 0 K: 0 S: 4	H: 1 LOB: 1 BB: 0 P: 4	R: 0 E: 0 K: 1 S: 6	H: 1 LOB: 1 BB: 0 P: 6	R: 0 E: 0 K: 0 S: 3	H: 0 LOB: 1 BB: 1 P: 7	R: 0 E: 0 K: 1 S: 5	H: 0 LOB: 0 BB: 0 P: 5	R: 0 E: 0 K: 1 S: 5	H: 1 LOB: 1 BB: 1 P: 9	R: 0 E: 0 K: 0 S: 2	H: 0 LOB: 0 BB: 0 P: 6	R: 0 E: 0 K: 0 S: 3	H: 0 LOB: 0 BB: 0 P: 3	R: 0 E: 0 K: 0 S: 4	H: 1 LOB: 1 BB: 0 P: 4	R: 0 E: 0 K: 0 S: 4	H: 1 LOB: 3 BB: 2 P: 12	R: 0 E: 0 K: 0 S: 3	H: 0 LOB: 1 BB: 1 P: 7	1B: 4 2B: 1 3B: 0 HR: 0	SF: 0 SAC: 2 DP: 1 HBP: 0	WP: 0 PB: 0 SB: 0 CS: 2	PA: 39
<b>PITCHER</b>	IP	WLS	BF	H	R	ER	SO	BB	IBB	HBP	BLK	WP	HR	S	P	ERA	WHIP							
Tom Seaver, R ERA: 2.58	9.0		35	5	0	0	3	3	2	0	0	0	0	36	56	0.00	0.889							
Joe Price, L ERA: 2.87	10.1		2	0	0	0	0	1	0	0	0	0	0	1	5	0.00	3.000							
Tom Hume, R ERA: 3.14	10.1	S	2	0	0	0	0	0	0	0	0	0	0	2	2	0.00	0.000							

**Cincinnati Reds @ San Francisco Giants**  
Candlestick Park, San Francisco, CA  
Thu Sep 17 1981, 10:05 PM EDT  
Att: 4,721 - Unknown

AB	31
R	0
H	5
RBI	0
BB	6
SO	3
LOB	17

Batter	1	2	3	4	5	6	7	8	9	AB	R	H	RBI	BB	SO	LOB	TOP										
Dave Collins, S (1,9) OBP: 0.358, SLG: 0.395 Joe Price, R (7,1) Johnny Bench, R (9,PH) OBP: 0.426, SLG: 0.579 Tom Hume, R (9,1)	0-0 1B		0-0 F7		0-0 F8		0-0 1B		0-0 HR	4	0	2	1	0	0	0											
Ken Griffey, L (1,8) OBP: 0.368, SLG: 0.418	0-3 K		0-0 1-3			0-0 4-3	0-0 F8		0-0 4-3	5	0	0	0	0	1	4											
Dave Concepcion, R (1,6) OBP: 0.370, SLG: 0.438	0-0 1-3		0-0 F9			0-3 K		0-0 SH3 BB 1B	0-0 E6	5	0	1	0	0	1	0											
George Foster, R (1,7) OBP: 0.362, SLG: 0.520		0-0 HR		0-0 5-3		0-0 F8		4-0 SH3 BB 1B	0-0 F5	4	1	1	1	1	0	1											
Dan Driessen, L (1,3) OBP: 0.343, SLG: 0.383		0-0 1B 1B		0-0 4-3			0-0 F9	0-0 SH3		3	0	1	0	0	0	0											
Ray Knight, R (1,5) OBP: 0.332, SLG: 0.363		0-0 F9		0-0 1B			0-0 6-3	0-0 F2		4	0	1	0	0	0	3											
Joe Nolan, L (1,2) Mike O'Berry, R (9,2) OBP: 0.262, SLG: 0.245	0-0 1B		0-0 1-3 1B		0-3 K		0-0 1B 2B	0-0 F8		4	1	2	0	0	1	3											
Ron Oester, S (1,4) OBP: 0.318, SLG: 0.377	0-3 K			0-0 5-3			0-0 1B 1B		0-0 HR 1B	4	2	2	1	0	1	2											
Frank Pastore, R (1,1) Larry Bittner, L (7,PH) Eddie Milner, L (7,9) OBP: 0.296, SLG: 0.306	0-0 F9			0-0 F9			0-0 1B 1-2 1B		0-0 F8	2	0	0	0	0	0	2											
<b>Inning Stats</b>	R: 0 E: 0 K: 1 S: 5	H: 1 LOB: 0 BB: 0 P: 5	R: 1 E: 0 K: 1 S: 8	H: 3 LOB: 2 BB: 0 P: 8	R: 0 E: 0 K: 0 S: 3	H: 0 LOB: 0 BB: 0 P: 3	R: 0 E: 0 K: 1 S: 6	H: 1 LOB: 1 BB: 0 P: 6	R: 0 E: 0 K: 0 S: 3	H: 0 LOB: 0 BB: 0 P: 3	R: 0 E: 0 K: 0 S: 5	H: 0 LOB: 0 BB: 0 P: 5	R: 2 E: 0 K: 0 S: 7	H: 4 LOB: 3 BB: 0 P: 7	R: 0 E: 0 K: 0 S: 4	H: 1 LOB: 2 BB: 1 P: 8	R: 2 E: 1 K: 0 S: 6	H: 2 LOB: 1 BB: 0 P: 6	1B: 9 2B: 2 3B: 0 HR: 2	SF: 0 SAC: 1 DP: 1 HBP: 0	WP: 0 PB: 0 SB: 0 CS: 1	PA: 40					
<b>PITCHER</b>	IP	WLS	BF	H	R	ER	SO	BB	IBB	HBP	BLK	WP	HR	S	P	ERA	WHIP										
Bob Welch, R (1,1) ERA: 3.52	6.2		27	8	3	3	4	0	0	0	0	0	1	35	35	4.05	1.200										
Steve Howe, L (7,1) ERA: 2.57	0.1		4	2	0	0	0	1	0	0	0	0	0	3	7	0.00	9.000										
Dave Stewart, R (8,1) ERA: 2.03	2.0	L	9	2	2	2	0	0	0	0	0	0	1	9	9	9.00	1.000										

Cincinnati Reds @ Los Angeles Dodgers  
Dodger Stadium, Los Angeles, CA  
Fri Sep 18 1981, 7:05 PM PDT  
Att: 44,258 - Unknown

AB	38
R	5
H	12
RBI	5
BB	1
SO	4
LOB	16



Batter	1	2	3	4	5	6	7	8	9	AB	R	H	RBI	BB	SO	LOB	BOTTOM										
Davey Lopes, R (1,4) OBP: 0.300, SLG: 0.298	0-0 6-3			0-0 G3	0-0 P5			0-0 SF7 1B		4	1	1	0	0	0	0											
Ron Roenicke, S (1,8) OBP: 0.357, SLG: 0.280	0-3 K			0-0 HR 1B	0-0 5-3			0-0 P6		4	1	1	0	0	1	1											
Rick Monday, L (1,9) Reggie Smith, S (6,PH) Bobby Mitchell, L (9,8) OBP: 0.403, SLG: 0.607	0-0 F8			0-0 HR		0-3 K		0-0 SF7		3	1	1	2	0	1	0											
Steve Garvey, R (1,3) OBP: 0.323, SLG: 0.416		0-0 P4		0-0 E6 1B SF9		0-0 5-3		0-0 F8		4	1	0	0	0	0	0											
Dusty Baker Jr., R (1,7) OBP: 0.357, SLG: 0.444		0-0 F8		0-0 1B 1B		0-0 1B			0-0 F3	4	0	2	0	0	0	0											
Mike Scioscia, L (1,2) Steve Howe, L (7,1) Dave Stewart, R (8,1) Jay Johnstone, L (9,PH) OBP: 0.361, SLG: 0.343	0-0 4-3			0-0 SF9		0-0 6-3			0-0 F9	2	0	0	1	0	0	1											
Derrel Thomas, S (1,5) OBP: 0.344, SLG: 0.353			0-0 F8	0-0 1-2 1B			0-0 P3		0-0 4-3	4	0	1	0	0	0	0											
Gary Weiss, S (1,6)			0-0 F9	0-3 K			0-0 F8			3	0	0	0	0	1	2											
Bob Welch, R (1,1) Steve Yeager, R (7,2) OBP: 0.256, SLG: 0.289	0-0 6-3			0-0 K		0-3 K				2	0	0	0	0	1	0											
<b>Inning Stats</b>	R: 0 E: 0 K: 1 S: 5	H: 0 LOB: 0 BB: 0 P: 5	R: 0 E: 0 K: 0 S: 3	H: 0 LOB: 0 BB: 0 P: 3	R: 0 E: 0 K: 0 S: 3	H: 0 LOB: 0 BB: 0 P: 3	R: 3 E: 1 K: 1 S: 10	H: 4 LOB: 2 BB: 0 P: 10	R: 0 E: 0 K: 1 S: 5	H: 0 LOB: 0 BB: 0 P: 5	R: 0 E: 0 K: 1 S: 6	H: 1 LOB: 1 BB: 0 P: 6	R: 0 E: 0 K: 1 S: 5	H: 0 LOB: 0 BB: 0 P: 5	R: 1 E: 1 K: 0 S: 4	H: 1 LOB: 0 BB: 0 P: 4	R: 0 E: 0 K: 0 S: 3	H: 0 LOB: 0 BB: 0 P: 3	1B: 5 2B: 0 3B: 0 HR: 1	SF: 2 SAC: 0 DP: 0 HBP: 0	WP: 0 PB: 0 SB: 0 CS: 0	PA: 34					
<b>PITCHER</b>	IP	WLS	BF	H	R	ER	SO	BB	IBB	HBP	BLK	WP	HR	S	P	ERA	WHIP										
Frank Pastore, R (1,1) ERA: 3.8	6.0		24	5	3	2	4	0	0	0	0	0	0	9	9	0.00	0.500										
Joe Price, L (7,1) ERA: 2.76	2.0	W	7	1	1	0	1	0	0	0	0	0	0	9	9	0.00	0.500										
Tom Hume, R (9,1) ERA: 3.09	1.0	S	3	0	0	0	0	0	0	0	0	0	0	3	3	0.00	0.000										

Cincinnati Reds @ Los Angeles Dodgers  
Dodger Stadium, Los Angeles, CA  
Fri Sep 18 1981, 7:05 PM PDT  
Att: 44,258 - Unknown

AB	32
R	4
H	6
RBI	4
BB	0
SO	5
LOB	4



Batter	1	2	3	4	5	6	7	8	9	AB	R	H	RBI	BB	SO	LOB	TOP				
Dave Collins, S OBP: 0.362, SLG: 0.398 Sam Mejias, R OBP: 0.320, SLG: 0.348 (7, PH)	FC3-6 1B		BB 2B	K		FC4-6 BB	4-3			3	1	2	0	1	1	3					
Ken Griffey, L OBP: 0.368, SLG: 0.417	FC3-6 1B		F7			FC4-6	4-3			5	0	2	2	0	0	4					
Dave Concepcion, R OBP: 0.370, SLG: 0.436	FC3-6 HBP		2B BB	L4-6		4-3				4	1	1	0	1	0	6					
George Foster, R OBP: 0.367, SLG: 0.522	G4-6-3 HBP		2B			4-3 E	1B S			2	1	1	3	2	0	1					
Johnny Bench, R OBP: 0.421, SLG: 0.569 German Barranca, L OBP: 0.200, SLG: 0.200 Dan Driessen, L OBP: 0.342, SLG: 0.382	G4-6-3		F9			4-3	1B S			4	0	1	0	0	0	5					
Ray Knight, R OBP: 0.331, SLG: 0.360		K	6-3			K	4-3 1B			5	0	1	1	0	2	2					
Joe Nolan, L OBP: 0.362, SLG: 0.389	4-3			1B BB		L7	K			5	1	1	0	0	1	3					
Ron Oester, S OBP: 0.323, SLG: 0.378	K			1B BB		FC4-6 PB	4-3 1B			2	1	1	1	2	1	0					
Bruce Berenyi, R OBP: 0.244, SLG: 0.289 Joe Edelen, R OBP: 0.200, SLG: 0.200			BB 2B	L4-6 1B		K	4-3			1	1	1	0	1	0	0					
				1-2 2-3		1-2 2-3	1-2 2-3			2	0	0	0	0	1	3					
<b>Inning Stats</b>	R: 0 E: 0 K: 0 S: 4	H: 2 LOB: 2 BB: 0 P: 5	R: 0 E: 0 K: 2 S: 7	H: 0 LOB: 0 BB: 0 P: 7	R: 3 E: 0 K: 0 S: 5	H: 2 LOB: 1 BB: 2 P: 13	R: 2 E: 0 K: 1 S: 7	H: 3 LOB: 1 BB: 1 P: 11	R: 0 E: 0 K: 1 S: 5	H: 0 LOB: 2 BB: 2 P: 13	R: 2 E: 0 K: 1 S: 8	H: 3 LOB: 3 BB: 1 P: 12	R: 0 E: 0 K: 0 S: 3	H: 1 LOB: 0 BB: 0 P: 3	R: 0 E: 0 K: 0 S: 3	H: 0 LOB: 0 BB: 0 P: 3	1B: 10 2B: 2 3B: 0 HR: 0	SF: 0 SAC: 0 DP: 3 HBP: 1	WP: 0 PB: 1 SB: 1 CS: 0	PA: 43	
<b>PITCHER</b>	IP WLS BF H R ER SO	IP WLS BF H R ER SO	IP WLS BF H R ER SO	IP WLS BF H R ER SO	IP WLS BF H R ER SO	IP WLS BF H R ER SO	IP WLS BF H R ER SO	IP WLS BF H R ER SO	IP WLS BF H R ER SO	IP WLS BF H R ER SO	IP WLS BF H R ER SO	IP WLS BF H R ER SO	IP WLS BF H R ER SO	IP WLS BF H R ER SO	IP WLS BF H R ER SO	IP WLS BF H R ER SO	ERA WHIP	ERA WHIP			
Burt Hooton, R ERA: 2.52	2.1 L 13 4 3 3 2																	11.57 2.571			
Bobby Castillo, R ERA: 5.7	0.2 5 2 2 2 0																	27.00 4.500			
Tom Niedenfuer, R ERA: 4.05	1.0 3 1 0 0 1																	0.00 1.000			
Alejandro Pena, R ERA: 2.84	2.0 12 2 2 2 2																	9.00 3.000			
Terry Forster, L ERA: 5.19	1.0 4 1 0 0 1																	0.00 1.000			

Cincinnati Reds @ Los Angeles Dodgers  
Dodger Stadium, Los Angeles, CA  
Sat Sep 19 1981, 7:05 PM PDT  
Att: 48,352 - Unknown

AB 35  
R 7  
H 11  
RBI 7  
BB 7  
SO 6  
LOB 30



Batter	1	2	3	4	5	6	7	8	9	AB	R	H	RBI	BB	SO	LOB	BOTTOM					
Jack Perconte, L OBP: 0.500, SLG: 0.250	WP S 6-3 BB		F7	4-3			K			3	1	0	0	1	1	2						
Derrel Thomas, S OBP: 0.343, SLG: 0.351	6-3 1-H		S 1B			4-3	4-3			4	0	1	1	0	0	0						
Rick Monday, L OBP: 0.398, SLG: 0.591 Mark Bradley, R	K 2B		G1-6-3 BB			F8				3	1	0	0	1	1	0						
Steve Garvey, R OBP: 0.320, SLG: 0.412	K		G1-6-3			4-3				4	0	0	0	0	1	3						
Dusty Baker Jr., R OBP: 0.358, SLG: 0.446 Candy Maldonado, R	1-H 2B		BB FC4-6 BB			K				3	1	1	1	1	1	0						
Mike Scioscia, L OBP: 0.380, SLG: 0.339	L8		FC4-6 BB			F7				3	0	0	0	1	0	1						
Ron Roenicke, S OBP: 0.375, SLG: 0.286		K		FC4-6 BB			1B			3	0	1	0	1	2	0						
Gary Weiss, S		F7		K			F7			3	0	0	0	0	1	4						
Ken Landreaux, L OBP: 0.295, SLG: 0.365				K			F7			1	0	0	0	0	0	0						
Burt Hooton, R OBP: 0.275, SLG: 0.250 Bobby Castillo, R OBP: 0.444, SLG: 0.607 Tom Niedenfuer, R OBP: 0.395, SLG: 0.400 Alejandro Pena, R OBP: 0.284 Terry Forster, L OBP: 0.380, SLG: 0.182	1-3		FC4-6			F8				1	0	0	0	0	0	0						
<b>Inning Stats</b>	R: 2 E: 0 K: 2 S: 9	H: 1 LOB: 1 BB: 1 P: 13	R: 0 E: 0 K: 1 S: 5	H: 0 LOB: 0 BB: 0 P: 5	R: 0 E: 0 K: 0 S: 3	H: 1 LOB: 1 BB: 1 P: 7	R: 0 E: 0 K: 1 S: 5	H: 0 LOB: 2 BB: 3 P: 17	R: 0 E: 0 K: 0 S: 3	H: 0 LOB: 0 BB: 0 P: 3	R: 0 E: 0 K: 1 S: 6	H: 1 LOB: 0 BB: 0 P: 6	R: 0 E: 0 K: 1 S: 5	H: 0 LOB: 0 BB: 0 P: 5	R: 0 E: 0 K: 0 S: 3	H: 0 LOB: 0 BB: 0 P: 3	R: 0 E: 0 K: 1 S: 5	H: 0 LOB: 0 BB: 0 P: 5	1B: 2 2B: 1 3B: 0 HR: 0	SF: 0 SAC: 0 DP: 1 HBP: 0	WP: 2 PB: 0 SB: 2 CS: 0	PA: 35
<b>PITCHER</b>	IP WLS BF H R ER SO	IP WLS BF H R ER SO	IP WLS BF H R ER SO	IP WLS BF H R ER SO	IP WLS BF H R ER SO	IP WLS BF H R ER SO	IP WLS BF H R ER SO	IP WLS BF H R ER SO	IP WLS BF H R ER SO	IP WLS BF H R ER SO	IP WLS BF H R ER SO	IP WLS BF H R ER SO	IP WLS BF H R ER SO	IP WLS BF H R ER SO	IP WLS BF H R ER SO	IP WLS BF H R ER SO	ERA WHIP	ERA WHIP				
Bruce Berenyi, R ERA: 3.74	3.0 W 15 2 3 3 3																	9.00 2.000				
Joe Edelen, R ERA: 6.75	6.0 W 20 1 0 0 4																	0.00 0.333				

Cincinnati Reds @ Los Angeles Dodgers  
Dodger Stadium, Los Angeles, CA  
Sat Sep 19 1981, 7:05 PM PDT  
Att: 48,352 - Unknown

AB 30  
R 3  
H 3  
RBI 3  
BB 5  
SO 7  
LOB 12



Batter	1	2	3	4	5	6	7	8	9	AB	R	H	RBI	BB	SO	LOB	TOP					
<b>Dave Collins, S</b> (1, 9) OBP: 0.361, SLG: 0.399 <b>Sam Mejias, R</b> (7, 9) OBP: 0.314, SLG: 0.340										4	1	1	0	0	2	1	<b>Cincinnati Reds @ Los Angeles Dodgers</b> Dodger Stadium, Los Angeles, CA Sun Sep 20 1981, 3:33 AM PDT Att: 39,560 - Unknown					
<b>Ken Griffey, L</b> (1, 8) OBP: 0.374, SLG: 0.423										5	1	4	0	0	0							
<b>Dave Concepcion, R</b> (1, 6) OBP: 0.368, SLG: 0.433										5	1	1	0	0	4							
<b>George Foster, R</b> (1, 7) OBP: 0.368, SLG: 0.519										4	1	1	0	1	0							
<b>Dan Driessen, L</b> (1, 3) OBP: 0.351, SLG: 0.390										3	1	3	3	1	0							
<b>Ray Knight, R</b> (1, 5) OBP: 0.327, SLG: 0.356										4	0	0	0	0	1							
<b>Joe Nolan, L</b> (1, 2) OBP: 0.369, SLG: 0.401										4	0	3	1	0	2							
<b>Ron Oester, S</b> (1, 4) OBP: 0.322, SLG: 0.375										2	0	0	1	1	0							
<b>Mario Soto, R</b> (1, 1) OBP: 0.082, SLG: 0.063										4	0	0	0	0	2							
<b>Inning Stats</b>	R: 2 E: 0 K: 1 S: 8	H: 3 LOB: 2 BB: 1 P: 12	R: 0 E: 0 K: 1 S: 5	H: 0 LOB: 0 BB: 0 P: 5	R: 0 E: 0 K: 0 S: 3	H: 0 LOB: 0 BB: 0 P: 3	R: 1 E: 0 K: 0 S: 4	H: 1 LOB: 1 BB: 1 P: 8	R: 0 E: 0 K: 1 S: 5	H: 1 LOB: 0 BB: 0 P: 5	R: 0 E: 0 K: 0 S: 3	H: 1 LOB: 1 BB: 0 P: 3	R: 0 E: 0 K: 1 S: 6	H: 1 LOB: 1 BB: 0 P: 6	R: 2 E: 0 K: 1 S: 9	H: 4 LOB: 3 BB: 1 P: 13	R: 0 E: 0 K: 0 S: 4	H: 2 LOB: 1 BB: 0 P: 4	1B: 11 2B: 2 3B: 0 HR: 0	SF: 1 SAC: 0 DP: 1 HBP: 0	WP: 0 PB: 0 SB: 0 CS: 1	PA: 40
<b>PITCHER</b>	IP	WLS	BF	H	R	ER	SO	BB	IBB	HBP	BLK	WP	HR	S	P	ERA	WHIP					
<b>Ted Power, R</b> (1, 1) ERA: 3.27	5.0	L	21	5	3	3	3	2	0	0	0	0	0	25	33	5.40	1.400					
<b>Tom Niedenfuer, R</b> (6, 1) ERA: 3.99	2.0		7	2	0	0	1	0	0	0	0	0	0	9	9	0.00	1.000					
<b>Steve Howe, L</b> (8, 1) ERA: 2.74	2.0		12	6	2	2	1	0	1	0	0	0	0	13	17	9.00	3.000					


AB	36
R	5
H	13
RBI	5
BB	3
SO	5
LOB	20




Batter	1	2	3	4	5	6	7	8	9	AB	R	H	RBI	BB	SO	LOB	BOTTOM					
<b>Steve Sax, R</b> (1, 4) OBP: 0.318, SLG: 0.354 <b>Reggie Smith, S</b> (7, FH) OBP: 0.351, SLG: 0.379 <b>Steve Howe, L</b> (8, 1)										3	0	1	1	0	0	0	<b>Cincinnati Reds @ Los Angeles Dodgers</b> Dodger Stadium, Los Angeles, CA Sun Sep 20 1981, 3:33 AM PDT Att: 39,560 - Unknown					
<b>Derrel Thomas, S</b> (1, 5) OBP: 0.341, SLG: 0.349										4	0	1	0	0	1							
<b>Rick Monday, L</b> (1, 9) OBP: 0.394, SLG: 0.575										3	0	0	0	1	2							
<b>Steve Garvey, R</b> (1, 3) OBP: 0.317, SLG: 0.408										4	0	0	0	0	1							
<b>Jay Johnstone, L</b> (1, 7) OBP: 0.289, SLG: 0.400										4	0	1	0	0	1							
<b>Mike Scioscia, L</b> (1, 2) OBP: 0.358, SLG: 0.335										3	0	0	0	1	1							
<b>Ron Roenicke, S</b> (1, 8) OBP: 0.333, SLG: 0.250										4	0	0	0	0	2							
<b>Gary Weiss, S</b> (1, 6) OBP: 0.188, SLG: 0.143										4	1	2	0	0	0							
<b>Ted Power, R</b> (1, 1) <b>Ken Landreaux, L</b> (5, FH) OBP: 0.297, SLG: 0.367 <b>Tom Niedenfuer, R</b> (6, 1) <b>Mike Marshall, R</b> (7, FH) OBP: 0.500, SLG: 0.667										1	0	0	0	0	1							
<b>Inning Stats</b>	R: 0 E: 0 K: 0 S: 3	H: 0 LOB: 1 BB: 1 P: 7	R: 0 E: 0 K: 0 S: 3	H: 0 LOB: 0 BB: 0 P: 3	R: 0 E: 0 K: 1 S: 5	H: 0 LOB: 0 BB: 0 P: 5	R: 0 E: 0 K: 1 S: 6	H: 1 LOB: 1 BB: 0 P: 6	R: 1 E: 0 K: 1 S: 8	H: 3 LOB: 2 BB: 0 P: 8	R: 0 E: 0 K: 3 S: 10	H: 1 LOB: 1 BB: 0 P: 10	R: 0 E: 0 K: 0 S: 4	H: 2 LOB: 1 BB: 0 P: 4	R: 0 E: 0 K: 1 S: 5	H: 0 LOB: 0 BB: 0 P: 5	R: 0 E: 0 K: 2 S: 7	H: 0 LOB: 1 BB: 1 P: 11	1B: 7 2B: 0 3B: 0 HR: 0	SF: 0 SAC: 0 DP: 1 HBP: 0	WP: 0 PB: 0 SB: 0 CS: 0	PA: 35
<b>PITCHER</b>	IP	WLS	BF	H	R	ER	SO	BB	IBB	HBP	BLK	WP	HR	S	P	ERA	WHIP					
<b>Mario Soto, R</b> (1, 1) ERA: 3.82	9.0	W	35	7	1	1	9	2	0	0	0	0	0	51	59	1.00	1.000					





Batter	1	2	3	4	5	6	7	8	9	AB	R	H	RBI	BB	SO	LOB	TOP			
Dave Collins, S (1.8) OBP: 0.357, SLG: 0.394	F7		5-3			P4		K		4	0	0	0	0	1	0	<p>Cincinnati Reds @ San Diego Padres Jack Murphy Stadium, San Diego, CA Mon Sep 21 1981, 10:05 PM EDT Att: 5,501 - Unknown</p> <p>livebaseballscores.com</p> <p>AB 28 R 0 H 3 RBI 0 BB 4 SO 3 LOB 9</p> 			
Ken Griffey, L (1.9) OBP: 0.372, SLG: 0.419	F7		4-3			F7			G6-4-3 BB	3	0	0	0	1	0					
Dave Concepcion, R (1.6) OBP: 0.367, SLG: 0.429	6-3			CS BB		6-3			G6-4-3 1-2	3	0	0	0	1	0					
George Foster, R (1.7) OBP: 0.369, SLG: 0.516		L9		F7 1-2			BB		BB	2	0	0	0	2	0					
Johnny Bench, R (1.3) OBP: 0.417, SLG: 0.560		F8		FC5-4 1B		F7			P4	4	0	1	0	0	2					
Ray Knight, R (1.5) OBP: 0.327, SLG: 0.356		1B		FC5-4 1-2		P1				3	0	1	0	0	2					
Junior Kennedy, R (1.4) OBP: 0.214, SLG: 0.205		FC6-4 1B			L8				5-3	3	0	1	0	0	1					
Mike O'Berry, R (1.2) OBP: 0.257, SLG: 0.240		FC6-4			F8				5-3	2	0	0	0	0	2					
Paul Householder, S (8. PH) OBP: 0.304, SLG: 0.357										1	0	0	0	0	0					
Joe Nolan, L (8.2) OBP: 0.369, SLG: 0.401										0	0	0	0	0	0					
Charlie Leibrandt, R (1.1) Scott Brown, R (6.1) Mike Vail, R (8. PH) Geoff Combe, R (8.1)				K		K			P8	2	0	0	0	0	2					
<b>Inning Stats</b>	R: 0 E: 0 K: 0 S: 3	H: 0 LOB: 0 BB: 0 P: 3	R: 0 E: 0 K: 0 S: 5	H: 2 LOB: 2 BB: 0 P: 5	R: 0 E: 0 K: 1 S: 5	H: 0 LOB: 0 BB: 0 P: 5	R: 0 E: 0 K: 0 S: 3	H: 1 LOB: 1 BB: 1 P: 7	R: 0 E: 0 K: 0 S: 5	H: 0 LOB: 0 BB: 0 P: 5	R: 0 E: 0 K: 0 S: 3	H: 0 LOB: 1 BB: 1 P: 7	R: 0 E: 0 K: 1 S: 5	H: 0 LOB: 0 BB: 0 P: 5	R: 0 E: 0 K: 0 S: 2	H: 0 LOB: 1 BB: 2 P: 10	1B: 3 2B: 0 3B: 0 HR: 0	SF: 0 SAC: 0 DP: 1 HBP: 0	WP: 0 PB: 0 SB: 0 CS: 1	PA: 32
<b>PITCHER</b> Chris Welsh, L (1.1) ERA: 3.44	IP: 9.0 WLS: W BF: 32 H: 3 R: 0 ER: 0 SO: 3 BB: 4 IBB: 0 HBP: 0 BLK: 0 WP: 0 HR: 0 S: 34 P: 50 ERA: 0.00 WHIP: 0.778																			

Batter	1	2	3	4	5	6	7	8	9	AB	R	H	RBI	BB	SO	LOB	BOTTOM
Ozzie Smith, S (1.6) OBP: 0.302, SLG: 0.268	1-3		SH3		5-3	SF8		F8		3	0	0	1	0	0	1	<p>Cincinnati Reds @ San Diego Padres Jack Murphy Stadium, San Diego, CA Mon Sep 21 1981, 10:05 PM EDT Att: 5,501 - Unknown</p> <p>livebaseballscores.com</p> <p>AB 30 R 6 H 12 RBI 6 BB 5 SO 1 LOB 18</p> 
Juan Bonilla, R (1.4) OBP: 0.345, SLG: 0.351	6-3		5-3		G4-6-3 BB	1B		F5		4	1	1	1	1	0	2	
Gene Richards, L (1.7) OBP: 0.363, SLG: 0.405		CS 1B	F8		G4-6-3 1-2	1B				4	0	2	1	0	2		
Luis Salazar, R (1.5) OBP: 0.329, SLG: 0.398	4-3			1B FC5-2 1B		SH3 1B				4	1	3	1	0	0	1	
Ruppert Jones, L (1.8) OBP: 0.319, SLG: 0.375		F7		FC5-2 BB		SH1-3		G5-4-3 1B		2	0	1	0	1	0	0	
Dave Edwards, R (1.9) OBP: 0.277, SLG: 0.308		P4		F9		1B BB		K		3	1	0	0	1	1	3	
Barry Evans, R (1.3) OBP: 0.374, SLG: 0.375						BB				4	1	3	1	0	0	1	
Broderick Perkins, L (8.3) OBP: 0.314, SLG: 0.412					FC5-2 1B	SF8 1B		G5-4-3 1-2		0	0	0	0	0	0	0	
Doug Gwosdz, R (1.2) OBP: 0.235, SLG: 0.154		2B		FC5-2 FC6-4		SF8 1B IBB				3	1	1	0	1	0	4	
Chris Welsh, L (1.1) OBP: 0.190, SLG: 0.175			5-3 SH3 1B		FC6-4 1-2	1B BB		6-3		3	1	1	1	1	0	4	
<b>Inning Stats</b>	R: 0 E: 0 K: 0 S: 4	H: 1 LOB: 1 BB: 0 P: 4	R: 0 E: 0 K: 0 S: 4	H: 1 LOB: 1 BB: 0 P: 4	R: 0 E: 0 K: 0 S: 5	H: 2 LOB: 3 BB: 1 P: 9	R: 0 E: 0 K: 0 S: 7	H: 5 LOB: 2 BB: 3 P: 19	R: 0 E: 0 K: 1 S: 5	H: 1 LOB: 0 BB: 0 P: 5	R: 0 E: 0 K: 0 S: 4	H: 1 LOB: 1 BB: 0 P: 4	1B: 10 2B: 2 3B: 0 HR: 0	SF: 1 SAC: 2 DP: 2 HBP: 0	WP: 0 PB: 0 SB: 1 CS: 1	PA: 38	
<b>PITCHER</b> Charlie Leibrandt, L (1.1) ERA: 3.65 Scott Brown, R (6.1) Geoff Combe, R (8.1) ERA: 7.41	IP: 5.2 WLS: L BF: 30 H: 6 R: 6 ER: 6 SO: 0 BB: 4 IBB: 1 HBP: 0 BLK: 0 WP: 0 HR: 0 S: 25 P: 45 ERA: 9.53 WHIP: 2.294																



Batter	1	2	3	4	5	6	7	8	9	AB	R	H	RBI	BB	SO	LOB	TOP			
Dave Collins, S OBP: 0.362, SLG: 0.395 Paul Householder, S OBP: 0.350, SLG: 0.356	0-0 1B 2B	0-0 1-3		0-0 WP 1B		4-0 BB		0-0 1-3		1 1 1 0 0 0 0 3 0 1 1 1 0 1										
Ken Griffey, L OBP: 0.373, SLG: 0.416	0-0 1-2 2B	0-0 6-3		4-0 1-2 IBB		0-0 F7		0-0 L7		4 1 1 0 1 0 1										
Dave Concepcion, R OBP: 0.363, SLG: 0.422	0-0 F9	0-0 5-3		0-0 F8		0-0 F8		0-3 K		5 0 0 0 0 1 5										
George Foster, R OBP: 0.372, SLG: 0.519	0-0 1-2 2H 1B 2B		0-0 6-3		0-0 F9 1B 4-3 1B		0-0 L4		0-0 F8		5 2 2 2 0 0 0									
Johnny Bench, R OBP: 0.421, SLG: 0.551	0-0 L9		0-0 F9		0-0 1-2 4-3 1B		0-0 F8				4 0 1 0 0 0 1									
Joe Nolan, L OBP: 0.367, SLG: 0.395	4-0 1B IBB		0-0 F7		0-0 2-3 F9		0-0 3-1				3 0 0 0 1 0 2									
Junior Kennedy, R OBP: 0.239, SLG: 0.256	0-0 1-3 2H 1B			0-0 1B 2B		0-0 4-3		0-0 L1		4 1 2 2 0 0 1							AB 35			
Ron Oester, S OBP: 0.323, SLG: 0.373	4-0 IBB			0-0 F7		0-0 P6		0-0 SH1-4 1B		3 0 1 0 1 0 2							R 5			
Frank Pastore, R OBP: 0.119, SLG: 0.122 Joe Price, R (8, 1)	0-3 K			0-0 1-3		0-0 4-3		0-0 SH1-4 1-2		3 0 0 0 0 1 4 0 0 0 0 0 0 0							H 9			
<b>Inning Stats</b>	R: 3 E: 0 K: 1 S: 9	H: 4 LOB: 3 BB: 2 P: 17	R: 0 E: 0 K: 0 S: 3	H: 0 LOB: 0 BB: 0 P: 3	R: 0 E: 0 K: 0 S: 3	H: 0 LOB: 0 BB: 0 P: 3	R: 1 E: 0 K: 0 S: 5	H: 2 LOB: 2 BB: 1 P: 9	R: 1 E: 0 K: 0 S: 5	H: 2 LOB: 1 BB: 0 P: 5	R: 0 E: 0 K: 0 S: 3	H: 0 LOB: 0 BB: 0 P: 3	R: 0 E: 0 K: 0 S: 4	H: 1 LOB: 1 BB: 0 P: 4	R: 0 E: 0 K: 1 S: 5	H: 0 LOB: 0 BB: 0 P: 5	1B: 7 2B: 2 3B: 0 HR: 0	SF: 0 SAC: 1 DP: 0 HBP: 0	WP: 1 PB: 0 SB: 0 CS: 0	PA: 40
<b>PITCHER</b>	IP WLS BF H R ER SO BB IBB HBP BLK WP HR S P ERA WHIP																			
Rick Wise, R ERA: 4.04	(1, 1) 4.0 L 23 8 5 5 1 0 3 0 0 0 1 0 22 34 11.25 2.000																			
John Littlefield, R ERA: 3.97	(5, 1) 2.0 7 0 0 0 0 1 0 0 0 0 0 0 6 10 0.00 0.500																			
Tim Lollar, L ERA: 6.37	(7, 1) 2.0 7 1 0 0 0 0 0 0 0 0 0 0 7 7 0.00 0.500																			
John Ureña, R ERA: 2.54	(9, 1) 1.0 3 0 0 0 0 1 0 0 0 0 0 0 0 5 5 0.00 0.000																			

Cincinnati Reds @ San Diego Padres  
Jack Murphy Stadium, San Diego, CA  
Wed Sep 23 1981, 10:05 PM EDT  
Att: 4,831 - Unknown

AB	35
R	5
H	9
RBI	5
BB	4
SO	2
LOB	17



Batter	1	2	3	4	5	6	7	8	9	AB	R	H	RBI	BB	SO	LOB	BOTTOM					
Ozzie Smith, S OBP: 0.299, SLG: 0.264	0-0 4-3		0-0 F8			0-0 1-3		4-0 1B BB		3 0 0 0 1 0 0												
Juan Bonilla, R OBP: 0.346, SLG: 0.355	0-0 L9			0-3 K		0-0 F9		0-0 G4-6 1B		4 0 1 0 0 1 0												
Gene Richards, L OBP: 0.370, SLG: 0.419	0-0 S 1B			0-0 5-3				0-0 G4-6 1-2		4 1 2 0 0 0 2												
Ruppert Jones, L OBP: 0.315, SLG: 0.373	0-3 K			0-0 2B		0-0 F2		0-0 3-1		4 0 1 0 0 1 2												
Terry Kennedy, L OBP: 0.339, SLG: 0.377		0-3 K		0-0 5-3		0-0 F7		0-0 4-3		4 0 0 0 0 1 2												
Randy Bass, L OBP: 0.300, SLG: 0.325		0-3 K			4-0 G4-6 BB	0-0 1B		0-0 F2		3 0 1 1 1 1 0												
Luis Salazar, R OBP: 0.329, SLG: 0.399		0-0 F7			0-0 F9	0-0 1B		0-0 1B		3 0 1 0 0 0 1							AB 31					
Tim Flannery, L OBP: 0.302, SLG: 0.400			0-0 F8		0-0 G4-6-3	0-0 G3				3 0 0 0 0 0 3							R 1					
Rick Wise, R ERA: 4.04 John Littlefield, R ERA: 3.97 Jose Moreno, S OBP: 0.276, SLG: 0.222 Tim Lollar, L OBP: 0.325, SLG: 0.393 Alan Wittigs, S OBP: 0.182 John Ureña, R OBP: 0.250, SLG: 0.250	(1, 1) 4.0 L 23 8 5 5 1 0 3 0 0 0 1 0 22 34 11.25 2.000 (5, 1) 2.0 7 0 0 0 0 1 0 0 0 0 0 0 6 10 0.00 0.500 (7, 1) 2.0 7 1 0 0 0 0 0 0 0 0 0 0 7 7 0.00 0.500 (9, 1) 1.0 3 0 0 0 0 1 0 0 0 0 0 0 0 5 5 0.00 0.000																					
<b>Inning Stats</b>	R: 0 E: 0 K: 1 S: 6	H: 1 LOB: 1 BB: 0 P: 6	R: 0 E: 0 K: 2 S: 7	H: 0 LOB: 0 BB: 0 P: 7	R: 0 E: 0 K: 1 S: 5	H: 0 LOB: 0 BB: 0 P: 5	R: 0 E: 0 K: 1 S: 6	H: 1 LOB: 1 BB: 0 P: 6	R: 0 E: 0 K: 0 S: 2	H: 0 LOB: 0 BB: 1 P: 6	R: 0 E: 0 K: 1 S: 5	H: 0 LOB: 0 BB: 0 P: 5	R: 1 E: 0 K: 0 S: 6	H: 3 LOB: 2 BB: 0 P: 6	R: 0 E: 0 K: 0 S: 3	H: 1 LOB: 1 BB: 1 P: 7	R: 0 E: 0 K: 0 S: 3	H: 0 LOB: 0 BB: 0 P: 3	1B: 4 2B: 2 3B: 0 HR: 0	SF: 0 SAC: 0 DP: 2 HBP: 0	WP: 0 PB: 0 SB: 1 CS: 0	PA: 33
<b>PITCHER</b>	IP WLS BF H R ER SO BB IBB HBP BLK WP HR S P ERA WHIP																					
Frank Pastore, R ERA: 3.85	(1, 1) 7.1 W 29 6 1 1 6 2 0 0 0 0 0 0 0 4 4 1.23 1.091																					
Joe Price, L ERA: 2.65	(8, 1) 1.2 S 4 0 0 0 0 0 0 0 0 0 0 0 0 4 4 0.00 0.000																					

Cincinnati Reds @ San Diego Padres  
Jack Murphy Stadium, San Diego, CA  
Wed Sep 23 1981, 10:05 PM EDT  
Att: 4,831 - Unknown

AB	31
R	1
H	6
RBI	1
BB	2
SO	6
LOB	10



Batter	1	2	3	4	5	6	7	8	9	AB	R	H	RBI	BB	SO	LOB	TOP					
Paul Householder, S OBP: 0.339, SLG: 0.380	(1, 9) X F8	(1, 9) X PB E BB	(1, 9) X K							5	2	2	1	1	2	3						
Ken Griffey, L OBP: 0.374, SLG: 0.415	(1, 8) X BB BB FC5-4	(1, 8) X E6	(1, 8) X 4-3							3	2	1	0	1	0	2						
Eddie Milner, L OBP: 0.333, SLG: 0.400	(5, 9)									1	0	1	1	1	0	0						
Dave Concepcion, R OBP: 0.389, SLG: 0.421	(1, 6) B Rafael Landestoy, S OBP: 0.283, SLG: 0.171	(8, 4)								3	1	1	0	2	1	3						
George Foster, R OBP: 0.376, SLG: 0.518	(1, 7) B FC5-4									4	0	2	2	2	0	2						
Johnny Bench, R OBP: 0.411, SLG: 0.536	(1, 3) X FC5-4									4	0	0	1	0	0	9						
Larry Bittner, L OBP: 0.286, SLG: 0.294	(7, PH) X 2B									2	0	0	0	0	0	2						
Joe Nolan, L OBP: 0.371, SLG: 0.406	(1, 2) X 2B									4	1	2	1	1	0	1						
Ray Knight, R OBP: 0.325, SLG: 0.364	(1, 5) X F9									5	2	2	1	0	0	3						
Ron Oester, S OBP: 0.324, SLG: 0.383	(1, 4) X HR									5	1	2	2	0	1	2						
Mario Soto, R OBP: 0.093, SLG: 0.075	(1, 1) X K									5	1	1	0	0	3	4						
<b>Inning Stats</b>	R: 2 E: 0 K: 0 S: 5	H: 2 LOB: 2 BB: 2 P: 13	R: 1 E: 1 K: 2 S: 9	H: 1 LOB: 3 BB: 2 P: 17	R: 2 E: 0 K: 2 S: 9	H: 2 LOB: 1 BB: 1 P: 13	R: 0 E: 0 K: 0 S: 4	H: 2 LOB: 1 BB: 0 P: 4	R: 3 E: 0 K: 0 S: 6	H: 3 LOB: 2 BB: 2 P: 14	R: 0 E: 0 K: 0 S: 3	H: 0 LOB: 0 BB: 0 P: 3	R: 2 E: 0 K: 0 S: 6	H: 3 LOB: 1 BB: 0 P: 6	R: 0 E: 1 K: 3 S: 11	H: 1 LOB: 2 BB: 0 P: 11	R: 0 E: 0 K: 0 S: 3	H: 0 LOB: 1 BB: 1 P: 7	1B: 7 2B: 5 3B: 0 HR: 2	SF: 0 SAC: 0 DP: 1 HBP: 0	WP: 0 PB: 1 SB: 1 CS: 0	PA: 50
<b>PITCHER</b>	IP WLS BF H R ER SO BB IBB HBP BLK WP HR S P ERA WHIP																					
Tommy Boggs, R ERA: 4.21	(1, 1) 2.0 L 17 5 5 4 2 4 1 0 0 0 1 16 36 18.00 4.500																					
Bob Walk, R ERA: 5.08	(3, 1) 2.0 7 2 0 0 2 0 0 0 0 0 0 11 11 0.00 1.000																					
Steve Bedrosian, R ERA: 4.43	(5, 1) 3.0 17 6 5 5 0 2 0 0 0 0 1 15 23 15.00 2.667																					
Larry Bradford, L ERA: 3.71	(8, 1) 2.0 9 1 0 0 3 1 0 0 0 0 0 0 14 18 0.00 1.000																					

Cincinnati Reds @ Atlanta Braves  
Atlanta-Fulton County Stadium, Atlanta, GA  
Fri Sep 25 1981, 7:05 PM EDT  
Att: 7,817 - Unknown

AB 42  
R 10  
H 14  
RBI 9  
BB 8  
SO 7  
LOB 32



Batter	1	2	3	4	5	6	7	8	9	AB	R	H	RBI	BB	SO	LOB	BOTTOM					
Brett Butler, L OBP: 0.352, SLG: 0.333	(1, 8) X 1-3	(1, 8) X F9								4	0	0	0	1	0	1						
Claudell Washington, L OBP: 0.328, SLG: 0.412	(1, 9) S K									4	0	0	0	0	2	1						
Larry Whisenton, L	(8, 7)									0	0	0	0	0	0	0						
Rufino Linares, R OBP: 0.301, SLG: 0.387	(1, 7) X 1B									4	0	1	0	0	0	1						
Larry Bradford, R OBP: 1.000, SLG: 1.000	(8, 1)									0	0	0	0	0	0	0						
Chris Chambliss, L OBP: 0.353, SLG: 0.408	(1, 3) X F8									3	0	1	0	1	0	1						
Ken Smith, L	(9, 3)									0	0	0	0	0	0	0						
Bob Horner, R OBP: 0.333, SLG: 0.404	(1, 5) X 5-3									4	0	0	0	0	0	2						
Brook Jacoby, R OBP: 0.333, SLG: 0.333	(9, 5)									0	0	0	0	0	0	0						
Glenn Hubbard, R OBP: 0.307, SLG: 0.352	(1, 4) X 3B									4	1	2	0	0	1	1						
Matt Sinatro, R OBP: 0.455, SLG: 0.490	(1, 2) X F7									4	0	2	0	0	0	2						
Rafael Ramirez, R OBP: 0.276, SLG: 0.303	(1, 6) X 1B									2	1	1	1	0	0	1						
Biff Pocoroba, S OBP: 0.258, SLG: 0.216	(6, PH) X 2H									1	0	0	0	0	0	2						
Paul Runge, R	(7, 6)									1	0	0	0	0	1	0						
Tommy Boggs, R OBP: 0.417, SLG: 0.195	(1, 1) X 4-3									1	0	1	1	0	0	0						
Bob Walk, R OBP: 0.143, SLG: 0.143	(3, 1) X									0	0	0	0	0	0	0						
Brian Bassetine, L OBP: 0.320, SLG: 0.529	(4, PH) X									1	0	0	0	0	0	1						
Steve Bedrosian, R	(5, 1) X									0	0	0	0	0	0	0						
Albert Hall, S	(7, PH) X									2	0	0	0	0	1	0						
<b>Inning Stats</b>	R: 0 E: 0 K: 1 S: 6	H: 1 LOB: 1 BB: 0 P: 6	R: 2 E: 0 K: 0 S: 6	H: 3 LOB: 1 BB: 0 P: 6	R: 0 E: 0 K: 1 S: 3	H: 0 LOB: 1 BB: 1 P: 7	R: 0 E: 0 K: 1 S: 6	H: 1 LOB: 1 BB: 0 P: 6	R: 0 E: 0 K: 1 S: 5	H: 0 LOB: 2 BB: 0 P: 5	R: 0 E: 0 K: 1 S: 5	H: 2 LOB: 2 BB: 0 P: 5	R: 0 E: 0 K: 1 S: 4	H: 0 LOB: 1 BB: 1 P: 9	R: 0 E: 0 K: 0 S: 4	H: 1 LOB: 1 BB: 0 P: 4	R: 0 E: 0 K: 1 S: 5	H: 0 LOB: 0 BB: 0 P: 5	1B: 6 2B: 1 3B: 1 HR: 0	SF: 0 SAC: 0 DP: 0 HBP: 0	WP: 1 PB: 0 SB: 0 CS: 0	PA: 37
<b>PITCHER</b>	IP WLS BF H R ER SO BB IBB HBP BLK WP HR S P ERA WHIP																					
Mario Soto, R ERA: 3.53	(1, 1) 9.0 W 37 8 2 2 5 2 0 0 0 1 0 45 53 2.00 1.111																					

Cincinnati Reds @ Atlanta Braves  
Atlanta-Fulton County Stadium, Atlanta, GA  
Fri Sep 25 1981, 7:05 PM EDT  
Att: 7,817 - Unknown

AB 35  
R 2  
H 8  
RBI 2  
BB 2  
SO 5  
LOB 13







Batter	1	2	3	4	5	6	7	8	9	AB	R	H	RBI	BB	SO	LOB	TOP										
Joe Morgan, L (1.4) OBP: 0.362, SLG: 0.368										3	0	0	0	2	1	2	<b>San Francisco Giants @ Cincinnati Reds</b> Riverfront Stadium, Cincinnati, OH Mon Sep 28 1981, 7:05 PM EDT Att: 12,944 - Unknown <a href="http://livebaseballscorecards.com">livebaseballscorecards.com</a>										
Dave Bergman, L (1.3) OBP: 0.325, SLG: 0.359									5	0	1	0	0	0	2												
Jack Clark, R (1.9) OBP: 0.342, SLG: 0.465									5	0	2	0	0	0	2												
Jeffrey Leonard, R (1.7) OBP: 0.314, SLG: 0.434									4	0	0	0	0	1	4												
Darrell Evans, L (1.5) OBP: 0.351, SLG: 0.412									4	2	2	0	0	0	1												
Jerry Martin, R (1.8) OBP: 0.321, SLG: 0.359									3	2	1	2	1	1	0												
Milt May, L (1.2) OBP: 0.375, SLG: 0.381									2	0	1	1	1	0	0												
Johnnie LeMaster, R (1.6) OBP: 0.314, SLG: 0.297									3	0	1	1	1	1	1												
Alan Hargesheimer, R (1.1) Greg Minton, S (8.1)									3	0	0	0	0	2	3	0											
<b>Inning Stats</b>	R: 0 E: 0 K: 1 S: 5	H: 0 LOB: 1 BB: 1 P: 9	R: 2 E: 0 K: 0 S: 5	H: 2 LOB: 1 BB: 1 P: 9	R: 0 E: 0 K: 0 S: 4	H: 1 LOB: 1 BB: 0 P: 4	R: 0 E: 0 K: 1 S: 5	H: 0 LOB: 0 BB: 0 P: 5	R: 0 E: 0 K: 1 S: 7	H: 2 LOB: 2 BB: 0 P: 7	R: 2 E: 0 K: 1 S: 7	H: 2 LOB: 1 BB: 1 P: 11	R: 0 E: 0 K: 0 S: 3	H: 0 LOB: 0 BB: 0 P: 3	R: 0 E: 0 K: 2 S: 8	H: 1 LOB: 2 BB: 1 P: 12	R: 0 E: 0 K: 0 S: 2	H: 0 LOB: 0 BB: 1 P: 6	1B: 6 2B: 1 3B: 0 HR: 1	SF: 1 SAC: 1 DP: 1 HBP: 0	WP: 1 PB: 0 SB: 1 CS: 0	PA: 39					
<b>PITCHER</b>	IP	WLS	BF	H	R	ER	SO	BB	IBB	HBP	BLK	WP	HR	S	P	ERA	WHIP										
Frank Pastore, R (1.1) ERA: 3.79	5.0	L	25	7	4	4	3	3	0	0	0	1	1	28	40	7.20	2.000										
Joe Edelen, R (6.1) ERA: 5.25	2.0		6	0	0	0	1	0	0	0	0	0	0	8	8	0.00	0.000										
Joe Price, L (8.1) ERA: 2.55	2.0		8	1	0	0	2	1	1	0	0	0	0	10	18	0.00	1.000										

Batter	1	2	3	4	5	6	7	8	9	AB	R	H	RBI	BB	SO	LOB	BOTTOM										
Paul Householder, S (1.9) OBP: 0.333, SLG: 0.383										3	0	0	0	1	1	3	<b>San Francisco Giants @ Cincinnati Reds</b> Riverfront Stadium, Cincinnati, OH Mon Sep 28 1981, 7:05 PM EDT Att: 12,944 - Unknown <a href="http://livebaseballscorecards.com">livebaseballscorecards.com</a>										
Ken Griffey, L (1.8) OBP: 0.375, SLG: 0.418									3	0	0	0	1	0	1												
Dave Concepcion, R (1.6) OBP: 0.362, SLG: 0.412									2	0	0	0	2	0	2												
George Foster, R (1.7) OBP: 0.375, SLG: 0.513									4	0	0	0	0	1	4												
Johnny Bench, R (1.3) OBP: 0.398, SLG: 0.516									4	0	0	0	0	0	1												
Joe Nolan, L (1.2) OBP: 0.375, SLG: 0.416									3	0	1	0	1	0	0												
Ray Knight, R (1.5) OBP: 0.320, SLG: 0.360									4	0	0	0	0	0	2												
Ron Oester, S (1.4) OBP: 0.326, SLG: 0.383									3	0	2	0	0	0	1												
Frank Pastore, R (1.1) OBP: 0.136, SLG: 0.140									2	0	1	0	0	1	1												
Joe Edelen, R (6.1) OBP: 0.200, SLG: 0.200									0	0	0	0	0	0	0												
Neil Fiala, L (7. PH) OBP: 0.200, SLG: 0.200									1	0	0	0	0	1	1												
Joe Price, R (8.1)									0	0	0	0	0	0	0												
<b>Inning Stats</b>	R: 0 E: 0 K: 1 S: 5	H: 0 LOB: 1 BB: 1 P: 9	R: 0 E: 0 K: 0 S: 2	H: 0 LOB: 0 BB: 1 P: 6	R: 0 E: 0 K: 2 S: 8	H: 1 LOB: 1 BB: 0 P: 8	R: 0 E: 0 K: 0 S: 3	H: 0 LOB: 0 BB: 0 P: 3	R: 0 E: 0 K: 0 S: 5	H: 2 LOB: 2 BB: 0 P: 5	R: 0 E: 0 K: 0 S: 3	H: 0 LOB: 1 BB: 1 P: 7	R: 0 E: 0 K: 1 S: 6	H: 1 LOB: 1 BB: 0 P: 6	R: 0 E: 0 K: 0 S: 2	H: 0 LOB: 1 BB: 2 P: 10	R: 0 E: 0 K: 0 S: 3	H: 0 LOB: 0 BB: 0 P: 3	1B: 2 2B: 2 3B: 0 HR: 0	SF: 0 SAC: 0 DP: 2 HBP: 0	WP: 0 PB: 0 SB: 0 CS: 0	PA: 34					
<b>PITCHER</b>	IP	WLS	BF	H	R	ER	SO	BB	IBB	HBP	BLK	WP	HR	S	P	ERA	WHIP										
Alan Hargesheimer, R (1.1) ERA: 3.68	7.0	W	28	4	0	0	4	4	0	0	0	0	0	32	48	0.00	1.143										
Greg Minton, R (8.1) ERA: 2.84	2.0		6	0	0	0	0	1	0	0	0	0	0	5	9	0.00	0.500										

Batter	1	2	3	4	5	6	7	8	9	AB	R	H	RBI	BB	SO	LOB	TOP										
Joe Morgan, L (1,4) OBP: 0.368, SLG: 0.377	F2		2B			2B	2B		FC4 IBB	3	2	2	0	2	0	0	<b>San Francisco Giants @ Cincinnati Reds</b> Riverfront Stadium, Cincinnati, OH Tue Sep 29 1981, 7:05 PM EDT Att: 13,117 - Unknown <a href="http://livebaseballscorecards.com">livebaseballscorecards.com</a>										
Enos Cabell, R (1,5) OBP: 0.270, SLG: 0.327 Gary Lavelle, S (7,1) OBP: 0.364, SLG: 0.400 Greg Minton, S (8,1)	1B 2B		BB			2B	BB		FC4	2	1	2	0	2	0	0											
Jack Clark, R (1,9) OBP: 0.341, SLG: 0.466	F8		F7			F7	1B			4	0	1	1	0	0	5											
Jeffrey Leonard, R (1,3) OBP: 0.319, SLG: 0.444	2H 1B					F6	5-3 2B		6-3	4	0	2	2	0	0	0											
Larry Herndon, R (1,7) OBP: 0.322, SLG: 0.414		6-3				6-3	5-3 IBB		5-3	3	0	0	0	1	0	0											
Jerry Martin, R (1,8) OBP: 0.316, SLG: 0.352	F5		F7			5-3	1-2 2-3		K	4	0	0	0	0	1	2											
Bob Brenly, R (1,2) OBP: 0.429, SLG: 0.500 Milt May, L (9, PH) OBP: 0.374, SLG: 0.379	L4					F8	F8		6-3	3	0	0	0	0	0	2											
Johnnie LeMaster, R (1,6) OBP: 0.313, SLG: 0.294			G3			F4			F8	3	0	0	0	1	0	0											
Al Holland, R (1,1) OBP: 0.143, SLG: 0.077 Fred Breining, R (6,1) Max Venable, L (7, PH) OBP: 0.238, SLG: 0.158 Darrell Evans, L (7,5) OBP: 0.350, SLG: 0.411			K			F9			K	2	0	0	0	0	1	0											
<b>Inning Stats</b>	R: 0 E: 0 K: 0 S: 4	H: 2 LOB: 2 BB: 0 P: 4	R: 0 E: 0 K: 0 S: 3	H: 0 LOB: 0 BB: 0 P: 3	R: 0 E: 0 K: 1 S: 6	H: 1 LOB: 2 BB: 1 P: 10	R: 0 E: 0 K: 0 S: 3	H: 0 LOB: 0 BB: 0 P: 3	R: 0 E: 0 K: 0 S: 3	H: 0 LOB: 0 BB: 0 P: 3	R: 2 E: 0 K: 0 S: 5	H: 2 LOB: 2 BB: 2 P: 13	R: 1 E: 0 K: 1 S: 6	H: 2 LOB: 2 BB: 1 P: 10	R: 0 E: 0 K: 1 S: 5	H: 0 LOB: 0 BB: 0 P: 5		R: 0 E: 0 K: 0 S: 3	H: 0 LOB: 2 BB: 2 P: 11	1B: 2 2B: 5 3B: 0 HR: 0	SF: 0 SAC: 0 DP: 0 HBP: 0	WP: 0 PA: 38 PB: 0 CS: 0 SB: 0					
<b>PITCHER</b>	IP	WLS	BF	H	R	ER	SO	BB	IBB	HBP	BLK	WP	HR	S	P	ERA	WHIP										
Charlie Leibrandt, L (1,1) ERA: 3.8	5.1		22	5	2	2	1	2	0	0	0	0	0	22	30	3.38	1.312										
Michael LaCoss, R (6,1) ERA: 6.12	0.2		3	0	0	0	0	0	1	0	0	0	0	2	6	0.00	0.000										
Paul Moskau, R (7,1) ERA: 4.19	1.0		5	2	1	1	1	1	0	0	0	0	0	6	10	9.00	3.000										
Tom Hume, R (8,1) ERA: 2.84	2.0	W	8	0	0	0	1	1	1	0	0	0	0	8	16	0.00	0.500										

Batter	1	2	3	4	5	6	7	8	9	AB	R	H	RBI	BB	SO	LOB	BOTTOM											
Paul Householder, S (1,9) OBP: 0.342, SLG: 0.391	K					F9				4	1	2	0	0	1	0	<b>San Francisco Giants @ Cincinnati Reds</b> Riverfront Stadium, Cincinnati, OH Tue Sep 29 1981, 7:05 PM EDT Att: 13,117 - Unknown <a href="http://livebaseballscorecards.com">livebaseballscorecards.com</a>											
Ken Griffey, L (1,8) OBP: 0.374, SLG: 0.414	F8					F8				3	0	0	0	1	0	1												
Dave Concepcion, R (1,6) OBP: 0.359, SLG: 0.409	6-3					L3				3	0	0	1	0	0	1												
George Foster, R (1,7) OBP: 0.376, SLG: 0.515		5-3				K				4	0	2	1	0	1	0												
Johnny Bench, R (1,3) OBP: 0.400, SLG: 0.534 Rafael Landestoy, S (9, PR) OBP: 0.253, SLG: 0.171		K				K				4	1	2	1	0	1	2												
Ray Knight, R (1,5) OBP: 0.317, SLG: 0.356	5-3					6-3				0	1	0	0	0	0	0												
Ron Oester, S (1,4) OBP: 0.328, SLG: 0.384						F8				4	0	0	0	0	0	2												
Mike O'Berry, R (1,2) OBP: 0.254, SLG: 0.231 Dave Collins, S (7, PH) OBP: 0.382, SLG: 0.394 Joe Nolan, L (8,2) OBP: 0.375, SLG: 0.416						F7				4	0	2	1	0	1	0												
Charlie Leibrandt, R (1,1) Michael LaCoss, R (6,1) Junior Kennedy, R (9, PH) Paul Moskau, R (7,1) Mike Vail, R (7, PH) Tom Hume, R (8,1)						K				1	0	0	0	0	0	0												
<b>Inning Stats</b>	R: 0 E: 0 K: 1 S: 5	H: 0 LOB: 0 BB: 0 P: 5	R: 0 E: 0 K: 1 S: 5	H: 0 LOB: 0 BB: 0 P: 5	R: 0 E: 0 K: 2 S: 7	H: 0 LOB: 0 BB: 0 P: 7	R: 0 E: 0 K: 0 S: 3	H: 0 LOB: 0 BB: 0 P: 3	R: 1 E: 0 K: 1 S: 6	H: 1 LOB: 0 BB: 0 P: 6	R: 2 E: 0 K: 0 S: 6	H: 3 LOB: 2 BB: 1 P: 10	R: 0 E: 0 K: 0 S: 4	H: 1 LOB: 1 BB: 0 P: 4	R: 0 E: 0 K: 0 S: 3	H: 1 LOB: 0 BB: 0 P: 3		R: 1 E: 0 K: 0 S: 4	H: 3 LOB: 2 BB: 0 P: 4	1B: 7 2B: 2 3B: 0 HR: 1	SF: 1 SAC: 0 DP: 1 HBP: 0	WP: 0 PA: 34 PB: 0 CS: 0 SB: 0						
<b>PITCHER</b>	IP	WLS	BF	H	R	ER	SO	BB	IBB	HBP	BLK	WP	HR	S	P	ERA	WHIP											
Al Holland, L (1,1) ERA: 2.43	5.2		22	4	3	3	5	1	0	0	0	0	0	1	31	35	4.76	0.882										
Fred Breining, R (6,1) ERA: 2.69	0.1		1	0	0	0	0	0	0	0	0	0	0	1	1	0.00	0.000											
Gary Lavelle, L (7,1) ERA: 3.71	1.1		6	2	0	0	0	0	0	0	0	0	0	6	6	0.00	1.500											
Greg Minton, R (8,1) ERA: 2.91	1.0	L	5	3	1	1	0	0	0	0	0	0	0	5	5	9.00	3.000											



Batter	1	2	3	4	5	6	7	8	9	AB	R	H	RBI	BB	SO	LOB	TOP					
Terry Puhl, L OBP: 0.315, SLG: 0.357 (1, 9)										4	0	2	0	0	0	0	<b>Houston Astros @ Cincinnati Reds</b> Riverfront Stadium, Cincinnati, OH Wed Sep 30 1981, 7:05 PM EDT Att: 24,394 - Unknown					
Phil Garner, R OBP: 0.335, SLG: 0.320 (1, 4)										4	0	1	0	0	0	2						
Tony Scott, S OBP: 0.362, SLG: 0.366 Joe Sambito, L OBP: 0.366, SLG: 0.366 (8, 1)										4	0	0	0	0	1	4						
Jose Cruz, L OBP: 0.319, SLG: 0.431 (1, 7)										3	0	0	0	1	0	4						
Alan Ashby, S OBP: 0.358, SLG: 0.373 (1, 2)										3	0	0	0	1	0	1						
Cesar Cedeno, R OBP: 0.324, SLG: 0.380 (1, 3)										4	1	1	1	0	0	2						
Art Howe, R OBP: 0.360, SLG: 0.407 (1, 5)										4	0	0	0	0	0	1						
Craig Reynolds, L OBP: 0.284, SLG: 0.403 (1, 6)										3	1	1	1	0	0	0						
Vern Ruhle, R OBP: 0.400, SLG: 0.292 Frank LaCorte, R OBP: 0.333, SLG: 0.333 Harry Spilman, L OBP: 0.328, SLG: 0.283 Dave Smith, R OBP: 0.286, SLG: 0.286 Scott Loucks, R OBP: 0.286, SLG: 0.286 (8, 8)										2	0	0	0	0	2	0						
<b>Inning Stats</b>	R: 0 E: 0 K: 0 S: 4	H: 1 LOB: 1 BB: 0 P: 4	R: 0 E: 0 K: 0 S: 3	H: 0 LOB: 0 BB: 0 P: 3	R: 1 E: 1 K: 1 S: 8	H: 2 LOB: 2 BB: 0 P: 8	R: 0 E: 0 K: 0 S: 3	H: 0 LOB: 0 BB: 0 P: 3	R: 0 E: 0 K: 1 S: 5	H: 0 LOB: 0 BB: 0 P: 5	R: 0 E: 0 K: 0 S: 4	H: 1 LOB: 1 BB: 0 P: 4	R: 1 E: 0 K: 0 S: 4	H: 1 LOB: 0 BB: 0 P: 4	R: 0 E: 0 K: 1 S: 5	H: 0 LOB: 0 BB: 0 P: 5		R: 0 E: 0 K: 0 S: 2	H: 0 LOB: 1 BB: 2 P: 10	1B: 2 2B: 1 3B: 0 HR: 2	SF: 0 SAC: 0 DP: 1 HBP: 0	WP: 1 PB: 0 SB: 0 CS: 0
<b>PITCHER</b>	IP WLS BF H R ER SO BB IBB HBP BLK WP HR S P ERA WHIP																					
Mario Soto, R ERA: 3.47 Tom Hume, R ERA: 2.6	(1, 1) (9, 1)	8.0 W 32 5 2 2 3 2 0 0 0 0 1 2 36 44 2.25 0.875																				

Batter	1	2	3	4	5	6	7	8	9	AB	R	H	RBI	BB	SO	LOB	BOTTOM			
Dave Collins, S OBP: 0.361, SLG: 0.393 Sam Mejias, R OBP: 0.302, SLG: 0.327 (7, 9)										3	0	1	1	0	0	0	<b>Houston Astros @ Cincinnati Reds</b> Riverfront Stadium, Cincinnati, OH Wed Sep 30 1981, 7:05 PM EDT Att: 24,394 - Unknown			
Ken Griffey, L OBP: 0.376, SLG: 0.410 (1, 8)										4	1	0	0	0	1					
Dave Concepcion, R OBP: 0.358, SLG: 0.410 (1, 6)										4	0	1	1	0	0					
George Foster, R OBP: 0.376, SLG: 0.521 (1, 7)										3	1	1	1	0	0	1				
Johnny Bench, R OBP: 0.393, SLG: 0.524 (1, 3)										3	0	0	0	0	0	0				
Joe Nolan, L OBP: 0.379, SLG: 0.417 Mike O'Berry, R OBP: 0.254, SLG: 0.231 (8, 2)										2	1	1	0	1	0	0				
Ray Knight, R OBP: 0.317, SLG: 0.358 (1, 5)										3	1	1	0	0	1	1				
Ron Oester, S OBP: 0.331, SLG: 0.392 Junior Kennedy, R OBP: 0.255, SLG: 0.273 (8, 4)										3	1	2	1	0	0	0				
Mario Soto, R OBP: 0.088, SLG: 0.071 Tom Hume, R ERA: 1.93 (9, 1)										3	0	0	0	0	1	1				
<b>Inning Stats</b>	R: 0 E: 0 K: 0 S: 3	H: 0 LOB: 0 BB: 0 P: 3	R: 0 E: 0 K: 0 S: 3	H: 0 LOB: 0 BB: 0 P: 3	R: 0 E: 0 K: 1 S: 5	H: 0 LOB: 0 BB: 0 P: 5	R: 0 E: 0 K: 0 S: 3	H: 0 LOB: 0 BB: 0 P: 3	R: 1 E: 0 K: 1 S: 6	H: 2 LOB: 0 BB: 0 P: 6	R: 2 E: 0 K: 0 S: 6	H: 3 LOB: 1 BB: 0 P: 6	R: 2 E: 1 K: 0 S: 4	H: 2 LOB: 0 BB: 1 P: 8	R: 0 E: 0 K: 0 S: 3	H: 0 LOB: 0 BB: 0 P: 3		1B: 3 2B: 2 3B: 1 HR: 1	SF: 0 SAC: 0 DP: 0 HBP: 0	WP: 0 PB: 0 SB: 0 CS: 1
<b>PITCHER</b>	IP WLS BF H R ER SO BB IBB HBP BLK WP HR S P ERA WHIP																			
Vern Ruhle, R ERA: 2.97 Frank LaCorte, R ERA: 2.93 Dave Smith, R ERA: 2.84 Joe Sambito, L ERA: 1.93	(1, 1) (6, 1) (7, 1) (8, 1)	5.2 L 21 5 3 3 2 1 0 0 0 0 0 0 1 25 25 4.76 0.882																		

AB	32
R	2
H	5
RBI	2
BB	2
SO	3
LOB	14





Batter	1	2	3	4	5	6	7	8	9	AB	R	H	RBI	BB	SO	LOB	TOP			
Brett Butler, L OBP: 0.360, SLG: 0.325										6	2	2	0	0	0	5	<b>Atlanta Braves @ Cincinnati Reds</b> Riverfront Stadium, Cincinnati, OH Fri Oct 02 1981, 7:05 PM EDT Att: 14,793 - Unknown			
Claudell Washington, L OBP: 0.332, SLG: 0.430 Terry Harper, R OBP: 0.353, SLG: 0.356										4	3	3	5	0	1	3				
Bob Homer, R OBP: 0.341, SLG: 0.439 Brook Jacoby, R OBP: 0.200, SLG: 0.200										2	1	0	0	2	0	1				
Chris Chambliss, L OBP: 0.342, SLG: 0.403 Ken Smith, L OBP: 0.333, SLG: 0.667										4	0	1	3	0	0	2				
Dale Murphy, R OBP: 0.326, SLG: 0.396										3	0	1	1	2	2	1				
Glenn Hubbard, R OBP: 0.303, SLG: 0.352										5	1	1	0	0	0	3				
Matt Sinatro, R OBP: 0.394, SLG: 0.393										4	1	1	1	1	0	0				
Paul Runge, R OBP: 0.300, SLG: 0.364										4	1	2	0	1	0	1				
Gaylord Perry, R OBP: 0.265, SLG: 0.354 Gene Garber, R (9, 1)										3	2	1	1	0	1	1				
<b>Inning Stats</b>	R: 2 E: 0 K: 0 S: 5	H: 3 LOB: 0 BB: 0 P: 5	R: 0 E: 0 K: 1 S: 6	H: 0 LOB: 3 BB: 1 P: 14	R: 0 E: 0 K: 1 S: 3	H: 0 LOB: 1 BB: 1 P: 7	R: 4 E: 0 K: 1 S: 9	H: 3 LOB: 1 BB: 1 P: 13	R: 5 E: 0 K: 0 S: 8	H: 5 LOB: 2 BB: 2 P: 16	R: 0 E: 0 K: 0 S: 4	H: 2 LOB: 2 BB: 0 P: 4	R: 0 E: 0 K: 1 S: 5	H: 0 LOB: 0 BB: 0 P: 5	R: 0 E: 0 K: 1 S: 5	H: 0 LOB: 0 BB: 0 P: 5		1B: 7 2B: 4 3B: 2 HR: 1	SF: 0 SAC: 2 DP: 1 HBP: 0	WP: 0 PB: 0 CS: 2 CS: 1
<b>PITCHER</b>	IP WLS BF H R ER SO BB IBB HBP BLK WP HR S P ERA WHIP																			
Frank Pastore, R ERA: 4.02	3.2 L 20 5 5 5 1 3 0 0 0 0 0 0 19 31 12.27 2.182																			
Paul Moskau, R ERA: 4.54	0.2 8 5 5 5 1 1 0 0 0 0 0 0 9 13 67.50 9.000																			
Geoff Combe, R ERA: 7.64	0.2 5 1 1 1 0 2 0 0 0 0 0 1 3 11 13.50 4.500																			
Joe Edelen, R ERA: 5.7	2.0 7 3 0 0 0 0 0 0 0 0 0 0 7 7 0.00 1.500																			
Scott Brown, R ERA: 2.77	2.0 6 0 0 0 2 0 0 0 0 0 0 0 10 10 0.00 0.000																			

AB	38
R	11
H	14
RBI	11
BB	6
SO	4
LOB	18





Batter	1	2	3	4	5	6	7	8	9	AB	R	H	RBI	BB	SO	LOB	BOTTOM					
Dave Collins, S OBP: 0.356, SLG: 0.384										4	0	0	0	1	1	3	<b>Atlanta Braves @ Cincinnati Reds</b> Riverfront Stadium, Cincinnati, OH Fri Oct 02 1981, 7:05 PM EDT Att: 14,793 - Unknown					
Ken Griffey, L OBP: 0.372, SLG: 0.411										5	0	2	1	0	0	2						
Dave Concepcion, R OBP: 0.357, SLG: 0.408										5	0	1	1	0	1	1						
George Foster, R OBP: 0.373, SLG: 0.515										5	0	1	0	0	1	3						
Johnny Bench, R OBP: 0.377, SLG: 0.500										4	0	0	0	0	0	3						
Joe Nolan, L OBP: 0.371, SLG: 0.407										4	1	1	0	0	0	0						
Ray Knight, R OBP: 0.321, SLG: 0.369										4	2	2	0	0	0	0						
Ron Oester, S OBP: 0.339, SLG: 0.399										3	1	2	1	1	0	1						
Frank Pastore, R OBP: 0.133, SLG: 0.136 Paul Moskau, R Geoff Combe, R German Barranca, L Joe Edelen, R Paul Householder, S Scott Brown, R Rafael Landestoy, S										1	0	0	0	0	0	1						
<b>Inning Stats</b>	R: 0 E: 0 K: 0 S: 3	H: 0 LOB: 0 BB: 0 P: 3	R: 0 E: 0 K: 1 S: 5	H: 0 LOB: 0 BB: 0 P: 5	R: 0 E: 0 K: 1 S: 6	H: 1 LOB: 2 BB: 1 P: 10	R: 0 E: 0 K: 1 S: 5	H: 0 LOB: 0 BB: 0 P: 5	R: 0 E: 0 K: 0 S: 4	H: 2 LOB: 1 BB: 1 P: 8	R: 0 E: 0 K: 0 S: 4	H: 1 LOB: 1 BB: 0 P: 4	R: 0 E: 0 K: 0 S: 4	H: 0 LOB: 0 BB: 0 P: 4	R: 0 E: 0 K: 0 S: 5	H: 2 LOB: 2 BB: 0 P: 5		R: 4 E: 0 K: 1 S: 10	H: 5 LOB: 1 BB: 0 P: 10	1B: 8 2B: 2 3B: 1 HR: 0	SF: 0 SAC: 0 DP: 0 HBP: 0	WP: 0 PB: 0 CS: 0
<b>PITCHER</b>	IP WLS BF H R ER SO BB IBB HBP BLK WP HR S P ERA WHIP																					
Gaylord Perry, R ERA: 3.94	8.1 W 38 11 5 5 4 2 0 0 0 0 0 0 44 52 5.40 1.560																					
Gene Garber, R ERA: 2.61	0.2 2 0 0 0 0 0 0 0 0 0 0 0 2 2 0.00 0.000																					



Batter	1	2	3	4	5	6	7	8	9	AB	R	H	RBI	BB	SO	LOB	TOP				
<b>Brett Butler</b> , L (1, 7) OBP: 0.362, SLG: 0.328										5	1	2	0	0	1	1	<b>Atlanta Braves @ Cincinnati Reds</b> Riverfront Stadium, Cincinnati, OH Sat Oct 03 1981, 3:33 AM EDT Att: 17,544 - Unknown				
<b>Brian Assestine</b> , L (1, 9) OBP: 0.297, SLG: 0.394 <b>Terry Harper</b> , R (9, 9) OBP: 0.353, SLG: 0.356										5	0	1	0	0	0	2					
<b>Bob Homer</b> , R (1, 5) OBP: 0.346, SLG: 0.465										3	3	3	3	0	0						
<b>Chris Chambliss</b> , L (1, 3) OBP: 0.343, SLG: 0.404										4	0	2	0	0	1	0					
<b>Dale Murphy</b> , R (1, 8) OBP: 0.325, SLG: 0.392										3	0	0	0	1	0	2					
<b>Glenn Hubbard</b> , R (1, 4) OBP: 0.302, SLG: 0.349										3	0	0	0	1	2	3					
<b>Matt Sinatro</b> , R (1, 2) OBP: 0.378, SLG: 0.375										4	0	1	0	0	1	4					
<b>Paul Runge</b> , R (1, 6) OBP: 0.393, SLG: 0.333 <b>Biff Pocoroba</b> , S (8, PH) OBP: 0.295, SLG: 0.213 <b>Luis Gomez</b> , R (8, 6) OBP: 0.342, SLG: 0.219										2	0	0	0	1	1	2					
<b>Rick Mahler</b> , R (1, 1) OBP: 0.148, SLG: 0.185 <b>Rick Camp</b> , R (8, 1)										2	0	0	0	0	1	0					
<b>Inning Stats</b>	R: 1 E: 0 K: 0 S: 4	H: 2 LOB: 0 BB: 0 P: 4	R: 0 E: 1 K: 0 S: 3	H: 0 LOB: 1 BB: 1 P: 7	R: 0 E: 0 K: 0 S: 3	H: 0 LOB: 1 BB: 0 P: 3	R: 1 E: 0 K: 2 S: 9	H: 2 LOB: 1 BB: 0 P: 9	R: 0 E: 0 K: 1 S: 8	H: 1 LOB: 1 BB: 1 P: 10	R: 0 E: 0 K: 1 S: 5	H: 0 LOB: 1 BB: 1 P: 9	R: 1 E: 1 K: 1 S: 8	H: 3 LOB: 2 BB: 0 P: 8	R: 0 E: 0 K: 1 S: 5	H: 0 LOB: 0 BB: 0 P: 5		1B: 7 2B: 1 3B: 0 HR: 2	SF: 1 SAC: 1 DP: 2 HBP: 0	WP: 0 PB: 0 SB: 4 CS: 0	PA: 38
<b>PITCHER</b>	IP	WLS	BF	H	R	ER	SO	BB	IBB	HBP	BLK	WP	HR	S	P	ERA	WHIP				
<b>Tom Seaver</b> , R (1, 1) ERA: 2.54	7.0		29	6	3	3	6	3	0	0	0	0	2	38	50	3.86	1.286				
<b>Tom Hume</b> , R (8, 1) ERA: 3.46	2.0	L	9	3	1	1	2	0	0	0	0	0	0	13	13	4.50	1.500				

Batter	1	2	3	4	5	6	7	8	9	AB	R	H	RBI	BB	SO	LOB	BOTTOM				
<b>Dave Collins</b> , S (1, 9) OBP: 0.355, SLG: 0.381 <b>Tom Hume</b> , R (8, 1)										3	1	0	0	1	1	1	<b>Atlanta Braves @ Cincinnati Reds</b> Riverfront Stadium, Cincinnati, OH Sat Oct 03 1981, 3:33 AM EDT Att: 17,544 - Unknown				
<b>Ken Griffey</b> , L (1, 8) OBP: 0.370, SLG: 0.409										4	1	1	0	0	1	0					
<b>Dave Concepcion</b> , R (1, 6) OBP: 0.359, SLG: 0.409										4	0	2	0	0	1	2					
<b>George Foster</b> , R (1, 7) OBP: 0.374, SLG: 0.522										4	1	2	3	0	1	1					
<b>Johnny Bench</b> , R (1, 3) OBP: 0.369, SLG: 0.489										4	0	0	0	0	0	3					
<b>Ray Knight</b> , R (1, 5) OBP: 0.320, SLG: 0.368										4	0	1	0	0	1	2					
<b>Ron Oester</b> , S (1, 4) OBP: 0.336, SLG: 0.395										4	0	0	0	0	1	1					
<b>Mike O'Berry</b> , R (1, 2) OBP: 0.273, SLG: 0.252 <b>Larry Blittner</b> , L (9, PH) OBP: 0.274, SLG: 0.298										3	0	3	0	0	0	0					
<b>Tom Seaver</b> , R (1, 1) OBP: 0.297, SLG: 0.273 <b>Rafael Landestoy</b> , S (7, PH) OBP: 0.297, SLG: 0.179 <b>Sam Mejias</b> , R (8, 9) OBP: 0.302, SLG: 0.327 <b>Dan Driessen</b> , L (9, PH) OBP: 0.349, SLG: 0.386										1	0	0	0	0	0	1					
<b>Inning Stats</b>	R: 3 E: 0 K: 1 S: 7	H: 2 LOB: 0 BB: 1 P: 11	R: 0 E: 0 K: 0 S: 4	H: 1 LOB: 1 BB: 0 P: 4	R: 0 E: 0 K: 1 S: 6	H: 1 LOB: 1 BB: 0 P: 6	R: 0 E: 0 K: 0 S: 4	H: 1 LOB: 0 BB: 0 P: 4	R: 0 E: 0 K: 1 S: 5	H: 1 LOB: 0 BB: 0 P: 5	R: 0 E: 0 K: 1 S: 6	H: 1 LOB: 0 BB: 0 P: 6	R: 0 E: 0 K: 1 S: 7	H: 2 LOB: 2 BB: 0 P: 7	R: 0 E: 0 K: 0 S: 3	H: 0 LOB: 0 BB: 0 P: 3		1B: 8 2B: 0 3B: 0 HR: 1	SF: 0 SAC: 1 DP: 1 HBP: 0	WP: 0 PB: 0 SB: 1 CS: 0	PA: 36
<b>PITCHER</b>	IP	WLS	BF	H	R	ER	SO	BB	IBB	HBP	BLK	WP	HR	S	P	ERA	WHIP				
<b>Rick Mahler</b> , R (1, 1) ERA: 2.8	7.1	W	31	9	3	3	5	1	0	0	0	0	1	40	44	3.68	1.364				
<b>Rick Camp</b> , R (8, 1) ERA: 1.79	1.2	S	5	0	0	0	1	0	0	0	0	0	0	7	7	0.00	0.000				

Batter	1	2	3	4	5	6	7	8	9	AB	R	H	RBI	BB	SO	LOB	TOP			
Brett Butler, L OBP: 0.352, SLG: 0.317 (1, 7)	0-3 K		0-0 F7			0-3 K			0-0 P6	4	0	0	0	0	2	0	<p>Atlanta Braves @ Cincinnati Reds</p> <p>Riverfront Stadium, Cincinnati, OH</p> <p>Sun Oct 04 1981, 3:33 AM EDT</p> <p>Att: 31,764 - Unknown</p> <p>livebaseballscorecards.com</p> <p>AB 28 R 0 H 1 RBI 0 BB 2 SO 9 LOB 6</p> 			
Claudell Washington, L OBP: 0.328, SLG: 0.425 (1, 9)	0-0 F7			0-0 5-3		0-0 4-3			0-0 L4	4	0	0	0	0	0	0				
Bob Homer, R OBP: 0.345, SLG: 0.460 (1, 5)	0-0 4-3			4-0 BB BB		0-0 6-3			0-3 K	3	0	0	0	1	1	0				
Chris Chambliss, L OBP: 0.343, SLG: 0.403 Ken Smith, L OBP: 0.333, SLG: 0.667 (1, 3) (7, 3)		0-0 S 1B		0-0 P6					0-3 K	3	0	1	0	0	1	1				
Dale Murphy, R OBP: 0.325, SLG: 0.390 (1, 8)		0-3 K 1-2		4-0 BB BB		0-0 6-3			0-0 P6	2	0	0	0	1	1	1				
Paul Runge, R OBP: 0.355, SLG: 0.296 (1, 6)		0-0 F8		0-0 4-3		0-0 1-3			0-0 P6	3	0	0	0	0	0	3				
Larry Owen, R (1, 2)		0-3 K			0-0 G3				0-3 K	3	0	0	0	0	2	1				
Luis Gomez, R OBP: 0.317, SLG: 0.200 (1, 4)			0-0 1-3		0-0 3-1				0-0 P6	3	0	0	0	0	0	0				
Tommy Boggs, R OBP: 0.152, SLG: 0.174 (1, 1)			0-0 F7		0-3 K				0-3 K	3	0	0	0	0	2	0				
<b>Inning Stats</b>	R: 0 E: 0 K: 1 S: 5	H: 0 LOB: 0 BB: 0 P: 5	R: 0 E: 0 K: 2 S: 8	H: 1 LOB: 1 BB: 0 P: 8	R: 0 E: 0 K: 0 S: 3	H: 0 LOB: 0 BB: 0 P: 3	R: 0 E: 0 K: 0 S: 3	H: 0 LOB: 2 BB: 2 P: 11	R: 0 E: 0 K: 1 S: 5	H: 0 LOB: 0 BB: 0 P: 5	R: 0 E: 0 K: 1 S: 5	H: 0 LOB: 0 BB: 0 P: 5	R: 0 E: 0 K: 2 S: 7	H: 0 LOB: 0 BB: 0 P: 7	R: 0 E: 0 K: 1 S: 5	H: 0 LOB: 0 BB: 0 P: 5		1B: 1 2B: 0 3B: 0 HR: 0	SF: 0 SAC: 0 DP: 0 HBP: 0	WP: 0 PB: 0 SB: 1 CS: 0
<b>PITCHER</b> Mario Soto, R ERA: 3.29 (1, 1)	IP 9.0 WLS W BF 30 H 1 R 0 ER 0 SO 9 BB 2 IBB 0 HBP 0 BLK 0 WP 0 HR 0 S 46 P 54 ERA 0.00 WHIP 0.333	<b>PITCHER</b>														IP WLS BF H R ER SO BB IBB HBP BLK WP HR S P ERA WHIP				

Batter	1	2	3	4	5	6	7	8	9	AB	R	H	RBI	BB	SO	LOB	BOTTOM			
Dave Collins, S OBP: 0.355, SLG: 0.381 Mike Vail, R OBP: 0.161, SLG: 0.161 (1, 9) (5, 9)	0-0 1B S WP 1B		0-0 1-3	0-0 F8		0-0 F7				3	0	1	0	0	0	2	<p>Atlanta Braves @ Cincinnati Reds</p> <p>Riverfront Stadium, Cincinnati, OH</p> <p>Sun Oct 04 1981, 3:33 AM EDT</p> <p>Att: 31,764 - Unknown</p> <p>livebaseballscorecards.com</p> <p>AB 31 R 3 H 11 RBI 3 BB 4 SO 5 LOB 24</p> 			
Paul Householder, S OBP: 0.367, SLG: 0.420 (1, 8)	0-0 1B WP 1B		4-0 CS BB		0-0 FC4-6 1B				0-0 1B 8-2 2B	3	1	3	0	1	0	0				
Dave Concepcion, R OBP: 0.339, SLG: 0.499 Rafael Landestoy, S OBP: 0.294, SLG: 0.188 (1, 6) (5, PR) (6, 4)	0-0 FC6-4 1H 3H 1B		0-3 K 1-2		0-0 FC4-6 E S 1-2				0-0 2-3 1B	3	0	1	1	0	1	2				
George Foster, R OBP: 0.373, SLG: 0.519 (1, 7)	0-0 FC6-4 1-2 1B			0-0 G3 2B 1B		0-3 K 1-3			0-0 F8	4	1	1	0	0	1	4				
Larry Bittner, L OBP: 0.258, SLG: 0.279 (1, 3)	0-0 F9			0-0 G3 1-2		0-0 G3			0-0 8-2 3H	4	0	0	0	0	0	6				
Ray Knight, R OBP: 0.322, SLG: 0.370 (1, 5)		0-0 6-3		0-0 1B 2B		4-0 1B BB			0-0 F7	3	1	1	1	1	0	0				
Ron Oester, S OBP: 0.342, SLG: 0.398 (1, 4) (6, 6)		4-0 FC5-4 BB		4-0 SH1-3 1B BB		0-0 1B			0-0 1B	2	0	2	0	2	0	0				
Mike O'Berry, R OBP: 0.272, SLG: 0.252 (1, 2)		0-0 FC5-4 1-2 1B		0-0 SH1-3 1B		0-0 F9			0-0 F9	4	0	1	1	0	0	4				
Mario Soto, R OBP: 0.083, SLG: 0.068 (1, 1)		0-3 K		0-0 SH1-3 1-2 2-3		0-3 K			0-3 K	3	0	0	0	0	3	4				
<b>Inning Stats</b>	R: 1 E: 0 K: 0 S: 5	H: 3 LOB: 1 BB: 0 P: 5	R: 0 E: 0 K: 1 S: 5	H: 0 LOB: 1 BB: 1 P: 9	R: 0 E: 0 K: 1 S: 4	H: 0 LOB: 0 BB: 1 P: 8	R: 2 E: 0 K: 0 S: 6	H: 3 LOB: 2 BB: 1 P: 10	R: 0 E: 0 K: 1 S: 6	H: 1 LOB: 2 BB: 1 P: 10	R: 0 E: 0 K: 0 S: 4	H: 2 LOB: 1 BB: 0 P: 4	R: 0 E: 0 K: 1 S: 6	H: 1 LOB: 1 BB: 0 P: 6	R: 0 E: 0 K: 1 S: 6	H: 1 LOB: 1 BB: 0 P: 6		1B: 9 2B: 3 3B: 0 HR: 0	SF: 0 SAC: 1 DP: 1 HBP: 0	WP: 1 PB: 0 SB: 2 CS: 1
<b>PITCHER</b> Tommy Boggs, R ERA: 4.1 (1, 1)	IP 8.0 WLS L BF 36 H 11 R 3 ER 3 SO 5 BB 4 IBB 0 HBP 0 BLK 0 WP 1 HR 0 S 42 P 58 ERA 3.38 WHIP 1.875	<b>PITCHER</b>														IP WLS BF H R ER SO BB IBB HBP BLK WP HR S P ERA WHIP				