

# Cincinnati Reds - 1982

Batter	1	2	3	4	5	6	7	8	9	AB	R	H	RBI	BB	SO	LOB	TOP
Bump Wills, S (1,4) OBP: 0.500, SLG: 1.250	0-0 HR		0-3 K		0-3 K			0-0 CS 1B		4	1	2	1	0	2	0	<b>Chicago Cubs @ Cincinnati Reds</b> Riverfront Stadium, Cincinnati, OH Mon Apr 05 1982, 3:33 AM EST Att: 51,894 - Overcast - 40 F
Larry Bowa, S (1,6) OBP: 0.250, SLG: 0.250	0-0 F7		0-0 6-3			0-3 K		0-0 HBP 1B 1-2 1B		4	1	1	0	0	1	0	
Bill Buckner, L (1,3) OBP: 0.750, SLG: 0.750	0-0 1B			0-0 F8		0-0 WP 1B 1B		0-0 HBP 1B 1-2 1B		4	0	3	0	0	0	0	
Leon Durham, L (1,9) OBP: 0.500, SLG: 0.333	0-0 G3-6-3-6			0-0 S 1B		0-3 K		1-0 1B		3	0	1	0	0	1	2	
Keith Moreland, R (1,2) OBP: 0.750, SLG: 1.500		0-0 HR		0-0 P4		0-0 2H 1B		0-0 HBP		4	1	3	2	0	0	1	
Steve Henderson, R (1,7)		0-3 K		4-0 BB			0-3 K			2	0	0	0	1	2	0	
23 Ryne Sandberg, R (1,5)		0-0 6-3		0-3 K			0-3 K			3	0	0	0	0	2	2	
Tye Waller, R (1,8)		0-0 F8			0-0 F3		0-3 K			3	0	0	0	0	1	0	
Doug Bird, R (1,1) Jerry Morales, R (8, PH) Lee Smith, R (8, 1) Willie Hernandez, L (8, 1)			0-3 K		0-0 4-3			0-0 P4		2	0	0	0	0	1	0	
<b>Inning Stats</b>	R: 1 E: 0 K: 0 S: 4	H: 2 LOB: 0 BB: 0 P: 4	R: 1 E: 0 K: 1 S: 6	H: 1 LOB: 0 BB: 0 P: 6	R: 0 E: 0 K: 2 S: 7	H: 0 LOB: 0 BB: 0 P: 7	R: 0 E: 0 K: 1 S: 6	H: 1 LOB: 2 BB: 1 P: 10	R: 0 E: 0 K: 1 S: 5	H: 0 LOB: 0 BB: 0 P: 5	R: 0 E: 0 K: 2 S: 8	H: 2 LOB: 2 BB: 0 P: 8	R: 0 E: 0 K: 3 S: 9	H: 0 LOB: 0 BB: 0 P: 9	R: 1 E: 0 K: 0 S: 5	H: 4 LOB: 2 BB: 0 P: 6	
<b>PITCHER</b>	IP WLS BF H R ER SO BB IBB HBP BLK WP HR S P ERA WHIP																
Mario Soto, R (1,1) ERA: 2.57	7.0 L 26 6 2 2 10 1 0 0 0 1 2 45 49 2.57 1.000																
Bob Shirley, L (8, 1) ERA: 13.5	0.2 5 3 1 1 0 0 0 0 1 0 0 0 4 5 13.50 4.500																
Jim Kern, R (8, 1) ERA:	0.1 1 1 0 0 0 0 0 0 0 0 0 0 1 1 0.00 3.000																

Batter	1	2	3	4	5	6	7	8	9	AB	R	H	RBI	BB	SO	LOB	BOTTOM
Ron Oester, S (1,4) OBP: 0.250, SLG: 0.250	0-0 6-3		0-0 G3		0-0 E3			0-0 2H 1B		4	0	1	1	0	0	1	<b>Chicago Cubs @ Cincinnati Reds</b> Riverfront Stadium, Cincinnati, OH Mon Apr 05 1982, 3:33 AM EST Att: 51,894 - Overcast - 40 F
Dan Driessen, L (1,3)	0-0 F8		4-0 1B BB		0-0 F3		0-0 P3			3	0	0	0	1	0	3	
Dave Concepcion, R (1,6) OBP: 0.250, SLG: 0.250	0-0 6-3		0-0 1-2 1B		0-3 K			0-0 F9		4	0	1	0	0	1	2	
Cesar Cedeno, R (1,8)		0-0 6-3	0-0 4-3		0-0 F3			0-0 E4 FC4-6		4	0	0	0	0	0	2	
Johnny Bench, R (1,5) OBP: 0.250, SLG: 0.250		0-0 1B 1B		0-0 6-3		0-0 6-3		0-0 FC4-6 1B 1-2 2B		4	1	1	0	0	0	1	
Paul Householder, S (1,9) OBP: 0.500, SLG: 0.500		0-0 FC6-4 1B		0-0 1-3		0-0 F7		0-0 2B 1-2 1B		4	0	2	0	0	0	0	
Clint Hurdle, L (1,7)		0-0 F2		0-0 G3			0-0 F7	0-0 1-3 2H 2B		3	0	0	0	0	2		
Mike Vail, R (8, PH) OBP: 1.000, SLG: 2.000 Eddie Milner, L (8, PR)		0-0 F2		0-0 G3			0-0 F7	0-0 1-3 2H 2B		1	0	1	1	0	0	0	
Alex Trevino, R (1,2)		0-0 FC6-4		0-0 6-3			0-0 L8	4-0 IBB		3	0	0	0	1	0	2	
Mario Soto, R (1,1) German Barranca, L (7, PH) OBP: 1.000, SLG: 2.000 Bob Shirley, R (8, 1) Jim Kern, R (8, 1) Rafael Landestoy, S (8, PH)			0-0 1-3		4-0 E BB		0-0 1B 2B	0-0 F9		1	0	0	0	1	0	0	
<b>Inning Stats</b>	R: 0 E: 0 K: 0 S: 3	H: 0 LOB: 0 BB: 0 P: 3	R: 0 E: 0 K: 0 S: 5	H: 2 LOB: 2 BB: 0 P: 5	R: 0 E: 0 K: 0 S: 4	H: 1 LOB: 2 BB: 1 P: 8	R: 0 E: 0 K: 0 S: 3	H: 0 LOB: 0 BB: 0 P: 3	R: 0 E: 0 K: 1 S: 6	H: 0 LOB: 2 BB: 1 P: 10	R: 0 E: 0 K: 0 S: 3	H: 0 LOB: 0 BB: 0 P: 3	R: 1 E: 0 K: 0 S: 5	H: 2 LOB: 1 BB: 0 P: 5	R: 1 E: 1 K: 0 S: 6	H: 2 LOB: 3 BB: 1 P: 10	1B: 5 SF: 0 2B: 2 SAC: 0 3B: 0 DP: 0 HR: 0 HBP: 0 WP: 0 PA: 36 PB: 0 SB: 0 CS: 0
<b>PITCHER</b>	IP WLS BF H R ER SO BB IBB HBP BLK WP HR S P ERA WHIP																
Doug Bird, R (1,1) ERA: 1.29	7.0 W 29 5 1 1 1 2 0 0 0 0 0 29 37 1.29 1.000																
Lee Smith, R (8, 1) ERA:	0.2 4 1 1 0 0 0 0 0 0 0 0 0 4 4 0.00 1.500																
Willie Hernandez, L (8, 1) ERA:	0.1 S 3 1 0 0 0 0 0 1 0 0 0 0 2 6 0.00 3.000																



Batter	1	2	3	4	5	6	7	8	9	AB	R	H	RBI	BB	SO	LOB	TOP										
<b>Bump Wills, S</b> (1,4) OBP: 0.667, SLG: 1.250	0-0 G6-4-3 BB 1B		0-0 4-3		4-0 4-3 S BB		0-0 3B		0-0 1B	4	0	3	1	1	0	0	<b>Chicago Cubs @ Cincinnati Reds</b> Riverfront Stadium, Cincinnati, OH Wed Apr 07 1982, 6:05 PM EST Att: 10,158 - Overcast - 35 F										
<b>Larry Bowa, S</b> (1,6) OBP: 0.333, SLG: 0.143	4-0 G6-4-3 BB 1-2		0-0 E5 S		0-0 4-3		4-0 3H 4-0 BB		0-0 F8	3	0	0	0	2	0	2											
<b>Bill Buckner, L</b> (1,3) OBP: 0.444, SLG: 0.444	0-0 G6-4-3 1-2 2-3		0-0 F3		0-0 4-3		0-0 4-3		0-0 1B	5	0	1	0	0	0	6											
<b>Leon Durham, L</b> (1,9) OBP: 0.333, SLG: 0.375	0-0 4-3		0-3 K		0-0 4-3		0-0 4-3		0-0 1B 2B F8	5	1	1	0	0	1	4											
<b>Keith Moreland, R</b> (1,2) OBP: 0.375, SLG: 0.750		0-0 F8		0-0 P5		0-0 6-3		0-3 K		4	0	0	0	0	1	1											
<b>Steve Henderson, R</b> (1,7) OBP: 0.571, SLG: 0.500		0-0 23 S 1B		0-0 23 6-3 1B		0-0 6-3		0-0 1B 2H		4	0	3	1	0	0	0											
<b>23 Ryne Sandberg, R</b> (1,5)		4-0 1-2 BB		0-0 6-3		0-0 1-2		0-0 F9		3	0	0	0	1	1	2											
<b>Tye Waller, R</b> (1,8) OBP: 0.143, SLG: 0.143		0-3 K		0-3 K		0-0 F8 3B 1B WP		0-0 1-3		4	1	1	0	0	2	4											
<b>Dickie Noles, R</b> (1,1) <b>Dick Tidrow, R</b> (6,1) <b>Dan Briggs, L</b> (7,PH) <b>Bill Campbell, R</b> (7,1) <b>Willie Hernandez, L</b> (7,1) <b>Herman Segelke, R</b> (8,1) <b>Bob Molinaro, L</b> (9,PH)		0-3 K		0-3 K		0-3 K		0-0 F8 1-3		2	0	0	0	0	2	2											
<b>Inning Stats</b>	R: 0 E: 0 K: 0 S: 3	H: 1 LOB: 1 BB: 1 P: 7	R: 0 E: 0 K: 2 S: 8	H: 1 LOB: 2 BB: 1 P: 12	R: 0 E: 1 K: 1 S: 6	H: 0 LOB: 1 BB: 0 P: 6	R: 0 E: 0 K: 1 S: 6	H: 1 LOB: 1 BB: 0 P: 6	R: 0 E: 0 K: 0 S: 5	H: 0 LOB: 0 BB: 0 P: 3	R: 1 E: 0 K: 0 S: 5	H: 2 LOB: 2 BB: 1 P: 9	R: 1 E: 0 K: 2 S: 9	H: 2 LOB: 1 BB: 0 P: 9	R: 0 E: 0 K: 0 S: 5	H: 2 LOB: 2 BB: 0 P: 5		1B: 7 2B: 1 3B: 1 HR: 0	SF: 0 SAC: 0 DP: 1 HBP: 0	WP: 1 PB: 0 SB: 3 CS: 0	PA: 40						
<b>PITCHER</b>	IP	WLS	BF	H	R	ER	SO	BB	IBB	HBP	BLK	WP	HR	S	P	ERA	WHIP										
<b>Bruce Berenyi, R</b> (1,1) ERA: 1.35	6.2	W	29	5	1	1	5	4	0	0	0	1	0	35	51	1.35	1.350										
<b>Joe Price, L</b> (7,1) ERA:	0.1		1	0	0	0	0	0	0	0	0	0	0	1	1	0.00	0.000										
<b>Tom Hume, R</b> (8,1) ERA: 4.5	2.0	S	10	4	1	1	2	0	0	0	0	0	0	14	14	4.50	2.000										

AB 36  
R 2  
H 9  
RBI 2  
BB 4  
SO 7  
LOB 22



Batter	1	2	3	4	5	6	7	8	9	AB	R	H	RBI	BB	SO	LOB	BOTTOM										
<b>Ron Oester, S</b> (1,4) OBP: 0.444, SLG: 0.500	4-0 1-4-3 BLK BB		0-0 4-3		0-0 G4-3-6 1-2		0-0 4-3 1B 2B		0-0 1B	4	1	2	1	1	0	1	<b>Chicago Cubs @ Cincinnati Reds</b> Riverfront Stadium, Cincinnati, OH Wed Apr 07 1982, 6:05 PM EST Att: 10,158 - Overcast - 35 F										
<b>Dan Driessen, L</b> (1,3)	4-0 1-4-3 1-2 BB		0-0 1-3		0-0 F8		0-0 4-3 2-3		0-0 6-3	4	0	0	0	1	0	2											
<b>Dave Concepcion, R</b> (1,6) OBP: 0.250, SLG: 0.250	0-0 1-4-3 1-2 2-3		0-0 F9		0-0 6-3		0-0 2B 1B		0-0 1B	4	1	1	1	0	0	2											
<b>Cesar Cedeno, R</b> (1,8) OBP: 0.125, SLG: 0.250	0-3 K		0-0 1-3		0-0 F2		0-0 1B 2B		0-0 2B	4	0	1	1	0	1	2											
<b>Johnny Bench, R</b> (1,5) OBP: 0.286, SLG: 0.167 <b>Wayne Krenchicki, L</b> (7,5)	0-0 F7		0-0 4-3		4-0 3B BB		0-3 K		0-0 G3	2	1	0	0	1	0	2											
<b>Paul Householder, S</b> (1,9) OBP: 0.500, SLG: 1.125		0-0 G3		0-0 HR		0-0 3B 1H		0-0 G3		4	1	2	2	0	0	0											
<b>Clint Hurdle, L</b> (1,7)		0-0 1-3		1-0 HBP		4-0 BB S		0-0 WP 1B		1	0	0	0	0	0	0											
<b>Eddie Milner, L</b> (4,PR) OBP: 1.000, SLG: 1.000 (5,7)		0-0 1-3		0-0 HBP		0-0 4-3		4-0 1B BB		1	1	1	0	1	0	0											
<b>Alex Trevino, R</b> (1,2) OBP: 0.375, SLG: 0.167		0-0 1B		0-0 F9		0-0 4-3		4-0 1B BB		3	1	1	0	1	0	3											
<b>Bruce Berenyi, R</b> (1,1) OBP: 0.500, SLG: 0.500 <b>Joe Price, R</b> (7,1)		0-0 F7		0-0 G4-3-6 1B		0-0 F7		0-3 K		2	0	1	0	0	0	1											
<b>German Barranca, L</b> (7,PH) OBP: 0.500, SLG: 1.000 <b>Tom Hume, R</b> (8,1)		0-0 F7		0-0 1B		0-0 F7		1-2 K		1	0	0	0	0	1	1											
<b>Inning Stats</b>	R: 0 E: 0 K: 1 S: 5	H: 0 LOB: 2 BB: 2 P: 13	R: 0 E: 0 K: 0 S: 4	H: 1 LOB: 1 BB: 0 P: 4	R: 0 E: 0 K: 0 S: 3	H: 0 LOB: 0 BB: 0 P: 3	R: 1 E: 0 K: 0 S: 4	H: 1 LOB: 1 BB: 0 P: 5	R: 0 E: 0 K: 0 S: 3	H: 1 LOB: 0 BB: 0 P: 3	R: 1 E: 0 K: 0 S: 4	H: 1 LOB: 2 BB: 2 P: 12	R: 2 E: 0 K: 1 S: 8	H: 3 LOB: 1 BB: 0 P: 8	R: 2 E: 0 K: 1 S: 7	H: 2 LOB: 1 BB: 1 P: 11	1B: 5 2B: 2 3B: 1 HR: 1	SF: 0 SAC: 0 DP: 1 HBP: 1	WP: 2 PB: 0 SB: 3 CS: 0	PA: 38							
<b>PITCHER</b>	IP	WLS	BF	H	R	ER	SO	BB	IBB	HBP	BLK	WP	HR	S	P	ERA	WHIP										
<b>Dickie Noles, R</b> (1,1) ERA: 3.18	5.2	L	25	4	2	2	1	4	0	1	1	1	0	22	39	3.18	1.412										
<b>Dick Tidrow, R</b> (6,1) ERA:	0.1		1	0	0	0	0	0	0	0	0	0	0	1	1	0.00	0.000										
<b>Bill Campbell, R</b> (7,1) ERA: 27.0	0.2		5	3	2	2	0	0	0	0	0	0	0	5	5	27.00	4.500										
<b>Willie Hernandez, L</b> (7,1) ERA:	0.1		1	0	0	0	1	0	0	0	0	0	0	3	3	0.00	0.000										
<b>Herman Segelke, R</b> (8,1) ERA: 18.0	1.0		6	2	2	2	1	1	0	0	0	1	0	7	11	18.00	3.000										

AB 32  
R 6  
H 9  
RBI 5  
BB 5  
SO 3  
LOB 15





Batter	1	2	3	4	5	6	7	8	9	AB	R	H	RBI	BB	SO	LOB	TOP				
Joe Morgan, L OBP: 0.154, SLG: 0.083 Greg Minton, S (8, 1)										3	0	0	0	1	1	0	<b>San Francisco Giants @ Cincinnati Reds</b> Riverfront Stadium, Cincinnati, OH Fri Apr 09 1982, 6:05 PM EST Att: 10,069 - Unknown				
Dave Bergman, L OBP: 0.250, SLG: 0.333 (1, 7)										3	0	1	0	1	0						
Jack Clark, R OBP: 0.250, SLG: 0.400 (1, 9)										4	0	0	0	0	1	3					
Reggie Smith, S OBP: 0.333, SLG: 0.273 (1, 3)										4	0	0	0	0	0	1					
Darrell Evans, L OBP: 0.417, SLG: 0.400 (1, 5)										3	0	3	0	1	0	0					
Jeffrey Leonard, R OBP: 0.250, SLG: 0.182 (1, 8)										4	0	0	0	0	0	4					
Milt May, L OBP: 0.400, SLG: 0.400 (1, 2)										3	0	0	0	0	0	2					
Johnnie LeMaster, R OBP: 0.200, SLG: 0.200 (1, 6)										3	0	0	0	0	0	1					
Dan Schatzeder, L (1, 1)										2	0	0	0	0	1	0					
Jim Barr, R (5, 1)										0	0	0	0	0	0	0					
Duane Kuiper, L (8, 4)										1	0	0	0	0	0	0					
<b>Inning Stats</b>	R: 0 E: 0 K: 1 S: 5	H: 0 LOB: 1 BB: 1 P: 9	R: 0 E: 0 K: 0 S: 3	H: 1 LOB: 0 BB: 3 P: 3	R: 0 E: 0 K: 0 S: 4	H: 1 LOB: 2 BB: 1 P: 8	R: 0 E: 0 K: 0 S: 4	H: 1 LOB: 0 BB: 0 P: 4	R: 0 E: 0 K: 1 S: 5	H: 0 LOB: 0 BB: 0 P: 5	R: 0 E: 1 K: 0 S: 4	H: 1 LOB: 1 BB: 0 P: 4	R: 0 E: 0 K: 0 S: 3	H: 0 LOB: 0 BB: 0 P: 3	R: 0 E: 0 K: 1 S: 5	H: 0 LOB: 1 BB: 1 P: 9	1B: 3 2B: 1 3B: 0 HR: 0	SF: 0 SAC: 0 DP: 2 HBP: 0	WP: 0 PB: 0 SB: 0 CS: 0	PA: 33	
<b>PITCHER</b> Frank Pastore, R ERA:	IP: 9.0	WLS: W	BF: 33	H: 4	R: 0	ER: 0	SO: 3	BB: 3	IBB: 0	HBP: 0	BLK: 0	WP: 0	HR: 0	S: 36	P: 48	ERA: 0.00	WHIP: 0.778				



Batter	1	2	3	4	5	6	7	8	9	AB	R	H	RBI	BB	SO	LOB	BOTTOM				
Ron Oester, S OBP: 0.429, SLG: 0.364 (1, 4)										3	1	0	0	2	1	4	<b>San Francisco Giants @ Cincinnati Reds</b> Riverfront Stadium, Cincinnati, OH Fri Apr 09 1982, 6:05 PM EST Att: 10,069 - Unknown				
Dan Driessen, L OBP: 0.286, SLG: 0.167 (1, 3)										5	3	2	0	0	0	2					
Dave Concepcion, R OBP: 0.462, SLG: 0.455 (1, 6)										3	1	2	0	2	0	1					
Cesar Cedeno, R OBP: 0.154, SLG: 0.231 (1, 8)										5	1	1	1	0	0	6					
Johnny Bench, R OBP: 0.455, SLG: 0.444 Wayne Krenchicki, L OBP: 0.500, SLG: 0.500 (6, PR) (7, 5)										3	0	2	3	1	0	1					
Paul Householder, S OBP: 0.358, SLG: 0.692 (1, 9)										5	0	0	1	0	0	7					
Mike Vail, R OBP: 0.600, SLG: 1.000 Eddie Milner, L OBP: 0.667, SLG: 0.500 (8, 7)										3	1	1	0	1	0	2					
Alex Trevino, R OBP: 0.583, SLG: 0.556 (1, 2)										3	0	3	2	1	0	0					
Frank Pastore, R (1, 1)										4	0	0	0	1	5						
<b>Inning Stats</b>	R: 2 E: 1 K: 0 S: 4	H: 1 LOB: 2 BB: 3 P: 16	R: 0 E: 0 K: 0 S: 3	H: 1 LOB: 0 BB: 0 P: 3	R: 0 E: 0 K: 0 S: 4	H: 1 LOB: 1 BB: 0 P: 4	R: 1 E: 0 K: 1 S: 7	H: 2 LOB: 2 BB: 1 P: 11	R: 2 E: 0 K: 0 S: 5	H: 2 LOB: 3 BB: 3 P: 17	R: 1 E: 0 K: 0 S: 5	H: 3 LOB: 1 BB: 0 P: 5	R: 0 E: 0 K: 1 S: 6	H: 1 LOB: 1 BB: 0 P: 6	R: 1 E: 1 K: 0 S: 6	H: 1 LOB: 2 BB: 0 P: 6		1B: 8 2B: 4 3B: 0 HR: 0	SF: 0 SAC: 0 DP: 1 HBP: 0	WP: 0 PB: 0 SB: 0 CS: 0	PA: 43
<b>PITCHER</b> Dan Schatzeder, L ERA: 8.31	IP: 4.1	WLS: L	BF: 25	H: 7	R: 5	ER: 4	SO: 1	BB: 4	IBB: 2	HBP: 0	BLK: 0	WP: 0	HR: 0	S: 21	P: 45	ERA: 8.31	WHIP: 2.538				
Jim Barr, R ERA: 2.08	IP: 2.2	WLS: L	BF: 12	H: 4	R: 1	ER: 1	SO: 1	BB: 1	IBB: 0	HBP: 0	BLK: 0	WP: 0	HR: 0	S: 13	P: 17	ERA: 3.38	WHIP: 1.875				
Greg Minton, R ERA:	IP: 1.0	WLS: L	BF: 6	H: 1	R: 1	ER: 0	SO: 0	BB: 0	IBB: 0	HBP: 0	BLK: 0	WP: 0	HR: 0	S: 6	P: 6	ERA: 0.00	WHIP: 1.000				













Batter	1	2	3	4	5	6	7	8	9	AB	R	H	RBI	BB	SO	LOB	TOP				
<b>Brett Butler, L</b> (1, 8) OBP: 0.414, SLG: 0.261	0-0 1-3		4-0 CS BB			0-0 L6	4-0 SF8 SH1-4 BB		0-0 F7	3	0	0	0	2	0	0					
<b>Glenn Hubbard, R</b> (1, 4) OBP: 0.440, SLG: 0.368	0-0 5-3		4-0 1-3 BB			0-0 1B	0-0 SH1-4		0-0 6-3	3	0	1	0	1	0	0					
<b>Claudell Washington, L</b> (1, 9) OBP: 0.222, SLG: 0.240	0-0 6-3		0-0 F8			0-0 1B	0-0 SF8		0-0 6-3	4	0	1	1	0	0	1					
<b>Bob Horner, R</b> (1, 5) OBP: 0.333, SLG: 0.500		0-0 HR		0-0 G6-4-3 1B		0-0 F7	0-0 6-3			4	1	2	1	0	0	3					
<b>Dale Murphy, R</b> (1, 7) OBP: 0.417, SLG: 0.850		0-0 F8		0-0 G6-4-3		0-3 K		4-0 CS BB		3	0	0	0	1	1	3					
<b>Chris Chambliss, L</b> (1, 3) <b>Ken Smith, L</b> (8, 3)		0-0 CS 1B		0-0 F7			0-0 HR	4-0 1-2 2B BB		3	2	2	1	1	0	0					
<b>Bruce Benedict, R</b> (1, 2) OBP: 0.348, SLG: 0.350		4-0 1-2 BB			0-0 5-3		4-0 3B BB	0-3 K		2	1	0	0	2	1	1					
<b>Rafael Ramirez, R</b> (1, 6) OBP: 0.500, SLG: 0.783		0-0 1-3			0-0 6-3		0-0 1B 3B	0-0 2B		4	1	2	2	0	0	1					
<b>Bob Walk, R</b> (1, 1) <b>Rick Camp, R</b> (8, 1)			4-0 CS WP BB		0-0 2-3		0-0 SH1-4 SF8 1B	0-0 6-3		3	1	1	1	1	0	1					
<b>Inning Stats</b>	R: 0 E: 0 K: 0 S: 3	H: 0 LOB: 0 BB: 0 P: 3	R: 1 E: 0 K: 0 S: 4	H: 2 LOB: 1 BB: 1 P: 8	R: 0 E: 0 K: 0 S: 1	H: 0 LOB: 1 BB: 3 P: 13	R: 0 E: 0 K: 0 S: 3	H: 1 LOB: 0 BB: 0 P: 3	R: 0 E: 0 K: 1 S: 7	H: 2 LOB: 2 BB: 0 P: 7	R: 4 E: 0 K: 0 S: 6	H: 3 LOB: 1 BB: 2 P: 14	R: 1 E: 0 K: 1 S: 5	H: 1 LOB: 1 BB: 2 P: 13	R: 0 E: 0 K: 0 S: 3	H: 0 LOB: 0 BB: 0 P: 3	1B: 5 2B: 1 3B: 1 HR: 2	SF: 1 SAC: 1 DP: 1 HBP: 0	WP: 1 PA: 39 PB: 0 CS: 4		
<b>PITCHER</b>	IP	WLS	BF	H	R	ER	SO	BB	IBB	HBP	BLK	WP	HR	S	P	ERA	WHIP				
<b>Bruce Berenyi, R</b> (1, 1) ERA: 4.26	6.0	L	27	8	5	5	1	5	0	0	0	1	2	24	44	7.50	2.167				
<b>Joe Price, L</b> (7, 1) ERA: 4.91	1.1		6	0	1	1	0	3	0	0	0	0	0	3	15	6.75	2.250				
<b>Joe Edelen, R</b> (8, 1) ERA: 10.13	0.2		3	1	0	0	1	0	0	0	0	0	0	5	5	0.00	1.500				
<b>Tom Hume, R</b> (9, 1) ERA: 5.4	1.0		3	0	0	0	0	0	0	0	0	0	0	3	3	0.00	0.000				

Atlanta Braves @ Cincinnati Reds  
Riverfront Stadium, Cincinnati, OH  
Mon Apr 12 1982, 6:05 PM EST  
Att: 11,451 - Unknown

AB 29  
R 6  
H 9  
RBI 6  
BB 8  
SO 2  
LOB 10



Batter	1	2	3	4	5	6	7	8	9	AB	R	H	RBI	BB	SO	LOB	BOTTOM				
<b>Ron Oester, S</b> (1, 4) OBP: 0.345, SLG: 0.385	0-0 4-3		0-0 BB 1B					0-0 3-1 3B 1B		4	1	2	0	0	0	0					
<b>Dan Driessen, L</b> (1, 3) OBP: 0.370, SLG: 0.227	4-0 6-4-3 BB		4-0 1-2 BB					0-0 3-1		2	0	0	0	2	0	1					
<b>Dave Concepcion, R</b> (1, 6) OBP: 0.462, SLG: 0.591	0-0 6-4-3		0-0 E1					0-0 2H 3B		4	0	1	1	0	0	2					
<b>Cesar Cedeno, R</b> (1, 8) OBP: 0.231, SLG: 0.217	0-0 6-3		0-0 F3					4-0 S BB		3	0	0	0	1	0	3					
<b>Johnny Bench, R</b> (1, 5) OBP: 0.292, SLG: 0.238		0-0 S 1B		0-0 F9				0-0 F2		4	0	1	0	0	0	4					
<b>Paul Householder, S</b> (1, 9) OBP: 0.348, SLG: 0.478		0-3 K		0-0 F7				0-0 F7		4	0	0	0	0	1	1					
<b>Clint Hurdle, L</b> (1, 7) OBP: 0.167, SLG: 0.182		0-0 P6		0-0 4-3				0-0 F7		4	0	0	0	0	1	1					
<b>Mike O'Berry, R</b> (1, 2) OBP: 0.286, SLG: 0.333 <b>Wayne Krenchicki, L</b> (8, PH) OBP: 0.250, SLG: 0.250		4-0 BB		0-3 K				0-0 1-3		2	0	0	0	1	1	0					
<b>Bruce Berenyi, R</b> (1, 1) OBP: 0.250, SLG: 0.250 <b>Joe Price, R</b> (7, 1) <b>Joe Edelen, R</b> (8, 1) <b>German Barranca, L</b> (8, PH) <b>Tom Hume, R</b> (9, 1)		0-3 K			0-3 K			0-0 G3		2	0	0	0	0	2	2					
<b>Inning Stats</b>	R: 0 E: 0 K: 0 S: 3	H: 0 LOB: 1 BB: 1 P: 7	R: 0 E: 0 K: 2 S: 8	H: 1 LOB: 2 BB: 1 P: 12	R: 0 E: 1 K: 0 S: 4	H: 1 LOB: 2 BB: 1 P: 8	R: 0 E: 0 K: 1 S: 5	H: 0 LOB: 0 BB: 0 P: 5	R: 0 E: 0 K: 1 S: 5	H: 0 LOB: 0 BB: 0 P: 3	R: 0 E: 0 K: 1 S: 5	H: 0 LOB: 0 BB: 0 P: 5	R: 1 E: 0 K: 0 S: 5	H: 2 LOB: 2 BB: 1 P: 9	R: 0 E: 0 K: 0 S: 3	H: 0 LOB: 0 BB: 0 P: 3	1B: 3 2B: 0 3B: 1 HR: 0	SF: 0 SAC: 0 DP: 0 HBP: 0	WP: 0 PA: 35 PB: 0 CS: 0		
<b>PITCHER</b>	IP	WLS	BF	H	R	ER	SO	BB	IBB	HBP	BLK	WP	HR	S	P	ERA	WHIP				
<b>Bob Walk, R</b> (1, 1) ERA: 0.61	7.2	W	31	4	1	1	5	4	0	0	0	0	0	37	53	1.17	1.043				
<b>Rick Camp, R</b> (8, 1) ERA: 2.7	1.1		4	0	0	0	0	0	0	0	0	0	0	4	4	0.00	0.000				

Atlanta Braves @ Cincinnati Reds  
Riverfront Stadium, Cincinnati, OH  
Mon Apr 12 1982, 6:05 PM EST  
Att: 11,451 - Unknown

AB 31  
R 1  
H 4  
RBI 1  
BB 4  
SO 5  
LOB 14





Batter	1	2	3	4	5	6	7	8	9	AB	R	H	RBI	BB	SO	LOB	TOP										
<b>Brett Butler, L</b> OBP: 0.412, SLG: 0.259 (1, 8)	L8		F8		SH1-4 2B 1B		2B 1B BB	F7		4	2	1	0	1	0	0											
<b>Glenn Hubbard, R</b> OBP: 0.414, SLG: 0.391 (1, 4)	F9			1B HR 2B	SH1-4		F8		F9	4	1	1	0	0	0	1											
<b>Claudell Washington, L</b> OBP: 0.250, SLG: 0.240 <b>Rufino Linares, R</b> OBP: 1.000, SLG: 1.250 (1, 9) (1, PR) (1, 7)	HBP			HR 1B	4-3 2B		2B 1B		2B 1B	0	0	0	0	0	0	0											
<b>Bob Horner, R</b> OBP: 0.345, SLG: 0.565 (1, 5)	F9			P4	4-3		1B 2B			5	1	2	1	0	0	4											
<b>Dale Murphy, R</b> OBP: 0.448, SLG: 0.913 (1, 7) (1, 9)		5-3		HR	5-3		1B IBB		FC6-4 IBB	3	1	1	3	2	0	1											
<b>Chris Chambliss, L</b> OBP: 0.345, SLG: 0.458 (1, 3)	6-3			2B			F9	F5	SF7	4	0	1	1	0	0	3											
<b>Bruce Benedict, R</b> OBP: 0.357, SLG: 0.333 (1, 2)	6-3			F8			FC6-4 BB		FC6-4	4	0	1	2	1	0	3											
<b>Rafael Ramirez, R</b> OBP: 0.464, SLG: 0.692 (1, 6)			5-3		IBB		FC6-4 1-2		5-3	3	0	0	0	1	0	1											
<b>Joe Cowley, R</b> (1, 1) <b>Preston Hanna, R</b> (4, 1) <b>Larry McWilliams, L</b> OBP: 0.607, SLG: 0.500 (5, 1) <b>Gene Garber, R</b> (6, 1)	F7			F8			K		5-3	2	0	0	0	0	0	2											
<b>Inning Stats</b>	R: 0 E: 0 K: 0 S: 3	H: 0 LOB: 1 BB: 0 P: 4	R: 0 E: 0 K: 0 S: 3	H: 0 LOB: 0 BB: 0 P: 3	R: 0 E: 0 K: 0 S: 3	H: 0 LOB: 0 BB: 0 P: 3	R: 3 E: 0 K: 0 S: 7	H: 4 LOB: 2 BB: 1 P: 11	R: 1 E: 0 K: 1 S: 5	H: 2 LOB: 1 BB: 1 P: 9	R: 3 E: 0 K: 0 S: 5	H: 3 LOB: 2 BB: 2 P: 13	R: 0 E: 0 K: 0 S: 3	H: 0 LOB: 0 BB: 0 P: 3	R: 1 E: 0 K: 0 S: 5	H: 2 LOB: 2 BB: 1 P: 9	1B: 5 2B: 5 3B: 0 HR: 1	SF: 1 SAC: 1 DP: 0 HBP: 1	WP: 0 PA: 43 PB: 0 SB: 0 CS: 0								
<b>PITCHER</b>	IP	WLS	BF	H	R	ER	SO	BB	IBB	HBP	BLK	WP	HR	S	P	ERA	WHIP										
<b>Bob Shirley, L</b> ERA: 7.71 (1, 1)	4.0	18	4	3	3	0	0	0	1	1	0	0	1	16	21	6.75	1.000										
<b>Joe Edelen, R</b> ERA: 7.71 (5, 1)	2.0	9	2	1	1	1	1	1	0	0	0	0	0	10	14	4.50	1.500										
<b>Jim Kern, R</b> ERA: 9.0 (7, 1)	0.1	L	4	2	3	3	0	1	0	0	0	0	0	3	7	81.00	9.000										
<b>Charlie Leitbrandt, L</b> ERA: 1.8 (7, 1)	1.2	6	1	0	0	0	0	0	1	0	0	0	0	5	9	0.00	0.600										
<b>Tom Hume, R</b> ERA: 9.0 (9, 1)	1.0	6	2	1	1	0	0	0	1	0	0	0	0	5	9	9.00	2.000										

Atlanta Braves @ Cincinnati Reds  
Riverfront Stadium, Cincinnati, OH  
Tue Apr 13 1982, 6:05 PM EST  
Att: 11,846 - Unknown

AB 35  
R 8  
H 11  
RBI 8  
BB 5  
SO 1  
LOB 16



Batter	1	2	3	4	5	6	7	8	9	AB	R	H	RBI	BB	SO	LOB	BOTTOM										
<b>Ron Oester, S</b> OBP: 0.353, SLG: 0.419 (1, 4)	G3		E6		1B G3 2B		G3		FC3-6 1B	5	1	2	0	0	0	1											
<b>Dan Driessen, L</b> OBP: 0.375, SLG: 0.308 (1, 3)	2B		F7		G3 1B		SF8		FC3-6 FC6-4	4	1	2	1	0	0	2											
<b>Dave Concepcion, R</b> OBP: 0.419, SLG: 0.519 (1, 6)	6-3		5-3		G3		CS 1B		FC6-4	5	0	1	1	0	0	4											
<b>Cesar Cedeno, R</b> OBP: 0.226, SLG: 0.214 (1, 8)	6-3		K		G3		CS		K	5	0	1	0	0	2	4											
<b>Johnny Bench, R</b> OBP: 0.357, SLG: 0.292 (1, 5)				1B BB			G1-4-3			3	1	2	1	1	0	1											
<b>Paul Householder, S</b> OBP: 0.333, SLG: 0.423 (1, 9)	FC6-4 1B			K			K			3	0	0	0	1	2	2											
<b>Clint Hurdle, L</b> OBP: 0.266, SLG: 0.308 (1, 7) <b>Mike Vail, R</b> OBP: 0.417, SLG: 0.545 (5, PH) (6, 7)	G3 1B			1B			K		G3-6-1 1B	2	0	2	0	0	0	0											
<b>Mike O'Berry, R</b> OBP: 0.364, SLG: 0.500 (1, 2)	G3			1B			K		K	4	1	2	1	0	1	3											
<b>Bob Shirley, R</b> <b>German Barranca, L</b> ERA: 2.7 <b>Joe Edelen, R</b> <b>Rafael Landestroy, S</b> <b>Jim Kern, R</b> <b>Charlie Leitbrandt, R</b> <b>Larry Bittner, L</b> <b>Tom Hume, R</b>	6-3			G4-6-3 1B			G3 SF8 2B		G3-6-1	1	0	0	0	0	0	2											
<b>Inning Stats</b>	R: 0 E: 0 K: 0 S: 4	H: 1 LOB: 1 BB: 0 P: 4	R: 0 E: 0 K: 0 S: 5	H: 2 LOB: 2 BB: 0 P: 5	R: 0 E: 1 K: 1 S: 6	H: 0 LOB: 1 BB: 0 P: 6	R: 1 E: 0 K: 1 S: 6	H: 2 LOB: 1 BB: 1 P: 10	R: 2 E: 0 K: 0 S: 5	H: 3 LOB: 0 BB: 0 P: 5	R: 0 E: 0 K: 1 S: 5	H: 1 LOB: 0 BB: 0 P: 5	R: 0 E: 0 K: 1 S: 5	H: 1 LOB: 1 BB: 0 P: 6	R: 0 E: 0 K: 1 S: 6	H: 1 LOB: 1 BB: 0 P: 6	1B: 10 2B: 4 3B: 0 HR: 0	SF: 1 SAC: 0 DP: 3 HBP: 0	WP: 0 PA: 41 PB: 0 SB: 0 CS: 1								
<b>PITCHER</b>	IP	WLS	BF	H	R	ER	SO	BB	IBB	HBP	BLK	WP	HR	S	P	ERA	WHIP										
<b>Joe Cowley, R</b> ERA: 13.5 (1, 1)	3.1	17	5	1	1	2	1	1	0	0	0	0	0	6	10	13.50	3.000										
<b>Preston Hanna, R</b> ERA: 13.5 (4, 1)	1.1	7	3	2	2	0	1	0	0	0	0	0	0	6	10	13.50	3.000										
<b>Larry McWilliams, L</b> ERA: 6.23 (5, 1)	1.0	6	3	2	2	1	0	0	0	0	0	0	0	8	8	18.00	3.000										
<b>Gene Garber, R</b> ERA: (6, 1)	3.1	W	10	3	0	0	3	0	0	0	0	0	0	16	16	0.00	0.900										

Atlanta Braves @ Cincinnati Reds  
Riverfront Stadium, Cincinnati, OH  
Tue Apr 13 1982, 6:05 PM EST  
Att: 11,846 - Unknown

AB 37  
R 5  
H 14  
RBI 5  
BB 2  
SO 6  
LOB 24





Batter	1	2	3	4	5	6	7	8	9	10	AB	R	H	RBI	BB	SO	LOB	TOP
<b>Brett Butler, L</b> OBP: 0.385, SLG: 0.250 (1, 8)	G3		FC6-4 WP		F9			CS 1B	FC6-4		5	1	1	0	0	0	3	<b>Atlanta Braves @ Cincinnati Reds</b> Riverfront Stadium, Cincinnati, OH Wed Apr 14 1982, 3:33 AM EST Att: 14,217 - Unknown
<b>Glenn Hubbard, R</b> OBP: 0.412, SLG: 0.370 (1, 4)	P4		F8			5-3		1B		BB BB 1B	4	1	1	0	1	0	0	
<b>Dale Murphy, R</b> OBP: 0.412, SLG: 0.778 (1, 9)	P4		6-3			S BB		F9		K	4	0	0	0	1	1	2	
<b>Bob Horner, R</b> OBP: 0.362, SLG: 0.538 (1, 5)						K		G1		BB BB 1B	3	1	1	0	2	1	2	
<b>Chris Chambliss, L</b> OBP: 0.384, SLG: 0.464 (1, 3)						FC5-4 BB		F8		BB BB 1B	4	0	2	0	0	0	2	
<b>Jerry Royster, R</b> (9, PR)											0	0	0	0	0	0	0	
<b>Ken Smith, L</b> (9, 3)											0	1	0	0	1	0	0	
<b>Rufino Linares, R</b> OBP: 0.667, SLG: 0.778 (1, 7)						FC5-4 1B		F9		BB BB 2B	5	1	2	0	0	0	5	
<b>Bruce Benedict, R</b> OBP: 0.364, SLG: 0.357 (1, 2)						G4-3		F7		FC5-4 2B 1B	4	0	1	2	1	0	4	
<b>Rafael Ramirez, R</b> OBP: 0.455, SLG: 0.710 (1, 6)								F9		FC5-4 1B	5	0	2	2	0	0	4	
<b>Tommy Bogos, R</b> OBP: 0.200, SLG: 0.200 (1, 1)										FC5-4 2B	2	0	1	0	0	0	1	
<b>Biff Pocoroba, S</b> (7, PH)										FC5-4 1B	1	0	0	0	0	0	1	
<b>Al Hrabosky, R</b> OBP: 1.000, SLG: 1.000 (7, 1)										FC6-4 1B	0	0	0	0	0	0	0	
<b>Larry Whisenton, L</b> OBP: 0.500, SLG: 0.500 (9, PH)										FC6-4 1B	1	0	1	0	0	0	0	
<b>Rick Camp, R</b> (9, 1)										6-3	1	0	0	0	0	2		
<b>Inning Stats</b>	R: 0 E: 0 K: 0 S: 3	H: 0 LOB: 0 BB: 0 P: 3	R: 0 E: 0 K: 0 S: 4	H: 1 LOB: 2 BB: 1 P: 8	R: 1 E: 0 K: 0 S: 4	H: 1 LOB: 0 BB: 0 P: 4	R: 0 E: 0 K: 1 S: 5	H: 0 LOB: 1 BB: 0 P: 5	R: 0 E: 0 K: 1 S: 5	H: 1 LOB: 1 BB: 0 P: 4	R: 0 E: 0 K: 0 S: 4	H: 4 LOB: 2 BB: 0 P: 6	R: 3 E: 0 K: 1 S: 7	H: 2 LOB: 2 BB: 3 P: 19	1B: 9 2B: 3 3B: 0 HR: 0	SF: 0 SAC: 0 DP: 1 HBP: 0	WP: 2 PB: 0 SB: 2 CS: 2	PA: 45
<b>PITCHER</b>	IP WLS BF H R ER SO ERA WHIP	IP WLS BF H R ER SO ERA WHIP	IP WLS BF H R ER SO ERA WHIP	IP WLS BF H R ER SO ERA WHIP	IP WLS BF H R ER SO ERA WHIP	IP WLS BF H R ER SO ERA WHIP	IP WLS BF H R ER SO ERA WHIP	IP WLS BF H R ER SO ERA WHIP	IP WLS BF H R ER SO ERA WHIP	IP WLS BF H R ER SO ERA WHIP	IP WLS BF H R ER SO ERA WHIP	IP WLS BF H R ER SO ERA WHIP	IP WLS BF H R ER SO ERA WHIP	IP WLS BF H R ER SO ERA WHIP	IP WLS BF H R ER SO ERA WHIP	IP WLS BF H R ER SO ERA WHIP	IP WLS BF H R ER SO ERA WHIP	IP WLS BF H R ER SO ERA WHIP
<b>Frank Pastore, R</b> ERA: 1.04 (1, 1)	8.1	34	9	2	2	2	3	0	0	0	2.16	1.440						
<b>Tom Hume, R</b> ERA: 5.4 (9, 1)	0.2	3	1	0	0	0	0	0	0	0	0.00	1.500						
<b>Jim Kern, R</b> ERA: 13.5 (10, 1)	1.0	8	2	3	3	1	3	0	0	0	27.00	5.000						

Batter	1	2	3	4	5	6	7	8	9	10	AB	R	H	RBI	BB	SO	LOB	BOTTOM		
<b>Eddie Milner, L</b> OBP: 0.429, SLG: 0.333 (1, 9)	4-3										3	1	1	0	0	0	1	<b>Atlanta Braves @ Cincinnati Reds</b> Riverfront Stadium, Cincinnati, OH Wed Apr 14 1982, 3:33 AM EST Att: 14,217 - Unknown		
<b>Paul Householder, S</b> OBP: 0.313, SLG: 0.393 (7, PH)											2	0	0	0	0	1	1			
<b>Rafael Landestoy, S</b> OBP: 0.125, SLG: 0.250 (1, 4)	E3		F7							F7	5	0	0	0	0	1	1			
<b>Dan Driessen, L</b> OBP: 0.351, SLG: 0.323 (1, 3)	F8									4-3	5	0	1	1	0	1	1			
<b>Johnny Bench, R</b> OBP: 0.333, SLG: 0.276 (1, 5)										F9	5	0	1	0	0	0	2			
<b>Cesar Cedeno, R</b> OBP: 0.296, SLG: 0.313 (1, 8)											4	1	3	0	0	0	1			
<b>Ron Oester, S</b> OBP: 0.324, SLG: 0.382 (1, 6)											3	0	0	0	0	0	4			
<b>Clint Hurdle, L</b> OBP: 0.333, SLG: 0.313 (1, 7)											3	0	1	0	1	1	1			
<b>Mike O'Berry, R</b> OBP: 0.357, SLG: 0.417 (1, 2)											2	0	0	1	1	0	3			
<b>Wayne Krenchicki, L</b> OBP: 0.290, SLG: 0.200 (10, 5)											1	0	0	0	0	0	0			
<b>Frank Pastore, R</b> (1, 1)											2	0	0	0	0	0	3			
<b>Tom Hume, R</b> (9, 1)											0	0	0	0	0	0	0			
<b>Larry Blittner, L</b> OBP: 0.250, SLG: 0.500 (9, PH)											1	0	1	0	0	0	0			
<b>German Barranca, L</b> OBP: 0.200, SLG: 0.400 (9, PR)											0	0	0	0	0	0	0			
<b>Jim Kern, R</b> (10, 1)											0	0	0	0	0	0	0			
<b>Inning Stats</b>	R: 0 E: 1 K: 0 S: 4	H: 0 LOB: 1 BB: 0 P: 4	R: 1 E: 0 K: 0 S: 5	H: 2 LOB: 1 BB: 0 P: 5	R: 1 E: 1 K: 0 S: 6	H: 3 LOB: 2 BB: 0 P: 6	R: 0 E: 0 K: 0 S: 3	H: 0 LOB: 1 BB: 1 P: 7	R: 0 E: 0 K: 2 S: 7	H: 0 LOB: 0 BB: 0 P: 5	R: 0 E: 0 K: 1 S: 6	H: 1 LOB: 1 BB: 0 P: 6	R: 0 E: 0 K: 0 S: 3	H: 1 LOB: 1 BB: 0 P: 3	R: 0 E: 0 K: 0 S: 3	H: 0 LOB: 0 BB: 0 P: 3	1B: 5 2B: 4 3B: 0 HR: 0	SF: 0 SAC: 2 DP: 1 HBP: 0	WP: 0 PB: 0 SB: 0 CS: 0	PA: 40
<b>PITCHER</b>	IP WLS BF H R ER SO ERA WHIP	IP WLS BF H R ER SO ERA WHIP	IP WLS BF H R ER SO ERA WHIP	IP WLS BF H R ER SO ERA WHIP	IP WLS BF H R ER SO ERA WHIP	IP WLS BF H R ER SO ERA WHIP	IP WLS BF H R ER SO ERA WHIP	IP WLS BF H R ER SO ERA WHIP	IP WLS BF H R ER SO ERA WHIP	IP WLS BF H R ER SO ERA WHIP	IP WLS BF H R ER SO ERA WHIP	IP WLS BF H R ER SO ERA WHIP	IP WLS BF H R ER SO ERA WHIP	IP WLS BF H R ER SO ERA WHIP	IP WLS BF H R ER SO ERA WHIP	IP WLS BF H R ER SO ERA WHIP	IP WLS BF H R ER SO ERA WHIP	IP WLS BF H R ER SO ERA WHIP		
<b>Tommy Bogos, R</b> ERA: 2.13 (1, 1)	6.0	27	6	2	2	2	1	1	0	0	3.00	1.167								
<b>Al Hrabosky, L</b> ERA: 2.09 (7, 1)	2.0	7	1	0	0	2	0	0	0	0	0.00	0.500								
<b>Rick Camp, R</b> ERA: 1.69 (9, 1)	2.0	6	1	0	0	0	0	0	0	0	0.00	0.500								





Batter	1	2	3	4	5	6	7	8	9	AB	R	H	RBI	BB	SO	LOB	TOP			
<b>Ron Oester, S</b> OBP: 0.317, SLG: 0.368 (1, 4)										4	0	1	1	0	2	1	<b>Cincinnati Reds @ San Francisco Giants</b> Candlestick Park, San Francisco, CA Fri Apr 16 1982, 9:05 PM EST Att: 10,201 - Unknown <a href="http://livebaseballscorecards.com">livebaseballscorecards.com</a>			
<b>Dan Driessen, L</b> OBP: 0.341, SLG: 0.294 (1, 3)										3	0	0	0	1	0	1				
<b>Dave Concepcion, R</b> OBP: 0.400, SLG: 0.484 (1, 6)										4	0	1	0	0	0	3				
<b>Johnny Bench, R</b> OBP: 0.297, SLG: 0.242 (1, 5)										4	0	0	0	0	2	1				
<b>Cesar Cedeno, R</b> OBP: 0.256, SLG: 0.278 (1, 8)										4	0	0	0	0	0	1				
<b>Paul Householder, S</b> OBP: 0.278, SLG: 0.344 (1, 9)										4	0	0	0	0	2	1				
<b>Clint Hurdle, L</b> OBP: 0.286, SLG: 0.263 (1, 7)										3	0	0	0	0	0	1				
<b>Mike O'Berry, R</b> OBP: 0.353, SLG: 0.357 (1, 2)										2	0	0	0	1	1	0				
<b>Mario Soto, R</b> OBP: 0.400, SLG: 0.500 (5, PH)										0	0	0	0	0	0	0				
<b>German Barranca, L</b> OBP: 0.333, SLG: 0.633 (5, 1)										0	0	0	0	0	0	0				
<b>Eddie Milner, L</b> OBP: 0.375, SLG: 0.286 (7, PH)										1	0	0	0	0	0	0				
<b>Joe Price, R</b> (7, 1)										0	0	0	0	0	0	0				
<b>Inning Stats</b>	R: 0 E: 0 K: 1 S: 6	H: 1 LOB: 1 BB: 0 P: 6	R: 0 E: 0 K: 0 S: 3	H: 0 LOB: 0 BB: 0 P: 3	R: 0 E: 0 K: 1 S: 5	H: 0 LOB: 2 BB: 2 P: 13	R: 0 E: 1 K: 1 S: 6	H: 0 LOB: 1 BB: 0 P: 6	R: 1 E: 0 K: 1 S: 7	H: 2 LOB: 1 BB: 0 P: 7	R: 0 E: 0 K: 0 S: 5	H: 0 LOB: 0 BB: 0 P: 5	R: 0 E: 0 K: 0 S: 3	H: 0 LOB: 0 BB: 0 P: 3	R: 0 E: 0 K: 2 S: 7	H: 0 LOB: 0 BB: 0 P: 7	1B: 2 2B: 0 3B: 1 HR: 0	SF: 0 SAC: 1 DP: 0 HBP: 0	WP: 0 PB: 0 SB: 0 CS: 0	PA: 33
<b>PITCHER</b> <b>Rich Gale, R</b> ERA: 3.0 (1, 1)	IP: 9.0 WLS: W BF: 33 H: 3 R: 1 ER: 1 SO: 7 BB: 2 IBB: 0 HBP: 0 BLK: 0 WP: 0 HR: 0 S: 45 P: 53 ERA: 1.00 WHIP: 0.556																			

Batter	1	2	3	4	5	6	7	8	9	AB	R	H	RBI	BB	SO	LOB	BOTTOM			
<b>Chili Davis, S</b> OBP: 0.303, SLG: 0.321 (1, 7)										3	2	1	0	1	1	1	<b>Cincinnati Reds @ San Francisco Giants</b> Candlestick Park, San Francisco, CA Fri Apr 16 1982, 9:05 PM EST Att: 10,201 - Unknown <a href="http://livebaseballscorecards.com">livebaseballscorecards.com</a>			
<b>Duane Kuiper, L</b> OBP: 0.385, SLG: 0.200 (1, 4)										3	1	2	0	0	0	0				
<b>Jack Clark, R</b> OBP: 0.382, SLG: 0.444 (1, 9)										3	1	1	1	1	0	3				
<b>Reggie Smith, S</b> OBP: 0.364, SLG: 0.333 (1, 3)										4	0	1	1	0	0	4				
<b>Dave Bergman, L</b> OBP: 0.353, SLG: 0.250 (8, 3)										0	0	0	0	0	0	0				
<b>Darrell Evans, L</b> OBP: 0.441, SLG: 0.370 (1, 5)										4	1	1	1	0	1	3				
<b>Jeffrey Leonard, R</b> OBP: 0.333, SLG: 0.355 (1, 8)										4	0	1	1	0	1	1				
<b>Milt May, L</b> OBP: 0.393, SLG: 0.440 (1, 2)										4	1	2	1	0	1	1				
<b>Johnnie LetMaster, R</b> OBP: 0.267, SLG: 0.120 (1, 6)										4	0	0	0	0	1	1				
<b>Rich Gale, R</b> (1, 1)										2	0	0	0	0	1	0				
<b>Inning Stats</b>	R: 1 E: 0 K: 0 S: 4	H: 2 LOB: 1 BB: 1 P: 8	R: 1 E: 0 K: 0 S: 4	H: 1 LOB: 0 BB: 0 P: 4	R: 2 E: 0 K: 2 S: 10	H: 3 LOB: 1 BB: 0 P: 10	R: 0 E: 0 K: 2 S: 8	H: 1 LOB: 1 BB: 0 P: 8	R: 2 E: 0 K: 1 S: 7	H: 2 LOB: 1 BB: 1 P: 11	R: 0 E: 0 K: 1 S: 5	H: 0 LOB: 0 BB: 0 P: 5	R: 0 E: 0 K: 0 S: 3	H: 0 LOB: 0 BB: 0 P: 4	R: 0 E: 0 K: 0 S: 3	H: 0 LOB: 0 BB: 0 P: 3	1B: 7 2B: 1 3B: 0 HR: 1	SF: 0 SAC: 1 DP: 1 HBP: 1	WP: 0 PB: 0 SB: 3 CS: 0	PA: 35
<b>PITCHER</b> <b>Mario Soto, R</b> ERA: 4.91 (1, 1)	IP: 4.0 WLS: L BF: 19 H: 7 R: 4 ER: 4 SO: 4 BB: 1 IBB: 0 HBP: 0 BLK: 0 WP: 0 HR: 1 S: 26 P: 30 ERA: 9.00 WHIP: 2.000																			
<b>Charlie Letbrandt, L</b> ERA: 3.86 (5, 1)	2.0 9 2 2 2 2 1 0 0 0 0 0 0 12 16 9.00 1.500																			
<b>Joe Price, L</b> ERA: 3.18 (7, 1)	2.0 7 0 0 0 0 0 0 1 0 0 0 0 6 7 0.00 0.000																			



Batter	1	2	3	4	5	6	7	8	9	AB	R	H	RBI	BB	SO	LOB	TOP					
Ron Oester, S OBP: 0.326, SLG: 0.419 (1, 4)	K								5-3	5	1	2	0	0	1	1	<b>Cincinnati Reds @ San Francisco Giants</b> Candlestick Park, San Francisco, CA Sat Apr 17 1982, 6:33 AM EST Att: 11,605 - Unknown					
Dan Driessen, L OBP: 0.348, SLG: 0.297 (1, 3)	6-3			FC3-6 1B		SF9 3B			E1 E 1B	3	2	1	1	1	0	1						
Dave Concepcion, R OBP: 0.350, SLG: 0.417 (1, 6)	F9			6-3 1B		6-3			E6 1B 2B	5	1	0	0	0	3							
Johnny Bench, R OBP: 0.357, SLG: 0.297 (1, 5)		L7				1B 1B			2B WP 1B	4	2	3	1	1	0	0						
Cesar Cedeno, R OBP: 0.273, SLG: 0.317 (1, 8)	F9			6-3		1B 1B			WP 1B 2B	5	1	2	1	0	2							
Mike Vail, R OBP: 0.375, SLG: 0.467 Eddie Milner, L OBP: 0.444, SLG: 0.286 (1, 7) (8, 7)	6-3					1B 1B			1B BB	4	0	1	1	0	0	1						
Paul Householder, S OBP: 0.293, SLG: 0.417 (1, 9)				F7		G3			BB K	4	1	1	1	1	4							
Mike O'Berry, R OBP: 0.364, SLG: 0.333 (1, 2)				F9		F8			1B BB	4	0	1	1	1	0	0						
Bruce Berenyi, R OBP: 0.286, SLG: 0.286 Tom Hume, R (7, 1)				K		K			4-3 1B	3	0	1	0	0	2	0						
									4-3	2	0	0	0	0	5							
<b>Inning Stats</b>	R: 0 E: 0 K: 1 S: 5	H: 0 LOB: 0 BB: 0 P: 5	R: 0 E: 0 K: 0 S: 3	H: 0 LOB: 0 BB: 0 P: 3	R: 0 E: 0 K: 1 S: 5	H: 0 LOB: 0 BB: 0 P: 5	R: 1 E: 0 K: 0 S: 5	H: 2 LOB: 1 BB: 0 P: 5	R: 1 E: 0 K: 1 S: 6	H: 1 LOB: 0 BB: 0 P: 6	R: 2 E: 0 K: 0 S: 7	H: 4 LOB: 2 BB: 0 P: 7	R: 0 E: 0 K: 0 S: 4	H: 1 LOB: 2 BB: 1 P: 8	R: 0 E: 0 K: 0 S: 3	H: 0 LOB: 3 BB: 3 P: 15	R: 4 E: 2 K: 1 S: 10	H: 4 LOB: 2 BB: 1 P: 14	1B: 9 2B: 1 3B: 1 HR: 1	SF: 1 SAC: 0 DP: 0 HBP: 0	WP: 2 PB: 0 CS: 0	PA: 45
<b>PITCHER</b>	IP WLS BF H R ER SO BB IBB HBP BLK WP HR S P ERA WHIP	IP WLS BF H R ER SO BB IBB HBP BLK WP HR S P ERA WHIP	IP WLS BF H R ER SO BB IBB HBP BLK WP HR S P ERA WHIP	IP WLS BF H R ER SO BB IBB HBP BLK WP HR S P ERA WHIP	IP WLS BF H R ER SO BB IBB HBP BLK WP HR S P ERA WHIP	IP WLS BF H R ER SO BB IBB HBP BLK WP HR S P ERA WHIP	IP WLS BF H R ER SO BB IBB HBP BLK WP HR S P ERA WHIP	IP WLS BF H R ER SO BB IBB HBP BLK WP HR S P ERA WHIP	IP WLS BF H R ER SO BB IBB HBP BLK WP HR S P ERA WHIP	IP WLS BF H R ER SO BB IBB HBP BLK WP HR S P ERA WHIP	IP WLS BF H R ER SO BB IBB HBP BLK WP HR S P ERA WHIP	IP WLS BF H R ER SO BB IBB HBP BLK WP HR S P ERA WHIP	IP WLS BF H R ER SO BB IBB HBP BLK WP HR S P ERA WHIP	IP WLS BF H R ER SO BB IBB HBP BLK WP HR S P ERA WHIP	IP WLS BF H R ER SO BB IBB HBP BLK WP HR S P ERA WHIP	IP WLS BF H R ER SO BB IBB HBP BLK WP HR S P ERA WHIP	IP WLS BF H R ER SO BB IBB HBP BLK WP HR S P ERA WHIP					
Al Holland, L ERA: 4.08 Jim Barr, R ERA: 1.35 Rennie Martin, R ERA: Gary Lavelle, L ERA: 3.88 (1, 1) (6, 1) (8, 1) (8, 1)	5.2 L 6 1 0 0 0 3	7 4 4 3	0 0 0 0	0 0 0 0	1 0 0 0	2 1 0 0	1 0 0 0	1 0 11 15	6.35 1.235	0.00 1.500	0.00 3.000	13.50 3.750										

AB	39
R	8
H	12
RBI	6
BB	5
SO	4
LOB	17



Batter	1	2	3	4	5	6	7	8	9	AB	R	H	RBI	BB	SO	LOB	BOTTOM					
Chili Davis, S OBP: 0.391, SLG: 0.333 Guy Sularz, R (8, 4)	BB S BB			FC 4-3 BB					F8	2	1	1	0	2	1	0	<b>Cincinnati Reds @ San Francisco Giants</b> Candlestick Park, San Francisco, CA Sat Apr 17 1982, 6:33 AM EST Att: 11,605 - Unknown					
Duane Kuiper, L OBP: 0.313, SLG: 0.154 Champ Summers, L OBP: 0.333, SLG: 1.333 Rennie Martin, R Gary Lavelle, S Dave Bergman, L OBP: 0.286, SLG: 0.200 (1, 4) (7, PH) (8, 1) (8, 1) (8, PH)	K			6-3					4-3	3	0	0	0	0	1	2						
Jack Clark, R OBP: 0.368, SLG: 0.400 (1, 9)	BB BB			FC 4-3					5-3	3	0	0	0	1	0	1						
Reggie Smith, S OBP: 0.378, SLG: 0.313 (1, 3)	BB BB			4-3					4-3	2	0	0	1	2	0	1						
Darrell Evans, L OBP: 0.421, SLG: 0.333 (1, 5)	G4-6-3			FC6 BB					4-3	3	0	0	0	1	0	4						
Jeffrey Leonard, R OBP: 0.324, SLG: 0.343 (1, 8)				5-3					BB 1B	4	1	1	0	0	3							
Milt May, L OBP: 0.438, SLG: 0.481 (1, 2)									1B BB	2	0	1	0	2	0	0						
Johnnie LeMaster, R OBP: 0.250, SLG: 0.111 Max Venable, L OBP: 0.200, SLG: 0.200 (1, 6) (7, PH) (8, 7)	K			P4					1B BB	2	0	0	0	0	1	2						
Al Holland, R Jim Barr, R Joe Pettini, R (1, 1) (6, 1) (7, PH) (8, 6)	K			L1-3					P6	2	0	0	0	0	1	2						
										1	0	0	0	1	0	2						
<b>Inning Stats</b>	R: 0 E: 0 K: 1 S: 4	H: 0 LOB: 2 BB: 3 P: 16	R: 0 E: 0 K: 2 S: 8	H: 1 LOB: 1 BB: 0 P: 8	R: 1 E: 0 K: 0 S: 4	H: 0 LOB: 2 BB: 2 P: 12	R: 0 E: 0 K: 0 S: 2	H: 0 LOB: 0 BB: 1 P: 6	R: 0 E: 0 K: 0 S: 5	H: 0 LOB: 0 BB: 0 P: 5	R: 0 E: 0 K: 0 S: 2	H: 0 LOB: 1 BB: 1 P: 6	R: 0 E: 0 K: 0 S: 4	H: 1 LOB: 2 BB: 1 P: 8	R: 0 E: 0 K: 0 S: 3	H: 0 LOB: 0 BB: 0 P: 3	R: 1 E: 0 K: 0 S: 5	H: 2 LOB: 2 BB: 1 P: 9	1B: 3 2B: 2 3B: 0 HR: 0	SF: 0 SAC: 0 DP: 3 HBP: 0	WP: 0 PB: 0 SB: 1 CS: 0	PA: 38
<b>PITCHER</b>	IP WLS BF H R ER SO BB IBB HBP BLK WP HR S P ERA WHIP	IP WLS BF H R ER SO BB IBB HBP BLK WP HR S P ERA WHIP	IP WLS BF H R ER SO BB IBB HBP BLK WP HR S P ERA WHIP	IP WLS BF H R ER SO BB IBB HBP BLK WP HR S P ERA WHIP	IP WLS BF H R ER SO BB IBB HBP BLK WP HR S P ERA WHIP	IP WLS BF H R ER SO BB IBB HBP BLK WP HR S P ERA WHIP	IP WLS BF H R ER SO BB IBB HBP BLK WP HR S P ERA WHIP	IP WLS BF H R ER SO BB IBB HBP BLK WP HR S P ERA WHIP	IP WLS BF H R ER SO BB IBB HBP BLK WP HR S P ERA WHIP	IP WLS BF H R ER SO BB IBB HBP BLK WP HR S P ERA WHIP	IP WLS BF H R ER SO BB IBB HBP BLK WP HR S P ERA WHIP	IP WLS BF H R ER SO BB IBB HBP BLK WP HR S P ERA WHIP	IP WLS BF H R ER SO BB IBB HBP BLK WP HR S P ERA WHIP	IP WLS BF H R ER SO BB IBB HBP BLK WP HR S P ERA WHIP	IP WLS BF H R ER SO BB IBB HBP BLK WP HR S P ERA WHIP	IP WLS BF H R ER SO BB IBB HBP BLK WP HR S P ERA WHIP						
Bruce Berenyi, R Tom Hume, R (1, 1) (7, 1)	6.2 S 2.1	28 10	2 1	1 1	0 0	1 0	0 0	0 0	9 13	3.86 1.286												





Batter	1	2	3	4	5	6	7	8	9	AB	R	H	RBI	BB	SO	LOB	TOP										
Ron Oester, S OBP: 0.340, SLG: 0.426 (1, 4)	3-1		1B		F9			FC4-6 1B		4	0	2	0	0	0	0											
Dan Driessen, L OBP: 0.340, SLG: 0.300 (1, 3)	CS 1B		SF8			4-3		FC4-6 1B		3	0	1	1	0	0	2											
Dave Concepcion, R OBP: 0.341, SLG: 0.490 (1, 6)	K		F3			5-3		G6-4-3 1B		4	0	1	1	0	1	2											
Johnny Bench, R OBP: 0.326, SLG: 0.268 (1, 5)			F9		F9			G6-4-3 1B		4	0	0	0	0	0	3											
Cesar Cedeno, R OBP: 0.292, SLG: 0.333 (1, 8)						F9				4	0	2	0	0	0	1											
Paul Householder, S OBP: 0.333, SLG: 0.421 (1, 9)										2	0	1	0	1	1	0											
Clint Hurdle, L OBP: 0.280, SLG: 0.227 (1, 7)										3	0	0	0	1	1	3											
Mike O'Berry, R OBP: 0.360, SLG: 0.333 (1, 2)										3	0	1	0	0	1	0											
Tom Seaver, R OBP: 0.500, SLG: 1.000 Jim Kern, R (7, 1)										2	1	1	0	0	0	0											
German Barranca, L OBP: 0.429, SLG: 0.857 Bob Shirley, R (8, 1)										0	0	0	0	0	0	0											
										1	1	1	0	0	0	0											
										0	0	0	0	0	0	0											
<b>Inning Stats</b>	R: 0 E: 0 K: 1 S: 5	H: 1 LOB: 0 BB: 0 P: 5	R: 0 E: 0 K: 0 S: 3	H: 2 LOB: 2 BB: 2 P: 11	R: 1 E: 0 K: 0 S: 5	H: 2 LOB: 1 BB: 0 P: 5	R: 0 E: 0 K: 0 S: 2	H: 1 LOB: 0 BB: 0 P: 3	R: 0 E: 0 K: 1 S: 5	H: 0 LOB: 0 BB: 0 P: 5	R: 0 E: 1 K: 0 S: 4	H: 0 LOB: 1 BB: 0 P: 4	R: 0 E: 0 K: 2 S: 7	H: 0 LOB: 0 BB: 0 P: 7	R: 1 E: 0 K: 0 S: 5	H: 3 LOB: 1 BB: 0 P: 5	R: 0 E: 0 K: 0 S: 3	H: 1 LOB: 0 BB: 0 P: 3	1B: 9 2B: 2 3B: 0 HR: 0	SF: 1 SAC: 0 DP: 3 HBP: 1	WP: 0 PB: 0 SB: 2 CS: 3	PA: 34					
<b>PITCHER</b>	IP	WLS	BF	H	R	ER	SO	BB	IBB	HBP	BLK	WP	HR	S	P	ERA	WHIP										
Alan Fowlkes, R ERA: 3.07 Greg Minton, R ERA:	(1, 1) (8, 1)	7.0 S	28 6	8 2	2 0	2 0	4 0	1 0	1 0	1 0	0 0	0 0	0 0	33 6	42 6	2.57 0.00	1.286 1.000										

Cincinnati Reds @ San Francisco Giants  
Candlestick Park, San Francisco, CA  
Sun Apr 18 1982, 6:33 AM EST  
Att: 39,154 - Unknown

AB	30
R	2
H	10
RBI	2
BB	2
SO	4
LOB	11



Batter	1	2	3	4	5	6	7	8	9	AB	R	H	RBI	BB	SO	LOB	BOTTOM										
Chili Davis, S OBP: 0.366, SLG: 0.364 (1, 8)	G4-6-3 BB		4-3					F8		3	0	1	1	1	0	1											
Duane Kuiper, L OBP: 0.300, SLG: 0.176 (1, 4)	G4-6-3 1-2				L6			E7 1B		4	0	1	0	0	0	2											
Jack Clark, R OBP: 0.357, SLG: 0.364 (1, 9)	4-3							F9		3	1	0	0	1	1	1											
Reggie Smith, S OBP: 0.400, SLG: 0.429 Dave Bergman, L OBP: 0.250, SLG: 0.167 (1, 3)								P6		3	1	2	2	0	0	0											
Darrell Evans, L OBP: 0.405, SLG: 0.412 (1, 5)								G3		1	0	0	0	0	0	1											
Champ Summers, L OBP: 0.500, SLG: 1.000 Max Venable, L OBP: 0.200, SLG: 0.200 (1, 7)										4	1	1	1	0	0	2											
Milt May, L OBP: 0.400, SLG: 0.433 (1, 2)										2	0	1	0	1	0	0											
Johnnie LeMaster, R OBP: 0.257, SLG: 0.103 (1, 6)										3	0	0	0	0	0	2											
Alan Fowlkes, R Greg Minton, S (1, 1)										2	1	0	0	1	2	0											
										1	0	0	0	1	1	0											
										0	0	0	0	0	0	0											
<b>Inning Stats</b>	R: 0 E: 0 K: 0 S: 2	H: 0 LOB: 0 BB: 1 P: 6	R: 0 E: 0 K: 0 S: 4	H: 2 LOB: 1 BB: 0 P: 4	R: 0 E: 0 K: 2 S: 7	H: 0 LOB: 0 BB: 0 P: 7	R: 2 E: 0 K: 0 S: 4	H: 1 LOB: 1 BB: 2 P: 12	R: 1 E: 0 K: 0 S: 3	H: 1 LOB: 0 BB: 1 P: 7	R: 1 E: 0 K: 1 S: 6	H: 1 LOB: 0 BB: 0 P: 6	R: 0 E: 0 K: 1 S: 5	H: 0 LOB: 1 BB: 1 P: 9	R: 0 E: 1 K: 0 S: 4	H: 1 LOB: 1 BB: 0 P: 4	1B: 3 2B: 2 3B: 0 HR: 2	SF: 0 SAC: 1 DP: 3 HBP: 0	WP: 0 PB: 0 SB: 0 CS: 0	PA: 32							
<b>PITCHER</b>	IP	WLS	BF	H	R	ER	SO	BB	IBB	HBP	BLK	WP	HR	S	P	ERA	WHIP										
Tom Seaver, R ERA: 6.0 Jim Kern, R ERA: 10.8 Bob Shirley, L ERA: 6.35	(1, 1) (7, 1) (8, 1)	6.0 4	24 0	5 0	4 0	4 0	3 1	4 0	4 0	0 0	0 0	0 0	0 0	5 9	9 4	6.00 0.00	1.500 1.000										

Cincinnati Reds @ San Francisco Giants  
Candlestick Park, San Francisco, CA  
Sun Apr 18 1982, 6:33 AM EST  
Att: 39,154 - Unknown

AB	26
R	4
H	6
RBI	4
BB	5
SO	4
LOB	9





Batter	1	2	3	4	5	6	7	8	9	AB	R	H	RBI	BB	SO	LOB	TOP										
<b>Eddie Milner, L</b> (1, 9) OBP: 0.571, SLG: 0.500 (8, 7)										5	0	4	1	0	0	0	<b>Cincinnati Reds @ Atlanta Braves</b> Atlanta-Fulton County Stadium, Atlanta, GA Tue Apr 20 1982, 6:05 PM EST Att: 37,268 - Unknown										
<b>Dan Driessen, L</b> (1, 3) OBP: 0.384, SLG: 0.286										2	0	0	0	3	0	2											
<b>Cesar Cedeno, R</b> (1, 8) OBP: 0.288, SLG: 0.327										4	0	1	0	0	0	8											
<b>Dave Concepcion, R</b> (1, 6) OBP: 0.333, SLG: 0.386										4	0	1	0	0	0	2											
<b>Johnny Bench, R</b> (1, 5) OBP: 0.300, SLG: 0.244										4	0	0	0	0	1	1											
<b>Larry Blittner, L</b> (1, 7) OBP: 0.375, SLG: 0.429 <b>Paul Householder, S</b> (8, PR) OBP: 0.333, SLG: 0.421 (8, 9)										3	1	1	0	1	0	0											
<b>Ron Oester, S</b> (1, 4) OBP: 0.315, SLG: 0.392										4	0	0	0	0	2	2											
<b>Mike O'Berry, R</b> (1, 2) OBP: 0.375, SLG: 0.304										2	1	0	0	2	1	1											
<b>Frank Pastore, R</b> (1, 1) OBP: 0.250, SLG: 0.250 <b>German Barranca, L</b> (6, PH) OBP: 0.375, SLG: 0.750 <b>Jim Kern, R</b> (6, PH) <b>Mike Vail, R</b> (9, PH) OBP: 0.353, SLG: 0.438										2	0	2	1	0	0	0											
<b>Inning Stats</b>	R: 0 E: 0 K: 0 S: 3	H: 1 LOB: 1 BB: 1 P: 7	R: 2 E: 0 K: 1 S: 7	H: 2 LOB: 3 BB: 3 P: 19	R: 0 E: 0 K: 1 S: 5	H: 0 LOB: 0 BB: 0 P: 5	R: 0 E: 0 K: 2 S: 9	H: 2 LOB: 3 BB: 1 P: 13	R: 0 E: 0 K: 0 S: 3	H: 1 LOB: 0 BB: 0 P: 3	R: 0 E: 0 K: 0 S: 4	H: 1 LOB: 2 BB: 1 P: 8	R: 0 E: 0 K: 0 S: 3	H: 1 LOB: 0 BB: 0 P: 3	R: 0 E: 0 K: 1 S: 5	H: 0 LOB: 0 BB: 0 P: 5		1B: 9 2B: 0 3B: 0 HR: 0	SF: 0 SAC: 0 DP: 4 HBP: 0	WP: 0 PB: 0 SB: 0 CS: 0	PA: 38						
<b>PITCHER</b>	IP	WLS	BF	H	R	ER	SO	BB	IBB	HBP	BLK	WP	HR	S	P	ERA	WHIP										
<b>Tommy Boggs, R</b> (1, 1) ERA: 3.14	1.2		11	3	2	2	1	4	0	0	0	0	0	9	25	10.80	4.200										
<b>Steve Bedrosian, R</b> (2, 1) ERA: 2.45	4.1	W	19	5	0	0	3	2	0	0	0	0	0	23	31	0.00	1.615										
<b>Gene Garber, R</b> (7, 1) ERA:	3.0	S	8	1	0	0	1	0	0	0	0	0	0	10	10	0.00	0.333										

Batter	1	2	3	4	5	6	7	8	9	AB	R	H	RBI	BB	SO	LOB	BOTTOM										
<b>Brett Butler, L</b> (1, 8) OBP: 0.368, SLG: 0.250										4	0	0	0	0	0	0	<b>Cincinnati Reds @ Atlanta Braves</b> Atlanta-Fulton County Stadium, Atlanta, GA Tue Apr 20 1982, 6:05 PM EST Att: 37,268 - Unknown										
<b>Glenn Hubbard, R</b> (1, 4) OBP: 0.392, SLG: 0.333										3	1	2	0	1	0	0											
<b>Claudell Washington, L</b> (1, 9) OBP: 0.291, SLG: 0.321										3	1	1	1	1	1	1											
<b>Bob Horner, R</b> (1, 5) OBP: 0.353, SLG: 0.450										4	0	0	0	0	2	3											
<b>Dale Murphy, R</b> (1, 7) OBP: 0.380, SLG: 0.615										3	0	0	0	0	1	1											
<b>Chris Chambliss, L</b> (1, 3) OBP: 0.417, SLG: 0.585										2	1	1	1	1	0	0											
<b>Bruce Benedict, R</b> (1, 2) OBP: 0.396, SLG: 0.359										3	0	0	0	0	0	1											
<b>Rafael Ramirez, R</b> (1, 6) OBP: 0.375, SLG: 0.600										3	1	1	1	0	0	0											
<b>Tommy Boggs, R</b> (1, 1) OBP: 0.200, SLG: 0.200 <b>Steve Bedrosian, R</b> (2, 1) <b>Gene Garber, R</b> (7, 1)										0	0	0	0	0	0	0											
<b>Inning Stats</b>	R: 0 E: 0 K: 1 S: 5	H: 0 LOB: 0 BB: 0 P: 5	R: 1 E: 0 K: 0 S: 4	H: 1 LOB: 0 BB: 0 P: 4	R: 3 E: 0 K: 1 S: 7	H: 2 LOB: 1 BB: 1 P: 11	R: 0 E: 0 K: 1 S: 5	H: 0 LOB: 0 BB: 0 P: 5	R: 0 E: 0 K: 1 S: 6	H: 1 LOB: 1 BB: 0 P: 6	R: 0 E: 0 K: 0 S: 2	H: 0 LOB: 0 BB: 1 P: 6	R: 0 E: 0 K: 0 S: 4	H: 1 LOB: 2 BB: 1 P: 8	R: 0 E: 0 K: 1 S: 5	H: 0 LOB: 0 BB: 0 P: 5		1B: 2 2B: 1 3B: 1 HR: 2	SF: 0 SAC: 0 DP: 1 HBP: 0	WP: 1 PB: 0 SB: 0 CS: 0	PA: 31						
<b>PITCHER</b>	IP	WLS	BF	H	R	ER	SO	BB	IBB	HBP	BLK	WP	HR	S	P	ERA	WHIP										
<b>Frank Pastore, R</b> (1, 1) ERA: 2.42	5.0	L	19	3	4	4	4	1	0	0	0	0	0	26	30	7.20	0.800										
<b>Jim Kern, R</b> (6, 1) ERA: 6.75	3.0		12	2	0	0	1	2	0	0	1	0	0	12	20	0.00	1.333										

AB 32  
R 2  
H 9  
RBI 2  
BB 6  
SO 5  
LOB 17



AB 28  
R 4  
H 5  
RBI 3  
BB 3  
SO 5  
LOB 6





Batter	1	2	3	4	5	6	7	8	9	AB	R	H	RBI	BB	SO	LOB	TOP			
Eddie Milner, L OBP: 0.526, SLG: 0.438	F5		L5-3 1B	F7			1-3 BB		FC6-4 1-2	4	0	1	0	1	0	1	<b>Cincinnati Reds @ Atlanta Braves</b> Atlanta-Fulton County Stadium, Atlanta, GA Wed Apr 21 1982, 6:05 PM EST Att: 22,153 - Unknown			
Dan Driessen, L OBP: 0.356, SLG: 0.283			L5-3 1-2		4-3		1-3 1-2			4	0	1	0	0	0	2				
Ron Oester, S OBP: 0.310, SLG: 0.382	L9			BB HR 1B	G3		F7			4	1	1	0	0	0	2				
Dave Concepcion, R OBP: 0.327, SLG: 0.362	FC6-4 1-2			BB HR 1B	K			5-3		3	1	0	0	1	1	1				
Larry Blittner, L OBP: 0.417, SLG: 0.727 Paul Householder, S OBP: 0.333, SLG: 0.421					G3			6-3		4	1	2	3	0	0	0				
Mike Vail, R OBP: 0.333, SLG: 0.400 Clint Hurdle, L OBP: 0.280, SLG: 0.227				1-H 2-H HR				6-3		0	0	0	0	0	0	0				
Wayne Krenchicki, L OBP: 0.333, SLG: 0.444								F9		4	0	1	0	0	0	1				
Mike O'Berry, R OBP: 0.333, SLG: 0.259					F9					4	0	0	0	0	3	3				
Mario Soto, R OBP: 0.250, SLG: 0.286 Tom Hume, R OBP: 0.500, SLG: 0.500 Bob Shirley, R OBP: 0.500, SLG: 0.500 Jim Kern, R OBP: 0.500, SLG: 0.500 Joe Price, R OBP: 0.500, SLG: 0.500								5-3		3	0	0	0	0	1	2				
<b>Inning Stats</b>	R: 0 E: 0 K: 0 S: 4	H: 1 LOB: 1 BB: 0 P: 4	R: 0 E: 0 K: 1 S: 7	H: 2 LOB: 2 BB: 0 P: 7	R: 3 E: 0 K: 0 S: 6	H: 4 LOB: 1 BB: 1 P: 10	R: 0 E: 0 K: 1 S: 5	H: 0 LOB: 0 BB: 0 P: 5	R: 0 E: 0 K: 1 S: 5	H: 1 LOB: 1 BB: 0 P: 6	R: 0 E: 0 K: 0 S: 3	H: 0 LOB: 1 BB: 1 P: 7	R: 0 E: 0 K: 0 S: 3	H: 0 LOB: 0 BB: 0 P: 3	R: 0 E: 0 K: 1 S: 6	H: 1 LOB: 1 BB: 0 P: 6		1B: 7 2B: 2 3B: 0 HR: 1	SF: 0 SAC: 0 DP: 1 HBP: 0	WP: 0 PB: 0 SB: 0 CS: 0
<b>PITCHER</b>	IP WLS BF H R ER SO BB IBB HBP BLK WP HR S P ERA WHIP																			
Rick Mahler, R ERA: 1.98	5.0	22	7	3	3	3	1	0	0	0	0	0	1	27	31	5.40	1.600			
Preston Hanna, R ERA: 3.89	2.0	8	1	0	0	1	1	0	0	0	0	0	0	9	13	0.00	1.000			
Rick Camp, R ERA: 1.74	2.0	W	7	1	0	0	1	0	0	0	0	0	0	9	9	0.00	0.500			



Batter	1	2	3	4	5	6	7	8	9	AB	R	H	RBI	BB	SO	LOB	BOTTOM					
Brett Butler, L OBP: 0.371, SLG: 0.264	K				F9			5-3	WP 1B	5	1	2	0	0	1	1	<b>Cincinnati Reds @ Atlanta Braves</b> Atlanta-Fulton County Stadium, Atlanta, GA Wed Apr 21 1982, 6:05 PM EST Att: 22,153 - Unknown					
Glenn Hubbard, R OBP: 0.382, SLG: 0.326 Biff Pocoroba, S OBP: 0.500, SLG: 0.667	K			P3		G4-6-3 1B		5-3	1-2 2-3 1B IBB	4	0	1	0	0	1	0						
Claudell Washington, L OBP: 0.324, SLG: 0.344	K					G4-6-3 1B			1-2 2-3 1B	4	0	2	2	1	1	1						
Bob Horner, R OBP: 0.345, SLG: 0.419					F3		1-3		1-2 2-3 1B BB	3	0	0	0	1	1	1						
Dale Murphy, R OBP: 0.389, SLG: 0.628	K				FC5-4 1-2					4	1	2	0	0	1	1						
Chris Chambliss, L OBP: 0.423, SLG: 0.644									2-3 1B	4	1	2	1	0	1	4						
Bruce Benedict, R OBP: 0.412, SLG: 0.366 Jerry Royster, R OBP: 0.400, SLG: 0.400 Matt Sinatro, R OBP: 0.400, SLG: 0.400									1B 1B BB	2	0	1	0	1	0	1						
Rafael Ramirez, R OBP: 0.365, SLG: 0.583					P6				WP 1B 1B	3	1	1	1	0	0	1						
Rick Mahler, R Larry Whisenton, L Preston Hanna, R Ken Smith, L Rick Camp, R Rufino Linares, R					K					1	0	0	0	0	1	0						
<b>Inning Stats</b>	R: 0 E: 0 K: 3 S: 9	H: 0 LOB: 0 BB: 0 P: 9	R: 0 E: 0 K: 2 S: 8	H: 1 LOB: 1 BB: 0 P: 8	R: 0 E: 0 K: 1 S: 5	H: 1 LOB: 1 BB: 0 P: 5	R: 0 E: 0 K: 0 S: 4	H: 1 LOB: 1 BB: 0 P: 4	R: 1 E: 0 K: 1 S: 7	H: 2 LOB: 1 BB: 0 P: 7	R: 0 E: 0 K: 0 S: 3	H: 1 LOB: 0 BB: 0 P: 3	R: 1 E: 0 K: 0 S: 4	H: 1 LOB: 1 BB: 1 P: 8	R: 0 E: 0 K: 1 S: 6	H: 1 LOB: 3 BB: 2 P: 14		R: 2 E: 0 K: 0 S: 4	H: 3 LOB: 2 BB: 2 P: 12	1B: 9 2B: 1 3B: 0 HR: 1	SF: 1 SAC: 0 DP: 1 HBP: 0	WP: 1 PB: 0 SB: 0 CS: 0
<b>PITCHER</b>	IP WLS BF H R ER SO BB IBB HBP BLK WP HR S P ERA WHIP																					
Mario Soto, R ERA: 4.38	6.1	25	7	2	2	7	1	0	0	0	0	1	38	42	2.84	1.263						
Tom Hume, R ERA: 4.35	1.1	7	1	0	0	0	2	0	0	0	0	0	5	13	0.00	2.250						
Bob Shirley, L ERA: 8.1	1.0	L	5	2	2	2	1	1	0	0	0	0	6	10	18.00	3.000						
Jim Kern, R ERA: 6.75	0.0	1	0	0	0	0	0	1	0	0	1	0	0	4	∞	∞						
Joe Price, L ERA: 3.18	0.0	1	1	0	0	0	0	0	0	0	0	1	1	∞	∞							









Batter	1	2	3	4	5	6	7	8	9	AB	R	H	RBI	BB	SO	LOB	TOP										
<b>Eddie Milner, L</b> OBP: 0.429, SLG: 0.333 (1, 8)	4-0 BB		0-0 3-1		0-3 K		0-0 1B		0-0 2-3	4	1	1	1	1	1	1	<b>Cincinnati Reds @ Houston Astros</b> Astrodome, Houston, TX Fri Apr 23 1982, 7:05 PM EST Att: 23,452 - Dome										
<b>Dan Driessen, L</b> OBP: 0.324, SLG: 0.255 (1, 3)	0-0 F9		0-0 F8		0-0 G3		0-0 1B		0-0 1-3	5	1	1	0	0	0	2											
<b>Dave Concepcion, R</b> OBP: 0.328, SLG: 0.345 (1, 6)	0-3 K		0-0 1B		4-0 F9		0-0 1B		0-0 1-3	4	0	2	1	1	1	1											
<b>Johnny Bench, R</b> OBP: 0.315, SLG: 0.250 (1, 5)	4-0 BB		0-0 4-3		0-0 4-3		0-0 1B			3	0	1	1	1	0	2											
<b>Larry Bittner, L</b> OBP: 0.450, SLG: 0.588 (1, 7) (7, 9)	0-0 F7				0-0 F8		0-0 F9		0-0 K	4	0	0	0	0	1	5											
<b>Ron Oester, S</b> OBP: 0.318, SLG: 0.397 (1, 4)		0-0 F5		0-0 4-3		0-0 6-3			0-0 G6-4-3	4	0	1	0	0	0	1											
<b>Paul Householder, S</b> OBP: 0.327, SLG: 0.386 (1, 9) <b>Mike Vail, R</b> OBP: 0.318, SLG: 0.381 (7, 7)	4-0 1B				0-0 P3		0-0 F9		0-0 G6-4-3	2	0	0	0	1	0	0											
<b>Alex Trevino, R</b> OBP: 0.458, SLG: 0.353 (1, 2)	0-0 G5-4-3				0-3 K		0-0 4-3		4-0 BB	3	0	1	0	1	1	0											
<b>Tom Seaver, R</b> OBP: 0.333, SLG: 0.667 (3, 1) <b>Joe Edelen, R</b> OBP: 0.209, SLG: 0.590 (7, PH) <b>Rafael Landestoy, S</b> OBP: 0.222, SLG: 0.444 (7, 1) <b>Joe Price, L</b> OBP: 0.209, SLG: 0.667 (8, PH) <b>German Barranca, L</b> OBP: 0.209, SLG: 0.590 (8, 1) <b>Bob Shirley, R</b> OBP: 0.209, SLG: 0.590 (8, 1)	0-0 G5-4-3				0-0 1B		0-0 1B		0-0 P6	1	0	0	0	0	0	2											
<b>Inning Stats</b>	R: 0 E: 0 K: 1 S: 5	H: 0 LOB: 2 BB: 2 P: 13	R: 0 E: 0 K: 0 S: 3	H: 1 LOB: 1 BB: 1 P: 7	R: 0 E: 0 K: 0 S: 4	H: 1 LOB: 1 BB: 0 P: 4	R: 0 E: 0 K: 0 S: 3	H: 0 LOB: 1 BB: 0 P: 3	R: 0 E: 0 K: 2 S: 8	H: 1 LOB: 1 BB: 0 P: 8	R: 0 E: 0 K: 0 S: 3	H: 0 LOB: 1 BB: 1 P: 7	R: 3 E: 0 K: 1 S: 10	H: 5 LOB: 2 BB: 0 P: 10	R: 0 E: 0 K: 0 S: 3	H: 1 LOB: 1 BB: 1 P: 7		R: 0 E: 0 K: 0 S: 3	H: 0 LOB: 0 BB: 0 P: 3	1B: 8 2B: 1 3B: 0 HR: 0	SF: 0 SAC: 0 DP: 2 HBP: 0	WP: 0 PB: 0 SB: 1 CS: 0	PA: 39				
<b>PITCHER</b>	IP	WLS	BF	H	R	ER	SO	BB	IBB	HBP	BLK	WP	HR	S	P	ERA	WHIP										
<b>Joe Niekro, R</b> ERA: 2.45 (1, 1)	6.2	W	30	7	3	3	3	4	0	0	0	0	0	32	48	4.05	1.650										
<b>Michael LaCoss, R</b> ERA: 2.63 (7, 1)	2.1		9	2	0	0	1	1	0	0	0	0	0	10	14	0.00	1.286										

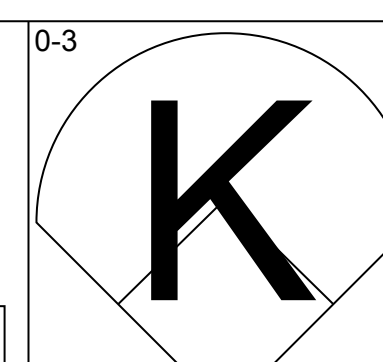
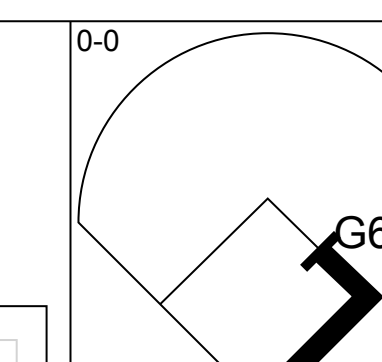
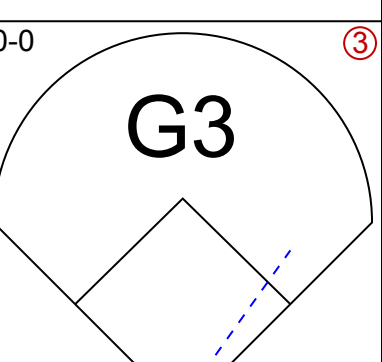
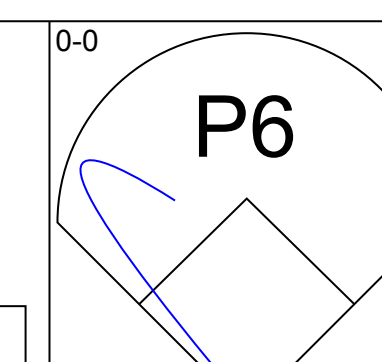
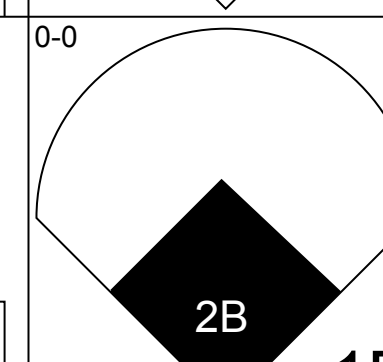
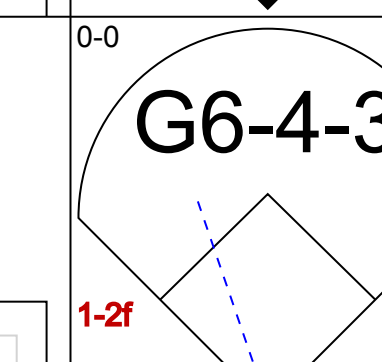
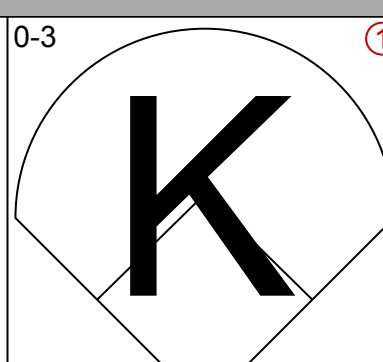
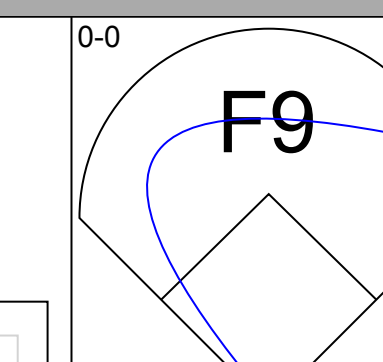
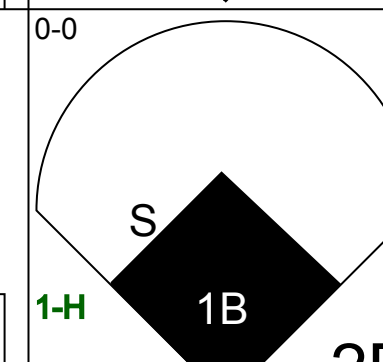
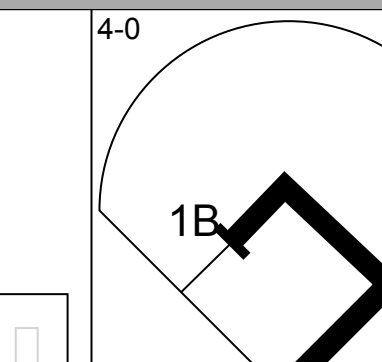
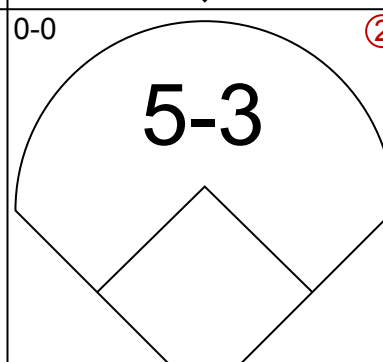
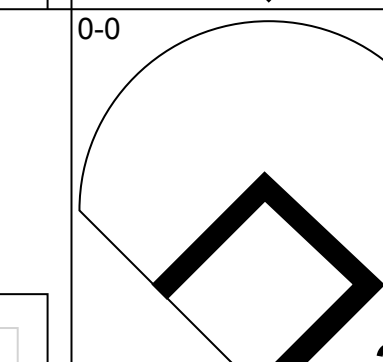
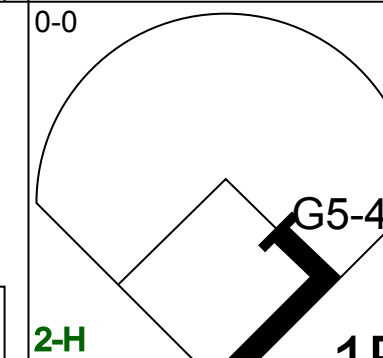
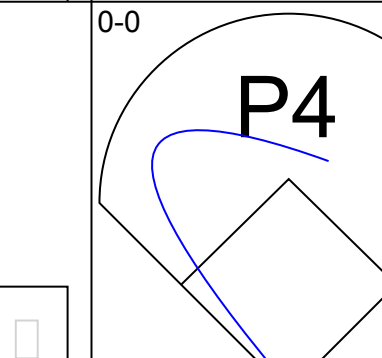
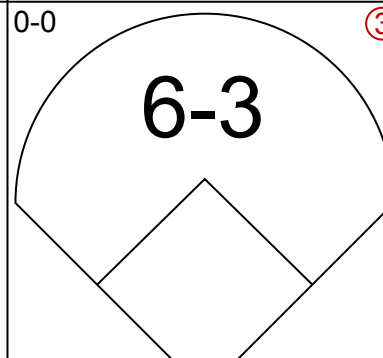
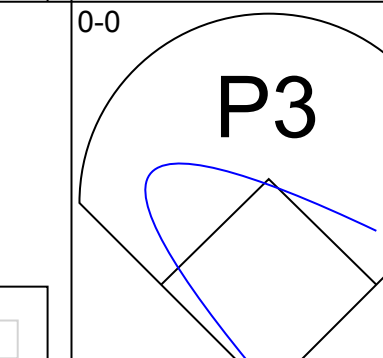
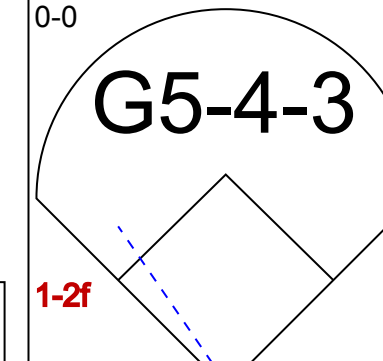
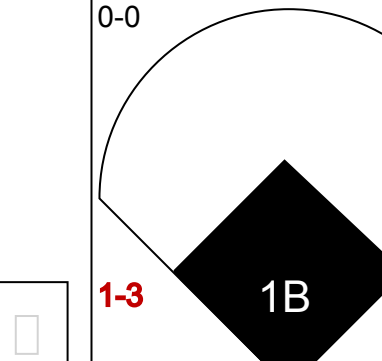
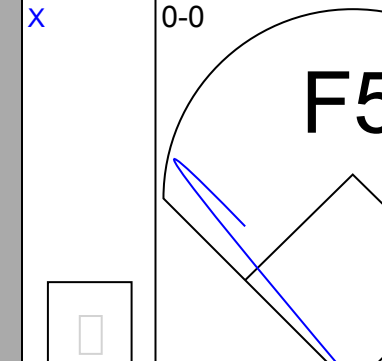
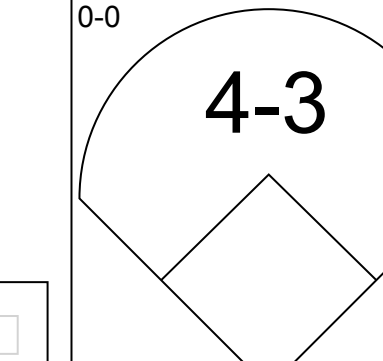
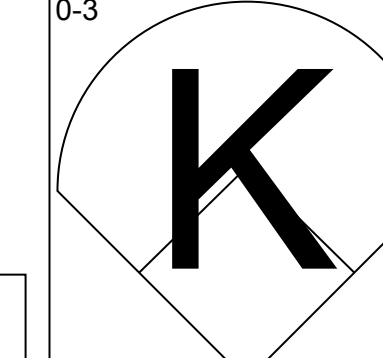
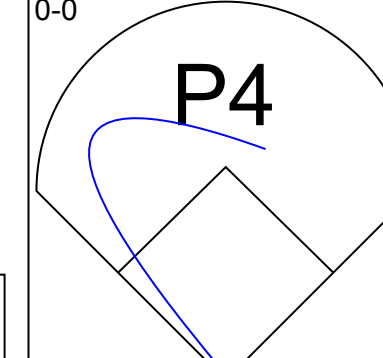
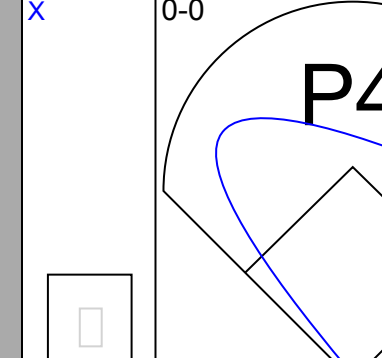
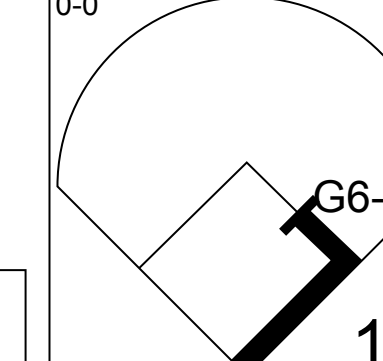
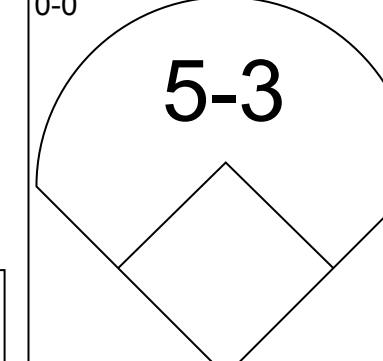
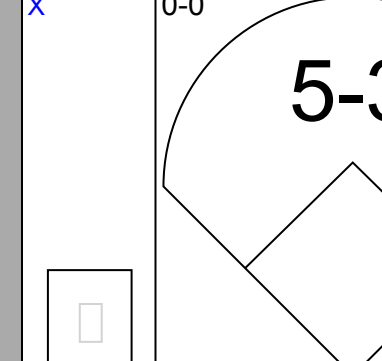
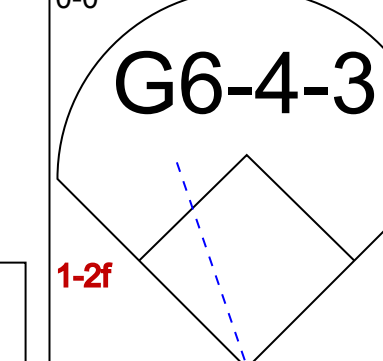
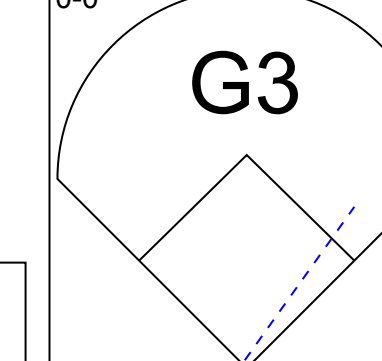
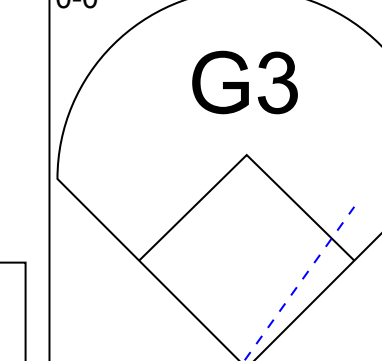
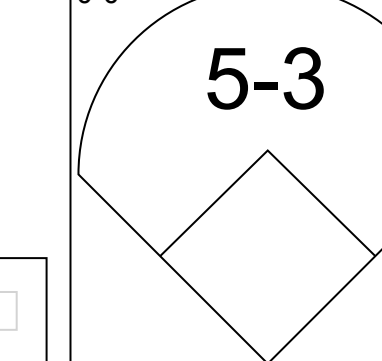
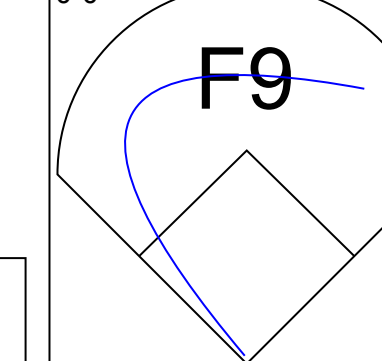
AB	34
R	3
H	9
RBI	3
BB	5
SO	4
LOB	16



Batter	1	2	3	4	5	6	7	8	9	AB	R	H	RBI	BB	SO	LOB	BOTTOM											
<b>Denny Walling, L</b> (1, 8)	0-3 K		4-0 BB	0-3 K		0-0 4-3		0-0 4-3		4	1	0	0	1	2	1	<b>Cincinnati Reds @ Houston Astros</b> Astrodome, Houston, TX Fri Apr 23 1982, 7:05 PM EST Att: 23,452 - Dome											
<b>Terry Puhl, L</b> OBP: 0.242, SLG: 0.281 (1, 9)	0-0 G3		4-0 1B	0-0 1B		0-0 F8				3	1	1	0	1	0	1												
<b>Jose Cruz, L</b> OBP: 0.365, SLG: 0.291 (1, 7)	0-0 1B		0-3 K	0-0 4-3		0-0 1-3				4	0	1	0	0	1	3												
<b>Alan Ashby, S</b> OBP: 0.373, SLG: 0.574 (1, 2)	0-3 K		4-0 1B	0-3 K		0-3 K		0-3 K		3	1	0	0	1	3	1												
<b>Ray Knight, R</b> OBP: 0.355, SLG: 0.446 (1, 5)		0-0 F9	0-0 HR	0-0 G6-4-3		0-0 2B		0-0 2B		4	1	3	2	0	0	0												
<b>Art Howe, R</b> OBP: 0.328, SLG: 0.444 (1, 3)		0-0 FC6-4	0-0 HR	0-0 G6-4-3		4-0 IBB				3	1	2	3	1	0	1												
<b>Phil Garner, R</b> OBP: 0.268, SLG: 0.266 (1, 4)		0-0 F8	0-0 HR	0-0 4-3		0-0 4-3		0-0 4-3		4	2	2	1	0	0	3												
<b>Dickie Thon, R</b> OBP: 0.359, SLG: 0.371 (1, 6)		0-0 FC6-4	0-0 P6	0-0 P4		0-0 2B		0-0 P4		4	0	1	1	0	0	1												
<b>Joe Niekro, R</b> (1, 1)			0-0 F7	0-0 F8		0-0 B1		0-3 K		3	0	0	0	0	0	1												
<b>Michael LaCoss, R</b> (7, 1)										1	0	0	0	0	1	0												
<b>Inning Stats</b>	R: 0 E: 0 K: 2 S: 8	H: 1 LOB: 1 BB: 0 P: 8	R: 0 E: 0 K: 0 S: 4	H: 1 LOB: 1 BB: 0 P: 4	R: 6 E: 0 K: 1 S: 8	H: 3 LOB: 0 BB: 3 P: 20	R: 0 E: 0 K: 1 S: 6	H: 1 LOB: 1 BB: 0 P: 6	R: 0 E: 0 K: 1 S: 5	H: 1 LOB: 0 BB: 0 P: 5	R: 1 E: 0 K: 0 S: 5	H: 2 LOB: 1 BB: 0 P: 5	R: 0 E: 0 K: 1 S: 6	H: 1 LOB: 2 BB: 1 P: 10	R: 0 E: 0 K: 1 S: 5	H: 0 LOB: 0 BB: 0 P: 5	R: 0 E: 0 K: 1 S: 5	H: 0 LOB: 0 BB: 0 P: 5	1B: 5 2B: 3 3B: 0 HR: 2	SF: 0 SAC: 0 DP: 1 HBP: 0	WP: 0 PB: 0 SB: 1 CS: 0	PA: 37						
<b>PITCHER</b>	IP	WLS	BF	H	R	ER	SO	BB	IBB	HBP	BLK	WP	HR	S	P	ERA	WHIP											
<b>Tom Seaver, R</b> ERA: 10.38 (1, 1)	2.2	L	16	5	6	6	3	3	0	0	0	0	0	2	19	31	20.25	3.000										
<b>Joe Edelen, R</b> ERA: 5.63 (3, 1)	3.1		13	4	1	1	2	0	0	0	0	0	0	17	17	2.70	1.200											
<b>Joe Price, L</b> ERA: 2.7 (7, 1)	1.0		5	1	0	0	1	0	1	0	0	0	0	6	10	0.00	1.000											
<b>Bob Shirley, L</b> ERA: 7.04 (8, 1)	1.0		3	0	0	0	1	0	0	0	0	0	0	5	5	0.00	0.000											



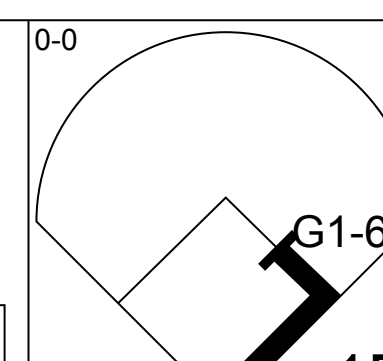
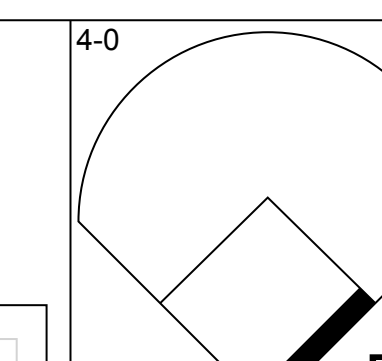
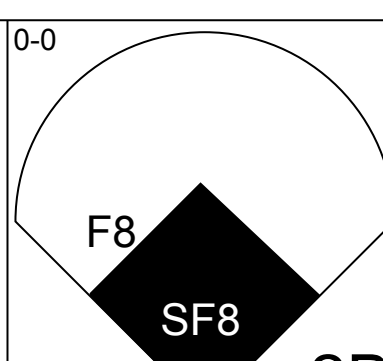
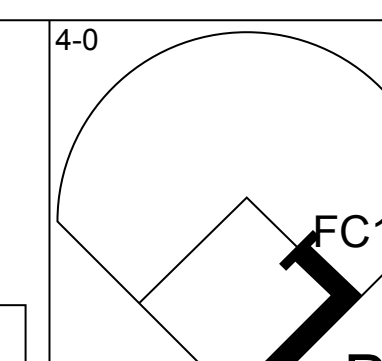
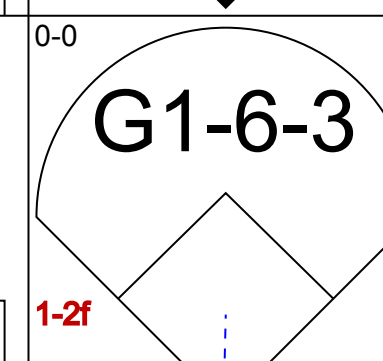
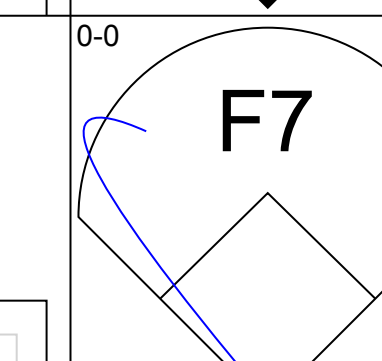
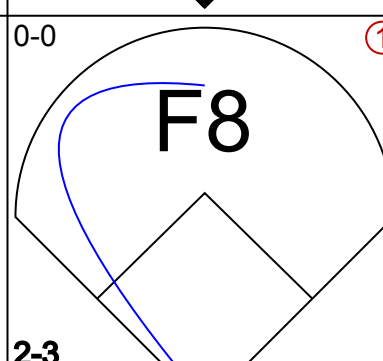
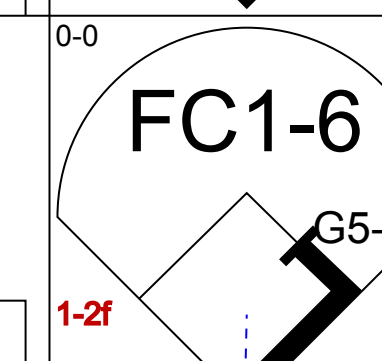
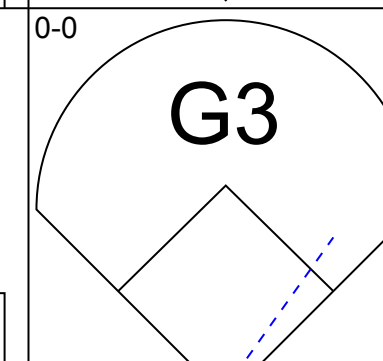
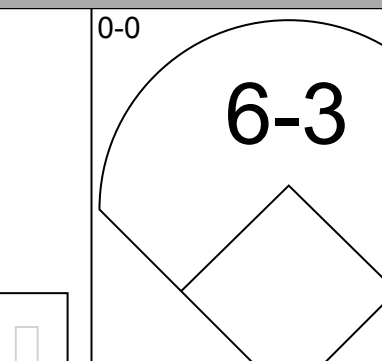
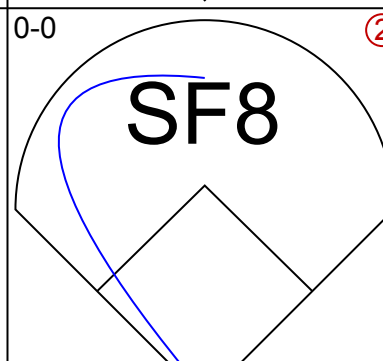
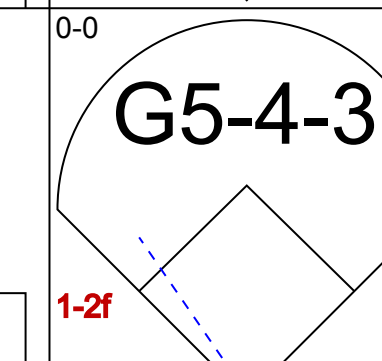
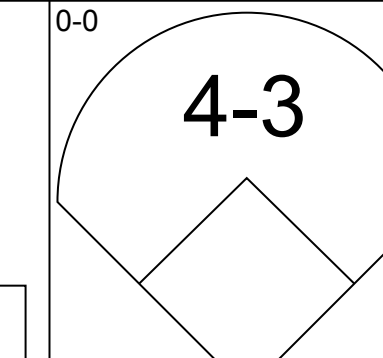
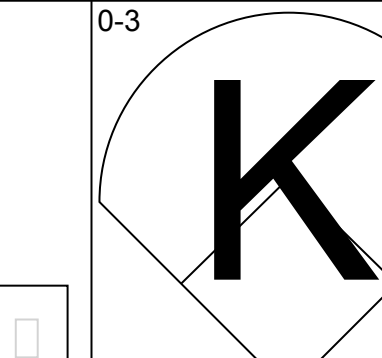
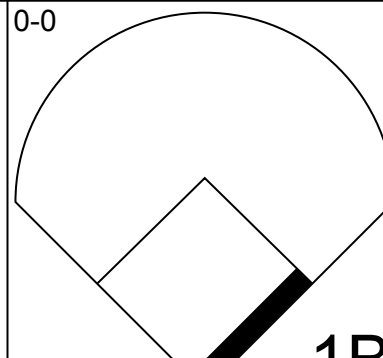

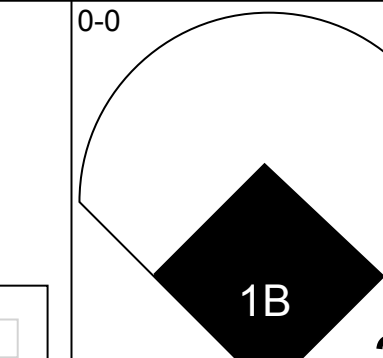
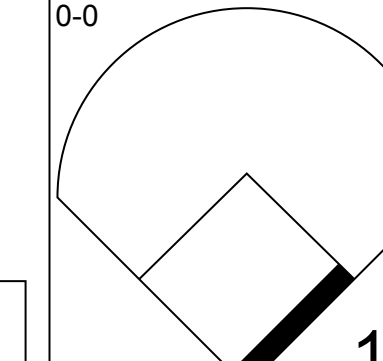
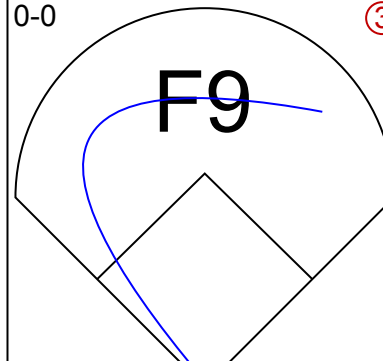
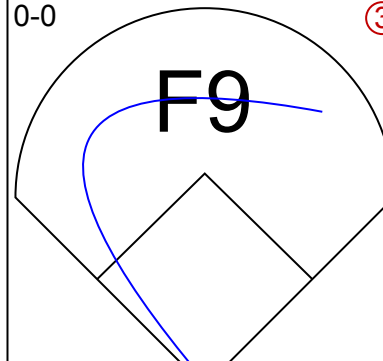
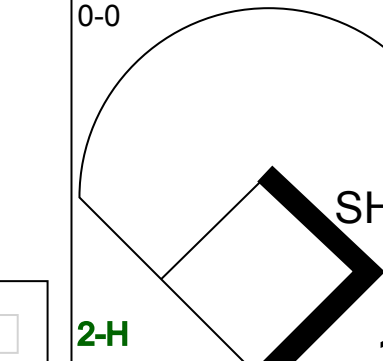
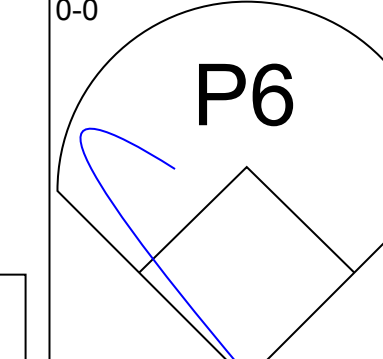
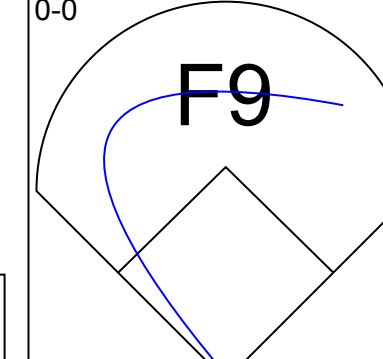
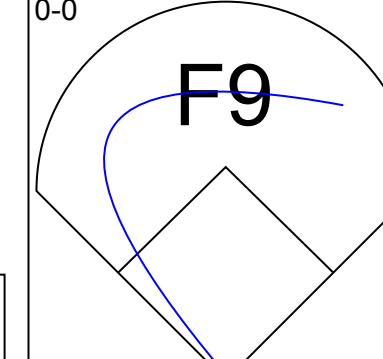
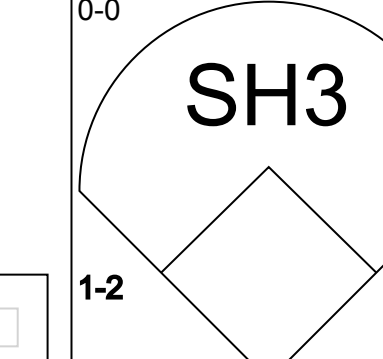
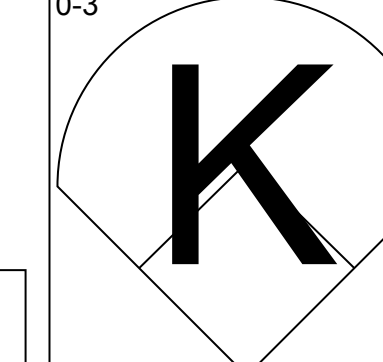
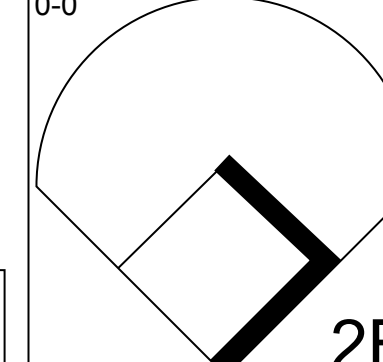
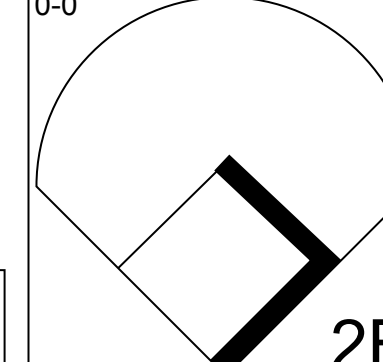
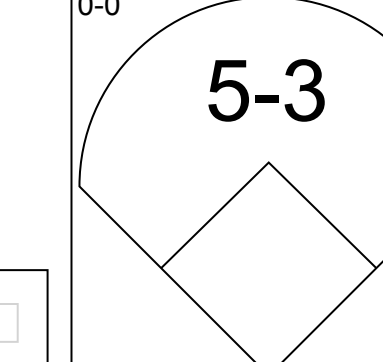
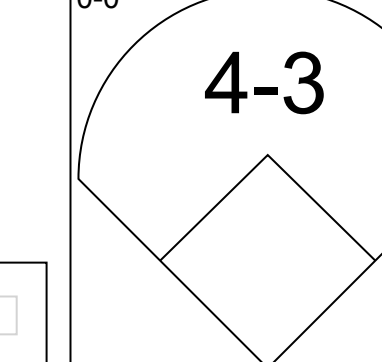
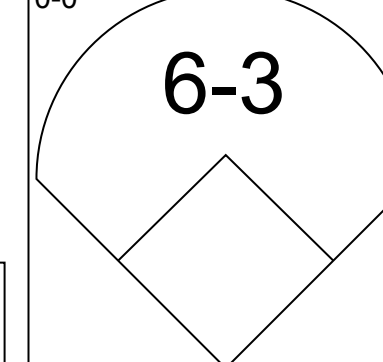
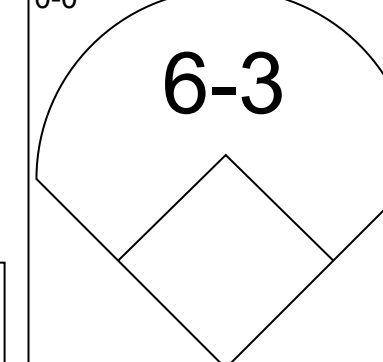
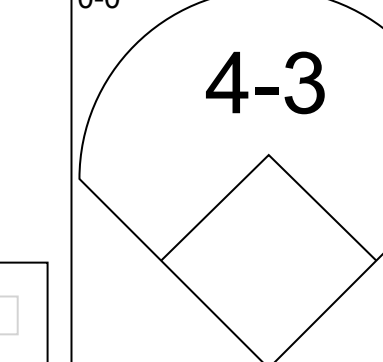
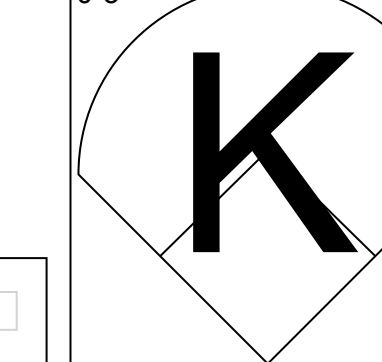
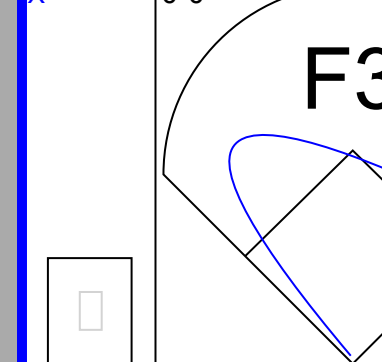
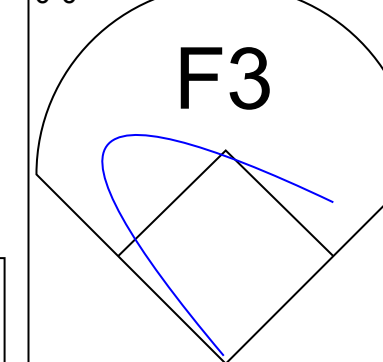


Batter	1	2	3	4	5	6	7	8	9	AB	R	H	RBI	BB	SO	LOB	TOP			
Eddie Milner, L OBP: 0.406, SLG: 0.321 (1, 9)			 1B							4	0	1	0	0	1	0				
Ron Oester, S OBP: 0.314, SLG: 0.388 (1, 4)	 1B		 1-2f							4	1	1	0	0	1	1				
Dave Concepcion, R OBP: 0.354, SLG: 0.414 (1, 6)	 1B 1H			 BB						3	1	2	1	1	0	0				
Johnny Bench, R OBP: 0.310, SLG: 0.250 (1, 5)	 1B 2H									4	0	1	1	0	0	2				
Cesar Cedeno, R OBP: 0.286, SLG: 0.321 (1, 8)	 1-2f			 1-3						4	1	1	0	0	0	2				
Mike Vail, R OBP: 0.320, SLG: 0.375 (1, 7)										3	0	1	1	0	1	0				
Bob Shirley, R OBP: 0.500, SLG: 0.500 (7, 1)										0	0	0	0	0	0	0				
Wayne Krenchicki, L OBP: 0.462, SLG: 0.538 (9, 5)										0	0	0	0	0	0	0				
Tom Hume, R (9, 1)										0	0	0	0	0	0	0				
Dan Driessen, L OBP: 0.324, SLG: 0.259 (1, 3)			 1B							3	0	1	0	0	0	1				
Alex Trevino, R OBP: 0.407, SLG: 0.300 (1, 2)		 1-2f								3	0	0	0	0	0	1				
Frank Pastore, R OBP: 0.200, SLG: 0.200 (1, 1)										2	0	0	0	0	0	0				
Clint Hurdle, L OBP: 0.269, SLG: 0.217 (7, 7)										1	0	0	0	0	0	0				
<b>Inning Stats</b>	R: 2 E: 0 K: 1 S: 7	H: 3 LOB: 0 BB: 7 P: 7	R: 0 E: 0 K: 1 S: 5	H: 1 LOB: 0 BB: 0 P: 5	R: 0 E: 0 K: 0 S: 3	H: 1 LOB: 0 BB: 0 P: 3	R: 1 E: 0 K: 0 S: 4	H: 2 LOB: 1 BB: 1 P: 8	R: 0 E: 0 K: 0 S: 3	H: 0 LOB: 0 BB: 0 P: 3	R: 0 E: 0 K: 1 S: 5	H: 0 LOB: 0 BB: 0 P: 5	R: 0 E: 0 K: 0 S: 3	H: 0 LOB: 0 BB: 0 P: 3	R: 0 E: 0 K: 0 S: 4	H: 1 LOB: 1 BB: 0 P: 4	1B: 6 2B: 1 3B: 1 HR: 0	SF: 0 SAC: 0 DP: 3 HBP: 0	WP: 0 PB: 0 SB: 1 CS: 0	PA: 32
<b>PITCHER</b>	IP	WLS	BF	H	R	ER	SO	BB	IBB	HBP	BLK	WP	HR	S	P	ERA	WHIP			
Bob Knepper, L ERA: 4.43 (1, 1)	7.0	L	25	7	3	3	3	1	0	0	0	0	0	30	34	3.86	1.143			
Dave Smith, R ERA: 2.19 (8, 1)	2.0		7	1	0	0	0	0	0	0	0	0	0	7	7	0.00	0.500			

Cincinnati Reds @ Houston Astros  
Astrodome, Houston, TX  
Sat Apr 24 1982, 7:05 PM EST  
Att: 32,525 - Dome

AB	31
R	3
H	8
RBI	3
BB	1
SO	3
LOB	7



Batter	1	2	3	4	5	6	7	8	9	AB	R	H	RBI	BB	SO	LOB	BOTTOM					
Denny Walling, L OBP: 0.429, SLG: 0.214 (1, 8)	 1B		 BB			 SF8 2B		 BB		2	1	2	0	2	0	0						
Terry Puhl, L OBP: 0.231, SLG: 0.267 (1, 9)	 1-2f							 G5-4-3		3	0	0	0	0	0	3						
Joe Pittman, R (8, PH)										1	0	0	0	0	0	1						
Joe Pittman, R (9, 9)																						
Ray Knight, R OBP: 0.333, SLG: 0.424 (1, 5)						 3H		 1-2f		3	0	0	1	0	0	1						
Jose Cruz, L OBP: 0.373, SLG: 0.322 (1, 7)									 2B	4	1	2	0	0	1	0						
Alan Ashby, S OBP: 0.382, SLG: 0.569 (1, 2)									 1B 2H	4	0	2	1	0	1	1						
Art Howe, R OBP: 0.313, SLG: 0.421 (1, 3)									 1-2	3	0	0	0	0	0	1						
Phil Garner, R OBP: 0.267, SLG: 0.279 (1, 4)										4	0	1	0	0	1	2						
Dickie Thon, R OBP: 0.349, SLG: 0.359 (1, 6)										4	0	1	0	0	0	2						
Bob Knepper, L (1, 1)										2	0	0	0	0	2	1						
Danny Heep, L OBP: 0.143, SLG: 0.143 (7, PH)										0	0	0	0	0	0	0						
Alan Knicely, R OBP: 0.167, SLG: 0.182 (7, PH)										1	0	0	0	0	0	1						
Dave Smith, R (8, 1)										0	0	0	0	0	0	0						
<b>Inning Stats</b>	R: 0 E: 0 K: 0 S: 3	H: 1 LOB: 0 BB: 0 P: 3	R: 0 E: 0 K: 1 S: 6	H: 1 LOB: 0 BB: 0 P: 6	R: 0 E: 0 K: 1 S: 5	H: 0 LOB: 1 BB: 1 P: 9	R: 0 E: 0 K: 2 S: 7	H: 0 LOB: 0 BB: 0 P: 7	R: 0 E: 0 K: 1 S: 6	H: 1 LOB: 1 BB: 0 P: 6	R: 1 E: 0 K: 0 S: 5	H: 2 LOB: 1 BB: 0 P: 5	R: 0 E: 0 K: 0 S: 4	H: 1 LOB: 1 BB: 0 P: 4	R: 0 E: 0 K: 0 S: 2	H: 0 LOB: 0 BB: 1 P: 6	R: 1 E: 0 K: 0 S: 5	H: 2 LOB: 1 BB: 0 P: 5	1B: 5 2B: 3 3B: 0 HR: 0	SF: 1 SAC: 1 DP: 2 HBP: 0	WP: 0 PB: 0 SB: 0 CS: 0	PA: 35
<b>PITCHER</b>	IP	WLS	BF	H	R	ER	SO	BB	IBB	HBP	BLK	WP	HR	S	P	ERA	WHIP					
Frank Pastore, R ERA: 2.17 (1, 1)	6.2		26	6	1	1	5	1	0	0	0	0	0	35	39	1.35	1.050					
Bob Shirley, L ERA: 7.0 (7, 1)	1.1		6	2	1	1	0	1	0	0	0	0	0	5	9	6.75	2.250					
Tom Hume, R ERA: 3.21 (9, 1)	1.0	S	3	0	0	0	0	0	0	0	0	0	0	3	3	0.00	0.000					

Cincinnati Reds @ Houston Astros  
Astrodome, Houston, TX  
Sat Apr 24 1982, 7:05 PM EST  
Att: 32,525 - Dome

AB	31
R	2
H	8
RBI	2
BB	2
SO	5
LOB	13





Batter	1	2	3	4	5	6	7	8	9	10	AB	R	H	RBI	BB	SO	LOB	TOP			
Eddie Milner, L OBP: 0.405, SLG: 0.333 (1, 9)	F8		6-3			K		G4-6-3 1B		1B SF9	5	1	2	0	0	1	0	<b>Cincinnati Reds @ Houston Astros</b> Astrodome, Houston, TX Sun Apr 25 1982, 4:33 AM EDT Att: 20,270 - Dome			
Ron Oester, S OBP: 0.307, SLG: 0.375 (1, 4)	E3 B2-3 1B		F8			4-3		G4-6-3 1-2f		1B	5	0	1	0	0	0	1				
Dave Concepcion, R OBP: 0.371, SLG: 0.452 (1, 6)	B2-3 1B		F9						G1 E 1B	SF9	4	1	3	1	0	0	0				
Johnny Bench, R OBP: 0.290, SLG: 0.232 Paul Householder, S OBP: 0.327, SLG: 0.386 Wayne Krenchicki, L OBP: 0.429, SLG: 0.500 (1, 5) (9, PR) (9, 5)	B2-3		6-3			5-3			E4 G1 1B	F7	4	0	0	0	0	0	4				
Cesar Cedeno, R OBP: 0.253, SLG: 0.333 (1, 8)	F7		5-3					3-1 1B 2B	G1		4	1	1	0	0	0	4				
Larry Blittner, L OBP: 0.435, SLG: 0.550 Mike Vail, R OBP: 0.346, SLG: 0.400 (1, 7) (9, PH) (9, 7)			3-1			3-1			1B		3	0	1	0	0	0	1				
Dan Driessen, L OBP: 0.347, SLG: 0.290 (1, 3)	P4							G4-6-3 1B	G6-4-3 1B	G6-4-3 1B	4	0	3	1	0	0	1				
Alex Trevino, R OBP: 0.355, SLG: 0.250 (1, 2)	K		G4-6-3			G6-4-3		G6-4-3	G6-4-3		4	0	0	0	0	1	5				
Mario Soto, R OBP: 0.209, SLG: 0.222 Joe Price, R OBP: 0.289, SLG: 0.280 German Barranca, L OBP: 0.280, SLG: 0.280 Jim Kern, R OBP: 0.280, SLG: 0.280 Bob Shirley, R OBP: 0.280, SLG: 0.280 Clim Hurdle, R OBP: 0.280, SLG: 0.280 Tom Hume, R OBP: 0.280, SLG: 0.280 (1, 11) (7, 1) (8, PH) (8, 1) (9, 1) (10, PH) (10, 1)	K		6-3			K		K		3-1	2	0	0	0	0	0	1				
<b>Inning Stats</b>	R: 0 E: 1 K: 0 S: 5	H: 1 LOB: 2 BB: 0 P: 8	R: 0 E: 0 K: 2 S: 8	H: 1 LOB: 1 BB: 0 P: 8	R: 0 E: 0 K: 0 S: 3	H: 0 LOB: 0 BB: 0 P: 3	R: 0 E: 0 K: 0 S: 3	H: 1 LOB: 0 BB: 0 P: 3	R: 1 E: 0 K: 0 S: 4	H: 2 LOB: 0 BB: 0 P: 4	R: 0 E: 0 K: 1 S: 5	H: 1 LOB: 0 BB: 0 P: 5	R: 2 E: 1 K: 0 S: 6	H: 3 LOB: 2 BB: 0 P: 6	R: 1 E: 0 K: 0 S: 5	H: 2 LOB: 1 BB: 0 P: 5	1B: 10 2B: 2 3B: 0 HR: 0		SF: 1 SAC: 0 DP: 4 HBP: 0	WP: 0 PA: 40	
<b>PITCHER</b>	IP WLS BF H R ER SO ERA WHIP	IP WLS BF H R ER SO ERA WHIP	IP WLS BF H R ER SO ERA WHIP	IP WLS BF H R ER SO ERA WHIP	IP WLS BF H R ER SO ERA WHIP	IP WLS BF H R ER SO ERA WHIP	IP WLS BF H R ER SO ERA WHIP	IP WLS BF H R ER SO ERA WHIP	IP WLS BF H R ER SO ERA WHIP	IP WLS BF H R ER SO ERA WHIP	IP WLS BF H R ER SO ERA WHIP	IP WLS BF H R ER SO ERA WHIP	IP WLS BF H R ER SO ERA WHIP	IP WLS BF H R ER SO ERA WHIP	IP WLS BF H R ER SO ERA WHIP	IP WLS BF H R ER SO ERA WHIP	IP WLS BF H R ER SO ERA WHIP	IP WLS BF H R ER SO ERA WHIP			
Don Sutton, R ERA: 2.84 (1, 1)	7.1	0	28	7	1	1	4	0	0	0	0	0	0	0	0	0	0	0			
Joe Sambito, L ERA: 0.82 (8, 1)	1.0	6	3	2	1	0	0	0	0	0	0	0	0	0	0	0	0	0			
Dave Smith, R ERA: 2.08 (9, 1)	0.2	1	0	0	0	0	0	0	0	0	0	0	0	0	0	0	0	0			
Randy Moffitt, R ERA: 9.0 (10, 1)	1.0	L	5	2	1	1	0	0	0	0	0	0	0	0	0	0	0	0			
<b>PITCHER</b>	IP WLS BF H R ER SO ERA WHIP	IP WLS BF H R ER SO ERA WHIP	IP WLS BF H R ER SO ERA WHIP	IP WLS BF H R ER SO ERA WHIP	IP WLS BF H R ER SO ERA WHIP	IP WLS BF H R ER SO ERA WHIP	IP WLS BF H R ER SO ERA WHIP	IP WLS BF H R ER SO ERA WHIP	IP WLS BF H R ER SO ERA WHIP	IP WLS BF H R ER SO ERA WHIP	IP WLS BF H R ER SO ERA WHIP	IP WLS BF H R ER SO ERA WHIP	IP WLS BF H R ER SO ERA WHIP	IP WLS BF H R ER SO ERA WHIP	IP WLS BF H R ER SO ERA WHIP	IP WLS BF H R ER SO ERA WHIP	IP WLS BF H R ER SO ERA WHIP	IP WLS BF H R ER SO ERA WHIP			
Denny Walling, L OBP: 0.385, SLG: 0.167 (1, 8)	P6		2B BB			E4 SF7		P6		FC5	4	2	0	0	1	0	3	<b>Cincinnati Reds @ Houston Astros</b> Astrodome, Houston, TX Sun Apr 25 1982, 4:33 AM EDT Att: 20,270 - Dome			
Terry Puhl, L OBP: 0.257, SLG: 0.349 (1, 9)	HR		1H 2B			SF7		1-2 BB		G3	3	1	2	3	1	0	2				
Ray Knight, R OBP: 0.324, SLG: 0.406 (1, 5)	F8		F8			E 1B		F9		F9	5	0	1	0	0	0	3				
Jose Cruz, L OBP: 0.347, SLG: 0.297 (1, 7)	G3		4-3			L7		F5		4-3	5	0	0	0	0	0	1				
Alan Ashby, S OBP: 0.350, SLG: 0.516 (1, 2)	K		6-3			G3		K		F7	5	0	0	0	0	2	0				
Art Howe, R OBP: 0.309, SLG: 0.400 (1, 3)	1-3		1B BB			K		K			3	0	0	0	1	2	0				
Phil Garner, R OBP: 0.266, SLG: 0.278 (1, 4)	K		1-3 1B			F8		F7		F7	4	0	1	0	0	1	0				
Dickie Thorn, R OBP: 0.319, SLG: 0.326 (1, 6)	6-3		6-3			K		F8		E5 FC5	4	0	0	0	0	1	2				
Don Sutton, R ERA: 4.06 (1, 1)	6.1	0	27	5	3	2	6	0	0	0	0	0	0	0	0	0	0		0		
Joe Price, L ERA: 2.45 (7, 1)	0.2	3	0	0	0	0	0	0	0	0	0	0	0	0	0	0	0		0		
Jim Kern, R ERA: 5.79 (8, 1)	1.1	5	0	0	0	2	0	0	0	0	0	0	0	0	0	0	0	0			
Bob Shirley, L ERA: 6.52 (9, 1)	0.2	W	3	0	0	0	0	0	0	0	0	0	0	0	0	0	0	0			
Tom Hume, R ERA: 3.0 (10, 1)	1.0	S	3	0	0	0	0	0	0	0	0	0	0	0	0	0	0	0			
<b>Inning Stats</b>	R: 1 E: 0 K: 0 S: 4	H: 1 LOB: 0 BB: 0 P: 4	R: 0 E: 0 K: 2 S: 7	H: 0 LOB: 0 BB: 0 P: 7	R: 1 E: 0 K: 1 S: 6	H: 1 LOB: 1 BB: 1 P: 10	R: 0 E: 0 K: 1 S: 6	H: 1 LOB: 2 BB: 1 P: 10	R: 1 E: 2 K: 1 S: 7	H: 1 LOB: 1 BB: 0 P: 7	R: 0 E: 0 K: 0 S: 5	H: 0 LOB: 0 BB: 0 P: 5	R: 0 E: 0 K: 2 S: 7	H: 0 LOB: 0 BB: 0 P: 7	R: 0 E: 1 K: 0 S: 4	H: 0 LOB: 2 BB: 1 P: 8	R: 0 E: 0 K: 0 S: 3	H: 0 LOB: 0 BB: 0 P: 3	1B: 3 2B: 1 3B: 0 HR: 1	SF: 1 SAC: 0 DP: 0 HBP: 0	WP: 0 PA: 41
<b>PITCHER</b>	IP WLS BF H R ER SO ERA WHIP	IP WLS BF H R ER SO ERA WHIP	IP WLS BF H R ER SO ERA WHIP	IP WLS BF H R ER SO ERA WHIP	IP WLS BF H R ER SO ERA WHIP	IP WLS BF H R ER SO ERA WHIP	IP WLS BF H R ER SO ERA WHIP	IP WLS BF H R ER SO ERA WHIP	IP WLS BF H R ER SO ERA WHIP	IP WLS BF H R ER SO ERA WHIP	IP WLS BF H R ER SO ERA WHIP	IP WLS BF H R ER SO ERA WHIP	IP WLS BF H R ER SO ERA WHIP	IP WLS BF H R ER SO ERA WHIP	IP WLS BF H R ER SO ERA WHIP	IP WLS BF H R ER SO ERA WHIP	IP WLS BF H R ER SO ERA WHIP	IP WLS BF H R ER SO ERA WHIP			

AB	39
R	4
H	12
RBI	4
BB	0
SO	4
LOB	18



WP	0
PA	40
PB	0
SB	1
CS	0

AB	36
R	3
H	5
RBI	3
BB	4
SO	8
LOB	11



WP	0
PA	41
PB	0
SB	0
CS	0



Batter	1	2	3	4	5	6	7	8	9	AB	R	H	RBI	BB	SO	LOB	TOP								
<b>Eddie Milner, L</b> OBP: 0.357, SLG: 0.289	0-0 5-3	0-0 6-3			0-0 4-3		0-0 4-3	0-0 6-3		5	0	0	0	0	0	1	<b>Cincinnati Reds @ Chicago Cubs</b> Wrigley Field, Chicago, IL Tue Apr 27 1982, 3:33 AM CDT Attr: 3,743 - Sunny - 44 F								
<b>Ron Oester, S</b> OBP: 0.313, SLG: 0.390	0-0 E6 1B SF9	0-0 1-3			0-0 F9 HR 2B		0-0 B1-3	0-0 1B		5	2	2	0	0	0	1									
<b>Dave Concepcion, R</b> OBP: 0.400, SLG: 0.470	0-0 SF9 BB 2-3 1B		4-0 CS BB		0-0 F9		0-0 1B 2B	0-0 1B 1-3		4	1	3	0	1	0	1									
<b>Johnny Bench, R</b> OBP: 0.313, SLG: 0.300	4-0 SF9 BB 1-2		0-3 K 1-2		0-0 HR		0-0 2B 1B	0-3 K		4	2	2	2	1	2	3									
<b>Cesar Cedeno, R</b> OBP: 0.277, SLG: 0.344	0-0 SF9		0-0 F8		0-0 5-3		0-0 E 2B		0-0 F9	4	1	1	3	0	0	0									
<b>Larry Bittner, L</b> OBP: 0.423, SLG: 0.500	1-0 HBP			0-0 G3		0-3 K	0-0 E7		0-0 CS 1B	2	0	0	0	0	1	0									
<b>Clint Hurdle, L</b> OBP: 0.276, SLG: 0.231							3-H 4-0 K		0-0 CS 1B	2	0	1	0	0	0	0									
<b>Dan Driessen, L</b> OBP: 0.363, SLG: 0.318	0-0 F8			0-0 BB 1B		0-0 F9	0-0 IBB		0-0 1-2 2B	4	0	2	0	1	0	3									
<b>Alex Trevino, R</b> OBP: 0.417, SLG: 0.296		0-0 6-3 SH3 1B		4-0 B1-4 BB		0-0 1B	0-0 5-3		4-0 IBB	3	0	2	0	2	0	2									
<b>Bruce Berenyi, R</b> OBP: 0.273, SLG: 0.273		0-0 SH3		0-0 B1-4		0-0 5-3		0-3 K	0-3 K	2	0	0	0	0	0	3									
<b>Jim Kern, R</b> OBP: 0.273, SLG: 0.273		1-2		1-2						2	0	0	0	0	2	2									
<b>Inning Stats</b>	R: 1 E: 1 K: 0 S: 5	H: 1 LOB: 3 BB: 1 P: 10	R: 0 E: 0 K: 0 S: 4	H: 1 LOB: 0 BB: 0 P: 4	R: 0 E: 0 K: 1 S: 4	H: 0 LOB: 0 BB: 1 P: 8	R: 0 E: 0 K: 0 S: 3	H: 1 LOB: 1 BB: 0 P: 7	R: 2 E: 0 K: 1 S: 5	H: 2 LOB: 0 BB: 0 P: 5	R: 0 E: 0 K: 1 S: 6	H: 1 LOB: 1 BB: 0 P: 6	R: 3 E: 1 K: 0 S: 7	H: 3 LOB: 2 BB: 1 P: 11	R: 0 E: 0 K: 2 S: 9	H: 2 LOB: 0 BB: 0 P: 9	R: 0 E: 0 K: 1 S: 6	H: 2 LOB: 2 BB: 1 P: 10	1B: 9 2B: 4 3B: 0 HR: 1	SF: 1 SAC: 1 DP: 1 HBP: 1	WP: 0 PB: 0 SB: 0 CS: 2	PA: 45			
<b>PITCHER</b>	IP	WLS	BF	H	R	ER	SO	BB	IBB	HBP	BLK	WP	HR	S	P	ERA	WHIP								
<b>Dan Larson, R</b> ERA: 5.14	6.0	L	27	6	3	2	2	3	0	1	0	0	1	27	40	3.00	1.500								
<b>Dick Tidrow, R</b> ERA: 4.22	1.2		12	5	3	2	1	0	1	0	0	0	0	13	17	10.80	3.000								
<b>Bill Campbell, R</b> ERA: 2.7	1.1		6	2	0	0	2	0	1	0	0	0	0	9	13	0.00	1.500								

Batter	1	2	3	4	5	6	7	8	9	AB	R	H	RBI	BB	SO	LOB	BOTTOM								
<b>Bump Willis, S</b> OBP: 0.405, SLG: 0.500	0-0 1B 3B			0-3 K		0-3 K		0-0 1B		5	1	2	0	0	2	3	<b>Cincinnati Reds @ Chicago Cubs</b> Wrigley Field, Chicago, IL Tue Apr 27 1982, 3:33 AM CDT Attr: 3,743 - Sunny - 44 F								
<b>23 Ryne Sandberg, R</b> OBP: 0.225, SLG: 0.313	0-0 G3	0-3 K		0-0 6-3			0-0 FC3-6 1B	0-0 B1-3		5	1	1	0	0	1	3									
<b>Bill Buckner, L</b> OBP: 0.313, SLG: 0.360	0-0 F7		0-0 F9		0-0 F9		0-0 P4		0-0 4-3	5	0	0	0	0	0	2									
<b>Leon Durham, L</b> OBP: 0.359, SLG: 0.435	0-0 BB BB BB 1B		0-3 K		0-0 F7		4-0 FC3-6 BB		0-0 1B	4	1	2	1	1	1	0									
<b>Keith Moreland, R</b> OBP: 0.417, SLG: 0.687	4-0 BB BB BB BB		0-0 1B		0-3 K		0-0 FC3-6 1B		0-3 K	4	0	1	0	1	2	3									
<b>Steve Henderson, R</b> OBP: 0.333, SLG: 0.347	4-0 BB BB		0-0 1B		0-0 1B		1-2 2-3 BB		0-3 K	2	0	2	1	2	0	0									
<b>Bill Campbell, R</b>										0	0	0	0	0	0	0									
<b>Bob Molinaro, L</b> OBP: 0.375, SLG: 0.286	1-2 2-3 BB		1-2 1B		0-0 1B		1-3 E BB	0-0 FC6-4 1B		1	0	0	0	0	1	1									
<b>Gary Woods, R</b> OBP: 0.463, SLG: 0.632	4-0 FC5-4 BB		0-0 5-3			0-3 K	0-0 FC6-4			3	0	0	1	1	1	5									
<b>Larry Bowa, S</b> OBP: 0.260, SLG: 0.258	0-0 FC5-4			0-0 1-3		0-0 E4		0-0 1-3		4	0	0	0	0	0	4									
<b>Dan Larson, R</b> OBP: 0.250, SLG: 0.250		0-0 4-3		0-0 1B		0-0 1-3		0-0 1-3		2	0	1	0	0	0	0									
<b>Dan Briggs, L</b> OBP: 0.111, SLG: 0.111										1	0	0	0	0	0	2									
<b>Dick Tidrow, R</b>										0	0	0	0	0	0	0									
<b>Jerry Morales, R</b> OBP: 0.273, SLG: 0.474						1-2 2-3				1	0	0	0	0	0	0									
<b>Inning Stats</b>	R: 2 E: 0 K: 0 S: 5	H: 2 LOB: 3 BB: 3 P: 17	R: 0 E: 0 K: 2 S: 7	H: 0 LOB: 0 BB: 0 P: 7	R: 0 E: 0 K: 1 S: 7	H: 2 LOB: 2 BB: 0 P: 7	R: 0 E: 0 K: 1 S: 6	H: 1 LOB: 1 BB: 0 P: 6	R: 0 E: 1 K: 1 S: 5	H: 0 LOB: 2 BB: 1 P: 10	R: 1 E: 0 K: 0 S: 5	H: 2 LOB: 2 BB: 1 P: 9	R: 0 E: 0 K: 0 S: 4	H: 1 LOB: 1 BB: 0 P: 4	R: 0 E: 0 K: 2 S: 8	H: 1 LOB: 1 BB: 0 P: 8	1B: 8 2B: 0 3B: 1 HR: 0	SF: 0 SAC: 0 DP: 0 HBP: 0	WP: 0 PB: 0 SB: 0 CS: 0	PA: 42					
<b>PITCHER</b>	IP	WLS	BF	H	R	ER	SO	BB	IBB	HBP	BLK	WP	HR	S	P	ERA	WHIP								
<b>Bruce Berenyi, R</b> ERA: 2.93	5.0	W	24	5	2	2	5	4	0	0	0	0	0	30	46	3.60	1.800								
<b>Jim Kern, R</b> ERA: 4.73	4.0	S	18	4	1	1	3	1	0	0	0	0	0	23	27	2.25	1.250								

AB	37
R	6
H	13
RBI	5
BB	5
SO	5
LOB	16



AB	37
R	3
H	9
RBI	3
BB	5
SO	8
LOB	23





Batter	1	2	3	4	5	6	7	8	9	AB	R	H	RBI	BB	SO	LOB	TOP			
Eddie Milner, L (1.9) OBP: 0.370, SLG: 0.293	F7			F8 SH5-4 1B		F8			G3 BB	3	0	1	0	1	0	0	<b>Cincinnati Reds @ Chicago Cubs</b> Wrigley Field, Chicago, IL Wed Apr 28 1982, 3:33 AM CDT Att: 5,335 - Cloudy - 48 F			
Ron Oester, S (1.4) OBP: 0.301, SLG: 0.375	B1-3			SH5-4 1-2			K		G3	3	0	0	0	0	1	1				
Dave Concepcion, R (1.6) OBP: 0.385, SLG: 0.449	K			F8 2-3			6-3			3	0	0	0	0	1	1				
Johnny Bench, R (1.5) OBP: 0.300, SLG: 0.286			F5	F7			1-3			3	0	0	0	0	0	1				
Cesar Cedeno, R (1.8) OBP: 0.279, SLG: 0.333		K			6-3			L3 BB		2	0	0	0	1	1	0				
Dan Driessen, L (1.3) OBP: 0.349, SLG: 0.304		L7			K			P3		3	0	0	0	0	1	1				
Clint Hurdle, L (1.7) OBP: 0.250, SLG: 0.207			K		4-3			L3 1-2		3	0	0	0	0	1	1				
Alex Trevino, R (1.2) OBP: 0.385, SLG: 0.267			4-3			L3			K	3	0	0	0	0	1	0				
Tom Seaver, R (1.1) OBP: 0.250, SLG: 0.500				F8		5-3			K	1	0	0	0	0	0	0				
Rafael Landestoy, S (6. PH) OBP: 0.230, SLG: 0.400									K	1	0	0	0	0	0	0				
Joe Edelen, R (6.1) OBP: 0.500, SLG: 0.500									K	0	0	0	0	0	0	0				
Charlie Leibrandt, R (8.1)									K	0	0	0	0	0	0	0				
German Barranca, L (9. PH) OBP: 0.273, SLG: 0.045									K	1	0	0	0	0	1	0				
<b>Inning Stats</b>	R: 0 E: 0 K: 1 S: 5	H: 0 LOB: 0 BB: 0 P: 5	R: 0 E: 0 K: 1 S: 5	H: 0 LOB: 0 BB: 0 P: 5	R: 0 E: 0 K: 1 S: 5	H: 0 LOB: 0 BB: 0 P: 5	R: 0 E: 0 K: 0 S: 4	H: 1 LOB: 1 BB: 0 P: 4	R: 0 E: 0 K: 1 S: 5	H: 0 LOB: 0 BB: 0 P: 3	R: 0 E: 0 K: 1 S: 5	H: 0 LOB: 0 BB: 0 P: 5	R: 0 E: 0 K: 0 S: 2	H: 0 LOB: 0 BB: 1 P: 6	R: 0 E: 0 K: 2 S: 7	H: 0 LOB: 1 BB: 1 P: 11	1B: 1 2B: 1 3B: 0 HR: 0	SF: 0 SAC: 1 DP: 1 HBP: 0	WP: 0 PB: 0 SB: 0 CS: 0	PA: 29
<b>PITCHER</b> Dickie Noles, R (1.1) ERA: 3.9	IP: 9.0 WLS: W BF: 29 H: 1 R: 0 ER: 0 SO: 7 BB: 2 IBB: 0 HBP: 0 BLK: 0 WP: 0 HR: 0 S: 41 P: 49 ERA: 0.00 WHIP: 0.333															<b>PITCHER</b>				

Batter	1	2	3	4	5	6	7	8	9	AB	R	H	RBI	BB	SO	LOB	BOTTOM			
Bump Willis, S (1.4) OBP: 0.404, SLG: 0.494	4-3		4-3 23 1B 1-2 FC5-2-4-1 1B		K	23 CS 1B		6-3		5	0	2	0	0	1	0	<b>Cincinnati Reds @ Chicago Cubs</b> Wrigley Field, Chicago, IL Wed Apr 28 1982, 3:33 AM CDT Att: 5,335 - Cloudy - 48 F			
23 Ryne Sandberg, R (1.5) OBP: 0.240, SLG: 0.324	6-3		FC5-2-4-1 4-3 1-2 2-3 1B		1B E	CS 1-2	F7			4	1	2	0	0	0	0				
Bill Buckner, L (1.3) OBP: 0.310, SLG: 0.354	4-3		4-3 1-2 2-3 3-H 1B		1B E		5-3			4	1	1	1	0	0	2				
Keith Moreland, R (1.2) OBP: 0.408, SLG: 0.676		F9	FC5-2-4-1 2-3 3-H 1B		E5 3B 1-2 3-H 1B		3B 2B			4	2	1	1	0	0	3				
Leon Durham, L (1.9) OBP: 0.366, SLG: 0.423	F7		4-0 1B		P6 1-3 3B 1B		3B IBB			2	1	0	0	2	0	2				
Steve Henderson, R (1.7) OBP: 0.351, SLG: 0.392			4-0 1B BB		1-2 2-H 2-H 3B		3B			2	0	1	2	1	1	3				
Jerry Morales, R (6.8) OBP: 0.304, SLG: 0.600			1B BB		1-H 2-H 3B		3B			1	0	1	2	0	0	0				
Gary Woods, R (1.8) OBP: 0.444, SLG: 0.595			1-2 1B		F9 1-2 3B		5-3			4	0	1	0	0	1	2				
Junior Kennedy, R (1.6) OBP: 0.111, SLG: 0.111		4-3			6-3		F7		F9	4	0	0	0	0	0	2				
Dickie Noles, R (1.1) OBP: 0.250, SLG: 0.333			23 1B 1B 4-3 1B		K		F8		K	4	1	1	0	0	2	0				
<b>Inning Stats</b>	R: 0 E: 0 K: 0 S: 3	H: 0 LOB: 0 BB: 0 P: 3	R: 0 E: 0 K: 0 S: 4	H: 1 LOB: 2 BB: 1 P: 8	R: 1 E: 0 K: 1 S: 8	H: 3 LOB: 3 BB: 1 P: 12	R: 0 E: 0 K: 1 S: 5	H: 0 LOB: 0 BB: 0 P: 5	R: 3 E: 1 K: 1 S: 9	H: 3 LOB: 1 BB: 0 P: 9	R: 0 E: 0 K: 0 S: 3	H: 1 LOB: 0 BB: 0 P: 3	R: 2 E: 0 K: 1 S: 7	H: 2 LOB: 1 BB: 1 P: 11	R: 0 E: 0 K: 1 S: 5	H: 0 LOB: 0 BB: 0 P: 5	1B: 7 2B: 1 3B: 2 HR: 0	SF: 0 SAC: 0 DP: 0 HBP: 0	WP: 0 PB: 0 SB: 0 CS: 1	PA: 38
<b>PITCHER</b> Tom Seaver, R (1.1) ERA: 7.9	IP: 5.0 WLS: L BF: 25 H: 7 R: 4 ER: 2 SO: 3 BB: 1 IBB: 0 HBP: 0 BLK: 0 WP: 0 HR: 0 S: 10 P: 14 ERA: 9.00 WHIP: 1.600															<b>PITCHER</b>				
Joe Edelen, R (6.1) ERA: 6.3	IP: 2.0 WLS: 9 BF: 3 H: 2 R: 2 ER: 2 SO: 1 BB: 0 IBB: 0 HBP: 0 BLK: 0 WP: 0 HR: 0 S: 10 P: 14 ERA: 9.00 WHIP: 1.500																			
Charlie Leibrandt, L (8.1) ERA: 9.38	IP: 1.0 WLS: 3 BF: 0 H: 0 R: 0 ER: 0 SO: 1 BB: 0 IBB: 0 HBP: 0 BLK: 0 WP: 0 HR: 0 S: 5 P: 5 ERA: 0.00 WHIP: 0.000																			





Batter	1	2	3	4	5	6	7	8	9	AB	R	H	RBI	BB	SO	LOB	TOP				
Lonnie Smith, R OBP: 0.400, SLG: 0.477	F4		P6				F8		5-3	4	0	0	0	1	0	0					
Tom Herr, S OBP: 0.316, SLG: 0.375	L4		F7							4	0	1	0	1	0	3					
Keith Hernandez, L OBP: 0.408, SLG: 0.351	F8			E3	G3				F7	5	0	0	0	0	1	5					
Darrell Porter, L OBP: 0.321, SLG: 0.438 Orlando Sanchez, L OBP: 0.500, SLG: 0.250				G4-6-3						2	0	0	0	1	0	1					
Dane Iorg, L OBP: 0.407, SLG: 0.356				K						4	1	1	0	0	1	2					
Ken Oberkfell, L OBP: 0.375, SLG: 0.333										4	1	2	0	0	0	2					
David Green, R OBP: 0.381, SLG: 0.476										4	0	2	1	0	1	3					
Mike Ramsey, S OBP: 0.350, SLG: 0.421 Doug Bair, R										3	0	1	0	0	1	3					
Joaquin Andujar, S OBP: 0.214, SLG: 0.214 Steve Brule, L OBP: 0.425, SLG: 0.389 Jim Kaat, L OBP: 0.295, SLG: 0.273 Mark Littell, L OBP: 0.295, SLG: 0.273 Dave LaPoint, L OBP: 0.295, SLG: 0.273 Julio Gonzalez, R OBP: 0.295, SLG: 0.273 Tito Landrum, R OBP: 0.100, SLG: 0.100				P5						1	0	0	0	0	0	0					
<b>Inning Stats</b>	R: 0 E: 0 K: 0 S: 3	H: 0 LOB: 0 BB: 0 P: 3	R: 1 E: 0 K: 1 S: 6	H: 1 LOB: 1 BB: 1 P: 10	R: 0 E: 0 K: 0 S: 3	H: 0 LOB: 0 BB: 0 P: 3	R: 0 E: 1 K: 1 S: 5	H: 0 LOB: 0 BB: 0 P: 5	R: 1 E: 0 K: 1 S: 8	H: 3 LOB: 3 BB: 1 P: 12	R: 0 E: 0 K: 0 S: 5	H: 2 LOB: 2 BB: 0 P: 5	R: 0 E: 0 K: 1 S: 5	H: 0 LOB: 1 BB: 1 P: 9	R: 0 E: 0 K: 0 S: 5	H: 2 LOB: 2 BB: 0 P: 5	R: 0 E: 0 K: 0 S: 4	H: 1 LOB: 1 BB: 0 P: 4	1B: 7 2B: 1 3B: 1 HR: 0	SF: 0 SAC: 0 DP: 1 HBP: 0	WP: 1 PA: 39 PB: 0 SB: 0 CS: 0
<b>PITCHER</b> Frank Pastore, R ERA: 2.13	IP: 9.0 WLS: W BF: 39 H: 9 R: 2 ER: 2 SO: 4 BB: 3 IBB: 0 HBP: 0 BLK: 0 WP: 1 HR: 0 S: 44 P: 56 ERA: 2.00 WHIP: 1.333															<b>PITCHER</b>					

St. Louis Cardinals @ Cincinnati Reds  
Riverfront Stadium, Cincinnati, OH

AB 36  
R 2  
H 9  
RBI 2  
BB 3  
SO 4  
LOB 21



WP: 1 PA: 39  
PB: 0 SB: 0 CS: 0

Fri Apr 30 1982, 7:05 PM EDT  
Att: 18,864 - Unknown - 69 F

Batter	1	2	3	4	5	6	7	8	9	AB	R	H	RBI	BB	SO	LOB	BOTTOM		
Eddie Milner, L OBP: 0.353, SLG: 0.304	3-1			E6						5	1	1	0	0	1	2			
Ron Oester, S OBP: 0.318, SLG: 0.400	4-3									5	1	3	2	0	0	0			
Dave Concepcion, R OBP: 0.386, SLG: 0.438	1-3									4	1	1	0	1	0	0			
Johnny Bench, R OBP: 0.297, SLG: 0.273 Wayne Krenchicki, L OBP: 0.400, SLG: 0.467										3	0	0	0	1	2	2			
Cesar Cedeno, R OBP: 0.292, SLG: 0.358										4	1	2	1	0	0	2			
Larry Blittner, L OBP: 0.483, SLG: 0.583 Mike Vail, R OBP: 0.333, SLG: 0.400 Paul Householder, S OBP: 0.327, SLG: 0.386										2	1	2	0	1	0	0			
Dan Driessen, L OBP: 0.356, SLG: 0.306										3	1	1	0	1	0	3			
Alex Trevino, R OBP: 0.372, SLG: 0.265										4	0	1	2	0	0	2			
Frank Pastore, R OBP: 0.286, SLG: 0.357										4	2	2	0	0	0	2			
<b>Inning Stats</b>	R: 0 E: 0 K: 0 S: 3	H: 0 LOB: 0 BB: 0 P: 3	R: 0 E: 0 K: 1 S: 6	H: 1 LOB: 1 BB: 0 P: 6	R: 2 E: 0 K: 1 S: 9	H: 4 LOB: 2 BB: 0 P: 9	R: 1 E: 1 K: 0 S: 6	H: 3 LOB: 3 BB: 0 P: 6	R: 2 E: 0 K: 0 S: 4	H: 2 LOB: 2 BB: 2 P: 12	R: 3 E: 0 K: 1 S: 8	H: 3 LOB: 2 BB: 2 P: 16	R: 0 E: 0 K: 0 S: 3	H: 0 LOB: 0 BB: 0 P: 3	R: 0 E: 0 K: 0 S: 3	H: 0 LOB: 0 BB: 0 P: 3	1B: 8 2B: 5 3B: 0 HR: 0	SF: 1 SAC: 0 DP: 0 HBP: 0	WP: 1 PA: 40 PB: 1 SB: 0 CS: 0
<b>PITCHER</b> Joaquin Andujar, R ERA: 2.5 Jim Kaat, L ERA: 5.4 Mark Littell, R ERA: 12.27 Dave LaPoint, L ERA: 7.0 Doug Bair, R ERA: 1.04	IP: 4.0 WLS: L BF: 20 H: 8 R: 3 ER: 2 SO: 2 BB: 2 IBB: 0 HBP: 0 BLK: 0 WP: 0 HR: 0 S: 24 P: 24 ERA: 4.50 WHIP: 2.000															<b>PITCHER</b>			

St. Louis Cardinals @ Cincinnati Reds  
Riverfront Stadium, Cincinnati, OH

AB 35  
R 8  
H 13  
RBI 6  
BB 4  
SO 3  
LOB 13



WP: 1 PA: 40  
PB: 1 SB: 0 CS: 0

Fri Apr 30 1982, 7:05 PM EDT  
Att: 18,864 - Unknown - 69 F



Batter	1	2	3	4	5	6	7	8	9	AB	R	H	RBI	BB	SO	LOB	TOP		
<b>Lonnie Smith, R</b> OBP: 0.385, SLG: 0.456 (1, 7)										4	0	0	0	0	2	1			
<b>Tom Herr, S</b> OBP: 0.304, SLG: 0.359 (1, 4)										4	0	0	0	0	3	0			
<b>Keith Hernandez, L</b> OBP: 0.412, SLG: 0.358 (1, 3)										4	1	2	0	0	0	0			
<b>Darrell Porter, L</b> OBP: 0.333, SLG: 0.447 <b>Orlando Sanchez, L</b> OBP: 0.429, SLG: 0.200 (8, 2)										3	0	2	0	0	0	1			
<b>Dane Iorg, L</b> OBP: 0.386, SLG: 0.340 (1, 9)										2	0	0	1	0	0	1			
<b>Ken Oberkfell, L</b> OBP: 0.333, SLG: 0.292 (1, 5)										3	0	0	0	0	0	2			
<b>David Green, R</b> OBP: 0.356, SLG: 0.444 (1, 8)										3	0	0	0	0	0	0			
<b>Ozzie Smith, S</b> OBP: 0.346, SLG: 0.432 (1, 6)										2	0	1	0	1	0	0			
<b>Andy Rincon, R</b> (1, 1)										1	0	0	0	0	1	0			
<b>Jim Kaat, L</b> (3, 1)										1	0	0	0	0	0	1			
<b>Mark Littell, L</b> (7, 1)										0	0	0	0	0	0	0			
<b>Steve Braun, L</b> OBP: 0.435, SLG: 0.368 (7, 5)										1	0	0	0	0	0	1			
<b>Inning Stats</b>	R: 0 E: 0 K: 2 S: 8	H: 1 LOB: 1 BB: 0 P: 8	R: 0 E: 0 K: 0 S: 3	H: 0 LOB: 0 BB: 0 P: 3	R: 0 E: 0 K: 2 S: 7	H: 0 LOB: 0 BB: 0 P: 7	R: 1 E: 0 K: 0 S: 5	H: 2 LOB: 1 BB: 0 P: 5	R: 0 E: 0 K: 1 S: 5	H: 0 LOB: 0 BB: 0 P: 5	R: 0 E: 0 K: 0 S: 3	H: 1 LOB: 0 BB: 0 P: 3	R: 0 E: 0 K: 0 S: 3	H: 0 LOB: 1 BB: 1 P: 7	R: 0 E: 0 K: 1 S: 5	H: 0 LOB: 0 BB: 0 P: 5	1B: 5 2B: 0 3B: 0 HR: 0	SF: 1 SAC: 0 DP: 1 HBP: 0	WP: 0 PA: 31 PB: 0 SB: 1 CS: 1
<b>PITCHER</b> <b>Mario Soto, R</b> ERA: 3.38 (1, 1)	IP: 9.0 WLS: W BF: 31 H: 5 R: 1 ER: 1 SO: 6 BB: 1 IBB: 0 HBP: 0 BLK: 0 WP: 0 HR: 0 S: 42 P: 46 ERA: 1.00 WHIP: 0.667															<b>PITCHER</b>			

**St. Louis Cardinals @ Cincinnati Reds**  
Riverfront Stadium, Cincinnati, OH  
Sat May 01 1982, 3:33 AM EDT  
Att: 21,193 - Sunny - 72 F

AB	29
R	1
H	5
RBI	1
BB	1
SO	6
LOB	7



Batter	1	2	3	4	5	6	7	8	9	AB	R	H	RBI	BB	SO	LOB	BOTTOM		
<b>Eddie Milner, L</b> OBP: 0.321, SLG: 0.275 (1, 9)										5	0	0	0	0	0	1			
<b>Ron Oester, S</b> OBP: 0.312, SLG: 0.389 (8, 6)										5	1	1	0	0	1	2			
<b>Dave Concepcion, R</b> OBP: 0.492, SLG: 0.485 <b>Rafael Landestoy, S</b> OBP: 0.182, SLG: 0.364 (8, 4)										4	2	3	1	0	0	1			
<b>Cesar Cedeno, R</b> OBP: 0.289, SLG: 0.352 <b>Clint Hurdle, L</b> OBP: 0.250, SLG: 0.207 (8, 7)										4	1	1	1	0	0	2			
<b>Larry Bittner, L</b> OBP: 0.500, SLG: 0.577 <b>Paul Householder, S</b> OBP: 0.340, SLG: 0.386 (6, 9)										2	1	1	0	1	0	1			
<b>Dan Driessen, L</b> OBP: 0.383, SLG: 0.382 (1, 3)										4	2	2	5	0	0	3			
<b>Wayne Krenchicki, L</b> OBP: 0.316, SLG: 0.366 (1, 5)										4	0	0	0	0	0	2			
<b>Alex Trevino, R</b> OBP: 0.362, SLG: 0.289 (1, 2)										4	1	1	0	0	0	0			
<b>Mario Soto, R</b> OBP: 0.286, SLG: 0.385 (1, 1)										4	1	2	1	0	0	0			
<b>Inning Stats</b>	R: 2 E: 0 K: 0 S: 6	H: 3 LOB: 1 BB: 0 P: 6	R: 1 E: 0 K: 1 S: 7	H: 2 LOB: 1 BB: 0 P: 7	R: 0 E: 0 K: 0 S: 4	H: 1 LOB: 2 BB: 1 P: 8	R: 1 E: 1 K: 0 S: 5	H: 1 LOB: 1 BB: 0 P: 5	R: 2 E: 1 K: 0 S: 5	H: 2 LOB: 0 BB: 0 P: 5	R: 0 E: 0 K: 0 S: 3	H: 0 LOB: 0 BB: 0 P: 3	R: 4 E: 1 K: 0 S: 6	H: 2 LOB: 1 BB: 1 P: 10	R: 0 E: 0 K: 0 S: 3	H: 0 LOB: 0 BB: 0 P: 3	1B: 6 2B: 3 3B: 1 HR: 1	SF: 0 SAC: 0 DP: 0 HBP: 0	WP: 0 PA: 39 PB: 0 SB: 1 CS: 0
<b>PITCHER</b> <b>Andy Rincon, R</b> ERA: 4.26 <b>Jim Kaat, L</b> ERA: 6.75 <b>Mark Littell, R</b> ERA: 7.94 (7, 1)	IP: 2.1 WLS: L BF: 14 H: 5 R: 7 ER: 4 SO: 0 BB: 0 IBB: 0 HBP: 0 BLK: 0 WP: 0 HR: 1 S: 15 P: 19 ERA: 11.57 WHIP: 3.000															<b>PITCHER</b>			

**St. Louis Cardinals @ Cincinnati Reds**  
Riverfront Stadium, Cincinnati, OH  
Sat May 01 1982, 3:33 AM EDT  
Att: 21,193 - Sunny - 72 F

AB	37
R	10
H	11
RBI	8
BB	2
SO	1
LOB	12





Batter	1	2	3	4	5	6	7	8	9	AB	R	H	RBI	BB	SO	LOB	TOP										
Lonnie Smith, R OBP: 0.367, SLG: 0.432 (1, 7)										5	0	0	0	0	0	4	<b>St. Louis Cardinals @ Cincinnati Reds</b> Riverfront Stadium, Cincinnati, OH Sun May 02 1982, 3:33 AM EDT Sunny - 70 F										
Tom Herr, S OBP: 0.305, SLG: 0.351 Dave LaPoint, L (5, 1)										2	0	0	0	1	0	1											
Steve Braun, L OBP: 0.417, SLG: 0.350 (8, PH)										0	0	0	0	0	0	0											
Keith Hernandez, L OBP: 0.415, SLG: 0.357 (8, 3)										3	1	1	0	1	1	1											
Gene Tenace, R OBP: 0.571, SLG: 0.800 Dane Iorg, L OBP: 0.379, SLG: 0.333 Jim Kaat, L (8, 1)										2	0	0	0	1	0	0											
David Green, R OBP: 0.367, SLG: 0.469 (1, 8)										4	0	2	0	0	0	3											
Darrell Porter, L OBP: 0.330, SLG: 0.438 (1, 2)										4	0	1	1	0	0	3											
Ken Oberkfell, L OBP: 0.355, SLG: 0.321 (1, 5)										4	0	2	0	0	0	1											
Ozzie Smith, S OBP: 0.366, SLG: 0.474 (1, 6)										4	0	3	0	0	0	2											
Steve Mura, R (1, 1)										1	0	0	0	0	0	1											
Tito Landrum, R OBP: 0.091, SLG: 0.091 Mike Ramsey, S OBP: 0.333, SLG: 0.400 Orlando Sanchez, L OBP: 0.375, SLG: 0.167 (8, PH)										1	0	0	0	0	0	1											
Inning Stats	R: 0 E: 0 K: 0 S: 2	H: 0 LOB: 0 BB: 1 P: 6	R: 0 E: 1 K: 0 S: 4	H: 1 LOB: 1 BB: 0 P: 4	R: 0 E: 0 K: 0 S: 4	H: 1 LOB: 1 BB: 0 P: 4	R: 1 E: 0 K: 0 S: 5	H: 3 LOB: 2 BB: 1 P: 9	R: 0 E: 0 K: 1 S: 6	H: 0 LOB: 0 BB: 0 P: 3	R: 0 E: 0 K: 1 S: 4	H: 1 LOB: 1 BB: 0 P: 4	R: 0 E: 0 K: 1 S: 5	H: 0 LOB: 1 BB: 0 P: 9	R: 0 E: 0 K: 1 S: 7	H: 2 LOB: 2 BB: 0 P: 7	1B: 6 2B: 4 3B: 0 HR: 0	SF: 0 SAC: 0 DP: 3 HBP: 0	WP: 1 PB: 0 SB: 0 CS: 0	PA: 37							
PITCHER	IP	WLS	BF	H	R	ER	SO	BB	IBB	HBP	BLK	WP	HR	S	P	ERA	WHIP										
Charlie Leibrandt, L ERA: 2.91 Jim Kern, R ERA: 3.94	(1, 1)	6.1	W	26	7	1	1	2	0	0	0	1	0	26	34	1.42	1.421										
(7, 1)	2.2		11	2	0	0	2	1	0	0	0	0	0	14	18	0.00	1.125										

AB	34
R	1
H	9
RBI	1
BB	3
SO	3
LOB	20



Batter	1	2	3	4	5	6	7	8	9	AB	R	H	RBI	BB	SO	LOB	BOTTOM										
Eddie Milner, L OBP: 0.367, SLG: 0.382 (6, 7)										4	2	4	0	0	0	0	<b>St. Louis Cardinals @ Cincinnati Reds</b> Riverfront Stadium, Cincinnati, OH Sun May 02 1982, 3:33 AM EDT Sunny - 70 F										
Ron Oester, S OBP: 0.320, SLG: 0.394 (1, 4)										4	2	2	0	0	1	2											
Dave Concepcion, R OBP: 0.418, SLG: 0.475 (1, 6)										3	1	2	1	1	0	1											
Cesar Cedeno, R OBP: 0.300, SLG: 0.342 (1, 8)										2	0	0	1	2	0	3											
Larry Bittner, L OBP: 0.457, SLG: 0.536 Paul Householder, S OBP: 0.333, SLG: 0.319 (6, 9)										2	0	0	1	0	0	3											
Dan Driessen, L OBP: 0.358, SLG: 0.375 (1, 3)										4	0	1	1	0	1	2											
Wayne Krenchicki, L OBP: 0.261, SLG: 0.304 (1, 5)										4	0	0	0	0	1	1											
Alex Trevino, R OBP: 0.392, SLG: 0.333 (1, 2)										4	0	3	0	0	1	0											
Charlie Leibrandt, R Jim Kern, R (7, 1)										3	0	0	0	0	1	2											
Inning Stats	R: 2 E: 0 K: 1 S: 7	H: 3 LOB: 1 BB: 1 P: 11	R: 0 E: 0 K: 1 S: 5	H: 0 LOB: 0 BB: 0 P: 5	R: 3 E: 0 K: 0 S: 6	H: 3 LOB: 1 BB: 1 P: 10	R: 0 E: 0 K: 0 S: 4	H: 2 LOB: 0 BB: 0 P: 4	R: 0 E: 0 K: 2 S: 7	H: 1 LOB: 1 BB: 0 P: 7	R: 0 E: 0 K: 2 S: 8	H: 1 LOB: 2 BB: 1 P: 12	R: 0 E: 0 K: 1 S: 6	H: 1 LOB: 1 BB: 0 P: 6	1B: 10 2B: 2 3B: 1 HR: 0	SF: 1 SAC: 0 DP: 2 HBP: 0		WP: 0 PB: 0 SB: 1 CS: 0	PA: 36								
PITCHER	IP	WLS	BF	H	R	ER	SO	BB	IBB	HBP	BLK	WP	HR	S	P	ERA	WHIP										
Steve Mura, R ERA: 3.41 Dave LaPoint, L ERA: 5.25 Jim Kaat, L ERA: 6.23	(1, 1)	4.0	L	20	8	5	4	2	0	0	0	0	0	22	30	9.00	2.500										
(5, 1)	3.0		12	3	0	0	4	0	1	0	0	0	0	19	23	0.00	1.000										
(8, 1)	1.0		4	1	0	0	1	0	0	0	0	0	0	6	6	0.00	1.000										

AB	32
R	5
H	12
RBI	4
BB	3
SO	7
LOB	17









Batter	1	2	3	4	5	6	7	8	9	AB	R	H	RBI	BB	SO	LOB	TOP					
Terry Puhl, L OBP: 0.337, SLG: 0.418 (1, 9)	0-0 4-1		0-0 2H 1B			0-0 F8		0-0 F8		4	0	1	0	0	0	2						
Tony Scott, S OBP: 0.293, SLG: 0.346 (1, 8)	0-0 4-3			0-0 P6		0-0 FC6-4		0-0 F7		4	0	0	0	0	0	2						
Ray Knight, R OBP: 0.343, SLG: 0.418 (1, 5)	0-0 6-3			0-0 5-3		0-0 6-3		0-0 1B		4	0	1	1	0	0	1						
Jose Cruz, L OBP: 0.336, SLG: 0.443 (1, 7)		0-0 6-3		0-0 G3			0-0 4-3	0-0 F2		4	0	0	0	0	0	1						
Alan Ashby, S OBP: 0.333, SLG: 0.451 (1, 2)		0-0 4-3			0-0 P6		0-0 4-3		0-0 4-3	4	0	0	0	0	0	0						
Art Howe, R OBP: 0.311, SLG: 0.359 (1, 3)		0-0 F2			0-0 F9		0-0 3B 1B		0-0 L6	4	1	1	0	0	0	0						
Phil Garner, R OBP: 0.292, SLG: 0.350 (1, 4)			0-0 K	0-0 FC6-4 BB	0-0 FC6-4 BB	0-0 3B		0-0 F9		3	0	1	1	1	1	0						
Kiko Garcia, R OBP: 0.235, SLG: 0.353 (1, 6)			0-0 1B 2B	0-0 FC6-4	0-0 FC6-4	0-0 5-3				3	0	1	0	0	0	2						
Bob Knepper, L Denny Walling, L Michael LaCoss, R Frank LaCorte, R Danny Heep, L Dave Smith, R (1, 1) (6, PR) (6, 1) (7, 1) (8, PR) (8, 1)			0-0 K	0-0 FC6-4	0-0 FC6-4	0-0 E6		0-0 F8 1B 2B		1	0	0	0	0	1	1						
<b>Inning Stats</b>	R: 0 E: 0 K: 0 S: 3	H: 0 LOB: 0 BB: 0 P: 3	R: 0 E: 0 K: 0 S: 3	H: 0 LOB: 0 BB: 0 P: 3	R: 0 E: 0 K: 2 S: 8	H: 2 LOB: 2 BB: 0 P: 8	R: 0 E: 0 K: 0 S: 3	H: 0 LOB: 0 BB: 0 P: 3	R: 0 E: 0 K: 0 S: 3	H: 0 LOB: 1 BB: 1 P: 7	R: 0 E: 1 K: 0 S: 4	H: 0 LOB: 1 BB: 0 P: 4	R: 1 E: 0 K: 0 S: 5	H: 2 LOB: 1 BB: 0 P: 5	R: 1 E: 0 K: 0 S: 5	H: 2 LOB: 1 BB: 0 P: 5	R: 0 E: 0 K: 0 S: 3	H: 0 LOB: 0 BB: 0 P: 3	1B: 3 2B: 2 3B: 1 HR: 0	SF: 0 SAC: 0 DP: 0 HBP: 0	WP: 0 PA: 34 PB: 0 SB: 0 CS: 0	
<b>PITCHER</b>	IP WLS BF H R ER SO BB IBB HBP BLK WP HR S P ERA WHIP	7.0 W 26 4 1 1 2 1 0 0 0 0 0 0 29 33 1.29 0.714	2.0 S 8 2 1 1 0 0 0 0 0 0 0 0 8 8 4.50 1.000																			

Houston Astros @ Cincinnati Reds  
Riverfront Stadium, Cincinnati, OH  
Tue May 04 1982, 7:05 PM EDT  
Att: 15,119 - Unknown

AB	33
R	2
H	6
RBI	2
BB	1
SO	2
LOB	9



Batter	1	2	3	4	5	6	7	8	9	AB	R	H	RBI	BB	SO	LOB	BOTTOM				
Eddie Milner, L OBP: 0.348, SLG: 0.339 (1, 9)	4-0 5-3 1B BB		4-0 FC4-6 BB		0-0 F7		0-0 F7	0-0 6-3		3	1	0	0	2	0	1					
Ron Oester, S OBP: 0.330, SLG: 0.402 (1, 4)	0-0 1-2 1B		0-0 F9		0-0 G3 1B		0-0 4-3	0-0 F7		5	1	2	0	0	0	2					
Dave Concepcion, R OBP: 0.404, SLG: 0.489 (1, 6)	0-0 5-3		0-0 FC4-6 1B		0-0 G3		0-0 1B 1B			4	1	1	0	0	0	4					
Cesar Cedeno, R OBP: 0.330, SLG: 0.400 (1, 8)	0-0 2H 3H 1B		0-0 S 1B		4-0 FC6-4 IBB		0-0 1B 1B			3	0	3	2	1	0	0					
Johnny Bench, R OBP: 0.280, SLG: 0.257 Tom Hume, R (1, 5) (8, 1)	0-0 F8		0-0 P6		0-0 FC6-4		0-0 1B			4	0	1	1	0	0	4					
Mike Vail, R OBP: 0.353, SLG: 0.469 Paul Householder, S OBP: 0.327, SLG: 0.370 (1, 7) (6, PR) (7, 9)		0-0 5-3		0-0 1B		0-0 1B 2B		0-0 L4		3	0	2	0	0	0	0					
Dan Driessen, L OBP: 0.369, SLG: 0.391 (1, 3)		0-0 FC6-4 1B		0-0 F8		0-0 2H 1B		0-0 1B SF7 2B		4	1	3	1	0	0	1					
Alex Trevino, R OBP: 0.393, SLG: 0.362 (1, 2)		0-0 P6		0-0 F8		0-0 F9		0-0 6-3 E 1B		4	0	1	0	0	0	3					
Tom Seaver, R OBP: 0.143, SLG: 0.286 Wayne Krenchicki, L OBP: 0.250, SLG: 0.304 (1, 1) (8, 5)		0-0 FC6-4		0-0 K		0-0 K		0-0 SF7		3	0	0	0	0	2	3					
<b>Inning Stats</b>	R: 2 E: 0 K: 0 S: 4	H: 2 LOB: 1 BB: 1 P: 8	R: 0 E: 0 K: 0 S: 4	H: 1 LOB: 1 BB: 0 P: 4	R: 0 E: 0 K: 1 S: 6	H: 1 LOB: 1 BB: 0 P: 6	R: 0 E: 0 K: 0 S: 4	H: 1 LOB: 2 BB: 1 P: 8	R: 1 E: 0 K: 0 S: 6	H: 2 LOB: 1 BB: 0 P: 6	R: 1 E: 0 K: 0 S: 6	H: 3 LOB: 2 BB: 0 P: 6	R: 1 E: 1 K: 0 S: 5	H: 2 LOB: 1 BB: 0 P: 5	R: 1 E: 0 K: 0 S: 5	H: 2 LOB: 1 BB: 0 P: 5	1B: 11 2B: 2 3B: 0 HR: 0	SF: 1 SAC: 0 DP: 0 HBP: 0	WP: 0 PA: 38 PB: 0 SB: 1 CS: 0		
<b>PITCHER</b>	IP WLS BF H R ER SO BB IBB HBP BLK WP HR S P ERA WHIP	5.0 L 23 6 2 2 1 0 0 0 0 0 0 10 10 10.80 2.400	1.2 8 4 2 2 1 0 0 0 0 0 0 0 2 2 0.00 3.000	0.1 2 1 0 0 0 0 0 0 0 0 0 0 2 2 0.00 3.000	4.09 Dave Smith, R ERA: 3.31 (8, 1)	1.0 5 2 1 1 0 0 0 0 0 0 0 5 5 9.00 2.000															

Houston Astros @ Cincinnati Reds  
Riverfront Stadium, Cincinnati, OH  
Tue May 04 1982, 7:05 PM EDT  
Att: 15,119 - Unknown

AB	34
R	5
H	13
RBI	5
BB	3
SO	2
LOB	20






Batter	1	2	3	4	5	6	7	8	9	AB	R	H	RBI	BB	SO	LOB	TOP				
Denny Walling, L OBP: 0.343, SLG: 0.154 Scott Loucks, R (6, PH) (6, 8)	0-0 4-3	0-0 F5			0-0 FC6-4 1B	0-3 K		0-0 6-3		3	1	0	0	0	0	2					
Terry Puhl, L OBP: 0.349, SLG: 0.427	0-0 CS 1B		0-0 P4		0-0 CS 1B	0-0 1B		0-0 F8		5	0	3	3	0	0	0					
Ray Knight, R OBP: 0.336, SLG: 0.408	0-0 1B 1-2 1B		0-0 F8		0-0 F7	0-0 F8		0-0 1-3		5	0	1	0	0	0	3					
Jose Cruz, L OBP: 0.339, SLG: 0.451	0-0 1-3 1B		0-0 F8		0-0 1B 6-3 2B	0-0 3-1		0-0 F7		5	1	2	0	0	0	0					
Alan Ashby, S OBP: 0.340, SLG: 0.477 Luis Pujols, R OBP: 0.385, SLG: 0.364	0-3 K			0-3 K	0-0 6-3 1B 2-3 1B	0-0 1B 3B				4	2	2	0	0	2	2					
Art Howe, R OBP: 0.308, SLG: 0.347		0-0 F5		0-3 K	0-0 1B 6-3 BB	0-0 P4				3	1	0	0	1	1						
Phil Garner, R OBP: 0.308, SLG: 0.402		0-0 2B		0-0 HR	0-0 6-3 1B	0-0 CS 1B				4	2	3	3	0	0	2					
Craig Reynolds, L OBP: 0.429, SLG: 0.364		0-0 2H 2B		0-0 F5	0-0 1B 1B	0-0 CS 1B		0-0 F7		3	1	1	1	1	0	0					
Don Sutton, R OBP: 0.250, SLG: 0.200 Joe Sambito, L (6, PR)	0-0 6-3				0-0 FC6-4 BB	0-0 1B 1-2 2-3 3H 1B		0-3 K		2	0	1	1	1	0	1					
Vern Ruhle, R OBP: 0.143, SLG: 0.143 Frank LaCorte, R Dave Smith, R (8, 1)										0	0	0	0	0	0	0					
<b>Inning Stats</b>	R: 0 E: 0 K: 1 S: 7	H: 3 LOB: 2 BB: 0 P: 7	R: 1 E: 0 K: 0 S: 5	H: 2 LOB: 1 BB: 0 P: 5	R: 0 E: 0 K: 0 S: 3	H: 0 LOB: 0 BB: 0 P: 3	R: 1 E: 0 K: 2 S: 8	H: 1 LOB: 0 BB: 0 P: 8	R: 1 E: 0 K: 0 S: 3	H: 1 LOB: 0 BB: 1 P: 7	R: 4 E: 0 K: 1 S: 9	H: 4 LOB: 2 BB: 2 P: 17	R: 1 E: 0 K: 0 S: 4	H: 2 LOB: 0 BB: 0 P: 4	R: 0 E: 0 K: 1 S: 5	H: 0 LOB: 0 BB: 0 P: 5	R: 0 E: 0 K: 0 S: 3	H: 0 LOB: 0 BB: 0 P: 3	1B: 8 2B: 3 3B: 1 HR: 1	SF: 0 SAC: 0 DP: 0 HBP: 0	WP: 0 PA: 41 PB: 0 SB: 0 CS: 3
<b>PITCHER</b>	IP WLS BF H R ER SO BB IBB HBP BLK WP HR S P ERA WHIP	IP WLS BF H R ER SO BB IBB HBP BLK WP HR S P ERA WHIP	IP WLS BF H R ER SO BB IBB HBP BLK WP HR S P ERA WHIP	IP WLS BF H R ER SO BB IBB HBP BLK WP HR S P ERA WHIP	IP WLS BF H R ER SO BB IBB HBP BLK WP HR S P ERA WHIP	IP WLS BF H R ER SO BB IBB HBP BLK WP HR S P ERA WHIP	IP WLS BF H R ER SO BB IBB HBP BLK WP HR S P ERA WHIP	IP WLS BF H R ER SO BB IBB HBP BLK WP HR S P ERA WHIP	IP WLS BF H R ER SO BB IBB HBP BLK WP HR S P ERA WHIP	IP WLS BF H R ER SO BB IBB HBP BLK WP HR S P ERA WHIP	IP WLS BF H R ER SO BB IBB HBP BLK WP HR S P ERA WHIP	IP WLS BF H R ER SO BB IBB HBP BLK WP HR S P ERA WHIP	IP WLS BF H R ER SO BB IBB HBP BLK WP HR S P ERA WHIP	IP WLS BF H R ER SO BB IBB HBP BLK WP HR S P ERA WHIP	IP WLS BF H R ER SO BB IBB HBP BLK WP HR S P ERA WHIP	IP WLS BF H R ER SO BB IBB HBP BLK WP HR S P ERA WHIP	IP WLS BF H R ER SO BB IBB HBP BLK WP HR S P ERA WHIP	IP WLS BF H R ER SO BB IBB HBP BLK WP HR S P ERA WHIP	IP WLS BF H R ER SO BB IBB HBP BLK WP HR S P ERA WHIP	IP WLS BF H R ER SO BB IBB HBP BLK WP HR S P ERA WHIP	IP WLS BF H R ER SO BB IBB HBP BLK WP HR S P ERA WHIP

Houston Astros @ Cincinnati Reds  
Riverfront Stadium, Cincinnati, OH  
Wed May 05 1982, 3:33 AM EDT  
Att: 17,691 - Unknown


AB 37  
R 8  
H 13  
RBI 8  
BB 3  
SO 5  
LOB 14



Batter	1	2	3	4	5	6	7	8	9	AB	R	H	RBI	BB	SO	LOB	BOTTOM				
Eddie Milner, L OBP: 0.351, SLG: 0.343 (8, 7)	0-3 K		0-0 P4		0-0 E1 3B	0-0 1B 1B		0-0 SH3 1B SF8 1B		5	2	2	2	0	1	1					
Ron Oester, S OBP: 0.342, SLG: 0.430	0-0 F8		0-3 K		0-0 1H SF9 3B	0-0 1-3 FC5-4 1B		0-0 1-2 SH3 1B		5	1	3	1	0	1	1					
Dave Concepcion, R OBP: 0.398, SLG: 0.484	0-0 1B			0-0 6-3	0-0 SF9	0-0 FC5-4		0-0 SH3		3	0	1	1	0	0	2					
Cesar Cedeno, R OBP: 0.333, SLG: 0.405	0-0 1-6-3			0-0 1B SF8 1B	0-0 CS 1B		0-0 F7	0-0 SF8		4	1	2	1	0	0	1					
Johnny Bench, R OBP: 0.287, SLG: 0.266		0-3 K		0-0 HBP 1B 1B	0-0 F9		0-0 BB SF9 1B	0-0 6-3		5	1	2	0	0	1	2					
Larry Blittner, L OBP: 0.462, SLG: 0.533 Paul Householder, S OBP: 0.321, SLG: 0.362 (8, 9)	0-0 F8			0-0 SF8		0-0 FC3-6 1B BB	0-0 SF9 BB 1B		0-3 K	2	1	1	1	1	0	0					
Dan Driessen, L OBP: 0.370, SLG: 0.385		0-3 K		0-0 HBP 1B	0-0 K		0-0 1-2 BB		0-0 P5	4	0	1	0	1	2	1					
Alex Trevino, R OBP: 0.410, SLG: 0.380			0-0 WP 1B	0-0 1-2 HBP	0-0 FC3-6 1B	0-0 SF9		0-0 4-3		3	0	2	1	0	0	0					
Frank Pastore, R OBP: 0.226, SLG: 0.313 Joe Edelen, R OBP: 0.299, SLG: 0.500 Joe Price, R (6, PH) German Barranca, L OBP: 0.289, SLG: 0.530 Jim Kern, R OBP: 0.243, SLG: 0.495 Mike Vail, R OBP: 0.243, SLG: 0.495 Tom Hume, R (8, 1)	0-0 K		0-0 K		0-0 1-3		0-0 FC3-6 1B	0-0 K		2	0	0	0	0	1	4					
<b>Inning Stats</b>	R: 0 E: 0 K: 1 S: 6	H: 1 LOB: 1 BB: 0 P: 6	R: 0 E: 0 K: 2 S: 7	H: 0 LOB: 0 BB: 0 P: 7	R: 0 E: 0 K: 2 S: 8	H: 1 LOB: 1 BB: 0 P: 8	R: 1 E: 0 K: 0 S: 6	H: 3 LOB: 3 BB: 0 P: 7	R: 2 E: 1 K: 0 S: 5	H: 2 LOB: 0 BB: 0 P: 5	R: 2 E: 0 K: 1 S: 8	H: 3 LOB: 2 BB: 1 P: 12	R: 1 E: 0 K: 1 S: 7	H: 2 LOB: 2 BB: 1 P: 11	R: 1 E: 0 K: 0 S: 5	H: 2 LOB: 1 BB: 0 P: 5	R: 0 E: 0 K: 1 S: 5	H: 0 LOB: 0 BB: 0 P: 5	1B: 13 2B: 0 3B: 1 HR: 0	SF: 4 SAC: 1 DP: 0 HBP: 1	WP: 2 PA: 44 PB: 0 SB: 1 CS: 1
<b>PITCHER</b>	IP WLS BF H R ER SO BB IBB HBP BLK WP HR S P ERA WHIP	IP WLS BF H R ER SO BB IBB HBP BLK WP HR S P ERA WHIP	IP WLS BF H R ER SO BB IBB HBP BLK WP HR S P ERA WHIP	IP WLS BF H R ER SO BB IBB HBP BLK WP HR S P ERA WHIP	IP WLS BF H R ER SO BB IBB HBP BLK WP HR S P ERA WHIP	IP WLS BF H R ER SO BB IBB HBP BLK WP HR S P ERA WHIP	IP WLS BF H R ER SO BB IBB HBP BLK WP HR S P ERA WHIP	IP WLS BF H R ER SO BB IBB HBP BLK WP HR S P ERA WHIP	IP WLS BF H R ER SO BB IBB HBP BLK WP HR S P ERA WHIP	IP WLS BF H R ER SO BB IBB HBP BLK WP HR S P ERA WHIP	IP WLS BF H R ER SO BB IBB HBP BLK WP HR S P ERA WHIP	IP WLS BF H R ER SO BB IBB HBP BLK WP HR S P ERA WHIP	IP WLS BF H R ER SO BB IBB HBP BLK WP HR S P ERA WHIP	IP WLS BF H R ER SO BB IBB HBP BLK WP HR S P ERA WHIP	IP WLS BF H R ER SO BB IBB HBP BLK WP HR S P ERA WHIP	IP WLS BF H R ER SO BB IBB HBP BLK WP HR S P ERA WHIP	IP WLS BF H R ER SO BB IBB HBP BLK WP HR S P ERA WHIP	IP WLS BF H R ER SO BB IBB HBP BLK WP HR S P ERA WHIP	IP WLS BF H R ER SO BB IBB HBP BLK WP HR S P ERA WHIP	IP WLS BF H R ER SO BB IBB HBP BLK WP HR S P ERA WHIP	IP WLS BF H R ER SO BB IBB HBP BLK WP HR S P ERA WHIP

Houston Astros @ Cincinnati Reds  
Riverfront Stadium, Cincinnati, OH  
Wed May 05 1982, 3:33 AM EDT  
Att: 17,691 - Unknown

AB 36  
R 7  
H 14  
RBI 7  
BB 2  
SO 8  
LOB 16





Batter	1	2	3	4	5	6	7	8	9	AB	R	H	RBI	BB	SO	LOB	TOP				
Omar Moreno, L (1, 8) OBP: 0.310, SLG: 0.318	F9		K		K			4-3		4	0	0	0	0	2	2	Pittsburgh Pirates @ Cincinnati Reds Riverfront Stadium, Cincinnati, OH Fri May 07 1982, 7:05 PM EDT Att: 16,465 - Unknown				
Johnny Ray, S (1, 4) OBP: 0.320, SLG: 0.358	F8		F7			F8		4-3		4	0	0	0	0	0						
Mike Easler, L (1, 7) OBP: 0.384, SLG: 0.423	K			K		1B		K		4	0	1	0	0	3	0					
Jason Thompson, L (1, 3) OBP: 0.477, SLG: 0.730		1B		F9		1B			K	4	0	2	0	0	1	0					
Bill Madlock, R (1, 5) OBP: 0.346, SLG: 0.433		K		6-3		F9		6-3		4	0	0	0	0	1	3					
Bill Robinson, R (1, 9) OBP: 0.294, SLG: 0.647		1B			K	K		L6		4	0	1	0	0	2	2					
Tony Peña, R (1, 2) OBP: 0.330, SLG: 0.484		K			SH5-4	6-3				2	0	0	0	1	1	2					
Jim Smith, R (1, 6) OBP: 0.545, SLG: 0.700	1-3				SH5-4	F8				3	0	1	0	0	0	2					
Paul Moskau, R (1, 1) OBP: 0.143, SLG: 0.143								L6		1	0	0	0	0	1	0					
Willie Montanez, L (7, PH) OBP: 0.250, SLG: 0.333										1	0	0	0	0	0	0					
Rod Scurry, L (7, 1) OBP: 0.500, SLG: 0.500										0	0	0	0	0	0	0					
<b>Inning Stats</b>	R: 0 E: 0 K: 1 S: 5	H: 0 LOB: 0 BB: 0 P: 5	R: 0 E: 0 K: 2 S: 9	H: 2 LOB: 2 BB: 0 P: 9	R: 0 E: 0 K: 2 S: 7	H: 0 LOB: 0 BB: 0 P: 7	R: 0 E: 0 K: 1 S: 5	H: 0 LOB: 0 BB: 0 P: 5	R: 0 E: 0 K: 2 S: 8	H: 1 LOB: 2 BB: 1 P: 12	R: 0 E: 0 K: 1 S: 7	H: 2 LOB: 2 BB: 0 P: 7	R: 0 E: 0 K: 0 S: 3	H: 0 LOB: 0 BB: 0 P: 3	R: 0 E: 0 K: 1 S: 5	H: 0 LOB: 0 BB: 0 P: 5	R: 0 E: 0 K: 1 S: 5	H: 0 LOB: 0 BB: 0 P: 5	1B: 5 2B: 0 3B: 0 HR: 0	SF: 0 SAC: 1 DP: 0 HBP: 0	WP: 0 PA: 33 PB: 0 SB: 0 CS: 0
<b>PITCHER</b> Mario Soto, R (1, 1) ERA: 2.76	IP: 9.0 WLS: W BF: 33 H: 5 R: 0 ER: 0 SO: 11 BB: 1 IBB: 0 HBP: 0 BLK: 0 WP: 0 HR: 0 S: 54 P: 58 ERA: 0.00 WHIP: 0.667															<b>PITCHER</b>					

Batter	1	2	3	4	5	6	7	8	9	AB	R	H	RBI	BB	SO	LOB	BOTTOM		
Eddie Milner, L (1, 9) OBP: 0.359, SLG: 0.352	G4-6-3		6-3		4-3			2B		4	1	2	1	0	0	0	Pittsburgh Pirates @ Cincinnati Reds Riverfront Stadium, Cincinnati, OH Fri May 07 1982, 7:05 PM EDT Att: 16,465 - Unknown		
Ron Oester, S (1, 4) OBP: 0.397, SLG: 0.445	G4-6-3		S			4-3		2B		3	1	2	2	1	0	1			
Dave Concepcion, R (1, 6) OBP: 0.393, SLG: 0.484	F8					4-3		L9		4	0	1	1	0	0	2			
Cesar Cedeno, R (1, 8) OBP: 0.340, SLG: 0.409		1B	4-3			K		G5-4-3		4	1	2	0	0	1	2			
Larry Bittner, L (1, 7) OBP: 0.452, SLG: 0.515					4-3					3	0	1	0	0	0	1			
Paul Householder, S (7, 9) OBP: 0.316, SLG: 0.354		FC6-4				F7		G5-4-3		1	0	0	0	0	0	1			
Johnny Bench, R (1, 5) OBP: 0.286, SLG: 0.265		FC6-4			P6			F9		4	0	1	1	0	0	1			
Dan Driessen, L (1, 3) OBP: 0.375, SLG: 0.383		FC4-6			6-3			PB		3	1	1	0	1	0	1			
Alex Trevino, R (1, 2) OBP: 0.400, SLG: 0.358		1-3						1B		3	1	0	0	1	0	3			
Mario Soto, R (1, 1) OBP: 0.235, SLG: 0.313			1-3					2B		3	0	0	0	0	0	2			
<b>Inning Stats</b>	R: 0 E: 0 K: 0 S: 3	H: 1 LOB: 0 BB: 0 P: 3	R: 1 E: 0 K: 0 S: 5	H: 2 LOB: 1 BB: 0 P: 5	R: 1 E: 0 K: 0 S: 4	H: 1 LOB: 1 BB: 1 P: 8	R: 0 E: 0 K: 0 S: 3	H: 0 LOB: 0 BB: 0 P: 3	R: 0 E: 0 K: 1 S: 6	H: 1 LOB: 1 BB: 0 P: 6	R: 3 E: 0 K: 0 S: 5	H: 2 LOB: 1 BB: 2 P: 13	R: 0 E: 0 K: 0 S: 5	H: 3 LOB: 2 BB: 0 P: 5	R: 0 E: 0 K: 0 S: 5	H: 0 LOB: 0 BB: 0 P: 5	1B: 8 2B: 2 3B: 0 HR: 0	SF: 0 SAC: 0 DP: 2 HBP: 0	WP: 1 PA: 35 PB: 1 SB: 1 CS: 0
<b>PITCHER</b> Paul Moskau, R (1, 1) ERA: 3.27	IP: 6.0 WLS: L BF: 23 H: 5 R: 2 ER: 2 SO: 1 BB: 1 IBB: 0 HBP: 0 BLK: 0 WP: 0 HR: 0 S: 24 P: 28 ERA: 3.00 WHIP: 1.000															<b>PITCHER</b>			
Rod Scurry, L (7, 1) ERA: 3.35	IP: 2.0 WLS: L BF: 12 H: 5 R: 3 ER: 3 SO: 0 BB: 2 IBB: 0 HBP: 0 BLK: 0 WP: 1 HR: 0 S: 10 P: 18 ERA: 13.50 WHIP: 3.500															<b>PITCHER</b>			





Batter	1	2	3	4	5	6	7	8	9	10	11	12	13	14	15	AB	R	H	RBI	BB	SO	LOB	TOP													
Omar Moreno, L OBP: 0.320, SLG: 0.322 (1.8)																5	0	2	0	1	2	1														
Johnny Ray, S OBP: 0.336, SLG: 0.376 (1.4)																6	2	3	1	1	0	2														
Bill Madlock, R OBP: 0.351, SLG: 0.422 (1.5)																5	0	1	1	2	1	2														
Jason Thompson, L OBP: 0.452, SLG: 0.713 (1.3)																5	0	2	1	2	1	2														
Mike Easler, L OBP: 0.374, SLG: 0.400 Brian Harper, R OBP: 0.143, SLG: 0.143 (11.7)																4	0	0	0	1	1	1														
Bill Robinson, R OBP: 0.330, SLG: 0.330 Dave Patrick, L OBP: 0.470, SLG: 0.470 Don Pate, R OBP: 0.326, SLG: 0.326 Ken Reardon, R OBP: 0.327, SLG: 0.327 John Candelaria, L OBP: 0.300, SLG: 0.300 Rod Scully, L OBP: 0.352, SLG: 0.352 Rick Upchurch, R OBP: 0.352, SLG: 0.352 Manny Sarmiento, R OBP: 0.352, SLG: 0.352 (14.5)																3	0	0	0	0	1	0														
Steve Nicosia, R OBP: 0.231, SLG: 0.308 Willie Montanez, L OBP: 0.317, SLG: 0.464 (8.2)																2	0	0	0	0	0	0														
Jim Smith, R OBP: 0.462, SLG: 0.583 Willie Stargell, L OBP: 0.162, SLG: 0.200 Dale Berra, R OBP: 0.325, SLG: 0.343 (8.6)																2	0	0	0	0	0	0														
Eddie Solomon, R OBP: 0.200, SLG: 0.200 Enrique Romo, R OBP: 1.000, SLG: 2.000 Lee Lacy, R OBP: 0.353, SLG: 0.214 (9.9)																3	2	1	0	1	0	0														
<b>Inning Stats</b>	R: 0 E: 0 K: 1 S: 5	H: 0 LOB: 0 BB: 0 P: 5	R: 0 E: 0 K: 1 S: 5	H: 0 LOB: 0 BB: 0 P: 5	R: 0 E: 0 K: 0 S: 3	H: 0 LOB: 0 BB: 0 P: 3	R: 0 E: 0 K: 1 S: 4	H: 0 LOB: 1 BB: 2 P: 12	R: 0 E: 0 K: 0 S: 3	H: 0 LOB: 0 BB: 0 P: 3	R: 0 E: 0 K: 1 S: 6	H: 1 LOB: 1 BB: 0 P: 6	R: 0 E: 0 K: 0 S: 2	H: 0 LOB: 0 BB: 1 P: 6	R: 0 E: 0 K: 1 S: 5	H: 0 LOB: 0 BB: 0 P: 5	R: 0 E: 0 K: 0 S: 5	H: 0 LOB: 0 BB: 0 P: 5	R: 0 E: 0 K: 1 S: 6	H: 1 LOB: 3 BB: 2 P: 14	R: 0 E: 0 K: 0 S: 4	H: 1 LOB: 1 BB: 0 P: 4	R: 0 E: 0 K: 1 S: 5	H: 0 LOB: 0 BB: 0 P: 5	R: 0 E: 0 K: 1 S: 5	H: 0 LOB: 0 BB: 0 P: 5	R: 0 E: 0 K: 1 S: 6	H: 1 LOB: 3 BB: 2 P: 14	R: 0 E: 0 K: 0 S: 3	H: 0 LOB: 0 BB: 0 P: 3	R: 2 E: 0 K: 0 S: 6	H: 3 LOB: 3 BB: 2 P: 14	1B: 8 2B: 1 3B: 0 HR: 0	SF: 0 SAC: 1 DP: 2 HBP: 0	WP: 1 PB: 0 SB: 1 CS: 0	PA: 61
<b>PITCHER</b>	IP 8.1	WLS 3	BF 30	H 3	R 2	ER 1	SO 5	BB 4	IBB 0	HBP 0	BLK 0	WP 0	HR 0	S 36	P 52	ERA 1.08	WHIP 0.840																			
Bruce Berenyi, R ERA: 2.54 Joe Price, L ERA: 1.93 Jim Kern, R ERA: 3.86 Tom Hume, R ERA: 2.57 Bob Shirley, L ERA: 9.0	(1.1)	(9.1)	(9.1)	(11.1)	(13.1)	(15.1)	(15.1)																													

Pittsburgh Pirates @ Cincinnati Reds  
Riverfront Stadium, Cincinnati, OH  
Sat May 08 1982, 7:05 PM EDT  
Att: 19,626 - Unknown

AB 51  
R 4  
H 9  
RBI 3  
BB 8  
SO 9  
LOB 22



Batter	1	2	3	4	5	6	7	8	9	10	11	12	13	14	15	AB	R	H	RBI	BB	SO	LOB	BOTTOM					
Eddie Milner, L OBP: 0.365, SLG: 0.364 (8.7)																6	1	2	0	1	2	0						
Ron Oester, S OBP: 0.344, SLG: 0.427 (1.4)																7	0	1	0	0	0	2						
Dave Concepcion, R OBP: 0.389, SLG: 0.470 (1.6)																5	0	1	0	1	0	2						
Cesar Cedeno, R OBP: 0.330, SLG: 0.394 (1.8)																6	0	1	1	0	0	4						
Larry Bittner, L OBP: 0.444, SLG: 0.500 Paul Houshander, S OBP: 0.317, SLG: 0.353 (8.9)																3	1	1	0	0	0	1						
Johnny Bench, R OBP: 0.289, SLG: 0.281 (1.5)																5	0	1	0	1	0	0						
Dan Driessen, L OBP: 0.354, SLG: 0.374 (1.3)																5	0	1	1	0	1	1						
Alex Trevino, R OBP: 0.409, SLG: 0.382 (1.2)																5	0	2	0	1	0	1						
Bruce Berenyi, R Joe Price, L Jim Kern, R Tom Hume, R Bob Shirley, L	(1.1)	(9.1)	(9.1)	(11.1)	(13.1)	(15.1)	(15.1)																					
<b>Inning Stats</b>	R: 1 E: 0 K: 0 S: 4	H: 2 LOB: 0 BB: 0 P: 4	R: 1 E: 0 K: 0 S: 4	H: 2 LOB: 0 BB: 0 P: 4	R: 0 E: 0 K: 0 S: 3	H: 0 LOB: 0 BB: 0 P: 3	R: 0 E: 1 K: 0 S: 3	H: 0 LOB: 0 BB: 0 P: 3	R: 0 E: 0 K: 0 S: 2	H: 0 LOB: 0 BB: 1 P: 6	R: 0 E: 0 K: 0 S: 3	H: 0 LOB: 0 BB: 0 P: 3	R: 0 E: 0 K: 0 S: 5	H: 1 LOB: 2 BB: 0 P: 5	R: 0 E: 0 K: 1 S: 7	H: 1 LOB: 2 BB: 1 P: 10	R: 0 E: 0 K: 0 S: 3	H: 0 LOB: 0 BB: 0 P: 3	R: 0 E: 0 K: 2 S: 6	H: 1 LOB: 2 BB: 1 P: 10	R: 0 E: 0 K: 0 S: 3	H: 0 LOB: 0 BB: 0 P: 3	R: 0 E: 0 K: 0 S: 7	H: 0 LOB: 0 BB: 0 P: 7	1B: 10 2B: 2 3B: 0 HR: 0	SF: 1 SAC: 0 DP: 2 HBP: 0	WP: 1 PB: 0 SB: 0 CS: 3	PA: 58
<b>PITCHER</b>	IP 6.1	WLS 3	BF 23	H 6	R 2	ER 2	SO 0	BB 0	IBB 0	HBP 0	BLK 0	WP 0	HR 0	S 23	P 23	ERA 2.84	WHIP 0.947											
Eddie Solomon, R Enrique Romo, R Kent Tekulve, R Rod Scully, L Manny Sarmiento, R	(1.1)	(7.1)	(9.1)	(12.1)	(14.1)	(14.1)																						

Pittsburgh Pirates @ Cincinnati Reds  
Riverfront Stadium, Cincinnati, OH  
Sat May 08 1982, 7:05 PM EDT  
Att: 19,626 - Unknown

AB 51  
R 2  
H 11  
RBI 2  
BB 4  
SO 5  
LOB 18





Batter	1	2	3	4	5	6	7	8	9	AB	R	H	RBI	BB	SO	LOB	TOP					
Omar Moreno, L OBP: 0.307, SLG: 0.308 (1, 8)	5-3		F7		K		F8		F8	5	0	0	0	0	1	1						
Johnny Ray, S OBP: 0.357, SLG: 0.406 (1, 4)	1B		2B		6-3			1B		5	2	4	1	0	0	0						
Dave Parker, L OBP: 0.350, SLG: 0.477 (1, 9)	1B		HR		6-3			F7	G3	5	1	2	1	0	0	2						
Jason Thompson, L OBP: 0.479, SLG: 0.732 Willie Montanez, L OBP: 0.296, SLG: 0.357 (8, PH) (8, 3)	G6-4-3		HR			K		FC3-6	1B	3	1	1	2	0	1	2						
Bill Madlock, R OBP: 0.360, SLG: 0.423 Jim Smith, R OBP: 0.500, SLG: 0.615 (7, 6)		5-3	FC6-4					1B	FC3-6	2	0	1	0	1	0	0						
Mike Easter, L OBP: 0.356, SLG: 0.380 (1, 7)		3-1	FC6-4			K		1B	FC3-6	4	0	0	0	0	1	4						
Tony Peña, R OBP: 0.314, SLG: 0.455 (1, 2)		6-3			P3		F3			4	0	1	1	0	0	1						
Dale Berra, R OBP: 0.309, SLG: 0.324 (7, 5)			1-3		P6			P6	K	4	0	0	0	0	1	2						
Don Robinson, R OBP: 0.267, SLG: 0.333 Kent Tekulve, R (7, 1)					P3			G3	G3	3	1	1	0	0	0	0						
Inning Stats	R: 0 E: 0 K: 0 S: 4	H: 2 LOB: 1 BB: 0 P: 4	R: 0 E: 0 K: 0 S: 3	H: 0 LOB: 0 BB: 0 P: 3	R: 4 E: 0 K: 0 S: 7	H: 4 LOB: 1 BB: 1 P: 11	R: 0 E: 0 K: 0 S: 3	H: 0 LOB: 0 BB: 0 P: 3	R: 0 E: 0 K: 2 S: 8	H: 1 LOB: 1 BB: 0 P: 8	R: 0 E: 0 K: 0 S: 3	H: 0 LOB: 0 BB: 0 P: 3	R: 2 E: 0 K: 1 S: 9	H: 4 LOB: 2 BB: 0 P: 9	R: 0 E: 0 K: 0 S: 4	H: 1 LOB: 1 BB: 0 P: 4	1B: 8 2B: 3 3B: 0 HR: 1	SF: 0 SAC: 0 DP: 1 HBP: 0	WP: 0 PB: 0 SB: 0 CS: 0	PA: 39		
PITCHER	IP	WLS	BF	H	R	ER	SO	BB	IBB	HBP	BLK	WP	HR	S	P	ERA	WHIP					
Tom Seaver, R ERA: 6.56 Charlie Leibrandt, L ERA: 2.3 Joe Price, L ERA: 1.69 Jim Kern, R ERA: 4.35 Tom Hume, R ERA: 2.45	(1, 1)	2.2	L	14	6	4	4	0	1	0	0	0	0	1	13	17	13.50	2.625				

Pittsburgh Pirates @ Cincinnati Reds  
Riverfront Stadium, Cincinnati, OH  
Sun May 09 1982, 3:33 AM EDT  
Att: 21,416 - Unknown

AB	38
R	6
H	12
RBI	6
BB	1
SO	4
LOB	12



Batter	1	2	3	4	5	6	7	8	9	AB	R	H	RBI	BB	SO	LOB	BOTTOM					
Eddie Milner, L OBP: 0.356, SLG: 0.354 Tom Hume, R (9, 1)	F8		5-3		F7	3-1		1B		5	0	1	0	0	0	2						
Ron Oester, S OBP: 0.346, SLG: 0.421 (1, 4)	F9		K		K2-3		FC5-4	FC4-6		4	0	1	0	1	2	0						
Dave Concepcion, R OBP: 0.381, SLG: 0.476 (1, 6)	F8		6-3			3B	K	FC4-6		5	0	1	0	0	1	3						
Cesar Cedeno, R OBP: 0.333, SLG: 0.394 (1, 8)		BB			L6		FC5-4		K	5	0	2	0	0	1	2						
Larry Bittner, L OBP: 0.440, SLG: 0.512 (1, 7)		F7					F6		3-1	5	0	2	0	0	0	1						
Dan Driessen, L OBP: 0.374, SLG: 0.408 (1, 3)		P4					6-3		2B	4	2	2	1	1	0	3						
Wayne Krenchicki, L OBP: 0.333, SLG: 0.393 (1, 5)					K			E7		4	1	3	1	1	1	3						
Mike O'Berry, R OBP: 0.359, SLG: 0.258 Alex Trevino, R OBP: 0.397, SLG: 0.350 (8, PH) (9, 2)					K			F9	L7	2	0	1	0	1	1	3						
Tom Seaver, R OBP: 0.425, SLG: 0.280 Charlie Leibrandt, L OBP: 0.429, SLG: 0.429 German Barranca, L OBP: 0.429, SLG: 0.429 Joe Price, R OBP: 0.429, SLG: 0.429 Clint Hurdle, L OBP: 0.292, SLG: 0.290 Jim Kern, R OBP: 0.292, SLG: 0.290 Paul Householder, S OBP: 0.311, SLG: 0.346 (8, PH) (9, 9)	(1, 1)	6.0	W	29	7	1	1	6	4	0	0	0	0	0	0	0	1.50	1.833				
Inning Stats	R: 0 E: 0 K: 0 S: 3	H: 0 LOB: 0 BB: 0 P: 3	R: 0 E: 0 K: 1 S: 6	H: 1 LOB: 3 BB: 2 P: 14	R: 0 E: 0 K: 1 S: 5	H: 0 LOB: 0 BB: 0 P: 5	R: 0 E: 0 K: 2 S: 9	H: 2 LOB: 3 BB: 1 P: 13	R: 0 E: 0 K: 1 S: 6	H: 1 LOB: 1 BB: 0 P: 6	R: 1 E: 0 K: 1 S: 8	H: 3 LOB: 2 BB: 0 P: 8	R: 0 E: 0 K: 1 S: 6	H: 1 LOB: 2 BB: 1 P: 10	R: 1 E: 1 K: 0 S: 6	H: 3 LOB: 2 BB: 0 P: 6	R: 1 E: 0 K: 1 S: 7	H: 2 LOB: 1 BB: 0 P: 7	1B: 9 2B: 2 3B: 1 HR: 1	SF: 0 SAC: 0 DP: 0 HBP: 0	WP: 0 PB: 0 SB: 0 CS: 0	PA: 44
PITCHER	IP	WLS	BF	H	R	ER	SO	BB	IBB	HBP	BLK	WP	HR	S	P	ERA	WHIP					
Don Robinson, R ERA: 3.52 Kent Tekulve, R ERA: 1.37	(1, 1)	3.0	S	15	6	2	1	2	0	0	0	0	0	19	19	3.00	2.000					

Pittsburgh Pirates @ Cincinnati Reds  
Riverfront Stadium, Cincinnati, OH  
Sun May 09 1982, 3:33 AM EDT  
Att: 21,416 - Unknown

AB	40
R	3
H	13
RBI	3
BB	4
SO	8
LOB	27





Batter	1	2	3	4	5	6	7	8	9	AB	R	H	RBI	BB	SO	LOB	TOP	
<b>Eddie Milner, L</b> OBP: 0.351, SLG: 0.349 (1, 8)										4	1	1	0	0	0	2	<b>Cincinnati Reds @ St. Louis Cardinals</b> Busch Stadium, St. Louis, MO Mon May 10 1982, 7:05 PM CDT Att: 15,421 - Unknown	
<b>Ron Oester, S</b> OBP: 0.351, SLG: 0.424 (1, 4)										4	0	2	0	0	0	2		
<b>Dave Concepcion, R</b> OBP: 0.369, SLG: 0.459 (1, 6)										4	0	0	0	0	1	2		
<b>Johnny Bench, R</b> OBP: 0.307, SLG: 0.326 (1, 5)										4	2	3	1	0	0	0		
<b>Mike Vail, R</b> OBP: 0.308, SLG: 0.405 <b>Clint Hurdle, L</b> OBP: 0.235, SLG: 0.194 (1, 7) (7, 7)										3	0	0	0	0	0	1		
<b>Dan Driessen, L</b> OBP: 0.370, SLG: 0.411 (1, 3)										4	0	1	1	0	0	1		
<b>Paul Householder, S</b> OBP: 0.369, SLG: 0.327 (1, 9)										3	0	0	0	1	1	1		
<b>Alex Trevino, R</b> OBP: 0.387, SLG: 0.339 (1, 2)										2	0	0	0	0	0	0		
<b>Frank Pastore, R</b> OBP: 0.222, SLG: 0.278 <b>Joe Price, R</b> (7, 1) <b>Tom Hume, R</b> (9, 1)										2	0	0	0	0	1	0		
<b>Inning Stats</b>	R: 2 E: 0 K: 0 S: 5	H: 3 LOB: 0 BB: 0 P: 5	R: 0 E: 0 K: 0 S: 3	H: 0 LOB: 0 BB: 0 P: 3	R: 0 E: 0 K: 1 S: 6	H: 1 LOB: 1 BB: 0 P: 6	R: 0 E: 0 K: 1 S: 5	H: 0 LOB: 0 BB: 0 P: 5	R: 0 E: 0 K: 0 S: 3	H: 0 LOB: 0 BB: 0 P: 3	R: 0 E: 0 K: 0 S: 4	H: 0 LOB: 2 BB: 1 P: 8	R: 1 E: 0 K: 1 S: 7	H: 2 LOB: 1 BB: 0 P: 7	1B: 4 2B: 2 3B: 0 HR: 1	SF: 0 SAC: 1 DP: 1 HBP: 0		WP: 1 PB: 0 SB: 0 CS: 1
<b>PITCHER</b>	IP WLS BF H R ER SO BB IBB HBP BLK WP HR S P ERA WHIP																	
<b>John Martin, L</b> ERA: 5.45 <b>Doug Bair, R</b> ERA: 1.56 <b>Dave LaPoint, L</b> ERA: 5.4	(1, 1) (8, 1) (8, 1)	7.0 0.1 1.2	L 3 7	24 0 2	5 0 2	2 0 1	2 0 1	2 0 0	0 1 0	0 0 0	0 0 0	0 0 1	1 2 9	28 6 9	28 0 9	2.57 0.00 5.40	0.714 3.000 1.200	

AB	32
R	3
H	7
RBI	2
BB	1
SO	3
LOB	12



Batter	1	2	3	4	5	6	7	8	9	AB	R	H	RBI	BB	SO	LOB	BOTTOM			
<b>Lonnie Smith, R</b> OBP: 0.390, SLG: 0.496 (1, 8)										5	0	0	0	0	1	3	<b>Cincinnati Reds @ St. Louis Cardinals</b> Busch Stadium, St. Louis, MO Mon May 10 1982, 7:05 PM CDT Att: 15,421 - Unknown			
<b>Ozzie Smith, S</b> OBP: 0.361, SLG: 0.440 (1, 6)										3	0	0	0	1	0	1				
<b>Keith Hernandez, L</b> OBP: 0.418, SLG: 0.381 (1, 3)										4	0	1	0	0	0	2				
<b>George Hendrick, R</b> OBP: 0.337, SLG: 0.541 (1, 9)										4	0	0	0	0	1	1				
<b>Dane Iorg, L</b> OBP: 0.375, SLG: 0.348 <b>Willie McGee, S</b> (8, 7)										3	1	1	0	0	0	0				
<b>Darrell Porter, L</b> OBP: 0.325, SLG: 0.443 (1, 2)										4	0	2	0	0	1	0				
<b>Ken Oberkfell, L</b> OBP: 0.365, SLG: 0.333 (1, 5)										3	0	1	0	1	0	1				
<b>Tom Herr, S</b> OBP: 0.336, SLG: 0.339 (1, 4)										2	0	0	1	2	0	0				
<b>John Martin, S</b> OBP: 0.167, SLG: 0.091 <b>Steve Brantly, L</b> OBP: 0.406, SLG: 0.333 <b>Tito Landrum, R</b> OBP: 0.269, SLG: 0.059 <b>Doug Bair, R</b> (8, 1) <b>Dave LaPoint, L</b> OBP: 0.351, SLG: 0.338 <b>Gene Tenace, R</b> OBP: 0.333, SLG: 0.400 (9, PR) (9, PR)	(1, 1) (7, PR) (7, PR) (8, 1) (8, 1) (9, PR) (9, PR)	1 6.2 2.0 0.1	W 29 7 S	29 1 1 1	1 1 0 0	1 0 0 0	3 3 0 0	0 0 0 0	0 0 0 0	0 0 0 0	0 0 0 0	0 0 0 0	0 0 0 0	0 0 0 0	0 0 0 0	0 0 0 0				
<b>Inning Stats</b>	R: 0 E: 0 K: 0 S: 4	H: 1 LOB: 1 BB: 0 P: 4	R: 0 E: 0 K: 0 S: 3	H: 1 LOB: 0 BB: 0 P: 3	R: 0 E: 0 K: 0 S: 3	H: 0 LOB: 1 BB: 1 P: 7	R: 1 E: 0 K: 0 S: 5	H: 2 LOB: 3 BB: 2 P: 13	R: 0 E: 0 K: 1 S: 5	H: 0 LOB: 0 BB: 0 P: 5	R: 0 E: 0 K: 0 S: 4	H: 1 LOB: 1 BB: 0 P: 4	R: 0 E: 0 K: 3 S: 9	H: 0 LOB: 0 BB: 0 P: 9	R: 0 E: 0 K: 0 S: 4	H: 1 LOB: 1 BB: 0 P: 4		1B: 7 2B: 0 3B: 0 HR: 0	SF: 0 SAC: 1 DP: 0 HBP: 0	WP: 0 PB: 0 SB: 0 CS: 1
<b>PITCHER</b>	IP WLS BF H R ER SO BB IBB HBP BLK WP HR S P ERA WHIP																			
<b>Frank Pastore, R</b> ERA: 2.9 <b>Joe Price, L</b> ERA: 1.5 <b>Tom Hume, R</b> ERA: 2.42	(1, 1) (7, 1) (9, 1)	6.2 2.0 0.1	W 29 S	29 1 0	1 0 0	1 0 0	3 3 0	0 0 0	0 0 0	0 0 0	0 0 0	0 0 1	27 13 1	43 13 1	1.35 0.00 0.00	1.500 0.500 0.000				

AB	32
R	1
H	7
RBI	1
BB	4
SO	4
LOB	11





Batter	1	2	3	4	5	6	7	8	9	AB	R	H	RBI	BB	SO	LOB	TOP						
Eddie Milner, L (1, 8) OBP: 0.343, SLG: 0.341	4-3		P3			G3-6-1 1B	4-3		F8	5	0	1	0	0	0	2	<b>Cincinnati Reds @ St. Louis Cardinals</b> Busch Stadium, St. Louis, MO Tue May 11 1982, 7:05 PM CDT Att: 16,743 - Unknown						
Ron Oester, S (1, 4) OBP: 0.346, SLG: 0.415	G3		1B		G3-6-1 1-2	K			4-1	5	0	1	0	0	1	3							
Dave Concepcion, R (1, 6) OBP: 0.373, SLG: 0.460	1B		1B			1-3			K	4	0	2	0	0	1	1							
Johnny Bench, R (1, 5) OBP: 0.314, SLG: 0.333	1-2 1B		F7			1B 1B			L7	4	1	2	0	0	0	2							
Larry Blittner, L (1, 7) OBP: 0.444, SLG: 0.511	P5		L3			WP 1-3 1B			FC3-6 1B	4	0	2	0	0	0	4							
Dan Driessen, L (1, 3)		P3		F3		WP 1-2 1B			FC3-6 1-2	4	0	1	1	0	0	1							
Paul Householder, S (1, 9) OBP: 0.304, SLG: 0.322		FC6-4 1B		F9		1-2 2-3	F2		P6	4	0	1	0	0	0	3							
Alex Trevino, R (1, 2) OBP: 0.367, SLG: 0.318		FC6-4 1-2		6-3		K			L4	4	0	0	0	0	1	3							
Mario Soto, R (1, 1) OBP: 0.211, SLG: 0.278					5-3				E6 4-3 1B	2	0	0	0	0	0	1							
Bob Shirley, R (5, 1) OBP: 0.500, SLG: 0.500										0	0	0	0	0	0	0							
Rafael Landestoy, S (7, PH) OBP: 0.231, SLG: 0.385										1	0	1	0	0	0	0							
Charlie Leibrandt, L (7, 1)										0	0	0	0	0	0	0							
German Barranca, L (9, PH) OBP: 0.267, SLG: 0.467										1	0	1	0	0	0	0							
<b>Inning Stats</b>	R: 0 E: 0 K: 0 S: 5	H: 2 LOB: 2 BB: 0 P: 5	R: 0 E: 0 K: 0 S: 4	H: 1 LOB: 1 BB: 0 P: 4	R: 0 E: 0 K: 0 S: 5	H: 2 LOB: 2 BB: 0 P: 5	R: 0 E: 0 K: 0 S: 3	H: 0 LOB: 0 BB: 0 P: 3	R: 0 E: 0 K: 1 S: 8	H: 3 LOB: 2 BB: 0 P: 8	R: 0 E: 1 K: 2 S: 8	H: 1 LOB: 1 BB: 0 P: 8	R: 0 E: 0 K: 0 S: 4	H: 1 LOB: 1 BB: 0 P: 4	R: 0 E: 0 K: 0 S: 4	H: 1 LOB: 1 BB: 0 P: 4	1B: 12 2B: 0 3B: 0 HR: 0	SF: 0 SAC: 0 DP: 1 HBP: 0	WP: 1 PB: 0 SB: 0 CS: 0	PA: 38			
<b>PITCHER</b>	IP WLS BF H R ER SO BB IBB HBP BLK WP HR S P ERA WHIP	6.0 W 26 9 1 1 1 0 0 0 0 1 0 28 28 1.50 1.500	3.0 S 12 3 0 0 2 0 0 0 0 0 0 16 16 0.00 1.000																				

AB	38
R	1
H	12
RBI	1
BB	0
SO	3
LOB	20



Batter	1	2	3	4	5	6	7	8	9	AB	R	H	RBI	BB	SO	LOB	BOTTOM					
Tom Herr, S (1, 4) OBP: 0.340, SLG: 0.344	F2		1B S 1B		BB 1B WP 1B		F9			4	1	2	0	0	0	0	<b>Cincinnati Reds @ St. Louis Cardinals</b> Busch Stadium, St. Louis, MO Tue May 11 1982, 7:05 PM CDT Att: 16,743 - Unknown					
Ken Oberkfell, L (1, 5) OBP: 0.373, SLG: 0.361	4-3 1B		K		1-2 E 1B		F9			4	2	2	0	0	1	1						
Keith Hernandez, L (1, 3) OBP: 0.421, SLG: 0.379	4-3		1B				F9		FC6-4 BB	3	0	1	0	1	0	3						
George Hendrick, R (1, 9) OBP: 0.354, SLG: 0.580	2-3 1B		2-3 1B		HR E2 1B BB		FC6-4			3	2	2	2	1	0	1						
Dane Iorg, L (1, 7) OBP: 0.373, SLG: 0.347	3-H 1B								P4	3	0	1	1	0	0	1						
Tito Landrum, R (5, PR) OBP: 0.056, SLG: 0.056	4-3			3-1		2-H 1B				1	0	0	0	0	0	0						
Darrell Porter, L (1, 2) OBP: 0.315, SLG: 0.427		4-3		F9		2-3 K			P5	4	0	0	0	0	1	1						
Willie McGee, S (1, 8)		6-3		BB S BB			5-3		5-3	3	0	0	0	1	0	0						
Ozzie Smith, S (1, 6) OBP: 0.352, SLG: 0.429			F9		1-2 K		6-3			3	0	0	0	0	1	1						
Steve Mura, R (1, 1) ERA: 3.35							F7			2	0	0	0	0	1	0						
Julio Gonzalez, R (6, PH) OBP: 0.244, SLG: 0.366										1	0	0	0	0	1	0						
Doug Bair, R (7, 1) ERA: 1.33										0	0	0	0	0	0	0						
<b>Inning Stats</b>	R: 1 E: 0 K: 0 S: 5	H: 2 LOB: 1 BB: 0 P: 5	R: 0 E: 0 K: 0 S: 3	H: 0 LOB: 0 BB: 0 P: 3	R: 0 E: 2 K: 2 S: 8	H: 2 LOB: 2 BB: 0 P: 8	R: 1 E: 0 K: 1 S: 6	H: 1 LOB: 1 BB: 1 P: 10	R: 3 E: 1 K: 1 S: 8	H: 3 LOB: 1 BB: 1 P: 12	R: 0 E: 0 K: 1 S: 5	H: 0 LOB: 0 BB: 0 P: 5	R: 0 E: 0 K: 0 S: 3	H: 0 LOB: 1 BB: 1 P: 7	R: 0 E: 0 K: 0 S: 3	H: 0 LOB: 0 BB: 0 P: 3	1B: 6 2B: 1 3B: 0 HR: 1	SF: 0 SAC: 0 DP: 0 HBP: 0	WP: 1 PB: 0 SB: 2 CS: 0	PA: 34		
<b>PITCHER</b>	IP WLS BF H R ER SO BB IBB HBP BLK WP HR S P ERA WHIP	4.2 L 23 4 0 0 2 0 0 0 0 0 0 8 8 0.00 0.000	2.0 7 0 0 0 0 1 0 0 0 0 0 0 6 10 0.00 0.500																			

AB	31
R	5
H	8
RBI	3
BB	3
SO	5
LOB	8





Batter	1	2	3	4	5	6	7	8	9	AB	R	H	RBI	BB	SO	LOB	TOP										
<b>Eddie Milner, L</b> OBP: 0.337, SLG: 0.326 (1, 9)	5-3		F9			K		E BB	F9	4	0	0	0	1	1	3	<b>Cincinnati Reds @ Pittsburgh Pirates</b> Three Rivers Stadium, Pittsburgh, PA Thu May 13 1982, 7:05 PM EDT Att: 7,354 - Unknown <a href="http://livebaseballscorecards.com">livebaseballscorecards.com</a>										
<b>Ron Oester, S</b> OBP: 0.333, SLG: 0.400 (1, 4)	K			K		5-3		E1 FC6-4 1-2	K	5	0	0	0	0	3	4											
<b>Dave Concepcion, R</b> OBP: 0.362, SLG: 0.444 (1, 6)	F9			F8		6-3		K		4	0	0	0	0	1	3											
<b>Cesar Cedeno, R</b> OBP: 0.330, SLG: 0.388 (1, 8)		K					6-3	FC6-4 1-2		4	0	1	0	0	1	2											
<b>Johnny Bench, R</b> OBP: 0.330, SLG: 0.370 (1, 5)				F8			4-3	F8 2B		4	1	3	0	0	0	1											
<b>Mike Vail, R</b> OBP: 0.298, SLG: 0.375 <b>Paul Householder, S</b> OBP: 0.394, SLG: 0.322 <b>Larry Bittner, L</b> OBP: 0.436, SLG: 0.500 <b>Clint Hurdle, L</b> OBP: 0.235, SLG: 0.194 (1, 7)	FC6-4 1B					1-4-3		F8 2-3		3	0	0	0	0	0	2											
<b>Dan Driessen, L</b> OBP: 0.370, SLG: 0.412 (1, 3)	K			F8		4-3		FC5-4 BB		3	1	1	1	1	1	1											
<b>Alex Trevino, R</b> OBP: 0.361, SLG: 0.304 (1, 2)			K			F9		FC5-4 1-2		3	0	0	0	1	1	2											
<b>Bruce Berenyi, R</b> OBP: 0.290, SLG: 0.375 <b>Geman Barranca, L</b> OBP: 0.290, SLG: 0.458 <b>Joe Price, R</b> (8, PH) <b>Rafael Landestoy, S</b> OBP: 0.286, SLG: 0.500 <b>Tom Hume, R</b> (9, 1)	5-3							F9		2	0	1	0	0	0	0											
<b>Inning Stats</b>	R: 0 E: 0 K: 1 S: 5	H: 0 LOB: 0 BB: 0 P: 5	R: 0 E: 0 K: 2 S: 8	H: 1 LOB: 1 BB: 0 P: 8	R: 0 E: 0 K: 1 S: 5	H: 0 LOB: 0 BB: 0 P: 5	R: 0 E: 0 K: 1 S: 6	H: 1 LOB: 1 BB: 0 P: 6	R: 0 E: 0 K: 0 S: 3	H: 0 LOB: 0 BB: 0 P: 3	R: 0 E: 0 K: 1 S: 6	H: 1 LOB: 1 BB: 0 P: 6	R: 0 E: 0 K: 0 S: 4	H: 1 LOB: 2 BB: 1 P: 8	R: 0 E: 1 K: 1 S: 6	H: 0 LOB: 2 BB: 1 P: 10		R: 2 E: 0 K: 1 S: 8	H: 3 LOB: 2 BB: 1 P: 12	1B: 2 2B: 4 3B: 1 HR: 0	SF: 0 SAC: 0 DP: 0 HBP: 0	WP: 0 PB: 0 SB: 0 CS: 0	PA: 38				
<b>PITCHER</b>	IP	WLS	BF	H	R	ER	SO	BB	IBB	HBP	BLK	WP	HR	S	P	ERA	WHIP										
<b>John Candelaria, L</b> ERA: 2.25 (1, 1)	6.0		21	3	0	0	6	0	0	0	0	0	0	33	33	0.00	0.500										
<b>Kent Tekulve, R</b> ERA: 1.59 (7, 1)	2.0		11	2	1	1	1	2	0	0	0	0	0	11	19	4.50	2.000										
<b>Rod Scurry, L</b> ERA: 3.04 (9, 1)	1.0	L	6	2	1	1	1	1	0	0	0	0	0	7	11	9.00	3.000										

Batter	1	2	3	4	5	6	7	8	9	AB	R	H	RBI	BB	SO	LOB	BOTTOM										
<b>Omar Moreno, L</b> OBP: 0.317, SLG: 0.318 (1, 8)	E S 1B		FC5-6 6-3 1-2			F9		F9		4	1	1	0	0	0	1	<b>Cincinnati Reds @ Pittsburgh Pirates</b> Three Rivers Stadium, Pittsburgh, PA Thu May 13 1982, 7:05 PM EDT Att: 7,354 - Unknown <a href="http://livebaseballscorecards.com">livebaseballscorecards.com</a>										
<b>Johnny Ray, S</b> OBP: 0.354, SLG: 0.388 (1, 4)			6-3			4-3				3	0	1	1	1	0	1											
<b>Bill Madlock, R</b> OBP: 0.365, SLG: 0.417 (1, 5)	1B							BB		3	0	1	0	1	1	1											
<b>Jason Thompson, L</b> OBP: 0.471, SLG: 0.710 (1, 3)	K2-3		K					F8		3	0	0	0	1	2	2											
<b>Mike Easter, L</b> OBP: 0.383, SLG: 0.404 (1, 7)						5-3		G6-4-3 1-2		3	0	0	0	1	0	2											
<b>Bill Robinson, R</b> OBP: 0.308, SLG: 0.577 (1, 9)						6-3		F9		4	0	2	0	0	0	0											
<b>Tony Peña, R</b> OBP: 0.304, SLG: 0.435 <b>Willie Stargell, L</b> OBP: 0.280, SLG: 0.167 (1, 2)										3	0	0	0	0	1	2											
<b>Dale Berra, R</b> OBP: 0.275, SLG: 0.284 (1, 6)										1	0	1	0	0	0	0											
<b>John Candelaria, L</b> OBP: 0.250, SLG: 0.250 <b>Kent Tekulve, R</b> (7, 1) <b>Rod Scurry, L</b> OBP: 0.500, SLG: 0.500 (9, 1)										2	0	1	0	0	1	0											
<b>Inning Stats</b>	R: 1 E: 0 K: 2 S: 8	H: 2 LOB: 0 BB: 0 P: 8	R: 0 E: 0 K: 1 S: 5	H: 1 LOB: 1 BB: 1 P: 9	R: 0 E: 0 K: 1 S: 6	H: 1 LOB: 2 BB: 1 P: 10	R: 0 E: 0 K: 0 S: 3	H: 0 LOB: 0 BB: 0 P: 3	R: 0 E: 0 K: 2 S: 7	H: 0 LOB: 0 BB: 0 P: 7	R: 0 E: 0 K: 0 S: 3	H: 1 LOB: 1 BB: 1 P: 7	R: 0 E: 0 K: 1 S: 5	H: 0 LOB: 0 BB: 0 P: 5	R: 0 E: 0 K: 1 S: 5	H: 0 LOB: 1 BB: 1 P: 9		R: 0 E: 0 K: 0 S: 4	H: 2 LOB: 2 BB: 0 P: 4	1B: 6 2B: 1 3B: 0 HR: 0	SF: 0 SAC: 0 DP: 2 HBP: 0	WP: 0 PB: 0 SB: 2 CS: 0	PA: 34				
<b>PITCHER</b>	IP	WLS	BF	H	R	ER	SO	BB	IBB	HBP	BLK	WP	HR	S	P	ERA	WHIP										
<b>Bruce Berenyi, R</b> ERA: 2.35 (1, 1)	7.0		26	5	1	1	7	3	0	0	0	0	0	37	49	1.143											
<b>Joe Price, L</b> ERA: 1.42 (8, 1)	1.0	W	4	0	0	0	1	1	0	0	0	0	0	5	9	0.00	1.000										
<b>Tom Hume, R</b> ERA: 2.31 (9, 1)	1.0	S	4	2	0	0	0	0	0	0	0	0	0	4	4	0.00	2.000										



Batter	1	2	3	4	5	6	7	8	9	AB	R	H	RBI	BB	SO	LOB	TOP
<b>Eddie Milner, L</b> OBP: 0.339, SLG: 0.333 (1, 9)										4	1	1	0	1	1	0	<b>Cincinnati Reds @ Pittsburgh Pirates</b> Three Rivers Stadium, Pittsburgh, PA Fri May 14 1982, 7:05 PM EDT Att: 15,271 - Unknown <a href="http://livebaseballscorecards.com">livebaseballscorecards.com</a>
<b>Ron Oester, S</b> OBP: 0.336, SLG: 0.396 (1, 4)										4	0	1	0	1	1	3	
<b>Dave Concepcion, R</b> OBP: 0.356, SLG: 0.434 (1, 6)										5	1	1	1	0	3	2	
<b>Cesar Cedeno, R</b> OBP: 0.333, SLG: 0.383 (1, 8)										4	1	1	0	1	0	1	
<b>Johnny Bench, R</b> OBP: 0.325, SLG: 0.356 (1, 5)										4	1	0	0	1	1	2	
<b>Larry Blittler, L</b> OBP: 0.441, SLG: 0.560 <b>Paul Householder, S</b> OBP: 0.304, SLG: 0.322 (1, 7)										4	2	2	3	0	0	0	
<b>Dan Driessen, L</b> OBP: 0.381, SLG: 0.440 (1, 3)										2	1	1	1	2	0	0	
<b>Alex Trevino, R</b> OBP: 0.368, SLG: 0.315 (1, 2)										4	0	2	2	0	0	1	
<b>Tom Seaver, R</b> OBP: 0.100, SLG: 0.200 <b>Bob Shirley, R</b> OBP: 0.500, SLG: 0.500 <b>Jim Kern, R</b> <b>Tom Hume, R</b> (1, 1)										2	0	0	0	0	1	1	
<b>Inning Stats</b>	R: 5 E: 1 K: 2 S: 10	H: 4 LOB: 1 BB: 3 P: 22	R: 0 E: 0 K: 1 S: 5	H: 0 LOB: 0 BB: 0 P: 5	R: 0 E: 0 K: 1 S: 5	H: 0 LOB: 0 BB: 2 P: 11	R: 0 E: 0 K: 0 S: 3	H: 1 LOB: 0 BB: 0 P: 4	R: 0 E: 0 K: 1 S: 5	H: 0 LOB: 1 BB: 1 P: 9	R: 1 E: 0 K: 0 S: 5	H: 2 LOB: 1 BB: 0 P: 5	R: 0 E: 0 K: 2 S: 9	H: 2 LOB: 2 BB: 0 P: 9	1B: 6 2B: 1 3B: 0 HR: 2	SF: 0 SAC: 1 DP: 0 HBP: 0	
<b>PITCHER</b>	IP WLS BF H R ER SO BB IBB HBP BLK WP HR S P ERA WHIP																
<b>Don Robinson, R</b> ERA: 4.62 <b>Manny Sarmiento, R</b> ERA: 1.99 <b>Enrique Romo, R</b> ERA: 4.5 <b>Kent Tekulve, R</b> ERA: 1.53 (1, 1)	0.2 5.1 2.0 1.0	8 19 9 5	4 1 2 0	5 1 1 0	5 1 1 0	1 3 2 0	3 2 1 0	0 0 0 0	0 0 0 0	0 0 0 0	0 1 1 0	7 23 10 9	19 31 14 9	67.50 1.69 4.50 0.00	10.500 0.562 1.500 2.000		

Batter	1	2	3	4	5	6	7	8	9	AB	R	H	RBI	BB	SO	LOB	BOTTOM
<b>Omar Moreno, L</b> OBP: 0.315, SLG: 0.311 (1, 8)										3	2	0	0	1	0	1	<b>Cincinnati Reds @ Pittsburgh Pirates</b> Three Rivers Stadium, Pittsburgh, PA Fri May 14 1982, 7:05 PM EDT Att: 15,271 - Unknown <a href="http://livebaseballscorecards.com">livebaseballscorecards.com</a>
<b>Lee Lacy, R</b> OBP: 0.385, SLG: 0.303 (1, 9)										5	1	3	3	0	0	1	
<b>Bill Madlock, R</b> OBP: 0.366, SLG: 0.425 (1, 5)										5	1	2	1	0	0	1	
<b>Jason Thompson, L</b> OBP: 0.476, SLG: 0.714 (1, 3)										5	1	3	1	0	2	3	
<b>Mike Easter, L</b> OBP: 0.382, SLG: 0.396 <b>Bill Robinson, R</b> OBP: 0.296, SLG: 0.556 (1, 7)										2	0	0	0	1	0	2	
<b>Johnny Ray, S</b> OBP: 0.351, SLG: 0.383 (1, 4)										4	1	1	0	0	0	5	
<b>Tony Peña, R</b> OBP: 0.293, SLG: 0.420 (1, 2)										4	0	0	0	0	0	2	
<b>Jim Smith, R</b> OBP: 0.471, SLG: 0.563 <b>Reggie Walton, R</b> <b>Kent Tekulve, R</b> (1, 6)										3	0	1	1	0	1	0	
<b>Don Robinson, R</b> OBP: 0.287, SLG: 0.333 <b>Manny Sarmiento, R</b> OBP: 0.333, SLG: 0.200 <b>Willie Montañez, L</b> OBP: 0.295, SLG: 0.294 <b>Enrique Romo, R</b> OBP: 0.295, SLG: 0.200 <b>Willie Stargel, L</b> OBP: 0.275, SLG: 0.294 (1, 1)										0	0	0	0	0	0	0	
<b>Inning Stats</b>	R: 0 E: 0 K: 1 S: 7	H: 2 LOB: 3 BB: 1 P: 11	R: 0 E: 0 K: 1 S: 5	H: 0 LOB: 0 BB: 0 P: 5	R: 1 E: 1 K: 0 S: 5	H: 1 LOB: 2 BB: 1 P: 9	R: 0 E: 0 K: 0 S: 4	H: 1 LOB: 1 BB: 0 P: 4	R: 1 E: 0 K: 0 S: 4	H: 2 LOB: 1 BB: 0 P: 4	R: 3 E: 1 K: 0 S: 7	H: 3 LOB: 1 BB: 0 P: 7	R: 3 E: 0 K: 1 S: 7	H: 2 LOB: 1 BB: 1 P: 11	1B: 9 2B: 3 3B: 0 HR: 0	SF: 0 SAC: 1 DP: 1 HBP: 0	
<b>PITCHER</b>	IP WLS BF H R ER SO BB IBB HBP BLK WP HR S P ERA WHIP																
<b>Tom Seaver, R</b> ERA: 6.07 <b>Bob Shirley, L</b> ERA: 7.98 <b>Jim Kern, R</b> ERA: 5.57 <b>Tom Hume, R</b> ERA: 2.22 (1, 1)	6.1 0.1 0.1 1.0	31 2 4 3	10 0 1 0	0 0 3 0	2 0 3 0	0 0 0 0	0 0 0 0	0 0 0 0	0 0 0 0	0 0 0 0	0 0 3 5	33 2 7 5	4 2 7 5	4.26 0.00 81.00 0.00	1.895 0.000 6.000 1.000		



Batter	1	2	3	4	5	6	7	8	9	AB	R	H	RBI	BB	SO	LOB	TOP				
<b>Eddie Milner, L</b> OBP: 0.333, SLG: 0.320 (1, 9)	0-0 1-3		0-0 FC6-4			0-0 G4-6-3		4-0 2B 4-3 BB	0-0 P4	4	1	0	0	1	0	4	<b>Cincinnati Reds @ Pittsburgh Pirates</b> Three Rivers Stadium, Pittsburgh, PA Sat May 15 1982, 3:33 AM EDT Att: 11,184 - Unknown				
<b>Ron Oester, S</b> OBP: 0.342, SLG: 0.397 (1, 4)	4-0			0-0 4-3		0-0		0-0	0-0	2	0	1	1	1	0	0					
<b>Joe Price, R</b> (7, 1)								4-3 WP		0	0	0	0	0	0	0					
<b>Mike Vail, R</b> OBP: 0.318, SLG: 0.500 (8, PH)								1-3 2-H	1-H	2	2	2	3	0	0	0					
<b>Dave Concepcion, R</b> OBP: 0.390, SLG: 0.427 <b>Rafael Landestoy, S</b> OBP: 0.235, SLG: 0.412 (1, 6)	0-3 K			0-3 K		0-0 FC4		0-0 4-3	0-3 K	2	0	0	0	0	2	1					
<b>Cesar Cedeno, R</b> OBP: 0.376, SLG: 0.376 <b>Paul Householder, S</b> OBP: 0.296, SLG: 0.311 <b>Jim Kern, R</b> (8, 1)		0-0 5-3			0-0 F9			0-3 K	0-3 K	2	0	0	0	0	0	0					
<b>Johnny Bench, R</b> OBP: 0.319, SLG: 0.349 <b>Wayne Krenchicki, L</b> OBP: 0.344, SLG: 0.400 (1, 5)		0-0 F8			0-0 6-3			0-0 E7		2	0	0	0	0	0	0					
<b>Larry Bittner, L</b> OBP: 0.429, SLG: 0.537 (1, 7)		0-0 F8			0-0 F7			0-0 F9		4	1	1	0	0	0	1					
<b>Dan Driessen, L</b> OBP: 0.378, SLG: 0.432 <b>Bob Shirley, R</b> OBP: 0.500, SLG: 0.500 <b>German Barranca, L</b> (7, PH) OBP: 0.278, SLG: 0.556 (7, 4)			0-0 F7		0-0 F9			0-3 K		2	0	0	0	0	0	0					
<b>Alex Trevino, R</b> OBP: 0.385, SLG: 0.329 (1, 2)						4-0 G4-6-3 1B BB		0-0 1-3	0-0 1B 3B 1B	3	2	2	1	1	0	0					
<b>Frank Pastore, R</b> OBP: 0.211, SLG: 0.263 <b>Joe Edelen, R</b> OBP: 0.500, SLG: 0.500 <b>Clint Hurdle, L</b> OBP: 0.270, SLG: 0.235 (1, 1)			0-3 K			0-0 G4-6-3 1B		0-0 BB 2B 1B	0-0 F8	1	0	0	0	0	1	1					
<b>Inning Stats</b>	R: 0 E: 0 K: 1 S: 4	H: 0 LOB: 0 BB: 1 P: 8	R: 0 E: 0 K: 0 S: 3	H: 0 LOB: 0 BB: 0 P: 3	R: 0 E: 0 K: 1 S: 6	H: 1 LOB: 1 BB: 0 P: 6	R: 0 E: 0 K: 1 S: 5	H: 0 LOB: 0 BB: 0 P: 5	R: 0 E: 0 K: 2 S: 8	H: 0 LOB: 1 BB: 0 P: 8	R: 0 E: 0 K: 2 S: 8	H: 0 LOB: 1 BB: 0 P: 8	R: 3 E: 0 K: 1 S: 7	H: 2 LOB: 0 BB: 1 P: 11	R: 5 E: 0 K: 1 S: 10	H: 5 LOB: 0 BB: 0 P: 10	1B: 7 2B: 1 3B: 1 HR: 1	SF: 0 SAC: 0 DP: 1 HBP: 0	WP: 1 PB: 0 SB: 0 CS: 1	PA: 39	
<b>PITCHER</b>	IP	WLS	BF	H	R	ER	SO	BB	IBB	HBP	BLK	WP	HR	S	P	ERA	WHIP			ERA	WHIP
<b>Rick Rhoden, R</b> ERA: 7.69 <b>Enrique Romo, R</b> ERA: 5.21	8.0	W	34	8	7	7	6	3	0	0	0	1	0	43	55	7.88	1.375			18.00	2.000

AB	36
R	9
H	10
RBI	8
BB	3
SO	7
LOB	11



Batter	1	2	3	4	5	6	7	8	9	AB	R	H	RBI	BB	SO	LOB	BOTTOM				
<b>Omar Moreno, L</b> OBP: 0.315, SLG: 0.319 <b>Bill Robinson, R</b> OBP: 0.276, SLG: 0.517 (1, 8)	0-0 F9				0-3 K				0-0 P5	3	1	1	1	0	0	0	<b>Cincinnati Reds @ Pittsburgh Pirates</b> Three Rivers Stadium, Pittsburgh, PA Sat May 15 1982, 3:33 AM EDT Att: 11,184 - Unknown				
<b>Lee Lacy, R</b> OBP: 0.386, SLG: 0.316 (1, 9)	0-3 K		0-0 E SF7	0-3 K	0-0 FC5-4 1B			0-0 G3		5	1	2	1	0	2	0					
<b>Bill Madlock, R</b> OBP: 0.363, SLG: 0.418 <b>Jim Smith, R</b> OBP: 0.500, SLG: 0.563 (1, 5)	0-0 F8		0-0 SF7	4-0 1B 1B BB	0-0 FC5-4 1B			4-0 BB		2	1	0	1	1	0	1					
<b>Jason Thompson, L</b> OBP: 0.481, SLG: 0.710 <b>Willie Montanez, L</b> OBP: 0.293, SLG: 0.316 (1, 3)		0-0 F7	4-0 1B HR BB	0-0 1B 1B 1B		0-0 4-3 1B		0-0 F5		2	2	1	0	1	0	0					
<b>Mike Easter, L</b> OBP: 0.383, SLG: 0.396 (1, 7)		0-0 3-1	0-0 HR 1B	0-0 1B SF7 1B		0-0 4-3 1B		0-0 P5		5	2	2	0	0	2	2					
<b>Johnny Ray, S</b> OBP: 0.363, SLG: 0.419 (1, 4)		0-0 S 1B	0-0 1B HR	0-0 1B 1B		0-0 5-3				4	1	3	5	0	0	1					
<b>Dale Berra, R</b> OBP: 0.274, SLG: 0.298 (1, 6)		0-0 P3	0-0 F3 1B 2B	0-0 SF7		0-0 F8				3	1	1	1	0	2	2					
<b>Steve Nicosia, R</b> OBP: 0.200, SLG: 0.143 (1, 2)			0-0 F3		0-3 K			0-0 F9		4	1	1	1	0	1	1					
<b>Rick Rhoden, R</b> OBP: 0.316, SLG: 0.833 <b>Enrique Romo, R</b> OBP: 1.000, SLG: 2.000 (1, 1)					0-3 K			0-0 F8		4	2	2	2	0	1	0					
<b>Inning Stats</b>	R: 0 E: 0 K: 1 S: 5	H: 0 LOB: 0 BB: 0 P: 5	R: 0 E: 0 K: 0 S: 4	H: 1 LOB: 1 BB: 0 P: 4	R: 0 E: 0 K: 0 S: 11	H: 8 LOB: 0 BB: 1 P: 15	R: 3 E: 0 K: 2 S: 10	H: 3 LOB: 1 BB: 1 P: 14	R: 0 E: 0 K: 0 S: 4	H: 1 LOB: 1 BB: 0 P: 4	R: 0 E: 0 K: 0 S: 3	H: 0 LOB: 0 BB: 0 P: 3	R: 0 E: 0 K: 0 S: 3	H: 0 LOB: 1 BB: 1 P: 7	1B: 9 2B: 3 3B: 0 HR: 2	SF: 2 SAC: 0 DP: 0 HBP: 0		WP: 0 PB: 0 SB: 3 CS: 0	PA: 41		
<b>PITCHER</b>	IP	WLS	BF	H	R	ER	SO	BB	IBB	HBP	BLK	WP	HR	S	P	ERA	WHIP			ERA	WHIP
<b>Frank Pastore, R</b> ERA: 3.78 <b>Joe Edelen, R</b> ERA: 8.5 <b>Bob Shirley, L</b> ERA: 7.47 <b>Joe Price, L</b> ERA: 1.35 <b>Jim Kern, R</b> ERA: 5.32	2.2	L	15	6	6	6	4	1	0	0	0	0	1	22	26	23.14	3.429			0.00	1.000

AB	36
R	12
H	14
RBI	12
BB	3
SO	5
LOB	8





Batter	1	2	3	4	5	6	7	8	9	AB	R	H	RBI	BB	SO	LOB	TOP										
<b>Eddie Milner, L</b> OBP: 0.331, SLG: 0.311 (1, 9)	0-0 4-3	0-0 FC4-6															3 0 0 0 1 0 2										
<b>Ron Oester, S</b> OBP: 0.340, SLG: 0.396 (1, 4)	0-0 6-3 1B		0-0 4-3														3 0 1 1 0 0 0										
<b>Dave Concepcion, R</b> OBP: 0.348, SLG: 0.422 (1, 6)	0-0 6-3 1-2		0-0 G4-6-3 1B														4 0 1 0 0 0 1										
<b>Cesar Cedeno, R</b> OBP: 0.325, SLG: 0.381 (1, 8)	0-0 F7		0-0 G4-6-3 1-2														4 0 1 0 0 1 2										
<b>Johnny Bench, R</b> OBP: 0.308, SLG: 0.336 <b>Wayne Krenchicki, L</b> OBP: 0.344, SLG: 0.400 (1, 5) (9, 5)		0-0 F9															4 0 0 0 0 0 1 0 0 0 0 0 0 0										
<b>Larry Blittner, L</b> OBP: 0.409, SLG: 0.509 <b>Paul Householder, S</b> OBP: 0.300, SLG: 0.339 (1, 7) (6, 9)		0-0 E1 2B 1B															3 1 0 0 0 0 1 1 0 1 0 0 0 0										
<b>Dan Driessen, L</b> OBP: 0.379, SLG: 0.438 (1, 3)		0-0 1-3 2B															3 1 1 0 1 1 0										
<b>Alex Trevino, R</b> OBP: 0.400, SLG: 0.350 (1, 2)		0-0 FC4-6 2H 3H 1B															4 1 3 2 0 0 2										
<b>Mario Soto, R</b> OBP: 0.190, SLG: 0.250 (1, 1)		0-0 K															2 0 0 0 0 1 2										
<b>Inning Stats</b>	R: 0 E: 0 K: 0 S: 4	H: 1 LOB: 1 BB: 0 P: 4	R: 2 E: 1 K: 1 S: 8	H: 2 LOB: 1 BB: 0 P: 8	R: 0 E: 0 K: 1 S: 3	H: 1 LOB: 0 BB: 0 P: 3	R: 0 E: 0 K: 1 S: 5	H: 0 LOB: 0 BB: 0 P: 5	R: 1 E: 0 K: 0 S: 3	H: 1 LOB: 0 BB: 1 P: 7	R: 0 E: 0 K: 0 S: 4	H: 1 LOB: 1 BB: 0 P: 4	R: 0 E: 0 K: 1 S: 5	H: 1 LOB: 0 BB: 0 P: 5	R: 0 E: 0 K: 0 S: 3	H: 1 LOB: 1 BB: 0 P: 7	1B: 5 2B: 3 HR: 0	SF: 1 SAC: 1 DP: 2 HBP: 0	WP: 1 PB: 0 SB: 0 CS: 1	PA: 36							
<b>PITCHER</b>	IP	WLS	BF	H	R	ER	SO	BB	IBB	HBP	BLK	WP	HR	S	P	ERA	WHIP										
<b>Eddie Solomon, R</b> ERA: 6.62 (1, 1)	5.0	L	20	5	3	2	2	1	0	0	0	1	0	23	27	3.60	1.200										
<b>Manny Sarmiento, R</b> ERA: 1.52 (6, 1)	3.0		11	2	0	0	1	0	0	0	0	0	0	13	13	0.00	0.667										
<b>Kent Tekulve, R</b> ERA: 1.48 (9, 1)	1.0		4	1	0	0	0	0	1	0	0	0	0	3	7	0.00	1.000										

Cincinnati Reds @ Pittsburgh Pirates  
Three Rivers Stadium, Pittsburgh, PA  
Sun May 16 1982, 3:33 AM EDT  
Att: 21,561 - Unknown

AB	31
R	3
H	8
RBI	3
BB	2
SO	3
LOB	11



Batter	1	2	3	4	5	6	7	8	9	AB	R	H	RBI	BB	SO	LOB	BOTTOM										
<b>Omar Moreno, L</b> OBP: 0.307, SLG: 0.310 (1, 8)	0-0 F3																4 0 0 0 0 2 1										
<b>Lee Lacy, R</b> OBP: 0.396, SLG: 0.333 (1, 9)	0-0 6-3																4 0 2 0 0 0 0										
<b>Bill Madlock, R</b> OBP: 0.360, SLG: 0.413 (1, 5)	0-0 F7																4 0 1 0 0 1 2										
<b>Jason Thompson, L</b> OBP: 0.466, SLG: 0.685 (1, 3)		0-0 K															4 0 0 0 0 1 3										
<b>Mike Easter, L</b> OBP: 0.378, SLG: 0.390 (1, 7)		0-0 F8															4 0 1 0 0 0 0										
<b>Johnny Ray, S</b> OBP: 0.360, SLG: 0.422 (1, 4)		0-0 G3															4 1 1 0 0 0 2										
<b>Dale Berra, R</b> OBP: 0.265, SLG: 0.287 (1, 6)			0-0 K														3 0 0 0 0 2 1										
<b>Steve Nicosia, R</b> OBP: 0.278, SLG: 0.235 (1, 2)			0-0 K														3 0 2 1 0 1 0										
<b>Eddie Solomon, R</b> OBP: 0.182, SLG: 0.182 <b>Willie Montanez, L</b> OBP: 0.250, SLG: 0.300 <b>Manny Sarmiento, R</b> OBP: 0.333, SLG: 0.200 <b>Willie Stargell, L</b> OBP: 0.227, SLG: 0.200 <b>Kent Tekulve, R</b> (1, 1) (5, PH) (6, 1) (8, PH) (9, 1)			0-0 K														1 0 0 0 0 1 0 1 0 0 0 0 0 1 0 0 0 0 0 0 0 1 0 0 0 0 1 1 0 0 0 0 0 1 1										
<b>Inning Stats</b>	R: 0 E: 0 K: 0 S: 3	H: 0 LOB: 0 BB: 0 P: 3	R: 0 E: 0 K: 1 S: 5	H: 0 LOB: 0 BB: 0 P: 5	R: 0 E: 0 K: 3 S: 9	H: 0 LOB: 0 BB: 0 P: 9	R: 0 E: 0 K: 1 S: 6	H: 1 LOB: 1 BB: 0 P: 6	R: 1 E: 0 K: 0 S: 5	H: 2 LOB: 1 BB: 0 P: 5	R: 0 E: 0 K: 1 S: 6	H: 1 LOB: 1 BB: 0 P: 6	R: 0 E: 0 K: 1 S: 5	H: 0 LOB: 0 BB: 0 P: 5	R: 0 E: 0 K: 2 S: 7	H: 1 LOB: 1 BB: 0 P: 7	R: 0 E: 0 K: 0 S: 5	H: 2 LOB: 2 BB: 0 P: 5	1B: 6 2B: 2 3B: 0 HR: 0	SF: 0 SAC: 0 DP: 1 HBP: 0	WP: 0 PB: 0 SB: 1 CS: 1	PA: 33					
<b>PITCHER</b>	IP	WLS	BF	H	R	ER	SO	BB	IBB	HBP	BLK	WP	HR	S	P	ERA	WHIP										
<b>Mario Soto, R</b> ERA: 3.02 (1, 1)	9.0	W	33	7	1	1	9	0	0	0	0	0	0	51	51	1.00	0.778										

Cincinnati Reds @ Pittsburgh Pirates  
Three Rivers Stadium, Pittsburgh, PA  
Sun May 16 1982, 3:33 AM EDT  
Att: 21,561 - Unknown

AB	33
R	1
H	7
RBI	1
BB	0
SO	9
LOB	11













Batter	1	2	3	4	5	6	7	8	9	AB	R	H	RBI	BB	SO	LOB	TOP			
Eddie Milner, L OBP: 0.336, SLG: 0.313 (1, 9)										3	0	0	0	1	1	1	<p>Cincinnati Reds @ New York Mets Shea Stadium, Flushing, NY Wed May 19 1982, 7:05 PM EDT Att: 16,790 - Unknown</p> <p>livebaseballscores.com</p> <p>AB 34 R 2 H 7 RBI 2 BB 1 SO 3 LOB 7</p>			
Ron Oester, S OBP: 0.335, SLG: 0.382 (1, 4)										4	0	0	0	0	2					
Dave Concepcion, R OBP: 0.335, SLG: 0.491 (1, 6)										4	0	0	0	0	0					
Cesar Cedeno, R OBP: 0.338, SLG: 0.395 (1, 8)										4	0	1	0	0	0					
Larry Blittner, L OBP: 0.394, SLG: 0.484 (1, 7)										4	0	1	0	0	1					
Dan Driessen, L OBP: 0.376, SLG: 0.470 (1, 3)										4	2	2	2	0	2					
Alex Trevino, R OBP: 0.383, SLG: 0.337 (1, 2)										4	0	1	0	0	0					
Wayne Krenchicki, L OBP: 0.324, SLG: 0.353 (1, 5)										4	0	0	0	0	1	1				
Tom Seaver, R OBP: 0.167, SLG: 0.250 (7, PH)										2	0	1	0	0	1	0				
German Barranca, L OBP: 0.300, SLG: 0.550 Jim Kern, R (7, 1)										1	0	1	0	0	0	0				
<b>Inning Stats</b>	R: 0 E: 0 K: 1 S: 5	H: 0 LOB: 0 BB: 0 P: 5	R: 1 E: 0 K: 0 S: 5	H: 2 LOB: 1 BB: 0 P: 5	R: 0 E: 0 K: 1 S: 5	H: 0 LOB: 0 BB: 0 P: 5	R: 0 E: 0 K: 0 S: 4	H: 1 LOB: 1 BB: 0 P: 4	R: 0 E: 0 K: 0 S: 4	H: 1 LOB: 2 BB: 1 P: 8	R: 0 E: 0 K: 0 S: 4	H: 1 LOB: 1 BB: 0 P: 4	R: 0 E: 0 K: 0 S: 3	H: 0 LOB: 0 BB: 0 P: 3	R: 1 E: 0 K: 1 S: 6	H: 1 LOB: 0 BB: 0 P: 6	1B: 4 2B: 1 3B: 0 HR: 2	SF: 0 SAC: 0 DP: 0 HBP: 0	WP: 0 PB: 0 SB: 0 CS: 0	PA: 35
<b>PITCHER</b> Pat Zachry, R ERA: 4.71 (1, 1)	IP: 9.0 WLS: W BF: 35 H: 7 R: 2 ER: 2 SO: 3 BB: 1 IBB: 0 HBP: 0 BLK: 0 WP: 0 HR: 2 S: 40 P: 44 ERA: 2.00 WHIP: 0.889															<b>PITCHER</b>				

Batter	1	2	3	4	5	6	7	8	9	AB	R	H	RBI	BB	SO	LOB	BOTTOM			
Wally Backman, S OBP: 0.395, SLG: 0.413 Tom Verzyer, R OBP: 0.407, SLG: 0.462 (8, 4)										4	1	1	0	0	2	1	<p>Cincinnati Reds @ New York Mets Shea Stadium, Flushing, NY Wed May 19 1982, 7:05 PM EDT Att: 16,790 - Unknown</p> <p>livebaseballscores.com</p> <p>AB 31 R 4 H 7 RBI 4 BB 2 SO 6 LOB 11</p>			
John Stearns, R OBP: 0.368, SLG: 0.460 (1, 2)										3	2	2	0	1	0	1				
George Foster, R OBP: 0.304, SLG: 0.346 Ellis Valentine, R OBP: 0.246, SLG: 0.250 (9, 7)										4	0	1	1	0	2	3				
Dave Kingman, R OBP: 0.303, SLG: 0.565 Mike Jorgensen, L OBP: 0.429, SLG: 0.273 (9, 3)										4	1	1	3	0	1	1				
Joel Youngblood, R OBP: 0.301, SLG: 0.404 (9, 9)										4	0	1	0	0	0	0				
Gary Rajsich, L OBP: 0.255, SLG: 0.302 Mookie Wilson, S OBP: 0.345, SLG: 0.427 (9, 8)										3	0	0	0	0	0	1				
Hubie Brooks, R OBP: 0.338, SLG: 0.321 (1, 5)										4	0	1	0	0	0	1				
Ron Gardenhire, R OBP: 0.297, SLG: 0.271 (1, 6)										2	0	0	0	1	0	2				
Pat Zachry, R (1, 1)										3	0	0	0	0	1	1				
<b>Inning Stats</b>	R: 3 E: 1 K: 1 S: 9	H: 4 LOB: 2 BB: 0 P: 10	R: 1 E: 0 K: 0 S: 4	H: 1 LOB: 1 BB: 1 P: 8	R: 0 E: 0 K: 0 S: 3	H: 0 LOB: 0 BB: 0 P: 3	R: 0 E: 0 K: 1 S: 5	H: 0 LOB: 1 BB: 1 P: 9	R: 0 E: 0 K: 2 S: 7	H: 0 LOB: 0 BB: 0 P: 7	R: 0 E: 0 K: 0 S: 3	H: 0 LOB: 0 BB: 0 P: 3	R: 0 E: 0 K: 2 S: 8	H: 1 LOB: 1 BB: 0 P: 8	R: 0 E: 0 K: 0 S: 4	H: 1 LOB: 1 BB: 0 P: 4		1B: 5 2B: 1 3B: 0 HR: 1	SF: 0 SAC: 0 DP: 0 HBP: 1	WP: 0 PB: 0 SB: 0 CS: 0
<b>PITCHER</b> Tom Seaver, R ERA: 6.06 Jim Kern, R ERA: 4.5 (7, 1)	IP: 6.0 WLS: L BF: 26 H: 5 R: 4 ER: 4 SO: 4 BB: 2 IBB: 0 HBP: 1 BLK: 0 WP: 0 HR: 1 S: 31 P: 40 ERA: 6.00 WHIP: 1.167															<b>PITCHER</b>				



Batter	1	2	3	4	5	6	7	8	9	AB R H RBI BB SO LOB	TOP													
Tim Raines, S (1,4) OBP: 0.383, SLG: 0.388	0-0 SH3-4 SF9 2B	4-0 BB		0-0 F7		0-0 K		0-0 5-3	4 1 1 0 1 1 2	<b>Montreal Expos @ Cincinnati Reds</b> Riverfront Stadium, Cincinnati, OH Fri May 21 1982, 7:05 PM EDT Att: 15,135 - Unknown														
Terry Francona, L (1,7) OBP: 0.341, SLG: 0.342	0-0 SH3-4 2-3	0-3 K		0-3 K		0-0 K		0-0 5-3	4 0 1 0 0 2 4															
Andre Dawson, R (1,8) OBP: 0.331, SLG: 0.431	0-0 SF9		0-0 1-3		0-0 6-3		0-3 K		3 0 0 1 0 1 1															
Al Oliver, L (1,3) OBP: 0.382, SLG: 0.489	0-0 2B		0-0 1B		0-3 K		0-0 1B		4 0 3 0 0 1 0															
Tim Wallach, R (1,5) OBP: 0.341, SLG: 0.410	0-0 F8		0-0 F7		0-0 5-3		0-0 F9		4 0 0 0 0 0 3															
Warren Cromartie, L (1,9) OBP: 0.311, SLG: 0.341		0-0 1B	0-0 1-3		0-3 K		0-0 F5		4 1 2 0 0 1 1															
Tim Blackwell, S (1,2) OBP: 0.320, SLG: 0.318		0-3 K	0-0 4-3		0-3 K		0-3 K		4 0 0 0 0 3 4															
Chris Speier, R (1,6) OBP: 0.256, SLG: 0.330		0-3 K		0-0 1B		0-3 K		0-0 6-3	4 0 1 0 0 2 1															
Charlie Lea, R (1,1) OBP: 0.357, SLG: 0.308		0-0 BB		0-3 K		0-0 4-3		0-0 5-3	4 0 2 1 0 1 1															
Woodie Fryman, R (9,1)		2H 1B							0 0 0 0 0 0 0															
<b>Inning Stats</b>	R: 1 E: 0 K: 0 S: 5	H: 2 LOB: 1 BB: 0 P: 5	R: 1 E: 0 K: 3 S: 11	H: 2 LOB: 2 BB: 1 P: 15	R: 0 E: 0 K: 0 S: 5	H: 2 LOB: 2 BB: 0 P: 5	R: 0 E: 0 K: 2 S: 8	H: 1 LOB: 1 BB: 0 P: 8	R: 0 E: 0 K: 1 S: 9	H: 0 LOB: 0 BB: 0 P: 5	R: 0 E: 0 K: 3 S: 9	H: 0 LOB: 0 BB: 0 P: 9	R: 0 E: 0 K: 3 S: 8	H: 1 LOB: 1 BB: 0 P: 8	R: 0 E: 0 K: 1 S: 6	H: 1 LOB: 1 BB: 0 P: 6	R: 0 E: 0 K: 0 S: 4	H: 1 LOB: 1 BB: 0 P: 4	R: 0 E: 0 K: 0 S: 4	H: 1 LOB: 1 BB: 0 P: 4	1B: 6 2B: 4 3B: 0 HR: 0	SF: 1 SAC: 1 DP: 0 HBP: 0	WP: 0 PB: 0 CS: 0	PA: 38
<b>PITCHER</b>	IP WLS BF H R ER SO BB IBB HBP BLK WP HR S P ERA WHIP											<b>PITCHER</b>	IP WLS BF H R ER SO BB IBB HBP BLK WP HR S P ERA WHIP											
Mario Soto, R (1,1) ERA: 2.97	7.0 L 30 8 2 2 11 1 0 0 0 0 0 0 0 51 55 2.57 1.286											Joe Price, L (8,1) ERA: 1.23	2.0 S 8 2 0 0 1 0 0 0 0 0 0 0 0 10 10 0.00 1.000											

AB	35
R	2
H	10
RBI	2
BB	1
SO	12
LOB	17



Batter	1	2	3	4	5	6	7	8	9	AB R H RBI BB SO LOB	BOTTOM												
Eddie Milner, L (1,8) OBP: 0.341, SLG: 0.307	4-0 FC1-6 BB		4-0 BB			0-0 4-3		0-0 B2-3		2 0 0 0 2 0 0	<b>Montreal Expos @ Cincinnati Reds</b> Riverfront Stadium, Cincinnati, OH Fri May 21 1982, 7:05 PM EDT Att: 15,135 - Unknown												
Ron Oester, S (1,4) OBP: 0.336, SLG: 0.377	0-3 K		4-0 BB			4-0 1B		0-0 P2		2 0 0 0 2 1 1													
Dave Concepcion, R (1,6) OBP: 0.327, SLG: 0.390	0-0 FC1-6 1-2		0-3 K			0-0 E4		0-3 K		4 0 0 0 0 2 4													
Dan Driessen, L (1,3) OBP: 0.379, SLG: 0.471	0-0 F8			0-0 G3		0-0 1-2		0-0 FC6-4		4 0 2 0 0 0 1													
Larry Bittner, L (1,7) OBP: 0.378, SLG: 0.462		0-3 K		0-0 F9		0-3 K		0-0 F2		3 0 0 0 0 2 3													
Cesar Cedeno, R (9,PH) OBP: 0.336, SLG: 0.392				0-0 G3		0-3 K		0-0 FC6-4		1 0 0 0 0 0 1													
Paul Householder, S (1,9) OBP: 0.314, SLG: 0.360		0-0 4-3		0-0 G3		0-3 K		0-0 FC6-4		4 0 0 0 0 1 4													
Wayne Krenchicki, L (1,5) OBP: 0.300, SLG: 0.324		0-0 F8			0-0 F9		0-0 F8		3 0 0 0 0 0 0														
Johnny Bench, R (9,PH) OBP: 0.310, SLG: 0.356								0-0 1-3		1 0 0 0 0 0 1													
Alex Trevino, R (1,2) OBP: 0.373, SLG: 0.326			0-0 6-3		0-0 F9		0-0 F9		3 0 0 0 0 0 0														
Mario Soto, R (1,1) OBP: 0.174, SLG: 0.227			0-0 1-3		0-0 5-3		0-0 F5		2 0 0 0 0 0 0														
German Barranca, L (7,PH) OBP: 0.286, SLG: 0.524									1 0 0 0 0 0 0														
Joe Price, R (8,1) ERA: 1.23									0 0 0 0 0 0 0														
<b>Inning Stats</b>	R: 0 E: 0 K: 1 S: 5	H: 0 LOB: 1 BB: 1 P: 9	R: 0 E: 0 K: 1 S: 5	H: 0 LOB: 0 BB: 0 P: 5	R: 0 E: 0 K: 1 S: 5	H: 0 LOB: 2 BB: 2 P: 13	R: 0 E: 0 K: 0 S: 3	H: 0 LOB: 0 BB: 0 P: 3	R: 0 E: 1 K: 2 S: 9	H: 1 LOB: 3 BB: 1 P: 13	R: 0 E: 0 K: 0 S: 3	H: 0 LOB: 0 BB: 0 P: 3	R: 0 E: 0 K: 1 S: 5	H: 0 LOB: 0 BB: 0 P: 5	R: 0 E: 0 K: 0 S: 4	H: 1 LOB: 1 BB: 0 P: 4	R: 0 E: 0 K: 0 S: 4	H: 1 LOB: 1 BB: 0 P: 4	1B: 2 2B: 0 3B: 0 HR: 0	SF: 0 SAC: 0 DP: 0 HBP: 0	WP: 0 PB: 0 CS: 0	PA: 34	
<b>PITCHER</b>	IP WLS BF H R ER SO BB IBB HBP BLK WP HR S P ERA WHIP											<b>PITCHER</b>	IP WLS BF H R ER SO BB IBB HBP BLK WP HR S P ERA WHIP										
Charlie Lea, R (1,1) ERA: 3.09	8.0 W 31 2 0 0 6 4 0 0 0 0 0 0 0 39 55 0.00 0.750											Woodie Fryman, L (9,1) ERA: 1.6	1.0 S 3 0 0 0 0 0 0 0 0 0 0 0 0 3 3 0.00 0.000										

AB	30
R	0
H	2
RBI	0
BB	4
SO	6
LOB	15





Batter	1	2	3	4	5	6	7	8	9	AB	R	H	RBI	BB	SO	LOB	TOP					
Tim Raines, S OBP: 0.377, SLG: 0.382 (1,4)	F8			4-3	F7			SH3-4 1B	6-3	5	1	1	0	0	0	1						
Terry Francona, L OBP: 0.341, SLG: 0.341 (1,7)	F8			1B SF9		L3		SH3-4		3	1	1	0	0	0	0						
Andre Dawson, R OBP: 0.335, SLG: 0.432 (1,8)	K					5-3		1B		4	1	2	1	0	1	0						
Al Oliver, L OBP: 0.372, SLG: 0.478 (1,3)		4-3		SF9		G3		K		3	0	0	1	0	1	1						
Gary Carter, R OBP: 0.372, SLG: 0.536 (1,2)	4-3			K				1B		3	0	0	0	1	1	1						
Warren Cromartie, L OBP: 0.322, SLG: 0.371 (1,9)	F7							1B		3	1	2	2	0	0	0						
Tim Wallach, R OBP: 0.331, SLG: 0.397 (1,5)					HR			1B		4	0	0	0	0	0	3						
Chris Speier, R OBP: 0.256, SLG: 0.327 (1,6)										4	0	1	0	0	0	3						
Scott Sanderson, R OBP: 0.188, SLG: 0.133 Jeff Reardon, R OBP: 0.500, SLG: 1.000 Woodie Fryman, R OBP: 0.313, SLG: 0.313 (8,1)										0	0	0	0	0	0	0						
Brad Mills, L OBP: 0.313, SLG: 0.313 (8,5)										1	0	0	0	0	0	0						
<b>Inning Stats</b>	R: 0 E: 0 K: 1 S: 5	H: 0 LOB: 0 BB: 0 P: 5	R: 0 E: 0 K: 0 S: 3	H: 0 LOB: 0 BB: 0 P: 3	R: 0 E: 1 K: 1 S: 5	H: 0 LOB: 0 BB: 0 P: 5	R: 1 E: 0 K: 1 S: 7	H: 2 LOB: 1 BB: 0 P: 7	R: 1 E: 0 K: 1 S: 7	H: 2 LOB: 1 BB: 0 P: 7	R: 0 E: 0 K: 0 S: 3	H: 0 LOB: 0 BB: 0 P: 3	R: 0 E: 1 K: 0 S: 4	H: 0 LOB: 2 BB: 0 P: 5	R: 2 E: 0 K: 1 S: 8	H: 3 LOB: 2 BB: 1 P: 12	R: 0 E: 0 K: 0 S: 3	H: 0 LOB: 0 BB: 0 P: 3	1B: 6 2B: 0 3B: 0 HR: 1	SF: 1 SAC: 1 DP: 1 HBP: 1	WP: 0 PB: 0 CS: 0	PA: 37
<b>PITCHER</b>	IP	WLS	BF	H	R	ER	SO	BB	IBB	HBP	BLK	WP	HR	S	P	ERA	WHIP					
Frank Pastore, R ERA: 3.92 (1,1)	7.1	L	30	6	4	4	4	0	0	1	0	0	1	37	38	4.91	0.818					
Bob Shirley, L ERA: 5.88 (8,1)	0.1		3	1	0	0	1	0	1	0	0	0	0	4	8	0.00	3.000					
Jim Kern, R ERA: 4.44 (8,1)	0.1		1	0	0	0	0	0	0	0	0	0	0	1	1	0.00	0.000					
Tom Hume, R ERA: 1.98 (9,1)	1.0		3	0	0	0	0	0	0	0	0	0	0	3	3	0.00	0.000					

**Montreal Expos @ Cincinnati Reds**  
Riverfront Stadium, Cincinnati, OH  
Sat May 22 1982, 7:05 PM EDT  
Att: 27,293 - Unknown

AB 33  
R 4  
H 7  
RBI 4  
BB 1  
SO 5  
LOB 12



Batter	1	2	3	4	5	6	7	8	9	AB	R	H	RBI	BB	SO	LOB	BOTTOM				
Eddie Milner, L OBP: 0.343, SLG: 0.311 (1,7)	1-3									5	1	2	0	0	0	0					
Ron Oester, S OBP: 0.331, SLG: 0.368 (1,4)	6-3									4	0	0	0	0	1	1					
Dave Concepcion, R OBP: 0.331, SLG: 0.389 (1,6)	4-3									3	1	1	0	1	0	0					
Cesar Cedeno, R OBP: 0.333, SLG: 0.395 (1,8)		P5								4	0	1	2	0	0	1					
Dan Driessen, L OBP: 0.388, SLG: 0.471 (1,3)	3-1									2	0	1	0	2	0	0					
Johnny Bench, R OBP: 0.323, SLG: 0.372 (1,5)										3	0	2	0	1	0	2					
Paul Householder, S OBP: 0.190, SLG: 0.346 Mike Vail, R OBP: 0.308, SLG: 0.460 Tom Hume, R (8,PH)										3	0	0	0	0	2	3					
Alex Trevino, R OBP: 0.360, SLG: 0.313 (1,2)										4	0	0	0	0	2	2					
Frank Pastore, R OBP: 0.190, SLG: 0.238 Bob Shirley, R OBP: 0.500, SLG: 0.500 Jim Kern, R (8,1)										2	0	0	0	0	2	0					
German Barranca, L OBP: 0.273, SLG: 0.500 Rafael Landestoy, S OBP: 0.222, SLG: 0.389 (9,7)										1	0	0	0	0	0	0					
<b>Inning Stats</b>	R: 0 E: 0 K: 0 S: 3	H: 0 LOB: 0 BB: 0 P: 3	R: 0 E: 0 K: 1 S: 6	H: 1 LOB: 0 BB: 0 P: 6	R: 0 E: 0 K: 1 S: 5	H: 1 LOB: 0 BB: 0 P: 5	R: 0 E: 0 K: 0 S: 4	H: 1 LOB: 2 BB: 1 P: 8	R: 0 E: 0 K: 1 S: 5	H: 0 LOB: 0 BB: 0 P: 5	R: 0 E: 0 K: 2 S: 9	H: 2 LOB: 2 BB: 0 P: 9	R: 2 E: 0 K: 0 S: 5	H: 2 LOB: 3 BB: 3 P: 17	R: 0 E: 0 K: 1 S: 5	H: 0 LOB: 0 BB: 0 P: 5	1B: 5 2B: 2 3B: 0 HR: 0	SF: 0 SAC: 0 DP: 0 HBP: 0	WP: 0 PB: 0 CS: 1	PA: 38	
<b>PITCHER</b>	IP	WLS	BF	H	R	ER	SO	BB	IBB	HBP	BLK	WP	HR	S	P	ERA	WHIP				
Scott Sanderson, R ERA: 2.34 (1,1)	7.2	W	30	6	2	2	6	2	0	0	0	0	0	40	48	2.35	1.043				
Jeff Reardon, R ERA: 1.19 (8,1)	0.0		3	1	0	0	0	2	0	0	0	0	0	1	9	∞	∞				
Woodie Fryman, L ERA: 1.65 (8,1)	1.1	S	4	0	0	0	1	0	0	0	0	0	0	6	6	0.00	0.000				

**Montreal Expos @ Cincinnati Reds**  
Riverfront Stadium, Cincinnati, OH  
Sat May 22 1982, 7:05 PM EDT  
Att: 27,293 - Unknown

AB 33  
R 2  
H 7  
RBI 2  
BB 4  
SO 7  
LOB 12





Batter	1	2	3	4	5	6	7	8	9	AB	R	H	RBI	BB	SO	LOB	TOP		
Tim Raines, S OBP: 0.384, SLG: 0.399 (1, 4)	0-0 6-3			0-3 K	0-0 2B		4-0 BB		0-0 2B	4	0	2	3	1	1	0	<b>Montreal Expos @ Cincinnati Reds</b> Riverfront Stadium, Cincinnati, OH Sun May 23 1982, 3:33 AM EDT Att: 18,518 - Unknown		
Terry Francona, L OBP: 0.306, SLG: 0.304 (1, 7) (8, 3)	0-0 3-1			0-0 5-3	0-0 6-3		0-0 1-3		0-0 4-3	5	0	0	0	0	0	6			
Andre Dawson, R OBP: 0.333, SLG: 0.428 (1, 8)	0-0 F3			0-0 6-3		0-3 K		0-0 G4-6-3 1B		4	0	1	0	0	1	0			
Al Oliver, L OBP: 0.369, SLG: 0.479 Dan Norman, R OBP: 0.429, SLG: 0.526 (1, 3) (8, 7)		0-0 5-3			0-0 1B 2B		0-0 F7		0-0 G4-6-3 1-2	4	1	1	0	0	0	1			
Gary Carter, R OBP: 0.368, SLG: 0.526 (1, 2)		0-3 K			0-0 L6		0-0 F7		0-0 FC4-6 1B	4	0	1	0	0	1	1			
Warren Cromartie, L OBP: 0.327, SLG: 0.375 (1, 9)		0-3 K			0-0 2B FC6-2 1B		0-0 BB SH5-3 1B		0-0 FC4-6 1-2	4	0	2	0	0	1	1			
Tim Wallach, R OBP: 0.331, SLG: 0.403 (1, 5)			0-0 5-3		0-0 FC6-2 2B		0-0 SH5-3 1-2		0-0 E5 SH3 2B	3	2	1	1	0	0	0			
Chris Speier, R OBP: 0.248, SLG: 0.316 (1, 6)			0-0 4-3		0-0 FC6-2 BB 2B		0-0 F8		0-3 K	4	1	0	0	0	1	4			
Steve Rogers, R OBP: 0.333, SLG: 0.190 Jeff Reardon, R OBP: 0.500, SLG: 1.000 (1, 1) (8, 1)			0-0 4-3		0-0 2B BB		4-0 BB		0-0 SH3 1-2	1	0	0	0	2	0	0			
<b>Inning Stats</b>	R: 0 E: 0 K: 0 S: 3	H: 0 LOB: 0 BB: 0 P: 3	R: 0 E: 0 K: 2 S: 7	H: 0 LOB: 0 BB: 0 P: 7	R: 0 E: 0 K: 0 S: 3	H: 0 LOB: 0 BB: 0 P: 3	R: 0 E: 0 K: 1 S: 5	H: 0 LOB: 0 BB: 0 P: 5	R: 0 E: 0 K: 0 S: 4	H: 1 LOB: 3 BB: 2 P: 12	R: 0 E: 0 K: 0 S: 4	H: 2 LOB: 1 BB: 0 P: 4	R: 1 E: 1 K: 1 S: 7	H: 1 LOB: 1 BB: 0 P: 7	1B: 4 2B: 4 3B: 0 HR: 0	SF: 0 SAC: 2 DP: 1 HBP: 0		WP: 0 PB: 0 SB: 0 CS: 0	PA: 38
<b>PITCHER</b>	IP WLS BF H R ER SO BB IBB HBP BLK WP HR S P ERA WHIP	IP WLS BF H R ER SO BB IBB HBP BLK WP HR S P ERA WHIP	IP WLS BF H R ER SO BB IBB HBP BLK WP HR S P ERA WHIP	IP WLS BF H R ER SO BB IBB HBP BLK WP HR S P ERA WHIP	IP WLS BF H R ER SO BB IBB HBP BLK WP HR S P ERA WHIP	IP WLS BF H R ER SO BB IBB HBP BLK WP HR S P ERA WHIP	IP WLS BF H R ER SO BB IBB HBP BLK WP HR S P ERA WHIP	IP WLS BF H R ER SO BB IBB HBP BLK WP HR S P ERA WHIP	IP WLS BF H R ER SO BB IBB HBP BLK WP HR S P ERA WHIP	IP WLS BF H R ER SO BB IBB HBP BLK WP HR S P ERA WHIP	IP WLS BF H R ER SO BB IBB HBP BLK WP HR S P ERA WHIP	IP WLS BF H R ER SO BB IBB HBP BLK WP HR S P ERA WHIP	IP WLS BF H R ER SO BB IBB HBP BLK WP HR S P ERA WHIP	IP WLS BF H R ER SO BB IBB HBP BLK WP HR S P ERA WHIP	IP WLS BF H R ER SO BB IBB HBP BLK WP HR S P ERA WHIP	IP WLS BF H R ER SO BB IBB HBP BLK WP HR S P ERA WHIP	IP WLS BF H R ER SO BB IBB HBP BLK WP HR S P ERA WHIP	IP WLS BF H R ER SO BB IBB HBP BLK WP HR S P ERA WHIP	IP WLS BF H R ER SO BB IBB HBP BLK WP HR S P ERA WHIP

AB	33
R	4
H	8
RBI	4
BB	3
SO	5
LOB	13



Batter	1	2	3	4	5	6	7	8	9	AB	R	H	RBI	BB	SO	LOB	BOTTOM					
Eddie Milner, L OBP: 0.341, SLG: 0.317 (1, 7)	0-0 4-3 1B 2B	0-0 FC4-6 1-2 2-3		0-0 F7			0-0 4-3			4	1	1	1	0	0	3	<b>Montreal Expos @ Cincinnati Reds</b> Riverfront Stadium, Cincinnati, OH Sun May 23 1982, 3:33 AM EDT Att: 18,518 - Unknown					
Ron Oester, S OBP: 0.324, SLG: 0.359 (1, 4)	0-0 4-3 2-3	0-0 P6		0-0 P2			0-0 F7 3-H			4	0	0	0	0	0	4						
Dave Concepcion, R OBP: 0.341, SLG: 0.399 (1, 6)	0-0 E 3-H 1B		0-0 F8 1B		0-0 G6-4-3 1B		0-0 6-3			4	0	3	1	0	0	0						
Cesar Cedeno, R OBP: 0.338, SLG: 0.398 (1, 8)	0-0 4-3 1-3		0-0 S 1B		0-0 G6-4-3 1-2		0-0 CS 1B			4	0	2	0	0	0	2						
Dan Driessen, L OBP: 0.385, SLG: 0.461 (1, 3)	4-0 FC5-4 BB		0-0 F8 2-3		0-0 F9		0-0 F2			3	0	0	0	1	0	3						
Johnny Bench, R OBP: 0.314, SLG: 0.360 (1, 5)	0-0 FC5-4 1-2		0-3 K 1-2		0-0 E3 G4-6-3		0-0 P5 1-2			4	0	0	0	0	1	5						
Paul Householder, S OBP: 0.290, SLG: 0.329 (1, 9)		0-0 P4	0-0 F7			0-3 K			0-0 F2	4	0	0	0	0	1	3						
Alex Trevino, R OBP: 0.364, SLG: 0.320 (1, 2)		0-0 FC4-6 1B 1B		0-0 SH5-4 1B		0-0 G4-6-3 1-2			0-0 4-3	4	0	2	0	0	0	1						
Bruce Berenyi, R OBP: 0.278, SLG: 0.389 Joe Price, R (1, 1) (7, 1)		0-0 FC4-6 1B		0-0 SH5-4					0-0 F7	1	0	1	0	0	0	0						
German Barranca, L OBP: 0.304, SLG: 0.609 Tom Hume, R (7, PH) (8, 1)		0-0 FC4-6 1-2 1B		0-0 1-2		0-0 4-3 3B			0-0 F7	1	1	1	0	0	0	0						
Larry Bittner, L OBP: 0.373, SLG: 0.455 (8, PH)										1	0	0	0	0	0	0						
<b>Inning Stats</b>	R: 1 E: 1 K: 0 S: 5	H: 2 LOB: 2 BB: 1 P: 9	R: 0 E: 0 K: 0 S: 5	H: 2 LOB: 2 BB: 0 P: 5	R: 0 E: 0 K: 1 S: 7	H: 2 LOB: 2 BB: 0 P: 7	R: 0 E: 0 K: 0 S: 4	H: 1 LOB: 1 BB: 0 P: 4	R: 0 E: 0 K: 0 S: 3	H: 1 LOB: 0 BB: 0 P: 3	R: 0 E: 0 K: 1 S: 5	H: 0 LOB: 0 BB: 0 P: 5	R: 1 E: 0 K: 0 S: 4	H: 1 LOB: 0 BB: 0 P: 4	R: 0 E: 0 K: 0 S: 3	H: 1 LOB: 0 BB: 0 P: 3	R: 0 E: 0 K: 0 S: 3	H: 0 LOB: 0 BB: 0 P: 3	1B: 8 2B: 1 3B: 1 HR: 0	SF: 0 SAC: 1 DP: 2 HBP: 0	WP: 0 PB: 0 SB: 1 CS: 1	PA: 36
<b>PITCHER</b>	IP WLS BF H R ER SO BB IBB HBP BLK WP HR S P ERA WHIP	IP WLS BF H R ER SO BB IBB HBP BLK WP HR S P ERA WHIP	IP WLS BF H R ER SO BB IBB HBP BLK WP HR S P ERA WHIP	IP WLS BF H R ER SO BB IBB HBP BLK WP HR S P ERA WHIP	IP WLS BF H R ER SO BB IBB HBP BLK WP HR S P ERA WHIP	IP WLS BF H R ER SO BB IBB HBP BLK WP HR S P ERA WHIP	IP WLS BF H R ER SO BB IBB HBP BLK WP HR S P ERA WHIP	IP WLS BF H R ER SO BB IBB HBP BLK WP HR S P ERA WHIP	IP WLS BF H R ER SO BB IBB HBP BLK WP HR S P ERA WHIP	IP WLS BF H R ER SO BB IBB HBP BLK WP HR S P ERA WHIP	IP WLS BF H R ER SO BB IBB HBP BLK WP HR S P ERA WHIP	IP WLS BF H R ER SO BB IBB HBP BLK WP HR S P ERA WHIP	IP WLS BF H R ER SO BB IBB HBP BLK WP HR S P ERA WHIP	IP WLS BF H R ER SO BB IBB HBP BLK WP HR S P ERA WHIP	IP WLS BF H R ER SO BB IBB HBP BLK WP HR S P ERA WHIP	IP WLS BF H R ER SO BB IBB HBP BLK WP HR S P ERA WHIP	IP WLS BF H R ER SO BB IBB HBP BLK WP HR S P ERA WHIP	IP WLS BF H R ER SO BB IBB HBP BLK WP HR S P ERA WHIP	IP WLS BF H R ER SO BB IBB HBP BLK WP HR S P ERA WHIP			





Batter	1	2	3	4	5	6	7	8	9	AB	R	H	RBI	BB	SO	LOB	TOP											
<b>Bob Dernier, R</b> OBP: 0.397, SLG: 0.410 (1, 9)										5	0	3	1	1	1	3	<b>Philadelphia Phillies @ Cincinnati Reds</b> Riverfront Stadium, Cincinnati, OH Mon May 24 1982, 7:05 PM EDT Att: 17,110 - Unknown											
<b>Pete Rose, S</b> OBP: 0.320, SLG: 0.341 <b>Del Unser, L</b> (8, 3)										4	1	1	1	1	0	4												
<b>Mike Schmidt, R</b> OBP: 0.426, SLG: 0.483 (1, 5)										4	2	2	1	1	1	3												
<b>Gary Matthews, R</b> OBP: 0.343, SLG: 0.419 <b>Greg Gross, L</b> OBP: 0.375, SLG: 0.286 (7, 7)										3	0	1	0	1	0	2												
<b>Bo Diaz, R</b> OBP: 0.350, SLG: 0.543 <b>Warren Brusstar, R</b> (9, 1)										5	2	2	3	0	0	5												
<b>Gary Maddox, R</b> OBP: 0.309, SLG: 0.395 (1, 8)										5	2	3	0	0	1	1												
<b>Manny Trillo, R</b> OBP: 0.304, SLG: 0.325 <b>Luis Aguayo, R</b> OBP: 0.385, SLG: 0.636 (5, 4)										3	0	0	1	0	0	2												
<b>Ivan De Jesus, R</b> OBP: 0.291, SLG: 0.253 (1, 6)										5	1	2	1	0	0	3												
<b>Steve Carlton, L</b> OBP: 0.222, SLG: 0.333 <b>Ozzie Virgil, R</b> OBP: 0.333, SLG: 0.444 (9, PH)										3	1	2	1	0	1	1												
<b>Inning Stats</b>	R: 0 E: 0 K: 1 S: 6	H: 1 LOB: 1 BB: 0 P: 6	R: 3 E: 0 K: 0 S: 6	H: 4 LOB: 1 BB: 0 P: 6	R: 2 E: 0 K: 0 S: 5	H: 2 LOB: 1 BB: 1 P: 9	R: 0 E: 0 K: 2 S: 8	H: 1 LOB: 0 BB: 0 P: 8	R: 2 E: 0 K: 1 S: 6	H: 1 LOB: 0 BB: 1 P: 10	R: 1 E: 0 K: 0 S: 6	H: 3 LOB: 3 BB: 1 P: 10	R: 1 E: 0 K: 0 S: 5	H: 2 LOB: 2 BB: 1 P: 9	R: 0 E: 0 K: 0 S: 3	H: 1 LOB: 0 BB: 0 P: 3		R: 0 E: 0 K: 0 S: 4	H: 1 LOB: 2 BB: 1 P: 8	1B: 11 2B: 4 3B: 0 HR: 1	SF: 0 SAC: 1 DP: 1 HBP: 0	WP: 1 PB: 0 SB: 2 CS: 0	PA: 46					
<b>PITCHER</b>	IP	WLS	BF	H	R	ER	SO	BB	IBB	HBP	BLK	WP	HR	S	P	ERA	WHIP											
<b>Tom Seaver, R</b> ERA: 6.88 <b>Charlie Leibrandt, L</b> ERA: 2.6 <b>Bob Shirley, L</b> ERA: 6.5	(1, 1)	5.0	L	25	9	7	7	4	2	0	0	0	1	1	31	39	12.60	2.200										
(6, 1)	3.0		16	6	2	2	0	2	0	0	0	0	0	0	14	22	6.00	2.667										
(9, 1)	1.0		5	1	0	0	0	1	0	0	0	0	0	0	4	8	0.00	2.000										

Batter	1	2	3	4	5	6	7	8	9	AB	R	H	RBI	BB	SO	LOB	BOTTOM											
<b>Eddie Milner, L</b> OBP: 0.338, SLG: 0.323 (1, 7)										4	0	1	0	0	1	0	<b>Philadelphia Phillies @ Cincinnati Reds</b> Riverfront Stadium, Cincinnati, OH Mon May 24 1982, 7:05 PM EDT Att: 17,110 - Unknown											
<b>Alex Trevino, R</b> OBP: 0.352, SLG: 0.308 (1, 2)										4	0	0	0	0	0	1												
<b>Cesar Cedeno, R</b> OBP: 0.336, SLG: 0.390 (1, 8)										3	1	0	0	1	0	0												
<b>Dan Driessen, L</b> OBP: 0.399, SLG: 0.479 (1, 3)										3	0	3	0	1	0	0												
<b>Dave Concepcion, R</b> OBP: 0.333, SLG: 0.389 (1, 6)											4	0	0	0	0	5												
<b>Johnny Bench, R</b> OBP: 0.314, SLG: 0.354 (1, 5)										2	0	0	0	1	0	1												
<b>Paul Householder, S</b> OBP: 0.292, SLG: 0.329 (1, 9)										3	0	1	1	0	0	1												
<b>Ron Oester, S</b> OBP: 0.319, SLG: 0.353 (1, 4)										3	0	0	0	0	1	2												
<b>Tom Seaver, R</b> OBP: 0.154, SLG: 0.231 <b>Rafael Landestoy, S</b> OBP: 0.231, SLG: 0.268 <b>Charlie Leibrandt, R</b> OBP: 0.375, SLG: 0.286 <b>German Barranca, L</b> OBP: 0.292, SLG: 0.583 <b>Bob Shirley, R</b> OBP: 0.500, SLG: 0.500 (9, 1)										1	0	0	0	0	1	0												
<b>Inning Stats</b>	R: 0 E: 0 K: 1 S: 5	H: 0 LOB: 0 BB: 0 P: 5	R: 0 E: 0 K: 0 S: 4	H: 1 LOB: 1 BB: 0 P: 4	R: 0 E: 0 K: 1 S: 6	H: 1 LOB: 1 BB: 0 P: 6	R: 1 E: 0 K: 0 S: 4	H: 2 LOB: 2 BB: 2 P: 12	R: 0 E: 0 K: 0 S: 3	H: 0 LOB: 0 BB: 0 P: 3	R: 0 E: 0 K: 0 S: 2	H: 0 LOB: 0 BB: 1 P: 6	R: 0 E: 0 K: 1 S: 5	H: 0 LOB: 0 BB: 0 P: 5	R: 0 E: 0 K: 0 S: 3	H: 0 LOB: 0 BB: 0 P: 3		R: 0 E: 0 K: 0 S: 3	H: 1 LOB: 0 BB: 0 P: 3	1B: 3 2B: 2 3B: 0 HR: 0	SF: 0 SAC: 0 DP: 3 HBP: 0	WP: 0 PB: 0 SB: 0 CS: 0	PA: 32					
<b>PITCHER</b>	IP	WLS	BF	H	R	ER	SO	BB	IBB	HBP	BLK	WP	HR	S	P	ERA	WHIP											
<b>Steve Carlton, L</b> ERA: 4.05 <b>Warren Brusstar, R</b> ERA: 3.69	(1, 1)	8.0	W	29	4	1	1	3	3	0	0	0	0	0	32	44	1.12	0.875										
(9, 1)	1.0		3	1	0	0	0	0	0	0	0	0	0	3	3	0.00	1.000											





Batter	1	2	3	4	5	6	7	8	9	AB	R	H	RBI	BB	SO	LOB	TOP											
<b>Bob Dernier, R</b> OBP: 0.393, SLG: 0.400 (1, 9)										3	0	0	0	1	1	1	<b>Philadelphia Phillies @ Cincinnati Reds</b> Riverfront Stadium, Cincinnati, OH Tue May 25 1982, 7:05 PM EDT Att: 16,688 - Unknown <a href="http://livebaseballscorecards.com">livebaseballscorecards.com</a>											
<b>Pete Ross, S</b> OBP: 0.319, SLG: 0.339 (1, 3)										4	0	1	0	0	1	1												
<b>Mike Schmidt, R</b> OBP: 0.420, SLG: 0.467 (1, 5)										3	0	0	0	1	1	2												
<b>Gary Matthews, R</b> OBP: 0.335, SLG: 0.409 (1, 7)										4	0	0	0	0	0	2												
<b>Bo Diaz, R</b> OBP: 0.354, SLG: 0.538 (1, 2)										3	1	1	0	1	0	1												
<b>Gary Maddox, R</b> OBP: 0.329, SLG: 0.463 (1, 8)										4	2	3	2	0	0	1												
<b>Manny Trillo, R</b> OBP: 0.295, SLG: 0.315 (1, 4)										4	0	0	0	0	0	2												
<b>Ivan De Jesus, R</b> OBP: 0.292, SLG: 0.255 (1, 6)										3	0	1	1	0	0	0												
<b>Larry Christenson, R</b> OBP: 0.091, SLG: 0.136 <b>Ed Farmer, R</b> <b>Sparky Lyle, L</b>										2	0	0	0	0	1	0												
<b>Inning Stats</b>	R: 0 E: 0 K: 1 S: 5	H: 0 LOB: 1 BB: 1 P: 9	R: 0 E: 0 K: 0 S: 3	H: 1 LOB: 0 BB: 0 P: 3	R: 0 E: 0 K: 0 S: 3	H: 0 LOB: 0 BB: 0 P: 3	R: 0 E: 0 K: 0 S: 3	H: 0 LOB: 1 BB: 1 P: 7	R: 1 E: 0 K: 1 S: 7	H: 2 LOB: 1 BB: 0 P: 7	R: 0 E: 0 K: 1 S: 5	H: 0 LOB: 0 BB: 0 P: 5	R: 2 E: 0 K: 1 S: 6	H: 1 LOB: 0 BB: 1 P: 10	R: 0 E: 0 K: 0 S: 3	H: 1 LOB: 1 BB: 0 P: 4		1B: 4 2B: 1 3B: 0 HR: 1	SF: 0 SAC: 1 DP: 1 HBP: 0	WP: 0 PB: 0 SB: 1 CS: 1	PA: 34							
<b>PITCHER</b>	IP	WLS	BF	H	R	ER	SO	BB	IBB	HBP	BLK	WP	HR	S	P	ERA	WHIP											
<b>Greg Harris, R</b> ERA: 3.38	(1, 1)	8.0	W	30	5	3	3	4	3	0	0	0	0	1	35	47	3.38	1.000										
<b>Tom Hume, R</b> ERA: 1.75	(9, 1)	1.0	S	4	1	0	0	0	0	0	0	0	0	0	4	4	0.00	1.000										

Batter	1	2	3	4	5	6	7	8	9	AB	R	H	RBI	BB	SO	LOB	BOTTOM											
<b>Eddie Milner, L</b> OBP: 0.336, SLG: 0.328 (1, 9)										4	1	1	1	0	1	1	<b>Philadelphia Phillies @ Cincinnati Reds</b> Riverfront Stadium, Cincinnati, OH Tue May 25 1982, 7:05 PM EDT Att: 16,688 - Unknown <a href="http://livebaseballscorecards.com">livebaseballscorecards.com</a>											
<b>Alex Trevino, R</b> OBP: 0.357, SLG: 0.303 (1, 2)										2	1	0	0	2	1	0												
<b>Dave Concepcion, R</b> OBP: 0.331, SLG: 0.385 (1, 6)										4	0	1	2	0	0	1												
<b>Dan Driessen, L</b> OBP: 0.395, SLG: 0.473 (1, 3)										4	0	1	1	0	0	0												
<b>Cesar Cedeno, R</b> OBP: 0.340, SLG: 0.388 (1, 8)										3	0	1	0	1	0	1												
<b>Duane Walker, L</b> <b>Paul Householder, S</b>										2	0	0	0	0	1	2												
<b>Ron Oester, S</b> OBP: 0.314, SLG: 0.347 (1, 4)										3	0	0	0	0	0	1												
<b>Wayne Krenchicki, L</b> OBP: 0.326, SLG: 0.375 (1, 5)										3	1	2	0	0	1	2												
<b>Greg Harris, S</b> <b>Larry Blittner, L</b> <b>Tom Hume, R</b>										2	0	0	0	0	2	1												
<b>Inning Stats</b>	R: 0 E: 0 K: 0 S: 3	H: 0 LOB: 0 BB: 0 P: 3	R: 0 E: 0 K: 1 S: 4	H: 0 LOB: 0 BB: 1 P: 8	R: 0 E: 0 K: 2 S: 8	H: 1 LOB: 1 BB: 0 P: 8	R: 0 E: 0 K: 1 S: 5	H: 0 LOB: 0 BB: 0 P: 5	R: 0 E: 0 K: 1 S: 6	H: 1 LOB: 2 BB: 0 P: 6	R: 0 E: 0 K: 1 S: 5	H: 0 LOB: 1 BB: 1 P: 9	R: 0 E: 0 K: 0 S: 3	H: 0 LOB: 0 BB: 0 P: 3	R: 4 E: 0 K: 0 S: 7	H: 5 LOB: 1 BB: 1 P: 11		1B: 5 2B: 2 3B: 0 HR: 0	SF: 0 SAC: 1 DP: 0 HBP: 0	WP: 0 PB: 0 SB: 1 CS: 1	PA: 32							
<b>PITCHER</b>	IP	WLS	BF	H	R	ER	SO	BB	IBB	HBP	BLK	WP	HR	S	P	ERA	WHIP											
<b>Larry Christenson, R</b> ERA: 3.45	(1, 1)	7.1	28	5	3	3	6	2	0	0	0	0	0	0	38	46	3.68	0.955										
<b>Ed Farmer, R</b> ERA: 6.2	(8, 1)	0.0	L	2	1	0	0	0	1	0	0	0	0	1	5	-	-											
<b>Sparky Lyle, L</b> ERA: 2.70	(8, 1)	0.2	2	1	1	1	0	0	0	0	0	0	0	2	2	13.50	1.500											



Batter	1	2	3	4	5	6	7	8	9	AB	R	H	RBI	BB	SO	LOB	TOP					
Bob Dernier, R (1,9) OBP: 0.382, SLG: 0.387										4	0	0	0	0	0	0						
Pete Ross, S (1,3) OBP: 0.323, SLG: 0.343										4	0	2	0	0	0	0						
Mike Schmidt, R (1,5) OBP: 0.407, SLG: 0.448										4	0	0	0	0	3	2						
Gary Matthews, R (1,7) OBP: 0.330, SLG: 0.401										3	0	0	0	0	2	1						
Bo Diaz, R (1,2) OBP: 0.353, SLG: 0.534										3	0	1	0	0	0	0						
Gary Maddox, R (1,8) OBP: 0.318, SLG: 0.446										3	0	0	0	0	2	1						
Manny Trillo, R (1,4) OBP: 0.296, SLG: 0.316										3	0	1	0	0	1	0						
Ivan De Jesus, R (1,6) OBP: 0.288, SLG: 0.252										2	0	0	0	0	0	2						
Greg Gross, L (8,PH) OBP: 0.364, SLG: 0.276										1	0	0	0	0	0	0						
Luis Aguayo, R (8,6) OBP: 0.385, SLG: 0.636										0	0	0	0	0	0	0						
Mike Krukow, R (1,1) OBP: 0.190, SLG: 0.190										2	0	0	0	0	1	0						
George Vukovich, L (8,PH) OBP: 0.295, SLG: 0.338										1	0	0	0	0	1	0						
Sparky Lyle, L (8,1) OBP: 0.318, SLG: 0.446										0	0	0	0	0	0	0						
Warren Brusstar, R (8,1) OBP: 0.318, SLG: 0.446										0	0	0	0	0	0	0						
<b>Inning Stats</b>	R: 0 E: 0 K: 1 S: 5	H: 0 LOB: 0 BB: 0 P: 5	R: 0 E: 0 K: 2 S: 7	H: 0 LOB: 0 BB: 0 P: 7	R: 0 E: 0 K: 0 S: 3	H: 0 LOB: 0 BB: 0 P: 3	R: 0 E: 1 K: 2 S: 8	H: 1 LOB: 1 BB: 0 P: 8	R: 0 E: 0 K: 1 S: 6	H: 2 LOB: 1 BB: 0 P: 6	R: 0 E: 0 K: 2 S: 8	H: 1 LOB: 1 BB: 0 P: 8	R: 0 E: 0 K: 0 S: 3	H: 0 LOB: 0 BB: 0 P: 3	R: 0 E: 0 K: 2 S: 7	H: 0 LOB: 0 BB: 0 P: 7	R: 0 E: 0 K: 0 S: 3	H: 0 LOB: 0 BB: 0 P: 3	1B: 4 2B: 0 3B: 0 HR: 0	SF: 0 SAC: 0 DP: 1 HBP: 0	WP: 0 PB: 0 SB: 0 CS: 0	PA: 30
<b>PITCHER</b> Mario Soto, R (1,1) ERA: 2.63	IP: 9.0 WLS: W BF: 30 H: 4 R: 0 ER: 0 SO: 10 BB: 0 IBB: 0 HBP: 0 BLK: 0 WP: 0 HR: 0 S: 50 P: 50 ERA: 0.00 WHIP: 0.444															<b>PITCHER</b>	IP: 9.0 WLS: W BF: 30 H: 4 R: 0 ER: 0 SO: 10 BB: 0 IBB: 0 HBP: 0 BLK: 0 WP: 0 HR: 0 S: 50 P: 50 ERA: 0.00 WHIP: 0.444					

Philadelphia Phillies @ Cincinnati Reds  
Riverfront Stadium, Cincinnati, OH  
Wed May 26 1982, 7:05 PM EDT  
Att: 14,091 - Unknown

AB	30
R	0
H	4
RBI	0
BB	0
SO	10
LOB	6



Batter	1	2	3	4	5	6	7	8	9	AB	R	H	RBI	BB	SO	LOB	BOTTOM			
Eddie Milner, L (1,9) OBP: 0.333, SLG: 0.326										4	0	1	0	0	0	1				
German Barranca, L (1,4) OBP: 0.296, SLG: 0.556										3	1	1	0	0	0	1				
Ron Oester, S (8,4) OBP: 0.312, SLG: 0.345										1	0	0	0	0	0	0				
Dave Concepcion, R (1,6) OBP: 0.335, SLG: 0.388										4	1	2	0	0	1	1				
Dan Driessen, L (1,3) OBP: 0.398, SLG: 0.470										3	0	1	0	1	1	1				
Cesar Cedeno, R (1,8) OBP: 0.350, SLG: 0.394										3	0	2	1	1	0	1				
Larry Blittner, L (1,7) OBP: 0.387, SLG: 0.443										3	0	0	0	0	0	4				
Paul Householder, S (8,9) OBP: 0.280, SLG: 0.322										1	0	0	0	0	0	1				
Johnny Bench, R (1,5) OBP: 0.308, SLG: 0.346										3	0	0	0	0	0	1				
Alex Trevino, R (1,2) OBP: 0.364, SLG: 0.313										3	0	2	0	0	1	0				
Mario Soto, R (1,1) OBP: 0.160, SLG: 0.208										2	0	0	0	0	0	2				
<b>Inning Stats</b>	R: 0 E: 0 K: 0 S: 4	H: 1 LOB: 1 BB: 0 P: 4	R: 0 E: 0 K: 0 S: 4	H: 1 LOB: 2 BB: 1 P: 8	R: 1 E: 0 K: 0 S: 5	H: 2 LOB: 2 BB: 1 P: 9	R: 0 E: 0 K: 1 S: 5	H: 0 LOB: 0 BB: 0 P: 5	R: 0 E: 0 K: 1 S: 5	H: 1 LOB: 1 BB: 0 P: 5	R: 0 E: 0 K: 0 S: 4	H: 1 LOB: 1 BB: 0 P: 4	R: 1 E: 0 K: 0 S: 5	H: 2 LOB: 1 BB: 0 P: 5	R: 0 E: 0 K: 0 S: 5	H: 0 LOB: 0 BB: 0 P: 5	1B: 9 2B: 0 3B: 0 HR: 0	SF: 0 SAC: 1 DP: 0 HBP: 0	WP: 1 PB: 1 SB: 1 CS: 2	PA: 33
<b>PITCHER</b> Mike Krukow, R (1,1) ERA: 2.62	IP: 7.0 WLS: L BF: 28 H: 7 R: 1 ER: 1 SO: 3 BB: 2 IBB: 0 HBP: 0 BLK: 0 WP: 1 HR: 0 S: 32 P: 40 ERA: 1.29 WHIP: 1.286															<b>PITCHER</b>	IP: 7.0 WLS: L BF: 28 H: 7 R: 1 ER: 1 SO: 3 BB: 2 IBB: 0 HBP: 0 BLK: 0 WP: 1 HR: 0 S: 32 P: 40 ERA: 1.29 WHIP: 1.286			
Sparky Lyle, L (8,1) ERA: 2.7	0.1 WLS: L BF: 3 H: 2 R: 1 ER: 0 SO: 0 BB: 0 IBB: 0 HBP: 0 BLK: 0 WP: 0 HR: 0 S: 3 P: 3 ERA: 0.00 WHIP: 6.000															<b>PITCHER</b>	0.1 WLS: L BF: 3 H: 2 R: 1 ER: 0 SO: 0 BB: 0 IBB: 0 HBP: 0 BLK: 0 WP: 0 HR: 0 S: 3 P: 3 ERA: 0.00 WHIP: 6.000			
Warren Brusstar, R (8,1) ERA: 3.52	0.2 WLS: L BF: 2 H: 0 R: 0 ER: 0 SO: 0 BB: 0 IBB: 0 HBP: 0 BLK: 0 WP: 0 HR: 0 S: 2 P: 2 ERA: 0.00 WHIP: 0.000															<b>PITCHER</b>	0.2 WLS: L BF: 2 H: 0 R: 0 ER: 0 SO: 0 BB: 0 IBB: 0 HBP: 0 BLK: 0 WP: 0 HR: 0 S: 2 P: 2 ERA: 0.00 WHIP: 0.000			

Philadelphia Phillies @ Cincinnati Reds  
Riverfront Stadium, Cincinnati, OH  
Wed May 26 1982, 7:05 PM EDT  
Att: 14,091 - Unknown

AB	30
R	2
H	9
RBI	1
BB	2
SO	3
LOB	13





Batter	1	2	3	4	5	6	7	8	9	AB	R	H	RBI	BB	SO	LOB	TOP			
<b>Eddie Milner, L</b> OBP: 0.325, SLG: 0.317 (1, 9)	F5		K			K			K	4	0	0	0	0	3	2	<b>Cincinnati Reds @ Montreal Expos</b> Olympic Stadium, Montreal, QB Fri May 28 1982, 7:05 PM EDT Att: 31,058 - Unknown			
<b>Ron Oester, S</b> OBP: 0.316, SLG: 0.365 (1, 4)	K			F9		HR			G4-3 1B	4	1	2	2	0	1	0				
<b>Dave Concepcion, R</b> OBP: 0.328, SLG: 0.379 (1, 6)	K			6-3		F9			G4-3	4	0	0	0	0	1	1				
<b>Dan Driessen, L</b> OBP: 0.397, SLG: 0.468 (1, 3)		FC5-4 1B		P4					P6	3	0	1	0	0	0	0				
<b>Cesar Cedeno, R</b> OBP: 0.344, SLG: 0.386 (1, 8)		FC5-4 G3-6-3 1-2f				F7			6-3	3	0	0	0	0	0	1				
<b>Larry Bittner, L</b> OBP: 0.386, SLG: 0.438 (1, 7)		G3-6-3 1-2f				G5-4-3 1B			4-3	3	0	1	0	0	0	1				
<b>Johnny Bench, R</b> OBP: 0.308, SLG: 0.346 (1, 5)				SH3-4 1B		G5-4-3 1-2f			K	3	0	1	0	0	1	1				
<b>Alex Trevino, R</b> OBP: 0.356, SLG: 0.304 (1, 2)				K		4-3			K	3	0	0	0	0	2	1				
<b>Bruce Berenyi, R</b> OBP: 0.276, SLG: 0.389 (2, 1) <b>Charlie Leibrandt, L</b> OBP: 0.375, SLG: 0.286 (6, PH) <b>Rafael Landestoy, S</b> OBP: 0.285, SLG: 0.420 (6, 1) <b>Joe Price, R</b> OBP: 0.285, SLG: 0.420 (6, 1) <b>German Barranca, L</b> OBP: 0.285, SLG: 0.420 (8, PH) <b>Jim Kern, R</b> OBP: 0.285, SLG: 0.420 (8, 1)				SH3-4		HR 1B			6-3	0	0	0	0	0	0	0				
<b>Inning Stats</b>	R: 0 E: 0 K: 2 S: 7	H: 0 LOB: 0 BB: 0 P: 7	R: 0 E: 0 K: 0 S: 3	H: 1 LOB: 0 BB: 0 P: 3	R: 0 E: 0 K: 0 S: 8	H: 1 LOB: 1 BB: 0 P: 8	R: 0 E: 0 K: 0 S: 3	H: 0 LOB: 0 BB: 0 P: 3	R: 0 E: 0 K: 0 S: 3	H: 0 LOB: 0 BB: 0 P: 3	R: 0 E: 0 K: 2 S: 7	H: 2 LOB: 0 BB: 0 P: 7	R: 0 E: 0 K: 0 S: 3	H: 0 LOB: 0 BB: 0 P: 3	R: 0 E: 0 K: 1 S: 5	H: 1 LOB: 0 BB: 0 P: 5		1B: 5 2B: 0 3B: 0 HR: 1	SF: 0 SAC: 1 DP: 3 HBP: 0	WP: 0 PB: 0 SB: 0 CS: 0
<b>PITCHER</b> <b>Scott Sanderson, R</b> ERA: 2.3 (1, 1)	IP: 9.0 WLS: W BF: 30 H: 6 R: 2 ER: 2 SO: 8 BB: 0 IBB: 0 HBP: 0 BLK: 0 WP: 0 HR: 1 S: 46 P: 46 ERA: 2.00 WHIP: 0.667															<b>PITCHER</b> IP: WLS: BF: H: R: ER: SO: BB: IBB: HBP: BLK: WP: HR: S: P: ERA: WHIP:				

Batter	1	2	3	4	5	6	7	8	9	AB	R	H	RBI	BB	SO	LOB	BOTTOM	
<b>Tim Raines, S</b> OBP: 0.363, SLG: 0.372 (1, 4)	F7	6-3			5-3		4-3			4	0	0	0	0	0	1	<b>Cincinnati Reds @ Montreal Expos</b> Olympic Stadium, Montreal, QB Fri May 28 1982, 7:05 PM EDT Att: 31,058 - Unknown	
<b>Terry Francona, L</b> OBP: 0.318, SLG: 0.323 (1, 7) (9, 3)	WP 2B BB	F7			5-3		1B			3	1	1	0	1	0	1		
<b>Andre Dawson, R</b> OBP: 0.344, SLG: 0.479 (1, 8)	4-3 1H WP 2B			L6	F7		F2			4	1	1	1	0	0	1		
<b>John Milner, L</b> OBP: 0.143, SLG: 0.077 (1, 3) <b>Dan Norman, R</b> OBP: 0.409, SLG: 0.500 (9, 7)	4-3			4-3		P4			F8	4	0	0	0	0	0	1		
<b>Gary Carter, R</b> OBP: 0.373, SLG: 0.543 (1, 2) (8, 8)	2-3 WP 1B BB					HR			WP BB	1	2	1	1	3	0	0		
<b>Warren Cromartie, L</b> OBP: 0.318, SLG: 0.342 (1, 9) (8, 8)	3H E 1B 1-2 BB			1-3		K			K	3	0	0	0	1	2	2		
<b>Tim Wallach, R</b> OBP: 0.329, SLG: 0.415 (1, 5)	E7 1-3 2H 1B			6-3		1B			4-3	4	0	2	1	0	0	1		
<b>Chris Speier, R</b> OBP: 0.246, SLG: 0.315 (1, 6)				P4		F9				3	0	1	0	0	0	1		
<b>Scott Sanderson, R</b> OBP: 0.167, SLG: 0.118 (1, 1)		SH1-4 1B		6-3		K				2	0	0	0	0	1	0		
<b>Inning Stats</b>	R: 3 E: 1 K: 0 S: 4	H: 2 LOB: 2 BB: 3 P: 16	R: 0 E: 0 K: 0 S: 4	H: 1 LOB: 1 BB: 0 P: 4	R: 0 E: 0 K: 0 S: 3	H: 0 LOB: 1 BB: 1 P: 7	R: 0 E: 0 K: 0 S: 3	H: 0 LOB: 0 BB: 0 P: 3	R: 0 E: 0 K: 1 S: 6	H: 1 LOB: 1 BB: 0 P: 6	R: 0 E: 0 K: 1 S: 5	H: 0 LOB: 1 BB: 1 P: 9	R: 0 E: 0 K: 1 S: 5	H: 0 LOB: 1 BB: 1 P: 9	1B: 4 2B: 1 3B: 0 HR: 1	SF: 0 SAC: 1 DP: 0 HBP: 0		WP: 4 PB: 0 SB: 0 CS: 0
<b>PITCHER</b> <b>Bruce Berenyi, R</b> ERA: 3.84 (1, 1) <b>Charlie Leibrandt, L</b> ERA: 2.27 (2, 1) <b>Joe Price, L</b> ERA: 1.48 (6, 1) <b>Jim Kern, R</b> ERA: 4.28 (8, 1)	IP: 1.0 WLS: L BF: 7 H: 2 R: 3 ER: 3 SO: 3 BB: 3 IBB: 0 HBP: 0 BLK: 0 WP: 0 HR: 0 S: 16 P: 16 ERA: 27.00 WHIP: 5.000															<b>PITCHER</b> IP: WLS: BF: H: R: ER: SO: BB: IBB: HBP: BLK: WP: HR: S: P: ERA: WHIP:		

AB	29
R	2
H	6
RBI	2
BB	0
SO	8
LOB	7



AB	28
R	4
H	6
RBI	3
BB	5
SO	3
LOB	8





Batter	1	2	3	4	5	6	7	8	9	AB	R	H	RBI	BB	SO	LOB	TOP		
<b>Eddie Milner, L</b> OBP: 0.323, SLG: 0.336 (1, 9)	L6		F8		F7			HR		4	1	1	1	0	0	3	<b>Cincinnati Reds @ Montreal Expos</b> Olympic Stadium, Montreal, QB Sat May 29 1982, 3:33 AM EDT Att: 28,037 - Unknown		
<b>Ron Oester, S</b> OBP: 0.309, SLG: 0.357 (1, 4)	K		K			4-3		4-3		4	0	0	0	0	2	2			
<b>Dave Concepcion, R</b> OBP: 0.326, SLG: 0.382 (1, 6)	F8			E4		F8		2B		4	0	1	0	0	0	0			
<b>Dan Driessen, L</b> OBP: 0.388, SLG: 0.456 (1, 3)		K		F9		4-3		1-3		4	0	0	0	0	1	2			
<b>Cesar Cedeno, R</b> OBP: 0.348, SLG: 0.389 (1, 8)		CS 1B		5-3			1B 1B		5-3	4	0	2	0	0	0	1			
<b>Larry Blittner, L</b> OBP: 0.360, SLG: 0.429 (1, 7)	F8			F7			G4-6-3 1B		6-3	4	0	1	0	0	0	2			
<b>Johnny Bench, R</b> OBP: 0.307, SLG: 0.343 (1, 5)			1B 1B		5-3		K		K	4	0	1	0	0	2	2			
<b>Mike O'Berry, R</b> OBP: 0.366, SLG: 0.273 (7, PH)			K				G4-6-3 1B			2	0	1	0	0	1	1			
<b>Alex Trevino, R</b> OBP: 0.353, SLG: 0.302 (7, 2)							1-2			1	0	0	0	0	0	2			
<b>Tom Seaver, R</b> OBP: 0.214, SLG: 0.286 (8, PH)								G3		1	0	1	0	0	0	0			
<b>German Barranca, L</b> OBP: 0.276, SLG: 0.517 (8, 1)										1	0	0	0	0	0	0			
<b>Joe Price, R</b> (8, 1)										0	0	0	0	0	0	0			
<b>Jim Kern, R</b> (8, 1)										0	0	0	0	0	0	0			
<b>Inning Stats</b>	R: 0 E: 0 K: 1 S: 5	H: 0 LOB: 0 BB: 0 P: 5	R: 0 E: 0 K: 1 S: 5	H: 1 LOB: 0 BB: 0 P: 5	R: 0 E: 0 K: 2 S: 9	H: 2 LOB: 2 BB: 0 P: 9	R: 0 E: 1 K: 0 S: 4	H: 0 LOB: 1 BB: 0 P: 4	R: 0 E: 0 K: 0 S: 3	H: 0 LOB: 1 BB: 0 P: 3	R: 0 E: 0 K: 1 S: 6	H: 2 LOB: 1 BB: 0 P: 6	R: 1 E: 0 K: 0 S: 5	H: 2 LOB: 1 BB: 0 P: 5	R: 0 E: 0 K: 1 S: 5	H: 0 LOB: 0 BB: 0 P: 5	1B: 6 2B: 1 3B: 0 HR: 1	SF: 0 SAC: 1 DP: 1 HBP: 0	WP: 0 PA: 34 PB: 0 SB: 1 CS: 1
<b>PITCHER</b> <b>Steve Rogers, R</b> ERA: 1.66 (1, 1)	IP: 9.0 WLS: W BF: 34 H: 8 R: 1 ER: 1 SO: 6 BB: 0 IBB: 0 HBP: 0 BLK: 0 WP: 0 HR: 1 S: 46 P: 46 ERA: 1.00 WHIP: 0.889																		

Batter	1	2	3	4	5	6	7	8	9	AB	R	H	RBI	BB	SO	LOB	BOTTOM		
<b>Tim Raines, S</b> OBP: 0.355, SLG: 0.363 (1, 4)	F8		G3		K		L4			4	0	0	0	0	1	2	<b>Cincinnati Reds @ Montreal Expos</b> Olympic Stadium, Montreal, QB Sat May 29 1982, 3:33 AM EDT Att: 28,037 - Unknown		
<b>Terry Francona, L</b> OBP: 0.343, SLG: 0.338 (1, 7)	6-3					1B 1B		HBP BB		3	1	2	0	1	0	0			
<b>Andre Dawson, R</b> OBP: 0.348, SLG: 0.477 (1, 8)			F3			L6		1B HR		3	1	1	0	0	0	2			
<b>Al Oliver, L</b> OBP: 0.379, SLG: 0.478 (1, 3)								HR		4	1	3	1	0	1	1			
<b>Dan Norman, R</b> OBP: 0.409, SLG: 0.500 (9, 7)	K					G3 1B		HR 1B		0	0	0	0	0	0	0			
<b>Gary Carter, R</b> OBP: 0.370, SLG: 0.557 (1, 2)		5-3		FC5-4 1B		G3 1B		HR 1B		4	1	1	3	0	0	2			
<b>Warren Cromartie, L</b> OBP: 0.331, SLG: 0.333 (1, 9)		F9		F5		5-3		1-3		4	0	0	0	0	0	2			
<b>Tim Wallach, R</b> OBP: 0.333, SLG: 0.432 (1, 5)				F8				F9		4	0	2	0	0	0	1			
<b>Chris Speier, R</b> OBP: 0.248, SLG: 0.316 (1, 6)		K						6-3		3	0	1	0	0	1	2			
<b>Steve Rogers, R</b> OBP: 0.300, SLG: 0.167 (1, 1)			K					6-3		3	0	0	0	0	2	2			
<b>Inning Stats</b>	R: 0 E: 0 K: 1 S: 6	H: 1 LOB: 1 BB: 0 P: 6	R: 0 E: 0 K: 1 S: 6	H: 1 LOB: 0 BB: 0 P: 6	R: 0 E: 0 K: 1 S: 6	H: 1 LOB: 1 BB: 0 P: 6	R: 0 E: 0 K: 0 S: 4	H: 1 LOB: 1 BB: 0 P: 4	R: 0 E: 0 K: 2 S: 7	H: 1 LOB: 1 BB: 0 P: 7	R: 1 E: 0 K: 0 S: 5	H: 2 LOB: 1 BB: 0 P: 5	R: 0 E: 0 K: 0 S: 4	H: 1 LOB: 1 BB: 0 P: 4	R: 3 E: 0 K: 0 S: 4	H: 2 LOB: 0 BB: 1 P: 9	1B: 7 2B: 3 3B: 0 HR: 1	SF: 0 SAC: 0 DP: 1 HBP: 1	WP: 0 PA: 34 PB: 0 SB: 0 CS: 1
<b>PITCHER</b> <b>Tom Seaver, R</b> ERA: 6.04 (1, 1)	IP: 7.0 WLS: L BF: 28 H: 8 R: 1 ER: 2 SO: 5 BB: 0 IBB: 0 HBP: 1 BLK: 0 WP: 0 HR: 0 S: 38 P: 38 ERA: 1.29 WHIP: 1.143																		
<b>Joe Price, L</b> ERA: 2.19 (8, 1)	0.1	L	3	1	2	2	0	1	0	1	0	0	0	0	1	6	54.00	6.000	
<b>Jim Kern, R</b> ERA: 4.5 (8, 1)	0.2		3	1	1	1	0	0	0	0	0	0	0	0	3	3	13.50	1.500	



Batter	1	2	3	4	5	6	7	8	9	AB	R	H	RBI	BB	SO	LOB	TOP				
<b>Cesar Cedeno, R</b> OBP: 0.349, SLG: 0.386 (1, 8)	F7	P5		BLK BB			F3			4	0	1	0	1	0	4	<b>Cincinnati Reds @ Montreal Expos</b> Olympic Stadium, Montreal, QB Sun May 30 1982, 3:33 AM EDT Att: 42,944 - Unknown				
<b>Ron Oester, S</b> OBP: 0.312, SLG: 0.374 (1, 4)	1-3		HR				1B HR	F8		5	2	2	1	0	0	2					
<b>Dave Concepcion, R</b> OBP: 0.333, SLG: 0.393 (1, 6)					5-3		1B HR	F9		5	1	3	1	0	0	1					
<b>Dan Driessen, L</b> OBP: 0.389, SLG: 0.460 (1, 3)	F5		FC5-4 1B				3H F2			5	0	2	0	0	0	4					
<b>Mike Vail, R</b> OBP: 0.339, SLG: 0.537 <b>Paul Householder, S</b> OBP: 0.253, SLG: 0.318 (7, 9)		BB BB 1B		1-2 1B			1-2 L5			4	1	3	3	0	0	1					
<b>Larry Blittner, L</b> OBP: 0.358, SLG: 0.413 <b>Charlie Leibrandt, R</b> OBP: 0.333, SLG: 0.250 (7, 1)		BB BB 1-2		F7			F9	F5		3	0	0	0	1	0	2					
<b>Johnny Bench, R</b> OBP: 0.303, SLG: 0.333 (1, 5)		BB BB 1-2 2-3		P4			5-3			4	0	0	0	1	0	3					
<b>Alex Trevino, R</b> OBP: 0.350, SLG: 0.300 (1, 2)							5-3			4	1	1	0	0	0	3					
<b>Frank Pastore, R</b> OBP: 0.174, SLG: 0.217 <b>Bob Shirley, R</b> OBP: 0.500, SLG: 0.500 <b>German Barranca, L</b> OBP: 0.300, SLG: 0.533 <b>Eddie Milner, L</b> OBP: 0.327, SLG: 0.361 (7, 7)				K						2	0	0	0	0	2	3					
<b>Inning Stats</b>	R: 0 E: 0 K: 0 S: 4	H: 1 LOB: 1 BB: 0 P: 4	R: 0 E: 0 K: 1 S: 6	H: 1 LOB: 3 BB: 2 P: 14	R: 1 E: 0 K: 0 S: 6	H: 3 LOB: 2 BB: 0 P: 6	R: 0 E: 0 K: 1 S: 5	H: 0 LOB: 1 BB: 1 P: 9	R: 0 E: 0 K: 0 S: 3	H: 0 LOB: 0 BB: 0 P: 3	R: 4 E: 0 K: 0 S: 7	H: 4 LOB: 0 BB: 0 P: 7	R: 2 E: 0 K: 0 S: 6	H: 3 LOB: 1 BB: 0 P: 6	R: 0 E: 0 K: 0 S: 4	H: 1 LOB: 1 BB: 0 P: 4		1B: 9 2B: 2 3B: 0 HR: 3	SF: 0 SAC: 0 DP: 0 HBP: 0	WP: 0 PB: 0 SB: 0 CS: 1	PA: 43
<b>PITCHER</b>	IP WLS BF H R ER SO BB IBB HBP BLK WP HR S P ERA WHIP	IP WLS BF H R ER SO BB IBB HBP BLK WP HR S P ERA WHIP	IP WLS BF H R ER SO BB IBB HBP BLK WP HR S P ERA WHIP	IP WLS BF H R ER SO BB IBB HBP BLK WP HR S P ERA WHIP	IP WLS BF H R ER SO BB IBB HBP BLK WP HR S P ERA WHIP	IP WLS BF H R ER SO BB IBB HBP BLK WP HR S P ERA WHIP	IP WLS BF H R ER SO BB IBB HBP BLK WP HR S P ERA WHIP	IP WLS BF H R ER SO BB IBB HBP BLK WP HR S P ERA WHIP	IP WLS BF H R ER SO BB IBB HBP BLK WP HR S P ERA WHIP	IP WLS BF H R ER SO BB IBB HBP BLK WP HR S P ERA WHIP	IP WLS BF H R ER SO BB IBB HBP BLK WP HR S P ERA WHIP	IP WLS BF H R ER SO BB IBB HBP BLK WP HR S P ERA WHIP	IP WLS BF H R ER SO BB IBB HBP BLK WP HR S P ERA WHIP	IP WLS BF H R ER SO BB IBB HBP BLK WP HR S P ERA WHIP	IP WLS BF H R ER SO BB IBB HBP BLK WP HR S P ERA WHIP	IP WLS BF H R ER SO BB IBB HBP BLK WP HR S P ERA WHIP	IP WLS BF H R ER SO BB IBB HBP BLK WP HR S P ERA WHIP	IP WLS BF H R ER SO BB IBB HBP BLK WP HR S P ERA WHIP	IP WLS BF H R ER SO BB IBB HBP BLK WP HR S P ERA WHIP	IP WLS BF H R ER SO BB IBB HBP BLK WP HR S P ERA WHIP	IP WLS BF H R ER SO BB IBB HBP BLK WP HR S P ERA WHIP

AB 40  
R 7  
H 14  
RBI 7  
BB 3  
SO 2  
LOB 25



Batter	1	2	3	4	5	6	7	8	9	AB	R	H	RBI	BB	SO	LOB	BOTTOM				
<b>Tim Raines, S</b> OBP: 0.346, SLG: 0.353 (1, 4)	1-3		G3	4-3					F9	5	0	0	0	0	1	3	<b>Cincinnati Reds @ Montreal Expos</b> Olympic Stadium, Montreal, QB Sun May 30 1982, 3:33 AM EDT Att: 42,944 - Unknown				
<b>Terry Francona, L</b> OBP: 0.360, SLG: 0.357 (1, 7)			FC5-4 1B				HR 1B		F7	5	1	3	0	0	1	2					
<b>Andre Dawson, R</b> OBP: 0.340, SLG: 0.466 (1, 8)	F7		FC5-4 1B				F2			4	1	0	0	0	0	3					
<b>Al Oliver, L</b> OBP: 0.381, SLG: 0.497 (1, 3)	F5						1-2 HR			4	1	2	3	0	0	1					
<b>Gary Carter, R</b> OBP: 0.367, SLG: 0.548 (1, 2)							F7			4	0	1	0	0	1	0					
<b>Warren Cromartie, L</b> OBP: 0.304, SLG: 0.325 (1, 9)							F7			4	0	0	0	0	0	2					
<b>Tim Wallach, R</b> OBP: 0.344, SLG: 0.436 (1, 5)							SH2-3 HBP		F9	3	0	2	0	0	0	0					
<b>Chris Speier, R</b> OBP: 0.255, SLG: 0.321 (1, 6)							5-3		6-3	4	0	2	0	0	0	1					
<b>Bill Gullickson, R</b> OBP: 0.350, SLG: 1.000 <b>Jeff Reardon, R</b> OBP: 0.357, SLG: 0.385 <b>Ray Burris, P</b> OBP: 0.275, SLG: 0.351 (9, PH)							SH2-3		FC1-5	2	0	0	0	0	0	4					
<b>Inning Stats</b>	R: 0 E: 0 K: 0 S: 4	H: 1 LOB: 1 BB: 0 P: 4	R: 0 E: 0 K: 1 S: 7	H: 2 LOB: 2 BB: 0 P: 7	R: 1 E: 0 K: 0 S: 6	H: 3 LOB: 0 BB: 0 P: 6	R: 0 E: 0 K: 0 S: 3	H: 0 LOB: 1 BB: 0 P: 4	R: 2 E: 0 K: 2 S: 9	H: 2 LOB: 0 BB: 0 P: 9	R: 0 E: 0 K: 0 S: 3	H: 0 LOB: 0 BB: 0 P: 3	R: 0 E: 0 K: 0 S: 3	H: 0 LOB: 0 BB: 0 P: 3	R: 0 E: 0 K: 1 S: 5	H: 0 LOB: 0 BB: 0 P: 5		1B: 9 2B: 0 3B: 0 HR: 1	SF: 0 SAC: 1 DP: 0 HBP: 1	WP: 0 PB: 0 SB: 1 CS: 0	PA: 38
<b>PITCHER</b>	IP WLS BF H R ER SO BB IBB HBP BLK WP HR S P ERA WHIP	IP WLS BF H R ER SO BB IBB HBP BLK WP HR S P ERA WHIP	IP WLS BF H R ER SO BB IBB HBP BLK WP HR S P ERA WHIP	IP WLS BF H R ER SO BB IBB HBP BLK WP HR S P ERA WHIP	IP WLS BF H R ER SO BB IBB HBP BLK WP HR S P ERA WHIP	IP WLS BF H R ER SO BB IBB HBP BLK WP HR S P ERA WHIP	IP WLS BF H R ER SO BB IBB HBP BLK WP HR S P ERA WHIP	IP WLS BF H R ER SO BB IBB HBP BLK WP HR S P ERA WHIP	IP WLS BF H R ER SO BB IBB HBP BLK WP HR S P ERA WHIP	IP WLS BF H R ER SO BB IBB HBP BLK WP HR S P ERA WHIP	IP WLS BF H R ER SO BB IBB HBP BLK WP HR S P ERA WHIP	IP WLS BF H R ER SO BB IBB HBP BLK WP HR S P ERA WHIP	IP WLS BF H R ER SO BB IBB HBP BLK WP HR S P ERA WHIP	IP WLS BF H R ER SO BB IBB HBP BLK WP HR S P ERA WHIP	IP WLS BF H R ER SO BB IBB HBP BLK WP HR S P ERA WHIP	IP WLS BF H R ER SO BB IBB HBP BLK WP HR S P ERA WHIP	IP WLS BF H R ER SO BB IBB HBP BLK WP HR S P ERA WHIP	IP WLS BF H R ER SO BB IBB HBP BLK WP HR S P ERA WHIP	IP WLS BF H R ER SO BB IBB HBP BLK WP HR S P ERA WHIP	IP WLS BF H R ER SO BB IBB HBP BLK WP HR S P ERA WHIP	IP WLS BF H R ER SO BB IBB HBP BLK WP HR S P ERA WHIP

AB 36  
R 3  
H 10  
RBI 3  
BB 0  
SO 4  
LOB 16





Batter	1	2	3	4	5	6	7	8	9	10	11	12	13	14	15	AB	R	H	RBI	BB	SO	LOB	TOP									
Cesar Cedeno, R OBP: 0.351, SLG: 0.389 Duane Walker, L (12.7)	L6	K			F8 2B		G4-6-3 BB			F9		K		G3		4 2	0 0	1 0	1 0	1 1	1 1	1 1										
Ron Oester, S OBP: 0.306, SLG: 0.366 (7.9)	4-3 HR 1B		K		F8		G4-6-3 BB			F7				3-1		7 1	1 1	0 0	0 0	1 1	1 3											
Dave Concepcion, R OBP: 0.333, SLG: 0.392 Rafael Landestoy, S OBP: 0.250, SLG: 0.315 (7.4)	4-3				F9				6-3							3 4	0 0	1 1	0 0	0 0	2 1											
Dan Driessen, L OBP: 0.300, SLG: 0.491 (1.3)					F8				4-3					1B		6 2	2 2	3 3	1 1	0 0	2 2											
Mike Vall, R OBP: 0.317, SLG: 0.500 Eddie Miner, L OBP: 0.353, SLG: 0.356 (12.8)		HR			F8				6-3					F9		4 2	0 0	0 0	0 0	1 1	1 2											
Larry Bittner, L OBP: 0.336, SLG: 0.427 Paul Householder, S OBP: 0.275, SLG: 0.308 (8.9)					F7		G1-4-3 BB			5-3				F8		2 3	1 0	1 0	1 0	0 0	0 1											
Johnny Bench, R OBP: 0.299, SLG: 0.322 (1.5)	F8				6-3		G1-4-3 BB			K						5 0	0 0	0 0	1 1	2 2												
Alex Trevino, R OBP: 0.340, SLG: 0.290 Jim Kern, R (9.1)		6-3			6-3					4-3						4 0	0 0	0 0	0 0	1 0	1 0											
Tom Seaver, R OBP: 0.200, SLG: 0.267 Bob Shirley, R OBP: 0.550, SLG: 0.500 (12.1)							K2-3			4-3						0 1	0 0	0 0	0 0	0 1	0 0											
Mario Soto, R OBP: 0.214, SLG: 0.269 Greg Harris, S (7.9)					6-3											2 0	0 0	1 0	0 0	0 0	0 0											
Joe Price, R OBP: 0.386, SLG: 0.306 (9.2)							WP HBP			5-3						0 0	0 0	0 0	0 0	0 0	0 0											
<b>Inning Stats</b>	R: 2 E: 0 K: 0 S: 5	H: 2 LOB: 0 BB: 0 P: 5	R: 1 E: 0 K: 1 S: 7	H: 2 LOB: 1 BB: 0 P: 7	R: 0 E: 0 K: 1 S: 6	H: 1 LOB: 1 BB: 0 P: 6	R: 0 E: 0 K: 0 S: 3	H: 0 LOB: 0 BB: 0 P: 3	R: 0 E: 0 K: 0 S: 4	H: 1 LOB: 1 BB: 0 P: 4	R: 1 E: 0 K: 1 S: 5	H: 1 LOB: 1 BB: 1 P: 9	R: 0 E: 0 K: 1 S: 4	H: 0 LOB: 2 BB: 1 P: 9	R: 0 E: 0 K: 0 S: 3	H: 0 LOB: 0 BB: 0 P: 3	R: 0 E: 0 K: 1 S: 5	H: 0 LOB: 0 BB: 0 P: 5	R: 0 E: 0 K: 0 S: 3	H: 0 LOB: 1 BB: 1 P: 7	R: 0 E: 0 K: 3 S: 10	H: 1 LOB: 1 BB: 0 P: 10	R: 0 E: 0 K: 0 S: 4	H: 1 LOB: 1 BB: 0 P: 4	R: 0 E: 0 K: 0 S: 4	H: 1 LOB: 2 BB: 1 P: 8	R: 0 E: 0 K: 1 S: 5	H: 0 LOB: 0 BB: 0 P: 5	1B: 5 2B: 3 3B: 0 HR: 2	SF: 0 SAC: 1 DP: 2 HBP: 1	WP: 1 PB: 0 SH: 1 CS: 0	PA: 58
<b>PITCHER</b>	Larry Christenson, R ERA: 3.73 Ron Reed, R ERA: 3.05 Ed Farmer, R ERA: 3.33 Warren Brusstar, R ERA: 3.33 Sparky Lyle, L ERA: 2.41	IP: 5.1 WLS: 24 BF: 24 H: 7 R: 4 ER: 4 SO: 7 BB: 1 IBB: 0 HBP: 0 BLK: 0 WP: 0 HR: 2 S: 29 P: 33 ERA: 6.75 WHIP: 1.500	Puri Altamirano, R ERA: 2.79 Sid Monge, L ERA: 4.96	IP: 2.2 WLS: 12 BF: 12 H: 3 R: 0 ER: 0 SO: 3 BB: 1 IBB: 0 HBP: 0 BLK: 0 WP: 0 HR: 0 S: 17 P: 21 ERA: 0.00 WHIP: 0.000																												

**Cincinnati Reds @ Philadelphia Phillies**  
Veterans Stadium, Philadelphia, PA  
Mon May 31 1982, 7:05 PM EDT  
Att: 22,708 - Unknown

livebaseballscorecards.com

**AB 52**  
**R 4**  
**H 10**  
**RBI 4**  
**SO 9**  
**LOB 18**



Batter	1	2	3	4	5	6	7	8	9	10	11	12	13	14	15	AB	R	H	RBI	BB	SO	LOB	BOTTOM									
Bob Demier, R OBP: 0.384, SLG: 0.399 (14.8)	K			K					BB 1B 2B BB	FC6-4 S 1B		F9			F8 SH1-4 E 1B	5 2	2 0	1 1	2 0	1 2	0 0											
Pete Rose, S OBP: 0.319, SLG: 0.330 (1.3)	5-3			HBP 1B		4-3			F9	FC6-4 BB		F8			SH1-4	5 0	1 0	1 1	0 0	2 2												
Mike Schmidt, R OBP: 0.415, SLG: 0.438 (1.5)	K			G6-4-3 HBP					K BB 1B	FC6-4 BB		K			E IBB	5 1	1 0	1 0	1 3	2 2												
Gary Matthews, R OBP: 0.319, SLG: 0.386 (1.7)		6-3		G6-4-3 HBP					2B 1B BB	F3				K	F8	6 1	0 0	0 1	1 1	6 6												
Bo Diaz, R OBP: 0.348, SLG: 0.519 Manny Trillo, R OBP: 0.299, SLG: 0.298 (10.4)		K			K				1B 2B BB	SH3-4 BB			1-3	E5	4 2	0 1	0 0	2 1	0 0	3 1	0 1											
Garry Maddox, R OBP: 0.320, SLG: 0.442 Sid Monge, S (14.1)		K			1-3				K S 1B	SH3-4 BB			6-3		5 0	1 0	2 0	2 0	2 0	0 0												
Lee Adams, R OBP: 0.319, SLG: 0.386 (1.7)				5-3		6-3			K IBB	4-3 IBB				4-3	2 0	0 0	0 0	0 0	0 0	0 0												
Ivan De Jesus, R OBP: 0.280, SLG: 0.251 (1.6)				6-3					F8	4-3 IBB				4-3	6 0	0 0	0 0	0 2	4 4													
Larry Christenson, R OBP: 0.087, SLG: 0.130 Dave Roberts, R OBP: 0.185, SLG: 0.192 Ozzie Virgil, R OBP: 0.331, SLG: 0.308 (10.2)				K					F9	5-3				F4	F9	1 1 4	0 0 0	0 0 0	0 0 0	1 0 2												
<b>Inning Stats</b>	R: 0 E: 0 K: 2 S: 7	H: 0 LOB: 0 BB: 0 P: 7	R: 0 E: 0 K: 1 S: 7	H: 0 LOB: 0 BB: 0 P: 7	R: 0 E: 0 K: 1 S: 5	H: 1 LOB: 1 BB: 0 P: 6	R: 0 E: 0 K: 1 S: 5	H: 0 LOB: 0 BB: 0 P: 5	R: 0 E: 0 K: 0 S: 3	H: 0 LOB: 0 BB: 0 P: 4	R: 0 E: 0 K: 2 S: 7	H: 0 LOB: 0 BB: 0 P: 7	R: 0 E: 0 K: 3 S: 9	H: 0 LOB: 0 BB: 0 P: 9	R: 4 E: 0 K: 1 S: 8	H: 3 LOB: 2 BB: 3 P: 20	R: 0 E: 0 K: 0 S: 4	H: 1 LOB: 2 BB: 1 P: 8	R: 0 E: 0 K: 0 S: 3	H: 0 LOB: 0 BB: 2 P: 11	R: 0 E: 0 K: 1 S: 5	H: 0 LOB: 0 BB: 0 P: 5	R: 0 E: 0 K: 0 S: 5	H: 0 LOB: 0 BB: 0 P: 5	R: 0 E: 0 K: 0 S: 5	H: 0 LOB: 0 BB: 0 P: 5	R: 0 E: 0 K: 0 S: 4	H: 1 LOB: 2 BB: 1 P: 8	1B: 5 2B: 1 3B: 0 HR: 0	SF: 0 SAC: 2 DP: 1 HBP: 2	WP: 0 PB: 0 SH: 1 CS: 0	PA: 59
<b>PITCHER</b>	Mario Soto, R ERA: 2.44 Joe Price, L ERA: 3.50 Jim Kern, R ERA: 4.15 Bob Shirley, L ERA: 5.32	IP: 6.0 WLS: 12 BF: 20 H: 2 R: 4 ER: 4 SO: 7 BB: 0 IBB: 0 HBP: 0 BLK: 0 WP: 0 HR: 0 S: 32 P: 34 ERA: 0.00 WHIP: 0.167																														

**Cincinnati Reds @ Philadelphia Phillies**  
Veterans Stadium, Philadelphia, PA  
Mon May 31 1982, 7:05 PM EDT  
Att: 22,708 - Unknown

livebaseballscorecards.com

**AB 48**  
**R 5**  
**H 6**  
**RBI 4**  
**SO 17**  
**LOB 17**





Batter	1	2	3	4	5	6	7	8	9	AB	R	H	RBI	BB	SO	LOB	TOP		
<b>Eddie Milner, L</b> OBP: 0.321, SLG: 0.353 (1, 8)	F8		4-3 1B	4-3			F8			4	1	1	0	0	0	1	<b>Cincinnati Reds @ Philadelphia Phillies</b> Veterans Stadium, Philadelphia, PA Tue Jun 01 1982, 7:05 PM EDT Att: 20,102 - Unknown		
<b>Ron Oester, S</b> OBP: 0.300, SLG: 0.359 (1, 4)	E3		4-3		4-3		4-3			4	0	0	0	0	0	1			
<b>Dave Concepcion, R</b> OBP: 0.337, SLG: 0.395 (1, 6)	4-3						5-3			4	1	2	1	0	0	1			
<b>Dan Driessen, L</b> OBP: 0.389, SLG: 0.488 (1, 3)	K		K							3	0	1	0	0	2	2			
<b>Mike Vail, R</b> OBP: 0.349, SLG: 0.557 (1, 7)		WP FC5-2 2B								3	1	3	1	0	0	0			
<b>Larry Blittner, L</b> OBP: 0.375, SLG: 0.429 (1, 9)										2	1	1	1	1	0	2			
<b>Paul Householder, S</b> OBP: 0.275, SLG: 0.308 (7, 9)										0	0	0	0	0	0	0			
<b>Johnny Bench, R</b> OBP: 0.293, SLG: 0.315 (1, 5)										3	0	0	0	0	1	3			
<b>Alex Trevino, R</b> OBP: 0.333, SLG: 0.283 (1, 2)		FC5-2 FC6-4 1-2 3-H					F3			3	0	0	0	0	0	3			
<b>Greg Harris, S</b> OBP: 0.200, SLG: 0.200 (1, 1)		FC6-4 1-2					5-3			3	0	1	1	0	0	2			
<b>Inning Stats</b>	R: 0 E: 1 K: 1 S: 6	H: 0 LOB: 1 BB: 0 P: 6	R: 0 E: 0 K: 0 S: 4	H: 1 LOB: 2 BB: 1 P: 8	R: 1 E: 0 K: 1 S: 6	H: 2 LOB: 1 BB: 0 P: 6	R: 2 E: 0 K: 1 S: 8	H: 3 LOB: 1 BB: 0 P: 8	R: 1 E: 0 K: 0 S: 5	H: 3 LOB: 1 BB: 0 P: 5	R: 0 E: 0 K: 0 S: 3	H: 0 LOB: 0 BB: 0 P: 3	R: 0 E: 0 K: 0 S: 3	H: 0 LOB: 0 BB: 0 P: 3	R: 0 E: 0 K: 0 S: 3	H: 0 LOB: 0 BB: 0 P: 3	1B: 7 SF: 0 2B: 3 SAC: 0 3B: 0 DP: 2 HR: 0 HBP: 0	WP: 1 PA: 30 FB: 0 SB: 1 CS: 1	
<b>PITCHER</b>	IP	WLS	BF	H	R	ER	SO	BB	IBB	HBP	BLK	WP	HR	S	P	ERA	WHIP		
<b>Mike Krukow, R</b> ERA: 2.94 (1, 1)	5.0	L	24	9	4	4	3	1	0	0	0	1	0	29	33	7.20	2.000		
<b>Sid Monge, L</b> ERA: 4.42 (6, 1)	2.0		6	0	0	0	0	0	0	0	0	0	0	6	6	0.00	0.000		


Batter	1	2	3	4	5	6	7	8	9	AB	R	H	RBI	BB	SO	LOB	BOTTOM		
<b>Bob Dernier, R</b> OBP: 0.384, SLG: 0.387 (1, 9)	E4		6-3				FC6-4			4	0	0	0	0	0	2	<b>Cincinnati Reds @ Philadelphia Phillies</b> Veterans Stadium, Philadelphia, PA Tue Jun 01 1982, 7:05 PM EDT Att: 20,102 - Unknown		
<b>Pete Rose, S</b> OBP: 0.319, SLG: 0.326 (1, 3)	9-2									2	0	0	0	1	0	1			
<b>Mike Schmidt, R</b> OBP: 0.420, SLG: 0.444 (1, 5)										3	0	2	0	0	0	1			
<b>Gary Matthews, R</b> OBP: 0.320, SLG: 0.382 (1, 7)										2	1	0	0	1	0	1			
<b>Bo Diaz, R</b> OBP: 0.354, SLG: 0.529 (1, 2)	K									3	0	2	1	0	1	2			
<b>Gary Maddox, R</b> OBP: 0.311, SLG: 0.429 (1, 8)										3	0	0	0	0	0	2			
<b>Manny Trillo, R</b> OBP: 0.284, SLG: 0.292 (1, 4)										3	0	0	0	0	2	0			
<b>Ivan De Jesus, R</b> OBP: 0.290, SLG: 0.249 (1, 6)										2	0	0	0	1	0	0			
<b>Mike Krukow, R</b> OBP: 0.182, SLG: 0.182 (1, 1)										1	0	0	0	0	0	1			
<b>Del Unser, L</b> (5, PH)										0	0	0	0	1	0	0			
<b>Sid Monge, S</b> (6, 1)										0	0	0	0	0	0	0			
<b>Greg Gross, L</b> OBP: 0.400, SLG: 0.300 (7, PH)										1	0	1	0	0	0	0			
<b>Inning Stats</b>	R: 0 E: 1 K: 1 S: 6	H: 1 LOB: 2 BB: 1 P: 10	R: 0 E: 0 K: 1 S: 5	H: 0 LOB: 1 BB: 1 P: 9	R: 0 E: 0 K: 0 S: 2	H: 0 LOB: 0 BB: 1 P: 6	R: 0 E: 0 K: 0 S: 3	H: 1 LOB: 0 BB: 0 P: 3	R: 0 E: 0 K: 0 S: 3	H: 0 LOB: 1 BB: 1 P: 7	R: 1 E: 0 K: 0 S: 5	H: 2 LOB: 1 BB: 0 P: 5	R: 0 E: 0 K: 1 S: 6	H: 1 LOB: 1 BB: 0 P: 6	R: 0 E: 0 K: 1 S: 6	H: 1 LOB: 1 BB: 0 P: 6	1B: 4 SF: 0 2B: 2 SAC: 0 3B: 0 DP: 3 HR: 0 HBP: 0	WP: 0 PA: 28 FB: 0 SB: 0 CS: 0	
<b>PITCHER</b>	IP	WLS	BF	H	R	ER	SO	BB	IBB	HBP	BLK	WP	HR	S	P	ERA	WHIP		
<b>Greg Harris, R</b> ERA: 2.4 (1, 1)	7.0	W	28	5	1	1	3	4	0	0	0	0	0	30	46	1.29	1.286		




Batter	1	2	3	4	5	6	7	8	9	AB	R	H	RBI	BB	SO	LOB	TOP								
<b>Eddie Milner, L</b> OBP: 0.318, SLG: 0.348 (1, 8)	0-0 SH3 2B 1B	0-3 K			0-0 2-3		0-3 K		0-0 F9	5	1	1	0	0	2	2	<b>Cincinnati Reds @ Philadelphia Phillies</b> Veterans Stadium, Philadelphia, PA Wed Jun 02 1982, 7:05 PM EDT Att: 22,960 - Unknown  <b>AB 36</b> <b>R 2</b> <b>H 9</b> <b>RBI 2</b> <b>BB 2</b> <b>SO 7</b> <b>LOB 20</b>								
<b>Rafael Landestoy, S</b> OBP: 0.296, SLG: 0.385 <b>Charlie Leibrandt, R</b> OBP: 0.333, SLG: 0.250 <b>Johnny Bench, R</b> OBP: 0.291, SLG: 0.313 (1, 5) (7, 1) (9, PH)	0-0 SH3 1-2		0-0 4-3		0-0 1B		4-0 1-2 BB		0-0 F8	2	0	1	0	1	0	0									
<b>Dave Concepcion, R</b> OBP: 0.333, SLG: 0.389 (1, 6)	0-0 6-3		0-0 1B		0-0 6-3		0-0 F9		0-0 F3	5	0	1	0	0	0	5									
<b>Dan Driessen, L</b> OBP: 0.391, SLG: 0.500 (1, 3)	0-0 1B 2H 2B		0-0 F7		0-0 6-3 4-3 2B		0-3 K			4	1	2	1	0	1	1									
<b>Mike Vail, R</b> OBP: 0.358, SLG: 0.547 (1, 7)	4-0 1B BB		0-3 K		0-0 6-3		0-0 1B			3	0	1	0	1	1	2									
<b>Larry Blittler, L</b> OBP: 0.370, SLG: 0.420 <b>Paul Householder, S</b> OBP: 0.275, SLG: 0.338 (1, 9) (8, PH) (8, 9)	0-0 1-2 2-3 1B		0-0 G3		0-0 4-3		0-0 E6		0-0 1-2	4	0	1	1	0	0	1									
<b>Ron Oester, S</b> OBP: 0.294, SLG: 0.351 (1, 4) (7, 5)	0-3 K		0-0 F8		0-0 3-1		0-0 F7			4	0	0	0	0	1	5									
<b>Alex Trevino, R</b> OBP: 0.331, SLG: 0.282 (1, 2)		0-0 F9		0-0 4-3		0-0 BB 1B		0-0 L3		4	0	1	0	0	0	2									
<b>Bruce Berenyi, R</b> OBP: 0.250, SLG: 0.350 <b>German Barranca, L</b> OBP: 0.313, SLG: 0.531 (1, 1) (7, PH) (7, 4)		0-3 K		0-0 5-3			0-3 K		0-0 1B	2	0	0	0	0	1	0									
<b>Inning Stats</b>	R: 1 E: 0 K: 1 S: 8	H: 3 LOB: 3 BB: 1 P: 12	R: 0 E: 0 K: 2 S: 7	H: 0 LOB: 0 BB: 0 P: 7	R: 0 E: 0 K: 1 S: 6	H: 1 LOB: 1 BB: 0 P: 6	R: 0 E: 0 K: 0 S: 3	H: 0 LOB: 0 BB: 0 P: 3	R: 0 E: 0 K: 0 S: 4	H: 1 LOB: 1 BB: 0 P: 4	R: 1 E: 0 K: 0 S: 4	H: 1 LOB: 0 BB: 0 P: 4	R: 0 E: 1 K: 1 S: 8	H: 1 LOB: 2 BB: 1 P: 12	R: 0 E: 1 K: 1 S: 7	H: 1 LOB: 2 BB: 0 P: 7	R: 0 E: 0 K: 0 S: 4	H: 1 LOB: 1 BB: 0 P: 4	1B: 7 2B: 2 3B: 0 HR: 0	SF: 0 SAC: 1 DP: 0 HBP: 0	WP: 0 PB: 0 SB: 0 CS: 0	PA: 39			
<b>PITCHER</b> <b>Dick Ruthven, R</b> ERA: 2.51 <b>Warren Brusstar, R</b> ERA: 2.89 (1, 1) (7, 1)	IP	WLS	BF	H	R	ER	SO	BB	IBB	HBP	BLK	WP	HR	S	P	ERA	WHIP								
	6.2	W	29	7	2	2	6	2	0	0	0	0	0	39	47	2.70	1.350								
	2.1	S	10	2	0	0	1	0	0	0	0	0	0	12	12	0.00	0.857								

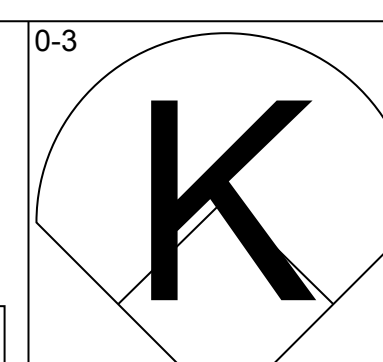
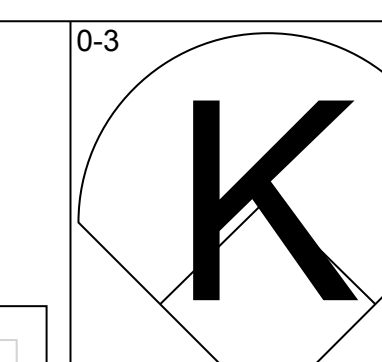
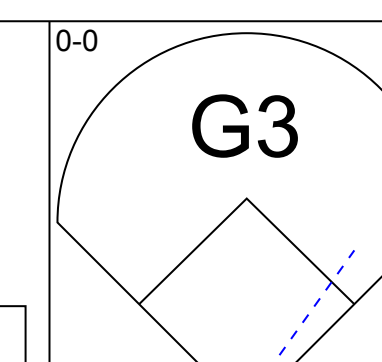
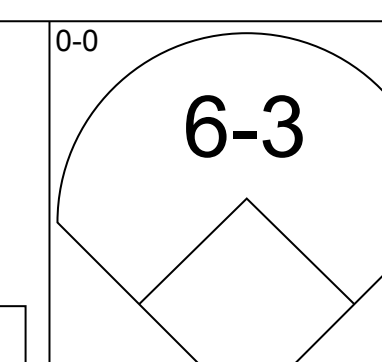

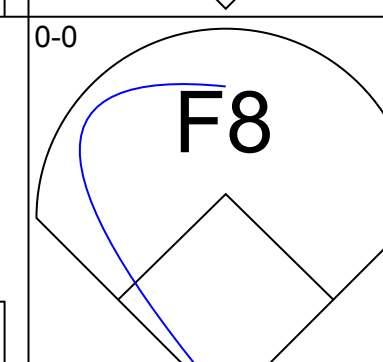
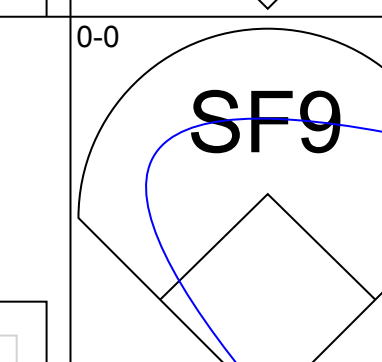
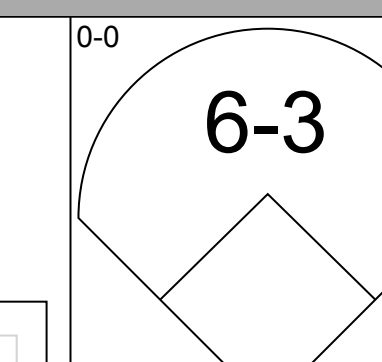
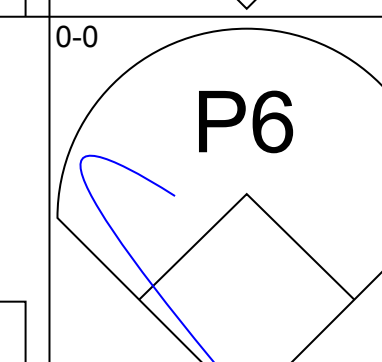
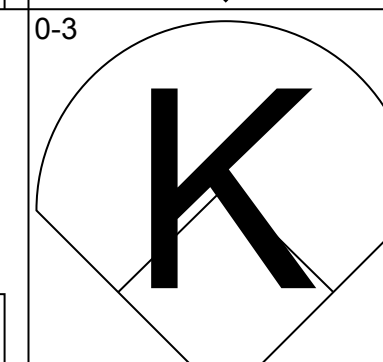
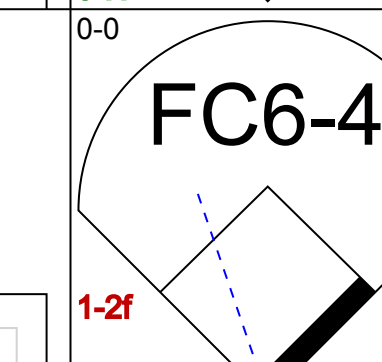
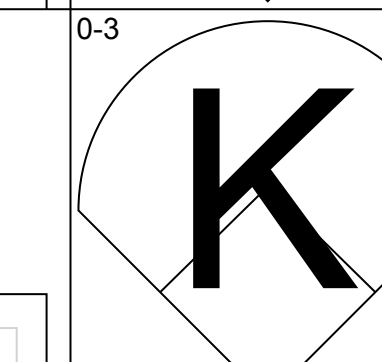
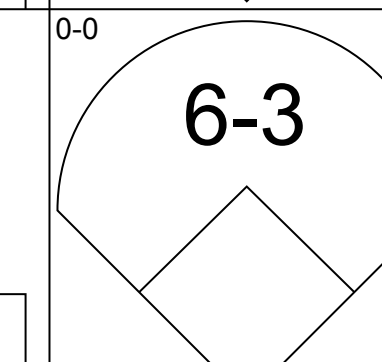
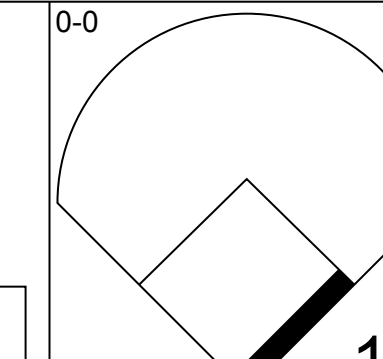
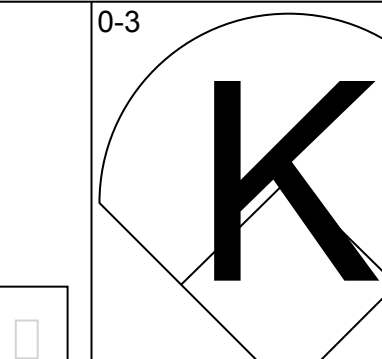
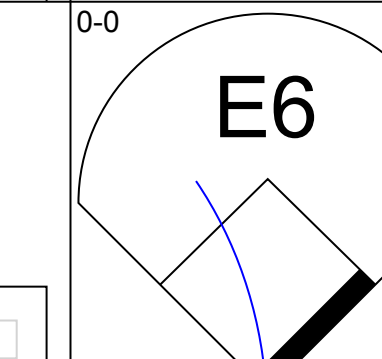
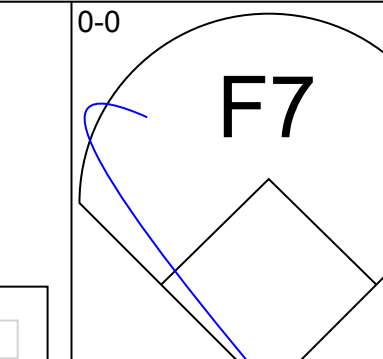
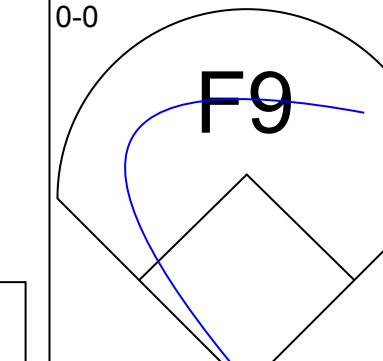
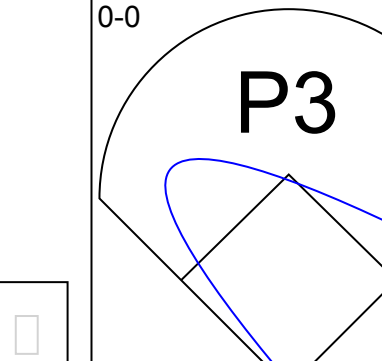
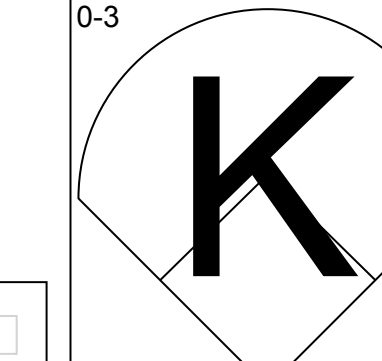
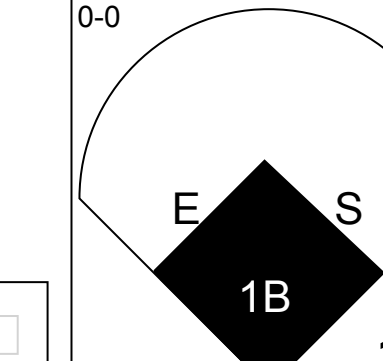
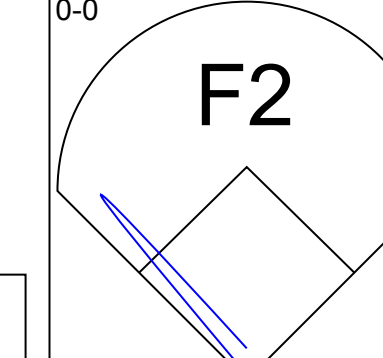
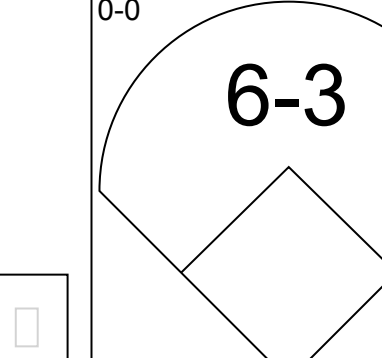
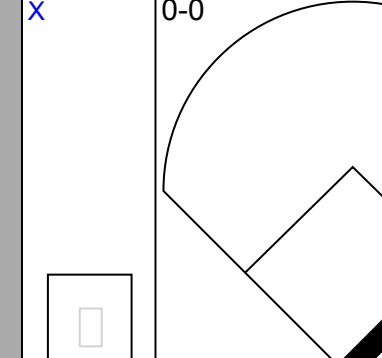
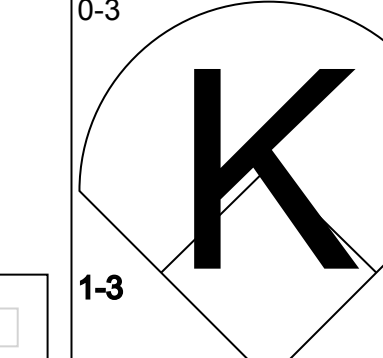
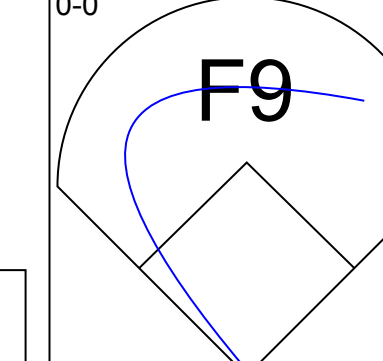
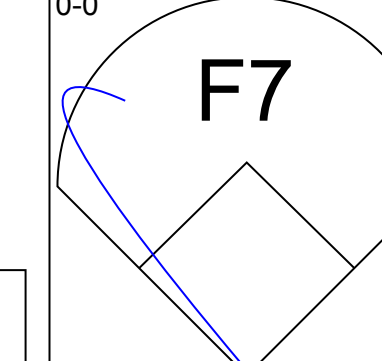
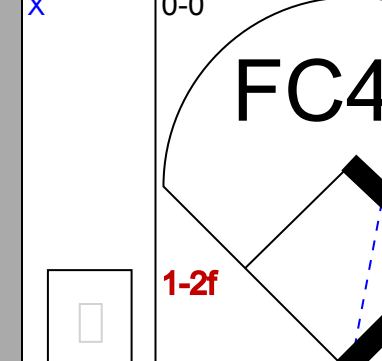
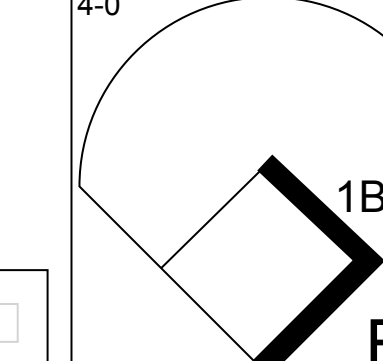
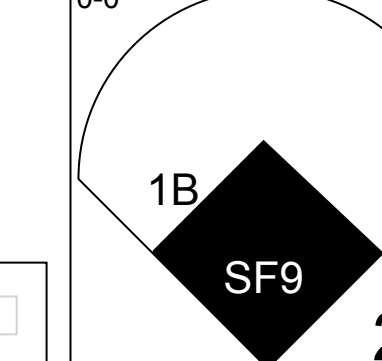
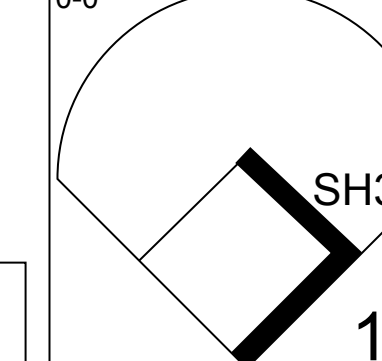
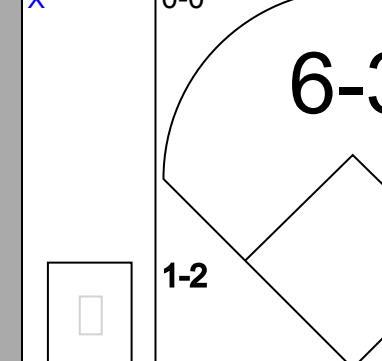
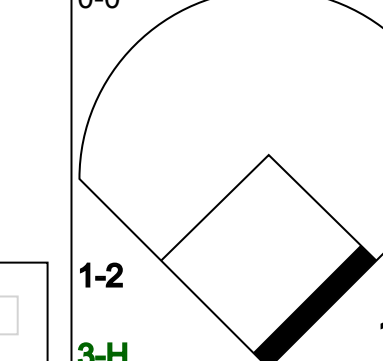
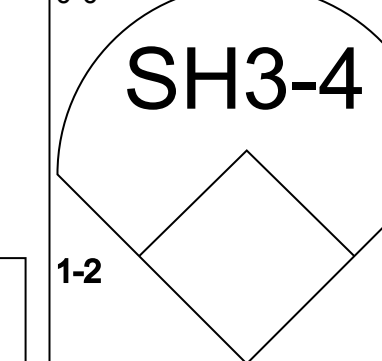
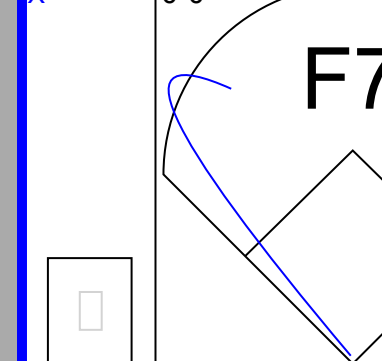
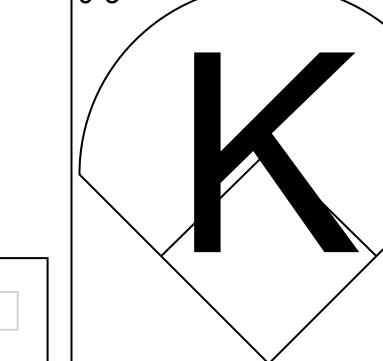
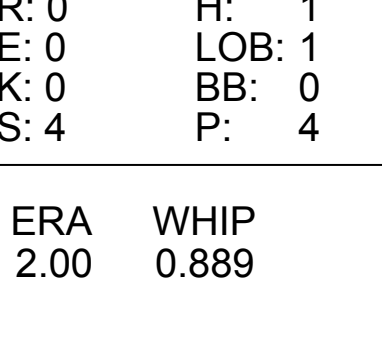
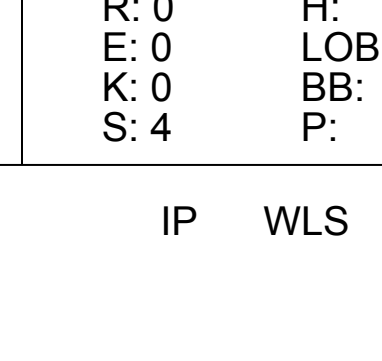
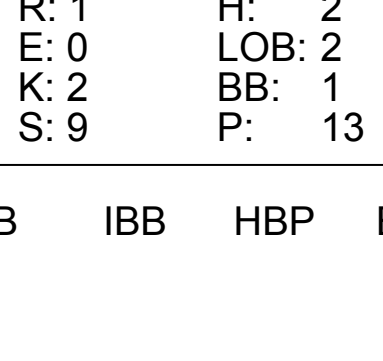
Batter	1	2	3	4	5	6	7	8	9	AB	R	H	RBI	BB	SO	LOB	BOTTOM								
<b>Bob Dernier, R</b> OBP: 0.381, SLG: 0.379 (1, 9)	0-0 4-3		0-3 K		4-0 BLK 2B BB		0-0 6-3			3	1	0	0	1	1	1	<b>Cincinnati Reds @ Philadelphia Phillies</b> Veterans Stadium, Philadelphia, PA Wed Jun 02 1982, 7:05 PM EDT Att: 22,960 - Unknown  <b>AB 29</b> <b>R 4</b> <b>H 6</b> <b>RBI 4</b> <b>BB 6</b> <b>SO 7</b> <b>LOB 12</b>								
<b>Pete Rose, S</b> OBP: 0.322, SLG: 0.335 (1, 3)	0-0 BB 1B		0-0 F8		0-0 1H 1B 2B		0-0 F8			4	2	2	1	0	0	0									
<b>Gary Matthews, R</b> OBP: 0.333, SLG: 0.385 <b>Greg Gross, L</b> OBP: 0.400, SLG: 0.300 (1, 7) (9, 7)	4-0 1B 1-2 BB		4-0 S BB		0-0 2H 1B		4-0 S BB			1	0	1	1	3	0	0									
<b>Mike Schmidt, R</b> OBP: 0.415, SLG: 0.432 (1, 5)	0-3 K		0-0 F2		4-0 FC5-4 BB		0-0 F9			3	0	0	0	1	1	4									
<b>Bo Diaz, R</b> OBP: 0.357, SLG: 0.525 (1, 2)	0-0 1-3 2H 1B		0-0 F4		0-0 FC5-4 1-2		4-0 1-2 BB			3	0	1	1	1	0	2									
<b>Gary Maddox, R</b> OBP: 0.308, SLG: 0.451 (1, 8)	0-0 5-3		0-0 6-3		0-0 6-3		0-0 4-3			4	1	1	1	0	0	4									
<b>Luis Aguayo, R</b> OBP: 0.316, SLG: 0.471 (1, 4)		0-3 K		0-0 6-3		0-0 HR		0-3 K		4	0	1	0	0	2	0									
<b>Ivan De Jesus, R</b> OBP: 0.284, SLG: 0.243 (1, 6)		0-3 K		0-0 F7		0-0 F8		0-0 F9		4	0	0	0	0	1	1									
<b>Dick Ruthven, R</b> OBP: 0.087, SLG: 0.087 <b>Warren Brusstar, R</b> (1, 1) (7, 1)		0-0 1-3		0-3 K		0-0 SH1-4		0-3 K		2	0	0	0	0	1	0									
<b>Inning Stats</b>	R: 1 E: 0 K: 1 S: 7	H: 2 LOB: 2 BB: 1 P: 11	R: 0 E: 0 K: 2 S: 7	H: 0 LOB: 0 BB: 0 P: 7	R: 0 E: 0 K: 1 S: 5	H: 0 LOB: 1 BB: 1 P: 9	R: 0 E: 0 K: 0 S: 3	H: 0 LOB: 0 BB: 0 P: 3	R: 2 E: 0 K: 1 S: 7	H: 2 LOB: 2 BB: 2 P: 15	R: 1 E: 0 K: 0 S: 5	H: 2 LOB: 1 BB: 0 P: 5	R: 0 E: 0 K: 0 S: 3	H: 0 LOB: 2 BB: 2 P: 11	R: 0 E: 0 K: 2 S: 7	H: 0 LOB: 0 BB: 0 P: 7	1B: 4 2B: 1 3B: 0 HR: 1	SF: 0 SAC: 1 DP: 0 HBP: 0	WP: 0 PB: 0 SB: 2 CS: 0	PA: 36					
<b>PITCHER</b> <b>Bruce Berenyi, R</b> ERA: 4.04 <b>Charlie Leibrandt, L</b> ERA: 1.96 (1, 1) (7, 1)	IP	WLS	BF	H	R	ER	SO	BB	IBB	HBP	BLK	WP	HR	S	P	ERA	WHIP								
	6.0	L	28	6	4	4	5	4	0	0	1	0	0	34	50	6.00	1.667								
	2.0		8	0	0	0	2	2	0	0	0	0	0	10	18	0.00	1.000								

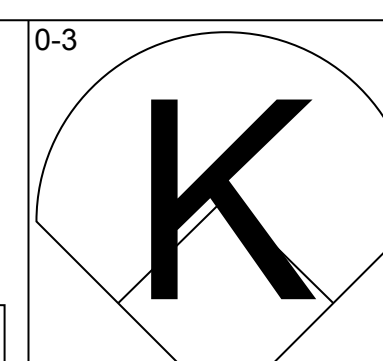
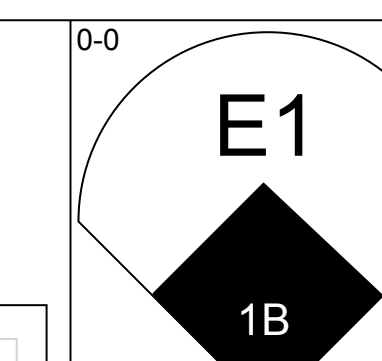
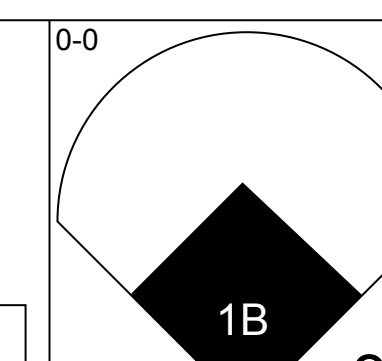
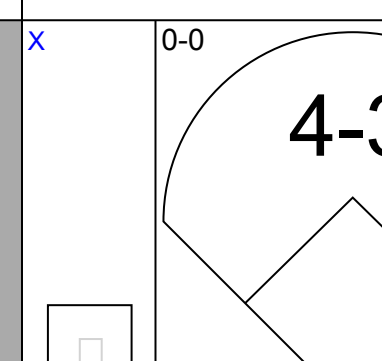

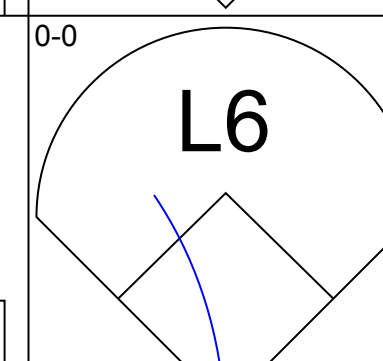
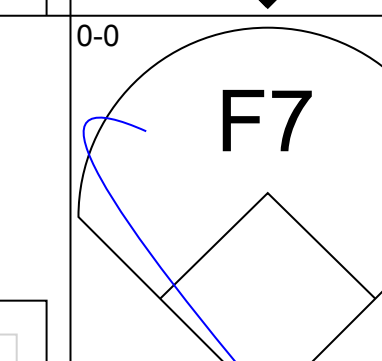
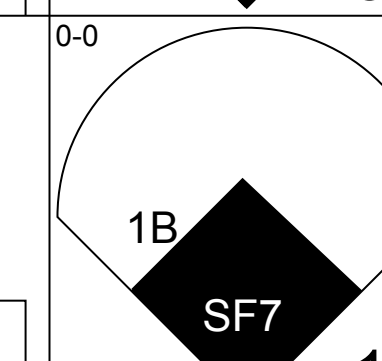
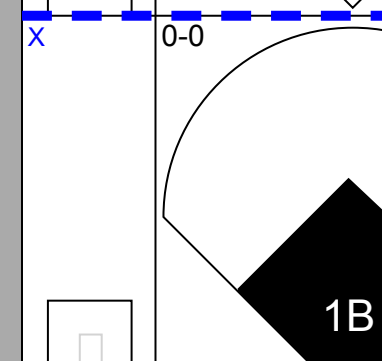
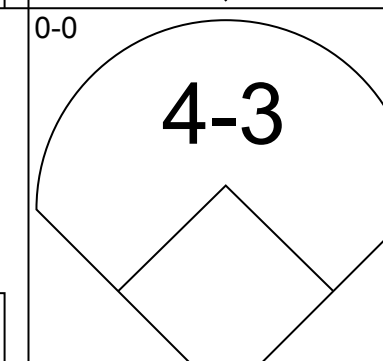
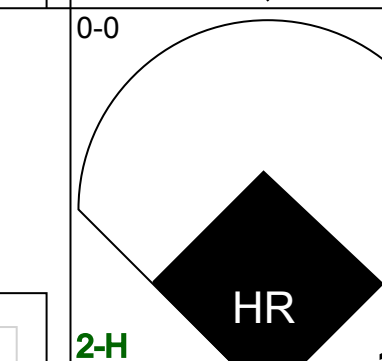
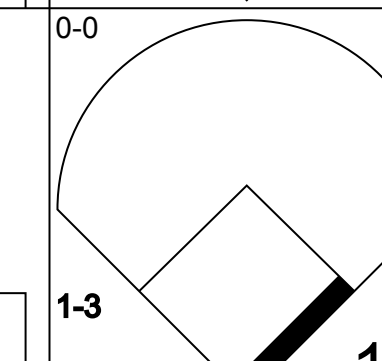
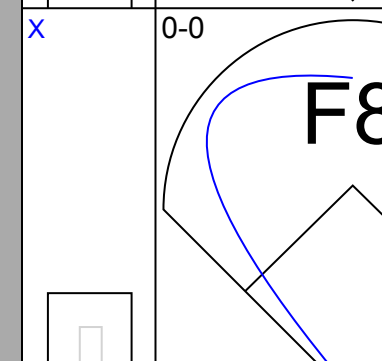
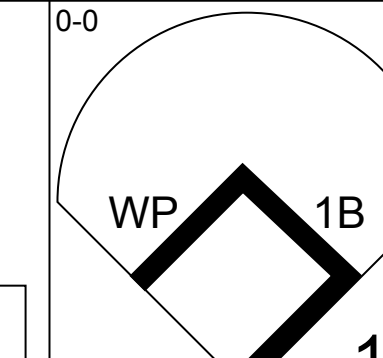
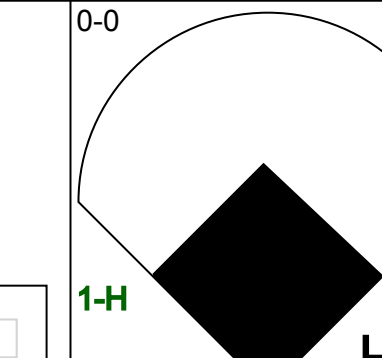
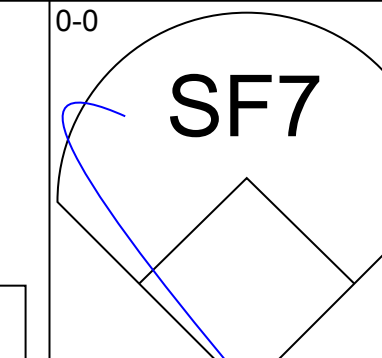
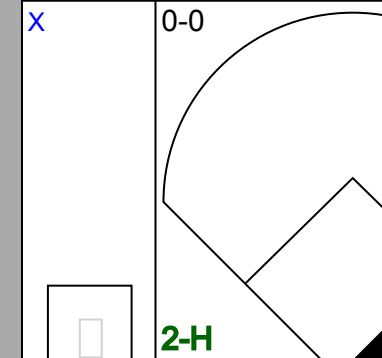
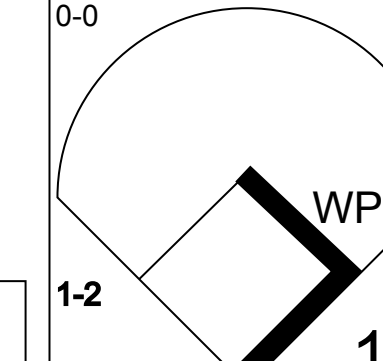
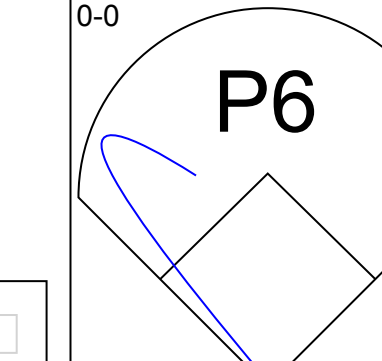
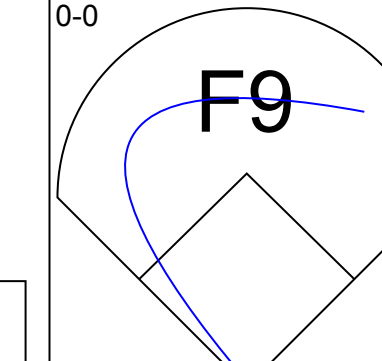
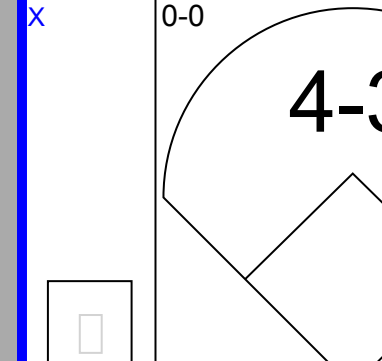
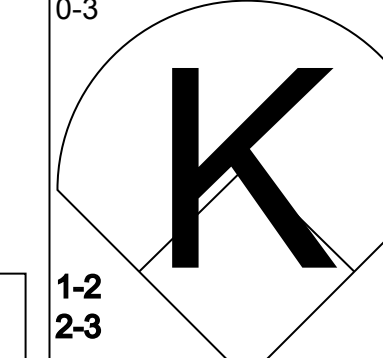
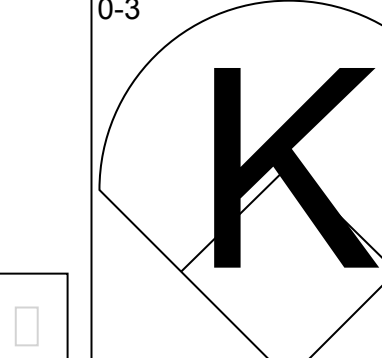
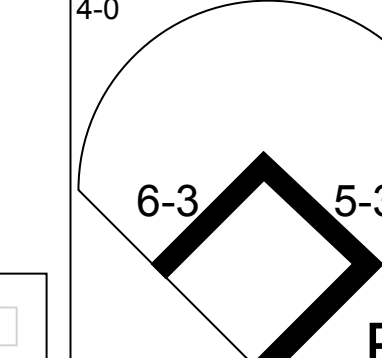
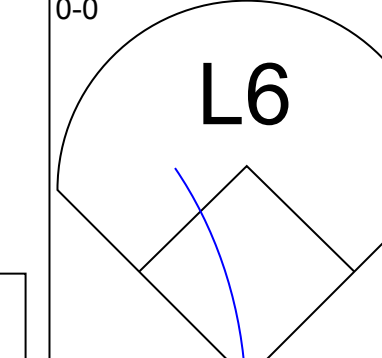
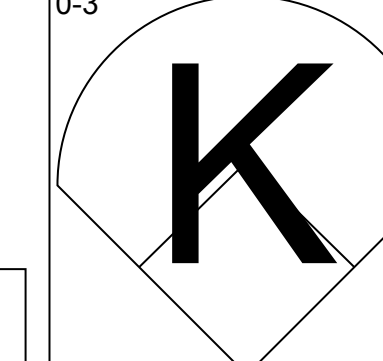
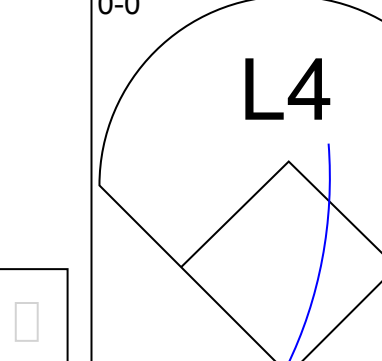
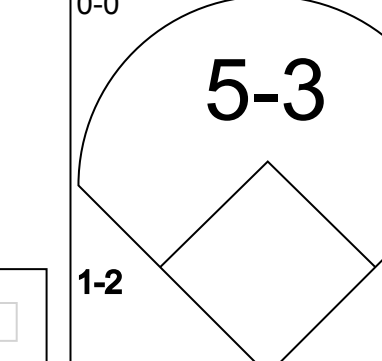
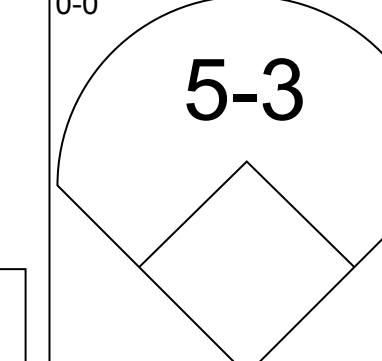
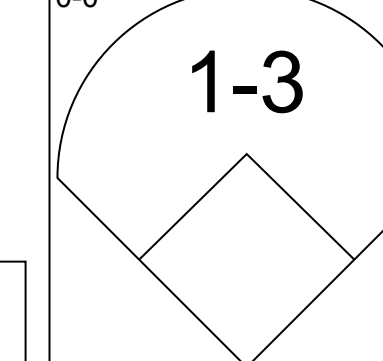
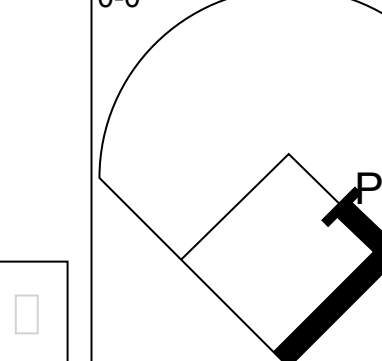
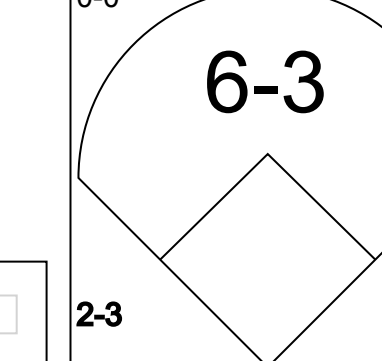
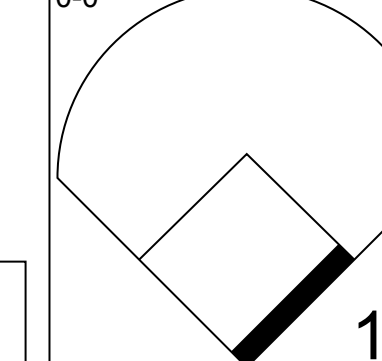
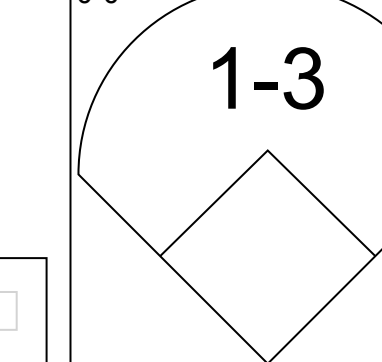
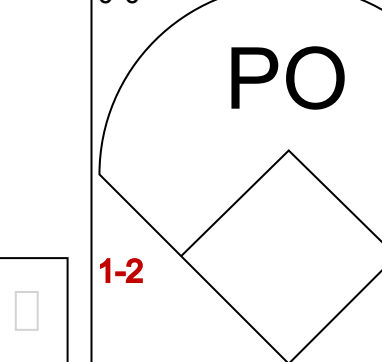
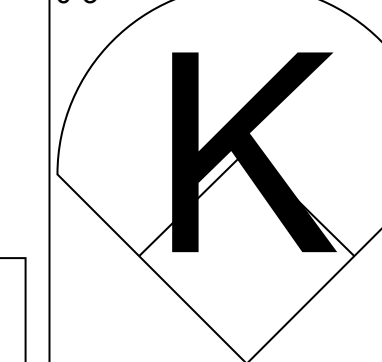
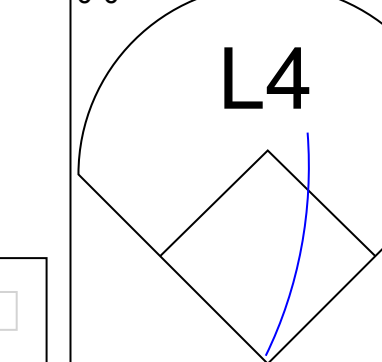
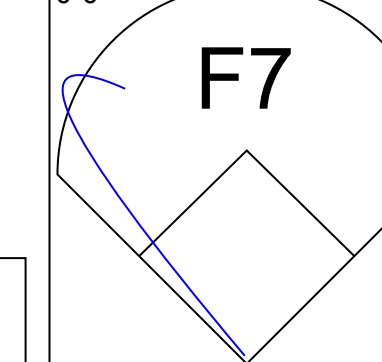


Batter	1	2	3	4	5	6	7	8	9	AB	R	H	RBI	BB	SO	LOB	TOP			
Mookie Wilson, S (1, 8) OBP: 0.329, SLG: 0.385	0-3 K		0-0 6-3		0-0 F7		0-0 2B			4	0	1	0	0	1	1	<p><b>New York Mets @ Cincinnati Reds</b> Riverfront Stadium, Cincinnati, OH</p> <p>Fri Jun 04 1982, 7:05 PM EDT Att: 13,319 - Unknown</p> <p>livebaseballscores.com</p> <p>AB 33 R 3 H 8 RBI 3 BB 1 SO 7 LOB 9</p> 			
John Stearns, R (1, 2) OBP: 0.371, SLG: 0.453	0-0 F9		0-0 1B			0-0 1B SF8	0-0 FC7-2			4	1	2	0	0	2					
George Foster, R (1, 7) OBP: 0.351, SLG: 0.410	0-0 HR		0-0 1B			0-0 1B		0-0 P2		4	1	3	2	0	0					
Dave Kingman, R (1, 3) OBP: 0.285, SLG: 0.471	0-3 K		0-0 FC5-4			0-3 K		0-3 K		4	0	0	0	0	3	4				
Ellis Valentine, R (1, 9) OBP: 0.272, SLG: 0.364		0-0 6-3		0-0 F7		0-0 SF8		0-0 6-3		3	0	0	1	0	0					
Bob Bailor, R (1, 5) OBP: 0.366, SLG: 0.400		0-0 F8		0-3 K		0-0 1B		0-0 4-3		4	0	1	0	0	1	0				
Wally Backman, S (1, 4) OBP: 0.370, SLG: 0.389		0-3 K		0-0 4-3		0-0 L7		0-0 5-3		4	0	0	0	0	1	2				
Ron Gardenhire, R (1, 6) OBP: 0.275, SLG: 0.260			0-0 P3		0-0 F5		0-0 F7		0-0 P6	3	0	0	0	0	0	0				
Rusty Staub, L (9, PH) OBP: 0.273, SLG: 0.378										1	0	0	0	0	0	0				
Mike Scott, R (1, 1) OBP: 0.143, SLG: 0.185					0-3 K		4-0 2B FC7-2 BB			2	1	1	0	0	1	0				
Jesse Orosco, R (6, 1)										0	0	0	0	0	0	0				
Gary Rajsich, L (7, PH) OBP: 0.254, SLG: 0.293										0	0	0	0	1	0	0				
Tom Hausman, R (7, 1)										0	0	0	0	0	0	0				
<b>Inning Stats</b>	R: 1 E: 0 K: 2 S: 8	H: 1 LOB: 0 BB: 0 P: 8	R: 0 E: 0 K: 1 S: 5	H: 0 LOB: 0 BB: 0 P: 5	R: 1 E: 0 K: 0 S: 6	H: 3 LOB: 2 BB: 0 P: 6	R: 0 E: 0 K: 1 S: 5	H: 0 LOB: 0 BB: 0 P: 5	R: 0 E: 0 K: 1 S: 5	H: 3 LOB: 2 BB: 0 P: 8	R: 0 E: 0 K: 0 S: 3	H: 1 LOB: 1 BB: 1 P: 7	R: 0 E: 0 K: 1 S: 5	H: 0 LOB: 0 BB: 0 P: 5	R: 0 E: 0 K: 0 S: 3	H: 0 LOB: 0 BB: 0 P: 3		1B: 4 2B: 4 3B: 0 HR: 1	SF: 1 SAC: 0 DP: 1 HBP: 0	WP: 0 PB: 0 SB: 0 CS: 0
<b>PITCHER</b>	IP WLS BF H R ER SO BB IBB HBP BLK WP HR S P ERA WHIP																			
Tom Seaver, R (1, 1) ERA: 5.76	7.0 W 29 8 3 3 6 1 0 0 0 0 0 1 40 44 3.86 1.286																			
Tom Hume, R (8, 1) ERA: 1.67	2.0 6 0 0 0 1 0 0 0 0 0 0 0 8 8 0.00 0.000																			

Batter	1	2	3	4	5	6	7	8	9	AB	R	H	RBI	BB	SO	LOB	BOTTOM			
Eddie Milner, L (1, 8) OBP: 0.326, SLG: 0.365	0-0 B1-3		0-0 SF7	4-0 1B		0-0 1B	0-0 4-3			4	2	2	0	1	0	1	<p><b>New York Mets @ Cincinnati Reds</b> Riverfront Stadium, Cincinnati, OH</p> <p>Fri Jun 04 1982, 7:05 PM EDT Att: 13,319 - Unknown</p> <p>livebaseballscores.com</p> <p>AB 36 R 8 H 17 RBI 8 BB 3 SO 3 LOB 13</p> 			
Ron Oester, S (1, 4) OBP: 0.301, SLG: 0.359	0-0 BB		0-0 SF7	0-0 FC5-4		0-0 1B	0-0 4-3			4	1	3	3	0	0	0				
Dave Concepcion, R (1, 6) OBP: 0.340, SLG: 0.392	4-0 1B		0-0 5-3	0-0 FC5-4		0-0 1B	0-0 1B			4	1	2	2	1	0	2				
Dan Driessen, L (1, 3) OBP: 0.401, SLG: 0.508	0-0 FC6		0-0 1B		0-0 1B	0-0 1B	0-0 1B			5	0	4	1	0	0	1				
Mike Vail, R (1, 7) OBP: 0.352, SLG: 0.529		0-0 F7	0-0 F8		0-0 G1-6-3	0-0 1B	0-0 1B		0-0 F9-3	4	0	1	1	0	0	2				
Paul Householder, S (6, PH) OBP: 0.272, SLG: 0.304					0-0 G1-6-3	0-0 1B	0-0 1B		0-0 F9-3	1	0	0	0	0	0	2				
Duane Walker, L (1, 9) OBP: 0.286, SLG: 0.429		0-0 1B		0-0 SH3	0-0 4-3	0-0 P2				4	2	2	0	0	2					
Johnny Bench, R (1, 5) OBP: 0.290, SLG: 0.312		0-0 1B		0-0 F9		0-0 F8	0-0 5-3			4	0	1	1	0	0	1				
Rafael Landestoy, S (8, 5) OBP: 0.296, SLG: 0.385										0	0	0	0	0	0	0				
Mike O'Berry, R (1, 2) OBP: 0.375, SLG: 0.282		0-3 K		4-0 SH3	0-0 K2-3	0-0 4-1				3	1	0	0	1	2	1				
Tom Seaver, R (1, 1) OBP: 0.235, SLG: 0.294		0-3 K		0-0 SH3		0-0 1B	0-0 1B			2	1	1	0	0	1	1				
German Barranca, L (7, PH) OBP: 0.333, SLG: 0.545										1	0	1	0	0	0	0				
Tom Hume, R (8, 1) ERA: 0.79										0	0	0	0	0	0	0				
<b>Inning Stats</b>	R: 0 E: 0 K: 0 S: 3	H: 1 LOB: 1 BB: 1 P: 7	R: 1 E: 0 K: 2 S: 9	H: 2 LOB: 1 BB: 0 P: 9	R: 1 E: 0 K: 0 S: 5	H: 2 LOB: 1 BB: 0 P: 5	R: 2 E: 0 K: 0 S: 5	H: 2 LOB: 2 BB: 2 P: 13	R: 0 E: 0 K: 0 S: 3	H: 1 LOB: 0 BB: 0 P: 3	R: 4 E: 0 K: 1 S: 11	H: 6 LOB: 2 BB: 0 P: 11	R: 0 E: 0 K: 0 S: 4	H: 1 LOB: 1 BB: 0 P: 4	R: 0 E: 0 K: 0 S: 4	H: 2 LOB: 1 BB: 0 P: 4		1B: 15 2B: 2 3B: 1 HR: 0	SF: 1 SAC: 1 DP: 2 HBP: 0	WP: 0 PB: 0 SB: 0 CS: 0
<b>PITCHER</b>	IP WLS BF H R ER SO BB IBB HBP BLK WP HR S P ERA WHIP																			
Mike Scott, R (1, 1) ERA: 4.65	5.2 L 30 12 8 8 3 0 0 0 0 0 0 0 3 3 12.71 2.647																			
Jesse Orosco, L (6, 1) ERA: 2.93	0.1 3 2 0 0 0 0 0 0 0 0 0 0 3 3 0.00 6.000																			
Tom Hausman, R (7, 1) ERA: 0.79	2.0 8 3 0 0 0 0 0 0 0 0 0 0 8 8 0.00 1.500																			



Batter	1	2	3	4	5	6	7	8	9	AB	R	H	RBI	BB	SO	LOB	TOP					
Mookie Wilson, S (1, 8) OBP: 0.323, SLG: 0.378										4	0	0	0	0	2	3	<p><b>New York Mets @ Cincinnati Reds</b> Riverfront Stadium, Cincinnati, OH Sat Jun 05 1982, 7:05 PM EDT Att: 20,286 - Unknown</p> <p>livebaseballscores.com</p> <p>AB 33 R 2 H 7 RBI 2 BB 1 SO 8 LOB 14</p> 					
Bob Bailor, R (1, 5) OBP: 0.352, SLG: 0.388										3	0	0	1	0	0							
George Foster, R (1, 7) OBP: 0.344, SLG: 0.401										4	0	0	0	0	2	1						
Dave Kingman, R (1, 3) OBP: 0.284, SLG: 0.466										4	0	1	0	0	1	0						
John Stearns, R (1, 2) OBP: 0.368, SLG: 0.448										4	1	1	0	0	1	2						
Joel Youngblood, R (1, 9) OBP: 0.290, SLG: 0.366										4	0	1	0	0	1	2						
Wally Backman, S (1, 4) OBP: 0.366, SLG: 0.379										3	0	0	0	1	0	2						
Ron Gardenhire, R (1, 6) OBP: 0.283, SLG: 0.276										3	1	2	0	0	0	1						
Mike Jorgensen, L (9, PH) OBP: 0.426, SLG: 0.353										1	0	1	1	0	0	0						
Charlie Puleo, R (1, 1) OBP: 0.250, SLG: 0.200										1	0	1	0	0	0	0						
Rusty Staub, L (7, PH) OBP: 0.267, SLG: 0.368										1	0	0	0	0	0	1						
Ed Lynch, R (7, PH) OBP: 0.250, SLG: 0.288										0	0	0	0	0	0	0						
Gary Rajsich, L (9, PH) OBP: 0.250, SLG: 0.288										1	0	0	0	0	1	2						
<b>Inning Stats</b>	R: 0 E: 0 K: 2 S: 7	H: 0 LOB: 0 BB: 0 P: 7	R: 0 E: 0 K: 0 S: 4	H: 1 LOB: 1 BB: 0 P: 4	R: 1 E: 0 K: 1 S: 7	H: 2 LOB: 1 BB: 0 P: 7	R: 0 E: 0 K: 1 S: 5	H: 0 LOB: 0 BB: 0 P: 5	R: 0 E: 0 K: 0 S: 4	H: 1 LOB: 1 BB: 0 P: 4	R: 0 E: 1 K: 2 S: 8	H: 0 LOB: 1 BB: 0 P: 8	R: 0 E: 0 K: 0 S: 4	H: 1 LOB: 1 BB: 0 P: 4	R: 0 E: 0 K: 0 S: 3	H: 0 LOB: 0 BB: 0 P: 3	R: 1 E: 0 K: 2 S: 9	H: 2 LOB: 2 BB: 1 P: 13	1B: 6 2B: 1 3B: 0 HR: 0	SF: 1 SAC: 1 DP: 0 HBP: 0	WP: 0 PB: 0 SB: 1 CS: 0	PA: 36
<b>PITCHER</b>	IP WLS BF H R ER SO BB IBB HBP BLK WP HR S P ERA WHIP																					
Mario Soto, R (1, 1) ERA: 2.4	9.0 W 36 7 2 2 8 1 0 0 0 0 0 0 51 55 2.00 0.889																					


Batter	1	2	3	4	5	6	7	8	9	AB	R	H	RBI	BB	SO	LOB	BOTTOM			
Eddie Milner, L (1, 8) OBP: 0.330, SLG: 0.380										4	2	2	0	0	1	0	<p><b>New York Mets @ Cincinnati Reds</b> Riverfront Stadium, Cincinnati, OH Sat Jun 05 1982, 7:05 PM EDT Att: 20,286 - Unknown</p> <p>livebaseballscores.com</p> <p>AB 34 R 6 H 12 RBI 6 BB 1 SO 5 LOB 14</p> 			
Ron Oester, S (1, 4) OBP: 0.305, SLG: 0.367										4	2	2	1	0	0	1				
Dave Concepcion, R (1, 6) OBP: 0.343, SLG: 0.394										4	1	2	1	0	0	1				
Dan Driessen, L (1, 3) OBP: 0.407, SLG: 0.533										3	1	3	4	0	0	0				
Mike Vail, R (1, 7) OBP: 0.351, SLG: 0.521										3	0	1	0	0	0	1				
Paul Householder, S (7, 9) OBP: 0.269, SLG: 0.391										1	0	0	0	0	0	1				
Duane Walker, L (1, 9) OBP: 0.273, SLG: 0.300										3	0	0	0	1	2	2				
Johnny Bench, R (1, 5) OBP: 0.283, SLG: 0.304										4	0	0	0	0	1	3				
Alex Trevino, R (1, 2) OBP: 0.336, SLG: 0.289											4	0	2	0	0	3				
Mario Soto, R (1, 1) OBP: 0.188, SLG: 0.233										4	0	0	0	0	1	2				
<b>Inning Stats</b>	R: 0 E: 0 K: 1 S: 5	H: 0 LOB: 0 BB: 0 P: 5	R: 0 E: 0 K: 2 S: 9	H: 2 LOB: 2 BB: 0 P: 9	R: 3 E: 1 K: 0 S: 6	H: 3 LOB: 0 BB: 0 P: 6	R: 0 E: 0 K: 1 S: 5	H: 1 LOB: 0 BB: 0 P: 5	R: 2 E: 0 K: 1 S: 8	H: 3 LOB: 1 BB: 0 P: 8	R: 0 E: 0 K: 0 S: 3	H: 0 LOB: 1 BB: 1 P: 7	R: 1 E: 0 K: 0 S: 5	H: 2 LOB: 1 BB: 0 P: 5	R: 0 E: 0 K: 0 S: 4	H: 1 LOB: 1 BB: 0 P: 4	1B: 9 2B: 1 3B: 1 HR: 1	SF: 1 SAC: 0 DP: 0 HBP: 0	WP: 1 PB: 0 SB: 0 CS: 0	PA: 37
<b>PITCHER</b>	IP WLS BF H R ER SO BB IBB HBP BLK WP HR S P ERA WHIP																			
Charlie Puleo, R (1, 1) ERA: 4.06	6.0 L 27 9 5 5 0 0 0 0 0 0 0 0 1 36 40 7.50 1.667																			
Ed Lynch, R (7, 1) ERA: 4.1	2.0 9 3 1 1 0 0 0 0 0 0 0 0 9 9 4.50 1.500																			



Batter	1	2	3	4	5	6	7	8	9	AB	R	H	RBI	BB	SO	LOB	TOP								
Wally Backman, S (1,4) OBP: 0.373, SLG: 0.395 Bob Bailor, R (7,PH) OBP: 0.355, SLG: 0.390										3	0	2	0	0	1	0									
Joel Youngblood, R (1,8) OBP: 0.295, SLG: 0.406										5	2	2	1	0	0	3									
Rusty Staub, L (1,3) OBP: 0.265, SLG: 0.341 Mookie Wilson, S (8,PR) OBP: 0.326, SLG: 0.381										3	0	0	0	1	0	2									
George Foster, R (1,7) OBP: 0.346, SLG: 0.400 Ellis Valentine, R (9,7) OBP: 0.272, SLG: 0.364										3	0	1	1	1	0	2									
Mike Jorgensen, L (1,9) OBP: 0.400, SLG: 0.333										4	1	1	0	0	1	3									
Hubie Brooks, R (1,5) OBP: 0.339, SLG: 0.351										4	1	1	0	0	0	2									
Ron Hodges, L (1,2) OBP: 0.386, SLG: 0.586										3	1	2	3	1	0	0									
Ron Gardenhire, R (1,6) OBP: 0.275, SLG: 0.268										4	0	0	0	0	1	4									
Craig Swan, R (1,1) Rusty Tillman, R (7,PH) OBP: 1.000, SLG: 1.000 Tom Hausman, R (7,1) Neil Allen, R (9,1) OBP: 0.400, SLG: 0.250										2	0	0	0	0	1	0									
<b>Inning Stats</b>	R: 0 E: 0 K: 0 S: 4	H: 1 LOB: 1 BB: 0 P: 4	R: 3 E: 0 K: 2 S: 10	H: 3 LOB: 0 BB: 0 P: 10	R: 1 E: 0 K: 0 S: 4	H: 1 LOB: 0 BB: 0 P: 4	R: 0 E: 0 K: 0 S: 3	H: 0 LOB: 0 BB: 0 P: 3	R: 0 E: 0 K: 1 S: 5	H: 1 LOB: 0 BB: 0 P: 5	R: 0 E: 0 K: 0 S: 2	H: 0 LOB: 0 BB: 1 P: 6	R: 0 E: 0 K: 0 S: 5	H: 2 LOB: 2 BB: 0 P: 5	R: 1 E: 0 K: 1 S: 7	H: 2 LOB: 3 BB: 2 P: 15	R: 1 E: 0 K: 1 S: 7	H: 2 LOB: 1 BB: 0 P: 7	1B: 8 2B: 2 3B: 0 HR: 2	SF: 1 SAC: 0 DP: 2 HBP: 0	WP: 0 PB: 0 SB: 1 CS: 0	PA: 40			
<b>PITCHER</b>	IP	WLS	BF	H	R	ER	SO	BB	IBB	HBP	BLK	WP	HR	S	P	ERA	WHIP								
Frank Pastore, R (1,1) ERA: 4.22	5.0	L	20	6	4	4	3	0	0	0	0	0	1	26	26	7.20	1.200								
Charlie Leibrandt, L (6,1) ERA: 1.91	1.0		3	0	0	0	0	1	0	0	0	0	0	2	6	0.00	1.000								
Joe Price, L (7,1) ERA: 3.45	1.1		9	4	1	1	1	1	0	0	0	0	1	10	14	6.75	3.750								
Jim Kern, R (8,1) ERA: 4.06	0.2		3	0	0	0	0	0	1	0	0	0	0	2	6	0.00	0.000								
Tom Hume, R (9,1) ERA: 1.89	1.0		5	2	1	1	1	0	0	0	0	0	0	7	7	9.00	2.000								

**New York Mets @ Cincinnati Reds**  
Riverfront Stadium, Cincinnati, OH  
Sun Jun 06 1982, 3:33 AM EDT  
Att: 24,053 - Unknown


AB	36
R	6
H	12
RBI	6
BB	3
SO	5
LOB	18



Batter	1	2	3	4	5	6	7	8	9	AB	R	H	RBI	BB	SO	LOB	BOTTOM								
Eddie Milner, L (1,9) OBP: 0.326, SLG: 0.375										5	1	1	0	0	0	3									
Ron Oester, S (1,4) OBP: 0.303, SLG: 0.363										5	0	1	0	0	1	2									
Dave Concepcion, R (1,6) OBP: 0.339, SLG: 0.389										5	0	1	0	0	1	1									
Dan Driessen, L (1,3) OBP: 0.412, SLG: 0.540										5	0	3	1	0	1	0									
Mike Vail, R (1,7) OBP: 0.342, SLG: 0.500										5	0	1	0	0	1	4									
Cesar Cedeno, R (1,8) OBP: 0.360, SLG: 0.416										4	2	3	1	0	0	2									
Johnny Bench, R (1,5) OBP: 0.294, SLG: 0.313										2	0	1	0	2	0	0									
Alex Trevino, R (1,2) OBP: 0.342, SLG: 0.297										3	0	2	1	0	0	3									
Frank Pastore, R (1,1) OBP: 0.174, SLG: 0.217 Wayne Kattreck, L (5,PH) OBP: 0.316, SLG: 0.386 Charlie Leibrandt, L (6,1) OBP: 0.333, SLG: 0.476 German Barranco, L (6,PH) OBP: 0.333, SLG: 0.529 Joe Price, R (7,1) Jim Kern, R (8,1) Larry Bittner, L (8,PH) OBP: 0.365, SLG: 0.416 Tom Hume, R (9,1)										0	0	0	0	0	0	0									
<b>Inning Stats</b>	R: 0 E: 0 K: 0 S: 3	H: 0 LOB: 0 BB: 0 P: 3	R: 1 E: 0 K: 1 S: 6	H: 1 LOB: 0 BB: 0 P: 6	R: 0 E: 0 K: 0 S: 4	H: 1 LOB: 1 BB: 0 P: 4	R: 0 E: 0 K: 0 S: 5	H: 2 LOB: 3 BB: 1 P: 9	R: 1 E: 0 K: 0 S: 6	H: 3 LOB: 2 BB: 0 P: 6	R: 0 E: 1 K: 1 S: 6	H: 1 LOB: 2 BB: 1 P: 10	R: 0 E: 0 K: 2 S: 7	H: 0 LOB: 0 BB: 0 P: 7	R: 1 E: 0 K: 0 S: 5	H: 3 LOB: 1 BB: 0 P: 5	R: 0 E: 0 K: 1 S: 7	H: 2 LOB: 2 BB: 0 P: 7	1B: 10 2B: 2 3B: 0 HR: 1	SF: 0 SAC: 2 DP: 1 HBP: 0	WP: 0 PB: 0 SB: 0 CS: 0	PA: 41			
<b>PITCHER</b>	IP	WLS	BF	H	R	ER	SO	BB	IBB	HBP	BLK	WP	HR	S	P	ERA	WHIP								
Craig Swan, R (1,1) ERA: 2.27	6.0	W	28	8	2	2	2	2	0	0	0	0	0	1	30	3.00	1.667								
Tom Hausman, R (7,1) ERA: 1.29	2.2		12	5	1	1	2	0	0	0	0	0	0	16	16	3.38	1.875								
Neil Allen, R (9,1) ERA: 2.01	0.1	S	1	0	0	0	1	0	0	0	0	0	0	3	3	0.00	0.000								

**New York Mets @ Cincinnati Reds**  
Riverfront Stadium, Cincinnati, OH  
Sun Jun 06 1982, 3:33 AM EDT  
Att: 24,053 - Unknown

AB	37
R	3
H	13
RBI	3
BB	2
SO	5
LOB	19





Batter	1	2	3	4	5	6	7	8	9	AB	R	H	RBI	BB	SO	LOB	TOP										
<b>Eddie Milner, L</b> OBP: 0.317, SLG: 0.364 (1, 9)	F9	4-3		K			F7		1-3	5	0	0	0	0	1	3	<b>Cincinnati Reds @ San Diego Padres</b> Jack Murphy Stadium, San Diego, CA Mon Jun 07 1982, 10:05 PM EDT Att: 11,832 - Unknown										
<b>Ron Oester, S</b> OBP: 0.309, SLG: 0.368 (1, 4)	G6-4-3 1B		1B		F9		L4		2B 3-1 1B	5	1	3	0	0	0	0											
<b>Dave Concepcion, R</b> OBP: 0.345, SLG: 0.396 (1, 6)	G6-4-3 1-2		1B		FC6-4 BB		F9		3-1 2B	4	0	2	0	1	0	1											
<b>Dan Driessen, L</b> OBP: 0.403, SLG: 0.526 (1, 3)		G3	F9		F8		E5 HR		3-1	5	1	0	1	0	0	4											
<b>Mike Vail, R</b> OBP: 0.333, SLG: 0.519 (1, 7)		6-3	K		FC6-4 1-2		HR		K	5	1	1	2	0	2	4											
<b>Cesar Cedeno, R</b> OBP: 0.363, SLG: 0.418 (1, 8)		BB E 1B	F9		G1-6-3 1B		6-3			4	1	2	0	0	0	2											
<b>Johnny Bench, R</b> OBP: 0.298, SLG: 0.313 (1, 5)		BB E 1B	F7		F8		1B BB			3	1	1	0	1	0	1											
<b>Alex Trevino, R</b> OBP: 0.352, SLG: 0.305 (1, 2)		E 1-2 2-3 BB	1-3 1B		G1-6-3 1-2		FC6 1B			3	0	2	0	1	0	1											
<b>Greg Harris, S</b> OBP: 0.187, SLG: 0.187 (3, 1) <b>Charlie Leibrandt, L</b> OBP: 0.200, SLG: 0.222 (7, PH) <b>Rafael Landestam, S</b> OBP: 0.246, SLG: 0.376 (7, 1) <b>Bob Shirley, L</b> OBP: 0.310, SLG: 0.409 (8, PH) <b>Paul Householder, S</b> OBP: 0.290, SLG: 0.320 (8, PH) <b>Larry Bittner, L</b> OBP: 0.293, SLG: 0.411 (8, 1) <b>Joe Price, R</b> (8, 1)		E3	1-3		6-3		FC6 1-2			1	0	0	0	0	0	1											
<b>Inning Stats</b>	R: 0 E: 0 K: 0 S: 3	H: 1 LOB: 0 BB: 0 P: 3	R: 2 E: 1 K: 0 S: 6	H: 2 LOB: 2 BB: 1 P: 10	R: 0 E: 0 K: 1 S: 7	H: 2 LOB: 2 BB: 0 P: 7	R: 0 E: 0 K: 1 S: 6	H: 1 LOB: 1 BB: 0 P: 6	R: 0 E: 0 K: 0 S: 3	H: 0 LOB: 0 BB: 1 P: 7	R: 0 E: 0 K: 0 S: 3	H: 1 LOB: 0 BB: 0 P: 3	R: 0 E: 0 K: 0 S: 3	H: 0 LOB: 0 BB: 0 P: 3	R: 2 E: 1 K: 0 S: 6	H: 2 LOB: 2 BB: 1 P: 10		R: 1 E: 0 K: 1 S: 7	H: 2 LOB: 1 BB: 0 P: 7	1B: 9 2B: 1 3B: 0 HR: 1	SF: 0 SAC: 0 DP: 2 HBP: 0	WP: 0 PB: 0 SB: 0 CS: 0	PA: 41				
<b>PITCHER</b>	IP	WLS	BF	H	R	ER	SO	BB	IBB	HBP	BLK	WP	HR	S	P	ERA	WHIP										
<b>Chris Welsh, L</b> ERA: 4.37 (1, 1)	7.2	W	35	9	4	1	2	3	0	0	0	0	1	36	48	1.17	1.565										
<b>Eric Show, R</b> ERA: 1.34 (8, 1)	0.2		4	2	1	1	0	0	0	0	0	0	0	4	4	13.50	3.000										
<b>Gary Lucas, L</b> ERA: 4.82 (9, 1)	0.1	S	1	0	0	0	0	0	0	0	0	0	0	1	1	0.00	0.000										
<b>Luis DeLeon, R</b> ERA: 2.15 (9, 1)	0.1	S	1	0	0	0	1	0	0	0	0	0	0	3	3	0.00	0.000										

AB	38
R	5
H	11
RBI	3
BB	3
SO	3
LOB	20



Batter	1	2	3	4	5	6	7	8	9	AB	R	H	RBI	BB	SO	LOB	BOTTOM										
<b>Alan Wiggins, S</b> OBP: 0.378, SLG: 0.358 (1, 7)	P5		1B 1-2 1B	1-3 S 1B		5-3		F8		5	1	2	0	0	0	0	<b>Cincinnati Reds @ San Diego Padres</b> Jack Murphy Stadium, San Diego, CA Mon Jun 07 1982, 10:05 PM EDT Att: 11,832 - Unknown										
<b>Gene Richards, L</b> OBP: 0.314, SLG: 0.319 (1, 3)	6-3		1B 1-2 2-3 1B	1-3 1B		4-3				4	1	1	0	0	0	1											
<b>Garry Templeton, S</b> OBP: 0.290, SLG: 0.371 (1, 6)	PO 1B		1B 1-3 2B 2B 3-H 3-H	5-3		K				4	1	2	2	0	1	1											
<b>Ruppert Jones, L</b> OBP: 0.450, SLG: 0.551 (1, 8)	PO 1-2	F8	2B E 1B	L4		2B				4	1	2	1	0	0	1											
<b>Sixto Lezcano, R</b> OBP: 0.351, SLG: 0.454 (1, 9)		BB	E7 1-3 3-H 2B		F8		IBB			2	0	1	1	2	0	0											
<b>Terry Kennedy, L</b> OBP: 0.286, SLG: 0.437 (1, 2)	P6		BB 1B BB	F7		F3				3	0	0	0	1	0	3											
<b>Luis Salazar, R</b> OBP: 0.243, SLG: 0.293 (1, 5)	K		1-2 1B	E4 3B		P4				4	1	2	0	0	1	3											
<b>Tim Flannery, L</b> OBP: 0.325, SLG: 0.371 (1, 4)			F7 1B 1B BB	F7		B2				3	0	0	0	1	0	0											
<b>Chris Welsh, L</b> OBP: 0.333, SLG: 0.357 (8, 1) <b>Eric Show, R</b> (8, 1) <b>Gary Lucas, L</b> (9, 1) <b>Luis DeLeon, R</b> OBP: 0.200, SLG: 0.400 (9, 1)			1B 1B 1B L5	K		P4				3	1	1	0	0	1	3											
<b>Inning Stats</b>	R: 0 E: 0 K: 0 S: 3	H: 1 LOB: 0 BB: 0 P: 3	R: 0 E: 0 K: 1 S: 5	H: 0 LOB: 1 BB: 1 P: 9	R: 5 E: 1 K: 0 S: 9	H: 7 LOB: 3 BB: 2 P: 17	R: 0 E: 0 K: 0 S: 4	H: 1 LOB: 1 BB: 0 P: 4	R: 1 E: 1 K: 0 S: 4	H: 1 LOB: 0 BB: 0 P: 4	R: 0 E: 0 K: 1 S: 5	H: 0 LOB: 0 BB: 0 P: 5	R: 0 E: 0 K: 1 S: 6	H: 1 LOB: 2 BB: 1 P: 10	R: 0 E: 0 K: 0 S: 3	H: 0 LOB: 0 BB: 0 P: 3		1B: 8 2B: 2 3B: 1 HR: 0	SF: 0 SAC: 0 DP: 0 HBP: 0	WP: 0 PB: 0 SB: 1 CS: 0	PA: 38						
<b>PITCHER</b>	IP	WLS	BF	H	R	ER	SO	BB	IBB	HBP	BLK	WP	HR	S	P	ERA	WHIP										
<b>Greg Harris, R</b> ERA: 4.67 (1, 1)	2.1	L	13	6	5	5	1	1	0	0	0	0	0	14	18	19.29	3.000										
<b>Charlie Leibrandt, L</b> ERA: 1.74 (3, 1)	3.2		16	4	1	0	1	2	0	0	0	0	0	16	24	0.00	1.636										
<b>Bob Shirley, L</b> ERA: 5.08 (7, 1)	1.0		5	1	0	0	1	0	1	0	0	0	0	6	10	0.00	1.000										
<b>Joe Price, L</b> ERA: 3.34 (8, 1)	1.0		3	0	0	0	0	0	0	0	0	0	0	3	3	0.00	0.000										

AB	33
R	6
H	11
RBI	4
BB	4
SO	3
LOB	12





Batter	1	2	3	4	5	6	7	8	9	AB	R	H	RBI	BB	SO	LOB	TOP	
Paul Householder, S OBP: 0.259, SLG: 0.289 (1, 9)	0-0 4-3			0-0 F7		0-0 F8		0-0 FC6-4		4	0	0	0	0	0	2		
Ron Oester, S OBP: 0.304, SLG: 0.362 (1, 4)	0-3 K			0-0 F7		0-3 K			0-0 G3	4	0	0	0	0	2	1		
Dave Concepcion, R OBP: 0.344, SLG: 0.393 (1, 6)	0-0 6-3			0-0 6-3			0-0 G6-4-3 1B		0-0 1-3	4	0	1	0	0	0	0		
Dan Driessen, L OBP: 0.400, SLG: 0.518 (1, 3)		0-0 F7			4-0 E S BB		0-0 L7		0-0 4-3	3	0	0	0	1	0	1		
Mike Vail, R OBP: 0.322, SLG: 0.500 (1, 7)		0-3 K			0-0 F9		0-0 G6-4-3			3	0	0	0	0	1	2		
Cesar Cedeno, R OBP: 0.357, SLG: 0.411 (1, 8)		0-3 K			0-0 F3			0-0 5-3		3	0	0	0	0	1	1		
Johnny Bench, R OBP: 0.299, SLG: 0.331 (1, 5)			0-0 F7		0-0 6-3				0-0 HR	3	1	1	1	0	0	1		
Alex Trevino, R OBP: 0.346, SLG: 0.299 (1, 2)			0-0 5-3		0-0 E6			0-3 K		3	0	0	0	0	1	0		
Bruce Berenyi, R OBP: 0.227, SLG: 0.318 Joe Price, R (7, 1)			0-0 F5			0-3 K		0-0 FC6-4 1B		2	0	0	0	0	1	1		
Larry Bittner, L OBP: 0.359, SLG: 0.418 (8, PH)										0	0	0	0	0	0	0		
Rafael Landestoy, S OBP: 0.286, SLG: 0.370 (8, PR)										1	0	1	0	0	0	0		
Tom Hume, R (8, 1)										0	0	0	0	0	0	0		
<b>Inning Stats</b>	R: 0 E: 0 K: 1 S: 5	H: 0 LOB: 0 BB: 0 P: 5	R: 0 E: 0 K: 2 S: 7	H: 0 LOB: 0 BB: 0 P: 7	R: 0 E: 0 K: 0 S: 3	H: 0 LOB: 0 BB: 0 P: 3	R: 0 E: 0 K: 0 S: 3	H: 0 LOB: 0 BB: 0 P: 3	R: 0 E: 0 K: 0 S: 3	H: 1 LOB: 0 BB: 0 P: 3	R: 1 E: 0 K: 1 S: 7	H: 2 LOB: 1 BB: 0 P: 7	R: 0 E: 0 K: 0 S: 3	H: 0 LOB: 0 BB: 0 P: 3	1B: 2 2B: 0 3B: 0 HR: 1	SF: 0 SAC: 0 DP: 1 HBP: 0	WP: 0 PA: 31 PB: 0 SB: 1 CS: 0	
<b>PITCHER</b> John Montefusco, R ERA: 3.88 Luis DeLeon, R ERA: 2.3	IP 7.0	WLS W	BF 23	H 1	R 0	ER 0	SO 5	BB 1	IBB 0	HBP 0	BLK 0	WP 0	HR 0	S 32	P 36	ERA 0.00	WHIP 0.286	

Cincinnati Reds @ San Diego Padres  
Jack Murphy Stadium, San Diego, CA  
Tue Jun 08 1982, 10:05 PM EDT  
Att: 13,111 - Unknown

AB 30  
R 1  
H 3  
RBI 1  
BB 1  
SO 6  
LOB 9



Batter	1	2	3	4	5	6	7	8	9	AB	R	H	RBI	BB	SO	LOB	BOTTOM		
Alan Wiggins, S OBP: 0.377, SLG: 0.357 (1, 7)	0-0 S 1B		0-0 SH1		0-0 4-3		0-0 6-3			3	1	1	0	0	0	2			
Gene Richards, L OBP: 0.320, SLG: 0.314 (1, 3)	4-0 1B		4-0 FC3-6 BB		0-0 5-3		0-3 K			2	0	0	0	2	1	2			
Garry Templeton, S OBP: 0.290, SLG: 0.373 (1, 6)	0-3 K		0-0 FC3-6 S 1-2 2-3			0-0 1B 2B		0-0 1-3		4	1	1	0	0	1	4			
Ruppert Jones, L OBP: 0.447, SLG: 0.544 (1, 8)	0-0 1B		0-3 K			0-3 K		0-0 1-3		4	0	1	1	0	2	3			
Sixto Lezcano, R OBP: 0.354, SLG: 0.449 (1, 9)	0-0 G6-3			4-0 CS BB		0-0 F8		4-0 2B BB		2	1	0	0	2	0	3			
Terry Kennedy, L OBP: 0.290, SLG: 0.444 (1, 2)		0-0 F8		0-0 F8		0-0 1B		0-0 1B 2B		4	1	2	2	0	0	1			
Luis Salazar, R OBP: 0.243, SLG: 0.292 (1, 5)		0-0 F8		0-3 K		0-0 L1		0-0 1B		4	0	1	1	0	1	1			
Tim Flannery, L OBP: 0.346, SLG: 0.384 (1, 4)		0-0 L6			0-0 4-3 SH1-4 1B		0-0 SH5-4 1B		4-0 1B	3	0	2	0	1	0	0			
John Montefusco, R OBP: 0.167, SLG: 0.091 Joe Lefebvre, L OBP: 0.259, SLG: 0.220 Luis DeLeon, R OBP: 0.167, SLG: 0.333 (8, 1)			0-3 K FC3-6 SH1		0-0 SH1-4		0-0 SH5-4		0-3 K	1	0	0	0	0	1	0			
<b>Inning Stats</b>	R: 1 E: 0 K: 1 S: 6	H: 2 LOB: 1 BB: 1 P: 10	R: 0 E: 0 K: 0 S: 3	H: 0 LOB: 0 BB: 0 P: 3	R: 0 E: 0 K: 2 S: 8	H: 0 LOB: 2 BB: 1 P: 12	R: 0 E: 0 K: 1 S: 4	H: 0 LOB: 0 BB: 1 P: 8	R: 0 E: 0 K: 0 S: 4	H: 1 LOB: 1 BB: 0 P: 4	R: 1 E: 0 K: 1 S: 7	H: 2 LOB: 1 BB: 0 P: 7	R: 0 E: 0 K: 1 S: 6	H: 1 LOB: 1 BB: 0 P: 6	R: 2 E: 0 K: 1 S: 7	H: 2 LOB: 2 BB: 2 P: 15	1B: 6 2B: 2 3B: 0 HR: 0	SF: 0 SAC: 3 DP: 1 HBP: 0	WP: 1 PA: 36 PB: 0 SB: 4 CS: 1
<b>PITCHER</b> Bruce Berenyi, R ERA: 3.91 Joe Price, L ERA: 3.3 Tom Hume, R ERA: 2.36	IP 6.2	WLS L	BF 28	H 6	R 2	ER 2	SO 5	BB 3	IBB 0	HBP 0	BLK 0	WP 1	HR 0	S 35	P 47	ERA 2.70	WHIP 1.350		
	0.1		1	0	0	0	1	0	0	0	0	0	0	3	3	0.00	0.000		
	1.0		7	2	2	2	1	1	1	0	0	0	0	7	15	18.00	3.000		

Cincinnati Reds @ San Diego Padres  
Jack Murphy Stadium, San Diego, CA  
Tue Jun 08 1982, 10:05 PM EDT  
Att: 13,111 - Unknown

AB 28  
R 4  
H 8  
RBI 4  
BB 5  
SO 7  
LOB 18





Batter	1	2	3	4	5	6	7	8	9	AB	R	H	RBI	BB	SO	LOB	TOP				
Paul Householder, S OBP: 0.257, SLG: 0.284 (1, 9)	G3		G3		F8		K		F9	5	0	1	0	0	1	3	<b>Cincinnati Reds @ San Diego Padres</b> Jack Murphy Stadium, San Diego, CA Wed Jun 09 1982, 10:05 PM EDT Att: 15,355 - Unknown				
Ron Oester, S OBP: 0.307, SLG: 0.361 (1, 4)	P6		G3		G4-6-3 BB		1-2 2-H 1B			3	0	1	1	1	0	1					
Dave Concepcion, R OBP: 0.342, SLG: 0.391 (1, 6)	1B			L9	G4-6-3		F9			4	0	1	0	0	0	4					
Dan Driessen, L OBP: 0.402, SLG: 0.513 (1, 3)	5-3			HR BB		F9 5-3 HBP	3-1			2	1	0	0	1	0	3					
Mike Vail, R OBP: 0.311, SLG: 0.483 Eddie Milner, L OBP: 0.316, SLG: 0.362 (7, 7)	K			K		5-3		6-3		3	0	0	0	0	2	2					
Cesar Cedeno, R OBP: 0.354, SLG: 0.424 (1, 8)	4-3			HR		F9		6-3		4	1	1	2	0	0	1					
Johnny Bench, R OBP: 0.298, SLG: 0.347 (1, 5)	4-3			HR		6-3		P6		4	1	1	1	0	0	1					
Mike O'Berry, R OBP: 0.365, SLG: 0.262 (1, 2)			F8	6-3		1B BB		K		3	1	0	0	1	1	0					
Tom Seaver, R OBP: 0.286, SLG: 0.381 Joe Price, R (9, 1) Tom Hume, R (9, 1)	K		K			1B		K		4	0	2	0	0	2	0					
				HR		1B				0	0	0	0	0	0	0					
				HR		2B				0	0	0	0	0	0	0					
<b>Inning Stats</b>	R: 0 E: 0 K: 0 S: 4	H: 1 LOB: 1 BB: 0 P: 4	R: 0 E: 0 K: 1 S: 5	H: 0 LOB: 0 BB: 0 P: 5	R: 0 E: 0 K: 1 S: 6	H: 1 LOB: 1 BB: 0 P: 6	R: 3 E: 0 K: 1 S: 7	H: 2 LOB: 0 BB: 1 P: 11	R: 0 E: 0 K: 0 S: 3	H: 0 LOB: 1 BB: 0 P: 4	R: 1 E: 0 K: 1 S: 7	H: 2 LOB: 2 BB: 1 P: 11	R: 0 E: 0 K: 0 S: 3	H: 0 LOB: 0 BB: 0 P: 3	R: 0 E: 0 K: 2 S: 7	H: 0 LOB: 0 BB: 0 P: 7	1B: 4 2B: 1 3B: 0 HR: 2	SF: 0 SAC: 0 DP: 1 HBP: 1	WP: 0 PB: 0 SB: 0 CS: 0	PA: 37	
<b>PITCHER</b>	IP WLS BF H R ER SO BB IBB HBP BLK WP HR S P ERA WHIP	IP WLS BF H R ER SO BB IBB HBP BLK WP HR S P ERA WHIP	IP WLS BF H R ER SO BB IBB HBP BLK WP HR S P ERA WHIP	IP WLS BF H R ER SO BB IBB HBP BLK WP HR S P ERA WHIP	IP WLS BF H R ER SO BB IBB HBP BLK WP HR S P ERA WHIP	IP WLS BF H R ER SO BB IBB HBP BLK WP HR S P ERA WHIP	IP WLS BF H R ER SO BB IBB HBP BLK WP HR S P ERA WHIP	IP WLS BF H R ER SO BB IBB HBP BLK WP HR S P ERA WHIP	IP WLS BF H R ER SO BB IBB HBP BLK WP HR S P ERA WHIP	IP WLS BF H R ER SO BB IBB HBP BLK WP HR S P ERA WHIP	IP WLS BF H R ER SO BB IBB HBP BLK WP HR S P ERA WHIP	IP WLS BF H R ER SO BB IBB HBP BLK WP HR S P ERA WHIP	IP WLS BF H R ER SO BB IBB HBP BLK WP HR S P ERA WHIP	IP WLS BF H R ER SO BB IBB HBP BLK WP HR S P ERA WHIP	IP WLS BF H R ER SO BB IBB HBP BLK WP HR S P ERA WHIP	IP WLS BF H R ER SO BB IBB HBP BLK WP HR S P ERA WHIP	IP WLS BF H R ER SO BB IBB HBP BLK WP HR S P ERA WHIP	IP WLS BF H R ER SO BB IBB HBP BLK WP HR S P ERA WHIP	IP WLS BF H R ER SO BB IBB HBP BLK WP HR S P ERA WHIP	IP WLS BF H R ER SO BB IBB HBP BLK WP HR S P ERA WHIP	IP WLS BF H R ER SO BB IBB HBP BLK WP HR S P ERA WHIP

AB 33  
R 4  
H 7  
RBI 4  
BB 3  
SO 6  
LOB 15

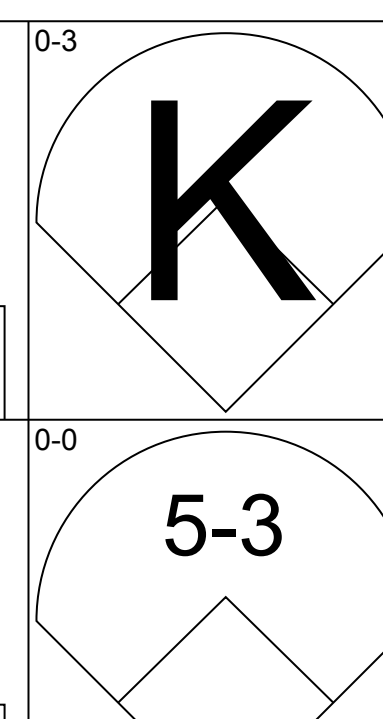
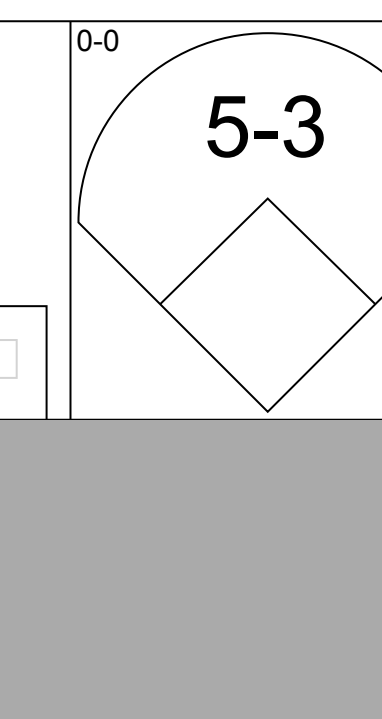
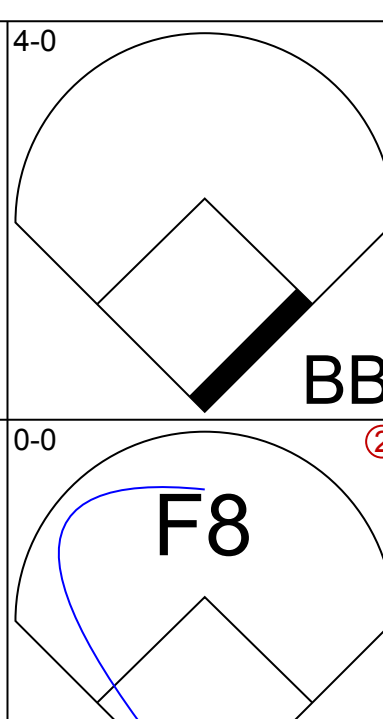
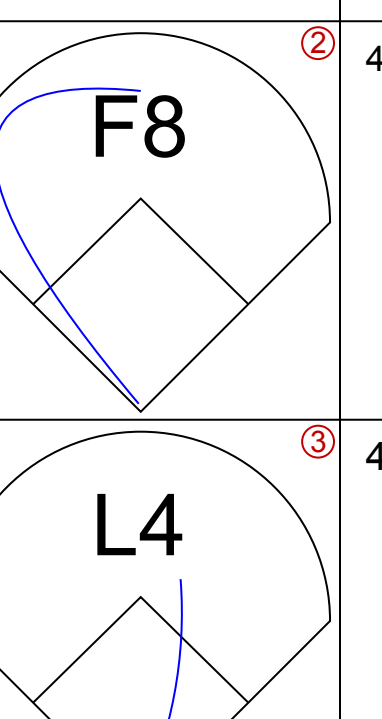
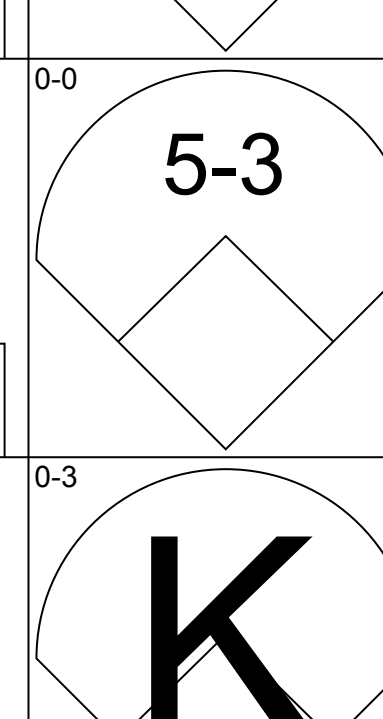
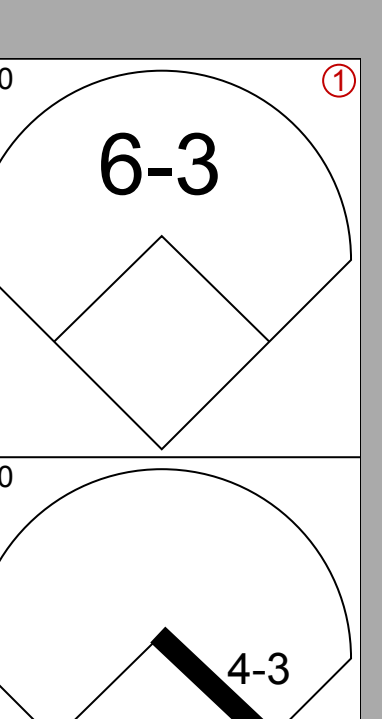
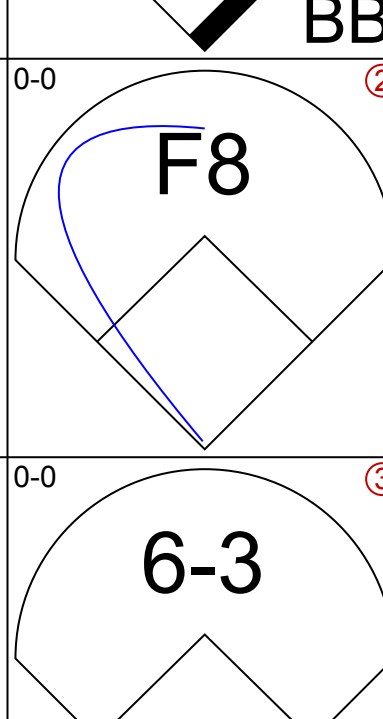
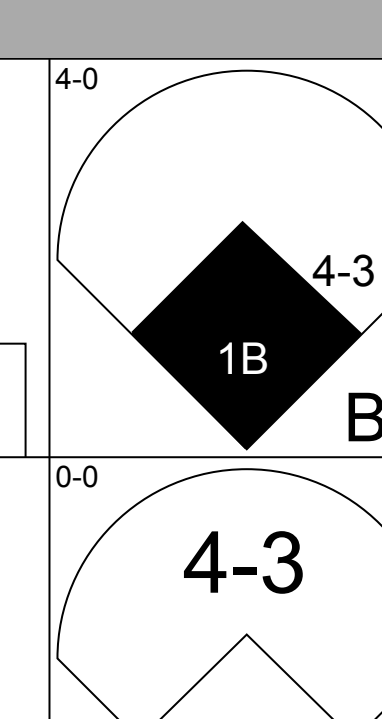
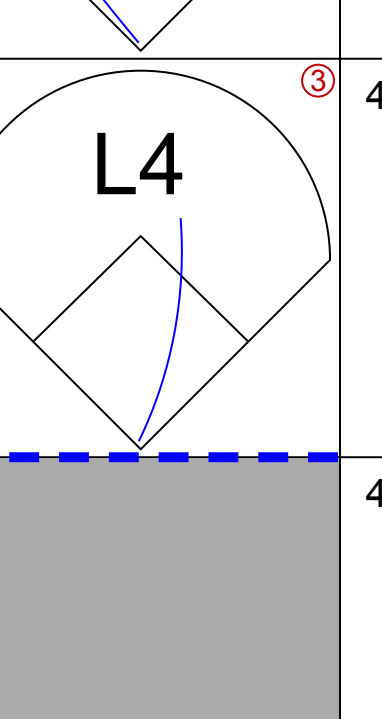
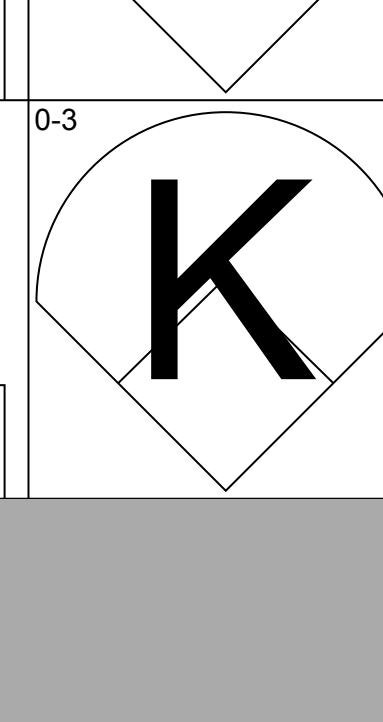
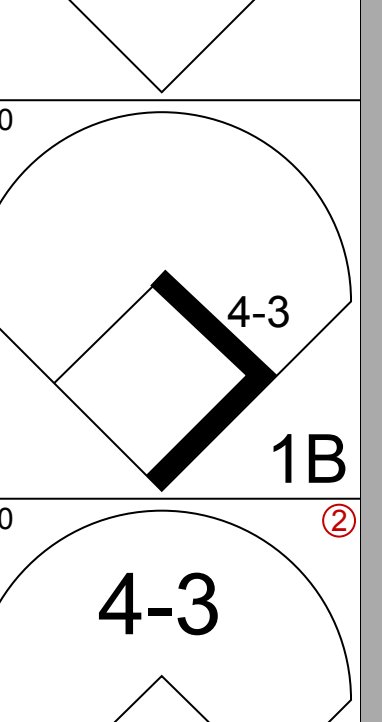
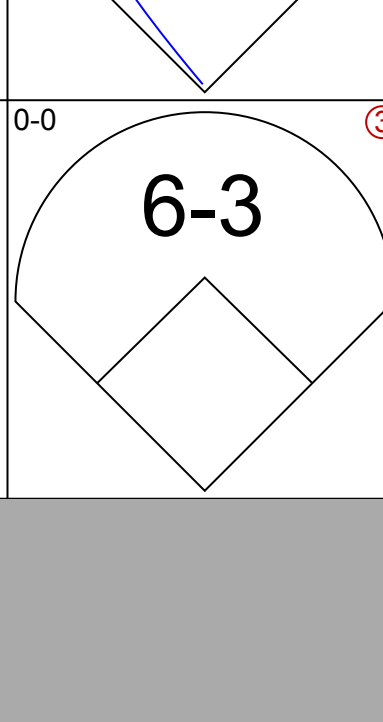
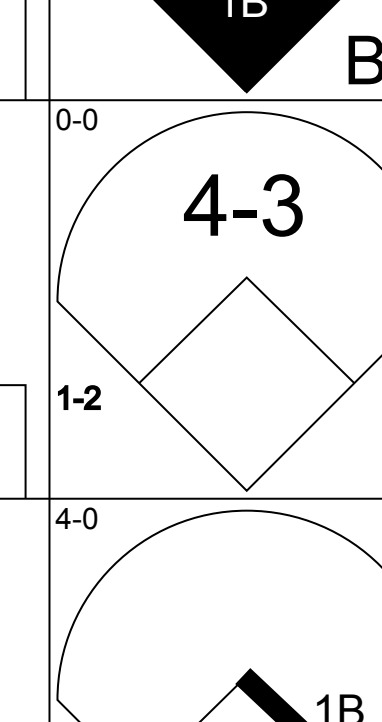
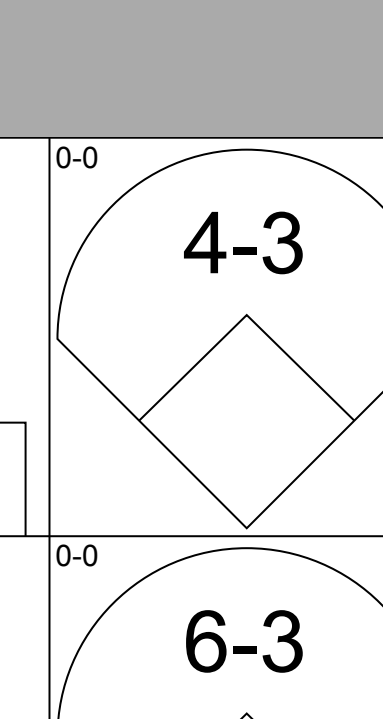
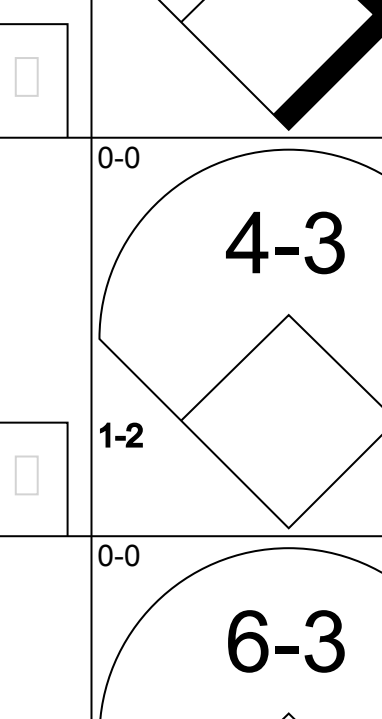
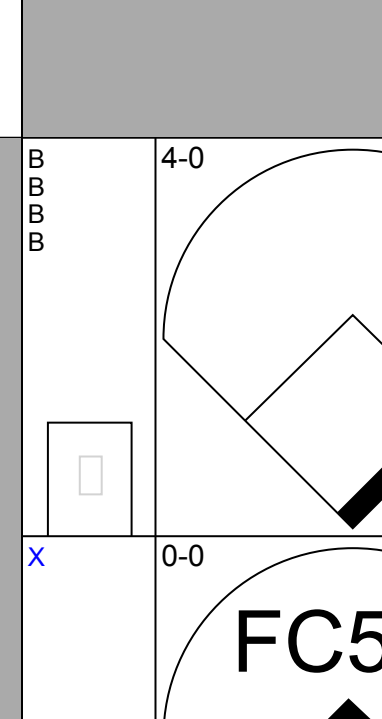
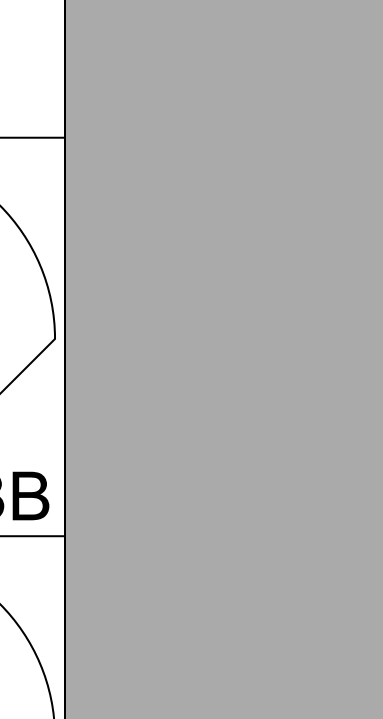

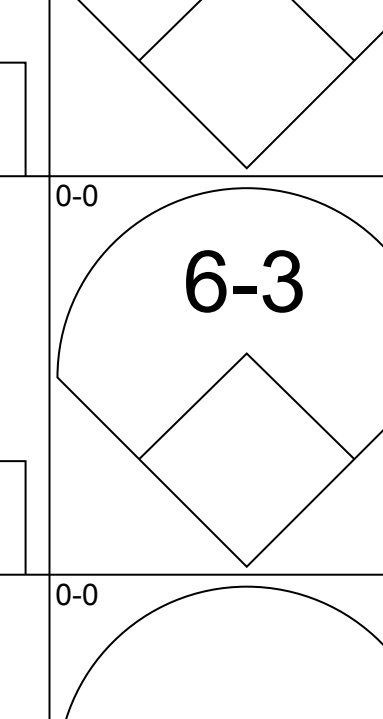
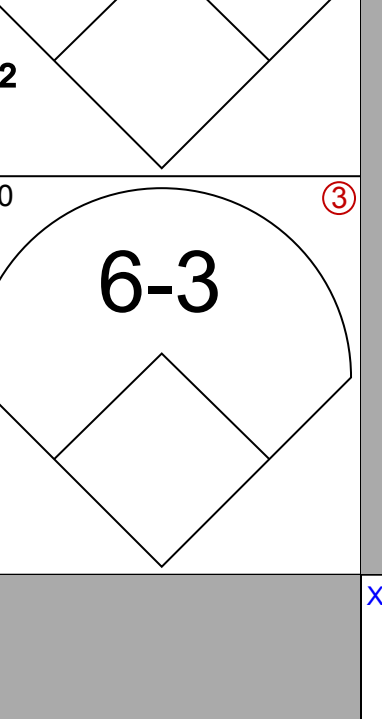
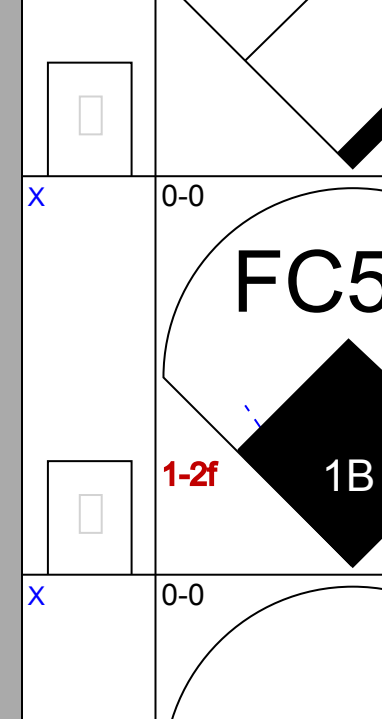
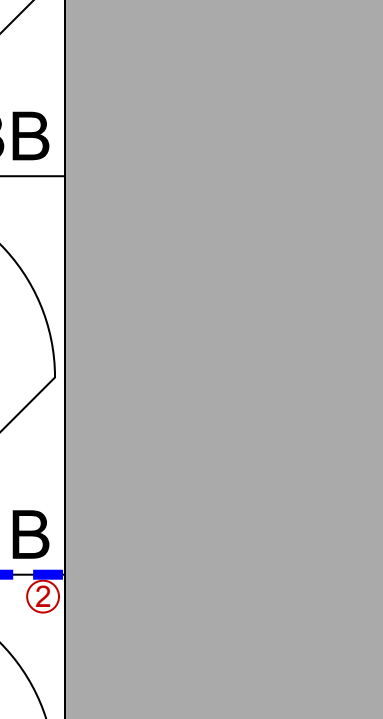

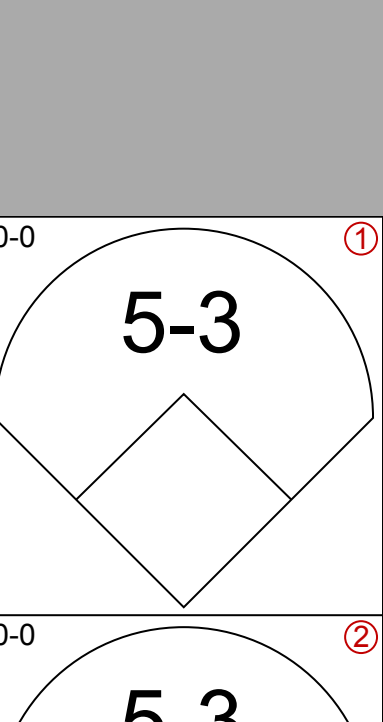
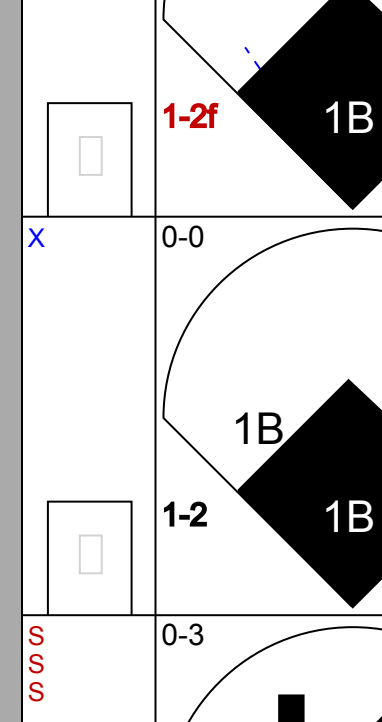
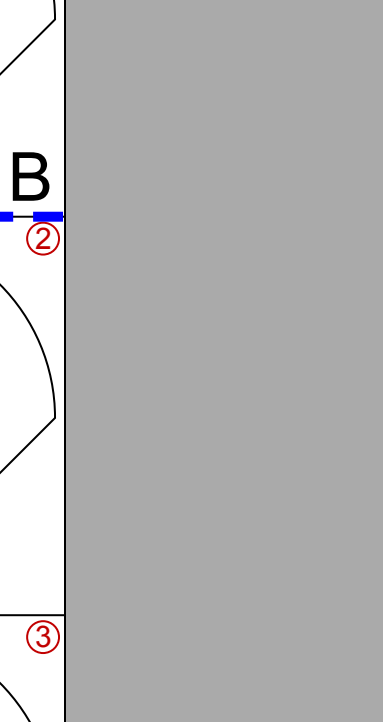

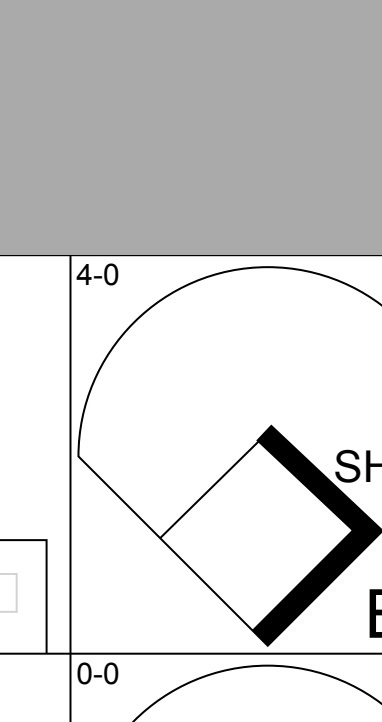
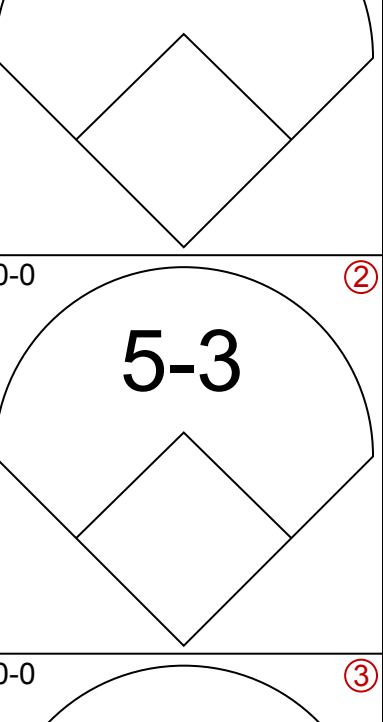
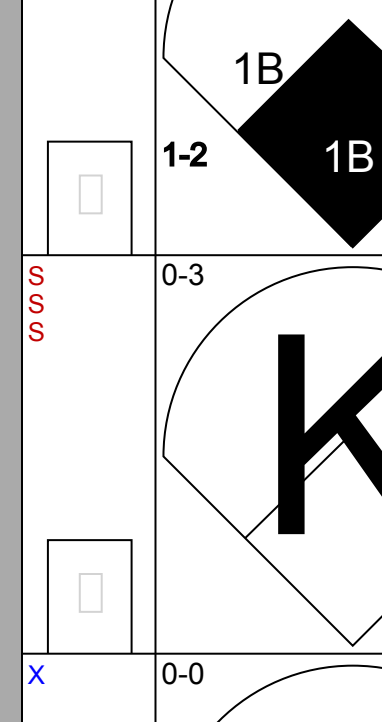
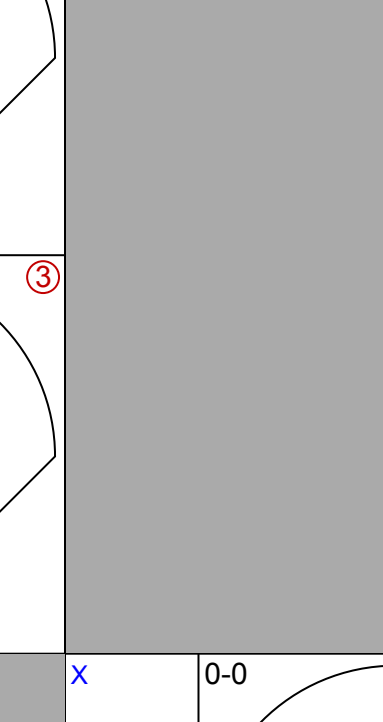
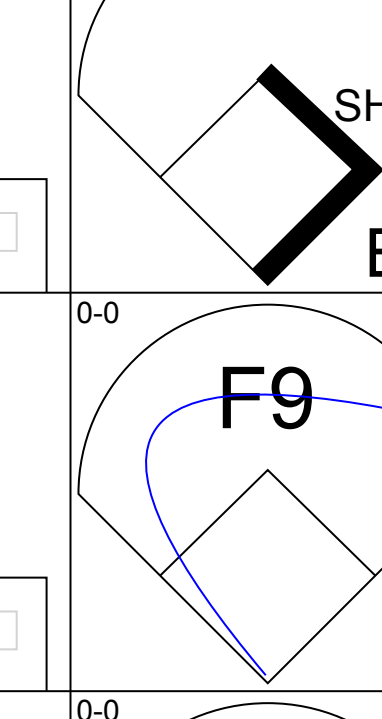
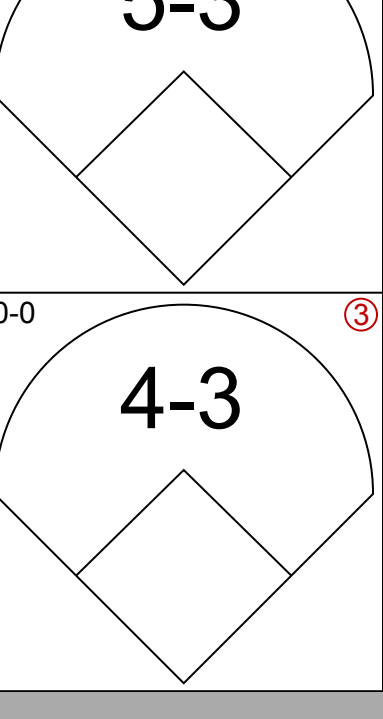
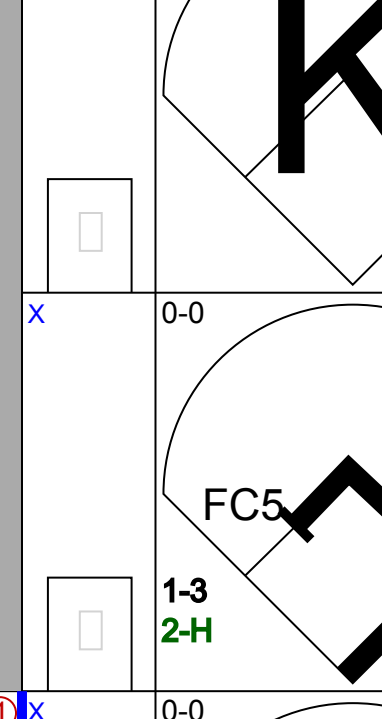
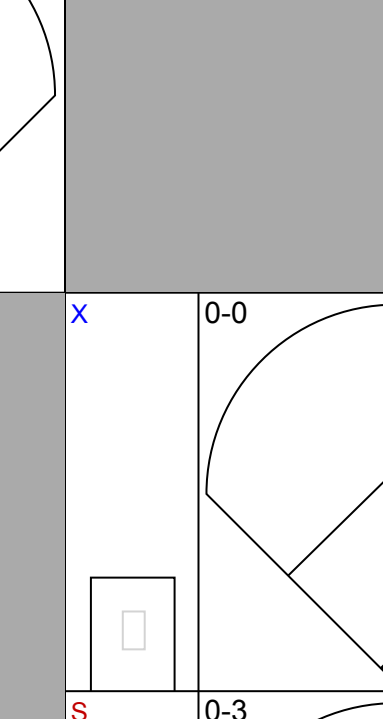
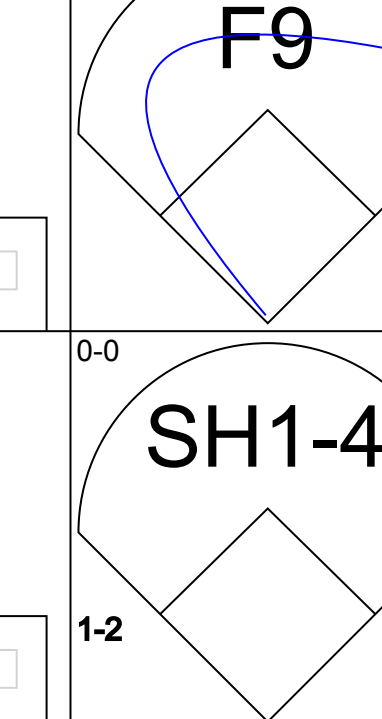
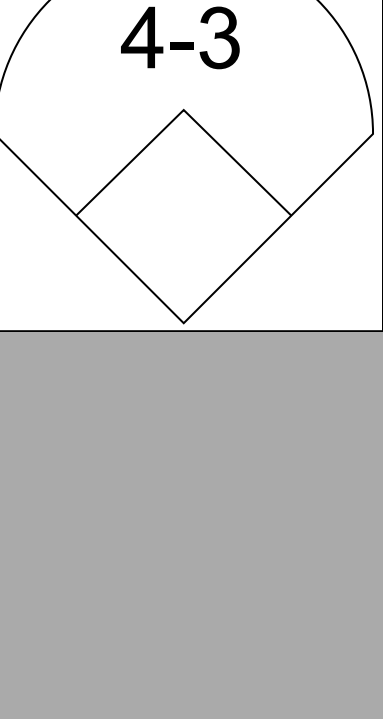
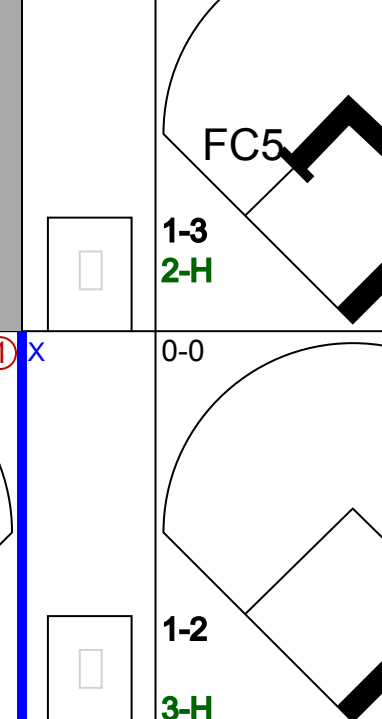
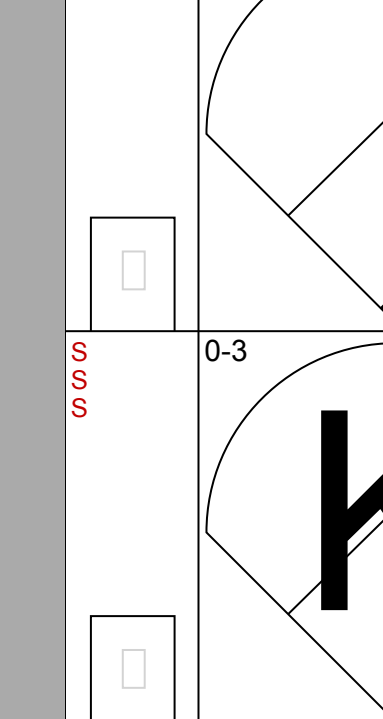


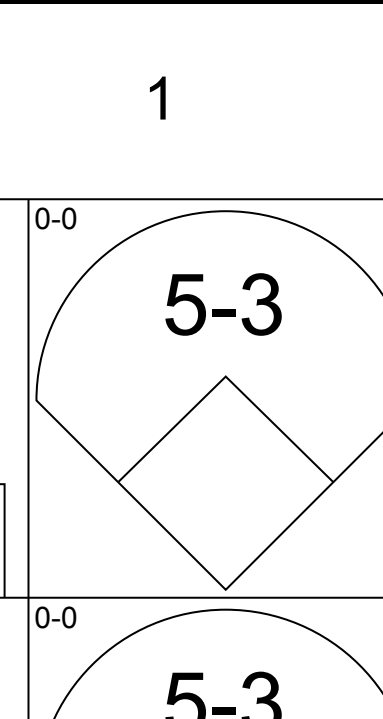
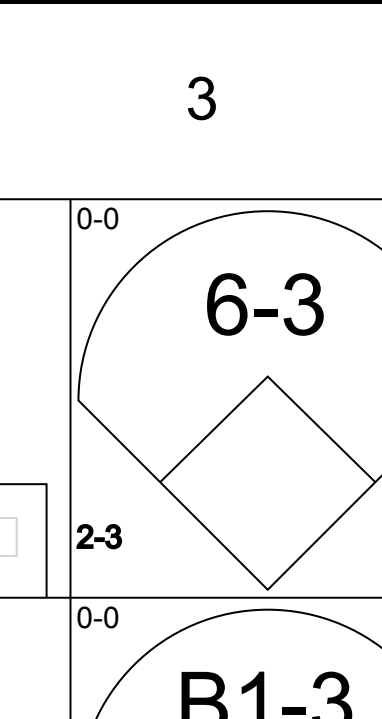
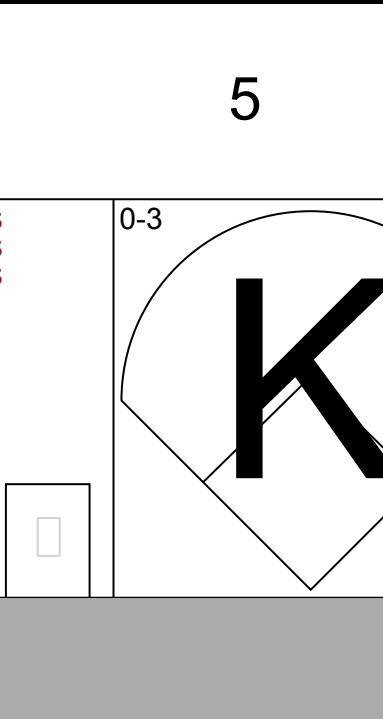
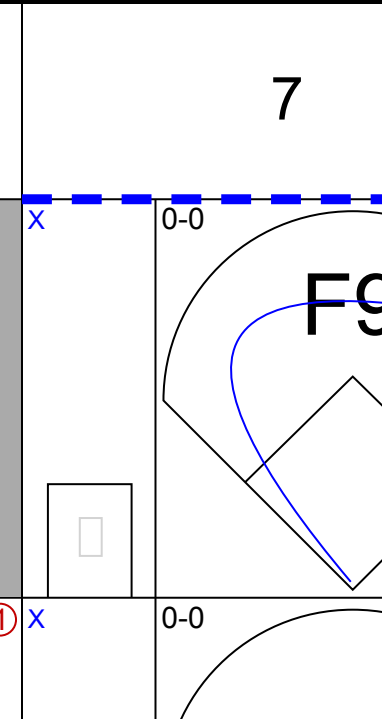
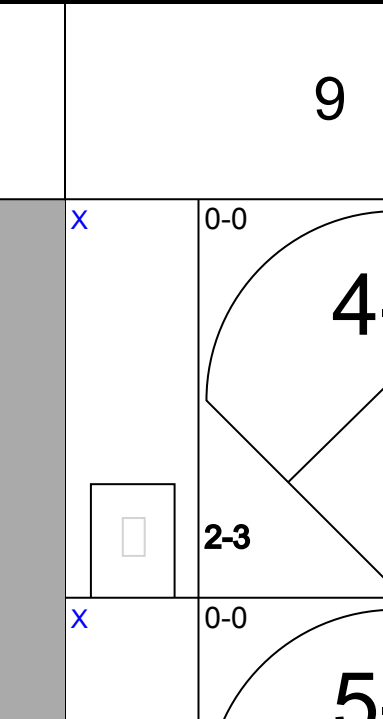
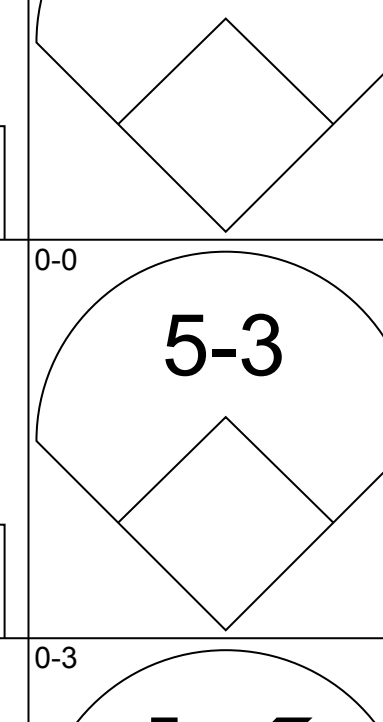
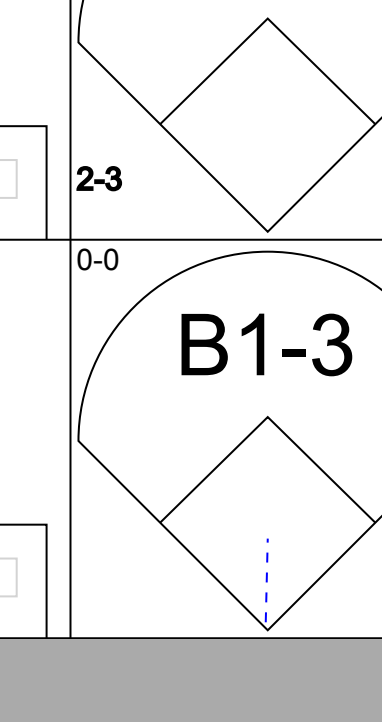
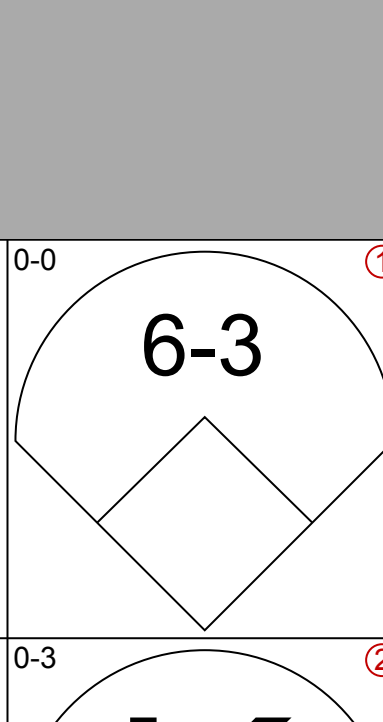

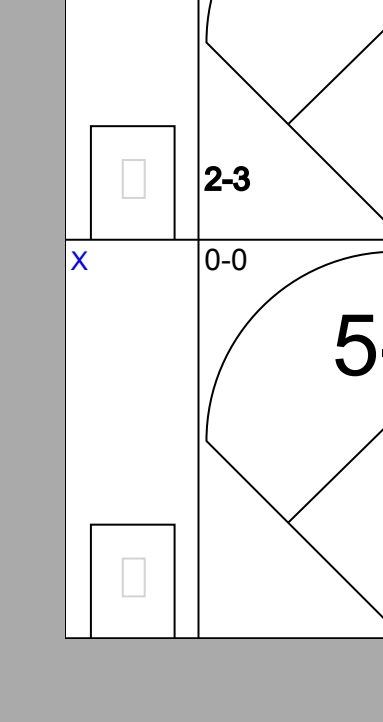
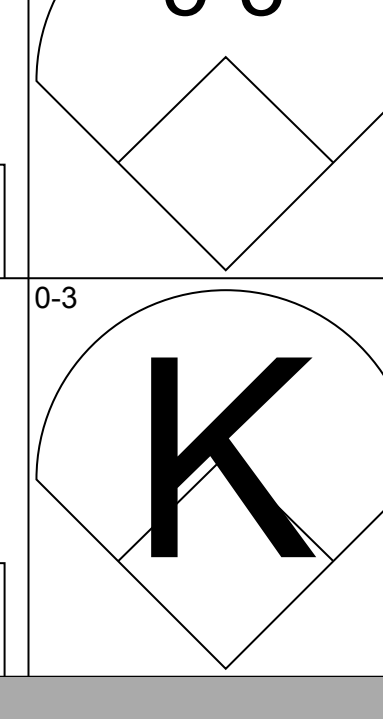
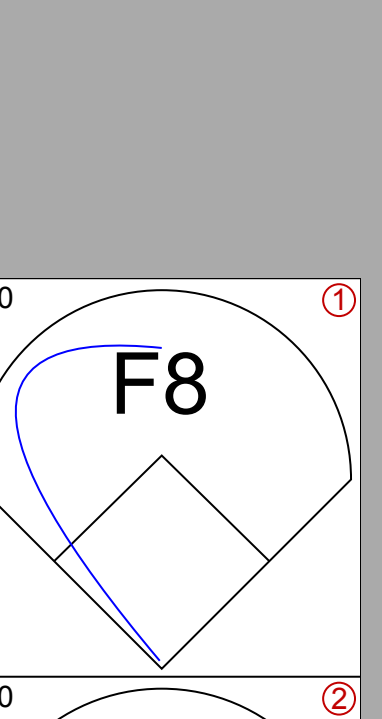
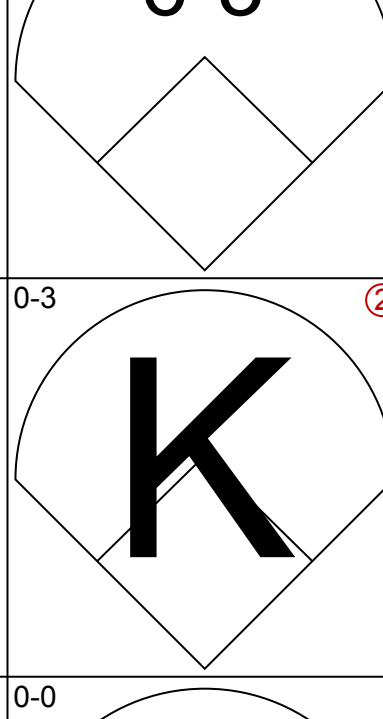
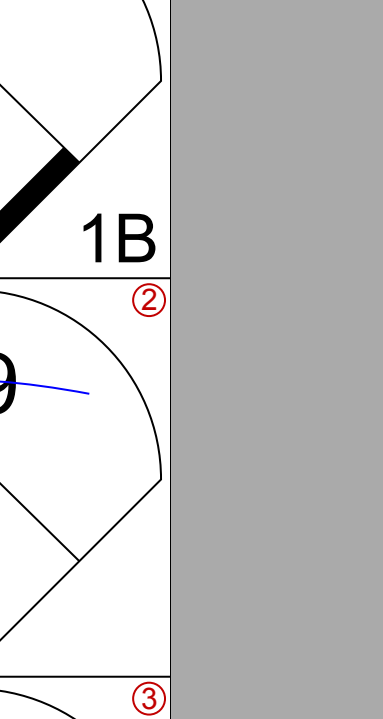

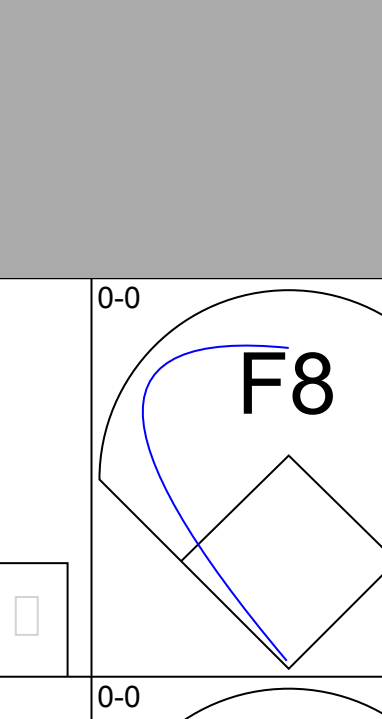
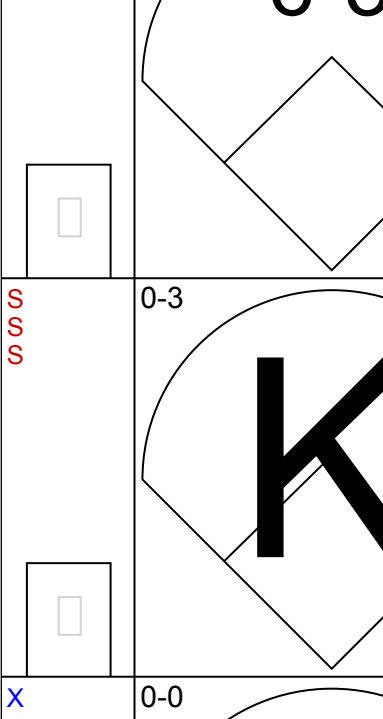
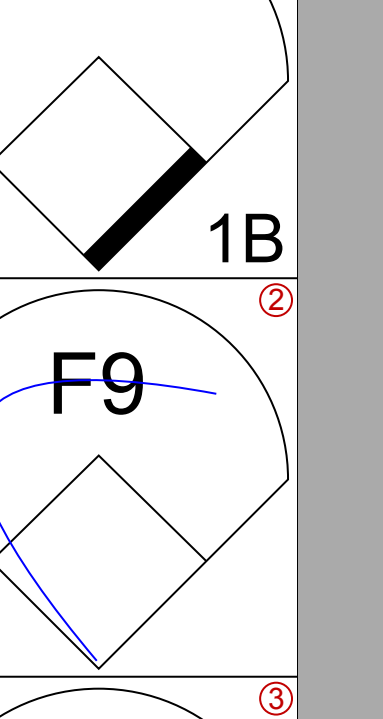
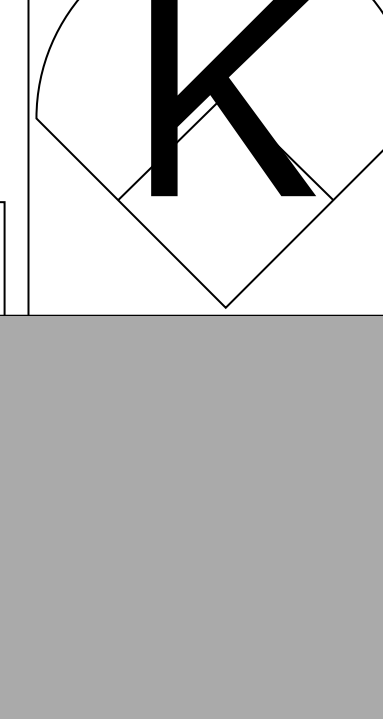
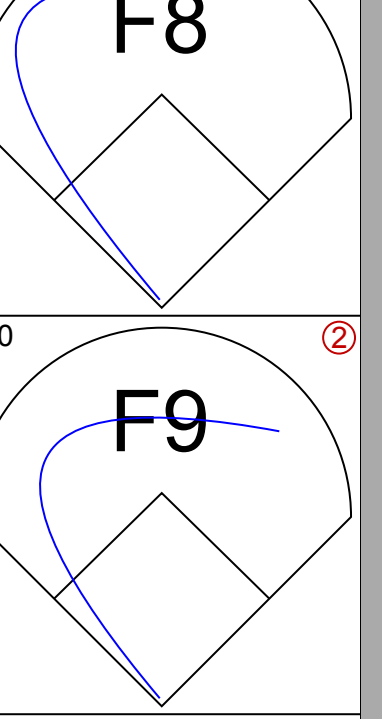
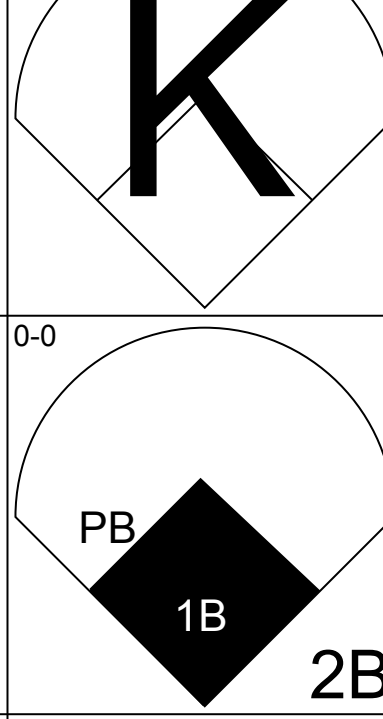

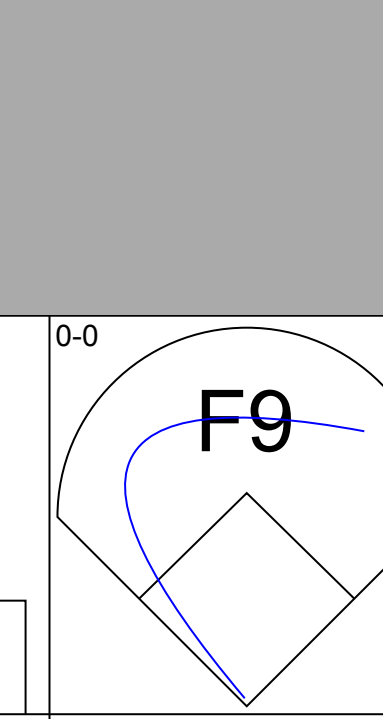

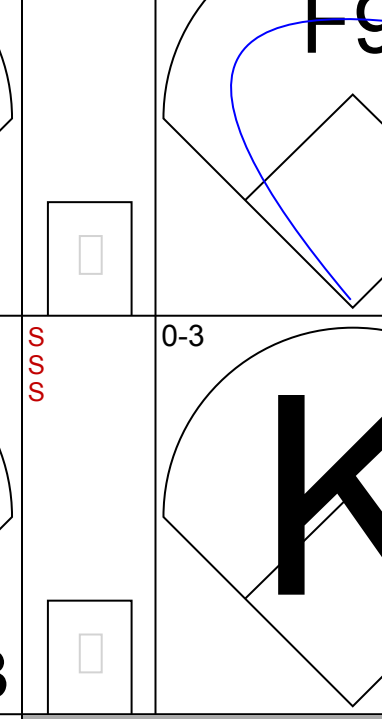



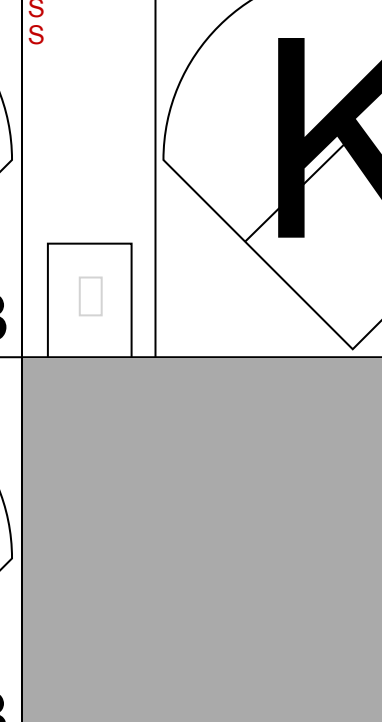
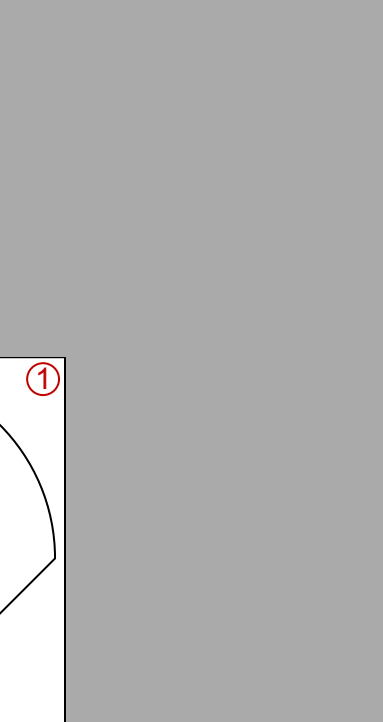


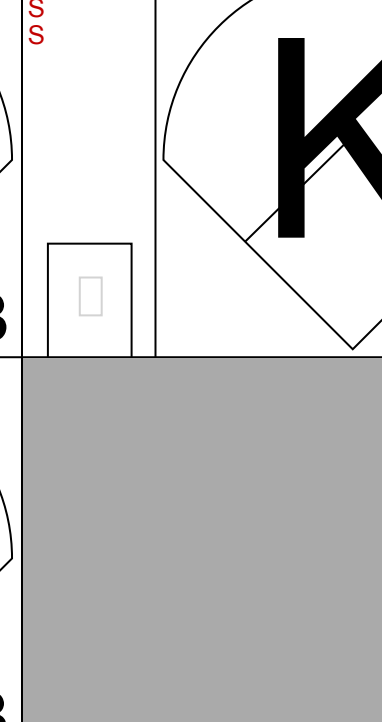
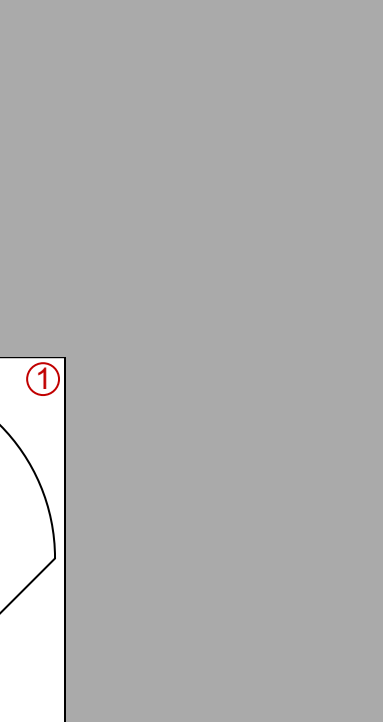

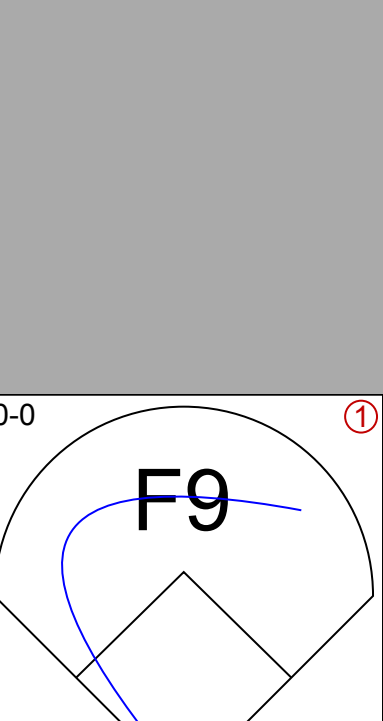

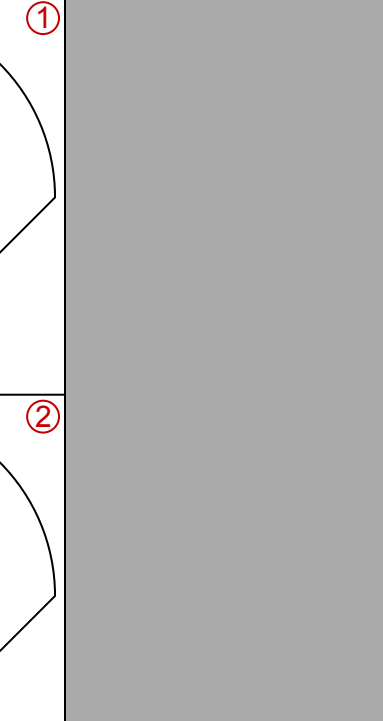
Batter	1	2	3	4	5	6	7	8	9	AB	R	H	RBI	BB	SO	LOB	BOTTOM				
Alan Wiggins, S OBP: 0.373, SLG: 0.353 (1, 7)	G3			5-3		E1 SF8 1B		F7		4	0	1	0	0	0	0	<b>Cincinnati Reds @ San Diego Padres</b> Jack Murphy Stadium, San Diego, CA Wed Jun 09 1982, 10:05 PM EDT Att: 15,355 - Unknown				
Gene Richards, L OBP: 0.313, SLG: 0.308 Floyd Chiffer, R (7, 1) Joe Lefebvre, L OBP: 0.271, SLG: 0.255 (9, PH)	6-3			6-3		SF8		2B		2	0	0	1	0	0	0					
Garry Templeton, S OBP: 0.294, SLG: 0.380 (1, 6)	F9			1B		G3		2B		4	1	2	1	0	0	1					
Ruppert Jones, L OBP: 0.447, SLG: 0.538 (1, 8)				K		G3 BB		F8		2	0	0	0	2	1	2					
Sixto Lezcano, R OBP: 0.352, SLG: 0.444 (1, 9)	F7				5-3	F2		1B		4	0	1	1	0	0	2					
Terry Kennedy, L OBP: 0.284, SLG: 0.434 (1, 2)	4-3				F8	G3		F8		4	0	0	0	0	0	2					
Luis Salazar, R OBP: 0.238, SLG: 0.286 (1, 5)				5-3		6-3		F7		4	0	0	0	0	0	2					
Tim Flannery, L OBP: 0.333, SLG: 0.368 (1, 4)				4-3		K		F7		3	0	0	0	0	1	0					
Juan Eichelberger, R OBP: 0.103, SLG: 0.143 Broderick Perkins, L OBP: 0.357, SLG: 0.342 (6, PH) (7, 3)	F8				P4	E SF8 1B		P6		1	0	0	0	0	0	0					
										2	1	1	0	0	0	0					
<b>Inning Stats</b>	R: 0 E: 0 K: 0 S: 3	H: 0 LOB: 0 BB: 0 P: 3	R: 0 E: 0 K: 0 S: 2	H: 0 LOB: 0 BB: 1 P: 6	R: 0 E: 0 K: 1 S: 3	H: 0 LOB: 0 BB: 0 P: 3	R: 0 E: 0 K: 1 S: 6	H: 1 LOB: 0 BB: 0 P: 6	R: 0 E: 0 K: 0 S: 3	H: 0 LOB: 1 BB: 1 P: 7	R: 1 E: 1 K: 1 S: 7	H: 2 LOB: 1 BB: 0 P: 7	R: 0 E: 0 K: 0 S: 3	H: 0 LOB: 0 BB: 0 P: 3	R: 2 E: 0 K: 0 S: 6	H: 3 LOB: 1 BB: 0 P: 6	1B: 4 2B: 2 3B: 0 HR: 0	SF: 1 SAC: 0 DP: 0 HBP: 0	WP: 0 PB: 0 SB: 0 CS: 1	PA: 34	
<b>PITCHER</b>	IP WLS BF H R ER SO BB IBB HBP BLK WP HR S P ERA WHIP	IP WLS BF H R ER SO BB IBB HBP BLK WP HR S P ERA WHIP	IP WLS BF H R ER SO BB IBB HBP BLK WP HR S P ERA WHIP	IP WLS BF H R ER SO BB IBB HBP BLK WP HR S P ERA WHIP	IP WLS BF H R ER SO BB IBB HBP BLK WP HR S P ERA WHIP	IP WLS BF H R ER SO BB IBB HBP BLK WP HR S P ERA WHIP	IP WLS BF H R ER SO BB IBB HBP BLK WP HR S P ERA WHIP	IP WLS BF H R ER SO BB IBB HBP BLK WP HR S P ERA WHIP	IP WLS BF H R ER SO BB IBB HBP BLK WP HR S P ERA WHIP	IP WLS BF H R ER SO BB IBB HBP BLK WP HR S P ERA WHIP	IP WLS BF H R ER SO BB IBB HBP BLK WP HR S P ERA WHIP	IP WLS BF H R ER SO BB IBB HBP BLK WP HR S P ERA WHIP	IP WLS BF H R ER SO BB IBB HBP BLK WP HR S P ERA WHIP	IP WLS BF H R ER SO BB IBB HBP BLK WP HR S P ERA WHIP	IP WLS BF H R ER SO BB IBB HBP BLK WP HR S P ERA WHIP	IP WLS BF H R ER SO BB IBB HBP BLK WP HR S P ERA WHIP	IP WLS BF H R ER SO BB IBB HBP BLK WP HR S P ERA WHIP	IP WLS BF H R ER SO BB IBB HBP BLK WP HR S P ERA WHIP	IP WLS BF H R ER SO BB IBB HBP BLK WP HR S P ERA WHIP	IP WLS BF H R ER SO BB IBB HBP BLK WP HR S P ERA WHIP	IP WLS BF H R ER SO BB IBB HBP BLK WP HR S P ERA WHIP

AB 31  
R 3  
H 6  
RBI 3  
BB 2  
SO 2  
LOB 9





Batter	1	2	3	4	5	6	7	8	9	AB	R	H	RBI	BB	SO	LOB	TOP		
Paul Householder, S OBP: 0.254, SLG: 0.274 (1, 9)										4	0	0	0	1	1	4	<b>Cincinnati Reds @ Los Angeles Dodgers</b> Dodger Stadium, Los Angeles, CA Thu Jun 10 1982, 7:05 PM PDT Att: 47,142 - Unknown		
Ron Oester, S OBP: 0.305, SLG: 0.355 (1, 4)										4	1	0	0	1	0	2			
Dave Concepcion, R OBP: 0.340, SLG: 0.388 (1, 6)										4	0	1	0	0	1	2			
Dan Driessen, L OBP: 0.403, SLG: 0.507 (1, 3)										2	0	0	0	2	0	1			
Mike Vail, R OBP: 0.301, SLG: 0.467 Eddie Milner, L OBP: 0.319, SLG: 0.366 (7, PR) (7, 7)										3	0	0	0	0	0	2			
Cesar Cedeno, R OBP: 0.358, SLG: 0.426 (1, 8)										4	1	2	0	0	0	2			
Johnny Bench, R OBP: 0.297, SLG: 0.341 (1, 5)										3	0	0	0	1	1	4			
Alex Trevino, R OBP: 0.349, SLG: 0.304 (1, 2)										4	0	2	1	0	0	1			
Mario Soto, R OBP: 0.162, SLG: 0.226 Rafael Landestoy, S OBP: 0.310, SLG: 0.393 Jim Kern, R OBP: 0.319, SLG: 0.366 Tom Hume, R OBP: 0.319, SLG: 0.366 (7, PH) (7, 1) (9, 1)										1	0	0	0	0	0	0			
<b>Inning Stats</b>	R: 0 E: 0 K: 2 S: 7	H: 0 LOB: 0 BB: 0 P: 7	R: 0 E: 0 K: 0 S: 3	H: 1 LOB: 0 BB: 0 P: 3	R: 0 E: 0 K: 0 S: 3	H: 0 LOB: 1 BB: 1 P: 7	R: 0 E: 0 K: 0 S: 4	H: 1 LOB: 1 BB: 0 P: 4	R: 0 E: 0 K: 0 S: 3	H: 0 LOB: 0 BB: 0 P: 3	R: 2 E: 0 K: 1 S: 8	H: 3 LOB: 2 BB: 1 P: 12	R: 1 E: 0 K: 0 S: 4	H: 1 LOB: 2 BB: 2 P: 12	R: 0 E: 0 K: 1 S: 6	H: 1 LOB: 1 BB: 0 P: 6		1B: 7 2B: 0 3B: 0 HR: 0	SF: 0 SAC: 1 DP: 0 HBP: 0
<b>PITCHER</b>	IP WLS BF H R ER SO BB IBB HBP BLK WP HR S P ERA WHIP																		
Fernando Valenzuela, L ERA: 2.95 Vicente Romo, R ERA: 1.64 (1, 1) (8, 1)	7.1 L 32 6 3 3 3 5 0 0 0 0 0 0 0 33 53 3.68 1.500																		

Batter	1	2	3	4	5	6	7	8	9	AB	R	H	RBI	BB	SO	LOB	BOTTOM				
Steve Sax, R OBP: 0.359, SLG: 0.359 (1, 4)										5	0	0	0	0	1	4	<b>Cincinnati Reds @ Los Angeles Dodgers</b> Dodger Stadium, Los Angeles, CA Thu Jun 10 1982, 7:05 PM PDT Att: 47,142 - Unknown				
Steve Garvey, R OBP: 0.264, SLG: 0.382 (1, 3)										5	0	1	0	0	0	2					
Dusty Baker Jr., R OBP: 0.363, SLG: 0.475 (1, 7)										4	0	0	0	0	2	1					
Pedro Guerrero, R OBP: 0.360, SLG: 0.532 (1, 8)										4	1	1	0	0	1	1					
Rick Monday, L OBP: 0.420, SLG: 0.460 (1, 9)										3	1	0	0	1	2	0					
Ron Cey, R OBP: 0.308, SLG: 0.355 (1, 5)										3	0	1	1	1	0	0					
Mike Scioscia, L OBP: 0.337, SLG: 0.321 (1, 2)										3	0	1	1	1	1	1					
Mark Belanger, R OBP: 0.333, SLG: 0.316 Ron Roenicke, S OBP: 0.375, SLG: 0.368 (9, PH) (9, PH)										2	0	1	0	1	0	1					
Fernando Valenzuela, L OBP: 0.125, SLG: 0.105 Vicente Romo, R OBP: 0.313, SLG: 0.326 (1, 1) (8, 1) (9, PH)										2	0	0	0	0	0	5					
<b>Inning Stats</b>	R: 0 E: 0 K: 1 S: 5	H: 0 LOB: 0 BB: 0 P: 5	R: 0 E: 0 K: 2 S: 7	H: 0 LOB: 1 BB: 1 P: 11	R: 0 E: 0 K: 0 S: 4	H: 1 LOB: 1 BB: 0 P: 4	R: 0 E: 0 K: 0 S: 3	H: 0 LOB: 0 BB: 0 P: 3	R: 0 E: 1 K: 1 S: 6	H: 0 LOB: 2 BB: 1 P: 10	R: 2 E: 0 K: 1 S: 8	H: 3 LOB: 3 BB: 2 P: 16	R: 0 E: 0 K: 1 S: 5	H: 1 LOB: 0 BB: 0 P: 6	R: 0 E: 0 K: 1 S: 5	H: 0 LOB: 0 BB: 0 P: 5		R: 0 E: 1 K: 0 S: 3	H: 0 LOB: 1 BB: 1 P: 7	1B: 3 2B: 2 3B: 0 HR: 0	SF: 0 SAC: 1 DP: 0 HBP: 0
<b>PITCHER</b>	IP WLS BF H R ER SO BB IBB HBP BLK WP HR S P ERA WHIP																				
Mario Soto, R ERA: 2.44 Jim Kern, R ERA: 3.82 Tom Hume, R ERA: 2.27 (1, 1) (7, 1) (9, 1)	6.0 W 27 4 2 2 2 3 1 0 0 0 0 0 0 11 15 0.00 1.000																				



Batter	1	2	3	4	5	6	7	8	9	AB	R	H	RBI	BB	SO	LOB	TOP			
Eddie Milner, L OBP: 0.318, SLG: 0.369	0-0 SH2-3 6-3 2B		0-0 F9			0-0 6-3			0-0 4-3	4	1	1	0	0	0	0				
Ron Oester, S OBP: 0.302, SLG: 0.352	0-0 SH2-3 2-3			0-3 K			0-0 5-3			2	0	0	0	0	0	1				
Dave Concepcion, R OBP: 0.338, SLG: 0.385 German Barraza, L OBP: 0.314, SLG: 0.514	0-0 6-3			0-3 K			0-0 L5			2	0	0	1	0	1	0				
Dan Driessen, L OBP: 0.398, SLG: 0.500	0-0 5-3			0-0 P4			0-0 6-3			3	0	0	0	0	0	0				
Mike Vail, R OBP: 0.292, SLG: 0.452		0-3 K			0-0 6-3			0-0 F9		3	0	0	0	0	1	0				
Johnny Bench, R OBP: 0.294, SLG: 0.337 Rafael Landestoy, S OBP: 0.300, SLG: 0.379	0-0 K				0-0 5-3			0-0 4-3		2	0	0	0	0	0	1				
Paul Householder, S OBP: 0.249, SLG: 0.266	0-0 6-3				0-0 F9			0-3 K		3	0	0	0	0	1	0				
Alex Trevino, R OBP: 0.343, SLG: 0.298			0-0 6-3			0-0 F9			0-0 P4	3	0	0	0	0	0	0				
Frank Pastore, R OBP: 0.174, SLG: 0.217 Wayne Kriedrich, L OBP: 0.311, SLG: 0.337 Charles Leibrandt, R OBP: 0.300, SLG: 0.222 Duane Winick, L OBP: 0.287, SLG: 0.273 Bob Shirley, R OBP: 0.350, SLG: 0.500 Larry Blittner, L OBP: 0.305, SLG: 0.413			0-3 K			0-0 3-1			0-3 K	0	0	0	0	0	0	0				
<b>Inning Stats</b>	R: 1 E: 0 K: 0 S: 4	H: 1 LOB: 0 BB: 0 P: 4	R: 0 E: 0 K: 2 S: 7	H: 0 LOB: 0 BB: 0 P: 7	R: 0 E: 0 K: 1 S: 5	H: 0 LOB: 0 BB: 0 P: 5	R: 0 E: 0 K: 2 S: 7	H: 0 LOB: 0 BB: 0 P: 7	R: 0 E: 0 K: 0 S: 3	H: 0 LOB: 0 BB: 0 P: 3	R: 0 E: 0 K: 0 S: 3	H: 0 LOB: 0 BB: 0 P: 3	R: 0 E: 0 K: 1 S: 5	H: 0 LOB: 0 BB: 0 P: 5	R: 0 E: 0 K: 1 S: 5	H: 0 LOB: 0 BB: 0 P: 5	1B: 0 2B: 1 3B: 0 HR: 0	SF: 0 SAC: 1 DP: 0 HBP: 0	WP: 0 PB: 0 SB: 0 CS: 0	PA: 28
<b>PITCHER</b> Jerry Reuss, L ERA: 3.58	IP: 9.0 WLS: W BF: 28	H: 1 R: 1 ER: 1 SO: 7	BB: 0 IBB: 0 HBP: 0 BLK: 0	WP: 0 HR: 0 S: 42 P: 42	ERA: 1.00 WHIP: 0.111															

Cincinnati Reds @ Los Angeles Dodgers  
Dodger Stadium, Los Angeles, CA  
Fri Jun 11 1982, 7:05 PM PDT  
Att: 37,586 - Unknown

AB 27  
R 1  
H 1  
RBI 1  
BB 0  
SO 7  
LOB 0



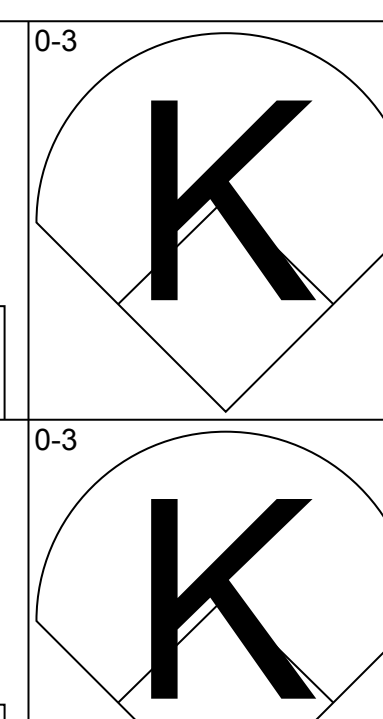
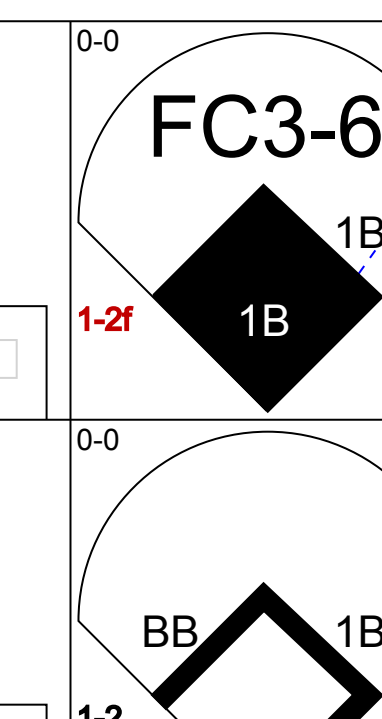
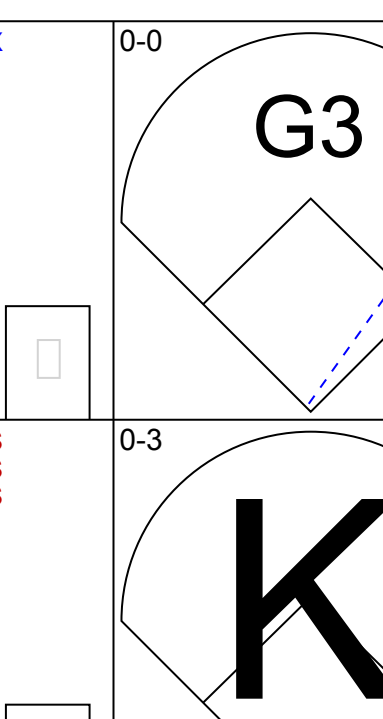
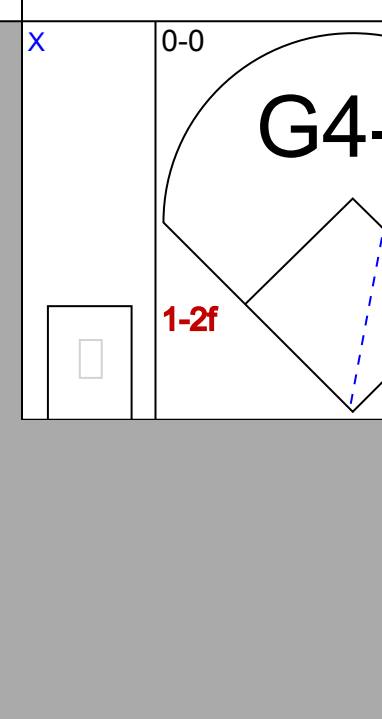
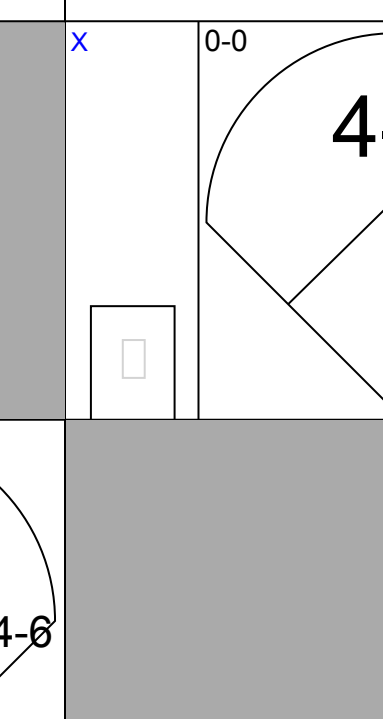
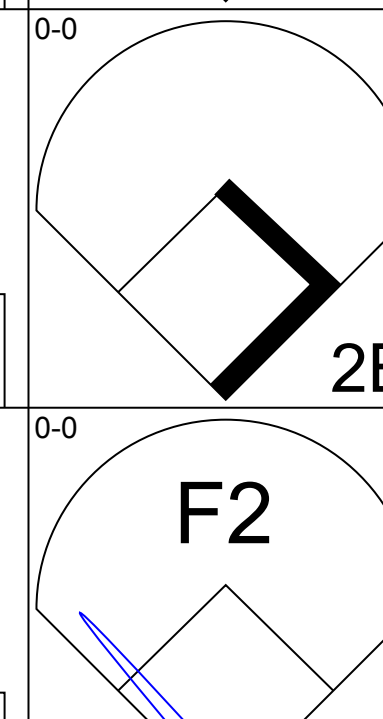
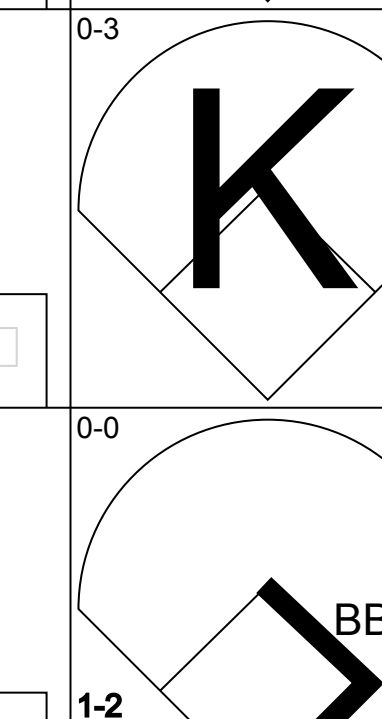
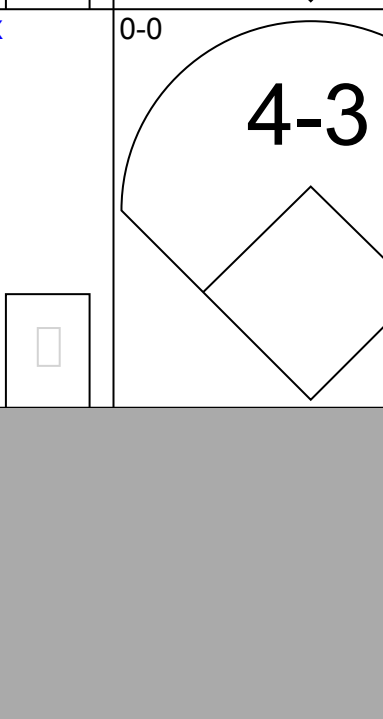
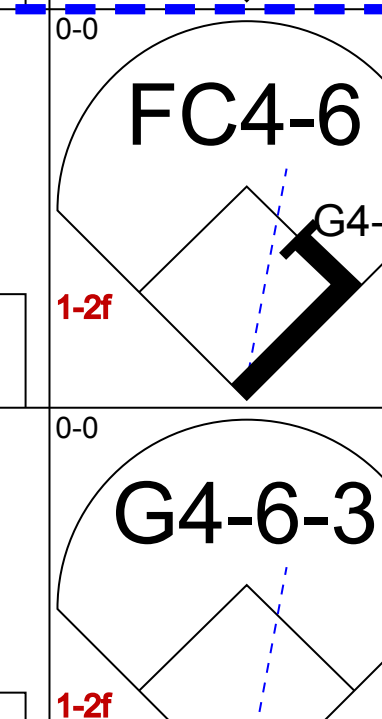

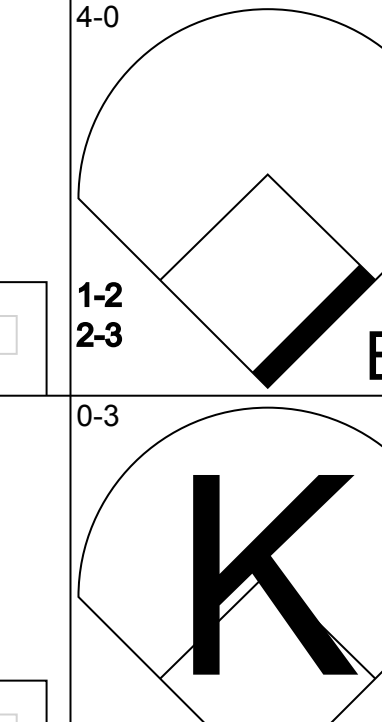






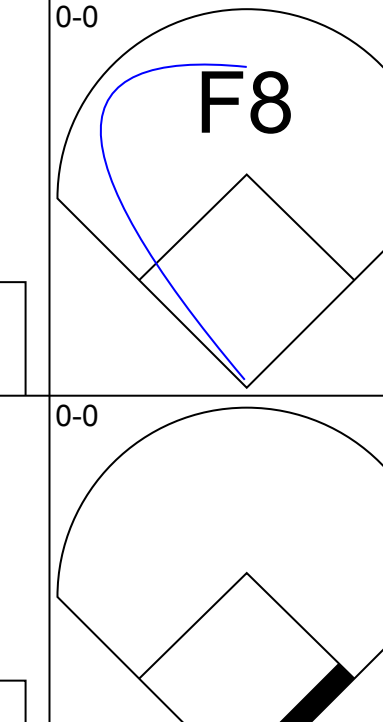
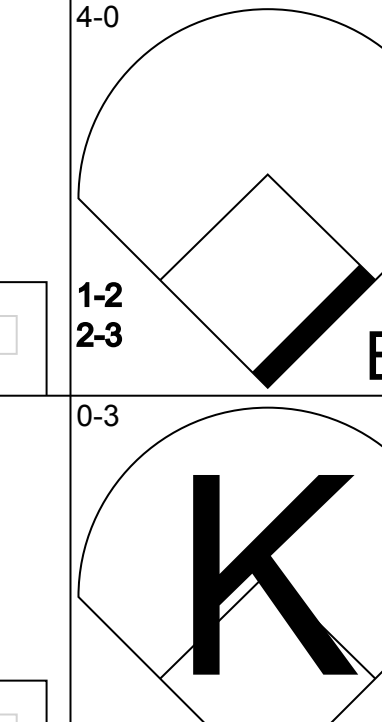
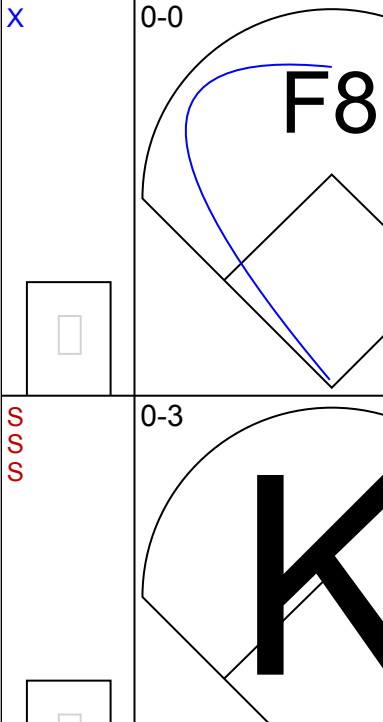
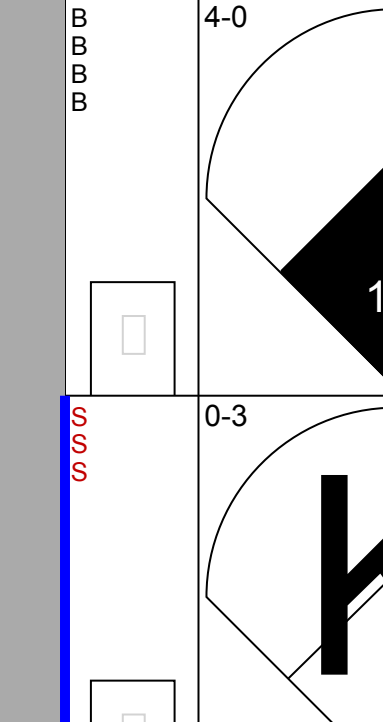
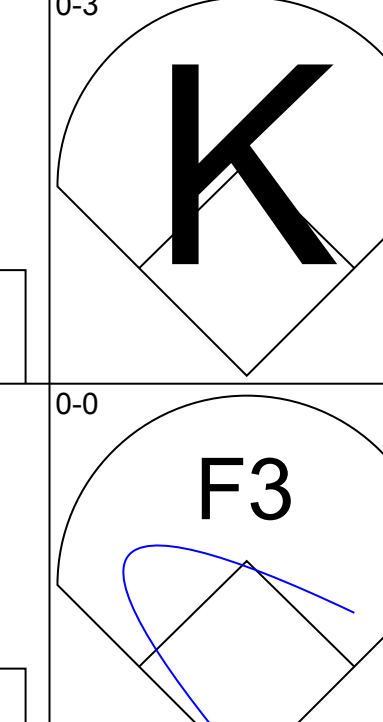


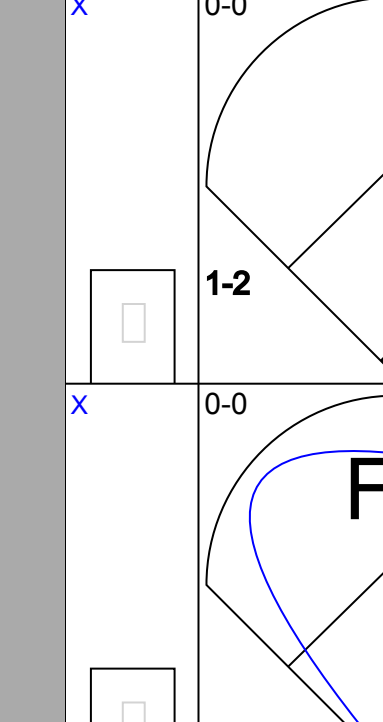
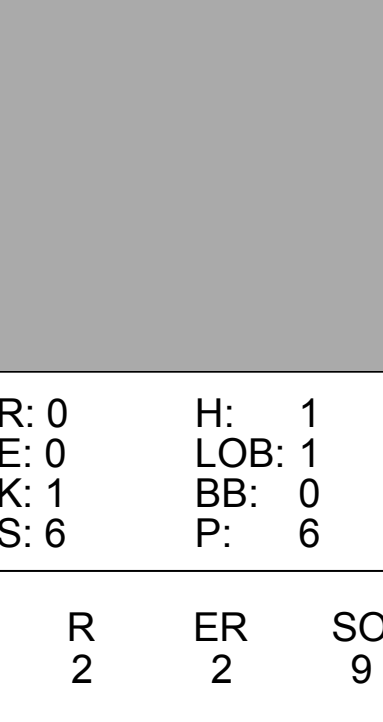
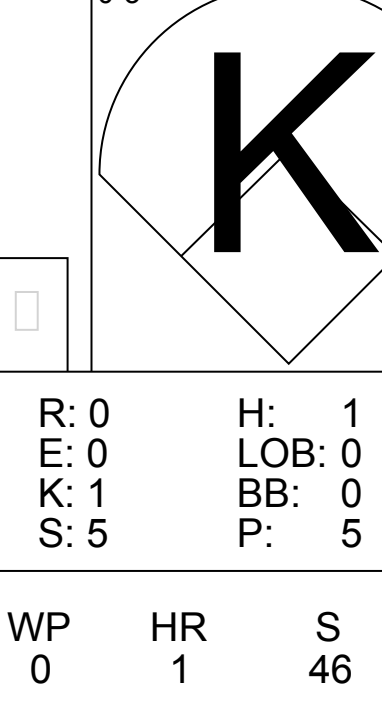
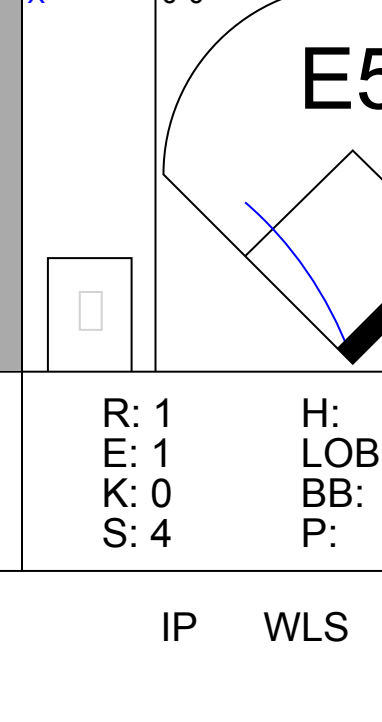
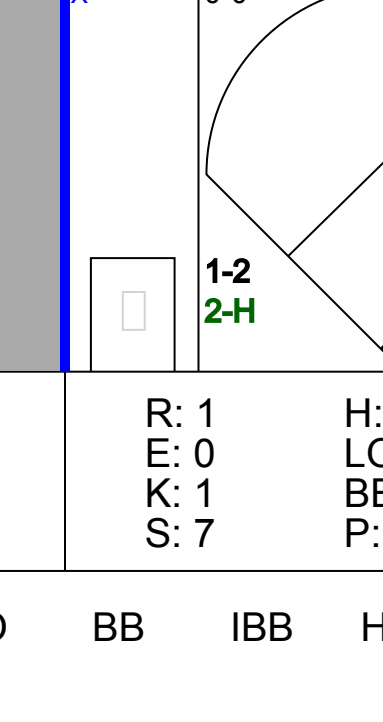
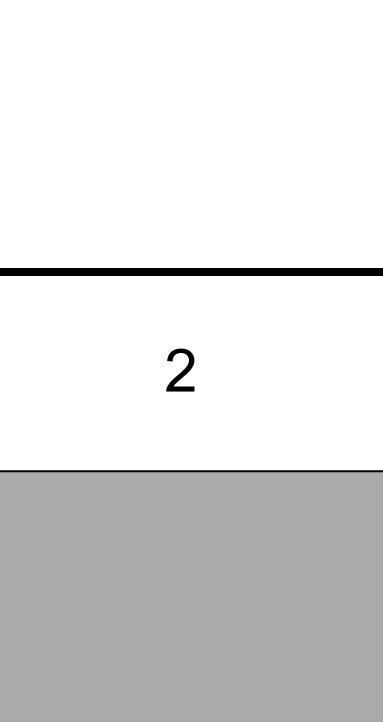
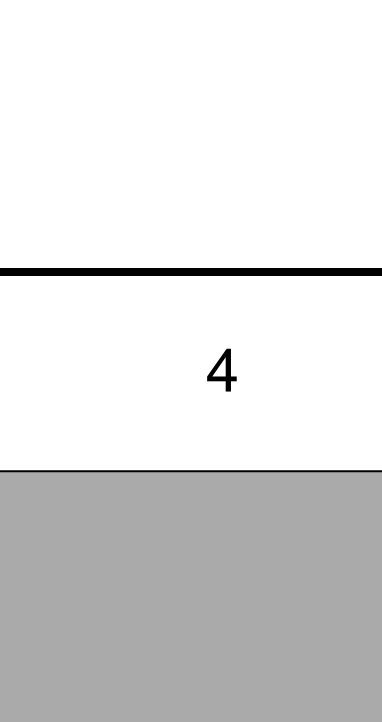
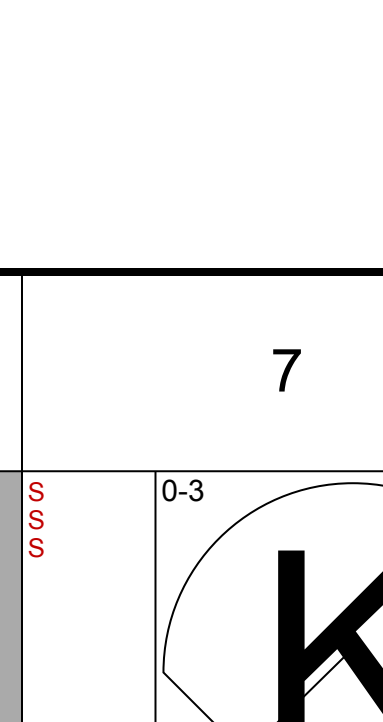
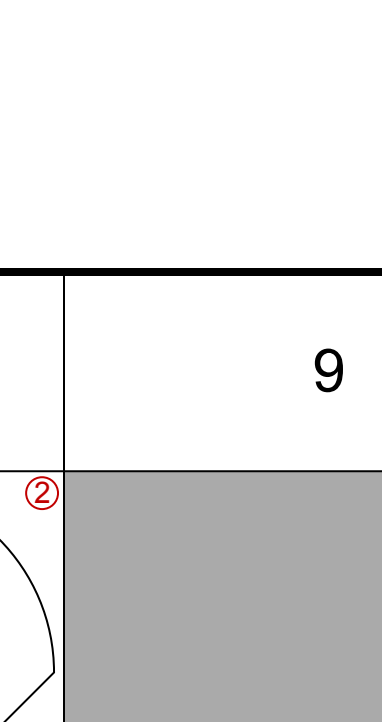

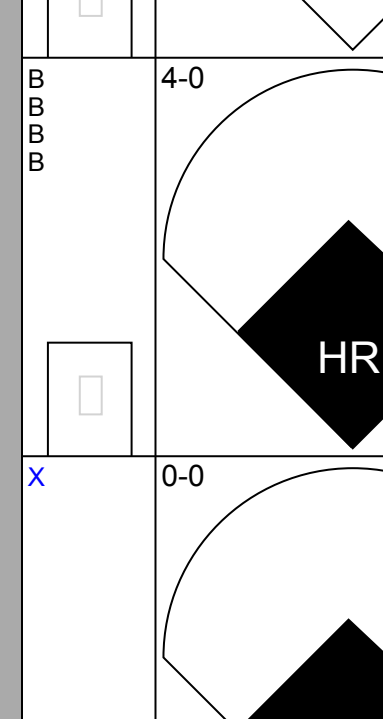

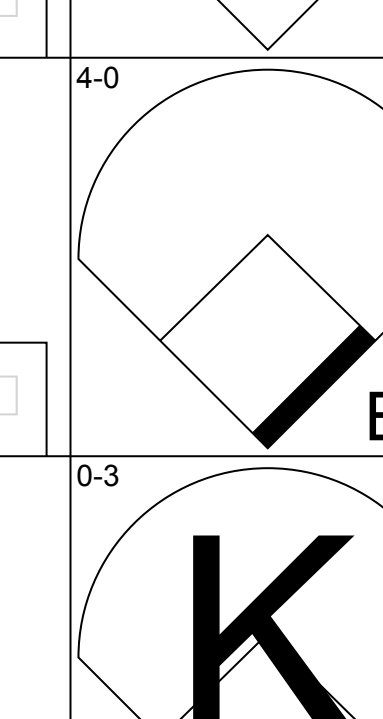

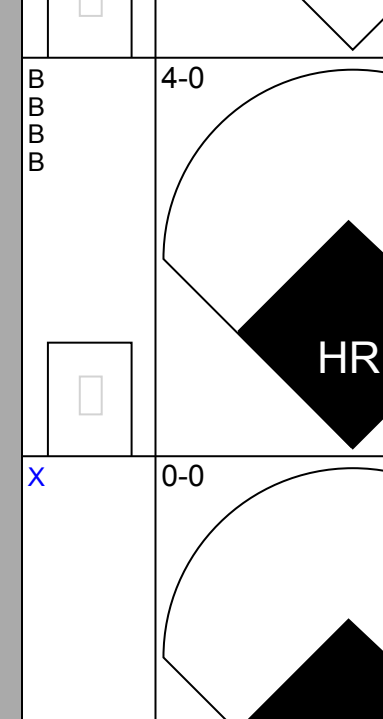

Batter	1	2	3	4	5	6	7	8	9	AB	R	H	RBI	BB	SO	LOB	BOTTOM				
Steve Sax, R OBP: 0.360, SLG: 0.357	4-0 3-1 1B BB	0-0 1-3		0-0 1B 1-3 1B	0-0 1-3 1B		0-0 L6			4	2	1	0	1	0	2					
Ken Landreaux, L OBP: 0.344, SLG: 0.373	0-0 3-1 1-3	0-0 3-H HR		0-0 1B 2-3 3-H 1B	0-0 2-H 3B		0-0 F9			5	2	3	4	0	0	1					
Dusty Baker Jr., R OBP: 0.351, SLG: 0.470 Ron Roenicke, S OBP: 0.360, SLG: 0.350	0-0 2B 3-H 1B	0-0 L6		0-0 5-3	0-0 F8		0-0 5-3		0-0 5-3	4	0	1	1	0	0	3					
Pedro Guerrero, R OBP: 0.367, SLG: 0.537 Derrel Thomas, S OBP: 0.306, SLG: 0.318	0-0 1-3 2B		0-0 1B SF7 BB	0-0 1B 5-3 IBB		0-0 6-3		0-0 F9		2	2	1	0	2	0	0					
Steve Garvey, R OBP: 0.272, SLG: 0.401	0-0 F9		0-0 WP 1B	0-0 5-3 1B		0-0 HR				4	1	3	3	0	0	2					
Ron Cey, R OBP: 0.302, SLG: 0.350	0-0 6-3		0-0 SF7	0-0 5-3		0-0 F8		0-0 F8		3	0	0	2	0	0	3					
Mike Scioscia, L OBP: 0.335, SLG: 0.319		0-0 1B 1-3 1B		0-0 F8	0-0 F9		0-0 4-3			4	1	1	0	0	0	2					
Bill Russell, R OBP: 0.360, SLG: 0.356 Mark Belanger, R OBP: 0.345, SLG: 0.333		0-0 5-3 HR 1B		0-0 F8		0-0 SH5-4 3B 1B		0-0 L7		2	1	1	0	0	0	1					
Jerry Reuss, L OBP: 0.276, SLG: 0.259	0-0 5-3		0-0 1B 1-2 1B	0-0 1B 1B		0-0 SH5-4		0-3 K		3	1	1	0	0	1	2					
<b>Inning Stats</b>	R: 1 E: 0 K: 0 S: 5	H: 2 LOB: 2 BB: 1 P: 9	R: 3 E: 0 K: 0 S: 6	H: 3 LOB: 0 BB: 0 P: 6	R: 1 E: 0 K: 0 S: 4	H: 1 LOB: 1 BB: 1 P: 8	R: 4 E: 0 K: 0 S: 7	H: 4 LOB: 1 BB: 1 P: 11	R: 1 E: 0 K: 0 S: 4	H: 1 LOB: 0 BB: 0 P: 4	R: 0 E: 0 K: 1 S: 5	H: 0 LOB: 0 BB: 0 P: 5	R: 0 E: 0 K: 0 S: 3	H: 0 LOB: 0 BB: 0 P: 3	1B: 9 2B: 1 3B: 1 HR: 2	SF: 1 SAC: 1 DP: 0 HBP: 0	WP: 1 PB: 0 SB: 1 CS: 0	PA: 40			
<b>PITCHER</b> Frank Pastore, R ERA: 4.6 Charlie Leibrandt, L ERA: 2.84 Bob Shirley, L ERA: 4.66	IP: 2.0 WLS: L BF: 12	H: 4 R: 4 ER: 4 SO: 4	BB: 1 IBB: 0 HBP: 0 BLK: 0	WP: 0 HR: 0 S: 11 P: 15	ERA: 18.00 WHIP: 3.000																
											<b>PITCHER</b>										
											IP: 3.0 WLS: 18 BF: 7 H: 6 R: 6 ER: 6 SO: 0 BB: 1 IBB: 1 HBP: 0 BLK: 0 WP: 1 HR: 0 S: 16 P: 24 ERA: 18.00 WHIP: 2.667										
											IP: 3.0 WLS: 10 BF: 1 H: 1 R: 1 ER: 1 SO: 1 BB: 0 IBB: 0 HBP: 0 BLK: 0 WP: 0 HR: 1 S: 12 P: 12 ERA: 3.000 WHIP: 0.333										

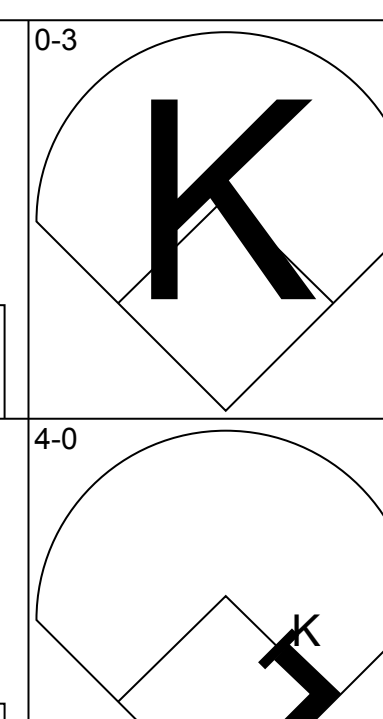
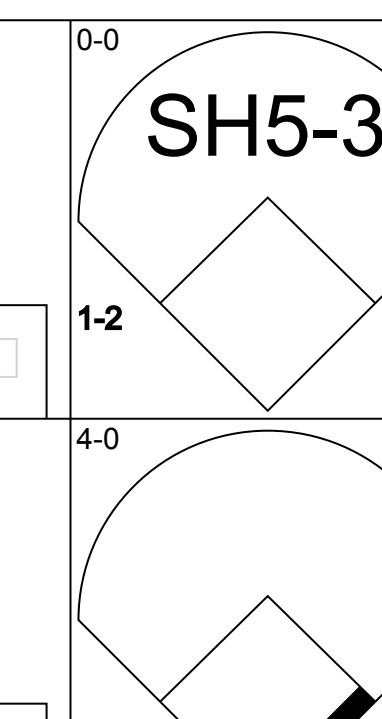
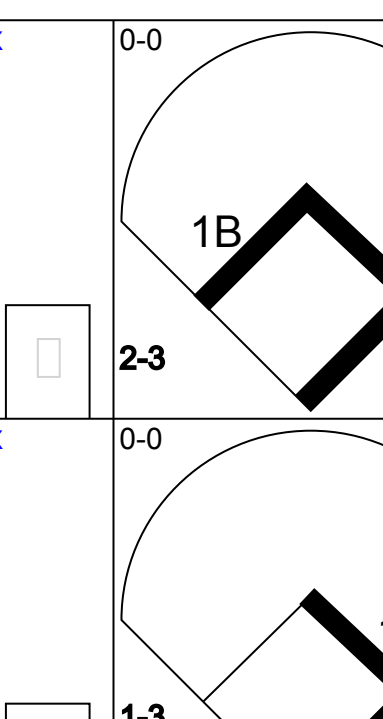
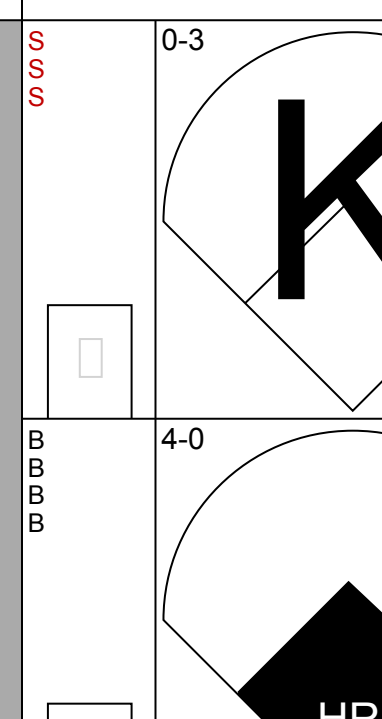
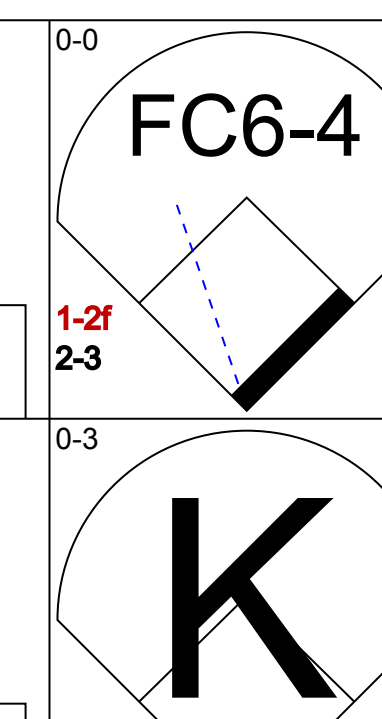
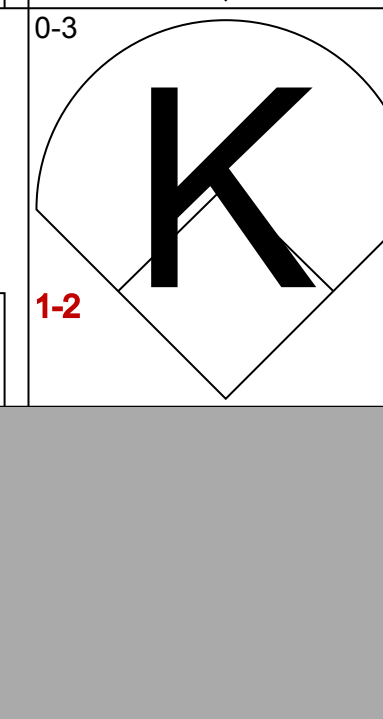
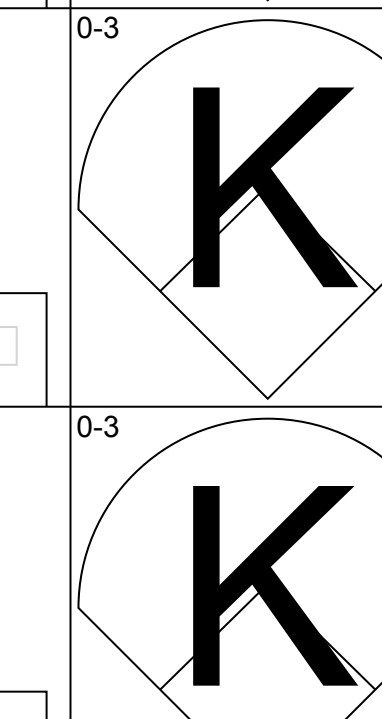
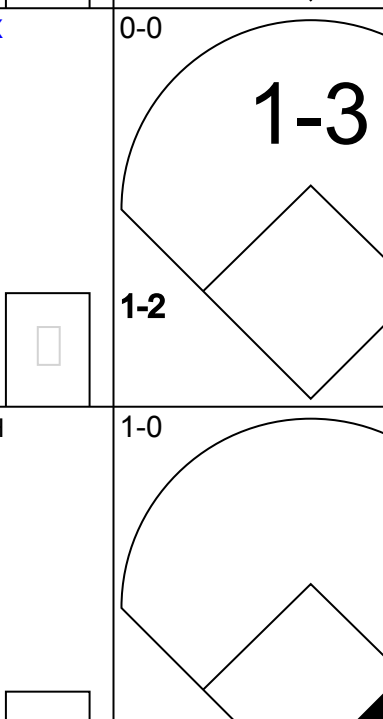
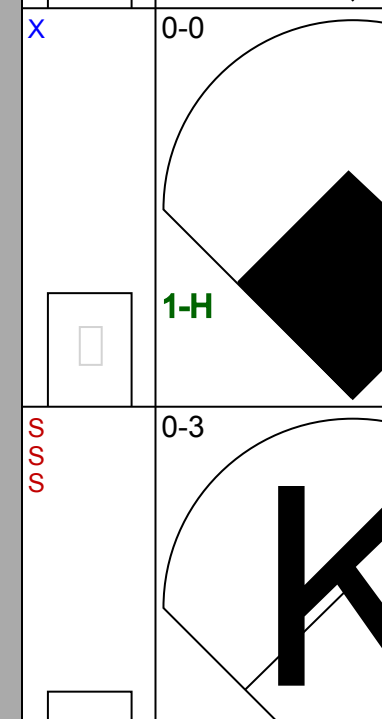



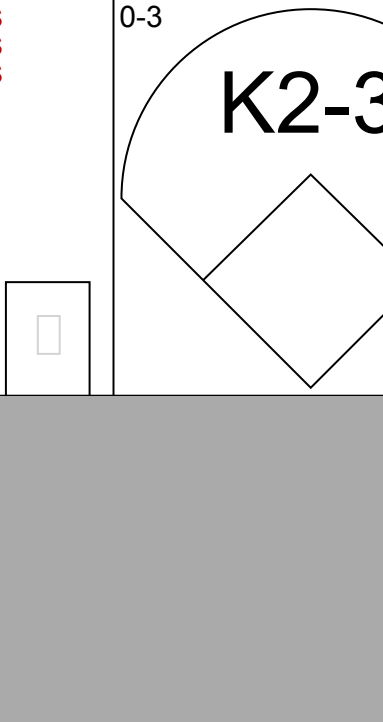
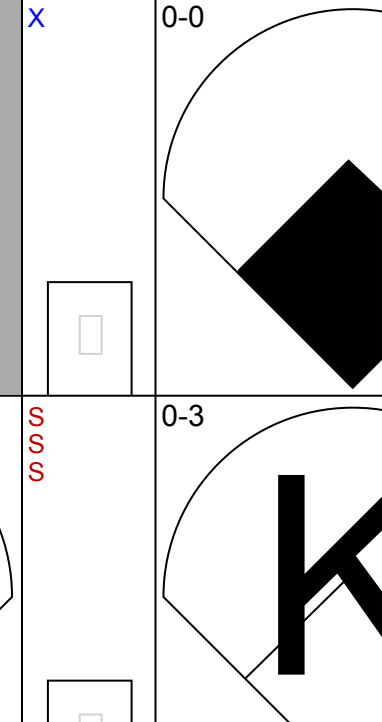
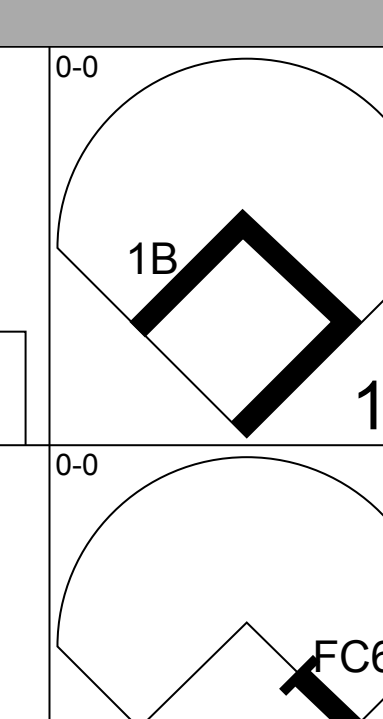
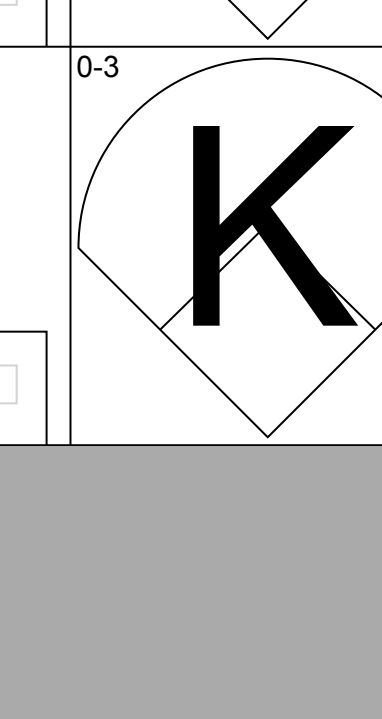
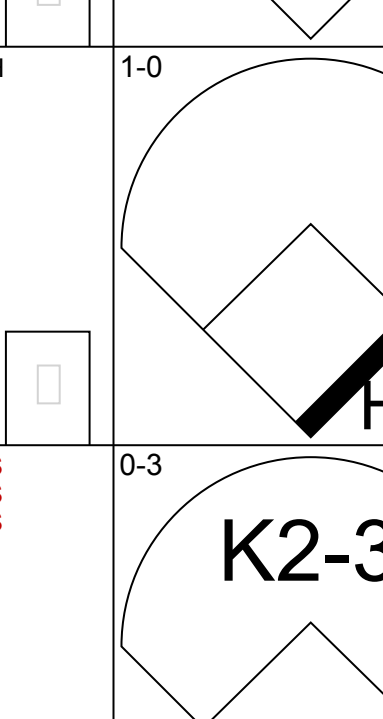
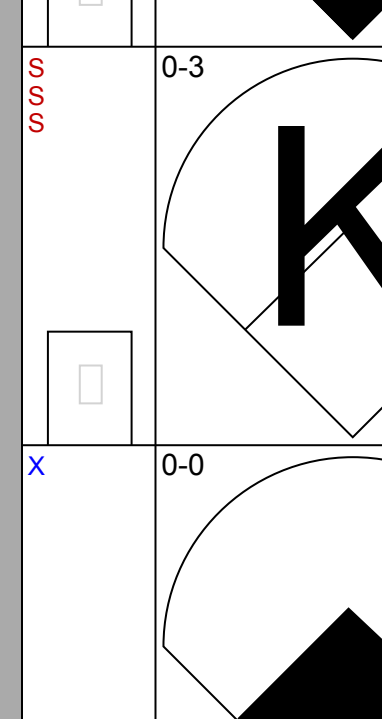
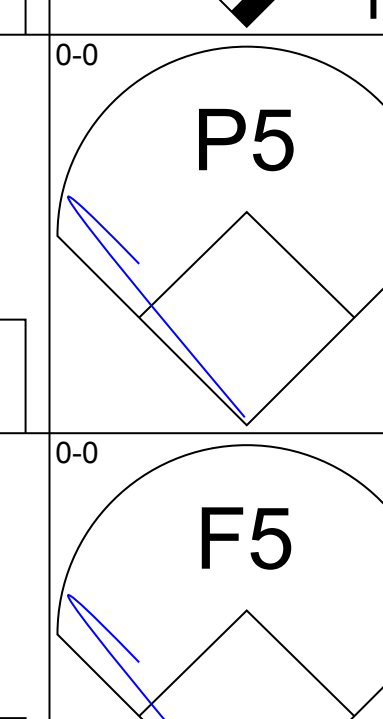
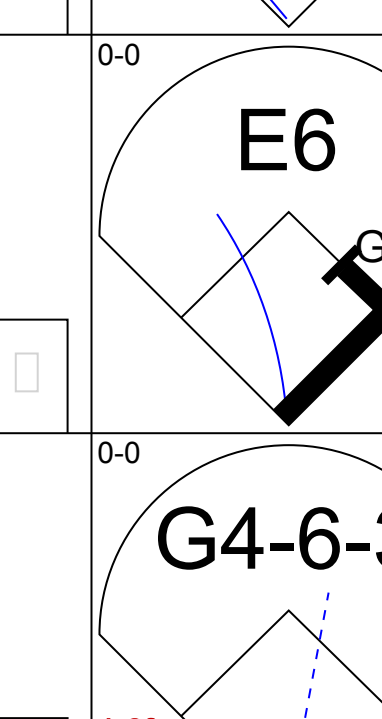

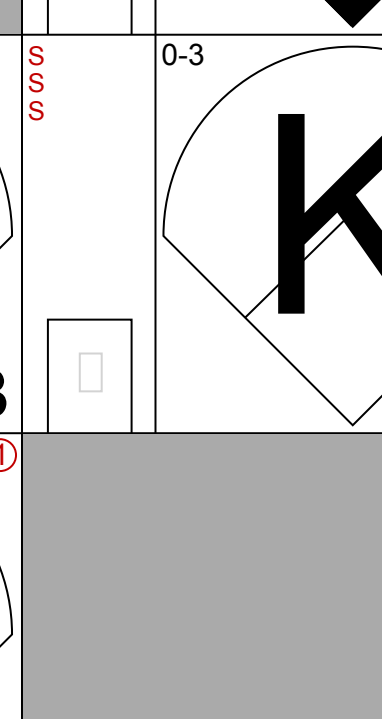
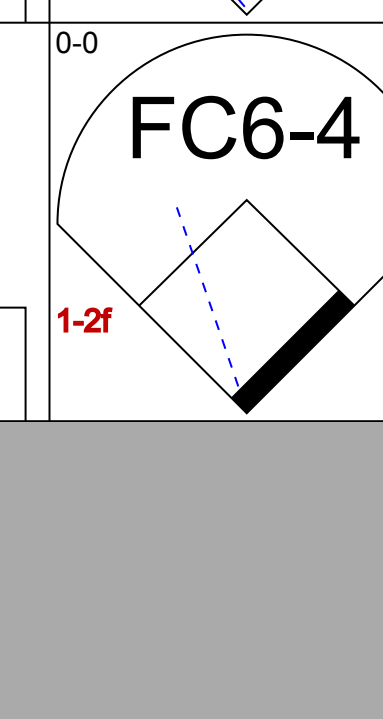

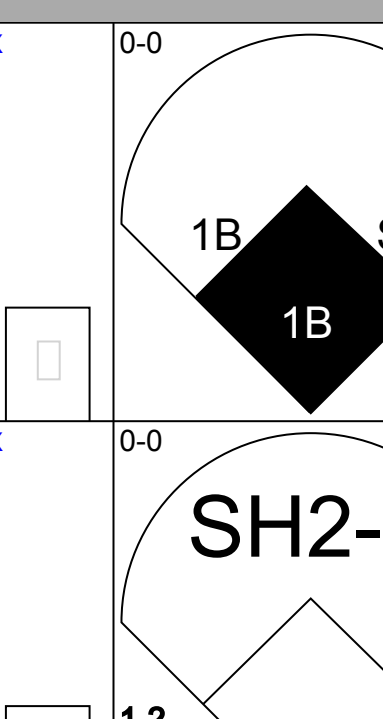

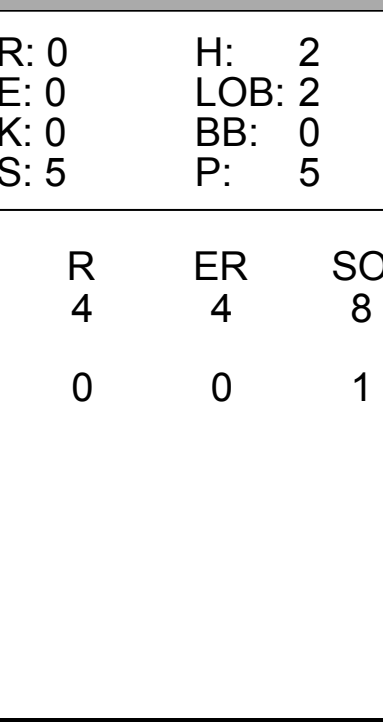
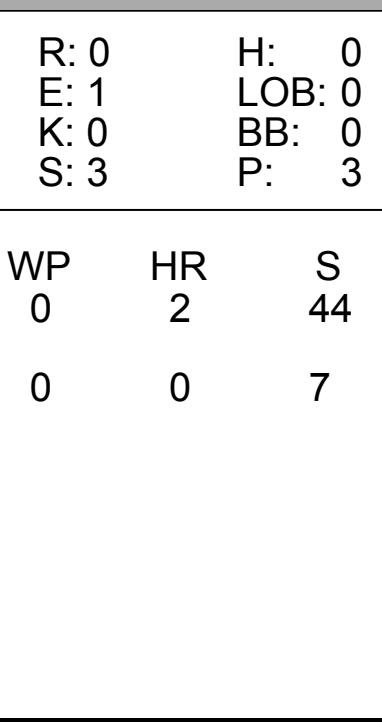
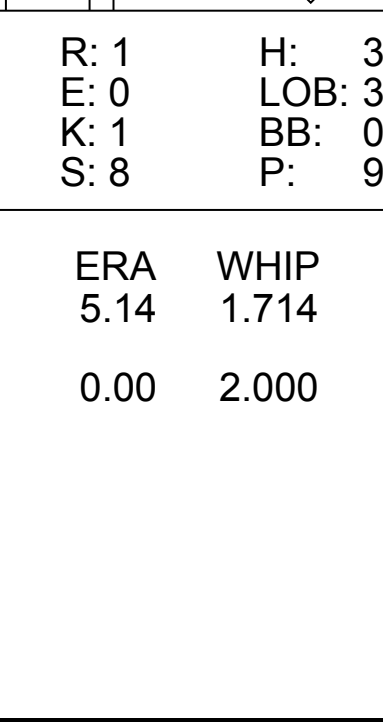
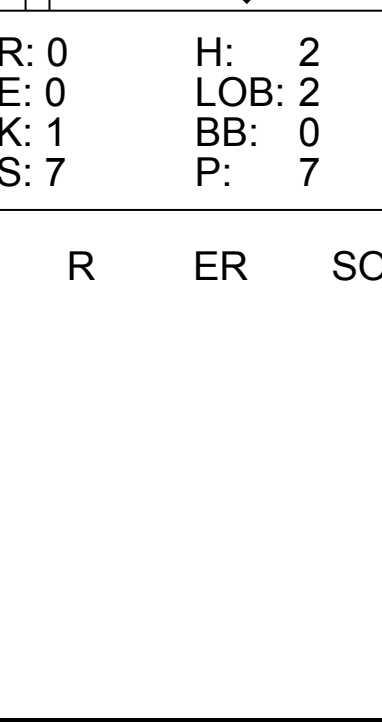
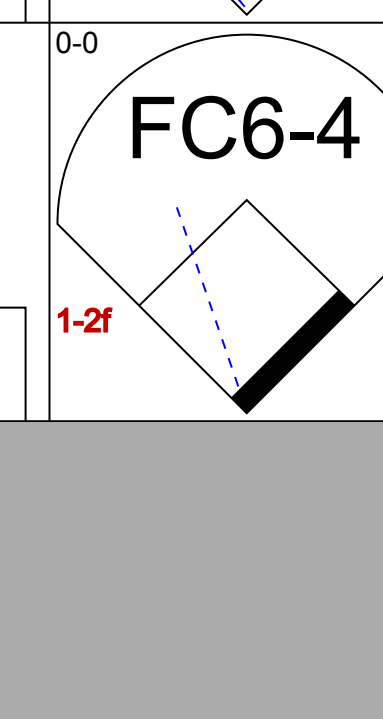
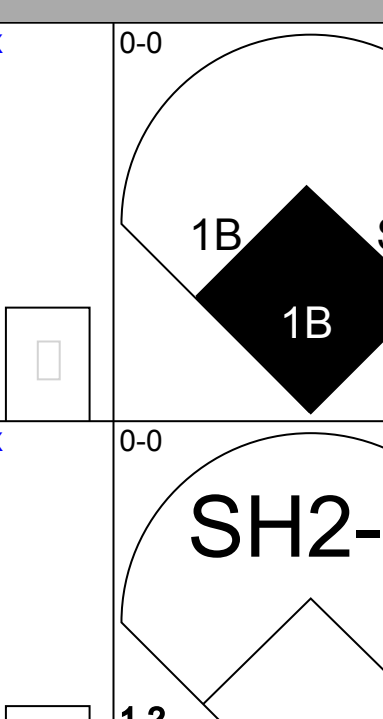
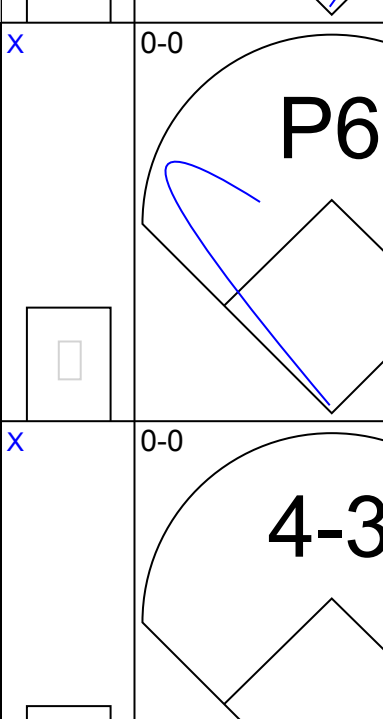
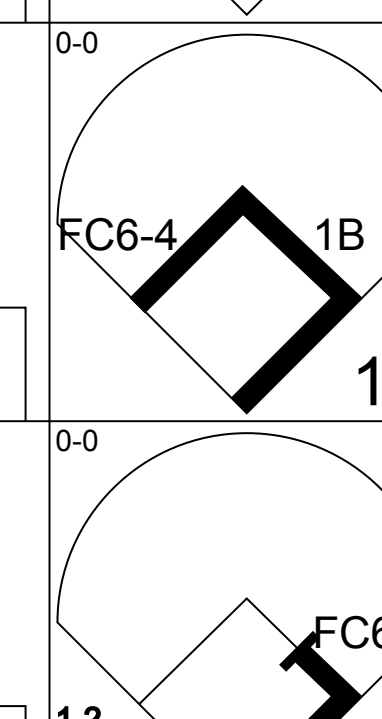
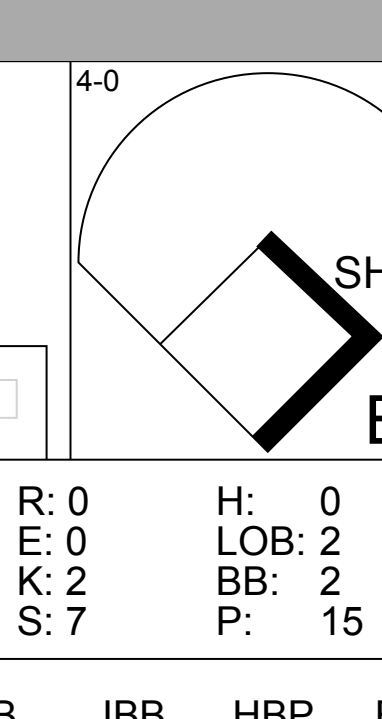
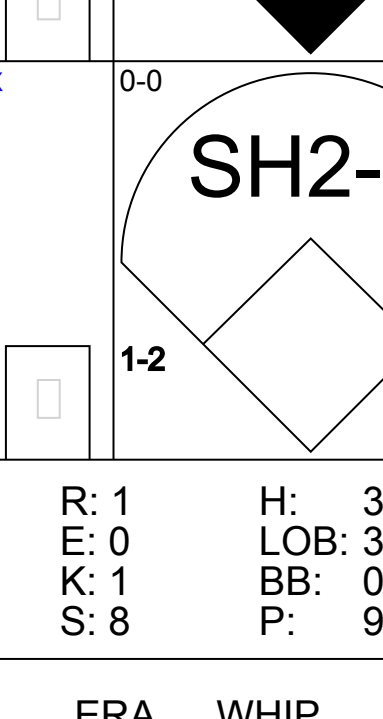
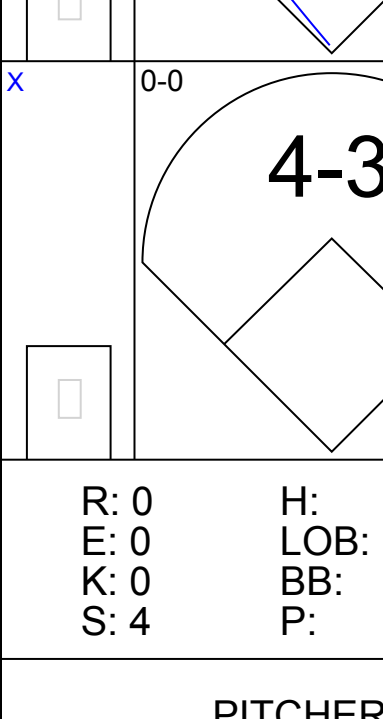
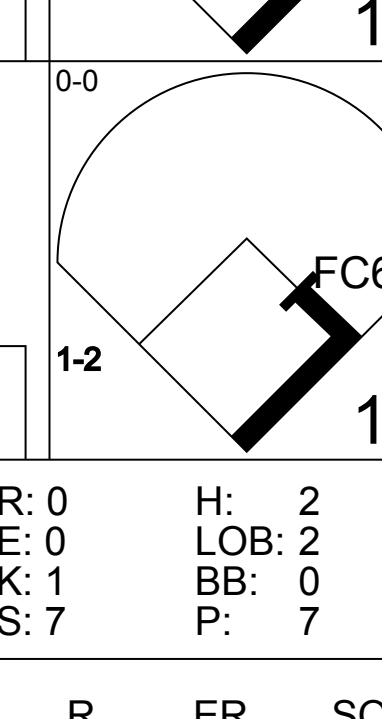
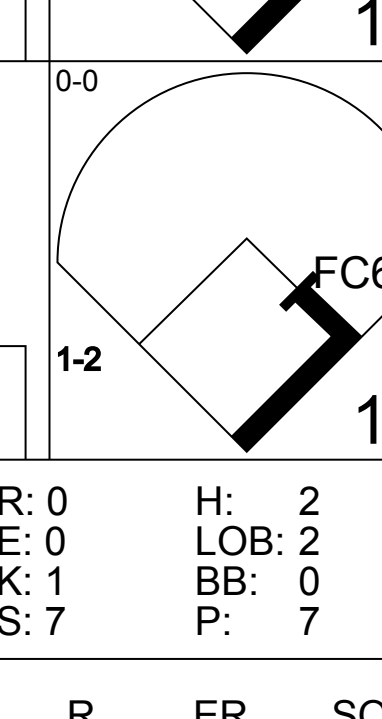
Cincinnati Reds @ Los Angeles Dodgers  
Dodger Stadium, Los Angeles, CA  
Fri Jun 11 1982, 7:05 PM PDT  
Att: 37,586 - Unknown

AB 35  
R 11  
H 13  
RBI 10  
BB 3  
SO 1  
LOB 16





Batter	1	2	3	4	5	6	7	8	9	AB	R	H	RBI	BB	SO	LOB	TOP					
<b>Eddie Milner, L</b> OBP: 0.310, SLG: 0.359 (1, 8)										5	1	0	0	0	1	4	<b>Cincinnati Reds @ Los Angeles Dodgers</b> Dodger Stadium, Los Angeles, CA Sat Jun 12 1982, 7:05 PM PDT Att: 47,080 - Unknown					
<b>Ron Oester, S</b> OBP: 0.306, SLG: 0.354 (1, 4)										4	0	2	0	0	2	0						
<b>Dave Concepcion, R</b> OBP: 0.336, SLG: 0.387 (1, 6)										4	0	1	0	0	1	3						
<b>Larry Bittner, L</b> OBP: 0.361, SLG: 0.406 (1, 3)										4	0	1	1	0	1	2						
<b>Johnny Bench, R</b> OBP: 0.298, SLG: 0.333 (1, 5)										2	1	0	0	2	0	0						
<b>Duane Walker, L</b> OBP: 0.287, SLG: 0.286 <b>Cesar Cedeno, R</b> OBP: 0.356, SLG: 0.424 (9, PH)										3	0	1	0	0	2	3						
<b>Paul Householder, S</b> OBP: 0.264, SLG: 0.310 (1, 9)										4	1	3	1	0	1	1						
<b>Alex Trevino, R</b> OBP: 0.335, SLG: 0.290 (1, 2)										4	0	0	0	0	0	4						
<b>Greg Harris, S</b> OBP: 0.222, SLG: 0.222 <b>Joe Price, R</b> (8, 1)										3	0	1	0	0	1	0						
<b>Mike Vail, R</b> OBP: 0.299, SLG: 0.457 (9, PH)										1	0	1	1	0	0	0						
<b>Inning Stats</b>	R: 0 E: 0 K: 2 S: 8	H: 1 LOB: 1 BB: 0 P: 8	R: 0 E: 0 K: 1 S: 6	H: 1 LOB: 1 BB: 0 P: 6	R: 1 E: 0 K: 2 S: 10	H: 3 LOB: 3 BB: 1 P: 14	R: 0 E: 0 K: 1 S: 5	H: 1 LOB: 0 BB: 0 P: 5	R: 0 E: 0 K: 1 S: 5	H: 0 LOB: 0 BB: 0 P: 5	R: 0 E: 0 K: 2 S: 7	H: 0 LOB: 0 BB: 0 P: 7	R: 1 E: 1 K: 0 S: 4	H: 1 LOB: 0 BB: 0 P: 4	R: 0 E: 0 K: 0 S: 3	H: 1 LOB: 0 BB: 0 P: 3	R: 1 E: 0 K: 1 S: 7	H: 2 LOB: 2 BB: 1 P: 11	1B: 8 2B: 1 3B: 0 HR: 1	SF: 0 SAC: 0 DP: 2 HBP: 0	WP: 0 PB: 0 SB: 0 CS: 1	PA: 37
<b>PITCHER</b>	IP	WLS	BF	H	R	ER	SO	BB	IBB	HBP	BLK	WP	HR	S	P	ERA	WHIP					
<b>Bob Welch, R</b> ERA: 3.59	7.0	W	29	8	2	2	9	1	0	0	0	0	1	46	50	2.57	1.286					
<b>Steve Howe, L</b> ERA: 2.16	2.0	S	8	2	1	1	1	1	0	0	0	0	0	9	13	4.50	1.500					

Batter	1	2	3	4	5	6	7	8	9	AB	R	H	RBI	BB	SO	LOB	BOTTOM					
<b>Steve Sax, R</b> OBP: 0.358, SLG: 0.355 (1, 4)										4	0	1	0	0	2	2	<b>Cincinnati Reds @ Los Angeles Dodgers</b> Dodger Stadium, Los Angeles, CA Sat Jun 12 1982, 7:05 PM PDT Att: 47,080 - Unknown					
<b>Ken Landreaux, L</b> OBP: 0.357, SLG: 0.375 (1, 8)										2	1	1	1	3	1	2						
<b>Dusty Baker Jr., R</b> OBP: 0.359, SLG: 0.481 (1, 7)										4	1	1	2	0	2	5						
<b>Pedro Guerrero, R</b> OBP: 0.369, SLG: 0.534 (1, 9)										3	0	1	0	0	2	2						
<b>Steve Garvey, R</b> OBP: 0.276, SLG: 0.415 (1, 3)										4	1	2	1	0	1	3						
<b>Ron Cey, R</b> OBP: 0.301, SLG: 0.348 (1, 5)										4	0	1	0	0	1	2						
<b>Mike Scioscia, L</b> OBP: 0.328, SLG: 0.311 (1, 2)										4	0	0	0	0	0	4						
<b>Bill Russell, R</b> OBP: 0.363, SLG: 0.360 (1, 6)										4	1	2	0	0	0	3						
<b>Bob Welch, R</b> OBP: 0.167, SLG: 0.176 <b>Steve Howe, L</b> (8, 1)										1	0	0	0	1	0	1						
<b>Derrel Thomas, S</b> OBP: 0.320, SLG: 0.333 (8, 5)										1	0	1	0	0	0	0						
<b>Inning Stats</b>	R: 0 E: 0 K: 2 S: 6	H: 0 LOB: 0 BB: 1 P: 10	R: 0 E: 0 K: 0 S: 5	H: 2 LOB: 2 BB: 0 P: 5	R: 0 E: 0 K: 2 S: 7	H: 0 LOB: 2 BB: 2 P: 15	R: 0 E: 1 K: 0 S: 3	H: 0 LOB: 0 BB: 0 P: 3	R: 1 E: 0 K: 1 S: 8	H: 3 LOB: 3 BB: 0 P: 9	R: 0 E: 0 K: 0 S: 4	H: 1 LOB: 1 BB: 0 P: 4	R: 3 E: 0 K: 3 S: 11	H: 2 LOB: 0 BB: 1 P: 15	R: 0 E: 0 K: 1 S: 7	H: 2 LOB: 2 BB: 0 P: 7	1B: 8 2B: 0 3B: 0 HR: 2	SF: 0 SAC: 2 DP: 1 HBP: 1	WP: 0 PB: 0 SB: 0 CS: 0	PA: 38		
<b>PITCHER</b>	IP	WLS	BF	H	R	ER	SO	BB	IBB	HBP	BLK	WP	HR	S	P	ERA	WHIP					
<b>Greg Harris, R</b> ERA: 4.81	7.0	L	33	8	4	4	8	4	0	1	0	0	0	2	44	61	5.14	1.714				
<b>Joe Price, L</b> ERA: 3.13	1.0	S	5	2	0	0	1	0	0	0	0	0	0	7	7	0.00	2.000					



Batter	1	2	3	4	5	6	7	8	9	AB	R	H	RBI	BB	SO	LOB	TOP				
<b>Eddie Milner, L</b> OBP: 0.317, SLG: 0.367 (1, 7)										4	1	2	0	1	0	2	<b>Cincinnati Reds @ Los Angeles Dodgers</b> Dodger Stadium, Los Angeles, CA Sun Jun 13 1982, 3:33 AM PDT Att: 45,763 - Unknown <a href="http://livebaseballscorecards.com">livebaseballscorecards.com</a>				
<b>Ron Oester, S</b> OBP: 0.300, SLG: 0.347 (1, 4)										5	0	0	1	0	2	4					
<b>Dave Concepcion, R</b> OBP: 0.337, SLG: 0.389 (1, 6)										4	1	1	0	1	0	0					
<b>Larry Bittner, L</b> OBP: 0.372, SLG: 0.416 (1, 3)										5	0	3	1	0	0	3					
<b>Johnny Bench, R</b> OBP: 0.296, SLG: 0.330 (1, 5)										5	0	1	0	0	1	3					
<b>Cesar Cedeno, R</b> OBP: 0.359, SLG: 0.422 (1, 8)										3	1	1	0	0	0	1					
<b>Paul Householder, S</b> OBP: 0.264, SLG: 0.308 (1, 9)										4	1	1	0	0	0	2					
<b>Alex Trevino, R</b> OBP: 0.339, SLG: 0.291 (1, 2)										3	0	1	2	0	0	0					
<b>Bruce Berenyi, R</b> OBP: 0.280, SLG: 0.360 <b>Tom Hume, R</b> (8, 1)										3	0	2	0	0	0	1					
<b>Inning Stats</b>	R: 2 E: 1 K: 0 S: 7	H: 4 LOB: 2 BB: 0 P: 7	R: 0 E: 0 K: 1 S: 7	H: 2 LOB: 3 BB: 1 P: 11	R: 2 E: 0 K: 0 S: 5	H: 2 LOB: 1 BB: 0 P: 6	R: 0 E: 0 K: 1 S: 6	H: 1 LOB: 1 BB: 0 P: 6	R: 0 E: 0 K: 0 S: 3	H: 0 LOB: 0 BB: 0 P: 3	R: 0 E: 0 K: 0 S: 4	H: 1 LOB: 1 BB: 0 P: 4	R: 0 E: 0 K: 1 S: 5	H: 0 LOB: 2 BB: 1 P: 10	R: 0 E: 0 K: 0 S: 3	H: 1 LOB: 0 BB: 0 P: 3	1B: 10 2B: 3 3B: 0 HR: 0	SF: 0 SAC: 1 DP: 2 HBP: 2	WP: 0 PB: 0 SB: 1 CS: 0	PA: 41	
<b>PITCHER</b>	IP	WLS	BF	H	R	ER	SO	BB	IBB	HBP	BLK	WP	HR	S	P	ERA	WHIP				
<b>Burt Hooton, R</b> ERA: 5.37 (1, 1)	3.0	L	19	8	4	4	1	1	0	1	0	0	0	19	24	12.00	3.000				
<b>Dave Stewart, R</b> ERA: 4.99 (4, 1)	4.0		14	3	0	0	1	0	0	0	0	0	0	16	16	0.00	0.750				
<b>Terry Forster, L</b> ERA: 3.73 (8, 1)	2.0		8	1	0	0	1	1	0	1	0	0	0	8	13	0.00	1.000				



Batter	1	2	3	4	5	6	7	8	9	AB	R	H	RBI	BB	SO	LOB	BOTTOM					
<b>Steve Sax, R</b> OBP: 0.361, SLG: 0.358 (1, 4)										4	1	2	0	0	0	0	<b>Cincinnati Reds @ Los Angeles Dodgers</b> Dodger Stadium, Los Angeles, CA Sun Jun 13 1982, 3:33 AM PDT Att: 45,763 - Unknown <a href="http://livebaseballscorecards.com">livebaseballscorecards.com</a>					
<b>Ken Landreaux, L</b> OBP: 0.360, SLG: 0.378 (1, 8)										4	1	2	0	0	1	1						
<b>Dusty Baker Jr., R</b> OBP: 0.353, SLG: 0.471 (1, 7)										4	0	0	0	0	1	3						
<b>Pedro Guerrero, R</b> OBP: 0.371, SLG: 0.531 (1, 9)										3	0	1	1	1	0	1						
<b>Steve Garvey, R</b> OBP: 0.276, SLG: 0.412 (1, 3)										4	0	1	0	0	1	3						
<b>Ron Cey, R</b> OBP: 0.296, SLG: 0.341 (1, 5)										4	0	0	0	0	4							
<b>Mike Scioscia, L</b> OBP: 0.320, SLG: 0.303 (1, 2)										4	0	0	0	0	3							
<b>Bill Russell, R</b> OBP: 0.356, SLG: 0.351 (1, 6)										4	0	0	0	0	0							
<b>Burt Hooton, R</b> OBP: 0.111, SLG: 0.167 (1, 1)										0	0	0	0	0	0	0						
<b>Jorge Orta, L</b> OBP: 0.333, SLG: 0.424 (3, PH)										1	0	0	0	0	0	0						
<b>Dave Stewart, R</b> OBP: 0.154, SLG: 0.154 (4, 1)										1	0	0	0	0	0	0						
<b>Ron Roenicke, S</b> OBP: 0.346, SLG: 0.333 (7, PH)										1	0	0	0	0	1	0						
<b>Terry Forster, L</b> (8, 1)										0	0	0	0	0	0	0						
<b>Inning Stats</b>	R: 0 E: 0 K: 1 S: 5	H: 0 LOB: 0 BB: 0 P: 5	R: 0 E: 0 K: 1 S: 5	H: 0 LOB: 1 BB: 1 P: 9	R: 0 E: 0 K: 0 S: 3	H: 0 LOB: 0 BB: 0 P: 3	R: 1 E: 1 K: 0 S: 6	H: 3 LOB: 2 BB: 0 P: 6	R: 0 E: 0 K: 0 S: 4	H: 1 LOB: 1 BB: 0 P: 4	R: 0 E: 0 K: 0 S: 4	H: 0 LOB: 0 BB: 0 P: 4	R: 0 E: 0 K: 1 S: 5	H: 0 LOB: 1 BB: 0 P: 5	R: 1 E: 0 K: 1 S: 7	H: 2 LOB: 1 BB: 0 P: 7	R: 0 E: 0 K: 0 S: 3	H: 0 LOB: 0 BB: 0 P: 3	1B: 6 2B: 0 3B: 0 HR: 0	SF: 0 SAC: 0 DP: 0 HBP: 0	WP: 0 PB: 0 SB: 2 CS: 0	PA: 35
<b>PITCHER</b>	IP	WLS	BF	H	R	ER	SO	BB	IBB	HBP	BLK	WP	HR	S	P	ERA	WHIP					
<b>Bruce Berenyi, R</b> ERA: 3.68 (1, 1)	7.0		29	6	2	1	3	1	0	0	0	0	0	8	8	1.29	1.000					
<b>Tom Hume, R</b> ERA: 2.15 (8, 1)	2.0	S	6	0	0	0	1	0	0	0	0	0	0	8	8	0.00	0.000					





Batter	1	2	3	4	5	6	7	8	9	AB	R	H	RBI	BB	SO	LOB	TOP			
Joe Morgan, L (1, 4) OBP: 0.390, SLG: 0.364										4	1	3	0	1	0	0	San Francisco Giants @ Cincinnati Reds Riverfront Stadium, Cincinnati, OH Tue Jun 15 1982, 7:05 PM EDT Att: 21,416 - Unknown			
Jim Wohlford, R (1, 7) OBP: 0.355, SLG: 0.418										4	0	1	1	1	0	2				
Chili Davis, S (1, 8) OBP: 0.325, SLG: 0.392										3	2	2	1	0	0	2				
Jack Clark, R (1, 9) OBP: 0.357, SLG: 0.453										4	0	2	0	1	1	2				
Milt May, L (1, 2) OBP: 0.336, SLG: 0.399										4	0	1	1	0	0	3				
Darrell Evans, L (1, 3) OBP: 0.380, SLG: 0.383										3	0	1	1	2	1	1				
Tom O'Malley, L (1, 5) OBP: 0.313, SLG: 0.341										4	0	1	0	1	1	6				
Johnnie LeMaster, R (1, 6) OBP: 0.261, SLG: 0.265										4	0	0	0	0	1	3				
Bill Laskey, R (1, 1) OBP: 0.115, SLG: 0.080										2	1	0	0	1	1	0				
Al Holland, R (7, 1) OBP: 0.059, SLG: 0.059										1	0	0	0	0	1	0				
Greg Minton, S (8, 1) OBP: 0.167, SLG: 0.333										0	0	0	0	0	0	0				
Gary Lavelle, S (9, 1) OBP: 0.200, SLG: 0.400										0	0	0	0	0	0	0				
<b>Inning Stats</b>	R: 1 E: 0 K: 1 S: 7	H: 3 LOB: 3 BB: 2 P: 15	R: 2 E: 0 K: 0 S: 5	H: 2 LOB: 1 BB: 1 P: 9	R: 0 E: 0 K: 0 S: 4	H: 1 LOB: 1 BB: 0 P: 4	R: 0 E: 0 K: 1 S: 5	H: 0 LOB: 0 BB: 0 P: 5	R: 0 E: 0 K: 0 S: 4	H: 1 LOB: 1 BB: 0 P: 4	R: 1 E: 0 K: 2 S: 8	H: 1 LOB: 2 BB: 1 P: 13	R: 0 E: 0 K: 1 S: 4	H: 0 LOB: 1 BB: 0 P: 12	R: 0 E: 0 K: 1 S: 6	H: 1 LOB: 1 BB: 0 P: 6	1B: 8 2B: 4 3B: 0 HR: 0	SF: 1 SAC: 1 DP: 3 HBP: 1	WP: 1 PB: 0 SB: 2 CS: 0	PA: 43
<b>PITCHER</b>	IP WLS BF H R ER SO BB IBB HBP BLK WP HR S P ERA WHIP																			
Tom Seaver, R (1, 1) ERA: 5.63	1.1 L 11 5 3 3 1 3 3 0 0 0 1 0 10 22 20.25 6.000																			
Frank Pastore, R (2, 1) ERA: 4.38	5.2 24 5 1 1 3 1 1 1 0 0 0 0 27 36 1.59 1.059																			
Bob Shirley, L (8, 1) ERA: 4.61	1.1 6 1 0 0 1 2 0 0 0 0 0 0 6 14 0.00 2.250																			
Joe Price, L (9, 1) ERA: 3.06	0.2 2 0 0 0 1 0 0 0 0 0 0 0 4 4 0.00 0.000																			

AB	33
R	4
H	11
RBI	4
BB	7
SO	6
LOB	19



Batter	1	2	3	4	5	6	7	8	9	AB	R	H	RBI	BB	SO	LOB	BOTTOM			
Eddie Milner, L (1, 7) OBP: 0.319, SLG: 0.373										5	1	2	0	0	0	2	San Francisco Giants @ Cincinnati Reds Riverfront Stadium, Cincinnati, OH Tue Jun 15 1982, 7:05 PM EDT Att: 21,416 - Unknown			
Ron Oester, S (1, 4) OBP: 0.295, SLG: 0.341										4	0	0	0	0	0	4				
Dave Concepcion, R (1, 6) OBP: 0.332, SLG: 0.382										4	0	0	1	0	0	1				
Dan Driessen, L (1, 3) OBP: 0.392, SLG: 0.490										4	0	0	0	0	1	1				
Johnny Bench, R (1, 5) OBP: 0.300, SLG: 0.330										3	0	1	0	1	0	0				
Cesar Cedeno, R (1, 8) OBP: 0.356, SLG: 0.418										4	1	1	0	0	0	2				
Paul Householder, S (1, 9) OBP: 0.263, SLG: 0.306										4	1	1	0	0	0	1				
Dave Vangorder, R (1, 2) OBP: 0.333, SLG: 0.333										3	0	1	0	0	0	0				
Larry Blittler, L (9, PH) OBP: 0.377, SLG: 0.422										1	0	1	1	0	0	0				
Alex Trevino, R (9, FR) OBP: 0.339, SLG: 0.291										0	0	0	0	0	0	0				
Tom Seaver, R (1, 1) ERA: 5.63										1	0	1	0	0	0	0				
Frank Pastore, R (2, 1) ERA: 4.38										0	0	0	0	0	0	0				
German Barranca, L (7, PH) OBP: 0.240, SLG: 0.290										1	0	0	0	0	0	0				
Rafael Landestoy, S (7, PH) OBP: 0.234, SLG: 0.374										1	0	0	0	0	0	1				
Bob Shirley, R (8, 1) ERA: 4.61										0	0	0	0	0	0	0				
Joe Price, L (9, 1) ERA: 3.06										0	0	0	0	0	0	0				
Duane Walker, L (9, PH) OBP: 0.292, SLG: 0.286										0	0	0	0	0	0	0				
Mike Vail, R (9, PH) OBP: 0.266, SLG: 0.457										0	0	1	0	0	0	0				
<b>Inning Stats</b>	R: 0 E: 0 K: 0 S: 3	H: 0 LOB: 0 BB: 0 P: 3	R: 0 E: 0 K: 1 S: 6	H: 1 LOB: 0 BB: 0 P: 6	R: 0 E: 0 K: 0 S: 3	H: 0 LOB: 1 BB: 1 P: 7	R: 0 E: 0 K: 0 S: 3	H: 0 LOB: 1 BB: 1 P: 7	R: 0 E: 0 K: 0 S: 3	H: 0 LOB: 0 BB: 0 P: 3	R: 0 E: 0 K: 1 S: 6	H: 1 LOB: 1 BB: 0 P: 6	R: 1 E: 1 K: 0 S: 4	H: 1 LOB: 0 BB: 0 P: 4	R: 2 E: 0 K: 0 S: 6	H: 3 LOB: 1 BB: 0 P: 6	1B: 7 2B: 2 3B: 0 HR: 0	SF: 1 SAC: 0 DP: 1 HBP: 0	WP: 0 PB: 0 SB: 0 CS: 0	PA: 37
<b>PITCHER</b>	IP WLS BF H R ER SO BB IBB HBP BLK WP HR S P ERA WHIP																			
Bill Laskey, R (1, 1) ERA: 2.26	6.2 W 26 4 0 0 1 2 0 0 0 0 0 0 5 34 0.00 0.900																			
Al Holland, L (7, 1) ERA: 3.92	0.1 3 1 1 0 1 0 0 0 0 0 0 0 5 5 0.00 3.000																			
Greg Minton, R (8, 1) ERA: 2.53	1.1 6 3 2 2 0 0 0 0 0 0 0 0 6 6 13.50 2.250																			
Gary Lavelle, L (9, 1) ERA: 2.31	0.2 S 2 0 0 0 0 0 0 0 0 0 0 0 2 2 0.00 0.000																			

AB	34
R	3
H	8
RBI	3
BB	2
SO	2
LOB	12

















Batter	1	2	3	4	5	6	7	8	9	AB	R	H	RBI	BB	SO	LOB	TOP		
Steve Sax, R OBP: 0.354, SLG: 0.352 (1, 4)										4	1	1	0	0	2	0	<b>Los Angeles Dodgers @ Cincinnati Reds</b> Riverfront Stadium, Cincinnati, OH Sat Jun 19 1982, 3:33 AM EDT Att: 27,236 - Unknown  <b>AB 33</b> <b>R 2</b> <b>H 7</b> <b>RBI 2</b> <b>BB 1</b> <b>SO 5</b> <b>LOB 12</b>		
Ken Landreaux, L OBP: 0.380, SLG: 0.386 (1, 8)										4	0	1	0	0	0	0			
Dusty Baker Jr., R OBP: 0.357, SLG: 0.485 (1, 7)										4	0	0	0	0	2				
Pedro Guerrero, R OBP: 0.363, SLG: 0.537 (1, 9)										4	1	1	2	0	1	1			
Steve Garvey, R OBP: 0.269, SLG: 0.404 (1, 3)										4	0	2	0	0	2				
Ron Cey, R OBP: 0.307, SLG: 0.374 Derrel Thomas, S OBP: 0.320, SLG: 0.333 (9, PR) (9, 5)										4	0	2	0	0	3	0			
Mike Scioscia, L OBP: 0.316, SLG: 0.294 (1, 2)										3	0	0	0	1	2				
Bill Russell, R OBP: 0.349, SLG: 0.337 (1, 6)										3	0	0	0	0	2				
Fernando Valenzuela, L OBP: 0.130, SLG: 0.114 (1, 1)										3	0	0	0	0	2	0			
<b>Inning Stats</b>	R: 1 E: 1 K: 0 S: 6	H: 2 LOB: 2 BB: 0 P: 6	R: 0 E: 0 K: 1 S: 5	H: 0 LOB: 0 BB: 0 P: 5	R: 0 E: 0 K: 1 S: 5	H: 1 LOB: 0 BB: 0 P: 5	R: 0 E: 0 K: 1 S: 5	H: 0 LOB: 0 BB: 0 P: 5	R: 1 E: 0 K: 0 S: 4	H: 2 LOB: 1 BB: 1 P: 8	R: 0 E: 0 K: 0 S: 3	H: 0 LOB: 0 BB: 0 P: 3	R: 0 E: 0 K: 0 S: 5	H: 2 LOB: 2 BB: 0 P: 5	1B: 5 2B: 1 3B: 0 HR: 1	SF: 0 SAC: 0 DP: 2 HBP: 0	WP: 0 PB: 0 CS: 3 SB: 0	PA: 34	
<b>PITCHER</b>	IP WLS BF H R ER SO BB IBB HBP BLK WP HR S P ERA WHIP																		
Bruce Berenyi, R ERA: 3.54 Jim Kern, R ERA: 3.71	(1, 1) (9, 1)	8.0 5	L 29	5 2	2 0	2 0	5 0	0 0	1 0	0 0	0 0	0 0	0 0	0 5	1 38	42	2.25 0.00	0.625 2.000	

Batter	1	2	3	4	5	6	7	8	9	AB	R	H	RBI	BB	SO	LOB	BOTTOM			
Eddie Milner, L OBP: 0.325, SLG: 0.373 (1, 9)										4	0	2	0	0	0	0	<b>Los Angeles Dodgers @ Cincinnati Reds</b> Riverfront Stadium, Cincinnati, OH Sat Jun 19 1982, 3:33 AM EDT Att: 27,236 - Unknown  <b>AB 31</b> <b>R 1</b> <b>H 5</b> <b>RBI 1</b> <b>BB 0</b> <b>SO 4</b> <b>LOB 4</b>			
Ron Oester, S OBP: 0.307, SLG: 0.350 (1, 4)										4	0	0	0	0	1	1				
Dave Concepcion, R OBP: 0.340, SLG: 0.387 (1, 6)										4	0	1	0	0	0	1				
Dan Driessen, L OBP: 0.374, SLG: 0.462 (1, 3)										4	0	0	0	0	1					
Cesar Cedeno, R OBP: 0.362, SLG: 0.477 (1, 8)										3	1	1	1	0	0	0				
Mike Vail, R OBP: 0.297, SLG: 0.454 (1, 7)										3	0	1	0	0	1	0				
Johnny Bench, R OBP: 0.294, SLG: 0.323 (1, 5)										3	0	0	0	0	1	1				
Alex Trevino, R OBP: 0.325, SLG: 0.279 (1, 2)										3	0	0	0	0	0	0				
Bruce Berenyi, R OBP: 0.289, SLG: 0.333 Rafael Landestoy, S OBP: 0.336, SLG: 0.333 Jim Kern, R (8, PH) (9, 1)										2 1 0	0 0 0	0 0 0	0 0 0	0 0 0	1 0 0	0 0 0				
<b>Inning Stats</b>	R: 0 E: 0 K: 1 S: 6	H: 1 LOB: 1 BB: 0 P: 6	R: 1 E: 0 K: 1 S: 6	H: 1 LOB: 0 BB: 0 P: 6	R: 0 E: 0 K: 0 S: 4	H: 1 LOB: 1 BB: 0 P: 4	R: 0 E: 0 K: 0 S: 4	H: 1 LOB: 1 BB: 0 P: 4	R: 0 E: 0 K: 1 S: 5	H: 0 LOB: 0 BB: 0 P: 5	R: 0 E: 0 K: 0 S: 3	H: 0 LOB: 0 BB: 0 P: 3	R: 0 E: 0 K: 0 S: 3	H: 0 LOB: 0 BB: 0 P: 3	R: 0 E: 0 K: 0 S: 3	H: 0 LOB: 0 BB: 0 P: 3	1B: 2 2B: 1 3B: 1 HR: 1	SF: 0 SAC: 0 DP: 0 HBP: 0	WP: 0 PB: 0 CS: 0	PA: 32
<b>PITCHER</b>	IP WLS BF H R ER SO BB IBB HBP BLK WP HR S P ERA WHIP																			
Fernando Valenzuela, L ERA: 2.47	(1, 1)	9.0 W	31 31	5 1	1 1	1 1	4 4	0 0	0 0	0 0	0 0	0 0	0 0	0 0	0 0	0 0	1.00 0.556			



Batter	1	2	3	4	5	6	7	8	9	AB	R	H	RBI	BB	SO	LOB	TOP										
Steve Sax, R (1,4) OBP: 0.351, SLG: 0.349	6-3		FC6-4 1B		K	F9			5-3	5	0	1	0	0	1	1	<b>Los Angeles Dodgers @ Cincinnati Reds</b> Riverfront Stadium, Cincinnati, OH Sun Jun 20 1982, 3:33 AM EDT Att: 25,968 - Unknown <a href="http://livebaseballscorecards.com">livebaseballscorecards.com</a>										
Ken Landreaux, L (1,8) OBP: 0.385, SLG: 0.400	4-3		FC6-4 4-3 1-2		S 1B HBP				CS 1B	4	2	2	0	0	0	1											
Ron Roenicke, S (1,7) OBP: 0.350, SLG: 0.424	HR		4-3		1B BB				F3	3	1	1	1	2	0	2											
Pedro Guerrero, R (1,9) OBP: 0.360, SLG: 0.530	6-3		F7		F9				CS 1B	5	0	1	1	0	0	4											
Steve Garvey, R (1,3)			FC5-4 1B		F9				3-H 1B	4	0	2	1	0	0	1											
Ron Cey, R (1,5) Derrel Thomas, S (8, PR) OBP: 0.310, SLG: 0.386 OBP: 0.320, SLG: 0.333	F8				HR				SH1-4 BB	3	1	1	1	1	0	3											
Steve Yeager, R (1,2)	FC5-4 1-2				5-3 1B					0	0	0	0	0	0	0											
Bill Russell, R (1,6)					5-3				SH1-4 BB	2	0	1	0	1	0	1											
Jerry Reuss, L (1,1) Jorge Orta, L (8, PH) Steve Howe, L (8, 1)	F7				5-3				F8	3	0	0	0	1	0	4											
					K				F7	1	0	0	0	0	0	2											
										0	0	0	0	0	0	0											
<b>Inning Stats</b>	R: 1 E: 0 K: 0 S: 4	H: 1 LOB: 0 BB: 0 P: 4	R: 0 E: 1 K: 0 S: 4	H: 1 LOB: 2 BB: 1 P: 8	R: 0 E: 0 K: 0 S: 4	H: 1 LOB: 1 BB: 0 P: 4	R: 1 E: 0 K: 1 S: 7	H: 2 LOB: 1 BB: 0 P: 7	R: 1 E: 0 K: 0 S: 6	H: 1 LOB: 2 BB: 1 P: 11	R: 0 E: 0 K: 0 S: 3	H: 0 LOB: 1 BB: 1 P: 7	R: 1 E: 0 K: 0 S: 4	H: 2 LOB: 0 BB: 0 P: 4	R: 0 E: 0 K: 0 S: 3	H: 0 LOB: 2 BB: 1 P: 7	R: 0 E: 0 K: 0 S: 3	H: 1 LOB: 1 BB: 1 P: 7	1B: 6 2B: 0 3B: 1 HR: 2	SF: 0 SAC: 1 DP: 0 HBP: 1	WP: 0 PB: 0 SB: 2 CS: 2	PA: 40					
<b>PITCHER</b>	IP	WLS	BF	H	R	ER	SO	BB	IBB	HBP	BLK	WP	HR	S	P	ERA	WHIP										
Tom Seaver, R (1,1) ERA: 5.98	7.0	L	32	8	4	4	2	2	1	1	0	0	2	32	45	5.14	1.429										
Jim Kern, R (8,1) ERA: 3.5	2.0		8	1	0	0	0	2	0	0	0	0	0	6	14	0.00	1.500										

Batter	1	2	3	4	5	6	7	8	9	AB	R	H	RBI	BB	SO	LOB	BOTTOM										
Eddie Milner, L (1,9) OBP: 0.332, SLG: 0.377	SH2-3 E 1B		F2			G4-6-3 1B			G6-3 BB	3	1	2	0	1	0	0	<b>Los Angeles Dodgers @ Cincinnati Reds</b> Riverfront Stadium, Cincinnati, OH Sun Jun 20 1982, 3:33 AM EDT Att: 25,968 - Unknown <a href="http://livebaseballscorecards.com">livebaseballscorecards.com</a>										
Rafael Landestoy, S (1,5) OBP: 0.262, SLG: 0.306	SH2-3 1-2		K			G4-6-3 1-2			G6-3 1-2	3	0	0	0	0	1	2											
Dave Concepcion, R (1,6) OBP: 0.338, SLG: 0.385	E8 2-H 1B		F8			F7			6-3	4	0	1	1	0	0	0											
Cesar Cedeno, R (1,8) OBP: 0.360, SLG: 0.473	5-3					G6-4-3 1B			F9	4	0	1	0	0	0	1											
Mike Vail, R (1,7) OBP: 0.286, SLG: 0.436	5-3					G6-4-3 1-2			F8	4	0	0	0	0	0	2											
Dan Driessen, L (1,3)						4-3			F7	3	1	1	0	1	0	0											
Ron Oester, S (1,4) Jim Kern, R (8,1)	5-3								1B 2B 1B	3	0	1	0	0	0	1											
Dave Vangorder, R (1,2) Alex Trevino, R (7, PR) OBP: 0.286, SLG: 0.429 OBP: 0.325, SLG: 0.279	1-3								F8	0	0	0	0	0	0	0											
Tom Seaver, R (1,1) Johnny Bench, R (7, PH) OBP: 0.261, SLG: 0.348 OBP: 0.292, SLG: 0.321	K								1-3 3-H 2B	2	0	0	0	0	1	1											
									K	1	0	0	0	0	1	2											
<b>Inning Stats</b>	R: 1 E: 1 K: 0 S: 5	H: 2 LOB: 1 BB: 0 P: 5	R: 0 E: 0 K: 1 S: 5	H: 0 LOB: 1 BB: 1 P: 9	R: 0 E: 0 K: 1 S: 5	H: 0 LOB: 0 BB: 0 P: 5	R: 0 E: 0 K: 0 S: 3	H: 1 LOB: 0 BB: 0 P: 3	R: 0 E: 0 K: 0 S: 3	H: 0 LOB: 0 BB: 0 P: 3	R: 0 E: 0 K: 0 S: 8	H: 1 LOB: 0 BB: 0 P: 3	R: 1 E: 0 K: 1 S: 8	H: 3 LOB: 2 BB: 0 P: 8	R: 0 E: 0 K: 0 S: 2	H: 0 LOB: 0 BB: 1 P: 6	R: 0 E: 0 K: 0 S: 3	H: 0 LOB: 0 BB: 0 P: 3	1B: 6 2B: 1 3B: 0 HR: 0	SF: 0 SAC: 1 DP: 3 HBP: 0	WP: 0 PB: 0 SB: 0 CS: 0	PA: 33					
<b>PITCHER</b>	IP	WLS	BF	H	R	ER	SO	BB	IBB	HBP	BLK	WP	HR	S	P	ERA	WHIP										
Jerry Reuss, L (1,1) ERA: 3.22	7.0		27	7	2	2	3	1	0	0	0	0	0	32	36	2.57	1.143										
Steve Howe, L (8,1) ERA: 1.6	2.0	S	6	0	0	0	0	1	0	0	0	0	0	5	9	0.00	0.500										



Batter	1	2	3	4	5	6	7	8	9	AB	R	H	RBI	BB	SO	LOB	TOP			
Steve Sax, R OBP: 0.352, SLG: 0.354 (1, 4)										5	1	2	0	0	0	2	<b>Los Angeles Dodgers @ Cincinnati Reds</b> Riverfront Stadium, Cincinnati, OH Mon Jun 21 1982, 7:05 PM EDT Att: 17,901 - Unknown <a href="http://livebaseballscorecards.com">livebaseballscorecards.com</a>			
Ken Landreaux, L OBP: 0.383, SLG: 0.393 (1, 8)										3	0	0	0	1	1	2				
Ron Roenicke, S OBP: 0.364, SLG: 0.400 (1, 7)										2	0	0	0	2	2	1				
Pedro Guerrero, R OBP: 0.358, SLG: 0.526 (1, 9)										4	0	1	0	0	2	5				
Steve Garvey, R OBP: 0.289, SLG: 0.399 (1, 3)										4	0	0	0	0	1	2				
Ron Cey, R OBP: 0.313, SLG: 0.398 (1, 5)										3	1	1	1	1	1	0				
Mike Scioscia, L OBP: 0.314, SLG: 0.293 (1, 2)										4	0	1	0	0	1	1				
Mark Belanger, R OBP: 0.308, SLG: 0.292 (9, PH)										3	0	0	0	0	1	1				
Jose Morales, R OBP: 0.286, SLG: 0.167 (9, PH)										1	0	0	0	0	1	1				
Bob Welch, R OBP: 0.156, SLG: 0.158 (6, 1)										2	0	0	0	0	0	1				
Steve Shirley, L OBP: 0.319, SLG: 0.403 (7, PH)										0	0	0	0	0	0	0				
Jorge Orta, L OBP: 0.319, SLG: 0.403 (7, 1)										0	0	0	0	0	0	0				
Dave Stewart, R OBP: 0.319, SLG: 0.403 (7, 1)										0	0	0	0	0	0	0				
Tom Niedenfuer, R OBP: 0.297, SLG: 0.403 (9, PH)										0	0	0	0	0	0	0				
Rick Monday, L OBP: 0.297, SLG: 0.403 (9, PH)										0	0	0	0	1	0	0				
Bill Russell, L OBP: 0.297, SLG: 0.332 (9, PH)										0	0	0	0	0	0	0				
<b>Inning Stats</b>	R: 1 E: 0 K: 2 S: 8	H: 1 LOB: 1 BB: 1 P: 12	R: 0 E: 0 K: 1 S: 5	H: 0 LOB: 0 BB: 0 P: 5	R: 0 E: 0 K: 1 S: 6	H: 1 LOB: 2 BB: 1 P: 10	R: 1 E: 0 K: 0 S: 5	H: 2 LOB: 1 BB: 0 P: 5	R: 0 E: 0 K: 1 S: 7	H: 0 LOB: 1 BB: 0 P: 11	R: 0 E: 0 K: 1 S: 5	H: 0 LOB: 0 BB: 0 P: 5	R: 0 E: 0 K: 1 S: 6	H: 1 LOB: 1 BB: 0 P: 6	R: 0 E: 0 K: 1 S: 5	H: 0 LOB: 2 BB: 2 P: 13	1B: 3 2B: 1 3B: 0 HR: 1	SF: 0 SAC: 0 DP: 0 HBP: 0	WP: 1 PB: 0 SB: 1 CS: 0	PA: 37
<b>PITCHER</b> Mario Soto, R ERA: 2.46 (1, 1)	IP: 9.0 WLS: W BF: 37 H: 5 R: 2 ER: 2 SO: 10 BB: 5 IBB: 0 HBP: 0 BLK: 0 WP: 1 HR: 1 S: 52 P: 72 ERA: 2.00 WHIP: 1.111															<b>PITCHER</b>	IP: 9.0 WLS: W BF: 37 H: 5 R: 2 ER: 2 SO: 10 BB: 5 IBB: 0 HBP: 0 BLK: 0 WP: 1 HR: 1 S: 52 P: 72 ERA: 2.00 WHIP: 1.111			

Batter	1	2	3	4	5	6	7	8	9	AB	R	H	RBI	BB	SO	LOB	BOTTOM	
Eddie Milner, L OBP: 0.342, SLG: 0.395 (1, 7)										3	3	2	4	2	0	0	<b>Los Angeles Dodgers @ Cincinnati Reds</b> Riverfront Stadium, Cincinnati, OH Mon Jun 21 1982, 7:05 PM EDT Att: 17,901 - Unknown <a href="http://livebaseballscorecards.com">livebaseballscorecards.com</a>	
Ron Oester, S OBP: 0.312, SLG: 0.352 (1, 4) (7, 6)										4	1	2	0	1	0	3		
Dave Concepcion, R OBP: 0.337, SLG: 0.383 (1, 6)										4	0	1	1	0	2	3		
Rafael Landestoy, S OBP: 0.300, SLG: 0.324 (7, 4)										1	1	1	0	0	0	0		
Cesar Cedeno, R OBP: 0.361, SLG: 0.483 (1, 8)										4	0	2	2	0	0	2		
Dan Driessen, L OBP: 0.384, SLG: 0.463 (1, 3)										3	2	2	0	2	1	1		
Johnny Bench, R OBP: 0.299, SLG: 0.325 (1, 5)										4	2	2	0	1	0	4		
Paul Householder, S OBP: 0.252, SLG: 0.287 (1, 9)										3	0	0	1	1	1	3		
Alex Trevino, R OBP: 0.321, SLG: 0.277 (1, 2)										5	0	1	1	0	0	7		
Mario Soto, R OBP: 0.214, SLG: 0.231 (1, 1)										5	1	1	1	0	2	7		
<b>Inning Stats</b>	R: 0 E: 0 K: 1 S: 5	H: 0 LOB: 1 BB: 1 P: 9	R: 4 E: 0 K: 1 S: 10	H: 5 LOB: 1 BB: 0 P: 10	R: 0 E: 0 K: 0 S: 4	H: 1 LOB: 2 BB: 2 P: 12	R: 0 E: 0 K: 0 S: 3	H: 0 LOB: 0 BB: 0 P: 3	R: 1 E: 0 K: 2 S: 8	H: 1 LOB: 1 BB: 1 P: 12	R: 1 E: 1 K: 1 S: 8	H: 2 LOB: 2 BB: 0 P: 8	R: 2 E: 0 K: 1 S: 8	H: 3 LOB: 2 BB: 1 P: 12	1B: 11 2B: 3 3B: 0 HR: 1	SF: 2 SAC: 0 DP: 1 HBP: 0	WP: 0 PB: 0 SB: 1 CS: 0	PA: 45
<b>PITCHER</b> Bob Welch, R ERA: 3.6 (1, 1)	IP: 5.2 WLS: L BF: 31 H: 9 R: 7 ER: 6 SO: 3 BB: 4 IBB: 2 HBP: 0 BLK: 0 WP: 0 HR: 1 S: 31 P: 55 ERA: 9.53 WHIP: 2.294															<b>PITCHER</b>	IP: 5.2 WLS: L BF: 31 H: 9 R: 7 ER: 6 SO: 3 BB: 4 IBB: 2 HBP: 0 BLK: 0 WP: 0 HR: 1 S: 31 P: 55 ERA: 9.53 WHIP: 2.294	
Steve Shirley, L ERA: 4.4 (6, 1)	0.1 WLS: L BF: 1 H: 0 R: 0 ER: 0 SO: 1 BB: 0 IBB: 0 HBP: 0 BLK: 0 WP: 0 HR: 0 S: 3 P: 3 ERA: 0.00 WHIP: 0.000															<b>PITCHER</b>	0.1 WLS: L BF: 1 H: 0 R: 0 ER: 0 SO: 1 BB: 0 IBB: 0 HBP: 0 BLK: 0 WP: 0 HR: 0 S: 3 P: 3 ERA: 0.00 WHIP: 0.000	
Dave Stewart, R ERA: 4.4 (7, 1)	1.0 WLS: L BF: 6 H: 2 R: 1 ER: 1 SO: 1 BB: 0 IBB: 0 HBP: 0 BLK: 0 WP: 0 HR: 0 S: 8 P: 8 ERA: 0.00 WHIP: 2.000															<b>PITCHER</b>	1.0 WLS: L BF: 6 H: 2 R: 1 ER: 1 SO: 1 BB: 0 IBB: 0 HBP: 0 BLK: 0 WP: 0 HR: 0 S: 8 P: 8 ERA: 0.00 WHIP: 2.000	
Tom Niedenfuer, R ERA: 5.51 (8, 1)	1.0 WLS: L BF: 7 H: 3 R: 2 ER: 2 SO: 1 BB: 1 IBB: 0 HBP: 0 BLK: 0 WP: 0 HR: 0 S: 8 P: 12 ERA: 18.00 WHIP: 4.000															<b>PITCHER</b>	1.0 WLS: L BF: 7 H: 3 R: 2 ER: 2 SO: 1 BB: 1 IBB: 0 HBP: 0 BLK: 0 WP: 0 HR: 0 S: 8 P: 12 ERA: 18.00 WHIP: 4.000	







Batter	1	2	3	4	5	6	7	8	9	AB	R	H	RBI	BB	SO	LOB	TOP				
Gene Richards, L (1, 7) OBP: 0.341, SLG: 0.340	0-0 1B		0-0 6-3		4-0 BB			0-0 1B	0-0 1B	4	1	3	1	1	0	0	<b>San Diego Padres @ Cincinnati Reds</b> Riverfront Stadium, Cincinnati, OH Wed Jun 23 1982, 7:05 PM EDT Att: 14,004 - Unknown				
Tim Flannery, L (1, 4) OBP: 0.357, SLG: 0.365	0-0 P5		0-0 P6		0-0 F8			0-0 1B	0-0 1B	5	0	2	0	0	0	2					
Garry Templeton, S (1, 6) OBP: 0.292, SLG: 0.375	0-3 K			0-0 4-3 BLK		0-0 P3		0-3 K		4	1	1	0	0	2	3					
Ruppert Jones, L (1, 8) OBP: 0.420, SLG: 0.498	0-3 K			0-0 4-3		0-0 P6		0-0 1B		4	0	1	1	0	1	2					
Sixto Lezcano, R (1, 9) OBP: 0.374, SLG: 0.465 Eric Show, R (8, 1)		0-0 5-3		4-0 BLK S 1B BB		0-0 F7		0-0 P6		3	1	0	0	1	0	2					
Terry Kennedy, L (1, 2) OBP: 0.282, SLG: 0.430		0-0 1B		0-3 K		0-0 B5-6 2B			0-0 1B	4	1	3	0	0	1	1					
Luis Salazar, R (1, 5) OBP: 0.258, SLG: 0.335		0-0 F7		0-0 PO 1B		0-0 B5-6 2B		0-0 P4		4	0	1	1	0	0	3					
Broderick Perkins, L (1, 3) OBP: 0.357, SLG: 0.341		0-3 K		0-0 PO 1B		0-0 5-3		0-0 1B 1B		4	0	1	0	0	1	1					
Chris Welsh, L (1, 1) OBP: 0.273, SLG: 0.333 Gary Lucas, L (7, 1)			0-3 K		0-3 K			0-3 K	0-0 F7	2	0	0	0	0	2	0					
Dave Edwards, R (8, PH) OBP: 0.200, SLG: 0.240 Joe Lefebvre, L (8, 9) OBP: 0.229, SLG: 0.210										0	0	0	0	0	0	0					
<b>Inning Stats</b>	R: 0 E: 0 K: 2 S: 8	H: 1 LOB: 1 BB: 0 P: 8	R: 0 E: 0 K: 1 S: 6	H: 1 LOB: 1 BB: 0 P: 6	R: 0 E: 0 K: 1 S: 5	H: 0 LOB: 0 BB: 0 P: 5	R: 2 E: 0 K: 1 S: 6	H: 2 LOB: 0 BB: 1 P: 10	R: 0 E: 0 K: 0 S: 3	H: 0 LOB: 1 BB: 0 P: 9	R: 0 E: 0 K: 0 S: 3	H: 1 LOB: 0 BB: 0 P: 3	R: 1 E: 0 K: 2 S: 10	H: 3 LOB: 2 BB: 0 P: 10	R: 1 E: 0 K: 0 S: 6	H: 4 LOB: 2 BB: 0 P: 6	1B: 10 2B: 3 3B: 0 HR: 0	SF: 0 SAC: 0 DP: 1 HBP: 0	WP: 0 PB: 0 SB: 2 CS: 0	PA: 39	
<b>PITCHER</b>	IP WLS BF H R ER SO BB IBB HBP BLK WP HR S P ERA WHIP	1.1 6 2 0 0 2 0 0 0 0 0 0 0 0 10 10 0.00 1.500	5.2 20 3 2 2 4 2 0 0 0 1 0 0 26 34 3.18 0.882	0.2 5 3 1 1 2 0 0 0 0 0 0 0 9 9 13.50 4.500	1.1 W 7 4 1 1 0 0 0 0 0 0 0 7 7 6.75 3.000																

AB 36  
R 4  
H 12  
RBI 3  
BB 2  
SO 8  
LOB 16



Batter	1	2	3	4	5	6	7	8	9	AB	R	H	RBI	BB	SO	LOB	BOTTOM			
Eddie Milner, L (1, 9) OBP: 0.343, SLG: 0.396	0-0 1-3		4-0 BB			0-0 G3		0-0 1B		3	0	1	2	1	0	0	<b>San Diego Padres @ Cincinnati Reds</b> Riverfront Stadium, Cincinnati, OH Wed Jun 23 1982, 7:05 PM EDT Att: 14,004 - Unknown			
Rafael Landestoy, S (1, 5) OBP: 0.292, SLG: 0.311	0-0 6-3		0-0 5-3			0-0 F7		0-0 4-3		4	0	0	0	0	0	3				
German Barranca, L (1, 4) OBP: 0.333, SLG: 0.486	4-0 BB			0-0 F9		0-0 3-1		4-0 SH3-4 HR BB		2	1	0	0	2	0	0				
Cesar Cedeno, R (1, 8) OBP: 0.363, SLG: 0.488	0-0 F8			4-0 BB		0-0 WP 1B 2B		0-0 SH3-4		2	1	1	0	1	0	1				
Mike Vail, R (1, 7) OBP: 0.286, SLG: 0.426 Paul Householder, S (8, 9) OBP: 0.257, SLG: 0.315		0-0 4-3		0-3 K		0-3 K		0-0 HR		3	0	0	0	0	2	2				
Dan Driessen, L (1, 3) OBP: 0.384, SLG: 0.453		0-3 K		0-0 F8		4-0 BB 1B BB		4-0 S BB		2	1	0	0	2	1	1				
Ron Oester, S (1, 6) OBP: 0.311, SLG: 0.349		0-0 F9			0-0 F9		0-0 BB 1B 1B	0-0 F8		4	1	1	1	0	0	1				
Alex Trevino, R (1, 2) OBP: 0.324, SLG: 0.283			0-0 5-3		0-0 4-3		0-0 L6		4-0 BB	3	0	0	0	1	0	2				
Frank Pastore, R (1, 1) OBP: 0.222, SLG: 0.231 Bob Shirley, R (2, 1) OBP: 0.250, SLG: 0.250 Larry Blittner, L (7, PH) OBP: 0.383, SLG: 0.422 Joe Price, R (8, 1) OBP: 0.229, SLG: 0.210			0-0 5-3		0-0 5-3		4-0 1B BB	0-0 5-3		0	0	0	0	0	0	0				
<b>Inning Stats</b>	R: 0 E: 0 K: 0 S: 3	H: 0 LOB: 1 BB: 1 P: 7	R: 0 E: 0 K: 1 S: 5	H: 0 LOB: 0 BB: 0 P: 5	R: 0 E: 0 K: 1 S: 3	H: 0 LOB: 1 BB: 1 P: 7	R: 0 E: 0 K: 1 S: 5	H: 0 LOB: 0 BB: 1 P: 9	R: 0 E: 0 K: 0 S: 3	H: 0 LOB: 0 BB: 0 P: 3	R: 0 E: 0 K: 0 S: 3	H: 0 LOB: 0 BB: 0 P: 3	R: 3 E: 0 K: 1 S: 8	H: 3 LOB: 2 BB: 2 P: 16	R: 2 E: 0 K: 0 S: 4	H: 1 LOB: 2 BB: 3 P: 16		1B: 2 2B: 1 3B: 0 HR: 1	SF: 0 SAC: 1 DP: 0 HBP: 0	WP: 1 PB: 0 SB: 1 CS: 0
<b>PITCHER</b>	IP WLS BF H R ER SO BB IBB HBP BLK WP HR S P ERA WHIP	6.2 1 28 3 3 3 3 3 3 3 3 0 0 1 1 4.05 1.200	0.1 1 0 0 0 0 0 0 0 0 0 0 0 1 1 0.00 0.000	1.0 L 7 1 2 2 0 3 0 0 0 0 1 4 18.00 4.000																

AB 27  
R 5  
H 4  
RBI 5  
BB 8  
SO 3  
LOB 12













Batter	1	2	3	4	5	6	7	8	9	AB	R	H	RBI	BB	SO	LOB	TOP								
<b>Brett Butler, L</b> OBP: 0.312, SLG: 0.241 (1, 8)	F9		4-3			K			K	4	0	0	0	0	2	0									
<b>Glenn Hubbard, R</b> OBP: 0.343, SLG: 0.362 (1, 4)	K		6-3			5-3			F8	4	0	0	0	0	1	0									
<b>Claudell Washington, L</b> OBP: 0.356, SLG: 0.426 (1, 9)	1B									2	1	1	0	1	0	0									
<b>Dale Murphy, R</b> OBP: 0.391, SLG: 0.583 (1, 7)										3	0	1	1	0	0	1									
<b>Bob Horner, R</b> OBP: 0.392, SLG: 0.520 (1, 5)	F9									3	0	0	0	0	0	1									
<b>Chris Chambliss, L</b> OBP: 0.332, SLG: 0.449 (1, 3)										3	0	0	0	0	0	0									
<b>Biff Pocoroba, S</b> OBP: 0.406, SLG: 0.450 (8, PR)										3	0	1	0	0	0	0									
<b>Jerry Royster, R</b> OBP: 0.255, SLG: 0.220 (8, 6)										0	0	0	0	0	0	0									
<b>Rafael Ramirez, R</b> OBP: 0.295, SLG: 0.347 (8, PH)										2	0	0	0	0	0	0									
<b>Larry Whisenton, L</b> OBP: 0.363, SLG: 0.414 (8, 2)										1	0	0	0	0	0	1									
<b>Bruce Benedict, R</b> OBP: 0.322, SLG: 0.319 (8, 2)										0	0	0	0	0	0	0									
<b>Ken Dayley, L</b> OBP: 0.278, SLG: 0.188 (7, 1)										2	0	0	0	0	2	0									
<b>Steve Bedrosian, R</b> (9, PH)										0	0	0	0	0	0	0									
<b>Ken Smith, L</b> OBP: 0.467, SLG: 0.360 (9, PH)										1	0	0	0	0	0	0									
<b>Inning Stats</b>	R: 1 E: 0 K: 1 S: 7	H: 2 LOB: 1 BB: 0 P: 7	R: 0 E: 0 K: 0 S: 3	H: 0 LOB: 0 BB: 0 P: 3	R: 0 E: 0 K: 1 S: 5	H: 0 LOB: 0 BB: 1 P: 5	R: 0 E: 0 K: 0 S: 2	H: 0 LOB: 0 BB: 1 P: 6	R: 0 E: 0 K: 0 S: 3	H: 0 LOB: 0 BB: 0 P: 3	R: 0 E: 0 K: 2 S: 7	H: 0 LOB: 0 BB: 0 P: 7	R: 0 E: 0 K: 0 S: 3	H: 0 LOB: 0 BB: 0 P: 3	R: 0 E: 0 K: 0 S: 3	H: 1 LOB: 1 BB: 0 P: 3	R: 0 E: 0 K: 1 S: 5	H: 0 LOB: 0 BB: 0 P: 5	1B: 2 2B: 1 3B: 0 HR: 0	SF: 0 SAC: 0 DP: 1 HBP: 0	WP: 0 PB: 0 SB: 0 CS: 1	PA: 29			
<b>PITCHER</b>	IP	WLS	BF	H	R	ER	SO	BB	IBB	HBP	BLK	WP	HR	S	P	ERA	WHIP								
<b>Tom Seaver, R</b> ERA: 5.13 (1, 1)	8.0	W	26	3	1	1	4	1	0	0	0	0	0	33	37	1.12	0.500								
<b>Tom Hume, R</b> ERA: 2.06 (9, 1)	1.0	S	3	0	0	0	1	0	0	0	0	0	0	5	5	0.00	0.000								

Atlanta Braves @ Cincinnati Reds  
Riverfront Stadium, Cincinnati, OH  
Sat Jun 26 1982, 7:05 PM EDT  
Att: 26,561 - Unknown

AB 28  
R 1  
H 3  
RBI 1  
BB 1  
SO 5  
LOB 3



Batter	1	2	3	4	5	6	7	8	9	AB	R	H	RBI	BB	SO	LOB	BOTTOM								
<b>Eddie Milner, L</b> OBP: 0.345, SLG: 0.389 (2, 7)	4-3									3	0	1	0	1	0	2									
<b>Ron Oester, S</b> OBP: 0.307, SLG: 0.347 (1, 4)	F8									4	1	1	0	0	2	3									
<b>Dave Concepcion, R</b> OBP: 0.340, SLG: 0.383 (1, 6)	4-3									4	0	2	0	0	0	1									
<b>Cesar Cedeno, R</b> OBP: 0.363, SLG: 0.484 (1, 8)	FC6-4									3	0	1	0	1	0	2									
<b>Mike Vail, R</b> OBP: 0.281, SLG: 0.418 (2, 9)	FC6-4									1	0	0	0	0	0	2									
<b>Paul Householder, S</b> OBP: 0.257, SLG: 0.316 (2, 9)	FC6-4									2	0	1	1	0	0	2									
<b>Dan Driessen, L</b> OBP: 0.392, SLG: 0.456 (1, 3)										4	1	3	0	0	0	1									
<b>Johnny Bench, R</b> OBP: 0.399, SLG: 0.336 (1, 5)										4	0	2	0	0	0	1									
<b>Rafael Landestoy, S</b> OBP: 0.280, SLG: 0.298 (9, 5)										0	0	0	0	0	0	0									
<b>Dave Vangorder, R</b> OBP: 0.273, SLG: 0.364 (1, 2)										4	0	1	0	0	1	3									
<b>Tom Seaver, R</b> OBP: 0.240, SLG: 0.320 (1, 1)										2	0	0	0	0	1	1									
<b>Larry Bittner, L</b> OBP: 0.381, SLG: 0.429 (8, PH)										1	0	0	0	0	1	1									
<b>Tom Hume, R</b> (9, 1)										0	0	0	0	0	0	0									
<b>Inning Stats</b>	R: 0 E: 0 K: 0 S: 4	H: 1 LOB: 2 BB: 1 P: 8	R: 0 E: 0 K: 1 S: 7	H: 2 LOB: 2 BB: 0 P: 7	R: 1 E: 0 K: 0 S: 5	H: 2 LOB: 1 BB: 0 P: 5	R: 0 E: 0 K: 2 S: 8	H: 1 LOB: 2 BB: 1 P: 12	R: 0 E: 0 K: 0 S: 3	H: 1 LOB: 0 BB: 0 P: 3	R: 1 E: 0 K: 0 S: 4	H: 1 LOB: 0 BB: 0 P: 4	R: 0 E: 0 K: 1 S: 7	H: 2 LOB: 2 BB: 0 P: 7	R: 0 E: 0 K: 1 S: 6	H: 2 LOB: 1 BB: 0 P: 6	1B: 10 2B: 2 3B: 0 HR: 0	SF: 1 SAC: 1 DP: 1 HBP: 0	WP: 1 PB: 0 SB: 1 CS: 1	PA: 37					
<b>PITCHER</b>	IP	WLS	BF	H	R	ER	SO	BB	IBB	HBP	BLK	WP	HR	S	P	ERA	WHIP								
<b>Ken Dayley, L</b> ERA: 4.19 (1, 1)	6.2	L	31	10	2	1	4	2	0	0	0	0	0	37	45	1.35	1.800								
<b>Steve Bedrosian, R</b> ERA: 2.04 (7, 1)	1.1		5	2	0	0	1	0	0	0	0	0	0	7	7	0.00	1.500								

Atlanta Braves @ Cincinnati Reds  
Riverfront Stadium, Cincinnati, OH  
Sat Jun 26 1982, 7:05 PM EDT  
Att: 26,561 - Unknown

AB 32  
R 2  
H 12  
RBI 1  
BB 2  
SO 5  
LOB 19





Batter	1	2	3	4	5	6	7	8	9	10	11	12	13	14	AB	R	H	RBI	BB	SO	LOB	TOP					
<b>Claude Washington, L</b> OBP: 0.395, SLG: 0.421 (1, 9)	B1-3		F9			F7			P4		S BB			1B 1B	5	1	1	0	1	0	2						
<b>Rafael Ramirez, R</b> OBP: 0.292, SLG: 0.343 (1, 6)	P2			G3		F9			F3		4-3			1B 1B	6	1	1	0	0	0	2						
<b>Chris Chambliss, L</b> OBP: 0.332, SLG: 0.446 (1, 3)	F9			F8			K		K					1B 1B	6	0	2	1	0	2	0						
<b>Dale Murphy, R</b> OBP: 0.383, SLG: 0.570 (1, 9)		F9			K		L4			K				1B 1B	6	0	0	0	0	3	3						
<b>Bob Horner, R</b> OBP: 0.391, SLG: 0.513 (1, 5)		G5-4-3 BB				K				K				1B 1B	5	0	1	1	1	2	0						
<b>Rufino Linares, R</b> OBP: 0.355, SLG: 0.416 (1, 7)	G5-4-3					K								1B 1B	6	0	2	0	0	1	3						
<b>Bruce Benedict, R</b> OBP: 0.317, SLG: 0.313 (1, 2)			3-1			P2			SH3-4 1B					6-3	4	0	0	0	0	1	1						
<b>Randy Johnson, R</b> OBP: 0.391, SLG: 0.392 (1, 4)																											
<b>Larry Whisenton, L</b> OBP: 0.358, SLG: 0.408 (8, PH)									F8						1	0	1	0	0	0	0						
<b>Glenn Hubbard, R</b> OBP: 0.340, SLG: 0.358 (8, 4)															2	0	0	0	0	2	0						
<b>Rick Camp, R</b> OBP: 0.301, SLG: 0.328 (8, PH)																											
<b>Ken Smith, L</b> OBP: 0.301, SLG: 0.328 (8, PH)																											
<b>Brett Butler, L</b> OBP: 0.318, SLG: 0.240 (11, 1)																											
<b>Gene Garber, R</b> OBP: 0.301, SLG: 0.274 (14, PH)																											
<b>Al Hrabosky, L</b> OBP: 0.301, SLG: 0.300 (14, 1)																											
<b>Inning Stats</b>	R: 0 E: 0 K: 0 S: 3	H: 0 LOB: 0 BB: 1 P: 3	R: 0 E: 0 K: 0 S: 2	H: 1 LOB: 0 BB: 1 P: 6	R: 0 E: 0 K: 1 S: 5	H: 0 LOB: 1 BB: 0 P: 6	R: 0 E: 0 K: 1 S: 4	H: 1 LOB: 0 BB: 0 P: 4	R: 0 E: 0 K: 1 S: 5	H: 1 LOB: 1 BB: 0 P: 5	R: 0 E: 0 K: 1 S: 6	H: 0 LOB: 0 BB: 0 P: 5	R: 0 E: 0 K: 3 S: 10	H: 1 LOB: 1 BB: 1 P: 9	R: 0 E: 0 K: 1 S: 5	H: 1 LOB: 0 BB: 0 P: 5	R: 0 E: 0 K: 1 S: 5	H: 0 LOB: 0 BB: 0 P: 5	R: 2 E: 0 K: 1 S: 9	H: 4 LOB: 2 BB: 0 P: 9	1B: 7 2B: 2 3B: 0 HR: 0	SF: 0 SAC: 1 DP: 2 HBP: 1	WP: 0 PB: 0 SB: 2 CS: 1	PA: 51			
<b>PITCHER</b>	IP	WLS	BF	H	R	ER	SO	BB	IBB	HBP	BLK	WP	HR	S	P	ERA	WHIP										
<b>Mario Soto, R</b> ERA: 2.27 (1, 1)	10.0		34	3	0	0	10	0	0	0	0	0	0	52	57	0.00	0.400										
<b>Jim Kern, R</b> ERA: 3.07 (11, 1)	2.0	W	7	1	0	0	2	1	0	0	0	0	0	10	14	0.00	1.000										
<b>Tom Hume, R</b> ERA: 2.34 (13, 1)	2.0	L	10	4	2	2	2	0	0	0	0	0	0	14	14	9.00	2.000										

Atlanta Braves @ Cincinnati Reds  
Riverfront Stadium, Cincinnati, OH  
Sun Jun 27 1982, 3:33 AM EDT  
Att. 31,000 - Unknown

AB 47  
R 2  
H 8  
RBI 2  
BB 2  
SO 14  
LOB 15



Batter	1	2	3	4	5	6	7	8	9	10	11	12	13	14	AB	R	H	RBI	BB	SO	LOB	BOTTOM					
<b>Eddie Milner, L</b> OBP: 0.345, SLG: 0.385 (8, 8)	4-3			FC SH2-3 BB				S 1B		6-3				3-1	5	0	1	0	1	0	1						
<b>Ron Oester, S</b> OBP: 0.312, SLG: 0.347 (1, 4)	G6-4-3 BB			SH2-3				1B BB		4-3				G6-4-3 1B	3	0	1	0	2	0	1						
<b>Dave Concepcion, R</b> OBP: 0.340, SLG: 0.381 (1, 6)	G6-4-3			FC				F8		1B				G6-4-3 1B	6	0	2	0	0	0	3						
<b>Cesar Cedeno, R</b> OBP: 0.390, SLG: 0.480 (1, 8)			F4					E6		1B				4-3	2	0	0	0	0	0	2						
<b>Paul Hulseholder, S</b> OBP: 0.250, SLG: 0.307 (7, PH)				FC4-6-3-2-5				BB S		K					4	0	0	0	0	2	3						
<b>Dan Driessen, L</b> OBP: 0.398, SLG: 0.456 (1, 3)						4-3									4	0	2	0	2	0	0						
<b>Johnny Bench, R</b> OBP: 0.301, SLG: 0.332 (8, PH)											P1-6 SH 1B			G6-4-3 1B													
<b>Rafael Landestoy, S</b> OBP: 0.289, SLG: 0.286 (10, 5)			G3-6-3			F8				K				G6-4-3	3	0	0	0	0	1	3						
<b>Duane Walker, L</b> OBP: 0.333, SLG: 0.333 (8, 7)															4	0	0	0	2	1	2						
<b>Alex Trevino, R</b> OBP: 0.320, SLG: 0.281 (1, 2)															6	0	2	0	0	0	5						
<b>Mario Soto, R</b> OBP: 0.295, SLG: 0.220 (1, 1)															2	0	0	0	0	0	0						
<b>German Barranca, L</b> OBP: 0.311, SLG: 0.442 (10, PH)															1	0	0	0	0	0	0						
<b>Jim Kern, R</b> OBP: 0.378, SLG: 0.425 (12, PH)															1	0	0	0	0	1	1						
<b>Tom Hume, R</b> ERA: 2.79 (13, 1)															0	0	0	0	0	0	0						
<b>Inning Stats</b>	R: 0 E: 0 K: 0 S: 2	H: 1 LOB: 0 BB: 1 P: 3	R: 0 E: 0 K: 0 S: 3	H: 1 LOB: 0 BB: 0 P: 3	R: 0 E: 0 K: 0 S: 3	H: 1 LOB: 1 BB: 1 P: 7	R: 0 E: 0 K: 1 S: 4	H: 0 LOB: 0 BB: 0 P: 4	R: 0 E: 0 K: 1 S: 6	H: 1 LOB: 3 BB: 1 P: 14	R: 0 E: 0 K: 1 S: 6	H: 0 LOB: 2 BB: 1 P: 10	R: 0 E: 0 K: 0 S: 3	H: 1 LOB: 1 BB: 1 P: 9	R: 0 E: 0 K: 1 S: 6	H: 1 LOB: 1 BB: 0 P: 6	R: 0 E: 0 K: 0 S: 3	H: 1 LOB: 0 BB: 0 P: 3	R: 0 E: 0 K: 1 S: 3	H: 0 LOB: 1 BB: 1 P: 7	1B: 8 2B: 3 3B: 0 HR: 0	SF: 0 SAC: 3 DP: 7 HBP: 0	WP: 0 PB: 0 SB: 3 CS: 0	PA: 53			
<b>PITCHER</b>	IP	WLS	BF	H	R	ER	SO	BB	IBB	HBP	BLK	WP	HR	S	P	ERA	WHIP										
<b>Rick Camp, R</b> ERA: 3.41 (1, 1)	7.0		26	3	0	0	2	3	1	0	0	0	0	26	42	0.00	0.857										
<b>Steve Bedrosian, R</b> ERA: 1.94 (8, 1)	3.0	W	12	2	0	0	1	1	0	0	0	0	0	13	17	0.00	1.000										
<b>Gene Garber, R</b> ERA: 1.59 (11, 1)	3.0	W	11	3	0	0	2	0	1	0	0	0	0	14	18	0.00	1.000										
<b>Al Hrabosky, L</b> ERA: 2.79 (14, 1)	1.0	S	4	0	0	0	0	1	0	0	0	0	0	3	7	0.00	1.000										

Atlanta Braves @ Cincinnati Reds  
Riverfront Stadium, Cincinnati, OH  
Sun Jun 27 1982, 3:33 AM EDT  
Att. 31,000 - Unknown

AB 43  
R 0  
H 8  
RBI 0  
BB 7  
SO 5  
LOB 23





Batter	1	2	3	4	5	6	7	8	9	AB	R	H	RBI	BB	SO	LOB	TOP			
<b>Eddie Milner, L</b> (1, 7) OBP: 0.343, SLG: 0.391	0-3 K		0-0 1-H 3B		0-0 P4			0-0 4-3		4	0	1	1	0	1	0	<b>Cincinnati Reds @ San Francisco Giants</b> Candlestick Park, San Francisco, CA Mon Jun 28 1982, 10:05 PM EDT Att: 10,867 - Unknown			
<b>Ron Oester, S</b> (1, 4) OBP: 0.315, SLG: 0.350	0-0		0-3 K		0-0			0-0 F9		3	0	2	0	0	1	1				
<b>Ben Hayes, R</b> (5, 1)										0	0	0	0	0	0	0				
<b>German Barranca, L</b> (8, PH) <b>Joe Price, R</b> (8, 1)	G1-6-3 1B									1	0	0	0	0	0	0				
<b>Dave Concepcion, R</b> (1, 6) OBP: 0.342, SLG: 0.379	0-0 G1-6-3 1-2		4-0 BB		0-0 5-6-3			4-0 BB		2	0	0	0	2	0	2				
<b>Cesar Cedeno, R</b> (1, 8) OBP: 0.358, SLG: 0.474		4-0 BB	0-0 F8			0-3 K		0-0 4-3		3	0	0	0	1	1	3				
<b>Dan Driessen, L</b> (1, 3) OBP: 0.396, SLG: 0.457	0-3 K			0-0 6-3		0-0 4-3			0-0 E 2B	4	0	1	0	0	1	1				
<b>Johnny Bench, R</b> (1, 5) OBP: 0.300, SLG: 0.330	0-0 P6			0-0 1B		0-3 K		0-0 F9		4	0	1	0	0	1	2				
<b>Duane Walker, L</b> (1, 9) OBP: 0.302, SLG: 0.300	0-0 F8			0-3 K			0-3 K		0-0 E4 G6-4-3 2-3	4	0	0	0	0	2	3				
<b>Dave Vangorder, R</b> (1, 2) OBP: 0.287, SLG: 0.286			4-0 3B BB		0-0 F8			0-0 4-3		3	1	0	0	1	0	3				
<b>Charlie Leibrandt, R</b> (1, 1) OBP: 0.214, SLG: 0.154			0-0 F5			0-0 L4				0	0	0	0	0	0	0				
<b>Greg Harris, S</b> (1, 1) OBP: 0.200, SLG: 0.200										1	0	0	0	0	0	1				
<b>Wayne Krenchicki, L</b> (5, PH) OBP: 0.321, SLG: 0.400										2	0	0	0	0	0	0				
<b>Inning Stats</b>	R: 0 E: 0 K: 1 S: 5	H: 1 LOB: 0 BB: 0 P: 5	R: 0 E: 0 K: 1 S: 5	H: 0 LOB: 1 BB: 1 P: 9	R: 1 E: 0 K: 1 S: 6	H: 1 LOB: 2 BB: 2 P: 14	R: 0 E: 0 K: 1 S: 6	H: 1 LOB: 1 BB: 0 P: 6	R: 0 E: 0 K: 2 S: 7	H: 0 LOB: 0 BB: 0 P: 7	R: 0 E: 0 K: 1 S: 5	H: 0 LOB: 0 BB: 0 P: 5	R: 0 E: 0 K: 0 S: 3	H: 1 LOB: 1 BB: 1 P: 7	R: 0 E: 1 K: 0 S: 4	H: 1 LOB: 1 BB: 0 P: 4	1B: 3 2B: 1 3B: 1 HR: 0	SF: 0 SAC: 0 DP: 2 HBP: 0	WP: 0 PB: 0 SB: 0 CS: 0	PA: 35
<b>PITCHER</b> <b>Renie Martin, R</b> (1, 1) ERA: 4.88	IP: 9.0 WLS: W BF: 35 H: 5 R: 1 ER: 1 SO: 7 BB: 4 IBB: 0 HBP: 0 BLK: 0 WP: 0 HR: 0 S: 45 P: 61 ERA: 1.00 WHIP: 1.000															<b>PITCHER</b>				

AB	31
R	1
H	5
RBI	1
BB	4
SO	7
LOB	16





Batter	1	2	3	4	5	6	7	8	9	AB	R	H	RBI	BB	SO	LOB	BOTTOM			
<b>Joe Morgan, L</b> (1, 4) OBP: 0.400, SLG: 0.387	HR		0-0 F2		4-0 FC5-4 IBB			4-0 1B BB		2	1	1	2	2	0	1	<b>Cincinnati Reds @ San Francisco Giants</b> Candlestick Park, San Francisco, CA Mon Jun 28 1982, 10:05 PM EDT Att: 10,867 - Unknown			
<b>Guy Sularz, R</b> (9, 4) OBP: 0.302, SLG: 0.286	SF8									0	0	0	0	0	0	0				
<b>Johnnie LeMaster, R</b> (1, 6) OBP: 0.291, SLG: 0.272	1B		0-0 FC5		0-0 FC5-4			0-3 K		5	1	2	0	0	1	5				
<b>Chili Davis, S</b> (1, 8) OBP: 0.328, SLG: 0.403	0-0 2B 1-2 1B	0-0 6-3 BLK 1B	0-0 3-1		0-3 K			4-0 1B BB		4	1	2	0	1	1	4				
<b>Jack Clark, R</b> (1, 9) OBP: 0.341, SLG: 0.439	4-0 2B BB 1-2 2-3	0-3 K		0-0 F8		0-0 L7		0-0 1-2 2-3 1B		3	1	0	0	1	1	1				
<b>Max Venable, L</b> (7, 9) OBP: 0.306, SLG: 0.429	2B BB	1-2 K								1	0	1	0	0	0	0				
<b>Jim Wohlford, R</b> (1, 7) OBP: 0.342, SLG: 0.376	0-0 BB 1B 2B 1-3 2-H 3-H	0-0 6-3		4-0 1B BB		0-0 P4		0-0 F8		4	1	1	2	1	0	4				
<b>Darrell Evans, L</b> (1, 3) OBP: 0.358, SLG: 0.438	0-0 1-3			0-0 G5-4-3 1B				0-3 K		4	1	2	1	1	1	2				
<b>Bob Brenly, R</b> (1, 2) OBP: 0.368, SLG: 0.456	4-0 1B BB SF8 IBB		0-0 F7		0-0 G5-4-3 1-2			4-0 BB		3	1	0	0	2	0	4				
<b>Tom O'Malley, L</b> (1, 5) OBP: 0.315, SLG: 0.318	4-0 FC5 1B 1-2 2-3 3-H		0-0 G3		0-0 FC5-4 SH2-4 1B			0-3 K		4	0	1	1	1	1	1				
<b>Renie Martin, R</b> (1, 1) OBP: 0.333, SLG: 0.429	0-0 1-2 2-3 3-H		0-0 2B 1B		0-0 SH2-4			0-3 K		3	0	2	1	0	1	0				
<b>Inning Stats</b>	R: 6 E: 0 K: 0 S: 8	H: 5 LOB: 2 BB: 3 P: 20	R: 0 E: 0 K: 1 S: 6	H: 1 LOB: 1 BB: 1 P: 10	R: 0 E: 0 K: 0 S: 5	H: 2 LOB: 0 BB: 0 P: 5	R: 0 E: 0 K: 0 S: 3	H: 1 LOB: 1 BB: 1 P: 7	R: 0 E: 0 K: 1 S: 6	H: 1 LOB: 2 BB: 1 P: 10	R: 1 E: 0 K: 0 S: 4	H: 1 LOB: 3 BB: 2 P: 8	R: 0 E: 0 K: 2 S: 8	H: 0 LOB: 0 BB: 0 P: 7	R: 0 E: 0 K: 2 S: 7	H: 0 LOB: 0 BB: 0 P: 7	1B: 8 2B: 2 3B: 0 HR: 2	SF: 1 SAC: 1 DP: 1 HBP: 0	WP: 0 PB: 0 SB: 0 CS: 0	PA: 44
<b>PITCHER</b> <b>Charlie Leibrandt, L</b> (1, 1) ERA: 3.77	IP: 0.1 WLS: L BF: 8 H: 4 R: 6 ER: 6 SO: 0 BB: 2 IBB: 0 HBP: 0 BLK: 0 WP: 0 HR: 1 S: 5 P: 17 ERA: 162.000 WHIP: 18.000															<b>PITCHER</b>				
<b>Greg Harris, R</b> (1, 1) ERA: 4.19	IP: 3.2 WLS: W BF: 17 H: 5 R: 0 ER: 0 SO: 1 BB: 2 IBB: 0 HBP: 0 BLK: 1 WP: 0 HR: 0 S: 17 P: 25 ERA: 0.000 WHIP: 1.909																			
<b>Ben Hayes, R</b> (5, 1) ERA: 2.25	IP: 3.0 WLS: W BF: 16 H: 3 R: 1 ER: 1 SO: 3 BB: 3 IBB: 0 HBP: 0 BLK: 0 WP: 0 HR: 1 S: 18 P: 34 ERA: 3.000 WHIP: 2.000																			
<b>Joe Price, L</b> (8, 1) ERA: 2.82	IP: 1.0 WLS: W BF: 3 H: 0 R: 0 ER: 0 SO: 2 BB: 0 IBB: 0 HBP: 0 BLK: 0 WP: 0 HR: 0 S: 7 P: 7 ERA: 0.000 WHIP: 0.000																			

AB	33
R	7
H	12
RBI	7
BB	9
SO	6
LOB	22





Batter	1	2	3	4	5	6	7	8	9	AB	R	H	RBI	BB	SO	LOB	TOP			
Eddie Milner, L (1.7) OBP: 0.342, SLG: 0.389	G3			K		S 1B			4-3	4	0	1	0	0	1	0	<p>Cincinnati Reds @ San Francisco Giants</p> <p>Candlestick Park, San Francisco, CA</p> <p>Tue Jun 29 1982, 10:05 PM EDT</p> <p>Att: 4,394 - Unknown</p> <p>livebaseballscorecards.com</p> <p>AB 31 R 0 H 4 RBI 0 BB 0 SO 4 LOB 5</p> 			
Ron Oester, S (1.4) OBP: 0.312, SLG: 0.346	6-3			6-3		F8			P3	4	0	0	0	0	0	1				
Dave Concepcion, R (1.6) OBP: 0.344, SLG: 0.380	G3			1B		4-3				4	0	2	0	0	0	1				
Cesar Cedeno, R (1.8) OBP: 0.357, SLG: 0.470		4-3				L6			F9	4	0	1	0	0	0	1				
Johnny Bench, R (1.5) OBP: 0.297, SLG: 0.326		F8				5-3				3	0	0	0	0	1	2				
Dan Driessen, L (1.3) OBP: 0.392, SLG: 0.452		4-3				B1-3			6-3	3	0	0	0	0	0	0				
Paul Householder, S (1.9) OBP: 0.245, SLG: 0.300				6-3		P4			B1-3	3	0	0	0	0	0	0				
Dave Vangorder, R (1.2) OBP: 0.222, SLG: 0.235				1-3		F9			F3	3	0	0	0	0	0	0				
Bob Shirley, R (1.1) OBP: 0.167, SLG: 0.167						F9				2	0	0	0	0	1	0				
Joe Price, R (6.1)										0	0	0	0	0	0	0				
Rafael Landestoy, S (8. PH) OBP: 0.254, SLG: 0.280										1	0	0	0	0	1	0				
Jim Kern, R (8.1)										0	0	0	0	0	0	0				
<b>Inning Stats</b>	R: 0 E: 0 K: 0 S: 3	H: 0 LOB: 0 BB: 0 P: 3	R: 0 E: 0 K: 0 S: 3	H: 0 LOB: 0 BB: 0 P: 3	R: 0 E: 0 K: 1 S: 5	H: 2 LOB: 2 BB: 0 P: 9	R: 0 E: 0 K: 2 S: 9	H: 0 LOB: 0 BB: 0 P: 3	R: 0 E: 0 K: 0 S: 4	H: 1 LOB: 1 BB: 0 P: 4	R: 0 E: 0 K: 0 S: 3	H: 0 LOB: 0 BB: 0 P: 3	R: 0 E: 0 K: 1 S: 5	H: 0 LOB: 0 BB: 0 P: 5	R: 0 E: 0 K: 0 S: 4	H: 1 LOB: 1 BB: 0 P: 4	1B: 4 2B: 0 3B: 0 HR: 0	SF: 0 SAC: 0 DP: 0 HBP: 0	WP: 0 PB: 0 SB: 1 CS: 0	PA: 31
<b>PITCHER</b> Atlee Hammaker, L (1.1) ERA: 4.56	IP: 9.0 WLS: W BF: 31 H: 4 R: 0 ER: 0 SO: 4 BB: 0 IBB: 0 HBP: 0 BLK: 0 WP: 0 HR: 0 S: 39 P: 39 ERA: 0.00 WHIP: 0.444															<b>PITCHER</b>				

Batter	1	2	3	4	5	6	7	8	9	AB	R	H	RBI	BB	SO	LOB	BOTTOM	
Joe Morgan, L (1.4) OBP: 0.393, SLG: 0.379	4-3		G3			L7			F8	4	0	0	0	0	0	1	<p>Cincinnati Reds @ San Francisco Giants</p> <p>Candlestick Park, San Francisco, CA</p> <p>Tue Jun 29 1982, 10:05 PM EDT</p> <p>Att: 4,394 - Unknown</p> <p>livebaseballscorecards.com</p> <p>AB 28 R 3 H 7 RBI 3 BB 1 SO 4 LOB 5</p> 	
Johnnie LeMaster, R (1.6) OBP: 0.250, SLG: 0.275	F9				F7	1B				4	0	2	0	0	0	0		
Chili Davis, S (1.8) OBP: 0.327, SLG: 0.401	4-3				K	1B			K	4	0	1	0	0	2	1		
Jack Clark, R (1.9) OBP: 0.344, SLG: 0.440					6-3					2	1	1	1	1	0	0		
Jim Wohlford, R (1.7) OBP: 0.337, SLG: 0.372		SF7				5-3			F9	2	0	0	1	0	0	2		
Darrell Evans, L (1.3) OBP: 0.354, SLG: 0.432					K				F2	3	0	0	0	0	2	0		
Bob Brenly, R (1.2) OBP: 0.367, SLG: 0.451					F8				E8	3	0	1	0	0	0	0		
Tom O'Malley, L (1.5) OBP: 0.315, SLG: 0.333					3-1				FC9-2	3	1	1	0	0	0	1		
Atlee Hammaker, S (1.1) OBP: 0.083, SLG: 0.083					6-3				6-3	3	1	1	1	0	0	0		
<b>Inning Stats</b>	R: 0 E: 0 K: 0 S: 3	H: 0 LOB: 0 BB: 0 P: 3	R: 1 E: 1 K: 1 S: 5	H: 0 LOB: 0 BB: 1 P: 9	R: 0 E: 0 K: 0 S: 3	H: 0 LOB: 0 BB: 0 P: 3	R: 0 E: 0 K: 1 S: 5	H: 0 LOB: 0 BB: 0 P: 5	R: 0 E: 0 K: 0 S: 7	H: 5 LOB: 2 BB: 0 P: 7	R: 0 E: 1 K: 0 S: 3	H: 1 LOB: 0 BB: 0 P: 3	R: 0 E: 0 K: 1 S: 6	H: 1 LOB: 1 BB: 0 P: 6	1B: 6 2B: 1 3B: 1 HR: 0	SF: 1 SAC: 0 DP: 1 HBP: 0		WP: 0 PB: 0 SB: 0 CS: 0
<b>PITCHER</b> Bob Shirley, L (1.1) ERA: 4.12	IP: 5.1 WLS: L BF: 21 H: 4 R: 3 ER: 2 SO: 3 BB: 1 IBB: 0 HBP: 0 BLK: 0 WP: 0 HR: 0 S: 26 P: 30 ERA: 3.38 WHIP: 0.938															<b>PITCHER</b>		
Joe Price, L (6.1) ERA: 2.7	1.2 5 2 0 0 0																	
Jim Kern, R (8.1) ERA: 3.0	1.0 4 1 0 0 1																	








Batter	1	2	3	4	5	6	7	8	9	AB	R	H	RBI	BB	SO	LOB	TOP								
<b>Eddie Milner, L</b> OBP: 0.343, SLG: 0.389 (1, 8)	4-3		BLK 1B		F7		4-3		1-2 BB	4	0	1	0	1	0	1	<b>Cincinnati Reds @ Atlanta Braves</b> Atlanta-Fulton County Stadium, Atlanta, GA Fri Jul 02, 1982, 7:05 PM EDT Att: 32,709 - Unknown								
<b>Ron Oester, S</b> OBP: 0.311, SLG: 0.342 (1, 4)	K		6-3		1B		K		F7	5	1	1	0	0	2	3									
<b>Dave Concepcion, R</b> OBP: 0.343, SLG: 0.378 (1, 6)	F8			G3	1B		4-3			4	0	1	1	0	0	0									
<b>Dan Driessen, L</b> OBP: 0.396, SLG: 0.465 (1, 3)		HR		1B	1B				L8	4	2	3	2	0	0	0									
<b>Larry Blittner, L</b> OBP: 0.374, SLG: 0.418 (1, 7)	4-3			1B	1B		G6-3		K	4	0	1	0	0	1	2									
<b>Johnny Bench, R</b> OBP: 0.296, SLG: 0.324 (1, 5)				K					F7	4	0	1	0	0	1	2									
<b>Duane Walker, L</b> OBP: 0.358, SLG: 0.367 (1, 9)		G3-6-3								4	0	3	1	0	0	1									
<b>Dave Vangorder, R</b> OBP: 0.308, SLG: 0.400 (9, PH)				4-3					F9	3	0	0	0	0	0	3									
<b>German Barranca, L</b> OBP: 0.292, SLG: 0.413 (9, PH)			P6	4-3					F9	1	0	0	0	0	0	1									
<b>Tom Seaver, R</b> OBP: 0.250, SLG: 0.296 (1, 1)			5-3						F9	2	1	0	0	1	1	1									
<b>Jim Kern, R</b> OBP: 0.293, SLG: 0.354 (6, 1)					1B					0	0	0	0	0	0	0									
<b>Wayne Krenchicki, L</b> OBP: 0.293, SLG: 0.354 (9, PH)					1B					1	0	0	0	0	0	1									
<b>Inning Stats</b>	R: 0 E: 0 K: 1 S: 5	H: 0 LOB: 0 BB: 0 P: 5	R: 1 E: 0 K: 0 S: 4	H: 2 LOB: 0 BB: 0 P: 4	R: 0 E: 0 K: 0 S: 4	H: 1 LOB: 1 BB: 0 P: 4	R: 1 E: 0 K: 1 S: 8	H: 3 LOB: 2 BB: 0 P: 8	R: 2 E: 0 K: 0 S: 5	H: 3 LOB: 1 BB: 1 P: 9	R: 0 E: 0 K: 1 S: 6	H: 1 LOB: 1 BB: 0 P: 6	R: 0 E: 0 K: 1 S: 5	H: 0 LOB: 0 BB: 0 P: 5	R: 0 E: 0 K: 1 S: 5	H: 0 LOB: 0 BB: 0 P: 5	R: 0 E: 0 K: 0 S: 4	H: 1 LOB: 2 BB: 1 P: 8	1B: 10 2B: 0 3B: 0 HR: 1	SF: 0 SAC: 0 DP: 2 HBP: 0	WP: 0 PB: 0 SB: 0 CS: 0	PA: 38			
<b>PITCHER</b>	IP	WLS	BF	H	R	ER	SO	BB	IBB	HBP	BLK	WP	HR	S	P	ERA	WHIP								
<b>Rick Camp, R</b> ERA: 3.75 (1, 1)	4.1		22	9	4	4	2	1	0	0	1	0	1	25	29	8.31	2.308								
<b>Ken Dayley, L</b> ERA: 4.03 (5, 1)	1.2	W	5	1	0	0	1	0	0	0	0	0	0	7	7	0.00	0.600								
<b>Steve Bedrosian, R</b> ERA: 1.8 (7, 1)	2.2		10	1	0	0	2	1	0	0	0	0	0	13	17	0.00	0.750								
<b>Gene Garber, R</b> ERA: 1.58 (9, 1)	0.1	S	1	0	0	0	0	0	0	0	0	0	0	1	1	0.00	0.000								

Batter	1	2	3	4	5	6	7	8	9	AB	R	H	RBI	BB	SO	LOB	BOTTOM								
<b>Claudell Washington, L</b> OBP: 0.352, SLG: 0.421 (1, 9)			F9		F7	L3				4	0	1	0	0	0	0	<b>Cincinnati Reds @ Atlanta Braves</b> Atlanta-Fulton County Stadium, Atlanta, GA Fri Jul 02, 1982, 7:05 PM EDT Att: 32,709 - Unknown								
<b>Glenn Hubbard, R</b> OBP: 0.343, SLG: 0.358 (1, 4)	5-3			F7			F3			4	0	1	0	0	0	1									
<b>Terry Harper, R</b> OBP: 0.556, SLG: 0.625 (1, 7)	P6			BB 1B	F8				E 1B	4	1	2	0	0	0	2									
<b>Dale Murphy, R</b> OBP: 0.378, SLG: 0.561 (1, 8)	L7			1B 2B	F9				E6	3	1	0	0	1	0	3									
<b>Bob Horner, R</b> OBP: 0.396, SLG: 0.540 (1, 5)				2B 1B						3	2	2	2	1	1	2									
<b>Jerry Royster, R</b> OBP: 0.250, SLG: 0.214 (9, 5)				1-3 2-H 1B					K	0	0	0	0	0	0	0									
<b>Chris Chambliss, L</b> OBP: 0.337, SLG: 0.439 (1, 3)	6-3			1B 2B					4-3	3	1	1	1	1	0	3									
<b>Bruce Benedict, R</b> OBP: 0.317, SLG: 0.307 (1, 2)	6-3			2-3 3-H 1B						3	0	1	1	0	1	0									
<b>Rafael Ramirez, R</b> OBP: 0.287, SLG: 0.335 (1, 6)			P3		K					4	1	1	1	0	1	2									
<b>Rick Camp, R</b> ERA: 5.36 (1, 1)					K					2	0	0	0	0	2	2									
<b>Ken Dayley, L</b> OBP: 0.278, SLG: 0.188 (5, 1)					K					0	0	0	0	0	0	0									
<b>Bob Porter, L</b> OBP: 0.250, SLG: 0.214 (6, PH)					K					1	0	0	0	0	0	0									
<b>Steve Bedrosian, R</b> ERA: 1.8 (7, 1)										0	0	0	0	0	0	0									
<b>Gene Garber, R</b> ERA: 2.83 (9, 1)										0	0	0	0	0	0	0									
<b>Inning Stats</b>	R: 0 E: 0 K: 0 S: 4	H: 1 LOB: 1 BB: 0 P: 4	R: 0 E: 0 K: 0 S: 2	H: 0 LOB: 0 BB: 1 P: 6	R: 0 E: 0 K: 1 S: 5	H: 0 LOB: 0 BB: 0 P: 5	R: 3 E: 0 K: 2 S: 11	H: 4 LOB: 2 BB: 1 P: 15	R: 0 E: 0 K: 0 S: 4	H: 1 LOB: 1 BB: 0 P: 4	R: 3 E: 1 K: 0 S: 5	H: 2 LOB: 0 BB: 1 P: 9	R: 0 E: 1 K: 1 S: 7	H: 1 LOB: 2 BB: 0 P: 7	R: 0 E: 0 K: 1 S: 5	H: 0 LOB: 0 BB: 0 P: 5	R: 0 E: 0 K: 1 S: 5	H: 0 LOB: 0 BB: 0 P: 5	1B: 6 2B: 1 3B: 1 HR: 1	SF: 0 SAC: 1 DP: 0 HBP: 0	WP: 0 PB: 0 SB: 0 CS: 1	PA: 36			
<b>PITCHER</b>	IP	WLS	BF	H	R	ER	SO	BB	IBB	HBP	BLK	WP	HR	S	P	ERA	WHIP								
<b>Tom Seaver, R</b> ERA: 5.36 (1, 1)	5.0	L	24	7	5	5	3	3	0	0	0	0	0	27	39	9.00	2.000								
<b>Jim Kern, R</b> ERA: 2.83 (6, 1)	3.0		12	2	1	0	2	0	0	0	0	0	0	16	16	0.00	0.667								

AB	36
R	4
H	11
RBI	4
BB	2
SO	5
LOB	15



AB	32
R	6
H	9
RBI	5
BB	3
SO	5
LOB	15





Batter	1	2	3	4	5	6	7	8	9	AB	R	H	RBI	BB	SO	LOB	TOP				
<b>Eddie Milner, L</b> OBP: 0.345, SLG: 0.388 (1, 7)										3	1	1	0	1	0	0	<b>Cincinnati Reds @ Atlanta Braves</b> Atlanta-Fulton County Stadium, Atlanta, GA Sat Jul 03 1982, 7:05 PM EDT Att: 38,103 - Unknown				
<b>Duane Walker, L</b> OBP: 0.351, SLG: 0.358 (1, 9)										4	1	1	0	0	1	2					
<b>Dave Concepcion, R</b> OBP: 0.342, SLG: 0.376 (1, 6)										4	0	1	1	0	0	0					
<b>Dan Driessen, L</b> OBP: 0.394, SLG: 0.462 (1, 3)										4	0	1	0	0	2	1					
<b>Cesar Cedeno, R</b> OBP: 0.354, SLG: 0.464 (1, 8)										4	0	1	0	0	1	1					
<b>Ron Oester, S</b> OBP: 0.307, SLG: 0.338 (1, 4)										4	0	0	0	0	0	2					
<b>Johnny Bench, R</b> OBP: 0.292, SLG: 0.320 (1, 5)										3	0	0	0	0	1	0					
<b>Alex Trevino, R</b> OBP: 0.315, SLG: 0.277 (1, 2)										3	0	0	0	0	1	0					
<b>Mario Soto, R</b> OBP: 0.213, SLG: 0.227 (7, 1)										3	0	1	0	0	0	0					
<b>Tom Hume, R</b> (7, 1)										0	0	0	0	0	0	0					
<b>Inning Stats</b>	R: 2 E: 0 K: 0 S: 6	H: 4 LOB: 1 BB: 0 P: 6	R: 0 E: 0 K: 2 S: 8	H: 1 LOB: 2 BB: 1 P: 12	R: 0 E: 0 K: 1 S: 5	H: 0 LOB: 0 BB: 0 P: 5	R: 0 E: 0 K: 0 S: 3	H: 0 LOB: 0 BB: 0 P: 3	R: 0 E: 0 K: 1 S: 6	H: 1 LOB: 1 BB: 0 P: 6	R: 0 E: 0 K: 0 S: 3	H: 0 LOB: 0 BB: 0 P: 3	R: 0 E: 0 K: 1 S: 5	H: 0 LOB: 0 BB: 0 P: 5	R: 0 E: 0 K: 1 S: 5	H: 0 LOB: 0 BB: 0 P: 5	1B: 6 2B: 0 3B: 0 HR: 0	SF: 0 SAC: 0 DP: 1 HBP: 0	WP: 0 PB: 0 SB: 1 CS: 0	PA: 33	
<b>PITCHER</b>	IP	WLS	BF	H	R	ER	SO	BB	IBB	HBP	BLK	WP	HR	S	P	ERA	WHIP				
<b>Rick Mahler, R</b> ERA: 4.02	(1, 1)	7.0	W	27	6	2	2	4	1	0	0	0	0	34	38	2.57	1.000				
<b>Gene Garber, R</b> ERA: 1.52	(8, 1)	2.0	S	6	0	0	0	2	0	0	0	0	0	10	10	0.00	0.000				

AB	32
R	2
H	6
RBI	1
BB	1
SO	6
LOB	6



Batter	1	2	3	4	5	6	7	8	9	AB	R	H	RBI	BB	SO	LOB	BOTTOM				
<b>Claudell Washington, L</b> OBP: 0.354, SLG: 0.420 (1, 9)										3	1	1	0	1	1	1	<b>Cincinnati Reds @ Atlanta Braves</b> Atlanta-Fulton County Stadium, Atlanta, GA Sat Jul 03 1982, 7:05 PM EDT Att: 38,103 - Unknown				
<b>Glenn Hubbard, R</b> OBP: 0.343, SLG: 0.358 (1, 4)										3	0	1	2	0	1	1					
<b>Terry Harper, R</b> OBP: 0.538, SLG: 0.600 (1, 7)										2	1	1	1	1	0	2					
<b>Dale Murphy, R</b> OBP: 0.380, SLG: 0.558 (1, 8)										3	0	1	0	1	1	2					
<b>Bob Horner, R</b> OBP: 0.390, SLG: 0.532 (1, 5)										4	0	0	0	0	1	4					
<b>Jerry Royster, R</b> OBP: 0.250, SLG: 0.214 (9, 5)										0	0	0	0	0	0	0					
<b>Chris Chambliss, L</b> OBP: 0.336, SLG: 0.436 (1, 3)										4	0	1	1	0	1	1					
<b>Bruce Benedict, R</b> OBP: 0.313, SLG: 0.303 (1, 2)										3	0	0	0	0	0	1					
<b>Rafael Ramirez, R</b> OBP: 0.290, SLG: 0.339 (1, 6)										2	1	1	0	1	0	0					
<b>Rick Mahler, R</b> OBP: 0.200, SLG: 0.256 (1, 1)										1	0	0	0	0	1	0					
<b>Larry Whisenton, L</b> OBP: 0.361, SLG: 0.408 (7, PH)										0	1	0	0	1	0	0					
<b>Gene Garber, R</b> ERA: 2.56 (8, 1)										0	0	0	0	0	0	0					
<b>Inning Stats</b>	R: 1 E: 0 K: 0 S: 4	H: 1 LOB: 1 BB: 1 P: 8	R: 0 E: 0 K: 1 S: 5	H: 0 LOB: 0 BB: 0 P: 5	R: 0 E: 0 K: 3 S: 9	H: 0 LOB: 0 BB: 0 P: 9	R: 1 E: 0 K: 1 S: 6	H: 1 LOB: 1 BB: 1 P: 10	R: 0 E: 0 K: 0 S: 3	H: 0 LOB: 1 BB: 1 P: 7	R: 0 E: 0 K: 1 S: 5	H: 1 LOB: 1 BB: 0 P: 5	R: 2 E: 0 K: 0 S: 5	H: 2 LOB: 2 BB: 2 P: 13	R: 0 E: 0 K: 0 S: 3	H: 1 LOB: 0 BB: 0 P: 3	1B: 5 2B: 2 3B: 0 HR: 0	SF: 1 SAC: 2 DP: 2 HBP: 0	WP: 1 PB: 0 SB: 2 CS: 1	PA: 33	
<b>PITCHER</b>	IP	WLS	BF	H	R	ER	SO	BB	IBB	HBP	BLK	WP	HR	S	P	ERA	WHIP				
<b>Mario Soto, R</b> ERA: 2.42	(1, 1)	6.2	L	29	5	4	4	6	5	0	0	0	0	36	56	5.40	1.500				
<b>Tom Hume, R</b> ERA: 2.56 (7, 1)	(7, 1)	1.1		4	1	0	0	0	0	0	0	0	0	4	4	0.00	0.750				





Batter	1	2	3	4	5	6	7	8	9	AB	R	H	RBI	BB	SO	LOB	TOP			
<b>Eddie Milner, L</b> OBP: 0.347, SLG: 0.398 (1, 7)										4	1	2	0	0	0	0	<b>Cincinnati Reds @ Atlanta Braves</b> Atlanta-Fulton County Stadium, Atlanta, GA Sun Jul 04 1982, 7:05 PM EDT Att: 48,905 - Unknown			
<b>Duane Walker, L</b> OBP: 0.361, SLG: 0.357 (1, 9)										3	0	1	1	1	0	0				
<b>Dave Concepcion, R</b> OBP: 0.344, SLG: 0.378 (1, 6)										4	0	2	0	0	0	3				
<b>Dan Driessen, L</b> OBP: 0.392, SLG: 0.457 (1, 3)										3	0	0	0	1	1	4				
<b>Cesar Cedeno, R</b> OBP: 0.352, SLG: 0.459 (1, 8)										3	0	0	0	1	0	4				
<b>Wayne Krenchicki, L</b> OBP: 0.290, SLG: 0.345 (1, 5)										3	0	0	0	1	2	1				
<b>Ron Oester, S</b> OBP: 0.304, SLG: 0.333 (1, 4)										4	0	0	0	0	1	2				
<b>Alex Trevino, R</b> OBP: 0.311, SLG: 0.273 (9, PH)										3	0	0	0	0	0	2				
<b>German Barranca, L</b> OBP: 0.286, SLG: 0.404 (9, PH)										1	0	0	0	0	0	0				
<b>Bob Shirley, R</b> OBP: 0.143, SLG: 0.143 (5, PH)										1	0	0	0	0	1	0				
<b>Rafael Landestoy, S</b> OBP: 0.258, SLG: 0.304 (5, 1)										1	0	0	0	0	0	0				
<b>Greg Harris, S</b> OBP: 0.250, SLG: 0.200 (7, PH)										1	0	0	0	0	0	1				
<b>Larry Bittner, L</b> OBP: 0.371, SLG: 0.414 (7, 1)										0	0	0	0	0	0	0				
<b>Jim Kern, R</b> (7, 1)										0	0	0	0	0	0	0				
<b>Inning Stats</b>	R: 1 E: 0 K: 1 S: 7	H: 2 LOB: 1 BB: 0 P: 7	R: 0 E: 0 K: 2 S: 7	H: 0 LOB: 0 BB: 0 P: 7	R: 0 E: 0 K: 1 S: 6	H: 1 LOB: 2 BB: 1 P: 10	R: 0 E: 0 K: 1 S: 5	H: 0 LOB: 0 BB: 1 P: 9	R: 0 E: 0 K: 0 S: 3	H: 1 LOB: 0 BB: 0 P: 3	R: 0 E: 0 K: 0 S: 3	H: 0 LOB: 1 BB: 1 P: 7	R: 0 E: 0 K: 0 S: 4	H: 1 LOB: 2 BB: 1 P: 8	R: 0 E: 0 K: 0 S: 3	H: 0 LOB: 0 BB: 0 P: 3	1B: 4 2B: 1 3B: 1 HR: 0	SF: 0 SAC: 0 DP: 1 HBP: 0	WP: 0 PB: 0 SB: 1 CS: 0	PA: 35
<b>PITCHER</b>	IP WLS BF H R ER SO BB IBB HBP BLK WP HR S P ERA WHIP																			
<b>Bob Walk, R</b> ERA: 3.63	(1, 1) 7.2 W 31 5 1 1 5 4 0 0 0 0 0 0 37 53 1.17 1.174																			
<b>Steve Bedrosian, R</b> ERA: 1.76	(8, 1) 1.1 S 4 0 0 0 0 0 0 0 0 0 0 0 4 4 0.00 0.000																			

Batter	1	2	3	4	5	6	7	8	9	AB	R	H	RBI	BB	SO	LOB	BOTTOM			
<b>Claudell Washington, L</b> OBP: 0.356, SLG: 0.419 (1, 9)										3	1	1	0	1	0	1	<b>Cincinnati Reds @ Atlanta Braves</b> Atlanta-Fulton County Stadium, Atlanta, GA Sun Jul 04 1982, 7:05 PM EDT Att: 48,905 - Unknown			
<b>Glenn Hubbard, R</b> OBP: 0.345, SLG: 0.357 (1, 4)										3	0	1	0	1	2	0				
<b>Terry Harper, R</b> OBP: 0.529, SLG: 0.571 (1, 7)										4	1	2	1	0	0	2				
<b>Dale Murphy, R</b> OBP: 0.375, SLG: 0.551 (1, 8)										4	0	0	0	0	1	3				
<b>Bob Horner, R</b> OBP: 0.395, SLG: 0.557 (9, 5)										3	2	2	3	1	0	0				
<b>Jerry Royster, R</b> OBP: 0.250, SLG: 0.214 (9, 5)										0	0	0	0	0	0	0				
<b>Bob Watson, R</b> OBP: 0.286, SLG: 0.359 (1, 3)										2	0	0	0	1	1	3				
<b>Chris Chambliss, L</b> OBP: 0.334, SLG: 0.434 (8, 3)										1	0	0	0	0	0	0				
<b>Bruce Benedict, R</b> OBP: 0.312, SLG: 0.302 (1, 2)										4	0	1	0	0	0	1				
<b>Rafael Ramirez, R</b> OBP: 0.290, SLG: 0.341 (1, 6)										4	0	1	0	0	0	1				
<b>Bob Walk, R</b> OBP: 0.286, SLG: 0.167 (8, 1)										3	0	0	0	0	1	1				
<b>Steve Bedrosian, R</b> (8, 1)										0	0	0	0	0	0	0				
<b>Inning Stats</b>	R: 0 E: 0 K: 1 S: 6	H: 1 LOB: 3 BB: 2 P: 14	R: 0 E: 0 K: 0 S: 4	H: 1 LOB: 1 BB: 0 P: 4	R: 2 E: 0 K: 1 S: 7	H: 2 LOB: 1 BB: 1 P: 11	R: 1 E: 0 K: 1 S: 6	H: 2 LOB: 2 BB: 1 P: 10	R: 1 E: 0 K: 1 S: 7	H: 2 LOB: 1 BB: 0 P: 7	R: 0 E: 0 K: 1 S: 5	H: 0 LOB: 0 BB: 0 P: 5	R: 0 E: 0 K: 0 S: 3	H: 0 LOB: 0 BB: 0 P: 3	R: 0 E: 0 K: 0 S: 3	H: 0 LOB: 0 BB: 0 P: 3	1B: 5 2B: 1 3B: 0 HR: 2	SF: 0 SAC: 0 DP: 0 HBP: 0	WP: 0 PB: 0 SB: 0 CS: 0	PA: 35
<b>PITCHER</b>	IP WLS BF H R ER SO BB IBB HBP BLK WP HR S P ERA WHIP																			
<b>Bob Shirley, L</b> ERA: 4.36	(1, 1) 4.0 L 21 4 0 0 0 0 4 0 0 0 0 0 1 23 39 6.75 2.500																			
<b>Greg Harris, R</b> ERA: 4.21	(5, 1) 2.0 8 2 1 1 2 0 0 0 0 0 0 1 12 12 4.50 1.000																			
<b>Jim Kern, R</b> ERA: 2.72	(7, 1) 2.0 6 0 0 0 0 0 0 0 0 0 0 0 6 6 0.00 0.000																			

AB	31
R	1
H	5
RBI	1
BB	4
SO	5
LOB	17



AB	31
R	4
H	8
RBI	4
BB	4
SO	5
LOB	12





Batter	1	2	3	4	5	6	7	8	9	10	AB	R	H	RBI	BB	SO	LOB	TOP						
<b>Lonnie Smith, R</b> OBP: 0.306, SLG: 0.450 (1.8, 7.7)	F9		4-3 1B	6-3			E BB	F8			4	2	1	0	1	0	1	<b>St. Louis Cardinals @ Cincinnati Reds</b> Riverfront Stadium, Cincinnati, OH Mon Jul 05 1982, 7:05 PM EDT Att: 22,562 - Unknown - 87 F						
<b>Tom Herr, S</b> OBP: 0.336, SLG: 0.315 (1.4)	L7		F8				K		K		5	1	1	0	0	2	1							
<b>Keith Hernandez, L</b> OBP: 0.384, SLG: 0.395 (1.3)	S 1B		4-3				F9		1-3 BB		4	1	2	0	1	0	2							
<b>George Hendrick, R</b> OBP: 0.301, SLG: 0.449 (1.9)	6-3						SF8		1-3		4	0	1	2	0	0	2							
<b>Dane Iorg, L</b> OBP: 0.354, SLG: 0.350 (7.7, PH)		F7					5-3				2	0	0	0	1	0	0							
<b>Willie McGee, S</b> OBP: 0.375, SLG: 0.447 (7.8)											1	1	1	0	1	0	0							
<b>Ken Oberkfell, L</b> OBP: 0.331, SLG: 0.345 (7.7, PH)											2	1	0	0	1	0	2							
<b>Mike Ramsey, S</b> OBP: 0.353, SLG: 0.355 (7.5)											1	0	1	1	0	0	0							
<b>Darrell Porter, L</b> OBP: 0.314, SLG: 0.383 (1.2)											4	0	1	0	1	1	2							
<b>Ozzie Smith, S</b> OBP: 0.351, SLG: 0.364 (1.6)											3	0	1	1	2	1	1							
<b>Bob Forsch, R</b> OBP: 0.276, SLG: 0.349 (8.7, PH)											2	0	0	0	0	2	2							
<b>Gene Tenenbaum, R</b> OBP: 0.333, SLG: 0.773 (8.1)											0	0	0	0	0	1	0							
<b>Bruce Sutter, R</b> OBP: 0.284, SLG: 0.420 (9.1)											0	0	0	0	0	0	0							
<b>Jim Kaat, L</b> OBP: 0.299, SLG: 0.334 (10.1)											1	0	0	0	0	0	2							
<b>Steve Braun, L</b> OBP: 0.295, SLG: 0.282 (10.1)											0	0	0	0	0	0	0							
<b>Doug Bair, R</b> OBP: 0.244, SLG: 0.292 (10.1)											0	0	0	0	0	0	0							
<b>Inning Stats</b>	R: 0 E: 0 K: 0 S: 4	H: 1 LOB: 1 BB: 0 P: 4	R: 1 E: 0 K: 2 S: 8	H: 1 LOB: 1 BB: 1 P: 12	R: 1 E: 0 K: 0 S: 5	H: 2 LOB: 2 BB: 1 P: 9	R: 0 E: 0 K: 0 S: 3	H: 0 LOB: 1 BB: 1 P: 7	R: 1 E: 0 K: 0 S: 4	H: 1 LOB: 0 BB: 0 P: 4	R: 0 E: 0 K: 1 S: 5	H: 0 LOB: 1 BB: 1 P: 9	R: 2 E: 1 K: 2 S: 8	H: 1 LOB: 2 BB: 3 P: 20	R: 0 E: 0 K: 1 S: 5	H: 0 LOB: 0 BB: 0 P: 5	R: 0 E: 0 K: 1 S: 5	H: 1 LOB: 0 BB: 0 P: 5	R: 1 E: 0 K: 0 S: 4	H: 2 LOB: 1 BB: 1 P: 8	1B: 9 2B: 0 3B: 0 HR: 0	SF: 1 SAC: 2 DP: 1 HBP: 0	WP: 1 PB: 0 SB: 4 CS: 0	PA: 45
<b>PITCHER</b>	IP WLS BF H R ER SO	IP WLS BF H R ER SO	IP WLS BF H R ER SO	IP WLS BF H R ER SO	IP WLS BF H R ER SO	IP WLS BF H R ER SO	IP WLS BF H R ER SO	IP WLS BF H R ER SO	IP WLS BF H R ER SO	IP WLS BF H R ER SO	IP WLS BF H R ER SO	IP WLS BF H R ER SO	IP WLS BF H R ER SO	IP WLS BF H R ER SO	IP WLS BF H R ER SO	IP WLS BF H R ER SO	IP WLS BF H R ER SO	IP WLS BF H R ER SO	IP WLS BF H R ER SO	IP WLS BF H R ER SO	ERA WHIP	ERA WHIP		
<b>Bruce Berenyi, R</b> ERA: 3.98 (1.1)	6.2	5	5	4	6	0	0	0	0	0	33	57	6.75	1.650										
<b>Joe Price, L</b> ERA: 2.49 (7.1)	2.1	9	2	0	0	3	0	1	0	0	0	14	18	0.00	0.857									
<b>Tom Hume, R</b> ERA: 2.68 (10.1)	1.0	L	5	2	1	1	0	0	1	0	0	4	8	9.00	2.000									

AB	34
R	6
H	9
RBI	4
BB	8
SO	7
LOB	15



Batter	1	2	3	4	5	6	7	8	9	10	AB	R	H	RBI	BB	SO	LOB	BOTTOM						
<b>Eddie Milner, L</b> OBP: 0.351, SLG: 0.401 (1.7)	G5-4-3 1B		HR	F7			F7		E6 F7-3 1B		5	2	3	0	0	0	1	<b>St. Louis Cardinals @ Cincinnati Reds</b> Riverfront Stadium, Cincinnati, OH Mon Jul 05 1982, 7:05 PM EDT Att: 22,562 - Unknown - 87 F						
<b>Duane Walker, L</b> OBP: 0.364, SLG: 0.410 (1.9)	G5-4-3 1B		HR	F7			L9		F7-3		5	1	2	2	0	0	2							
<b>Tom Hume, R</b> OBP: 0.342, SLG: 0.375 (10.1)	G5-4-3		HR	F7			L9		F7-3		0	0	0	0	0	0	0							
<b>Dave Concepcion, R</b> OBP: 0.342, SLG: 0.375 (1.6)	G5-4-3		HR	F7			F8				5	0	1	0	0	0	1							
<b>Dan Driessen, L</b> OBP: 0.395, SLG: 0.461 (1.3)	E S BB		L9				6-3 2B		2B E 1B		4	1	2	0	1	1	1							
<b>Cesar Cedeno, R</b> OBP: 0.353, SLG: 0.459 (1.8)	5-3		HBP	6-3			6-3		L4 2B		4	0	1	0	0	1	3							
<b>Wayne Krenchicki, L</b> OBP: 0.299, SLG: 0.339 (1.5)							P6		G3		4	0	1	0	1	0	4							
<b>Ron Oester, S</b> OBP: 0.300, SLG: 0.329 (1.4)	L4		3-1				4-3		L4		4	0	0	0	0	0	4							
<b>Dave Vangorder, R</b> OBP: 0.276, SLG: 0.357 (9.7, PH)							6-3				3	0	0	0	0	0	1							
<b>Larry Blitner, L</b> OBP: 0.371, SLG: 0.414 (9.7, PH)							6-3				0	0	0	0	0	0	0							
<b>Mike Vail, R</b> OBP: 0.284, SLG: 0.420 (9.7, PH)							6-3				1	0	1	0	0	0	0							
<b>Paul Householder, S</b> OBP: 0.244, SLG: 0.292 (10.9)							6-3				0	1	0	0	0	0	0							
<b>Bruce Berenyi, R</b> OBP: 0.250, SLG: 0.313 (7.1)							6-3				3	0	1	0	0	0	1							
<b>Rafael Landestoy, S</b> OBP: 0.295, SLG: 0.334 (9.7, PH)							6-3				0	0	0	0	0	0	0							
<b>Alex Trevino, R</b> OBP: 0.311, SLG: 0.273 (10.2)							6-3				0	0	0	0	0	0	0							
<b>Inning Stats</b>	R: 1 E: 0 K: 0 S: 4	H: 2 LOB: 1 BB: 1 P: 8	R: 0 E: 0 K: 0 S: 4	H: 1 LOB: 1 BB: 0 P: 4	R: 2 E: 0 K: 0 S: 5	H: 2 LOB: 2 BB: 1 P: 10	R: 0 E: 0 K: 0 S: 4	H: 1 LOB: 1 BB: 0 P: 4	R: 0 E: 0 K: 0 S: 3	H: 0 LOB: 0 BB: 0 P: 3	R: 0 E: 0 K: 0 S: 3	H: 0 LOB: 0 BB: 0 P: 3	R: 1 E: 1 K: 0 S: 4	H: 2 LOB: 2 BB: 0 P: 4	R: 0 E: 0 K: 0 S: 4	H: 1 LOB: 1 BB: 0 P: 4	R: 0 E: 0 K: 2 S: 8	H: 1 LOB: 1 BB: 0 P: 8	R: 0 E: 0 K: 2 S: 8	H: 1 LOB: 1 BB: 0 P: 8	1B: 9 2B: 3 3B: 0 HR: 1	SF: 0 SAC: 1 DP: 2 HBP: 1	WP: 0 PB: 0 SB: 5 CS: 0	PA: 42
<b>PITCHER</b>	IP WLS BF H R ER SO	IP WLS BF H R ER SO	IP WLS BF H R ER SO	IP WLS BF H R ER SO	IP WLS BF H R ER SO	IP WLS BF H R ER SO	IP WLS BF H R ER SO	IP WLS BF H R ER SO	IP WLS BF H R ER SO	IP WLS BF H R ER SO	IP WLS BF H R ER SO	IP WLS BF H R ER SO	IP WLS BF H R ER SO	IP WLS BF H R ER SO	IP WLS BF H R ER SO	IP WLS BF H R ER SO	IP WLS BF H R ER SO	IP WLS BF H R ER SO	IP WLS BF H R ER SO	IP WLS BF H R ER SO	ERA WHIP	ERA WHIP		
<b>Bob Forsch, R</b> ERA: 4.26 (8.1)	7.0	7	3	0	2	0	0	1	27	36	3.86	1.286												
<b>Bruce Sutter, R</b> ERA: 4.33 (9.1)	1.0	4	2	1	0	0	0	0	4	4	0.00	2.000												
<b>Jim Kaat, L</b> ERA: 3.79 (10.1)	1.0	W	4	2	1	1	0	0	4	4	9.00	2.000												
<b>Doug Bair, R</b> ERA: 2.45 (10.1)	1.0	S	4	1	0	0	2	0	0	8	8	0.00	1.000											







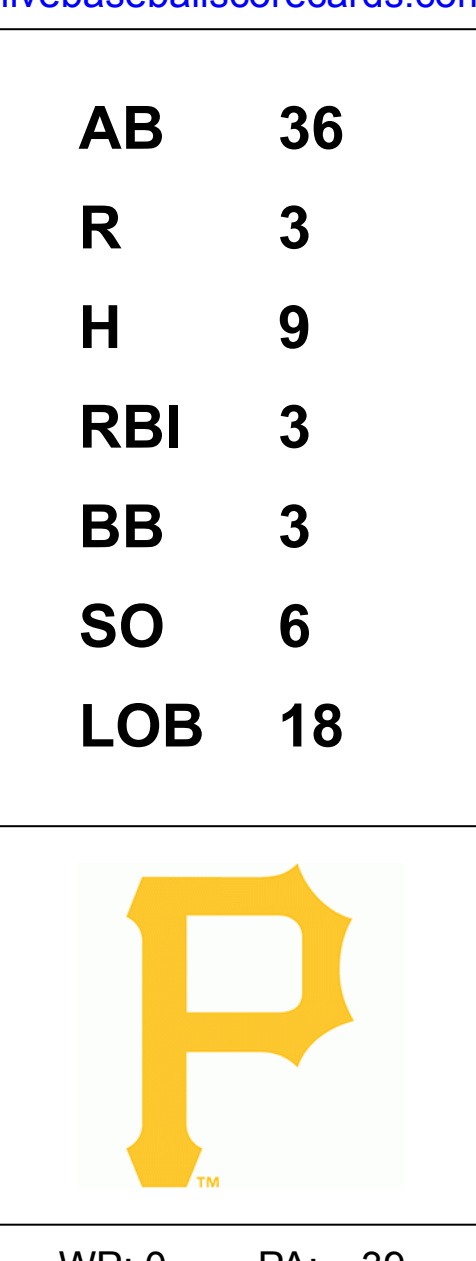


Batter	1	2	3	4	5	6	7	8	9	AB	R	H	RBI	BB	SO	LOB	TOP								
<b>Eddie Milner, L</b> OBP: 0.344, SLG: 0.390 (1, 9)	0-0 4-3		0-0 F9			0-0 6-3		0-0 4-3	0-0 6-3	5	0	0	0	0	0	1	<b>Cincinnati Reds @ Pittsburgh Pirates</b> Three Rivers Stadium, Pittsburgh, PA Wed Jul 07 1982, 7:05 PM EDT Att: 20,024 - Unknown								
<b>Ron Oester, S</b> OBP: 0.292, SLG: 0.320 (1, 4)	0-3 K		0-3 K			0-0 L4		0-0 4-3	0-0 5-3	5	0	0	0	0	2	1									
<b>Dave Concepcion, R</b> OBP: 0.339, SLG: 0.375 (1, 6)	0-3 K			0-0 G6-3 1B		0-0 1B 2B		0-0 5-3		4	0	2	0	0	1	0									
<b>Cesar Cedeno, R</b> OBP: 0.361, SLG: 0.470 (1, 8)		4-0 CS BB		0-0 L5		0-0 2H 1B			0-0 HR	3	1	2	1	1	0	1									
<b>Mike Vail, R</b> OBP: 0.275, SLG: 0.405 (1, 7)		0-0 F7 1-2		0-0 G6-3 1-2			0-3 K		0-0 1-3	4	0	0	0	0	1	2									
<b>Dan Driessen, L</b> OBP: 0.395, SLG: 0.461 (1, 3)		1-0 1B HBP			0-0 4-3		0-0 2B 2B		4-0 2B 1B BB	0	0	0	0	0	0	0									
<b>Larry Blittner, L</b> OBP: 0.379, SLG: 0.425 (3, 3)										2	1	1	0	1	0	0									
<b>Rafael Landestoy, S</b> OBP: 0.283, SLG: 0.298 (9, 5)										0	1	0	0	0	0	0									
<b>Johnny Bench, R</b> OBP: 0.300, SLG: 0.336 (9, 3)							0-0 F7		0-0 1B 1-3 HR 2B	4	1	3	0	0	0	1									
<b>Dave Vangorder, R</b> OBP: 0.235, SLG: 0.303 (1, 2)							0-0 F8		0-0 HR 1B	2	0	0	0	0	0	3									
<b>Duane Walker, L</b> OBP: 0.390, SLG: 0.455 (7, PH)										1	0	1	1	0	0	0									
<b>Alex Trevino, R</b> OBP: 0.314, SLG: 0.277 (7, 2)										1	1	1	1	0	0	0									
<b>Tom Seaver, R</b> OBP: 0.396, SLG: 0.576 (7, PH)										2	0	0	0	0	1	1									
<b>Gerrit Cole, R</b> OBP: 0.396, SLG: 0.576 (7, PH)										1	0	0	0	0	0	1									
<b>Joe Price, R</b> OBP: 0.292, SLG: 0.320 (7, 1)										0	0	0	0	0	0	0									
<b>Tom Hume, R</b> OBP: 0.292, SLG: 0.320 (7, 1)										0	0	0	0	0	0	0									
<b>Wayne Krenchicki, L</b> OBP: 0.306, SLG: 0.335 (9, PH)										1	1	1	3	0	0	0									
<b>Greg Harris, S</b> OBP: 0.200, SLG: 0.200 (9, 1)										0	0	0	0	0	0	0									
<b>Inning Stats</b>	R: 0 E: 0 K: 2 S: 7	H: 0 LOB: 0 BB: 7 P: 7	R: 0 E: 0 K: 0 S: 3	H: 1 LOB: 2 BB: 1 P: 8	R: 0 E: 0 K: 2 S: 7	H: 0 LOB: 0 BB: 0 P: 7	R: 0 E: 0 K: 0 S: 3	H: 1 LOB: 1 BB: 0 P: 3	R: 0 E: 0 K: 0 S: 4	H: 1 LOB: 1 BB: 0 P: 4	R: 0 E: 0 K: 0 S: 4	H: 2 LOB: 2 BB: 0 P: 4	R: 1 E: 0 K: 1 S: 7	H: 2 LOB: 1 BB: 0 P: 7	R: 0 E: 0 K: 0 S: 3	H: 0 LOB: 0 BB: 0 P: 3	R: 5 E: 0 K: 0 S: 7	H: 4 LOB: 1 BB: 1 P: 11	1B: 4 2B: 5 3B: 0 HR: 2	SF: 0 SAC: 0 DP: 1 HBP: 1	WP: 0 PB: 0 SB: 0 CS: 1	PA: 38			
<b>PITCHER</b>	IP	WLS	BF	H	R	ER	SO	BB	IBB	HBP	BLK	WP	HR	S	P	ERA	WHIP								
<b>John Candelaria, L</b> ERA: 3.16 (1, 1)	6.1		24	6	1	1	5	1	0	1	0	0	0	32	37	1.42	1.105								
<b>Kent Tekulve, R</b> ERA: 2.35 (7, 1)	2.2	L	14	5	5	5	0	1	0	0	0	0	2	13	17	16.88	2.250								

AB	35
R	6
H	11
RBI	6
BB	2
SO	5
LOB	11



Batter	1	2	3	4	5	6	7	8	9	AB	R	H	RBI	BB	SO	LOB	BOTTOM								
<b>Omar Moreno, L</b> OBP: 0.290, SLG: 0.322 (1, 8)	0-0 F9		0-0 1-3		0-0 3B		0-0 F7		0-3 K	5	0	1	0	0	1	0	<b>Cincinnati Reds @ Pittsburgh Pirates</b> Three Rivers Stadium, Pittsburgh, PA Wed Jul 07 1982, 7:05 PM EDT Att: 20,024 - Unknown								
<b>Johnny Ray, S</b> OBP: 0.335, SLG: 0.429 (1, 4)	0-0 1B	4-0 S BB		0-3 K		0-0 F3		0-0 F9	0-0 F9	4	0	1	0	1	1	1									
<b>Bill Madlock, R</b> OBP: 0.366, SLG: 0.436 (1, 5)	0-0 1-2 1B	0-0 1-2 1B		0-0 S 1B		0-0 2B		0-0 F7	0-0 F7	5	0	3	0	0	0	1									
<b>Jason Thompson, L</b> OBP: 0.412, SLG: 0.544 (1, 3)	0-0 F7		0-0 F7		0-3 K	4-0 FC6-4 BB		0-0 K		3	0	0	0	1	1	3									
<b>Dave Parker, L</b> OBP: 0.324, SLG: 0.396 (1, 9)	0-3 K		0-0 6-3		4-0 BB		0-3 K			2	0	0	0	1	1	2									
<b>Lee Lacy, R</b> OBP: 0.375, SLG: 0.393 (8, 9)										1	0	0	0	0	1	2									
<b>Mike Easler, L</b> OBP: 0.367, SLG: 0.430 (1, 7)		0-0 E 3B 1B		0-0 2B		0-0 P3		0-0 FC6-4 1-2		4	1	2	0	0	0	4									
<b>Tony Peña, R</b> OBP: 0.352, SLG: 0.477 (1, 2)		0-0 E4 3B	0-0 L4		0-0 1-3			0-0 3-1		4	1	0	0	0	0	4									
<b>Dale Berra, R</b> OBP: 0.308, SLG: 0.394 (1, 6)		0-0 1H 2H 6-3 3B		0-0 F3		0-0 4-3 2B		0-0 5-3		4	1	2	2	0	0	0									
<b>John Candelaria, L</b> OBP: 0.219, SLG: 0.226 (1, 1)		0-0 6-3 3H		0-0 K		0-0 4-3 2-3		0-0 6-3		3	0	0	1	0	1	1									
<b>Kent Tekulve, R</b> (7, 1)										1	0	0	0	0	0	0									
<b>Inning Stats</b>	R: 0 E: 0 K: 1 S: 7	H: 2 LOB: 2 BB: 0 P: 7	R: 3 E: 1 K: 0 S: 6	H: 2 LOB: 1 BB: 1 P: 10	R: 0 E: 0 K: 0 S: 4	H: 1 LOB: 1 BB: 0 P: 4	R: 0 E: 0 K: 2 S: 8	H: 1 LOB: 1 BB: 0 P: 8	R: 0 E: 0 K: 1 S: 6	H: 1 LOB: 2 BB: 1 P: 10	R: 0 E: 0 K: 0 S: 3	H: 1 LOB: 2 BB: 1 P: 10	R: 0 E: 0 K: 0 S: 3	H: 0 LOB: 0 BB: 0 P: 3	R: 0 E: 0 K: 1 S: 5	H: 0 LOB: 0 BB: 0 P: 5	1B: 4 2B: 3 3B: 2 HR: 0	SF: 0 SAC: 0 DP: 0 HBP: 0	WP: 0 PB: 0 SB: 2 CS: 0	PA: 39					
<b>PITCHER</b>	IP	WLS	BF	H	R	ER	SO	BB	IBB	HBP	BLK	WP	HR	S	P	ERA	WHIP								
<b>Tom Seaver, R</b> ERA: 5.2 (1, 1)	6.0		28	8	3	2	4	2	0	0	0	0	0	34	42	3.00	1.667								
<b>Joe Price, L</b> ERA: 2.36 (7, 1)	0.1		3	1	0	0	0	1	0	0	0	0	0	2	6	0.00	6.000								
<b>Tom Hume, R</b> ERA: 2.6 (7, 1)	1.2	W	5	0	0	0	1	0	0	0	0	0	0	7	7	0.00	0.000								
<b>Greg Harris, R</b> ERA: 3.96 (9, 1)	1.0	S	3	0	0	0	1	0	0	0	0	0	0	5	5	0.00	0.000								





Batter	1	2	3	4	5	6	7	8	9	AB	R	H	RBI	BB	SO	LOB	TOP										
Rafael Landestoy, S OBP: 0.262, SLG: 0.274 (1, 4)	F8			F8	G3			6-3	6-3	5	0	0	0	0	0	3											
Duane Walker, L OBP: 0.382, SLG: 0.493 Tom Hume, R Joe Price, R (1, 7) (9, 1) (9, 1)	K			G3 1B		F6		P6	HR	5	2	2	2	0	1	0											
Dave Concepcion, R OBP: 0.337, SLG: 0.372 (1, 6)	F9			G3		1B		6-3	6-3	5	0	1	0	0	0	2											
Cesar Cedeno, R OBP: 0.366, SLG: 0.475 (1, 8)		F7		S 3B		1B			1B	4	2	3	1	0	0	0											
Larry Bittner, L OBP: 0.374, SLG: 0.436 (1, 3)	F8			1B		F9			F7	4	0	1	1	0	0	3											
Johnny Bench, R OBP: 0.299, SLG: 0.335 Dan Driessen, L OBP: 0.395, SLG: 0.461 Dave Vangorder, R OBP: 0.235, SLG: 0.303 (1, 5) (9, PH) (9, 2)	L6			F9		1-3			1B	4	0	1	0	0	0	3											
Paul Householder, S OBP: 0.250, SLG: 0.297 (1, 9)			K			F9			1B	4	1	2	1	0	1	0											
Alex Trevino, R OBP: 0.310, SLG: 0.273 Wayne Krenchicki, L OBP: 0.315, SLG: 0.394 (1, 2) (9, PH) (9, 5)	F9			FC4-6 1B		F9			2B	3	0	0	0	0	0	1											
Mario Soto, R OBP: 0.208, SLG: 0.222 German Barranca, L OBP: 0.288, SLG: 0.400 Ben Hayes, R Eddie Milner, L OBP: 0.346, SLG: 0.396 (1, 1) (7, PH) (7, 1) (9, PH) (9, 7)	1-3			SH1-4		SH1-4		K	HR	1	0	0	0	0	0	0											
<b>Inning Stats</b>	R: 0 E: 0 K: 1 S: 5	H: 0 LOB: 0 BB: 0 P: 5	R: 0 E: 0 K: 0 S: 3	H: 0 LOB: 0 BB: 0 P: 3	R: 0 E: 0 K: 1 S: 5	H: 0 LOB: 0 BB: 0 P: 5	R: 2 E: 0 K: 0 S: 6	H: 3 LOB: 1 BB: 0 P: 6	R: 0 E: 0 K: 0 S: 4	H: 1 LOB: 2 BB: 0 P: 4	R: 0 E: 0 K: 0 S: 5	H: 0 LOB: 0 BB: 0 P: 5	R: 0 E: 0 K: 0 S: 3	H: 0 LOB: 0 BB: 0 P: 3	R: 6 E: 0 K: 0 S: 9	H: 6 LOB: 1 BB: 0 P: 9	1B: 9 2B: 1 3B: 1 HR: 1	SF: 0 SAC: 1 DP: 0 HBP: 0	WP: 0 PB: 0 SB: 1 CS: 0	PA: 39							
<b>PITCHER</b>	IP	WLS	BF	H	R	ER	SO	BB	IBB	HBP	BLK	WP	HR	S	P	ERA	WHIP										
Manny Sarmiento, R ERA: 3.58 Kent Tekulve, R ERA: 2.71 (1, 1) (9, 1)	8.1		34	9	5	5	3	0	0	0	0	0	0	40	40	5.40	1.080										

Cincinnati Reds @ Pittsburgh Pirates  
Three Rivers Stadium, Pittsburgh, PA  
Thu Jul 08 1982, 7:05 PM EDT  
Att: 9,950 - Unknown

AB	38
R	8
H	12
RBI	8
BB	0
SO	3
LOB	12



Batter	1	2	3	4	5	6	7	8	9	AB	R	H	RBI	BB	SO	LOB	BOTTOM										
Omar Moreno, L OBP: 0.291, SLG: 0.327 (1, 8)	F8		K					K	1B	5	1	2	0	0	2	0											
Johnny Ray, S OBP: 0.336, SLG: 0.432 (1, 4)	L9			4-3 BLK		F8		4-3	1B	5	2	2	0	0	0	2											
Bill Madlock, R OBP: 0.367, SLG: 0.445 (1, 5)	E5			L6		6-3		HR	2B	5	2	2	1	0	0	1											
Jason Thompson, L OBP: 0.412, SLG: 0.543 (1, 3)	4-3			4-3		F8		1B	2B	4	0	1	3	1	0	2											
Dave Parker, L OBP: 0.333, SLG: 0.440 (1, 9)		P6		HR		HR		FC6-4 1B		4	2	3	2	0	0	0											
Mike Easter, L OBP: 0.361, SLG: 0.422 (1, 7)	G3			3-1		K		FC6-4		4	0	0	0	0	1	2											
Tony Peña, R OBP: 0.350, SLG: 0.473 (1, 2)	F8				K			F9	HR	4	1	1	0	0	1	0											
Dale Berra, R OBP: 0.307, SLG: 0.392 (1, 6)			K		2B			F2	F3	4	0	1	0	0	1	1											
Manny Sarmiento, R OBP: 0.333, SLG: 0.273 Kent Tekulve, R Willie Stargell, L OBP: 0.384, SLG: 0.486 (1, 1) (9, 1) (9, PH) (9, 1)	K		K		K		F7		HR	3	0	0	0	0	2	1											
<b>Inning Stats</b>	R: 0 E: 1 K: 0 S: 4	H: 0 LOB: 1 BB: 0 P: 4	R: 0 E: 0 K: 0 S: 3	H: 0 LOB: 0 BB: 0 P: 3	R: 0 E: 0 K: 3 S: 9	H: 0 LOB: 0 BB: 0 P: 9	R: 2 E: 0 K: 0 S: 5	H: 2 LOB: 0 BB: 0 P: 5	R: 0 E: 0 K: 2 S: 9	H: 2 LOB: 2 BB: 0 P: 9	R: 1 E: 0 K: 1 S: 6	H: 1 LOB: 0 BB: 0 P: 6	R: 0 E: 0 K: 0 S: 3	H: 0 LOB: 0 BB: 0 P: 3	R: 1 E: 0 K: 1 S: 7	H: 2 LOB: 2 BB: 1 P: 11	R: 5 E: 0 K: 0 S: 7	H: 6 LOB: 1 BB: 0 P: 7	1B: 6 2B: 3 3B: 0 HR: 4	SF: 0 SAC: 0 DP: 0 HBP: 0	WP: 0 PB: 0 SB: 0 CS: 0	PA: 40					
<b>PITCHER</b>	IP	WLS	BF	H	R	ER	SO	BB	IBB	HBP	BLK	WP	HR	S	P	ERA	WHIP										
Mario Soto, R ERA: 2.51 Ben Hayes, R ERA: 3.0 Tom Hume, R ERA: 3.07 Joe Price, L ERA: 2.76 (1, 1) (7, 1) (9, 1) (9, 1)	6.0		24	5	3	3	6	0	0	0	1	0	1	10	14	4.50	0.833										

Cincinnati Reds @ Pittsburgh Pirates  
Three Rivers Stadium, Pittsburgh, PA  
Thu Jul 08 1982, 7:05 PM EDT  
Att: 9,950 - Unknown

AB	39
R	9
H	13
RBI	8
BB	1
SO	7
LOB	9







Batter	1	2	3	4	5	6	7	8	9	AB	R	H	RBI	BB	SO	LOB	TOP						
Duane Walker, L OBP: 0.363, SLG: 0.467 (1, 7)	0-0 6-3		0-0 F7			0-0 F9		0-0 F8		4	0	0	0	0	0	1	Cincinnati Reds @ Chicago Cubs Wrigley Field, Chicago, IL Fri Jul 09 1982, 3:33 AM CDT Att: 14,891 - Unknown						
Wayne Krenchicki, L OBP: 0.355, SLG: 0.351 (1, 4) (4, 5)	0-0 1B		4-0 BB			0-0 4-3		0-3 K		3	0	1	0	1	1	0							
Dave Concepcion, R OBP: 0.330, SLG: 0.370 Rafael Landestoy, S OBP: 0.262, SLG: 0.274 (1, 6) (8, 4)	0-3 K		0-0 F9			0-0 1B		0-0 4-3		4	0	1	0	0	1	3							
Cesar Cedeno, R OBP: 0.361, SLG: 0.467 (1, 8)	0-0 F8			0-3 K		0-3 K				4	0	0	0	0	2	2							
Dan Driessen, L OBP: 0.393, SLG: 0.456 (1, 3)		0-0 F9		0-0 F8			0-0 6-3		4-0 FC6-4 BB	3	0	0	0	1	0	0							
Johnny Bench, R OBP: 0.297, SLG: 0.332 Ron Oester, S OBP: 0.291, SLG: 0.318 (1, 5) (4, 4) (8, 6)	0-0 2-3		0-0 6-3				0-0 P6		0-0 F8	2	0	0	0	0	0	0							
Paul Householder, S OBP: 0.250, SLG: 0.296 (1, 9)	0-0 B2-3				0-0 P5		0-0 1B 1B		0-0 FC6-4 1-2	4	0	1	0	0	0	1							
Alex Trevino, R OBP: 0.315, SLG: 0.278 (1, 2)			0-0 1B		0-3 K		0-0 1B 1-2 1B			3	0	2	0	0	1	0							
Bob Shirley, R OBP: 0.111, SLG: 0.111 Larry Bittner, L OBP: 0.371, SLG: 0.432 Greg Harris, S OBP: 0.200, SLG: 0.200 Ben Hayes, R (7, 1) (7, 1) (7, 1)	0-3 K		0-3 K		0-3 K		0-0 F7			2	0	0	0	0	2	1							
<b>Inning Stats</b>	R: 0 E: 0 K: 1 S: 6	H: 1 LOB: 1 BB: 0 P: 6	R: 0 E: 0 K: 0 S: 3	H: 0 LOB: 0 BB: 0 P: 3	R: 0 E: 0 K: 1 S: 6	H: 1 LOB: 2 BB: 1 P: 10	R: 0 E: 0 K: 1 S: 5	H: 0 LOB: 0 BB: 0 P: 5	R: 0 E: 0 K: 2 S: 7	H: 0 LOB: 0 BB: 0 P: 7	R: 0 E: 0 K: 1 S: 6	H: 1 LOB: 1 BB: 0 P: 6	R: 0 E: 0 K: 0 S: 5	H: 2 LOB: 2 BB: 0 P: 5	R: 0 E: 0 K: 1 S: 5	H: 0 LOB: 0 BB: 0 P: 5		R: 0 E: 0 K: 0 S: 3	H: 0 LOB: 1 BB: 1 P: 7	1B: 5 2B: 0 3B: 0 HR: 0	SF: 0 SAC: 0 DP: 0 HBP: 0	WP: 0 PB: 0 SB: 2 CS: 0	PA: 34
<b>PITCHER</b> Fergie Jenkins, R ERA: 2.87 (1, 1)	IP: 9.0 WLS: W BF: 34 H: 5 R: 0 ER: 0 SO: 7 BB: 2 IBB: 0 HBP: 0 BLK: 0 WP: 0 HR: 0 S: 46 P: 54 ERA: 0.00 WHIP: 0.778											<b>PITCHER</b>	IP: 9.0 WLS: W BF: 34 H: 5 R: 0 ER: 0 SO: 7 BB: 2 IBB: 0 HBP: 0 BLK: 0 WP: 0 HR: 0 S: 46 P: 54 ERA: 0.00 WHIP: 0.778										

Batter	1	2	3	4	5	6	7	8	9	AB	R	H	RBI	BB	SO	LOB	BOTTOM						
23 Ryne Sandberg, R OBP: 0.287, SLG: 0.330 (1, 5)	0-0 WP 6-3 2B		4-0 CS 1B BB			0-0 F9				4	2	1	0	1	0	1	Cincinnati Reds @ Chicago Cubs Wrigley Field, Chicago, IL Fri Jul 09 1982, 3:33 AM CDT Att: 14,891 - Unknown						
Junior Kennedy, R OBP: 0.271, SLG: 0.287 (1, 4)	0-0 F3 2-3		0-0 F8 1-2		0-0 F9		0-0 E 3B 1B	0-3 K		5	1	1	0	0	1	2							
Bill Buckner, L OBP: 0.330, SLG: 0.381 (1, 3)	0-0 6-3 3-H		0-0 1B 2-H		0-0 5-3		0-0 E4 3B 1-3	0-0 BB 1B 2B		5	2	2	2	0	0	1							
Leon Durham, L OBP: 0.383, SLG: 0.493 (1, 9)	0-0 CS 1B			0-0 2B 1B		4-0 HR BB	4-0 3B IBB	4-0 BB 1B BB		2	3	2	0	3	0	0							
Keith Moreland, R OBP: 0.328, SLG: 0.412 Jerry Morales, R OBP: 0.302, SLG: 0.500 (1, 7) (7, 8)	0-0 CS 1-2	0-0 F7		0-0 1B 1-3		0-0 F7	0-0 1B 3B	4-0 1B BB		3	0	1	0	0	0	1							
Gary Woods, R OBP: 0.335, SLG: 0.401 (1, 8) (7, 7)		0-0 F7		0-0 P6		0-0 HR	0-0 2B 1B	0-3 K		5	2	2	3	0	1	5							
Jody Davis, R OBP: 0.292, SLG: 0.380 (1, 2)		4-0 BB		0-3 K		0-3 K	0-0 2B SF8 1-2	0-0 1B		3	1	1	2	2	2	2							
Larry Bowa, S OBP: 0.298, SLG: 0.315 (1, 6)	0-0 F8			4-0 IBB		0-0 2B	0-0 SF8 1-3 2-H 3-H	0-0 F8		4	0	2	1	1	0	3							
Fergie Jenkins, R OBP: 0.061, SLG: 0.063 (1, 1)			0-0 F9	0-3 K		0-0 6-3	0-0 SF8			3	0	0	1	0	1	4							
<b>Inning Stats</b>	R: 1 E: 0 K: 0 S: 4	H: 2 LOB: 0 BB: 0 P: 4	R: 0 E: 0 K: 0 S: 3	H: 0 LOB: 1 BB: 1 P: 7	R: 1 E: 0 K: 0 S: 3	H: 1 LOB: 1 BB: 1 P: 7	R: 0 E: 0 K: 2 S: 9	H: 2 LOB: 3 BB: 1 P: 13	R: 0 E: 0 K: 0 S: 3	H: 0 LOB: 0 BB: 0 P: 3	R: 2 E: 0 K: 1 S: 7	H: 2 LOB: 1 BB: 1 P: 11	R: 6 E: 1 K: 0 S: 8	H: 4 LOB: 1 BB: 2 P: 16	R: 2 E: 0 K: 2 S: 9	H: 2 LOB: 2 BB: 2 P: 17		1B: 6 2B: 5 3B: 1 HR: 1	SF: 1 SAC: 0 DP: 0 HBP: 0	WP: 1 PB: 0 SB: 0 CS: 2	PA: 45		
<b>PITCHER</b> Bob Shirley, L ERA: 4.38 Greg Harris, R ERA: 4.55 Ben Hayes, R ERA: 4.7 (1, 1) (7, 1) (7, 1)	IP: 6.0 WLS: L BF: 27 H: 7 R: 4 ER: 3 SO: 3 BB: 3 IBB: 0 HBP: 0 BLK: 0 WP: 1 HR: 1 S: 29 P: 45 ERA: 4.50 WHIP: 1.667											<b>PITCHER</b>	IP: 6.0 WLS: L BF: 27 H: 7 R: 4 ER: 3 SO: 3 BB: 3 IBB: 0 HBP: 0 BLK: 0 WP: 1 HR: 1 S: 29 P: 45 ERA: 4.50 WHIP: 1.667										





Batter	1	2	3	4	5	6	7	8	9	AB	R	H	RBI	BB	SO	LOB	TOP			
<b>Eddie Milner, L</b> (1, 7) OBP: 0.345, SLG: 0.394	0-0 4-3			0-0 4-3 SH1-4 1B		0-0 G4-6-3			0-0 F8	4	0	1	0	0	0	2	<b>Cincinnati Reds @ Chicago Cubs</b> Wrigley Field, Chicago, IL Sat Jul 10 1982, 3:33 AM CDT Overcast - 71 F  livebaseballscorecards.com  <b>AB</b> 27 <b>R</b> 0 <b>H</b> 4 <b>RBI</b> 0 <b>BB</b> 1 <b>SO</b> 3 <b>LOB</b> 8 			
<b>Duane Walker, L</b> (1, 9) OBP: 0.361, SLG: 0.455	0-0 4-3			0-0 SH1-4			4-0 CS BB		0-0 FC6-4	2	0	0	0	1	0	1				
<b>Dave Concepcion, R</b> (1, 6) OBP: 0.333, SLG: 0.367	0-0 G3			0-0 4-3			0-0 F7			3	0	0	0	0	0	2				
<b>Cesar Cedeno, R</b> (1, 8) OBP: 0.361, SLG: 0.466		0-0 G4-6-3 1B		0-0 F9			0-0 L1			3	0	1	0	0	0	1				
<b>Dan Driessen, L</b> (1, 3) OBP: 0.390, SLG: 0.452		0-0 G4-6-3			0-0 3-1			0-3 K		3	0	0	0	0	1	1				
<b>Wayne Krenchicki, L</b> (1, 5) OBP: 0.313, SLG: 0.375		0-0 4-3			0-0 1-3			0-3 K2-3		3	0	0	0	0	1	0				
<b>Ron Oester, S</b> (1, 4) OBP: 0.288, SLG: 0.315			0-0 P4		0-0 F8			0-0 F8		3	0	0	0	0	0	0				
<b>Alex Trevino, R</b> (1, 2) OBP: 0.312, SLG: 0.276			0-0 1-3			0-0 P6			0-0 FC6-4 1B	2	0	0	0	0	0	0				
<b>Paul Householder, S</b> (9, PH) OBP: 0.254, SLG: 0.301										1	0	1	0	0	0	0				
<b>Bruce Berenyi, R</b> (1, 1) OBP: 0.265, SLG: 0.324			0-3 K			0-0 G4-6-3 1B			0-0 F7	2	0	1	0	0	1	0				
<b>Larry Bittner, L</b> (9, PH) OBP: 0.368, SLG: 0.429										1	0	0	0	0	0	1				
<b>Inning Stats</b>	R: 0 E: 0 K: 0 S: 3	H: 0 LOB: 0 BB: 0 P: 3	R: 0 E: 0 K: 0 S: 3	H: 1 LOB: 0 BB: 0 P: 3	R: 0 E: 0 K: 1 S: 5	H: 0 LOB: 1 BB: 0 P: 5	R: 0 E: 0 K: 0 S: 4	H: 1 LOB: 0 BB: 0 P: 4	R: 0 E: 0 K: 0 S: 3	H: 0 LOB: 0 BB: 0 P: 3	R: 0 E: 0 K: 0 S: 2	H: 0 LOB: 0 BB: 1 P: 6	R: 0 E: 0 K: 2 S: 7	H: 0 LOB: 0 BB: 0 P: 7	R: 0 E: 0 K: 0 S: 4	H: 1 LOB: 1 BB: 0 P: 4	1B: 4 2B: 0 3B: 0 HR: 0	SF: 0 SAC: 1 DP: 2 HBP: 0	WP: 0 PB: 0 SB: 0 CS: 1	PA: 29
<b>PITCHER</b> <b>Dickie Noles, R</b> (1, 1) ERA: 3.63	IP: 9.0 WLS: W BF: 29 H: 4 R: 0 ER: 0 SO: 3 BB: 1 IBB: 0 HBP: 0 BLK: 0 WP: 0 HR: 0 S: 34 P: 38 ERA: 0.00 WHIP: 0.556															<b>PITCHER</b>				

Batter	1	2	3	4	5	6	7	8	9	AB	R	H	RBI	BB	SO	LOB	BOTTOM			
<b>Bump Willis, S</b> (1, 4) OBP: 0.327, SLG: 0.355	0-0 4-3				0-0 F7					2	0	0	0	2	0	1	<b>Cincinnati Reds @ Chicago Cubs</b> Wrigley Field, Chicago, IL Sat Jul 10 1982, 3:33 AM CDT Overcast - 71 F  livebaseballscorecards.com  <b>AB</b> 30 <b>R</b> 1 <b>H</b> 10 <b>RBI</b> 1 <b>BB</b> 3 <b>SO</b> 3 <b>LOB</b> 22 			
<b>Junior Kennedy, R</b> (8, 4) OBP: 0.271, SLG: 0.287			4-0 1-2 2-3 BB			0-0 23 5-3 BB				0	0	0	0	0	0	0				
<b>23 Ryne Sandberg, R</b> (1, 5) OBP: 0.286, SLG: 0.329	0-0 L4-3 1B		0-3 K		0-0 6-3		0-0 5-3			4	0	1	0	0	1	6				
<b>Bill Buckner, L</b> (1, 3) OBP: 0.326, SLG: 0.377	0-0 L4-3		0-3 K			0-0 F7		0-0 G3		4	0	0	0	0	1	6				
<b>Leon Durham, L</b> (1, 9) OBP: 0.384, SLG: 0.493		0-0 G3		0-0 E S 2B 1B		0-0 F8			0-0 FC1-6 1B	4	1	2	0	0	0	0				
<b>Gary Woods, R</b> (1, 8) OBP: 0.339, SLG: 0.415		0-0 F9		0-0 CS 1-H 2B					0-0 FC1-6 1B	4	0	2	1	0	0	1				
<b>Jay Johnstone, L</b> (1, 7) OBP: 0.357, SLG: 0.443		0-0 F7		0-0 L7		4-0 IBB			0-0 F7	3	0	0	0	1	0	2				
<b>Jerry Morales, R</b> (9, 8) OBP: 0.302, SLG: 0.500				2-3						0	0	0	0	0	0	0				
<b>Jody Davis, R</b> (1, 2) OBP: 0.295, SLG: 0.382			0-0 FC1-6 1B		0-0 5-3		0-0 F8			4	0	2	0	0	0	2				
<b>Larry Bowa, S</b> (1, 6) OBP: 0.304, SLG: 0.321			0-0 BB FC1-6 1B				0-0 23 5-3 SH1 1B		0-3 K2-3	4	0	3	0	0	1	2				
<b>Dickie Noles, R</b> (1, 1) OBP: 0.129, SLG: 0.138			0-0 FC1-6 BB		0-0 SH1-4		0-0 SH1			1	0	0	0	0	0	2				
<b>Inning Stats</b>	R: 0 E: 0 K: 0 S: 3	H: 1 LOB: 0 BB: 0 P: 3	R: 0 E: 0 K: 0 S: 3	H: 0 LOB: 0 BB: 0 P: 3	R: 0 E: 0 K: 2 S: 9	H: 2 LOB: 3 BB: 1 P: 13	R: 1 E: 0 K: 0 S: 4	H: 2 LOB: 0 BB: 0 P: 4	R: 0 E: 0 K: 0 S: 4	H: 1 LOB: 1 BB: 0 P: 4	R: 0 E: 0 K: 0 S: 4	H: 1 LOB: 2 BB: 1 P: 8	R: 0 E: 0 K: 1 S: 7	H: 2 LOB: 2 BB: 0 P: 7	R: 0 E: 0 K: 1 S: 4	H: 2 LOB: 0 BB: 0 P: 7	1B: 8 2B: 3 3B: 0 HR: 0	SF: 0 SAC: 2 DP: 1 HBP: 0	WP: 0 PB: 0 SB: 1 CS: 1	PA: 35
<b>PITCHER</b> <b>Bruce Berenyi, R</b> (1, 1) ERA: 3.78	IP: 8.0 WLS: L BF: 35 H: 10 R: 1 ER: 1 SO: 3 BB: 2 IBB: 1 HBP: 0 BLK: 0 WP: 0 HR: 0 S: 38 P: 50 ERA: 1.12 WHIP: 1.500															<b>PITCHER</b>				



Batter	1	2	3	4	5	6	7	8	9	AB	R	H	RBI	BB	SO	LOB	TOP				
<b>Eddie Milner, L</b> OBP: 0.345, SLG: 0.403 (1, 7)	0-0 4-3		0-0 F8		0-0 F8			0-0 HR	0-0 4-3	5	1	1	1	0	0	3	<b>Cincinnati Reds @ Chicago Cubs</b> Wrigley Field, Chicago, IL Sun Jul 11 1982, 3:33 AM CDT Att: 20,307 - Sunny - 70 F				
<b>Duane Walker, L</b> OBP: 0.352, SLG: 0.432 (1, 9)	4-0 6-3 BB			0-0 F8		0-0 4-3		0-0 F8		3	0	0	0	1	0	0					
<b>Dave Concepcion, R</b> OBP: 0.332, SLG: 0.383 <b>Rafael Landestoy, S</b> OBP: 0.261, SLG: 0.273 (1, 6) (8, 4)	0-0 6-3			0-0 5-3		0-0 F8		0-0 FC6-4 1B		4	0	1	0	0	0	1					
<b>Dan Driessen, L</b> OBP: 0.387, SLG: 0.445 (1, 3)	0-0 P5			0-0 FC6-4 1B		0-0 1B		0-0 F9		4	0	2	0	0	0	2					
<b>Cesar Cedeno, R</b> OBP: 0.357, SLG: 0.459 (1, 8)		0-0 5-3		0-0 FC6-4 1-2		0-0 5-3		0-0 FC6-4 1-2		4	0	0	0	0	0	3					
<b>Wayne Krenchicki, L</b> OBP: 0.337, SLG: 0.416 (1, 5)		0-0 L4			0-0 3-1 1B		0-0 G5-4-3 1B		0-0 1B	4	1	3	0	0	0	0					
<b>Ron Oester, S</b> OBP: 0.295, SLG: 0.330 (1, 4) (8, 6)		0-0 3-1			0-0 3-1 1B		0-0 G5-4-3 1B		0-0 2B	4	0	3	1	0	0	0					
<b>Dave Vangorder, R</b> OBP: 0.250, SLG: 0.286 (1, 2)				0-0 B2-6-4 1B		0-0 F8		0-0 G5-4-3 1-2 2-3		4	0	1	0	0	0	5					
<b>Tom Seaver, R</b> OBP: 0.226, SLG: 0.287 <b>Jim Kerr, R</b> OBP: 0.285, SLG: 0.352 <b>Greg Harris, R</b> OBP: 0.299, SLG: 0.409 <b>Paul Householder, S</b> OBP: 0.269, SLG: 0.234 <b>Ben Hayes, R</b> OBP: 0.303, SLG: 0.421 (1, 1) (3, 1) (5, PH) (5, 1) (7, PH) (7, 1) (9, PH)			0-0 B2-6-4		0-0 3-1		0-0 4-3		0-0 4-3	1	0	0	0	0	0	1					
<b>Inning Stats</b>	R: 0 E: 0 K: 0 S: 3	H: 0 LOB: 1 BB: 1 P: 7	R: 0 E: 0 K: 0 S: 3	H: 0 LOB: 0 BB: 0 P: 3	R: 0 E: 0 K: 0 S: 3	H: 1 LOB: 0 BB: 0 P: 3	R: 0 E: 0 K: 0 S: 4	H: 1 LOB: 1 BB: 0 P: 4	R: 0 E: 0 K: 0 S: 5	H: 2 LOB: 2 BB: 0 P: 5	R: 0 E: 0 K: 0 S: 4	H: 1 LOB: 1 BB: 0 P: 4	R: 0 E: 0 K: 0 S: 4	H: 2 LOB: 1 BB: 0 P: 4	R: 1 E: 0 K: 0 S: 5	H: 2 LOB: 1 BB: 0 P: 5		R: 1 E: 0 K: 0 S: 5	H: 2 LOB: 1 BB: 0 P: 5	1B: 9 2B: 1 3B: 0 HR: 1	SF: 0 SAC: 0 DP: 2 HBP: 0
<b>PITCHER</b> <b>Doug Bird, R</b> ERA: 4.46 (1, 1)	IP: 9.0 WLS: W BF: 37 H: 11 R: 2 ER: 2 SO: 0 BB: 1 IBB: 0 HBP: 0 BLK: 0 WP: 0 HR: 1 S: 36 P: 40 ERA: 2.00 WHIP: 1.333															<b>PITCHER</b>					

Batter	1	2	3	4	5	6	7	8	9	AB	R	H	RBI	BB	SO	LOB	BOTTOM		
<b>Bump Wills, S</b> OBP: 0.336, SLG: 0.364 <b>Junior Kennedy, R</b> OBP: 0.274, SLG: 0.298 (1, 4) (8, 4)	0-0 23 2B 4-3			4-0 23 1B E		0-0 1-2 1B		0-0 23 1B 2B		3	3	3	1	1	0	0	<b>Cincinnati Reds @ Chicago Cubs</b> Wrigley Field, Chicago, IL Sun Jul 11 1982, 3:33 AM CDT Att: 20,307 - Sunny - 70 F		
<b>23 Ryne Sandberg, R</b> OBP: 0.289, SLG: 0.331 (1, 5)	0-0 4-3 2B		0-0 6-3		0-0 E9 2B 1B		0-0 L4		0-0 FC4-6 1B	5	2	3	1	0	0	4			
<b>Bill Buckner, L</b> OBP: 0.330, SLG: 0.394 (1, 3)	0-0 4-3		0-0 2B		0-0 4-3 2B		0-0 HR		0-0 FC4-6 1-2	5	2	3	3	0	0	2			
<b>Jay Johnstone, L</b> OBP: 0.348, SLG: 0.438 (1, 9)	0-0 4-3		0-0 4-3 1B 2B		0-0 4-3		0-3 K		0-0 F2	5	1	1	2	0	1	1			
<b>Keith Moreland, R</b> OBP: 0.330, SLG: 0.423 <b>Jerry Morales, R</b> OBP: 0.298, SLG: 0.476 (1, 7) (7, 8)	0-0 1B		0-0 4-3 2B		0-0 1-3		0-0 F3		0-0 F7	4	0	1	0	0	0	2			
<b>Gary Woods, R</b> OBP: 0.330, SLG: 0.395 (1, 8) (7, 7)	0-0 1-3		4-0 F9 1B BB		0-3 K		0-3 K		0-0 F2	4	0	0	0	1	2	2			
<b>Jody Davis, R</b> OBP: 0.304, SLG: 0.385 (1, 2)		0-0 FC4-6 1B		0-0 1-2 1B		0-0 F8		0-0 F6		4	0	2	1	0	0	0			
<b>Larry Bowa, S</b> OBP: 0.304, SLG: 0.313 (1, 6)		0-0 FC4-6 1-2		0-0 F9		0-3 K		4-0 2B BB		3	1	0	0	1	1	3			
<b>Doug Bird, R</b> OBP: 0.125, SLG: 0.156 (1, 1)	0-0 4-3		0-0 K		0-0 1B		0-3 K		0-3 K	4	0	1	0	0	2	4			
<b>Inning Stats</b>	R: 2 E: 0 K: 0 S: 6	H: 3 LOB: 1 BB: 0 P: 6	R: 0 E: 1 K: 0 S: 4	H: 1 LOB: 2 BB: 0 P: 5	R: 2 E: 0 K: 1 S: 8	H: 3 LOB: 2 BB: 1 P: 12	R: 2 E: 1 K: 1 S: 7	H: 2 LOB: 1 BB: 1 P: 11	R: 0 E: 0 K: 1 S: 7	H: 2 LOB: 2 BB: 0 P: 7	R: 1 E: 0 K: 2 S: 8	H: 1 LOB: 0 BB: 0 P: 8	R: 2 E: 0 K: 1 S: 7	H: 2 LOB: 1 BB: 1 P: 11	R: 0 E: 0 K: 0 S: 3	H: 0 LOB: 0 BB: 0 P: 3		1B: 8 2B: 5 3B: 0 HR: 1	SF: 0 SAC: 0 DP: 0 HBP: 1
<b>PITCHER</b> <b>Tom Seaver, R</b> ERA: 5.46 <b>Jim Kern, R</b> ERA: 2.85 <b>Greg Harris, R</b> ERA: 4.83 <b>Ben Hayes, R</b> ERA: 5.06 (1, 1) (3, 1) (5, 1) (7, 1)	IP: 2.1 WLS: L BF: 16 H: 7 R: 4 ER: 4 SO: 4 BB: 1 IBB: 0 HBP: 0 BLK: 0 WP: 0 HR: 0 S: 14 P: 19 ERA: 15.43 WHIP: 3.429															<b>PITCHER</b>			









Batter	1	2	3	4	5	6	7	8	9	AB	R	H	RBI	BB	SO	LOB	TOP										
Tom Lawless, R (1.4)	K	6-3		K		F3		1-3		5	0	0	0	0	2	3	<b>Cincinnati Reds @ St. Louis Cardinals</b> Busch Stadium, St. Louis, MO Thu Jul 15 1982, 7:05 PM CDT Att: 27,913 - Unknown - 84 F <a href="http://livebaseballscorecards.com">livebaseballscorecards.com</a>										
Eddie Milner, L (1.7) OBP: 0.345, SLG: 0.406	2B		1B	F8			K	6-3		5	2	2	0	0	1	0											
Dave Concepcion, R (1.6) OBP: 0.336, SLG: 0.367	FC5		1B	6-3			2B	1B	1-3	4	2	2	1	1	0	0											
Dan Driessen, L (1.3) OBP: 0.390, SLG: 0.449	FC5		2B	5-3			1B	4-3		4	1	2	2	1	0	0											
Cesar Cedeno, R (1.8) OBP: 0.355, SLG: 0.460	FC5		1B	6-3			K			4	1	1	1	0	1	3											
Paul Householder, S (1.9) OBP: 0.256, SLG: 0.294	F7		1B	K			CS			3	1	1	0	1	1	2											
Ron Oester, S (1.5) OBP: 0.294, SLG: 0.329		K	1B	4-3			CS	L1		4	0	1	1	0	1	0											
Alex Trevino, R (1.2) OBP: 0.315, SLG: 0.281			G6-4-3	G3						3	0	1	0	1	0	1											
Bruce Berenyi, R (1.1) OBP: 0.278, SLG: 0.333		SH3-4	6-3							2	0	1	0	0	0	0											
Jim Kern, R (6.1)		SH3-4						K		1	0	0	0	0	1	1											
<b>Inning Stats</b>	R: 1 E: 0 K: 1 S: 7	H: 2 LOB: 2 BB: 1 P: 11	R: 0 E: 0 K: 1 S: 5	H: 0 LOB: 1 BB: 1 P: 9	R: 5 E: 0 K: 0 S: 6	H: 4 LOB: 0 BB: 2 P: 14	R: 0 E: 0 K: 1 S: 5	H: 0 LOB: 0 BB: 0 P: 5	R: 0 E: 0 K: 0 S: 4	H: 1 LOB: 1 BB: 0 P: 4	R: 1 E: 0 K: 2 S: 9	H: 3 LOB: 1 BB: 0 P: 9	R: 0 E: 0 K: 1 S: 6	H: 1 LOB: 1 BB: 0 P: 6	R: 0 E: 0 K: 0 S: 3	H: 0 LOB: 0 BB: 0 P: 3	1B: 6 2B: 5 3B: 0 HR: 0	SF: 0 SAC: 1 DP: 1 HBP: 0	WP: 1 PB: 0 SB: 1 CS: 1	PA: 41							
<b>PITCHER</b>	IP	WLS	BF	H	R	ER	SO	BB	IBB	HBP	BLK	WP	HR	S	P	ERA	WHIP										
John Stuper, R (1.1) ERA: 3.52	2.0	L	14	5	5	5	2	3	0	0	0	0	0	15	27	22.50	4.000										
Jeff Latil, R (3.1) ERA: 2.25	2.0	7	1	1	1	1	1	1	0	0	0	1	0	8	12	4.50	1.000										
Jim Kaat, L (5.1) ERA: 3.48	2.0	7	1	0	0	1	1	0	0	0	0	0	0	9	9	0.00	0.500										
Jeff Keener, R (7.1) ERA: 1.76	2.0	9	4	1	1	3	0	0	0	0	0	0	0	15	15	4.50	2.000										
Dave LaPoint, L (9.1) ERA: 3.62	1.0	3	0	0	0	0	0	0	0	0	0	0	0	3	3	0.00	0.000										

Batter	1	2	3	4	5	6	7	8	9	AB	R	H	RBI	BB	SO	LOB	BOTTOM										
Lonnie Smith, R (1.7) OBP: 0.387, SLG: 0.439	4-3			6-3		FC6-4			K	4	1	1	0	1	1	5	<b>Cincinnati Reds @ St. Louis Cardinals</b> Busch Stadium, St. Louis, MO Thu Jul 15 1982, 7:05 PM CDT Att: 27,913 - Unknown - 84 F <a href="http://livebaseballscorecards.com">livebaseballscorecards.com</a>										
Tom Herr, S (1.4) OBP: 0.324, SLG: 0.310	4-3	G3			4-3		FC4-6	1B		4	0	1	0	1	0	2											
Willie McGee, S (1.8) OBP: 0.339, SLG: 0.410	1B		5-3		4-3		FC4-6	F7		5	1	1	1	0	0	2											
Keith Hernandez, L (1.3) OBP: 0.379, SLG: 0.382	K		F9		K		F8			5	0	1	0	0	2	2											
George Hendrick, R (1.9) OBP: 0.309, SLG: 0.466	1B		6-3		K2-3		E5			5	1	1	1	0	1	3											
Darrell Porter, L (1.2) OBP: 0.317, SLG: 0.372	1B			K		K		K		4	0	1	0	0	3	2											
Ken Oberkfell, L (1.5) OBP: 0.337, SLG: 0.360								L8		2	0	1	1	2	0	0											
Ozzie Smith, S (1.6) OBP: 0.348, SLG: 0.347	CS	F8						1-3		2	0	0	0	2	0	0											
John Stuper, R (1.1) ERA: 3.52										1	0	0	0	0	1	0											
Jeff Latil, R (3.1) ERA: 2.25										0	0	0	0	0	0	0											
Dane Iorg, L (4. PH) OBP: 0.360, SLG: 0.346										1	0	0	0	0	1	2											
Jim Kaat, L (5.1) ERA: 3.48										0	0	0	0	0	0	0											
Steve Braun, L (5. PH) OBP: 0.320, SLG: 0.282										0	0	0	0	0	1	0											
Jeff Keener, L (7.1) ERA: 1.76										0	0	0	0	0	0	0											
Mike Ramsey, S (8. PH) OBP: 0.341, SLG: 0.348										1	0	0	0	0	0	0											
Dave LaPoint, L (9.1) ERA: 3.62										0	0	0	0	0	0	0											
<b>Inning Stats</b>	R: 3 E: 0 K: 1 S: 9	H: 5 LOB: 1 BB: 0 P: 9	R: 0 E: 0 K: 1 S: 5	H: 0 LOB: 1 BB: 1 P: 9	R: 0 E: 0 K: 0 S: 3	H: 0 LOB: 0 BB: 0 P: 3	R: 0 E: 0 K: 2 S: 7	H: 0 LOB: 2 BB: 2 P: 15	R: 0 E: 0 K: 1 S: 5	H: 0 LOB: 0 BB: 0 P: 5	R: 0 E: 0 K: 2 S: 7	H: 0 LOB: 2 BB: 3 P: 19	R: 0 E: 1 K: 1 S: 6	H: 0 LOB: 2 BB: 1 P: 10	R: 0 E: 0 K: 0 S: 3	H: 0 LOB: 0 BB: 0 P: 3	R: 0 E: 0 K: 1 S: 7	H: 2 LOB: 2 BB: 0 P: 7	1B: 7 2B: 0 3B: 0 HR: 0	SF: 0 SAC: 0 DP: 0 HBP: 0	WP: 0 PB: 1 SB: 1 CS: 1	PA: 42					
<b>PITCHER</b>	IP	WLS	BF	H	R	ER	SO	BB	IBB	HBP	BLK	WP	HR	S	P	ERA	WHIP										
Bruce Berenyi, R (1.1) ERA: 3.82	5.2	S	26	5	3	3	7	5	0	0	0	0	0	35	55	4.76	1.765										
Jim Kern, R (6.1) ERA: 2.66	3.1	S	15	2	0	0	2	2	0	0	0	0	0	17	25	0.00	1.200										













Batter	1	2	3	4	5	6	7	8	9	AB	R	H	RBI	BB	SO	LOB	TOP					
Tom Lawless, R OBP: 0.111, SLG: 0.111 (1, 4)	0-0 BB SF9 1B	0-0 5-3		0-0 S 1B		0-0 5-3		0-3 K		5	1	2	1	0	1	0						
Eddie Milner, L OBP: 0.344, SLG: 0.403 (1, 7)	4-0 SF9 BB 1-2 1B BB		0-0 FC3-6 1B	0-0 1-3 1-2 1B		0-0 6-3			0-0 4-3	4	1	1	0	1	0	1						
Dave Concepcion, R OBP: 0.338, SLG: 0.365 (1, 6)	4-0 1B 1-2 2-3 BB		0-0 FC3-6 1B		0-0 F8		0-0 E6 S		0-0 F2	4	0	1	0	1	0	0						
Dan Driessen, L OBP: 0.390, SLG: 0.452 (1, 3)	0-0 SF9 2-3 3-H		0-0 FC3-6 1-2 2-3 1B		0-0 1B 1B		0-3 K		4-0 1B BB	3	1	1	1	1	1	3						
Cesar Cedeno, R OBP: 0.357, SLG: 0.454 (1, 8)	0-0 1-2 3-H 1B		0-0 K		0-0 1B 1B		0-0 L7		0-0 1-3 1B	5	0	3	1	0	1	3						
Ron Ooster, S OBP: 0.292, SLG: 0.324 (1, 5)	0-0 F7		0-0 K		0-0 F3		0-0 4-3		0-0 F7	5	0	0	0	0	1	9						
Paul Householder, S OBP: 0.260, SLG: 0.320 (1, 9)	0-0 F8			0-0 3-1 1B 2B		0-0 FC5-4 1-3 2-H 1B			0-0 HR	4	2	3	2	0	0	2						
Dave Vangorder, R OBP: 0.240, SLG: 0.271 (8, PH)		0-3 K		0-0 3-1		0-0 FC5-4		0-0 F9		3	0	0	0	0	1	3						
Larry Blittner, L OBP: 0.358, SLG: 0.415 (8, 2)				2-3		1-2				1	0	0	0	0	0	0						
Alex Trevino, R OBP: 0.320, SLG: 0.291 (8, 1)										0	0	0	0	0	0	0						
Charlie Leibrandt, R OBP: 0.187, SLG: 0.116 (2, 1)										1	0	0	0	0	0	0						
Greg Harris, S OBP: 0.182, SLG: 0.182 (5, 1)										1	0	0	0	0	1	1						
Ben Hayes, R OBP: 0.191, SLG: 0.289 (6, PH)										0	0	0	0	0	0	0						
Rafael Landestoy, S OBP: 0.259, SLG: 0.259 (6, PH)										1	0	0	0	0	0	0						
Jim Kern, R OBP: 0.346, SLG: 0.427 (8, PH)										0	0	0	0	0	0	0						
Duane Walker, L OBP: 0.346, SLG: 0.427 (8, PH)										1	0	0	0	0	1	0						
Tom Hume, R (8, 1)										0	0	0	0	0	0	0						
<b>Inning Stats</b>	R: 2 E: 0 K: 0 S: 5	H: 2 LOB: 2 BB: 2 P: 13	R: 0 E: 0 K: 1 S: 5	H: 0 LOB: 0 BB: 0 P: 5	R: 0 E: 0 K: 2 S: 9	H: 2 LOB: 2 BB: 0 P: 9	R: 1 E: 0 K: 1 S: 7	H: 2 LOB: 1 BB: 0 P: 7	R: 1 E: 0 K: 0 S: 6	H: 3 LOB: 2 BB: 0 P: 6	R: 0 E: 0 K: 0 S: 3	H: 0 LOB: 0 BB: 0 P: 3	R: 0 E: 1 K: 1 S: 6	H: 0 LOB: 1 BB: 0 P: 6	R: 1 E: 0 K: 2 S: 8	H: 1 LOB: 0 BB: 0 P: 8	R: 0 E: 0 K: 0 S: 4	H: 1 LOB: 2 BB: 1 P: 8	1B: 9 2B: 1 3B: 0 HR: 1	SF: 1 SAC: 0 DP: 0 HBP: 0	WP: 0 PB: 0 SB: 2 CS: 0	PA: 42
<b>PITCHER</b>	IP WLS BF H R ER SO BB IBB HBP BLK WP HR S P ERA WHIP																					
Dave LaPoint, L ERA: 3.84 (1, 1)	4.2	25	9	4	4	4	2	0	0	0	0	0	0	31	39	7.71	2.357					
Jim Kaat, L ERA: 3.3 (5, 1)	2.1	W	8	0	0	0	1	0	0	0	0	0	0	10	10	0.00	0.000					
Bruce Sutter, R ERA: 4.18 (8, 1)	2.0	S	9	2	1	1	2	1	0	0	0	0	0	1	12	16	4.50	1.500				
<b>Batter</b>	<b>1</b>	<b>2</b>	<b>3</b>	<b>4</b>	<b>5</b>	<b>6</b>	<b>7</b>	<b>8</b>	<b>9</b>	<b>AB</b>	<b>R</b>	<b>H</b>	<b>RBI</b>	<b>BB</b>	<b>SO</b>	<b>LOB</b>	<b>BOTTOM</b>					
Tom Herr, S OBP: 0.323, SLG: 0.307 (1, 4)	4-0 WP 1B 1B BB	0-0 6-3		0-0 4-3 2-3		0-0 G3-6-3 1-2		0-0 G3		4	1	0	0	1	0	3						
Lonnie Smith, R OBP: 0.388, SLG: 0.435 (1, 7)	0-0 WP 1B 1-2 1B	4-0 S HR BB		0-0 F8		0-0 S 1B		0-0 6-3		4	2	2	0	1	0	1						
Keith Hernandez, L OBP: 0.374, SLG: 0.381 (1, 3)	0-0 F5 1-2 2-3	0-0 HR		0-0 L4		4-0 1B		0-0 1-6-3		4	1	1	3	1	0	2						
George Hendrick, R OBP: 0.307, SLG: 0.457 (1, 9)	0-0 WP 2-H 3-H 1B	0-0 5-3		0-0 F2		0-0 F8				4	0	1	2	0	0	2						
Gene Tenace, R OBP: 0.520, SLG: 0.679 Glenn Brummer, R OBP: 0.259, SLG: 0.333 (7, PR) (8, 2)	4-0 1-2 BB		0-0 F8		0-0 BB 1B 1B		0-0 1B 1B			3	0	2	0	1	0	0						
Willie McGee, S OBP: 0.333, SLG: 0.400 (1, 8)	0-3 K		0-3 K		0-0 1-2 1B		0-0 F8			4	0	1	0	0	2	3						
Ken Oberkfell, L OBP: 0.338, SLG: 0.360 Mike Ramsey, S OBP: 0.348, SLG: 0.356 (1, 5) (8, 5)	0-0 P3		0-0 3-1		4-0 1-2 2-3 BB		0-0 1B 1B			3	0	1	0	1	0	2						
Ozzie Smith, S OBP: 0.357, SLG: 0.350 (1, 6)		0-0 SH1-4 HR 1B		0-0 4-3 SH3-4 1B		0-0 F9		0-0 G6-4-3 1-3 2-H 1B		4	1	3	1	0	0	3						
Dave LaPoint, L OBP: 0.111, SLG: 0.111 Jim Kaat, L (5, 1)		0-0 SH1-4		0-0 SH3-4		4-0 G3-6-3 BB		0-0 G6-4-3 1-2		0	0	0	0	0	0	0						
Dane Iorg, L OBP: 0.362, SLG: 0.354 Bruce Sutter, R (8, 1)		1-3		1-2						1	0	0	0	0	0	2						
<b>Inning Stats</b>	R: 2 E: 0 K: 1 S: 7	H: 2 LOB: 2 BB: 2 P: 15	R: 3 E: 0 K: 0 S: 5	H: 2 LOB: 1 BB: 1 P: 9	R: 0 E: 0 K: 1 S: 5	H: 0 LOB: 0 BB: 0 P: 5	R: 0 E: 0 K: 0 S: 4	H: 1 LOB: 1 BB: 0 P: 4	R: 0 E: 0 K: 0 S: 5	H: 2 LOB: 3 BB: 1 P: 9	R: 0 E: 0 K: 0 S: 3	H: 1 LOB: 2 BB: 0 P: 11	R: 1 E: 0 K: 0 S: 5	H: 3 LOB: 0 BB: 0 P: 5	R: 0 E: 0 K: 0 S: 3	H: 0 LOB: 0 BB: 0 P: 3	1B: 10 2B: 0 3B: 0 HR: 1	SF: 0 SAC: 2 DP: 2 HBP: 0	WP: 2 PB: 0 SB: 3 CS: 0	PA: 39		
<b>PITCHER</b>	IP WLS BF H R ER SO BB IBB HBP BLK WP HR S P ERA WHIP																					
Charlie Leibrandt, L ERA: 4.75 (2, 1)	3.0	L	12	4	5	5	1	3	0	0	0	0	0	14	18	0.00	1.333					
Ben Hayes, R ERA: 4.5 (5, 1)	0.1		1	0	0	0	0	0	0	0	0	0	0	1	1	0.00	0.000					
Jim Kern, R ERA: 4.91 (6, 1)	2.0		10	4	1	1	0	1	1	0	0	0	0	8	16	4.50	2.500					
Tom Hume, R ERA: 2.75 (8, 1)	1.0		3	0	0	0	0	0	0	0	0	0	0	3	3	0.00	0.000					

Cincinnati Reds @ St. Louis Cardinals  
 Busch Stadium, St. Louis, MO  
 Sun Jul 18 1982, 3:33 AM CDT  
 Att: 21,336 - Unknown

AB 38  
 R 5  
 H 11  
 RBI 5  
 BB 3  
 SO 7  
 LOB 22



Cincinnati Reds @ St. Louis Cardinals  
 Busch Stadium, St. Louis, MO  
 Sun Jul 18 1982, 3:33 AM CDT  
 Att: 21,336 - Unknown

AB 31  
 R 6  
 H 11  
 RBI 6  
 BB 6  
 SO 2  
 LOB 18





Batter	1	2	3	4	5	6	7	8	9	AB	R	H	RBI	BB	SO	LOB	TOP																									
Omar Moreno, L OBP: 0.295, SLG: 0.326 (1, 8)										5	0	2	0	0	0	3																										
Johnny Ray, S OBP: 0.335, SLG: 0.419 (1, 4)										5	0	1	0	0	0	4																										
Bill Madlock, R OBP: 0.364, SLG: 0.449 (1, 5)										5	0	1	0	0	0	2																										
Jason Thompson, L OBP: 0.402, SLG: 0.520 Willie Stargell, L OBP: 0.327, SLG: 0.429 (1, 3) (8, 3)										4	0	1	0	0	1	2																										
Dave Parker, L OBP: 0.342, SLG: 0.447 (1, 9)										3	2	1	0	1	1	1																										
Mike Easter, L OBP: 0.353, SLG: 0.421 Lee Lacy, R OBP: 0.365, SLG: 0.377 (1, 7) (8, 7) (8, 7)										3	2	2	0	0	0	1																										
Tony Peña, R OBP: 0.336, SLG: 0.448 (1, 2)										4	0	1	1	0	1	2																										
Dale Berra, R OBP: 0.309, SLG: 0.401 (1, 6)										3	1	2	3	0	1	0																										
Ross Baumgarten, L OBP: 0.167, SLG: 0.167 Manny Sarmiento, R OBP: 0.308, SLG: 0.250 Jim Morrison, R OBP: 0.284, SLG: 0.446 Rod Scurry, L OBP: 0.154, SLG: 0.154 Kent Tekulve, R OBP: 0.154, SLG: 0.154 (1, 1) (3, 1) (8, PH) (8, 1) (9, 1)										1	0	0	0	0	0	1																										
<b>Inning Stats</b>	R: 0 E: 0 K: 0 S: 4	H: 2 LOB: 1 BB: 0 P: 4	R: 2 E: 1 K: 0 S: 6	H: 2 LOB: 2 BB: 1 P: 10	R: 0 E: 0 K: 1 S: 6	H: 1 LOB: 1 BB: 0 P: 6	R: 0 E: 0 K: 2 S: 7	H: 0 LOB: 0 BB: 0 P: 7	R: 0 E: 0 K: 0 S: 4	H: 1 LOB: 1 BB: 0 P: 4	R: 2 E: 0 K: 1 S: 9	H: 4 LOB: 2 BB: 0 P: 9	R: 0 E: 0 K: 1 S: 5	H: 0 LOB: 0 BB: 0 P: 5	R: 1 E: 0 K: 0 S: 5	H: 2 LOB: 1 BB: 0 P: 5	R: 0 E: 1 K: 0 S: 3	H: 0 LOB: 0 BB: 0 P: 3	1B: 10 2B: 1 3B: 0 HR: 1	SF: 1 SAC: 0 DP: 2 HBP: 0	WP: 1 PB: 0 SB: 2 CS: 0	PA: 40																				
<b>PITCHER</b>	IP	WLS	BF	H	R	ER	SO	BB	IBB	HBP	BLK	WP	HR	S	P	ERA	WHIP	<b>PITCHER</b>								IP	WLS	BF	H	R	ER	SO	BB	IBB	HBP	BLK	WP	HR	S	P	ERA	WHIP
Frank Pastore, R ERA: 4.0 (1, 1)	6.0	L	29	10	4	3	4	1	0	0	0	0	0	36	40	4.50	1.833																									
Joe Price, L ERA: 2.98 (7, 1)	2.0		8	2	1	1	1	0	0	0	0	1	1	10	10	4.50	1.000																									
Tom Hume, R ERA: 3.12 (9, 1)	1.0		3	0	0	0	0	0	0	0	0	0	0	3	3	0.00	0.000																									

Pittsburgh Pirates @ Cincinnati Reds  
Riverfront Stadium, Cincinnati, OH  
Mon Jul 19 1982, 7:05 PM EDT  
Att: 16,395 - Unknown

AB 38  
R 5  
H 12  
RBI 4  
BB 1  
SO 5  
LOB 18

Batter	1	2	3	4	5	6	7	8	9	AB	R	H	RBI	BB	SO	LOB	BOTTOM																									
Tom Lawless, R OBP: 0.273, SLG: 0.250 Wayne Krenchicki, L OBP: 0.330, SLG: 0.405 (1, 4) (8, PH)										2	2	2	0	2	0	0																										
Eddie Milner, L OBP: 0.342, SLG: 0.403 (1, 7)										5	0	1	0	0	0	3																										
Dave Concepcion, R OBP: 0.341, SLG: 0.370 (1, 6)										4	1	3	2	0	0	0																										
Dan Driessen, L OBP: 0.391, SLG: 0.449 (1, 3)										2	0	0	0	2	0	2																										
Cesar Cedeno, R OBP: 0.355, SLG: 0.449 (1, 8)										3	0	0	0	1	0	3																										
Paul Householder, S OBP: 0.285, SLG: 0.339 (1, 9)										2	1	1	2	1	0	2																										
Ron Oester, S OBP: 0.292, SLG: 0.321 (1, 5)										3	0	0	0	1	1	2																										
Alex Trevino, R OBP: 0.314, SLG: 0.286 (1, 2)										4	0	0	0	0	1	3																										
Frank Pastore, R OBP: 0.207, SLG: 0.214 Duane Walker, L OBP: 0.344, SLG: 0.422 Joe Price, R OBP: 0.344, SLG: 0.422 Mike Vail, R OBP: 0.288, SLG: 0.446 Tom Hume, R OBP: 0.288, SLG: 0.446 (1, 1) (6, PH) (7, 1) (8, PH) (9, 1)										2	0	0	0	0	0	0																										
<b>Inning Stats</b>	R: 1 E: 0 K: 0 S: 4	H: 1 LOB: 2 BB: 2 P: 12	R: 0 E: 0 K: 2 S: 7	H: 0 LOB: 0 BB: 0 P: 7	R: 2 E: 0 K: 0 S: 5	H: 2 LOB: 3 BB: 3 P: 17	R: 0 E: 0 K: 0 S: 2	H: 0 LOB: 0 BB: 1 P: 6	R: 0 E: 0 K: 0 S: 4	H: 1 LOB: 2 BB: 1 P: 8	R: 0 E: 0 K: 0 S: 3	H: 1 LOB: 0 BB: 0 P: 3	R: 0 E: 0 K: 0 S: 4	H: 1 LOB: 0 BB: 0 P: 4	R: 1 E: 0 K: 0 S: 4	H: 1 LOB: 0 BB: 0 P: 4	R: 0 E: 0 K: 0 S: 3	H: 0 LOB: 0 BB: 0 P: 3	1B: 4 2B: 3 3B: 0 HR: 1	SF: 2 SAC: 0 DP: 2 HBP: 0	WP: 1 PB: 0 SB: 0 CS: 0	PA: 39																				
<b>PITCHER</b>	IP	WLS	BF	H	R	ER	SO	BB	IBB	HBP	BLK	WP	HR	S	P	ERA	WHIP	<b>PITCHER</b>								IP	WLS	BF	H	R	ER	SO	BB	IBB	HBP	BLK	WP	HR	S	P	ERA	WHIP
Ross Baumgarten, L ERA: 7.66 (1, 1)	2.1		14	3	3	3	2	4	0	0	0	0	0	14	30	11.57	3.000																									
Manny Sarmiento, R ERA: 3.38 (3, 1)	4.2	W	18	3	0	0	0	2	1	0	0	0	0	15	27	0.00	1.071																									
Rod Scurry, L ERA: 2.24 (8, 1)	1.0		4	1	1	1	0	0	0	0	0	0	1	4	4	9.00	1.000																									
Kent Tekulve, R ERA: 2.57 (9, 1)	1.0	S	3	0	0	0	0	0	0	0	0	0	0	3	3	0.00	0.000																									

Pittsburgh Pirates @ Cincinnati Reds  
Riverfront Stadium, Cincinnati, OH  
Mon Jul 19 1982, 7:05 PM EDT  
Att: 16,395 - Unknown

AB 30  
R 4  
H 7  
RBI 4  
BB 7  
SO 2  
LOB 15







Batter	1	2	3	4	5	6	7	8	9	AB	R	H	RBI	BB	SO	LOB	TOP					
Omar Moreno, L (1.8) OBP: 0.296, SLG: 0.325	F7		4-3			G4-6-3		F7		4	0	0	0	0	0	1						
Lee Lacy, R (1.7) OBP: 0.357, SLG: 0.369	5-3			6-3		F7		6-3		4	0	0	0	0	0	0						
Bill Madlock, R (1.5) OBP: 0.358, SLG: 0.442	L4			1-3			G3 2B	F7		4	1	1	0	0	0	0						
Jason Thompson, L (1.3) OBP: 0.396, SLG: 0.509		G3-6-3 BB		K			G3 1B	4-3		3	0	0	0	1	1	1						
Dave Parker, L (1.9) OBP: 0.335, SLG: 0.440	G3-6-3				K		G3	G3		4	0	0	0	0	1	2						
Tony Peña, R (1.2) OBP: 0.341, SLG: 0.453	P6				FC4-6 BB					2	0	1	1	1	0	0						
Johnny Ray, S (1.4) OBP: 0.331, SLG: 0.413			P4		FC4-6			F3		3	0	0	0	0	0	2						
Dale Berra, R (1.6) OBP: 0.309, SLG: 0.408					K			P6		3	1	1	1	0	1	1						
Larry McWilliams, L (1.1) OBP: 0.222, SLG: 0.176										2	0	1	0	0	1	0						
Willie Stargell, L (8. PH) OBP: 0.330, SLG: 0.512										1	1	1	1	0	0	0						
Kent Tekulve, R (8.1)										0	0	0	0	0	0	0						
<b>Inning Stats</b>	R: 0 E: 0 K: 0 S: 3	H: 0 LOB: 0 BB: 0 P: 3	R: 0 E: 0 K: 0 S: 2	H: 0 LOB: 0 BB: 1 P: 6	R: 1 E: 0 K: 1 S: 6	H: 1 LOB: 0 BB: 0 P: 6	R: 0 E: 0 K: 1 S: 5	H: 0 LOB: 0 BB: 0 P: 5	R: 0 E: 0 K: 2 S: 7	H: 0 LOB: 1 BB: 1 P: 11	R: 0 E: 0 K: 0 S: 3	H: 1 LOB: 0 BB: 0 P: 3	R: 1 E: 0 K: 0 S: 5	H: 2 LOB: 1 BB: 0 P: 5	R: 1 E: 0 K: 0 S: 4	H: 1 LOB: 0 BB: 0 P: 4	R: 0 E: 0 K: 0 S: 3	H: 0 LOB: 0 BB: 0 P: 3	1B: 2 2B: 1 3B: 0 HR: 2	SF: 0 SAC: 0 DP: 2 HBP: 0	WP: 0 PB: 0 SB: 1 CS: 0	PA: 32
<b>PITCHER</b>	IP	WLS	BF	H	R	ER	SO	BB	IBB	HBP	BLK	WP	HR	S	P	ERA	WHIP					
Bob Shirley, L (1.1) ERA: 4.33	7.0		25	4	2	2	4	2	0	0	0	0	1	31	39	2.57	0.857					
Tom Hume, R (8.1) ERA: 3.16	2.0	L	7	1	1	1	0	0	0	0	0	0	1	7	7	4.50	0.500					

Pittsburgh Pirates @ Cincinnati Reds  
Riverfront Stadium, Cincinnati, OH  
Wed Jul 21 1982, 7:05 PM EDT  
Att: 16,543 - Unknown

AB 30  
R 3  
H 5  
RBI 3  
BB 2  
SO 4  
LOB 7



Batter	1	2	3	4	5	6	7	8	9	AB	R	H	RBI	BB	SO	LOB	BOTTOM					
Tom Lawless, R (1.4) OBP: 0.241, SLG: 0.192	K		4-3		5-3			P6		3	0	0	0	0	1	0						
Wayne Krenchicki, L (8. PH) OBP: 0.322, SLG: 0.395										1	0	0	0	0	0	0						
Eddie Milner, L (1.7) OBP: 0.346, SLG: 0.407	P6						CS 1B	G3		4	0	2	0	0	0	0						
Dave Concepcion, R (1.6) OBP: 0.339, SLG: 0.370			6-3		CS			6-3		4	0	1	0	0	0	1						
Cesar Cedeno, R (1.8) OBP: 0.359, SLG: 0.449	L7									3	1	1	0	1	0	1						
Dan Driessen, L (1.3) OBP: 0.386, SLG: 0.441										4	0	0	0	0	1	2						
Paul Householder, S (1.9) OBP: 0.275, SLG: 0.370										4	1	2	2	0	1	1						
Ron Oester, S (1.5) OBP: 0.289, SLG: 0.318										3	0	0	0	0	1	1						
Alex Trevino, R (1.2) OBP: 0.308, SLG: 0.279										3	0	0	0	0	0	1						
Bob Shirley, R (1.1) OBP: 0.154, SLG: 0.154										2	0	0	0	0	1	0						
Mike Vail, R (7. PH) OBP: 0.283, SLG: 0.439										1	0	0	0	0	1	0						
Tom Hume, R (8.1)										0	0	0	0	0	0	0						
<b>Inning Stats</b>	R: 0 E: 0 K: 1 S: 6	H: 1 LOB: 1 BB: 0 P: 6	R: 0 E: 0 K: 1 S: 6	H: 1 LOB: 1 BB: 0 P: 6	R: 0 E: 0 K: 1 S: 6	H: 1 LOB: 1 BB: 0 P: 6	R: 2 E: 0 K: 0 S: 5	H: 2 LOB: 0 BB: 0 P: 5	R: 0 E: 0 K: 0 S: 3	H: 1 LOB: 0 BB: 0 P: 3	R: 0 E: 0 K: 1 S: 5	H: 0 LOB: 1 BB: 1 P: 9	R: 0 E: 0 K: 2 S: 7	H: 0 LOB: 0 BB: 0 P: 7	R: 0 E: 0 K: 0 S: 3	H: 0 LOB: 0 BB: 0 P: 3	R: 0 E: 0 K: 0 S: 3	H: 0 LOB: 0 BB: 0 P: 3	1B: 2 2B: 3 3B: 0 HR: 1	SF: 0 SAC: 0 DP: 0 HBP: 0	WP: 0 PB: 0 SB: 1 CS: 1	PA: 34
<b>PITCHER</b>	IP	WLS	BF	H	R	ER	SO	BB	IBB	HBP	BLK	WP	HR	S	P	ERA	WHIP					
Larry McWilliams, L (1.1) ERA: 4.19	7.0	W	27	6	2	2	6	1	0	0	0	0	1	38	42	2.57	1.000					
Kent Tekulve, R (8.1) ERA: 2.46	2.0	S	6	0	0	0	0	0	0	0	0	0	0	6	6	0.00	0.000					

Pittsburgh Pirates @ Cincinnati Reds  
Riverfront Stadium, Cincinnati, OH  
Wed Jul 21 1982, 7:05 PM EDT  
Att: 16,543 - Unknown

AB 32  
R 2  
H 6  
RBI 2  
BB 1  
SO 6  
LOB 7





Batter	1	2	3	4	5	6	7	8	9	AB	R	H	RBI	BB	SO	LOB	TOP
Bump Wills, S OBP: 0.340, SLG: 0.367 Junior Kennedy, R OBP: 0.290, SLG: 0.301	(1,4) 0-3 K		(2) 4-3		(3) K		(3) 4-3		(4-0) BB	4	0	0	0	1	2	2	
23 Ryne Sandberg, R OBP: 0.295, SLG: 0.342	(1,5) 0-0 L8		(3) K			(0-0) HR		(0-0) 6-3	(0-0) 1B	5	1	2	2	0	1	1	
Bill Buckner, L OBP: 0.329, SLG: 0.383	(1,3) 0-0 F7			(0-0) F8		(0-0) F7		(0-0) P6	(0-0) F9	5	0	0	0	0	0	2	
Leon Durham, L OBP: 0.380, SLG: 0.498		(0-0) G3-6-3 1B		(0-0) 1-3 2B		(0-0) L3		(4-0) BB	(0-3) K	4	1	2	0	1	1	2	
Jay Johnstone, L OBP: 0.342, SLG: 0.409	(0-0) G3-6-3 1B		(0-0) 1-3		(0-0) 2B		(0-0) 2B	(4-0) HR		3	2	1	0	1	0	2	
Keith Moreland, R OBP: 0.337, SLG: 0.435 Gary Woods, R OBP: 0.327, SLG: 0.385	(0-3) K		(0-3) K		(0-0) 2B		(0-0) 2B	(0-0) HR		4	1	2	4	0	2	1	
Jody Davis, R OBP: 0.301, SLG: 0.386			(0-0) 6-3 2B		(4-0) 4-3 SH5-3 BB		(0-3) K	(0-3) K		3	1	1	0	1	2	1	
Larry Bowa, S OBP: 0.304, SLG: 0.320			(0-0) 6-3		(0-0) SH5-3		(0-0) 4-3		(0-0) 2B	3	1	1	0	0	0	1	
Dickie Noles, R OBP: 0.147, SLG: 0.188 Scott Thompson, L OBP: 0.335, SLG: 0.283 Mike Proby, R OBP: 0.333, SLG: 0.500 Bill Campbell, R OBP: 0.327, SLG: 0.385 Steve Henderson, R OBP: 0.288, SLG: 0.325 Willie Hernandez, L OBP: 0.333, SLG: 0.286 Lee Smith, R OBP: 0.333, SLG: 0.286	(1,1) 0-0 K		(0-0) 4-3 2B		(0-0) 4-3		(0-3) K	(0-3) K		1	0	1	1	0	0	0	
<b>Inning Stats</b>	R: 0 E: 0 K: 1 S: 5	H: 0 LOB: 0 BB: 0 P: 5	R: 0 E: 0 K: 1 S: 5	H: 1 LOB: 0 BB: 0 P: 5	R: 1 E: 0 K: 1 S: 7	H: 2 LOB: 1 BB: 0 P: 7	R: 0 E: 0 K: 1 S: 6	H: 1 LOB: 1 BB: 0 P: 6	R: 0 E: 0 K: 1 S: 5	H: 0 LOB: 0 BB: 0 P: 5	R: 3 E: 0 K: 1 S: 6	H: 1 LOB: 0 BB: 2 P: 14	R: 1 E: 0 K: 2 S: 9	H: 2 LOB: 2 BB: 1 P: 13	1B: 3 2B: 4 3B: 1 HR: 2	SF: 0 SAC: 1 DP: 1 HBP: 0	WP: 0 PA: 40 PB: 0 SB: 0 CS: 0
<b>PITCHER</b>	IP WLS BF H R ER SO BB IBB HBP BLK WP HR S P ERA WHIP																
Mario Soto, R ERA: 2.51	(1,1) 7.2 32 7 5 5 7 3 0 0 0 0 1 43 55 5.87 1.304																
Jim Kern, R ERA: 2.79	(8,1) 0.1 L 2 1 1 1 1 0 0 0 0 0 1 4 4 27.00 3.000																
Joe Price, L ERA: 3.0	(9,1) 1.0 6 2 1 1 2 1 0 0 0 0 0 0 9 13 9.00 3.000																

Chicago Cubs @ Cincinnati Reds  
Riverfront Stadium, Cincinnati, OH  
Fri Jul 23 1982, 7:05 PM EDT  
Att: 17,939 - Unknown - 71 F

AB	35
R	7
H	10
RBI	7
BB	4
SO	10
LOB	14



Batter	1	2	3	4	5	6	7	8	9	AB	R	H	RBI	BB	SO	LOB	BOTTOM		
Tom Lawless, R OBP: 0.226, SLG: 0.179 Wayne Krenchicki, L OBP: 0.329, SLG: 0.398	(1,4) 0-3 K		(0-0) P4		(0-0) SH3	(0-0) F8			(0-0) 1B	2	0	0	0	0	1	0			
Eddie Milner, L OBP: 0.346, SLG: 0.410	(1,7) 0-0 B1-3		(0-0) F8		(0-0) 1B			(0-0) CS	(0-3) K	5	1	2	1	0	1	1			
Cesar Cedeno, R OBP: 0.360, SLG: 0.446	(1,8) 0-0 6-3		(0-0) 6-3		(0-0) 2B			(4-0) 1B	(0-3) K	4	0	1	1	1	1	1			
Dan Driessen, L OBP: 0.386, SLG: 0.439		(4-0) F8 1B		(0-0) F9	(0-0) 4-3			(0-3) K	(0-0) 1B	4	1	1	0	1	1	2			
Johnny Bench, R OBP: 0.300, SLG: 0.347 Rafael Landestoy, S OBP: 0.257, SLG: 0.269 Duane Walker, L OBP: 0.341, SLG: 0.417	(1,5) 0-3 K		(0-3) K		(0-0) 1-3			(0-0) FC4-6	(0-0) F8	4	1	2	1	0	1	2			
Paul Householder, S OBP: 0.274, SLG: 0.378	(1,9) 0-0 F8			(0-0) HR		(0-0) F2		(0-0) FC4-6		4	1	1	0	0	0	2			
Ron Oester, S OBP: 0.296, SLG: 0.328	(1,6) 0-0 2B		(0-0) 2B		(0-0) 3B			(0-0) SH1-4	(0-0) FC6-4	4	0	4	2	0	0	0			
Alex Trevino, R OBP: 0.311, SLG: 0.284	(1,2) 0-0 1B		(0-0) 1B		(0-0) G5-4-3			(0-0) SH1-4	(0-3) K	3	0	1	0	1	1	3			
Mario Soto, R OBP: 0.241, SLG: 0.255 Jim Kern, R OBP: 0.353, SLG: 0.408 Joe Price, R OBP: 0.333, SLG: 0.286	(1,1) 0-0 6-3				(0-0) SH3			(0-0) FC6-4		2	1	1	0	0	0	2			
<b>Inning Stats</b>	R: 0 E: 0 K: 1 S: 5	H: 0 LOB: 0 BB: 0 P: 5	R: 1 E: 0 K: 1 S: 7	H: 2 LOB: 1 BB: 0 P: 11	R: 0 E: 0 K: 0 S: 3	H: 0 LOB: 0 BB: 0 P: 3	R: 2 E: 0 K: 0 S: 5	H: 3 LOB: 0 BB: 0 P: 5	R: 2 E: 0 K: 0 S: 6	H: 3 LOB: 1 BB: 0 P: 6	R: 0 E: 0 K: 0 S: 4	H: 1 LOB: 2 BB: 1 P: 8	R: 0 E: 0 K: 1 S: 7	H: 2 LOB: 2 BB: 0 P: 7	R: 0 E: 0 K: 2 S: 9	H: 2 LOB: 2 BB: 0 P: 9	1B: 9 2B: 3 3B: 1 HR: 1	SF: 0 SAC: 2 DP: 1 HBP: 0	WP: 0 PA: 41 PB: 0 SB: 1 CS: 1
<b>PITCHER</b>	IP WLS BF H R ER SO BB IBB HBP BLK WP HR S P ERA WHIP																		
Dickie Noles, R ERA: 4.22	(1,1) 4.0 17 5 3 3 2 1 0 0 0 0 0 1 20 24 6.75 1.500																		
Mike Proby, R ERA: 2.01	(5,1) 0.1 4 3 2 2 0 0 0 0 0 0 0 4 4 54.00 9.000																		
Bill Campbell, R ERA: 5.02	(5,1) 1.2 7 1 0 0 0 0 0 1 0 0 0 0 6 10 0.00 0.600																		
Willie Hernandez, L ERA: 3.46	(7,1) 1.1 W 6 3 0 0 1 1 0 0 0 0 0 0 7 11 0.00 3.000																		
Lee Smith, R ERA: 3.39	(8,1) 1.2 S 7 2 0 0 3 0 0 0 0 0 0 0 13 13 0.00 1.200																		

Chicago Cubs @ Cincinnati Reds  
Riverfront Stadium, Cincinnati, OH  
Fri Jul 23 1982, 7:05 PM EDT  
Att: 17,939 - Unknown - 71 F

AB	36
R	5
H	14
RBI	5
BB	3
SO	6
LOB	19





Batter	1	2	3	4	5	6	7	8	9	AB	R	H	RBI	BB	SO	LOB	TOP				
23 Ryne Sandberg, R OBP: 0.296, SLG: 0.344	6-3				FC4-6		1B 2B		K	4	1	1	1	1	1	1					
Junior Kennedy, R OBP: 0.293, SLG: 0.299	1-3		F8			F8	1B		1B BB	4	0	1	1	1	0	1					
Bill Buckner, L OBP: 0.332, SLG: 0.385	FC6-4 BB			6-3		1B 1B	1B		K	4	0	2	0	1	1	1					
Leon Durham, L OBP: 0.383, SLG: 0.500	FC6-4			1B		1B	L8		1B	5	0	3	0	0	0	3					
Jay Johnstone, L OBP: 0.344, SLG: 0.410		F8				F8			K	2	0	1	0	0	0	0					
Ken Kravec, L OBP: 0.297, SLG: 0.285										0	0	0	0	0	0	0					
Steve Henderson, R OBP: 0.297, SLG: 0.285										0	0	0	0	0	0	0					
Mike Proly, R OBP: 0.310, SLG: 0.500										0	0	0	0	0	0	0					
Gary Wood, R OBP: 0.252, SLG: 0.383										0	0	0	0	0	0	0					
Dick Tidrow, R OBP: 0.330, SLG: 0.365										0	0	0	0	0	0	0					
Bump Willis, S OBP: 0.330, SLG: 0.365										0	0	0	0	0	0	0					
Keith Moreland, R OBP: 0.336, SLG: 0.432	K			G6-4-3		F9			BB 1B	4	0	1	0	0	1	4					
Jody Davis, R OBP: 0.297, SLG: 0.380	K				1-3		F8		F7	4	0	0	0	0	1	1					
Larry Bowa, S OBP: 0.304, SLG: 0.317			4-3		G3		6-3		BB	3	0	0	0	1	0	0					
Doug Bird, R OBP: 0.147, SLG: 0.176										1	0	0	0	0	0	0					
Scot Thompson, L OBP: 0.391, SLG: 0.300										1	1	1	0	1	0	0					
Jerry Morales, R OBP: 0.294, SLG: 0.457							23 FC4-6		4-3	1	0	0	0	0	0	2					
<b>Inning Stats</b>	R: 0 E: 0 K: 0 S: 3	H: 0 LOB: 1 BB: 1 P: 7	R: 0 E: 0 K: 2 S: 7	H: 0 LOB: 0 BB: 0 P: 7	R: 0 E: 0 K: 0 S: 3	H: 0 LOB: 1 BB: 1 P: 7	R: 0 E: 0 K: 0 S: 4	H: 2 LOB: 1 BB: 0 P: 4	R: 0 E: 0 K: 0 S: 4	H: 1 LOB: 1 BB: 0 P: 4	R: 0 E: 0 K: 0 S: 5	H: 2 LOB: 2 BB: 0 P: 5	R: 2 E: 0 K: 0 S: 6	H: 3 LOB: 2 BB: 1 P: 10	R: 0 E: 0 K: 1 S: 6	H: 1 LOB: 2 BB: 1 P: 10	R: 0 E: 0 K: 3 S: 10	H: 1 LOB: 2 BB: 1 P: 14	1B: 9 2B: 1 3B: 0 HR: 0	SF: 0 SAC: 0 DP: 1 HBP: 0	WP: 0 PA: 41
<b>PITCHER</b>	IP WLS BF H R ER SO BB IBB HBP BLK WP HR S P ERA WHIP																				
Frank Pastore, R ERA: 3.91	(1, 1) 6.2 W 29 7 2 2 2 3 0 0 0 0 0 0 30 42 2.70 1.500																				
Joe Price, L ERA: 2.87	(7, 1) 2.1 S 12 3 0 0 4 2 0 0 0 0 0 0 18 26 0.00 2.143																				

Chicago Cubs @ Cincinnati Reds  
Riverfront Stadium, Cincinnati, OH  
Sat Jul 24 1982, 7:05 PM EDT  
Att: 28,138 - Unknown - 82 F

AB	36
R	2
H	10
RBI	2
BB	5
SO	6
LOB	17



Batter	1	2	3	4	5	6	7	8	9	AB	R	H	RBI	BB	SO	LOB	BOTTOM			
Tom Lawless, R OBP: 0.278, SLG: 0.194	3-1 1B BB					G4-6-3			K	3	1	1	0	2	1	2				
Eddie Milner, L OBP: 0.342, SLG: 0.404	F2		4-3		P6	G4-6-3			1-3	5	0	0	0	0	0	4				
Duane Walker, L OBP: 0.337, SLG: 0.402	3-1								F9	3	1	0	0	0	1	2				
Dan Driessen, L OBP: 0.390, SLG: 0.444	HR 1B									3	2	2	1	1	1	0				
Johnny Bench, R OBP: 0.303, SLG: 0.359										3	1	1	2	1	0	3				
Wayne Krenchicki, L OBP: 0.329, SLG: 0.398										0	0	0	0	0	0	0				
Paul Householder, S OBP: 0.283, SLG: 0.387	6-3									3	0	2	1	1	0	0				
Ron Oester, S OBP: 0.298, SLG: 0.326										2	0	0	0	2	1	4				
Alex Trevino, R OBP: 0.314, SLG: 0.285										3	0	1	1	1	1	1				
Frank Pastore, R OBP: 0.188, SLG: 0.194										3	0	0	0	0	0	4				
Joe Price, R OBP: 0.333, SLG: 0.333	FC3-6									1	0	1	0	0	0	0				
<b>Inning Stats</b>	R: 3 E: 0 K: 0 S: 5	H: 2 LOB: 0 BB: 1 P: 9	R: 0 E: 0 K: 0 S: 3	H: 0 LOB: 1 BB: 1 P: 7	R: 2 E: 0 K: 0 S: 4	H: 2 LOB: 2 BB: 2 P: 13	R: 0 E: 0 K: 1 S: 6	H: 1 LOB: 1 BB: 0 P: 6	R: 0 E: 0 K: 2 S: 8	H: 1 LOB: 3 BB: 2 P: 16	R: 0 E: 0 K: 0 S: 2	H: 0 LOB: 0 BB: 1 P: 6	R: 0 E: 0 K: 0 S: 3	H: 1 LOB: 1 BB: 1 P: 7	R: 0 E: 0 K: 2 S: 8	H: 1 LOB: 1 BB: 0 P: 8	1B: 5 2B: 2 3B: 0 HR: 1	SF: 0 SAC: 0 DP: 2 HBP: 1	WP: 1 PA: 38	
<b>PITCHER</b>	IP WLS BF H R ER SO BB IBB HBP BLK WP HR S P ERA WHIP																			
Doug Bird, R ERA: 4.75	(1, 1) 3.1 L 19 5 5 0 3 1 1 0 0 0 1 0 12 20 0.00 1.200																			
Ken Kravec, L ERA: 3.68	(4, 1) 1.2 8 1 0 0 3 1 1 0 0 0 1 0 12 20 0.00 1.200																			
Mike Proly, R ERA: 1.89	(6, 1) 2.0 7 1 0 0 0 1 1 0 0 0 0 0 5 13 0.00 1.000																			
Dick Tidrow, R ERA: 4.02	(8, 1) 1.0 4 1 0 0 2 0 0 0 0 0 0 0 8 8 0.00 1.000																			

Chicago Cubs @ Cincinnati Reds  
Riverfront Stadium, Cincinnati, OH  
Sat Jul 24 1982, 7:05 PM EDT  
Att: 28,138 - Unknown - 82 F

AB	29
R	5
H	8
RBI	5
BB	8
SO	5
LOB	20






Batter	1	2	3	4	5	6	7	8	9	AB	R	H	RBI	BB	SO	LOB	TOP
Bump Willis, S (1,4) OBP: 0.338, SLG: 0.364 Junior Kennedy, R (8,4) OBP: 0.293, SLG: 0.299	G3		FC4-6 1B		F7			F7		4	0	1	0	0	0	2	
23 Ryne Sandberg, R (1,5) OBP: 0.293, SLG: 0.340	4-3		FC4-6 1-2			F7		6-3		4	0	0	0	0	0	3	
Bill Buckner, L (1,3) OBP: 0.331, SLG: 0.383	F8			G3		P6			G4-6-3 1B	4	0	1	0	0	0	0	
Leon Durham, L (1,8) OBP: 0.379, SLG: 0.494		6-3		4-3		4-3			G4-6-3 1-2	4	0	0	0	0	0	1	
Jay Johnstone, L (1,9) OBP: 0.335, SLG: 0.399		K		K			P5		L3	4	0	0	0	0	2	0	
Keith Moreland, R (1,7) OBP: 0.333, SLG: 0.429		F9			F8		1-6-3			3	0	0	0	0	0	0	
Jody Davis, R (1,2) OBP: 0.297, SLG: 0.383			K		G3 1B		5-3			3	1	1	0	0	1	0	
Larry Bowa, S (1,6) OBP: 0.304, SLG: 0.315			G3		G3			4-3 BB		2	0	0	0	1	0	1	
Fergie Jenkins, R (1,1) OBP: 0.135, SLG: 0.139 Scot Thompson, L (8, PH) OBP: 0.375, SLG: 0.286 Dick Tidrow, R (8,1)								4-3		2	0	2	1	0	0	0	
										1	0	0	0	0	0	1	
										0	0	0	0	0	0	0	
<b>Inning Stats</b>	R: 0 E: 0 K: 0 S: 3	H: 0 LOB: 0 BB: 0 P: 3	R: 0 E: 0 K: 1 S: 5	H: 0 LOB: 0 BB: 0 P: 5	R: 0 E: 0 K: 1 S: 7	H: 2 LOB: 2 BB: 0 P: 7	R: 0 E: 0 K: 1 S: 5	H: 0 LOB: 0 BB: 0 P: 5	R: 0 E: 0 K: 0 S: 3	H: 0 LOB: 0 BB: 0 P: 3	R: 0 E: 0 K: 0 S: 3	H: 0 LOB: 1 BB: 0 P: 7	R: 0 E: 0 K: 0 S: 3	H: 1 LOB: 0 BB: 0 P: 3	1B: 4 2B: 1 3B: 0 HR: 0	SF: 0 SAC: 0 DP: 1 HBP: 0	WP: 0 PA: 32 PB: 0 SB: 0 CS: 0
<b>PITCHER</b> Bruce Berenyi, R (1,1) ERA: 3.57	IP: 9.0 WLS: W BF: 32 H: 5 R: 1 ER: 1 SO: 3 BB: 1 IBB: 0 HBP: 0 BLK: 0 WP: 0 HR: 0 S: 37 P: 41 ERA: 1.00 WHIP: 0.667																

Chicago Cubs @ Cincinnati Reds  
Riverfront Stadium, Cincinnati, OH  
Sun Jul 25 1982, 3:33 AM EDT  
Att: 20,056 - Sunny - 88 F


AB	31
R	1
H	5
RBI	1
BB	1
SO	3
LOB	8



Batter	1	2	3	4	5	6	7	8	9	AB	R	H	RBI	BB	SO	LOB	BOTTOM
Tom Lawless, R (1,4) OBP: 0.282, SLG: 0.206	4-3 G3 1B		K		F9		SH1-4			3	1	1	0	0	1	2	
Eddie Milner, L (1,7) OBP: 0.338, SLG: 0.399	4-3		4-3		4-3		5-3			4	0	0	0	0	0	4	
Cesar Cedeno, R (1,8) OBP: 0.355, SLG: 0.440	G3		F7			P6		4-3		4	0	0	1	0	0	0	
Dan Driessen, L (1,3) OBP: 0.391, SLG: 0.446	E1			F7		F9 2B		BB		3	0	1	0	1	0	0	
Johnny Bench, R (1,5) OBP: 0.298, SLG: 0.353 Wayne Krenchicki, L (9,5) OBP: 0.329, SLG: 0.398	CS	6-3		K		F9		K		4	0	0	0	0	2	2	
										0	0	0	0	0	0	0	
Paul Householder, S (1,9) OBP: 0.282, SLG: 0.381		G3		G3		BB		K		3	0	0	0	1	1	1	
Ron Oester, S (1,6) OBP: 0.301, SLG: 0.329					SH1-4 1B	F8				3	1	2	0	0	0	2	
Alex Trevino, R (1,2) OBP: 0.318, SLG: 0.298					SH1-4 1B			F9		3	0	2	1	0	0	0	
Bruce Berenyi, R (1,1) OBP: 0.275, SLG: 0.325		1-3			SH1-4			SH1-4 1B		2	0	1	0	0	0	1	
<b>Inning Stats</b>	R: 1 E: 1 K: 0 S: 4	H: 1 LOB: 0 BB: 0 P: 4	R: 1 E: 0 K: 0 S: 5	H: 2 LOB: 1 BB: 0 P: 5	R: 0 E: 0 K: 1 S: 5	H: 0 LOB: 0 BB: 0 P: 5	R: 0 E: 0 K: 1 S: 5	H: 0 LOB: 0 BB: 0 P: 5	R: 0 E: 0 K: 0 S: 4	H: 1 LOB: 2 BB: 1 P: 8	R: 0 E: 0 K: 2 S: 7	H: 1 LOB: 1 BB: 1 P: 11	R: 0 E: 0 K: 2 S: 7	H: 0 LOB: 1 BB: 1 P: 11	1B: 5 2B: 1 3B: 1 HR: 0	SF: 0 SAC: 2 DP: 0 HBP: 0	WP: 0 PA: 34 PB: 0 SB: 1 CS: 1
<b>PITCHER</b> Fergie Jenkins, R (1,1) ERA: 3.15 Dick Tidrow, R (8,1) ERA: 3.95	IP: 7.0 WLS: L BF: 29 H: 7 R: 2 ER: 2 SO: 2 BB: 1 IBB: 0 HBP: 0 BLK: 0 WP: 0 HR: 0 S: 32 P: 36 ERA: 2.57 WHIP: 1.143																

Chicago Cubs @ Cincinnati Reds  
Riverfront Stadium, Cincinnati, OH  
Sun Jul 25 1982, 3:33 AM EDT  
Att: 20,056 - Sunny - 88 F

AB	29
R	2
H	7
RBI	2
BB	2
SO	4
LOB	12





Batter	1	2	3	4	5	6	7	8	9	AB	R	H	RBI	BB	SO	LOB	TOP			
23 Ryne Sandberg, R OBP: 0.292, SLG: 0.344	P5		1B		5-3		F8		FC6	5	1	1	0	0	0	1				
Junior Kennedy, R OBP: 0.299, SLG: 0.300	4-3		1B				F8			3	0	1	1	1	0	0				
Bill Buckner, L OBP: 0.330, SLG: 0.382	1B		P6		L9				1-3	4	0	1	0	0	0	2				
Keith Moreland, R OBP: 0.332, SLG: 0.426	1-2		F5		F8				F9	4	0	1	0	0	0	2				
Leon Durham, L OBP: 0.375, SLG: 0.488	K		1-3						4-3	4	0	0	0	0	2	3				
Gary Woods, R OBP: 0.324, SLG: 0.396		K			P4					4	1	1	1	0	1	0				
Jody Davis, R OBP: 0.303, SLG: 0.386			FC6-4		FC6-4				F8	3	0	2	0	1	0	0				
Larry Bowa, S OBP: 0.301, SLG: 0.312			F9		FC6-4				3-1	4	0	0	0	0	0	3				
Allen Ripley, R OBP: 0.167, SLG: 0.167			FC6-4		3-1					2	0	0	0	0	0	2				
Mike Proly, R OBP: 0.333, SLG: 0.590										0	0	0	0	0	0	0				
Steve Henderson, R OBP: 0.285, SLG: 0.263										1	0	0	0	0	0	0				
Bill Campbell, R OBP: 0.339, SLG: 0.399									23 FC6	0	0	0	0	0	0	0				
Jay Johnstone, L OBP: 0.339, SLG: 0.399									BB	0	0	0	0	1	0	0				
<b>Inning Stats</b>	R: 0 E: 0 K: 1 S: 7	H: 2 LOB: 2 BB: 0 P: 7	R: 0 E: 0 K: 1 S: 6	H: 1 LOB: 1 BB: 0 P: 6	R: 1 E: 0 K: 0 S: 5	H: 2 LOB: 1 BB: 0 P: 5	R: 0 E: 0 K: 0 S: 3	H: 0 LOB: 1 BB: 1 P: 7	R: 0 E: 0 K: 0 S: 3	H: 0 LOB: 0 BB: 0 P: 3	R: 0 E: 0 K: 0 S: 3	H: 0 LOB: 0 BB: 0 P: 3	R: 0 E: 0 K: 0 S: 3	H: 0 LOB: 0 BB: 0 P: 3	R: 1 E: 0 K: 0 S: 4	H: 1 LOB: 1 BB: 1 P: 8	1B: 5 2B: 0 3B: 1 HR: 1	SF: 0 SAC: 0 DP: 0 HBP: 0	WP: 0 PB: 0 SB: 0 CS: 0	PA: 37
<b>PITCHER</b>	IP WLS BF H R ER SO BB IBB HBP BLK WP HR S P ERA WHIP																			
Bob Shirley, L ERA: 4.09	(1, 1) 8.0 W 33 7 2 2 3 2 0 0 0 0 1 37 45 2.25 1.125																			
Tom Hume, R ERA: 3.11	(9, 1) 1.0 S 4 0 0 0 0 1 0 0 0 0 0 3 7 0.00 1.000																			

Chicago Cubs @ Cincinnati Reds  
Riverfront Stadium, Cincinnati, OH  
Mon Jul 26 1982, 7:05 PM EDT  
Att: 13,092 - Unknown - 87 F

AB 34  
R 2  
H 7  
RBI 2  
BB 3  
SO 3  
LOB 13



Batter	1	2	3	4	5	6	7	8	9	AB	R	H	RBI	BB	SO	LOB	BOTTOM			
Tom Lawless, R OBP: 0.279, SLG: 0.211	F9		1B		1-3		E4			4	0	1	0	0	0	0				
Duane Walker, L OBP: 0.323, SLG: 0.385	K		F7		3-1		G3			4	0	0	0	0	1	2				
Cesar Cedeno, R OBP: 0.357, SLG: 0.439			L7				6-3			3	2	1	0	1	0	2				
Dan Driessen, L OBP: 0.394, SLG: 0.457	1B						P2			3	1	2	2	1	0	0				
Johnny Bench, R OBP: 0.301, SLG: 0.368							L4			4	1	2	2	0	0	1				
Wayne Krenchicki, L OBP: 0.329, SLG: 0.398										0	0	0	0	0	0	0				
Paul Householder, S OBP: 0.286, SLG: 0.381			P6		F9		WP			3	0	1	0	1	0	0				
Ron Oester, S OBP: 0.298, SLG: 0.325			G3		G3		G6-4-3			4	0	0	0	0	1	2				
Alex Trevino, R OBP: 0.318, SLG: 0.299			F8		FC6-4		4-3			3	0	1	0	0	0	0				
Bob Shirley, R OBP: 0.125, SLG: 0.125			5-3		FC6-4		6-3			3	0	0	0	0	0	1				
Tom Hume, R ERA: 3.11										0	0	0	0	0	0	0				
<b>Inning Stats</b>	R: 1 E: 0 K: 1 S: 5	H: 1 LOB: 2 BB: 2 P: 13	R: 0 E: 0 K: 0 S: 3	H: 0 LOB: 0 BB: 0 P: 3	R: 0 E: 0 K: 0 S: 4	H: 1 LOB: 1 BB: 0 P: 4	R: 2 E: 0 K: 0 S: 6	H: 3 LOB: 1 BB: 0 P: 6	R: 1 E: 0 K: 0 S: 5	H: 2 LOB: 1 BB: 0 P: 5	R: 0 E: 0 K: 0 S: 3	H: 1 LOB: 0 BB: 0 P: 3	R: 0 E: 1 K: 0 S: 4	H: 0 LOB: 1 BB: 0 P: 4	R: 0 E: 0 K: 1 S: 5	H: 0 LOB: 1 BB: 1 P: 9	1B: 6 2B: 0 3B: 0 HR: 2	SF: 0 SAC: 0 DP: 1 HBP: 0	WP: 1 PB: 0 SB: 3 CS: 0	PA: 34
<b>PITCHER</b>	IP WLS BF H R ER SO BB IBB HBP BLK WP HR S P ERA WHIP																			
Allen Ripley, R ERA: 4.41	(1, 1) 4.2 L 22 7 4 4 1 2 0 0 0 0 0 2 22 30 7.71 1.929																			
Mike Proly, R ERA: 1.52	(5, 1) 1.1 4 1 0 0 0 0 0 0 0 0 0 4 4 0.00 0.750																			
Bill Campbell, R ERA: 4.85	(7, 1) 2.0 8 0 0 0 0 1 1 0 0 0 1 0 9 13 0.00 0.500																			

Chicago Cubs @ Cincinnati Reds  
Riverfront Stadium, Cincinnati, OH  
Mon Jul 26 1982, 7:05 PM EDT  
Att: 13,092 - Unknown - 87 F

AB 31  
R 4  
H 8  
RBI 4  
BB 3  
SO 2  
LOB 8





Batter	1	2	3	4	5	6	7	8	9	AB	R	H	RBI	BB	SO	LOB	TOP			
Tom Lawless, R OBP: 0.277, SLG: 0.214 (1, 4)	L3		5-3				F9			4	0	1	0	0	0	0	<b>Cincinnati Reds @ Houston Astros</b> Astrodome, Houston, TX Tue Jul 27 1982, 8:05 PM EDT Att: 19,009 - Unknown			
Eddie Milner, L OBP: 0.340, SLG: 0.398 (1, 7)	E 2B 1B		F8					K		3	1	1	0	1	1	0				
Cesar Cedeno, R OBP: 0.356, SLG: 0.440 (1, 8)	1-H 2B		6-3					K		4	0	1	1	0	2	2				
Dan Driessen, L OBP: 0.393, SLG: 0.453 (1, 3)	BB							4-3		3	0	0	0	1	1	2				
Paul Householder, S OBP: 0.286, SLG: 0.378 (1, 9)	K							4-3		4	1	1	0	0	2	2				
Wayne Krenchicki, L OBP: 0.313, SLG: 0.379 (1, 5)	P6							F7		4	0	0	0	0	0	3				
Ron Oester, S OBP: 0.298, SLG: 0.327 (1, 6)								4-3		4	0	1	1	0	2	0				
Alex Trevino, R OBP: 0.315, SLG: 0.295 (1, 2)	6-3							K		3	0	0	0	0	2	1				
Charlie Leibrandt, R OBP: 0.143, SLG: 0.100 Jim Kern, R (8, 1)	K							K		3	0	0	0	0	3	0				
										0	0	0	0	0	0	0	<b>REDS</b>			
<b>Inning Stats</b>	R: 1 E: 1 K: 1 S: 7	H: 2 LOB: 2 BB: 1 P: 11	R: 0 E: 0 K: 2 S: 7	H: 0 LOB: 0 BB: 0 P: 7	R: 0 E: 0 K: 0 S: 3	H: 0 LOB: 0 BB: 0 P: 3	R: 1 E: 0 K: 1 S: 7	H: 2 LOB: 1 BB: 0 P: 7	R: 0 E: 0 K: 3 S: 10	H: 1 LOB: 2 BB: 1 P: 14	R: 0 E: 0 K: 2 S: 7	H: 0 LOB: 0 BB: 0 P: 7	R: 0 E: 0 K: 2 S: 7	H: 0 LOB: 0 BB: 0 P: 7	R: 0 E: 0 K: 0 S: 3	H: 0 LOB: 0 BB: 0 P: 3		1B: 3 2B: 2 3B: 0 HR: 0	SF: 0 SAC: 0 DP: 0 HBP: 0	WP: 0 PB: 0 SB: 3 CS: 0
<b>PITCHER</b> Nolan Ryan, R ERA: 3.67 (1, 1)	IP: 9.0 WLS: W BF: 34 H: 5 R: 2 ER: 1 SO: 13 BB: 2 IBB: 0 HBP: 0 BLK: 0 WP: 0 HR: 0 S: 58 P: 66 ERA: 1.00 WHIP: 0.778															<b>PITCHER</b>				

Batter	1	2	3	4	5	6	7	8	9	AB	R	H	RBI	BB	SO	LOB	BOTTOM	
Dickie Thon, R OBP: 0.308, SLG: 0.379 (1, 6)	S 2B 1B	5-3		F7			F9			4	1	1	0	0	0	2	<b>Cincinnati Reds @ Houston Astros</b> Astrodome, Houston, TX Tue Jul 27 1982, 8:05 PM EDT Att: 19,009 - Unknown	
Tony Scott, S OBP: 0.275, SLG: 0.311 (1, 8)	S 1-H 2B			E S 2B 1B			F9			4	1	2	1	0	0	0		
Ray Knight, R OBP: 0.370, SLG: 0.437 (1, 3)	S BB			4-3 1-H 2B			F7			3	1	2	1	1	0	0		
Jose Cruz, L OBP: 0.343, SLG: 0.388 (1, 7)	F8			4-3			F7			4	0	1	0	0	0	4		
Phil Garner, R OBP: 0.297, SLG: 0.414 (1, 4)	K			P4			F7			4	0	0	0	0	1	5		
Art Howe, R OBP: 0.324, SLG: 0.303 (1, 5)	6-3			6-3			4-3			3	0	0	0	1	0	3		
Terry Puhl, L OBP: 0.332, SLG: 0.394 (1, 9)				F8			P6			4	0	2	1	0	0	0		
Luis Pujols, R OBP: 0.208, SLG: 0.283 (1, 2)	SH1 1-2			SH1 1B			F9			3	0	1	0	0	1	2		
Nolan Ryan, R OBP: 0.212, SLG: 0.146 (1, 1)	K			SH1 1-2			F7			2	0	0	0	0	1	1		
<b>Inning Stats</b>	R: 1 E: 0 K: 1 S: 7	H: 2 LOB: 2 BB: 1 P: 11	R: 0 E: 0 K: 1 S: 6	H: 1 LOB: 1 BB: 0 P: 6	R: 1 E: 0 K: 0 S: 5	H: 2 LOB: 1 BB: 0 P: 5	R: 0 E: 0 K: 0 S: 4	H: 1 LOB: 1 BB: 0 P: 4	R: 0 E: 0 K: 0 S: 3	H: 0 LOB: 0 BB: 0 P: 3	R: 0 E: 0 K: 0 S: 3	H: 0 LOB: 0 BB: 0 P: 3	R: 1 E: 1 K: 1 S: 7	H: 2 LOB: 2 BB: 1 P: 11	1B: 7 2B: 2 3B: 0 HR: 0	SF: 0 SAC: 2 DP: 0 HBP: 0	WP: 0 PB: 0 SB: 4 CS: 0	PA: 35
<b>PITCHER</b> Charlie Leibrandt, L ERA: 4.63 Jim Kern, R ERA: 2.76 (1, 1) (8, 1)	IP: 7.1 WLS: L BF: 31 H: 3 R: 3 ER: 3 SO: 2 BB: 1 IBB: 0 HBP: 0 BLK: 0 WP: 0 HR: 0 S: 34 P: 38 ERA: 3.68 WHIP: 1.227															<b>PITCHER</b>		



Batter	1	2	3	4	5	6	7	8	9	AB	R	H	RBI	BB	SO	LOB	TOP					
Tom Lawless, R (1.4) OBP: 0.275, SLG: 0.217	5-3		4-3				G4-6-3			4	0	1	0	0	0	1						
Eddie Milner, L (1.7) OBP: 0.341, SLG: 0.398	1B		F8				G3			3	1	1	0	1	0	1						
Cesar Cedeno, R (1.8) OBP: 0.354, SLG: 0.437	1B		F9				6-3			4	0	1	0	0	1	2						
Dan Driessen, L (1.3) OBP: 0.394, SLG: 0.452	P6									3	0	1	0	1	0	3						
Johnny Bench, R (1.5) OBP: 0.304, SLG: 0.370	1B									4	0	2	1	0	0	2						
Paul Householder, S (1.9) OBP: 0.281, SLG: 0.371	4-3									4	0	0	0	0	0	5						
Ron Oester, S (1.6) OBP: 0.295, SLG: 0.324			F7				G3			4	0	0	0	0	0	2						
Alex Trevino, R (1.2) OBP: 0.315, SLG: 0.304			4-3							3	1	1	0	0	0	0						
Wayne Krenchicki, L (9. PH) OBP: 0.309, SLG: 0.375										1	0	0	0	0	0	0						
Mario Soto, R (1.1) OBP: 0.232, SLG: 0.245										2	0	0	0	0	1	0						
Duane Walker, L (7. PH) OBP: 0.330, SLG: 0.385			5-3							0	0	0	0	1	0	0						
Joe Price, R (7.1) OBP: 0.333, SLG: 0.333										0	0	0	0	0	0	0						
<b>Inning Stats</b>	R: 1 E: 0 K: 0 S: 6	H: 3 LOB: 2 BB: 0 P: 6	R: 0 E: 0 K: 0 S: 3	H: 0 LOB: 0 BB: 0 P: 3	R: 0 E: 0 K: 0 S: 3	H: 0 LOB: 0 BB: 0 P: 3	R: 0 E: 0 K: 0 S: 4	H: 1 LOB: 1 BB: 0 P: 4	R: 1 E: 0 K: 1 S: 7	H: 2 LOB: 1 BB: 0 P: 7	R: 0 E: 0 K: 0 S: 3	H: 1 LOB: 1 BB: 1 P: 7	R: 0 E: 0 K: 0 S: 2	H: 0 LOB: 0 BB: 1 P: 6	R: 0 E: 0 K: 1 S: 5	H: 0 LOB: 1 BB: 1 P: 9	R: 0 E: 0 K: 0 S: 3	H: 0 LOB: 0 BB: 0 P: 3	1B: 6 2B: 1 3B: 1 HR: 0	SF: 0 SAC: 0 DP: 2 HBP: 0	WP: 0 PB: 1 SB: 1 CS: 0	PA: 35
<b>PITCHER</b> Joe Niekro, R (1.1) ERA: 2.92	IP: 9.0 WLS: W BF: 35 H: 7 R: 2 ER: 2 SO: 2 BB: 3 IBB: 0 HBP: 0 BLK: 0 WP: 0 HR: 0 S: 36 P: 48 ERA: 2.00 WHIP: 1.111															<b>PITCHER</b>	IP: 9.0 WLS: W BF: 35 H: 7 R: 2 ER: 2 SO: 2 BB: 3 IBB: 0 HBP: 0 BLK: 0 WP: 0 HR: 0 S: 36 P: 48 ERA: 2.00 WHIP: 1.111					

Cincinnati Reds @ Houston Astros  
Astrodome, Houston, TX  
Wed Jul 28 1982, 8:05 PM EDT  
Att: 16,271 - Unknown

AB 32  
R 2  
H 7  
RBI 1  
BB 3  
SO 2  
LOB 16



Batter	1	2	3	4	5	6	7	8	9	AB	R	H	RBI	BB	SO	LOB	BOTTOM			
Dickie Thon, R (1.6) OBP: 0.311, SLG: 0.389	F9		F3				P3			4	1	2	0	0	0	0				
Terry Puhl, L (1.8) OBP: 0.332, SLG: 0.391	F9						K			3	0	0	0	1	1	2				
Ray Knight, R (1.3) OBP: 0.371, SLG: 0.435	K									2	1	0	0	2	1	2				
Jose Cruz, L (1.7) OBP: 0.347, SLG: 0.395	6-3									4	2	3	1	0	0	1				
Danny Heep, L (1.9) OBP: 0.336, SLG: 0.410										3	0	2	1	0	0	2				
Tony Scott, S (7. PH) OBP: 0.274, SLG: 0.310										1	0	0	0	0	1	2				
Phil Garner, R (1.4) OBP: 0.294, SLG: 0.410	K									4	0	0	0	0	2	4				
Art Howe, R (1.5) OBP: 0.323, SLG: 0.306	K									4	0	1	2	0	3	2				
Luis Pujols, R (1.2) OBP: 0.202, SLG: 0.274	K									4	0	0	0	0	3	3				
Joe Niekro, R (1.1) OBP: 0.074, SLG: 0.111			P4				F7			3	0	0	0	0	0	0				
<b>Inning Stats</b>	R: 0 E: 0 K: 1 S: 6	H: 1 LOB: 1 BB: 0 P: 6	R: 0 E: 0 K: 3 S: 10	H: 1 LOB: 1 BB: 0 P: 10	R: 0 E: 0 K: 0 S: 3	H: 0 LOB: 1 BB: 1 P: 7	R: 1 E: 0 K: 3 S: 11	H: 2 LOB: 1 BB: 0 P: 11	R: 0 E: 0 K: 1 S: 5	H: 0 LOB: 0 BB: 0 P: 5	R: 2 E: 0 K: 1 S: 7	H: 2 LOB: 1 BB: 1 P: 11	R: 1 E: 0 K: 1 S: 7	H: 2 LOB: 2 BB: 1 P: 11	R: 0 E: 0 K: 1 S: 5	H: 0 LOB: 0 BB: 0 P: 5	1B: 3 2B: 5 3B: 0 HR: 0	SF: 0 SAC: 0 DP: 0 HBP: 0	WP: 0 PB: 0 SB: 1 CS: 0	PA: 35
<b>PITCHER</b> Mario Soto, R (1.1) ERA: 2.58	IP: 6.0 WLS: L BF: 26 H: 6 R: 3 ER: 3 SO: 9 BB: 2 IBB: 0 HBP: 0 BLK: 0 WP: 0 HR: 0 S: 42 P: 50 ERA: 4.50 WHIP: 1.333															<b>PITCHER</b> Joe Price, L (7.1) ERA: 2.93	IP: 2.0 WLS: 9 BF: 2 H: 1 R: 1 ER: 1 SO: 2 BB: 0 IBB: 0 HBP: 0 BLK: 0 WP: 0 HR: 0 S: 12 P: 16 ERA: 4.50 WHIP: 1.000			

Cincinnati Reds @ Houston Astros  
Astrodome, Houston, TX  
Wed Jul 28 1982, 8:05 PM EDT  
Att: 16,271 - Unknown

AB 32  
R 4  
H 8  
RBI 4  
BB 3  
SO 11  
LOB 18





Batter	1	2	3	4	5	6	7	8	9	AB	R	H	RBI	BB	SO	LOB	TOP																	
Tom Lawless, R (1,4) OBP: 0.309, SLG: 0.280	E3 1B	0-0 1B															4 1 3 1 0 0 0																	
Eddie Milner, L (1,7) OBP: 0.338, SLG: 0.393	B1	2-H 3-H 1-2	K														4 0 0 0 0 2 3																	
Dave Concepcion, R (1,6) OBP: 0.339, SLG: 0.369	P4																4 0 1 0 0 0 2																	
Cesar Cedeno, R (1,8) OBP: 0.356, SLG: 0.436	1-H 1B																3 0 1 1 1 0 0																	
Johnny Bench, R (1,5) OBP: 0.307, SLG: 0.367	P3																2 0 0 0 2 0 3																	
Dan Driessen, L (1,3) OBP: 0.393, SLG: 0.448																	3 1 0 0 1 1 3																	
Paul Householder, S (1,9) OBP: 0.281, SLG: 0.370																	3 1 1 0 0 0 1																	
Dave Vangorder, R (1,2) OBP: 0.236, SLG: 0.264																	3 0 1 1 0 0 1																	
Duane Walker, L (9, PH) OBP: 0.327, SLG: 0.380																	1 0 0 0 0 0 0																	
Frank Pastore, R (1,1) OBP: 0.176, SLG: 0.182																	2 0 0 0 0 2 2																	
Rafael Landestoy, S (7, PH) OBP: 0.254, SLG: 0.255																	1 0 0 0 0 0 0																	
Greg Harris, S (7, 1) OBP: 0.182, SLG: 0.182																	0 0 0 0 0 0 0																	
Jim Kern, R (8, 1)																	0 0 0 0 0 0 0																	
Larry Blittner, L (9, PH) OBP: 0.350, SLG: 0.405																	1 0 0 0 0 0 0																	
<b>Inning Stats</b>	R: 1 E: 1 K: 0 S: 5	H: 1 LOB: 1 BB: 0 P: 5	R: 2 E: 1 K: 2 S: 9	H: 2 LOB: 1 BB: 1 P: 13	R: 0 E: 0 K: 0 S: 2	H: 0 LOB: 0 BB: 1 P: 6	R: 0 E: 0 K: 1 S: 5	H: 1 LOB: 0 BB: 0 P: 5	R: 0 E: 0 K: 2 S: 8	H: 0 LOB: 1 BB: 1 P: 8	R: 0 E: 0 K: 0 S: 3	H: 0 LOB: 1 BB: 1 P: 7	R: 0 E: 0 K: 0 S: 3	H: 1 LOB: 0 BB: 0 P: 3	R: 0 E: 0 K: 0 S: 4	H: 1 LOB: 2 BB: 1 P: 8	R: 0 E: 0 K: 0 S: 3	H: 0 LOB: 0 BB: 0 P: 3	1B: 6 2B: 1 3B: 0 HR: 0	SF: 0 SAC: 0 DP: 1 HBP: 0	WP: 0 PB: 1 CS: 2	PA: 38												
<b>PITCHER</b>	IP WLS BF H R ER SO BB IBB HBP BLK WP HR S P ERA WHIP																																	
Bob Knepper, L (1, 1) ERA: 4.48	7.0	28	6	3	1	5	3	0	0	0	0	0	0	0	35	47	1.29	1.286																
Dave Smith, R (8, 1) ERA: 5.21	0.1	3	1	0	0	0	1	0	0	0	0	0	0	2	6	0.00	6.000																	
Randy Moffitt, R (8, 1) ERA: 3.42	0.2	W	2	0	0	0	0	0	0	0	0	0	0	2	2	0.00	0.000																	
Frank LaCorte, R (9, 1) ERA: 5.2	1.0	S	3	0	0	0	0	0	0	0	0	0	0	3	3	0.00	0.000																	

Cincinnati Reds @ Houston Astros  
Astrodome, Houston, TX  
Thu Jul 29 1982, 8:05 PM EDT  
Att: 17,261 - Unknown

AB 31  
R 3  
H 7  
RBI 3  
BB 4  
SO 5  
LOB 15



Batter	1	2	3	4	5	6	7	8	9	AB	R	H	RBI	BB	SO	LOB	BOTTOM																	
Dickie Thon, R (1,6) OBP: 0.312, SLG: 0.387	G4-6-3 BB																4 0 1 0 1 0 3																	
Terry Puhl, L (1,8) OBP: 0.331, SLG: 0.392	G4-6-3 1-2																4 0 1 0 0 0 2																	
Ray Knight, R (1,3) OBP: 0.368, SLG: 0.430	K																4 0 0 0 0 1 2																	
Jose Cruz, L (1,7) OBP: 0.346, SLG: 0.393																	4 1 1 0 0 0 3																	
Danny Heep, L (1,9) OBP: 0.341, SLG: 0.407																	3 0 1 0 1 0 0																	
Luis Pujols, R (9, 2) OBP: 0.202, SLG: 0.274																	0 0 0 0 0 0 0																	
Phil Garner, R (1,4) OBP: 0.296, SLG: 0.418																	4 2 2 2 0 0 1																	
Art Howe, R (1,5) OBP: 0.318, SLG: 0.301																	4 0 0 0 0 1 3																	
Alan Knicely, R (1,2) OBP: 0.296, SLG: 0.278																	3 1 3 2 1 0 0																	
Tony Scott, S (8, PR) OBP: 0.274, SLG: 0.310																	0 0 0 0 0 0 0																	
Bob Knepper, L (1, 1) OBP: 0.054, SLG: 0.056																	2 0 0 0 0 0 1																	
Dave Smith, R (8, 1) ERA: 5.21																	0 0 0 0 0 0 0																	
Randy Moffitt, R (8, 1) ERA: 3.42																	0 0 0 0 0 0 0																	
Harry Spilman, L (8, PH) OBP: 0.250, SLG: 0.438																	1 0 1 0 0 0 0																	
Frank LaCorte, R (9, 1) ERA: 5.2																	0 0 0 0 0 0 0																	
<b>Inning Stats</b>	R: 0 E: 0 K: 1 S: 4	H: 0 LOB: 0 BB: 1 P: 8	R: 0 E: 0 K: 0 S: 3	H: 0 LOB: 0 BB: 0 P: 3	R: 0 E: 0 K: 0 S: 4	H: 1 LOB: 1 BB: 0 P: 4	R: 1 E: 0 K: 0 S: 6	H: 3 LOB: 2 BB: 0 P: 6	R: 1 E: 1 K: 0 S: 6	H: 2 LOB: 2 BB: 0 P: 6	R: 1 E: 0 K: 0 S: 4	H: 1 LOB: 1 BB: 1 P: 8	R: 0 E: 1 K: 0 S: 4	H: 1 LOB: 1 BB: 0 P: 4	R: 1 E: 0 K: 1 S: 7	H: 2 LOB: 2 BB: 1 P: 11	R: 0 E: 0 K: 0 S: 4	H: 0 LOB: 0 BB: 0 P: 3	1B: 7 2B: 1 3B: 0 HR: 2	SF: 0 SAC: 1 DP: 1 HBP: 0	WP: 0 PB: 0 SB: 1 CS: 0	PA: 37												
<b>PITCHER</b>	IP WLS BF H R ER SO BB IBB HBP BLK WP HR S P ERA WHIP																																	
Frank Pastore, R (1, 1) ERA: 3.94	6.0	27	7	3	3	1	2	0	0	0	0	0	0	1	10	14	5.40	2.400																
Greg Harris, R (7, 1) ERA: 4.53	1.2	L	9	3	1	1	1	0	0	0	0	0	0	1	10	14	5.40	2.400																
Jim Kern, R (8, 1) ERA: 2.74	0.1	1	0	0	0	0	0	0	0	0	0	0	0	1	1	0.00	0.000																	

Cincinnati Reds @ Houston Astros  
Astrodome, Houston, TX  
Thu Jul 29 1982, 8:05 PM EDT  
Att: 17,261 - Unknown

AB 33  
R 4  
H 10  
RBI 4  
BB 3  
SO 2  
LOB 15





Batter	1	2	3	4	5	6	7	8	9	AB	R	H	RBI	BB	SO	LOB	TOP					
Gene Richards, L (1, 7) OBP: 0.343, SLG: 0.361	4-0 BB G4-6-3			5-3	F9			4-3		3	0	0	0	1	0	2						
Tony Gwynn, L (1, 8) OBP: 0.400, SLG: 0.413	0-0 G4-6-3 1-2f			1-3				G3-6 1B	4-0 BB BB	3	0	1	0	1	0	1						
Garry Templeton, S (1, 6) Joe Pittman, R (2, 6) OBP: 0.281, SLG: 0.374 OBP: 0.292, SLG: 0.279	0-3 K			K				G3-6 1-2f	0-0 F9	1	0	0	0	0	1	0						
Sixto Lezcano, R (1, 9) OBP: 0.377, SLG: 0.461		0-0 G4-6-3 1B			2B G3 1B	5-3			0-0 1-3 BB	4	1	2	0	0	0	1						
Terry Kennedy, L (1, 2) OBP: 0.308, SLG: 0.471	0-0 G4-6-3 1-2f			G3 1B 2B				6-3	0-0 F7	4	1	1	0	0	0	2						
Broderick Perkins, L (1, 3) OBP: 0.336, SLG: 0.345	0-0 3-1			G3				4-3		3	0	0	1	0	0	1						
Luis Salazar, R (1, 5) OBP: 0.271, SLG: 0.353			0-3 K	2-3 3-H 6-3 K				5-3		3	0	0	0	0	2	1						
Tim Flannery, L (1, 4) OBP: 0.332, SLG: 0.327			0-0 F7		BB 1B				4-0 BB BB BB G4-6-3 BB	2	0	1	1	1	0	0						
John Montefusco, R (1, 1) Dave Dravecky, R (5, 1) Joe Lefebvre, L (8, PH) Gary Lucas, L (8, 1) OBP: 0.140, SLG: 0.075 OBP: 0.236, SLG: 0.204			0-3 K		3-H 4-0 BB			G4-6-3 1-2f		1	0	0	0	1	1	0						
<b>Inning Stats</b>	R: 0 E: 0 K: 1 S: 4	H: 0 LOB: 0 BB: 1 P: 8	R: 0 E: 0 K: 0 S: 3	H: 1 LOB: 0 BB: 0 P: 3	R: 0 E: 0 K: 2 S: 7	H: 0 LOB: 0 BB: 0 P: 7	R: 0 E: 0 K: 1 S: 5	H: 0 LOB: 0 BB: 0 P: 5	R: 2 E: 0 K: 1 S: 8	H: 3 LOB: 2 BB: 1 P: 12	R: 0 E: 0 K: 0 S: 3	H: 1 LOB: 0 BB: 0 P: 3	R: 0 E: 0 K: 0 S: 3	H: 0 LOB: 0 BB: 0 P: 3	R: 0 E: 0 K: 0 S: 2	H: 0 LOB: 0 BB: 1 P: 6	R: 0 E: 0 K: 0 S: 3	H: 0 LOB: 1 BB: 1 P: 7	1B: 4 2B: 1 3B: 0 HR: 0	SF: 0 SAC: 0 DP: 4 HBP: 0	WP: 0 PB: 0 SB: 0 CS: 0	PA: 32
<b>PITCHER</b> Bruce Berenyi, R (1, 1) ERA: 3.47	IP: 9.0 WLS: W BF: 32 H: 5 R: 2 ER: 2 SO: 5 BB: 4 IBB: 0 HBP: 0 BLK: 0 WP: 0 HR: 0 S: 38 P: 54 ERA: 2.00 WHIP: 1.000															<b>PITCHER</b>	IP: WLS: BF: H: R: ER: SO: BB: IBB: HBP: BLK: WP: HR: S: P: ERA: WHIP:					

San Diego Padres @ Cincinnati Reds  
Riverfront Stadium, Cincinnati, OH  
Fri Jul 30 1982, 7:05 PM EDT  
Att: 16,021 - Unknown

AB	28
R	2
H	5
RBI	2
BB	4
SO	5
LOB	11



Batter	1	2	3	4	5	6	7	8	9	AB	R	H	RBI	BB	SO	LOB	BOTTOM			
Tom Lawless, R (1, 4) OBP: 0.288, SLG: 0.259	0-3 K	0-3 K		0-0 FC6 1-2f				F9		4	0	0	0	0	2	4				
Eddie Milner, L (1, 7) OBP: 0.337, SLG: 0.391	0-0 6-3	0-0 F5			1B S 1B			4-3		4	1	1	0	0	0	3				
Dave Concepcion, R (1, 6) OBP: 0.340, SLG: 0.370	0-0 1B			F9	1B S 1B			5-3		4	1	2	0	0	0	0				
Larry Bittner, L (1, 3) OBP: 0.347, SLG: 0.400	0-0 4-3			G3	1B 1B 1B			K		4	0	1	1	0	1	1				
Cesar Cedeno, R (1, 8) OBP: 0.355, SLG: 0.434		0-3 K		L4	1B S 1B			P5		4	0	1	0	0	1	0				
Duane Walker, L (1, 9) Paul Householder, S (5, PH) OBP: 0.330, SLG: 0.383 OBP: 0.279, SLG: 0.367		0-0 1B S 1B		E3 1B G3 SF8				P5		2	2	1	0	0	0	0				
Wayne Krenchicki, L (1, 5) OBP: 0.317, SLG: 0.374		4-0 1B 1B BB		G3	1B S 1B			3-1		3	0	1	1	1	0	1				
Dave Vangorder, R (1, 2) OBP: 0.264, SLG: 0.281		0-0 1B		FC6 1B				3-1		4	0	2	0	0	1	3				
Bruce Berenyi, R (1, 1) OBP: 0.273, SLG: 0.326		0-0 1B		SF8				F2		3	0	1	2	0	0	3				
<b>Inning Stats</b>	R: 0 E: 0 K: 1 S: 6	H: 1 LOB: 1 BB: 0 P: 6	R: 1 E: 0 K: 2 S: 10	H: 3 LOB: 3 BB: 1 P: 14	R: 0 E: 0 K: 0 S: 3	H: 0 LOB: 0 BB: 0 P: 3	R: 1 E: 1 K: 0 S: 5	H: 1 LOB: 1 BB: 0 P: 5	R: 2 E: 0 K: 1 S: 10	H: 5 LOB: 3 BB: 0 P: 10	R: 0 E: 0 K: 0 S: 3	H: 0 LOB: 0 BB: 0 P: 3	R: 0 E: 0 K: 2 S: 7	H: 0 LOB: 0 BB: 0 P: 7	R: 0 E: 0 K: 0 S: 3	H: 0 LOB: 0 BB: 0 P: 3	1B: 10 2B: 0 3B: 0 HR: 0	SF: 1 SAC: 0 DP: 0 HBP: 0	WP: 0 PB: 0 SB: 2 CS: 0	PA: 36
<b>PITCHER</b> John Montefusco, R (1, 1) ERA: 3.88 Dave Dravecky, L (5, 1) ERA: 2.49 Gary Lucas, L (8, 1) ERA: 3.42	IP: 4.0 WLS: L BF: 23 H: 9 R: 4 ER: 3 SO: 3 BB: 1 IBB: 0 HBP: 0 BLK: 0 WP: 0 HR: 0 S: 28 P: 32 ERA: 6.75 WHIP: 2.500															<b>PITCHER</b>	IP: WLS: BF: H: R: ER: SO: BB: IBB: HBP: BLK: WP: HR: S: P: ERA: WHIP:			

San Diego Padres @ Cincinnati Reds  
Riverfront Stadium, Cincinnati, OH  
Fri Jul 30 1982, 7:05 PM EDT  
Att: 16,021 - Unknown

AB	34
R	4
H	10
RBI	4
BB	1
SO	6
LOB	18






Batter	1	2	3	4	5	6	7	8	9	AB	R	H	RBI	BB	SO	LOB	TOP			
Gene Richards, L (1, 7) OBP: 0.343, SLG: 0.362 Dave Edwards, R (9, 8) OBP: 0.216, SLG: 0.306										5	1	2	0	0	0	2				
Tony Gwynn, L (1, 8) OBP: 0.382, SLG: 0.392										5	1	1	0	0	1	4				
Garry Templeton, S (1, 6) OBP: 0.282, SLG: 0.377										5	1	2	0	0	3	3				
Sixto Lezcano, R (1, 9) OBP: 0.385, SLG: 0.491										4	2	4	5	1	0	0				
Terry Kennedy, L (1, 2) OBP: 0.304, SLG: 0.465										5	0	0	0	0	2	4				
Broderick Perkins, L (1, 3) OBP: 0.339, SLG: 0.345										3	0	1	0	1	0	1				
Joe Lefebvre, L (1, 5) OBP: 0.229, SLG: 0.198 (8, PH) Luis Salazar, R (8, 5) OBP: 0.270, SLG: 0.352										3	0	0	0	0	1	3				
Tim Flannery, L (1, 4) OBP: 0.326, SLG: 0.321										4	0	0	0	0	0	2				
Tim Lollar, L (1, 1) OBP: 0.333, SLG: 0.483 Floyd Chiffer, R (7, 1) Dave Dravecky, R (7, 1)										2	0	2	0	1	0	0				
<b>Inning Stats</b>	R: 3 E: 0 K: 3 S: 13	H: 4 LOB: 1 BB: 0 P: 13	R: 0 E: 0 K: 1 S: 6	H: 1 LOB: 1 BB: 0 P: 6	R: 1 E: 0 K: 0 S: 5	H: 2 LOB: 2 BB: 1 P: 9	R: 0 E: 0 K: 1 S: 5	H: 0 LOB: 1 BB: 1 P: 9	R: 0 E: 0 K: 0 S: 5	H: 2 LOB: 2 BB: 0 P: 5	R: 0 E: 0 K: 1 S: 6	H: 1 LOB: 0 BB: 0 P: 6	R: 0 E: 0 K: 0 S: 3	H: 0 LOB: 0 BB: 0 P: 3	R: 0 E: 0 K: 0 S: 4	H: 1 LOB: 2 BB: 1 P: 8	1B: 7 2B: 4 3B: 0 HR: 2	SF: 0 SAC: 0 DP: 1 HBP: 0	WP: 0 PB: 0 SB: 2 CS: 0	PA: 41
<b>PITCHER</b>	IP WLS BF H R ER SO BB IBB HBP BLK WP HR S P ERA WHIP																			
Tom Seaver, R (1, 1) ERA: 5.49	6.0 L 29 10 4 4 6 1 1 0 0 0 1 39 47 6.00 1.833																			
Joe Price, L (7, 1) ERA: 2.98	2.0 7 1 1 1 1 0 0 0 0 0 0 9 9 4.50 0.500																			
Brad Lesley, R (9, 1) ERA:	1.0 5 1 0 0 0 1 0 0 0 0 0 4 8 0.00 2.000																			

San Diego Padres @ Cincinnati Reds  
Riverfront Stadium, Cincinnati, OH  
Sat Jul 31 1982, 7:05 PM EDT  
Unknown


AB 38  
R 5  
H 12  
RBI 5  
BB 3  
SO 7  
LOB 19



Batter	1	2	3	4	5	6	7	8	9	AB	R	H	RBI	BB	SO	LOB	BOTTOM			
Tom Lawless, R (1, 4) OBP: 0.281, SLG: 0.241										4	1	0	0	1	1	5				
Paul Householder, S (1, 9) OBP: 0.277, SLG: 0.377										5	1	1	1	0	0	1				
Dave Concepcion, R (1, 6) OBP: 0.343, SLG: 0.373										3	1	1	0	2	0	0				
Cesar Cedeno, R (1, 8) OBP: 0.350, SLG: 0.427										5	0	0	0	0	0	4				
Johnny Bench, R (1, 3) OBP: 0.313, SLG: 0.374										3	0	2	2	1	1	1				
Mike Veil, R (1, 7) OBP: 0.285, SLG: 0.437 Eddie Milner, L (6, FR) OBP: 0.336, SLG: 0.390										3	0	1	0	0	0	3				
Ron Oester, S (1, 5) OBP: 0.294, SLG: 0.323										4	0	1	0	0	1	0				
Dave Vangorder, R (1, 2) OBP: 0.258, SLG: 0.283										3	0	1	0	0	0	0				
Tom Seaver, R (1, 1) OBP: 0.242, SLG: 0.258 Duane Walker, L (6, PH) OBP: 0.372, SLG: 0.383 Joe Price, R (7, 1) OBP: 0.333, SLG: 0.333 Rafael Landestoy, S (8, PH) OBP: 0.284, SLG: 0.265 Brad Lesley, R (9, 1)										1	0	0	0	1	1	1				
<b>Inning Stats</b>	R: 1 E: 0 K: 0 S: 4	H: 1 LOB: 2 BB: 2 P: 12	R: 0 E: 0 K: 0 S: 3	H: 0 LOB: 1 BB: 1 P: 7	R: 1 E: 0 K: 0 S: 4	H: 1 LOB: 1 BB: 1 P: 8	R: 0 E: 0 K: 3 S: 10	H: 1 LOB: 1 BB: 0 P: 10	R: 0 E: 0 K: 0 S: 5	H: 0 LOB: 1 BB: 1 P: 9	R: 1 E: 0 K: 0 S: 5	H: 2 LOB: 1 BB: 0 P: 5	R: 0 E: 0 K: 0 S: 3	H: 0 LOB: 1 BB: 1 P: 7	R: 0 E: 0 K: 0 S: 3	H: 0 LOB: 0 BB: 0 P: 3	1B: 4 2B: 2 3B: 0 HR: 1	SF: 1 SAC: 1 DP: 0 HBP: 0	WP: 0 PB: 0 SB: 0 CS: 0	PA: 40
<b>PITCHER</b>	IP WLS BF H R ER SO BB IBB HBP BLK WP HR S P ERA WHIP																			
Tim Lollar, L (1, 1) ERA: 3.31	6.1 W 30 6 4 4 4 5 0 0 0 0 0 33 53 5.68 1.737																			
Floyd Chiffer, R (7, 1) ERA: 2.59	0.1 2 1 0 0 0 0 0 0 0 0 0 2 2 0.00 3.000																			
Dave Dravecky, L (7, 1) ERA: 2.3	2.1 S 8 0 0 0 0 1 0 0 0 0 0 7 11 0.00 0.429																			

San Diego Padres @ Cincinnati Reds  
Riverfront Stadium, Cincinnati, OH  
Sat Jul 31 1982, 7:05 PM EDT  
Unknown

AB 32  
R 4  
H 7  
RBI 4  
BB 6  
SO 4  
LOB 16







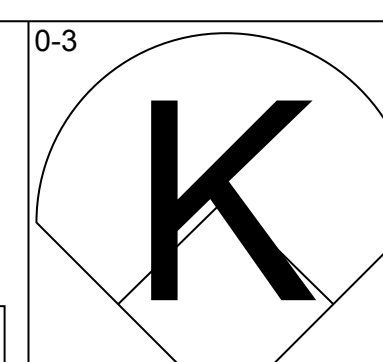
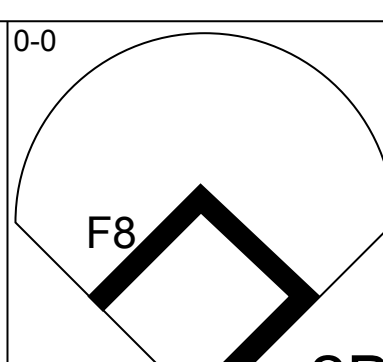
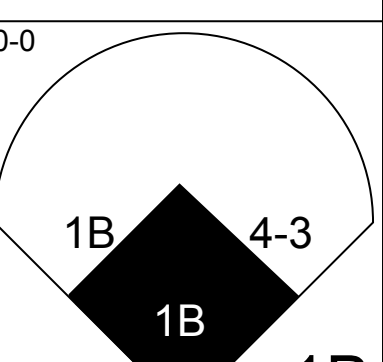
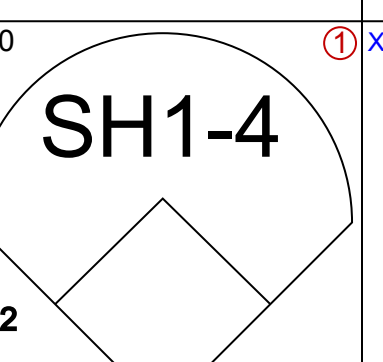
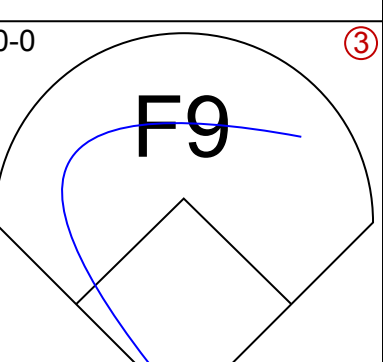
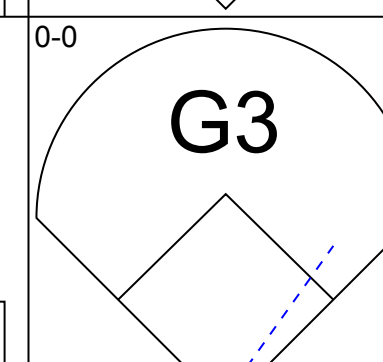
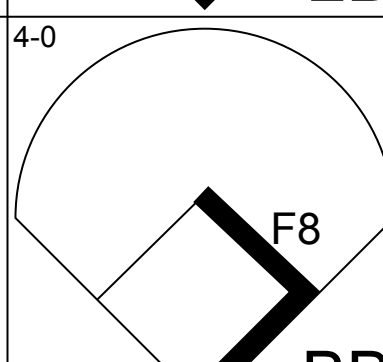
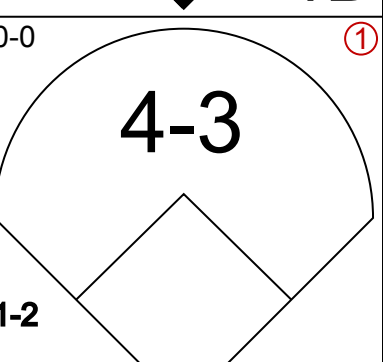
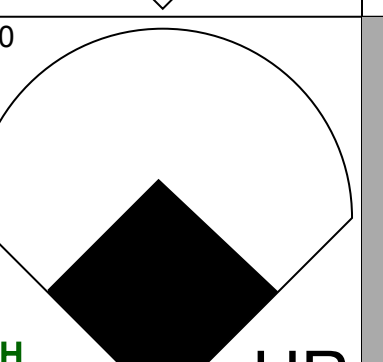
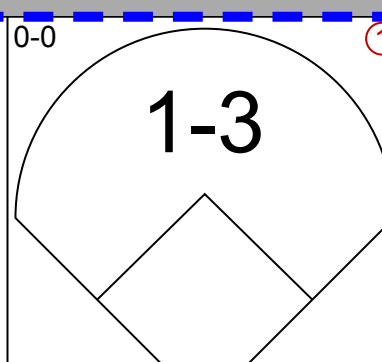
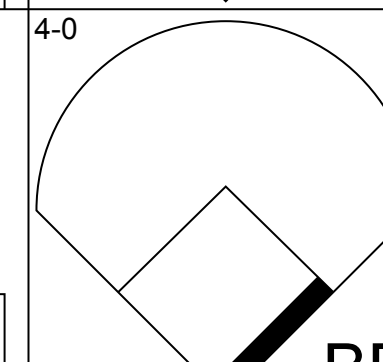
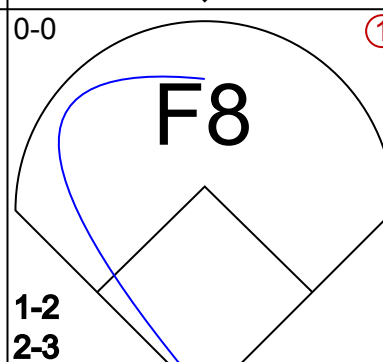
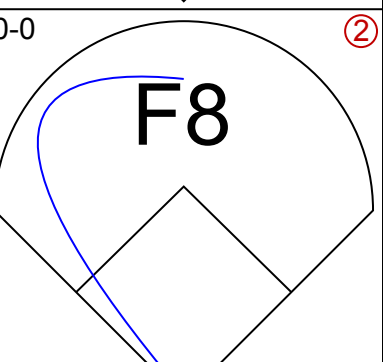
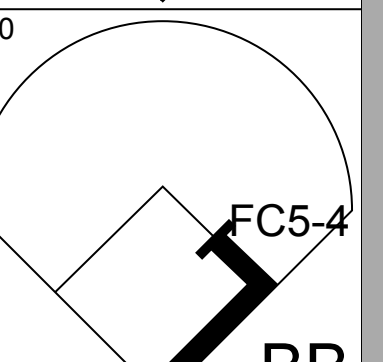
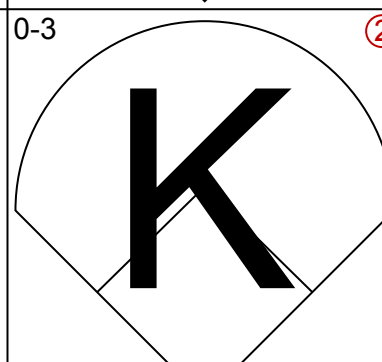
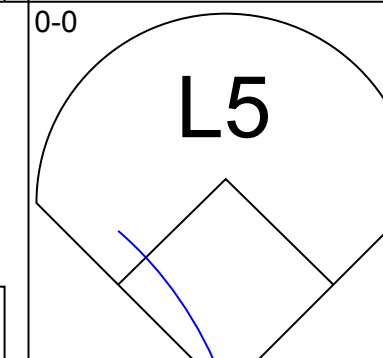
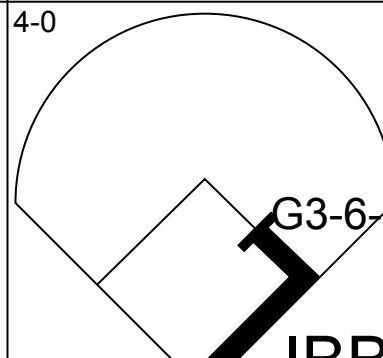
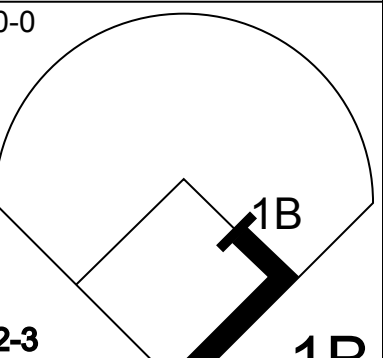
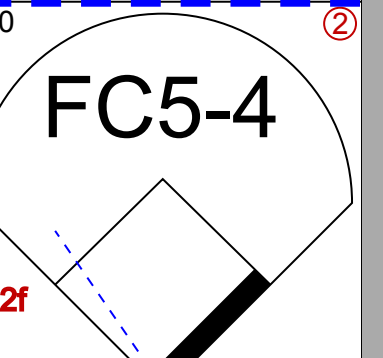
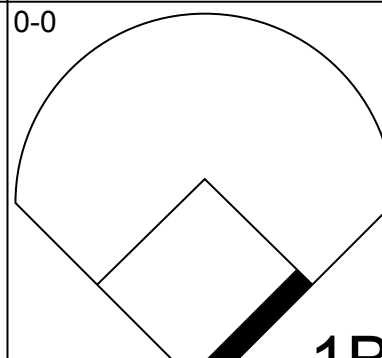
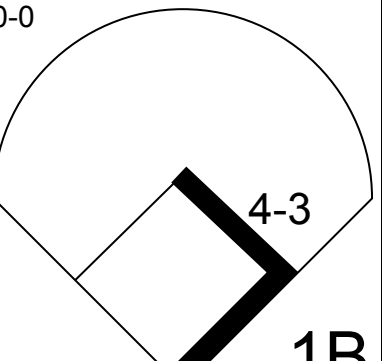
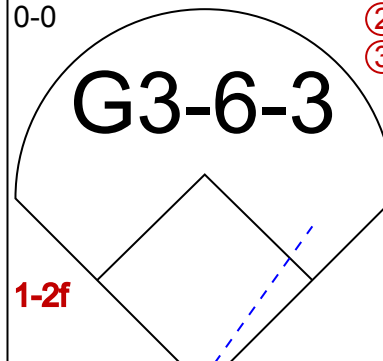
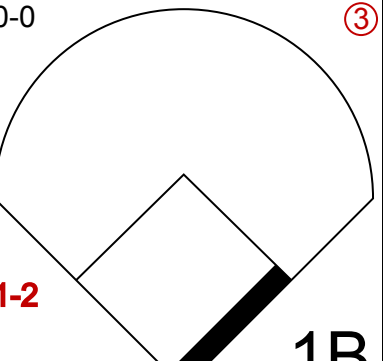
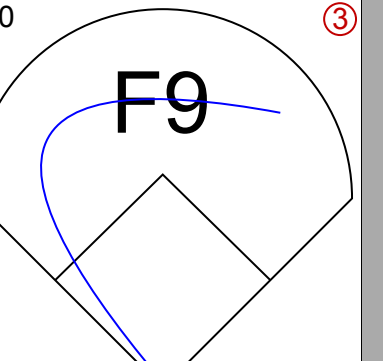
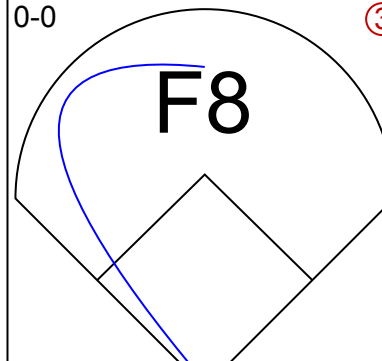
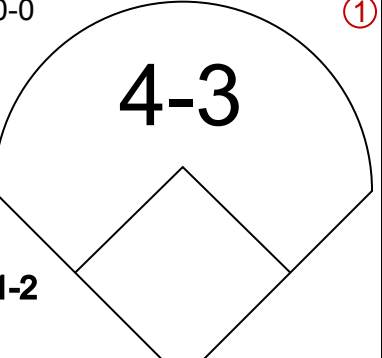
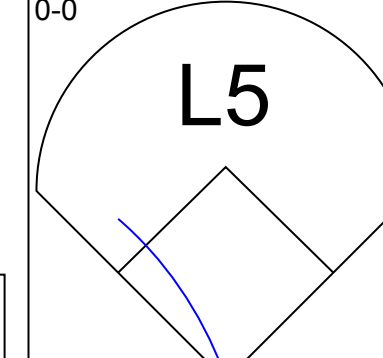
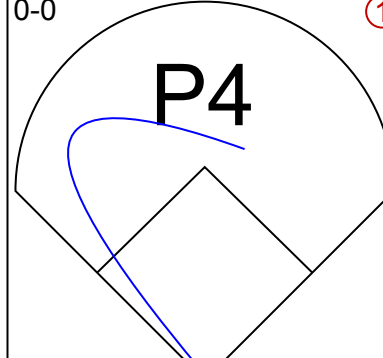
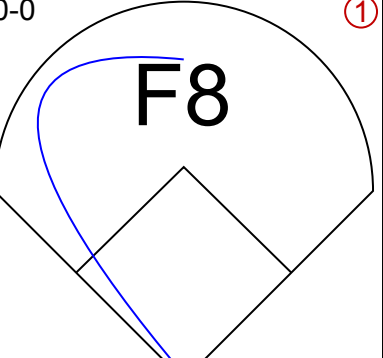
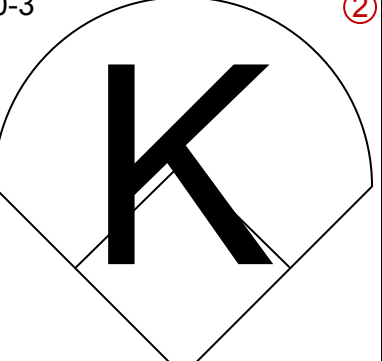
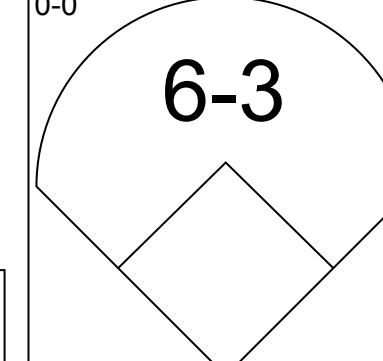
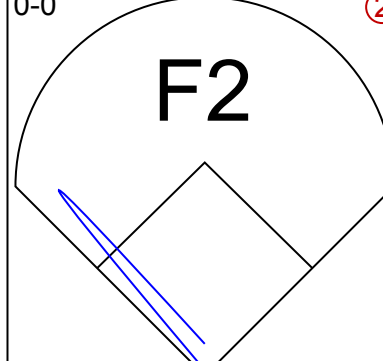
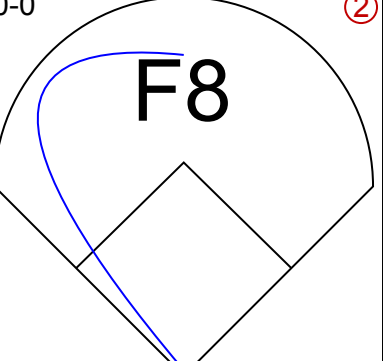
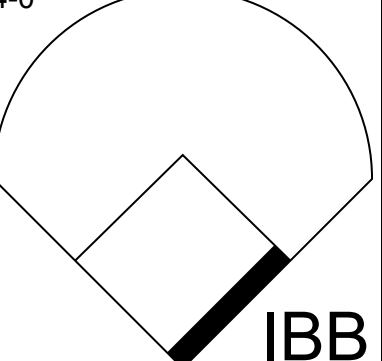
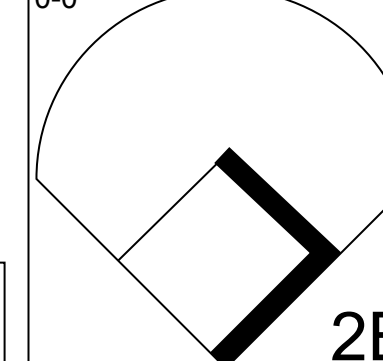
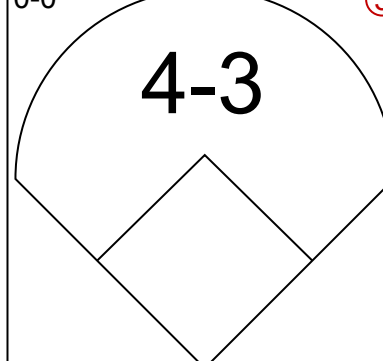
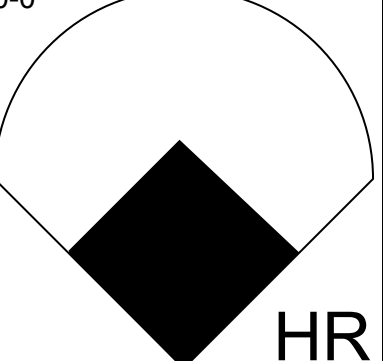
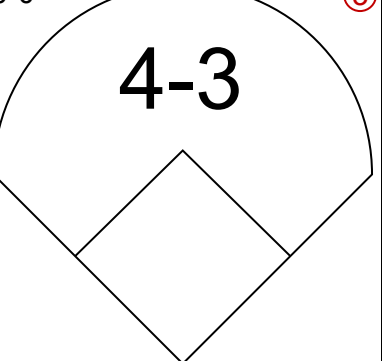
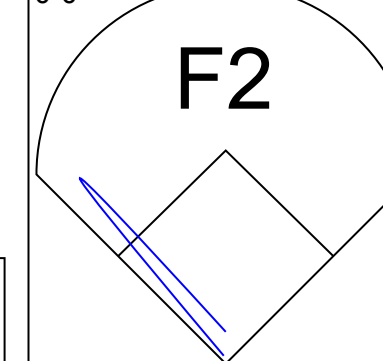
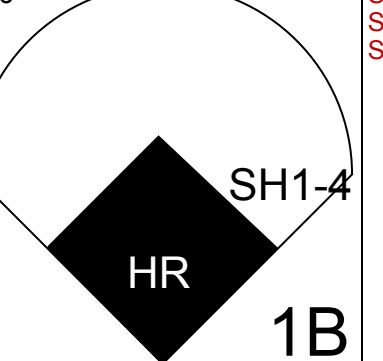
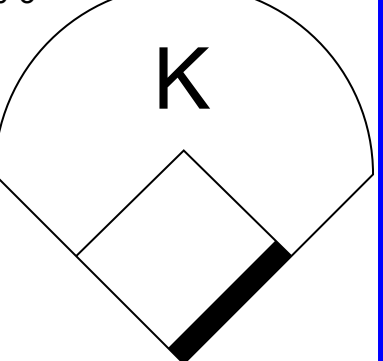






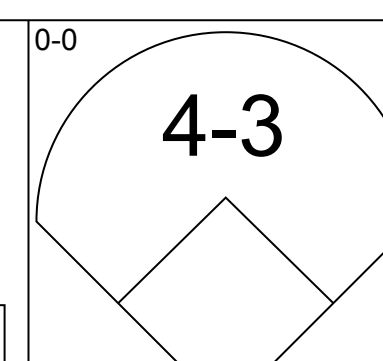
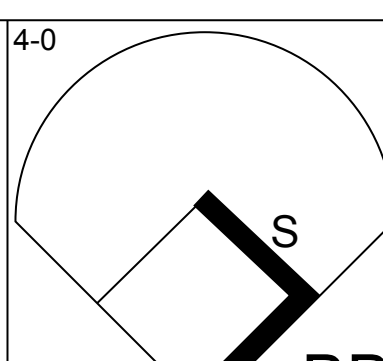
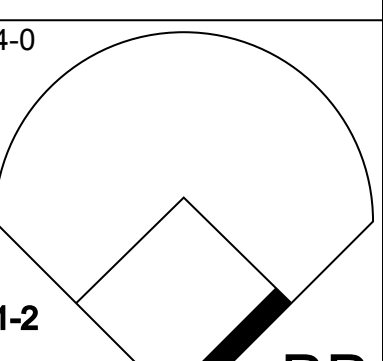
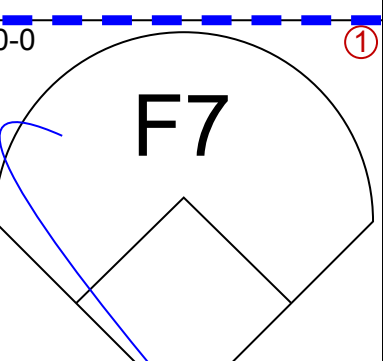
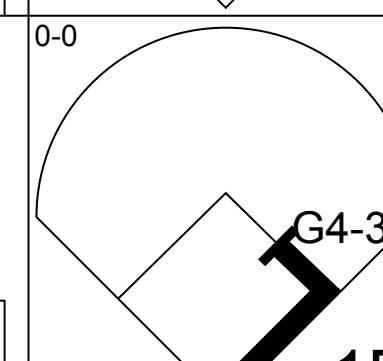
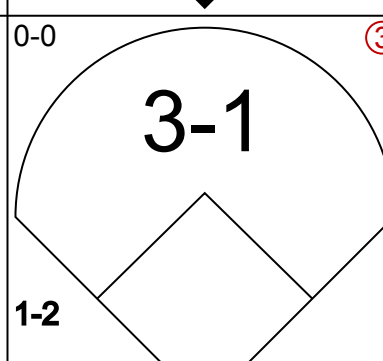
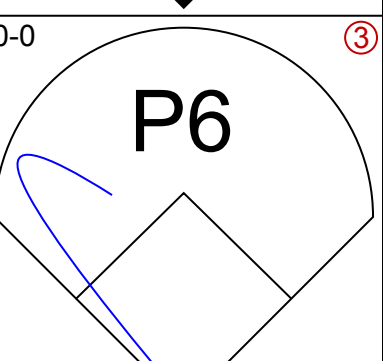
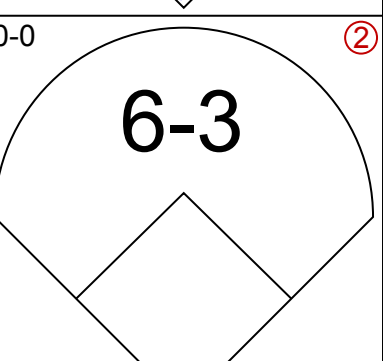
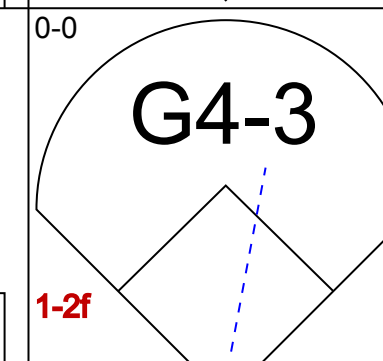
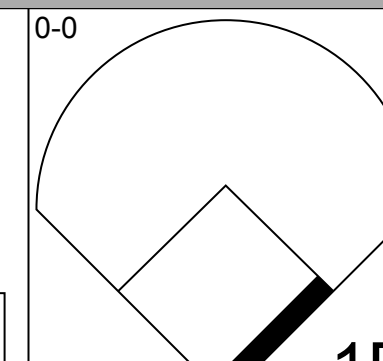
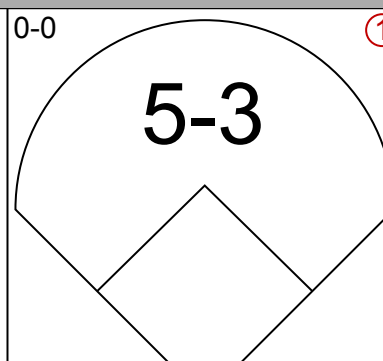
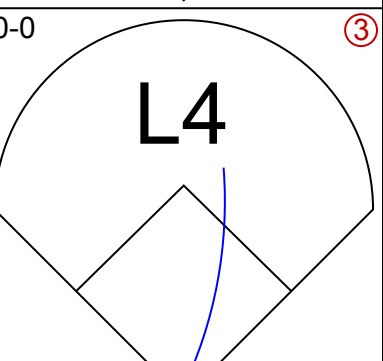
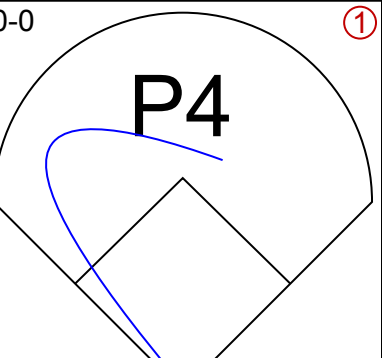
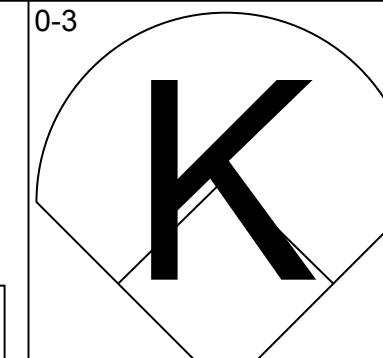
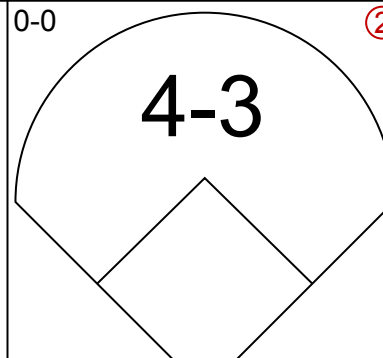

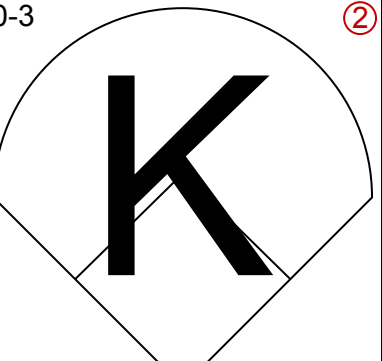
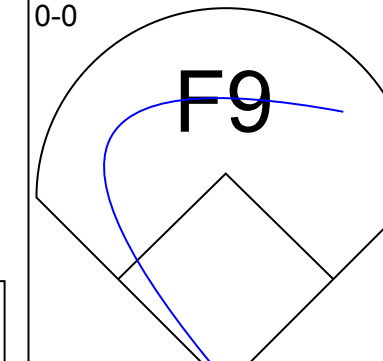
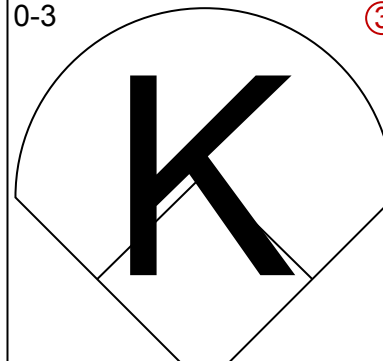

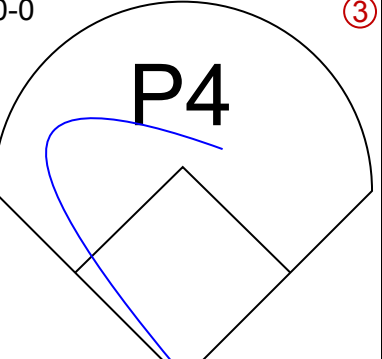
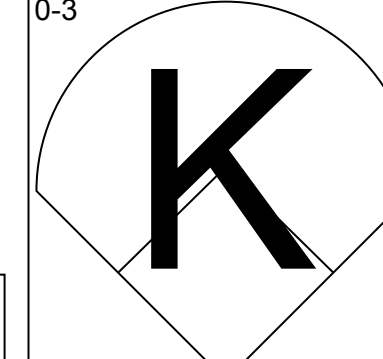


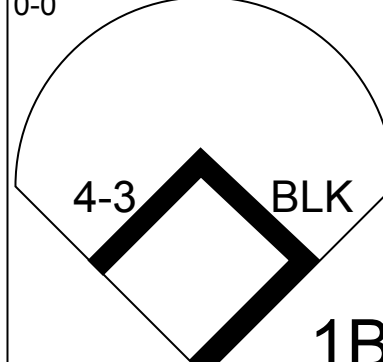
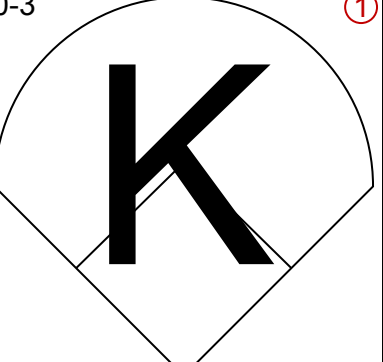
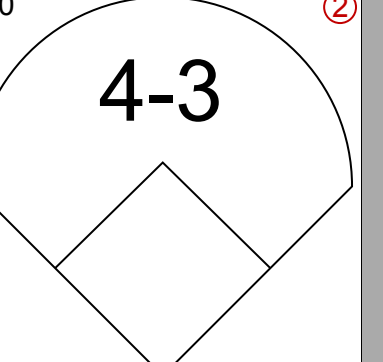

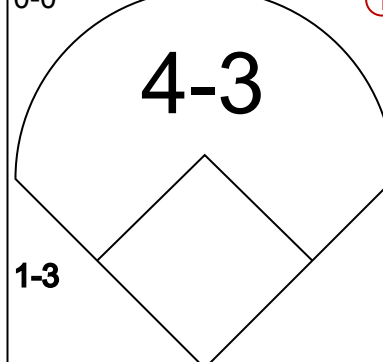
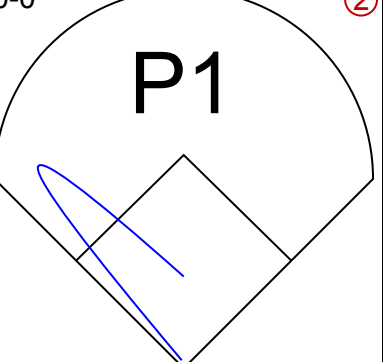
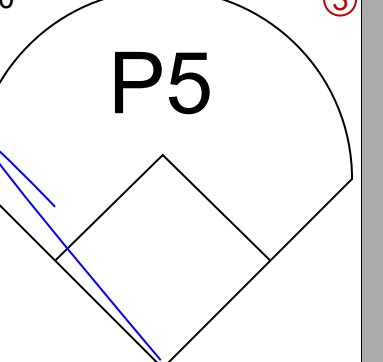
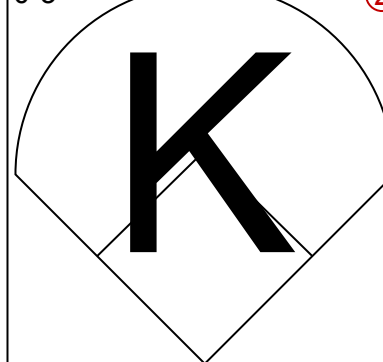
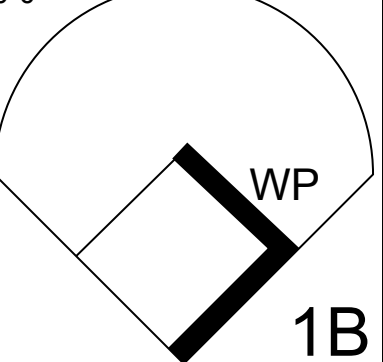
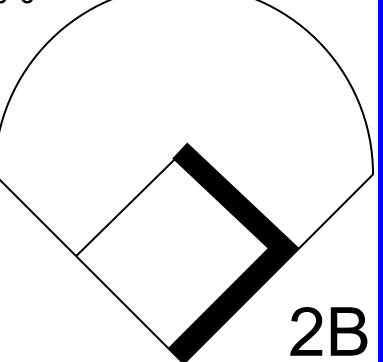




Batter	1	2	3	4	5	6	7	8	9	AB	R	H	RBI	BB	SO	LOB	TOP																					
Steve Sax, R OBP: 0.333, SLG: 0.339 (1, 4)										4	1	2	0	0	1	1	<b>Los Angeles Dodgers @ Cincinnati Reds</b> Riverfront Stadium, Cincinnati, OH Tue Aug 03 1982, 7:05 PM EDT Att: 18,319 - Unknown																					
Ken Landreaux, L OBP: 0.374, SLG: 0.451 (1, 8)										4	1	1	2	1	0	1																						
Dusty Baker Jr., R OBP: 0.361, SLG: 0.499 (1, 7)										3	0	0	0	2	1	3																						
Pedro Guerrero, R OBP: 0.355, SLG: 0.527 (1, 9)										4	0	2	0	1	0	2																						
Ron Cey, R OBP: 0.336, SLG: 0.436 (1, 5)										5	0	2	1	0	0	5																						
Steve Garvey, R OBP: 0.276, SLG: 0.397 (1, 3)										4	0	0	0	0	0	1																						
Bill Russell, R OBP: 0.340, SLG: 0.296 (1, 6)										4	0	0	0	0	1	1																						
Mike Scioscia, L OBP: 0.306, SLG: 0.302 (1, 2)										3	1	2	1	1	0	0																						
Bob Welch, R OBP: 0.175, SLG: 0.167 Steve Howe, L (8, 1)										4	1	1	0	0	1	3																						
<b>Inning Stats</b>	R: 0 E: 0 K: 1 S: 5	H: 0 LOB: 1 BB: 1 P: 9	R: 0 E: 0 K: 1 S: 6	H: 1 LOB: 2 BB: 1 P: 10	R: 0 E: 0 K: 0 S: 3	H: 1 LOB: 2 BB: 2 P: 11	R: 0 E: 0 K: 0 S: 4	H: 1 LOB: 1 BB: 0 P: 4	R: 1 E: 0 K: 0 S: 5	H: 3 LOB: 1 BB: 0 P: 5	R: 0 E: 0 K: 0 S: 3	H: 0 LOB: 0 BB: 0 P: 3	R: 2 E: 0 K: 0 S: 5	H: 2 LOB: 1 BB: 1 P: 9	R: 1 E: 0 K: 1 S: 7	H: 1 LOB: 1 BB: 0 P: 7	R: 0 E: 0 K: 1 S: 6	H: 1 LOB: 1 BB: 0 P: 6	1B: 6 2B: 2 3B: 0 HR: 2	SF: 0 SAC: 1 DP: 1 HBP: 0	WP: 1 PB: 0 SB: 0 CS: 0	PA: 41																
<b>PITCHER</b>	IP	WLS	BF	H	R	ER	SO	BB	IBB	HBP	BLK	WP	HR	S	P	ERA	WHIP	<b>PITCHER</b>				IP	WLS	BF	H	R	ER	SO	BB	IBB	HBP	BLK	WP	HR	S	P	ERA	WHIP
Frank Pastore, R ERA: 3.96 (1, 1)	6.1	L	30	8	3	3	2	3	2	0	0	0	1	29	49	4.26	1.737																					
Brad Lesley, R ERA: 3.35 (7, 1)	1.2		7	1	1	1	1	0	0	0	0	1	1	9	9	5.40	0.600																					
Greg Harris, R ERA: 4.5 (9, 1)	1.0		4	1	0	0	1	0	0	0	0	0	0	6	6	0.00	1.000																					

AB	35
R	4
H	10
RBI	4
BB	5
SO	4
LOB	17




Batter	1	2	3	4	5	6	7	8	9	AB	R	H	RBI	BB	SO	LOB	BOTTOM																					
Eddie Milner, L OBP: 0.342, SLG: 0.393 (1, 8)										2	0	0	0	2	0	1	<b>Los Angeles Dodgers @ Cincinnati Reds</b> Riverfront Stadium, Cincinnati, OH Tue Aug 03 1982, 7:05 PM EDT Att: 18,319 - Unknown																					
Duane Walker, L OBP: 0.330, SLG: 0.385 Mike Vail, R OBP: 0.289, SLG: 0.435 (8, PH) (9, 7)										3	0	1	0	0	0	4																						
Dave Concepcion, R OBP: 0.344, SLG: 0.375 (1, 6)										4	0	1	0	0	0	2																						
Dan Driessen, L OBP: 0.387, SLG: 0.438 (1, 3)										4	0	0	0	0	1	1																						
Johnny Bench, R OBP: 0.321, SLG: 0.377 (1, 5)										4	0	1	0	0	2	1																						
Paul Householder, S OBP: 0.275, SLG: 0.364 (1, 9)										4	0	0	0	0	2	2																						
Ron Oester, S OBP: 0.291, SLG: 0.317 (1, 4)										4	0	1	0	0	1	1																						
Alex Trevino, R OBP: 0.314, SLG: 0.304 (1, 2)										3	0	0	0	0	0	1																						
Frank Pastore, R OBP: 0.194, SLG: 0.200 Brad Lesley, R (7, 1) Larry Blittner, L OBP: 0.360, SLG: 0.418 Greg Harris, S OBP: 0.167, SLG: 0.167 (9, 1)										2	0	1	0	0	1	1																						
<b>Inning Stats</b>	R: 0 E: 0 K: 0 S: 3	H: 1 LOB: 0 BB: 0 P: 3	R: 0 E: 0 K: 1 S: 5	H: 0 LOB: 0 BB: 0 P: 5	R: 0 E: 0 K: 1 S: 6	H: 1 LOB: 2 BB: 1 P: 10	R: 0 E: 0 K: 2 S: 8	H: 1 LOB: 1 BB: 0 P: 8	R: 0 E: 0 K: 1 S: 6	H: 1 LOB: 2 BB: 1 P: 10	R: 0 E: 0 K: 1 S: 5	H: 0 LOB: 0 BB: 0 P: 5	R: 0 E: 0 K: 1 S: 5	H: 0 LOB: 0 BB: 0 P: 5	R: 0 E: 0 K: 0 S: 4	H: 1 LOB: 1 BB: 0 P: 4	R: 0 E: 0 K: 0 S: 4	H: 1 LOB: 1 BB: 0 P: 4	1B: 5 2B: 1 3B: 0 HR: 0	SF: 0 SAC: 0 DP: 1 HBP: 0	WP: 1 PB: 0 SB: 1 CS: 0	PA: 34																
<b>PITCHER</b>	IP	WLS	BF	H	R	ER	SO	BB	IBB	HBP	BLK	WP	HR	S	P	ERA	WHIP	<b>PITCHER</b>				IP	WLS	BF	H	R	ER	SO	BB	IBB	HBP	BLK	WP	HR	S	P	ERA	WHIP
Bob Welch, R ERA: 3.12 Steve Howe, L ERA: 2.05 (8, 1)	7.0	W	27	5	0	0	7	2	0	0	0	0	0	39	47	0.00	1.000																					
	2.0		7	1	0	0	0	0	0	0	0	0	0	7	7	0.00	0.500																					










Batter	1	2	3	4	5	6	7	8	9	AB R H RBI BB SO LOB	TOP																		
Tom Lawless, R (1,4) Wayne Krenchicki, L (8,PH) Wayne Krenchicki, L (8,4) (8,5)	5-3	K			G3 1B 2B		2B	1-3 2-H 3-H 1B		4 1 2 0 0 1 3 1 0 1 2 0 0 0	<p>Cincinnati Reds @ San Diego Padres</p> <p>Jack Murphy Stadium, San Diego, CA</p> <p>Thu Aug 05 1982, 10:05 PM EDT</p> <p>Att: 13,386 - Unknown</p> <p>livebaseballscorecards.com</p> <p>AB 34 R 4 H 9 RBI 4 BB 5 SO 4 LOB 16</p> 																		
Eddie Milner, L (1,8) OBP: 0.337, SLG: 0.386	1B S 1B	4-3			G3		F9		4-3	5 0 1 0 0 0 5																			
Dave Concepcion, R (1,6) OBP: 0.346, SLG: 0.382	L9				F8		FC6-4 IBB		F8	4 0 1 1 1 0 1																			
Johnny Bench, R (1,5) Ron Oester, S (9,4) OBP: 0.289, SLG: 0.315	2-3 1B				K		FC6-4		F7	5 1 2 1 0 1 3 0 0 0 0 0 0 0																			
Mike Vail, R (1,7) Duane Walker, L (8,7) OBP: 0.280, SLG: 0.413 OBP: 0.336, SLG: 0.385	K				F9		F8		L5	4 0 0 0 0 1 3 0 0 0 0 0 0 0																			
Dan Driessen, L (1,3) OBP: 0.389, SLG: 0.434		CS BB			F7		3-1		BB 5-3 1B	3 1 1 0 1 0 0																			
Paul Householder, S (1,9) OBP: 0.274, SLG: 0.364		SH BB 1-2 1B			F8		F7		5-3	4 0 1 0 0 0 1																			
Dave Vangorder, R (1,2) OBP: 0.267, SLG: 0.246		SH BB 1-2 BB			F7		5-3		BB 1B IBB	2 1 0 0 2 0 0																			
Tom Seaver, R (1,1) Rafael Landestoy, S (7,PH) Jim Kern, R (7,1) Brad Lesley, R (9,1) OBP: 0.235, SLG: 0.250 OBP: 0.256, SLG: 0.247		SH			F9		K		1B 1-2 2-3 BB	1 0 0 0 0 0 0 1 0 0 0 0 1 0 0 0 0 0 1 0 0 0 0 0 0 0 0 0																			
<b>Inning Stats</b>	R: 0 E: 0 K: 1 S: 7	H: 2 LOB: 2 BB: 0 P: 7	R: 0 E: 0 K: 1 S: 6	H: 1 LOB: 3 BB: 2 P: 14	R: 1 E: 0 K: 0 S: 4	H: 1 LOB: 0 BB: 0 P: 4	R: 0 E: 0 K: 0 S: 3	H: 0 LOB: 0 BB: 0 P: 3	R: 1 E: 0 K: 1 S: 7	H: 2 LOB: 1 BB: 0 P: 7		R: 0 E: 0 K: 0 S: 3	H: 0 LOB: 2 BB: 1 P: 10	R: 2 E: 0 K: 0 S: 4	H: 2 LOB: 2 BB: 2 P: 12	R: 0 E: 0 K: 0 S: 3	H: 0 LOB: 0 BB: 0 P: 3	1B: 6 2B: 2 3B: 0 HR: 1	SF: 0 SAC: 1 DP: 0 HBP: 0	WP: 0 PB: 0 SB: 1 CS: 1	PA: 40								
<b>PITCHER</b>	IP WLS BF H R ER SO BB IBB HBP BLK WP HR S P ERA WHIP											IP WLS BF H R ER SO BB IBB HBP BLK WP HR S P ERA WHIP																	
Tim Lollar, L (1,1) ERA: 3.38	7.2	L	36	8	4	4	4	3	2	0	0	0	0	0	1	39	59	4.70	1.435										
Luis DeLeon, R (8,1) ERA: 1.93	1.1		4	1	0	0	0	0	0	0	0	0	0	0	0	4	4	0.00	0.750										

Batter	1	2	3	4	5	6	7	8	9	AB R H RBI BB SO LOB	BOTTOM																		
Gene Richards, L (1,7) OBP: 0.340, SLG: 0.359	3B				K			6-3		3 0 1 0 1 1 1	<p>Cincinnati Reds @ San Diego Padres</p> <p>Jack Murphy Stadium, San Diego, CA</p> <p>Thu Aug 05 1982, 10:05 PM EDT</p> <p>Att: 13,386 - Unknown</p> <p>livebaseballscorecards.com</p> <p>AB 30 R 2 H 6 RBI 2 BB 6 SO 4 LOB 13</p> 																		
Tim Flannery, L (1,4) OBP: 0.315, SLG: 0.309	4-3				4-3		L1-3 1B		K	4 0 1 0 0 1 2																			
Tony Gwynn, L (1,8) OBP: 0.381, SLG: 0.373	L3				6-3		L1-3		6-3	4 0 0 0 0 0 2																			
Sixto Lezcano, R (1,9) OBP: 0.395, SLG: 0.499	K				6-3		WP BB		BB 1B BB	2 1 0 0 2 1 1																			
Terry Kennedy, L (1,2) Dave Edwards, R (9,PR) OBP: 0.309, SLG: 0.470 OBP: 0.220, SLG: 0.300	4-3				P5		K		BB 1B 1B	4 0 1 0 0 1 1 0 0 0 0 0 0 0																			
Broderick Perkins, L (1,3) Joe Pittman, R (9,PR) OBP: 0.337, SLG: 0.340 OBP: 0.280, SLG: 0.275	F8				F3		4-3		BB	4 0 1 1 0 0 0 0 0 0 0 0 0 0																			
Joe Lefebvre, L (1,5) OBP: 0.250, SLG: 0.255	1B				6-3		F7		BB	3 0 1 0 1 0 0																			
Luis Salazar, R (1,6) OBP: 0.278, SLG: 0.351	4-3				2B BB		BB		F7	2 1 0 0 2 0 3																			
Tim Lollar, L (1,1) Luis DeLeon, R (8,1) Garry Templeton, S (9,PH) OBP: 0.333, SLG: 0.492 OBP: 0.182, SLG: 0.200 OBP: 0.283, SLG: 0.378					G3		F7		6-3	3 0 1 1 0 0 1 0 0 0 0 0 0 0 1 0 0 0 0 0 2																			
<b>Inning Stats</b>	R: 0 E: 0 K: 1 S: 6	H: 1 LOB: 1 BB: 0 P: 6	R: 0 E: 0 K: 0 S: 4	H: 1 LOB: 1 BB: 0 P: 4	R: 0 E: 0 K: 0 S: 2	H: 0 LOB: 0 BB: 1 P: 6	R: 0 E: 0 K: 0 S: 3	H: 0 LOB: 0 BB: 0 P: 3	R: 1 E: 0 K: 1 S: 6	H: 1 LOB: 1 BB: 1 P: 10		R: 0 E: 0 K: 1 S: 5	H: 1 LOB: 1 BB: 1 P: 9	R: 0 E: 0 K: 0 S: 3	H: 0 LOB: 1 BB: 1 P: 7	R: 0 E: 0 K: 1 S: 5	H: 0 LOB: 0 BB: 0 P: 5	R: 1 E: 0 K: 0 S: 4	H: 2 LOB: 2 BB: 2 P: 12	1B: 4 2B: 2 3B: 1 HR: 0	SF: 0 SAC: 0 DP: 1 HBP: 0	WP: 1 PB: 0 SB: 0 CS: 1	PA: 36						
<b>PITCHER</b>	IP WLS BF H R ER SO BB IBB HBP BLK WP HR S P ERA WHIP											IP WLS BF H R ER SO BB IBB HBP BLK WP HR S P ERA WHIP																	
Tom Seaver, R (1,1) ERA: 5.26	6.0	W	23	4	1	1	3	3	0	0	0	0	0	0	0	26	38	1.50	1.167										
Jim Kern, R (7,1) ERA: 2.71	2.0		10	2	1	1	1	2	0	0	0	0	0	0	10	18	4.50	2.000											
Brad Lesley, R (9,1) ERA: 2.84	1.0	S	3	0	0	0	0	1	0	0	0	0	0	0	2	6	0.00	1.000											



Batter	1	2	3	4	5	6	7	8	9	AB	R	H	RBI	BB	SO	LOB	TOP
Tom Lawless, R (1.4) Wayne Krenchicki, L (8, PH) Greg Harris, S (8, 1) OBP: 0.274, SLG: 0.269 OBP: 0.327, SLG: 0.375 OBP: 0.167, SLG: 0.167	0-0 6-3		0-0 P5			0-0 B1-3		0-0 G3		3	0	0	0	0	0	1	<p>Cincinnati Reds @ San Diego Padres</p> <p>Jack Murphy Stadium, San Diego, CA</p> <p>Fri Aug 06 1982, 10:05 PM EDT</p> <p>Att: 11,331 - Unknown</p>
Eddie Milner, L (1.8) OBP: 0.336, SLG: 0.385	0-0 CS 1B			0-0 F9			0-3 K	0-3 K	4	0	1	0	0	2	0		
Dave Concepcion, R (1.6) OBP: 0.348, SLG: 0.382	0-0 F9 1-2			0-0 G6-3 1B			4-0 FC6-4 BB	0-0 G3	3	0	1	0	1	0	1		
Dan Driessen, L (1.3) OBP: 0.390, SLG: 0.435		0-0 G1-6-3 1B		0-0 G6-3 1-2			0-0 FC6-4 1B	0-0 FC5-4 1B	4	0	2	0	0	0	2		
Johnny Bench, R (1.5) OBP: 0.321, SLG: 0.385	0-0 G1-6-3 1-2				0-0 5-3		0-0 1B	0-0 FC5-4	4	0	1	0	0	0	2		
Duane Walker, L (1.7) OBP: 0.328, SLG: 0.374	0-0 F9				0-3 K		0-0 4-3		3	0	0	0	0	1	2		
Paul Householder, S (1.9) OBP: 0.271, SLG: 0.360			0-0 G3		0-0 F8			0-0 L8	3	0	0	0	0	0	0		
Dave Vangorder, R (1.2) Ron Oester, S (8, PH) OBP: 0.273, SLG: 0.254 OBP: 0.291, SLG: 0.317			0-0 SH1-3 1B		0-0 6-3			0-0 1B	2	0	1	0	0	0	0		
Bob Shirley, R (1.1) Larry Bittner, L (8, PH) Alex Trevino, R (8, 2) OBP: 0.105, SLG: 0.105 OBP: 0.355, SLG: 0.412 OBP: 0.314, SLG: 0.304			0-0 SH1-3		0-0 G3			0-0 F8	1	0	0	0	0	0	0		
<b>Inning Stats</b>	R: 0 E: 0 K: 0 S: 3	H: 1 LOB: 0 BB: 0 P: 3	R: 0 E: 0 K: 0 S: 3	H: 1 LOB: 0 BB: 0 P: 3	R: 0 E: 0 K: 0 S: 4	H: 1 LOB: 0 BB: 0 P: 4	R: 0 E: 0 K: 0 S: 3	H: 0 LOB: 0 BB: 0 P: 3	R: 0 E: 0 K: 1 S: 6	H: 1 LOB: 2 BB: 1 P: 10	R: 0 E: 0 K: 0 S: 4	H: 1 LOB: 1 BB: 0 P: 4	R: 0 E: 0 K: 1 S: 6	H: 1 LOB: 1 BB: 0 P: 6	1B: 7 2B: 0 3B: 0 HR: 0	SF: 0 SAC: 1 DP: 2 HBP: 0	
<b>PITCHER</b> Eric Show, R (1.1) ERA: 2.21	IP: 9.0 WLS: W BF: 32 H: 7 R: 0 ER: 0 SO: 3 BB: 1 IBB: 0 HBP: 0 BLK: 0 WP: 0 HR: 0 S: 37 P: 41 ERA: 0.00 WHIP: 0.889											<b>PITCHER</b>	IP: 9.0 WLS: W BF: 32 H: 7 R: 0 ER: 0 SO: 3 BB: 1 IBB: 0 HBP: 0 BLK: 0 WP: 0 HR: 0 S: 37 P: 41 ERA: 0.00 WHIP: 0.889				

Batter	1	2	3	4	5	6	7	8	9	AB	R	H	RBI	BB	SO	LOB	BOTTOM
Gene Richards, L (1.7) Dave Edwards, R (8, 8) OBP: 0.339, SLG: 0.358 OBP: 0.220, SLG: 0.300	0-0 SH3 1B	0-0 G4-6-3 1-2		0-0 FC4 1-2			0-3 K		4	0	1	0	0	1	4	<p>Cincinnati Reds @ San Diego Padres</p> <p>Jack Murphy Stadium, San Diego, CA</p> <p>Fri Aug 06 1982, 10:05 PM EDT</p> <p>Att: 11,331 - Unknown</p>	
Tony Gwynn, L (1.8) OBP: 0.388, SLG: 0.359	0-0 SH3 1-2		0-3 K		0-0 4-3		0-0 P6		3	0	0	0	0	1	0		
Garry Templeton, S (1.6) OBP: 0.281, SLG: 0.375	0-0 F9		0-0 1-3		0-0 P3		0-0 6-3		4	0	0	0	0	0	1		
Sixto Lezcano, R (1.9) OBP: 0.399, SLG: 0.497	4-0 IBB		4-0 FC5-4 BB		0-0 F8		4-0 BB		1	0	0	0	3	0	0		
Terry Kennedy, L (1.2) OBP: 0.306, SLG: 0.465	0-0 1-3		0-0 FC5-4 1-2		0-3 K		0-0 F7		4	0	0	0	0	1	4		
Joe Lansford, R (1.3) OBP: 0.536, SLG: 0.375		0-0 2B 1B		4-0 CS BB		0-0 F7		0-0 F9	3	1	1	0	1	0	1		
Luis Salazar, R (1.5) OBP: 0.283, SLG: 0.366		0-0 1H 2B		0-0 1B 1-2 1B		0-0 HR		0-0 4-3	4	1	3	2	0	0	1		
Joe Pittman, R (1.4) OBP: 0.287, SLG: 0.268		4-0 G4-6-3 BB		0-0 F9		0-0 E5			2	0	0	0	1	0	1		
Eric Show, R (1.1) OBP: 0.167, SLG: 0.167	0-3 K		0-0 FC4 1B		0-0 G3				3	0	1	0	0	1	3		
<b>Inning Stats</b>	R: 0 E: 0 K: 0 S: 4	H: 1 LOB: 2 BB: 1 P: 8	R: 1 E: 0 K: 1 S: 6	H: 2 LOB: 1 BB: 1 P: 10	R: 0 E: 0 K: 1 S: 5	H: 0 LOB: 1 BB: 1 P: 9	R: 0 E: 0 K: 0 S: 4	H: 2 LOB: 2 BB: 1 P: 8	R: 0 E: 0 K: 1 S: 7	H: 1 LOB: 1 BB: 0 P: 7	R: 0 E: 0 K: 1 S: 5	H: 0 LOB: 0 BB: 0 P: 5	R: 0 E: 0 K: 0 S: 3	H: 0 LOB: 1 BB: 1 P: 7	1B: 4 2B: 1 3B: 0 HR: 1		SF: 0 SAC: 1 DP: 1 HBP: 0
<b>PITCHER</b> Bob Shirley, L (1.1) ERA: 4.0 Greg Harris, R (8, 1) ERA: 4.5	IP: 7.0 WLS: L BF: 30 H: 6 R: 2 ER: 2 SO: 4 BB: 3 IBB: 1 HBP: 0 BLK: 0 WP: 0 HR: 1 S: 34 P: 50 ERA: 2.57 WHIP: 1.286											<b>PITCHER</b>	IP: 1.0 WLS: L BF: 4 H: 0 R: 0 ER: 0 SO: 0 BB: 1 IBB: 0 HBP: 0 BLK: 0 WP: 0 HR: 0 S: 3 P: 7 ERA: 0.00 WHIP: 1.000				



Batter	1	2	3	4	5	6	7	8	9	AB	R	H	RBI	BB	SO	LOB	TOP			
Eddie Milner, L (1.8) OBP: 0.337, SLG: 0.386										4	0	2	0	0	0	2	<p>Cincinnati Reds @ San Diego Padres Jack Murphy Stadium, San Diego, CA Sat Aug 07 1982, 10:05 PM EDT Att: 20,890 - Unknown</p> <p>livebaseballscores.com</p>			
Duane Walker, L (1.7) OBP: 0.317, SLG: 0.360										4	0	0	0	0	1	3				
Dave Concepcion, R (1.6) OBP: 0.344, SLG: 0.378										4	0	0	0	0	1	0				
Dan Driessen, L (1.3) OBP: 0.391, SLG: 0.437										3	1	1	0	1	0	0				
Paul Householder, S (1.9) OBP: 0.287, SLG: 0.354										4	0	0	0	0	2	2				
Wayne Krenchicki, L (1.5) OBP: 0.327, SLG: 0.374 Johnny Bench, R (9, PH) OBP: 0.320, SLG: 0.384										3	0	1	1	0	0	0				
Ron Oester, S (1.4) OBP: 0.291, SLG: 0.317										3	0	1	0	0	0	1				
Dave Vangorder, R (1.2) OBP: 0.263, SLG: 0.243									3	0	0	0	0	2	1					
Mario Soto, R (1.1) OBP: 0.246, SLG: 0.246 Alex Trevino, R (8, PH) OBP: 0.313, SLG: 0.302 Brad Lesley, R (8, 1)									1	0	1	0	0	0	0	0				
										1	0	0	0	0	0	0				
										0	0	0	0	0	0	0				
<b>Inning Stats</b>	R: 0 E: 0 K: 0 S: 3	H: 1 LOB: 0 BB: 0 P: 3	R: 0 E: 0 K: 1 S: 5	H: 0 LOB: 0 BB: 0 P: 5	R: 0 E: 0 K: 1 S: 6	H: 1 LOB: 1 BB: 0 P: 6	R: 0 E: 0 K: 0 S: 3	H: 0 LOB: 0 BB: 0 P: 3	R: 0 E: 0 K: 1 S: 6	H: 1 LOB: 1 BB: 0 P: 6	R: 1 E: 0 K: 0 S: 5	H: 2 LOB: 1 BB: 0 P: 5	R: 0 E: 0 K: 1 S: 6	H: 1 LOB: 1 BB: 0 P: 6	R: 0 E: 0 K: 3 S: 9	H: 0 LOB: 1 BB: 1 P: 13	1B: 5 2B: 1 3B: 0 HR: 0	SF: 0 SAC: 1 DP: 0 HBP: 0	WP: 0 PB: 0 SB: 0 CS: 1	PA: 33
<b>PITCHER</b>	IP WLS BF H R ER SO BB IBB HBP BLK WP HR S P ERA WHIP																			
Andy Hawkins, R (1.1) ERA: 4.75	7.0 W 25 5 1 1 3 0 0 0 0 0 0 0 31 31 1.29 0.714																			
Gary Lucas, L (8, 1) ERA: 3.58	2.0 S 8 1 0 0 4 1 0 0 0 0 0 0 15 19 0.00 1.000																			

Batter	1	2	3	4	5	6	7	8	9	AB	R	H	RBI	BB	SO	LOB	BOTTOM			
Gene Richards, L (1.7) OBP: 0.335, SLG: 0.353 Gary Lucas, L (8, 1)										4	0	0	1	0	1	2	<p>Cincinnati Reds @ San Diego Padres Jack Murphy Stadium, San Diego, CA Sat Aug 07 1982, 10:05 PM EDT Att: 20,890 - Unknown</p> <p>livebaseballscores.com</p>			
Tony Gwynn, L (1.8) OBP: 0.383, SLG: 0.346										3	1	0	0	1	1	3				
Garry Templeton, S (1.6) OBP: 0.280, SLG: 0.374										4	0	1	1	0	2	3				
Terry Kennedy, L (1.2) OBP: 0.310, SLG: 0.470										3	1	2	0	1	1	1				
Luis Salazar, R (1.5) OBP: 0.286, SLG: 0.369										3	1	2	0	0	0	1				
Broderick Perkins, L (1.3) OBP: 0.336, SLG: 0.339										4	1	1	0	0	0	5				
Joe Lefebvre, L (1.9) OBP: 0.244, SLG: 0.248										3	0	0	1	0	0	3				
Tim Flannery, L (1.4) OBP: 0.318, SLG: 0.306										2	0	0	0	2	2	0				
Andy Hawkins, R (1.1) Kurt Bevacqua, R (7, PH) OBP: 0.348, SLG: 0.301 Dave Edwards, R (8, 8) OBP: 0.214, SLG: 0.293										2	0	0	0	0	1	0				
										1	0	0	0	0	0	3				
<b>Inning Stats</b>	R: 0 E: 0 K: 1 S: 5	H: 0 LOB: 0 BB: 0 P: 5	R: 2 E: 1 K: 1 S: 7	H: 1 LOB: 0 BB: 0 P: 7	R: 0 E: 0 K: 2 S: 7	H: 0 LOB: 0 BB: 0 P: 7	R: 0 E: 0 K: 0 S: 3	H: 1 LOB: 1 BB: 1 P: 7	R: 0 E: 0 K: 1 S: 5	H: 0 LOB: 0 BB: 0 P: 5	R: 1 E: 0 K: 1 S: 6	H: 1 LOB: 1 BB: 1 P: 10	R: 1 E: 0 K: 2 S: 9	H: 1 LOB: 3 BB: 2 P: 17	R: 0 E: 0 K: 0 S: 5	H: 2 LOB: 3 BB: 1 P: 9	1B: 5 2B: 1 3B: 0 HR: 0	SF: 0 SAC: 2 DP: 1 HBP: 0	WP: 0 PB: 0 SB: 1 CS: 0	PA: 36
<b>PITCHER</b>	IP WLS BF H R ER SO BB IBB HBP BLK WP HR S P ERA WHIP																			
Mario Soto, R (1.1) ERA: 2.55	7.0 L 30 4 4 3 8 3 1 0 0 0 0 0 42 58 3.86 1.000																			
Brad Lesley, R (8, 1) ERA: 2.45	1.0 6 2 0 0 0 0 0 1 0 0 0 0 0 5 9 0.00 2.000																			



Batter	1	2	3	4	5	6	7	8	9	AB	R	H	RBI	BB	SO	LOB	TOP				
Tom Lawless, R (1,4) OBP: 0.264, SLG: 0.259 Ron Oester, S (8,PH) OBP: 0.291, SLG: 0.316	F8		6-3			F8		F7		3	0	0	0	0	0	0	<b>Cincinnati Reds @ San Diego Padres</b> Jack Murphy Stadium, San Diego, CA Sun Aug 08 1982, 6:33 AM EDT Att: 12,097 - Unknown				
Eddie Milner, L (1,8) OBP: 0.339, SLG: 0.386	K			CS 1B		L5-3 BB		F9		3	0	1	0	1	1	0					
Dave Concepcion, R (1,6) OBP: 0.341, SLG: 0.374	3-1			K 1-2		L5-3 1-2		5-3		4	0	0	0	0	1	2					
Johnny Bench, R (1,5) OBP: 0.316, SLG: 0.378		E7 1B		P4			K		K	4	1	0	0	0	2	0					
Mike Vail, R (1,7) OBP: 0.281, SLG: 0.411	6-3					1B 1B		K		3	0	1	0	0	1	1					
Dan Driessen, L (1,3) OBP: 0.390, SLG: 0.436						F9		F8		3	0	1	1	0	0	1					
Paul Householder, S (1,9) OBP: 0.271, SLG: 0.357										3	0	2	0	0	0	1					
Alex Trevino, R (1,2) OBP: 0.311, SLG: 0.300 Duane Walker, L (8,PH) OBP: 0.315, SLG: 0.357 Dave Vangorder, R (8,2) OBP: 0.283, SLG: 0.243			P6			F8		F5		2	0	0	0	0	0	2					
Frank Pastore, R (1,1) OBP: 0.184, SLG: 0.189 Larry Bittner, L (8,PH) OBP: 0.353, SLG: 0.409 Joe Price, R (8,1) OBP: 0.333, SLG: 0.333 Jim Kern, R (8,1)			K			P3		F2		2	0	0	0	0	1	2					
<b>Inning Stats</b>	R: 0 E: 0 K: 1 S: 5	H: 0 LOB: 0 BB: 0 P: 5	R: 1 E: 1 K: 0 S: 4	H: 1 LOB: 0 BB: 0 P: 4	R: 0 E: 0 K: 1 S: 5	H: 0 LOB: 0 BB: 0 P: 5	R: 0 E: 0 K: 1 S: 5	H: 2 LOB: 2 BB: 0 P: 5	R: 0 E: 0 K: 0 S: 2	H: 0 LOB: 0 BB: 1 P: 6	R: 0 E: 0 K: 2 S: 7	H: 0 LOB: 0 BB: 0 P: 7	R: 0 E: 0 K: 0 S: 4	H: 1 LOB: 1 BB: 0 P: 4	R: 0 E: 0 K: 1 S: 5	H: 0 LOB: 0 BB: 0 P: 5		1B: 5 2B: 1 3B: 0 HR: 0	SF: 0 SAC: 0 DP: 1 HBP: 0	WP: 0 PB: 0 SB: 0 CS: 2	PA: 31
<b>PITCHER</b>	IP	WLS	BF	H	R	ER	SO	BB	IBB	HBP	BLK	WP	HR	S	P	ERA	WHIP				
Dave Dravecky, L (1,1) ERA: 1.93	6.0	W	21	4	1	0	3	1	0	0	0	0	0	26	30	0.00	0.833				
Floyd Chiffer, R (7,1) ERA: 2.53	2.0		7	1	0	0	2	0	0	0	0	0	0	11	11	0.00	0.500				
Gary Lucas, L (9,1) ERA: 3.52	1.0	S	3	0	0	0	1	0	0	0	0	0	0	5	5	0.00	0.000				

AB	30
R	1
H	5
RBI	1
BB	1
SO	6
LOB	12



Batter	1	2	3	4	5	6	7	8	9	AB	R	H	RBI	BB	SO	LOB	BOTTOM				
Gene Richards, L (1,7) OBP: 0.337, SLG: 0.355 Dave Edwards, R (8,8) OBP: 0.209, SLG: 0.286	FC6-4 1B	L4-6		4-3				F2		4	0	2	0	0	0	3	<b>Cincinnati Reds @ San Diego Padres</b> Jack Murphy Stadium, San Diego, CA Sun Aug 08 1982, 6:33 AM EDT Att: 12,097 - Unknown				
Tony Gwynn, L (1,8) OBP: 0.358, SLG: 0.341	FC6-4 1B			4-3		G3		4-3		4	0	1	0	0	0	1					
Garry Templeton, S (1,6) OBP: 0.278, SLG: 0.370	FC6-4 1B			6-3		F7		4-3		4	0	0	0	0	0	2					
Terry Kennedy, L (1,2) OBP: 0.312, SLG: 0.470	K			1B 1B		K		FC1-8 1B		4	0	2	0	0	2	2					
Broderick Perkins, L (1,3) OBP: 0.338, SLG: 0.341	F8			1B		1B 1B		FC1-6 BB 1B FC		4	2	2	0	0	0	3					
Luis Salazar, R (1,5) OBP: 0.288, SLG: 0.370		1B SF9 1B		F8		F9		FC BB 1B		4	1	2	0	0	0	3					
Joe Lefebvre, L (1,9) OBP: 0.262, SLG: 0.267 Sixto Lezcano, R (8,PH) OBP: 0.500, SLG: 0.497		L4-6 SH 1B				1B 1B		FC BB		3	0	3	0	0	0	0					
Tim Flannery, L (1,4) OBP: 0.318, SLG: 0.308 Joe Lansford, R (8,PH) OBP: 0.344, SLG: 0.333 Joe Pittman, R (9,4) OBP: 0.287, SLG: 0.268		SF9		F7		1B 1B		FC		2	0	1	2	0	0	1					
Dave Dravecky, R (1,1) Kurt Bevacqua, R (6,PH) OBP: 0.344, SLG: 0.297 Floyd Chiffer, R (7,1) Tim Lollar, L (8,PH) OBP: 0.328, SLG: 0.484 Gary Lucas, L (9,1)		SH		K		G6-4-3 1B		K		1	0	0	0	0	1	1					
<b>Inning Stats</b>	R: 0 E: 0 K: 1 S: 7	H: 2 LOB: 2 BB: 0 P: 7	R: 1 E: 0 K: 0 S: 5	H: 2 LOB: 1 BB: 0 P: 5	R: 0 E: 0 K: 0 S: 6	H: 1 LOB: 1 BB: 0 P: 6	R: 0 E: 0 K: 1 S: 5	H: 0 LOB: 0 BB: 0 P: 5	R: 1 E: 0 K: 0 S: 5	H: 3 LOB: 1 BB: 0 P: 5	R: 0 E: 0 K: 0 S: 3	H: 1 LOB: 0 BB: 0 P: 3	R: 1 E: 0 K: 1 S: 8	H: 2 LOB: 3 BB: 1 P: 12	R: 0 E: 0 K: 0 S: 5	H: 0 LOB: 0 BB: 0 P: 5		1B: 13 2B: 1 3B: 0 HR: 0	SF: 1 SAC: 1 DP: 2 HBP: 0	WP: 0 PB: 0 SB: 1 CS: 1	PA: 37
<b>PITCHER</b>	IP	WLS	BF	H	R	ER	SO	BB	IBB	HBP	BLK	WP	HR	S	P	ERA	WHIP				
Frank Pastore, R (1,1) ERA: 3.88		L	30	11	2	2	3	0	0	0	0	0	0	36	36	2.57	1.571				
Joe Price, L (8,1) ERA: 3.12	0.1		4	2	1	1	0	1	0	0	0	0	0	3	7	27.00	9.000				
Jim Kern, R (8,1) ERA: 2.69	0.2		3	0	0	0	1	0	0	0	0	0	0	5	5	0.00	0.000				

AB	34
R	3
H	13
RBI	3
BB	1
SO	4
LOB	26





Batter	1	2	3	4	5	6	7	8	9	10	11	12	13	AB	R	H	RBI	BB	SO	LOB	TOP		
Tom Lawless, R OBP: 0.273, SLG: 0.267 (1.4)														5	1	2	1	0	0	3			
Eddie Milner, L OBP: 0.338, SLG: 0.384 Brad Lesley, R (8.1)														4	0	1	1	0	1	2			
Larry Bittner, L OBP: 0.351, SLG: 0.408 Jim Kern, R (11.1)														0	0	0	0	0	0	0			
Dave Concepcion, R OBP: 0.337, SLG: 0.370 (1.6)														5	0	0	0	0	1	2			
Johnny Bench, R OBP: 0.314, SLG: 0.375 (1.5)														5	0	1	0	0	2	0			
Cesar Cedeno, R OBP: 0.343, SLG: 0.418 (1.8)														5	0	0	0	0	2	2			
Dan Driessen, L OBP: 0.386, SLG: 0.430 (1.3)														5	0	0	0	0	1	0			
Paul Householder, S OBP: 0.286, SLG: 0.350 (1.9)														5	0	0	0	0	1	0			
Dave Vangorder, R OBP: 0.271, SLG: 0.234 (1.2)														3	1	0	0	2	2	0			
Bruce Berenyi, R OBP: 0.267, SLG: 0.318 Duane Walker, L OBP: 0.315, SLG: 0.351 (8.7)														1	0	0	0	1	2				
2	0	0	0	0	0	0	0	0	0	0	0	0	0	2	0	0	0	1	1	0			
<b>Inning Stats</b>	R: 0 E: 0 K: 0 S: 3	H: 1 LOB: 0 BB: 0 P: 3	R: 0 E: 0 K: 0 S: 3	H: 0 LOB: 0 BB: 0 P: 3	R: 0 E: 0 K: 2 S: 7	H: 0 LOB: 1 BB: 1 P: 11	R: 0 E: 0 K: 3 S: 9	H: 0 LOB: 0 BB: 0 P: 9	R: 0 E: 0 K: 1 S: 5	H: 0 LOB: 0 BB: 0 P: 5	R: 0 E: 1 K: 0 S: 3	H: 0 LOB: 1 BB: 1 P: 7	R: 0 E: 0 K: 3 S: 9	H: 0 LOB: 0 BB: 0 P: 9	R: 0 E: 0 K: 0 S: 3	H: 0 LOB: 0 BB: 0 P: 3	R: 0 E: 0 K: 2 S: 7	H: 0 LOB: 0 BB: 0 P: 7	1B: 4 2B: 0 3B: 0 HR: 0	SF: 0 SAC: 1 DP: 1 HBP: 0	W/P: 1 P/B: 0 S/B: 0 C/S: 1	PA: 45	
<b>PITCHER</b>	IP WLS BF H R ER SO BB IBB HBP BLK WP HR S P ERA WHIP	<b>PITCHER</b>											<b>PITCHER</b>										
Ricky Wright, L ERA: 3.27 Joe Beckwith, R ERA: 3.31 Tom Niedenfuer, R ERA: 3.72 Dave Stewart, R ERA: 3.73	3.0 2.2 1.1 6.0	WLS 10 4 19	BF 10 3 19	H 1 0 0	R 0 0 0	ER 0 0 0	SO 2 2 3	BB 1 0 0	IBB 0 0 0	HBP 0 0 0	BLK 0 0 0	WP 1 0 0	HR 0 0 0	S 13 17 8	P 17 21 8	ERA 0.00 6.75 0.00	WHIP 0.667 1.500 0.000	0.00 0.00 0.167					

Cincinnati Reds @ Los Angeles Dodgers  
Dodger Stadium, Los Angeles, CA  
Mon Aug 09 1982, 7:05 PM PDT  
Att. 34,709 - Unknown

AB 41  
R 2  
H 4  
RBI 2  
BB 3  
SO 12  
LOB 11



Batter	1	2	3	4	5	6	7	8	9	10	11	12	13	AB	R	H	RBI	BB	SO	LOB	BOTTOM		
Steve Sax, R OBP: 0.338, SLG: 0.347 (1.4)														6	1	2	0	0	0	2			
Ken Landreaux, L OBP: 0.366, SLG: 0.425 (1.8)														4	0	1	0	2	0	2			
Dusty Baker Jr., R OBP: 0.389, SLG: 0.496 (1.7)														5	1	2	1	1	0	2			
Pedro Guerrero, R OBP: 0.363, SLG: 0.530 (1.9)														5	1	2	1	1	1	2			
Ron Cey, R OBP: 0.326, SLG: 0.425 (1.5)														3	0	0	0	2	1	3			
Steve Garvey, R OBP: 0.278, SLG: 0.398 (1.3)														3	0	0	1	1	0	1			
Bill Russell, R OBP: 0.345, SLG: 0.305 (1.6)														5	0	0	0	0	1	5			
Mike Scioscia, L OBP: 0.304, SLG: 0.297 Mark Belanger, R OBP: 0.341, SLG: 0.282 Steve Yeager, R OBP: 0.336, SLG: 0.358 (13.2)														4	0	0	0	1	1	0			
Ricky Wright, L OBP: 0.200, SLG: 0.400 Joe Beckwith, L Tom Niedenfuer, R Jorge Orta, L OBP: 0.282, SLG: 0.319 Dave Stewart, R OBP: 0.212, SLG: 0.219 (8.1)														1	0	0	0	0	0	0			
1	0	0	0	0	0	0	0	0	0	0	0	0	0	1	0	0	0	0	0	0			
<b>Inning Stats</b>	R: 2 E: 0 K: 0 S: 6	H: 3 LOB: 2 BB: 1 P: 10	R: 0 E: 0 K: 0 S: 4	H: 1 LOB: 1 BB: 0 P: 4	R: 0 E: 0 K: 1 S: 7	H: 0 LOB: 0 BB: 0 P: 5	R: 0 E: 0 K: 2 S: 5	H: 0 LOB: 0 BB: 0 P: 7	R: 0 E: 1 K: 0 S: 3	H: 0 LOB: 1 BB: 1 P: 7	R: 0 E: 0 K: 0 S: 3	H: 0 LOB: 0 BB: 0 P: 3	R: 0 E: 0 K: 1 S: 5	H: 1 LOB: 3 BB: 3 P: 15	R: 0 E: 0 K: 0 S: 3	H: 0 LOB: 2 BB: 2 P: 11	R: 1 E: 0 K: 0 S: 1	H: 1 LOB: 0 BB: 0 P: 1	1B: 5 2B: 1 3B: 0 HR: 1	SF: 1 SAC: 1 DP: 2 HBP: 0	W/P: 0 P/B: 0 S/B: 2 C/S: 0	PA: 49	
<b>PITCHER</b>	IP WLS BF H R ER SO BB IBB HBP BLK WP HR S P ERA WHIP	<b>PITCHER</b>											<b>PITCHER</b>										
Bruce Berenyi, R ERA: 3.75 Brad Lesley, R ERA: 1.74 Jim Kern, R ERA: 2.74	7.0 3.0 2.0	WLS 27 10 12	BF 27 10 12	H 5 0	R 2 0	ER 2 0	SO 5 3	BB 2 0	IBB 0 0	HBP 0 0	BLK 0 0	WP 0 0	HR 0 0	S 35 11	P 43 15	ERA 2.57 0.00	WHIP 1.000 0.000	4.50 2.000					

Cincinnati Reds @ Los Angeles Dodgers  
Dodger Stadium, Los Angeles, CA  
Mon Aug 09 1982, 7:05 PM PDT  
Att. 34,709 - Unknown

AB 39  
R 3  
H 7  
RBI 3  
BB 8  
SO 6  
LOB 17





Batter	1	2	3	4	5	6	7	8	9	AB	R	H	RBI	BB	SO	LOB	TOP
Tom Lawless, R OBP: 0.271, SLG: 0.278 (1, 4)										4	1	1	0	0	0	1	<b>Cincinnati Reds @ Los Angeles Dodgers</b> Dodger Stadium, Los Angeles, CA Tue Aug 10 1982, 7:05 PM PDT Att: 50,266 - Unknown
Eddie Milner, L OBP: 0.337, SLG: 0.383 Ron Oester, S OBP: 0.291, SLG: 0.316 (1, 7) (8, 6)										4	1	1	0	0	0	1	
Dave Concepcion, R OBP: 0.339, SLG: 0.369 Joe Price, R OBP: 0.333, SLG: 0.333 Greg Harris, S OBP: 0.167, SLG: 0.167 (1, 6) (8, 1) (8, 1)										3	0	1	0	1	2	1	
Johnny Bench, R OBP: 0.313, SLG: 0.374 (1, 5)										4	0	1	1	0	1	4	
Cesar Cedeno, R OBP: 0.345, SLG: 0.417 (1, 8)										3	0	1	0	1	0	1	
Dan Driessen, L OBP: 0.383, SLG: 0.426 (1, 3)										4	0	0	0	0	0	5	
Paul Householder, S OBP: 0.262, SLG: 0.345 (1, 9)										4	0	0	0	0	0	1	
Dave Vangorder, R OBP: 0.258, SLG: 0.222 (1, 2)										4	0	0	0	0	0	1	
Tom Seaver, R OBP: 0.222, SLG: 0.235 Rafael Landestoy, S OBP: 0.272, SLG: 0.253 (1, 1) (8, 6) (8, 7)										2	0	0	0	0	1	0	
<b>Inning Stats</b>	R: 1 E: 0 K: 1 S: 7	H: 2 LOB: 2 BB: 1 P: 11	R: 0 E: 0 K: 1 S: 5	H: 0 LOB: 0 BB: 0 P: 5	R: 0 E: 0 K: 0 S: 3	H: 0 LOB: 0 BB: 0 P: 3	R: 0 E: 0 K: 0 S: 4	H: 1 LOB: 1 BB: 0 P: 4	R: 0 E: 0 K: 0 S: 4	H: 1 LOB: 1 BB: 0 P: 4	R: 2 E: 1 K: 1 S: 8	H: 2 LOB: 2 BB: 1 P: 12	R: 0 E: 0 K: 0 S: 3	H: 0 LOB: 0 BB: 0 P: 3	1B: 5 2B: 1 3B: 0 HR: 0	SF: 0 SAC: 0 DP: 0 HBP: 0	
<b>PITCHER</b> Fernando Valenzuela, L ERA: 2.83 (1, 1)	IP: 9.0 WLS: W BF: 36 H: 6 R: 3 ER: 1 SO: 4 BB: 2 IBB: 0 HBP: 0 BLK: 0 WP: 0 HR: 0 S: 42 P: 50 ERA: 1.00 WHIP: 0.889															<b>PITCHER</b> IP: 9.0 WLS: W BF: 36 H: 6 R: 3 ER: 1 SO: 4 BB: 2 IBB: 0 HBP: 0 BLK: 0 WP: 0 HR: 0 S: 42 P: 50 ERA: 1.00 WHIP: 0.889	

Batter	1	2	3	4	5	6	7	8	9	AB	R	H	RBI	BB	SO	LOB	BOTTOM		
Steve Sax, R OBP: 0.338, SLG: 0.348 (1, 4)										5	2	2	0	0	0	1	<b>Cincinnati Reds @ Los Angeles Dodgers</b> Dodger Stadium, Los Angeles, CA Tue Aug 10 1982, 7:05 PM PDT Att: 50,266 - Unknown		
Rick Monday, L OBP: 0.386, SLG: 0.535 Mike Marshall, R OBP: 0.389, SLG: 0.467 (1, 9) (8, PH) (9, 9)										4	1	1	1	0	2	2			
Dusty Baker Jr., R OBP: 0.370, SLG: 0.495 Ron Roenicke, S OBP: 0.343, SLG: 0.306 (1, 7) (8, 7)										3	1	1	0	1	0	1			
Pedro Guerrero, R OBP: 0.365, SLG: 0.530 (1, 8)										4	3	2	1	1	0	1			
Ron Cey, R OBP: 0.327, SLG: 0.422 (1, 5)										5	0	1	1	0	1	6			
Steve Garvey, R OBP: 0.284, SLG: 0.407 (1, 3)										3	1	2	2	2	1	3			
Bill Russell, R OBP: 0.345, SLG: 0.309 (1, 6)										5	0	2	3	0	1	4			
Mike Scioscia, L OBP: 0.305, SLG: 0.294 (1, 2)										3	0	0	0	2	0	2			
Fernando Valenzuela, L OBP: 0.178, SLG: 0.157 (1, 1)										4	1	1	0	0	1	3			
<b>Inning Stats</b>	R: 1 E: 0 K: 0 S: 4	H: 1 LOB: 0 BB: 0 P: 4	R: 0 E: 0 K: 2 S: 7	H: 0 LOB: 2 BB: 2 P: 15	R: 1 E: 1 K: 0 S: 5	H: 2 LOB: 1 BB: 0 P: 5	R: 0 E: 0 K: 0 S: 3	H: 1 LOB: 1 BB: 1 P: 7	R: 2 E: 0 K: 2 S: 10	H: 3 LOB: 2 BB: 1 P: 14	R: 0 E: 0 K: 1 S: 6	H: 1 LOB: 1 BB: 0 P: 6	R: 2 E: 0 K: 0 S: 5	H: 2 LOB: 1 BB: 1 P: 9	R: 5 E: 1 K: 1 S: 9	H: 3 LOB: 1 BB: 2 P: 17		1B: 10 2B: 1 3B: 0 HR: 2	SF: 0 SAC: 0 DP: 2 HBP: 0
<b>PITCHER</b> Tom Seaver, R ERA: 5.34 Joe Price, L ERA: 3.28 Greg Harris, R ERA: 4.58 (1, 1) (8, 1) (8, 1)	IP: 7.0 WLS: L BF: 35 H: 10 R: 6 ER: 5 SO: 5 BB: 4 IBB: 1 HBP: 0 BLK: 0 WP: 0 HR: 2 S: 40 P: 60 ERA: 6.43 WHIP: 2.000															<b>PITCHER</b> IP: 7.0 WLS: L BF: 35 H: 10 R: 6 ER: 5 SO: 5 BB: 4 IBB: 1 HBP: 0 BLK: 0 WP: 0 HR: 2 S: 40 P: 60 ERA: 6.43 WHIP: 2.000			



Batter	1	2	3	4	5	6	7	8	9	AB	R	H	RBI	BB	SO	LOB	TOP
Tom Lawless, R OBP: 0.270, SLG: 0.277										4	1	1	0	0	0	1	
Duane Walker, L OBP: 0.313, SLG: 0.342										3	1	0	0	1	1	0	
Cesar Cedeno, R OBP: 0.347, SLG: 0.421										4	0	2	2	0	0	0	
Dan Driessen, L OBP: 0.388, SLG: 0.431										2	0	2	0	2	0	0	
Johnny Bench, R OBP: 0.312, SLG: 0.372										4	0	1	0	0	0	5	
Wayne Krenchicki, L OBP: 0.327, SLG: 0.374										0	0	0	0	0	0	0	
Paul Householder, S OBP: 0.282, SLG: 0.341										3	0	0	0	1	1	4	
Ron Oester, S OBP: 0.290, SLG: 0.314										3	0	0	0	1	2	2	
Alex Trevino, R OBP: 0.310, SLG: 0.299										4	0	1	0	0	3	4	
Bob Shirley, R OBP: 0.091, SLG: 0.091										3	0	0	0	0	1	2	
Brad Lesley, R (8, 1)										1	0	0	0	0	0	3	
<b>Inning Stats</b>	R: 2 H: 2 E: 0 K: 0 S: 4	H: 2 R: 1 LOB: 1 BB: 2 P: 12	R: 0 H: 0 E: 0 K: 2 S: 7	H: 0 R: 0 LOB: 0 BB: 0 P: 7	R: 0 H: 0 E: 0 K: 0 S: 3	H: 1 R: 0 LOB: 1 BB: 0 P: 6	R: 0 H: 1 E: 0 K: 1 S: 5	H: 2 R: 0 LOB: 1 BB: 0 P: 6	R: 0 H: 0 E: 0 K: 1 S: 5	H: 0 R: 0 LOB: 1 BB: 1 P: 9	R: 0 H: 0 E: 0 K: 0 S: 3	H: 1 R: 0 LOB: 3 BB: 2 P: 16	1B: 5 2B: 2 3B: 0 HR: 0	SF: 0 SAC: 0 DP: 2 HBP: 0	WP: 0 PB: 0 SB: 4 CS: 1	PA: 36	
<b>PITCHER</b>	IP WLS BF H R ER SO BB IBB HBP BLK WP HR S P ERA WHIP																
Burt Hooton, R ERA: 5.23	5.0 L 19 4 2 2 4 2 0 0 0 0 0 25 33 3.60 1.200																
Joe Beckwith, R ERA: 2.79	3.0 11 2 0 0 2 1 0 0 0 0 0 14 18 0.00 1.000																
Terry Forster, L ERA: 3.32	1.0 6 1 0 0 2 1 1 0 0 0 0 8 16 0.00 2.000																

Cincinnati Reds @ Los Angeles Dodgers  
 Dodger Stadium, Los Angeles, CA  
 Wed Aug 11 1982, 7:05 PM PDT  
 Att: 47,774 - Unknown

AB	31
R	2
H	7
RBI	2
BB	5
SO	8
LOB	21



Batter	1	2	3	4	5	6	7	8	9	AB	R	H	RBI	BB	SO	LOB	BOTTOM
Steve Sax, R OBP: 0.338, SLG: 0.347										4	0	1	0	0	1	0	
Mike Marshall, R OBP: 0.373, SLG: 0.444										3	0	0	0	0	0	0	
Rick Monday, L OBP: 0.384, SLG: 0.531										1	0	0	0	0	1	0	
Dusty Baker Jr., R OBP: 0.372, SLG: 0.495										4	0	2	0	0	0	0	
Pedro Guerrero, R OBP: 0.364, SLG: 0.530										4	0	1	0	0	1	1	
Ron Cey, R OBP: 0.328, SLG: 0.429										3	1	1	1	1	1	1	
Steve Garvey, R OBP: 0.284, SLG: 0.406										3	0	1	0	0	0	1	
Steve Yeager, R OBP: 0.336, SLG: 0.351										2	0	0	0	1	1	1	
Bill Russell, R OBP: 0.348, SLG: 0.310										2	0	1	0	1	0	0	
Burt Hooton, R OBP: 0.105, SLG: 0.158										1	0	0	0	0	0	2	
Jose Morales, R OBP: 0.333, SLG: 0.176										1	0	0	0	0	0	0	
Joe Beckwith, L (6, 1)										0	0	0	0	0	0	0	
Mark Belanger, R OBP: 0.333, SLG: 0.275										1	0	0	0	0	0	1	
Terry Forster, L (9, 1)										0	0	0	0	0	0	0	
<b>Inning Stats</b>	R: 0 H: 0 E: 0 K: 0 S: 3	H: 3 R: 1 LOB: 2 BB: 1 P: 9	R: 0 H: 2 E: 0 K: 0 S: 4	H: 2 R: 0 LOB: 2 BB: 0 P: 4	R: 0 H: 0 E: 0 K: 1 S: 4	H: 0 R: 0 LOB: 1 BB: 1 P: 8	R: 0 H: 0 E: 0 K: 1 S: 5	H: 0 R: 0 LOB: 0 BB: 0 P: 3	R: 0 H: 0 E: 0 K: 0 S: 3	H: 0 R: 0 LOB: 0 BB: 0 P: 3	R: 0 H: 1 E: 0 K: 0 S: 2	H: 1 R: 0 LOB: 1 BB: 1 P: 6	R: 0 H: 1 E: 0 K: 3 S: 10	1B: 5 2B: 2 3B: 0 HR: 1	SF: 0 SAC: 0 DP: 2 HBP: 0	WP: 0 PB: 0 SB: 1 CS: 2	PA: 33
<b>PITCHER</b>	IP WLS BF H R ER SO BB IBB HBP BLK WP HR S P ERA WHIP																
Bob Shirley, L ERA: 3.76	7.2 W 28 6 1 1 2 3 0 0 0 0 0 29 41 1.17 1.174																
Brad Lesley, R ERA: 1.54	1.1 S 4 1 0 0 3 0 0 0 0 0 0 10 10 0.00 0.750																

Cincinnati Reds @ Los Angeles Dodgers  
 Dodger Stadium, Los Angeles, CA  
 Wed Aug 11 1982, 7:05 PM PDT  
 Att: 47,774 - Unknown

AB	29
R	1
H	7
RBI	1
BB	3
SO	5
LOB	7





Batter	1	2	3	4	5	6	7	8	9	AB	R	H	RBI	BB	SO	LOB	TOP					
Dickie Thon, R OBP: 0.320, SLG: 0.403 (1, 6)										4	0	2	0	0	0	1						
Terry Puhl, L OBP: 0.325, SLG: 0.384 (1, 9)										4	0	0	0	0	0	2						
Ray Knight, R OBP: 0.366, SLG: 0.416 (1, 3)										4	0	0	0	0	0	1						
Phil Garner, R OBP: 0.301, SLG: 0.432 (1, 4)										4	0	0	0	0	3	1						
Jose Cruz, L OBP: 0.340, SLG: 0.385 (1, 7)										3	0	0	0	0	0	0						
Art Howe, R OBP: 0.312, SLG: 0.307 (1, 5)										3	0	0	0	0	0	0						
Tony Scott, S OBP: 0.273, SLG: 0.305 (1, 8)										3	0	1	0	0	2	0						
Luis Pujols, R OBP: 0.214, SLG: 0.299 (8, PH)										2	0	1	0	0	0	0						
Danny Heep, L OBP: 0.305, SLG: 0.353 (8, PH)										1	0	0	0	0	1	0						
Bert Roberge, R (8, 1)										0	0	0	0	0	0	0						
Joe Niekro, R OBP: 0.100, SLG: 0.133 (8, PH)										2	0	0	0	0	2	2						
Alan Ashby, S OBP: 0.335, SLG: 0.437 (8, 2)										1	0	1	0	0	0	0						
<b>Inning Stats</b>	R: 0 E: 0 K: 0 S: 4	H: 1 LOB: 1 BB: 0 P: 4	R: 0 E: 0 K: 1 S: 5	H: 0 LOB: 0 BB: 0 P: 5	R: 0 E: 0 K: 1 S: 5	H: 0 LOB: 0 BB: 0 P: 5	R: 0 E: 0 K: 1 S: 5	H: 0 LOB: 0 BB: 0 P: 5	R: 0 E: 0 K: 1 S: 7	H: 2 LOB: 2 BB: 0 P: 7	R: 0 E: 0 K: 0 S: 3	H: 1 LOB: 0 BB: 0 P: 3	R: 0 E: 0 K: 1 S: 5	H: 0 LOB: 0 BB: 0 P: 5	R: 0 E: 0 K: 2 S: 8	H: 1 LOB: 1 BB: 0 P: 8	R: 0 E: 0 K: 1 S: 5	H: 0 LOB: 0 BB: 0 P: 5	1B: 5 2B: 0 3B: 0 HR: 0	SF: 0 SAC: 0 DP: 1 HBP: 0	WP: 0 PB: 0 SB: 0 CS: 0	PA: 31
<b>PITCHER</b> Frank Pastore, R ERA: 3.6 (1, 1)	IP: 9.0 WLS: W BF: 31 H: 5 R: 0 ER: 0 SO: 8 BB: 0 IBB: 0 HBP: 0 BLK: 0 WP: 0 HR: 0 S: 47 P: 47 ERA: 0.00 WHIP: 0.556																					

Houston Astros @ Cincinnati Reds  
Riverfront Stadium, Cincinnati, OH  
Fri Aug 13 1982, 7:05 PM EDT  
Att: 16,053 - Unknown

AB	31
R	0
H	5
RBI	0
BB	0
SO	8
LOB	7



Batter	1	2	3	4	5	6	7	8	9	AB	R	H	RBI	BB	SO	LOB	BOTTOM			
Tom Lawless, R OBP: 0.260, SLG: 0.265 (1, 4)										4	0	0	0	0	0	1				
Duane Walker, L OBP: 0.311, SLG: 0.339 (1, 7)										4	1	1	0	0	0	0				
Cesar Cedeno, R OBP: 0.346, SLG: 0.419 (1, 8)										4	0	1	0	0	0	0				
Dan Driessen, L OBP: 0.387, SLG: 0.428 (1, 3)										3	0	0	0	1	1	0				
Johnny Bench, R OBP: 0.313, SLG: 0.373 Wayne Krenchicki, L OBP: 0.327, SLG: 0.374 (7, 5)										2	1	1	1	0	0	0				
Paul Householder, S OBP: 0.260, SLG: 0.338 (1, 9)										2	0	0	0	0	0	2				
Ron Oester, S OBP: 0.291, SLG: 0.317 (1, 6)										3	1	1	1	0	0	0				
Alex Trevino, R OBP: 0.314, SLG: 0.303 (1, 2)										3	0	2	1	0	0	0				
Frank Pastore, R OBP: 0.175, SLG: 0.179 (1, 1)										2	0	0	0	0	0	1				
<b>Inning Stats</b>	R: 0 E: 0 K: 0 S: 3	H: 0 LOB: 0 BB: 0 P: 3	R: 2 E: 0 K: 1 S: 8	H: 3 LOB: 1 BB: 0 P: 8	R: 0 E: 0 K: 0 S: 3	H: 0 LOB: 0 BB: 0 P: 3	R: 0 E: 0 K: 0 S: 3	H: 0 LOB: 0 BB: 0 P: 3	R: 1 E: 0 K: 0 S: 5	H: 2 LOB: 2 BB: 1 P: 9	R: 0 E: 0 K: 0 S: 4	H: 1 LOB: 1 BB: 0 P: 4	R: 0 E: 0 K: 0 S: 3	H: 0 LOB: 0 BB: 0 P: 3	R: 0 E: 0 K: 0 S: 3	H: 0 LOB: 0 BB: 0 P: 3	1B: 5 2B: 1 3B: 0 HR: 0	SF: 1 SAC: 2 DP: 0 HBP: 0	WP: 0 PB: 0 SB: 2 CS: 0	PA: 31
<b>PITCHER</b> Joe Niekro, R ERA: 3.02 Bert Roberge, R ERA: 7.15 (8, 1)	IP: 7.0 WLS: L BF: 28 H: 6 R: 3 ER: 3 SO: 1 BB: 1 IBB: 0 HBP: 0 BLK: 0 WP: 0 HR: 0 S: 29 P: 33 ERA: 3.86 WHIP: 1.000																			

Houston Astros @ Cincinnati Reds  
Riverfront Stadium, Cincinnati, OH  
Fri Aug 13 1982, 7:05 PM EDT  
Att: 16,053 - Unknown

AB	27
R	3
H	6
RBI	3
BB	1
SO	1
LOB	4





Batter	1	2	3	4	5	6	7	8	9	AB	R	H	RBI	BB	SO	LOB	TOP										
Dickie Thon, R OBP: 0.315, SLG: 0.396 (1, 6)	6-3	P4			K		5-3		1-4-3	5	0	0	0	0	1	6											
Terry Puhl, L OBP: 0.329, SLG: 0.390 (1, 9)	6-3	G3					K2-3			5	0	2	1	0	1	4											
Ray Knight, R OBP: 0.364, SLG: 0.413 (1, 3)	FC6-4 1B				F7				F8	5	0	1	0	0	0	3											
Phil Garner, R OBP: 0.298, SLG: 0.428 (1, 4)	FC6-4 1-2				K				E5 1B	4	0	0	0	0	1	3											
Jose Cruz, L OBP: 0.339, SLG: 0.382 (1, 7)		F8			1-3					3	0	0	0	1	0	0											
Alan Ashby, S OBP: 0.333, SLG: 0.434 (1, 2)		E 1B			K				K	4	1	1	0	0	2	2											
Art Howe, R OBP: 0.311, SLG: 0.306 (1, 5)		E2 BB 1B			F2					4	0	1	0	0	0	1											
Tony Scott, S OBP: 0.275, SLG: 0.307 (1, 8)					4-3					4	1	2	1	0	0	0											
Bob Knepper, L OBP: 0.109, SLG: 0.048 Randy Moffitt, R (7, 1)										0	0	0	0	2	0	0											
										0	0	0	0	0	0	0											
<b>Inning Stats</b>	R: 0 E: 0 K: 0 S: 4	H: 1 LOB: 1 BB: 0 P: 4	R: 1 E: 1 K: 0 S: 6	H: 2 LOB: 3 BB: 1 P: 10	R: 0 E: 0 K: 0 S: 3	H: 0 LOB: 0 BB: 0 P: 3	R: 0 E: 0 K: 1 S: 5	H: 0 LOB: 0 BB: 0 P: 5	R: 0 E: 0 K: 2 S: 8	H: 1 LOB: 2 BB: 1 P: 12	R: 0 E: 0 K: 1 S: 6	H: 1 LOB: 1 BB: 0 P: 6	R: 0 E: 1 K: 1 S: 6	H: 1 LOB: 2 BB: 1 P: 10	R: 1 E: 1 K: 0 S: 5	H: 1 LOB: 1 BB: 0 P: 5	1B: 6 2B: 0 3B: 1 HR: 0	SF: 0 SAC: 2 DP: 0 HBP: 0	WP: 1 PB: 0 SB: 2 CS: 0	PA: 39							
<b>PITCHER</b>	IP	WLS	BF	H	R	ER	SO	BB	IBB	HBP	BLK	WP	HR	S	P	ERA	WHIP										
Bruce Berenyi, R ERA: 3.59 Jim Kern, R ERA: 2.66	(1, 1)	7.0	L	29	5	1	0	4	2	0	0	0	0	35	43	0.00	1.000										
(8, 1)	2.0		10	2	1	0	1	1	0	0	0	0	0	11	15	0.00	1.500										

Houston Astros @ Cincinnati Reds  
Riverfront Stadium, Cincinnati, OH  
Sat Aug 14 1982, 7:05 PM EDT  
Att: 18,105 - Unknown

AB	34
R	2
H	7
RBI	2
BB	3
SO	5
LOB	19



Batter	1	2	3	4	5	6	7	8	9	AB	R	H	RBI	BB	SO	LOB	BOTTOM										
Tom Lawless, R OBP: 0.259, SLG: 0.265 Wayne Krenchicki, L OBP: 0.333, SLG: 0.390 (9, PH)	4-3		6-3		BB 1B		FC2-6 S			4	0	1	0	0	0	1											
Paul Householder, S OBP: 0.263, SLG: 0.340 (1, 9)		1B	F7				F9		F7	5	0	2	0	0	0	2											
Dave Concepcion, R OBP: 0.345, SLG: 0.371 (1, 6)										1	0	1	0	3	0	0											
Johnny Bench, R OBP: 0.312, SLG: 0.371 (1, 5)	P4				F3				1-3	4	0	1	0	0	0	7											
Cesar Cedeno, R OBP: 0.342, SLG: 0.414 (1, 8)	1-3		F8		FC5-4 BB					4	0	0	0	0	0	7											
Mike Veit, R OBP: 0.280, SLG: 0.407 (1, 7)		E7 1B			F8		F9		6-3	4	0	1	0	0	0	0											
Dan Driessen, L OBP: 0.383, SLG: 0.423 (1, 3)		F3			F7		4-3		F8	4	0	0	0	0	0	1											
Alex Trevino, R OBP: 0.311, SLG: 0.300 Duane Walker, L OBP: 0.309, SLG: 0.336 (9, PH)			K				6-3			3	0	0	0	0	1	1											
									G3	1	0	0	0	0	0	0											
Bruce Berenyi, R OBP: 0.256, SLG: 0.304 Rafael Landestoy, S OBP: 0.250, SLG: 0.263 Jim Kern, R (8, 1) Larry Blittner, L OBP: 0.348, SLG: 0.403 (9, PH)					K					2	0	0	0	0	2	1											
										1	0	1	0	0	0	0											
										0	0	0	0	0	0	0											
										1	0	0	0	0	0	0											
<b>Inning Stats</b>	R: 0 E: 0 K: 0 S: 5	H: 2 LOB: 2 BB: 0 P: 5	R: 0 E: 1 K: 2 S: 8	H: 1 LOB: 1 BB: 0 P: 8	R: 0 E: 0 K: 0 S: 3	H: 0 LOB: 0 BB: 0 P: 3	R: 0 E: 0 K: 1 S: 7	H: 2 LOB: 3 BB: 1 P: 11	R: 0 E: 0 K: 0 S: 3	H: 0 LOB: 0 BB: 0 P: 3	R: 0 E: 0 K: 0 S: 4	H: 1 LOB: 2 BB: 1 P: 8	R: 0 E: 0 K: 0 S: 3	H: 0 LOB: 0 BB: 0 P: 3	R: 0 E: 0 K: 0 S: 4	H: 1 LOB: 1 BB: 0 P: 4	1B: 7 2B: 1 3B: 0 HR: 0	SF: 0 SAC: 0 DP: 0 HBP: 0	WP: 0 PB: 0 SB: 1 CS: 0	PA: 38							
<b>PITCHER</b>	IP	WLS	BF	H	R	ER	SO	BB	IBB	HBP	BLK	WP	HR	S	P	ERA	WHIP										
Bob Knepper, L ERA: 4.35 Randy Moffitt, R ERA: 2.97	(1, 1)	6.2	W	30	7	0	0	3	3	0	0	0	0	33	45	0.00	1.500										
(7, 1)	2.1	S	8	1	0	0	0	0	0	0	0	0	0	8	8	0.00	0.429										

Houston Astros @ Cincinnati Reds  
Riverfront Stadium, Cincinnati, OH  
Sat Aug 14 1982, 7:05 PM EDT  
Att: 18,105 - Unknown

AB	35
R	0
H	8
RBI	0
BB	3
SO	3
LOB	20





Batter	1	2	3	4	5	6	7	8	9	AB	R	H	RBI	BB	SO	LOB	TOP								
Dickie Thon, R OBP: 0.322, SLG: 0.412	0-0 2B	0-0 S 1B		0-0 1B 2B		0-0 6-3 1B 2B		0-0 F3		5	3	4	0	0	0	0									
Terry Puhl, L OBP: 0.330, SLG: 0.392	0-0 1B 2B	0-0 F9		0-0 FC5-4 1B		0-0 6-3		0-0 4-3		5	1	2	2	0	0	2									
Ray Knight, R OBP: 0.366, SLG: 0.414	4-0 BB 1B BB		0-0 1B 1B E 1B		0-0 F8		0-0 G5-4-3 1B		0-0 F9	4	1	2	1	1	0	1									
Phil Garner, R OBP: 0.299, SLG: 0.428	0-0 BB 1B		0-0 E 1B		0-0 FC5-4		0-0 G5-4-3		0-0 6-3	5	1	2	1	0	0	2									
Jose Cruz, L OBP: 0.342, SLG: 0.386	4-0 BB 1B		0-0 E1 FC6-4 1B		0-3 K		0-0 F8		0-0 2B	4	1	2	0	1	1	1									
Alan Ashby, S OBP: 0.335, SLG: 0.433	0-0 F3		0-0 F7		0-0 4-3 1B		0-0 1B		0-0 4-3	5	0	2	0	0	0	5									
Michael LaCoss, R OBP: 0.250, SLG: 0.250										0	0	0	0	0	0	0									
Bert Roberge, R OBP: 0.250, SLG: 0.250										0	0	0	0	0	0	0									
Art Howe, R OBP: 0.313, SLG: 0.306	0-0 G6-4-3 1-2 2-3		4-0 FC6-4 BB		0-0 4-3		0-0 1-2 1B		0-0 G5-4-3 1B	3	0	1	0	1	0	4									
Tony Scott, S OBP: 0.272, SLG: 0.304		0-0 6-3	0-0 FC6-4		0-0 P3		0-0 G5-4-3			4	0	0	1	0	0	4									
Don Sutton, R OBP: 0.182, SLG: 0.156		0-0 P4	0-0 1-3		0-3 K					4	0	0	0	0	2	2									
Luis Pujols, R OBP: 0.214, SLG: 0.299								0-3 K		0	0	0	0	0	0	0									
<b>Inning Stats</b>	R: 2 E: 0 K: 0 S: 5	H: 3 LOB: 2 BB: 2 P: 13	R: 0 E: 0 K: 0 S: 4	H: 1 LOB: 1 BB: 0 P: 4	R: 3 E: 1 K: 0 S: 6	H: 3 LOB: 1 BB: 1 P: 10	R: 1 E: 0 K: 1 S: 7	H: 2 LOB: 1 BB: 0 P: 7	R: 0 E: 0 K: 0 S: 6	H: 1 LOB: 1 BB: 0 P: 6	R: 1 E: 0 K: 0 S: 4	H: 2 LOB: 0 BB: 0 P: 4	R: 0 E: 0 K: 0 S: 4	H: 2 LOB: 1 BB: 0 P: 4	R: 0 E: 0 K: 1 S: 5	H: 0 LOB: 0 BB: 0 P: 5	R: 0 E: 0 K: 0 S: 4	H: 1 LOB: 1 BB: 0 P: 4	1B: 10 2B: 5 3B: 0 HR: 0	SF: 0 SAC: 0 DP: 3 HBP: 0	WP: 0 PB: 0 SB: 1 CS: 0	PA: 42			
<b>PITCHER</b>	IP	WLS	BF	H	R	ER	SO	BB	IBB	HBP	BLK	WP	HR	S	P	ERA	WHIP								
Tom Seaver, R ERA: 5.5	(1, 1)	0.0	L	3	2	2	0	1	0	0	0	0	0	2	6	∞	∞								
Charlie Leibrandt, L ERA: 4.95	(1, 1)	7.0		32	12	5	4	2	2	0	0	0	0	34	42	5.14	2.000								
Greg Harris, R ERA: 4.42	(8, 1)	2.0		7	1	0	0	1	0	0	0	0	0	9	9	0.00	0.500								

Houston Astros @ Cincinnati Reds  
Riverfront Stadium, Cincinnati, OH  
Sun Aug 15 1982, 3:33 AM EDT  
Att: 18,944 - Unknown

AB	39
R	7
H	15
RBI	5
BB	3
SO	3
LOB	21



Batter	1	2	3	4	5	6	7	8	9	AB	R	H	RBI	BB	SO	LOB	BOTTOM								
Tom Lawless, R OBP: 0.250, SLG: 0.255	0-3 K		0-3 K		0-0 F9			0-0 L8		4	0	0	0	0	2	1									
Duane Walker, L OBP: 0.307, SLG: 0.341	0-3 K		0-3 K			0-3 K			0-0 4-3 1B 2B	4	1	1	0	0	3	0									
Dave Concepcion, R OBP: 0.344, SLG: 0.370	0-0 G3			0-0 5-3		0-0 G4-6-3 1B			0-0 4-3	4	0	1	0	0	0	1									
Dan Driessen, L OBP: 0.382, SLG: 0.420		0-3 K		0-0 F5		0-0 G4-6-3			4-0 E 1B BB BB	3	1	0	0	1	1	1									
Cesar Cedeno, R OBP: 0.346, SLG: 0.421		0-0 1B 2B		0-0 1B			0-0 F2		0-0 E6 BB 1B	4	1	3	1	0	0	0									
Paul Householder, S OBP: 0.283, SLG: 0.338		0-0 S 1B		0-3 K			0-0 P4		0-0 F5	4	0	1	1	0	1	3									
Wayne Krenchicki, L OBP: 0.333, SLG: 0.366	0-3 K				0-0 1B				4-0 BB BB	3	0	1	0	0	1	1									
Greg Harris, S OBP: 0.167, SLG: 0.167										0	0	0	0	0	0	0									
Mike Vail, R OBP: 0.285, SLG: 0.407										0	0	0	0	1	0	0									
Dave Vangorder, R OBP: 0.283, SLG: 0.217		0-0 P2			0-0 P4				4-0 BB BB	2	0	0	0	0	0	2									
Larry Blittner, L OBP: 0.346, SLG: 0.400										1	0	0	0	0	0	0									
Alex Trevino, R OBP: 0.313, SLG: 0.300									0-0 6-3	0	0	0	1	1	0	0									
Tom Seaver, R OBP: 0.222, SLG: 0.235			0-3 K		0-0 F2				0-0 K	0	0	0	0	0	0	0									
Charlie Leibrandt, R OBP: 0.153, SLG: 0.087									0-0 K	2	0	0	0	0	1	1									
Rafael Landestoy, S OBP: 0.279, SLG: 0.260									0-0 K	1	0	0	0	0	1	0									
Johnny Bench, R OBP: 0.311, SLG: 0.370									0-0 K	1	0	0	0	0	1	3									
<b>Inning Stats</b>	R: 0 E: 0 K: 2 S: 7	H: 0 LOB: 0 BB: 0 P: 7	R: 1 E: 0 K: 2 S: 9	H: 2 LOB: 1 BB: 0 P: 9	R: 0 E: 0 K: 3 S: 9	H: 0 LOB: 0 BB: 0 P: 9	R: 0 E: 0 K: 1 S: 6	H: 1 LOB: 1 BB: 0 P: 6	R: 0 E: 0 K: 0 S: 4	H: 1 LOB: 1 BB: 0 P: 4	R: 0 E: 0 K: 1 S: 5	H: 0 LOB: 0 BB: 0 P: 5	R: 0 E: 0 K: 0 S: 3	H: 0 LOB: 0 BB: 0 P: 3	R: 0 E: 0 K: 1 S: 5	H: 0 LOB: 0 BB: 0 P: 5	R: 2 E: 1 K: 1 S: 7	H: 2 LOB: 3 BB: 3 P: 19	1B: 5 2B: 2 3B: 0 HR: 0	SF: 0 SAC: 0 DP: 1 HBP: 0	WP: 0 PB: 0 SB: 1 CS: 0	PA: 36			
<b>PITCHER</b>	IP	WLS	BF	H	R	ER	SO	BB	IBB	HBP	BLK	WP	HR	S	P	ERA	WHIP								
Don Sutton, R ERA: 2.95	(1, 1)	8.0	W	28	5	1	1	10	0	0	0	0	0	48	48	1.12	0.625								
Michael LaCoss, R ERA: 3.52	(9, 1)	0.2		7	2	2	0	3	0	0	0	0	0	4	16	27.00	7.500								
Bert Roberge, R ERA: 6.94	(9, 1)	0.1	S	1	0	0	0	1	0	0	0	0	0	3	3	0.00	0.000								

Houston Astros @ Cincinnati Reds  
Riverfront Stadium, Cincinnati, OH  
Sun Aug 15 1982, 3:33 AM EDT  
Att: 18,944 - Unknown

AB	33
R	3
H	7
RBI	3
BB	3
SO	11
LOB	13






Batter	1	2	3	4	5	6	7	8	9	10	11	AB	R	H	RBI	BB	SO	LOB
<b>Dickie Thon, R</b> <small>OBP: 0.320, SLG: 0.408</small> 												5	0	1	0	0	0	1
<b>Terry Puhl, L</b> <small>OBP: 0.331, SLG: 0.393</small> 												5	0	2	1	0	2	1
<b>Ray Knight, R</b> <small>OBP: 0.363, SLG: 0.409</small> 												5	0	0	0	0	0	2
<b>Phil Garner, R</b> <small>OBP: 0.299, SLG: 0.426</small> 												4	0	1	0	0	2	0
<b>Jose Cruz, L</b> <small>OBP: 0.342, SLG: 0.384</small> <b>Frank LaCorte, R</b> <small>OBP: 0.303, SLG: 0.351</small> 												2	0	0	0	0	0	0
<b>Danny Heep, L</b> <small>OBP: 0.303, SLG: 0.351</small> 												0	0	0	0	0	0	0
<b>Art Howe, R</b> <small>OBP: 0.310, SLG: 0.302</small> <b>Dave Smith, R</b> <small>OBP: 0.310, SLG: 0.302</small> 												4	0	0	0	0	1	2
												0	0	0	0	0	0	0
<b>Tony Scott, S</b> <small>OBP: 0.275, SLG: 0.314</small> 												4	1	2	1	0	0	2
<b>Luis Pujols, R</b> <small>OBP: 0.298, SLG: 0.290</small> 												4	0	0	0	0	0	3
												4	0	0	0	0	0	3
<b>Nolan Ryan, R</b> <small>OBP: 0.293, SLG: 0.136</small> <b>Denny Walling, L</b> <small>OBP: 0.298, SLG: 0.274</small> 												2	0	0	0	0	0	0
												2	1	1	0	0	0	0

**Houston Astros @ Cincinnati Reds**  
Riverfront Stadium, Cincinnati, OH  
Mon Aug 16 1982, 7:05 PM EDT  
Att: 11,368 - Unknown

AB	38
R	2
H	7
RBI	2
BB	0
SO	5
LOB	11



Inning Stats	R	H	E	K	S	IP	WLS	BF	H	R	ER	SO	BB	IBB	HBP	BLK	WP	HR	S	P	ERA	WHIP
	0	1	0	3	3	7.1		27	6	2	2	2	0	0	0	1	0	0	13	13	0.00	0.375
	0	0	0	5	5	11.0	W	3	0	0	0	1	0	0	0	0	0	0	5	5	0.00	0.000

PITCHER	IP	WLS	BF	H	R	ER	SO	BB	IBB	HBP	BLK	WP	HR	S	P	ERA	WHIP
<b>Bob Shirley, L</b> <small>ERA: 3.66</small>	1.1																
<b>Brad Lesley, R</b> <small>ERA: 1.26</small>	8.1	2.2	9	1	0	0	2	0	0	0	1	0	0	13	13	0.00	0.375
<b>Jim Kern, R</b> <small>ERA: 2.63</small>	11.1	1.0	W	3	0	0	1	0	0	0	0	0	0	5	5	0.00	0.000

Batter	1	2	3	4	5	6	7	8	9	10	11	AB	R	H	RBI	BB	SO	LOB
<b>Tom Lawless, R</b> <small>OBP: 0.241, SLG: 0.245</small> <b>Johnny Bench, R</b> <small>OBP: 0.313, SLG: 0.370</small> 												4	0	0	0	3	1	
												0	0	0	0	1	0	
<b>Duane Walker, L</b> <small>OBP: 0.310, SLG: 0.389</small> 												5	2	2	2	0	1	1
												5	2	2	2	0	1	1
<b>Dave Concepcion, R</b> <small>OBP: 0.347, SLG: 0.377</small> 												5	0	3	0	0	0	
												5	0	3	0	0	0	
<b>Dan Driessen, L</b> <small>OBP: 0.380, SLG: 0.416</small> 												4	0	0	0	1	2	4
												4	0	0	0	1	2	4
<b>Cesar Cedeno, R</b> <small>OBP: 0.352, SLG: 0.422</small> 												2	1	1	0	3	0	1
												2	1	1	0	3	0	1
<b>Paul Housholder, S</b> <small>OBP: 0.262, SLG: 0.335</small> 												3	0	0	0	1	1	5
												3	0	0	0	1	1	5
<b>Wayne Krenchicki, L</b> <small>OBP: 0.336, SLG: 0.383</small> 												4	0	1	0	1	0	1
												4	0	1	0	1	0	1
<b>Alex Trevino, R</b> <small>OBP: 0.311, SLG: 0.296</small> 												4	0	0	0	1	0	1
												4	0	0	0	1	0	1
<b>Bob Shirley, R</b> <small>OBP: 0.080, SLG: 0.080</small> <b>Brad Lesley, R</b> <small>OBP: 0.344, SLG: 0.397</small> <b>Jim Kern, R</b> <small>OBP: 0.289, SLG: 0.411</small> 												3	0	0	0	0	2	1
												0	0	0	0	0	0	0
												1	0	0	0	0	1	0
												0	0	0	0	0	0	0
												1	0	1	1	0	0	0

**Houston Astros @ Cincinnati Reds**  
Riverfront Stadium, Cincinnati, OH  
Mon Aug 16 1982, 7:05 PM EDT  
Att: 11,368 - Unknown


AB	36
R	3
H	8
RBI	3
BB	8
SO	10
LOB	15




Inning Stats	R	H	E	K	S	IP	WLS	BF	H	R	ER	SO	BB	IBB	HBP	BLK	WP	HR	S	P	ERA	WHIP
	1	2	0	13	13	6.0		25	5	1	1	7	3	0	0	0	0	0	11	11	3.00	1.333
	0	0	0	5	5	11.0	L	13	2	1	1	3	2	0	1	1	0	0	10	30	3.86	2.143

PITCHER	IP	WLS	BF	H	R	ER	SO	BB	IBB	HBP	BLK	WP	HR	S	P	ERA	WHIP
<b>Nolan Ryan, R</b>																	



Batter	1	2	3	4	5	6	7	8	9	AB	R	H	RBI	BB	SO	LOB	TOP			
Mookie Wilson, S (1, 8) OBP: 0.317, SLG: 0.365	0-0 6-3			0-0 4-3		0-3 K		0-0 4-3		4	0	0	0	0	1	1	<p><b>New York Mets @ Cincinnati Reds</b> Riverfront Stadium, Cincinnati, OH Tue Aug 17 1982, 7:05 PM EDT Att: 12,031 - Unknown</p> <p>AB 31 R 2 H 4 RBI 2 BB 0 SO 15 LOB 5</p> 			
Hubie Brooks, R (1, 5) OBP: 0.315, SLG: 0.319	0-3 K			0-0 HR 1B		0-3 K			0-3 K	4	1	1	0	0	3	1				
Rusty Staub, L (1, 3) OBP: 0.314, SLG: 0.351	0-0 F5			0-0 HR		0-0 4-3			0-0 4-3	4	1	1	2	0	0	1				
George Foster, R (1, 7) OBP: 0.326, SLG: 0.389		0-3 K		0-3 K				0-0 F8		4	0	0	0	0	3	0				
Gary Rajsich, L (1, 9) OBP: 0.261, SLG: 0.301	0-3 K			0-0 4-3				0-0 1B		3	0	1	0	0	1	0				
Ron Hodges, L (1, 2) OBP: 0.387, SLG: 0.397	0-0 4-3				0-3 K			0-3 K		3	0	0	0	0	2	1				
Brian Giles, R (1, 4) OBP: 0.200, SLG: 0.222			0-3 K		0-0 F2			0-0 F7		3	0	0	0	0	1	1				
Ron Gardenhire, R (1, 6) OBP: 0.274, SLG: 0.295			0-3 K		0-0 5-3			0-3 K		2	0	0	0	0	1	0				
Bob Bailor, R (8, PH) OBP: 0.304, SLG: 0.317			0-3 K					0-3 K		1	0	0	0	0	1	0				
Rick Ownbey, R (1, 1) OBP: 0.349, SLG: 0.415			0-3 K			0-0 1B		0-3 K		1	0	0	0	0	1	0				
John Stearns, R (6, PH)										1	0	1	0	0	0	0				
Tom Hausman, R (6, 1)										0	0	0	0	0	0	0				
Dave Kingman, R (8, PH)										1	0	0	0	0	1	0				
Randy Jones, R (8, 1)										0	0	0	0	0	0	0				
<b>Inning Stats</b>	R: 0 E: 0 K: 1 S: 5	H: 0 LOB: 0 BB: 0 P: 5	R: 0 E: 0 K: 2 S: 7	H: 0 LOB: 0 BB: 0 P: 7	R: 0 E: 0 K: 3 S: 9	H: 0 LOB: 0 BB: 0 P: 9	R: 2 E: 0 K: 1 S: 7	H: 2 LOB: 0 BB: 0 P: 7	R: 0 E: 0 K: 2 S: 8	H: 1 LOB: 1 BB: 0 P: 8	R: 0 E: 0 K: 1 S: 6	H: 1 LOB: 1 BB: 0 P: 6	R: 0 E: 0 K: 2 S: 7	H: 0 LOB: 0 BB: 0 P: 7	R: 0 E: 0 K: 2 S: 7	H: 0 LOB: 0 BB: 0 P: 7		1B: 3 2B: 0 3B: 0 HR: 1	SF: 0 SAC: 0 DP: 0 HBP: 0	WP: 0 PB: 0 SB: 0 CS: 0
<b>PITCHER</b> Mario Soto, R (1, 1) ERA: 2.52	IP: 9.0 WLS: W BF: 31 H: 4 R: 2 ER: 2 SO: 15 BB: 0 IBB: 0 HBP: 0 BLK: 0 WP: 0 HR: 1 S: 61 P: 61 ERA: 2.00 WHIP: 0.444															<b>PITCHER</b>				

Batter	1	2	3	4	5	6	7	8	9	AB	R	H	RBI	BB	SO	LOB	BOTTOM				
Tom Lawless, R (1, 4) OBP: 0.242, SLG: 0.246	0-0 F5	0-0 6-3			0-0 P4					4	1	1	0	0	0	1	<p><b>New York Mets @ Cincinnati Reds</b> Riverfront Stadium, Cincinnati, OH Tue Aug 17 1982, 7:05 PM EDT Att: 12,031 - Unknown</p> <p>AB 32 R 9 H 11 RBI 9 BB 3 SO 5 LOB 9</p> 				
Duane Walker, L (1, 7) OBP: 0.315, SLG: 0.388	0-0 4-3		0-0 S 1B		0-0 L6		4-0 HR 1B			3	2	1	0	1	0	0					
Dave Concepcion, R (1, 6) OBP: 0.348, SLG: 0.386	0-0 5-3		0-0 1H 1B		0-0 F8		0-0 1H 2H HR			4	1	2	4	0	0	0					
Dan Driessen, L (1, 3) OBP: 0.379, SLG: 0.417		0-0 F9 FC6-2 2B	0-0 F7		0-3 K		0-0 F9			4	0	1	0	0	1	0					
Cesar Cedeno, R (1, 8) OBP: 0.351, SLG: 0.420		0-0 F9	0-0 6-3		0-0 K		0-0 5-3			4	1	1	0	0	0	1					
Paul Householder, S (1, 9) OBP: 0.289, SLG: 0.336		0-0 FC6-2 S 1B		4-0 4-3 BLK SF8 BB		4-0 1B 1B		0-0 1B		2	2	1	0	2	0	1					
Wayne Krenchicki, L (1, 5) OBP: 0.341, SLG: 0.367		0-0 1H 2B 1B		0-0 4-3		0-0 G5-4-3 1B		0-0 F9		4	1	2	2	0	0	2					
Alex Trevino, R (1, 2) OBP: 0.310, SLG: 0.300		0-0 2H 2B 2B		0-0 SF8		0-0 G5-4-3		0-3 K		3	1	1	2	0	1	3					
Mario Soto, R (1, 1) OBP: 0.246, SLG: 0.262		0-0 2H 2B		0-3 K		0-3 K		0-3 K		4	0	1	1	0	3	1					
<b>Inning Stats</b>	R: 0 E: 0 K: 0 S: 3	H: 0 LOB: 0 BB: 0 P: 3	R: 3 E: 0 K: 0 S: 7	H: 4 LOB: 1 BB: 0 P: 7	R: 1 E: 0 K: 0 S: 4	H: 2 LOB: 0 BB: 0 P: 4	R: 1 E: 0 K: 1 S: 5	H: 0 LOB: 1 BB: 1 P: 9	R: 0 E: 0 K: 0 S: 3	H: 0 LOB: 0 BB: 0 P: 3	R: 1 E: 0 K: 0 S: 6	H: 2 LOB: 1 BB: 1 P: 10	R: 3 E: 0 K: 1 S: 7	H: 2 LOB: 0 BB: 1 P: 11	R: 0 E: 0 K: 2 S: 8	H: 1 LOB: 1 BB: 0 P: 8		1B: 7 2B: 3 3B: 0 HR: 1	SF: 1 SAC: 0 DP: 1 HBP: 0	WP: 0 PB: 0 SB: 3 CS: 0	PA: 36
<b>PITCHER</b> Rick Ownbey, R (1, 1) ERA: 9.0	IP: 5.0 WLS: L BF: 21 H: 6 R: 5 ER: 5 SO: 1 BB: 1 IBB: 0 HBP: 0 BLK: 1 WP: 0 HR: 0 S: 22 P: 26 ERA: 9.00 WHIP: 1.400															<b>PITCHER</b>					
Tom Hausman, R (6, 1) ERA: 3.94	2.0 11 4 4 4 2 2 0 0 0 0 1 13 21 18.00 3.000																				
Randy Jones, L (8, 1) ERA: 4.57	1.0 4 1 0 0 2 0 0 0 0 0 0 8 8 0.00 1.000																				







Batter	1	2	3	4	5	6	7	8	9	10	AB	R	H	RBI	BB	SO	LOB	TOP			
Mookie Wilson, S OBP: 0.315, SLG: 0.366 Mike Howard, S OBP: 0.251, SLG: 0.100 Rusty Staub, L OBP: 0.312, SLG: 0.349 Tom Hausman, R (10, 1)	6-3		1B			K		FC5-6 1-2 2-3		G4-6-3 1-2	3	0	1	0	0	1	0				
Bob Bailor, R OBP: 0.303, SLG: 0.313 (1, 8)	6-3		1B			F8		1B			3	0	1	1	1	0	0				
George Foster, R OBP: 0.324, SLG: 0.384 (1, 7)	F8		K			K		F9			4	0	0	0	0	2	4				
Dave Kingman, R OBP: 0.287, SLG: 0.441 (1, 3)	6-3					K		F2		F8	4	0	0	0	0	1	2				
Gary Rajsich, L OBP: 0.254, SLG: 0.304 (1, 9)	4-3					P5		K		3-1	4	0	0	0	0	1	0				
Hubie Brooks, R OBP: 0.320, SLG: 0.325 (1, 5)	BLK 1B					F9		1B		CS 1B	4	0	3	0	0	0	0				
Ron Hodges, L OBP: 0.375, SLG: 0.372 (1, 2)	K 1-2					B1-3		F9		P4 1-2	4	0	0	0	0	1	3				
Brian Giles, R OBP: 0.250, SLG: 0.333 (1, 4)						F3		K		FC5-6 1B E 1B G4-6-3 1B	4	1	2	0	0	1	0				
Craig Swan, R OBP: 0.242, SLG: 0.300 Ron Gardenhire, R OBP: 0.274, SLG: 0.295 (10, 6)	1-3					4-3		E3 FC5-6 1-2		B3	4	0	0	0	0	0	2				
											0	0	0	0	0	0	0				
<b>Inning Stats</b>	R: 0 E: 0 K: 0 S: 3	H: 0 LOB: 0 BB: 0 P: 3	R: 0 E: 0 K: 1 S: 6	H: 1 LOB: 1 BB: 0 P: 6	R: 0 E: 0 K: 1 S: 6	H: 1 LOB: 2 BB: 1 P: 10	R: 0 E: 0 K: 1 S: 5	H: 0 LOB: 0 BB: 0 P: 5	R: 0 E: 0 K: 2 S: 7	H: 0 LOB: 0 BB: 0 P: 7	R: 0 E: 0 K: 1 S: 6	H: 1 LOB: 1 BB: 0 P: 6	R: 1 E: 1 K: 0 S: 6	H: 2 LOB: 2 BB: 0 P: 6	R: 0 E: 0 K: 0 S: 3	H: 1 LOB: 0 BB: 0 P: 3	R: 0 E: 0 K: 0 S: 3	H: 1 LOB: 0 BB: 0 P: 3	1B: 7 2B: 0 3B: 0 HR: 0	SF: 0 SAC: 0 DP: 1 HBP: 0	WP: 0 PA: 37 PB: 0 SB: 1 CS: 1
<b>PITCHER</b>	IP 9.0	WLS 34	H 6	R 1	ER 0	SO 7	BB 1	IBB 0	HBP 0	BLK 1	WP 0	HR 0	S 47	P 51	ERA 0.00	WHIP 0.778					
Bruce Berenyi, R ERA: 3.39 Jim Kern, R ERA: 2.68 (10, 1)	1.0	W	3	1	0	0	0	0	0	0	0	0	3	3	0.00	1.000					

**New York Mets @ Cincinnati Reds**  
Riverfront Stadium, Cincinnati, OH  
Thu Aug 19 1982, 7:05 PM EDT  
Att. 11,279 - Unknown

AB 36  
R 1  
H 7  
RBI 1  
BB 1  
SO 7  
LOB 14



Batter	1	2	3	4	5	6	7	8	9	10	AB	R	H	RBI	BB	SO	LOB	BOTTOM			
Paul Householder, S OBP: 0.270, SLG: 0.338 (1, 9)	4-3					4-3		CS 1B		F8	4	0	1	0	0	0	0				
Wayne Krenchicki, L OBP: 0.348, SLG: 0.388 (1, 5)	F7					F8		CS 1-2		CS 1B 1B	4	1	2	0	0	0	0				
Dave Concepcion, R OBP: 0.349, SLG: 0.385 (1, 6)	F8					1B		F9		1B 1-2 1B	4	0	2	0	0	0	1				
Larry Blittner, L OBP: 0.359, SLG: 0.409 (1, 3)	1-3					3-1		G6-4-3 1B 1-2 1B		1-2 2-H 1B	4	0	2	1	0	0	1				
Cesar Cedeño, R OBP: 0.345, SLG: 0.415 (1, 8)	P1					F8		G6-4-3 1-2		4-3	4	0	0	0	0	0	4				
Mike Vail, R OBP: 0.287, SLG: 0.411 Mario Soto, R OBP: 0.246, SLG: 0.262 (10, PR)	F8					F8		F7		HR 2B	4	0	1	0	0	0	0				
Ron Oester, S OBP: 0.294, SLG: 0.325 (1, 4)						F7		G1		HR 2-H	4	1	2	2	0	0	0				
Dave Vangorder, R OBP: 0.245, SLG: 0.209 (1, 2)	L4 1B					L4		6-3			3	0	0	0	0	0	1				
Bruce Berenyi, R OBP: 0.245, SLG: 0.292 Dan Driessen, L OBP: 0.378, SLG: 0.416 Jim Kern, R (10, 1)	L5					L7		4-3		F8	2	0	0	0	0	0	0				
											1	0	0	0	0	0	0				
											0	0	0	0	0	0	0				
<b>Inning Stats</b>	R: 0 E: 0 K: 0 S: 3	H: 0 LOB: 0 BB: 0 P: 3	R: 0 E: 0 K: 0 S: 3	H: 0 LOB: 0 BB: 0 P: 3	R: 0 E: 0 K: 0 S: 3	H: 1 LOB: 0 BB: 0 P: 3	R: 0 E: 0 K: 0 S: 4	H: 1 LOB: 1 BB: 0 P: 4	R: 0 E: 0 K: 0 S: 3	H: 0 LOB: 0 BB: 0 P: 3	R: 0 E: 0 K: 0 S: 3	H: 2 LOB: 1 BB: 0 P: 4	R: 0 E: 0 K: 0 S: 3	H: 0 LOB: 0 BB: 0 P: 3	R: 1 E: 0 K: 0 S: 6	H: 3 LOB: 2 BB: 0 P: 6	R: 2 E: 0 K: 0 S: 2	H: 2 LOB: 1 BB: 0 P: 2	1B: 8 2B: 1 3B: 0 HR: 1	SF: 0 SAC: 0 DP: 1 HBP: 0	WP: 0 PA: 35 PB: 0 SB: 0 CS: 1
<b>PITCHER</b>	IP 9.0	WLS 32	H 8	R 1	ER 1	SO 0	BB 0	IBB 0	HBP 0	BLK 0	WP 0	HR 0	S 32	P 32	ERA 1.00	WHIP 0.889					
Craig Swan, R ERA: 3.46 Tom Hausman, R ERA: 4.55 (10, 1)	0.0	L	2	2	2	0	0	0	0	0	0	1	2	2	∞	∞					

**New York Mets @ Cincinnati Reds**  
Riverfront Stadium, Cincinnati, OH  
Thu Aug 19 1982, 7:05 PM EDT  
Att. 11,279 - Unknown

AB 34  
R 3  
H 10  
RBI 3  
BB 0  
SO 0  
LOB 7





Batter	1	2	3	4	5	6	7	8	9	AB	R	H	RBI	BB	SO	LOB	TOP			
<b>Pete Rose, S</b> OBP: 0.345, SLG: 0.358 (1, 3)										4	0	2	0	1	0	2	<b>Philadelphia Phillies @ Cincinnati Reds</b> Riverfront Stadium, Cincinnati, OH Fri Aug 20 1982, 7:05 PM EDT Att: 17,638 - Unknown			
<b>Manny Trillo, R</b> OBP: 0.316, SLG: 0.313 (1, 4)										4	0	0	0	1	0	3				
<b>Gary Matthews, R</b> OBP: 0.344, SLG: 0.442 <b>Greg Gross, L</b> OBP: 0.363, SLG: 0.310 (6, 7)										5	2	2	0	0	1	2				
<b>Mike Schmidt, R</b> OBP: 0.417, SLG: 0.568 (1, 5)										4	2	1	0	1	1	1				
<b>Bo Diaz, R</b> OBP: 0.344, SLG: 0.478 (1, 2)										5	2	4	2	0	0	0				
<b>Gary Maddox, R</b> OBP: 0.313, SLG: 0.455 (1, 8)										5	2	3	1	0	0	2				
<b>George Vukovich, L</b> OBP: 0.344, SLG: 0.411 <b>Bob Dernier, R</b> OBP: 0.319, SLG: 0.325 (9, 9)										5	1	4	2	0	0	2				
<b>Ivan De Jesus, R</b> OBP: 0.303, SLG: 0.296 <b>Luis Aguayo, R</b> OBP: 0.244, SLG: 0.405 (9, PH)										3	0	1	1	1	1	1				
<b>Dick Ruthven, R</b> OBP: 0.091, SLG: 0.111 (1, 1)										4	0	0	1	0	0	2				
<b>Inning Stats</b>	R: 2 E: 0 K: 0 S: 6	H: 4 LOB: 2 BB: 1 P: 10	R: 0 E: 0 K: 1 S: 6	H: 1 LOB: 2 BB: 1 P: 10	R: 2 E: 0 K: 0 S: 6	H: 3 LOB: 1 BB: 0 P: 6	R: 0 E: 0 K: 0 S: 3	H: 0 LOB: 0 BB: 0 P: 3	R: 3 E: 0 K: 0 S: 7	H: 4 LOB: 2 BB: 1 P: 11	R: 0 E: 0 K: 1 S: 5	H: 1 LOB: 2 BB: 1 P: 8	R: 1 E: 0 K: 1 S: 6	H: 2 LOB: 1 BB: 0 P: 6	R: 1 E: 0 K: 0 S: 4	H: 2 LOB: 0 BB: 0 P: 4		1B: 13 2B: 4 3B: 0 HR: 0	SF: 0 SAC: 1 DP: 1 HBP: 0	WP: 2 PB: 0 SB: 0 CS: 0
<b>PITCHER</b>	IP WLS BF H R ER SO BB IBB HBP BLK WP HR S P ERA WHIP	IP WLS BF H R ER SO BB IBB HBP BLK WP HR S P ERA WHIP	IP WLS BF H R ER SO BB IBB HBP BLK WP HR S P ERA WHIP	IP WLS BF H R ER SO BB IBB HBP BLK WP HR S P ERA WHIP	IP WLS BF H R ER SO BB IBB HBP BLK WP HR S P ERA WHIP	IP WLS BF H R ER SO BB IBB HBP BLK WP HR S P ERA WHIP	IP WLS BF H R ER SO BB IBB HBP BLK WP HR S P ERA WHIP	IP WLS BF H R ER SO BB IBB HBP BLK WP HR S P ERA WHIP	IP WLS BF H R ER SO BB IBB HBP BLK WP HR S P ERA WHIP	IP WLS BF H R ER SO BB IBB HBP BLK WP HR S P ERA WHIP	IP WLS BF H R ER SO BB IBB HBP BLK WP HR S P ERA WHIP	IP WLS BF H R ER SO BB IBB HBP BLK WP HR S P ERA WHIP	IP WLS BF H R ER SO BB IBB HBP BLK WP HR S P ERA WHIP	IP WLS BF H R ER SO BB IBB HBP BLK WP HR S P ERA WHIP	IP WLS BF H R ER SO BB IBB HBP BLK WP HR S P ERA WHIP	IP WLS BF H R ER SO BB IBB HBP BLK WP HR S P ERA WHIP	IP WLS BF H R ER SO BB IBB HBP BLK WP HR S P ERA WHIP			
<b>Greg Harris, R</b> ERA: 5.14 <b>Charlie Leibrandt, L</b> ERA: 4.92 <b>Ben Hayes, R</b> ERA: 3.98 <b>Jim Kern, R</b> ERA: 2.84 (8, 1)	4.1 L 26 12 7 7 1 2 0 0 0 0 1 0 26 34 14.54 3.231	0.2 3 0 0 0 0 1 0 0 0 0 0 0 0 2 6 0.00 1.500	2.0 8 1 0 0 1 1 0 0 0 0 0 0 9 13 0.00 1.000	2.0 8 4 2 2 1 0 0 0 0 0 0 1 0 10 10 9.00 2.000																

AB	40
R	9
H	17
RBI	7
BB	4
SO	3
LOB	16

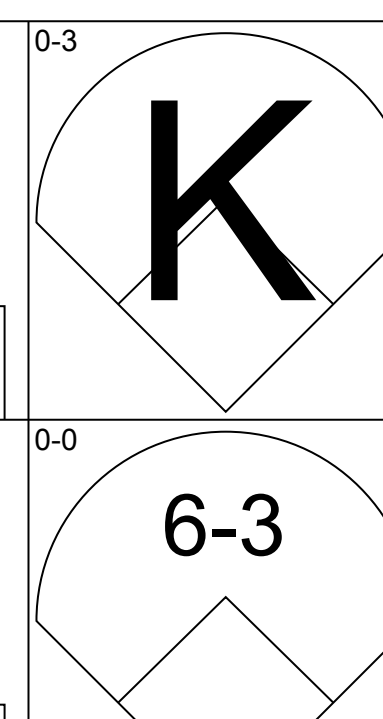
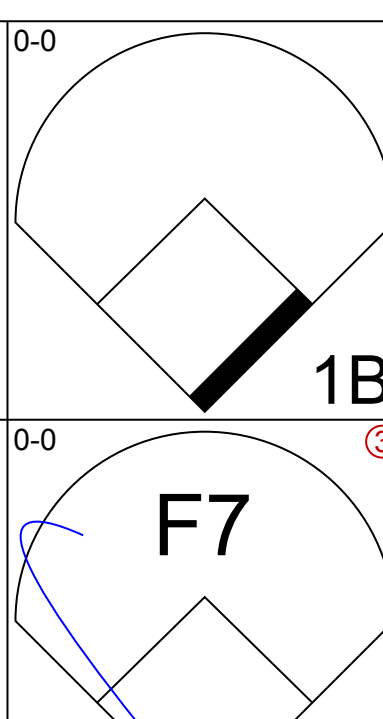
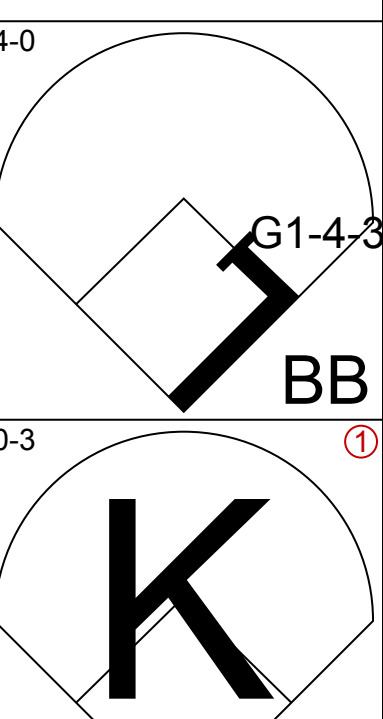
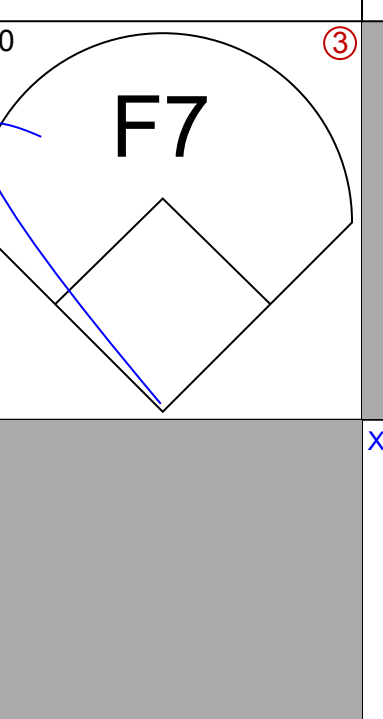
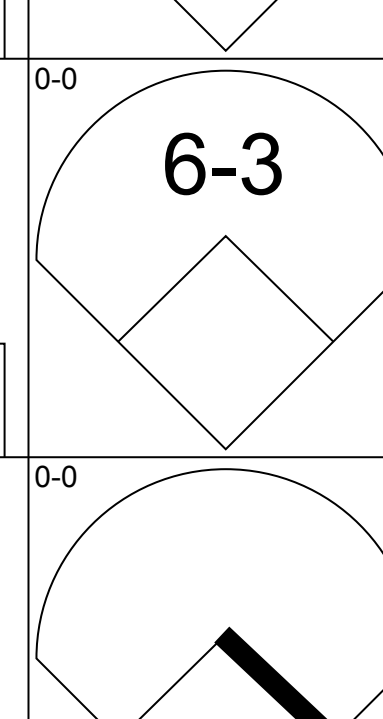
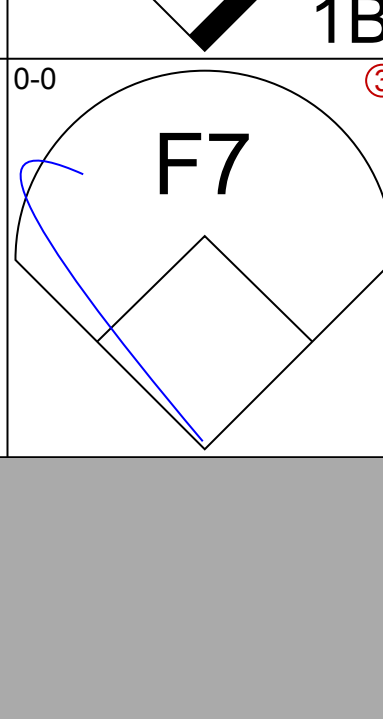
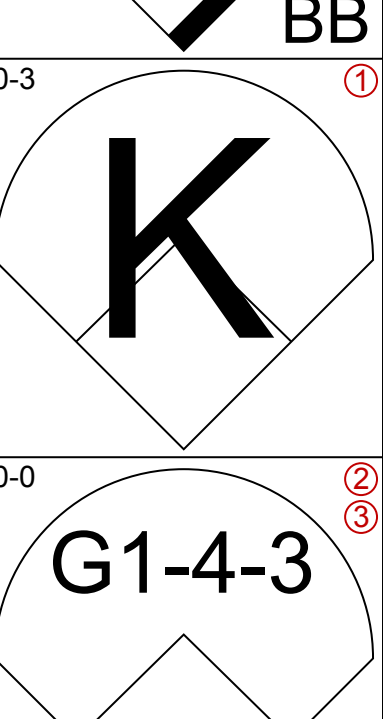

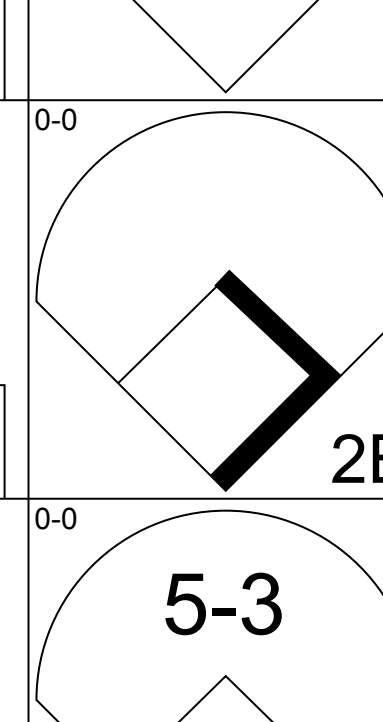
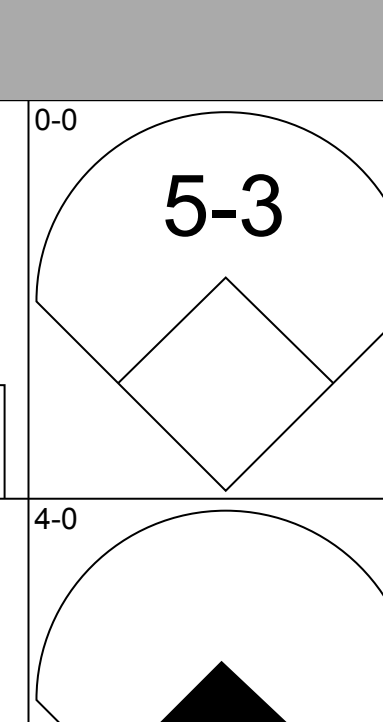

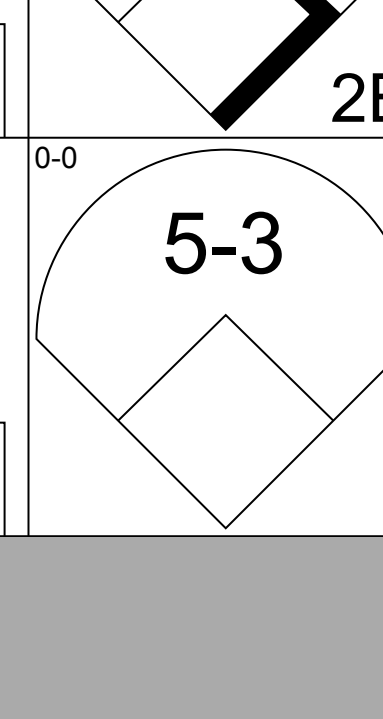
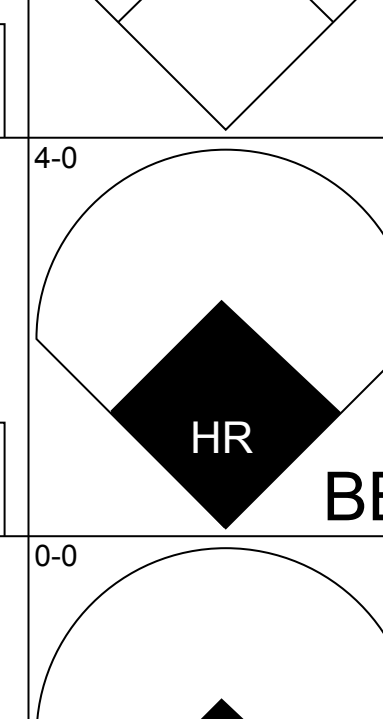

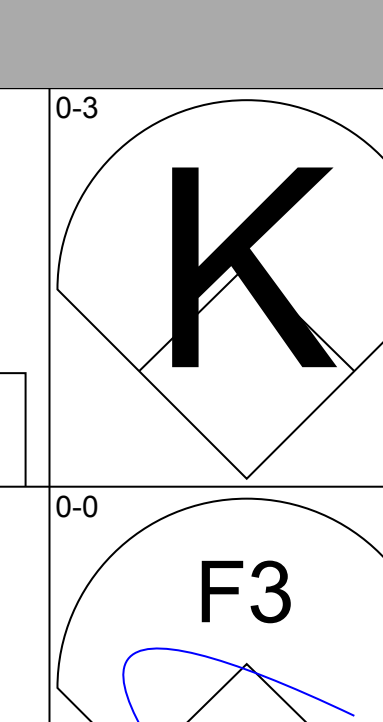
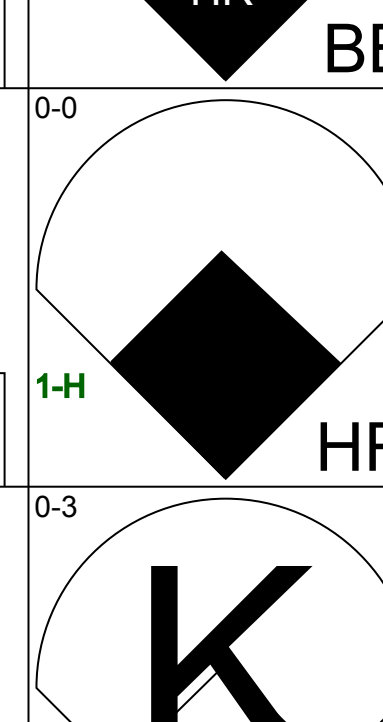

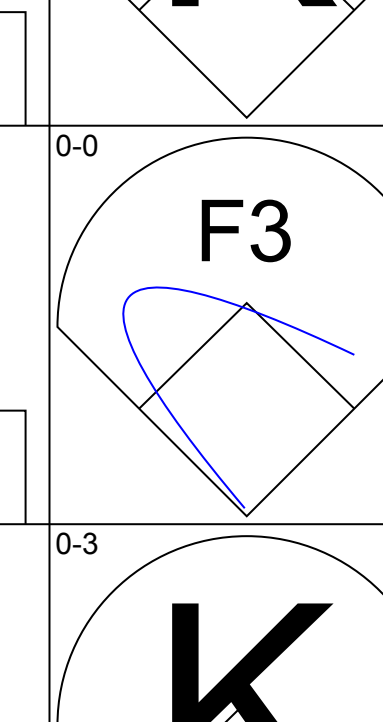
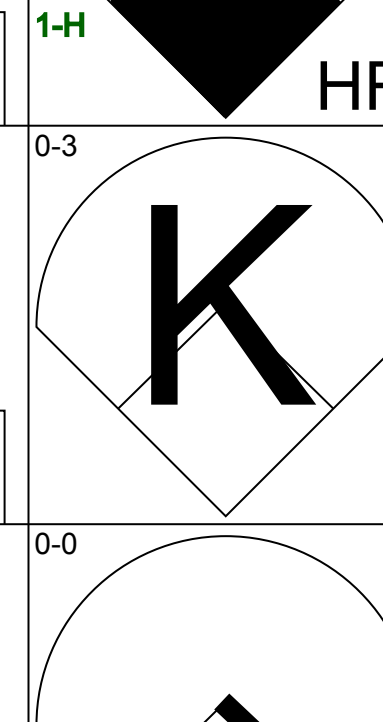

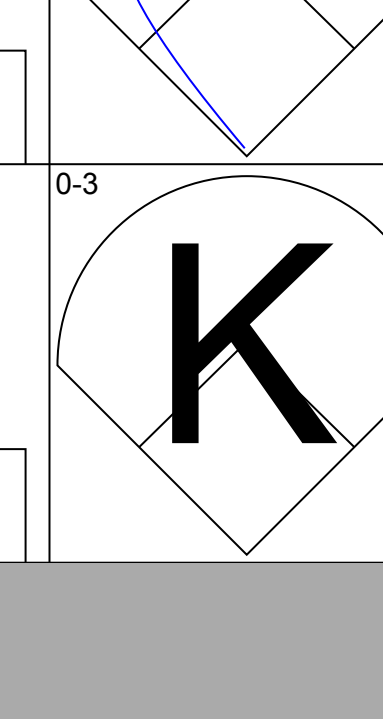


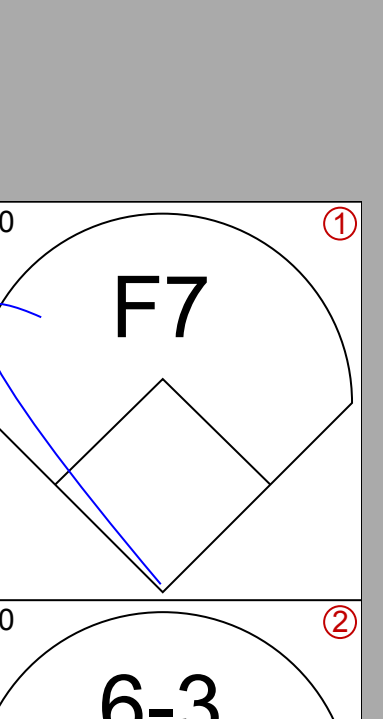
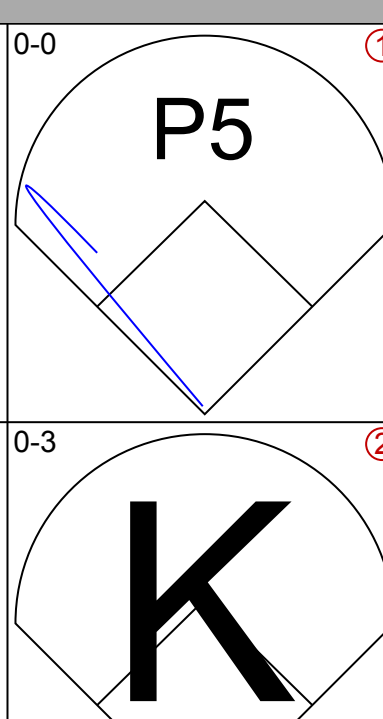
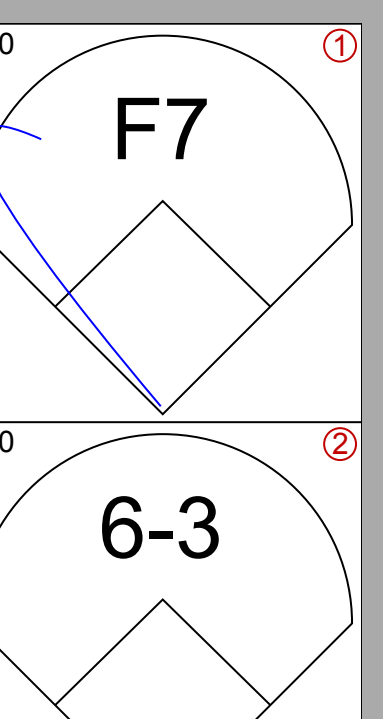
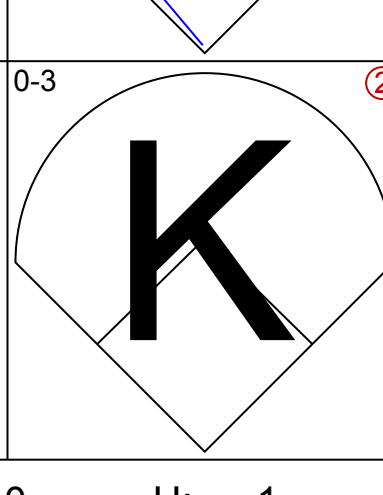
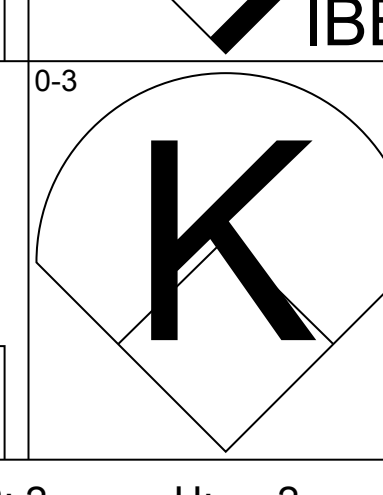
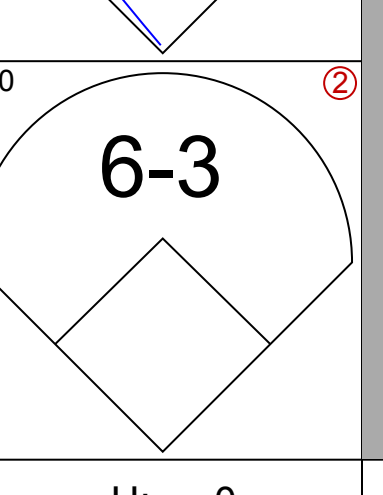
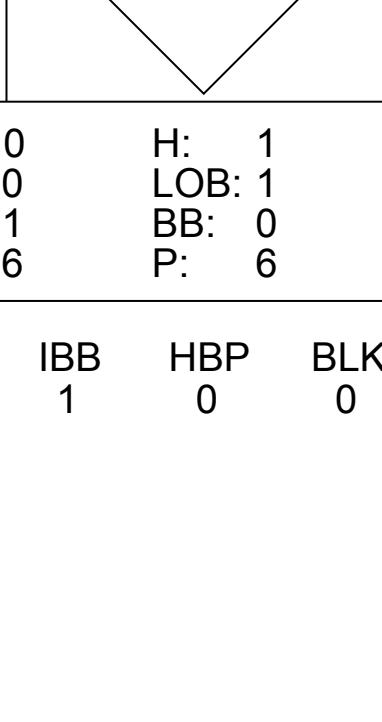
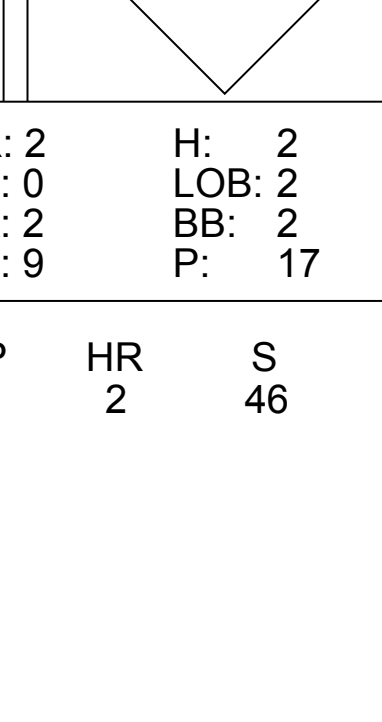
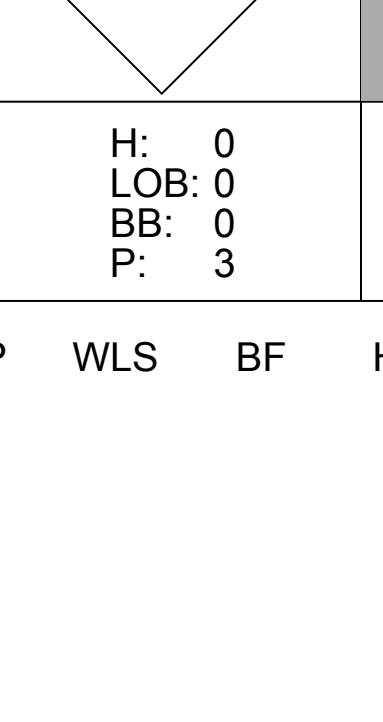


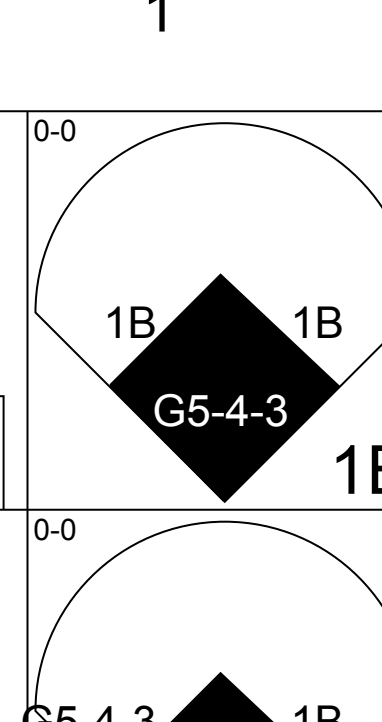
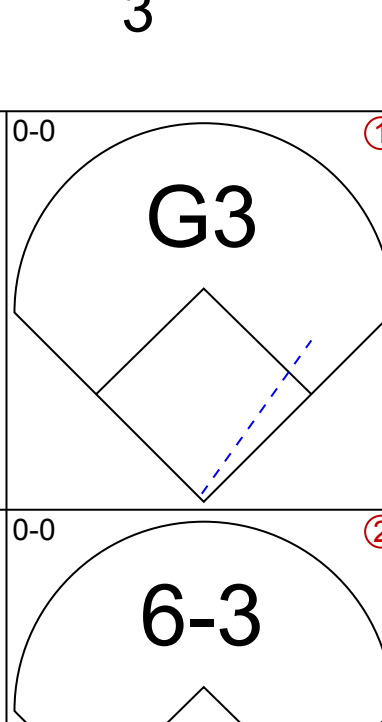

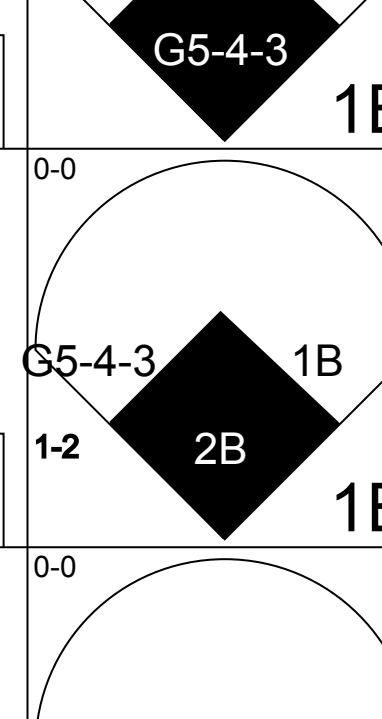
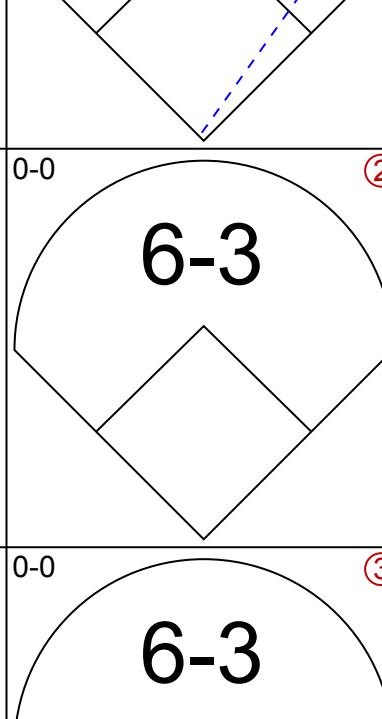

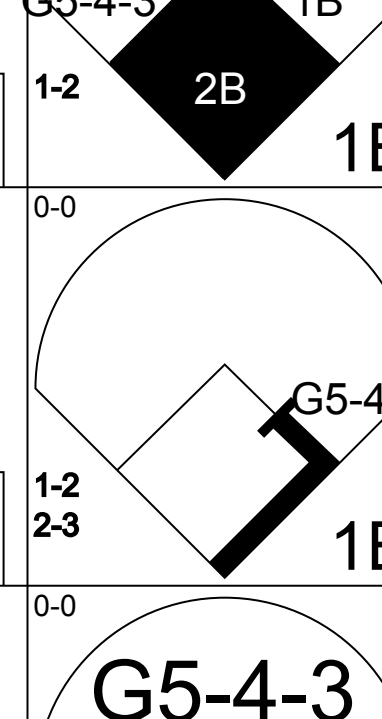
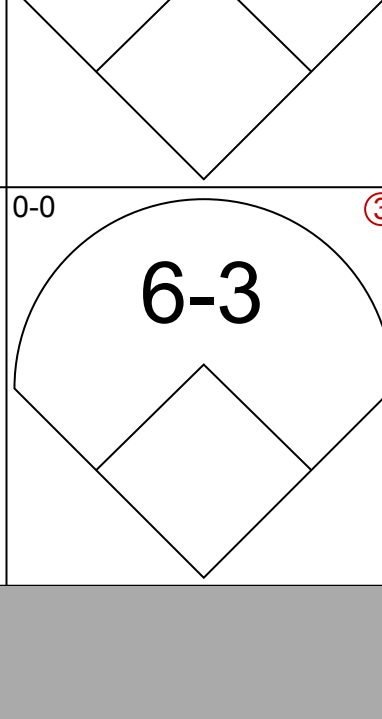

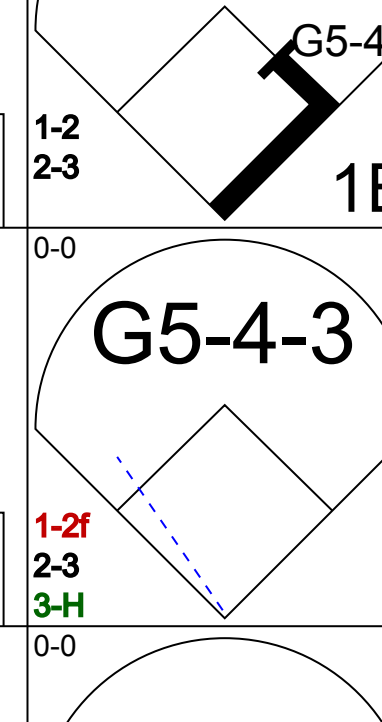
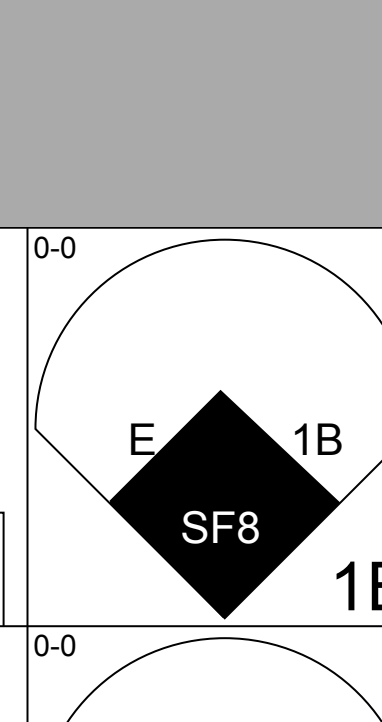

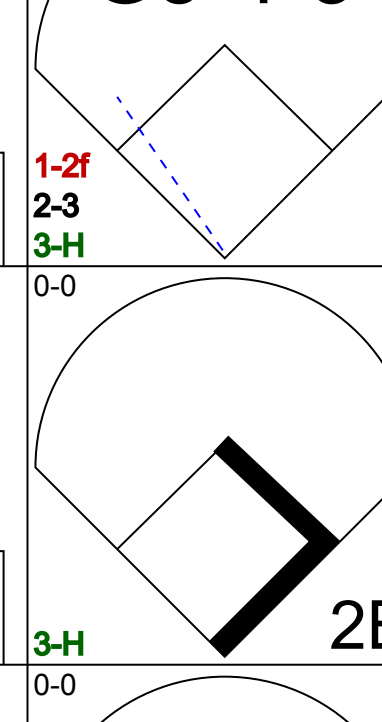
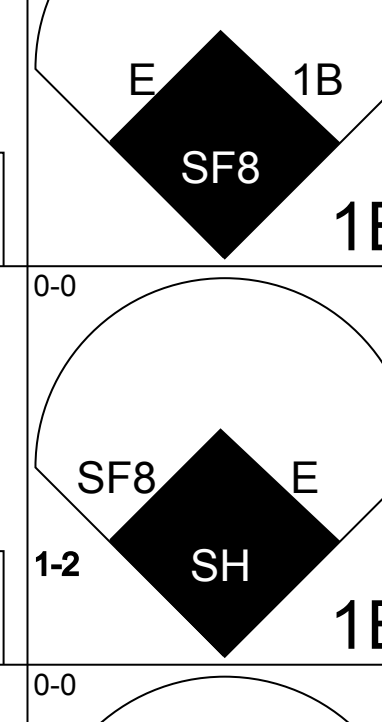
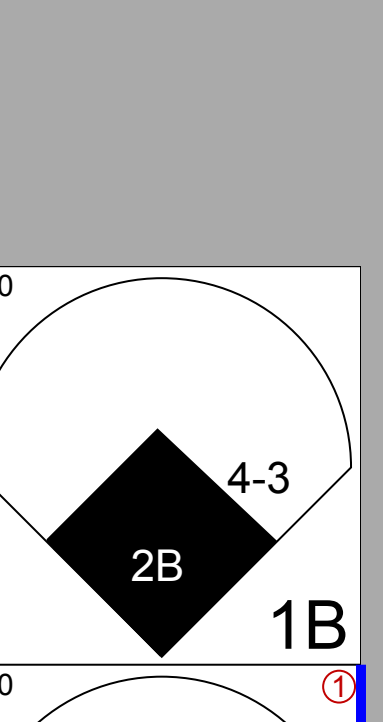
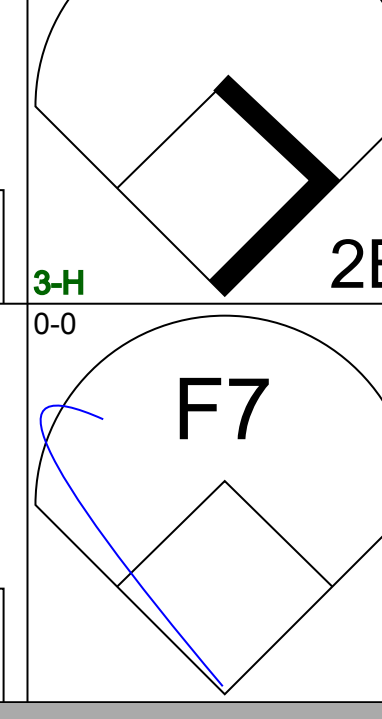
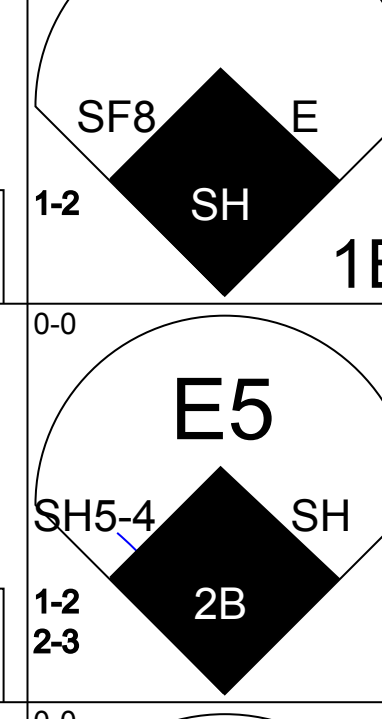
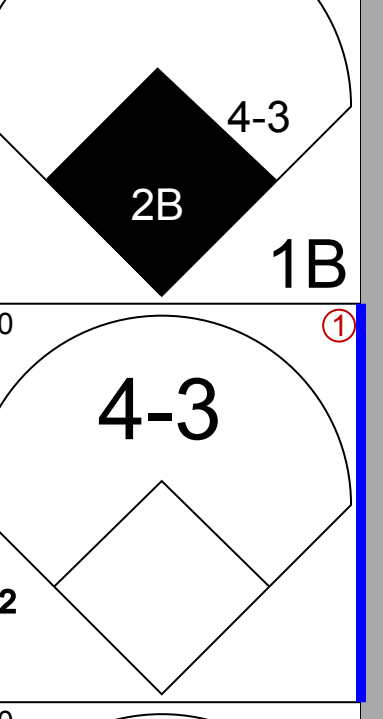
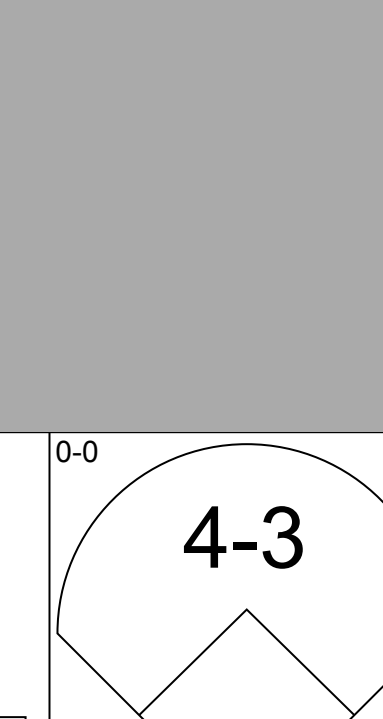
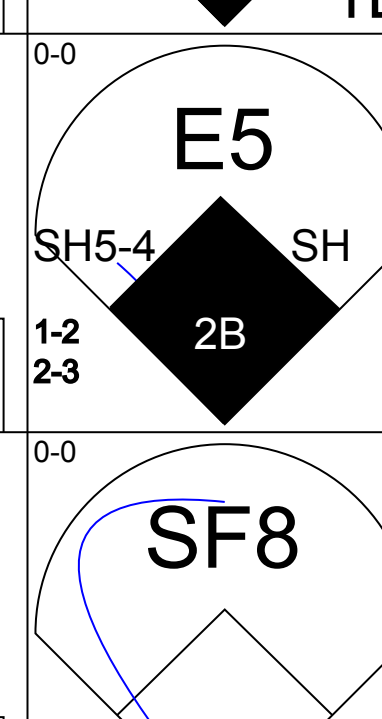
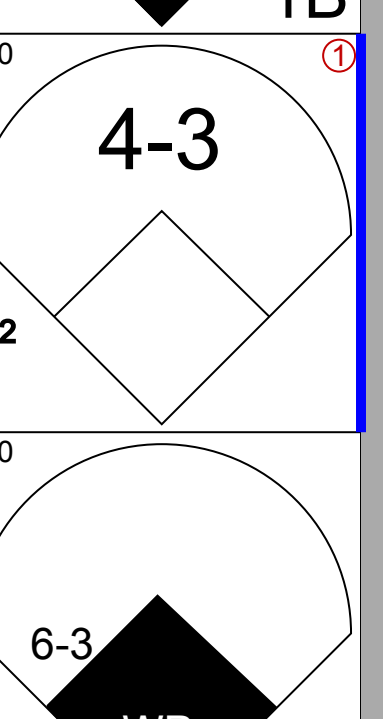
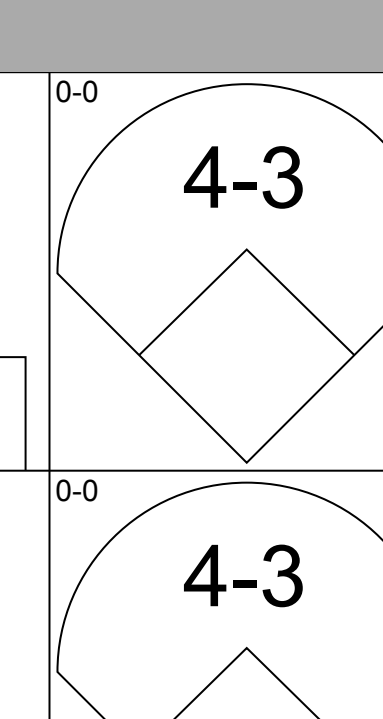
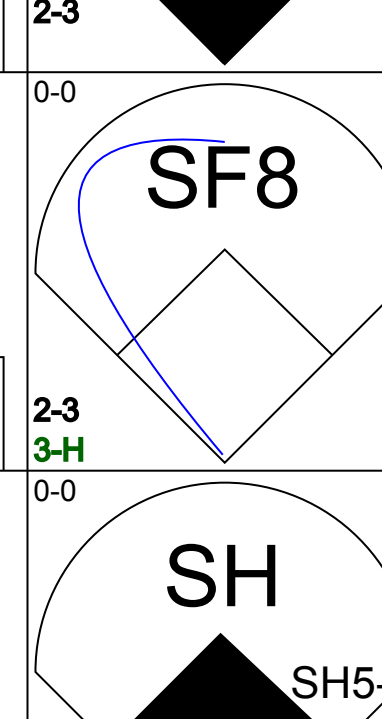
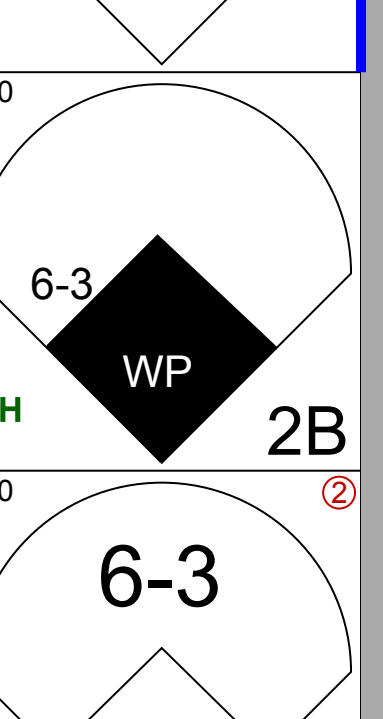
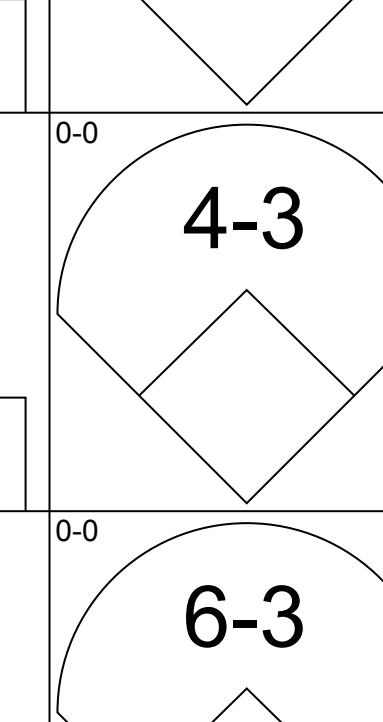
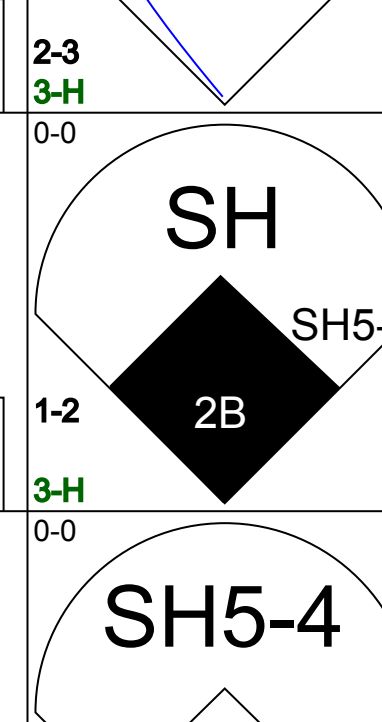
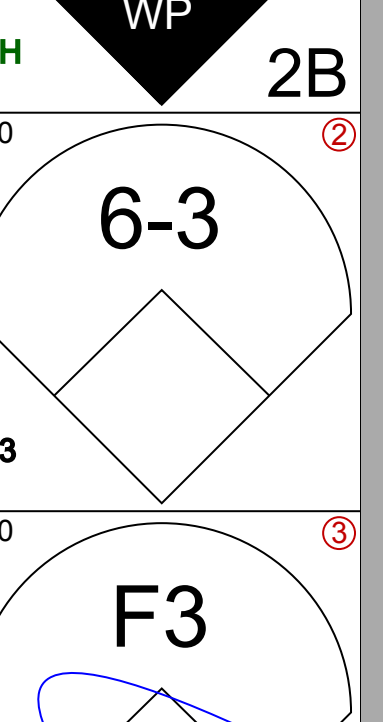
Batter	1	2	3	4	5	6	7	8	9	AB	R	H	RBI	BB	SO	LOB	BOTTOM				
<b>Paul Householder, S</b> OBP: 0.286, SLG: 0.332 (1, 9)										5	0	0	0	0	1	1	<b>Philadelphia Phillies @ Cincinnati Reds</b> Riverfront Stadium, Cincinnati, OH Fri Aug 20 1982, 7:05 PM EDT Att: 17,638 - Unknown				
<b>Wayne Krenchicki, L</b> OBP: 0.338, SLG: 0.379 <b>Ben Hayes, R</b> (6, 1)										3	0	0	0	0	0	1					
<b>Duane Walker, L</b> OBP: 0.325, SLG: 0.397 <b>Jim Kern, R</b> (8, 1)										3	2	2	0	1	0	1					
<b>Larry Bittner, L</b> OBP: 0.368, SLG: 0.431 (1, 3)										4	0	3	1	0	0	1					
<b>Cesar Cedeno, R</b> OBP: 0.345, SLG: 0.416 (1, 8)										4	0	1	1	0	0	2					
<b>Mike Veit, R</b> OBP: 0.292, SLG: 0.416 (1, 7)										3	0	1	0	1	2	2					
<b>Ron Oester, S</b> OBP: 0.291, SLG: 0.322 (6, 5)										4	0	0	0	0	2	4					
<b>Dave Vangorder, R</b> OBP: 0.255, SLG: 0.222 (1, 2)										4	0	2	0	0	0	2					
<b>Greg Harris, S</b> OBP: 0.154, SLG: 0.154 <b>Charlie Leibrandt, R</b> OBP: 0.125, SLG: 0.087 <b>Tom Lawless, R</b> OBP: 0.249, SLG: 0.250 (6, 4)										1	0	0	0	0	1	1					
<b>Inning Stats</b>	R: 1 E: 0 K: 0 S: 5	H: 2 LOB: 1 BB: 0 P: 5	R: 0 E: 0 K: 2 S: 8	H: 1 LOB: 0 BB: 0 P: 8	R: 0 E: 0 K: 0 S: 3	H: 0 LOB: 1 BB: 1 P: 7	R: 0 E: 0 K: 0 S: 2	H: 0 LOB: 0 BB: 1 P: 6	R: 0 E: 0 K: 1 S: 6	H: 1 LOB: 1 BB: 0 P: 6	R: 1 E: 0 K: 2 S: 10	H: 3 LOB: 2 BB: 0 P: 10	R: 0 E: 0 K: 1 S: 6	H: 1 LOB: 1 BB: 0 P: 6	R: 0 E: 0 K: 1 S: 6	H: 2 LOB: 1 BB: 0 P: 6		R: 0 E: 0 K: 0 S: 3	1B: 6 2B: 3 3B: 1 HR: 0	SF: 0 SAC: 0 DP: 2 HBP: 0	WP: 0 PB: 0 SB: 0 CS: 0
<b>PITCHER</b>	IP WLS BF H R ER SO BB IBB HBP BLK WP HR S P ERA WHIP	IP WLS BF H R ER SO BB IBB HBP BLK WP HR S P ERA WHIP	IP WLS BF H R ER SO BB IBB HBP BLK WP HR S P ERA WHIP	IP WLS BF H R ER SO BB IBB HBP BLK WP HR S P ERA WHIP	IP WLS BF H R ER SO BB IBB HBP BLK WP HR S P ERA WHIP	IP WLS BF H R ER SO BB IBB HBP BLK WP HR S P ERA WHIP	IP WLS BF H R ER SO BB IBB HBP BLK WP HR S P ERA WHIP	IP WLS BF H R ER SO BB IBB HBP BLK WP HR S P ERA WHIP	IP WLS BF H R ER SO BB IBB HBP BLK WP HR S P ERA WHIP	IP WLS BF H R ER SO BB IBB HBP BLK WP HR S P ERA WHIP	IP WLS BF H R ER SO BB IBB HBP BLK WP HR S P ERA WHIP	IP WLS BF H R ER SO BB IBB HBP BLK WP HR S P ERA WHIP	IP WLS BF H R ER SO BB IBB HBP BLK WP HR S P ERA WHIP	IP WLS BF H R ER SO BB IBB HBP BLK WP HR S P ERA WHIP	IP WLS BF H R ER SO BB IBB HBP BLK WP HR S P ERA WHIP	IP WLS BF H R ER SO BB IBB HBP BLK WP HR S P ERA WHIP	IP WLS BF H R ER SO BB IBB HBP BLK WP HR S P ERA WHIP				
<b>Dick Ruthven, R</b> ERA: 3.21 (1, 1)	9.0 W 37 10 2 2 7 2 0 0 0 0 0 0 49 57 2.00 1.333																				

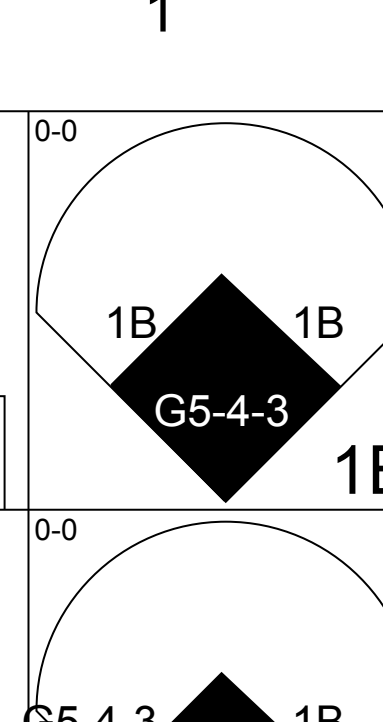
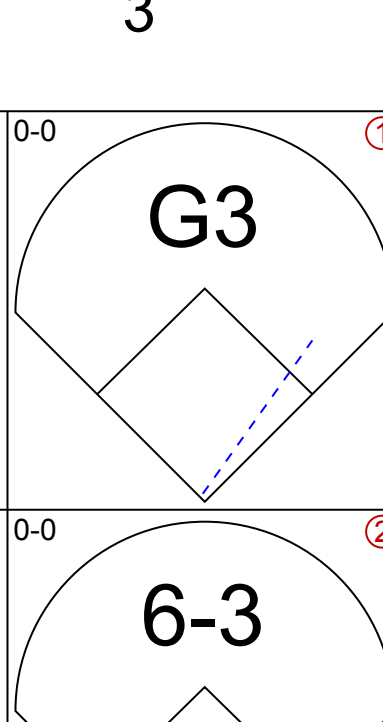

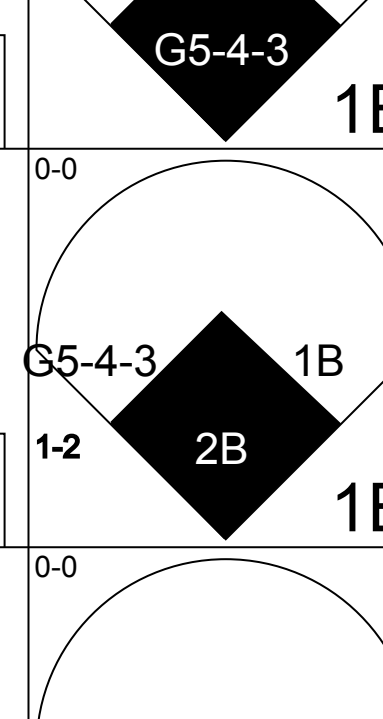
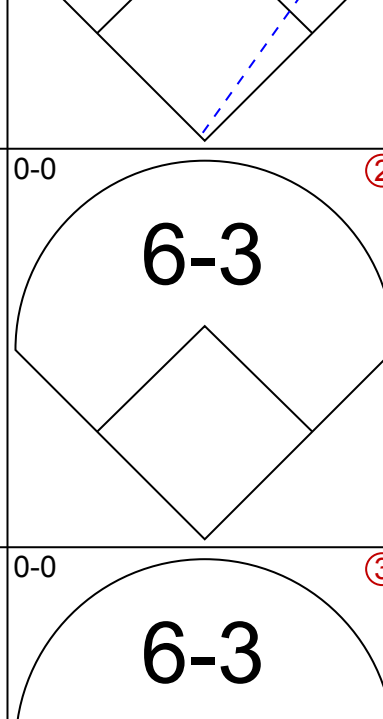

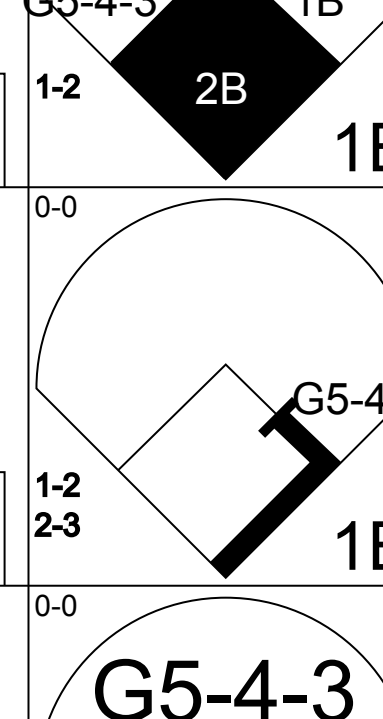
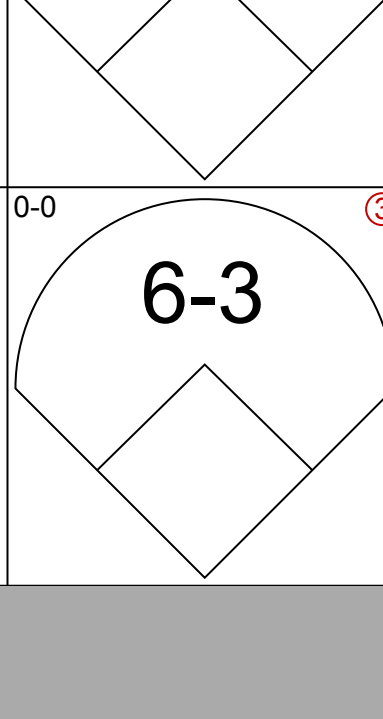

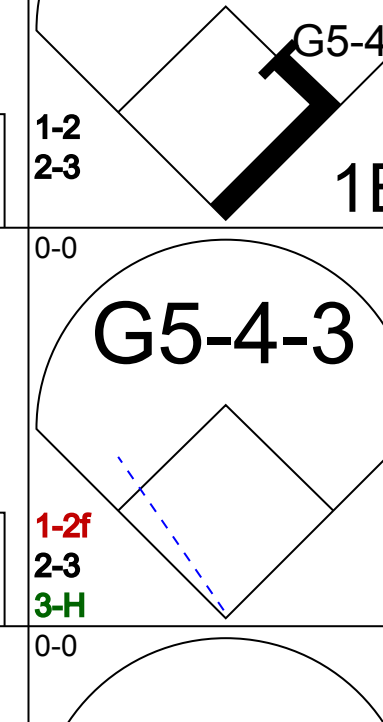
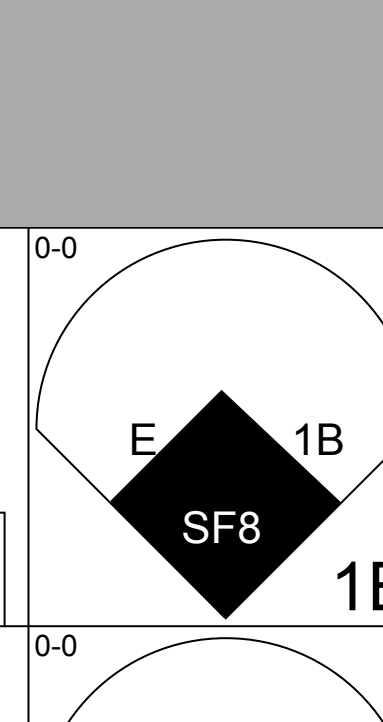

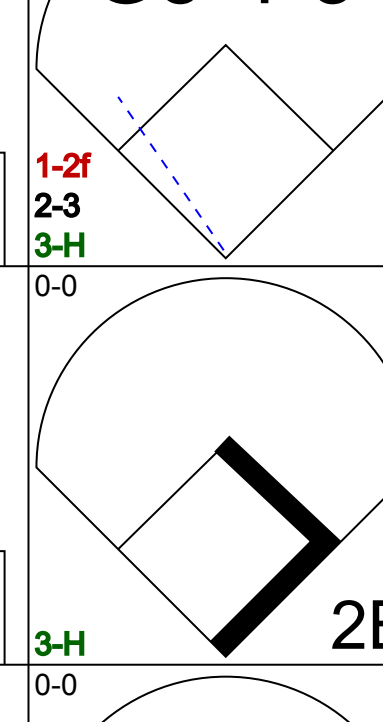
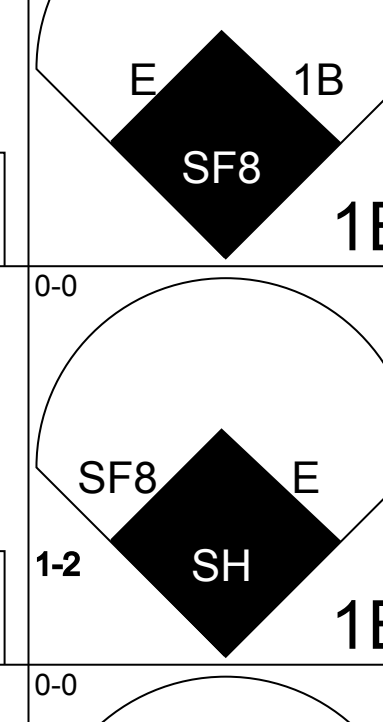
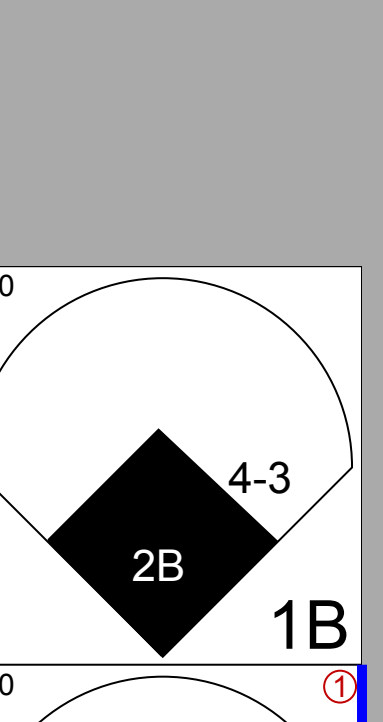
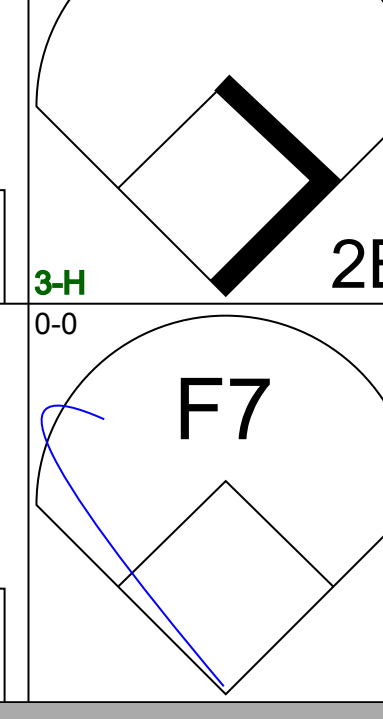
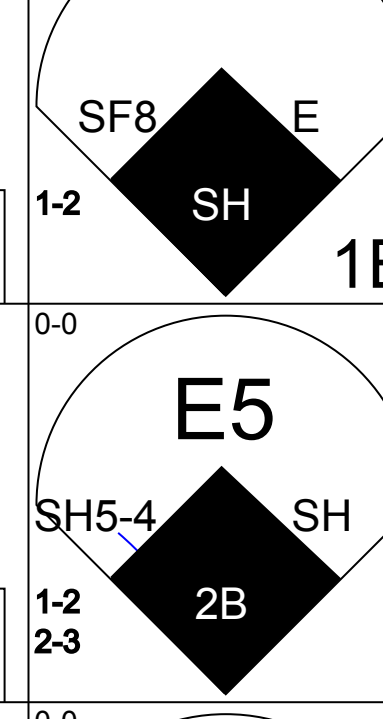
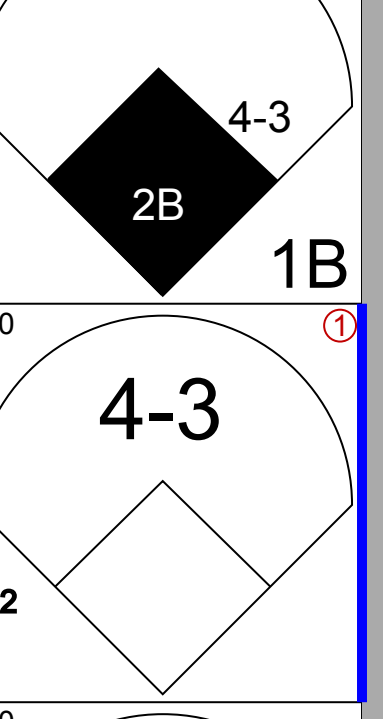
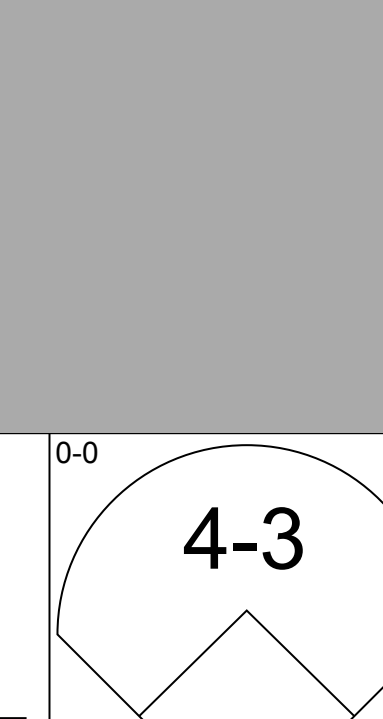
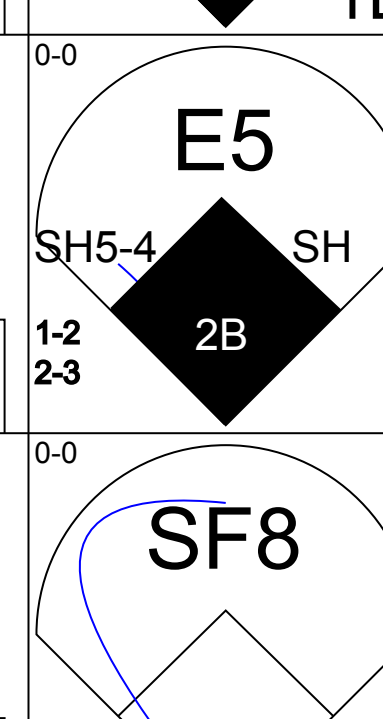
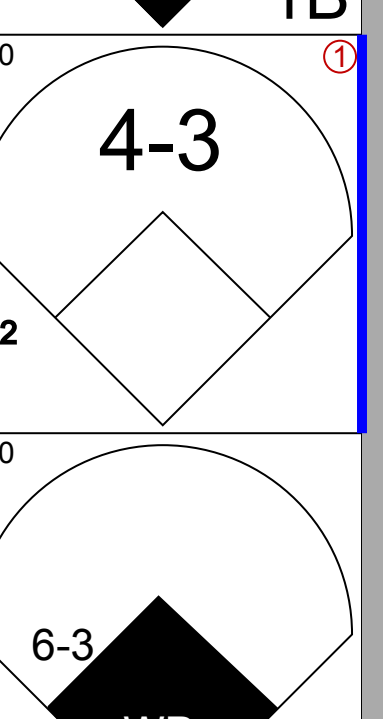
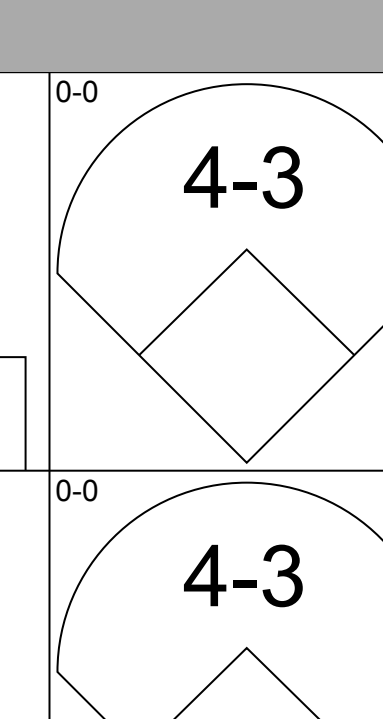
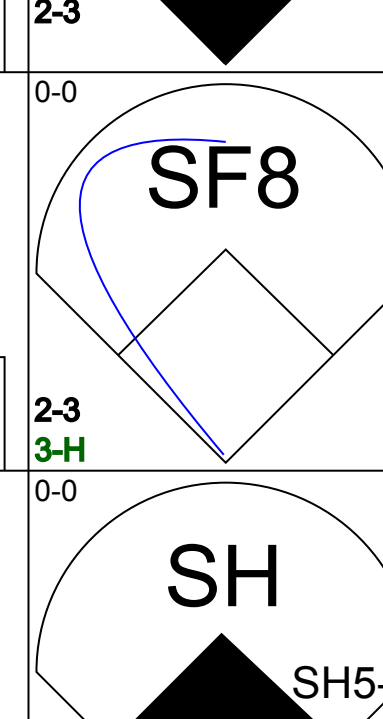
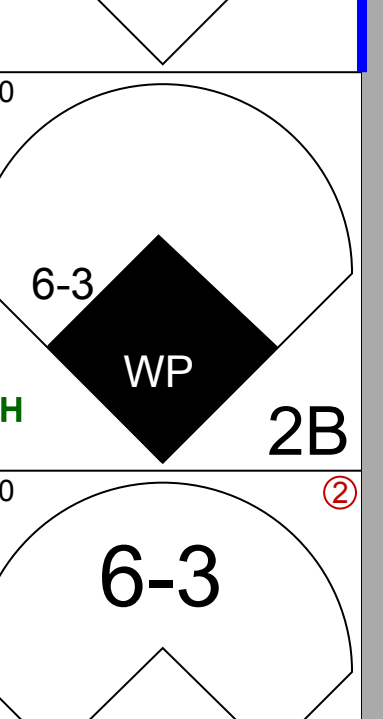
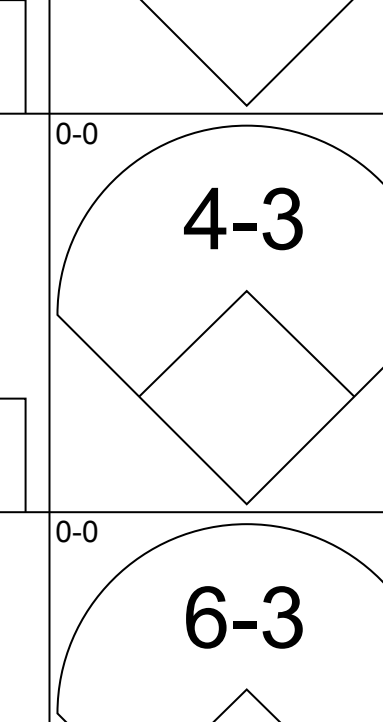
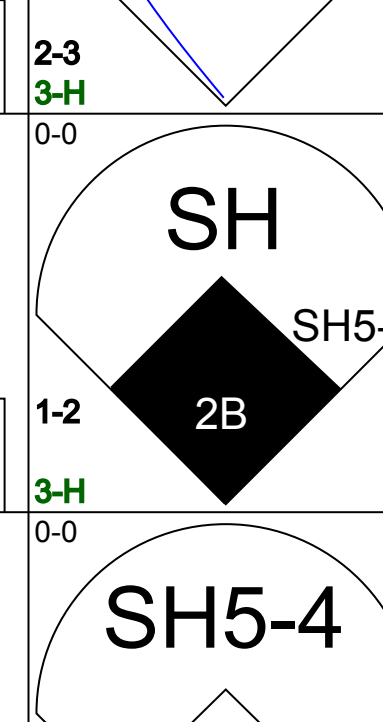
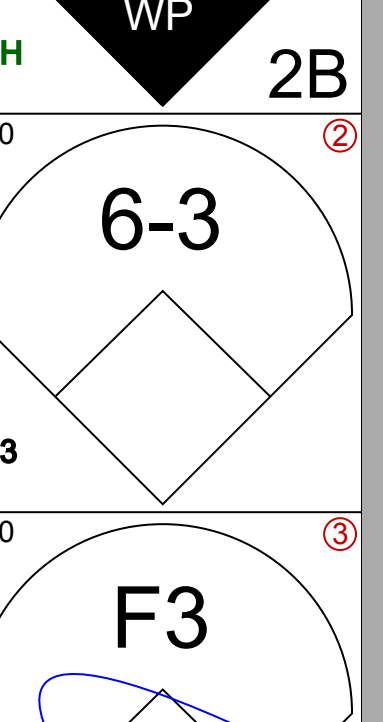
AB	35
R	2
H	10
RBI	2
BB	2
SO	7
LOB	16





Batter	1	2	3	4	5	6	7	8	9	AB	R	H	RBI	BB	SO	LOB	TOP					
<b>Pete Rose, S</b> OBP: 0.345, SLG: 0.357 (1, 3)											4	0	1	0	1	1	2	<b>Philadelphia Phillies @ Cincinnati Reds</b> Riverfront Stadium, Cincinnati, OH Sat Aug 21 1982, 7:05 PM EDT Att: 24,099 - Unknown <a href="http://livebaseballscores.com">livebaseballscores.com</a>				
<b>Manny Trillo, R</b> OBP: 0.314, SLG: 0.310 <b>Tug McGraw, R</b> (8, 1)											4	0	0	0	0	1	2					
<b>Gary Matthews, R</b> OBP: 0.342, SLG: 0.442 (1, 7)											4	0	1	0	0	0	1					
<b>Mike Schmidt, R</b> OBP: 0.420, SLG: 0.576 (1, 5)											3	2	2	1	1	0	1					
<b>Bill Robinson, R</b> OBP: 0.299, SLG: 0.454 (1, 9)											3	1	1	2	1	1	0					
<b>Gary Maddox, R</b> OBP: 0.309, SLG: 0.447 (1, 8)											4	0	0	0	0	1	2					
<b>Ozzie Virgil, R</b> OBP: 0.281, SLG: 0.339 <b>Ed Farmer, R</b> (6, 1)											3	0	1	0	0	1	2					
<b>Luis Aguayo, R</b> OBP: 0.239, SLG: 0.395 (8, 4)											0	0	0	0	0	0	0					
<b>Ivan De Jesus, R</b> OBP: 0.304, SLG: 0.295 (1, 6)											2	0	0	0	2	0	0					
<b>Marty Bystrom, R</b> OBP: 0.143, SLG: 0.150 <b>Jerry Reed, R</b> (4, 1)											2	0	0	0	0	2	2					
<b>Dave Roberts, R</b> OBP: 0.250, SLG: 0.233 (6, 2)											0	0	0	0	0	0	0					
<b>Inning Stats</b>	R: 0 E: 0 K: 1 S: 6	H: 1 LOB: 1 BB: 0 P: 6	R: 0 E: 0 K: 2 S: 7	H: 0 LOB: 0 BB: 0 P: 7	R: 0 E: 0 K: 1 S: 6	H: 1 LOB: 1 BB: 0 P: 6	R: 2 E: 0 K: 2 S: 9	H: 2 LOB: 2 BB: 2 P: 17	R: 0 E: 0 K: 1 S: 4	H: 0 LOB: 0 BB: 1 P: 8	R: 0 E: 0 K: 0 S: 3	H: 1 LOB: 1 BB: 1 P: 7	R: 0 E: 0 K: 0 S: 3	H: 0 LOB: 0 BB: 0 P: 3	R: 1 E: 0 K: 0 S: 4	H: 1 LOB: 0 BB: 0 P: 4	R: 0 E: 0 K: 0 S: 4	H: 1 LOB: 2 BB: 1 P: 8	1B: 3 2B: 2 3B: 0 HR: 2	SF: 0 SAC: 0 DP: 2 HBP: 0	WP: 0 PB: 0 SB: 0 CS: 0	PA: 37
<b>PITCHER</b> <b>Bob Shirley, L</b> ERA: 3.61 (1, 1)	IP: 9.0 WLS: W BF: 37 H: 7 R: 3 ER: 3 SO: 7 BB: 4 IBB: 1 HBP: 0 BLK: 0 WP: 0 HR: 2 S: 46 P: 66 ERA: 3.00 WHIP: 1.222															<b>PITCHER</b>						

Batter	1	2	3	4	5	6	7	8	9	AB	R	H	RBI	BB	SO	LOB	BOTTOM			
<b>Paul Householder, S</b> OBP: 0.288, SLG: 0.337 (1, 9)										5	1	2	2	0	0	1	<b>Philadelphia Phillies @ Cincinnati Reds</b> Riverfront Stadium, Cincinnati, OH Sat Aug 21 1982, 7:05 PM EDT Att: 24,099 - Unknown <a href="http://livebaseballscores.com">livebaseballscores.com</a>			
<b>Wayne Krenchicki, L</b> OBP: 0.340, SLG: 0.380 (1, 5)										5	1	2	0	0	0	1				
<b>Dave Concepcion, R</b> OBP: 0.355, SLG: 0.391 (1, 6)										5	0	3	1	0	0	0				
<b>Larry Bittner, L</b> OBP: 0.366, SLG: 0.427 (1, 3)										4	1	1	0	0	0	5				
<b>Cesar Cedeno, R</b> OBP: 0.352, SLG: 0.424 (1, 8)										3	3	3	1	1	0	0				
<b>Mike Vail, R</b> OBP: 0.285, SLG: 0.405 <b>Rafael Landestoy, S</b> OBP: 0.274, SLG: 0.256 (8, 7)										4	1	0	0	0	0	4				
<b>Ron Oester, S</b> OBP: 0.291, SLG: 0.325 (1, 4)										3	1	1	2	0	0	1				
<b>Alex Trevino, R</b> OBP: 0.304, SLG: 0.294 (1, 2)										3	1	0	1	0	0	1				
<b>Bob Shirley, R</b> OBP: 0.107, SLG: 0.107 (1, 1)										3	1	1	0	0	0	0				
<b>Inning Stats</b>	R: 2 E: 0 K: 0 S: 6	H: 4 LOB: 1 BB: 0 P: 6	R: 0 E: 0 K: 0 S: 3	H: 0 LOB: 0 BB: 0 P: 3	R: 0 E: 0 K: 0 S: 3	H: 0 LOB: 0 BB: 0 P: 3	R: 4 E: 1 K: 0 S: 8	H: 3 LOB: 1 BB: 0 P: 8	R: 1 E: 2 K: 0 S: 4	H: 1 LOB: 1 BB: 1 P: 8	R: 1 E: 0 K: 0 S: 6	H: 3 LOB: 2 BB: 0 P: 6	R: 2 E: 0 K: 0 S: 5	H: 2 LOB: 0 BB: 0 P: 5	R: 0 E: 0 K: 0 S: 3	H: 0 LOB: 0 BB: 0 P: 3		1B: 10 2B: 3 3B: 0 HR: 0	SF: 1 SAC: 2 DP: 2 HBP: 0	WP: 1 PB: 0 SB: 0 CS: 0
<b>PITCHER</b> <b>Marty Bystrom, R</b> ERA: 4.26 <b>Jerry Reed, R</b> ERA: 5.75 <b>Ed Farmer, R</b> ERA: 5.56 <b>Tug McGraw, L</b> ERA: 3.97 (1, 1)	IP: 3.2 WLS: L BF: 19 H: 7 R: 6 ER: 4 SO: 4 BB: 0 IBB: 0 HBP: 0 BLK: 0 WP: 0 HR: 0 S: 19 P: 19 ERA: 9.82 WHIP: 1.909															<b>PITCHER</b>				

Batter	1	2	3	4	5	6	7	8	9	AB	R	H	RBI	BB	SO	LOB	BOTTOM			
<b>Paul Householder, S</b> OBP: 0.288, SLG: 0.337 (1, 9)										5	1	2	2	0	0	1	<b>Philadelphia Phillies @ Cincinnati Reds</b> Riverfront Stadium, Cincinnati, OH Sat Aug 21 1982, 7:05 PM EDT Att: 24,099 - Unknown <a href="http://livebaseballscores.com">livebaseballscores.com</a>			
<b>Wayne Krenchicki, L</b> OBP: 0.340, SLG: 0.380 (1, 5)										5	1	2	0	0	0	1				
<b>Dave Concepcion, R</b> OBP: 0.355, SLG: 0.391 (1, 6)										5	0	3	1	0	0	0				
<b>Larry Bittner, L</b> OBP: 0.366, SLG: 0.427 (1, 3)										4	1	1	0	0	0	5				
<b>Cesar Cedeno, R</b> OBP: 0.352, SLG: 0.424 (1, 8)										3	3	3	1	1	0	0				
<b>Mike Vail, R</b> OBP: 0.285, SLG: 0.405 <b>Rafael Landestoy, S</b> OBP: 0.274, SLG: 0.256 (8, 7)										4	1	0	0	0	0	4				
<b>Ron Oester, S</b> OBP: 0.291, SLG: 0.325 (1, 4)										3	1	1	2	0	0	1				
<b>Alex Trevino, R</b> OBP: 0.304, SLG: 0.294 (1, 2)										3	1	0	1	0	0	1				
<b>Bob Shirley, R</b> OBP: 0.107, SLG: 0.107 (1, 1)										3	1	1	0	0	0	0				
<b>Inning Stats</b>	R: 2 E: 0 K: 0 S: 6	H: 4 LOB: 1 BB: 0 P: 6	R: 0 E: 0 K: 0 S: 3	H: 0 LOB: 0 BB: 0 P: 3	R: 0 E: 0 K: 0 S: 3	H: 0 LOB: 0 BB: 0 P: 3	R: 4 E: 1 K: 0 S: 8	H: 3 LOB: 1 BB: 0 P: 8	R: 1 E: 2 K: 0 S: 4	H: 1 LOB: 1 BB: 1 P: 8	R: 1 E: 0 K: 0 S: 6	H: 3 LOB: 2 BB: 0 P: 6	R: 2 E: 0 K: 0 S: 5	H: 2 LOB: 0 BB: 0 P: 5	R: 0 E: 0 K: 0 S: 3	H: 0 LOB: 0 BB: 0 P: 3		1B: 10 2B: 3 3B: 0 HR: 0	SF: 1 SAC: 2 DP: 2 HBP: 0	WP: 1 PB: 0 SB: 0 CS: 0
<b>PITCHER</b> <b>Marty Bystrom, R</b> ERA: 4.26 <b>Jerry Reed, R</b> ERA: 5.75 <b>Ed Farmer, R</b> ERA: 5.56 <b>Tug McGraw, L</b> ERA: 3.97 (1, 1)	IP: 3.2 WLS: L BF: 19 H: 7 R: 6 ER: 4 SO: 4 BB: 0 IBB: 0 HBP: 0 BLK: 0 WP: 0 HR: 0 S: 19 P: 19 ERA: 9.82 WHIP: 1.909															<b>PITCHER</b>				







Batter	1	2	3	4	5	6	7	8	9	AB	R	H	RBI	BB	SO	LOB	TOP	
Tim Raines, S (1, 7) OBP: 0.364, SLG: 0.361	0-3 K		0-0 G3		0-3 K			0-0 HR	0-0 G6-4-3	5	1	1	0	0	2	2		
Warren Cromartie, L (1, 9) OBP: 0.329, SLG: 0.379	0-0 F7		0-0 F7			0-0 G3		0-0 HR		4	1	1	2	0	0	0		
Andre Dawson, R (1, 8) OBP: 0.338, SLG: 0.492	4-0 1B BB			0-0 F9		0-3 K		0-0 1B		3	0	1	0	1	1	0		
Al Oliver, L (1, 3) OBP: 0.402, SLG: 0.537	0-0 1B			0-0 1B		0-0 1B		0-0 FC6-4		4	0	4	0	0	0	0		
Gary Carter, R (1, 2) OBP: 0.388, SLG: 0.540	0-3 K			0-0 F9		0-0 1B		0-3 K		4	0	1	0	0	2	5		
Tim Wallach, R (1, 5) OBP: 0.315, SLG: 0.458		0-0 1-3		0-3 K		0-0 F8		0-3 K		4	0	0	0	0	2	5		
Chris Speier, R (1, 6) OBP: 0.329, SLG: 0.354		0-0 P4			0-0 4-3		0-0 L6	0-0 FC6-4		4	0	0	0	0	0	2		
Doug Flynn, R (1, 4) OBP: 0.241, SLG: 0.276		0-0 F4-3			0-0 F8		0-0 G6-4-3		0-0 G6-4-3	3	0	1	0	0	0	0		
Jerry White, S (9, PH) OBP: 0.306, SLG: 0.408										1	0	1	0	0	0	0		
Bill Gullickson, R (1, 1) Roy Johnson, L (3, PH) Randy Lerch, L (3, 1) Dan Norman, R (5, PH) Dan Schatzeder, L (5, 1) Brad Mills, L (7, PH) Bryn Smith, R (7, 1) Joel Youngblood, R (9, PH)			0-0 4-3					0-0 K		0	0	0	0	0	0	0		
<b>Inning Stats</b>	R: 0 E: 0 K: 2 S: 8	H: 1 LOB: 2 BB: 1 P: 12	R: 0 E: 0 K: 0 S: 3	H: 0 LOB: 0 BB: 0 P: 3	R: 0 E: 0 K: 0 S: 3	H: 1 LOB: 1 BB: 0 P: 6	R: 0 E: 0 K: 1 S: 6	H: 2 LOB: 2 BB: 0 P: 7	R: 0 E: 0 K: 2 S: 11	H: 1 LOB: 0 BB: 0 P: 3	R: 2 E: 0 K: 2 S: 11	H: 4 LOB: 2 BB: 0 P: 11	R: 0 E: 0 K: 1 S: 5	H: 1 LOB: 0 BB: 0 P: 5	1B: 8 2B: 2 3B: 0 HR: 1	SF: 0 SAC: 0 DP: 2 HBP: 0	WP: 0 PB: 0 CS: 0	PA: 37
<b>PITCHER</b>	IP WLS BF H R ER SO BB IBB HBP BLK WP HR S P ERA WHIP																	
Frank Pastore, R (1, 1) ERA: 3.6	8.0 W 34 10 2 2 7 1 0 0 0 0 1 47 51 2.25 1.375																	
Brad Lesley, R (9, 1) ERA: 0.93	1.0 3 1 0 0 1 0 0 0 0 0 0 5 5 0.00 1.000																	

**Montreal Expos @ Cincinnati Reds**  
Riverfront Stadium, Cincinnati, OH  
Mon Aug 23 1982, 7:05 PM EDT  
Att: 10,301 - Unknown

AB	36
R	2
H	11
RBI	2
BB	1
SO	8
LOB	16



Batter	1	2	3	4	5	6	7	8	9	AB	R	H	RBI	BB	SO	LOB	BOTTOM			
Tom Lawless, R (1, 4) OBP: 0.252, SLG: 0.256	0-0 S 2B			0-0 F9	0-0 F8			0-0 S 1B		5	1	2	0	0	0	1				
Duane Walker, L (1, 7) OBP: 0.337, SLG: 0.406	4-0 2B BB	1-0 2B HBP		4-0 FC5 1B BB		0-0 2B		0-0 F4		2	1	1	0	2	0	1				
Cesar Cedeno, R (1, 8) OBP: 0.354, SLG: 0.429	0-0 HR			0-0 FC5 1B		0-0 6-3		0-0 L3		5	1	3	2	0	0	2				
Dan Driessen, L (1, 3) OBP: 0.377, SLG: 0.421	0-0 HR		0-3 K	0-0 FC5		0-0 F8		0-0 F8		4	1	1	2	0	1	5				
Paul Householder, S (1, 9) OBP: 0.270, SLG: 0.342	0-3 K		4-0 FC5-4 BB	0-3 K		0-0 5-3				3	0	0	0	1	2	3				
Wayne Krenchicki, L (1, 5) OBP: 0.338, SLG: 0.370	0-0 3-1		0-0 FC5-4 1-3		0-0 F8		0-3 K			4	0	0	0	0	1	1				
Ron Oester, S (1, 6) OBP: 0.288, SLG: 0.321	0-3 K		0-0 1-3		0-0 1B		0-0 L8			4	1	1	0	0	1	1				
Dave Vangorder, R (1, 2) OBP: 0.265, SLG: 0.237		0-0 F4-3		4-0 IBB		0-0 2B		0-0 F4-3		3	0	1	1	1	0	0				
Frank Pastore, R (1, 1) ERA: 3.67			0-0 F7		0-0 F8			0-3 K		3	1	1	1	0	0	3				
Rafael Landestoy, S (8, PH) ERA: 4.92										1	0	0	0	0	1	0				
Brad Lesley, R (9, 1) ERA: 0.93										0	0	0	0	0	0	0				
<b>Inning Stats</b>	R: 4 E: 0 K: 2 S: 10	H: 3 LOB: 0 BB: 1 P: 14	R: 1 E: 0 K: 1 S: 7	H: 2 LOB: 2 BB: 0 P: 8	R: 0 E: 0 K: 0 S: 3	H: 0 LOB: 2 BB: 2 P: 11	R: 0 E: 0 K: 1 S: 6	H: 1 LOB: 1 BB: 1 P: 10	R: 1 E: 0 K: 0 S: 5	H: 2 LOB: 1 BB: 0 P: 5	R: 0 E: 0 K: 0 S: 4	H: 1 LOB: 0 BB: 0 P: 4	R: 0 E: 0 K: 1 S: 5	H: 0 LOB: 0 BB: 0 P: 5	R: 0 E: 0 K: 1 S: 6	H: 1 LOB: 1 BB: 0 P: 6	1B: 4 2B: 4 3B: 0 HR: 2	SF: 0 SAC: 0 DP: 0 HBP: 1	WP: 0 PB: 0 CS: 0	PA: 39
<b>PITCHER</b>	IP WLS BF H R ER SO BB IBB HBP BLK WP HR S P ERA WHIP																			
Bill Gullickson, R (1, 1) ERA: 3.87	2.0 L 13 1 0 0 1 2 1 0 0 0 0 9 22 0.00 1.500																			
Randy Lerch, L (3, 1) ERA: 4.92	2.0 10 1 0 0 1 2 1 0 0 0 0 9 21 0.00 1.500																			
Dan Schatzeder, L (5, 1) ERA: 5.71	2.0 9 3 1 1 0 0 0 0 0 0 0 9 9 4.50 1.500																			
Bryn Smith, R (7, 1) ERA: 3.76	2.0 7 1 0 0 2 0 0 0 0 0 0 11 11 0.00 0.500																			

**Montreal Expos @ Cincinnati Reds**  
Riverfront Stadium, Cincinnati, OH  
Mon Aug 23 1982, 7:05 PM EDT  
Att: 10,301 - Unknown

AB	34
R	6
H	10
RBI	6
BB	4
SO	6
LOB	17





Batter	1	2	3	4	5	6	7	8	9	AB R H RBI BB SO LOB	TOP																	
Tim Raines, S (1,7) OBP: 0.363, SLG: 0.359	G3	K			K		K		S	5 0 1 1 0 3 1	<b>Montreal Expos @ Cincinnati Reds</b> Riverfront Stadium, Cincinnati, OH Tue Aug 24 1982, 7:05 PM EDT Att: 8,756 - Unknown																	
Warren Cromartie, L (1,9) OBP: 0.330, SLG: 0.365	4-3		4-3 FC3-2		1-3				F8	5 0 2 0 0 0 1																		
Andre Dawson, R (1,8) OBP: 0.335, SLG: 0.488	K		4-3		K		K			4 0 0 0 0 3 2																		
Al Oliver, L (1,3) OBP: 0.403, SLG: 0.536		HR	FC3-2 WP			FC5-4			F8	4 1 2 0 0 0 1																		
Gary Carter, R (1,2) OBP: 0.387, SLG: 0.545		HR	3-H		F6				K	4 1 1 2 0 1 2																		
Tim Lincecum, R (1,5) OBP: 0.317, SLG: 0.457		6-3 S 1B		4-0 BB	FC5-4	1-2			5-3	3 2 1 0 1 0 1																		
Chris Speier, R (1,6) OBP: 0.328, SLG: 0.358	6-3		4-3			1-H			F9	4 0 1 1 0 0 2																		
Doug Flynn, R (1,4) OBP: 0.244, SLG: 0.278	3-H		1-2		K				F9	4 1 2 1 0 1 2																		
Scott Sanderson, R (1,1) OBP: 0.174, SLG: 0.182	SH1		4-3						SH1-4 1B	2 0 0 0 0 1 1																		
<b>Inning Stats</b>	R: 0 E: 0 K: 1 S: 5	H: 0 LOB: 0 BB: 0 P: 5	R: 3 E: 0 K: 1 S: 9	H: 4 LOB: 1 BB: 0 P: 9	R: 0 E: 0 K: 1 S: 4	H: 1 LOB: 1 BB: 0 P: 4	R: 0 E: 0 K: 1 S: 5	H: 0 LOB: 1 BB: 0 P: 9	R: 0 E: 0 K: 2 S: 7	H: 2 LOB: 1 BB: 0 P: 5	R: 0 E: 0 K: 3 S: 10	H: 1 LOB: 1 BB: 0 P: 10	R: 0 E: 0 K: 1 S: 5	H: 0 LOB: 0 BB: 0 P: 5	R: 1 E: 0 K: 0 S: 5	H: 2 LOB: 1 BB: 0 P: 5	R: 0 E: 0 K: 1 S: 5	H: 2 LOB: 1 BB: 0 P: 5	1B: 6 2B: 2 3B: 1 HR: 1	SF: 0 SAC: 2 DP: 0 HBP: 0	WP: 1 PB: 0 CS: 0	PA: 38						
<b>PITCHER</b>	IP WLS BF H R ER SO BB IBB HBP BLK WP HR S P ERA WHIP											<b>PITCHER</b>	IP WLS BF H R ER SO BB IBB HBP BLK WP HR S P ERA WHIP															
Bruce Berenyi, R (1,1) ERA: 3.46	7.0	L	30	8	4	4	8	1	0	0	0	0	1	1	45	49	5.14	1.286										
Ben Hayes, R (8,1) ERA: 3.26	2.0		8	2	1	1	1	0	0	0	0	0	0	0	10	10	4.50	1.000										

AB	35
R	5
H	10
RBI	5
BB	1
SO	9
LOB	13



Batter	1	2	3	4	5	6	7	8	9	AB R H RBI BB SO LOB	BOTTOM																	
Tom Lawless, R (1,4) OBP: 0.250, SLG: 0.254	CS		6-3		FC5-2		K		F4	5 0 1 0 0 1 3	<b>Montreal Expos @ Cincinnati Reds</b> Riverfront Stadium, Cincinnati, OH Tue Aug 24 1982, 7:05 PM EDT Att: 8,756 - Unknown																	
Duane Walker, L (1,7) OBP: 0.335, SLG: 0.397	1-2		F8		F4-3				F4	3 0 0 0 1 0 2																		
Cesar Cedeno, R (1,8) OBP: 0.355, SLG: 0.431	F4		6-3			E			2B HBP	3 1 1 0 0 0 1																		
Dan Driessen, L (1,3) OBP: 0.378, SLG: 0.425	1-2				F8				F7	4 0 2 0 0 0 1																		
Paul Householder, S (1,9) OBP: 0.270, SLG: 0.341	F7		G3			2-3			2B	4 0 1 1 0 0 4																		
Wayne Krenchicki, L (1,5) OBP: 0.329, SLG: 0.360	F4-3		F4-3			3-H			1B	4 0 0 0 0 0 3																		
Ron Oester, S (1,6) OBP: 0.292, SLG: 0.330	G3				E				F4	4 0 3 0 0 0 1																		
Dave Vangorder, R (1,2) OBP: 0.260, SLG: 0.232	G3				FC5-2				G6-3 1B	2 0 0 0 0 0 2																		
Alex Trevino, R (7,PH) OBP: 0.351, SLG: 0.288	2-3				SH3				G6-3	2 0 0 0 0 0 1																		
Bruce Berenyi, R (1,1) OBP: 0.240, SLG: 0.286	6-3				SH3				E9	1 0 0 0 0 0 1																		
Dave Concepcion, R (7,PH) OBP: 0.351, SLG: 0.387										1 0 0 0 0 1 0																		
Ben Hayes, R (8,1) OBP: 0.335, SLG: 0.488										0 0 0 0 0 0 0																		
Larry Bittner, L (8,PH) OBP: 0.378, SLG: 0.435					1-2				1B	1 0 1 0 0 0 0																		
<b>Inning Stats</b>	R: 0 E: 0 K: 0 S: 4	H: 2 LOB: 2 BB: 1 P: 8	R: 0 E: 0 K: 0 S: 4	H: 1 LOB: 0 BB: 0 P: 4	R: 0 E: 0 K: 0 S: 3	H: 0 LOB: 0 BB: 0 P: 3	R: 0 E: 0 K: 0 S: 3	H: 0 LOB: 0 BB: 0 P: 3	R: 0 E: 1 K: 0 S: 5	H: 1 LOB: 2 BB: 0 P: 5	R: 1 E: 1 K: 0 S: 5	H: 2 LOB: 1 BB: 0 P: 5	R: 0 E: 0 K: 2 S: 7	H: 0 LOB: 0 BB: 0 P: 7	R: 0 E: 0 K: 0 S: 4	H: 1 LOB: 2 BB: 0 P: 5	R: 0 E: 1 K: 0 S: 4	H: 2 LOB: 1 BB: 0 P: 4	1B: 5 2B: 4 3B: 0 HR: 0	SF: 0 SAC: 1 DP: 1 HBP: 1	WP: 0 PB: 0 CS: 1	PA: 37						
<b>PITCHER</b>	IP WLS BF H R ER SO BB IBB HBP BLK WP HR S P ERA WHIP											<b>PITCHER</b>	IP WLS BF H R ER SO BB IBB HBP BLK WP HR S P ERA WHIP															
Scott Sanderson, R (1,1) ERA: 3.45	9.0	W	37	9	1	0	2	1	0	1	0	0	0	0	39	44	0.00	1.111										





Batter	1	2	3	4	5	6	7	8	9	AB	R	H	RBI	BB	SO	LOB	TOP	
Tim Raines, S (1,7) X	F9		CS 1B			3B		F8		4	0	2	0	0	0	2		
Joel Youngblood, R (1,9) X	F9		CS 1-2	F8		K			F3	4	0	0	0	0	1	1		
Andre Dawson, R (1,8) X				6-3				F8	K	4	0	1	0	0	1	0		
Al Oliver, L (1,3) X	1-3				K			5-3	F7	4	0	0	0	0	1	1		
Gary Carter, R (1,2) X		G4-6-3 1B				CS 1B		F8		3	0	2	0	0	0	0		
Tim Lincecum, R (1,5) X	G4-6-3 1-2					F3 1-2		F8		3	0	0	0	0	2	2		
Chris Speier, R (1,6) X	F9					F7		P4		3	0	0	0	0	0	0		
Doug Flynn, R (1,4) X			F8			F4-3			1B 1B	3	0	1	0	0	0	0		
Steve Rogers, R (1,1) X	1-3					K			1B	3	0	1	0	0	1	0		
<b>Inning Stats</b>	R: 0 E: 0 K: 0 S: 4	H: 1 LOB: 1 BB: 0 P: 4	R: 0 E: 0 K: 0 S: 3	H: 1 LOB: 0 BB: 0 P: 3	R: 0 E: 0 K: 1 S: 3	H: 0 LOB: 0 BB: 0 P: 5	R: 0 E: 0 K: 2 S: 8	H: 1 LOB: 1 BB: 0 P: 8	R: 0 E: 0 K: 0 S: 3	H: 0 LOB: 0 BB: 0 P: 3	R: 0 E: 0 K: 0 S: 5	H: 2 LOB: 2 BB: 0 P: 5	R: 0 E: 0 K: 1 S: 5	H: 0 LOB: 0 BB: 0 P: 5	1B: 6 2B: 0 3B: 1 HR: 0	SF: 0 SAC: 0 DP: 1 HBP: 0	WP: 0 PB: 0 CS: 2	PA: 32
<b>PITCHER</b>	IP WLS BF H R ER SO BB IBB HBP BLK WP HR S P ERA WHIP																	
Bob Shirley, L (1,1) ERA: 3.36	8.0 W 28 7 0 0 3 0 0 0 0 0 0 0 34 34 0.00 0.875																	
Brad Lesley, R (9,1) ERA: 0.89	1.0 S 3 0 0 0 1 0 0 0 0 0 0 0 5 5 0.00 0.000																	

**Montreal Expos @ Cincinnati Reds**  
Riverfront Stadium, Cincinnati, OH  
Wed Aug 25 1982, 7:05 PM EDT  
Att: 11,339 - Unknown

AB	31
R	0
H	7
RBI	0
BB	0
SO	4
LOB	6



Batter	1	2	3	4	5	6	7	8	9	AB	R	H	RBI	BB	SO	LOB	BOTTOM			
Tom Lawless, R (1,4) X	6-3							F4-6-3 1-2		3	0	0	0	0	0	1				
Larry Bittner, L (8,PH) OBP: 0.376, SLG: 0.432										1	0	0	0	0	0	3				
Brad Lesley, R (9,1)										0	0	0	0	0	0	0				
Duane Walker, L (1,7) S	K							G3		3	0	0	0	0	1	0				
Cesar Cedeno, R (1,8) X	F4-3								5-3	3	0	1	0	0	0	0				
Dan Driessen, L (1,3) X		6-3							6-3	3	0	0	0	0	0	0				
Paul Householder, S (1,9) S		K								3	0	0	0	0	2	0				
Wayne Krenchicki, L (1,5) (9,4) S		K								3	1	1	0	0	2	0				
Ron Oester, S (1,6) S			K							3	0	1	0	0	1	0				
Alex Trevino, R (1,2) X										3	0	1	1	0	0	0				
Bob Shirley, R (1,1) OBP: 0.100, SLG: 0.100										2	0	0	0	0	0	0				
Dave Concepcion, R (8,PH) (9,5) S										0	0	0	0	1	0	0				
<b>Inning Stats</b>	R: 0 E: 0 K: 1 S: 5	H: 0 LOB: 0 BB: 0 P: 5	R: 0 E: 0 K: 2 S: 7	H: 0 LOB: 0 BB: 0 P: 7	R: 0 E: 0 K: 1 S: 5	H: 0 LOB: 0 BB: 0 P: 5	R: 0 E: 0 K: 0 S: 3	H: 1 LOB: 0 BB: 0 P: 3	R: 0 E: 0 K: 2 S: 7	H: 0 LOB: 0 BB: 0 P: 7	R: 0 E: 0 K: 0 S: 4	H: 0 LOB: 1 BB: 0 P: 4	R: 0 E: 0 K: 0 S: 3	H: 0 LOB: 0 BB: 0 P: 3	R: 1 E: 0 K: 0 S: 5	H: 3 LOB: 2 BB: 1 P: 9	1B: 4 2B: 0 3B: 0 HR: 0	SF: 0 SAC: 0 DP: 1 HBP: 0	WP: 0 PB: 0 CS: 1	PA: 29
<b>PITCHER</b>	IP WLS BF H R ER SO BB IBB HBP BLK WP HR S P ERA WHIP																			
Steve Rogers, R (1,1) ERA: 2.33	8.0 L 28 4 1 1 6 0 0 1 0 0 0 0 39 43 1.12 0.500																			

**Montreal Expos @ Cincinnati Reds**  
Riverfront Stadium, Cincinnati, OH  
Wed Aug 25 1982, 7:05 PM EDT  
Att: 11,339 - Unknown

AB	27
R	1
H	4
RBI	1
BB	1
SO	6
LOB	4









Batter	1	2	3	4	5	6	7	8	9	AB	R	H	RBI	BB	SO	LOB	TOP			
Duane Walker, L (1, 7) OBP: 0.324, SLG: 0.376	F9		S BB		K		K			3	0	0	0	1	2	2	<b>Cincinnati Reds @ Philadelphia Phillies</b> Veterans Stadium, Philadelphia, PA Sat Aug 28 1982, 7:05 PM EDT Att: 38,333 - Unknown			
Wayne Krenchicki, L (1, 5) OBP: 0.355, SLG: 0.360	K		3-1		4-3			FC5-4 1B		4	0	1	0	0	1	1				
Dave Concepcion, R (1, 6) OBP: 0.352, SLG: 0.387	K							FC5-4 1B		4	0	1	0	0	2	0				
Dan Driessen, L (1, 3) OBP: 0.374, SLG: 0.417		6-3						FC5-4 FC6-4		4	0	1	0	0	0	2				
Cesar Cedeno, R (1, 8) OBP: 0.358, SLG: 0.430								FC6-4		4	1	2	0	0	0	2				
Paul Householder, S (1, 9) OBP: 0.264, SLG: 0.332									L5	4	0	0	0	0	1	2				
Ron Oester, S (1, 4) OBP: 0.298, SLG: 0.341									F7	4	0	2	1	0	0	1				
Dave Vangorder, R (1, 2) OBP: 0.259, SLG: 0.224									K	3	0	0	0	1	1	2				
Frank Pastore, R (1, 1) OBP: 0.191, SLG: 0.283										2	0	0	0	0	0	0				
Ben Hayes, R (6, 1)										0	0	0	0	0	0	0				
Larry Bittner, L (7, PH) OBP: 0.374, SLG: 0.429										1	0	0	0	0	0	2				
Greg Harris, S (7, 1) OBP: 0.154, SLG: 0.154										0	0	0	0	0	0	0				
Joe Price, R (8, 1) OBP: 0.333, SLG: 0.333										0	0	0	0	0	0	0				
<b>Inning Stats</b>	R: 0 E: 0 K: 2 S: 7	H: 0 LOB: 0 BB: 0 P: 7	R: 0 E: 0 K: 0 S: 4	H: 1 LOB: 1 BB: 0 P: 4	R: 0 E: 0 K: 0 S: 3	H: 0 LOB: 1 BB: 1 P: 7	R: 1 E: 1 K: 0 S: 6	H: 2 LOB: 2 BB: 0 P: 6	R: 0 E: 0 K: 1 S: 5	H: 1 LOB: 0 BB: 0 P: 5	R: 0 E: 0 K: 2 S: 8	H: 1 LOB: 2 BB: 1 P: 12	R: 0 E: 0 K: 0 S: 4	H: 2 LOB: 1 BB: 0 P: 4	R: 0 E: 0 K: 1 S: 5	H: 0 LOB: 0 BB: 0 P: 5	1B: 7 2B: 0 3B: 0 HR: 0	SF: 0 SAC: 0 DP: 2 HBP: 0	WP: 0 PB: 0 SB: 1 CS: 0	PA: 35
<b>PITCHER</b> Mike Krukow, R (1, 1) ERA: 2.88	IP: 9.0 WLS: W BF: 35 H: 7 R: 1 ER: 0 SO: 7 BB: 2 IBB: 0 HBP: 0 BLK: 0 WP: 0 HR: 0 S: 47 P: 55 ERA: 0.00 WHIP: 1.000															<b>PITCHER</b>				

AB	33
R	1
H	7
RBI	1
BB	2
SO	7
LOB	14



Batter	1	2	3	4	5	6	7	8	9	AB	R	H	RBI	BB	SO	LOB	BOTTOM			
Pete Rose, S (1, 3) OBP: 0.348, SLG: 0.356										4	1	2	0	0	0	2	<b>Cincinnati Reds @ Philadelphia Phillies</b> Veterans Stadium, Philadelphia, PA Sat Aug 28 1982, 7:05 PM EDT Att: 38,333 - Unknown			
Willie Montanez, L (9, 3) OBP: 0.293, SLG: 0.263										0	0	0	0	0	0	0				
Manny Trillo, R (1, 4) OBP: 0.318, SLG: 0.316	F2									4	1	1	0	0	1	2				
Gary Matthews, R (1, 7) OBP: 0.352, SLG: 0.456										3	0	1	1	1	1	0				
Greg Gross, L (9, 7) OBP: 0.361, SLG: 0.311										0	0	0	0	0	0	0				
Mike Schmidt, R (1, 5) OBP: 0.419, SLG: 0.562	F4									2	1	0	0	2	1	2				
Bo Diaz, R (1, 2) OBP: 0.337, SLG: 0.460	FC5-4									4	1	1	1	0	0	3				
Gary Maddox, R (1, 8) OBP: 0.319, SLG: 0.467										4	1	1	0	0	0	3				
George Vukovich, L (1, 9) OBP: 0.339, SLG: 0.495										4	1	1	1	0	1	1				
Ivan De Jesus, R (1, 6) OBP: 0.315, SLG: 0.319										4	1	3	4	0	0	0				
Mike Krukow, R (1, 1) OBP: 0.177, SLG: 0.194										4	0	1	0	0	2	2				
<b>Inning Stats</b>	R: 0 E: 0 K: 0 S: 4	H: 1 LOB: 2 BB: 1 P: 8	R: 0 E: 0 K: 1 S: 6	H: 2 LOB: 1 BB: 0 P: 6	R: 0 E: 0 K: 0 S: 2	H: 0 LOB: 0 BB: 0 P: 3	R: 0 E: 0 K: 1 S: 5	H: 0 LOB: 0 BB: 0 P: 5	R: 0 E: 0 K: 0 S: 3	H: 0 LOB: 0 BB: 0 P: 3	R: 6 E: 0 K: 1 S: 11	H: 6 LOB: 1 BB: 1 P: 15	R: 0 E: 0 K: 2 S: 7	H: 0 LOB: 1 BB: 1 P: 11	R: 1 E: 0 K: 1 S: 7	H: 2 LOB: 1 BB: 0 P: 7	1B: 7 2B: 4 3B: 0 HR: 1	SF: 0 SAC: 0 DP: 2 HBP: 1	WP: 0 PB: 0 SB: 0 CS: 0	PA: 37
<b>PITCHER</b> Frank Pastore, R (1, 1) ERA: 3.84	IP: 5.1 WLS: L BF: 25 H: 8 R: 6 ER: 6 SO: 2 BB: 1 IBB: 1 HBP: 1 BLK: 0 WP: 0 HR: 0 S: 26 P: 35 ERA: 10.12 WHIP: 1.688															<b>PITCHER</b>				
Ben Hayes, R (6, 1) ERA: 3.15	0.2	3	1	0	0	1	0	0	0	0	0	5	5	0.00	1.500					
Greg Harris, R (7, 1) ERA: 5.05	1.0	4	0	0	0	2	1	0	0	0	0	7	11	0.00	1.000					
Joe Price, L (8, 1) ERA: 3.38	1.0	5	2	1	1	1	0	0	0	0	1	7	7	9.00	2.000					

AB	33
R	7
H	11
RBI	7
BB	3
SO	6
LOB	15





Batter	1	2	3	4	5	6	7	8	9	AB	R	H	RBI	BB	SO	LOB	TOP					
Tom Lawless, R OBP: 0.238, SLG: 0.241 Ben Hayes, R (8, 1)										4	0	0	0	0	3	1	<b>Cincinnati Reds @ Philadelphia Phillies</b> Veterans Stadium, Philadelphia, PA Sun Aug 29 1982, 3:33 AM EDT Att: 39,237 - Unknown <a href="http://livebaseballscorecards.com">livebaseballscorecards.com</a>					
Paul Householder, S OBP: 0.261, SLG: 0.328										4	0	0	0	0	2	0						
Dave Concepcion, R OBP: 0.352, SLG: 0.385										4	0	1	0	0	1	0						
Cesar Cedeno, R OBP: 0.354, SLG: 0.426										4	0	0	0	0	2	1						
Johnny Bench, R OBP: 0.309, SLG: 0.365										4	0	0	0	0	1	1						
Mike Vail, R OBP: 0.279, SLG: 0.390										2	0	0	0	1	0	0						
Dan Driessen, L OBP: 0.374, SLG: 0.416										3	0	1	0	0	1	0						
Alex Trevino, R OBP: 0.296, SLG: 0.283										2	0	0	0	1	1	2						
Bruce Berenyi, R OBP: 0.235, SLG: 0.280 Rafael Landestoy, S OBP: 0.254, SLG: 0.305 (8, PH) (8, 4)										1	0	0	0	0	0	2						
<b>Inning Stats</b>	R: 0 E: 0 K: 2 S: 7	H: 0 LOB: 0 BB: 0 P: 7	R: 0 E: 0 K: 1 S: 5	H: 0 LOB: 0 BB: 0 P: 5	R: 0 E: 0 K: 2 S: 7	H: 0 LOB: 1 BB: 1 P: 11	R: 0 E: 0 K: 0 S: 3	H: 0 LOB: 0 BB: 0 P: 3	R: 0 E: 0 K: 1 S: 6	H: 1 LOB: 2 BB: 1 P: 10	R: 0 E: 0 K: 2 S: 7	H: 0 LOB: 0 BB: 0 P: 7	R: 0 E: 0 K: 1 S: 7	H: 0 LOB: 0 BB: 0 P: 7	R: 1 E: 0 K: 0 S: 4	H: 1 LOB: 0 BB: 0 P: 4	R: 0 E: 0 K: 1 S: 6	H: 1 LOB: 1 BB: 0 P: 6	1B: 2 2B: 0 3B: 0 HR: 1	SF: 0 SAC: 1 DP: 0 HBP: 0	WP: 0 PB: 0 SB: 0 CS: 0	PA: 32
<b>PITCHER</b> Steve Carlton, L ERA: 3.46	IP: 9.0 WLS: W BF: 32 H: 3 R: 1 ER: 1 SO: 11 BB: 2 IBB: 0 HBP: 0 BLK: 0 WP: 0 HR: 1 S: 52 P: 60 ERA: 1.00 WHIP: 0.556																					

Batter	1	2	3	4	5	6	7	8	9	AB	R	H	RBI	BB	SO	LOB	BOTTOM					
Pete Rose, S OBP: 0.347, SLG: 0.354										3	0	0	1	1	0	0	<b>Cincinnati Reds @ Philadelphia Phillies</b> Veterans Stadium, Philadelphia, PA Sun Aug 29 1982, 3:33 AM EDT Att: 39,237 - Unknown <a href="http://livebaseballscorecards.com">livebaseballscorecards.com</a>					
Manny Trillo, R OBP: 0.320, SLG: 0.318										4	1	2	1	0	0	2						
Gary Matthews, R OBP: 0.351, SLG: 0.454 Greg Gross, L OBP: 0.361, SLG: 0.311										4	0	1	1	0	0	3						
Mike Schmidt, R OBP: 0.418, SLG: 0.560										3	0	1	0	0	0	0						
Bo Diaz, R OBP: 0.335, SLG: 0.457										3	0	0	0	0	1	2						
Gary Maddox, R OBP: 0.316, SLG: 0.462										3	0	0	0	0	1	2						
George Vukovich, L OBP: 0.336, SLG: 0.490										3	1	0	0	0	1	0						
Ivan De Jesus, R OBP: 0.316, SLG: 0.319										3	1	1	0	0	0	0						
Steve Carlton, L OBP: 0.200, SLG: 0.275										3	0	1	0	0	1	0						
<b>Inning Stats</b>	R: 0 E: 0 K: 0 S: 3	H: 1 LOB: 0 BB: 0 P: 3	R: 0 E: 0 K: 2 S: 7	H: 0 LOB: 0 BB: 0 P: 7	R: 2 E: 1 K: 0 S: 5	H: 2 LOB: 1 BB: 1 P: 9	R: 0 E: 0 K: 0 S: 3	H: 0 LOB: 0 BB: 0 P: 3	R: 0 E: 0 K: 1 S: 5	H: 0 LOB: 0 BB: 0 P: 5	R: 1 E: 1 K: 0 S: 6	H: 3 LOB: 2 BB: 0 P: 6	R: 0 E: 0 K: 1 S: 5	H: 0 LOB: 0 BB: 0 P: 5	R: 0 E: 0 K: 0 S: 3	H: 0 LOB: 0 BB: 0 P: 3	R: 0 E: 0 K: 0 S: 3	H: 0 LOB: 0 BB: 0 P: 3	1B: 6 2B: 0 3B: 0 HR: 0	SF: 0 SAC: 0 DP: 2 HBP: 0	WP: 0 PB: 0 SB: 1 CS: 0	PA: 30
<b>PITCHER</b> Bruce Berenyi, R ERA: 3.43 Ben Hayes, R ERA: 3.0	IP: 7.0 WLS: L BF: 27 H: 6 R: 3 ER: 2 SO: 4 BB: 1 IBB: 0 HBP: 0 BLK: 0 WP: 0 HR: 0 S: 34 P: 38 ERA: 2.57 WHIP: 1.000																					



Batter	1	2	3	4	5	6	7	8	9	AB	R	H	RBI	BB	SO	LOB	TOP			
Duane Walker, L (1, 7) OBP: 0.322, SLG: 0.379	0-3 K		0-0 FC4-6 2B			0-0 B2		0-3 K	4 0 1 1 0 2 1								Cincinnati Reds @ Montreal Expos Olympic Stadium, Montreal, QB Mon Aug 30 1982, 7:05 PM EDT Att: 22,505 - Unknown			
Wayne Krenchicki, L (1, 4) OBP: 0.327, SLG: 0.370	0-0 F4-3		0-0 FC4-6			0-0 F6-4-3		0-3 K	4 0 0 0 0 1 2											
Dave Concepcion, R (1, 6) OBP: 0.349, SLG: 0.382	0-0 6-3							0-3 K	4 0 0 0 0 1 0											
Dan Driessen, L (1, 3) OBP: 0.371, SLG: 0.413		0-0 3-1				0-0 F7		0-3 K	3 0 0 0 0 1 0											
Cesar Cedeno, R (1, 8) OBP: 0.352, SLG: 0.423		0-0 F8				0-0 L5		0-0 6-3	3 0 0 0 0 0 0											
Johnny Bench, R (1, 5) OBP: 0.312, SLG: 0.371		0-0 FC4-6 1B				0-0 L7		0-0 2B	3 0 2 0 0 0 0											
Paul Householder, S (1, 9) OBP: 0.259, SLG: 0.325		0-0 FC4-6				0-0 F4		0-0 F4	3 0 0 0 0 0 2											
Alex Trevino, R (1, 2) OBP: 0.296, SLG: 0.284			0-0 SH2-4 2B 1B			0-0 F9		0-0 6-3	3 1 1 0 0 0 1											
Bob Shirley, R (1, 1) OBP: 0.129, SLG: 0.129			0-0 SH2-4			0-0 F6-4-3 1B		0-0 F9	1 0 1 0 0 0 0											
Larry Bittner, L (8, PH) OBP: 0.372, SLG: 0.427									1 0 0 0 0 0 1											
Brad Lesley, R (8, 1)									0 0 0 0 0 0 0											
<b>Inning Stats</b>	R: 0 E: 0 K: 1 S: 5	H: 0 LOB: 0 BB: 0 P: 5	R: 0 E: 0 K: 0 S: 4	H: 1 LOB: 1 BB: 0 P: 4	R: 1 E: 0 K: 0 S: 4	H: 2 LOB: 0 BB: 0 P: 4	R: 0 E: 0 K: 0 S: 3	H: 0 LOB: 0 BB: 0 P: 3	R: 0 E: 0 K: 0 S: 3	H: 1 LOB: 0 BB: 0 P: 3	R: 0 E: 0 K: 1 S: 5	H: 0 LOB: 0 BB: 0 P: 5	R: 0 E: 0 K: 0 S: 4	H: 1 LOB: 1 BB: 0 P: 4	R: 0 E: 0 K: 3 S: 9	H: 0 LOB: 0 BB: 0 P: 9	1B: 3 2B: 3 3B: 0 HR: 0	SF: 0 SAC: 1 DP: 2 HBP: 0	WP: 0 PB: 0 SB: 0 CS: 0	PA: 30
<b>PITCHER</b>	IP WLS BF H R ER SO BB IBB HBP BLK WP HR S P ERA WHIP																			
Steve Rogers, R (1, 1) ERA: 2.3	7.0 W 23 4 1 1 2 0 0 0 0 0 0 27 27 1.29 0.571																			
Jeff Reardon, R (8, 1) ERA: 2.32	2.0 S 7 1 0 0 3 0 0 0 0 0 0 13 13 0.00 0.500																			

Batter	1	2	3	4	5	6	7	8	9	AB	R	H	RBI	BB	SO	LOB	BOTTOM			
Tim Raines, S (1, 7) OBP: 0.362, SLG: 0.365	4-0 F8 S BB		0-0 P3			0-0 E5 S 1B		0-0 1B	3 0 1 1 1 0 1								Cincinnati Reds @ Montreal Expos Olympic Stadium, Montreal, QB Mon Aug 30 1982, 7:05 PM EDT Att: 22,505 - Unknown			
Doug Flynn, R (1, 4) OBP: 0.243, SLG: 0.276	0-3 K		0-3 K			0-0 F6		0-3 K	4 0 0 0 0 3 3											
Andre Dawson, R (1, 8) OBP: 0.338, SLG: 0.490	0-0 F8					0-0 F8		0-0 S 2B	4 1 2 0 0 0 1											
Al Oliver, L (1, 3) OBP: 0.399, SLG: 0.528	0-0 4-3					0-0 G4-6-3 1B		0-0 P6	4 0 1 0 0 0 3											
Gary Carter, R (1, 2) OBP: 0.389, SLG: 0.553		0-0 F8				0-0 G4-6-3 1B		0-0 2B	4 1 1 0 0 1 1											
Tim Lincecum, R (1, 5) OBP: 0.312, SLG: 0.452		0-0 F9				0-0 6-3		0-0 SH5-4 FC1-2 2B	3 0 1 1 0 0 0											
Chris Speier, R (1, 6) OBP: 0.327, SLG: 0.352		0-0 F8				0-0 G4-6-3 1B		0-0 SH5-4	2 0 1 0 0 0 0											
Joel Youngblood, R (1, 9) OBP: 0.296, SLG: 0.321			0-3 K			0-0 G4-6-3 1B		4-0 FC1-2 1B IBB	2 1 0 0 1 1 1											
Steve Rogers, R (1, 1) OBP: 0.253, SLG: 0.179			4-0 K			0-0 1-6-3		0-0 FC1-2 1B	1 0 0 0 1 0 0											
Jerry White, S (7, PH) OBP: 0.302, SLG: 0.400								1-2 3H	1 0 0 0 0 0 2											
Jeff Reardon, R (8, 1) ERA: 0.84									0 0 0 0 0 0 0											
<b>Inning Stats</b>	R: 0 E: 0 K: 1 S: 5	H: 0 LOB: 1 BB: 1 P: 9	R: 0 E: 0 K: 0 S: 3	H: 0 LOB: 0 BB: 0 P: 3	R: 0 E: 0 K: 2 S: 7	H: 0 LOB: 1 BB: 1 P: 11	R: 0 E: 0 K: 0 S: 3	H: 1 LOB: 0 BB: 0 P: 3	R: 0 E: 0 K: 0 S: 3	H: 1 LOB: 0 BB: 0 P: 3	R: 0 E: 1 K: 0 S: 5	H: 1 LOB: 2 BB: 0 P: 5	R: 2 E: 0 K: 0 S: 5	H: 3 LOB: 2 BB: 1 P: 9	R: 1 E: 0 K: 2 S: 8	H: 1 LOB: 0 BB: 0 P: 8	1B: 4 2B: 3 3B: 0 HR: 0	SF: 0 SAC: 1 DP: 2 HBP: 0	WP: 0 PB: 0 SB: 4 CS: 0	PA: 32
<b>PITCHER</b>	IP WLS BF H R ER SO BB IBB HBP BLK WP HR S P ERA WHIP																			
Bob Shirley, L (1, 1) ERA: 3.31	7.0 L 28 6 2 2 3 2 0 0 0 0 0 31 43 2.57 1.143																			
Brad Lesley, R (8, 1) ERA: 0.84	1.0 4 1 1 0 2 0 0 0 0 0 0 8 8 0.00 1.000																			



Batter	1	2	3	4	5	6	7	8	9	10	11	12	13	14	AB	R	H	RBI	BB	SO	LOB	TOP								
Duane Walker, L OBP: 0.323, SLG: 0.373 (1, 7)	F8		F9			SH2-4 BB		1B		F5			F8		5	0	1	0	1	0	0									
Wayne Krenchicki, L OBP: 0.324, SLG: 0.365 (1, 4)	G3			F4		SH2-4		F8			F7				5	0	1	0	0	0	1									
Charlie Leibrandt, R OBP: 0.125, SLG: 0.087 (7, 5) (13, 1)	K			F8		K					6-3				0	0	0	0	0	0	0									
Dave Concepcion, R OBP: 0.349, SLG: 0.384 (1, 6)	K			F8		K				1B					6	0	2	0	0	2	1									
Dan Driessen, L OBP: 0.373, SLG: 0.420 (1, 3)		F4-3		HR		F5				1B					5	2	2	1	1	0	2									
Cesar Cedeno, R OBP: 0.355, SLG: 0.424 (1, 8)		1B								6-3					4	0	2	0	1	0	1									
Johnny Bench, R OBP: 0.316, SLG: 0.368 (7, 4)	F9			BB						6-3					3	0	0	0	0	1	2									
Tom Lawless, R OBP: 0.238, SLG: 0.241 (9, PH)										P6					0	0	0	0	0	0	0									
Larry Sittner, R OBP: 0.376, SLG: 0.424 (9, PH)										K					1	0	0	0	0	1	2									
Rafael Landestoy, S OBP: 0.289, SLG: 0.301 (9, 4)															1	0	0	0	1	0	0									
Paul Householder, S OBP: 0.281, SLG: 0.325 (1, 9)	G3									P6					6	0	2	1	0	1	3									
Alex Trevino, R OBP: 0.294, SLG: 0.279 (1, 2) (13, 5)			F7			G3									5	0	0	0	1	0	0									
Greg Harris, S OBP: 0.113, SLG: 0.133 (8, PH)															2	0	0	0	0	2	0									
Ron Caudillo, R OBP: 0.341, SLG: 0.341 (8, 1)															1	0	0	0	0	0	0									
Mike Vail, R OBP: 0.338, SLG: 0.338 (10, PH)															1	0	0	0	0	1	0									
Ben Hayes, R OBP: 0.113, SLG: 0.133 (10, PH)															0	0	0	0	0	0	0									
Joe Price, R OBP: 0.125, SLG: 0.220 (10, PH)															0	0	0	0	0	0	0									
Dave Concepcion, R OBP: 0.355, SLG: 0.424 (10, PH)															2	0	0	0	0	0	3									
<b>Inning Stats</b>	R: 0 E: 0 S: 5	H: 0 LOB: 0 BB: 0 P: 5	R: 0 E: 0 S: 4	H: 1 LOB: 1 BB: 0 P: 4	R: 0 E: 0 S: 5	H: 0 LOB: 0 BB: 0 P: 5	R: 1 E: 0 S: 6	H: 1 LOB: 1 BB: 1 P: 10	R: 0 E: 0 S: 7	H: 0 LOB: 0 BB: 0 P: 7	R: 0 E: 0 S: 3	H: 1 LOB: 1 BB: 1 P: 3	R: 0 E: 0 S: 5	H: 0 LOB: 0 BB: 0 P: 5	R: 0 E: 0 S: 3	H: 0 LOB: 0 BB: 0 P: 3	R: 0 E: 0 S: 4	H: 2 LOB: 2 BB: 0 P: 4	R: 0 E: 0 S: 3	H: 0 LOB: 0 BB: 1 P: 7	R: 0 E: 0 S: 3	H: 0 LOB: 0 BB: 0 P: 3	R: 0 E: 0 S: 4	H: 2 LOB: 2 BB: 2 P: 12	R: 1 E: 0 S: 4	H: 2 LOB: 2 BB: 2 P: 12	1B: 8 2B: 1 3B: 0 HR: 1	SF: 0 SAC: 2 DP: 1 HBP: 0	WP: 0 PB: 0 SB: 0 CS: 1	PA: 55
<b>PITCHER</b>	IP	WLS	BF	H	R	ER	SO	BB	IBB	HBP	BLK	WP	HR	S	P	ERA	WHIP													
Bill Gullitckson, R ERA: 3.72	8.0		29	4	1	1	6	2	0	0	0	0	0	3	47	1.12	0.750													
Woodie Fryman, L ERA: 4.15	0.1	3	2	0	0	0	0	0	0	0	0	0	0	3	3	0.00	6.000													
Jeff Reardon, R ERA: 2.28	1.2	5	0	0	0	2	0	0	0	0	0	0	0	9	9	0.00	0.000													
Brya Smith, R ERA: 3.28	2.0	7	0	0	0	0	1	0	0	0	0	0	0	6	10	0.00	0.500													
Ray Burris, R ERA: 4.59	2.0	L	10	4	1	1	0	0	2	0	0	0	0	8	16	4.50	2.000													

Cincinnati Reds @ Montreal Expos  
Olympic Stadium, Montreal, QB  
Tue Aug 31 1982, 7:05 PM EDT  
Att. 30,148 - Unknown

AB 47  
R 10  
H 12  
RBI 2  
BB 5  
SO 8  
LOB 15



Batter	1	2	3	4	5	6	7	8	9	10	11	12	13	14	AB	R	H	RBI	BB	SO	LOB	BOTTOM					
Tim Raines, S OBP: 0.360, SLG: 0.364 (1, 7)	K		4-3			K		G3					K		6	0	1	0	0	3	1						
Warren Cromartie, L OBP: 0.331, SLG: 0.378 (1, 9)	K			4-3		K		K			P4				5	0	0	0	1	3	1						
Andre Dawson, R OBP: 0.340, SLG: 0.488 (1, 8)	K														4	1	1	0	2	1	1						
Al Oliver, L OBP: 0.396, SLG: 0.524 (1, 3)		6-3		G3-6-3 BB											6	0	1	0	0	0	4						
Gary Carter, R OBP: 0.386, SLG: 0.548 (1, 2)		P4													6	0	1	0	0	0	2						
Tim Wallach, R OBP: 0.310, SLG: 0.451 (1, 5)	F8														6	0	1	0	0	2	3						
Chris Speier, R OBP: 0.329, SLG: 0.355 (1, 6)															5	0	3	1	0	2	1						
Doug Flynn, R OBP: 0.241, SLG: 0.274 (7, PH)															2	0	0	0	0	1	2						
Jerry White, S OBP: 0.299, SLG: 0.396 (8, 4)															1	0	0	0	0	1	2						
Bryan Little, S OBP: 0.300, SLG: 0.259 (10, PH)															2	0	0	0	0	1	2						
Bill Gullitckson, R ERA: 3.72	7.0		26	5	1	1	9	1	0	0	0	0	0	43	47	1.29	0.857										
Brad Lestley, R ERA: 0.77	2.0	6	0	0	0	2	0	0	0	0	0	0	0	10	10	0.00	0.000										
Ben Hayes, R ERA: 2.52	1.1	7	2	0	0	1	1	0	0	0	0	0	0	8	12	0.00	2.250										
Joe Price, L ERA: 3.28	1.2	6	1	0	0	2	0	0	0	0	0	0	0	10	10	0.00	0.600										
Charlie Leibrandt, L ERA: 4.76	2.0	W	7	0	0	0	2	1	0	0	0	0	0	10	14	0.00	0.500										
<b>PITCHER</b>	IP	WLS	BF	H	R	ER	SO	BB	IBB	HBP	BLK	WP	HR	S	P	ERA	WHIP										
Greg Harris, R ERA: 4.67	7.0		26	5	1	1	9	1	0	0	0	0	0	43	47	1.29	0.857										
Ben Hayes, R ERA: 0.77	2.0	6	0	0	0	2	0	0	0	0	0	0	0	10	10	0.00	0.000										
Ben Hayes, R ERA: 2.52	1.1	7	2	0	0	1	1	0	0	0	0	0	0	8	12	0.00	2.250										
Joe Price, L ERA: 3.28	1.2	6	1	0	0	2	0	0	0	0	0	0	0	10	10	0.00	0.600										
Charlie Leibrandt, L ERA: 4.76	2.0	W	7	0	0	0	2	1	0	0	0	0	0	10	14	0.00	0.500										

Cincinnati Reds @ Montreal Expos  
Olympic Stadium, Montreal, QB  
Tue Aug 31 1982, 7:05 PM EDT  
Att. 30,148 - Unknown

AB 48  
R 8  
H 8  
RBI 1  
BB 3  
SO 16  
LOB 22





Batter	1	2	3	4	5	6	7	8	9	AB	R	H	RBI	BB	SO	LOB	TOP
Tom Lawless, R (1, 4) OBP: 0.245, SLG: 0.248 Ron Oester, S (9, PH) OBP: 0.297, SLG: 0.340	0-0 S 1B		0-0 S SH2-4 1B		0-0 6-3		0-0 6-3		0-3 K	4	0	2	0	0	0	0	1 2
Paul Householder, S (1, 9) OBP: 0.261, SLG: 0.328	0-0 F9 1-2		0-0 SH2-4 1-2		0-0 2B			0-3 K		3	0	1	0	0	1	1	
Dave Concepcion, R (1, 6) OBP: 0.346, SLG: 0.380	0-0 F9		0-0 F8 2-3		0-0 6-3			0-0 F4-3		4	0	0	0	0	0	3	
Cesar Cedeno, R (1, 8) OBP: 0.356, SLG: 0.425	0-0 L1		4-0 BB		0-0 F4-3 2B			0-0 F9		3	0	1	0	1	0	1	
Johnny Bench, R (1, 5) OBP: 0.309, SLG: 0.370		0-0 5-3	0-0 F9		0-0 F4-3 2-3			0-0 3B 2B		4	1	1	0	0	0	3	
Mike Vail, R (1, 7) OBP: 0.277, SLG: 0.396 Wayne Krenchicki, L (9, PH) OBP: 0.324, SLG: 0.365		0-0 5-3		0-0 6-3		0-3 K		0-0 2H 3B		4	0	1	1	0	1	1	
Dan Driessen, L (1, 3) OBP: 0.372, SLG: 0.417		4-0 BB 1B		0-0 F9		0-0 P6		0-3 K		3	0	0	0	1	1	2	
Alex Trevino, R (1, 2) OBP: 0.294, SLG: 0.280 Larry Blittner, L (9, PH) OBP: 0.368, SLG: 0.422		0-0 FC6-4 1B		0-0 F8			0-0 G3	0-3 K		3	0	1	0	0	0	0	
Mario Soto, R (1, 1) OBP: 0.233, SLG: 0.246 Duane Walker, L (9, PH) OBP: 0.326, SLG: 0.373		0-0 FC6-4 1-2			0-0 1-3		0-0 P6	4-0 BB		3	0	0	0	0	0	2	
<b>Inning Stats</b>	R: 0 E: 0 K: 0 S: 4	H: 1 LOB: 1 BB: 0 P: 4	R: 0 E: 0 K: 0 S: 4	H: 1 LOB: 2 BB: 1 P: 8	R: 0 E: 0 K: 0 S: 3	H: 0 LOB: 0 BB: 0 P: 3	R: 0 E: 0 K: 1 S: 6	H: 1 LOB: 1 BB: 0 P: 6	R: 0 E: 0 K: 0 S: 3	H: 0 LOB: 0 BB: 0 P: 3	R: 0 E: 0 K: 1 S: 5	H: 0 LOB: 0 BB: 0 P: 5	R: 1 E: 0 K: 3 S: 11	H: 2 LOB: 2 BB: 1 P: 15	1B: 3 2B: 3 3B: 1 HR: 0	SF: 0 SAC: 1 DP: 0 HBP: 0	WP: 0 PA: 37 PB: 0 SB: 2 CS: 0
<b>PITCHER</b>	IP WLS BF H R ER SO BB IBB HBP BLK WP HR S P ERA WHIP																
Randy Lerch, L (1, 1) ERA: 4.63	7.0 W 28 5 0 0 1 2 0 0 0 0 0 0 0 28 36 0.00 1.000																
Bryn Smith, R (8, 1) ERA: 3.39	1.0 5 2 1 1 1 0 0 0 0 0 0 0 7 7 9.00 2.000																
Woodie Fryman, L (9, 1) ERA: 4.13	0.1 1 0 0 0 1 0 0 0 0 0 0 0 3 3 0.00 0.000																
Jeff Reardon, R (9, 1) ERA: 2.26	0.2 S 3 0 0 0 2 1 0 0 0 0 0 0 6 10 0.00 1.500																

Cincinnati Reds @ Montreal Expos  
Olympic Stadium, Montreal, QB  
Wed Sep 01 1982, 7:05 PM EDT  
Att: 26,399 - Unknown

AB 33  
R 1  
H 7  
RBI 1  
BB 3  
SO 5  
LOB 16



Batter	1	2	3	4	5	6	7	8	9	AB	R	H	RBI	BB	SO	LOB	BOTTOM		
Jerry White, S (1, 7) OBP: 0.288, SLG: 0.381 Joel Youngblood, R (9, 9) OBP: 0.296, SLG: 0.321	0-3 K		0-3 K			0-3 K		0-3 K		4	0	0	0	0	4	0			
Warren Cromartie, L (1, 9) OBP: 0.333, SLG: 0.377	0-0 P4			4-0 BB 3B		0-0 FC4-6 1B		0-0 F7		3	1	1	0	1	0	0			
Andre Dawson, R (1, 8) OBP: 0.342, SLG: 0.495				0-0 SF7 3B		0-0 FC4-6 1-2		0-0 F8		3	1	2	1	0	0	1			
Al Oliver, L (1, 3) OBP: 0.394, SLG: 0.522	0-0 P4			0-0 SF7		0-0 F8				2	0	0	1	0	0	2			
Gary Carter, R (1, 2) OBP: 0.388, SLG: 0.551		0-0 CS 1B		0-0 F1		0-0 F9 2B				3	0	2	0	0	0	0			
Tim Wallach, R (1, 5) OBP: 0.308, SLG: 0.448		0-3 K 1-2		0-0 F9		0-0 F9		0-0 F9		3	0	0	0	0	1	2			
Chris Speier, R (1, 6) OBP: 0.327, SLG: 0.353		0-0 6-3			0-3 K		0-0 F9			3	0	0	0	0	1	1			
Doug Flynn, R (1, 4) OBP: 0.239, SLG: 0.272			0-3 K		0-0 F7		0-0 F9			3	0	0	0	0	1	1			
Randy Lerch, L (1, 1) Bryn Smith, R (8, 1) Woodie Fryman, R (9, 1) Jeff Reardon, R (9, 1) OBP: 0.111, SLG: 0.222			0-3 K		0-3 K			0-0 F9		2	0	0	0	0	2	0			
<b>Inning Stats</b>	R: 0 E: 0 K: 1 S: 6	H: 1 LOB: 0 BB: 0 P: 6	R: 0 E: 0 K: 1 S: 5	H: 1 LOB: 0 BB: 0 P: 5	R: 0 E: 0 K: 3 S: 9	H: 0 LOB: 0 BB: 0 P: 9	R: 2 E: 0 K: 0 S: 4	H: 1 LOB: 0 BB: 1 P: 8	R: 0 E: 0 K: 2 S: 7	H: 0 LOB: 0 BB: 0 P: 7	R: 0 E: 0 K: 1 S: 6	H: 1 LOB: 1 BB: 0 P: 6	R: 0 E: 0 K: 0 S: 4	H: 1 LOB: 1 BB: 0 P: 4	R: 0 E: 0 K: 1 S: 5	H: 0 LOB: 0 BB: 0 P: 5	1B: 2 2B: 2 3B: 1 HR: 0	SF: 1 SAC: 0 DP: 0 HBP: 0	WP: 0 PA: 29 PB: 0 SB: 0 CS: 1
<b>PITCHER</b>	IP WLS BF H R ER SO BB IBB HBP BLK WP HR S P ERA WHIP																		
Mario Soto, R (1, 1) ERA: 2.62	8.0 L 29 5 2 2 9 1 0 0 0 0 0 0 46 50 2.25 0.750																		

Cincinnati Reds @ Montreal Expos  
Olympic Stadium, Montreal, QB  
Wed Sep 01 1982, 7:05 PM EDT  
Att: 26,399 - Unknown

AB 27  
R 2  
H 5  
RBI 2  
BB 1  
SO 9  
LOB 7





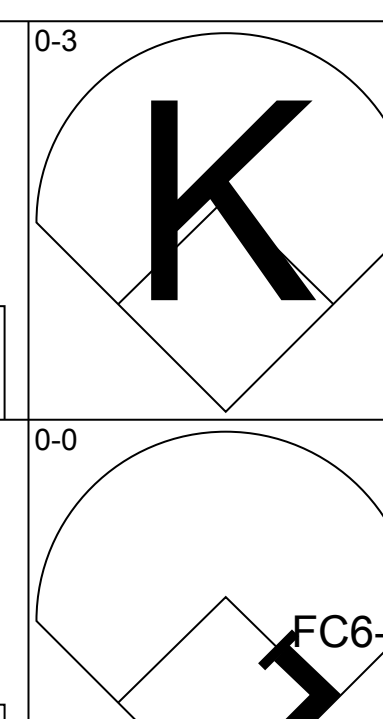
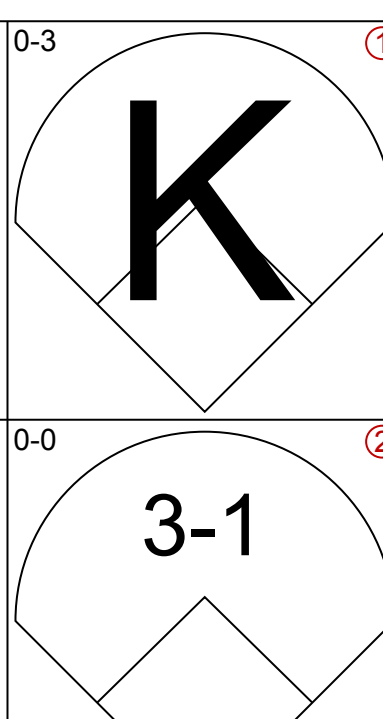
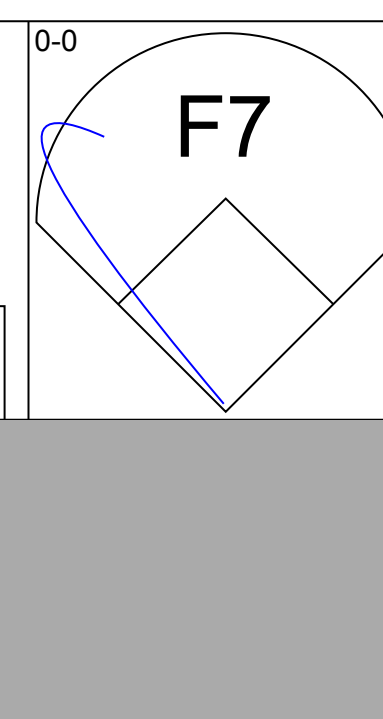
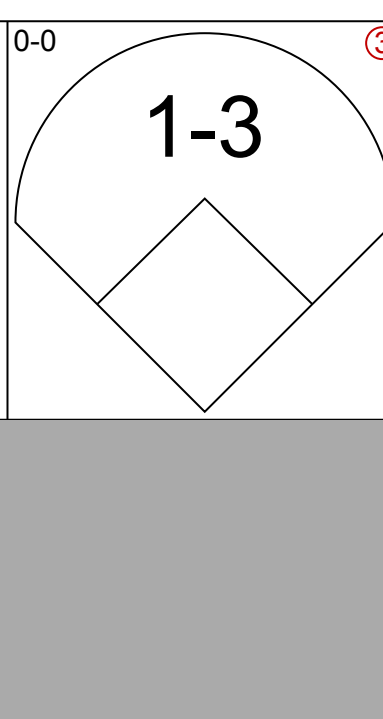
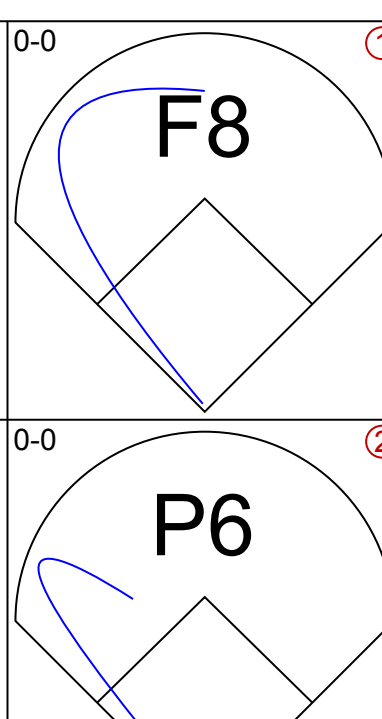
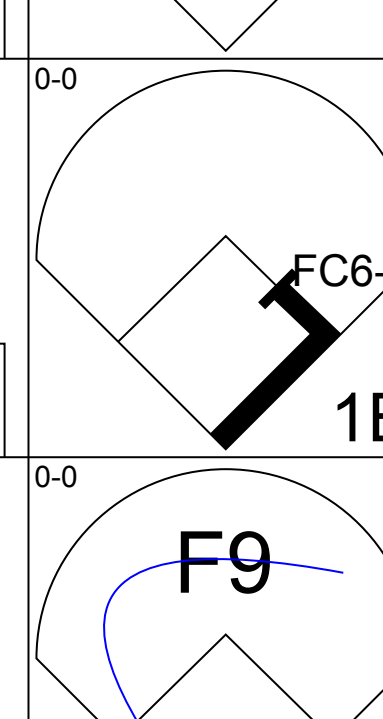
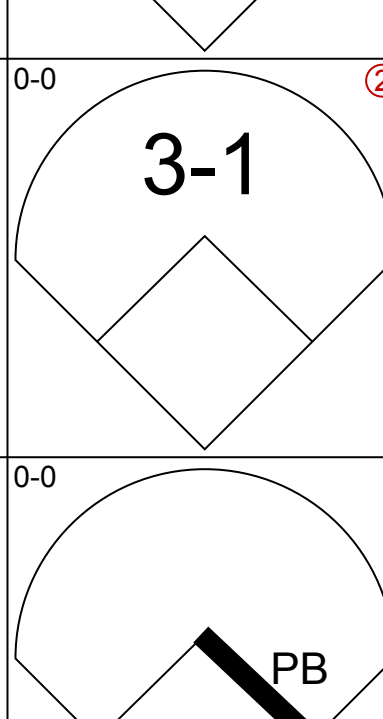

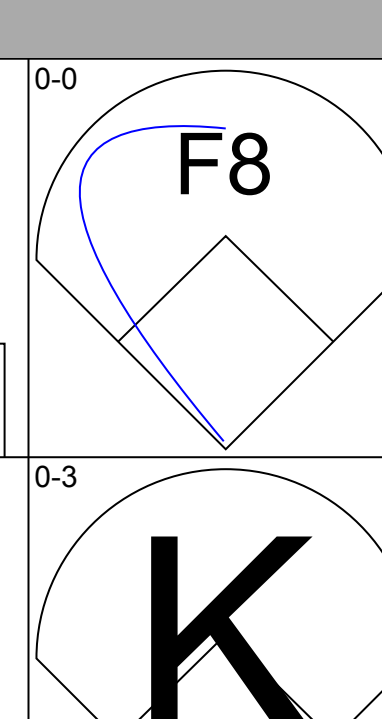
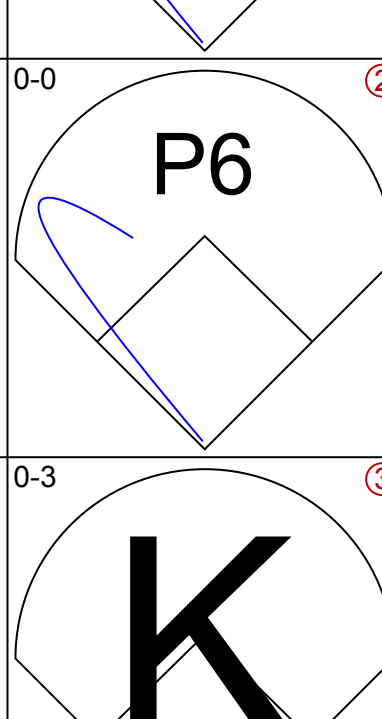
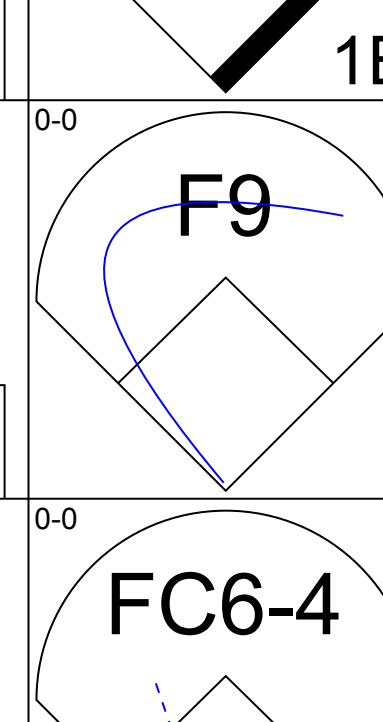
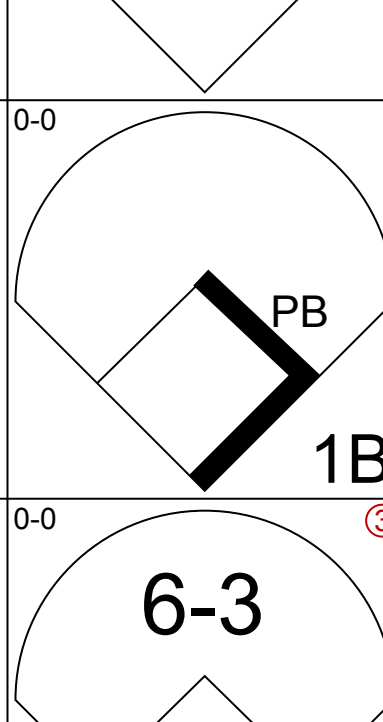

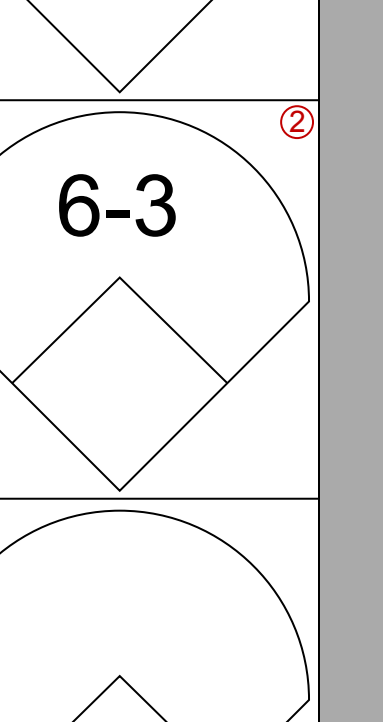
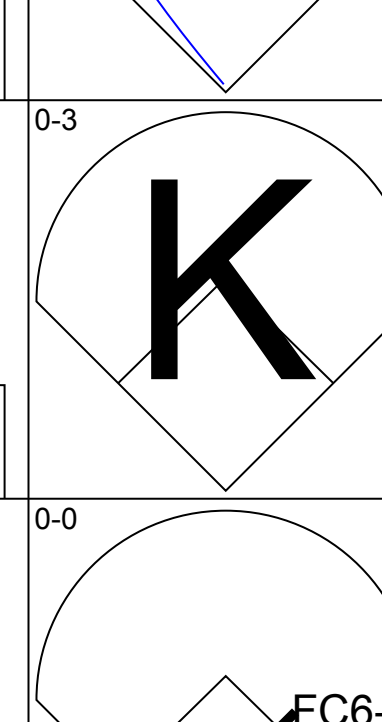
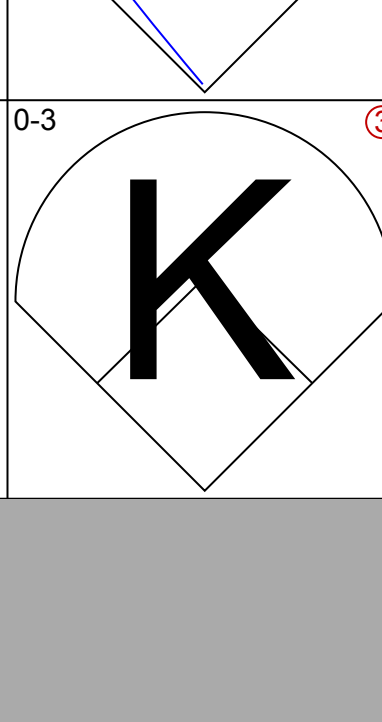
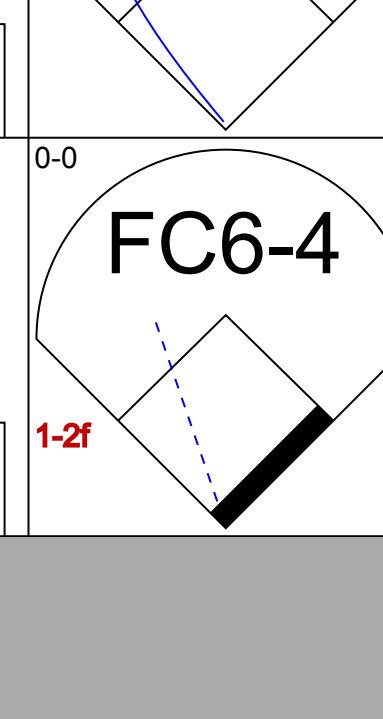
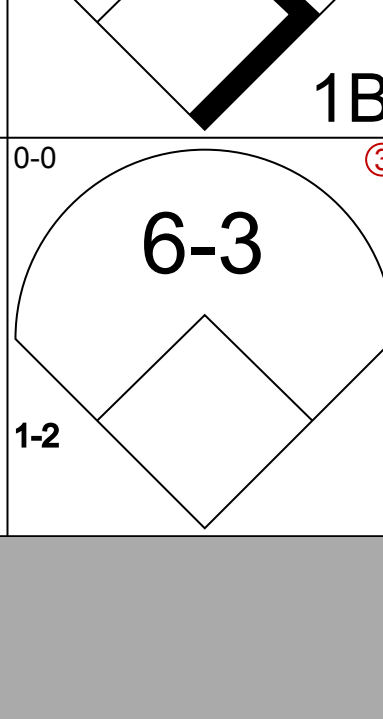
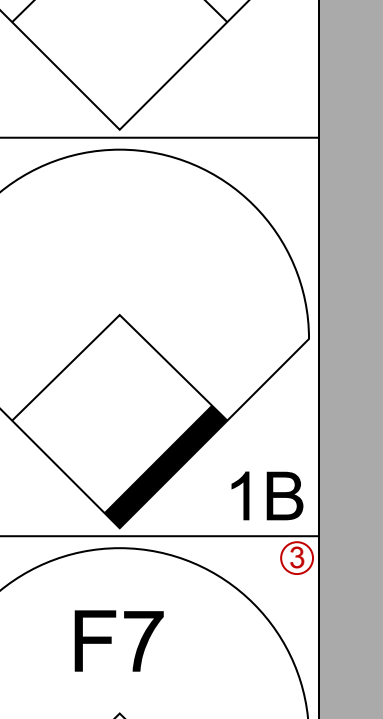
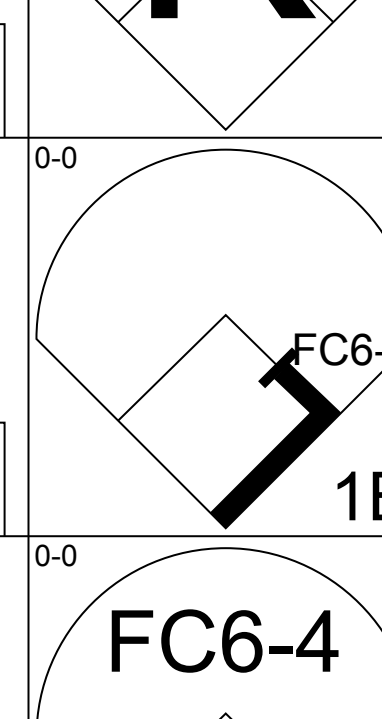
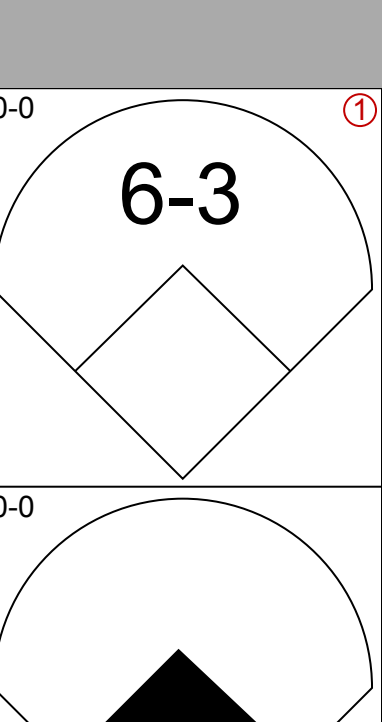
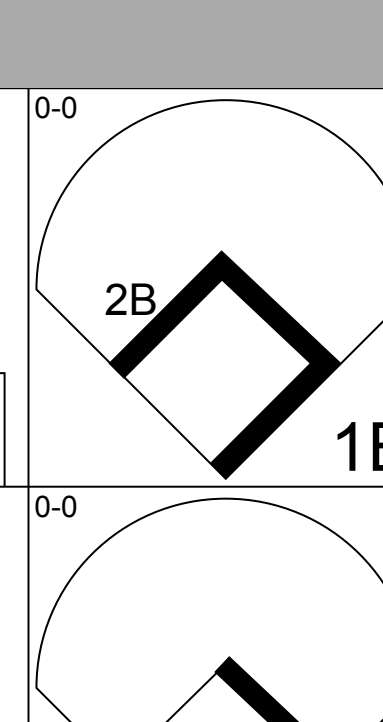
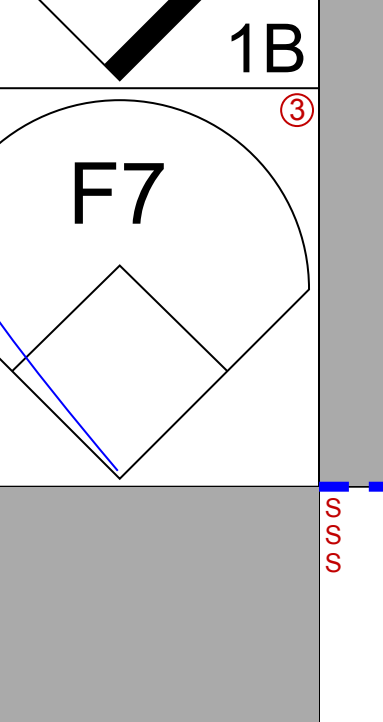
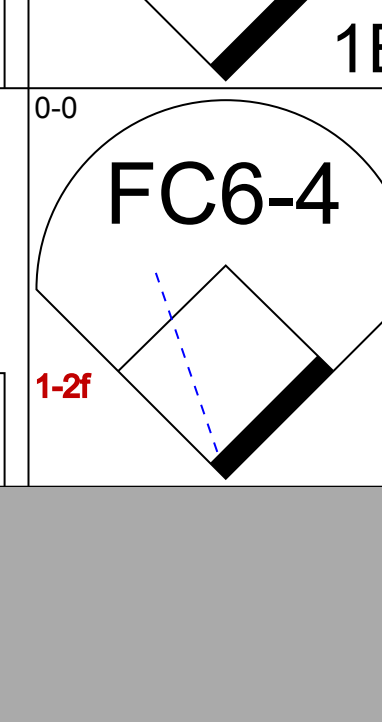
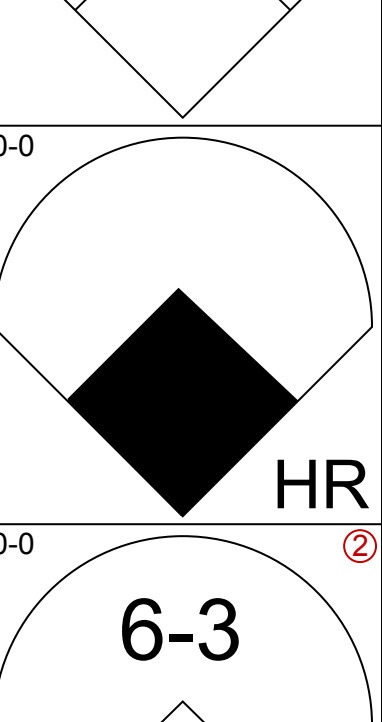
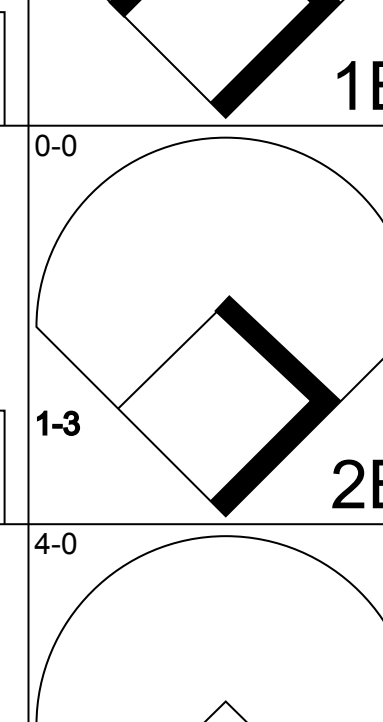
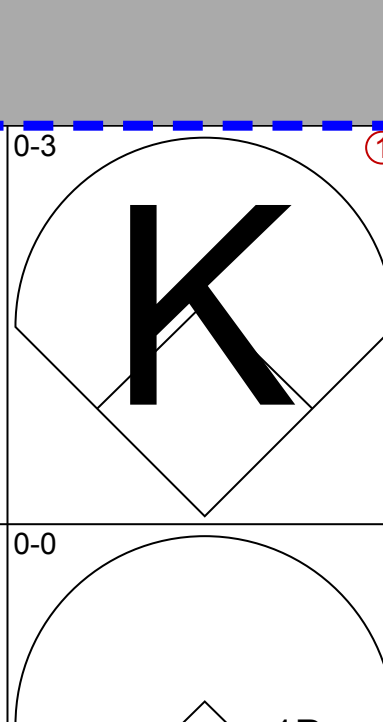
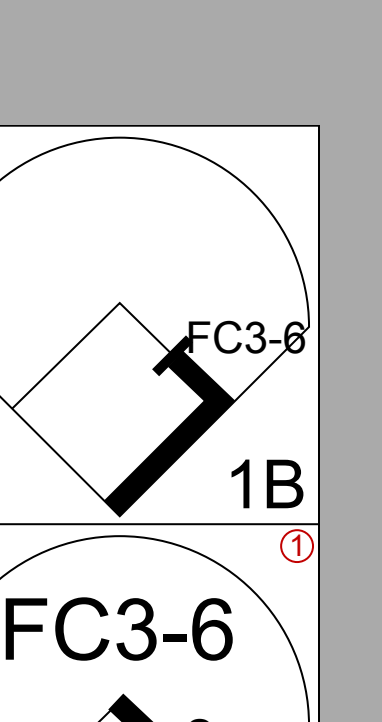
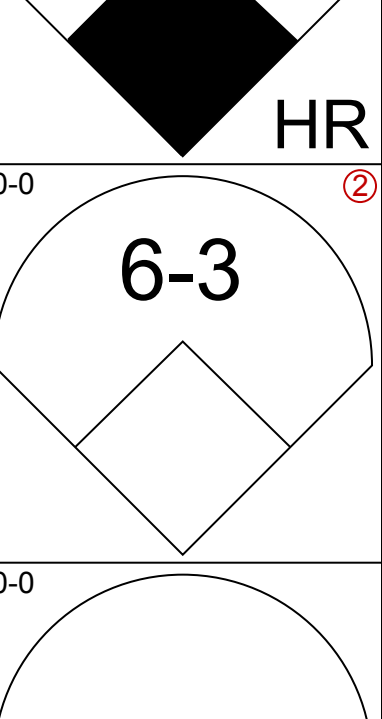
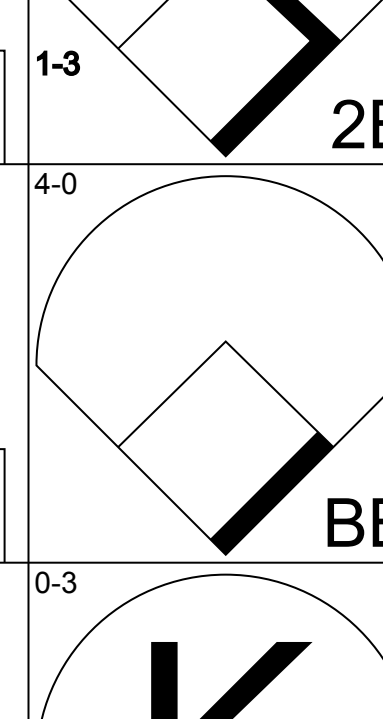
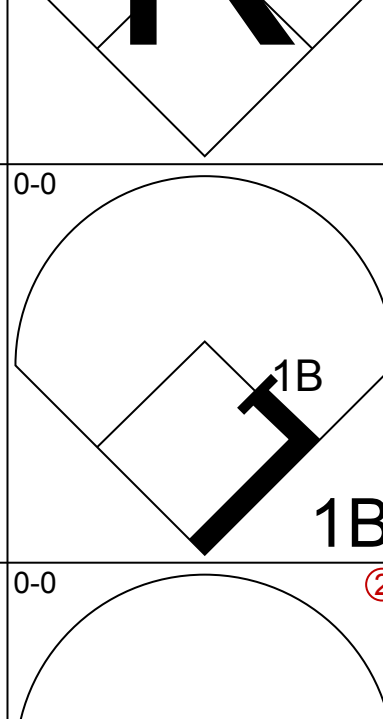
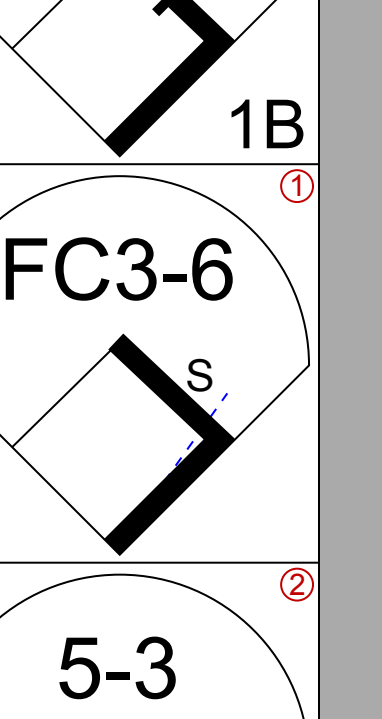
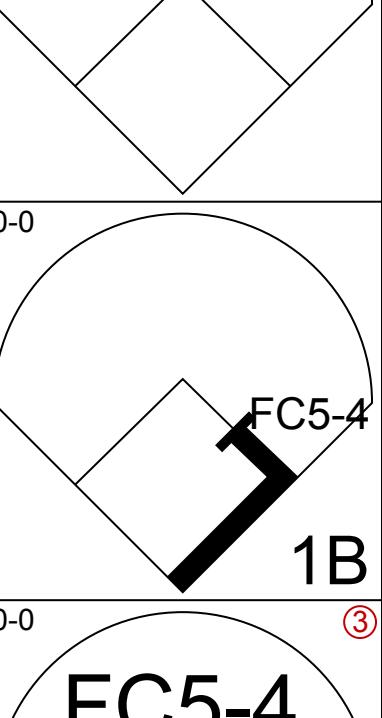
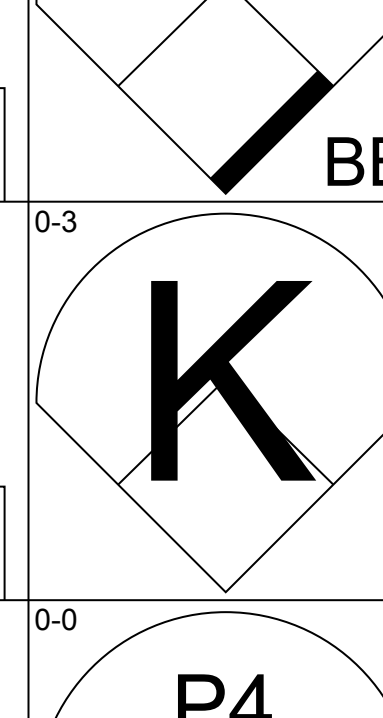
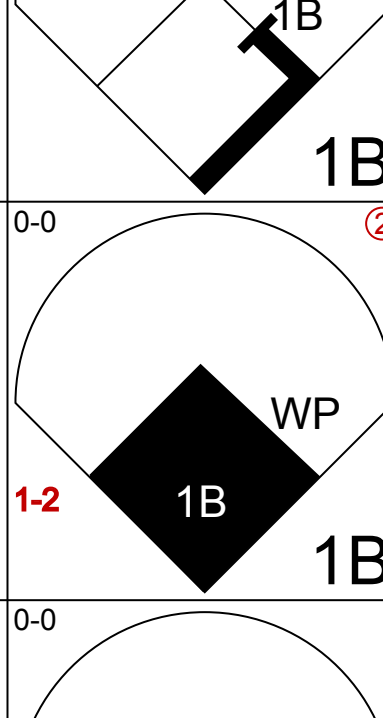
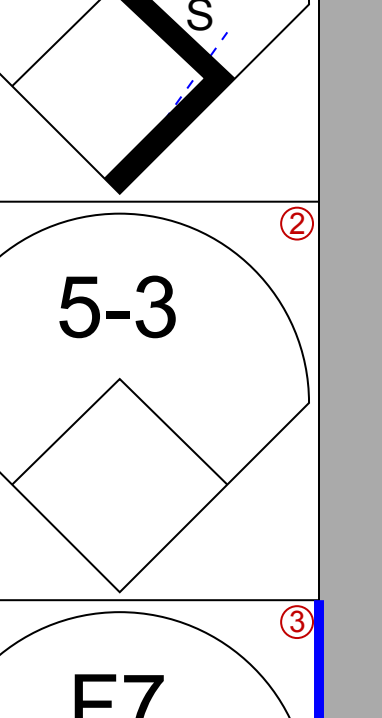
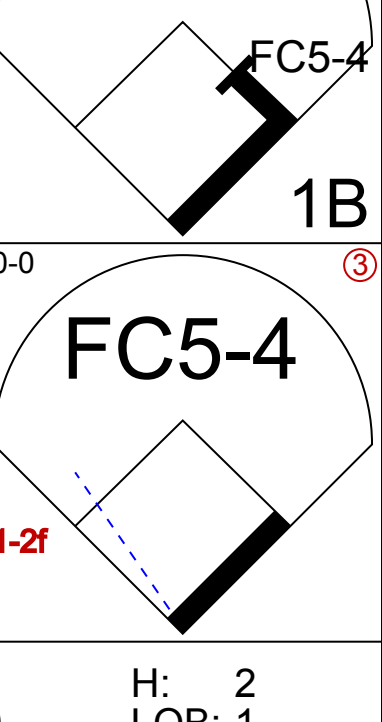
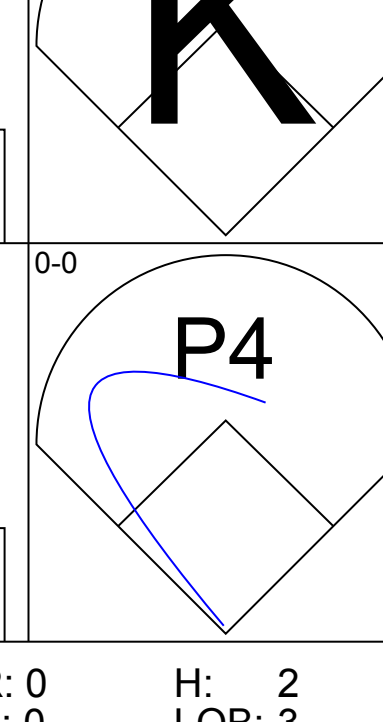
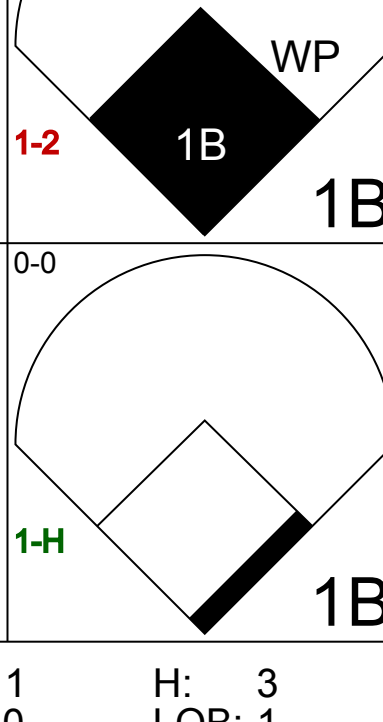
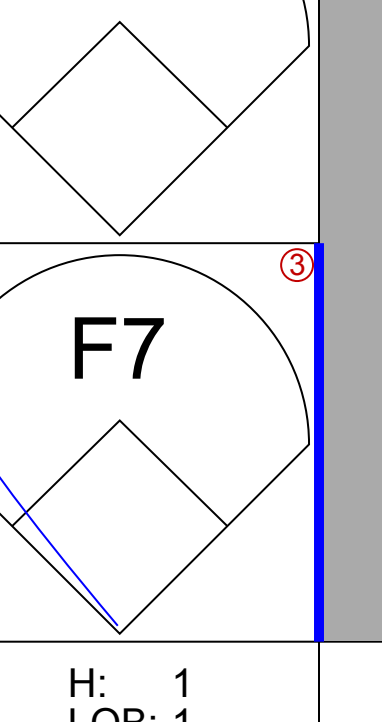
Batter	1	2	3	4	5	6	7	8	9	AB	R	H	RBI	BB	SO	LOB	TOP			
<b>Duane Walker, L</b> OBP: 0.325, SLG: 0.367 (1, 7)										3	0	0	0	1	1	0	<b>Cincinnati Reds @ New York Mets</b> Shea Stadium, Flushing, NY Fri Sep 03 1982, 7:05 PM EDT Att: 8,570 - Unknown			
<b>Ron Oester, S</b> OBP: 0.296, SLG: 0.337 (1, 4)										4	0	0	0	1	0	2				
<b>Dave Concepcion, R</b> OBP: 0.346, SLG: 0.378 (1, 6)										3	1	0	0	2	2	2				
<b>Dan Driessen, L</b> OBP: 0.377, SLG: 0.420 (1, 3)										2	0	2	0	2	0	0				
<b>Cesar Cedeno, R</b> OBP: 0.353, SLG: 0.421 (1, 8)										4	0	0	0	0	1	7				
<b>Johnny Bench, R</b> OBP: 0.398, SLG: 0.365 <b>Wayne Krenchicki, L</b> OBP: 0.324, SLG: 0.365 (8, 5)									4	0	0	0	0	0	1	2				
<b>Paul Householder, S</b> OBP: 0.261, SLG: 0.325 (1, 9)									3	0	0	0	1	1	1					
<b>Dave Vangorder, R</b> OBP: 0.272, SLG: 0.233 (1, 2)									3	0	2	0	1	0	2					
<b>Frank Pastore, R</b> OBP: 0.196, SLG: 0.280 <b>Brad Lesley, R</b> (9, 1)									4	0	1	0	0	1	3					
<b>Inning Stats</b>	R: 0 E: 0 K: 2 S: 7	H: 0 LOB: 0 BB: 0 P: 7	R: 0 E: 0 K: 1 S: 6	H: 1 LOB: 1 BB: 0 P: 6	R: 0 E: 0 K: 1 S: 5	H: 1 LOB: 1 BB: 1 P: 9	R: 1 E: 0 K: 1 S: 6	H: 1 LOB: 2 BB: 2 P: 14	R: 0 E: 0 K: 1 S: 5	H: 0 LOB: 1 BB: 1 P: 9	R: 0 E: 0 K: 0 S: 3	H: 0 LOB: 2 BB: 2 P: 11	R: 0 E: 0 K: 0 S: 4	H: 1 LOB: 1 BB: 0 P: 4	R: 0 E: 0 K: 0 S: 3	H: 0 LOB: 0 BB: 0 P: 3		1B: 5 2B: 0 3B: 0 HR: 0	SF: 0 SAC: 1 DP: 1 HBP: 0	WP: 0 PB: 1 SB: 1 CS: 0
<b>PITCHER</b> <b>Rick Ownbey, R</b> ERA: 4.13 (1, 1)	IP: 9.0 WLS: L BF: 39 H: 5 R: 1 ER: 1 SO: 7 BB: 8 IBB: 0 HBP: 0 BLK: 2 WP: 0 HR: 0 S: 45 P: 77 ERA: 1.00 WHIP: 1.444															<b>PITCHER</b>				

Batter	1	2	3	4	5	6	7	8	9	AB	R	H	RBI	BB	SO	LOB	BOTTOM					
<b>Mookie Wilson, S</b> OBP: 0.312, SLG: 0.361 (1, 8)										4	0	0	0	0	0	2	<b>Cincinnati Reds @ New York Mets</b> Shea Stadium, Flushing, NY Fri Sep 03 1982, 7:05 PM EDT Att: 8,570 - Unknown					
<b>Bob Bailor, R</b> OBP: 0.303, SLG: 0.311 (1, 4)									4	0	1	0	0	0	0							
<b>Rusty Staub, L</b> OBP: 0.325, SLG: 0.350 <b>Mike Howard, S</b> OBP: 0.238, SLG: 0.167 (6, PR) (7, 9)									2	0	0	0	1	0	0							
<b>Dave Kingman, R</b> OBP: 0.285, SLG: 0.439 (1, 3)									4	0	3	0	0	0	1							
<b>George Foster, R</b> OBP: 0.315, SLG: 0.376 (1, 7)									4	0	0	0	0	2	5							
<b>Ron Hodges, L</b> OBP: 0.379, SLG: 0.382 (1, 2)									4	0	2	0	0	1	3							
<b>Hubie Brooks, R</b> OBP: 0.316, SLG: 0.336 (1, 5)										4	0	0	0	0	2	3						
<b>Ron Gardenhire, R</b> OBP: 0.273, SLG: 0.291 <b>Mike Jorgensen, L</b> OBP: 0.355, SLG: 0.330 (9, PH)										2	0	0	0	1	0	2						
<b>Rick Ownbey, R</b> OBP: 0.333, SLG: 0.200 <b>Gary Rajsich, L</b> OBP: 0.258, SLG: 0.296 (9, PH)										2	0	1	0	0	1	0						
<b>Inning Stats</b>	R: 0 E: 0 K: 0 S: 3	H: 0 LOB: 0 BB: 0 P: 3	R: 0 E: 0 K: 1 S: 7	H: 2 LOB: 2 BB: 0 P: 7	R: 0 E: 0 K: 1 S: 5	H: 0 LOB: 0 BB: 0 P: 5	R: 0 E: 0 K: 1 S: 6	H: 1 LOB: 1 BB: 0 P: 6	R: 0 E: 0 K: 0 S: 3	H: 0 LOB: 1 BB: 1 P: 7	R: 0 E: 0 K: 2 S: 8	H: 1 LOB: 1 BB: 1 P: 12	R: 0 E: 0 K: 0 S: 4	H: 1 LOB: 1 BB: 0 P: 4	R: 0 E: 0 K: 0 S: 4	H: 1 LOB: 1 BB: 0 P: 4		R: 0 E: 0 K: 2 S: 8	H: 1 LOB: 1 BB: 0 P: 8	1B: 6 2B: 1 3B: 0 HR: 0	SF: 0 SAC: 2 DP: 0 HBP: 0	WP: 0 PB: 0 SB: 0 CS: 0
<b>PITCHER</b> <b>Frank Pastore, R</b> ERA: 3.64 <b>Brad Lesley, R</b> ERA: 0.74 (9, 1)	IP: 8.0 WLS: W BF: 33 H: 7 R: 0 ER: 0 SO: 5 BB: 2 IBB: 0 HBP: 0 BLK: 0 WP: 0 HR: 0 S: 41 P: 49 ERA: 0.00 WHIP: 1.125															<b>PITCHER</b>						

AB 30  
R 1  
H 5  
RBI 0  
BB 8  
SO 7  
LOB 19

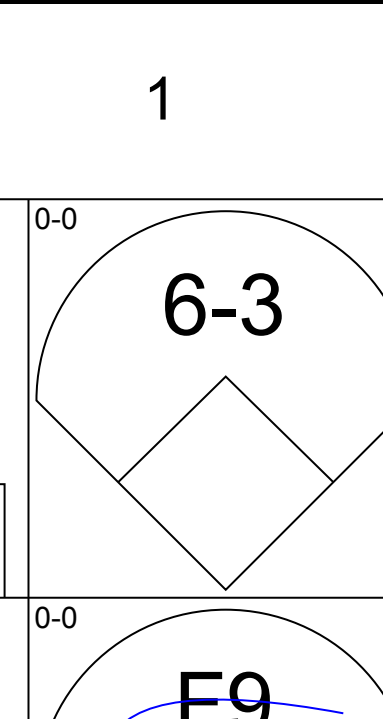
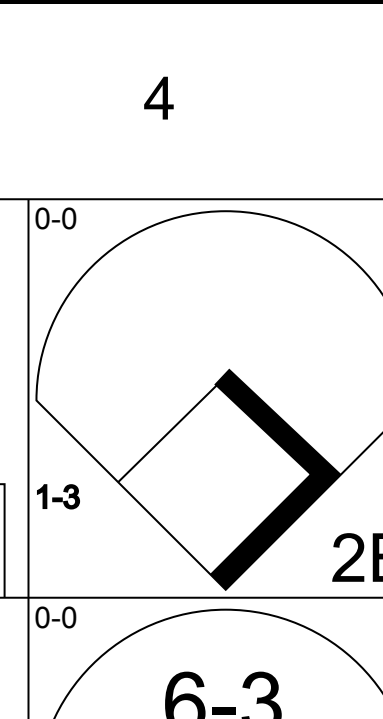
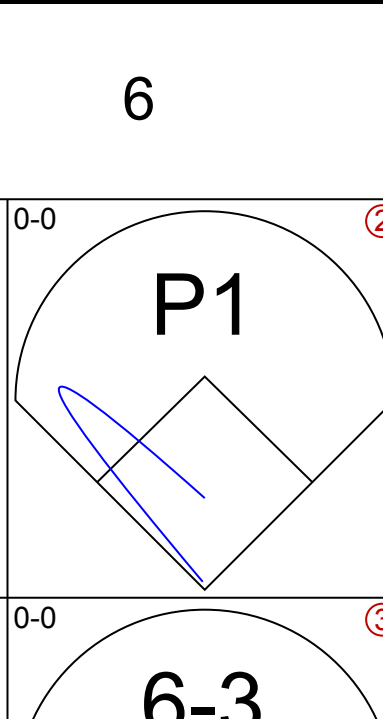
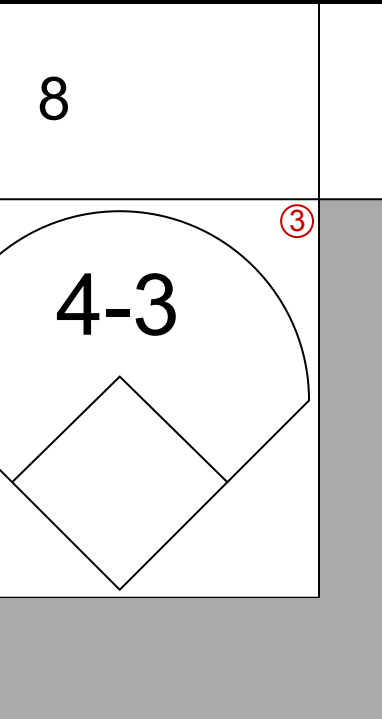
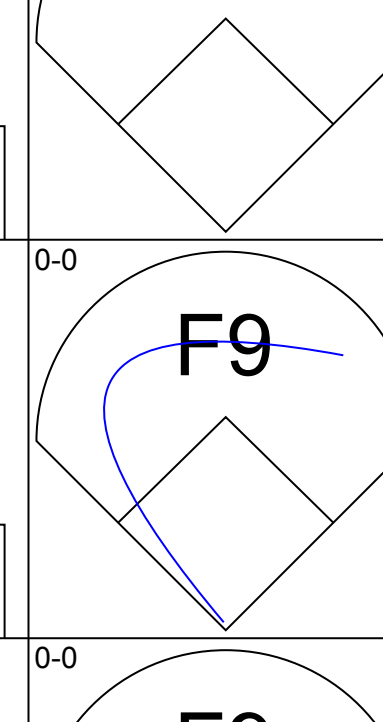
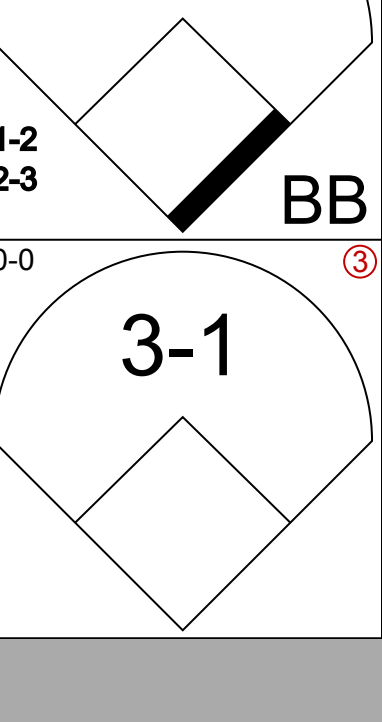

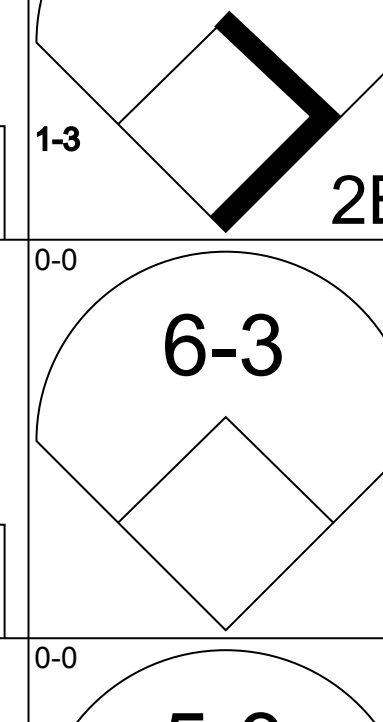
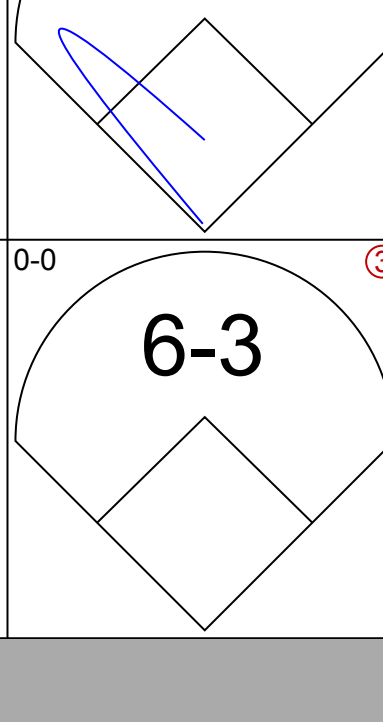
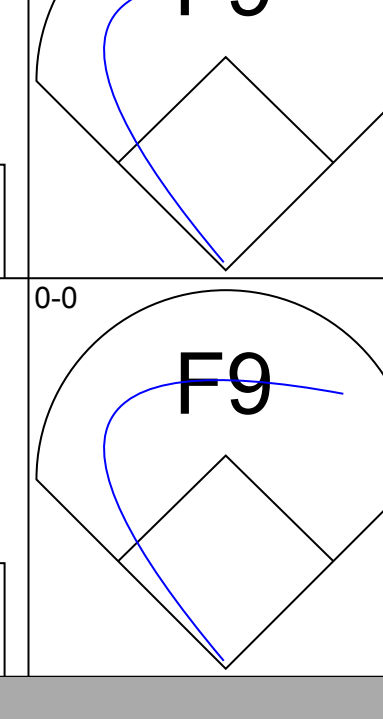
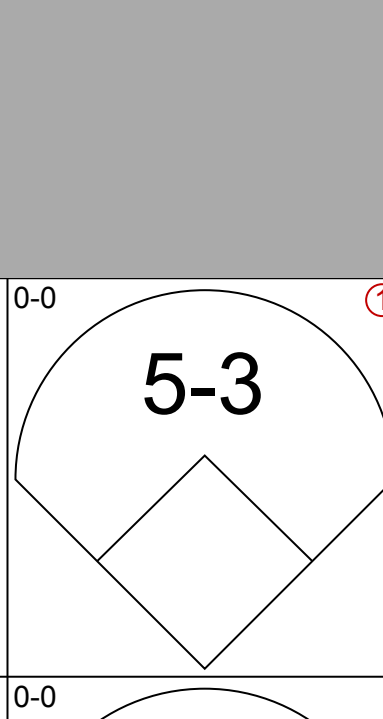
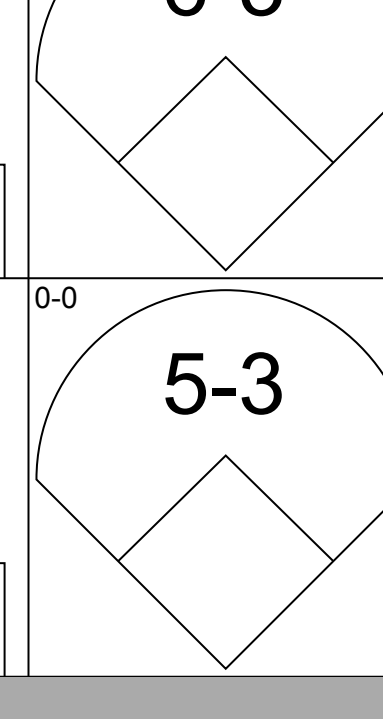
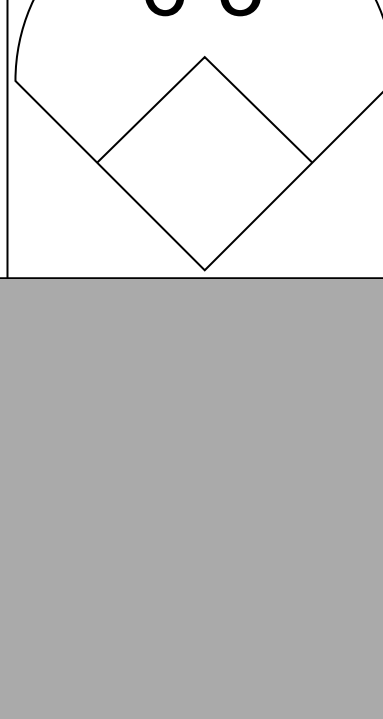

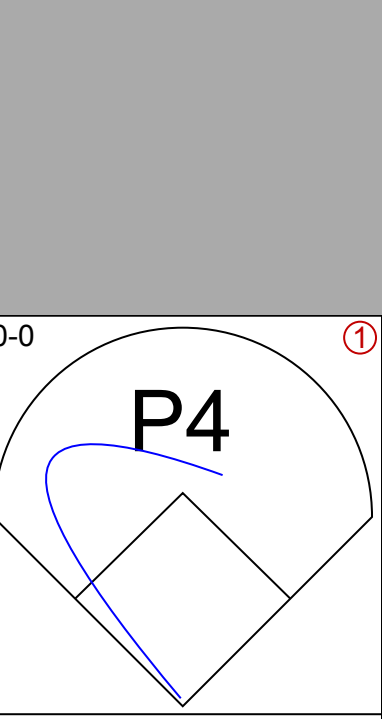
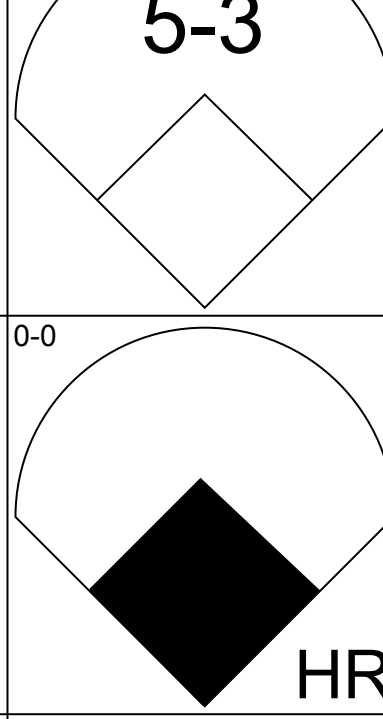

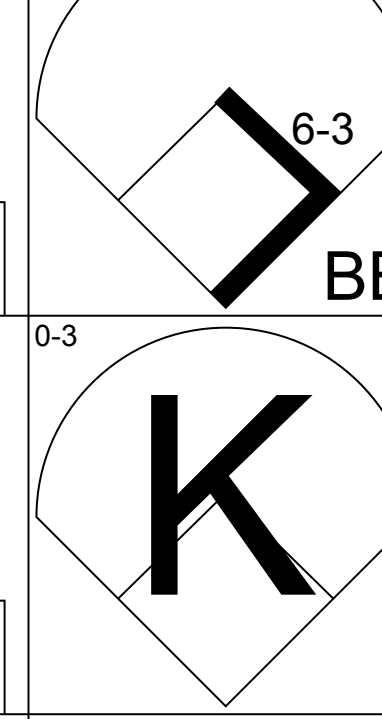
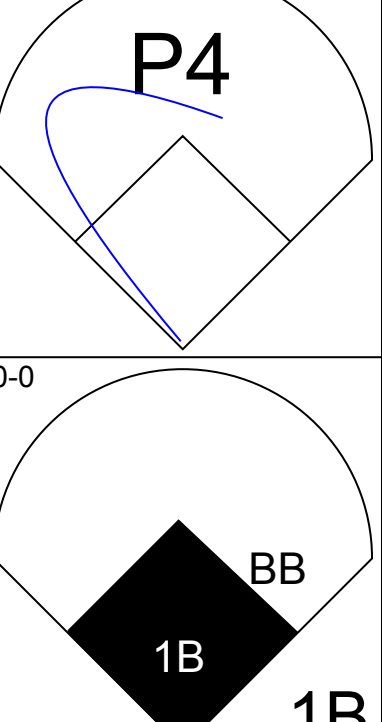
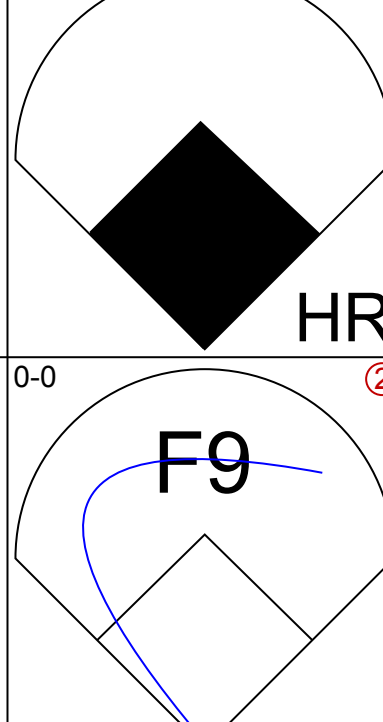
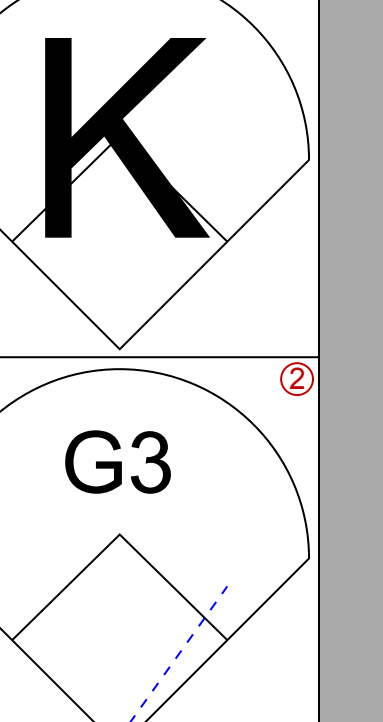
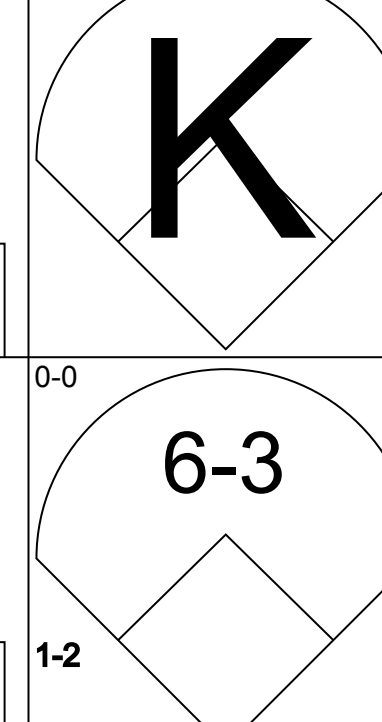
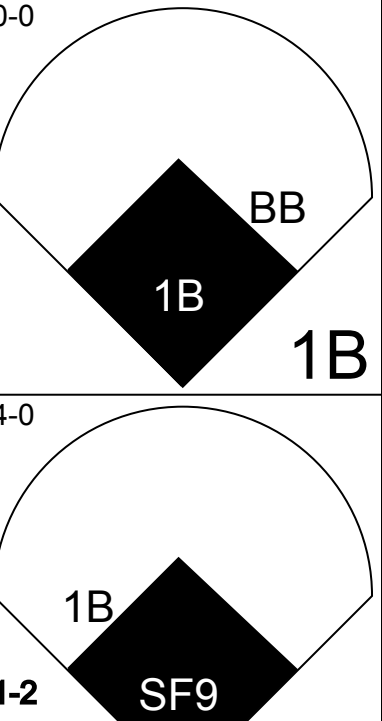
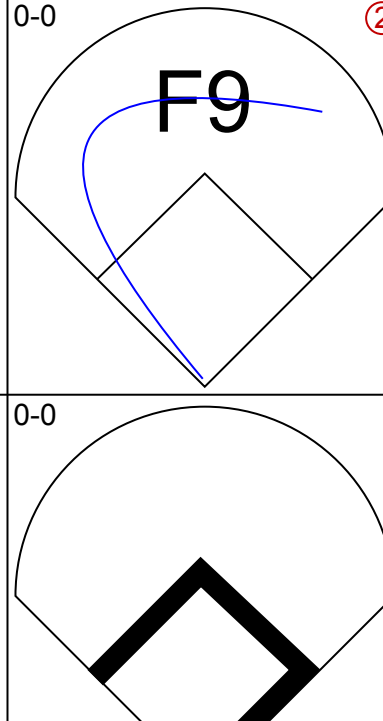



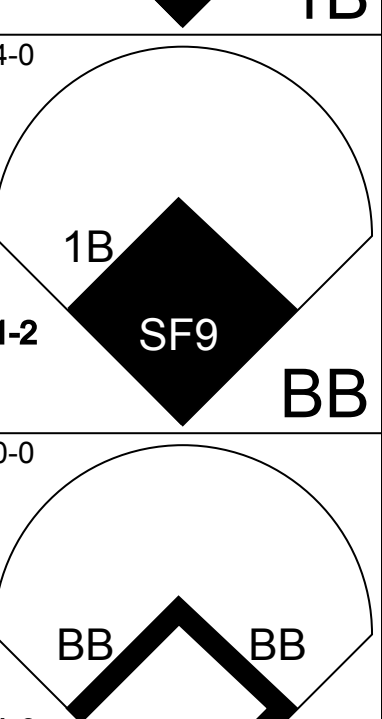
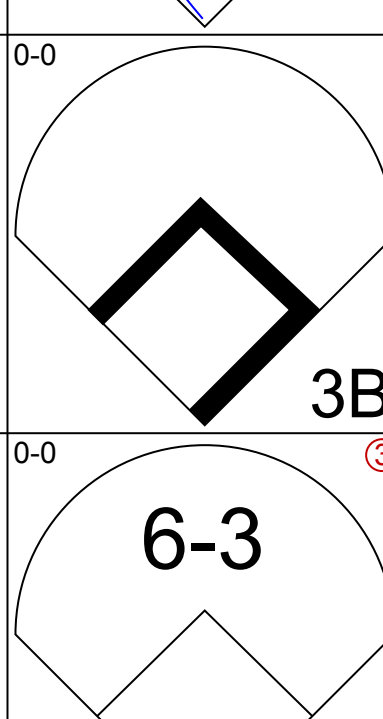
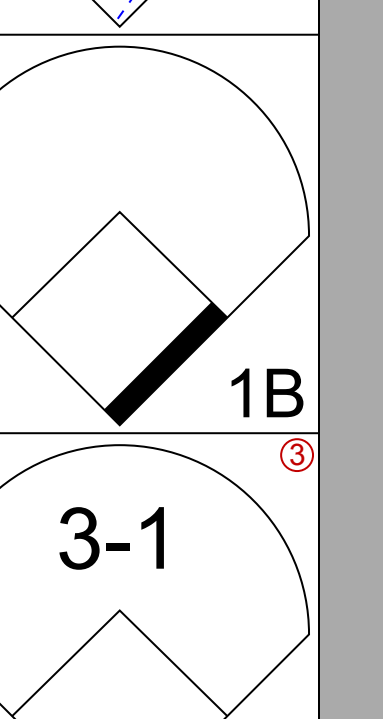
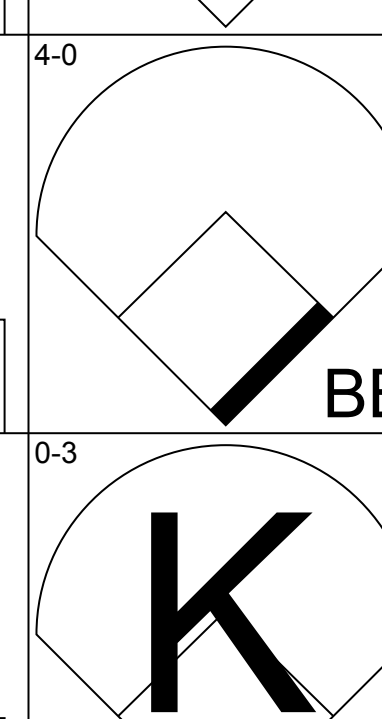
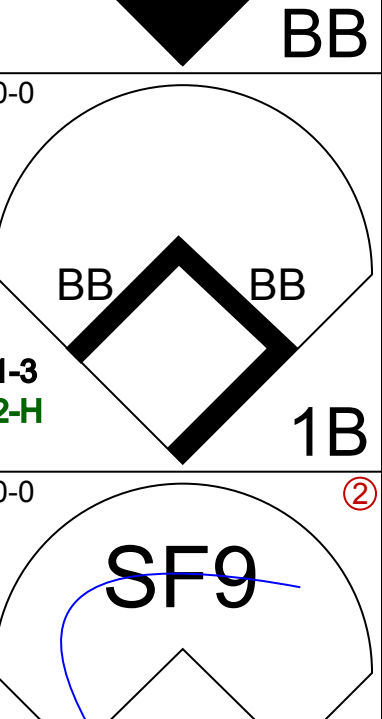
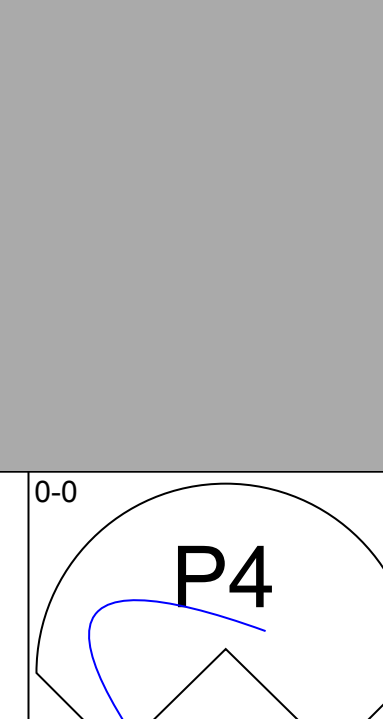
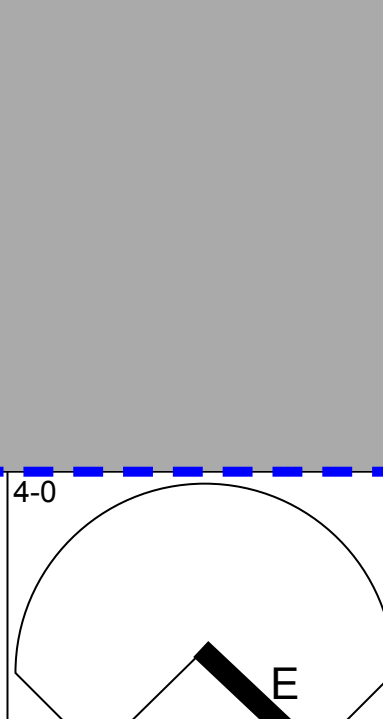
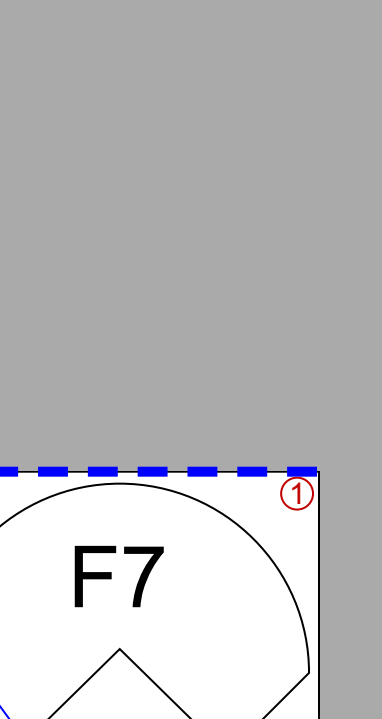
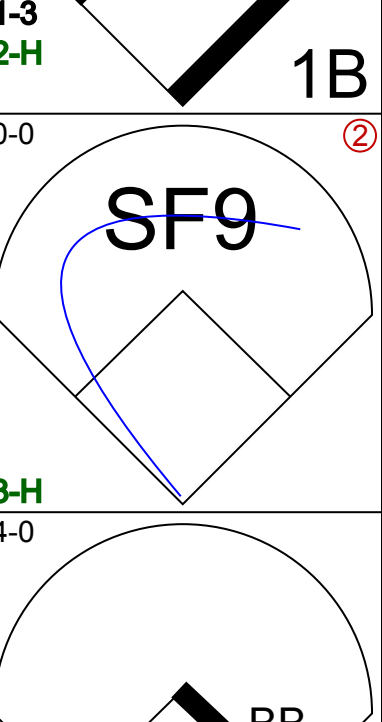
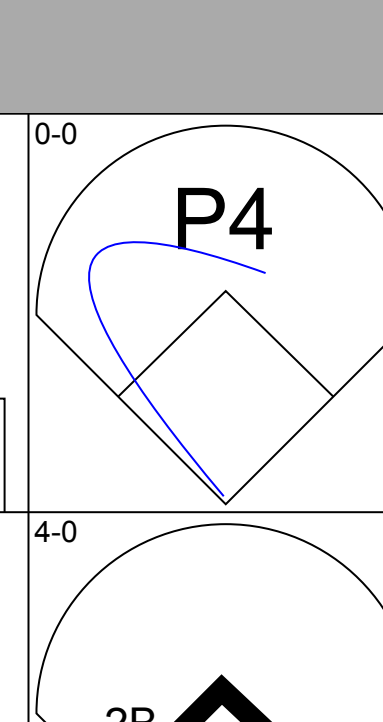
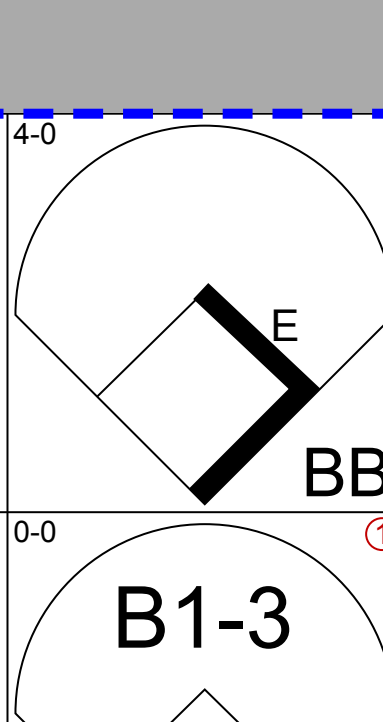
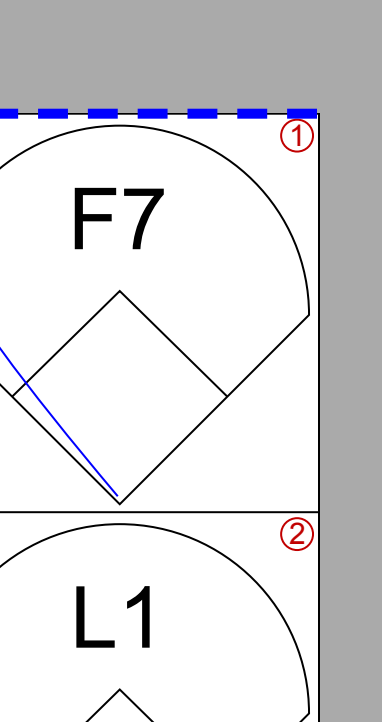
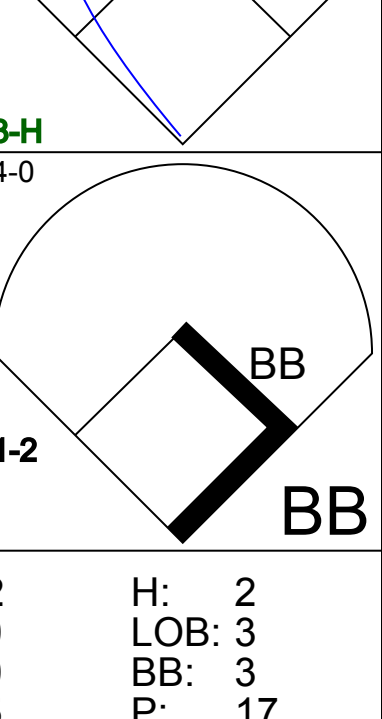
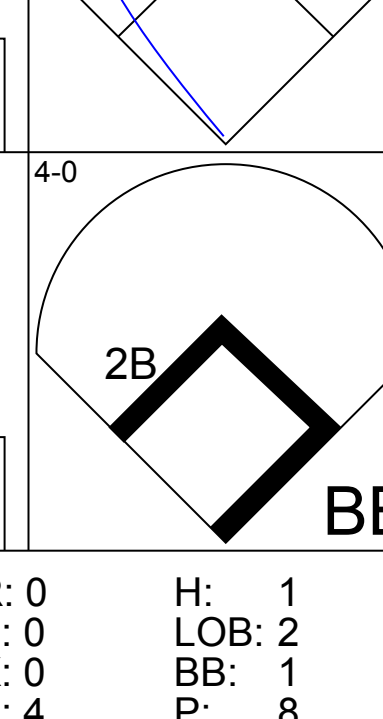
AB 32  
R 0  
H 7  
RBI 0  
BB 2  
SO 7  
LOB 18



Batter	1	2	3	4	5	6	7	8	9	AB	R	H	RBI	BB	SO	LOB	TOP					
<b>Duane Walker, L</b> (1, 7) OBP: 0.317, SLG: 0.356										5	0	0	0	0	2	4	<b>Cincinnati Reds @ New York Mets</b> Shea Stadium, Flushing, NY Sat Sep 04 1982, 7:05 PM EDT Att: 11,032 - Unknown					
<b>Ron Oester, S</b> (1, 4) OBP: 0.295, SLG: 0.335										5	0	1	0	0	1	0						
<b>Dave Concepcion, R</b> (1, 6) OBP: 0.345, SLG: 0.376										5	0	1	0	0	2	1						
<b>Dan Driessen, L</b> (1, 3) OBP: 0.378, SLG: 0.421										4	0	2	0	0	0	2						
<b>Cesar Cedeno, R</b> (1, 8) OBP: 0.352, SLG: 0.420										4	0	1	0	0	0	2						
<b>Johnny Bench, R</b> (1, 5) OBP: 0.310, SLG: 0.382										4	1	3	1	0	1	0						
<b>Paul Householder, S</b> (1, 9) OBP: 0.263, SLG: 0.326										3	0	1	0	1	0	1						
<b>Dave Vangorder, R</b> (1, 2) OBP: 0.280, SLG: 0.243										4	1	2	0	0	1	4						
<b>Bruce Berenyi, R</b> (1, 1) OBP: 0.226, SLG: 0.269										2	0	0	0	0	0	4						
<b>Lary Blittner, L</b> (8, PH) OBP: 0.371, SLG: 0.425										1	0	1	0	0	0	0						
<b>Joe Price, R</b> (6, 1) OBP: 0.333, SLG: 0.333										0	0	0	0	0	0	0						
<b>Wayne Krenchicki, L</b> (8, PH) OBP: 0.322, SLG: 0.363										1	0	0	0	0	0	1						
<b>Greg Harris, S</b> (8, 1) OBP: 0.133, SLG: 0.133										0	0	0	0	0	0	0						
<b>Inning Stats</b>	R: 0 E: 0 K: 1 S: 6	H: 1 LOB: 1 BB: 0 P: 6	R: 1 E: 0 K: 0 S: 5	H: 2 LOB: 1 BB: 0 P: 5	R: 0 E: 0 K: 1 S: 6	H: 1 LOB: 1 BB: 0 P: 6	R: 0 E: 0 K: 1 S: 7	H: 2 LOB: 3 BB: 1 P: 11	R: 0 E: 0 K: 1 S: 6	H: 1 LOB: 1 BB: 0 P: 6	R: 1 E: 0 K: 1 S: 7	H: 3 LOB: 1 BB: 0 P: 7	R: 0 E: 0 K: 1 S: 6	H: 1 LOB: 1 BB: 0 P: 6	R: 0 E: 0 K: 0 S: 4	H: 1 LOB: 1 BB: 0 P: 4	R: 0 E: 0 K: 1 S: 5	H: 0 LOB: 0 BB: 0 P: 5	1B: 10 2B: 1 3B: 0 HR: 1	SF: 0 SAC: 0 DP: 0 HBP: 0	WP: 1 PB: 1 SB: 1 CS: 0	PA: 39
<b>PITCHER</b>	IP	WLS	BF	H	R	ER	SO	BB	IBB	HBP	BLK	WP	HR	S	P	ERA	WHIP					
<b>Craig Swan, R</b> (1, 1) ERA: 3.52	5.0	W	23	7	1	1	4	1	0	0	0	0	1	30	34	1.80	1.600					
<b>Charlie Puleo, R</b> (6, 1) ERA: 4.59	4.0	S	16	5	1	1	3	0	0	0	0	1	0	22	22	2.25	1.250					

AB	38
R	2
H	12
RBI	2
BB	1
SO	7
LOB	19





Batter	1	2	3	4	5	6	7	8	9	AB	R	H	RBI	BB	SO	LOB	BOTTOM				
<b>Mookie Wilson, S</b> (1, 8) OBP: 0.313, SLG: 0.362										4	0	1	0	1	0	1	<b>Cincinnati Reds @ New York Mets</b> Shea Stadium, Flushing, NY Sat Sep 04 1982, 7:05 PM EDT Att: 11,032 - Unknown				
<b>Bob Bailor, R</b> (1, 6) OBP: 0.300, SLG: 0.307										4	0	0	0	0	0	6					
<b>George Foster, R</b> (1, 7) OBP: 0.315, SLG: 0.373										3	0	0	0	1	0	2					
<b>Dave Kingman, R</b> (1, 3) OBP: 0.285, SLG: 0.444										4	1	1	1	0	2	1					
<b>Gary Rajsich, L</b> (1, 9) OBP: 0.258, SLG: 0.294										4	1	1	0	0	0	1					
<b>Ron Hodges, L</b> (1, 2) OBP: 0.391, SLG: 0.401										2	1	2	0	2	0	0					
<b>Hubie Brooks, R</b> (1, 5) OBP: 0.315, SLG: 0.335										4	0	1	1	0	1	4					
<b>Brian Giles, R</b> (1, 4) OBP: 0.317, SLG: 0.365										2	0	0	1	1	0	0					
<b>Craig Swan, R</b> (1, 1) OBP: 0.317, SLG: 0.294										0	0	0	0	2	0	0					
<b>Charlie Puleo, R</b> (6, 1) OBP: 0.146, SLG: 0.109										2	0	0	0	0	0	1					
<b>Inning Stats</b>	R: 0 E: 0 K: 0 S: 3	H: 0 LOB: 0 BB: 0 P: 3	R: 2 E: 0 K: 0 S: 5	H: 2 LOB: 3 BB: 3 P: 17	R: 1 E: 0 K: 0 S: 5	H: 2 LOB: 1 BB: 0 P: 5	R: 0 E: 0 K: 0 S: 4	H: 1 LOB: 2 BB: 1 P: 8	R: 0 E: 1 K: 0 S: 3	H: 0 LOB: 1 BB: 1 P: 7	R: 0 E: 0 K: 2 S: 7	H: 0 LOB: 2 BB: 2 P: 15	R: 0 E: 0 K: 0 S: 3	H: 0 LOB: 0 BB: 0 P: 3	R: 0 E: 0 K: 0 S: 3	H: 0 LOB: 0 BB: 0 P: 3	1B: 3 2B: 1 3B: 1 HR: 1	SF: 1 SAC: 0 DP: 0 HBP: 0	WP: 0 PB: 0 SB: 0 CS: 0	PA: 37	
<b>PITCHER</b>	IP	WLS	BF	H	R	ER	SO	BB	IBB	HBP	BLK	WP	HR	S	P	ERA	WHIP				
<b>Bruce Berenyi, R</b> (1, 1) ERA: 3.48	5.0	L	25	6	3	3	1	4	0	0	0	0	0	10	22	0.00	1.500				
<b>Joe Price, L</b> (6, 1) ERA: 3.18	2.0		9	0	0	0	2	3	0	0	0	0	0	3	3	0.00	0.000				
<b>Greg Harris, R</b> (8, 1) ERA: 4.61	1.0		3	0	0	0	0	0	0	0	0	0	0	3	3	0.00	0.000				

AB	29
R	3
H	6
RBI	3
BB	7
SO	3
LOB	16






Batter	1	2	3	4	5	6	7	8	9	AB	R	H	RBI	BB	SO	LOB	TOP								
Tom Lawless, R (1.4) OBP: 0.245, SLG: 0.248 Charlie Leibrandt, R (6.1) OBP: 0.159, SLG: 0.087 Mike Vail, R (9. PH) OBP: 0.275, SLG: 0.394	0-3 K	0-0 1-3		0-0 1B		0-0 F7			0-0 F9	4	0	1	0	0	1	3	<p>Cincinnati Reds @ New York Mets Shea Stadium, Flushing, NY Sun Sep 05 1982, 3:33 AM EDT Att: 13,644 - Unknown</p> <p>AB 35 R 2 H 11 RBI 2 BB 4 SO 5 LOB 19</p> 								
Duane Walker, L (1.9) OBP: 0.319, SLG: 0.358	0-0 F9		0-0 P4	0-0 G5-4-3 1B			0-0 L1-3 1B		0-0 6-3	5	0	2	1	0	0	0									
Cesar Cedeno, R (1.8) OBP: 0.355, SLG: 0.423	4-0 BB		0-0 BB	G5-4-3 1B			0-0 L1-3 1B		0-0 1B	4	0	2	0	1	0	3									
Dan Driessen, L (1.3) OBP: 0.376, SLG: 0.417	0-3 K		4-0 BB	BB		0-0 G3		0-3 K	0-0 F8	4	0	0	0	1	2	2									
Johnny Bench, R (1.5) OBP: 0.310, SLG: 0.380		0-0 2B FC6-4-3 1B	0-3 K			0-0 F3		0-0 E6 FC6-4		4	1	1	0	0	1	2									
Larry Bittner, L (1.7) OBP: 0.374, SLG: 0.429		0-0 FC6-5-4-3 2B	4-0 FC3-6 BB			0-0 4-3		0-3 K		3	0	1	0	1	1	1									
Ron Oester, S (1.6) OBP: 0.292, SLG: 0.333		0-0 FC6-5-4-3	0-0 FC3-6			0-0 F9		0-0 FC6-4 1B		4	0	0	1	0	0	5									
Alex Trevino, R (1.2) OBP: 0.302, SLG: 0.289		0-0 BB		0-0 1B SH1 1B		0-0 1B		0-0 1B		4	1	4	0	0	0	0									
Bob Shirley, R (1.1) OBP: 0.156, SLG: 0.129 Ben Hayes, R (2.1) Wayne Krenchicki, L (6. PH) OBP: 0.319, SLG: 0.358	4-0 BB		0-0 SH1			0-0 F9		0-0 F7		0	0	0	0	1	0	0									
Inning Stats	R: 0 E: 0 K: 2 S: 7	H: 0 LOB: 1 BB: 1 P: 11	R: 1 E: 0 K: 0 S: 5	H: 3 LOB: 2 BB: 1 P: 9	R: 0 E: 0 K: 1 S: 6	H: 1 LOB: 3 BB: 2 P: 14	R: 1 E: 0 K: 0 S: 5	H: 3 LOB: 1 BB: 0 P: 5	R: 0 E: 0 K: 0 S: 3	H: 0 LOB: 0 BB: 0 P: 3	R: 0 E: 0 K: 0 S: 4	H: 1 LOB: 1 BB: 0 P: 4	R: 0 E: 0 K: 1 S: 5	H: 1 LOB: 0 BB: 5 P: 5	R: 0 E: 1 K: 1 S: 7	H: 1 LOB: 2 BB: 0 P: 7	R: 0 E: 0 K: 0 S: 4	H: 1 LOB: 1 BB: 0 P: 4	1B: 9 2B: 4 3B: 0 HR: 0	SF: 0 SAC: 1 DP: 3 HBP: 0	WP: 0 PB: 0 SB: 0 CS: 0	PA: 40			
PITCHER	IP	WLS	BF	H	R	ER	SO	BB	IBB	HBP	BLK	WP	HR	S	P	ERA	WHIP								
Ed Lynch, R (1.1) ERA: 3.45 Jesse Orosco, L (7.1) ERA: 2.95	6.0	W	28	8	2	2	3	4	0	0	0	0	0	30	46	3.00	2.000								


Batter	1	2	3	4	5	6	7	8	9	AB	R	H	RBI	BB	SO	LOB	BOTTOM								
Mookie Wilson, S (1.8) OBP: 0.312, SLG: 0.359	0-0 E5 CS	4-0 HR BB		0-0 FC3-6 S		0-3 K		0-0 P4		4	1	0	0	1	1	1	<p>Cincinnati Reds @ New York Mets Shea Stadium, Flushing, NY Sun Sep 05 1982, 3:33 AM EDT Att: 13,644 - Unknown</p> <p>AB 33 R 10 H 9 RBI 9 BB 6 SO 9 LOB 16</p> 								
Bob Bailor, R (1.6) OBP: 0.296, SLG: 0.304	0-0 F7	0-0 SF7		4-0 BB		0-0 3-1		0-0 5-3		3	0	0	1	1	0	1									
Ellis Valentine, R (1.9) OBP: 0.293, SLG: 0.417	0-3 K	0-0 HR		0-0 F7		0-3 K		0-0 HBP 2B		5	1	2	3	0	2	2									
Dave Kingman, R (1.3) OBP: 0.288, SLG: 0.452 Mike Jorgensen, L (8. PR) OBP: 0.355, SLG: 0.330		0-0 K		0-0 6-3		0-0 HR		4-0 HBP IBB		4	2	2	1	1	1	0									
George Foster, R (1.7) OBP: 0.316, SLG: 0.373 Mike Howard, S (8.7) OBP: 0.273, SLG: 0.167		4-0 BB 1B BB	0-3 K2-3		0-0 E 1B	0-0 L6		1-0 HBP		3	2	1	0	1	1	0									
Hubie Brooks, R (1.5) OBP: 0.314, SLG: 0.332		4-0 SH BB	0-0 F9		0-0 E5 1B	0-0 4-3		0-0 4-3		4	1	0	0	1	0	4									
Brian Giles, R (1.4) OBP: 0.313, SLG: 0.357		0-0 F9	0-0 F3		0-3 K		0-0 2B 1B			4	1	1	0	0	1	5									
Bruce Bochy, R (1.2) OBP: 0.412, SLG: 0.588		0-0 SH SF7 1B		0-3 K		0-0 1B		1-0 2B		4	1	3	4	0	1	0									
Ed Lynch, R (1.1) Jesse Orosco, R (7.1)		0-0 SH HR		4-0 FC3-6 BB		0-3 K		0-3 K		1	1	0	0	1	1	2									
Inning Stats	R: 0 E: 1 K: 1 S: 5	H: 3 LOB: 0 BB: 3 P: 21	R: 0 E: 0 K: 1 S: 5	H: 0 LOB: 0 BB: 0 P: 5	R: 0 E: 0 K: 1 S: 5	H: 0 LOB: 2 BB: 2 P: 13	R: 1 E: 1 K: 2 S: 10	H: 2 LOB: 2 BB: 0 P: 10	R: 0 E: 0 K: 2 S: 7	H: 0 LOB: 0 BB: 0 P: 7	R: 2 E: 0 K: 1 S: 8	H: 3 LOB: 1 BB: 0 P: 8	R: 0 E: 0 K: 0 S: 4	H: 1 LOB: 3 BB: 1 P: 9	1B: 5 2B: 2 3B: 0 HR: 2	SF: 1 SAC: 1 DP: 0 HBP: 1	WP: 0 PB: 0 SB: 1 CS: 1	PA: 42							
PITCHER	IP	WLS	BF	H	R	ER	SO	BB	IBB	HBP	BLK	WP	HR	S	P	ERA	WHIP								
Bob Shirley, L (1.1) ERA: 3.41 Ben Hayes, R (2.1) ERA: 2.45 Charlie Leibrandt, L (6.1) ERA: 4.8	3.1	L	15	2	1	0	5	2	0	0	0	0	0	23	31	0.00	1.200								
	3.0		15	4	2	2	3	0	1	1	0	0	1	19	24	6.00	1.333								







Batter	1	2	3	4	5	6	7	8	9	AB	R	H	RBI	BB	SO	LOB	TOP								
<b>Derrel Thomas, S</b> (1,4) OBP: 0.345, SLG: 0.347	0-0 G4-6-3 1B		4-0 2B BB	0-0 6-3		0-0 HR 1B		0-0 5-3		4	2	2	0	1	0	0	<b>Los Angeles Dodgers @ Cincinnati Reds</b> Riverfront Stadium, Cincinnati, OH Tue Sep 07 1982, 7:05 PM EDT Att: 11,097 - Unknown  <b>AB 37</b> <b>R 8</b> <b>H 13</b> <b>RBI 8</b> <b>BB 2</b> <b>SO 4</b> <b>LOB 14</b> 								
<b>Ken Landreaux, L</b> (1,8) OBP: 0.347, SLG: 0.409	0-0 G4-6-3 1-2		0-0 2B 1B	0-0 F8		0-0 F8		0-0 1-3		5	1	1	1	0	0	2									
<b>Dusty Baker Jr., R</b> (1,7) OBP: 0.362, SLG: 0.467	0-0 4-3		0-0 2B 2B		0-0 1B 1B	0-0 HR		0-0 4-3		5	3	3	4	0	0	0									
<b>Pedro Guerrero, R</b> (1,5) OBP: 0.383, SLG: 0.539		0-0 S 1B	0-0 6-3		0-0 1B 1B	0-0 F3		0-0 F8		5	0	2	0	0	0	1									
<b>Steve Garvey, R</b> (1,3) OBP: 0.295, SLG: 0.419		0-3 K 1-2	0-0 1B 2B		0-0 1B		0-0 F8			4	1	2	1	0	1	1									
<b>Rick Monday, L</b> (1,9) OBP: 0.396, SLG: 0.541		0-3 K	0-0 1B IBB		0-0 1B		0-0 4-3			1	0	0	0	0	1	1									
<b>Ron Roenicke, S</b> (3, PH) OBP: 0.381, SLG: 0.357		0-0 4-3	0-0 1-3 2-H		0-3 K		0-3 K			2	0	1	1	1	0	0									
<b>Mike Scioscia, L</b> (1,2) OBP: 0.303, SLG: 0.287		0-0 4-3			0-0 1B					2	0	1	1	0	0	1									
<b>Greg Brock, L</b> (5, PH) OBP: 0.250, SLG: 0.250					0-0 K					1	0	0	0	0	1	3									
<b>Steve Yeager, R</b> (5,2) OBP: 0.285, SLG: 0.300					0-0 1-3 2-H					1	0	0	0	0	1	0									
<b>Bill Russell, R</b> (1,6) OBP: 0.352, SLG: 0.337					0-0 F9-2 3-H			0-0 4-3		4	1	1	0	0	0	5									
<b>Ricky Wright, L</b> (1,1) OBP: 0.143, SLG: 0.286					0-0 SH5-3			0-0 F9		0	0	0	0	0	0	0									
<b>Dave Stewart, R</b> (2,1) OBP: 0.211, SLG: 0.216					0-0 G1			0-0 F3		2	0	0	0	0	0	0									
<b>Mike Marshall, R</b> (6, PH) OBP: 0.337, SLG: 0.425										1	0	0	0	0	0	0									
<b>Tom Niedenfuer, R</b> (8,1) OBP: 0.336, SLG: 0.382										0	0	0	0	0	0	0									
<b>Steve Howe, L</b> (9,1) ERA: 2.68										0	0	0	0	0	0	0									
<b>Inning Stats</b>	R: 0 E: 0 K: 0 S: 3	H: 1 LOB: 0 BB: 0 P: 3	R: 0 E: 0 K: 2 S: 8	H: 1 LOB: 1 BB: 0 P: 8	R: 5 E: 0 K: 0 S: 8	H: 5 LOB: 2 BB: 2 P: 16	R: 0 E: 0 K: 0 S: 3	H: 0 LOB: 0 BB: 0 P: 3	R: 1 E: 0 K: 1 S: 8	H: 4 LOB: 2 BB: 0 P: 8	R: 2 E: 0 K: 0 S: 5	H: 2 LOB: 0 BB: 0 P: 5	R: 0 E: 0 K: 1 S: 5	H: 0 LOB: 0 BB: 0 P: 5	R: 0 E: 0 K: 0 S: 3	H: 0 LOB: 0 BB: 0 P: 3	R: 0 E: 0 K: 0 S: 3	H: 0 LOB: 0 BB: 0 P: 3	1B: 9 2B: 4 3B: 0 HR: 1	SF: 0 SAC: 1 DP: 2 HBP: 0	WP: 0 PB: 0 SB: 1 CS: 0	PA: 40			
<b>PITCHER</b>	IP	WLS	BF	H	R	ER	SO	BB	IBB	HBP	BLK	WP	HR	S	P	ERA	WHIP								
<b>Greg Harris, R</b> (1,1) ERA: 5.05	2.2	L	14	6	5	5	2	1	0	0	0	0	0	17	21	16.88	2.625								
<b>Charlie Leibrandt, L</b> (3,1) ERA: 4.82	1.1		10	5	1	1	0	0	1	0	0	0	0	9	13	6.75	3.750								
<b>Ben Hayes, R</b> (5,1) ERA: 2.83	3.0		10	2	2	2	2	0	0	0	0	0	1	14	14	6.00	0.667								
<b>Bill Scherrer, L</b> (8,1) ERA:	2.0		6	0	0	0	0	0	0	0	0	0	0	6	6	0.00	0.000								

Batter	1	2	3	4	5	6	7	8	9	AB	R	H	RBI	BB	SO	LOB	BOTTOM								
<b>Rafael Landestoy, S</b> (1,5) OBP: 0.277, SLG: 0.287	0-0 6-3	0-0 FC5-4 1-2 3-H								3	0	0	1	0	0	1	<b>Los Angeles Dodgers @ Cincinnati Reds</b> Riverfront Stadium, Cincinnati, OH Tue Sep 07 1982, 7:05 PM EDT Att: 11,097 - Unknown  <b>AB 32</b> <b>R 4</b> <b>H 9</b> <b>RBI 4</b> <b>BB 2</b> <b>SO 3</b> <b>LOB 12</b> 								
<b>Wayne Krenchicki, L</b> (7, PH) OBP: 0.316, SLG: 0.356										1	0	0	0	0	0	1									
<b>Gary Redus, R</b> (1,7) OBP: 0.343, SLG: 0.376	4-0 6-3 BB	0-0 5-3 1-2								3	0	0	0	1	1	1									
<b>Dave Concepcion, R</b> (1,6) OBP: 0.343, SLG: 0.376	0-0 6-3 1-2		0-0 FC6-4 1B			0-0 F8		0-3 K		4	0	1	0	0	1	1									
<b>Cesar Cedeno, R</b> (1,8) OBP: 0.353, SLG: 0.429	0-0 F8		0-0 FC6-4 4-3 S			0-0 6-3		0-0 K		4	0	1	0	0	0	2									
<b>Johnny Bench, R</b> (1,3) OBP: 0.306, SLG: 0.374		0-0 SH5-3 1B 1B	0-0 4-3 1-3			0-0 5-3		0-3 K		4	1	1	0	0	1	2									
<b>Paul Householder, S</b> (1,9) OBP: 0.283, SLG: 0.324		0-0 SH5-3 1B 1B	0-0 F7			0-0 G3		0-0 L6		4	1	1	0	0	0	1									
<b>Ron Oester, S</b> (1,4) OBP: 0.296, SLG: 0.342		0-0 SH5-3 1-2 2-3								3	1	3	1	0	0	0									
<b>Alex Trevino, R</b> (1,2) OBP: 0.302, SLG: 0.287		4-0 1B FC5-4 IBB				0-0 G4-6-3 1B		0-0 G6-3 1B		3	1	1	0	1	0	2									
<b>Greg Harris, S</b> (1,1) OBP: 0.188, SLG: 0.188										1	0	1	2	0	0	0									
<b>Charlie Leibrandt, R</b> (3,1) OBP: 0.170, SLG: 0.083										1	0	0	0	0	0	0									
<b>Ben Hayes, R</b> (5,1) OBP: 0.336, SLG: 0.382										0	0	0	0	0	0	0									
<b>Eddie Milner, L</b> (7, PH) OBP: 0.336, SLG: 0.382										1	0	0	0	0	0	1									
<b>Bill Scherrer, L</b> (8,1) ERA: 2.16										0	0	0	0	0	0	0									
<b>Inning Stats</b>	R: 0 E: 0 K: 0 S: 3	H: 0 LOB: 1 BB: 1 P: 7	R: 3 E: 0 K: 0 S: 6	H: 3 LOB: 1 BB: 1 P: 10	R: 0 E: 0 K: 0 S: 4	H: 1 LOB: 0 BB: 0 P: 4	R: 0 E: 0 K: 0 S: 3	H: 1 LOB: 0 BB: 0 P: 3	R: 0 E: 0 K: 0 S: 3	H: 0 LOB: 0 BB: 0 P: 3	R: 1 E: 0 K: 0 S: 4	H: 2 LOB: 0 BB: 0 P: 4	R: 0 E: 0 K: 3 S: 10	H: 1 LOB: 1 BB: 0 P: 10	R: 0 E: 0 K: 0 S: 3	H: 1 LOB: 0 BB: 0 P: 3	1B: 7 2B: 1 3B: 0 HR: 1	SF: 0 SAC: 1 DP: 3 HBP: 0	WP: 0 PB: 0 SB: 2 CS: 0	PA: 35					
<b>PITCHER</b>	IP	WLS	BF	H	R	ER	SO	BB	IBB	HBP	BLK	WP	HR	S	P	ERA	WHIP								
<b>Ricky Wright, L</b> (1,1) ERA: 2.93	1.1		9	3	3	3	0	1	1	0	0	0	0	7	15	20.25	3.000								
<b>Dave Stewart, R</b> (2,1) ERA: 4.04	5.2	W	19	4	1	1	0	0	0	0	0	0	1	19	19	1.59	0.706								
<b>Tom Niedenfuer, R</b> (8,1) ERA: 2.68	1.0		4	1	0	0	3	0	0	0	0	0	0	10	10	0.00	1.000								
<b>Steve Howe, L</b> (9,1) ERA: 2.16	1.0		3	1	0	0	0	0	0	0	0	0	0	3	3	0.00	1.000								



Batter	1	2	3	4	5	6	7	8	9	AB	R	H	RBI	BB	SO	LOB	TOP																									
<b>Garry Templeton, S</b> OBP: 0.283, SLG: 0.359	6-3		1B PB				6-3		1B	5	2	3	1	0	0	0	<b>San Diego Padres @ Cincinnati Reds</b> Riverfront Stadium, Cincinnati, OH Wed Sep 08 1982, 7:05 PM EDT Att: 8,029 - Unknown																									
<b>Joe Lefebvre, L</b> OBP: 0.280, SLG: 0.308	3-1		1B PB				F9		1B	5	1	2	2	0	1	1																										
<b>Ruppert Jones, L</b> OBP: 0.387, SLG: 0.433	4-3		F8				4-3		1B	4	1	0	0	1	0	2																										
<b>Terry Kennedy, L</b> OBP: 0.329, SLG: 0.492			F8						1B	4	1	2	1	1	1	1																										
<b>Sixto Lezcano, R</b> OBP: 0.384, SLG: 0.473	G3		5-3				F2		1B	5	0	1	1	0	0	3																										
<b>Broderick Perkins, L</b> OBP: 0.351, SLG: 0.370	1B 3B						1B		1B	5	1	2	0	0	0	3																										
<b>Rick Lancelotti, L</b> OBP: 0.250, SLG: 0.267	1B 3B						F8			4	1	1	0	0	1	2																										
<b>Dave Edwards, R</b> OBP: 0.216, SLG: 0.300	1B 3B						F8			0	0	0	0	0	0	0																										
<b>Tim Flannery, L</b> OBP: 0.322, SLG: 0.326	1B 3B								1B	4	1	3	3	0	1	0																										
<b>Eric Show, R</b> OBP: 0.094, SLG: 0.094	F9								1B	3	0	0	0	0	0	3																										
<b>Luis DeLeon, R</b> OBP: 0.167, SLG: 0.182							6-3			0	0	0	0	0	0	0																										
<b>Gene Richards, L</b> OBP: 0.332, SLG: 0.343							1-3			0	1	0	0	1	0	0																										
<b>Gary Lucas, L</b> ERA: 2.45									1B	0	0	0	0	0	0	0																										
<b>Gary Lucas, L</b> ERA: 4.79									BB	0	0	0	0	0	0	0																										
<b>Inning Stats</b>	R: 0 E: 0 K: 0 S: 3	H: 0 LOB: 0 BB: 0 P: 3	R: 2 E: 0 K: 1 S: 8	H: 3 LOB: 1 BB: 0 P: 8	R: 1 E: 0 K: 0 S: 5	H: 2 LOB: 1 BB: 0 P: 5	R: 0 E: 0 K: 1 S: 5	H: 0 LOB: 0 BB: 0 P: 5	R: 0 E: 0 K: 1 S: 6	H: 1 LOB: 1 BB: 0 P: 6	R: 1 E: 0 K: 0 S: 5	H: 2 LOB: 2 BB: 1 P: 9	R: 0 E: 0 K: 0 S: 3	H: 0 LOB: 0 BB: 0 P: 3	R: 0 E: 0 K: 0 S: 3	H: 1 LOB: 0 BB: 0 P: 3	R: 5 E: 0 K: 1 S: 9	H: 5 LOB: 1 BB: 2 P: 17	1B: 13 2B: 1 3B: 1 HR: 0	SF: 0 SAC: 0 DP: 2 HBP: 0	WP: 0 PB: 1 SB: 1 CS: 0	PA: 42																				
<b>PITCHER</b>	IP	WLS	BF	H	R	ER	SO	BB	IBB	HBP	BLK	WP	HR	S	P	ERA	WHIP	<b>PITCHER</b>								IP	WLS	BF	H	R	ER	SO	BB	IBB	HBP	BLK	WP	HR	S	P	ERA	WHIP
<b>Frank Pastore, R</b> ERA: 3.73	6.0		27	8	4	4	3	1	0	0	0	0	0	0	32	36	6.00	1.500																								
<b>Joe Price, L</b> ERA: 2.98	2.0	6	1	0	0	0	0	0	0	0	0	0	0	6	6	0.00	0.500																									
<b>Brad Lesley, R</b> ERA: 2.45	0.1	L	6	3	5	5	1	1	1	0	0	0	0	6	14	135.00	12.000																									
<b>Charlie Leibrandt, L</b> ERA: 4.79	0.2		3	2	0	0	0	0	0	0	0	0	0	3	3	0.00	3.000																									

AB 39  
R 9  
H 14  
RBI 8  
BB 3  
SO 4  
LOB 15



Batter	1	2	3	4	5	6	7	8	9	AB	R	H	RBI	BB	SO	LOB	BOTTOM																										
<b>Gary Redus, R</b> OBP: 0.333, SLG: 0.500	P3		5-3				FC6-4 1B		3B	5	1	2	0	0	0	2	<b>San Diego Padres @ Cincinnati Reds</b> Riverfront Stadium, Cincinnati, OH Wed Sep 08 1982, 7:05 PM EDT Att: 8,029 - Unknown																										
<b>Eddie Milner, L</b> OBP: 0.336, SLG: 0.381	G3								P4	4	0	1	1	0	0	1																											
<b>Mike O'Berry, R</b> OBP: 0.365, SLG: 0.262										0	0	0	0	0	0	0																											
<b>Mike Vall, R</b> OBP: 0.273, SLG: 0.389										1	0	0	0	0	0	1																											
<b>Dave Concepcion, R</b> OBP: 0.342, SLG: 0.374	5-3						K		6-3	5	1	1	0	0	2	2																											
<b>Larry Bittner, L</b> OBP: 0.371, SLG: 0.425	6-3						1-3		L6	4	0	1	0	0	0	0																											
<b>Cesar Cedeno, R</b> OBP: 0.356, SLG: 0.432	F8						E7		HR	4	1	3	1	0	0	0																											
<b>Johnny Bench, R</b> OBP: 0.308, SLG: 0.383	5-3						K		HR	3	1	1	2	1	1	2																											
<b>Ron Oester, S</b> OBP: 0.296, SLG: 0.342										3	0	1	0	0	1	4																											
<b>Joe Price, R</b> OBP: 0.333, SLG: 0.333										0	0	0	0	0	0	0																											
<b>Dan Driessen, L</b> OBP: 0.373, SLG: 0.413										1	0	0	0	0	0	0																											
<b>Brad Lesley, R</b> ERA: 2.45										0	0	0	0	0	0	0																											
<b>Charlie Leibrandt, R</b> OBP: 0.120, SLG: 0.083										0	0	0	0	0	0	0																											
<b>Dave Vangorder, R</b> OBP: 0.275, SLG: 0.239										2	0	0	0	0	1	1																											
<b>Duane Walker, L</b> OBP: 0.316, SLG: 0.354										2	0	0	0	0	1	0																											
<b>Frank Pastore, R</b> OBP: 0.189, SLG: 0.269										2	0	0	0	0	0	1																											
<b>Wayne Krenchicki, L</b> OBP: 0.320, SLG: 0.350										1	0	1	0	0	0	0																											
<b>Rafael Landestoy, S</b> OBP: 0.274, SLG: 0.284										1	0	0	0	0	0	0																											
<b>Inning Stats</b>	R: 0 E: 0 K: 0 S: 3	H: 0 LOB: 0 BB: 0 P: 3	R: 0 E: 0 K: 0 S: 3	H: 0 LOB: 0 BB: 0 P: 3	R: 0 E: 0 K: 0 S: 4	H: 1 LOB: 1 BB: 0 P: 4	R: 1 E: 0 K: 2 S: 10	H: 3 LOB: 2 BB: 0 P: 10	R: 0 E: 0 K: 1 S: 6	H: 1 LOB: 1 BB: 0 P: 6	R: 1 E: 0 K: 1 S: 6	H: 1 LOB: 2 BB: 1 P: 10	R: 1 E: 0 K: 2 S: 9	H: 2 LOB: 1 BB: 0 P: 9	R: 2 E: 0 K: 0 S: 5	H: 2 LOB: 0 BB: 0 P: 5	R: 0 E: 0 K: 0 S: 4	H: 1 LOB: 1 BB: 0 P: 4	1B: 9 2B: 0 3B: 1 HR: 1	SF: 0 SAC: 0 DP: 0 HBP: 0	WP: 0 PB: 0 SB: 2 CS: 0	PA: 39																					
<b>PITCHER</b>	IP	WLS	BF	H	R	ER	SO	BB	IBB	HBP	BLK	WP	HR	S	P	ERA	WHIP	<b>PITCHER</b>								IP	WLS	BF	H	R	ER	SO	BB	IBB	HBP	BLK	WP	HR	S	P	ERA	WHIP	
<b>Eric Show, R</b> ERA: 2.55	7.1		32	9	3	3	6	1	0	0	0	0	0	43	47	3.68	1.364																										
<b>Luis DeLeon, R</b> ERA: 2.13	0.2	W	3	1	1	1	0	0	0	0	0	0	1	3	3	13.50	1.500																										
<b>Gary Lucas, L</b> ERA: 3.5	1.0		4	1	0	0	0	0	0	0	0	0	0	4	4	0.00	1.000																										





Batter	1	2	3	4	5	6	7	8	9	AB	R	H	RBI	BB	SO	LOB	TOP										
<b>Gary Templeton, S</b> OBP: 0.283, SLG: 0.357 (1, 6)	F7		G6-4-3		K		2B		L4	5	1	1	0	0	1	4	<b>San Diego Padres @ Cincinnati Reds</b> Riverfront Stadium, Cincinnati, OH Thu Sep 09 1982, 7:05 PM EDT Att: 7,292 - Unknown										
<b>Joe Lefebvre, L</b> OBP: 0.277, SLG: 0.310 (1, 5)	K			K	E6		HBP		4-3	5	0	1	2	0	2	1											
<b>Ruppert Jones, L</b> OBP: 0.388, SLG: 0.434 (1, 8)	K			4-3	K		HBP			3	1	1	0	1	2	2											
<b>Terry Kennedy, L</b> OBP: 0.329, SLG: 0.489 (1, 2)		L4		4-3		G3	HBP			3	0	0	0	0	0	1											
<b>Sixto Lezcano, R</b> OBP: 0.383, SLG: 0.471 (1, 9)		6-3				F9	G5-4-3			4	0	1	1	0	0	3											
<b>Broderick Perkins, L</b> OBP: 0.349, SLG: 0.369 (1, 3)		3-1							P4	4	0	1	0	0	0	1											
<b>Gene Richards, L</b> OBP: 0.333, SLG: 0.346 (1, 7)										4	1	2	0	0	1	1											
<b>Luis DeLeon, R</b> OBP: 0.167, SLG: 0.182 (8, 1)				1B	1B	4-3			K	0	0	0	0	0	0	0											
<b>Tim Flannery, L</b> OBP: 0.324, SLG: 0.328 (1, 4)							F7		G3	4	0	2	0	0	0	0											
<b>Tim Lollar, L</b> OBP: 0.284, SLG: 0.410 (1, 1)										3	1	1	0	0	2	4											
<b>Dave Edwards, R</b> OBP: 0.212, SLG: 0.294 (8, 7)				K	K		1B		6-3	1	0	0	0	0	0	0											
<b>Inning Stats</b>	R: 0 E: 0 K: 2 S: 7	H: 0 LOB: 0 BB: 0 P: 7	R: 0 E: 0 K: 0 S: 3	H: 0 LOB: 0 BB: 0 P: 3	R: 0 E: 0 K: 1 S: 6	H: 2 LOB: 1 BB: 0 P: 6	R: 1 E: 0 K: 1 S: 7	H: 2 LOB: 1 BB: 0 P: 7	R: 1 E: 1 K: 3 S: 12	H: 2 LOB: 2 BB: 0 P: 12	R: 0 E: 0 K: 0 S: 4	H: 1 LOB: 1 BB: 0 P: 4	R: 2 E: 0 K: 0 S: 5	H: 3 LOB: 2 BB: 1 P: 10	R: 0 E: 0 K: 1 S: 5	H: 0 LOB: 0 BB: 0 P: 5	R: 0 E: 0 K: 0 S: 3	H: 0 LOB: 0 BB: 0 P: 3	1B: 7 2B: 3 3B: 0 HR: 0	SF: 0 SAC: 0 DP: 2 HBP: 1	WP: 0 PB: 1 SB: 0 CS: 0	PA: 38					
<b>PITCHER</b>	IP	WLS	BF	H	R	ER	SO	BB	IBB	HBP	BLK	WP	HR	S	P	ERA	WHIP										
<b>Bruce Berenyi, R</b> ERA: 3.51 (1, 1)	6.1	L	30	10	4	3	7	0	1	0	0	0	0	43	47	4.26	1.579										
<b>Joe Price, L</b> ERA: 2.96 (7, 1)	0.2		2	0	0	0	0	0	0	1	0	0	0	1	2	0.00	0.000										
<b>Bill Scherrer, L</b> ERA: (8, 1)	2.0		6	0	0	0	1	0	0	0	0	0	0	8	8	0.00	0.000										

AB	36
R	4
H	10
RBI	3
BB	1
SO	8
LOB	17



Batter	1	2	3	4	5	6	7	8	9	AB	R	H	RBI	BB	SO	LOB	BOTTOM										
<b>Gary Redus, R</b> OBP: 0.231, SLG: 0.333 (1, 7)	6-3		K			F7		5-3		4	0	0	0	0	1	0	<b>San Diego Padres @ Cincinnati Reds</b> Riverfront Stadium, Cincinnati, OH Thu Sep 09 1982, 7:05 PM EDT Att: 7,292 - Unknown										
<b>Rafael Landestoy, S</b> OBP: 0.263, SLG: 0.286 (1, 5)			F8			S		F7		3	0	1	0	0	0	0											
<b>Dave Concepcion, R</b> OBP: 0.341, SLG: 0.375 (1, 6)						K		4-3		4	0	1	0	0	1	2											
<b>Cesar Cedeno, R</b> OBP: 0.353, SLG: 0.428 (1, 8)			F3			F8			K	4	0	0	0	0	1	3											
<b>Johnny Bench, R</b> OBP: 0.307, SLG: 0.379 (1, 3)			P3			FC8-6-5			5-3	3	0	0	0	1	0	1											
<b>Paul Householder, S</b> OBP: 0.264, SLG: 0.324 (1, 9)						K			F9	3	0	1	0	0	1	1											
<b>Eddie Milner, L</b> OBP: 0.335, SLG: 0.380 (9, PH)										1	0	0	0	0	0	0											
<b>Ron Oester, S</b> OBP: 0.295, SLG: 0.340 (1, 4)						F8			F9	3	1	0	0	0	0	2											
<b>Alex Trevino, R</b> OBP: 0.305, SLG: 0.299 (1, 2)									3-1	3	0	2	1	0	0	1											
<b>Bruce Berenyi, R</b> OBP: 0.218, SLG: 0.259 (1, 1)										2	0	0	0	0	1	1											
<b>Joe Price, R</b> OBP: 0.333, SLG: 0.333 (7, 1)										0	0	0	0	0	0	0											
<b>Mike Vail, R</b> OBP: 0.272, SLG: 0.386 (7, PH)										1	0	0	0	0	0	1											
<b>Bill Scherrer, L</b> ERA: (8, 1)										0	0	0	0	0	0	0											
<b>Inning Stats</b>	R: 0 E: 0 K: 0 S: 3	H: 0 LOB: 1 BB: 0 P: 4	R: 0 E: 0 K: 0 S: 4	H: 1 LOB: 1 BB: 0 P: 4	R: 0 E: 0 K: 1 S: 5	H: 0 LOB: 0 BB: 0 P: 5	R: 0 E: 0 K: 0 S: 3	H: 1 LOB: 0 BB: 0 P: 3	R: 0 E: 0 K: 0 S: 6	H: 1 LOB: 1 BB: 0 P: 6	R: 1 E: 0 K: 0 S: 4	H: 1 LOB: 1 BB: 1 P: 8	R: 0 E: 0 K: 0 S: 3	H: 0 LOB: 0 BB: 0 P: 3	R: 0 E: 0 K: 1 S: 5	H: 0 LOB: 0 BB: 0 P: 5	1B: 2 2B: 3 3B: 1 HR: 0	SF: 0 SAC: 0 DP: 1 HBP: 1	WP: 0 PB: 0 SB: 2 CS: 0	PA: 33							
<b>PITCHER</b>	IP	WLS	BF	H	R	ER	SO	BB	IBB	HBP	BLK	WP	HR	S	P	ERA	WHIP										
<b>Tim Lollar, L</b> ERA: 3.18 (1, 1)	7.0	W	27	5	1	1	4	1	0	1	0	0	0	33	38	1.29	0.857										
<b>Luis DeLeon, R</b> ERA: 2.06 (8, 1)	2.0	S	6	0	0	0	1	0	0	0	0	0	0	8	8	0.00	0.000										





Batter	1	2	3	4	5	6	7	8	9	AB	R	H	RBI	BB	SO	LOB	TOP			
<b>Gary Redus, R</b> OBP: 0.278, SLG: 0.412 (1, 7)	0-0 6-3		0-0 1B		0-0 1-3			0-0 1B	0-0 L6	5	1	2	0	0	0	2	<b>Cincinnati Reds @ Atlanta Braves</b> Atlanta-Fulton County Stadium, Atlanta, GA Fri Sep 10 1982, 7:05 PM EDT Att: 17,407 - Unknown			
<b>Eddie Milner, L</b> OBP: 0.334, SLG: 0.378 (1, 9)	0-0 F5		0-0 L3			0-3 K		0-0 1B		4	0	1	1	0	1	2				
<b>Dave Concepcion, R</b> OBP: 0.343, SLG: 0.375 (1, 6)	0-0 6-3		0-0 1B			4-0 FC4-6 BB		0-0 F7		3	0	1	1	1	0	1				
<b>Dan Driessen, L</b> OBP: 0.374, SLG: 0.414 (1, 3)		0-0 1B	0-3 K			0-0 FC4-6 FC5-4		0-0 1B		4	0	2	0	0	1	3				
<b>Cesar Cedeno, R</b> OBP: 0.350, SLG: 0.424 (1, 8)	0-0 L5			0-0 4-3		0-0 FC5-4		0-0 L5		4	0	0	0	0	0	4				
<b>Johnny Bench, R</b> OBP: 0.307, SLG: 0.378 (1, 5)	0-0 1B			0-0 F8				0-0 K		4	0	1	0	0	1	2				
<b>Ron Oester, S</b> OBP: 0.296, SLG: 0.342 (1, 4)	0-0 G4-3			0-0 4-3				0-0 1B	0-0 L6 BB	4	0	2	0	0	0	2				
<b>Alex Trevino, R</b> OBP: 0.305, SLG: 0.298 (1, 2)			4-0 1B BB		0-0 1-3			0-0 F8	0-3 K	2	1	0	0	1	0	1				
<b>Wayne Krenchicki, L</b> OBP: 0.318, SLG: 0.358 (9, PH)			0-3 K		0-3 K			0-0 FC6-4	4-0 1B	0	0	0	0	0	0	0				
<b>Bob Shirley, R</b> OBP: 0.199, SLG: 0.129 (3, PH)			0-3 K		0-3 K			0-0 1B		1	0	0	0	0	0	1				
<b>Rafael Landestoy, S</b> OBP: 0.289, SLG: 0.283 (3, PH)										1	0	0	0	0	1	1				
<b>Ben Hayes, R</b> OBP: 0.289, SLG: 0.283 (3, PH)										1	0	0	0	0	1	0				
<b>Duane Walker, L</b> OBP: 0.145, SLG: 0.352 (7, PH)										1	0	0	0	0	0	1				
<b>Brad Lesley, R</b> OBP: 0.374, SLG: 0.425 (7, PH)										0	0	0	0	0	0	0				
<b>Larry Bittner, L</b> OBP: 0.374, SLG: 0.425 (9, PH)										0	0	0	0	0	0	0				
<b>Inning Stats</b>	R: 0 E: 0 K: 0 S: 3	H: 0 LOB: 0 BB: 0 P: 3	R: 0 E: 0 K: 0 S: 4	H: 2 LOB: 1 BB: 0 P: 4	R: 1 E: 0 K: 2 S: 9	H: 2 LOB: 2 BB: 1 P: 13	R: 0 E: 0 K: 0 S: 3	H: 0 LOB: 0 BB: 0 P: 3	R: 0 E: 0 K: 1 S: 5	H: 0 LOB: 0 BB: 0 P: 5	R: 0 E: 0 K: 0 S: 5	H: 1 LOB: 1 BB: 0 P: 4	R: 1 E: 0 K: 1 S: 8	H: 3 LOB: 2 BB: 1 P: 8	R: 0 E: 0 K: 1 S: 5	H: 1 LOB: 1 BB: 1 P: 9	1B: 8 2B: 2 3B: 0 HR: 0	SF: 0 SAC: 0 DP: 2 HBP: 0	WP: 0 PB: 0 SB: 0 CS: 0	PA: 37
<b>PITCHER</b>	IP WLS BF H R ER SO BB IBB HBP BLK WP HR S P ERA WHIP																			
<b>Pascual Perez, R</b> ERA: 3.51 (1, 1)	7.1 W 31 8 2 2 4 2 0 0 0 0 0 0 37 45 2.46 1.364																			
<b>Gene Garber, R</b> ERA: 2.42 (8, 1)	1.2 6 1 0 0 2 1 0 0 0 0 0 0 9 13 0.00 1.200																			

AB	34
R	2
H	9
RBI	2
BB	3
SO	6
LOB	20



Batter	1	2	3	4	5	6	7	8	9	AB	R	H	RBI	BB	SO	LOB	BOTTOM	
<b>Claudell Washington, L</b> OBP: 0.335, SLG: 0.413 (1, 9)	0-3 K	0-3 K		0-3 K		0-0 L9		0-0 G6-3 1B		5	0	1	0	0	3	2	<b>Cincinnati Reds @ Atlanta Braves</b> Atlanta-Fulton County Stadium, Atlanta, GA Fri Sep 10 1982, 7:05 PM EDT Att: 17,407 - Unknown	
<b>Rafael Ramirez, R</b> OBP: 0.313, SLG: 0.360 (1, 6)	4-0 HR BB	0-0 1H 2H HR		4-0 1B BB		0-0 P6		0-0 E4 G6-3		3	2	1	3	2	0	2		
<b>Dale Murphy, R</b> OBP: 0.375, SLG: 0.538 (1, 8)	0-0 1H HR	4-0 BB		0-0 1B		4-0 2B BB		0-0 G6-3	0-0 1-2 2-3 3H	3	2	2	2	2	0	2		
<b>Bob Horner, R</b> OBP: 0.349, SLG: 0.496 (1, 5)	4-0 BB	0-0 F8		0-0 F7		0-0 F9		0-0 5-3		4	0	0	0	1	0	5		
<b>Bob Watson, R</b> OBP: 0.328, SLG: 0.457 (1, 3)	0-3 K		0-3 K		0-0 P4					3	0	0	0	0	2	3		
<b>Chris Chambliss, L</b> OBP: 0.341, SLG: 0.428 (7, PH)	0-0 K		0-0 K		0-0 P4					1	1	1	1	0	0	0		
<b>Jerry Royster, R</b> OBP: 0.370, SLG: 0.391 (1, 7)	0-0 F4		0-0 2B		0-3 K		0-0 1B 2B			4	0	2	1	0	1	1		
<b>Glenn Hubbard, R</b> OBP: 0.327, SLG: 0.368 (1, 4)		0-0 F7	0-3 K		0-0 F5		0-0 F7			4	0	0	0	0	1	2		
<b>Bruce Benedict, R</b> OBP: 0.302, SLG: 0.293 (1, 2)		0-0 SH HR 1B	4-0 IBB		0-0 F7		0-0 F7			3	1	1	0	1	0	1		
<b>Pascual Perez, R</b> OBP: 0.286, SLG: 0.250 (1, 1)		0-0 SH HR	0-0 F7		0-3 K		0-0 K		0-0 E G6-3 1B	2	1	0	0	0	1	2		
<b>Gene Garber, R</b> OBP: 0.143, SLG: 0.143 (8, 1)		1-2 HR	0-0 F7							1	1	1	0	0	0	0		
<b>Inning Stats</b>	R: 2 E: 0 K: 2 S: 8	H: 1 LOB: 2 BB: 2 P: 16	R: 3 E: 1 K: 1 S: 8	H: 2 LOB: 1 BB: 1 P: 12	R: 0 E: 0 K: 2 S: 8	H: 1 LOB: 2 BB: 1 P: 12	R: 0 E: 0 K: 1 S: 6	H: 1 LOB: 2 BB: 1 P: 10	R: 0 E: 0 K: 1 S: 5	H: 0 LOB: 0 BB: 0 P: 5	R: 2 E: 0 K: 0 S: 5	H: 2 LOB: 1 BB: 1 P: 9	R: 1 E: 1 K: 0 S: 5	H: 2 LOB: 1 BB: 0 P: 5	1B: 5 2B: 2 3B: 0 HR: 2	SF: 0 SAC: 1 DP: 1 HBP: 0	WP: 0 PB: 0 SB: 0 CS: 0	PA: 40
<b>PITCHER</b>	IP WLS BF H R ER SO BB IBB HBP BLK WP HR S P ERA WHIP																	
<b>Bob Shirley, L</b> ERA: 3.5 (1, 1)	2.0 L 13 3 5 2 3 3 0 0 0 0 0 0 24 32 9.00 3.000																	
<b>Ben Hayes, R</b> ERA: 2.48 (3, 1)	4.0 16 2 0 0 5 1 1 0 0 0 0 0 24 32 0.00 0.750																	
<b>Brad Lesley, R</b> ERA: 2.93 (7, 1)	2.0 11 4 3 2 0 1 0 0 0 0 0 0 10 14 9.00 2.500																	





Batter	1	2	3	4	5	6	7	8	9	AB	R	H	RBI	BB	SO	LOB	TOP										
<b>Gary Redus, R</b> OBP: 0.261, SLG: 0.333 (1, 7)										4	1	0	0	1	1	4	<b>Cincinnati Reds @ Atlanta Braves</b> Atlanta-Fulton County Stadium, Atlanta, GA Sat Sep 11 1982, 3:33 AM EDT Att: 20,966 - Unknown										
<b>Eddie Milner, L</b> OBP: 0.337, SLG: 0.378 (1, 9)										3	1	1	0	1	0	0											
<b>Dave Concepcion, R</b> OBP: 0.343, SLG: 0.383 (1, 6)										5	1	2	3	0	1	2											
<b>Dan Driessen, L</b> OBP: 0.371, SLG: 0.409 (1, 3)										5	0	0	0	0	0	3											
<b>Cesar Cedeno, R</b> OBP: 0.352, SLG: 0.424 (1, 8)										0	0	0	0	0	0	0											
<b>Duane Walker, L</b> OBP: 0.318, SLG: 0.351 (1, PR)										3	1	1	0	1	0	2											
<b>Johnny Bench, R</b> OBP: 0.514, SLG: 0.381 (8, PR)										2	0	2	1	2	0	0											
<b>Wayne Krenchicki, L</b> OBP: 0.319, SLG: 0.358 (8, 5)										0	0	0	0	0	0	0											
<b>Ron Oester, S</b> OBP: 0.295, SLG: 0.340 (1, 4)										3	0	0	0	0	2	4											
<b>Alex Trevino, R</b> OBP: 0.307, SLG: 0.296 (1, 2)										2	0	0	0	2	0	2											
<b>Mario Soto, R</b> OBP: 0.241, SLG: 0.243 (1, 1)										4	0	1	0	0	2	5											
<b>Inning Stats</b>	R: 3 E: 0 K: 1 S: 6	H: 1 LOB: 2 BB: 2 P: 16	R: 0 E: 0 K: 0 S: 3	H: 0 LOB: 0 BB: 0 P: 3	R: 1 E: 1 K: 0 S: 4	H: 1 LOB: 1 BB: 1 P: 8	R: 0 E: 0 K: 0 S: 3	H: 1 LOB: 0 BB: 0 P: 3	R: 0 E: 0 K: 1 S: 7	H: 2 LOB: 3 BB: 1 P: 11	R: 0 E: 0 K: 1 S: 4	H: 0 LOB: 0 BB: 1 P: 8	R: 0 E: 0 K: 2 S: 7	H: 0 LOB: 2 BB: 2 P: 15	R: 0 E: 1 K: 1 S: 7	H: 1 LOB: 2 BB: 0 P: 7	1B: 5 2B: 2 3B: 0 HR: 1	SF: 0 SAC: 1 DP: 1 HBP: 2	WP: 0 PB: 0 SB: 5 CS: 1	PA: 41							
<b>PITCHER</b>	IP	WLS	BF	H	R	ER	SO	BB	IBB	HBP	BLK	WP	HR	S	P	ERA	WHIP										
<b>Tommy Boggs, R</b> ERA: 2.7 (1, 1)	0.1	L	6	1	3	3	0	2	0	2	0	0	1	2	12	81.00	9.000										
<b>Bob Walk, R</b> ERA: 4.95 (1, 1)	2.2		10	1	1	0	1	1	0	0	0	0	0	11	15	0.00	0.750										
<b>José Álvarez, R</b> ERA: 4.7 (4, 1)	2.0		6	2	0	0	0	0	0	0	0	0	0	6	6	0.00	1.000										
<b>Tom Hausman, R</b> ERA: 4.3 (6, 1)	1.0		6	2	0	0	1	0	1	0	0	0	0	7	11	0.00	2.000										
<b>Steve Bedrosian, R</b> ERA: 2.29 (7, 1)	3.0		13	1	0	0	4	2	1	0	0	0	0	18	30	0.00	1.000										

Batter	1	2	3	4	5	6	7	8	9	AB	R	H	RBI	BB	SO	LOB	BOTTOM										
<b>Claudell Washington, L</b> OBP: 0.335, SLG: 0.421 (1, 9)										5	1	2	1	0	0	2	<b>Cincinnati Reds @ Atlanta Braves</b> Atlanta-Fulton County Stadium, Atlanta, GA Sat Sep 11 1982, 3:33 AM EDT Att: 20,966 - Unknown										
<b>Rafael Ramirez, R</b> OBP: 0.312, SLG: 0.360 (1, 6)										5	0	1	0	0	0	3											
<b>Dale Murphy, R</b> OBP: 0.374, SLG: 0.535 (1, 8)										5	0	1	1	0	1	2											
<b>Chris Chambliss, L</b> OBP: 0.340, SLG: 0.433 (1, 3)										4	1	1	1	0	2	3											
<b>Bob Horner, R</b> OBP: 0.350, SLG: 0.494 (1, 5)										2	0	0	0	2	0	0											
<b>Jerry Royster, R</b> OBP: 0.386, SLG: 0.388 (1, 7)										4	0	1	0	0	0	2											
<b>Glenn Hubbard, R</b> OBP: 0.327, SLG: 0.368 (1, 4)										3	0	1	0	0	0	2											
<b>Rufino Linares, R</b> OBP: 0.327, SLG: 0.383 (8, PH)										1	0	0	0	0	0	1											
<b>Bruce Benedict, R</b> OBP: 0.304, SLG: 0.295 (1, 2)										4	1	2	0	0	0	2											
<b>Tommy Boggs, R</b> ERA: 2.7 (1, 1)										0	0	0	0	0	0	0											
<b>Bob Walk, R</b> ERA: 4.95 (1, 1)										0	0	0	0	0	0	0											
<b>José Álvarez, R</b> ERA: 4.7 (4, 1)										0	0	0	0	0	0	0											
<b>Tom Hausman, R</b> ERA: 4.3 (6, 1)										0	0	0	0	0	0	0											
<b>Steve Bedrosian, R</b> ERA: 2.29 (7, 1)										0	0	0	0	0	0	0											
<b>Inning Stats</b>	R: 0 E: 0 K: 0 S: 4	H: 1 LOB: 1 BB: 0 P: 4	R: 0 E: 0 K: 0 S: 3	H: 0 LOB: 1 BB: 1 P: 7	R: 0 E: 0 K: 1 S: 5	H: 0 LOB: 0 BB: 0 P: 5	R: 1 E: 1 K: 0 S: 4	H: 1 LOB: 1 BB: 1 P: 8	R: 1 E: 0 K: 1 S: 7	H: 2 LOB: 2 BB: 1 P: 11	R: 0 E: 0 K: 1 S: 7	H: 2 LOB: 0 BB: 0 P: 7	R: 1 E: 0 K: 2 S: 8	H: 1 LOB: 0 BB: 0 P: 8	R: 0 E: 0 K: 0 S: 4	H: 1 LOB: 1 BB: 0 P: 4	R: 0 E: 0 K: 0 S: 4	H: 1 LOB: 1 BB: 0 P: 4	1B: 5 2B: 2 3B: 0 HR: 2	SF: 0 SAC: 0 DP: 0 HBP: 0	WP: 0 PB: 0 SB: 0 CS: 0	PA: 39					
<b>PITCHER</b>	IP	WLS	BF	H	R	ER	SO	BB	IBB	HBP	BLK	WP	HR	S	P	ERA	WHIP										
<b>Mario Soto, R</b> ERA: 2.84 (1, 1)	9.0	W	39	9	3	3	5	3	0	0	0	0	2	46	58	3.00	1.333										

AB	31
R	4
H	7
RBI	4
BB	7
SO	6
LOB	22



AB	36
R	3
H	9
RBI	3
BB	3
SO	5
LOB	19





Batter	1	2	3	4	5	6	7	8	9	AB	R	H	RBI	BB	SO	LOB	TOP								
<b>Gary Redus, R</b> OBP: 0.222, SLG: 0.280 (1, 7)	F9		K		K			K		4	0	0	0	0	3	2	<b>Cincinnati Reds @ Atlanta Braves</b> Atlanta-Fulton County Stadium, Atlanta, GA Sun Sep 12 1982, 3:33 AM EDT Att: 16,442 - Unknown								
<b>Eddie Milner, L</b> OBP: 0.336, SLG: 0.377 (1, 9)	F8			F9		5-3 1B		3-1		4	1	1	0	0	0	0									
<b>Dave Concepcion, R</b> OBP: 0.341, SLG: 0.380 (1, 6)	K			6-3		5-3		F9		4	0	0	0	0	1	1									
<b>Dan Driessen, L</b> OBP: 0.370, SLG: 0.408 (1, 3)		4-3		G3				3-1		4	0	1	1	0	0	0									
<b>Johnny Bench, R</b> OBP: 0.316, SLG: 0.391 (9, PR)	5-3									4	1	2	1	0	0	1									
<b>Wayne Krenchicki, L</b> OBP: 0.316, SLG: 0.358 (9, 5)						G6-4-3 1B				0	0	0	0	0	0	0									
<b>Paul Householder, S</b> OBP: 0.264, SLG: 0.326 (1, 8)	K							F9		4	0	1	0	0	1	1									
<b>Ron Oester, S</b> OBP: 0.293, SLG: 0.337 (1, 4)			F7		K					3	0	0	0	0	1	1									
<b>Alex Trevino, R</b> OBP: 0.305, SLG: 0.293 (1, 2)			6-3		E4			G6-4-3		3	1	0	0	0	0	1									
<b>Greg Harris, S</b> OBP: 0.211, SLG: 0.167 (9, 1)					E7					2	0	0	0	1	1	0									
<b>Joe Price, R</b> OBP: 0.333, SLG: 0.333 (9, 1)								K		0	0	0	0	0	0	0									
<b>Ben Hayes, R</b> (9, 1)										0	0	0	0	0	0	0									
<b>Inning Stats</b>	R: 0 E: 0 K: 1 S: 5	H: 0 LOB: 0 BB: 0 P: 5	R: 0 E: 0 K: 1 S: 5	H: 0 LOB: 0 BB: 0 P: 5	R: 0 E: 0 K: 1 S: 5	H: 0 LOB: 1 BB: 1 P: 9	R: 0 E: 0 K: 0 S: 3	H: 0 LOB: 0 BB: 0 P: 3	R: 2 E: 2 K: 2 S: 10	H: 1 LOB: 1 BB: 0 P: 10	R: 1 E: 0 K: 0 S: 4	H: 2 LOB: 0 BB: 0 P: 4	R: 0 E: 0 K: 0 S: 3	H: 1 LOB: 0 BB: 0 P: 3	R: 0 E: 0 K: 2 S: 7	H: 0 LOB: 0 BB: 0 P: 7	R: 0 E: 0 K: 0 S: 4	H: 1 LOB: 1 BB: 0 P: 4	1B: 3 2B: 1 3B: 0 HR: 1	SF: 0 SAC: 0 DP: 2 HBP: 0	WP: 0 PB: 0 SB: 0 CS: 0	PA: 33			
<b>PITCHER</b>	IP	WLS	BF	H	R	ER	SO	BB	IBB	HBP	BLK	WP	HR	S	P	ERA	WHIP								
<b>Rick Camp, R</b> ERA: 3.37 (1, 1)	7.0		26	4	3	2	5	1	0	0	0	0	1	35	39	2.57	0.714								
<b>Steve Bedrosian, R</b> ERA: 2.25 (8, 1)	2.0	W	7	1	0	0	2	0	0	0	0	0	0	11	11	0.00	0.500								



Batter	1	2	3	4	5	6	7	8	9	AB	R	H	RBI	BB	SO	LOB	BOTTOM								
<b>Claudell Washington, L</b> OBP: 0.336, SLG: 0.423 (1, 9)	E 1B 2B		G3		K			3-1		5	1	2	2	0	1	2	<b>Cincinnati Reds @ Atlanta Braves</b> Atlanta-Fulton County Stadium, Atlanta, GA Sun Sep 12 1982, 3:33 AM EDT Att: 16,442 - Unknown								
<b>Rafael Ramirez, R</b> OBP: 0.311, SLG: 0.359 (1, 6)	E5 1B 2-3		K		F8					4	0	1	0	0	1	2									
<b>Dale Murphy, R</b> OBP: 0.373, SLG: 0.532 (1, 8) (8, 7)	P4									3	0	0	0	1	1	3									
<b>Chris Chambliss, L</b> OBP: 0.340, SLG: 0.431 (1, 3)			CS		K					4	0	1	1	0	2	0									
<b>Bob Horner, R</b> OBP: 0.353, SLG: 0.500 (9, PR)	F9									2	1	1	1	2	0	2									
<b>Albert Hall, S</b> (9, PR)										0	1	0	0	0	0	0									
<b>Jerry Royster, R</b> OBP: 0.385, SLG: 0.385 (1, 7) (8, 4)	K				F3					4	1	1	0	0	2	3									
<b>Glenn Hubbard, R</b> OBP: 0.326, SLG: 0.366 (1, 4)										2	0	0	0	0	0	0									
<b>Brett Butler, L</b> OBP: 0.295, SLG: 0.229 (7, PH) (8, 8)	6-3				5-3					1	0	1	0	0	0	0									
<b>Randy Johnson, R</b> OBP: 0.345, SLG: 0.348 (9, PH)										0	0	0	0	0	0	0									
<b>Bruce Benedict, R</b> OBP: 0.303, SLG: 0.293 (1, 2)	F9				L1					3	0	0	0	1	0	1									
<b>Matt Sinatro, R</b> OBP: 0.194, SLG: 0.250 (9, PR)										0	0	0	0	0	0	0									
<b>Rick Camp, R</b> (1, 1)										1	0	0	0	1	1	0									
<b>Bob Watson, R</b> OBP: 0.323, SLG: 0.449 (7, PH)										1	0	0	0	0	1	1									
<b>Steve Bedrosian, R</b> OBP: 0.080, SLG: 0.042 (8, 1)	K									0	0	0	0	0	0	0									
<b>Rufino Linares, R</b> OBP: 0.325, SLG: 0.381 (9, PH)										1	0	0	0	0	0	3									
<b>Inning Stats</b>	R: 1 E: 2 K: 1 S: 8	H: 2 LOB: 2 BB: 0 P: 8	R: 0 E: 0 K: 1 S: 5	H: 0 LOB: 0 BB: 0 P: 5	R: 0 E: 0 K: 1 S: 4	H: 0 LOB: 0 BB: 1 P: 8	R: 1 E: 0 K: 1 S: 6	H: 1 LOB: 0 BB: 0 P: 6	R: 0 E: 0 K: 1 S: 5	H: 0 LOB: 1 BB: 1 P: 9	R: 0 E: 0 K: 1 S: 6	H: 1 LOB: 1 BB: 0 P: 6	R: 0 E: 0 K: 2 S: 7	H: 1 LOB: 0 BB: 0 P: 7	R: 2 E: 0 K: 0 S: 4	H: 2 LOB: 2 BB: 2 P: 12	1B: 5 2B: 1 3B: 0 HR: 1	SF: 0 SAC: 1 DP: 0 HBP: 0	WP: 0 PB: 1 SB: 1 CS: 2	PA: 38					
<b>PITCHER</b>	IP	WLS	BF	H	R	ER	SO	BB	IBB	HBP	BLK	WP	HR	S	P	ERA	WHIP								
<b>Greg Harris, R</b> ERA: 5.0 (1, 1)	8.0	L	33	6	4	4	9	4	0	0	0	0	1	47	63	4.50	1.250								
<b>Joe Price, L</b> ERA: 2.94 (9, 1)	0.1		2	0	0	0	0	0	1	0	0	0	0	1	5	0.00	0.000								
<b>Ben Hayes, R</b> ERA: 2.45 (9, 1)	0.1		2	1	0	0	0	0	0	0	0	0	0	2	2	0.00	3.000								





Batter	1	2	3	4	5	6	7	8	9	10	11	AB	R	H	RBI	BB	SO	LOB	TOP								
Gary Redus, R OBP: 0.250, SLG: 0.333 (1, 7)	6-3		CS 1B			5-3		1B 2B		1-3		5	1	2	2	0	0	0									
Duane Walker, L OBP: 0.315, SLG: 0.347 (1, 9)	4-3		CS	F9			G3	1B 2B		F8		5	0	1	1	0	0	0									
Dave Concepcion, R OBP: 0.339, SLG: 0.378 (1, 6)	6-3			P4			F9	FC6-4 1B		F9		5	0	1	0	0	0	0									
Dan Driessen, L OBP: 0.368, SLG: 0.406 (1, 3)		E5		1-3				FC6-4 1B		4-1		5	0	1	0	0	0	2									
Paul Householder, S OBP: 0.265, SLG: 0.330 (1, 8)	5-3					4-3				1B	1B	5	1	2	0	0	0	2									
Wayne Krenchicki, L OBP: 0.271, SLG: 0.349 Johnny Bench, R OBP: 0.317, SLG: 0.393 (1, 5) (11, PH) (11, 5)	L8			3-1				6-3	4-3		1B	4	0	0	0	0	0	2									
Ron Oester, S OBP: 0.296, SLG: 0.337 (1, 4)	4-3			5-3				E 2B	CS IBB	1B	1B	3	1	1	0	2	0	1									
Dave Vangorder, R OBP: 0.279, SLG: 0.243 Mike Vail, R OBP: 0.270, SLG: 0.384 Alex Trevino, R OBP: 0.304, SLG: 0.292 Cesar Cedeno, R OBP: 0.263, SLG: 0.425 Charlie Leibrandt, R OBP: 0.120, SLG: 0.093 (1, 2) (8, PH) (8, 2) (11, PH) (11, 1)	6-3					G6-4-3 1B		E6 2B	K		1B	2	0	1	0	0	0	0									
Frank Pastore, R OBP: 0.260, SLG: 0.294 Rafael Landestoy, S OBP: 0.277, SLG: 0.309 Larry Blitner, L OBP: 0.292, SLG: 0.423 Brad Lesley, R OBP: 0.282, SLG: 0.333 Joe Price, R OBP: 0.282, SLG: 0.333 Mike O'Leary, R OBP: 0.262, SLG: 0.250 (8, PH) (8, 1) (8, 1) (8, 2)	K					G6-4-3 1B		F8		F8	F9	1	0	0	0	0	0	1									
<b>Inning Stats</b>	R: 0 E: 0 K: 0 S: 3	H: 0 LOB: 0 BB: 0 P: 3	R: 0 E: 1 K: 0 S: 4	H: 0 LOB: 1 BB: 0 P: 4	R: 0 E: 0 K: 1 S: 5	H: 1 LOB: 0 BB: 0 P: 5	R: 0 E: 0 K: 0 S: 3	H: 0 LOB: 0 BB: 0 P: 3	R: 0 E: 0 K: 0 S: 3	H: 1 LOB: 0 BB: 0 P: 3	R: 0 E: 0 K: 0 S: 4	H: 1 LOB: 1 BB: 0 P: 4	R: 3 E: 1 K: 0 S: 8	H: 4 LOB: 2 BB: 0 P: 8	R: 0 E: 0 K: 1 S: 5	H: 1 LOB: 1 BB: 1 P: 9	R: 0 E: 0 K: 0 S: 3	H: 0 LOB: 0 BB: 0 P: 3	R: 2 E: 0 K: 0 S: 6	H: 3 LOB: 2 BB: 1 P: 10	1B: 9 2B: 2 3B: 0 HR: 0	SF: 0 SAC: 0 DP: 1 HBP: 0	WP: 0 PB: 0 SB: 0 CS: 3	PA: 46			
<b>PITCHER</b>	IP 7.2	WLS 28	BF 5	H 3	R 0	ER 0	SO 1	BB 0	IBB 0	HBP 0	BLK 0	WP 0	HR 0	S 30	P 30	ERA 0.00	WHIP 0.652										
Jim Barr, R ERA: 3.09 Greg Minton, R ERA: 1.67 Gary Lavelle, L ERA: 2.83 (1, 1) (8, 1) (10, 1)	1.1 7.2 2.0	L 28	10	3	2	2	0	0	1	0	0	0	0	8	13	9.00	1.500										

Cincinnati Reds @ San Francisco Giants  
Candlestick Park, San Francisco, CA  
Mon Sep 13 1982, 10:05 PM EDT  
Att: 10,178 - Unknown

AB 43  
R 5  
H 11  
RBI 5  
BB 2  
SO 2  
LOB 15



Batter	1	2	3	4	5	6	7	8	9	10	11	AB	R	H	RBI	BB	SO	LOB	BOTTOM								
Jeffrey Leonard, R OBP: 0.298, SLG: 0.407 (1, 7)	4-3		P4		4-3 1B 2B			1B		F3		6	1	3	1	0	0	3									
Joe Morgan, L OBP: 0.404, SLG: 0.451 (1, 4)	HR		K		4-3		K			4-3		6	1	1	1	0	2	7									
Chili Davis, S OBP: 0.310, SLG: 0.405 (1, 8)	K		K					F5				5	0	2	2	0	2	0									
Jack Clark, R OBP: 0.367, SLG: 0.470 (1, 9)	1B			5-3	F8			5-3				5	0	1	0	1	0	2									
Darrell Evans, L OBP: 0.274, SLG: 0.409 Guy Sularz, R OBP: 0.271, SLG: 0.281 (1, 5) (11, 5)	4-3			F2		L3		K				4	0	0	0	0	1	1									
Dave Bergman, L OBP: 0.367, SLG: 0.390 Brad Wellman, R (10, PH) Chang Summers, L OBP: 0.345, SLG: 0.381 (11, 3)		L9				5-3			1B	K		3	0	1	0	1	0	0									
Milt May, L OBP: 0.317, SLG: 0.382 (1, 2)	6-3			P6		P6			1B	FC3-2		5	0	1	0	0	0	4									
Johnnie LeMaster, R OBP: 0.274, SLG: 0.282 Duane Kuiper, L OBP: 0.388, SLG: 0.352 Ron Pruitt, R OBP: 0.243, SLG: 0.176 (1, 6) (9, PH) (9, PH) (10, 6)			FC6-4 1B		SH2-3 2B							3	1	2	0	0	0	0									
Jim Barr, R OBP: 0.290, SLG: 0.286 Greg Minton, S OBP: 0.188, SLG: 0.267 Jim Wolford, R OBP: 0.333, SLG: 0.345 Gary Lavelle, S OBP: 0.167, SLG: 0.250 Tom O'Walley, L OBP: 0.342, SLG: 0.358 (1, 1) (8, 1) (9, PH) (10, 1) (11, PH)	FC6-4				SH2-3			5-3				2	0	0	0	0	0	1									
<b>Inning Stats</b>	R: 1 E: 0 K: 1 S: 7	H: 2 LOB: 1 BB: 0 P: 7	R: 0 E: 0 K: 0 S: 4	H: 1 LOB: 1 BB: 0 P: 4	R: 0 E: 0 K: 2 S: 7	H: 0 LOB: 0 BB: 0 P: 7	R: 0 E: 0 K: 0 S: 3	H: 0 LOB: 1 BB: 0 P: 7	R: 2 E: 0 K: 0 S: 6	H: 3 LOB: 1 BB: 0 P: 6	R: 0 E: 0 K: 1 S: 5	H: 0 LOB: 0 BB: 0 P: 5	R: 0 E: 0 K: 1 S: 7	H: 2 LOB: 3 BB: 1 P: 11	R: 0 E: 0 K: 2 S: 8	H: 1 LOB: 3 BB: 1 P: 13	R: 1 E: 0 K: 0 S: 5	H: 2 LOB: 1 BB: 0 P: 5	1B: 8 2B: 3 3B: 0 HR: 1	SF: 1 SAC: 1 DP: 0 HBP: 1	WP: 0 PB: 0 SB: 0 CS: 0	PA: 49					
<b>PITCHER</b>	IP 5.0	WLS 7	BF 6	H 3	R 0	ER 0	SO 1	BB 0	IBB 0	HBP 0	BLK 0	WP 0	HR 1	S 27	P 31	ERA 5.40	WHIP 1.400										
Frank Pastore, R ERA: 3.78 Bill Scherrer, L ERA: Brad Lesley, R ERA: 2.83 Joe Price, L ERA: 2.86 Charlie Leibrandt, L ERA: 4.53 (1, 1) (6, 1) (8, 1) (9, 1) (11, 1)	5.0 2.0 1.0 2.0 1.0	7	5	2	0	0	3	0	0	0	0	0	0	7	22	0.00	0.500										

Cincinnati Reds @ San Francisco Giants  
Candlestick Park, San Francisco, CA  
Mon Sep 13 1982, 10:05 PM EDT  
Att: 10,178 - Unknown

AB 43  
R 4  
H 12  
RBI 4  
BB 3  
SO 8  
LOB 27





Batter	1	2	3	4	5	6	7	8	9	AB	R	H	RBI	BB	SO	LOB	TOP			
Gary Redus, R OBP: 0.222, SLG: 0.294	K		L9		L5			K		4	0	0	0	0	2	2	<b>Cincinnati Reds @ San Francisco Giants</b> Candlestick Park, San Francisco, CA Tue Sep 14 1982, 10:05 PM EDT Att: 3,728 - Unknown			
Rafael Landestoy, S OBP: 0.257, SLG: 0.268 Ben Hayes, R (8, 1)	1-3		6-3		K			K		4	0	0	0	0	2	2				
Dave Concepcion, R OBP: 0.339, SLG: 0.377	1B		5-3		1-3			F8		4	0	1	0	0	2					
Johnny Bench, R OBP: 0.317, SLG: 0.391	F3		FC6-4 1B		6-3			6-3		4	0	1	0	0	1					
Mike Vail, R OBP: 0.271, SLG: 0.383 Duane Walker, L OBP: 0.315, SLG: 0.347 Ron Oester, S OBP: 0.295, SLG: 0.337	G4-3 1B		FC6-4 1-2F FC6-4		1-4-3			K		3	0	1	0	0	1					
Paul Householder, S OBP: 0.265, SLG: 0.329	G4-3 1-2F		FC6-4 1-2F 1B		1-4-3			K		0	0	0	0	0	0					
Alex Trevino, R OBP: 0.307, SLG: 0.302	HR		FC6-4 1-2F 1B		5-3			K		4	0	1	0	0	1					
Tom Lawless, R OBP: 0.247, SLG: 0.250	5-3		1-2 2H 1B		4-3					2	1	1	1	1	0					
Bruce Berenyi, R OBP: 0.228, SLG: 0.286 Cesar Cedeno, R OBP: 0.354, SLG: 0.427	2B		K		K			S 1B		2	0	1	0	0	1					
										1	0	1	0	0	0					
<b>Inning Stats</b>	R: 0 E: 0 K: 1 S: 6	H: 1 LOB: 1 BB: 0 P: 6	R: 1 E: 0 K: 0 S: 4	H: 2 LOB: 0 BB: 0 P: 4	R: 0 E: 0 K: 0 S: 4	H: 1 LOB: 1 BB: 0 P: 4	R: 0 E: 0 K: 0 S: 4	H: 2 LOB: 2 BB: 1 P: 8	R: 0 E: 0 K: 2 S: 7	H: 0 LOB: 0 BB: 0 P: 7	R: 0 E: 0 K: 0 S: 3	H: 1 LOB: 0 BB: 0 P: 3	R: 0 E: 0 K: 2 S: 8	H: 1 LOB: 1 BB: 0 P: 8	R: 0 E: 0 K: 2 S: 7	H: 0 LOB: 0 BB: 0 P: 7	1B: 6 2B: 1 3B: 0 HR: 1	SF: 0 SAC: 0 DP: 1 HBP: 0	WP: 0 PB: 0 SB: 2 CS: 1	PA: 33
<b>PITCHER</b>	IP	WLS	BF	H	R	ER	SO	BB	IBB	HBP	BLK	WP	HR	S	P	ERA	WHIP			
Atlee Hammaker, L ERA: 4.24	(1, 1)	7.0	W	27	8	1	1	3	0	1	0	0	1	32	36	1.29	1.143			
Al Holland, L ERA: 3.2	(8, 1)	2.0	S	6	0	0	0	4	0	0	0	0	0	14	14	0.00	0.000			


AB	32
R	1
H	8
RBI	1
BB	1
SO	7
LOB	11




Batter	1	2	3	4	5	6	7	8	9	AB	R	H	RBI	BB	SO	LOB	BOTTOM			
Chili Davis, S OBP: 0.309, SLG: 0.403	K		K			L6				3	0	0	0	0	2	0	<b>Cincinnati Reds @ San Francisco Giants</b> Candlestick Park, San Francisco, CA Tue Sep 14 1982, 10:05 PM EDT Att: 3,728 - Unknown			
Tom O'Malley, L OBP: 0.346, SLG: 0.357 Joe Pettini, R OBP: 0.243, SLG: 0.176	BB		F8		FC6-5 WP BB			FC6-5 BB		1	0	0	0	2	0	0				
Joe Morgan, L OBP: 0.403, SLG: 0.451	K		G4-6-3 1B		F8			F8		3	0	1	0	0	1	2				
Jack Clark, R OBP: 0.366, SLG: 0.467	K		G4-6-3 1-2F		G4-6-3			FC6-5 HR		3	1	0	0	0	1	4				
Dave Bergman, L OBP: 0.366, SLG: 0.417	L5		4-3		4-3			HR		3	1	1	2	0	0	0				
Jeffrey Leonard, R OBP: 0.298, SLG: 0.406 Max Venable, L OBP: 0.250, SLG: 0.264	K		6-3		6-3			CS		3	0	1	0	0	1	0				
Milt May, L OBP: 0.314, SLG: 0.379	K		F8		F8			CS		3	0	0	0	0	1	0				
Johnnie LeMaster, R OBP: 0.272, SLG: 0.280	6-3		6-3		F9			K		3	0	0	0	0	1	0				
Atlee Hammaker, S OBP: 0.057, SLG: 0.057 Al Holland, R OBP: 0.067, SLG: 0.067	4-3		4-3		P4			K		2	0	0	0	0	0	0				
										1	0	0	0	0	1	0				
<b>Inning Stats</b>	R: 0 E: 0 K: 3 S: 9	H: 0 LOB: 1 BB: 1 P: 13	R: 0 E: 0 K: 2 S: 7	H: 0 LOB: 0 BB: 0 P: 7	R: 0 E: 0 K: 1 S: 5	H: 0 LOB: 0 BB: 0 P: 5	R: 0 E: 0 K: 0 S: 3	H: 1 LOB: 0 BB: 0 P: 3	R: 0 E: 0 K: 0 S: 3	H: 0 LOB: 0 BB: 0 P: 3	R: 2 E: 0 K: 0 S: 4	H: 2 LOB: 1 BB: 1 P: 8	R: 0 E: 0 K: 2 S: 7	H: 0 LOB: 0 BB: 0 P: 7	R: 0 E: 0 K: 2 S: 7	H: 0 LOB: 0 BB: 0 P: 7	1B: 2 2B: 0 3B: 0 HR: 1	SF: 0 SAC: 0 DP: 1 HBP: 0	WP: 1 PB: 0 SB: 0 CS: 1	PA: 28
<b>PITCHER</b>	IP	WLS	BF	H	R	ER	SO	BB	IBB	HBP	BLK	WP	HR	S	P	ERA	WHIP			
Bruce Berenyi, R ERA: 3.48	(1, 1)	7.0	L	24	3	2	2	6	2	0	0	0	0	34	42	2.57	0.714			
Ben Hayes, R ERA: 2.35	(8, 1)	1.0	3	0	0	0	2	0	0	0	0	0	0	7	7	0.00	0.000			





Batter	1	2	3	4	5	6	7	8	9	AB	R	H	RBI	BB	SO	LOB	TOP										
<b>Gary Redus, R</b> OBP: 0.200, SLG: 0.263 (1, 7)	F9			F7		P4		F8		4	0	0	0	0	0	0	<b>Cincinnati Reds @ San Francisco Giants</b> Candlestick Park, San Francisco, CA Wed Sep 15 1982, 10:05 PM EDT Att: 3,858 - Unknown  <b>AB 32</b> <b>R 4</b> <b>H 7</b> <b>RBI 4</b> <b>BB 3</b> <b>SO 7</b> <b>LOB 5</b> 										
<b>Duane Walker, L</b> OBP: 0.314, SLG: 0.342 (1, 9)	K			4-3		K		CS BB		3	0	0	0	1	2	0											
<b>Dave Concepcion, R</b> OBP: 0.340, SLG: 0.378 (1, 6)	4-3			4-3			HR 1B	1-2 1B		4	1	2	0	0	0	0											
<b>Dan Driessen, L</b> OBP: 0.367, SLG: 0.411 (1, 3)		F9			L9		HR 1B	4-3		4	1	1	2	0	0	1											
<b>Paul Householder, S</b> OBP: 0.263, SLG: 0.325 (1, 8)	K			3-1		K		4-3		4	0	0	0	0	2	0											
<b>Wayne Krenchicki, L</b> OBP: 0.317, SLG: 0.351 (9, PH)	6-3			HR BB		CS 1B		FC5-4 1B		2	1	1	0	1	0	0											
<b>Mike Vail, R</b> OBP: 0.275, SLG: 0.387 (9, PR)										1	0	1	0	0	0	0											
<b>Tom Lawless, R</b> OBP: 0.247, SLG: 0.250 (9, PR)										0	0	0	0	0	0	0											
<b>Ron Oester, S</b> OBP: 0.297, SLG: 0.344 (1, 4)			1-3		HR 1B	1-2 1B		K		4	1	2	2	0	1	1											
<b>Alex Trevino, R</b> OBP: 0.307, SLG: 0.301 (9, PH)			1-3		K			FC5-4		2	0	0	0	1	1	0											
<b>Cesar Cedeno, R</b> OBP: 0.354, SLG: 0.426 (9, PH)						1-2 IBB		1-2		1	0	0	0	0	0	1											
<b>Bob Shirley, R</b> OBP: 0.147, SLG: 0.121 (6, 1)										2	0	0	0	0	0	0											
<b>Ben Hayes, R</b> (6, 1)										1	0	0	0	0	1	2											
<b>Joe Price, R</b> OBP: 0.333, SLG: 0.333 (8, 1)										0	0	0	0	0	0	0											
<b>Brad Lesley, R</b> (8, 1)										0	0	0	0	0	0	0											
<b>Johnny Bench, R</b> OBP: 0.317, SLG: 0.391 (8, 3)										0	0	0	0	0	0	0											
<b>Inning Stats</b>	R: 0 E: 0 K: 1 S: 5	H: 0 LOB: 0 BB: 0 P: 5	R: 0 E: 0 K: 1 S: 5	H: 0 LOB: 0 BB: 0 P: 5	R: 0 E: 0 K: 0 S: 3	H: 0 LOB: 0 BB: 0 P: 3	R: 2 E: 0 K: 1 S: 6	H: 1 LOB: 0 BB: 1 P: 10	R: 0 E: 0 K: 1 S: 5	H: 0 LOB: 0 BB: 0 P: 5	R: 2 E: 0 K: 2 S: 10	H: 4 LOB: 2 BB: 1 P: 14	R: 0 E: 0 K: 0 S: 3	H: 1 LOB: 1 BB: 0 P: 7	R: 0 E: 0 K: 1 S: 6	H: 1 LOB: 1 BB: 0 P: 6	1B: 5 2B: 0 3B: 0 HR: 2	SF: 0 SAC: 0 DP: 0 HBP: 0	WP: 0 PB: 0 SB: 1 CS: 2	PA: 35							
<b>PITCHER</b>	IP	WLS	BF	H	R	ER	SO	BB	IBB	HBP	BLK	WP	HR	S	P	ERA	WHIP										
<b>Renie Martin, R</b> ERA: 4.72 (1, 1)	6.0		22	3	4	4	4	1	0	0	0	0	2	29	33	6.00	0.667										
<b>Rich Gale, R</b> ERA: 4.23 (7, 1)	2.0	W	9	3	0	0	2	1	1	0	0	0	0	11	19	0.00	2.000										
<b>Gary Lavelle, L</b> ERA: 2.8 (9, 1)	1.0	S	4	1	0	0	1	0	0	0	0	0	0	6	6	0.00	1.000										

Batter	1	2	3	4	5	6	7	8	9	AB	R	H	RBI	BB	SO	LOB	BOTTOM										
<b>Joe Morgan, L</b> OBP: 0.403, SLG: 0.447 (1, 4)	F8				BB	F9		1-2 BB		3	0	0	0	2	1	5	<b>Cincinnati Reds @ San Francisco Giants</b> Candlestick Park, San Francisco, CA Wed Sep 15 1982, 10:05 PM EDT Att: 3,858 - Unknown  <b>AB 33</b> <b>R 5</b> <b>H 7</b> <b>RBI 4</b> <b>BB 6</b> <b>SO 12</b> <b>LOB 24</b> 										
<b>Jim Wothford, R</b> OBP: 0.332, SLG: 0.340 (1, 7)	4-0				BB	F7		1-2 BB		3	1	0	0	1	0	6											
<b>Champ Summers, L</b> OBP: 0.343, SLG: 0.378 (8, PH)	FC5-4					1-3		K		1	0	0	0	0	1	2											
<b>Joe Pettini, R</b> OBP: 0.243, SLG: 0.176 (9, 6)	S 2B BB							K		0	0	0	0	0	0	0											
<b>Jeffrey Leonard, R</b> OBP: 0.292, SLG: 0.397 (1, 8)	0-3							K		5	0	0	0	0	4	4											
<b>Gary Lavelle, S</b> OBP: 0.167, SLG: 0.250 (9, 1)	K							K		0	0	0	0	0	0	0											
<b>Jack Clark, R</b> OBP: 0.366, SLG: 0.475 (1, 9)	0-0							K		4	1	2	2	0	1	0											
<b>Darrell Evans, L</b> OBP: 0.346, SLG: 0.406 (1, 3)	4-0							HR 1B E		3	1	0	0	1	1	0											
<b>Bob Brenly, R</b> OBP: 0.357, SLG: 0.407 (1, 2)	0-3							5-3		3	0	1	0	0	2	2											
<b>Duane Kuiper, L</b> OBP: 0.386, SLG: 0.350 (8, PH)	K							P6		1	0	0	0	0	0	0											
<b>Max Venable, L</b> OBP: 0.250, SLG: 0.264 (9, 7)	K							P6		0	0	0	0	0	0	0											
<b>Tom O'Malley, L</b> OBP: 0.348, SLG: 0.357 (1, 5)								HR 1B		3	1	1	0	1	1	0											
<b>Johnnie LeMaster, R</b> OBP: 0.272, SLG: 0.279 (8, PH)	4-0							HR 1B		2	0	0	0	1	0	2											
<b>Chili Davis, S</b> OBP: 0.310, SLG: 0.409 (9, 8)	1B BB							HR		1	1	1	2	0	0	0											
<b>Renie Martin, R</b> OBP: 0.289, SLG: 0.356 (7, 1)	0-0							HR		3	0	1	0	0	1	3											
<b>Rich Gale, R</b> OBP: 0.204, SLG: 0.222 (6, PH)	FC5-4							BB		0	0	0	0	0	0	0											
<b>Milt May, L</b> OBP: 0.316, SLG: 0.381 (9, 2)	1-2 1B							BB		1	0	1	0	0	0	0											
<b>Inning Stats</b>	R: 1 E: 0 K: 2 S: 8	H: 1 LOB: 2 BB: 2 P: 16	R: 0 E: 0 K: 2 S: 8	H: 1 LOB: 2 BB: 1 P: 12	R: 0 E: 0 K: 1 S: 5	H: 0 LOB: 0 BB: 0 P: 5	R: 0 E: 0 K: 1 S: 5	H: 0 LOB: 0 BB: 0 P: 5	R: 2 E: 1 K: 2 S: 11	H: 2 LOB: 3 BB: 1 P: 15	R: 0 E: 0 K: 1 S: 5	H: 0 LOB: 0 BB: 0 P: 5	R: 2 E: 0 K: 2 S: 10	H: 3 LOB: 2 BB: 1 P: 14	R: 0 E: 0 K: 2 S: 6	H: 1 LOB: 1 BB: 0 P: 6	1B: 4 2B: 1 3B: 0 HR: 2	SF: 0 SAC: 0 DP: 0 HBP: 0	WP: 0 PB: 1 SB: 1 CS: 0	PA: 39							
<b>PITCHER</b>	IP	WLS	BF	H	R	ER	SO	BB	IBB	HBP	BLK	WP	HR	S	P	ERA	WHIP										
<b>Bob Shirley, L</b> ERA: 3.5 (1, 1)	5.0		25	4	3	2	8	5	0	0	0	0	0	13	13	3.86	0.429										
<b>Ben Hayes, R</b> ERA: 2.48 (6, 1)	2.1		9	1	1	1	2	0	0	0	0	0	0	13	13	3.86	0.429										
<b>Joe Price, L</b> ERA: 2.99 (8, 1)	0.0	L	3	2	1	1	0	1	0	0	0	0	1	2	6	∞	∞										
<b>Brad Lesley, R</b> ERA: 2.76 (8, 1)	0.2		2	0	0	0	2	0	0	0	0	0	0	6	6	0.00	0.000										



Batter	1	2	3	4	5	6	7	8	9	AB	R	H	RBI	BB	SO	LOB	TOP				
Jerry Royster, R (1,7) OBP: 0.350, SLG: 0.365	1-3		6-3					F2		4	0	0	0	0	1	2	<b>Atlanta Braves @ Cincinnati Reds</b> Riverfront Stadium, Cincinnati, OH Fri Sep 17 1982, 7:05 PM EDT Att: 11,630 - Unknown				
Rafael Ramirez, R (1,6) OBP: 0.307, SLG: 0.354	P6		K					F5		3	0	0	0	0	1	2					
Brett Butler, L (7,8) OBP: 0.293, SLG: 0.227			K					F8		1	0	0	0	0	0	0					
Claudell Washington, L (1,9) OBP: 0.331, SLG: 0.416	F7		K					F8		4	0	0	0	0	2	1					
Dale Murphy, R (1,8) OBP: 0.371, SLG: 0.524		1B		K				F7		3	1	0	0	1	1	0					
Bob Horner, R (1,5) OBP: 0.350, SLG: 0.503	5-3			K				E5		4	0	1	0	0	1	1					
Chris Chambliss, L (1,3) OBP: 0.333, SLG: 0.432				P6				P6		4	0	1	1	0	0	2					
Glenn Hubbard, R (1,4) OBP: 0.321, SLG: 0.363	K							FC6-4		4	1	1	0	0	2	2					
Bruce Benedict, R (1,2) OBP: 0.308, SLG: 0.298	FC4							F7		3	0	1	1	0	0	1					
Rick Camp, R (1,1) OBP: 0.054, SLG: 0.056								F8		1	0	1	0	0	0	0					
Ken Smith, L (5,PH) OBP: 0.372, SLG: 0.297										1	0	0	0	0	1	1					
Pascual Perez, R (5,1) OBP: 0.286, SLG: 0.250										0	0	0	0	0	0	0					
Larry Whisenton, L (7,PH) OBP: 0.345, SLG: 0.407										1	0	0	0	0	0	0					
Steve Bedrosian, R (7,1) OBP: 0.080, SLG: 0.042										0	0	0	0	0	0	0					
<b>Inning Stats</b>	R: 0 E: 0 K: 0 S: 3	H: 0 LOB: 0 BB: 0 P: 3	R: 1 E: 0 K: 1 S: 6	H: 1 LOB: 1 BB: 1 P: 10	R: 0 E: 0 K: 2 S: 8	H: 1 LOB: 1 BB: 0 P: 8	R: 0 E: 0 K: 2 S: 7	H: 0 LOB: 0 BB: 0 P: 7	R: 1 E: 0 K: 2 S: 9	H: 2 LOB: 1 BB: 0 P: 9	R: 0 E: 0 K: 1 S: 6	H: 1 LOB: 1 BB: 0 P: 6	R: 0 E: 0 K: 1 S: 5	H: 0 LOB: 0 BB: 0 P: 5	R: 0 E: 0 K: 0 S: 3	H: 0 LOB: 0 BB: 0 P: 3	R: 0 E: 1 K: 0 S: 4	H: 0 LOB: 1 BB: 0 P: 4	1B: 2 2B: 3 3B: 0 HR: 0	SF: 0 SAC: 0 DP: 0 HBP: 0	WP: 1 PA: 34 PB: 0 SB: 2 CS: 0
<b>PITCHER</b>	IP WLS BF H R ER SO BB IBB HBP BLK WP HR S P ERA WHIP																				
Mario Soto, R (1,1) ERA: 2.81	9.0 W 34 5 2 2 9 1 0 0 0 1 0 51 55 2.00 0.667																				

Batter	1	2	3	4	5	6	7	8	9	AB	R	H	RBI	BB	SO	LOB	BOTTOM		
Gary Redus, R (1,7) OBP: 0.227, SLG: 0.333	E	E6					K			4	1	2	0	0	1	1	<b>Atlanta Braves @ Cincinnati Reds</b> Riverfront Stadium, Cincinnati, OH Fri Sep 17 1982, 7:05 PM EDT Att: 11,630 - Unknown		
Duane Walker, L (1,9) OBP: 0.308, SLG: 0.337	SF9	F8		P3			K			3	0	0	1	0	1	3			
Dave Concepcion, R (1,6) OBP: 0.341, SLG: 0.379	F2									4	0	2	0	0	0	0			
Dan Driessen, L (1,3) OBP: 0.367, SLG: 0.416	HR						F8			4	1	1	1	0	0	2			
Cesar Cedeno, R (1,8) OBP: 0.353, SLG: 0.424	K						G1-4-3			4	1	1	0	0	1	1			
Johnny Bench, R (1,5) OBP: 0.521, SLG: 0.406										4	2	3	2	0	0	0			
Wayne Krenchicki, L (9,5) OBP: 0.317, SLG: 0.351		SH5-3								0	0	0	0	0	0	0			
Ron Oester, S (1,4) OBP: 0.296, SLG: 0.343		1B								4	0	1	0	0	1	1			
Alex Trevino, R (1,2) OBP: 0.310, SLG: 0.302		SH5-3								2	0	1	0	1	0	0			
Mario Soto, R (1,1) OBP: 0.229, SLG: 0.231										4	0	0	0	0	4	4			
<b>Inning Stats</b>	R: 2 E: 0 K: 1 S: 7	H: 2 LOB: 2 BB: 0 P: 7	R: 1 E: 1 K: 1 S: 8	H: 2 LOB: 2 BB: 0 P: 8	R: 1 E: 0 K: 1 S: 7	H: 2 LOB: 1 BB: 0 P: 7	R: 0 E: 0 K: 1 S: 6	H: 1 LOB: 1 BB: 0 P: 6	R: 0 E: 0 K: 0 S: 3	H: 1 LOB: 0 BB: 0 P: 3	R: 0 E: 0 K: 1 S: 6	H: 1 LOB: 1 BB: 0 P: 6	R: 0 E: 0 K: 2 S: 8	H: 1 LOB: 1 BB: 0 P: 8	R: 1 E: 0 K: 1 S: 6	H: 1 LOB: 1 BB: 1 P: 10	1B: 7 2B: 1 3B: 1 HR: 2	SF: 1 SAC: 1 DP: 1 HBP: 0	WP: 0 PA: 36 PB: 0 SB: 2 CS: 0
<b>PITCHER</b>	IP WLS BF H R ER SO BB IBB HBP BLK WP HR S P ERA WHIP																		
Rick Camp, R (1,1) ERA: 3.45	4.0 L 20 7 4 3 4 0 0 0 0 0 0 9 9 6.75 1.750																		
Pascual Perez, R (5,1) ERA: 3.39	2.0 7 2 0 0 1 0 0 0 0 0 0 9 9 0.00 1.000																		
Steve Bedrosian, R (7,1) ERA: 2.29	2.0 9 2 1 1 3 1 0 0 0 0 1 14 18 4.50 1.500																		





Batter	1	2	3	4	5	6	7	8	9	AB	R	H	RBI	BB	SO	LOB	TOP	
<b>Claudell Washington, L</b> OBP: 0.330, SLG: 0.413 (1, 9)										4	0	0	0	1	1	0	<b>Atlanta Braves @ Cincinnati Reds</b> Riverfront Stadium, Cincinnati, OH Sat Sep 18 1982, 7:05 PM EDT Att: 14,121 - Unknown	
<b>Jerry Royster, R</b> OBP: 0.342, SLG: 0.356 (1, 6) (5, 5)										5	0	0	0	0	1	2		
<b>Dale Murphy, R</b> OBP: 0.372, SLG: 0.522 (1, 8)										2	2	0	0	2	1	0		
<b>Chris Chambliss, L</b> OBP: 0.341, SLG: 0.434 (1, 3)										3	1	2	0	0	1	0		
<b>Bob Horner, R</b> OBP: 0.350, SLG: 0.502 <b>Paul Zuvella, R</b> (5, 6)										3	1	1	1	0	0	2		
<b>Terry Harper, R</b> OBP: 0.348, SLG: 0.313 (1, 7)										4	1	2	1	0	1	0		
<b>Glenn Hubbard, R</b> OBP: 0.321, SLG: 0.362 (1, 4)										4	0	1	1	0	0	1		
<b>Bruce Benedict, R</b> OBP: 0.310, SLG: 0.301 <b>Matt Siatro, R</b> OBP: 0.206, SLG: 0.250 (7, 2)										3	0	2	1	0	0	0		
<b>Phil Niekro, R</b> OBP: 0.200, SLG: 0.253 <b>Gene Garber, R</b> OBP: 0.143, SLG: 0.143 (7, 1)										3	0	0	0	0	1	4		
<b>Inning Stats</b>	R: 3 E: 0 K: 1 S: 10	H: 5 LOB: 3 BB: 1 P: 14	R: 0 E: 0 K: 1 S: 5	H: 1 LOB: 0 BB: 0 P: 5	R: 0 E: 0 K: 1 S: 5	H: 0 LOB: 0 BB: 0 P: 5	R: 1 E: 0 K: 0 S: 4	H: 2 LOB: 0 BB: 0 P: 4	R: 0 E: 0 K: 0 S: 3	H: 0 LOB: 0 BB: 0 P: 3	R: 0 E: 0 K: 1 S: 5	H: 0 LOB: 0 BB: 0 P: 5	R: 0 E: 0 K: 0 S: 3	H: 0 LOB: 2 BB: 2 P: 11	1B: 8 2B: 0 3B: 0 HR: 0	SF: 0 SAC: 1 DP: 2 HBP: 0		WP: 0 PB: 0 SB: 1 CS: 0
<b>PITCHER</b>	IP WLS BF H R ER SO BB IBB HBP BLK WP HR S P ERA WHIP																	
<b>Frank Pastore, R</b> ERA: 3.83 (1, 1)	5.0 L 23 6 4 3 5 2 0 0 0 0 0 0 31 39 5.40 1.600																	
<b>Greg Harris, R</b> ERA: 4.99 (6, 1)	2.0 7 2 1 1 0 0 0 0 0 0 0 0 7 7 4.50 1.000																	
<b>Brad Lesley, R</b> ERA: 2.59 (8, 1)	2.0 8 0 0 0 1 2 0 0 0 0 0 0 8 16 0.00 1.000																	

Batter	1	2	3	4	5	6	7	8	9	AB	R	H	RBI	BB	SO	LOB	BOTTOM			
<b>Gary Redus, R</b> OBP: 0.224, SLG: 0.304 (1, 7)										4	0	0	0	1	1	1	<b>Atlanta Braves @ Cincinnati Reds</b> Riverfront Stadium, Cincinnati, OH Sat Sep 18 1982, 7:05 PM EDT Att: 14,121 - Unknown			
<b>Duane Walker, L</b> OBP: 0.301, SLG: 0.328 (1, 9)										5	0	0	0	0	0	1				
<b>Dave Concepcion, R</b> OBP: 0.344, SLG: 0.382 (1, 6)										4	0	3	0	0	0	0				
<b>Dan Driessen, L</b> OBP: 0.368, SLG: 0.415 (1, 3)										3	1	1	0	1	0	1				
<b>Cesar Cedeno, R</b> OBP: 0.350, SLG: 0.420 (1, 8)										4	1	0	0	0	0	5				
<b>Johnny Bench, R</b> OBP: 0.320, SLG: 0.404 <b>Tom Lawless, R</b> OBP: 0.247, SLG: 0.250 (8, FR) (9, 4)										4	0	1	0	0	0	3				
<b>Ron Oester, S</b> OBP: 0.300, SLG: 0.357 (1, 4) (9, 5)										3	2	2	2	1	0	1				
<b>Dave Vangorder, R</b> OBP: 0.274, SLG: 0.239 <b>Wayne Krenchicki, L</b> OBP: 0.316, SLG: 0.349 <b>Alex Trevino, R</b> OBP: 0.359, SLG: 0.301 (1, 2) (7, PH) (8, 2)										2	0	0	0	0	0	0				
<b>Frank Pastore, R</b> OBP: 0.200, SLG: 0.278 <b>Rafael Landestoy, S</b> OBP: 0.284, SLG: 0.206 <b>Greg Harris, R</b> OBP: 0.274, SLG: 0.167 <b>Mike Vail, R</b> OBP: 0.224, SLG: 0.385 <b>Brad Lesley, R</b> OBP: 0.371, SLG: 0.420 (5, PH) (5, PH) (8, 1) (8, PH) (9, PH)										1	0	1	0	0	0	0				
<b>Inning Stats</b>	R: 0 E: 0 K: 1 S: 5	H: 0 LOB: 0 BB: 0 P: 5	R: 0 E: 0 K: 0 S: 4	H: 1 LOB: 1 BB: 0 P: 4	R: 0 E: 0 K: 0 S: 3	H: 1 LOB: 0 BB: 0 P: 3	R: 0 E: 0 K: 0 S: 4	H: 1 LOB: 1 BB: 0 P: 8	R: 1 E: 0 K: 0 S: 4	H: 1 LOB: 1 BB: 1 P: 8	R: 0 E: 0 K: 0 S: 4	H: 1 LOB: 1 BB: 0 P: 4	R: 1 E: 1 K: 0 S: 6	H: 2 LOB: 2 BB: 1 P: 10	R: 0 E: 0 K: 0 S: 3	H: 0 LOB: 0 BB: 0 P: 3		1B: 6 2B: 0 3B: 0 HR: 2	SF: 0 SAC: 0 DP: 0 HBP: 0	WP: 0 PB: 0 SB: 0 CS: 0
<b>PITCHER</b>	IP WLS BF H R ER SO BB IBB HBP BLK WP HR S P ERA WHIP																			
<b>Phil Niekro, R</b> ERA: 4.02 (1, 1)	6.0 W 25 6 2 2 2 1 0 0 0 0 0 2 25 33 3.00 1.333																			
<b>Gene Garber, R</b> ERA: 2.31 (7, 1)	3.0 S 13 2 2 0 0 1 0 0 0 0 0 0 12 16 0.00 1.000																			











Batter	1	2	3	4	5	6	7	8	9	AB	R	H	RBI	BB	SO	LOB	TOP											
Chili Davis, S OBP: 0.395, SLG: 0.404 (1, 8)	F9		F9			G1-6-3 1B	4-3			4	0	1	0	0	0	0	<b>San Francisco Giants @ Cincinnati Reds</b> Riverfront Stadium, Cincinnati, OH Wed Sep 22 1982, 7:05 PM EDT Att: 6,384 - Unknown  <b>AB 33</b> <b>R 2</b> <b>H 7</b> <b>RBI 2</b> <b>BB 3</b> <b>SO 10</b> <b>LOB 13</b>											
Duane Kuiper, L OBP: 0.385, SLG: 0.340 (1, 4)	6-3		K			G1-6-3 1-2	K			4	0	0	0	0	2	1												
Jack Clark, R OBP: 0.379, SLG: 0.488 (1, 9)	P4						P6			4	0	2	0	0	0	0												
Darrell Evans, L OBP: 0.350, SLG: 0.410 (1, 5)		F8	P6				P6			4	0	0	0	0	0	2												
Reggie Smith, S OBP: 0.367, SLG: 0.478 Dave Bergman, L OBP: 0.366, SLG: 0.435 (8, 3)		1B BB					P4			2	2	1	0	2	0	0												
Jeffrey Leonard, R OBP: 0.367, SLG: 0.386 Max Venable, L OBP: 0.271, SLG: 0.279 (8, 7)		F3					K			4	0	0	0	0	3	3												
Milt May, L OBP: 0.316, SLG: 0.386 (1, 2)							K			4	0	2	1	0	2	1												
Johnnie LeMaster, R OBP: 0.270, SLG: 0.277 (1, 6)										3	0	1	1	1	1	1												
Renie Martin, R OBP: 0.271, SLG: 0.333 Al Holland, R OBP: 0.063, SLG: 0.063 (8, 1)										3	0	0	0	0	2	5												
										1	0	0	0	0	0	0												
<b>Inning Stats</b>	R: 0 E: 0 K: 0 S: 3	H: 0 LOB: 0 BB: 0 P: 3	R: 1 E: 0 K: 1 S: 7	H: 2 LOB: 2 BB: 1 P: 11	R: 0 E: 0 K: 1 S: 6	H: 1 LOB: 1 BB: 0 P: 6	R: 1 E: 0 K: 2 S: 9	H: 2 LOB: 1 BB: 0 P: 9	R: 0 E: 0 K: 0 S: 4	H: 2 LOB: 1 BB: 0 P: 4	R: 0 E: 0 K: 3 S: 9	H: 0 LOB: 2 BB: 2 P: 17	R: 0 E: 0 K: 1 S: 5	H: 0 LOB: 0 BB: 0 P: 5	R: 0 E: 0 K: 1 S: 5	H: 0 LOB: 0 BB: 0 P: 5	R: 0 E: 0 K: 1 S: 5	H: 0 LOB: 0 BB: 0 P: 5	1B: 6 2B: 1 3B: 0 HR: 0	SF: 0 SAC: 0 DP: 1 HBP: 0	WP: 0 PB: 0 SB: 1 CS: 0	PA: 36						
<b>PITCHER</b>	IP	WLS	BF	H	R	ER	SO	BB	IBB	HBP	BLK	WP	HR	S	P	ERA	WHIP											
Mario Soto, R ERA: 2.79 Brad Lesley, R ERA: 2.51	(1, 1)	8.0	L	33	7	2	2	9	2	1	0	0	0	0	48	60	2.25	1.125										
	(9, 1)	1.0		3	0	0	0	1	0	0	0	0	0	5	5	0.00	0.000											

Batter	1	2	3	4	5	6	7	8	9	AB	R	H	RBI	BB	SO	LOB	BOTTOM										
Duane Walker, L OBP: 0.292, SLG: 0.316 Johnny Bench, R OBP: 0.318, SLG: 0.400 Brad Lesley, R (9, 1)	F9		K			K		1-3		3	0	0	0	0	2	0	<b>San Francisco Giants @ Cincinnati Reds</b> Riverfront Stadium, Cincinnati, OH Wed Sep 22 1982, 7:05 PM EDT Att: 6,384 - Unknown  <b>AB 28</b> <b>R 0</b> <b>H 2</b> <b>RBI 0</b> <b>BB 4</b> <b>SO 5</b> <b>LOB 12</b>										
Paul Householder, S OBP: 0.261, SLG: 0.321 (1, 9)	6-3					F8		5-3		3	0	0	0	1	0	1											
Dave Concepcion, R OBP: 0.344, SLG: 0.379 (1, 6)	K		G4-6-3 BB			6-3				4	0	0	0	0	1	1											
Dan Driessen, L OBP: 0.369, SLG: 0.413 (1, 3)						P6				3	0	1	0	1	1	0											
Cesar Cedeno, R OBP: 0.350, SLG: 0.418 (1, 8)		F8				4-3				4	0	0	0	0	0	2											
Wayne Krenchicki, L OBP: 0.311, SLG: 0.343 (1, 5)		G3				F9				3	0	0	0	0	0	2											
Ron Oester, S OBP: 0.301, SLG: 0.355 (1, 4)										2	0	0	0	1	0	1											
Alex Trevino, R OBP: 0.313, SLG: 0.300 (1, 2)										2	0	1	0	1	0	0											
Mario Soto, R OBP: 0.224, SLG: 0.225 Larry Blittner, L OBP: 0.371, SLG: 0.420 Mike Vail, R OBP: 0.272, SLG: 0.383 (9, 7)										2	0	0	0	0	0	3											
										0	0	0	0	0	0	0											
										1	0	0	0	0	1	1											
<b>Inning Stats</b>	R: 0 E: 0 K: 1 S: 5	H: 0 LOB: 0 BB: 0 P: 5	R: 0 E: 0 K: 0 S: 4	H: 1 LOB: 3 BB: 2 P: 12	R: 0 E: 0 K: 1 S: 4	H: 0 LOB: 0 BB: 1 P: 8	R: 0 E: 0 K: 0 S: 3	H: 0 LOB: 0 BB: 0 P: 3	R: 0 E: 0 K: 1 S: 5	H: 0 LOB: 1 BB: 1 P: 5	R: 0 E: 0 K: 0 S: 3	H: 0 LOB: 1 BB: 1 P: 7	R: 0 E: 0 K: 1 S: 6	H: 1 LOB: 0 BB: 0 P: 6	R: 0 E: 0 K: 1 S: 5	H: 0 LOB: 0 BB: 0 P: 5	1B: 2 2B: 0 3B: 0 HR: 0	SF: 0 SAC: 0 DP: 1 HBP: 0	WP: 0 PB: 0 SB: 1 CS: 0	PA: 32							
<b>PITCHER</b>	IP	WLS	BF	H	R	ER	SO	BB	IBB	HBP	BLK	WP	HR	S	P	ERA	WHIP										
Renie Martin, R ERA: 4.48 Al Holland, L ERA: 3.05	(1, 1)	7.0	W	26	2	0	0	2	3	1	0	0	0	28	44	0.00	0.714										
	(8, 1)	2.0	S	6	0	0	0	2	0	0	0	0	0	10	10	0.00	0.000										



Batter	1	2	3	4	5	6	7	8	9	AB	R	H	RBI	BB	SO	LOB	TOP						
<b>Chili Davis, S</b> OBP: 0.304, SLG: 0.404 (1.8)										5	0	1	0	0	0	3							
<b>Joe Morgan, L</b> OBP: 0.400, SLG: 0.436 (1.4)										4	1	0	0	1	1	3							
<b>Jack Clark, R</b> OBP: 0.379, SLG: 0.491 (1.9)										5	1	2	1	0	0	1							
<b>Darrell Evans, L</b> OBP: 0.354, SLG: 0.416 (1.5)										4	3	3	1	1	0	1							
<b>Reggie Smith, S</b> OBP: 0.372, SLG: 0.492 (1.3)										3	3	2	2	1	0	0							
<b>Max Venable, L</b> OBP: 0.269, SLG: 0.277 (7.7)										1	0	0	0	0	0	1							
<b>Dave Bergman, L</b> OBP: 0.375, SLG: 0.427 (1.7)										2	2	0	0	3	0	0							
<b>Bob Brenly, R</b> OBP: 0.355, SLG: 0.398 (1.2)										4	1	2	2	0	0	0							
<b>Johnnie LeMaster, R</b> OBP: 0.289, SLG: 0.276 (1.6)										5	0	1	1	0	2	4							
<b>Bill Laskey, R</b> OBP: 0.164, SLG: 0.136 (1.1)										2	0	2	2	0	0	0							
<b>Atlee Hammaker, S</b> OBP: 0.070, SLG: 0.054 (4.1)										1	0	0	0	0	0	0							
<b>Jim Barr, R</b> OBP: 0.250, SLG: 0.286 (6.1)										0	0	0	0	0	0	0							
<b>Champ Summers, L</b> (7, PH)										1	0	1	1	0	0	0							
<b>Gary Lavelle, S</b> OBP: 0.167, SLG: 0.250 (7.1)										0	0	0	0	0	0	0							
<b>Inning Stats</b>	R: 1 E: 0 K: 0 S: 3	H: 1 LOB: 1 BB: 1 P: 7	R: 0 E: 0 K: 0 S: 3	H: 1 LOB: 1 BB: 1 P: 7	R: 0 E: 0 K: 0 S: 4	H: 1 LOB: 1 BB: 0 P: 4	R: 3 E: 0 K: 2 S: 10	H: 3 LOB: 2 BB: 2 P: 18	R: 2 E: 0 K: 0 S: 5	H: 2 LOB: 0 BB: 0 P: 5	R: 0 E: 0 K: 0 S: 3	H: 0 LOB: 0 BB: 0 P: 3	R: 5 E: 0 K: 0 S: 7	H: 5 LOB: 1 BB: 2 P: 15	R: 0 E: 0 K: 0 S: 4	H: 1 LOB: 1 BB: 0 P: 4	R: 0 E: 0 K: 1 S: 5	H: 0 LOB: 0 BB: 0 P: 5	1B: 9 2B: 3 3B: 1 HR: 1	SF: 1 SAC: 0 DP: 2 HBP: 0	WP: 1 PB: 0 SB: 1 CS: 0	PA: 44	
<b>PITCHER</b>	IP WLS BF H R ER SO BB IBB HBP BLK WP HR S P ERA WHIP											<b>PITCHER</b>	IP WLS BF H R ER SO BB IBB HBP BLK WP HR S P ERA WHIP										
<b>Frank Pastore, R</b> ERA: 3.95 (1.1)	3.2 L 20 6 4 4 1 3 1 0 0 0 0 0 17 33 9.82 2.455											<b>Ben Hayes, R</b> ERA: 2.14 (9.1)	1.0 3 0 0 0 1 0 0 0 0 0 0 6 6 0.00 1.200										
<b>Joe Price, L</b> ERA: 2.97 (4.1)	0.1 1 0 0 0 1 0 0 0 0 0 0 0 3 3 0.00 0.000																						
<b>Greg Harris, R</b> ERA: 5.01 (5.1)	2.0 8 2 2 2 0 0 0 0 0 0 0 1 8 8 9.00 1.000																						
<b>Charlie Leibrandt, L</b> ERA: 5.25 (7.1)	0.1 7 4 5 5 0 1 1 0 0 0 1 0 5 13 135.00 15.000																						
<b>Brad Lesley, R</b> ERA: 2.36 (7.1)	1.2 6 2 0 0 0 0 0 0 0 0 0 0 6 6 0.00 1.200																						

San Francisco Giants @ Cincinnati Reds  
Riverfront Stadium, Cincinnati, OH  
Thu Sep 23 1982, 3:33 AM EDT  
Att: 6,629 - Unknown

AB 37  
R 11  
H 14  
RBI 10  
BB 6  
SO 3  
LOB 13



Batter	1	2	3	4	5	6	7	8	9	AB	R	H	RBI	BB	SO	LOB	BOTTOM						
<b>Duane Walker, L</b> OBP: 0.293, SLG: 0.318 (1.7)										2	0	1	0	0	0	0							
<b>Mike Vail, R</b> (4, PH)										2	0	1	1	0	1	1							
<b>Brad Lesley, R</b> (7.1)										0	0	0	0	0	0	0							
<b>Mike O'Berry, R</b> OBP: 0.364, SLG: 0.267 (9.2)										1	1	1	0	0	0	0							
<b>Paul Householder, S</b> OBP: 0.260, SLG: 0.336 (1.9)										4	1	2	2	1	0	2							
<b>Dave Concepcion, R</b> OBP: 0.341, SLG: 0.375 (1.6)										5	0	0	0	0	1	4							
<b>Dan Driessen, L</b> OBP: 0.369, SLG: 0.421 (1.3)										5	2	2	1	0	1	1							
<b>Cesar Cedeno, R</b> OBP: 0.348, SLG: 0.415 (1.8)										4	0	0	0	1	0	0							
<b>Wayne Krenchicki, L</b> OBP: 0.313, SLG: 0.345 (1.5)										2	1	1	0	0	0	1							
<b>Rafael Landestoy, S</b> (6, PH)										1	0	0	0	0	0	0							
<b>Charlie Leibrandt, R</b> OBP: 0.120, SLG: 0.083 (7.1)										0	0	0	0	0	0	0							
<b>Larry Bittner, L</b> OBP: 0.374, SLG: 0.420 (7.7)										0	0	0	0	1	0	0							
<b>Ron Oester, S</b> OBP: 0.303, SLG: 0.358 (1.4)										4	2	2	1	0	0	2							
<b>Dave Vangorder, R</b> OBP: 0.281, SLG: 0.250 (1.2)										3	0	1	1	1	1	2							
<b>Ben Hayes, R</b> (9.1)										0	0	0	0	0	0	0							
<b>Frank Pastore, R</b> ERA: 2.30, SLG: 0.278 (1.1)	3.2 18 6 3 3 2 3 1 0 0 0 0 0 31 31 7.36 2.455																						
<b>Joe Price, R</b> ERA: 4.22 (4.1)	0.1 9 3 1 1 1 0 0 0 0 0 0 0 11 11 4.50 1.500																						
<b>Eddie Miller, L</b> OBP: 0.330, SLG: 0.333 (4.1)	0.1 1 0 0 0 1 0 0 0 0 0 0 0 3 3 0.00 0.000																						
<b>Bill Scherrer, L</b> ERA: 3.08 (6.1)	3.0 13 3 3 3 0 1 0 0 0 0 0 2 12 16 9.00 1.333																						
<b>Greg Harris, S</b> ERA: 2.85 (7.5)										0	0	0	0	0	0	0							
<b>Alex Trevino, R</b> ERA: 2.85 (7.5)										2	0	0	0	0	1								
<b>Inning Stats</b>	R: 0 E: 0 K: 1 S: 6	H: 1 LOB: 0 BB: 0 P: 6	R: 0 E: 0 K: 0 S: 3	H: 1 LOB: 0 BB: 0 P: 3	R: 0 E: 0 K: 0 S: 3	H: 1 LOB: 2 BB: 2 P: 11	R: 3 E: 1 K: 1 S: 9	H: 4 LOB: 2 BB: 1 P: 13	R: 0 E: 0 K: 1 S: 5	H: 0 LOB: 0 BB: 0 P: 5	R: 1 E: 0 K: 1 S: 7	H: 2 LOB: 1 BB: 0 P: 7	R: 0 E: 0 K: 0 S: 3	H: 0 LOB: 0 BB: 0 P: 3	R: 0 E: 0 K: 0 S: 3	H: 0 LOB: 1 BB: 1 P: 7	R: 3 E: 0 K: 0 S: 6	H: 3 LOB: 0 BB: 0 P: 6	1B: 6 2B: 3 3B: 1 HR: 2	SF: 0 SAC: 1 DP: 2 HBP: 0	WP: 0 PB: 0 SB: 1 CS: 0	PA: 41	
<b>PITCHER</b>	IP WLS BF H R ER SO BB IBB HBP BLK WP HR S P ERA WHIP											<b>PITCHER</b>	IP WLS BF H R ER SO BB IBB HBP BLK WP HR S P ERA WHIP										
<b>Bill Laskey, R</b> ERA: 2.99 (1.1)	3.2 W 18 6 3 3 2 3 1 0 0 0 0 0 31 31 7.36 2.455																						
<b>Atlee Hammaker, L</b> ERA: 4.22 (4.1)	2.0 9 3 1 1 1 0 0 0 0 0 0 0 11 11 4.50 1.500																						
<b>Jim Barr, R</b> ERA: 3.08 (6.1)	0.1 1 0 0 0 1 0 0 0 0 0 0 0 3 3 0.00 0.000																						
<b>Gary Lavelle, L</b> ERA: 2.85 (7.1)	3.0 13 3 3 3 0 1 0 0 0 0 0 2 12 16 9.00 1.333																						

San Francisco Giants @ Cincinnati Reds  
Riverfront Stadium, Cincinnati, OH  
Thu Sep 23 1982, 3:33 AM EDT  
Att: 6,629 - Unknown

AB 36  
R 7  
H 12  
RBI 6  
BB 4  
SO 4  
LOB 14





Batter	1	2	3	4	5	6	7	8	9	AB	R	H	RBI	BB	SO	LOB	TOP					
Kevin Bass, S OBP: 0.074, SLG: 0.038 Jose Cruz, L OBP: 0.338, SLG: 0.369 (7, PH)	P3		K		P6		G3			3	0	0	0	0	1	0						
Bill Doran, S OBP: 0.308, SLG: 0.339 (1, 4)	4-3		K			1B		1B		4	0	2	0	0	1	0						
Denny Walling, L OBP: 0.301, SLG: 0.256 (1, 9)	1B			1-3		K		G3-6-3		4	0	1	0	0	1	2						
Phil Garner, R OBP: 0.312, SLG: 0.422 (1, 5)	FC6-4			2B		K		2B		4	0	2	0	0	1	2						
Harry Spilman, L OBP: 0.296, SLG: 0.340 (1, 3)		FC6-5		F8		F9		K		4	0	1	0	0	1	3						
Terry Puhl, L OBP: 0.330, SLG: 0.377 (1, 8)	FC6-5	1B		BB		1B		F9		3	0	1	0	1	0	1						
Craig Reynolds, L OBP: 0.317, SLG: 0.336 (1, 6)				F8		F8		1B		4	0	2	0	0	0	3						
Luis Pujols, R OBP: 0.232, SLG: 0.315 Danny Heep, L OBP: 0.311, SLG: 0.379 (9, PH)	G4-6-3					K		G4-6-3		3	0	1	0	0	1	2						
Joe Niekro, R OBP: 0.105, SLG: 0.119 (1, 1)			P4		F9		FC1-5			3	0	0	0	0	0	2						
<b>Inning Stats</b>	R: 0 E: 0 K: 0 S: 4	H: 1 LOB: 1 BB: 0 P: 4	R: 0 E: 0 K: 0 S: 4	H: 2 LOB: 1 BB: 0 P: 4	R: 0 E: 0 K: 2 S: 7	H: 0 LOB: 0 BB: 0 P: 7	R: 0 E: 0 K: 0 S: 4	H: 1 LOB: 2 BB: 1 P: 8	R: 0 E: 0 K: 1 S: 5	H: 0 LOB: 0 BB: 0 P: 5	R: 0 E: 0 K: 2 S: 8	H: 1 LOB: 1 BB: 0 P: 8	R: 0 E: 0 K: 0 S: 5	H: 2 LOB: 2 BB: 0 P: 5	R: 0 E: 0 K: 1 S: 6	H: 2 LOB: 1 BB: 0 P: 6	R: 0 E: 0 K: 0 S: 3	H: 1 LOB: 0 BB: 0 P: 3	1B: 7 2B: 3 3B: 0 HR: 0	SF: 0 SAC: 0 DP: 3 HBP: 0	WP: 0 PB: 0 SB: 1 CS: 0	PA: 35
<b>PITCHER</b> Bruce Berenyi, R ERA: 3.43 (1, 1)	IP: 9.0 WLS: W BF: 35 H: 10 R: 0 ER: 0 SO: 6 BB: 1 IBB: 0 HBP: 0 BLK: 0 WP: 0 HR: 0 S: 46 P: 50 ERA: 0.00 WHIP: 1.222															<b>PITCHER</b>	IP: 9.0 WLS: W BF: 35 H: 10 R: 0 ER: 0 SO: 6 BB: 1 IBB: 0 HBP: 0 BLK: 0 WP: 0 HR: 0 S: 46 P: 50 ERA: 0.00 WHIP: 1.222					

Houston Astros @ Cincinnati Reds  
Riverfront Stadium, Cincinnati, OH  
Fri Sep 24 1982, 7:05 PM EDT  
Att: 6,666 - Unknown

AB	34
R	0
H	10
RBI	0
BB	1
SO	6
LOB	18



Batter	1	2	3	4	5	6	7	8	9	AB	R	H	RBI	BB	SO	LOB	BOTTOM			
Duane Walker, L OBP: 0.297, SLG: 0.318 (1, 7)	CS		G3		L3		1B			3	0	1	0	1	0	1				
Paul Householder, S OBP: 0.267, SLG: 0.336 (1, 9)	F7			1B		1B		6-3		3	1	1	0	1	0	2				
Dave Concepcion, R OBP: 0.340, SLG: 0.374 (1, 6)	3-1			WP		P4		4-3		4	1	1	0	0	0	2				
Dan Driessen, L OBP: 0.368, SLG: 0.420 (1, 3)		F9		F5		F8		5-3		4	0	1	0	0	0	1				
Cesar Cedeno, R OBP: 0.349, SLG: 0.417 (1, 8)		1B		F5		2B		5-3		4	0	2	0	0	0	2				
Johnny Bench, R OBP: 0.520, SLG: 0.401 Wayne Krenchicki, L OBP: 0.313, SLG: 0.345 (9, 5)		1B		1B		F8		6-3		4	0	2	1	0	0	2				
Ron Oester, S OBP: 0.301, SLG: 0.356 (1, 4)		6-3		4-3		4-3				3	0	0	0	0	0	3				
Dave Vangorder, R OBP: 0.275, SLG: 0.244 (1, 2)			1-3		P6		F3			3	0	0	0	0	0	0				
Bruce Berenyi, R OBP: 0.233, SLG: 0.305 (1, 1)			4-3		2B		L3			3	0	1	0	0	0	0				
<b>Inning Stats</b>	R: 0 E: 0 K: 0 S: 2	H: 0 LOB: 0 BB: 1 P: 6	R: 0 E: 0 K: 0 S: 3	H: 2 LOB: 1 BB: 0 P: 4	R: 0 E: 0 K: 0 S: 6	H: 0 LOB: 0 BB: 0 P: 3	R: 2 E: 0 K: 0 S: 6	H: 3 LOB: 1 BB: 0 P: 6	R: 0 E: 0 K: 0 S: 4	H: 1 LOB: 2 BB: 1 P: 8	R: 0 E: 0 K: 0 S: 4	H: 1 LOB: 1 BB: 0 P: 4	R: 0 E: 0 K: 0 S: 4	H: 1 LOB: 1 BB: 0 P: 4	R: 0 E: 0 K: 0 S: 4	H: 1 LOB: 1 BB: 0 P: 4	1B: 7 2B: 2 3B: 0 HR: 0	SF: 0 SAC: 0 DP: 0 HBP: 0	WP: 1 PB: 0 SB: 2 CS: 1	PA: 33
<b>PITCHER</b> Joe Niekro, R ERA: 2.51 (1, 1)	IP: 8.0 WLS: L BF: 33 H: 9 R: 2 ER: 2 SO: 0 BB: 2 IBB: 0 HBP: 0 BLK: 0 WP: 1 HR: 0 S: 31 P: 39 ERA: 2.25 WHIP: 1.375															<b>PITCHER</b>	IP: 8.0 WLS: L BF: 33 H: 9 R: 2 ER: 2 SO: 0 BB: 2 IBB: 0 HBP: 0 BLK: 0 WP: 1 HR: 0 S: 31 P: 39 ERA: 2.25 WHIP: 1.375			

Houston Astros @ Cincinnati Reds  
Riverfront Stadium, Cincinnati, OH  
Fri Sep 24 1982, 7:05 PM EDT  
Att: 6,666 - Unknown

AB	31
R	2
H	9
RBI	1
BB	2
SO	0
LOB	13









Batter	1	2	3	4	5	6	7	8	9	AB	R	H	RBI	BB	SO	LOB	TOP										
Scott Loucks, R (1, 8) OBP: 0.243, SLG: 0.278	K		2B		E5 FC1-5		F9		K	5	0	2	2	0	2	0	<b>Houston Astros @ Cincinnati Reds</b> Riverfront Stadium, Cincinnati, OH Sun Sep 26 1982, 3:33 AM EDT Att: 25,125 - Unknown										
Bill Doran, S (1, 4) OBP: 0.301, SLG: 0.329	F9		1B		FC1-5 2B		1B			4	1	2	0	0	0	1											
Tim Tolman, R (1, 7) OBP: 0.438, SLG: 0.417	5-3		BB		2B BB		1B			2	1	0	0	2	0	1											
Phil Garner, R (1, 5)		K	K		K		K			4	0	0	0	0	4	5											
Art Howe, R (1, 3) OBP: 0.317, SLG: 0.329		F7			F8 1B		2B		F6	4	0	2	2	0	0	0											
Alan Ashby, S (1, 2) OBP: 0.307, SLG: 0.398		6-3			F8 1-2		4-3		4-3	4	0	0	0	0	0	2											
Tony Scott, S (1, 9) OBP: 0.283, SLG: 0.293			SH1-4 2B		K		6-3		4-3	4	1	1	0	0	1	1											
Kiko Garcia, R (1, 6) OBP: 0.237, SLG: 0.315			SH1-4 2B BB		IBB		F8		P4	2	1	0	0	2	0	0											
Nolan Ryan, R (1, 1) OBP: 0.174, SLG: 0.123			SH1-4		K		K		F5	2	0	0	0	0	2	2											
Larry Ray, L (9, PH) OBP: 0.250, SLG: 0.250			1-2 2-3							1	0	0	0	0	0	0											
Bert Roberge, R (9, 1)										0	0	0	0	0	0	0											
<b>Inning Stats</b>	R: 0 E: 0 K: 1 S: 5	H: 0 LOB: 0 BB: 0 P: 5	R: 0 E: 0 K: 1 S: 5	H: 0 LOB: 0 BB: 0 P: 5	R: 2 E: 0 K: 1 S: 7	H: 3 LOB: 2 BB: 2 P: 15	R: 0 E: 0 K: 2 S: 8	H: 1 LOB: 2 BB: 1 P: 12	R: 2 E: 1 K: 1 S: 7	H: 2 LOB: 1 BB: 1 P: 11	R: 0 E: 0 K: 1 S: 5	H: 0 LOB: 0 BB: 0 P: 5	R: 0 E: 0 K: 1 S: 6	H: 1 LOB: 1 BB: 0 P: 6	R: 0 E: 0 K: 0 S: 3	H: 0 LOB: 0 BB: 0 P: 3	R: 0 E: 0 K: 1 S: 5	H: 0 LOB: 0 BB: 0 P: 5	1B: 4 2B: 3 3B: 0 HR: 0	SF: 0 SAC: 1 DP: 0 HBP: 0	WP: 0 PB: 0 SB: 1 CS: 0	PA: 37					
<b>PITCHER</b>	IP	WLS	BF	H	R	ER	SO	BB	IBB	HBP	BLK	WP	HR	S	P	ERA	WHIP										
Bob Shirley, L (1, 1) ERA: 3.68	7.0	L	31	7	4	4	8	3	1	0	0	0	0	43	59	5.14	1.429										
Greg Harris, R (8, 1) ERA: 4.9	2.0		6	0	0	0	1	0	0	0	0	0	0	8	8	0.00	0.000										

AB 32  
R 4  
H 7  
RBI 4  
BB 4  
SO 9  
LOB 12



Batter	1	2	3	4	5	6	7	8	9	AB	R	H	RBI	BB	SO	LOB	BOTTOM										
Duane Walker, L (1, 7) OBP: 0.297, SLG: 0.316	K	K		K			G3		G3	5	0	0	0	0	3	5	<b>Houston Astros @ Cincinnati Reds</b> Riverfront Stadium, Cincinnati, OH Sun Sep 26 1982, 3:33 AM EDT Att: 25,125 - Unknown										
Paul Householder, S (1, 9) OBP: 0.264, SLG: 0.331	FC5-4 1B		5-3		K		1-3		K	5	0	1	0	0	2	2											
Dave Concepcion, R (1, 6) OBP: 0.339, SLG: 0.370	FC5-4 1-2		5-3		E4 1-3		K		K	4	0	0	0	0	1	1											
Dan Driessen, L (1, 3) OBP: 0.366, SLG: 0.416	K		1B		1-3		5-3		5-3	4	0	1	0	0	1	2											
Cesar Cedeno, R (1, 8) OBP: 0.350, SLG: 0.419		K	1-2 1B		F7		BB 1B			4	0	2	0	0	1	1											
Wayne Krenchicki, L (1, 5) OBP: 0.315, SLG: 0.343		E6 BB 1B	P6		F7		BB 1-2			3	0	1	0	1	0	2											
Ron Oester, S (1, 4) OBP: 0.301, SLG: 0.353		BB BB	F8		3-1		K			3	0	0	0	1	1	2											
Alex Trevino, R (1, 2) OBP: 0.314, SLG: 0.296		BB BB	BB		G3		6-3			2	0	0	0	2	0	0											
Bob Shirley, R (1, 1) OBP: 0.154, SLG: 0.132		K		K			K		G3	2	0	0	0	0	2	4											
Rafael Landestoy, S (7, PH) OBP: 0.237, SLG: 0.257										1	0	0	0	0	1	0											
Greg Harris, S (8, 1) OBP: 0.271, SLG: 0.167										0	0	0	0	0	0	0											
Larry Blittner, L (9, PH) OBP: 0.375, SLG: 0.421										1	0	1	0	0	0	0											
Tom Lawless, R (9, PR) OBP: 0.247, SLG: 0.245										0	0	0	0	0	0	0											
<b>Inning Stats</b>	R: 0 E: 0 K: 2 S: 8	H: 1 LOB: 1 BB: 0 P: 8	R: 0 E: 1 K: 3 S: 10	H: 1 LOB: 3 BB: 2 P: 18	R: 0 E: 0 K: 0 S: 5	H: 2 LOB: 0 BB: 0 P: 5	R: 0 E: 0 K: 2 S: 7	H: 0 LOB: 1 BB: 1 P: 11	R: 0 E: 0 K: 1 S: 6	H: 0 LOB: 1 BB: 0 P: 6	R: 0 E: 0 K: 0 S: 3	H: 0 LOB: 0 BB: 0 P: 3	R: 0 E: 0 K: 1 S: 5	H: 0 LOB: 0 BB: 0 P: 5	R: 0 E: 0 K: 2 S: 8	H: 1 LOB: 2 BB: 1 P: 12	R: 0 E: 0 K: 1 S: 6	H: 1 LOB: 2 BB: 0 P: 6	1B: 6 2B: 0 3B: 0 HR: 0	SF: 0 SAC: 0 DP: 0 HBP: 0	WP: 0 PB: 0 SB: 0 CS: 0	PA: 38					
<b>PITCHER</b>	IP	WLS	BF	H	R	ER	SO	BB	IBB	HBP	BLK	WP	HR	S	P	ERA	WHIP										
Nolan Ryan, R (1, 1) ERA: 3.12	8.0	W	34	5	0	0	11	4	0	0	0	0	0	52	68	0.00	1.125										
Bert Roberge, R (9, 1) ERA: 3.65	1.0		4	1	0	0	1	0	0	0	0	0	0	6	6	0.00	1.000										

AB 34  
R 0  
H 6  
RBI 0  
BB 4  
SO 12  
LOB 19





Batter	1	2	3	4	5	6	7	8	9	AB	R	H	RBI	BB	SO	LOB	TOP		
Gary Redus, R OBP: 0.258, SLG: 0.386 (1, 7)										4	1	2	0	1	0		<b>Cincinnati Reds @ Los Angeles Dodgers</b> Dodger Stadium, Los Angeles, CA Mon Sep 27 1982, 7:05 PM PDT Att: 44,774 - Unknown		
Paul Householder, S OBP: 0.266, SLG: 0.332 (1, 9)										5	0	2	0	0	2				
Dave Concepcion, R OBP: 0.339, SLG: 0.371 (1, 6)										5	0	2	1	0	1	2			
Johnny Bench, R OBP: 0.319, SLG: 0.398 Wayne Krenchicki, L OBP: 0.315, SLG: 0.343 (1, 5) (7, 5)										4	1	1	0	0	0	3			
Cesar Cedeno, R OBP: 0.349, SLG: 0.417 (1, 8)										4	1	1	0	0	1	2			
Dan Driessen, L OBP: 0.386, SLG: 0.414 (1, 3)										4	1	1	1	0	1	1			
Ron Oester, S OBP: 0.301, SLG: 0.352 (1, 4)										4	1	1	1	0	0	0			
Alex Trevino, R OBP: 0.318, SLG: 0.304 (1, 2)										4	1	3	1	0	0	0			
Mario Soto, R OBP: 0.218, SLG: 0.220 (1, 1)										2	0	0	0	0	2	1			
<b>Inning Stats</b>	R: 0 E: 0 K: 2 S: 8	H: 1 LOB: 1 BB: 0 P: 8	R: 0 E: 0 K: 0 S: 3	H: 0 LOB: 0 BB: 0 P: 3	R: 1 E: 0 K: 0 S: 5	H: 2 LOB: 1 BB: 0 P: 5	R: 4 E: 0 K: 0 S: 8	H: 5 LOB: 1 BB: 0 P: 8	R: 0 E: 0 K: 1 S: 6	H: 0 LOB: 0 BB: 0 P: 5	R: 1 E: 0 K: 1 S: 7	H: 2 LOB: 1 BB: 0 P: 7	R: 0 E: 0 K: 1 S: 6	H: 1 LOB: 1 BB: 0 P: 6	R: 0 E: 0 K: 0 S: 3	H: 0 LOB: 0 BB: 0 P: 3	1B: 11 2B: 1 3B: 0 HR: 0	SF: 1 SAC: 2 DP: 0 HBP: 0	WP: 0 PA: 39 PB: 0 SB: 0 CS: 0
<b>PITCHER</b>	IP WLS BF H R ER SO BB IBB HBP BLK WP HR S P ERA WHIP																		
Jerry Reuss, L ERA: 3.26 (1, 1)	3.0 L 17 8 5 5 2 0 0 0 0 0 0 0 0 21 21 15.00 2.667																		
Joe Beckwith, R ERA: 2.97 (4, 1)	2.0 7 1 0 0 1 0 0 0 0 0 0 0 9 9 0.00 0.500																		
Dave Stewart, R ERA: 3.79 (6, 1)	3.0 12 3 1 1 3 0 0 0 0 0 0 0 0 18 18 3.00 1.000																		
Ricky Wright, L ERA: 3.03 (9, 1)	1.0 3 0 0 0 0 0 0 0 0 0 0 0 0 3 3 0.00 0.000																		

Batter	1	2	3	4	5	6	7	8	9	AB	R	H	RBI	BB	SO	LOB	BOTTOM		
Steve Sax, R OBP: 0.330, SLG: 0.351 (1, 4)										3	0	1	0	1	0	2	<b>Cincinnati Reds @ Los Angeles Dodgers</b> Dodger Stadium, Los Angeles, CA Mon Sep 27 1982, 7:05 PM PDT Att: 44,774 - Unknown		
Ken Landreaux, L OBP: 0.342, SLG: 0.406 (1, 8)										4	0	0	0	0	1	3			
Dusty Baker Jr., R OBP: 0.361, SLG: 0.461 (1, 7)										4	0	0	0	0	2	0			
Pedro Guerrero, R OBP: 0.378, SLG: 0.541 (1, 9)										4	0	1	0	0	2	0			
Steve Garvey, R OBP: 0.296, SLG: 0.419 (1, 3)										4	1	1	0	0	1	2			
Ron Cey, R OBP: 0.322, SLG: 0.423 (1, 5)										2	0	0	0	1	0	1			
Mike Scioscia, L OBP: 0.304, SLG: 0.291 (1, 2)										2	0	1	1	1	0	0			
Bill Russell, R OBP: 0.348, SLG: 0.333 (1, 6)										3	0	0	0	0	2				
Jerry Reuss, L OBP: 0.247, SLG: 0.287 (1, 1) Joe Beckwith, L (4, 1) Jorge Orta, L OBP: 0.302, SLG: 0.321 (5, PH) Dave Stewart, R OBP: 0.306, SLG: 0.295 (6, PH) Ron Roenicke, S OBP: 0.352, SLG: 0.343 (8, PH) Ricky Wright, L OBP: 0.321, SLG: 0.250 (9, 1)										1	0	0	0	0	0	0			
<b>Inning Stats</b>	R: 0 E: 0 K: 1 S: 4	H: 0 LOB: 0 BB: 1 P: 8	R: 1 E: 0 K: 1 S: 6	H: 2 LOB: 1 BB: 1 P: 10	R: 0 E: 0 K: 0 S: 3	H: 1 LOB: 0 BB: 0 P: 3	R: 0 E: 0 K: 1 S: 6	H: 1 LOB: 1 BB: 0 P: 6	R: 0 E: 0 K: 2 S: 7	H: 0 LOB: 0 BB: 0 P: 7	R: 0 E: 0 K: 0 S: 3	H: 0 LOB: 0 BB: 0 P: 3	R: 0 E: 1 K: 1 S: 6	H: 1 LOB: 1 BB: 0 P: 6	R: 0 E: 1 K: 0 S: 3	H: 0 LOB: 0 BB: 0 P: 3	1B: 4 2B: 2 3B: 0 HR: 0	SF: 0 SAC: 0 DP: 2 HBP: 0	WP: 0 PA: 32 PB: 0 SB: 0 CS: 1
<b>PITCHER</b>	IP WLS BF H R ER SO BB IBB HBP BLK WP HR S P ERA WHIP																		
Mario Soto, R ERA: 2.73 (1, 1)	9.0 W 32 5 1 1 6 3 0 0 0 0 0 0 41 53 1.00 0.889																		







Batter	1	2	3	4	5	6	7	8	9	10	AB	R	H	RBI	BB	SO	LOB									
<b>Gary Redus, R</b> OBP: 0.268, SLG: 0.379 (1, 7)	0-0 6-3		0-0 F7			0-0 SH1-3 1B		0-0 1B		0-3 K	5	0	2	0	0	1	2									
<b>Rafael Landestoy, S</b> OBP: 0.265, SLG: 0.260 <b>Larry Blitner, L</b> OBP: 0.376, SLG: 0.422 (10, PH)	4-0 BB		0-0 G4-3			0-0 SH1-3		0-0 1B		0-0 1B	2	0	0	0	1	0	2									
<b>Dave Concepcion, R</b> OBP: 0.338, SLG: 0.373 (1, 3)	0-0 F9			0-0 6-3		0-0 5-3			0-0 HR	0-3 K	5	1	1	1	0	1	3									
<b>Mike Vail, R</b> OBP: 0.274, SLG: 0.381 <b>Duane Walker, L</b> OBP: 0.293, SLG: 0.311 (9, PR)	0-3 K			0-0 L9		0-0 5-3			0-0 FC1-6 1B		4	0	1	0	0	1	2									
<b>Paul Householder, S</b> OBP: 0.294, SLG: 0.329 (1, 8)		0-0 F2			0-0 1B		0-0 L6		0-0 FC1-6 1B		4	0	1	0	0	0	1									
<b>Ron Oester, S</b> OBP: 0.304, SLG: 0.353 (10, 4)		0-0 6-3 1B			0-0 P6		0-0 1-3		0-0 G6-4-3 1B		4	0	2	0	0	0	1									
<b>Dave Vangorder, R</b> OBP: 0.286, SLG: 0.230 <b>Dan Driessen, L</b> OBP: 0.364, SLG: 0.412 <b>Mike O'Berry, R</b> OBP: 0.364, SLG: 0.267 (9, 2)		0-0 6-3				0-0 5-3		0-0 6-3		0-0 G6-4-3 1B	3	0	0	0	0	0	1									
<b>Tom Lawless, R</b> OBP: 0.242, SLG: 0.241 <b>Wayne Krenchicki, L</b> OBP: 0.322, SLG: 0.329 (10, PH)		0-3 K				0-0 6-3		0-3 K		0-0 SH3-4 1B	3	0	0	0	0	2	1									
<b>Bruce Bereniv, R</b> OBP: 0.238, SLG: 0.306 <b>Joe Price, R</b> OBP: 0.333, SLG: 0.333 <b>Brad Lesley, R</b> (10, 1)			0-0 G4-3 1B			0-3 K		0-0 6-3		0-0 SH3-4	3	0	1	0	0	1	0									
<b>Inning Stats</b>	R: 0 E: 0 K: 1 S: 5	H: 0 LOB: 1 BB: 1 P: 9	R: 0 E: 0 K: 1 S: 6	H: 1 LOB: 1 BB: 0 P: 6	R: 0 E: 0 K: 0 S: 3	H: 1 LOB: 0 BB: 0 P: 3	R: 0 E: 0 K: 0 S: 4	H: 1 LOB: 1 BB: 0 P: 4	R: 0 E: 0 K: 0 S: 3	H: 0 LOB: 0 BB: 0 P: 3	R: 0 E: 0 K: 1 S: 5	H: 0 LOB: 0 BB: 0 P: 5	R: 0 E: 0 K: 0 S: 4	H: 1 LOB: 1 BB: 0 P: 4	R: 0 E: 0 K: 0 S: 3	H: 0 LOB: 0 BB: 0 P: 3	R: 1 E: 0 K: 0 S: 5	H: 3 LOB: 2 BB: 0 P: 5	R: 1 E: 0 K: 2 S: 9	H: 2 LOB: 1 BB: 0 P: 9	1B: 9 2B: 0 3B: 0 HR: 1	SF: 0 SAC: 2 DP: 2 HBP: 0	WP: 0 PB: 0 SB: 0 CS: 0	PA: 39		
<b>PITCHER</b>	IP	WLS	BF	H	R	ER	SO	BB	IBB	HBP	BLK	WP	HR	S	P	ERA	WHIP									
<b>Dave Dravecky, L</b> ERA: 2.65	(1, 1)	8.1	33	8	1	1	4	1	0	0	0	0	0	1	40	44	1.08	1.080								
<b>Luis DeLeon, R</b> ERA: 1.97	(9, 1)	1.2	6	2	1	1	2	0	0	0	0	0	0	10	10	5.40	1.200									


**TOP**

**Cincinnati Reds @ San Diego Padres**  
Jack Murphy Stadium, San Diego, CA

Wed Sep 29 1982, 10:05 PM EDT  
Att: 4,931 - Unknown

livebaseballscorecards.com

AB 36  
R 2  
H 10  
RBI 2  
BB 1  
SO 6  
LOB 15



Batter	1	2	3	4	5	6	7	8	9	10	AB	R	H	RBI	BB	SO	LOB								
<b>Alan Wiggins, S</b> OBP: 0.295, SLG: 0.283 (9, 7)	0-0 B1-3		0-3 K		0-0 4-3			0-3 K		0-0 S 1B	5	1	1	0	0	2	0								
<b>Gene Richards, L</b> OBP: 0.338, SLG: 0.364 <b>George Hinshaw, R</b> OBP: 0.467, SLG: 0.333 (9, 9)	0-0 S 1B		0-0 1B			0-0 SH5-3 1B		0-0 1B 3B		4-0 1B IBB	4	1	4	0	0	0	0								
<b>Tony Gwynn, L</b> OBP: 0.338, SLG: 0.380 <b>Dave Edwards, R</b> OBP: 0.200, SLG: 0.276 <b>Rick Lancelotti, L</b> OBP: 0.225, SLG: 0.237 (10, PH)	0-3 K		0-0 4-3			0-0 SH5-3		0-0 S 1B		0-3 K	3	0	1	1	0	1	2								
<b>Terry Kennedy, L</b> OBP: 0.332, SLG: 0.493 (1, 3)	0-0 4-3			0-0 P4		0-3 K		0-0 1B		0-0 1B	5	0	2	2	0	1	2								
<b>Joe Lefebvre, L</b> OBP: 0.291, SLG: 0.329 (1, 5)		0-0 F7			0-0 1B		0-0 1B		0-3 K		4	0	2	0	0	1	1								
<b>Luis Salazar, R</b> OBP: 0.278, SLG: 0.340 (1, 6)		0-3 K			0-0 G6-4-3 1B			0-0 F8		0-3 K	4	0	1	0	0	2	0								
<b>Tim Flannery, L</b> OBP: 0.318, SLG: 0.326 (1, 4)		0-0 1B			0-0 G6-4-3			0-0 F5		0-0 F7	4	0	1	0	0	0	2								
<b>Ron Tingley, R</b> OBP: 0.143, SLG: 0.143 (1, 2)		0-0 P4			0-0 1-3			0-0 1B		0-0 F8	4	0	1	0	0	0	1								
<b>Dave Dravecky, R</b> OBP: 0.174, SLG: 0.136 <b>Luis DeLeon, R</b> OBP: 0.167, SLG: 0.182 <b>Broderick Perkins, L</b> OBP: 0.329, SLG: 0.343 <b>Joe Pittman, R</b> OBP: 0.299, SLG: 0.272 (10, PR)			0-0 5-3			0-3 K		0-0 F3		0-0 1B 1B	3	0	0	0	0	1	1								
<b>Inning Stats</b>	R: 0 E: 0 K: 1 S: 6	H: 1 LOB: 1 BB: 0 P: 6	R: 0 E: 0 K: 1 S: 6	H: 1 LOB: 1 BB: 0 P: 6	R: 0 E: 0 K: 1 S: 6	H: 1 LOB: 1 BB: 0 P: 6	R: 0 E: 0 K: 0 S: 4	H: 2 LOB: 2 BB: 0 P: 6	R: 0 E: 0 K: 0 S: 4	H: 1 LOB: 1 BB: 0 P: 4	R: 1 E: 0 K: 2 S: 9	H: 3 LOB: 1 BB: 0 P: 9	R: 0 E: 0 K: 1 S: 5	H: 0 LOB: 0 BB: 0 P: 5	R: 2 E: 0 K: 1 S: 6	H: 3 LOB: 2 BB: 1 P: 10	1B: 13 2B: 0 3B: 1 HR: 0	SF: 0 SAC: 1 DP: 1 HBP: 0	WP: 0 PB: 0 SB: 3 CS: 0	PA: 40					
<b>PITCHER</b>	IP	WLS	BF	H	R	ER	SO	BB	IBB	HBP	BLK	WP	HR	S	P	ERA	WHIP								
<b>Bruce Bereniv, R</b> ERA: 3.38	(1, 1)	7.1	30	10	1	1	6	0	0	0	0	0	0	42	42	1.23	1.364								
<b>Joe Price, L</b> ERA: 2.86	(8, 1)	1.2	5	1	0	0	2	0	0	0	0	0	0	9	9	0.00	0.600								
<b>Brad Lesley, R</b> ERA: 2.65	(10, 1)	0.1	5	3	2	2	1	0	1	0	0	0	0	6	10	54.00	9.000								


**BOTTOM**

**Cincinnati Reds @ San Diego Padres**  
Jack Murphy Stadium, San Diego, CA


Wed Sep 29 1982, 10:05 PM EDT  
Att: 4,931 - Unknown


livebaseballscorecards.com

AB 38  
R 3  
H 14  
RBI 3  
BB 1  
SO 9  
LOB 12





Batter	1	2	3	4	5	6	7	8	9	AB	R	H	RBI	BB	SO	LOB	TOP								
<b>Gary Redus, R</b> OBP: 0.250, SLG: 0.352 (1, 7)	0-3 K	0-3 K			0-0 F8	0-3 K		0-0 1-3		5	0	0	0	0	0	3	<b>Cincinnati Reds @ San Diego Padres</b> Jack Murphy Stadium, San Diego, CA Thu Sep 30 1982, 6:33 AM EDT Att: 6,886 - Unknown  <b>AB 34</b> <b>R 6</b> <b>H 10</b> <b>RBI 6</b> <b>BB 4</b> <b>SO 7</b> <b>LOB 11</b> 								
<b>Tom Lawless, R</b> OBP: 0.241, SLG: 0.235 (1, 4)	0-0 5-3		0-0 F8		4-0 SF7 BB	0-0 G3		0-3 K		4	1	0	0	1	1										
<b>Wayne Krenchicki, L</b> OBP: 0.334, SLG: 0.358 <b>Rafael Landestoy, S</b> OBP: 0.265, SLG: 0.260 (1, 5) (9, 5)	0-0 2B		0-0 L3		0-0 SF7 1-H		0-0 HR 1B		0-0 F5	4	1	2	1	0	0	0									
<b>Dan Driessen, L</b> OBP: 0.366, SLG: 0.421 (1, 3)	4-0 BB		0-0 F9		0-0 1B 2B		0-0 HR HR		0-0 1-3	4	2	2	2	1	0	0									
<b>Paul Householder, S</b> OBP: 0.264, SLG: 0.328 (1, 8)	0-3 K			0-0 3-1	0-0 S 1B		0-0 4-3		0-3 K	5	0	1	1	0	2	2									
<b>Duane Walker, L</b> OBP: 0.297, SLG: 0.325 (1, 9)		0-0 4-3		0-0 HR	0-0 F8 1-2		0-0 BB			3	1	1	1	1	0	1									
<b>Ron Oester, S</b> OBP: 0.307, SLG: 0.364 (1, 6)		0-0 SH2-4 1B		0-0 3-1 2B		0-0 HR		0-0 F8		4	1	3	1	0	0	1									
<b>Dave Vangorder, R</b> OBP: 0.273, SLG: 0.233 (1, 2)		0-0 SH2-4 1B		0-0 3-1		4-0 SH3-4 BB		0-3 K		3	0	1	0	1	1	2									
<b>Bill Scherrer, L</b> OBP: 0.667, SLG: 0.500 <b>Greg Harris, S</b> OBP: 0.211, SLG: 0.167 <b>Charlie Leibrandt, R</b> OBP: 0.115, SLG: 0.080 <b>Ben Hayes, R</b> (8, 1)		0-0 SH2-4		0-0 6-3		0-0 SH3-4 1-2		0-0 4-3		1	0	0	0	0	0	1									
<b>Inning Stats</b>	R: 0 E: 0 K: 2 S: 8	H: 1 LOB: 2 BB: 1 P: 12	R: 0 E: 0 K: 1 S: 7	H: 2 LOB: 2 BB: 0 P: 7	R: 0 E: 0 K: 0 S: 3	H: 0 LOB: 0 BB: 0 P: 3	R: 1 E: 0 K: 0 S: 5	H: 2 LOB: 1 BB: 0 P: 5	R: 2 E: 0 K: 1 S: 6	H: 1 LOB: 1 BB: 1 P: 10	R: 2 E: 0 K: 1 S: 7	H: 2 LOB: 1 BB: 1 P: 11	R: 0 E: 0 K: 1 S: 5	H: 0 LOB: 0 BB: 0 P: 5	R: 0 E: 0 K: 1 S: 5	H: 0 LOB: 0 BB: 0 P: 5	1B: 4 2B: 3 3B: 0 HR: 3	SF: 1 SAC: 2 DP: 0 HBP: 0	WP: 0 PB: 0 SB: 2 CS: 0	PA: 41					
<b>PITCHER</b>	IP	WLS	BF	H	R	ER	SO	BB	IBB	HBP	BLK	WP	HR	S	P	ERA	WHIP								
<b>Andy Hawkins, R</b> ERA: 4.1 (1, 1)	5.0		24	7	3	3	3	2	0	0	0	0	1	28	36	5.40	1.800								
<b>Floyd Chiffer, R</b> ERA: 2.99 (6, 1)	2.0	L	11	3	3	3	2	2	0	0	0	0	2	13	21	13.50	2.500								
<b>Gary Lucas, L</b> ERA: 3.24 (8, 1)	2.0		6	0	0	0	2	0	0	0	0	0	0	10	10	0.00	0.000								

Batter	1	2	3	4	5	6	7	8	9	AB	R	H	RBI	BB	SO	LOB	BOTTOM								
<b>Alan Wiggins, S</b> OBP: 0.301, SLG: 0.298 (1, 8)	0-0 E 6-3 1B		0-0 1B 3B		0-0 SF9 E 1B		0-0 G5-4-3 1-2		0-0 F5	5	2	3	0	0	0	2	<b>Cincinnati Reds @ San Diego Padres</b> Jack Murphy Stadium, San Diego, CA Thu Sep 30 1982, 6:33 AM EDT Att: 6,886 - Unknown  <b>AB 34</b> <b>R 4</b> <b>H 10</b> <b>RBI 4</b> <b>BB 2</b> <b>SO 3</b> <b>LOB 14</b> 								
<b>Gene Richards, L</b> OBP: 0.337, SLG: 0.364 (1, 7)	0-0 E7 1-3 1B		0-0 G4-3 1B		0-0 E1 1-2 2-3			0-0 F2	5	0	2	1	0	0	3										
<b>Luis Salazar, R</b> OBP: 0.276, SLG: 0.338 (1, 5) (9, 6)	0-0 6-3		0-0 G4-3		0-0 SF9			0-0 5-3		3	0	0	2	0	2										
<b>Terry Kennedy, L</b> OBP: 0.331, SLG: 0.491 (1, 3)	0-3 K			0-0 4-3	0-0 F7			0-0 BB 1B		4	0	1	0	0	1	3									
<b>Juan Bonilla, R</b> OBP: 0.324, SLG: 0.335 (1, 4)	0-0 5-3			0-0 L4		0-0 4-3		0-0 BB 1B		4	0	1	0	0	0	1									
<b>George Hinshaw, R</b> OBP: 0.389, SLG: 0.267 <b>Joe Lefebvre, L</b> OBP: 0.294, SLG: 0.329 (8, PH) (9, 5)		0-0 F9		0-0 5-3		0-0 F9		4-0 BB 1-2 2-3 BB		3	0	0	0	0	0	0									
<b>Joe Pittman, R</b> OBP: 0.299, SLG: 0.273 <b>Broderick Perkins, L</b> OBP: 0.327, SLG: 0.342 (8, PH) (9, 9)		0-0 5-3			0-0 SH1-3 S 2B 1B		0-3 K		0-0 P4	3	1	1	0	0	1	0									
<b>Ron Tingley, R</b> OBP: 0.125, SLG: 0.125 <b>Tim Flannery, L</b> OBP: 0.317, SLG: 0.325 (9, PH)		0-0 P4			0-0 SH1-3		0-0 F8		0-3 K	2	0	0	0	0	0	0									
<b>Andy Hawkins, R</b> <b>Kurt Bevacqua, R</b> ERA: 2.6 <b>Floyd Chiffer, R</b> <b>Joe Lefebvre, L</b> OBP: 0.340, SLG: 0.182 <b>Gary Lucas, S</b> <b>Tony Gwynn, L</b> OBP: 0.330, SLG: 0.389 (1, 1) (5, PH) (6, 1) (7, PH) (8, 1) (9, PH)		0-0 F9		0-0 F9		0-0 E SF9 2B		4-0 G5-4-3 BB		1	0	0	0	0	0	0									
<b>Inning Stats</b>	R: 1 E: 1 K: 1 S: 7	H: 2 LOB: 1 BB: 0 P: 7	R: 0 E: 0 K: 0 S: 3	H: 0 LOB: 0 BB: 0 P: 3	R: 1 E: 0 K: 0 S: 4	H: 2 LOB: 0 BB: 0 P: 4	R: 0 E: 0 K: 0 S: 3	H: 0 LOB: 0 BB: 0 P: 3	R: 2 E: 1 K: 0 S: 7	H: 3 LOB: 2 BB: 0 P: 7	R: 0 E: 0 K: 1 S: 5	H: 0 LOB: 0 BB: 0 P: 5	R: 0 E: 0 K: 0 S: 2	H: 0 LOB: 0 BB: 1 P: 6	R: 0 E: 0 K: 0 S: 5	H: 2 LOB: 3 BB: 1 P: 9	R: 0 E: 0 K: 1 S: 6	H: 1 LOB: 1 BB: 0 P: 6	1B: 7 2B: 2 3B: 1 HR: 0	SF: 1 SAC: 1 DP: 2 HBP: 0	WP: 0 PB: 0 SB: 1 CS: 0	PA: 38			
<b>PITCHER</b>	IP	WLS	BF	H	R	ER	SO	BB	IBB	HBP	BLK	WP	HR	S	P	ERA	WHIP								
<b>Bill Scherrer, L</b> ERA: 2.6 (1, 1)	2.0		20	7	4	2	1	0	0	0	0	0	0	1	1	0.00	0.000								
<b>Greg Harris, R</b> ERA: 4.88 (5, 1)	0.1		1	0	0	0	0	0	0	0	0	0	0	1	1	0.00	0.000								
<b>Charlie Leibrandt, L</b> ERA: 5.1 (5, 1)	3.0	W	11	2	0	0	1	1	0	0	0	0	0	12	16	0.00	1.000								
<b>Ben Hayes, R</b> ERA: 1.99 (8, 1)	1.1	S	6	1	0	0	1	1	0	0	0	0	0	7	11	0.00	1.500								



Batter	1	2	3	4	5	6	7	8	9	AB	R	H	RBI	BB	SO	LOB	TOP											
<b>Gary Redus, R</b> OBP: 0.259, SLG: 0.347 (1, 7)	4-0 S 4-3 BB		0-0 WP S 1B		0-0 F9		0-3 K		0-0 P3	4	1	1	0	1	1	1	<b>Cincinnati Reds @ Houston Astros</b> Astrodome, Houston, TX Fri Oct 01 1982, 8:05 PM EDT Att: 13,272 - Unknown											
<b>Rafael Landestoy, S</b> OBP: 0.256, SLG: 0.250 (1, 5)	0-0 4-3		0-3 K		0-0 F9		0-0 G5-4-3			4	0	0	0	0	1	3												
<b>Duane Walker, L</b> OBP: 0.292, SLG: 0.319 (1, 9)	0-3 K		0-3 K		0-3 K			0-3 K		4	0	0	0	0	4	2												
<b>Dan Driessen, L</b> OBP: 0.367, SLG: 0.422 (1, 3)	4-0 S 2-3 BB		0-0 4-3		0-0 F8			0-0 FC5 2B		3	0	1	0	1	0	1												
<b>Paul Householder, S</b> OBP: 0.288, SLG: 0.330 (1, 8)	0-3 K			0-0 CS 1B		0-0 4-3 WP 1B		4-0 BB		3	1	2	0	1	1	1												
<b>Ron Oester, S</b> OBP: 0.305, SLG: 0.361 (1, 6)		0-3 K		0-0 F8		0-0 4-3		0-3 K		4	0	0	0	0	2	4												
<b>Tom Lawless, R</b> OBP: 0.253, SLG: 0.248 (1, 4)		0-0 WP SH1-3 2B		0-0 S 1B		4-0 BB		0-0 FC5		3	2	2	0	1	0	2												
<b>Dave Vangorder, R</b> OBP: 0.274, SLG: 0.229 (1, 2)		0-0 SH1-3		1-0 1B HBP		0-0 6-3			0-0 5-3	2	0	0	1	0	0	1												
<b>Bob Shirley, R</b> OBP: 0.163, SLG: 0.143 (9, 1)		0-0 F7		0-0			0-3 K		0-3 K	4	0	1	1	0	2	0												
<b>Ben Hayes, R</b> (9, 1)										0	0	0	0	0	0	0												
<b>Joe Price, R</b> OBP: 0.333, SLG: 0.333 (9, 1)				1-3 2H 1B						0	0	0	0	0	0	0												
<b>Inning Stats</b>	R: 1 E: 0 K: 2 S: 7	H: 0 LOB: 1 BB: 2 P: 15	R: 1 E: 0 K: 1 S: 6	H: 1 LOB: 0 BB: 0 P: 6	R: 0 E: 0 K: 2 S: 8	H: 1 LOB: 1 BB: 0 P: 8	R: 1 E: 0 K: 0 S: 4	H: 3 LOB: 2 BB: 0 P: 5	R: 0 E: 0 K: 1 S: 5	H: 1 LOB: 0 BB: 1 P: 8	R: 0 E: 0 K: 2 S: 7	H: 0 LOB: 0 BB: 0 P: 7	R: 0 E: 0 K: 2 S: 8	H: 1 LOB: 2 BB: 0 P: 12	R: 0 E: 0 K: 1 S: 5	H: 0 LOB: 0 BB: 0 P: 5	1B: 5 2B: 2 3B: 0 HR: 0	SF: 0 SAC: 1 DP: 1 HBP: 1	WP: 4 PB: 0 SB: 6 CS: 1	PA: 37								
<b>PITCHER</b>	IP	WLS	BF	H	R	ER	SO	BB	IBB	HBP	BLK	WP	HR	S	P	ERA	WHIP											
<b>Nolan Ryan, R</b> ERA: 3.16	(1, 1)	8.0	L	34	7	4	4	10	4	0	1	0	4	0	49	66	4.50	1.375										
<b>Mark Ross, R</b> ERA: 1.5	(9, 1)	1.0		3	0	0	0	1	0	0	0	0	0	0	5	5	0.00	0.000										

Batter	1	2	3	4	5	6	7	8	9	AB	R	H	RBI	BB	SO	LOB	BOTTOM										
<b>Scott Loucks, R</b> OBP: 0.267, SLG: 0.279 (1, 8)	0-0 L8-3 1B		0-0 CS 1B			0-3 K		0-0 F9		4	0	2	0	0	1	0	<b>Cincinnati Reds @ Houston Astros</b> Astrodome, Houston, TX Fri Oct 01 1982, 8:05 PM EDT Att: 13,272 - Unknown										
<b>Dickie Thon, R</b> OBP: 0.326, SLG: 0.400 (1, 6)	0-0 L8-3		0-0 1-2 1B			0-0 S SF8 2B		0-0 5-3		4	1	2	0	0	0	1											
<b>Ray Knight, R</b> OBP: 0.344, SLG: 0.404 (1, 5)	0-0		0-0 4-3			0-0 SF8			0-0 1B 1B	3	0	2	1	0	0	1											
<b>Craig Reynolds, L</b> OBP: 0.321, SLG: 0.347 (9, PR)						0-0 2H			0-0 1B 1B	0	0	0	0	0	0	0											
<b>Harry Spilman, L</b> OBP: 0.333, SLG: 0.466 (1, 3)	4-0 1-2 BB			0-0 P5		0-0 6-3			0-0 F9	3	0	0	0	1	0	1											
<b>Tim Tolman, R</b> OBP: 0.333, SLG: 0.450 (1, 9)	0-0 F8			0-0 F7					0-0 1B 1B	3	1	1	1	0	0	2											
<b>Denny Walling, L</b> OBP: 0.319, SLG: 0.275 (9, PH)									1-2 1B	1	0	1	0	0	0	0											
<b>Bill Doran, S</b> OBP: 0.297, SLG: 0.292 (1, 4)		0-0 F9		0-3 K		0-0 K		0-3 K		4	0	0	0	0	2	2											
<b>Kevin Bass, S</b> OBP: 0.059, SLG: 0.030 (1, 7)		0-0 L8				0-0 G3		0-0 F8		3	0	0	0	0	0	0											
<b>Alan Ashby, S</b> OBP: 0.311, SLG: 0.416 (9, PH)									1-2 2-3 1B	1	0	1	0	0	0	0											
<b>Terry Puhl, L</b> OBP: 0.330, SLG: 0.376 (9, PR)										0	0	0	0	0	0	0											
<b>Luis Pujols, R</b> OBP: 0.231, SLG: 0.318 (1, 2)		0-0 F8				0-0 6-3		0-0 1-3		3	0	0	0	0	0	0											
<b>Danny Heep, L</b> OBP: 0.311, SLG: 0.379 (9, PH)									0-0 F3	0	0	0	0	0	0	0											
<b>Art Howe, R</b> OBP: 0.315, SLG: 0.327 (9, PH)										1	0	0	0	0	0	3											
<b>Nolan Ryan, R</b> OBP: 0.170, SLG: 0.120 (1, 1)						0-0 F9				2	0	0	0	0	0	0											
<b>Tony Scott, S</b> OBP: 0.283, SLG: 0.293 (8, PH)										1	0	0	0	0	0	0											
<b>Mark Ross, R</b> ERA: 2.85 (9, 1)										0	0	0	0	0	0	0											
<b>Inning Stats</b>	R: 0 E: 0 K: 0 S: 4	H: 2 LOB: 2 BB: 1 P: 8	R: 0 E: 0 K: 0 S: 3	H: 0 LOB: 0 BB: 0 P: 3	R: 0 E: 0 K: 1 S: 5	H: 0 LOB: 0 BB: 0 P: 5	R: 0 E: 0 K: 0 S: 3	H: 0 LOB: 0 BB: 0 P: 3	R: 1 E: 0 K: 1 S: 6	H: 1 LOB: 0 BB: 0 P: 6	R: 1 E: 0 K: 1 S: 6	H: 1 LOB: 0 BB: 0 P: 6	R: 0 E: 0 K: 0 S: 3	H: 0 LOB: 0 BB: 0 P: 3	R: 0 E: 0 K: 0 S: 6	H: 3 LOB: 3 BB: 0 P: 6	1B: 7 2B: 2 3B: 0 HR: 1	SF: 1 SAC: 0 DP: 1 HBP: 0	WP: 0 PB: 0 SB: 1 CS: 1	PA: 35							
<b>PITCHER</b>	IP	WLS	BF	H	R	ER	SO	BB	IBB	HBP	BLK	WP	HR	S	P	ERA	WHIP										
<b>Bob Shirley, L</b> ERA: 3.6	(1, 1)	8.1	W	31	7	2	2	3	1	0	0	0	1	36	40	2.16	0.960										
<b>Ben Hayes, R</b> ERA: 1.97	(9, 1)	0.1		3	2	0	0	0	0	0	0	0	0	3	3	0.00	6.000										
<b>Joe Price, L</b> ERA: 2.85	(9, 1)	0.1	S	1	0	0	0	0	0	0	0	0	0	1	1	0.00	0.000										

AB 31  
R 4  
H 7  
RBI 2  
BB 4  
SO 11  
LOB 15



AB 33  
R 2  
H 9  
RBI 2  
BB 1  
SO 3  
LOB 10





Batter	1	2	3	4	5	6	7	8	9	AB	R	H	RBI	BB	SO	LOB	TOP			
Gary Redus, R OBP: 0.271, SLG: 0.354 (1, 7)										4	2	2	0	0	1	0	<b>Cincinnati Reds @ Houston Astros</b> Astrodome, Houston, TX Sat Oct 02 1982, 8:05 PM EDT Att: 13,811 - Unknown			
Paul Householder, S OBP: 0.266, SLG: 0.329 (1, 9)										4	0	1	0	0	0	1				
Dave Concepcion, R OBP: 0.339, SLG: 0.373 (1, 6)										3	0	1	1	1	0	1				
Johnny Bench, R OBP: 0.320, SLG: 0.396 (1, 5)										3	0	1	0	1	0	1				
Cesar Cedeno, R OBP: 0.346, SLG: 0.413 (1, 8)										4	0	0	0	0	0	3				
Larry Bittner, L OBP: 0.371, SLG: 0.415 (1, 3)										3	0	0	0	0	1	1				
Ron Oester, S OBP: 0.303, SLG: 0.359 (1, 4)										3	0	0	0	0	1	0				
Dave Vangorder, R OBP: 0.268, SLG: 0.224 (1, 2)										3	0	0	0	0	1	0				
Mario Soto, R OBP: 0.213, SLG: 0.214 Duane Walker, L (8, PH) Brad Lesley, R (8, 1)										2	0	0	0	0	2	0				
										1	0	0	0	0	1	0				
										0	0	0	0	0	0	0				
<b>Inning Stats</b>	R: 1 E: 0 K: 0 S: 4	H: 2 LOB: 1 BB: 1 P: 8	R: 0 E: 0 K: 3 S: 9	H: 0 LOB: 0 BB: 0 P: 9	R: 0 E: 0 K: 2 S: 7	H: 0 LOB: 0 BB: 0 P: 7	R: 0 E: 0 K: 0 S: 3	H: 1 LOB: 1 BB: 1 P: 7	R: 0 E: 0 K: 1 S: 5	H: 0 LOB: 0 BB: 0 P: 5	R: 0 E: 0 K: 0 S: 3	H: 0 LOB: 0 BB: 0 P: 3	R: 0 E: 0 K: 1 S: 5	H: 0 LOB: 0 BB: 0 P: 5	R: 0 E: 0 K: 0 S: 3	H: 0 LOB: 0 BB: 0 P: 3	1B: 5 2B: 0 3B: 0 HR: 0	SF: 0 SAC: 0 DP: 1 HBP: 0	WP: 0 PB: 0 SB: 1 CS: 1	PA: 32
<b>PITCHER</b>	IP WLS BF H R ER SO BB IBB HBP BLK WP HR S P ERA WHIP	IP WLS BF H R ER SO BB IBB HBP BLK WP HR S P ERA WHIP																		
Frank DiPino, L ERA: 6.04 Vern Ruhle, R ERA: 3.93	(1, 1) 6.0 W 23 5 2 2 6 2 0 0 0 0 0 0 33 41 3.00 1.167	(7, 1) 3.0 S 9 0 0 0 1 0 0 0 0 0 0 0 11 11 0.00 0.000																		

Batter	1	2	3	4	5	6	7	8	9	AB	R	H	RBI	BB	SO	LOB	BOTTOM			
Dickie Thon, R OBP: 0.324, SLG: 0.397 (1, 6)										4	0	0	0	0	0	1	<b>Cincinnati Reds @ Houston Astros</b> Astrodome, Houston, TX Sat Oct 02 1982, 8:05 PM EDT Att: 13,811 - Unknown			
Bill Doran, S OBP: 0.296, SLG: 0.301 (1, 4)										4	1	2	0	0	0	0				
Ray Knight, R OBP: 0.344, SLG: 0.402 (7, 3)										3	1	0	0	0	0	1				
Harry Spilman, L OBP: 0.333, SLG: 0.459 Kevin Bass, S (6, PR) Phil Garner, R (7, 5)										3	0	1	2	0	1	1				
Tim Tolman, R OBP: 0.308, SLG: 0.409 Jose Cruz, L (6, PH)										0	1	0	0	0	0	0				
Tim Tolman, R OBP: 0.342, SLG: 0.377 (7, 7)										0	0	0	0	1	0	0				
Larry Ray, L OBP: 0.143, SLG: 0.167 Vern Ruhle, R (7, 1)										2	0	0	1	0	2	0				
										0	0	0	0	0	0	0				
Scott Loucks, R OBP: 0.271, SLG: 0.267 (1, 8)										2	0	0	0	1	2	2				
Alan Knicely, R OBP: 0.270, SLG: 0.248 (1, 2)										3	0	0	0	0	2	1				
Frank DiPino, L Terry Puhl, L (6, PH)										1	0	0	0	0	1	0				
										2	1	1	0	0	0	0				
<b>Inning Stats</b>	R: 0 E: 0 K: 0 S: 3	H: 0 LOB: 0 BB: 0 P: 3	R: 0 E: 0 K: 2 S: 7	H: 0 LOB: 0 BB: 0 P: 7	R: 0 E: 0 K: 3 S: 9	H: 0 LOB: 0 BB: 0 P: 9	R: 0 E: 0 K: 1 S: 6	H: 1 LOB: 1 BB: 0 P: 6	R: 0 E: 0 K: 2 S: 7	H: 0 LOB: 1 BB: 1 P: 11	R: 4 E: 0 K: 1 S: 9	H: 4 LOB: 2 BB: 0 P: 10	R: 0 E: 0 K: 0 S: 3	H: 0 LOB: 0 BB: 0 P: 3	R: 0 E: 0 K: 0 S: 2	H: 0 LOB: 0 BB: 1 P: 6	1B: 3 2B: 2 3B: 0 HR: 0	SF: 1 SAC: 0 DP: 0 HBP: 1	WP: 0 PB: 0 SB: 1 CS: 1	PA: 32
<b>PITCHER</b>	IP WLS BF H R ER SO BB IBB HBP BLK WP HR S P ERA WHIP	IP WLS BF H R ER SO BB IBB HBP BLK WP HR S P ERA WHIP																		
Mario Soto, R ERA: 2.79 Brad Lesley, R ERA: 2.95	(1, 1) 7.0 L 28 5 4 4 9 1 0 1 0 0 0 2 6 0.00 1.000	(8, 1) 1.0 3 0 0 0 0 1 0 0 0 0 0 0 2 6 0.00 1.000																		

AB	30
R	2
H	5
RBI	1
BB	2
SO	7
LOB	7





Batter	1	2	3	4	5	6	7	8	9	AB	R	H	RBI	BB	SO	LOB	TOP
Gary Redus, R OBP: 0.258, SLG: 0.337 (1, 7)			6-3			F8			3-1	4	0	0	0	0	1	0	<b>Cincinnati Reds @ Houston Astros</b> Astrodome, Houston, TX Sun Oct 03 1982, 4:33 AM EDT Att: 14,672 - Unknown
Duane Walker, L OBP: 0.298, SLG: 0.322 (1, 9)						K				3	0	2	0	1	1	0	
Dave Concepcion, R OBP: 0.337, SLG: 0.371 (1, 6)	G3					F8			K	4	0	0	0	0	1	3	
Dan Driessen, L OBP: 0.368, SLG: 0.421 (1, 3)	K					F8				2	0	0	0	2	1	2	
Paul Householder, S OBP: 0.285, SLG: 0.326 (1, 8)						F9			3-1	4	0	0	0	0	0	4	
Ron Oester, S OBP: 0.303, SLG: 0.359 (1, 4)						G3			1-3	3	0	1	0	0	0	1	
Rafael Landestoy, S OBP: 0.250, SLG: 0.243 (1, 5)						P6			6-3	3	0	0	0	0	0	1	
Dave Vangorder, R OBP: 0.263, SLG: 0.219 (1, 2)						F7			P4	3	0	0	0	0	0	0	
Frank Pastore, R OBP: 0.186, SLG: 0.259 (1, 1)						6-3			P6	2	0	0	0	0	0	0	
Larry Bittner, L OBP: 0.369, SLG: 0.413 (8, PH)						6-3				1	0	0	0	0	0	0	
Greg Harris, S OBP: 0.211, SLG: 0.167 (8, 1)										0	0	0	0	0	0	0	
<b>Inning Stats</b>	R: 0 E: 0 K: 2 S: 7	H: 0 LOB: 1 BB: 1 P: 11	R: 0 E: 0 K: 0 S: 3	H: 1 LOB: 0 BB: 0 P: 3	R: 0 E: 0 K: 0 S: 3	H: 0 LOB: 0 BB: 0 P: 3	R: 0 E: 0 K: 1 S: 5	H: 0 LOB: 0 BB: 0 P: 5	R: 0 E: 0 K: 0 S: 3	H: 0 LOB: 1 BB: 1 P: 7	R: 0 E: 0 K: 0 S: 3	H: 0 LOB: 0 BB: 0 P: 3	R: 0 E: 0 K: 1 S: 6	H: 1 LOB: 2 BB: 1 P: 10	1B: 3 2B: 0 3B: 0 HR: 0	SF: 0 SAC: 0 DP: 0 HBP: 0	WP: 0 PA: 32 PB: 0 SB: 0 CS: 1
<b>PITCHER</b> Joe Niekro, R ERA: 2.47 (1, 1)	IP: 9.0 WLS: W BF: 32 H: 3 R: 0 ER: 0 SO: 4 BB: 3 IBB: 0 HBP: 0 BLK: 0 WP: 0 HR: 0 S: 37 P: 49 ERA: 0.00 WHIP: 0.667																

AB	29
R	0
H	3
RBI	0
BB	3
SO	4
LOB	11



Batter	1	2	3	4	5	6	7	8	9	AB	R	H	RBI	BB	SO	LOB	BOTTOM		
Dickie Thon, R OBP: 0.327, SLG: 0.397 (1, 6)			1B			6-3			4-3	2	2	1	0	2	0	0	<b>Cincinnati Reds @ Houston Astros</b> Astrodome, Houston, TX Sun Oct 03 1982, 4:33 AM EDT Att: 14,672 - Unknown		
Bill Doran, S OBP: 0.304, SLG: 0.309 (1, 4)	F7		FC8-6			4-3			4-3	4	0	2	0	0	0	1			
Denny Walling, L OBP: 0.312, SLG: 0.267 (1, 9)	F9		K			4-3			4-3	4	0	0	0	0	1	5			
Phil Garner, R OBP: 0.320, SLG: 0.423 (1, 5)	1B		FC8-6			P5			G5-4-3	2	0	1	1	2	0	0			
Tim Tolman, R OBP: 0.300, SLG: 0.385 (1, 7)			FC8-6			6-3			G5-4-3	4	0	1	1	0	0	5			
Art Howe, R OBP: 0.315, SLG: 0.326 (1, 3)	1-3		L9			1B			F9	4	1	1	0	0	0	4			
Scott Loucks, R OBP: 0.269, SLG: 0.265 (1, 8)			1-3			K			F7	4	0	1	0	0	1	0			
Luis Pujols, R OBP: 0.242, SLG: 0.324 (1, 2)			CS			G5-6-3			K	3	0	2	1	1	1	0			
Joe Niekro, R OBP: 0.099, SLG: 0.112 (1, 1)			K			G5-6-3			K	3	0	0	0	0	2	4			
<b>Inning Stats</b>	R: 1 E: 0 K: 0 S: 5	H: 2 LOB: 2 BB: 1 P: 9	R: 0 E: 0 K: 1 S: 4	H: 0 LOB: 0 BB: 1 P: 8	R: 1 E: 0 K: 1 S: 6	H: 1 LOB: 2 BB: 2 P: 14	R: 0 E: 0 K: 1 S: 5	H: 1 LOB: 0 BB: 0 P: 5	R: 0 E: 0 K: 0 S: 3	H: 0 LOB: 0 BB: 0 P: 3	R: 1 E: 0 K: 1 S: 8	H: 3 LOB: 2 BB: 0 P: 8	R: 0 E: 0 K: 0 S: 4	H: 2 LOB: 2 BB: 1 P: 8	R: 0 E: 0 K: 1 S: 5	H: 0 LOB: 0 BB: 0 P: 5		1B: 9 2B: 0 3B: 0 HR: 0	SF: 0 SAC: 0 DP: 2 HBP: 0
<b>PITCHER</b> Frank Pastore, R ERA: 3.97 Greg Harris, R ERA: 4.83 (1, 1) (8, 1)	IP: 7.0 WLS: L BF: 32 H: 9 R: 3 ER: 3 SO: 4 BB: 3 IBB: 2 HBP: 0 BLK: 0 WP: 0 HR: 0 S: 35 P: 55 ERA: 3.86 WHIP: 1.714																		

AB	30
R	3
H	9
RBI	3
BB	5
SO	5
LOB	19

