

Cincinnati Reds - 1983

Batter	1	2	3	4	5	6	7	8	9	AB R H RBI BB SO LOB	TOP
<b>Brett Butler, L</b> (1, 8) OBP: 0.200, SLG: 0.400	0-0 SH5-4 SF7 2B	0-3 K		0-0 6-3		0-3 K			0-0 1-3	5 1 1 0 0 2 3	
<b>Rafael Ramirez, R</b> (1, 6) OBP: 0.250, SLG: 0.250	0-0 SH5-4 2-3		0-0 1-3		0-0 P6		0-0 P6	0-0 4-6-3 1B	0-0 5-3	4 0 1 0 0 0 0	
<b>Claudell Washington, L</b> (1, 9)	0-0 SF7		0-0 P4		0-0 P5		0-0 P5	0-0 4-6-3 1-2		3 0 0 1 0 0 1	
<b>Dale Murphy, R</b> (1, 7)	0-0 F2 3-H		4-0 BB BB		4-0 BB BB		0-0 F8			2 0 0 0 2 0 1	
<b>Bob Horner, R</b> (1, 5)		0-0 E6 HR	4-0 1-2 BB		0-3 K		0-0 F2			3 1 0 0 1 1 2	
<b>Chris Chambliss, L</b> (1, 3) OBP: 0.250, SLG: 1.000		0-0 HR 1-H	0-0 F5			0-0 G3		0-0 F8		4 1 1 2 0 0 2	
<b>Glenn Hubbard, R</b> (1, 4) <b>Steve Bedrosian, R</b> (8, 1)		0-0 F7		0-3 K		1-0 CS BLK HBP		0-0 F9		3 1 0 0 0 1 0 0 0 0 0 0 0 0	
<b>Bruce Benedict, R</b> (1, 2) OBP: 0.500, SLG: 0.667		0-0 3-1		0-0 2B		4-0 BB BB 1-3 BB		0-0 F9		3 0 1 0 1 0 0	
<b>Phil Niekro, R</b> (1, 1) OBP: 0.333, SLG: 0.333 <b>Jerry Royster, R</b> (8, 4)		0-0 1B		0-3 K		0-0 4-3		0-3 K		3 0 1 0 0 1 2 1 0 0 0 0 1 0	
<b>Inning Stats</b>	R: 1 H: 1 E: 0 LOB: 0 K: 0 BB: 0 S: 4 P: 4	R: 2 H: 2 E: 1 LOB: 1 K: 1 BB: 0 S: 8 P: 8	R: 0 H: 0 E: 0 LOB: 2 K: 0 BB: 2 S: 3 P: 11	R: 0 H: 1 E: 0 LOB: 1 K: 2 BB: 0 S: 8 P: 8	R: 0 H: 0 E: 0 LOB: 1 K: 1 BB: 1 S: 5 P: 9	R: 1 H: 0 E: 0 LOB: 1 K: 1 BB: 1 S: 5 P: 10	R: 0 H: 1 E: 0 LOB: 1 K: 0 BB: 0 S: 4 P: 4	R: 0 H: 0 E: 0 LOB: 0 K: 0 BB: 0 S: 3 P: 3	R: 0 H: 0 E: 0 LOB: 0 K: 1 BB: 0 S: 5 P: 5	1B: 2 SF: 1 2B: 2 SAC: 1 3B: 0 DP: 0 HR: 1 HBP: 1	WP: 0 PA: 38 PB: 0 SB: 0 CS: 1
<b>PITCHER</b>	IP WLS BF H R ER SO BB IBB HBP BLK WP HR S P ERA WHIP										
<b>Mario Soto, R</b> (1, 1) ERA: 2.25	8.0 W 35 5 4 2 5 4 0 1 1 0 1 40 57 2.25 1.125										
<b>Tom Hume, R</b> (9, 1) ERA:	1.0 S 3 0 0 0 1 0 0 0 0 0 0 5 5 0.00 0.000										

**Atlanta Braves @ Cincinnati Reds**  
Riverfront Stadium, Cincinnati, OH

Mon Apr 04 1983, 3:33 AM EST  
Att. 42,892 - Unknown - 56 F

livebaseballscorecards.com

AB	31
R	4
H	5
RBI	3
BB	4
SO	6
LOB	11



Batter	1	2	3	4	5	6	7	8	9
<b>Gary Redus, R</b> (1, 7) OBP: 0.250, SLG: 1.000	0-0 L6		0-0 6-3			0-0 HR		0-0 F8	
<b>Eddie Milner, L</b> (1, 8) OBP: 0.250, SLG: 0.250	0-0 G3		0-0 F9			0-0 F2		0-0 1B	
<b>Dave Concepcion, R</b> (1, 6) OBP: 0.500, SLG: 0.333	0-0 F8				0-0 F8	4-0 1B		0-0 1B	
<b>Johnny Bench, R</b> (1, 5) OBP: 0.500, SLG: 0.750 <b>Tom Hume, R</b> (9, 1)		0-0 F8 HR 2B		0-0 6-3		0-0 1B		0-0 F8	
<b>Dan Driessen, L</b> (1, 3)		0-0 F8		0-0 F7		0-0 9-3			
<b>Ron Oester, S</b> (1, 4) OBP: 0.333, SLG: 1.333		0-0 HR			0-0 F7		0-0 F7		
<b>Jeff Jones, R</b> (1, 9)		0-3 K			0-0 P6		0-0 F2		
<b>Alex Trevino, R</b> (1, 2)		0-3 K			4-0 BB		0-0 F8		
<b>Mario Soto, R</b> (1, 1) <b>Rafael Landestoy, S</b> (8, PH) <b>Wayne Krenchicki, L</b> (9, 5)			0-0 F8		0-0 FC6-4			0-0 L6	

AB	R	H	RBI	BB	SO	LOB
4	1	1	1	0	0	0
4	1	1	0	0	0	0
3	1	1	1	1	0	0
4	1	2	1	0	0	1
0	0	0	0	0	0	0
3	0	0	0	0	0	2
3	1	1	2	0	0	0
3	0	0	0	0	1	0
2	0	0	0	1	1	0
2	0	0	0	0	0	1
1	0	0	0	0	0	0
0	0	0	0	0	0	0

**BOTTOM**

**Atlanta Braves @ Cincinnati Reds**  
**Riverfront Stadium, Cincinnati, OH**  
 Mon Apr 04 1983, 3:33 AM EST  
 Att: 42,892 - Unknown - 56 F

<b>AB</b>	<b>29</b>
<b>R</b>	<b>5</b>
<b>H</b>	<b>6</b>
<b>RBI</b>	<b>5</b>
<b>BB</b>	<b>2</b>
<b>SO</b>	<b>2</b>
<b>LOB</b>	<b>4</b>



1B: 3	SF: 0	WP: 0	PA: 31
2B: 2	SAC: 0	PB: 0	
3B: 0	DP: 1	SB: 2	
HR: 2	HBP: 0	CS: 0	

Inning Stats		R: 0	H: 0	R: 2	H: 2	R: 0	H: 0	R: 0	H: 0	R: 2	H: 2	R: 0	H: 0	R: 1	H: 2
		E: 0	LOB: 0	E: 0	LOB: 0	E: 0	LOB: 0	E: 0	LOB: 1	E: 0	LOB: 0	E: 0	LOB: 0	E: 0	LOB: 1
		K: 0	BB: 0	K: 2	BB: 0	K: 0	BB: 0	K: 0	BB: 1	K: 0	BB: 0	K: 0	BB: 0	K: 0	BB: 0
		S: 3	P: 3	S: 9	P: 9	S: 3	P: 3	S: 3	P: 7	S: 4	P: 8	S: 3	P: 3	S: 5	P: 5

PITCHER		IP	WLS	BF	H	R	ER	SO	BB	IBB	HBP	BLK	WP	HR	S	P	ERA	WHIP
<b>Phil Niekro, R</b> (1, 1)	ERA: 5.14	7.0		26	4	4	4	2	2	0	0	0	0	2	28	36	5.14	0.857
<b>Steve Bedrosian, R</b> (8, 1)	ERA: 9.0	1.0	L	5	2	1	1	0	0	0	0	0	0	0	5	5	9.00	2.000

Batter	1	2	3	4	5	6	7	8	9	AB R H RBI BB SO LOB	TOP		
<b>Brett Butler, L</b> (1, 8) OBP: 0.400, SLG: 0.444	0-0 F8 S 4-1 1B		0-0 FC5-4 1-2 1B		4-0 G1-6-3 BB			0-0 F8 1B S WP 1B	0-0 5-3	4 1 2 0 1 0 0			
<b>Rafael Ramirez, R</b> (1, 6) OBP: 0.222, SLG: 0.222	0-0 F8 1-3		0-0 FC5-4 1-2f 2-3		0-0 G1-6-3 1-2f			0-0 1B S WP 1B	0-0 P6	5 1 1 0 0 0 4			
<b>Claudell Washington, L</b> (1, 9) OBP: 0.222, SLG: 0.222	0-0 4-1 3-H		0-0 G3 1-2 3-H				0-0 4-3	0-3 K 1-2		4 0 0 1 0 1 2			
<b>Dale Murphy, R</b> (1, 7) OBP: 0.375, SLG: 0.167	0-3 K			0-3 K			0-3 K	0-0 BB BB 1B		4 1 1 0 0 3 0			
<b>Bob Horner, R</b> (1, 5) OBP: 0.222, SLG: 0.222		0-0 F9		4-0 F9 1B BB			0-0 F8	4-0 BB BB 1B BB		2 1 0 0 2 0 0			
<b>Chris Chambliss, L</b> (1, 3) OBP: 0.375, SLG: 0.714		0-0 3-1		0-0 1-2 1B			0-0 F7	4-0 1-2 2-3 BB		3 0 1 0 1 0 0			
<b>Glenn Hubbard, R</b> (1, 4) OBP: 0.250, SLG: 0.143		0-3 K		0-0 F9 2-3			0-0 5-3	0-0 1-2 2-H 3-H BB		4 0 1 2 0 1 2			
<b>Bruce Benedict, R</b> (1, 2) OBP: 0.500, SLG: 0.571			0-0 FC5-4 E 1B	0-0 4-3			0-0 1B	0-0 FC6-4 1-2f BB		4 1 2 0 0 0 4			
<b>Pascual Perez, R</b> (1, 1) OBP: 0.222, SLG: 0.222			0-3 K		0-3 K		0-3 K		0-3 K	4 0 0 0 0 4 2			
<b>Inning Stats</b>	R: 1 E: 0 K: 1 S: 6 H: 1 LOB: 0 BB: 0 P: 6	R: 0 E: 0 K: 1 S: 5 H: 0 LOB: 0 BB: 0 P: 5	R: 1 E: 1 K: 1 S: 7 H: 2 LOB: 1 BB: 0 P: 7	R: 0 E: 0 K: 1 S: 6 H: 1 LOB: 2 BB: 1 P: 10	R: 0 E: 0 K: 1 S: 4 H: 0 LOB: 0 BB: 1 P: 8	R: 0 E: 0 K: 1 S: 5 H: 0 LOB: 0 BB: 0 P: 5	R: 0 E: 0 K: 1 S: 6 H: 1 LOB: 1 BB: 0 P: 6	R: 3 E: 0 K: 1 S: 8 H: 3 LOB: 2 BB: 2 P: 16	R: 0 E: 0 K: 1 S: 5 H: 0 LOB: 0 BB: 0 P: 5	1B: 8 2B: 0 3B: 0 HR: 0 SF: 0 SAC: 0 DP: 1 HBP: 0	WP: 1 PB: 0 SB: 2 CS: 0 PA: 38		
<b>PITCHER</b>	IP WLS BF H R ER SO BB IBB HBP BLK WP HR S P ERA WHIP											<b>PITCHER</b>	IP WLS BF H R ER SO BB IBB HBP BLK WP HR S P ERA WHIP
<b>Bruce Berenyi, R</b> (1, 1) ERA: 4.7	7.2 L 32 7 5 4 8 3 0 0 0 1 0 45 57 4.70 1.304												
<b>Bill Scherrer, L</b> (8, 1) ERA:	0.0 1 0 0 0 0 1 0 0 0 0 0 0 4 ∞ ∞												
<b>Ben Hayes, R</b> (8, 1) ERA:	1.1 5 1 0 0 0 1 0 0 0 0 0 0 7 7 0.00 0.750												

**Atlanta Braves @ Cincinnati Reds**  
Riverfront Stadium, Cincinnati, OH  
Wed Apr 06 1983, 6:05 PM EST  
Att. 10,102 - Unknown

livebaseballscorecards.com

<b>AB</b>	34
<b>R</b>	5
<b>H</b>	8
<b>RBI</b>	3
<b>BB</b>	4
<b>SO</b>	9
<b>LOB</b>	14



Batter	1	2	3	4	5	6	7	8	9	AB R H RBI BB SO LOB
Gary Redus, R (1, 7) OBP: 0.222, SLG: 0.556	0-0 E G4-6-3 1B	0-0 FC6-4 S 1-2f 2-3		0-0 F9			0-3 K		0-0 F9	5 1 1 0 0 1 4
Eddie Milner, L (1, 8) OBP: 0.125, SLG: 0.125	0-0 E1 G4-6-3 1-3	0-3 K 1-2			0-0 G3		0-0 3-1			4 0 0 0 0 1 4
Dave Concepcion, R (1, 6) OBP: 0.250, SLG: 0.143	0-0 G4-6-3 1-2f 3-H	0-0 6-3			0-0 6-3			0-0 P6		4 0 0 0 0 0 3
Johnny Bench, R (1, 5) OBP: 0.375, SLG: 0.500	0-0 BB 1B 1B		0-0 5-3		0-3 K			0-0 6-3		4 0 1 0 0 1 0
Dan Driessen, L (1, 3) OBP: 0.286, SLG: 0.286	0-0 BB 1B		0-3 K			0-0 3-1		0-0 1B 1B		4 0 2 0 0 1 0
Ron Oester, S (1, 4) OBP: 0.429, SLG: 0.833	4-0 BB 1-2 2-3 BB		0-0 4-3			0-0 F8		0-0 1B		3 0 1 0 1 0 0
Jeff Jones, R (1, 9)	0-0 L6			4-0 SH1-4 BB		0-0 6-3		0-3 K		3 0 0 0 1 1 5
Alex Trevino, R (1, 2) OBP: 0.429, SLG: 0.333		0-0 FC6-4 SH 1B		0-0 F9		0-0 SH1-4 1B		0-0 F7		4 0 2 0 0 0 1
Bruce Berenyi, R (1, 1)		0-0 SH		0-0 SH1-4		0-0 SH1-4		0-3 K		0 0 0 0 0 0 0
Bill Scherrer, L (8, 1)										0 0 0 0 0 0 0
Ben Hayes, R (8, 1)										0 0 0 0 0 0 0
Duane Walker, L (9, PH)		1-2 FC6-4		1-2						1 0 0 0 0 1 0

Inning Stats	R: 1	H: 3	E: 1	K: 0	S: 6	LOB: 3	BB: 1	P: 10	R: 0	H: 1	E: 0	K: 1	S: 7	LOB: 2	BB: 0	P: 7	R: 0	H: 0	E: 0	K: 1	S: 5	LOB: 0	BB: 0	P: 5	R: 0	H: 0	E: 0	K: 1	S: 5	LOB: 0	BB: 0	P: 5	R: 0	H: 0	E: 0	K: 0	S: 3	LOB: 1	BB: 1	P: 7	R: 0	H: 0	E: 0	K: 1	S: 3	LOB: 0	BB: 0	P: 3	R: 0	H: 1	E: 0	K: 1	S: 6	LOB: 1	BB: 0	P: 6	R: 0	H: 2	E: 0	K: 1	S: 7	LOB: 2	BB: 0	P: 7	R: 0	H: 0	E: 0	K: 1	S: 5	LOB: 0	BB: 0	P: 5	1B: 7	2B: 0	3B: 0	HR: 0	SF: 0	SAC: 3	DP: 1	HBP: 0	WP: 0	PA: 37	ERA	WHIP
PITCHER Pascual Perez, R (1, 1) ERA: 1.0	IP	WLS	BF	H	R	ER	SO	BB	IBB	HBP	BLK	WP	HR	S	P	ERA	WHIP																			IP	WLS	BF	H	R	ER	SO	BB	IBB	HBP	BLK	WP	HR	S	P	ERA	WHIP																																

**BOTTOM**

**Atlanta Braves @ Cincinnati Reds**  
Riverfront Stadium, Cincinnati, OH

Wed Apr 06 1983, 6:05 PM EST  
Att. 10,102 - Unknown

livebaseballscorecards.com

AB	32
R	1
H	7
RBI	0
BB	2
SO	6
LOB	17



Batter	1	2	3	4	5	6	7	8	9	AB R H RBI BB SO LOB	TOP
Mel Hall, L (1, 7) OBP: 0.333, SLG: 0.500	0-0 23 1B 1B 2B	0-0 L8			0-0 G6-4-3 1B			0-0 1B		4 1 3 0 0 0 0	<b>Chicago Cubs @ Cincinnati Reds</b> Riverfront Stadium, Cincinnati, OH Fri Apr 08 1983, 3:33 AM EST Att. 7,396 - Overcast - 45 F
23 Ryne Sandberg, R (1, 4) OBP: 0.250, SLG: 0.250	0-0 1B SF7 1B		0-0 L8		0-3 K			0-0 F9		4 1 1 0 0 1 2	
Bill Buckner, L (1, 3) OBP: 0.417, SLG: 0.500	0-0 BB 1-3 1B		0-0 1B 2B		0-0 G6-4-3 1-2f			0-3 K		4 1 2 1 0 1 2	
Leon Durham, L (1, 8) OBP: 0.250, SLG: 0.100	4-0 1-2 BB		0-3 K		0-0 G3			0-3 K		3 0 0 0 1 2 2	
Ron Cey, R (1, 5) OBP: 0.167, SLG: 0.250	0-0 F2		0-0 1B		0-3 K			0-3 K		4 0 1 1 0 2 3	
Keith Moreland, R (1, 9) OBP: 0.182, SLG: 0.200	0-0 SF7		0-3 K		0-0 F9			0-0 F2		3 0 0 1 0 1 1	
Jody Davis, R (1, 2)	0-0 P4			0-3 K			0-0 6-3	0-3 K		4 0 0 0 0 2 2	
Larry Bowa, S (1, 6) OBP: 0.200, SLG: 0.200		0-0 F7		0-0 L8			0-0 5-3			3 0 0 0 0 0 0	
Steve Trout, L (1, 1)		0-0 F7		0-3 K			0-0 3-1			1 0 0 0 0 0 0	
Craig Lefferts, L (3, 1)										1 0 0 0 0 1 0	
Jay Johnstone, L (7, PH)										1 0 0 0 0 0 0	
Bill Campbell, R (7, 1)										0 0 0 0 0 0 0	
<b>Inning Stats</b>	R: 2 H: 3 E: 0 LOB: 2 K: 0 BB: 1 S: 6 P: 10	R: 0 H: 0 E: 0 LOB: 0 K: 0 BB: 0 S: 3 P: 3	R: 1 H: 2 E: 0 LOB: 1 K: 2 BB: 0 S: 9 P: 9	R: 0 H: 0 E: 0 LOB: 0 K: 2 BB: 0 S: 7 P: 7	R: 0 H: 1 E: 0 LOB: 0 K: 1 BB: 0 S: 5 P: 5	R: 0 H: 0 E: 0 LOB: 0 K: 1 BB: 0 S: 5 P: 5	R: 0 H: 0 E: 0 LOB: 0 K: 0 BB: 0 S: 3 P: 3	R: 0 H: 1 E: 0 LOB: 1 K: 2 BB: 0 S: 8 P: 8	R: 0 H: 0 E: 0 LOB: 0 K: 2 BB: 0 S: 7 P: 7	1B: 5 SF: 1 2B: 2 SAC: 0 3B: 0 DP: 1 HR: 0 HBP: 0	WP: 0 PA: 34 PB: 0 SB: 0 CS: 0
<b>PITCHER</b> Mario Soto, R (1, 1) ERA: 2.65	IP WLS BF H R ER SO BB IBB HBP BLK WP HR S P ERA WHIP										

AB	32
R	3
H	7
RBI	3
BB	1
SO	10
LOB	12



livebaseballscorecards.com

Batter	1	2	3	4	5	6	7	8	9	AB	R	H	RBI	BB	SO	LOB
<b>Gary Redus, R</b> OBP: 0.500, SLG: 1.000 (1, 7)	0-0 SH1-3 1B	0-0 HR	0-0 1-3 2-H 3-H 1B		0-0 2B			1-0 S 1B HBP		4	3	4	5	0	0	0
<b>Eddie Milner, L</b> OBP: 0.083, SLG: 0.083 (1, 8)	0-0 SH1-3 1-3	0-0 4-3	0-0 1-3		0-0 6-3			0-3 K 1-2		4	0	0	0	0	1	4
<b>Dave Concepcion, R</b> OBP: 0.385, SLG: 0.273 (1, 6)	0-0 WP FC5-2 1B 3-H	0-0 4-3		0-0 1B 1B		0-0 F7		4-0 1B BB		4	0	2	1	1	0	0
<b>Johnny Bench, R</b> OBP: 0.385, SLG: 0.462 <b>Wayne Krenchicki, L</b> (8, PR) (9, 5)	0-0 FC5-2 WP 1B 1-2	0-0 F7		0-0 P5		0-0 6-3		0-0 1B 1-3 2-H		5	0	2	1	0	0	1
<b>Jeff Jones, R</b> OBP: 0.333, SLG: 0.111 (1, 9)	4-0 FC5-2 1B 1-2 2-3 BB		4-0 SH5-4 1B BB	0-0 1B		0-0 5-3		0-0 P6		3	1	1	0	2	0	1
<b>Dan Driessen, L</b> OBP: 0.182, SLG: 0.182 (1, 3)	0-0 FC5-2 FC3-6 1B 1-2 2-3 3-H		0-0 E4 SH5-4 1B	0-0 F5		0-0 L3				4	1	0	0	0	0	6
<b>Ron Oester, S</b> OBP: 0.300, SLG: 0.556 (1, 4)	0-0 FC3-6 1B 1-2f		0-0 SH5-4 1B 1-2 2-3	0-0 F7		0-0 3-1				3	0	0	0	0	0	5
<b>Alex Trevino, R</b> OBP: 0.545, SLG: 0.375 (1, 2)		0-0 SH HR 1B	4-0 1B IBB		0-0 6-3		4-0 BB BB BB BB			2	1	1	0	2	0	0
<b>Mario Soto, R</b> (1, 1)		0-0 SH HR	0-0 F9		0-0 6-3		0-3 K			3	1	0	0	0	1	4

Inning Stats	R: 1	H: 3	E: 0	K: 0	S: 6	LOB: 3	BB: 1	P: 10	R: 3	H: 2	E: 1	K: 0	S: 6	LOB: 0	BB: 0	P: 6	R: 2	H: 1	E: 1	K: 0	S: 5	LOB: 2	BB: 2	P: 13	R: 0	H: 2	E: 0	K: 0	S: 5	LOB: 2	BB: 0	P: 5	R: 0	H: 1	E: 0	K: 0	S: 4	LOB: 1	BB: 0	P: 4	R: 0	H: 0	E: 0	K: 0	S: 3	LOB: 0	BB: 0	P: 3	R: 0	H: 0	E: 0	K: 1	S: 5	LOB: 1	BB: 1	P: 9	R: 1	H: 1	E: 0	K: 1	S: 5	LOB: 1	BB: 1	P: 10
--------------	------	------	------	------	------	--------	-------	-------	------	------	------	------	------	--------	-------	------	------	------	------	------	------	--------	-------	-------	------	------	------	------	------	--------	-------	------	------	------	------	------	------	--------	-------	------	------	------	------	------	------	--------	-------	------	------	------	------	------	------	--------	-------	------	------	------	------	------	------	--------	-------	-------

PITCHER	IP	WLS	BF	H	R	ER	SO	BB	IBB	HBP	BLK	WP	HR	S	P	ERA	WHIP
<b>Steve Trout, L</b> ERA: 10.13 (1, 1)	2.2	L	19	6	6	3	0	2	1	0	0	1	1	16	28	10.12	3.000
<b>Craig Lefferts, L</b> ERA: 1.69 (3, 1)	3.1		13	3	0	0	0	0	0	0	0	0	0	13	13	0.00	0.900
<b>Bill Campbell, R</b> ERA: 3.6 (7, 1)	2.0		9	1	1	1	2	2	0	1	0	0	0	10	19	4.50	1.500

**BOTTOM**

**Chicago Cubs @ Cincinnati Reds**  
Riverfront Stadium, Cincinnati, OH

Fri Apr 08 1983, 3:33 AM EST  
Att. 7,396 - Overcast - 45 F


AB	32
R	7
H	10
RBI	7
BB	5
SO	2
LOB	21



WP	HR	S	P	ERA	WHIP
1	0	0	41		

1B	2B	3B	HR	SF	SAC	DP	HBP
8	1	0	1	0	3	0	1

livebaseballscorecards.com

Batter	1	2	3	4	5	6	7	8	9	AB R H RBI BB SO LOB	TOP
Mel Hall, L (1, 7) OBP: 0.438, SLG: 0.533 Gary Woods, R (7, 7)	0-3 K		4-0 BB		0-0 1B		0-0 1B		4-0 23 1B 1B BB	3 0 2 0 1 1 0 0 1 0 0 1 0 0	
23 Ryne Sandberg, R (1, 4) OBP: 0.235, SLG: 0.235	0-0 F9		0-0 1-3		0-0 P5		0-0 F9		0-0 1B 1B	5 0 1 0 0 0 4	
Bill Buckner, L (1, 3) OBP: 0.294, SLG: 0.353	0-0 F7			0-0 3-1		0-0 F8		0-3 K	0-0 L6	5 0 0 0 0 1 3	
Leon Durham, L (1, 8) OBP: 0.353, SLG: 0.214		0-0 G3		0-0 3B 1B		4-0 1B BB		0-0 F7	0-0 FC6-4 1B	4 1 2 2 1 0 0	
Ron Cey, R (1, 5) OBP: 0.176, SLG: 0.294		0-0 F2		0-3 K		0-3 K		0-0 2B 2B	0-0 FC6-4 1B	5 1 1 0 0 2 4	
Scot Thompson, L (1, 9) OBP: 0.667, SLG: 1.167		0-0 4-3		0-0 1-H 3B		0-0 1-3 1B		0-0 2B 2B		4 0 3 2 0 0 0	
Jody Davis, R (1, 2) Willie Hernandez, L (6, 1) Jay Johnstone, L (8, PH) Lee Smith, R (8, 1)			0-0 4-3	0-0 4-3		0-0 4-3		0-0 6-3		3 0 0 0 0 0 3 0 0 0 0 0 0 0 1 0 0 0 0 0 1 0 0 0 0 0 0 0	AB 38 R 4 H 11 RBI 4 BB 3 SO 4 LOB 15
Larry Bowa, S (1, 6) Tom Verzyer, R (7, 6)			0-0 3-1		0-0 L3		0-0 6-3		0-0 3-1	3 0 0 0 0 0 0 1 0 0 0 0 0 0	
Chuck Rainey, R (1, 1) OBP: 0.500, SLG: 0.500 Warren Brusstar, R (5, 1) Steve Lake, R (6, 2) OBP: 0.500, SLG: 1.000			0-0 BB 1B		0-0 F9		0-0 4-3		0-0 23 1B 1B 2B	2 0 1 0 0 0 0 0 0 0 0 0 0 0 2 1 1 0 0 0 0	
Inning Stats	R: 0 H: 0 E: 0 LOB: 0 K: 1 BB: 0 S: 5 P: 5	R: 0 H: 0 E: 0 LOB: 0 K: 0 BB: 0 S: 3 P: 3	R: 0 H: 1 E: 0 LOB: 2 K: 0 BB: 1 S: 4 P: 8	R: 1 H: 2 E: 0 LOB: 1 K: 1 BB: 0 S: 7 P: 7	R: 0 H: 1 E: 0 LOB: 1 K: 0 BB: 0 S: 4 P: 4	R: 0 H: 1 E: 0 LOB: 2 K: 1 BB: 1 S: 6 P: 10	R: 0 H: 1 E: 0 LOB: 1 K: 0 BB: 0 S: 4 P: 4	R: 1 H: 2 E: 0 LOB: 1 K: 1 BB: 0 S: 7 P: 7	R: 2 H: 3 E: 0 LOB: 2 K: 0 BB: 1 S: 6 P: 10	1B: 7 SF: 0 2B: 3 SAC: 0 3B: 1 DP: 0 HR: 0 HBP: 0	WP: 0 PA: 41 PB: 0 SB: 0 CS: 0
PITCHER Frank Pastore, R (1, 1) ERA: 2.25 Tom Hume, R (9, 1) ERA: 9.0	IP WLS BF H R ER SO BB IBB HBP BLK WP HR S P ERA WHIP	8.0 W 34 8 2 2 4 2 0 0 0 0 0 0 40 48 2.25 1.250	1.0 7 3 2 2 0 1 0 0 0 0 0 0 6 10 18.00 4.000								

Chicago Cubs @ Cincinnati Reds  
Riverfront Stadium, Cincinnati, OH  
Sat Apr 09 1983, 3:33 AM EST  
Att. 8,262 - Overcast - 57 F

livebaseballscorecards.com





Batter	1	2	3	4	5	6	7	8	9	AB R H RBI BB SO LOB	TOP	
23 Ryne Sandberg, R (1, 4) OBP: 0.190, SLG: 0.190	0-0 1-4-3		0-0 F8		0-3 K			0-0 1-3		4 0 0 0 0 1 1		
Larry Bowa, S (1, 6) OBP: 0.176, SLG: 0.125	4-0 1B BB		0-3 K			0-0 4-3		0-3 K		3 0 0 0 1 2 0		
Bill Buckner, L (1, 3) OBP: 0.238, SLG: 0.286	0-0 F7		0-0 6-3			0-0 4-3			0-0 P4	4 0 0 0 0 0 1		
Leon Durham, L (1, 8) OBP: 0.381, SLG: 0.235	0-0 1-2 1B			0-3 K		4-0 E S BB			0-0 F9	3 0 1 0 1 1 0		
Ron Cey, R (1, 5) OBP: 0.190, SLG: 0.250	0-0 6-3			0-3 K		0-3 K			4-0 E 1B BB	3 1 0 0 1 2 3		
Keith Moreland, R (1, 9) OBP: 0.200, SLG: 0.214			0-0 F8		0-0 5-3				0-0 E7 1B	4 1 1 0 0 0 1		
Scot Thompson, L (1, 7) OBP: 0.500, SLG: 0.800			0-0 1-3			0-0 G3			0-0 G3-6-3 1B	4 0 1 2 0 0 1		
Jody Davis, R (1, 2) OBP: 0.167, SLG: 0.063			0-0 1B			4-0 BB BB BB			0-0 F2	2 0 1 0 2 0 0		
Fergie Jenkins, R (1, 1) OBP: 0.250, SLG: 0.500 Bill Campbell, R (6, 1) Warren Brusstar, R (7, 1) Jay Johnstone, L (8, PH) Willie Hernandez, L (8, 1) Jerry Morales, R (9, PH)			0-3 K			0-3 K			0-0 P6	2 0 0 0 0 2 2 0 0 0 0 0 0 0 0 0 0 0 0 0 0 1 0 0 0 0 0 0 0 0 0 0 0 0 0 1 0 0 0 0 0 2		
<b>Inning Stats</b>	R: 0 H: 1 E: 0 LOB: 2 K: 0 BB: 1 S: 4 P: 8	R: 0 H: 1 E: 0 LOB: 1 K: 1 BB: 0 S: 6 P: 6	R: 0 H: 0 E: 0 LOB: 0 K: 1 BB: 0 S: 5 P: 5	R: 0 H: 0 E: 0 LOB: 0 K: 2 BB: 0 S: 7 P: 7	R: 0 H: 0 E: 0 LOB: 1 K: 2 BB: 1 S: 7 P: 11	R: 0 H: 0 E: 0 LOB: 1 K: 1 BB: 1 S: 5 P: 9	R: 0 H: 1 E: 0 LOB: 0 K: 0 BB: 0 S: 3 P: 3	R: 0 H: 0 E: 0 LOB: 0 K: 1 BB: 0 S: 5 P: 5	R: 2 H: 1 E: 1 LOB: 2 K: 0 BB: 2 S: 5 P: 13	1B: 4 SF: 0 2B: 0 SAC: 0 3B: 0 DP: 1 HR: 0 HBP: 0	WP: 0 PA: 36 PB: 0 SB: 1 CS: 0	
<b>PITCHER</b>	IP WLS BF H R ER SO BB IBB HBP BLK WP HR S P ERA WHIP											
Bruce Berenyi, R (1, 1) ERA: 2.4	7.1 W 27 3 0 0 7 3 0 0 0 0 0 0 38 50 0.00 0.818											
Ben Hayes, R (8, 1) ERA:	1.2 9 1 2 0 1 2 0 0 0 0 0 0 9 17 0.00 1.800											

Chicago Cubs @ Cincinnati Reds  
Riverfront Stadium, Cincinnati, OH

Sun Apr 10 1983, 3:33 AM EST  
Att. 10,262 - Overcast - 51 F

livebaseballscorecards.com

AB	31
R	2
H	4
RBI	2
BB	5
SO	8
LOB	11



BOTTOM

Chicago Cubs @ Cincinnati Reds  
Riverfront Stadium, Cincinnati, OH

Sun Apr 10 1983, 3:33 AM EST  
Att: 10,262 - Overcast - 51 F

livebaseballscorecards.com

AB	32
R	7
H	10
RBI	7
BB	4
SO	4
LOB	12



WP:	1	PA:	37
PB:	0	SB:	0
CS:	0		

AB	3	R	2	H	1	RBI	0	BB	1	SO	0	LOB	0
	1	0	0	0	0	0	0	0	0	0	0	0	0

AB	3	R	1	H	1	RBI	0	BB	0	SO	0	LOB	0
----	---	---	---	---	---	-----	---	----	---	----	---	-----	---

AB	2	R	1	H	0	RBI	0	BB	2	SO	1	LOB	0
----	---	---	---	---	---	-----	---	----	---	----	---	-----	---

AB	4	R	0	H	3	RBI	3	BB	0	SO	0	LOB	0
	0	0	0	0	0	0	0	0	0	0	0	0	0

AB	3	R	0	H	1	RBI	2	BB	1	SO	0	LOB	1
----	---	---	---	---	---	-----	---	----	---	----	---	-----	---

AB	4	R	0	H	1	RBI	0	BB	0	SO	1	LOB	5
----	---	---	---	---	---	-----	---	----	---	----	---	-----	---

AB	4	R	1	H	1	RBI	0	BB	0	SO	1	LOB	4
----	---	---	---	---	---	-----	---	----	---	----	---	-----	---

AB	4	R	1	H	1	RBI	1	BB	1	SO	0	LOB	2
----	---	---	---	---	---	-----	---	----	---	----	---	-----	---


AB	3	R	1	H	1	RBI	1	BB	1	SO	0	LOB	0
	1	0	0	0	0	0	0	0	0	0	0	0	0

1B:	5	SF:	0
2B:	4	SAC:	1
3B:	1	DP:	1
HR:	0	HBP:	0

Batter	1	2	3	4	5	6	7	8	9
Gary Redus, R (1,7) Rafael Landestoy, S (8,7)	0-0 5-3		0-0 P4			0-0 2B 2B 1B	4-0 1B SH1-4 1B BB	0-0 4-3	
Eddie Milner, L (1,8)	0-0 L7		0-0 4-3			0-0 1-3 2B 2B	0-0 SH1-4		
Dave Concepcion, R (1,6)	0-3 K				0-0 F8	4-0 2B G3-2-3 IBB	4-0 1B 1B IBB		
Johnny Bench, R (1,5) Wayne Krenchicki, L (7, PR) (8,5)		0-0 2B 1B		0-0 5-3		0-0 1-3 2-H 3-H 2B	0-0 FC3-6 1B 1B		
Dan Driessen, L (1,3)		0-0 F8		0-0 F9		4-0 IBB	0-0 FC3-6 1B		
Ron Oester, S (1,4)		0-0 1-3 2B			0-3 K	0-0 G3-2-3	0-0 FC3-6		
Jeff Jones, R (1,9)		0-3 K			0-0 G3		0-0 3B 2B F9		
Alex Trevino, R (1,2)		0-0 F9			0-0 6-3		0-0 1B 3B	0-0 F2	
Bruce Berenyi, R (1,1) Ben Hayes, R (8,1)			0-0 5-3			0-3 K	0-0 SH1-4 WP 1B 1B	0-0 P4	

Inning Stats	R: 0	H: 0	E: 0	K: 1	S: 5	H: 0	LOB: 0	BB: 0	P: 5	R: 0	H: 2	E: 0	K: 1	S: 7	H: 0	LOB: 2	BB: 0	P: 7	R: 0	H: 0	E: 0	K: 0	S: 3	H: 0	LOB: 0	BB: 0	P: 3	R: 0	H: 0	E: 0	K: 0	S: 3	R: 0	H: 0	E: 0	K: 1	S: 5	R: 2	H: 3	E: 0	K: 1	S: 7	H: 3	LOB: 2	BB: 2	P: 15	R: 5	H: 5	E: 0	K: 0	S: 8	H: 0	LOB: 2	BB: 2	P: 16	R: 0	H: 0	E: 0	K: 0	S: 3	H: 0	LOB: 0	BB: 0	P: 3
--------------	------	------	------	------	------	------	--------	-------	------	------	------	------	------	------	------	--------	-------	------	------	------	------	------	------	------	--------	-------	------	------	------	------	------	------	------	------	------	------	------	------	------	------	------	------	------	--------	-------	-------	------	------	------	------	------	------	--------	-------	-------	------	------	------	------	------	------	--------	-------	------

PITCHER	IP	WLS	BF	H	R	ER	SO	BB	IBB	HBP	BLK	WP	HR	S	P	ERA	WHIP
Fergie Jenkins, R (1,1) ERA: 3.18	5.1	L	22	5	2	2	4	0	0	0	0	0	0	29	33	3.38	0.938
Bill Campbell, R (6,1) ERA: 7.94	0.2		5	3	3	3	0	0	1	0	0	0	0	4	8	40.50	4.500
Warren Brusstar, R (7,1) ERA: 12.27	1.0		7	2	2	2	0	1	1	0	0	1	0	5	13	18.00	3.000
Willie Hernandez, L (8,1) ERA: 3.38	1.0		3	0	0	0	0	0	0	0	0	0	0	3	3	0.00	0.000

Batter	1	2	3	4	5	6	7	8	9	AB R H RBI BB SO LOB	TOP
23 Ryne Sandberg, R (1, 4) OBP: 0.160, SLG: 0.160	0-0 G3			0-0 F9		0-0 F8			0-0 P3	4 0 0 0 0 0 2	<b>Chicago Cubs @ Cincinnati Reds</b> Riverfront Stadium, Cincinnati, OH Mon Apr 11 1983, 3:33 AM EST Att. 7,095 - Overcast - 49 F  <a href="http://livebaseballscorecards.com">livebaseballscorecards.com</a>  <b>AB 29</b> <b>R 1</b> <b>H 2</b> <b>RBI 1</b> <b>BB 1</b> <b>SO 4</b> <b>LOB 5</b>  
Gary Woods, R (1, 9)	0-0 6-3			0-0 6-3		0-0 6-3			0-0 P6	4 0 0 0 0 0 2	
Bill Buckner, L (1, 3)	0-0 4-3			0-0 F7					0-0 F7	4 0 0 0 0 0 0	
Ron Cey, R (1, 5)		0-3 K			0-0 6-3				0-0 4-3	3 0 0 0 0 1 0	
Wayne Nordhagen, R (1, 7)		0-0 P6			0-0 F9				0-0 HR	3 1 1 1 0 0 0	
Jerry Morales, R (1, 8)		0-0 P4			0-0 4-3				0-3 K	3 0 0 0 0 1 0	
Jody Davis, R (1, 2)			0-0 F8			0-0 BB 1B			0-3 K	3 0 1 0 0 1 0	
Larry Bowa, S (1, 6)			0-0 1-3			0-0 F8			0-0 F7	3 0 0 0 0 0 1	
Dickie Noles, R (3, 1) Craig Lefferts, L (6, PH) Junior Kennedy, R (6, 1) Warren Brusstar, R (8, PH) Keith Moreland, R (8, 1) Lee Smith, R (8, 1)		0-3 K		4-0 BB 1-2		0-0 L1			0-0 L1	1 0 0 0 0 0 1 0 0 0 0 0 0 0 0 0 0 0 0 0 0 1 0 0 0 0 0 0 0 0 0 0 1 0 0 0 0 0 0 0 0 0 0 0 0 0 0 0	
<b>Inning Stats</b>	R: 0 H: 0 E: 0 LOB: 0 K: 0 BB: 0 S: 3 P: 3	R: 0 H: 0 E: 0 LOB: 0 K: 1 BB: 0 S: 5 P: 5	R: 0 H: 0 E: 0 LOB: 0 K: 1 BB: 0 S: 5 P: 5	R: 0 H: 0 E: 0 LOB: 0 K: 0 BB: 0 S: 3 P: 3	R: 0 H: 0 E: 0 LOB: 0 K: 0 BB: 0 S: 3 P: 3	R: 0 H: 1 E: 0 LOB: 2 K: 0 BB: 1 S: 4 P: 8	R: 1 H: 1 E: 0 LOB: 0 K: 1 BB: 0 S: 6 P: 6	R: 0 H: 0 E: 0 LOB: 0 K: 1 BB: 0 S: 5 P: 5	R: 0 H: 0 E: 0 LOB: 0 K: 0 BB: 0 S: 3 P: 3	1B: 1 SF: 0 2B: 0 SAC: 0 3B: 0 DP: 0 HR: 1 HBP: 0	WP: 0 PA: 30 PB: 0 SB: 0 CS: 0
<b>PITCHER</b> Joe Price, L (1, 1) ERA: 1.0	IP WLS BF H R ER SO BB IBB HBP BLK WP HR S P ERA WHIP										
											<b>PITCHER</b> IP WLS BF H R ER SO BB IBB HBP BLK WP HR S P ERA WHIP

BOTTOM

Chicago Cubs @ Cincinnati Reds  
Riverfront Stadium, Cincinnati, OH

Mon Apr 11 1983, 3:33 AM EST  
Att. 7,095 - Overcast - 49 F

livebaseballscorecards.com

AB	32
R	5
H	7
RBI	5
BB	3
SO	4
LOB	18



WP	0	PA	35
PB	0	SB	1
CS	0		

AB R H RBI BB SO LOB


4	1	2	2	0	0	0
4	0	1	0	0	0	1
4	1	1	0	0	0	2
4	0	0	0	0	1	2
0	0	0	0	0	0	0
2	1	1	1	2	0	0
3	1	1	0	1	0	3
4	0	0	0	0	3	6
4	1	1	2	0	0	3
3	0	0	0	0	0	1

1B	4	SF	0
2B	2	SAC	0
3B	0	DP	0
HR	1	HBP	0

Batter	1	2	3	4	5	6	7	8	9
Cesar Cedeno, R OBP: 0.500, SLG: 1.250 (1, 9)	0-0 F8 1B	0-0 HR 3-H		0-0 4-3			0-0 1B		
Eddie Milner, L OBP: 0.208, SLG: 0.217 (1, 8)	0-0 1B	0-0 F2			0-0 F8		0-0 F8		
Dave Concepcion, R OBP: 0.400, SLG: 0.333 (1, 6)	0-0 F9		0-0 5-3 1B		0-0 4-3		0-0 5-3		
Johnny Bench, R OBP: 0.400, SLG: 0.480 Wayne Krenchicki, L (8, PR) (9, 5)	0-0 F7		0-0 5-3 1-2		0-3 K			0-0 E5 BB	
Dan Driessen, L OBP: 0.391, SLG: 0.263 (1, 3)		4-0 2B BB		0-0 1B 2-H		0-0 F3		4-0 1-2 BB	
Ron Oester, S OBP: 0.364, SLG: 0.750 (1, 4)		4-0 2B 1-2 BB		0-0 F9		0-0 2B		0-0 P2	
Jeff Jones, R OBP: 0.333, SLG: 0.300 (1, 7)		0-3 K		0-3 K		0-0 F9		0-3 K	
Dann Bilardello, R OBP: 0.250, SLG: 0.500 (1, 2)		0-0 6-3 1-H 2-H HR 2B		0-0 P6		0-0 F7		0-0 F9	
Joe Price, R (1, 1)		0-0 6-3 2-3		0-0 6-3			0-0 6-3		

Inning Stats	R	H	E	K	S	H	LOB	BB	P	R	H	E	K	S	H	LOB	BB	P
	0	1	0	4	7	2	1	4	15	1	2	0	1	7	0	1	4	7
	0	0	0	0	0	0	0	0	0	0	0	0	0	0	0	0	0	0
	0	0	0	0	0	0	0	0	0	0	0	0	0	0	0	0	0	0
	0	0	0	0	0	0	0	0	0	0	0	0	0	0	0	0	0	0
	0	0	0	0	0	0	0	0	0	0	0	0	0	0	0	0	0	0
	0	0	0	0	0	0	0	0	0	0	0	0	0	0	0	0	0	0
	0	0	0	0	0	0	0	0	0	0	0	0	0	0	0	0	0	0
	0	0	0	0	0	0	0	0	0	0	0	0	0	0	0	0	0	0
	0	0	0	0	0	0	0	0	0	0	0	0	0	0	0	0	0	0
	0	0	0	0	0	0	0	0	0	0	0	0	0	0	0	0	0	0

PITCHER	IP	WLS	BF	H	R	ER	SO	BB	IBB	HBP	BLK	WP	HR	S	P	ERA	WHIP
Dickie Notes, R ERA: 7.36 (1, 1)	2.1	L	14	5	5	5	1	2	0	0	0	0	1	14	22	19.29	3.000
Craig Lefferts, L ERA: 1.13 (3, 1)	2.2		8	0	0	0	2	0	0	0	0	0	0	12	12	0.00	0.000
Warren Brusstar, R ERA: 7.94 (6, 1)	2.0		8	2	0	0	0	0	0	0	0	0	0	8	8	0.00	1.000
Lee Smith, R ERA: (8, 1)	1.0		5	0	0	0	1	1	0	0	0	0	0	6	10	0.00	1.000

Batter	1	2	3	4	5	6	7	8	9	AB R H RBI BB SO LOB	TOP														
Gary Redus, R (1, 7) OBP: 0.370, SLG: 0.600 Rich Gale, R (7, 1)	0-0 F3		0-0 4-3		0-0 FC5-4		0-0 5-3			4 0 0 0 0 0 3 0 0 0 0 0 0 0															
Eddie Milner, L (1, 8) OBP: 0.214, SLG: 0.192	0-0 4-3		4-0 CS BB		0-0 3-1			0-0 4-3		3 0 0 0 1 0 2															
Dave Concepcion, R (1, 6) OBP: 0.414, SLG: 0.333	4-0 BB		0-0 CS	0-0 5-3		0-0 1B		0-0 F9		3 0 1 0 1 0 0															
Johnny Bench, R (1, 5) OBP: 0.345, SLG: 0.414	0-0 F8			0-0 5-3		0-0 G1-4-3-6-3		0-3 K		4 0 0 0 0 1 2															
Dan Driessen, L (1, 3) OBP: 0.370, SLG: 0.304		0-3 K		0-0 4-3		0-0 2B		0-3 K		4 0 1 0 0 2 0															
Cesar Cedeno, R (1, 9) OBP: 0.500, SLG: 0.875		0-0 G3 1B			0-0 BB E 1B	0-0 P3		0-3 K		4 1 2 0 0 1 1															
Ron Oester, S (1, 4) OBP: 0.346, SLG: 0.652		0-0 G3			4-0 FC5-4 E BB		0-3 K		0-0 5-3	3 0 0 0 1 1 1	AB 31 R 1 H 5 RBI 0 BB 3 SO 6 LOB 14														
Alex Trevino, R (1, 2) OBP: 0.364, SLG: 0.368		0-0 6-3			0-0 E6 FC5-4		0-0 1B			3 0 1 0 0 0 2															
Mario Soto, R (1, 1) Duane Walker, L (7, PH) (7, 7)			0-0 P4		0-3 K		0-0 F8			2 0 0 0 0 1 2 1 0 0 0 0 0 1															
Inning Stats	R: 0 E: 0 K: 0 S: 3	H: 0 LOB: 1 BB: 1 P: 7	R: 0 E: 0 K: 1 S: 6	H: 1 LOB: 1 BB: 0 P: 6	R: 0 E: 0 K: 0 S: 2	H: 0 LOB: 0 BB: 1 P: 6	R: 0 E: 0 K: 0 S: 3	H: 0 LOB: 0 BB: 0 P: 3	R: 1 E: 1 K: 1 S: 7	H: 1 LOB: 2 BB: 1 P: 11	R: 0 E: 0 K: 0 S: 4	H: 2 LOB: 1 BB: 0 P: 4	R: 0 E: 0 K: 1 S: 6	H: 1 LOB: 1 BB: 0 P: 6	R: 0 E: 0 K: 2 S: 7	H: 0 LOB: 0 BB: 0 P: 5	R: 0 E: 0 K: 2 S: 7	H: 0 LOB: 0 BB: 0 P: 7	1B: 4 2B: 1 3B: 0 HR: 0	SF: 0 SAC: 0 DP: 1 HBP: 0	WP: 0 PB: 0 SB: 1 CS: 1	PA: 35			
PITCHER	IP	WLS	BF	H	R	ER	SO	BB	IBB	HBP	BLK	WP	HR	S	P	ERA	WHIP								
Rick Behenna, R (1, 1) ERA:	5.0	W	20	2	1	0	2	3	0	0	0	0	0	21	33	0.00	1.000								
Rick Mahler, R (6, 1) ERA:	3.0		11	3	0	0	2	0	0	0	0	0	0	15	15	0.00	1.000								
Terry Forster, L (9, 1) ERA:	1.0	S	3	0	0	0	2	0	0	0	0	0	0	7	7	0.00	0.000								

Cincinnati Reds @ Atlanta Braves  
Atlanta-Fulton County Stadium, Atlanta, GA

Tue Apr 12 1983, 6:05 PM EST  
Att: 10,356 - Unknown

livebaseballscorecards.com

Batter	1	2	3	4	5	6	7	8	9	AB	R	H	RBI	BB	SO	LOB
Brett Butler, L (1, 8) OBP: 0.323, SLG: 0.345	0-0 G3		0-0 P6	0-3 K			0-0 6-3			4	0	0	0	0	1	3
Rafael Ramirez, R (1, 6) OBP: 0.200, SLG: 0.200	0-0 4-3		0-0 4-3				0-0 F9		0-0 4-3	4	0	0	0	0	0	1
Claudell Washington, L (1, 9) OBP: 0.250, SLG: 0.409	0-0 G3			0-0 4-3			0-0 F7		0-0 G3	4	0	0	0	0	0	0
Dale Murphy, R (1, 7) OBP: 0.429, SLG: 0.600		0-0 1B		0-0 1B			0-0 4-3		0-0 HR	4	2	3	1	0	0	0
Bob Horner, R (1, 5) OBP: 0.370, SLG: 0.476		0-0 F8		0-0 1B			0-3 K		0-0 6-3	3	1	0	0	0	1	2
Jerry Royster, R (7, 5)				1-2 1B						1	0	0	0	0	0	0
Chris Chambliss, L (1, 3) OBP: 0.360, SLG: 0.409		0-0 F8		0-0 1B			0-0 F7			3	0	1	1	0	0	1
Glenn Hubbard, R (1, 4) OBP: 0.400, SLG: 0.286		0-0 F8		0-0 1B			0-0 F9			3	1	1	1	0	0	1
Bruce Benedict, R (1, 2) OBP: 0.417, SLG: 0.600			0-0 F8	4-0 1B			0-0 L5			2	0	0	0	1	0	0
Rick Behenna, R (1, 1) OBP: 1.000, SLG: 1.000			0-0 1B	0-0 IBB			0-3 K			2	0	2	1	0	0	0
Rick Mahler, R (6, 1)										1	0	0	0	0	1	0
Terry Forster, L (9, 1)				1-2 1B						0	0	0	0	0	0	0

Inning Stats	R: 0	H: 0	E: 0	K: 0	S: 3	H: 0	LOB: 0	BB: 0	P: 3	R: 0	H: 1	E: 0	K: 0	S: 4	H: 1	LOB: 1	BB: 0	P: 4	R: 0	H: 1	E: 0	K: 0	S: 4	R: 3	H: 4	E: 1	K: 1	S: 9	H: 0	LOB: 0	BB: 0	P: 3	R: 0	H: 0	E: 0	K: 1	S: 5	H: 0	LOB: 0	BB: 0	P: 5	R: 0	H: 0	E: 0	K: 1	S: 5	H: 0	LOB: 0	BB: 0	P: 5	R: 1	H: 1	E: 0	K: 0	S: 4	H: 1	LOB: 0	BB: 0	P: 4
PITCHER	IP	WLS	BF	H	R	ER	SO	BB	IBB	HBP	BLK	WP	HR	S	P	ERA	WHIP																																										
Mario Soto, R (1, 1) ERA: 2.35	6.0	L	25	6	3	1	2	0	1	0	0	0	0	28	32	1.50	1.000																																										
Rich Gale, R (7, 1) ERA: 4.5	2.0		7	1	1	1	1	0	0	0	0	0	1	9	9	4.50	0.500																																										

**BOTTOM**

**Cincinnati Reds @ Atlanta Braves**  
Atlanta-Fulton County Stadium, Atlanta, GA

Tue Apr 12 1983, 6:05 PM EST  
Att. 10,356 - Unknown

AB	31
R	4
H	7
RBI	4
BB	1
SO	3
LOB	8

[livebaseballscorecards.com](http://livebaseballscorecards.com)

WP	HR	S	P	ERA	WHIP
0	0	0	0	0	0
0	0	0	0	0	0
0	0	0	0	0	0

Batter	1	2	3	4	5	6	7	8	9	AB R H RBI BB SO LOB	TOP													
<b>Cesar Cedeno, R</b> (1, 9) OBP: 0.462, SLG: 0.692	0-3 K		0-0 G6-3 1B		0-0 6-3		0-0 1B		0-3 K	5 0 2 0 0 2 1	<b>Cincinnati Reds @ Atlanta Braves</b> Atlanta-Fulton County Stadium, Atlanta, GA Wed Apr 13 1983, 6:05 PM EST Att. 12,362 - Unknown <a href="http://livebaseballscorecards.com">livebaseballscorecards.com</a>													
<b>Eddie Milner, L</b> (1, 8) OBP: 0.212, SLG: 0.194	0-0 6-3 1B		0-0 G6-3 1-2f		0-0 P4		0-0 F7		0-3 K	5 0 1 0 0 1 3														
<b>Dave Concepcion, R</b> (1, 6) OBP: 0.394, SLG: 0.321	0-0 6-3 1-2		0-0 1B				0-0 5-3		0-0 F9	4 0 1 0 0 0 1														
<b>Johnny Bench, R</b> (1, 5) OBP: 0.303, SLG: 0.364	0-0 F9		0-0 F8				0-0 L4		0-0 F8	4 0 0 0 0 0 2														
<b>Dan Driessen, L</b> (1, 3) OBP: 0.387, SLG: 0.308		0-0 4-3		0-0 1-3		0-0 1B 1B		4-0 1B BB		3 0 1 0 1 0 0														
<b>Ron Oester, S</b> (1, 4) OBP: 0.400, SLG: 0.667		0-0 1B		0-3 K		0-0 1B		0-0 1B		4 0 3 0 0 1 0														
<b>Jeff Jones, R</b> (1, 7) OBP: 0.357, SLG: 0.304		4-0 1B BB		0-0 FC6-4 1B		0-3 K		0-0 F9		3 1 1 0 1 1 4														
<b>Tom Hume, R</b> (8, 1)										0 0 0 0 0 0 0														
<b>Alex Trevino, R</b> (1, 2) OBP: 0.360, SLG: 0.364		0-0 1B		0-0 FC6-4 1-2f			0-3 K		0-0 4-3 WP 1B	3 0 1 1 0 1 1														
<b>Alan Knicely, R</b> (7, 2) OBP: 1.000, SLG: 1.000		1-H 1B								1 0 1 0 0 0 0														
<b>Frank Pastore, R</b> (1, 1) OBP: 0.333, SLG: 0.333		0-0 6-3		0-0 4-3			0-0 F7		0-0 4-3	2 0 0 0 0 0 1														
<b>Ted Power, R</b> (6, 1)										0 0 0 0 0 0 0														
<b>Tom Foley, L</b> (7, PH)										1 0 0 0 0 0 0														
<b>Ben Hayes, R</b> (7, 1)										0 0 0 0 0 0 0														
<b>Duane Walker, L</b> (8, 7)										1 0 0 0 0 0 1														
<b>Inning Stats</b>	R: 0 E: 0 K: 1 S: 6	H: 1 LOB: 1 BB: 0 P: 6	R: 1 E: 0 K: 0 S: 4	H: 2 LOB: 1 BB: 1 P: 8	R: 0 E: 0 K: 0 S: 4	H: 2 LOB: 1 BB: 0 P: 4	R: 0 E: 0 K: 1 S: 6	H: 1 LOB: 1 BB: 0 P: 6	R: 0 E: 0 K: 0 S: 3	H: 0 LOB: 0 BB: 0 P: 3	R: 0 E: 0 K: 1 S: 7	H: 2 LOB: 2 BB: 0 P: 7	R: 0 E: 0 K: 1 S: 6	H: 1 LOB: 1 BB: 0 P: 6	R: 0 E: 0 K: 0 S: 4	H: 1 LOB: 2 BB: 1 P: 8	R: 0 E: 0 K: 2 S: 8	H: 1 LOB: 1 BB: 0 P: 8	R: 0 E: 0 K: 2 S: 8	H: 1 LOB: 1 BB: 0 P: 8	1B: 11 2B: 0 3B: 0 HR: 0	SF: 0 SAC: 0 DP: 1 HBP: 0	WP: 1 PB: 0 SB: 1 CS: 0	PA: 38
<b>PITCHER</b>	IP WLS BF H R ER SO BB IBB HBP BLK WP HR S P ERA WHIP																							
<b>Rick Camp, R</b> (1, 1) ERA: 1.38	7.2 W 33 10 1 1 4 2 0 0 0 0 0 0 39 47 1.17 1.565																							
<b>Gene Garber, R</b> (8, 1) ERA:	1.1 5 1 0 0 2 0 0 0 0 1 0 9 9 0.00 0.750																							

**Cincinnati Reds @ Atlanta Braves**  
Atlanta-Fulton County Stadium, Atlanta, GA  
Wed Apr 13 1983, 6:05 PM EST  
Att. 12,362 - Unknown

<b>AB</b>	36
<b>R</b>	1
<b>H</b>	11
<b>RBI</b>	1
<b>BB</b>	2
<b>SO</b>	6
<b>LOB</b>	14





Batter	1	2	3	4	5	6	7	8	9	AB	R	H	RBI	BB	SO	LOB
<b>Brett Butler, L</b> OBP: 0.314, SLG: 0.333 (1, 8)	0-0 6-3	0-0 G3			0-0 1B	0-0 F8				4	0	1	0	0	0	3
<b>Rafael Ramirez, R</b> OBP: 0.235, SLG: 0.235 (1, 6)	0-0 F8		0-0 CS 1B		0-0 1-3 3B 1B		0-0 F8			4	1	2	0	0	0	0
<b>Claudell Washington, L</b> OBP: 0.286, SLG: 0.500 (1, 9)	0-0 6-3		0-0 1-2 G6-4-3 1B		0-0 1-H 4-3 3B		0-0 6-3			4	1	2	1	0	0	0
<b>Dale Murphy, R</b> OBP: 0.375, SLG: 0.517 (1, 7)		0-0 6-3	0-0 1-2f G6-4-3		0-0 4-3		0-3 K			4	0	0	1	0	1	1
<b>Bob Horner, R</b> OBP: 0.419, SLG: 0.500 (1, 5)		4-0 HR BB		0-0 1B SF7 1B	0-0 6-3			0-0 1-3 PB 1B		3	2	2	0	1	0	0
<b>Chris Chambliss, L</b> OBP: 0.414, SLG: 0.692 (1, 3)		0-0 1-H HR		0-0 1-3 1B		0-0 HR		0-0 1-2 F8		4	2	3	3	0	0	1
<b>Glenn Hubbard, R</b> OBP: 0.414, SLG: 0.400 (1, 4)		0-0 3B		0-0 P3 1B		0-0 SH1-4 1B		0-0 2-3 1-3		4	0	2	0	0	0	3
<b>Bruce Benedict, R</b> OBP: 0.429, SLG: 0.571 (1, 2)		4-0 BB		0-0 3-H SF7 1B		0-0 P4		4-0 IBB		1	0	0	1	2	0	1
<b>Rick Camp, R</b> <b>Gene Garber, R</b>		0-3 K		0-0 1-3		0-0 SH1-4 1-2		0-3 K		2	0	0	0	0	1	3
										1	0	0	0	0	1	2

Inning Stats	R: 0	H: 0	E: 0	K: 0	S: 3	LOB: 0	BB: 0	P: 3	R: 2	H: 2	E: 0	K: 1	S: 7	LOB: 2	BB: 2	P: 15	R: 0	H: 2	E: 0	K: 0	S: 3	LOB: 0	BB: 0	P: 3	R: 1	H: 2	E: 0	K: 0	S: 5	LOB: 1	BB: 0	P: 5	R: 2	H: 3	E: 0	K: 0	S: 5	LOB: 0	BB: 0	P: 5	R: 1	H: 2	E: 0	K: 0	S: 5	LOB: 1	BB: 0	P: 5	R: 0	H: 0	E: 0	K: 1	S: 5	LOB: 0	BB: 0	P: 5	R: 0	H: 1	E: 0	K: 1	S: 6	LOB: 2	BB: 1	P: 10
--------------	------	------	------	------	------	--------	-------	------	------	------	------	------	------	--------	-------	-------	------	------	------	------	------	--------	-------	------	------	------	------	------	------	--------	-------	------	------	------	------	------	------	--------	-------	------	------	------	------	------	------	--------	-------	------	------	------	------	------	------	--------	-------	------	------	------	------	------	------	--------	-------	-------

PITCHER	IP	WLS	BF	H	R	ER	SO	BB	IBB	HBP	BLK	WP	HR	S	P	ERA	WHIP
<b>Frank Pastore, R</b> ERA: 4.85 (1, 1)	5.0	L	23	9	5	5	1	2	0	0	0	0	1	23	31	9.00	2.200
<b>Ted Power, R</b> ERA: 9.0 (6, 1)	1.0		5	2	1	1	0	0	0	0	0	0	1	5	5	9.00	2.000
<b>Ben Hayes, R</b> ERA: (7, 1)	1.0		3	0	0	0	1	0	0	0	0	0	0	5	5	0.00	0.000
<b>Tom Hume, R</b> ERA: 6.0 (8, 1)	1.0		5	1	0	0	1	0	1	0	0	0	0	6	10	0.00	1.000

**BOTTOM**

**Cincinnati Reds @ Atlanta Braves**  
Atlanta-Fulton County Stadium, Atlanta, GA

Wed Apr 13 1983, 6:05 PM EST  
Att. 12,362 - Unknown

AB	31
R	6
H	12
RBI	6
BB	3
SO	3
LOB	14



WP	HR	S	P	ERA	WHIP
0	0	1	36		

Batter	1	2	3	4	5	6	7	8	9	AB R H RBI BB SO LOB	TOP		
<b>Cesar Cedeno, R</b> (1, 9) OBP: 0.471, SLG: 0.625	0-0 2-3		0-3 K		4-0 CS BB		0-0 2-H 1B			3 0 1 1 1 1 0	<b>Cincinnati Reds @ San Francisco Giants</b> Candlestick Park, San Francisco, CA Fri Apr 15 1983, 9:05 PM EST Att. 6,891 - Unknown		
<b>Eddie Milner, L</b> (1, 8) OBP: 0.216, SLG: 0.200	0-0 4-3		0-0 F8		0-0 CS 1-2	0-0 S 1B		0-0 F7		4 0 1 0 0 0 0			
<b>Dave Concepcion, R</b> (1, 6) OBP: 0.351, SLG: 0.281	0-0 F8		0-0 F8			0-3 K 1-2		0-0 6-3		4 0 0 0 0 1 1			
<b>Johnny Bench, R</b> (1, 5) OBP: 0.324, SLG: 0.361 <b>Wayne Krenchicki, L</b> (8, 5)		0-0 HR 1B		4-0 1B K BB		0-0 F8		0-0 F7		3 1 1 0 1 0 1 0 0 0 0 0 0 0			
<b>Dan Driessen, L</b> (1, 3) OBP: 0.400, SLG: 0.414		0-0 1-H HR		0-0 F6		4-0 IBB		0-0 G3		3 1 1 2 1 0 1			
<b>Ron Oester, S</b> (1, 4) OBP: 0.412, SLG: 0.645		0-0 1B		0-0 1-3 1B		0-0 4-3		0-0 1-3		4 0 2 0 0 0 2			
<b>Jeff Jones, R</b> (1, 7) OBP: 0.375, SLG: 0.280		0-3 K		0-3 K 3-H		4-0 SH2-4 1B BB		4-0 S BB		2 1 0 0 2 2 3			
<b>Alex Trevino, R</b> (1, 2) OBP: 0.345, SLG: 0.320		0-3 K		0-0 L5		0-3 K		4-0 1-2 BB		3 0 0 0 1 2 2			
<b>Bruce Berenyi, R</b> (1, 1) OBP: 0.250, SLG: 0.250 <b>Rich Gale, R</b> (4, 1) <b>Tom Hume, R</b> (9, 1)		0-3 K		0-3 K		0-0 SH2-4 1-2		0-3 K		1 0 0 0 0 1 1 2 0 0 0 0 2 2 0 0 0 0 0 0 0			
<b>Inning Stats</b>	R: 0 E: 0 K: 0 S: 3 H: 0 LOB: 0 BB: 0 P: 3	R: 2 E: 0 K: 3 S: 12 H: 3 LOB: 1 BB: 0 P: 12	R: 0 E: 0 K: 1 S: 5 H: 0 LOB: 0 BB: 0 P: 5	R: 0 E: 0 K: 1 S: 5 H: 1 LOB: 2 BB: 1 P: 9	R: 0 E: 0 K: 1 S: 4 H: 0 LOB: 0 BB: 1 P: 8	R: 0 E: 0 K: 1 S: 6 H: 1 LOB: 2 BB: 1 P: 10	R: 1 E: 0 K: 1 S: 5 H: 1 LOB: 1 BB: 1 P: 9	R: 0 E: 0 K: 0 S: 3 H: 0 LOB: 0 BB: 0 P: 3	R: 0 E: 0 K: 1 S: 5 H: 0 LOB: 2 BB: 2 P: 13	1B: 5 2B: 0 3B: 0 HR: 1 SF: 0 SAC: 1 DP: 0 HBP: 0	WP: 0 PB: 0 SB: 2 CS: 1 PA: 37		
<b>PITCHER</b>	IP WLS BF H R ER SO BB IBB HBP BLK WP HR S P ERA WHIP											<b>PITCHER</b>	IP WLS BF H R ER SO BB IBB HBP BLK WP HR S P ERA WHIP
<b>Bill Laskey, R</b> (1, 1) ERA: 4.29 <b>Greg Minton, R</b> (9, 1) ERA: 23.63	8.0 L 31 6 3 3 8 3 1 0 0 0 1 43 59 3.38 1.125												

AB	29
R	3
H	6
RBI	3
BB	6
SO	9
LOB	13



Batter	1	2	3	4	5	6	7	8	9	AB	R	H	RBI	BB	SO	LOB
Johnnie LeMaster, R (1, 6) OBP: 0.400, SLG: 0.424	4-0 BB		0-3 K			0-0 4-3		0-0 F7		3	0	0	0	1	1	1
Darrell Evans, L (1, 3) Greg Minton, S (9, 1)	0-0 F8		0-0 F5			0-3 K		0-0 4-3		4	0	0	0	0	1	2
Jack Clark, R (1, 9) OBP: 0.273, SLG: 0.290	0-0 F6		0-3 K			0-0 F7				4	0	1	0	0	1	2
Chili Davis, S (1, 8) OBP: 0.500, SLG: 0.963	0-0 L4			0-0 F7			0-0 1B 2B		0-0 F8	4	1	1	0	0	0	2
Jeffrey Leonard, R (1, 7) OBP: 0.270, SLG: 0.314		0-3 K		0-3 K			0-3 K		0-0 F9	4	0	0	0	0	3	2
Tom O'Malley, L (1, 5) OBP: 0.333, SLG: 0.261		0-0 FC5-4 1B		0-3 K			0-0 2-H 1B		0-3 K	4	0	2	1	0	2	1
Bob Brenly, R (1, 2) OBP: 0.323, SLG: 0.517		0-0 FC5-4 1-2 1B			0-0 CS 1B		0-0 F8			3	0	1	0	0	0	2
Duane Kuiper, L (1, 4) OBP: 0.257, SLG: 0.219		0-0 1-3			0-0 6-3 1-2		0-0 4-3			3	0	0	0	0	0	3
Bill Laskey, R (1, 1) Dave Bergman, L (8, PH) (9, 3) OBP: 0.667, SLG: 0.500			4-0 WP BB		0-3 K			0-0 4-3		1	0	0	0	1	1	0
										1	0	0	0	0	0	0

BOTTOM

Cincinnati Reds @ San Francisco Giants  
Candlestick Park, San Francisco, CA  
Fri Apr 15 1983, 9:05 PM EST  
Att. 6,891 - Unknown

AB	31
R	1
H	5
RBI	1
BB	2
SO	9
LOB	15



Inning Stats	R: 0	H: 0	E: 0	K: 3	S: 3	R: 0	H: 1	E: 0	K: 1	S: 6	R: 0	H: 0	E: 0	K: 2	S: 7	R: 0	H: 0	E: 0	K: 2	S: 7	R: 0	H: 1	E: 0	K: 1	S: 5	R: 0	H: 0	E: 0	K: 1	S: 5	R: 1	H: 2	E: 0	K: 1	S: 7	R: 0	H: 0	E: 0	K: 0	S: 3	R: 0	H: 1	E: 0	K: 1	S: 6	R: 0	H: 0	E: 0	K: 0	S: 3	1B: 4	SF: 0	2B: 1	SAC: 0	3B: 0	DP: 0	HR: 0	HBP: 0	WP: 1	PA: 33
PITCHER	IP	WLS	BF	H	R	ER	SO	BB	IBB	HBP	BLK	WP	HR	S	P	ERA	WHIP																																											
Bruce Berenyi, R (1, 1) ERA: 2.0	3.0		12	1	0	0	3	2	0	0	0	1	0	16	24	0.00	1.000																																											
Rich Gale, R (4, 1) ERA: 2.57	5.0	W	18	4	1	1	5	0	0	0	0	0	0	28	28	1.80	0.800																																											
Tom Hume, R (9, 1) ERA: 4.5	1.0	S	3	0	0	0	1	0	0	0	0	0	0	5	5	0.00	0.000																																											

Batter	1	2	3	4	5	6	7	8	9	AB R H RBI BB SO LOB	TOP		
<b>Cesar Cedeno, R</b> (1, 9) OBP: 0.522, SLG: 0.650	0-3 K		0-0 SH1-3 1B 1B	4-0 BB		1-0 HR HBP	0-3 K		0-0 FC5-2 1B 1-3 2B	4 3 2 0 1 2 0			
<b>Eddie Milner, L</b> (1, 8) OBP: 0.279, SLG: 0.250	0-0 WP 1B		0-0 1B SH1-3 1-2 1B	0-0 3-1		0-0 HR 1B	4-0 FC6-4 BB		0-3 K	5 1 3 0 1 1 4			
<b>Dave Concepcion, R</b> (1, 6) OBP: 0.357, SLG: 0.278	0-0 F9		0-0 SH1-3		0-0 1B 1B	0-0 F2	0-0 FC6-4		4-0 FC5-2 1B IBB	4 1 1 0 1 0 4			
<b>Johnny Bench, R</b> (1, 5) OBP: 0.333, SLG: 0.439 <b>Tom Hume, R</b> (8, 1)	0-0 6-3		0-0 F7		0-0 BB 1B 1-2 1B	0-0 HR		0-0 6-3	0-0 FC5-2 1B	5 1 2 3 0 0 3 1 0 0 0 0 0 3			
<b>Dan Driessen, L</b> (1, 3) OBP: 0.463, SLG: 0.471 <b>Rafael Landestoy, S</b> (9, PR) (9, 3)		0-0 1B SF8 1B	0-0 1B		0-0 F8	4-0 1B 1B BB		0-0 1B 1B	0-0 1B	5 2 4 3 1 0 2 0 0 0 0 0 0 0			
<b>Ron Oester, S</b> (1, 4) OBP: 0.450, SLG: 0.649		0-0 1B	0-0 G3		0-0 BB 1B 1-2 2-H	0-0 1B 1B		0-0 1B	0-0 G3	6 0 4 0 0 0 4			
<b>Jeff Jones, R</b> (1, 7) OBP: 0.378, SLG: 0.286		0-0 SF8		0-3 K	4-0 BB	0-0 1B		0-0 F3		3 0 1 2 1 1 2			
<b>Alex Trevino, R</b> (1, 2) OBP: 0.294, SLG: 0.267		0-3 K		0-3 K	0-0 6-3	0-0 F3		0-0 F9		5 0 0 0 0 2 8			
<b>Mario Soto, R</b> (1, 1) OBP: 0.091, SLG: 0.182 <b>Wayne Krenchicki, L</b> (8, 5) OBP: 0.500, SLG: 0.500		0-0 3-1		0-0 2B		0-0 F4	0-0 4-3		0-0 2B FC5-2 1B	4 0 1 0 0 0 1 1 0 1 0 0 0 0			
<b>Inning Stats</b>	R: 0 E: 0 K: 1 S: 6 H: 1 LOB: 1 BB: 0 P: 6	R: 1 E: 0 K: 1 S: 7 H: 2 LOB: 1 BB: 0 P: 7	R: 1 E: 0 K: 0 S: 6 H: 3 LOB: 2 BB: 0 P: 6	R: 0 E: 0 K: 2 S: 8 H: 1 LOB: 2 BB: 1 P: 12	R: 0 E: 0 K: 0 S: 5 H: 3 LOB: 3 BB: 1 P: 9	R: 4 E: 0 K: 0 S: 7 H: 4 LOB: 2 BB: 1 P: 12	R: 0 E: 0 K: 1 S: 5 H: 0 LOB: 1 BB: 1 P: 9	R: 0 E: 0 K: 0 S: 5 H: 2 LOB: 2 BB: 0 P: 5	R: 2 E: 0 K: 1 S: 8 H: 3 LOB: 2 BB: 1 P: 12	1B: 16 2B: 2 3B: 0 HR: 1 SF: 1 SAC: 1 DP: 0 HBP: 1	WP: 1 PB: 0 SB: 0 CS: 0 PA: 51		
<b>PITCHER</b>	IP WLS BF H R ER SO BB IBB HBP BLK WP HR S P ERA WHIP											<b>PITCHER</b>	IP WLS BF H R ER SO BB IBB HBP BLK WP HR S P ERA WHIP
<b>Fred Breining, R</b> (1, 1) ERA: 3.8	5.2 L 31 12 5 5 4 2 0 1 0 1 1 36 45 7.94 2.471												
<b>Mike Chris, L</b> (6, 1) ERA: 5.68	1.1 8 2 1 1 1 2 0 0 0 0 0 8 16 6.75 3.000												
<b>Jim Barr, R</b> (8, 1) ERA: 12.46	2.0 12 5 2 2 1 0 1 0 0 0 0 13 17 9.00 2.500												

**Cincinnati Reds @ San Francisco Giants**  
**Candlestick Park, San Francisco, CA**  
 Sat Apr 16 1983, 6:33 AM EST  
 Att. 7,620 - Unknown

AB	43
R	8
H	19
RBI	8
BB	5
SO	6
LOB	31



livebaseballscorecards.com

Batter	1	2	3	4	5	6	7	8	9	AB	R	H	RBI	BB	SO	LOB
Johnnie LeMaster, R (1, 6) Mike Vail, R (9, PH)	0-0 F1		0-0 5-3		0-3 K		0-0 1-3		1-0 HBP	4	0	0	0	0	1	2
Darrell Evans, L (1, 3)	4-0 CS 1B BB			4-0 WP 1B BB		0-0 G3		0-0 1-3	0-0 F7	3	1	0	0	2	0	3
Jack Clark, R (1, 9)	0-0 1-2 1B			0-0 F8 1-2		4-0 BB BB		0-0 1-3	0-0 F6	4	0	1	0	1	0	4
Chili Davis, S (1, 8)	0-3 K 2-3			0-3 K		4-0 1-2 BB		0-3 K		3	0	0	0	1	3	3
Jeffrey Leonard, R (1, 7)		0-3 K		0-0 S 1B		0-3 K		0-0 E S 1B 1B		4	1	2	1	0	2	2
Milt May, L (1, 2)		0-0 3-1		0-0 G3 1-2		0-0 1-3		0-0 1-3		4	0	0	0	0	0	4
Tom O'Malley, L (1, 5)		0-0 6-3			0-3 K		0-0 4-3		0-0 BB HBP 1B	4	1	1	1	0	1	0
Duane Kuiper, L (1, 4)			0-0 F8		0-3 K		4-0 BB		4-0 HBP BB BB	2	0	0	0	2	1	0
Fred Breining, R (1, 1) Mike Chris, L (6, 1)			0-0 4-3		4-0 BB		0-3 K		4-0 HBP BB	1	0	0	0	1	0	0
Dave Bergman, L (7, PH) Jim Barr, R (8, 1) Champ Summers, L (9, PH)									1-2 2-3 BB	0	0	0	0	0	0	0

Inning Stats	R: 0	H: 1	E: 0	K: 1	S: 5	LOB: 2	BB: 1	P: 9	R: 0	H: 0	E: 0	K: 1	S: 5	LOB: 0	BB: 0	P: 5	R: 0	H: 0	E: 0	K: 0	S: 3	LOB: 0	BB: 0	P: 3	R: 1	H: 1	E: 0	K: 1	S: 6	LOB: 1	BB: 1	P: 10	R: 0	H: 0	E: 0	K: 3	S: 9	LOB: 1	BB: 1	P: 13	R: 0	H: 0	E: 0	K: 1	S: 5	LOB: 2	BB: 2	P: 13	R: 0	H: 0	E: 0	K: 1	S: 5	LOB: 1	BB: 1	P: 9	R: 0	H: 0	E: 0	K: 1	S: 5	LOB: 0	BB: 0	P: 5	R: 2	H: 2	E: 0	K: 0	S: 5	LOB: 3	BB: 2	P: 14	1B: 4	SF: 0	2B: 1	SAC: 0	3B: 0	DP: 1	HR: 0	HBP: 1
--------------	------	------	------	------	------	--------	-------	------	------	------	------	------	------	--------	-------	------	------	------	------	------	------	--------	-------	------	------	------	------	------	------	--------	-------	-------	------	------	------	------	------	--------	-------	-------	------	------	------	------	------	--------	-------	-------	------	------	------	------	------	--------	-------	------	------	------	------	------	------	--------	-------	------	------	------	------	------	------	--------	-------	-------	-------	-------	-------	--------	-------	-------	-------	--------

PITCHER	IP	WLS	BF	H	R	ER	SO	BB	IBB	HBP	BLK	WP	HR	S	P	ERA	WHIP
Mario Soto, R (1, 1) ERA: 2.1	7.0	W	28	2	1	1	8	6	0	0	0	1	0	38	62	1.29	1.143
Tom Hume, R (8, 1) ERA: 6.0	2.0		11	2	2	2	1	2	0	1	0	0	0	10	19	9.00	2.000

BOTTOM

Cincinnati Reds @ San Francisco Giants  
Candlestick Park, San Francisco, CA

livebaseballscores.com

AB	30
R	3
H	4
RBI	3
BB	8
SO	9
LOB	19



WP: 1	PA: 39
PB: 0	
SB: 2	
CS: 1	

Sat Apr 16 1983, 6:33 AM EST  
Att. 7,620 - Unknown

Batter	1	2	3	4	5	6	7	8	9	AB R H RBI BB SO LOB	TOP							
<b>Cesar Cedeno, R</b> (1, 9) OBP: 0.444, SLG: 0.542	0-0 3-1			0-3 K			0-0 6-3		0-0 FC6-4	4 0 0 0 0 1 1	<b>Cincinnati Reds @ San Francisco Giants</b> Candlestick Park, San Francisco, CA Sun Apr 17 1983, 6:33 AM EST Unknown <a href="http://livebaseballscorecards.com">livebaseballscorecards.com</a>							
<b>Eddie Milner, L</b> (1, 8) OBP: 0.261, SLG: 0.233	0-3 K			0-0 6-3			0-3 K			3 0 0 0 0 2 0								
<b>Dave Concepcion, R</b> (1, 6) OBP: 0.333, SLG: 0.256	0-0 4-3			0-3 K			0-0 F9			3 0 0 0 0 1 0								
<b>Johnny Bench, R</b> (1, 5) OBP: 0.333, SLG: 0.432		0-0 F8			0-0 F8			0-0 G6-4-3 1B		3 0 1 0 0 0 0								
<b>Jeff Jones, R</b> (1, 3) OBP: 0.350, SLG: 0.258		0-0 F9			0-3 K			0-0 F8		3 0 0 0 0 1 1								
<b>Alan Knicely, R</b> (1, 7) OBP: 0.250, SLG: 0.250		0-3 K			0-3 K			0-0 G6-4-3		3 0 0 0 0 2 1								
<b>Kelly Paris, R</b> (1, 4)			0-3 K			0-3 K			0-3 K	3 0 0 0 0 3 0								
<b>Dann Bilardello, R</b> (1, 2) OBP: 0.286, SLG: 0.429			0-0 F9			0-0 F8			0-0 FC6-4 1B	3 0 1 0 0 0 0								
<b>Joe Price, R</b> (1, 1) <b>Alex Trevino, R</b> (9, PH) OBP: 0.286, SLG: 0.258			0-0 4-3			0-0 F9			0-0 F7	2 0 0 0 0 0 0 1 0 0 0 0 0 1								
<b>Inning Stats</b>	R: 0 E: 0 K: 1 S: 5	H: 0 LOB: 0 BB: 0 P: 5	R: 0 E: 0 K: 1 S: 5	H: 0 LOB: 0 BB: 0 P: 5	R: 0 E: 0 K: 1 S: 5	H: 0 LOB: 0 BB: 0 P: 5	R: 0 E: 0 K: 2 S: 7	H: 0 LOB: 0 BB: 0 P: 7	R: 0 E: 0 K: 1 S: 5	H: 0 LOB: 0 BB: 0 P: 5	R: 0 E: 0 K: 1 S: 5	H: 1 LOB: 0 BB: 0 P: 3	R: 0 E: 0 K: 1 S: 6	H: 1 LOB: 1 BB: 0 P: 6	1B: 2 2B: 0 3B: 0 HR: 0	SF: 0 SAC: 0 DP: 1 HBP: 0	WP: 0 PB: 0 SB: 0 CS: 0	PA: 28
<b>PITCHER</b> <b>Atee Hammaker, L</b> (1, 1) ERA: 1.2	IP: 9.0 WLS: W BF: 28 H: 2 R: 0 ER: 0 SO: 10 BB: 0 IBB: 0 HBP: 0 BLK: 0 WP: 0 HR: 0 S: 48 P: 48 ERA: 0.00 WHIP: 0.222																	<b>PITCHER</b> IP WLS BF H R ER SO BB IBB HBP BLK WP HR S P ERA WHIP



Batter	1	2	3	4	5	6	7	8	9
<b>Johnnie LeMaster, R</b> (1, 6) <small>OBP: 0.375, SLG: 0.359</small>	4-0  2B SF8 BB	0-0 5-3			4-0  1-2 BB		0-3 K		
<b>Joel Youngblood, R</b> (1, 5) <small>OBP: 0.182, SLG: 0.200</small> <b>Dave Bergman, L</b> (9, 3) <small>OBP: 0.571, SLG: 0.400</small>	0-0  1-3 2B		0-0 F8		0-0 F8			0-0 1-3	
<b>Chili Davis, S</b> (1, 8) <small>OBP: 0.421, SLG: 0.788</small>	0-0  SF8 3-H		0-0 F7		0-0 F3			0-0 5-3	
<b>Jack Clark, R</b> (1, 3) <small>OBP: 0.262, SLG: 0.256</small> <b>Darrell Evans, L</b> (9, 5) <small>OBP: 0.262, SLG: 0.278</small>	0-3 K		0-0 F9			0-0 F5		0-0 F6	
<b>Jeffrey Leonard, R</b> (1, 9) <small>OBP: 0.295, SLG: 0.405</small>	0-0 F9			0-0 F8		0-0 HR			
<b>Mike Vail, R</b> (1, 7) <b>Max Venable, L</b> (7, 7) <small>OBP: 0.188, SLG: 0.533</small>		0-0 F4		0-0 F5		0-0 F7			
<b>Bob Brenly, R</b> (1, 2) <small>OBP: 0.324, SLG: 0.500</small>		0-0  3B 1B		0-0 F4		0-0 F2			
<b>Joe Pettini, R</b> (1, 4) <small>OBP: 0.333, SLG: 1.000</small>		0-0  1-H 3B			0-0 F3		0-3 K		
<b>Atlee Hammaker, S</b> (1, 1) <small>OBP: 0.200, SLG: 0.200</small>		0-0 5-3			0-0  BB 1B		0-0 5-3		

Inning Stats	R: 1	H: 1	E: 0	LOB: 1	K: 1	S: 6	R: 1	H: 2	E: 0	LOB: 1	K: 0	S: 5	R: 0	H: 0	E: 0	LOB: 0	K: 0	S: 3	R: 0	H: 0	E: 0	LOB: 0	K: 0	S: 3	R: 0	H: 1	E: 0	LOB: 2	K: 0	S: 4	R: 1	H: 1	E: 0	LOB: 0	K: 0	S: 4	R: 0	H: 0	E: 0	LOB: 0	K: 2	S: 7	R: 0	H: 0	E: 0	LOB: 0	K: 0	S: 3			

PITCHER	IP	WLS	BF	H	R	ER	SO	BB	IBB	HBP	BLK	WP	HR	S	P	ERA	WHIP	IP	WLS	BF	H	R	ER	SO	BB	IBB	HBP	BLK	WP	HR	S	P	ERA	WHIP															
<b>Joe Price, L</b> (1, 1) <small>ERA: 2.12</small>	8.0	L	31	5	3	3	3	2	0	0	0	0	1	35	43	3.38	0.875																																

**BOTTOM**

**Cincinnati Reds @ San Francisco Giants**  
 Candlestick Park, San Francisco, CA

Sun Apr 17 1983, 6:33 AM EST  
 Unknown

AB	28
R	3
H	5
RBI	3
BB	2
SO	3
LOB	8

livebaseballscorecards.com

1B:	2	SF:	1	WP:	0	PA:	31
2B:	1	SAC:	0	PB:	0		
3B:	1	DP:	0	SB:	0		
HR:	1	HBP:	0	CS:	0		

Batter	1	2	3	4	5	6	7	8	9	AB R H RBI BB SO LOB	TOP											
<b>Eddie Milner, L</b> OBP: 0.269, SLG: 0.229 (1, 8)		0-0 			0-0 		0-0 		0-0 	5 2 1 1 1 0 2												
<b>Tom Foley, L</b> OBP: 0.500, SLG: 0.500 (1, 6)			0-3 		0-0 		0-0 		4-0 	4 2 2 3 2 1 0												
<b>Cesar Cedeno, R</b> OBP: 0.455, SLG: 0.533 (1, 9)			0-0 				0-0 		0-0 	6 1 3 2 0 0 1												
<b>Dan Driessen, L</b> OBP: 0.435, SLG: 0.436 <b>Rafael Landestoy, S</b> (7, 3)			0-0 				0-0 		0-0 	5 1 1 1 0 0 4 1 0 0 0 0 0 1												
<b>Ron Oester, S</b> OBP: 0.444, SLG: 0.659 (1, 4)		0-0 		0-0 		0-0 		0-0 		4 2 2 1 0 0 0												
<b>Jeff Jones, R</b> OBP: 0.422, SLG: 0.353 (1, 7)		0-0 		4-0 		0-0 		0-0 		3 2 3 1 2 0 0												
<b>Wayne Krenchicki, L</b> OBP: 0.286, SLG: 0.333 (1, 5)		0-0 		0-0 		0-0 		0-0 		4 0 1 1 0 0 4												
<b>Alex Trevino, R</b> OBP: 0.275, SLG: 0.229 (1, 2)		0-0 		0-0 			0-0 		0-0 	4 1 0 0 1 0 4												
<b>Frank Pastore, R</b> OBP: 0.364, SLG: 0.300 <b>Ben Hayes, R</b> (9, 1)		0-0 		0-0 			0-3 		0-0 	4 1 1 2 1 1 1 0 0 0 0 0 0 0												
<b>Inning Stats</b>	R: 9 E: 1 K: 0 S: 8	H: 4 LOB: 1 BB: 5 P: 28	R: 1 E: 0 K: 0 S: 6	H: 3 LOB: 2 BB: 0 P: 6	R: 0 E: 0 K: 1 S: 5	H: 0 LOB: 0 BB: 0 P: 5	R: 0 E: 0 K: 0 S: 3	H: 0 LOB: 1 BB: 1 P: 7	R: 0 E: 0 K: 0 S: 3	H: 0 LOB: 0 BB: 0 P: 3	R: 1 E: 0 K: 0 S: 5	H: 2 LOB: 1 BB: 0 P: 5	R: 0 E: 0 K: 1 S: 8	H: 3 LOB: 3 BB: 0 P: 8	R: 1 E: 0 K: 0 S: 5	H: 2 LOB: 1 BB: 0 P: 5	R: 0 E: 0 K: 0 S: 3	H: 0 LOB: 1 BB: 1 P: 7	1B: 11 2B: 3 3B: 0 HR: 0	SF: 2 SAC: 0 DP: 0 HBP: 0	WP: 0 PB: 0 SB: 1 CS: 0	PA: 49
<b>PITCHER</b>	IP WLS BF H R ER SO BB IBB HBP BLK WP HR S P ERA WHIP																					
<b>Mark Calvert, R</b> ERA: 10.8 (1, 1)	0.0 L 4 2 4 3 0 1 0 0 0 0 0 0 3 7 ∞ ∞																					
<b>Renie Martin, R</b> ERA: 5.91 (1, 1)	0.2 5 0 0 0 0 2 1 0 0 0 0 2 14 0.00 3.000																					
<b>Mike Chris, L</b> ERA: 9.82 (1, 1)	4.1 20 5 6 5 1 2 0 0 0 0 0 20 28 10.38 1.615																					
<b>Jim Barr, R</b> ERA: 17.18 (6, 1)	3.0 16 7 2 2 1 0 0 0 0 0 0 18 18 6.00 2.333																					
<b>Greg Minton, R</b> (9, 1)	1.0 4 0 0 0 0 1 0 0 0 0 0 3 7 0.00 1.000																					

**Cincinnati Reds @ San Francisco Giants**  
 Candlestick Park, San Francisco, CA  
 Sun Apr 17 1983, 6:38 AM EST  
 Att: 37,094 - Unknown

<b>AB</b>	40
<b>R</b>	12
<b>H</b>	14
<b>RBI</b>	12
<b>BB</b>	7
<b>SO</b>	2
<b>LOB</b>	17



WP: 0	PA: 49
PB: 0	
SB: 1	
CS: 0	





Batter	1	2	3	4	5	6	7	8	9	AB R H RBI BB SO LOB	TOP											
<b>Cesar Cedeno, R</b> (1, 9) OBP: 0.447, SLG: 0.529	0-0 E PB 2B	0-0 F7		0-0 F6		0-0 6-3			4-0 CS BB	4 1 1 0 1 0 3												
<b>Eddie Milner, L</b> (1, 8) OBP: 0.250, SLG: 0.212	0-0 E1 4-3 PB 2B		0-0 F7		0-0 F7		0-0 G3		0-0 CS	4 1 0 0 0 0 1												
<b>Dave Concepcion, R</b> (1, 6) OBP: 0.327, SLG: 0.256	0-0 4-3		0-0 PB 1B		0-3 K		0-0 1-3			4 0 1 0 0 1 1												
<b>Johnny Bench, R</b> (1, 5) OBP: 0.367, SLG: 0.457 <b>Wayne Krenchicki, L</b> (7, 5) OBP: 0.286, SLG: 0.333	0-0 HR 2B		4-0 BB 1-2 BB		4-0 CS BB		0-0 4-3			2 1 1 1 2 0 0 0 0 0 0 0 0 0												
<b>Dan Driessen, L</b> (1, 3) OBP: 0.440, SLG: 0.512	0-0 2-H HR		0-3 K		0-0 CS	0-0 1B PB 1B		0-0 F6		4 2 2 2 0 1 2												
<b>Ron Oester, S</b> (1, 4) OBP: 0.429, SLG: 0.622	0-0 G3		0-0 F8			0-0 PB 1B 1B		0-0 F6		4 0 1 0 0 0 2												
<b>Jeff Jones, R</b> (1, 7) OBP: 0.408, SLG: 0.342 <b>Tom Hume, R</b> (8, 1)	0-0 F8		0-3 K		0-0 PB 1B		0-0 6-3			4 0 1 0 0 1 0 0 0 0 0 0 0 0												
<b>Alex Trevino, R</b> (1, 2) OBP: 0.273, SLG: 0.211		0-0 1-3		4-0 BB		0-3 K		0-0 6-3		3 0 0 0 1 1 2												
<b>Bruce Berenyi, R</b> (1, 1) OBP: 0.143, SLG: 0.143 <b>Duane Walker, L</b> (8, 7)		0-3 K		0-3 K		0-3 K		0-0 4-3		3 0 0 0 0 3 3 1 0 0 0 0 0 0												
<b>Inning Stats</b>	R: 4 E: 1 K: 0 S: 7	H: 3 LOB: 0 BB: 0 P: 7	R: 0 E: 0 K: 1 S: 5	H: 0 LOB: 0 BB: 0 P: 5	R: 0 E: 0 K: 1 S: 6	H: 1 LOB: 2 BB: 1 P: 10	R: 0 E: 0 K: 2 S: 7	H: 0 LOB: 1 BB: 1 P: 11	R: 0 E: 0 K: 1 S: 4	H: 0 LOB: 0 BB: 1 P: 8	R: 1 E: 0 K: 2 S: 10	H: 3 LOB: 2 BB: 0 P: 10	R: 0 E: 0 K: 0 S: 3	H: 0 LOB: 0 BB: 0 P: 3	R: 0 E: 0 K: 0 S: 3	H: 0 LOB: 0 BB: 0 P: 3	R: 0 E: 0 K: 0 S: 2	H: 0 LOB: 0 BB: 1 P: 6	1B: 4 2B: 2 3B: 0 HR: 1	SF: 0 SAC: 0 DP: 0 HBP: 0	WP: 0 PB: 3 SB: 0 CS: 2	PA: 39
<b>PITCHER</b>	IP WLS BF H R ER SO BB IBB HBP BLK WP HR S P ERA WHIP																					
<b>Joe Niekro, R</b> (1, 1) ERA: 3.3	8.0 34 7 5 3 7 3 0 0 0 0 1 45 57 3.38 1.250																					
<b>Bill Dawley, R</b> (9, 1) ERA:	1.0 3 0 0 0 0 1 0 0 0 0 0 2 6 0.00 1.000																					

Cincinnati Reds @ Houston Astros  
Astrodome, Houston, TX  
Tue Apr 19 1983, 7:05 PM EST  
Att. 8,027 - Unknown

livebaseballscorecards.com

AB 33  
R 5  
H 7  
RBI 3  
BB 4  
SO 7  
LOB 14



Batter	1	2	3	4	5	6	7	8	9	AB R H RBI BB SO LOB
Omar Moreno, L (1, 8) OBP: 0.340, SLG: 0.400	0-0 5-3		0-3 K		0-0 4-3			0-0 1B 2B		4 1 1 0 0 1 0
Bill Doran, S (1, 4) OBP: 0.333, SLG: 0.298	0-0 1B 1B		0-3 K			0-3 K		0-3 K		4 1 1 0 0 3 1
Dickie Thon, R (1, 6) OBP: 0.345, SLG: 0.491	0-0 1B 1-2 1B			0-0 HR		0-0 2B		0-0 2-H 1B FC6-4		4 1 4 2 0 0 0
Phil Garner, R (1, 5) OBP: 0.385, SLG: 0.341	0-0 1-3 2-H 1B			0-0 S 1B		4-0 G4-6-3 BB		0-0 FC6-4 1-2f		3 0 2 1 1 0 1
Jose Cruz, L (1, 7) OBP: 0.382, SLG: 0.375	0-0 1-3			0-0 F8		0-0 G4-6-3 1-2f			0-0 FC4-6 HR 2B	4 1 1 0 0 0 4
Ray Knight, R (1, 3) OBP: 0.289, SLG: 0.333		0-0 F7		0-0 F7			0-0 G6-4-3 1B		0-0 5-3	4 0 1 0 0 0 2
Terry Puhl, L (1, 9) OBP: 0.231, SLG: 0.229		0-0 1-3		0-0 3-1 1-2			0-0 F9		4-0 FC4-6 BB	3 0 0 0 1 0 2
John Mizerock, L (1, 2) OBP: 0.143, SLG: 0.200					0-0 1-3		0-0 G6-4-3 1-2f		0-0 FC4-6 HR	2 0 0 0 0 0 0
Alan Ashby, S (7, PH) OBP: 0.364, SLG: 0.474									1-H 2-3	2 0 0 0 0 0 3
Kevin Bass, S (9, PR) OBP: 0.389, SLG: 0.625										0 1 0 0 0 0 0
Joe Niekro, R (1, 1)			0-3 K					0-3 K		2 0 0 0 0 2 0
Denny Walling, L (8, PH)									1-H 3-H	1 0 0 0 0 1 0
Bill Dawley, R (9, 1)										0 0 0 0 0 0 0
Harry Spilman, L (9, PH) OBP: 0.400, SLG: 0.625										1 1 1 3 0 0 0

**BOTTOM**

**Cincinnati Reds @ Houston Astros**  
Astrodome, Houston, TX  
Tue Apr 19 1983, 7:05 PM EST  
Att. 8,027 - Unknown

[livebaseballscorecards.com](http://livebaseballscorecards.com)

<b>AB</b>	<b>34</b>
<b>R</b>	<b>6</b>
<b>H</b>	<b>11</b>
<b>RBI</b>	<b>6</b>
<b>BB</b>	<b>2</b>
<b>SO</b>	<b>7</b>
<b>LOB</b>	<b>13</b>



Inning Stats	R: 1	H: 3	E: 0	K: 0	S: 5	H: 3	LOB: 1	BB: 0	P: 5	R: 0	H: 0	E: 0	K: 0	S: 3	H: 0	LOB: 0	BB: 0	P: 3	R: 0	H: 0	E: 0	K: 3	S: 9	H: 0	LOB: 0	BB: 0	P: 9	R: 1	H: 2	E: 0	K: 0	S: 5	H: 1	LOB: 1	BB: 1	P: 9	R: 0	H: 1	E: 0	K: 0	S: 3	H: 2	LOB: 1	BB: 0	P: 9	R: 1	H: 2	E: 0	K: 2	S: 9	H: 2	LOB: 1	BB: 0	P: 9	R: 3	H: 2	E: 0	K: 0	S: 4	H: 2	LOB: 1	BB: 1	P: 8	1B: 6	SF: 0	2B: 3	SAC: 0	3B: 0	DP: 2	HR: 2	HBP: 0	WP: 0	PA: 36
--------------	------	------	------	------	------	------	--------	-------	------	------	------	------	------	------	------	--------	-------	------	------	------	------	------	------	------	--------	-------	------	------	------	------	------	------	------	--------	-------	------	------	------	------	------	------	------	--------	-------	------	------	------	------	------	------	------	--------	-------	------	------	------	------	------	------	------	--------	-------	------	-------	-------	-------	--------	-------	-------	-------	--------	-------	--------

PITCHER	IP	WLS	BF	H	R	ER	SO	BB	IBB	HBP	BLK	WP	HR	S	P	ERA	WHIP
Bruce Berenyi, R (1, 1) ERA: 2.45	7.2		30	9	3	3	7	1	0	0	0	0	1	43	47	3.52	1.304
Tom Hume, R (8, 1) ERA: 9.0	1.0	L	6	2	3	3	0	1	0	0	0	0	1	5	9	27.00	3.000

Batter	1	2	3	4	5	6	7	8	9	AB R H RBI BB SO LOB	TOP									
<b>Cesar Cedeno, R</b> (1, 9) OBP: 0.465, SLG: 0.541	1-0 CS HBP		0-0 6-3		0-0 1B BB 2B 1-3 2-H 3-H	4-0 BB		0-0 5-3		3 1 1 2 1 0 1										
<b>Eddie Milner, L</b> (1, 8) OBP: 0.262, SLG: 0.228	0-0 E S 1-2 1B			0-0 F8	0-0 BB S 1B 2-3 3-H	0-0 4-3		0-0 F8		5 0 2 1 0 0 2										
<b>Dave Concepcion, R</b> (1, 6) OBP: 0.296, SLG: 0.229	0-3 K 1-3			0-3 K	0-0 6-3 1-2	0-0 4-3		0-0 F8		5 0 0 0 0 2 5										
<b>Johnny Bench, R</b> (1, 5) OBP: 0.358, SLG: 0.429 <b>Wayne Krenchicki, L</b> (7, 5) OBP: 0.250, SLG: 0.286	0-0 4-3			0-0 1-6-3	4-0 BB IBB		0-0 6-3		0-0 F9	3 0 0 0 1 0 1 1 0 0 0 0 0 0										
<b>Dan Driessen, L</b> (1, 3) OBP: 0.444, SLG: 0.489		0-0 G3			0-0 BB BB		0-0 F8			2 1 0 1 2 0 0										
<b>Ron Oester, S</b> (1, 4) OBP: 0.415, SLG: 0.583		0-0 F8			0-0 CI BB		0-0 6-3			3 1 0 0 1 1 3										
<b>Duane Walker, L</b> (1, 7) OBP: 0.167, SLG: 0.333 <b>Jeff Jones, R</b> (5, PH) OBP: 0.392, SLG: 0.325		0-3 K			0-0 CI 2B F7			0-0 2-3		2 1 1 1 0 1 0 2 0 0 0 0 0 3										
<b>Dann Bilardello, R</b> (1, 2) OBP: 0.364, SLG: 0.545			0-0 G3		0-3 K CI 2B	0-0 4-3 2B		0-0 FC2-6 1B		4 1 2 0 0 1 2										
<b>Rich Gale, R</b> (1, 1) <b>Bill Scherrer, L</b> (6, 1) <b>Ben Hayes, R</b> (6, 1) <b>Ted Power, R</b> (7, 1)			0-3 K		0-1 CI 2B 1B 1-2 2-3 3-H	0-3 K		0-0 FC2-6 1-2f		2 1 0 1 0 2 1 0 0 0 0 0 0 0 0 0 0 0 0 0 0 1 0 0 0 0 0 1										
<b>Inning Stats</b>	R: 0 E: 0 K: 1 S: 5	H: 1 LOB: 1 BB: 0 P: 6	R: 0 E: 0 K: 1 S: 5	H: 0 LOB: 0 BB: 0 P: 5	R: 0 E: 0 K: 1 S: 5	H: 0 LOB: 0 BB: 0 P: 5	R: 6 E: 1 K: 2 S: 12	H: 3 LOB: 3 BB: 4 P: 28	R: 0 E: 0 K: 1 S: 6	H: 1 LOB: 2 BB: 1 P: 10	R: 0 E: 0 K: 0 S: 3	H: 0 LOB: 0 BB: 0 P: 3	R: 0 E: 0 K: 0 S: 4	H: 1 LOB: 1 BB: 0 P: 4	R: 0 E: 0 K: 0 S: 3	H: 0 LOB: 0 BB: 0 P: 3	1B: 3 2B: 3 3B: 0 HR: 0	SF: 0 SAC: 0 DP: 0 HBP: 1	WP: 1 PB: 0 SB: 2 CS: 1	PA: 40
<b>PITCHER</b>	IP WLS BF H R ER SO BB IBB HBP BLK WP HR S P ERA WHIP																			
<b>Michael LaCoss, R</b> (1, 1) ERA: 7.65	4.0 L 19 3 6 5 5 2 0 1 0 1 0 26 35 11.25 1.250																			
<b>Vern Ruhle, R</b> (5, 1) ERA: 3.14	0.1 2 1 0 0 0 0 0 0 0 0 0 2 2 0.00 3.000																			
<b>Frank DiPino, L</b> (5, 1) ERA: 7.2	1.2 9 1 0 0 2 2 1 0 0 0 0 10 22 0.00 1.800																			
<b>Mike Madden, L</b> (7, 1) ERA: 1.04	2.0 7 1 0 0 0 0 0 0 0 0 0 7 7 0.00 0.500																			
<b>Frank LaCorte, R</b> (9, 1) ERA: 8.1	1.0 3 0 0 0 0 0 0 0 0 0 0 3 3 0.00 0.000																			

**Cincinnati Reds @ Houston Astros**  
Astrodome, Houston, TX  
Wed Apr 20 1983, 7:05 PM EST  
Att. 8,476 - Unknown

[livebaseballscorecards.com](http://livebaseballscorecards.com)

<b>AB</b>	<b>33</b>
<b>R</b>	<b>6</b>
<b>H</b>	<b>6</b>
<b>RBI</b>	<b>6</b>
<b>BB</b>	<b>5</b>
<b>SO</b>	<b>7</b>
<b>LOB</b>	<b>19</b>



Batter	1	2	3	4	5	6	7	8	9	AB	R	H	RBI	BB	SO	LOB
Omar Moreno, L OBP: 0.310, SLG: 0.364 (1, 8)	0-3 K	0-0 F7		0-0 FC6-4		0-3 K	0-3 K			5	0	0	0	0	3	9
Denny Walling, L OBP: 0.133, SLG: 0.071 Mike Madden, L (7, 1)	0-0 G3		0-0 F7		0-0 4-3	0-0 1-2 2-3		0-0 4-3		4	0	1	0	0	0	0
Craig Reynolds, L OBP: 0.250, SLG: 0.250 (8, PH) (9, 7)	0-0 F9		0-0 F8		0-0 4-3 2B	0-0 F8		4-0 BB		4	0	1	0	1	0	3
Dickie Thon, R OBP: 0.349, SLG: 0.492 (1, 6)	0-0 F8		0-0 F8		0-0 4-3	0-0 F8		0-0 F7		5	1	1	0	0	1	2
Phil Garner, R OBP: 0.368, SLG: 0.327 (1, 5)		0-0 F8		0-3 K		0-0 4-3		0-0 F7		5	1	1	0	0	1	2
Jose Cruz, L OBP: 0.417, SLG: 0.392 Frank LaCorte, R (9, 1)		4-0 2B BB		4-0 2B BB		0-0 1B		0-0 F7		3	2	2	0	2	0	1
Ray Knight, R OBP: 0.300, SLG: 0.362 (1, 3)		0-0 1B 2B		0-0 F8		0-0 F8		0-0 1B		5	1	2	3	0	0	3
Alan Ashby, S OBP: 0.444, SLG: 0.625 (1, 2)		0-0 1B 2B		0-0 1-3 2B		0-0 1B 2B		0-0 G3		5	0	4	1	0	0	0
Bill Doran, S OBP: 0.355, SLG: 0.300 (1, 4)		0-0 1-3 1B		4-0 FC6-4 IBB		4-0 1B BB		0-0 G3		3	0	1	0	2	1	2
Michael LaCoss, R Vern Ruhle, R Frank DiPino, L Terry Puhl, L Kevin Bass, S		0-0 6-3		0-0 F6		0-3 K		0-0 F5		2	0	0	0	0	0	5

Inning Stats	R: 0	H: 0	E: 0	K: 1	S: 5	LOB: 0	BB: 0	P: 5	R: 2	H: 3	E: 0	K: 0	S: 6	LOB: 2	BB: 1	P: 10	R: 0	H: 0	E: 0	K: 1	S: 5	LOB: 0	BB: 0	P: 5	R: 0	H: 1	E: 0	K: 0	S: 4	LOB: 3	BB: 2	P: 12	R: 0	H: 2	E: 0	K: 0	S: 5	LOB: 2	BB: 0	P: 5	R: 0	H: 2	E: 0	K: 2	S: 9	LOB: 3	BB: 1	P: 13	R: 2	H: 4	E: 0	K: 2	S: 11	LOB: 2	BB: 0	P: 11	R: 0	H: 0	E: 0	K: 0	S: 3	LOB: 1	BB: 1	P: 7	R: 0	H: 0	E: 0	K: 0	S: 3	LOB: 0	BB: 0	P: 3	1B: 8	SF: 0	3B: 0	HR: 0	WP: 0	PA: 44
--------------	------	------	------	------	------	--------	-------	------	------	------	------	------	------	--------	-------	-------	------	------	------	------	------	--------	-------	------	------	------	------	------	------	--------	-------	-------	------	------	------	------	------	--------	-------	------	------	------	------	------	------	--------	-------	-------	------	------	------	------	-------	--------	-------	-------	------	------	------	------	------	--------	-------	------	------	------	------	------	------	--------	-------	------	-------	-------	-------	-------	-------	--------

PITCHER	IP	WLS	BF	H	R	ER	SO	BB	IBB	HBP	BLK	WP	HR	S	P	ERA	WHIP
Rich Gale, R ERA: 3.0 (1, 1)	5.0		26	7	2	2	2	3	1	0	0	0	0	26	42	3.60	2.000
Bill Scherrer, L ERA: (6, 1)	0.2		3	1	0	0	2	0	0	0	0	0	0	7	7	0.00	1.500
Ben Hayes, R ERA: 6.75 (6, 1)	0.1		5	4	2	2	0	0	0	0	0	0	0	5	5	54.00	12.000
Ted Power, R ERA: 2.25 (7, 1)	3.0	S	10	0	0	0	2	1	0	0	0	0	0	13	17	0.00	0.333


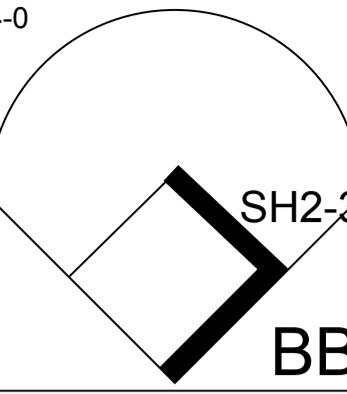
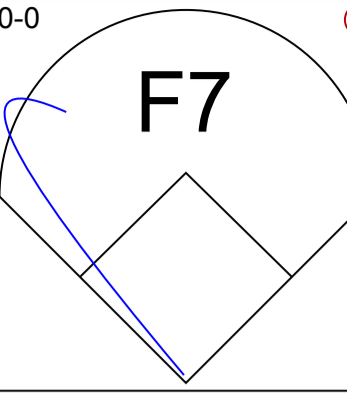
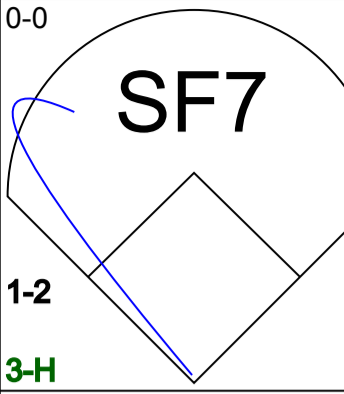
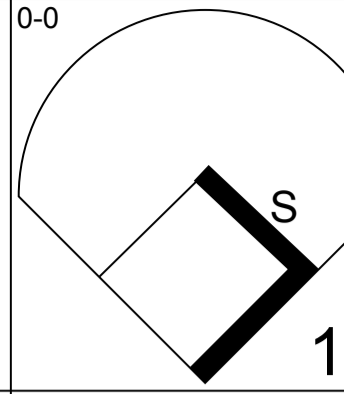
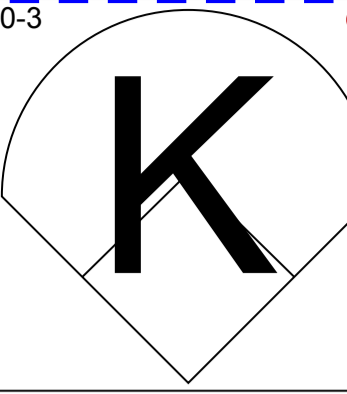

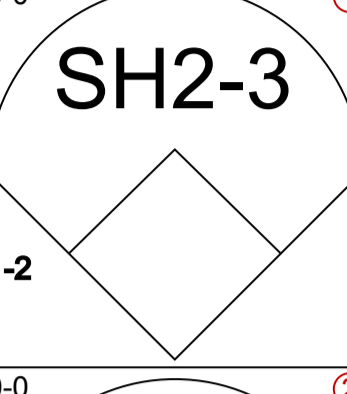
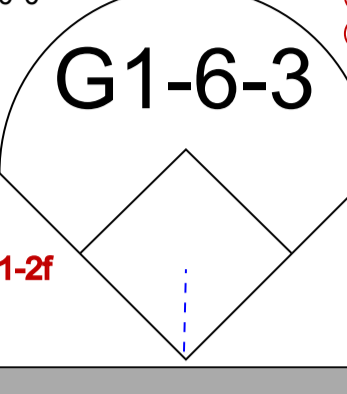

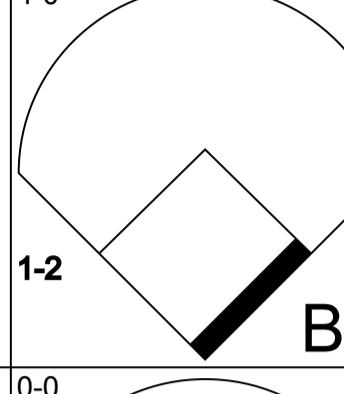
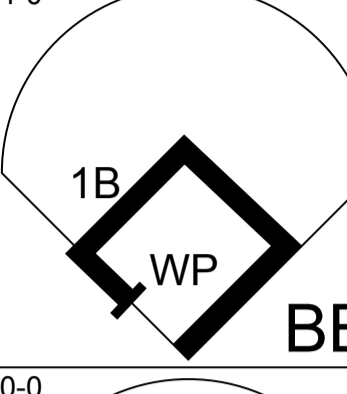

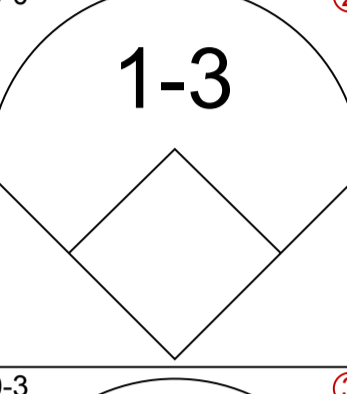
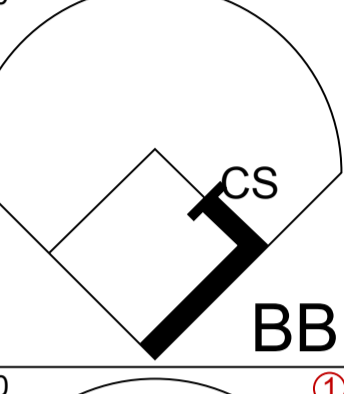
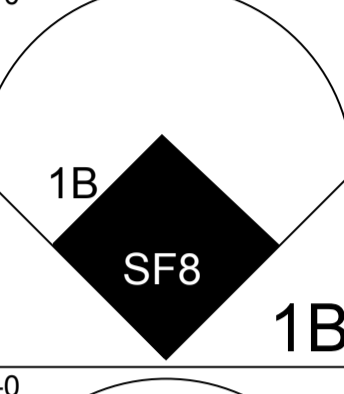
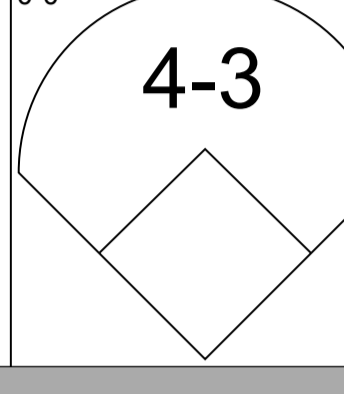
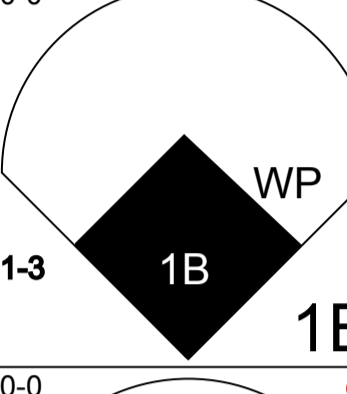

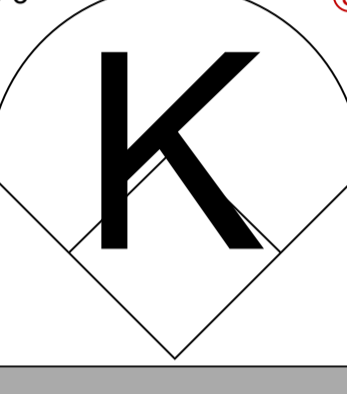
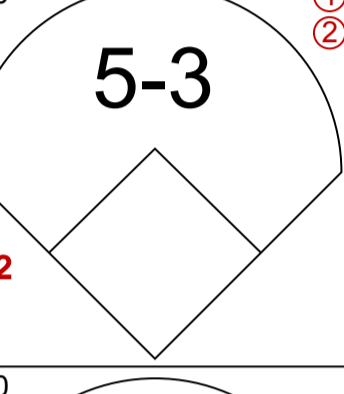
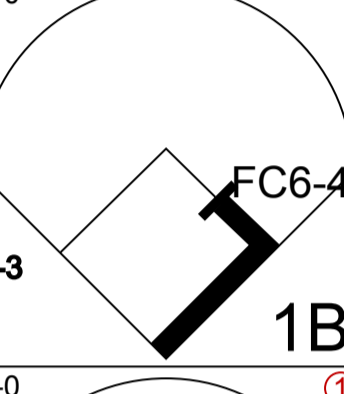
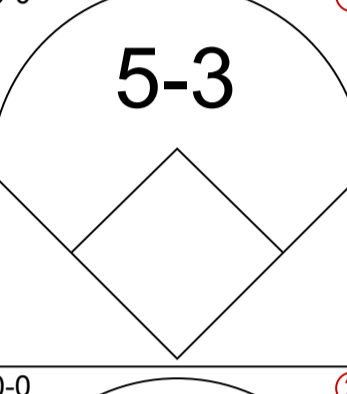
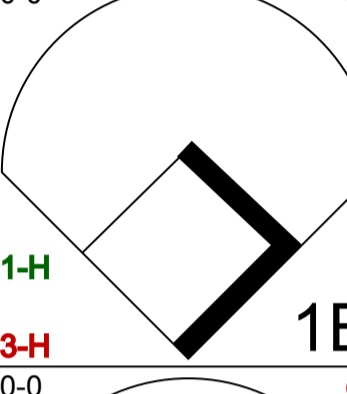

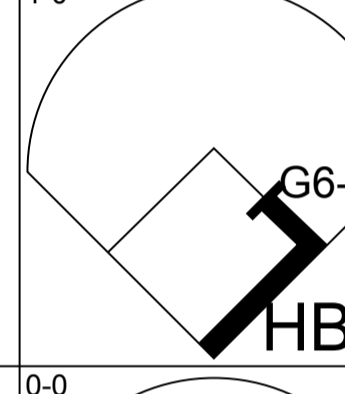
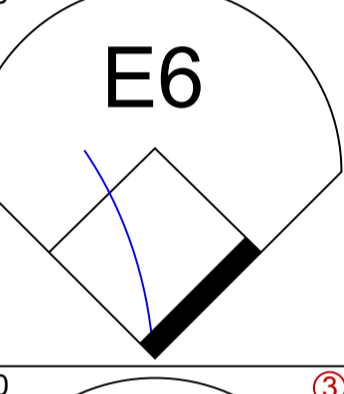
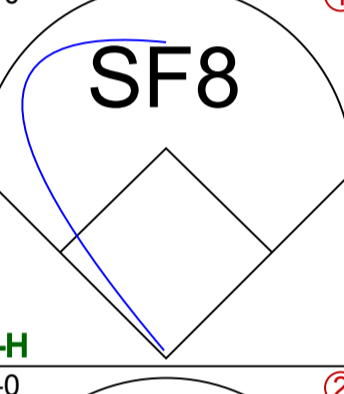
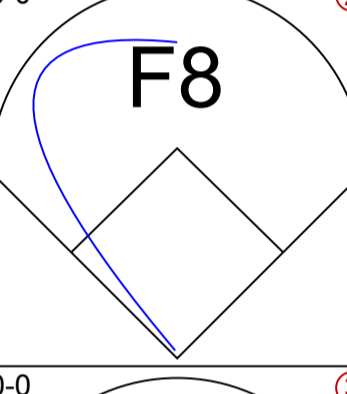
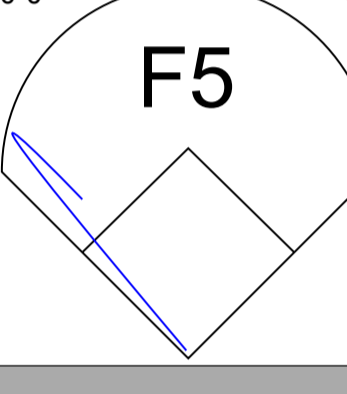

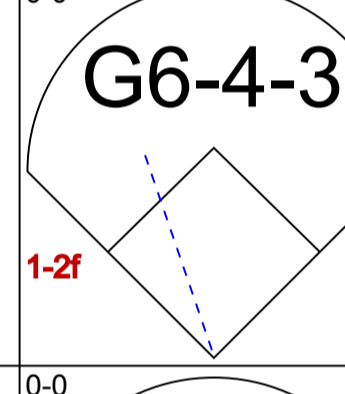
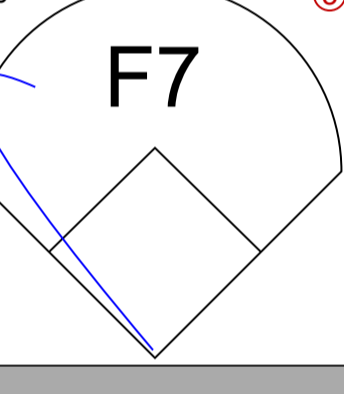
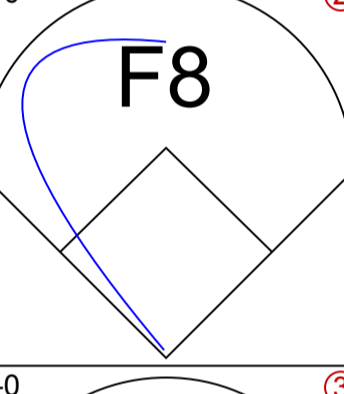
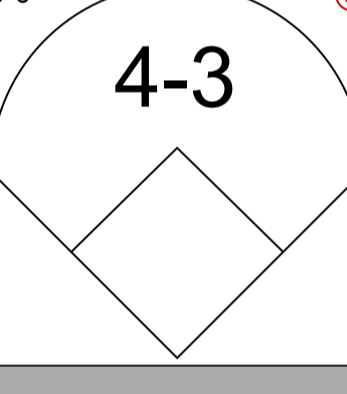

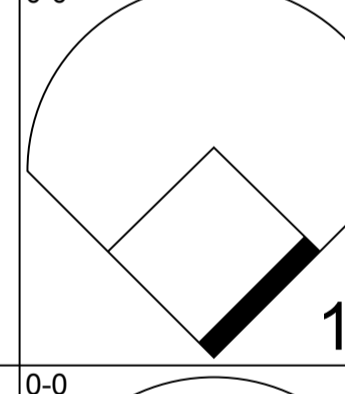
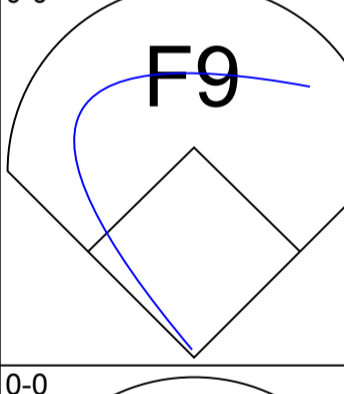
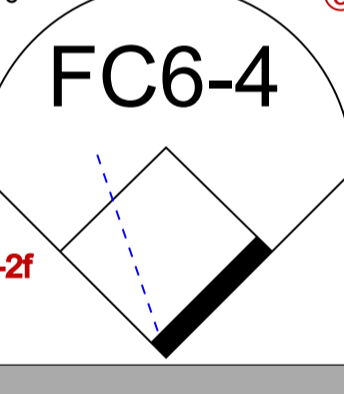
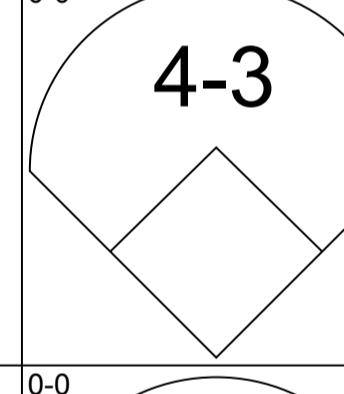

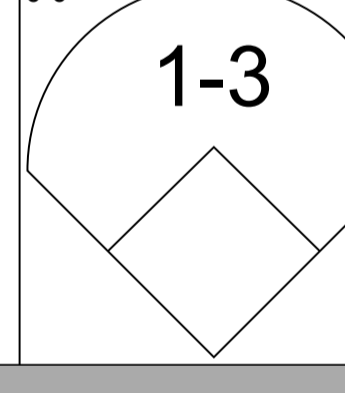
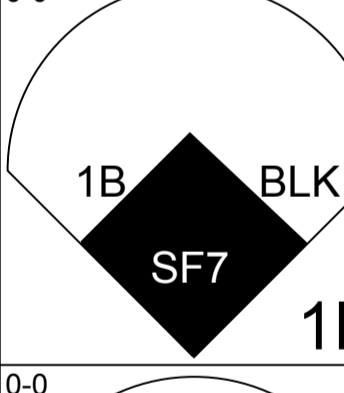
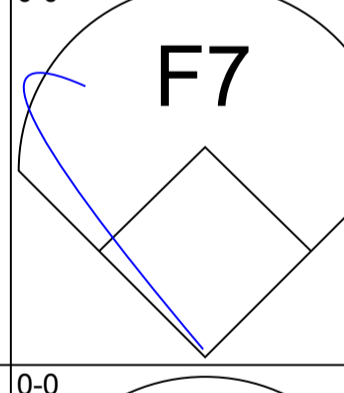
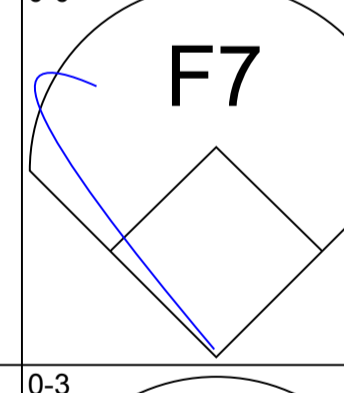

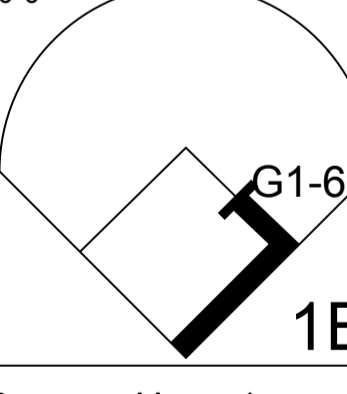
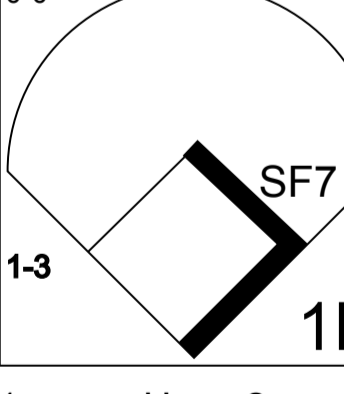
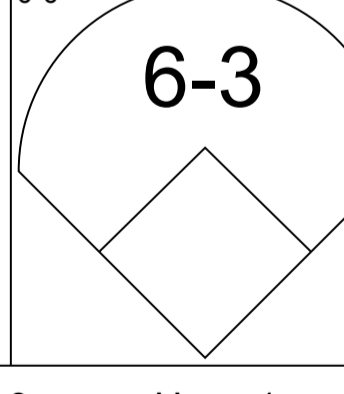
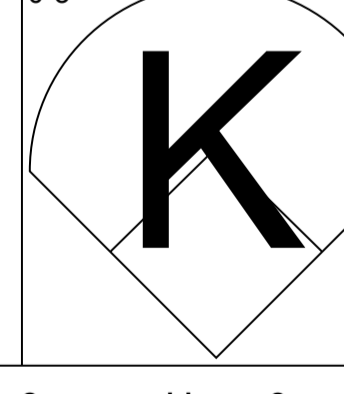
BOTTOM

Cincinnati Reds @ Houston Astros  
Astrodome, Houston, TX  
Wed Apr 20 1983, 7:05 PM EST  
Att. 8,476 - Unknown

livebaseballscores.com

AB	39
R	4
H	12
RBI	4
BB	5
SO	6
LOB	29



Batter	1	2	3	4	5	6	7	8	9	10	AB R H RBI BB SO LOB	TOP												
Cesar Cedeno, R OBP: 0.458, SLG: 0.525 (1, 9) 	4-0 		x 0-0 F7 		x 0-0 SF7 		x 0-0 			0-3 K 	3 0 1 1 1 1 1													
Eddie Milner, L OBP: 0.277, SLG: 0.220 (1, 8) 	0-0 SH2-3 		x 0-0 G1-6-3 		0-3 K 		4-0 			4-0 	2 0 0 0 2 1 2													
Dave Concepcion, R OBP: 0.322, SLG: 0.250 (1, 6) 	0-0 1-3 			4-0 		0-0 		0-0 4-3 		0-0 	4 2 2 0 1 0 3													
Johnny Bench, R Wayne Krenchicki, L OBP: 0.250, SLG: 0.286 (1, 5) (10, PR) (10, 5) 	0-3 K 			0-0 5-3 		0-0 		0-0 5-3 		0-0 	5 0 2 1 0 1 2 0 0 0 0 0 0 0													
Jeff Jones, R OBP: 0.375, SLG: 0.302 (1, 7) 		1-0 		0-0 		0-0 		0-0 F8 		0-0 F5 	3 0 0 1 0 0 1													
Dan Driessen, L OBP: 0.414, SLG: 0.449 (1, 3) 		0-0 G6-4-3 		0-0 F7 		0-0 F8 		0-0 4-3 			4 0 0 0 0 0 3													
Ron Oester, S OBP: 0.404, SLG: 0.558 (1, 4) 		0-0 			0-0 F9 		0-0 			0-0 4-3 	4 0 1 0 0 0 1													
Dann Bilardello, R OBP: 0.333, SLG: 0.467 (1, 2) 		0-0 1-3 			0-0 		0-0 F7 			0-0 F7 	4 1 1 0 0 0 1													
Joe Price, R Duane Walker, L Tom Hume, R OBP: 0.250, SLG: 0.250 OBP: 0.143, SLG: 0.286 (1, 1) (9, PH) (9, 1) 			0-0 		0-0 		0-0 6-3 			0-3 K 	3 0 2 0 0 0 0 1 0 0 0 0 1 0 0 0 0 0 0 0 0													
<b>Inning Stats</b>	R: 0 E: 0 K: 1 S: 5	H: 0 LOB: 1 BB: 1 P: 9	R: 0 E: 0 K: 0 S: 3	H: 1 LOB: 1 BB: 0 P: 4	R: 0 E: 0 K: 0 S: 3	H: 1 LOB: 0 BB: 0 P: 3	R: 0 E: 1 K: 0 S: 3	H: 0 LOB: 1 BB: 1 P: 7	R: 1 E: 0 K: 1 S: 7	H: 2 LOB: 1 BB: 0 P: 7	R: 0 E: 0 K: 0 S: 5	H: 1 LOB: 2 BB: 1 P: 8	R: 0 E: 0 K: 0 S: 3	H: 0 LOB: 0 BB: 0 P: 3	R: 0 E: 0 K: 1 S: 5	H: 0 LOB: 0 BB: 0 P: 5	R: 1 E: 0 K: 1 S: 6	H: 2 LOB: 1 BB: 1 P: 10	1B: 9 2B: 0 3B: 0 HR: 0	SF: 2 SAC: 1 DP: 2 HBP: 1	WP: 1 PB: 0 SB: 1 CS: 1	PA: 41		
<b>PITCHER</b>	IP WLS BF H R ER SO BB IBB HBP BLK WP HR S P ERA WHIP																							
Bob Knepper, L ERA: 2.51 (1, 1)	7.0																							
Bill Dawley, R ERA: (8, 1)	2.0																							
Frank LaCorte, R ERA: 8.18 (10, 1)	1.0	W																						

Cincinnati Reds @ Houston Astros  
Astrodome, Houston, TX  
Thu Apr 21 1983, 7:05 PM EST  
Att: 7,862 - Unknown

livebaseballscorecards.com

AB 33  
R 3  
H 9  
RBI 3  
BB 4  
SO 4  
LOB 14



BOTTOM

Cincinnati Reds @ Houston Astros  
Astrodome, Houston, TX  
Thu Apr 21 1983, 7:05 PM EST  
Att. 7,862 - Unknown

livebaseballscorecards.com

AB 37  
R 4  
H 10  
RBI 4  
BB 2  
SO 6  
LOB 13



WP: 0 PA: 40  
PB: 0  
SB: 0  
CS: 0

AB R H RBI BB SO LOB

5	1	2	0	0	2	0
5	2	2	0	0	0	1
4	0	1	0	1	0	1
5	1	3	4	0	0	1
4	0	0	0	0	0	2
2	0	0	0	1	0	0
0	0	0	0	0	0	0
4	0	2	0	0	0	3
3	0	0	0	0	1	1
1	0	0	0	0	0	2
2	0	0	0	0	2	0
1	0	0	0	0	1	0
0	0	0	0	0	0	0
1	0	0	0	0	0	2
0	0	0	0	0	0	0

1B: 8 SF: 0  
2B: 1 SAC: 0  
3B: 0 DP: 0  
HR: 1 HBP: 1

Batter	1	2	3	4	5	6	7	8	9	10
Omar Moreno, L (1, 8) OBP: 0.317, SLG: 0.367	0-0 1B		0-0 F8			0-3 K	0-3 K			0-0 1B 2B
Kevin Bass, S (1, 9) OBP: 0.360, SLG: 0.522	0-0 F7		0-0 F7			0-0 1B 1B		0-0 F3		0-0 1-3 2B 1B
Dickie Thon, R (1, 6) OBP: 0.353, SLG: 0.476	0-0 F9			0-0 F7		0-0 1B 1-2 1B		0-0 5-3		4-0 2B IBB
Phil Garner, R (1, 5) OBP: 0.387, SLG: 0.426	0-0 F9			0-0 HR		0-0 1-3 1B		0-0 5-3		0-0 1-3 2-H 3-H 2B
Jose Cruz, L (1, 7) OBP: 0.391, SLG: 0.364		0-0 F7		0-0 4-3		0-0 1-3			0-0 F2	
Ray Knight, R (1, 3) OBP: 0.315, SLG: 0.347 Craig Reynolds, L (9, PR) OBP: 0.250, SLG: 0.250		0-0 F9		0-0 6-3		4-0 IBB			1-0 1B HBP	
Alan Ashby, S (1, 2) OBP: 0.452, SLG: 0.607		0-0 FC6-4 1B			0-0 F3	0-0 F2			0-0 1-2 1B	
Bill Doran, S (1, 4) OBP: 0.338, SLG: 0.283 Harry Spilman, L (9, PH) OBP: 0.364, SLG: 0.556		0-0 FC6-4			0-3 K		0-0 F8		0-0 F6	
Bob Knepper, L (1, 1) OBP: 0.300, SLG: 0.222 Tim Tolman, R (7, PH)			0-3 K		0-3 K		0-3 K		0-0 4-3	
Bill Dawley, R (8, 1)										
Denny Walling, L (9, PH) OBP: 0.125, SLG: 0.067 Frank LaCorte, R (10, 1)										

Inning Stats	R: 0	H: 1	E: 0	K: 0	S: 4	P: 4	R: 0	H: 1	E: 0	K: 0	S: 4	P: 4	R: 0	H: 0	E: 0	K: 1	S: 5	R: 1	H: 1	E: 0	K: 0	S: 4	P: 4	R: 0	H: 0	E: 0	K: 2	S: 7	P: 7	R: 1	H: 3	E: 0	K: 1	S: 8	P: 12	R: 0	H: 0	E: 0	K: 2	S: 7	P: 7	R: 0	H: 0	E: 0	K: 0	S: 3	P: 3	R: 0	H: 1	E: 0	K: 0	S: 4	P: 5	R: 2	H: 3	E: 0	K: 0	S: 3	P: 7	1B: 8	SF: 0	2B: 1	SAC: 0	3B: 0	DP: 0	HR: 1	HBP: 1	WP: 0	PA: 40
--------------	------	------	------	------	------	------	------	------	------	------	------	------	------	------	------	------	------	------	------	------	------	------	------	------	------	------	------	------	------	------	------	------	------	------	-------	------	------	------	------	------	------	------	------	------	------	------	------	------	------	------	------	------	------	------	------	------	------	------	------	-------	-------	-------	--------	-------	-------	-------	--------	-------	--------

PITCHER	IP	WLS	BF	H	R	ER	SO	BB	IBB	HBP	BLK	WP	HR	S	P	ERA	WHIP
Joe Price, L (1, 1) ERA: 2.16	8.0		31	6	2	2	6	0	1	0	0	0	1	42	46	2.25	0.750
Tom Hume, R (9, 1) ERA: 10.13	1.0	L	9	4	2	2	0	0	1	1	0	0	0	7	12	18.00	4.000

Batter	1	2	3	4	5	6	7	8	9	AB R H RBI BB SO LOB	TOP
<b>Tim Raines, S</b> (1, 7) <small>OBP: 0.278, SLG: 0.245</small>	4-0 		0-0 		0-3 			0-3 		3 0 0 0 1 2 1	
<b>Bryan Little, S</b> (1, 6) <small>OBP: 0.356, SLG: 0.308</small>	0-0 			0-0 		0-0 		0-0 		4 0 1 0 0 0 1	
<b>Andre Dawson, R</b> (1, 8) <small>OBP: 0.392, SLG: 0.729</small>	0-3 			0-0 		0-0 		0-0 		4 0 0 0 0 1 2	
<b>Al Oliver, L</b> (1, 3) <b>Jim Wohlford, R</b> (9, 9) <small>OBP: 0.373, SLG: 0.543</small> <small>OBP: 0.500, SLG: 1.000</small>	0-0 			0-0 		0-0 		0-0 		4 2 2 0 0 0 1 0 0 0 0 0 0 0	
<b>Gary Carter, R</b> (1, 2) <small>OBP: 0.294, SLG: 0.523</small>		0-0 		0-0 		0-0 		0-0 		4 2 2 4 0 0 0	
<b>Tim Wallach, R</b> (1, 5) <small>OBP: 0.227, SLG: 0.302</small>		0-0 		0-0 		0-0 		0-0 		4 0 0 0 0 0 0	
<b>Terry Francona, L</b> (1, 9) <small>OBP: 0.214, SLG: 0.286</small>		0-3 			0-0 		0-0 	0-0 		4 0 1 0 0 1 1	
<b>Doug Flynn, R</b> (1, 4) <small>OBP: 0.273, SLG: 0.302</small>			0-0 		0-0 		0-0 			3 0 1 0 0 0 0	
<b>Steve Rogers, R</b> (1, 1)			0-0 		0-0 		0-0 			3 0 0 0 0 0 2	
<b>Inning Stats</b>	R: 0 H: 0 E: 0 LOB: 1 K: 1 BB: 1 S: 5 P: 9	R: 0 H: 0 E: 0 LOB: 0 K: 1 BB: 0 S: 5 P: 5	R: 0 H: 0 E: 0 LOB: 0 K: 0 BB: 0 S: 3 P: 3	R: 2 H: 2 E: 0 LOB: 0 K: 0 BB: 0 S: 5 P: 5	R: 0 H: 2 E: 0 LOB: 1 K: 1 BB: 0 S: 6 P: 6	R: 2 H: 3 E: 0 LOB: 0 K: 0 BB: 0 S: 5 P: 5	R: 0 H: 0 E: 0 LOB: 0 K: 0 BB: 0 S: 3 P: 3	R: 0 H: 0 E: 1 LOB: 1 K: 0 BB: 0 S: 4 P: 4	1B: 3 SF: 0 2B: 3 SAC: 0 3B: 0 DP: 1 HR: 2 HBP: 0	WP: 1 PA: 34 PB: 0 SB: 0 CS: 2	
<b>PITCHER</b> <b>Frank Pastore, R</b> (1, 1) <small>ERA: 3.86</small> <b>Bill Scherrer, L</b> (8, 1) <small>ERA:</small>	IP WLS BF H R ER SO BB IBB HBP BLK WP HR S P ERA WHIP 7.0 L 27 7 4 4 3 1 0 0 0 0 1 2 32 36 5.14 1.143 2.0 7 0 0 0 1 0 0 0 0 0 0 0 9 9 0.00 0.000	<b>PITCHER</b> IP WLS BF H R ER SO BB IBB HBP BLK WP HR S P ERA WHIP									

**Montreal Expos @ Cincinnati Reds**  
 Riverfront Stadium, Cincinnati, OH  
 Fri Apr 22 1983, 6:05 PM EST  
 Att. 14,731 - Unknown

AB	33
R	4
H	7
RBI	4
BB	1
SO	4
LOB	8





Batter	1	2	3	4	5	6	7	8	9	AB	R	H	RBI	BB	SO	LOB
Cesar Cedeno, R OBP: 0.442, SLG: 0.500 (1, 9)	0-0 5-3		0-0 1B			0-0 F4-3		0-3 K		4	0	1	0	0	1	0
Eddie Milner, L OBP: 0.290, SLG: 0.238 (1, 8)	0-0 F7		0-0 FC5			0-0 1B		0-0 F4-6-3 1B		4	0	2	0	0	0	2
Dave Concepcion, R OBP: 0.317, SLG: 0.236 (1, 6)	0-0 L3			4-0 F4-3 S BB		0-0 F8		0-0 F4-6-3 1-2		3	0	0	0	1	0	2
Johnny Bench, R OBP: 0.339, SLG: 0.397 (1, 5)		0-0 5-3		0-0 F4-3 1-3		0-0 F8		0-0 F4		4	0	0	0	0	0	2
Dan Driessen, L OBP: 0.419, SLG: 0.431 (1, 3)		0-0 F4-3		0-0 F4		4-0 1B BB		4-0 FC4-6 BB		2	0	0	0	2	0	1
Ron Oester, S OBP: 0.377, SLG: 0.518 (1, 4)		0-3 K		0-0 P6		0-0 F3		0-0 FC4-6 1-2f		4	0	0	0	0	1	3
Duane Walker, L OBP: 0.182, SLG: 0.273 (1, 7)			0-0 F7		0-0 G3		0-0 1B		0-0 6-3		4	0	1	0	0	1
Dann Bilardello, R OBP: 0.278, SLG: 0.389 (1, 2)			0-0 F9		0-0 P6		0-3 K			3	0	0	0	0	1	2
Frank Pastore, R OBP: 0.385, SLG: 0.333 Jeff Jones, R OBP: 0.368, SLG: 0.295 Bill Scherrer, L (8, 1)			0-0 FC5 1B		0-3 K		0-3 K			2	0	1	0	0	1	0
										1	0	0	0	0	1	2
										0	0	0	0	0	0	0

Inning Stats	R: 0	H: 0	E: 0	K: 0	S: 3	R: 0	H: 0	E: 0	K: 1	S: 5	R: 0	H: 2	E: 0	K: 0	S: 5	R: 0	H: 0	E: 0	K: 0	S: 5	R: 0	H: 0	E: 0	K: 1	S: 5	R: 0	H: 1	E: 0	K: 0	S: 4	R: 0	H: 1	E: 0	K: 2	S: 8	R: 0	H: 1	E: 0	K: 1	S: 5	R: 0	H: 0	E: 0	K: 0	S: 3	1B: 5	2B: 0	3B: 0	HR: 0	SF: 0	SAC: 0	DP: 1	HBP: 0	WP: 0	PA: 34
PITCHER Steve Rogers, R ERA: 2.59 (1, 1)	IP	WLS	BF	H	R	ER	SO	BB	IBB	HBP	BLK	WP	HR	S	P	ERA	WHIP																																						
	9.0	W	34	5	0	0	5	3	0	0	0	0	0	41	53	0.00	0.889																																						

**BOTTOM**

**Montreal Expos @ Cincinnati Reds**  
Riverfront Stadium, Cincinnati, OH

Fri Apr 22 1983, 6:05 PM EST  
Att. 14,731 - Unknown

livebaseballscorecards.com

AB	31
R	0
H	5
RBI	0
BB	3
SO	5
LOB	15





Batter	1	2	3	4	5	6	7	8	9	AB	R	H	RBI	BB	SO	LOB
Dave Concepcion, R (1, 6) OBP: 0.324, SLG: 0.267	0-3 K		0-0 BB 5-3 2B		0-0 F4-3		0-0 1B S 1B	0-0 F8		5	1	2	1	0	1	3
Eddie Milner, L (1, 8) OBP: 0.297, SLG: 0.239	0-0 F5		4-0 5-3 FC1-2 BB BB		0-0 P6		0-0 1-3 1B		0-0 G3	4	0	1	0	1	0	0
Cesar Cedeno, R (1, 9) OBP: 0.456, SLG: 0.478	4-0 BB		4-0 5-3 1-2 2-3 BB		0-0 F8		0-0 F4		4-0 F6-4-3 BB	2	0	0	0	3	0	2
Johnny Bench, R (1, 5) OBP: 0.328, SLG: 0.397	0-0 P5		0-0 5-3 1-2 2-3 3-H		0-0 6-3			0-0 1B BB 2B	0-0 F6-4-3	5	1	1	1	0	0	4
Dan Driessen, L (1, 3) OBP: 0.439, SLG: 0.423		4-0 CS BB	4-0 BB		0-0 6-3			4-0 BB 1B BB		1	0	0	0	3	0	0
Ron Oester, S (1, 4) OBP: 0.385, SLG: 0.508		4-0 1-2 3B BB	0-0 FC1-2 3-H		0-0 6-3			0-0 1-2 2-3 1B		3	1	1	0	1	0	3
Duane Walker, L (1, 7) OBP: 0.267, SLG: 0.533		0-0 1-H CS 3B		0-3 K			0-0 SH5-4 1B 2B	0-3 K		4	1	2	1	0	2	3
Alex Trevino, R (1, 2) OBP: 0.261, SLG: 0.200	0-3 K		0-0 6-3		0-0 6-3		0-0 SH5-4	0-0 F9		2	0	0	0	0	1	1
Wayne Krenchicki, L (8, PH) OBP: 0.222, SLG: 0.250							2-3			1	0	0	0	0	0	3
Dann Bilardello, R (9, 2) OBP: 0.276, SLG: 0.389										0	0	0	0	0	0	0
Mario Soto, R (1, 1) OBP: 0.071, SLG: 0.143			0-0 5-3		0-0 F8		0-0 5-3	4-0 1-2 2-3 3-H BB		3	0	0	0	0	0	1
Jeff Jones, R (8, PH) OBP: 0.379, SLG: 0.295										0	0	0	1	1	0	0
Bill Scherrer, L (9, 1) OBP: 0.379, SLG: 0.295										0	0	0	0	0	0	0

Inning Stats	R: 0	H: 0	E: 0	K: 1	S: 5	R: 1	H: 1	E: 0	K: 1	S: 4	R: 1	H: 1	E: 0	K: 0	S: 4	R: 0	H: 0	E: 0	K: 1	S: 5	R: 0	H: 0	E: 0	K: 0	S: 3	R: 1	H: 3	E: 0	K: 0	S: 6	R: 1	H: 2	E: 0	K: 1	S: 7	R: 0	H: 0	E: 0	K: 0	S: 2	1B: 3	2B: 3	3B: 1	HR: 0	SF: 0	SAC: 1	DP: 1	HBP: 0	WP: 0	PB: 0	SB: 1	CS: 2	PA: 40
--------------	------	------	------	------	------	------	------	------	------	------	------	------	------	------	------	------	------	------	------	------	------	------	------	------	------	------	------	------	------	------	------	------	------	------	------	------	------	------	------	------	-------	-------	-------	-------	-------	--------	-------	--------	-------	-------	-------	-------	--------

PITCHER	IP	WLS	BF	H	R	ER	SO	BB	IBB	HBP	BLK	WP	HR	S	P	ERA	WHIP
Charlie Lea, R (1, 1) ERA: 1.47	2.2		14	2	2	2	2	6	0	0	0	0	0	12	36	6.75	3.000
Randy Lerch, L (3, 1) ERA:	3.1		10	0	0	0	1	0	0	0	0	0	0	12	12	0.00	0.000
Jeff Reardon, R (7, 1) ERA: 3.48	2.0	W	13	5	2	2	1	2	0	0	0	0	0	13	21	9.00	3.500
Bryn Smith, R (9, 1) ERA: 1.29	1.0	S	3	0	0	0	0	1	0	0	0	0	0	2	6	0.00	1.000

BOTTOM

**Montreal Expos @ Cincinnati Reds**  
Riverfront Stadium, Cincinnati, OH  
Sun Apr 24 1983, 3:33 AM EDT  
Att. 30,037 - Unknown

livebaseballscorecards.com

AB	30
R	4
H	7
RBI	4
BB	9
SO	4
LOB	20



Batter	1	2	3	4	5	6	7	8	9	AB R H RBI BB SO LOB	TOP											
Danny Heep, L (1, 9) OBP: 0.500, SLG: 0.650	0-0 1-3		0-3 K		0-0 G3			0-0 F7		4 0 0 0 0 1 0	<b>New York Mets @ Cincinnati Reds</b> Riverfront Stadium, Cincinnati, OH Tue Apr 26 1983, 7:05 PM EDT Att. 11,126 - Unknown <a href="http://livebaseballscorecards.com">livebaseballscorecards.com</a>											
Hubie Brooks, R (1, 5) OBP: 0.245, SLG: 0.292	0-0 F9		0-0 1B			0-3 K		0-0 F9		4 0 1 0 0 1 0												
Mookie Wilson, S (1, 8) OBP: 0.339, SLG: 0.417	0-3 K		0-0 F7			0-0 2B		0-0 2B		4 0 2 0 0 1 1												
Dave Kingman, R (1, 3) OBP: 0.232, SLG: 0.418		0-0 E5 1B 1B	0-0 6-3			0-0 F3		0-0 F9		4 0 0 0 0 0 3												
George Foster, R (1, 7) OBP: 0.315, SLG: 0.375		0-0 1B 1-2 1B		0-0 6-3		0-0 F8		0-3 K		4 0 1 0 0 1 2												
Ron Hodges, L (1, 2) OBP: 0.267, SLG: 0.154		0-0 1B 1-2 2-3 1B		0-0 F8			0-0 G3	0-3 K2-3		4 0 1 0 0 1 1												
Brian Giles, R (1, 4) OBP: 0.298, SLG: 0.262		0-3 K		0-0 CS 1B			0-0 F9			3 0 1 0 0 1 3												
Ron Gardenhire, R (1, 6) OBP: 0.154, SLG: 0.154		0-3 K		0-0 CS	0-0 5-3		0-0 6-3			3 0 0 0 0 1 3												
Doug Sisk, R (7, 1)				1-2						0 0 0 0 0 0 0												
Tom Seaver, R (1, 1) OBP: 0.333, SLG: 0.750		0-3 K			0-3 K			0-0 5-3		2 0 0 0 0 2 3												
Neil Allen, R (6, 1)										0 0 0 0 0 0 0												
Wally Backman, S (7, 4) OBP: 0.071, SLG: 0.071										1 0 0 0 0 0 0												
<b>Inning Stats</b>	R: 0 E: 0 K: 1 S: 5	H: 0 LOB: 0 BB: 0 P: 5	R: 0 E: 1 K: 3 S: 12	H: 2 LOB: 3 BB: 0 P: 12	R: 0 E: 0 K: 1 S: 6	H: 1 LOB: 1 BB: 0 P: 6	R: 0 E: 0 K: 0 S: 3	H: 1 LOB: 0 BB: 0 P: 3	R: 0 E: 0 K: 1 S: 5	H: 0 LOB: 0 BB: 0 P: 5	R: 0 E: 0 K: 1 S: 6	H: 1 LOB: 1 BB: 0 P: 6	R: 0 E: 0 K: 0 S: 3	H: 0 LOB: 0 BB: 0 P: 3	R: 0 E: 0 K: 0 S: 3	H: 0 LOB: 0 BB: 0 P: 3	R: 0 E: 0 K: 2 S: 8	H: 1 LOB: 1 BB: 0 P: 8	1B: 4 2B: 2 3B: 0 HR: 0	SF: 0 SAC: 0 DP: 0 HBP: 0	WP: 0 PB: 0 SB: 0 CS: 1	PA: 34
<b>PITCHER</b> Bruce Berenyi, R (1, 1) ERA: 1.82	IP 9.0 WLS W BF 33 H 6 R 0 ER 0 SO 9 BB 0 IBB 0 HBP 0 BLK 0 WP 0 HR 0 S 51 P 51 ERA 0.00 WHIP 0.667											<b>PITCHER</b>	IP WLS BF H R ER SO BB IBB HBP BLK WP HR S P ERA WHIP									





**New York Mets @ Cincinnati Reds**  
 Riverfront Stadium, Cincinnati, OH

Wed Apr 27 1983, 3:33 AM EDT  
 Att: 10,720 - Unknown

[livebaseballscorecards.com](http://livebaseballscorecards.com)

<b>AB</b>	<b>31</b>
<b>R</b>	<b>2</b>
<b>H</b>	<b>6</b>
<b>RBI</b>	<b>2</b>
<b>BB</b>	<b>2</b>
<b>SO</b>	<b>4</b>
<b>LOB</b>	<b>9</b>



AB	R	H	RBI	BB	SO	LOB
4	0	2	0	0	0	0
4	0	0	0	0	0	3
4	0	0	0	0	0	1
2	1	0	0	2	0	0
4	0	1	0	0	0	2
3	0	0	0	0	1	0
0	0	0	1	0	0	0
4	1	2	0	0	1	1
3	0	0	0	0	2	2
3	0	1	1	0	0	0
0	0	0	0	0	0	0

Batter	1	2	3	4	5	6	7	8	9
<b>Mookie Wilson, S</b> (1, 8) OBP: 0.348, SLG: 0.438	0-0 FC5 S 1B		0-0 F7		0-0 1-3 2B			0-0 F9	
<b>Ron Gardenhire, R</b> (1, 6) OBP: 0.118, SLG: 0.118	0-0 F7 1-2		0-0 4-3		0-0 6-3			0-0 L5	
<b>Dave Kingman, R</b> (1, 3) OBP: 0.217, SLG: 0.390	0-0 F7			0-0 F4		0-0 F8			0-0 6-3
<b>George Foster, R</b> (1, 7) OBP: 0.328, SLG: 0.360	4-0 BB			0-0 F8		0-0 5-3			4-0 1B SF8 BB
<b>Hubie Brooks, R</b> (1, 5) OBP: 0.245, SLG: 0.288	0-0 FC5 2-3f			0-0 L9		0-0 5-3			0-0 1-3 S 1B
<b>Mark Bradley, R</b> (1, 9) <b>Danny Heep, L</b> (9, PH) OBP: 0.490, SLG: 0.650		0-0 6-3			0-0 F8		0-3 K		0-0 1-2 3-H SF8
<b>Brian Giles, R</b> (1, 4) OBP: 0.314, SLG: 0.304		0-0 CS 1B			0-0 1B 2B		0-3 K		0-0 F9
<b>Ronn Reynolds, R</b> (1, 2)		0-0 6-3 1-2			0-3 K		0-3 K		
<b>Mike Torrez, R</b> (1, 1) OBP: 0.143, SLG: 0.143 <b>Jesse Orosco, R</b> (9, 1)			0-0 L6		0-0 2B 1B 2-H			0-0 F3	

Inning Stats	R: 0	H: 1	E: 0	LOB: 2	K: 0	S: 4	P: 8	R: 0	H: 1	E: 0	LOB: 0	K: 0	S: 3	P: 3	R: 0	H: 0	E: 0	LOB: 0	K: 0	S: 3	P: 3	R: 1	H: 3	E: 0	LOB: 2	K: 1	S: 8	P: 8	R: 0	H: 0	E: 0	LOB: 0	K: 0	S: 3	P: 3	R: 0	H: 0	E: 0	LOB: 0	K: 3	S: 9	P: 9	R: 0	H: 0	E: 0	LOB: 0	K: 0	S: 3	P: 3	R: 1	H: 1	E: 0	LOB: 1	K: 0	S: 4	P: 8	1B: 4	SF: 1	2B: 2	SAC: 0	3B: 0	DP: 0	HR: 0	HBP: 0	WP: 0	PA: 34
--------------	------	------	------	--------	------	------	------	------	------	------	--------	------	------	------	------	------	------	--------	------	------	------	------	------	------	--------	------	------	------	------	------	------	--------	------	------	------	------	------	------	--------	------	------	------	------	------	------	--------	------	------	------	------	------	------	--------	------	------	------	-------	-------	-------	--------	-------	-------	-------	--------	-------	--------

PITCHER	IP	WLS	BF	H	R	ER	SO	BB	IBB	HBP	BLK	WP	HR	S	P	ERA	WHIP
<b>Joe Price, L</b> (1, 1) ERA: 2.16	8.1	L	32	6	2	2	4	2	0	0	0	0	0	38	46	2.16	0.960
<b>Tom Hume, R</b> (9, 1) ERA: 9.35	0.2		2	0	0	0	0	0	0	0	0	0	0	2	2	0.00	0.000

BOTTOM

New York Mets @ Cincinnati Reds  
Riverfront Stadium, Cincinnati, OH

Wed Apr 27 1983, 3:33 AM EDT  
Att. 10,720 - Unknown

livebaseballscorecards.com

AB	30
R	1
H	4
RBI	1
BB	4
SO	5
LOB	12



WP:	0	PA:	35
PB:	0		
SB:	2		
CS:	0		

AB R H RBI BB SO LOB

3 1 0 0 1 0 0

2 0 0 0 1 0 0

3 0 1 1 1 0 1

4 0 0 0 0 0 3

3 0 0 0 1 1 1

4 0 2 0 0 0 2

3 0 1 0 0 1 1

1 0 0 0 0 1 1

4 0 0 0 0 0 2

3 0 0 0 0 2 1

0 0 0 0 0 0 0

1B:	2	SF:	0
2B:	2	SAC:	1
3B:	0	DP:	0
HR:	0	HBP:	0

Batter	1	2	3	4	5	6	7	8	9
Dave Concepcion, R (1, 6) OBP: 0.338, SLG: 0.269	0-0 6-3		0-0 F8			4-0 SH1-3 2B BB		0-0 F8	
Eddie Milner, L (1, 8) OBP: 0.317, SLG: 0.236	0-0 4-1			0-0 F7		0-0 SH1-3		4-0 S BB	
Cesar Cedeno, R (1, 9) OBP: 0.470, SLG: 0.509	0-0 6-3			4-0 E S BB		0-0 2-H 2B		0-0 F7	
Johnny Bench, R (1, 5) OBP: 0.307, SLG: 0.380		0-0 F8		0-0 F4		0-0 F6		0-0 5-3	
Dan Driessen, L (1, 3) OBP: 0.440, SLG: 0.386		0-0 5-3		0-0 4-3		4-0 BB		0-3 K	
Ron Oester, S (1, 4) OBP: 0.405, SLG: 0.544		0-0 2B			0-0 6-3	0-0 F8		0-0 1B	
Duane Walker, L (1, 7) OBP: 0.364, SLG: 0.500		0-0 F8			0-0 1B		0-3 K	0-3 K	
Alan Knicely, R (9, PH) OBP: 0.200, SLG: 0.200									
Dann Bilardello, R (1, 2) OBP: 0.269, SLG: 0.500			0-0 5-3		0-0 F4		0-0 6-3	0-0 F8	
Joe Price, R (1, 1) OBP: 0.182, SLG: 0.182			0-0 1-4-3		0-3 K		0-3 K		
Tom Hume, R (9, 1)									

Inning Stats	R: 0	H: 0	E: 0	K: 0	S: 3	R: 0	H: 1	E: 0	K: 0	S: 4	R: 0	H: 0	E: 0	K: 0	S: 3	R: 0	H: 0	E: 0	K: 0	S: 3	R: 0	H: 0	E: 0	K: 0	S: 3	R: 1	H: 1	E: 0	K: 0	S: 4	R: 0	H: 0	E: 0	K: 2	S: 7	R: 0	H: 0	E: 0	K: 0	S: 3	R: 0	H: 1	E: 0	K: 2	S: 8	1B: 2	2B: 2	3B: 0	HR: 0	SF: 0	SAC: 1	DP: 0	HBP: 0	WP: 0	PA: 35
--------------	------	------	------	------	------	------	------	------	------	------	------	------	------	------	------	------	------	------	------	------	------	------	------	------	------	------	------	------	------	------	------	------	------	------	------	------	------	------	------	------	------	------	------	------	------	-------	-------	-------	-------	-------	--------	-------	--------	-------	--------

PITCHER	IP	WLS	BF	H	R	ER	SO	BB	IBB	HBP	BLK	WP	HR	S	P	ERA	WHIP
Mike Torrez, R (1, 1) ERA: 6.1	8.0	W	31	3	1	1	3	4	0	0	0	0	0	33	49	1.12	0.875
Jesse Orosco, L (9, 1) ERA: 1.08	1.0	S	4	1	0	0	2	0	0	0	0	0	0	8	8	0.00	1.000

Batter	1	2	3	4	5	6	7	8	9	AB R H RBI BB SO LOB	TOP											
Dave Concepcion, R (1, 6) OBP: 0.354, SLG: 0.282	4-0 WP BB		0-0 E6 1B		0-0 BB 1B	0-3 K			0-0 E FC4-6 1B	4 2 2 0 1 1 1												
Eddie Milner, L (1, 8) OBP: 0.333, SLG: 0.263	0-3 K		0-0 F9		4-0 1B BB	0-0 2B		0-0 FC4-6 E 1B	4 2 2 1 1 1 2													
Cesar Cedeno, R (1, 9) OBP: 0.465, SLG: 0.500	0-0 5-3		0-0 F6-4-3 1B		0-0 BB 1B	0-0 1-3		0-0 E5 FC4-6	5 0 2 1 0 0 4													
Johnny Bench, R (1, 5) OBP: 0.300, SLG: 0.360	4-0 BB		0-0 F6-4-3		0-0 F7		0-0 F8	0-0 L7	4 0 0 0 1 0 7													
Dan Driessen, L (1, 3) OBP: 0.425, SLG: 0.371	0-3 K			0-0 3-1	0-0 BB 1B		0-3 K	0-0 FC4-6 1B	5 0 1 2 0 2 4													
Ron Oester, S (1, 4) OBP: 0.418, SLG: 0.583		0-0 P6		0-0 HR	4-0 BB		0-0 3-1	0-0 1B	4 1 2 2 1 0 0													
Duane Walker, L (1, 7) OBP: 0.320, SLG: 0.435		0-0 5-3		0-0 P5	0-0 F4		0-0 F4-3	0-0 F8	3 0 0 0 0 0 3													
Ben Hayes, R (5, 1)									0 0 0 0 0 0 0													
Bill Scherrer, L (7, 1)									0 0 0 0 0 0 0													
Tom Foley, L (8, PH) OBP: 0.444, SLG: 0.429									1 0 0 0 0 0 0													
Tom Hume, R (8, 1)									0 0 0 0 0 0 0													
Alan Knicely, R (9, PH) OBP: 0.167, SLG: 0.167									1 0 0 0 0 0 2													
Dann Bilardello, R (1, 2) OBP: 0.300, SLG: 0.517		4-0 BB		0-3 K		0-0 2B 2B		0-0 F5	3 1 1 0 1 1 0													
Frank Pastore, R (1, 1) OBP: 0.357, SLG: 0.308		0-0 F8		0-0 F4-3		0-3 K		0-0 F4-3	1 0 0 0 0 0 1													
Rafael Landestoy, S (5, PH)									1 0 0 0 0 0 0													
Paul Householder, S (5, 7)									2 0 0 0 0 1 1													
<b>Inning Stats</b>	R: 0 E: 0 K: 2 S: 7	H: 0 LOB: 2 BB: 2 P: 15	R: 0 E: 0 K: 0 S: 3	H: 0 LOB: 1 BB: 1 P: 7	R: 0 E: 1 K: 0 S: 4	H: 1 LOB: 1 BB: 0 P: 4	R: 1 E: 0 K: 1 S: 6	H: 1 LOB: 0 BB: 0 P: 6	R: 2 E: 0 K: 0 S: 6	H: 3 LOB: 3 BB: 2 P: 14	R: 1 E: 0 K: 2 S: 9	H: 2 LOB: 1 BB: 0 P: 9	R: 0 E: 0 K: 1 S: 5	H: 0 LOB: 0 BB: 0 P: 5	R: 0 E: 0 K: 0 S: 3	H: 0 LOB: 0 BB: 0 P: 3	R: 2 E: 1 K: 0 S: 7	H: 3 LOB: 2 BB: 0 P: 7	1B: 7 2B: 2 3B: 0 HR: 1	SF: 0 SAC: 0 DP: 1 HBP: 0	WP: 1 PB: 0 SB: 0 CS: 0	PA: 43
<b>PITCHER</b>	IP WLS BF H R ER SO BB IBB HBP BLK WP HR S P ERA WHIP																					
Steve Rogers, R (1, 1) ERA: 2.95	8.1 W 40 9 6 4 6 5 0 0 0 1 1 47 67 4.32 1.680																					
Dan Schatzeder, L (9, 1) ERA: 2.7	0.1 2 1 0 0 0 0 0 0 0 0 0 0 2 2 0.00 3.000																					
Jeff Reardon, R (9, 1) ERA: 3.38	0.1 S 1 0 0 0 0 0 0 0 0 0 0 0 1 1 0.00 0.000																					

Cincinnati Reds @ Montreal Expos  
Olympic Stadium, Montreal, QB  
Fri Apr 29 1983, 3:33 AM EDT  
Att. 15,480 - Unknown

livebaseballscorecards.com

AB 38  
R 6  
H 10  
RBI 6  
BB 5  
SO 6  
LOB 25





Batter	1	2	3	4	5	6	7	8	9	AB	R	H	RBI	BB	SO	LOB
Tim Raines, S (1, 7) OBP: 0.329, SLG: 0.313	4-0 1B SF8 BB	0-0 4-3 1B		4-0 1B BB	0-0 1B 3B		0-0 G1-6-3 1B			3	2	3	2	2	0	0
Bryan Little, S (1, 6) OBP: 0.379, SLG: 0.340	0-0 1B SF8 PB 1B	0-0 4-3 1-2		0-0 F9	0-0 1B		0-0 G1-6-3 1-2f			5	1	2	1	0	0	3
Andre Dawson, R (1, 8) OBP: 0.353, SLG: 0.710	0-0 SF8 1-2 3-H	0-3 K		0-0 F9	0-0 F4			0-0 2B		4	0	1	1	0	1	3
Al Oliver, L (1, 3) OBP: 0.324, SLG: 0.444	0-0 PB HR 1B	0-0 4-3		0-0 1B		0-0 L9		0-0 1-3		5	1	2	0	0	0	2
Terry Francona, L (9, 3) OBP: 0.190, SLG: 0.238										0	0	0	0	0	0	0
Tim Wallach, R (1, 5) OBP: 0.250, SLG: 0.321	0-0 HR		0-0 FC3-6 1B	0-0 F7		0-0 L7		0-3 K		5	1	2	2	0	1	3
Warren Cromartie, L (1, 9) OBP: 0.366, SLG: 0.361	4-0 2B BB		0-0 FC3-6 1B		0-0 F8	0-0 1B 3B		0-0 6-3		4	2	2	0	1	0	1
Jeff Reardon, R (9, 1)										0	0	0	0	0	0	0
Tim Blackwell, S (1, 2) OBP: 0.500, SLG: 0.571	0-0 F4-3 1-H 2B		0-0 FC3-6 1-2f 2-3	0-0 F7	0-0 4-3	0-0 1B 3B		0-0 1B		4	0	2	2	0	0	2
Doug Flynn, R (1, 4) OBP: 0.276, SLG: 0.316	0-0 F4-3 2-3		0-0 F7	0-0 F7	0-0 1B 3B 1B	0-0 F9		0-0 F9		4	1	1	0	0	0	4
Steve Rogers, R (1, 1) OBP: 0.077, SLG: 0.077	0-3 K		0-3 K		0-0 1B 3B 1B		0-0 6-3			4	1	1	0	0	2	3
Dan Schatzeder, L (9, 1)										0	0	0	0	0	0	0
Jerry White, S (9, 9)										0	0	0	0	0	0	0

Inning Stats	R: 5	H: 4	E: 0	LOB: 1	K: 1	BB: 2	S: 9	R: 0	H: 1	E: 0	LOB: 1	K: 1	BB: 0	S: 6	R: 0	H: 2	E: 0	LOB: 2	K: 1	BB: 0	S: 7	R: 0	H: 1	E: 0	LOB: 2	K: 0	BB: 1	S: 4	R: 3	H: 4	E: 0	LOB: 1	K: 0	BB: 0	S: 7	R: 1	H: 2	E: 0	LOB: 1	K: 0	BB: 0	S: 5	R: 0	H: 1	E: 0	LOB: 0	K: 0	BB: 0	S: 3	R: 0	H: 1	E: 0	LOB: 1	K: 1	BB: 0	S: 6
--------------	------	------	------	--------	------	-------	------	------	------	------	--------	------	-------	------	------	------	------	--------	------	-------	------	------	------	------	--------	------	-------	------	------	------	------	--------	------	-------	------	------	------	------	--------	------	-------	------	------	------	------	--------	------	-------	------	------	------	------	--------	------	-------	------

PITCHER	IP	WLS	BF	H	R	ER	SO	BB	IBB	HBP	BLK	WP	HR	S	P	ERA	WHIP
Frank Pastore, R (1, 1) ERA: 4.78	4.0	L	23	8	5	5	3	3	0	0	0	0	1	26	38	11.25	2.750
Ben Hayes, R (5, 1) ERA: 9.82	2.0		12	6	4	4	0	0	0	0	0	0	0	12	12	18.00	3.000
Bill Scherrer, L (7, 1) ERA:	1.0		3	1	0	0	0	0	0	0	0	0	0	3	3	0.00	1.000
Tom Hume, R (8, 1) ERA: 8.38	1.0		4	1	0	0	1	0	0	0	0	0	0	6	6	0.00	1.000

**BOTTOM**

**Cincinnati Reds @ Montreal Expos**  
 Olympic Stadium, Montreal, QB

Fri Apr 29 1983, 3:33 AM EDT  
 Att. 15,480 - Unknown

AB	38
R	9
H	16
RBI	8
BB	3
SO	4
LOB	21



WP	PA	ERA	WHIP
0	42		

Batter	1	2	3	4	5	6	7	8	9	AB R H RBI BB SO LOB	TOP	
Dave Concepcion, R (1, 6) OBP: 0.333, SLG: 0.263	0-0 F9		0-3 K		0-0 6-3		0-0 F8		0-0 FC6-4	5 0 0 0 0 1 3		
Eddie Milner, L (1, 8) OBP: 0.330, SLG: 0.253	0-0 P6		0-3 K			4-0 1B S BB	0-0 F5-4-3			3 1 0 0 1 1 2		
Cesar Cedeno, R (1, 9) OBP: 0.453, SLG: 0.484	0-3 K			0-0 1-3		0-0 S 1B		0-0 5-3		4 1 1 0 0 1 0		
Johnny Bench, R (1, 5) Wayne Krenchicki, L (8, PR) OBP: 0.333, SLG: 0.436 OBP: 0.200, SLG: 0.222		0-0 HR		4-0 BB		0-0 WP 1B 1-H 3-H		0-0 2B		3 1 3 2 1 0 0 0 0 0 0 0 0 0		
Dan Driessen, L (1, 3) OBP: 0.429, SLG: 0.369		4-0 F4-6-3 BB		0-0 P5		0-0 WP 1B 1-2		0-0 P6		3 0 1 0 1 0 2		
Ron Oester, S (1, 4) OBP: 0.398, SLG: 0.553		0-0 F4-6-3 1-2		0-0 F7		0-3 K 1-2 2-3		0-3 K2-3		4 0 0 0 0 2 5		
Duane Walker, L (1, 7) Paul Householder, S (6, PH) OBP: 0.333, SLG: 0.560 OBP: 0.671, SLG: 0.771		0-0 F7			0-0 HR		0-0 F8		0-0 5-3	2 1 1 1 0 0 0 2 0 0 0 0 0 2		
Dann Bilardello, R (1, 2) OBP: 0.265, SLG: 0.455			0-3 K		0-0 P5		0-0 F8		0-0 F7	4 0 0 0 0 1 2		
Rich Gale, R (1, 1) Bill Scherrer, L (8, 1) Tom Hume, R (9, 1) OBP: 0.286, SLG: 0.429 OBP: 1.000, SLG: 1.000			0-0 WP 2B		0-3 K		0-0 F5-4-3 1B		0-0 FC6-4 1B	3 0 2 0 0 1 0 1 0 1 0 0 0 0 0 0 0 0 0 0 0		
<b>Inning Stats</b>	R: 0 H: 0 E: 0 LOB: 0 K: 1 BB: 0 S: 5 P: 5	R: 1 H: 1 E: 0 LOB: 0 K: 0 BB: 1 S: 3 P: 7	R: 0 H: 1 E: 0 LOB: 1 K: 3 BB: 0 S: 10 P: 10	R: 0 H: 0 E: 0 LOB: 1 K: 0 BB: 1 S: 3 P: 7	R: 1 H: 1 E: 0 LOB: 0 K: 1 BB: 0 S: 6 P: 6	R: 2 H: 3 E: 0 LOB: 2 K: 1 BB: 1 S: 8 P: 12	R: 0 H: 1 E: 0 LOB: 0 K: 0 BB: 0 S: 3 P: 3	R: 0 H: 1 E: 0 LOB: 1 K: 1 BB: 0 S: 6 P: 6	R: 0 H: 1 E: 0 LOB: 1 K: 0 BB: 0 S: 4 P: 4	1B: 5 SF: 0 2B: 2 SAC: 0 3B: 0 DP: 2 HR: 2 HBP: 0	WP: 2 PA: 37 PB: 0 SB: 3 CS: 0	
<b>PITCHER</b> Charlie Lea, R (1, 1) ERA: 2.7 Dan Schatzeder, L (6, 1) ERA: 1.23	IP WLS BF H R ER SO BB IBB HBP BLK WP HR S P ERA WHIP											<b>PITCHER</b> IP WLS BF H R ER SO BB IBB HBP BLK WP HR S P ERA WHIP
	5.0 L 23 6 4 4 5 3 0 0 0 1 2 30 42 7.20 1.800											

Cincinnati Reds @ Montreal Expos  
Olympic Stadium, Montreal, QB  
Sat Apr 30 1983, 3:33 AM EDT  
Att. 20,316 - Unknown

livebaseballscorecards.com

AB	34
R	4
H	9
RBI	3
BB	3
SO	7
LOB	16







Batter	1	2	3	4	5	6	7	8	9	AB	R	H	RBI	BB	SO	LOB
--------	---	---	---	---	---	---	---	---	---	----	---	---	-----	----	----	-----

<b>Tim Raines, S</b> <small>OBP: 0.341, SLG: 0.310</small> (1, 7)										3	1	2	0	1	0	0
<b>Bryan Little, S</b> <small>OBP: 0.394, SLG: 0.339</small> (1, 6)										3	2	2	0	1	0	1
<b>Andre Dawson, R</b> <small>OBP: 0.364, SLG: 0.732</small> (1, 8)										4	1	2	2	0	0	2
<b>Al Oliver, L</b> <small>OBP: 0.329, SLG: 0.429</small> <b>Terry Francona, L</b> <small>OBP: 0.227, SLG: 0.273</small> (1, 3) (9, 3)										4	0	1	0	0	0	2
<b>Tim Wallach, R</b> <small>OBP: 0.294, SLG: 0.438</small> (1, 5)										4	1	3	1	0	1	3
<b>Warren Cromartie, L</b> <small>OBP: 0.347, SLG: 0.357</small> <b>Jim Wohlford, R</b> <small>OBP: 0.400, SLG: 0.700</small> (1, 9) (9, 9)										2	0	0	1	1	2	4
<b>Tim Blackwell, S</b> <small>OBP: 0.267, SLG: 0.286</small> (1, 2)										4	0	0	0	0	0	2
<b>Doug Flynn, R</b> <small>OBP: 0.262, SLG: 0.297</small> (1, 4)										3	0	0	0	0	0	0
<b>Bill Gullickson, R</b> <b>Jeff Reardon, R</b> <b>Dan Schatzeder, L</b> <b>Bryn Smith, R</b> <b>Bobby Ramos, R</b> (1, 1) (7, 1) (8, 1) (9, 1) (9, 2)										2	0	0	0	0	1	0

Inning Stats	R: 0	H: 3	E: 0	LOB: 3	K: 2	BB: 0	S: 10	R: 0	H: 0	E: 0	LOB: 0	K: 1	BB: 0	S: 5	R: 2	H: 4	E: 0	LOB: 1	K: 1	BB: 0	S: 8	R: 0	H: 0	E: 0	LOB: 0	K: 0	BB: 0	S: 3	R: 1	H: 1	E: 0	LOB: 0	K: 0	BB: 0	S: 4	R: 0	H: 0	E: 0	LOB: 0	K: 0	BB: 1	S: 2	R: 0	H: 0	E: 0	LOB: 0	K: 0	BB: 0	S: 3	R: 2	H: 2	E: 0	LOB: 1	K: 0	BB: 2	S: 4	R: 0	H: 2	E: 0	LOB: 0	K: 0	BB: 0	S: 3	R: 0	H: 2	E: 0	LOB: 1	K: 0	BB: 2	S: 4	R: 0	H: 2	E: 0	LOB: 1	K: 0	BB: 2	S: 4
--------------	------	------	------	--------	------	-------	-------	------	------	------	--------	------	-------	------	------	------	------	--------	------	-------	------	------	------	------	--------	------	-------	------	------	------	------	--------	------	-------	------	------	------	------	--------	------	-------	------	------	------	------	--------	------	-------	------	------	------	------	--------	------	-------	------	------	------	------	--------	------	-------	------	------	------	------	--------	------	-------	------	------	------	------	--------	------	-------	------

PITCHER	IP	WLS	BF	H	R	ER	SO	BB	IBB	HBP	BLK	WP	HR	S	P	ERA	WHIP
<b>Bruce Berenyi, R</b> <small>ERA: 2.21</small> (1, 1)	6.0	L	25	8	3	3	4	1	0	0	0	0	0	32	36	4.50	1.500
<b>Bill Scherrer, L</b> <small>ERA: 2.45</small> (7, 1)	2.0		9	2	2	2	0	2	0	0	0	0	0	7	15	9.00	2.000

**BOTTOM**

**Cincinnati Reds @ Montreal Expos**  
 Olympic Stadium, Montreal, QB  
 Sun May 01 1983, 3:33 AM EDT  
 Unknown

<b>AB</b>	<b>30</b>
<b>R</b>	<b>5</b>
<b>H</b>	<b>10</b>
<b>RBI</b>	<b>4</b>
<b>BB</b>	<b>3</b>
<b>SO</b>	<b>4</b>
<b>LOB</b>	<b>14</b>

livebaseballscorecards.com

<b>1B:</b> 6 <b>2B:</b> 1 <b>3B:</b> 2 <b>HR:</b> 1	<b>SF:</b> 1 <b>SAC:</b> 0 <b>DP:</b> 3 <b>HBP:</b> 0	<b>WP:</b> 0 <b>PB:</b> 0 <b>SB:</b> 0 <b>CS:</b> 0	<b>PA:</b> 34
--	--	--	---------------

Batter	1	2	3	4	5	6	7	8	9	AB R H RBI BB SO LOB	TOP																									
Kelly Paris, R (1, 5) X	0-0 F9		0-0 F7		0-0 FC5-2-5			0-3 K	0-0 FC5-4	5 0 0 0 0 1 3																										
Eddie Milner, L (1, 8) X	0-0 F7		0-0 3-1		4-0 BB			0-0 1-3		3 0 0 0 1 0 0																										
Dave Concepcion, R (1, 6) B B B	4-0 HR BB			0-0 6-3	0-3 K			0-0 F9		3 1 0 0 1 1 3																										
Cesar Cedeno, R (1, 9) X	0-0 HR			0-0 F2		0-3 K		0-0 F9		4 1 1 2 0 1 0																										
Paul Householder, S (1, 7) X	0-0 F3			0-0 F4-3		0-3 K		0-0 3B		4 1 1 0 0 1 0																										
Dan Driessen, L (1, 3) S S S		0-3 K			0-0 HR		0-0 F9		4-0 3B	3 2 1 1 1 1 0																										
Ron Oester, S (1, 4) X		0-0 1-3			0-0 SH3		0-0 F7		0-0 1B	4 1 2 2 0 0 0																										
Alex Trevino, R (1, 2) X		0-0 6-3			4-0 FC5-2-5		0-0 F8		0-0 FC5-4	3 0 1 1 1 0 0																										
Joe Price, R (1, 1) S S S			0-3 K		0-0 SH3		0-3 K		0-0 F4	2 0 0 0 0 2 0																										
Duane Walker, L (9, PH) S S S					1-2 2-3					1 0 0 0 0 0 1																										
Tom Hume, R (9, 1) S S S										0 0 0 0 0 0 0																										
<b>Inning Stats</b>	R: 2 H: 1 E: 0 K: 0 S: 4	H: 1 LOB: 0 BB: 1 P: 8	R: 0 H: 0 E: 0 K: 1 S: 5	H: 0 LOB: 0 BB: 0 P: 5	R: 0 H: 0 E: 0 K: 0 S: 3	H: 0 LOB: 0 BB: 0 P: 3	R: 1 H: 2 E: 0 K: 1 S: 7	H: 2 LOB: 3 BB: 2 P: 15	R: 0 H: 0 E: 0 K: 2 S: 7	H: 0 LOB: 0 BB: 0 P: 7	R: 0 H: 0 E: 0 K: 1 S: 5	H: 0 LOB: 0 BB: 0 P: 5	R: 0 H: 0 E: 0 K: 1 S: 5	H: 0 LOB: 0 BB: 0 P: 5	R: 3 H: 3 E: 0 K: 0 S: 6	H: 3 LOB: 1 BB: 1 P: 10	1B: 2 SF: 0 2B: 1 SAC: 1 3B: 1 DP: 0 HR: 2 HBP: 0	WP: 0 PA: 37 PB: 0 SB: 2 CS: 0																		
<b>PITCHER</b>	IP WLS BF H R ER SO BB IBB HBP BLK WP HR S P ERA WHIP																																			
Randy Lerch, L (1, 1) ERA: 2.19	4.2		20	3	3	3	2	3	0	0	0	0	2	21	33	5.79	1.286																			
Ray Burris, R (5, 1) ERA: 4.82	4.1	L	17	3	3	3	5	0	1	0	0	0	0	26	30	6.23	0.692																			

Cincinnati Reds @ Montreal Expos  
Olympic Stadium, Montreal, QB  
Sun May 01 1983, 3:38 AM EDT  
Att: 33,407 - Unknown

livebaseballscorecards.com

AB	32
R	6
H	6
RBI	6
BB	4
SO	7
LOB	7



Batter	1	2	3	4	5	6	7	8	9	AB R H RBI BB SO LOB
Tim Raines, S OBP: 0.333, SLG: 0.316 (1, 7)	0-0 4-3 SF8 2B		0-0 F8	0-0 F8			0-0 F8		0-3 K	5 1 1 0 0 1 3
Jim Wohlford, R OBP: 0.357, SLG: 0.571 (1, 9) Warren Cromartie, L OBP: 0.340, SLG: 0.349 (9, PH)	0-0 4-3 2-3		0-0 FC5-4 1B 2B	0-0 F9			0-0 FC6-4 1B		0-0 F8	4 1 1 0 0 0 4 1 0 0 0 0 0 0
Andre Dawson, R OBP: 0.370, SLG: 0.726 (1, 8)	0-0 SF8		0-0 2B 1B		4-0 BB		0-0 FC6-4 1-2f			2 1 1 1 1 0 1
Al Oliver, L OBP: 0.325, SLG: 0.432 (1, 3)	0-0 F7		0-0 2B		0-0 F8		0-0 F9			4 0 1 2 0 0 2
Tim Wallach, R OBP: 0.306, SLG: 0.433 (1, 5) Bryan Little, S OBP: 0.394, SLG: 0.339 (8, PR) (9, 6)		0-0 5-3	4-0 BB		0-3 K			0-0 CS 1B		3 0 1 0 1 1 1 0 0 0 0 0 0 0
Chris Speier, R OBP: 0.389, SLG: 0.333 (1, 6) (9, 5)		0-0 1-3	0-0 5-3		0-0 F2			4-0 1-2 BB		3 0 0 0 1 0 3
Bobby Ramos, R OBP: 0.500, SLG: 1.000 (1, 2)		0-0 2B		0-0 2B		0-3 K		0-3 K		4 0 2 0 0 2 1
Doug Flynn, R OBP: 0.246, SLG: 0.279 (1, 4)		0-0 F3		0-0 F6-3		0-0 F4		0-0 F6		4 0 0 0 0 0 3
Randy Lerch, L OBP: 0.667, SLG: 0.500 (1, 1) Ray Burris, R (5, 1) Terry Francona, L OBP: 0.217, SLG: 0.261 (9, PH)			0-0 FC5-4 1B	4-0 BB		0-3 K			0-0 1-3	1 0 1 0 1 0 0 1 0 0 0 0 1 0 1 0 0 0 0 0 0

Inning Stats	R: 1	H: 1	E: 0	K: 0	S: 4	LOB: 0	BB: 0	P: 4	R: 0	H: 1	E: 0	K: 0	S: 4	LOB: 1	BB: 0	P: 4	R: 2	H: 3	E: 0	K: 0	S: 6	LOB: 2	BB: 1	P: 10	R: 0	H: 1	E: 0	K: 0	S: 4	LOB: 2	BB: 1	P: 8	R: 0	H: 0	E: 0	K: 1	S: 5	LOB: 1	BB: 1	P: 9	R: 0	H: 0	E: 0	K: 2	S: 7	LOB: 0	BB: 0	P: 7	R: 0	H: 1	E: 0	K: 0	S: 4	LOB: 1	BB: 0	P: 4	R: 0	H: 1	E: 0	K: 1	S: 5	LOB: 1	BB: 1	P: 9	R: 0	H: 0	E: 0	K: 1	S: 5	LOB: 0	BB: 0	P: 5	1B: 4	SF: 1	2B: 4	SAC: 0	3B: 0	DP: 0	HR: 0	HBP: 0	WP: 0	PA: 38
--------------	------	------	------	------	------	--------	-------	------	------	------	------	------	------	--------	-------	------	------	------	------	------	------	--------	-------	-------	------	------	------	------	------	--------	-------	------	------	------	------	------	------	--------	-------	------	------	------	------	------	------	--------	-------	------	------	------	------	------	------	--------	-------	------	------	------	------	------	------	--------	-------	------	------	------	------	------	------	--------	-------	------	-------	-------	-------	--------	-------	-------	-------	--------	-------	--------

PITCHER	IP	WLS	BF	H	R	ER	SO	BB	IBB	HBP	BLK	WP	HR	S	P	ERA	WHIP
Joe Price, L ERA: 2.4 (1, 1)	8.0	W	35	8	3	3	4	4	0	0	0	0	0	39	55	3.38	1.500
Tom Hume, R ERA: 7.15 (9, 1)	1.0	S	3	0	0	0	1	0	0	0	0	0	0	5	5	0.00	0.000

BOTTOM

Cincinnati Reds @ Montreal Expos  
Olympic Stadium, Montreal, QB  
Sun May 01 1983, 3:38 AM EDT  
Att. 33,407 - Unknown

livebaseballscores.com

AB	33
R	3
H	8
RBI	3
BB	4
SO	5
LOB	18







Batter	1	2	3	4	5	6	7	8	9	AB	R	H	RBI	BB	SO	LOB
Pete Rose, S OBP: 0.302, SLG: 0.354 (1, 9)	0-0 BB 2B 1B		0-0 L9		0-0 F8		0-0 4-3			4	1	1	0	0	0	1
Gary Matthews, R OBP: 0.360, SLG: 0.405 (1, 7)	4-0 2B 1-2 BB		0-0 6-3			0-0 L9		0-0 F8		3	0	0	0	1	0	0
Joe Morgan, L OBP: 0.393, SLG: 0.308 (1, 4)	0-0 1-3 2-H 2B		0-0 1B 2B			0-0 1-4-3		0-0 4-3		4	0	2	1	0	0	0
Mike Schmidt, R OBP: 0.482, SLG: 0.672 (1, 5)	0-3 K		0-0 2B 1B			4-0 BB		0-0 1B		3	0	2	0	1	1	2
Tony Perez, R OBP: 0.397, SLG: 0.479 (1, 3)	0-3 K			0-0 6-3		0-0 L9		0-0 F8		4	0	0	0	0	1	4
Garry Maddox, R OBP: 0.362, SLG: 0.386 (1, 8)	0-0 6-3			0-0 F8			0-0 6-3		0-0 6-3	4	0	0	0	0	0	2
Ozzie Virgil, R OBP: 0.231, SLG: 0.538 (1, 2)		0-3 K		0-0 F7			0-0 F7		0-0 F5	4	0	0	0	0	1	0
Ivan De Jesus, R OBP: 0.277, SLG: 0.214 (1, 6)		0-3 K			4-0 G3-6-1 BB		0-0 2B 1B		0-0 6-3	2	1	1	0	1	1	0
Greg Gross, L OBP: 0.412, SLG: 0.444 (9, PH)		0-3 K							0-0 6-3	1	0	0	0	0	0	0
Dick Ruthven, R OBP: 0.187, SLG: 0.333 (5, 1)		0-0 G3			0-0 G3-6-1		0-0 2B			1	0	0	0	0	0	0
Von Hayes, L OBP: 0.227, SLG: 0.105 (5, PH)					1-2		1-H			0	0	0	0	0	0	0
Porfi Altamirano, R OBP: 0.162, SLG: 0.600 (7, PH)										0	0	0	0	0	0	0
Bob Molinaro, L OBP: 0.162, SLG: 0.600 (8, 1)										0	0	0	0	0	0	0
Ron Reed, R										0	0	0	0	0	0	0

Inning Stats	R: 1	H: 2	E: 0	K: 2	S: 9	H: 2	LOB: 2	BB: 1	P: 13	R: 0	H: 0	E: 0	K: 2	S: 7	R: 0	H: 2	E: 0	K: 0	S: 4	R: 0	H: 0	E: 0	K: 0	S: 3	R: 0	H: 0	E: 0	K: 0	S: 2	R: 0	H: 0	E: 0	K: 0	S: 2	R: 0	H: 0	E: 0	K: 0	S: 3	R: 1	H: 2	E: 0	K: 0	S: 5	R: 0	H: 1	E: 0	K: 0	S: 4	R: 0	H: 0	E: 0	K: 0	S: 3	1B: 4	2B: 3	3B: 0	HR: 0	SF: 0	SAC: 0	DP: 1	HBP: 0	WP: 0	PA: 35
PITCHER Ted Power, R ERA: 2.08 (1, 1)	IP	WLS	BF	H	R	ER	SO	BB	IBB	HBP	BLK	WP	HR	S	P	ERA	WHIP																																															

**BOTTOM**

**Cincinnati Reds @ Philadelphia Phillies**  
Veterans Stadium, Philadelphia, PA

Mon May 02 1983, 7:05 PM EDT  
Att. 18,587 - Unknown

[livebaseballscorecards.com](http://livebaseballscorecards.com)

<b>AB</b>	<b>32</b>
<b>R</b>	<b>2</b>
<b>H</b>	<b>7</b>
<b>RBI</b>	<b>2</b>
<b>BB</b>	<b>3</b>
<b>SO</b>	<b>4</b>
<b>LOB</b>	<b>10</b>

Batter	1	2	3	4	5	6	7	8	9	AB R H RBI BB SO LOB	TOP						
Gary Redus, R (1, 7) OBP: 0.405, SLG: 0.758 Bill Scherrer, L (8, 1) OBP: 1.000, SLG: 1.000	0-0 SH2-3 SF8 2B		4-0 E 1B BB		4-0 G5-4-3 2B BB	0-0 F9		0-0 F3		3 2 1 0 2 0 1 0 0 0 0 0 0 0							
Eddie Milner, L (1, 8) OBP: 0.367, SLG: 0.304	0-0 SH2-3 2-3		0-0 E8 1-3 1B		4-0 G5-4-3 1-2 BB		0-0 F7		4-0 BB	2 0 1 0 2 0 0							
Dave Concepcion, R (1, 6) OBP: 0.337, SLG: 0.300 Tom Foley, L (7, 6) OBP: 0.400, SLG: 0.375	0-0 SF8 3-H		0-0 6-3 1-2		0-0 G5-4-3 1-2f 2-3		0-0 2B		0-3 K	3 0 1 1 0 0 4 1 0 0 0 0 1 1							
Johnny Bench, R (1, 5) OBP: 0.371, SLG: 0.500 Wayne Krenchicki, L (7, 5) OBP: 0.182, SLG: 0.200	0-0 P4			0-0 1B 2B	0-0 1B 2B 3-H		0-0 P6		0-0 F8	4 2 2 1 0 0 1 1 0 0 0 0 0 1							
Dan Driessen, L (1, 3) OBP: 0.422, SLG: 0.420		0-0 F8		0-0 2B 1-2 SF8 1B	0-0 1B 2B 2-H		0-0 4-3		0-0 F8	5 1 2 1 0 0 2							
Ron Oester, S (1, 4) OBP: 0.374, SLG: 0.533		0-0 F8		0-3 K	0-3 K			0-0 3-1		4 0 0 0 0 2 3							
Paul Householder, S (1, 9) OBP: 0.143, SLG: 0.214		0-0 F9		0-0 2B 1-3 2-H		0-0 F9		0-3 K		4 0 1 1 0 1 0							
Alex Trevino, R (1, 2) OBP: 0.276, SLG: 0.280			0-0 4-3	0-0 SF8 3-H		0-0 HR		0-0 2B 1B		3 2 2 2 0 0 0							
Frank Pastore, R (1, 1) OBP: 0.333, SLG: 0.286 Ben Hayes, R (3, 1) OBP: 0.125, SLG: 0.125 Alan Knicely, R (6, PH) OBP: 0.125, SLG: 0.125 Charlie Puleo, R (6, 1) OBP: 0.364, SLG: 0.567 Duane Walker, L (8, PH) OBP: 0.364, SLG: 0.567			0-0 5-3	0-3 K		0-0 6-3		0-0 2B 1-H		1 0 0 0 0 0 0 0 1 0 0 0 0 0 1 1 1 0 0 0 0 0 0 0 0 0 0 0 0 0 0 0 1 0 1 1 0 0 0 0							
<b>Inning Stats</b>	R: 1 H: 1 E: 0 LOB: 0 K: 0 BB: 0 S: 4 P: 4	R: 0 H: 0 E: 0 LOB: 0 K: 0 BB: 0 S: 3 P: 3	R: 0 H: 1 E: 1 LOB: 2 K: 0 BB: 1 S: 4 P: 8	R: 2 H: 3 E: 0 LOB: 1 K: 2 BB: 0 S: 10 P: 10	R: 2 H: 2 E: 0 LOB: 1 K: 1 BB: 2 S: 6 P: 14	R: 1 H: 1 E: 0 LOB: 0 K: 0 BB: 0 S: 4 P: 4	R: 0 H: 1 E: 0 LOB: 1 K: 0 BB: 0 S: 4 P: 4	R: 1 H: 2 E: 0 LOB: 1 K: 1 BB: 0 S: 7 P: 7	R: 0 H: 0 E: 0 LOB: 1 K: 1 BB: 1 S: 5 P: 9	1B: 5 SF: 2 2B: 5 SAC: 1 3B: 0 DP: 1 HR: 1 HBP: 0	WP: 0 PA: 41 PB: 0 SB: 1 CS: 0						
<b>PITCHER</b>	IP WLS BF H R ER SO BB IBB HBP BLK WP HR S P ERA WHIP																
Marty Bystrom, R (1, 1) ERA: 9.64	4.2	23	7	5	5	2	3	0	0	0	0	0	0	24	36	9.64	2.143
Sid Monge, L (5, 1) ERA: 5.23	1.1	W	5	1	1	1	1	0	0	0	0	0	1	7	7	6.75	0.750
Porfi Altamirano, R (7, 1) ERA: 2.08	2.0		9	3	1	1	1	0	0	0	0	0	0	11	11	4.50	1.500
Al Holland, L (9, 1) ERA:	1.0		4	0	0	0	1	1	0	0	0	0	0	5	9	0.00	1.000

Cincinnati Reds @ Philadelphia Phillies  
Veterans Stadium, Philadelphia, PA  
Tue May 03 1983, 7:05 PM EDT  
Att: 18,634 - Unknown

livebaseballscorecards.com

AB	34
R	7
H	11
RBI	7
BB	4
SO	5
LOB	14



Batter	1	2	3	4	5	6	7	8	9	AB	R	H	RBI	BB	SO	LOB
Pete Rose, S OBP: 0.337, SLG: 0.386 Larry Milbourne, S OBP: 0.300, SLG: 0.333 (1, 9) X (8, PR) (9, 5)	0-0 5-3 1B		0-0 BB 1B	0-0 3-1		4-0 BB BB		0-0 1B 2B		4	2	3	0	2	0	2
Gary Matthews, R OBP: 0.347, SLG: 0.392 (1, 7) X	0-0 5-3 1-2		0-0 SF9 1B		0-0 F8	0-0 F8		0-0 5-3		5	1	1	1	0	0	4
Joe Morgan, L OBP: 0.411, SLG: 0.362 (1, 4) X	0-0 P4		0-0 SF9 HR BB		0-0 F2		0-0 HR	0-0 G6-4-3 1B		4	2	2	1	2	0	1
Mike Schmidt, R OBP: 0.500, SLG: 0.735 Bill Robinson, R OBP: 0.333, SLG: 0.200 (1, 5) X (8, PH) (9, 3)	0-0 P4		0-0 HR 1B		4-0 BB		0-0 HR	0-0 G6-4-3 1-2f		4	2	3	4	1	0	1
Tony Perez, R OBP: 0.398, SLG: 0.474 Greg Gross, L OBP: 0.412, SLG: 0.444 (1, 3) X (9, 9)		0-0 G5-4-3 1B	0-0 SF9 1B		0-3 K		4-0 FC5-4 BB			3	1	1	1	1	1	3
Bo Diaz, R OBP: 0.360, SLG: 0.394 (1, 2) X		0-0 G5-4-3 1-2 1B	0-0 1-H 3-H HR	0-0 BLK 1B		4-0 1B BB	0-0 F9			4	2	3	3	1	0	1
Garry Maddox, R OBP: 0.365, SLG: 0.388 (1, 8) X		0-0 G5-4-3 1-2f 2-3	0-0 1B 1B	0-0 L7		0-0 G6-4-3 1-2 1B	0-0 FC5-4 1B			5	1	2	0	0	0	4
Ivan De Jesus, R OBP: 0.314, SLG: 0.262 (1, 6) X		0-0 1B	0-0 1B SF8 1B	0-0 F7		0-0 G6-4-3 1-2 2-H 1B	0-0 1-2 1B			5	1	4	2	0	0	1
Marty Bystrom, R OBP: 0.667, SLG: 0.500 Sid Monge, S OBP: 0.217, SLG: 0.100 Von Hayes, L OBP: 0.217, SLG: 0.100 Porfi Altamirano, R Al Holland, R (1, 1) (5, 1) (6, PH) (7, 1) (9, 1)		0-3 K	0-0 BB BB 2B 1B	4-0 BB		0-0 G6-4-3 1-2f 2-3	0-0 4-3			2	1	1	1	1	1	1

Inning Stats	R: 0	H: 1	E: 0	K: 0	S: 4	H: 3	LOB: 1	BB: 0	P: 4	R: 1	H: 3	E: 0	K: 1	S: 7	R: 9	H: 8	E: 0	K: 0	S: 11	R: 0	H: 0	E: 0	K: 1	S: 5	R: 1	H: 2	E: 0	K: 0	S: 4	R: 2	H: 3	E: 0	K: 0	S: 6	R: 0	H: 2	E: 0	K: 0	S: 4	R: 0	H: 2	E: 0	K: 0	S: 4
--------------	------	------	------	------	------	------	--------	-------	------	------	------	------	------	------	------	------	------	------	-------	------	------	------	------	------	------	------	------	------	------	------	------	------	------	------	------	------	------	------	------	------	------	------	------	------

PITCHER	IP	WLS	BF	H	R	ER	SO	BB	IBB	HBP	BLK	WP	HR	S	P	ERA	WHIP
Frank Pastore, R ERA: 6.29 (1, 1)	2.1	L	16	9	7	7	1	1	0	0	0	0	1	17	21	27.00	4.286
Ben Hayes, R ERA: 9.9 (3, 1)	2.2		16	4	3	3	1	4	0	0	1	0	0	14	30	10.12	3.000
Charlie Puleo, R ERA: 13.5 (6, 1)	2.0		13	5	3	3	0	3	0	0	0	0	2	10	22	13.50	4.000
Bill Scherrer, L ERA: 2.16 (8, 1)	1.0		4	2	0	0	0	0	0	0	0	0	0	4	4	0.00	2.000


**BOTTOM**

**Cincinnati Reds @ Philadelphia Phillies**  
Veterans Stadium, Philadelphia, PA

Tue May 03 1983, 7:05 PM EDT  
Att. 18,634 - Unknown

livebaseballscorecards.com

AB	39
R	13
H	20
RBI	13
BB	8
SO	2
LOB	25



WP: 0	PA: 49
PB: 0	CS: 0
SB: 0	

Batter	1	2	3	4	5	6	7	8	9	AB R H RBI BB SO LOB	TOP											
Gary Redus, R (1, 7) OBP: 0.366, SLG: 0.676	0-3 K		0-0 CS	0-3 K		0-0 F9	0-3 K			4 0 0 0 0 3 1												
Paul Householder, S (1, 8) OBP: 0.167, SLG: 0.222	0-0 F9			0-3 K		0-3 K		0-0 FC5-4 1B		4 0 1 0 0 2 0												
Dave Concepcion, R (1, 6) OBP: 0.333, SLG: 0.298	0-0 6-3			0-0 2B 1B		0-0 L9		0-0 F8		4 1 1 0 0 0 1												
Johnny Bench, R (1, 5) OBP: 0.380, SLG: 0.516 Rafael Landestoy, S (7, 5)		0-0 F8		0-0 1-H 2B		0-0 2B 1B		0-0 FC5-4 WP		3 1 2 1 0 0 0 1 0 0 0 0 0 1												
Cesar Cedeno, R (1, 9) OBP: 0.413, SLG: 0.474		0-3 K		0-0 5-3		0-0 F9		0-3 K		4 0 0 0 0 2 3												
Dan Driessen, L (1, 3) OBP: 0.406, SLG: 0.400		0-0 6-3			0-0 P3		0-0 F7		0-0 F9	4 0 0 0 0 0 1												
Ron Oester, S (1, 4) OBP: 0.379, SLG: 0.526			0-3 K		0-0 6-3		0-0 2B 1B		4-0 BB	3 1 1 0 1 1 0												
Alex Trevino, R (1, 2) OBP: 0.290, SLG: 0.315			0-3 K		0-0 1B		0-0 1B 2B		0-0 P4	4 1 2 1 0 1 1												
Rich Gale, R (1, 1) OBP: 0.375, SLG: 0.429 Bill Scherrer, L (4, 1) OBP: 0.500, SLG: 0.500 Alan Knicely, R (7, PH) OBP: 0.222, SLG: 0.222 Tom Hume, R (7, 1) Dann Bilardello, R (9, PH) OBP: 0.231, SLG: 0.395			4-0 CS BB		0-0 F7		0-0 1B		0-3 K	0 0 0 0 1 0 0 1 0 0 0 0 0 1 1 0 1 2 0 0 0 0 0 0 0 0 0 0 1 0 0 0 0 1 1												
<b>Inning Stats</b>	R: 0 E: 0 K: 1 S: 5	H: 0 LOB: 0 BB: 0 P: 5	R: 0 E: 0 K: 1 S: 5	H: 0 LOB: 0 BB: 0 P: 5	R: 0 E: 0 K: 2 S: 6	H: 0 LOB: 0 BB: 1 P: 10	R: 1 E: 0 K: 2 S: 9	H: 2 LOB: 1 BB: 0 P: 9	R: 0 E: 0 K: 0 S: 4	H: 1 LOB: 1 BB: 0 P: 4	R: 0 E: 0 K: 1 S: 5	H: 0 LOB: 0 BB: 0 P: 5	R: 3 E: 0 K: 1 S: 9	H: 4 LOB: 1 BB: 0 P: 9	R: 0 E: 0 K: 1 S: 6	H: 1 LOB: 1 BB: 0 P: 6	R: 0 E: 0 K: 1 S: 5	H: 0 LOB: 1 BB: 1 P: 9	1B: 6 2B: 2 3B: 0 HR: 0	SF: 0 SAC: 0 DP: 0 HBP: 0	WP: 1 PB: 0 SB: 0 CS: 1	PA: 37
<b>PITCHER</b>	IP WLS BF H R ER SO BB IBB HBP BLK WP HR S P ERA WHIP																					
Steve Carlton, L (1, 1) ERA: 2.4	8.0 W 32 8 4 4 9 1 0 0 0 1 0 49 53 4.50 1.125																					
Al Holland, L (9, 1) ERA:	1.0 4 0 0 0 1 1 0 0 0 0 0 5 9 0.00 1.000																					

Cincinnati Reds @ Philadelphia Phillies  
Veterans Stadium, Philadelphia, PA  
Wed May 04 1983, 7:05 PM EDT  
Att: 22,619 - Unknown

livebaseballscorecards.com

AB	34
R	4
H	8
RBI	4
BB	2
SO	10
LOB	10



Batter	1	2	3	4	5	6	7	8	9
<b>Pete Rose, S</b> OBP: 0.340, SLG: 0.372 (1, 9) X	0-0 E4 BB E	0-0 3-1 2-3		4-0 BB 1B BB		0-0 6-3		4-0 BB BB	
<b>Joe Morgan, L</b> OBP: 0.421, SLG: 0.352 (1, 4) B B B B	4-0 E 1-2 HR BB	4-0 BB		4-0 1B 1-2 2-3 BB		0-0 F5		0-0 F9	
<b>Mike Schmidt, R</b> OBP: 0.500, SLG: 0.732 (1, 5) X	0-0 E8 1-3 2-H HR 1B	0-0 SF7 3-H		0-0 G6-4-3 1-3 2-H 3-H 1B		0-0 5-3			
<b>Tony Perez, R</b> OBP: 0.379, SLG: 0.450 (1, 3) X	0-0 G3	0-0 4-3		0-0 G6-4-3 1-2f		0-3 K			
<b>Bo Diaz, R</b> OBP: 0.354, SLG: 0.429 (1, 2) X	0-0 2-H 3-H HR		0-0 5-3		0-0 5-3		0-0 6-3		
<b>Garry Maddox, R</b> OBP: 0.393, SLG: 0.481 (1, 8) B B B B	4-0 2B BB		0-0 L6		0-0 HR		0-0 2B		
<b>Greg Gross, L</b> OBP: 0.421, SLG: 0.484 (1, 7) X	0-0 L4-6 1-H 2B		0-0 F8		0-0 FC6-4 1B		0-0 4-3		
<b>Ivan De Jesus, R</b> OBP: 0.297, SLG: 0.246 (1, 6) X	0-0 L4-6 2-3		0-0 L9		0-0 FC6-4 1-2f		0-0 F3		
<b>Steve Carlton, L</b> OBP: 0.286, SLG: 0.400 (1, 1)		0-0 3-1 SF7 2B		0-0 BB 1B 2B		0-0 F7		0-0 F3	
<b>Bob Molinaro, L</b> OBP: 0.167, SLG: 0.545 (8, PH)									
<b>Al Holland, R</b> (9, 1)									

AB	R	H	RBI	BB	SO	LOB
3	2	0	0	2	0	1
2	1	0	0	3	0	1
3	1	2	4	0	0	0
4	0	0	0	0	1	5
4	1	1	3	0	0	0
3	2	2	1	1	0	0
4	0	2	1	0	0	1
4	0	0	0	0	0	2
3	2	2	0	0	0	1
1	0	0	0	0	0	0
0	0	0	0	0	0	0

AB	R	H	RBI	BB	SO	LOB
31	9	9	9	6	1	11

Inning Stats		R: 5	H: 3	LOB: 0	K: 0	S: 6	P: 14	R: 1	H: 1	LOB: 1	K: 0	S: 4	R: 0	H: 0	LOB: 0	K: 0	S: 3	R: 2	H: 2	LOB: 1	K: 0	S: 4	R: 1	H: 2	LOB: 1	K: 0	S: 5	R: 0	H: 0	LOB: 0	K: 0	S: 3	R: 0	H: 1	LOB: 1	K: 1	S: 6	R: 0	H: 0	LOB: 1	K: 0	S: 3	R: 0	H: 0	LOB: 1	K: 0	S: 7
<b>Rich Gale, R</b> ERA: 5.09 (1, 1)	IP	WLS	BF	H	R	ER	SO	BB	IBB	HBP	BLK	WP	HR	S	P	ERA	WHIP																														
<b>Bill Scherrer, L</b> ERA: 2.45 (4, 1)	2.2		9	2	1	1	0	0	0	0	0	0	0	1	9	3.38	0.750																														
<b>Tom Hume, R</b> ERA: 6.08 (7, 1)	2.0		8	1	0	0	1	1	0	0	0	0	0	0	9	0.00	1.000																														

**Cincinnati Reds @ Philadelphia Phillies**  
Veterans Stadium, Philadelphia, PA

Wed May 04 1983, 7:05 PM EDT  
Att. 22,619 - Unknown

[livebaseballscorecards.com](http://livebaseballscorecards.com)

**AB 31**  
**R 9**  
**H 9**  
**RBI 9**  
**BB 6**  
**SO 1**  
**LOB 11**



WP: 0 PA: 38  
PB: 0  
SB: 0  
CS: 0

Batter	1	2	3	4	5	6	7	8	9	10	11	12	13	AB R H RBI BB SO LOB	TOP															
<b>Gary Redus, R</b> OBP: 0.383, SLG: 0.762 (1, 7)	0-3 K		4-0 BB			0-0 HR	0-3 K			0-0 2B 3B		0-3 K		5 2 2 1 1 3 2																
<b>Eddie Milner, L</b> OBP: 0.357, SLG: 0.306 (1, 8)	0-3 K		0-0 L7			0-0 F7		0-0 4-3		0-0 2B		0-0 1-3		6 0 1 1 0 1 2																
<b>Cesar Cedeno, R</b> OBP: 0.402, SLG: 0.451 (1, 9)	0-0 L7				0-3 K			0-3 K		3-H 4-0 2B		0-0 5-3		4 0 0 0 1 2 0																
<b>Tom Hume, R</b> (10, 1)														0 0 0 0 0 0 0																
<b>Alan Knicely, R</b> OBP: 0.200, SLG: 0.200 (13, PH)														1 0 0 0 0 0 0																
<b>Bill Scherrer, L</b> OBP: 0.500, SLG: 0.500 (13, 1)														0 0 0 0 0 0 0																
<b>Frank Pastore, R</b> OBP: 0.333, SLG: 0.286 (13, 1)														0 0 0 0 0 0 0																
<b>Johnny Bench, R</b> OBP: 0.365, SLG: 0.495 (1, 5)		0-0 L5			0-0 6-3		0-0 5-3	0-3 K		0-0 3-1		0-0 3-1		4 0 0 0 0 1 0																
<b>Wayne Krenchicki, L</b> OBP: 0.167, SLG: 0.182 (8, 5)														1 0 0 0 0 0 2																
<b>Dann Bilardello, R</b> OBP: 0.225, SLG: 0.385 (13, PH) (13, 2)														1 0 0 0 0 0 0																
<b>Dan Driessen, L</b> OBP: 0.396, SLG: 0.382 (1, 3)	0-3 K				0-0 2-3		4-0 1B BB		0-0 F9		0-0 1-3			4 1 0 0 1 1 0																
<b>Ron Oester, S</b> OBP: 0.361, SLG: 0.500 (1, 4)	0-0 4-3					0-0 5-3	0-0 F9		0-0 6-3		0-3 K			5 0 0 0 0 1 1																
<b>Dave Concepcion, R</b> OBP: 0.336, SLG: 0.296 (1, 6)			0-0 5-3 1B		0-0 F9		4-0 1B BB		0-0 6-3		0-3 K			4 1 1 0 1 1 0																
<b>Alex Trevino, R</b> OBP: 0.284, SLG: 0.305 (1, 2) (13, 5)			0-0 5-3		0-0 F9		0-0 1B BB					0-0 F7		5 0 1 1 0 1 1																
<b>Mario Soto, R</b> OBP: 0.118, SLG: 0.176 (1, 1)			0-0 F6			0-0 F8	1-2 2-H 1B			0-0 K		0-0 F7																		
<b>Paul Householder, S</b> OBP: 0.150, SLG: 0.200 (10, PH) (10, 9)						0-0 F8	1-3 2-H 1B			0-0 F3		0-0 F7		3 0 1 1 0 0 1																
														2 0 0 0 0 0 0																
<b>Inning Stats</b>	R: 0 E: 0 K: 2 S: 7	H: 0 LOB: 0 BB: 0 P: 7	R: 0 E: 0 K: 1 S: 5	H: 0 LOB: 0 BB: 0 P: 5	R: 0 E: 0 K: 0 S: 4	H: 1 LOB: 2 BB: 1 P: 8	R: 0 E: 0 K: 1 S: 5	H: 0 LOB: 0 BB: 0 P: 5	R: 0 E: 0 K: 0 S: 3	H: 0 LOB: 0 BB: 0 P: 3	R: 1 E: 0 K: 0 S: 4	H: 1 LOB: 0 BB: 0 P: 4	R: 2 E: 0 K: 1 S: 7	H: 2 LOB: 2 BB: 2 P: 15	R: 0 E: 0 K: 2 S: 7	H: 0 LOB: 0 BB: 0 P: 7	R: 0 E: 0 K: 0 S: 3	H: 0 LOB: 0 BB: 0 P: 3	R: 1 E: 0 K: 1 S: 7	H: 2 LOB: 2 BB: 1 P: 11	R: 0 E: 0 K: 2 S: 7	H: 0 LOB: 0 BB: 0 P: 7	R: 0 E: 0 K: 1 S: 5	H: 0 LOB: 0 BB: 0 P: 5	R: 0 E: 0 K: 0 S: 3	H: 0 LOB: 0 BB: 0 P: 3	1B: 3 2B: 1 3B: 1 HR: 1	SF: 0 SAC: 0 DP: 0 HBP: 0	WP: 0 PB: 0 SB: 1 CS: 0	PA: 49
<b>PITCHER</b>																														
<b>Tom Seaver, R</b> ERA: 2.57 (1, 1)	IP	WLS	BF	H	R	ER	SO	BB	IBB	HBP	BLK	WP	HR	S	P	ERA	WHIP													
<b>Carlos Diaz, L</b> ERA: 2.13 (9, 1)	2.0		9	2	1	1	1	0	1	0	0	0	0	10	14	4.50	1.000													
<b>Jesse Orosco, L</b> ERA: 0.59 (11, 1)	3.0	W	9	0	0	0	3	0	0	0	0	0	0	15	15	0.00	0.000													

**Cincinnati Reds @ New York Mets**  
 Shea Stadium, Flushing, NY  
 Fri May 06 1983, 7:05 PM EDT  
 Att. 15,916 - Unknown

livebaseballscorecards.com

<b>AB</b>	45
<b>R</b>	4
<b>H</b>	6
<b>RBI</b>	4
<b>BB</b>	4
<b>SO</b>	11
<b>LOB</b>	9



Batter	1	2	3	4	5	6	7	8	9	10	11	12	13	AB R H RBI BB SO LOB
Mookie Wilson, S (1, 8) OBP: 0.340, SLG: 0.438	0-0 6-3		0-0 3-1			0-3 K			0-3 K		0-0 4-3		0-0 4-3	6 0 0 0 0 2 1
Tucker Ashford, R (1, 5) (9, 4)	0-0 F9		0-0 F9			0-0 F9			0-0 HR		0-0 HBP BB		0-3 K	3 0 0 0 0 0 1
Wally Backman, S (9, PH) (10, 4)									HR 1B		1B			3 1 2 0 0 1 0
Darryl Strawberry, L (1, 9)	0-3 K			0-0 F5			0-3 K		0-3 K		4-0 HBP BB		4-0 HR BB	4 1 0 0 2 3 1
Dave Kingman, R (1, 3) OBP: 0.235, SLG: 0.423		0-3 K		0-3 K			0-0 5-3		0-0 HR		0-3 K		4-0 HR BB	4 1 1 2 0 2 0
Mike Jorgensen, L (10, 3) OBP: 0.400, SLG: 0.286									1-H HR				1-2 HR BB	1 1 0 0 1 1 2
George Foster, R (1, 7) OBP: 0.341, SLG: 0.421		0-0 F4		0-0 5-3			0-3 K		0-3 K		1-0 HBP		0-0 HR	5 1 1 3 0 2 0
Ron Hodges, L (1, 2) OBP: 0.328, SLG: 0.259		4-0 BB			0-0 F6			0-0 4-3		0-3 K		0-0 6-3		4 0 0 0 1 1 3
Brian Giles, R (1, 4) (9, 6) OBP: 0.286, SLG: 0.246		0-3 K			0-3 K			0-0 5-3		0-0 F6			0-0 L8	5 0 0 0 0 2 1
José Oquendo, S (1, 6) OBP: 0.250, SLG: 0.143			0-0 SH3-4 1B		0-0 F6			0-0 HR		0-0 HR			0-0 F8	2 0 1 0 0 0 0
Danny Heep, L (8, PH) OBP: 0.370, SLG: 0.500									HR					1 1 1 1 0 0 0
Hubie Brooks, R (9, 5) OBP: 0.250, SLG: 0.346									HR					2 1 1 1 0 0 0
Tom Seaver, R (1, 1) OBP: 0.250, SLG: 0.545			0-0 SH3-4			0-3 K		0-0 4-3		0-3 K			0-3 K	1 0 0 0 0 1 0
Rusty Staub, L (8, PH) OBP: 0.333, SLG: 0.250														1 0 0 0 0 0 0
Carlos Diaz, R (9, 1)														0 0 0 0 0 0 0
Mark Bradley, R (10, PH)			1-2											1 0 0 0 0 1 0
Jesse Orosco, R (11, 1)														1 0 0 0 0 1 0

BOTTOM	
AB	44
R	7
H	7
RBI	7
BB	4
SO	17
LOB	9

Inning Stats	
R: 0	H: 0
E: 0	LOB: 0
K: 1	BB: 0
S: 5	P: 5
R: 0	H: 0
E: 0	LOB: 1
K: 2	BB: 1
S: 7	P: 11
R: 0	H: 1
E: 0	LOB: 1
K: 0	BB: 0
S: 4	P: 4
R: 0	H: 0
E: 0	LOB: 0
K: 1	BB: 0
S: 5	P: 5
R: 0	H: 0
E: 0	LOB: 0
K: 2	BB: 0
S: 7	P: 7
R: 0	H: 0
E: 0	LOB: 0
K: 2	BB: 0
S: 7	P: 7
R: 1	H: 1
E: 0	LOB: 0
K: 0	BB: 0
S: 4	P: 4
R: 2	H: 2
E: 0	LOB: 0
K: 3	BB: 0
S: 11	P: 11
R: 1	H: 1
E: 0	LOB: 0
K: 2	BB: 0
S: 8	P: 8
R: 0	H: 1
E: 0	LOB: 3
K: 1	BB: 1
S: 6	P: 11
R: 0	H: 0
E: 0	LOB: 0
K: 1	BB: 0
S: 5	P: 5
R: 3	H: 1
E: 0	LOB: 0
K: 1	BB: 2
S: 5	P: 13
1B: 3	SF: 0
2B: 0	SAC: 1
3B: 0	DP: 0
HR: 4	HBP: 1
WP: 0	PA: 50
PB: 0	
SB: 1	
CS: 0	

Cincinnati Reds @ New York Mets  
 Shea Stadium, Flushing, NY  
 Fri May 06 1983, 7:05 PM EDT  
 Att: 15,916 - Unknown



PITCHER		IP	WLS	BF	H	R	ER	SO	BB	IBB	HBP	BLK	WP	HR	S	P	ERA	WHIP
Mario Soto, R (1, 1) ERA: 2.87		9.0		32	4	3	3	12	1	0	0	0	0	2	55	59	3.00	0.556
Tom Hume, R (10, 1) ERA: 5.51		3.0		13	2	1	1	4	1	0	1	0	0	1	19	24	3.00	1.000
Bill Scherrer, L (13, 1) ERA: 3.86	L	0.2		4	0	2	2	1	2	0	0	0	0	0	4	12	27.00	3.000
Frank Pastore, R (13, 1) ERA: 6.55		0.0		1	1	1	1	0	0	0	0	0	0	1	1	1	∞	∞

Batter	1	2	3	4	5	6	7	8	9	AB R H RBI BB SO LOB	TOP		
Gary Redus, R (1, 7) OBP: 0.404, SLG: 0.739	0-0 3-1 S 6-3 1B	0-0 F4			0-0 F8	4-0 1-2 BB			0-0 1B 1B	4 2 2 0 1 0 1			
Eddie Milner, L (1, 8) OBP: 0.367, SLG: 0.307	4-0 1-2 1B BB		0-0 G6-4-3 1B		4-0 1B BB	0-0 3-1			0-0 F7	3 2 1 0 2 0 3			
Dave Concepcion, R (1, 6) OBP: 0.339, SLG: 0.301	0-0 3-1 1-2 2-3		0-0 G6-4-3		0-0 E4 1B			0-0 6-3	0-0 1B 1B	5 1 2 0 0 0 3			
Johnny Bench, R (1, 5) Wayne Krenchicki, L (7, 5) OBP: 0.380, SLG: 0.525 OBP: 0.231, SLG: 0.250	0-0 6-3 3-H		0-0 BB 1B		0-0 BLK 1B			0-0 SF8 3B	0-0 1B 1B	4 1 3 2 0 0 1 1 0 1 1 0 0 0			
Dan Driessen, L (1, 3) OBP: 0.397, SLG: 0.380	0-0 CS 1B		4-0 1-2 BB		0-0 F8 1-2			0-0 SF8	0-0 G4-6-3 1B	3 0 1 2 1 0 3			
Ron Oester, S (1, 4) OBP: 0.357, SLG: 0.490	0-0 CS 1-2	0-0 G5-4-3 BB 1B	0-0 6-4-3		0-0 G3			0-0 F8	0-0 F8	4 1 1 0 0 0 3			
Duane Walker, L (1, 9) OBP: 0.351, SLG: 0.515				0-0 6-3		0-3 K		0-0 F8		3 0 0 0 1 1 0			
Dann Bilardello, R (1, 2) OBP: 0.205, SLG: 0.349		0-0 G5-4-3		0-3 K		0-0 6-3		0-3 K		4 0 0 0 0 2 2			
Bruce Berenyi, R (1, 1) Tom Hume, R (8, 1) OBP: 0.188, SLG: 0.188		0-0 3-H 1B		0-0 F9		0-0 WP 1B		0-3 K		4 0 2 1 0 1 0 0 0 0 0 0 0 0			
<b>Inning Stats</b>	R: 2 H: 2 E: 0 LOB: 0 K: 0 BB: 1 S: 4 P: 8	R: 1 H: 2 E: 0 LOB: 1 K: 0 BB: 1 S: 4 P: 8	R: 0 H: 2 E: 0 LOB: 2 K: 0 BB: 1 S: 4 P: 8	R: 0 H: 0 E: 0 LOB: 0 K: 1 BB: 0 S: 5 P: 5	R: 2 H: 2 E: 1 LOB: 1 K: 0 BB: 1 S: 5 P: 9	R: 0 H: 1 E: 0 LOB: 2 K: 1 BB: 1 S: 6 P: 10	R: 1 H: 1 E: 0 LOB: 0 K: 0 BB: 0 S: 4 P: 4	R: 0 H: 0 E: 0 LOB: 0 K: 2 BB: 0 S: 7 P: 7	R: 1 H: 3 E: 0 LOB: 1 K: 0 BB: 0 S: 5 P: 5	1B: 12 SF: 1 2B: 0 SAC: 0 3B: 1 DP: 3 HR: 0 HBP: 0	WP: 1 PA: 42 PB: 0 SB: 1 CS: 1		
<b>PITCHER</b>	IP WLS BF H R ER SO BB IBB HBP BLK WP HR S P ERA WHIP											<b>PITCHER</b>	IP WLS BF H R ER SO BB IBB HBP BLK WP HR S P ERA WHIP
Mike Torrez, R (1, 1) ERA: 5.82	4.1 L 22 8 5 5 1 4 0 0 0 0 0 0 20 36 10.38 2.769												
Craig Swan, R (5, 1) ERA: 6.14	0.2 2 0 0 0 0 0 0 0 0 0 1 0 0 2 2 0.00 0.000												
Neil Allen, R (6, 1) ERA: 7.82	3.0 12 2 1 1 3 1 0 0 0 1 0 17 21 3.00 1.000												
Doug Sisk, R (9, 1) ERA: 3.86	1.0 5 3 1 1 0 0 0 0 0 0 0 0 0 5 5 9.00 3.000												

Cincinnati Reds @ New York Mets  
 Shea Stadium, Flushing, NY  
 Sat May 07 1983, 7:05 PM EDT  
 Att: 18,372 - Unknown

livebaseballscorecards.com

AB	35
R	7
H	13
RBI	6
BB	5
SO	4
LOB	16





BOTTOM

Cincinnati Reds @ New York Mets  
Shea Stadium, Flushing, NY  
Sat May 07 1983, 7:05 PM EDT  
Att. 18,372 - Unknown

livebaseballscores.com

AB 31  
R 5  
H 6  
RBI 5  
BB 6  
SO 5  
LOB 16



WP: 0 PA: 38  
PB: 0  
SB: 0  
CS: 0

AB R H RBI BB SO LOB

5	1	1	1	0	0	0
3	0	0	0	2	0	0
4	0	0	0	0	3	4
4	0	2	1	0	1	1
3	0	2	1	0	0	0
4	0	0	0	0	0	5
3	0	0	0	0	0	2
0	1	0	0	1	0	0
1	0	0	0	1	0	0
1	1	0	0	1	1	1
1	0	0	0	0	0	3
0	0	0	0	0	0	0
1	0	0	0	0	0	0
0	1	0	0	1	0	0
0	0	0	0	0	0	0
1	1	1	2	0	0	0

Batter	1	2	3	4	5	6	7	8	9
Mookie Wilson, S OBP: 0.333, SLG: 0.426 (1, 8)	0-0 5-3 ①		0-0 1-3 ①		0-0 G3 ③			0-0 1B BB SF7 1B 1-2 2-H	0-0 6-3 ②
Tucker Ashford, R (1, 5) (9, 4)	0-0 F8 ②		4-0 FC6-4 BB ②			0-0 L7 ①		4-0 1B BB 1-2 2-3	0-0 L7 ③
Darryl Strawberry, L (1, 9)	0-3 K ③		0-3 K ②			0-0 G3 ②		0-3 K ①	
George Foster, R OBP: 0.348, SLG: 0.425 (1, 7)		0-0 4-3 1B 1B	0-0 FC6-4 1-2f			0-3 K ③		0-0 1-2 2-3 3-H 1B	
Danny Heep, L OBP: 0.377, SLG: 0.507 (1, 3)		0-0 1-2 4-3 1B		0-0 G5-4-3 1B			0-0 F8 ①	0-0 SF7 ②	
Brian Giles, R OBP: 0.272, SLG: 0.233 (1, 4) (9, 6)		0-0 4-3 ①		0-0 G5-4-3 1-2f			0-0 6-3 ②	0-0 L7 ③	
Ronn Reynolds, R (1, 2)		0-0 F8 ②		0-0 1-3 ③			0-0 F4 ③		4-0 HR BB
Ron Hodges, L OBP: 0.338, SLG: 0.259 (9, PH)									
José Oquendo, S OBP: 0.300, SLG: 0.125 Hubie Brooks, R OBP: 0.256, SLG: 0.342 (8, PH) (9, 5)		4-0 BB ③			0-0 B1-3 ①			4-0 BB 1B BB	0-3 K ①
Mike Torrez, R OBP: 0.182, SLG: 0.182 Craig Swann, P OBP: 0.143, SLG: 0.143 Wally Backman, S OBP: 0.143, SLG: 0.143 Neil Allen, R (8, 1) Rusty Staub, L OBP: 0.260, SLG: 0.250 Doug Sisk, R (9, 1) Mike Jorgensen, L OBP: 0.456, SLG: 0.750 (9, PH)		0-0 4-3 ②			0-0 4-3 ②			4-0 BB 1B BB 1-2	0-0 1-H HR

Inning Stats	R: 0	H: 0	E: 0	K: 1	S: 5	H: 0	LOB: 0	BB: 0	P: 5	R: 0	H: 2	E: 0	K: 0	S: 5	H: 0	LOB: 3	BB: 1	P: 9	R: 0	H: 0	E: 0	K: 1	S: 5	H: 1	LOB: 0	BB: 0	P: 3	R: 0	H: 0	E: 0	K: 0	S: 3	H: 0	LOB: 0	BB: 0	P: 3	R: 0	H: 0	E: 0	K: 1	S: 5	H: 0	LOB: 0	BB: 0	P: 5	R: 0	H: 0	E: 0	K: 0	S: 3	H: 0	LOB: 0	BB: 0	P: 3	R: 3	H: 2	E: 0	K: 1	S: 7	H: 2	LOB: 2	BB: 3	P: 19	R: 2	H: 1	E: 0	K: 1	S: 6	H: 1	LOB: 0	BB: 1	P: 10	1B: 5	SF: 1	2B: 0	SAC: 0	3B: 0	DP: 1	HR: 1	HBP: 0	WP: 0	PA: 38
--------------	------	------	------	------	------	------	--------	-------	------	------	------	------	------	------	------	--------	-------	------	------	------	------	------	------	------	--------	-------	------	------	------	------	------	------	------	--------	-------	------	------	------	------	------	------	------	--------	-------	------	------	------	------	------	------	------	--------	-------	------	------	------	------	------	------	------	--------	-------	-------	------	------	------	------	------	------	--------	-------	-------	-------	-------	-------	--------	-------	-------	-------	--------	-------	--------

PITCHER	IP	WLS	BF	H	R	ER	SO	BB	IBB	HBP	BLK	WP	HR	S	P	ERA	WHIP
Bruce Berenyi, R ERA: 2.45 (1, 1)	7.0	W	29	4	3	3	3	5	0	0	0	0	0	30	50	3.86	1.286
Tom Hume, R ERA: 5.89 (8, 1)	2.0	S	9	2	2	2	2	1	0	0	0	0	1	12	16	9.00	1.500

Batter	1	2	3	4	5	6	7	8	9	AB R H RBI BB SO LOB	TOP																
<b>Gary Redus, R</b> OBP: 0.393, SLG: 0.700 (1, 7)										4 1 1 0 0 0 2																	
<b>Eddie Milner, L</b> OBP: 0.379, SLG: 0.327 (1, 8)										3 1 2 1 1 1 0																	
<b>Dave Concepcion, R</b> OBP: 0.336, SLG: 0.292 (1, 6)										3 1 0 0 1 0 2																	
<b>Johnny Bench, R</b> OBP: 0.384, SLG: 0.524 (1, 5)										4 0 2 1 0 0 0																	
<b>Dan Driessen, L</b> OBP: 0.383, SLG: 0.365 (1, 3)										4 1 0 0 0 0 3																	
<b>Ron Oester, S</b> OBP: 0.353, SLG: 0.509 (1, 4)										4 1 1 3 0 2 0																	
<b>Duane Walker, L</b> OBP: 0.341, SLG: 0.472 (1, 9)										3 0 0 0 1 0 0																	
<b>Dann Bilardello, R</b> OBP: 0.208, SLG: 0.340 (1, 2)										4 0 1 0 0 0 1																	
<b>Rich Gale, R</b> OBP: 0.364, SLG: 0.333 (1, 1)										2 0 0 0 1 1 0																	
<b>Bill Scherrer, L</b> OBP: 0.500, SLG: 0.500 (7, 1)										0 0 0 0 0 0 0																	
<b>Ben Hayes, R</b> OBP: 0.500, SLG: 0.500 (7, 1)										0 0 0 0 0 0 0																	
<b>Paul Householder, S</b> OBP: 0.143, SLG: 0.190 (9, PH)										1 0 0 0 0 0 1																	
<b>Inning Stats</b>	R: 5 E: 0 K: 0 S: 7	H: 4 LOB: 2 BB: 3 P: 19	R: 0 E: 0 K: 0 S: 3	H: 1 LOB: 1 BB: 1 P: 7	R: 0 E: 0 K: 1 S: 5	H: 0 LOB: 0 BB: 0 P: 5	R: 0 E: 0 K: 1 S: 6	H: 1 LOB: 1 BB: 0 P: 6	R: 0 E: 0 K: 0 S: 3	H: 0 LOB: 0 BB: 0 P: 3	R: 0 E: 0 K: 1 S: 5	H: 0 LOB: 0 BB: 0 P: 5	R: 0 E: 0 K: 0 S: 3	H: 0 LOB: 0 BB: 0 P: 3	R: 0 E: 0 K: 0 S: 3	H: 1 LOB: 0 BB: 0 P: 3	1B: 5 2B: 1 3B: 0 HR: 1	SF: 0 SAC: 0 DP: 2 HBP: 0	WP: 0 PB: 0 SB: 2 CS: 0	PA: 36							
<b>PITCHER</b>	IP WLS BF H R ER SO BB IBB HBP BLK WP HR S P ERA WHIP																										
<b>Scott Holman, R</b> ERA: 6.46 (1, 1)	0.1		6	4	5	5	0	1	0	0	0	0	1	5	9	135.00	15.000										
<b>Carlos Diaz, L</b> ERA: 1.88 (1, 1)	1.2		8	1	0	0	0	3	0	0	0	0	0	5	17	0.00	2.400										
<b>Neil Allen, R</b> ERA: 5.94 (3, 1)	4.0		13	1	0	0	3	0	0	0	0	0	0	19	19	0.00	0.250										
<b>Jesse Orosco, L</b> ERA: 0.55 (7, 1)	1.0	W	3	0	0	0	1	0	0	0	0	0	0	5	5	0.00	0.000										
<b>Doug Sisk, R</b> ERA: 3.44 (8, 1)	2.0	S	6	1	0	0	0	0	0	0	0	0	0	6	6	0.00	0.500										

**Cincinnati Reds @ New York Mets**  
**Shea Stadium, Flushing, NY**  
Sun May 08 1983, 3:33 AM EDT  
Att. 8,879 - Unknown

[livebaseballscorecards.com](http://livebaseballscorecards.com)

<b>AB</b>	<b>32</b>
<b>R</b>	<b>5</b>
<b>H</b>	<b>7</b>
<b>RBI</b>	<b>5</b>
<b>BB</b>	<b>4</b>
<b>SO</b>	<b>4</b>
<b>LOB</b>	<b>9</b>



BOTTOM

Cincinnati Reds @ New York Mets  
Shea Stadium, Flushing, NY  
Sun May 08 1983, 3:33 AM EDT  
Att. 8,879 - Unknown

livebaseballscorecards.com

AB 35  
R 10  
H 14  
RBI 10  
BB 6  
SO 6  
LOB 19



WP: 0 PA: 44  
PB: 0  
SB: 0  
CS: 1

AB	R	H	RBI	BB	SO	LOB
4	1	1	2	0	1	2
5	1	2	0	0	2	2
4	0	1	1	0	0	1
0	1	0	0	0	0	0
1	1	1	0	0	0	0
4	3	3	3	1	0	0
4	0	1	1	1	2	2
3	1	2	1	1	0	3
3	1	1	1	1	1	4
1	0	0	0	1	0	0
2	1	0	0	1	0	3
0	0	0	0	0	0	0
0	0	0	0	0	0	0
1	0	1	1	0	0	0
1	0	0	0	0	0	0
1	0	0	0	0	0	2
1	0	1	0	0	0	0
0	0	0	0	0	0	0

Batter	1	2	3	4	5	6	7	8	9										
Mookie Wilson, S OBP: 0.336, SLG: 0.429 (1, 8)	0-0 5-3 SUS	0-3 K		0-0 L9			1B HBP												
Hubie Brooks, R OBP: 0.264, SLG: 0.345 (1, 5)	0-3 K		0-0 1B 1B		0-0 6-3		2B HR 1B												
Dave Kingman, R OBP: 0.235, SLG: 0.427 Rick Ownbey, R (7, PR) Danny Heep, L OBP: 0.385, SLG: 0.515 (8, 3)	0-0 F8		0-0 F9		0-0 1-3		0-0 HR 2B	0-0 BB 1B											
George Foster, R OBP: 0.371, SLG: 0.500 (1, 7)		0-0 1B 3B	0-0 BB 1B		0-0 F3		0-0 HR	4-0 SH1-3 1B 1-2 SF7 BB											
Darryl Strawberry, L OBP: 0.267, SLG: 0.083 (1, 9)		0-0 L6	4-0 BB BB			0-3 K	0-3 K	0-0 SH1-3 1B 1-2 2-H											
Brian Giles, R OBP: 0.294, SLG: 0.250 (7, 6)		0-0 6-3 1B 3-H	0-0 F6			0-0 1-6-3 1B	4-0 CS BB	0-0 SH1-3 1-2 2-3											
Ronn Reynolds, R OBP: 0.125, SLG: 0.071 (1, 2)		0-0 6-3	0-3 K			0-0 1-6-3 1B	4-0 1B BB 2B BB	0-0 SF7 3-H											
José Oquendo, S OBP: 0.333, SLG: 0.111 Wally Backman, S OBP: 0.161, SLG: 0.133 (6, PH) (7, 4)		4-0 1B BB		0-0 3-1		0-0 1-6-3 1B	4-0 1B BB 2B BB	0-0 4-3											
Scott Holman, R OBP: 0.000, SLG: 0.500 Carlos Diaz, R Rusty Staub, L OBP: 0.385, SLG: 0.286 Neil Allen, R Mike Jorgensen, L OBP: 0.417, SLG: 0.667 Jesse Orosco, R OBP: 0.500, SLG: 0.500 Doug Sisk, R (8, 1)		0-0 1-2 3-H 1B		0-0 L4		0-0 4-3	0-0 2B 1B 1-2 2-3												
Inning Stats	R: 0 E: 0 K: 1 S: 5	H: 0 LOB: 0 BB: 0 P: 5	R: 2 E: 0 K: 1 S: 8	H: 3 LOB: 2 BB: 1 P: 12	R: 0 E: 0 K: 1 S: 7	H: 2 LOB: 3 BB: 1 P: 11	R: 0 E: 0 K: 0 S: 3	H: 0 LOB: 0 BB: 0 P: 3	R: 0 E: 0 K: 1 S: 7	H: 2 LOB: 2 BB: 0 P: 7	R: 6 E: 0 K: 2 S: 11	H: 5 LOB: 2 BB: 3 P: 24	R: 2 E: 0 K: 0 S: 5	H: 2 LOB: 1 BB: 1 P: 9	1B: 10 2B: 2 3B: 1 HR: 1	SF: 1 SAC: 1 DP: 0 HBP: 1	WP: 0 PB: 0 SB: 0 CS: 1	PA: 44	
PITCHER	IP WLS BF H R ER SO BB IBB HBP BLK WP HR S P ERA WHIP																		
Rich Gale, R ERA: 5.9 (1, 1)	6.0 L	31	10	7	7	4	2	0	0	0	0	1	45	10.50	2.000				
Bill Scherrer, L ERA: 5.11 (7, 1)	0.2	4	0	0	0	1	3	0	0	0	0	3	15	0.00	4.500				
Ben Hayes, R ERA: 10.32 (7, 1)	1.1	9	4	3	3	1	1	0	0	0	0	10	14	20.25	3.750				



Batter	1	2	3	4	5	6	7	8	9	AB R H RBI BB SO LOB
<b>Gary Redus, R</b> (1, 7) OBP: 0.400, SLG: 0.679	0-0 F9		0-3 K			4-0 S 5-3 BB		0-0 FC6-4 1B		3 1 1 0 1 1 0
<b>Eddie Milner, L</b> (1, 8) OBP: 0.370, SLG: 0.318 <b>Alan Knicely, R</b> (8, PH) OBP: 0.182, SLG: 0.182 <b>Brad Lesley, R</b> (9, 1)	0-3 K			0-0 1-3		0-0 F5 1-3		0-3 K		3 0 0 0 0 1 1 1 0 0 0 0 1 1 0 0 0 0 0 0 0
<b>Dave Concepcion, R</b> (1, 6) OBP: 0.333, SLG: 0.284	0-0 6-3			4-0 FC5-4 BB		0-0 5-3		0-0 FC6-4 1-2f		3 0 0 1 1 0 1
<b>Johnny Bench, R</b> (1, 5) OBP: 0.379, SLG: 0.523		0-0 F7		0-0 F8		0-0 F7			0-0 G5-3 2B	4 0 1 0 0 0 1
<b>Cesar Cedeno, R</b> (1, 9) OBP: 0.386, SLG: 0.430		0-0 1-3		0-0 FC5-4 1-2f			0-0 P4		0-3 K	4 0 0 0 0 1 2
<b>Dan Driessen, L</b> (1, 3) OBP: 0.387, SLG: 0.364		0-0 1B			0-0 6-3		0-0 4-3		4-0 BB	3 0 1 0 1 0 0
<b>Ron Oester, S</b> (1, 4) OBP: 0.358, SLG: 0.509		0-3 K			0-0 1B		0-0 1B		0-0 G5-3 2-3f	4 0 2 0 0 1 3
<b>Dann Bilardello, R</b> (1, 2) OBP: 0.196, SLG: 0.320			0-0 6-3		0-0 F7		0-3 K			3 0 0 0 0 1 2
<b>Ted Power, R</b> (1, 1) <b>Paul Householder, S</b> (8, PH) OBP: 0.136, SLG: 0.182 (9, 8)			0-3 K		0-0 4-3			0-0 P3		2 0 0 0 0 1 1 1 0 0 0 0 0 0

Inning Stats	R: 0 E: 0 K: 1 S: 5	H: 0 LOB: 0 BB: 0 P: 5	R: 0 E: 0 K: 1 S: 6	H: 1 LOB: 1 BB: 0 P: 6	R: 0 E: 0 K: 2 S: 7	H: 0 LOB: 0 BB: 0 P: 7	R: 0 E: 0 K: 0 S: 3	H: 0 LOB: 1 BB: 1 P: 7	R: 0 E: 0 K: 0 S: 4	H: 1 LOB: 1 BB: 0 P: 4	R: 1 E: 0 K: 0 S: 3	H: 0 LOB: 0 BB: 1 P: 7	R: 0 E: 0 K: 1 S: 6	H: 1 LOB: 1 BB: 0 P: 6	R: 0 E: 0 K: 1 S: 6	H: 1 LOB: 1 BB: 0 P: 6	R: 0 E: 0 K: 1 S: 5	H: 1 LOB: 1 BB: 1 P: 9	1B: 4 2B: 1 3B: 0 HR: 0	SF: 0 SAC: 0 DP: 1 HBP: 0	WP: 0 PB: 0 SB: 2 CS: 0	PA: 34	
<b>PITCHER</b> <b>Steve Carlton, L</b> (1, 1) ERA: 2.2	IP: 9.0 WLS: W BF: 34 H: 5 R: 1 ER: 1 SO: 7 BB: 3 IBB: 0 HBP: 0 BLK: 0 WP: 0 HR: 0 S: 45 P: 57 ERA: 1.00 WHIP: 0.889																						


**BOTTOM**

**Philadelphia Phillies @ Cincinnati Reds**  
Riverfront Stadium, Cincinnati, OH

Tue May 10 1983, 7:05 PM EDT  
Att. 18,694 - Unknown

livebaseballscorecards.com

<b>AB</b>	<b>31</b>
<b>R</b>	<b>1</b>
<b>H</b>	<b>5</b>
<b>RBI</b>	<b>1</b>
<b>BB</b>	<b>3</b>
<b>SO</b>	<b>7</b>
<b>LOB</b>	<b>12</b>



Batter	1	2	3	4	5	6	7	8	9	AB R H RBI BB SO LOB	TOP																						
<b>Pete Rose, S</b> (1, 3) OBP: 0.327, SLG: 0.347	0-0 4-3		0-0 S 1B		0-3 K			0-0 6-3		4 0 1 0 0 1 0																							
<b>Gary Matthews, R</b> (1, 7) OBP: 0.342, SLG: 0.359	0-0 F9		4-0 1-2 BB			0-0 6-3		0-0 5-3		3 0 0 0 1 0 0																							
<b>Joe Morgan, L</b> (1, 4) OBP: 0.398, SLG: 0.329 <b>Larry Milbourne, S</b> (2, 4) OBP: 0.269, SLG: 0.292	0-0 1B		0-0 P6			0-0 PB 1B		0-0 4-3		1 0 1 0 0 0 0 3 0 1 0 0 0 2																							
<b>Mike Schmidt, R</b> (1, 5) OBP: 0.491, SLG: 0.671	0-3 K			0-3 K		0-3 1-2 K		0-0 G4-3 1B		4 0 1 0 0 3 2																							
<b>Von Hayes, L</b> (1, 8) OBP: 0.222, SLG: 0.125		0-0 3-1		0-0 6-3 1B		0-0 F9		0-0 G4-3		4 0 1 0 0 0 2																							
<b>Bo Diaz, R</b> (1, 2) OBP: 0.316, SLG: 0.365		0-0 1-3		0-0 1-2 6-3			4-0 BB	0-3 K		3 0 0 0 1 1 1																							
<b>Greg Gross, L</b> (1, 9) OBP: 0.405, SLG: 0.457		0-0 G3		0-0 4-3			0-0 L8			3 0 0 0 0 0 2																							
<b>Ivan De Jesus, R</b> (1, 6) OBP: 0.295, SLG: 0.244			0-0 B1-4 1B		0-0 1-3		0-0 F8			3 0 1 0 0 0 1																							
<b>John Denny, R</b> (1, 1) OBP: 0.105, SLG: 0.056 <b>Porfi Altamirano, R</b> (5, 1) <b>Bob Molinaro, L</b> (7, PH) OBP: 0.154, SLG: 0.500 <b>Sid Monge, S</b> (7, 1) <b>Tug McGraw, R</b> (8, 1)			0-0 B1-4		0-0 P4		0-0 F7			2 0 0 0 0 0 1 0 0 0 0 0 0 0 1 0 0 0 0 0 1 0 0 0 0 0 0 0 0 0 0 0 0 0 0																							
<b>Inning Stats</b>	R: 0 E: 0 K: 1 S: 6	H: 1 LOB: 1 BB: 0 P: 6	R: 0 E: 0 K: 0 S: 3	H: 0 LOB: 0 BB: 0 P: 3	R: 0 E: 0 K: 0 S: 4	H: 2 LOB: 2 BB: 1 P: 8	R: 0 E: 0 K: 1 S: 6	H: 1 LOB: 1 BB: 0 P: 6	R: 0 E: 0 K: 1 S: 5	H: 0 LOB: 0 BB: 0 P: 5	R: 0 E: 0 K: 1 S: 6	H: 1 LOB: 1 BB: 0 P: 6	R: 0 E: 0 K: 0 S: 3	H: 0 LOB: 1 BB: 1 P: 7	R: 0 E: 0 K: 0 S: 3	H: 0 LOB: 0 BB: 0 P: 3	R: 0 E: 0 K: 1 S: 5	H: 1 LOB: 0 BB: 0 P: 5	1B: 6 2B: 1 3B: 0 HR: 0	SF: 0 SAC: 0 DP: 2 HBP: 0	WP: 0 PB: 1 SB: 1 CS: 0	PA: 33											
<b>PITCHER</b> <b>Mario Soto, R</b> (1, 1) ERA: 2.41	IP 9.0	WLS W	BF 33	H 6	R 0	ER 0	SO 5	BB 2	IBB 0	HBP 0	BLK 0	WP 0	HR 0	S 41	P 49	ERA 0.00	WHIP 0.889																
											<b>PITCHER</b>	IP	WLS	BF	H	R	ER	SO	BB	IBB	HBP	BLK	WP	HR	S	P	ERA	WHIP					

**Philadelphia Phillies @ Cincinnati Reds**  
**Riverfront Stadium, Cincinnati, OH**  
 Wed May 11 1983, 7:05 PM EDT  
 Att. 16,337 - Unknown

[livebaseballscorecards.com](http://livebaseballscorecards.com)

<b>AB</b>	<b>31</b>
<b>R</b>	<b>0</b>
<b>H</b>	<b>6</b>
<b>RBI</b>	<b>0</b>
<b>BB</b>	<b>2</b>
<b>SO</b>	<b>5</b>
<b>LOB</b>	<b>12</b>



Batter	1	2	3	4	5	6	7	8	9
<b>Gary Redus, R</b> OBP: 0.391, SLG: 0.643 (1, 7) X	0-0 4-3			0-0 F9	0-3 K		4-0 IBB		
<b>Eddie Milner, L</b> OBP: 0.374, SLG: 0.324 (1, 8) X	0-0 F9			0-0 CS 1B		0-0 1B 1B	0-0 F7		
<b>Dave Concepcion, R</b> OBP: 0.331, SLG: 0.283 (1, 6) X	0-0 6-3			0-0 1B 1B		0-0 L7		0-0 6-3	
<b>Johnny Bench, R</b> OBP: 0.375, SLG: 0.513 (1, 5)		0-0 P4		0-0 1B 1B		0-3 K		0-0 P6	
<b>Wayne Krenchicki, L</b> OBP: 0.231, SLG: 0.250 (9, 5)									
<b>Dan Driessen, L</b> OBP: 0.391, SLG: 0.369 (1, 3)		0-3 K		0-0 1B 1B		0-0 FC6-4 1B		0-0 F8	
<b>Cesar Cedeño, R</b> OBP: 0.375, SLG: 0.416 (1, 9) X		0-0 5-3		0-0 P5		0-0 FC6-4			
<b>Ron Oester, S</b> OBP: 0.358, SLG: 0.504 (1, 4) X			0-0 G3		0-0 4-3 6-3 1B		0-0 5-3		
<b>Alex Trevino, R</b> OBP: 0.286, SLG: 0.306 (1, 2) X			0-3 K		0-0 6-3		0-0 SH3-4 1B		
<b>Mario Soto, R</b> OBP: 0.105, SLG: 0.158 (1, 1) X			0-0 5-3		0-0 4-3		0-0 SH3-4		

AB	R	H	RBI	BB	SO	LOB
3	0	0	0	1	1	1
4	1	2	0	0	0	2
4	1	1	0	0	0	1
4	0	1	0	0	1	1
0	0	0	0	0	0	0
4	0	2	2	0	1	0
3	0	0	0	0	0	3
3	0	1	0	0	0	0
3	0	1	0	0	1	1
2	0	0	0	0	0	1

**BOTTOM**

**Philadelphia Phillies @ Cincinnati Reds**  
Riverfront Stadium, Cincinnati, OH  
Wed May 11 1983, 7:05 PM EDT  
Att. 16,337 - Unknown

[livebaseballscorecards.com](http://livebaseballscorecards.com)

<b>AB</b>	<b>30</b>
<b>R</b>	<b>2</b>
<b>H</b>	<b>8</b>
<b>RBI</b>	<b>2</b>
<b>BB</b>	<b>1</b>
<b>SO</b>	<b>4</b>
<b>LOB</b>	<b>10</b>



Inning	R	H	E	K	S	P	BB	IBB	HBP	BLK	WP	HR	S	P	ERA	WHIP
1	0	0	0	0	3	3	0	0	0	0	0	0	0	0	2.25	1.250
2	0	0	0	1	5	5	0	0	0	0	0	0	0	0	4.50	1.000
3	0	0	0	1	5	5	0	0	0	0	0	0	0	0	0.00	1.000
4	1	4	0	0	6	6	0	0	0	0	0	0	0	0	0.00	0.000
5	0	1	0	1	6	6	0	0	0	0	0	0	0	0	2.25	1.250
6	1	2	0	1	7	7	0	0	0	0	0	0	0	0	2.25	1.250
7	0	1	0	0	8	8	0	0	0	0	0	0	0	0	0.00	1.000
8	0	0	0	0	3	3	0	0	0	0	0	0	0	0	0.00	0.000
9	0	0	0	0	0	0	0	0	0	0	0	0	0	0	0.00	0.000

PITCHER	IP	WLS	BF	H	R	ER	SO	BB	IBB	HBP	BLK	WP	HR	S	P	ERA	WHIP
<b>John Denny, R</b> ERA: 2.28 (1, 1)	4.0	L	16	5	1	1	2	0	0	0	0	0	0	20	20	2.25	1.250
<b>Porfi Altamirano, R</b> ERA: 2.81 (5, 1)	2.0		8	2	1	1	2	0	0	0	0	0	0	12	12	4.50	1.000
<b>Sid Monge, L</b> ERA: 4.63 (7, 1)	1.0		5	1	0	0	0	0	1	0	0	0	0	4	8	0.00	1.000
<b>Tug McGraw, L</b> ERA: (8, 1)	1.0		3	0	0	0	0	0	0	0	0	0	0	3	3	0.00	0.000

WP	PA	ERA	WHIP
0	32		
0			
1			
1			

Batter	1	2	3	4	5	6	7	8	9	AB R H RBI BB SO LOB	TOP
<b>Johnnie LeMaster, R</b> (1, 6) <small>OBP: 0.424, SLG: 0.421</small> BB 	4-0 	0-3 		0-0 			0-0 		0-0 	4 1 0 0 1 1 3	
<b>Darrell Evans, L</b> (1, 3) <small>OBP: 0.423, SLG: 0.609</small> BB 	0-0 	4-0 		0-3 			0-0 		0-0 	4 1 3 1 1 1 1	
<b>Chili Davis, S</b> (1, 8) <small>OBP: 0.376, SLG: 0.528</small> 	0-0 	0-0 			0-0 		0-0 		0-0 	5 0 1 0 0 0 4	
<b>Jack Clark, R</b> (1, 9) <small>OBP: 0.308, SLG: 0.314</small> SS 	0-3 		0-0 		0-0 		0-3 			4 0 0 0 0 2 2	
<b>Tom O'Malley, L</b> (1, 5) <small>OBP: 0.343, SLG: 0.299</small> 	0-0 		0-0 		0-0 			0-0 		4 0 0 0 0 0 1	
<b>Max Venable, L</b> (1, 7) <small>OBP: 0.190, SLG: 0.436</small> 	0-0 		0-0 		0-0 			0-0 		4 1 1 0 0 0 1	
<b>Milt May, L</b> (1, 2) <small>OBP: 0.275, SLG: 0.277</small> 		0-0 	0-0 		0-0 			0-0 		4 1 2 0 0 0 0	
<b>Duane Kuiper, L</b> (1, 4) <small>OBP: 0.341, SLG: 0.271</small> 		0-0 		0-0 		0-0 		0-0 		4 0 0 0 0 0 2	
<b>Mike Krukow, R</b> (1, 1) <small>OBP: 0.500, SLG: 1.000</small> <b>Champ Summers, L</b> (7, PH) <small>OBP: 0.300, SLG: 0.222</small> <b>Jim Barr, R</b> (7, 1) <small>OBP: 0.500, SLG: 1.000</small> <b>Gary Lavelle, S</b> (9, 1) 		0-0 		0-0 			0-0 		0-0 	1 0 1 1 0 0 0 1 0 0 0 0 0 0 1 0 1 0 0 0 0 0 0 0 0 0 0 0	
<b>Inning Stats</b>	R: 2 H: 1 E: 0 LOB: 1 K: 1 BB: 1 S: 7 P: 11	R: 1 H: 1 E: 1 LOB: 2 K: 1 BB: 1 S: 7 P: 11	R: 1 H: 1 E: 0 LOB: 0 K: 0 BB: 0 S: 4 P: 4	R: 0 H: 1 E: 0 LOB: 1 K: 1 BB: 0 S: 6 P: 6	R: 0 H: 0 E: 0 LOB: 0 K: 0 BB: 0 S: 3 P: 3	R: 0 H: 0 E: 0 LOB: 0 K: 0 BB: 0 S: 3 P: 3	R: 0 H: 2 E: 0 LOB: 2 K: 1 BB: 0 S: 7 P: 7	R: 0 H: 1 E: 0 LOB: 1 K: 0 BB: 0 S: 4 P: 4	R: 0 H: 2 E: 0 LOB: 1 K: 0 BB: 0 S: 4 P: 4	1B: 5 SF: 1 2B: 3 SAC: 0 3B: 1 DP: 0 HR: 0 HBP: 0	WP: 1 PA: 39 PB: 1 SB: 0 CS: 1
<b>PITCHER</b> <b>Bruce Berenyi, R</b> (1, 1) <small>ERA: 2.47</small> <b>Brad Lesley, R</b> (8, 1) <small>ERA:</small>	IP WLS BF H R ER SO BB IBB HBP BLK WP HR S P ERA WHIP 7.0 L 31 6 4 2 4 2 0 0 0 0 1 0 37 45 2.57 1.143 2.0 8 3 0 0 0 0 0 0 0 0 0 0 8 8 0.00 1.500										

**San Francisco Giants @ Cincinnati Reds**  
 Riverfront Stadium, Cincinnati, OH  
 Thu May 12 1983, 7:05 PM EDT  
 Att. 9,232 - Unknown

AB	36
R	4
H	9
RBI	2
BB	2
SO	4
LOB	14



[livebaseballscorecards.com](http://livebaseballscorecards.com)



Batter	1	2	3	4	5	6	7	8	9	AB R H RBI BB SO LOB
<b>Gary Redus, R</b> (1, 7) OBP: 0.382, SLG: 0.610	4-0 E S 6-3 BB		0-3 K			0-0 5-3		0-3 K		3 1 0 0 1 2 0
<b>Eddie Milner, L</b> (1, 8) OBP: 0.378, SLG: 0.319	4-0 6-3 E 1-2 BB		0-0 F7			4-0 G1-6-3 BB		0-0 6-3		2 0 0 0 2 0 0
<b>Dave Concepcion, R</b> (1, 6) OBP: 0.336, SLG: 0.284	0-3 K 1-2 2-3			4-0 1-3 BB		0-0 G1-6-3 1-2f		0-0 1B		3 0 1 0 1 1 3
<b>Johnny Bench, R</b> (1, 5) OBP: 0.363, SLG: 0.496	0-0 6-3 2-3 3-H			0-0 F9		0-0 F8		0-3 K		4 0 0 1 0 1 3
<b>Dan Driessen, L</b> (1, 3) OBP: 0.379, SLG: 0.355	0-0 3-1			0-0 1-3 1-2		0-0 F7		0-0 2-3		4 0 0 0 0 0 3
<b>Cesar Cedeno, R</b> (1, 9) OBP: 0.364, SLG: 0.402		0-0 F8		0-3 K		0-0 3-1				3 0 0 0 0 1 1
<b>Brad Lesley, R</b> (8, 1)										0 0 0 0 0 0 0
<b>Ron Oester, S</b> (1, 4) OBP: 0.357, SLG: 0.517		0-0 1-3			0-0 F8			0-0 4-3 3B		3 1 1 0 0 0 0
<b>Dann Bilardello, R</b> (1, 2) OBP: 0.189, SLG: 0.308		0-0 6-3			0-3 K			0-0 4-3		2 0 0 0 0 1 0
<b>Wayne Krenchicki, L</b> (8, PH) OBP: 0.214, SLG: 0.231								3-H		1 0 0 1 0 0 0
<b>Alex Trevino, R</b> (9, 2) OBP: 0.286, SLG: 0.306								0-0 G3		0 0 0 0 0 0 0
<b>Bruce Berenyi, R</b> (1, 1) OBP: 0.167, SLG: 0.167			0-0 5-3			0-0 F8				2 0 0 0 0 0 0
<b>Paul Householder, S</b> (8, 9) OBP: 0.130, SLG: 0.174										1 0 0 0 0 0 0

Inning Stats	R: 1	H: 0	E: 1	LOB: 1	K: 1	BB: 2	S: 5	P: 13	R: 0	H: 0	E: 0	LOB: 0	K: 0	BB: 0	S: 3	P: 3	R: 0	H: 0	E: 0	LOB: 0	K: 1	BB: 0	S: 5	P: 5	R: 0	H: 0	E: 0	LOB: 1	K: 1	BB: 1	S: 5	P: 9	R: 0	H: 0	E: 0	LOB: 0	K: 1	BB: 0	S: 5	P: 5	R: 0	H: 0	E: 0	LOB: 0	K: 0	BB: 1	S: 2	P: 6	R: 0	H: 0	E: 0	LOB: 0	K: 0	BB: 0	S: 3	P: 3	R: 1	H: 1	E: 0	LOB: 0	K: 1	BB: 0	S: 6	P: 6	R: 0	H: 1	E: 0	LOB: 1	K: 1	BB: 0	S: 6	P: 6	1B: 1	SF: 0	2B: 0	SAC: 0	3B: 1	DP: 1	HR: 0	HBP: 0	WP: 0	PA: 32
<b>PITCHER</b>	IP	WLS	BF	H	R	ER	SO	BB	IBB	HBP	BLK	WP	HR	S	P	ERA	WHIP																																																																	
<b>Mike Krukow, R</b> (1, 1) ERA: 3.21	6.0		21	0	1	0	4	4	0	0	0	0	0	25	41	0.00	0.667																																																																	
<b>Jim Barr, R</b> (7, 1) ERA: 5.4	2.2		10	2	1	1	2	0	0	0	0	0	0	14	14	3.38	0.750																																																																	
<b>Gary Lavelle, L</b> (9, 1) ERA: 1.8	0.1	S	1	0	0	0	0	0	0	0	0	0	0	1	1	0.00	0.000																																																																	

**BOTTOM**

**San Francisco Giants @ Cincinnati Reds**  
Riverfront Stadium, Cincinnati, OH  
Thu May 12 1983, 7:05 PM EDT  
Att. 9,232 - Unknown

livebaseballscorecards.com

<b>AB</b>	<b>28</b>
<b>R</b>	<b>2</b>
<b>H</b>	<b>2</b>
<b>RBI</b>	<b>2</b>
<b>BB</b>	<b>4</b>
<b>SO</b>	<b>6</b>
<b>LOB</b>	<b>10</b>



Batter	1	2	3	4	5	6	7	8	9	AB R H RBI BB SO LOB	TOP	
<b>Johnnie LeMaster, R</b> (1, 6) <small>OBP: 0.416, SLG: 0.411</small>	0-3 		0-0 	0-0 		0-0 			0-0 	5 1 1 2 0 1 0		
<b>Darrell Evans, L</b> (1, 3) <small>OBP: 0.431, SLG: 0.649</small>	0-0 			2-2 					0-0 	5 2 3 2 0 0 0		
<b>Chili Davis, S</b> (1, 8) <small>OBP: 0.385, SLG: 0.532</small>	0-0 			2-2 					0-0 	3 1 1 1 2 0 1		
<b>Jack Clark, R</b> (1, 9) <small>OBP: 0.306, SLG: 0.311</small>		0-0 		6-3 					0-0 	4 0 1 0 0 1 2		
<b>Tom O'Malley, L</b> (1, 5) <small>OBP: 0.350, SLG: 0.292</small>		4-0 		4-0 					0-0 	2 1 0 0 2 0 2		
<b>Max Venable, L</b> (1, 7) <small>OBP: 0.196, SLG: 0.442</small>		0-0 		0-0 					0-0 	4 1 1 1 0 0 1		
<b>Milt May, L</b> (1, 2) <small>OBP: 0.273, SLG: 0.260</small>		0-0 		4-0 					0-0 	3 1 0 0 1 1 1		
<b>Duane Kuiper, L</b> (1, 4) <small>OBP: 0.349, SLG: 0.284</small>			0-0 	0-0 					0-0 	4 1 2 2 0 0 0		
<b>Fred Breining, R</b> (1, 1) <small>OBP: 0.222, SLG: 0.125</small> <b>Greg Minton, S</b> (8, 1)			0-3 	0-0 					0-0 	3 0 0 0 0 1 1		
<b>Inning Stats</b>	R: 0 H: 1 E: 0 LOB: 0 K: 1 BB: 0 S: 5 P: 5	R: 0 H: 0 E: 0 LOB: 1 K: 0 BB: 1 S: 3 P: 7	R: 0 H: 0 E: 0 LOB: 0 K: 1 BB: 0 S: 5 P: 5	R: 8 H: 6 E: 0 LOB: 1 K: 1 BB: 3 S: 11 P: 23	R: 0 H: 0 E: 0 LOB: 0 K: 1 BB: 0 S: 5 P: 5	R: 0 H: 0 E: 0 LOB: 0 K: 0 BB: 0 S: 3 P: 3	R: 0 H: 1 E: 0 LOB: 1 K: 0 BB: 1 S: 3 P: 7	R: 0 H: 1 E: 0 LOB: 1 K: 0 BB: 0 S: 4 P: 4	R: 0 H: 0 E: 0 LOB: 0 K: 0 BB: 0 S: 3 P: 3	1B: 5 SF: 0 2B: 4 SAC: 1 3B: 0 DP: 2 HR: 1 HBP: 0	WP: 0 PA: 39 PB: 0 SB: 0 CS: 0	
<b>PITCHER</b> <b>Rich Gale, R</b> (1, 1) <small>ERA: 6.96</small> <b>Charlie Puleo, R</b> (4, 1) <small>ERA: 7.94</small> <b>Bill Scherrer, L</b> (8, 1) <small>ERA: 4.73</small> <b>Tom Hume, R</b> (9, 1) <small>ERA: 5.59</small>	IP WLS BF H R ER SO BB IBB HBP BLK WP HR S P ERA WHIP											<b>PITCHER</b> IP WLS BF H R ER SO BB IBB HBP BLK WP HR S P ERA WHIP

**San Francisco Giants @ Cincinnati Reds**  
 Riverfront Stadium, Cincinnati, OH  
 Fri May 13 1983, 7:05 PM EDT  
 Att: 15,241 - Unknown

livebaseballscorecards.com

<b>AB</b>	<b>33</b>
<b>R</b>	<b>8</b>
<b>H</b>	<b>9</b>
<b>RBI</b>	<b>8</b>
<b>BB</b>	<b>5</b>
<b>SO</b>	<b>4</b>
<b>LOB</b>	<b>8</b>



Batter	1	2	3	4	5	6	7	8	9	AB	R	H	RBI	BB	SO	LOB
<b>Gary Redus, R</b> (1, 7) OBP: 0.384, SLG: 0.594	0-0 F3		0-0 FC5-2-6 E 1B			0-3 K	0-0 F3		0-0 BB 1B	5	1	2	0	0	1	1
<b>Eddie Milner, L</b> (1, 8) OBP: 0.386, SLG: 0.342	0-0 1-3		0-0 FC5-2-6 1-3 2-H			0-0 2B		0-0 G5-4-3 2B	4-0 1B BB	4	2	2	0	1	0	2
<b>Dave Concepcion, R</b> (1, 6) OBP: 0.345, SLG: 0.306	0-0 4-3		0-0 F3			0-0 2B		0-0 G5-4-3 1B	0-0 FC6-4 1B	5	0	3	2	0	0	2
<b>Johnny Bench, R</b> (1, 5) OBP: 0.357, SLG: 0.479		4-0 G3 BLK 1B BB		0-0 L5		0-0 F7		0-0 G5-4-3 1-2f	0-0 FC6-4 1-2f	4	1	0	0	1	0	4
<b>Dan Driessen, L</b> (1, 3) OBP: 0.375, SLG: 0.351		0-0 F7 1-2		0-3 K		0-0 4-3		0-0 1B		4	0	1	0	0	1	2
<b>Ron Oester, S</b> (1, 4) OBP: 0.354, SLG: 0.508 <b>Tom Hume, R</b> (9, 1)		0-0 G3 2-3		0-0 F7			0-0 4-1	0-0 1-3 1B		4	0	1	0	0	0	1
<b>Paul Householder, S</b> (1, 9) OBP: 0.148, SLG: 0.185		0-0 CS 1B 3-H		0-0 3-1			0-0 L4	0-3 K		4	0	1	1	0	1	2
<b>Dann Bilardello, R</b> (1, 2) OBP: 0.196, SLG: 0.309 <b>Tom Foley, L</b> (9, PH) OBP: 0.364, SLG: 0.333		0-0 CS 1-2	0-0 E S FC5-2-6 1B	0-3 K		0-3 K	0-0 E5 2B	0-3 K	3 1 1 0 0 0 1 0	3	1	1	0	0	1	0
<b>Rich Gale, R</b> (1, 1) OBP: 0.333, SLG: 0.300 <b>Charlie Puleo, R</b> (4, 1) <b>Duane Walker, L</b> (7, PH) OBP: 0.357, SLG: 0.514 <b>Bill Scherrer, L</b> (8, 1) OBP: 0.500, SLG: 0.500 <b>Wayne Krenchicki, L</b> (9, 4) OBP: 0.200, SLG: 0.214			0-3 K	0-3 K		0-0 2B		0-0 F8	1 0 0 0 0 0 1 0	1	0	0	0	0	1	1

Inning Stats	R: 0	H: 0	E: 0	K: 0	S: 3	R: 1	H: 1	E: 0	K: 0	S: 3	R: 0	H: 2	E: 1	K: 1	S: 7	R: 0	H: 0	E: 0	K: 1	S: 5	R: 0	H: 0	E: 0	K: 2	S: 7	R: 1	H: 2	E: 0	K: 1	S: 7	R: 1	H: 1	E: 1	K: 0	S: 5	R: 1	H: 4	E: 0	K: 1	S: 8	R: 1	H: 2	E: 0	K: 1	S: 7	1B: 8	SF: 0	2B: 4	SAC: 0	3B: 0	DP: 1	HR: 0	HBP: 0	WP: 0	PA: 41
<b>PITCHER</b>	IP	WLS	BF	H	R	ER	SO	BB	IBB	HBP	BLK	WP	HR	S	P	ERA	WHIP																																						
<b>Fred Breining, R</b> (1, 1) ERA: 3.78	7.0	W	29	7	4	3	5	1	0	0	1	0	0	38	42	3.86	1.143																																						
<b>Greg Minton, R</b> (8, 1) ERA: 6.32	2.0		11	5	1	1	2	1	0	0	0	0	0	14	18	4.50	3.000																																						

BOTTOM

**San Francisco Giants @ Cincinnati Reds**  
Riverfront Stadium, Cincinnati, OH

livebaseballscorecards.com

<b>AB</b>	<b>38</b>
<b>R</b>	<b>5</b>
<b>H</b>	<b>12</b>
<b>RBI</b>	<b>4</b>
<b>BB</b>	<b>2</b>
<b>SO</b>	<b>7</b>
<b>LOB</b>	<b>15</b>



<b>WP: 0</b>	<b>PA: 41</b>
<b>PB: 0</b>	<b>ERA</b>
<b>SB: 1</b>	<b>WHIP</b>
<b>CS: 1</b>	

Fri May 13 1983, 7:05 PM EDT  
Att. 15,241 - Unknown

Batter	1	2	3	4	5	6	7	8	9	AB R H RBI BB SO LOB	TOP		
<b>Johnnie LeMaster, R</b> (1, 6) <small>OBP: 0.411, SLG: 0.405</small>	0-0 <b>F2</b>		0-0 <b>F4</b>	0-0 <b>SH1-4</b>	0-0 <b>S</b> <b>1B</b>			0-0 <b>F2</b>		4 0 1 0 0 0 1	<b>San Francisco Giants @ Cincinnati Reds</b> Riverfront Stadium, Cincinnati, OH Sat May 14 1983, 7:05 PM EDT Att: 15,748 - Unknown		
<b>Darrell Evans, L</b> (1, 5) <small>OBP: 0.438, SLG: 0.703</small>	0-0 <b>G3</b>		0-0 <b>HR</b>	4-0 <b>1B</b> <b>HBP</b> <b>IBB</b>	0-3 <b>K</b>		0-0 <b>HR</b>		4 3 2 3 1 1 1				
<b>Chili Davis, S</b> (1, 8) <small>OBP: 0.385, SLG: 0.522</small>	0-0 <b>F5</b>		4-0 <b>1B</b> <b>5-3</b> <b>BB</b>	0-0 <b>HBP</b> <b>S</b> <b>1B</b>	0-3 <b>K</b>		0-3 <b>K</b>		4 1 1 2 1 2 0				
<b>Jack Clark, R</b> (1, 9) <small>OBP: 0.302, SLG: 0.306</small>		0-0 <b>E7</b> <b>CS</b> <b>1B</b>	0-0 <b>5-3</b>	0-3 <b>K</b>	0-0 <b>4-3</b>		0-0 <b>F8</b>		5 0 1 0 0 1 3				
<b>Dave Bergman, L</b> (1, 3) <small>OBP: 0.385, SLG: 0.200</small>		0-0 <b>L4</b>	4-0 <b>1B</b> <b>BB</b>	4-0 <b>HBP</b> <b>IBB</b>	0-0 <b>6-3</b>		0-0 <b>F7</b>		3 0 0 0 2 0 1				
<b>Max Venable, L</b> (1, 7) <small>OBP: 0.255, SLG: 0.478</small>		4-0 <b>CS</b> <b>1B</b> <b>BB</b>	0-0 <b>1B</b> <b>2-H</b>	1-0 <b>HBP</b>	0-0 <b>4-3</b>		0-0 <b>2B</b>		3 1 2 2 1 0 0				
<b>Milt May, L</b> (1, 2) <small>OBP: 0.267, SLG: 0.255</small>		0-0 <b>FC5-4</b> <b>1B</b>	0-0 <b>4-3</b>	0-0 <b>4-3</b>	0-3 <b>K</b>		0-0 <b>4-3</b>		5 0 1 1 0 1 6				
<b>Duane Kuiper, L</b> (1, 4) <small>OBP: 0.344, SLG: 0.273</small>	0-0 <b>FC5-4</b>			4-0 <b>SH1-4</b> <b>1B</b> <b>BB</b>	0-0 <b>G3</b>		0-0 <b>L6</b>		3 1 0 0 1 0 1				
<b>Bill Laskey, R</b> (1, 1) <small>OBP: 0.333, SLG: 0.125</small> <b>Gary Lavelle, S</b> (7, 1) <b>Greg Minton, S</b> (8, 1)			0-0 <b>HR</b> <b>1B</b>	0-0 <b>SH1-4</b> <b>1B</b>	0-3 <b>K</b>		0-3 <b>K</b>		3 2 2 0 0 1 0 1 0 0 0 0 1 0 0 0 0 0 0 0 0				
<b>Inning Stats</b>	R: 0 H: 0 E: 0 LOB: 0 K: 0 BB: 0 S: 3 P: 3	R: 1 H: 2 E: 1 LOB: 1 K: 0 BB: 1 S: 4 P: 8	R: 3 H: 3 E: 0 LOB: 2 K: 0 BB: 2 S: 6 P: 14	R: 3 H: 2 E: 0 LOB: 3 K: 1 BB: 3 S: 7 P: 20	R: 0 H: 1 E: 0 LOB: 1 K: 2 BB: 0 S: 8 P: 8	R: 0 H: 0 E: 0 LOB: 0 K: 1 BB: 0 S: 5 P: 5	R: 0 H: 0 E: 0 LOB: 0 K: 1 BB: 0 S: 5 P: 5	R: 1 H: 1 E: 0 LOB: 0 K: 2 BB: 0 S: 8 P: 8	R: 0 H: 1 E: 0 LOB: 1 K: 0 BB: 0 S: 4 P: 4	1B: 7 SF: 0 2B: 1 SAC: 1 3B: 0 DP: 0 HR: 2 HBP: 1	WP: 0 PA: 43 PB: 0 SB: 2 CS: 2		
<b>PITCHER</b>	IP WLS BF H R ER SO BB IBB HBP BLK WP HR S P ERA WHIP											<b>PITCHER</b>	IP WLS BF H R ER SO BB IBB HBP BLK WP HR S P ERA WHIP
<b>Frank Pastore, R</b> (1, 1) <small>ERA: 7.05</small>	2.2 L 15 5 4 4 0 3 0 0 0 0 0 1 12 24 13.50 3.000												
<b>Greg Harris, R</b> (3, 1) <small>ERA: 27.0</small>	1.0 9 2 3 3 1 1 2 1 0 0 0 0 7 20 27.00 3.000												
<b>Bill Scherrer, L</b> (4, 1) <small>ERA: 3.78</small>	3.1 11 1 0 0 4 0 0 0 0 0 0 0 19 19 0.00 0.300												
<b>Brad Lesley, R</b> (8, 1) <small>ERA: 1.8</small>	2.0 8 2 1 1 2 0 0 0 0 0 0 1 12 12 4.50 1.000												

livebaseballscorecards.com

AB	35
R	8
H	10
RBI	8
BB	6
SO	7
LOB	13



BOTTOM

San Francisco Giants @ Cincinnati Reds  
Riverfront Stadium, Cincinnati, OH

livebaseballscorecards.com

AB	38
R	7
H	13
RBI	6
BB	1
SO	9
LOB	16



WP:	0	PA:	40
PB:	0	SB:	0
CS:	0		

Sat May 14 1983, 7:05 PM EDT  
Att. 15,748 - Unknown

AB R H RBI BB SO LOB

5 0 0 0 0 4 2

5 1 1 0 0 1 1

4 1 1 0 0 1 1

5 1 3 1 0 1 1

4 2 3 0 0 0 1

3 1 2 2 0 0 2

3 0 1 1 0 0 3

1 0 0 0 0 0 2

4 0 0 0 0 2 3

0 0 0 0 0 0 0

1 0 0 0 0 0 0

0 0 0 0 1 0 0

1 0 0 0 0 0 0

0 0 0 0 0 0 0

1 1 1 0 0 0 0

1B: 9 SF: 0

2B: 3 SAC: 0

3B: 0 DP: 2

HR: 1 HBP: 1

WP: 0 PA: 40

PB: 0 SB: 0

CS: 0

1B: 9 SF: 0

2B: 3 SAC: 0

3B: 0 DP: 2

HR: 1 HBP: 1

WP: 0 PA: 40

PB: 0 SB: 0

CS: 0

1B: 9 SF: 0

2B: 3 SAC: 0

3B: 0 DP: 2

HR: 1 HBP: 1

WP: 0 PA: 40

PB: 0 SB: 0

CS: 0

1B: 9 SF: 0

2B: 3 SAC: 0

3B: 0 DP: 2

HR: 1 HBP: 1

WP: 0 PA: 40

PB: 0 SB: 0

CS: 0

1B: 9 SF: 0

2B: 3 SAC: 0

3B: 0 DP: 2

HR: 1 HBP: 1

WP: 0 PA: 40

PB: 0 SB: 0

CS: 0

1B: 9 SF: 0

2B: 3 SAC: 0

3B: 0 DP: 2

HR: 1 HBP: 1

WP: 0 PA: 40

PB: 0 SB: 0

CS: 0

1B: 9 SF: 0

2B: 3 SAC: 0

3B: 0 DP: 2

HR: 1 HBP: 1

WP: 0 PA: 40

PB: 0 SB: 0

CS: 0

1B: 9 SF: 0

2B: 3 SAC: 0

3B: 0 DP: 2

HR: 1 HBP: 1

WP: 0 PA: 40

PB: 0 SB: 0

CS: 0

1B: 9 SF: 0

2B: 3 SAC: 0

3B: 0 DP: 2

HR: 1 HBP: 1

WP: 0 PA: 40

PB: 0 SB: 0

CS: 0

1B: 9 SF: 0

2B: 3 SAC: 0

3B: 0 DP: 2

HR: 1 HBP: 1

WP: 0 PA: 40

PB: 0 SB: 0

CS: 0

1B: 9 SF: 0

2B: 3 SAC: 0

3B: 0 DP: 2

HR: 1 HBP: 1

WP: 0 PA: 40

PB: 0 SB: 0

CS: 0

1B: 9 SF: 0

2B: 3 SAC: 0

3B: 0 DP: 2

HR: 1 HBP: 1

WP: 0 PA: 40

PB: 0 SB: 0

CS: 0

1B: 9 SF: 0

2B: 3 SAC: 0

3B: 0 DP: 2

HR: 1 HBP: 1

WP: 0 PA: 40

PB: 0 SB: 0

CS: 0

1B: 9 SF: 0

2B: 3 SAC: 0

3B: 0 DP: 2

HR: 1 HBP: 1

WP: 0 PA: 40

PB: 0 SB: 0

CS: 0

1B: 9 SF: 0

2B: 3 SAC: 0

3B: 0 DP: 2

HR: 1 HBP: 1

WP: 0 PA: 40

PB: 0 SB: 0

CS: 0

1B: 9 SF: 0

2B: 3 SAC: 0

3B: 0 DP: 2

HR: 1 HBP: 1

WP: 0 PA: 40

PB: 0 SB: 0

CS: 0

1B: 9 SF: 0

2B: 3 SAC: 0

3B: 0 DP: 2

HR: 1 HBP: 1

WP: 0 PA: 40

PB: 0 SB: 0

CS: 0

1B: 9 SF: 0

2B: 3 SAC: 0

3B: 0 DP: 2

HR: 1 HBP: 1

WP: 0 PA: 40

PB: 0 SB: 0

CS: 0

1B: 9 SF: 0

2B: 3 SAC: 0

3B: 0 DP: 2

HR: 1 HBP: 1

WP: 0 PA: 40

PB: 0 SB: 0

CS: 0

1B: 9 SF: 0

2B: 3 SAC: 0

3B: 0 DP: 2

HR: 1 HBP: 1

WP: 0 PA: 40

PB: 0 SB: 0

CS: 0

1B: 9 SF: 0

2B: 3 SAC: 0

3B: 0 DP: 2

HR: 1 HBP: 1

WP: 0 PA: 40

PB: 0 SB: 0

CS: 0

1B: 9 SF: 0

2B: 3 SAC: 0

3B: 0 DP: 2

HR: 1 HBP: 1

WP: 0 PA: 40

PB: 0 SB: 0

CS: 0

1B: 9 SF: 0

2B: 3 SAC: 0

3B: 0 DP: 2

HR: 1 HBP: 1

WP: 0 PA: 40

PB: 0 SB: 0

CS: 0

1B: 9 SF: 0

2B: 3 SAC: 0

3B: 0 DP: 2

HR: 1 HBP: 1

WP: 0 PA: 40

PB: 0 SB: 0

CS: 0

1B: 9 SF: 0

2B: 3 SAC: 0

3B: 0 DP: 2

HR: 1 HBP: 1

WP: 0 PA: 40

PB: 0 SB: 0

CS: 0

1B: 9 SF: 0

2B: 3 SAC: 0

3B: 0 DP: 2

HR: 1 HBP: 1

WP: 0 PA: 40

PB: 0 SB: 0

CS: 0

1B: 9 SF: 0

2B: 3 SAC: 0

3B: 0 DP: 2

HR: 1 HBP: 1

WP: 0 PA: 40

PB: 0 SB: 0

CS: 0

1B: 9 SF: 0

2B: 3 SAC: 0

3B: 0 DP: 2

HR: 1 HBP: 1

WP: 0 PA: 40

PB: 0 SB: 0

CS: 0

1B: 9 SF: 0

2B: 3 SAC: 0

3B: 0 DP: 2

HR: 1 HBP: 1

WP: 0 PA: 40

PB: 0 SB: 0

CS: 0

1B: 9 SF: 0

2B: 3 SAC: 0

3B: 0 DP: 2

HR: 1 HBP: 1

WP: 0 PA: 40

PB: 0 SB: 0

CS: 0

1B: 9 SF: 0

2B: 3 SAC: 0

3B: 0 DP: 2

HR: 1 HBP: 1

WP: 0 PA: 40

PB: 0 SB: 0

CS: 0

1B: 9 SF: 0

2B: 3 SAC: 0

3B: 0 DP: 2

HR: 1 HBP: 1

WP: 0 PA: 40

PB: 0 SB: 0

CS: 0

1B: 9 SF: 0

2B: 3 SAC: 0

3B: 0 DP: 2

HR: 1 HBP: 1

WP: 0 PA: 40

PB: 0 SB: 0

CS: 0

1B: 9 SF: 0

2B: 3 SAC: 0

3B: 0 DP: 2

HR: 1 HBP: 1

WP: 0 PA: 40

PB: 0 SB: 0

CS: 0

1B: 9 SF: 0

2B: 3 SAC: 0

3B: 0 DP: 2

HR: 1 HBP: 1

WP: 0 PA: 40

PB: 0 SB: 0

CS: 0

1B: 9 SF: 0

2B: 3 SAC: 0

3B: 0 DP: 2

HR: 1 HBP: 1

WP: 0 PA: 40

PB: 0 SB: 0

CS

Batter	1	2	3	4	5	6	7	8	9	AB R H RBI BB SO LOB	TOP
<b>Johnnie LeMaster, R</b> (1, 6) <small>OBP: 0.404, SLG: 0.397</small>	0-0 		0-0 			0-3 		0-0 	0-0 	5 1 1 0 0 1 1	<b>San Francisco Giants @ Cincinnati Reds</b> Riverfront Stadium, Cincinnati, OH Sun May 15 1983, 3:33 AM EDT Att. 21,642 - Unknown <a href="http://livebaseballscorecards.com">livebaseballscorecards.com</a>
<b>Darrell Evans, L</b> (1, 5) <small>OBP: 0.437, SLG: 0.683</small>	0-3 		0-0 			4-0 		4-0 	0-0 	3 1 0 0 2 1 1	
<b>Chili Davis, S</b> (1, 8) <small>OBP: 0.396, SLG: 0.534</small>	0-0 			4-0 		0-0 		0-0 		3 0 2 0 1 0 2	
<b>Jack Clark, R</b> (1, 9) <small>OBP: 0.300, SLG: 0.304</small>	0-0 			0-0 		0-0 		0-0 		4 1 1 1 0 0 3	
<b>Dave Bergman, L</b> (1, 3) <small>OBP: 0.367, SLG: 0.250</small>		0-0 		0-0 		0-0 		0-0 		4 1 1 1 0 0 2	
<b>Max Venable, L</b> (1, 7) <small>OBP: 0.255, SLG: 0.449</small>		0-0 			0-0 		0-0 	4-0 		3 1 0 0 1 0 0	
<b>Bob Brenly, R</b> (1, 2) <small>OBP: 0.325, SLG: 0.323</small>		0-0 			0-0 		0-0 	0-0 		4 0 1 2 0 0 0	
<b>Duane Kuiper, L</b> (1, 4) <small>OBP: 0.351, SLG: 0.275</small>			0-0 		4-0 		0-0 	0-0 		3 0 1 0 1 0 1	
<b>Atlee Hammaker, S</b> (1, 1) <small>OBP: 0.158, SLG: 0.111</small> <b>Jim Barr, R</b> (8, 1) <small>OBP: 0.333, SLG: 0.667</small> <b>Gary Lavelle, S</b> (9, 1)			4-0 		0-0 		0-0 		0-0 	2 0 0 0 1 0 2 1 0 0 0 0 0 0 0 0 0 0 0 0 0	
<b>Inning Stats</b>	R: 0 H: 1 E: 0 LOB: 1 K: 1 BB: 0 S: 6 P: 6	R: 0 H: 0 E: 0 LOB: 0 K: 0 BB: 0 S: 3 P: 3	R: 0 H: 0 E: 0 LOB: 1 K: 0 BB: 1 S: 3 P: 7	R: 0 H: 0 E: 0 LOB: 0 K: 0 BB: 1 S: 2 P: 6	R: 0 H: 0 E: 0 LOB: 1 K: 0 BB: 1 S: 3 P: 7	R: 1 H: 1 E: 0 LOB: 1 K: 1 BB: 1 S: 6 P: 10	R: 0 H: 1 E: 0 LOB: 1 K: 0 BB: 0 S: 4 P: 4	R: 4 H: 4 E: 1 LOB: 1 K: 0 BB: 2 S: 6 P: 14	R: 0 H: 0 E: 0 LOB: 0 K: 0 BB: 0 S: 3 P: 3	1B: 4 SF: 0 2B: 3 SAC: 0 3B: 0 DP: 1 HR: 0 HBP: 0	
<b>PITCHER</b> <b>Ted Power, R</b> (1, 1) <small>ERA: 1.61</small> <b>Tom Hume, R</b> (8, 1) <small>ERA: 7.2</small> <b>Bill Scherrer, L</b> (8, 1) <small>ERA: 3.5</small>	IP WLS BF H R ER SO BB IBB HBP BLK WP HR S P ERA WHIP 7.0 0 27 3 1 1 2 4 0 0 0 1 0 27 43 1.29 1.000 0.2 L 7 4 4 4 0 1 1 0 0 0 0 0 5 13 54.00 7.500 1.1 4 0 0 0 0 0 0 0 0 0 0 0 4 4 0.00 0.000										

<b>AB</b>	32
<b>R</b>	5
<b>H</b>	7
<b>RBI</b>	4
<b>BB</b>	6
<b>SO</b>	2
<b>LOB</b>	12



BOTTOM

San Francisco Giants @ Cincinnati Reds  
Riverfront Stadium, Cincinnati, OH

livebaseballscorecards.com

AB	32
R	2
H	8
RBI	2
BB	3
SO	6
LOB	12



WP:	0	PA:	37
PB:	0	SB:	0
CS:	0		

Sun May 15 1983, 3:33 AM EDT  
Att. 21,642 - Unknown

AB	R	H	RBI	BB	SO	LOB
4	0	0	0	1	0	1
4	0	0	0	0	1	3
4	0	0	0	0	0	0
4	1	2	1	0	0	0
3	1	2	0	1	1	0
4	0	2	1	0	1	2
4	0	1	0	0	0	3
1	0	1	0	1	0	0
0	0	0	0	0	0	0
1	0	0	0	0	0	0
1	0	0	0	0	1	2
1	0	0	0	0	1	1
0	0	0	0	0	0	0
0	0	0	0	0	0	0
1	0	0	0	0	1	0

Batter	1	2	3	4	5	6	7	8	9
<b>Gary Redus, R</b> OBP: 0.349, SLG: 0.521 (1, 7) X	0-0 F9 ①		0-0 F8 ①		0-0 F7 ②		4-0 IBB		0-0 6-3 ③
<b>Eddie Milner, L</b> OBP: 0.369, SLG: 0.333 (1, 8) X	0-0 G3 ②		0-3 K ②		0-0 F8 ③		0-0 G1 ③		
<b>Dave Concepcion, R</b> OBP: 0.333, SLG: 0.294 (1, 6) X	0-0 F7 ③		0-0 4-3 ③			0-0 F9 ①		0-0 1-3 ①	
<b>Johnny Bench, R</b> OBP: 0.370, SLG: 0.523 (1, 3) X		0-0 HR		0-0 F7 ①		0-0 1B ②		0-0 F3 ②	
<b>Paul Householder, S</b> OBP: 0.286, SLG: 0.485 (1, 9) X		4-0 4-3 BB		0-3 K ②		0-0 3B		0-0 2B 3B	
<b>Kelly Paris, R</b> OBP: 0.167, SLG: 0.250 (1, 5) X		0-3 K ①		0-0 1B		0-0 F8 ③		0-0 2B	
<b>Ron Oester, S</b> OBP: 0.362, SLG: 0.508 (1, 4) X		0-0 4-3 ②		0-0 1-6-3 ③		0-0 SH5-4 1B		0-0 F8 ③	
<b>Dann Bilardello, R</b> OBP: 0.224, SLG: 0.321 (1, 2) X		4-0 IBB		0-0 SH4 1B		0-0 SH5-4 1-2		0-0 F9 ①	
<b>Wayne Krenchicki, L</b> OBP: 0.250, SLG: 0.267 (9, PH)				0-0 SH4 ①				0-3 K ②	
<b>Alex Trevino, R</b> OBP: 0.267, SLG: 0.284 (9, PH)									0-3 K ②
<b>Ted Power, R</b> OBP: 0.154, SLG: 0.154 (7, PH)		0-3 K ③							
<b>Alan Knicely, R</b> OBP: 0.667, SLG: 0.500 (8, 1)									
<b>Tom Hume, R</b> OBP: 0.364, SLG: 0.513 (8, 1)									
<b>Bill Scherrer, L</b> OBP: 0.364, SLG: 0.513 (9, PH)									
<b>Duane Walker, L</b> OBP: 0.364, SLG: 0.513 (9, PH)									

Inning Stats	R: 0	H: 0	E: 0	K: 0	S: 3	R: 1	H: 1	E: 0	K: 2	S: 8	R: 0	H: 0	E: 0	K: 1	S: 5	R: 0	H: 1	E: 0	K: 1	S: 6	R: 0	H: 1	E: 0	K: 0	S: 4	R: 0	H: 2	E: 0	K: 0	S: 4	R: 0	H: 1	E: 0	K: 1	S: 6	R: 1	H: 2	E: 0	K: 0	S: 5	R: 0	H: 0	E: 0	K: 1	S: 5	R: 0	H: 0	E: 0	K: 1	S: 5	1B: 4	SF: 0	2B: 1	3B: 2	HR: 1	WP: 0	PA: 37
--------------	------	------	------	------	------	------	------	------	------	------	------	------	------	------	------	------	------	------	------	------	------	------	------	------	------	------	------	------	------	------	------	------	------	------	------	------	------	------	------	------	------	------	------	------	------	------	------	------	------	------	-------	-------	-------	-------	-------	-------	--------

PITCHER	IP	WLS	BF	H	R	ER	SO	BB	IBB	HBP	BLK	WP	HR	S	P	ERA	WHIP
<b>Atlee Hammaker, L</b> ERA: 1.24 (1, 1)	7.0	W	29	6	1	1	5	1	2	0	0	0	1	36	48	1.29	1.000
<b>Jim Barr, R</b> ERA: 5.59 (8, 1)	1.0		5	2	1	1	0	0	0	0	0	0	0	5	5	9.00	2.000
<b>Gary Lavelle, L</b> ERA: 2.01 (9, 1)	1.0	S	3	0	0	0	1	0	0	0	0	0	0	5	5	0.00	0.000

Batter	1	2	3	4	5	6	7	8	9	AB R H RBI BB SO LOB	TOP											
<b>Gary Redus, R</b> (1, 7) OBP: 0.356, SLG: 0.558	0-0 F7		0-3 K		0-0 E7 2-H 1B			0-0 HR		4 1 2 2 0 1 1	<b>Cincinnati Reds @ Pittsburgh Pirates</b> Three Rivers Stadium, Pittsburgh, PA Tue May 17 1983, 7:05 PM EDT Att. 5,207 - Unknown											
<b>Eddie Milner, L</b> (1, 8) OBP: 0.359, SLG: 0.323	0-0 3-1			0-0 F8	0-0 5-3			0-3 K		4 0 0 0 0 1 1												
<b>Dave Concepcion, R</b> (1, 6) OBP: 0.338, SLG: 0.302	0-0 4-3			0-0 2B		0-0 4-3		4-0 BB		3 0 1 0 1 0 0												
<b>Johnny Bench, R</b> (1, 3) OBP: 0.366, SLG: 0.515		0-0 1B		0-0 F4		0-3 K		0-0 F4		4 0 1 0 0 1 2												
<b>Paul Householder, S</b> (1, 9) OBP: 0.282, SLG: 0.444		0-0 F4		4-0 BB		0-0 F1			0-0 F7	3 0 0 0 1 0 0												
<b>Kelly Paris, R</b> (1, 5) OBP: 0.188, SLG: 0.200		0-0 L6		0-3 K			0-0 F7		1-0 HBP	3 0 0 0 0 1 2												
<b>Ron Oester, S</b> (1, 4) OBP: 0.359, SLG: 0.500			0-3 K		0-0 SH2-4 E 1B		0-0 F7		0-0 F8 1-2	4 1 1 0 0 1 1												
<b>Alex Trevino, R</b> (1, 2) OBP: 0.266, SLG: 0.271			0-0 4-3		0-0 F9		0-0 F9		4-0 IBB	3 0 0 0 1 0 1												
<b>Mario Soto, R</b> (1, 1) OBP: 0.136, SLG: 0.182			0-0 1B		0-0 SH2-4 1-2			0-3 K	0-3 K	3 0 1 0 0 2 2												
<b>Inning Stats</b>	R: 0 E: 0 K: 0 S: 3	H: 0 LOB: 0 BB: 0 P: 3	R: 0 E: 0 K: 0 S: 3	H: 1 LOB: 0 BB: 0 P: 3	R: 0 E: 0 K: 2 S: 8	H: 1 LOB: 1 BB: 0 P: 8	R: 0 E: 0 K: 1 S: 6	H: 1 LOB: 2 BB: 1 P: 10	R: 1 E: 1 K: 0 S: 5	H: 2 LOB: 1 BB: 0 P: 5	R: 0 E: 0 K: 1 S: 5	H: 0 LOB: 0 BB: 0 P: 5	R: 0 E: 0 K: 0 S: 3	H: 0 LOB: 0 BB: 0 P: 3	R: 1 E: 0 K: 2 S: 8	H: 1 LOB: 1 BB: 1 P: 12	R: 0 E: 0 K: 1 S: 5	H: 0 LOB: 2 BB: 1 P: 10	1B: 4 2B: 1 3B: 0 HR: 1	SF: 0 SAC: 1 DP: 0 HBP: 1	WP: 0 PB: 0 SB: 1 CS: 0	PA: 36
<b>PITCHER</b>	IP WLS BF H R ER SO BB IBB HBP BLK WP HR S P ERA WHIP																					
<b>John Candelaria, L</b> (1, 1) ERA: 3.75	8.0 L 31 6 2 2 6 2 0 0 0 0 0 1 41 49 2.25 1.000																					
<b>Rod Scurry, L</b> (9, 1) ERA: 2.29	0.2 4 0 0 0 0 0 0 1 1 0 0 0 2 7 0.00 0.000																					
<b>Kent Tekulve, R</b> (9, 1) ERA: 0.54	0.1 1 0 0 0 0 1 0 0 0 0 0 0 3 3 0.00 0.000																					

livebaseballscorecards.com

<b>AB</b>	31
<b>R</b>	2
<b>H</b>	6
<b>RBI</b>	2
<b>BB</b>	3
<b>SO</b>	7
<b>LOB</b>	10





Batter	1	2	3	4	5	6	7	8	9	AB	R	H	RBI	BB	SO	LOB
Lee Mazzilli, S OBP: 0.398, SLG: 0.419 (1, 8)	0-0 F2		0-0 F8			4-0 SH2-4 BB		0-3 K		3	0	0	0	1	1	1
Johnny Ray, S OBP: 0.317, SLG: 0.452 (1, 4)	0-0 F9		0-0 F7			0-0 SH2-4 1-2		4-0 BB		2	0	0	0	1	0	1
Dave Parker, L OBP: 0.253, SLG: 0.333 (1, 9)	0-0 F7				0-0 F8	0-3 K		0-0 F8		4	0	0	0	0	1	2
Jason Thompson, L OBP: 0.380, SLG: 0.422 (1, 3)		0-0 1B			0-0 F9	4-0 IBB		0-3 K		3	0	1	0	1	1	0
Richie Hebner, L OBP: 0.386, SLG: 0.281 (1, 5)		0-3 K			4-0 CS BB	0-3 K		0-0 F6		3	0	0	0	1	2	2
Mike Easler, L OBP: 0.377, SLG: 0.448 (1, 7)		4-0 BB			0-0 CS 1-2	0-0 HR		0-0 F7		3	1	1	1	1	1	0
Tony Peña, R OBP: 0.273, SLG: 0.317 (1, 2)		0-3 K			0-0 1-3			0-3 K		3	0	0	0	0	2	1
Dale Berra, R OBP: 0.275, SLG: 0.330 (1, 6)			0-0 F3		0-0 F9			0-3 K		3	0	0	0	0	1	0
John Candelaria, L OBP: 0.176, SLG: 0.125 (1, 1)			0-0 1B		0-0 5-3			0-0 F2		2	0	1	0	0	0	0
Gene Tenace, R OBP: 0.188, SLG: 0.071 (8, PH)										1	0	0	0	0	0	0
Rod Scurry, L (9, 1)										0	0	0	0	0	0	0
Kent Tekulve, R (9, 1)										0	0	0	0	0	0	0

Inning Stats	R: 0	H: 0	E: 0	K: 0	S: 3	R: 0	H: 1	E: 0	K: 2	S: 7	R: 0	H: 1	E: 0	K: 0	S: 4	R: 0	H: 0	E: 0	K: 0	S: 2	R: 1	H: 1	E: 0	K: 0	S: 4	R: 0	H: 0	E: 0	K: 2	S: 7	R: 0	H: 0	E: 0	K: 1	S: 5	R: 0	H: 0	E: 0	K: 2	S: 7	R: 0	H: 0	E: 0	K: 1	S: 7	R: 0	H: 0	E: 0	K: 2	S: 7			
	LOB: 0	BB: 0	P: 3			LOB: 1	BB: 1				LOB: 0	BB: 0				LOB: 2	BB: 2				LOB: 0	BB: 0				LOB: 1	BB: 1				LOB: 0	BB: 0				LOB: 0	BB: 0				LOB: 1	BB: 1				LOB: 0	BB: 0						

Batter	1	2	3	4	5	6	7	8	9	AB R H RBI BB SO LOB	TOP											
Gary Redus, R (1, 7) OBP: 0.341, SLG: 0.531	0-0 F4		0-0 F7			0-0 F8		0-3 K		4 0 0 0 0 1 1	<b>Cincinnati Reds @ Pittsburgh Pirates</b> Three Rivers Stadium, Pittsburgh, PA Wed May 18 1983, 7:05 PM EDT Att. 6,402 - Unknown  <a href="http://livebaseballscorecards.com">livebaseballscorecards.com</a>											
Eddie Milner, L (1, 8) OBP: 0.363, SLG: 0.336	0-0 2B		0-0 1B			0-0 4-3		0-0 F7	4 0 2 1 0 0 0													
Dave Concepcion, R (1, 6) OBP: 0.329, SLG: 0.293	0-3 K				0-3 K			0-0 G3	4 0 0 0 0 3 1													
Johnny Bench, R (1, 3) OBP: 0.363, SLG: 0.504 Kelly Paris, R (9, PR) OBP: 0.188, SLG: 0.200	0-0 5-3				0-0 F9		0-0 F5	4-0 BB	3 0 0 0 1 0 1 0 0 0 0 0 0 0													
Ron Oester, S (1, 4) OBP: 0.356, SLG: 0.493		0-0 5-3			0-0 1B		0-0 E3	0-0 4-3	4 0 1 0 0 0 1													
Paul Householder, S (1, 9) OBP: 0.310, SLG: 0.462		0-0 1B			0-0 F7		0-0 1B		3 0 2 0 0 0 1													
Wayne Krenchicki, L (1, 5) OBP: 0.211, SLG: 0.222		0-0 4-3				0-0 3-1	0-0 L4		3 0 0 0 0 0 2													
Dann Bilardello, R (1, 2) OBP: 0.230, SLG: 0.322			0-0 1B			0-0 F5		0-0 5-3	3 1 1 0 0 0 0													
Bruce Berenyi, R (1, 1) OBP: 0.158, SLG: 0.158 Duane Walker, L (8, PH) OBP: 0.356, SLG: 0.500 Bill Scherrer, L (8, 1) OBP: 0.667, SLG: 0.500			0-0 SH3-4			0-0 6-3		0-0 F7	1 0 0 0 0 0 0 1 0 0 0 0 0 0 0 0 0 0 0 0 0													
<b>Inning Stats</b>	R: 0 E: 0 K: 1 S: 6	H: 1 LOB: 1 BB: 0 P: 6	R: 0 E: 0 K: 0 S: 3	H: 1 LOB: 0 BB: 0 P: 3	R: 1 E: 0 K: 0 S: 4	H: 2 LOB: 1 BB: 0 P: 4	R: 0 E: 0 K: 1 S: 6	H: 1 LOB: 1 BB: 0 P: 6	R: 0 E: 0 K: 1 S: 3	H: 0 LOB: 0 BB: 0 P: 3		R: 0 E: 1 K: 0 S: 5	H: 0 LOB: 0 BB: 0 P: 5	R: 0 E: 1 K: 0 S: 4	H: 1 LOB: 1 BB: 0 P: 4	R: 0 E: 0 K: 1 S: 5	H: 0 LOB: 0 BB: 0 P: 5	R: 0 E: 0 K: 0 S: 3	H: 0 LOB: 1 BB: 1 P: 7	1B: 5 2B: 1 3B: 0 HR: 0	SF: 0 SAC: 1 DP: 0 HBP: 0	WP: 0 PB: 0 SB: 0 CS: 2
<b>PITCHER</b> Rick Rhoden, R (1, 1) ERA: 2.24	IP: 9.0 WLS: W BF: 32 H: 6 R: 1 ER: 1 SO: 4 BB: 1 IBB: 0 HBP: 0 BLK: 0 WP: 0 HR: 0 S: 39 P: 43 ERA: 1.00 WHIP: 0.778											<b>PITCHER</b> IP: WLS: BF: H: R: ER: SO: BB: IBB: HBP: BLK: WP: HR: S: P: ERA: WHIP										



Batter	1	2	3	4	5	6	7	8	9	AB	R	H	RBI	BB	SO	LOB
Lee Mazzilli, S OBP: 0.409, SLG: 0.444 (1, 8)	0-3 K		0-0 1B 2B		4-0 BB		0-0 E7 2B			3	0	2	1	1	1	0
Johnny Ray, S OBP: 0.315, SLG: 0.445 (1, 4)	0-0 G4-3 1B		0-3 K		0-0 4-3		0-0 F6			4	0	1	0	0	1	3
Bill Madlock, R OBP: 0.319, SLG: 0.326 (1, 5)	0-0 G4-3 1-2f		0-0 2-3 1B			0-0 5-3	0-0 G3			4	0	1	0	0	0	2
Jason Thompson, L OBP: 0.376, SLG: 0.411 (1, 3)		0-0 F7	0-0 6-3			4-0 F8 1B BB		0-0 F9		3	0	0	0	1	0	2
Dave Parker, L OBP: 0.253, SLG: 0.330 (1, 9)		0-0 4-3		0-0 6-3		0-0 F8 1B		0-3 K		4	0	1	0	0	1	0
Mike Easler, L OBP: 0.375, SLG: 0.443 (1, 7)		0-0 1B 1B		0-0 F8		0-0 F8		0-0 CS 1B		3	0	1	0	0	0	2
Lee Lacy, R OBP: 0.318, SLG: 0.392 (8, PH) (9, 7)						1-2 2-3				1	0	1	0	0	0	0
Tony Peña, R OBP: 0.274, SLG: 0.318 (1, 2)		0-0 1-3 1B		0-0 1-3		0-0 6-3		0-0 CS		3	0	1	0	0	0	2
Dale Berra, R OBP: 0.286, SLG: 0.340 (1, 6)			0-0 SH1-4 2B 1B		0-0 6-3		0-0 2B E 1B			3	2	2	0	0	0	0
Rick Rhoden, R OBP: 0.095, SLG: 0.095 (1, 1)			0-0 SH1-4		0-0 6-3		0-3 K			2	0	0	0	0	1	1

Inning Stats	R: 0	H: 1	R: 0	H: 2	R: 1	H: 3	R: 0	H: 0	R: 0	H: 1	R: 1	H: 2	R: 0	H: 1	1B: 8	SF: 0
	E: 0	LOB: 0	E: 0	LOB: 2	E: 0	LOB: 2	E: 0	LOB: 0	E: 0	LOB: 2	E: 1	LOB: 1	E: 0	LOB: 0	2B: 2	SAC: 1
	K: 1	BB: 0	K: 0	BB: 0	K: 1	BB: 0	K: 0	BB: 0	K: 0	BB: 1	K: 1	BB: 0	K: 1	BB: 0	3B: 0	DP: 1
	S: 5	P: 5	S: 4	P: 4	S: 8	P: 8	S: 3	P: 3	S: 3	P: 7	S: 4	P: 8	S: 5	P: 5	HR: 0	HBP: 0

PITCHER	IP	WLS	BF	H	R	ER	SO	BB	IBB	HBP	BLK	WP	HR	S	P	ERA	WHIP
Bruce Berenyi, R ERA: 2.34 (1, 1)	7.0	L	30	9	2	1	3	2	0	0	0	0	0	34	42	1.29	1.571
Bill Scherrer, L ERA: 3.32 (8, 1)	1.0		3	1	0	0	1	0	0	0	0	0	0	5	5	0.00	1.000

**BOTTOM**

**Cincinnati Reds @ Pittsburgh Pirates**  
 Three Rivers Stadium, Pittsburgh, PA  
 Wed May 18 1983, 7:05 PM EDT  
 Att. 6,402 - Unknown

<b>AB</b>	<b>30</b>
<b>R</b>	<b>2</b>
<b>H</b>	<b>10</b>
<b>RBI</b>	<b>1</b>
<b>BB</b>	<b>2</b>
<b>SO</b>	<b>4</b>
<b>LOB</b>	<b>12</b>



WP	HR	S	P	ERA	WHIP
0	0	1	34	0	1

Batter	1	2	3	4	5	6	7	8	9	AB R H RBI BB SO LOB	TOP																
<b>Gary Redus, R</b> (1, 7) OBP: 0.344, SLG: 0.535	0-0 P6		0-0 5-3		0-3 K			0-0 HR 1B	0-0 2B	5 1 2 1 0 1 0																	
<b>Eddie Milner, L</b> (1, 8) OBP: 0.370, SLG: 0.370	0-0 1B 2B		0-0 HR			0-0 4-3		4-0 HR BB	0-0 6-3	4 3 2 2 1 0 1																	
<b>Dave Concepcion, R</b> (1, 6) OBP: 0.331, SLG: 0.319	0-0 1B SF8 1B		0-0 E4 CS			0-0 6-3		0-0 HR	0-3 K	5 2 2 5 0 1 1																	
<b>Johnny Bench, R</b> (1, 3) OBP: 0.367, SLG: 0.511	0-0 1-3 1B		0-3 K			0-3 K		0-0 2B		4 0 2 0 0 2 1																	
<b>Ron Oester, S</b> (1, 4) OBP: 0.347, SLG: 0.482	0-0 SF8			0-0 6-3			0-0 6-3	0-0 2-3		3 0 0 1 0 0 1																	
<b>Paul Householder, S</b> (1, 9) OBP: 0.304, SLG: 0.442	0-0 F9			0-0 G4-6-3 1B			0-0 1-3	0-3 K		4 0 1 0 0 1 2																	
<b>Wayne Krenchicki, L</b> (1, 5) OBP: 0.174, SLG: 0.182		0-0 G3		0-0 G4-6-3			0-0 4-3	0-3 K		4 0 0 0 0 1 2																	
<b>Dann Bilardello, R</b> (1, 2) OBP: 0.222, SLG: 0.311		0-3 K			0-0 P3			4-0 1B BB 1B	0-0 SH2-3 2B 1B	2 0 0 0 0 1 0 0 1 0 0 1 0 0 1 1 1 0 0 0 0																	
<b>Tom Foley, L</b> (8, PH) OBP: 0.400, SLG: 0.333																											
<b>Alex Trevino, R</b> (8, 2) OBP: 0.275, SLG: 0.282																											
<b>Ted Power, R</b> (1, 1)		0-3 K			0-3 K			0-0 BB 1B	0-0 SH2-3	2 0 0 0 0 2 0 0 0 0 0 0 0 0 1 1 1 0 0 0 0 0 0 0 0 0 0 0																	
<b>Bill Scherrer, L</b> (7, 1) OBP: 0.667, SLG: 0.500																											
<b>Duane Walker, L</b> (8, PH) OBP: 0.370, SLG: 0.512																											
<b>Brad Lesley, R</b> (8, 1)																											
<b>Inning Stats</b>	R: 2 E: 0 K: 0 S: 6	H: 3 LOB: 1 BB: 0 P: 6	R: 0 E: 0 K: 2 S: 7	H: 0 LOB: 0 BB: 0 P: 7	R: 1 E: 1 K: 1 S: 6	H: 1 LOB: 0 BB: 0 P: 6	R: 0 E: 0 K: 0 S: 3	H: 1 LOB: 0 BB: 0 P: 3	R: 0 E: 0 K: 2 S: 7	H: 0 LOB: 0 BB: 0 P: 7	R: 0 E: 0 K: 1 S: 5	H: 0 LOB: 0 BB: 0 P: 5	R: 0 E: 0 K: 0 S: 3	H: 0 LOB: 0 BB: 0 P: 3	R: 5 E: 0 K: 2 S: 11	H: 4 LOB: 1 BB: 2 P: 19	R: 1 E: 0 K: 1 S: 7	H: 2 LOB: 1 BB: 0 P: 7	1B: 6 2B: 3 3B: 0 HR: 2	SF: 1 SAC: 1 DP: 1 HBP: 0	WP: 0 PB: 0 SB: 0 CS: 1	PA: 39					
<b>PITCHER</b>	IP	WLS	BF	H	R	ER	SO	BB	IBB	HBP	BLK	WP	HR	S	P	ERA	WHIP										
<b>Fergie Jenkins, R</b> (1, 1) ERA: 3.83	5.0		19	5	3	3	5	0	0	0	0	0	1	29	29	5.40	1.000										
<b>Mike Proly, R</b> (6, 1) ERA: 1.69	2.0	L	8	1	2	2	1	1	0	0	0	0	0	9	13	9.00	1.000										
<b>Bill Campbell, R</b> (8, 1) ERA: 4.05	0.0		4	3	3	3	0	1	0	0	0	0	1	3	7	∞	∞										
<b>Willie Hernandez, L</b> (8, 1) ERA: 3.78	2.0		8	2	1	1	3	0	0	0	0	0	0	14	14	4.50	1.000										

**Cincinnati Reds @ Chicago Cubs**  
 Wrigley Field, Chicago, IL  
 Fri May 20 1983, 3:33 AM CDT  
 Att. 9,552 - Overcast - 64 F

livebaseballscorecards.com

<b>AB</b>	35
<b>R</b>	9
<b>H</b>	11
<b>RBI</b>	9
<b>BB</b>	2
<b>SO</b>	9
<b>LOB</b>	8



Batter	1	2	3	4	5	6	7	8	9	AB R H RBI BB SO LOB
23 Ryne Sandberg, R (1, 4) OBP: 0.267, SLG: 0.281	0-0 E6 1B S		0-0 F9		0-0 CS 1B		0-0 2B 6-3 1B		0-0 SF9 3-H	4 0 2 1 0 0 0
Larry Bowa, S (1, 6) OBP: 0.318, SLG: 0.402	0-0 P4 1-2		0-0 6-3		0-0 CS 1-2		0-0 F7		0-0 4-3	5 1 1 0 0 0 3
Bill Buckner, L (1, 3) OBP: 0.248, SLG: 0.307	0-0 L8			0-0 F9		0-0 1-3 HR 2B		0-0 1-3		4 1 1 0 0 0 2
Leon Durham, L (1, 8) OBP: 0.385, SLG: 0.464	0-0 2-3 1B			4-0 1B BB		0-0 6-3		0-3 K		3 0 1 1 1 1 1
Keith Moreland, R (1, 9) OBP: 0.350, SLG: 0.523	0-0 4-3			0-0 F8		0-0 3-H P3		0-3 K		4 0 0 0 0 1 4
Ron Cey, R (1, 5) OBP: 0.301, SLG: 0.355		0-3 K		0-0 1-2 1B		0-0 2-H HR		0-0 6-3		4 1 2 2 0 1 0
Jay Johnstone, L (1, 7) OBP: 0.227, SLG: 0.238		0-3 K		0-0 G3		0-0 P6			0-0 1B 23 SF9 1B	4 1 1 0 0 1 2
Jody Davis, R (1, 2) OBP: 0.321, SLG: 0.426		0-3 K			0-0 5-3		0-0 HR		0-0 1-3 1B	4 1 2 1 0 1 0
Fergie Jenkins, R (1, 1) OBP: 0.176, SLG: 0.294 Jerry Morales, R (5, PH) OBP: 0.167, SLG: 0.222 Mike Proby, R (6, 1) Bill Campbell, R (8, 1) Willie Hernandez, L (8, 1) Scot Thompson, L (9, PH) OBP: 0.246, SLG: 0.278			0-0 6-3		0-0 4-3		0-0 L7		0-3 K	1 0 0 0 0 0 0 1 0 0 0 0 0 0 1 0 1 0 0 0 0 0 1 2

**BOTTOM**

**Cincinnati Reds @ Chicago Cubs**  
 Wrigley Field, Chicago, IL  
 Fri May 20 1983, 3:33 AM CDT  
 Att. 9,552 - Overcast - 64 F

livebaseballscorecards.com

<b>AB</b>	<b>36</b>
<b>R</b>	<b>5</b>
<b>H</b>	<b>10</b>
<b>RBI</b>	<b>5</b>
<b>BB</b>	<b>1</b>
<b>SO</b>	<b>6</b>
<b>LOB</b>	<b>14</b>



Inning Stats																	1B: 6	SF: 1	WP: 0	PA: 39																																															
R: 0 H: 1 E: 1 K: 0 S: 5								R: 0 H: 0 E: 0 K: 3 S: 9								R: 0 H: 1 E: 0 K: 0 S: 4								R: 0 H: 1 E: 0 K: 0 S: 3								R: 3 H: 3 E: 0 K: 0 S: 6								R: 1 H: 2 E: 0 K: 0 S: 5								R: 0 H: 0 E: 0 K: 2 S: 7								R: 1 H: 2 E: 0 K: 1 S: 7								1B: 2	SF: 0	WP: 0	PA: 0
LOB: 2 BB: 0 P: 5								LOB: 0 BB: 0 P: 9								LOB: 2 BB: 1 P: 8								LOB: 0 BB: 0 P: 3								LOB: 0 BB: 0 P: 6								LOB: 1 BB: 0 P: 7								2B: 2	SAC: 0	WP: 0	PA: 0																
<b>PITCHER</b>																	<b>PITCHER</b>																																																		
Ted Power, R (1, 1) ERA: 2.36	IP: 6.1	WLS: 0	BF: 28	H: 8	R: 4	ER: 4	SO: 3	BB: 1	IBB: 0	HBP: 0	BLK: 0	WP: 0	HR: 2	S: 33	P: 37	ERA: 5.68	WHIP: 1.421																																																		
Bill Scherrer, L (7, 1) ERA: 3.2	0.2	W	2	0	0	0	0	0	0	0	0	0	0	2	2	0.00	0.000																																																		
Brad Lesley, R (8, 1) ERA: 2.57	2.0		8	2	1	1	3	0	0	0	0	0	0	14	14	4.50	1.000																																																		

Batter	1	2	3	4	5	6	7	8	9	AB R H RBI BB SO LOB	TOP											
Gary Redus, R (1, 7) OBP: 0.337, SLG: 0.511	0-0 F8		0-0 F8		4-0 S BB		0-0 L8		0-3 K	4 0 0 0 1 1 2												
Eddie Milner, L (1, 8) OBP: 0.367, SLG: 0.366	0-0 E 1B		0-0 P1		0-3 K		0-0 4-3			4 1 1 0 0 1 2												
Dave Concepcion, R (1, 6) OBP: 0.329, SLG: 0.317	0-0 S 1B			0-3 K		0-0 F8		0-0 4-3		4 0 1 1 0 1 0												
Johnny Bench, R (1, 3) OBP: 0.364, SLG: 0.524	0-3 K 1-2			0-0 6-3		0-0 HR		0-0 4-3		4 1 1 1 0 1 1												
Ron Oester, S (1, 4) OBP: 0.344, SLG: 0.476	0-0 6-3			0-0 3B 1B		0-0 1-3		0-0 4-3		4 1 1 0 0 0 1												
Paul Householder, S (1, 9) OBP: 0.340, SLG: 0.511		0-0 P6		0-0 1-H 3B		0-0 1B		0-0 4-3 BB G3 1B		4 1 3 1 0 0 0												
Kelly Paris, R (1, 5) OBP: 0.158, SLG: 0.167		0-0 F8		0-0 F8		0-0 L7		4-0 BB BB BB G3 4-3 BB 1-2		3 0 0 0 0 0 2												
Rich Gale, R (6, 1) OBP: 0.333, SLG: 0.300										0 0 0 0 0 0 0												
Duane Walker, L (9, PH) OBP: 0.383, SLG: 0.512										0 0 0 0 1 0 0												
Dann Bilardello, R (1, 2) OBP: 0.212, SLG: 0.297		0-0 F9			0-0 F8		0-0 L6		0-0 4-3	3 0 0 0 0 0 0												
Tom Foley, L (9, PH) OBP: 0.375, SLG: 0.308								1-2 2-3		1 0 0 0 0 0 2												
Charlie Puleo, R (1, 1) Wayne Krenchicki, L (6, 5) OBP: 0.200, SLG: 0.208			0-0 F8		0-3 K		0-0 1B		0-0 G3	2 0 0 0 0 1 0												
								2-3 3-H		2 0 1 1 0 0 1												
<b>Inning Stats</b>	R: 1 E: 1 K: 1 S: 7	H: 2 LOB: 1 BB: 0 P: 7	R: 0 E: 0 K: 0 S: 3	H: 0 LOB: 0 BB: 0 P: 3	R: 0 E: 0 K: 1 S: 3	H: 0 LOB: 0 BB: 0 P: 3	R: 1 E: 0 K: 1 S: 7	H: 2 LOB: 1 BB: 0 P: 7	R: 0 E: 0 K: 2 S: 7	H: 0 LOB: 1 BB: 1 P: 11	R: 1 E: 0 K: 0 S: 5	H: 2 LOB: 1 BB: 0 P: 5	R: 0 E: 0 K: 0 S: 4	H: 1 LOB: 1 BB: 0 P: 4	R: 0 E: 0 K: 0 S: 3	H: 0 LOB: 0 BB: 0 P: 3	R: 1 E: 0 K: 1 S: 6	H: 1 LOB: 1 BB: 1 P: 10	1B: 6 2B: 0 3B: 1 HR: 1	SF: 0 SAC: 0 DP: 0 HBP: 0	WP: 0 PB: 0 SB: 2 CS: 0	PA: 37
<b>PITCHER</b>	IP WLS BF H R ER SO BB IBB HBP BLK WP HR S P ERA WHIP																					
Paul Moskau, R (1, 1) ERA: 7.48	5.2 W 24 6 3 2 4 1 0 0 0 0 1 31 35 3.18 1.235																					
Mike Proly, R (6, 1) ERA: 1.9	2.1 10 2 1 1 0 1 0 0 0 0 0 9 13 3.86 1.286																					
Lee Smith, R (9, 1) ERA: 0.47	1.0 3 0 0 0 0 1 0 0 0 0 0 5 5 0.00 0.000																					

Cincinnati Reds @ Chicago Cubs  
Wrigley Field, Chicago, IL  
Sat May 21 1983, 3:33 AM CDT  
Att. 21,339 - Overcast - 60 F

livebaseballscorecards.com

AB 35  
R 4  
H 8  
RBI 4  
BB 2  
SO 5  
LOB 11



Batter	1	2	3	4	5	6	7	8	9
<b>23 Ryne Sandberg, R</b> (1, 4) <small>OBP: 0.271, SLG: 0.285</small> <b>Junior Kennedy, R</b> (5, PH) <small>OBP: 0.188, SLG: 0.143</small> (6, 4)	0-0 L8		0-0 BB 4-6-3 1B		0-0 F8	0-0 HR 1B		0-0 6-3	
<b>Larry Bowa, S</b> (1, 6) <small>OBP: 0.315, SLG: 0.398</small> <b>Tom Verzyer, R</b> (2, 6) <small>OBP: 0.300, SLG: 0.300</small>	0-3 K		0-3 K		0-0 1B 1B	0-0 L8		0-0 5-3	
<b>Bill Buckner, L</b> (1, 3) <small>OBP: 0.253, SLG: 0.305</small>	0-0 L8		0-0 4-6-3		0-0 1B HR 1B	4-0 HR BB		0-0 G3	
<b>Leon Durham, L</b> (1, 8) <small>OBP: 0.397, SLG: 0.500</small>		0-0 1B 1B	4-0 BB BB		0-0 L7	0-0 HR 1-H 2-H			
<b>Keith Moreland, R</b> (1, 9) <small>OBP: 0.355, SLG: 0.518</small>		0-0 F9	4-0 BB 1-2 2-3		0-0 HR 1B 1-H 2-H	0-0 F8			
<b>Ron Cey, R</b> (1, 5) <small>OBP: 0.314, SLG: 0.386</small>		0-0 BB 1B 1-3	0-0 5-3		0-0 HR 1-H 2-H	4-0 SH1-4 BB			
<b>Wayne Nordhagen, R</b> (1, 7) <small>OBP: 0.161, SLG: 0.276</small> <b>Mike Proly, R</b> (6, 1) <b>Lee Smith, R</b> (9, 1)		0-0 L4		0-0 F8	0-3 K		0-0 SH1-4		
<b>Jody Davis, R</b> (1, 2) <small>OBP: 0.319, SLG: 0.413</small>		4-0 FC5-4 BB 1-2		0-0 6-3		0-0 P4	0-0 F8		
<b>Paul Moskau, R</b> (1, 1) <small>OBP: 0.143, SLG: 0.286</small> <b>Gary Woods, R</b> (6, 7) <small>OBP: 0.316, SLG: 0.415</small>		0-0 FC5-4 1-2		0-0 6-3		0-0 1B 2B	0-0 6-3		

AB	R	H	RBI	BB	SO	LOB
2	0	1	0	0	0	0
3	1	1	1	0	0	0
1	0	0	0	0	1	0
4	1	1	0	0	1	2
4	2	1	0	1	0	1
3	1	2	3	1	0	2
3	1	1	1	1	0	1
3	1	2	3	1	0	3
3	0	0	0	0	1	2
0	0	0	0	0	0	0
0	0	0	0	0	0	0
3	0	0	0	1	0	1
2	0	0	0	0	0	3
2	1	1	0	0	0	1


**BOTTOM**

**Cincinnati Reds @ Chicago Cubs**  
 Wrigley Field, Chicago, IL

Sat May 21 1983, 3:33 AM CDT  
 Att. 21,339 - Overcast - 60 F

livebaseballscorecards.com

<b>AB</b>	<b>33</b>
<b>R</b>	<b>8</b>
<b>H</b>	<b>10</b>
<b>RBI</b>	<b>8</b>
<b>BB</b>	<b>5</b>
<b>SO</b>	<b>3</b>
<b>LOB</b>	<b>16</b>



Inning Stats	R: 0	H: 0	E: 0	K: 1	S: 5	H: 0	LOB: 0	BB: 0	P: 5	R: 0	H: 2	E: 0	K: 0	S: 5	H: 1	LOB: 3	BB: 2	P: 14	R: 0	H: 0	E: 0	K: 1	S: 6	H: 0	LOB: 0	BB: 0	P: 3	R: 4	H: 4	E: 0	K: 1	S: 9	H: 3	LOB: 0	BB: 1	P: 10	R: 0	H: 0	E: 0	K: 0	S: 3	H: 0	LOB: 1	BB: 1	P: 7	R: 0	H: 0	E: 0	K: 0	S: 3	H: 0	LOB: 0	BB: 0	P: 3
<b>PITCHER</b>	<b>IP</b>	<b>WLS</b>	<b>BF</b>	<b>H</b>	<b>R</b>	<b>ER</b>	<b>SO</b>	<b>BB</b>	<b>IBB</b>	<b>HBP</b>	<b>BLK</b>	<b>WP</b>	<b>HR</b>	<b>S</b>	<b>P</b>	<b>ERA</b>	<b>WHIP</b>																																					
<b>Charlie Puleo, R</b> (1, 1) <small>ERA: 7.59</small>	5.0	L	25	7	4	4	3	3	0	0	0	0	1	28	40	7.20	2.000																																					
<b>Rich Gale, R</b> (6, 1) <small>ERA: 7.39</small>	3.0		14	3	4	4	0	2	0	0	0	0	1	12	20	12.00	1.667																																					
<b>PITCHER</b>	<b>IP</b>	<b>WLS</b>	<b>BF</b>	<b>H</b>	<b>R</b>	<b>ER</b>	<b>SO</b>	<b>BB</b>	<b>IBB</b>	<b>HBP</b>	<b>BLK</b>	<b>WP</b>	<b>HR</b>	<b>S</b>	<b>P</b>	<b>ERA</b>	<b>WHIP</b>																																					

Batter	1	2	3	4	5	6	7	8	9	AB R H RBI BB SO LOB	TOP
<b>Gary Redus, R</b> OBP: 0.352, SLG: 0.559 (1, 7) X	0-0 1B WP 2B		0-0 HR	4-0 PO BB			0-3 K			3 2 2 1 1 1 0	
<b>Eddie Milner, L</b> OBP: 0.371, SLG: 0.370 (1, 8) X	0-0 4-3 WP 6-3 1B		0-3 K	0-0 PO	0-0 CS 1B		0-0 F8			4 1 2 0 0 1 0	
<b>Dave Concepcion, R</b> OBP: 0.327, SLG: 0.315 (1, 6) X	0-0 4-3 1-3 3-H		0-0 F8		0-0 1-2 1B			0-3 K		4 0 1 0 0 1 1	
<b>Johnny Bench, R</b> OBP: 0.361, SLG: 0.514 (1, 3) X	0-0 6-3 3-H		4-0 1B 1B BB		0-3 K			0-0 6-3		3 1 0 1 1 1 1	
<b>Ron Oester, S</b> OBP: 0.342, SLG: 0.470 (1, 4) X	0-0 4-3		0-0 1B 1-2 1B		0-3 K			0-0 4-3		4 0 1 0 0 1 1	
<b>Paul Householder, S</b> OBP: 0.352, SLG: 0.510 (1, 9)		0-0 G1 6-3 1B	0-0 1-3 2-H 1B			0-0 6-3		0-0 F8		4 0 2 1 0 0 0	
<b>Wayne Krenchicki, L</b> OBP: 0.172, SLG: 0.179 (1, 5)		0-0 6-3 1-2	0-0 4-3			0-3 K		0-0 3-1		4 0 0 0 0 1 3	
<b>Alex Trevino, R</b> OBP: 0.262, SLG: 0.267 (1, 2)		0-0 G1 2-3		0-0 P4		0-0 5-3		0-0 1-3		4 0 0 0 0 0 1	
<b>Mario Soto, R</b> OBP: 0.120, SLG: 0.160 (1, 1)		0-3 K	0-3 K				0-0 P4			3 0 0 0 0 2 1	
<b>Inning Stats</b>	R: 2 H: 2 E: 0 LOB: 0 K: 0 BB: 0 S: 5 P: 5	R: 0 H: 1 E: 0 LOB: 1 K: 1 BB: 0 S: 6 P: 6	R: 2 H: 3 E: 0 LOB: 2 K: 1 BB: 1 S: 8 P: 12	R: 0 H: 0 E: 0 LOB: 0 K: 1 BB: 1 S: 4 P: 8	R: 0 H: 2 E: 0 LOB: 1 K: 2 BB: 0 S: 8 P: 8	R: 0 H: 0 E: 0 LOB: 0 K: 1 BB: 0 S: 5 P: 5	R: 0 H: 0 E: 0 LOB: 0 K: 1 BB: 0 S: 5 P: 5	R: 0 H: 0 E: 0 LOB: 0 K: 1 BB: 0 S: 5 P: 5	R: 0 H: 0 E: 0 LOB: 0 K: 0 BB: 0 S: 3 P: 3	1B: 6 SF: 0 2B: 1 SAC: 0 3B: 0 DP: 0 HR: 1 HBP: 0	WP: 1 PA: 36 PB: 0 SB: 0 CS: 1
<b>PITCHER</b>	IP WLS BF H R ER SO BB IBB HBP BLK WP HR S P ERA WHIP										
<b>Chuck Rainey, R</b> ERA: 3.59 (1, 1)	4.1 L 21 8 4 4 3 2 0 0 0 0 1 1 25 33 8.31 2.308										
<b>Warren Brusstar, R</b> ERA: 5.49 (5, 1)	0.2 2 0 0 0 2 0 0 0 0 0 0 0 6 6 0.00 0.000										
<b>Willie Hernandez, L</b> ERA: 3.2 (6, 1)	3.0 9 0 0 0 3 0 0 0 0 0 0 0 15 15 0.00 0.000										
<b>Bill Campbell, R</b> ERA: 3.93 (9, 1)	1.0 3 0 0 0 0 0 0 0 0 0 0 0 3 3 0.00 0.000										

Cincinnati Reds @ Chicago Cubs  
Wrigley Field, Chicago, IL  
Sun May 22 1983, 3:33 AM CDT  
Att. 13,083 - Overcast - 68 F

livebaseballscorecards.com

AB 33  
R 4  
H 8  
RBI 3  
BB 2  
SO 8  
LOB 8







Batter	1	2	3	4	5	6	7	8	9	AB R H RBI BB SO LOB	TOP									
Tom Herr, S (1, 4) OBP: 0.364, SLG: 0.414	0-0 6-3		0-0 F8		0-0 F8			0-0 P4		4 0 0 0 0 0 0	<b>St. Louis Cardinals @ Cincinnati Reds</b> Riverfront Stadium, Cincinnati, OH Mon May 23 1983, 7:05 PM EDT Att: 10,708 - Unknown <a href="http://livebaseballscorecards.com">livebaseballscorecards.com</a>									
Mike Ramsey, S (1, 5) OBP: 0.329, SLG: 0.347	0-0 5-3		0-0 F3			0-0 F7		0-0 5-3	4 0 0 0 0 0 0											
Keith Hernandez, L (1, 3) OBP: 0.368, SLG: 0.478	0-0 P2		0-3 K			0-0 F7		0-0 2-3	4 0 0 0 0 1 0											
George Hendrick, R (1, 9) OBP: 0.378, SLG: 0.544		4-0 G5-4-3 1B 1B BB		0-0 2-3 1B		0-3 K		0-0 E6	3 1 1 0 1 1 0											
Lonnie Smith, R (1, 7) OBP: 0.377, SLG: 0.482		0-0 G5-4-3 1-2 1B		0-0 2-3			0-0 1-3	0-0 F9	4 0 1 0 0 0 2											
David Green, R (1, 8) OBP: 0.302, SLG: 0.346		0-0 G5-4-3 1-2f 2-3		0-0 F7			4-0 CS BB		2 0 0 0 1 0 3											
Darrell Porter, L (1, 2) OBP: 0.358, SLG: 0.476		4-0 1B BB		0-3 K			0-0 F8		2 0 0 0 1 1 2											
Ozzie Smith, S (1, 6) OBP: 0.274, SLG: 0.274		0-0 1-2 3-H 1B			0-0 5-3		0-0 CS	0-0 5-3	3 0 1 1 0 0 0											
Joaquin Andujar, S (1, 1) OBP: 0.190, SLG: 0.190 Willie McGee, S (8, PH) OBP: 0.345, SLG: 0.388 Dave Vonohlen, L (8, 1) Doug Bair, R (8, 1)		0-3 K			0-3 K			0-3 K	2 0 0 0 0 2 2 1 0 0 0 0 1 0 0 0 0 0 0 0 0 0 0 0 0 0 0 0											
<b>Inning Stats</b>	R: 0 E: 0 K: 0 S: 3	H: 0 LOB: 0 BB: 0 P: 3	R: 1 E: 0 K: 1 S: 6	H: 2 LOB: 2 BB: 2 P: 14	R: 0 E: 0 K: 1 S: 5	H: 0 LOB: 0 BB: 0 P: 5	R: 0 E: 0 K: 1 S: 6	H: 1 LOB: 1 BB: 0 P: 6	R: 0 E: 0 K: 1 S: 5	H: 0 LOB: 0 BB: 0 P: 5	R: 0 E: 0 K: 0 S: 2	H: 0 LOB: 0 BB: 1 P: 6	R: 0 E: 0 K: 1 S: 5	H: 0 LOB: 0 BB: 0 P: 5	R: 0 E: 1 K: 0 S: 4	H: 0 LOB: 1 BB: 0 P: 4	1B: 3 2B: 0 3B: 0 HR: 0	SF: 0 SAC: 0 DP: 1 HBP: 0	WP: 0 PB: 0 SB: 0 CS: 1	PA: 33
<b>PITCHER</b>	IP WLS BF H R ER SO BB IBB HBP BLK WP HR S P ERA WHIP																			
Joe Price, L (1, 1) ERA: 2.28	6.0 W 22 3 1 1 5 2 0 0 0 0 0 30 38 1.50 0.833																			
Bill Scherrer, L (7, 1) ERA: 2.78	3.0 S 10 0 0 0 1 1 0 0 0 0 0 0 11 15 0.00 0.333																			



Batter	1	2	3	4	5	6	7	8	9	AB	R	H	RBI	BB	SO	LOB
Gary Redus, R OBP: 0.339, SLG: 0.536 (1, 7)	0-0 6-3		0-0 L9		0-0 FC6-4	0-0 F8				4	0	0	0	0	0	4
Eddie Milner, L OBP: 0.368, SLG: 0.362 (1, 8)	0-0 L9			4-0 BB	0-0 F7				0-0 4-3	3	0	0	0	1	0	1
Dave Concepcion, R OBP: 0.325, SLG: 0.309 (1, 6)	0-3 K			4-0 1B		0-0 P4			0-0 F8	3	0	0	0	1	1	0
Johnny Bench, R OBP: 0.364, SLG: 0.510 (1, 3)		0-0 4-3		0-0 BB		4-0 2B			0-0 F9	3	1	1	0	1	0	0
Ron Oester, S OBP: 0.352, SLG: 0.480 (1, 4)		0-0 4-3		4-0 BB		0-0 2B		0-0 G5-6-3		3	1	2	0	1	0	0
Paul Householder, S OBP: 0.379, SLG: 0.509 (1, 9)		4-0 BB		0-0 P6		4-0 2B		0-0 G5-6-3		2	0	1	0	2	0	3
Wayne Krenchicki, L OBP: 0.182, SLG: 0.219 (1, 5)		0-0 F7		0-0 P6		0-0 2B		0-0 G5-6-3		4	0	1	2	0	0	6
Dann Bilardello, R OBP: 0.200, SLG: 0.279 (1, 2)			0-0 1-3		0-0 F8	0-0 6-3		0-0 F7		4	0	0	0	0	0	3
Joe Price, R OBP: 0.200, SLG: 0.143 (1, 1)			0-3 K		4-0 FC6-4	4-0 IBB				1	0	0	0	1	1	0
Dan Driessen, L OBP: 0.376, SLG: 0.348 (6, PH)										0	0	0	0	1	0	0
Bill Scherrer, L OBP: 0.667, SLG: 0.500 (7, 1)										0	0	0	0	0	0	0

Inning Stats	R: 0	H: 0	E: 0	K: 1	S: 5	R: 0	H: 0	E: 0	K: 0	S: 3	R: 0	H: 1	E: 0	K: 0	S: 3	R: 0	H: 0	E: 0	K: 0	S: 3	R: 2	H: 2	E: 0	K: 0	S: 5	R: 0	H: 0	E: 0	K: 0	S: 3	R: 0	H: 2	E: 0	K: 0	S: 4
	LOB: 0	BB: 0	P: 5			LOB: 1	BB: 1				LOB: 3	BB: 3				LOB: 1	BB: 1				LOB: 3	BB: 3				LOB: 0	BB: 0				LOB: 1	BB: 0			

PITCHER	IP	WLS	BF	H	R	ER	SO	BB	IBB	HBP	BLK	WP	HR	S	P	ERA	WHIP
Joaquin Andujar, R ERA: 3.39 (1, 1)	7.0	L	31	3	2	2	2	6	2	0	0	0	0	27	59	2.57	1.286
Dave Vonohlen, L ERA: (8, 1)	0.2		3	2	0	0	0	0	0	0	0	0	0	3	3	0.00	3.000
Doug Bair, R ERA: 2.41 (8, 1)	0.1		1	0	0	0	0	0	0	0	0	0	0	1	1	0.00	0.000

**BOTTOM**

**St. Louis Cardinals @ Cincinnati Reds**  
Riverfront Stadium, Cincinnati, OH

Mon May 23 1983, 7:05 PM EDT  
Att. 10,708 - Unknown

<b>AB</b>	<b>27</b>
<b>R</b>	<b>2</b>
<b>H</b>	<b>5</b>
<b>RBI</b>	<b>2</b>
<b>BB</b>	<b>8</b>
<b>SO</b>	<b>2</b>
<b>LOB</b>	<b>17</b>

[livebaseballscorecards.com](http://livebaseballscorecards.com)

WP	PA	ERA	WHIP
0	35		

Batter	1	2	3	4	5	6	7	8	9	AB R H RBI BB SO LOB	TOP		
Tom Herr, S (1, 4) OBP: 0.380, SLG: 0.410 Mike Ramsey, S (8, 4) OBP: 0.329, SLG: 0.347	4-0 FC6-4 BB		4-0 1B BB 1B BB	0-0 G3-6-3 2-H 1B		0-0 F7		0-0 G3		3 1 1 1 2 0 1 0 0 0 0 0 0 0			
Ken Oberkfell, L (1, 5) OBP: 0.386, SLG: 0.355	0-0 FC6-4 6-3 S 1-2f		4-0 1B 1B 1-2 2-3 BB	0-0 G3-6-3 1-2f			0-0 1B 3B 1B		0-0 F7	4 1 1 0 1 0 2			
Lonnie Smith, R (1, 7) OBP: 0.378, SLG: 0.479 David Green, R (9, 7) OBP: 0.302, SLG: 0.346	0-0 6-3 1-3		0-0 1B 1-2 2-3 3-H 1B		0-3 K		0-0 CS 1B		0-0 F9	5 0 2 1 0 1 1 0 0 0 0 0 0 0			
Keith Hernandez, L (1, 3) OBP: 0.369, SLG: 0.490	0-3 K		0-3 K		0-0 P5		0-0 SF8 1-2 3-H 3B		0-0 1B 1B	5 2 2 1 0 2 4			
George Hendrick, R (1, 9) OBP: 0.379, SLG: 0.542		0-3 K	0-0 1-2 2-3 3-H 1B		0-3 K		0-0 SF8		0-0 1B 1-3 1B	4 0 2 2 0 2 0			
Willie McGee, S (1, 8) OBP: 0.359, SLG: 0.400		0-0 G3	0-3 K			0-0 CS 1B		0-0 1B	0-0 1-3 3-H 1B	5 0 3 1 0 1 3			
Darrell Porter, L (1, 2) OBP: 0.362, SLG: 0.467		4-0 BB	0-0 F7			4-0 1-2 2B BB		0-3 K		2 1 0 0 2 1 4			
Ozzie Smith, S (1, 6) OBP: 0.280, SLG: 0.288	0-0 4-3			0-0 SH1-3 1B 1B		0-0 1-H 2B		0-0 F7		4 1 2 1 0 0 1			
Dave LaPoint, L (1, 1) OBP: 0.143, SLG: 0.100			4-0 BB BB 1B BB	0-0 SH1-3 1-2		0-3 K		0-3 K		2 1 0 0 1 2 1			
<b>Inning Stats</b>	R: 0 H: 0 E: 0 LOB: 1 K: 1 BB: 1 S: 5 P: 9	R: 0 H: 0 E: 0 LOB: 1 K: 1 BB: 1 S: 5 P: 9	R: 2 H: 2 E: 0 LOB: 3 K: 2 BB: 3 S: 9 P: 21	R: 1 H: 2 E: 0 LOB: 0 K: 0 BB: 0 S: 4 P: 4	R: 0 H: 0 E: 0 LOB: 0 K: 2 BB: 0 S: 7 P: 7	R: 1 H: 2 E: 0 LOB: 1 K: 1 BB: 1 S: 6 P: 10	R: 2 H: 4 E: 0 LOB: 1 K: 1 BB: 0 S: 8 P: 8	R: 0 H: 0 E: 0 LOB: 0 K: 1 BB: 0 S: 5 P: 5	R: 1 H: 3 E: 0 LOB: 2 K: 0 BB: 0 S: 5 P: 5	1B: 11 SF: 1 2B: 1 SAC: 1 3B: 1 DP: 1 HR: 0 HBP: 0	WP: 0 PA: 42 PB: 0 SB: 1 CS: 2		
<b>PITCHER</b>	IP WLS BF H R ER SO BB IBB HBP BLK WP HR S P ERA WHIP											<b>PITCHER</b>	IP WLS BF H R ER SO BB IBB HBP BLK WP HR S P ERA WHIP
Bruce Berenyi, R (1, 1) ERA: 2.91	6.1 L 31 9 6 6 7 6 0 0 0 0 0 0 39 63 8.53 2.368												
Frank Pastore, R (7, 1) ERA: 6.75	1.2 6 1 0 0 2 0 0 0 0 0 0 0 10 10 0.00 0.600												
Rich Gale, R (9, 1) ERA: 7.43	1.0 5 3 1 1 0 0 0 0 0 0 0 0 5 5 9.00 3.000												

St. Louis Cardinals @ Cincinnati Reds  
Riverfront Stadium, Cincinnati, OH  
Tue May 24 1983, 7:05 PM EDT  
Att. 12,855 - Unknown - 69 F

livebaseballscorecards.com

AB 34  
R 7  
H 13  
RBI 7  
BB 6  
SO 9  
LOB 17





Batter	1	2	3	4	5	6	7	8	9	AB R H RBI BB SO LOB	TOP											
Tom Herr, S (1, 4) OBP: 0.382, SLG: 0.400 Mike Ramsey, S (8, 4) OBP: 0.329, SLG: 0.347	0-0 G3	0-0 F8			4-0 1B 1B BB	0-0 2B 1B		0-0 6-3		4 2 1 1 1 0 2 0 0 0 0 0 0 0												
Ken Oberkfell, L (1, 5) OBP: 0.400, SLG: 0.383	4-0 S BB		0-0 F8 6-3 2B		0-0 1B 1-3 1B	0-0 2-H 2B		0-0 G3		4 1 3 1 1 0 0												
Lonnie Smith, R (1, 7) OBP: 0.373, SLG: 0.469 David Green, R (9, 7) OBP: 0.302, SLG: 0.346	0-0 F8 1-2		0-0 F8 2-3		0-0 1-3 CS 1B	0-0 6-3		0-0 G3		5 0 1 1 0 0 3 0 0 0 0 0 0 0												
Keith Hernandez, L (1, 3) OBP: 0.364, SLG: 0.476	4-0 BB		0-0 6-3		0-0 G3 1-2	0-3 K		0-3 K		4 0 0 1 1 2 3												
George Hendrick, R (1, 9) OBP: 0.365, SLG: 0.520	0-0 F9		0-3 K		0-0 5-3		0-0 L6		0-0 G3	5 0 0 0 0 1 3												
Willie McGee, S (1, 8) OBP: 0.365, SLG: 0.404		0-3 K		0-0 4-3 S 4-3 1B		0-0 HR 1B	0-0 L7			4 2 2 0 0 1 0												
Darrell Porter, L (1, 2) OBP: 0.366, SLG: 0.495		0-0 BB 1B		0-0 4-3 1-3		0-0 1-H HR	0-3 K			4 1 2 2 0 1 1												
Ozzie Smith, S (1, 6) OBP: 0.286, SLG: 0.284		4-0 BB 1-2 BB		0-0 4-3 3-H		4-0 WP 1B BB	0-0 L4			2 1 0 1 2 0 1												
John Stuper, R (1, 1) OBP: 0.294, SLG: 0.250		0-3 K		0-3 K		0-3 K 1-2		0-3 K		4 0 0 0 0 4 3												
<b>Inning Stats</b>	R: 0 E: 0 K: 0 S: 3	H: 0 LOB: 2 BB: 2 P: 11	R: 0 E: 0 K: 2 S: 8	H: 1 LOB: 2 BB: 1 P: 12	R: 1 E: 0 K: 1 S: 6	H: 1 LOB: 0 BB: 0 P: 6	R: 1 E: 0 K: 1 S: 6	H: 1 LOB: 0 BB: 0 P: 6	R: 1 E: 0 K: 0 S: 4	H: 2 LOB: 1 BB: 1 P: 8	R: 4 E: 0 K: 2 S: 11	H: 4 LOB: 1 BB: 1 P: 15	R: 0 E: 0 K: 1 S: 6	H: 0 LOB: 1 BB: 0 P: 6	R: 0 E: 0 K: 1 S: 5	H: 0 LOB: 0 BB: 0 P: 5	R: 0 E: 0 K: 1 S: 5	H: 0 LOB: 0 BB: 0 P: 5	1B: 6 2B: 2 3B: 0 HR: 1	SF: 0 SAC: 0 DP: 0 HBP: 0	WP: 1 PB: 1 SB: 2 CS: 1	PA: 41
<b>PITCHER</b>	IP WLS BF H R ER SO BB IBB HBP BLK WP HR S P ERA WHIP																					
Ted Power, R (1, 1) ERA: 3.43	5.0 L 26 7 6 6 4 5 0 0 0 0 0 1 29 49 10.80 2.400																					
Frank Pastore, R (6, 1) ERA: 6.64	2.0 9 2 1 1 3 0 0 0 0 1 0 15 15 4.50 1.000																					
Rich Gale, R (8, 1) ERA: 7.04	2.0 6 0 0 0 2 0 0 0 0 0 0 10 10 0.00 0.000																					

St. Louis Cardinals @ Cincinnati Reds  
Riverfront Stadium, Cincinnati, OH  
Wed May 25 1983, 3:33 AM EDT  
Att. 15,023 - Overcast - 60 F

livebaseballscorecards.com

AB 36  
R 7  
H 9  
RBI 7  
BB 5  
SO 9  
LOB 16









Batter	1	2	3	4	5	6	7	8	9	AB R H RBI BB SO LOB
<b>Gary Redus, R</b> (1, 7) OBP: 0.350, SLG: 0.523	4-0 G3 1B BB		X 0-0 SF8 3B		X 0-0 4-3 S 1B	BBB 4-0 1-2 BB		SS 0-3 K		3 1 2 0 2 1 1
<b>Eddie Milner, L</b> (1, 8) OBP: 0.371, SLG: 0.354	X 0-0 G3 1-2 1B		BBB 4-0 FC6-4 BB		X 0-0 4-3 1-3	BBB 4-0 1-2 2-3 BB		X 0-0 F9	1 2 0 1 0 2 0 1 0 0 0 0 0 0 0 1 0 0 0 0 0 0	
<b>Dan Driessen, L</b> (9, PH) OBP: 0.378, SLG: 0.345	X 0-0 G3 1-2 2-3		X 0-0 SF8 3-H		BBB 4-0 BB	X 0-0 G6-4-3 1-2f		X 0-0 G4-6-3 1B	3 0 1 1 1 0 5	
<b>Johnny Bench, R</b> (1, 3) OBP: 0.354, SLG: 0.485	SS 0-3 K		X 0-0 FC6-4 1-2f		X 0-0 F8		X 0-0 6-3	X 0-0 G4-6-3 1-2f	5 0 0 0 0 1 6	
<b>Ron Oester, S</b> (1, 4) OBP: 0.351, SLG: 0.488	X 0-0 4-3		X 0-0 F7		X 0-0 HR		X 0-3 K		4 1 1 1 0 1 2	
<b>Paul Householder, S</b> (1, 9) OBP: 0.343, SLG: 0.446 (7, 8)		X 0-0 L6	X 0-0 FC3-6 1B		X 0-0 G3		X 0-3 K		4 0 1 0 0 1 0	
<b>Wayne Krenchicki, L</b> (1, 5) OBP: 0.244, SLG: 0.256		X 0-0 G3	X 0-0 FC3-6 1-2f 1B		X 0-0 2B 1B 1B		X 0-0 1B 1B		4 1 2 0 0 0 1	
<b>Alex Trevino, R</b> (1, 2) OBP: 0.272, SLG: 0.280		X 0-0 1-3	X 0-0 5-3		X 0-0 1B 2B		X 0-0 F8		4 1 1 0 0 0 2	
<b>Charlie Puleo, R</b> (1, 1) OBP: 0.380, SLG: 0.512 (6, PH) (7, 9)		SS 0-3 K	X 0-0 F4		X 0-0 BB BB 1B 2-H 3-H		X 0-0 F8		2 0 0 0 0 1 0 2 0 1 2 0 0 1	

Inning Stats	R: 0 E: 0 K: 1 S: 6	H: 1 LOB: 2 BB: 1 P: 10	R: 0 E: 0 K: 0 S: 3	H: 0 LOB: 0 BB: 0 P: 3	R: 1 E: 0 K: 1 S: 6	H: 1 LOB: 1 BB: 1 P: 10	R: 0 E: 0 K: 0 S: 4	H: 1 LOB: 1 BB: 0 P: 4	R: 0 E: 0 K: 0 S: 4	H: 1 LOB: 2 BB: 1 P: 8	R: 3 E: 0 K: 0 S: 6	H: 4 LOB: 2 BB: 2 P: 14	R: 0 E: 0 K: 2 S: 7	H: 0 LOB: 0 BB: 0 P: 7	R: 0 E: 0 K: 1 S: 6	H: 1 LOB: 1 BB: 0 P: 6	R: 0 E: 0 K: 0 S: 3	H: 1 LOB: 0 BB: 0 P: 3	1B: 7 2B: 1 3B: 1 HR: 1	SF: 1 SAC: 0 DP: 2 HBP: 0	WP: 0 PB: 0 SB: 1 CS: 0	PA: 40
--------------	------------------------------	----------------------------------	------------------------------	---------------------------------	------------------------------	----------------------------------	------------------------------	---------------------------------	------------------------------	---------------------------------	------------------------------	----------------------------------	------------------------------	---------------------------------	------------------------------	---------------------------------	------------------------------	---------------------------------	----------------------------------	------------------------------------	----------------------------------	--------

PITCHER	IP	WLS	BF	H	R	ER	SO	BB	IBB	HBP	BLK	WP	HR	S	P	ERA	WHIP
<b>Lee Tunnell, R</b> (1, 1) ERA: 4.89	5.1	W	26	7	4	4	2	3	0	0	0	0	1	27	39	6.75	1.875
<b>Manny Sarmiento, R</b> (6, 1) ERA: 2.59	3.0		13	3	0	0	3	2	0	0	0	0	0	17	25	0.00	1.667
<b>Kent Tekulve, R</b> (9, 1) ERA: 1.29	0.2	S	1	0	0	0	0	0	0	0	0	0	0	1	1	0.00	0.000


**BOTTOM**

**Pittsburgh Pirates @ Cincinnati Reds**  
Riverfront Stadium, Cincinnati, OH

Thu May 26 1983, 7:05 PM EDT  
Att. 10,018 - Unknown

livebaseballscorecards.com

<b>AB</b>	<b>34</b>
<b>R</b>	<b>4</b>
<b>H</b>	<b>10</b>
<b>RBI</b>	<b>4</b>
<b>BB</b>	<b>5</b>
<b>SO</b>	<b>5</b>
<b>LOB</b>	<b>19</b>



Batter	1	2	3	4	5	6	7	8	9	AB R H RBI BB SO LOB	TOP									
Lee Mazzilli, S (1, 8) OBP: 0.401, SLG: 0.424	4-0 BB G4-3		x 0-0 F8			x 0-0 F9		x 0-0 1B		3 0 1 0 1 0 1										
Johnny Ray, S (1, 4) OBP: 0.307, SLG: 0.410	x 0-0 F9			x 0-0 F5		x 0-0 G3		x 0-0 F7		4 0 0 0 0 0 2										
Randy Niemann, L (8, 1)										0 0 0 0 0 0 0										
Bill Madlock, R (1, 5) OBP: 0.369, SLG: 0.389	x 0-0 G4-3			x 0-0 F8		x 0-0 1B		x 0-3 K		3 0 1 0 0 0 1										
Steve Nicosia, R (6, 2) OBP: 0.095, SLG: 0.238	1-2f									1 0 0 0 0 1 1										
Jason Thompson, L (1, 3) OBP: 0.373, SLG: 0.444		x 0-0 F8		x 0-3 K		x 0-0 1B		x 0-0 F6		4 0 1 0 0 1 0										
Dave Parker, L (1, 9) OBP: 0.267, SLG: 0.319		x 0-0 4-3				x 0-0 F7		x 0-3 K		4 0 0 0 0 2 2										
Mike Easler, L (1, 7) OBP: 0.357, SLG: 0.462		x 0-3 K				x 0-0 5-3		x 0-0 F7		4 0 0 0 0 2 0										
Tony Peña, R (1, 2) OBP: 0.260, SLG: 0.300			x 0-3 K							1 0 0 0 1 1 0										
Richie Hebner, L (6, 5) OBP: 0.391, SLG: 0.294				x 4-0 1B		x 0-0 G3				1 0 0 0 0 0 0										
Dale Berra, R (1, 6) OBP: 0.272, SLG: 0.333			x 0-0 L5		x 0-0 1B		x 0-3 K			3 0 1 0 0 1 0										
John Candelaria, L (1, 1) OBP: 0.211, SLG: 0.167			x 0-0 1B		x 0-0 5-3			x 0-0 4-3		2 0 1 0 0 0 2										
Cecilio Guante, R (5, 1)										0 0 0 0 0 0 0										
Jim Morrison, R (8, PH) OBP: 0.231, SLG: 0.167										1 0 0 0 0 0 0										
<b>Inning Stats</b>	R: 0 E: 0 K: 0 S: 2	H: 0 LOB: 0 BB: 1 P: 6	R: 0 E: 0 K: 1 S: 5	H: 0 LOB: 0 BB: 0 P: 5	R: 0 E: 0 K: 1 S: 5	H: 0 LOB: 0 BB: 0 P: 5	R: 0 E: 0 K: 2 S: 8	H: 1 LOB: 2 BB: 1 P: 12	R: 0 E: 0 K: 1 S: 5	H: 0 LOB: 0 BB: 0 P: 5	R: 0 E: 0 K: 1 S: 6	H: 1 LOB: 1 BB: 0 P: 6	R: 0 E: 0 K: 1 S: 5	H: 0 LOB: 0 BB: 0 P: 5	R: 0 E: 0 K: 1 S: 5	H: 0 LOB: 0 BB: 0 P: 5	1B: 5 2B: 0 3B: 0 HR: 0	SF: 0 SAC: 0 DP: 1 HBP: 0	WP: 0 PB: 0 SB: 0 CS: 0	PA: 33
<b>PITCHER</b> Mario Soto, R (1, 1) ERA: 2.06	IP 9.0 WLS W BF 33 H 5 R 0 ER 0 SO 8 BB 2 IBB 0 HBP 0 BLK 0 WP 0 HR 0 S 47 P 55 ERA 0.00 WHIP 0.778																			<b>PITCHER</b> IP WLS BF H R ER SO BB IBB HBP BLK WP HR S P ERA WHIP

**Pittsburgh Pirates @ Cincinnati Reds**  
 Riverfront Stadium, Cincinnati, OH  
 Fri May 27 1983, 7:05 PM EDT  
 Att. 13,224 - Unknown

livebaseballscorecards.com

AB	31
R	0
H	5
RBI	0
BB	2
SO	8
LOB	9



Batter	1	2	3	4	5	6	7	8	9
<b>Gary Redus, R</b> OBP: 0.359, SLG: 0.514 (1, 7) X	0-0 F9		0-0 F7		4-0 2B 1B BB	4-0 PB 1B BB		4-0 WP G1 BB	
<b>Eddie Milner, L</b> OBP: 0.377, SLG: 0.368 (1, 8) X	0-0 BB 1B		0-0 1-3		0-0 1B 2B	0-0 WP 1B		0-0 F6	
<b>Dave Concepcion, R</b> OBP: 0.328, SLG: 0.309 (1, 6) B B B B	4-0 1-2 BB		0-0 4-3		0-0 2B 1B	0-0 F8		0-0 G1	
<b>Tom Foley, L</b> OBP: 0.333, SLG: 0.267 (7, 6) B B B B					2-H 3-H	1-2		1-2 2-3 BB	
<b>Johnny Bench, R</b> OBP: 0.350, SLG: 0.473 (1, 3) S S S S	0-3 K			0-0 F9	0-0 F6	0-3 K		4-0 BB	
<b>Paul Householder, S</b> OBP: 0.333, SLG: 0.429 (1, 9) X	0-0 F8			0-0 L6	0-0 2B 1B	0-3 K		0-0 F9	
<b>Ron Oester, S</b> OBP: 0.348, SLG: 0.479 (1, 4) X		0-0 5-3		4-0 BB	0-3 K		0-0 F4		
<b>Kelly Paris, R</b> OBP: 0.185, SLG: 0.231 (1, 5) X		0-0 E6		0-0 4-3	0-0 E 2B		0-3 K		
<b>Alex Trevino, R</b> OBP: 0.281, SLG: 0.302 (1, 2) X		0-0 F3			1B 2B		0-0 F9		
<b>Mario Soto, R</b> OBP: 0.172, SLG: 0.207 (1, 1) X		0-0 F8			2B 1B			0-0 G1 BB WP 1B	

Inning Stats	R: 0 E: 0 K: 1 S: 6	H: 1 LOB: 2 BB: 1 P: 10	R: 0 E: 1 K: 0 S: 4	H: 0 LOB: 1 BB: 0 P: 4	R: 0 E: 0 K: 0 S: 3	H: 0 LOB: 0 BB: 0 P: 3	R: 0 E: 0 K: 0 S: 3	H: 0 LOB: 1 BB: 1 P: 7	R: 7 E: 1 K: 1 S: 12	H: 7 LOB: 1 BB: 1 P: 16	R: 1 E: 0 K: 2 S: 8	H: 1 LOB: 1 BB: 1 P: 12	R: 0 E: 0 K: 1 S: 5	H: 0 LOB: 0 BB: 0 P: 5	R: 1 E: 0 K: 0 S: 4	H: 1 LOB: 2 BB: 2 P: 12
--------------	------------------------------	----------------------------------	------------------------------	---------------------------------	------------------------------	---------------------------------	------------------------------	---------------------------------	-------------------------------	----------------------------------	------------------------------	----------------------------------	------------------------------	---------------------------------	------------------------------	----------------------------------

PITCHER															PITCHER																		
IP	WLS	BF	H	R	ER	SO	BB	IBB	HBP	BLK	WP	HR	S	P	ERA	WHIP	IP	WLS	BF	H	R	ER	SO	BB	IBB	HBP	BLK	WP	HR	S	P	ERA	WHIP
John Candelaria, L (1, 1) ERA: 4.45	4.1	L	23	6	6	6	1	3	0	0	0	0	22	34	12.46	2.077																	
Cecilio Guante, R (5, 1) ERA: 3.38	2.2		12	3	2	1	4	1	0	0	0	1	0	19	3.38	1.500																	
Randy Niemann, L (8, 1) ERA: 9.95	1.0		6	1	1	1	0	2	0	0	0	1	0	4	9.00	3.000																	

**BOTTOM**

AB	R	H	RBI	BB	SO	LOB
2	2	0	0	3	0	0
5	1	3	3	0	0	2
3	1	1	2	1	0	1
1	0	0	0	0	0	2
4	0	0	0	1	2	4
5	1	1	0	0	1	5
3	0	0	0	1	1	2
4	1	1	2	0	1	1
4	1	2	0	0	0	1
4	2	2	0	0	0	2

<b>AB</b>	<b>35</b>
<b>R</b>	<b>9</b>
<b>H</b>	<b>10</b>
<b>RBI</b>	<b>7</b>
<b>BB</b>	<b>6</b>
<b>SO</b>	<b>5</b>
<b>LOB</b>	<b>20</b>



WP: 2	PA: 41
PB: 1	
SB: 0	
CS: 0	

**Pittsburgh Pirates @ Cincinnati Reds**  
 Riverfront Stadium, Cincinnati, OH  
 Fri May 27 1983, 7:05 PM EDT  
 Att. 13,224 - Unknown

[livebaseballscorecards.com](http://livebaseballscorecards.com)

Batter	1	2	3	4	5	6	7	8	9	AB R H RBI BB SO LOB	TOP	
Lee Lacy, R OBP: 0.306, SLG: 0.365 (1, 7) (1, 8)	0-0 5-3	0-0 F8			0-0 F4			0-3 K		4 0 0 0 0 1 1		
Lee Mazzilli, S OBP: 0.399, SLG: 0.421 Brian Harper, R OBP: 0.115, SLG: 0.360 (1, 8) (1, 7)	0-3 K		0-0 F2		0-0 F6			0-0 F6		1 0 0 0 0 1 0 3 0 0 0 0 0 0		
Bill Madlock, R OBP: 0.373, SLG: 0.397 (1, 5)	4-0 BB		0-0 F8		0-0 1B 2B			0-0 F7		3 1 1 0 1 0 0		
Jason Thompson, L OBP: 0.364, SLG: 0.432 (1, 3)	0-0 G3		0-3 K		0-3 K			0-0 L9		4 0 0 0 0 2 2		
Jim Morrison, R OBP: 0.294, SLG: 0.250 (1, 4)		0-0 F8		0-0 G6-4-3 1B		0-0 2-H 1B		0-0 F6		4 0 2 1 0 0 0		
Dave Parker, L OBP: 0.268, SLG: 0.328 (1, 9)		0-0 2B 2B		0-0 F8				0-0 F6		3 1 1 0 0 0 1		
Tony Peña, R OBP: 0.254, SLG: 0.293 (1, 2)		0-0 F3		0-0 G6-4-3 1-2f				0-0 F4		3 0 0 0 0 0 2		
Dale Berra, R OBP: 0.273, SLG: 0.341 (1, 6)		0-0 2-H 1B 2B			0-0 F7			0-0 F7		3 1 1 1 0 0 0		
Rick Rhoden, R OBP: 0.160, SLG: 0.200 Richie Hebner, L OBP: 0.383, SLG: 0.286 Rod Scurry, L (8, 1) (8, 1)		0-0 2-H 1B			0-0 6-3			0-3 K		2 0 1 1 0 0 0 1 0 0 0 0 1 0 0 0 0 0 0 0 0		
<b>Inning Stats</b>	R: 0 H: 0 E: 0 LOB: 1 K: 1 BB: 1 S: 5 P: 9	R: 2 H: 3 E: 0 LOB: 1 K: 0 BB: 0 S: 6 P: 6	R: 0 H: 0 E: 0 LOB: 0 K: 1 BB: 0 S: 5 P: 5	R: 0 H: 1 E: 0 LOB: 0 K: 0 BB: 0 S: 3 P: 3	R: 0 H: 0 E: 0 LOB: 0 K: 0 BB: 0 S: 3 P: 3	R: 1 H: 2 E: 0 LOB: 1 K: 1 BB: 0 S: 6 P: 6	R: 0 H: 0 E: 0 LOB: 0 K: 0 BB: 0 S: 3 P: 3	R: 0 H: 0 E: 0 LOB: 0 K: 2 BB: 0 S: 7 P: 7	R: 0 H: 0 E: 0 LOB: 0 K: 0 BB: 0 S: 3 P: 3	1B: 3 SF: 0 2B: 3 SAC: 0 3B: 0 DP: 1 HR: 0 HBP: 0	WP: 0 PA: 32 PB: 0 SB: 0 CS: 0	
<b>PITCHER</b> Joe Price, L ERA: 2.48 Ben Hayes, R ERA: 9.24 Bill Scherrer, L ERA: 2.39	IP WLS BF H R ER SO BB IBB HBP BLK WP HR S P ERA WHIP	7.0 26 6 3 3 3 1 0 0 0 0 0 0 31 35 3.86 1.000	1.1 4 0 0 0 2 0 0 0 0 0 0 0 8 8 0.00 0.000	0.2 2 0 0 0 0 0 0 0 0 0 0 0 2 2 0.00 0.000	<b>PITCHER</b> IP WLS BF H R ER SO BB IBB HBP BLK WP HR S P ERA WHIP							

Pittsburgh Pirates @ Cincinnati Reds  
Riverfront Stadium, Cincinnati, OH  
Sat May 28 1983, 3:33 AM EDT  
Att. 23,994 - Unknown

livebaseballscorecards.com

AB 31  
R 3  
H 6  
RBI 3  
BB 1  
SO 5  
LOB 6



Batter	1	2	3	4	5	6	7	8	9
<b>Gary Redus, R</b> OBP: 0.364, SLG: 0.513 (1, 7) X	0-0 CS 1B		0-0 FC5-4 CS 1-2f 3-H		0-0 F9			0-0 WP S 1B	
<b>Eddie Milner, L</b> OBP: 0.369, SLG: 0.359 (1, 8) X	0-0 6-3 1-2		0-0 CS 1-2	0-0 F7	0-0 F6			0-0 F2 1-H	
<b>Dave Concepcion, R</b> OBP: 0.326, SLG: 0.313 (1, 6) S S S	0-3 K			0-0 5-3		0-0 6-3		0-0 S 2B	
<b>Dan Driessen, L</b> OBP: 0.374, SLG: 0.342 (1, 3) X		0-0 4-3		0-0 WP BB 1B 1B		0-0 6-3		0-0 G3 2-3	
<b>Ron Oester, S</b> OBP: 0.346, SLG: 0.471 (1, 4) S S S S		0-3 K		4-0 1B 1-2 BB		0-0 4-3		0-0 6-3	
<b>Paul Householder, S</b> OBP: 0.333, SLG: 0.425 (1, 9) X		0-0 6-3		0-0 1B 1-3 2-H 1B			0-3 K		
<b>Wayne Krenchicki, L</b> OBP: 0.273, SLG: 0.310 (1, 5) X			0-0 1B FC5-4 2B	0-0 1-2 3-H 1B		0-0 F9			
<b>Dann Bilardello, R</b> OBP: 0.234, SLG: 0.320 (1, 2) X			0-0 FC5-4 1B	0-0 FC6-4 1B		0-0			
<b>Tom Foley, L</b> OBP: 0.333, SLG: 0.267 (7, PR)									
<b>Alex Trevino, R</b> OBP: 0.281, SLG: 0.302 (8, 2) S									
<b>Joe Price, R</b> OBP: 0.176, SLG: 0.125 (1, 1) S S S			0-3 K		0-0 6-3		0-3 K		
<b>Duane Walker, L</b> OBP: 0.373, SLG: 0.500 (7, PH)									
<b>Ben Hayes, R</b> (8, 1)									
<b>Bill Scherrer, L</b> OBP: 0.667, SLG: 0.500 (9, 1) S									

Inning Stats	R: 0	H: 1	E: 0	LOB: 0	K: 1	P: 5	R: 0	H: 0	E: 0	LOB: 0	K: 1	P: 5	R: 1	H: 2	E: 0	LOB: 0	K: 1	P: 6	R: 2	H: 3	E: 0	LOB: 2	K: 0	P: 10	R: 0	H: 0	E: 0	LOB: 0	K: 0	P: 3	R: 0	H: 0	E: 0	LOB: 0	K: 2	P: 8	R: 1	H: 2	E: 0	LOB: 1	K: 0	P: 5
	0	1	0	0	1	5	0	0	0	0	1	5	1	2	0	0	1	6	2	3	0	2	0	10	0	0	0	0	0	0	3	0	0	0	0	1	8	1	2	0	1	5


PITCHER	IP	WLS	BF	H	R	ER	SO	BB	IBB	HBP	BLK	WP	HR	S	P	ERA	WHIP
<b>Rick Rhoden, R</b> ERA: 2.97 (1, 1)	7.0		27	7	3	3	5	1	0	0	0	1	0	36	40	3.86	1.143
<b>Rod Scurry, L</b> ERA: 2.38 (8, 1)	1.0	L	5	2	1	1	0	0	0	0	0	1	0	5	5	9.00	2.000

**BOTTOM**

**Pittsburgh Pirates @ Cincinnati Reds**  
Riverfront Stadium, Cincinnati, OH

Sat May 28 1983, 3:33 AM EDT  
Att. 23,994 - Unknown

AB	31
R	4
H	9
RBI	3
BB	1
SO	5
LOB	9



1B: 7	SF: 0	WP: 2	PA: 33
2B: 2	SAC: 0	PB: 1	
3B: 0	DP: 0	SB: 3	
HR: 0	HBP: 0	CS: 2	

livebaseballscorecards.com



BOTTOM

Pittsburgh Pirates @ Cincinnati Reds  
Riverfront Stadium, Cincinnati, OH  
Sun May 29 1983, 3:33 AM EDT  
Att. 13,394 - Unknown

livebaseballscorecards.com

AB	32
R	5
H	6
RBI	4
BB	5
SO	9
LOB	9



WP:	0	PA:	37
PB:	0	SB:	1
CS:	0		


AB R H RBI BB SO LOB

4	0	0	0	1	3	0
3	0	0	0	1	0	2
4	0	0	0	0	0	1
3	0	0	0	1	1	0
2	1	1	0	2	0	1
4	1	1	1	0	1	2
3	2	1	1	0	1	1
1	0	0	0	0	0	0
3	0	2	0	0	1	0
1	0	0	0	0	0	0
0	0	0	0	0	0	0
0	0	0	0	0	0	0
1	1	1	1	0	0	0

Batter	1	2	3	4	5	6	7	8	9
Gary Redus, R (1, 7) OBP: 0.358, SLG: 0.496	0-3 K ①		0-3 K ③		4-0 IBB		0-3 K ①		0-0 F8 ③
Eddie Milner, L (1, 8) OBP: 0.367, SLG: 0.353	0-0 6-3 ②			0-0 F6 ①	0-0 L4 ③		4-0 G5-4-3 BB		
Dave Concepcion, R (1, 5) OBP: 0.320, SLG: 0.306	0-0 F8 ③			0-0 4-3 ②		0-0 1-3 ①	0-0 G5-4-3 ② ③		
Cesar Cedeno, R (1, 3) OBP: 0.360, SLG: 0.389		0-0 F8 ①		4-0 S BB		0-0 3-1 ②		0-3 K ①	
Paul Householder, S (1, 9) OBP: 0.354, SLG: 0.427		4-0 BB		0-0 1-3 ③		0-0 3B 1B		4-0 L5-3 BB	
Ron Oester, S (1, 4) OBP: 0.344, SLG: 0.477		0-3 K ②			0-0 1-3 ①	0-0 1B 3B		0-0 L5-3 ② ③	
Kelly Paris, R (1, 6) Wayne Krenchicki, L (9, PH) OBP: 0.200, SLG: 0.241 OBP: 0.267, SLG: 0.302		0-3 K ③			0-0 E6 1B FC6-4	0-0 1B 1B		0-0 F7 ①	
Dann Bilardello, R (1, 2) Duane Walker, L (9, PH) OBP: 0.250, SLG: 0.333 OBP: 0.365, SLG: 0.489			0-3 K ①		0-0 FC6-4 1B	0-0 E9 1B		0-0 F9 ②	
Frank Pastore, R (1, 1) Bill Scherrer, L (7, 1) Ben Hayes, R (7, 1) Brad Lesley, R (8, 1) Dan Driessen, L (9, PH) OBP: 0.278, SLG: 0.235 OBP: 0.667, SLG: 0.500			0-3 K ②		0-0 FC6-4 1B	0-3 K ③		0-0 HR	

Inning Stats	R: 0	H: 0	E: 0	K: 1	S: 5	LOB: 0	BB: 0	P: 5
	R: 0	H: 0	E: 0	K: 2	S: 7	LOB: 1	BB: 1	P: 11
	R: 0	H: 0	E: 0	K: 3	S: 9	LOB: 0	BB: 0	P: 9
	R: 0	H: 0	E: 0	K: 0	S: 3	LOB: 1	BB: 1	P: 7
	R: 1	H: 1	E: 2	K: 0	S: 5	LOB: 2	BB: 1	P: 9
	R: 3	H: 4	E: 1	K: 1	S: 9	LOB: 1	BB: 0	P: 9
	R: 0	H: 0	E: 0	K: 1	S: 4	LOB: 0	BB: 1	P: 8
	R: 0	H: 0	E: 0	K: 1	S: 4	LOB: 0	BB: 1	P: 8
	R: 1	H: 1	E: 0	K: 0	S: 4	LOB: 0	BB: 0	P: 4

PITCHER	IP	WLS	BF	H	R	ER	SO	BB	IBB	HBP	BLK	WP	HR	S	P	ERA	WHIP
Larry McWilliams, L (1, 1) ERA: 2.69	6.0	W	27	5	4	2	7	2	1	0	0	0	0	38	50	3.00	1.167
Manny Sarmiento, R (7, 1) ERA: 2.63	3.0	S	10	1	1	1	2	2	0	0	0	0	1	12	20	3.00	1.000

Batter	1	2	3	4	5	6	7	8	9	AB R H RBI BB SO LOB	TOP											
Gary Redus, R (1, 7) OBP: 0.355, SLG: 0.488	0-0 F8		0-0 6-3			0-0 FC3-6 1B		0-0 F8		4 0 1 0 0 0 1	<b>Cincinnati Reds @ St. Louis Cardinals</b> Busch Stadium, St. Louis, MO Mon May 30 1983, 3:33 AM CDT Att: 39,735 - Unknown  <b>AB 34</b> <b>R 1</b> <b>H 9</b> <b>RBI 1</b> <b>BB 1</b> <b>SO 4</b> <b>LOB 19</b> 											
Eddie Milner, L (1, 8) OBP: 0.365, SLG: 0.356	0-0 P6		0-0 S 2B			0-0 FC3-6 1-2f		0-0 F7		4 0 1 0 0 0 2												
Dave Concepcion, R (1, 6) OBP: 0.320, SLG: 0.306	0-0		0-0 6-3			0-0 F9		0-0 F9		3 0 1 0 0 0 2												
Tom Foley, L (6, 6) OBP: 0.316, SLG: 0.250	0-0 1B		0-0 2-3			0-0 F8				1 0 0 0 0 0 1												
Dan Driessen, L (1, 3) OBP: 0.382, SLG: 0.376	0-3 K				0-0 FC3-6 1B				0-0 HBP BB FC3-6 1B	4 1 2 0 0 1 2												
Ron Oester, S (1, 4) OBP: 0.342, SLG: 0.472		0-0 1B 1B			0-0 FC3-6 G4-6-3 1-2f		0-0 3-1		0-0 F8	4 0 1 0 0 0 2												
Paul Householder, S (1, 9) OBP: 0.349, SLG: 0.410		0-0 F7			0-0 G4-6-3 1-2f		0-0 P4		4-0 FC3-6 HBP BB	3 0 0 0 1 0 2												
Wayne Krenchicki, L (1, 5) OBP: 0.306, SLG: 0.326		0-0 G5-4-3 1-2 1B			0-0 F8		0-0 WP 1B		1-0 FC3-6 HBP	3 0 2 0 0 0 0												
Dann Bilardello, R (1, 2) OBP: 0.241, SLG: 0.321		0-0 G5-4-3			0-0 F7		0-0 5-3		0-0 FC3-6	3 0 0 0 0 0 3												
Ben Hayes, R (8, 1)		0-0 1-2f			0-0 F7				0-0 FC3-6	0 0 0 0 0 0 0												
Duane Walker, L (9, PH) OBP: 0.358, SLG: 0.478									1-2f 2-3 3-H	1 0 0 1 0 0 2												
Ted Power, R (1, 1)			0-3 K			0-3 K			0-3 K	1 0 0 0 0 1 0												
Rich Gale, R (3, 1) OBP: 0.308, SLG: 0.273									0-3 K	1 0 0 0 0 1 0												
Alan Knicely, R (8, PH) OBP: 0.200, SLG: 0.200									0-3 K	2 0 1 0 0 1 2												
<b>Inning Stats</b>	R: 0 E: 0 K: 1 S: 6	H: 1 LOB: 1 BB: 0 P: 6	R: 0 E: 0 K: 0 S: 4	H: 2 LOB: 1 BB: 0 P: 4	R: 0 E: 0 K: 1 S: 6	H: 1 LOB: 1 BB: 0 P: 6	R: 0 E: 0 K: 0 S: 3	H: 1 LOB: 0 BB: 0 P: 3	R: 0 E: 0 K: 1 S: 5	H: 0 LOB: 0 BB: 0 P: 5	R: 0 E: 0 K: 0 S: 4	H: 1 LOB: 1 BB: 0 P: 4	R: 0 E: 0 K: 0 S: 4	H: 1 LOB: 1 BB: 0 P: 4	R: 0 E: 0 K: 0 S: 4	H: 1 LOB: 1 BB: 0 P: 4	R: 1 E: 0 K: 1 S: 6	H: 1 LOB: 2 BB: 1 P: 11	1B: 8 2B: 1 3B: 0 HR: 0	SF: 0 SAC: 0 DP: 2 HBP: 1	WP: 1 PB: 0 SB: 1 CS: 0	PA: 36
<b>PITCHER</b> John Stuper, R (1, 1) ERA: 3.23	IP: 9.0 WLS: W BF: 36 H: 9 R: 1 ER: 1 SO: 4 BB: 1 IBB: 0 HBP: 1 BLK: 0 WP: 1 HR: 0 S: 42 P: 47 ERA: 1.00 WHIP: 1.111											<b>PITCHER</b>	IP: 9.0 WLS: W BF: 36 H: 9 R: 1 ER: 1 SO: 4 BB: 1 IBB: 0 HBP: 1 BLK: 0 WP: 1 HR: 0 S: 42 P: 47 ERA: 1.00 WHIP: 1.111									



Batter	1	2	3	4	5	6	7	8	9	AB	R	H	RBI	BB	SO	LOB
Tom Herr, S OBP: 0.370, SLG: 0.360 Rafael Santana, R OBP: 0.500, SLG: 0.400 (1, 4) BBB (7, PR) (8, 4)	4-0 1B SF8 BB	0-0 3B 1B	0-0 FC5-4 1-2 1B		0-0 4-3		0-0 1-3 1B 1B			4	2	3	0	1	0	0
Ken Oberkfell, L OBP: 0.395, SLG: 0.390 (1, 5)	0-0 2B SF7 1B	0-0 F8	0-0 F8		0-0 F7		0-0 F7			5	1	1	0	0	0	5
Lonnie Smith, R OBP: 0.366, SLG: 0.446 David Green, R OBP: 0.303, SLG: 0.346 (1, 7) (6, PR) (7, 7)	0-0 SF8	0-0 F8	0-0 FC5-4 1-2f			0-0 WP 1B 1B	0-0 1-2 3-H 1B			3	0	1	1	0	0	3
Keith Hernandez, L OBP: 0.355, SLG: 0.473 (1, 3)	0-0 3B 2B	0-0 3B		0-0 F9		0-0 P3 1-2	0-0 F7			5	1	2	1	0	0	3
George Hendrick, R OBP: 0.373, SLG: 0.507 (1, 9)	0-0 SF7	0-0 F7		0-0 1B 1B		0-0 P6	0-0 F7			4	0	1	1	0	0	3
Willie McGee, S OBP: 0.380, SLG: 0.411 (1, 8) BBB	4-0 3B BB		0-0 E8 HR	0-0 1-2 1B		0-0 2-H 1B	0-0 1-3			4	2	2	0	1	0	0
Darrell Porter, L OBP: 0.358, SLG: 0.500 Glenn Brummer, R OBP: 0.421, SLG: 0.500 (1, 2) (8, 2)	0-0 3B		0-0 HR	0-3 K			0-0 F8	0-3 K		4	1	2	4	0	1	2
Ozzie Smith, S OBP: 0.278, SLG: 0.267 (1, 6)	4-0 S IBB		0-0 G3	0-0 4-3			4-0 WP E BB			2	1	0	0	2	0	2
John Stuper, R OBP: 0.286, SLG: 0.250 (1, 1) SSS	0-3 K		0-0 F8 1B 1B		0-3 K		0-0 E1 1B 1B			4	1	1	0	0	2	2

Inning Stats	R: 4	H: 3	R: 1	H: 2	R: 2	H: 3	R: 0	H: 2	R: 0	H: 0	R: 2	H: 2	R: 0	H: 0	R: 0	H: 0
	E: 0	LOB: 2	E: 0	LOB: 1	E: 1	LOB: 2	E: 0	LOB: 2	E: 0	LOB: 0	E: 1	LOB: 2	E: 0	LOB: 0	E: 0	LOB: 0
	K: 1	BB: 3	K: 0	BB: 0	K: 0	BB: 0	K: 1	BB: 0	K: 0	BB: 0	K: 0	BB: 1	K: 1	BB: 0	K: 1	BB: 0
	S: 8	P: 20	S: 5	P: 5	S: 7	P: 7	S: 7	P: 7	S: 5	P: 5	S: 4	P: 4	S: 6	P: 10	S: 5	P: 5

PITCHER	IP	WLS	BF	H	R	ER	SO	BB	IBB	HBP	BLK	WP	HR	S	P	ERA	WHIP
Ted Power, R ERA: 4.54 (1, 1)	2.1	L	18	7	7	6	1	2	1	0	0	0	1	17	29	23.14	3.857
Rich Gale, R ERA: 6.49 (3, 1)	4.2		22	7	2	1	2	1	0	0	0	2	0	25	29	1.93	1.714
Ben Hayes, R ERA: 9.82 (8, 1)	1.0		3	0	0	0	1	0	0	0	0	0	0	5	5	0.00	0.000


**BOTTOM**

**Cincinnati Reds @ St. Louis Cardinals**  
 Busch Stadium, St. Louis, MO  
 Mon May 30 1983, 3:33 AM CDT  
 Att. 39,735 - Unknown


AB	37
R	9
H	14
RBI	8
BB	4
SO	4
LOB	20



1B	2B	3B	HR	SF	SAC	DP	HBP	WP	HR	S	P	ERA	WHIP
10	1	2	1	2	0	0	0	2	0	0	0	23.14	3.857
2	1	2	1	2	0	0	0	0	0	0	0	1.93	1.714
2	1	2	1	2	0	0	0	0	0	0	0	0.00	0.000

Batter	1	2	3	4	5	6	7	8	9	AB R H RBI BB SO LOB	TOP	
Gary Redus, R (1, 7) OBP: 0.349, SLG: 0.472	0-0 6-3		0-0 P4		0-0 F7		0-0 6-3		4-0 E BB BB	4 0 0 0 1 0 0	<b>Cincinnati Reds @ St. Louis Cardinals</b> Busch Stadium, St. Louis, MO Tue May 31 1983, 7:05 PM CDT Att: 29,428 - Unknown  <a href="http://livebaseballscorecards.com">livebaseballscorecards.com</a>  <b>AB 33</b> <b>R 2</b> <b>H 5</b> <b>RBI 2</b> <b>BB 7</b> <b>SO 4</b> <b>LOB 17</b>  	
Eddie Milner, L (1, 8) OBP: 0.365, SLG: 0.360	0-0 G3		0-0 6-3		0-3 K		0-0 WP 2B	4-0 E BB	4 0 1 0 1 1 0			
Dan Driessen, L (1, 3) OBP: 0.369, SLG: 0.362	0-0 4-3		0-0 F8		0-0 F9		0-0 F7 2-3	0-0 E5 1-2 2-3	5 0 0 0 0 0 3			
Johnny Bench, R (1, 5) OBP: 0.341, SLG: 0.459 Kelly Paris, R (9, 5) OBP: 0.200, SLG: 0.241		0-0 6-3		0-0 6-3		0-0 G3	0-0 1-3	0-0 F7	5 0 0 0 0 0 4 0 0 0 0 0 0 0			
Ron Oester, S (1, 4) OBP: 0.351, SLG: 0.478		4-0 3-6-1 1B BB		0-0 1B 2B		4-0 BB BLK BB		0-0 3-1	2 2 1 0 2 0 0			
Paul Householder, S (1, 9) OBP: 0.344, SLG: 0.402		0-0 3-6-1 1-2 1B		0-0 FC5 2-H 1B		0-0 F5		0-3 K	4 0 1 1 0 1 2			
Alan Knicely, R (1, 2) OBP: 0.263, SLG: 0.222		0-0 1B 2-H 1B		0-0 1-3 1B		4-0 BB 1-2 BB		0-0 L9	3 0 1 1 1 0 1			
Tom Foley, L (1, 6) OBP: 0.391, SLG: 0.278		0-0 1-2 1B		4-0 IBB		4-0 1-2 2-3 BB		0-0 F8	2 0 1 0 2 0 0			
Charlie Puleo, R (1, 1) Bill Scherrer, L (8, 1) OBP: 0.500, SLG: 0.333		0-3 K		0-0 FC5 2-3f		0-0 L1		0-3 K	3 0 0 0 0 1 7 1 0 0 0 0 1 0			
<b>Inning Stats</b>	R: 0 E: 0 K: 0 S: 3 H: 0 LOB: 0 BB: 0 P: 3	R: 1 E: 0 K: 1 S: 7 H: 2 LOB: 2 BB: 1 P: 11	R: 0 E: 0 K: 0 S: 3 H: 0 LOB: 0 BB: 0 P: 3	R: 1 E: 0 K: 0 S: 5 H: 2 LOB: 2 BB: 1 P: 9	R: 0 E: 0 K: 1 S: 5 H: 0 LOB: 0 BB: 0 P: 5	R: 0 E: 0 K: 0 S: 3 H: 0 LOB: 3 BB: 3 P: 15	R: 0 E: 0 K: 0 S: 4 H: 1 LOB: 1 BB: 0 P: 4	R: 0 E: 0 K: 1 S: 5 H: 0 LOB: 0 BB: 0 P: 5	R: 0 E: 1 K: 1 S: 6 H: 0 LOB: 3 BB: 2 P: 14	1B: 3 2B: 2 3B: 0 HR: 0 SF: 0 SAC: 0 DP: 0 HBP: 0	WP: 1 PB: 0 SB: 0 CS: 0 PA: 40	
<b>PITCHER</b>	IP WLS BF H R ER SO BB IBB HBP BLK WP HR S P ERA WHIP											
Joaquin Andujar, R (1, 1) ERA: 2.99	8.0 L 34 5 2 2 3 4 1 0 1 1 0 35 55 2.25 1.125											
Doug Bair, R (9, 1) ERA: 2.21	0.2 3 0 0 0 1 1 0 0 0 0 0 4 8 0.00 1.500											
Jim Kaat, L (9, 1) ERA: 4.63	0.0 2 0 0 0 0 1 0 0 0 0 0 1 5 ∞ ∞											
Jeff Lahti, R (9, 1) ERA: 4.12	0.1 1 0 0 0 0 0 0 0 0 0 0 1 1 0.00 0.000											



Batter	1	2	3	4	5	6	7	8	9	AB R H RBI BB SO LOB	TOP									
Gary Redus, R (1, 7) OBP: 0.353, SLG: 0.488	0-0 F8			0-0 SH1-3 S SF7 1B		0-0 3B			0-0 F8	4 1 2 0 0 0 0	<b>Cincinnati Reds @ St. Louis Cardinals</b> Busch Stadium, St. Louis, MO Wed Jun 01 1983, 7:05 PM CDT Att. 25,497 - Unknown  <b>AB 32</b> <b>R 3</b> <b>H 6</b> <b>RBI 3</b> <b>BB 0</b> <b>SO 3</b> <b>LOB 7</b>  									
Eddie Milner, L (1, 8) OBP: 0.360, SLG: 0.354	0-0 6-3			0-0 SH1-3 1-3		0-0 F9			0-0 P6	3 0 0 0 0 0 1										
Cesar Cedeno, R (1, 3) OBP: 0.365, SLG: 0.408	0-3 K			0-0 SF7 3-H			0-0 2B		0-0 E DI 2B 1B	3 1 2 1 0 1 0										
Johnny Bench, R (1, 5) OBP: 0.333, SLG: 0.449		0-0 F3		0-0 5-3			0-3 K		0-0 E5 2B 1B	4 1 0 0 0 1 2										
Paul Householder, S (1, 9) OBP: 0.340, SLG: 0.407		0-0 F8			0-0 5-3		0-0 F7		0-0 1B 2B	4 0 1 1 0 0 1										
Ron Oester, S (1, 4) OBP: 0.348, SLG: 0.473		0-3 K			0-0 F9		0-0 5-3		0-0 3-H 1B	4 0 1 1 0 1 1										
Kelly Paris, R (1, 6) OBP: 0.176, SLG: 0.212			0-0 6-3		0-0 F9			0-0 F8	0-0 F8	4 0 0 0 0 0 2										
Alex Trevino, R (1, 2) OBP: 0.273, SLG: 0.292			0-0 P4			0-0 5-3		0-0 6-3		3 0 0 0 0 0 0										
Mario Soto, R (1, 1) OBP: 0.167, SLG: 0.200			0-0 6-3			0-0 5-3		0-0 F8		1 0 0 0 0 0 0										
Dann Bilardello, R (6, PH) OBP: 0.238, SLG: 0.317										1 0 0 0 0 0 0										
Frank Pastore, R (6, 1) OBP: 0.278, SLG: 0.235										0 0 0 0 0 0 0										
Alan Knicely, R (8, PH) OBP: 0.250, SLG: 0.211										1 0 0 0 0 0 0										
Ben Hayes, R (8, 1)										0 0 0 0 0 0 0										
<b>Inning Stats</b>	R: 0 E: 0 K: 1 S: 5	H: 0 LOB: 0 BB: 0 P: 5	R: 0 E: 0 K: 1 S: 5	H: 0 LOB: 0 BB: 0 P: 5	R: 0 E: 0 K: 0 S: 3	H: 0 LOB: 0 BB: 0 P: 3	R: 1 E: 0 K: 0 S: 4	H: 1 LOB: 0 BB: 0 P: 4	R: 0 E: 0 K: 0 S: 4	H: 1 LOB: 1 BB: 0 P: 4	R: 0 E: 0 K: 1 S: 6	H: 1 LOB: 1 BB: 0 P: 6	R: 0 E: 0 K: 0 S: 3	H: 0 LOB: 0 BB: 0 P: 3	R: 2 E: 1 K: 0 S: 7	H: 3 LOB: 2 BB: 0 P: 7	1B: 3 2B: 2 3B: 1 HR: 0	SF: 1 SAC: 1 DP: 0 HBP: 0	WP: 0 PB: 0 SB: 1 CS: 0	PA: 34
<b>PITCHER</b>	IP WLS BF H R ER SO BB IBB HBP BLK WP HR S P ERA WHIP																			
John Martin, L (1, 1) ERA: 3.82	8.2 W 32 5 3 1 3 0 0 0 0 0 0 0 38 38 1.04 0.577																			
Dave Vonohlen, L (9, 1) ERA:	0.1 2 1 0 0 0 0 0 0 0 0 0 0 2 2 0.00 3.000																			

Batter	1	2	3	4	5	6	7	8	9
Tom Herr, S OBP: 0.393, SLG: 0.367 Mike Ramsey, S OBP: 0.333, SLG: 0.363 (8, 4)	4-0 1-3 G3 BB		0-0 FC4-6 1B		4-0 1B E BB		0-0 1B 1B	0-0 2-H 1B	
Ken Oberkfell, L OBP: 0.402, SLG: 0.394 (1, 5)	0-0 G3 1-2		0-0 L9		0-0 E 2B 1B 1-3 2-H		0-0 1B 1B 1-3 3-1-2-5		
Willie McGee, S OBP: 0.372, SLG: 0.400 (1, 8)	0-0 1-3 2-3		0-0 FC4-6 1-2f		0-0 E4 2B 1-2 3-H		0-0 1B 1B 3-1-2-5 2-3		
Keith Hernandez, L OBP: 0.351, SLG: 0.457 (1, 3)	0-0 3-1			0-0 L9	0-0 F7		0-0 3-1-2-5 1-3f 3-H		
George Hendrick, R OBP: 0.373, SLG: 0.507 (1, 9)		0-3 K		0-0 4-3	0-0 2B 1-H 2-H		0-0 6-3		
Dane Iorg, L OBP: 0.341, SLG: 0.405 David Green, R OBP: 0.308, SLG: 0.361 (6, 7)		0-0 F7		0-0 4-3	0-0 L8		0-0 4-3 2B 2B		
Darrell Porter, L OBP: 0.365, SLG: 0.489 (1, 2)		4-0 BB			0-0 L9	0-3 K	4-0 4-3 2B IBB		
Ozzie Smith, S OBP: 0.272, SLG: 0.260 (1, 6)		0-3 K			0-0 1B S	0-0 F7	0-0 4-3 1-2 2-3		
John Martin, S OBP: 0.300, SLG: 0.400 Dave Vonohlen, L (9, 1)			0-0 6-3		0-0 1B 1B 1-H	0-0 4-3	0-0 1B 2B 2-H 3-H		

Inning Stats	R: 0	H: 0	E: 0	K: 3	S: 3	LOB: 1	BB: 1	P: 7	R: 0	H: 0	E: 0	K: 2	S: 7	LOB: 1	BB: 1	P: 11	R: 0	H: 1	E: 0	K: 0	S: 4	LOB: 1	BB: 0	P: 4	R: 0	H: 0	E: 0	K: 0	S: 3	LOB: 0	BB: 0	P: 3	R: 5	H: 4	E: 1	K: 0	S: 8	LOB: 1	BB: 1	P: 12	R: 0	H: 0	E: 0	K: 1	S: 5	LOB: 0	BB: 0	P: 5	R: 1	H: 3	E: 0	K: 0	S: 4	LOB: 1	BB: 0	P: 4	R: 2	H: 3	E: 0	K: 0	S: 5	LOB: 2	BB: 1	P: 9
1B: 8	SF: 0	2B: 4	SAC: 0	3B: 0	DP: 1	HR: 0	HBP: 0	WP: 0	PA: 37																																																							

PITCHER	IP	WLS	BF	H	R	ER	SO	BB	IBB	HBP	BLK	WP	HR	S	P	ERA	WHIP
Mario Soto, R ERA: 2.25 (1, 1)	5.0	L	24	5	5	3	2	3	0	0	0	0	0	25	37	5.40	1.600
Frank Pastore, R ERA: 6.47 (6, 1)	2.0		7	3	1	1	1	0	0	0	0	0	0	9	9	4.50	1.500
Ben Hayes, R ERA: 10.34 (8, 1)	1.0		6	3	2	2	0	0	1	0	0	0	0	5	9	18.00	3.000

**BOTTOM**

AB	R	H	RBI	BB	SO	LOB
2	1	2	0	2	0	0
1	0	1	0	0	0	0
4	2	2	1	0	0	2
4	1	1	1	0	0	3
4	0	0	1	0	0	4
4	0	1	2	0	1	0
3	0	0	0	0	0	1
1	1	1	0	0	0	0
2	1	0	0	2	1	0
4	1	1	0	0	1	3
4	1	2	3	0	0	0
0	0	0	0	0	0	0

AB	33
R	8
H	11
RBI	8
BB	4
SO	3
LOB	13



WP	PA	ERA	WHIP
0	37		

**Cincinnati Reds @ St. Louis Cardinals**  
 Busch Stadium, St. Louis, MO  
 Wed Jun 01 1983, 7:05 PM CDT  
 Att. 25,497 - Unknown

livebaseballscores.com

Batter	1	2	3	4	5	6	7	8	9	AB R H RBI BB SO LOB	TOP									
<b>Omar Moreno, L</b> (1, 8) OBP: 0.298, SLG: 0.341	4-0 BB S E BB		0-3 K		0-0 2-H 1B			0-0 P1		3 0 1 1 1 1 0										
<b>Kevin Bass, S</b> (1, 9) OBP: 0.304, SLG: 0.394	0-0 5-3 1-3		0-0 CS 1B		0-0 F7			0-0 F8		4 0 1 0 0 0 2										
<b>Dickie Thon, R</b> (1, 6) OBP: 0.338, SLG: 0.442	0-3 K		0-0 P6 1-2				0-0 3-1 2B	0-0 2B		4 0 2 0 0 1 2										
<b>Phil Garner, R</b> (1, 5) OBP: 0.342, SLG: 0.400	4-0 BB BB			0-0 P4		0-0 F6		4-0 BB		2 0 0 0 2 0 1										
<b>Jose Cruz, L</b> (1, 7) OBP: 0.379, SLG: 0.390	0-0 F8			0-3 K		0-0 3-1		0-0 F8		4 0 0 0 0 1 5										
<b>Ray Knight, R</b> (1, 3) OBP: 0.367, SLG: 0.488		0-0 F6		0-3 K		0-0 F7		0-0 F4		4 0 0 0 0 1 1										
<b>Bill Doran, S</b> (1, 4) OBP: 0.333, SLG: 0.272		0-0 F8			4-0 SH2-4 1B BB		0-0 F9	0-0 F7		3 1 0 0 1 0 0										
<b>Luis Pujols, R</b> (1, 2) OBP: 0.302, SLG: 0.300		0-0 E1			0-0 F7		0-0 F3	0-3 K		3 0 0 0 0 0 1										
<b>Tim Tolman, R</b> (9, PH) OBP: 0.389, SLG: 0.733										1 0 0 0 0 1 0										
<b>Joe Niekro, R</b> (1, 1) OBP: 0.083, SLG: 0.083		0-0 F8			0-0 SH2-4		0-3 K			1 0 0 0 0 0 1										
<b>Tony Scott, S</b> (7, PH) OBP: 0.248, SLG: 0.301										1 0 0 0 0 1 0										
<b>Frank LaCorte, R</b> (7, 1)					1-2					0 0 0 0 0 0 0										
<b>Inning Stats</b>	R: 0 E: 1 K: 1 S: 5	H: 0 LOB: 2 BB: 2 P: 13	R: 0 E: 1 K: 0 S: 4	H: 0 LOB: 1 BB: 0 P: 4	R: 0 E: 0 K: 1 S: 5	H: 1 LOB: 0 BB: 0 P: 5	R: 0 E: 0 K: 2 S: 7	H: 0 LOB: 0 BB: 0 P: 7	R: 1 E: 0 K: 0 S: 4	H: 1 LOB: 1 BB: 1 P: 8	R: 0 E: 0 K: 1 S: 5	H: 0 LOB: 0 BB: 0 P: 5	R: 0 E: 0 K: 0 S: 4	H: 1 LOB: 2 BB: 1 P: 8	R: 0 E: 0 K: 1 S: 5	H: 0 LOB: 0 BB: 0 P: 5	1B: 2 2B: 2 3B: 0 HR: 0	SF: 0 SAC: 1 DP: 0 HBP: 0	WP: 0 PB: 0 SB: 1 CS: 1	PA: 35
<b>PITCHER</b> <b>Joe Price, L</b> (1, 1) ERA: 2.27	IP: 9.0 WLS: W BF: 35 H: 4 R: 1 ER: 1 SO: 6 BB: 4 IBB: 0 HBP: 0 BLK: 0 WP: 0 HR: 0 S: 43 P: 59 ERA: 1.00 WHIP: 0.889																			

**Houston Astros @ Cincinnati Reds**  
**Riverfront Stadium, Cincinnati, OH**  
 Fri Jun 03 1983, 7:05 PM EDT  
 Att. 8,470 - Unknown

[livebaseballscorecards.com](http://livebaseballscorecards.com)

<b>AB</b>	30
<b>R</b>	1
<b>H</b>	4
<b>RBI</b>	1
<b>BB</b>	4
<b>SO</b>	6
<b>LOB</b>	13



Batter	1	2	3	4	5	6	7	8	9
<b>Gary Redus, R</b> (1, 7) OBP: 0.351, SLG: 0.489	0-3 K		0-3 K		0-0 SH1-3 SF7 2B		0-0 F7		
<b>Eddie Milner, L</b> (1, 8) OBP: 0.360, SLG: 0.359	0-0 2B		0-0 G3		0-0 SH1-3 2-3			0-0 E4	
<b>Cesar Cedeno, R</b> (1, 9) OBP: 0.353, SLG: 0.396 <b>Paul Householder, S</b> (9, 9) OBP: 0.340, SLG: 0.407	0-0 F7		0-0 3-1		0-0 SF7 3-H			0-0 F6	
<b>Johnny Bench, R</b> (1, 5) OBP: 0.328, SLG: 0.439 <b>Wayne Krenchicki, L</b> (9, 5) OBP: 0.306, SLG: 0.326	0-0 6-3			0-0 F7	0-0 6-3			0-0 6-3	
<b>Dan Driessen, L</b> (1, 3) OBP: 0.363, SLG: 0.353		0-0 4-3		0-0 4-3		0-0 1-3			
<b>Ron Oester, S</b> (1, 4) OBP: 0.353, SLG: 0.478		0-0 2B 2B		4-0 1B 2B BB		0-0 F6			
<b>Dave Concepcion, R</b> (1, 6) OBP: 0.320, SLG: 0.307		0-3 K		0-0 2B 1-2 1B		0-0 6-3			
<b>Dann Bilardello, R</b> (1, 2) OBP: 0.264, SLG: 0.365		0-0 2B 2-H		0-0 2B 1-3 2-H		0-0 CS 1B			
<b>Joe Price, R</b> (1, 1) OBP: 0.150, SLG: 0.105		0-0 G3		0-0 2-3		0-3 K 1-2			

Inning Stats	R: 0	H: 1	E: 0	LOB: 1	K: 1	BB: 0	S: 6	P: 6
	R: 1	H: 2	E: 0	LOB: 1	K: 1	BB: 0	S: 7	P: 7
	R: 0	H: 0	E: 0	LOB: 0	K: 1	BB: 0	S: 5	P: 5
	R: 1	H: 2	E: 0	LOB: 2	K: 0	BB: 1	S: 5	P: 9
	R: 1	H: 1	E: 0	LOB: 0	K: 0	BB: 0	S: 4	P: 4
	R: 0	H: 0	E: 0	LOB: 0	K: 0	BB: 0	S: 3	P: 3
	R: 0	H: 1	E: 0	LOB: 0	K: 1	BB: 0	S: 5	P: 5
	R: 0	H: 0	E: 1	LOB: 0	K: 0	BB: 0	S: 3	P: 3

PITCHER	IP	WLS	BF	H	R	ER	SO	BB	IBB	HBP	BLK	WP	HR	S	P	ERA	WHIP
<b>Joe Niekro, R</b> (1, 1) ERA: 4.15	6.0	L	25	6	3	3	3	1	0	0	0	0	0	30	34	4.50	1.167
<b>Frank LaCorte, R</b> (7, 1) ERA: 4.15	2.0		6	1	0	0	1	0	0	0	0	0	0	8	8	0.00	0.500

AB	R	H	RBI	BB	SO	LOB
4	1	1	0	0	2	0
3	0	1	0	0	0	0
3	0	0	1	0	0	1
0	0	0	0	0	0	0
4	0	0	0	0	0	1
0	0	0	0	0	0	0
3	0	0	0	0	0	0
2	2	1	0	1	0	0
3	0	1	0	0	1	1
3	0	3	2	0	0	0
3	0	0	0	0	1	4


**BOTTOM**

**Houston Astros @ Cincinnati Reds**  
Riverfront Stadium, Cincinnati, OH

Fri Jun 03 1983, 7:05 PM EDT  
Att. 8,470 - Unknown

livebaseballscorecards.com

<b>AB</b>	<b>28</b>
<b>R</b>	<b>3</b>
<b>H</b>	<b>7</b>
<b>RBI</b>	<b>3</b>
<b>BB</b>	<b>1</b>
<b>SO</b>	<b>4</b>
<b>LOB</b>	<b>7</b>



WP	PA	3B	DP	HR	HBP	CS
0	31	0	0	0	0	1

Batter	1	2	3	4	5	6	7	8	9	AB R H RBI BB SO LOB	TOP											
Omar Moreno, L (1, 8) OBP: 0.299, SLG: 0.348	0-0 E6	0-3 K2-3			0-0 6-3	0-0 4-3		4-0 BB	0-0 1B	5 1 1 1 1 1 2												
Terry Puhl, L (1, 9) OBP: 0.322, SLG: 0.352	4-0 FC6-4 BB		0-3 K		0-0 6-3		0-0 6-3	0-0 G4-6-3 BB	0-0 1B	5 0 1 1 1 1 2												
Dickie Thon, R (1, 6) OBP: 0.333, SLG: 0.434	0-0 F6		0-0 4-3		0-0 2B 1B		0-0 F8		0-0 F6	6 1 1 0 0 0 3												
Phil Gamier, R (1, 5) OBP: 0.348, SLG: 0.423	0-3 K		0-0 F8		0-0 1B 2B		4-0 BB		0-0 HR	4 2 2 2 1 1 2												
Jose Cruz, L (1, 7) OBP: 0.384, SLG: 0.396	0-0 FC6-4			0-0 HR 1B	0-0 PB S 1B 1B		0-0 F7		0-0 1B 3B 1B	5 3 3 1 0 0 3												
Ray Knight, R (1, 3) OBP: 0.378, SLG: 0.497		0-0 SH3-4 BB 1B		0-0 F8	0-0 1B			0-0 HR 1B	0-0 3B 1B	5 2 4 1 0 0 1												
Alan Ashby, S (1, 2) OBP: 0.317, SLG: 0.519		0-3 K		0-0 HR	0-0 F8			0-0 HR	0-0 1B 3B	5 3 3 6 0 1 2												
Bill Doran, S (1, 4) OBP: 0.340, SLG: 0.277		4-0 SH3-4 BB		0-0 F7		0-0 4-3		0-0 SH1-4 1B	0-0 3B 1B	4 1 2 1 1 0 0												
Mike Scott, R (1, 1) OBP: 0.182, SLG: 0.182		0-0 SH3-4		0-0 F9	0-3 K			0-0 SH1-4	0-3 K	3 0 0 0 0 2 1												
<b>Inning Stats</b>	R: 0 E: 1 K: 1 S: 6	H: 0 LOB: 2 BB: 1 P: 10	R: 0 E: 0 K: 2 S: 8	H: 1 LOB: 2 BB: 1 P: 12	R: 0 E: 0 K: 1 S: 5	H: 0 LOB: 0 BB: 0 P: 5	R: 2 E: 0 K: 0 S: 5	H: 2 LOB: 0 BB: 0 P: 5	R: 3 E: 0 K: 0 S: 7	H: 4 LOB: 1 BB: 0 P: 7	R: 0 E: 0 K: 1 S: 5	H: 0 LOB: 0 BB: 0 P: 5	R: 0 E: 0 K: 0 S: 3	H: 0 LOB: 1 BB: 1 P: 7	R: 2 E: 0 K: 0 S: 5	H: 3 LOB: 1 BB: 1 P: 9	R: 6 E: 0 K: 1 S: 12	H: 7 LOB: 1 BB: 0 P: 12	1B: 11 2B: 1 3B: 2 HR: 3	SF: 0 SAC: 2 DP: 1 HBP: 0	WP: 0 PB: 1 SB: 3 CS: 0	PA: 48
<b>PITCHER</b>	IP WLS BF H R ER SO BB IBB HBP BLK WP HR S P ERA WHIP																					
Bruce Berenyi, R (1, 1) ERA: 3.34	4.2 L 24 7 5 5 4 2 0 0 0 0 0 1 30 38 9.64 1.929																					
Frank Pastore, R (5, 1) ERA: 6.3	1.1 4 0 0 0 1 0 0 0 0 0 0 0 6 6 0.00 0.000																					
Ben Hayes, R (7, 1) ERA: 11.5	2.1 14 6 5 5 0 2 0 0 0 0 2 12 20 19.29 3.429																					
Ted Power, R (9, 1) ERA: 5.1	0.2 6 4 3 3 1 0 0 0 0 0 0 0 8 8 40.50 6.000																					

Houston Astros @ Cincinnati Reds  
Riverfront Stadium, Cincinnati, OH  
Sat Jun 04 1983, 7:05 PM EDT  
Att: 13,045 - Unknown

livebaseballscorecards.com

AB	42
R	13
H	17
RBI	13
BB	4
SO	6
LOB	16







Batter	1	2	3	4	5	6	7	8	9	AB R H RBI BB SO LOB	TOP																
Omar Moreno, L (1, 8) OBP: 0.297, SLG: 0.344	0-0 F9		0-3 K		0-0 FC1-6-4		0-0 4-3		0-0 1B	5 1 1 1 0 1 2																	
Terry Puhl, L (1, 9) OBP: 0.322, SLG: 0.352	0-0 S		0-0 F9			0-0 F7	0-0 SF9		0-0 1B	3 0 1 0 0 0 0																	
Tim Tolman, R (7, PH) OBP: 0.368, SLG: 0.733	1B								1B	0 0 0 1 0 0 0																	
Bill Dawley, R (7, 1) OBP: 0.500, SLG: 0.500									1B	1 0 1 0 0 0 0																	
Dickie Thon, R (1, 6) OBP: 0.339, SLG: 0.440	4-0 1-2		0-0 5-3			0-3 K	0-0 2B		0-0 1B	4 0 2 2 1 1 0																	
Phil Gamier, R (1, 5) OBP: 0.349, SLG: 0.416	0-0 F2			0-0 F3		4-0 BB	4-0 IBB		0-0 L4-6	3 0 0 0 2 0 4																	
Jose Cruz, L (1, 7) OBP: 0.375, SLG: 0.386	0-3 K			0-0 3-1		0-0 L3	0-0 G3		0-0 FC4-6	5 0 0 0 0 1 6																	
Ray Knight, R (1, 3) OBP: 0.374, SLG: 0.491		0-0 3-1		0-0 6-3			4-0 BB	0-3 K		2 0 0 0 0 0 0																	
Denny Walling, L (5, 3) OBP: 0.184, SLG: 0.114							BB			1 1 0 0 1 1 0																	
Alan Ashby, S (1, 2) OBP: 0.322, SLG: 0.511		4-0 4-6-3			0-0 F6		4-0 2B	0-0 1-3		2 1 0 0 2 0 0																	
Bill Doran, S (1, 4) OBP: 0.343, SLG: 0.274		0-0 4-6-3			4-0 FC1-6-4		4-0 2B	0-0 5-3		2 1 0 0 2 0 1																	
Michael LaCoss, R (1, 1) OBP: 0.074, SLG: 0.038					0-3 K		0-0 SF9		0-0 1B	1 0 0 0 0 0 1																	
Tony Scott, S (5, PH) OBP: 0.245, SLG: 0.298									1B	1 0 0 0 0 1 1																	
Vern Ruhle, R (5, 1) OBP: 0.273, SLG: 0.111									1B	0 0 0 0 0 0 0																	
Kevin Bass, S (7, PH) OBP: 0.324, SLG: 0.426									1B	2 2 2 2 0 0 0																	
Inning Stats	R: 0 E: 0 K: 1 S: 6	H: 1 LOB: 2 BB: 1 P: 10	R: 0 E: 0 K: 0 S: 3	H: 0 LOB: 1 BB: 1 P: 7	R: 0 E: 0 K: 1 S: 5	H: 0 LOB: 0 BB: 0 P: 5	R: 0 E: 0 K: 0 S: 3	H: 0 LOB: 0 BB: 0 P: 3	R: 0 E: 0 K: 1 S: 5	H: 0 LOB: 1 BB: 1 P: 9	R: 4 E: 0 K: 0 S: 5	H: 2 LOB: 2 BB: 4 P: 21	R: 0 E: 0 K: 1 S: 5	H: 0 LOB: 0 BB: 0 P: 5	R: 2 E: 0 K: 0 S: 6	H: 4 LOB: 1 BB: 0 P: 6	1B: 5 2B: 3 3B: 0 HR: 0	SF: 1 SAC: 0 DP: 1 HBP: 0	WP: 0 PB: 0 SB: 1 CS: 0	PA: 41							
PITCHER	IP	WLS	BF	H	R	ER	SO	BB	IBB	HBP	BLK	WP	HR	S	P	ERA	WHIP										
Charlie Puleo, R (1, 1) ERA: 5.76	6.0		26	1	3	3	4	7	0	0	0	0	0	27	55	4.50	1.333										
Bill Scherrer, L (7, 1) ERA: 3.19	2.0	L	12	5	3	3	1	0	1	0	0	0	0	13	17	13.50	2.500										
Frank Pastore, R (9, 1) ERA: 6.18	1.0		3	1	0	0	0	0	0	0	0	0	0	3	3	0.00	1.000										

Houston Astros @ Cincinnati Reds  
Riverfront Stadium, Cincinnati, OH

Sun Jun 05 1983, 3:33 AM EDT  
Att. 18,221 - Unknown

livebaseballscorecards.com

AB	32
R	6
H	7
RBI	6
BB	8
SO	5
LOB	15



Batter	1	2	3	4	5	6	7	8	9	AB	R	H	RBI	BB	SO	LOB
Duane Walker, L OBP: 0.345, SLG: 0.451 (1, 7)	0-0 1B WP 1B		0-0 L9	0-3 K			0-0 F9			4	0	1	0	0	1	1
Paul Householder, S OBP: 0.327, SLG: 0.389 (1, 8)	0-0 F9 1-2		0-0 5-3			0-0 1-3	0-3 K			4	0	0	0	0	1	1
Dave Concepcion, R OBP: 0.319, SLG: 0.306 (1, 6)	0-3 K		0-3 K			0-0 1B	0-0 4-3			4	0	1	0	0	2	1
Dan Driessen, L OBP: 0.365, SLG: 0.379 (1, 3)	0-0 FC5-4 1B			0-0 HR		0-0 F8		0-0 4-3		4	1	2	1	0	0	1
Cesar Cedeno, R OBP: 0.333, SLG: 0.370 (1, 9)	0-0 FC5-4 1-2f			0-0 F9		0-0 6-3		0-0 4-3		4	0	0	0	0	0	3
Wayne Krenchicki, L OBP: 0.340, SLG: 0.347 (1, 5)		4-0 BB BB BB	4-0 G4-6-3 BB	0-0 3B 1B		0-0 1B FC3-5-2 1B		0-0 L4		3	1	2	0	1	0	0
Alan Knicely, R OBP: 0.261, SLG: 0.227 (1, 2)		0-0 G4-6-3	0-0 G4-6-3	0-0 F8		0-0 FC3-5-2 1-3 CS 1B		0-3 K		3	0	1	0	0	0	2
Ron Oester, S OBP: 0.346, SLG: 0.468 (9, PH)		0-0 1-2f	0-0 1-2f	0-0 F8		0-0 FC3-5-2 1-3 CS 1B		0-0 K		1	0	0	0	0	1	0
Tom Foley, L OBP: 0.429, SLG: 0.478 (1, 4)		0-0 1B	0-0 1B	0-0 1B 3B		0-0 FC3-5-2 FC5 CS		0-0 F9		4	1	2	1	0	0	2
Charlie Puleo, R OBP: 0.091, SLG: 0.091 (1, 1)		0-0 4-3	0-0 4-3	0-0 1B 3B		0-0 FC5		0-3 K		3	0	1	1	0	0	3
Bill Scherrer, L OBP: 0.500, SLG: 0.333 (7, 1)										0	0	0	0	0	0	0
Frank Pastore, R OBP: 0.278, SLG: 0.235 (9, 1)										0	0	0	0	0	0	0
Eddie Milner, L OBP: 0.352, SLG: 0.349 (9, PH)										1	0	0	0	0	1	0

Inning Stats	R: 0	H: 2	E: 0	K: 1	S: 7	H: 2	LOB: 2	BB: 0	P: 7	R: 0	H: 1	E: 0	K: 0	S: 3	H: 1	LOB: 1	BB: 1	P: 7	R: 0	H: 0	E: 0	K: 1	S: 5	R: 3	H: 4	E: 0	K: 1	S: 9	R: 0	H: 1	E: 0	K: 0	S: 4	R: 0	H: 2	E: 0	K: 0	S: 4	R: 0	H: 0	E: 0	K: 1	S: 5	R: 0	H: 0	E: 0	K: 0	S: 3	R: 0	H: 0	E: 0	K: 2	S: 7	R: 0	H: 0	E: 0	K: 0	S: 7	R: 0	H: 0	E: 0	K: 0	S: 7	1B: 8	2B: 0	3B: 1	HR: 1	SF: 0	SAC: 0	DP: 1	HBP: 0	WP: 1	PB: 0	SB: 0	CS: 2	PA: 36
--------------	------	------	------	------	------	------	--------	-------	------	------	------	------	------	------	------	--------	-------	------	------	------	------	------	------	------	------	------	------	------	------	------	------	------	------	------	------	------	------	------	------	------	------	------	------	------	------	------	------	------	------	------	------	------	------	------	------	------	------	------	------	------	------	------	------	-------	-------	-------	-------	-------	--------	-------	--------	-------	-------	-------	-------	--------

PITCHER	IP	WLS	BF	H	R	ER	SO	BB	IBB	HBP	BLK	WP	HR	S	P	ERA	WHIP
Michael LaCoss, R ERA: 5.18 (1, 1)	4.0		19	7	3	3	3	1	0	0	0	1	1	24	28	6.75	2.000
Vern Ruhle, R ERA: 3.91 (5, 1)	2.0	W	8	3	0	0	0	0	0	0	0	0	0	8	8	0.00	1.500
Bill Dawley, R ERA: 2.03 (7, 1)	3.0	S	9	0	0	0	3	0	0	0	0	0	0	15	15	0.00	0.000

BOTTOM

Houston Astros @ Cincinnati Reds  
Riverfront Stadium, Cincinnati, OH  
Sun Jun 05 1983, 3:33 AM EDT  
Att. 18,221 - Unknown

livebaseballscorecards.com

AB	35
R	3
H	10
RBI	3
BB	1
SO	6
LOB	14



Batter	1	2	3	4	5	6	7	8	9	AB R H RBI BB SO LOB	TOP
<b>Alan Wiggins, S</b> (1, 8) OBP: 0.367, SLG: 0.331 (7, 7)	0-0 F8		0-0 FC5-2 1B		0-0 E 1B	4-0 1B CS BB		0-0 SH1-3		3 1 2 0 1 0 0	
<b>Juan Bonilla, R</b> (1, 4) OBP: 0.329, SLG: 0.357 (7, 7)	0-0 F3		0-0 FC5-2		0-0 F8 SF8 1B	0-0 1B		0-0 4-3		5 1 2 1 0 0 4	
<b>Gene Richards, L</b> (1, 7) OBP: 0.357, SLG: 0.452 <b>Ruppert Jones, L</b> (7, 8) OBP: 0.267, SLG: 0.303	0-0 CS 1B		0-0 4-3		0-0 E1 F8	0-0 CS	0-0 4-3	4-0 BB		4 0 1 0 0 0 4 0 0 0 0 1 0 0	
<b>Steve Garvey, R</b> (1, 3) OBP: 0.376, SLG: 0.529 (7, 7)	0-0 CS 1-2	0-0 5-3		0-0 1B SF8 1B	0-0 F8		0-0 1B 2B	0-0 F8		5 2 2 0 0 0 4	
<b>Terry Kennedy, L</b> (1, 2) OBP: 0.374, SLG: 0.441 (7, 7)		0-3 K		0-0 2B 1B	0-0 SF8		4-0 1B IBB	0-0 E 1B		3 1 2 1 1 1 0	
<b>Kevin McReynolds, R</b> (1, 9) OBP: 0.143, SLG: 0.250 (7, 7)		0-0 5-3		0-3 K	0-0 3-1		0-0 1-2 2-H 1B	0-0 E5 F8 1B E		5 1 1 1 0 1 4	
<b>Tim Flannery, L</b> (1, 5) OBP: 0.330, SLG: 0.446 <b>Luis Salazar, R</b> (8, 5) OBP: 0.336, SLG: 0.370			1-0 1B SH FC5-2 HBP	0-0 SF8		0-0 G3	0-3 K	0-0 P3 S 1B		2 0 0 1 0 1 2 1 0 1 1 0 0 0	
<b>Mario Ramirez, R</b> (1, 6) OBP: 0.377, SLG: 0.286 (7, 7)			0-0 F8	0-0 1-3 2B		0-0 P6	0-0 L8	0-0 F8		5 0 1 0 0 0 5	
<b>Eric Show, R</b> (1, 1) OBP: 0.286, SLG: 0.296 (7, 7)			0-0 SH FC5-2 1B	0-3 K		0-0 1B BB		0-0 4-3 SH1-3 1B	0-0 P3	4 1 2 0 0 1 3	
<b>Inning Stats</b>	R: 0 H: 1 E: 0 LOB: 0 K: 0 BB: 0 S: 3 P: 3	R: 0 H: 0 E: 0 LOB: 0 K: 1 BB: 0 S: 5 P: 5	R: 0 H: 1 E: 0 LOB: 3 K: 0 BB: 0 S: 5 P: 6	R: 1 H: 3 E: 0 LOB: 2 K: 2 BB: 0 S: 10 P: 10	R: 2 H: 2 E: 1 LOB: 1 K: 0 BB: 0 S: 6 P: 6	R: 1 H: 2 E: 0 LOB: 1 K: 0 BB: 1 S: 4 P: 8	R: 1 H: 2 E: 0 LOB: 2 K: 1 BB: 1 S: 7 P: 11	R: 0 H: 1 E: 0 LOB: 2 K: 0 BB: 1 S: 4 P: 8	R: 2 H: 2 E: 1 LOB: 2 K: 0 BB: 0 S: 5 P: 5	1B: 12 SF: 2 2B: 2 SAC: 2 3B: 0 DP: 0 HR: 0 HBP: 1	WP: 0 PA: 47 PB: 0 SB: 1 CS: 2
<b>PITCHER</b> <b>Mario Soto, R</b> (1, 1) ERA: 2.37 <b>Ted Power, R</b> (8, 1) ERA: 4.87	IP WLS BF H R ER SO BB IBB HBP BLK WP HR S P ERA WHIP 7.0 L 35 11 5 3 4 1 1 1 0 0 0 40 49 3.86 1.714 2.0 10 3 2 0 0 1 0 0 0 0 0 9 13 0.00 2.000	<b>PITCHER</b> IP WLS BF H R ER SO BB IBB HBP BLK WP HR S P ERA WHIP									

**San Diego Padres @ Cincinnati Reds**  
 Riverfront Stadium, Cincinnati, OH  
 Tue Jun 07 1983, 7:05 PM EDT  
 Att: 10,639 - Unknown

[livebaseballscorecards.com](http://livebaseballscorecards.com)

<b>AB</b>	37
<b>R</b>	7
<b>H</b>	14
<b>RBI</b>	5
<b>BB</b>	3
<b>SO</b>	4
<b>LOB</b>	26



Batter	1	2	3	4	5	6	7	8	9	AB	R	H	RBI	BB	SO	LOB
<b>Gary Redus, R</b> (1, 7) OBP: 0.346, SLG: 0.468	0-0 P4			4-0 B1-3 HR BB	0-0 1-3			4-0 G4-6-3 BB		2	1	0	0	2	0	1
<b>Eddie Milner, L</b> (1, 8) OBP: 0.345, SLG: 0.342	0-0 F2			0-0 B1-3		0-3 K		0-0 G4-6-3		4	0	0	0	0	1	2
<b>Dave Concepcion, R</b> (1, 6) OBP: 0.313, SLG: 0.299	0-0 4-3			0-0 F9		0-0 F9		0-0 F8		4	0	0	0	0	0	1
<b>Johnny Bench, R</b> (1, 5) OBP: 0.330, SLG: 0.460		0-0 P6		0-0 HR		0-0 1B			0-0 1B 2B	4	2	3	2	0	0	0
<b>Dan Driessen, L</b> (1, 3) OBP: 0.363, SLG: 0.375		0-0 6-3		0-0 1B		0-0 F8			0-0 P6	4	0	1	0	0	0	2
<b>Ron Oester, S</b> (1, 4) OBP: 0.344, SLG: 0.464		0-0 F8		0-0 4-3			0-0 4-3		0-0 FC4-6 1B	4	0	1	1	0	0	1
<b>Paul Householder, S</b> (1, 9) OBP: 0.314, SLG: 0.372			0-0 F7		0-0 1-3		0-0 F8		0-0 FC4-6	4	0	0	0	0	0	1
<b>Alex Trevino, R</b> (1, 2) OBP: 0.277, SLG: 0.297			0-0 F9		0-0 1B		4-0 BB		0-0 4-3	2	0	1	0	0	0	0
<b>Tom Foley, L</b> (7, PH) OBP: 0.448, SLG: 0.478										0	0	0	0	1	0	0
<b>Dann Bilardello, R</b> (8, 2) OBP: 0.258, SLG: 0.352										0	0	0	0	0	0	0
<b>Wayne Krenchicki, L</b> (9, PH) OBP: 0.333, SLG: 0.340										1	0	0	0	0	0	1
<b>Mario Soto, R</b> (1, 1) OBP: 0.161, SLG: 0.194			0-3 K		0-0 SH5-4 1B		0-0 4-3			1	0	0	0	0	1	0
<b>Duane Walker, L</b> (7, PH) OBP: 0.339, SLG: 0.442										1	0	0	0	0	0	1
<b>Ted Power, R</b> (8, 1)										0	0	0	0	0	0	0

Inning Stats	R: 0	H: 0	E: 0	K: 0	S: 3	R: 0	H: 0	E: 0	K: 0	S: 3	R: 0	H: 0	E: 0	K: 1	S: 5	R: 2	H: 2	E: 0	K: 0	S: 5	R: 0	H: 1	E: 0	K: 0	S: 4	R: 0	H: 1	E: 0	K: 1	S: 6	R: 0	H: 0	E: 0	K: 0	S: 3	R: 0	H: 0	E: 0	K: 0	S: 2	R: 1	H: 2	E: 0	K: 0	S: 5	1B: 4	2B: 1	3B: 0	HR: 1	SF: 0	SAC: 1	DP: 1	HBP: 0	WP: 0	PA: 35
--------------	------	------	------	------	------	------	------	------	------	------	------	------	------	------	------	------	------	------	------	------	------	------	------	------	------	------	------	------	------	------	------	------	------	------	------	------	------	------	------	------	------	------	------	------	------	-------	-------	-------	-------	-------	--------	-------	--------	-------	--------

PITCHER	IP	WLS	BF	H	R	ER	SO	BB	IBB	HBP	BLK	WP	HR	S	P	ERA	WHIP	PITCHER	IP	WLS	BF	H	R	ER	SO	BB	IBB	HBP	BLK	WP	HR	S	P	ERA	WHIP																	
<b>Eric Show, R</b> (1, 1) ERA: 2.71	9.0	W	35	6	3	3	2	3	0	0	0	0	1	36	48	3.00	1.000																																			

**BOTTOM**

**San Diego Padres @ Cincinnati Reds**  
Riverfront Stadium, Cincinnati, OH  
Tue Jun 07 1983, 7:05 PM EDT  
Att. 10,639 - Unknown

livebaseballscorecards.com

<b>AB</b>	<b>31</b>
<b>R</b>	<b>3</b>
<b>H</b>	<b>6</b>
<b>RBI</b>	<b>3</b>
<b>BB</b>	<b>3</b>
<b>SO</b>	<b>2</b>
<b>LOB</b>	<b>10</b>







Batter	1	2	3	4	5	6	7	8	9	AB R H RBI BB SO LOB	TOP																						
Gene Richards, L (1, 7) OBP: 0.349, SLG: 0.440	0-0 6-3		0-0 5-3			0-3 K		0-0 F8		4 0 0 0 0 1 0	<b>San Diego Padres @ Cincinnati Reds</b> Riverfront Stadium, Cincinnati, OH Thu Jun 09 1983, 7:05 PM EDT Att. 9,552 - Unknown																						
Juan Bonilla, R (1, 4) OBP: 0.321, SLG: 0.347	0-0 6-3		0-0 4-3			0-0 1B		0-0 4-3		4 0 1 0 0 0 0																							
Sixto Lezcano, R (1, 9) OBP: 0.342, SLG: 0.363	0-0 1B				0-3 K2-3	0-0 F9		0-3 K		4 0 1 0 0 2 1																							
Steve Garvey, R (1, 3) OBP: 0.366, SLG: 0.509	0-3 K				0-0 1-3	0-0 F9			0-0 1-3	4 0 0 0 0 1 2																							
Terry Kennedy, L (1, 2) OBP: 0.373, SLG: 0.457		0-0 6-3			0-0 F8		0-0 1B 2B		0-0 6-3	4 1 1 0 0 0 0																							
Kevin McReynolds, R (1, 8) OBP: 0.267, SLG: 0.423		0-0 2B			0-0 F8		0-3 K		4-0 BB	3 0 1 0 1 1 1																							
Luis Salazar, R (1, 5) OBP: 0.353, SLG: 0.394		0-3 K			0-0 1B	0-0 1B	0-0 FC1-6 2-H		0-0 F9	4 0 2 1 0 1 2																							
Mario Ramirez, R (1, 6) OBP: 0.385, SLG: 0.323		0-0 6-3			0-0 1B	0-0 1B	0-3 K			3 0 1 0 0 1 2																							
Andy Hawkins, R (1, 1) OBP: 0.091, SLG: 0.048			0-3 K			0-0 4-3	0-0 FC1-6 1-2f			1 0 0 0 0 1 0																							
Jerry Turner, L (5, PH) OBP: 0.190, SLG: 0.150										1 0 0 0 0 0 1																							
Elias Sosa, R (5, 1)										0 0 0 0 0 0 0																							
Ruppert Jones, L (7, PH) OBP: 0.265, SLG: 0.300										1 0 0 0 0 0 1																							
John Montefusco, R (7, 1)										0 0 0 0 0 0 0																							
<b>Inning Stats</b>	R: 0 E: 0 K: 1 S: 6	H: 1 LOB: 1 BB: 0 P: 6	R: 0 E: 0 K: 1 S: 6	H: 1 LOB: 1 BB: 0 P: 6	R: 0 E: 0 K: 1 S: 5	H: 0 LOB: 0 BB: 0 P: 5	R: 0 E: 0 K: 1 S: 5	H: 0 LOB: 0 BB: 0 P: 5	R: 0 E: 0 K: 1 S: 4	H: 2 LOB: 1 BB: 0 P: 4	R: 0 E: 0 K: 1 S: 6	H: 1 LOB: 1 BB: 0 P: 6	R: 1 E: 0 K: 2 S: 9	H: 2 LOB: 1 BB: 0 P: 9	R: 0 E: 0 K: 1 S: 5	H: 0 LOB: 0 BB: 0 P: 5	R: 0 E: 0 K: 0 S: 3	H: 0 LOB: 1 BB: 1 P: 7	1B: 5 2B: 2 3B: 0 HR: 0	SF: 0 SAC: 0 DP: 0 HBP: 0	WP: 0 PB: 0 SB: 0 CS: 0	PA: 34											
PITCHER Bruce Berenyi, R (1, 1) ERA: 3.09	IP 9.0	WLS W	BF 34	H 7	R 1	ER 1	SO 8	BB 1	IBB 0	HBP 0	BLK 0	WP 0	HR 0	S 49	P 53	ERA 1.00	WHIP 0.889																
											PITCHER	IP	WLS	BF	H	R	ER	SO	BB	IBB	HBP	BLK	WP	HR	S	P	ERA	WHIP					

livebaseballscorecards.com

<b>AB</b>	33
<b>R</b>	1
<b>H</b>	7
<b>RBI</b>	1
<b>BB</b>	1
<b>SO</b>	8
<b>LOB</b>	10





Batter	1	2	3	4	5	6	7	8	9	AB	R	H	RBI	BB	SO	LOB
<b>Gary Redus, R</b> (1, 7) OBP: 0.351, SLG: 0.483	1-0 G6-4-3 HBP		0-0 L1		0-3 K	0-0 P6		0-0 1B		4	0	1	2	0	1	1
<b>Eddie Milner, L</b> (1, 8) OBP: 0.346, SLG: 0.340	0-0 G6-4-3 1-2f		4-0 1-3 BB		0-0 1B 1B	0-0 L3-6 2-3		0-0 F7		4	1	1	0	1	0	3
<b>Dave Concepcion, R</b> (1, 6) OBP: 0.306, SLG: 0.292	0-0 F8		0-0 1-3		0-0 G3 1B 1B		0-0 5-3			4	0	1	0	0	0	1
<b>Dan Driessen, L</b> (1, 3) OBP: 0.374, SLG: 0.384		4-0 2B 2B BB		0-0 1B 1B	0-0 G3 1B		0-3 K			1	2	1	0	1	0	0
<b>Johnny Bench, R</b> (5, 3) OBP: 0.335, SLG: 0.455					1-2 3-H					2	0	1	1	0	1	0
<b>Ron Oester, S</b> (1, 4) OBP: 0.336, SLG: 0.455		0-0 2B		0-0 F7	0-0 G3		0-0 F8			4	1	1	0	0	0	3
<b>Paul Householder, S</b> (1, 9) OBP: 0.330, SLG: 0.406		0-0 4-3 2B		0-0 1B 1B	0-0 3-1			0-0 F9		3	0	2	2	0	0	2
<b>Duane Walker, L</b> (7, 9) OBP: 0.333, SLG: 0.434										1	0	0	0	0	0	0
<b>Wayne Krenchicki, L</b> (1, 5) OBP: 0.362, SLG: 0.370		0-0 4-3		0-0 FC6-4 1B		0-0 2B 1B		0-0 SH3-4 1B		4	2	3	1	0	0	1
<b>Dann Bilardello, R</b> (1, 2) OBP: 0.255, SLG: 0.347		0-0 FC6-2-5		0-3 K		0-0 2B 2B		4-0 SH3-4 1B BB		3	2	1	0	1	1	3
<b>Bruce Berenyi, R</b> (1, 1) OBP: 0.208, SLG: 0.250		0-0 4-3		0-0 FC6-4		0-0 L3-6 2B		0-0 SH3-4		3	0	1	2	0	0	3

Inning Stats	R: 0	H: 0	E: 0	K: 0	S: 2	R: 2	H: 2	E: 0	K: 0	S: 5	R: 0	H: 0	E: 0	K: 0	S: 2	R: 1	H: 3	E: 0	K: 1	S: 8	R: 1	H: 3	E: 0	K: 1	S: 8	R: 2	H: 3	E: 0	K: 0	S: 5	R: 0	H: 0	E: 0	K: 1	S: 5	R: 2	H: 2	E: 0	K: 0	S: 5	1B: 9	2B: 5	3B: 0	HR: 0	SF: 0	SAC: 1	DP: 2	HBP: 1	WP: 0	PA: 38
--------------	------	------	------	------	------	------	------	------	------	------	------	------	------	------	------	------	------	------	------	------	------	------	------	------	------	------	------	------	------	------	------	------	------	------	------	------	------	------	------	------	-------	-------	-------	-------	-------	--------	-------	--------	-------	--------

PITCHER	IP	WLS	BF	H	R	ER	SO	BB	IBB	HBP	BLK	WP	HR	S	P	ERA	WHIP
<b>Andy Hawkins, R</b> (1, 1) ERA: 2.73	4.0	L	18	5	3	3	1	2	0	1	0	0	0	17	26	6.75	1.750
<b>Elias Sosa, R</b> (5, 1) ERA: 6.98	2.0		11	6	3	3	1	0	0	0	0	0	0	13	13	13.50	3.000
<b>John Montefusco, R</b> (7, 1) ERA: 6.27	2.0		9	2	2	2	1	1	0	0	0	0	0	10	14	9.00	1.500

**BOTTOM**

**San Diego Padres @ Cincinnati Reds**  
Riverfront Stadium, Cincinnati, OH

Thu Jun 09 1983, 7:05 PM EDT  
Att. 9,552 - Unknown

livebaseballscorecards.com

<b>AB</b>	<b>33</b>
<b>R</b>	<b>8</b>
<b>H</b>	<b>13</b>
<b>RBI</b>	<b>8</b>
<b>BB</b>	<b>3</b>
<b>SO</b>	<b>3</b>
<b>LOB</b>	<b>17</b>



Batter	1	2	3	4	5	6	7	8	9	AB R H RBI BB SO LOB	TOP												
<b>Derrel Thomas, S</b> (1, 4) <small>OBP: 0.438, SLG: 0.453</small> <b>Rafael Landestoy, S</b> (6, PH) <small>OBP: 0.278, SLG: 0.333</small> (6, 4)	0-0 2B	0-0 4-3		0-0 4-3		0-0 F7		0-0 1B		3 0 1 0 0 0 4 2 0 1 0 0 0 2													
<b>Ken Landreaux, L</b> (1, 8) <small>OBP: 0.318, SLG: 0.416</small> <b>Ron Roenicke, S</b> (8, PH) <small>OBP: 0.286, SLG: 0.282</small> (8, 8)	0-0 F7		0-0 G3		0-0 1B		0-0 G3	0-0 1B		4 0 1 0 0 0 1 1 0 1 1 0 0 0													
<b>Dusty Baker Jr., R</b> (1, 7) <small>OBP: 0.322, SLG: 0.390</small>	0-0 F7		4-0 1B BB		0-0 F7		0-0 F9 2B		0-0 F8	4 0 1 0 1 0 2													
<b>Pedro Guerrero, R</b> (1, 5) <small>OBP: 0.369, SLG: 0.534</small>	0-3 K		0-0 1B		0-0 L5		0-0 F9		0-0 6-3	5 0 1 0 0 1 3													
<b>Greg Brock, L</b> (1, 3) <small>OBP: 0.368, SLG: 0.478</small>		4-0 BB BB BB	0-0 F8		4-0 BB		0-0 F8		0-0 G3	3 0 0 0 2 0 2													
<b>Rick Monday, L</b> (1, 9) <small>OBP: 0.386, SLG: 0.467</small> <b>Mike Marshall, R</b> (8, PH) <small>OBP: 0.298, SLG: 0.345</small> (8, 9)		4-0 1-2 BB BB		0-0 3B 2B		0-3 K		0-3 K		2 1 1 0 1 1 2 1 0 0 0 0 1 0													
<b>Steve Yeager, R</b> (1, 2) <small>OBP: 0.287, SLG: 0.468</small>		0-0 P1		0-0 3B		0-0 F8		0-3 K		4 0 1 1 0 1 2													
<b>Bill Russell, R</b> (1, 6) <small>OBP: 0.350, SLG: 0.311</small>		0-0 P4		0-0 P5		1-0 1B CS HBP		0-0 1B 1B 1B		3 1 1 0 0 0 3													
<b>Jerry Reuss, L</b> (1, 1) <small>OBP: 0.229, SLG: 0.212</small> <b>Pat Zachry, R</b> (6, 1) <b>Jose Morales, R</b> (8, PH) <small>OBP: 0.462, SLG: 0.846</small> <b>Dave Anderson, R</b> (8, PR) <small>OBP: 0.163, SLG: 0.238</small> <b>Tom Niedenfuer, R</b> (8, 1)		4-0 1-2 2-3 BB		0-0 G3		0-0 1B		0-0 1B 1B		2 0 1 0 1 0 1 0 0 0 0 0 0 0 1 0 1 0 0 0 0 0 0 0 0 0 0 0 0 0 0 0 0 0 0													
<b>Inning Stats</b>	R: 0 E: 0 K: 1 S: 6	H: 1 LOB: 1 BB: 0 P: 6	R: 0 E: 0 K: 0 S: 3	H: 0 LOB: 3 BB: 3 P: 15	R: 0 E: 0 K: 0 S: 3	H: 1 LOB: 1 BB: 1 P: 7	R: 1 E: 0 K: 0 S: 5	H: 2 LOB: 1 BB: 0 P: 5	R: 0 E: 0 K: 1 S: 6	H: 1 LOB: 2 BB: 1 P: 10	R: 0 E: 0 K: 0 S: 3	H: 1 LOB: 1 BB: 0 P: 4	R: 0 E: 0 K: 0 S: 4	H: 1 LOB: 1 BB: 0 P: 4	R: 1 E: 0 K: 2 S: 10	H: 4 LOB: 2 BB: 0 P: 10	R: 0 E: 0 K: 0 S: 3	H: 0 LOB: 0 BB: 0 P: 3	1B: 7 2B: 3 3B: 1 HR: 0	SF: 0 SAC: 0 DP: 0 HBP: 1	WP: 0 PB: 0 SB: 1 CS: 1	PA: 41	
<b>PITCHER</b>	IP WLS BF H R ER SO BB IBB HBP BLK WP HR S P ERA WHIP																						
<b>Charlie Puleo, R</b> (1, 1) <small>ERA: 4.95</small> <b>Bill Scherrer, L</b> (7, 1) <small>ERA: 3.51</small> <b>Ben Hayes, R</b> (9, 1) <small>ERA: 10.35</small>	6.2 W 31 7 1 1 2 5 0 1 0 0 0 0 29 50 1.35 1.800	1.1 7 4 1 1 2 0 0 0 0 0 0 11 11 6.75 3.000	1.0 S 3 0 0 0 0 0 0 0 0 0 0 0 3 3 0.00 0.000																				

**Los Angeles Dodgers @ Cincinnati Reds**  
 Riverfront Stadium, Cincinnati, OH  
 Fri Jun 10 1983, 7:05 PM EDT  
 Att. 16,955 - Unknown

<b>AB</b>	35
<b>R</b>	2
<b>H</b>	11
<b>RBI</b>	2
<b>BB</b>	5
<b>SO</b>	4
<b>LOB</b>	22





**Los Angeles Dodgers @ Cincinnati Reds**  
 Riverfront Stadium, Cincinnati, OH

Sat Jun 11 1983, 7:05 PM EDT  
 Att. 22,186 - Unknown



Batter	1	2	3	4	5	6	7	8	9	AB R H RBI BB SO LOB
Rafael Landestoy, S OBP: 0.318, SLG: 0.333 (1, 4)	0-0 4-3		0-0 6-3			0-0 FC6-4 1B		4-0 G4-6-3 BB		3 0 1 0 1 0 0
Ken Landreaux, L OBP: 0.317, SLG: 0.410 (1, 8)	4-0 1B 5-3 BB		0-0 F7			0-0 F7		0-0 G4-6-3 1-2f		3 1 0 0 1 0 2
Dusty Baker Jr., R OBP: 0.321, SLG: 0.388 (1, 7)	0-0 5-3 1-3 1B		0-0 F7			0-0 FC6-4 1-2f		0-0 5-3		4 0 1 0 0 0 1
Pedro Guerrero, R OBP: 0.367, SLG: 0.526 (1, 5)	0-0 5-3 1-2 3-H		4-0 L4-3 BB			0-0 4-3		0-0 6-3		3 0 0 1 1 0 1
Greg Brock, L OBP: 0.370, SLG: 0.476 (1, 3)	0-0 F7		0-0 L4-3 1-2			0-0 1B BB 1B		4-0 HR BB		3 1 1 0 1 0 2
Rick Monday, L OBP: 0.383, SLG: 0.447 (1, 9)		0-0 3-4-3				4-0 4-3		0-3 K		2 0 0 0 1 0 0
Mike Marshall, R OBP: 0.295, SLG: 0.342 (9, PH)						1-2 BB				1 0 0 0 0 1 1
Bill Russell, R OBP: 0.355, SLG: 0.341 (1, 6)		0-3 K				0-0 6-3		0-0 1-2 2-3 1B		4 1 2 2 0 1 0
Gilberto Reyes, R (1, 2)		0-3 K				0-0 5-3		0-0 K		2 0 0 0 0 1 0
Ron Roenicke, S OBP: 0.283, SLG: 0.279 (7, PH)										1 0 0 0 0 1 3
Steve Yeager, R OBP: 0.282, SLG: 0.471 (7, 2)										1 0 1 0 0 0 0
Joe Beckwith, L (1, 1)			0-3 K			0-3 K		0-0 4-3		1 0 0 0 0 1 0
Derrel Thomas, S OBP: 0.431, SLG: 0.444 (6, PH)										1 0 0 0 0 1 0
Ricky Wright, L (6, 1)										0 0 0 0 0 0 0
Jose Morales, R OBP: 0.429, SLG: 0.786 (7, PH)										1 0 0 0 0 0 3
Tom Niedertuer, R (7, 1)										0 0 0 0 0 0 0
Fernando Valenzuela, L OBP: 0.275, SLG: 0.410 (8, PH)										1 0 0 0 0 1 1
Dave Stewart, R OBP: 0.167, SLG: 0.167 (9, 1)										0 0 0 0 0 0 0

Inning Stats	R: 1	H: 1	R: 0	H: 0	R: 0	H: 0	R: 0	H: 0	R: 0	H: 1	R: 0	H: 2	R: 0	H: 0	R: 2	H: 2	1B: 5	SF: 0	WP: 0	PA: 36
	E: 0	LOB: 1	E: 0	LOB: 0	E: 0	LOB: 0	E: 0	LOB: 0	E: 0	LOB: 1	E: 0	LOB: 3	E: 0	LOB: 0	E: 0	LOB: 1	2B: 1	SAC: 0	PB: 0	
	K: 0	BB: 1	K: 2	BB: 0	K: 1	BB: 0	K: 0	BB: 1	K: 1	BB: 0	K: 1	BB: 1	K: 0	BB: 1	K: 2	BB: 1	3B: 0	DP: 2	SB: 0	
	S: 4	P: 8	S: 7	P: 7	S: 5	P: 5	S: 2	P: 6	S: 3	P: 3	S: 6	P: 6	S: 7	P: 11	S: 9	P: 13	HR: 1	HBP: 0	CS: 0	

PITCHER	IP	WLS	BF	H	R	ER	SO	BB	IBB	HBP	BLK	WP	HR	S	P	ERA	WHIP
Frank Pastore, R (1, 1)	8.1		32	4	2	2	5	5	0	0	0	0	0	37	57	2.16	1.080
Bill Scherrer, L (9, 1)	0.1		1	0	0	0	1	0	0	0	0	0	0	3	3	0.00	0.000
Ben Hayes, R (9, 1)	0.1	L	3	2	1	1	1	0	0	0	0	0	1	5	5	27.00	6.000

WP: 0	PA: 36
PB: 0	
SB: 0	
CS: 0	

ERA	WHIP

Batter	1	2	3	4	5	6	7	8	9	AB	R	H	RBI	BB	SO	LOB
Gary Redus, R OBP: 0.352, SLG: 0.483 Cesar Cedeno, R OBP: 0.333, SLG: 0.395	4-0 1B FC6-5 BB	0-0 P6			0-0 6-3		0-0 P6		0-0 CS 1B	1	1	0	0	1	0	1
Eddie Milner, L OBP: 0.354, SLG: 0.345	0-0 1-3 FC6-5 1B		0-0 F9		4-0 4-3 BB		0-0 6-3		4-0 1-2 BB	3	0	1	0	2	0	0
Dave Concepcion, R OBP: 0.303, SLG: 0.289	0-0 1-3 1-2		0-0 G6-4-3 1B		0-0 4-3 1-2		0-3 K		0-3 K	5	0	1	0	0	2	4
Johnny Bench, R OBP: 0.322, SLG: 0.437	0-0 FC6-5 2-H 3-H		0-0 G6-4-3 1-2f		0-0 F7			0-0 F7		4	0	0	1	0	0	3
Duane Walker, L OBP: 0.338, SLG: 0.439	0-3 K			0-0 SH1-3 2B		0-0 F7		4-0 G3 BB		3	0	1	0	1	1	1
Ron Oester, S OBP: 0.341, SLG: 0.471		0-0 WP 3B		0-0 SH1-3 2-3		0-0 6-3 1B		0-0 G3 1-2		3	1	2	0	0	0	1
Wayne Krenchicki, L OBP: 0.371, SLG: 0.357		0-0 F7 3-H		4-0 IBB		0-0 6-3 1-2		4-0 IBB		2	0	0	0	2	0	1
Dann Bilardello, R OBP: 0.264, SLG: 0.347		4-0 SH3 BB		0-0 P4		4-0 IBB		0-3 K		2	0	0	0	2	1	4
Frank Pastore, R OBP: 0.250, SLG: 0.211 Bill Scherrer, L OBP: 0.500, SLG: 0.333 Ben Hayes, R Tom Foley, L OBP: 0.433, SLG: 0.458		0-0 SH3 1-2		0-0 P4		0-3 K			0-0 3-1	2	0	0	0	0	1	4

Inning Stats	R: 1	H: 1	E: 0	LOB: 1	K: 1	P: 10	R: 1	H: 1	E: 0	LOB: 1	K: 0	P: 8	R: 0	H: 1	E: 0	LOB: 0	K: 0	P: 3	R: 0	H: 1	E: 0	LOB: 2	K: 0	P: 8	R: 0	H: 0	E: 0	LOB: 1	K: 0	P: 7	R: 0	H: 1	E: 0	LOB: 2	K: 1	P: 10	R: 0	H: 0	E: 0	LOB: 0	K: 1	P: 5	R: 0	H: 0	E: 0	LOB: 2	K: 1	P: 13	R: 0	H: 1	E: 0	LOB: 1	K: 1	P: 9	1B: 4	SF: 0	2B: 1	SAC: 2	3B: 1	DP: 1	HR: 0	HBP: 0
--------------	------	------	------	--------	------	-------	------	------	------	--------	------	------	------	------	------	--------	------	------	------	------	------	--------	------	------	------	------	------	--------	------	------	------	------	------	--------	------	-------	------	------	------	--------	------	------	------	------	------	--------	------	-------	------	------	------	--------	------	------	-------	-------	-------	--------	-------	-------	-------	--------

PITCHER	IP	WLS	BF	H	R	ER	SO	BB	IBB	HBP	BLK	WP	HR	S	P	ERA	WHIP
Joe Beckwith, R ERA: 3.08	(1, 1)		5.0	4	2	2	1	3	1	0	0	1	0	20	36	3.60	1.400
Ricky Wright, L ERA: 4.5	(6, 1)		1.0	5	1	0	1	0	1	0	0	0	0	6	10	0.00	1.000
Tom Niedenfuer, R ERA: 1.78	(7, 1)	W	2.0	8	0	0	2	1	1	0	0	0	0	10	18	0.00	0.500
Dave Stewart, R ERA: 1.69	(9, 1)	S	1.0	4	1	0	1	1	0	0	0	0	0	5	9	0.00	2.000

BOTTOM

Los Angeles Dodgers @ Cincinnati Reds  
Riverfront Stadium, Cincinnati, OH  
Sat Jun 11 1983, 7:05 PM EDT  
Att. 22,186 - Unknown

livebaseballscorecards.com

AB	29
R	2
H	6
RBI	1
BB	8
SO	5
LOB	19



WP: 1	PA: 39
PB: 0	
SB: 0	
CS: 1	

Batter	1	2	3	4	5	6	7	8	9	AB R H RBI BB SO LOB
Rafael Landestoy, S (1, 4) OBP: 0.308, SLG: 0.292	4-0 CS BB			x 0-0 F7		x 0-0 F8		x 0-0 G3		3 0 0 0 1 0 0
Ken Landreaux, L (1, 8) OBP: 0.311, SLG: 0.402	0-0 P4 1-2		0-0 K	0-0 6-3		0-0 F9		0-0 4-3		4 0 0 0 0 1 1
Dusty Baker Jr., R (1, 7) OBP: 0.315, SLG: 0.380	0-0 F9						x 0-0 F9		x 0-0 F2	4 0 0 0 0 0 0
Pedro Guerrero, R (1, 5) OBP: 0.369, SLG: 0.523		0-3 K		0-3 K		0-0 E7 1B		4-0 BB		3 1 1 0 1 2 0
Greg Brock, L (1, 3) OBP: 0.372, SLG: 0.474		0-0 4-3		4-0 S 4-3 BB		0-0 1B 1B		0-0 P3		3 0 1 1 1 0 1
Rick Monday, L (1, 9) OBP: 0.359, SLG: 0.412		0-3 K		0-0 4-3 1-2		0-3 K		0-0 4-3		4 0 0 0 0 2 3
Bill Russell, R (1, 6) OBP: 0.361, SLG: 0.344			0-3 K	4-0 FC6-4 BB		0-0 1-2 1B				2 0 1 0 1 1 0
Gilberto Reyes, R (1, 2) Ron Roenicke, S (7, PH) Steve Yeager, R (7, 2) OBP: 0.280, SLG: 0.276 OBP: 0.282, SLG: 0.471			0-0 F7	0-0 FC6-4 1-2f		0-3 K				2 0 0 0 0 0 2 1 0 0 0 0 1 2 0 0 0 0 0 0 0
Bob Welch, R (1, 1) Pat Zachry, R (6, 1) Derrel Thomas, S (8, PH) Alejandro Pena, R (8, 1) OBP: 0.115, SLG: 0.154 OBP: 0.424, SLG: 0.436 OBP: 0.091, SLG: 0.091			0-3 K		x 0-0 4-3		x 0-0 F8			2 0 0 0 0 1 0 0 0 0 0 0 0 0 1 0 0 0 0 0 0 0 0 0 0 0 0 0

Inning Stats	R: 0 E: 0 K: 0 S: 2	H: 0 LOB: 0 BB: 1 P: 6	R: 0 E: 0 K: 2 S: 7	H: 0 LOB: 0 BB: 0 P: 7	R: 0 E: 0 K: 2 S: 7	H: 0 LOB: 0 BB: 0 P: 7	R: 0 E: 0 K: 1 S: 5	H: 0 LOB: 0 BB: 0 P: 5	R: 0 E: 0 K: 1 S: 5	H: 0 LOB: 2 BB: 2 P: 13	R: 0 E: 0 K: 2 S: 3	H: 0 LOB: 0 BB: 0 P: 3	R: 1 E: 1 K: 2 S: 10	H: 3 LOB: 2 BB: 0 P: 10	R: 0 E: 0 K: 0 S: 3	H: 0 LOB: 0 BB: 0 P: 3	R: 0 E: 0 K: 0 S: 3	H: 0 LOB: 1 BB: 1 P: 7	1B: 3 2B: 0 3B: 0 HR: 0	SF: 0 SAC: 0 DP: 0 HBP: 0	WP: 0 PB: 0 SB: 1 CS: 1	PA: 33
--------------	------------------------------	---------------------------------	------------------------------	---------------------------------	------------------------------	---------------------------------	------------------------------	---------------------------------	------------------------------	----------------------------------	------------------------------	---------------------------------	-------------------------------	----------------------------------	------------------------------	---------------------------------	------------------------------	---------------------------------	----------------------------------	------------------------------------	----------------------------------	--------

PITCHER	IP	WLS	BF	H	R	ER	SO	BB	IBB	HBP	BLK	WP	HR	S	P	ERA	WHIP
Mario Soto, R (1, 1) ERA: 2.25	9.0	W	33	3	1	1	8	4	0	0	0	0	0	45	61	1.00	0.778

**Los Angeles Dodgers @ Cincinnati Reds**  
Riverfront Stadium, Cincinnati, OH

Sun Jun 12 1983, 3:33 AM EDT  
Att. 23,476 - Unknown

<b>AB</b>	<b>29</b>
<b>R</b>	<b>1</b>
<b>H</b>	<b>3</b>
<b>RBI</b>	<b>1</b>
<b>BB</b>	<b>4</b>
<b>SO</b>	<b>8</b>
<b>LOB</b>	<b>9</b>

Batter	1	2	3	4	5	6	7	8	9
<b>Eddie Milner, L</b> (1, 8) OBP: 0.361, SLG: 0.343	0-0 6-3		4-0 2B BB		4-0 SH5-3 1B BB	4-0 BB			
<b>Tom Foley, L</b> (1, 6) OBP: 0.394, SLG: 0.407	0-0 4-3		0-0 P5		0-0 SH5-3 1-2	0-0 F9			
<b>Duane Walker, L</b> (1, 7) OBP: 0.348, SLG: 0.459	0-3 K		0-0 1-3 2-H 2B		0-0 2-H 1B		0-0 F8		
<b>Cesar Cedeno, R</b> (1, 3) OBP: 0.331, SLG: 0.390		0-0 L5	0-3 K		0-3 K		0-0 CS 1B		
<b>Ron Oester, S</b> (1, 4) OBP: 0.339, SLG: 0.467		0-0 E8 1B		0-0 P2	0-3 K 1-2		0-0 F2 1-2		
<b>Paul Householder, S</b> (1, 9) OBP: 0.342, SLG: 0.443		0-0 1-3		0-0 4-3 1B		0-0 HR		0-0 FC4-8 1B	
<b>Wayne Krenchicki, L</b> (1, 5) OBP: 0.364, SLG: 0.350		0-0 4-3		0-0 4-3 1-2		0-0 SH1-4 1B		0-0 F8	
<b>Alex Trevino, R</b> (1, 2) OBP: 0.283, SLG: 0.287			4-0 SH3-4 2B BB	4-0 IBB		0-0 F9		0-0 FC4-6 1-2f	
<b>Mario Soto, R</b> (1, 1) OBP: 0.152, SLG: 0.182			0-0 SH3-4 1-2	0-3 K		0-0 SH1-4 1-2		0-3 K	

Inning Stats	R: 0	H: 0	E: 0	K: 1	S: 5	LOB: 0	BB: 0	P: 5	R: 0	H: 1	E: 1	K: 0	S: 4	LOB: 1	BB: 0	P: 4	R: 1	H: 1	E: 0	K: 1	S: 6	LOB: 2	BB: 2	P: 14	R: 0	H: 1	E: 0	K: 1	S: 6	LOB: 2	BB: 1	P: 10	R: 1	H: 1	E: 0	K: 2	S: 8	LOB: 1	BB: 1	P: 12	R: 1	H: 2	E: 0	K: 0	S: 5	LOB: 2	BB: 1	P: 9	R: 0	H: 1	E: 0	K: 0	S: 3	LOB: 0	BB: 0	P: 3	R: 0	H: 1	E: 0	K: 1	S: 6	LOB: 1	BB: 0	P: 6
--------------	------	------	------	------	------	--------	-------	------	------	------	------	------	------	--------	-------	------	------	------	------	------	------	--------	-------	-------	------	------	------	------	------	--------	-------	-------	------	------	------	------	------	--------	-------	-------	------	------	------	------	------	--------	-------	------	------	------	------	------	------	--------	-------	------	------	------	------	------	------	--------	-------	------

PITCHER	IP	WLS	BF	H	R	ER	SO	BB	IBB	HBP	BLK	WP	HR	S	P	ERA	WHIP
<b>Bob Welch, R</b> (1, 1) ERA: 3.13	5.0	L	25	6	3	3	5	3	1	0	0	0	1	31	47	5.40	1.800
<b>Pat Zachry, R</b> (6, 1) ERA: 2.3	2.0		7	1	0	0	0	1	0	0	0	0	0	6	10	0.00	1.000
<b>Alejandro Pena, R</b> (8, 1) ERA: 2.32	1.0		4	1	0	0	1	0	0	0	0	0	0	6	6	0.00	1.000

**BOTTOM**

**Los Angeles Dodgers @ Cincinnati Reds**  
 Riverfront Stadium, Cincinnati, OH  
 Sun Jun 12 1983, 3:33 AM EDT  
 Att. 23,476 - Unknown

AB	28
R	3
H	8
RBI	3
BB	5
SO	6
LOB	18



1B	2B	3B	HR	SF	SAC	DP	HBP	WP	PA
6	1	0	1	0	3	0	0	0	36

Batter	1	2	3	4	5	6	7	8	9	AB R H RBI BB SO LOB	TOP		
Rafael Landestoy, S (1, 4) OBP: 0.290, SLG: 0.276	0-0 E6 CS		0-0 F9		0-3 K			0-0 BB 1B 1B	0-0 4-3	5 1 1 0 0 1 0			
Bill Russell, R (1, 6) OBP: 0.358, SLG: 0.341	0-0 1-5-3		0-0 F5			0-0 6-3		0-0 1B BB SF7 1B		4 1 1 0 0 0 1			
Dusty Baker Jr., R (1, 7) OBP: 0.314, SLG: 0.375	0-0 F8		0-0 F8			0-3 K		4-0 BB BB 1B		3 0 0 0 1 1 0			
Pedro Guerrero, R (1, 5) OBP: 0.367, SLG: 0.518		0-3 K		0-3 K		0-3 K		0-0 1B		4 0 1 1 0 3 0			
Greg Brock, L (1, 3) OBP: 0.370, SLG: 0.472		0-3 K		0-0 1B			0-3 K	0-0 SF7		3 0 1 1 0 2 0			
Steve Yeager, R (1, 2) OBP: 0.297, SLG: 0.487		4-0 1B BB BB BB		0-0 P3			0-0 HR	0-0 F7		3 2 1 1 1 0 3			
Mike Marshall, R (1, 9) OBP: 0.301, SLG: 0.372		0-0 1B X		0-3 K			0-0 HR	0-0 1-3		4 1 2 1 0 1 3			
Derrel Thomas, S (8, 9) OBP: 0.424, SLG: 0.436		1-3 1B								0 0 0 0 0 0 0			
Ron Roenicke, S (1, 8) OBP: 0.278, SLG: 0.275		0-0 1B X				0-0 F8		0-0 F7	0-0 F9	4 0 1 1 0 0 0			
Fernando Valenzuela, L (1, 1) OBP: 0.250, SLG: 0.372		0-3 K X				0-0 F8		0-0 F8	0-3 K	4 0 0 0 0 2 2			
<b>Inning Stats</b>	R: 0 H: 0 E: 1 LOB: 0 K: 0 BB: 0 S: 3 P: 3	R: 1 H: 2 E: 0 LOB: 2 K: 3 BB: 1 S: 11 P: 15	R: 0 H: 0 E: 0 LOB: 0 K: 0 BB: 0 S: 3 P: 3	R: 0 H: 1 E: 0 LOB: 1 K: 2 BB: 0 S: 8 P: 8	R: 0 H: 0 E: 0 LOB: 0 K: 1 BB: 0 S: 5 P: 5	R: 0 H: 0 E: 0 LOB: 0 K: 2 BB: 0 S: 7 P: 7	R: 2 H: 2 E: 0 LOB: 0 K: 1 BB: 0 S: 7 P: 7	R: 2 H: 3 E: 0 LOB: 2 K: 0 BB: 1 S: 6 P: 10	R: 0 H: 0 E: 0 LOB: 0 K: 1 BB: 0 S: 5 P: 5	1B: 6 SF: 1 2B: 0 SAC: 0 3B: 0 DP: 0 HR: 2 HBP: 0	WP: 0 PA: 37 PB: 0 SB: 0 CS: 1		
<b>PITCHER</b>	IP WLS BF H R ER SO BB IBB HBP BLK WP HR S P ERA WHIP											<b>PITCHER</b>	IP WLS BF H R ER SO BB IBB HBP BLK WP HR S P ERA WHIP
Joe Price, L (1, 1) ERA: 2.91	7.0 L 29 7 5 5 9 1 0 0 0 0 0 2 46 50 6.43 1.143												
Ted Power, R (8, 1) ERA: 4.87	0.0 2 1 0 0 0 1 0 0 0 0 0 0 1 5 ∞ ∞												
Bill Scherrer, L (8, 1) ERA: 3.38	1.0 3 0 0 0 0 0 0 0 0 0 0 0 3 3 0.00 0.000												
Keefe Cato, R (9, 1) ERA:	1.0 3 0 0 0 0 1 0 0 0 0 0 0 5 5 0.00 0.000												

Los Angeles Dodgers @ Cincinnati Reds  
Riverfront Stadium, Cincinnati, OH  
Mon Jun 13 1983, 3:33 AM EDT  
Att. 18,205 - Unknown

AB	34
R	5
H	8
RBI	5
BB	2
SO	10
LOB	9







Batter	1	2	3	4	5	6	7	8	9	AB R H RBI BB SO LOB	TOP									
Eddie Milner, L (1, 8) OBP: 0.360, SLG: 0.340	0-0 SH4-3 E8 1B		0-0 CS 1B		4-0 BB		0-0 P5		0-0 FC5-2 1-2 2-3 3-Hf	4 1 2 1 1 0 4										
Tom Foley, L (1, 6) OBP: 0.371, SLG: 0.379 Dave Concepcion, R (8, PH) OBP: 0.300, SLG: 0.286	0-0 SH4-3 2-3		0-3 K 1-2		0-0 F8			0-0 P3	0-0 F8	2 0 0 0 0 1 3 2 0 0 0 0 0 3										
Paul Householder, S (1, 9) OBP: 0.328, SLG: 0.421	0-0 CS 1B			0-0 P6				0-3 K		4 0 1 1 0 1 2										
Cesar Cedeno, R (1, 3) OBP: 0.326, SLG: 0.413	0-0 F7 1-2			0-0 4-3 1B 2B				0-0 5-3		4 1 1 0 0 0 1										
Duane Walker, L (1, 7) OBP: 0.329, SLG: 0.431 Gary Redus, R (9, PH) OBP: 0.356, SLG: 0.487		0-0 6-3		0-0 4-3 2-3				0-0 F9	0-0 SH5-4 1B	3 0 0 0 0 0 1 1 1 1 0 0 0 0										
Ron Oester, S (1, 4) OBP: 0.333, SLG: 0.457		0-0 6-3		0-0 1B				0-0 P6	0-0 SH5-4 1-2	3 0 1 1 0 0 0										
Wayne Krenchicki, L (1, 5) OBP: 0.362, SLG: 0.339 Kelly Paris, R (9, PH) OBP: 0.255, SLG: 0.238		0-0 F7		0-0 F7			4-0 5-3 BB		4-0 SH FC5-2 IBB	2 0 0 0 0 1 0 1 0 0 0 0 0 1 0 0	AB 28 R 4 H 7 RBI 4 BB 5 SO 2 LOB 17									
Dann Bilardello, R (1, 2) OBP: 0.283, SLG: 0.349			4-0 SH3 1B BB		4-0 SH1-4 BB		0-0 5-3		0-0 FC5-2 SH 1B	2 1 1 1 2 0 1										
Bruce Berenyi, R (1, 1) OBP: 0.200, SLG: 0.240 Keefe Cato, R (7, 1) Bill Scherrer, L (9, 1) OBP: 0.500, SLG: 0.333		0-0 SH3 1-2		0-0 SH3		0-0 SH1-4		0-0 6-3	0-0 SH FC5-2	1 0 0 0 0 0 1 0 0 0 0 0 0 0 0 0 0 0 0 0 0										
<b>Inning Stats</b>	R: 1 E: 1 K: 0 S: 4	H: 2 LOB: 0 BB: 0 P: 4	R: 0 E: 0 K: 0 S: 3	H: 0 LOB: 0 BB: 0 P: 3	R: 1 E: 0 K: 1 S: 5	H: 1 LOB: 1 BB: 1 P: 9	R: 1 E: 0 K: 0 S: 5	H: 2 LOB: 1 BB: 0 P: 5	R: 0 E: 0 K: 0 S: 3	H: 0 LOB: 0 BB: 0 P: 3	R: 0 E: 0 K: 0 S: 3	H: 0 LOB: 1 BB: 1 P: 7	R: 0 E: 0 K: 1 S: 5	H: 0 LOB: 0 BB: 0 P: 5	R: 1 E: 1 K: 0 S: 6	H: 2 LOB: 3 BB: 1 P: 10	1B: 6 2B: 2 3B: 0 HR: 0	SF: 0 SAC: 5 DP: 1 HBP: 0	WP: 0 PB: 0 SB: 0 CS: 2	PA: 38
<b>PITCHER</b> Andy Hawkins, R (1, 1) ERA: 2.83 Gary Lucas, L (8, 1) ERA: 2.76	IP 7.0 WLS BF 28 H 5 R 3 ER 3 SO 1 BB 4 IBB 0 HBP 0 BLK 0 WP 0 HR 0 S 26 P 42 ERA 3.86 WHIP 1.286	IP 2.0 WLS L BF 10 H 2 R 1 ER 1 SO 1 BB 0 IBB 1 HBP 0 BLK 0 WP 0 HR 0 S 11 P 15 ERA 4.50 WHIP 1.000	<b>PITCHER</b> IP WLS BF H R ER SO BB IBB HBP BLK WP HR S P ERA WHIP																	

Cincinnati Reds @ San Diego Padres  
 Jack Murphy Stadium, San Diego, CA  
 Tue Jun 14 1983, 10:05 PM EDT  
 Att. 13,416 - Unknown

livebaseballscorecards.com





Batter	1	2	3	4	5	6	7	8	9	AB R H RBI BB SO LOB	TOP											
<b>Eddie Milner, L</b> (1, 8) OBP: 0.358, SLG: 0.338	0-0 F7			0-0 E8 SF7 1B		0-0 4-3		0-0 F8		4 1 1 0 0 0 1	<b>Cincinnati Reds @ San Diego Padres</b> <b>Jack Murphy Stadium, San Diego, CA</b> Wed Jun 15 1983, 10:05 PM EDT Att. 12,682 - Unknown <a href="http://livebaseballscorecards.com">livebaseballscorecards.com</a>											
<b>Duane Walker, L</b> (1, 7) OBP: 0.312, SLG: 0.412	0-0 F7			0-0 SF7		0-0 F7		0-3 K	3 0 0 1 0 1 0													
<b>Cesar Cedeno, R</b> (1, 9) OBP: 0.318, SLG: 0.400	0-0 6-3			0-0 P4			0-0 F9	0-0 1-3	4 0 0 0 0 0 0													
<b>Johnny Bench, R</b> (1, 3) OBP: 0.329, SLG: 0.439		0-0 F9		0-0 F7			0-0 FC4-6 1B	4-0 BB	3 0 1 0 1 0 0													
<b>Ron Oester, S</b> (1, 4) OBP: 0.328, SLG: 0.448		0-0 4-3			0-0 F8		0-0 FC4-6 1-2f	0-0 P6	4 0 0 0 0 0 2													
<b>Dave Concepcion, R</b> (1, 6) OBP: 0.296, SLG: 0.282		0-0 4-3			0-0 F7		0-0 F8		3 0 0 0 0 0 1													
<b>Wayne Krenchicki, L</b> (1, 5) OBP: 0.375, SLG: 0.344			0-0 F7		0-0 1B			4-0 BB	2 0 1 0 1 0 0													
<b>Dann Bilardello, R</b> (1, 2) OBP: 0.278, SLG: 0.343			0-3 K		0-3 K			0-3 K	2 0 0 0 0 2 1													
<b>Tom Foley, L</b> (8, PH) OBP: 0.361, SLG: 0.367									1 0 0 0 0 1 1													
<b>Alex Trevino, R</b> (8, 2) OBP: 0.290, SLG: 0.305									0 0 0 0 0 0 0													
<b>Charlie Puleo, R</b> (1, 1) OBP: 0.133, SLG: 0.071			0-3 K			0-0 F8		0-0 F8	1 0 0 0 0 1 0													
<b>Kelly Paris, R</b> (6, PH) OBP: 0.250, SLG: 0.233									1 0 0 0 0 0 0													
<b>Rich Gale, R</b> (6, 1) OBP: 0.308, SLG: 0.273									0 0 0 0 0 0 0													
<b>Paul Householder, S</b> (8, PH) OBP: 0.325, SLG: 0.417									1 0 0 0 0 0 1													
<b>Ben Hayes, R</b> (8, 1)									0 0 0 0 0 0 0													
<b>Inning Stats</b>	R: 0 E: 0 K: 0 S: 3	H: 0 LOB: 0 BB: 0 P: 3	R: 0 E: 0 K: 0 S: 3	H: 0 LOB: 0 BB: 0 P: 3	R: 0 E: 0 K: 2 S: 7	H: 0 LOB: 0 BB: 0 P: 7	R: 1 E: 1 K: 0 S: 4	H: 1 LOB: 0 BB: 0 P: 4	R: 0 E: 0 K: 1 S: 6	H: 1 LOB: 1 BB: 0 P: 6	R: 0 E: 0 K: 0 S: 3	H: 0 LOB: 0 BB: 0 P: 3	R: 0 E: 0 K: 0 S: 4	H: 1 LOB: 1 BB: 0 P: 4	R: 0 E: 0 K: 1 S: 5	H: 0 LOB: 1 BB: 1 P: 9	R: 0 E: 0 K: 1 S: 5	H: 0 LOB: 1 BB: 1 P: 9	1B: 3 2B: 0 3B: 0 HR: 0	SF: 1 SAC: 0 DP: 0 HBP: 0	WP: 0 PB: 0 SB: 0 CS: 0	PA: 32
<b>PITCHER</b> <b>Ed Whitson, R</b> (1, 1) ERA: 3.86	IP: 9.0 WLS: W BF: 32 H: 3 R: 1 ER: 0 SO: 5 BB: 2 IBB: 0 HBP: 0 BLK: 0 WP: 0 HR: 0 S: 40 P: 48 ERA: 0.00 WHIP: 0.556											<b>PITCHER</b>	IP: 9.0 WLS: W BF: 32 H: 3 R: 1 ER: 0 SO: 5 BB: 2 IBB: 0 HBP: 0 BLK: 0 WP: 0 HR: 0 S: 40 P: 48 ERA: 0.00 WHIP: 0.556									





Batter	1	2	3	4	5	6	7	8	9	AB R H RBI BB SO LOB	TOP											
Kelly Paris, R (1, 5) OBP: 0.250, SLG: 0.217	0-3 K		0-0 F8			0-0 F8		4-0 BB BB BB 1-2 2-3 BB BB		3 0 0 0 1 1 1	<p>Cincinnati Reds @ San Diego Padres</p> <p>Jack Murphy Stadium, San Diego, CA</p> <p>Thu Jun 16 1983, 6:33 AM EDT</p> <p>Att. 14,228 - Unknown</p>											
Paul Householder, S (1, 8) Ben Hayes, R (8, 1)	0-0 5-3			0-0 P4			0-0 1B FC5-4-2-5 1B	4-0 BB BB BB 1-2 2-3 3-H BB		3 0 1 1 1 0 0 0 0 0 0 0 0 0												
Dave Concepcion, R (1, 6)	0-0 4-3			0-0 L9			0-0 1B FC5-4-2-5 1B	0-0 4-3		4 0 1 0 0 0 3												
Johnny Bench, R (1, 3) OBP: 0.323, SLG: 0.431		0-3 K		0-3 K			0-0 FC5-4-2-5 1-2 3-H		0-0 P6	4 0 0 0 0 2 2												
Cesar Cedeno, R (1, 9) OBP: 0.309, SLG: 0.388		0-0 F7			0-0 P3		0-0 F9		0-3 K	4 0 0 0 0 1 1												
Alan Knicely, R (1, 7) Duane Walker, L (9, PH) OBP: 0.321, SLG: 0.420		0-3 K			4-0 BB BB BB BB G5-4-3 BB			4-0 BB BB BB BB BB BB BB BB	0-0 1B	1 1 0 0 2 1 0 1 0 1 0 0 0 0												
Ron Oester, S (1, 4) OBP: 0.322, SLG: 0.441			0-3 K		0-0 G5-4-3 1-2f				0-3 K	4 0 0 0 0 2 3												
Dann Bilardello, R (1, 2) OBP: 0.271, SLG: 0.333			0-3 K			0-0 5-3			0-3 K	3 0 0 0 0 2 1												
Frank Pastore, R (1, 1) Gary Redus, R (8, PH) Mario Soto, R (8, PR) Keefe Cato, R (8, 1) Bill Scherrer, L (8, 1) Eddie Milner, L (8, 8)			0-0 2B			0-0 F7		0-0 BB BB 1-2 1B		2 0 1 0 0 0 0 1 0 1 0												
<b>Inning Stats</b>	R: 0 E: 0 K: 1 S: 5	H: 0 LOB: 0 BB: 0 P: 5	R: 0 E: 0 K: 2 S: 7	H: 0 LOB: 0 BB: 0 P: 7	R: 0 E: 0 K: 2 S: 8	H: 1 LOB: 1 BB: 0 P: 8	R: 0 E: 0 K: 1 S: 5	H: 0 LOB: 0 BB: 0 P: 5	R: 0 E: 0 K: 0 S: 2	H: 0 LOB: 0 BB: 1 P: 6		R: 0 E: 0 K: 0 S: 3	H: 0 LOB: 0 BB: 0 P: 3	R: 0 E: 0 K: 0 S: 4	H: 2 LOB: 1 BB: 0 P: 4	R: 1 E: 0 K: 2 S: 8	H: 1 LOB: 3 BB: 3 P: 20	R: 0 E: 0 K: 1 S: 6	H: 1 LOB: 1 BB: 0 P: 6	1B: 4 2B: 1 3B: 0 HR: 0	SF: 0 SAC: 0 DP: 2 HBP: 0	WP: 0 PB: 0 SB: 0 CS: 0
<b>PITCHER</b>	IP WLS BF H R ER SO BB IBB HBP BLK WP HR S P ERA WHIP												IP WLS BF H R ER SO BB IBB HBP BLK WP HR S P ERA WHIP									
Tim Lollar, L (1, 1) ERA: 6.08	7.2 W 28 4 1 1 8 3 0 0 0 0 0 0 41 53 1.17 0.913																					
Sid Monge, L (8, 1) ERA: 3.42	0.0 1 0 0 0 0 1 0 0 0 0 0 0 0 4 ∞ ∞																					
John Montefusco, R (8, 1) ERA: 5.45	1.1 S 5 1 0 0 1 0 0 0 0 0 0 0 7 7 0.00 0.750																					

livebaseballscorecards.com

AB	30
R	1
H	5
RBI	1
BB	4
SO	9
LOB	11



Batter	1	2	3	4	5	6	7	8	9
Alan Wiggins, S (1, 7) OBP: 0.351, SLG: 0.304	0-0 6-3		0-0 F7		4-0 CS BB			4-0 1B FC5-4 BB	
Juan Bonilla, R (1, 4) OBP: 0.319, SLG: 0.338	0-3 K		1-0 HBP		0-0 CS	0-3 K		0-0 FC5-4 1B	
Steve Garvey, R (1, 3) OBP: 0.352, SLG: 0.483	0-0 4-3		0-0 F9			0-0 HR		0-0 FC5-4 BB 1B	
Terry Kennedy, L (1, 2) OBP: 0.365, SLG: 0.451		0-0 E3 F8		0-0 3-1		0-0 F8		0-0 BB 1B	
Kevin McReynolds, R (1, 9) OBP: 0.276, SLG: 0.373		0-0 1-3		0-0 FC4 1B		0-0 5-3		4-0 BB	
Ruppert Jones, L (1, 8) OBP: 0.264, SLG: 0.295		0-0 F8		0-0 F7			0-0 E9 6-3 BLK 1B	0-3 K	
Luis Salazar, R (1, 6) OBP: 0.335, SLG: 0.371		0-0 F9		0-0 FC4			0-0 6-3	0-3 K	
Tim Flannery, L (1, 5) OBP: 0.339, SLG: 0.415			0-0 F7		0-0 3-1		0-0 F7		
Tim Lollar, L (1, 1) OBP: 0.318, SLG: 0.222			0-0 HBP			0-0 F8		0-0 F9	
Sid Monge, S (8, 1)									
John Montefusco, R (8, 1) OBP: 0.333, SLG: 0.143									

Inning Stats	R: 0 E: 0 K: 1 S: 5	H: 0 LOB: 0 BB: 0 P: 5	R: 0 E: 1 K: 0 S: 4	H: 0 LOB: 1 BB: 0 P: 4	R: 0 E: 0 K: 0 S: 4	H: 1 LOB: 1 BB: 0 P: 4	R: 0 E: 0 K: 0 S: 2	H: 0 LOB: 0 BB: 1 P: 6	R: 1 E: 0 K: 1 S: 6	H: 1 LOB: 0 BB: 0 P: 6	R: 1 E: 1 K: 0 S: 4	H: 1 LOB: 0 BB: 0 P: 4	R: 1 E: 0 K: 2 S: 9	H: 2 LOB: 3 BB: 2 P: 17
--------------	------------------------------	---------------------------------	------------------------------	---------------------------------	------------------------------	---------------------------------	------------------------------	---------------------------------	------------------------------	---------------------------------	------------------------------	---------------------------------	------------------------------	----------------------------------

PITCHER	IP	WLS	BF	H	R	ER	SO	BB	IBB	HBP	BLK	WP	HR	S	P	ERA	WHIP
Frank Pastore, R (1, 1) ERA: 5.16	7.0	L	27	4	2	1	2	1	0	0	1	0	1	29	34	1.29	0.714
Keefe Cato, R (8, 1) ERA: 2.45	0.1		3	1	1	1	0	1	0	0	0	0	0	2	6	27.00	6.000
Bill Scherrer, L (8, 1) ERA: 3.31	0.1		3	1	0	0	1	1	0	0	0	0	0	4	8	0.00	6.000
Ben Hayes, R (8, 1) ERA: 9.97	0.1		1	0	0	0	1	0	0	0	0	0	0	3	3	0.00	0.000

**BOTTOM**

**Cincinnati Reds @ San Diego Padres**  
**Jack Murphy Stadium, San Diego, CA**

Thu Jun 16 1983, 6:33 AM EDT  
 Att. 14,228 - Unknown

AB	R	H	RBI	BB	SO	LOB
2	1	0	0	2	0	1
3	0	1	0	0	2	0
4	1	1	2	0	0	3
4	0	1	0	0	0	0
3	0	1	0	1	0	1
4	1	1	0	0	1	5
4	0	0	0	0	1	6
3	0	0	0	0	0	0
3	0	1	0	0	0	0
0	0	0	0	0	0	0
0	0	0	0	0	0	0

AB	30
R	3
H	6
RBI	2
BB	3
SO	4
LOB	16

livebaseballscorecards.com



WP	PA
0	35

Batter	1	2	3	4	5	6	7	8	9	AB R H RBI BB SO LOB	TOP																						
Eddie Milner, L (1, 8) OBP: 0.357, SLG: 0.336	0-0 4-3		0-0 G6-4-3 1B		0-3 K		0-0 4-3			4 0 1 0 0 1 0	<b>Cincinnati Reds @ Los Angeles Dodgers</b> <b>Dodger Stadium, Los Angeles, CA</b> Fri Jun 17 1983, 7:05 PM PDT Att: 41,870 - Unknown																						
Dave Concepcion, R (1, 6) OBP: 0.290, SLG: 0.276	0-0 F5		0-0 G6-4-3 1-2f		0-0 F8			0-0 F9		4 0 0 0 0 0 1																							
Duane Walker, L (1, 7) OBP: 0.341, SLG: 0.431	4-0 BB			0-0 FC5-4 1B		0-0 F5		0-0 G1 1B		3 0 2 0 1 0 0																							
Cesar Cedeno, R (1, 3) OBP: 0.301, SLG: 0.377	0-0 5-3			0-0 FC5-4 1B 1-2f		0-0 5-3		0-0 G1 1-2		4 0 0 0 0 0 3																							
Ron Oester, S (1, 4) OBP: 0.325, SLG: 0.442		0-0 K 1B		0-0 F7		0-0 BB 1B		0-0 G3		4 0 2 0 0 0 2																							
Paul Householder, S (1, 9) OBP: 0.336, SLG: 0.413		0-3 K 1-2		0-0 BB 1B 1-3		4-0 BB 1-2		0-0 F7		3 0 1 0 1 1 1																							
Wayne Krenchicki, L (1, 5) OBP: 0.382, SLG: 0.333		4-0 BB		4-0 BB 1-2		0-0 L6		0-0 F5		2 0 0 0 2 0 2																							
Alex Trevino, R (1, 2) OBP: 0.282, SLG: 0.296		0-3 K		0-0 F9			0-0 4-3		4-0 BB	3 0 0 0 0 1 4																							
Gary Redus, R (9, PH) OBP: 0.363, SLG: 0.490									0-0 BB	0 0 0 0 1 0 0																							
Mario Soto, R (1, 1) OBP: 0.139, SLG: 0.167			0-0 5-3		0-3 K		0-0 6-3		0-0 F7	3 0 0 0 0 1 0																							
Johnny Bench, R (9, PH) OBP: 0.322, SLG: 0.429										1 0 0 0 0 0 1																							
<b>Inning Stats</b>	R: 0 E: 0 K: 0 S: 3	H: 0 LOB: 1 BB: 1 P: 7	R: 0 E: 0 K: 2 S: 7	H: 1 LOB: 1 BB: 1 P: 11	R: 0 E: 0 K: 0 S: 3	H: 1 LOB: 0 BB: 0 P: 3	R: 0 E: 0 K: 0 S: 5	H: 2 LOB: 3 BB: 1 P: 9	R: 0 E: 0 K: 2 S: 7	H: 0 LOB: 0 BB: 0 P: 7	R: 0 E: 0 K: 0 S: 4	H: 1 LOB: 2 BB: 1 P: 8	R: 0 E: 0 K: 0 S: 3	H: 0 LOB: 0 BB: 0 P: 3	R: 0 E: 0 K: 0 S: 4	H: 1 LOB: 1 BB: 0 P: 4	R: 0 E: 0 K: 0 S: 3	H: 0 LOB: 1 BB: 1 P: 7	1B: 6 2B: 0 3B: 0 HR: 0	SF: 0 SAC: 0 DP: 1 HBP: 0	WP: 0 PB: 0 SB: 0 CS: 0	PA: 36											
<b>PITCHER</b> Bob Welch, R (1, 1) ERA: 2.8	IP 9.0	WLS W	BF 36	H 6	R 0	ER 0	SO 4	BB 5	IBB 0	HBP 0	BLK 0	WP 0	HR 0	S 39	P 59	ERA 0.00	WHIP 1.222																
											<b>PITCHER</b>	IP	WLS	BF	H	R	ER	SO	BB	IBB	HBP	BLK	WP	HR	S	P	ERA	WHIP					

livebaseballscorecards.com

<b>AB</b>	31
<b>R</b>	0
<b>H</b>	6
<b>RBI</b>	0
<b>BB</b>	5
<b>SO</b>	4
<b>LOB</b>	14





Batter	1	2	3	4	5	6	7	8	9
Steve Sax, R OBP: 0.348, SLG: 0.377 (1, 4)	0-0 G1		0-0 F9			0-3 K		0-0 F8	
Ken Landreaux, L OBP: 0.312, SLG: 0.417 (1, 8)	0-0 F7		0-0 F8			0-3 K		0-3 K	
Rick Monday, L OBP: 0.353, SLG: 0.418 (1, 7)	0-0 L6				0-0 P4	0-3 K			
Pedro Guerrero, R OBP: 0.384, SLG: 0.518 (1, 5)		0-0 E5 1B		4-0 CS BB			0-0 5-3 4-3 1B		
Greg Brock, L OBP: 0.366, SLG: 0.456 (1, 3)		0-0 F7		0-0 F9			0-0 4-3		
Mike Marshall, R OBP: 0.304, SLG: 0.391 Dave Anderson, R OBP: 0.159, SLG: 0.233 (1, 9) (8, 6)		0-3 K		0-0 CS 1-2	0-0 1-3		0-0 5-3		
Steve Yeager, R OBP: 0.290, SLG: 0.471 (1, 2)		0-3 K			0-3 K		0-3 K		
Derrel Thomas, S OBP: 0.414, SLG: 0.424 (1, 6) (8, 9)			0-0 FC1-6 1B		0-0 F7			0-0 F7	
Bob Welch, R OBP: 0.172, SLG: 0.310 (1, 1)			0-0 FC1-6 1-2f			0-0 HR		0-0 1B	

AB	R	H	RBI	BB	SO	LOB
4	0	0	0	0	1	2
4	0	0	0	0	2	2
3	0	0	0	0	1	0
2	0	2	0	1	0	0
3	0	0	0	0	0	3
3	0	0	0	0	1	2
0	0	0	0	0	0	0
3	0	0	0	0	3	2
3	0	1	0	0	0	0
3	1	2	1	0	0	1

Inning Stats	R: 0	H: 0	E: 0	K: 0	S: 3	R: 0	H: 1	E: 1	K: 2	S: 8	R: 0	H: 1	E: 0	K: 0	S: 4	R: 0	H: 0	E: 0	K: 0	S: 2	R: 0	H: 0	E: 0	K: 1	S: 5	R: 1	H: 1	E: 0	K: 3	S: 10	R: 0	H: 1	E: 0	K: 1	S: 6	R: 0	H: 1	E: 0	K: 1	S: 6	R: 0	H: 1	E: 0	K: 1	S: 6
	0	0	0	0	3	0	1	1	2	8	0	0	0	0	4	0	0	0	1	6	0	0	0	0	5	0	0	0	0	0	10	0	1	0	6	0	0	0	6	0	0	0	6		

**BOTTOM**

**Cincinnati Reds @ Los Angeles Dodgers**  
 Dodger Stadium, Los Angeles, CA

Fri Jun 17 1983, 7:05 PM PDT  
 Att. 41,870 - Unknown

livebaseballscorecards.com

<b>AB</b>	<b>28</b>
<b>R</b>	<b>1</b>
<b>H</b>	<b>5</b>
<b>RBI</b>	<b>1</b>
<b>BB</b>	<b>1</b>
<b>SO</b>	<b>8</b>
<b>LOB</b>	<b>12</b>



WP: 0	PA: 30
PB: 0	
SB: 0	
CS: 1	

Batter	1	2	3	4	5	6	7	8	9	AB R H RBI BB SO LOB	TOP									
<b>Gary Redus, R</b> (1, 7) OBP: 0.366, SLG: 0.490	0-3 K		0-0 F8 BB 1B		0-0 P4		0-0 S 1B			4 1 2 1 0 1 1										
<b>Dave Concepcion, R</b> (1, 6) OBP: 0.298, SLG: 0.282	0-0 1B		4-0 G5-4-3 BB		0-3 K		0-0 3-H 1B			3 0 2 1 1 1 1										
<b>Cesar Cedeno, R</b> (1, 9) OBP: 0.294, SLG: 0.366	0-0 F9		0-0 F8		0-0 E4 G4-6-3		0-0 F3			4 0 0 0 0 0 4										
<b>Eddie Milner, L</b> (7, 8) OBP: 0.357, SLG: 0.336			2-3							0 0 0 0 0 0 0										
<b>Johnny Bench, R</b> (1, 3) OBP: 0.316, SLG: 0.421	0-0 F6		0-0 G5-4-3		0-0 G4-6-3		0-0 F5			4 0 0 0 0 0 4										
			1-2f		1-2f															
<b>Paul Householder, S</b> (1, 8) OBP: 0.333, SLG: 0.416		0-0 1-3		0-0 SH3 CS 2B		0-0 F8		0-0 P2		4 0 1 0 0 0 0										
<b>Kelly Paris, R</b> (1, 5) OBP: 0.273, SLG: 0.245		0-0		0-0 SH3				0-0 5-3		3 1 2 0 0 0 0										
<b>Keefe Cato, R</b> (8, 1)										0 0 0 0 0 0 0										
<b>Bill Scherrer, L</b> (8, 1) OBP: 0.500, SLG: 0.333		F7 1B		2-3			SH1-4 1B			0 0 0 0 0 0 0										
<b>Ron Oester, S</b> (1, 4) OBP: 0.325, SLG: 0.440		0-0 1B		0-0 F8		0-0 SH1-4				3 0 1 0 0 0 1										
				3-H																
<b>Dann Bilardello, R</b> (1, 2) OBP: 0.279, SLG: 0.333		0-0 F7			4-0 FC3-6 BB		0-0 6-3 1B		0-0 F8	3 1 1 1 1 0 2										
<b>Joe Price, R</b> (1, 1) OBP: 0.115, SLG: 0.080		0-0 P6			0-0 FC3-6		0-0 6-3		0-0 4-3	3 0 0 0 0 0 4										
<b>Wayne Krenchicki, L</b> (8, 5) OBP: 0.377, SLG: 0.328					1-2f					1 0 0 0 0 0 0										
<b>Inning Stats</b>	R: 0 E: 0 K: 1 S: 6	H: 1 LOB: 1 BB: 0 P: 6	R: 0 E: 0 K: 0 S: 5	H: 2 LOB: 2 BB: 0 P: 5	R: 0 E: 0 K: 0 S: 3	H: 1 LOB: 1 BB: 1 P: 7	R: 0 E: 0 K: 0 S: 3	H: 1 LOB: 0 BB: 0 P: 3	R: 0 E: 1 K: 0 S: 3	H: 0 LOB: 0 BB: 0 P: 3	R: 3 E: 0 K: 0 S: 7	H: 4 LOB: 1 BB: 0 P: 7	R: 0 E: 0 K: 0 S: 3	H: 0 LOB: 0 BB: 0 P: 3	R: 0 E: 0 K: 0 S: 3	H: 0 LOB: 0 BB: 0 P: 3	1B: 8 2B: 1 3B: 0 HR: 0	SF: 0 SAC: 2 DP: 2 HBP: 0	WP: 0 PB: 0 SB: 1 CS: 1	PA: 36
<b>PITCHER</b>	IP WLS BF H R ER SO BB IBB HBP BLK WP HR S P ERA WHIP																			
<b>Fernando Valenzuela, L</b> (1, 1) ERA: 3.11	6.2 L 29 9 3 3 2 2 2 0 0 0 0 0 31 39 4.05 1.650																			
<b>Tom Niedenfuer, R</b> (7, 1) ERA: 1.67	1.1 4 0 0 0 0 0 0 0 0 0 0 0 4 4 0.00 0.000																			
<b>Dave Stewart, R</b> (9, 1) ERA: 2.09	1.0 3 0 0 0 0 0 0 0 0 0 0 0 3 3 0.00 0.000																			

**Cincinnati Reds @ Los Angeles Dodgers**  
 Dodger Stadium, Los Angeles, CA  
 Sat Jun 18 1983, 3:33 AM PDT  
 Att: 48,439 - Unknown

<b>AB</b>	<b>32</b>
<b>R</b>	<b>3</b>
<b>H</b>	<b>9</b>
<b>RBI</b>	<b>3</b>
<b>BB</b>	<b>2</b>
<b>SO</b>	<b>2</b>
<b>LOB</b>	<b>17</b>



Batter	1	2	3	4	5	6	7	8	9	AB R H RBI BB SO LOB
Steve Sax, R (1, 4) OBP: 0.346, SLG: 0.375	0-0 F3		0-0 F3		0-0 F2			0-0 1B		4 1 1 0 0 0 0
Bill Russell, R (1, 6) OBP: 0.352, SLG: 0.336	0-0 F3			0-0 F3		0-0 CS 1B		0-0 1-3		4 0 1 0 0 0 1
Dusty Baker Jr., R (1, 7) OBP: 0.307, SLG: 0.365	0-3 K			0-0 L5		0-0 5-3		0-0 1B		4 0 1 1 0 1 1
Pedro Guerrero, R (1, 5) OBP: 0.390, SLG: 0.517		4-0 S BB		4-0 1B BB		0-3 K		0-0 1-3 1B		2 1 1 0 2 1 0
Mike Marshall, R (1, 9) OBP: 0.311, SLG: 0.397		0-3 K		0-0 1B				0-3 K		3 0 2 0 0 1 1
Rick Monday, L (8, PH) OBP: 0.353, SLG: 0.418										0 0 0 0 0 0 0
Jose Morales, R (8, PH) OBP: 0.400, SLG: 0.733										1 0 0 0 0 1 2
Dave Stewart, R (9, 1) OBP: 0.167, SLG: 0.167		1-2 K		1-2 1B						0 0 0 0 0 0 0
Greg Brock, L (1, 3) OBP: 0.366, SLG: 0.452		0-0 P5		0-0 FC6-4 1B						4 0 1 1 0 0 2
Steve Yeager, R (1, 2) OBP: 0.289, SLG: 0.472		0-0 5-3		0-0 FC6-4 1-2f						4 0 1 0 0 0 3
Derrel Thomas, S (1, 8) OBP: 0.403, SLG: 0.410			0-3 K		0-0 P3					2 0 0 0 0 1 0
Ron Roenicke, S (7, PH) OBP: 0.262, SLG: 0.258										2 0 0 0 0 1 1
Fernando Valenzuela, L (1, 1) OBP: 0.239, SLG: 0.356			0-0 6-3		0-3 K					2 0 0 0 0 1 0
Tom Niedenfuer, R (7, 1) OBP: 0.281, SLG: 0.267										0 0 0 0 0 0 0
Rafael Landestoy, S (8, PH) OBP: 0.281, SLG: 0.267										1 0 0 0 0 0 0

Inning Stats	R: 0	H: 0	E: 0	K: 1	S: 5	R: 0	H: 0	E: 0	K: 1	S: 5	R: 0	H: 0	E: 0	K: 1	S: 5	R: 1	H: 2	E: 0	K: 0	S: 5	R: 0	H: 0	E: 0	K: 1	S: 5	R: 0	H: 1	E: 0	K: 0	S: 5	R: 0	H: 2	E: 0	K: 0	S: 4	R: 1	H: 3	E: 0	K: 1	S: 8	R: 0	H: 0	E: 0	K: 1	S: 5	1B: 7	2B: 1	3B: 0	HR: 0	SF: 0	SAC: 0	DP: 1	HBP: 0	WP: 0	PB: 0	SB: 1	CS: 1	PA: 35
--------------	------	------	------	------	------	------	------	------	------	------	------	------	------	------	------	------	------	------	------	------	------	------	------	------	------	------	------	------	------	------	------	------	------	------	------	------	------	------	------	------	------	------	------	------	------	-------	-------	-------	-------	-------	--------	-------	--------	-------	-------	-------	-------	--------

PITCHER	IP	WLS	BF	H	R	ER	SO	BB	IBB	HBP	BLK	WP	HR	S	P	ERA	WHIP
Joe Price, L (1, 1) ERA: 2.86	7.2	W	30	7	2	2	5	2	0	0	0	0	0	38	46	2.35	1.174
Keefe Cato, R (8, 1) ERA: 2.45	0.0		1	1	0	0	0	0	0	0	0	0	0	1	1	∞	∞
Bill Scherrer, L (8, 1) ERA: 3.19	1.1	S	4	0	0	0	2	0	0	0	0	0	0	8	8	0.00	0.000

BOTTOM

Cincinnati Reds @ Los Angeles Dodgers  
 Dodger Stadium, Los Angeles, CA  
 Sat Jun 18 1983, 3:33 AM PDT  
 Att. 48,439 - Unknown

livebaseballscorecards.com

AB	33
R	2
H	8
RBI	2
BB	2
SO	7
LOB	11



Batter	1	2	3	4	5	6	7	8	9	AB R H RBI BB SO LOB	TOP													
<b>Gary Redus, R</b> (1, 7) OBP: 0.358, SLG: 0.478	0-0 E4 SH5-3 SF9		0-0 FC1-4 CS 1-2f			0-0 F8		0-0 F3		4 1 0 0 0 0 1														
<b>Eddie Milner, L</b> (1, 8) OBP: 0.356, SLG: 0.333	0-0 SH5-3 2-3		4-0 S BB 1-2			0-0 F5		0-0 L5		2 0 0 0 1 0 0														
<b>Dave Concepcion, R</b> (1, 6) OBP: 0.293, SLG: 0.278	0-0 SF9 3-H		0-0 F8 1-2			0-0 F8		0-0 F8		3 0 0 1 0 0 1														
<b>Johnny Bench, R</b> (1, 3) OBP: 0.311, SLG: 0.413	0-0 P5			0-0 F9			0-0 1-3		0-0 6-3	4 0 0 0 0 0 0														
<b>Paul Householder, S</b> (1, 9) OBP: 0.341, SLG: 0.422		0-0 5-3 1B		0-0 3-1			0-0 G3 1B			3 0 2 0 0 0 0														
<b>Nick Esasky, R</b> (1, 5)		0-0 5-3 1-2		0-3 K			0-0 F8			3 0 0 0 0 1 2														
<b>Ron Oester, S</b> (1, 4) OBP: 0.321, SLG: 0.435		0-0 F7			0-0 F8		0-0 G3 1-2			3 0 0 0 0 0 2														
<b>Dann Bilardello, R</b> (1, 2) OBP: 0.274, SLG: 0.328 <b>Wayne Krenchicki, L</b> (8, PH) OBP: 0.372, SLG: 0.324 <b>Alex Trevino, R</b> (8, 2) OBP: 0.282, SLG: 0.296		0-0 F9			0-0 F7		0-0 G3			2 0 0 0 0 0 1 1 0 0 0 0 0 0 0 0 0 0 0 0 0														
<b>Bruce Berenyi, R</b> (1, 1) OBP: 0.222, SLG: 0.259 <b>Duane Walker, L</b> (8, PH) OBP: 0.337, SLG: 0.425 <b>Tom Hume, R</b> (8, 1)			0-0 FC1-4 1B		0-0 F8		0-0 F7			2 0 1 0 0 0 0 1 0 0 0 0 0 0 0 0 0 0 0 0 0														
<b>Inning Stats</b>	R: 1 E: 1 K: 0 S: 4	H: 0 LOB: 0 BB: 0 P: 4	R: 0 E: 0 K: 0 S: 4	H: 1 LOB: 1 BB: 0 P: 4	R: 0 E: 0 K: 0 S: 3	H: 1 LOB: 1 BB: 1 P: 7	R: 0 E: 0 K: 1 S: 5	H: 0 LOB: 0 BB: 0 P: 5	R: 0 E: 0 K: 0 S: 3	H: 0 LOB: 0 BB: 0 P: 3	R: 0 E: 0 K: 0 S: 3	H: 0 LOB: 0 BB: 0 P: 3	R: 0 E: 0 K: 0 S: 4	H: 1 LOB: 1 BB: 0 P: 4	R: 0 E: 0 K: 0 S: 3	H: 0 LOB: 0 BB: 0 P: 3	R: 0 E: 0 K: 0 S: 3	H: 0 LOB: 0 BB: 0 P: 3	1B: 3 2B: 0 3B: 0 HR: 0	SF: 1 SAC: 1 DP: 0 HBP: 0	WP: 0 PB: 0 SB: 1 CS: 1	PA: 31		
<b>PITCHER</b> <b>Burt Hooton, R</b> (1, 1) ERA: 3.12	IP: 9.0 WLS: W BF: 31 H: 3 R: 1 ER: 0 SO: 1 BB: 1 IBB: 0 HBP: 0 BLK: 0 WP: 0 HR: 0 S: 32 P: 36 ERA: 0.00 WHIP: 0.444																							

**Cincinnati Reds @ Los Angeles Dodgers**  
**Dodger Stadium, Los Angeles, CA**  
 Sun Jun 19 1983, 3:33 AM PDT  
 Att. 44,634 - Unknown

[livebaseballscorecards.com](http://livebaseballscorecards.com)

<b>AB</b>	28
<b>R</b>	1
<b>H</b>	3
<b>RBI</b>	1
<b>BB</b>	1
<b>SO</b>	1
<b>LOB</b>	7



Batter	1	2	3	4	5	6	7	8	9
<b>Steve Sax, R</b> (1, 4) <small>OBP: 0.349, SLG: 0.374</small> <b>Rafael Landestoy, S</b> (8, 4) <small>OBP: 0.261, SLG: 0.267</small>	0-0  <small>BBB</small>	4-0  <small>BBB</small>			0-0 6-3  <small>WP</small>		0-3 K  <small>SSS</small>		
<b>Ken Landreaux, L</b> (1, 8) <small>OBP: 0.315, SLG: 0.423</small>	0-3 K  <small>SSS</small>	0-0 E9  <small>1-H, 2-H</small>			0-0 WP  <small>SSS</small>		0-3 K  <small>SSS</small>		
<b>Dusty Baker Jr., R</b> (1, 7) <small>OBP: 0.310, SLG: 0.378</small>	0-0  <small>SSS</small>	0-0 6-3  <small>SSS</small>			0-3 K  <small>SSS</small>		4-0  <small>SSS</small>		
<b>Pedro Guerrero, R</b> (1, 5) <small>OBP: 0.387, SLG: 0.511</small> <b>Ron Roenicke, S</b> (9, 9) <small>OBP: 0.262, SLG: 0.258</small>	4-0  <small>BBB</small>		0-0 F8  <small>SSS</small>		0-3 K  <small>SSS</small>		0-3 K  <small>SSS</small>		
<b>Greg Brock, L</b> (1, 3) <small>OBP: 0.366, SLG: 0.448</small>	4-0  <small>SSS</small>		4-0  <small>SSS</small>		0-3 K  <small>SSS</small>		0-0 F9  <small>SSS</small>		
<b>Mike Marshall, R</b> (1, 9) <small>OBP: 0.310, SLG: 0.393</small> <b>Derrel Thomas, S</b> (9, 5) <small>OBP: 0.403, SLG: 0.410</small>	0-3 K  <small>SSS</small>		0-0 G6-3  <small>SSS</small>		0-0  <small>SSS</small>		0-0 F7  <small>SSS</small>		
<b>Steve Yeager, R</b> (1, 2) <small>OBP: 0.289, SLG: 0.467</small>		0-0 F9  <small>SSS</small>		0-0 6-3  <small>SSS</small>		0-3 K  <small>SSS</small>		0-0  <small>SSS</small>	
<b>Bill Russell, R</b> (1, 6) <small>OBP: 0.361, SLG: 0.349</small>		0-0  <small>SSS</small>		0-3 K  <small>SSS</small>		4-0  <small>SSS</small>		0-0  <small>SSS</small>	
<b>Burt Hooton, R</b> (1, 1) <small>OBP: 0.200, SLG: 0.179</small>		0-0 6-3  <small>SSS</small>		0-3 K  <small>SSS</small>		0-0  <small>SSS</small>		0-3 K  <small>SSS</small>	

AB	R	H	RBI	BB	SO	LOB
3	1	1	0	1	1	0
0	0	0	0	0	0	0
4	1	2	1	0	2	1
3	1	1	1	1	1	2
3	0	0	0	1	2	1
0	0	0	0	0	0	0
2	0	0	0	2	1	0
4	1	1	0	0	1	3
0	0	0	0	0	0	0
4	0	1	0	0	1	1
3	1	2	0	1	1	0
4	0	1	1	0	2	3

Inning Stats		R: 1	H: 2	R: 2	H: 2	R: 0	H: 0	R: 0	H: 0	R: 1	H: 1	R: 0	H: 2	R: 0	H: 0	R: 0	H: 2	R: 0	H: 2
E: 0	LOB: 2	E: 1	LOB: 1	E: 0	LOB: 0	E: 0	LOB: 0	E: 0	LOB: 2	E: 0	LOB: 1	E: 0	LOB: 1	E: 0	LOB: 1	E: 0	LOB: 2	E: 0	LOB: 2
K: 2	BB: 2	K: 0	BB: 1	K: 2	BB: 1	K: 2	BB: 0	K: 3	BB: 1	K: 3	BB: 1	K: 1	BB: 0	K: 3	BB: 1	K: 1	BB: 0	K: 1	BB: 0
S: 8	P: 16	S: 5	P: 9	S: 2	P: 6	S: 7	P: 7	S: 8	P: 8	S: 9	P: 13	S: 7	P: 7	S: 9	P: 13	S: 7	P: 7	S: 7	P: 7

PITCHER	IP	WLS	BF	H	R	ER	SO	BB	IBB	HBP	BLK	WP	HR	S	P	ERA	WHIP
<b>Bruce Berenyi, R</b> (1, 1) <small>ERA: 3.32</small>	7.0	L	31	7	5	4	11	5	1	0	0	2	1	47	71	5.14	1.714
<b>Tom Hume, R</b> (8, 1) <small>ERA: 6.86</small>	1.0		5	2	0	0	1	0	0	0	0	0	0	7	7	0.00	2.000

PITCHER	IP	WLS	BF	H	R	ER	SO	BB	IBB	HBP	BLK	WP	HR	S	P	ERA	WHIP

**BOTTOM**

**Cincinnati Reds @ Los Angeles Dodgers**  
 Dodger Stadium, Los Angeles, CA

Sun Jun 19 1983, 3:33 AM PDT  
 Att. 44,634 - Unknown

AB 30  
 R 5  
 H 9  
 RBI 3  
 BB 6  
 SO 12  
 LOB 11

WP	PA	3B	SF	SAC	DP	HBP
2	36	0	0	0	1	0



BOTTOM

Cincinnati Reds @ San Francisco Giants  
Candlestick Park, San Francisco, CA  
Mon Jun 20 1983, 10:05 PM EDT  
Att: 23,280 - Unknown

livebaseballscorecards.com

AB 36  
R 4  
H 8  
RBI 4  
BB 6  
SO 4  
LOB 14



WP: 0 PA: 42  
PB: 0  
SB: 3  
CS: 0

AB R H RBI BB SO LOB

5 0 1 0 0 1 2

5 0 1 0 0 0 1

4 1 1 0 1 0 2

4 0 0 0 1 2 1

2 1 0 0 3 1 2

5 1 3 2 0 0 1

3 0 0 0 1 0 1

2 0 0 0 0 0 1

2 1 2 2 0 0 0

1B: 5 SF: 0  
2B: 1 2B: 1 SAC: 0  
3B: 1 DP: 1  
HR: 1 HBP: 0

Batter	1	2	3	4	5	6	7	8	9	10
Johnnie LeMaster, R OBP: 0.381, SLG: 0.388 (1, 6)	0-0 G4-6-3 1B		0-0 F7		0-3 K		0-0 6-3		0-0 F8	
Joel Youngblood, R OBP: 0.301, SLG: 0.438 (1, 5)	0-0 G4-6-3 1-2f		0-0 F3		0-0 1B		0-0 F8		0-0 G3	
Darrell Evans, L OBP: 0.407, SLG: 0.609 (1, 3)	4-0 BB BB			0-0 4-3	0-0 F8			0-0 G3		0-0 1B 1B
Jack Clark, R OBP: 0.342, SLG: 0.458 (1, 9)	4-0 1-2 BB			0-3 K		0-0 6-3		0-3 K		0-0 F7
Chili Davis, S OBP: 0.319, SLG: 0.407 (1, 8)	0-0 G3			4-0 E 1B S BB		4-0 S BB		0-3 K		4-0 1B IBB
Jeffrey Leonard, R OBP: 0.292, SLG: 0.386 (1, 7)		0-0 5-3		0-0 1B		0-0 F6			0-0 4-3 3B 2B	0-0 1B
Milt May, L OBP: 0.314, SLG: 0.328 (1, 2)		0-0 4-3		0-0 F8		0-0 G3			0-0 6-3	
Jim Barr, R OBP: 0.143, SLG: 0.286 (7, 1)										
Tom O'Malley, L OBP: 0.369, SLG: 0.377 (9, PH)										
Greg Minton, S OBP: 0.333, SLG: 0.333 (10, 1)										
Brad Wellman, R OBP: 0.321, SLG: 0.290 (1, 4)		0-0 F3			4-0 FC1-6 BB		0-0 F9		0-0 4-3 2-3	
Fred Breining, R OBP: 0.182, SLG: 0.161 (1, 1)			0-0 G3		0-0 FC1-6 1B		0-0 HR		0-0 3B	
Bob Brenly, R OBP: 0.290, SLG: 0.327 (7, 2)										

Inning Stats	R: 0	H: 1	E: 0	K: 0	S: 3	P: 11	R: 0	H: 0	E: 0	K: 0	S: 3	P: 3	R: 0	H: 0	E: 0	K: 0	S: 3	P: 3	R: 1	H: 1	E: 0	K: 1	S: 6	P: 10	R: 0	H: 1	E: 0	K: 1	S: 6	P: 10	R: 0	H: 0	E: 0	K: 0	S: 3	P: 7	R: 1	H: 1	E: 0	K: 0	S: 4	P: 4	R: 0	H: 0	E: 0	K: 2	S: 7	P: 7	R: 1	H: 2	E: 0	K: 0	S: 5	P: 5	R: 1	H: 2	E: 0	K: 0	S: 4	P: 8	1B: 5	SF: 0	2B: 1	3B: 1	HR: 1	WP: 0	PA: 42
--------------	------	------	------	------	------	-------	------	------	------	------	------	------	------	------	------	------	------	------	------	------	------	------	------	-------	------	------	------	------	------	-------	------	------	------	------	------	------	------	------	------	------	------	------	------	------	------	------	------	------	------	------	------	------	------	------	------	------	------	------	------	------	-------	-------	-------	-------	-------	-------	--------

PITCHER	IP	WLS	BF	H	R	ER	SO	BB	IBB	HBP	BLK	WP	HR	S	P	ERA	WHIP
Charlie Puleo, R ERA: 4.66 (1, 1)	7.0		29	4	2	1	2	5	0	0	0	0	1	28	48	1.29	1.286
Bill Scherrer, L ERA: 3.29 (8, 1)	1.2		7	2	1	1	2	0	0	0	0	0	0	11	11	5.40	1.200
Ben Hayes, R ERA: 9.82 (9, 1)	0.1		1	0	0	0	0	0	0	0	0	0	0	1	1	0.00	0.000
Ted Power, R ERA: 5.0 (10, 1)	0.2	L	5	2	1	1	0	0	1	0	0	0	0	4	8	13.50	3.000

Batter	1	2	3	4	5	6	7	8	9	10	11	12	13	14	15	16	AB	R	H	RBI	BB	SO	LOB	TOP												
<b>Gary Redus, R</b> OBP: 0.353, SLG: 0.480 (1, 7)	K		HR	2B			4-3 S BB		K		4-3		4-0 IBB		6-3		6	1	2	2	2	2	1													
<b>Eddie Milner, L</b> OBP: 0.347, SLG: 0.323 (1, 8)	F9		F9	F8			4-3		L5		6-3		G5-3		5-3		8	0	0	0	0	0	5													
<b>Dave Concepcion, R</b> OBP: 0.298, SLG: 0.292 (1, 6)	F7		1B		6-3		K		K				SH2-4 1B		5-3		8	1	3	0	0	2	2													
<b>Cesar Cedeno, R</b> OBP: 0.302, SLG: 0.362 (1, 3)		1B BB	F7		4-3		K			G3 CS 1B		SH2-4		F9		F9	6	1	1	0	1	1	2													
<b>Paul Householder, S</b> OBP: 0.358, SLG: 0.428 (1, 9)		1B	F3		6-3		S BB		G3				1B FC3-2 IBB		1B		5	1	2	0	3	0	2													
<b>Nick Esasky, R</b> OBP: 0.375, SLG: 0.333 (1, 5)	K		K	2B 1B		6-3	K		K		K		K		1B		8	1	3	1	0	4	6													
<b>Ron Oester, S</b> OBP: 0.336, SLG: 0.437 (1, 4)		1B		F8		K		1B					L4		FC3-2 IBB		6	0	2	2	2	1	5													
<b>Dann Bilardello, R</b> OBP: 0.271, SLG: 0.331 (1, 2)																																				
<b>Duane Walker, L</b> OBP: 0.341, SLG: 0.419 (8, PH)																																				
<b>Alex Trevino, R</b> OBP: 0.277, SLG: 0.290 (8, 2)																																				
<b>Johnny Bench, R</b> OBP: 0.309, SLG: 0.411 (10, PH)																																				
<b>Alan Knicely, R</b> OBP: 0.389, SLG: 0.276 (10, 2)																																				
<b>Frank Pastore, R</b> OBP: 0.271, SLG: 0.331 (1, 2)																																				
<b>Wayne Franklin, L</b> OBP: 0.277, SLG: 0.290 (8, 2)																																				
<b>Tom Hume, R</b> OBP: 0.309, SLG: 0.411 (10, PH)																																				
<b>Ben Hayes, R</b> OBP: 0.389, SLG: 0.276 (10, 2)																																				
<b>Kelly Paris, R</b> OBP: 0.271, SLG: 0.331 (1, 2)																																				
<b>Bill Schuler, R</b> OBP: 0.277, SLG: 0.290 (8, 2)																																				
<b>Ted Power, R</b> OBP: 0.309, SLG: 0.411 (10, PH)																																				
<b>Inning Stats</b>	R: 0 E: 0 K: 1 S: 5	H: 0 LOB: 0 BB: 0 P: 5	R: 1 E: 0 K: 2 S: 9	H: 2 LOB: 2 BB: 1 P: 13	R: 1 E: 0 K: 2 S: 5	H: 2 LOB: 1 BB: 0 P: 5	R: 2 E: 0 K: 1 S: 8	H: 3 LOB: 1 BB: 0 P: 8	R: 0 E: 0 K: 0 S: 3	H: 0 LOB: 0 BB: 0 P: 3	R: 0 E: 0 K: 2 S: 7	H: 0 LOB: 2 BB: 2 P: 7	R: 0 E: 0 K: 1 S: 5	H: 0 LOB: 1 BB: 1 P: 9	R: 0 E: 0 K: 2 S: 7	H: 0 LOB: 2 BB: 2 P: 15	R: 0 E: 0 K: 2 S: 8	H: 1 LOB: 1 BB: 0 P: 8	R: 0 E: 0 K: 1 S: 6	H: 1 LOB: 2 BB: 1 P: 10	R: 0 E: 0 K: 0 S: 3	H: 0 LOB: 0 BB: 0 P: 3	R: 0 E: 0 K: 1 S: 6	H: 1 LOB: 2 BB: 1 P: 10	R: 0 E: 0 K: 0 S: 3	H: 1 LOB: 1 BB: 1 P: 7	R: 1 E: 0 K: 1 S: 7	H: 2 LOB: 3 BB: 2 P: 15	R: 0 E: 0 K: 0 S: 3	H: 0 LOB: 0 BB: 0 P: 3	R: 1 E: 0 K: 1 S: 8	H: 3 LOB: 2 BB: 0 P: 8	1B: 12 2B: 3 3B: 0 HR: 1	SF: 0 SAC: 2 DP: 1 HBP: 0	WP: 0 PB: 0 SB: 3 CS: 1	PA: 72
<b>PITCHER</b>	IP	WLS	BF	H	R	ER	SO	BB	IBB	HBP	BLK	WP	HR	S	P	ERA	WHIP																			
<b>Bill Laskey, R</b> ERA: 4.78 (1, 1)	3.2		19	7	4	4	4									9.82	2.182																			
<b>Renie Martin, R</b> ERA: 2.8 (4, 1)	3.1		11	0	0	0	3	1	0	0	0			16	20	0.00	0.300																			
<b>Andy McGaffigan, R</b> ERA: 4.22 (8, 1)	1.1		7	1	0	0	3	1	1	0	0			11	19	0.00	1.500																			
<b>Greg Minton, R</b> ERA: 4.24 (9, 1)	2.2		10	1	0	0	2	0	1	0	0			13	17	0.00	0.375																			
<b>Gary Lavelle, L</b> ERA: 2.06 (12, 1)	3.0		16	4	1	1	2	1	3	0	0			16	32	3.00	1.667																			
<b>PITCHER</b>	IP	WLS	BF	H	R	ER	SO	BB	IBB	HBP	BLK	WP	HR	S	P	ERA	WHIP																			
<b>Jim Barr, R</b> ERA: 4.64 (15, 1)	2.0		9	3	1	1	1	0	0	0	0			11	11	4.50	1.500																			

Cincinnati Reds @ San Francisco Giants  
Candlestick Park, San Francisco, CA  
Tue Jun 21 1983, 10:05 PM EDT  
Att: 8,943 - Unknown

AB	61
R	6
H	16
RBI	6
BB	9
SO	15
LOB	39







Batter	1	2	3	4	5	6	7	8	9	AB R H RBI BB SO LOB	TOP											
<b>Gary Redus, R</b> (1, 7) OBP: 0.361, SLG: 0.500	4-0 CS BB		0-3 K			0-0 FC5-6 1B		0-0 HR		3 1 2 2 1 1 0	<b>Cincinnati Reds @ San Francisco Giants</b> Candlestick Park, San Francisco, CA Wed Jun 22 1983, 6:33 AM EDT Att: 18,043 - Unknown <a href="http://livebaseballscorecards.com">livebaseballscorecards.com</a>											
<b>Kelly Paris, R</b> (1, 6) OBP: 0.250, SLG: 0.222	0-3 K			0-0 F9		0-0 FC5-6		0-0 F7		4 0 0 0 0 1 3												
<b>Paul Householder, S</b> (1, 8) OBP: 0.348, SLG: 0.415	0-3 K			0-0 4-3		0-3 K		0-3 K		4 0 0 0 0 3 2												
<b>Johnny Bench, R</b> (1, 3) OBP: 0.304, SLG: 0.404		0-0 6-3		0-0 6-3		0-0 5-3		0-0 L5		4 0 0 0 0 0 2												
<b>Alan Knicely, R</b> (1, 9) OBP: 0.368, SLG: 0.258		0-3 K		0-0 6-3		0-0 HR		0-0 F9		2 0 0 0 0 1 0												
<b>Eddie Milner, L</b> (6, 8) OBP: 0.348, SLG: 0.338										2 1 1 1 0 0 0												
<b>Nick Esasky, R</b> (1, 5) OBP: 0.400, SLG: 0.368		0-0 1B		0-3 K		0-0 6-3 2B 1B		0-3 K		4 1 2 0 0 2 0												
<b>Ron Oester, S</b> (1, 4) OBP: 0.331, SLG: 0.430		0-3 K		0-0 4-3		0-3 K		0-0 3-1		4 0 0 0 0 2 2												
<b>Alex Trevino, R</b> (1, 2) OBP: 0.278, SLG: 0.284			0-0 F8			4-0 1B BB		0-0 6-3		2 1 0 0 1 0 1												
<b>Mario Soto, R</b> (1, 1) OBP: 0.179, SLG: 0.211			0-0 F4			4-0 FC5-6 1B BB		0-0 2B		2 0 1 1 1 0 0												
<b>Inning Stats</b>	R: 0 E: 0 K: 2 S: 6	H: 0 LOB: 0 BB: 1 P: 10	R: 0 E: 0 K: 2 S: 8	H: 1 LOB: 1 BB: 0 P: 8	R: 0 E: 0 K: 1 S: 5	H: 0 LOB: 0 BB: 0 P: 5	R: 0 E: 0 K: 0 S: 3	H: 0 LOB: 0 BB: 0 P: 3	R: 0 E: 0 K: 1 S: 5	H: 0 LOB: 0 BB: 0 P: 5	R: 1 E: 0 K: 1 S: 6	H: 1 LOB: 2 BB: 2 P: 14	R: 2 E: 0 K: 1 S: 7	H: 3 LOB: 1 BB: 0 P: 7	R: 1 E: 0 K: 1 S: 6	H: 1 LOB: 0 BB: 0 P: 6	R: 0 E: 0 K: 1 S: 5	H: 0 LOB: 0 BB: 0 P: 5	1B: 3 2B: 1 3B: 0 HR: 2	SF: 0 SAC: 0 DP: 0 HBP: 0	WP: 0 PB: 0 SB: 1 CS: 1	PA: 34
<b>PITCHER</b>	IP WLS BF H R ER SO BB IBB HBP BLK WP HR S P ERA WHIP																					
<b>Mark Davis, L</b> (1, 1) ERA: 1.8	5.0 L 19 2 1 1 6 3 0 0 0 0 0 0 28 40 1.80 1.000																					
<b>Andy McGaffigan, R</b> (6, 1) ERA: 4.33	2.0 8 3 2 2 2 0 0 0 0 0 0 1 12 12 9.00 1.500																					
<b>Jim Barr, R</b> (8, 1) ERA: 4.63	2.0 7 1 1 1 2 0 0 0 0 0 0 1 11 11 4.50 0.500																					





Batter	1	2	3	4	5	6	7	8	9	AB R H RBI BB SO LOB	TOP		
Claudell Washington, L OBP: 0.324, SLG: 0.422 (1, 9)	0-3 K		0-0 2B		0-3 K			0-0 2B		4 0 2 0 0 2 0	<p>Atlanta Braves @ Cincinnati Reds</p> <p>Riverfront Stadium, Cincinnati, OH</p> <p>Fri Jun 24 1983, 7:05 PM EDT</p> <p>Unknown</p>		
Jerry Royster, R OBP: 0.298, SLG: 0.247 (1, 6)	0-0 1B		0-0 6-3		0-0 E5			0-0 L9		4 0 1 0 0 0 2			
Dale Murphy, R OBP: 0.414, SLG: 0.617 (1, 8)	4-0 BB				0-0 SF9			4-0 IBB		2 1 1 0 2 0 1			
Bob Horner, R OBP: 0.396, SLG: 0.548 (1, 5)	0-0 G5-4-3				0-0 6-3			0-3 K		4 0 0 0 0 1 5			
Mike Jorgensen, L OBP: 0.345, SLG: 0.480 (8, 3)	1-2 BB				2-3			0-0 P6		0 0 0 0 0 0 0			
Bob Watson, R OBP: 0.433, SLG: 0.525 (1, 3)					0-0 SF9			4-0 BB		2 0 0 1 1 0 2			
Randy Johnson, R OBP: 0.429, SLG: 0.412 (8, 5)					3-H			0-3 K		0 0 0 0 0 0 0			
Terry Harper, R OBP: 0.375, SLG: 0.429 (1, 7)					0-0 HR			0-3 K		4 1 1 0 0 2 1			
Glenn Hubbard, R OBP: 0.357, SLG: 0.431 (1, 4)					0-0 HR			0-0 2B		4 1 2 2 0 1 0			
Bruce Benedict, R OBP: 0.368, SLG: 0.343 (1, 2)					0-0 F8			0-0 6-3		4 0 0 0 0 0 1			
Craig McMurtry, R OBP: 0.147, SLG: 0.094 (1, 1)					0-3 K			0-3 K		4 0 0 0 0 3 1			
<b>Inning Stats</b>	R: 0 H: 1 E: 0 LOB: 1 K: 1 BB: 1 S: 5 P: 9	R: 0 H: 0 E: 0 LOB: 0 K: 1 BB: 0 S: 5 P: 5	R: 0 H: 1 E: 0 LOB: 1 K: 1 BB: 0 S: 6 P: 6	R: 3 H: 3 E: 0 LOB: 0 K: 0 BB: 0 S: 6 P: 6	R: 0 H: 0 E: 1 LOB: 1 K: 1 BB: 0 S: 6 P: 6	R: 0 H: 0 E: 0 LOB: 0 K: 1 BB: 1 S: 4 P: 8	R: 0 H: 0 E: 0 LOB: 0 K: 1 BB: 0 S: 5 P: 5	R: 0 H: 1 E: 0 LOB: 2 K: 1 BB: 1 S: 6 P: 10	R: 0 H: 1 E: 0 LOB: 1 K: 2 BB: 0 S: 8 P: 8	1B: 1 SF: 1 2B: 5 SAC: 0 3B: 0 DP: 1 HR: 1 HBP: 0	WP: 0 PA: 36 PB: 0 SB: 2 CS: 1		
<b>PITCHER</b>	IP WLS BF H R ER SO BB IBB HBP BLK WP HR S P ERA WHIP											<b>PITCHER</b>	IP WLS BF H R ER SO BB IBB HBP BLK WP HR S P ERA WHIP
Joe Price, L ERA: 2.97 (1, 1)	6.0 L 24 5 3 3 5 2 0 0 0 0 0 1 32 40 4.50 1.167												
Ben Hayes, R ERA: 6.0 (7, 1)	3.0 12 2 0 0 4 0 1 0 0 0 0 0 19 23 0.00 0.667												

livebaseballscorecards.com

AB 32  
R 3  
H 7  
RBI 3  
BB 3  
SO 9  
LOB 13



Batter	1	2	3	4	5	6	7	8	9	AB	R	H	RBI	BB	SO	LOB
<b>Gary Redus, R</b> (1, 7) OBP: 0.354, SLG: 0.489	0-3 K		0-3 K			0-0 F8			0-0 P3	4	0	0	0	0	2	1
<b>Eddie Milner, L</b> (1, 8) OBP: 0.346, SLG: 0.336	0-0 F7			0-0 F7			0-0 4-3		0-0 1-2 1B	4	0	1	0	0	0	0
<b>Dave Concepcion, R</b> (1, 6) OBP: 0.293, SLG: 0.288	0-0 4-3			0-0 6-3			0-0 1-3		0-0 F9	4	0	0	0	0	0	2
<b>Cesar Cedeno, R</b> (1, 3) OBP: 0.297, SLG: 0.355		0-0 F8		0-0 F9			0-0 5-3			3	0	0	0	0	0	0
<b>Paul Householder, S</b> (1, 9) OBP: 0.342, SLG: 0.407		0-0 4-3			0-0 F7			0-0 L4		3	0	0	0	0	0	0
<b>Ron Oester, S</b> (1, 4) OBP: 0.331, SLG: 0.429		0-0 1B		0-3 K			0-0 1-3			3	0	1	0	0	1	0
<b>Nick Esasky, R</b> (1, 5) OBP: 0.348, SLG: 0.318		0-0 F2		0-0 4-3			0-0 L6			3	0	0	0	0	0	1
<b>Dann Bilardello, R</b> (1, 2) OBP: 0.267, SLG: 0.325 <b>Duane Walker, L</b> (9, PH) OBP: 0.337, SLG: 0.413			0-0 5-3			0-3 K			0-0 F8	2	0	0	0	0	1	0
<b>Joe Price, R</b> (1, 1) OBP: 0.111, SLG: 0.077 <b>Wayne Krenchicki, L</b> (6, PH) OBP: 0.358, SLG: 0.310 <b>Ben Hayes, R</b> (7, 1) <b>Johnny Bench, R</b> (9, PH) OBP: 0.307, SLG: 0.406			0-0 6-3			0-3 K			0-0 1B 1B	1	0	0	0	0	0	0

**BOTTOM**

**Atlanta Braves @ Cincinnati Reds**  
Riverfront Stadium, Cincinnati, OH  
Fri Jun 24 1983, 7:05 PM EDT  
Unknown

[livebaseballscorecards.com](http://livebaseballscorecards.com)

<b>AB</b>	<b>30</b>
<b>R</b>	<b>0</b>
<b>H</b>	<b>3</b>
<b>RBI</b>	<b>0</b>
<b>BB</b>	<b>0</b>
<b>SO</b>	<b>5</b>
<b>LOB</b>	<b>4</b>



Inning Stats	R: 0	H: 0	E: 0	K: 1	S: 5	LOB: 0	BB: 0	P: 5	R: 0	H: 1	E: 0	K: 0	S: 4	LOB: 1	BB: 0	P: 4	R: 0	H: 0	E: 0	K: 1	S: 5	LOB: 0	BB: 0	P: 5	R: 0	H: 0	E: 0	K: 0	S: 3	LOB: 0	BB: 0	P: 3	R: 0	H: 0	E: 0	K: 2	S: 7	LOB: 0	BB: 0	P: 7	R: 0	H: 0	E: 0	K: 0	S: 3	LOB: 0	BB: 0	P: 3	R: 0	H: 0	E: 0	K: 0	S: 5	LOB: 2	BB: 0	P: 5	1B: 3	2B: 0	3B: 0	HR: 0	SF: 0	SAC: 0	DP: 0	HBP: 0	WP: 0	PA: 30	ERA	WHIP
<b>PITCHER</b> <b>Craig McMurtry, R</b> (1, 1) ERA: 3.08	IP	WLS	BF	H	R	ER	SO	BB	IBB	HBP	BLK	WP	HR	S	P	ERA	WHIP	IP	WLS	BF	H	R	ER	SO	BB	IBB	HBP	BLK	WP	HR	S	P	ERA	WHIP																																		

Batter	1	2	3	4	5	6	7	8	9	AB R H RBI BB SO LOB	TOP	
<b>Brett Butler, L</b> OBP: 0.313, SLG: 0.312 (1, 7) X (9, 8)	0-0 4-3		0-0 F8		0-0 WP S 1B	0-0 P6		0-0 5-3	0-0 4-3	6 1 1 0 0 0 2		
<b>Rafael Ramirez, R</b> OBP: 0.319, SLG: 0.321 (1, 6) X	0-0 1B 1B		4-0 1-2 BB		4-0 WP BB 1B BB	0-0 P6			4-0 2B BB BB	2 2 1 0 3 0 0		
<b>Claudell Washington, L</b> OBP: 0.329, SLG: 0.430 (1, 9) X	0-0 1-2 G4-6-3 1B		0-0 F7		0-3 K		0-0 4-3 S 1B 1B		0-0 BB BB 1-3 2B	5 2 3 0 0 1 4		
<b>Dale Murphy, R</b> OBP: 0.410, SLG: 0.607 <b>Terry Harper, R</b> OBP: 0.375, SLG: 0.429 (1, 8) X (9, 7)	0-0 G4-6-3 1-2f		0-0 1-3		4-0 WP 1-2 2-3 1B BB		0-0 4-3		0-0 6-3	4 1 0 0 1 0 5 0 0 0 0 0 0 0		
<b>Chris Chambliss, L</b> OBP: 0.332, SLG: 0.405 (1, 3) X		0-0 F7		0-0 F8		4-0 1-2 2-3 3-H 1B IBB		0-0 4-3	4-0 BB 2B IBB	3 1 0 0 2 0 1		
<b>Glenn Hubbard, R</b> OBP: 0.359, SLG: 0.432 <b>Jerry Royster, R</b> OBP: 0.305, SLG: 0.247 (1, 4) X (7, 4)		0-0 F9		0-0 1B 1B		0-3 K		0-0 3-H 1B	4-0 2B BB 1-2 2-3 3-H	4 1 2 1 0 1 3 0 1 0 1 1 0 0		
<b>Biff Pocoroba, S</b> OBP: 0.308, SLG: 0.361 (1, 2) X		0-0 G3		0-0 1-3 1B		0-0 1-2 2-H 3-H 1B		0-0 F9	0-0 1-3 2-H 3-H 2B	5 1 3 4 0 0 1		
<b>Randy Johnson, R</b> OBP: 0.423, SLG: 0.455 (1, 5) X			0-0 5-3		0-0 1-2 3-H 1B	0-0 F3		0-3 K	0-0 2-H 3-H 2B	5 0 2 3 0 1 2		
<b>Ken Dayley, L</b> <b>Steve Bedrosian, R</b> (1, 1) X (9, 1)			4-0 BB BB		0-3 K		0-3 K		0-0 1-3 K	4 0 0 0 1 3 3 0 0 0 0 0 0 0		
<b>Inning Stats</b>	R: 0 E: 0 K: 0 S: 4 H: 2 LOB: 1 BB: 0 P: 4	R: 0 E: 0 K: 0 S: 3 H: 0 LOB: 0 BB: 0 P: 3	R: 0 E: 0 K: 0 S: 3 H: 0 LOB: 2 BB: 2 P: 11	R: 1 E: 0 K: 1 S: 8 H: 3 LOB: 2 BB: 0 P: 8	R: 3 E: 0 K: 2 S: 9 H: 2 LOB: 2 BB: 3 P: 21	R: 0 E: 0 K: 1 S: 5 H: 0 LOB: 0 BB: 0 P: 5	R: 1 E: 0 K: 0 S: 5 H: 2 LOB: 1 BB: 0 P: 5	R: 0 E: 0 K: 1 S: 5 H: 0 LOB: 0 BB: 0 P: 5	R: 5 E: 0 K: 1 S: 8 H: 3 LOB: 1 BB: 3 P: 20	1B: 9 2B: 3 3B: 0 HR: 0 SF: 0 SAC: 0 DP: 1 HBP: 0	WP: 1 PB: 0 SB: 2 CS: 0 PA: 46	
<b>PITCHER</b>	IP WLS BF H R ER SO BB IBB HBP BLK WP HR S P ERA WHIP											
<b>Bruce Berenyi, R</b> ERA: 3.52 (1, 1)	4.2 L 25 7 4 4 3 4 1 0 0 0 1 0 26 46 7.71 2.357											
<b>Rich Gale, R</b> ERA: 5.51 (5, 1)	0.1 1 0 0 0 0 0 0 0 0 0 0 0 1 1 0.00 0.000											
<b>Ted Power, R</b> ERA: 4.71 (6, 1)	3.0 11 2 1 1 2 0 0 0 0 0 0 0 15 15 3.00 0.667											
<b>Tom Hume, R</b> ERA: 8.1 (9, 1)	0.1 7 3 5 5 0 2 1 0 0 0 0 0 4 16 135.00 15.000											
<b>Bill Scherrer, L</b> ERA: 3.12 (9, 1)	0.2 2 0 0 0 0 1 0 0 0 0 0 0 4 4 0.00 0.000											

**Atlanta Braves @ Cincinnati Reds**  
Riverfront Stadium, Cincinnati, OH  
Fri Jun 24 1983, 7:05 PM EDT  
Att. 23,667 - Unknown

livebaseballscorecards.com

AB	38
R	10
H	12
RBI	9
BB	8
SO	6
LOB	21



Batter	1	2	3	4	5	6	7	8	9	AB R H RBI BB SO LOB
<b>Gary Redus, R</b> (1, 7) OBP: 0.355, SLG: 0.489	0-3 K ①		0-3 K ②			0-3 K ①			HR 2B	4 1 1 0 1 3 0
<b>Dave Concepcion, R</b> (1, 6) OBP: 0.288, SLG: 0.282	0-3 K ②		0-3 K ③			0-0 4-3 ②			K BB FC6-4	5 0 0 0 0 3 4
<b>Cesar Cedeno, R</b> (1, 9) OBP: 0.302, SLG: 0.358	0-0 1B 1B			0-0 CS 1B		0-0 5-3 ③			F7	4 0 2 0 0 0 1
<b>Johnny Bench, R</b> (1, 3) OBP: 0.314, SLG: 0.423	0-0 1-2 1B			0-0 5-3 ① ②		0-0 BB BB G6-4-3 BB			HR 2-H	3 1 2 2 1 0 1
<b>Paul Householder, S</b> (1, 8) OBP: 0.346, SLG: 0.409	0-3 K ③			0-0 CS 1B		0-0 G6-4-3 ① ②			BB 2B 1B	4 1 2 0 0 1 3
<b>Nick Esasky, R</b> (1, 5) OBP: 0.333, SLG: 0.280		0-3 K ①		0-0 CS ③	0-0 F8 ①	0-0 F9 ③			BB BB 2B BB	3 1 0 0 1 1 0
<b>Alan Knicely, R</b> (1, 2) OBP: 0.357, SLG: 0.286		0-0 6-3 ②			0-0 F9 ②			0-0 5-3 ①	1B 2B 1-H 2-H	4 1 1 2 0 0 0
<b>Ron Oester, S</b> (1, 4) OBP: 0.333, SLG: 0.428		0-0 5-3 ③			0-0 FC6-4 1B			0-0 6-3 ②	BB BB 1B BB	3 0 1 0 1 0 0
<b>Bruce Berenyi, R</b> (1, 1) OBP: 0.214, SLG: 0.250			0-3 K ①		0-0 FC6-4 ③			0-0 F7 ③	BB BB 1B 1-2 2-H	1 0 0 0 0 0 1 0
<b>Rich Gale, R</b> (5, 1) OBP: 0.267, SLG: 0.231										0 0 0 0 0 0 0 0
<b>Kelly Paris, R</b> (5, PH) OBP: 0.246, SLG: 0.218										0 0 0 0 0 0 0 0
<b>Ted Power, R</b> (8, 1) OBP: 0.246, SLG: 0.218										0 0 0 0 0 0 0 0
<b>Dann Blardello, R</b> (8, PH) OBP: 0.289, SLG: 0.323										1 0 0 0 0 0 0 0
<b>Tom Hume, R</b> (9, 1) OBP: 0.400, SLG: 0.250										0 0 0 0 0 0 0 0
<b>Bill Scherrer, L</b> (9, PH) OBP: 0.400, SLG: 0.250										0 0 0 0 0 0 0 0
<b>Duane Walker, L</b> (9, PH) OBP: 0.345, SLG: 0.421										1 0 1 1 0 0 0 0

Inning Stats	R: 0	H: 2	E: 0	K: 3	S: 11	R: 0	H: 0	E: 0	K: 1	S: 5	R: 0	H: 0	E: 0	K: 3	S: 9	R: 0	H: 2	E: 0	K: 0	S: 3	R: 0	H: 1	E: 0	K: 0	S: 4	R: 0	H: 0	E: 0	K: 1	S: 5	R: 0	H: 0	E: 0	K: 0	S: 2	R: 0	H: 0	E: 0	K: 0	S: 3	R: 5	H: 5	E: 0	K: 1	S: 10	1B: 7	SF: 0	WP: 0	PA: 39
<b>Ken Dayley, L</b> (1, 1) ERA: 4.4	8.2	WLS	BF	H	R	ER	SO	BB	IBB	HBP	BLK	WP	HR	S	P	ERA	WHIP																																
<b>Steve Bedrosian, R</b> (9, 1) ERA: 2.9	0.1	W	34	9	5	5	9	2	0	0	0	0	0	50	58	5.19	1.269																																

**BOTTOM**

**Atlanta Braves @ Cincinnati Reds**  
 Riverfront Stadium, Cincinnati, OH  
 Fri Jun 24 1983, 7:05 PM EDT  
 Att. 23,667 - Unknown

livebaseballscorecards.com

<b>AB</b>	<b>34</b>
<b>R</b>	<b>5</b>
<b>H</b>	<b>10</b>
<b>RBI</b>	<b>5</b>
<b>BB</b>	<b>4</b>
<b>SO</b>	<b>9</b>
<b>LOB</b>	<b>10</b>



Batter	1	2	3	4	5	6	7	8	9	AB R H RBI BB SO LOB	TOP											
<b>Brett Butler, L</b> OBP: 0.310, SLG: 0.310 (1, 7) X	0-0 1B 2B 1B	0-0 F9	0-3 K			0-0 F7		0-3 K		5 1 1 0 0 2 0												
<b>Rafael Ramirez, R</b> OBP: 0.320, SLG: 0.320 (1, 6) X	0-0 2B 1-2 HR 1B	4-0 BB BB BB			0-3 K	0-0 P6		0-0 6-3		4 1 1 0 1 1 0												
<b>Claudell Washington, L</b> OBP: 0.327, SLG: 0.423 (1, 9) X	0-0 P6	4-0 BB 1-2 BB			0-0 6-3	0-0 F8		0-3 K		4 0 0 0 1 1 2												
<b>Dale Murphy, R</b> OBP: 0.418, SLG: 0.619 (1, 8) X	0-0 HR 2B	4-0 G6-4-3 BB			0-0 2B		0-0 2B 1B		0-0 1B 1B	3 2 3 1 1 0 0 1 0 1 0 0 0 0												
<b>Terry Harper, R</b> OBP: 0.380, SLG: 0.434 (7, 8)																						
<b>Bob Homer, R</b> OBP: 0.393, SLG: 0.557 (1, 5) X	0-0 HR	0-0 G6-4-3			0-0 5-3	0-0 F7		0-0 P4		4 1 1 3 0 0 5 1 0 0 0 0 0 1												
<b>Randy Johnson, R</b> OBP: 0.407, SLG: 0.435 (7, 5)																						
<b>Chris Chambliss, L</b> OBP: 0.342, SLG: 0.416 (1, 3) X	0-0 S 1B 1B		4-0 3B BB			0-3 K		0-0 1B 2B		4 2 3 1 1 1 0 0 0 0 0 0 0 0												
<b>Mike Jorgensen, L</b> OBP: 0.345, SLG: 0.480 (9, PR) (9, 3)																						
<b>Bruce Benedict, R</b> OBP: 0.360, SLG: 0.335 (1, 2) X	0-0 F7		0-0 5-3			0-3 K		0-0 F8		5 0 0 0 0 1 5												
<b>Jerry Royster, R</b> OBP: 0.330, SLG: 0.292 (1, 4)	4-0 1B IBB		0-0 SF7 3B			0-0 1B		0-0 2-H 1B		3 1 3 2 1 0 0												
<b>Pete Falcone, L</b> OBP: 0.167, SLG: 0.176 (1, 1) X	0-0 1-2 2-H 1B		0-0 SF7			0-0 G3		0-0 6-3		3 0 1 1 0 0 2												
<b>Inning Stats</b>	R: 4 E: 0 K: 0 S: 8	H: 6 LOB: 2 BB: 1 P: 12	R: 0 E: 0 K: 0 S: 2	H: 0 LOB: 2 BB: 3 P: 14	R: 2 E: 0 K: 1 S: 6	H: 1 LOB: 0 BB: 1 P: 10	R: 0 E: 0 K: 1 S: 6	H: 1 LOB: 1 BB: 0 P: 6	R: 0 E: 0 K: 2 S: 8	H: 1 LOB: 1 BB: 0 P: 8	R: 0 E: 0 K: 0 S: 3	H: 0 LOB: 0 BB: 0 P: 3	R: 2 E: 0 K: 0 S: 6	H: 3 LOB: 1 BB: 0 P: 6	R: 0 E: 0 K: 2 S: 7	H: 0 LOB: 0 BB: 0 P: 7	R: 0 E: 0 K: 0 S: 4	H: 2 LOB: 2 BB: 0 P: 4	1B: 9 2B: 3 3B: 1 HR: 1	SF: 1 SAC: 0 DP: 2 HBP: 0	WP: 0 PB: 0 SB: 1 CS: 0	PA: 43
<b>PITCHER</b>	IP WLS BF H R ER SO BB IBB HBP BLK WP HR S P ERA WHIP																					
<b>Charlie Puleo, R</b> ERA: 5.26 (1, 1)	1.1 L 13 6 4 4 0 3 1 0 0 0 0 1 9 25 27.00 6.750																					
<b>Rich Gale, R</b> ERA: 5.47 (2, 1)	3.2 14 3 2 2 4 1 0 0 0 0 0 0 21 25 4.91 1.091																					
<b>Ted Power, R</b> ERA: 4.88 (6, 1)	2.0 9 3 2 2 0 0 0 0 0 0 0 0 9 9 9.00 1.500																					
<b>Bill Scherrer, L</b> ERA: 2.98 (8, 1)	2.0 7 2 0 0 2 0 0 0 0 0 0 0 0 11 11 0.00 1.000																					

**Atlanta Braves @ Cincinnati Reds**  
Riverfront Stadium, Cincinnati, OH  
Sat Jun 25 1983, 7:05 PM EDT  
Att. 20,983 - Unknown

livebaseballscorecards.com

**AB 37**  
**R 8**  
**H 14**  
**RBI 8**  
**BB 5**  
**SO 6**  
**LOB 15**







Batter	1	2	3	4	5	6	7	8	9	AB R H RBI BB SO LOB	TOP			
<b>Brett Butler, L</b> (1, 7) OBP: 0.321, SLG: 0.344	0-0 1B FC3-5-2 2B	0-0 1B 1-H 3B		0-0 4-3		0-0 L4-3 1B		0-0 3B		5 1 4 1 0 0 0				
<b>Rafael Ramirez, R</b> (1, 6) OBP: 0.325, SLG: 0.325	0-0 PB FC3-5-2 1B 2-3	0-0 1B 3-H 1B		0-0 1B		0-0 L4-3 1-2		0-0 4-3		5 1 3 1 0 0 2				
<b>Chris Chambliss, L</b> (1, 3) OBP: 0.343, SLG: 0.413	0-0 FC3-5-2 PB 1B 1-2 3-H	0-0 1B 1-2		0-0 F7		4-0 BB			0-0 F9	4 1 1 0 1 0 3 0 0 0 0 0 0 0				
<b>Mike Jorgensen, L</b> (9, 3) OBP: 0.345, SLG: 0.480														
<b>Dale Murphy, R</b> (1, 8) OBP: 0.414, SLG: 0.610	0-0 P5 1-2 2-3	0-3 K			0-0 5-3	0-3 K			4-0 6-3 BB	4 0 0 0 1 2 5				
<b>Bob Homer, R</b> (1, 5) OBP: 0.395, SLG: 0.553	4-0 1B IBB	0-0 5-3			0-0 2B 1B		0-3 K		0-0 6-3 1-2	3 1 1 0 1 1 2 1 0 0 0 0 0 1				
<b>Randy Johnson, R</b> (7, 5) OBP: 0.393, SLG: 0.417														
<b>Terry Harper, R</b> (1, 9) OBP: 0.381, SLG: 0.441	0-0 1B 1-2 2-H 3-H		0-0 P3		0-0 1B 2B		0-0 P6		0-0 L7	5 0 2 2 0 0 1				
<b>Bruce Benedict, R</b> (1, 2) OBP: 0.358, SLG: 0.333	0-0 4-3		0-0 F9		0-0 1B 2-H 3-H		0-0 F8			4 0 1 1 0 0 2				
<b>Jerry Royster, R</b> (1, 4) OBP: 0.336, SLG: 0.293		0-0 3B 1B	0-0 6-3		4-0 IBB			0-0 6-3		3 1 1 0 1 0 0				
<b>Phil Niekro, R</b> (1, 1) OBP: 0.207, SLG: 0.185		0-3 K		0-0 4-3	0-0 F7			0-0 5-3		4 0 0 0 0 1 3				
<b>Inning Stats</b>	R: 2 E: 0 K: 0 S: 6 H: 3 LOB: 2 BB: 1 P: 10	R: 2 E: 0 K: 2 S: 11 H: 4 LOB: 2 BB: 0 P: 11	R: 0 E: 0 K: 0 S: 3 H: 0 LOB: 0 BB: 0 P: 3	R: 0 E: 0 K: 0 S: 4 H: 1 LOB: 1 BB: 0 P: 4	R: 1 E: 0 K: 0 S: 5 H: 3 LOB: 2 BB: 1 P: 9	R: 0 E: 0 K: 1 S: 5 H: 1 LOB: 1 BB: 1 P: 9	R: 0 E: 0 K: 1 S: 5 H: 0 LOB: 0 BB: 0 P: 5	R: 0 E: 0 K: 0 S: 4 H: 1 LOB: 1 BB: 0 P: 4	R: 0 E: 0 K: 0 S: 3 H: 0 LOB: 1 BB: 1 P: 7	1B: 9 2B: 3 3B: 2 HR: 0 SF: 0 SAC: 0 DP: 1 HBP: 0	WP: 0 PB: 1 SB: 0 CS: 0 PA: 42			
<b>PITCHER</b>	IP WLS BF H R ER SO BB IBB HBP BLK WP HR S P ERA WHIP												<b>PITCHER</b>	IP WLS BF H R ER SO BB IBB HBP BLK WP HR S P ERA WHIP
<b>Frank Pastore, R</b> (1, 1) ERA: 5.79	6.0 L 31 12 5 5 3 1 2 0 0 0 0 0 34 46 7.50 2.167													
<b>Ted Power, R</b> (7, 1) ERA: 4.7	2.0 7 1 0 0 1 0 0 0 0 0 0 9 9 0.00 0.500													
<b>Ben Hayes, R</b> (9, 1) ERA: 7.71	1.0 4 0 0 0 0 1 0 0 0 0 0 3 7 0.00 1.000													

**Atlanta Braves @ Cincinnati Reds**  
Riverfront Stadium, Cincinnati, OH

Sun Jun 26 1983, 3:33 AM EDT  
Att. 15,769 - Unknown

livebaseballscorecards.com

AB	38
R	5
H	13
RBI	5
BB	4
SO	4
LOB	19



Batter	1	2	3	4	5	6	7	8	9	AB	R	H	RBI	BB	SO	LOB
<b>Gary Redus, R</b> (1, 7) OBP: 0.347, SLG: 0.474	0-0 F8		0-3 K			0-0 G6-4-3		0-0 F7		4	0	0	0	0	1	1
<b>Eddie Milner, L</b> (1, 8) OBP: 0.337, SLG: 0.325	0-0 4-3			0-0 F8		0-0 L1			0-0 3-1	4	0	0	0	0	0	0
<b>Duane Walker, L</b> (1, 9) OBP: 0.330, SLG: 0.400	0-3 K			0-3 K			0-0 P5		0-0 F8	4	0	0	0	0	2	0
<b>Johnny Bench, R</b> (1, 3) OBP: 0.312, SLG: 0.417		0-0 G3 1B		0-0 E6			0-0 WP 1B		0-0 L5	4	1	2	0	0	0	0
<b>Ron Oester, S</b> (1, 4) OBP: 0.337, SLG: 0.441		0-0 G3		0-0 4-3			0-0 PB 1B			3	0	1	1	0	0	2
<b>Nick Esasky, R</b> (1, 5) OBP: 0.294, SLG: 0.226		0-3 K			0-0 P4		0-0 F7			3	0	0	0	0	1	2
<b>Tom Foley, L</b> (1, 6) OBP: 0.341, SLG: 0.343		0-3 K			0-0 4-3		0-0 F8			3	0	0	0	0	1	2
<b>Dann Bilardello, R</b> (1, 2) OBP: 0.255, SLG: 0.310			0-3 K2-3		0-0 4-3			0-0 F8		2	0	0	0	0	1	0
<b>Wayne Krenchicki, L</b> (8, PH) OBP: 0.354, SLG: 0.306						4-0 BB			0-0 F7	1	0	0	0	0	0	0
<b>Alan Knicely, R</b> (9, 2) OBP: 0.345, SLG: 0.359										0	0	0	0	0	0	0
<b>Frank Pastore, R</b> (1, 1) OBP: 0.261, SLG: 0.273			0-3 K							1	0	0	0	0	1	0
<b>Kelly Paris, R</b> (6, PH) OBP: 0.254, SLG: 0.214										0	0	0	0	1	0	0
<b>Ted Power, R</b> (7, 1)										0	0	0	0	0	0	0
<b>Cesar Cedeno, R</b> (8, PH) OBP: 0.298, SLG: 0.354										1	0	0	0	0	0	0
<b>Ben Hayes, R</b> (9, 1)										0	0	0	0	0	0	0

Inning Stats	R: 0	H: 0	R: 0	H: 1	R: 0	H: 0	R: 0	H: 0	R: 0	H: 0	R: 1	H: 2	R: 0	H: 0	R: 0	H: 0	R: 0	H: 0	R: 0	H: 0	1B: 3	SF: 0	WP: 1	PA: 31
E: 0	LOB: 0	E: 0	LOB: 1	E: 0	LOB: 0	E: 1	LOB: 1	E: 0	LOB: 0	E: 0	LOB: 1	E: 0	LOB: 0	E: 0	LOB: 0	E: 0	LOB: 0	E: 0	LOB: 0	E: 0	LOB: 0	2B: 0	SAC: 0	PB: 1
K: 1	BB: 0	K: 2	BB: 0	K: 3	BB: 0	K: 1	BB: 0	K: 0	BB: 1	K: 0	BB: 0	K: 0	BB: 0	K: 0	BB: 0	K: 0	BB: 0	K: 0	BB: 0	K: 0	BB: 0	3B: 0	DP: 1	SB: 0
S: 5	P: 5	S: 8	P: 8	S: 9	P: 9	S: 6	P: 6	S: 3	P: 3	S: 2	P: 6	S: 5	P: 5	S: 3	P: 3	S: 3	P: 3	S: 3	P: 3	S: 3	P: 3	HR: 0	HBP: 0	CS: 0

PITCHER	IP	WLS	BF	H	R	ER	SO	BB	IBB	HBP	BLK	WP	HR	S	P	ERA	WHIP	PITCHER	IP	WLS	BF	H	R	ER	SO	BB	IBB	HBP	BLK	WP	HR	S	P	ERA	WHIP	
<b>Phil Niekro, R</b> (1, 1) ERA: 4.63	9.0	W	31	3	1	1	7	1	0	0	0	1	0	44	48	1.00	0.444																			

**BOTTOM**

**Atlanta Braves @ Cincinnati Reds**  
Riverfront Stadium, Cincinnati, OH  
Sun Jun 26 1983, 3:33 AM EDT  
Att. 15,769 - Unknown

[livebaseballscorecards.com](http://livebaseballscorecards.com)

<b>AB</b>	<b>30</b>
<b>R</b>	<b>1</b>
<b>H</b>	<b>3</b>
<b>RBI</b>	<b>1</b>
<b>BB</b>	<b>1</b>
<b>SO</b>	<b>7</b>
<b>LOB</b>	<b>7</b>



Batter	1	2	3	4	5	6	7	8	9	AB R H RBI BB SO LOB	TOP									
<b>Brett Butler, L</b> (1, 7) OBP: 0.320, SLG: 0.356	0-0 HR		0-3 K			0-0 1-3		0-0 4-3		4 1 1 1 0 1 0										
<b>Rafael Ramirez, R</b> (1, 6) OBP: 0.330, SLG: 0.341	0-0 2B 1B		0-0 4-3			0-0 HR		0-0 L6-3 1B		4 1 3 1 0 0 0										
<b>Claudell Washington, L</b> (1, 9) OBP: 0.326, SLG: 0.424	0-0 1-3 2B		0-3 K			0-3 K		0-0 L6-3 1-2		4 0 1 0 0 2 1										
<b>Dale Murphy, R</b> (1, 8) OBP: 0.409, SLG: 0.601	0-3 K			0-3 K		0-3 K		0-0 6-3		4 0 0 0 0 3 2										
<b>Bob Horner, R</b> (1, 5) OBP: 0.390, SLG: 0.546	0-3 K			0-0 F8			0-0 5-3			3 0 0 0 0 1 2										
<b>Randy Johnson, R</b> (9, 5) OBP: 0.393, SLG: 0.417										0 0 0 0 0 0 0										
<b>Chris Chambliss, L</b> (1, 3) OBP: 0.343, SLG: 0.409	0-3 K			0-0 F8			4-0 G4-6-3 BB			2 0 0 0 1 1 2										
<b>Biff Pocoroba, S</b> (1, 2) OBP: 0.286, SLG: 0.333		0-0 F9			0-0 F9		0-0 G4-6-3 1-2f			3 0 0 0 0 0 1										
<b>Jerry Royster, R</b> (1, 4) OBP: 0.328, SLG: 0.284		0-0 5-3			0-3 K			0-0 1-6-3		3 0 0 0 0 1 0										
<b>Pascual Perez, R</b> (1, 1) OBP: 0.158, SLG: 0.158		0-0 F7			0-0 1-3			0-3 K		3 0 0 0 0 1 0										
<b>Inning Stats</b>	R: 1 E: 0 K: 3 S: 12	H: 3 LOB: 2 BB: 0 P: 12	R: 0 E: 0 K: 0 S: 3	H: 0 LOB: 0 BB: 0 P: 3	R: 0 E: 0 K: 2 S: 7	H: 0 LOB: 0 BB: 0 P: 7	R: 0 E: 0 K: 1 S: 5	H: 0 LOB: 0 BB: 0 P: 5	R: 1 E: 0 K: 2 S: 8	H: 1 LOB: 0 BB: 0 P: 8	R: 0 E: 0 K: 0 S: 2	H: 0 LOB: 0 BB: 1 P: 6	R: 0 E: 0 K: 1 S: 5	H: 0 LOB: 0 BB: 0 P: 5	R: 0 E: 0 K: 0 S: 3	H: 1 LOB: 0 BB: 0 P: 3	1B: 2 2B: 2 3B: 0 HR: 2	SF: 0 SAC: 0 DP: 2 HBP: 0	WP: 0 PB: 0 SB: 0 CS: 0	PA: 31
<b>PITCHER</b>	IP WLS BF H R ER SO BB IBB HBP BLK WP HR S P ERA WHIP																			
<b>Mario Soto, R</b> (1, 1) ERA: 2.16	8.0 L 28 4 2 2 10 1 0 0 0 0 2 47 51 2.25 0.625																			
<b>Ben Hayes, R</b> (9, 1) ERA: 7.45	1.0 3 1 0 0 0 0 0 0 0 0 0 3 3 0.00 1.000																			

**Atlanta Braves @ Cincinnati Reds**  
**Riverfront Stadium, Cincinnati, OH**  
 Mon Jun 27 1983, 7:05 PM EDT  
 Att. 12,745 - Unknown

<b>AB</b>	30
<b>R</b>	2
<b>H</b>	5
<b>RBI</b>	2
<b>BB</b>	1
<b>SO</b>	10
<b>LOB</b>	8



livebaseballscorecards.com

Batter	1	2	3	4	5	6	7	8	9	AB R H RBI BB SO LOB
Gary Redus, R (1, 7) OBP: 0.345, SLG: 0.469	0-0 4-3		0-0 F8			0-3 K		0-0 1B		4 0 1 0 0 1 0
Eddie Milner, L (1, 8) OBP: 0.332, SLG: 0.320	0-0 G1			0-0 F7		0-3 K		0-0 5-3		4 0 0 0 0 1 1
Duane Walker, L (1, 9) OBP: 0.358, SLG: 0.470	0-0 2B			0-0 HR		4-0 BB		0-0 FC5-4 1B		3 1 3 1 1 0 0
Johnny Bench, R (1, 3) OBP: 0.307, SLG: 0.410 Kelly Paris, R (9, PR) OBP: 0.254, SLG: 0.214	0-0 5-3			0-0 6-3		0-0 5-3		0-0 FC5-4 G3-6-3 1-2f		4 0 0 0 0 0 3 0 0 0 0 0 0 0
Ron Oester, S (1, 4) OBP: 0.336, SLG: 0.438		0-0 F7		0-0 1B		0-0 3-1		0-0 G3-6-3 1-2f		4 0 1 0 0 0 1
Dave Concepcion, R (1, 6) OBP: 0.284, SLG: 0.278		0-0 6-3		0-0 F9		0-0 4-3				3 0 0 0 0 0 1
Nick Esasky, R (1, 5) OBP: 0.270, SLG: 0.206		0-3 K			0-0 F7		0-0 P6			3 0 0 0 0 1 0
Alex Trevino, R (1, 2) OBP: 0.274, SLG: 0.279 Wayne Krenchicki, L (8, PH) OBP: 0.349, SLG: 0.301 Dann Bilardello, R (9, 2) OBP: 0.255, SLG: 0.310			0-3 K		0-0 6-3			0-3 K		2 0 0 0 0 1 0 1 0 0 0 0 1 0 0 0 0 0 0 0 0
Mario Soto, R (1, 1) OBP: 0.171, SLG: 0.200 Cesar Cedeno, R (8, PH) OBP: 0.297, SLG: 0.352 Ben Hayes, R (9, 1)			0-3 K		0-0 F7			0-0 5-3		2 0 0 0 0 1 0 1 0 0 0 0 0 0 0 0 0 0 0 0 0

Inning Stats	R: 0 E: 0 K: 0 S: 4	H: 1 LOB: 1 BB: 0 P: 4	R: 0 E: 0 K: 1 S: 5	H: 0 LOB: 0 BB: 0 P: 5	R: 0 E: 0 K: 2 S: 7	H: 0 LOB: 0 BB: 0 P: 7	R: 1 E: 0 K: 0 S: 5	H: 2 LOB: 1 BB: 0 P: 5	R: 0 E: 0 K: 0 S: 3	H: 0 LOB: 0 BB: 0 P: 3	R: 0 E: 0 K: 2 S: 7	H: 0 LOB: 1 BB: 1 P: 11	R: 0 E: 0 K: 0 S: 3	H: 0 LOB: 0 BB: 0 P: 3	R: 0 E: 0 K: 1 S: 6	H: 1 LOB: 1 BB: 0 P: 6	R: 0 E: 0 K: 0 S: 3	H: 1 LOB: 1 BB: 0 P: 3	1B: 3 2B: 1 3B: 0 HR: 1	SF: 0 SAC: 0 DP: 1 HBP: 0	WP: 0 PB: 0 SB: 0 CS: 0	PA: 32
PITCHER Pascual Perez, R (1, 1) ERA: 2.46	IP 9.0 WLS W BF 32 H 5 R 1 ER 1 SO 6 BB 1 IBB 0 HBP 0 BLK 0 WP 0 HR 1 S 43 P 47 ERA 1.00 WHIP 0.667																					

**BOTTOM**

**Atlanta Braves @ Cincinnati Reds**  
Riverfront Stadium, Cincinnati, OH

Mon Jun 27 1983, 7:05 PM EDT  
Att. 12,745 - Unknown

AB	31
R	1
H	5
RBI	1
BB	1
SO	6
LOB	6



WP: 0	PA: 32
ERA	WHIP

livebaseballscorecards.com

Batter	1	2	3	4	5	6	7	8	9	AB R H RBI BB SO LOB	TOP																
Johnnie LeMaster, R (1, 6) OBP: 0.374, SLG: 0.362	0-3 K		0-0 F8	0-3 K		0-0 9-2			0-0 F3	5 0 0 0 0 2 4																	
Brad Wellman, R (1, 4) OBP: 0.302, SLG: 0.274 Darrell Evans, L (9, PH) OBP: 0.404, SLG: 0.588	4-0 5-3 BB		0-0 FC1-6 2B		0-0 6-3	3-H		0-0 F8	0-0 E 1B	3 0 1 0 1 0 0 1 0 1 0 0 0 0																	
Chris Smith, S (1, 7) Max Venable, L (8, 7) OBP: 0.265, SLG: 0.393 Joel Youngblood, R (9, PH) OBP: 0.296, SLG: 0.444	0-0 5-3 1-2		0-0 FC1-6 2B		0-3 K			0-0 G3	0-0 E4 1-2	4 1 0 0 0 1 2 0 0 0 0 0 0 0 1 0 0 0 0 0 1																	
Jack Clark, R (1, 9) OBP: 0.343, SLG: 0.449	0-0 F9		0-0 1-H 1B 2B		0-0 5-3			0-0 F8	0-0 1-3	5 1 1 1 0 0 3																	
Jeffrey Leonard, R (1, 8) OBP: 0.306, SLG: 0.382		0-3 K	0-0 2-H 1B			0-0 1B 1B		0-0 SH1-3 SF9 1B		4 2 3 1 0 1 0																	
Rich Murray, R (1, 3) Dave Bergman, L (8, PH) OBP: 0.323, SLG: 0.259		0-0 4-3	0-0 F4			0-0 1B 1-2 9-2 1B		0-0 SH1-3 1-3		3 0 1 0 0 0 1 0 0 0 0 0 0 0																	
Bob Brenly, R (1, 2) OBP: 0.282, SLG: 0.333		0-0 2B		0-0 6-3		0-0 F8		0-0 SF9		3 0 1 1 0 0 2																	
Joe Pettini, R (1, 5) OBP: 0.194, SLG: 0.182 Greg Minton, S (8, 1) OBP: 0.333, SLG: 0.333 Jim Barr, R (8, 1) OBP: 0.143, SLG: 0.286		4-0 BB		0-3 K		0-0 1-3 2-H 1B		0-0 1-4-3		3 0 1 1 1 1 0 0 0 0 0 0 0 0 0 0 0 0 0 0 0																	
Mark Davis, L (1, 1) Milt May, L (6, PH) OBP: 0.308, SLG: 0.321 Andy McGaffigan, R (6, 1) OBP: 0.083, SLG: 0.087 Tom O'Malley, L (8, 5) OBP: 0.349, SLG: 0.354		0-0 L4		4-0 BB		0-0 FC		0-0 F8		1 0 0 0 1 0 2 1 0 0 0 0 0 2 0 0 0 0 0 0 0 1 0 0 0 0 0 0																	
<b>Inning Stats</b>	R: 0 E: 0 K: 1 S: 5	H: 0 LOB: 1 BB: 1 P: 9	R: 0 E: 0 K: 1 S: 6	H: 1 LOB: 2 BB: 1 P: 10	R: 2 E: 0 K: 0 S: 6	H: 3 LOB: 1 BB: 0 P: 6	R: 0 E: 0 K: 2 S: 7	H: 0 LOB: 1 BB: 1 P: 11	R: 0 E: 0 K: 1 S: 5	H: 0 LOB: 0 BB: 0 P: 5	R: 1 E: 0 K: 0 S: 6	H: 3 LOB: 2 BB: 0 P: 6	R: 0 E: 0 K: 0 S: 3	H: 0 LOB: 0 BB: 0 P: 3	R: 1 E: 0 K: 0 S: 4	H: 1 LOB: 0 BB: 0 P: 4	R: 0 E: 1 K: 0 S: 5	H: 1 LOB: 2 BB: 0 P: 5	1B: 6 2B: 4 3B: 0 HR: 0	SF: 1 SAC: 1 DP: 1 HBP: 0	WP: 0 PB: 0 SB: 1 CS: 0	PA: 40					
<b>PITCHER</b>	IP	WLS	BF	H	R	ER	SO	BB	IBB	HBP	BLK	WP	HR	S	P	ERA	WHIP										
Joe Price, L (1, 1) ERA: 3.08	5.1		27	7	3	3	5	3	0	0	0	0	0	34	46	5.06	1.875										
Rich Gale, R (6, 1) ERA: 5.3	1.2		4	0	0	0	0	0	0	0	0	0	0	4	4	0.00	0.000										
Ted Power, R (8, 1) ERA: 4.72	1.2	W	6	1	1	1	0	0	0	0	0	0	0	6	6	5.40	0.600										
Bill Scherrer, L (9, 1) ERA: 2.98	0.0		2	1	0	0	0	0	0	0	0	0	0	2	2	∞	∞										
Ben Hayes, R (9, 1) ERA: 7.36	0.1	S	1	0	0	0	0	0	0	0	0	0	0	1	1	0.00	0.000										

San Francisco Giants @ Cincinnati Reds  
Riverfront Stadium, Cincinnati, OH

Tue Jun 28 1983, 7:05 PM EDT  
Att: 10,382 - Unknown

AB	35
R	4
H	9
RBI	4
BB	3
SO	5
LOB	17



livebaseballscorecards.com

Batter	1	2	3	4	5	6	7	8	9	AB	R	H	RBI	BB	SO	LOB
<b>Gary Redus, R</b> OBP: 0.343, SLG: 0.470 (1, 7)	0-0 3B 2B	0-0 F8			0-0 F8			0-0 F9		4	1	1	0	0	0	1
<b>Eddie Milner, L</b> OBP: 0.338, SLG: 0.335 (1, 8)	0-0 2-H E 3B		0-0 F7		0-0 CS 1-3 1B			0-0 E S 2B 1B		4	2	3	1	0	0	0
<b>Dave Concepcion, R</b> OBP: 0.284, SLG: 0.281 (1, 6)	0-0 5-3		0-0 F4		0-0 CS 1-2	0-0 5-3		0-0 BB 1-H 1B 2B		4	1	1	1	0	0	1
<b>Johnny Bench, R</b> OBP: 0.307, SLG: 0.405 (1, 3)	0-0 E5 3-H		0-0 F5			0-0 6-3		4-0 BB BB BB BB 1B BB FC1-2 BB		3	0	0	1	1	0	0
<b>Alan Knicely, R</b> OBP: 0.360, SLG: 0.341 (1, 9)	0-3 K			0-0 F8		4-0 BB BB BB BB BB		4-0 FC1-2 1B BB		2	0	0	0	2	1	1
<b>Paul Householder, S</b> OBP: 0.346, SLG: 0.409 (9, 9)								1-2 2-3 BB		0	0	0	0	0	0	0
<b>Nick Esasky, R</b> OBP: 0.250, SLG: 0.189 (1, 5)	0-0 F3			0-0 6-3		0-0 F9		0-0 FC1-2 1B		3	0	0	0	0	0	2
<b>Wayne Krenchicki, L</b> OBP: 0.357, SLG: 0.311 (8, PH) (9, 5)								1-2 2-3 3-H		1	0	1	1	0	0	0
<b>Ron Oester, S</b> OBP: 0.331, SLG: 0.432 (1, 4)		0-0 F7		0-0 F6			0-3 K	0-0 FC1-2 1-2 2-3 3-H		4	0	0	0	0	1	3
<b>Dann Bilardello, R</b> OBP: 0.255, SLG: 0.331 (1, 2)		0-0 HR			0-0 F9		0-0 4-3	0-0 5-3		4	1	1	1	0	0	3
<b>Joe Price, R</b> OBP: 0.138, SLG: 0.074 (1, 1)		0-3 K			4-0 1B BB		0-0 F9			1	0	0	0	1	1	0
<b>Rich Gale, R</b> OBP: 0.250, SLG: 0.214 (6, 1)										0	0	0	0	0	0	0
<b>Duane Walker, L</b> OBP: 0.354, SLG: 0.484 (7, PH) (8, 1)										0	0	0	0	0	0	0
<b>Ted Power, R</b> OBP: 0.400, SLG: 0.250 (9, 1)										0	0	0	0	0	0	0
<b>Bill Scherrer, L</b> OBP: 0.400, SLG: 0.250 (9, 1)										0	0	0	0	0	0	0
<b>Ben Hayes, R</b> OBP: 0.400, SLG: 0.250 (9, 1)										0	0	0	0	0	0	0

Inning Stats	R: 2	H: 2	E: 1	LOB: 1	K: 1	BB: 0	S: 8	P: 8	R: 1	H: 1	E: 0	LOB: 0	K: 1	BB: 0	S: 6	P: 6	R: 0	H: 0	E: 0	LOB: 0	K: 0	BB: 0	S: 3	P: 3	R: 0	H: 0	E: 0	LOB: 0	K: 0	BB: 0	S: 3	P: 3	R: 0	H: 1	E: 0	LOB: 1	K: 0	BB: 1	S: 3	P: 7	R: 0	H: 0	E: 0	LOB: 1	K: 0	BB: 1	S: 3	P: 7	R: 0	H: 0	E: 0	LOB: 0	K: 1	BB: 0	S: 5	P: 5	R: 2	H: 3	E: 0	LOB: 3	K: 0	BB: 2	S: 6	P: 14
--------------	------	------	------	--------	------	-------	------	------	------	------	------	--------	------	-------	------	------	------	------	------	--------	------	-------	------	------	------	------	------	--------	------	-------	------	------	------	------	------	--------	------	-------	------	------	------	------	------	--------	------	-------	------	------	------	------	------	--------	------	-------	------	------	------	------	------	--------	------	-------	------	-------

PITCHER	IP	WLS	BF	H	R	ER	SO	BB	IBB	HBP	BLK	WP	HR	S	P	ERA	WHIP
<b>Mark Davis, L</b> ERA: 3.6 (1, 1)	5.0		20	4	3	3	2	1	0	0	0	0	1	23	27	5.40	1.000
<b>Andy McGaffigan, R</b> ERA: 4.32 (6, 1)	2.1		9	1	1	1	1	1	0	0	0	0	0	10	14	3.86	0.857
<b>Greg Minton, R</b> ERA: 4.39 (8, 1)	0.0	L	4	2	1	1	0	2	0	0	0	0	0	2	10	∞	∞
<b>Jim Barr, R</b> ERA: 4.57 (8, 1)	0.2		2	0	0	0	0	0	0	0	0	0	0	2	2	0.00	0.000


**BOTTOM**

**San Francisco Giants @ Cincinnati Reds**  
Riverfront Stadium, Cincinnati, OH

Tue Jun 28 1983, 7:05 PM EDT  
Att. 10,382 - Unknown

AB	31
R	5
H	7
RBI	5
BB	4
SO	3
LOB	11

livebaseballscorecards.com



1B: 3	SF: 0	WP: 0	PA: 36
2B: 2	SAC: 0	PB: 0	
3B: 1	DP: 0	SB: 1	
HR: 1	HBP: 0	CS: 1	

Batter	1	2	3	4	5	6	7	8	9	AB R H RBI BB SO LOB	TOP																
Johnnie LeMaster, R OBP: 0.368, SLG: 0.355 (1, 6)	0-0 5-3	0-0 FC5		0-0 FC5-4		0-0 6-3			0-0 F8	5 0 0 0 0 0 4																	
Tom O'Malley, L OBP: 0.346, SLG: 0.364 (1, 5)	0-0 4-3		0-0 F7		0-0 F8		0-0 G3		0-0 HR	5 1 1 1 0 0 0																	
Joe Pettini, R OBP: 0.194, SLG: 0.182 (9, 5)										0 0 0 0 0 0 0																	
Darrell Evans, L OBP: 0.401, SLG: 0.579 (1, 3)	0-0 F8		0-0 F9		4-0 1B BB		0-0 6-3		0-0 4-3	4 1 0 0 1 0 0																	
Jack Clark, R OBP: 0.345, SLG: 0.451 (1, 9)		4-0 BB 1B BB	0-3 K		0-0 F7		0-0 1B 2B			3 2 1 0 1 1 1																	
Jeffrey Leonard, R OBP: 0.313, SLG: 0.403 (1, 8)		0-3 K		0-0 HR	0-0 1B		0-0 CS 1B			4 1 3 3 0 1 1																	
Chris Smith, S OBP: 0.236, SLG: 0.167 (1, 7)		0-0 BB BB 1B		0-0 F7	4-0 FC5-4 IBB		0-0 CS	0-0 F6		2 1 1 0 1 0 0																	
Max Venable, L OBP: 0.263, SLG: 0.389 (7, 7)		1-2 SF8 1B		0-0 F7	1-2 IBB		0-0 CS	0-0 F6		1 0 0 0 0 0 0																	
Bob Brenly, R OBP: 0.286, SLG: 0.349 (1, 2)		4-0 FC5 BB BB		0-0 3B	0-0 FC5-4			0-3 K		3 0 1 0 1 1 2	AB 32																
Brad Wellman, R OBP: 0.310, SLG: 0.267 (1, 4)		4-0 1-2 2-3 3-H BB		4-0 FC5-4 BB		0-3 K		0-3 K		2 0 0 1 2 2 0	R 6																
Mike Krukow, R OBP: 0.310, SLG: 0.320 (1, 1)		0-0 SF8		0-0 F7		0-0 F8			0-3 K	2 0 0 1 0 0 2	H 7																
Gary Lavelle, S OBP: 0.333, SLG: 0.333 (7, 1)										1 0 0 0 0 1 0	RBI 6																
Greg Minton, S OBP: 0.333, SLG: 0.333 (9, 1)										0 0 0 0 0 0 0	BB 6																
Jim Barr, R OBP: 0.143, SLG: 0.286 (9, 1)										0 0 0 0 0 0 0	SO 6																
<b>Inning Stats</b>	R: 0 E: 0 K: 0 S: 3	H: 0 LOB: 0 BB: 0 P: 3	R: 2 E: 0 K: 1 S: 6	H: 1 LOB: 2 BB: 3 P: 18	R: 0 E: 0 K: 1 S: 5	H: 0 LOB: 0 BB: 0 P: 5	R: 1 E: 0 K: 0 S: 5	H: 2 LOB: 2 BB: 1 P: 9	R: 1 E: 0 K: 0 S: 4	H: 1 LOB: 2 BB: 2 P: 12	R: 0 E: 0 K: 1 S: 5	H: 0 LOB: 0 BB: 0 P: 5	R: 1 E: 0 K: 0 S: 4	H: 2 LOB: 0 BB: 0 P: 4	R: 0 E: 0 K: 2 S: 7	H: 0 LOB: 0 BB: 0 P: 7	R: 1 E: 0 K: 1 S: 6	H: 1 LOB: 0 BB: 0 P: 6	1B: 3 2B: 1 3B: 1 HR: 2	SF: 1 SAC: 0 DP: 0 HBP: 0	WP: 0 PB: 0 SB: 1 CS: 1	PA: 40					
<b>PITCHER</b>	IP WLS BF H R ER SO BB IBB HBP BLK WP HR S P ERA WHIP																										
Bruce Berenyi, R ERA: 3.7 (1, 1)	5.0		25	4	4	4	2	5	1	0	0	0	1	23	47	7.20	1.800										
Rich Gale, R ERA: 5.28 (6, 1)	2.0		7	2	1	1	1	0	0	0	0	0	0	9	9	4.50	1.000										
Tom Hume, R ERA: 7.88 (8, 1)	0.2		2	0	0	0	1	0	0	0	0	0	0	4	4	0.00	0.000										
Ted Power, R ERA: 4.76 (8, 1)	1.1	W	5	1	1	1	2	0	0	0	0	0	1	9	9	6.75	0.750										

**San Francisco Giants @ Cincinnati Reds**  
 Riverfront Stadium, Cincinnati, OH  
 Wed Jun 29 1983, 7:05 PM EDT  
 Att. 12,339 - Unknown

AB	32
R	6
H	7
RBI	6
BB	6
SO	6
LOB	10







**San Francisco Giants @ Cincinnati Reds**  
 Riverfront Stadium, Cincinnati, OH

Thu Jun 30 1983, 3:33 AM EDT  
 Att. 8,680 - Unknown

[livebaseballscorecards.com](http://livebaseballscorecards.com)

<b>AB</b>	<b>34</b>
<b>R</b>	<b>5</b>
<b>H</b>	<b>7</b>
<b>RBI</b>	<b>5</b>
<b>BB</b>	<b>7</b>
<b>SO</b>	<b>9</b>
<b>LOB</b>	<b>17</b>



WP: 0	PA: 41
PB: 0	
SB: 1	
CS: 0	

Batter	1	2	3	4	5	6	7	8	9	AB R H RBI BB SO LOB			
Johnnie LeMaster, R (1, 6) OBP: 0.367, SLG: 0.354 Joe Pettini, R (2, 6) OBP: 0.250, SLG: 0.200	0-3 K		0-0 2B 4-3 1B		4-0 BB 6-3 BB		4-0 BB 1-2 BB		0-0 F4	1 0 0 0 0 1 0 2 1 1 0 2 0 1			
Tom O'Malley, L (1, 5) OBP: 0.347, SLG: 0.369	0-0 F7		0-0 4-3 3B 2B		0-0 6-3		0-3 K		0-0 1B 1-3 1B	5 1 2 0 0 1 3			
Darrell Evans, L (1, 3) OBP: 0.400, SLG: 0.574 Rich Murray, R (5, 3) OBP: 0.400, SLG: 0.400	4-0 1B BB		0-0 4-3		0-0 F8		0-3 K		0-0 BB 1-3 1B	2 1 0 1 1 0 2 2 0 1 1 0 1 2			
Jack Clark, R (1, 9) OBP: 0.349, SLG: 0.453 Max Venable, L (5, PH) OBP: 0.264, SLG: 0.382	0-0 FC6-4 1B		0-0 3B BB		0-3 K		0-3 K		4-0 BB 1-2 BB	1 1 1 1 1 0 0 2 0 0 0 1 2 3			
Jeffrey Leonard, R (1, 8) OBP: 0.314, SLG: 0.411 Bob Brenly, R (6, 9) OBP: 0.284, SLG: 0.344	0-0 FC6-4		0-0 3B		0-0 6-3				0-0 F3 F4	3 0 1 2 0 0 1 2 0 0 0 0 0 3			
Chris Smith, S (1, 7)		0-0 F8	0-0 1-3		0-0 F6				0-0 F5	4 0 0 0 0 0 1			
Milt May, L (1, 2) OBP: 0.308, SLG: 0.316 John Rabb, R (6, 2) OBP: 0.250, SLG: 0.438		0-0 F9		0-0 F8		4-0 BB			0-0 5-3	2 0 0 0 1 0 0 1 0 0 0 0 0 0			
Brad Wellman, R (1, 4) OBP: 0.298, SLG: 0.256		0-0 F4		0-3 K		0-3 K			0-3 K	4 0 0 0 0 3 1			
Fred Breining, R (1, 1) OBP: 0.200, SLG: 0.182 Renie Martin, R (1, 1) OBP: 0.444, SLG: 0.667 Greg Minton, S (4, 1) OBP: 0.633, SLG: 0.333 Dave Bergman, L (7, PH) OBP: 0.353, SLG: 0.259 Andy McGaffigan, R (7, 1) OBP: 0.083, SLG: 0.087 Joel Youngblood, R (8, PH) OBP: 0.302, SLG: 0.449			0-0 F7		0-3 K		4-0 BB BB		0-0 1B 1B 1B	0 0 0 0 0 0 0 2 0 0 0 0 1 0 0 0 0 0 0 0 0 0 0 0 0 1 0 0 0 0 0 0 0 0 0 1 1 1 0 0 0 0			
<b>Inning Stats</b>	R: 1 H: 1 E: 0 LOB: 1 K: 1 BB: 1 S: 6 P: 10	R: 0 H: 0 E: 0 LOB: 0 K: 0 BB: 0 S: 3 P: 3	R: 3 H: 3 E: 0 LOB: 1 K: 0 BB: 1 S: 6 P: 10	R: 0 H: 0 E: 0 LOB: 0 K: 2 BB: 0 S: 7 P: 7	R: 0 H: 0 E: 0 LOB: 1 K: 1 BB: 1 S: 5 P: 9	R: 0 H: 0 E: 0 LOB: 1 K: 1 BB: 1 S: 5 P: 9	R: 0 H: 0 E: 0 LOB: 2 K: 3 BB: 2 S: 9 P: 17	R: 0 H: 0 E: 0 LOB: 0 K: 0 BB: 0 S: 3 P: 3	R: 1 H: 3 E: 0 LOB: 3 K: 1 BB: 1 S: 8 P: 12	1B: 5 SF: 0 2B: 1 SAC: 0 3B: 1 DP: 0 HR: 0 HBP: 0			
<b>PITCHER</b>	IP WLS BF H R ER SO BB IBB HBP BLK WP HR S P ERA WHIP											<b>PITCHER</b>	IP WLS BF H R ER SO BB IBB HBP BLK WP HR S P ERA WHIP
Charlie Puleo, R (1, 1) ERA: 5.34	6.0 W 27 4 4 4 5 5 0 0 0 0 0 0 32 52 6.00 1.500												
Ted Power, R (7, 1) ERA: 4.68	3.0 S 14 3 1 1 4 2 0 0 0 0 0 0 20 28 3.00 1.667												

BOTTOM

San Francisco Giants @ Cincinnati Reds  
Riverfront Stadium, Cincinnati, OH

livebaseballscorecards.com

AB	40
R	15
H	16
RBI	11
BB	6
SO	6
LOB	20



WP	1	PA	47
PB	0		
SB	2		
CS	0		

Thu Jun 30 1983, 3:33 AM EDT  
Att. 8,680 - Unknown

AB	R	H	RBI	BB	SO	LOB
4	1	1	3	2	1	1
4	1	1	0	0	0	2
2	0	1	1	0	0	0
5	0	0	0	0	1	4
3	2	2	1	1	0	0
1	0	1	0	0	0	0
4	2	3	0	0	0	0
4	2	2	4	1	1	3
5	2	2	1	0	2	5
4	2	1	1	1	0	5
3	3	2	0	1	0	0
1	0	0	0	0	1	0
1B	13	SF	0			
2B	1	SAC	0			
3B	0	DP	2			
HR	2	HBP	0			

Batter	1	2	3	4	5	6	7	8	9								
Gary Redus, R OBP: 0.353, SLG: 0.483 (1, 7)	K																
Dave Concepcion, R OBP: 0.289, SLG: 0.281 Tom Foley, L OBP: 0.349, SLG: 0.351 (1, 6) (5, 6)																	
Duane Walker, L OBP: 0.337, SLG: 0.429 (1, 9)																	
Cesar Cedeno, R OBP: 0.309, SLG: 0.367 Kelly Paris, R OBP: 0.262, SLG: 0.224 (1, 3) (6, 3)																	
Ron Oester, S OBP: 0.332, SLG: 0.432 (1, 4)																	
Paul Householder, S OBP: 0.351, SLG: 0.429 (1, 8)																	
Nick Esasky, R OBP: 0.283, SLG: 0.238 (1, 5)																	
Alan Knicely, R OBP: 0.375, SLG: 0.370 (1, 2)																	
Charlie Puleo, R OBP: 0.273, SLG: 0.158 Ted Power, R (7, 1)																	
Inning Stats	R: 8 E: 0 K: 2 S: 14	H: 7 LOB: 0 BB: 1 P: 18	R: 0 E: 1 K: 1 S: 6	H: 0 LOB: 3 BB: 2 P: 14	R: 0 E: 0 K: 0 S: 3	H: 0 LOB: 1 BB: 1 P: 7	R: 6 E: 1 K: 0 S: 8	H: 5 LOB: 0 BB: 1 P: 12	R: 0 E: 1 K: 0 S: 3	H: 0 LOB: 0 BB: 0 P: 3	R: 1 E: 1 K: 0 S: 5	H: 2 LOB: 2 BB: 1 P: 9	R: 0 E: 0 K: 2 S: 9	H: 2 LOB: 2 BB: 0 P: 9	R: 0 E: 0 K: 1 S: 5	H: 0 LOB: 0 BB: 0 P: 5	
PITCHER	IP	WLS	BF	H	R	ER	SO	BB	IBB	HBP	BLK	WP	HR	S	P	ERA	WHIP
Fred Breining, R ERA: 4.26 (1, 1)	0.2	L	9	6	7	7	2	1	0	0	0	0	0	12	16	94.50	10.500
Renie Martin, R ERA: 3.58 (1, 1)	2.1		17	5	6	4	1	4	0	0	0	1	1	15	31	15.43	3.857
Greg Minton, R ERA: 4.5 (4, 1)	3.0		13	3	2	1	0	1	0	0	0	0	0	12	16	3.00	1.333
Andy McGaffigan, R ERA: 4.22 (7, 1)	2.0		8	2	0	0	3	0	0	0	0	0	0	14	14	0.00	1.000

Batter	1	2	3	4	5	6	7	8	9								
Gary Redus, R OBP: 0.353, SLG: 0.483 (1, 7)	K																
Dave Concepcion, R OBP: 0.289, SLG: 0.281 Tom Foley, L OBP: 0.349, SLG: 0.351 (1, 6) (5, 6)																	
Duane Walker, L OBP: 0.337, SLG: 0.429 (1, 9)																	
Cesar Cedeno, R OBP: 0.309, SLG: 0.367 Kelly Paris, R OBP: 0.262, SLG: 0.224 (1, 3) (6, 3)																	
Ron Oester, S OBP: 0.332, SLG: 0.432 (1, 4)																	
Paul Householder, S OBP: 0.351, SLG: 0.429 (1, 8)																	
Nick Esasky, R OBP: 0.283, SLG: 0.238 (1, 5)																	
Alan Knicely, R OBP: 0.375, SLG: 0.370 (1, 2)																	
Charlie Puleo, R OBP: 0.273, SLG: 0.158 Ted Power, R (7, 1)																	
Inning Stats	R: 8 E: 0 K: 2 S: 14	H: 7 LOB: 0 BB: 1 P: 18	R: 0 E: 1 K: 1 S: 6	H: 0 LOB: 3 BB: 2 P: 14	R: 0 E: 0 K: 0 S: 3	H: 0 LOB: 1 BB: 1 P: 7	R: 6 E: 1 K: 0 S: 8	H: 5 LOB: 0 BB: 1 P: 12	R: 0 E: 1 K: 0 S: 3	H: 0 LOB: 0 BB: 0 P: 3	R: 1 E: 1 K: 0 S: 5	H: 2 LOB: 2 BB: 1 P: 9	R: 0 E: 0 K: 2 S: 9	H: 2 LOB: 2 BB: 0 P: 9	R: 0 E: 0 K: 1 S: 5	H: 0 LOB: 0 BB: 0 P: 5	
PITCHER	IP	WLS	BF	H	R	ER	SO	BB	IBB	HBP	BLK	WP	HR	S	P	ERA	WHIP
Fred Breining, R ERA: 4.26 (1, 1)	0.2	L	9	6	7	7	2	1	0	0	0	0	0	12	16	94.50	10.500
Renie Martin, R ERA: 3.58 (1, 1)	2.1		17	5	6	4	1	4	0	0	0	1	1	15	31	15.43	3.857
Greg Minton, R ERA: 4.5 (4, 1)	3.0		13	3	2	1	0	1	0	0	0	0	0	12	16	3.00	1.333
Andy McGaffigan, R ERA: 4.22 (7, 1)	2.0		8	2	0	0	3	0	0	0	0	0	0	14	14	0.00	1.000

Batter	1	2	3	4	5	6	7	8	9	AB R H RBI BB SO LOB	TOP											
Gary Redus, R (1, 7) OBP: 0.355, SLG: 0.495	0-0 HR		0-0 6-3		0-3 K			4-0 BB BB		3 1 1 1 1 1 0	<p>Cincinnati Reds @ Atlanta Braves</p> <p>Atlanta-Fulton County Stadium, Atlanta, GA</p> <p>Fri Jul 01 1983, 7:05 PM EDT</p> <p>Att: 26,600 - Unknown</p>											
Dave Concepcion, R (1, 6) OBP: 0.292, SLG: 0.282	0-0 5-3		0-0 BB 1B		0-0 6-3			4-0 1-2 BB		3 0 1 0 1 0 0												
Duane Walker, L (1, 9) OBP: 0.333, SLG: 0.415	0-0 P4		4-0 1-2 BB		0-0 F9			0-0 P5		3 0 0 0 1 0 2												
Cesar Cedeno, R (1, 3) OBP: 0.303, SLG: 0.358	0-3 K		0-3 K		0-0 F7			0-0 F8		4 0 0 0 0 2 4												
Ron Oester, S (1, 4) OBP: 0.328, SLG: 0.426		0-0 F8		0-0 F9		0-3 K		0-0 4-3		4 0 0 0 0 1 2												
Paul Householder, S (1, 8) OBP: 0.349, SLG: 0.420		0-0 F8		4-0 BB		0-3 K		0-3 K		3 0 0 0 1 2 0												
Nick Esasky, R (1, 5) OBP: 0.300, SLG: 0.326		0-0 IHR		0-0 F4		0-0 1B 1B		0-3 K		4 1 2 1 0 1 1												
Alan Knicely, R (1, 2) OBP: 0.367, SLG: 0.360		0-0 6-3		0-0 F8		0-0 1B G6-4-3		0-3 K		4 0 1 0 0 1 1												
Frank Pastore, R (1, 1) OBP: 0.250, SLG: 0.261			0-0 P7		0-3 K		0-0 G6-4-3			1 0 0 0 0 0 0												
Rich Gale, R (3, 1) OBP: 0.235, SLG: 0.200										1 0 0 0 0 1 0												
Dan Driessen, L (7, PH) OBP: 0.371, SLG: 0.381										1 0 0 0 0 0 2												
Ben Hayes, R (7, 1)										0 0 0 0 0 0 0												
<b>Inning Stats</b>	R: 1 E: 0 K: 1 S: 6	H: 1 LOB: 0 BB: 0 P: 6	R: 1 E: 0 K: 0 S: 4	H: 1 LOB: 0 BB: 0 P: 4	R: 0 E: 0 K: 1 S: 6	H: 1 LOB: 2 BB: 1 P: 10	R: 0 E: 0 K: 0 S: 3	H: 0 LOB: 1 BB: 1 P: 7	R: 0 E: 0 K: 2 S: 7	H: 0 LOB: 0 BB: 0 P: 7	R: 0 E: 0 K: 1 S: 5	H: 0 LOB: 0 BB: 0 P: 5	R: 0 E: 0 K: 1 S: 6	H: 2 LOB: 1 BB: 0 P: 6	R: 0 E: 0 K: 0 S: 3	H: 0 LOB: 2 BB: 2 P: 11	R: 0 E: 0 K: 3 S: 9	H: 0 LOB: 0 BB: 0 P: 9	1B: 3 2B: 0 3B: 0 HR: 2	SF: 0 SAC: 0 DP: 1 HBP: 0	WP: 0 PB: 0 SB: 0 CS: 0	PA: 35
<b>PITCHER</b>	IP WLS BF H R ER SO BB IBB HBP BLK WP HR S P ERA WHIP																					
Phil Niekro, R (1, 1) ERA: 4.48	7.0 W 29 5 2 2 6 4 0 0 0 0 0 1 37 53 2.57 1.286																					
Steve Bedrosian, R (8, 1) ERA: 2.77	2.0 S 6 0 0 0 3 0 0 0 0 0 0 0 12 12 0.00 0.000																					

livebaseballscorecards.com

AB	31
R	2
H	5
RBI	2
BB	4
SO	9
LOB	12





Batter	1	2	3	4	5	6	7	8	9	AB R H RBI BB SO LOB	TOP
Gary Redus, R (1, 7) OBP: 0.357, SLG: 0.509	0-0 HR		0-0 F7			0-3 K		0-0 1B		4 1 2 1 0 1 0	<p>Cincinnati Reds @ Atlanta Braves</p> <p>Atlanta-Fulton County Stadium, Atlanta, GA</p> <p>Sat Jul 02 1983, 7:05 PM EDT</p> <p>Att: 48,492 - Unknown</p>
Dave Concepcion, R (1, 6) OBP: 0.288, SLG: 0.278	0-0 5-3		0-0 5-3			0-0 6-3		0-0 F9		4 0 0 0 0 0 2	
Duane Walker, L (1, 9) OBP: 0.330, SLG: 0.408 Ben Hayes, R (8, 1)	0-3 K			0-0 G5-4-3 1B		0-3 K		0-0 4-3		4 0 1 0 0 2 2 0 0 0 0 0 0 0	
Cesar Cedeno, R (1, 3) OBP: 0.296, SLG: 0.350	0-3 K			0-0 G5-4-3 1-2f		0-0 5-3		0-0 F8		4 0 0 0 0 1 1	
Ron Oester, S (1, 4) OBP: 0.327, SLG: 0.423		0-3 K		0-3 K2-3		0-3 K		0-0 1B		4 0 1 0 0 3 0	
Paul Householder, S (1, 8) OBP: 0.341, SLG: 0.410		0-3 K			0-0 G3		0-0 3-1	0-3 K		4 0 0 0 0 2 1	
Nick Esasky, R (1, 5) OBP: 0.333, SLG: 0.380					0-0 2B			0-0 F9		4 1 3 0 0 0 1	
Alex Trevino, R (1, 2) OBP: 0.269, SLG: 0.274 Eddie Milner, L (8, PH) OBP: 0.338, SLG: 0.335		0-0 4-3			0-0 L6			0-0 FC3-6 1B		2 0 0 0 0 0 2 1 0 1 0 0 0 0	
Mario Soto, R (1, 1) OBP: 0.163, SLG: 0.190 Dan Driessen, L (8, PH) OBP: 0.369, SLG: 0.378 Tom Foley, L (8, PR) OBP: 0.349, SLG: 0.351 Alan Knicely, R (8, 2) OBP: 0.367, SLG: 0.360			0-0 P4		0-3 K			0-0 FC3-6 F9 1B		2 0 0 0 0 1 1 1 0 0 1 0 0 1 0 0 0 0 0 0 0 0 0 0 0 0 0 0	
<b>Inning Stats</b>	R: 1 H: 1 E: 0 LOB: 0 K: 2 BB: 0 S: 8 P: 8	R: 0 H: 1 E: 0 LOB: 1 K: 2 BB: 0 S: 8 P: 8	R: 0 H: 0 E: 0 LOB: 0 K: 0 BB: 0 S: 3 P: 3	R: 0 H: 1 E: 0 LOB: 0 K: 1 BB: 0 S: 5 P: 5	R: 0 H: 1 E: 0 LOB: 1 K: 1 BB: 0 S: 6 P: 6	R: 0 H: 0 E: 0 LOB: 0 K: 2 BB: 0 S: 7 P: 7	R: 0 H: 0 E: 0 LOB: 0 K: 1 BB: 0 S: 5 P: 5	R: 1 H: 3 E: 0 LOB: 2 K: 0 BB: 0 S: 6 P: 6	R: 0 H: 1 E: 0 LOB: 1 K: 1 BB: 0 S: 6 P: 6	1B: 6 SF: 0 2B: 1 SAC: 0 3B: 0 DP: 1 HR: 1 HBP: 0	
<b>PITCHER</b>	IP WLS BF H R ER SO BB IBB HBP BLK WP HR S P ERA WHIP										
Pascual Perez, R (1, 1) ERA: 2.46	7.1 W 28 7 2 2 9 0 0 0 0 0 1 46 46 2.46 0.955										
Donnie Moore, R (8, 1) ERA: 3.04	1.2 S 6 1 0 0 1 0 0 0 0 0 0 8 8 0.00 0.600										

AB	34
R	2
H	8
RBI	2
BB	0
SO	10
LOB	11



Batter	1	2	3	4	5	6	7	8	9
<b>Brett Butler, L</b> OBP: 0.331, SLG: 0.392 (1, 8) (9, 7)	0-0 1B 3B		4-0 CS BB		0-0 6-3		0-0 E2 2-3		
<b>Jerry Royster, R</b> OBP: 0.331, SLG: 0.336 (1, 6)	0-3 K		0-0 1-2 2B		0-0 2B		0-3 K		
<b>Chris Chambliss, L</b> OBP: 0.357, SLG: 0.440 (1, 3)	0-3 K		0-3 K		0-0 P6		0-0 F7		
<b>Bob Horner, R</b> OBP: 0.380, SLG: 0.521 <b>Randy Johnson, R</b> OBP: 0.414, SLG: 0.440 (1, 5) (9, 5)	0-0 1B 3-H		0-0 F8		0-3 K2-3		0-3 K		
<b>Mike Jorgensen, L</b> OBP: 0.294, SLG: 0.400 <b>Dale Murphy, R</b> OBP: 0.409, SLG: 0.594 (1, 7) (9, 8)		0-0 F7		0-3 K		0-3 K		0-0 G3	
<b>Terry Harper, R</b> OBP: 0.363, SLG: 0.426 (1, 9)		0-0 F9		0-0 CS 2B		0-0 P3		0-0 FC6-4 1B	
<b>Glenn Hubbard, R</b> OBP: 0.365, SLG: 0.437 (1, 4)		0-0 E 2B 1B		0-0 2-3 HR 1B		0-0 6-3		0-0 FC6-4 1-2f	
<b>Biff Pocoroba, S</b> OBP: 0.333, SLG: 0.463 (1, 2)		0-0 1-H 2B		0-0 1-H HR		4-0 FC1-6 BB			
<b>Pascual Perez, R</b> OBP: 0.146, SLG: 0.146 <b>Donnie Moore, L</b> OBP: 0.333, SLG: 0.333 (1, 1) (8, 1)		0-0 1-3		0-0 6-3		0-0 FC1-6 E 1-2f			

AB	R	H	RBI	BB	SO	LOB	
3	1	1	0	1	0	1	
4	0	2	0	0	2	3	
4	0	0	0	0	2	5	
4	0	1	1	0	2	2	
0	0	0	0	0	0	0	
4	0	0	0	0	2	0	
0	0	0	0	0	0	0	
4	0	2	0	0	0	0	
4	2	2	0	0	0	1	
2	1	2	3	1	0	0	
3	0	0	0	0	0	2	
0	0	0	0	0	0	0	
1B: 4	SF: 0	2B: 4	SAC: 0	3B: 1	DP: 0	HR: 1	HBP: 0

**BOTTOM**

**Cincinnati Reds @ Atlanta Braves**  
Atlanta-Fulton County Stadium, Atlanta, GA

Sat Jul 02 1983, 7:05 PM EDT  
Att. 48,492 - Unknown

livebaseballscorecards.com

<b>AB</b>	<b>32</b>
<b>R</b>	<b>4</b>
<b>H</b>	<b>10</b>
<b>RBI</b>	<b>4</b>
<b>BB</b>	<b>2</b>
<b>SO</b>	<b>8</b>
<b>LOB</b>	<b>14</b>

**Braves**

WP: 0	PA: 34
PB: 0	SB: 0
CS: 2	

Inning Stats		R: 1	H: 2	E: 0	LOB: 1	K: 2	BB: 0	S: 8	R: 1	H: 2	E: 1	LOB: 1	K: 0	BB: 0	S: 5	R: 0	H: 1	E: 0	LOB: 1	K: 1	BB: 1	S: 5	R: 2	H: 3	E: 0	LOB: 0	K: 1	BB: 0	S: 7	R: 0	H: 1	E: 0	LOB: 1	K: 1	BB: 0	S: 6	R: 0	H: 0	E: 0	LOB: 0	K: 1	BB: 0	S: 5	R: 0	H: 0	E: 2	LOB: 2	K: 1	BB: 1	S: 6	R: 0	H: 1	E: 0	LOB: 1	K: 1	BB: 0	S: 6
<b>PITCHER</b>	<b>IP</b>	<b>WLS</b>	<b>BF</b>	<b>H</b>	<b>R</b>	<b>ER</b>	<b>SO</b>	<b>BB</b>	<b>IBB</b>	<b>HBP</b>	<b>BLK</b>	<b>WP</b>	<b>HR</b>	<b>S</b>	<b>P</b>	<b>ERA</b>	<b>WHIP</b>																																								
<b>Mario Soto, R</b> ERA: 2.25 (1, 1)	7.0	L	30	9	4	3	7	2	0	0	0	0	0	42	50	3.86	1.571																																								
<b>Ben Hayes, R</b> ERA: 6.68 (8, 1)	1.0		4	1	0	0	1	0	0	0	0	0	0	6	6	0.00	1.000																																								

Batter	1	2	3	4	5	6	7	8	9	AB R H RBI BB SO LOB	TOP											
Kelly Paris, R OBP: 0.275, SLG: 0.258 (1, 3) X	0-0 FC1-5 2B		0-0 S 1B		0-0 F8		0-0 F9			4 0 2 0 0 0 2	<p>Cincinnati Reds @ Atlanta Braves</p> <p>Atlanta-Fulton County Stadium, Atlanta, GA</p> <p>Sun Jul 03 1983, 3:33 AM EDT</p> <p>Att: 32,275 - Unknown</p> <p>livebaseballscorecards.com</p>											
Eddie Milner, L OBP: 0.333, SLG: 0.330 (1, 8) X	0-0 FC1-5 2-3		0-0 F7 1-2		0-0 G3-6-3 1-2f			0-0 F7		4 0 0 0 0 0 4												
Paul Householder, S OBP: 0.344, SLG: 0.409 (1, 9) S S S	0-3 K 1-2		4-0 BB		0-0 HR 1B			0-0 6-3		3 1 1 0 1 1 1												
Gary Redus, R OBP: 0.356, SLG: 0.502 (1, 7) X		0-0 F9	0-3 K		0-0 F3			4-0 WP S BB		3 0 0 0 1 1 3												
Ron Oester, S OBP: 0.323, SLG: 0.417 (1, 4) X		0-0 F8		0-0 F7		0-0 F7		0-0 4-3 1-3		4 0 0 0 0 0 2												
Nick Esasky, R OBP: 0.345, SLG: 0.444 (1, 5) X		0-0 1B 1B		0-0 5-3		0-0 HR 1-H		0-3 K		4 1 2 2 0 1 0												
Tom Foley, L OBP: 0.340, SLG: 0.341 (1, 6) X		0-0 1-2 1B		0-0 F7		0-0 F8		0-0 6-3		4 0 1 0 0 0 0												
Dann Bilardello, R OBP: 0.268, SLG: 0.348 (1, 2) X		0-0 F7			0-0 1B 1B		0-0 F9		0-0 1B	4 0 2 0 0 0 2												
Joe Price, R OBP: 0.161, SLG: 0.103 (1, 1) X			0-0 F2		0-0 1B 1B		0-0 F7		0-0 L6	2 0 1 0 0 0 0												
Ted Power, R (6, 1)					0-0 G3-6-3 1-3 1B					0 0 0 0 0 0 0												
Bill Scherrer, L OBP: 0.286, SLG: 0.167 (6, 1)										2 0 0 0 0 0 1												
Ben Hayes, R (9, 1)										0 0 0 0 0 0 0												
<b>Inning Stats</b>	R: 0 E: 0 K: 1 S: 5	H: 1 LOB: 0 BB: 0 P: 5	R: 0 E: 0 K: 0 S: 5	H: 2 LOB: 2 BB: 0 P: 5	R: 0 E: 0 K: 1 S: 6	H: 1 LOB: 2 BB: 1 P: 10	R: 0 E: 0 K: 0 S: 3	H: 0 LOB: 0 BB: 0 P: 3	R: 0 E: 0 K: 0 S: 4	H: 2 LOB: 1 BB: 0 P: 4	R: 2 E: 0 K: 0 S: 5	H: 2 LOB: 0 BB: 0 P: 5	R: 0 E: 0 K: 0 S: 3	H: 0 LOB: 0 BB: 0 P: 3	R: 0 E: 0 K: 0 S: 3	H: 0 LOB: 1 BB: 1 P: 7	R: 0 E: 0 K: 1 S: 6	H: 1 LOB: 1 BB: 0 P: 6	1B: 7 2B: 1 3B: 0 HR: 1	SF: 0 SAC: 0 DP: 1 HBP: 0	WP: 1 PB: 0 SB: 2 CS: 0	PA: 36
<b>PITCHER</b>	IP WLS BF H R ER SO BB IBB HBP BLK WP HR S P ERA WHIP																					
Craig McMurtry, R ERA: 2.95 (1, 1)	7.0 L 28 8 2 2 2 2 1 0 0 0 0 1 31 35 2.57 1.286																					
Steve Bedrosian, R ERA: 2.67 (8, 1)	2.0 8 1 0 0 1 1 0 0 0 0 1 0 9 13 0.00 1.000																					

AB	34
R	2
H	9
RBI	2
BB	2
SO	3
LOB	15











Batter	1	2	3	4	5	6	7	8	9	AB R H RBI BB SO LOB	TOP									
<b>Bob Dernier, R</b> (1, 8) OBP: 0.311, SLG: 0.333 <b>Joe Lefebvre, L</b> (9, PH) OBP: 0.389, SLG: 0.569 <b>Garry Maddox, R</b> (9, PH) OBP: 0.302, SLG: 0.383	0-0 6-3	0-0 5-3			0-0 F9		0-0 4-3		0-0 FC5-4	4 0 0 0 0 0 1 0 0 0 0 0 0 0 1 0 0 0 0 0 1										
<b>Pete Rose, S</b> (1, 3) OBP: 0.319, SLG: 0.303	0-0 BB 1B 1B		0-0 6-3		0-0 1B 1B		0-0 F9			4 0 2 0 0 0 0										
<b>Gary Matthews, R</b> (1, 7) OBP: 0.337, SLG: 0.386	0-0 BB 1-2 1B		0-0 4-3		0-0 1-2 1B		0-0 F9			4 0 2 0 0 0 0										
<b>Mike Schmidt, R</b> (1, 5) OBP: 0.382, SLG: 0.473	4-0 BB 1-2 2-3 BB		0-3 K		0-0 F8		0-0 6-3			3 0 0 0 1 1 2										
<b>Bo Diaz, R</b> (1, 2) OBP: 0.288, SLG: 0.372	0-0 F5			0-0 F9		0-0 F8		0-0 F9		4 0 0 0 0 0 5										
<b>Von Hayes, L</b> (1, 9) OBP: 0.338, SLG: 0.401	0-0 P3			0-0 1B SF8 2B		0-0 F8		0-3 K		4 1 1 0 0 1 3										
<b>Kiko Garcia, R</b> (1, 4) OBP: 0.412, SLG: 0.521		0-0 SH1 1B		0-0 2-3 SF8 1B		0-0 1B 1B		0-0 F8		4 0 3 0 0 0 0										
<b>Ivan De Jesus, R</b> (1, 6) OBP: 0.314, SLG: 0.328		0-0 F6		0-0 1-2 3-H SF8		0-0 1-3 G5-4-3 1B		0-0 FC1-4 1B		3 0 2 1 0 0 1										
<b>John Denny, R</b> (1, 1) OBP: 0.146, SLG: 0.125 <b>Tony Perez, R</b> (9, PH) OBP: 0.321, SLG: 0.413		0-0 SH1 1-2		0-0 3-1		0-0 1-2f G5-4-3		0-0 1-2f FC1-4 FC5-4		2 0 0 0 0 0 3 1 0 0 0 0 0 1										
<b>Inning Stats</b>	R: 0 E: 0 K: 0 S: 5	H: 2 LOB: 3 BB: 1 P: 9	R: 0 E: 0 K: 0 S: 4	H: 1 LOB: 1 BB: 0 P: 4	R: 0 E: 0 K: 1 S: 5	H: 0 LOB: 0 BB: 0 P: 5	R: 1 E: 0 K: 0 S: 5	H: 2 LOB: 1 BB: 0 P: 5	R: 0 E: 0 K: 0 S: 4	H: 2 LOB: 1 BB: 0 P: 4	R: 0 E: 0 K: 0 S: 3	H: 0 LOB: 0 BB: 0 P: 3	R: 0 E: 0 K: 1 S: 5	H: 0 LOB: 0 BB: 0 P: 5	R: 0 E: 0 K: 0 S: 4	H: 1 LOB: 1 BB: 0 P: 4	1B: 9 2B: 1 3B: 0 HR: 0	SF: 1 SAC: 1 DP: 1 HBP: 0	WP: 0 PB: 0 SB: 0 CS: 0	PA: 37
<b>PITCHER</b>	IP WLS BF H R ER SO BB IBB HBP BLK WP HR S P ERA WHIP																			
<b>Joe Price, L</b> (1, 1) ERA: 2.87 <b>Ben Hayes, R</b> (9, 1) ERA: 6.35 <b>Bill Scherrer, L</b> (9, 1) ERA: 2.77	8.1 W 35 10 1 1 2 1 0 0 0 0 0 0 38 42 1.08 1.320																			
	0.1 1 0 0 0 0 0 0 0 0 0 0 0 0 1 1 0.00 0.000																			
	0.1 S 1 0 0 0 0 0 0 0 0 0 0 0 0 1 1 0.00 0.000																			

Philadelphia Phillies @ Cincinnati Reds  
 Riverfront Stadium, Cincinnati, OH  
 Fri Jul 08 1983, 7:05 PM EDT  
 Att. 23,711 - Unknown

AB	34
R	1
H	10
RBI	1
BB	1
SO	2
LOB	17



WP: 0	PA: 37
PB: 0	
SB: 0	
CS: 0	

ERA	WHIP

Batter	1	2	3	4	5	6	7	8	9
<b>Eddie Milner, L</b> OBP: 0.331, SLG: 0.327 (1, 8) X	0-0 G3 ①		0-0 L6 ② X	0-0 4-3 ③		0-0 4-3 ③			
<b>Dave Concepcion, R</b> OBP: 0.286, SLG: 0.276 (1, 6) X	0-0 F9 ②		0-0 6-3 ③		0-0 CS 1B		0-0 5-3 ①		
<b>Gary Redus, R</b> OBP: 0.355, SLG: 0.489 (1, 7) B B B B	4-0 1B BB			4-0 1B FC4-6 BB	0-0 F8 ① ② 1-2		0-3 K ②		
<b>Dan Driessen, L</b> OBP: 0.378, SLG: 0.384 (1, 3) X	0-0 FC6-4 1B			0-0 FC4-6 1B	4-0 BB		0-0 F4 ③		
<b>Ron Oester, S</b> OBP: 0.321, SLG: 0.413 (1, 4) X	0-0 FC6-4 ③ 1-2f			0-0 FC4-6 ① 1B E 1B 1-2f 3-H	0-0 G3 ③		0-0 6-3 ①		
<b>Nick Esasky, R</b> OBP: 0.388, SLG: 0.623 (1, 5) X		0-0 6-3 ①		0-0 1B E 1B 1-2		0-0 HR	0-0 BB HBP		
<b>Paul Householder, S</b> OBP: 0.335, SLG: 0.392 (1, 9) S S S S		0-3 K ②		4-0 1B BB 1-2 2-3		0-0 F8 ①	0-0 F8 ②		
<b>Dann Bilardello, R</b> OBP: 0.276, SLG: 0.347 (1, 2) X		0-0 F8 ③		0-0 1B 1-2 2-3 3-H		0-0 1B	4-0 FC5-4 BB 1-2		
<b>Joe Price, R</b> OBP: 0.143, SLG: 0.091 (1, 1) S S S			0-3 K ①	0-3 K ②		0-3 K ②	0-0 FC5-4 ③ 1-2f		
<b>Ben Hayes, R</b> (9, 1)									
<b>Bill Scherrer, L</b> OBP: 0.286, SLG: 0.167 (9, 1)									


AB	R	H	RBI	BB	SO	LOB
4	0	0	0	0	0	4
4	0	1	0	0	0	0
2	1	0	0	2	1	1
3	0	2	0	1	0	0
4	1	0	1	0	0	4
3	1	2	1	0	0	0
3	0	0	0	1	1	1
3	0	2	1	1	0	0
4	0	0	0	0	3	6
0	0	0	0	0	0	0
0	0	0	0	0	0	0

WP	HR	S	P	ERA	WHIP
0	0	3	5	3.38	1.500

Inning Stats	R	H	E	K	S	H	LOB	BB	IBB	HBP	BLK	WP	HR	S	P	ERA	WHIP
<b>John Denny, R</b> ERA: 2.22 (1, 1)	0	1	0	0	8	0	2	0	0	1	0	0	1	40	61	3.38	1.500

**Philadelphia Phillies @ Cincinnati Reds**  
Riverfront Stadium, Cincinnati, OH  
Fri Jul 08 1983, 7:05 PM EDT  
Att. 23,711 - Unknown

AB	30
R	3
H	7
RBI	3
BB	5
SO	5
LOB	16



WP	0	PA	36
PB	0	CS	1
SB	0		

Batter	1	2	3	4	5	6	7	8	9	AB R H RBI BB SO LOB	TOP																
<b>Bob Dernier, R</b> (1, 8) <small>OBP: 0.309, SLG: 0.330</small> <b>Tony Perez, R</b> (9, PH) <small>OBP: 0.325, SLG: 0.413</small> <b>Willie Hernandez, L</b> (9, 1) <small>OBP: 0.500, SLG: 0.500</small>	0-0 5-3		0-0 F8		0-0 6-3		0-0 CS 1B		4-0 1-2 BB	4 0 1 0 0 0 0 0 0 0 0 1 0 0 0 0 0 0 0 0 0																	
<b>Pete Rose, S</b> (1, 3) <small>OBP: 0.328, SLG: 0.317</small>	0-0 2B		0-0 S 1B		0-0 BB 1B		0-0 1-2 G3-6-4 1B		0-0 4-3	5 0 4 0 0 0 2																	
<b>Joe Morgan, L</b> (1, 4) <small>OBP: 0.364, SLG: 0.348</small>	4-0 BB		0-0 4-3		4-0 1-2 BB		0-0 1-2f G3-6-4			2 0 0 0 2 0 2																	
<b>Gary Matthews, R</b> (1, 7) <small>OBP: 0.332, SLG: 0.381</small> <b>Kiko Garcia, R</b> (8, 5) <small>OBP: 0.412, SLG: 0.521</small>	0-0 F9		0-0 6-3		0-0 F8		0-0 5-3			4 0 0 0 0 0 4 0 0 0 0 0 0 0																	
<b>Von Hayes, L</b> (1, 9) <small>OBP: 0.341, SLG: 0.403</small>	0-3 K		0-0 1B 1B		0-0 1B CS 1B		0-3 K			4 0 2 0 0 2 2																	
<b>Joe Lefebvre, L</b> (1, 5) <small>OBP: 0.382, SLG: 0.551</small>		0-0 F3		0-0 P5		0-0 FC6 S 1B		0-3 K		4 0 1 0 0 1 1																	
<b>Bo Diaz, R</b> (1, 2) <small>OBP: 0.288, SLG: 0.369</small>		0-0 F9		0-0 1-3 1B		0-0 FC6 CS BLK		0-3 K		4 1 1 0 0 1 2																	
<b>Ivan De Jesus, R</b> (1, 6) <small>OBP: 0.313, SLG: 0.323</small>		0-0 F3		0-0 F8		4-0 BLK IBB		0-3 K FC3-6		3 0 0 0 1 1 2																	
<b>Steve Carlton, L</b> (1, 1) <small>OBP: 0.214, SLG: 0.273</small> <b>Greg Gross, L</b> (9, PH) <small>OBP: 0.393, SLG: 0.370</small>		0-0 4-3		0-3 K		0-3 K		0-0 FC3-6 BB		3 0 0 0 0 2 1 1 0 0 0 0 0 1																	
<b>Inning Stats</b>	R: 0 E: 0 K: 1 S: 6	H: 1 LOB: 2 BB: 1 P: 10	R: 0 E: 0 K: 0 S: 3	H: 0 LOB: 0 BB: 0 P: 3	R: 0 E: 0 K: 0 S: 4	H: 1 LOB: 1 BB: 0 P: 4	R: 0 E: 0 K: 0 S: 5	H: 2 LOB: 2 BB: 0 P: 5	R: 0 E: 0 K: 1 S: 6	H: 1 LOB: 2 BB: 1 P: 10	R: 1 E: 0 K: 1 S: 6	H: 2 LOB: 1 BB: 1 P: 10	R: 0 E: 0 K: 0 S: 3	H: 2 LOB: 0 BB: 0 P: 3	R: 0 E: 0 K: 2 S: 8	H: 0 LOB: 0 BB: 0 P: 7	R: 0 E: 0 K: 2 S: 8	H: 0 LOB: 2 BB: 1 P: 12	1B: 8 2B: 1 3B: 0 HR: 0	SF: 0 SAC: 0 DP: 1 HBP: 0	WP: 0 PB: 1 SB: 2 CS: 3	PA: 38					
<b>PITCHER</b>	IP WLS BF H R ER SO BB IBB HBP BLK WP HR S P ERA WHIP																										
<b>Charlie Puleo, R</b> (1, 1) <small>ERA: 4.86</small> <b>Ted Power, R</b> (7, 1) <small>ERA: 4.43</small> <b>Tom Hume, R</b> (9, 1) <small>ERA: 7.56</small>	6.0		27	7	1	1	3	2	1	0	1	0	0	30	42	1.50	1.500										
	2.0		6	2	0	0	2	0	0	0	0	0	0	10	10	0.00	1.000										
	1.0	W	5	0	0	0	2	1	0	0	0	0	0	8	12	0.00	1.000										

Philadelphia Phillies @ Cincinnati Reds  
Riverfront Stadium, Cincinnati, OH  
Sat Jul 09 1983, 7:05 PM EDT  
Att: 32,511 - Unknown

livebaseballscorecards.com

AB	34
R	1
H	9
RBI	0
BB	4
SO	7
LOB	17



Batter	1	2	3	4	5	6	7	8	9	AB	R	H	RBI	BB	SO	LOB
Paul Householder, S (1, 8) OBP: 0.328, SLG: 0.383	0-3 K		0-0 1-3			0-0 FC3-6			0-0 F7	4	0	0	0	0	1	1
Dave Concepcion, R (1, 6) OBP: 0.292, SLG: 0.280	4-0 CS BB			0-0 1B		0-0 G6-4-3			0-0 BB 1B	3	1	2	0	1	0	1
Gary Redus, R (1, 7) OBP: 0.357, SLG: 0.487	0-3 K			0-0 F8			0-0 G6-4-3 1B		4-0 1B BB	3	0	1	0	1	1	2
Johnny Bench, R (1, 3) OBP: 0.305, SLG: 0.401		0-0 5-3		0-0 F7			0-0 G6-4-3		0-0 BB 1B	4	0	1	1	0	0	2
Cesar Cedeno, R (1, 9) OBP: 0.300, SLG: 0.356		0-0 2B		0-0 F9			0-0 F7		1-2 2-H 1B	3	0	1	0	0	0	1
Nick Esasky, R (1, 5) OBP: 0.400, SLG: 0.619		0-3 K			4-0 BB BB			0-0 SH3-4 1B		2	1	1	0	1	1	1
Alan Knicely, R (1, 2) OBP: 0.348, SLG: 0.327		0-0 G3			0-0 G6-4-3			0-0 SH3-4		2	0	0	0	0	0	2
Ron Oester, S (1, 4) OBP: 0.321, SLG: 0.412			0-3 K		0-3 K			0-0 L5-3 1B		3	0	1	1	0	2	0
Charlie Puleo, R (1, 1) OBP: 0.261, SLG: 0.150			0-3 K			4-0 FC3-6 BB		0-0 L5-3		1	0	0	0	0	1	0
Kelly Paris, R (6, PH) OBP: 0.307, SLG: 0.273								0-0 1-2		0	0	0	0	1	0	0
Ted Power, R (7, 1)										0	0	0	0	0	0	0
Alex Trevino, R (8, PH) OBP: 0.267, SLG: 0.271								1-2		1	0	0	0	0	0	1
Tom Hume, R (9, 1)										0	0	0	0	0	0	0

Inning Stats	R: 0	H: 0	E: 0	K: 2	S: 6	R: 0	H: 1	E: 0	K: 1	S: 6	R: 0	H: 0	E: 0	K: 2	S: 7	R: 0	H: 1	E: 0	K: 0	S: 4	R: 0	H: 0	E: 0	K: 1	S: 4	R: 0	H: 0	E: 0	K: 0	S: 2	R: 0	H: 1	E: 0	K: 0	S: 3	R: 1	H: 2	E: 0	K: 0	S: 4	R: 1	H: 2	E: 0	K: 0	S: 3	R: 1	H: 2	E: 0	K: 0	S: 3	1B: 6	SF: 0	2B: 2	SAC: 1	3B: 0	DP: 4	HR: 0	HBP: 0	WP: 0	PA: 31
--------------	------	------	------	------	------	------	------	------	------	------	------	------	------	------	------	------	------	------	------	------	------	------	------	------	------	------	------	------	------	------	------	------	------	------	------	------	------	------	------	------	------	------	------	------	------	------	------	------	------	------	-------	-------	-------	--------	-------	-------	-------	--------	-------	--------

PITCHER	IP	WLS	BF	H	R	ER	SO	BB	IBB	HBP	BLK	WP	HR	S	P	ERA	WHIP
Steve Carlton, L (1, 1) ERA: 2.99	8.0		27	5	1	1	6	3	0	0	0	0	0	36	48	1.12	1.000
Willie Hernandez, L (9, 1) ERA: 1.99	0.1	L	4	2	1	1	0	1	0	0	0	0	0	3	7	27.00	9.000

**BOTTOM**

**Philadelphia Phillies @ Cincinnati Reds**  
Riverfront Stadium, Cincinnati, OH

livebaseballscorecards.com

<b>AB</b>	<b>26</b>
<b>R</b>	<b>2</b>
<b>H</b>	<b>7</b>
<b>RBI</b>	<b>2</b>
<b>BB</b>	<b>4</b>
<b>SO</b>	<b>6</b>
<b>LOB</b>	<b>11</b>



Sat Jul 09 1983, 7:05 PM EDT  
Att. 32,511 - Unknown

Batter	1	2	3	4	5	6	7	8	9	AB R H RBI BB SO LOB	TOP	
<b>Bob Dernier, R</b> (1, 8) OBP: 0.304, SLG: 0.324	0-0 G4-6-3 BB 1B	0-3 K		0-0 F6			0-0 4-3		0-3 K	5 0 1 0 0 2 7		
<b>Pete Rose, S</b> (1, 3) OBP: 0.326, SLG: 0.312	4-0 G4-6-3 BB 1-2	0-0 FC6-4			0-0 F8			0-0 F8	0-0 F7	4 0 0 0 1 0 6		
<b>Joe Morgan, L</b> (1, 4) OBP: 0.358, SLG: 0.342 <b>Kiko Garcia, R</b> (8, 4) OBP: 0.412, SLG: 0.521	0-0 G4-6-3 1-2f 2-3		0-0 3-1		0-0 F9			0-0 F4		4 0 0 0 0 0 2 0 0 0 0 0 0 0		
<b>Von Hayes, L</b> (1, 9) OBP: 0.339, SLG: 0.400	0-0 F9		0-0 F9 S 1B		0-3 K			0-0 F6		4 0 1 0 0 1 1		
<b>Joe Lefebvre, L</b> (1, 5) OBP: 0.388, SLG: 0.535		4-0 1B BB 1B BB	0-0 F9		0-0 4-3				4-0 1B BB 1B BB	2 2 0 0 2 0 1		
<b>Greg Gross, L</b> (1, 7) OBP: 0.409, SLG: 0.390		0-0 BB 1B FC5-2 1B	0-0 F6		0-0 CS 1B				0-0 BB 1B 1-2 1B	4 0 3 0 0 0 1		
<b>Bo Diaz, R</b> (1, 2) OBP: 0.287, SLG: 0.367		0-0 FC5-2 BB 1-2 1B 3-H		0-3 K		0-3 K 1-2			0-0 F8	4 0 1 1 0 2 3	<b>AB 33</b>	
<b>Ivan De Jesus, R</b> (1, 6) OBP: 0.316, SLG: 0.323		4-0 FC5-2 BB 1-2 2-3 BB		0-0 6-3		0-0 F8			0-0 BB 1-2 2-3 1B	3 0 1 0 1 0 0	<b>R 2</b>	
<b>Marty Bystrom, R</b> (1, 1) OBP: 0.304, SLG: 0.250 <b>Ron Reed, R</b> (6, 1) <b>Tony Perez, R</b> (9, PH) OBP: 0.328, SLG: 0.413 <b>Al Holland, R</b> (9, 1)		0-0 FC5-2 1-2 2-3 3-H		0-0 1B		0-3 K			4-0 BB 1-2 2-3 3-H	2 0 1 0 0 0 3 1 0 0 0 0 1 0 0 0 0 1 1 0 0 0 0 0 0 0 0 0	<b>H 8</b>	
<b>Inning Stats</b>	R: 0 H: 1 E: 0 LOB: 1 K: 0 BB: 1 S: 3 P: 7	R: 1 H: 2 E: 0 LOB: 3 K: 1 BB: 2 S: 7 P: 15	R: 0 H: 1 E: 0 LOB: 1 K: 0 BB: 0 S: 4 P: 4	R: 0 H: 1 E: 0 LOB: 1 K: 1 BB: 0 S: 6 P: 6	R: 0 H: 0 E: 0 LOB: 0 K: 1 BB: 0 S: 5 P: 5	R: 0 H: 1 E: 0 LOB: 0 K: 1 BB: 0 S: 5 P: 5	R: 0 H: 0 E: 0 LOB: 0 K: 1 BB: 0 S: 5 P: 5	R: 0 H: 0 E: 0 LOB: 0 K: 0 BB: 0 S: 3 P: 3	R: 1 H: 2 E: 0 LOB: 3 K: 1 BB: 2 S: 7 P: 15	1B: 8 SF: 0 2B: 0 SAC: 0 3B: 0 DP: 1 HR: 0 HBP: 0	<b>WP: 0 PA: 38</b>	
<b>PITCHER</b> <b>Mario Soto, R</b> (1, 1) ERA: 2.23	IP WLS BF H R ER SO BB IBB HBP BLK WP HR S P ERA WHIP	9.0 L 38 8 2 2 6 5 0 0 0 0 0 0 45 65 2.00 1.444										

Philadelphia Phillies @ Cincinnati Reds  
Riverfront Stadium, Cincinnati, OH  
Sun Jul 10 1983, 3:33 AM EDT  
Att. 21,923 - Unknown

<b>AB</b>	33
<b>R</b>	2
<b>H</b>	8
<b>RBI</b>	2
<b>BB</b>	5
<b>SO</b>	6
<b>LOB</b>	24





Batter	1	2	3	4	5	6	7	8	9	AB R H RBI BB SO LOB
<b>Eddie Milner, L</b> (1, 8) OBP: 0.340, SLG: 0.335	4-0 E BB		X 0-0 S 1B		X 0-0 S 1B		X 0-0 CS 1B			3 0 3 0 1 0 0
<b>Dave Concepcion, R</b> (1, 6) OBP: 0.288, SLG: 0.276	0-0 E4 1-3		S 0-3 K 1-2		X 0-0 F9 1-2		0-0 CS 1-2	X 0-0 F8		4 0 0 0 0 1 3
<b>Gary Redus, R</b> (1, 7) OBP: 0.352, SLG: 0.478	0-3 K		S 0-3 K		X 0-0 F6		S 0-3 K			4 0 0 0 0 3 2
<b>Cesar Cedeno, R</b> (1, 3) OBP: 0.295, SLG: 0.348	0-0 5-3		S 0-3 K		X 0-0 F8		X 0-0 F4			4 0 0 0 0 1 2
<b>Ron Oester, S</b> (1, 4) OBP: 0.326, SLG: 0.416		X 0-0 BB 1B		X 0-0 F7		X 0-0 1B 1B		X 0-0 1B		4 0 3 0 0 0 0
<b>Nick Esasky, R</b> (1, 5) OBP: 0.392, SLG: 0.597		S 0-3 K		S 0-3 K		X 0-0 1B 1B		S 0-3 K		4 0 1 0 0 3 2
<b>Paul Householder, S</b> (1, 9) OBP: 0.327, SLG: 0.376		BB 4-0 BB 1-2 BB		X 0-0 F8		X 0-0 G3		S 0-3 K		3 0 0 0 1 1 3
<b>Alex Trevino, R</b> (1, 2) OBP: 0.262, SLG: 0.266		X 0-0 P5		X 0-0 F8		S 0-3 K		S 0-3 K		2 0 0 0 0 0 2
<b>Duane Walker, L</b> (7, PH) OBP: 0.325, SLG: 0.400										1 0 0 0 0 1 0
<b>Alan Knicely, R</b> (8, 2) OBP: 0.343, SLG: 0.321										1 0 0 0 0 1 1
<b>Mario Soto, R</b> (1, 1) OBP: 0.152, SLG: 0.178		X 0-0 6-3		S 0-3 K		X 0-0 6-3				3 0 0 0 0 1 2

Inning Stats	R: 0	H: 0	E: 1	K: 1	S: 5	H: 0	LOB: 1	BB: 1	P: 9	R: 0	H: 1	E: 0	K: 1	S: 6	H: 1	LOB: 2	BB: 1	P: 10	R: 0	H: 1	E: 0	K: 3	S: 10	H: 0	LOB: 0	BB: 0	P: 5	R: 0	H: 2	E: 0	K: 0	S: 5	H: 1	LOB: 1	BB: 0	P: 6	R: 0	H: 1	E: 0	K: 1	S: 5	H: 0	LOB: 2	BB: 0	P: 5	R: 0	H: 1	E: 0	K: 1	S: 5	H: 0	LOB: 0	BB: 0	P: 5	R: 0	H: 0	E: 0	K: 1	S: 5	H: 1	LOB: 1	BB: 0	P: 10	R: 0	H: 1	E: 0	K: 3	S: 10	1B: 7	2B: 0	3B: 0	HR: 0	SF: 0	SAC: 0	DP: 0	HBP: 0	WP: 0	PB: 0	SB: 2	CS: 1	PA: 36
--------------	------	------	------	------	------	------	--------	-------	------	------	------	------	------	------	------	--------	-------	-------	------	------	------	------	-------	------	--------	-------	------	------	------	------	------	------	------	--------	-------	------	------	------	------	------	------	------	--------	-------	------	------	------	------	------	------	------	--------	-------	------	------	------	------	------	------	------	--------	-------	-------	------	------	------	------	-------	-------	-------	-------	-------	-------	--------	-------	--------	-------	-------	-------	-------	--------

PITCHER	IP	WLS	BF	H	R	ER	SO	BB	IBB	HBP	BLK	WP	HR	S	P	ERA	WHIP
<b>Marty Bystrom, R</b> (1, 1) ERA: 4.18	5.0	W	20	3	0	0	7	2	0	0	0	0	0	32	40	0.00	1.000
<b>Ron Reed, R</b> (6, 1) ERA: 2.23	3.0		11	3	0	0	2	0	0	0	0	0	0	15	15	0.00	1.000
<b>Al Holland, L</b> (9, 1) ERA: 2.61	1.0	S	4	1	0	0	3	0	0	0	0	0	0	10	10	0.00	1.000

**BOTTOM**

**Philadelphia Phillies @ Cincinnati Reds**  
Riverfront Stadium, Cincinnati, OH  
Sun Jul 10 1983, 3:33 AM EDT  
Att. 21,923 - Unknown

[livebaseballscorecards.com](http://livebaseballscorecards.com)

<b>AB</b>	<b>33</b>
<b>R</b>	<b>0</b>
<b>H</b>	<b>7</b>
<b>RBI</b>	<b>0</b>
<b>BB</b>	<b>2</b>
<b>SO</b>	<b>12</b>
<b>LOB</b>	<b>17</b>



Batter	1	2	3	4	5	6	7	8	9	10	11	AB R H RBI BB SO LOB	TOP				
Bob Dernier, R (1, 8) OBP: 0.317, SLG: 0.330 Tony Perez, R (9, PH) OBP: 0.327, SLG: 0.411 Al Holland, R (9, 1) Larry Milbourne, S (11, PH) OBP: 0.274, SLG: 0.263	0-0 F9	0-0 1B		0-0 1B	4-0 BB		0-3 K		0-3 K		4-0 BB	4 1 2 1 1 1 2 1 0 0 0 0 1 3 0 0 0 0 0 0 0 0 1 0 0 1 0 0					
Pete Rose, S (1, 3) OBP: 0.328, SLG: 0.312	0-0 L5	0-0 5-3		0-0 1B	4-0 BB			4-0 BB		0-0 SH1	0-0 F7	6 0 2 0 1 0 5					
Joe Morgan, L (1, 4) OBP: 0.354, SLG: 0.333 Tug McGraw, R (11, 1)	0-0 F8		0-0 F8	0-0 F5		0-0 F6		0-0 G3-6-4		0-0 SH1	4-0 HR	5 1 0 0 1 0 3 0 0 0 0 0 0 0					
Mike Schmidt, R (1, 5)		4-0 BB	0-0 HR	0-0 BB		0-0 F9		0-0 5-3		4-0 IBB	0-0 HR	5 3 3 6 2 0 0					
Von Hayes, L (1, 9) OBP: 0.338, SLG: 0.396		0-0 E4	0-0 S	0-0 F8		0-0 4-3			0-0 4-3	0-3 K	0-0 F9	7 2 2 0 0 1 4					
Gary Matthews, R (1, 7) OBP: 0.339, SLG: 0.378		0-0 4-3	4-0 E	4-0 FC6-4		4-0 BB	4-0 1B		0-0 5-3	4-0 BB		2 1 0 0 4 0 2					
Bo Diaz, R (1, 2) OBP: 0.288, SLG: 0.364		0-0 E3	0-0 E5	0-0 F8		0-0 BB	0-0 1B		4-0 4-3	0-0 1-3		5 0 1 0 1 0 7					
Ivan De Jesus, R (1, 6) OBP: 0.315, SLG: 0.322 Greg Gross, L (9, PH) OBP: 0.404, SLG: 0.385 Kiko Garcia, R (9, 6) OBP: 0.423, SLG: 0.551		0-0 FC3-5	0-0 FC6-4	0-0 6-3		0-0 F8		0-0 F8	0-0 4-3		0-0 BB	4 1 1 1 0 0 3 1 0 0 0 0 0 2 1 1 1 0 0 0 0					
Charles Hudson, S (1, 1) OBP: 0.200, SLG: 0.111 Willie Hernandez, L (6, 1) OBP: 0.500, SLG: 0.500 Joe Lieke, L (7, PH) OBP: 0.383, SLG: 0.528 Ponf Altamirano, R (7, 1) Garry Maddox, R (9, PH) OBP: 0.300, SLG: 0.381		0-0 FC3-5	0-0 K	0-0 K		0-3 K		0-3 K	4-0 IBB		0-0 F9	3 0 0 0 0 2 3 0 0 0 0 0 0 0 1 0 0 0 0 1 2 0 0 0 0 0 0 0 1 0 0 0 1 0 1					
<b>Inning Stats</b>	R: 0 H: 0 E: 0 LOB: 0 K: 0 BB: 0 S: 3 P: 3	R: 3 H: 2 E: 2 LOB: 2 K: 0 BB: 1 S: 7 P: 11	R: 3 H: 2 E: 1 LOB: 1 K: 1 BB: 1 S: 8 P: 12	R: 1 H: 3 E: 0 LOB: 3 K: 0 BB: 1 S: 6 P: 10	R: 0 H: 0 E: 0 LOB: 0 K: 1 BB: 1 S: 5 P: 9	R: 0 H: 0 E: 0 LOB: 0 K: 0 BB: 0 S: 3 P: 3	R: 0 H: 1 E: 0 LOB: 2 K: 2 BB: 1 S: 8 P: 12	R: 0 H: 0 E: 0 LOB: 0 K: 0 BB: 1 S: 2 P: 6	R: 0 H: 1 E: 0 LOB: 3 K: 1 BB: 2 S: 6 P: 14	R: 0 H: 1 E: 0 LOB: 3 K: 1 BB: 2 S: 6 P: 14	R: 4 H: 2 E: 0 LOB: 0 K: 0 BB: 2 S: 5 P: 13	1B: 9 SF: 0 2B: 1 SAC: 1 3B: 0 DP: 1 HR: 2 HBP: 0	WP: 0 PA: 59 PB: 0 SB: 2 CS: 0				
<b>PITCHER</b>	IP WLS BF H R ER SO BB IBB HBP BLK WP HR S P ERA WHIP																
Bruce Berenyi, R (1, 1) ERA: 3.95	3.0	18	4	6	1	1	2	0	0	0	0	0	1	18	26	3.00	2.000
Rich Gale, R (4, 1) ERA: 4.92	1.0	7	3	1	1	0	1	0	0	0	0	0	0	6	10	9.00	4.000
Ted Power, R (5, 1) ERA: 4.29	2.0	7	0	0	0	1	1	0	0	0	0	0	0	8	12	0.00	0.500
Ben Hayes, R (7, 1) ERA: 6.0	2.0	8	1	0	0	2	2	0	0	0	0	0	0	10	18	0.00	1.500
Tom Hume, R (9, 1) ERA: 8.04	3.0	L 19	4	4	4	2	3	3	0	0	0	0	1	17	41	12.00	2.333

Philadelphia Phillies @ Cincinnati Reds  
Riverfront Stadium, Cincinnati, OH  
Mon Jul 11 1983, 7:05 PM EDT  
Att. 17,113 - Unknown

AB	46
R	11
H	12
RBI	8
BB	12
SO	6
LOB	37



1B	9	SF	0
2B	1	SAC	1
3B	0	DP	1
HR	2	HBP	0

BOTTOM

Philadelphia Phillies @ Cincinnati Reds  
Riverfront Stadium, Cincinnati, OH  
Mon Jul 11 1983, 7:05 PM EDT  
Att. 17,113 - Unknown

livebaseballscorecards.com

AB 43  
R 7  
H 15  
RBI 6  
BB 5  
SO 9  
LOB 20



WP: 0 PA: 51  
PB: 0  
SB: 0  
CS: 1

AB R H RBI BB SO LOB

2 1 2 1 1 0 0  
0 0 0 0 0 0 0  
1 0 0 0 0 1 1  
0 0 0 0 0 0 0  
1 0 1 0 0 0 0

5 0 1 0 1 2 3

4 1 1 0 1 1 1

5 0 3 1 1 0 3

6 0 1 0 0 2 7

5 0 0 0 0 0 4

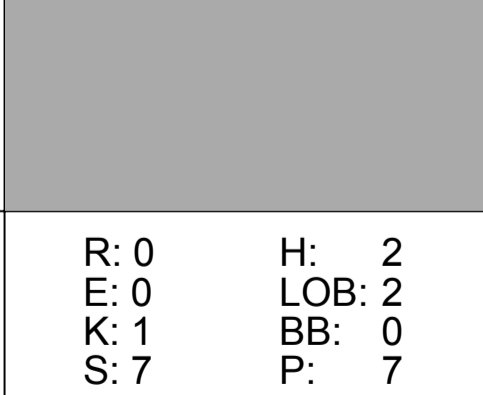
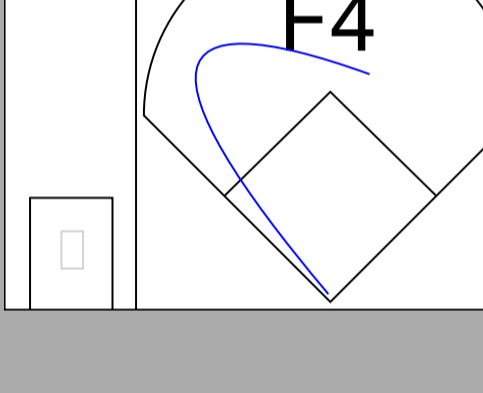
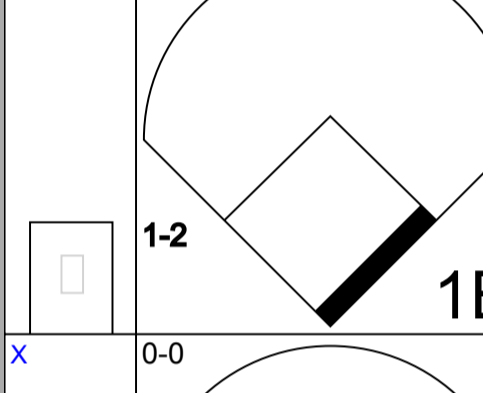
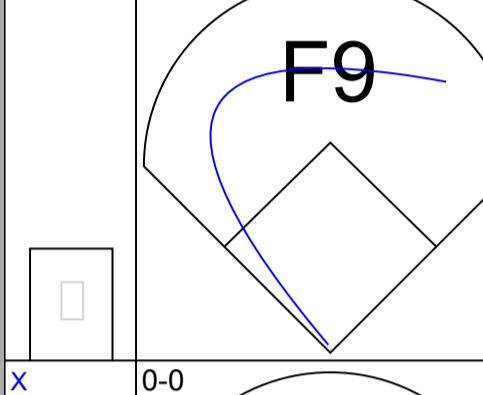
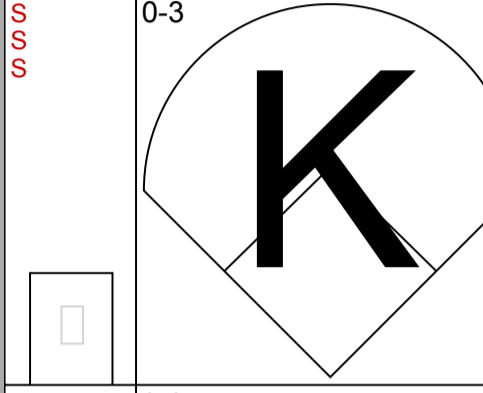
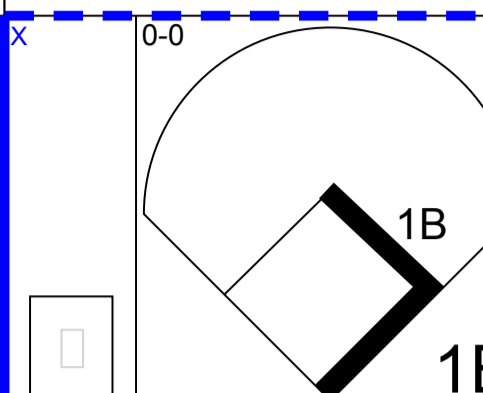
5 2 2 0 0 1 0

4 2 2 1 1 1 0

0 0 0 0 0 0 0  
1 0 0 0 0 0 0  
0 0 0 0 0 0 0  
1 0 1 1 0 0 0  
0 0 0 0 0 0 0  
0 0 0 0 0 0 0  
0 0 0 0 0 0 0  
3 1 1 2 0 1 1

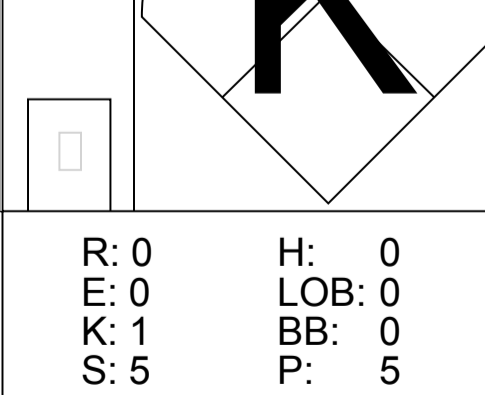
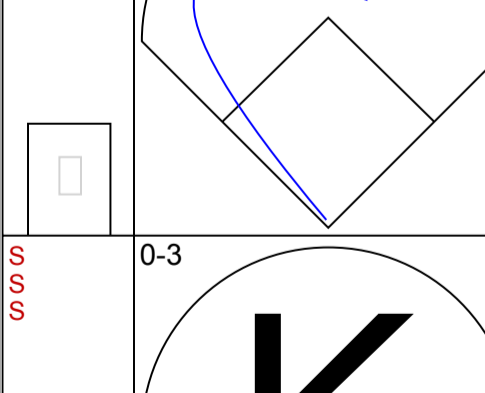
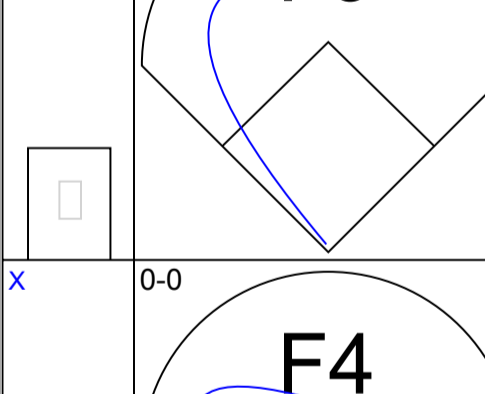
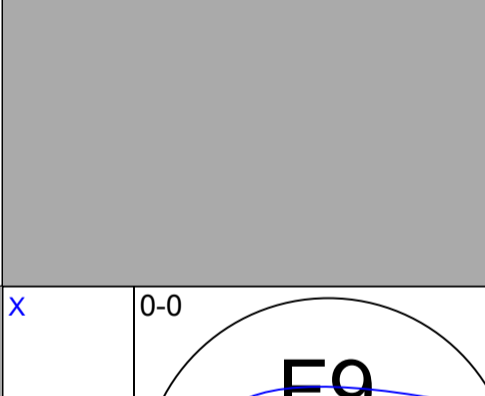


1B: 12 SF: 1  
2B: 1 SAC: 1  
3B: 1 DP: 2  
HR: 1 HBP: 0

11



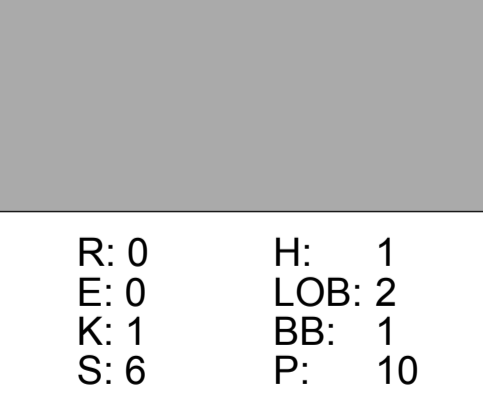
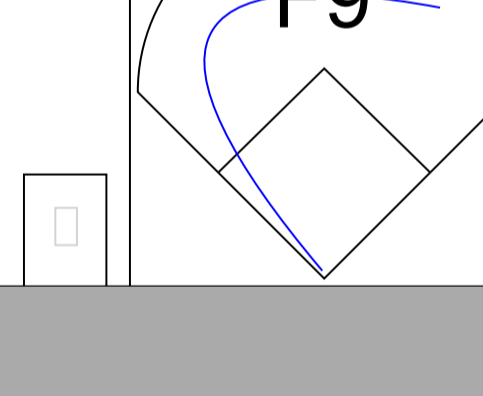
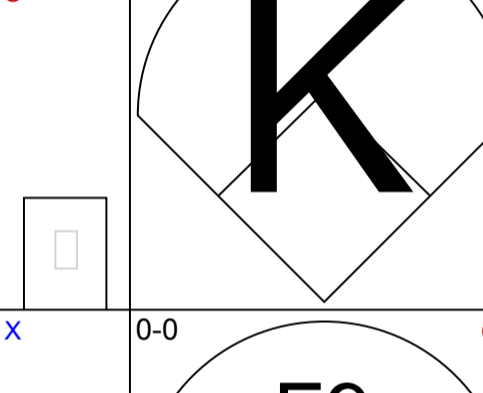
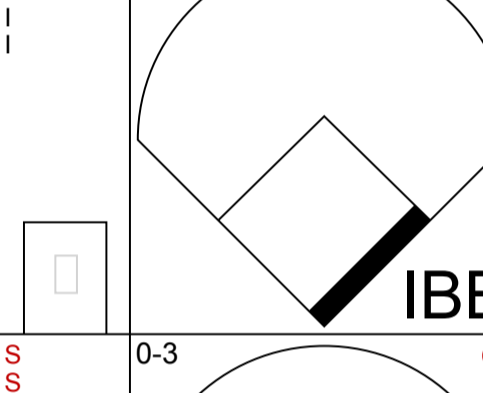
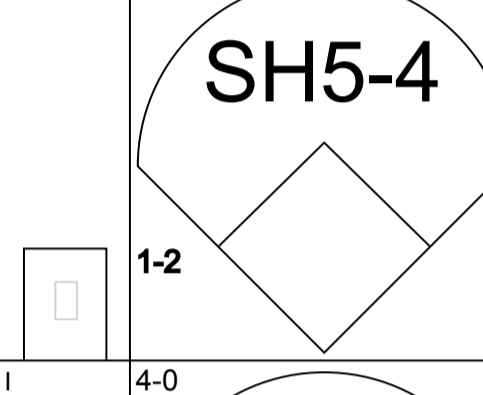
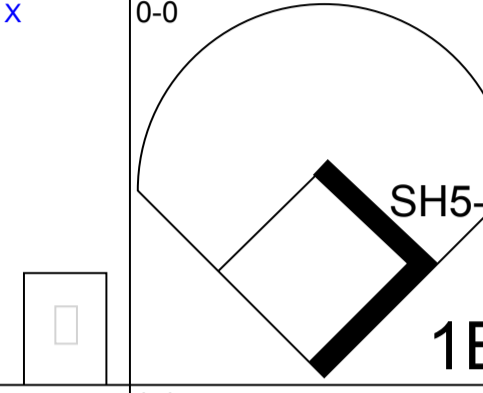

R: 0 H: 2  
E: 0 LOB: 2  
K: 1 BB: 0  
S: 7 P: 7

10



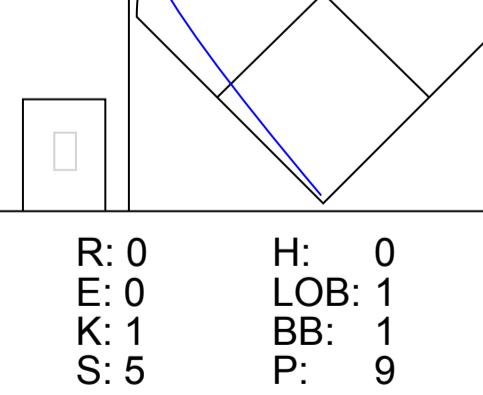
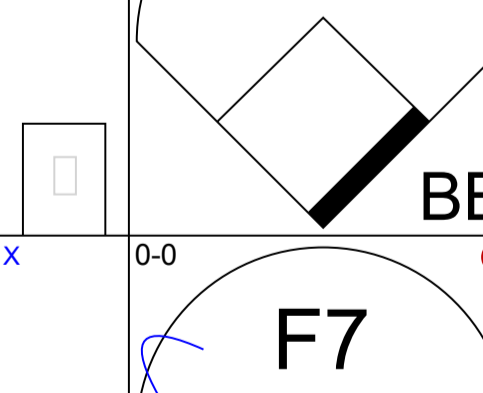
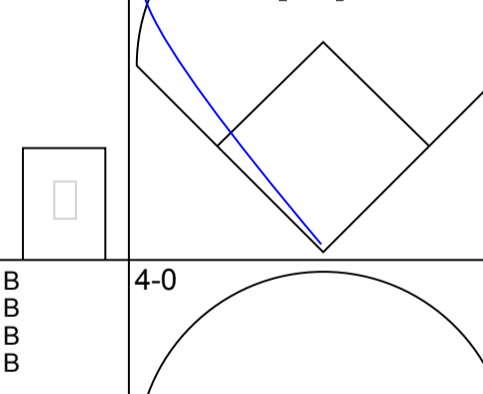
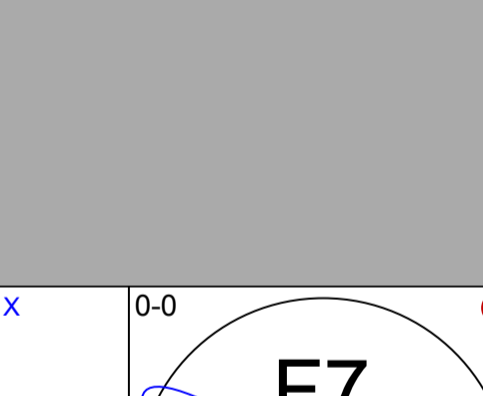
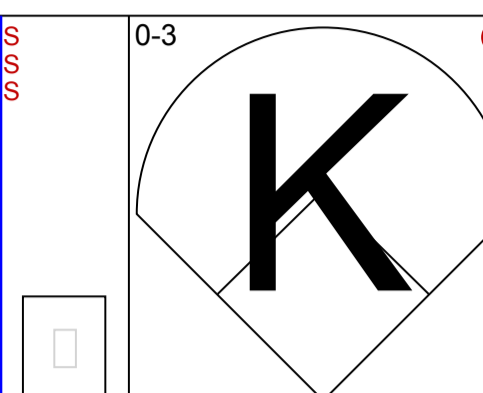
R: 0 H: 0  
E: 0 LOB: 0  
K: 1 BB: 0  
S: 5 P: 5

9



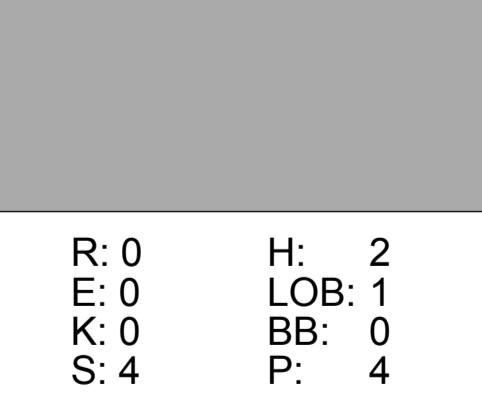
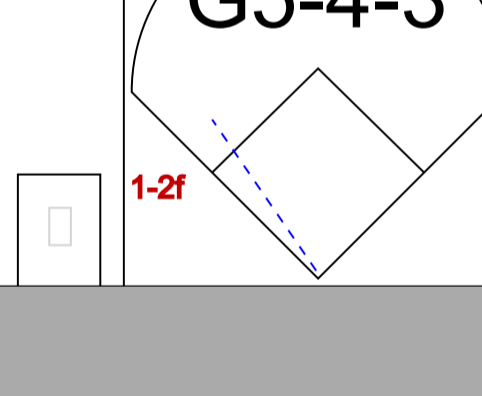
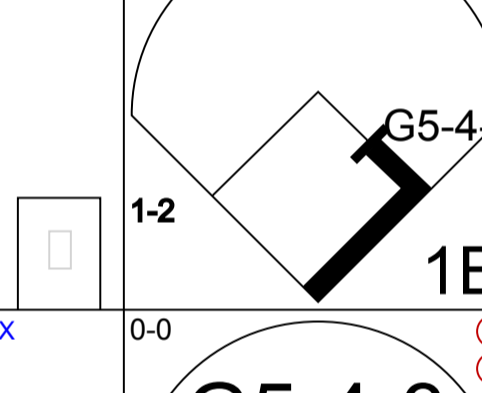
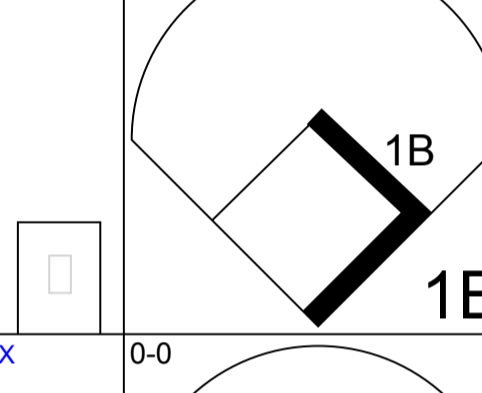
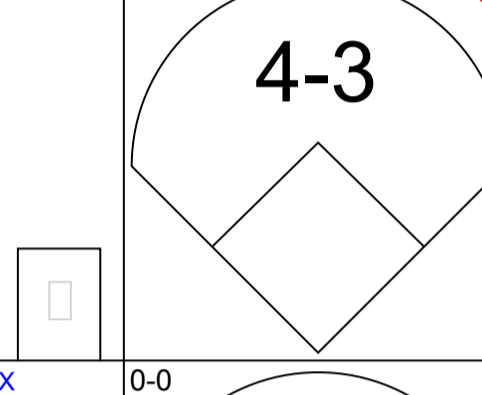


R: 0 H: 1  
E: 0 LOB: 2  
K: 1 BB: 1  
S: 6 P: 10

8



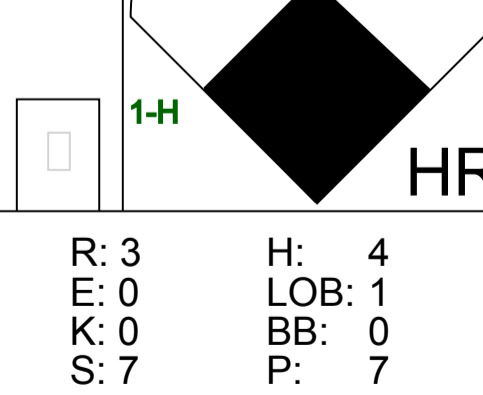
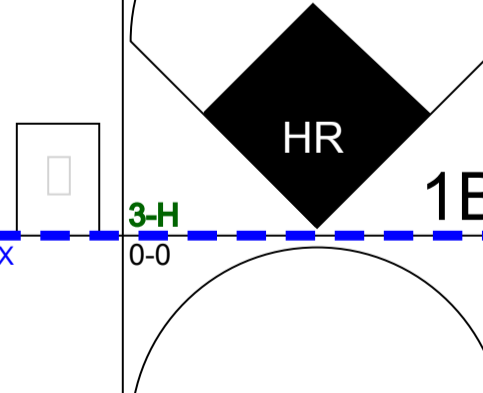
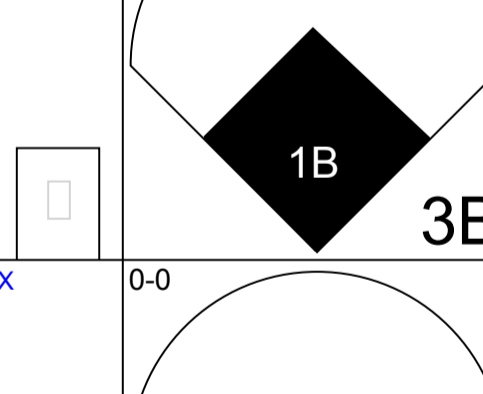
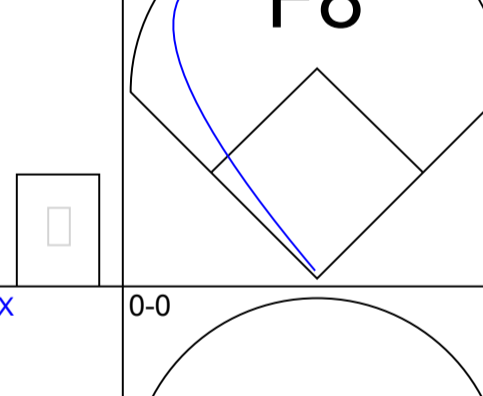
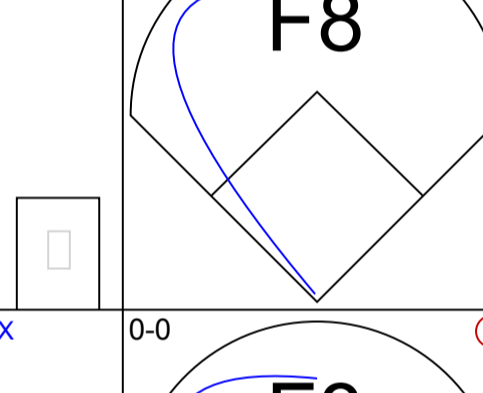
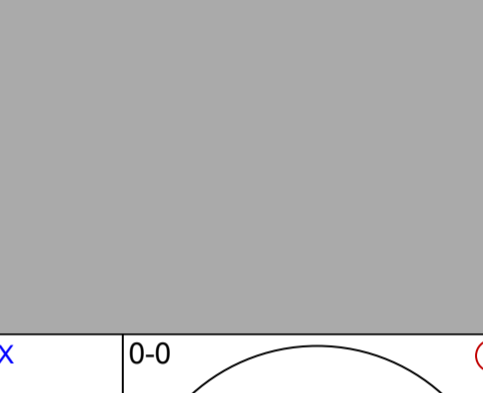
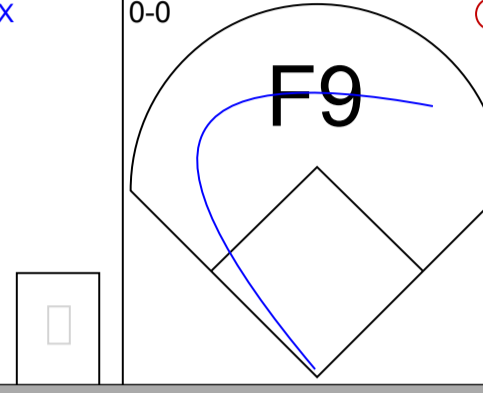
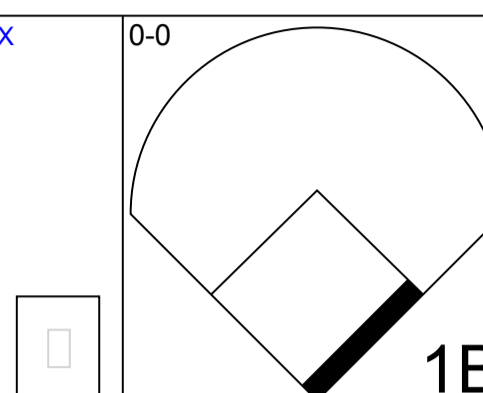
R: 0 H: 0  
E: 0 LOB: 1  
K: 1 BB: 1  
S: 5 P: 9

7




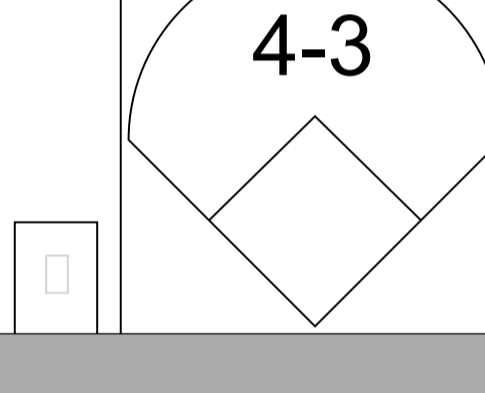
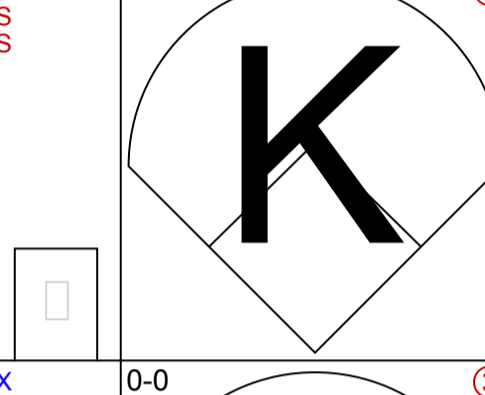
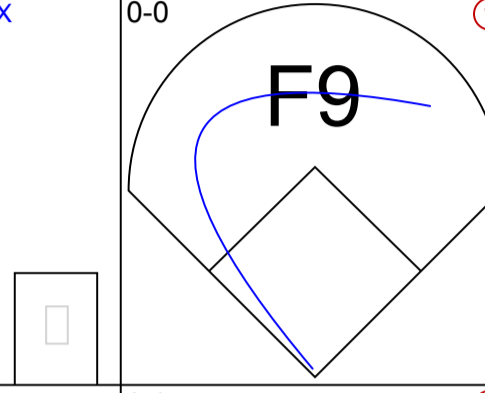

R: 0 H: 2  
E: 0 LOB: 1  
K: 0 BB: 0  
S: 4 P: 4

6



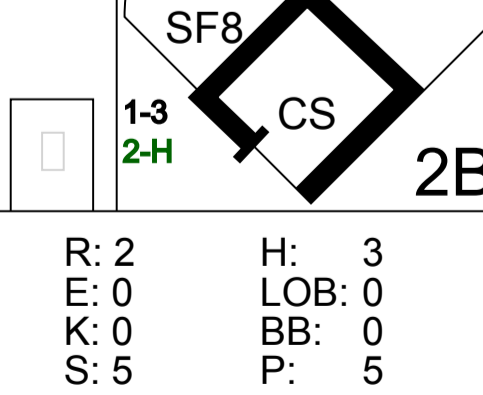
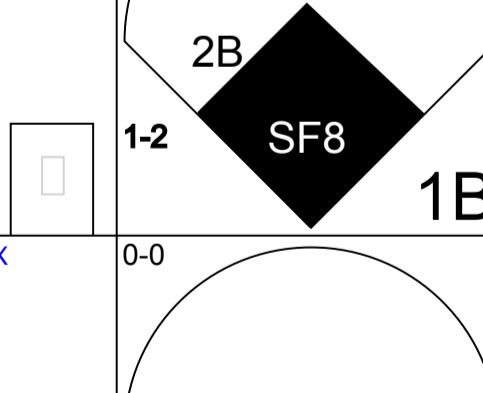
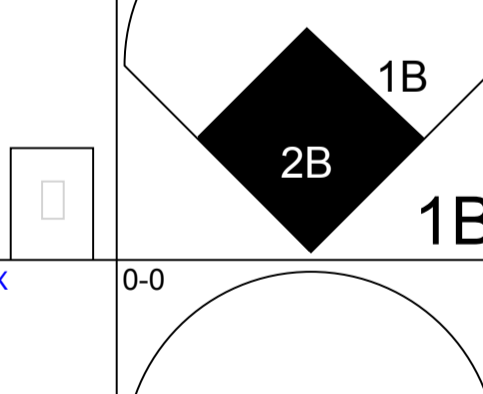
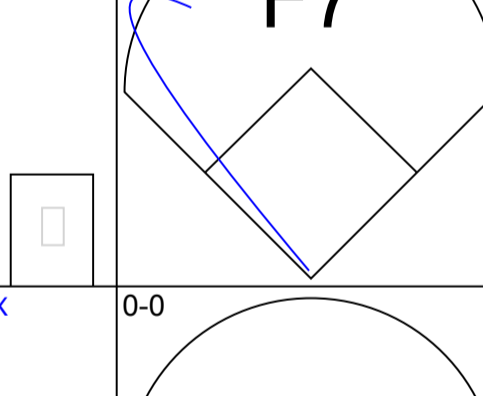
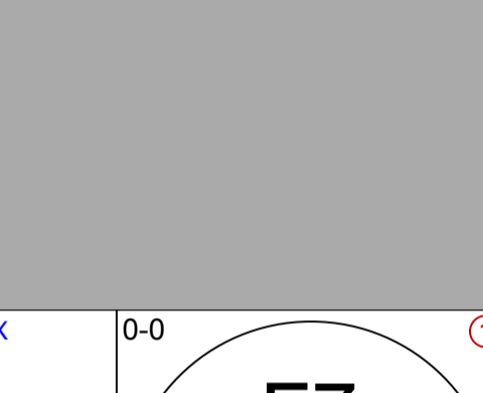
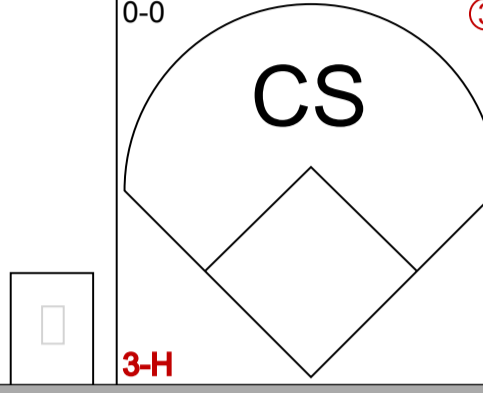
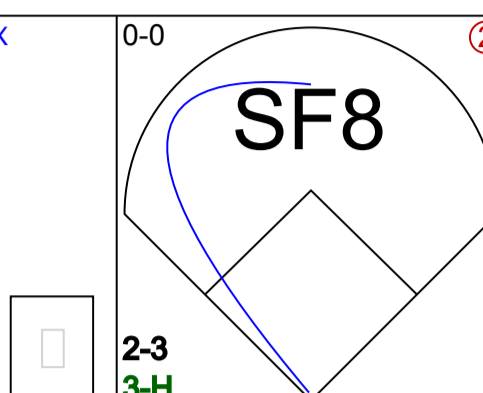
R: 3 H: 4  
E: 0 LOB: 1  
K: 0 BB: 0  
S: 7 P: 7

5



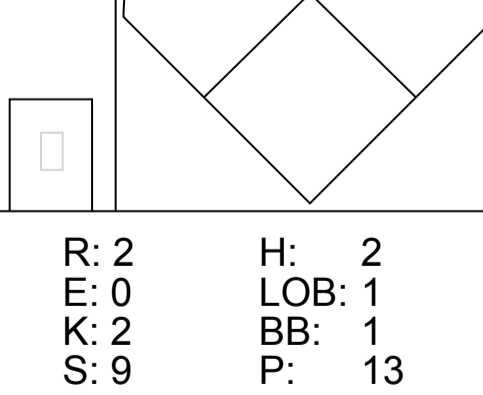
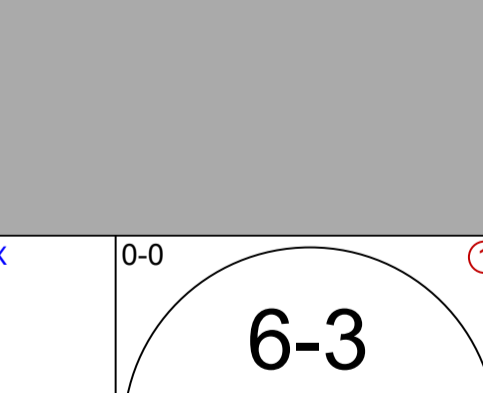
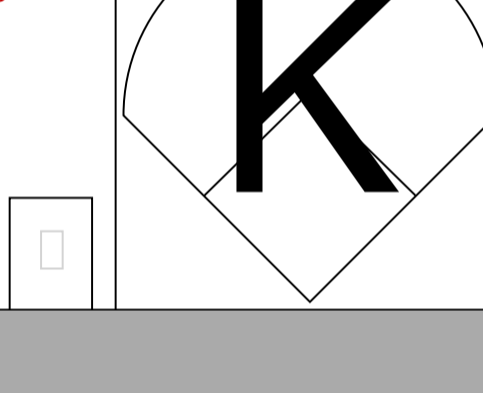
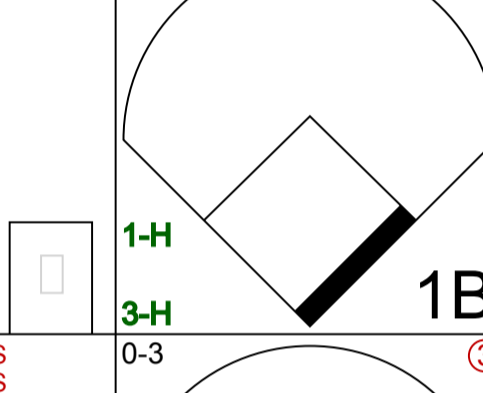
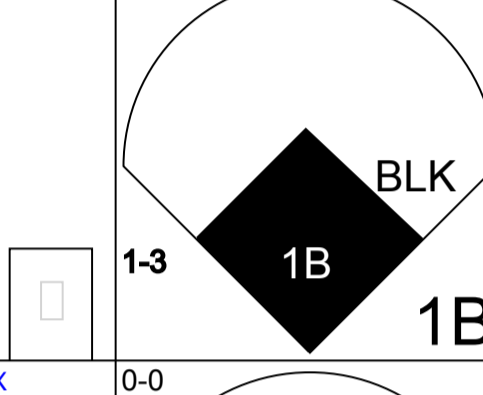
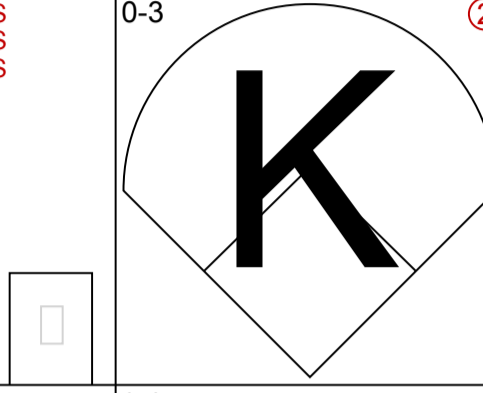
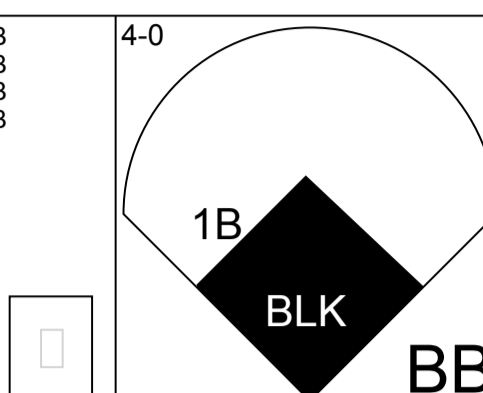
R: 0 H: 0  
E: 0 LOB: 0  
K: 1 BB: 0  
S: 5 P: 5

4



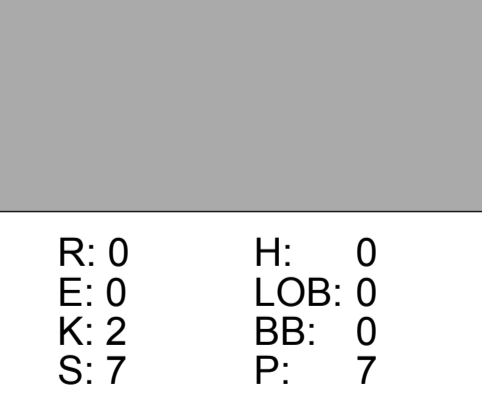
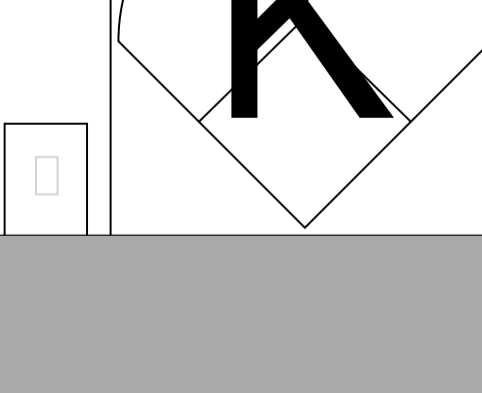
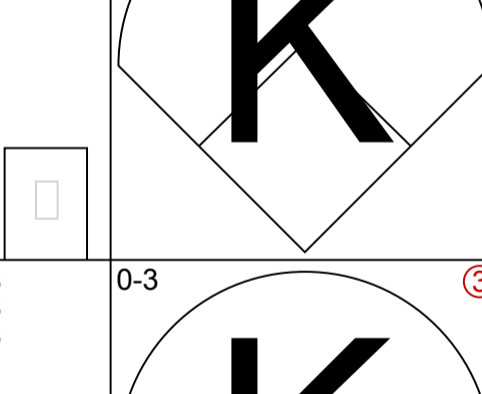
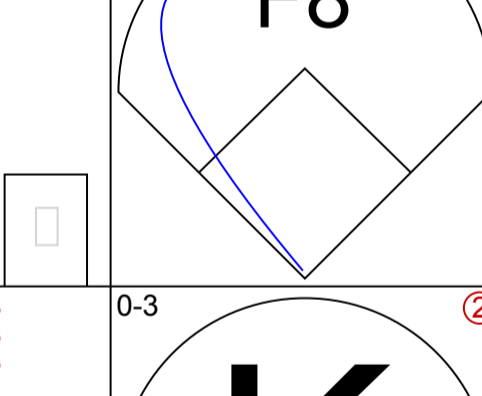
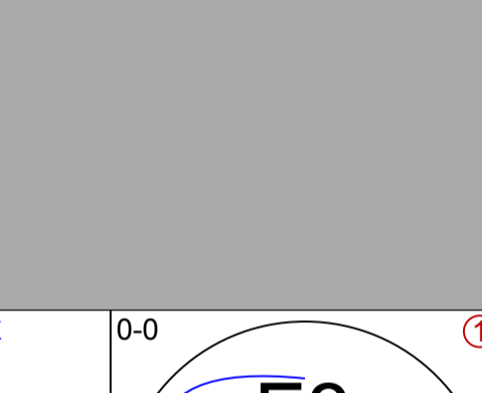

R: 2 H: 3  
E: 0 LOB: 0  
K: 0 BB: 0  
S: 5 P: 5

3



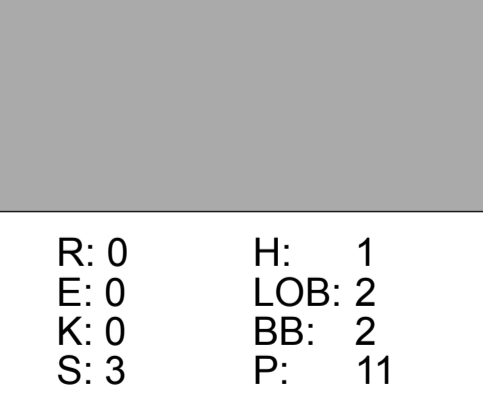
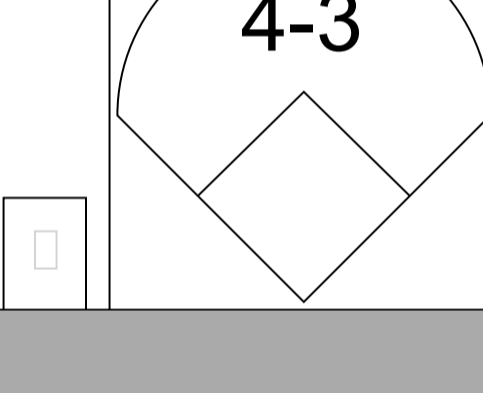
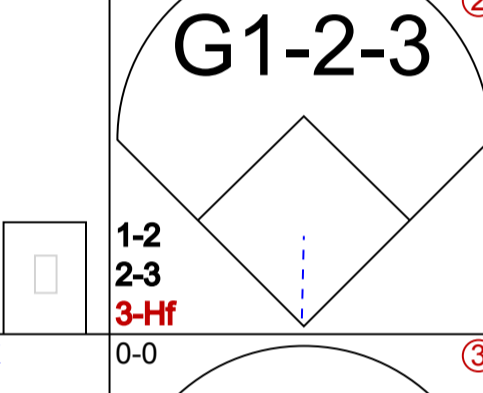
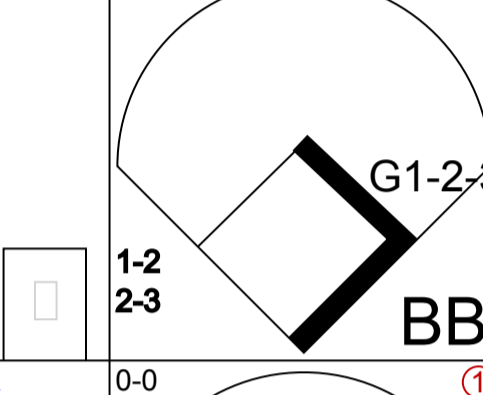
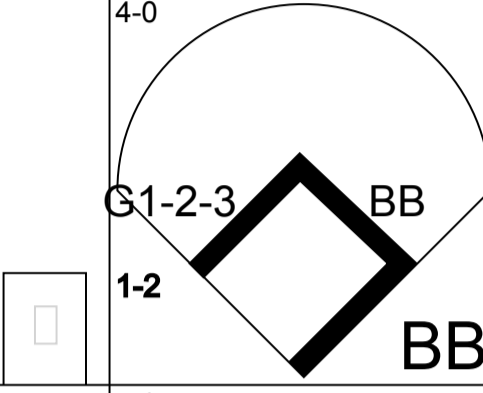
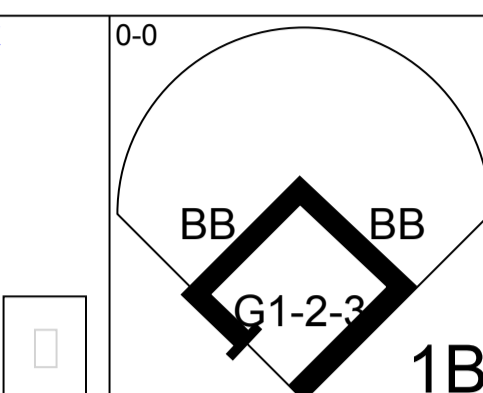
R: 2 H: 2  
E: 0 LOB: 1  
K: 2 BB: 1  
S: 9 P: 13

2



R: 0 H: 0  
E: 0 LOB: 0  
K: 2 BB: 0  
S: 7 P: 7

1



R: 0 H: 1  
E: 0 LOB: 2  
K: 0 BB: 2  
S: 3 P: 11

Batter

Eddie Milner, L (1, 8)  
Ben Hayes, R (7, 1)  
Johnny Bench, R (8, PH)  
Tom Hume, R (9, 1)  
Alex Trevino, R (11, PH)

Dave Concepcion, R (1, 6)

Gary Redus, R (1, 7)

Dan Driessen, L (1, 3)

Ron Oester, S (1, 4)

Nick Esasky, R (1, 5)

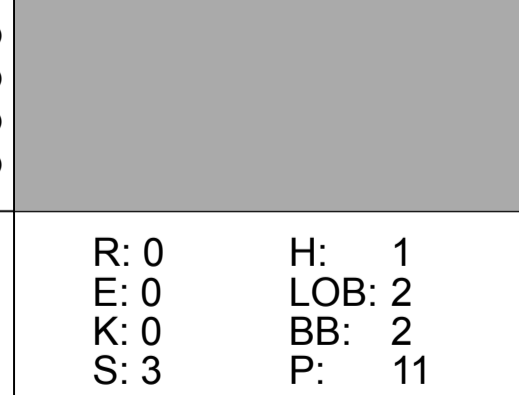
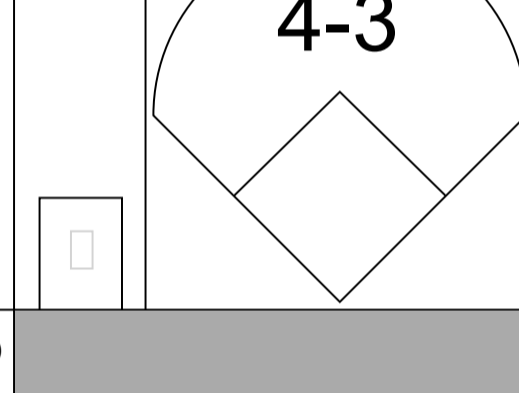
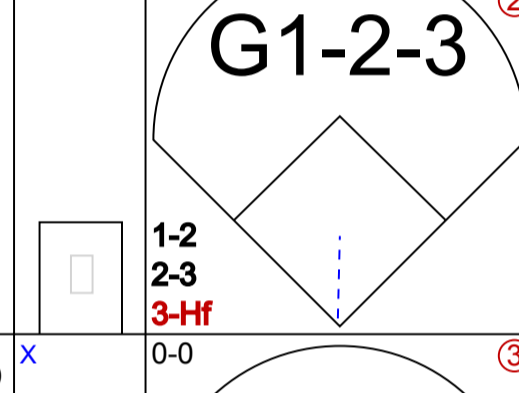
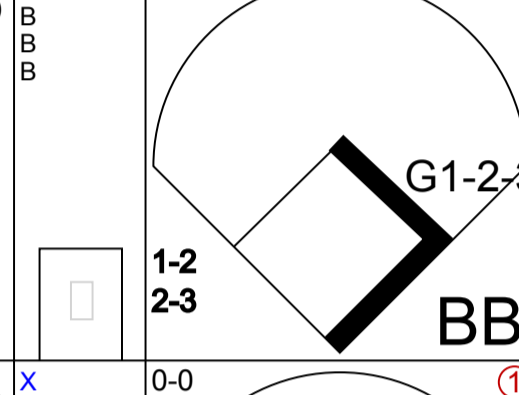
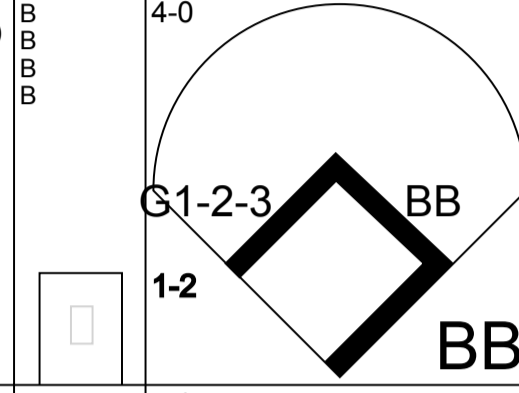
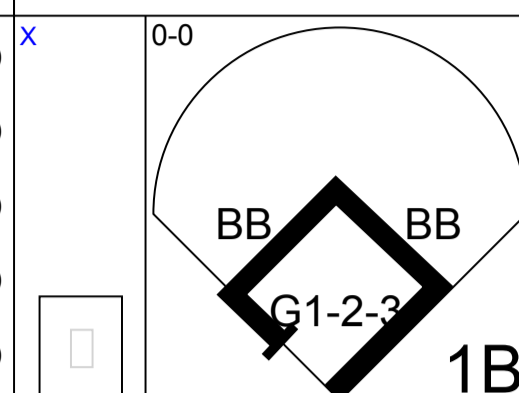
Paul Householder, S (1, 9)  
(7, 8)

Alan Knicely, R (1, 2)

Bruce Berenyi, R (1, 1)  
Tom Foley, L (3, PH)  
Rich Gale, R (4, 1)  
Kelly Paris, R (4, PH)  
Ted Power, R (5, 1)  
Duane Walker, L (6, PH)  
Cesar Cedeno, R (6, PH)


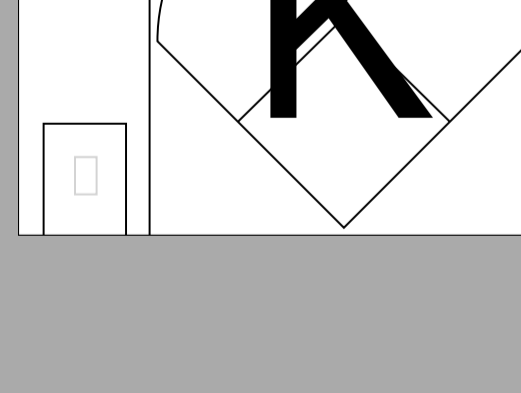
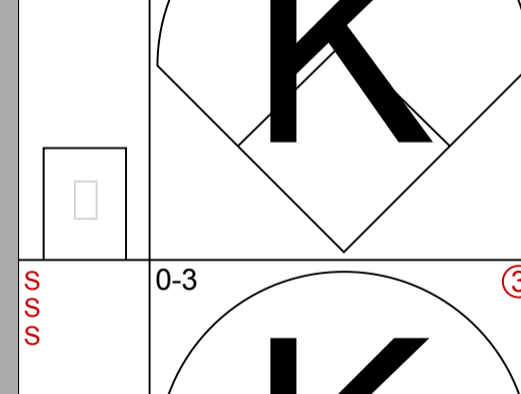
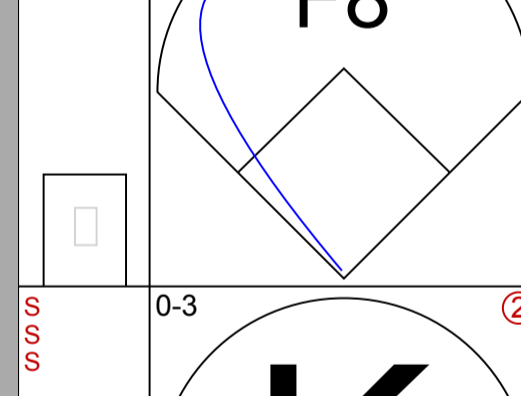
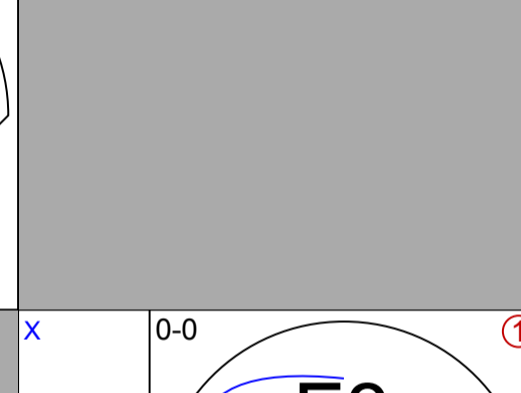

Inning Stats

1



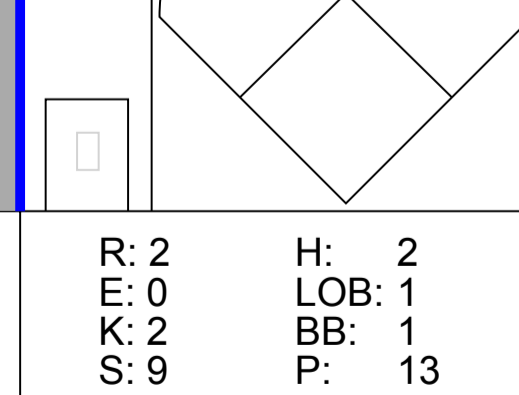
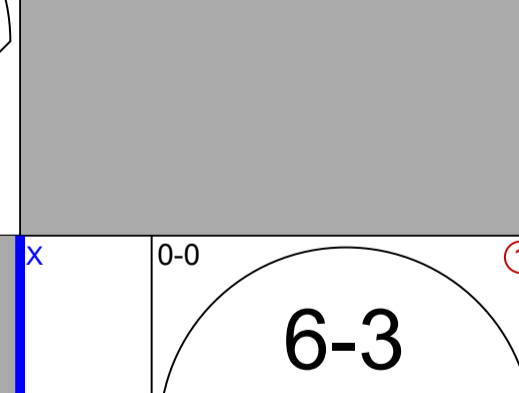
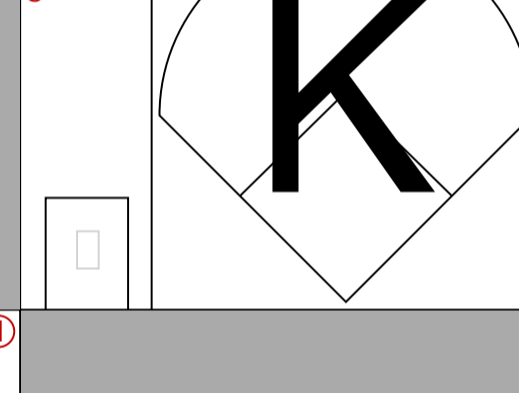
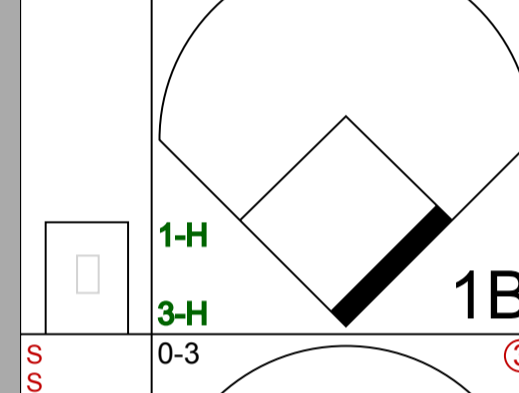
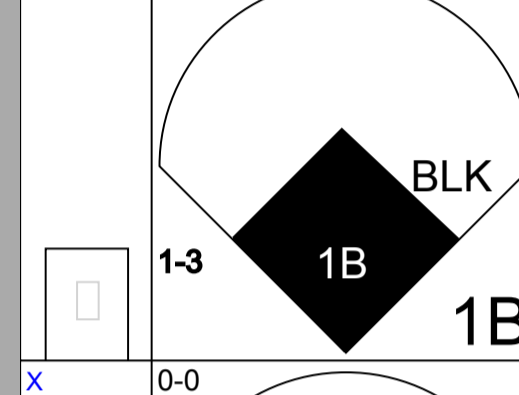
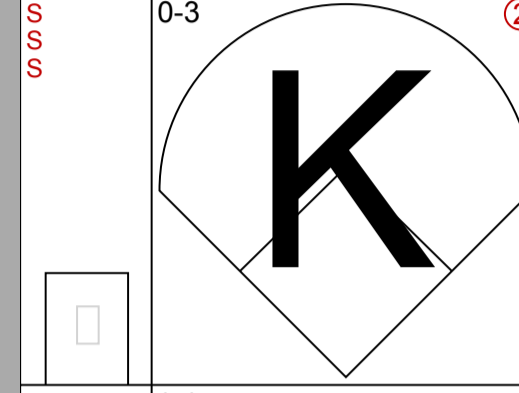
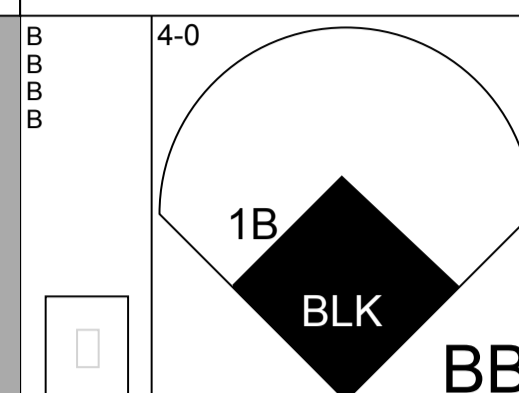
PITCHER  
Charles Hudson, R (1, 1)  
Willie Hernandez, L (6, 1)  
Porfi Altamirano, R (7, 1)  
Al Holland, L (9, 1)  
Tug McGraw, L (11, 1)

2



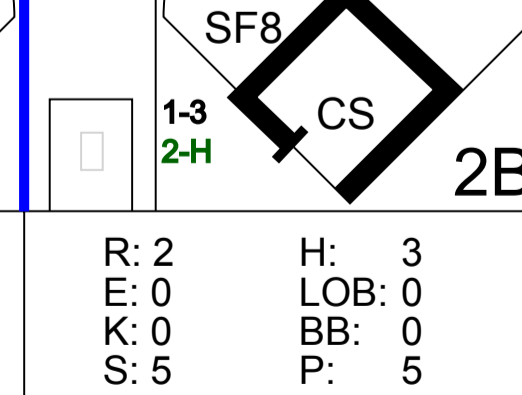
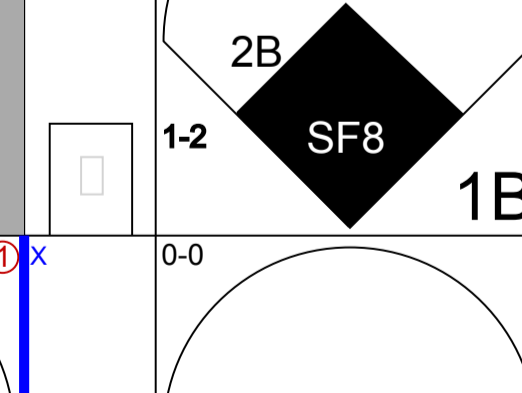
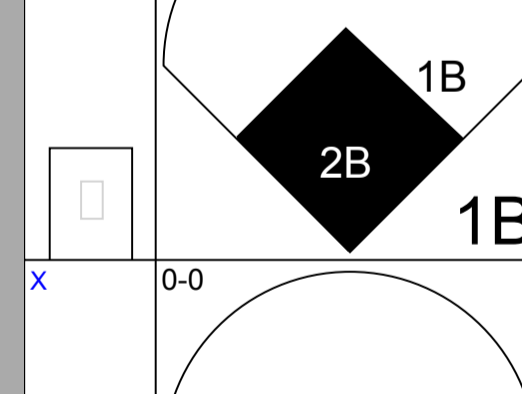
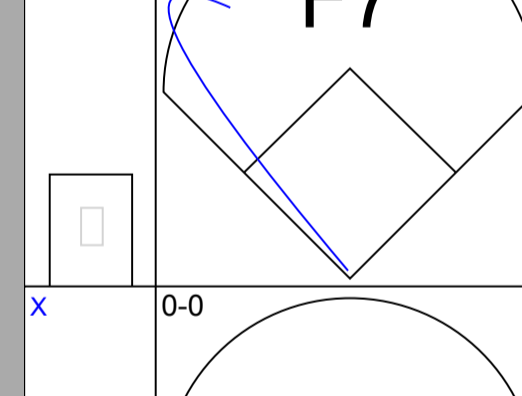
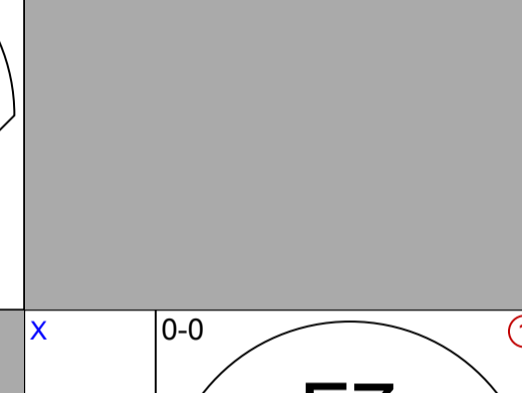
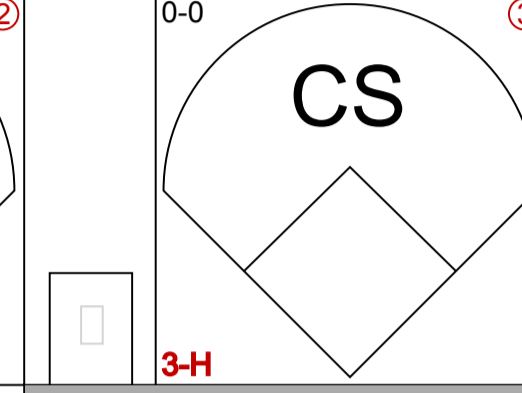
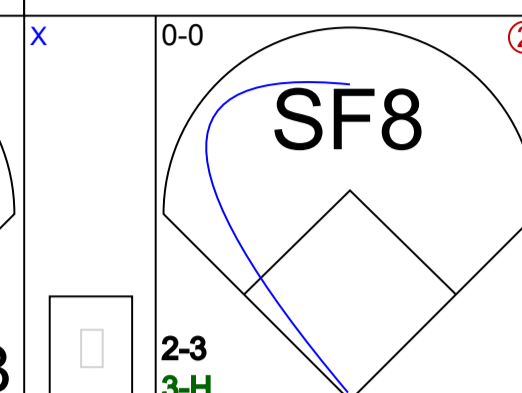
PITCHER  
IP WLS BF H R ER SO BB IBB HBP BLK WP HR S P ERA WHIP

3



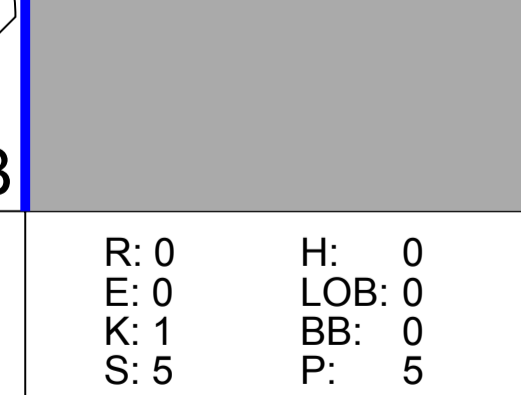
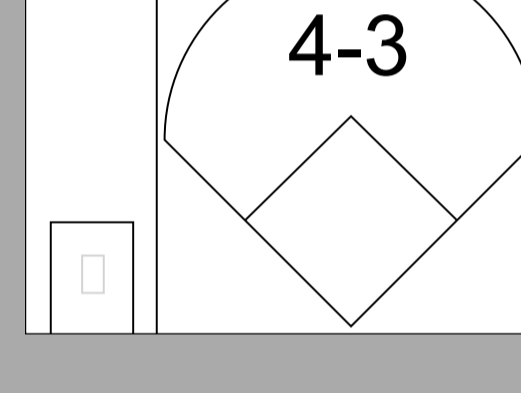
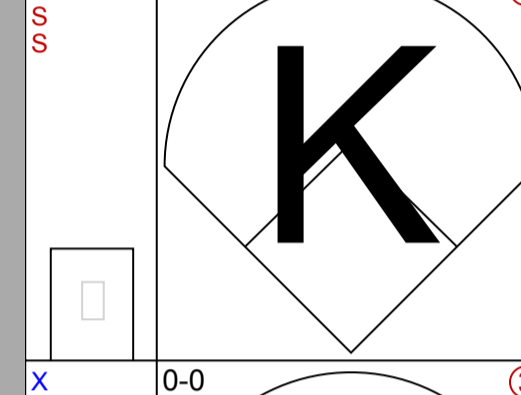
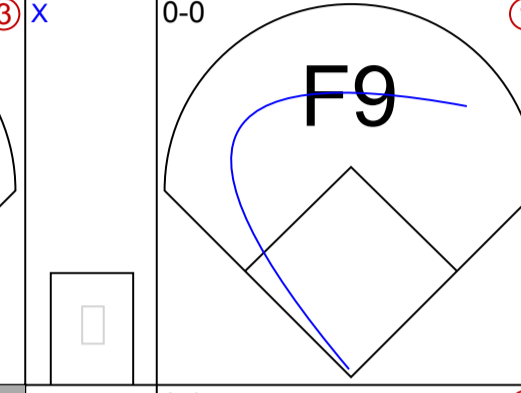

PITCHER  
IP WLS BF H R ER SO BB IBB HBP BLK WP HR S P ERA WHIP

4



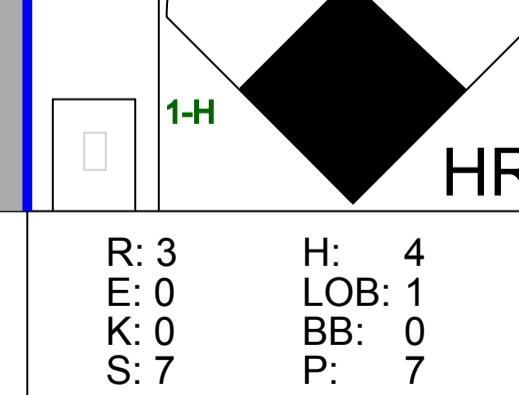
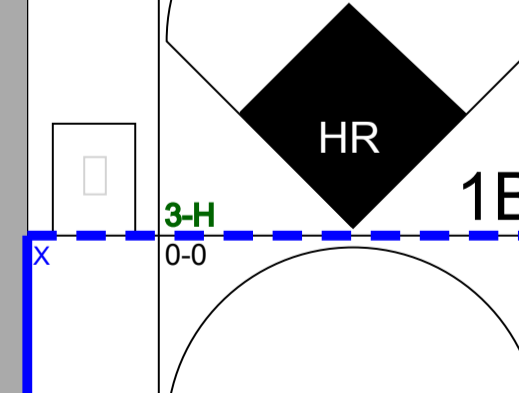
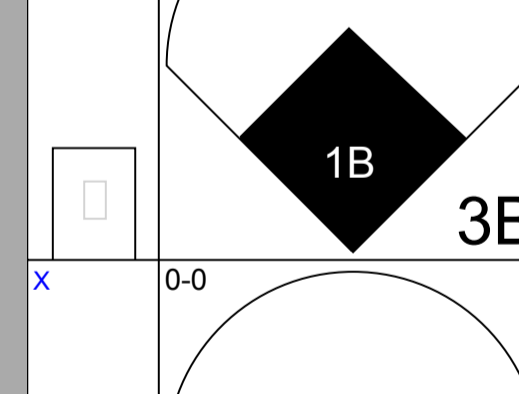
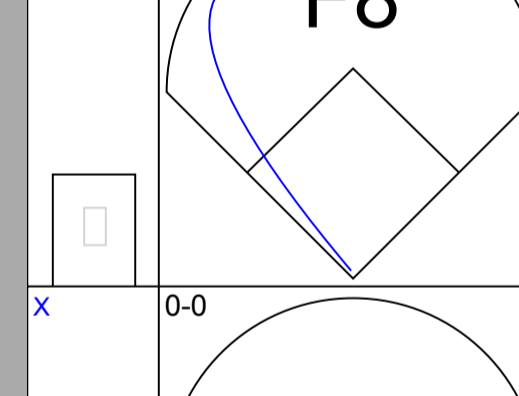
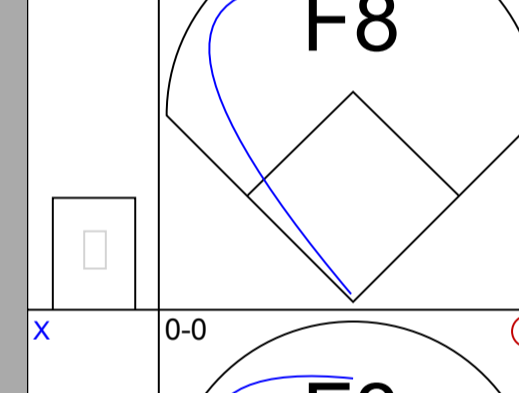
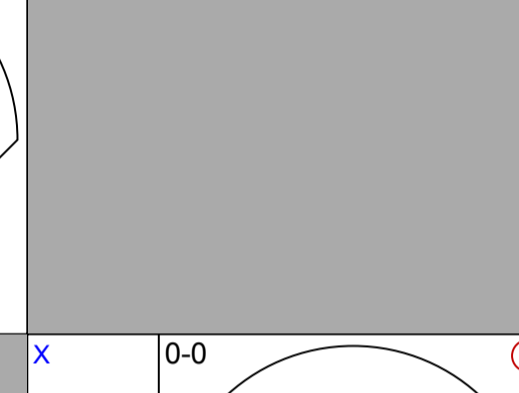
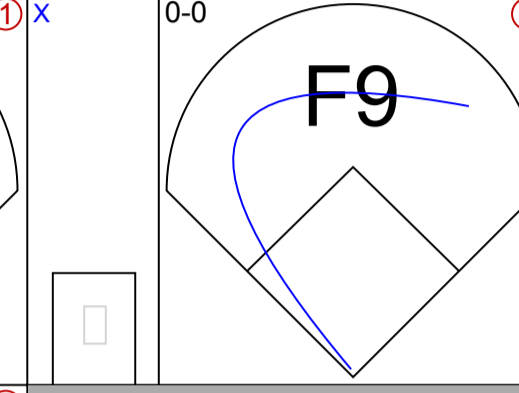
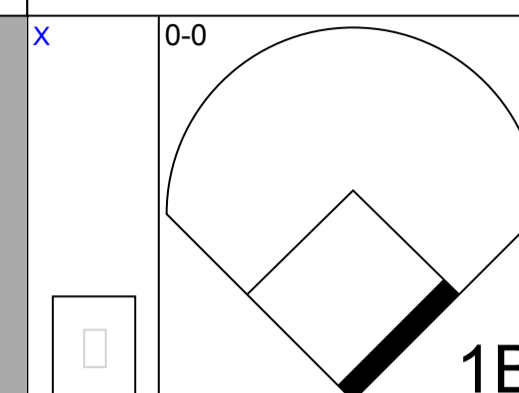
PITCHER  
IP WLS BF H R ER SO BB IBB HBP BLK WP HR S P ERA WHIP

5




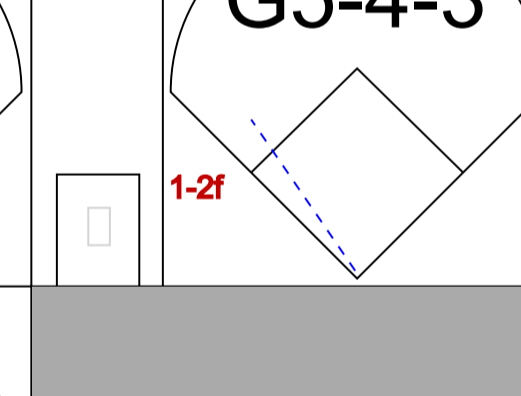
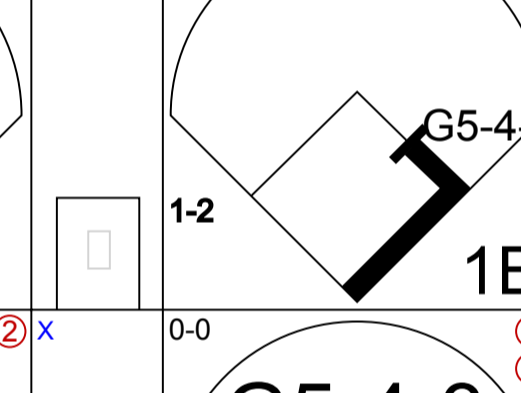
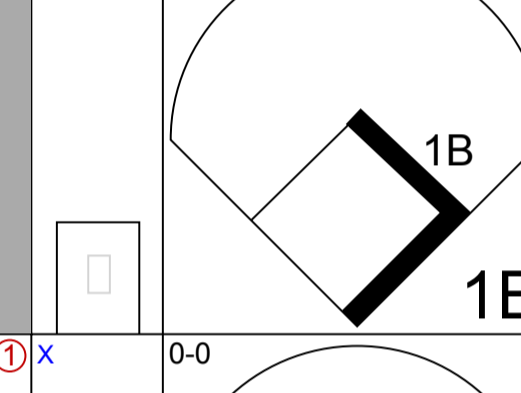
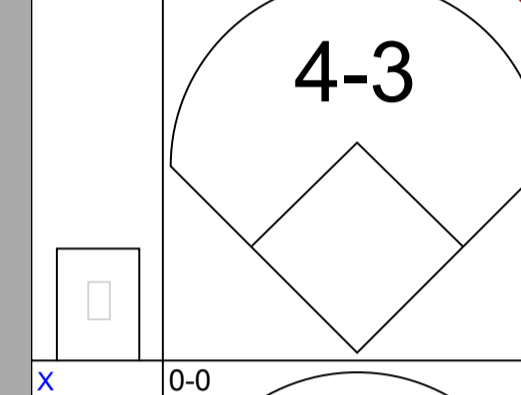


PITCHER  
IP WLS BF H R ER SO BB IBB HBP BLK WP HR S P ERA WHIP

6



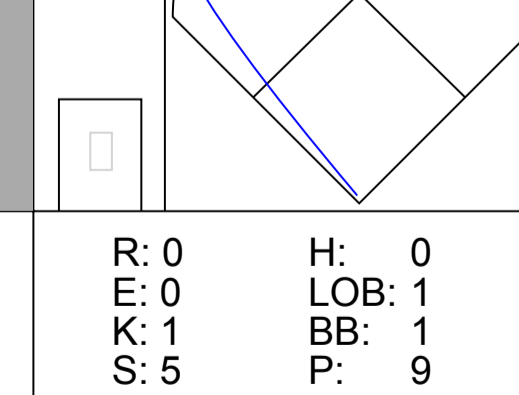
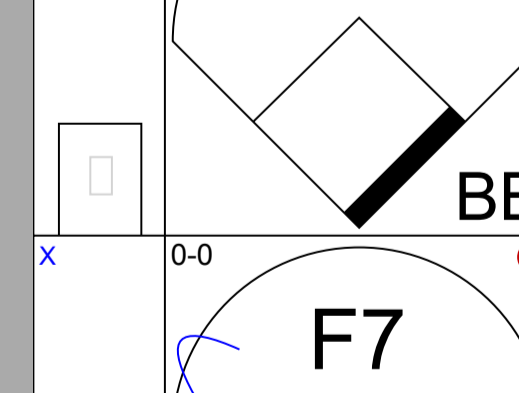
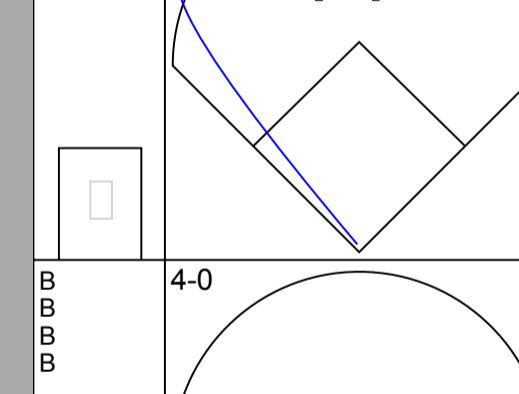
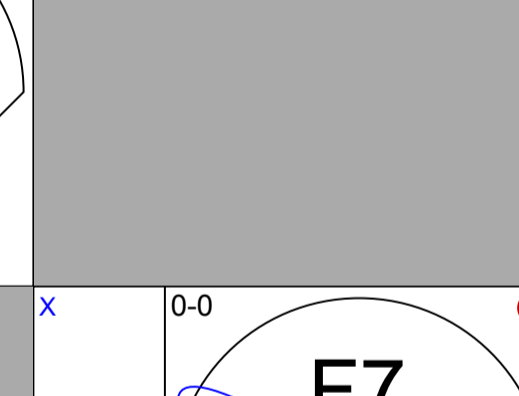
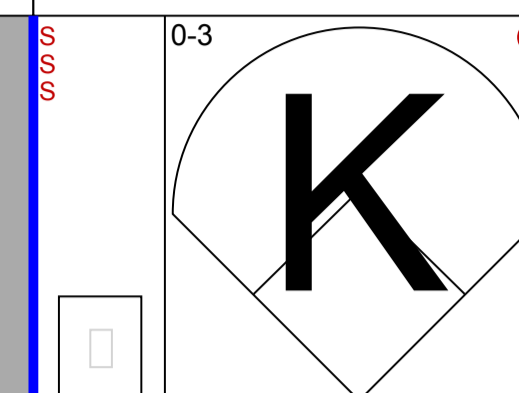
PITCHER  
IP WLS BF H R ER SO BB IBB HBP BLK WP HR S P ERA WHIP

7




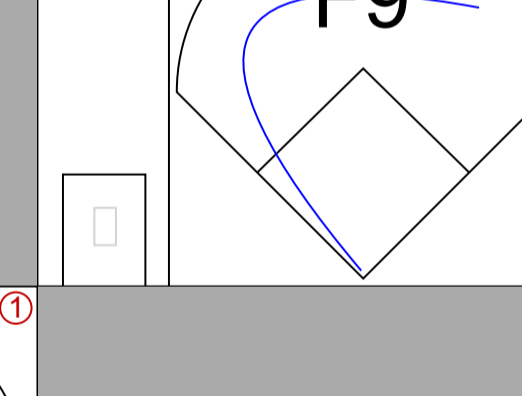
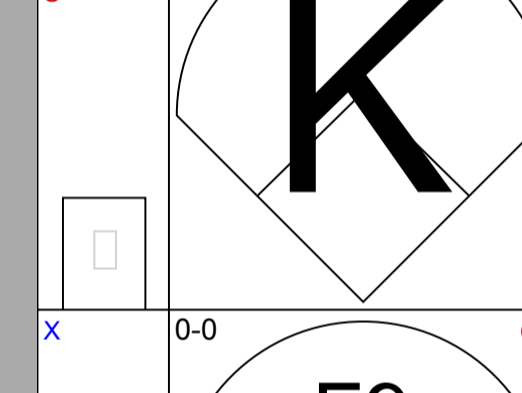
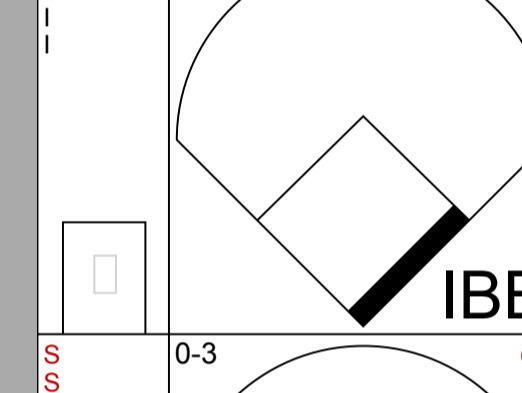
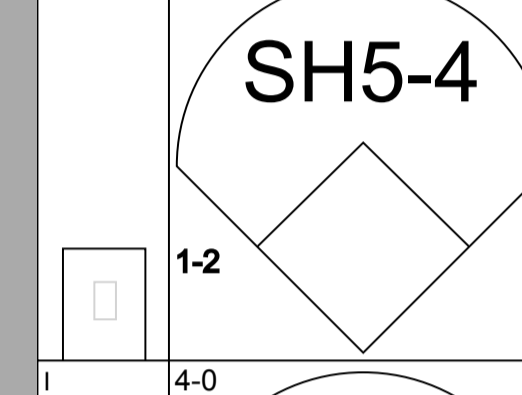
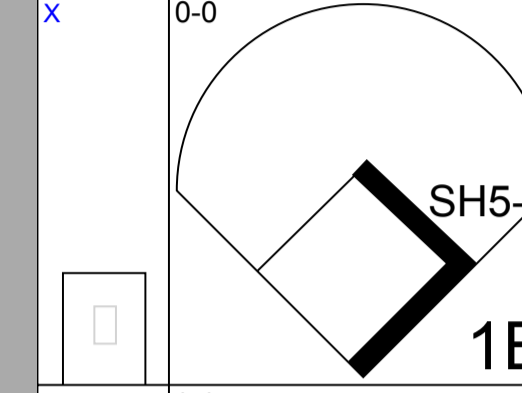

PITCHER  
IP WLS BF H R ER SO BB IBB HBP BLK WP HR S P ERA WHIP

8



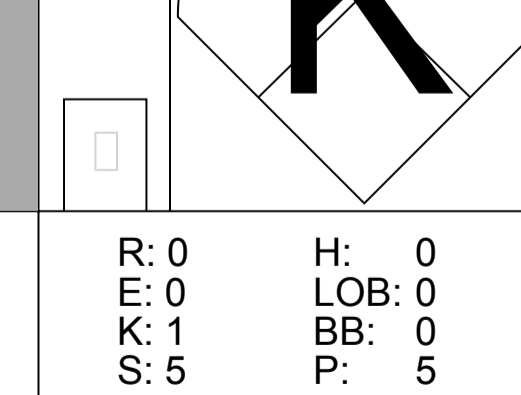
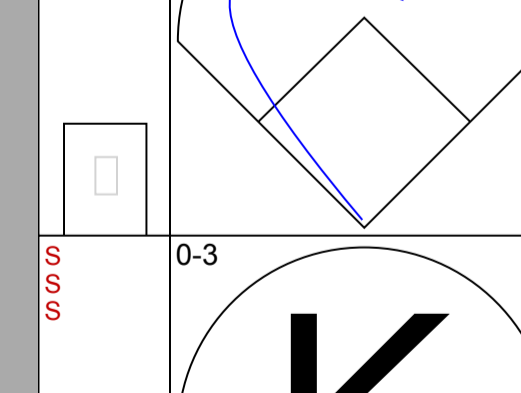
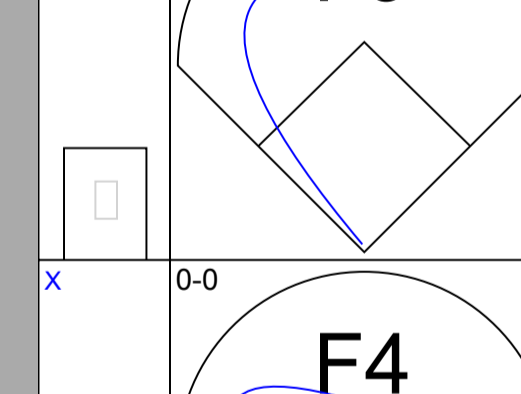
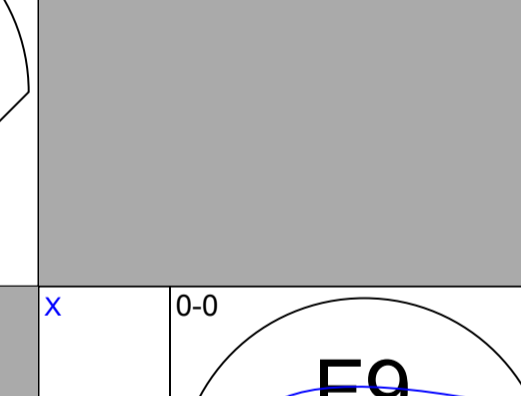

PITCHER  
IP WLS BF H R ER SO BB IBB HBP BLK WP HR S P ERA WHIP

9



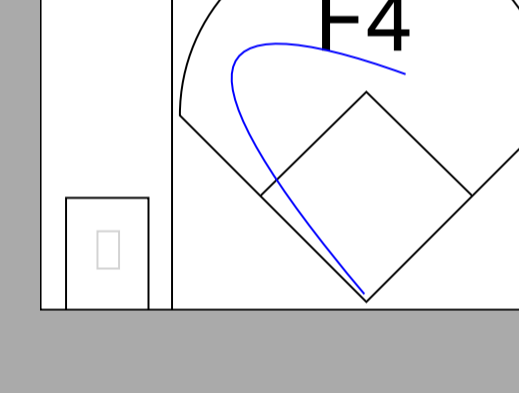
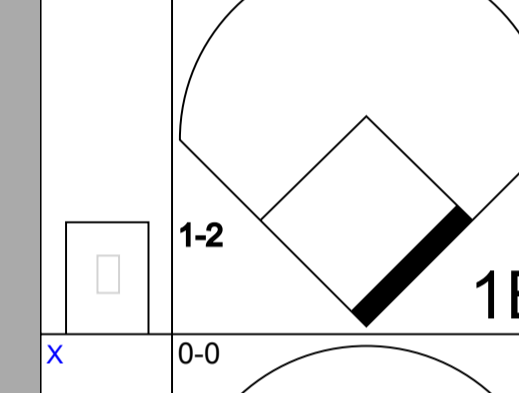
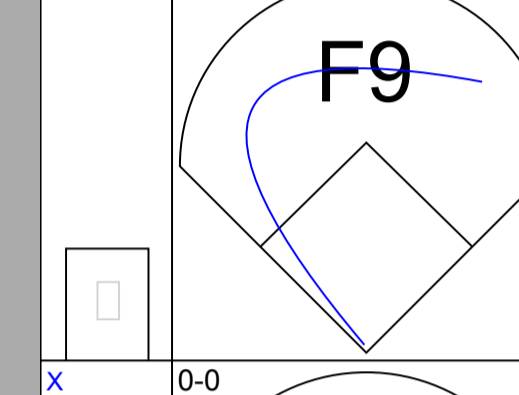
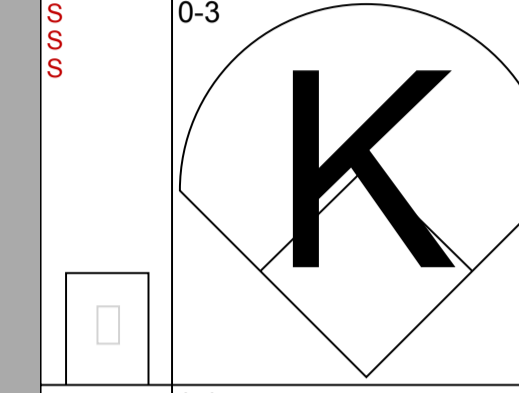
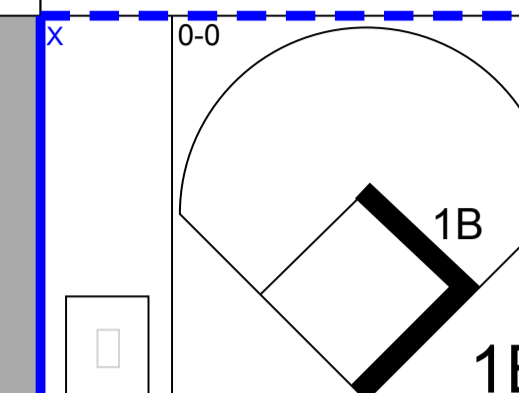
PITCHER  
IP WLS BF H R ER SO BB IBB HBP BLK WP HR S P ERA WHIP

10



PITCHER  
IP WLS BF H R ER SO BB IBB HBP BLK WP HR S P ERA WHIP

11



Batter	1	2	3	4	5	6	7	8	9	AB R H RBI BB SO LOB	TOP									
Eddie Milner, L (1, 8) OBP: 0.349, SLG: 0.349	0-0 L6			0-0 S 1B		4-0 HR BB	0-0 2B 3B		0-3 K	4 3 2 0 1 1 0										
Paul Householder, S (1, 9) OBP: 0.325, SLG: 0.383	0-3 K			0-0 F8		0-0 HR 1B	0-3 K		0-0 6-3	5 1 1 0 0 2 2										
Gary Redus, R (1, 7) OBP: 0.350, SLG: 0.473	0-0 L5			0-0 F8		0-3 K	0-0 G3 2B		0-0 5-3	5 0 1 1 0 1 3										
Dan Driessen, L (1, 3) OBP: 0.395, SLG: 0.415		0-0 4-3		0-0 2-H 1B		0-0 1-H 2-H HR	4-0 G3 IBB			3 1 2 4 1 0 0										
Ron Oester, S (1, 4) OBP: 0.322, SLG: 0.410		0-0 F7		0-0 F7		0-0 1B E 1B	0-0 G3			4 1 1 0 0 0 3										
Nick Esasky, R (1, 5) OBP: 0.349, SLG: 0.526		0-0 F9			0-0 L5	0-0 F4	0-0 L7			4 0 0 0 0 0 3										
Alan Knicely, R (1, 2) OBP: 0.366, SLG: 0.344			0-0 F9		0-0 1B	0-0 E 1B		0-0 F8		4 0 2 0 0 0 0										
Tom Foley, L (1, 6) OBP: 0.302, SLG: 0.298			0-0 F7		0-0 F5	0-0 E3 FC6		0-0 G3		4 0 0 0 0 0 2										
Frank Pastore, R (1, 1) OBP: 0.214, SLG: 0.222			0-0 3-1		0-0 4-3	0-0 FC6		0-3 K		4 0 0 0 0 1 3										
Ben Hayes, R (9, 1)										0 0 0 0 0 0 0										
Bill Scherrer, L (9, 1) OBP: 0.286, SLG: 0.167										0 0 0 0 0 0 0										
<b>Inning Stats</b>	R: 0 E: 0 K: 1 S: 5	H: 0 LOB: 0 BB: 0 P: 5	R: 0 E: 0 K: 0 S: 3	H: 0 LOB: 0 BB: 0 P: 3	R: 1 E: 0 K: 0 S: 5	H: 2 LOB: 1 BB: 0 P: 5	R: 0 E: 0 K: 0 S: 4	H: 1 LOB: 1 BB: 0 P: 4	R: 4 E: 1 K: 1 S: 10	H: 4 LOB: 2 BB: 1 P: 14	R: 1 E: 0 K: 1 S: 7	H: 2 LOB: 2 BB: 1 P: 11	R: 0 E: 0 K: 1 S: 5	H: 0 LOB: 0 BB: 0 P: 5	R: 0 E: 0 K: 1 S: 5	H: 0 LOB: 0 BB: 0 P: 5	1B: 6 2B: 1 3B: 1 HR: 1	SF: 0 SAC: 0 DP: 0 HBP: 0	WP: 0 PB: 0 SB: 1 CS: 0	PA: 39
<b>PITCHER</b>	IP WLS BF H R ER SO BB IBB HBP BLK WP HR S P ERA WHIP																			
Mike Torrez, R (1, 1) ERA: 4.39	6.0 L 27 7 5 4 2 1 0 0 0 0 0 1 30 34 6.00 1.333																			
Scott Holman, R (7, 1) ERA: 4.09	1.0 6 2 1 1 1 0 1 0 0 0 0 0 7 11 9.00 2.000																			
Tom Gorman, L (8, 1) ERA: 5.02	1.0 3 0 0 0 1 0 0 0 0 0 0 0 5 5 0.00 0.000																			
Carlos Diaz, L (9, 1) ERA: 2.79	1.0 3 0 0 0 1 0 0 0 0 0 0 0 5 5 0.00 0.000																			

Cincinnati Reds @ New York Mets  
 Shea Stadium, Flushing, NY  
 Tue Jul 12 1983, 7:05 PM EDT  
 Att. 11,800 - Unknown

livebaseballscorecards.com

AB	37
R	6
H	9
RBI	5
BB	2
SO	5
LOB	16



Batter	1	2	3	4	5	6	7	8	9	AB R H RBI BB SO LOB
José Oquendo, S OBP: 0.297, SLG: 0.274 (1, 6)	0-0 F8			0-0 CS 1B		0-0 6-3		0-0 F8		4 0 1 0 0 0 0
Mookie Wilson, S OBP: 0.283, SLG: 0.333 (1, 8)	0-0 F7			0-0 BB 1B		0-0 1B			0-0 2B SF9 1B	4 1 3 0 0 0 0
Keith Hernandez, L OBP: 0.368, SLG: 0.443 (1, 3)	0-0 4-3			4-0 FC4-6 BB		0-0 F9			0-0 2B	3 0 1 0 1 0 1
George Foster, R OBP: 0.303, SLG: 0.438 (1, 7)		4-0 G4-6-3 BB		0-0 F7		0-0 5-3			0-3 K	3 0 0 0 1 1 4
Hubie Brooks, R OBP: 0.306, SLG: 0.371 (1, 5)		0-0 G4-6-3		0-0 FC4-6		0-0 4-3			0-0 SF9	3 0 0 1 0 0 3
Darryl Strawberry, L OBP: 0.275, SLG: 0.403 (1, 9)		0-3 K			0-0 L4		0-3 K		4-0 BB	3 0 0 0 1 2 0
Brian Giles, R OBP: 0.312, SLG: 0.295 (1, 4)			0-0 6-3		0-0 F7			0-0 F7	0-0 G3	3 0 0 0 0 0 0
Rusty Staub, L OBP: 0.427, SLG: 0.429 (9, PH)										1 0 0 0 0 0 2
Junior Ortiz, R OBP: 0.192, SLG: 0.160 (1, 2)			0-3 K		0-0 1-3			0-3 K		3 0 0 0 0 2 0
Mike Torrez, R OBP: 0.091, SLG: 0.063 (1, 1)			0-3 K			0-3 K		0-0 HR		1 0 0 0 0 1 0
Mark Bradley, R OBP: 0.338, SLG: 0.400 (6, PH)										1 0 0 0 0 1 0
Scott Holman, R OBP: 0.222, SLG: 0.222 (7, 1)										0 0 0 0 0 0 0
Tom Goiman, L OBP: 0.500, SLG: 0.500 (8, 1)										0 0 0 0 0 0 0
Danny Heep, L OBP: 0.270, SLG: 0.443 (8, PH)										1 1 1 1 0 0 0
Carlos Diaz, R OBP: 0.270, SLG: 0.443 (9, 1)										0 0 0 0 0 0 0

**BOTTOM**

**Cincinnati Reds @ New York Mets**  
 Shea Stadium, Flushing, NY  
 Tue Jul 12 1983, 7:05 PM EDT  
 Att. 11,800 - Unknown

livebaseballscorecards.com

<b>AB</b>	<b>30</b>
<b>R</b>	<b>2</b>
<b>H</b>	<b>6</b>
<b>RBI</b>	<b>2</b>
<b>BB</b>	<b>3</b>
<b>SO</b>	<b>7</b>
<b>LOB</b>	<b>10</b>



Inning Stats	R: 0	H: 0	E: 0	K: 0	S: 3	LOB: 0	BB: 0	P: 3	R: 0	H: 0	E: 0	K: 1	S: 4	LOB: 0	BB: 1	P: 8	R: 0	H: 2	E: 0	K: 0	S: 4	LOB: 2	BB: 1	P: 8	R: 0	H: 0	E: 0	K: 0	S: 3	LOB: 0	BB: 0	P: 3	R: 0	H: 1	E: 0	K: 1	S: 6	LOB: 1	BB: 0	P: 6	R: 0	H: 0	E: 0	K: 1	S: 5	LOB: 0	BB: 0	P: 5	R: 1	H: 1	E: 0	K: 1	S: 6	LOB: 0	BB: 0	P: 6	R: 1	H: 2	E: 0	K: 1	S: 7	LOB: 2	BB: 1	P: 11	1B: 4	SF: 1	2B: 1	SAC: 0	3B: 0	DP: 1	HR: 1	HBP: 0	WP: 0	PA: 34
--------------	------	------	------	------	------	--------	-------	------	------	------	------	------	------	--------	-------	------	------	------	------	------	------	--------	-------	------	------	------	------	------	------	--------	-------	------	------	------	------	------	------	--------	-------	------	------	------	------	------	------	--------	-------	------	------	------	------	------	------	--------	-------	------	------	------	------	------	------	--------	-------	-------	-------	-------	-------	--------	-------	-------	-------	--------	-------	--------

PITCHER	IP	WLS	BF	H	R	ER	SO	BB	IBB	HBP	BLK	WP	HR	S	P	ERA	WHIP
Frank Pastore, R ERA: 5.91 (1, 1)	8.0	W	30	6	2	2	6	2	0	0	0	0	1	40	48	2.25	1.000
Ben Hayes, R ERA: 5.89 (9, 1)	0.2		3	0	0	0	1	1	0	0	0	0	0	4	8	0.00	1.500
Bill Scherrer, L ERA: 2.76 (9, 1)	0.1	S	1	0	0	0	0	0	0	0	0	0	0	1	1	0.00	0.000

Batter	1	2	3	4	5	6	7	8	9	AB R H RBI BB SO LOB	TOP											
Eddie Milner, L (1, 8) OBP: 0.351, SLG: 0.358	0-0 1B 3B		0-0 F8		0-0 1B			0-0 6-3		4 1 2 2 0 0 0												
Dave Concepcion, R (1, 6) OBP: 0.291, SLG: 0.278	0-0 1B			0-3 K	0-0 F3			0-0 1B		4 0 2 1 0 1 1												
Gary Redus, R (1, 7) OBP: 0.352, SLG: 0.471	0-0 1B			0-0 6-3			0-0 1B	4-0 1B		3 0 1 0 1 0 1												
Dan Driessen, L (1, 3) OBP: 0.397, SLG: 0.414	0-0 4-3			4-0 BB			0-0 1B	0-0 F3		3 0 1 0 1 0 2												
Ron Oester, S (1, 4) OBP: 0.322, SLG: 0.408		0-0 1B		0-0 L7			0-3 K	0-3 K		4 0 1 0 0 2 4												
Nick Esasky, R (1, 5) OBP: 0.333, SLG: 0.500		0-3 K			0-0 F8	0-0 F9			0-3 K	4 0 0 0 0 2 2												
Paul Householder, S (1, 9) OBP: 0.324, SLG: 0.380		0-0 1B			0-0 1B		0-0 F8		0-0 G3	4 1 1 0 0 0 1												
Alan Knicely, R (1, 2) OBP: 0.363, SLG: 0.338			0-3 K		0-0 1B		0-0 5-3		0-0 5-3	4 1 1 0 0 1 0												
Joe Price, R (1, 1) OBP: 0.132, SLG: 0.083			0-0 6-3		0-0 B2-3		0-0 6-3			3 0 0 0 0 0 2												
<b>Inning Stats</b>	R: 1 E: 0 K: 0 S: 4	H: 2 LOB: 0 BB: 0 P: 4	R: 0 E: 0 K: 1 S: 5	H: 1 LOB: 0 BB: 0 P: 5	R: 0 E: 0 K: 1 S: 5	H: 0 LOB: 0 BB: 0 P: 5	R: 0 E: 0 K: 1 S: 5	H: 0 LOB: 1 BB: 1 P: 9	R: 2 E: 1 K: 0 S: 6	H: 3 LOB: 1 BB: 0 P: 6	R: 0 E: 0 K: 1 S: 6	H: 2 LOB: 1 BB: 0 P: 6	R: 0 E: 0 K: 0 S: 3	H: 0 LOB: 0 BB: 0 P: 3	R: 0 E: 0 K: 1 S: 6	H: 1 LOB: 2 BB: 1 P: 10	R: 0 E: 0 K: 1 S: 5	H: 0 LOB: 0 BB: 0 P: 5	1B: 8 2B: 1 3B: 1 HR: 0	SF: 0 SAC: 0 DP: 2 HBP: 0	WP: 0 PB: 0 SB: 0 CS: 1	PA: 35
<b>PITCHER</b>	IP WLS BF H R ER SO BB IBB HBP BLK WP HR S P ERA WHIP																					
Walt Terrell, R (1, 1) ERA: 4.78	6.0 L 24 8 3 2 4 1 0 0 0 0 0 0 31 35 3.00 1.500																					
Jesse Orosco, L (7, 1) ERA: 1.21	2.0 8 1 0 0 1 1 0 0 0 0 0 0 9 13 0.00 1.000																					
Doug Sisk, R (9, 1) ERA: 2.59	1.0 3 0 0 0 1 0 0 0 0 0 0 0 5 5 0.00 0.000																					

Cincinnati Reds @ New York Mets  
 Shea Stadium, Flushing, NY  
 Wed Jul 13 1983, 7:05 PM EDT  
 Att: 11,218 - Unknown

livebaseballscorecards.com

AB	33
R	3
H	9
RBI	3
BB	2
SO	6
LOB	13





Batter	1	2	3	4	5	6	7	8	9	AB R H RBI BB SO LOB	TOP		
<b>Eddie Milner, L</b> (1, 8) OBP: 0.349, SLG: 0.356 <b>Cesar Cedeno, R</b> (9, PH) OBP: 0.294, SLG: 0.362	0-0 F7		0-0 6-3 1B S 1B		0-0 F3	0-0 F9			0-0 F7	4 1 1 0 0 0 1 1 0 0 0 0 0 1			
<b>Dave Concepcion, R</b> (1, 6) OBP: 0.293, SLG: 0.278	4-0 1B BB		0-0 6-3		0-0 BB S 1B			0-3 K	0-3 K	4 1 1 0 1 2 2			
<b>Gary Redus, R</b> (1, 7) OBP: 0.354, SLG: 0.467	0-3 K		4-0 S 1B BB		4-0 BB 1B BB			0-0 1-3		2 2 0 0 2 1 1			
<b>Dan Driessen, L</b> (1, 3) OBP: 0.404, SLG: 0.418	0-0 1-3 1B		0-0 G4-3 1B		4-0 1B BB			0-3 K		3 0 2 2 1 1 0			
<b>Ron Oester, S</b> (1, 4) OBP: 0.321, SLG: 0.406	0-3 K		0-0 G4-3 1-2f		0-0 1-2 2-H 3-H 1B			0-0 F4		4 0 1 2 0 1 3			
<b>Nick Esasky, R</b> (1, 5) OBP: 0.330, SLG: 0.488		0-0 6-3 1B		0-0 6-3		0-3 K		0-3 K		4 0 1 0 0 2 2			
<b>Paul Householder, S</b> (1, 9) OBP: 0.322, SLG: 0.378		0-0 F3		0-3 K		0-0 SH1-3 S 1B		0-0 6-3		4 0 1 0 0 1 1			
<b>Alan Knicely, R</b> (1, 2) OBP: 0.345, SLG: 0.319		0-0 6-3		0-3 K		0-3 K		0-3 K		4 0 0 0 0 3 2			
<b>Charlie Puleo, R</b> (1, 1) OBP: 0.240, SLG: 0.136 <b>Bill Scherrer, L</b> (7, 1) OBP: 0.286, SLG: 0.167 <b>Johnny Bench, R</b> (9, PH) OBP: 0.306, SLG: 0.402		0-0 4-3		0-3 K		0-0 SH1-3 2-3		0-0 1B		2 0 0 0 0 1 1 0 0 0 0 0 0 0 1 0 1 0 0 0 0			
<b>Inning Stats</b>	R: 0 E: 0 K: 2 S: 8 H: 1 LOB: 2 BB: 1 P: 12	R: 0 E: 0 K: 0 S: 4 H: 1 LOB: 1 BB: 0 P: 4	R: 2 E: 0 K: 0 S: 4 H: 2 LOB: 0 BB: 1 P: 8	R: 0 E: 0 K: 2 S: 7 H: 0 LOB: 0 BB: 0 P: 7	R: 2 E: 0 K: 2 S: 9 H: 2 LOB: 2 BB: 2 P: 17	R: 0 E: 0 K: 1 S: 6 H: 1 LOB: 1 BB: 0 P: 6	R: 0 E: 0 K: 2 S: 7 H: 0 LOB: 0 BB: 0 P: 7	R: 0 E: 0 K: 1 S: 5 H: 0 LOB: 0 BB: 0 P: 5	R: 0 E: 0 K: 2 S: 8 H: 1 LOB: 1 BB: 0 P: 8	1B: 8 2B: 0 3B: 0 HR: 0 SF: 0 SAC: 1 DP: 1 HBP: 0	WP: 0 PB: 0 SB: 4 CS: 0 PA: 38		
<b>PITCHER</b>	IP WLS BF H R ER SO BB IBB HBP BLK WP HR S P ERA WHIP											<b>PITCHER</b>	IP WLS BF H R ER SO BB IBB HBP BLK WP HR S P ERA WHIP
<b>Tom Seaver, R</b> (1, 1) ERA: 3.72 <b>Jesse Orosco, L</b> (7, 1) ERA: 1.15	6.0 W 28 7 4 4 7 4 0 0 0 0 0 0 38 54 6.00 1.833												

Cincinnati Reds @ New York Mets  
Shea Stadium, Flushing, NY  
Thu Jul 14 1983, 7:05 PM EDT  
Att. 9,994 - Unknown

livebaseballscorecards.com

AB	33
R	4
H	8
RBI	4
BB	4
SO	12
LOB	14







Batter	1	2	3	4	5	6	7	8	9	AB R H RBI BB SO LOB	TOP											
Eddie Milner, L (1, 8) OBP: 0.345, SLG: 0.352	0-3 K		0-0 F8		0-0 3-1		0-0 4-3			4 0 0 0 0 1 1	<b>Cincinnati Reds @ Philadelphia Phillies</b> Veterans Stadium, Philadelphia, PA Fri Jul 15 1983, 7:05 PM EDT Att. 27,797 - Unknown <a href="http://livebaseballscorecards.com">livebaseballscorecards.com</a>											
Dave Concepcion, R (1, 6) OBP: 0.290, SLG: 0.274	0-0 F9		0-3 K			0-0 P6	0-0 F9			4 0 0 0 0 1 0												
Gary Redus, R (1, 7) OBP: 0.353, SLG: 0.472	0-0 3B		0-0 5-3			0-0 F8		0-3 K		4 0 1 0 0 1 0												
Dan Driessen, L (1, 3) OBP: 0.406, SLG: 0.438	0-0 L7			0-0 3-1		0-0 1B 2B 1B		0-0 HR		4 2 2 1 0 0 1												
Cesar Cedeno, R (1, 9) OBP: 0.293, SLG: 0.359		0-0 4-3		0-0 F8		0-0 2B 1B		0-0 F7		4 1 1 0 0 0 0												
Nick Esasky, R (1, 5) OBP: 0.337, SLG: 0.494		4-0 BB		0-3 K		0-0 2B		0-3 K		3 0 1 2 1 2 0												
Ron Oester, S (1, 4) OBP: 0.320, SLG: 0.402		0-3 K			0-0 F9	4-0 IBB			0-0 6-3	3 0 0 0 1 1 1												
Alex Trevino, R (1, 2) OBP: 0.268, SLG: 0.265		4-0 IBB			0-0 4-3	0-0 F9			0-0 F9	3 0 0 0 1 0 2												
Mario Soto, R (1, 1) OBP: 0.160, SLG: 0.204		0-0 F8			0-0 2B		0-0 F7		0-0 6-3	4 0 1 0 0 0 2												
<b>Inning Stats</b>	R: 0 E: 0 K: 1 S: 6	H: 1 LOB: 1 BB: 0 P: 6	R: 0 E: 0 K: 1 S: 5	H: 0 LOB: 2 BB: 2 P: 13	R: 0 E: 0 K: 1 S: 5	H: 0 LOB: 0 BB: 0 P: 5	R: 0 E: 0 K: 1 S: 5	H: 0 LOB: 0 BB: 0 P: 5	R: 0 E: 0 K: 0 S: 4	H: 1 LOB: 1 BB: 0 P: 4	R: 2 E: 0 K: 0 S: 6	H: 3 LOB: 2 BB: 1 P: 10	R: 0 E: 0 K: 0 S: 3	H: 0 LOB: 0 BB: 0 P: 3	R: 1 E: 0 K: 2 S: 8	H: 1 LOB: 0 BB: 0 P: 8	R: 0 E: 0 K: 0 S: 3	H: 0 LOB: 0 BB: 0 P: 3	1B: 2 2B: 2 3B: 1 HR: 1	SF: 0 SAC: 0 DP: 0 HBP: 0	WP: 0 PB: 0 SB: 1 CS: 0	PA: 36
<b>PITCHER</b>	IP WLS BF H R ER SO BB IBB HBP BLK WP HR S P ERA WHIP																					
Charles Hudson, R (1, 1) ERA: 3.7	8.0 L 33 6 3 3 6 1 2 0 0 0 1 42 54 3.38 0.875																					
Willie Hernandez, L (9, 1) ERA: 2.34	1.0 3 0 0 0 0 0 0 0 0 0 0 0 3 3 0.00 0.000																					

**Cincinnati Reds @ Philadelphia Phillies**  
 Veterans Stadium, Philadelphia, PA  
 Fri Jul 15 1983, 7:05 PM EDT  
 Att. 27,797 - Unknown

**AB 33**  
**R 3**  
**H 6**  
**RBI 3**  
**BB 3**  
**SO 6**  
**LOB 7**





Batter	1	2	3	4	5	6	7	8	9	AB R H RBI BB SO LOB	TOP											
Eddie Milner, L (1, 8) OBP: 0.344, SLG: 0.350	0-0 L3		0-0 4-3			0-0 5-3		0-0 G3-6-1 1B		4 0 1 0 0 0 1												
Dave Concepcion, R (1, 6) OBP: 0.286, SLG: 0.270	0-0 4-3			0-0 4-3		0-0 4-3		0-0 G3-6-1 1-2f		4 0 0 0 0 0 2												
Gary Redus, R (1, 7) OBP: 0.355, SLG: 0.474	0-0 1B			0-0 1B		0-0 WP 2B			0-0 1-3	1 0 1 0 0 0 0												
Duane Walker, L (2, 7) OBP: 0.333, SLG: 0.417										3 1 2 1 0 0 0												
Dan Driessen, L (1, 3) OBP: 0.408, SLG: 0.457	0-0 G3			0-0 1B		0-0 3-1			0-0 HR	4 1 2 2 0 0 2												
Cesar Cedeno, R (1, 9) OBP: 0.292, SLG: 0.357		0-3 K		0-0 G5-4-3			0-0 F8		0-0 FC4-6 1B	4 0 1 0 0 1 1												
Nick Esasky, R (1, 5) OBP: 0.323, SLG: 0.473		0-0 F8			0-0 F8		0-3 K		0-0 P4	4 0 0 0 0 1 1												
Ron Oester, S (1, 4) OBP: 0.319, SLG: 0.400		0-0 1-3			0-0 F8		0-0 1B		0-0 FC4-6	4 0 1 0 0 0 1												
Alex Trevino, R (1, 2) OBP: 0.264, SLG: 0.261			0-0 F7		0-0 4-3		0-0 4-3			2 0 0 0 0 0 0												
Paul Householder, S (7, PH) OBP: 0.321, SLG: 0.376										1 0 0 0 0 0 1												
Alan Knicely, R (7, 2) OBP: 0.345, SLG: 0.319										0 0 0 0 0 0 0												
Bruce Berenyi, R (1, 1) OBP: 0.194, SLG: 0.226			0-0 5-3			0-0 4-3 2B		0-3 K		1 0 0 0 0 0 0												
Ted Power, R (5, 1) OBP: 0.219, SLG: 0.333										0 0 0 0 0 0 0												
Tom Foley, L (6, PH) OBP: 0.235, SLG: 0.200										1 1 1 0 0 0 0												
Rich Gale, R (6, 1) OBP: 0.312, SLG: 0.294										0 0 0 0 0 0 0												
Kelly Paris, R (8, PH) OBP: 0.312, SLG: 0.294										1 0 0 0 0 1 0												
Tom Hume, R (8, 1)										0 0 0 0 0 0 0												
<b>Inning Stats</b>	R: 0 E: 0 K: 0 S: 4	H: 1 LOB: 1 BB: 0 P: 4	R: 0 E: 0 K: 1 S: 5	H: 0 LOB: 0 BB: 0 P: 5	R: 0 E: 0 K: 0 S: 3	H: 0 LOB: 0 BB: 0 P: 3	R: 1 E: 0 K: 0 S: 4	H: 2 LOB: 0 BB: 0 P: 4	R: 0 E: 0 K: 0 S: 3	H: 0 LOB: 0 BB: 0 P: 3	R: 1 E: 0 K: 0 S: 5	H: 2 LOB: 1 BB: 0 P: 5	R: 0 E: 0 K: 1 S: 6	H: 1 LOB: 1 BB: 0 P: 6	R: 0 E: 0 K: 1 S: 5	H: 1 LOB: 0 BB: 0 P: 5	R: 1 E: 0 K: 0 S: 5	H: 2 LOB: 1 BB: 0 P: 5	1B: 6 2B: 2 3B: 0 HR: 1	SF: 0 SAC: 0 DP: 2 HBP: 0	WP: 1 PB: 0 SB: 1 CS: 0	PA: 34
<b>PITCHER</b> John Denny, R (1, 1) ERA: 2.22	IP: 9.0 WLS: W BF: 34 H: 9 R: 3 ER: 3 SO: 3 BB: 0 IBB: 0 HBP: 0 BLK: 0 WP: 1 HR: 1 S: 40 P: 40 ERA: 3.00 WHIP: 1.000																					

Cincinnati Reds @ Philadelphia Phillies  
Veterans Stadium, Philadelphia, PA  
Sat Jul 16 1983, 7:05 PM EDT  
Att. 29,209 - Unknown

livebaseballscorecards.com

AB	34
R	3
H	9
RBI	3
BB	0
SO	3
LOB	9



Batter	1	2	3	4	5	6	7	8	9
Bob Demier, R OBP: 0.314, SLG: 0.341 (1, 8)	0-0 6-3		0-0 4-3 1B		0-0 2B	0-0 5-3		0-0 F8	
Pete Rose, S OBP: 0.328, SLG: 0.317 (1, 3)	0-0 4-3		0-0 4-3		0-0 1B 2B		0-0 1B BB E 1B	0-0 6-3	
Joe Morgan, L OBP: 0.354, SLG: 0.325 (1, 4) Kiko Garcia, R OBP: 0.414, SLG: 0.527 (7, PR) (8, 4)	4-0 1B BB		0-3 K		4-0 1B BB		4-0 E 4-3 BB		
Von Hayes, L OBP: 0.346, SLG: 0.400 (1, 9)	0-0 1-2 1B			0-0 4-3	0-0 F9		0-0 E4 4-3 WP 1B		
Bo Diaz, R OBP: 0.300, SLG: 0.379 (1, 2)	0-0 F7			0-0 5-3	4-0 1B BB		0-0 4-3		
Mike Schmidt, R OBP: 0.381, SLG: 0.470 (1, 5)		0-0 F9		0-0 F8	0-0 1B 1B		4-0 WP BB		
Gary Matthews, R OBP: 0.349, SLG: 0.385 (1, 7) Greg Gross, L OBP: 0.408, SLG: 0.369 (8, 7)		0-0 6-3			0-0 1B		0-3 K		
Ivan De Jesus, R OBP: 0.319, SLG: 0.314 (1, 6)		0-0 4-3			4-0 2B BB	0-0 5-3	0-0 6-3		
John Denny, R OBP: 0.128, SLG: 0.109 (1, 1)			0-3 K		0-0 B1	0-0 6-3		0-0 6-3	

AB	R	H	RBI	BB	SO	LOB
5	1	2	1	0	0	0
5	2	2	2	0	0	1
1	1	0	0	3	1	1
0	1	0	0	0	0	0
4	1	2	0	0	0	2
3	1	0	1	1	0	4
3	0	1	2	1	0	0
4	1	2	1	0	1	2
0	0	0	0	0	0	0
3	1	0	0	1	0	1
4	0	0	0	0	1	2

**BOTTOM**

**Cincinnati Reds @ Philadelphia Phillies**  
**Veterans Stadium, Philadelphia, PA**  
 Sat Jul 16 1983, 7:05 PM EDT  
 Att. 29,209 - Unknown

[livebaseballscorecards.com](http://livebaseballscorecards.com)

<b>AB</b>	<b>32</b>
<b>R</b>	<b>9</b>
<b>H</b>	<b>9</b>
<b>RBI</b>	<b>7</b>
<b>BB</b>	<b>6</b>
<b>SO</b>	<b>3</b>
<b>LOB</b>	<b>13</b>



1B: 7	SF: 0
2B: 2	SAC: 0
3B: 0	DP: 0
HR: 0	HBP: 0

WP: 1	PA: 38
PB: 1	
SB: 1	
CS: 0	

Inning Stats	R: 0	H: 1	E: 0	K: 0	P: 8	R: 0	H: 0	E: 0	K: 0	P: 3	R: 0	H: 1	E: 0	K: 2	P: 8	R: 0	H: 0	E: 0	K: 0	P: 3	R: 6	H: 5	E: 0	K: 0	P: 7	R: 0	H: 0	E: 0	K: 0	P: 3	R: 3	H: 2	E: 1	K: 1	P: 15	R: 0	H: 0	E: 0	K: 0	P: 3
<b>PITCHER</b>	<b>IP</b>	<b>WLS</b>	<b>BF</b>	<b>H</b>	<b>R</b>	<b>ER</b>	<b>SO</b>	<b>BB</b>	<b>IBB</b>	<b>HBP</b>	<b>BLK</b>	<b>WP</b>	<b>HR</b>	<b>S</b>	<b>P</b>	<b>ERA</b>	<b>WHIP</b>																							
Bruce Berenyi, R ERA: 4.2 (1, 1)	4.1	L	21	5	5	5	2	3	0	0	0	0	0	22	34	10.38	1.846																							
Ted Power, R ERA: 4.39 (5, 1)	0.2		4	2	1	1	0	1	0	0	0	0	0	3	7	13.50	4.500																							
Rich Gale, R ERA: 5.05 (6, 1)	2.0		10	2	3	2	1	2	0	0	0	1	0	10	18	9.00	2.000																							
Tom Hume, R ERA: 7.76 (8, 1)	1.0		3	0	0	0	0	0	0	0	0	0	0	3	3	0.00	0.000																							

Batter	1	2	3	4	5	6	7	8	9	AB R H RBI BB SO LOB	TOP									
Eddie Milner, L (1, 8) OBP: 0.348, SLG: 0.362	0-0 HR		0-0 CS 1B			4-0 BB		0-0 F8	0-0 F7	4 1 2 1 1 0 1										
Duane Walker, L (1, 7) OBP: 0.322, SLG: 0.402	0-0 6-3		0-3 K			0-0 F7		0-3 K		4 0 0 0 0 2 2										
Cesar Cedeno, R (1, 9) OBP: 0.291, SLG: 0.352	0-0 F3				0-0 L7		0-0 P5	4-0 1B BB		3 0 0 0 1 0 1										
Dan Driessen, L (1, 3) OBP: 0.410, SLG: 0.458	0-0 1B				0-0 G3		0-0 P4	0-0 FC6-4 1B		4 0 2 0 0 0 0										
Ron Oester, S (1, 4) OBP: 0.318, SLG: 0.398	0-3 K				0-0 G3		0-0 1B HR 1B	0-0 FC6-4		4 1 1 0 0 1 3										
Nick Esasky, R (1, 5) OBP: 0.330, SLG: 0.505			0-0 F9		0-3 K		0-0 1-2 HR 1B		0-0 HR	4 2 2 1 0 1 0										
Alan Knicely, R (1, 2) OBP: 0.341, SLG: 0.307			0-3 K		0-0 L6		0-3 K		4-0 BB	3 0 0 0 1 2 2										
Tom Foley, L (1, 6) OBP: 0.304, SLG: 0.320			0-0 4-3		0-3 K		0-0 1-H 2-H HR		0-3 K	2 0 0 0 0 1 0										
Johnny Bench, R (7, PH) OBP: 0.309, SLG: 0.416										1 1 1 3 0 0 0										
Dave Concepcion, R (7, 6) OBP: 0.285, SLG: 0.269										1 0 0 0 0 1 1										
Frank Pastore, R (1, 1) OBP: 0.188, SLG: 0.194			0-3 K				0-0 F9	0-0 F8	0-3 K	4 0 0 0 0 2 1										
<b>Inning Stats</b>	R: 1 E: 0 K: 1 S: 7	H: 2 LOB: 1 BB: 0 P: 7	R: 0 E: 0 K: 1 S: 5	H: 0 LOB: 0 BB: 0 P: 5	R: 0 E: 0 K: 2 S: 7	H: 1 LOB: 0 BB: 0 P: 7	R: 0 E: 0 K: 0 S: 3	H: 0 LOB: 0 BB: 0 P: 3	R: 0 E: 0 K: 2 S: 7	H: 0 LOB: 0 BB: 0 P: 7	R: 3 E: 0 K: 1 S: 8	H: 3 LOB: 0 BB: 0 P: 8	R: 0 E: 0 K: 1 S: 6	H: 1 LOB: 2 BB: 1 P: 10	R: 1 E: 0 K: 2 S: 8	H: 1 LOB: 1 BB: 1 P: 12	1B: 5 2B: 0 3B: 0 HR: 3	SF: 0 SAC: 0 DP: 0 HBP: 0	WP: 0 PB: 0 SB: 0 CS: 1	PA: 37
<b>PITCHER</b>	IP WLS BF H R ER SO BB IBB HBP BLK WP HR S P ERA WHIP																			
Kevin Gross, R (1, 1) ERA: 3.81	7.0 L 27 6 4 4 7 1 0 0 0 0 2 40 44 5.14 1.000																			
Willie Hernandez, L (8, 1) ERA: 2.45	1.0 7 2 1 1 1 2 0 0 0 0 1 7 15 9.00 4.000																			
Porfi Altamirano, R (9, 1) ERA: 3.06	1.0 3 0 0 0 2 0 0 0 0 0 0 7 7 0.00 0.000																			

Cincinnati Reds @ Philadelphia Phillies  
Veterans Stadium, Philadelphia, PA  
Sun Jul 17 1983, 3:33 AM EDT  
Att: 38,519 - Unknown

livebaseballscorecards.com

AB	34
R	5
H	8
RBI	5
BB	3
SO	10
LOB	11



Batter	1	2	3	4	5	6	7	8	9	AB	R	H	RBI	BB	SO	LOB
Gary Matthews, R (1, 7) OBP: 0.351, SLG: 0.382	0-0 5-3 ①		4-0 BB S BB			4-0 BB S BB		0-0 F9 ②		2	0	0	0	2	0	0
Kiko Garcia, R (1, 4) OBP: 0.393, SLG: 0.500 Pete Rose, S (8, PH) OBP: 0.327, SLG: 0.316 Steve Jeltz, S (9, 4)	0-0 5-3 ②		0-0 L1 ③			0-3 K ①		0-0 F7 ③		3	0	0	0	0	1	2
Von Hayes, L (1, 9) OBP: 0.340, SLG: 0.393 (8, 8)	0-0 F9 ③			0-0 G3 ①		0-0 F8 ②			0-0 L9 ①	4	0	0	0	0	0	1
Tony Perez, R (1, 3) OBP: 0.324, SLG: 0.406		0-0 F9 ①		4-0 BB G4-3 BB		0-0 F9 ③			0-0 F9 ②	3	0	0	0	1	0	1
Bo Diaz, R (1, 2) OBP: 0.303, SLG: 0.390		0-0 HR		0-0 G4-3 ② ③			4-0 BB		0-0 P4 ③	3	1	1	1	1	0	1
Mike Schmidt, R (1, 5) OBP: 0.381, SLG: 0.479		0-0 4-3 ②			0-0 HR		0-3 K ①			3	1	1	1	0	1	1
Garry Maddox, R (1, 8) OBP: 0.306, SLG: 0.388 Willie Hernandez, L (8, 1) OBP: 0.500, SLG: 0.500 Porfi Altamirano, R (9, 1)		0-3 K ③				0-0 4-3 ①			0-0 F8 ②	3	0	0	0	0	1	1
Ivan De Jesus, R (1, 6) OBP: 0.316, SLG: 0.310			0-0 5-3 ①			0-0 L1 ②			0-0 F9 ③	3	0	0	0	0	0	1
Kevin Gross, R (1, 1) OBP: 0.100, SLG: 0.100 Greg Gross, L (8, 9) OBP: 0.404, SLG: 0.365			0-3 K ②			0-0 L7 ③			0-0 F9 ①	2	0	0	0	0	1	0
										1	0	0	0	0	0	0
<b>Inning Stats</b>	R: 0 H: 0 E: 0 LOB: 0 K: 0 BB: 0 S: 3 P: 3	R: 1 H: 1 E: 0 LOB: 0 K: 1 BB: 0 S: 6 P: 6	R: 0 H: 0 E: 0 LOB: 1 K: 1 BB: 1 S: 5 P: 9	R: 0 H: 0 E: 0 LOB: 0 K: 0 BB: 1 S: 2 P: 6	R: 1 H: 1 E: 0 LOB: 0 K: 0 BB: 0 S: 4 P: 4	R: 0 H: 0 E: 0 LOB: 1 K: 1 BB: 1 S: 5 P: 9	R: 0 H: 0 E: 0 LOB: 1 K: 1 BB: 1 S: 5 P: 9	R: 0 H: 0 E: 0 LOB: 0 K: 0 BB: 0 S: 3 P: 3	R: 0 H: 0 E: 0 LOB: 0 K: 0 BB: 0 S: 3 P: 3	1B: 0 SF: 0 2B: 0 SAC: 0 3B: 0 DP: 1 HR: 2 HBP: 0	WP: 0 PA: 32 PB: 0 SB: 2 CS: 0					
<b>PITCHER</b> Frank Pastore, R (1, 1) ERA: 5.53	IP 9.0 WLS W BF 32 H 2 R 2 ER 2 SO 4 BB 4 IBB 0 HBP 0 BLK 0 WP 0 HR 2 S 36 P 52 ERA 2.00 WHIP 0.667															

**BOTTOM**

**Cincinnati Reds @ Philadelphia Phillies**  
**Veterans Stadium, Philadelphia, PA**  
 Sun Jul 17 1983, 3:33 AM EDT  
 Att. 38,519 - Unknown

[livebaseballscorecards.com](http://livebaseballscorecards.com)

<b>AB</b>	<b>28</b>
<b>R</b>	<b>2</b>
<b>H</b>	<b>2</b>
<b>RBI</b>	<b>2</b>
<b>BB</b>	<b>4</b>
<b>SO</b>	<b>4</b>
<b>LOB</b>	<b>8</b>



Batter	1	2	3	4	5	6	7	8	9	AB R H RBI BB SO LOB	TOP									
Eddie Milner, L (1, 8) OBP: 0.347, SLG: 0.370	0-3 K		0-0 L9			0-0 SH3-4		0-0 HR	0-0 G3	4 1 1 1 0 1 1	<p>Cincinnati Reds @ Montreal Expos</p> <p>Olympic Stadium, Montreal, QB</p> <p>Tue Jul 19 1983, 7:05 PM EDT</p> <p>Att. 36,229 - Unknown</p>									
Dave Concepcion, R (1, 6) OBP: 0.285, SLG: 0.267	0-3 K		0-0 6-3			0-0 F9		4-0 BB		3 0 0 0 1 1 1										
Cesar Cedeno, R (1, 9) OBP: 0.286, SLG: 0.345	0-0 5-3				0-0 F4-3	0-3 K		0-0 F8		4 0 0 0 0 1 2										
Dan Driessen, L (1, 3) OBP: 0.407, SLG: 0.459		0-0 F4-3			0-0 F8		0-0 2B	0-0 1-3		4 1 1 0 0 0 1										
Duane Walker, L (1, 7) OBP: 0.320, SLG: 0.396		0-0 3B			0-0 F4-3		0-0 F4	0-3 K		4 1 1 0 0 1 2										
Nick Esasky, R (1, 5) OBP: 0.336, SLG: 0.520		0-0 FC3-2			0-0 F7		0-0 F9	1-0 1B		3 1 1 1 0 0 1										
Ron Oester, S (1, 4) OBP: 0.318, SLG: 0.396		0-0 FC3-2			0-0 F7		4-0 2B	0-0 SH5-3		2 1 0 0 1 0 1										
Dann Bilardello, R (1, 2) OBP: 0.281, SLG: 0.358		0-0 FC6-4			0-0 6-3		0-0 2B	0-0 1B		4 0 2 3 0 0 1										
Joe Price, R (1, 1) OBP: 0.128, SLG: 0.081			0-0 1-3			4-0 SH3-4	0-0 6-3	0-0 L7		1 0 0 0 0 0 0										
Kelly Paris, R (8, PH) OBP: 0.321, SLG: 0.294										0 0 0 0 1 0 0										
Ben Hayes, R (6, 1)										1 0 0 0 0 0 1										
Johnny Bench, R (9, PH) OBP: 0.307, SLG: 0.414										1 0 0 0 0 0 1										
Bill Scherrer, L (9, 1) OBP: 0.288, SLG: 0.167										0 0 0 0 0 0 0										
Tom Hume, R (8, 1)										0 0 0 0 0 0 0										
<b>Inning Stats</b>	R: 0 E: 0 K: 2 S: 7	H: 0 LOB: 0 BB: 0 P: 7	R: 1 E: 0 K: 0 S: 5	H: 2 LOB: 1 BB: 0 P: 5	R: 0 E: 0 K: 0 S: 3	H: 0 LOB: 0 BB: 0 P: 3	R: 0 E: 0 K: 0 S: 3	H: 0 LOB: 0 BB: 0 P: 3	R: 0 E: 0 K: 1 S: 5	H: 0 LOB: 1 BB: 1 P: 9	R: 2 E: 0 K: 0 S: 5	H: 2 LOB: 1 BB: 1 P: 9	R: 1 E: 0 K: 1 S: 6	H: 1 LOB: 1 BB: 1 P: 10	R: 1 E: 0 K: 0 S: 4	H: 1 LOB: 1 BB: 0 P: 5	1B: 2 2B: 2 3B: 1 HR: 1	SF: 0 SAC: 2 DP: 0 HBP: 1	WP: 0 PB: 0 SB: 0 CS: 0	PA: 37
<b>PITCHER</b>	IP WLS BF H R ER SO BB IBB HBP BLK WP HR S P ERA WHIP																			
Steve Rogers, R (1, 1) ERA: 3.0	7.0 L 27 4 3 3 3 1 1 0 0 0 0 0 31 39 3.86 0.714																			
Dan Schatzeder, L (8, 1) ERA: 2.32	2.0 10 2 2 2 1 1 0 1 0 0 1 10 15 9.00 1.500																			

livebaseballscorecards.com

AB	31
R	5
H	6
RBI	5
BB	3
SO	4
LOB	12





BOTTOM

Cincinnati Reds @ Montreal Expos  
Olympic Stadium, Montreal, QB

Tue Jul 19 1983, 7:05 PM EDT  
Att. 36,229 - Unknown

AB	29
R	2
H	5
RBI	2
BB	5
SO	5
LOB	11



WP	0	PA	36
PB	0		
SB	1		
CS	0		

AB R H RBI BB SO LOB

4	0	1	0	0	0	0
2	0	0	0	1	1	0
1	0	0	0	0	0	1
4	0	0	0	0	0	1
4	0	0	0	0	1	1
1	2	0	0	3	1	0
3	0	1	0	1	1	1
3	0	1	1	0	0	1
3	0	2	0	0	0	0
0	0	0	1	0	0	0
2	0	0	0	0	1	2
1	0	0	0	0	0	2
0	0	0	0	0	0	0
1	0	0	0	0	0	2

Batter	1	2	3	4	5	6	7	8	9
Tim Raines, S OBP: 0.378, SLG: 0.421 (1, 7)	0-0 F8		0-0 4-3			0-0 F8		0-0 L4-6 1B	
Jim Wohlford, R OBP: 0.309, SLG: 0.388 Warren Cromartie, L OBP: 0.353, SLG: 0.379 (1, 9) (8, PH) (9, 9)	4-0 BB		0-0 P4			0-3 K		0-0 L4-6 1-3	
Andre Dawson, R OBP: 0.329, SLG: 0.566 (1, 8)	0-0 F9		0-0 F3			0-0 4-3		0-0 F9	
Al Oliver, L OBP: 0.361, SLG: 0.439 (1, 3)	0-0 P6			0-0 4-3			0-0 1-3		0-3 K
Gary Carter, R OBP: 0.327, SLG: 0.419 (1, 2)		4-0 1B BB		0-3 K			4-0 1B SF9 BB		4-0 1B SF9 BB
Tim Wallach, R OBP: 0.342, SLG: 0.450 (1, 5)		0-0 F3		0-3 K			0-0 1B 1-3 1B		4-0 1-2 1B BB
Chris Speier, R OBP: 0.353, SLG: 0.347 (1, 6)		0-0 F9			0-0 P3		0-0 SF9		0-0 1-2 2-3 1B
Doug Flynn, R OBP: 0.245, SLG: 0.282 Terry Francona, L OBP: 0.214, SLG: 0.246 (1, 4) (9, PH)		0-0 1-2 1B			0-0 F1		0-0 1-3 1B		0-0 SF9
Steve Rogers, R OBP: 0.160, SLG: 0.143 Terry Crowley, L OBP: 0.478, SLG: 0.250 Dan Schatzeder, L OBP: 0.167, SLG: 0.167 Mike Vail, R OBP: 0.294, SLG: 0.365 (1, 1) (7, PH) (8, 1) (9, PH)		0-0 L8			0-3 K		0-0 3-1		0-0 3-H F8

Inning Stats	R: 0	H: 0	E: 0	K: 3	S: 3	R: 0	H: 1	E: 0	K: 0	S: 4	R: 0	H: 0	E: 0	K: 2	S: 7	R: 0	H: 0	E: 0	K: 1	S: 5	R: 0	H: 0	E: 0	K: 1	S: 5	R: 1	H: 2	E: 0	K: 0	S: 5	R: 0	H: 1	E: 0	K: 0	S: 3	R: 1	H: 1	E: 0	K: 1	S: 6	1B: 5	SF: 2	2B: 1	3B: 0	HR: 0	WP: 0	PB: 0	SB: 1	CS: 0
--------------	------	------	------	------	------	------	------	------	------	------	------	------	------	------	------	------	------	------	------	------	------	------	------	------	------	------	------	------	------	------	------	------	------	------	------	------	------	------	------	------	-------	-------	-------	-------	-------	-------	-------	-------	-------

PITCHER	IP	WLS	BF	H	R	ER	SO	BB	IBB	HBP	BLK	WP	HR	S	P	ERA	WHIP
Joe Price, L ERA: 2.62 (1, 1)	5.0		18	1	0	0	3	2	0	0	0	0	0	22	30	0.00	0.600
Ben Hayes, R ERA: 5.67 (6, 1)	3.0		12	3	1	1	1	1	0	0	0	0	0	13	17	3.00	1.333
Bill Scherrer, L ERA: 2.98 (9, 1)	0.1		3	0	1	1	1	2	0	0	0	0	0	3	11	27.00	6.000
Tom Hume, R ERA: 7.58 (9, 1)	0.2	S	3	1	0	0	0	0	0	0	0	0	0	3	3	0.00	1.500

Batter	1	2	3	4	5	6	7	8	9	AB R H RBI BB SO LOB	TOP											
<b>Eddie Milner, L</b> (1, 8) OBP: 0.343, SLG: 0.366	0-0 F8			0-0 F4-3		0-3 K		0-3 K		4 0 0 0 0 2 1												
<b>Dave Concepcion, R</b> (1, 6) OBP: 0.287, SLG: 0.268	0-0 F9			0-0 CS 1B		0-3 K		4-0 WP 1B 2B BB		3 1 1 0 1 1 0												
<b>Cesar Cedeno, R</b> (1, 9) OBP: 0.286, SLG: 0.343	0-0 5-3			0-0 F8 1-2		0-0 E4 F4-3 1B 1B		0-0 F2		4 1 1 0 0 0 2												
<b>Dan Driessen, L</b> (1, 3) OBP: 0.408, SLG: 0.459		0-0 F5-4-3 1B		0-0 F4		0-0 F4-3		0-0 F4-3 2-3		4 1 2 0 0 0 1												
<b>Duane Walker, L</b> (1, 7) OBP: 0.318, SLG: 0.391		0-0 F8		0-0 F7		0-0 1B		0-3 K 1-2 2-3		4 0 1 1 0 1 3												
<b>Nick Esasky, R</b> (1, 5) OBP: 0.342, SLG: 0.559		0-0 F5-4-3 1-2		0-0 HR		0-3 K2-3		0-0 2B 2-H 3-H		4 1 2 3 0 1 2												
<b>Tom Foley, L</b> (1, 4) OBP: 0.293, SLG: 0.308			0-0 F7		0-3 K		0-0 F7		0-0 G3	2 0 0 0 0 1 0												
<b>Ron Oester, S</b> (8, PH) OBP: 0.317, SLG: 0.393										2 0 0 0 0 0 1												
<b>Alex Trevino, R</b> (1, 2) OBP: 0.260, SLG: 0.256			0-3 K		0-0 F5		4-0 BB			2 0 0 0 0 1 0												
<b>Paul Householder, S</b> (8, PH) OBP: 0.324, SLG: 0.376										0 0 0 0 1 0 0												
<b>Dann Bilardello, R</b> (8, 2) OBP: 0.281, SLG: 0.358										0 0 0 0 0 0 0												
<b>Mario Soto, R</b> (1, 1) OBP: 0.154, SLG: 0.196			0-0 6-3		0-3 K		0-3 K			2 0 0 0 0 1 0												
<b>Bill Scherrer, L</b> (7, 1) OBP: 0.286, SLG: 0.167										0 0 0 0 0 0 0												
<b>Johnny Bench, R</b> (8, PH) OBP: 0.306, SLG: 0.413										1 0 0 0 0 1 1												
<b>Tom Hume, R</b> (8, 1)										0 0 0 0 0 0 0												
<b>Inning Stats</b>	R: 0 E: 0 K: 0 S: 3	H: 0 LOB: 0 BB: 0 P: 3	R: 0 E: 0 K: 0 S: 3	H: 1 LOB: 0 BB: 0 P: 3	R: 0 E: 0 K: 1 S: 5	H: 0 LOB: 0 BB: 0 P: 5	R: 0 E: 0 K: 0 S: 3	H: 1 LOB: 0 BB: 0 P: 3	R: 1 E: 0 K: 1 S: 6	H: 1 LOB: 0 BB: 0 P: 6	R: 0 E: 0 K: 2 S: 7	H: 0 LOB: 0 BB: 0 P: 7	R: 1 E: 1 K: 2 S: 9	H: 2 LOB: 1 BB: 0 P: 9	R: 0 E: 0 K: 2 S: 7	H: 0 LOB: 1 BB: 1 P: 11	R: 2 E: 0 K: 1 S: 7	H: 2 LOB: 1 BB: 1 P: 11	1B: 5 2B: 1 3B: 0 HR: 1	SF: 0 SAC: 0 DP: 1 HBP: 0	WP: 1 PB: 0 SB: 0 CS: 1	PA: 34
<b>PITCHER</b>	IP WLS BF H R ER SO BB IBB HBP BLK WP HR S P ERA WHIP																					
<b>Charlie Lea, R</b> (1, 1) ERA: 3.36	8.2 W 33 7 4 3 9 2 0 0 0 1 1 49 57 3.12 1.038																					
<b>Bob James, R</b> (9, 1) ERA: 9.0	0.1 S 1 0 0 0 0 0 0 0 0 0 0 0 1 1 0.00 0.000																					

Cincinnati Reds @ Montreal Expos  
Olympic Stadium, Montreal, QB  
Wed Jul 20 1983, 7:05 PM EDT  
Att. 24,555 - Unknown

livebaseballscorecards.com

AB	32
R	4
H	7
RBI	4
BB	2
SO	9
LOB	11





Batter	1	2	3	4	5	6	7	8	9	AB R H RBI BB SO LOB	TOP													
Bob Bailor, R (1, 6) OBP: 0.286, SLG: 0.296	0-0 6-3	0-0 P4			0-0 6-3		4-0 G5-4-3 BB		0-0 BB 1B	4 0 1 0 1 0 2														
Mookie Wilson, S (1, 8) OBP: 0.277, SLG: 0.320	4-0 S BB		0-0 F7		0-0 3-1		0-0 G5-4-3		4-0 BB	3 0 0 0 1 0 2														
Scott Holman, R (7, 1) OBP: 0.222, SLG: 0.222										0 0 0 0 0 0 0														
Ron Hodges, L (9, PH) OBP: 0.366, SLG: 0.235										0 0 0 0 1 0 0														
Keith Hernandez, L (1, 3) OBP: 0.363, SLG: 0.426	0-0 4-3		4-0 2-5 1-3 BB		0-0 F9			0-0 F8	0-0 F7	4 0 0 0 1 0 3														
George Foster, R (1, 7) OBP: 0.313, SLG: 0.438	0-0 1-3			0-0 1-3		0-0 1B		4-0 1B BB		3 0 1 0 1 0 2														
Darryl Strawberry, L (1, 9) OBP: 0.299, SLG: 0.435		4-0 1B BB	4-0 IBB		0-0 P4			0-0 1-2 1B		2 1 1 0 2 0 1														
Tucker Ashford, R (1, 5) OBP: 0.256, SLG: 0.231		0-0 1B BB	0-0 IBB	0-0 F9		0-0 F7		0-0 F8		3 0 1 0 0 0 1														
Rusty Staub, L (8, PH) OBP: 0.409, SLG: 0.447		SH2-4 1-3 1B	2-5							1 0 0 0 0 0 2														
Hubie Brooks, R (8, 5) OBP: 0.311, SLG: 0.369										0 0 0 0 0 0 0														
Brian Giles, R (1, 4) OBP: 0.316, SLG: 0.293		0-0 SH2-4 1-2 1B		4-0 S BB		0-0 P4		0-0 F7		3 0 1 1 1 0 3														
Junior Ortiz, R (1, 2) OBP: 0.225, SLG: 0.203		0-0 K		0-0 F8		0-0 BB 1B			0-0 4-3	4 0 1 0 0 1 3														
Mike Torrez, R (1, 1) OBP: 0.083, SLG: 0.057		0-0 SH2-4		0-0 K		0-0 K		0-0 K	0-0 4-3	1 0 0 0 0 1 1														
Craig Swan, R (4, 1) OBP: 0.105, SLG: 0.105										0 0 0 0 0 0 0														
Danny Heep, L (7, PH) OBP: 0.363, SLG: 0.439										2 0 0 0 0 1 1														
<b>Inning Stats</b>	R: 0 E: 0 K: 0 S: 3	H: 0 LOB: 1 BB: 1 P: 7	R: 1 E: 0 K: 1 S: 7	H: 2 LOB: 2 BB: 1 P: 11	R: 0 E: 0 K: 0 S: 2	H: 0 LOB: 2 BB: 2 P: 10	R: 0 E: 0 K: 1 S: 5	H: 0 LOB: 1 BB: 1 P: 9	R: 0 E: 0 K: 0 S: 3	H: 0 LOB: 0 BB: 0 P: 3	R: 0 E: 0 K: 0 S: 4	H: 1 LOB: 1 BB: 0 P: 4	R: 0 E: 0 K: 1 S: 5	H: 1 LOB: 1 BB: 1 P: 9	R: 0 E: 0 K: 0 S: 4	H: 1 LOB: 2 BB: 1 P: 8	R: 0 E: 0 K: 0 S: 4	H: 1 LOB: 2 BB: 1 P: 8	R: 0 E: 0 K: 0 S: 4	H: 1 LOB: 2 BB: 1 P: 8	1B: 6 2B: 0 3B: 0 HR: 0	SF: 0 SAC: 1 DP: 1 HBP: 0	WP: 0 PB: 0 SB: 2 CS: 0	PA: 39
<b>PITCHER</b>	IP WLS BF H R ER SO BB IBB HBP BLK WP HR S P ERA WHIP																							
Charlie Puleo, R (1, 1) ERA: 4.9	6.1 W 29 4 1 1 3 5 1 0 0 0 0 28 52 1.42 1.421																							
Bill Scherrer, L (7, 1) ERA: 2.91	1.0 4 1 0 0 0 1 0 0 0 0 0 0 3 7 0.00 2.000																							
Ben Hayes, R (8, 1) ERA: 5.44	1.2 S 7 1 0 0 0 1 0 0 0 0 0 0 6 10 0.00 1.200																							

**New York Mets @ Cincinnati Reds**  
Riverfront Stadium, Cincinnati, OH

Thu Jul 21 1983, 7:05 PM EDT  
Att: 10,797 - Unknown

AB	30
R	1
H	6
RBI	1
BB	8
SO	3
LOB	21



WP	0	PA	39
PB	0		
SB	2		
CS	0		

PITCHER	IP	WLS	BF	H	R	ER	SO	BB	IBB	HBP	BLK	WP	HR	S	P	ERA	WHIP
---------	----	-----	----	---	---	----	----	----	-----	-----	-----	----	----	---	---	-----	------

BOTTOM

New York Mets @ Cincinnati Reds  
Riverfront Stadium, Cincinnati, OH

Thu Jul 21 1983, 7:05 PM EDT  
Att. 10,797 - Unknown

livebaseballscorecards.com

AB	29
R	6
H	6
RBI	6
BB	11
SO	2
LOB	16



WP:	0	PA:	41
PB:	0	SB:	2
CS:	0		

AB R H RBI BB SO LOB

3	0	0	0	2	0	0
5	0	1	0	0	1	5
4	2	1	0	1	0	1
0	0	0	0	0	0	0
1	2	1	1	4	0	0
3	2	1	2	2	0	2
4	0	2	2	0	0	4
3	0	0	0	1	0	1
3	0	0	1	0	1	1
2	0	0	0	1	0	2
1	0	0	0	0	0	0
0	0	0	0	0	0	0

1B:	2	SF:	1
2B:	3	SAC:	0
3B:	0	DP:	0
HR:	1	HBP:	0

Batter	1	2	3	4	5	6	7	8	9
Eddie Milner, L (1, 8) OBP: 0.344, SLG: 0.362	0-0 F8	4-0 BB	4-0 FC5-4 IBB		0-0 F8			0-0 3-1	
Dave Concepcion, R (1, 6) OBP: 0.286, SLG: 0.266	0-0 F9	0-0 F9	0-0 FC5-4		0-3 K			0-0 FC6-4 1B	
Cesar Cedeno, R (1, 9) OBP: 0.288, SLG: 0.346	4-0 BB S BB		0-0 BB 2B		0-0 L7			0-0 FC6-4 2B	
Paul Householder, S (9, 9) OBP: 0.324, SLG: 0.376									
Dan Driessen, L (1, 3) OBP: 0.422, SLG: 0.468	4-0 BB 1-2 BB		4-0 BB 2B BB		4-0 HR BB			0-0 1-H 2B	
Nick Esasky, R (1, 5) OBP: 0.353, SLG: 0.581	4-0 BB 1-2 2-3 BB		4-0 2B SF8 BB		0-0 1-H HR			0-0 4-3	
Duane Walker, L (1, 7) OBP: 0.323, SLG: 0.403	0-0 P4		0-0 SF8 2B		0-0 F9 S 1B			0-0 F7	
Ron Oester, S (1, 4) OBP: 0.316, SLG: 0.390		0-0 F8	4-0 SF8 IBB		0-0 F9			0-0 3-1	
Dann Bilardello, R (1, 2) OBP: 0.274, SLG: 0.351		0-3 K	0-0 SF8		0-0 P4			0-0 F9	
Charlie Puleo, R (1, 1) OBP: 0.250, SLG: 0.125		4-0 BB	0-0 5-3		0-0 F9			0-0 1-3	
Bill Scherrer, L (7, 1) OBP: 0.250, SLG: 0.143									
Ben Hayes, R (8, 1)									

Inning Stats	1	2	3	4	5	6	7	8	9
R: 0	R: 0	R: 0	R: 3	R: 2	R: 0	R: 0	R: 0	R: 1	R: 0
H: 0	H: 0	H: 0	H: 2	H: 2	H: 0	H: 0	H: 0	H: 2	H: 2
E: 0	E: 0	E: 0	E: 0	E: 0	E: 0	E: 0	E: 0	E: 0	E: 0
K: 0	K: 1	K: 0	K: 0	K: 0	K: 1	K: 0	K: 0	K: 0	K: 0
S: 3	S: 5	S: 5	S: 5	S: 5	S: 5	S: 3	S: 3	S: 5	S: 5
LOB: 3	LOB: 2	LOB: 2	LOB: 3	LOB: 1	LOB: 0	LOB: 1	LOB: 0	LOB: 1	LOB: 1
BB: 3	BB: 3	BB: 2	BB: 4	BB: 1	BB: 0	BB: 1	BB: 0	BB: 0	BB: 0
P: 15	P: 13	P: 13	P: 21	P: 9	P: 5	P: 7	P: 3	P: 5	P: 5

PITCHER	IP	WLS	BF	H	R	ER	SO	BB	IBB	HBP	BLK	WP	HR	S	P	ERA	WHIP
Mike Torrez, R (1, 1) ERA: 4.52	3.1	L	23	3	5	5	1	8	2	0	0	0	1	15	55	13.50	3.300
Craig Swan, R (4, 1) ERA: 4.9	2.2		10	1	0	0	1	1	0	0	0	0	0	11	15	0.00	0.750
Scott Holman, R (7, 1) ERA: 4.04	2.0		8	2	1	1	0	0	0	0	0	0	0	8	8	4.50	1.000

**New York Mets @ Cincinnati Reds**  
 Riverfront Stadium, Cincinnati, OH

Fri Jul 22 1983, 7:05 PM EDT  
 Att. 13,345 - Unknown

<b>AB</b>	<b>33</b>
<b>R</b>	<b>3</b>
<b>H</b>	<b>9</b>
<b>RBI</b>	<b>3</b>
<b>BB</b>	<b>1</b>
<b>SO</b>	<b>5</b>
<b>LOB</b>	<b>6</b>



Batter	1	2	3	4	5	6	7	8	9	AB	R	H	RBI	BB	SO	LOB
Bob Bailor, R (1, 6) OBP: 0.291, SLG: 0.303	0-0 6-3		4-0 BB			0-0 5-3		0-0 2B		3	0	1	0	1	0	0
Danny Heep, L (1, 8) OBP: 0.354, SLG: 0.428	0-3 K		0-0 CS	0-0 F8		0-0 G3		0-0 L7		4	0	0	0	0	1	1
Jesse Orosco, R (8, 1) OBP: 0.222, SLG: 0.222			1-2							0	0	0	0	0	0	0
Doug Sisk, R (9, 1) OBP: 0.500, SLG: 0.500										0	0	0	0	0	0	0
Keith Hernandez, L (1, 3) OBP: 0.365, SLG: 0.438	0-0 1B 2B			0-0 6-3		0-0 F8				4	1	2	1	0	0	0
George Foster, R (1, 7) OBP: 0.315, SLG: 0.439	0-0 2-H 1B			0-0 F7						4	0	2	0	0	0	0
Darryl Strawberry, L (1, 9) OBP: 0.302, SLG: 0.450		0-0 F7			0-0 CS 1B		0-0 F8		0-0 HR	4	1	2	1	0	0	1
Ron Hodges, L (1, 2) OBP: 0.368, SLG: 0.238		0-3 K			0-0 1B		0-0 F9		0-3 K	2	1	1	0	0	1	0
Dave Kingman, R (7, PH) OBP: 0.273, SLG: 0.422					1-2 2B 1B					1	0	0	0	0	0	1
Junior Ortiz, R (7, 2) OBP: 0.222, SLG: 0.200										1	0	0	0	0	1	0
Brian Giles, R (1, 4) OBP: 0.315, SLG: 0.296		0-0 4-3			0-0 2B		0-3 K		0-0 6-3	4	0	1	1	0	1	1
Tucker Ashford, R (1, 5) OBP: 0.244, SLG: 0.220			0-0 F8		0-0 L5			0-0 L8		2	0	0	0	0	0	1
Mookie Wilson, S (8, PH) OBP: 0.277, SLG: 0.319										1	0	0	0	0	0	0
Walt Terrell, L (1, 1) OBP: 0.404, SLG: 0.442			0-0 6-3		0-3 K			0-0 F9		2	0	0	0	0	1	1
Hubie Brooks, R (8, 5) OBP: 0.311, SLG: 0.369										1	0	0	0	0	0	0
										0	0	0	0	0	0	0

Batter	1	2	3	4	5	6	7	8	9
Bob Bailor, R (1, 6) OBP: 0.291, SLG: 0.303	0-0 6-3		4-0 BB			0-0 5-3		0-0 2B	
Danny Heep, L (1, 8) OBP: 0.354, SLG: 0.428	0-3 K		0-0 CS	0-0 F8		0-0 G3		0-0 L7	
Jesse Orosco, R (8, 1) OBP: 0.222, SLG: 0.222			1-2						
Doug Sisk, R (9, 1) OBP: 0.500, SLG: 0.500									
Keith Hernandez, L (1, 3) OBP: 0.365, SLG: 0.438	0-0 1B 2B			0-0 6-3		0-0 F8			
George Foster, R (1, 7) OBP: 0.315, SLG: 0.439	0-0 2-H 1B			0-0 F7					
Darryl Strawberry, L (1, 9) OBP: 0.302, SLG: 0.450		0-0 F7			0-0 CS 1B		0-0 F8		0-0 HR
Ron Hodges, L (1, 2) OBP: 0.368, SLG: 0.238		0-3 K			0-0 1B		0-0 F9		0-3 K
Dave Kingman, R (7, PH) OBP: 0.273, SLG: 0.422					1-2 2B 1B				
Junior Ortiz, R (7, 2) OBP: 0.222, SLG: 0.200									
Brian Giles, R (1, 4) OBP: 0.315, SLG: 0.296		0-0 4-3			0-0 2B		0-3 K		0-0 6-3
Tucker Ashford, R (1, 5) OBP: 0.244, SLG: 0.220			0-0 F8		0-0 L5			0-0 L8	
Mookie Wilson, S (8, PH) OBP: 0.277, SLG: 0.319									
Walt Terrell, L (1, 1) OBP: 0.404, SLG: 0.442			0-0 6-3		0-3 K			0-0 F9	
Hubie Brooks, R (8, 5) OBP: 0.311, SLG: 0.369									

Inning Stats	R: 0	H: 2	E: 0	K: 1	S: 6	R: 0	H: 0	E: 0	K: 1	S: 5	R: 0	H: 0	E: 0	K: 0	S: 2	R: 0	H: 0	E: 0	K: 0	S: 3	R: 1	H: 3	E: 0	K: 1	S: 7	R: 0	H: 0	E: 0	K: 0	S: 3	R: 0	H: 1	E: 0	K: 1	S: 6	R: 0	H: 1	E: 0	K: 0	S: 4	R: 2	H: 2	E: 0	K: 1	S: 7	1B: 4	SF: 0	2B: 3	SAC: 0	3B: 0	DP: 0	HR: 2	HBP: 0	WP: 0	PA: 35
--------------	------	------	------	------	------	------	------	------	------	------	------	------	------	------	------	------	------	------	------	------	------	------	------	------	------	------	------	------	------	------	------	------	------	------	------	------	------	------	------	------	------	------	------	------	------	-------	-------	-------	--------	-------	-------	-------	--------	-------	--------

PITCHER	IP	WLS	BF	H	R	ER	SO	BB	IBB	HBP	BLK	WP	HR	S	P	ERA	WHIP
Frank Pastore, R (1, 1) ERA: 5.29	6.0		22	6	1	1	3	1	0	0	0	0	0	27	31	1.50	1.167
Bill Scherrer, L (7, 1) ERA: 2.89	0.1		1	0	0	0	0	0	0	0	0	0	0	1	1	0.00	0.000
Ben Hayes, R (7, 1) ERA: 5.52	2.2	L	11	3	2	2	2	0	0	0	0	0	2	15	15	6.75	1.125

PITCHER	IP	WLS	BF	H	R	ER	SO	BB	IBB	HBP	BLK	WP	HR	S	P	ERA	WHIP
---------	----	-----	----	---	---	----	----	----	-----	-----	-----	----	----	---	---	-----	------



# New York Mets @ Cincinnati Reds

## Riverfront Stadium, Cincinnati, OH

Sat Jul 23 1983, 7:05 PM EDT  
Att. 16,074 - Unknown

[livebaseballscorecards.com](http://livebaseballscorecards.com)

<b>AB</b>	<b>35</b>
<b>R</b>	<b>3</b>
<b>H</b>	<b>10</b>
<b>RBI</b>	<b>3</b>
<b>BB</b>	<b>6</b>
<b>SO</b>	<b>8</b>
<b>LOB</b>	<b>20</b>



Batter	1	2	3	4	5	6	7	8	9	AB R H RBI BB SO LOB
Bob Bailor, R (1, 6) OBP: 0.293, SLG: 0.302	0-0 6-3		0-0 F9	0-3 K2-3		0-0 1-2 1B		4-0 BB		4 0 1 0 1 1 3
Mookie Wilson, S (1, 8) OBP: 0.278, SLG: 0.320 Carlos Diaz, R (8, 1)	0-3 K		0-0 1B		0-0 4-3 1B	0-0 F8		0-0 L6		5 0 2 0 0 1 3 0 0 0 0 0 0 0
Keith Hernandez, L (1, 3) OBP: 0.368, SLG: 0.442	4-0 BB		0-0 4-3		0-0 4-3		0-0 HR 2B		0-0 G6-4-3 1B	4 1 2 0 1 0 2
George Foster, R (1, 7) OBP: 0.316, SLG: 0.445	0-3 K			4-0 1B BB BB	0-0 F8		0-0 2-H HR		0-0 G6-4-3 1-2f	4 2 1 2 1 1 3
Darryl Strawberry, L (1, 9) OBP: 0.300, SLG: 0.442		0-3 K		0-3 K	4-0 BB		0-0 3-1		0-0 F8	4 0 0 0 1 2 1
Ron Hodges, L (1, 2) OBP: 0.367, SLG: 0.240 Junior Ortiz, R (7, PH) OBP: 0.233, SLG: 0.211		0-0 1-3		0-0 BB 1B 1-2 1B	0-0 1-3		0-0 G4-6-3 1B			3 0 1 0 0 0 2 1 0 1 0 0 0 0
Brian Giles, R (1, 4) OBP: 0.318, SLG: 0.296		4-0 S BB		0-0 1-2 2-3 1B		0-0 5-3	0-0 G4-6-3 1-2f			3 0 1 0 1 0 1
Tucker Ashford, R (1, 5) OBP: 0.265, SLG: 0.227		0-0 1-3		4-0 1-2 2-3 3-H BB	4-0 1B 1B			0-3 K		3 0 1 1 1 1 1
Tom Gorman, L (1, 1) OBP: 0.250, SLG: 0.250 Rusty Staub, L (4, PH) OBP: 0.400, SLG: 0.436 Scott Holman, R (4, 1) OBP: 0.222, SLG: 0.222 Danny Heep, L (6, PH) OBP: 0.352, SLG: 0.425 Craig Swan, R (6, 1) OBP: 0.108, SLG: 0.105 Mark Bradley, R (8, PH) OBP: 0.321, SLG: 0.377		0-3 K	0-3 K			0-0 F5		0-0 F9		1 0 0 0 0 1 0 1 0 0 0 0 1 3 0 0 0 0 0 0 0 1 0 0 0 0 0 1 0 0 0 0 0 0 0 1 0 0 0 0 0 0

Inning Stats	R: 0 E: 0 K: 2 S: 7	H: 0 LOB: 1 BB: 1 P: 11	R: 0 E: 0 K: 1 S: 5	H: 0 LOB: 1 BB: 1 P: 9	R: 0 E: 0 K: 1 S: 6	H: 1 LOB: 1 BB: 0 P: 6	R: 1 E: 0 K: 3 S: 11	H: 2 LOB: 3 BB: 2 P: 19	R: 0 E: 0 K: 0 S: 4	H: 1 LOB: 2 BB: 1 P: 8	R: 0 E: 0 K: 0 S: 5	H: 2 LOB: 2 BB: 0 P: 5	R: 2 E: 0 K: 0 S: 5	H: 3 LOB: 0 BB: 0 P: 5	R: 0 E: 0 K: 1 S: 5	H: 0 LOB: 1 BB: 1 P: 9	R: 0 E: 0 K: 0 S: 3	H: 1 LOB: 0 BB: 0 P: 3	1B: 8 2B: 1 3B: 0 HR: 1	SF: 0 SAC: 0 DP: 2 HBP: 0	WP: 0 PB: 0 SB: 1 CS: 0	PA: 41
--------------	------------------------------	----------------------------------	------------------------------	---------------------------------	------------------------------	---------------------------------	-------------------------------	----------------------------------	------------------------------	---------------------------------	------------------------------	---------------------------------	------------------------------	---------------------------------	------------------------------	---------------------------------	------------------------------	---------------------------------	----------------------------------	------------------------------------	----------------------------------	--------

PITCHER	IP	WLS	BF	H	R	ER	SO	BB	IBB	HBP	BLK	WP	HR	S	P	ERA	WHIP
Bruce Berenyi, R (1, 1) ERA: 4.07	5.2	W	28	6	1	1	7	5	0	0	0	0	0	37	57	1.59	1.941
Bill Scherrer, L (6, 1) ERA: 3.19	0.2		5	3	2	2	0	0	0	0	0	0	1	5	5	27.00	4.500
Ted Power, R (7, 1) ERA: 4.28	1.2		6	1	0	0	1	1	0	0	0	0	0	7	11	0.00	1.200
Tom Hume, R (9, 1) ERA: 7.11	1.0		2	0	0	0	0	0	0	0	0	0	0	2	2	0.00	0.000

PITCHER	IP	WLS	BF	H	R	ER	SO	BB	IBB	HBP	BLK	WP	HR	S	P	ERA	WHIP
---------	----	-----	----	---	---	----	----	----	-----	-----	-----	----	----	---	---	-----	------







BOTTOM

New York Mets @ Cincinnati Reds  
Riverfront Stadium, Cincinnati, OH  
Sun Jul 24 1983, 3:33 AM EDT  
Att. 12,259 - Unknown

livebaseballscorecards.com

AB	29
R	4
H	7
RBI	4
BB	4
SO	6
LOB	13



WP:	0	PA:	35
PB:	0	SB:	1
CS:	0		

AB R H RBI BB SO LOB

3	1	1	0	0	0	1
2	2	2	0	2	0	0
4	1	1	1	0	2	4
3	0	0	1	0	1	4
4	0	1	2	0	1	0
4	0	0	0	0	2	1
3	0	1	0	1	0	0
4	0	0	0	0	0	3
2	0	1	0	1	0	0
1B:	7	SF:	1			
2B:	0	SAC:	1			
3B:	0	DP:	0			
HR:	0	HBP:	0			

Batter	1	2	3	4	5	6	7	8	9
Eddie Milner, L OBP: 0.354, SLG: 0.377 (1, 8) X	0-0 1B 1B	0-0 F9		0-0 F7			0-0 SH3-4 1-2		
Dave Concepcion, R OBP: 0.302, SLG: 0.283 (1, 6) X	0-0 1-3 1-2 1B E 1B	4-0 BB			0-0 E S SF8 1B		4-0 BB		
Gary Redus, R OBP: 0.354, SLG: 0.467 (1, 7) X	0-0 1-3 1-2 2-H E 1B	0-3 K			0-3 K		0-0 F8		
Dan Driessen, L OBP: 0.417, SLG: 0.454 (1, 3) X	0-0 1-3 1-2 2-3		0-3 K		0-0 SF8		0-0 G3		
Cesar Cedeno, R OBP: 0.293, SLG: 0.345 (1, 9) X	0-0 E7 FC5 2-H 3-H 1B		0-0 F4		0-0 F2		0-3 K		
Nick Esasky, R OBP: 0.344, SLG: 0.573 (1, 5) S	0-3 K		0-0 F8		0-3 K		0-0 6-3		
Ron Oester, S OBP: 0.316, SLG: 0.389 (1, 4) X	4-0 IBB			0-0 F6		0-0 4-3	0-0 1B		
Dann Bilardello, R OBP: 0.261, SLG: 0.327 (1, 2) X	0-0 FC5 2-3f			0-0 F8		0-0 F9	0-0 5-3		
Joe Price, R OBP: 0.167, SLG: 0.103 (1, 1) X		0-0 4-3		0-0 1B			4-0 SH3-4 BB		

Inning Stats	R	H	E	K	S	R	H	E	K	S	R	H	E	K	S	R	H	E	K	S	R	H	E	K	S	R	H	E	K	S
	3	4	1	1	9	0	0	0	1	5	0	0	0	1	5	1	1	0	0	6	0	0	0	0	0	0	1	1	0	6

PITCHER	IP	WLS	BF	H	R	ER	SO	BB	IBB	HBP	BLK	WP	HR	S	P	ERA	WHIP
Tom Seaver, R ERA: 3.85 (1, 1)	7.0	L	31	6	4	3	5	3	1	0	0	0	0	37	53	3.86	1.286
Doug Sisk, R ERA: 2.47 (8, 1)	1.0		4	1	0	0	1	0	0	0	0	0	0	6	6	0.00	1.000

Batter	1	2	3	4	5	6	7	8	9	AB R H RBI BB SO LOB	TOP											
Tim Raines, S OBP: 0.374, SLG: 0.421 (1, 7) X	0-0 6-3 ①		0-0 S 1B		0-0 F8 ②			0-0 4-3 ①		4 0 1 0 0 0 1	<p><b>Montreal Expos @ Cincinnati Reds</b> Riverfront Stadium, Cincinnati, OH Mon Jul 25 1983, 7:05 PM EDT Unknown</p>											
Bryan Little, S OBP: 0.347, SLG: 0.329 (1, 6) S S S	0-3 K ②		4-0 BB 1-2		0-0 P4 ③			0-3 K ②		3 0 0 0 1 2 1												
Andre Dawson, R OBP: 0.334, SLG: 0.561 (1, 8) X	0-0 HR		0-3 K ②		0-0 F7 ①			0-3 K ③		4 1 1 1 0 2 2												
Al Oliver, L OBP: 0.368, SLG: 0.439 (1, 3) X	0-0 1B		0-0 G3 ③		0-0 L9 ②			0-0 2-3 1B		4 1 2 0 0 0 2												
Gary Carter, R OBP: 0.331, SLG: 0.417 (1, 2) S S S	0-3 K ③			0-3 K ①		0-3 K ③		0-0 2-3 ①		4 0 0 0 0 3 2												
Warren Cromartie, L OBP: 0.354, SLG: 0.374 (1, 9) X		0-0 P6 ①		0-3 K ②		0-0 FC6-4 1B		4-0 1B BB		3 0 1 0 1 1 0												
Tim Wallach, R OBP: 0.342, SLG: 0.448 (1, 5) X		0-0 F8 ②		0-3 K ③		0-0 F7 ①		0-0 1-2 2-H 1B		4 0 1 1 0 1 1												
Doug Flynn, R OBP: 0.254, SLG: 0.291 (1, 4) X		0-0 F6-3 ③			0-0 1B		0-0 FC6-4 1-2f		0-0 F8 ②	4 0 1 0 0 0 3												
Charlie Lea, R OBP: 0.130, SLG: 0.111 (1, 1) X			0-0 L6 ①		0-3 K ①		0-0 F5 ③		0-3 K ③	2 0 0 0 0 1 1												
Terry Crowley, L OBP: 0.458, SLG: 0.235 (7, PH)										1 0 0 0 0 0 1												
Bob James, R (7, 1)										0 0 0 0 0 0 0												
Bryn Smith, R OBP: 0.200, SLG: 0.200 (8, 1)										0 0 0 0 0 0 0												
Terry Francona, L OBP: 0.211, SLG: 0.242 (9, PH)										1 0 0 0 0 1 2												
<b>Inning Stats</b>	R: 1 E: 0 K: 2 S: 9	H: 2 LOB: 1 BB: 0 P: 9	R: 0 E: 0 K: 0 S: 3	H: 0 LOB: 0 BB: 0 P: 3	R: 0 E: 0 K: 1 S: 6	H: 1 LOB: 2 BB: 1 P: 10	R: 0 E: 0 K: 3 S: 9	H: 0 LOB: 0 BB: 0 P: 9	R: 0 E: 0 K: 1 S: 6	H: 1 LOB: 1 BB: 0 P: 6	R: 0 E: 0 K: 1 S: 5	H: 0 LOB: 0 BB: 0 P: 5	R: 0 E: 0 K: 0 S: 4	H: 1 LOB: 1 BB: 0 P: 4	R: 0 E: 0 K: 2 S: 7	H: 0 LOB: 0 BB: 0 P: 7	R: 1 E: 0 K: 1 S: 7	H: 2 LOB: 2 BB: 1 P: 11	1B: 6 2B: 0 3B: 0 HR: 1	SF: 0 SAC: 0 DP: 0 HBP: 0	WP: 0 PB: 0 SB: 1 CS: 0	PA: 36
<b>PITCHER</b> Mario Soto, R ERA: 2.44 (1, 1)	IP: 9.0 WLS: W BF: 36 H: 7 R: 2 ER: 2 SO: 11 BB: 2 IBB: 0 HBP: 0 BLK: 0 WP: 0 HR: 1 S: 56 P: 64 ERA: 2.00 WHIP: 1.000											<b>PITCHER</b>	IP: WLS: BF: H: R: ER: SO: BB: IBB: HBP: BLK: WP: HR: S: P: ERA: WHIP:									

livebaseballscorecards.com

AB	34
R	2
H	7
RBI	2
BB	2
SO	11
LOB	16



Batter	1	2	3	4	5	6	7	8	9
<b>Eddie Milner, L</b> OBP: 0.357, SLG: 0.375 (1, 8)	4-0 S 1B BB		4-0 5-3 HR BB		0-0 SH3-4 1-2		0-0 5-3		
<b>Dave Concepcion, R</b> OBP: 0.305, SLG: 0.285 (1, 6)	0-0 E S 1B		0-0 F9		0-0 F4-3			0-0 S 1B 1B	
<b>Cesar Cedeno, R</b> OBP: 0.269, SLG: 0.339 (1, 9)	0-0 F9 1-3		0-0 5-3 1-2		0-0 G3			0-0 F9 1-2	
<b>Dan Driessen, L</b> OBP: 0.418, SLG: 0.467 (1, 3)	0-0 F8		0-0 HR		0-0 F4-3			4-0 1B G1-2-3 BB	
<b>Nick Esasky, R</b> OBP: 0.348, SLG: 0.567 (1, 5)	4-0 BB		0-3 K		0-3 K			0-0 BB 1-3 2-H 1B	
<b>Gary Redus, R</b> OBP: 0.356, SLG: 0.464 (1, 7)	0-3 K			0-0 F9		4-0 BB		4-0 1-2 BB	
<b>Kelly Paris, R</b> OBP: 0.305, SLG: 0.278 (1, 4)		0-0 P3		0-0 F4-3		0-0 F7		0-0 G1-2-3 3-Hr	
<b>Alex Trevino, R</b> OBP: 0.254, SLG: 0.250 (1, 2)		0-0 P5		0-0 F7			0-3 K		
<b>Mario Soto, R</b> OBP: 0.164, SLG: 0.204 (1, 1)					0-0 F4-3 SH3-4 1B		0-3 K		

AB	R	H	RBI	BB	SO	LOB
1	2	0	0	2	0	0
4	1	2	1	0	0	2
4	0	0	0	0	0	4
3	1	1	2	1	0	1
3	0	1	1	1	2	0
2	0	0	0	2	1	2
4	0	0	0	0	0	4
3	0	0	0	0	1	0
3	0	1	0	0	1	0

**BOTTOM**

**Montreal Expos @ Cincinnati Reds**  
Riverfront Stadium, Cincinnati, OH  
Mon Jul 25 1983, 7:05 PM EDT  
Unknown

AB	27
R	4
H	5
RBI	4
BB	6
SO	5
LOB	13



1B:	4	SF:	0
2B:	0	SAC:	1
3B:	0	DP:	1
HR:	1	HBP:	0

WP:	0	PA:	34
PB:	0		
SB:	3		
CS:	0		

Inning Stats	R	H	E	K	S	R	H	E	K	S	R	H	E	K	S	R	H	E	K	S
	1	1	0	1	6	0	0	0	1	3	0	0	0	1	6	0	0	0	1	3

PITCHER	IP	WLS	BF	H	R	ER	SO	BB	IBB	HBP	BLK	WP	HR	S	P	ERA	WHIP
<b>Charlie Lea, R</b> ERA: 3.41 (1, 1)	6.0	L	25	3	3	3	3	4	0	0	0	0	1	27	43	4.50	1.167
<b>Bob James, R</b> ERA: 7.59 (7, 1)	1.1		8	2	1	1	2	2	0	0	0	0	0	10	18	6.75	3.000
<b>Bryn Smith, R</b> ERA: 2.69 (8, 1)	0.2		1	0	0	0	0	0	0	0	0	0	0	1	1	0.00	0.000



Batter	1	2	3	4	5	6	7	8	9	AB	R	H	RBI	BB	SO	LOB
Eddie Milner, L OBP: 0.358, SLG: 0.380 (1, 8)	0-0 5-3 3-1 2B		0-0 F5			0-0 F7		0-0 E 1B 1B		4	1	2	0	0	0	0
Paul Householder, S OBP: 0.321, SLG: 0.371 (1, 9)	0-0 5-3 2-3			0-0 5-3		0-0 F8		0-0 E 1B		4	0	1	0	0	0	1
Duane Walker, L OBP: 0.329, SLG: 0.395 (1, 7)	0-0 3-1			4-0 BB BB		0-0 F8		0-0 FC6-4		3	0	0	1	1	0	2
Dan Driessen, L OBP: 0.416, SLG: 0.460 Tom Hume, R (1, 3) (9, 1)	0-0 1-3			0-3 K			4-0 F6-4-3 BB	0-0 FC6-4		3	0	0	0	1	1	4
Johnny Bench, R OBP: 0.308, SLG: 0.410 (1, 5) (9, 3)		0-0 5-3		4-0 1-2 BB			0-0 F6-4-3		0-3 K	3	0	0	0	1	1	1
Ron Oester, S OBP: 0.318, SLG: 0.393 (1, 4)		0-0 F6-4-3 1B		0-0 F8			0-0 2B		0-3 K	4	0	2	0	0	1	2
Alan Knicely, R OBP: 0.326, SLG: 0.291 (1, 2)		0-0 F6-4-3			0-0 5-3		0-3 K		0-0 6-3	4	0	0	0	0	1	2
Tom Foley, L OBP: 0.279, SLG: 0.291 (1, 6)			0-0 F7		0-3 K			0-0 F9		3	0	0	0	0	1	0
Rich Gale, R OBP: 0.222, SLG: 0.188 Gary Redus, R OBP: 0.355, SLG: 0.462 Ted Power, R Ben Hayes, R Nick Esasky, R OBP: 0.346, SLG: 0.562 (1, 1) (5, PH) (6, 1) (8, 1) (8, PH) (9, 5)			0-3 K		0-0 F8			0-3 K		1	0	0	0	0	1	0

Inning Stats	R: 1	H: 1	R: 0	H: 1	R: 0	H: 0	R: 0	H: 0	R: 0	H: 0	R: 0	H: 1	R: 0	H: 2	R: 0	H: 0	R: 0	H: 0	R: 0	H: 0	1B: 3	SF: 0	WP: 0	PA: 34			
	E: 0	LOB: 0	E: 0	LOB: 0	E: 0	LOB: 2	E: 0	LOB: 0	E: 0	LOB: 0	E: 0	LOB: 1	E: 1	LOB: 3	E: 0	LOB: 0	E: 0	LOB: 0	E: 0	LOB: 0	2B: 2	SAC: 0	PB: 0				
	K: 0	BB: 0	K: 0	BB: 0	K: 1	BB: 2	K: 1	BB: 0	K: 1	BB: 0	K: 1	BB: 1	K: 1	BB: 0	K: 2	BB: 0	K: 2	BB: 0	K: 1	BB: 0	3B: 0	DP: 2	SB: 0				
	S: 4	P: 4	S: 3	P: 3	S: 5	P: 13	S: 5	P: 5	S: 5	P: 5	S: 5	P: 9	S: 8	P: 8	S: 7	P: 7	S: 7	P: 7	S: 8	P: 8	HR: 0	HBP: 0	CS: 0				
PITCHER Ray Burris, R ERA: 2.65 (1, 1)	IP	WLS	BF	H	R	ER	SO	BB	IBB	HBP	BLK	WP	HR	S	P	ERA	WHIP										
	9.0	W	34	5	1	1	7	3	0	0	0	0	0	45	57	1.00	0.889										


**BOTTOM**

**Montreal Expos @ Cincinnati Reds**  
Riverfront Stadium, Cincinnati, OH

Mon Jul 25 1983, 7:05 PM EDT  
Att. 17,646 - Unknown

livebaseballscorecards.com

AB	31
R	1
H	5
RBI	1
BB	3
SO	7
LOB	12



Batter	1	2	3	4	5	6	7	8	9	AB R H RBI BB SO LOB	TOP		
Tim Raines, S (1, 7) OBP: 0.368, SLG: 0.412	0-0 F3		0-3 K			0-0 1B		0-0 F8	0-0 G3	5 0 1 1 0 1 1			
Bryan Little, S (1, 6) OBP: 0.355, SLG: 0.332	1-0 CS HBP			0-0 F8		0-0 F9		4-0 WP BB	0-0 F7	3 0 0 0 1 0 2			
Andre Dawson, R (1, 8) OBP: 0.336, SLG: 0.566	0-0 P3			0-3 K		0-0 F8		4-0 1-2 IBB	0-0 5-3	4 0 0 0 1 1 3			
Al Oliver, L (1, 3) OBP: 0.370, SLG: 0.440		0-0 F7		0-0 F8			0-0 WP 1B	0-0 F8		4 0 1 0 0 0 2			
Warren Cromartie, L (1, 9) OBP: 0.353, SLG: 0.369		0-3 K			0-0 6-3		0-0 F9		4-0 2B BB	3 1 0 0 1 1 1			
Tim Wallach, R (1, 5) OBP: 0.344, SLG: 0.455		0-0 HR			0-3 K		4-0 IBB		0-0 1B E 2B	3 2 2 2 1 1 0			
Doug Flynn, R (1, 4) OBP: 0.253, SLG: 0.290		0-0 F6-3			0-0 1B		0-0 F8		0-0 E E G3 1B	4 1 2 0 0 0 2			
Bobby Ramos, R (1, 2) OBP: 0.392, SLG: 0.357			0-0 F3		0-0 6-3		0-3 K		0-0 E5 G3 E	4 1 0 1 0 1 4			
Bill Gullickson, R (1, 1) OBP: 0.080, SLG: 0.063			0-0 F9			0-3 K		0-0 F9	0-0 E1	4 0 0 0 0 1 2			
<b>Inning Stats</b>	R: 0 E: 0 K: 0 S: 2 H: 0 LOB: 0 BB: 0 P: 3	R: 1 E: 0 K: 1 S: 6 H: 1 LOB: 0 BB: 0 P: 6	R: 0 E: 0 K: 1 S: 5 H: 0 LOB: 0 BB: 0 P: 5	R: 0 E: 0 K: 1 S: 5 H: 0 LOB: 0 BB: 0 P: 5	R: 0 E: 0 K: 1 S: 6 H: 1 LOB: 1 BB: 0 P: 6	R: 0 E: 0 K: 1 S: 6 H: 1 LOB: 1 BB: 0 P: 6	R: 0 E: 0 K: 1 S: 6 H: 1 LOB: 2 BB: 1 P: 10	R: 0 E: 0 K: 0 S: 3 H: 0 LOB: 2 BB: 2 P: 11	R: 4 E: 3 K: 0 S: 7 H: 2 LOB: 1 BB: 1 P: 11	1B: 4 2B: 1 3B: 0 HR: 1 SF: 0 SAC: 0 DP: 0 HBP: 1	WP: 2 PB: 0 SB: 0 CS: 1 PA: 39		
<b>PITCHER</b>	IP WLS BF H R ER SO BB IBB HBP BLK WP HR S P ERA WHIP											<b>PITCHER</b>	IP WLS BF H R ER SO BB IBB HBP BLK WP HR S P ERA WHIP
Charlie Puleo, R (1, 1) ERA: 4.55	7.2 L 30 4 1 1 6 1 2 1 0 2 1 38 51 1.17 0.652												
Bill Scherrer, L (8, 1) ERA: 3.17	0.1 1 0 0 0 0 0 0 0 0 0 0 0 1 1 0.00 0.000												
Ben Hayes, R (9, 1) ERA: 5.8	0.0 3 2 3 2 0 1 0 0 0 0 0 0 2 6 ∞ ∞												
Tom Hume, R (9, 1) ERA: 6.68	1.0 5 0 1 0 0 0 0 0 0 0 0 0 0 5 5 0.00 0.000												

**Montreal Expos @ Cincinnati Reds**  
Riverfront Stadium, Cincinnati, OH

Tue Jul 26 1983, 7:05 PM EDT  
Att. 12,322 - Unknown

AB	34
R	5
H	6
RBI	4
BB	4
SO	6
LOB	17











Batter	1	2	3	4	5	6	7	8	9	AB R H RBI BB SO LOB	TOP	
Eddie Milner, L (1, 8) OBP: 0.354, SLG: 0.381	0-0 F7		0-0 FC5-6 1-2 2-3f			0-0 4-3		0-3 K		4 0 0 0 0 1 3	<p>Cincinnati Reds @ Houston Astros</p> <p>Astrodome, Houston, TX</p> <p>Fri Jul 29 1983, 8:05 PM EDT</p> <p>Att. 18,063 - Dome</p>	
Dave Concepcion, R (1, 6) OBP: 0.303, SLG: 0.284	0-0 4-3		0-0 G3-6-1 1-2f			0-0 FC5 1B		0-0 F7		4 0 1 0 0 0 3		
Gary Redus, R (1, 7) OBP: 0.358, SLG: 0.458 Tom Hume, R (8, 1)	0-0 1B			4-0 CS BB		0-0 1B		0-0 F8		3 0 2 0 1 0 1 0 0 0 0 0 0 0		
Cesar Cedeno, R (1, 9) OBP: 0.294, SLG: 0.352	0-0 5-3			0-0 L4 1-2		0-0 FC5 2-3f			4-0 G3 BB	3 0 0 0 1 0 4		
Dan Driessen, L (1, 3) OBP: 0.404, SLG: 0.453		0-0 E6 G5-4-3		0-0 G3		0-0 1B G4-6-3			0-0 G3 1-2f	4 1 1 0 0 0 1		
Nick Esasky, R (1, 5) OBP: 0.333, SLG: 0.527		0-3 K			0-0 F7		0-0 2-3 1B G4-6-3		0-0 5-3	4 0 1 0 0 1 1		
Ron Oester, S (1, 4) OBP: 0.310, SLG: 0.382		0-0 G5-4-3 1-2f			0-0 F8		0-0 1-2f 3-H G4-6-3			3 0 0 0 0 0 2		
Dann Bilardello, R (1, 2) OBP: 0.266, SLG: 0.347			0-0 FC5-6 SH 1B		0-0 6-3		0-0 F3			3 0 1 0 0 0 0		
Joe Price, R (1, 1) OBP: 0.167, SLG: 0.103 Ben Hayes, R (5, 1) Alan Knicely, R (6, PH) Ted Power, R (6, 1) Paul Householder, S (8, PH) OBP: 0.327, SLG: 0.374 (8, 7)			0-0 SH FC5-6 1-2			0-3 K		4-0 BB		0 0 0 0 0 0 0 0 0 0 0 0 0 0 1 0 0 0 0 1 0 0 0 0 0 0 0 0 0 0 0 0 1 0 0		
<b>Inning Stats</b>	R: 0 H: 1 E: 0 LOB: 1 K: 0 BB: 0 S: 4 P: 4	R: 0 H: 0 E: 1 LOB: 0 K: 1 BB: 0 S: 5 P: 5	R: 0 H: 1 E: 0 LOB: 1 K: 0 BB: 0 S: 4 P: 4	R: 0 H: 0 E: 0 LOB: 0 K: 0 BB: 1 S: 2 P: 6	R: 0 H: 0 E: 0 LOB: 0 K: 0 BB: 0 S: 3 P: 3	R: 0 H: 2 E: 0 LOB: 2 K: 1 BB: 0 S: 7 P: 7	R: 1 H: 2 E: 0 LOB: 0 K: 0 BB: 0 S: 4 P: 4	R: 0 H: 0 E: 0 LOB: 1 K: 1 BB: 1 S: 5 P: 9	R: 0 H: 0 E: 0 LOB: 0 K: 0 BB: 1 S: 2 P: 6	1B: 5 SF: 0 2B: 1 SAC: 1 3B: 0 DP: 4 HR: 0 HBP: 0	WP: 0 PA: 33 PB: 0 SB: 0 CS: 1	
<b>PITCHER</b> Mike Madden, L (1, 1) ERA: 1.82 Dave Smith, R (8, 1) ERA: 3.04	IP WLS BF H R ER SO BB IBB HBP BLK WP HR S P ERA WHIP	7.0 W 26 6 1 1 2 1 0 0 0 0 0 0 29 33 1.29 1.000	2.0 S 7 0 0 0 1 2 0 0 0 0 0 0 7 15 0.00 1.000	<b>PITCHER</b>								IP WLS BF H R ER SO BB IBB HBP BLK WP HR S P ERA WHIP

livebaseballscorecards.com

AB	29
R	1
H	6
RBI	0
BB	3
SO	3
LOB	15



Batter	1	2	3	4	5	6	7	8	9	AB	R	H	RBI	BB	SO	LOB
Kevin Bass, S OBP: 0.270, SLG: 0.351 Omar Moreno, L OBP: 0.287, SLG: 0.331	(1, 9) X 0-0 F6	(1, 8) X 0-0 5-3		(1, 8) X 0-0 2-H 1B		(1, 9) X 0-0 F9				4	0	1	1	0	0	1
Terry Puhl, L OBP: 0.355, SLG: 0.439	(1, 8) B (7, 9) B 4-0 1B 1B BB		(1, 8) X 0-0 5-3	(1, 8) X 0-0 L1		(1, 9) X 0-0 F7				3	1	0	0	1	0	1
Dickie Thon, R OBP: 0.357, SLG: 0.470	(1, 6) X 0-0 1-3 1B		(1, 8) B (7, 9) B 4-0 BB		(1, 8) X 0-0 5-3		(1, 6) X 0-0 F8			3	0	1	0	1	0	0
Phil Garner, R OBP: 0.323, SLG: 0.380	(1, 5) X 0-0 BB 1B		(1, 8) X 0-0 F7		(1, 8) X 0-0 F8		(1, 8) B (7, 9) B 4-0 CS BB			3	0	1	1	1	0	1
Jose Cruz, L OBP: 0.391, SLG: 0.449	(1, 7) B (7, 9) B 4-0 1-2 BB		(1, 8) X 0-0 F2		(1, 8) X 0-0 1B 1B		(1, 8) X 0-0 4-3			3	1	1	0	1	0	2
Ray Knight, R OBP: 0.382, SLG: 0.484	(1, 3) X 0-0 F9			(1, 8) X 0-0 HR	(1, 8) X 0-0 1B 1B		(1, 8) B (7, 9) B 4-0 G4-6-3 BB			3	1	2	1	1	0	2
Bill Doran, S OBP: 0.366, SLG: 0.333		(1, 4) X 0-0 6-3		(1, 8) X 0-0 CS 1B	(1, 8) X 0-0 1-2 1B		(1, 8) X 0-0 G4-6-3 1-2f BB			4	0	2	1	0	0	1
George Bjorkman, R OBP: 0.377, SLG: 0.419		(1, 2) B (7, 9) B 4-0 SH1-4 BB		(1, 8) B (7, 9) B 4-0 SH5-4 1-2 1B BB	(1, 8) B (7, 9) B 0-3 K		(1, 8) X 0-0 1B			2	1	1	0	2	1	2
Mike Madden, L Dave Smith, R	(1, 1) (8, 1)	(1, 1) X 0-0 SH1-4		(1, 8) X 0-0 SH5-4		(1, 8) B (7, 9) B 0-3 K		(1, 8) X 0-0 4-3		1	0	0	0	0	1	0
										1	0	0	0	0	0	1

Inning Stats	R	H	E	K	S	R	H	E	K	S	R	H	E	K	S	R	H	E	K	S	R	H	E	K	S	
	1	2	0	4	12	0	0	0	3	7	0	0	0	0	3	0	0	0	0	3	0	0	0	0	0	0
	0	0	0	0	0	0	0	0	0	0	0	0	0	0	0	0	0	0	0	0	0	0	0	0	0	0
	0	0	0	0	0	0	0	0	0	0	0	0	0	0	0	0	0	0	0	0	0	0	0	0	0	0
	0	0	0	0	0	0	0	0	0	0	0	0	0	0	0	0	0	0	0	0	0	0	0	0	0	0
	0	0	0	0	0	0	0	0	0	0	0	0	0	0	0	0	0	0	0	0	0	0	0	0	0	0
	0	0	0	0	0	0	0	0	0	0	0	0	0	0	0	0	0	0	0	0	0	0	0	0	0	0
	0	0	0	0	0	0	0	0	0	0	0	0	0	0	0	0	0	0	0	0	0	0	0	0	0	0
	0	0	0	0	0	0	0	0	0	0	0	0	0	0	0	0	0	0	0	0	0	0	0	0	0	0
	0	0	0	0	0	0	0	0	0	0	0	0	0	0	0	0	0	0	0	0	0	0	0	0	0	0
	0	0	0	0	0	0	0	0	0	0	0	0	0	0	0	0	0	0	0	0	0	0	0	0	0	0
	0	0	0	0	0	0	0	0	0	0	0	0	0	0	0	0	0	0	0	0	0	0	0	0	0	0
	0	0	0	0	0	0	0	0	0	0	0	0	0	0	0	0	0	0	0	0	0	0	0	0	0	0
	0	0	0	0	0	0	0	0	0	0	0	0	0	0	0	0	0	0	0	0	0	0	0	0	0	0
	0	0	0	0	0	0	0	0	0	0	0	0	0	0	0	0	0	0	0	0	0	0	0	0	0	0
	0	0	0	0	0	0	0	0	0	0	0	0	0	0	0	0	0	0	0	0	0	0	0	0	0	0
	0	0	0	0	0	0	0	0	0	0	0	0	0	0	0	0	0	0	0	0	0	0	0	0	0	0
	0	0	0	0	0	0	0	0	0	0	0	0	0	0	0	0	0	0	0	0	0	0	0	0	0	0
	0	0	0	0	0	0	0	0	0	0	0	0	0	0	0	0	0	0	0	0	0	0	0	0	0	0
	0	0	0	0	0	0	0	0	0	0	0	0	0	0	0	0	0	0	0	0	0	0	0	0	0	0
	0	0	0	0	0	0	0	0	0	0	0	0	0	0	0	0	0	0	0	0	0	0	0	0	0	0
	0	0	0	0	0	0	0	0	0	0	0	0	0	0	0	0	0	0	0	0	0	0	0	0	0	0
	0	0	0	0	0	0	0	0	0	0	0	0	0	0	0	0	0	0	0	0	0	0	0	0	0	0
	0	0	0	0	0	0	0	0	0	0	0	0	0	0	0	0	0	0	0	0	0	0	0	0	0	0
	0	0	0	0	0	0	0	0	0	0	0	0	0	0	0	0	0	0	0	0	0	0	0	0	0	0
	0	0	0	0	0	0	0	0	0	0	0	0	0	0	0	0	0	0	0	0	0	0	0	0	0	0
	0	0	0	0	0	0	0	0	0	0	0	0	0	0	0	0	0	0	0	0	0	0	0	0	0	0
	0	0	0	0	0	0	0	0	0	0	0	0	0	0	0	0	0	0	0	0	0	0	0	0	0	0
	0	0	0	0	0	0	0	0	0	0	0	0	0	0	0	0	0	0	0	0	0	0	0	0	0	0
	0	0	0	0	0	0	0	0	0	0	0	0	0	0	0	0	0	0	0	0	0	0	0	0	0	0
	0	0	0	0	0	0	0	0	0	0	0	0	0	0	0	0	0	0	0	0	0	0	0	0	0	0
	0	0	0	0	0	0	0	0	0	0	0	0	0	0	0	0	0	0	0	0	0	0	0	0	0	0
	0	0	0	0	0	0	0	0	0	0	0	0	0	0	0	0	0	0	0	0	0	0	0	0	0	0
	0	0	0	0	0	0	0	0	0	0	0	0	0	0	0	0	0	0	0	0	0	0	0	0	0	0
	0	0	0	0	0	0	0	0	0	0	0	0	0	0	0	0	0	0	0	0	0	0	0	0	0	0
	0	0	0	0	0	0	0	0	0	0	0	0	0	0	0	0	0	0	0	0	0	0	0	0	0	0
	0	0	0	0	0	0	0	0	0	0	0	0	0	0	0	0	0	0	0	0	0	0	0	0	0	0
	0	0	0	0	0	0	0	0	0	0	0	0	0	0	0	0	0	0	0	0	0	0	0	0	0	0
	0	0	0	0	0	0	0	0	0	0	0	0	0	0	0	0	0	0	0	0	0	0	0	0	0	0
	0	0	0	0	0	0	0	0	0	0	0	0	0	0	0	0	0	0	0	0	0	0	0	0	0	0
	0	0	0	0	0	0	0	0	0	0	0	0	0	0	0	0	0	0	0	0	0	0	0	0	0	0
	0	0	0	0	0	0	0	0	0	0	0	0	0	0	0	0	0	0	0	0	0	0	0	0	0	0
	0	0	0	0	0	0	0	0	0	0	0	0	0	0	0	0	0	0	0	0	0	0	0	0	0	0
	0	0	0	0	0	0	0	0	0	0	0	0	0	0	0	0	0	0	0	0	0	0	0	0	0	0
	0	0	0	0	0	0	0	0	0	0	0	0	0	0	0	0	0	0	0	0	0	0	0	0	0	0
	0	0	0	0	0	0	0	0	0	0	0	0	0	0	0	0	0	0	0	0	0	0	0	0	0	0
	0	0	0	0	0	0	0	0	0	0	0	0	0	0	0	0	0	0	0	0	0	0	0	0	0	0
	0	0	0	0	0	0	0	0	0	0	0	0	0	0	0	0	0	0	0	0	0	0	0	0	0	0
	0	0	0	0	0	0	0	0	0	0	0	0	0	0	0	0	0	0	0	0	0	0	0	0	0	0
	0	0	0	0	0	0	0	0	0	0	0	0	0	0	0	0	0	0	0	0	0	0	0	0	0	0
	0	0	0	0	0	0	0	0	0	0	0	0	0	0	0	0	0	0	0	0	0	0	0	0	0	0
	0	0	0	0	0	0	0	0	0	0	0	0	0	0	0	0	0	0	0	0	0	0	0	0	0	0
	0	0	0	0																						

Batter	1	2	3	4	5	6	7	8	9	AB R H RBI BB SO LOB	TOP											
<b>Eddie Milner, L</b> (1, 8) OBP: 0.359, SLG: 0.384	0-0 2B 1B	4-0 1B BB		4-0 1B BB		0-0 FC6-4 1B			0-3 K	3 1 2 1 2 1 0												
<b>Dave Concepcion, R</b> (1, 6) OBP: 0.307, SLG: 0.291	0-0 F9 2B	0-0 1B		0-0 1B		0-0 FC6-4			0-0 G3	5 0 3 2 0 0 1												
<b>Gary Redus, R</b> (1, 7) OBP: 0.359, SLG: 0.458	4-0 S BB		0-0 2B	0-0 F9					0-0 F9	4 0 1 0 1 1 2												
<b>Dan Driessen, L</b> (1, 3) OBP: 0.398, SLG: 0.444	0-0 F7		0-3 K		0-3 K				0-0 E6	4 0 0 0 0 2 3												
<b>Duane Walker, L</b> (1, 9) OBP: 0.322, SLG: 0.392	0-0 F9 2-3		0-0 F5		0-3 K				0-0 F8	4 0 0 0 0 1 4												
<b>Nick Esasky, R</b> (1, 5) OBP: 0.324, SLG: 0.511	0-0 6-3 1-2		0-0 F8		0-3 K				0-3 K	4 0 0 0 0 2 4												
<b>Ron Oester, S</b> (1, 4) OBP: 0.310, SLG: 0.380		0-0 4-3		0-3 K		0-0 SH3-4 1B			0-0 F9	4 1 1 0 0 1 0												
<b>Alex Trevino, R</b> (1, 2) OBP: 0.261, SLG: 0.258		0-0 PB 1B		0-0 BB 1B		0-0 F9			0-0 6-3	4 1 2 0 0 0 1												
<b>Mario Soto, R</b> (1, 1) OBP: 0.155, SLG: 0.193		0-0 5-3		0-0 E3 1B		0-0 SH3-4			0-0 F8	3 0 0 0 0 0 2												
<b>Inning Stats</b>	R: 1 E: 0 K: 0 S: 5	H: 2 LOB: 2 BB: 1 P: 9	R: 0 E: 0 K: 0 S: 4	H: 2 LOB: 2 BB: 1 P: 8	R: 0 E: 0 K: 1 S: 6	H: 1 LOB: 1 BB: 0 P: 6	R: 1 E: 1 K: 1 S: 7	H: 2 LOB: 2 BB: 1 P: 11	R: 0 E: 0 K: 3 S: 9	H: 0 LOB: 0 BB: 0 P: 9	R: 1 E: 0 K: 0 S: 5	H: 2 LOB: 1 BB: 0 P: 5	R: 0 E: 1 K: 2 S: 8	H: 0 LOB: 1 BB: 0 P: 8	R: 0 E: 0 K: 0 S: 3	H: 0 LOB: 0 BB: 0 P: 3	R: 0 E: 0 K: 1 S: 5	H: 0 LOB: 0 BB: 0 P: 5	1B: 7 2B: 2 3B: 0 HR: 0	SF: 0 SAC: 1 DP: 0 HBP: 0	WP: 0 PB: 1 SB: 1 CS: 0	PA: 39
<b>PITCHER</b>	IP WLS BF H R ER SO BB IBB HBP BLK WP HR S P ERA WHIP																					
<b>Nolan Ryan, R</b> (1, 1) ERA: 2.42	6.0 L 29 9 3 2 5 3 0 0 0 0 0 0 36 48 3.00 2.000																					
<b>Bill Dawley, R</b> (7, 1) ERA: 2.37	3.0 10 0 0 0 3 0 0 0 0 0 0 0 16 16 0.00 0.000																					

Cincinnati Reds @ Houston Astros  
Astrodome, Houston, TX  
Sat Jul 30 1983, 8:05 PM EDT  
Att. 26,442 - Dome

livebaseballscorecards.com

AB 35  
R 3  
H 9  
RBI 3  
BB 3  
SO 8  
LOB 17



Batter	1	2	3	4	5	6	7	8	9	AB	R	H	RBI	BB	SO	LOB						
Omar Moreno, L (1, 8) OBP: 0.286, SLG: 0.332	0-0 4-3		0-0 4-3	0-0 G3		0-0 FC5-4			0-0 2B	5	0	1	0	0	0	4						
Terry Puhl, L (1, 9) OBP: 0.356, SLG: 0.440	0-0 F4		0-0 2B		0-3 K		0-3 K		4-0 IBB	4	0	1	0	1	2	0						
Dickie Thon, R (1, 6) OBP: 0.355, SLG: 0.474	0-0 HR		0-3 K		0-3 K		0-0 F3		0-0 G6-4-3	5	1	1	1	0	2	4						
Phil Garner, R (1, 5) OBP: 0.322, SLG: 0.377	0-3 K		4-0 BB		0-0 F9		0-0 F8			3	0	0	0	1	1	0						
Jose Cruz, L (1, 7) OBP: 0.392, SLG: 0.448		4-0 BB	0-0 4-3			0-0 E8 1B		0-0 F9		3	1	1	0	1	0	2						
Ray Knight, R (1, 3) OBP: 0.381, SLG: 0.480		4-0 BB		0-0 F7		0-0 6-3		0-0 4-3		3	0	0	0	1	0	1						
Alan Ashby, S (1, 2) OBP: 0.294, SLG: 0.424		0-3 K		0-0 F8		0-0 BB 1B		0-0 1-3		4	0	1	1	0	1	2						
Bill Doran, S (1, 4) OBP: 0.365, SLG: 0.332		0-0 F4		0-0 1B 1B		0-0 F9			0-0 4-3	4	0	1	0	0	0	3						
Nolan Ryan, R (1, 1) OBP: 0.073, SLG: 0.050		0-3 K		0-0 1B		4-0 FC5-4 BB			0-0 2B 1B	2	0	1	0	0	1	2						
Kevin Bass, S (6, PH) OBP: 0.276, SLG: 0.351										0	0	0	0	1	0	0						
Bill Dawley, R (7, 1) OBP: 0.333, SLG: 0.333										0	0	0	0	0	0	0						
Denny Walling, L (9, PH) OBP: 0.284, SLG: 0.349										1	0	1	0	0	0	0						
<b>Inning Stats</b>	R: 1 E: 0 K: 1 S: 6	H: 1 LOB: 0 BB: 0 P: 6	R: 0 E: 0 K: 2 S: 7	H: 0 LOB: 2 BB: 2 P: 15	R: 0 E: 0 K: 1 S: 6	H: 1 LOB: 2 BB: 1 P: 10	R: 0 E: 0 K: 0 S: 5	H: 2 LOB: 2 BB: 0 P: 5	R: 0 E: 0 K: 2 S: 7	H: 0 LOB: 0 BB: 0 P: 7	R: 1 E: 1 K: 0 S: 5	H: 2 LOB: 2 BB: 1 P: 9	R: 0 E: 0 K: 1 S: 5	H: 0 LOB: 0 BB: 0 P: 5	R: 0 E: 0 K: 0 S: 3	H: 0 LOB: 0 BB: 0 P: 3	R: 0 E: 0 K: 0 S: 4	H: 2 LOB: 2 BB: 1 P: 8	1B: 5 2B: 2 3B: 0 HR: 1	SF: 0 SAC: 0 DP: 1 HBP: 0	WP: 0 PB: 0 SB: 1 CS: 0	PA: 39
<b>PITCHER</b> Mario Soto, R (1, 1) ERA: 2.37	IP 9.0	WLS W	BF 39	H 8	R 2	ER 1	SO 7	BB 4	IBB 1	HBP 0	BLK 0	WP 0	HR 1	S 48	P 68	ERA 1.00	WHIP 1.333					

**BOTTOM**

**Cincinnati Reds @ Houston Astros**  
Astrodome, Houston, TX  
Sat Jul 30 1983, 8:05 PM EDT  
Att. 26,442 - Dome

[livebaseballscorecards.com](http://livebaseballscorecards.com)

<b>AB</b>	<b>34</b>
<b>R</b>	<b>2</b>
<b>H</b>	<b>8</b>
<b>RBI</b>	<b>2</b>
<b>BB</b>	<b>5</b>
<b>SO</b>	<b>7</b>
<b>LOB</b>	<b>18</b>



Batter	1	2	3	4	5	6	7	8	9	AB R H RBI BB SO LOB	TOP													
<b>Eddie Milner, L</b> (1, 8) OBP: 0.358, SLG: 0.382	0-3 K			0-0 G3		0-3 K2-3		0-0 4-3 1B		4 0 1 0 0 2 1	<b>Cincinnati Reds @ Houston Astros</b> Astrodome, Houston, TX Sun Jul 31 1983, 4:33 AM EDT Att. 38,465 - Dome													
<b>Dave Concepcion, R</b> (1, 6) OBP: 0.304, SLG: 0.288	0-0 F8			0-0 6-3			0-0 6-3	0-0 4-3		4 0 0 0 0 0 2														
<b>Gary Redus, R</b> (1, 7) OBP: 0.358, SLG: 0.453	0-3 K			0-0 4-3			1-0 1B HBP	0-3 K		3 1 0 0 0 2 2														
<b>Dan Driessen, L</b> (1, 3) OBP: 0.395, SLG: 0.455		0-0 F8			0-0 4-3		0-3 K2-3		0-0 HR	4 1 1 1 0 1 1														
<b>Cesar Cedeno, R</b> (1, 9) OBP: 0.295, SLG: 0.349		0-0 F5			0-3 K		4-0 1B BB		0-0 G3	2 0 0 0 1 1 0														
<b>Bill Scherrer, L</b> (7, 1) OBP: 0.222, SLG: 0.125										0 0 0 0 0 0 0														
<b>Ben Hayes, R</b> (7, 1)										0 0 0 0 0 0 0														
<b>Ted Power, R</b> (7, 1)										0 0 0 0 0 0 0														
<b>Paul Householder, S</b> (9, PH) OBP: 0.326, SLG: 0.373										1 0 0 0 0 0 0														
<b>Nick Esasky, R</b> (1, 5) OBP: 0.329, SLG: 0.511		0-0 5-3			0-0 1B		0-0 1B		0-0 6-3	4 0 2 1 0 0 0														
<b>Ron Oester, S</b> (1, 4) OBP: 0.307, SLG: 0.376			0-0 F8		0-0 2-5	0-3 K	0-0 4-3		0-0 F7	4 0 0 0 0 1 2														
<b>Dann Bilardello, R</b> (1, 2) OBP: 0.273, SLG: 0.352			0-0 F8							3 0 2 0 0 0 0														
<b>Johnny Bench, R</b> (8, 2) OBP: 0.306, SLG: 0.407										0 0 0 0 0 0 0														
<b>Bruce Berenyi, R</b> (1, 1) OBP: 0.171, SLG: 0.200			0-3 K			0-3 K				2 0 0 0 0 2 1														
<b>Duane Walker, L</b> (7, 9) OBP: 0.327, SLG: 0.397								0-0 4-3 1B		1 0 1 0 0 0 0														
<b>Inning Stats</b>	R: 0 E: 0 K: 2 S: 7	H: 0 LOB: 0 BB: 0 P: 7	R: 0 E: 0 K: 0 S: 3	H: 0 LOB: 0 BB: 0 P: 3	R: 0 E: 0 K: 1 S: 5	H: 0 LOB: 0 BB: 0 P: 5	R: 0 E: 0 K: 0 S: 3	H: 0 LOB: 0 BB: 0 P: 3	R: 0 E: 0 K: 1 S: 5	H: 1 LOB: 1 BB: 0 P: 5	R: 0 E: 0 K: 3 S: 10	H: 1 LOB: 1 BB: 0 P: 10	R: 1 E: 0 K: 1 S: 6	H: 1 LOB: 2 BB: 1 P: 11	R: 0 E: 0 K: 1 S: 7	H: 3 LOB: 2 BB: 0 P: 7	R: 1 E: 0 K: 0 S: 4	H: 1 LOB: 0 BB: 0 P: 4	1B: 6 2B: 0 3B: 0 HR: 1	SF: 0 SAC: 0 DP: 0 HBP: 1	WP: 0 PB: 0 SB: 3 CS: 0	PA: 34		
<b>PITCHER</b> <b>Joe Niekro, R</b> (1, 1) ERA: 3.35	IP 9.0	WLS W	BF 35	H 7	R 2	ER 2	SO 9	BB 1	IBB 0	HBP 1	BLK 0	WP 0	HR 1	S 50	P 55	ERA 2.00	WHIP 0.889							

livebaseballscorecards.com

<b>AB</b>	32
<b>R</b>	2
<b>H</b>	7
<b>RBI</b>	2
<b>BB</b>	1
<b>SO</b>	9
<b>LOB</b>	9







Batter	1	2	3	4	5	6	7	8	9	10	AB R H RBI BB SO LOB	TOP														
Eddie Milner, L (1, 8) OBP: 0.361, SLG: 0.386	0-0 G5-4-3 BB 1B		0-0 2B		0-0 F8		0-0 4-3			4-0 SH3 1B BB	4 2 2 0 1 0 0	<p>Cincinnati Reds @ Los Angeles Dodgers</p> <p>Dodger Stadium, Los Angeles, CA</p> <p>Mon Aug 01 1983, 7:05 PM PDT</p> <p>Att. 37,937 - Unknown</p>														
Dave Concepcion, R (1, 6) OBP: 0.308, SLG: 0.292	4-0 G5-4-3 BB 1-2		0-0 2B		4-0 BB			0-0 4-3		0-0 SH3	2 0 1 1 2 0 0															
Gary Redus, R (1, 7) OBP: 0.358, SLG: 0.450	0-0 G5-4-3 1-2f 2-3		0-3 K		0-0 F7			0-0 G6-3 1B		4-0 1B BB	4 1 1 0 1 1 4															
Dan Driessen, L (1, 3) OBP: 0.396, SLG: 0.451	4-0 WP BB		0-3 K		0-3 K			0-0 G6-3 1-2f		0-0 1B 1-2 2-H 1B	4 0 1 1 1 2 2															
Cesar Cedeno, R (1, 9) OBP: 0.293, SLG: 0.346	0-3 K 1-2		0-0 F7		0-0 F8			0-0 CS 1B		0-0 P4	5 0 1 0 0 1 5															
Nick Esasky, R (1, 5) OBP: 0.331, SLG: 0.507		0-0 P4		0-0 G1-6-3 1B		0-3 K		0-3 K		0-0 1-3 2-H 1B	5 0 2 1 0 2 1															
Ron Oester, S (1, 4) OBP: 0.308, SLG: 0.383		0-3 K		0-0 G1-6-3 1-2f		0-0 HR		4-0 1B BB 1-2		0-3 K	4 1 1 1 1 2 3															
Dann Bilardello, R (1, 2) OBP: 0.277, SLG: 0.352		1-0 HBP		0-0 G3		0-0 F3		0-0 1B 1-2			3 0 1 0 0 0 0															
Charlie Puleo, R (1, 1) OBP: 0.219, SLG: 0.107		0-3 K		0-0 6-3		0-0 F7		0-0 F7			2 0 0 0 0 1 1															
Paul Householder, S (7, PH) OBP: 0.324, SLG: 0.371											1 0 0 0 0 0 0															
Ted Power, R (7, 1)											0 0 0 0 0 0 0															
Johnny Bench, R (9, PH) OBP: 0.305, SLG: 0.405											1 0 0 0 0 0 2															
Ben Hayes, R (9, 1)											0 0 0 0 0 0 0															
<b>Inning Stats</b>	R: 0 E: 0 K: 1 S: 5	H: 1 LOB: 2 BB: 2 P: 13	R: 0 E: 0 K: 2 S: 7	H: 0 LOB: 1 BB: 0 P: 8	R: 1 E: 0 K: 2 S: 9	H: 2 LOB: 1 BB: 0 P: 9	R: 0 E: 0 K: 0 S: 3	H: 1 LOB: 0 BB: 0 P: 3	R: 0 E: 0 K: 2 S: 7	H: 0 LOB: 0 BB: 0 P: 7	R: 1 E: 0 K: 0 S: 4	H: 1 LOB: 0 BB: 0 P: 4	R: 0 E: 0 K: 0 S: 3	H: 1 LOB: 0 BB: 0 P: 3	R: 0 E: 0 K: 1 S: 6	H: 2 LOB: 2 BB: 1 P: 10	R: 2 E: 0 K: 1 S: 7	H: 2 LOB: 2 BB: 2 P: 15	1B: 7 2B: 2 3B: 0 HR: 1	SF: 0 SAC: 1 DP: 3 HBP: 1	WP: 1 PB: 0 SB: 0 CS: 1	PA: 43				
<b>PITCHER</b>	IP WLS BF H R ER SO BB IBB HBP BLK WP HR S P ERA WHIP																									
Bob Welch, R (1, 1) ERA: 2.95	9.0	37	8	3	3	8	5	0	1	0	1	1	47	68	3.00	1.444										
Tom Niedenfuer, R (10, 1) ERA: 1.6	0.1	2	0	0	0	0	1	0	0	0	0	0	1	5	0.00	3.000										
Steve Howe, L (10, 1) ERA: 1.24	0.2	4	2	1	1	1	0	0	0	0	0	0	6	6	13.50	3.000										

livebaseballscores.com

AB	35
R	4
H	10
RBI	4
BB	6
SO	9
LOB	18



Batter	1	2	3	4	5	6	7	8	9	10	AB R H RBI BB SO LOB
Steve Sax, R OBP: 0.342, SLG: 0.366 (1, 4)	0-0 CS 1B		0-3 K			0-0 4-3	0-0 G6-3			0-0 G6-4-3 1B	5 0 2 0 0 1 1
Rick Monday, L OBP: 0.388, SLG: 0.474 Derrel Thomas, S OBP: 0.366, SLG: 0.381 (1, 9)	0-0 1-2 HR			0-0 G3		0-0 BB 2B 1B		0-0 6-3		0-0 G6-4-3	4 2 2 1 0 0 0 1 0 0 0 0 0 1
Dusty Baker Jr., R OBP: 0.348, SLG: 0.429 (1, 7)	0-0 F7			0-0 1B		4-0 2B 1-2 BB		0-0 4-3			3 0 1 0 1 0 0
Pedro Guerrero, R OBP: 0.370, SLG: 0.522 (1, 5)	0-3 K		0-3 K		0-0 K	0-0 1-3 2-H 2B		4-0 S BB			3 0 1 1 1 2 1
Ken Landreaux, L OBP: 0.335, SLG: 0.473 (1, 8)		0-0 L3		0-0 F7		4-0 FC6-4 IBB		0-0 G3			3 0 0 0 1 0 2
Mike Marshall, R OBP: 0.336, SLG: 0.419 Steve Howe, L (10, 1)		0-0 G5-4-3 1B		0-3 K	0-3 K				0-0 FC2-6 1B		4 0 2 0 0 2 3 0 0 0 0 0 0 0
Dave Anderson, R OBP: 0.200, SLG: 0.239 (1, 6)		0-0 G5-4-3		0-0 F9	0-0 FC6-4				0-0 FC2-6		4 0 0 0 0 0 5
Jack Fimple, R OBP: 0.400, SLG: 0.500 (1, 2)			0-0 6-3		0-0 1B		0-3 K		0-0 F7		4 0 1 0 0 1 1
Bob Welch, R OBP: 0.146, SLG: 0.229 Tom Niedenfuer, R (10, 1) Greg Brock, L OBP: 0.314, SLG: 0.366 (10, 3)			0-0 4-3		0-3 K		0-0 G6-3 1B			0-3 K	3 0 1 0 0 1 1 0 0 0 0 0 0 0 1 0 0 0 0 1 0

Inning Stats	R: 1 E: 0 K: 1 S: 6	H: 2 LOB: 0 BB: 0 P: 6	R: 0 E: 0 K: 0 S: 3	H: 1 LOB: 0 BB: 0 P: 3	R: 0 E: 0 K: 1 S: 5	H: 0 LOB: 0 BB: 0 P: 5	R: 0 E: 0 K: 1 S: 6	H: 1 LOB: 1 BB: 0 P: 6	R: 0 E: 0 K: 2 S: 8	H: 1 LOB: 1 BB: 0 P: 8	R: 1 E: 0 K: 1 S: 7	H: 2 LOB: 3 BB: 2 P: 15	R: 0 E: 0 K: 1 S: 5	H: 1 LOB: 0 BB: 0 P: 5	R: 0 E: 0 K: 0 S: 3	H: 0 LOB: 1 BB: 1 P: 7	R: 0 E: 0 K: 0 S: 3	H: 1 LOB: 0 BB: 0 P: 3	R: 0 E: 0 K: 1 S: 5	H: 1 LOB: 0 BB: 0 P: 5	1B: 8 2B: 1 3B: 0 HR: 1	SF: 0 SAC: 0 DP: 3 HBP: 0	WP: 0 PB: 0 SB: 1 CS: 2	PA: 38
--------------	------------------------------	---------------------------------	------------------------------	---------------------------------	------------------------------	---------------------------------	------------------------------	---------------------------------	------------------------------	---------------------------------	------------------------------	----------------------------------	------------------------------	---------------------------------	------------------------------	---------------------------------	------------------------------	---------------------------------	------------------------------	---------------------------------	----------------------------------	------------------------------------	----------------------------------	--------

PITCHER	IP	WLS	BF	H	R	ER	SO	BB	IBB	HBP	BLK	WP	HR	S	P	ERA	WHIP
Charlie Puleo, R ERA: 4.45 (1, 1)	6.0		25	7	2	2	6	1	1	0	0	0	1	35	43	3.00	1.333
Ted Power, R ERA: 4.14 (7, 1)	2.0		7	1	0	0	1	1	0	0	0	0	0	8	12	0.00	1.000
Ben Hayes, R ERA: 6.27 (9, 1)	2.0	W	6	2	0	0	1	0	0	0	0	0	0	8	8	0.00	1.000


PITCHER	IP	WLS	BF	H	R	ER	SO	BB	IBB	HBP	BLK	WP	HR	S	P	ERA	WHIP
---------	----	-----	----	---	---	----	----	----	-----	-----	-----	----	----	---	---	-----	------

**BOTTOM**

**Cincinnati Reds @ Los Angeles Dodgers**  
Dodger Stadium, Los Angeles, CA

Mon Aug 01 1983, 7:05 PM PDT  
Att: 37,937 - Unknown

<b>AB</b>	<b>35</b>
<b>R</b>	<b>2</b>
<b>H</b>	<b>10</b>
<b>RBI</b>	<b>2</b>
<b>BB</b>	<b>3</b>
<b>SO</b>	<b>8</b>
<b>LOB</b>	<b>15</b>



Batter	1	2	3	4	5	6	7	8	9	AB R H RBI BB SO LOB	TOP																									
<b>Eddie Milner, L</b> (1, 8) OBP: 0.363, SLG: 0.386	4-0 PB 4-3 BB		0-0 F7			0-0 G3			0-0 FC4-6 1B	3 0 1 0 1 0 0																										
<b>Dave Concepcion, R</b> (1, 6) OBP: 0.308, SLG: 0.292	0-0 4-3			0-0 G4-6-3 1B		0-0 1-3			0-0 FC4-6 1-2f	4 1 1 0 0 0 2																										
<b>Gary Redus, R</b> (1, 7) OBP: 0.357, SLG: 0.448	0-0 F4			0-0 G4-6-3 1B		0-3 K			0-0 F5	4 0 1 0 0 1 2																										
<b>Dan Driessen, L</b> (1, 3) OBP: 0.390, SLG: 0.443	0-3 K			0-0 G4-6-3 1-2f 2-3			0-0 F7		0-0 F7	4 0 0 0 0 1 4																										
<b>Cesar Cedeno, R</b> (1, 9) OBP: 0.293, SLG: 0.346		0-0 L7		0-0 1B		0-0 F2				3 0 1 1 0 0 0																										
<b>Nick Esasky, R</b> (1, 5) OBP: 0.325, SLG: 0.497		0-3 K2-3		0-0 F9		0-3 K				3 0 0 0 0 2 1																										
<b>Ron Oester, S</b> (1, 4) OBP: 0.305, SLG: 0.380		0-0 6-3			0-0 F5			0-3 K		3 0 0 0 0 1 0																										
<b>Dann Bilardello, R</b> (1, 2) OBP: 0.275, SLG: 0.348			0-0 6-3		0-0 F3			0-3 K		2 0 0 0 0 0 0																										
<b>Duane Walker, L</b> (8, PH) OBP: 0.324, SLG: 0.394										1 0 0 0 0 1 0																										
<b>Ted Power, R</b> (8, 1)										0 0 0 0 0 0 0																										
<b>Frank Pastore, R</b> (1, 1) OBP: 0.158, SLG: 0.162			0-0 F2		0-0 6-3			0-0 F5		2 0 0 0 0 0 0																										
<b>Johnny Bench, R</b> (8, PH) OBP: 0.304, SLG: 0.404										1 0 0 0 0 0 0																										
<b>Inning Stats</b>	R: 0 E: 0 K: 1 S: 5	H: 0 LOB: 1 BB: 1 P: 9	R: 0 E: 0 K: 1 S: 5	H: 0 LOB: 0 BB: 0 P: 5	R: 0 E: 0 K: 0 S: 3	H: 0 LOB: 0 BB: 0 P: 3	R: 1 E: 0 K: 0 S: 5	H: 3 LOB: 1 BB: 0 P: 5	R: 0 E: 0 K: 1 S: 5	H: 0 LOB: 0 BB: 0 P: 5	R: 0 E: 0 K: 1 S: 5	H: 0 LOB: 0 BB: 0 P: 5	R: 0 E: 0 K: 2 S: 7	H: 0 LOB: 0 BB: 0 P: 7	R: 0 E: 0 K: 0 S: 4	H: 1 LOB: 1 BB: 0 P: 4	1B: 4 2B: 0 3B: 0 HR: 0	SF: 0 SAC: 0 DP: 1 HBP: 0	WP: 0 PB: 1 SB: 0 CS: 0	PA: 31																
<b>PITCHER</b> <b>Alejandro Pena, R</b> (1, 1) ERA: 2.38	IP: 9.0 WLS: W BF: 31 H: 4 R: 1 ER: 1 SO: 6 BB: 1 IBB: 0 HBP: 0 BLK: 0 WP: 0 HR: 0 S: 42 P: 46 ERA: 1.00 WHIP: 0.556																																			
<b>PITCHER</b>	IP	WLS	BF	H	R	ER	SO	BB	IBB	HBP	BLK	WP	HR	S	P	ERA	WHIP																			

Cincinnati Reds @ Los Angeles Dodgers  
Dodger Stadium, Los Angeles, CA  
Tue Aug 02 1983, 7:05 PM PDT  
Att: 36,132 - Unknown

AB	30
R	1
H	4
RBI	1
BB	1
SO	6
LOB	9



livebaseballscorecards.com

Batter	1	2	3	4	5	6	7	8	9
Steve Sax, R OBP: 0.339, SLG: 0.362 (1, 4)	0-0 6-3		0-0 F7		0-0 L6		0-0 6-3		
Rick Monday, L OBP: 0.385, SLG: 0.466 (1, 9) Derrel Thomas, S OBP: 0.366, SLG: 0.381 (8, PR) (9, 9)	0-0 4-3		0-3 K		0-0 F6		0-0 CS 1B		
Dusty Baker Jr., R OBP: 0.347, SLG: 0.427 (1, 7)	0-0 6-3			0-0 1B 1B	0-0 F8		0-0 F7 1-2		
Pedro Guerrero, R OBP: 0.367, SLG: 0.517 (1, 5)		0-0 6-3		0-3 K		0-0 6-3	0-0 P6		
Ken Landreaux, L OBP: 0.338, SLG: 0.473 (1, 8)		4-0 BB		0-0 1B 1B		0-0 4-3			
Mike Marshall, R OBP: 0.339, SLG: 0.421 (1, 3)		0-0 F9		0-0 WP 1-H 3-H 5-3 1B		0-0 1B			
Jack Fimple, R OBP: 0.308, SLG: 0.385 (1, 2)		0-0 F7		0-0 5-3 1-H		0-3 K			
Dave Anderson, R OBP: 0.218, SLG: 0.257 (1, 6)			0-0 1B	0-0 1B		0-0 F7			
Alejandro Pena, R OBP: 0.118, SLG: 0.206 (1, 1)			0-0 P1	0-3 K		0-3 K			

Inning Stats	R: 0	H: 0	E: 0	K: 0	S: 3	LOB: 0	BB: 0	P: 3	R: 0	H: 0	E: 0	K: 1	S: 6	LOB: 1	BB: 0	P: 7	R: 0	H: 1	E: 0	K: 1	S: 6	LOB: 1	BB: 0	P: 6	R: 0	H: 0	E: 0	K: 0	S: 3	LOB: 0	BB: 0	P: 3	R: 0	H: 1	E: 0	K: 1	S: 6	LOB: 1	BB: 0	P: 6	R: 0	H: 0	E: 0	K: 1	S: 5	LOB: 0	BB: 0	P: 5	R: 0	H: 1	E: 0	K: 0	S: 3	LOB: 1	BB: 0	P: 3
PITCHER	IP	WLS	BF	H	R	ER	SO	BB	IBB	HBP	BLK	WP	HR	S	P	ERA	WHIP																																							
Frank Pastore, R ERA: 5.34 (1, 1)	7.0	L	28	6	3	3	5	1	0	0	0	1	0	37	41	3.86	1.000																																							
Ted Power, R ERA: 4.09 (8, 1)	1.0		3	1	0	0	0	0	0	0	0	0	0	3	3	0.00	1.000																																							

**BOTTOM**


**Cincinnati Reds @ Los Angeles Dodgers**  
 Dodger Stadium, Los Angeles, CA

Tue Aug 02 1983, 7:05 PM PDT  
 Att. 36,132 - Unknown

AB	30
R	3
H	7
RBI	3
BB	1
SO	5
LOB	10

livebaseballscorecards.com

1B:	7	SF:	0	WP:	1	PA:	31
2B:	0	SAC:	0	PB:	0		
3B:	0	DP:	0	SB:	2		
HR:	0	HBP:	0	CS:	1		



Batter	1	2	3	4	5	6	7	8	9	AB R H RBI BB SO LOB	TOP																										
Eddie Milner, L (1, 8) OBP: 0.361, SLG: 0.383	0-3 K	0-0 F9		0-0 1B		0-3 K		0-0 F9		5 0 1 0 0 2 4																											
Dave Concepcion, R (1, 6) OBP: 0.311, SLG: 0.297	0-0 2B		0-0 1B	4-0 BB		0-0 FC3-6		0-3 K		4 1 2 0 1 1 2																											
Gary Redus, R (1, 7) OBP: 0.353, SLG: 0.443 Tom Hume, R (6, 1)	0-3 K		0-0 F7	0-0 SF4		0-0 FC5-4		0-0 F8		3 0 0 1 0 1 4																											
Bill Scherrer, L (8, 1) OBP: 0.222, SLG: 0.125 Johnny Bench, R (8, 7) OBP: 0.302, SLG: 0.402										0 0 0 0 0 0 0																											
Dan Driessen, L (1, 3) OBP: 0.386, SLG: 0.438	0-0 F8		0-0 F7	0-0 F9			0-0 1B		0-0 E3	5 0 1 0 0 0 4																											
Cesar Cedeno, R (1, 9) OBP: 0.295, SLG: 0.356		4-0 1B 2B BB	0-0 1-H HR		0-0 F7		0-3 K		0-0 F2	4 2 1 2 1 1 2																											
Nick Esasky, R (1, 5) OBP: 0.323, SLG: 0.490		0-0 P4	0-0 1B		0-0 6-3		0-0 F8			4 0 1 0 0 0 2																											
Ron Oester, S (1, 4) OBP: 0.305, SLG: 0.379		0-0 2B 1B	0-3 K		0-3 K		0-0 F6			4 0 1 0 0 2 2																											
Dann Bilardello, R (1, 2) OBP: 0.279, SLG: 0.351		0-3 K		0-0 BB 1B SF4 1B		0-0 FC3-6 BB 1B		0-0 F5		4 1 2 0 0 1 2																											
Rich Gale, R (1, 1) OBP: 0.222, SLG: 0.188 Duane Walker, L (2, PH) OBP: 0.329, SLG: 0.406 Ted Power, R (2, 1) Paul Householder, S (6, PH) OBP: 0.326, SLG: 0.399 Ben Hayes, R (8, 1)		0-0 1-3 3-H 2B	0-3 K		0-3 K		4-0 FC3-6 BB	0-3 K		0 0 0 0 0 0 0																											
										1 0 1 1 0 0 0																											
										1 0 0 0 0 1 1																											
										1 0 0 0 0 1 1 0																											
										0 0 0 0 0 0 0																											
<b>Inning Stats</b>	R: 0 E: 0 K: 2 S: 8	H: 1 LOB: 1 BB: 0 P: 8	R: 1 E: 0 K: 1 S: 7	H: 2 LOB: 2 BB: 1 P: 11	R: 2 E: 0 K: 1 S: 8	H: 3 LOB: 1 BB: 0 P: 8	R: 1 E: 0 K: 1 S: 7	H: 2 LOB: 2 BB: 1 P: 11	R: 0 E: 0 K: 1 S: 5	H: 0 LOB: 0 BB: 0 P: 5	R: 0 E: 0 K: 1 S: 6	H: 1 LOB: 2 BB: 1 P: 10	R: 0 E: 0 K: 1 S: 6	H: 1 LOB: 1 BB: 0 P: 6	R: 0 E: 0 K: 1 S: 5	H: 0 LOB: 0 BB: 0 P: 5	R: 0 E: 1 K: 1 S: 6	H: 0 LOB: 1 BB: 0 P: 6	1B: 7 2B: 2 3B: 0 HR: 1	SF: 1 SAC: 0 DP: 0 HBP: 0	WP: 0 PB: 0 SB: 0 CS: 0	PA: 41															
<b>PITCHER</b>	IP WLS BF H R ER SO BB IBB HBP BLK WP HR S P ERA WHIP																				<b>PITCHER</b>	IP WLS BF H R ER SO BB IBB HBP BLK WP HR S P ERA WHIP															
Dave Stewart, R (1, 1) ERA: 2.87	2.2		15	6	3	3	3	1	0	0	0	0	1	20	24	10.12	2.625																				
Joe Beckwith, R (3, 1) ERA: 3.44	1.1		7	2	1	1	2	1	0	0	0	0	0	10	14	6.75	2.250																				
Pat Zachry, R (5, 1) ERA: 2.38	3.0	W	12	2	0	0	3	1	0	0	0	0	0	17	21	0.00	1.000																				
Tom Niedenfuer, R (8, 1) ERA: 1.54	2.0	S	7	0	0	0	2	0	0	0	0	0	0	11	11	0.00	0.000																				

Cincinnati Reds @ Los Angeles Dodgers  
Dodger Stadium, Los Angeles, CA  
Wed Aug 03 1983, 7:05 PM PDT  
Att: 37,670 - Unknown

livebaseballscorecards.com

AB	37
R	4
H	10
RBI	4
BB	3
SO	10
LOB	23



Batter	1	2	3	4	5	6	7	8	9	AB	R	H	RBI	BB	SO	LOB
Steve Sax, R OBP: 0.344, SLG: 0.366 (1, 4)	0-0 F7	4-0 CS BB		0-0 1B		0-0 1B		0-0 1B		4	0	3	1	1	0	0
Bill Russell, R OBP: 0.330, SLG: 0.326 (1, 6)	0-0 E7 1B 2B	0-0 F3		0-0 F7		0-0 FC1-2-5-6		0-0 F8		5	1	1	0	0	0	6
Dusty Baker Jr., R OBP: 0.348, SLG: 0.425 (1, 7)	0-0 HR 1B	4-0 1B BB		0-0 F7		0-0 5-3		0-0 F8		4	1	1	1	1	0	4
Mike Marshall, R OBP: 0.348, SLG: 0.451 (1, 9)	0-0 HR 1B	0-0 1B			0-0 HR		4-0 L3-4 BB			3	2	3	3	1	0	0
Ken Landreaux, L OBP: 0.339, SLG: 0.473 (1, 8)	0-0 S 2B 1B	0-0 3-1			0-0 FC5-4 1B		0-0 F7			2	1	1	0	0	0	2
Candy Maldonado, R OBP: 0.225, SLG: 0.237 (5, 8)										2	0	1	0	0	0	1
Greg Brock, L OBP: 0.314, SLG: 0.363 (1, 3)	4-0 2B BB		0-3 K		0-3 K		0-0 L3-4			3	1	0	0	1	2	2
Tom Niedenfuer, R (8, 1)										0	0	0	0	0	0	0
Derrel Thomas, S OBP: 0.364, SLG: 0.373 (1, 5)	0-3 K		0-3 K		0-0 P6		4-0 SH1-4 1B BB			3	1	0	0	1	2	3
Jack Fimple, R OBP: 0.313, SLG: 0.438 (1, 2)	0-0 2B		0-0 F2		0-0 FC5-4		0-0 SH1-4			3	0	1	2	0	0	1
Dave Stewart, R OBP: 0.143, SLG: 0.143 (1, 1)	0-3 K			0-0 5-3		0-0 1B 1B		4-0 1B IBB		1	0	0	0	0	1	1
Joe Beckwith, L (3, 1)										0	0	0	0	0	0	0
Rafael Landestoy, S OBP: 0.208, SLG: 0.180 (4, PH)										1	0	0	0	0	0	0
Pat Zachry, R OBP: 1.000, SLG: 1.000 (5, 1)										1	0	0	0	0	0	0
Rick Monday, L OBP: 0.385, SLG: 0.466 (8, 3)										1	0	1	0	0	0	0
Pedro Guerrero, R OBP: 0.368, SLG: 0.517 (8, PH)										0	0	0	0	0	0	0
										0	0	0	0	1	0	0

Inning Stats	R: 5	H: 5	E: 1	LOB: 1	K: 2	P: 16	R: 0	H: 1	E: 0	LOB: 2	K: 0	P: 11	R: 0	H: 0	E: 0	LOB: 0	K: 2	P: 7	R: 1	H: 2	E: 0	LOB: 1	K: 1	P: 7	R: 0	H: 2	E: 0	LOB: 1	K: 0	P: 4	R: 0	H: 0	E: 0	LOB: 0	K: 0	P: 6	R: 1	H: 1	E: 0	LOB: 2	K: 0	P: 12
	S: 12	BB: 1	S: 3	BB: 2	S: 7	BB: 0	S: 4	BB: 1	S: 4	BB: 0	S: 4	BB: 0	S: 4	BB: 0	S: 2	BB: 1	S: 4	BB: 2	S: 4	BB: 0	S: 2	BB: 1	S: 4	BB: 0	S: 4	BB: 2	S: 4	BB: 0	S: 2	BB: 1	S: 4	BB: 2	S: 4	BB: 1	S: 4	BB: 2	S: 4	BB: 12	S: 4	BB: 2	S: 4	BB: 12

PITCHER	IP	WLS	BF	H	R	ER	SO	BB	IBB	HBP	BLK	WP	HR	S	P	ERA	WHIP
Rich Gale, R ERA: 5.75 (1, 1)	1.0	L	9	5	5	5	2	1	0	0	0	0	1	12	16	45.00	6.000
Ted Power, R ERA: 4.0 (2, 1)	4.0		17	4	1	1	3	2	0	0	0	0	1	21	29	2.25	1.500
Tom Hume, R ERA: 6.14 (6, 1)	2.0		7	2	0	0	0	1	0	0	0	0	0	6	10	0.00	1.500
Bill Scherrer, L ERA: 3.32 (8, 1)	0.1		3	0	1	1	0	1	1	0	0	0	0	1	9	27.00	3.000
Ben Hayes, R ERA: 6.19 (8, 1)	0.2		3	1	0	0	0	0	0	0	0	0	0	3	3	0.00	1.500

**BOTTOM**

**Cincinnati Reds @ Los Angeles Dodgers**  
 Dodger Stadium, Los Angeles, CA  
 Wed Aug 03 1983, 7:05 PM PDT  
 Att. 37,670 - Unknown

AB	32
R	7
H	12
RBI	7
BB	6
SO	5
LOB	20

livebaseballscorecards.com



1B	8	SF	0	WP	0	PA	39
2B	3	SAC	1	PB	0		
3B	0	DP	2	SB	1		
HR	2	HBP	0	CS	1		

Batter	1	2	3	4	5	6	7	8	9	10	11	AB R H RBI BB SO LOB	TOP																
Eddie Milner, L OBP: 0.358, SLG: 0.378 (1, 8)	F7		K				F8		E3		G3	5 0 0 0 1 1 1	<b>Cincinnati Reds @ Los Angeles Dodgers</b> Dodger Stadium, Los Angeles, CA Thu Aug 04 1983, 7:05 PM PDT Att. 41,614 - Unknown																
Dave Concepcion, R OBP: 0.314, SLG: 0.296 (1, 6)	CS 1B		5-3				L3		IBB		IBB	4 0 1 0 2 1 2																	
Gary Redus, R OBP: 0.354, SLG: 0.444 Tom Hume, R (9, 1)	K						F9		K		4-3	4 0 1 0 1 2 5 0 0 0 0 0 0 0 0 0 0 0 0 0 0 1 0 0 0 0 0 2																	
Bill Scherrer, L OBP: 0.222, SLG: 0.125 Ben Hayes, R (10, 1)	K						S BB					5 2 2 1 0 1 2																	
Dan Driessen, L OBP: 0.387, SLG: 0.450 (1, 3)			K				G3					4 1 1 0 1 1 0																	
Cesar Cedeno, R OBP: 0.297, SLG: 0.354 (1, 9)							P4		6-3			5 0 0 0 0 2 3																	
Nick Esasky, R OBP: 0.314, SLG: 0.474 (1, 5)							FC4-6 1B		F3		K	4 1 2 1 1 0 0																	
Ron Oester, S OBP: 0.308, SLG: 0.388 (1, 4)							K		F5		K	3 0 1 2 0 0 2 2 0 1 0 0 1 0																	
Alex Trevino, R OBP: 0.262, SLG: 0.260 Paul Householder, S OBP: 0.328, SLG: 0.370 (9, PH) (9, 7)							FC4-6 1B		5-3		HR	2 0 0 0 0 0 4 1 0 0 0 0 1 0 0 0 0 0 0 0 0																	
Mario Soto, R OBP: 0.150, SLG: 0.186 Johnny Bench, R OBP: 0.301, SLG: 0.401 Dann Bilardello, R OBP: 0.279, SLG: 0.351 (1, 1) (9, PH) (9, 2)							E5 SH3-4		K		G3 SH3 1B																		
							SH3-4		K		SH3																		
<b>Inning Stats</b>	R: 0 E: 0 K: 1 S: 5	H: 1 LOB: 0 BB: 0 P: 5	R: 2 E: 0 K: 0 S: 5	H: 3 LOB: 1 BB: 1 P: 9	R: 0 E: 0 K: 2 S: 8	H: 1 LOB: 1 BB: 0 P: 8	R: 0 E: 0 K: 0 S: 3	H: 0 LOB: 0 BB: 0 P: 3	R: 0 E: 1 K: 1 S: 6	H: 0 LOB: 2 BB: 1 P: 10	R: 0 E: 0 K: 0 S: 7	H: 0 LOB: 1 BB: 1 P: 7	R: 0 E: 0 K: 0 S: 3	H: 0 LOB: 0 BB: 0 P: 3	R: 0 E: 1 K: 3 S: 10	H: 0 LOB: 2 BB: 1 P: 14	R: 0 E: 0 K: 2 S: 7	H: 0 LOB: 0 BB: 0 P: 7	R: 1 E: 0 K: 0 S: 5	H: 2 LOB: 2 BB: 1 P: 9	1B: 6 2B: 1 3B: 0 HR: 2	SF: 0 SAC: 2 DP: 0 HBP: 0	WP: 0 PB: 1 SB: 1 CS: 3	PA: 48					
<b>PITCHER</b>	IP WLS BF H R ER SO BB IBB HBP BLK WP HR S P ERA WHIP												IP WLS BF H R ER SO BB IBB HBP BLK WP HR S P ERA WHIP																
Burt Hooton, R ERA: 3.81 (1, 1)	7.0	31	7	3	3	5	4	0	0	0	0	0	0	1	37	53	3.86	1.571											
Steve Howe, L ERA: 1.18 (8, 1)	2.0	8	0	0	0	3	0	1	0	0	0	0	0	0	13	17	0.00	0.000											
Tom Niedenfuer, R ERA: 1.64 (10, 1)	2.0	L 9	2	1	1	2	0	1	0	0	0	0	0	1	12	16	4.50	1.000											

livebaseballscorecards.com

AB	40
R	4
H	9
RBI	4
BB	6
SO	10
LOB	21







Batter	1	2	3	4	5	6	7	8	9	AB R H RBI BB SO LOB	TOP													
Gary Redus, R (1, 7) OBP: 0.349, SLG: 0.436	0-0 5-3		0-3 K		0-0 P4		0-0 E5 WP 1B S		0-0 F8	5 1 0 0 0 1 2	<b>Cincinnati Reds @ San Diego Padres</b> Jack Murphy Stadium, San Diego, CA Fri Aug 05 1983, 10:05 PM EDT Att. 11,319 - Unknown <a href="http://livebaseballscorecards.com">livebaseballscorecards.com</a>													
Dave Concepcion, R (1, 6) OBP: 0.313, SLG: 0.295	0-0 5-3			0-0 G3	0-0 6-3		0-0 4-3	0-0 1B	5 0 1 0 0 0 2															
Paul Householder, S (1, 8) OBP: 0.325, SLG: 0.366	0-0 L6			0-0 E5 1B SF9		0-0 1B 1B	0-3 K	0-0 P6	5 2 1 0 0 1 1															
Cesar Cedeno, R (1, 9) OBP: 0.303, SLG: 0.360		0-3 K		0-0 1B S		0-0 1B 1B	0-0 1B		4 1 3 1 0 1 0															
Dan Driessen, L (1, 3) OBP: 0.388, SLG: 0.446		0-0 6-3		4-0 1B BB		4-0 1B BB	0-3 K		2 0 0 0 2 1 1															
Nick Esasky, R (1, 5) OBP: 0.306, SLG: 0.465		0-3 K		0-0 SF9		0-0 F7			3 0 0 1 0 2 3															
Dann Bilardello, R (1, 2) OBP: 0.279, SLG: 0.354			0-0 5-3	0-0 L9		0-3 K		0-0 4-3 2B	4 0 1 0 0 1 5															
Kelly Paris, R (1, 4) OBP: 0.310, SLG: 0.284 Ron Oester, S (6, PH) OBP: 0.309, SLG: 0.388			0-0 SH3-4 1B		0-0 P6	0-0 1B 1B		0-0 4-3	2 0 1 0 0 0 0 2 0 1 2 0 0 1															
Bruce Berenyi, R (1, 1) OBP: 0.194, SLG: 0.250 Duane Walker, L (6, PH) OBP: 0.333, SLG: 0.410 Ted Power, R (6, 1) Bill Scherrer, L (7, 1) OBP: 0.200, SLG: 0.111			0-0 SH3-4		0-0 2B	0-0 1B 1B		0-3 K	1 0 1 0 0 0 0 1 0 1 0 0 0 0 0 0 0 0 0 0 0 1 0 0 0 0 1 1															
<b>Inning Stats</b>	R: 0 E: 0 K: 0 S: 3	H: 0 LOB: 0 BB: 0 P: 3	R: 0 E: 0 K: 2 S: 7	H: 0 LOB: 0 BB: 0 P: 7	R: 0 E: 0 K: 1 S: 6	H: 1 LOB: 1 BB: 0 P: 6	R: 1 E: 1 K: 0 S: 5	H: 1 LOB: 2 BB: 1 P: 9	R: 0 E: 0 K: 0 S: 4	H: 1 LOB: 1 BB: 0 P: 4		R: 2 E: 0 K: 1 S: 8	H: 4 LOB: 2 BB: 1 P: 12	R: 1 E: 1 K: 2 S: 9	H: 1 LOB: 1 BB: 0 P: 9	R: 0 E: 0 K: 2 S: 8	H: 1 LOB: 1 BB: 0 P: 8	R: 0 E: 0 K: 0 S: 3	H: 1 LOB: 0 BB: 0 P: 3	1B: 8 2B: 2 3B: 0 HR: 0	SF: 1 SAC: 1 DP: 0 HBP: 0	WP: 1 PB: 0 SB: 2 CS: 0	PA: 39	
<b>PITCHER</b>	IP WLS BF H R ER SO BB IBB HBP BLK WP HR S P ERA WHIP																							
Mark Thurmond, L (1, 1) ERA: 2.06	5.0		23	5	3	2	3	2	0	0	0	0	0	0	27	35	3.60	1.400						
Luis DeLeon, R (6, 1) ERA: 1.89	1.0		4	2	0	0	1	0	0	0	0	0	0	6	6	0.00	2.000							
Elias Sosa, R (7, 1) ERA: 5.01	3.0	L	12	3	1	0	4	0	0	0	0	1	0	20	20	0.00	1.000							







Batter	1	2	3	4	5	6	7	8	9
<b>Bobby Brown, S</b> (1, 7) OBP: 0.441, SLG: 0.643	0-0 F9 S 1B		0-0 F7		0-0 SH5-3 1B		4-0 E S 1B BB	0-0 1-H 2-H 3-H HR	
<b>Garry Templeton, S</b> (1, 6) OBP: 0.277, SLG: 0.322	0-0 P3 1-2		0-0 G6-4-3 1-2f		0-0 SH5-3 1-2		0-0 FC4-6 1-H 1B	0-0 6-3	
<b>Ruppert Jones, L</b> (1, 8) OBP: 0.303, SLG: 0.380	0-0 F9 2-3			4-0 4-3 S 6-3 BB	0-0 F8		0-0 FC4-6 1-2f	0-0 HR	
<b>Terry Kennedy, L</b> (1, 2) OBP: 0.356, SLG: 0.437	0-0 6-3			0-0 4-3 1-3	0-0 6-3		0-3 K	4-0 1B 2B BB	
<b>Kurt Bevacqua, R</b> (1, 3) OBP: 0.383, SLG: 0.411		0-3 K		0-0 6-3		0-3 K		0-0 1B 2B	
<b>Tony Gwynn, L</b> (1, 9) OBP: 0.322, SLG: 0.333		0-0 F8		0-0 2B 1B		0-0 1B		0-0 E HR 1B	
<b>Luis Salazar, R</b> (1, 5) OBP: 0.294, SLG: 0.370		0-3 K		0-0 1-H 2B		0-3 K		0-0 1-3 1B 2B	
<b>Gene Richards, L</b> (8, PH) OBP: 0.327, SLG: 0.393									
<b>Luis DeLeon, R</b> (9, 1) OBP: 0.111, SLG: 0.111									
<b>Juan Bonilla, R</b> (1, 4) OBP: 0.315, SLG: 0.308			0-0 HBP 1B	4-0 IBB		0-0 5-3		0-0 HR IBB	0-0 6-3
<b>Eric Show, R</b> (1, 1) OBP: 0.216, SLG: 0.204			1-0 G6-4-3 HBP	0-0 F8			0-0 6-3	0-0 E3 1-2 2-3 3-H HR	
<b>Tim Flannery, L</b> (8, PH) OBP: 0.314, SLG: 0.363									

Inning Stats	R: 0	H: 1	E: 0	LOB: 1	K: 0	P: 4	R: 0	H: 0	E: 0	LOB: 0	K: 2	P: 7	R: 0	H: 1	E: 0	LOB: 1	K: 0	P: 4	R: 2	H: 2	E: 0	LOB: 2	K: 0	P: 13	R: 0	H: 1	E: 0	LOB: 1	K: 2	P: 8	R: 1	H: 1	E: 0	LOB: 1	K: 1	P: 10	R: 8	H: 7	E: 1	LOB: 2	K: 0	P: 19				
	S: 4	BB: 0	S: 7	BB: 0	S: 3	BB: 0	S: 5	BB: 2	S: 4	BB: 0	S: 8	BB: 8	S: 6	BB: 1	S: 11	BB: 2	S: 11	BB: 2	S: 6	BB: 1	S: 8	BB: 0	S: 4	BB: 4	S: 8	BB: 8	S: 6	BB: 1	S: 10	BB: 1	S: 11	BB: 2	S: 11	BB: 2	S: 11	BB: 2	S: 11	BB: 2	S: 11	BB: 2	S: 11	BB: 2	S: 11	BB: 2	S: 11	BB: 2

PITCHER	IP	WLS	BF	H	R	ER	SO	BB	IBB	HBP	BLK	WP	HR	S	P	ERA	WHIP
<b>Charlie Puleo, R</b> (1, 1) ERA: 4.44	6.1	L	29	7	3	3	4	2	1	1	0	0	0	33	46	4.26	1.421
<b>Bill Scherrer, L</b> (7, 1) ERA: 3.41	0.2		4	2	2	2	1	0	0	0	0	0	0	6	6	27.00	3.000
<b>Tom Hume, R</b> (8, 1) ERA: 6.28	0.2		10	5	6	2	0	1	1	0	0	0	2	8	16	27.00	9.000
<b>Ben Hayes, R</b> (8, 1) ERA: 5.98	0.1		1	0	0	0	0	0	0	0	0	0	0	1	1	0.00	0.000

**BOTTOM**

**Cincinnati Reds @ San Diego Padres**  
**Jack Murphy Stadium, San Diego, CA**  
 Sat Aug 06 1983, 10:05 PM EDT  
 Unknown

AB	R	H	RBI	BB	SO	LOB
4	2	3	4	1	0	2
4	0	1	1	0	0	3
4	2	1	1	1	0	3
4	1	0	0	1	1	4
5	2	2	1	0	2	0
5	2	4	1	0	0	0
3	0	1	1	0	2	1
2	0	1	1	0	0	2
0	0	0	0	0	0	0
3	1	1	0	2	0	3
2	0	0	0	0	0	2
1	1	0	1	0	0	2

AB	37
R	11
H	14
RBI	11
BB	5
SO	5
LOB	22

livebaseballscorecards.com



WP	HR	S	P	ERA	WHIP
0	0	0	44	0	0
0	0	0	0	0	0
0	0	0	0	0	0
0	0	0	0	0	0

Batter	1	2	3	4	5	6	7	8	9	AB R H RBI BB SO LOB	TOP
<b>Eddie Milner, L</b> (1, 8) OBP: 0.362, SLG: 0.391	0-0 3-1		0-0 HR	0-3 K			0-0 F8			4 1 1 1 0 1 1	<b>Cincinnati Reds @ San Diego Padres</b> Jack Murphy Stadium, San Diego, CA Sat Aug 06 1983, 10:05 PM EDT Att: 13,237 - Unknown <a href="http://livebaseballscorecards.com">livebaseballscorecards.com</a>
<b>Dave Concepcion, R</b> (1, 6) OBP: 0.311, SLG: 0.292	0-3 K		0-3 K			0-3 K	0-0 F9			4 0 0 0 0 3 0	
<b>Cesar Cedeno, R</b> (1, 9) OBP: 0.308, SLG: 0.357	0-3 K		0-0 5-3			4-0 6-3 BB		0-0 F3		3 0 0 0 1 1 0	
<b>Dan Driessen, L</b> (1, 3) OBP: 0.386, SLG: 0.454		0-0 1B 2B	0-0 1B 2B			0-0 6-3 1-2		0-0 F8		4 1 2 0 0 0 1	
<b>Nick Esasky, R</b> (1, 5) OBP: 0.304, SLG: 0.473		0-3 K	0-0 1B 2-H			0-0 F9		0-0 E5		4 0 1 1 0 1 2	
<b>Duane Walker, L</b> (1, 7) OBP: 0.323, SLG: 0.390		0-0 6-3	0-0 L6			0-0 6-3		0-0 4-3		4 0 0 0 0 0 3	
<b>Ron Oester, S</b> (1, 4) OBP: 0.308, SLG: 0.385		0-0 2-3 1B		0-0 F8		0-0 G5-4-3 1B		0-0 G3		4 0 2 0 0 0 0	
<b>Dann Bilardello, R</b> (1, 2) OBP: 0.283, SLG: 0.354		4-0 1B IBB		0-0 SH3-4 1B		0-0 G5-4-3 1-2f		0-0 P6		3 0 1 0 1 0 1	
<b>Joe Price, R</b> (1, 1) OBP: 0.163, SLG: 0.100 <b>Ted Power, R</b> (3, 1) <b>Rich Gale, R</b> (4, 1) <b>Paul Householder, S</b> (7, PH) <b>Ben Hayes, R</b> (7, 1) <b>Gary Redus, R</b> (9, PH) OBP: 0.348, SLG: 0.435	0-3 K		0-0 SH3-4 1-2			0-0 F7		0-3 K		1 0 0 0 0 0 1 3 0 0 0 0 0 0 0 0 0 0 0 0 0 0 0 0 1 0 0 0 0 0 0 0 0 0 0 0 0 0 0 0 1 0 0 0 0 0 1 0	
<b>Inning Stats</b>	R: 0 E: 0 K: 2 S: 7 H: 0 LOB: 0 BB: 0 P: 7	R: 0 E: 0 K: 2 S: 9 H: 2 LOB: 3 BB: 1 P: 13	R: 2 E: 0 K: 1 S: 8 H: 3 LOB: 1 BB: 0 P: 8	R: 0 E: 0 K: 1 S: 6 H: 1 LOB: 1 BB: 0 P: 6	R: 0 E: 0 K: 1 S: 5 H: 0 LOB: 1 BB: 1 P: 9	R: 0 E: 0 K: 0 S: 3 H: 1 LOB: 0 BB: 0 P: 3	R: 0 E: 0 K: 0 S: 3 H: 0 LOB: 0 BB: 0 P: 3	R: 0 E: 1 K: 0 S: 4 H: 0 LOB: 1 BB: 0 P: 4	R: 0 E: 0 K: 1 S: 5 H: 0 LOB: 0 BB: 0 P: 5	1B: 4 2B: 2 3B: 0 HR: 1 SF: 0 SAC: 1 DP: 1 HBP: 0	WP: 0 PB: 0 SB: 0 CS: 0 PA: 36
<b>PITCHER</b> <b>John Montefusco, R</b> (1, 1) ERA: 3.48	IP 9.0 WLS W BF 36 H 7 R 2 ER 2 SO 8 BB 1 IBB 1 HBP 0 BLK 0 WP 0 HR 1 S 50 P 58 ERA 2.00 WHIP 0.889										



Batter	1	2	3	4	5	6	7	8	9
<b>Bobby Brown, S</b> OBP: 0.436, SLG: 0.594 (1, 7)	0-3 K		0-0 F8	0-3 K			4-0 1B 1B BB	0-0 G3 1B	
<b>Garry Templeton, S</b> OBP: 0.279, SLG: 0.324 (1, 6)	0-3 K		0-0 E 1B		0-3 K		0-0 1B S 1B	0-0 G3	
<b>Sixto Lezcano, R</b> OBP: 0.329, SLG: 0.338 (1, 9)	0-0 F9		0-0 E6 L3		0-0 6-3		0-0 FC6-4 1B 1B	0-3 K	
<b>Kurt Bevacqua, R</b> OBP: 0.378, SLG: 0.398 (1, 3)		0-0 F2	0-0 L3		4-0 BB		0-0 F8		
<b>Tony Gwynn, L</b> OBP: 0.328, SLG: 0.356 (1, 8)		0-0 F8		0-0 1B 3B	0-0 F7		0-0 FC6-4 1B		
<b>Luis Salazar, R</b> OBP: 0.297, SLG: 0.380 (1, 5)		0-0 HR		0-0 3B 1B		0-0 6-3	0-0 FC6-4		
<b>Juan Bonilla, R</b> OBP: 0.319, SLG: 0.314 (1, 4)		4-0 1B BB		0-0 G1 3B		0-0 F8	4-0 FC6-4 IBB		
<b>Doug Gwosdz, R</b> OBP: 0.235, SLG: 0.167 (1, 2)		0-0 1B		0-0 P4		0-0 1B	0-0 FC6-4		
<b>John Montefusco, R</b> OBP: 0.188, SLG: 0.071 (1, 1)		0-0 P4		0-0 G1		0-3 K		0-3 K	

AB	R	H	RBI	BB	SO	LOB
4	1	1	0	1	2	0
5	1	2	0	0	2	1
5	0	1	1	0	1	2
3	0	0	0	1	0	4
4	1	2	1	0	0	1
4	2	2	2	0	0	2
2	1	1	1	2	0	0
4	0	2	0	0	0	4
4	0	0	1	0	2	3

**BOTTOM**

**Cincinnati Reds @ San Diego Padres**  
**Jack Murphy Stadium, San Diego, CA**  
 Sat Aug 06 1983, 10:05 PM EDT  
 Att. 13,237 - Unknown

<b>AB</b>	<b>35</b>
<b>R</b>	<b>6</b>
<b>H</b>	<b>11</b>
<b>RBI</b>	<b>6</b>
<b>BB</b>	<b>4</b>
<b>SO</b>	<b>7</b>
<b>LOB</b>	<b>17</b>



Inning Stats		R: 0	H: 0	E: 0	K: 2	S: 7	P: 7	R: 1	H: 2	E: 0	K: 0	S: 5	R: 0	H: 1	E: 1	K: 0	S: 4	R: 3	H: 3	E: 0	K: 1	S: 8	R: 0	H: 0	E: 0	K: 1	S: 5	R: 0	H: 1	E: 0	K: 1	S: 6	R: 2	H: 3	E: 0	K: 0	S: 6	R: 0	H: 1	E: 0	K: 2	S: 8	R: 0	H: 1	E: 0	K: 2	S: 8
<b>Joe Price, L</b> ERA: 2.77 (1, 1)	IP	2.1	WLS	BF	H	R	ER	SO	BB	IBB	HBP	BLK	WP	HR	S	P	ERA	WHIP																													
<b>Ted Power, R</b> ERA: 4.23 (3, 1)	0.2	L	5	3	3	3	0	0	0	0	0	0	0	0	5	5	40.50	4.500																													
<b>Rich Gale, R</b> ERA: 5.52 (4, 1)	3.0		11	1	0	0	3	1	0	0	0	0	0	0	16	20	0.00	0.667																													
<b>Ben Hayes, R</b> ERA: 6.1 (7, 1)	2.0		12	4	2	2	2	1	1	0	0	0	0	0	14	22	9.00	2.500																													

WP	HR	S	P	ERA	WHIP
0	0	0	0	0	0
0	0	0	0	0	0
0	0	0	0	0	0
0	0	0	0	0	0
0	0	0	0	0	0

Batter	1	2	3	4	5	6	7	8	9	AB R H RBI BB SO LOB	TOP											
Paul Householder, S OBP: 0.321, SLG: 0.358 (1, 8) X	0-0 4-3 ①		0-0 P6 ③		0-0 G3 ③		0-0 G3 ③			4 0 0 0 0 0 1												
Duane Walker, L OBP: 0.321, SLG: 0.386 (1, 7) X	0-0 4-3 ②			0-0 P6 ①		0-0 WP 1B ①		0-3 K ①		4 1 1 0 0 1 0												
Cesar Cedeno, R OBP: 0.307, SLG: 0.356 (1, 9) X	0-0 5-3 ③			0-0 5-3 ②		0-0 E5 1B ①		0-0 6-3 ②		4 0 1 0 0 0 0												
Dan Driessen, L OBP: 0.391, SLG: 0.456 (1, 3) X		0-0 G3-6-3 1B		0-0 1B		4-0 HR BB		0-0 4-3 ③		3 1 2 0 1 0 0												
Nick Esasky, R OBP: 0.303, SLG: 0.468 (1, 5) S S S		0-3 K ①		0-3 K ③		0-3 K ②			0-0 5-3 1B	4 0 1 0 0 3 3												
Ron Oester, S OBP: 0.310, SLG: 0.394 (1, 4) X		0-0 G3-6-3 ② ③			0-0 HR 1B	0-0 HR 1-H			0-0 F7 ①	4 2 2 2 0 0 2												
Dann Bilardello, R OBP: 0.278, SLG: 0.347 (1, 2) S S S			0-3 K ①		0-0 F5 ①	0-0 P4 ③			0-0 5-3 ②	4 0 0 0 0 1 2												
Tom Foley, L OBP: 0.273, SLG: 0.283 (1, 6) X			0-0 F8 ②		0-3 K ②		0-3 K ①		0-0 F9 ③	4 0 0 0 0 2 2												
Frank Pastore, R OBP: 0.171, SLG: 0.250 (1, 1) X			0-0 E5		0-0 HR 1-H		0-0 6-3 ②			3 1 1 2 0 0 0												
<b>Inning Stats</b>	R: 0 E: 0 K: 0 S: 3	H: 0 LOB: 0 BB: 0 P: 3	R: 0 E: 0 K: 1 S: 5	H: 1 LOB: 0 BB: 0 P: 5	R: 0 E: 1 K: 1 S: 6	H: 0 LOB: 1 BB: 0 P: 6	R: 0 E: 0 K: 1 S: 6	H: 1 LOB: 1 BB: 0 P: 6	R: 2 E: 0 K: 1 S: 7	H: 2 LOB: 0 BB: 0 P: 7	R: 3 E: 1 K: 1 S: 7	H: 3 LOB: 0 BB: 1 P: 11	R: 0 E: 0 K: 1 S: 5	H: 0 LOB: 0 BB: 0 P: 5	R: 0 E: 0 K: 1 S: 5	H: 0 LOB: 0 BB: 0 P: 5	R: 0 E: 0 K: 0 S: 4	H: 1 LOB: 1 BB: 0 P: 4	1B: 6 2B: 0 3B: 0 HR: 2	SF: 0 SAC: 0 DP: 1 HBP: 0	WP: 1 PB: 0 SB: 0 CS: 0	PA: 35
<b>PITCHER</b>	IP WLS BF H R ER SO BB IBB HBP BLK WP HR S P ERA WHIP																					
Ed Whitson, R ERA: 4.69 (1, 1)	6.0 L 25 7 5 5 5 1 0 0 0 1 2 34 38 7.50 1.333																					
Elias Sosa, R ERA: 4.82 (7, 1)	2.0 6 0 0 0 2 0 0 0 0 0 0 10 10 0.00 0.000																					
Gary Lucas, L ERA: 3.19 (9, 1)	1.0 4 1 0 0 0 0 0 0 0 0 0 4 4 0.00 1.000																					

Cincinnati Reds @ San Diego Padres  
 Jack Murphy Stadium, San Diego, CA  
 Sun Aug 07 1983, 6:33 AM EDT  
 Att: 12,919 - Unknown

livebaseballscorecards.com

AB	34
R	5
H	8
RBI	4
BB	1
SO	7
LOB	10







**Los Angeles Dodgers @ Cincinnati Reds**  
 Riverfront Stadium, Cincinnati, OH

Tue Aug 09 1983, 7:05 PM EDT  
 Att: 20,473 - Unknown


AB	36
R	4
H	10
RBI	4
BB	3
SO	6
LOB	14



Batter	1	2	3	4	5	6	7	8	9	AB R H RBI BB SO LOB	
<b>Steve Sax, R</b> (1, 4) OBP: 0.343, SLG: 0.369	0-0 6-3		0-3 K		0-0 HR		0-0 F8		0-0 1B	5 2 2 2 0 1 0	
<b>Bill Russell, R</b> (1, 6) OBP: 0.326, SLG: 0.321	0-0 F8		0-3 K		0-0 F7		0-0 2B		0-0 1B	5 0 2 1 0 1 0	
<b>Dusty Baker Jr., R</b> (1, 7) OBP: 0.347, SLG: 0.416 <b>Steve Howe, L</b> (9, 1)	4-0 2B BB		0-0 1B		0-0 L4		0-3 K		0-0 5-3	4 0 1 0 1 1 2 0 0 0 0 0 0 0	
<b>Ken Landreaux, L</b> (1, 8) OBP: 0.348, SLG: 0.488	0-0 1-3 2B		0-0 G3		0-0 4-3			0-0 F7		4 0 1 0 0 0 1	
<b>Mike Marshall, R</b> (1, 9) OBP: 0.347, SLG: 0.432	0-3 K			0-0 4-3		4-0 1B FC3-2 BB		0-3 K		3 0 0 0 1 2 2	
<b>Greg Brock, L</b> (1, 3) OBP: 0.320, SLG: 0.385		0-0 G3		0-0 1B 1B		0-0 1-3 FC3-2 1B		0-0 6-3		4 0 2 0 0 0 0	
<b>Derrel Thomas, S</b> (1, 5) OBP: 0.349, SLG: 0.351			0-0 F7		0-0 F8		0-0 FC3-2 L4-3		4-0 FC4-6 BB	3 0 0 0 1 0 3	
<b>Jack Fimple, R</b> (1, 2) OBP: 0.281, SLG: 0.531 <b>Rick Monday, L</b> (9, PH) OBP: 0.376, SLG: 0.443			0-0 HR		0-0 1-3 1B		0-0 L4-3		0-0 FC4-6 6-3 1B	3 1 2 1 0 0 2 1 1 0 0 0 0 1	
<b>Fernando Valenzuela, L</b> (1, 1) OBP: 0.261, SLG: 0.343 <b>Tom Niedenfuer, R</b> (8, 1) <b>Jose Morales, R</b> (9, PH) OBP: 0.314, SLG: 0.529 <b>Dave Sax, R</b> (9, 2)		0-0 F2		0-0 4-3			0-3 K		0-0 6-3	3 0 0 0 0 1 2 0 0 0 0 0 0 0 1 0 0 0 0 0 1 0 0 0 0 0 0 0	
<b>Inning Stats</b>	R: 0 H: 1 E: 0 LOB: 2 K: 1 BB: 1 S: 6 P: 10	R: 1 H: 1 E: 0 LOB: 0 K: 0 BB: 0 S: 4 P: 4	R: 0 H: 1 E: 0 LOB: 1 K: 2 BB: 0 S: 8 P: 8	R: 0 H: 2 E: 0 LOB: 2 K: 0 BB: 0 S: 5 P: 5	R: 1 H: 1 E: 0 LOB: 0 K: 0 BB: 0 S: 4 P: 4	R: 0 H: 1 E: 0 LOB: 1 K: 0 BB: 1 S: 3 P: 7	R: 0 H: 1 E: 0 LOB: 1 K: 2 BB: 0 S: 8 P: 8	R: 0 H: 0 E: 0 LOB: 0 K: 1 BB: 0 S: 5 P: 5	R: 2 H: 2 E: 0 LOB: 1 K: 0 BB: 1 S: 5 P: 9	1B: 6 SF: 0 2B: 3 SAC: 0 3B: 0 DP: 1 HR: 2 HBP: 0	WP: 0 PA: 39 PB: 0 SB: 2 CS: 0
<b>PITCHER</b> <b>Mario Soto, R</b> (1, 1) ERA: 2.48	IP WLS BF H R ER SO BB IBB HBP BLK WP HR S P ERA WHIP										

livebaseballscorecards.com



Batter	1	2	3	4	5	6	7	8	9	AB R H RBI BB SO LOB	TOP												
Steve Sax, R (1, 4) OBP: 0.344, SLG: 0.367	4-0 BB		4-0 FC2-5 BB		0-0 F9			0-0 6-3		2 0 0 0 2 0 1													
Bill Russell, R (1, 6) OBP: 0.325, SLG: 0.317	0-0 9-3		0-0 FC2-5			4-0 G6-4-3 BB		0-0 5-3		3 0 0 0 1 0 3													
Dave Anderson, R (8, 6) OBP: 0.218, SLG: 0.257	1-2f		1-2 2-3f			BB				0 0 0 0 0 0 0													
Ken Landreaux, L (1, 8) OBP: 0.348, SLG: 0.485	0-0 F8		0-0 G4-6-3			BB		0-0		2 0 0 0 1 0 2													
Rafael Landestoy, S (7, 8) OBP: 0.222, SLG: 0.196			1-2f			BB		2B		1 1 1 0 0 0 0													
Pedro Guerrero, R (1, 5) OBP: 0.363, SLG: 0.516		0-0 F8		0-3 K		0-0 G6-4-3		0-0		4 0 1 1 0 1 2													
Rick Monday, L (1, 7) OBP: 0.366, SLG: 0.430		0-3 K		0-0 F8		0-0 5-3		0-3 K		4 0 0 0 0 2 2													
Greg Brock, L (1, 3) OBP: 0.324, SLG: 0.394		4-0 1B BB		0-3 K			0-0 2B		0-0 6-3 1-3 2B	3 1 2 0 1 1 0													
Mike Marshall, R (1, 9) OBP: 0.349, SLG: 0.431		0-0 1B			4-0 BB		0-0 6-3		0-0 6-3	3 0 1 0 1 0 2	AB 29 R 2 H 5 RBI 2 BB 7 SO 7 LOB 18												
Jack Fimple, R (1, 2) OBP: 0.257, SLG: 0.486		0-0 5-3			0-3 K		0-3 K		0-0 1-3	3 0 0 0 0 2 4													
Dave Sax, R (9, PH)									3-H 0-0 F9	1 0 0 1 0 0 0													
Burt Hooton, R (1, 1) OBP: 0.208, SLG: 0.200			4-0 FC2-5 PB BB		0-3 K		0-0 1-3			0 0 0 0 1 0 0													
Pat Zachry, R (4, 1) OBP: 1.000, SLG: 1.000										0 0 0 0 0 0 0													
Derrel Thomas, S (5, PH) OBP: 0.347, SLG: 0.349										1 0 0 0 0 1 1													
Joe Beckwith, L (5, 1)										0 0 0 0 0 0 0													
Candy Maldonado, R (7, PH) OBP: 0.214, SLG: 0.225										1 0 0 0 0 0 1													
Dave Stewart, R (7, 1) OBP: 0.143, SLG: 0.143										0 0 0 0 0 0 0													
Jose Morales, R (9, PH) OBP: 0.306, SLG: 0.514										1 0 0 0 0 0 0													
<b>Inning Stats</b>	R: 0 E: 0 K: 0 S: 2	H: 0 LOB: 0 BB: 1 P: 6	R: 0 E: 0 K: 1 S: 6	H: 1 LOB: 2 BB: 1 P: 10	R: 0 E: 0 K: 0 S: 2	H: 0 LOB: 1 BB: 2 P: 10	R: 0 E: 0 K: 2 S: 7	H: 0 LOB: 0 BB: 0 P: 7	R: 0 E: 0 K: 1 S: 7	H: 0 LOB: 1 BB: 1 P: 11	R: 0 E: 0 K: 0 S: 2	H: 0 LOB: 1 BB: 2 P: 10	R: 0 E: 0 K: 1 S: 6	H: 1 LOB: 1 BB: 0 P: 6	R: 1 E: 0 K: 1 S: 7	H: 2 LOB: 1 BB: 0 P: 7	R: 1 E: 0 K: 0 S: 4	H: 1 LOB: 0 BB: 0 P: 4	1B: 2 2B: 4 3B: 0 HR: 0	SF: 0 SAC: 0 DP: 3 HBP: 0	WP: 0 PB: 1 SB: 0 CS: 0	PA: 36	
<b>PITCHER</b> Bruce Berenyi, R (1, 1) ERA: 3.94	IP 9.0 WLS W BF 36 H 5 R 2 ER 2 SO 7 BB 7 IBB 0 HBP 0 BLK 0 WP 0 HR 0 S 43 P 71 ERA 2.00 WHIP 1.333																						

**Los Angeles Dodgers @ Cincinnati Reds**  
 Riverfront Stadium, Cincinnati, OH  
 Wed Aug 10 1983, 7:05 PM EDT  
 Att: 14,685 - Unknown

livebaseballscorecards.com



Batter	1	2	3	4	5	6	7	8	9
Eddie Milner, L OBP: 0.363, SLG: 0.397 (1, 8)	0-0 SF9 3B	0-0 FC6-4 1-2f		0-0 G3		0-3 K		0-0 BB 1B	
Gary Redus, R OBP: 0.352, SLG: 0.438 (1, 7)	0-0 SF9 3-H		0-0 CS 2B		0-0 F8 1B	0-0 1B		4-0 1B BB	
Dave Concepcion, R OBP: 0.309, SLG: 0.290 Tom Foley, L OBP: 0.273, SLG: 0.283 (1, 6) (9, 6)	0-0 6-3		0-0 F9		0-0 E6 1B	0-0 F9		0-0 F9	
Dan Driessen, L OBP: 0.396, SLG: 0.459 (1, 3)	4-0 FC4 BB		4-0 CS IBB		0-0 F8 1-2 2-3	0-0 6-3		0-0 E8 1-H 2-H 1B	
Cesar Cedeno, R OBP: 0.305, SLG: 0.354 Paul Householder, S OBP: 0.317, SLG: 0.353 (1, 9) (8, 9)	0-0 FC4 1-2f		0-0 5-3 1-2 2-3		4-0 1B FC5 IBB		0-0 F9	0-0 F8	
Nick Esasky, R OBP: 0.321, SLG: 0.480 (1, 5)		0-0 4-3 6-3 2B		0-0 F9	0-0 FC5 1B 1-3 2-H 3-H		0-0 F8		
Ron Oester, S OBP: 0.311, SLG: 0.395 Kelly Paris, R OBP: 0.310, SLG: 0.284 (1, 4) (7, PR) (8, 4)		0-0 4-3 2-3		0-0 HR 2B	4-0 FC5 IBB		0-0 1B		
Dann Bilardello, R OBP: 0.277, SLG: 0.360 (1, 2)		0-0 6-3 3-H		0-0 HR 2-H	0-0 FC5 1-2 2-3f 3-H		0-0 F9		
Bruce Berenyi, R OBP: 0.200, SLG: 0.250 (1, 1)		0-0 FC6-4 1B		0-3 K	0-3 K			0-3 K	

Inning Stats	R: 1	H: 1	E: 0	K: 0	S: 4	LOB: 1	BB: 1	P: 8	R: 1	H: 2	E: 0	K: 0	S: 5	LOB: 1	BB: 0	P: 5	R: 0	H: 1	E: 0	K: 0	S: 3	LOB: 1	BB: 1	P: 7	R: 2	H: 2	E: 0	K: 1	S: 7	LOB: 0	BB: 0	P: 7	R: 3	H: 2	E: 1	K: 1	S: 8	LOB: 2	BB: 2	P: 16	R: 0	H: 1	E: 0	K: 1	S: 6	LOB: 1	BB: 0	P: 6	R: 0	H: 1	E: 0	K: 0	S: 4	LOB: 1	BB: 0	P: 4	R: 2	H: 2	E: 1	K: 1	S: 7	LOB: 1	BB: 1	P: 11
--------------	------	------	------	------	------	--------	-------	------	------	------	------	------	------	--------	-------	------	------	------	------	------	------	--------	-------	------	------	------	------	------	------	--------	-------	------	------	------	------	------	------	--------	-------	-------	------	------	------	------	------	--------	-------	------	------	------	------	------	------	--------	-------	------	------	------	------	------	------	--------	-------	-------

AB	R	H	RBI	BB	SO	LOB
5	2	2	0	0	1	1
3	2	3	1	1	0	0
5	1	0	0	0	0	5
0	0	0	0	0	0	0
3	0	1	1	2	0	3
3	1	0	0	1	0	3
1	0	0	0	0	0	1
4	1	2	2	0	0	0
3	1	2	0	1	0	1
0	0	0	0	0	0	0
4	1	1	4	0	0	3
4	0	1	0	0	3	2

**BOTTOM**

**Los Angeles Dodgers @ Cincinnati Reds**  
Riverfront Stadium, Cincinnati, OH

Wed Aug 10 1983, 7:05 PM EDT  
Att. 14,685 - Unknown

livebaseballscorecards.com

AB	35
R	9
H	12
RBI	8
BB	5
SO	4
LOB	19



PITCHER	IP	WLS	BF	H	R	ER	SO	BB	IBB	HBP	BLK	WP	HR	S	P	ERA	WHIP
Burt Hooton, R ERA: 3.98 (1, 1)	3.1	L	17	6	4	4	0	1	1	0	0	0	1	15	23	10.80	2.100
Pat Zachry, R ERA: 2.34 (4, 1)	0.2		2	0	0	0	1	0	0	0	0	0	0	4	4	0.00	0.000
Joe Beckwith, R ERA: 3.52 (5, 1)	2.0		12	3	3	1	2	0	2	0	0	0	0	14	22	4.50	1.500
Dave Stewart, R ERA: 2.84 (7, 1)	2.0		10	3	2	1	1	1	0	0	0	0	0	11	15	4.50	2.000

Los Angeles Dodgers @ Cincinnati Reds  
 Riverfront Stadium, Cincinnati, OH

Thu Aug 11 1983, 7:05 PM EDT  
 Att: 14,069 - Unknown

livebaseballscorecards.com

AB	29
R	4
H	5
RBI	4
BB	6
SO	7
LOB	9



WP:	0	PA:	37
PB:	0		
SB:	0		
CS:	1		

AB R H RBI BB SO LOB

4	0	1	0	1	0	2
2	0	0	0	2	1	1
2	1	1	1	1	0	3
3	1	0	0	1	0	3
4	1	1	3	0	1	0
4	0	0	0	0	2	0
0	0	0	0	0	0	0
3	0	1	0	0	1	0
1	0	0	0	0	0	0
3	0	0	0	1	2	0
1	0	0	0	0	0	0
2	1	1	0	0	0	0

Batter 1 2 3 4 5 6 7 8 9

Steve Sax, R OBP: 0.345, SLG: 0.366 (1, 4)	0-0 5-3	0-0 P4			4-0 CS BB		0-0 SF9 BB 1B		0-0 F9
Rick Monday, L OBP: 0.370, SLG: 0.423 (1, 7)	0-0 6-3	4-0 BB			0-3 K 1-2		4-0 1-2 BB		
Ken Landreaux, L OBP: 0.350, SLG: 0.488 (1, 8)	4-0 BB HR BB	0-0 F2			0-0 2B		0-0 SF9 2-3 3-H		
Pedro Guerrero, R OBP: 0.362, SLG: 0.512 (1, 5)	4-0 1-2 HR BB			0-0 6-3			0-0 F8		0-0 F9
Greg Brock, L OBP: 0.324, SLG: 0.401 (1, 3)	0-0 1-H 2-H HR			0-0 4-3			0-0 L3		0-3 K
Mike Marshall, R OBP: 0.345, SLG: 0.425 (1, 9)	0-3 K			0-3 K			0-0 L3		0-0 G3
Derrel Thomas, S OBP: 0.347, SLG: 0.349 (8, 9)									
Bill Russell, R OBP: 0.325, SLG: 0.317 (1, 6)					0-0 F7		0-3 K		0-0 F9
Tom Niedenfuer, R (6, 1)									
Jack Fimple, R OBP: 0.256, SLG: 0.447 (1, 2)					0-3 K		0-0 L8		0-3 K
Jerry Reuss, L OBP: 0.250, SLG: 0.239 (1, 1)									0-0 F9
Dave Anderson, R OBP: 0.225, SLG: 0.263 (6, 6)					0-0 1-3		0-0 1B SF9 1B		

<b>Inning Stats</b>	R: 3 E: 0 K: 1 S: 6	H: 1 LOB: 0 BB: 2 P: 14	R: 0 E: 0 K: 0 S: 4	H: 1 LOB: 3 BB: 2 P: 12	R: 0 E: 0 K: 1 S: 5	H: 0 LOB: 0 BB: 0 P: 5	R: 0 E: 0 K: 1 S: 5	H: 0 LOB: 0 BB: 0 P: 5	R: 0 E: 0 K: 1 S: 5	H: 1 LOB: 1 BB: 1 P: 9	R: 0 E: 0 K: 1 S: 5	H: 0 LOB: 0 BB: 0 P: 5	R: 1 E: 0 K: 0 S: 5	H: 2 LOB: 2 BB: 1 P: 9	R: 0 E: 0 K: 1 S: 5	H: 0 LOB: 0 BB: 0 P: 5	R: 0 E: 0 K: 1 S: 5	H: 0 LOB: 0 BB: 0 P: 5	1B: 3 2B: 1 3B: 0 HR: 1	SF: 1 SAC: 1 DP: 0 HBP: 0
---------------------	------------------------------	----------------------------------	------------------------------	----------------------------------	------------------------------	---------------------------------	------------------------------	---------------------------------	------------------------------	---------------------------------	------------------------------	---------------------------------	------------------------------	---------------------------------	------------------------------	---------------------------------	------------------------------	---------------------------------	----------------------------------	------------------------------------

<b>PITCHER</b>	IP	WLS	BF	H	R	ER	SO	BB	IBB	HBP	BLK	WP	HR	S	P	ERA	WHIP
Charlie Puleo, R ERA: 4.51 (1, 1)	6.1	L	29	5	4	4	5	6	0	0	0	0	1	33	57	5.68	1.737
Bill Scherrer, L ERA: 3.32 (7, 1)	1.2		5	0	0	0	1	0	0	0	0	0	0	7	7	0.00	0.000
Ben Hayes, R ERA: 5.98 (9, 1)	1.0		3	0	0	0	1	0	0	0	0	0	0	5	5	0.00	0.000

<b>PITCHER</b>	IP	WLS	BF	H	R	ER	SO	BB	IBB	HBP	BLK	WP	HR	S	P	ERA	WHIP
----------------	----	-----	----	---	---	----	----	----	-----	-----	-----	----	----	---	---	-----	------

BOTTOM

Los Angeles Dodgers @ Cincinnati Reds  
Riverfront Stadium, Cincinnati, OH

Thu Aug 11 1983, 7:05 PM EDT  
Att. 14,069 - Unknown

livebaseballscorecards.com

AB	35
R	3
H	8
RBI	2
BB	4
SO	13
LOB	17



AB	R	H	RBI	BB	SO	LOB
5	0	1	0	0	2	1
5	2	1	0	0	2	1
3	0	0	1	1	1	1
4	1	2	1	1	1	0
3	0	1	0	1	0	3
3	0	2	0	1	1	0
4	0	0	0	0	3	6
3	0	0	0	0	1	3
1	0	1	0	0	0	0
0	0	0	0	0	0	0
3	0	0	0	0	1	1
0	0	0	0	0	0	0
1	0	0	0	0	1	1
0	0	0	0	0	0	0

WP:	1	PA:	40
PB:	1	SB:	3
CS:	0		

1B:	6	SF:	1
2B:	2	SAC:	0
3B:	0	DP:	0
HR:	0	HBP:	0

Batter	1	2	3	4	5	6	7	8	9
Eddie Milner, L (1, 8) OBP: 0.361, SLG: 0.397	0-0 4-3 K	0-3 K		0-0 WP 2B		0-0 F5		0-3 K	
Gary Redus, R (1, 7) OBP: 0.350, SLG: 0.434	0-0 4-3 2B 1B		0-0 E6 SF7	0-3 K		0-0 F7		0-3 K	
Dave Concepcion, R (1, 6) OBP: 0.308, SLG: 0.288	0-0 4-3 1-2		0-0 SF7 2-H	4-0 FC5 BB BB		0-3 K		0-0 F9	
Cesar Cedeno, R (1, 9) OBP: 0.310, SLG: 0.360	0-0 BB 2-H 2B		0-0 1B PB 1B	4-0 1-2 BB		0-3 K		0-0 F7	
Dan Driessen, L (1, 3) OBP: 0.397, SLG: 0.458	4-0 BB BB		0-0 1B PB 1B	0-0 FC5 2-3f		0-0 F8		0-0 F7	
Nick Esasky, R (1, 5) OBP: 0.330, SLG: 0.483	4-0 1-2 2-3 BB		0-0 1-3 3-H 1B	0-0 FC5-4 1B		0-3 K			
Ron Oester, S (1, 4) OBP: 0.308, SLG: 0.391	0-3 K		0-3 K	0-0 FC5-4 2-3 1-2f		0-3 K			
Dann Bilardello, R (1, 2) OBP: 0.273, SLG: 0.355		0-3 K	0-0 F7			0-0 2-3		0-0 S 1B	
Duane Walker, L (8, PH) OBP: 0.325, SLG: 0.390									
Alex Trevino, R (9, 2) OBP: 0.271, SLG: 0.264									
Charlie Puleo, R (1, 1) OBP: 0.184, SLG: 0.088		0-0 G3		0-0 G3		0-3 K		0-3 K	
Bill Scherrer, L (7, 1) OBP: 0.200, SLG: 0.111									
Johnny Bench, R (8, PH) OBP: 0.299, SLG: 0.399									
Ben Hayes, R (9, 1) OBP: 0.299, SLG: 0.399									

Inning	R	H	E	K	S	R	H	E	K	S	R	H	E	K	S	R	H	E	K	S
1	1	2	0	1	7	0	3	0	2	6	0	3	0	1	5	0	0	0	0	0
2	0	0	0	2	7	0	0	0	1	9	0	0	0	0	0	0	0	0	0	0
3	2	3	1	1	3	0	2	0	0	0	0	0	0	0	0	0	0	0	0	0
4	0	1	0	2	14	0	1	0	1	6	0	0	0	0	0	0	0	0	0	0
5	0	0	0	1	6	0	1	0	1	6	0	0	0	0	0	0	0	0	0	0
6	0	0	0	0	5	0	0	0	0	7	0	0	0	0	0	0	0	0	0	0
7	0	0	0	0	7	0	0	0	0	7	0	0	0	0	0	0	0	0	0	0
8	0	1	0	3	10	0	1	0	0	10	0	0	0	0	0	0	0	0	0	0
9	0	0	0	0	5	0	0	0	0	5	0	0	0	0	0	0	0	0	0	0

PITCHER	IP	WLS	BF	H	R	ER	SO	BB	IBB	HBP	BLK	WP	HR	S	P	ERA	WHIP
Jerry Reuss, L (1, 1) ERA: 3.36	5.0		27	7	3	2	6	4	0	0	0	1	0	35	51	3.60	2.200
Tom Niedenfuer, R (6, 1) ERA: 1.53	4.0	W	13	1	0	0	7	0	0	0	0	0	0	27	27	0.00	0.250

**San Diego Padres @ Cincinnati Reds**  
 Riverfront Stadium, Cincinnati, OH

Fri Aug 12 1983, 7:05 PM EDT  
 Att: 13,611 - Unknown

[livebaseballscorecards.com](http://livebaseballscorecards.com)

<b>AB</b>	<b>34</b>
<b>R</b>	<b>5</b>
<b>H</b>	<b>10</b>
<b>RBI</b>	<b>5</b>
<b>BB</b>	<b>2</b>
<b>SO</b>	<b>4</b>
<b>LOB</b>	<b>11</b>



<b>WP</b>	<b>1</b>	<b>PA</b>	<b>37</b>
<b>PB</b>	<b>0</b>		
<b>SB</b>	<b>0</b>		
<b>CS</b>	<b>4</b>		

Batter	1	2	3	4	5	6	7	8	9	AB	R	H	RBI	BB	SO	LOB
<b>Bobby Brown, S</b> (1, 7) OBP: 0.403, SLG: 0.519	4-0 CS BB		0-0 FC4-6 1B 1-2 2-H		0-0 L3		0-0 E5 WP 1B			3	0	1	1	1	0	0
<b>Alan Wiggins, S</b> (1, 3) OBP: 0.351, SLG: 0.308	0-0 F9		0-0 FC4-6 2B 1-2f 2-3		0-0 L8		0-0 WP 1B 1-2			4	1	1	0	0	0	3
<b>Luis DeLeon, R</b> (7, 1) OBP: 0.111, SLG: 0.111	0-0 F9		0-0 FC4-6 2B 1-2f 2-3		0-0 L8		0-0 WP 1B 1-2			0	0	0	0	0	0	0
<b>Garry Templeton, S</b> (1, 6) OBP: 0.280, SLG: 0.323	0-3 K		0-0 FC4-6 2B 1-H 3-H		0-0 F7		0-0 4-3 1-2 2-3			4	0	1	2	0	1	2
<b>Terry Kennedy, L</b> (1, 2) OBP: 0.345, SLG: 0.420		0-3 K	0-0 F7		0-0 P6		0-0 5-3			4	0	0	0	0	1	1
<b>Tony Gwynn, L</b> (1, 9) OBP: 0.310, SLG: 0.328		0-0 5-3		0-0 2B 1B 1B		0-0 F7		0-0 4-3		4	1	1	0	0	0	0
<b>Ruppert Jones, L</b> (1, 8) OBP: 0.299, SLG: 0.376		0-0 CS 1B		0-0 P5		0-3 K		0-0 4-3		4	0	1	0	0	1	1
<b>Tim Flannery, L</b> (1, 5) OBP: 0.317, SLG: 0.370		0-0 CS	0-0 F8	0-0 1B CS 2B		0-0 G3 6-3 2B			BB BB BB	3	1	2	0	1	0	0
<b>Juan Bonilla, R</b> (1, 4) OBP: 0.325, SLG: 0.324			0-0 1B 1B	0-0 CS 1B		0-0 G3			0-0 G4-6-3 BB	4	1	2	1	0	0	2
<b>Eric Show, R</b> (1, 1) OBP: 0.226, SLG: 0.216			0-0 1B 1B	0-0 CS 1B		0-0 G3			0-3 K	2	1	1	0	0	0	2
<b>Ed Whitson, R</b> (5, 1) OBP: 0.179, SLG: 0.148			0-0 FC4-6 1B	0-0 4-3		0-0 6-3			0-3 K	0	0	0	0	0	0	0
<b>Sid Monge, S</b> (6, 1) OBP: 0.167, SLG: 0.167			1-2 2B 1B	1-2 4-3		3-H			0-3 K	0	0	0	0	0	0	0
<b>Kurt Bevacqua, R</b> (7, PH) OBP: 0.367, SLG: 0.377			1-2 2B 1B	1-2 4-3		3-H			0-3 K	2	0	0	1	0	1	0

Inning Stats	R: 0 E: 0 K: 1 S: 4	H: 0 LOB: 0 BB: 1 P: 8	R: 0 E: 0 K: 1 S: 5	H: 1 LOB: 0 BB: 0 P: 5	R: 3 E: 0 K: 0 S: 7	H: 4 LOB: 1 BB: 0 P: 7	R: 1 E: 0 K: 0 S: 5	H: 3 LOB: 1 BB: 0 P: 5	R: 0 E: 0 K: 0 S: 3	H: 0 LOB: 0 BB: 0 P: 3	R: 0 E: 0 K: 1 S: 5	H: 0 LOB: 0 BB: 0 P: 5	R: 1 E: 1 K: 0 S: 6	H: 2 LOB: 2 BB: 0 P: 6	R: 0 E: 0 K: 0 S: 3	H: 0 LOB: 0 BB: 0 P: 3	R: 0 E: 0 K: 1 S: 4	H: 0 LOB: 0 BB: 1 P: 8	1B: 7 2B: 3 3B: 0 HR: 0	SF: 0 SAC: 0 DP: 1 HBP: 0	WP: 1 PB: 0 SB: 0 CS: 4	PA: 37
--------------	------------------------------	---------------------------------	------------------------------	---------------------------------	------------------------------	---------------------------------	------------------------------	---------------------------------	------------------------------	---------------------------------	------------------------------	---------------------------------	------------------------------	---------------------------------	------------------------------	---------------------------------	------------------------------	---------------------------------	----------------------------------	------------------------------------	----------------------------------	--------

PITCHER	IP	WLS	BF	H	R	ER	SO	BB	IBB	HBP	BLK	WP	HR	S	P	ERA	WHIP
<b>Frank Pastore, R</b> (1, 1) ERA: 5.27	6.0	W	25	9	5	5	3	1	0	0	0	0	0	30	34	7.50	1.667
<b>Tom Hume, R</b> (7, 1) ERA: 5.83	3.0	S	11	1	0	0	1	1	0	0	0	1	0	12	16	0.00	0.667



Batter	1	2	3	4	5	6	7	8	9
<b>Eddie Milner, L</b> OBP: 0.363, SLG: 0.402 (1, 8) X	0-0 1B 2B	0-0 4-3			0-0 3B 1B	0-0 FC5-4 1B		0-0 P5	
<b>Gary Redus, R</b> OBP: 0.351, SLG: 0.441 (1, 7) X	0-0 6-3		0-0 1B 1B		0-0 1B 3B	0-0 FC5-4 1B			
<b>Dave Concepcion, R</b> OBP: 0.312, SLG: 0.293 (1, 6) X	0-0 CS 1B		0-0 WP BB 6-3 1B		0-0 6-3	0-0 1B			
<b>Dan Driessen, L</b> OBP: 0.402, SLG: 0.460 (1, 3) X	0-0 FC6-4 1B		4-0 6-3 WP BB 1B		0-0 E 1B	0-0 F9			
<b>Cesar Cedeno, R</b> OBP: 0.306, SLG: 0.355 (1, 9) X	0-0 FC6-4		0-0 6-3		0-0 E4		0-3 K		
<b>Nick Esasky, R</b> OBP: 0.323, SLG: 0.473 (1, 5) X		0-0 E6 1B FC5-4	0-3 K		0-0 F8		0-3 K		
<b>Ron Oester, S</b> OBP: 0.308, SLG: 0.389 (1, 4) X		0-0 FC5-4 1B		0-0 4-3	0-0 G3		0-0 F9		
<b>Dann Bilardello, R</b> OBP: 0.268, SLG: 0.348 (1, 2) X		0-0 FC5-4 SH1-4		0-0 5-3		0-0 L6		0-0 F2	
<b>Frank Pastore, R</b> OBP: 0.186, SLG: 0.244 (1, 1) X		0-0 SH1-4		0-3 K		4-0 FC5-4 1B BB		0-3 K	
<b>Tom Hume, R</b> (7, 1)									

Inning Stats	R: 1	H: 3	E: 0	K: 0	S: 5	LOB: 1	BB: 0	P: 5	R: 1	H: 1	E: 1	K: 0	S: 5	LOB: 1	BB: 0	P: 5	R: 1	H: 2	E: 0	K: 1	S: 6	LOB: 1	BB: 1	P: 10	R: 0	H: 0	E: 0	K: 1	S: 5	LOB: 0	BB: 0	P: 5	R: 2	H: 3	E: 1	K: 0	S: 7	LOB: 2	BB: 0	P: 7	R: 1	H: 2	E: 0	K: 0	S: 5	LOB: 2	BB: 1	P: 9	R: 0	H: 0	E: 0	K: 2	S: 7	LOB: 0	BB: 0	P: 7	R: 0	H: 0	E: 0	K: 1	S: 5	LOB: 0	BB: 0	P: 5
--------------	------	------	------	------	------	--------	-------	------	------	------	------	------	------	--------	-------	------	------	------	------	------	------	--------	-------	-------	------	------	------	------	------	--------	-------	------	------	------	------	------	------	--------	-------	------	------	------	------	------	------	--------	-------	------	------	------	------	------	------	--------	-------	------	------	------	------	------	------	--------	-------	------

PITCHER	IP	WLS	BF	H	R	ER	SO	BB	IBB	HBP	BLK	WP	HR	S	P	ERA	WHIP
<b>Eric Show, R</b> ERA: 3.72 (1, 1)	4.1	L	22	9	5	4	2	1	0	0	0	1	0	25	29	8.31	2.308
<b>Ed Whitson, R</b> ERA: 4.95 (5, 1)	1.1		8	2	1	1	0	1	0	0	0	0	0	7	11	6.75	2.250
<b>Sid Monge, L</b> ERA: 2.98 (6, 1)	0.1		1	0	0	0	0	0	0	0	0	0	0	1	1	0.00	0.000
<b>Luis DeLeon, R</b> ERA: 2.14 (7, 1)	2.0		6	0	0	0	3	0	0	0	0	0	0	12	12	0.00	0.000

**BOTTOM**

AB	R	H	RBI	BB	SO	LOB
5	2	3	0	0	0	1
4	1	2	1	0	0	3
4	1	3	2	0	0	1
3	0	2	1	1	0	2
4	0	0	1	0	1	3
4	1	0	0	0	2	3
4	0	1	0	0	0	2
4	0	0	1	0	0	1
1	1	0	0	1	1	0
1	0	0	0	0	1	0

<b>AB</b>	<b>34</b>
<b>R</b>	<b>6</b>
<b>H</b>	<b>11</b>
<b>RBI</b>	<b>6</b>
<b>BB</b>	<b>2</b>
<b>SO</b>	<b>5</b>
<b>LOB</b>	<b>16</b>



WP	HR	S	P	ERA	WHIP
1	0	37			
0	0				
1	0				
0	0				

**San Diego Padres @ Cincinnati Reds**  
Riverfront Stadium, Cincinnati, OH  
Fri Aug 12 1983, 7:05 PM EDT  
Att. 13,611 - Unknown

livebaseballscorecards.com

Batter	1	2	3	4	5	6	7	8	9	AB R H RBI BB SO LOB	TOP	
<b>Bobby Brown, S</b> OBP: 0.394, SLG: 0.500 (1, 7) X	0-0 1B SH1-4 PB 1B		0-3 K		0-0 4-3			0-0 F5		4 1 1 0 0 1 1		
<b>Alan Wiggins, S</b> OBP: 0.351, SLG: 0.309 (1, 3) X	0-0 SH1-4 1-2		0-0 E 1B		0-0 4-3			0-0 F7		3 0 1 0 0 0 1		
<b>Tony Gwynn, L</b> OBP: 0.315, SLG: 0.333 (1, 9) X	0-0 PB 2-3 1B		0-0 4-3 1-3		0-0 4-3			0-0 FC4-6 1B		4 0 2 0 0 0 1		
<b>Terry Kennedy, L</b> OBP: 0.342, SLG: 0.416 (1, 2) S S S	0-3 K 1-2 3-H			0-0 F5		0-0 P4		0-0 F2		4 0 0 0 0 1 2		
<b>Ruppert Jones, L</b> OBP: 0.298, SLG: 0.373 (1, 8) S S S	0-3 K			0-0 1B		0-0 F8		0-0 P4		4 0 1 0 0 1 2		
<b>Kurt Bevacqua, R</b> OBP: 0.355, SLG: 0.364 (1, 5) X		0-0 F8		0-0 F8		0-3 K		0-0 FC4-6 1-2f		4 0 0 0 0 1 2		
<b>Tim Flannery, L</b> OBP: 0.312, SLG: 0.364 (1, 6) S S S		0-3 K		0-3 K		0-0 4-3				3 0 0 0 0 2 1		
<b>Juan Bonilla, R</b> OBP: 0.325, SLG: 0.323 (1, 4) X		0-0 F7			0-0 L5		4-0 FC4-6 BB			2 0 0 0 1 0 0		
<b>John Montefusco, R</b> OBP: 0.167, SLG: 0.063 (1, 1)			0-0 6-3		0-3 K		0-0 FC4-6 1-2f			2 0 0 0 0 1 0		
<b>Gene Richards, L</b> OBP: 0.320, SLG: 0.383 (8, PH)										1 0 0 0 0 0 1		
<b>Elias Sosa, R</b> (8, 1)										0 0 0 0 0 0 0		
<b>Inning Stats</b>	R: 1 E: 0 K: 2 S: 9 H: 2 LOB: 1 BB: 0 P: 9	R: 0 E: 0 K: 1 S: 5 H: 0 LOB: 0 BB: 0 P: 5	R: 0 E: 1 K: 1 S: 6 H: 1 LOB: 1 BB: 0 P: 6	R: 0 E: 0 K: 1 S: 6 H: 1 LOB: 1 BB: 0 P: 6	R: 0 E: 0 K: 1 S: 5 H: 0 LOB: 0 BB: 0 P: 5	R: 0 E: 0 K: 0 S: 3 H: 0 LOB: 0 BB: 0 P: 3	R: 0 E: 0 K: 1 S: 5 H: 0 LOB: 0 BB: 0 P: 5	R: 0 E: 0 K: 0 S: 3 H: 0 LOB: 1 BB: 1 P: 7	R: 0 E: 0 K: 0 S: 4 H: 1 LOB: 1 BB: 0 P: 4	1B: 5 2B: 0 3B: 0 HR: 0 SF: 0 SAC: 1 DP: 0 HBP: 0	WP: 0 PB: 1 SB: 0 CS: 0	PA: 33
<b>PITCHER</b> <b>Jeff Russell, R</b> ERA: (1, 1)	IP: 9.0 WLS: W BF: 33 H: 5 R: 1 ER: 0 SO: 7 BB: 1 IBB: 0 HBP: 0 BLK: 0 WP: 0 HR: 0 S: 46 P: 50 ERA: 0.00 WHIP: 0.667											

**San Diego Padres @ Cincinnati Reds**  
Riverfront Stadium, Cincinnati, OH  
Sat Aug 13 1983, 7:05 PM EDT  
Att: 18,259 - Unknown

[livebaseballscorecards.com](http://livebaseballscorecards.com)

<b>AB</b>	31
<b>R</b>	1
<b>H</b>	5
<b>RBI</b>	0
<b>BB</b>	1
<b>SO</b>	7
<b>LOB</b>	11





San Diego Padres @ Cincinnati Reds  
Riverfront Stadium, Cincinnati, OH

Sun Aug 14 1983, 3:33 AM EDT  
Att. 14,867 - Unknown

AB	42
R	10
H	15
RBI	10
BB	6
SO	5
LOB	19



WP:	0	PA:	51
PB:	0		
SB:	4		
CS:	0		

Batter	1	2	3	4	5	6	7	8	9	10	AB	R	H	RBI	BB	SO	LOB	
Alan Wiggins, S (1, 7) OBP: 0.353, SLG: 0.310	0-0 4-3 2B 1B		0-0 4-3		4-0 BB BB	0-0 G3		0-0 6-3 S 1B	0-0 4-3		5	1	2	1	1	0	3	
Juan Bonilla, R (1, 4) OBP: 0.323, SLG: 0.320	0-0 5-3 1-2		0-0 5-3		0-0 F8	0-0 FC6-4 1B		0-0 6-3		0-0 F8	6	0	1	1	0	0	3	
Garry Templeton, S (1, 6) Ed Whitson, R (6, 1) Bobby Brown, S (8, PH) Luis Delaera, R (8, 1) Sixto Lezcano, R (10, PH) Luis Salazar, R (10, PR) Gary Lucas, L (10, 1)	0-0 4-3 2-3		0-0 P4		4-0 1-2 BB	0-0 FC6-4 1-2f		4-0 BB BB		4-0 S 1B BB	3	0	0	0	0	1	0	2
Terry Kennedy, L (1, 3) OBP: 0.344, SLG: 0.427	0-0 2B			0-0 HR	0-3 K		0-0 F9	0-0 F7		0-0 1B 1B	6	1	3	3	0	1	4	
Tony Gwynn, L (1, 9) OBP: 0.323, SLG: 0.336	0-0 L3			0-0 G3		4-0 1B SF7 BB	0-0 1B SF9 1B		0-0 G3	0-0 1-2 G4-6-3 1B	5	2	2	0	1	0	1	
Ruppert Jones, L (1, 8) OBP: 0.303, SLG: 0.377		0-0 G3		0-3 K		0-0 1B 2B 1B	0-0 S 1B		0-0 S 1B	0-0 1-2f G4-6-3	6	2	3	0	0	1	2	
Tim Flannery, L (1, 5) OBP: 0.314, SLG: 0.362		0-0 F8		1-0 HBP		0-0 SF7	0-0 SF9		4-0 1B 1-2 IBB		1	0	0	2	1	0	0	
Bruce Bochy, R (1, 2) OBP: 0.231, SLG: 0.292		0-0 F2		0-3 K		0-0 2B G3 1B	0-0 4-3		0-0 F7		5	1	1	0	0	1	4	
Tim Lollar, L (1, 1) Gene Richards, L (5, PH) Elias Sosa, R (5, 1) Kurt Bevacqua, R (6, PH)			0-0 HR		0-3 K	0-0 G3 1B 2B		0-3 K	0-0 1-3 2-H 1B		1	1	1	1	0	0	0	
											1	0	0	0	0	1	0	
											0	0	0	0	0	0	0	
											3	1	2	2	0	1	0	

Inning Stats	R: 1	H: 2	E: 0	LOB: 1	K: 0	BB: 0	S: 5	P: 5	R: 0	H: 0	E: 0	LOB: 0	K: 0	BB: 0	S: 3	P: 3	R: 1	H: 1	E: 0	LOB: 0	K: 0	BB: 0	S: 4	P: 4	R: 1	H: 1	E: 0	LOB: 1	K: 2	BB: 0	S: 8	P: 9	R: 0	H: 2	E: 0	LOB: 2	K: 2	BB: 2	S: 7	P: 15	R: 4	H: 4	E: 0	LOB: 1	K: 0	BB: 1	S: 7	P: 11	R: 1	H: 2	E: 0	LOB: 1	K: 0	BB: 0	S: 5	P: 5	R: 0	H: 1	E: 0	LOB: 2	K: 1	BB: 1	S: 6	P: 10	R: 1	H: 2	E: 0	LOB: 2	K: 0	BB: 1	S: 5	P: 9	R: 1	H: 2	E: 0	LOB: 2	K: 0	BB: 1	S: 4	P: 8	R: 1	H: 2	E: 0	LOB: 2	K: 0	BB: 1	S: 4	P: 8	1B: 11	SF: 2	2B: 2	SAC: 0	3B: 0	DP: 1	HR: 2	HBP: 1	WP: 0	PA: 51
--------------	------	------	------	--------	------	-------	------	------	------	------	------	--------	------	-------	------	------	------	------	------	--------	------	-------	------	------	------	------	------	--------	------	-------	------	------	------	------	------	--------	------	-------	------	-------	------	------	------	--------	------	-------	------	-------	------	------	------	--------	------	-------	------	------	------	------	------	--------	------	-------	------	-------	------	------	------	--------	------	-------	------	------	------	------	------	--------	------	-------	------	------	------	------	------	--------	------	-------	------	------	--------	-------	-------	--------	-------	-------	-------	--------	-------	--------

PITCHER	IP	WLS	BF	H	R	ER	SO	BB	IBB	HBP	BLK	WP	HR	S	P	ERA	WHIP
Mario Soto, R (1, 1) ERA: 2.65	5.0		24	5	5	5	4	3	0	0	0	0	0	28	41	9.00	1.600
Ted Power, R (6, 1) ERA: 4.43	0.1		3	2	0	0	0	0	0	0	0	0	0	3	3	0.00	6.000
Bill Scherrer, L (6, 1) ERA: 3.29	0.2		3	1	2	2	0	0	0	0	0	0	0	3	3	27.00	1.500
Ben Hayes, R (7, 1) ERA: 6.04	1.0		5	2	1	1	0	0	0	0	0	0	0	5	5	9.00	2.000
Tom Hume, R (8, 1) ERA: 5.93	2.1	L	14	4	2	2	1	2	1	0	0	0	0	13	25	7.71	2.571
PITCHER	IP	WLS	BF	H	R	ER	SO	BB	IBB	HBP	BLK	WP	HR	S	P	ERA	WHIP
Rich Gale, R (10, 1) ERA: 5.47	0.2		2	1	0	0	0	0	0	0	0	0	0	2	2	0.00	1.500

**San Diego Padres @ Cincinnati Reds**  
 Riverfront Stadium, Cincinnati, OH

Sun Aug 14 1983, 3:33 AM EDT  
 Att: 14,867 - Unknown

[livebaseballscorecards.com](http://livebaseballscorecards.com)

<b>AB</b>	<b>37</b>
<b>R</b>	<b>9</b>
<b>H</b>	<b>12</b>
<b>RBI</b>	<b>9</b>
<b>BB</b>	<b>9</b>
<b>SO</b>	<b>5</b>
<b>LOB</b>	<b>13</b>



<b>WP:</b> 0	<b>PA:</b> 49
<b>PB:</b> 0	
<b>SB:</b> 1	
<b>CS:</b> 3	

Batter	1	2	3	4	5	6	7	8	9	10	AB	R	H	RBI	BB	SO	LOB
<b>Kelly Paris, R</b> (1, 4) OBP: 0.300, SLG: 0.275	0-0 CS 1B	0-0 P3		0-3 K		0-3 K		0-0 L6		0-3 K	6	0	1	0	0	3	2
<b>Gary Redus, R</b> (1, 7) OBP: 0.347, SLG: 0.430	0-0 F2	0-0 6-3		4-0 2B BB		4-0 E S BB		0-0 F7		0-0 P4	4	1	0	0	2	0	2
<b>Dave Concepcion, R</b> (1, 6) OBP: 0.321, SLG: 0.307	4-0 HR BB	0-0 FC6-4 1B		0-0 1B 2B		0-0 5-3			0-0 1B SF8 2B		4	2	3	2	1	0	1
<b>Johnny Bench, R</b> (1, 3) OBP: 0.301, SLG: 0.413	0-0 HR	0-0 FC6-4		0-0 1B			0-0 4-3		0-0 FC5-4 1B		1	1	1	2	0	0	0
<b>Duane Walker, L</b> (2, 9) OBP: 0.329, SLG: 0.393	1-H HR	1-2f		2-3 1B					2-3 1B		4	0	2	0	0	0	1
<b>Cesar Cedeno, R</b> (1, 9) OBP: 0.305, SLG: 0.351	4-0 HR BB		0-0 F2	0-0 F7			0-0 F7		0-0 SF8		3	1	0	1	1	0	2
<b>Nick Esasky, R</b> (1, 5) OBP: 0.324, SLG: 0.461	0-0 HR 1B		0-3 K		4-0 L4-6 G3 BB		4-0 BB 1B BB		0-0 FC5-4		3	2	1	0	2	1	1
<b>Paul Householder, S</b> (1, 8) OBP: 0.325, SLG: 0.370	0-0 HR		4-0 CS BB		0-0 G3		4-0 CS 1B BB		0-3 K		3	1	1	3	2	1	2
<b>Rich Gale, R</b> (10, 1) OBP: 0.222, SLG: 0.188	1-H 2-H HR			1-2			1-2 CS 1B BB				0	0	0	0	0	0	0
<b>Alex Trevino, R</b> (1, 2) OBP: 0.272, SLG: 0.265	0-0		0-0 CS	0-0 6-3	0-0 L4-6		0-0	0-0 1-2 2-H 1B		0-0 F7	3	0	1	0	0	0	1
<b>Ron Oester, S</b> (7, PH) OBP: 0.311, SLG: 0.399											1	0	1	1	0	0	0
<b>Tom Hume, R</b> (8, 1)											0	0	0	0	0	0	0
<b>Alan Knicely, R</b> (10, 3) OBP: 0.319, SLG: 0.284	1B		1-2		2-3						1	0	0	0	0	0	0
<b>Mario Soto, R</b> (1, 1) OBP: 0.169, SLG: 0.203	0-0 5-3			0-0 BB 2B 1B		0-0 G3	0-0 CS	0-0 F5		4-0 BB	2	1	1	0	0	0	1
<b>Ted Power, R</b> (6, 1)											0	0	0	0	0	0	0
<b>Bill Scherrer, L</b> (6, 1) OBP: 0.200, SLG: 0.111											0	0	0	0	0	0	0
<b>Eddie Milner, L</b> (6, PH) OBP: 0.361, SLG: 0.397											1	0	0	0	0	0	0
<b>Ben Hayes, R</b> (7, 1)											0	0	0	0	0	0	0
<b>Dann Bizarro, R</b> (7, PH) OBP: 0.270, SLG: 0.344											1	0	0	0	1	0	0
<b>Tom Foley, L</b> (10, PR) OBP: 0.273, SLG: 0.283											0	0	0	0	0	0	0

Inning Stats	R: 5	H: 5	E: 0	K: 0	S: 7	H: 1	LOB: 1	BB: 2	P: 15	R: 0	H: 1	E: 0	K: 0	S: 4	H: 0	LOB: 0	BB: 1	P: 4	R: 0	H: 0	E: 0	K: 1	S: 4	H: 0	LOB: 0	BB: 1	P: 8	R: 2	H: 3	E: 0	K: 1	S: 8	H: 0	LOB: 0	BB: 1	P: 12	R: 0	H: 0	E: 0	K: 0	S: 2	H: 0	LOB: 0	BB: 1	P: 6	R: 0	H: 0	E: 0	K: 1	S: 5	H: 0	LOB: 1	BB: 1	P: 9	R: 1	H: 1	E: 0	K: 0	S: 3	H: 1	LOB: 1	BB: 2	P: 11	R: 0	H: 0	E: 0	K: 0	S: 3	H: 0	LOB: 0	BB: 0	P: 3	R: 1	H: 2	E: 0	K: 1	S: 7	H: 1	LOB: 1	BB: 0	P: 7	R: 0	H: 0	E: 0	K: 1	S: 5	H: 0	LOB: 1	BB: 1	P: 9	1B: 8	SF: 1	2B: 3	3B: 0	HR: 2	SAC: 0	DP: 1	HBP: 0	WP: 0	PA: 49
--------------	------	------	------	------	------	------	--------	-------	-------	------	------	------	------	------	------	--------	-------	------	------	------	------	------	------	------	--------	-------	------	------	------	------	------	------	------	--------	-------	-------	------	------	------	------	------	------	--------	-------	------	------	------	------	------	------	------	--------	-------	------	------	------	------	------	------	------	--------	-------	-------	------	------	------	------	------	------	--------	-------	------	------	------	------	------	------	------	--------	-------	------	------	------	------	------	------	------	--------	-------	------	-------	-------	-------	-------	-------	--------	-------	--------	-------	--------

PITCHER	IP	WLS	BF	H	R	ER	SO	BB	IBB	HBP	BLK	WP	HR	S	P	ERA	WHIP
<b>Tim Lollar, L</b> (1, 1) ERA: 4.57	4.0		23	9	7	7	2	4	0	0	0	0	2	23	39	15.75	3.250
<b>Elias Sosa, R</b> (5, 1) ERA: 4.4	1.0		3	0	0	0	0	1	0	0	0	0	0	2	6	0.00	1.000
<b>Ed Whitson, R</b> (6, 1) ERA: 4.94	2.0		9	1	1	1	1	3	0	0	0	0	0	8	20	4.50	2.000
<b>Luis DeLeon, R</b> (8, 1) ERA: 2.21	2.0	W	8	2	1	1	1	0	0	0	0	0	0	10	10	4.50	1.000
<b>Gary Lucas, L</b> (10, 1) ERA: 2.95	1.0	S	4	0	0	0	1	1	0	0	0	0	0	5	9	0.00	1.000

PITCHER	IP	WLS	BF	H	R	ER	SO	BB	IBB	HBP	BLK	WP	HR	S	P	ERA	WHIP
<b>Tim Lollar, L</b> (1, 1) ERA: 4.57	4.0		23	9	7	7	2	4	0	0	0	0	2	23	39	15.75	3.250
<b>Elias Sosa, R</b> (5, 1) ERA: 4.4	1.0		3	0	0	0	0	1	0	0	0	0	0	2	6	0.00	1.000
<b>Ed Whitson, R</b> (6, 1) ERA: 4.94	2.0		9	1	1	1	1	3	0	0	0	0	0	8	20	4.50	2.000
<b>Luis DeLeon, R</b> (8, 1) ERA: 2.21	2.0	W	8	2	1	1	1	0	0	0	0	0	0	10	10	4.50	1.000
<b>Gary Lucas, L</b> (10, 1) ERA: 2.95	1.0	S	4	0	0	0	1	1	0	0	0	0	0	5	9	0.00	1.000





Batter	1	2	3	4	5	6	7	8	9	AB R H RBI BB SO LOB	TOP									
Bill Doran, S (1, 4) OBP: 0.367, SLG: 0.330	0-0 F8		0-0 1B 2B	0-0 2-H 1B		0-0 F7			0-0 6-3	5 1 2 1 0 0 1										
Terry Puhl, L (1, 9) OBP: 0.350, SLG: 0.437	0-0 F8		0-0 2-H 3-H 1B		0-0 CS 1B		0-0 F7		0-0 4-3	5 0 2 2 0 0 0										
Dickie Thon, R (1, 6) OBP: 0.358, SLG: 0.481	0-0 1B		0-3 K		0-0 F7		0-0 F8		0-0 1B	5 0 2 0 0 1 2										
Phil Garner, R (1, 5) OBP: 0.320, SLG: 0.365 Craig Reynolds, L (8, 5) OBP: 0.306, SLG: 0.333	0-3 K		0-0 F7		0-0 F3		0-0 F8		0-0 4-3	4 0 0 0 0 1 3 1 0 0 0 0 0 1										
Jose Cruz, L (1, 7) OBP: 0.391, SLG: 0.476 Tony Scott, S (7, 7) OBP: 0.275, SLG: 0.302		0-0 L4-6 2B	0-0 F8			0-0 2B 2B		0-0 1B SF8 2B		3 1 2 0 0 0 1 1 1 1 0 0 0 0										
Ray Knight, R (1, 3) OBP: 0.387, SLG: 0.475 Denny Walling, L (8, PR) OBP: 0.280, SLG: 0.329		0-0 5-3		0-0 HR		0-0 F2		0-0 2-3 FC5-4 1B		4 1 2 1 0 0 2 0 0 0 0 0 0 0										
Jerry Mumphrey, S (1, 8) OBP: 0.329, SLG: 0.401		0-0 L4-6		4-0 S 1B BB		4-0 2B IBB		0-0 FC5-4		2 2 0 0 2 0 3										
John Mizerock, L (1, 2) OBP: 0.314, SLG: 0.409			0-0 HR		0-0 F9		0-0 1-H 2-H 2B		0-0 SF8	3 1 2 4 0 0 1										
Mike Scott, R (1, 1) OBP: 0.088, SLG: 0.088 Dave Smith, R (8, 1) Bill Dawley, R (8, 1) OBP: 0.167, SLG: 0.167			0-0 2B 1B		0-0 6-3		0-3 K		0-3 K	4 1 1 0 0 2 3 0 0 0 0 0 0 0 0 0 0 0 0 0 0										
<b>Inning Stats</b>	R: 0 E: 0 K: 1 S: 6	H: 1 LOB: 1 BB: 0 P: 6	R: 0 E: 0 K: 0 S: 3	H: 1 LOB: 0 BB: 0 P: 3	R: 3 E: 0 K: 1 S: 9	H: 4 LOB: 1 BB: 0 P: 9	R: 2 E: 0 K: 0 S: 4	H: 2 LOB: 1 BB: 1 P: 8	R: 0 E: 0 K: 0 S: 3	H: 0 LOB: 0 BB: 0 P: 3	R: 0 E: 0 K: 0 S: 3	H: 0 LOB: 0 BB: 0 P: 3	R: 1 E: 0 K: 1 S: 7	H: 2 LOB: 1 BB: 0 P: 7	R: 0 E: 0 K: 0 S: 4	H: 1 LOB: 1 BB: 0 P: 4	1B: 7 2B: 6 3B: 0 HR: 2	SF: 1 SAC: 0 DP: 1 HBP: 0	WP: 0 PB: 0 SB: 1 CS: 1	PA: 40
<b>PITCHER</b>	IP WLS BF H R ER SO BB IBB HBP BLK WP HR S P ERA WHIP																			
Charlie Puleo, R (1, 1) ERA: 4.77	4.0 L 20 9 5 5 2 1 0 0 0 0 0 2 23 27 11.25 2.500																			
Ben Hayes, R (5, 1) ERA: 6.31	1.0 2 0 0 0 0 0 0 0 0 0 0 0 2 2 0.00 0.000																			
Rich Gale, R (6, 1) ERA: 5.42	2.0 9 2 2 2 1 0 1 0 0 0 0 0 10 14 9.00 1.000																			
Bill Scherrer, L (8, 1) ERA: 3.27	2.0 9 3 1 1 1 0 0 0 0 0 0 0 11 11 4.50 1.500																			

Houston Astros @ Cincinnati Reds  
Riverfront Stadium, Cincinnati, OH  
Tue Aug 16 1983, 7:05 PM EDT  
Att: 13,844 - Unknown

livebaseballscorecards.com

AB	37
R	8
H	14
RBI	8
BB	2
SO	4
LOB	17





BOTTOM

Houston Astros @ Cincinnati Reds  
Riverfront Stadium, Cincinnati, OH  
Tue Aug 16 1983, 7:05 PM EDT  
Att. 13,844 - Unknown

livebaseballscorecards.com

AB 35  
R 5  
H 11  
RBI 5  
BB 1  
SO 7  
LOB 14



WP: 0 PA: 37  
PB: 0  
SB: 1  
CS: 0

AB R H RBI BB SO LOB

5	2	3	0	0	0	1
4	2	2	2	0	0	1
4	0	1	0	0	0	2
2	0	0	1	1	1	1
4	0	1	0	0	2	3
4	0	1	1	0	1	2
3	0	1	0	0	0	0
1	0	0	0	0	1	2
0	0	0	0	0	0	0
2	0	0	0	0	0	0
1	0	0	0	0	1	2
0	0	0	0	0	0	0
1	0	0	0	0	1	0
0	0	0	0	0	0	0
2	1	2	1	0	0	0

Batter	1	2	3	4	5	6	7	8	9
Eddie Milner, L OBP: 0.360, SLG: 0.400 (1, 8)	0-0 S 2B 1B		0-0 1-3 2			0-0 G6-4-3 1B		0-0 1B 3B	0-0 G4-3-6-1 1-2f
Gary Redus, R OBP: 0.351, SLG: 0.435 (1, 7)	0-0 F7 SF7 2B		0-0 5-3 3			0-0 G6-4-3 1-2f		0-0 BB 1B 1B	
Paul Householder, S OBP: 0.330, SLG: 0.381 (1, 9)	0-0 F7 2-3			0-0 2B		0-0 F2		0-0 F9	
Dan Driessen, L OBP: 0.402, SLG: 0.462 (1, 3)	0-0 SF7 3-H			0-3 K		0-0 F8	BB BB	4-0 1B BB	
Nick Esasky, R OBP: 0.321, SLG: 0.452 (1, 5)	0-0 6-3			0-3 K		0-0 1B 1B		0-3 K	
Ron Oester, S OBP: 0.310, SLG: 0.397 (1, 4)		0-0 L4		0-3 K		0-0 F7		0-0 1B	
Tom Foley, L OBP: 0.275, SLG: 0.286 (1, 6)		0-0 F8			0-0 F9		0-0 1B	0-3 K	
Johnny Bench, R OBP: 0.300, SLG: 0.411 (8, PH)									
Dave Concepcion, R OBP: 0.318, SLG: 0.304 (9, 6)									
Dann Bilardello, R OBP: 0.267, SLG: 0.339 (1, 2)		0-0 6-3			0-0 F9		0-3 K		0-0 F7
Duane Walker, L OBP: 0.327, SLG: 0.391 (7, PH)									
Bill Scherrer, L OBP: 0.200, SLG: 0.111 (8, 1)									
Cesar Cedeno, R OBP: 0.306, SLG: 0.352 (9, PH)									
Charlie Puleo, R OBP: 0.179, SLG: 0.086 (1, 1)			0-0 6-3		0-3 K			0-0 HR	0-0 1B
Ben Hayes, R (5, 1)									
Kelly Paris, R OBP: 0.295, SLG: 0.282 (5, PH)									
Rich Gale, R OBP: 0.222, SLG: 0.188 (6, 1)									
Alan Knicely, R OBP: 0.330, SLG: 0.333 (8, 2)									

Inning Stats	R: 2	H: 2	E: 0	LOB: 0	K: 0	P: 5	R: 0	H: 0	E: 0	LOB: 0	K: 0	P: 5	R: 0	H: 0	E: 0	LOB: 0	K: 1	P: 5	R: 0	H: 1	E: 0	LOB: 1	K: 3	P: 10	R: 0	H: 0	E: 0	LOB: 0	K: 1	P: 5	R: 0	H: 2	E: 0	LOB: 2	K: 1	P: 7	R: 3	H: 4	E: 0	LOB: 2	K: 2	P: 15	R: 0	H: 1	E: 0	LOB: 0	K: 0	P: 3	1B: 7	SF: 1	2B: 2	SAC: 0	3B: 1	DP: 2	HR: 1	HBP: 0
--------------	------	------	------	--------	------	------	------	------	------	--------	------	------	------	------	------	--------	------	------	------	------	------	--------	------	-------	------	------	------	--------	------	------	------	------	------	--------	------	------	------	------	------	--------	------	-------	------	------	------	--------	------	------	-------	-------	-------	--------	-------	-------	-------	--------

PITCHER	IP	WLS	BF	H	R	ER	SO	BB	IBB	HBP	BLK	WP	HR	S	P	ERA	WHIP
Mike Scott, R ERA: 3.67 (1, 1)	7.0	W	29	9	5	5	5	0	0	0	0	0	1	39	39	6.43	1.286
Dave Smith, R ERA: 2.91 (8, 1)	0.2		4	1	0	0	1	1	0	0	0	0	0	5	9	0.00	3.000
Bill Dawley, R ERA: 2.45 (8, 1)	1.1	S	4	1	0	0	1	0	0	0	0	0	0	6	6	0.00	0.750

Batter	1	2	3	4	5	6	7	8	9	AB R H RBI BB SO LOB	TOP													
Bill Doran, S OBP: 0.373, SLG: 0.336 (1, 4) X	0-0 BB BB G5-3 1B	0-0 1B 1B 1-2 2-H 1B		0-0 PB 4-3 SF4 1B		4-0 1B BB	0-0 BB 1B		0-0 L1	5 2 4 1 1 0 1														
Terry Puhl, L OBP: 0.355, SLG: 0.438 (1, 9) B B B	4-0 G5-3 BB 1-2 BB	0-0 1B 1-2 2-3 1B		0-0 4-3 1-2 2-3 3-H 1B		0-0 BB 1-3 1B	4-0 BB 1-2 2-3 BB		0-0 G3	4 0 2 1 2 0 3														
Dickie Thon, R OBP: 0.358, SLG: 0.480 (1, 6) B B B	4-0 G5-3 BB 1-2 2-3	0-0 1B 1-2 2-3 3-H 1B		0-0 SF4 2-H 3-H		0-0 F9	0-0 F8			3 0 1 2 1 0 5														
Phil Garner, R OBP: 0.319, SLG: 0.362 (1, 5) X	0-0 G5-3 1-2 2-3f 3-H	0-0 F9		0-0 6-3		4-0 BB 1-2		0-0 F7		4 0 0 0 1 0 5														
Jose Cruz, L OBP: 0.389, SLG: 0.479 (1, 7) X	0-0 3-1		0-0 F2		0-0 HR	0-0 F4		0-3 K		5 1 1 1 0 1 4														
Ray Knight, R OBP: 0.367, SLG: 0.474 (1, 3)		0-0 FC1-5 1B 1B	0-0 L3		0-0 F7	0-0 F9		0-0 1B		5 0 2 0 0 0 3														
Jerry Mumfrey, S OBP: 0.333, SLG: 0.404 (1, 8)		0-0 FC1-5 1B 1-2 1B	0-3 K		0-0 1B		0-0 L4-3 1B	0-0 F7		5 1 3 0 0 1 1														
John Mizerock, L OBP: 0.321, SLG: 0.383 (1, 2)		0-3 K		4-0 1B SH 4-3 BB	0-0 F5		0-0 L4-3	4-0 SH1-4 BB		3 1 0 0 2 1 4														
Nolan Ryan, R OBP: 0.094, SLG: 0.059 Vern Ruhle, R OBP: 0.250, SLG: 0.143 (1, 1) (5, 1)		0-0 FC1-5 1B 1-2 2-3f 1B		0-0 SH 4-3 1B PB	0-0 F4		0-0 BB 1B 1B	0-0 SH1-4		2 2 0 0 0 0 3 1 0 1 0 0 0 0														
Inning Stats	R: 1 E: 0 K: 0 S: 3	H: 1 LOB: 1 BB: 2 P: 11	R: 2 E: 0 K: 1 S: 10	H: 5 LOB: 3 BB: 0 P: 10	R: 0 E: 0 K: 1 S: 5	H: 0 LOB: 0 BB: 0 P: 5	R: 3 E: 0 K: 0 S: 5	H: 1 LOB: 0 BB: 1 P: 9	R: 1 E: 0 K: 0 S: 5	H: 2 LOB: 1 BB: 0 P: 5	R: 0 E: 0 K: 0 S: 4	H: 1 LOB: 3 BB: 2 P: 12	R: 0 E: 0 K: 0 S: 5	H: 3 LOB: 3 BB: 1 P: 9	R: 0 E: 0 K: 1 S: 6	H: 1 LOB: 1 BB: 0 P: 6	R: 0 E: 0 K: 0 S: 3	H: 0 LOB: 1 BB: 1 P: 7	1B: 13 2B: 1 3B: 0 HR: 1	SF: 1 SAC: 2 DP: 2 HBP: 0	WP: 0 PB: 1 SB: 0 CS: 0	PA: 47		
PITCHER	IP WLS BF H R ER SO BB IBB HBP BLK WP HR S P ERA WHIP																							
Frank Pastore, R ERA: 5.51 Ben Hayes, R ERA: 6.23 Ted Power, R ERA: 4.33 Bill Scherrer, L ERA: 3.22	(1, 1) 4.1 L 25 9 7 6 2 3 0 0 0 0 0 1 26 38 12.46 2.769	(5, 1) 0.2 2 0 0 0 0 0 0 0 0 0 0 2 2 0.00 0.000	(6, 1) 3.0 16 5 0 0 1 3 0 0 0 0 0 15 27 0.00 2.667	(9, 1) 1.0 4 0 0 0 0 1 0 0 0 0 0 3 7 0.00 1.000																				

Houston Astros @ Cincinnati Reds  
Riverfront Stadium, Cincinnati, OH  
Wed Aug 17 1983, 7:05 PM EDT  
Att: 11,982 - Unknown

livebaseballscorecards.com

AB	37
R	7
H	14
RBI	5
BB	7
SO	3
LOB	29









Batter	1	2	3	4	5	6	7	8	9	AB R H RBI BB SO LOB	TOP											
<b>Eddie Milner, L</b> (1, 8) OBP: 0.359, SLG: 0.395	0-0 4-3 BLK 1B		0-0 F7		0-0 F8		0-0 1-3			4 0 1 0 0 0 1												
<b>Gary Redus, R</b> (1, 7) OBP: 0.350, SLG: 0.437	0-3 K		0-0 F3		4-0 E BB		0-0 6-3			3 1 0 0 1 1 2												
<b>Dave Concepcion, R</b> (1, 6) OBP: 0.316, SLG: 0.301	0-0 4-3		0-3 K		0-0 E9 1B		0-0 F9			4 0 1 1 0 1 2												
<b>Dan Driessen, L</b> (1, 3) OBP: 0.401, SLG: 0.457	0-0 1-3			0-0 2B	4-0 BB		0-0 6-3			3 0 1 0 1 0 1												
<b>Paul Householder, S</b> (1, 9) OBP: 0.325, SLG: 0.378		0-0 1B G6-3 2B		0-0 6-3	0-3 K		0-0 5-3			4 1 1 0 0 1 3												
<b>Nick Esasky, R</b> (1, 5) OBP: 0.322, SLG: 0.440		0-0 2B G6-3 1B		0-3 K		0-0 5-3		0-0 4-3		4 0 1 0 0 1 1												
<b>Ron Oester, S</b> (1, 4) OBP: 0.310, SLG: 0.399		0-0 G6-3 1-2f 3-H		4-0 IBB		0-3 K		0-0 4-3		3 0 0 0 1 1 1												
<b>Alex Trevino, R</b> (1, 2) OBP: 0.272, SLG: 0.265		0-3 K		0-0 1-3		0-0 4-3		0-0 FC4-6 1B		4 0 1 0 0 1 2												
<b>Mario Soto, R</b> (1, 1) OBP: 0.174, SLG: 0.206			0-0 1B		0-0 4-3		0-3 K		0-0 FC4-6	4 0 1 0 0 1 1												
<b>Inning Stats</b>	R: 0 E: 0 K: 1 S: 6	H: 1 LOB: 1 BB: 0 P: 6	R: 1 E: 0 K: 1 S: 6	H: 2 LOB: 0 BB: 0 P: 6	R: 0 E: 0 K: 1 S: 6	H: 1 LOB: 1 BB: 0 P: 6	R: 0 E: 0 K: 1 S: 6	H: 1 LOB: 2 BB: 1 P: 10	R: 1 E: 1 K: 1 S: 6	H: 1 LOB: 2 BB: 2 P: 14	R: 0 E: 0 K: 1 S: 5	H: 0 LOB: 0 BB: 0 P: 5	R: 0 E: 0 K: 1 S: 5	H: 0 LOB: 0 BB: 0 P: 5	R: 0 E: 0 K: 0 S: 3	H: 0 LOB: 0 BB: 0 P: 3	R: 0 E: 0 K: 0 S: 4	H: 1 LOB: 1 BB: 0 P: 4	1B: 5 2B: 2 3B: 0 HR: 0	SF: 0 SAC: 0 DP: 1 HBP: 0	WP: 0 PB: 0 SB: 1 CS: 0	PA: 36
<b>PITCHER</b>	IP WLS BF H R ER SO BB IBB HBP BLK WP HR S P ERA WHIP																					
<b>Rick Rhoden, R</b> (1, 1) ERA: 3.31	8.0 L 32 6 2 2 7 2 1 0 1 0 0 43 55 2.25 1.000																					
<b>Kent Tekulve, R</b> (9, 1) ERA: 1.76	1.0 4 1 0 0 0 0 0 0 0 0 0 4 4 0.00 1.000																					

Cincinnati Reds @ Pittsburgh Pirates  
 Three Rivers Stadium, Pittsburgh, PA  
 Fri Aug 19 1983, 7:05 PM EDT  
 Att: 15,995 - Unknown

livebaseballscorecards.com

<b>AB</b>	33
<b>R</b>	2
<b>H</b>	7
<b>RBI</b>	1
<b>BB</b>	3
<b>SO</b>	7
<b>LOB</b>	14









BOTTOM

Cincinnati Reds @ Pittsburgh Pirates  
Three Rivers Stadium, Pittsburgh, PA

Sat Aug 20 1983, 7:05 PM EDT  
Att. 44,481 - Unknown

livebaseballscorecards.com

AB	29
R	4
H	7
RBI	4
BB	6
SO	3
LOB	18



WP:	0	PA:	37
PB:	1	ERA:	
SB:	0	WHIP:	
CS:	1		

AB R H RBI BB SO LOB

3 1 0 1 1 0 1

4 0 1 0 0 0 4

3 0 0 1 1 0 3

4 1 2 1 0 1 3

4 0 1 0 0 1 1

4 0 1 1 0 1 0

0 0 0 0 0 0 0

3 1 2 0 1 0 2

2 1 0 0 1 0 1

2 0 0 0 2 0 3

1B: 7 SF: 0  
2B: 1 SAC: 0  
3B: 0 DP: 2  
HR: 0 HBP: 0

Batter	1	2	3	4	5	6	7	8	9
Marvell Wynne, L (1, 8) OBP: 0.340, SLG: 0.392	0-0 E7 G3 1B		0-0 F7		4-0 BB BB BB		0-0 F8		
Johnny Ray, S (1, 4) OBP: 0.322, SLG: 0.403	0-0 G3 1-2		0-0 6-3		0-0 L4		0-0 PB 1B		
Bill Madlock, R (1, 5) OBP: 0.387, SLG: 0.458	0-0 6-3		0-0 F8		4-0 BB BB BB		0-0 F2 1-2 2-3		
Jason Thompson, L (1, 3) OBP: 0.387, SLG: 0.438	0-0 2-H 1B			0-3 K	0-0 G4-6-3 1-2 2-3 3-H			0-0 1B 1B	
Dave Parker, L (1, 9) OBP: 0.295, SLG: 0.393	0-0 L7			0-0 6-3	0-3 K	0-3 K		0-0 1B 1-2 FC1-2-5 1B	
Doug Frobel, L (1, 7) OBP: 0.296, SLG: 0.625		0-0 L5		0-3 K		0-0 L7		0-0 FC1-2-5 1-3 2-H 1B	
Lee Lacy, R (8, PR) OBP: 0.333, SLG: 0.413 (9, 7)								0-0 FC1-2-5 1-3 2-H 1B	
Tony Peña, R (1, 2) OBP: 0.326, SLG: 0.411		4-0 BB BB BB			0-0 BB CI BB 1B	0-0 CS 1B		0-0 FC1-2-5 BB 1-3 3-H	
Dale Berra, R (1, 6) OBP: 0.314, SLG: 0.351		0-0 F3			0-1 CI BB BB BB	0-0 CS 1-2	0-0 6-3	4-0 FC6-5-2 BB 1-2	
Jose DeLeon, R (1, 1)		0-0 1-3			4-0 BB BB BB		4-0 PB 1B BB	0-0 FC6-5-2 1-2 2-3	

Inning Stats	R: 1	H: 1	E: 1	K: 0	S: 5	R: 0	H: 0	E: 0	K: 0	S: 3	R: 0	H: 0	E: 0	K: 0	S: 3	R: 0	H: 0	E: 0	K: 2	S: 7	R: 2	H: 1	E: 1	K: 0	S: 4	R: 0	H: 1	E: 0	K: 1	S: 5	R: 0	H: 1	E: 0	K: 0	S: 4	R: 1	H: 3	E: 0	K: 0	S: 5
--------------	------	------	------	------	------	------	------	------	------	------	------	------	------	------	------	------	------	------	------	------	------	------	------	------	------	------	------	------	------	------	------	------	------	------	------	------	------	------	------	------

PITCHER	IP	WLS	BF	H	R	ER	SO	BB	IBB	HBP	BLK	WP	HR	S	P	ERA	WHIP
Bruce Berenyi, R (1, 1) ERA: 4.08	4.1	L	21	2	3	1	2	4	0	0	0	0	0	21	37	2.08	1.385
Bill Scherrer, L (5, 1) ERA: 3.19	0.2		1	0	0	0	0	0	0	0	0	0	0	1	1	0.00	0.000
Ted Power, R (6, 1) ERA: 4.24	2.0		8	2	0	0	1	1	0	0	0	0	0	9	13	0.00	1.500
Tom Hume, R (8, 1) ERA: 6.17	1.0		6	3	1	1	0	1	0	0	0	0	0	5	9	9.00	4.000

PITCHER	IP	WLS	BF	H	R	ER	SO	BB	IBB	HBP	BLK	WP	HR	S	P	ERA	WHIP
---------	----	-----	----	---	---	----	----	----	-----	-----	-----	----	----	---	---	-----	------

Batter	1	2	3	4	5	6	7	8	9	AB	R	H	RBI	BB	SO	LOB	TOP						
<b>Kelly Paris, R</b> (1, 6) <small>OBP: 0.303, SLG: 0.276</small> <b>Dave Concepcion, R</b> (8, PH) <small>OBP: 0.317, SLG: 0.300</small> (8, 6) (8, 5)	0-0 F9	0-0 6-3		4-0 1B BB		4-0 BB		0-0 1B E 1B		2	0	0	0	2	0	1							
<b>Gary Redus, R</b> (1, 7) <small>OBP: 0.353, SLG: 0.438</small> (8, 6) (8, 5)	4-0 BB BB		0-3 K	0-0 1B		0-3 K		0-0 1B S E 1B		4	1	2	1	1	2	1							
<b>Cesar Cedeno, R</b> (1, 9) <small>OBP: 0.308, SLG: 0.362</small> <b>Duane Walker, L</b> (3, 9) <small>OBP: 0.320, SLG: 0.381</small> <b>Alan Knicely, R</b> (8, 2) <small>OBP: 0.317, SLG: 0.318</small>	0-0 F9		0-3 K	0-0 F9			0-0 F7	0-0 E4 FC6-4		2	0	0	0	0	1	1							
<b>Johnny Bench, R</b> (1, 3) <small>OBP: 0.302, SLG: 0.425</small> <b>Tom Foley, L</b> (8, 6) <small>OBP: 0.282, SLG: 0.281</small>	4-0 1-2 BB		0-0 E7 2B	0-3 K			0-0 6-3	0-0 FC6-4		4	1	0	0	1	1	4							
<b>Paul Householder, S</b> (1, 8) <small>OBP: 0.325, SLG: 0.382</small> (8, 9)	0-0 L6		0-0 2B		0-3 K		0-0 2B		0-0 1-3	5	0	2	1	0	1	2							
<b>Nick Esasky, R</b> (1, 5) <b>Bill Scherrer, L</b> (7, 1) <small>OBP: 0.182, SLG: 0.100</small>		0-0 E6 1B 1B	0-3 K		0-3 K		0-0 F7		0-0 4-3	4	1	0	0	0	2	2							
<b>Dann Bilardello, R</b> (1, 2) <small>OBP: 0.284, SLG: 0.333</small> <b>Eddie Milner, L</b> (8, PH) <small>OBP: 0.357, SLG: 0.392</small> (8, 8)		0-0 G4-3 1B 1B		0-0 F7	0-0 F7			0-0 F9	0-0 G3	3	0	1	0	0	0	0							
<b>Ron Oester, S</b> (1, 4) <small>OBP: 0.314, SLG: 0.403</small>		0-0 G4-3 1B		0-0 1B 2B		0-3 K		0-0 1B 1B		4	2	3	1	0	1	0							
<b>Charlie Puleo, R</b> (1, 1) <small>OBP: 0.190, SLG: 0.105</small> <b>Ben Hayes, R</b> (6, 1) <b>Dan Driessen, L</b> (7, 3) <small>OBP: 0.399, SLG: 0.458</small>		0-0 G4-3		0-0 1B BB 1B		0-3 K		0-0 F7		3	0	1	1	0	1	2							
<b>Inning Stats</b>	R: 0 E: 0 K: 0 S: 3	H: 0 LOB: 2 BB: 2 P: 11	R: 1 E: 1 K: 0 S: 5	H: 2 LOB: 1 BB: 0 P: 5	R: 1 E: 1 K: 3 S: 11	H: 1 LOB: 1 BB: 0 P: 11	R: 1 E: 0 K: 1 S: 8	H: 3 LOB: 3 BB: 1 P: 12	R: 0 E: 0 K: 2 S: 7	H: 0 LOB: 0 BB: 0 P: 7	R: 0 E: 0 K: 3 S: 9	H: 0 LOB: 1 BB: 1 P: 13	R: 0 E: 0 K: 0 S: 4	H: 1 LOB: 1 BB: 0 P: 4	R: 3 E: 1 K: 0 S: 7	H: 3 LOB: 1 BB: 0 P: 7	R: 0 E: 0 K: 0 S: 3	H: 0 LOB: 0 BB: 0 P: 3	1B: 7 2B: 3 3B: 0 HR: 0	SF: 0 SAC: 0 DP: 1 HBP: 0	WP: 0 PB: 0 SB: 1 CS: 0	PA: 43	
<b>PITCHER</b>	IP WLS BF H R ER SO BB IBB HBP BLK WP HR S P ERA WHIP	IP WLS BF H R ER SO BB IBB HBP BLK WP HR S P ERA WHIP	IP WLS BF H R ER SO BB IBB HBP BLK WP HR S P ERA WHIP	IP WLS BF H R ER SO BB IBB HBP BLK WP HR S P ERA WHIP	IP WLS BF H R ER SO BB IBB HBP BLK WP HR S P ERA WHIP	IP WLS BF H R ER SO BB IBB HBP BLK WP HR S P ERA WHIP	IP WLS BF H R ER SO BB IBB HBP BLK WP HR S P ERA WHIP	IP WLS BF H R ER SO BB IBB HBP BLK WP HR S P ERA WHIP	IP WLS BF H R ER SO BB IBB HBP BLK WP HR S P ERA WHIP	IP WLS BF H R ER SO BB IBB HBP BLK WP HR S P ERA WHIP	IP WLS BF H R ER SO BB IBB HBP BLK WP HR S P ERA WHIP	IP WLS BF H R ER SO BB IBB HBP BLK WP HR S P ERA WHIP	IP WLS BF H R ER SO BB IBB HBP BLK WP HR S P ERA WHIP	IP WLS BF H R ER SO BB IBB HBP BLK WP HR S P ERA WHIP	IP WLS BF H R ER SO BB IBB HBP BLK WP HR S P ERA WHIP	IP WLS BF H R ER SO BB IBB HBP BLK WP HR S P ERA WHIP	IP WLS BF H R ER SO BB IBB HBP BLK WP HR S P ERA WHIP	IP WLS BF H R ER SO BB IBB HBP BLK WP HR S P ERA WHIP	IP WLS BF H R ER SO BB IBB HBP BLK WP HR S P ERA WHIP	IP WLS BF H R ER SO BB IBB HBP BLK WP HR S P ERA WHIP	IP WLS BF H R ER SO BB IBB HBP BLK WP HR S P ERA WHIP	IP WLS BF H R ER SO BB IBB HBP BLK WP HR S P ERA WHIP	IP WLS BF H R ER SO BB IBB HBP BLK WP HR S P ERA WHIP
<b>Larry McWilliams, L</b> (1, 1) <small>ERA: 3.17</small> <b>Jim Bibby, R</b> (4, 1) <small>ERA: 7.11</small> <b>Cecilio Guante, R</b> (6, 1) <small>ERA: 2.91</small> <b>Kent Tekulve, R</b> (8, 1) <small>ERA: 1.73</small>	3.1 6 19 5 3 1 3 3 0 0 0 0 0 22 34 2.70 2.400	1.2 6 6 1 0 0 3 0 0 0 0 0 0 12 12 0.00 0.600	2.2 L 12 3 2 1 3 1 0 0 0 0 0 17 21 3.38 1.500	1.1 6 6 1 1 0 0 0 0 0 0 0 0 6 6 0.00 0.750																			

**Cincinnati Reds @ Pittsburgh Pirates**  
 Three Rivers Stadium, Pittsburgh, PA  
 Sun Aug 21 1983, 3:33 AM EDT  
 Att: 24,635 - Unknown

livebaseballscorecards.com

**AB** 39  
**R** 6  
**H** 10  
**RBI** 4  
**BB** 4  
**SO** 9  
**LOB** 17



Batter	1	2	3	4	5	6	7	8	9	AB R H RBI BB SO LOB
<b>Marvell Wynne, L</b> (1, 8) <small>OBP: 0.338, SLG: 0.394</small> <b>Lee Mazzilli, S</b> (9, PH) <small>OBP: 0.379, SLG: 0.359</small>	0-0 4-3 2B		0-0 L1		0-0 4-3		0-3 K		0-0 G6-4-3	4 0 1 0 0 1 0 1 0 0 0 0 0 1
<b>Johnny Ray, S</b> (1, 4) <small>OBP: 0.318, SLG: 0.398</small>	0-0 4-3 2-3		0-0 1-3		0-0 1-3		0-0 F9		0-0 F7	5 0 0 0 0 0 1
<b>Richie Hebner, L</b> (1, 5) <small>OBP: 0.320, SLG: 0.337</small>	0-0 L3			0-3 K		0-0 F9	4-0 S BB			3 0 0 0 1 1 1
<b>Jason Thompson, L</b> (1, 3) <small>OBP: 0.386, SLG: 0.435</small>	0-3 K			0-0 F8		4-0 1B 1B BB	0-0 4-3			3 1 0 0 1 1 2
<b>Dave Parker, L</b> (1, 9) <small>OBP: 0.297, SLG: 0.394</small>		0-0 F5		0-0 E4 1B 2B 1B		0-0 F9 1-2 E 1B		0-3 K		4 2 2 0 0 1 0
<b>Doug Frobel, L</b> (1, 7) <small>OBP: 0.333, SLG: 0.630</small> <b>Lee Lacy, R</b> (8, PH) <small>OBP: 0.332, SLG: 0.412</small> (9, 7)		0-0 F7		0-0 2B 1B		0-0 E 1B		0-0 5-3		3 1 2 1 0 0 0 1 0 0 0 0 0 0
<b>Tony Peña, R</b> (1, 2) <small>OBP: 0.330, SLG: 0.417</small>		0-0 1B		0-0 1-H 3-H 2B		0-0 F9		0-0 1B		4 0 3 2 0 0 2
<b>Dale Berra, R</b> (1, 6) <small>OBP: 0.311, SLG: 0.347</small>		0-0 F7		0-3 K		0-0 E6		0-0 L6		4 0 0 0 0 1 4
<b>Larry McWilliams, L</b> (1, 1) <small>OBP: 0.148, SLG: 0.150</small> <b>Jim Bibby, S</b> (4, 1) <small>OBP: 0.118, SLG: 0.118</small> <b>Brian Harper, R</b> (5, PH) <small>OBP: 0.217, SLG: 0.462</small> <b>Ceciliano Guante, R</b> (8, 1) <small>OBP: 0.167, SLG: 0.118</small> <b>Kent Tekulve, R</b> (8, 1) <b>Jim Morrison, R</b> (9, PH) <small>OBP: 0.377, SLG: 0.564</small>			0-3 K		0-0 6-3	0-0 F8		0-0 G6-4-3 1B		1 0 0 0 0 0 1 0 0 0 0 0 0 0 0 0 1 0 0 0 0 0 0 0 1 0 0 0 0 0 0 2 0 0 0 0 0 0 0 0 1 0 1 0 0 0 0 0

Inning Stats	R: 0 E: 0 K: 1 S: 6	H: 1 LOB: 1 BB: 0 P: 6	R: 0 E: 0 K: 0 S: 4	H: 1 LOB: 1 BB: 0 P: 4	R: 0 E: 0 K: 1 S: 5	H: 0 LOB: 0 BB: 0 P: 5	R: 2 E: 1 K: 2 S: 10	H: 3 LOB: 1 BB: 0 P: 10	R: 0 E: 0 K: 0 S: 3	H: 0 LOB: 0 BB: 0 P: 3	R: 2 E: 1 K: 0 S: 6	H: 2 LOB: 2 BB: 1 P: 10	R: 0 E: 0 K: 1 S: 5	H: 0 LOB: 1 BB: 1 P: 9	R: 0 E: 0 K: 1 S: 6	H: 1 LOB: 1 BB: 0 P: 6	R: 0 E: 0 K: 0 S: 3	H: 1 LOB: 0 BB: 0 P: 3	1B: 7 2B: 2 3B: 0 HR: 0	SF: 0 SAC: 0 DP: 1 HBP: 0
--------------	------------------------------	---------------------------------	------------------------------	---------------------------------	------------------------------	---------------------------------	-------------------------------	----------------------------------	------------------------------	---------------------------------	------------------------------	----------------------------------	------------------------------	---------------------------------	------------------------------	---------------------------------	------------------------------	---------------------------------	----------------------------------	------------------------------------

PITCHER	IP	WLS	BF	H	R	ER	SO	BB	IBB	HBP	BLK	WP	HR	S	P	ERA	WHIP
<b>Charlie Puleo, R</b> (1, 1) <small>ERA: 4.78</small>	5.1		24	7	4	3	4	1	0	0	0	0	0	31	35	5.06	1.500
<b>Ben Hayes, R</b> (6, 1) <small>ERA: 6.12</small>	0.2		3	0	0	0	0	0	0	0	0	0	0	3	3	0.00	0.000
<b>Bill Scherrer, L</b> (7, 1) <small>ERA: 3.06</small>	3.0	W	11	2	0	0	2	1	0	0	0	0	0	14	18	0.00	1.000

**BOTTOM**

**Cincinnati Reds @ Pittsburgh Pirates**  
 Three Rivers Stadium, Pittsburgh, PA  
 Sun Aug 21 1983, 3:33 AM EDT  
 Att. 24,635 - Unknown

livebaseballscores.com

<b>AB</b>	<b>36</b>
<b>R</b>	<b>4</b>
<b>H</b>	<b>9</b>
<b>RBI</b>	<b>3</b>
<b>BB</b>	<b>2</b>
<b>SO</b>	<b>6</b>
<b>LOB</b>	<b>13</b>



<b>WP:</b> 0	<b>PA:</b> 38
<b>PB:</b> 0	
<b>SB:</b> 1	
<b>CS:</b> 0	

Batter	1	2	3	4	5	6	7	8	9	AB R H RBI BB SO LOB	TOP											
Eddie Milner, L (1, 8) OBP: 0.356, SLG: 0.390	0-0 G3		0-3 K			0-0 1B		0-3 K		4 0 1 0 0 2 2	<p>Cincinnati Reds @ Chicago Cubs</p> <p>Wrigley Field, Chicago, IL</p> <p>Mon Aug 22 1983, 3:33 AM CDT</p> <p>Att. 11,749 - Sunny - 76 F</p> <p>livebaseballscorecards.com</p>											
Duane Walker, L (1, 7) OBP: 0.313, SLG: 0.372	0-0 4-1			0-0 F8		0-0 F8		0-0 F7	4 0 0 0 0 0 1													
Dave Concepcion, R (1, 6) OBP: 0.317, SLG: 0.300	0-3 K			0-0 FC3-6 1B		0-0 F8		0-0 F9	4 0 1 0 0 1 1													
Dan Driessen, L (1, 3) OBP: 0.397, SLG: 0.455		0-0 5-3		0-0 FC3-6 1-2f		0-0 G6-3 1B		0-0 F8	4 0 1 0 0 0 1													
Paul Householder, S (1, 9) OBP: 0.322, SLG: 0.377		0-0 4-3		0-0 F8		0-0 G6-3 1-2f			3 0 0 0 0 0 2													
Nick Esasky, R (1, 5) OBP: 0.308, SLG: 0.420		0-3 K			0-3 K		0-3 K		3 0 0 0 0 3 0													
Ron Oester, S (1, 4) OBP: 0.314, SLG: 0.402			0-0 SH3-4 1B		0-3 K		0-3 K		3 0 1 0 0 2 0													
Alan Knicely, R (8, 2) OBP: 0.317, SLG: 0.318									0 0 0 0 0 0 0													
Dann Bilardello, R (1, 2) OBP: 0.261, SLG: 0.330			0-0 P6		0-0 6-3		0-3 K		2 0 0 0 0 0 1													
Tom Foley, L (8, 4) OBP: 0.278, SLG: 0.277							0-0 K		1 0 0 0 0 1 0													
Frank Pastore, R (1, 1) OBP: 0.178, SLG: 0.233			0-0 SH3-4			0-0 4-3		0-0 1B	1 0 0 0 0 0 0													
Johnny Bench, R (8, PH) OBP: 0.305, SLG: 0.427									1 0 1 0 0 0 0													
Ted Power, R (8, 1)									0 0 0 0 0 0 0													
<b>Inning Stats</b>	R: 0 E: 0 K: 1 S: 5	H: 0 LOB: 0 BB: 0 P: 5	R: 0 E: 0 K: 1 S: 5	H: 0 LOB: 0 BB: 0 P: 5	R: 0 E: 0 K: 1 S: 6	H: 1 LOB: 1 BB: 0 P: 6	R: 0 E: 0 K: 0 S: 4	H: 1 LOB: 1 BB: 0 P: 4	R: 0 E: 0 K: 2 S: 7	H: 0 LOB: 0 BB: 0 P: 7	R: 0 E: 0 K: 0 S: 4	H: 1 LOB: 1 BB: 0 P: 4	R: 0 E: 0 K: 1 S: 5	H: 1 LOB: 0 BB: 0 P: 5	R: 0 E: 0 K: 3 S: 10	H: 1 LOB: 1 BB: 0 P: 10	R: 0 E: 0 K: 0 S: 3	H: 0 LOB: 0 BB: 0 P: 3	1B: 5 2B: 0 3B: 0 HR: 0	SF: 0 SAC: 1 DP: 1 HBP: 0	WP: 0 PB: 0 SB: 0 CS: 0	PA: 31
<b>PITCHER</b>	IP WLS BF H R ER SO BB IBB HBP BLK WP HR S P ERA WHIP																					
Dickie Noles, R (1, 1) ERA: 4.33	6.0 W 22 4 0 0 5 0 0 0 0 0 0 0 32 32 0.00 0.667																					
Lee Smith, R (7, 1) ERA: 1.57	3.0 S 9 1 0 0 4 0 0 0 0 0 0 0 17 17 0.00 0.333																					

AB	30
R	0
H	5
RBI	0
BB	0
SO	9
LOB	8





Batter	1	2	3	4	5	6	7	8	9	AB R H RBI BB SO LOB	TOP									
Eddie Milner, L OBP: 0.357, SLG: 0.390 (1, 8) X	0-0 4-3 S 1B	0-0 4-3			0-0 4-3		4-0 FC4-6 IBB			3 1 1 0 1 0 0	<p>Cincinnati Reds @ Chicago Cubs</p> <p>Wrigley Field, Chicago, IL</p> <p>Tue Aug 23 1983, 3:33 AM CDT</p> <p>Att. 15,607 - Sunny - 75 F</p>									
Duane Walker, L OBP: 0.312, SLG: 0.369 (1, 7) S S S	0-3 K 1-2		0-0 CS 1B			0-3 K 1-2	0-0 FC4-6			4 0 1 0 0 2 4										
Dave Concepcion, R OBP: 0.316, SLG: 0.299 Ben Hayes, R (1, 6) X (8, 1)	0-0 4-3 2-3		0-3 K 1-2			0-0 E4 CS		0-0 CS 1B		4 0 1 0 0 1 2 0 0 0 0 0 0 0										
Dan Driessen, L OBP: 0.395, SLG: 0.452 (1, 3) X	0-0 S 1B 3-H		0-0 F8			0-3 K 1-2		0-3 K 1-2		4 0 1 1 0 2 2										
Paul Householder, S OBP: 0.321, SLG: 0.373 (1, 9) X	0-0 1-3 1-2			0-0 1-3			4-0 CS BB	0-0 G3		3 0 0 0 1 0 1										
Ron Oester, S OBP: 0.314, SLG: 0.400 (1, 4) X		0-0 F9		0-3 K			4-0 BB E BB	0-0 F7		3 1 0 0 1 1 0										
Nick Esasky, R OBP: 0.307, SLG: 0.414 (1, 5) S S S		0-3 K		0-3 K			4-0 E BB	0-3 K		3 0 0 0 1 3 0										
Dann Bilardello, R OBP: 0.261, SLG: 0.329 (1, 2) X		0-0 HR 1B			0-0 F3		0-0 E5 1-3 2-H	0-0 6-3		4 1 1 0 0 0 1										
Jeff Russell, R OBP: 0.375, SLG: 0.857 Bill Scherrer, L OBP: 0.182, SLG: 0.100 Tom Foley, L OBP: 0.278, SLG: 0.277 (1, 1) X (8, 1) (8, 6)		0-0 HR			0-0 F8		0-0 1-3			3 1 1 2 0 0 2 0 0 0 0 0 0 0 0 0 0 0 0 0 0										
<b>Inning Stats</b>	R: 1 E: 0 K: 1 S: 7	H: 2 LOB: 1 BB: 0 P: 7	R: 2 E: 0 K: 1 S: 7	H: 2 LOB: 0 BB: 0 P: 7	R: 0 E: 0 K: 1 S: 5	H: 1 LOB: 0 BB: 0 P: 5	R: 0 E: 0 K: 2 S: 7	H: 0 LOB: 0 BB: 0 P: 7	R: 0 E: 0 K: 2 S: 7	H: 0 LOB: 0 BB: 0 P: 7	R: 1 E: 1 K: 0 S: 3	H: 0 LOB: 3 BB: 4 P: 19	R: 0 E: 0 K: 1 S: 5	H: 1 LOB: 0 BB: 0 P: 5	R: 0 E: 0 K: 1 S: 5	H: 0 LOB: 0 BB: 0 P: 5	1B: 5 2B: 0 3B: 0 HR: 1	SF: 0 SAC: 0 DP: 0 HBP: 0	WP: 0 PB: 0 SB: 2 CS: 4	PA: 35
<b>PITCHER</b>	IP WLS BF H R ER SO BB IBB HBP BLK WP HR S P ERA WHIP																			
Fergie Jenkins, R ERA: 4.08 (1, 1)	5.0 L 19 5 3 3 5 0 0 0 0 0 0 1 29 29 5.40 1.000																			
Craig Lefferts, L ERA: 2.96 (6, 1)	1.1 5 0 1 0 2 2 0 0 0 0 0 0 7 15 0.00 1.500																			
Mike Proly, R ERA: 3.62 (7, 1)	0.2 5 0 0 0 0 1 1 0 0 0 0 0 3 11 0.00 1.500																			
Bill Campbell, R ERA: 3.82 (8, 1)	2.0 6 1 0 0 2 0 0 0 0 0 0 0 10 10 0.00 0.500																			

livebaseballscorecards.com

AB	31
R	4
H	6
RBI	3
BB	4
SO	9
LOB	12



Batter	1	2	3	4	5	6	7	8	9	AB	R	H	RBI	BB	SO	LOB
Mel Hall, L OBP: 0.349, SLG: 0.446 (1, 8)	0-0 23 1B 1B		0-0 F8		0-0 F7			0-0 23 1B SF7 2B		4	1	2	0	0	0	2
23 Ryne Sandberg, R OBP: 0.320, SLG: 0.375 (1, 4)	0-0 S 1-2 1B			0-0 5-3		0-0 L7		0-0 2-3 1B		4	0	2	0	0	0	0
Leon Durham, L OBP: 0.361, SLG: 0.479 (1, 7)	0-3 K 1-2			0-0 L9		0-0 2-3		0-0 SF7		3	0	0	1	0	1	1
Jody Davis, R OBP: 0.313, SLG: 0.484 (1, 2)	0-3 K			0-0 F8		0-0 E6		0-0 3-H 5-3		4	0	0	0	0	1	2
Ron Cey, R OBP: 0.344, SLG: 0.447 (1, 5)		0-0 P3			0-0 6-3 1-3 E 1B		0-3 K		0-3 K		4	1	1	0	0	2
Keith Moreland, R OBP: 0.365, SLG: 0.449 (1, 9)		0-0 F9			0-0 1-3		0-0 1B		0-0 F7		4	0	1	0	0	1
Carmelo Martinez, R OBP: 0.286, SLG: 0.667 (1, 3)		0-3 K			0-0 6-3		0-0 F2		0-3 K		4	0	0	0	0	2
Larry Bowa, S OBP: 0.300, SLG: 0.326 (1, 6)			0-0 F9		0-0 E3 BB		0-0 F2		0-0 6-3		4	0	0	0	0	1
Fergie Jenkins, R OBP: 0.220, SLG: 0.245 (5, PH) Thad Bosley, L OBP: 0.500, SLG: 0.800 (6, 1) Craig Lefferts, L OBP: 0.158, SLG: 0.111 (7, 1) Mike Proby, R OBP: 0.167, SLG: 0.091 (7, PH) Jay Johnstone, L OBP: 0.361, SLG: 0.444 (8, 1) Bill Campbell, R			0-0 4-3		4-0 BB		0-3 K				1	0	0	0	0	0

Inning Stats	R: 0	H: 2	E: 0	LOB: 1	K: 2	S: 8	P: 8	R: 0	H: 0	E: 0	LOB: 0	K: 1	S: 5	R: 0	H: 0	E: 0	LOB: 0	K: 0	S: 3	R: 0	H: 0	E: 0	LOB: 0	K: 0	S: 3	R: 1	H: 1	E: 1	LOB: 2	K: 0	S: 5	R: 0	H: 0	E: 1	LOB: 1	K: 1	S: 6	R: 0	H: 1	E: 0	LOB: 1	K: 1	S: 6	R: 1	H: 2	E: 0	LOB: 1	K: 1	S: 7	R: 0	H: 0	E: 0	LOB: 0	K: 1	S: 5	1B: 5	SF: 1	2B: 1	SAC: 0	3B: 0	DP: 0	HR: 0	HBP: 0	WP: 0	PA: 35
--------------	------	------	------	--------	------	------	------	------	------	------	--------	------	------	------	------	------	--------	------	------	------	------	------	--------	------	------	------	------	------	--------	------	------	------	------	------	--------	------	------	------	------	------	--------	------	------	------	------	------	--------	------	------	------	------	------	--------	------	------	-------	-------	-------	--------	-------	-------	-------	--------	-------	--------

PITCHER	IP	WLS	BF	H	R	ER	SO	BB	IBB	HBP	BLK	WP	HR	S	P	ERA	WHIP
Jeff Russell, R ERA: 1.57 (1, 1)	7.0	W	29	6	2	1	5	1	0	0	0	0	0	38	42	1.29	1.000
Bill Scherrer, L ERA: 3.04 (8, 1)	0.1		1	0	0	0	0	0	0	0	0	0	0	1	1	0.00	0.000
Ben Hayes, R ERA: 5.95 (8, 1)	1.2	S	5	0	0	0	2	0	0	0	0	0	0	9	9	0.00	0.000

BOTTOM

Cincinnati Reds @ Chicago Cubs  
Wrigley Field, Chicago, IL  
Tue Aug 23 1983, 3:33 AM CDT  
Att. 15,607 - Sunny - 75 F

livebaseballscores.com

AB	33
R	2
H	6
RBI	1
BB	1
SO	7
LOB	12



Batter	1	2	3	4	5	6	7	8	9	AB R H RBI BB SO LOB	TOP									
<b>Eddie Milner, L</b> (1, 8) OBP: 0.358, SLG: 0.390	0-0 6-3			0-0 G3			4-0 BB S BB		0-0 1B	3 0 1 0 1 0 0	<b>Cincinnati Reds @ Chicago Cubs</b> Wrigley Field, Chicago, IL Wed Aug 24 1983, 3:33 AM CDT Att. 17,955 - Sunny - 78 F									
<b>Duane Walker, L</b> (1, 7) OBP: 0.305, SLG: 0.360	0-3 K		0-0 L8			0-0 P1 1-2		0-0 P6	4 0 0 0 0 1 2											
<b>Dave Concepcion, R</b> (1, 6) OBP: 0.314, SLG: 0.297	0-0 L8		0-0 6-3			0-0 6-3			3 0 0 0 0 0 1											
<b>Dan Driessen, L</b> (1, 3) OBP: 0.392, SLG: 0.447		0-3 K		0-0 1-3		0-0 F7			3 0 0 0 0 1 1											
<b>Johnny Bench, R</b> (1, 5) OBP: 0.305, SLG: 0.424		0-3 K		0-0 5-3			4-0 BB FC3-6		2 0 0 0 1 1 0											
<b>Ron Oester, S</b> (1, 4) OBP: 0.312, SLG: 0.397		0-0 4-3		0-3 K			0-0 BB FC3-6		3 0 0 0 0 1 1											
<b>Paul Householder, S</b> (1, 9) OBP: 0.317, SLG: 0.369			0-0 5-3		0-3 K		0-0 BB G4-6-3		3 0 0 0 0 1 1											
<b>Alex Trevino, R</b> (1, 2) OBP: 0.268, SLG: 0.261			0-0 4-3		0-0 4-3			0-0 6-3	2 0 0 0 0 0 0											
<b>Tom Foley, L</b> (9, PH) OBP: 0.274, SLG: 0.273									1 0 0 0 0 0 0											
<b>Mario Soto, R</b> (1, 1) OBP: 0.169, SLG: 0.200			0-0 5-3		0-0 P4			0-0 1-3	2 0 0 0 0 0 0											
<b>Alan Knicely, R</b> (9, PH) OBP: 0.314, SLG: 0.315									1 0 0 0 0 0 0											
<b>Inning Stats</b>	R: 0 E: 0 K: 1 S: 5	H: 0 LOB: 0 BB: 0 P: 5	R: 0 E: 0 K: 2 S: 7	H: 0 LOB: 0 BB: 0 P: 7	R: 0 E: 0 K: 0 S: 3	H: 0 LOB: 0 BB: 0 P: 3	R: 0 E: 0 K: 0 S: 3	H: 0 LOB: 0 BB: 0 P: 3	R: 0 E: 0 K: 1 S: 5	H: 0 LOB: 0 BB: 0 P: 5	R: 0 E: 0 K: 0 S: 3	H: 0 LOB: 1 BB: 1 P: 7	R: 0 E: 0 K: 0 S: 2	H: 0 LOB: 0 BB: 1 P: 6	R: 0 E: 0 K: 0 S: 4	H: 1 LOB: 1 BB: 0 P: 4	1B: 1 2B: 0 3B: 0 HR: 0	SF: 0 SAC: 0 DP: 1 HBP: 0	WP: 0 PB: 0 SB: 1 CS: 0	PA: 29
<b>PITCHER</b> <b>Chuck Rainey, R</b> (1, 1) ERA: 3.94	IP: 9.0 WLS: W BF: 29 H: 1 R: 0 ER: 0 SO: 5 BB: 2 IBB: 0 HBP: 0 BLK: 0 WP: 0 HR: 0 S: 37 P: 45 ERA: 0.00 WHIP: 0.333																			

livebaseballscorecards.com

<b>AB</b>	27
<b>R</b>	0
<b>H</b>	1
<b>RBI</b>	0
<b>BB</b>	2
<b>SO</b>	5
<b>LOB</b>	6







St. Louis Cardinals @ Cincinnati Reds  
 Riverfront Stadium, Cincinnati, OH

Fri Aug 26 1983, 7:05 PM EDT  
 Att. 16,576 - Unknown - 91 F

livebaseballscorecards.com

AB	32
R	3
H	7
RBI	2
BB	2
SO	3
LOB	10



Batter	1	2	3	4	5	6	7	8	9	AB R H RBI BB SO LOB	
Lonnie Smith, R (1, 7) OBP: 0.382, SLG: 0.444 Bob Forsch, R (8, 1) OBP: 0.298, SLG: 0.333	0-3 K		0-0 F8		0-0 6-3			0-0 S 1B		4 0 1 0 0 1 1 0 0 0 0 0 0 0	
Ozzie Smith, S (1, 6) OBP: 0.313, SLG: 0.325	0-0 1B E WP 1B		0-0 F2			0-0 4-3		0-0 F8 1-2		4 1 1 0 0 0 1	
Andy Van Slyke, L (1, 5) OBP: 0.362, SLG: 0.468	0-0 WP 1-3 1B			4-0 S 1B BB		0-3 K			0-0 F2	3 1 1 0 0 1 1 0	
George Hendrick, R (1, 3) OBP: 0.386, SLG: 0.512	0-0 L4			0-0 FC6-4 1-H 1B		0-0 1-3			0-0 1B SF8 2B	4 1 2 1 0 0 2	
Willie McGee, S (1, 8) OBP: 0.317, SLG: 0.373	0-0 L6 1-2 3-H			0-0 L6			0-0 F8		0-0 S 2-3 1B	4 0 1 0 0 0 2	
David Green, R (1, 9) OBP: 0.323, SLG: 0.424		0-0 5-3		0-0 FC6-4 CS 1-2f			0-0 P4		0-0 SF8	3 0 0 1 0 0 1	
Darrell Porter, L (1, 2) OBP: 0.339, SLG: 0.410			0-0 F8		0-0 CS 1-2	0-0 4-3			0-0 3-H 4-0 FC5-4 1-2 BB	3 0 0 0 1 0 0	
Mike Ramsey, S (1, 4) OBP: 0.316, SLG: 0.333 Steve Braun, L (8, PH) OBP: 0.447, SLG: 0.464 Floyd Rayford, R (9, PH) OBP: 0.261, SLG: 0.365		0-0 F7				0-0 S 1B		0-0 3-1	0-0 FC5-4 1-2f	2 0 1 0 0 0 0 1 0 0 0 0 0 0 1 0 0 0 0 0 2	
Danny Cox, R (1, 1) OBP: 0.091, SLG: 0.091 Jeff Lahti, R (6, 1) Dave Rucker, L (6, 1) Dane Iorg, L (8, PH) OBP: 0.337, SLG: 0.395 Bill Lyons, R (8, 4) OBP: 0.233, SLG: 0.276			0-0 6-3		0-3 K 1-2			0-0 F7		2 0 0 0 0 1 1 0 0 0 0 0 0 0 0 0 0 0 0 0 0 1 0 0 0 0 0 0 0 0 0 0 0 0 0	
<b>Inning Stats</b>	R: 1 H: 2 E: 1 LOB: 1 K: 1 BB: 0 S: 7 P: 7	R: 0 H: 0 E: 0 LOB: 0 K: 0 BB: 0 S: 3 P: 3	R: 0 H: 0 E: 0 LOB: 0 K: 0 BB: 0 S: 3 P: 3	R: 1 H: 1 E: 0 LOB: 0 K: 0 BB: 1 S: 3 P: 7	R: 0 H: 1 E: 0 LOB: 1 K: 1 BB: 0 S: 6 P: 6	R: 0 H: 0 E: 0 LOB: 0 K: 1 BB: 0 S: 5 P: 5	R: 0 H: 0 E: 0 LOB: 0 K: 0 BB: 0 S: 3 P: 3	R: 0 H: 1 E: 0 LOB: 1 K: 0 BB: 0 S: 4 P: 4	R: 1 H: 2 E: 0 LOB: 2 K: 0 BB: 1 S: 5 P: 9	1B: 6 SF: 1 2B: 1 SAC: 0 3B: 0 DP: 0 HR: 0 HBP: 0	WP: 1 PA: 36 PB: 0 SB: 4 CS: 1
<b>PITCHER</b> Charlie Puleo, R (1, 1) ERA: 4.59 Bill Scherrer, L (9, 1) ERA: 3.03	IP WLS BF H R ER SO BB IBB HBP BLK WP HR S P ERA WHIP										
	8.2 W 34 7 3 2 3 2 0 0 0 1 0 38 46 2.08 1.038										
	0.1 S 1 0 0 0 0 0 0 0 0 0 0 0 1 1 0.00 0.000										

Batter	1	2	3	4	5	6	7	8	9
Eddie Milner, L OBP: 0.354, SLG: 0.385 (1, 8)	0-0 B1-3		0-0 F7		0-0 1-3	0-0 G6-4-3		0-0 F8	
Duane Walker, L OBP: 0.304, SLG: 0.358 (1, 7)	0-0 FC4-6 1B		0-0 F7			0-0 F7	0-0 3-1		
Dave Concepcion, R OBP: 0.314, SLG: 0.297 (1, 6) (8, 5)	0-0 FC4-6 1-2f		0-0 G3			0-0 2B E 1B	0-0 F7		
Dan Driessen, L OBP: 0.393, SLG: 0.450 (1, 3)	0-0 4-3			0-0 L5		0-0 1B 2B	4-0 BB		
Johnny Bench, R OBP: 0.304, SLG: 0.422 Tom Foley, L OBP: 0.274, SLG: 0.273 (1, 5) (8, 6)				0-0 F9		0-0 E4 1B E 1B	0-0 L6		
Ron Oester, S OBP: 0.314, SLG: 0.396 (1, 4)		0-3 K		0-0 1-3		0-0 1B E 1B	4-0 2B BB		
Paul Householder, S OBP: 0.320, SLG: 0.375 (1, 9)		0-0 F8			0-0 3-1	0-0 E9 1B E 1B	0-0 6-3 1B 2B		
Dann Bilardello, R OBP: 0.269, SLG: 0.349 (1, 2)		0-0 FC6 1B			0-0 HR	0-0 1B E 1B	0-0 F8		
Charlie Puleo, R OBP: 0.196, SLG: 0.119 Bill Scherrer, L OBP: 0.182, SLG: 0.100 (1, 1) (9, 1)		0-0 FC6			0-3 K	0-0 G6-4-3 1B	0-0 6-3		

Inning Stats	R: 0 E: 0 K: 4 S: 4	H: 1 LOB: 1 BB: 0 P: 4	R: 0 E: 0 K: 1 S: 7	H: 2 LOB: 2 BB: 0 P: 7	R: 0 E: 0 K: 0 S: 3	H: 0 LOB: 0 BB: 0 P: 3	R: 0 E: 0 K: 0 S: 3	H: 0 LOB: 0 BB: 0 P: 3	R: 1 E: 0 K: 1 S: 6	H: 1 LOB: 0 BB: 0 P: 6	R: 5 E: 2 K: 0 S: 9	H: 6 LOB: 1 BB: 0 P: 9	R: 0 E: 0 K: 0 S: 3	H: 0 LOB: 1 BB: 1 P: 7	R: 1 E: 0 K: 0 S: 4	H: 1 LOB: 1 BB: 1 P: 8
--------------	------------------------------	---------------------------------	------------------------------	---------------------------------	------------------------------	---------------------------------	------------------------------	---------------------------------	------------------------------	---------------------------------	------------------------------	---------------------------------	------------------------------	---------------------------------	------------------------------	---------------------------------

PITCHER														PITCHER																			
IP	WLS	BF	H	R	ER	SO	BB	IBB	HBP	BLK	WP	HR	S	P	ERA	WHIP	IP	WLS	BF	H	R	ER	SO	BB	IBB	HBP	BLK	WP	HR	S	P	ERA	WHIP
Danny Cox, R ERA: 3.51 (1, 1)	5.1	L	25	8	6	5	2	0	0	0	0	1	29	29	8.44	1.500																	
Jeff Lahti, R ERA: 2.88 (6, 1)	0.0		2	2	0	0	0	0	0	0	0	0	2	2	∞	∞																	
Dave Rucker, L ERA: 6.0 (6, 1)	1.2		5	0	0	0	0	1	0	0	0	0	4	8	0.00	0.600																	
Bob Forsch, R ERA: 4.78 (8, 1)	1.0		5	1	1	1	0	1	0	0	0	0	4	8	9.00	2.000																	

BOTTOM

St. Louis Cardinals @ Cincinnati Reds  
Riverfront Stadium, Cincinnati, OH  
Fri Aug 26 1983, 7:05 PM EDT  
Att: 16,576 - Unknown - 91 F

livebaseballscorecards.com

AB	35
R	7
H	11
RBI	6
BB	2
SO	2
LOB	13



1B: 8	SF: 0	WP: 0	PA: 37
2B: 2	SAC: 0	PB: 0	
3B: 0	DP: 1	SB: 0	
HR: 1	HBP: 0	CS: 0	

Batter	1	2	3	4	5	6	7	8	9	AB R H RBI BB SO LOB	TOP
<b>Lonnie Smith, R</b> (1, 7) <small>OBP: 0.378, SLG: 0.439</small> <b>David Green, R</b> (8, 9) <small>OBP: 0.325, SLG: 0.426</small>	0-3 	0-0 FC5-4 			0-0 6-3 			0-0 F7 	0-0 	4 0 0 0 0 1 1 1 0 1 0 0 0 0	
<b>Ozzie Smith, S</b> (1, 6) <small>OBP: 0.316, SLG: 0.329</small>	0-0 4-3 		4-0 		0-0 F9 			0-0 	0-0 	4 1 2 0 1 0 0	
<b>Andy Van Slyke, L</b> (1, 5) <small>OBP: 0.363, SLG: 0.464</small>	0-0 		0-0 P6 		0-0 4-3 			4-0 	0-0 F8 	4 1 1 0 1 0 3	
<b>George Hendrick, R</b> (1, 3) <small>OBP: 0.383, SLG: 0.507</small>	0-0 E5 		0-0 5-3 				0-0 F8 	0-3 K 		4 0 0 0 0 1 4	
<b>Dane Iorg, L</b> (1, 9) <small>OBP: 0.343, SLG: 0.386</small> <b>Mike Ramsey, S</b> (8, PR) <small>OBP: 0.316, SLG: 0.333</small> <b>Bruce Sutter, R</b> (8, 1)	4-0 		0-0 5-3 				0-0 4-3 	4-0 		2 0 0 0 2 0 1 0 1 0 0 0 0 0 0 0 0 0 0 0 0	
<b>Willie McGee, S</b> (1, 8) <small>OBP: 0.316, SLG: 0.376</small>	0-0 6-3 			0-3 K 			0-0 F7 	0-0 		4 0 1 3 0 1 3	
<b>Darrell Porter, L</b> (1, 2) <small>OBP: 0.338, SLG: 0.406</small>		4-0 		0-3 K 			0-0 G3 	0-0 1-3 		3 0 0 0 1 1 2	<b>AB</b> 34 <b>R</b> 3 <b>H</b> 6 <b>RBI</b> 3 <b>BB</b> 5 <b>SO</b> 6 <b>LOB</b> 17
<b>Ken Oberkfell, L</b> (1, 4) <small>OBP: 0.371, SLG: 0.365</small>		0-0 FC1-6 		0-0 			0-0 F8 		0-0 4-3 	4 0 1 0 0 0 1	
<b>Joaquin Andujar, S</b> (1, 1) <small>OBP: 0.098, SLG: 0.115</small> <b>Dave Rucker, L</b> (6, 1) <b>Bill Lyons, R</b> (8, 4) <small>OBP: 0.226, SLG: 0.267</small>		0-3 K 		0-0 4-3 			0-3 K 		0-0 F7 	2 0 0 0 0 1 2 1 0 0 0 0 1 0 1 0 0 0 0 0 0	
<b>Inning Stats</b>	R: 0 H: 1 E: 1 LOB: 3 K: 1 BB: 1 S: 7 P: 11	R: 0 H: 0 E: 0 LOB: 1 K: 1 BB: 1 S: 5 P: 9	R: 0 H: 0 E: 0 LOB: 1 K: 0 BB: 1 S: 3 P: 7	R: 0 H: 1 E: 0 LOB: 1 K: 2 BB: 0 S: 8 P: 8	R: 0 H: 0 E: 0 LOB: 0 K: 0 BB: 0 S: 3 P: 3	R: 0 H: 0 E: 0 LOB: 0 K: 0 BB: 0 S: 3 P: 3	R: 0 H: 0 E: 0 LOB: 0 K: 1 BB: 0 S: 5 P: 5	R: 3 H: 2 E: 0 LOB: 2 K: 1 BB: 2 S: 7 P: 15	R: 0 H: 2 E: 0 LOB: 2 K: 0 BB: 0 S: 5 P: 5	1B: 3 SF: 0 2B: 2 SAC: 0 3B: 1 DP: 0 HR: 0 HBP: 0	WP: 1 PA: 39 PB: 0 SB: 0 CS: 0
<b>PITCHER</b> <b>Bruce Berenyi, R</b> (1, 1) <small>ERA: 3.94</small> <b>Ted Power, R</b> (6, 1) <small>ERA: 4.36</small> <b>Bill Scherrer, L</b> (8, 1) <small>ERA: 2.97</small>	IP WLS BF H R ER SO BB IBB HBP BLK WP HR S P ERA WHIP 5.0 0 21 2 0 0 4 3 0 0 0 1 0 26 38 0.00 1.000 2.2 L 11 1 3 3 2 2 0 0 0 0 0 0 13 21 10.12 1.125 1.1 7 3 0 0 0 0 0 0 0 0 0 0 7 7 0.00 2.250	<b>PITCHER</b> IP WLS BF H R ER SO BB IBB HBP BLK WP HR S P ERA WHIP									

**St. Louis Cardinals @ Cincinnati Reds**  
 Riverfront Stadium, Cincinnati, OH  
 Sat Aug 27 1983, 3:33 AM EDT  
 Att. 17,970 - Sunny - 96 F

[livebaseballscorecards.com](http://livebaseballscorecards.com)

Batter	1	2	3	4	5	6	7	8	9	AB	R	H	RBI	BB	SO	LOB
Eddie Milner, L (1, 8) OBP: 0.354, SLG: 0.382	0-0 4-3		0-0 6-3		4-0 BB		0-0 4-3			3	0	0	0	1	0	1
Duane Walker, L (1, 7) OBP: 0.308, SLG: 0.358	0-0 BLK 1B		0-0 3-1		4-0 1-2 BB			0-0 F9		3	1	1	0	1	0	0
Dave Concepcion, R (1, 6) OBP: 0.315, SLG: 0.299	0-0 1-H 1B			0-3 K	0-0 L1			0-0 L6-4 1B		4	0	2	1	0	1	2
Dan Driessen, L (1, 3) OBP: 0.392, SLG: 0.447	0-0 F8			0-0 6-3		0-0 F9		0-0 1-2 1B		4	0	1	0	0	0	1
Ron Oester, S (1, 4) OBP: 0.314, SLG: 0.395 Johnny Bench, R (8, PH) OBP: 0.303, SLG: 0.420 Tom Foley, L (9, 4) OBP: 0.274, SLG: 0.273	0-3 K			4-0 1B BB		0-3 K		0-0 L6-4 2-3		2	0	0	0	1	2	1
Paul Householder, S (1, 9) OBP: 0.326, SLG: 0.381		0-0 4-3 2B		0-0 1-3 1B		0-0 B1			4-0 G5-4-3 BB	3	0	2	0	1	0	0
Nick Esasky, R (1, 5) OBP: 0.302, SLG: 0.407		0-0 4-3 2-3		0-0 G1			0-0 5-3		0-3 K	4	0	0	0	0	1	4
Dann Bilardello, R (1, 2) OBP: 0.265, SLG: 0.343		0-3 K			0-3 K		0-0 6-3		0-0 G5-4-3 1-2f	4	0	0	0	0	2	1
Bruce Berenyi, R (1, 1) OBP: 0.190, SLG: 0.238 Kelly Paris, R (5, PH) OBP: 0.300, SLG: 0.273 Ted Power, R (6, 1) Bill Scherrer, L (8, 1) OBP: 0.182, SLG: 0.100			0-3 K		0-0 F9		4-0 BB			1	0	0	0	0	1	0
										1	0	0	0	0	0	0
										0	0	0	0	1	0	0
										0	0	0	0	0	0	0

Inning Stats	R: 1	H: 2	E: 0	K: 1	S: 7	R: 0	H: 1	E: 0	K: 1	S: 5	R: 0	H: 0	E: 0	K: 1	S: 5	R: 0	H: 1	E: 0	K: 1	S: 6	R: 0	H: 0	E: 0	K: 1	S: 5	R: 0	H: 0	E: 0	K: 1	S: 5	R: 0	H: 0	E: 0	K: 0	S: 3	R: 0	H: 2	E: 0	K: 0	S: 4	R: 0	H: 0	E: 0	K: 1	S: 4	1B: 5	2B: 2	3B: 0	HR: 0	SF: 0	SAC: 0	DP: 2	HBP: 0	WP: 0	PB: 0	SB: 1	CS: 0	PA: 35
PITCHER	IP	WLS	BF	H	R	ER	SO	BB	IBB	HBP	BLK	WP	HR	S	P	ERA	WHIP																																									
Joaquin Andujar, R (1, 1) ERA: 3.88	5.0		21	4	1	1	5	3	0	0	1	0	0	28	40	1.80	1.400																																									
Dave Rucker, L (6, 1) ERA: 5.6	2.1	W	10	2	0	0	1	1	0	0	0	0	0	11	15	0.00	1.286																																									
Bruce Sutter, R (8, 1) ERA: 4.04	1.2	S	4	0	0	0	1	1	0	0	0	0	0	5	9	0.00	0.600																																									


**BOTTOM**

**St. Louis Cardinals @ Cincinnati Reds**  
Riverfront Stadium, Cincinnati, OH

Sat Aug 27 1983, 3:33 AM EDT  
Att: 17,970 - Sunny - 96 F

livebaseballscorecards.com

AB	30
R	1
H	6
RBI	1
BB	5
SO	7
LOB	12



Batter	1	2	3	4	5	6	7	8	9	10	11	AB R H RBI BB SO LOB	TOP																			
Ozzie Smith, S OBP: 0.316, SLG: 0.333 (1, 6)												6 2 2 0 0 0 2	<b>St. Louis Cardinals @ Cincinnati Reds</b> Riverfront Stadium, Cincinnati, OH Sun Aug 28 1983, 3:33 AM EDT Att: 17,549 - Unknown - 85 F																			
Ken Oberkfell, L OBP: 0.373, SLG: 0.374 (1, 4)												5 1 2 1 1 0 1																				
Willie McGee, S OBP: 0.320, SLG: 0.382 (1, 8)												5 1 3 2 1 0 1																				
George Hendrick, R OBP: 0.378, SLG: 0.501 (1, 3)												5 0 0 1 0 1 6																				
Steve Braun, L OBP: 0.466, SLG: 0.464 (1, 7)												0 0 0 0 3 0 0																				
Lonnie Smith, R OBP: 0.376, SLG: 0.436 (7, PH)												2 0 0 0 0 0 0																				
Dane Iorg, L OBP: 0.333, SLG: 0.374 (1, 9)												3 0 0 0 0 1 5																				
David Green, R OBP: 0.323, SLG: 0.423 (7, PH)												2 0 0 0 0 1 0																				
Andy Van Slyke, L OBP: 0.359, SLG: 0.458 (1, 5)												5 0 1 0 0 3 0																				
Bruce Sutter, R (10, 1)												0 0 0 0 0 0 0																				
Darrell Porter, L OBP: 0.338, SLG: 0.404 (1, 2)												2 0 0 0 1 0 0																				
Bill Lyons, R OBP: 0.219, SLG: 0.258 (8, PH)												1 0 0 0 0 0 0																				
Glenn Brummer, R OBP: 0.329, SLG: 0.333 (8, 2)												1 0 1 0 0 0 0																				
Dave LaPoint, L OBP: 0.237, SLG: 0.151 (1, 1)												1 0 0 0 1 0 3																				
Neil Allen, R OBP: 0.105, SLG: 0.158 (3, 1)												2 0 0 0 0 1 0																				
Floyd Rayford, R OBP: 0.261, SLG: 0.365 (10, 5)												0 0 0 0 0 0 0																				
<b>Inning Stats</b>	R: 1 E: 0 S: 5	H: 2 LOB: 2 BB: 1 P: 9	R: 0 E: 0 K: 1 S: 5	H: 0 LOB: 1 BB: 1 P: 9	R: 2 E: 0 K: 1 S: 8	H: 3 LOB: 3 BB: 2 P: 16	R: 1 E: 0 K: 0 S: 5	H: 2 LOB: 2 BB: 1 P: 9	R: 0 E: 0 K: 0 S: 3	H: 0 LOB: 0 BB: 0 P: 3	R: 0 E: 0 K: 2 S: 4	H: 1 LOB: 1 BB: 0 P: 4	R: 0 E: 0 K: 2 S: 7	H: 0 LOB: 0 BB: 0 P: 7	R: 0 E: 0 K: 1 S: 5	H: 0 LOB: 0 BB: 0 P: 5	R: 0 E: 0 K: 1 S: 3	H: 0 LOB: 0 BB: 0 P: 3	R: 0 E: 0 K: 1 S: 5	H: 0 LOB: 0 BB: 0 P: 5	R: 0 E: 0 K: 1 S: 6	H: 1 LOB: 3 BB: 2 P: 14	1B: 5 2B: 2 3B: 1 HR: 1	SF: 1 SAC: 1 DP: 0 HBP: 0	WP: 0 PB: 0 SB: 1 CS: 0	PA: 49						
<b>PITCHER</b>	IP WLS BF H R ER SO BB IBB HBP BLK WP HR S P ERA WHIP																															
Frank Pastore, R ERA: 5.5 (1, 1)	3.0		20	7	4	4	2	4	0	0	0	0	0	1	20	36	12.00	3.667														
Tom Hume, R ERA: 5.8 (4, 1)	3.0		11	1	0	0	0	1	0	0	0	0	0	0	10	14	0.00	0.667														
Bill Scherrer, L ERA: 2.85 (7, 1)	3.0		9	0	0	0	3	0	0	0	0	0	0	0	15	15	0.00	0.000														
Ben Hayes, R ERA: 5.75 (10, 1)	2.0	W	9	1	0	0	2	2	0	0	0	0	0	0	11	19	0.00	1.500														

AB	40
R	4
H	9
RBI	4
BB	7
SO	7
LOB	18



livebaseballscorecards.com

Batter	1	2	3	4	5	6	7	8	9	10	11	AB R H RBI BB SO LOB
Eddie Milner, L (1, 8) OBP: 0.353, SLG: 0.380	L9	3-1		FC3-6 BB		P6			L8		2B 1B	5 1 1 0 1 0 1
Gary Redus, R (1, 7) OBP: 0.355, SLG: 0.446	K		SF7 3B	FC3-6 BB			6-3		F8		2B	5 1 2 1 1 1 0
Dave Concepcion, R (1, 6) OBP: 0.316, SLG: 0.299	FC4-6 BB		SF7	FC3-6			K			2B 1B		3 0 1 2 1 1 2
Paul Householder, S (1, 9) OBP: 0.323, SLG: 0.382	FC4-6		K	P6			K			1-3 2B		5 0 1 0 0 2 3
Dan Driessen, L (1, 3) OBP: 0.393, SLG: 0.446		2B SF7 1B					K		G3		IBB	3 1 1 0 1 1 0
Cesar Cedeño, R (9, 3) OBP: 0.308, SLG: 0.362												0 0 0 0 0 0 0
Alan Knicely, R (10, PH) OBP: 0.320, SLG: 0.315												0 0 0 0 1 0 0
Nick Esasky, R (1, 5) OBP: 0.308, SLG: 0.413		1-3 2B 2B					K		G6-4-3 1B		K	4 1 2 0 1 2 3
Dann Bilardello, R (1, 2) OBP: 0.261, SLG: 0.339												3 0 0 1 0 1 3
Tom Foley, L (10, PH) OBP: 0.270, SLG: 0.269		SF7							G6-4-3		1-3	1 0 0 0 0 0 3
Ron Oester, S (1, 4) OBP: 0.315, SLG: 0.397		2B										5 1 2 1 0 2 0
Frank Pastore, R (1, 1) OBP: 0.174, SLG: 0.227												1 0 0 0 0 0 1
Tom Hume, R (4, 1)												0 0 0 0 0 0 0
Duane Walker, L (6, PH) OBP: 0.307, SLG: 0.356												1 0 0 0 0 1 0
Bill Schierer, L (7, 1) OBP: 0.182, SLG: 0.100		F8										0 0 0 0 0 0 0
Johnny Bench, R (9, PH) OBP: 0.300, SLG: 0.419												1 0 0 0 0 0 0
Ben Hayes, R (10, 1)												0 0 0 0 0 0 0
Kelly Paris, R (11, PH) OBP: 0.287, SLG: 0.270												1 0 0 0 0 1 0

Inning Stats	R: 0	H: 0	E: 0	K: 1	S: 5	LOB: 1	BB: 1	P: 9	R: 2	H: 3	E: 0	K: 0	S: 6	LOB: 1	BB: 0	P: 6	R: 1	H: 1	E: 0	K: 2	S: 8	LOB: 2	BB: 2	P: 16	R: 0	H: 0	E: 0	K: 2	S: 7	LOB: 0	BB: 0	P: 7	R: 0	H: 0	E: 0	K: 2	S: 7	LOB: 0	BB: 0	P: 7	R: 0	H: 1	E: 0	K: 0	S: 3	LOB: 0	BB: 0	P: 3	R: 0	H: 0	E: 0	K: 0	S: 3	LOB: 0	BB: 0	P: 3	R: 0	H: 2	E: 0	K: 1	S: 7	LOB: 3	BB: 1	P: 11	R: 1	H: 2	E: 0	K: 2	S: 8	LOB: 1	BB: 0	P: 8
1B: 5	SF: 2	2B: 4	SAC: 1	3B: 1	DP: 1	HR: 0	HBP: 0	WP: 0	PA: 47																																																															

PITCHER	IP	WLS	BF	H	R	ER	SO	BB	IBB	HBP	BLK	WP	HR	S	P	ERA	WHIP
Dave LaPoint, L (1, 1) ERA: 3.78	2.2		15	4	3	3	2	3	0	0	0	0	0	16	28	10.12	2.625
Neil Allen, R (3, 1) ERA: 3.72	6.2		24	3	1	1	7	2	0	0	0	0	0	36	44	1.35	0.750
Bruce Sutter, R (10, 1) ERA: 4.09	1.1	L	8	3	1	1	3	0	1	0	0	0	0	13	17	6.75	2.250

BOTTOM

St. Louis Cardinals @ Cincinnati Reds  
Riverfront Stadium, Cincinnati, OH  
Sun Aug 28 1983, 3:33 AM EDT  
Att. 17,549 - Unknown - 85 F

livebaseballscores.com

AB	38
R	5
H	10
RBI	5
BB	6
SO	12
LOB	16



Batter	1	2	3	4	5	6	7	8	9	AB R H RBI BB SO LOB	TOP	
<b>Marvell Wynne, L</b> (1, 8) <small>OBP: 0.332, SLG: 0.390</small>	0-3 		0-0 		0-0 		0-0 			4 1 1 1 0 1 1		
<b>Johnny Ray, S</b> (1, 4) <small>OBP: 0.321, SLG: 0.394</small>	0-0 		0-0 		0-0 		0-0 			4 0 0 0 0 0 1		
<b>Dave Parker, L</b> (1, 9) <small>OBP: 0.297, SLG: 0.402</small>	0-0 		0-0 							4 0 0 0 0 2 0		
<b>Jason Thompson, L</b> (1, 3) <small>OBP: 0.379, SLG: 0.420</small>		0-3 		0-3 		0-0 		0-0 		4 0 0 0 0 2 0		
<b>Richie Hebner, L</b> (1, 5) <small>OBP: 0.300, SLG: 0.312</small>		0-0 		0-0 		0-0 		0-0 		4 0 0 0 0 0 0		
<b>Doug Frobel, L</b> (1, 7) <small>OBP: 0.364, SLG: 0.600</small>		0-0 		0-0 		0-0 		0-0 		4 0 2 0 0 0 0		
<b>Tony Peña, R</b> (1, 2) <small>OBP: 0.328, SLG: 0.423</small>		0-3 			0-3 	4-0 		0-0 		3 0 0 0 1 2 2		
<b>Dale Berra, R</b> (1, 6) <small>OBP: 0.309, SLG: 0.343</small>		0-0 			0-0 	0-0 		0-0 		4 1 1 0 0 0 5		
<b>Rick Rhoden, R</b> (1, 1) <small>OBP: 0.145, SLG: 0.159</small> <b>Kent Tekulve, R</b> (8, 1)			0-3 		0-0 		0-0 			3 0 1 1 0 1 0		
<b>Inning Stats</b>	R: 0 H: 0 E: 0 LOB: 0 K: 1 BB: 0 S: 5 P: 5	R: 0 H: 1 E: 1 LOB: 2 K: 2 BB: 0 S: 9 P: 9	R: 1 H: 1 E: 0 LOB: 0 K: 1 BB: 0 S: 6 P: 6	R: 0 H: 0 E: 0 LOB: 0 K: 1 BB: 0 S: 5 P: 5	R: 1 H: 2 E: 0 LOB: 1 K: 1 BB: 0 S: 7 P: 7	R: 0 H: 1 E: 1 LOB: 3 K: 1 BB: 1 S: 7 P: 11	R: 0 H: 0 E: 0 LOB: 0 K: 0 BB: 0 S: 3 P: 3	R: 0 H: 0 E: 0 LOB: 0 K: 1 BB: 0 S: 3 P: 3	R: 0 H: 0 E: 0 LOB: 0 K: 0 BB: 0 S: 3 P: 3	1B: 3 SF: 0 2B: 1 SAC: 0 3B: 0 DP: 0 HR: 1 HBP: 0	WP: 0 PA: 35 PB: 0 SB: 0 CS: 0	
<b>PITCHER</b> <b>Mario Soto, R</b> (1, 1) <small>ERA: 2.59</small> <b>Ted Power, R</b> (9, 1) <small>ERA: 4.31</small>	IP WLS BF H R ER SO BB IBB HBP BLK WP HR S P ERA WHIP											<b>PITCHER</b> IP WLS BF H R ER SO BB IBB HBP BLK WP HR S P ERA WHIP

**Pittsburgh Pirates @ Cincinnati Reds**  
 Riverfront Stadium, Cincinnati, OH  
 Mon Aug 29 1983, 7:05 PM EDT  
 Att: 11,173 - Unknown

livebaseballscorecards.com

<b>AB</b>	<b>34</b>
<b>R</b>	<b>2</b>
<b>H</b>	<b>5</b>
<b>RBI</b>	<b>2</b>
<b>BB</b>	<b>1</b>
<b>SO</b>	<b>8</b>
<b>LOB</b>	<b>9</b>







Batter	1	2	3	4	5	6	7	8	9	AB R H RBI BB SO LOB	TOP
Marvell Wynne, L (1, 8) OBP: 0.326, SLG: 0.383	0-0 F2		0-0 6-3	0-0 4-3			0-0 4-3		0-0 F8	5 0 0 0 0 0 3	<b>Pittsburgh Pirates @ Cincinnati Reds</b> Riverfront Stadium, Cincinnati, OH Tue Aug 30 1983, 7:05 PM EDT Att: 10,160 - Unknown
Johnny Ray, S (1, 4) OBP: 0.323, SLG: 0.400	0-0 2B		0-0 F8		0-0 4-3		4-0 1B BB		0-0 1B 2B	4 1 2 0 1 0 0	
Dave Parker, L (1, 9) OBP: 0.303, SLG: 0.414	0-0 6-3			0-0 2B 1B	0-0 HR		0-0 1-3 1B		0-0 4-3 1B	5 2 4 2 0 0 1	
Jason Thompson, L (1, 3) OBP: 0.377, SLG: 0.420	0-0 G3			0-0 2B	0-3 K		0-0 F8		0-0 4-3	5 1 1 1 0 1 4	
Richie Hebner, L (1, 5) OBP: 0.296, SLG: 0.299		0-0 4-3		0-0 F7	0-0 F8			0-0 L3	4-0 BB	4 0 0 0 1 0 1	
Doug Frobel, L (1, 7) OBP: 0.367, SLG: 0.600		0-3 K		0-0 BB 2B		0-0 F9		0-0 S 1B	0-3 K	5 1 2 1 0 2 2	
Tony Peña, R (1, 2) OBP: 0.330, SLG: 0.424		0-0 1B		0-3 K		0-0 F7		0-0 E4 1B		4 0 2 1 0 1 1	
Dale Berra, R (1, 6) OBP: 0.311, SLG: 0.343		0-0 5-3		4-0 BB IBB		0-0 5-3		0-0 2-3 1B		3 0 1 0 1 0 1	
Jose DeLeon, R (1, 1)			0-3 K	4-0 BB			0-0 G3	0-0 5-3-2		1 0 0 0 1 1 0	
Lee Mazzilli, S (7, PH) OBP: 0.373, SLG: 0.350										1 0 0 0 0 0 0	
Cecilio Guante, R (7, 1) OBP: 0.158, SLG: 0.111										1 0 0 0 0 0 2	
Rod Scurry, L (8, 1)										0 0 0 0 0 0 0	
Kent Tekulve, R (9, 1)										0 0 0 0 0 0 0	
<b>Inning Stats</b>	R: 0 H: 1 E: 0 LOB: 1 K: 0 BB: 0 S: 4 P: 4	R: 0 H: 1 E: 0 LOB: 1 K: 1 BB: 0 S: 6 P: 6	R: 0 H: 0 E: 0 LOB: 0 K: 1 BB: 0 S: 5 P: 5	R: 2 H: 3 E: 0 LOB: 3 K: 1 BB: 2 S: 8 P: 16	R: 1 H: 1 E: 0 LOB: 0 K: 1 BB: 0 S: 6 P: 6	R: 0 H: 0 E: 0 LOB: 0 K: 0 BB: 0 S: 3 P: 3	R: 0 H: 1 E: 0 LOB: 2 K: 0 BB: 1 S: 4 P: 8	R: 1 H: 3 E: 1 LOB: 1 K: 0 BB: 0 S: 5 P: 5	R: 1 H: 2 E: 0 LOB: 2 K: 1 BB: 1 S: 7 P: 11	1B: 7 SF: 0 2B: 5 SAC: 0 3B: 0 DP: 1 HR: 1 HBP: 0	WP: 0 PA: 42 PB: 0 SB: 1 CS: 0
<b>PITCHER</b>	IP WLS BF H R ER SO BB IBB HBP BLK WP HR S P ERA WHIP										
Jeff Russell, R (1, 1) ERA: 2.17	6.0 L 26 6 3 3 4 1 1 0 0 0 0 1 32 40 4.50 1.167										
Tom Hume, R (7, 1) ERA: 5.68	1.0 5 1 0 0 0 1 0 0 0 0 0 0 4 8 0.00 2.000										
Ted Power, R (8, 1) ERA: 4.44	1.1 7 4 2 2 0 0 0 0 0 0 0 0 7 7 13.50 3.000										
Bill Scherrer, L (9, 1) ERA: 2.83	0.2 4 1 0 0 0 1 1 0 0 0 0 0 5 9 0.00 3.000										

livebaseballscorecards.com

AB	38
R	5
H	12
RBI	5
BB	4
SO	5
LOB	15





Batter	1	2	3	4	5	6	7	8	9	AB R H RBI BB SO LOB	TOP																
23 Ryne Sandberg, R (1, 4) OBP: 0.316, SLG: 0.369	0-0 CS 1B		0-0 L9	4-0 1-2 BB			0-0 P4		0-0 6-3	4 0 1 0 1 0 0																	
Larry Bowa, S (1, 6) OBP: 0.306, SLG: 0.333	4-0 WP 1-2 BB		0-0 P6	0-0 3-1			0-3 K		0-0 P5	4 0 0 0 1 1 2																	
Mel Hall, L (1, 8) OBP: 0.356, SLG: 0.505	0-3 K 1-2		0-0 HR			0-0 G3		0-0 HR		4 2 2 2 0 1 1																	
Leon Durham, L (1, 7) Warren Brusstar, R (7, 1)	0-0 G3		0-0 P5			0-3 K		0-3 K		4 0 0 0 0 2 1 0 0 0 0 0 0 0																	
Ron Cey, R (1, 5) OBP: 0.351, SLG: 0.458		0-0 5-3		0-0 2B 2B		0-0 6-3		0-0 F2		4 1 1 0 0 0 0																	
Keith Moreland, R (1, 9) OBP: 0.368, SLG: 0.454		4-0 1B BB		0-0 2-H 1B 2B		4-0 BB		4-0 1B BB		1 1 1 1 3 0 0																	
Carmelo Martinez, R (1, 3) OBP: 0.379, SLG: 0.704		0-0 FC6 1-2 1B		0-0 F2		0-0 L8		0-0 G5-4-3 1B		4 0 2 0 0 0 2																	
Jody Davis, R (1, 2) OBP: 0.303, SLG: 0.461		0-0 L8		0-0 L8		0-3 K		0-0 G5-4-3 1-2		4 0 0 0 0 1 6																	
Steve Trout, L (1, 1) Mike Proly, R (5, 1) Jay Johnstone, L (6, PH) Rich Bordi, R (6, 1) Bill Buckner, L (7, 7) OBP: 0.237, SLG: 0.211 OBP: 0.167, SLG: 0.091 OBP: 0.360, SLG: 0.450 OBP: 0.311, SLG: 0.440		0-0 FC6 1-2		0-0 23 BB 1B		0-0 L4			0-0 4-3	2 0 1 1 0 0 2 0 0 0 0 0 0 0 1 0 0 0 0 0 1 0 0 0 0 0 0 0 1 0 0 0 0 0 0																	
<b>Inning Stats</b>	R: 0 E: 0 K: 1 S: 5	H: 1 LOB: 1 BB: 1 P: 9	R: 0 E: 0 K: 0 S: 4	H: 1 LOB: 2 BB: 1 P: 8	R: 1 E: 0 K: 0 S: 4	H: 1 LOB: 0 BB: 0 P: 4	R: 2 E: 0 K: 0 S: 6	H: 3 LOB: 2 BB: 1 P: 10	R: 0 E: 0 K: 1 S: 5	H: 0 LOB: 0 BB: 0 P: 5	R: 0 E: 0 K: 1 S: 5	H: 0 LOB: 1 BB: 1 P: 9	R: 1 E: 0 K: 2 S: 8	H: 1 LOB: 0 BB: 0 P: 8	R: 0 E: 0 K: 0 S: 3	H: 1 LOB: 1 BB: 1 P: 7	R: 0 E: 0 K: 0 S: 3	H: 0 LOB: 0 BB: 0 P: 3	1B: 4 2B: 2 3B: 0 HR: 2	SF: 0 SAC: 0 DP: 1 HBP: 0	WP: 1 PB: 0 SB: 0 CS: 1	PA: 38					
<b>PITCHER</b>	IP WLS BF H R ER SO BB IBB HBP BLK WP HR S P ERA WHIP																										
Charlie Puleo, R (1, 1) ERA: 4.66	4.0		20	6	3	3	1	3	0	0	0	1	1	19	31	6.75	2.250										
Rich Gale, R (5, 1) ERA: 5.33	3.0	W	11	1	1	1	4	1	0	0	0	0	1	18	22	3.00	0.667										
Ben Hayes, R (8, 1) ERA: 5.57	2.0	S	7	1	0	0	0	1	0	0	0	0	0	6	10	0.00	1.000										

Chicago Cubs @ Cincinnati Reds  
Riverfront Stadium, Cincinnati, OH

Wed Aug 31 1983, 7:05 PM EDT  
Att. 17,474 - Unknown - 75 F

livebaseballscorecards.com

AB	33
R	4
H	8
RBI	4
BB	5
SO	5
LOB	15



Batter	1	2	3	4	5	6	7	8	9	AB	R	H	RBI	BB	SO	LOB
<b>Gary Redus, R</b> (1, 7) OBP: 0.354, SLG: 0.446	0-0 L8			0-0 4-3	0-3 K		0-0 F7			4	0	0	0	0	1	0
<b>Paul Householder, S</b> (1, 8) OBP: 0.321, SLG: 0.383	0-0 5-3			0-0 4-3 2B	0-0 1B		0-0 WP 1B 2B			4	1	3	0	0	0	0
<b>Dave Concepcion, R</b> (1, 6) OBP: 0.312, SLG: 0.294	0-0 G3			0-0 4-3 2-3	0-0 1-3		0-3 K 2-3			4	0	0	0	0	1	3
<b>Johnny Bench, R</b> (1, 2) OBP: 0.303, SLG: 0.414		0-0 6-3		0-0 4-3		4-0 1B BB	0-0 S 1B 1B			3	0	1	1	1	0	1
<b>Kelly Paris, R</b> (7, PR) OBP: 0.297, SLG: 0.270										0	1	0	0	0	0	0
<b>Dann Bilardello, R</b> (8, 2) OBP: 0.257, SLG: 0.333										0	0	0	0	0	0	0
<b>Dan Driessen, L</b> (1, 3) OBP: 0.391, SLG: 0.444		0-0 5-3			0-0 1B 3B 1B	0-0 S 1B	0-0 FC6-4 1B			4	1	3	1	0	0	0
<b>Cesar Cedeno, R</b> (1, 9) OBP: 0.307, SLG: 0.361					0-0 3B 1B	0-3 K	0-0 FC6-4			4	1	1	0	0	1	3
<b>Ben Hayes, R</b> (8, 1)					1-2 3B 1B	1-2 K	1-2 FC6-4			0	0	0	0	0	0	0
<b>Nick Esasky, R</b> (1, 5) OBP: 0.311, SLG: 0.417			0-0 L6		0-0 HR 3B	0-3 K		0-0 L4		4	1	1	2	0	1	2
<b>Ron Oester, S</b> (1, 4) OBP: 0.311, SLG: 0.390			0-0 5-3		0-0 5-3	4-0 IBB		0-3 K		3	0	0	0	1	1	1
<b>Charlie Puleo, R</b> (1, 1) OBP: 0.191, SLG: 0.116			0-3 K		0-0 HR	0-3 K		0-0 G3		1	0	0	0	0	1	0
<b>Rich Gale, R</b> (5, 1) OBP: 0.250, SLG: 0.389										2	1	1	2	0	1	3
<b>Duane Walker, L</b> (8, 9) OBP: 0.296, SLG: 0.342										1	0	0	0	0	0	0

Inning Stats	R: 0	H: 0	E: 0	K: 0	S: 3	R: 0	H: 0	E: 0	K: 0	S: 3	R: 0	H: 0	E: 0	K: 1	S: 5	R: 0	H: 1	E: 0	K: 0	S: 4	R: 4	H: 5	E: 0	K: 1	S: 10	R: 0	H: 1	E: 0	K: 3	S: 10	R: 2	H: 3	E: 0	K: 1	S: 8	R: 0	H: 0	E: 0	K: 1	S: 5
	0	0	0	0	3	0	0	0	0	3	0	0	0	1	5	0	1	0	0	4	0	0	1	3	10	0	1	0	3	8	0	0	0	1	5	0	0	0	1	5


PITCHER	IP	WLS	BF	H	R	ER	SO	BB	IBB	HBP	BLK	WP	HR	S	P	ERA	WHIP
<b>Steve Trout, L</b> (1, 1) ERA: 4.45	4.2		20	6	4	4	2	0	0	0	0	0	1	24	24	7.71	1.286
<b>Mike Proly, R</b> (5, 1) ERA: 3.61	0.1		1	0	0	0	0	0	0	0	0	0	0	1	1	0.00	0.000
<b>Rich Bordi, R</b> (6, 1) ERA: 2.87	1.1	L	8	2	1	1	3	1	1	0	0	0	0	12	20	6.75	2.250
<b>Warren Brusstar, R</b> (7, 1) ERA: 2.14	1.2		7	2	1	1	2	0	0	0	0	1	0	11	11	5.40	1.200

**BOTTOM**

**Chicago Cubs @ Cincinnati Reds**  
Riverfront Stadium, Cincinnati, OH

Wed Aug 31 1983, 7:05 PM EDT  
Att: 17,474 - Unknown - 75 F


AB	34
R	6
H	10
RBI	6
BB	2
SO	7
LOB	13



1B	2B	3B	HR	SF	SAC	DP	HBP	WP	HR	S	P	ERA	WHIP
6	2	1	1	0	0	0	0	1	0	0	0	7.71	1.286





Batter	1	2	3	4	5	6	7	8	9	AB R H RBI BB SO LOB	TOP			
<b>Gary Redus, R</b> OBP: 0.351, SLG: 0.444 (1, 7) X	0-0 4-3 PB 1B	0-0 1-H 1B 2B		0-3 K		0-3 K			0-0 F8	5 2 2 1 0 2 4	<b>Cincinnati Reds @ St. Louis Cardinals</b> Busch Stadium, St. Louis, MO Fri Sep 02 1983, 7:05 PM CDT Att. 22,760 - Unknown  livebaseballscorecards.com  <b>AB 36</b> <b>R 4</b> <b>H 6</b> <b>RBI 3</b> <b>BB 4</b> <b>SO 9</b> <b>LOB 22</b>  			
<b>Dallas Williams, L</b> OBP: 0.167, SLG: 0.167 (1, 8) X	0-0 4-3 1-2	0-0 E 2-H 1B		0-3 K			0-0 1-3	0-0 E9 FC5-4 1-2 2-3	5 0 1 1 0 1 3					
<b>Paul Householder, S</b> OBP: 0.316, SLG: 0.376 (1, 9) X	0-0 4-3 2-3	0-0 E3 1-3			0-0 F8		0-0 G3	0-0 FC5-4 1-2f 2-3 3-H	5 0 0 1 0 0 4					
<b>Dan Driessen, L</b> OBP: 0.390, SLG: 0.438 (1, 3) B B B B	4-0 E PB BB	0-0 L7			4-0 CS BB		0-0 L5	0-0 P4	3 0 0 0 2 0 4					
<b>Ron Oester, S</b> OBP: 0.309, SLG: 0.388 (1, 4) X	0-0 E1 1-3 3-H		0-3 K		0-3 K 1-2		0-0 6-3		4 0 0 0 0 2 2					
<b>Dave Concepcion, R</b> OBP: 0.308, SLG: 0.289 (1, 6) X	0-0 F9		0-0 F9			0-3 K	0-0 4-3		4 0 0 0 0 1 2					
<b>Nick Esasky, R</b> OBP: 0.310, SLG: 0.412 (1, 5) S S S S		0-3 K	0-0 E5			4-0 1B BB	0-0 F3		3 0 0 0 1 1 0					
<b>Alan Knicely, R</b> OBP: 0.333, SLG: 0.323 (1, 2) X		0-0 FC1-6 1B	0-0 L6			0-3 K		4-0 E 1B FC5-4 BB	3 1 1 0 1 1 2					
<b>Frank Pastore, R</b> OBP: 0.200, SLG: 0.250 (1, 1) X		0-0 FC1-6 2B		0-3 K		0-0 1B		0-0 FC5-4 E 1B	4 1 2 0 0 1 1					
<b>Inning Stats</b>	R: 1 E: 1 K: 0 S: 5 H: 1 LOB: 2 BB: 1 P: 9	R: 2 E: 1 K: 1 S: 9 H: 3 LOB: 2 BB: 0 P: 9	R: 0 E: 1 K: 1 S: 6 H: 0 LOB: 1 BB: 0 P: 6	R: 0 E: 0 K: 3 S: 9 H: 0 LOB: 0 BB: 0 P: 9	R: 0 E: 0 K: 1 S: 4 H: 0 LOB: 0 BB: 1 P: 8	R: 0 E: 0 K: 3 S: 10 H: 1 LOB: 2 BB: 1 P: 14	R: 0 E: 0 K: 0 S: 3 H: 0 LOB: 0 BB: 0 P: 3	R: 0 E: 0 K: 0 S: 3 H: 0 LOB: 0 BB: 0 P: 3	R: 1 E: 1 K: 0 S: 5 H: 1 LOB: 2 BB: 1 P: 9	1B: 5 2B: 1 3B: 0 HR: 0 SF: 0 SAC: 0 DP: 0 HBP: 0	WP: 0 PB: 1 SB: 0 CS: 1 PA: 40			
<b>PITCHER</b>	IP WLS BF H R ER SO BB IBB HBP BLK WP HR S P ERA WHIP												<b>PITCHER</b>	IP WLS BF H R ER SO BB IBB HBP BLK WP HR S P ERA WHIP
<b>John Stuper, R</b> ERA: 3.48 (1, 1)	3.0 L 17 4 3 2 2 1 0 0 0 0 0 0 20 24 6.00 1.667													
<b>Dave LaPoint, L</b> ERA: 3.72 (4, 1)	3.0 11 1 0 0 7 2 0 0 0 0 0 0 23 31 0.00 1.000													
<b>Dave Vonohlen, L</b> ERA: 3.59 (7, 1)	2.0 6 0 0 0 0 0 0 0 0 0 0 0 6 6 0.00 0.000													
<b>Jeff Lahti, R</b> ERA: 2.67 (9, 1)	1.0 6 1 1 0 0 1 0 0 0 0 0 0 5 9 0.00 2.000													



Batter	1	2	3	4	5	6	7	8	9	AB R H RBI BB SO LOB
--------	---	---	---	---	---	---	---	---	---	----------------------

<b>Ozzie Smith, S</b> <small>(1, 6)</small> <small>OBP: 0.313, SLG: 0.335</small> 	<b>Ken Oberkfell, L</b> <small>(1, 4)</small> <small>OBP: 0.372, SLG: 0.373</small> 	<b>Willie McGee, S</b> <small>(1, 8)</small> <small>OBP: 0.324, SLG: 0.384</small> 								3 0 1 0 1 0 1
<b>Dane Iorg, L</b> <small>(1, 3)</small> <small>OBP: 0.350, SLG: 0.396</small> 										3 0 1 0 0 0 0
<b>Steve Braun, L</b> <small>(1, 7)</small> <small>OBP: 0.441, SLG: 0.432</small> 										3 0 0 0 0 0 1
<b>Andy Van Slyke, L</b> <small>(1, 5)</small> <small>OBP: 0.362, SLG: 0.454</small> 										3 0 0 0 0 1 1
<b>David Green, R</b> <small>(1, 9)</small> <small>OBP: 0.320, SLG: 0.416</small> 										3 0 0 0 0 1 0
<b>Darrell Porter, L</b> <small>(1, 2)</small> <small>OBP: 0.343, SLG: 0.414</small> 										3 0 1 0 0 1 0
<b>John Stuper, R</b> <small>(1, 1)</small> <small>OBP: 0.188, SLG: 0.114</small> <b>Mike Ramsey, S</b> <small>(3, PH)</small> <small>OBP: 0.312, SLG: 0.329</small> <b>Dave LaPoint, L</b> <small>(4, 1)</small> <small>OBP: 0.237, SLG: 0.151</small> <b>Jamie Quirk, L</b> <small>(6, PH)</small> <small>OBP: 0.289, SLG: 0.306</small> <b>Dave Vonohlen, L</b> <small>(7, 1)</small> <small>OBP: 0.250, SLG: 0.143</small> <b>Lonnie Smith, R</b> <small>(8, PH)</small> <small>OBP: 0.359, SLG: 0.425</small> <b>Jeff Lahti, R</b> <small>(9, 1)</small>										0 0 0 0 0 0 0 1 0 0 0 0 0 1 0 0 0 0 0 0 0 1 0 0 0 0 1 0 0 0 0 0 0 0 0 1 0 0 0 0 0 0 0 0 0 0 0 0 0

Inning Stats	R: 0 H: 1 E: 0 K: 1 S: 4	H: 1 LOB: 1 BB: 1 P: 8	R: 0 H: 0 E: 0 K: 1 S: 5	L: 0 LOB: 0 BB: 0 P: 5	R: 0 H: 1 E: 0 K: 1 S: 6	H: 1 LOB: 1 BB: 0 P: 6	R: 0 H: 0 E: 0 K: 0 S: 3	H: 0 LOB: 0 BB: 0 P: 3	R: 0 H: 0 E: 0 K: 0 S: 3	H: 0 LOB: 0 BB: 0 P: 3	R: 0 H: 1 E: 0 K: 2 S: 8	H: 1 LOB: 1 BB: 0 P: 8	R: 0 H: 1 E: 0 K: 0 S: 4	H: 1 LOB: 1 BB: 0 P: 4	R: 0 H: 0 E: 0 K: 0 S: 3	H: 0 LOB: 0 BB: 0 P: 3	R: 0 H: 0 E: 0 K: 0 S: 3	H: 0 LOB: 0 BB: 0 P: 3	1B: 3 2B: 1 3B: 0 HR: 0	SF: 0 SAC: 0 DP: 0 HBP: 0	WP: 0 PB: 0 SB: 0 CS: 1	PA: 30
--------------	--------------------------	------------------------	--------------------------	------------------------	--------------------------	------------------------	--------------------------	------------------------	--------------------------	------------------------	--------------------------	------------------------	--------------------------	------------------------	--------------------------	------------------------	--------------------------	------------------------	-------------------------	---------------------------	-------------------------	--------

PITCHER	<b>Frank Pastore, R</b> <small>(1, 1)</small> <small>ERA: 5.17</small>	IP: 9.0 WLS: W BF: 30 H: 4 R: 0 ER: 0 SO: 5 BB: 1 IBB: 0 HBP: 0 BLK: 0 WP: 0 HR: 0 S: 39 P: 43 ERA: 0.00 WHIP: 0.556
---------	--	--

**BOTTOM**

**Cincinnati Reds @ St. Louis Cardinals**  
 Busch Stadium, St. Louis, MO  
 Fri Sep 02 1983, 7:05 PM CDT  
 Att. 22,760 - Unknown

[livebaseballscorecards.com](http://livebaseballscorecards.com)

<b>AB</b>	<b>29</b>
<b>R</b>	<b>0</b>
<b>H</b>	<b>4</b>
<b>RBI</b>	<b>0</b>
<b>BB</b>	<b>1</b>
<b>SO</b>	<b>5</b>
<b>LOB</b>	<b>6</b>





Batter	1	2	3	4	5	6	7	8	9	10	AB	R	H	RBI	BB	SO	LOB
Ozzie Smith, S OBP: 0.314, SLG: 0.338 (1, 6)	0-0 SF8 2B		0-0 F5		0-0 1B			0-3 K		0-0 F8	5	1	2	0	0	1	1
Ken Oberkfell, L OBP: 0.369, SLG: 0.369 (1, 5)	0-0 F2 2-3		0-0 4-3		0-0 2-3			0-0 F8			4	0	0	0	0	0	3
Willie McGee, S OBP: 0.322, SLG: 0.382 (1, 8)	0-0 SF8 3-H		0-3 K				0-0 6-3		0-0 1-3		3	0	0	1	0	1	0
George Hendrick, R OBP: 0.373, SLG: 0.497 (1, 3)	0-0 E6			0-3 K			0-0 1B			0-0 5-3	4	0	1	0	0	1	0
Dane Iorg, L OBP: 0.339, SLG: 0.382 (1, 7)	0-3 K			0-0 F7			0-0 F9			0-0 F7	4	0	0	0	0	1	2
Darrell Porter, L OBP: 0.342, SLG: 0.420 (1, 2)		0-3 K		0-0 F8			0-0 F7			0-0 HR	4	1	1	1	0	1	1
Andy Van Slyke, L OBP: 0.360, SLG: 0.450 (1, 9) (10, 7)		0-0 1B			0-0 F9			0-0 F7		0-0 F8	4	0	1	0	0	0	0
Bill Lyons, R OBP: 0.237, SLG: 0.297 (1, 4) Steve Braun, L OBP: 0.436, SLG: 0.427 (10, PH)		0-0 F9			0-0 5-3			0-0 1-3		0-0 F7	3	0	0	0	0	0	1
Danny Cox, R OBP: 0.125, SLG: 0.125 (1, 1) Dave Rucker, L (10, 1) Bruce Sutter, R (10, 1) David Green, R OBP: 0.322, SLG: 0.418 (10, 9)		0-0 F8			0-0 1B			0-3 K		0-0 CS 1B	3	0	1	0	0	1	1

Inning Stats	R: 1	H: 1	E: 1	K: 1	S: 7	R: 0	H: 1	E: 0	K: 1	S: 6	R: 0	H: 0	E: 0	K: 1	S: 5	R: 0	H: 0	E: 0	K: 1	S: 5	R: 0	H: 2	E: 0	K: 0	S: 5	R: 0	H: 1	E: 0	K: 1	S: 5	R: 0	H: 0	E: 0	K: 1	S: 5	R: 0	H: 0	E: 0	K: 1	S: 5	R: 1	H: 1	E: 0	K: 0	S: 4	R: 0	H: 1	E: 0	K: 1	S: 5	R: 0	H: 0	E: 0	K: 1	S: 5	R: 0	H: 0	E: 0	K: 1	S: 5	R: 0	H: 1	E: 0	K: 0	S: 3	R: 0	H: 1	E: 0	K: 0	S: 3	1B: 5	SF: 1	2B: 1	3B: 0	HR: 1	WP: 0	PA: 37
--------------	------	------	------	------	------	------	------	------	------	------	------	------	------	------	------	------	------	------	------	------	------	------	------	------	------	------	------	------	------	------	------	------	------	------	------	------	------	------	------	------	------	------	------	------	------	------	------	------	------	------	------	------	------	------	------	------	------	------	------	------	------	------	------	------	------	------	------	------	------	------	-------	-------	-------	-------	-------	-------	--------

PITCHER	IP	WLS	BF	H	R	ER	SO	BB	IBB	HBP	BLK	WP	HR	S	P	ERA	WHIP
Mario Soto, R ERA: 2.56 (1, 1)	10.0	W	37	7	2	2	6	0	0	0	0	0	1	49	49	1.80	0.700


**BOTTOM**

**Cincinnati Reds @ St. Louis Cardinals**  
 Busch Stadium, St. Louis, MO

Sat Sep 03 1983, 7:05 PM CDT  
 Att: 34,798 - Unknown

livebaseballscorecards.com

AB	36
R	2
H	7
RBI	2
BB	0
SO	6
LOB	9





BOTTOM

Cincinnati Reds @ St. Louis Cardinals  
Busch Stadium, St. Louis, MO  
Sun Sep 04 1983, 3:33 AM CDT  
Att. 35,255 - Unknown

livebaseballscorecards.com

AB 33  
R 5  
H 12  
RBI 5  
BB 5  
SO 4  
LOB 14



WP: 0 PA: 39  
PB: 0  
SB: 2  
CS: 1

AB R H RBI BB SO LOB

5	2	2	0	0	1	0
3	0	0	0	2	0	0
4	1	2	2	1	1	1
4	1	2	2	0	0	2
4	1	3	0	0	1	0
4	0	2	0	0	0	3
3	0	1	0	0	0	3
1	0	0	0	0	0	0
0	0	0	0	0	0	0
1	0	0	1	1	0	2
1	0	0	0	0	0	0
0	0	0	0	0	0	0
2	0	0	0	1	1	3
0	0	0	0	0	0	0
1	0	0	0	0	0	0

Batter	1	2	3	4	5	6	7	8	9
Lonnie Smith, R (1, 7) OBP: 0.369, SLG: 0.427	0-3 K		0-0 P6		0-0 FC6-4 1B		0-0 F7		0-0 1B 2B
Ozzie Smith, S (1, 6) OBP: 0.314, SLG: 0.335	0-0 F8		0-0 5-3		4-0 FC6-4 BB		0-0 F7		4-0 1B IBB
Willie McGee, S (1, 8) OBP: 0.324, SLG: 0.385	0-3 K		0-0		0-0 FC6-4		4-0 2B BB		0-0 1B
George Hendrick, R (1, 3) OBP: 0.374, SLG: 0.506		0-0 HR	0-0 F3		0-0 F8		0-0 1B 2B		
David Green, R (1, 9) OBP: 0.326, SLG: 0.427		0-0 F8 1B SH1-3 1B		0-3 K		0-0 FC5-2 3B		0-0 2-3 1B	
Floyd Rayford, R (1, 5) OBP: 0.280, SLG: 0.363		0-0 SH1-3 1B		0-0 1B 1B		0-0 FC5-2 6-3		0-0 F9	
Bill Lyons, R (1, 4) OBP: 0.244, SLG: 0.300		0-0 F8		0-0 G1-6-3 1B		0-0 6-3		0-0 1-3	
Steve Braun, L (8, PH) OBP: 0.432, SLG: 0.421		2-3		1-2		1-2			
Ken Oberkfell, L (9, 4) OBP: 0.369, SLG: 0.369		0-0 SH1-3		0-0 G1-6-3		4-0 IBB		0-0 F5	
Glenn Brummer, R (1, 2) OBP: 0.345, SLG: 0.347		1-2 3-H		1-2		0-3 K		0-0 P4	
Dane Iorg, L (8, PH) OBP: 0.336, SLG: 0.378		0-0 6-3							
Jeff Lahti, R (9, 1)									
Joaquin Andujar, S (1, 1) OBP: 0.104, SLG: 0.106									
Bruce Sutter, R (8, 1)									
Darrell Porter, L (8, PH) OBP: 0.341, SLG: 0.419									

Inning Stats	R: 0 H: 0 E: 0 K: 7 S: 7	R: 2 H: 3 E: 0 K: 0 S: 6	R: 0 H: 1 E: 0 K: 0 S: 4	R: 0 H: 2 E: 0 K: 1 S: 6	R: 1 H: 1 E: 0 K: 0 S: 3	R: 0 H: 1 E: 0 K: 1 S: 6	R: 1 H: 2 E: 0 K: 0 S: 5	R: 0 H: 0 E: 0 K: 0 S: 3	R: 1 H: 2 E: 0 K: 0 S: 2
	LOB: 0 BB: 0 P: 7	LOB: 1 BB: 0 P: 6	LOB: 1 BB: 0 P: 4	LOB: 1 BB: 0 P: 6	LOB: 1 BB: 2 P: 11	LOB: 2 BB: 1 P: 10	LOB: 2 BB: 1 P: 9	LOB: 0 BB: 0 P: 3	LOB: 2 BB: 1 P: 6

PITCHER	IP	WLS	BF	H	R	ER	SO	BB	IBB	HBP	BLK	WP	HR	S	P	ERA	WHIP
Joe Price, L (1, 1) ERA: 2.88	4.1		20	7	3	3	3	2	0	0	0	0	1	24	32	6.23	2.077
Tom Hume, R (5, 1) ERA: 5.5	0.2		2	0	0	0	0	0	0	0	0	0	0	2	2	0.00	0.000
Rich Gale, R (6, 1) ERA: 5.31	2.0		11	3	1	1	1	1	1	0	0	0	0	11	19	4.50	2.000
Ben Hayes, R (8, 1) ERA: 5.63	1.0	L	6	2	1	1	0	0	1	0	0	0	0	5	9	9.00	2.000

Batter	1	2	3	4	5	6	7	8	9	AB R H RBI BB SO LOB	TOP											
<b>Eddie Milner, L</b> (1, 8) OBP: 0.354, SLG: 0.379	0-0 E7 1B		0-0 3-1		0-0 F7		0-0 F7			4 1 1 0 0 0 0	<b>Cincinnati Reds @ San Francisco Giants</b> Candlestick Park, San Francisco, CA Mon Sep 05 1983, 6:33 AM EDT Att: 12,446 - Unknown <a href="http://livebaseballscorecards.com">livebaseballscorecards.com</a>											
<b>Gary Redus, R</b> (1, 7) OBP: 0.352, SLG: 0.448	0-0 F8		0-0 F7		0-3 K		0-3 K		4 0 0 0 0 2 1													
<b>Duane Walker, L</b> (1, 9) OBP: 0.293, SLG: 0.337	0-0 2-H 1B		0-0 F5		0-3 K		0-0 F8		4 0 1 1 0 1 0													
<b>Dan Driessen, L</b> (1, 3) OBP: 0.392, SLG: 0.432	0-0 1B			0-0 3-1 S SF9 1B		0-0 F9		0-0 1-3	4 1 2 0 0 0 0													
<b>Ron Oester, S</b> (1, 4) OBP: 0.306, SLG: 0.381 <b>Cesar Cedeno, R</b> (9, PH) OBP: 0.306, SLG: 0.360	0-3 K		0-0 3-1 1-3		1-0 S HBP		0-0 F5		2 0 0 0 0 1 2 1 0 0 0 0 0 0													
<b>Nick Esasky, R</b> (1, 5) OBP: 0.324, SLG: 0.424		0-0 F8		4-0 S BB		0-3 K 1-2		0-0 BB 1B	3 0 1 0 1 1 1													
<b>Dave Concepcion, R</b> (1, 6) OBP: 0.308, SLG: 0.287		0-0 L6		4-0 1-2 BB		0-0 F3		4-0 1-2 FC6-4 BB	2 0 0 0 2 0 1													
<b>Steve Christmas, L</b> (1, 2) OBP: 0.250, SLG: 0.167 <b>Johnny Bench, R</b> (9, PH) OBP: 0.304, SLG: 0.425		4-0 BB		0-0 SF9 3-H		0-0 F8		0-0 F3	1 0 0 1 1 0 0 1 0 0 0 0 0 2													
<b>Jeff Russell, R</b> (1, 1) OBP: 0.250, SLG: 0.545 <b>Dallas Williams, L</b> (9, PH) OBP: 0.143, SLG: 0.077		0-3 K		0-0 5-3		0-3 K		0-0 FC6-4 1-2f	3 0 0 0 0 2 3 1 0 0 0 0 0 2													
<b>Inning Stats</b>	R: 1 E: 1 K: 1 S: 7	H: 3 LOB: 1 BB: 0 P: 7	R: 0 E: 0 K: 1 S: 5	H: 0 LOB: 1 BB: 1 P: 9	R: 0 E: 0 K: 0 S: 3	H: 0 LOB: 0 BB: 0 P: 3	R: 1 E: 0 K: 0 S: 4	H: 1 LOB: 2 BB: 2 P: 12	R: 0 E: 0 K: 2 S: 7	H: 0 LOB: 0 BB: 0 P: 7	R: 0 E: 0 K: 1 S: 5	H: 0 LOB: 1 BB: 0 P: 6	R: 0 E: 0 K: 1 S: 5	H: 0 LOB: 0 BB: 0 P: 5	R: 0 E: 0 K: 1 S: 5	H: 0 LOB: 0 BB: 0 P: 5	R: 0 E: 0 K: 0 S: 4	H: 1 LOB: 2 BB: 1 P: 8	1B: 5 2B: 0 3B: 0 HR: 0	SF: 1 SAC: 0 DP: 0 HBP: 1	WP: 0 PB: 0 SB: 3 CS: 0	PA: 36
<b>PITCHER</b>	IP WLS BF H R ER SO BB IBB HBP BLK WP HR S P ERA WHIP																					
<b>Fred Breining, R</b> (1, 1) ERA: 3.93	8.0 W 31 4 2 2 7 3 0 1 0 0 0 0 41 54 2.25 0.875																					
<b>Gary Lavelle, L</b> (9, 1) ERA: 2.45	0.1 3 1 0 0 0 1 0 0 0 0 0 0 2 6 0.00 6.000																					
<b>Greg Minton, R</b> (9, 1) ERA: 3.43	0.2 S 2 0 0 0 0 0 0 0 0 0 0 0 2 2 0.00 0.000																					



Batter	1	2	3	4	5	6	7	8	9
Johnnie LeMaster, R (1, 6) OBP: 0.325, SLG: 0.315	0-3 K ①		0-3 K ③			0-0 F2 ①		0-0 4-3 ②	
Tom O'Malley, L (1, 5) OBP: 0.331, SLG: 0.329	0-0 4-3 ②			4-0 PB SH1-4 SF8 BB		4-0 G6-4-3 BB		0-0 1-3 ③	
Dan Gladden, R (1, 8) OBP: 0.325, SLG: 0.356	0-0 F8 ③			0-0 SH1-4 ①		0-0 G6-4-3 ② ③			
Darrell Evans, L (1, 3) OBP: 0.387, SLG: 0.542		0-0 F4 ①		0-0 SF8 ②			0-0 G3 ①		
Jeffrey Leonard, R (1, 7) OBP: 0.325, SLG: 0.479		0-0 F7 ②		0-3 K ③			0-0 F8 ②		
Chili Davis, S (1, 9) OBP: 0.312, SLG: 0.356		0-0 F8 ③			0-0 G3 ①		0-0 F8 ③		
Joel Youngblood, R (1, 4) OBP: 0.354, SLG: 0.490			4-0 6-3 BB		4-0 BB BB		0-0 HR 2B		
Brad Wellman, R (9, 4) OBP: 0.309, SLG: 0.261									
John Rabb, R (1, 2) OBP: 0.286, SLG: 0.333			0-3 K ①		4-0 G6-4-3 BB		0-0 HR ①		
Dave Bergman, L (8, PH) OBP: 0.373, SLG: 0.457					1-2 BB		2-H		
Bob Brenly, R (9, 2) OBP: 0.314, SLG: 0.381									
Fred Breining, R (1, 1) OBP: 0.169, SLG: 0.145			0-0 6-3 ②		0-0 G6-4-3 ② ③		0-3 K ①		
Max Venable, L (8, PH) OBP: 0.288, SLG: 0.385					1-2				
Gary Lavelle, S (9, 1)									
Greg Minton, S (9, 1) OBP: 0.545, SLG: 0.600					1-2				

Inning Stats	R: 0	H: 0	E: 0	LOB: 0	K: 1	BB: 0	S: 5	P: 5
	R: 0	H: 0	E: 0	LOB: 0	K: 0	BB: 0	S: 3	P: 3
	R: 0	H: 0	E: 0	LOB: 1	K: 2	BB: 1	S: 7	P: 11
	R: 1	H: 0	E: 0	LOB: 0	K: 1	BB: 1	S: 5	P: 9
	R: 0	H: 0	E: 0	LOB: 1	K: 0	BB: 2	S: 2	P: 10
	R: 0	H: 0	E: 0	LOB: 0	K: 0	BB: 1	S: 2	P: 6
	R: 0	H: 0	E: 0	LOB: 0	K: 0	BB: 0	S: 3	P: 3
	R: 2	H: 2	E: 0	LOB: 0	K: 1	BB: 0	S: 7	P: 7

PITCHER	IP	WLS	BF	H	R	ER	SO	BB	IBB	HBP	BLK	WP	HR	S	P	ERA	WHIP
Jeff Russell, R (1, 1) ERA: 2.19	8.0	L	29	2	3	2	5	5	0	0	0	0	1	34	54	2.25	0.875

AB	R	H	RBI	BB	SO	LOB
4	0	0	0	0	2	1
2	1	0	0	2	0	0
2	0	0	0	0	0	1
2	0	0	1	0	0	0
3	0	0	0	0	1	0
3	0	0	0	0	0	0
1	1	1	0	2	0	0
0	0	0	0	0	0	0
1	0	0	0	1	1	1
1	1	1	2	0	0	0
0	0	0	0	0	0	0
2	0	0	0	0	0	3
1	0	0	0	0	1	0
0	0	0	0	0	0	0
0	0	0	0	0	0	0

WP	PA	ERA	WHIP
0	29		

**Cincinnati Reds @ San Francisco Giants**  
 Candlestick Park, San Francisco, CA  
 Mon Sep 05 1983, 6:33 AM EDT  
 Att. 12,446 - Unknown

AB	22
R	3
H	2
RBI	3
BB	5
SO	5
LOB	6



Batter	1	2	3	4	5	6	7	8	9	AB R H RBI BB SO LOB	TOP		
Gary Redus, R (1, 7) OBP: 0.353, SLG: 0.444 Dallas Williams, L (8, 7) OBP: 0.133, SLG: 0.071	0-3 K	4-0 2B BB			0-0 F3		0-0 E6 BB 1B	4-0 1B BB	0-3 K	3 3 0 1 2 1 0 1 0 0 0 0 1 1			
Paul Householder, S (1, 8) OBP: 0.320, SLG: 0.378	0-0 F7	0-0 2B			0-0 6-3		4-0 1B BB HBP	4-0 1B BB		3 1 1 3 2 0 0			
Dave Concepcion, R (1, 6) OBP: 0.309, SLG: 0.287 Tom Foley, L (7, 6) OBP: 0.259, SLG: 0.257	0-0 1B	0-0 G3			0-0 6-3		4-0 HBP 1B SF8	0-0 L1-3 1B		3 1 1 0 1 0 1 1 0 1 1 0 0 0			
Cesar Cedeno, R (1, 9) OBP: 0.305, SLG: 0.360	0-0 5-3					0-0 2B	0-0 F3	0-0 L1-3		5 1 1 0 0 0 6			
Nick Esasky, R (1, 5) OBP: 0.325, SLG: 0.427		0-3 K	0-3 K			0-0 1B 2B	0-0 BB HBP 1B	0-0 5-3		5 1 2 2 0 2 1			
Skeeter Barnes, R (1, 3)		1-0 E S BB HBP	0-0 F9			0-0 5-3	1-0 BB HBP	0-0 F9		3 1 0 1 0 0 1			
Dann Bilardello, R (1, 2) OBP: 0.257, SLG: 0.345		0-0 F7			0-0 F7		0-0 BB 1B	0-0 SF8	0-0 HR	4 1 2 3 0 0 1			
Ron Oester, S (1, 4) OBP: 0.311, SLG: 0.380 Alex Trevino, R (9, PR) OBP: 0.281, SLG: 0.283		4-0 BB E 2B IBB			0-0 5-3		4-0 G5-4-3 BB	4-0 BB		1 1 0 0 4 0 0 0 0 0 0 0 0 0			
Bruce Berenyi, R (1, 1) OBP: 0.170, SLG: 0.213 Rich Gale, R (6, 1) OBP: 0.227, SLG: 0.350		0-0 E6 2B BB			0-0 F3		0-0 G5-4-3	0-3 K	0-3 K	3 1 0 0 0 0 4 2 0 0 0 0 2 4			
<b>Inning Stats</b>	R: 0 H: 1 E: 0 LOB: 1 K: 1 BB: 0 S: 6 P: 6	R: 4 H: 1 E: 1 LOB: 1 K: 1 BB: 2 S: 7 P: 16	R: 0 H: 0 E: 0 LOB: 0 K: 1 BB: 0 S: 5 P: 5	R: 0 H: 0 E: 0 LOB: 0 K: 0 BB: 0 S: 3 P: 3	R: 0 H: 0 E: 0 LOB: 0 K: 0 BB: 0 S: 3 P: 3	R: 2 H: 3 E: 0 LOB: 1 K: 0 BB: 1 S: 5 P: 9	R: 3 H: 1 E: 1 LOB: 3 K: 1 BB: 3 S: 7 P: 20	R: 1 H: 1 E: 0 LOB: 1 K: 0 BB: 2 S: 3 P: 11	R: 1 H: 1 E: 0 LOB: 1 K: 2 BB: 1 S: 8 P: 12	1B: 4 SF: 1 2B: 4 SAC: 0 3B: 0 DP: 2 HR: 1 HBP: 2	WP: 0 PA: 46 PB: 0 SB: 1 CS: 0		
<b>PITCHER</b>	IP WLS BF H R ER SO BB IBB HBP BLK WP HR S P ERA WHIP											<b>PITCHER</b>	IP WLS BF H R ER SO BB IBB HBP BLK WP HR S P ERA WHIP
Atlee Hammaker, L (1, 1) ERA: 2.24	5.0 L 23 4 6 2 3 1 1 1 0 0 0 0 26 35 3.60 1.000												
Mark Calvert, R (6, 1) ERA: 5.09	1.1 10 2 3 1 0 3 0 1 0 0 0 6 19 6.75 3.750												
Randy Lerch, L (7, 1) ERA: 6.69	1.2 8 1 1 1 1 3 0 0 0 0 0 7 19 5.40 2.400												
Renie Martin, R (9, 1) ERA: 4.3	1.0 5 1 1 1 2 1 0 0 0 0 0 1 8 12 9.00 2.000												

Cincinnati Reds @ San Francisco Giants  
 Candlestick Park, San Francisco, CA  
 Tue Sep 06 1983, 10:05 PM EDT  
 Att. 3,562 - Unknown

AB	34
R	11
H	8
RBI	11
BB	9
SO	6
LOB	19



livebaseballscorecards.com



Batter	1	2	3	4	5	6	7	8	9	AB R H RBI BB SO LOB
Max Venable, L OBP: 0.295, SLG: 0.384 (1, 8) BBB (8, 9)	4-0 G6-4-3 BB		4-0 1-2 BB		0-0 F7		0-0 2-H 1B		0-0 4-3	3 0 1 1 2 0 2
Joel Youngblood, R OBP: 0.350, SLG: 0.483 (1, 4) X (8, 7)	0-0 G6-4-3 1-2f		0-3 K		0-0 G5-4-3 1-2f		0-3 K			4 0 0 0 0 2 5
Jack Clark, R OBP: 0.355, SLG: 0.433 Dan Gladden, R (7, PH) (8, 8)	0-0 2B		0-0 5-3		0-0 5-3		0-3 K			3 0 1 0 0 0 2 1 0 0 0 0 1 1
Darrell Evans, L OBP: 0.389, SLG: 0.544 Joe Pettini, R OBP: 0.232, SLG: 0.194 (1, 6) SSS (8, 6)	0-3 K			0-0 BB 2B		4-0 G3 BB		0-0 5-3		2 0 1 0 1 1 1 1 0 0 0 0 0 0
Jeffrey Leonard, R OBP: 0.325, SLG: 0.478 Guy Sularz, R (1, 7) (8, 5)		0-0 F9		0-0 BB 1B		0-0 G3		0-0 F8		3 0 1 0 0 0 1 1 0 0 0 0 0 0
Dave Bergman, L OBP: 0.387, SLG: 0.457 Brad Wellman, R OBP: 0.307, SLG: 0.259 (1, 3) (8, 4)		4-0 CS BB		4-0 1-2 2-3 BB		4-0 BB		0-0 F7		0 0 0 0 3 0 0 1 0 0 0 0 0 0
Tom O'Malley, L OBP: 0.329, SLG: 0.326 Randy Lerch, L OBP: 0.300, SLG: 0.333 Renie Martin, R OBP: 0.348, SLG: 0.609 Champ Summers, L OBP: 0.346, SLG: 0.158 (1, 5) (7, 1) (9, 1) (9, PH)		0-0 4-3 1-2		0-3 K		0-0 F4		0-0 F8		3 0 0 0 0 0 1 6 0 0 0 0 0 0 0 0 0 0 0 0 0 0 0 0 1 0 0 0 0 0 0 0
John Rabb, R OBP: 0.284, SLG: 0.340 (1, 2)			0-0 4-3		0-0 G6-4-3 1-2f		0-0 1B 2B		0-3 K	4 1 1 0 0 1 3
Atlee Hammaker, S OBP: 0.175, SLG: 0.103 Mark Calvert, R (1, 1) (6, 1)			4-0 BB BB		4-0 BB		0-3 K		0-0 1B	0 0 0 0 2 0 0 0 0 0 0 0 0 0 2 0 1 0 0 1 1
Chris Smith, S OBP: 0.294, SLG: 0.200 (7, 5) (8, 3)										

Inning Stats	R: 0	H: 1	E: 0	K: 1	S: 5	LOB: 1	BB: 1	P: 9	R: 0	H: 0	E: 0	K: 0	S: 2	LOB: 0	BB: 1	P: 6	R: 0	H: 2	E: 0	K: 1	S: 5	LOB: 2	BB: 2	P: 13	R: 0	H: 0	E: 0	K: 0	S: 2	LOB: 0	BB: 1	P: 6	R: 0	H: 0	E: 0	K: 0	S: 3	LOB: 2	BB: 2	P: 11	R: 1	H: 2	E: 0	K: 3	S: 11	LOB: 1	BB: 0	P: 11	R: 0	H: 0	E: 0	K: 0	S: 3	LOB: 0	BB: 0	P: 3	R: 0	H: 1	E: 0	K: 1	S: 6	LOB: 1	BB: 0	P: 6	1B: 3	2B: 3	3B: 0	HR: 0	SF: 0	SAC: 0	DP: 3	HBP: 0	WP: 0	PB: 0	SB: 0	CS: 1	PA: 37
--------------	------	------	------	------	------	--------	-------	------	------	------	------	------	------	--------	-------	------	------	------	------	------	------	--------	-------	-------	------	------	------	------	------	--------	-------	------	------	------	------	------	------	--------	-------	-------	------	------	------	------	-------	--------	-------	-------	------	------	------	------	------	--------	-------	------	------	------	------	------	------	--------	-------	------	-------	-------	-------	-------	-------	--------	-------	--------	-------	-------	-------	-------	--------


PITCHER	IP	WLS	BF	H	R	ER	SO	BB	IBB	HBP	BLK	WP	HR	S	P	ERA	WHIP
Bruce Berenyi, R ERA: 3.79 (1, 1)	5.1	W	22	3	0	0	3	7	0	0	0	0	0	21	49	0.00	1.875
Rich Gale, R ERA: 5.2 (6, 1)	3.2	S	15	3	1	1	4	1	0	0	0	0	0	22	26	2.46	1.091

**BOTTOM**

**Cincinnati Reds @ San Francisco Giants**  
Candlestick Park, San Francisco, CA


Tue Sep 06 1983, 10:05 PM EDT  
Att. 3,562 - Unknown

<b>AB</b>	<b>29</b>
<b>R</b>	<b>1</b>
<b>H</b>	<b>6</b>
<b>RBI</b>	<b>1</b>
<b>BB</b>	<b>8</b>
<b>SO</b>	<b>7</b>
<b>LOB</b>	<b>22</b>







Batter	1	2	3	4	5	6	7	8	9	AB R H RBI BB SO LOB	TOP									
<b>Eddie Milner, L</b> (1, 8) OBP: 0.351, SLG: 0.376	0-0 P6		0-3 K			0-0 4-3		0-0 F8		4 0 0 0 0 1 2										
<b>Gary Redus, R</b> (1, 7) OBP: 0.353, SLG: 0.448	0-0 F9			0-0 BLK 3B		0-0 F8		0-0 F7		4 1 1 0 0 0 0										
<b>Dave Concepcion, R</b> (1, 6) OBP: 0.307, SLG: 0.285	0-3 K			0-0 F9		0-0 F9		0-0 1B 1B		4 1 1 0 0 1 0										
<b>Dan Driessen, L</b> (1, 3) OBP: 0.392, SLG: 0.427 <b>Kelly Paris, R</b> (9, PR) OBP: 0.297, SLG: 0.270		4-0 CS BB		0-3 K		0-0 1-3		0-0 1B 1B		3 0 1 0 1 1 0 0 0 0 0 0 0 0										
<b>Nick Esasky, R</b> (1, 5) OBP: 0.323, SLG: 0.433		0-3 K		0-0 F9		0-3 K		0-0 P4		4 0 0 0 0 2 3										
<b>Paul Householder, S</b> (1, 9) OBP: 0.319, SLG: 0.375		0-3 K			0-0 F5		0-0 F7		0-0 1B	4 0 1 1 0 1 1										
<b>Ron Oester, S</b> (1, 4) OBP: 0.310, SLG: 0.380 <b>Cesar Cedeno, R</b> (9, PH) OBP: 0.300, SLG: 0.355			0-0 2B		0-0 4-3		0-0 G5-4-3 1B BB		0-0 P6	2 0 1 0 1 0 0 1 0 0 0 0 0 2	<b>AB 32</b> <b>R 2</b> <b>H 7</b> <b>RBI 1</b> <b>BB 2</b> <b>SO 8</b> <b>LOB 13</b>									
<b>Alex Trevino, R</b> (1, 2) OBP: 0.284, SLG: 0.293 <b>Duane Walker, L</b> (8, PH) OBP: 0.300, SLG: 0.343 <b>Dann Bilardello, R</b> (8, 2) OBP: 0.257, SLG: 0.345			0-0 F9		0-0 2B		0-0 G5-4-3 1B			2 0 1 0 0 0 1 1 0 1 0 0 0 0 0 0 0 0 0 0 0										
<b>Mario Soto, R</b> (1, 1) OBP: 0.152, SLG: 0.179 <b>Johnny Bench, R</b> (8, PH) OBP: 0.302, SLG: 0.422 <b>Bill Scherrer, L</b> (8, 1) OBP: 0.182, SLG: 0.100			0-3 K		0-3 K		0-0 G5-4-3 1B			2 0 0 0 0 2 2 1 0 0 0 0 0 2 0 0 0 0 0 0 0										
<b>Inning Stats</b>	R: 0 E: 0 K: 1 S: 5	H: 0 LOB: 0 BB: 0 P: 5	R: 0 E: 0 K: 2 S: 6	H: 0 LOB: 0 BB: 1 P: 10	R: 0 E: 0 K: 2 S: 8	H: 1 LOB: 1 BB: 0 P: 8	R: 1 E: 0 K: 1 S: 6	H: 1 LOB: 0 BB: 0 P: 6	R: 0 E: 0 K: 0 S: 3	H: 0 LOB: 0 BB: 0 P: 3	R: 0 E: 0 K: 1 S: 5	H: 0 LOB: 0 BB: 0 P: 5	R: 0 E: 0 K: 0 S: 3	H: 1 LOB: 1 BB: 1 P: 7	R: 1 E: 0 K: 0 S: 6	H: 3 LOB: 2 BB: 0 P: 6	1B: 4 2B: 2 3B: 1 HR: 0	SF: 0 SAC: 0 DP: 1 HBP: 0	WP: 0 PB: 0 SB: 0 CS: 1	PA: 34
<b>PITCHER</b>	IP WLS BF H R ER SO BB IBB HBP BLK WP HR S P ERA WHIP																			
<b>Bob Welch, R</b> (1, 1) ERA: 2.55	8.0 W 28 4 1 1 8 2 0 0 0 0 0 0 42 50 1.12 0.750																			
<b>Tom Niedenfuer, R</b> (9, 1) ERA: 1.51	0.2 5 3 1 1 0 0 0 0 0 0 0 0 5 5 13.50 4.500																			
<b>Steve Howe, L</b> (9, 1) ERA: 1.55	0.1 S 1 0 0 0 0 0 0 0 0 0 0 0 1 1 0.00 0.000																			

Cincinnati Reds @ Los Angeles Dodgers  
Dodger Stadium, Los Angeles, CA  
Thu Sep 08 1983, 7:05 PM PDT  
Att: 45,826 - Unknown

livebaseballscorecards.com



Batter	1	2	3	4	5	6	7	8	9	AB R H RBI BB SO LOB	TOP
Eddie Milner, L (1, 8) OBP: 0.351, SLG: 0.374	1-0 CS HBP		0-3 K		0-0 P4			0-0 F8		3 0 0 0 0 1 1	
Gary Redus, R (1, 7) OBP: 0.350, SLG: 0.444	0-0 F2			0-0 F8		0-0 F8		0-0 F8		4 0 0 0 0 0 1	
Paul Householder, S (1, 9) OBP: 0.318, SLG: 0.377	0-0 G3			0-0 2B		0-0 G3			0-0 F2	4 0 1 0 0 0 0	
Dan Driessen, L (1, 3) OBP: 0.394, SLG: 0.426		4-0 BB		4-0 BB		0-0 6-3			0-0 F8	1 0 0 0 2 0 0	
Bill Scherrer, L (6, 1) OBP: 0.182, SLG: 0.100										0 0 0 0 0 0 0	
Ted Power, R (7, 1)										0 0 0 0 0 0 0	
Duane Walker, L (9, PH) OBP: 0.298, SLG: 0.342										1 0 0 0 0 0 0	
Nick Esasky, R (1, 5) OBP: 0.322, SLG: 0.434		0-3 K		0-0 F8			0-0 E7 2B		0-3 K	4 1 1 0 0 2 3	
Ron Oester, S (1, 4) OBP: 0.309, SLG: 0.378		0-0 G1-6-3		0-0 FC6-4			0-0 4-3			3 0 0 0 0 0 3	
Dann Bilardello, R (1, 2) OBP: 0.258, SLG: 0.357			0-0 6-3			0-0 HR		0-0 P4		3 1 1 1 0 0 0	
Tom Foley, L (1, 6) OBP: 0.262, SLG: 0.260			0-0 SH3-4 1B		0-0 F7		0-0 6-3			3 0 1 0 0 0 0	
Charlie Puleo, R (1, 1) OBP: 0.188, SLG: 0.114			0-0 SH3-4		0-3 K			0-0 6-3		1 0 0 0 0 1 0	
Skeeter Barnes, R (6, 3)			1-2 K							1 0 0 0 0 0 0	
<b>Inning Stats</b>	R: 0 E: 0 K: 0 S: 2 H: 0 LOB: 0 BB: 0 P: 3	R: 0 E: 0 K: 1 S: 4 H: 0 LOB: 0 BB: 1 P: 8	R: 0 E: 0 K: 1 S: 6 H: 1 LOB: 1 BB: 0 P: 6	R: 0 E: 0 K: 0 S: 4 H: 1 LOB: 2 BB: 1 P: 8	R: 1 E: 0 K: 1 S: 6 H: 1 LOB: 0 BB: 0 P: 6	R: 0 E: 0 K: 0 S: 3 H: 0 LOB: 0 BB: 0 P: 3	R: 1 E: 1 K: 0 S: 4 H: 1 LOB: 0 BB: 0 P: 4	R: 0 E: 0 K: 0 S: 3 H: 0 LOB: 0 BB: 0 P: 3	R: 0 E: 0 K: 1 S: 5 H: 0 LOB: 0 BB: 0 P: 5	1B: 1 2B: 2 3B: 0 HR: 1 SF: 0 SAC: 1 DP: 1 HBP: 1	WP: 0 PB: 0 SB: 0 CS: 1 PA: 32
<b>PITCHER</b> Andy Hawkins, R (1, 1) ERA: 3.0	IP: 9.0 WLS: W BF: 32 H: 4 R: 2 ER: 1 SO: 4 BB: 2 IBB: 0 HBP: 1 BLK: 0 WP: 0 HR: 1 S: 37 P: 46 ERA: 1.00 WHIP: 0.667										

Cincinnati Reds @ San Diego Padres  
 Jack Murphy Stadium, San Diego, CA  
 Fri Sep 09 1983, 10:05 PM EDT  
 Att. 14,745 - Unknown

livebaseballscorecards.com

AB	28
R	2
H	4
RBI	1
BB	2
SO	4
LOB	8



Batter	1	2	3	4	5	6	7	8	9
<b>Bobby Brown, S</b> OBP: 0.339, SLG: 0.442 (1, 7) X	0-0 F8 ①		0-0 E4 CS		4-0 1B BB	0-0 HR		0-0 F8 ①	
<b>Alan Wiggins, S</b> OBP: 0.365, SLG: 0.336 (1, 3) X	0-0 1B		0-0 F8 ① ②		0-0 1B SF8 1B	0-0 FC4-6 1B		0-3 K ②	
<b>Tony Gwynn, L</b> OBP: 0.333, SLG: 0.355 (1, 9) X	0-0 F7 ②		0-0 4-3		0-0 1B	0-0 FC4-6 2B		0-3 K ③	
<b>Kevin McReynolds, R</b> OBP: 0.235, SLG: 0.316 (1, 8) X	0-0 L9 ③			0-0 5-3 ①	0-0 SF8	0-0 2B			
<b>Terry Kennedy, L</b> OBP: 0.351, SLG: 0.445 (1, 2)		4-0 E BB		0-0 2B	4-0 IBB		0-3 K ③		
<b>Luis Salazar, R</b> OBP: 0.286, SLG: 0.390 (1, 5) X		0-0 F8 ①		0-0 F7 ②	0-0 P4 ③		0-0 E6 1B G3-6-3		
<b>Garry Templeton, S</b> OBP: 0.296, SLG: 0.336 (1, 6) X		0-0 FC4 ②		0-3 K		0-0 HR 1B	0-0 G3-6-3 1B		
<b>Juan Bonilla, R</b> OBP: 0.314, SLG: 0.314 (1, 4) X		4-0 BB			0-0 1B SH3-4 1B	0-3 K 1-2	0-0 G3-6-3 ① ②		
<b>Andy Hawkins, R</b> OBP: 0.138, SLG: 0.038 (1, 1) X		0-0 F9 ③			0-0 SH3-4 1-2	4-0 HR BB	0-0 6-3 ③		

Inning Stats	R: 0	H: 1	E: 0	K: 0	S: 4	LOB: 1	BB: 0	P: 4
	R: 0	H: 0	E: 1	K: 0	S: 3 <td>LOB: 2</td> <td>BB: 2</td> <td>P: 11 </td>	LOB: 2	BB: 2	P: 11
	R: 0	H: 0	E: 1	K: 0	S: 3 <td>LOB: 0</td> <td>BB: 0</td> <td>P: 3 </td>	LOB: 0	BB: 0	P: 3
	R: 0	H: 1	E: 0	K: 1	S: 6 <td>LOB: 1</td> <td>BB: 0</td> <td>P: 6 </td>	LOB: 1	BB: 0	P: 6
	R: 3	H: 3	E: 0	K: 0	S: 6 <td>LOB: 2</td> <td>BB: 2</td> <td>P: 14 </td>	LOB: 2	BB: 2	P: 14
	R: 4	H: 4	E: 0	K: 2	S: 11 <td>LOB: 1</td> <td>BB: 1</td> <td>P: 15 </td>	LOB: 1	BB: 1	P: 15
	R: 1	H: 2	E: 1	K: 0	S: 4 <td>LOB: 0</td> <td>BB: 0</td> <td>P: 4 </td>	LOB: 0	BB: 0	P: 4
	R: 0	H: 0	E: 0	K: 2	S: 7 <td>LOB: 0</td> <td>BB: 0</td> <td>P: 7 </td>	LOB: 0	BB: 0	P: 7

PITCHER	IP	WLS	BF	H	R	ER	SO	BB	IBB	HBP	BLK	WP	HR	S	P	ERA	WHIP
<b>Charlie Puleo, R</b> ERA: 4.81 (1, 1)	5.1	L	27	6	5	5	2	4	1	0	0	0	0	26	46	8.44	1.875
<b>Bill Scherrer, L</b> ERA: 3.0 (6, 1)	0.2		5	3	2	2	1	0	0	0	0	0	1	7	7	27.00	4.500
<b>Ted Power, R</b> ERA: 4.35 (7, 1)	2.0		7	2	1	0	2	0	0	0	0	0	0	11	11	0.00	1.000

AB R H RBI BB SO LOB

4	2	1	3	1	0	0
5	1	3	0	0	1	1
5	1	1	2	0	1	2
3	0	1	2	0	0	1
2	0	1	0	2	1	1
4	1	1	0	0	0	4
4	1	2	0	0	1	2
3	1	1	0	1	1	2
2	1	0	0	1	0	2

WP: 0	PA: 39
PB: 0	
SB: 1	
CS: 1	

**Cincinnati Reds @ San Diego Padres**  
**Jack Murphy Stadium, San Diego, CA**  
 Fri Sep 09 1983, 10:05 PM EDT  
 Att. 14,745 - Unknown

livebaseballscorecards.com

AB	32
R	8
H	11
RBI	7
BB	5
SO	5
LOB	15







Batter	1	2	3	4	5	6	7	8	9
<b>Bobby Brown, S</b> (1, 7) OBP: 0.343, SLG: 0.439	0-0 B1		0-0 G3			4-0 FC4-6 BB		0-0 2B 1-2 1B	
<b>Alan Wiggins, S</b> (1, 3) OBP: 0.365, SLG: 0.334 <b>Ruppert Jones, L</b> (8, PH) OBP: 0.305, SLG: 0.375 <b>Joe Lansford, R</b> (8, PH) (9, 3)	0-0 P5			4-0 CS BB		0-0 FC4-6 G4-6-3 1-2f		0-3 K	
<b>Tony Gwynn, L</b> (1, 9) OBP: 0.340, SLG: 0.363	0-0 1B			4-0 1-2 BB		0-0 G4-6-3 1-2f		0-0 1-3 2-H 2B	
<b>Terry Kennedy, L</b> (1, 2) OBP: 0.348, SLG: 0.442	0-3 K			0-0 F7			0-0 F5	0-0 L3	
<b>Kevin McReynolds, R</b> (1, 8) OBP: 0.247, SLG: 0.363		0-0 P3		0-0 F9			0-0 FC4 1B		0-0 HR
<b>Garry Templeton, S</b> (1, 6) OBP: 0.296, SLG: 0.335		0-0 5-3			0-0 FC1-4 1B		0-0 FC4 1-2f	0-3 K	
<b>Luis Salazar, R</b> (1, 5) OBP: 0.283, SLG: 0.386		0-3 K			0-0 F9		0-0 P7		0-0 5-3
<b>Juan Bonilla, R</b> (1, 4) OBP: 0.312, SLG: 0.311			0-0 F3		0-0 FC1-4 1-2f		0-0 F9	0-0 P4	
<b>Mark Thurmond, L</b> (1, 1) OBP: 0.121, SLG: 0.097 <b>Greg Booker, R</b> (7, 1) <b>Floyd Chiffer, R</b> (8, 1) <b>Gene Richards, L</b> (8, PH) OBP: 0.329, SLG: 0.391 <b>Steve Fireovid, S</b> (9, 1)			0-0 P7		0-0 4-3			0-0 2B 1B 1B	

AB	R	H	RBI	BB	SO	LOB
3	0	1	0	1	0	0
2	0	0	0	1	0	1
0	0	0	0	0	0	0
1	0	0	0	0	1	2
3	0	2	1	1	0	1
4	0	0	0	0	1	4
4	1	2	1	0	0	1
4	0	1	0	0	1	1
4	0	0	0	0	1	2
4	0	0	0	0	0	1
2	0	0	0	0	0	1
0	0	0	0	0	0	0
0	0	0	0	0	0	0
1	1	1	0	0	0	0
0	0	0	0	0	0	0

**BOTTOM**

**Cincinnati Reds @ San Diego Padres**  
**Jack Murphy Stadium, San Diego, CA**  
 Sun Sep 11 1983, 6:33 AM EDT  
 Att. 18,947 - Unknown

livebaseballscorecards.com

<b>AB</b>	<b>32</b>
<b>R</b>	<b>2</b>
<b>H</b>	<b>7</b>
<b>RBI</b>	<b>2</b>
<b>BB</b>	<b>3</b>
<b>SO</b>	<b>4</b>
<b>LOB</b>	<b>14</b>



Inning Stats	R: 0	H: 1	E: 0	K: 1	S: 6	LOB: 1	BB: 0	P: 6	R: 0	H: 0	E: 0	K: 1	S: 5	LOB: 0	BB: 0	P: 5	R: 0	H: 0	E: 0	K: 0	S: 3	LOB: 0	BB: 0	P: 3	R: 0	H: 0	E: 0	K: 0	S: 2	LOB: 1	BB: 2	P: 10	R: 0	H: 1	E: 0	K: 0	S: 4	LOB: 1	BB: 0	P: 4	R: 0	H: 0	E: 0	K: 0	S: 2	LOB: 0	BB: 1	P: 6	R: 0	H: 1	E: 0	K: 0	S: 4	LOB: 1	BB: 0	P: 4	R: 1	H: 3	E: 0	K: 1	S: 8	LOB: 2	BB: 0	P: 8	R: 1	H: 1	E: 0	K: 1	S: 6	LOB: 0	BB: 0	P: 6	1B: 5	SF: 0	2B: 1	SAC: 0	3B: 0	DP: 1	HR: 1	HBP: 0	WP: 0	PA: 35
--------------	------	------	------	------	------	--------	-------	------	------	------	------	------	------	--------	-------	------	------	------	------	------	------	--------	-------	------	------	------	------	------	------	--------	-------	-------	------	------	------	------	------	--------	-------	------	------	------	------	------	------	--------	-------	------	------	------	------	------	------	--------	-------	------	------	------	------	------	------	--------	-------	------	------	------	------	------	------	--------	-------	------	-------	-------	-------	--------	-------	-------	-------	--------	-------	--------

PITCHER	IP	WLS	BF	H	R	ER	SO	BB	IBB	HBP	BLK	WP	HR	S	P	ERA	WHIP
<b>Jeff Russell, R</b> (1, 1) ERA: 2.03	7.1	W	28	5	1	1	2	3	0	0	0	0	0	29	41	1.23	1.091
<b>Bill Scherrer, L</b> (8, 1) ERA: 2.97	0.2		3	1	0	0	1	0	0	0	0	0	0	5	5	0.00	1.500
<b>Tom Hume, R</b> (9, 1) ERA: 5.43	1.0	S	4	1	1	1	1	0	0	0	0	0	1	6	6	9.00	1.000

Batter	1	2	3	4	5	6	7	8	9	AB R H RBI BB SO LOB	TOP																			
<b>Brett Butler, L</b> (1, 7) OBP: 0.337, SLG: 0.393	0-3 K		4-0 G3 BB		0-0 F7			0-0 F8		3 0 0 0 1 1 1																				
<b>Jerry Royster, R</b> (1, 5) OBP: 0.327, SLG: 0.358	0-0 CS		0-0 G3		0-3 K			0-0 F7		3 0 1 0 0 1 3																				
<b>Randy Johnson, R</b> (5, 5) OBP: 0.368, SLG: 0.322	1B		1-2 2-3							1 0 0 0 0 0 0																				
<b>Claudell Washington, L</b> (1, 9) OBP: 0.317, SLG: 0.409	0-0 4-3		0-0 F9					0-0 F8		4 0 0 0 0 1 3																				
<b>Dale Murphy, R</b> (1, 8) OBP: 0.402, SLG: 0.550		0-0 E5		0-0 S FC5-2-5 1B		0-3 K		0-0 5-3		4 0 1 0 0 1 0																				
<b>Chris Chambliss, L</b> (1, 3) OBP: 0.364, SLG: 0.486		0-3 K		0-3 K		0-0 6-3		0-0 F7		4 0 0 0 0 2 2																				
<b>Rafael Ramirez, R</b> (1, 6) OBP: 0.340, SLG: 0.375		0-3 K		0-0 FC5-2-5			0-0 6-3	0-3 K		4 0 0 0 0 2 2																				
<b>Biff Pocoroba, S</b> (1, 2) OBP: 0.313, SLG: 0.371		0-0 F5		0-0 F9			4-0 FC5-4 BB			2 0 0 0 1 0 2																				
<b>Matt Sinatro, R</b> (7, PR) (7, 2)				3-H						0 0 0 0 0 0 0																				
<b>Glenn Hubbard, R</b> (1, 4) OBP: 0.326, SLG: 0.386			0-0 G3 BB 1B		1-0 SH3-4 HBP		0-0 FC5-4			2 0 1 0 0 0 1																				
<b>Pascual Perez, R</b> (1, 1) OBP: 0.174, SLG: 0.149			0-3 K		0-0 SH3-4		0-0 G3			1 0 0 0 0 1 1																				
<b>Gerald Perry, L</b> (7, PH) OBP: 0.452, SLG: 0.577										1 0 0 0 0 0 1																				
<b>Ken Dayley, L</b> (7, 1) OBP: 0.276, SLG: 0.192										0 0 0 0 0 0 0																				
<b>Tony Brizzolara, R</b> (7, 1)										0 0 0 0 0 0 0																				
<b>Donnie Moore, L</b> (8, 1) OBP: 0.500, SLG: 0.500										0 0 0 0 0 0 0																				
<b>Inning Stats</b>	R: 0 E: 0 K: 1 S: 5	H: 1 LOB: 0 BB: 0 P: 5	R: 0 E: 1 K: 2 S: 8	H: 0 LOB: 1 BB: 0 P: 8	R: 0 E: 0 K: 1 S: 6	H: 1 LOB: 1 BB: 0 P: 6	R: 0 E: 0 K: 1 S: 5	H: 0 LOB: 1 BB: 0 P: 6	R: 0 E: 0 K: 2 S: 7	H: 0 LOB: 0 BB: 0 P: 7	R: 0 E: 0 K: 0 S: 3	H: 0 LOB: 1 BB: 1 P: 7	R: 0 E: 0 K: 0 S: 3	H: 0 LOB: 0 BB: 0 P: 3	R: 0 E: 0 K: 1 S: 5	H: 0 LOB: 0 BB: 0 P: 5	1B: 3 2B: 0 3B: 0 HR: 0	SF: 0 SAC: 1 DP: 0 HBP: 1	WP: 0 PB: 0 SB: 3 CS: 1	PA: 33										
<b>PITCHER</b> <b>Mario Soto, R</b> (1, 1) ERA: 2.57	IP 9.0	WLS W	BF 33	H 3	R 0	ER 0	SO 9	BB 2	IBB 0	HBP 1	BLK 0	WP 0	HR 0	S 48	P 57	ERA 0.00	WHIP 0.556													
											<b>PITCHER</b>	IP	WLS	BF	H	R	ER	SO	BB	IBB	HBP	BLK	WP	HR	S	P	ERA	WHIP		

**Atlanta Braves @ Cincinnati Reds**  
Riverfront Stadium, Cincinnati, OH  
Tue Sep 13 1983, 7:05 PM EDT  
Att. 9,415 - Unknown

livebaseballscorecards.com

**AB 29**  
**R 0**  
**H 3**  
**RBI 0**  
**BB 2**  
**SO 9**  
**LOB 16**



Batter	1	2	3	4	5	6	7	8	9
<b>Eddie Milner, L</b> OBP: 0.352, SLG: 0.373 (1, 8) X	0-0 4-3 ① X	0-0 F8 ③			4-0 CS S BB		4-0 BB S PB BB	0-0 FC6-4 2-H 1B	
<b>Gary Redus, R</b> OBP: 0.349, SLG: 0.440 (1, 7) S S S	0-3 K ②		0-0 5-3 ①		0-0 L4 ① ② 1-3		0-0 L7 ① X	0-0 F3 ②	
<b>Dave Concepcion, R</b> OBP: 0.303, SLG: 0.280 (1, 6) X	0-0 F8 ③		0-0 F8 ②		0-3 K ③		4-0 PB 1B IBB 1-2	0-0 FC6-4 1-2f ③	
<b>Dan Driessen, L</b> OBP: 0.397, SLG: 0.428 (1, 3)		0-0 4-3 ① X	0-0 1B			0-0 2B SF8 1B	0-0 F7 ②		
<b>Nick Esasky, R</b> OBP: 0.327, SLG: 0.442 (1, 5)		0-0 HR	0-0 F5 ③			0-3 K ①	4-0 1B BB 1-3 2-H		
<b>Paul Householder, S</b> OBP: 0.325, SLG: 0.396 (1, 9)		0-0 F8 ②		0-3 K ①		0-0 SF8 2B 1-3	0-0 1B 1-2 3-H		
<b>Ron Oester, S</b> OBP: 0.312, SLG: 0.381 (1, 4)		0-0 BB E 1B		0-0 1-6-3 2B		4-0 IBB	0-3 K ③		
<b>Alex Trevino, R</b> OBP: 0.289, SLG: 0.302 (1, 2) B B B		4-0 E 1-2 BB		0-0 1-6-3 ②		0-0 SF8 ②		0-0 1B 2B	
<b>Mario Soto, R</b> OBP: 0.145, SLG: 0.171 (1, 1) X		0-0 E5 1-3 2-H		0-3 K ③		0-0 5-3 ③		0-0 F8 ①	

Inning Stats	R: 0	H: 0	E: 0	LOB: 0	K: 1	BB: 0	S: 5	P: 5
	R: 2	H: 2	E: 1	LOB: 2	K: 0	BB: 1	S: 6	P: 10
	R: 0	H: 1	E: 0	LOB: 1	K: 0	BB: 0	S: 4	P: 4
	R: 0	H: 1	E: 0	LOB: 1	K: 2	BB: 0	S: 8	P: 8
	R: 0	H: 0	E: 0	LOB: 0	K: 1	BB: 1	S: 4	P: 8
	R: 1	H: 2	E: 0	LOB: 2	K: 1	BB: 1	S: 7	P: 11
	R: 2	H: 1	E: 0	LOB: 2	K: 1	BB: 3	S: 6	P: 18
	R: 1	H: 2	E: 0	LOB: 1	K: 0	BB: 0	S: 5	P: 5

PITCHER															PITCHER																		
IP	WLS	BF	H	R	ER	SO	BB	IBB	HBP	BLK	WP	HR	S	P	ERA	WHIP	IP	WLS	BF	H	R	ER	SO	BB	IBB	HBP	BLK	WP	HR	S	P	ERA	WHIP
Pascual Perez, R (1, 1)	6.0	L	27	6	3	2	5	2	1	0	0	0	1	34	46	3.00	1.333																
Ken Dayley, L (7, 1)	0.2		4	0	2	2	0	1	1	0	0	0	2	10	27.00	1.500																	
Tony Brizzolara, R (7, 1)	0.2		6	3	1	1	1	1	0	0	0	0	7	11	13.50	6.000																	
Donnie Moore, R (8, 1)	0.2		2	0	0	0	0	0	0	0	0	0	2	2	0.00	0.000																	

**BOTTOM**

AB R H RBI BB SO LOB

3	1	1	1	2	0	2
5	0	0	0	0	1	3
4	1	0	0	1	1	1
4	1	2	0	0	0	2
3	1	1	1	1	1	2
4	0	2	1	0	1	0
3	1	2	0	1	1	2
2	1	1	1	1	0	1
4	0	0	0	0	1	5

**AB 32**  
**R 6**  
**H 9**  
**RBI 4**  
**BB 6**  
**SO 6**  
**LOB 18**



**Atlanta Braves @ Cincinnati Reds**  
Riverfront Stadium, Cincinnati, OH  
Tue Sep 13 1983, 7:05 PM EDT  
Att. 9,415 - Unknown

livebaseballscorecards.com

Batter	1	2	3	4	5	6	7	8	9	AB R H RBI BB SO LOB	TOP												
<b>Brett Butler, L</b> (1, 7) OBP: 0.338, SLG: 0.393 <b>Bob Watson, R</b> (9, PH) OBP: 0.399, SLG: 0.523	0-0 E7 SH1-3 CS 1B		0-0 P6		4-0 BB		0-0 P5		0-0 L6	3 0 1 0 1 0 2 1 0 0 0 0 0 0													
<b>Jerry Royster, R</b> (1, 5) OBP: 0.323, SLG: 0.354	0-0 SH1-3 2-3		0-0 6-3		0-0 F9		0-0 F9			3 0 0 0 0 0 3													
<b>Claudell Washington, L</b> (1, 9) OBP: 0.317, SLG: 0.408 <b>Brad Komminsk, R</b> (8, PH) OBP: 0.350, SLG: 0.235 (8, 9)	0-0 P6			0-0 HR 1B		0-0 4-3		0-0 HR 1B		3 1 1 0 0 0 1 1 1 1 0 0 0 0													
<b>Dale Murphy, R</b> (1, 8) OBP: 0.403, SLG: 0.561	0-0 CS 3-H	0-0 F9		0-0 HR 1-H		0-0 6-3		0-0 HR 1-H		4 2 2 4 0 0 0													
<b>Chris Chambliss, L</b> (1, 3) OBP: 0.366, SLG: 0.485		4-0 G3 BB		0-0 3-1		0-0 BB 1B		0-3 K		3 0 1 0 1 1 0													
<b>Rafael Ramirez, R</b> (1, 6) OBP: 0.339, SLG: 0.373		0-0 G3 1-2		0-0 P3		4-0 BB 1-2		0-0 6-3		3 0 0 0 1 0 1													
<b>Bruce Benedict, R</b> (1, 2) OBP: 0.385, SLG: 0.338		0-0 F8		0-0 F3		0-0 F3		0-0 5-3		4 0 0 0 0 0 3													
<b>Glenn Hubbard, R</b> (1, 4) OBP: 0.328, SLG: 0.387			0-0 SH3-4 1B		0-0 P6		0-0 SH3-4 1B		0-0 6-3	4 0 2 0 0 0 0													
<b>Phil Niekro, R</b> (1, 1) OBP: 0.167, SLG: 0.190 <b>Steve Bedrosian, R</b> (7, 1) OBP: 0.125, SLG: 0.125 <b>Terry Harper, R</b> (9, PH) OBP: 0.343, SLG: 0.401			0-0 SH3-4 1-2		0-0 6-3		0-0 SH3-4 1-2		0-0 5-3	1 0 0 0 0 0 0 0 0 0 0 0 0 0 1 0 0 0 0 0 0													
<b>Inning Stats</b>	R: 0 E: 1 K: 0 S: 3	H: 1 LOB: 0 BB: 0 P: 3	R: 0 E: 0 K: 0 S: 3	H: 0 LOB: 1 BB: 1 P: 7	R: 0 E: 0 K: 0 S: 4	H: 1 LOB: 1 BB: 0 P: 4	R: 2 E: 0 K: 0 S: 5	H: 2 LOB: 0 BB: 0 P: 5	R: 0 E: 0 K: 0 S: 3	H: 0 LOB: 1 BB: 1 P: 7	R: 0 E: 0 K: 0 S: 4	H: 1 LOB: 2 BB: 1 P: 8	R: 0 E: 0 K: 0 S: 4	H: 1 LOB: 1 BB: 0 P: 4	R: 2 E: 0 K: 1 S: 7	H: 2 LOB: 0 BB: 0 P: 7	R: 0 E: 0 K: 0 S: 3	H: 0 LOB: 0 BB: 0 P: 3	1B: 6 2B: 0 3B: 0 HR: 2	SF: 0 SAC: 3 DP: 0 HBP: 0	WP: 0 PB: 0 SB: 0 CS: 1	PA: 38	
<b>PITCHER</b> <b>Frank Pastore, R</b> (1, 1) ERA: 4.98 <b>Bill Scherrer, L</b> (8, 1) ERA: 3.12	IP WLS BF H R ER SO BB IBB HBP BLK WP HR S P ERA WHIP	7.0 W 29 6 2 2 0 3 0 0 0 0 1 26 38 2.57 1.286	2.0 8 2 2 2 1 0 0 0 0 0 0 1 10 10 9.00 1.000																				

Atlanta Braves @ Cincinnati Reds  
Riverfront Stadium, Cincinnati, OH  
Wed Sep 14 1983, 7:05 PM EDT  
Att. 9,222 - Unknown

livebaseballscorecards.com

AB 31  
R 4  
H 8  
RBI 4  
BB 3  
SO 1  
LOB 10



Batter	1	2	3	4	5	6	7	8	9	AB	R	H	RBI	BB	SO	LOB
Eddie Milner, L (1, 8) OBP: 0.355, SLG: 0.380	0-0 F7		0-0 HR		4-0 BB		4-0 1B			2	2	1	1	2	0	0
Gary Redus, R (1, 7) OBP: 0.350, SLG: 0.438	0-3 K		0-0 6-3		4-0 BB		4-0 1B			2	1	0	0	2	1	0
Dave Concepcion, R (1, 6) OBP: 0.304, SLG: 0.280	4-0 BB		0-0 F9		0-0 F7		0-0 HR			3	1	1	1	1	0	2
Dan Driessen, L (1, 3) OBP: 0.400, SLG: 0.427	4-0 BB			4-0 FC4-6	0-3 K		4-0 HR			1	1	0	0	3	1	2
Nick Esasky, R (1, 5) OBP: 0.326, SLG: 0.450	0-0 F8			0-0 FC4-6		0-0 F7	0-0 HR			4	1	1	4	0	0	3
Paul Householder, S (1, 9) OBP: 0.327, SLG: 0.396		0-0 4-3		0-0 1B		4-0 G1-6-3	0-0 F7			3	0	1	0	1	0	0
Ron Oester, S (1, 4) OBP: 0.311, SLG: 0.380		0-0 3-1		0-0 FC6-4		0-0 G1-6-3		0-0 5-3		4	0	1	0	0	0	1
Dann Bilardello, R (1, 2) OBP: 0.264, SLG: 0.364		0-0 6-3		0-0 FC6-4			0-0 4-3	0-0 F8		2	0	0	0	0	0	2
Dallas Williams, L (7, PH) OBP: 0.125, SLG: 0.067										1	0	0	0	0	0	0
Alex Trevino, R (8, 2) OBP: 0.287, SLG: 0.300										1	0	0	0	0	0	0
Frank Pastore, R (1, 1) OBP: 0.222, SLG: 0.288			0-0 F7		0-0 CS		0-0 F7	0-0 F7		2	0	1	0	0	0	0
Duane Walker, L (7, PH) OBP: 0.297, SLG: 0.340										1	0	0	0	0	0	0
Bill Scherrer, L (8, 1) OBP: 0.167, SLG: 0.091										1	0	0	0	0	0	0

Inning Stats	R: 0	H: 0	R: 0	H: 0	R: 1	H: 1	R: 0	H: 2	R: 0	H: 1	R: 0	H: 2	R: 5	H: 2	R: 0	H: 0
	E: 0	LOB: 2	E: 0	LOB: 0	E: 0	LOB: 0	E: 0	LOB: 2	E: 0	LOB: 2	E: 0	LOB: 0	E: 0	LOB: 0	E: 0	LOB: 0
	K: 1	BB: 2	K: 0	BB: 0	K: 0	BB: 0	K: 0	BB: 1	K: 1	BB: 2	K: 0	BB: 1	K: 0	BB: 3	K: 0	BB: 0
	S: 5	P: 13	S: 3	P: 3	S: 4	P: 4	S: 4	P: 8	S: 5	P: 13	S: 2	P: 6	S: 5	P: 17	S: 3	P: 3

PITCHER	IP	WLS	BF	H	R	ER	SO	BB	IBB	HBP	BLK	WP	HR	S	P	ERA	WHIP
Phil Niekro, R (1, 1) ERA: 4.08	6.2	L	31	5	5	5	2	9	0	0	0	0	1	26	62	6.75	2.100
Steve Bedrosian, R (7, 1) ERA: 3.66	1.1		5	1	1	1	0	0	0	0	0	0	1	5	5	6.75	0.750

**BOTTOM**

**Atlanta Braves @ Cincinnati Reds**  
Riverfront Stadium, Cincinnati, OH

Wed Sep 14 1983, 7:05 PM EDT  
Att. 9,222 - Unknown

livebaseballscorecards.com

<b>AB</b>	<b>27</b>
<b>R</b>	<b>6</b>
<b>H</b>	<b>6</b>
<b>RBI</b>	<b>6</b>
<b>BB</b>	<b>9</b>
<b>SO</b>	<b>2</b>
<b>LOB</b>	<b>10</b>



PITCHER	IP	WLS	BF	H	R	ER	SO	BB	IBB	HBP	BLK	WP	HR	S	P	ERA	WHIP
Phil Niekro, R (1, 1) ERA: 4.08	6.2	L	31	5	5	5	2	9	0	0	0	0	1	26	62	6.75	2.100
Steve Bedrosian, R (7, 1) ERA: 3.66	1.1		5	1	1	1	0	0	0	0	0	0	1	5	5	6.75	0.750

Batter	1	2	3	4	5	6	7	8	9	AB R H RBI BB SO LOB	TOP	
Bill Doran, S (1, 4) OBP: 0.373, SLG: 0.370	0-0 2B 3B		0-0 F8		0-0 F8		0-0 6-3			4 1 1 0 0 0 1		
Terry Puhl, L (1, 9) OBP: 0.352, SLG: 0.436	0-0 2B 2B		0-0 6-3		4-0 BB			0-0 F7		3 1 1 1 1 0 0		
Dickie Thon, R (1, 6) OBP: 0.344, SLG: 0.464	0-3 K		0-3 K		0-0 F8			0-0 6-3		4 0 0 0 0 2 3		
Jose Cruz, L (1, 7) OBP: 0.388, SLG: 0.471	0-0 2B			0-0 4-3 SF8 1B		0-0 1-3 1B		0-0 1B		4 1 4 1 0 0 0		
Ray Knight, R (1, 3) OBP: 0.359, SLG: 0.448	0-3 K			0-0 4-3 1-3		0-0 F7		0-0 6-3		4 0 0 0 0 1 4		
Phil Garner, R (1, 5) OBP: 0.314, SLG: 0.365	0-0 F6			0-0 SF8		0-0 1-3 1-2			0-0 4-3	3 0 0 1 0 0 2		
Jerry Mumphrey, S (1, 8) OBP: 0.344, SLG: 0.410		0-0 F7		0-3 K		0-0 F9			0-0 F7	2 0 0 0 0 0 1 0		
Vern Ruhle, R (4, 1) OBP: 0.250, SLG: 0.118										0 0 0 0 0 0 0 0		
Kevin Bass, S (6, PH) OBP: 0.248, SLG: 0.331										1 0 0 0 0 0 0 1		
Michael LaCoss, R (6, 1) OBP: 0.114, SLG: 0.088										0 0 0 0 0 0 0 0		
Bill Dwyer, R (8, 1) OBP: 0.222, SLG: 0.222										0 0 0 0 0 0 0 0		
Denny Walling, L (9, PH) OBP: 0.342, SLG: 0.420										1 0 0 0 0 0 0 0		
John Mizerock, L (1, 2) OBP: 0.263, SLG: 0.259		0-0 F7			4-0 BB BB		0-3 K		0-0 F7	1 0 0 0 0 0 0 0		
Craig Reynolds, L (5, PH) OBP: 0.269, SLG: 0.280										0 0 0 0 0 1 0 0		
Luis Pujols, R (5, 2) OBP: 0.222, SLG: 0.224										0 0 0 0 0 0 0 0		
Harry Spilman, L (7, PH) OBP: 0.213, SLG: 0.250										2 0 0 0 0 0 1 0		
Jeff Heathcock, R (1, 1) OBP: 0.259, SLG: 0.285					0-3 K		0-0 F8			1 0 0 0 0 0 0 0		
Tony Scott, S (4, 8)										2 0 0 0 0 0 1 1		
<b>Inning Stats</b>	R: 2 H: 3 E: 0 LOB: 1 K: 2 BB: 0 S: 10 P: 10	R: 0 H: 0 E: 0 LOB: 0 K: 0 BB: 0 S: 3 P: 3	R: 0 H: 0 E: 0 LOB: 0 K: 1 BB: 0 S: 5 P: 5	R: 1 H: 1 E: 0 LOB: 0 K: 1 BB: 0 S: 6 P: 6	R: 0 H: 0 E: 0 LOB: 2 K: 1 BB: 2 S: 5 P: 13	R: 0 H: 1 E: 0 LOB: 1 K: 0 BB: 0 S: 4 P: 4	R: 0 H: 0 E: 0 LOB: 0 K: 1 BB: 0 S: 5 P: 5	R: 0 H: 1 E: 0 LOB: 1 K: 0 BB: 0 S: 4 P: 4	R: 0 H: 1 E: 0 LOB: 1 K: 0 BB: 0 S: 4 P: 4	R: 0 H: 0 E: 0 LOB: 0 K: 0 BB: 0 S: 3 P: 3	1B: 3 SF: 1 2B: 2 SAC: 0 3B: 1 DP: 0 HR: 0 HBP: 0	WP: 0 PA: 35 PB: 0 SB: 1 CS: 0
<b>PITCHER</b>	IP WLS BF H R ER SO BB IBB HBP BLK WP HR S P ERA WHIP											
Bruce Berenyi, R (1, 1) ERA: 3.77	8.0 W 32 6 3 3 6 2 0 0 0 0 0 0 42 50 3.38 1.000											
Tom Hume, R (9, 1) ERA: 5.34	1.0 3 0 0 0 0 0 0 0 0 0 0 0 3 3 0.00 0.000											

Houston Astros @ Cincinnati Reds  
Riverfront Stadium, Cincinnati, OH  
Fri Sep 16 1983, 7:05 PM EDT  
Att. 9,146 - Unknown

livebaseballscorecards.com

AB	32
R	3
H	6
RBI	3
BB	2
SO	6
LOB	12



BOTTOM

Houston Astros @ Cincinnati Reds  
Riverfront Stadium, Cincinnati, OH

livebaseballscorecards.com

AB	36
R	8
H	10
RBI	6
BB	3
SO	5
LOB	17



WP:	1	PA:	39
PB:	0	SB:	1
CS:	0		

Fri Sep 16 1983, 7:05 PM EDT  
Att. 9,146 - Unknown

AB R H RBI BB SO LOB

5	1	2	2	0	1	2
4	2	2	2	1	0	1
5	0	0	0	0	0	5
4	0	0	0	0	0	3
4	1	1	1	0	2	1
2	1	0	0	2	0	0
3	1	1	0	0	1	1
1	0	0	0	0	1	2
4	0	1	0	0	0	1
3	2	3	1	0	0	0
1	0	0	0	0	0	1
0	0	0	0	0	0	0

1B:	4	SF:	0
2B:	3	SAC:	0
3B:	0	DP:	0
HR:	3	HBP:	0

Batter	1	2	3	4	5	6	7	8	9
Eddie Milner, L (1, 8) OBP: 0.356, SLG: 0.388	F6		F6	HR		L6		K	
Gary Redus, R (1, 7) OBP: 0.353, SLG: 0.446	F9		FC	HR			WP	BB	
Dave Concepcion, R (1, 6) OBP: 0.302, SLG: 0.277	5-3		F9	F9			E5	F8	
Dan Driessen, L (1, 3) OBP: 0.396, SLG: 0.422		6-3	F7		F7		G3		
Nick Esasky, R (1, 5) OBP: 0.325, SLG: 0.458		L3		HR		K	K		
Paul Householder, S (1, 9) OBP: 0.329, SLG: 0.393		F9		S	F9		BB	BB	
Ron Oester, S (1, 4) OBP: 0.311, SLG: 0.381			1B			K2-3	K2-3		
Tom Foley, L (7, PH) OBP: 0.262, SLG: 0.260			2B						
Dann Bilardello, R (1, 2) OBP: 0.263, SLG: 0.362			F8	L3		F7		BB	
Bruce Berenyi, R (1, 1) OBP: 0.220, SLG: 0.280								1B	
Duane Walker, L (8, PH) OBP: 0.295, SLG: 0.338			2B					F8	
Tom Hume, R (9, 1)			FC	HR					

Inning Stats	R: 0	H: 0	R: 0	H: 0	R: 2	H: 3	R: 5	H: 4	R: 0	H: 1	R: 1	H: 1	R: 0	H: 1
	E: 0	LOB: 0	E: 0	LOB: 0	E: 0	LOB: 2	E: 1	LOB: 0	E: 0	LOB: 1	E: 1	LOB: 2	E: 0	LOB: 2
	K: 0	BB: 0	K: 0	BB: 0	K: 0	BB: 0	K: 0	BB: 1	K: 1	BB: 0	K: 2	BB: 1	K: 1	BB: 1
	S: 3	P: 3	S: 3	P: 3	S: 7	P: 7	S: 7	P: 11	S: 5	P: 5	S: 9	P: 13	S: 6	P: 10

PITCHER	IP	WLS	BF	H	R	ER	SO	BB	IBB	HBP	BLK	WP	HR	S	P	ERA	WHIP
Jeff Heathcock, R (1, 1) ERA: 4.85	3.2	L	18	5	5	5	0	1	0	0	0	0	1	17	21	12.27	1.636
Vern Ruhle, R (4, 1) ERA: 3.87	1.1		6	2	2	2	1	0	0	0	0	0	2	8	8	13.50	1.500
Michael LaCoss, R (6, 1) ERA: 4.79	2.0		10	2	1	1	3	1	0	0	0	1	0	15	19	4.50	1.500
Bill Dawley, R (8, 1) ERA: 2.78	1.0		5	1	0	0	1	1	0	0	0	0	0	6	10	0.00	2.000

Batter	1	2	3	4	5	6	7	8	9	AB R H RBI BB SO LOB	TOP											
Bill Doran, S (1, 4) OBP: 0.370, SLG: 0.367	2-1 4-3	2-2 F7			1-1 4-3		1-3 K			4 0 0 0 0 1 2												
Terry Puhl, L (1, 9) OBP: 0.348, SLG: 0.432	1-0 4-3		0-2 K			0-0 L6		2-2 6-3		4 0 0 0 0 1 0												
Jerry Mumphrey, S (1, 8) OBP: 0.343, SLG: 0.411	0-1 F7		2-1 F9			1-2 HR 2B		3-2 P6		4 1 1 0 0 0 0												
Jose Cruz, L (1, 7) OBP: 0.389, SLG: 0.477		1-2 S 2B 1B		1-3 K		3-1 HR		0-3 K		4 2 2 2 0 2 0 0 0 0 0 0 0 0												
Tony Scott, S (9, 7) OBP: 0.259, SLG: 0.285																						
Ray Knight, R (1, 3) OBP: 0.361, SLG: 0.451		3-1 SAFE 1B 2B		1-0 4-3		1-1 4-3 2B		4-1 K BB		1 1 1 1 0 0 0 2 0 1 0 1 0 0												
Denny Walling, L (2, 3) OBP: 0.351, SLG: 0.431																						
Phil Garner, R (1, 5) OBP: 0.314, SLG: 0.364		1-2 SH3-4 BB 2-H 1B		1-0 F8		1-2 4-3 2-3		1-3 SAFE K 1-2		4 0 1 1 0 1 2												
Alan Ashby, S (1, 2) OBP: 0.306, SLG: 0.405																						
Craig Reynolds, L (1, 6) OBP: 0.259, SLG: 0.269		0-1 F6		1-1 F9		0-0 F8		1-1 6-3		3 0 0 0 1 0 1												
Mike Madden, L (1, 1) OBP: 0.105, SLG: 0.056																						
Vern Ruhle, R (6, 1) OBP: 0.238, SLG: 0.111		0-1 SH3-4		0-3 K						3 0 0 0 0 1 2												
Frank DiPino, L (9, 1) OBP: 0.333, SLG: 0.400										1 0 0 0 0 1 0 1 0 0 0 0 1 0 0 0 0 0 0 0 0												
<b>Inning Stats</b>	R: 0 E: 0 K: 0 S: 5	H: 0 LOB: 0 BB: 0 P: 8	R: 2 E: 0 K: 0 S: 15	H: 3 LOB: 2 BB: 1 P: 26	R: 0 E: 0 K: 2 S: 10	H: 0 LOB: 0 BB: 0 P: 13	R: 0 E: 0 K: 0 S: 4	H: 0 LOB: 0 BB: 0 P: 7	R: 0 E: 0 K: 1 S: 7	H: 0 LOB: 0 BB: 0 P: 9	R: 2 E: 0 K: 0 S: 13	H: 3 LOB: 1 BB: 0 P: 19	R: 0 E: 0 K: 3 S: 9	H: 0 LOB: 0 BB: 0 P: 15	R: 0 E: 0 K: 1 S: 9	H: 0 LOB: 0 BB: 0 P: 14	R: 0 E: 0 K: 1 S: 6	H: 0 LOB: 0 BB: 1 P: 12	1B: 2 2B: 3 3B: 0 HR: 1	SF: 0 SAC: 1 DP: 0 HBP: 0	WP: 0 PB: 0 SB: 1 CS: 0	PA: 34
<b>PITCHER</b>	IP WLS BF H R ER SO BB IBB HBP BLK WP HR S P ERA WHIP																					
Jeff Russell, R (1, 1) ERA: 2.5	6.0 L 25 6 4 4 3 1 0 0 0 0 1 54 82 6.00 1.167																					
Bill Scherrer, L (7, 1) ERA: 3.05	2.0 6 0 0 0 4 0 0 0 0 0 0 18 29 0.00 0.000																					
Tom Hume, R (9, 1) ERA: 5.25	1.0 3 0 0 0 1 1 0 0 0 0 0 6 12 0.00 1.000																					

Houston Astros @ Cincinnati Reds  
Riverfront Stadium, Cincinnati, OH  
Sat Sep 17 1983, 7:05 PM EDT  
Att: 53,790 - Unknown

livebaseballscorecards.com

AB 31  
R 4  
H 6  
RBI 4  
BB 2  
SO 8  
LOB 7





Batter	1	2	3	4	5	6	7	8	9	AB	R	H	RBI	BB	SO	LOB
<b>Gary Redus, R</b> OBP: 0.351, SLG: 0.442 (1, 7)	0-1 F8	1-3 K		2-0 L4		4-2 BB		2-3 K		4	0	0	0	1	2	2
<b>Paul Householder, S</b> OBP: 0.327, SLG: 0.392 (1, 8)	1-0 P4		0-2 HR 1B	0-1 P6		3-2 SF8		3-3 K		4	1	1	1	0	1	0
<b>Dave Concepcion, R</b> OBP: 0.301, SLG: 0.276 (1, 6)	3-1 BB 1B		2-3 K	1-1 5-3		0-2 F8		0-0 F8		5	0	1	0	0	1	3
<b>Johnny Bench, R</b> OBP: 0.307, SLG: 0.433 (1, 2)	4-2 BB		0-1 HR		1-2 G5-4-3 1B		0-1 F9		1-3 K	3	1	2	2	1	0	0
<b>Dann Bilardello, R</b> OBP: 0.263, SLG: 0.362 (8, 2)	1-2 BB		0-0 L7	2B 1B	3-2 G5-4-3		1-0 FC6-4 1B			4	0	2	0	0	0	3
<b>Eddie Milner, L</b> OBP: 0.356, SLG: 0.388 (9, PH)			2-3 K	1-3 K	2-2 1-2f		0-2 F7			4	0	0	0	0	2	2
<b>Alan Knicely, R</b> OBP: 0.330, SLG: 0.320 (9, PH)			1-3 K	0-0 1B	0-2 F7		0-0 FC6-4			3	0	1	0	1	0	1
<b>Nick Esasky, R</b> OBP: 0.327, SLG: 0.459 (1, 5)			0-2 F9	4-0 IBB	0-1 BB SF8 1B		0-1 F7			3	1	1	0	1	0	1
<b>Dan Driessen, L</b> OBP: 0.392, SLG: 0.417 (1, 3)			2-1 L9	0-0 L9	4-2 BB 1B		0-1 4-3			2	0	1	0	0	0	3
<b>Cesar Cedeno, R</b> OBP: 0.299, SLG: 0.353 (1, 9)			1-2 1B		1-2 BB					0	0	0	0	1	0	0
<b>Ron Oester, S</b> OBP: 0.312, SLG: 0.381 (1, 4)										0	0	0	0	0	0	0
<b>Jeff Russell, R</b> OBP: 0.235, SLG: 0.438 (1, 1)										2	0	1	0	0	0	3
<b>Skeeter Barnes, R</b> OBP: 0.364, SLG: 0.125 (6, PH)										0	0	0	0	0	1	0
<b>Bill Scherrer, L</b> OBP: 0.167, SLG: 0.091 (7, 1)										0	0	0	0	0	0	0
<b>Duane Walker, L</b> OBP: 0.294, SLG: 0.337 (8, PH)										1	0	0	0	0	0	0
<b>Tom Hume, R</b> (9, 1)										0	0	0	0	0	0	0

Inning Stats	R: 0	H: 1	E: 0	K: 0	S: 10	LOB: 2	BB: 1	P: 20	R: 0	H: 1	E: 0	K: 2	S: 11	LOB: 2	BB: 1	P: 19	R: 2	H: 4	E: 0	K: 2	S: 18	LOB: 3	BB: 1	P: 26	R: 0	H: 0	E: 0	K: 0	S: 5	LOB: 0	BB: 0	P: 8	R: 0	H: 1	E: 0	K: 0	S: 9	LOB: 0	BB: 0	P: 15	R: 1	H: 1	E: 0	K: 0	S: 17	LOB: 2	BB: 2	P: 28	R: 0	H: 1	E: 0	K: 0	S: 7	LOB: 1	BB: 0	P: 8	R: 0	H: 0	E: 0	K: 1	S: 7	LOB: 0	BB: 0	P: 9	R: 0	H: 0	E: 0	K: 2	S: 10	LOB: 0	BB: 0	P: 14	1B: 7	SF: 1	2B: 1	SAC: 0	3B: 0	DP: 1	HR: 1	HBP: 0	WP: 0	PA: 40
<b>PITCHER</b>	IP	WLS	BF	H	R	ER	SO	BB	IBB	HBP	BLK	WP	HR	S	P	ERA	WHIP																																																																	
<b>Mike Madden, L</b> ERA: 3.02 (1, 1)	5.1	W	27	8	3	3	4	3	1	0	0	0	0	60	99	5.06	2.062																																																																	
<b>Vern Ruhle, R</b> ERA: 3.75 (6, 1)	3.1		12	1	0	0	2	1	0	0	0	0	0	31	44	0.00	0.600																																																																	
<b>Frank DiPino, L</b> ERA: 2.54 (9, 1)	0.1	S	1	0	0	0	1	0	0	0	0	0	0	3	4	0.00	0.000																																																																	

**BOTTOM**

**Houston Astros @ Cincinnati Reds**  
Riverfront Stadium, Cincinnati, OH  
Sat Sep 17 1983, 7:05 PM EDT  
Att. 53,790 - Unknown

livebaseballscorecards.com

<b>AB</b>	<b>34</b>
<b>R</b>	<b>3</b>
<b>H</b>	<b>9</b>
<b>RBI</b>	<b>3</b>
<b>BB</b>	<b>5</b>
<b>SO</b>	<b>7</b>
<b>LOB</b>	<b>15</b>







Batter	1	2	3	4	5	6	7	8	9	AB R H RBI BB SO LOB	TOP											
Eddie Milner, L (1, 8) OBP: 0.351, SLG: 0.382 Ben Hayes, R (7, 1)	0-0 4-3	0-3 K2-3			0-0 F7		0-0 F7			4 0 0 0 0 1 2 0 0 0 0 0 0 0												
Gary Redus, R (1, 7) OBP: 0.354, SLG: 0.445	0-0 CS 1B			4-0 CS BB		0-0 6-3		0-0 P6		3 0 1 0 1 0 0												
Dave Concepcion, R (1, 5) OBP: 0.302, SLG: 0.277 Skeeter Barnes, R (5, 5) OBP: 0.333, SLG: 0.111	4-0 1-2 BB			0-0 1-2 BB	0-0 5-3	0-0 F9		0-0 5-3		2 0 0 0 1 0 1 1 0 0 0 0 0 0												
Dan Driessen, L (1, 3) OBP: 0.392, SLG: 0.413 Alan Knicely, R (8, 3) OBP: 0.330, SLG: 0.320	0-0 4-3			4-0 BB		0-0 4-3		0-0 F9		3 0 0 0 1 0 1 0 0 0 0 0 0 0												
Paul Householder, S (1, 9) OBP: 0.325, SLG: 0.386		4-0 S 1B BB		0-0 F9		0-0 1B		0-0 G3		3 1 1 0 1 0 1												
Ron Oester, S (1, 4) OBP: 0.312, SLG: 0.379		0-3 1-2 K		0-0 4-3		0-3 K		0-0 G3 BB 1B		4 0 1 0 0 2 2												
Tom Foley, L (1, 6) OBP: 0.273, SLG: 0.263		0-0 2B 2-H 1B		0-0 E7		0-0 F9		4-0 1-2 G3 BB		3 0 1 1 1 0 1												
Alex Trevino, R (1, 2) OBP: 0.291, SLG: 0.305 Duane Walker, L (9, PH) OBP: 0.291, SLG: 0.333		0-0 1-3 2B		0-0 F8		0-0 6-3		0-0 1-2 2-3 G3		3 0 1 0 0 0 1 1 0 0 0 0 0 2												
Charlie Puleo, R (1, 1) OBP: 0.184, SLG: 0.111 Rich Gale, R (3, 1) OBP: 0.227, SLG: 0.350 Steve Christmas, L (4, PH) OBP: 0.222, SLG: 0.143 Ted Power, R (4, 1) OBP: 0.222, SLG: 0.143 Dallas Williams, L (7, PH) OBP: 0.105, SLG: 0.056 (7, 8)		0-3 K		0-0 4-3		0-0 F7		0-0 F7		1 0 0 0 0 1 2 0 0 0 0 0 0 0 1 0 0 0 0 0 1 0 0 0 0 0 0 0 2 0 0 0 0 0 2												
<b>Inning Stats</b>	R: 0 E: 0 K: 0 S: 3	H: 1 LOB: 1 BB: 1 P: 7	R: 1 E: 0 K: 3 S: 11	H: 2 LOB: 2 BB: 1 P: 15	R: 0 E: 0 K: 0 S: 2	H: 0 LOB: 1 BB: 2 P: 10	R: 0 E: 1 K: 0 S: 4	H: 0 LOB: 1 BB: 0 P: 4	R: 0 E: 0 K: 0 S: 3	H: 0 LOB: 0 BB: 0 P: 3	R: 0 E: 0 K: 1 S: 6	H: 1 LOB: 1 BB: 0 P: 6	R: 0 E: 0 K: 0 S: 3	H: 0 LOB: 0 BB: 0 P: 3	R: 0 E: 0 K: 0 S: 3	H: 0 LOB: 0 BB: 0 P: 3	R: 0 E: 0 K: 0 S: 4	H: 1 LOB: 2 BB: 1 P: 8	1B: 4 2B: 1 3B: 0 HR: 0	SF: 0 SAC: 0 DP: 0 HBP: 0	WP: 0 PB: 0 SB: 1 CS: 2	PA: 36
<b>PITCHER</b> Craig McMurtry, R (1, 1) ERA: 3.22	IP 9.0 WLS W BF 36 H 5 R 1 ER 1 SO 4 BB 5 IBB 0 HBP 0 BLK 0 WP 0 HR 0 S 39 P 59 ERA 1.00 WHIP 1.111																				<b>PITCHER</b> IP WLS BF H R ER SO BB IBB HBP BLK WP HR S P ERA WHIP	

Cincinnati Reds @ Atlanta Braves  
Atlanta-Fulton County Stadium, Atlanta, GA

Wed Sep 21 1983, 7:05 PM EDT  
Unknown

livebaseballscorecards.com

AB 31  
R 1  
H 5  
RBI 1  
BB 5  
SO 4  
LOB 16



Batter	1	2	3	4	5	6	7	8	9
<b>Brett Butler, L</b> (1, 7) OBP: 0.344, SLG: 0.398	0-0 E SF9 1B		0-0 1B FC6		0-0 1-3			0-0 1-3	
<b>Glenn Hubbard, R</b> (1, 4) OBP: 0.333, SLG: 0.386 <b>Randy Johnson, R</b> (8, 5) OBP: 0.362, SLG: 0.317	0-0 F9 1-3		0-0 1B HR 1B	0-0 BB HR 1B		4-0 BB BB BB G6-4-3 BB		0-0 4-3	
<b>Claudell Washington, L</b> (1, 9) OBP: 0.317, SLG: 0.408	0-0 SF9 3-H		0-0 1-2 3-H HR 1B	0-0 P6		0-0 1-2f G6-4-3			
<b>Dale Murphy, R</b> (1, 8) OBP: 0.406, SLG: 0.564	0-0 6-3		0-0 1-H 2-H HR	4-0 1-2 HR BB		0-0 1B			
<b>Chris Chambliss, L</b> (1, 3) OBP: 0.369, SLG: 0.502 <b>Gerald Perry, L</b> (7, 3) OBP: 0.469, SLG: 0.593		4-0 BB 1B	0-0 HR	0-0 1-H 2-H HR		0-0 4-3			
<b>Rafael Ramirez, R</b> (1, 6) OBP: 0.338, SLG: 0.374		0-0 F8	0-0 5-3	0-0 F9		4-0 BB BB BB G4-6-3 BB			
<b>Jerry Royster, R</b> (1, 5) OBP: 0.310, SLG: 0.337 (8, 4)		0-0 FC6-4 1B	0-0 5-3	0-0 F9		0-0 1-2f G4-6-3			
<b>Matt Sinatro, R</b> (1, 2)		0-0 FC6-4 1-2f 1B	4-0 1B BB		0-0 6-3		0-0 F2		
<b>Craig McMurtry, R</b> (1, 1) OBP: 0.116, SLG: 0.076		0-0 4-3	0-0 1-2 FC6 1B		0-3 K		0-3 K		

Inning Stats	R: 1	H: 1	E: 1	K: 0	S: 4	LOB: 0	BB: 0	P: 4	R: 0	H: 1	E: 0	K: 0	S: 4	LOB: 2	BB: 1	P: 8	R: 5	H: 6	E: 0	K: 0	S: 9	LOB: 2	BB: 1	P: 13	R: 3	H: 2	E: 0	K: 0	S: 5	LOB: 0	BB: 1	P: 9	R: 0	H: 0	E: 0	K: 1	S: 5	LOB: 0	BB: 0	P: 5	R: 0	H: 1	E: 0	K: 0	S: 3	LOB: 1	BB: 1	P: 7	R: 0	H: 0	E: 0	K: 0	S: 2	LOB: 0	BB: 1	P: 6	R: 0	H: 0	E: 0	K: 1	S: 5	LOB: 0	BB: 0	P: 5
--------------	------	------	------	------	------	--------	-------	------	------	------	------	------	------	--------	-------	------	------	------	------	------	------	--------	-------	-------	------	------	------	------	------	--------	-------	------	------	------	------	------	------	--------	-------	------	------	------	------	------	------	--------	-------	------	------	------	------	------	------	--------	-------	------	------	------	------	------	------	--------	-------	------

AB	R	H	RBI	BB	SO	LOB
5	2	2	0	0	0	2
3	2	2	0	1	0	1
1	0	0	0	0	0	0
3	1	1	2	0	0	2
3	2	2	3	1	0	0
3	2	2	4	1	0	1
0	0	0	0	0	0	0
3	0	0	0	1	0	1
4	0	1	0	0	0	1
3	0	0	0	1	0	2
4	0	1	0	0	2	2

**BOTTOM**

**Cincinnati Reds @ Atlanta Braves**  
Atlanta-Fulton County Stadium, Atlanta, GA

Wed Sep 21 1983, 7:05 PM EDT  
Unknown

livebaseballscorecards.com

<b>AB</b>	<b>32</b>
<b>R</b>	<b>9</b>
<b>H</b>	<b>11</b>
<b>RBI</b>	<b>9</b>
<b>BB</b>	<b>5</b>
<b>SO</b>	<b>2</b>
<b>LOB</b>	<b>12</b>

**Braves**

WP: 0	PA: 38
PB: 0	
SB: 1	
CS: 0	

PITCHER	IP	WLS	BF	H	R	ER	SO	BB	IBB	HBP	BLK	WP	HR	S	P	ERA	WHIP
<b>Charlie Puleo, R</b> (1, 1) ERA: 5.02	2.0	L	13	6	5	4	0	1	0	0	0	0	1	12	16	18.00	3.500
<b>Rich Gale, R</b> (3, 1) ERA: 5.24	1.0		6	2	1	1	0	1	0	0	0	0	1	5	9	9.00	3.000
<b>Ted Power, R</b> (4, 1) ERA: 4.49	3.0		13	3	3	3	1	2	0	0	0	0	1	13	21	9.00	1.667
<b>Ben Hayes, R</b> (7, 1) ERA: 5.97	2.0		6	0	0	0	1	1	0	0	0	0	0	7	11	0.00	0.500

Batter	1	2	3	4	5	6	7	8	9	AB R H RBI BB SO LOB	TOP												
<b>Eddie Milner, L</b> (1, 8) OBP: 0.350, SLG: 0.379	0-0 4-3		4-0 FC6-4 BB		0-0 4-3		0-0 SH5-4	0-3 K		3 0 0 0 1 1 3													
<b>Gary Redus, R</b> (1, 7) OBP: 0.354, SLG: 0.445	0-3 K		0-0 FC6-4 S 1-2f 2-3		4-0 CS BB		0-3 K		0-0 BB SF7 2B	4 1 1 0 1 2 4													
<b>Dave Concepcion, R</b> (1, 5) (8, 6) OBP: 0.301, SLG: 0.275	4-0 BB		0-0 F7 1-2		0-0 CS 1-2	0-3 K	0-0 F7		0-3 K	4 0 0 0 1 2 5													
<b>Dan Driessen, L</b> (1, 3) OBP: 0.397, SLG: 0.413	0-3 K			4-0 G3 2B BB		0-0 E 1B		4-0 2B 1B BB	4-0 BB IBB	2 2 1 0 3 1 1													
<b>Paul Householder, S</b> (1, 9) OBP: 0.326, SLG: 0.388		0-0 1-3		0-0 G3 1-2		0-0 F9		0-0 1B 2B	4-0 BB	4 1 1 0 1 0 2													
<b>Ron Oester, S</b> (1, 4) OBP: 0.312, SLG: 0.380		4-0 G6-3 BB		0-0 WP 2-H 2B		0-0 E4 FC5-4 1-3		0-3 K	0-0 SF7	3 0 1 2 1 1 3													
<b>Dann Bilardello, R</b> (1, 2) OBP: 0.262, SLG: 0.359		0-0 G6-3		0-0 5-3		0-0 FC5-4 1-2f		0-0 E 1B	0-0 P6	4 0 1 2 0 0 4													
<b>Alex Trevino, R</b> (8, PR) (8, 2) OBP: 0.289, SLG: 0.303										1 0 0 0 0 0 2													
<b>Tom Foley, L</b> (1, 6) OBP: 0.286, SLG: 0.289			0-0 FC6-4 2B		0-0 F7		0-0 SH5-4 1B		0-0 F7	3 0 2 0 0 0 1													
<b>Kelly Paris, R</b> (8, PH) OBP: 0.314, SLG: 0.275										0 0 0 0 0 0 0													
<b>Dallas Williams, L</b> (8, PH) OBP: 0.100, SLG: 0.053										1 0 0 0 0 0 1													
<b>Tom Hume, R</b> (8, 1)										0 0 0 0 0 0 0													
<b>Frank Pastore, R</b> (1, 1) OBP: 0.214, SLG: 0.278			0-3 K		0-3 K		0-0 SH5-4 1B		0-0 E5	2 0 0 0 0 2 1													
<b>Duane Walker, L</b> (7, PH) OBP: 0.295, SLG: 0.337										1 0 1 0 0 0 0													
<b>Bill Scherrer, L</b> (7, 1) OBP: 0.167, SLG: 0.091										0 0 0 0 0 0 0													
<b>Johnny Bench, R</b> (8, PH) OBP: 0.306, SLG: 0.431										1 0 0 0 0 0 1													
<b>Skeeter Barnes, R</b> (8, PR) (8, 5) OBP: 0.333, SLG: 0.111										0 0 0 0 0 0 0													
<b>Inning Stats</b>	R: 0 E: 0 K: 2 S: 7	H: 0 LOB: 1 BB: 1 P: 11	R: 0 E: 0 K: 0 S: 2	H: 0 LOB: 0 BB: 1 P: 6	R: 0 E: 0 K: 1 S: 6	H: 1 LOB: 2 BB: 1 P: 10	R: 1 E: 0 K: 0 S: 4	H: 1 LOB: 1 BB: 1 P: 8	R: 0 E: 0 K: 1 S: 4	H: 0 LOB: 0 BB: 1 P: 8	R: 0 E: 1 K: 1 S: 7	H: 1 LOB: 2 BB: 0 P: 7	R: 0 E: 0 K: 1 S: 7	H: 2 LOB: 2 BB: 0 P: 7	R: 2 E: 1 K: 2 S: 10	H: 2 LOB: 3 BB: 1 P: 14	R: 1 E: 0 K: 1 S: 6	H: 1 LOB: 2 BB: 2 P: 14	1B: 4 2B: 4 3B: 0 HR: 0	SF: 1 SAC: 1 DP: 1 HBP: 0	WP: 1 PB: 0 SB: 1 CS: 1	PA: 44	
<b>PITCHER</b>	IP WLS BF H R ER SO BB IBB HBP BLK WP HR S P ERA WHIP																						
<b>Phil Niekro, R</b> (1, 1) ERA: 4.0	6.0		27	5	1	1	5	5	0	0	0	1	0	32	52	1.50	1.667						
<b>Terry Forster, L</b> (7, 1) ERA: 2.05	1.1		7	2	2	2	2	1	0	0	0	0	0	10	14	13.50	2.250						
<b>Steve Bedrosian, R</b> (8, 1) ERA: 3.59	1.2	L	9	1	1	1	2	1	1	0	0	0	0	11	19	5.40	1.200						

Cincinnati Reds @ Atlanta Braves  
Atlanta-Fulton County Stadium, Atlanta, GA

Wed Sep 21 1983, 7:05 PM EDT  
Att: 12,621 - Unknown

livebaseballscorecards.com

AB	33
R	4
H	8
RBI	4
BB	8
SO	9
LOB	28



Batter	1	2	3	4	5	6	7	8	9	AB R H RBI BB SO LOB
<b>Brett Butler, L</b> OBP: 0.345, SLG: 0.397 (1, 7)	0-0 F8	0-0 F9			4-0 2B BB		0-0 1-3		0-0 1B	4 1 1 0 1 0 1
<b>Glenn Hubbard, R</b> OBP: 0.337, SLG: 0.391 (1, 4)	0-0 1B		0-0 4-3 S 1B		0-0 1-H 2B		4-0 BB		0-3 K	4 0 3 1 1 1 1
<b>Claudell Washington, L</b> OBP: 0.316, SLG: 0.405 (1, 9)	4-0 BB		0-0 4-3 1-3		0-0 5-3		0-0 1-3			3 0 0 0 1 0 3
<b>Dale Murphy, R</b> OBP: 0.405, SLG: 0.561 (1, 8)	0-0 F2		0-3 K		0-0 5-3			4-0 1B B3-5 BB		3 0 0 0 1 1 3
<b>Chris Chambliss, L</b> OBP: 0.370, SLG: 0.502 (1, 3)		0-0 6-3 1B 1B	0-0 F8			0-0 F9		0-0 1-3 1B		4 1 2 0 0 0 1
<b>Rafael Ramirez, R</b> OBP: 0.338, SLG: 0.373 (1, 6)		0-0 6-3 1B 1B		0-0 F8		0-0 6-3		0-0 B3-5		4 1 1 0 0 0 2
<b>Biff Pocoroba, S</b> OBP: 0.317, SLG: 0.367 (1, 2)		0-3 K		0-0 P6		0-0 1B		0-0 F7		4 0 1 0 0 1 3
<b>Randy Johnson, R</b> OBP: 0.355, SLG: 0.309 (1, 5)		0-0 6-3		0-0 F7		0-0 F9			0-0 F7	3 0 0 0 0 0 3
<b>Steve Bedrosian, R</b> OBP: 0.125, SLG: 0.125 (8, 1)		1-2 2-3							0-0 F7	0 0 0 0 0 0 0
<b>Gerald Perry, L</b> OBP: 0.455, SLG: 0.571 (9, PH)									1-2 2-3	1 0 0 0 0 0 0
<b>Phil Niekro, R</b> OBP: 0.177, SLG: 0.200 (1, 1)		0-0 2-H 3-H 1B			0-3 K		0-0 F8		0-0 F7	2 0 1 2 0 1 0
<b>Terry Forster, L</b> OBP: 0.571, SLG: 0.714 (7, 1)										0 0 0 0 0 0 0
<b>Jerry Royster, R</b> OBP: 0.308, SLG: 0.335 (7, 5)										2 0 0 0 0 0 0

Inning Stats	R: 0	H: 1	E: 0	K: 0	S: 3	R: 2	H: 3	E: 0	K: 1	S: 8	R: 0	H: 1	E: 0	K: 1	S: 6	R: 0	H: 0	E: 0	K: 0	S: 3	R: 1	H: 1	E: 0	K: 1	S: 6	R: 0	H: 1	E: 0	K: 0	S: 4	R: 0	H: 0	E: 0	K: 0	S: 3	R: 0	H: 1	E: 0	K: 0	S: 3	R: 0	H: 1	E: 0	K: 1	S: 6	1B: 8	2B: 2	3B: 0	HR: 0	SF: 0	SAC: 0	DP: 1	HBP: 0	WP: 0	PB: 0	SB: 1	CS: 0	PA: 38
--------------	------	------	------	------	------	------	------	------	------	------	------	------	------	------	------	------	------	------	------	------	------	------	------	------	------	------	------	------	------	------	------	------	------	------	------	------	------	------	------	------	------	------	------	------	------	-------	-------	-------	-------	-------	--------	-------	--------	-------	-------	-------	-------	--------

PITCHER	IP	WLS	BF	H	R	ER	SO	BB	IBB	HBP	BLK	WP	HR	S	P	ERA	WHIP
<b>Frank Pastore, R</b> ERA: 4.97 (1, 1)	6.0		26	7	3	3	3	2	0	0	0	0	0	30	38	4.50	1.500
<b>Bill Scherrer, L</b> ERA: 2.94 (7, 1)	1.0		4	0	0	0	0	1	0	0	0	0	0	3	7	0.00	1.000
<b>Tom Hume, R</b> ERA: 5.07 (8, 1)	2.0	W	8	2	0	0	1	1	0	0	0	0	0	9	13	0.00	1.500

**BOTTOM**

**Cincinnati Reds @ Atlanta Braves**  
Atlanta-Fulton County Stadium, Atlanta, GA  
Wed Sep 21 1983, 7:05 PM EDT  
Att. 12,621 - Unknown

livebaseballscorecards.com

<b>AB</b>	<b>34</b>
<b>R</b>	<b>3</b>
<b>H</b>	<b>9</b>
<b>RBI</b>	<b>3</b>
<b>BB</b>	<b>4</b>
<b>SO</b>	<b>4</b>
<b>LOB</b>	<b>17</b>



Batter	1	2	3	4	5	6	7	8	9	AB R H RBI BB SO LOB	TOP		
<b>Gary Redus, R</b> (1, 7) OBP: 0.352, SLG: 0.441	0-3 			0-0 5-3 	4-0 E S BB 		0-0 F9 		0-0 G5-4-3 1-2f 	4 0 0 0 1 1 1	<b>Cincinnati Reds @ Atlanta Braves</b> Atlanta-Fulton County Stadium, Atlanta, GA Thu Sep 22 1983, 7:05 PM EDT Att. 13,466 - Unknown <a href="http://livebaseballscorecards.com">livebaseballscorecards.com</a>		
<b>Eddie Milner, L</b> (1, 8) OBP: 0.349, SLG: 0.377	0-3 			4-0 1B 2B BB 	0-0 F9 1-3 			0-0 4-3 	3 1 0 0 1 1 1				
<b>Dave Concepcion, R</b> (1, 6) OBP: 0.304, SLG: 0.280 (8, 5)	0-0 F9 			0-0 BB 2B 1B 		0-0 FC5-4 1B 		0-0 1B 2B 	4 2 3 0 0 0 0				
<b>Nick Esasky, R</b> (1, 5) OBP: 0.328, SLG: 0.455 <b>Tom Foley, L</b> (8, PR) OBP: 0.286, SLG: 0.289 (8, 6)			0-0 F9 	4-0 1-2 2B BB 		0-0 FC5-4 1-2f HR 		0-0 BB 1B 2-H 	3 2 1 1 1 0 1 0 0 0 0 0 0 0				
<b>Dan Driessen, L</b> (1, 3) OBP: 0.395, SLG: 0.420			0-0 6-3 	0-3 K 		0-0 1-H HR 		0-3 K 	4 1 1 2 0 2 4				
<b>Paul Householder, S</b> (1, 9) OBP: 0.328, SLG: 0.390			0-3 K 	0-0 1-H 2-H 3-H 2B 		0-0 L3 		4-0 FC6-4 1-2 BB 	3 0 1 3 1 1 0				
<b>Dann Bilardello, R</b> (1, 2) OBP: 0.259, SLG: 0.354			0-0 F7 	0-3 K 		0-0 F5 		0-0 FC6-4 1-2f 	4 0 0 0 0 1 3				
<b>Ron Oester, S</b> (1, 4) OBP: 0.314, SLG: 0.381			0-0 G4-6-3 1B 		0-0 4-3 		0-0 G3 	0-0 G5-4-3 1B 	4 0 2 0 0 0 0				
<b>Jeff Russell, R</b> (1, 1) OBP: 0.211, SLG: 0.389 <b>Duane Walker, L</b> (7, PH) OBP: 0.293, SLG: 0.335 <b>Bill Scherrer, L</b> (7, 1) OBP: 0.167, SLG: 0.091 <b>Tom Hume, R</b> (8, 1)			0-0 G4-6-3 1-2f 		0-0 F3 		0-0 F8 	0-3 K 	2 0 0 0 0 0 1 1 0 0 0 0 0 0 0 0 0 0 0 0 0 1 0 0 0 0 1 1				
<b>Inning Stats</b>	R: 0 H: 0 E: 0 LOB: 0 K: 2 BB: 0 S: 7 P: 7	R: 0 H: 0 E: 0 LOB: 0 K: 1 BB: 0 S: 5 P: 5	R: 0 H: 1 E: 0 LOB: 0 K: 0 BB: 0 S: 3 P: 3	R: 3 H: 2 E: 0 LOB: 1 K: 2 BB: 2 S: 9 P: 17	R: 0 H: 0 E: 0 LOB: 1 K: 0 BB: 1 S: 3 P: 7	R: 2 H: 2 E: 0 LOB: 0 K: 0 BB: 0 S: 5 P: 5	R: 0 H: 0 E: 0 LOB: 0 K: 0 BB: 0 S: 3 P: 3	R: 1 H: 2 E: 0 LOB: 2 K: 1 BB: 1 S: 7 P: 11	R: 0 H: 1 E: 0 LOB: 0 K: 1 BB: 0 S: 5 P: 5	1B: 5 SF: 0 2B: 2 SAC: 0 3B: 0 DP: 2 HR: 1 HBP: 0		WP: 0 PA: 37 PB: 0 SB: 1 CS: 0	
<b>PITCHER</b>	IP WLS BF H R ER SO BB IBB HBP BLK WP HR S P ERA WHIP											<b>PITCHER</b>	IP WLS BF H R ER SO BB IBB HBP BLK WP HR S P ERA WHIP
<b>Ken Dayley, L</b> (1, 1) ERA: 4.48	5.1 L 23 5 5 5 5 3 0 0 0 0 0 1 30 42 8.44 1.500												
<b>Tommy Boggs, R</b> (6, 1) ERA:	0.2 2 0 0 0 0 0 0 0 0 0 0 0 2 2 0.00 0.000												
<b>Donnie Moore, R</b> (7, 1) ERA: 3.96	1.1 6 2 1 1 0 0 0 0 0 0 0 0 6 6 6.75 1.500												
<b>Terry Forster, L</b> (8, 1) ERA: 2.0	1.2 6 1 0 0 2 1 0 0 0 0 0 0 9 13 0.00 1.200												

**Cincinnati Reds @ Atlanta Braves**  
Atlanta-Fulton County Stadium, Atlanta, GA  
Thu Sep 22 1983, 7:05 PM EDT  
Att. 13,466 - Unknown

<b>AB</b>	33
<b>R</b>	6
<b>H</b>	8
<b>RBI</b>	6
<b>BB</b>	4
<b>SO</b>	7
<b>LOB</b>	12





Batter	1	2	3	4	5	6	7	8	9	AB	R	H	RBI	BB	SO	LOB
<b>Brett Butler, L</b> (1, 7) OBP: 0.345, SLG: 0.396	0-0 F8 BLK SF7 1B		0-0 F9	0-0 4-3			0-0 4-3		4-0 BB BB BB BB	4	1	1	0	1	0	1
<b>Glenn Hubbard, R</b> (1, 4) OBP: 0.336, SLG: 0.395	0-0 F8 1-3		0-0 E4 FC3-6			0-0 HR	0-0 5-3		0-0 F7	5	1	1	1	0	0	2
<b>Claudell Washington, L</b> (1, 9) OBP: 0.314, SLG: 0.403	0-0 SF7		0-0 FC3-6 2B 1-2f			0-0 4-3	4-0 BB		0-0 P6	2	0	0	1	0	0	1
<b>Brad Komminsk, R</b> (7, PH) OBP: 0.313, SLG: 0.222										0	0	0	0	0	1	0
<b>Mike Jorgensen, L</b> (9, PH) OBP: 0.341, SLG: 0.386	0-0 3-H									1	0	0	0	0	0	1
<b>Dale Murphy, R</b> (1, 8) OBP: 0.404, SLG: 0.561	0-0 5-3		0-0 L8 1-3 2B			0-0 L8	0-3 K			4	0	1	0	0	1	1
<b>Chris Chambliss, L</b> (1, 3) OBP: 0.371, SLG: 0.500		4-0 BB BB BB BB	4-0 E 1B BB			0-0 F7		0-0 G3		2	1	0	0	2	0	0
<b>Rafael Ramirez, R</b> (1, 6) OBP: 0.339, SLG: 0.374		0-0 E5 1B G6-4-3	0-0 L7			0-0 6-3 1B		0-0 1B		4	1	2	0	0	0	4
<b>Biff Pocoroba, S</b> (1, 2) OBP: 0.333, SLG: 0.384		0-0 G6-4-3				0-0 FC5-6 1B		0-0 F7		3	0	3	1	0	0	0
<b>Matt Sinatro, R</b> (6, PR)										0	0	0	0	0	0	0
<b>Bob Watson, R</b> (8, PH) OBP: 0.376, SLG: 0.486		1-3 G6-4-3 1B				0-0 1B		0-0 F7		1	0	0	0	0	0	1
<b>Larry Owen, R</b> (9, 2) OBP: 0.118, SLG: 0.118		3-H								0	0	0	0	0	0	0
<b>Jerry Royster, R</b> (1, 5) OBP: 0.304, SLG: 0.329		0-0 G6-4-3 1-2f 3-H	0-0 P5			0-0 6-3	1-3 2-3	0-0 F8		4	0	0	0	0	0	5
<b>Ken Dayley, L</b> (1, 1) OBP: 0.238, SLG: 0.179		0-3 K	0-0 FC5-6			0-0 L6			0-0 5-3	2	0	0	0	0	1	1
<b>Tommy Boggs, R</b> (6, 1)										0	0	0	0	0	0	0
<b>Gerald Perry, L</b> (6, PH) OBP: 0.441, SLG: 0.552										1	0	0	0	0	0	2
<b>Donnie Moore, L</b> (7, 1) OBP: 0.500, SLG: 0.500										0	0	0	0	0	0	0
<b>Terry Forster, L</b> (8, 1) OBP: 0.571, SLG: 0.714										0	0	0	0	0	0	0
<b>Albert Hall, S</b> (9, PH)										1	0	0	0	0	0	0

Inning Stats	R: 1	H: 1	E: 0	K: 0	S: 4	LOB: 0	BB: 0	P: 4	R: 2	H: 1	E: 1	K: 1	S: 6	LOB: 0	BB: 1	P: 10	R: 0	H: 1	E: 1	K: 0	S: 5	LOB: 3	BB: 1	P: 9	R: 0	H: 1	E: 0	K: 0	S: 4	LOB: 0	BB: 0	P: 4	R: 1	H: 2	E: 0	K: 0	S: 4	LOB: 2	BB: 0	P: 4	R: 0	H: 0	E: 0	K: 1	S: 5	LOB: 1	BB: 1	P: 9	R: 0	H: 1	E: 0	K: 0	S: 4	LOB: 1	BB: 0	P: 4	R: 0	H: 0	E: 0	K: 0	S: 3	LOB: 1	BB: 1	P: 7	1B: 6	SF: 1	2B: 1	3B: 0	HR: 1	SAC: 0	DP: 1	HBP: 0	WP: 0	PA: 39
--------------	------	------	------	------	------	--------	-------	------	------	------	------	------	------	--------	-------	-------	------	------	------	------	------	--------	-------	------	------	------	------	------	------	--------	-------	------	------	------	------	------	------	--------	-------	------	------	------	------	------	------	--------	-------	------	------	------	------	------	------	--------	-------	------	------	------	------	------	------	--------	-------	------	-------	-------	-------	-------	-------	--------	-------	--------	-------	--------

PITCHER	IP	WLS	BF	H	R	ER	SO	BB	IBB	HBP	BLK	WP	HR	S	P	ERA	WHIP
<b>Jeff Russell, R</b> (1, 1) ERA: 2.56	6.0	W	27	7	4	2	1	1	1	0	1	0	0	27	35	3.00	1.333
<b>Bill Scherrer, L</b> (7, 1) ERA: 2.9	1.1		6	1	0	0	1	1	0	0	0	0	0	7	11	0.00	1.500
<b>Tom Hume, R</b> (8, 1) ERA: 4.94	1.2	S	6	0	0	0	0	1	0	0	0	0	0	5	9	0.00	0.600

BOTTOM

Cincinnati Reds @ Atlanta Braves  
 Atlanta-Fulton County Stadium, Atlanta, GA  
 Thu Sep 22 1983, 7:05 PM EDT  
 Att. 13,466 - Unknown

livebaseballscores.com

AB	34
R	4
H	8
RBI	3
BB	4
SO	2
LOB	19



Batter	1	2	3	4	5	6	7	8	9	AB	R	H	RBI	BB	SO	LOB	TOP								
<b>Bobby Brown, S</b> (1, 7) OBP: 0.360, SLG: 0.427 <b>Joe Lansford, R</b> (9, 3) OBP: 0.667, SLG: 1.667	0-3 K			0-0 BB 1B 2B 1B	0-0 1-2 HR 1B		4-0 1B BB 2B BB	0-0 F8		4	3	2	0	1	1	1									
<b>Alan Wiggins, S</b> (1, 3) OBP: 0.362, SLG: 0.332 (9, 7)	0-0 6-3			0-0 1-2 BB 1B	0-0 P6		4-0 1-2 1B BB	0-0 FC6-4 E S		4	2	1	0	1	0	3									
<b>Tony Gwynn, L</b> (1, 9) OBP: 0.364, SLG: 0.383	0-0 F9			4-0 1-2 2-3 2B 4-3 BB	0-0 1-H 2-H HR		0-0 1-2 2-3 2B 1B	4-0 1-3 BB		3	3	2	3	2	0	0									
<b>Terry Kennedy, L</b> (1, 2) OBP: 0.344, SLG: 0.438 <b>Doug Gwosdz, R</b> (8, 2) OBP: 0.200, SLG: 0.200		0-0 4-3		0-0 1-3 2-H 3-H 2B	0-3 K		0-3 K	0-0 F8		5	0	1	2	0	2	5									
<b>Ruppert Jones, L</b> (1, 8) OBP: 0.305, SLG: 0.394		0-3 K		0-0 4-3		0-3 K	0-0 1-H 2-H 3-H 1B 2B		0-0 HR	5	2	2	5	0	2	1									
<b>Garry Templeton, S</b> (1, 6) OBP: 0.268, SLG: 0.329		0-0 6-3		0-3 3-H 0-3 K		0-0 E5 G3	0-0 2-H 1B		0-0 F7	5	0	1	1	0	1	1									
<b>Luis Salazar, R</b> (1, 5) OBP: 0.283, SLG: 0.385			0-3 K	0-0 F5		0-0 G3	0-3 K		0-0 L6	5	0	0	0	0	2	3									
<b>Juan Bonilla, R</b> (1, 4) OBP: 0.307, SLG: 0.305			0-0 1-3		0-0 E6 FC5-6	4-0 IBB	0-0 4-3		0-0 4-3	4	0	0	0	1	0	1									
<b>Mark Thurmond, L</b> (1, 1) OBP: 0.105, SLG: 0.083 <b>Luis DeLeon, R</b> (6, 1) OBP: 0.200, SLG: 0.143 <b>Sid Monge, S</b> (9, 1) OBP: 0.091, SLG: 0.091			0-3 K		0-0 FC5-6 1B 1-2f HR	0-0 P4		4-0 FC6-4 BB		3	1	0	0	0	1	3									
<b>Inning Stats</b>	R: 0 E: 0 K: 1 S: 5	H: 0 LOB: 0 BB: 0 P: 5	R: 0 E: 0 K: 1 S: 5	H: 0 LOB: 0 BB: 0 P: 5	R: 0 E: 0 K: 2 S: 7	H: 0 LOB: 0 BB: 0 P: 7	R: 3 E: 0 K: 1 S: 8	H: 3 LOB: 1 BB: 1 P: 12	R: 3 E: 1 K: 1 S: 8	H: 2 LOB: 0 BB: 0 P: 8	R: 0 E: 1 K: 1 S: 6	H: 0 LOB: 2 BB: 1 P: 10	R: 4 E: 0 K: 2 S: 10	H: 3 LOB: 1 BB: 2 P: 18	R: 0 E: 0 K: 0 S: 3	H: 0 LOB: 2 BB: 2 P: 11	R: 1 E: 0 K: 0 S: 4	H: 1 LOB: 0 BB: 0 P: 4	1B: 5 2B: 2 3B: 0 HR: 2	SF: 0 SAC: 0 DP: 0 HBP: 0	WP: 0 PB: 0 SB: 1 CS: 0	PA: 44			
<b>PITCHER</b>	IP	WLS	BF	H	R	ER	SO	BB	IBB	HBP	BLK	WP	HR	S	P	ERA	WHIP								
<b>Mario Soto, R</b> (1, 1) ERA: 2.69	6.0		27	5	6	3	7	1	1	0	0	0	1	39	47	4.50	1.000								
<b>Ben Hayes, R</b> (7, 1) ERA: 6.24	0.0	L	2	0	2	2	0	2	0	0	0	0	0	0	8	∞	∞								
<b>Ted Power, R</b> (7, 1) ERA: 4.61	3.0		15	4	3	3	2	2	0	0	0	0	1	17	25	9.00	2.000								

**San Diego Padres @ Cincinnati Reds**  
 Riverfront Stadium, Cincinnati, OH  
 Fri Sep 23 1983, 7:05 PM EDT  
 Att. 6,635 - Unknown

[livebaseballscorecards.com](http://livebaseballscorecards.com)

<b>AB</b>	<b>38</b>
<b>R</b>	<b>11</b>
<b>H</b>	<b>9</b>
<b>RBI</b>	<b>11</b>
<b>BB</b>	<b>6</b>
<b>SO</b>	<b>9</b>
<b>LOB</b>	<b>18</b>



BOTTOM

San Diego Padres @ Cincinnati Reds  
Riverfront Stadium, Cincinnati, OH

livebaseballscorecards.com

AB	37
R	8
H	11
RBI	6
BB	2
SO	5
LOB	13



WP:	1	PA:	40
PB:	0		
SB:	1		
CS:	1		

Fri Sep 23 1983, 7:05 PM EDT  
Att. 6,635 - Unknown

AB R H RBI BB SO LOB

5	1	1	2	0	1	1
4	1	1	0	0	1	1
0	0	0	0	0	0	0
1	0	0	0	0	1	0
5	0	2	1	0	0	0
4	1	1	0	1	0	2
4	1	1	0	0	1	1
4	0	1	0	0	1	3
3	1	1	1	0	0	1
1	0	0	0	0	0	1
3	2	3	2	1	0	0
1	1	0	0	0	0	1
1	0	0	0	0	0	1
0	0	0	0	0	0	0
0	0	0	0	0	0	0
1	0	0	0	0	0	1

Batter	1	2	3	4	5	6	7	8	9
Gary Redus, R (1, 7) OBP: 0.351, SLG: 0.445	0-0 F8		0-0 F8		0-0 F9		0-3 K		0-0 HR
Kelly Paris, R (1, 6) OBP: 0.312, SLG: 0.274	0-0 L6		0-0 S 1B		0-0 P6		0-3 K		0-3 K
Eddie Milner, L (9, PH) OBP: 0.349, SLG: 0.377									
Alan Knicely, R (9, PH) OBP: 0.327, SLG: 0.316									
Cesar Cedeno, R (1, 9) OBP: 0.301, SLG: 0.354	0-0 F8		0-0 1B		0-0 6-3		0-0 5-3		0-0 WP 1B
Nick Esasky, R (1, 5) OBP: 0.329, SLG: 0.452		0-0 5-3	0-0 F8		0-0 1B E 1B			4-0 4-3 BB	0-0 F9
Paul Householder, S (1, 8) OBP: 0.327, SLG: 0.389		0-0 6-3		0-3 K		0-0 1B E 1B		0-0 4-3	
Skeeter Barnes, R (1, 3) OBP: 0.313, SLG: 0.154		0-3 K		0-0 CS 1B		0-0 F8		0-0 F8	
Alex Trevino, R (1, 2) OBP: 0.290, SLG: 0.304			0-0 P4		0-0 F7		0-0 E8 1B	0-0 F2	
Steve Christmas, L (8, PH) OBP: 0.200, SLG: 0.125				1-2		1-3 2-H			
Ron Oester, S (1, 4) OBP: 0.318, SLG: 0.387			4-0 SH E BB		0-0 FC4-6 1B		0-0 2-H 3-H		0-0 HR 2B
Mario Soto, R (1, 1) OBP: 0.140, SLG: 0.165			0-0 SH		0-0 FC4-6		0-0 F8		0-0 P4
Duane Walker, L (6, PH) OBP: 0.292, SLG: 0.333									
Ben Hayes, R (7, 1)									
Ted Power, R (7, 1)									
Dallas Williams, L (9, PH) OBP: 0.095, SLG: 0.050			1-H		1-2				

Inning Stats	R: 0 E: 0 K: 0 S: 3	H: 0 LOB: 0 BB: 0 P: 3	R: 0 E: 0 K: 1 S: 5	H: 0 LOB: 0 BB: 0 P: 5	R: 3 E: 1 K: 0 S: 6	H: 2 LOB: 1 BB: 1 P: 10	R: 0 E: 0 K: 1 S: 5	H: 1 LOB: 0 BB: 0 P: 5	R: 0 E: 0 K: 0 S: 4	H: 1 LOB: 1 BB: 0 P: 4	R: 3 E: 1 K: 0 S: 7	H: 4 LOB: 1 BB: 0 P: 7	R: 0 E: 0 K: 2 S: 7	H: 0 LOB: 0 BB: 0 P: 7	R: 0 E: 0 K: 0 S: 3	H: 0 LOB: 1 BB: 1 P: 7	R: 2 E: 0 K: 1 S: 8	H: 3 LOB: 1 BB: 0 P: 8	1B: 9 2B: 1 3B: 0 HR: 1	SF: 0 SAC: 1 DP: 0 HBP: 0	WP: 1 PB: 0 SB: 1 CS: 1	PA: 40
--------------	------------------------------	---------------------------------	------------------------------	---------------------------------	------------------------------	----------------------------------	------------------------------	---------------------------------	------------------------------	---------------------------------	------------------------------	---------------------------------	------------------------------	---------------------------------	------------------------------	---------------------------------	------------------------------	---------------------------------	----------------------------------	------------------------------------	----------------------------------	--------

PITCHER	IP	WLS	BF	H	R	ER	SO	BB	IBB	HBP	BLK	WP	HR	S	P	ERA	WHIP
Mark Thurmond, L (1, 1) ERA: 2.63	5.2		25	7	6	4	2	1	0	0	0	0	0	28	32	6.35	1.412
Luis DeLeon, R (6, 1) ERA: 2.78	2.2	W	12	3	2	2	2	1	0	0	0	0	1	15	19	6.75	1.500
Sid Monge, L (9, 1) ERA: 3.82	0.2		3	1	0	0	1	0	0	0	0	1	0	5	5	0.00	1.500

Batter	1	2	3	4	5	6	7	8	9	AB R H RBI BB SO LOB	TOP									
<b>Bobby Brown, S</b> (1, 7) OBP: 0.356, SLG: 0.418	4-0 4-3 S 3B BB	0-3 K	0-0 F7	0-3 K	0-0 F8	0-0 F7	0-0 F7	0-0 F8	0-0 FC6-4	4 1 0 0 1 2 4										
<b>Alan Wiggins, S</b> (1, 3) OBP: 0.361, SLG: 0.329	0-3 K	4-0 1-2 BB	0-0 4-3	0-0 4-3	0-0 4-3	0-0 4-3	0-0 4-3	0-0 4-3	0-0 FC6-4	4 0 0 0 1 1 3										
<b>Tony Gwynn, L</b> (1, 9) OBP: 0.363, SLG: 0.381	0-0 4-3	0-3 K2-3	0-0 4-3	0-0 F7	0-0 F7	0-0 F8	0-0 F8	0-0 F8	0-0 FC6-4	4 0 1 0 0 1 3										
<b>Terry Kennedy, L</b> (1, 2) OBP: 0.344, SLG: 0.436	4-0 3B BB	0-0 4-3	0-0 4-3	0-0 F7	0-0 F7	0-0 F8	0-0 F7	0-0 F7	0-0 FC6-4	3 1 0 0 1 0 1										
<b>Ruppert Jones, L</b> (1, 8) OBP: 0.304, SLG: 0.399	0-0 1-H 3-H 3B	0-0 4-3	0-0 F7	0-0 F7	0-0 F8	0-0 F8	0-0 F7	0-3 K	0-3 K	4 0 1 2 0 1 1										
<b>Garry Templeton, S</b> (1, 6) OBP: 0.290, SLG: 0.329	4-0 S BB	0-0 4-3	0-0 FC5-4 1B	0-0 4-3	0-0 4-3	0-0 4-3	0-0 4-3	0-3 K	0-3 K	3 0 1 0 1 1 1										
<b>Luis Salazar, R</b> (1, 5) OBP: 0.281, SLG: 0.381	0-0 F8	0-0 FC5-4	0-0 FC5-4	0-0 F8	0-0 F8	0-0 F9	0-0 F8	0-0 F8	0-0 F8	4 0 0 0 0 0 3										
<b>Juan Bonilla, R</b> (1, 4) OBP: 0.306, SLG: 0.304	0-0 6-3	0-0 6-3	0-0 6-3	0-0 6-3	0-0 6-3	0-0 6-3	0-0 6-3	0-0 6-3	0-0 L6	4 0 1 0 0 0 0										
<b>Ed Whitson, R</b> (1, 1) OBP: 0.227, SLG: 0.190	0-0 E5	0-0 E5	0-0 E5	0-0 E5	0-0 E5	0-0 E5	0-0 E5	0-0 E5	0-0 E5	3 0 2 0 0 1 1										
<b>Gene Richards, L</b> (9, PH) OBP: 0.325, SLG: 0.386	0-0 E5	0-0 E5	0-0 E5	0-0 E5	0-0 E5	0-0 E5	0-0 E5	0-0 E5	0-0 E5	1 0 0 0 0 0 0										
<b>Sid Monge, S</b> (9, 1) OBP: 0.091, SLG: 0.091	0-0 E5	0-0 E5	0-0 E5	0-0 E5	0-0 E5	0-0 E5	0-0 E5	0-0 E5	0-0 E5	0 0 0 0 0 0 0										
<b>Floyd Chiffer, R</b> (9, 1) OBP: 0.091, SLG: 0.091	0-0 E5	0-0 E5	0-0 E5	0-0 E5	0-0 E5	0-0 E5	0-0 E5	0-0 E5	0-0 E5	0 0 0 0 0 0 0										
<b>Inning Stats</b>	R: 2 E: 0 K: 1 S: 6	H: 1 LOB: 2 BB: 3 P: 18	R: 0 E: 0 K: 2 S: 8	H: 1 LOB: 2 BB: 1 P: 12	R: 0 E: 0 K: 0 S: 4	H: 1 LOB: 1 BB: 0 P: 4	R: 0 E: 0 K: 1 S: 6	H: 1 LOB: 1 BB: 0 P: 6	R: 0 E: 0 K: 0 S: 4	H: 1 LOB: 1 BB: 0 P: 4	R: 0 E: 0 K: 0 S: 3	H: 0 LOB: 0 BB: 0 P: 3	R: 0 E: 0 K: 2 S: 7	H: 0 LOB: 0 BB: 0 P: 7	R: 0 E: 1 K: 0 S: 4	H: 0 LOB: 1 BB: 0 P: 4	1B: 5 2B: 0 3B: 1 HR: 0	SF: 0 SAC: 0 DP: 0 HBP: 0	WP: 0 PB: 0 SB: 2 CS: 0	PA: 38
<b>PITCHER</b> <b>Bruce Berenyi, R</b> (1, 1) ERA: 3.68	IP: 9.0 WLS: W BF: 38 H: 6 R: 2 ER: 2 SO: 7 BB: 4 IBB: 0 HBP: 0 BLK: 0 WP: 0 HR: 0 S: 48 P: 64 ERA: 2.00 WHIP: 1.111											<b>PITCHER</b>	IP: 9.0 WLS: W BF: 38 H: 6 R: 2 ER: 2 SO: 7 BB: 4 IBB: 0 HBP: 0 BLK: 0 WP: 0 HR: 0 S: 48 P: 64 ERA: 2.00 WHIP: 1.111							

**San Diego Padres @ Cincinnati Reds**  
Riverfront Stadium, Cincinnati, OH  
Sat Sep 24 1983, 3:33 AM EDT  
Att. 9,615 - Unknown

[livebaseballscorecards.com](http://livebaseballscorecards.com)

<b>AB</b>	34
<b>R</b>	2
<b>H</b>	6
<b>RBI</b>	2
<b>BB</b>	4
<b>SO</b>	7
<b>LOB</b>	17



Batter	1	2	3	4	5	6	7	8	9	AB	R	H	RBI	BB	SO	LOB
Eddie Milner, L (1, 8) OBP: 0.347, SLG: 0.374	0-0 F7	0-0 F8			0-0 FC3-6			0-0 F7		4	0	0	0	0	0	1
Gary Redus, R (1, 7) OBP: 0.350, SLG: 0.442	4-0 3B BB		0-0 F8		0-0 F9			0-3 K		3	1	0	0	1	1	1
Ron Oester, S (1, 4) OBP: 0.318, SLG: 0.390	0-0 1B 3B		0-0 3-1		0-0 F7			0-0 L3		4	1	1	1	0	0	1
Dan Driessen, L (1, 3) OBP: 0.396, SLG: 0.419	0-3 K		0-0 F7			0-0 FC4-6 1B			4-0 FC3-6 BB	3	0	1	0	1	1	1
Paul Householder, S (1, 9) OBP: 0.327, SLG: 0.385	4-0 1B BB			0-3 K		0-0 FC4-6 CS			0-0 FC3-6 BB	3	1	0	0	1	1	2
Skeeter Barnes, R (1, 5) OBP: 0.350, SLG: 0.188	0-0 1B		0-0 F7		0-0 K			4-0 1B BB		3	0	1	1	1	1	1
Dann Bilardello, R (1, 2) OBP: 0.259, SLG: 0.354	0-0 L7								0-0 F8	3	0	1	0	0	1	2
Duane Walker, L (9, PH) OBP: 0.291, SLG: 0.332									0-0 F9	1	0	0	0	0	0	2
Tom Foley, L (1, 6) OBP: 0.277, SLG: 0.279		0-0 F9		0-0 F7					0-0 4-3	3	0	0	0	0	0	1
Johnny Bench, R (9, PH) OBP: 0.308, SLG: 0.433									0-0 1B	1	0	1	1	0	0	0
Bruce Berenyi, R (1, 1) OBP: 0.226, SLG: 0.283		0-0 F9			0-0 FC3-6 1B				0-0 F9	3	0	1	0	0	0	0

Inning Stats	R: 2	H: 2	E: 0	K: 1	S: 7	LOB: 2	BB: 2	P: 15	R: 0	H: 0	E: 0	K: 0	S: 3	LOB: 0	BB: 0	P: 3	R: 0	H: 1	E: 0	K: 1	S: 6	LOB: 1	BB: 0	P: 6	R: 0	H: 1	E: 0	K: 0	S: 4	LOB: 1	BB: 0	P: 4	R: 0	H: 0	E: 0	K: 1	S: 5	LOB: 0	BB: 0	P: 5	R: 0	H: 0	E: 0	K: 1	S: 5	LOB: 0	BB: 0	P: 5	R: 0	H: 0	E: 0	K: 0	S: 3	LOB: 2	BB: 2	P: 11	1B: 5	2B: 0	3B: 1	HR: 0	SF: 0	SAC: 0	DP: 0	HBP: 0	WP: 0	PB: 0	SB: 1	CS: 1	PA: 35
--------------	------	------	------	------	------	--------	-------	-------	------	------	------	------	------	--------	-------	------	------	------	------	------	------	--------	-------	------	------	------	------	------	------	--------	-------	------	------	------	------	------	------	--------	-------	------	------	------	------	------	------	--------	-------	------	------	------	------	------	------	--------	-------	-------	-------	-------	-------	-------	-------	--------	-------	--------	-------	-------	-------	-------	--------

PITCHER	IP	WLS	BF	H	R	ER	SO	BB	IBB	HBP	BLK	WP	HR	S	P	ERA	WHIP
Ed Whitson, R (1, 1) ERA: 4.48	8.0		30	5	2	2	5	2	0	0	0	0	0	38	46	2.25	0.875
Sid Monge, L (9, 1) ERA: 3.93	0.1	L	3	0	1	1	0	2	0	0	0	0	0	1	9	27.00	6.000
Floyd Chiffer, R (9, 1) ERA: 3.6	0.1		2	1	0	0	0	0	0	0	0	0	0	2	2	0.00	3.000

**BOTTOM**

**San Diego Padres @ Cincinnati Reds**  
Riverfront Stadium, Cincinnati, OH

Sat Sep 24 1983, 3:33 AM EDT  
Att. 9,615 - Unknown

AB	31
R	3
H	6
RBI	3
BB	4
SO	5
LOB	12



PITCHER	IP	WLS	BF	H	R	ER	SO	BB	IBB	HBP	BLK	WP	HR	S	P	ERA	WHIP
---------	----	-----	----	---	---	----	----	----	-----	-----	-----	----	----	---	---	-----	------

Batter	1	2	3	4	5	6	7	8	9	AB R H RBI BB SO LOB	TOP	
<b>Bobby Brown, S</b> (1, 7) OBP: 0.353, SLG: 0.410	0-0 F7		0-0 P3		0-0 F7		4-0 BB		0-0 FC5-4 1-2f 2-3	4 0 0 0 1 0 3	<b>San Diego Padres @ Cincinnati Reds</b> Riverfront Stadium, Cincinnati, OH Sun Sep 25 1983, 3:33 AM EDT Att. 21,483 - Unknown <a href="http://livebaseballscorecards.com">livebaseballscorecards.com</a>	
<b>Alan Wiggins, S</b> (1, 3) OBP: 0.360, SLG: 0.327 <b>Dennis Rasmussen, L</b> (7, 1) <b>Kurt Bevacqua, R</b> (9, PH) OBP: 0.335, SLG: 0.345	0-3 K		0-0 FC4-6 1-2f S		4-0 SF9 BB	0-0 P4		0-0 F9	3 1 0 0 1 1 3 0 0 0 0 0 0 0 1 0 0 0 0 0 2			
<b>Tony Gwynn, L</b> (1, 9) OBP: 0.365, SLG: 0.382	0-0 4-3		0-0 3-1 1-2		0-0 1B 1-3 S 1B		0-0 1B		4 0 2 0 0 0 1			
<b>Terry Kennedy, L</b> (1, 2) OBP: 0.343, SLG: 0.435		0-0 F9		0-0 P4		0-0 SF9 1-2 3-H		0-0 1B G6-4-3 1-3	3 0 1 1 0 0 0			
<b>Ruppert Jones, L</b> (1, 8) OBP: 0.307, SLG: 0.401		0-0 2B		4-0 2B S BB		0-0 F7		0-0 2-3	3 1 1 0 1 0 3			
<b>Garry Templeton, S</b> (1, 6) OBP: 0.290, SLG: 0.330		0-0 F9		0-0 2B 6-3 1-H		0-3 K2-3		0-0 G6-4-3 1-2f	4 0 1 1 0 1 4			
<b>Luis Salazar, R</b> (1, 5) OBP: 0.281, SLG: 0.379		4-0 FC6-4 BB		0-0 6-3 2-3		0-0 F7		0-0 F8	3 0 0 0 1 0 1			
<b>Edwin Rodriguez, R</b> (1, 4) OBP: 0.375, SLG: 0.429		0-0 FC6-4 1-2f		0-0 P4		0-0 2B		4-0 FC5-4 E BB	3 0 1 0 1 0 2			
<b>Andy Hawkins, R</b> (1, 1) OBP: 0.156, SLG: 0.036 <b>Joe Lansford, R</b> (7, PH) OBP: 0.400, SLG: 1.000 (7, 3)			4-0 FC4-6 BB		0-0 4-3		0-0 L3	0-0 E4 FC5-4 1-2	1 0 0 0 1 0 0 2 0 0 0 0 0 2			
<b>Inning Stats</b>	R: 0 E: 0 K: 1 S: 5 H: 0 LOB: 0 BB: 0 P: 5	R: 0 E: 0 K: 0 S: 4 H: 1 LOB: 2 BB: 1 P: 8	R: 0 E: 0 K: 0 S: 3 H: 0 LOB: 1 BB: 1 P: 7	R: 1 E: 0 K: 0 S: 3 H: 1 LOB: 0 BB: 1 P: 7	R: 0 E: 0 K: 0 S: 3 H: 0 LOB: 0 BB: 0 P: 3	R: 1 E: 0 K: 1 S: 6 H: 1 LOB: 1 BB: 1 P: 10	R: 0 E: 0 K: 0 S: 4 H: 1 LOB: 2 BB: 1 P: 8	R: 0 E: 0 K: 0 S: 4 H: 2 LOB: 1 BB: 0 P: 4	R: 0 E: 1 K: 0 S: 4 H: 0 LOB: 2 BB: 1 P: 8	1B: 3 2B: 3 3B: 0 HR: 0 SF: 1 SAC: 0 DP: 1 HBP: 0	WP: 0 PB: 0 SB: 4 CS: 0 PA: 38	
<b>PITCHER</b> <b>Charlie Puleo, R</b> (1, 1) ERA: 4.9 <b>Bill Scherrer, L</b> (7, 1) ERA: 2.82	IP 6.2 WLS W BF 28 H 4 R 2 ER 2 SO 2 BB 5 IBB 0 HBP 0 BLK 0 WP 0 HR 0 S 27 P 47 ERA 2.70 WHIP 1.350	IP 2.1 WLS S BF 10 H 2 R 0 ER 0 SO 0 BB 1 IBB 0 HBP 0 BLK 0 WP 0 HR 0 S 9 P 13 ERA 0.00 WHIP 1.286	<b>PITCHER</b> IP WLS BF H R ER SO BB IBB HBP BLK WP HR S P ERA WHIP									

AB	31
R	2
H	6
RBI	2
BB	6
SO	2
LOB	21



Batter	1	2	3	4	5	6	7	8	9	AB	R	H	RBI	BB	SO	LOB
Eddie Milner, L (1, 8) OBP: 0.346, SLG: 0.375	0-0 4-3 ①		0-0 1-3 ②		0-0 F8 ③		0-0 S 1B 2B			4	1	1	0	0	0	0
Gary Redus, R (1, 7) OBP: 0.347, SLG: 0.438	0-0 F8 ②		0-3 K ③			0-0 F9 ①	0-3 K ①			4	0	0	0	0	2	1
Ron Oester, S (1, 4) OBP: 0.319, SLG: 0.389	0-0 G3 ③			B B B B 4-0 6-3 BB		0-0 3-1 ②	0-0 G1-6-3 1B			3	0	1	1	1	0	0
Dan Driessen, L (1, 3) OBP: 0.395, SLG: 0.420		X 0-0 F8 ①		X 0-0 6-3 ①	1-2	0-0 BB 2B 2B	0-0 G1-6-3 ② ③			4	1	1	0	0	0	2
Paul Householder, S (1, 9) OBP: 0.331, SLG: 0.384		X 0-0 G3 ②		B B B B 4-0 BB		4-0 BB 2B IBB		B B B B 4-0 CS S BB		1	1	0	0	3	0	0
Skeeter Barnes, R (1, 5) OBP: 0.417, SLG: 0.389		X 0-0 HR		X 0-0 F7 ②		B B B B 4-0 2B BB		B B B B 4-0 1-3 BB		2	1	1	1	2	0	2
Dann Bilardello, R (1, 2) OBP: 0.263, SLG: 0.370		X 0-0 HR		X 0-0 F8 ③		X 0-0 1-3 2-H 3-H 2B		X 0-0 F9 ②		4	1	2	3	0	0	3
Tom Foley, L (1, 6) OBP: 0.276, SLG: 0.270		X 0-0 F7 ③			S S 0-3 K ①			X 0-0 F7 ③		3	0	0	0	1	1	1
Charlie Puleo, R (1, 1) OBP: 0.173, SLG: 0.104			S S 0-3 K ①			X 0-0 6-3 ②				3	0	0	0	0	2	3
Bill Scherrer, L (7, 1) OBP: 0.167, SLG: 0.091							X 0-0 K ③			0	0	0	0	0	0	0

Inning Stats	R: 0	H: 0	E: 0	K: 0	S: 3	R: 2	H: 2	E: 0	K: 0	S: 5	R: 0	H: 0	E: 0	K: 2	S: 7	R: 0	H: 0	E: 0	K: 0	S: 3	R: 0	H: 0	E: 0	K: 1	S: 5	R: 2	H: 2	E: 0	K: 1	S: 7	R: 1	H: 2	E: 0	K: 1	S: 6	R: 0	H: 0	E: 0	K: 0	S: 2	1B: 1	2B: 3	3B: 0	HR: 2	SF: 0	SAC: 0	DP: 1	HBP: 0	WP: 0	PB: 0	SB: 2	CS: 1	PA: 35
--------------	------	------	------	------	------	------	------	------	------	------	------	------	------	------	------	------	------	------	------	------	------	------	------	------	------	------	------	------	------	------	------	------	------	------	------	------	------	------	------	------	-------	-------	-------	-------	-------	--------	-------	--------	-------	-------	-------	-------	--------

PITCHER	IP	WLS	BF	H	R	ER	SO	BB	IBB	HBP	BLK	WP	HR	S	P	ERA	WHIP
Andy Hawkins, R (1, 1) ERA: 3.08	6.0	L	27	4	4	4	4	3	2	0	0	0	2	30	50	6.00	1.167
Dennis Rasmussen, L (7, 1) ERA: 1.35	2.0		8	2	1	1	1	2	0	0	0	0	0	8	16	4.50	2.000

**BOTTOM**

**San Diego Padres @ Cincinnati Reds**  
Riverfront Stadium, Cincinnati, OH

Sun Sep 25 1983, 3:33 AM EDT  
Att. 21,483 - Unknown

AB	28
R	5
H	6
RBI	5
BB	7
SO	5
LOB	12



PITCHER	IP	WLS	BF	H	R	ER	SO	BB	IBB	HBP	BLK	WP	HR	S	P	ERA	WHIP
---------	----	-----	----	---	---	----	----	----	-----	-----	-----	----	----	---	---	-----	------

Batter	1	2	3	4	5	6	7	8	9	10	AB	R	H	RBI	BB	SO	LOB	TOP								
Steve Sax, R OBP: 0.340, SLG: 0.349 (1, 4)	4-0 CS BB	0-0 F8 1-2		0-0 F9		0-0 FC5-6-1 2-3 3-H		0-3 K	0-0 FC5-4 1-2f	4-0 BB	5	0	0	2	2	1	4									
Greg Brock, L OBP: 0.338, SLG: 0.400 Derrel Thomas, S OBP: 0.338, SLG: 0.351 (1, 3) (10, PR) (10, 9)	0-0 2B 1-2 1B	0-0 BB 2-3 1B			0-0 L6-4 2B		4-0 1B BB BB	0-0 4-3		0-0 1B 1B	5	2	4	0	1	0	0									
Dusty Baker Jr., R OBP: 0.347, SLG: 0.397 Candy Maldonado, R OBP: 0.230, SLG: 0.281 (1, 7) (10, PR) (10, 7)	0-0 1-3 2B	4-0 1-2 BB			4-0 S BB		0-0 BB 1-3 1B		0-0 1B 2B	0-0 2B 1B	4	1	4	0	2	0	0									
Pedro Guerrero, R OBP: 0.372, SLG: 0.529 (1, 5)	0-0 5-3 3-H	0-0 F8			0-0 L6-4 2-3		0-0 1-3		0-0 1B 1B 2-H	0-0 1B 2B 1-H 2-H	6	2	2	4	0	0	8									
Ken Landreaux, L OBP: 0.329, SLG: 0.457 Jose Morales, R OBP: 0.298, SLG: 0.478 Cecil Espy, S OBP: 0.333, SLG: 0.333 (1, 8) (9, PH) (9, PR) (9, 8)	0-3 K		0-3 K		0-0 F9 1-2		4-0 BB IBB		0-0 1B 1B 1-2	0-0 HBP 1B 2-3 BB	3	0	0	0	1	2	2									
Mike Marshall, R OBP: 0.347, SLG: 0.438 (1, 9) (10, 3)		0-0 HR	0-0 G5-4-3 1B		0-0 K		0-0 1B	0-3 K		0-0 F7	6	1	4	2	0	1	5									
Jack Fimple, R OBP: 0.301, SLG: 0.351 Rafael Landestoy, S OBP: 0.215, SLG: 0.274 Gilberto Reyes, R OBP: 0.200, SLG: 0.241 (1, 2) (9, PR) (9, 2)		0-0 F8 FC6 2B	0-0 G5-4-3		4-0 SH2-4 FC5-6-1 BB		4-0 FC6-4 BB		0-0 E 1B 1-3 2-H	1-0 BB HBP 1-2 2-3	3	2	2	2	2	0	1									
Dave Anderson, R OBP: 0.246, SLG: 0.233 Tom Niedenfuer, R OBP: 0.250, SLG: 0.250 Rich Rodas, L OBP: 0.250, SLG: 0.462 Joe Beckwith, L OBP: 0.250, SLG: 0.462 German Rivera, R OBP: 0.250, SLG: 0.500 Pat Zachry, R OBP: 0.250, SLG: 0.423 Rick Monday, L OBP: 0.250, SLG: 0.423 Orel Hershiser, R (1, 6) (7, 1) (8, 1) (8, 1) (9, PH) (9, 1) (10, PH) (10, 1)		0-0 F8		0-0 F8		4-0 FC5-6-1 SH2-4 BB		0-0 FC6-4		0-0 E4 BB 2-H	3	0	0	0	1	0	4									
Fernando Valenzuela, L OBP: 0.200, SLG: 0.281 Alex Taveras, R OBP: 0.284, SLG: 0.367 R.J. Reynolds, S OBP: 0.307, SLG: 0.291 (1, 1) (7, 6) (8, PH) (8, 6)		0-0 FC6 1B F8 3-H		0-0 6-3		0-0 SH2-4		0-0 P4		4-0 FC5-4 BB 1-2	2	0	0	1	0	0	0									
<b>Inning Stats</b>	R: 1 E: 0 K: 1 S: 6	H: 2 LOB: 1 BB: 1 P: 10	R: 2 E: 0 K: 0 S: 7	H: 3 LOB: 3 BB: 1 P: 11	R: 0 E: 0 K: 1 S: 5	H: 1 LOB: 0 BB: 0 P: 5	R: 0 E: 0 K: 0 S: 3	H: 0 LOB: 0 BB: 0 P: 3	R: 0 E: 0 K: 0 S: 3	H: 1 LOB: 1 BB: 1 P: 7	R: 1 E: 0 K: 0 S: 3	H: 1 LOB: 2 BB: 2 P: 11	R: 1 E: 0 K: 1 S: 6	H: 1 LOB: 3 BB: 3 P: 18	R: 0 E: 0 K: 1 S: 5	H: 0 LOB: 0 BB: 0 P: 5	R: 3 E: 1 K: 0 S: 7	H: 4 LOB: 2 BB: 1 P: 11	R: 4 E: 0 K: 2 S: 12	H: 5 LOB: 3 BB: 1 P: 17	1B: 12 2B: 6 3B: 0 HR: 1	SF: 0 SAC: 1 DP: 2 HBP: 1	WP: 0 PB: 0 SB: 1 CS: 1	PA: 56		
<b>PITCHER</b>	IP WLS BF H R ER SO BB IBB HBP BLK WP HR S P ERA WHIP	IP WLS BF H R ER SO BB IBB HBP BLK WP HR S P ERA WHIP	IP WLS BF H R ER SO BB IBB HBP BLK WP HR S P ERA WHIP	IP WLS BF H R ER SO BB IBB HBP BLK WP HR S P ERA WHIP	IP WLS BF H R ER SO BB IBB HBP BLK WP HR S P ERA WHIP	IP WLS BF H R ER SO BB IBB HBP BLK WP HR S P ERA WHIP	IP WLS BF H R ER SO BB IBB HBP BLK WP HR S P ERA WHIP	IP WLS BF H R ER SO BB IBB HBP BLK WP HR S P ERA WHIP	IP WLS BF H R ER SO BB IBB HBP BLK WP HR S P ERA WHIP	IP WLS BF H R ER SO BB IBB HBP BLK WP HR S P ERA WHIP	IP WLS BF H R ER SO BB IBB HBP BLK WP HR S P ERA WHIP	IP WLS BF H R ER SO BB IBB HBP BLK WP HR S P ERA WHIP	IP WLS BF H R ER SO BB IBB HBP BLK WP HR S P ERA WHIP	IP WLS BF H R ER SO BB IBB HBP BLK WP HR S P ERA WHIP	IP WLS BF H R ER SO BB IBB HBP BLK WP HR S P ERA WHIP	IP WLS BF H R ER SO BB IBB HBP BLK WP HR S P ERA WHIP	IP WLS BF H R ER SO BB IBB HBP BLK WP HR S P ERA WHIP	IP WLS BF H R ER SO BB IBB HBP BLK WP HR S P ERA WHIP	IP WLS BF H R ER SO BB IBB HBP BLK WP HR S P ERA WHIP	IP WLS BF H R ER SO BB IBB HBP BLK WP HR S P ERA WHIP	IP WLS BF H R ER SO BB IBB HBP BLK WP HR S P ERA WHIP	IP WLS BF H R ER SO BB IBB HBP BLK WP HR S P ERA WHIP	IP WLS BF H R ER SO BB IBB HBP BLK WP HR S P ERA WHIP	IP WLS BF H R ER SO BB IBB HBP BLK WP HR S P ERA WHIP	IP WLS BF H R ER SO BB IBB HBP BLK WP HR S P ERA WHIP	IP WLS BF H R ER SO BB IBB HBP BLK WP HR S P ERA WHIP
Frank Pastore, R ERA: 4.98 Ted Power, R ERA: 4.74 Tom Hume, R ERA: 4.78 Ben Hayes, R ERA: 6.51 Bill Scherrer, L ERA: 2.8 (1, 1) (6, 1) (7, 1) (9, 1) (9, 1)	5.0 1.0 2.0 0.0 0.2	23 6 9 2 5	7 1 1 2 2	3 2 0 2 0	3 0 1 0 0	0 0 0 0 0	1 0 0 0 0	24 15 19 2 8	36 15 19 2 8	5.40 18.00 0.00 ∞ 0.00	2.000 4.000 1.000 ∞ 4.500	Rich Gale, R ERA: 5.62 Bruce Berenyi, R ERA: 3.66 (9, 1) (10, 1)	0.1 1.0	1 5	5 0	4 0	0 2	0 1	0 0	0 7	12 12	0.00 1.000				

Los Angeles Dodgers @ Cincinnati Reds  
Riverfront Stadium, Cincinnati, OH  
Mon Sep 26 1983, 7:05 PM EDT  
Att: 8,891 - Unknown

AB	44
R	12
H	18
RBI	11
BB	10
SO	6
LOB	34





**Los Angeles Dodgers @ Cincinnati Reds**  
 Riverfront Stadium, Cincinnati, OH

Mon Sep 26 1983, 7:05 PM EDT  
 Att. 8,891 - Unknown

AB	35
R	9
H	8
RBI	8
BB	9
SO	11
LOB	18



WP	2	PA	47
PB	1		
SB	4		
CS	0		

Batter	1	2	3	4	5	6	7	8	9	10	AB	R	H	RBI	BB	SO	LOB						
<b>Gary Redus, R</b> OBP: 0.349, SLG: 0.439 (1, 7)	4-0 S 2B BB	0-3 K			0-3 K		0-0 SF9 1-3 2-H 2B	4-0 1B BB		0-0 6-3	4	1	1	2	2	2	3						
<b>Paul Householder, S</b> OBP: 0.334, SLG: 0.385 (1, 9)	0-0 2B WP 1B		0-0 5-3		0-3 K		4-0 S IBB	0-0 1B 1-2 2-H		0-0 P5	4	1	2	1	1	1	1						
<b>Rich Gale, R</b> OBP: 0.227, SLG: 0.350 (9, 1)											0	0	0	0	0	0	0						
<b>Bruce Berenyi, R</b> OBP: 0.226, SLG: 0.283 (10, 1)											0	0	0	0	0	0	0						
<b>Johnny Bench, R</b> OBP: 0.307, SLG: 0.432 (10, PH)											1	0	0	0	0	0	1						
<b>Dave Concepcion, R</b> OBP: 0.304, SLG: 0.282 (1, 6)	0-0 WP SF7 2B		0-3 K		0-0 K		0-0 F8	0-0 SF9	0-0 5-3		4	1	1	2	0	1	2						
<b>Cesar Cedeno, R</b> OBP: 0.297, SLG: 0.350 (1, 8)	0-3 K		0-0 6-3		0-3 K		0-3 K			0-0 1-6-3	4	0	0	0	0	3	4						
<b>Steve Christmas, L</b> OBP: 0.182, SLG: 0.111 (9, 2)											1	0	0	0	0	0	0						
<b>Dan Driessen, L</b> OBP: 0.395, SLG: 0.424 (1, 3)	0-0 SF7 2-H 3-H			0-0 3-1		0-0 FC5-4 1B		0-0 WP SF8 2B		0-0 F8	4	1	2	1	0	0	0						
<b>Nick Esasky, R</b> OBP: 0.328, SLG: 0.450 (1, 5)	0-0 5-3			0-0 L6		0-0 FC5-4 1-2f		4-0 S 1B IBB		0-3 K	1	0	0	0	0	0	0						
<b>Skeeter Barnes, R</b> OBP: 0.385, SLG: 0.350 (3, 5)											2	0	0	0	0	0	1						
<b>Duane Walker, L</b> OBP: 0.294, SLG: 0.332 (8, PH)											0	1	0	0	1	0	0						
<b>Ben Hayes, R</b> OBP: 0.197, SLG: 0.091 (9, 1)											0	0	0	0	0	0	0						
<b>Bill Scherrer, L</b> OBP: 0.091, SLG: 0.048 (9, 9)											0	0	0	0	0	0	0						
<b>Dann Bilardello, R</b> OBP: 0.267, SLG: 0.375 (1, 2)		0-0 4-3 2B		0-3 K		0-0 5-3		4-0 FC1-5 BB 2B BB		0-3 K	2	0	1	0	1	1	0						
<b>Alex Trevino, R</b> OBP: 0.290, SLG: 0.304 (7, PR)											0	0	0	0	0	0	0						
<b>Eddie Milner, L</b> OBP: 0.345, SLG: 0.373 (8, PH)											2	0	0	0	0	1	2						
<b>Ron Oester, S</b> OBP: 0.320, SLG: 0.388 (1, 4)		0-3 K		0-0 5-3		0-0 5-3		4-0 FC1-5 BB 2B BB		0-0 SF8	2	2	0	1	2	1	1						
<b>Frank Pastore, R</b> OBP: 0.211, SLG: 0.273 (1, 1)											1	0	0	0	0	0	1						
<b>Alan Knicely, R</b> OBP: 0.333, SLG: 0.316 (5, PH)											0	0	0	0	1	0	0						
<b>Ted Power, R</b> OBP: 0.211, SLG: 0.273 (6, 1)											0	0	0	0	0	0	0						
<b>Tom Hume, R</b> OBP: 0.211, SLG: 0.273 (7, 1)											0	0	0	0	0	0	0						
<b>Kelly Paris, R</b> OBP: 0.321, SLG: 0.278 (7, 5)		0-0 4-3		0-0 4-3		4-0 BB		0-0 FC1-5 2B SF9 1-2 2-3f		0-0 S 1B 1B	2	2	1	1	1	0	2						
<b>Inning Stats</b>	R: 3 E: 0 K: 1 S: 7	H: 2 LOB: 0 BB: 1 P: 11	R: 0 E: 0 K: 2 S: 8	H: 1 LOB: 1 BB: 0 P: 8	R: 0 E: 0 K: 1 S: 5	H: 0 LOB: 0 BB: 0 P: 5	R: 0 E: 0 K: 1 S: 5	H: 0 LOB: 0 BB: 0 P: 5	R: 0 E: 0 K: 2 S: 7	H: 0 LOB: 1 BB: 1 P: 11	R: 0 E: 0 K: 1 S: 6	H: 1 LOB: 1 BB: 0 P: 6	R: 2 E: 0 K: 1 S: 6	H: 1 LOB: 3 BB: 3 P: 18	R: 3 E: 0 K: 1 S: 8	H: 3 LOB: 2 BB: 2 P: 16	R: 0 E: 0 K: 1 S: 5	H: 0 LOB: 0 BB: 0 P: 5	R: 1 E: 0 K: 0 S: 3	H: 0 LOB: 1 BB: 2 P: 11	1B: 4 2B: 4 3B: 0 HR: 0	SF: 3 SAC: 0 DP: 0 HBP: 0	WP: 2 PA: 47
<b>PITCHER</b>	IP	WLS	BF	H	R	ER	SO	BB	IBB	HBP	BLK	WP	HR	S	P	ERA	WHIP						
<b>Fernando Valenzuela, L</b> ERA: 3.82 (1, 1)	6.1		28	5	5	5	8	4	0	0	0	1	0	40	56	7.11	1.421						
<b>Tom Niedenfuer, R</b> ERA: 2.0 (7, 1)	1.1		9	2	3	3	2	1	2	0	0	1	0	10	22	20.25	2.250						
<b>Rich Rodas, L</b> ERA: (8, 1)	0.0		1	1	0	0	0	0	0	0	0	0	0	1	1	∞	∞						
<b>Joe Beckwith, R</b> ERA: 3.44 (8, 1)	0.1		1	0	0	0	0	0	0	0	0	0	0	1	1	0.00	0.000						
<b>Pat Zachry, R</b> ERA: 2.56 (9, 1)	1.0	W	3	0	0	0	1	0	0	0	0	0	0	5	5	0.00	0.000						

livebaseballscorecards.com

**Los Angeles Dodgers @ Cincinnati Reds**  
 Riverfront Stadium, Cincinnati, OH

Tue Sep 27 1983, 7:05 PM EDT  
 Att. 7,828 - Unknown

AB	31
R	7
H	8
RBI	7
BB	5
SO	3
LOB	15



AB R H RBI BB SO LOB

4	1	2	2	0	0	0
4	0	0	0	1	1	2
0	0	0	0	0	0	0
3	1	1	1	1	1	0
4	1	1	3	0	0	1
4	0	1	0	0	0	2
3	0	1	0	1	0	1
3	1	1	1	1	1	4
3	2	1	0	1	0	2
2	1	0	0	0	0	3
1	0	0	0	0	0	0
0	0	0	0	0	0	0

Batter	1	2	3	4	5	6	7	8	9
Steve Sax, R (1, 4) OBP: 0.341, SLG: 0.350	0-0 BB S SF9 1B	0-0 SF7		0-0 S 1B		0-0 F8		0-0 6-3	
Rick Monday, L (1, 7) OBP: 0.361, SLG: 0.413	4-0 SF9 BB 1-2 BB	0-0 F8		0-3 K 1-2		0-0 F7		0-0 G3	
Derrel Thomas, S (9, 7) OBP: 0.338, SLG: 0.351									
Greg Brock, L (1, 3) OBP: 0.338, SLG: 0.399	4-0 IBB 1-2 2-3 BB		0-0 HR 1B	0-0 SF9		0-0 F7		0-3 K	
Pedro Guerrero, R (1, 5) OBP: 0.371, SLG: 0.532	0-0 SF9		0-0 HR	0-0 P6			0-0 6-3	0-0 F8	
Ken Landreaux, L (1, 8) OBP: 0.328, SLG: 0.455	0-0 F7		0-0 F2		0-0 5-3 1B		0-0 P4		
Mike Marshall, R (1, 9) OBP: 0.348, SLG: 0.438	4-0 1-2 IBB		0-0 G4-6-3 1B		0-0 5-3		0-0 6-3		
Jack Fimple, R (1, 2) OBP: 0.306, SLG: 0.372	0-3 K		0-0 G4-6-3		4-0 BB			0-0 HR	
Dave Anderson, R (1, 6) OBP: 0.254, SLG: 0.245		0-0 1-3 SF7 2B		4-0 E SH 1B BB		0-0 F8		0-0 P4	
Rick Honeycutt, L (1, 1) OBP: 0.083, SLG: 0.083		0-0 1-3		0-0 SH		0-0 F7		0-0 F8	
Joe Beckwith, L (5, 1) OBP: 0.200, SLG: 0.200				1B E SF9					
Tom Niedenfuer, R (8, 1) OBP: 0.200, SLG: 0.200		2-3							


Inning Stats	R: 1	H: 1	R: 1	H: 1	R: 2	H: 3	R: 2	H: 1	R: 0	H: 1	R: 0	H: 0	R: 0	H: 0	R: 1	H: 1	R: 0	H: 0
	E: 0	LOB: 3	E: 0	LOB: 0	E: 0	LOB: 0	E: 1	LOB: 1	E: 0	LOB: 2	E: 0	LOB: 0	E: 0	LOB: 0	E: 0	LOB: 0	E: 0	LOB: 0
	K: 1	BB: 3	K: 0	BB: 0	K: 0	BB: 0	K: 1	BB: 1	K: 0	BB: 1	K: 0	BB: 0	K: 0	BB: 0	K: 1	BB: 0	K: 1	BB: 0
	S: 6	P: 18	S: 4	P: 4	S: 5	P: 5	S: 7	P: 11	S: 4	P: 8	S: 3	P: 3	S: 3	P: 3	S: 4	P: 4	S: 5	P: 5

PITCHER	IP	WLS	BF	H	R	ER	SO	BB	IBB	HBP	BLK	WP	HR	S	P	ERA	WHIP
Jeff Russell, R (1, 1) ERA: 3.08	5.0	L	27	7	6	5	2	4	1	0	0	0	1	26	46	9.00	2.200
Ted Power, R (6, 1) ERA: 4.65	2.0		6	0	0	0	0	0	0	0	0	0	0	6	6	0.00	0.000
Tom Hume, R (8, 1) ERA: 4.77	2.0		7	1	1	1	1	0	0	0	0	0	1	9	9	4.50	0.500

1B: 5	SF: 3
2B: 1	SAC: 1
3B: 0	DP: 1
HR: 2	HBP: 0

WP: 0	PA: 40
PB: 0	
SB: 2	
CS: 0	



Batter	1	2	3	4	5	6	7	8	9	AB R H RBI BB SO LOB	TOP																				
Dan Gladden, R (1, 8) OBP: 0.250, SLG: 0.240	0-0 F8		0-0 F8			0-0 1-3		0-0 F8		4 0 0 0 0 0 4	<b>San Francisco Giants @ Cincinnati Reds</b> Riverfront Stadium, Cincinnati, OH Wed Sep 28 1983, 7:05 PM EDT Att. 7,007 - Unknown <a href="http://livebaseballscorecards.com">livebaseballscorecards.com</a>																				
Max Venable, L (1, 7) OBP: 0.301, SLG: 0.372	0-3 K		0-0 G3			0-0 F5		2-3 4-0 1-2 1B E BB		3 1 0 0 1 1 2																					
Chili Davis, S (1, 9) OBP: 0.308, SLG: 0.354	0-0 F8				0-3 K		0-0 5-3	0-0 E6 1B 1-H 2-H 3-H		4 0 1 2 0 1 0																					
Darrell Evans, L (1, 5) OBP: 0.378, SLG: 0.515		0-3 K		0-0 F9			0-3 K	0-3 K		4 0 0 0 0 3 1																					
Chris Smith, S (1, 3) OBP: 0.375, SLG: 0.400		0-0 F6		0-0 F8			0-0 F5		0-0 G3	4 0 0 0 0 0 0																					
Joel Youngblood, R (1, 4) OBP: 0.351, SLG: 0.486		0-3 K			0-3 K				0-0 F7	4 1 1 1 0 2 0																					
Jeff Ransom, R (1, 2) OBP: 0.364, SLG: 0.222			0-0 1B 1B		0-3 K			4-0 F8 1B BB	4-0 BB BB	2 1 1 0 2 1 0																					
Joe Pettini, R (1, 6) OBP: 0.250, SLG: 0.200			0-0 1B		0-0 5-3			0-0 BB 1B	4-0 BB BB	3 1 2 0 0 0 0																					
Tom O'Malley, L (9, PH) OBP: 0.346, SLG: 0.340			1-2 1B					1-2 1B 1B	1-2 BB	0 0 0 0 1 0 0																					
Brad Wellman, R (9, PR) OBP: 0.297, SLG: 0.247										0 0 0 0 0 0 0																					
Mike Krukow, R (1, 1) OBP: 0.273, SLG: 0.339			0-0 F2			0-0 5-3		0-0 F3	0-3 K	2 0 0 0 0 0 2																					
Randy Lerch, L (7, 1) OBP: 0.300, SLG: 0.333										0 0 0 0 0 0 0																					
Dave Bergman, L (8, PH) OBP: 0.350, SLG: 0.464										1 0 0 0 0 0 2																					
Renie Martin, R (8, 1) OBP: 0.340, SLG: 0.577										0 0 0 0 0 0 0																					
Gary Lavelle, S (8, 1) OBP: 0.340, SLG: 0.577										0 0 0 0 0 0 0																					
Jeffrey Leonard, R (9, PH) OBP: 0.321, SLG: 0.463										1 0 0 0 0 1 2																					
<b>Inning Stats</b>	R: 0 E: 0 K: 1 S: 5	H: 0 LOB: 0 BB: 0 P: 5	R: 0 E: 0 K: 2 S: 7	H: 0 LOB: 0 BB: 0 P: 7	R: 0 E: 0 K: 0 S: 5	H: 2 LOB: 2 BB: 0 P: 5	R: 0 E: 0 K: 1 S: 5	H: 0 LOB: 0 BB: 0 P: 5	R: 0 E: 0 K: 2 S: 7	H: 0 LOB: 0 BB: 0 P: 7	R: 0 E: 0 K: 0 S: 3	H: 0 LOB: 0 BB: 0 P: 3	R: 0 E: 0 K: 1 S: 5	H: 0 LOB: 0 BB: 0 P: 5	R: 4 E: 1 K: 1 S: 8	H: 3 LOB: 1 BB: 2 P: 16	R: 0 E: 0 K: 1 S: 5	H: 0 LOB: 2 BB: 2 P: 13	1B: 4 2B: 0 3B: 0 HR: 1	SF: 0 SAC: 0 DP: 0 HBP: 0	WP: 0 PB: 0 SB: 0 CS: 0	PA: 36									
<b>PITCHER</b> Mario Soto, R (1, 1) ERA: 2.7	IP 9.0	WLS W	BF 36	H 5	R 4	ER 3	SO 9	BB 4	IBB 0	HBP 0	BLK 0	WP 0	HR 1	S 50	P 66	ERA 3.00	WHIP 1.000														
											<b>PITCHER</b>	IP	WLS	BF	H	R	ER	SO	BB	IBB	HBP	BLK	WP	HR	S	P	ERA	WHIP			



**San Francisco Giants @ Cincinnati Reds**  
 Riverfront Stadium, Cincinnati, OH

Thu Sep 29 1983, 3:33 AM EDT  
 Att. 8,067 - Unknown

AB	35
R	11
H	13
RBI	9
BB	5
SO	5
LOB	8



AB R H RBI BB SO LOB

TOP

Batter	1	2	3	4	5	6	7	8	9
Dan Gladden, R (1, 8) OBP: 0.283, SLG: 0.296	0-0 SH1-3 2B	0-0 2-3 3-H 1B		0-0 1-2 1B		0-0 4-3		0-0 SH 1B G6-3	
Max Venable, L (1, 7) OBP: 0.298, SLG: 0.367	0-0 SH1-3	0-0 F8		0-0 F4		0-0 F4		0-0 1-3 2-H 1B G6-3	
Jeffrey Leonard, R (8, PH) OBP: 0.322, SLG: 0.464	0-0 SH1-3								
Brad Wellman, R (8, 4) OBP: 0.297, SLG: 0.247	2-3								
Chili Davis, S (1, 9) OBP: 0.307, SLG: 0.354	0-3 K		0-0 4-3		0-0 1B 2B		0-0 F9	0-0 G6-3	
Darrell Evans, L (1, 5) OBP: 0.378, SLG: 0.512	0-3 K		0-3 K		4-0 1B BB		4-0 HR BB	0-0 1-3	
Chris Smith, S (1, 3) OBP: 0.382, SLG: 0.458		0-0 F4	0-3 K		0-0 HR 1B		0-0 HR	0-0 4-3	
Dave Bergman, L (7, 3) OBP: 0.393, SLG: 0.460									
Joel Youngblood, R (1, 4) OBP: 0.354, SLG: 0.496		0-0 BB 1B		0-0 F4	0-0 HR		0-0 1-3	0-0 G6-4-3 1B	
Jeff Ransom, R (1, 2) OBP: 0.375, SLG: 0.462		4-0 SH1-4 1B BB		0-0 HR	0-0 F8		0-3 K	0-0 G6-4-3	
Joe Pettini, R (1, 6) OBP: 0.261, SLG: 0.215		0-0 1B SH1-4 1B		0-0 F7	0-0 F4			0-0 SH BB 1B	
Mark Calvert, R (1, 1) OBP: 0.346, SLG: 0.577		0-0 SH1-4		4-0 1B BB		0-0 G3		4-0 SH 1B BB	
Renie Martin, R (5, 1) OBP: 0.321, SLG: 0.143									
Champ Summers, L (6, PH) OBP: 0.300, SLG: 0.333									
Randy Lerch, L (6, 1) OBP: 0.615, SLG: 0.909		1-2 2-3							
Greg Minton, S (7, 1) OBP: 0.615, SLG: 0.909									

4	1	3	1	0	0	0
3	0	0	0	0	0	4
1	0	1	1	0	0	0
0	0	0	0	0	0	0
5	1	1	0	0	1	2
3	1	0	0	2	2	1
4	2	2	3	0	1	0
1	0	0	0	0	0	0
5	2	3	2	0	0	0
4	2	1	1	1	1	1
4	1	2	1	0	0	0
0	0	0	0	1	0	0
0	0	0	0	0	0	0
1	0	0	0	0	0	0
0	0	0	0	0	0	0
0	1	0	0	1	0	0

Inning Stats	R: 0	H: 1	E: 0	K: 2	S: 8	LOB: 1	BB: 0	P: 8	R: 2	H: 3	E: 0	K: 0	S: 6	LOB: 2	BB: 1	P: 10	R: 0	H: 0	E: 0	K: 2	S: 7	LOB: 0	BB: 0	P: 7	R: 1	H: 2	E: 0	K: 0	S: 5	LOB: 2	BB: 1	P: 9	R: 3	H: 3	E: 0	K: 0	S: 5	LOB: 0	BB: 1	P: 9	R: 0	H: 0	E: 0	K: 0	S: 3	LOB: 0	BB: 0	P: 3	R: 2	H: 1	E: 0	K: 1	S: 6	LOB: 0	BB: 1	P: 10	R: 3	H: 2	E: 1	K: 0	S: 5	LOB: 0	BB: 1	P: 9	R: 0	H: 1	E: 0	K: 0	S: 3	LOB: 0	BB: 0	P: 3
--------------	------	------	------	------	------	--------	-------	------	------	------	------	------	------	--------	-------	-------	------	------	------	------	------	--------	-------	------	------	------	------	------	------	--------	-------	------	------	------	------	------	------	--------	-------	------	------	------	------	------	------	--------	-------	------	------	------	------	------	------	--------	-------	-------	------	------	------	------	------	--------	-------	------	------	------	------	------	------	--------	-------	------

PITCHER	IP	WLS	BF	H	R	ER	SO	BB	IBB	HBP	BLK	WP	HR	S	P	ERA	WHIP
Bruce Berenyi, R (1, 1) ERA: 3.86	4.1		24	9	6	6	4	3	0	0	0	0	2	29	41	12.46	2.769
Ted Power, R (5, 1) ERA: 4.62	0.2		2	0	0	0	0	0	0	0	0	0	0	2	2	0.00	0.000
Ben Hayes, R (6, 1) ERA: 6.59	2.0	L	8	1	2	2	1	1	0	0	0	0	1	9	13	9.00	1.000
Rich Gale, R (8, 1) ERA: 5.82	0.0		3	1	3	2	0	1	0	0	0	0	0	2	6	∞	∞
Bill Scherrer, L (8, 1) ERA: 2.74	2.0		6	2	0	0	0	0	0	0	0	0	0	6	6	0.00	1.000

WP	PA
0	43

PITCHER	IP	WLS	BF	H	R	ER	SO	BB	IBB	HBP	BLK	WP	HR	S	P	ERA	WHIP
---------	----	-----	----	---	---	----	----	----	-----	-----	-----	----	----	---	---	-----	------

BOTTOM

San Francisco Giants @ Cincinnati Reds  
Riverfront Stadium, Cincinnati, OH

AB	37
R	7
H	11
RBI	7
BB	7
SO	6
LOB	21



WP	0	PA	44
PB	0		
SB	0		
CS	1		

Thu Sep 29 1983, 3:33 AM EDT  
Att. 8,067 - Unknown

AB R H RBI BB SO LOB

5 1 4 2 0 0 0

4 1 0 0 1 0 4

3 1 2 0 2 0 0

4 1 1 1 1 1 4

4 0 0 1 1 0 3

5 0 2 1 0 2 4

4 1 1 0 1 1 3

2 1 0 0 1 0 0

2 0 0 0 0 0 2

2	0	0	0	0	1	0
0	0	0	0	0	0	0
1	0	1	2	0	0	0
0	1	0	0	0	0	0
0	0	0	0	0	0	0
1	0	0	0	0	1	1
0	0	0	0	0	0	0
0	0	0	0	0	0	0

1B	8	SF	0
2B	2	SAC	0
3B	1	DP	0
HR	0	HBP	0

Batter	1	2	3	4	5	6	7	8	9
Eddie Milner, L OBP: 0.350, SLG: 0.385 (1, 8)	0-0 CS 1B		0-0 BB FC4-6 1B	0-0 3B	0-0 1-H 2-H 2B			0-0 3-1	
Kelly Paris, R OBP: 0.323, SLG: 0.280 (1, 5) (8, 6)	0-0 F8 1-2		4-0 FC4-6 1B BB	0-0 F4	0-0 6-3			0-0 F8	
Ron Oester, S OBP: 0.323, SLG: 0.385 (1, 4)	4-0 BB BB BB BB		4-0 1-2 2-3 FC4-6 BB		0-0 2B 1B			0-0 FC4-6 1B	
Dan Driessen, L OBP: 0.391, SLG: 0.421 (1, 3)	4-0 1-2 BB BB		0-3 K		0-0 1-H 1B 2B			0-0 FC4-6 1-2f	
Paul Householder, S OBP: 0.331, SLG: 0.385 (1, 9)	4-0 1-2 2-3 BB		0-0 FC4-6 1B		0-0 F8 2-3			0-0 5-3	
Duane Walker, L OBP: 0.295, SLG: 0.332 (1, 7)	0-3 K		0-0 1-2 3-H 1B		0-3 K			0-0 5-3 1B	
Dann Bilardello, R OBP: 0.276, SLG: 0.395 (1, 2)		0-0 5-3	0-3 K		4-0 BB 1B BB			0-0 5-3 1-2	
Tom Foley, L OBP: 0.277, SLG: 0.264 Skeeter Barnes, R OBP: 0.367, SLG: 0.304 (7, PH) (8, 5)		0-0 G3		0-0 3-1	4-0 1B 2B BB			0-0 F3	
Bruce Berenyi, R OBP: 0.216, SLG: 0.273 Ted Power, R OBP: 0.308, SLG: 0.432 Johnny Bench, R OBP: 0.352, SLG: 0.444 Gary Redus, R OBP: 0.352, SLG: 0.444 Ben Hayes, R OBP: 0.352, SLG: 0.444 Steve Christmas, L OBP: 0.227, SLG: 0.350 Rich Gale, R OBP: 0.227, SLG: 0.350 Bill Scherrer, L OBP: 0.167, SLG: 0.091 (1, 1) (5, 1) (5, PH) (5, PH) (6, 1) (7, PH) (8, 1) (8, 1)		0-0 F8	0-3 K	0-3 K	0-0 1-2 2-H 3-H 2B 1B			0-3 K	

Inning Stats	R: 0	H: 1	E: 0	LOB: 3	K: 1	P: 17	R: 0	H: 0	E: 0	LOB: 0	K: 0	P: 3	R: 2	H: 2	E: 0	LOB: 2	K: 2	P: 17	R: 0	H: 1	E: 0	LOB: 1	K: 1	P: 6	R: 5	H: 4	E: 0	LOB: 2	K: 1	P: 17	R: 0	H: 0	E: 0	LOB: 0	K: 0	P: 3	R: 0	H: 1	E: 0	LOB: 1	K: 1	P: 6	R: 0	H: 1	E: 0	LOB: 1	K: 0	P: 4	R: 0	H: 1	E: 0	LOB: 1	K: 0	P: 4	R: 0	H: 1	E: 0	LOB: 1	K: 0	P: 4	1B: 8	SF: 0	2B: 2	SAC: 0	3B: 1	DP: 0	HR: 0	HBP: 0	WP: 0	PA: 44
--------------	------	------	------	--------	------	-------	------	------	------	--------	------	------	------	------	------	--------	------	-------	------	------	------	--------	------	------	------	------	------	--------	------	-------	------	------	------	--------	------	------	------	------	------	--------	------	------	------	------	------	--------	------	------	------	------	------	--------	------	------	------	------	------	--------	------	------	-------	-------	-------	--------	-------	-------	-------	--------	-------	--------

PITCHER	IP	WLS	BF	H	R	ER	SO	BB	IBB	HBP	BLK	WP	HR	S	P	ERA	WHIP
Mark Calvert, R ERA: 6.27 (1, 1)	4.2		27	7	7	7	5	7	0	0	0	0	0	30	58	13.50	3.000
Renie Martin, R ERA: 4.2 (5, 1)	0.1		2	1	0	0	0	0	0	0	0	0	0	2	2	0.00	3.000
Randy Lerch, L ERA: 6.02 (6, 1)	1.1	W	5	1	0	0	0	0	0	0	0	0	0	5	5	0.00	0.750
Greg Minton, R ERA: 3.47 (7, 1)	2.2	S	10	2	0	0	1	0	0	0	0	0	0	12	12	0.00	0.750

Batter	1	2	3	4	5	6	7	8	9	AB R H RBI BB SO LOB	TOP		
Dallas Williams, L (1, 7) OBP: 0.065, SLG: 0.033	0-0 4-3		0-0 F5			0-0 G3		0-3 K		4 0 0 0 0 1 0	<b>Cincinnati Reds @ Houston Astros</b> Astrodome, Houston, TX Fri Sep 30 1983, 8:05 PM EDT Att. 9,744 - Dome		
Kelly Paris, R (1, 4) OBP: 0.328, SLG: 0.288	0-0 6-3		0-0 5-3			0-0 1B		0-0 1B		4 0 2 0 0 0 0			
Skeeter Barnes, R (1, 3) OBP: 0.353, SLG: 0.269	4-0 1B BB				0-0 1-3		0-0 6-3	0-3 K		3 1 0 0 1 1 2			
Duane Walker, L (1, 9) OBP: 0.294, SLG: 0.330	0-0 1B				0-0 G3		0-3 K	0-0 F9		4 0 1 1 0 1 2			
Paul Householder, S (1, 8) OBP: 0.333, SLG: 0.384		0-0 4-3 5-3 1B			0-0 1-3		4-0 BB	0-0 G3		3 1 1 0 1 0 0			
Steve Christmas, L (1, 2) OBP: 0.125, SLG: 0.071		0-0 4-3			0-0 E4		0-0 F6	0-3 K		4 0 0 0 0 1 2			
Alex Trevino, R (1, 5) OBP: 0.285, SLG: 0.298 Dan Driessen, L (9, PH) OBP: 0.390, SLG: 0.420		0-0 5-3			0-0 G6-4-3		0-3 K	0-3 K		3 0 0 1 0 1 2 1 0 0 0 0 1 0			
Tom Foley, L (1, 6) OBP: 0.288, SLG: 0.261		0-0 6-3			4-0 BB		4-0 BB			1 0 0 0 2 0 0			
Charlie Puleo, R (1, 1) OBP: 0.167, SLG: 0.100 Eddie Milner, L (7, PH) OBP: 0.350, SLG: 0.384 Ted Power, R (7, 1)			0-0 4-3		0-0 4-3		0-0 F8			2 0 0 0 0 0 1 1 0 0 0 0 0 2 0 0 0 0 0 0 0			
<b>Inning Stats</b>	R: 1 H: 1 E: 0 LOB: 1 K: 0 BB: 1 S: 3 P: 7	R: 1 H: 1 E: 0 LOB: 0 K: 0 BB: 0 S: 4 P: 4	R: 0 H: 0 E: 0 LOB: 0 K: 0 BB: 0 S: 3 P: 3	R: 0 H: 0 E: 0 LOB: 0 K: 0 BB: 0 S: 3 P: 3	R: 0 H: 0 E: 1 LOB: 1 K: 0 BB: 1 S: 3 P: 7	R: 0 H: 1 E: 0 LOB: 1 K: 1 BB: 0 S: 6 P: 6	R: 0 H: 0 E: 0 LOB: 2 K: 1 BB: 2 S: 5 P: 13	R: 0 H: 1 E: 0 LOB: 1 K: 2 BB: 0 S: 8 P: 8	R: 0 H: 0 E: 0 LOB: 0 K: 2 BB: 0 S: 7 P: 7	1B: 4 SF: 0 2B: 0 SAC: 0 3B: 0 DP: 1 HR: 0 HBP: 0		WP: 0 PA: 34 PB: 0 SB: 4 CS: 0	
<b>PITCHER</b>	IP WLS BF H R ER SO BB IBB HBP BLK WP HR S P ERA WHIP											<b>PITCHER</b>	IP WLS BF H R ER SO BB IBB HBP BLK WP HR S P ERA WHIP
Michael LaCoss, R (1, 1) ERA: 4.43	7.0 W 27 3 2 2 2 4 0 0 0 0 0 0 27 43 2.57 1.000												
Dave Smith, R (8, 1) ERA: 3.1	2.0 S 7 1 0 0 4 0 0 0 0 0 0 0 15 15 0.00 0.500												

livebaseballscorecards.com

AB	30
R	2
H	4
RBI	2
BB	4
SO	6
LOB	11







Batter	1	2	3	4	5	6	7	8	9	AB R H RBI BB SO LOB	TOP			
Kelly Paris, R OBP: 0.331, SLG: 0.293 (1, 4) X	0-0 WP SH5-3 2-1 1B		0-0 F9	0-0 F7		0-0 1B S 1B		0-0 G6-4-3 1-2f		5 0 2 0 0 0 1				
Dallas Williams, L OBP: 0.143, SLG: 0.063 (1, 7) X	0-0 SH5-3 1-2		4-0 1B 2B BB	0-0 E5 F8 1B		0-0 5-3 1-2		4-0 E 1B BB		2 2 1 0 2 0 1				
Skeeter Barnes, R OBP: 0.385, SLG: 0.300 (1, 3) X	0-0 F8 2-3		0-0 2B 1-2 SF7 1B	0-0 F8 2-3		4-0 1B BB		0-0 CS 1-H 1B		4 1 2 1 1 0 2				
Paul Householder, S OBP: 0.336, SLG: 0.388 (1, 8) X	0-0 2-1 3-H	0-0 6-3	0-0 1B 1-3 2-H 2B	0-0 F8		0-0 1-2 2-3 1B		0-0 CS 1-2	4-0 L5-3 BB	4 1 2 1 1 0 1				
Duane Walker, L OBP: 0.296, SLG: 0.326 (1, 9) X		0-0 F8	4-0 1B 1B BB		4-0 S BB	0-0 F7			0-0 F4	3 1 0 0 2 0 4				
Dann Bitardello, R OBP: 0.274, SLG: 0.391 (1, 2) X		4-0 BB BLK BB	0-0 SF7 3-H		0-0 F7 1-2		0-3 K		0-0 L5-3 1-2	3 1 0 1 1 1 2				
Alex Trevino, R OBP: 0.290, SLG: 0.299 (1, 5) X		4-0 BLK 1-2 BB	0-0 1B 1-2 2-H 1B		0-0 F7		0-3 K			3 0 1 1 1 1 1				
Tom Foley, L OBP: 0.296, SLG: 0.263 (1, 6) X		4-0 BLK 1-2 2-3 BB	0-0 1-3 2-H 1B		0-0 F8		0-3 K			3 0 1 1 1 1 1				
Frank Pastore, R OBP: 0.213, SLG: 0.271 (1, 1) X		0-3 K 1-2 2-3 3-H	0-0 F8			0-3 K		0-0 G6-4-3 1B		4 0 1 0 0 2 4				
<b>Inning Stats</b>	R: 0 E: 0 K: 0 S: 3 H: 1 LOB: 1 BB: 0 P: 3	R: 1 E: 0 K: 1 S: 5 H: 0 LOB: 2 BB: 3 P: 17	R: 4 E: 0 K: 0 S: 7 H: 4 LOB: 2 BB: 2 P: 15	R: 0 E: 1 K: 0 S: 4 H: 1 LOB: 1 BB: 0 P: 4	R: 0 E: 0 K: 0 S: 3 H: 0 LOB: 1 BB: 1 P: 7	R: 0 E: 0 K: 1 S: 7 H: 2 LOB: 3 BB: 1 P: 11	R: 0 E: 0 K: 3 S: 9 H: 0 LOB: 0 BB: 0 P: 9	R: 1 E: 1 K: 0 S: 3 H: 2 LOB: 0 BB: 1 P: 7	R: 0 E: 0 K: 0 S: 2 H: 0 LOB: 0 BB: 1 P: 6	1B: 9 2B: 2 3B: 0 HR: 0 SF: 1 SAC: 1 DP: 2 HBP: 0	WP: 1 PB: 0 SB: 2 CS: 1 PA: 43			
<b>PITCHER</b>	IP WLS BF H R ER SO BB IBB HBP BLK WP HR S P ERA WHIP												<b>PITCHER</b>	IP WLS BF H R ER SO BB IBB HBP BLK WP HR S P ERA WHIP
Mike Madden, L ERA: 3.14 (1, 1)	2.1 L 15 3 5 5 1 5 0 0 0 1 1 0 11 31 19.29 3.429													
Bob Knepper, L ERA: 3.19 (3, 1)	5.2 25 7 1 0 4 3 0 0 0 0 0 0 30 42 0.00 1.765													
Frank LaCorte, R ERA: 5.06 (9, 1)	1.0 3 0 0 0 0 0 1 0 0 0 0 0 0 2 6 0.00 1.000													

Cincinnati Reds @ Houston Astros  
Astrodome, Houston, TX  
Sat Oct 01 1983, 4:33 AM EDT  
Att. 7,657 - Dome

livebaseballscorecards.com

AB	31
R	6
H	10
RBI	5
BB	9
SO	5
LOB	17





Batter	1	2	3	4	5	6	7	8	9	AB R H RBI BB SO LOB	TOP	
Dallas Williams, L (1, 7) OBP: 0.128, SLG: 0.056	0-3 K		0-0 F7			0-0 4-3		0-0 F7		4 0 0 0 0 1 1		
Kelly Paris, R (1, 4) OBP: 0.336, SLG: 0.300	0-0 G3 1B			0-0 5-3 BLK 1B		0-3 K		0-3 K		4 1 2 0 0 2 0		
Skeeter Barnes, R (1, 3) OBP: 0.372, SLG: 0.294	0-0 G3 1-2			0-0 5-3 1-3		0-0 F8		0-0 1-4-3 1B		4 1 1 0 0 0 2		
Duane Walker, L (1, 9) OBP: 0.296, SLG: 0.324	0-3 K			0-0 G3 1B 3-H		0-3 K		0-0 1-4-3 1-2		4 0 1 1 0 2 2		
Paul Householder, S (1, 8) OBP: 0.335, SLG: 0.387		0-0 1-3		0-0 G3 1-2		0-0 F9		0-0 1B 2-H		4 0 1 1 0 0 1		
Steve Christmas, L (1, 2) OBP: 0.105, SLG: 0.059		0-0 3-1		0-0 G3		0-0 G3		0-3 K		3 0 0 0 0 0 1		
Dann Bilardello, R (9, PH) OBP: 0.274, SLG: 0.389										1 0 0 0 0 1 1		
Alex Trevino, R (1, 5) OBP: 0.285, SLG: 0.293			0-0 6-3		0-0 F7			0-0 4-3		3 0 0 0 0 0 0		
Tom Foley, L (1, 6) OBP: 0.297, SLG: 0.265			0-0 F7		0-0 F8			0-0 1B		3 0 1 0 0 0 0		
Jeff Russell, R (1, 1) OBP: 0.182, SLG: 0.333			0-0 F7		0-0 F8			0-0 F5		2 0 0 0 0 0 0		
Ron Oester, S (8, PH) OBP: 0.322, SLG: 0.384										1 0 0 0 0 0 1		
Ben Hayes, R (8, 1)										0 0 0 0 0 0 0		
<b>Inning Stats</b>	R: 0 E: 0 K: 2 S: 8 H: 1 LOB: 1 BB: 0 P: 8	R: 0 E: 0 K: 0 S: 3 H: 0 LOB: 0 BB: 0 P: 3	R: 0 E: 0 K: 0 S: 3 H: 0 LOB: 0 BB: 0 P: 3	R: 1 E: 0 K: 0 S: 5 H: 2 LOB: 1 BB: 0 P: 5	R: 0 E: 0 K: 0 S: 3 H: 0 LOB: 0 BB: 0 P: 3	R: 0 E: 0 K: 1 S: 5 H: 0 LOB: 0 BB: 0 P: 5	R: 0 E: 0 K: 1 S: 5 H: 0 LOB: 0 BB: 0 P: 5	R: 0 E: 0 K: 0 S: 4 H: 1 LOB: 1 BB: 0 P: 4	R: 1 E: 0 K: 2 S: 9 H: 2 LOB: 1 BB: 0 P: 9	1B: 6 2B: 0 3B: 0 HR: 0 SF: 0 SAC: 0 DP: 0 HBP: 0	WP: 0 PB: 0 SB: 0 CS: 0 PA: 33	
<b>PITCHER</b>	IP WLS BF H R ER SO BB IBB HBP BLK WP HR S P ERA WHIP											
Jeff Heathcock, R (1, 1) ERA: 3.21	8.0 W 28 4 1 1 4 0 0 0 1 0 0 36 36 1.12 0.500											
Frank DiPino, L (9, 1) ERA: 2.65	1.0 S 5 2 1 1 2 0 0 0 0 0 0 9 9 9.00 2.000											

Cincinnati Reds @ Houston Astros  
Astrodome, Houston, TX  
Sun Oct 02 1983, 8:05 PM EDT  
Att. 12,357 - Dome

livebaseballscorecards.com

AB	33
R	2
H	6
RBI	2
BB	0
SO	6
LOB	9



Batter	1	2	3	4	5	6	7	8	9	AB	R	H	RBI	BB	SO	LOB
Jose Cruz, L OBP: 0.385, SLG: 0.463 (1, 7)	0-3 K		0-3 K		0-0 F8		0-0 1-3			4	0	0	0	0	2	1
Scott Loucks, R OBP: 0.267, SLG: 0.214 (1, 8)	0-3 K		0-0 4-3			0-3 K	0-0 1-3			4	0	0	0	0	2	1
Kevin Bass, S OBP: 0.257, SLG: 0.333 (1, 9)	0-0 F7			0-0 4-3		0-0 1B 1B		0-0 4-3		4	1	1	0	0	0	0
Denny Walling, L OBP: 0.364, SLG: 0.444 (1, 5)		0-0 FC4-6 1B		4-0 1B E BB		0-0 F6		0-0 F7		3	1	1	0	1	0	1
Tim Tolman, R OBP: 0.270, SLG: 0.375 (1, 3)		0-0 F9		0-0 F6		0-0 1B 1B		0-3 K		4	1	1	0	0	1	2
Craig Reynolds, L OBP: 0.260, SLG: 0.276 (1, 4)		0-0 FC4-6 1-2f		0-0 E9 1-H 1B		0-0 1B 1B				3	0	2	1	0	0	1
George Bjorkman, R OBP: 0.370, SLG: 0.360 (1, 2)		0-0 F8		0-3 K		0-0 1-3 2-H 1B				3	0	1	1	0	1	2
Bert Pena, R OBP: 0.300, SLG: 0.125 (1, 6)			4-0 SH3-4 BB		0-3 K	0-0 F4				2	0	0	0	1	1	2
Jeff Heathcock, R (1, 1)			0-0 SH3-4		0-3 K		0-3 K			2	0	0	0	0	2	0
Frank DiPino, L (9, 1)			1-2 SH3-4							0	0	0	0	0	0	0

Inning Stats	R: 0	H: 0	E: 0	K: 2	S: 7	R: 0	H: 1	E: 0	K: 0	S: 4	R: 0	H: 0	E: 0	K: 1	S: 5	R: 1	H: 1	E: 1	K: 1	S: 6	R: 0	H: 0	E: 0	K: 2	S: 7	R: 2	H: 4	E: 0	K: 1	S: 9	R: 0	H: 0	E: 0	K: 1	S: 5	R: 0	H: 0	E: 0	K: 1	S: 5
	LOB: 0	BB: 0	P: 7			LOB: 1	BB: 0	P: 4			LOB: 1	BB: 1	P: 9	LOB: 1	BB: 1	LOB: 2	BB: 0	P: 9			LOB: 0	BB: 0	P: 7			LOB: 0	BB: 0	P: 5			LOB: 0	BB: 0	P: 5			LOB: 0	BB: 0	P: 5		

PITCHER	IP	WLS	BF	H	R	ER	SO	BB	IBB	HBP	BLK	WP	HR	S	P	ERA	WHIP
Jeff Russell, R ERA: 3.03 (1, 1)	7.0	L	29	6	3	2	8	2	0	0	0	0	0	43	51	2.57	1.143
Ben Hayes, R ERA: 6.49 (8, 1)	1.0		3	0	0	0	1	0	0	0	0	0	0	5	5	0.00	0.000

**BOTTOM**

**Cincinnati Reds @ Houston Astros**  
Astrodome, Houston, TX

Sun Oct 02 1983, 8:05 PM EDT  
Att. 12,357 - Dome

livebaseballscorecards.com

<b>AB</b>	<b>29</b>
<b>R</b>	<b>3</b>
<b>H</b>	<b>6</b>
<b>RBI</b>	<b>2</b>
<b>BB</b>	<b>2</b>
<b>SO</b>	<b>9</b>
<b>LOB</b>	<b>10</b>



WP: 0	PA: 32
PB: 0	SB: 0
CS: 0	