

# Cincinnati Reds - 1983





Batter	1	2	3	4	5	6	7	8	9	AB	R	H	RBI	BB	SO	LOB	TOP					
<b>Brett Butler, L</b> OBP: 0.400, SLG: 0.444 (1, 8)										4	1	2	0	1	0	0	<b>Atlanta Braves @ Cincinnati Reds</b> Riverfront Stadium, Cincinnati, OH Wed Apr 06 1983, 6:05 PM EST Att: 10,102 - Unknown					
<b>Rafael Ramirez, R</b> OBP: 0.222, SLG: 0.222 (1, 6)										5	1	1	0	0	0	4						
<b>Claudell Washington, L</b> (1, 9)										4	0	0	1	0	1	2						
<b>Dale Murphy, R</b> OBP: 0.375, SLG: 0.167 (1, 7)										4	1	1	0	0	3	0						
<b>Bob Horner, R</b> (1, 5)										2	1	0	0	2	0	0						
<b>Chris Chambliss, L</b> OBP: 0.375, SLG: 0.714 (1, 3)										3	0	1	0	1	0	0						
<b>Glenn Hubbard, R</b> OBP: 0.250, SLG: 0.143 (1, 4)										4	0	1	2	0	1	2						
<b>Bruce Benedict, R</b> OBP: 0.500, SLG: 0.571 (1, 2)										4	1	2	0	0	0	4						
<b>Pascual Perez, R</b> (1, 1)											4	0	0	0	4	2						
<b>Inning Stats</b>	R: 1 E: 0 K: 1 S: 6	H: 1 LOB: 0 BB: 0 P: 6	R: 0 E: 0 K: 1 S: 5	H: 0 LOB: 0 BB: 0 P: 5	R: 1 E: 1 K: 1 S: 7	H: 2 LOB: 1 BB: 0 P: 7	R: 0 E: 0 K: 1 S: 6	H: 1 LOB: 2 BB: 1 P: 10	R: 0 E: 0 K: 1 S: 4	H: 0 LOB: 0 BB: 0 P: 8	R: 0 E: 0 K: 1 S: 5	H: 0 LOB: 0 BB: 0 P: 5	R: 0 E: 0 K: 1 S: 6	H: 1 LOB: 1 BB: 0 P: 6	R: 3 E: 0 K: 1 S: 8	H: 3 LOB: 2 BB: 2 P: 16	R: 0 E: 0 K: 1 S: 5	H: 0 LOB: 0 BB: 0 P: 5	1B: 8 2B: 0 3B: 0 HR: 0	SF: 0 SAC: 0 DP: 1 HBP: 0	WP: 1 PB: 0 SB: 2 CS: 0	PA: 38
<b>PITCHER</b>	IP WLS BF H R ER SO BB IBB HBP BLK WP HR S P ERA WHIP																					
<b>Bruce Berenyi, R</b> ERA: 4.7 (1, 1)	7.2	L	32	7	5	4	8	3	0	0	0	0	1	0	45	57	4.70	1.304				
<b>Bill Scherrer, L</b> ERA: (8, 1)	0.0		1	0	0	0	0	1	0	0	0	0	0	0	4							
<b>Ben Hayes, R</b> ERA: (8, 1)	1.1		5	1	0	0	1	0	0	0	0	0	0	0	7	7	0.00	0.750				

Batter	1	2	3	4	5	6	7	8	9	AB	R	H	RBI	BB	SO	LOB	BOTTOM					
<b>Gary Redus, R</b> OBP: 0.222, SLG: 0.556 (1, 7)										5	1	1	0	0	1	4	<b>Atlanta Braves @ Cincinnati Reds</b> Riverfront Stadium, Cincinnati, OH Wed Apr 06 1983, 6:05 PM EST Att: 10,102 - Unknown					
<b>Eddie Milner, L</b> OBP: 0.125, SLG: 0.125 (1, 8)										4	0	0	0	0	1	4						
<b>Dave Concepcion, R</b> OBP: 0.250, SLG: 0.143 (1, 6)										4	0	0	0	0	0	3						
<b>Johnny Bench, R</b> OBP: 0.375, SLG: 0.500 (1, 5)										4	0	1	0	0	1	0						
<b>Dan Driessen, L</b> OBP: 0.286, SLG: 0.286 (1, 3)										4	0	2	0	0	1	0						
<b>Ron Oester, S</b> OBP: 0.426, SLG: 0.833 (1, 4)										3	0	1	0	1	0	0						
<b>Jeff Jones, R</b> (1, 9)										3	0	0	0	1	1	5						
<b>Alex Trevino, R</b> OBP: 0.429, SLG: 0.333 (1, 2)										4	0	2	0	0	0	1						
<b>Bruce Berenyi, R</b> (1, 1)										0	0	0	0	0	0	0						
<b>Bill Scherrer, L</b> (8, 1)										0	0	0	0	0	0	0						
<b>Ben Hayes, R</b> (8, 1)										0	0	0	0	0	0	0						
<b>Duane Walker, L</b> (8, PH)										1	0	0	0	0	1	0						
<b>Inning Stats</b>	R: 1 E: 1 K: 0 S: 6	H: 3 LOB: 3 BB: 1 P: 10	R: 0 E: 0 K: 1 S: 7	H: 1 LOB: 2 BB: 0 P: 7	R: 0 E: 0 K: 1 S: 5	H: 0 LOB: 0 BB: 0 P: 5	R: 0 E: 0 K: 0 S: 3	H: 0 LOB: 1 BB: 1 P: 7	R: 0 E: 0 K: 0 S: 3	H: 0 LOB: 0 BB: 0 P: 3	R: 0 E: 0 K: 1 S: 6	H: 1 LOB: 1 BB: 0 P: 6	R: 0 E: 0 K: 1 S: 7	H: 2 LOB: 2 BB: 0 P: 7	R: 0 E: 0 K: 1 S: 5	H: 0 LOB: 0 BB: 0 P: 5	1B: 7 2B: 0 3B: 0 HR: 0	SF: 0 SAC: 3 DP: 1 HBP: 0	WP: 0 PB: 0 SB: 1 CS: 0	PA: 37		
<b>PITCHER</b>	IP WLS BF H R ER SO BB IBB HBP BLK WP HR S P ERA WHIP																					
<b>Pascual Perez, R</b> ERA: 1.0 (1, 1)	9.0	W	37	7	1	1	6	2	0	0	0	0	0	0	47	55	1.00	1.000				



Batter	1	2	3	4	5	6	7	8	9	AB	R	H	RBI	BB	SO	LOB	TOP					
Mel Hall, L OBP: 0.333, SLG: 0.500 (1, 7)										4	1	3	0	0	0	0	<b>Chicago Cubs @ Cincinnati Reds</b> Riverfront Stadium, Cincinnati, OH Fri Apr 08 1983, 3:33 AM EST Att. 7,396 - Overcast - 45 F					
23 Ryne Sandberg, R OBP: 0.250, SLG: 0.250 (1, 4)										4	1	1	0	0	1	2						
Bill Buckner, L OBP: 0.417, SLG: 0.500 (1, 3)										4	1	2	1	0	1	2						
Leon Durham, L OBP: 0.250, SLG: 0.100 (1, 8)										3	0	0	0	1	2	2						
Ron Cey, R OBP: 0.167, SLG: 0.250 (1, 5)										4	0	1	1	0	2	3						
Keith Moreland, R OBP: 0.182, SLG: 0.200 (1, 9)										3	0	0	1	0	1	1						
Jody Davis, R (1, 2)										4	0	0	0	0	2	2						
Larry Bowa, S OBP: 0.200, SLG: 0.200 (1, 6)										3	0	0	0	0	0	0						
Steve Trout, L (1, 1)										1	0	0	0	0	0	0						
Craig Lefferts, L (3, 1)										1	0	0	0	0	1	0						
Jay Johnstone, L (7, PH)										1	0	0	0	0	0	0						
Bill Campbell, R (7, 1)										0	0	0	0	0	0	0						
<b>Inning Stats</b>	R: 2 E: 0 K: 0 S: 6	H: 3 LOB: 2 BB: 1 P: 10	R: 0 E: 0 K: 0 S: 3	H: 0 LOB: 0 BB: 0 P: 3	R: 1 E: 0 K: 2 S: 9	H: 2 LOB: 1 BB: 0 P: 9	R: 0 E: 0 K: 2 S: 7	H: 0 LOB: 0 BB: 0 P: 7	R: 0 E: 0 K: 1 S: 5	H: 1 LOB: 0 BB: 0 P: 5	R: 0 E: 0 K: 1 S: 5	H: 0 LOB: 0 BB: 0 P: 5	R: 0 E: 0 K: 0 S: 3	H: 0 LOB: 0 BB: 0 P: 3	R: 0 E: 0 K: 2 S: 8	H: 1 LOB: 1 BB: 0 P: 8	R: 0 E: 0 K: 2 S: 7	H: 0 LOB: 0 BB: 0 P: 7	1B: 5 2B: 2 3B: 0 HR: 0	SF: 1 SAC: 0 DP: 1 HBP: 0	WP: 0 PB: 0 SB: 0 CS: 0	PA: 34
<b>PITCHER</b>	IP WLS BF H R ER SO BB IBB HBP BLK WP HR S P ERA WHIP	9.0 W 34 7 3 3 10 1 0 0 0 0 0 53 57 3.00 0.889																				

AB	32
R	3
H	7
RBI	3
BB	1
SO	10
LOB	12



Batter	1	2	3	4	5	6	7	8	9	AB	R	H	RBI	BB	SO	LOB	BOTTOM			
Gary Redus, R OBP: 0.500, SLG: 1.000 (1, 7)										4	3	4	5	0	0	0	<b>Chicago Cubs @ Cincinnati Reds</b> Riverfront Stadium, Cincinnati, OH Fri Apr 08 1983, 3:33 AM EST Att. 7,396 - Overcast - 45 F			
Eddie Milner, L OBP: 0.083, SLG: 0.083 (1, 8)										4	0	0	0	0	1	4				
Dave Concepcion, R OBP: 0.385, SLG: 0.273 (1, 6)										4	0	2	1	1	0	0				
Johnny Bench, R OBP: 0.385, SLG: 0.462 (8, PR)										5	0	2	1	0	0	1				
Wayne Krenchicki, L (9, 5)										0	0	0	0	0	0	0				
Jeff Jones, R OBP: 0.333, SLG: 0.111 (1, 9)										3	1	1	0	2	0	1				
Dan Driessen, L OBP: 0.182, SLG: 0.182 (1, 3)										4	1	0	0	0	0	6				
Ron Oester, S OBP: 0.300, SLG: 0.556 (1, 4)										3	0	0	0	0	0	5				
Alex Trevino, R OBP: 0.545, SLG: 0.375 (1, 2)										2	1	1	0	2	0	0				
Mario Soto, R (1, 1)										3	1	0	0	0	1	4				
<b>Inning Stats</b>	R: 1 E: 0 K: 0 S: 6	H: 3 LOB: 3 BB: 1 P: 10	R: 3 E: 1 K: 0 S: 6	H: 2 LOB: 0 BB: 0 P: 6	R: 2 E: 1 K: 0 S: 5	H: 1 LOB: 2 BB: 2 P: 13	R: 0 E: 0 K: 0 S: 5	H: 2 LOB: 2 BB: 0 P: 5	R: 0 E: 0 K: 0 S: 4	H: 1 LOB: 1 BB: 0 P: 4	R: 0 E: 0 K: 0 S: 3	H: 0 LOB: 0 BB: 0 P: 3	R: 0 E: 0 K: 1 S: 5	H: 0 LOB: 1 BB: 1 P: 9	R: 1 E: 0 K: 1 S: 5	H: 1 LOB: 1 BB: 1 P: 10	1B: 8 2B: 1 3B: 0 HR: 1	SF: 0 SAC: 3 DP: 0 HBP: 1	WP: 1 PB: 0 SB: 2 CS: 0	PA: 41
<b>PITCHER</b>	IP WLS BF H R ER SO BB IBB HBP BLK WP HR S P ERA WHIP	2.2 L 19 3 0 0 0 0 0 0 0 0 0 13 13 0.00 0.900																		

AB	32
R	7
H	10
RBI	7
BB	5
SO	2
LOB	21





Batter	1	2	3	4	5	6	7	8	9	AB	R	H	RBI	BB	SO	LOB	TOP		
Mel Hall, L OBP: 0.438, SLG: 0.533 Gary Woods, R (7.7)										3	0	2	0	1	1	0	<b>Chicago Cubs @ Cincinnati Reds</b> Riverfront Stadium, Cincinnati, OH Sat Apr 09 1983, 3:33 AM EST Att. 8,262 - Overcast - 57 F		
23 Ryne Sandberg, R OBP: 0.235, SLG: 0.235 (1.4)										5	0	1	0	0	0	4			
Bill Buckner, L OBP: 0.294, SLG: 0.353 (1.3)										5	0	0	0	0	1	3			
Leon Durham, L OBP: 0.353, SLG: 0.214 (1.8)										4	1	2	2	1	0	0			
Ron Cey, R OBP: 0.176, SLG: 0.294 (1.5)										5	1	1	0	0	2	4			
Scot Thompson, L OBP: 0.697, SLG: 1.167 (1.9)										4	0	3	2	0	0	0			
Jody Davis, R Willie Hernandez, L Jay Johnstone, L Lee Smith, R (1.2) (6.1) (8. PH) (8.1)										3	0	0	0	0	0	3			
Larry Bowa, S OBP: 0.154, SLG: 0.154 Tom Veryzer, R (1.6) (7.6)										3	0	0	0	0	0	0			
Chuck Rainey, R OBP: 0.500, SLG: 0.500 Warren Brusstar, R Steve Lake, R (1.1) (5.1) (6.2)										2	0	1	0	0	0	0			
<b>Inning Stats</b>	R: 0 E: 0 K: 1 S: 5	H: 0 LOB: 0 BB: 0 P: 5	R: 0 E: 0 K: 0 S: 3	H: 0 LOB: 0 BB: 0 P: 3	R: 0 E: 0 K: 0 S: 4	H: 1 LOB: 2 BB: 1 P: 8	R: 1 E: 0 K: 1 S: 7	H: 2 LOB: 1 BB: 0 P: 7	R: 0 E: 0 K: 0 S: 4	H: 1 LOB: 1 BB: 1 P: 10	R: 0 E: 0 K: 0 S: 4	H: 1 LOB: 1 BB: 0 P: 4	R: 1 E: 0 K: 1 S: 7	H: 2 LOB: 2 BB: 1 P: 10	R: 2 E: 0 K: 0 S: 6	H: 3 LOB: 2 BB: 1 P: 10		1B: 7 2B: 3 3B: 1 HR: 0	SF: 0 SAC: 0 DP: 0 HBP: 0
<b>PITCHER</b>	IP WLS BF H R ER SO BB IBB HBP BLK WP HR S P ERA WHIP																		
Frank Pastore, R ERA: 2.25 Tom Hume, R ERA: 9.0	(1.1) 8.0 W 34 8 2 2 4 2 0 0 0 0 0 0 40 48 2.25 1.250																		
(9.1) 1.0 7 3 2 2 0 1 0 0 0 0 0 0 6 10 18.00 4.000																			

AB 38  
R 4  
H 11  
RBI 4  
BB 3  
SO 4  
LOB 15



Batter	1	2	3	4	5	6	7	8	9	AB	R	H	RBI	BB	SO	LOB	BOTTOM		
Gary Redus, R OBP: 0.421, SLG: 0.778 (1.7)										5	1	1	0	0	2	1	<b>Chicago Cubs @ Cincinnati Reds</b> Riverfront Stadium, Cincinnati, OH Sat Apr 09 1983, 3:33 AM EST Att. 8,262 - Overcast - 57 F		
Eddie Milner, L OBP: 0.176, SLG: 0.125 (1.8)										4	1	1	0	1	0	1			
Dave Concepcion, R OBP: 0.412, SLG: 0.490 Tom Foley, L (1.6) (7.6)										4	1	2	2	0	0	1			
Johnny Bench, R OBP: 0.412, SLG: 0.471 Wayne Krenchicki, L (1.5) (6. PR) (7.5)										4	2	2	1	0	0	0			
Dan Driessen, L OBP: 0.267, SLG: 0.214 (1.3)										3	1	1	0	1	1	3			
Ron Oester, S OBP: 0.397, SLG: 0.846 (1.4)										4	1	2	4	0	0	3			
Jeff Jones, R OBP: 0.438, SLG: 0.333 (1.9)										3	0	2	0	1	0	1			
Alex Trevino, R OBP: 0.400, SLG: 0.250 (1.2)										4	0	0	0	0	0	4			
Frank Pastore, R OBP: 0.500, SLG: 0.500 Tom Hume, R (1.1) (9.1)										4	1	2	0	0	1	0			
<b>Inning Stats</b>	R: 4 E: 1 K: 0 S: 8	H: 4 LOB: 1 BB: 0 P: 8	R: 0 E: 0 K: 1 S: 6	H: 1 LOB: 1 BB: 0 P: 6	R: 0 E: 0 K: 0 S: 4	H: 1 LOB: 2 BB: 1 P: 8	R: 0 E: 0 K: 0 S: 3	H: 0 LOB: 0 BB: 0 P: 3	R: 1 E: 0 K: 0 S: 5	H: 2 LOB: 1 BB: 0 P: 5	R: 3 E: 0 K: 1 S: 9	H: 4 LOB: 2 BB: 1 P: 13	R: 0 E: 0 K: 1 S: 4	H: 0 LOB: 0 BB: 1 P: 8	R: 0 E: 0 K: 1 S: 6	H: 1 LOB: 1 BB: 0 P: 6		1B: 9 2B: 3 3B: 0 HR: 1	SF: 0 SAC: 0 DP: 1 HBP: 0
<b>PITCHER</b>	IP WLS BF H R ER SO BB IBB HBP BLK WP HR S P ERA WHIP																		
Chuck Rainey, R ERA: 1.93 Warren Brusstar, R ERA: 10.13 Willie Hernandez, L ERA: 5.4 Lee Smith, R ERA: 8.1	(1.1) 4.2 L 24 8 5 1 1 1 1 25 29 1.93 1.929																		
(5.1) 0.2 4 2 2 2 0 0 0 0 0 0 0 4 4 27.00 3.000																			
(6.1) 1.2 8 2 1 1 2 2 0 0 0 0 0 0 10 18 5.40 2.400																			
(8.1) 1.0 4 1 0 0 1 0 0 0 0 0 0 0 6 6 0.00 1.000																			

AB 37  
R 8  
H 13  
RBI 7  
BB 3  
SO 4  
LOB 16









Batter	1	2	3	4	5	6	7	8	9	AB	R	H	RBI	BB	SO	LOB	TOP		
23 Ryne Sandberg, R OBP: 0.160, SLG: 0.160	G3			F9		F8			P3	4	0	0	0	0	0	2	<b>Chicago Cubs @ Cincinnati Reds</b> Riverfront Stadium, Cincinnati, OH Mon Apr 11 1983, 3:33 AM EST Att: 7,095 - Overcast - 49 F		
Gary Woods, R (1, 9)	6-3			6-3		6-3			P6	4	0	0	0	0	0	2			
Bill Buckner, L OBP: 0.200, SLG: 0.240	4-3			F7					F7	4	0	0	0	0	0	0			
Ron Cey, R OBP: 0.167, SLG: 0.217		K			6-3				4-3	3	0	0	0	0	1	0			
Wayne Nordhagen, R OBP: 0.250, SLG: 1.000		P6			F9				HR	3	1	1	1	0	0	0			
Jerry Morales, R (1, 8)		P4			4-3				K	3	0	0	0	0	1	0			
Jody Davis, R OBP: 0.190, SLG: 0.105				F8					K	3	0	1	0	0	1	0			
Larry Bowa, S OBP: 0.150, SLG: 0.105				1-3		F8			F7	3	0	0	0	0	0	1			
Dickie Noles, R Craig Lefferts, L Junior Kennedy, R Warren Brusstar, R Keith Moreland, R Lee Smith, R				K					L1	1	0	0	0	0	1	0			
<b>Inning Stats</b>	R: 0 E: 0 K: 0 S: 3	H: 0 LOB: 0 BB: 0 P: 3	R: 0 E: 0 K: 1 S: 5	H: 0 LOB: 0 BB: 0 P: 5	R: 0 E: 0 K: 1 S: 5	H: 0 LOB: 0 BB: 0 P: 5	R: 0 E: 0 K: 0 S: 3	H: 0 LOB: 0 BB: 0 P: 3	R: 0 E: 0 K: 0 S: 4	H: 1 LOB: 2 BB: 1 P: 8	R: 1 E: 0 K: 0 S: 6	H: 1 LOB: 0 BB: 0 P: 6	R: 0 E: 0 K: 1 S: 5	H: 0 LOB: 0 BB: 0 P: 5	R: 0 E: 0 K: 0 S: 3	H: 0 LOB: 0 BB: 0 P: 3	1B: 1 2B: 0 3B: 0 HR: 1	SF: 0 SAC: 0 DP: 0 HBP: 0	WP: 0 PA: 30 PB: 0 SB: 0 CS: 0
<b>PITCHER</b> Joe Price, L ERA: 1.0	IP: 9.0 WLS: W BF: 30 H: 2 R: 1 ER: 1 SO: 4 BB: 1 IBB: 0 HBP: 0 BLK: 0 WP: 0 HR: 1 S: 37 P: 41 ERA: 1.00 WHIP: 0.333																		

AB	29
R	1
H	2
RBI	1
BB	1
SO	4
LOB	5



Batter	1	2	3	4	5	6	7	8	9	AB	R	H	RBI	BB	SO	LOB	BOTTOM		
Cesar Cedeno, R OBP: 0.500, SLG: 1.250	F8	HR		4-3						4	1	2	2	0	0	0	<b>Chicago Cubs @ Cincinnati Reds</b> Riverfront Stadium, Cincinnati, OH Mon Apr 11 1983, 3:33 AM EST Att: 7,095 - Overcast - 49 F		
Eddie Milner, L OBP: 0.208, SLG: 0.217		F2			F8		F8			4	0	1	0	0	0	1			
Dave Concepcion, R OBP: 0.400, SLG: 0.333	F9			1B	4-3		5-3			4	1	1	0	0	0	2			
Johnny Bench, R Wayne Krenchicki, L	F7			5-3		K			E5	4	0	0	0	0	1	2			
Dan Driessen, L OBP: 0.391, SLG: 0.263		2B				F3				2	1	1	1	2	0	0			
Ron Oester, S OBP: 0.364, SLG: 0.750		2B		F9			2B		P2	3	1	1	0	1	0	3			
Jeff Jones, R OBP: 0.333, SLG: 0.300		K		K		F9			K	4	0	0	0	0	3	6			
Dann Bilardello, R OBP: 0.250, SLG: 0.500		HR			P6		F7		F9	4	1	1	2	0	0	3			
Joe Price, R (1, 1)		6-3			6-3					3	0	0	0	0	0	1			
<b>Inning Stats</b>	R: 0 E: 0 K: 0 S: 4	H: 1 LOB: 1 BB: 0 P: 4	R: 4 E: 0 K: 1 S: 7	H: 2 LOB: 0 BB: 2 P: 15	R: 1 E: 0 K: 1 S: 7	H: 2 LOB: 1 BB: 0 P: 7	R: 0 E: 0 K: 0 S: 3	H: 0 LOB: 0 BB: 0 P: 3	R: 0 E: 0 K: 0 S: 5	H: 0 LOB: 0 BB: 0 P: 5	R: 0 E: 0 K: 0 S: 4	H: 1 LOB: 1 BB: 0 P: 4	R: 0 E: 0 K: 0 S: 4	H: 1 LOB: 1 BB: 0 P: 4	R: 0 E: 1 K: 1 S: 6	H: 0 LOB: 2 BB: 1 P: 10	1B: 4 2B: 2 3B: 0 HR: 1	SF: 0 SAC: 0 DP: 0 HBP: 0	WP: 0 PA: 35 PB: 0 SB: 1 CS: 0
<b>PITCHER</b> Dickie Noles, R Craig Lefferts, L Warren Brusstar, R Lee Smith, R	IP: 2.1 WLS: L BF: 14 H: 5 R: 5 ER: 5 SO: 1 BB: 2 IBB: 0 HBP: 0 BLK: 0 WP: 0 HR: 1 S: 14 P: 22 ERA: 19.29 WHIP: 3.000																		

AB	32
R	5
H	7
RBI	5
BB	3
SO	4
LOB	18





Batter	1	2	3	4	5	6	7	8	9	AB	R	H	RBI	BB	SO	LOB	TOP								
Gary Redus, R OBP: 0.370, SLG: 0.600 Rich Gale, R (7, 1)	F3		4-3		FC5-4		5-3			4	0	0	0	0	0	3	<p>Cincinnati Reds @ Atlanta Braves</p> <p>Atlanta-Fulton County Stadium, Atlanta, GA</p> <p>Tue Apr 12 1983, 6:05 PM EST</p> <p>Att: 10,356 - Unknown</p>								
Eddie Milner, L OBP: 0.214, SLG: 0.192 (1, 8)	4-3		CS		3-1			4-3		3	0	0	0	1	0	2									
Dave Concepcion, R OBP: 0.414, SLG: 0.333 (1, 6)	BB		CS		5-3			F9		3	0	1	0	1	0	0									
Johnny Bench, R OBP: 0.345, SLG: 0.414 (1, 5)	F8				5-3			G1-4-3-6-3		4	0	0	0	0	1	2									
Dan Driessen, L OBP: 0.370, SLG: 0.304 (1, 3)			K		4-3					4	0	1	0	0	2	0									
Cesar Cedeno, R OBP: 0.500, SLG: 0.875 (1, 9)			G3					P3		4	1	2	0	0	1	1									
Ron Oester, S OBP: 0.346, SLG: 0.652 (1, 4)			G3		FC5-4			K		3	0	0	0	1	1	1									
Alex Trevino, R OBP: 0.364, SLG: 0.368 (1, 2)			6-3		E6					3	0	1	0	0	0	2									
Mario Soto, R Duane Walker, L (7, PH) (7, 7)			P4		K			F8		2	0	0	0	0	1	2									
										1	0	0	0	0	0	1									
<b>Inning Stats</b>	R: 0 E: 0 K: 0 S: 3	H: 0 LOB: 1 BB: 1 P: 7	R: 0 E: 0 K: 1 S: 6	H: 1 LOB: 1 BB: 0 P: 6	R: 0 E: 0 K: 0 S: 2	H: 0 LOB: 0 BB: 1 P: 6	R: 0 E: 0 K: 0 S: 3	H: 0 LOB: 0 BB: 0 P: 3	R: 1 E: 1 K: 1 S: 7	H: 1 LOB: 2 BB: 1 P: 11	R: 0 E: 0 K: 0 S: 4	H: 2 LOB: 1 BB: 0 P: 4	R: 0 E: 0 K: 1 S: 6	H: 1 LOB: 1 BB: 0 P: 6	R: 0 E: 0 K: 2 S: 7	H: 0 LOB: 0 BB: 0 P: 7	1B: 4 2B: 1 3B: 0 HR: 0	SF: 0 SAC: 0 DP: 1 HBP: 0	WP: 0 PB: 0 SB: 1 CS: 1	PA: 35					
<b>PITCHER</b>	IP	WLS	BF	H	R	ER	SO	BB	IBB	HBP	BLK	WP	HR	S	P	ERA	WHIP								
Rick Behenna, R ERA (1, 1)	5.0	W	20	2	1	0	2	3	0	0	0	0	0	21	33	0.00	1.000								
Rick Mahler, R ERA (6, 1)	3.0		11	3	0	0	2	0	0	0	0	0	0	15	15	0.00	1.000								
Terry Forster, L ERA (9, 1)	1.0	S	3	0	0	0	2	0	0	0	0	0	0	7	7	0.00	0.000								

AB	31
R	1
H	5
RBI	0
BB	3
SO	6
LOB	14



Batter	1	2	3	4	5	6	7	8	9	AB	R	H	RBI	BB	SO	LOB	BOTTOM								
Brett Butler, L OBP: 0.323, SLG: 0.345 (1, 8)	G3		P6		K			6-3		4	0	0	0	0	1	3	<p>Cincinnati Reds @ Atlanta Braves</p> <p>Atlanta-Fulton County Stadium, Atlanta, GA</p> <p>Tue Apr 12 1983, 6:05 PM EST</p> <p>Att: 10,356 - Unknown</p>								
Rafael Ramirez, R OBP: 0.200, SLG: 0.200 (1, 6)	4-3		4-3		F9			4-3		4	0	0	0	0	0	1									
Claudell Washington, L OBP: 0.250, SLG: 0.499 (1, 9)	G3				4-3			F7		4	0	0	0	0	0	0									
Dale Murphy, R OBP: 0.429, SLG: 0.600 (1, 7)					E			4-3		4	2	3	1	0	0	0									
Bob Horner, R OBP: 0.370, SLG: 0.476 Jerry Royster, R (7, 5)					E5			K		3	1	0	0	0	1	2									
Chris Chambliss, L OBP: 0.360, SLG: 0.409 (1, 3)					1B			6-3		1	0	0	0	0	0	0									
Chris Chambliss, L OBP: 0.360, SLG: 0.409 (1, 3)					F8			F7		3	0	1	1	0	0	1									
Glenn Hubbard, R OBP: 0.400, SLG: 0.286 (1, 4)					1B			F9		3	1	1	1	0	0	1									
Bruce Benedict, R OBP: 0.417, SLG: 0.600 (1, 2)					F8			L5		2	0	0	0	1	0	0									
Rick Behenna, R OBP: 1.000, SLG: 1.000 Rick Mahler, R (6, 1) Terry Forster, L (9, 1)					1B			K		2	0	2	1	0	0	0									
					1B					1	0	0	0	0	1	0									
					1B					0	0	0	0	0	0	0									
<b>Inning Stats</b>	R: 0 E: 0 K: 0 S: 3	H: 0 LOB: 0 BB: 0 P: 3	R: 0 E: 0 K: 0 S: 4	H: 1 LOB: 1 BB: 0 P: 4	R: 0 E: 0 K: 0 S: 4	H: 1 LOB: 1 BB: 0 P: 4	R: 3 E: 1 K: 1 S: 9	H: 4 LOB: 2 BB: 1 P: 13	R: 0 E: 0 K: 0 S: 3	H: 0 LOB: 0 BB: 0 P: 3	R: 0 E: 0 K: 1 S: 5	H: 0 LOB: 0 BB: 0 P: 5	R: 0 E: 0 K: 1 S: 5	H: 0 LOB: 0 BB: 0 P: 5	R: 1 E: 0 K: 0 S: 4	H: 1 LOB: 0 BB: 0 P: 4	1B: 6 2B: 0 3B: 0 HR: 1	SF: 0 SAC: 0 DP: 0 HBP: 0	WP: 0 PB: 0 SB: 0 CS: 0	PA: 32					
<b>PITCHER</b>	IP	WLS	BF	H	R	ER	SO	BB	IBB	HBP	BLK	WP	HR	S	P	ERA	WHIP								
Mario Soto, R ERA: 2.35 Rich Gale, R ERA: 4.5 (7, 1)	6.0	L	25	6	3	1	2	0	0	0	0	0	1	9	9	4.50	0.500								





Batter	1	2	3	4	5	6	7	8	9	AB	R	H	RBI	BB	SO	LOB	TOP											
<b>Cesar Cedeno, R</b> OBP: 0.462, SLG: 0.692	0-3 K		0-0 G6-3 1B		0-0 6-3		0-0 1B		0-3 K	5	0	2	0	0	2	1	<b>Cincinnati Reds @ Atlanta Braves</b> Atlanta-Fulton County Stadium, Atlanta, GA Wed Apr 13 1983, 6:05 PM EST Att: 12,362 - Unknown											
<b>Eddie Milner, L</b> OBP: 0.212, SLG: 0.194	0-0 6-3 1B		0-0 G6-3 1-2		0-0 P4		0-0 F7		0-3 K	5	0	1	0	0	1	3												
<b>Dave Concepcion, R</b> OBP: 0.394, SLG: 0.321	0-0 6-3 1-2		0-0 1B		0-0 5-3			0-0 F9		4	0	1	0	0	0	1												
<b>Johnny Bench, R</b> OBP: 0.303, SLG: 0.364	0-0 F9		0-0 F8		0-0 L4			0-0 F8		4	0	0	0	0	0	2												
<b>Dan Driessen, L</b> OBP: 0.387, SLG: 0.308		0-0 4-3		0-0 1-3		0-0 1B 1B		4-0 1B BB		3	0	1	0	1	0	0												
<b>Ron Oester, S</b> OBP: 0.400, SLG: 0.667		0-0 1B		0-3 K		0-0 1B 1B		0-0 1B		4	0	3	0	0	1	0												
<b>Jeff Jones, R</b> OBP: 0.357, SLG: 0.304		4-0 1B BB		0-0 FC6-4 1B		0-3 K		0-0 F9		3	1	1	0	1	1	4												
<b>Tom Hume, R</b> (8, 1)		0-0 1B BB		0-0 FC6-4 1B				0-0 4-3 WP 1B		0	0	0	0	0	0	0												
<b>Alex Trevino, R</b> OBP: 0.360, SLG: 0.364		0-0 1B		0-0 FC6-4 1-2		0-3 K		0-0 4-3 1B		3	0	1	1	0	1	1												
<b>Alan Knicely, R</b> OBP: 1.000, SLG: 1.000		1-H 1B								1	0	1	0	0	0	0												
<b>Frank Pastore, R</b> OBP: 0.333, SLG: 0.333		0-0 6-3								2	0	0	0	0	0	1												
<b>Ted Power, R</b> (6, 1)										0	0	0	0	0	0	0												
<b>Tom Foley, L</b> (7, PH)										1	0	0	0	0	0	0												
<b>Ben Hayes, R</b> (7, 1)										0	0	0	0	0	0	0												
<b>Duane Walker, L</b> (8, 7)										1	0	0	0	0	0	1												
<b>Inning Stats</b>	R: 0 E: 0 K: 1 S: 6	H: 1 LOB: 1 BB: 0 P: 6	R: 1 E: 0 K: 0 S: 4	H: 2 LOB: 1 BB: 1 P: 8	R: 0 E: 0 K: 0 S: 4	H: 2 LOB: 1 BB: 0 P: 4	R: 0 E: 0 K: 1 S: 6	H: 1 LOB: 1 BB: 0 P: 6	R: 0 E: 0 K: 0 S: 3	H: 0 LOB: 0 BB: 0 P: 3	R: 0 E: 0 K: 1 S: 7	H: 2 LOB: 2 BB: 0 P: 7	R: 0 E: 0 K: 1 S: 6	H: 1 LOB: 1 BB: 0 P: 6	R: 0 E: 0 K: 0 S: 4	H: 1 LOB: 2 BB: 1 P: 8	R: 0 E: 0 K: 2 S: 8	H: 1 LOB: 1 BB: 0 P: 8	R: 0 E: 0 K: 1 S: 8	H: 1 LOB: 1 BB: 0 P: 8	1B: 11 2B: 0 3B: 0 HR: 0	SF: 0 SAC: 0 DP: 1 HBP: 0	WP: 1 PA: 38 FB: 0 SB: 1 CS: 0					
<b>PITCHER</b>	IP	WLS	BF	H	R	ER	SO	BB	IBB	HBP	BLK	WP	HR	S	P	ERA	WHIP											
<b>Rick Camp, R</b> ERA: 1.38	(1, 1)	7.2	W	33	10	1	1	4	2	0	0	0	0	39	47	1.17	1.565											
<b>Gene Garber, R</b> ERA:	(8, 1)	1.1		5	1	0	0	2	0	0	0	0	1	0	9	9	0.00	0.750										

AB 36  
R 1  
H 11  
RBI 1  
BB 2  
SO 6  
LOB 14



Batter	1	2	3	4	5	6	7	8	9	AB	R	H	RBI	BB	SO	LOB	BOTTOM											
<b>Brett Butler, L</b> OBP: 0.314, SLG: 0.333	0-0 6-3	0-0 G3			0-0 1B 1B	0-0 F8				4	0	1	0	0	0	3	<b>Cincinnati Reds @ Atlanta Braves</b> Atlanta-Fulton County Stadium, Atlanta, GA Wed Apr 13 1983, 6:05 PM EST Att: 12,362 - Unknown											
<b>Rafael Ramirez, R</b> OBP: 0.235, SLG: 0.235	0-0 F8		0-0 CS 1B		0-0 3B 1B	0-0 F8				4	1	2	0	0	0	0												
<b>Claudell Washington, L</b> OBP: 0.286, SLG: 0.590	0-0 6-3		0-0 G6-4-3 1B		0-0 1-H 4-3 3B	0-0 6-3				4	1	2	1	0	0	0												
<b>Dale Murphy, R</b> OBP: 0.375, SLG: 0.517		0-0 6-3	0-0 G6-4-3 1-2		0-0 4-3	0-3 K				4	0	0	1	0	1	1												
<b>Bob Horner, R</b> OBP: 0.419, SLG: 0.500		4-0 HR BB		0-0 1B SF7 1B	0-0 6-3	0-0 1-3 PB 1B				3	2	2	0	1	0	0												
<b>Chris Chambliss, L</b> OBP: 0.414, SLG: 0.692		0-0 1-H HR		0-0 1-3 1B	0-0 HR	0-0 F8 1-2				4	2	3	3	0	0	1												
<b>Glenn Hubbard, R</b> OBP: 0.414, SLG: 0.400		0-0 3B		0-0 P3	0-0 SH1-4 1B	0-0 1-3				4	0	2	0	0	0	3												
<b>Bruce Benedict, R</b> OBP: 0.429, SLG: 0.571		4-0 BB		0-0 SF7	0-0 P4	4-0 IBB				1	0	0	1	2	0	1												
<b>Rick Camp, R</b> Gene Garber, R	(1, 1) (8, 1)	0-3 K		0-3 1-3	0-0 SH1-4	0-3 K				2	0	0	0	0	1	3												
<b>Inning Stats</b>	R: 0 E: 0 K: 0 S: 3	H: 0 LOB: 0 BB: 0 P: 3	R: 2 E: 0 K: 1 S: 7	H: 2 LOB: 2 BB: 2 P: 15	R: 0 E: 0 K: 0 S: 3	H: 2 LOB: 0 BB: 0 P: 3	R: 1 E: 0 K: 0 S: 5	H: 2 LOB: 1 BB: 0 P: 5	R: 2 E: 0 K: 0 S: 5	H: 3 LOB: 0 BB: 0 P: 5	R: 1 E: 0 K: 0 S: 5	H: 2 LOB: 1 BB: 0 P: 5	R: 0 E: 0 K: 1 S: 5	H: 0 LOB: 0 BB: 0 P: 5	R: 0 E: 0 K: 1 S: 6	H: 1 LOB: 2 BB: 1 P: 10		R: 0 E: 0 K: 1 S: 6	H: 1 LOB: 2 BB: 1 P: 10	1B: 8 2B: 0 3B: 2 HR: 2	SF: 1 SAC: 1 DP: 1 HBP: 0	WP: 0 PA: 36 FB: 1 SB: 0 CS: 1						
<b>PITCHER</b>	IP	WLS	BF	H	R	ER	SO	BB	IBB	HBP	BLK	WP	HR	S	P	ERA		WHIP										
<b>Frank Pastore, R</b> ERA: 4.85	(1, 1)	5.0	L	23	9	5	5	1	0	0	0	0	1	23	31	9.00		2.200										
<b>Ted Power, R</b> ERA: 9.0	(6, 1)	1.0		5	2	1	1	0	0	0	0	0	1	5	5	9.00	2.000											
<b>Ben Hayes, R</b> ERA:	(7, 1)	1.0		3	0	0	0	1	0	0	0	0	0	5	5	0.00	0.000											
<b>Tom Hume, R</b> ERA: 6.0	(8, 1)	1.0		5	1	0	0	1	0	1	0	0	0	6	10	0.00	1.000											

AB 31  
R 6  
H 12  
RBI 6  
BB 3  
SO 3  
LOB 14













Batter	1	2	3	4	5	6	7	8	9	AB	R	H	RBI	BB	SO	LOB	TOP			
<b>Cesar Cedeno, R</b> OBP: 0.444, SLG: 0.542 (1,9) X	0-0 3-1			0-3 K			0-0 6-3		0-0 FC6-4	4	0	0	0	0	1	1	Cincinnati Reds @ San Francisco Giants Candlestick Park, San Francisco, CA Sun Apr 17 1983, 6:33 AM EST Unknown			
<b>Eddie Milner, L</b> OBP: 0.261, SLG: 0.233 (1,8) S	0-3 K			0-0 6-3			0-3 K			3	0	0	0	0	2	0				
<b>Dave Concepcion, R</b> OBP: 0.333, SLG: 0.256 (1,6) X	0-0 4-3			0-3 K			0-0 F9			3	0	0	0	0	1	0				
<b>Johnny Bench, R</b> OBP: 0.333, SLG: 0.432 (1,5)		0-0 F8			0-0 F8			0-0 G6-4-3 1B		3	0	1	0	0	0	0				
<b>Jeff Jones, R</b> OBP: 0.350, SLG: 0.258 (1,3)		0-0 F9			0-3 K			0-0 F8		3	0	0	0	0	1	1				
<b>Alan Knicely, R</b> OBP: 0.250, SLG: 0.250 (1,7)		0-3 K			0-3 K			0-0 G6-4-3		3	0	0	0	0	2	1				
<b>Kelly Paris, R</b> (1,4)			0-3 K			0-3 K			0-3 K	3	0	0	0	0	3	0				
<b>Dann Bilardello, R</b> OBP: 0.286, SLG: 0.429 (1,2)			0-0 F9			0-0 F8			0-0 FC6-4 1B	3	0	1	0	0	0	0				
<b>Joe Price, R</b> (1,1)			0-0 4-3			0-0 F9			0-0 F7	2	0	0	0	0	0	0				
<b>Alex Trevino, R</b> OBP: 0.286, SLG: 0.256 (9, PH)										1	0	0	0	0	0	1				
<b>Inning Stats</b>	R: 0 E: 0 K: 1 S: 5	H: 0 LOB: 0 BB: 0 P: 5	R: 0 E: 0 K: 1 S: 5	H: 0 LOB: 0 BB: 0 P: 5	R: 0 E: 0 K: 2 S: 7	H: 0 LOB: 0 BB: 0 P: 7	R: 0 E: 0 K: 2 S: 7	H: 0 LOB: 0 BB: 0 P: 7	R: 0 E: 0 K: 1 S: 5	H: 0 LOB: 0 BB: 0 P: 5	R: 0 E: 0 K: 2 S: 7	H: 0 LOB: 0 BB: 0 P: 7	R: 0 E: 0 K: 0 S: 3	H: 1 LOB: 0 BB: 0 P: 3	R: 0 E: 0 K: 1 S: 6	H: 1 LOB: 1 BB: 0 P: 6	1B: 2 2B: 0 3B: 0 HR: 0	SF: 0 SAC: 0 DP: 1 HBP: 0	WP: 0 PB: 0 SB: 0 CS: 0	PA: 28
<b>PITCHER</b> <b>Atlee Hammaker, L</b> ERA: 1.2 (1,1)	IP: 9.0 WLS: W BF: 28 H: 2 R: 0 ER: 0 SO: 10 BB: 0 IBB: 0 HBP: 0 BLK: 0 WP: 0 HR: 0 S: 48 P: 48 ERA: 0.00 WHIP: 0.222																			

AB	28
R	0
H	2
RBI	0
BB	0
SO	10
LOB	4



Batter	1	2	3	4	5	6	7	8	9	AB	R	H	RBI	BB	SO	LOB	BOTTOM			
<b>Johnnie LeMaster, R</b> OBP: 0.375, SLG: 0.359 (1,6) B	4-0 2B SF8 BB		0-0 5-3		4-0 1-2 BB		0-3 K			2	1	0	0	2	1	1	Cincinnati Reds @ San Francisco Giants Candlestick Park, San Francisco, CA Sun Apr 17 1983, 6:33 AM EST Unknown			
<b>Joel Youngblood, R</b> OBP: 0.182, SLG: 0.200 (1,5) X	0-0 1-3 2B		0-0 F8		0-0 F8		0-0 1-3			4	0	1	0	0	0	2				
<b>Dave Bergman, L</b> OBP: 0.571, SLG: 0.400 (9,3)			0-0 F8		0-0 F8			0-0 1-3		0	0	0	0	0	0	0				
<b>Chili Davis, S</b> OBP: 0.421, SLG: 0.788 (1,8) X	0-0 SF8		0-0 F7		0-0 F3		0-0 5-3			3	0	0	1	0	0	2				
<b>Jack Clark, R</b> OBP: 0.262, SLG: 0.256 (1,3) S	0-3 K		0-0 F9		0-0 F5		0-0 F6			4	0	0	0	0	1	1				
<b>Darrell Evans, L</b> OBP: 0.292, SLG: 0.278 (9,5)			0-0 F9		0-0 F5		0-0 F6			0	0	0	0	0	0	0				
<b>Jeffrey Leonard, R</b> OBP: 0.295, SLG: 0.405 (1,9) X	0-0 F9		0-0 F8		0-0 HR					3	1	1	1	0	0	1				
<b>Mike Vail, R</b> (1,7)		0-0 F4		0-0 F5		0-0 F7				3	0	0	0	0	0	0				
<b>Max Venable, L</b> OBP: 0.188, SLG: 0.533 (7,7)		0-0 F4		0-0 F5		0-0 F7				0	0	0	0	0	0	0				
<b>Bob Brenly, R</b> OBP: 0.324, SLG: 0.500 (1,2)		0-0 3B 1B		0-0 F4		0-0 F2				3	1	1	0	0	0	0				
<b>Joe Pettini, R</b> OBP: 0.333, SLG: 1.000 (1,4)		0-0 1-H 3B		0-0 F3		0-3 K				3	0	1	1	0	1	0				
<b>Atlee Hammaker, S</b> OBP: 0.200, SLG: 0.200 (1,1)		0-0 5-3		0-0 BB 1B		0-0 5-3				3	0	1	0	0	0	1				
<b>Inning Stats</b>	R: 1 E: 0 K: 1 S: 6	H: 1 LOB: 1 BB: 1 P: 10	R: 1 E: 0 K: 0 S: 5	H: 2 LOB: 1 BB: 0 P: 5	R: 0 E: 0 K: 0 S: 3	H: 0 LOB: 0 BB: 0 P: 3	R: 0 E: 0 K: 0 S: 3	H: 0 LOB: 0 BB: 0 P: 3	R: 0 E: 0 K: 0 S: 4	H: 1 LOB: 2 BB: 1 P: 8	R: 1 E: 0 K: 0 S: 4	H: 1 LOB: 0 BB: 0 P: 4	R: 0 E: 0 K: 2 S: 7	H: 0 LOB: 0 BB: 0 P: 7	R: 0 E: 0 K: 0 S: 3	H: 0 LOB: 0 BB: 0 P: 3	1B: 2 2B: 1 3B: 1 HR: 1	SF: 1 SAC: 0 DP: 0 HBP: 0	WP: 0 PB: 0 SB: 0 CS: 0	PA: 31
<b>PITCHER</b> <b>Joe Price, L</b> ERA: 2.12 (1,1)	IP: 8.0 WLS: L BF: 31 H: 5 R: 3 ER: 3 SO: 3 BB: 2 IBB: 0 HBP: 0 BLK: 0 WP: 0 HR: 1 S: 35 P: 43 ERA: 3.38 WHIP: 0.875																			





Batter	1	2	3	4	5	6	7	8	9	AB	R	H	RBI	BB	SO	LOB	TOP																			
Eddie Milner, L OBP: 0.269, SLG: 0.229	E6	F8			F5		1B		6-3	5	2	1	1	1	0	2	<b>Cincinnati Reds @ San Francisco Giants</b> Candlestick Park, San Francisco, CA Sun Apr 17 1983, 6:38 AM EST Att: 37,094 - Unknown																			
Tom Foley, L OBP: 0.500, SLG: 0.500	BB		K		F6		1B		BB	4	2	2	3	2	1	0																				
Cesar Cedeno, R OBP: 0.455, SLG: 0.533	1B		F9		F8		1B		F2	6	1	3	2	0	0	1																				
Dan Driessen, L OBP: 0.435, SLG: 0.436 Rafael Landestoy, S	BB		4-3		F7		L3		1-3	5	1	1	1	0	0	4																				
Ron Oester, S OBP: 0.444, SLG: 0.659	SF7	6-3			5-3		1B		2B	4	2	2	1	0	0	0																				
Jeff Jones, R OBP: 0.422, SLG: 0.353	BB	1B			BB		1B		1B	3	2	3	1	2	0	0																				
Wayne Krenchicki, L OBP: 0.289, SLG: 0.333	G3	1B			F6		3-1		SF8	4	0	1	1	0	0	4																				
Alex Trevino, R OBP: 0.275, SLG: 0.229	BB	F8			F9		F3		6-3	4	1	0	0	1	0	4																				
Frank Pastore, R OBP: 0.364, SLG: 0.300 Ben Hayes, R	BB	1B			F3		K		6-3	4	1	1	2	1	1	1																				
<b>Inning Stats</b>	R: 9 E: 1 K: 0 S: 8	H: 4 LOB: 1 BB: 5 P: 28	R: 1 E: 0 K: 0 S: 6	H: 3 LOB: 2 BB: 0 P: 6	R: 0 E: 0 K: 1 S: 5	H: 0 LOB: 0 BB: 0 P: 5	R: 0 E: 0 K: 0 S: 3	H: 0 LOB: 1 BB: 1 P: 7	R: 0 E: 0 K: 0 S: 5	H: 2 LOB: 1 BB: 0 P: 5	R: 0 E: 0 K: 1 S: 8	H: 3 LOB: 3 BB: 0 P: 8	R: 1 E: 0 K: 0 S: 5	H: 2 LOB: 1 BB: 0 P: 5	R: 0 E: 0 K: 0 S: 3	H: 0 LOB: 1 BB: 1 P: 7	1B: 11 2B: 3 3B: 0 HR: 0	SF: 2 SAC: 0 DP: 0 HBP: 0	WP: 0 PA: 49 PB: 0 SB: 1 CS: 0																	
<b>PITCHER</b>	IP	WLS	BF	H	R	ER	SO	BB	IBB	HBP	BLK	WP	HR	S	P	ERA	WHIP	<b>PITCHER</b>		IP	WLS	BF	H	R	ER	SO	BB	IBB	HBP	BLK	WP	HR	S	P	ERA	WHIP
Mark Calvert, R ERA: 10.8	(1, 1)	0.0	L	4	2	4	3	0	1	0	0	0	0	0	3	7	∞	∞			0.0	L	4	2	4	3	0	1	0	0	0	0	3	7	∞	∞
Renie Martin, R ERA: 10.8	(1, 1)	0.2		5	0	0	0	2	1	0	0	0	0	2	14	0.00	3.000			0.2		5	0	0	0	2	1	0	0	0	0	2	14	0.00	3.000	
Mike Chris, L ERA: 5.91	(1, 1)	4.1		20	5	6	5	1	2	0	0	0	0	20	28	10.38	1.615			4.1		20	5	6	5	1	2	0	0	0	0	20	28	10.38	1.615	
Jim Barr, R ERA: 9.82	(6, 1)	3.0		16	7	2	2	1	0	0	0	0	0	18	18	6.00	2.333			3.0		16	7	2	2	1	0	0	0	0	0	18	18	6.00	2.333	
Greg Minton, R ERA: 17.18	(9, 1)	1.0		4	0	0	0	0	1	0	0	0	0	3	7	0.00	1.000			1.0		4	0	0	0	0	1	0	0	0	0	3	7	0.00	1.000	
<b>Inning Stats</b>	R: 9 E: 1 K: 0 S: 8	H: 4 LOB: 1 BB: 5 P: 28	R: 1 E: 0 K: 0 S: 6	H: 3 LOB: 2 BB: 0 P: 6	R: 0 E: 0 K: 1 S: 5	H: 0 LOB: 0 BB: 0 P: 5	R: 0 E: 0 K: 0 S: 3	H: 0 LOB: 1 BB: 1 P: 7	R: 0 E: 0 K: 0 S: 5	H: 2 LOB: 1 BB: 0 P: 5	R: 0 E: 0 K: 1 S: 8	H: 3 LOB: 3 BB: 0 P: 8	R: 1 E: 0 K: 0 S: 5	H: 2 LOB: 1 BB: 0 P: 5	R: 0 E: 0 K: 0 S: 3	H: 0 LOB: 1 BB: 1 P: 7	1B: 11 2B: 3 3B: 0 HR: 0	SF: 2 SAC: 0 DP: 0 HBP: 0	WP: 0 PA: 49 PB: 0 SB: 1 CS: 0																	
<b>PITCHER</b>	IP	WLS	BF	H	R	ER	SO	BB	IBB	HBP	BLK	WP	HR	S	P	ERA	WHIP	<b>PITCHER</b>		IP	WLS	BF	H	R	ER	SO	BB	IBB	HBP	BLK	WP	HR	S	P	ERA	WHIP
Mark Calvert, R ERA: 10.8	(1, 1)	0.0	L	4	2	4	3	0	1	0	0	0	0	3	7	∞	∞			0.0	L	4	2	4	3	0	1	0	0	0	0	3	7	∞	∞	
Renie Martin, R ERA: 10.8	(1, 1)	0.2		5	0	0	0	2	1	0	0	0	0	2	14	0.00	3.000			0.2		5	0	0	0	2	1	0	0	0	0	2	14	0.00	3.000	
Mike Chris, L ERA: 5.91	(1, 1)	4.1		20	5	6	5	1	2	0	0	0	0	20	28	10.38	1.615			4.1		20	5	6	5	1	2	0	0	0	0	20	28	10.38	1.615	
Jim Barr, R ERA: 9.82	(6, 1)	3.0		16	7	2	2	1	0	0	0	0	0	18	18	6.00	2.333			3.0		16	7	2	2	1	0	0	0	0	0	18	18	6.00	2.333	
Greg Minton, R ERA: 17.18	(9, 1)	1.0		4	0	0	0	0	1	0	0	0	0	3	7	0.00	1.000			1.0		4	0	0	0	0	1	0	0	0	0	3	7	0.00	1.000	
<b>Inning Stats</b>	R: 9 E: 1 K: 0 S: 8	H: 4 LOB: 1 BB: 5 P: 28	R: 1 E: 0 K: 0 S: 6	H: 3 LOB: 2 BB: 0 P: 6	R: 0 E: 0 K: 1 S: 5	H: 0 LOB: 0 BB: 0 P: 5	R: 0 E: 0 K: 0 S: 3	H: 0 LOB: 1 BB: 1 P: 7	R: 0 E: 0 K: 0 S: 5	H: 2 LOB: 1 BB: 0 P: 5	R: 0 E: 0 K: 1 S: 8	H: 3 LOB: 3 BB: 0 P: 8	R: 1 E: 0 K: 0 S: 5	H: 2 LOB: 1 BB: 0 P: 5	R: 0 E: 0 K: 0 S: 3	H: 0 LOB: 1 BB: 1 P: 7	1B: 11 2B: 3 3B: 0 HR: 0	SF: 2 SAC: 0 DP: 0 HBP: 0	WP: 0 PA: 49 PB: 0 SB: 1 CS: 0																	
<b>PITCHER</b>	IP	WLS	BF	H	R	ER	SO	BB	IBB	HBP	BLK	WP	HR	S	P	ERA	WHIP	<b>PITCHER</b>		IP	WLS	BF	H	R	ER	SO	BB	IBB	HBP	BLK	WP	HR	S	P	ERA	WHIP
Frank Pastore, R ERA: 3.43	(1, 1)	8.0	W	29	4	1	1	3	3	0	0	0	0	32	44	1.12	0.875			8.0	W	29	4	1	1	3	3	0	0	0	0	32	44	1.12	0.875	
Ben Hayes, R ERA: 3.6	(9, 1)	1.0		6	2	2	2	0	1	0	0	0	0	5	9	18.00	3.000			1.0		6	2	2	2	0	1	0	0	0	5	9	18.00	3.000		
<b>Inning Stats</b>	R: 0 E: 0 K: 0 S: 3	H: 0 LOB: 0 BB: 0 P: 3	R: 1 E: 0 K: 1 S: 6	H: 1 LOB: 0 BB: 0 P: 6	R: 0 E: 0 K: 0 S: 3	H: 0 LOB: 0 BB: 0 P: 3	R: 0 E: 0 K: 1 S: 5	H: 0 LOB: 1 BB: 1 P: 9	R: 0 E: 0 K: 1 S: 4	H: 0 LOB: 2 BB: 2 P: 12	R: 0 E: 0 K: 0 S: 4	H: 1 LOB: 1 BB: 0 P: 4	R: 0 E: 0 K: 0 S: 3	H: 1 LOB: 0 BB: 0 P: 3	R: 0 E: 0 K: 0 S: 4	H: 1 LOB: 1 BB: 0 P: 4	R: 2 E: 0 K: 0 S: 5	H: 2 LOB: 1 BB: 1 P: 9	1B: 3 2B: 2 3B: 0 HR: 1	SF: 0 SAC: 0 DP: 2 HBP: 0	WP: 1 PA: 35 PB: 0 SB: 0 CS: 0															
<b>PITCHER</b>	IP	WLS	BF	H	R	ER	SO	BB	IBB	HBP	BLK	WP	HR	S	P	ERA	WHIP	<b>PITCHER</b>		IP	WLS	BF	H	R	ER	SO	BB	IBB	HBP	BLK	WP	HR	S	P	ERA	WHIP
Frank Pastore, R ERA: 3.43	(1, 1)	8.0	W	29	4	1	1	3	3	0	0	0	0	32	44	1.12	0.875			8.0	W	29	4	1	1	3	3	0	0	0	0	32	44	1.12	0.875	
Ben Hayes, R ERA: 3.6	(9, 1)	1.0		6	2	2	2	0	1	0	0	0	0	5	9	18.00	3.000			1.0		6	2	2	2	0	1	0	0	0	5	9	18.00	3.000		

AB	40
R	12
H	14
RBI	12
BB	7
SO	2
LOB	17



AB	31
R	3
H	6
RBI	3
BB	4
SO	3
LOB	12





Batter	1	2	3	4	5	6	7	8	9	AB	R	H	RBI	BB	SO	LOB	TOP																					
<b>Cesar Cedeno, R</b> OBP: 0.447, SLG: 0.529										4	1	1	0	1	0	3	<b>Cincinnati Reds @ Houston Astros</b> Astrodome, Houston, TX Tue Apr 19 1983, 7:05 PM EST Att: 8,027 - Unknown																					
<b>Eddie Milner, L</b> OBP: 0.250, SLG: 0.212										4	1	0	0	0	0	1																						
<b>Dave Concepcion, R</b> OBP: 0.327, SLG: 0.256										4	0	1	0	0	1	1																						
<b>Johnny Bench, R</b> OBP: 0.367, SLG: 0.457 <b>Wayne Krenchicki, L</b> OBP: 0.286, SLG: 0.333										2	1	1	1	2	0	0																						
<b>Dan Driessen, L</b> OBP: 0.440, SLG: 0.512										4	2	2	2	0	1	2																						
<b>Ron Oester, S</b> OBP: 0.426, SLG: 0.622										4	0	1	0	0	0	2																						
<b>Jeff Jones, R</b> OBP: 0.408, SLG: 0.342 <b>Tom Hume, R</b> (8, 1)										4	0	1	0	0	1	0																						
<b>Alex Trevino, R</b> OBP: 0.273, SLG: 0.211										3	0	0	0	1	1	2																						
<b>Bruce Berenyi, R</b> OBP: 0.143, SLG: 0.143 <b>Duane Walker, L</b> (8, 7)										3	0	0	0	0	3	3																						
<b>Inning Stats</b>	R: 4 E: 1 K: 0 S: 7	H: 3 LOB: 0 BB: 0 P: 7	R: 0 E: 0 K: 1 S: 5	H: 0 LOB: 0 BB: 0 P: 5	R: 0 E: 0 K: 1 S: 6	H: 1 LOB: 2 BB: 1 P: 10	R: 0 E: 0 K: 2 S: 7	H: 0 LOB: 1 BB: 1 P: 11	R: 0 E: 0 K: 1 S: 4	H: 0 LOB: 0 BB: 1 P: 8	R: 0 E: 0 K: 0 S: 3	H: 0 LOB: 0 BB: 0 P: 3	R: 0 E: 0 K: 0 S: 3	H: 0 LOB: 0 BB: 1 P: 6	1B: 4 2B: 2 3B: 0 HR: 1	SF: 0 SAC: 0 DP: 0 HBP: 0		WP: 0 PA: 39 PB: 3 SB: 0 CS: 2																				
<b>PITCHER</b>	IP	WLS	BF	H	R	ER	SO	BB	IBB	HBP	BLK	WP	HR	S	P	ERA	WHIP	<b>PITCHER</b>		IP	WLS	BF	H	R	ER	SO	BB	IBB	HBP	BLK	WP	HR	S	P	ERA	WHIP		
<b>Joe Niekro, R</b> ERA: 3.3	(1, 1)	8.0		34	7	5	3	7	3	0	0	0	0	1	45	57	3.38	1.250	<b>Joe Niekro, R</b>		(1, 1)	8.0		34	7	5	3	7	3	0	0	0	0	1	45	57	3.38	1.250
<b>Bill Dawley, R</b> ERA:	(9, 1)	1.0	W	3	0	0	0	0	1	0	0	0	0	0	2	6	0.00	1.000	<b>Bill Dawley, R</b>		(9, 1)	1.0	W	3	0	0	0	0	1	0	0	0	0	2	6	0.00	1.000	

**Cincinnati Reds @ Houston Astros**  
Astrodome, Houston, TX  
Tue Apr 19 1983, 7:05 PM EST  
Att: 8,027 - Unknown

AB	33
R	5
H	7
RBI	3
BB	4
SO	7
LOB	14



Batter	1	2	3	4	5	6	7	8	9	AB	R	H	RBI	BB	SO	LOB	BOTTOM																				
<b>Omar Moreno, L</b> OBP: 0.340, SLG: 0.400										4	1	1	0	0	1	0	<b>Cincinnati Reds @ Houston Astros</b> Astrodome, Houston, TX Tue Apr 19 1983, 7:05 PM EST Att: 8,027 - Unknown																				
<b>Bill Doran, S</b> OBP: 0.333, SLG: 0.298										4	1	1	0	0	3	1																					
<b>Dickie Thon, R</b> OBP: 0.345, SLG: 0.491										4	1	4	2	0	0	0																					
<b>Phil Garner, R</b> OBP: 0.385, SLG: 0.341										3	0	2	1	1	0	1																					
<b>Jose Cruz, L</b> OBP: 0.382, SLG: 0.375										4	1	1	0	0	0	4																					
<b>Ray Knight, R</b> OBP: 0.289, SLG: 0.333										4	0	1	0	0	0	2																					
<b>Terry Puhl, L</b> OBP: 0.231, SLG: 0.229										3	0	0	0	1	0	2																					
<b>John Mizerock, L</b> OBP: 0.143, SLG: 0.200 <b>Alan Ashby, S</b> OBP: 0.354, SLG: 0.474										2	0	0	0	0	0	0																					
<b>Kevin Bass, S</b> OBP: 0.389, SLG: 0.625									2	0	0	0	0	0	0	3																					
<b>Joe Niekro, R</b> <b>Denny Walling, L</b> <b>Bill Dawley, R</b> <b>Harry Spilman, L</b> OBP: 0.400, SLG: 0.625									2	0	0	0	0	2	0	0																					
<b>Inning Stats</b>	R: 1 E: 0 K: 0 S: 5	H: 3 LOB: 1 BB: 0 P: 5	R: 0 E: 0 K: 0 S: 3	H: 0 LOB: 0 BB: 0 P: 3	R: 0 E: 0 K: 3 S: 9	H: 0 LOB: 0 BB: 0 P: 9	R: 1 E: 0 K: 0 S: 5	H: 2 LOB: 1 BB: 0 P: 5	R: 0 E: 0 K: 1 S: 5	H: 0 LOB: 0 BB: 0 P: 5	R: 0 E: 0 K: 1 S: 3	H: 1 LOB: 1 BB: 0 P: 3	R: 0 E: 0 K: 2 S: 9	H: 1 LOB: 1 BB: 0 P: 9	R: 1 E: 0 K: 2 S: 9	H: 2 LOB: 1 BB: 0 P: 9	R: 3 E: 0 K: 0 S: 4	H: 2 LOB: 1 BB: 1 P: 8	1B: 6 2B: 3 3B: 0 HR: 2	SF: 0 SAC: 0 DP: 2 HBP: 0	WP: 0 PA: 36 PB: 0 SB: 1 CS: 0																
<b>PITCHER</b>	IP	WLS	BF	H	R	ER	SO	BB	IBB	HBP	BLK	WP	HR	S	P	ERA	WHIP	<b>PITCHER</b>		IP	WLS	BF	H	R	ER	SO	BB	IBB	HBP	BLK	WP	HR	S	P	ERA	WHIP	
<b>Bruce Berenyi, R</b> ERA: 2.45	(1, 1)	7.2		30	3	3	3	7	1	0	0	0	0	1	43	47	3.52	1.304	<b>Bruce Berenyi, R</b>		(1, 1)	7.2		30	3	3	3	7	1	0	0	0	1	43	47	3.52	1.304
<b>Tom Hume, R</b> ERA: 9.0	(8, 1)	1.0	L	6	2	3	3	0	1	0	0	0	0	1	5	9	27.00	3.000	<b>Tom Hume, R</b>		(8, 1)	1.0	L	6	2	3	3	0	1	0	0	0	1	5	9	27.00	3.000

**Cincinnati Reds @ Houston Astros**  
Astrodome, Houston, TX  
Tue Apr 19 1983, 7:05 PM EST  
Att: 8,027 - Unknown

AB	34
R	6
H	11
RBI	6
BB	2
SO	7
LOB	13





Batter	1	2	3	4	5	6	7	8	9	AB	R	H	RBI	BB	SO	LOB	TOP										
<b>Cesar Cedeno, R</b> OBP: 0.465, SLG: 0.541 (1, 9)										3	1	2	1	0	1		<b>Cincinnati Reds @ Houston Astros</b> Astrodome, Houston, TX Wed Apr 20 1983, 7:05 PM EST Att: 8,476 - Unknown										
<b>Eddie Milner, L</b> OBP: 0.262, SLG: 0.228 (1, 8)										5	0	2	1	0	0	2											
<b>Dave Concepcion, R</b> OBP: 0.296, SLG: 0.229 (1, 6)										5	0	0	0	0	2	5											
<b>Johnny Bench, R</b> OBP: 0.167, SLG: 0.429 <b>Wayne Krenchicki, L</b> OBP: 0.250, SLG: 0.286 (7, 5)											3	0	0	0	1	0											
<b>Dan Driessen, L</b> OBP: 0.444, SLG: 0.489 (1, 3)											2	1	0	1	2	0											
<b>Ron Oester, S</b> OBP: 0.415, SLG: 0.583 (1, 4)											3	1	0	0	1	1											
<b>Duane Walker, L</b> <b>Jeff Jones, R</b> (5, PH) (5, 7)											2	1	1	0	1	0											
<b>Dann Bilardello, R</b> OBP: 0.364, SLG: 0.545 (1, 2)										4	1	2	0	0	1	2											
<b>Rich Gale, R</b> <b>Bill Scherrer, L</b> <b>Ben Hayes, R</b> <b>Ted Power, R</b> (1, 1) (6, 1) (6, 1) (7, 1)										2	1	0	1	0	2	1											
<b>Inning Stats</b>	R: 0 E: 0 K: 1 S: 5	H: 1 LOB: 1 BB: 0 P: 6	R: 0 E: 0 K: 1 S: 5	H: 0 LOB: 0 BB: 0 P: 5	R: 0 E: 0 K: 1 S: 5	H: 0 LOB: 0 BB: 0 P: 5	R: 6 E: 1 K: 2 S: 12	H: 3 LOB: 3 BB: 4 P: 28	R: 0 E: 0 K: 0 S: 6	H: 1 LOB: 0 BB: 1 P: 10	R: 0 E: 0 K: 0 S: 3	H: 0 LOB: 0 BB: 0 P: 3	R: 0 E: 0 K: 0 S: 4	H: 1 LOB: 1 BB: 0 P: 4	R: 0 E: 0 K: 0 S: 3	H: 0 LOB: 0 BB: 0 P: 3		1B: 3 2B: 3 3B: 0 HR: 0	SF: 0 SAC: 0 DP: 0 HBP: 1	WP: 1 PB: 0 SB: 2 CS: 1	PA: 40						
<b>PITCHER</b>	IP	WLS	BF	H	R	ER	SO	BB	IBB	HBP	BLK	WP	HR	S	P	ERA	WHIP										
<b>Michael LaCoss, R</b> ERA: 7.65 (1, 1)	4.0	L	19	3	6	5	5	2	0	1	0	1	0	26	35	11.25	1.250										
<b>Vern Ruhle, R</b> ERA: 3.14 (5, 1)	0.1		2	1	0	0	0	0	0	0	0	0	0	2	2	0.00	3.000										
<b>Frank DiPino, L</b> ERA: 7.2 (5, 1)	1.2		9	1	0	0	2	2	1	0	0	0	0	10	22	0.00	1.800										
<b>Mike Madden, L</b> ERA: 1.04 (7, 1)	2.0		7	1	0	0	0	0	0	0	0	0	0	7	7	0.00	0.500										
<b>Frank LaCorte, R</b> ERA: 8.1 (9, 1)	1.0		3	0	0	0	0	0	0	0	0	0	0	3	3	0.00	0.000										

AB 33  
R 6  
H 6  
RBI 6  
BB 5  
SO 7  
LOB 19



Batter	1	2	3	4	5	6	7	8	9	AB	R	H	RBI	BB	SO	LOB	BOTTOM										
<b>Omar Moreno, L</b> OBP: 0.310, SLG: 0.364 (1, 8)										5	0	0	0	0	3	9	<b>Cincinnati Reds @ Houston Astros</b> Astrodome, Houston, TX Wed Apr 20 1983, 7:05 PM EST Att: 8,476 - Unknown										
<b>Denny Walling, L</b> OBP: 0.133, SLG: 0.071 <b>Mike Madden, L</b> (1, 9) (7, 1)										4	0	1	0	0	0	0											
<b>Craig Reynolds, L</b> OBP: 0.250, SLG: 0.250 (8, PH) (9, 7)										4	0	1	0	1	0	3											
<b>Dickie Thon, R</b> OBP: 0.349, SLG: 0.492 (1, 6)										5	1	1	0	0	1	2											
<b>Phil Garner, R</b> OBP: 0.368, SLG: 0.327 (1, 5)										3	2	2	0	2	0	1											
<b>Jose Cruz, L</b> OBP: 0.417, SLG: 0.392 <b>Frank LaCorte, R</b> (9, 1)										0	0	0	0	0	0	0											
<b>Ray Knight, R</b> OBP: 0.300, SLG: 0.362 (1, 3)										5	1	2	3	0	0	3											
<b>Alan Ashby, S</b> OBP: 0.444, SLG: 0.625 (1, 2)										5	0	4	1	0	0	0											
<b>Bill Doran, S</b> OBP: 0.355, SLG: 0.300 (1, 4)										3	0	1	0	2	1	2											
<b>Michael LaCoss, R</b> <b>Vern Ruhle, R</b> <b>Frank DiPino, L</b> <b>Terry Puhl, L</b> <b>Kevin Bass, S</b> (1, 1) (5, 1) (5, 1) (6, PH) (6, PH) (7, 9)										2	0	0	0	0	0	5											
<b>Inning Stats</b>	R: 0 E: 0 K: 1 S: 5	H: 0 LOB: 0 BB: 0 P: 5	R: 2 E: 0 K: 0 S: 6	H: 3 LOB: 2 BB: 1 P: 10	R: 0 E: 0 K: 1 S: 5	H: 0 LOB: 0 BB: 0 P: 5	R: 0 E: 0 K: 0 S: 4	H: 1 LOB: 3 BB: 2 P: 12	R: 0 E: 0 K: 2 S: 9	H: 2 LOB: 3 BB: 1 P: 13	R: 2 E: 0 K: 2 S: 11	H: 4 LOB: 2 BB: 0 P: 11	R: 0 E: 0 K: 0 S: 3	H: 0 LOB: 1 BB: 1 P: 7	R: 0 E: 0 K: 0 S: 3	H: 0 LOB: 0 BB: 0 P: 3	1B: 8 2B: 4 3B: 0 HR: 0	SF: 0 SAC: 0 DP: 0 HBP: 0	WP: 0 PB: 0 SB: 1 CS: 0	PA: 44							
<b>PITCHER</b>	IP	WLS	BF	H	R	ER	SO	BB	IBB	HBP	BLK	WP	HR	S	P	ERA	WHIP										
<b>Rich Gale, R</b> ERA: 3.0 (1, 1)	5.0	W	26	7	2	2	2	3	1	0	0	0	0	26	42	3.60	2.000										
<b>Bill Scherrer, L</b> ERA: (6, 1)	0.2		3	1	0	0	2	0	0	0	0	0	0	7	7	0.00	1.500										
<b>Ben Hayes, R</b> ERA: 6.75 (6, 1)	0.1		5	4	2	2	0	0	0	0	0	0	0	5	5	54.00	12.000										
<b>Ted Power, R</b> ERA: 2.25 (7, 1)	3.0	S	10	0	0	0	2	1	0	0	0	0	0	13	17	0.00	0.333										

AB 39  
R 4  
H 12  
RBI 4  
BB 5  
SO 6  
LOB 29






Batter	1	2	3	4	5	6	7	8	9	10	AB	R	H	RBI	BB	SO	LOB										
Cesar Cedeno, R OBP: 0.458, SLG: 0.525 (1, 9)	4-0 SH2-3 BB		0-0 F7		0-0 SF7		0-0 S 1B		0-0 K	0-3 K	3	0	1	1	1	1	1										
Eddie Milner, L OBP: 0.277, SLG: 0.220 (1, 8)	0-0 SH2-3		0-0 G1-6-3		0-0 K		4-0 1B BB		4-0 1B BB	4-0 1B WP BB	2	0	0	0	2	1	2										
Dave Concepcion, R OBP: 0.322, SLG: 0.250 (1, 6)	0-0 1-3			4-0 CS BB		0-0 1B SF8 1B		0-0 4-3		0-0 1B WP 1B	4	2	2	0	1	0	3										
Johnny Bench, R OBP: 0.362, SLG: 0.426 Wayne Krenchicki, L OBP: 0.250, SLG: 0.286 (10, PR) (10, 5)	0-3 K		0-0 5-3		0-0 1B FC6-4 1B		0-0 5-3		0-0 5-3	0-0 1B 1B	5	0	2	1	0	1	2										
Jeff Jones, R OBP: 0.375, SLG: 0.302 (1, 7)	1-0 G6-4-3 HBP		0-0 E6		0-0 SF8		0-0 F8		0-0 F8	0-0 F5	3	0	0	1	0	0	1										
Dan Driessen, L OBP: 0.414, SLG: 0.449 (1, 3)	0-0 G6-4-3		0-0 F7		0-0 F8		0-0 4-3				4	0	0	0	0	0	3										
Ron Oester, S OBP: 0.404, SLG: 0.558 (1, 4)	0-0 1B		0-0 F9		0-0 FC6-4				0-0 4-3		4	0	1	0	0	0	1										
Dann Bilardello, R OBP: 0.333, SLG: 0.467 (1, 2)	0-0 1-3		0-0 1B BLK SF7 1B		0-0 F7		0-0 F7		0-0 F7		4	1	1	0	0	0	1										
Joe Price, R OBP: 0.250, SLG: 0.250 Duane Walker, L OBP: 0.143, SLG: 0.286 Tom Hume, R (9, PH) (9, 1)	0-0 G1-6-3 1B		0-0 SF7 1B		0-0 6-3		0-3 K				3	0	2	0	0	0	0										
<b>Inning Stats</b>	R: 0 E: 0 K: 1 S: 5	H: 0 LOB: 1 BB: 1 P: 9	R: 0 E: 0 K: 0 S: 3	H: 1 LOB: 1 BB: 0 P: 4	R: 0 E: 0 K: 0 S: 3	H: 1 LOB: 0 BB: 0 P: 3	R: 0 E: 1 K: 1 S: 3	H: 0 LOB: 1 BB: 1 P: 7	R: 1 E: 0 K: 1 S: 7	H: 2 LOB: 1 BB: 0 P: 7	R: 1 E: 0 K: 0 S: 5	H: 2 LOB: 1 BB: 0 P: 5	R: 0 E: 0 K: 0 S: 4	H: 1 LOB: 2 BB: 1 P: 8	R: 0 E: 0 K: 0 S: 3	H: 0 LOB: 0 BB: 0 P: 3	R: 0 E: 0 K: 1 S: 5	H: 0 LOB: 0 BB: 0 P: 5	R: 1 E: 0 K: 1 S: 6	H: 2 LOB: 1 BB: 1 P: 10	1B: 9 2B: 0 3B: 0 HR: 0	SF: 2 SAC: 1 DP: 2 HBP: 1	WP: 1 PB: 0 SB: 1 CS: 1	PA: 41			
<b>PITCHER</b>	IP WLS BF H R ER SO BB IBB HBP BLK WP HR S P ERA WHIP	IP WLS BF H R ER SO BB IBB HBP BLK WP HR S P ERA WHIP	IP WLS BF H R ER SO BB IBB HBP BLK WP HR S P ERA WHIP	IP WLS BF H R ER SO BB IBB HBP BLK WP HR S P ERA WHIP	IP WLS BF H R ER SO BB IBB HBP BLK WP HR S P ERA WHIP	IP WLS BF H R ER SO BB IBB HBP BLK WP HR S P ERA WHIP	IP WLS BF H R ER SO BB IBB HBP BLK WP HR S P ERA WHIP	IP WLS BF H R ER SO BB IBB HBP BLK WP HR S P ERA WHIP	IP WLS BF H R ER SO BB IBB HBP BLK WP HR S P ERA WHIP	IP WLS BF H R ER SO BB IBB HBP BLK WP HR S P ERA WHIP	IP WLS BF H R ER SO BB IBB HBP BLK WP HR S P ERA WHIP	IP WLS BF H R ER SO BB IBB HBP BLK WP HR S P ERA WHIP	IP WLS BF H R ER SO BB IBB HBP BLK WP HR S P ERA WHIP	IP WLS BF H R ER SO BB IBB HBP BLK WP HR S P ERA WHIP	IP WLS BF H R ER SO BB IBB HBP BLK WP HR S P ERA WHIP	IP WLS BF H R ER SO BB IBB HBP BLK WP HR S P ERA WHIP	IP WLS BF H R ER SO BB IBB HBP BLK WP HR S P ERA WHIP	IP WLS BF H R ER SO BB IBB HBP BLK WP HR S P ERA WHIP	IP WLS BF H R ER SO BB IBB HBP BLK WP HR S P ERA WHIP	IP WLS BF H R ER SO BB IBB HBP BLK WP HR S P ERA WHIP	IP WLS BF H R ER SO BB IBB HBP BLK WP HR S P ERA WHIP	IP WLS BF H R ER SO BB IBB HBP BLK WP HR S P ERA WHIP	IP WLS BF H R ER SO BB IBB HBP BLK WP HR S P ERA WHIP	IP WLS BF H R ER SO BB IBB HBP BLK WP HR S P ERA WHIP	IP WLS BF H R ER SO BB IBB HBP BLK WP HR S P ERA WHIP	IP WLS BF H R ER SO BB IBB HBP BLK WP HR S P ERA WHIP	IP WLS BF H R ER SO BB IBB HBP BLK WP HR S P ERA WHIP

**Cincinnati Reds @ Houston Astros**  
Astrodome, Houston, TX  
Thu Apr 21 1983, 7:05 PM EST  
Att: 7,862 - Unknown


AB	33
R	3
H	9
RBI	3
BB	4
SO	4
LOB	14



Batter	1	2	3	4	5	6	7	8	9	10	AB	R	H	RBI	BB	SO	LOB										
Omar Moreno, L OBP: 0.317, SLG: 0.367 (1, 8)	0-0 1B		0-0 F8			0-3 K	0-3 K			0-0 1B 2B 1B	5	1	2	0	0	2	0										
Kevin Bass, S OBP: 0.360, SLG: 0.522 (1, 9)	0-0 F7		0-0 F7			0-0 1B 1B		0-0 F3		0-0 1B 2B 1B	5	2	2	0	0	0	1										
Dickie Thon, R OBP: 0.353, SLG: 0.476 (1, 6)	0-0 F9		0-0 F7		0-0 1B 1B		0-0 5-3		0-0 5-3	4-0 2B 1B IBB	4	0	1	0	1	0	1										
Phil Garner, R OBP: 0.367, SLG: 0.426 (1, 5)	0-0 F9		0-0 HR		0-0 1B 1-3 2B		0-0 5-3		0-0 5-3	0-0 1B 2B	5	1	3	4	0	0	1										
Jose Cruz, L OBP: 0.391, SLG: 0.364 (1, 7)	0-0 F7		0-0 4-3		0-0 1-3		0-0 F2		0-0 F2	0-0 F2	4	0	0	0	0	0	2										
Ray Knight, R OBP: 0.315, SLG: 0.347 Craig Reynolds, L OBP: 0.250, SLG: 0.250 (9, PH) (10, 4)	0-0 F9		0-0 6-3		0-0 1B IBB		0-0 1B HBP		0-0 1B	0-0 1B HBP	2	0	0	0	1	0	0										
Alan Ashby, S OBP: 0.452, SLG: 0.607 (1, 2)	0-0 FC6-4 1B		0-0 F3		0-0 F2		0-0 1B		0-0 1B	0-0 1B	4	0	2	0	0	0	3										
Bill Doran, S OBP: 0.338, SLG: 0.283 Harry Spilman, L OBP: 0.364, SLG: 0.556 (9, PH) (10, 3)	0-0 FC6-4		0-0 K		0-0 K		0-0 F8		0-0 F6	0-0 F6	3	0	0	0	0	1	1										
Bob Knepper, L OBP: 0.300, SLG: 0.222 Tim Tolman, R (7, PH) Bill Dawley, R (8, 1) Denny Walling, L OBP: 0.125, SLG: 0.067 Frank LaCorte, R (10, 1)	0-0 K		0-0 K		0-0 K		0-0 K		0-0 4-3	0-0 4-3	2	0	0	0	0	2	0										
<b>Inning Stats</b>	R: 0 E: 0 K: 0 S: 4	H: 1 LOB: 1 BB: 0 P: 4	R: 0 E: 0 K: 0 S: 4	H: 1 LOB: 1 BB: 0 P: 4	R: 0 E: 0 K: 1 S: 5	H: 0 LOB: 0 BB: 0 P: 5	R: 1 E: 0 K: 2 S: 7	H: 3 LOB: 3 BB: 0 P: 12	R: 0 E: 0 K: 2 S: 7	H: 0 LOB: 0 BB: 0 P: 7	R: 0 E: 0 K: 0 S: 3	H: 0 LOB: 0 BB: 0 P: 3	R: 0 E: 0 K: 0 S: 4	H: 1 LOB: 2 BB: 0 P: 5	R: 2 E: 0 K: 0 S: 3	H: 3 LOB: 2 BB: 1 P: 7	1B: 8 2B: 1 3B: 0 HR: 1	SF: 0 SAC: 0 DP: 0 HBP: 1	WP: 0 PB: 0 SB: 0 CS: 0	PA: 40							
<b>PITCHER</b>	IP WLS BF H R ER SO BB IBB HBP BLK WP HR S P ERA WHIP	IP WLS BF H R ER SO BB IBB HBP BLK WP HR S P ERA WHIP	IP WLS BF H R ER SO BB IBB HBP BLK WP HR S P ERA WHIP	IP WLS BF H R ER SO BB IBB HBP BLK WP HR S P ERA WHIP	IP WLS BF H R ER SO BB IBB HBP BLK WP HR S P ERA WHIP	IP WLS BF H R ER SO BB IBB HBP BLK WP HR S P ERA WHIP	IP WLS BF H R ER SO BB IBB HBP BLK WP HR S P ERA WHIP	IP WLS BF H R ER SO BB IBB HBP BLK WP HR S P ERA WHIP	IP WLS BF H R ER SO BB IBB HBP BLK WP HR S P ERA WHIP	IP WLS BF H R ER SO BB IBB HBP BLK WP HR S P ERA WHIP	IP WLS BF H R ER SO BB IBB HBP BLK WP HR S P ERA WHIP	IP WLS BF H R ER SO BB IBB HBP BLK WP HR S P ERA WHIP	IP WLS BF H R ER SO BB IBB HBP BLK WP HR S P ERA WHIP	IP WLS BF H R ER SO BB IBB HBP BLK WP HR S P ERA WHIP	IP WLS BF H R ER SO BB IBB HBP BLK WP HR S P ERA WHIP	IP WLS BF H R ER SO BB IBB HBP BLK WP HR S P ERA WHIP	IP WLS BF H R ER SO BB IBB HBP BLK WP HR S P ERA WHIP	IP WLS BF H R ER SO BB IBB HBP BLK WP HR S P ERA WHIP	IP WLS BF H R ER SO BB IBB HBP BLK WP HR S P ERA WHIP	IP WLS BF H R ER SO BB IBB HBP BLK WP HR S P ERA WHIP	IP WLS BF H R ER SO BB IBB HBP BLK WP HR S P ERA WHIP	IP WLS BF H R ER SO BB IBB HBP BLK WP HR S P ERA WHIP	IP WLS BF H R ER SO BB IBB HBP BLK WP HR S P ERA WHIP	IP WLS BF H R ER SO BB IBB HBP BLK WP HR S P ERA WHIP	IP WLS BF H R ER SO BB IBB HBP BLK WP HR S P ERA WHIP	IP WLS BF H R ER SO BB IBB HBP BLK WP HR S P ERA WHIP	IP WLS BF H R ER SO BB IBB HBP BLK WP HR S P ERA WHIP

**Cincinnati Reds @ Houston Astros**  
Astrodome, Houston, TX  
Thu Apr 21 1983, 7:05 PM EST  
Att: 7,862 - Unknown

AB	37
R	4
H	10
RBI	4
BB	2
SO	6
LOB	13





Batter	1	2	3	4	5	6	7	8	9	AB	R	H	RBI	BB	SO	LOB	TOP																		
Tim Raines, S (1, 7) OBP: 0.278, SLG: 0.245	4-0 WP BB		0-0 L7		0-3 K			0-3 K		3	0	0	0	1	2	1																			
Bryan Little, S (1, 6) OBP: 0.356, SLG: 0.308	0-0 P4			0-0 G3		0-0 L3 1B		0-0 F8		4	0	1	0	0	0	1																			
Andre Dawson, R (1, 8) OBP: 0.392, SLG: 0.729	0-3 K			0-0 F8		0-0 L3 1-2		0-0 6-3		4	0	0	0	0	1	2																			
Al Oliver, L (1, 3) OBP: 0.373, SLG: 0.543 Jim Wohlford, R (9, 9) OBP: 0.500, SLG: 1.000	0-0 F7			0-0 HR 1B		0-0 HR 2B		0-0 1-3		4	2	2	0	0	0	1																			
Gary Carter, R (1, 2) OBP: 0.294, SLG: 0.523		0-0 6-3		0-0 HR 1B		0-0 HR 2B		0-0 F8		4	2	2	4	0	0	0																			
Tim Lincecum, R (1, 5) OBP: 0.227, SLG: 0.302		0-0 L4		0-0 6-3		0-0 5-3		0-0 E5		4	0	0	0	0	0	0																			
Terry Francona, L (1, 9) OBP: 0.214, SLG: 0.286		0-3 K			0-0 CS 2B		0-0 F7		0-0 G3	4	0	1	0	0	1	1																			
Doug Flynn, R (1, 4) OBP: 0.273, SLG: 0.302			0-0 F9		0-0 CS 1B		0-0 F5-3			3	0	1	0	0	0	0																			
Steve Rogers, R (1, 1)			0-0 6-3		0-0 1-3 1-2 2-3		0-0 4-3			3	0	0	0	0	0	2																			
<b>Inning Stats</b>	R: 0 E: 0 K: 1 S: 5	H: 0 LOB: 1 BB: 1 P: 9	R: 0 E: 0 K: 1 S: 5	H: 0 LOB: 0 BB: 0 P: 5	R: 0 E: 0 K: 0 S: 3	H: 0 LOB: 0 BB: 0 P: 3	R: 2 E: 0 K: 0 S: 5	H: 2 LOB: 1 BB: 0 P: 6	R: 0 E: 0 K: 0 S: 3	H: 0 LOB: 0 BB: 0 P: 3	R: 0 E: 0 K: 1 S: 5	H: 0 LOB: 1 BB: 0 P: 4	R: 0 E: 1 K: 0 S: 4	H: 0 LOB: 1 BB: 0 P: 4	1B: 3 2B: 3 3B: 0 HR: 2	SF: 0 SAC: 0 DP: 1 HBP: 0	WP: 1 PA: 34																		
<b>PITCHER</b>	IP	WLS	BF	H	R	ER	SO	BB	IBB	HBP	BLK	WP	HR	S	P	ERA	WHIP	<b>PITCHER</b>	IP	WLS	BF	H	R	ER	SO	BB	IBB	HBP	BLK	WP	HR	S	P	ERA	WHIP
Frank Pastore, R (1, 1) ERA: 3.86	7.0	L	27	7	4	4	3	1	0	0	0	1	2	32	36	5.14	1.143																		
Bill Scherrer, L (8, 1) ERA:	2.0		7	0	0	0	1	0	0	0	0	0	0	9	9	0.00	0.000																		

**Montreal Expos @ Cincinnati Reds**  
Riverfront Stadium, Cincinnati, OH  
Fri Apr 22 1983, 6:05 PM EST  
Att: 14,731 - Unknown

AB	33
R	4
H	7
RBI	4
BB	1
SO	4
LOB	8



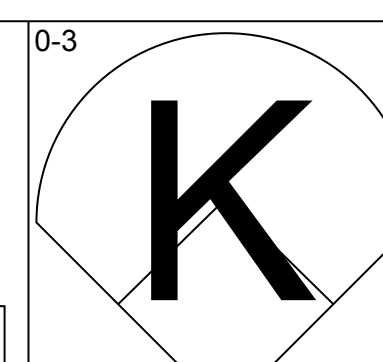
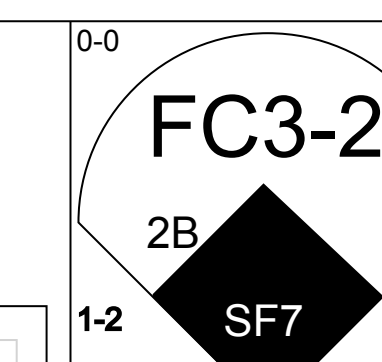
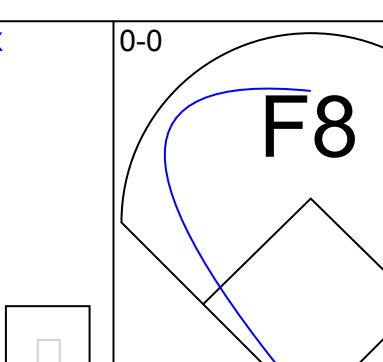
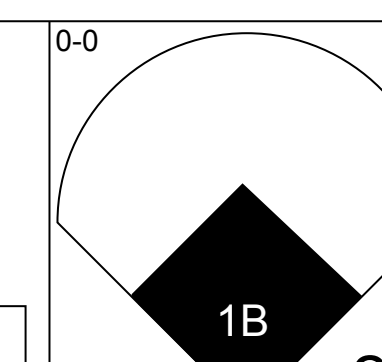
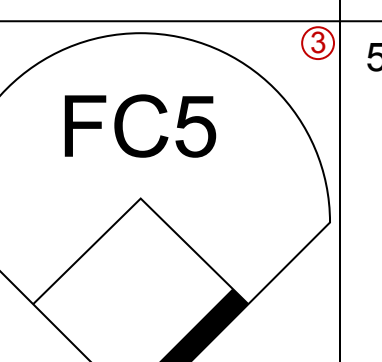
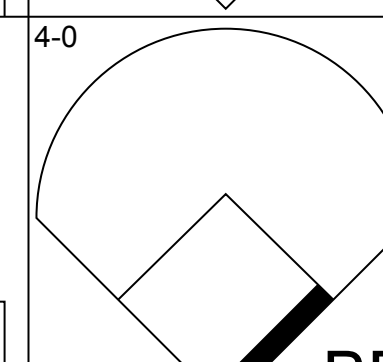
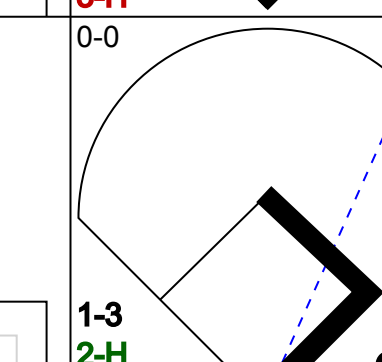
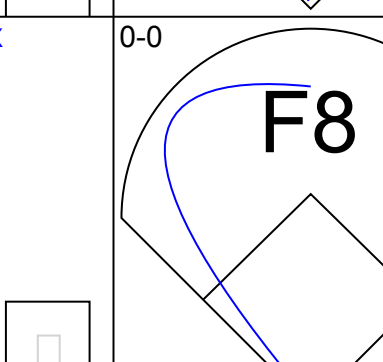
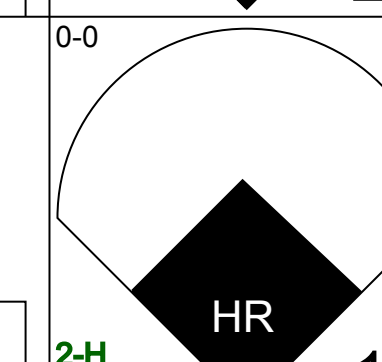
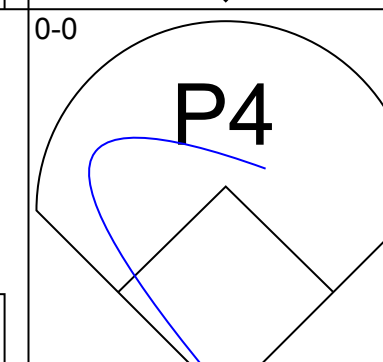
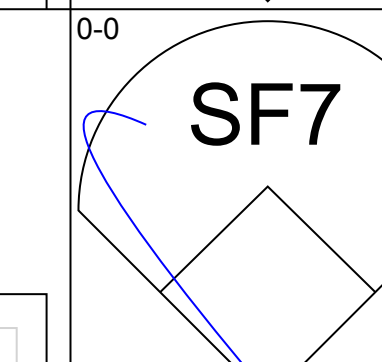

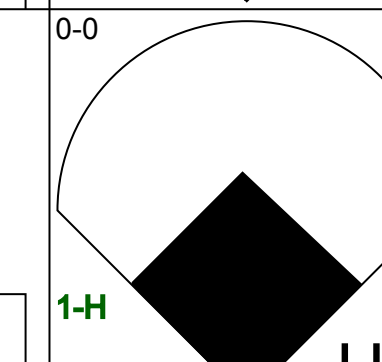
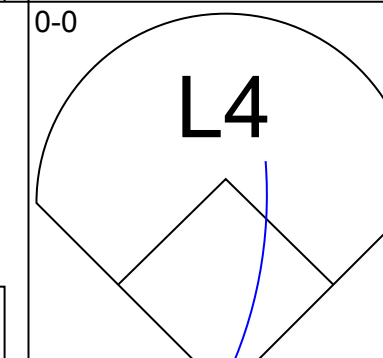
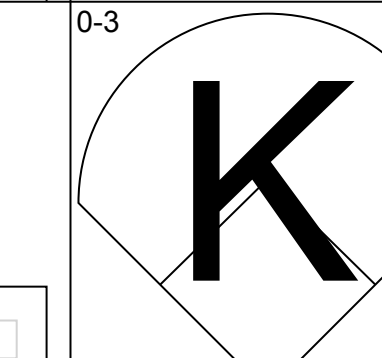

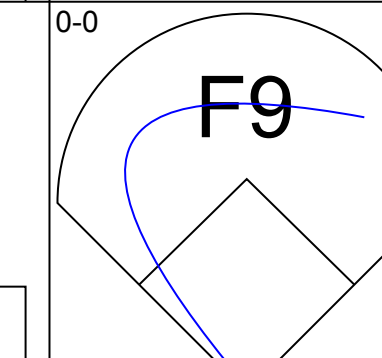
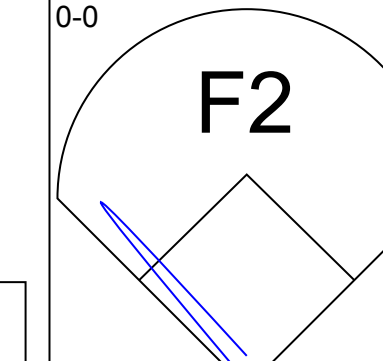
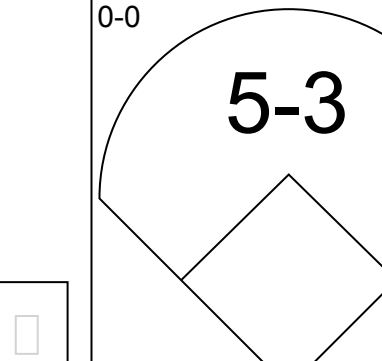

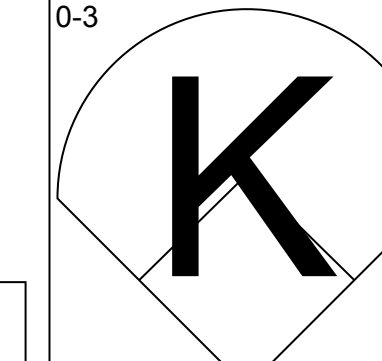

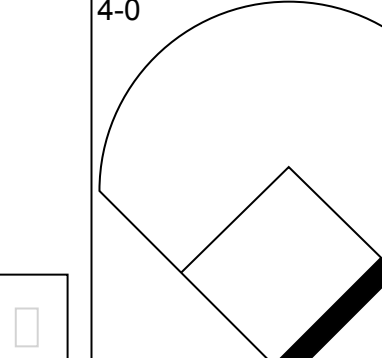

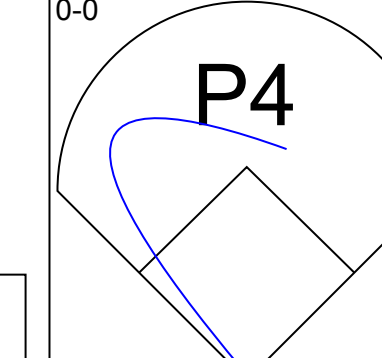
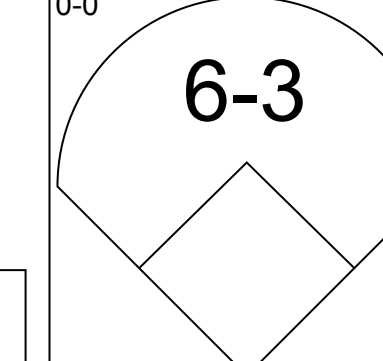
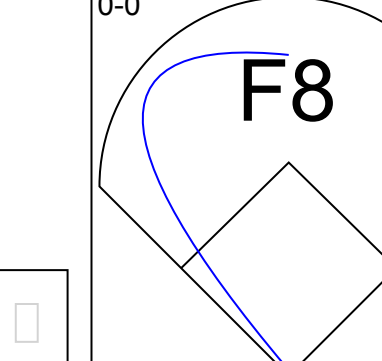

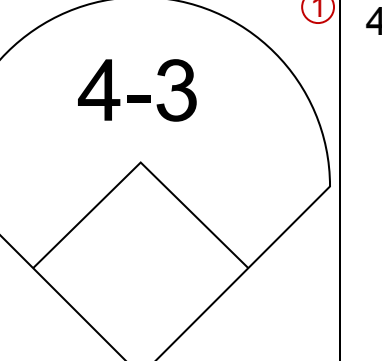
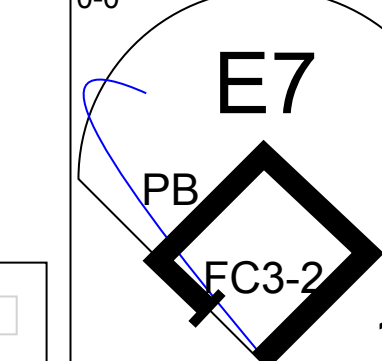
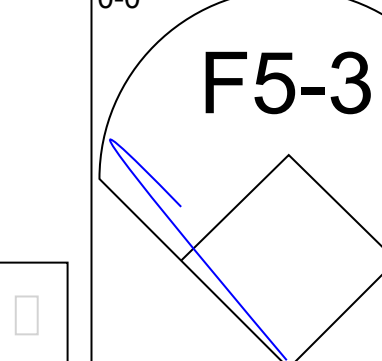


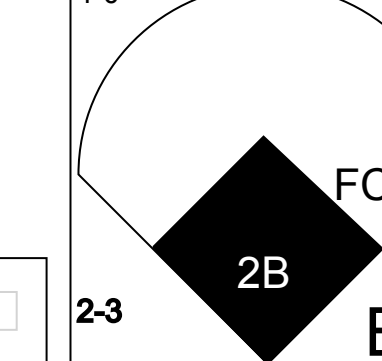

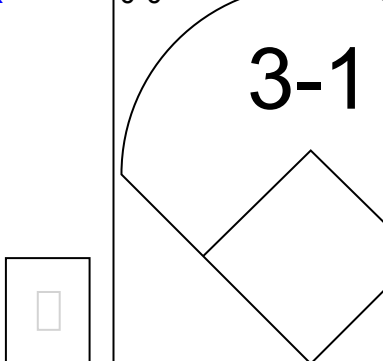

Batter	1	2	3	4	5	6	7	8	9	AB	R	H	RBI	BB	SO	LOB	BOTTOM																		
Cesar Cedeno, R (1, 9) OBP: 0.442, SLG: 0.500	0-0 5-3		0-0 1-2 1B			0-0 F4-3		0-3 K		4	0	1	0	0	1	0																			
Eddie Milner, L (1, 8) OBP: 0.290, SLG: 0.238	0-0 F7		0-0 FC5 2-3F			0-0 1B		0-0 F4-6-3 1B		4	0	2	0	0	0	2																			
Dave Concepcion, R (1, 6) OBP: 0.317, SLG: 0.236	0-0 L3			4-0 F4-3 S BB		0-0 F8		0-0 F4-6-3 1-2		3	0	0	0	1	0	2																			
Johnny Bench, R (1, 5) OBP: 0.339, SLG: 0.397		0-0 5-3		0-0 F4-3 1-3		0-0 F8		0-0 F4		4	0	0	0	0	0	2																			
Dan Driessen, L (1, 3) OBP: 0.419, SLG: 0.431		0-0 F4-3		0-0 F4		4-0 1B BB		4-0 FC4-6 BB		2	0	0	0	2	0	1																			
Ron Oester, S (1, 4) OBP: 0.377, SLG: 0.518	0-3 K			0-0 P6		0-0 F3		0-0 FC4-6 1-2F		4	0	0	0	0	1	3																			
Duane Walker, L (1, 7) OBP: 0.182, SLG: 0.273			0-0 F7		0-0 G3		0-0 1-2 1B		0-0 6-3	4	0	1	0	0	0	1																			
Dann Bilardello, R (1, 2) OBP: 0.278, SLG: 0.389			0-0 F9		0-0 P6		0-3 K			3	0	0	0	0	1	2																			
Frank Pastore, R (1, 1) OBP: 0.385, SLG: 0.333 Jeff Jones, R (7, PH) OBP: 0.388, SLG: 0.295 Bill Scherrer, L (8, 1)			0-0 FC5 1B		0-3 K		0-3 K			2	0	1	0	0	1	0																			
<b>Inning Stats</b>	R: 0 E: 0 K: 0 S: 3	H: 0 LOB: 0 BB: 0 P: 3	R: 0 E: 0 K: 1 S: 5	H: 0 LOB: 0 BB: 0 P: 5	R: 0 E: 0 K: 0 S: 5	H: 2 LOB: 2 BB: 0 P: 5	R: 0 E: 0 K: 0 S: 3	H: 0 LOB: 1 BB: 1 P: 7	R: 0 E: 0 K: 1 S: 5	H: 0 LOB: 0 BB: 0 P: 5	R: 0 E: 0 K: 2 S: 8	H: 1 LOB: 2 BB: 1 P: 12	R: 0 E: 0 K: 1 S: 5	H: 0 LOB: 1 BB: 1 P: 7	1B: 5 2B: 0 3B: 0 HR: 0	SF: 0 SAC: 0 DP: 1 HBP: 0	WP: 0 PA: 34																		
<b>PITCHER</b>	IP	WLS	BF	H	R	ER	SO	BB	IBB	HBP	BLK	WP	HR	S	P	ERA	WHIP	<b>PITCHER</b>	IP	WLS	BF	H	R	ER	SO	BB	IBB	HBP	BLK	WP	HR	S	P	ERA	WHIP
Steve Rogers, R (1, 1) ERA: 2.59	9.0	W	34	5	0	0	5	3	0	0	0	0	0	41	53	0.00	0.889																		

**Montreal Expos @ Cincinnati Reds**  
Riverfront Stadium, Cincinnati, OH  
Fri Apr 22 1983, 6:05 PM EST  
Att: 14,731 - Unknown

AB	31
R	0
H	5
RBI	0
BB	3
SO	5
LOB	15

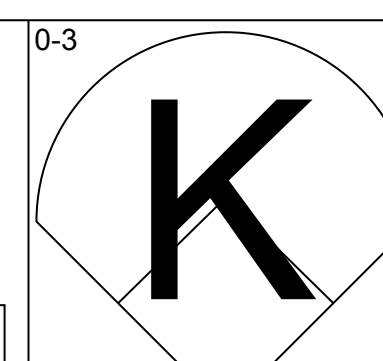
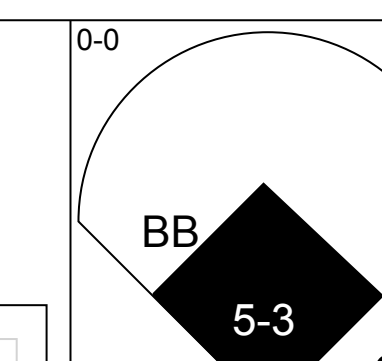
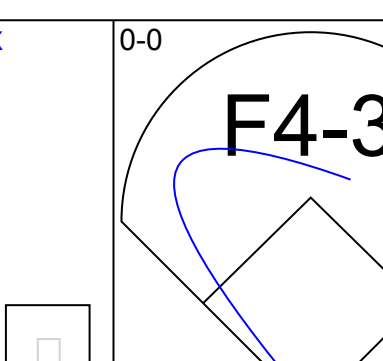
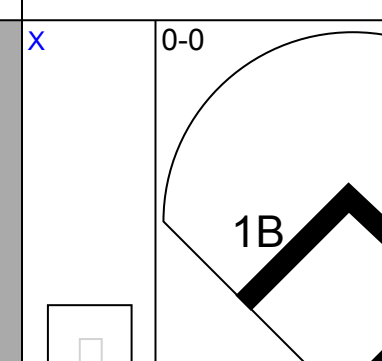
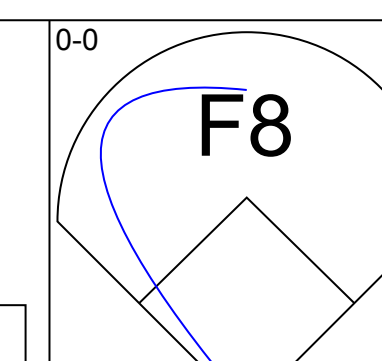
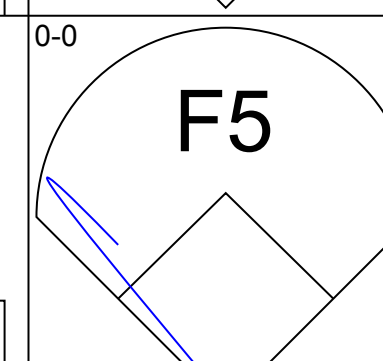
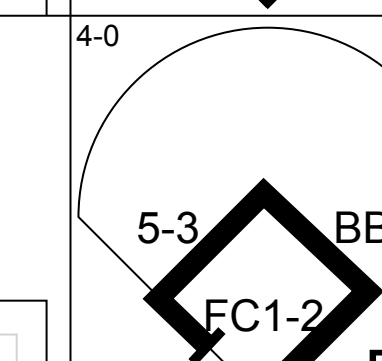
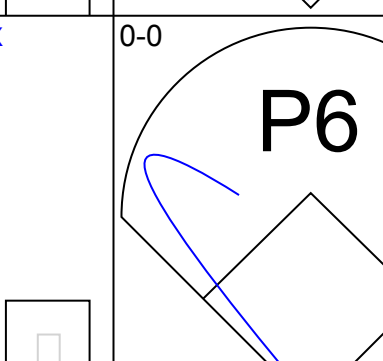
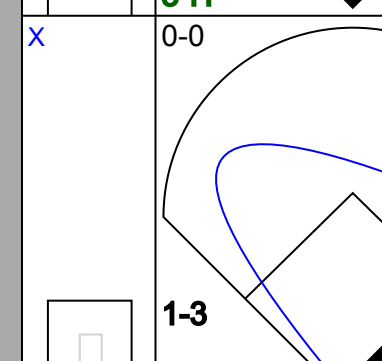
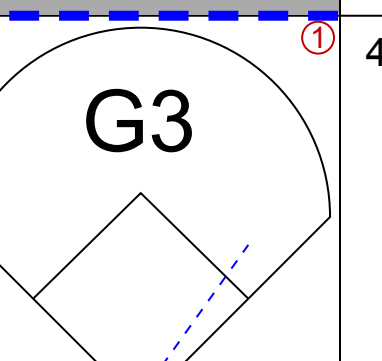
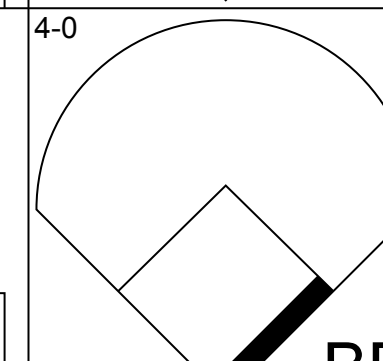
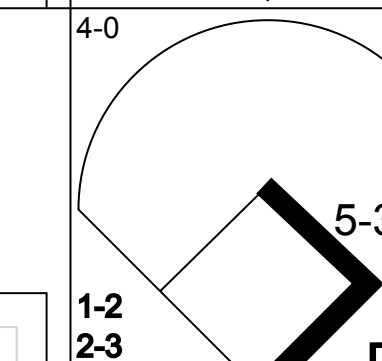
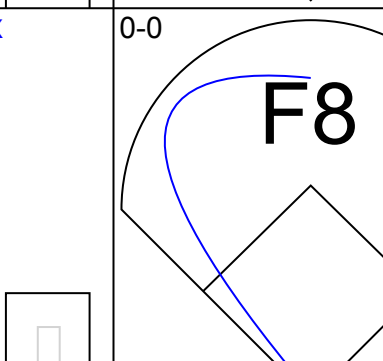
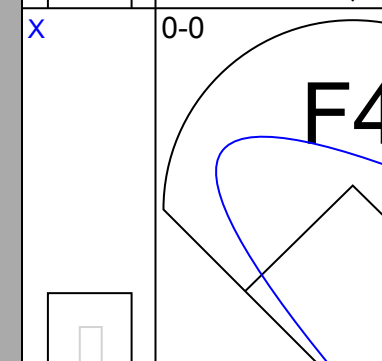
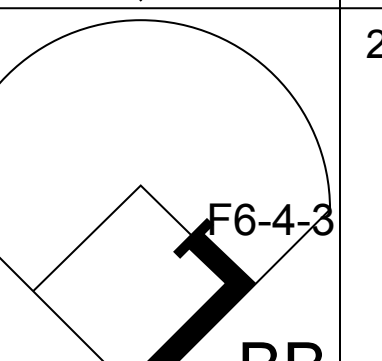
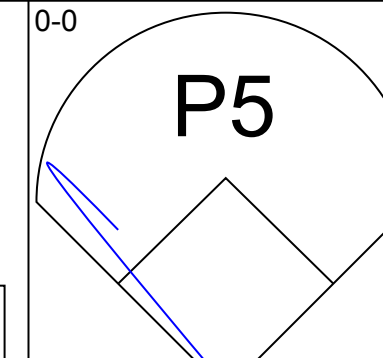
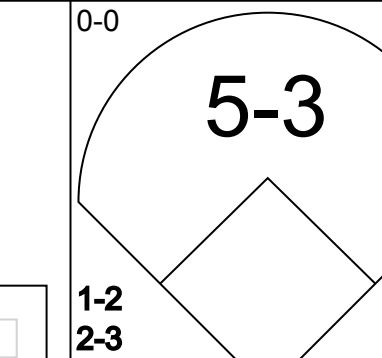


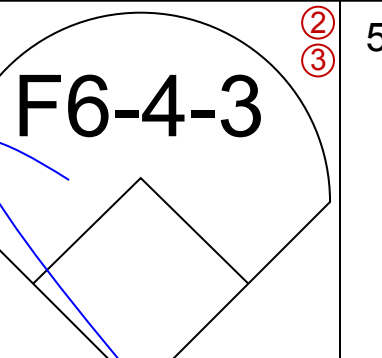
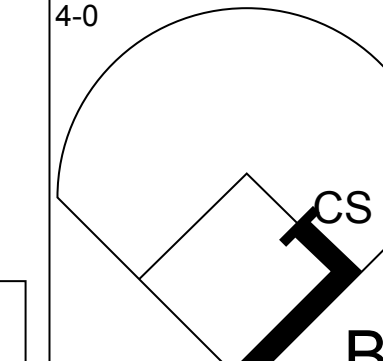
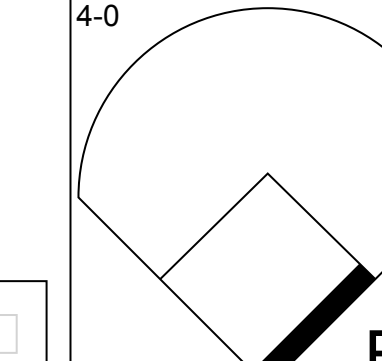


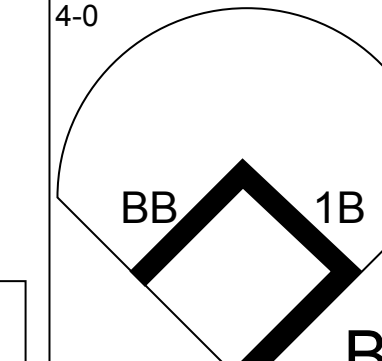
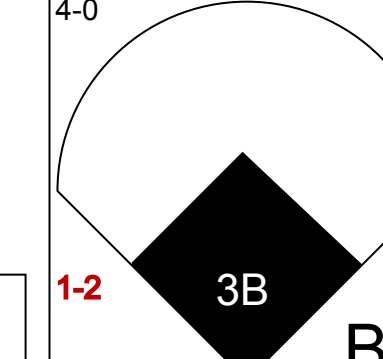
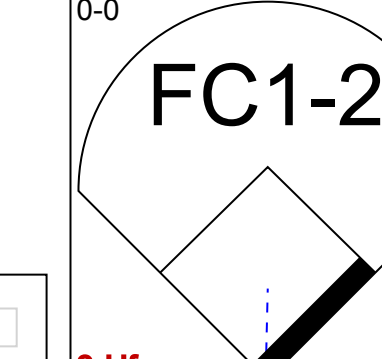


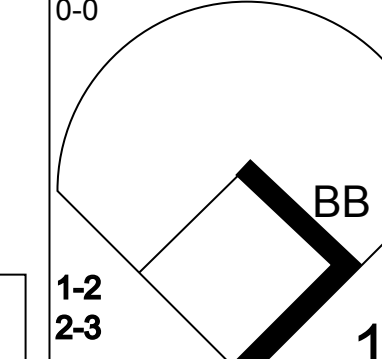
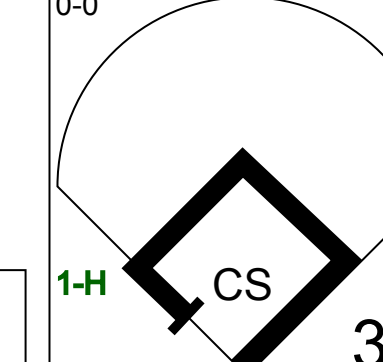
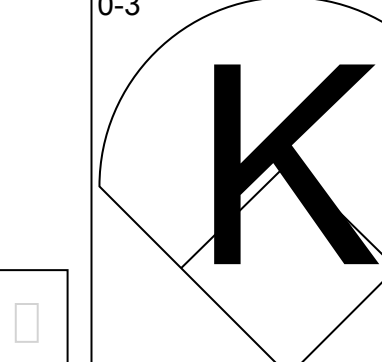
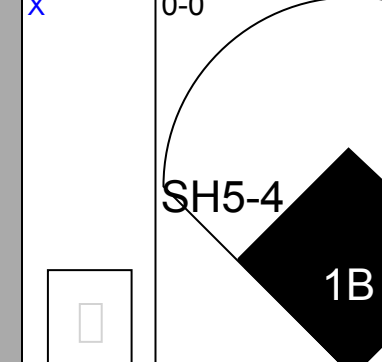
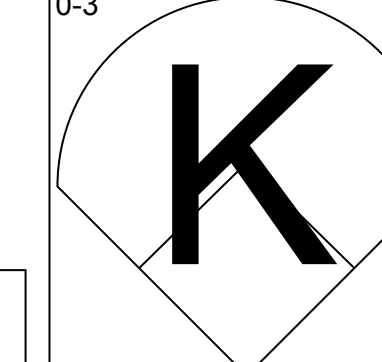

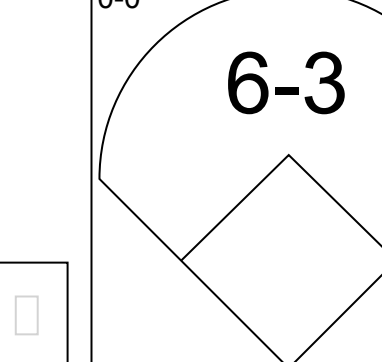
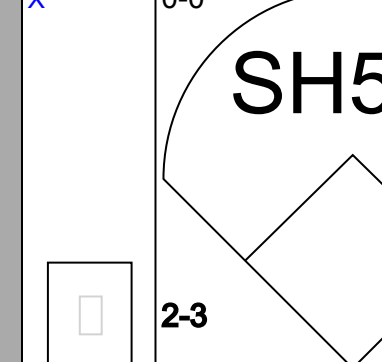
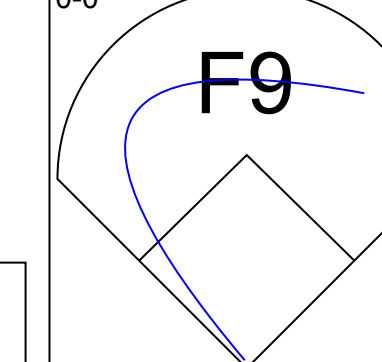




Batter	1	2	3	4	5	6	7	8	9	AB	R	H	RBI	BB	SO	LOB	TOP				
Tim Raines, S OBP: 0.271, SLG: 0.259 (1, 7)										5	2	1	0	0	1	3	<b>Montreal Expos @ Cincinnati Reds</b> Riverfront Stadium, Cincinnati, OH Sun Apr 24 1983, 3:33 AM EDT Att: 30,037 - Unknown				
Bryan Little, S OBP: 0.388, SLG: 0.357 (1, 6)										3	1	2	2	1	0	0					
Andre Dawson, R OBP: 0.382, SLG: 0.765 (1, 8)										3	1	1	3	0	0	1					
Al Oliver, L OBP: 0.345, SLG: 0.500 Jim Wohlford, R OBP: 0.500, SLG: 1.000 (1, 3) (8, 9)										4	0	0	0	0	2	2					
Gary Carter, R OBP: 0.273, SLG: 0.479 (1, 2)										4	0	0	0	0	1	0					
Tim Lincecum, R OBP: 0.229, SLG: 0.283 (1, 5)										3	0	0	0	1	1	0					
Terry Francona, L OBP: 0.167, SLG: 0.222 (1, 9) (8, 3)										4	0	0	0	0	0	1					
Doug Flynn, R OBP: 0.313, SLG: 0.362 (1, 4)										4	0	3	0	0	0	1					
Charlie Lea, R Randy Lerch, L Warren Cromartie, L Jeff Reardon, R Chris Speier, R Bryn Smith, R (1, 1) (3, 1) (7, PH) (7, 1) (9, PH) (9, 1)										0	1	0	0	1	0	0					
<b>Inning Stats</b>	R: 0 E: 0 K: 1 S: 5	H: 0 LOB: 1 BB: 1 P: 9	R: 0 E: 0 K: 1 S: 5	H: 0 LOB: 0 BB: 0 P: 5	R: 2 E: 1 K: 1 S: 7	H: 2 LOB: 1 BB: 1 P: 11	R: 0 E: 0 K: 0 S: 3	H: 0 LOB: 1 BB: 1 P: 7	R: 0 E: 0 K: 0 S: 3	H: 0 LOB: 0 BB: 0 P: 3	R: 0 E: 0 K: 1 S: 5	H: 1 LOB: 1 BB: 0 P: 4	R: 3 E: 0 K: 1 S: 8	H: 3 LOB: 0 BB: 0 P: 8	R: 0 E: 0 K: 0 S: 4	H: 1 LOB: 1 BB: 0 P: 4		1B: 3 2B: 3 3B: 0 HR: 1	SF: 1 SAC: 0 DP: 0 HBP: 0	WP: 0 PB: 1 SB: 0 CS: 0	PA: 37
<b>PITCHER</b>	IP WLS BF H R ER SO BB IBB HBP BLK WP HR S P ERA WHIP	IP WLS BF H R ER SO BB IBB HBP BLK WP HR S P ERA WHIP	IP WLS BF H R ER SO BB IBB HBP BLK WP HR S P ERA WHIP	IP WLS BF H R ER SO BB IBB HBP BLK WP HR S P ERA WHIP	IP WLS BF H R ER SO BB IBB HBP BLK WP HR S P ERA WHIP	IP WLS BF H R ER SO BB IBB HBP BLK WP HR S P ERA WHIP	IP WLS BF H R ER SO BB IBB HBP BLK WP HR S P ERA WHIP	IP WLS BF H R ER SO BB IBB HBP BLK WP HR S P ERA WHIP	IP WLS BF H R ER SO BB IBB HBP BLK WP HR S P ERA WHIP	IP WLS BF H R ER SO BB IBB HBP BLK WP HR S P ERA WHIP	IP WLS BF H R ER SO BB IBB HBP BLK WP HR S P ERA WHIP	IP WLS BF H R ER SO BB IBB HBP BLK WP HR S P ERA WHIP	IP WLS BF H R ER SO BB IBB HBP BLK WP HR S P ERA WHIP	IP WLS BF H R ER SO BB IBB HBP BLK WP HR S P ERA WHIP	IP WLS BF H R ER SO BB IBB HBP BLK WP HR S P ERA WHIP	IP WLS BF H R ER SO BB IBB HBP BLK WP HR S P ERA WHIP	IP WLS BF H R ER SO BB IBB HBP BLK WP HR S P ERA WHIP	IP WLS BF H R ER SO BB IBB HBP BLK WP HR S P ERA WHIP	IP WLS BF H R ER SO BB IBB HBP BLK WP HR S P ERA WHIP	IP WLS BF H R ER SO BB IBB HBP BLK WP HR S P ERA WHIP	IP WLS BF H R ER SO BB IBB HBP BLK WP HR S P ERA WHIP
Mario Soto, R ERA: 2.84 Bill Scherrer, L ERA:	(1, 1) (9, 1)	8.0 4	L 1	33 0	6 1	5 0	5 0	5 0	5 0	3 0	0 0	0 0	0 0	0 0	0 0	0 0	5.62 0.00	1.125 1.000			


AB	33
R	5
H	7
RBI	5
BB	3
SO	5
LOB	10




Batter	1	2	3	4	5	6	7	8	9	AB	R	H	RBI	BB	SO	LOB	BOTTOM				
Dave Concepcion, R OBP: 0.324, SLG: 0.287 (1, 6)										5	1	2	1	0	1	3	<b>Montreal Expos @ Cincinnati Reds</b> Riverfront Stadium, Cincinnati, OH Sun Apr 24 1983, 3:33 AM EDT Att: 30,037 - Unknown				
Eddie Milner, L OBP: 0.297, SLG: 0.239 (1, 8)										4	0	1	0	1	0	0					
Cesar Cedeno, R OBP: 0.456, SLG: 0.478 (1, 9)										2	0	0	0	3	0	2					
Johnny Bench, R OBP: 0.328, SLG: 0.397 (1, 5)										5	1	1	1	0	0	4					
Dan Driessen, L OBP: 0.439, SLG: 0.423 (1, 3)										1	0	0	0	3	0	0					
Ron Oester, S OBP: 0.385, SLG: 0.508 (1, 4)										3	1	1	0	1	0	3					
Duane Walker, L OBP: 0.267, SLG: 0.533 (1, 7)										4	1	2	1	0	2	3					
Alex Trevino, R Wayne Krenchicki, L Dann Bliardello, R OBP: 0.291, SLG: 0.200 OBP: 0.222, SLG: 0.250 OBP: 0.276, SLG: 0.389 (1, 2) (8, PH) (9, 2)										2	0	0	0	0	1	1					
Mario Soto, R Jeff Jones, R Bill Scherrer, L OBP: 0.071, SLG: 0.143 OBP: 0.379, SLG: 0.295 ERA:	(1, 1) (8, PH) (9, 1)	2.2 10	14 0	2 0	2 0	2 0	2 0	2 1	2 1	2	0	0	1	1	0	0		6.75 9.00	3.000 3.500		
<b>Inning Stats</b>	R: 0 E: 0 K: 1 S: 5	H: 0 LOB: 1 BB: 1 P: 9	R: 1 E: 0 K: 1 S: 4	H: 1 LOB: 0 BB: 2 P: 12	R: 1 E: 0 K: 0 S: 4	H: 1 LOB: 3 BB: 3 P: 16	R: 0 E: 0 K: 1 S: 5	H: 0 LOB: 0 BB: 0 P: 5	R: 0 E: 0 K: 0 S: 3	H: 0 LOB: 0 BB: 0 P: 3	R: 1 E: 0 K: 0 S: 6	H: 3 LOB: 2 BB: 0 P: 6	R: 1 E: 0 K: 1 S: 7	H: 2 LOB: 3 BB: 2 P: 15	R: 0 E: 0 K: 0 S: 2	H: 0 LOB: 0 BB: 1 P: 6		1B: 3 2B: 3 3B: 1 HR: 0	SF: 0 SAC: 1 DP: 1 HBP: 0	WP: 0 PB: 0 SB: 1 CS: 2	PA: 40
<b>PITCHER</b>	IP WLS BF H R ER SO BB IBB HBP BLK WP HR S P ERA WHIP	IP WLS BF H R ER SO BB IBB HBP BLK WP HR S P ERA WHIP	IP WLS BF H R ER SO BB IBB HBP BLK WP HR S P ERA WHIP	IP WLS BF H R ER SO BB IBB HBP BLK WP HR S P ERA WHIP	IP WLS BF H R ER SO BB IBB HBP BLK WP HR S P ERA WHIP	IP WLS BF H R ER SO BB IBB HBP BLK WP HR S P ERA WHIP	IP WLS BF H R ER SO BB IBB HBP BLK WP HR S P ERA WHIP	IP WLS BF H R ER SO BB IBB HBP BLK WP HR S P ERA WHIP	IP WLS BF H R ER SO BB IBB HBP BLK WP HR S P ERA WHIP	IP WLS BF H R ER SO BB IBB HBP BLK WP HR S P ERA WHIP	IP WLS BF H R ER SO BB IBB HBP BLK WP HR S P ERA WHIP	IP WLS BF H R ER SO BB IBB HBP BLK WP HR S P ERA WHIP	IP WLS BF H R ER SO BB IBB HBP BLK WP HR S P ERA WHIP	IP WLS BF H R ER SO BB IBB HBP BLK WP HR S P ERA WHIP	IP WLS BF H R ER SO BB IBB HBP BLK WP HR S P ERA WHIP	IP WLS BF H R ER SO BB IBB HBP BLK WP HR S P ERA WHIP	IP WLS BF H R ER SO BB IBB HBP BLK WP HR S P ERA WHIP	IP WLS BF H R ER SO BB IBB HBP BLK WP HR S P ERA WHIP	IP WLS BF H R ER SO BB IBB HBP BLK WP HR S P ERA WHIP	IP WLS BF H R ER SO BB IBB HBP BLK WP HR S P ERA WHIP	
Charlie Lea, R Randy Lerch, L Jeff Reardon, R Bryn Smith, R ERA: 1.47	(1, 1) (3, 1) (7, 1) (9, 1)	2.2 3.1	14 10	2 0	2 0	2 0	2 0	2 2	2 1	2	0	0	1	1	0	0	6.75 0.00	3.000 0.000			





Batter	1	2	3	4	5	6	7	8	9	AB	R	H	RBI	BB	SO	LOB	TOP			
Danny Heep, L OBP: 0.500, SLG: 0.650 (1, 9)	1-3		K		G3			F7		4	0	0	0	0	1	0	<p><b>New York Mets @ Cincinnati Reds</b> Riverfront Stadium, Cincinnati, OH Tue Apr 26 1983, 7:05 PM EDT Att: 11,126 - Unknown</p> <p>livebaseballscores.com</p> <p>AB 33 R 0 H 6 RBI 0 BB 0 SO 9 LOB 16</p> 			
Hubie Brooks, R OBP: 0.245, SLG: 0.292 (1, 5)	F9		1B			K		F9		4	0	1	0	0	1	0				
Mookie Wilson, S OBP: 0.339, SLG: 0.417 (1, 8)	K		F7			2B		2B		4	0	2	0	0	1	1				
Dave Kingman, R OBP: 0.232, SLG: 0.418 (1, 3)		E5 1B	6-3			F3		F9		4	0	0	0	0	0	3				
George Foster, R OBP: 0.315, SLG: 0.375 (1, 7)		1B 1-2		6-3		F8		K		4	0	1	0	0	1	2				
Ron Hodges, L OBP: 0.287, SLG: 0.154 (1, 2)		1B 1-2 2-3		F8			G3		K2-3	4	0	1	0	0	1	1				
Brian Giles, R OBP: 0.298, SLG: 0.262 (7, 6)		K				CS 1B		F9		3	0	1	0	0	1	3				
Ron Gardenhire, R OBP: 0.154, SLG: 0.154 Doug Sisk, R (7, 1)		K		CS 1-2	5-3			6-3		3	0	0	0	0	1	3				
Tom Seaver, R OBP: 0.333, SLG: 0.750 Neil Allen, R (6, 1)		K						5-3		2	0	0	0	0	2	3				
Wally Backman, S OBP: 0.071, SLG: 0.071 (7, 4)					K				5-3	0	0	0	0	0	0	0				
<b>Inning Stats</b>	R: 0 E: 0 K: 1 S: 5	H: 0 LOB: 0 BB: 0 P: 5	R: 0 E: 1 K: 3 S: 12	H: 2 LOB: 3 BB: 0 P: 12	R: 0 E: 0 K: 1 S: 6	H: 1 LOB: 1 BB: 0 P: 6	R: 0 E: 0 K: 0 S: 3	H: 1 LOB: 0 BB: 0 P: 3	R: 0 E: 0 K: 1 S: 5	H: 0 LOB: 0 BB: 0 P: 5	R: 0 E: 0 K: 0 S: 6	H: 1 LOB: 1 BB: 0 P: 6	R: 0 E: 0 K: 0 S: 3	H: 0 LOB: 0 BB: 0 P: 3	R: 0 E: 0 K: 2 S: 8	H: 1 LOB: 1 BB: 0 P: 8	1B: 4 2B: 2 3B: 0 HR: 0	SF: 0 SAC: 0 DP: 0 HBP: 0	WP: 0 PB: 0 SB: 0 CS: 1	PA: 34
<b>PITCHER</b> Bruce Berenyi, R ERA: 1.82 (1, 1)	IP: 9.0 WLS: W BF: 33 H: 6 R: 0 ER: 0 SO: 9 BB: 0 IBB: 0 HBP: 0 BLK: 0 WP: 0 HR: 0 S: 51 P: 51 ERA: 0.00 WHIP: 0.667															<b>PITCHER</b>				

Batter	1	2	3	4	5	6	7	8	9	AB	R	H	RBI	BB	SO	LOB	BOTTOM			
Dave Concepcion, R OBP: 0.342, SLG: 0.281 Tom Foley, L OBP: 0.500, SLG: 0.500 (9, 6)	L4-3 BB		S 1B		F7	BB 1B		F7		4	1	2	1	1	0	0	<p><b>New York Mets @ Cincinnati Reds</b> Riverfront Stadium, Cincinnati, OH Tue Apr 26 1983, 7:05 PM EDT Att: 11,126 - Unknown</p> <p>livebaseballscores.com</p> <p>AB 32 R 7 H 12 RBI 7 BB 8 SO 4 LOB 18</p> 			
Eddie Milner, L OBP: 0.316, SLG: 0.243 (1, 8)	L4-3 1-2		FC6-4 BB		K	1B BB		BB HBP 1B		3	0	1	0	2	1	1				
Cesar Cedeno, R OBP: 0.468, SLG: 0.500 (1, 9)	F8		FC6-4 1-2		WP 2B	1-2 2-H 1B		BB HBP		4	1	2	1	0	0	2				
Johnny Bench, R OBP: 0.324, SLG: 0.403 Wayne Krenchicki, L OBP: 0.200, SLG: 0.222 (7, 5)		4-3		6-3	2B 2B	3-1		F7		4	1	1	1	0	0	2				
Dan Driessen, L OBP: 0.451, SLG: 0.407 (1, 3)		L6-3 BB		G3	2B BB			F8		2	1	0	0	3	0	0				
Ron Oester, S OBP: 0.400, SLG: 0.531 (1, 4)		L6-3 1-2		BB 2B 1B	1-H 2-H 2B			1B K		5	1	3	2	0	1	4				
Duane Walker, L OBP: 0.368, SLG: 0.529 (1, 7)			G3	2B 1B		SH2-3 1B BB		1B		2	1	1	0	2	0	0				
Dann Bilardello, R OBP: 0.318, SLG: 0.591 (1, 2)			HR	1-3 2-H 2B		F8		K		4	1	2	2	0	1	3				
Bruce Berenyi, R OBP: 0.100, SLG: 0.100 (1, 1)			K	4-1		SH2-3		5-3		3	0	0	0	0	1	4				
<b>Inning Stats</b>	R: 0 E: 0 K: 0 S: 2	H: 0 LOB: 1 BB: 1 P: 6	R: 0 E: 0 K: 0 S: 2	H: 0 LOB: 1 BB: 1 P: 6	R: 1 E: 0 K: 1 S: 7	H: 2 LOB: 2 BB: 1 P: 11	R: 1 E: 0 K: 0 S: 5	H: 2 LOB: 2 BB: 1 P: 9	R: 3 E: 0 K: 1 S: 7	H: 3 LOB: 1 BB: 1 P: 11	R: 2 E: 0 K: 0 S: 5	H: 2 LOB: 2 BB: 2 P: 13	R: 0 E: 0 K: 1 S: 7	H: 2 LOB: 2 BB: 0 P: 7	R: 0 E: 0 K: 1 S: 6	H: 1 LOB: 3 BB: 1 P: 11		1B: 7 2B: 6 3B: 0 HR: 1	SF: 0 SAC: 1 DP: 2 HBP: 1	WP: 1 PB: 0 SB: 1 CS: 0
<b>PITCHER</b> Tom Seaver, R ERA: 2.33 Neil Allen, R ERA: 6.23 Doug Sisk, R ERA: 4.05	IP: 5.0 WLS: L BF: 24 H: 7 R: 2 ER: 2 SO: 5 BB: 2 IBB: 0 HBP: 0 BLK: 0 WP: 0 HR: 1 S: 23 P: 43 ERA: 9.00 WHIP: 2.400															<b>PITCHER</b>				



Batter	1	2	3	4	5	6	7	8	9	AB	R	H	RBI	BB	SO	LOB	TOP			
Mookie Wilson, S OBP: 0.348, SLG: 0.438 (1, 8)										4	0	2	0	0	0	0	<b>New York Mets @ Cincinnati Reds</b> Riverfront Stadium, Cincinnati, OH Wed Apr 27 1983, 3:33 AM EDT Att: 10,720 - Unknown			
Ron Gardenhire, R OBP: 0.118, SLG: 0.118 (1, 6)										4	0	0	0	0	0	3				
Dave Kingman, R OBP: 0.217, SLG: 0.390 (1, 3)										4	0	0	0	0	0	1				
George Foster, R OBP: 0.328, SLG: 0.360 (1, 7)										2	1	0	0	2	0	0				
Hubie Brooks, R OBP: 0.245, SLG: 0.288 (1, 5)										4	0	1	0	0	0	2				
Mark Bradley, R (1, 9)										3	0	0	0	0	1	0				
Danny Heep, L OBP: 0.490, SLG: 0.650 (9, 9)										0	0	0	1	0	0	0				
Brian Giles, R OBP: 0.314, SLG: 0.304 (1, 4)										4	1	2	0	0	1	1				
Ronn Reynolds, R (1, 2)										3	0	0	0	0	2	2				
Mike Torrez, R OBP: 0.143, SLG: 0.143 (1, 1)										3	0	1	1	0	0	0				
Jesse Orosco, R (9, 1)										0	0	0	0	0	0	0				
<b>Inning Stats</b>	R: 0 E: 0 K: 0 S: 4	H: 1 LOB: 2 BB: 1 P: 8	R: 0 E: 0 K: 0 S: 3	H: 1 LOB: 0 BB: 0 P: 3	R: 0 E: 0 K: 0 S: 3	H: 0 LOB: 0 BB: 0 P: 3	R: 0 E: 0 K: 0 S: 3	H: 0 LOB: 0 BB: 0 P: 3	R: 1 E: 0 K: 1 S: 8	H: 3 LOB: 2 BB: 0 P: 8	R: 0 E: 0 K: 3 S: 9	H: 0 LOB: 0 BB: 0 P: 9	R: 0 E: 0 K: 0 S: 3	H: 0 LOB: 0 BB: 0 P: 3	R: 1 E: 0 K: 0 S: 4	H: 1 LOB: 1 BB: 1 P: 8	1B: 4 2B: 2 3B: 0 HR: 0	SF: 1 SAC: 0 DP: 0 HBP: 0	WP: 0 PB: 0 SB: 2 CS: 1	PA: 34
<b>PITCHER</b>	IP WLS BF H R ER SO BB IBB HBP BLK WP HR S P ERA WHIP																			
Joe Price, L ERA: 2.16 (1, 1)	8.1 L 32 6 2 2 4 2 0 0 0 0 0 0 38 46 2.16 0.960																			
Tom Hume, R ERA: 9.35 (9, 1)	0.2 2 0 0 0 0 0 0 0 0 0 0 0 2 2 0.00 0.000																			

Batter	1	2	3	4	5	6	7	8	9	AB	R	H	RBI	BB	SO	LOB	BOTTOM					
Dave Concepcion, R OBP: 0.338, SLG: 0.269 (1, 6)										3	1	0	0	1	0	0	<b>New York Mets @ Cincinnati Reds</b> Riverfront Stadium, Cincinnati, OH Wed Apr 27 1983, 3:33 AM EDT Att: 10,720 - Unknown					
Eddie Milner, L OBP: 0.317, SLG: 0.236 (1, 8)										2	0	0	0	1	0	0						
Cesar Cedeno, R OBP: 0.470, SLG: 0.509 (1, 9)										3	0	1	1	1	0	1						
Johnny Bench, R OBP: 0.307, SLG: 0.380 (1, 5)										4	0	0	0	0	0	3						
Dan Driessen, L OBP: 0.440, SLG: 0.386 (1, 3)										3	0	0	0	1	1	1						
Ron Oester, S OBP: 0.405, SLG: 0.544 (1, 4)										4	0	2	0	0	0	2						
Duane Walker, L OBP: 0.354, SLG: 0.500 (1, 7)										3	0	1	0	0	1	1						
Alan Knicely, R OBP: 0.200, SLG: 0.200 (9, PH)										1	0	0	0	0	1	1						
Dann Bilardello, R OBP: 0.269, SLG: 0.500 (1, 2)										4	0	0	0	0	0	2						
Joe Price, R OBP: 0.182, SLG: 0.182 (1, 1)										3	0	0	0	0	2	1						
Tom Hume, R (9, 1)										0	0	0	0	0	0	0						
<b>Inning Stats</b>	R: 0 E: 0 K: 0 S: 3	H: 0 LOB: 0 BB: 0 P: 3	R: 0 E: 0 K: 0 S: 4	H: 1 LOB: 1 BB: 0 P: 4	R: 0 E: 0 K: 0 S: 3	H: 0 LOB: 0 BB: 0 P: 3	R: 0 E: 0 K: 0 S: 3	H: 0 LOB: 1 BB: 1 P: 7	R: 0 E: 0 K: 1 S: 6	H: 1 LOB: 1 BB: 0 P: 6	R: 1 E: 0 K: 0 S: 4	H: 1 LOB: 2 BB: 2 P: 12	R: 0 E: 0 K: 2 S: 7	H: 0 LOB: 0 BB: 0 P: 7	R: 0 E: 0 K: 0 S: 3	H: 0 LOB: 1 BB: 1 P: 7	R: 0 E: 0 K: 2 S: 8	H: 1 LOB: 1 BB: 0 P: 8	1B: 2 2B: 2 3B: 0 HR: 0	SF: 0 SAC: 1 DP: 0 HBP: 0	WP: 0 PB: 0 SB: 2 CS: 0	PA: 35
<b>PITCHER</b>	IP WLS BF H R ER SO BB IBB HBP BLK WP HR S P ERA WHIP																					
Mike Torrez, R ERA: 6.1 (1, 1)	8.0 W 31 3 1 1 3 4 0 0 0 0 0 0 33 49 1.12 0.875																					
Jesse Orosco, L ERA: 1.05 (9, 1)	1.0 S 4 1 0 0 2 0 0 0 0 0 0 0 8 8 0.00 1.000																					

AB 31  
R 2  
H 6  
RBI 2  
BB 2  
SO 4  
LOB 9

AB 30  
R 1  
H 4  
RBI 1  
BB 4  
SO 5  
LOB 12







Batter	1	2	3	4	5	6	7	8	9	AB	R	H	RBI	BB	SO	LOB	TOP								
Dave Concepcion, R OBP: 0.333, SLG: 0.263	F9		K		6-3		F8		FC6-4	5	0	0	0	0	1	3									
Eddie Milner, L OBP: 0.330, SLG: 0.253	P6		K				F5-4-3			3	1	0	0	1	1	2									
Cesar Cedeno, R OBP: 0.453, SLG: 0.484	K				1-3				5-3	4	1	1	0	0	1	0									
Johnny Bench, R OBP: 0.333, SLG: 0.436										3	1	3	2	1	0	0									
Wayne Krenchicki, L OBP: 0.200, SLG: 0.222										0	0	0	0	0	0	0									
Dan Driessen, L OBP: 0.429, SLG: 0.369										3	0	1	0	1	0	2									
Ron Oester, S OBP: 0.398, SLG: 0.553										4	0	0	0	0	2	5									
Duane Walker, L OBP: 0.333, SLG: 0.560										2	1	1	1	0	0	0									
Paul Householder, S OBP: 0.398, SLG: 0.553										2	0	0	0	0	0	2									
Dann Bilardello, R OBP: 0.265, SLG: 0.455										4	0	0	0	0	1	2									
Rich Gale, R OBP: 0.286, SLG: 0.429										3	0	2	0	0	1	0									
Bill Scherrer, L OBP: 1.000, SLG: 1.000										1	0	1	0	0	0	0									
Tom Hume, R OBP: 0.398, SLG: 0.553										0	0	0	0	0	0	0									
<b>Inning Stats</b>	R: 0 E: 0 K: 1 S: 5	H: 0 LOB: 0 BB: 0 P: 5	R: 1 E: 0 K: 0 S: 3	H: 1 LOB: 0 BB: 1 P: 7	R: 0 E: 0 K: 3 S: 10	H: 1 LOB: 1 BB: 0 P: 10	R: 0 E: 0 K: 0 S: 3	H: 0 LOB: 1 BB: 1 P: 7	R: 1 E: 0 K: 1 S: 6	H: 1 LOB: 0 BB: 0 P: 6	R: 2 E: 0 K: 1 S: 8	H: 3 LOB: 2 BB: 1 P: 12	R: 0 E: 0 K: 0 S: 3	H: 1 LOB: 1 BB: 0 P: 3	R: 0 E: 0 K: 1 S: 6	H: 1 LOB: 1 BB: 0 P: 6	R: 0 E: 0 K: 0 S: 4	H: 1 LOB: 1 BB: 0 P: 4	1B: 5 2B: 2 3B: 0 HR: 2	SF: 0 SAC: 0 DP: 2 HBP: 0	WP: 2 PB: 0 SB: 3 CS: 0	PA: 37			
<b>PITCHER</b>	IP	WLS	BF	H	R	ER	SO	BB	IBB	HBP	BLK	WP	HR	S	P	ERA	WHIP								
Charlie Lea, R ERA: 2.7	5.0	L	23	6	4	4	5	3	0	0	0	1	2	30	42	7.20	1.800								
Dan Schatzeder, L ERA: 1.23	4.0		14	3	0	0	2	0	0	0	0	1	0	18	18	0.00	0.750								

Cincinnati Reds @ Montreal Expos  
Olympic Stadium, Montreal, QB  
Sat Apr 30 1983, 3:33 AM EDT  
Att: 20,316 - Unknown



AB 34  
R 4  
H 9  
RBI 3  
BB 3  
SO 7  
LOB 16

Batter	1	2	3	4	5	6	7	8	9	AB	R	H	RBI	BB	SO	LOB	BOTTOM								
Tim Raines, S OBP: 0.321, SLG: 0.294	3-1		F9				K		1B	4	0	0	0	1	1	0									
Bryan Little, S OBP: 0.371, SLG: 0.321										3	1	0	0	1	0	0									
Chris Speier, R OBP: 0.429, SLG: 0.417	6-3		3-1				1-3			0	0	0	0	0	0	0									
Terry Francona, L OBP: 0.227, SLG: 0.273										1	0	1	0	0	0	0									
Andre Dawson, R OBP: 0.356, SLG: 0.701										5	2	2	0	0	0	3									
Al Oliver, L OBP: 0.333, SLG: 0.439	E6									3	0	1	1	1	0	1									
Tim Wallach, R OBP: 0.266, SLG: 0.333										4	0	2	2	0	0	1									
Warren Cromartie, L OBP: 0.356, SLG: 0.375										4	0	1	0	0	0	4									
Tim Blackwell, S OBP: 0.364, SLG: 0.400										3	0	0	0	0	1	0									
Jerry White, S OBP: 0.364, SLG: 0.400										1	0	0	0	0	0	1									
Bobby Ramos, R OBP: 0.364, SLG: 0.400										0	0	0	0	0	0	0									
Doug Flynn, R OBP: 0.274, SLG: 0.311										4	0	1	0	0	0	0									
Charlie Lea, R ERA: 2.75										2	0	0	0	0	2	1									
Dan Schatzeder, L ERA: 1.23										1	0	0	0	0	0	0									
Jim Wohlford, R OBP: 0.400, SLG: 0.700										0	0	0	0	0	0	0									
<b>Inning Stats</b>	R: 1 E: 1 K: 0 S: 6	H: 2 LOB: 2 BB: 0 P: 6	R: 0 E: 0 K: 2 S: 7	H: 0 LOB: 0 BB: 0 P: 7	R: 1 E: 0 K: 0 S: 5	H: 2 LOB: 1 BB: 0 P: 5	R: 0 E: 1 K: 1 S: 6	H: 0 LOB: 1 BB: 0 P: 6	R: 1 E: 0 K: 0 S: 4	H: 1 LOB: 2 BB: 2 P: 12	R: 0 E: 0 K: 0 S: 3	H: 0 LOB: 0 BB: 0 P: 3	R: 0 E: 0 K: 1 S: 5	H: 0 LOB: 0 BB: 0 P: 5	R: 0 E: 0 K: 0 S: 4	H: 1 LOB: 1 BB: 0 P: 4	R: 0 E: 0 K: 0 S: 4	H: 2 LOB: 2 BB: 1 P: 8	1B: 6 2B: 2 3B: 0 HR: 0	SF: 0 SAC: 1 DP: 0 HBP: 0	WP: 0 PB: 0 SB: 0 CS: 0	PA: 39			
<b>PITCHER</b>	IP	WLS	BF	H	R	ER	SO	BB	IBB	HBP	BLK	WP	HR	S	P	ERA	WHIP								
Rich Gale, R ERA: 2.75	7.2	W	33	6	3	2	4	1	1	0	0	0	0	39	47	2.35	0.913								
Bill Scherrer, L ERA: 1.23	0.2		4	1	0	0	0	1	0	0	0	0	0	3	7	0.00	3.000								
Tom Hume, R ERA: 7.84	0.2	S	2	1	0	0	0	0	0	0	0	0	0	2	2	0.00	1.500								

Cincinnati Reds @ Montreal Expos  
Olympic Stadium, Montreal, QB  
Sat Apr 30 1983, 3:33 AM EDT  
Att: 20,316 - Unknown



AB 35  
R 3  
H 8  
RBI 3  
BB 3  
SO 4  
LOB 11



Batter	1	2	3	4	5	6	7	8	9	AB	R	H	RBI	BB	SO	LOB	TOP										
Dave Concepcion, R (1, 6) OBP: 0.337, SLG: 0.296	F8 2B		6-3		F4		K		1B 2B	5	1	2	1	0	1	0	<b>Cincinnati Reds @ Montreal Expos</b> Olympic Stadium, Montreal, QB Sun May 01 1983, 3:33 AM EDT Unknown										
Eddie Milner, L (1, 8) OBP: 0.344, SLG: 0.265	K		F8			1B HR	BB		1B	4	1	2	1	1	1	1											
Cesar Cedeno, R (1, 9) OBP: 0.443, SLG: 0.462 Bill Scherrer, L (7, 1) OBP: 1.000, SLG: 1.000 Alan Knicely, R (9, FH) OBP: 0.143, SLG: 0.143	F8 2-3			5-3		P5	BB		K	3	0	0	0	1	0	2											
Johnny Bench, R (1, 5) OBP: 0.360, SLG: 0.488 Rafael Landestoy, S (9, PR)	F2			1B		HR	BB		1B	4	1	3	2	1	0	1											
Dan Driessen, L (1, 3) OBP: 0.438, SLG: 0.400		G3 1B		1B		WP 2B	K		F4-6-3 1B	5	0	3	0	0	1	5											
Ron Oester, S (1, 4) OBP: 0.379, SLG: 0.525	F9 1-2			K		F8			K	4	0	0	0	0	2	4											
Duane Walker, L (1, 7) OBP: 0.355, SLG: 0.536		G3 2-3		3-1		WP IBB	1B		F5-4-3 1B	3	0	1	0	1	0	3											
Dann Bilardello, R (1, 2) OBP: 0.237, SLG: 0.405		5-3				F8			F5-4-3	4	0	0	0	0	1	4											
Bruce Berenyi, R (1, 1) OBP: 0.083, SLG: 0.083 Paul Householder, S (7, 9) (7, 9)			F9		F8		F4-3		E6 2B	2	0	0	0	0	0	0											
										2	1	0	0	0	0	0											
<b>Inning Stats</b>	R: 0 E: 0 K: 1 S: 6	H: 1 LOB: 1 BB: 0 P: 6	R: 0 E: 0 K: 0 S: 4	H: 1 LOB: 1 BB: 0 P: 4	R: 0 E: 0 K: 0 S: 3	H: 0 LOB: 0 BB: 0 P: 3	R: 0 E: 0 K: 1 S: 7	H: 2 LOB: 2 BB: 0 P: 7	R: 0 E: 0 K: 0 S: 3	H: 0 LOB: 0 BB: 0 P: 3	R: 2 E: 0 K: 1 S: 8	H: 3 LOB: 2 BB: 1 P: 12	R: 0 E: 0 K: 2 S: 7	H: 0 LOB: 3 BB: 3 P: 19	R: 0 E: 0 K: 1 S: 5	H: 1 LOB: 0 BB: 0 P: 5	R: 2 E: 1 K: 1 S: 8	H: 3 LOB: 2 BB: 0 P: 8	1B: 7 2B: 3 3B: 0 HR: 1	SF: 0 SAC: 0 DP: 2 HBP: 0	WP: 2 PA: 41 PB: 0 SB: 5 CS: 0						
<b>PITCHER</b>	IP	WLS	BF	H	R	ER	SO	BB	IBB	HBP	BLK	WP	HR	S	P	ERA	WHIP										
Bill Gullickson, R (1, 1) ERA: 4.41	6.2	W	30	7	2	2	4	2	1	0	0	1	1	35	47	2.70	1.350										
Jeff Reardon, R (7, 1) ERA: 3.18	0.2		3	0	0	0	2	1	0	0	0	0	0	6	10	0.00	1.500										
Dan Schatzeder, L (8, 1) ERA: 2.25	0.2	S	5	3	2	1	0	0	0	0	0	1	0	5	5	13.50	4.500										
Bryn Smith, R (9, 1) ERA: 1.13	1.0	S	3	1	0	0	1	0	0	0	0	0	0	5	5	0.00	1.000										

Batter	1	2	3	4	5	6	7	8	9	AB	R	H	RBI	BB	SO	LOB	BOTTOM										
Tim Raines, S (1, 7) OBP: 0.341, SLG: 0.310	1B 1B		1B G4-3 1B		G6-4-3 BB		F9			3	1	2	0	1	0	0	<b>Cincinnati Reds @ Montreal Expos</b> Olympic Stadium, Montreal, QB Sun May 01 1983, 3:33 AM EDT Unknown										
Bryan Little, S (1, 6) OBP: 0.394, SLG: 0.339	1B 1-2 1B		G4-3 1B 3B		G6-4-3 1-2		IHR BB			3	2	2	0	1	0	1											
Andre Dawson, R (1, 8) OBP: 0.364, SLG: 0.732	F8		G4-3 1B		L9		IHR			4	1	2	2	0	0	2											
Al Oliver, L (1, 3) OBP: 0.329, SLG: 0.429 Terry Francona, L (9, 3) OBP: 0.227, SLG: 0.273	1B 1-2 2-3		G4-3			4-3		G3		4	0	1	0	0	0	2											
Tim Wallach, R (1, 5) OBP: 0.294, SLG: 0.438	K		3B			SF8 3B		2B		4	1	3	1	0	1	3											
Warren Cromartie, L (1, 9) OBP: 0.347, SLG: 0.357 Jim Wohlford, R (9, 9) OBP: 0.400, SLG: 0.700	K		K			SF8		BB		2	0	0	1	1	2	4											
Tim Blackwell, S (1, 2) OBP: 0.267, SLG: 0.286		4-3		4-3		F7		G5-4-3 BB		4	0	0	0	0	0	2											
Doug Flynn, R (1, 4) OBP: 0.262, SLG: 0.297		F9		F3		F6-3				3	0	0	0	0	0	0											
Bill Gullickson, R (1, 1) Jeff Reardon, R (7, 1) Dan Schatzeder, L (8, 1) Bryn Smith, R (9, 1) Bobby Ramos, R (9, 2)		K		6-3		4-3				2	0	0	0	0	1	0											
										1	0	0	0	0	0	0											
										0	0	0	0	0	0	0											
										0	0	0	0	0	0	0											
										0	0	0	0	0	0	0											
<b>Inning Stats</b>	R: 0 E: 0 K: 2 S: 10	H: 3 LOB: 3 BB: 0 P: 10	R: 0 E: 0 K: 1 S: 5	H: 0 LOB: 0 BB: 0 P: 5	R: 2 E: 0 K: 1 S: 8	H: 4 LOB: 1 BB: 0 P: 8	R: 0 E: 0 K: 0 S: 3	H: 0 LOB: 0 BB: 0 P: 3	R: 0 E: 0 K: 0 S: 2	H: 0 LOB: 0 BB: 1 P: 6	R: 1 E: 0 K: 0 S: 4	H: 1 LOB: 0 BB: 0 P: 4	R: 0 E: 0 K: 0 S: 3	H: 0 LOB: 0 BB: 0 P: 3	R: 2 E: 0 K: 0 S: 4	H: 2 LOB: 1 BB: 2 P: 12	1B: 6 2B: 1 3B: 2 HR: 1	SF: 1 SAC: 0 DP: 3 HBP: 0	WP: 0 PA: 34 PB: 0 SB: 0 CS: 0								
<b>PITCHER</b>	IP	WLS	BF	H	R	ER	SO	BB	IBB	HBP	BLK	WP	HR	S	P	ERA	WHIP										
Bruce Berenyi, R (1, 1) ERA: 2.21	6.0	L	25	8	3	3	4	1	0	0	0	0	0	7	15	9.00	2.000										
Bill Scherrer, L (7, 1) ERA: 2.45	2.0		9	2	2	2	0	2	0	0	0	0	0	7	15	9.00	2.000										

AB	37
R	4
H	11
RBI	4
BB	4
SO	7
LOB	21



AB	30
R	5
H	10
RBI	4
BB	3
SO	4
LOB	14





Batter	1	2	3	4	5	6	7	8	9	AB	R	H	RBI	BB	SO	LOB	TOP								
Kelly Paris, R (1.5)	F9		F7		FC5-2-5			K	FC5-4	5	0	0	0	0	1	3									
Eddie Milner, L (1.8) OBP: 0.340, SLG: 0.256	F7		3-1					1-3		3	0	0	0	1	0	0									
Dave Concepcion, R (1.6) OBP: 0.333, SLG: 0.286	HR			6-3	K			F9		3	1	0	0	1	1	3									
Cesar Cedeno, R (1.9) OBP: 0.434, SLG: 0.493	HR			F2				F9		4	1	1	2	0	1	0									
Paul Householder, S (1.7)	F3			F4-3				S	3B	4	1	1	0	0	1	0									
Dan Driessen, L (1.3) OBP: 0.441, SLG: 0.438								F9		3	2	1	1	1	1	0									
Ron Oester, S (1.4) OBP: 0.385, SLG: 0.560	1-3				SH3			F7		4	1	2	2	0	0	0									
Alex Trevino, R (1.2) OBP: 0.280, SLG: 0.209	6-3				SH3			F8		3	0	1	1	1	0	0									
Joe Price, R (1.1) OBP: 0.154, SLG: 0.154										2	0	0	0	0	2	0									
Duane Walker, L (9, PH) OBP: 0.344, SLG: 0.517										1	0	0	0	0	0	1									
Tom Hume, R (9, 1)										0	0	0	0	0	0	0									
<b>Inning Stats</b>	R: 2 E: 0 K: 0 S: 4	H: 1 LOB: 0 BB: 1 P: 8	R: 0 E: 0 K: 1 S: 5	H: 0 LOB: 0 BB: 0 P: 5	R: 0 E: 0 K: 1 S: 5	H: 0 LOB: 0 BB: 0 P: 5	R: 0 E: 0 K: 0 S: 3	H: 0 LOB: 0 BB: 0 P: 3	R: 1 E: 0 K: 1 S: 7	H: 2 LOB: 3 BB: 2 P: 15	R: 0 E: 0 K: 2 S: 7	H: 0 LOB: 0 BB: 0 P: 7	R: 0 E: 0 K: 1 S: 5	H: 0 LOB: 0 BB: 0 P: 5	R: 0 E: 0 K: 1 S: 5	H: 0 LOB: 0 BB: 0 P: 5	R: 3 E: 0 K: 0 S: 6	H: 3 LOB: 1 BB: 1 P: 10	1B: 2 2B: 1 3B: 1 HR: 2	SF: 0 SAC: 1 DP: 0 HBP: 0	WP: 0 PB: 0 CS: 2 SB: 0	PA: 37			
<b>PITCHER</b>	IP	WLS	BF	H	R	ER	SO	BB	IBB	HBP	BLK	WP	HR	S	P	ERA	WHIP								
Randy Lerch, L (1, 1) ERA: 2.19	4.2		20	3	3	3	2	3	0	0	0	0	2	21	33	5.79	1.286								
Ray Burris, R (5, 1) ERA: 4.82	4.1	L	17	3	3	3	5	0	1	0	0	0	0	26	30	6.23	0.692								

Cincinnati Reds @ Montreal Expos  
Olympic Stadium, Montreal, QB  
Sun May 01 1983, 3:38 AM EDT  
Att: 33,407 - Unknown

AB 32  
R 6  
H 6  
RBI 6  
BB 4  
SO 7  
LOB 7



Batter	1	2	3	4	5	6	7	8	9	AB	R	H	RBI	BB	SO	LOB	BOTTOM								
Tim Raines, S (1.7) OBP: 0.333, SLG: 0.316	SF8		F8	F8			F8		K	5	1	1	0	0	1	3									
Jim Wolford, R (1.9) OBP: 0.357, SLG: 0.571	4-3		FC5-4	F9			FC6-4		F8	4	1	1	0	0	0	4									
Warren Cromartie, L (9, PH) OBP: 0.340, SLG: 0.349	2-3		2B				1B			1	0	0	0	0	0	0									
Andre Dawson, R (1.8) OBP: 0.370, SLG: 0.726	SF8		2B				FC6-4			2	1	1	1	1	0	1									
Al Oliver, L (1.3) OBP: 0.325, SLG: 0.432	F7						F8		F9	4	0	1	2	0	0	2									
Tim Wallach, R (1.5) OBP: 0.306, SLG: 0.433										3	0	1	0	1	1	1									
Bryan Little, S (8, PR) OBP: 0.394, SLG: 0.339	5-3						K		CS	0	0	0	0	0	0	0									
Chris Speier, R (1.6) OBP: 0.389, SLG: 0.333	1-3		5-3				F2		BB	3	0	0	0	1	0	3									
Bobby Ramos, R (1.2) OBP: 0.500, SLG: 1.000										4	0	2	0	0	2	1									
Doug Flynn, R (1.4) OBP: 0.246, SLG: 0.279	F3						F4		F6	4	0	0	0	0	0	3									
Randy Lerch, L (1, 1) OBP: 0.667, SLG: 0.500										1	0	1	0	1	0	0									
Ray Burris, R (5, 1)										1	0	0	0	0	1	0									
Terry Francona, L (9, PH) OBP: 0.217, SLG: 0.261										1	0	0	0	0	0	0									
<b>Inning Stats</b>	R: 1 E: 0 K: 0 S: 4	H: 1 LOB: 0 BB: 0 P: 4	R: 0 E: 0 K: 0 S: 4	H: 1 LOB: 1 BB: 0 P: 4	R: 2 E: 0 K: 0 S: 6	H: 3 LOB: 2 BB: 1 P: 10	R: 0 E: 0 K: 0 S: 4	H: 1 LOB: 2 BB: 1 P: 8	R: 0 E: 0 K: 1 S: 5	H: 0 LOB: 1 BB: 1 P: 9	R: 0 E: 0 K: 2 S: 7	H: 0 LOB: 0 BB: 0 P: 7	R: 0 E: 0 K: 0 S: 4	H: 1 LOB: 1 BB: 0 P: 4	R: 0 E: 0 K: 1 S: 5	H: 1 LOB: 1 BB: 1 P: 9	R: 0 E: 0 K: 1 S: 5	H: 0 LOB: 0 BB: 0 P: 5	1B: 4 2B: 4 3B: 0 HR: 0	SF: 1 SAC: 0 DP: 0 HBP: 0	WP: 0 PB: 0 CS: 1 SB: 0	PA: 38			
<b>PITCHER</b>	IP	WLS	BF	H	R	ER	SO	BB	IBB	HBP	BLK	WP	HR	S	P	ERA	WHIP								
Joe Price, L (1, 1) ERA: 2.4	8.0	W	35	8	3	3	4	4	0	0	0	0	0	39	55	3.38	1.500								
Tom Hume, R (9, 1) ERA: 7.15	1.0	S	3	0	0	0	1	0	0	0	0	0	0	5	5	0.00	0.000								

Cincinnati Reds @ Montreal Expos  
Olympic Stadium, Montreal, QB  
Sun May 01 1983, 3:38 AM EDT  
Att: 33,407 - Unknown

AB 33  
R 3  
H 8  
RBI 3  
BB 4  
SO 5  
LOB 18





Batter	1	2	3	4	5	6	7	8	9	AB	R	H	RBI	BB	SO	LOB	TOP								
<b>Gary Redus, R</b> OBP: 0.375, SLG: 0.767 (1, 7)	0-0 5-3		0-0 HR		0-0 HR		0-0 4-3		0-0 5-3	5	2	2	2	0	0	0	<b>Cincinnati Reds @ Philadelphia Phillies</b> Veterans Stadium, Philadelphia, PA Mon May 02 1983, 7:05 PM EDT Att: 18,587 - Unknown								
<b>Eddie Milner, L</b> OBP: 0.352, SLG: 0.300 (1, 8)	0-0 L6		0-0 HR		0-0 1B SF8		0-0 F8		4-0 BB	4	2	2	1	1	0	0									
<b>Cesar Cedeno, R</b> OBP: 0.432, SLG: 0.500 (1, 9)	0-0 1B 2B		0-0 1B G1-4-3		0-3 K		0-0 5-3		0-0 5-3	5	1	2	0	0	1	2									
<b>Johnny Bench, R</b> OBP: 0.366, SLG: 0.488 <b>Wayne Krenchicki, L</b> OBP: 0.200, SLG: 0.222 (1, 5) (8, 5)	0-0 FC6 2H 1B		0-0 G1-4-3 1-2		0-0 1-3 1B		0-3 K		0-3 K	4	0	2	1	0	1	1									
<b>Dan Driessen, L</b> OBP: 0.423, SLG: 0.421 (1, 3)	0-0 FC6 1-2		0-0 4-3		0-0 SF8 1B		0-3 K		0-3 K	3	0	0	1	0	1	1									
<b>Ron Oester, S</b> OBP: 0.388, SLG: 0.557 (1, 4)		0-0 L5		0-0 S 1B		0-3 K		0-0 BB 1B		4	0	2	0	0	1	1									
<b>Dave Concepcion, R</b> OBP: 0.340, SLG: 0.287 (1, 6)		0-0 5-3 1B		0-0 L4 1-2		0-0 L3		4-0 BB 1B		3	0	1	0	1	0	1									
<b>Alex Trevino, R</b> OBP: 0.259, SLG: 0.191 (1, 2)	0-0 5-3 1-2		0-0 1-3		0-0 F3		0-0 F9			4	0	0	0	0	0	4									
<b>Ted Power, R</b> (1, 1)	0-3 K		0-3 K		0-3 K		0-3 K		0-3 K	4	0	0	0	0	4	2									
<b>Inning Stats</b>	R: 1 E: 0 K: 0 S: 5	H: 2 LOB: 1 BB: 0 P: 5	R: 0 E: 0 K: 1 S: 6	H: 1 LOB: 1 BB: 0 P: 6	R: 2 E: 0 K: 0 S: 5	H: 3 LOB: 0 BB: 0 P: 5	R: 0 E: 0 K: 1 S: 6	H: 1 LOB: 1 BB: 0 P: 6	R: 2 E: 0 K: 2 S: 10	H: 3 LOB: 1 BB: 0 P: 10	R: 0 E: 0 K: 0 S: 3	H: 0 LOB: 0 BB: 0 P: 3	R: 0 E: 0 K: 2 S: 8	H: 1 LOB: 2 BB: 1 P: 12	R: 0 E: 0 K: 1 S: 5	H: 0 LOB: 1 BB: 1 P: 9		1B: 7 2B: 1 3B: 0 HR: 3	SF: 1 SAC: 0 DP: 1 HBP: 0	WP: 0 PB: 0 SB: 1 CS: 0	PA: 39				
<b>PITCHER</b>	IP	WLS	BF	H	R	ER	SO	BB	IBB	HBP	BLK	WP	HR	S	P	ERA	WHIP								
<b>Dick Ruthven, R</b> ERA: 6.33 (1, 1)	4.1	L	22	10	5	5	3	0	0	0	0	0	3	28	28	10.38	2.308								
<b>Sid Monge, L</b> ERA: 5.0 (5, 1)	0.2		2	0	0	0	1	0	0	0	0	0	0	4	4	0.00	0.000								
<b>Porfi Altamirano, R</b> ERA: 1.64 (6, 1)	2.0		6	0	0	0	1	0	0	0	0	0	0	8	8	0.00	0.000								
<b>Ron Reed, R</b> ERA: 2.87 (8, 1)	2.0		9	1	0	0	3	2	0	0	0	0	0	13	21	0.00	1.500								

AB	36
R	5
H	11
RBI	5
BB	2
SO	8
LOB	12



Batter	1	2	3	4	5	6	7	8	9	AB	R	H	RBI	BB	SO	LOB	BOTTOM								
<b>Pete Rose, S</b> OBP: 0.302, SLG: 0.354 (1, 9)	0-0 BB 2B 1B		0-0 L9		0-0 F8		0-0 4-3			4	1	1	0	0	0	1	<b>Cincinnati Reds @ Philadelphia Phillies</b> Veterans Stadium, Philadelphia, PA Mon May 02 1983, 7:05 PM EDT Att: 18,587 - Unknown								
<b>Gary Matthews, R</b> OBP: 0.360, SLG: 0.405 (1, 7)	4-0 2B 1-2 BB		0-0 6-3		0-0 L9		0-0 F8		0-0 F8	3	0	0	0	1	0	0									
<b>Joe Morgan, L</b> OBP: 0.393, SLG: 0.308 (1, 4)	0-0 1-3 2H 2B		0-0 1B 2B		0-0 1-4-3		0-0 4-3		0-0 4-3	4	0	2	1	0	0	0									
<b>Mike Schmidt, R</b> OBP: 0.482, SLG: 0.672 (1, 5)	0-3 K		0-0 2H 1B		0-0 L9 BB		0-0 F8 1B		0-0 F8	3	0	2	0	1	1	2									
<b>Tony Perez, R</b> OBP: 0.397, SLG: 0.479 (1, 3)	0-3 K		0-0 6-3		0-0 L9		0-0 F8		0-0 F8	4	0	0	0	0	1	4									
<b>Gary Maddox, R</b> OBP: 0.362, SLG: 0.386 (1, 8)	0-0 6-3		0-0 F8		0-0 6-3		0-0 6-3		0-0 6-3	4	0	0	0	0	0	2									
<b>Ozzie Virgil, R</b> OBP: 0.231, SLG: 0.538 (1, 2)		0-3 K		0-0 F7		0-0 F7		0-0 F5		4	0	0	0	0	1	0									
<b>Ivan De Jesus, R</b> OBP: 0.277, SLG: 0.214 <b>Greg Gross, L</b> OBP: 0.412, SLG: 0.444 (9, PH)		0-3 K		0-0 G3-6-1 BB		0-0 2B 1B		0-0 6-3		2	1	1	0	1	1	0									
<b>Dick Ruthven, R</b> OBP: 0.167, SLG: 0.333 <b>Sid Monge, S</b> OBP: 0.227, SLG: 0.106 <b>Porfi Altamirano, R</b> OBP: 0.192, SLG: 0.600 <b>Bob Molinaro, L</b> OBP: 0.192, SLG: 0.600 <b>Ron Reed, R</b> (8, 1)		0-0 G3		0-0 G3-6-1 1-2		0-0 1-2 2B				1	0	0	0	0	0	0									
<b>Inning Stats</b>	R: 1 E: 0 K: 2 S: 9	H: 2 LOB: 2 BB: 1 P: 13	R: 0 E: 0 K: 2 S: 7	H: 0 LOB: 0 BB: 0 P: 7	R: 0 E: 0 K: 0 S: 4	H: 2 LOB: 2 BB: 0 P: 4	R: 0 E: 0 K: 0 S: 3	H: 0 LOB: 0 BB: 0 P: 3	R: 0 E: 0 K: 0 S: 2	H: 0 LOB: 1 BB: 1 P: 6	R: 0 E: 0 K: 0 S: 3	H: 0 LOB: 1 BB: 1 P: 7	R: 1 E: 0 K: 0 S: 5	H: 2 LOB: 1 BB: 0 P: 5	R: 0 E: 0 K: 0 S: 4	H: 1 LOB: 1 BB: 0 P: 4		R: 0 E: 0 K: 0 S: 3	H: 0 LOB: 0 BB: 0 P: 3	1B: 4 2B: 3 3B: 0 HR: 0	SF: 0 SAC: 0 DP: 1 HBP: 0	WP: 0 PB: 0 SB: 0 CS: 0	PA: 35		
<b>PITCHER</b>	IP	WLS	BF	H	R	ER	SO	BB	IBB	HBP	BLK	WP	HR	S	P	ERA	WHIP								
<b>Ted Power, R</b> ERA: 2.08 (1, 1)	9.0	W	35	7	2	2	4	3	0	0	0	0	0	40	52	2.00	1.111								

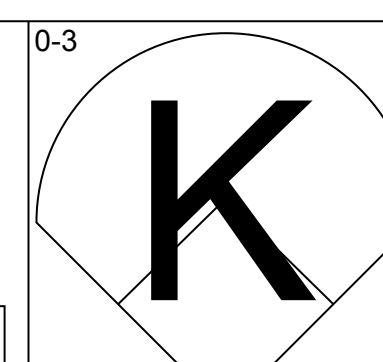
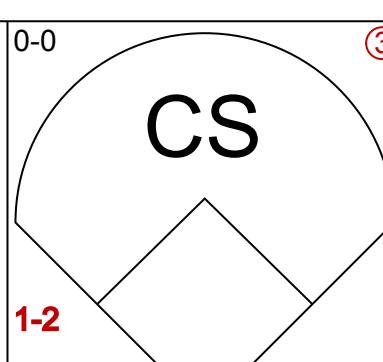
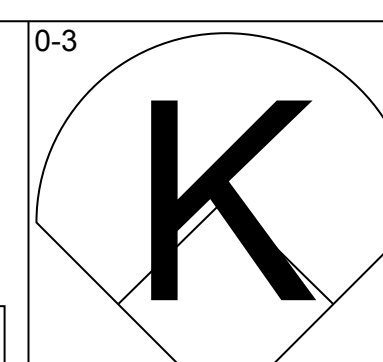
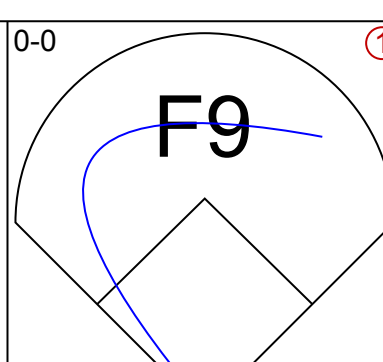
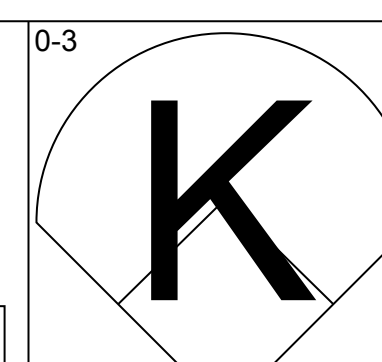
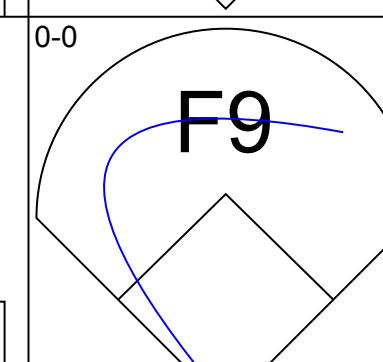
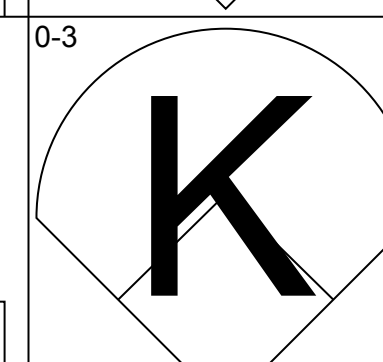
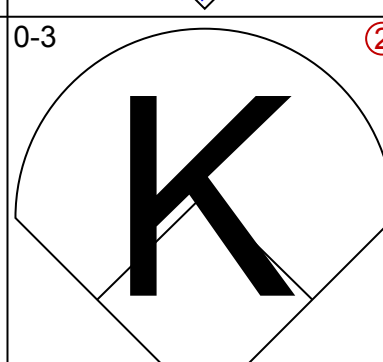
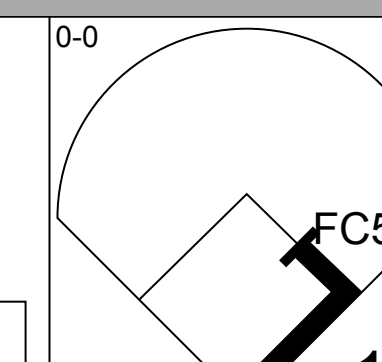
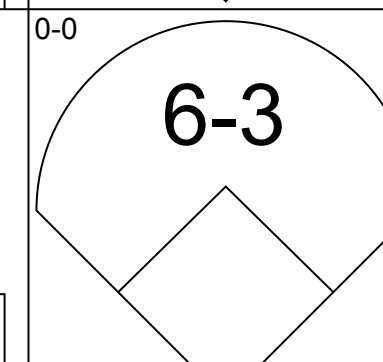
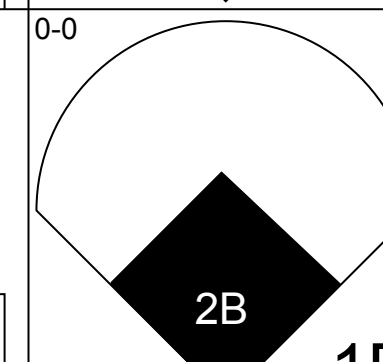
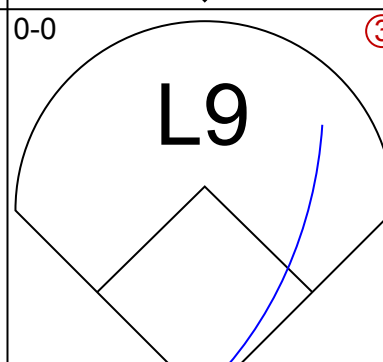
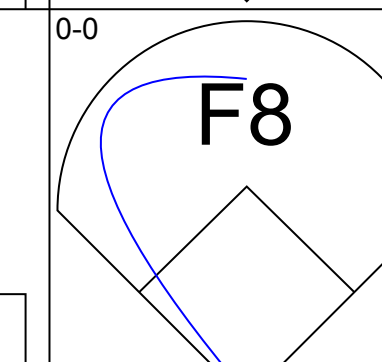
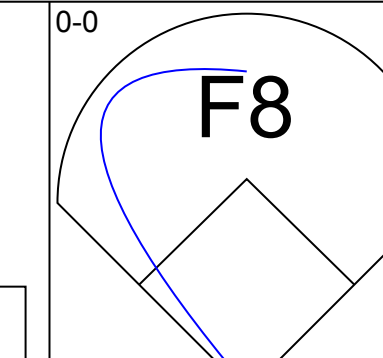
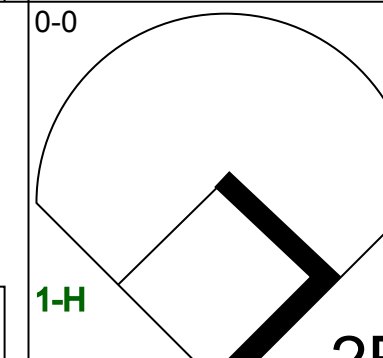
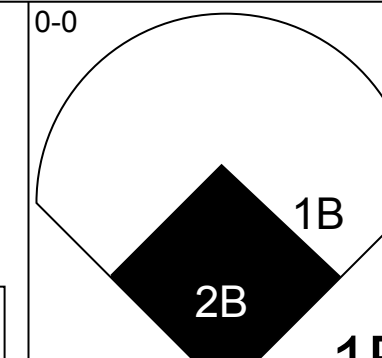
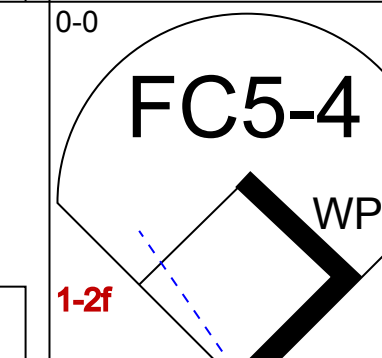
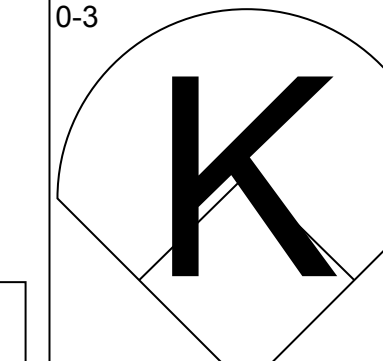
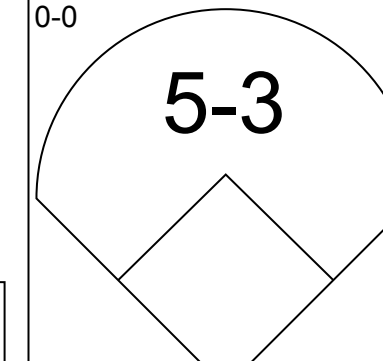
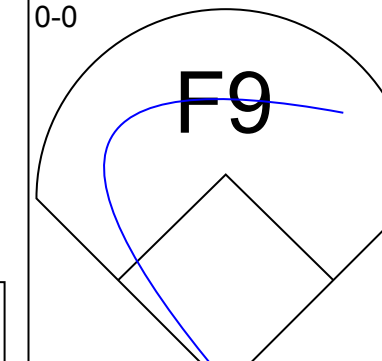
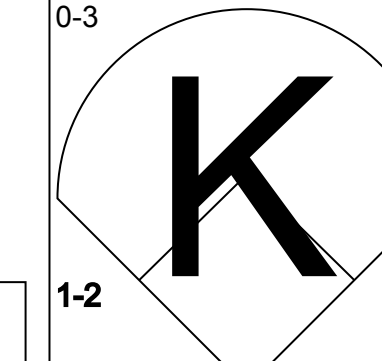
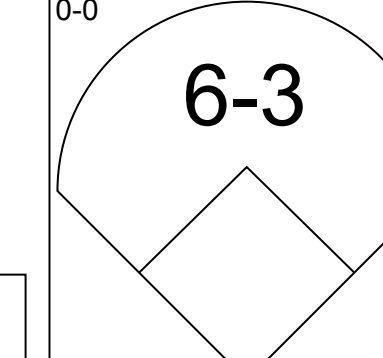
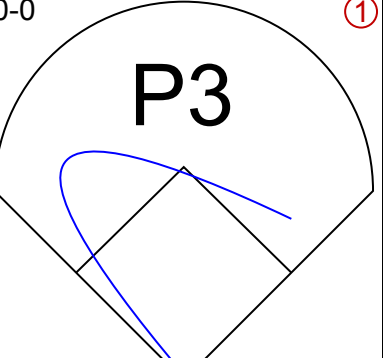
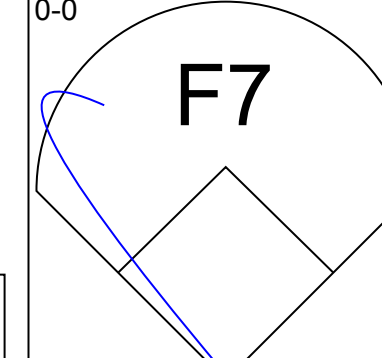
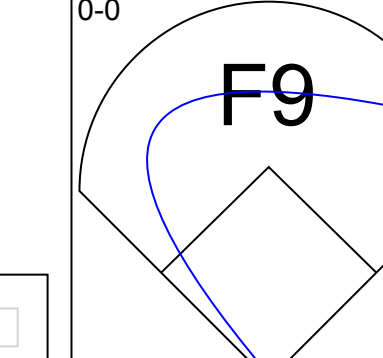
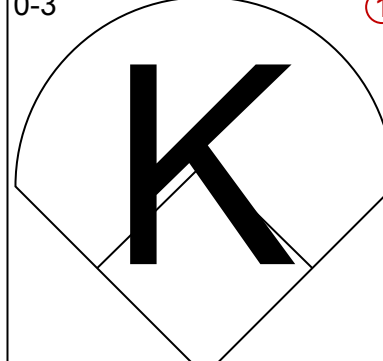
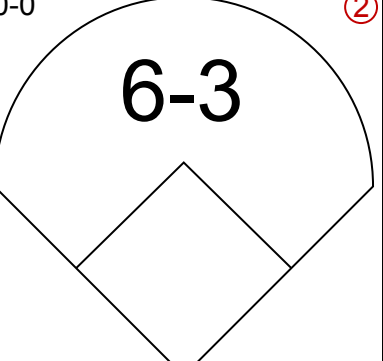
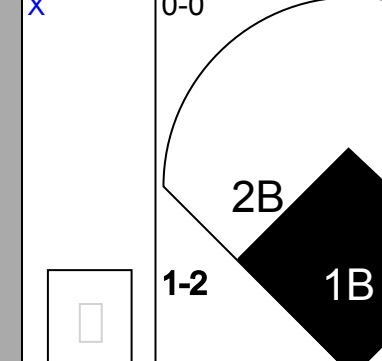
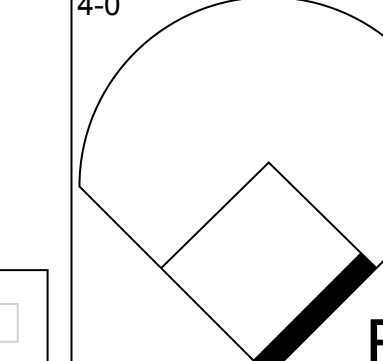
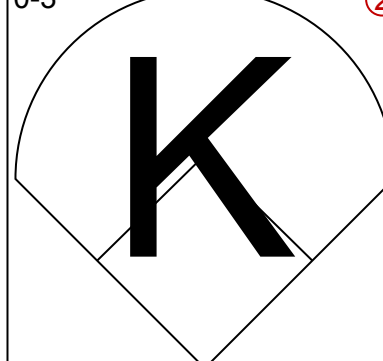
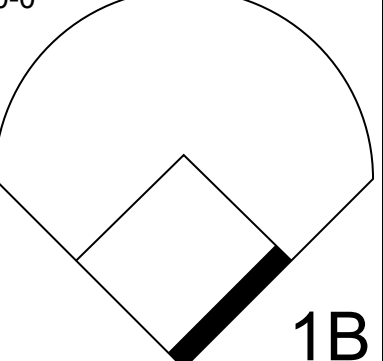
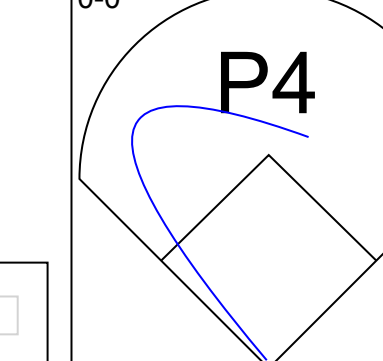
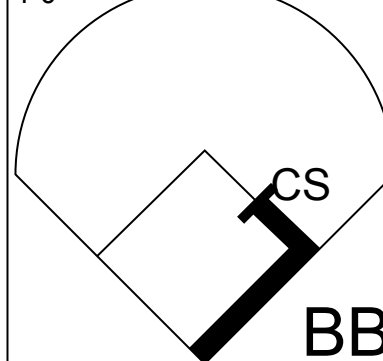
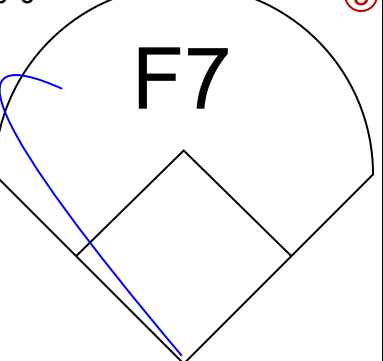
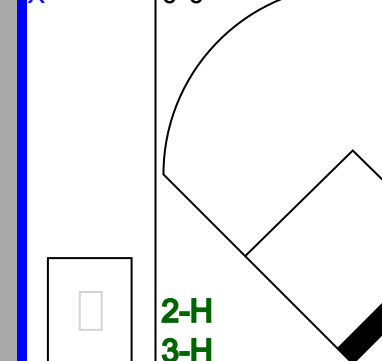
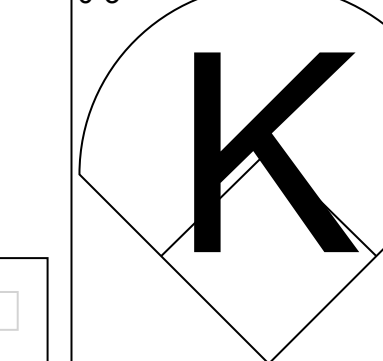
AB	32
R	2
H	7
RBI	2
BB	3
SO	4
LOB	10





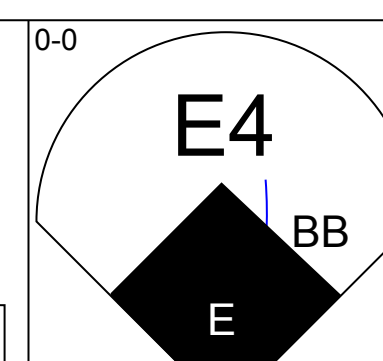
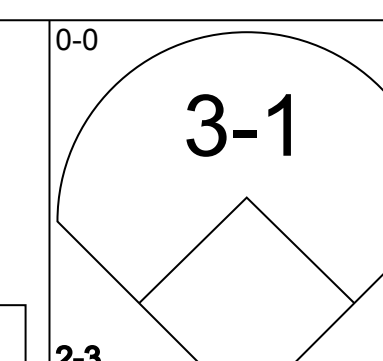
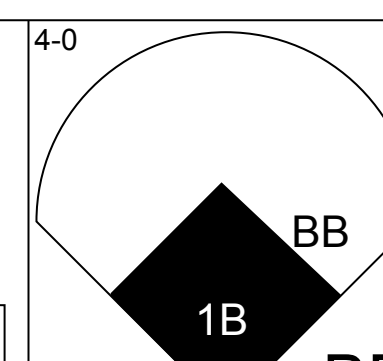
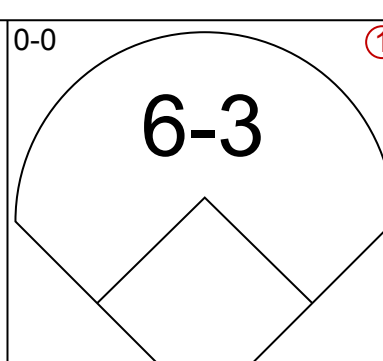
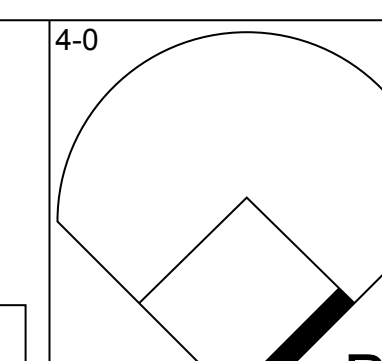
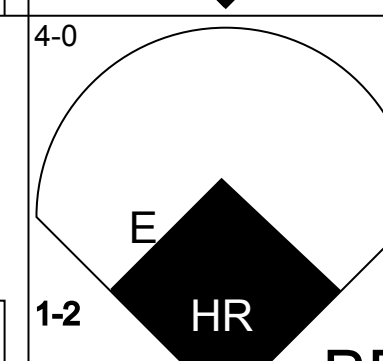
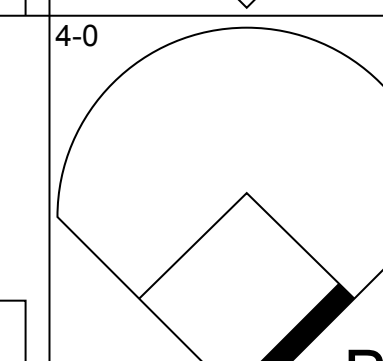
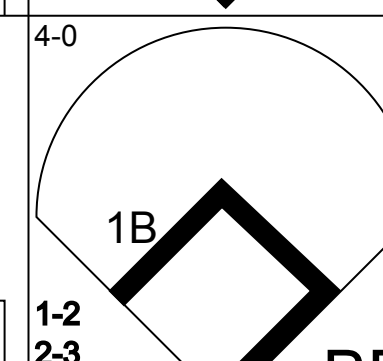
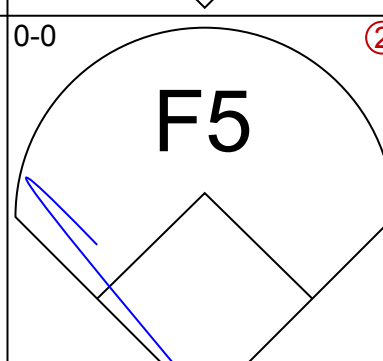
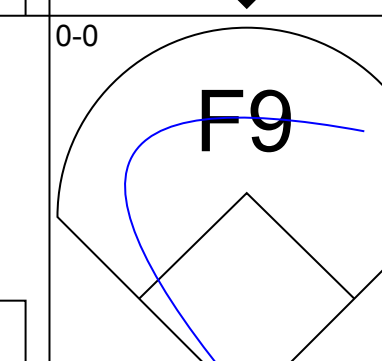
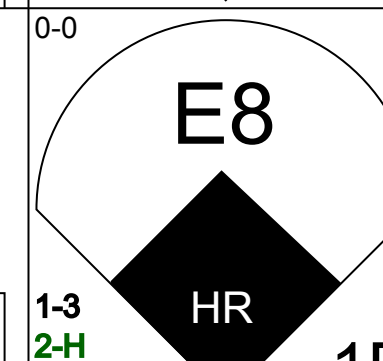
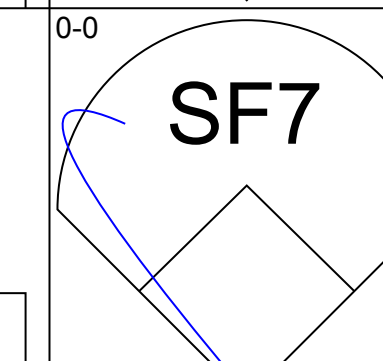
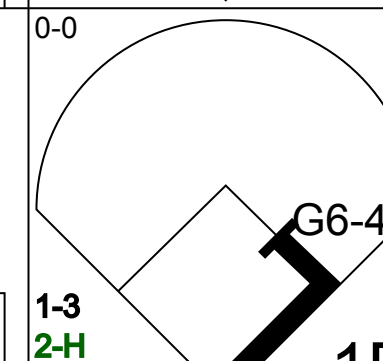
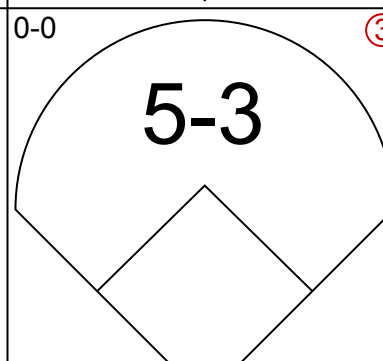
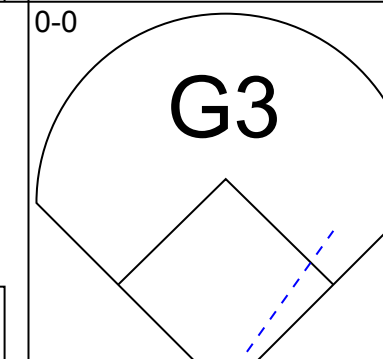
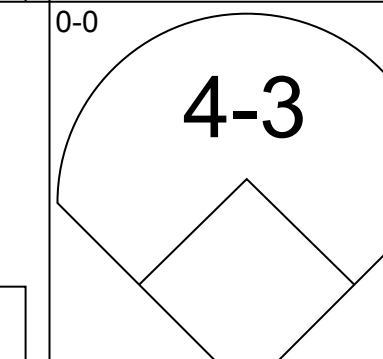
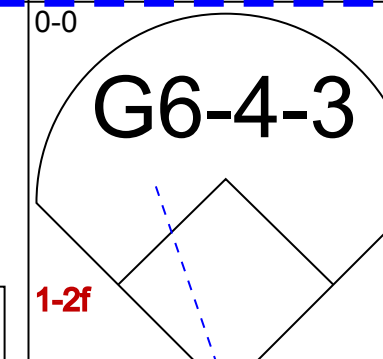
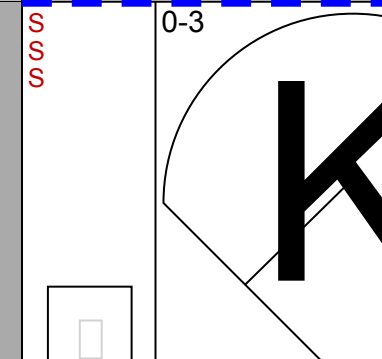
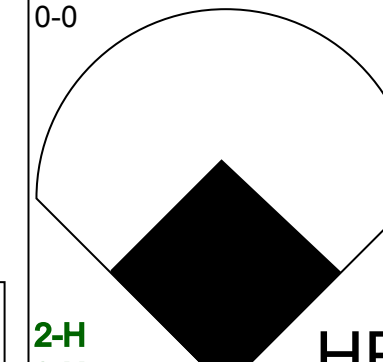
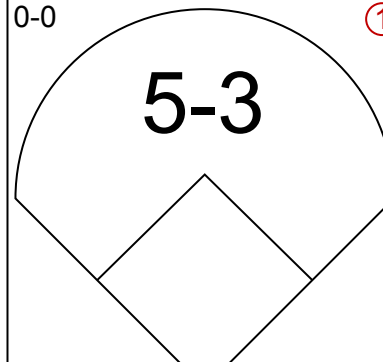
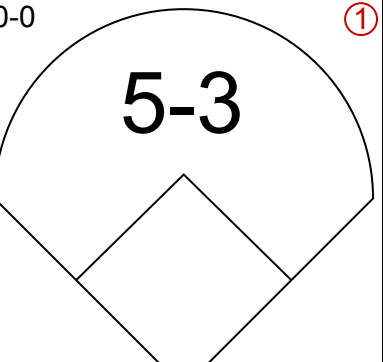
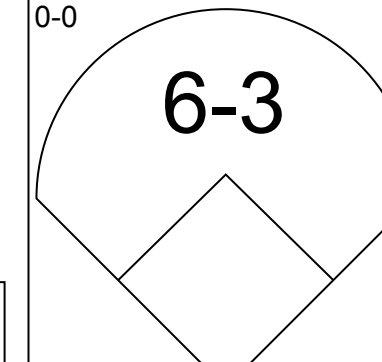
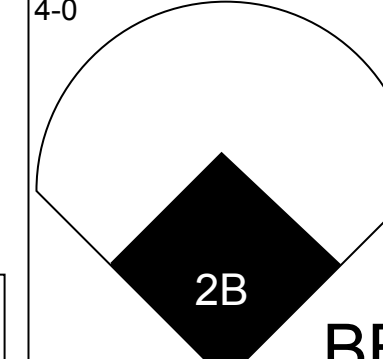
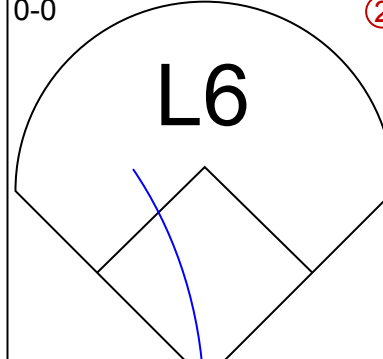
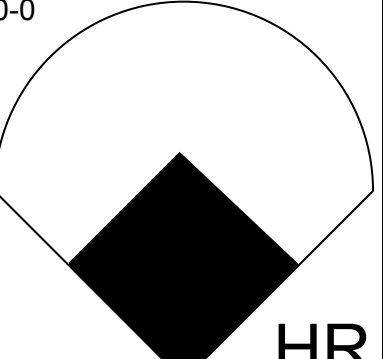
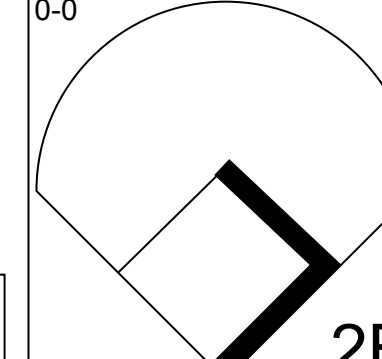
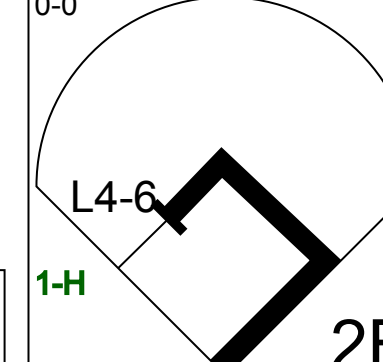
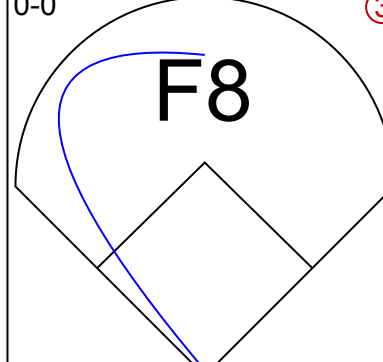
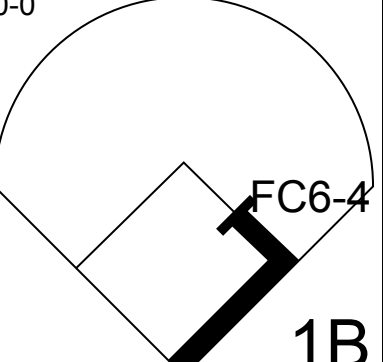
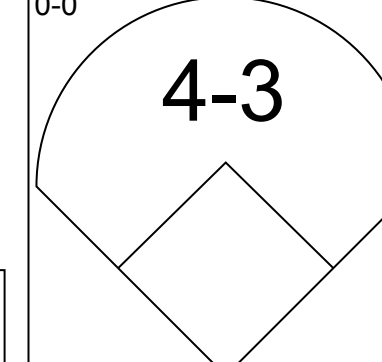
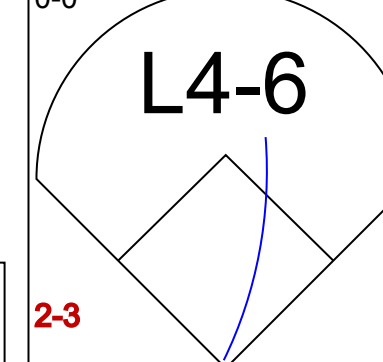
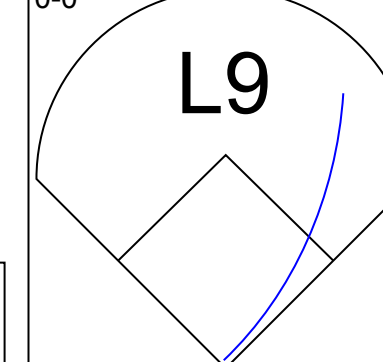
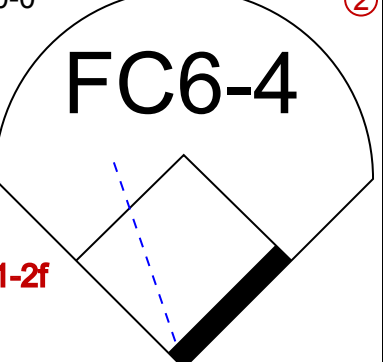
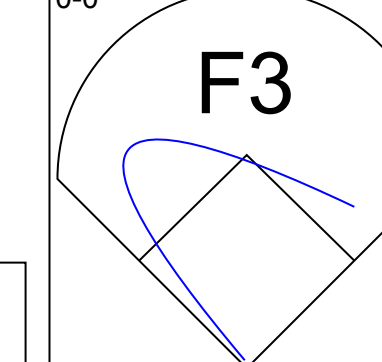
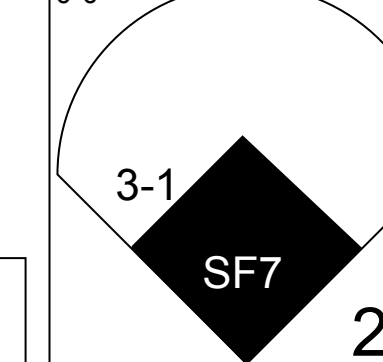
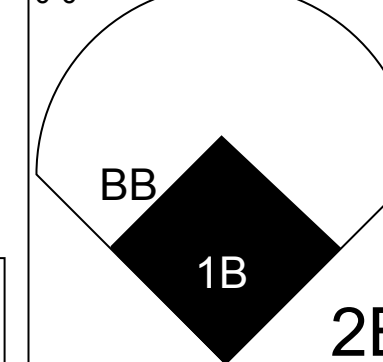
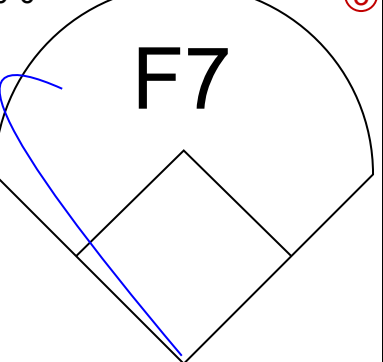
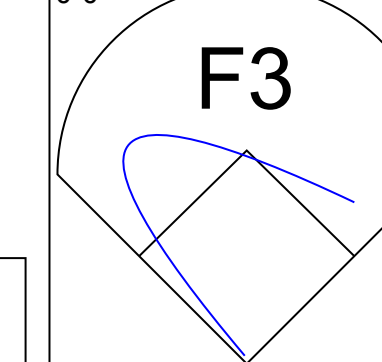




Batter	1	2	3	4	5	6	7	8	9	AB	R	H	RBI	BB	SO	LOB	TOP					
<b>Gary Redus, R</b> OBP: 0.366, SLG: 0.676 (1, 7)										4	0	0	0	0	3	1	<b>Cincinnati Reds @ Philadelphia Phillies</b> Veterans Stadium, Philadelphia, PA Wed May 04 1983, 7:05 PM EDT Att: 22,619 - Unknown					
<b>Paul Householder, S</b> OBP: 0.167, SLG: 0.222 (1, 8)										4	0	1	0	0	2	0						
<b>Dave Concepcion, R</b> OBP: 0.333, SLG: 0.298 (1, 6)										4	1	1	0	0	0	1						
<b>Johnny Bench, R</b> OBP: 0.380, SLG: 0.516 (1, 5) <b>Rafael Landestoy, S</b> (7, 5)										3	1	2	1	0	0	0						
<b>Cesar Cedeno, R</b> OBP: 0.413, SLG: 0.474 (1, 9)										4	0	0	0	0	2	3						
<b>Dan Driessen, L</b> OBP: 0.406, SLG: 0.400 (1, 3)										4	0	0	0	0	0	1						
<b>Ron Oester, S</b> OBP: 0.379, SLG: 0.526 (1, 4)										3	1	1	0	1	1	0						
<b>Alex Trevino, R</b> OBP: 0.290, SLG: 0.315 (1, 2)										4	1	2	1	0	1	1						
<b>Rich Gale, R</b> OBP: 0.375, SLG: 0.429 (1, 1) <b>Bill Scherrer, L</b> OBP: 0.500, SLG: 0.500 (4, 1) <b>Alan Knicely, R</b> OBP: 0.222, SLG: 0.222 (7, PH) <b>Tom Hume, R</b> (7, 1) <b>Dann Bilardello, R</b> (9, PH)										0	0	0	0	1	0	0						
<b>Inning Stats</b>	R: 0 E: 0 K: 1 S: 5	H: 0 LOB: 0 BB: 0 P: 5	R: 0 E: 0 K: 1 S: 5	H: 0 LOB: 0 BB: 0 P: 5	R: 0 E: 0 K: 2 S: 6	H: 0 LOB: 0 BB: 1 P: 10	R: 1 E: 0 K: 2 S: 9	H: 2 LOB: 1 BB: 0 P: 9	R: 0 E: 0 K: 0 S: 4	H: 1 LOB: 1 BB: 0 P: 4	R: 0 E: 0 K: 1 S: 5	H: 0 LOB: 0 BB: 0 P: 5	R: 3 E: 0 K: 1 S: 9	H: 4 LOB: 1 BB: 0 P: 9	R: 0 E: 0 K: 1 S: 6	H: 1 LOB: 1 BB: 0 P: 6		R: 0 E: 0 K: 1 S: 5	H: 0 LOB: 1 BB: 1 P: 9	1B: 6 2B: 2 3B: 0 HR: 0	SF: 0 SAC: 0 DP: 0 HBP: 0	WP: 1 PB: 0 SB: 0 CS: 1
<b>PITCHER</b>	IP	WLS	BF	H	R	ER	SO	BB	IBB	HBP	BLK	WP	HR	S	P	ERA	WHIP					
<b>Steve Carlton, L</b> ERA: 2.4	(1, 1)	8.0	W	32	8	4	4	9	1	0	0	0	0	49	53	4.50	1.125					
<b>Al Holland, L</b> ERA:	(9, 1)	1.0		4	0	0	0	1	1	0	0	0	0	5	9	0.00	1.000					

AB	34
R	4
H	8
RBI	4
BB	2
SO	10
LOB	10

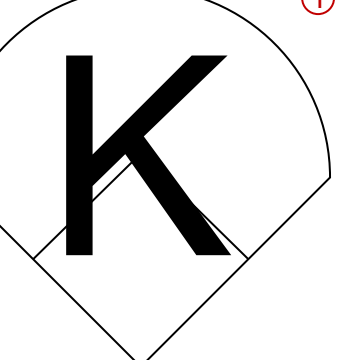
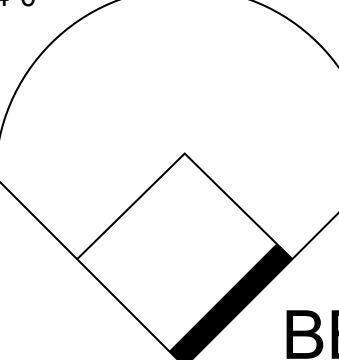

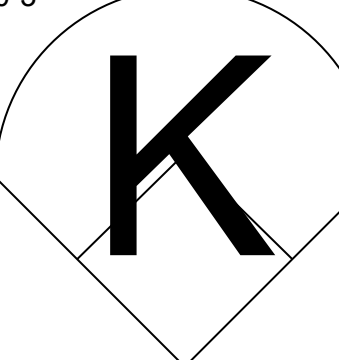
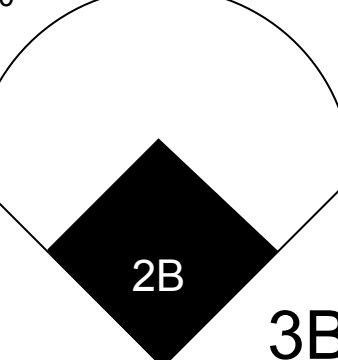
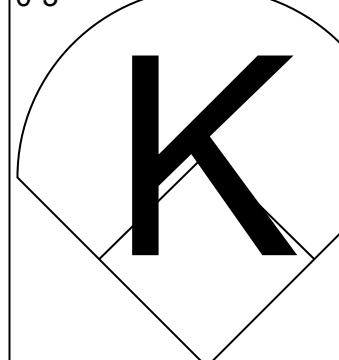

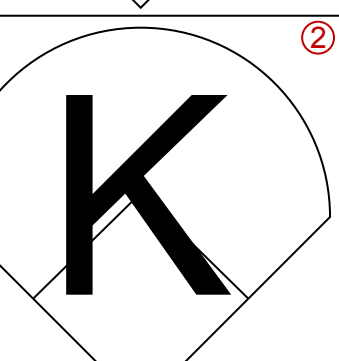
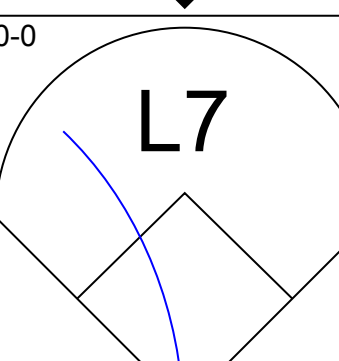
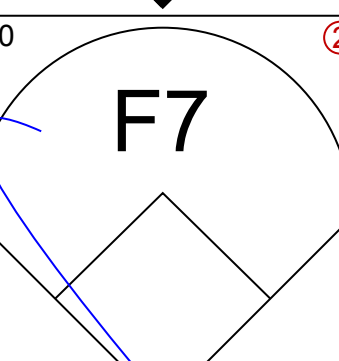
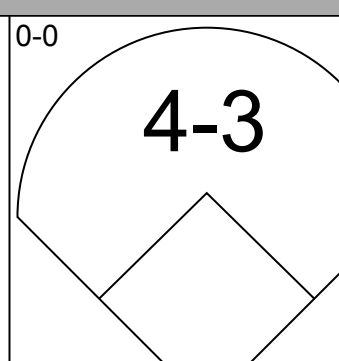
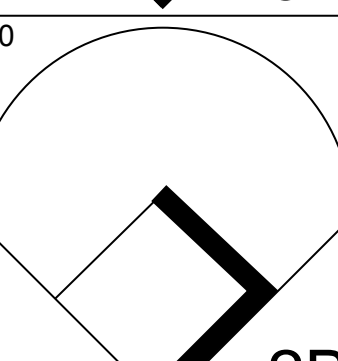
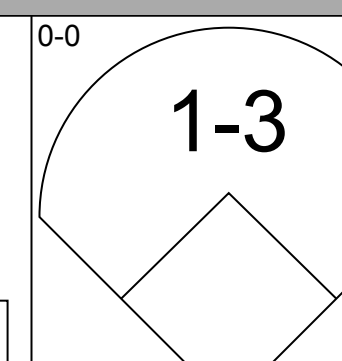
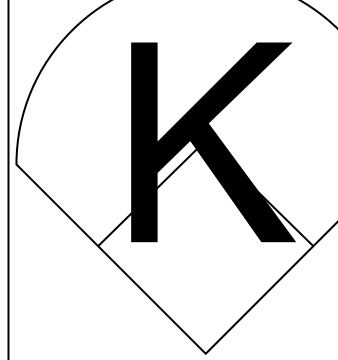
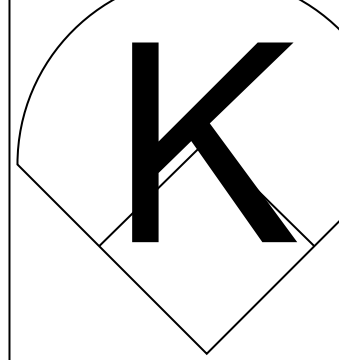
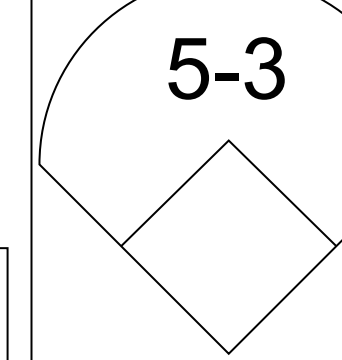
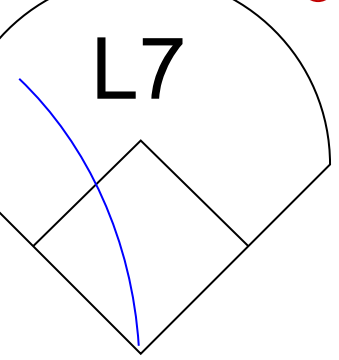
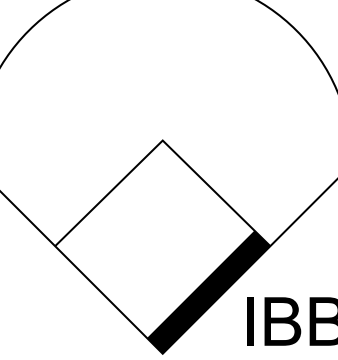
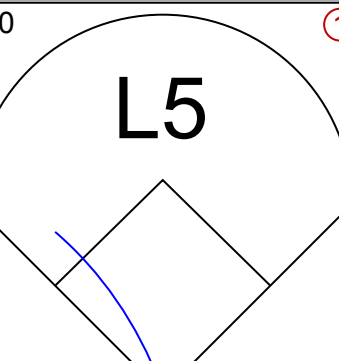
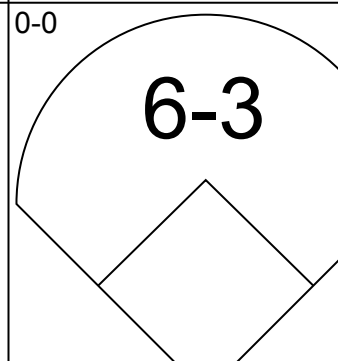
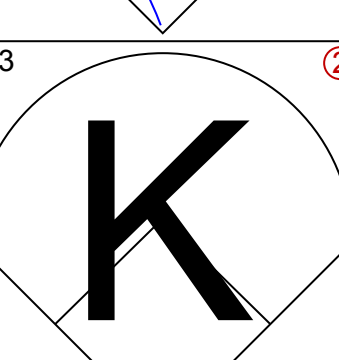
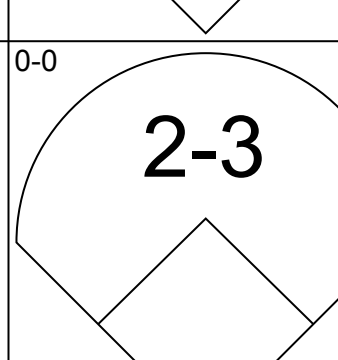
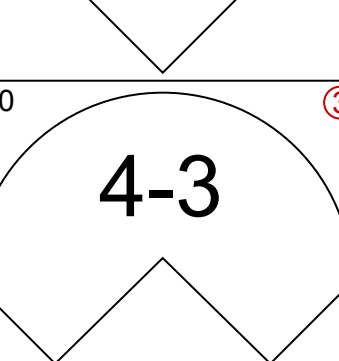
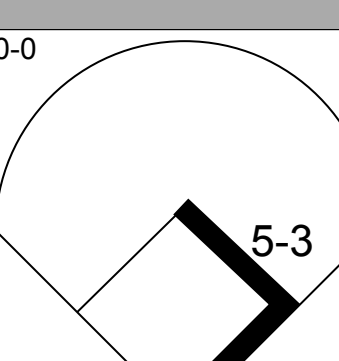
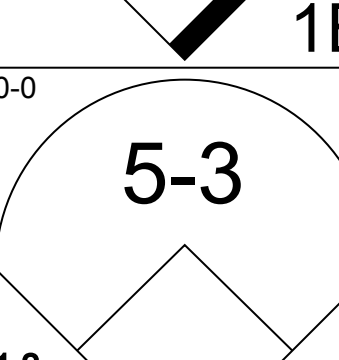


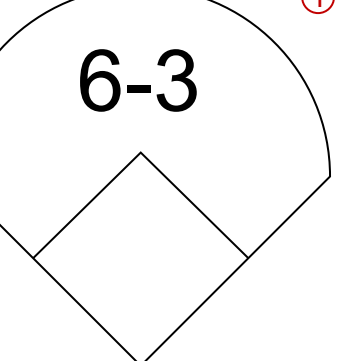
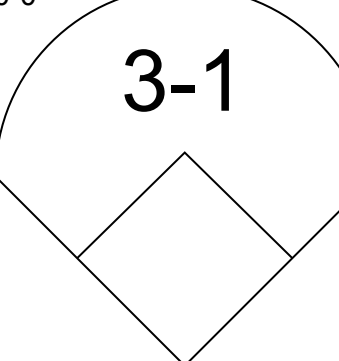
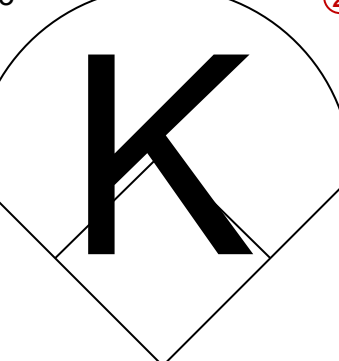

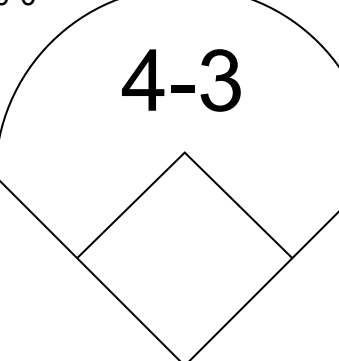

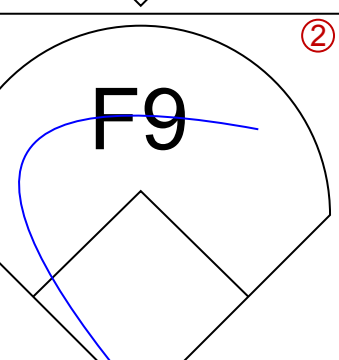
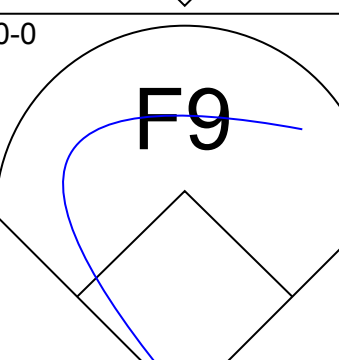
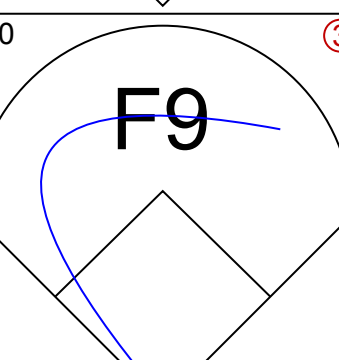
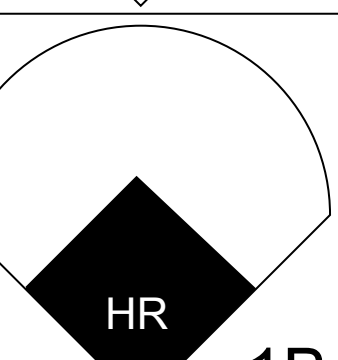
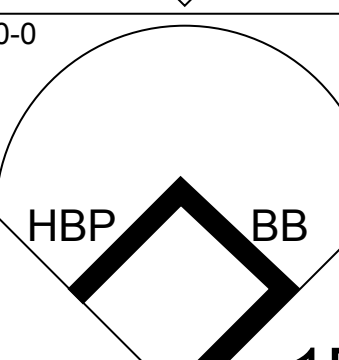
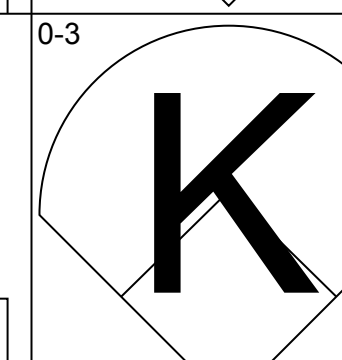
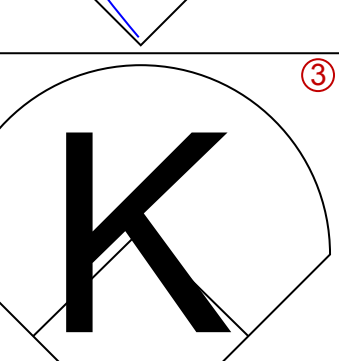
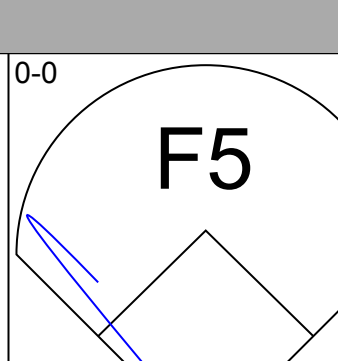

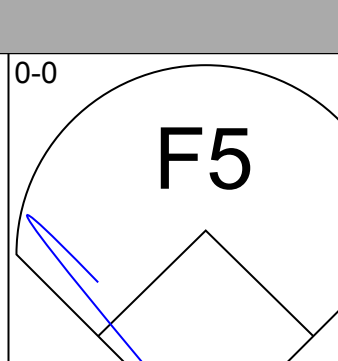
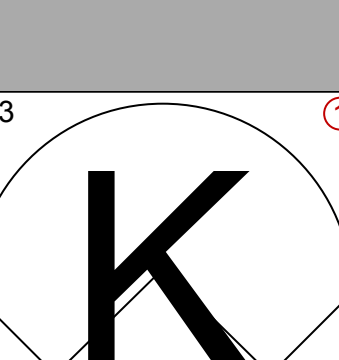
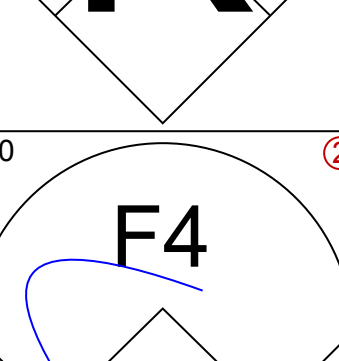
Batter	1	2	3	4	5	6	7	8	9	AB	R	H	RBI	BB	SO	LOB	BOTTOM				
<b>Pete Rose, S</b> OBP: 0.340, SLG: 0.372 (1, 9)										3	2	0	0	2	0	1	<b>Cincinnati Reds @ Philadelphia Phillies</b> Veterans Stadium, Philadelphia, PA Wed May 04 1983, 7:05 PM EDT Att: 22,619 - Unknown				
<b>Joe Morgan, L</b> OBP: 0.421, SLG: 0.352 (1, 4)										2	1	0	0	3	0	1					
<b>Mike Schmidt, R</b> OBP: 0.500, SLG: 0.732 (1, 5)										3	1	2	4	0	0	0					
<b>Tony Perez, R</b> OBP: 0.379, SLG: 0.450 (1, 3)										4	0	0	0	0	1	5					
<b>Bo Diaz, R</b> OBP: 0.354, SLG: 0.429 (1, 2)										4	1	1	3	0	0	0					
<b>Gary Maddox, R</b> OBP: 0.393, SLG: 0.481 (1, 8)										3	2	2	1	1	0	0					
<b>Greg Gross, L</b> OBP: 0.421, SLG: 0.484 (1, 7)										4	0	2	1	0	0	1					
<b>Ivan De Jesus, R</b> OBP: 0.297, SLG: 0.246 (1, 6)										4	0	0	0	0	2						
<b>Steve Carlton, L</b> OBP: 0.286, SLG: 0.400 (1, 1) <b>Bob Molinaro, L</b> OBP: 0.167, SLG: 0.545 (8, PH) <b>Al Holland, R</b> (9, 1)										3	2	2	0	0	0	1					
<b>Inning Stats</b>	R: 5 E: 2 K: 0 S: 6	H: 3 LOB: 0 BB: 2 P: 14	R: 1 E: 0 K: 0 S: 4	H: 1 LOB: 1 BB: 1 P: 8	R: 0 E: 0 K: 0 S: 3	H: 0 LOB: 0 BB: 0 P: 3	R: 2 E: 0 K: 0 S: 4	H: 2 LOB: 1 BB: 2 P: 12	R: 1 E: 0 K: 0 S: 5	H: 2 LOB: 1 BB: 0 P: 5	R: 0 E: 0 K: 0 S: 3	H: 0 LOB: 0 BB: 0 P: 3	R: 0 E: 0 K: 1 S: 6	H: 1 LOB: 1 BB: 0 P: 6	R: 0 E: 0 K: 0 S: 3	H: 0 LOB: 1 BB: 1 P: 7		1B: 3 2B: 5 3B: 0 HR: 2	SF: 1 SAC: 0 DP: 2 HBP: 0	WP: 0 PB: 0 SB: 0 CS: 0	PA: 38
<b>PITCHER</b>	IP	WLS	BF	H	R	ER	SO	BB	IBB	HBP	BLK	WP	HR	S	P	ERA	WHIP				
<b>Rich Gale, R</b> ERA: 5.09	(1, 1)	3.1	L	21	6	8	7	0	0	0	0	0	0	16	36	18.90	3.300				
<b>Bill Scherrer, L</b> ERA: 2.45	(4, 1)	2.2		9	2	1	1	0	0	0	0	0	1	9	9	3.38	0.750				
<b>Tom Hume, R</b> ERA: 6.08	(7, 1)	2.0		8	1	0	0	1	1	0	0	0	0	9	13	0.00	1.000				

AB	31
R	9
H	9
RBI	9
BB	6
SO	1
LOB	11





Batter	1	2	3	4	5	6	7	8	9	10	11	12	13	AB R H RBI BB SO LOB	TOP																	
<b>Gary Redus, R</b> OBP: 0.353, SLG: 0.762 (1, 7)										 3B				5 2 2 1 1 3 2	<p>Cincinnati Reds @ New York Mets Shea Stadium, Flushing, NY Fri May 06 1983, 7:05 PM EDT Att: 15,916 - Unknown</p> <p>livebaseballscorecards.com</p> <p>AB 45 R 4 H 6 RBI 4 BB 4 SO 11 LOB 9</p> 																	
<b>Eddie Milner, L</b> OBP: 0.257, SLG: 0.306 (1, 8)										 3-H 4-3			6 0 1 1 0 1 2																			
<b>Cesar Cedeno, R</b> OBP: 0.402, SLG: 0.451 (1, 9)													4 0 0 0 1 2 0																			
<b>Tom Hume, R</b> (10, 1)													0 0 0 0 0 0 0																			
<b>Alan Knicely, R</b> OBP: 0.200, SLG: 0.200 (13, PH)													1 0 0 0 0 0 0																			
<b>Bill Scherrer, L</b> OBP: 0.500, SLG: 0.500 (13, 1)													0 0 0 0 0 0 0																			
<b>Frank Pastore, R</b> OBP: 0.333, SLG: 0.286 (13, 1)													0 0 0 0 0 0 0																			
<b>Johnny Bench, R</b> OBP: 0.365, SLG: 0.495 (8, 5)													4 0 0 0 0 1 0																			
<b>Wayne Krenchicki, L</b> OBP: 0.167, SLG: 0.162 (13, PH)													1 0 0 0 0 0 2																			
<b>Dann Blandino, R</b> OBP: 0.225, SLG: 0.385 (13, 2)													1 0 0 0 0 0 0																			
<b>Dan Driessen, L</b> OBP: 0.396, SLG: 0.382 (1, 3)													4 1 0 0 1 1 0																			
<b>Ron Oester, S</b> OBP: 0.361, SLG: 0.500 (1, 4)													5 0 0 0 0 1 1																			
<b>Dave Concepcion, R</b> OBP: 0.336, SLG: 0.296 (1, 6)													4 1 1 0 1 1 0																			
<b>Alex Trevino, R</b> OBP: 0.284, SLG: 0.305 (1, 2)			 1B										5 0 1 1 0 1 1																			
<b>Mario Soto, R</b> OBP: 0.116, SLG: 0.176 (10, PH)													3 0 1 1 0 0 1																			
<b>Paul Houserider, S</b> OBP: 0.150, SLG: 0.200 (10, 9)													2 0 0 0 0 0 0																			
<b>Inning Stats</b>	R: 0 E: 0 K: 2 S: 7	H: 0 LOB: 0 BB: 0 P: 7	R: 0 E: 0 K: 1 S: 5	H: 0 LOB: 0 BB: 0 P: 5	R: 0 E: 0 K: 0 S: 4	H: 1 LOB: 2 BB: 1 P: 8	R: 0 E: 0 K: 1 S: 5	H: 0 LOB: 0 BB: 0 P: 5	R: 0 E: 0 K: 0 S: 3	H: 0 LOB: 0 BB: 0 P: 3	R: 1 E: 0 K: 0 S: 4	H: 1 LOB: 0 BB: 0 P: 4	R: 2 E: 0 K: 1 S: 7	H: 2 LOB: 2 BB: 2 P: 15	R: 0 E: 0 K: 0 S: 7	H: 0 LOB: 0 BB: 0 P: 7	R: 0 E: 0 K: 0 S: 3	H: 0 LOB: 0 BB: 0 P: 3	R: 1 E: 0 K: 1 S: 7	H: 2 LOB: 2 BB: 1 P: 11	R: 0 E: 0 K: 2 S: 7	H: 0 LOB: 0 BB: 0 P: 7	R: 0 E: 0 K: 1 S: 5	H: 0 LOB: 0 BB: 0 P: 5	R: 0 E: 0 K: 0 S: 3	H: 0 LOB: 0 BB: 0 P: 3	1B: 3 2B: 1 3B: 1 HR: 1	SF: 0 SAC: 0 DP: 0 HBP: 0	W/P: 0 PB: 0 SB: 1 CS: 0	PA: 49		
<b>PITCHER</b>	IP WLS BF H R ER SO BB IBB HBP BLK WP HR S P ERA WHIP																															
<b>Tom Seaver, R</b> ERA: 2.57 (1, 1)	8.0	31	4	3	3	7	3	0	0	0	0	0	0	0	10	14	4.50	1.000														
<b>Carlos Diaz, L</b> ERA: 2.13 (9, 1)	2.0	9	2	1	1	1	0	1	0	0	0	0	0	0	0	15	15	0.00	0.000													
<b>Jesse Orosco, L</b> ERA: 0.59 (11, 1)	3.0	9	0	0	0	3	0	0	0	0	0	0	0	0	0	0	0.00	0.000														

Batter	1	2	3	4	5	6	7	8	9	10	11	12	13	AB R H RBI BB SO LOB	BOTTOM																
<b>Mookie Wilson, S</b> OBP: 0.340, SLG: 0.438 (1, 8)														6 0 0 0 0 2 1	<p>Cincinnati Reds @ New York Mets Shea Stadium, Flushing, NY Fri May 06 1983, 7:05 PM EDT Att: 15,916 - Unknown</p> <p>livebaseballscorecards.com</p> <p>AB 44 R 7 H 7 RBI 7 BB 4 SO 17 LOB 9</p> 																
<b>Tucker Ashford, R</b> (9, 4)										 1B		 BB 1B		3 0 0 0 0 0 1																	
<b>Wally Backman, S</b> OBP: 0.148, SLG: 0.148 (10, 4)														3 1 2 0 0 1 0																	
<b>Darryl Strawberry, L</b> (1, 9)														4 1 0 0 2 3 1																	
<b>Dave Kingman, R</b> OBP: 0.236, SLG: 0.423 (1, 3)														4 1 1 2 0 2 0																	
<b>Mike Jorgensen, L</b> OBP: 0.400, SLG: 0.286 (10, 3)														1 1 0 0 1 1 2																	
<b>George Foster, R</b> OBP: 0.341, SLG: 0.421 (1, 7)														5 1 1 3 0 2 0																	
<b>Ron Hodges, L</b> OBP: 0.326, SLG: 0.259 (1, 2)														4 0 0 0 1 1 3																	
<b>Brian Giles, R</b> OBP: 0.286, SLG: 0.246 (9, 6)														5 0 0 0 0 2 1																	
<b>José Quiendo, S</b> OBP: 0.250, SLG: 0.143 (1, 6)														2 0 1 0 0 0 0																	
<b>Danny Heep, L</b> OBP: 0.371, SLG: 0.500 (8, PH)														1 1 1 1 0 0 0																	
<b>Hubie Brooks, R</b> OBP: 0.250, SLG: 0.346 (9, 5)														2 1 1 1 0 0 0																	
<b>Tom Seaver, R</b> OBP: 0.250, SLG: 0.545 (1, 1)														1 0 0 0 0 1 0																	
<b>Rusty Staub, L</b> OBP: 0.333, SLG: 0.250 (6, PH)														1 0 0 0 0 0 0																	
<b>Carlos Diaz, R</b> (9, 1)														0 0 0 0 0 0 0																	
<b>Mark Bradley, R</b> (10, PH)														1 0 0 0 0 1 0																	
<b>Jesse Orosco, R</b> (11, 1)														1 0 0 0 0 1 0																	
<b>Inning Stats</b>	R: 0 E: 0 K: 1 S: 5	H: 0 LOB: 0 BB: 0 P: 5	R: 0 E: 0 K: 2 S: 7	H: 0 LOB: 1 BB: 1 P: 11	R: 0 E: 0 K: 0 S: 4	H: 1 LOB: 1 BB: 0 P: 4	R: 0 E: 0 K: 1 S: 5	H: 0 LOB: 0 BB: 0 P: 5	R: 0 E: 0 K: 0 S: 3	H: 0 LOB: 0 BB: 0 P: 3	R: 1 E: 0 K: 0 S: 4	H: 1 LOB: 0 BB: 0 P: 4	R: 2 E: 0 K: 3 S: 11	H: 2 LOB: 0 BB: 0 P: 11	R: 1 E: 0 K: 2 S: 8	H: 1 LOB: 0 BB: 0 P: 8	R: 0 E: 0 K: 1 S: 6	H: 1 LOB: 3 BB: 1 P: 11	R: 0 E: 0 K: 1 S: 5	H: 0 LOB: 0 BB: 0 P: 5	R: 3 E: 0 K: 1 S: 5	H: 1 LOB: 0 BB: 2 P: 13	1B: 3 2B: 0 3B: 0 HR: 4	SF: 0 SAC: 1 DP: 0 HBP: 1	W/P: 0 PB: 0 SB: 1 CS: 0	PA: 50					
<b>PITCHER</b>	IP WLS BF H R ER SO BB IBB HBP BLK WP HR S P ERA WHIP																														
<b>Mario Soto, R</b> ERA: 2.87 (1, 1)	9.0	32	4	3	3	12	1	0	0	0	0	0	0	19	24	3.00	0.556														
<b>Tom Hume, R</b> ERA: 5.51 (10, 1)	3.0	13	2	1	1	4	1	0	1	0	0	0	0	4	12	27.00	3.000														
<b>Bill Scherrer, L</b> ERA: 3.86 (13, 1)	0.2	L	4	0	2	1	2	0	0	0	0	0	0	1	1	1	1	1													
<b>Frank Pastore, R</b> ERA: 6.55 (13, 1)	0.0	1	1	1	1	0	0	0	0	0	0	0	0	1	1	1	1	1													



Batter	1	2	3	4	5	6	7	8	9	AB	R	H	RBI	BB	SO	LOB	TOP										
<b>Gary Redus, R</b> OBP: 0.404, SLG: 0.739 (1, 7)										4	2	0	1	0	1		<b>Cincinnati Reds @ New York Mets</b> Shea Stadium, Flushing, NY Sat May 07 1983, 7:05 PM EDT Att: 18,372 - Unknown										
<b>Eddie Milner, L</b> OBP: 0.397, SLG: 0.307 (1, 8)									3	2	1	0	2	0	3												
<b>Dave Concepcion, R</b> OBP: 0.339, SLG: 0.301 (1, 6)									5	1	2	0	0	0	3												
<b>Johnny Bench, R</b> OBP: 0.380, SLG: 0.525 <b>Wayne Krenchicki, L</b> OBP: 0.231, SLG: 0.250 (1, 5) (7, 5)									4	1	3	2	0	0	1	1		0	1								
<b>Dan Driessen, L</b> OBP: 0.397, SLG: 0.380 (1, 3)									3	0	1	2	1	0	3												
<b>Ron Oester, S</b> OBP: 0.357, SLG: 0.490 (1, 4)									4	1	1	0	0	0	3												
<b>Duane Walker, L</b> OBP: 0.351, SLG: 0.515 (1, 9)									3	0	0	0	1	1	0												
<b>Dann Bilardello, R</b> OBP: 0.205, SLG: 0.349 (1, 2)									4	0	0	0	0	2	2												
<b>Bruce Berenyi, R</b> OBP: 0.188, SLG: 0.188 <b>Tom Hume, R</b> (8, 1)									4	0	2	1	0	1	0	0											
<b>Inning Stats</b>	R: 2 E: 0 K: 0 S: 4	H: 2 LOB: 0 BB: 1 P: 8	R: 0 E: 0 K: 0 S: 4	H: 2 LOB: 1 BB: 1 P: 8	R: 0 E: 0 K: 1 S: 5	H: 0 LOB: 0 BB: 0 P: 5	R: 2 E: 1 K: 0 S: 5	H: 2 LOB: 1 BB: 1 P: 9	R: 0 E: 0 K: 1 S: 6	H: 1 LOB: 2 BB: 1 P: 10	R: 1 E: 0 K: 0 S: 4	H: 1 LOB: 0 BB: 0 P: 4	R: 0 E: 0 K: 2 S: 7	H: 0 LOB: 0 BB: 0 P: 7	R: 1 E: 0 K: 0 S: 5	H: 3 LOB: 1 BB: 0 P: 5	1B: 12 2B: 0 3B: 1 HR: 0	SF: 1 SAC: 0 DP: 3 HBP: 0	WP: 1 PB: 0 SB: 1 CS: 1	PA: 42							
<b>PITCHER</b>	IP	WLS	BF	H	R	ER	SO	BB	IBB	HBP	BLK	WP	HR	S	P	ERA	WHIP										
<b>Mike Torrez, R</b> ERA: 5.82	4.1	L	22	8	5	5	1	4	0	0	0	0	0	20	36	10.38	2.769										
<b>Craig Swan, R</b> ERA: 5.14	0.2		2	0	0	0	0	0	0	0	1	0	0	2	2	0.00	0.000										
<b>Neil Allen, R</b> ERA: 7.82	3.0		12	2	1	1	3	1	0	0	0	1	0	17	21	3.00	1.000										
<b>Doug Sisk, R</b> ERA: 3.86	1.0		5	3	1	1	0	0	0	0	0	0	0	5	5	9.00	3.000										

Batter	1	2	3	4	5	6	7	8	9	AB	R	H	RBI	BB	SO	LOB	BOTTOM										
<b>Mookie Wilson, S</b> OBP: 0.333, SLG: 0.426 (1, 8)										5	1	1	1	0	0	0	<b>Cincinnati Reds @ New York Mets</b> Shea Stadium, Flushing, NY Sat May 07 1983, 7:05 PM EDT Att: 18,372 - Unknown										
<b>Tucker Ashford, R</b> (1, 5) (9, 4)										3	0	0	0	2	0	0											
<b>Darryl Strawberry, L</b> (1, 9)										4	0	0	0	0	3	4											
<b>George Foster, R</b> OBP: 0.348, SLG: 0.425 (1, 7)										4	0	2	1	0	1	1											
<b>Danny Heep, L</b> OBP: 0.377, SLG: 0.507 (1, 3)										3	0	2	1	0	0	0											
<b>Brian Giles, R</b> OBP: 0.272, SLG: 0.233 (1, 4) (9, 6)										4	0	0	0	0	0	5											
<b>Ronn Reynolds, R</b> <b>Ron Hodges, L</b> OBP: 0.338, SLG: 0.259 (9, PH)										3	0	0	0	0	0	2											
<b>José Oquendo, S</b> OBP: 0.300, SLG: 0.125 <b>Hubie Brooks, R</b> OBP: 0.256, SLG: 0.342 (8, PH) (9, 5)										1	0	0	0	1	0	0											
<b>Mike Torrez, R</b> ERA: 5.82 <b>Craig Swartz, R</b> ERA: 5.14 <b>Wally Backman, S</b> ERA: 7.82 <b>Neil Allen, R</b> ERA: 3.86 <b>Rusty Staub, L</b> OBP: 0.390, SLG: 0.250 <b>Doug Sisk, R</b> ERA: 3.86 <b>Mike Jorgensen, L</b> OBP: 0.405, SLG: 0.739 (1, 1) (5, 1) (5, PH) (8, 1) (8, PH) (9, 1) (9, PH)										1	0	0	0	0	0	3											
<b>Inning Stats</b>	R: 0 E: 0 K: 1 S: 5	H: 0 LOB: 0 BB: 0 P: 5	R: 0 E: 0 K: 0 S: 5	H: 2 LOB: 3 BB: 1 P: 9	R: 0 E: 0 K: 1 S: 5	H: 0 LOB: 1 BB: 1 P: 9	R: 0 E: 0 K: 0 S: 3	H: 1 LOB: 0 BB: 0 P: 3	R: 0 E: 0 K: 1 S: 5	H: 0 LOB: 0 BB: 0 P: 5	R: 0 E: 0 K: 0 S: 3	H: 0 LOB: 0 BB: 0 P: 3	R: 3 E: 0 K: 1 S: 7	H: 2 LOB: 2 BB: 3 P: 19	R: 2 E: 0 K: 1 S: 6	H: 1 LOB: 1 BB: 1 P: 10	1B: 5 2B: 0 3B: 0 HR: 1	SF: 1 SAC: 0 DP: 1 HBP: 0	WP: 0 PB: 0 SB: 0 CS: 0	PA: 38							
<b>PITCHER</b>	IP	WLS	BF	H	R	ER	SO	BB	IBB	HBP	BLK	WP	HR	S	P	ERA	WHIP										
<b>Bruce Berenyi, R</b> ERA: 2.45	7.0	W	29	4	3	3	3	5	0	0	0	0	0	30	50	3.86	1.286										
<b>Tom Hume, R</b> ERA: 5.89	2.0	S	9	2	2	2	2	1	0	0	0	0	1	12	16	9.00	1.500										




Batter	1	2	3	4	5	6	7	8	9	AB	R	H	RBI	BB	SO	LOB	TOP										
<b>Gary Redus, R</b> OBP: 0.393, SLG: 0.700 (1, 7)										4	1	1	0	0	0	2	<b>Cincinnati Reds @ New York Mets</b> Shea Stadium, Flushing, NY Sun May 08 1983, 3:33 AM EDT Att: 8,879 - Unknown <a href="http://livebaseballscorecards.com">livebaseballscorecards.com</a>										
<b>Eddie Milner, L</b> OBP: 0.379, SLG: 0.327 (1, 8)										3	1	2	1	1	1	0											
<b>Dave Concepcion, R</b> OBP: 0.336, SLG: 0.292 (1, 6)										3	1	0	0	1	0	2											
<b>Johnny Bench, R</b> OBP: 0.384, SLG: 0.524 (1, 5)										4	0	2	1	0	0	0											
<b>Dan Driessen, L</b> OBP: 0.383, SLG: 0.365 (1, 3)										4	1	0	0	0	0	3											
<b>Ron Oester, S</b> OBP: 0.353, SLG: 0.509 (1, 4)										4	1	1	3	0	2	0											
<b>Duane Walker, L</b> OBP: 0.341, SLG: 0.472 (1, 9)										3	0	0	0	1	0	0											
<b>Dann Bilardello, R</b> OBP: 0.208, SLG: 0.340 (1, 2)										4	0	1	0	0	0	1											
<b>Rich Gale, R</b> OBP: 0.364, SLG: 0.333 (1, 1)										2	0	0	0	1	1	0											
<b>Bill Scherrer, L</b> OBP: 0.500, SLG: 0.500 (7, 1)										0	0	0	0	0	0	0											
<b>Ben Hayes, R</b> (7, 1)										0	0	0	0	0	0	0											
<b>Paul Householder, S</b> OBP: 0.143, SLG: 0.190 (9, PH)										1	0	0	0	0	0	1											
<b>Inning Stats</b>	R: 5 E: 0 K: 0 S: 7	H: 4 LOB: 2 BB: 3 P: 19	R: 0 E: 0 K: 0 S: 3	H: 1 LOB: 1 BB: 1 P: 7	R: 0 E: 0 K: 1 S: 5	H: 0 LOB: 0 BB: 0 P: 5	R: 0 E: 0 K: 1 S: 6	H: 1 LOB: 1 BB: 0 P: 6	R: 0 E: 0 K: 0 S: 5	H: 0 LOB: 0 BB: 0 P: 5	R: 0 E: 0 K: 0 S: 3	H: 0 LOB: 0 BB: 0 P: 3	R: 0 E: 0 K: 1 S: 5	H: 0 LOB: 0 BB: 0 P: 5	R: 0 E: 0 K: 0 S: 3	H: 1 LOB: 0 BB: 0 P: 3	1B: 5 2B: 1 3B: 0 HR: 1	SF: 0 SAC: 0 DP: 2 HBP: 0	WP: 0 PB: 0 SB: 2 CS: 0	PA: 36							
<b>PITCHER</b>	IP	WLS	BF	H	R	ER	SO	BB	IBB	HBP	BLK	WP	HR	S	P	ERA	WHIP										
<b>Scott Holman, R</b> ERA: 6.46 (1, 1)	0.1		6	4	5	5	0	1	0	0	0	0	1	5	9	135.00	15.000										
<b>Carlos Diaz, L</b> ERA: 1.88 (1, 1)	1.2		8	1	0	0	0	3	0	0	0	0	0	5	17	0.00	2.400										
<b>Neil Allen, R</b> ERA: 5.94 (3, 1)	4.0		13	1	0	0	3	0	0	0	0	0	0	19	19	0.00	0.250										
<b>Jesse Orosco, L</b> ERA: 0.55 (7, 1)	1.0	W	3	0	0	0	1	0	0	0	0	0	0	5	5	0.00	0.000										
<b>Doug Sisk, R</b> ERA: 3.44 (8, 1)	2.0	S	6	1	0	0	0	0	0	0	0	0	0	6	6	0.00	0.500										
<b>Batter</b>	<b>1</b>	<b>2</b>	<b>3</b>	<b>4</b>	<b>5</b>	<b>6</b>	<b>7</b>	<b>8</b>	<b>9</b>	<b>AB</b>	<b>R</b>	<b>H</b>	<b>RBI</b>	<b>BB</b>	<b>SO</b>	<b>LOB</b>	<b>BOTTOM</b>										
<b>Mookie Wilson, S</b> OBP: 0.336, SLG: 0.429 (1, 8)										4	1	1	2	0	1	2	<b>Cincinnati Reds @ New York Mets</b> Shea Stadium, Flushing, NY Sun May 08 1983, 3:33 AM EDT Att: 8,879 - Unknown <a href="http://livebaseballscorecards.com">livebaseballscorecards.com</a>										
<b>Hubie Brooks, R</b> OBP: 0.294, SLG: 0.345 (1, 5)										5	1	2	0	0	2	2											
<b>Dave Kingman, R</b> OBP: 0.235, SLG: 0.427 (1, 3)										4	0	1	1	0	0	1											
<b>Rick Ownbey, R</b> (7, PR)										0	1	0	0	0	0	0											
<b>Danny Heep, L</b> OBP: 0.385, SLG: 0.515 (8, 3)										1	1	1	0	0	0	0											
<b>George Foster, R</b> OBP: 0.371, SLG: 0.500 (1, 7)										4	3	3	3	1	0	0											
<b>Darryl Strawberry, L</b> OBP: 0.287, SLG: 0.083 (1, 9)										4	0	1	1	1	2	2											
<b>Brian Giles, R</b> OBP: 0.294, SLG: 0.250 (7, 6)										3	1	2	1	1	0	3											
<b>Ronn Reynolds, R</b> OBP: 0.125, SLG: 0.071 (1, 2)										3	1	1	1	1	1	4											
<b>José Oquendo, S</b> OBP: 0.333, SLG: 0.111 (1, 6)										1	0	0	0	1	0	0											
<b>Wally Backman, S</b> OBP: 0.161, SLG: 0.133 (6, PH) (7, 4)										2	1	0	0	1	0	3											
<b>Scott Holman, R</b> ERA: 6.46 (1, 1)										0	0	0	0	0	0	0											
<b>Carlos Diaz, R</b> ERA: 1.88 (1, 1)										0	0	0	0	0	0	0											
<b>Rusty Staub, L</b> ERA: 5.94 (2, PH)										1	0	1	0	0	0	0											
<b>Neil Allen, R</b> ERA: 5.94 (3, 1)										1	0	0	0	0	0	0											
<b>Mike Jorgensen, L</b> ERA: 3.44 (5, PH)										1	0	0	0	0	0	2											
<b>Jesse Orosco, R</b> ERA: 0.55 (7, 1)										1	0	1	0	0	0	0											
<b>Doug Sisk, R</b> ERA: 3.44 (8, 1)										0	0	0	0	0	0	0											
<b>Inning Stats</b>	R: 2 E: 0 K: 1 S: 5	H: 3 LOB: 2 BB: 1 P: 12	R: 0 E: 0 K: 1 S: 7	H: 2 LOB: 3 BB: 1 P: 11	R: 0 E: 0 K: 0 S: 3	H: 0 LOB: 0 BB: 0 P: 3	R: 0 E: 0 K: 1 S: 7	H: 2 LOB: 2 BB: 0 P: 7	R: 6 E: 0 K: 2 S: 11	H: 5 LOB: 2 BB: 3 P: 24	R: 2 E: 0 K: 0 S: 5	H: 2 LOB: 1 BB: 1 P: 9	1B: 10 2B: 2 3B: 1 HR: 1	SF: 1 SAC: 1 DP: 0 HBP: 1	WP: 0 PB: 0 SB: 0 CS: 1	PA: 44											
<b>PITCHER</b>	IP	WLS	BF	H	R	ER	SO	BB	IBB	HBP	BLK	WP	HR	S	P	ERA	WHIP										
<b>Rich Gale, L</b> ERA: 5.9 (1, 1)	6.0	L	31	10	7	7	4	2	0	1	1	0	1	36	45	10.50	2.000										
<b>Bill Scherrer, L</b> ERA: 5.11 (7, 1)	0.2		4	0	0	0	1	3	0	0	0	0	0	3	15	0.00	4.500										
<b>Ben Hayes, R</b> ERA: 10.32 (7, 1)	1.1		9	4	3	3	1	1	0	0	0	0	0	10	14	20.25	3.750										




Batter	1	2	3	4	5	6	7	8	9	AB	R	H	RBI	BB	SO	LOB	TOP																					
<b>Pete Rose, S</b> OBP: 0.330, SLG: 0.351 (1, 9)	L7		FC6-4 1B		PB S 1B		FC6-4 BB			3	1	2	0	1	0	0	<b>Philadelphia Phillies @ Cincinnati Reds</b> Riverfront Stadium, Cincinnati, OH Tue May 10 1983, 7:05 PM EDT Att: 18,694 - Unknown  <a href="http://livebaseballscores.com">livebaseballscores.com</a>																					
<b>Gary Matthews, R</b> OBP: 0.346, SLG: 0.371 <b>Greg Gross, L</b> OBP: 0.436, SLG: 0.500 (1, 7) (8, 7)	4-0 E 3B BB		FC6-4 1B		1B		FC6-4			3	1	1	1	1	0	2																						
<b>Joe Morgan, L</b> OBP: 0.392, SLG: 0.321 (1, 4)	E4 3B		P4		P4					4	1	0	0	0	3																							
<b>Mike Schmidt, R</b> OBP: 0.500, SLG: 0.691 (1, 5)	K		1B		G3					4	0	1	0	0	1	3																						
<b>Tony Perez, R</b> OBP: 0.364, SLG: 0.473 (1, 3)	1-2 3B		K		K					4	0	1	2	0	2	2																						
<b>Bo Diaz, R</b> OBP: 0.319, SLG: 0.378 (1, 2)	5-3									4	0	0	0	0	1																							
<b>Garry Maddox, R</b> OBP: 0.338, SLG: 0.413 (1, 8)			K		4-3		F8			4	0	0	0	0	1	0																						
<b>Ivan De Jesus, R</b> OBP: 0.294, SLG: 0.240 (1, 6)			G6-4-3 1B		6-3					4	0	1	0	0	0	0																						
<b>Steve Carlton, L</b> OBP: 0.250, SLG: 0.348 (1, 1)			G6-4-3				F8			3	0	0	0	0	1																							
<b>Inning Stats</b>	R: 2 E: 1 K: 1 S: 7	H: 1 LOB: 1 BB: 1 P: 11	R: 0 E: 0 K: 1 S: 5	H: 1 LOB: 0 BB: 0 P: 5	R: 0 E: 0 K: 1 S: 7	H: 2 LOB: 2 BB: 0 P: 7	R: 0 E: 0 K: 0 S: 3	H: 0 LOB: 1 BB: 0 P: 3	R: 1 E: 0 K: 1 S: 5	H: 2 LOB: 1 BB: 0 P: 5	R: 0 E: 0 K: 0 S: 3	H: 0 LOB: 1 BB: 1 P: 7	R: 0 E: 0 K: 0 S: 3	H: 0 LOB: 0 BB: 0 P: 3	R: 0 E: 0 K: 0 S: 3	H: 0 LOB: 0 BB: 0 P: 3	1B: 5 2B: 0 3B: 1 HR: 0	SF: 0 SAC: 0 DP: 1 HBP: 0	WP: 0 PB: 1 CS: 1	PA: 35																		
<b>PITCHER</b>	IP	WLS	BF	H	R	ER	SO	BB	IBB	HBP	BLK	WP	HR	S	P	ERA	WHIP	<b>PITCHER</b>		IP	WLS	BF	H	R	ER	SO	BB	IBB	HBP	BLK	WP	HR	S	P	ERA	WHIP		
<b>Ted Power, R</b> ERA: 1.71 <b>Brad Lesley, R</b> ERA:	(1, 1)	8.0	L	32	6	3	1	4	2	0	0	0	0	0	38	46	1.12	1.000																				
<b>Gary Redus, R</b> OBP: 0.400, SLG: 0.679 (1, 7)	F9		K																																			
<b>Eddie Milner, L</b> OBP: 0.370, SLG: 0.318 <b>Alan Knicely, R</b> OBP: 0.182, SLG: 0.182 <b>Brad Lesley, R</b> ERA: (1, 8) (8, PH) (9, 1)	0-3 K		1-3																																			
<b>Dave Concepcion, R</b> OBP: 0.333, SLG: 0.284 (1, 6)	6-3																																					
<b>Johnny Bench, R</b> OBP: 0.379, SLG: 0.523 (1, 5)			F7																																			
<b>Cesar Cedeno, R</b> OBP: 0.386, SLG: 0.430 (1, 9)			1-3																																			
<b>Dan Driessen, L</b> OBP: 0.387, SLG: 0.364 (1, 3)																																						
<b>Ron Oester, S</b> OBP: 0.358, SLG: 0.509 (1, 4)			K																																			
<b>Dann Bilardello, R</b> OBP: 0.196, SLG: 0.320 (1, 2)																																						
<b>Ted Power, R</b> <b>Paul Householder, S</b> OBP: 0.136, SLG: 0.182 (1, 1) (8, PH) (9, 8)			K																																			
<b>Inning Stats</b>	R: 0 E: 0 K: 1 S: 5	H: 0 LOB: 0 BB: 0 P: 5	R: 0 E: 0 K: 1 S: 6	H: 1 LOB: 1 BB: 0 P: 6	R: 0 E: 0 K: 2 S: 7	H: 0 LOB: 0 BB: 0 P: 7	R: 0 E: 0 K: 0 S: 3	H: 0 LOB: 1 BB: 1 P: 7	R: 0 E: 0 K: 0 S: 4	H: 1 LOB: 1 BB: 0 P: 4	R: 1 E: 0 K: 0 S: 3	H: 0 LOB: 0 BB: 1 P: 7	R: 0 E: 0 K: 1 S: 6	H: 1 LOB: 1 BB: 0 P: 6	R: 0 E: 0 K: 1 S: 6	H: 1 LOB: 1 BB: 0 P: 6	R: 0 E: 0 K: 1 S: 5	H: 1 LOB: 1 BB: 1 P: 9	1B: 4 2B: 1 3B: 0 HR: 0	SF: 0 SAC: 0 DP: 1 HBP: 0	WP: 0 PB: 0 CS: 0	PA: 34																
<b>PITCHER</b>	IP	WLS	BF	H	R	ER	SO	BB	IBB	HBP	BLK	WP	HR	S	P	ERA	WHIP	<b>PITCHER</b>		IP	WLS	BF	H	R	ER	SO	BB	IBB	HBP	BLK	WP	HR	S	P	ERA	WHIP		
<b>Steve Carlton, L</b> ERA: 2.2	(1, 1)	9.0	W	34	5	1	1	7	3	0	0	0	0	0	45	57	1.00	0.889																				





Batter	1	2	3	4	5	6	7	8	9	AB	R	H	RBI	BB	SO	LOB	TOP					
<b>Pete Rose, S</b> OBP: 0.327, SLG: 0.347 (1, 3)	0-0 4-3		0-0 K		0-3 K			0-0 6-3		4	0	1	0	0	1	0	<b>Philadelphia Phillies @ Cincinnati Reds</b> Riverfront Stadium, Cincinnati, OH Wed May 11 1983, 7:05 PM EDT Att: 16,337 - Unknown 					
<b>Gary Matthews, R</b> OBP: 0.342, SLG: 0.359 (1, 7)	0-0 F9		4-0 1B				0-0 6-3	0-0 5-3		3	0	0	0	1	0	0						
<b>Joe Morgan, L</b> OBP: 0.398, SLG: 0.329 <b>Larry Milbourne, S</b> OBP: 0.269, SLG: 0.292 (2, 4)	0-0 1B		0-0 P6				0-0 PB 1B	0-0 4-3		1	0	1	0	0	0	0						
<b>Mike Schmidt, R</b> OBP: 0.491, SLG: 0.671 (1, 5)	0-3 K			0-3 K			0-3 K	0-0 G4-3 1B		4	0	1	0	0	3	2						
<b>Von Hayes, L</b> OBP: 0.222, SLG: 0.125 (1, 8)		0-0 3-1		0-0 6-3 1B			0-0 F9	0-0 G4-3		4	0	1	0	0	0	2						
<b>Bo Diaz, R</b> OBP: 0.316, SLG: 0.365 (1, 2)		0-0 1-3		0-0 6-3				0-3 K		3	0	0	0	1	1	1						
<b>Greg Gross, L</b> OBP: 0.405, SLG: 0.457 (1, 9)		0-0 G3		0-0 4-3			0-0 L8			3	0	0	0	0	0	2						
<b>Ivan De Jesus, R</b> OBP: 0.295, SLG: 0.244 (1, 6)			0-0 B1-4 1B		0-0 1-3		0-0 F8			3	0	1	0	0	0	1						
<b>John Denny, R</b> OBP: 0.105, SLG: 0.056 <b>Porfi Altamirano, R</b> (5, 1) <b>Bob Molinaro, L</b> OBP: 0.194, SLG: 0.500 <b>Sid Monge, S</b> (7, 1) <b>Tug McGraw, R</b> (8, 1)			0-0 B1-4		0-0 P4		0-0 F7			2	0	0	0	0	0	1						
<b>Inning Stats</b>	R: 0 E: 0 K: 1 S: 6	H: 1 LOB: 1 BB: 0 P: 6	R: 0 E: 0 K: 0 S: 3	H: 0 LOB: 0 BB: 0 P: 3	R: 0 E: 0 K: 0 S: 4	H: 2 LOB: 2 BB: 1 P: 8	R: 0 E: 0 K: 1 S: 6	H: 1 LOB: 1 BB: 0 P: 6	R: 0 E: 0 K: 0 S: 5	H: 0 LOB: 0 BB: 0 P: 5	R: 0 E: 0 K: 1 S: 6	H: 1 LOB: 1 BB: 0 P: 6	R: 0 E: 0 K: 0 S: 3	H: 0 LOB: 0 BB: 1 P: 7	R: 0 E: 0 K: 0 S: 3	H: 0 LOB: 0 BB: 0 P: 3		R: 0 E: 0 K: 1 S: 5	H: 1 LOB: 0 BB: 0 P: 5	1B: 6 2B: 1 3B: 0 HR: 0	SF: 0 SAC: 0 DP: 2 HBP: 0	WP: 0 PB: 1 SB: 1 CS: 0
<b>PITCHER</b> <b>Mario Soto, R</b> ERA: 2.41 (1, 1)	IP: 9.0 WLS: W BF: 33 H: 6 R: 0 ER: 0 SO: 5 BB: 2 IBB: 0 HBP: 0 BLK: 0 WP: 0 HR: 0 S: 41 P: 49 ERA: 0.00 WHIP: 0.889															<b>PITCHER</b> <b>Mario Soto, R</b> ERA: 2.41 (1, 1)	IP: 9.0 WLS: W BF: 33 H: 6 R: 0 ER: 0 SO: 5 BB: 2 IBB: 0 HBP: 0 BLK: 0 WP: 0 HR: 0 S: 41 P: 49 ERA: 0.00 WHIP: 0.889					

Batter	1	2	3	4	5	6	7	8	9	AB	R	H	RBI	BB	SO	LOB	BOTTOM					
<b>Gary Redus, R</b> OBP: 0.391, SLG: 0.643 (1, 7)	0-0 4-3			0-0 F9		0-3 K		4-0 IBB		3	0	0	0	1	1	1	<b>Philadelphia Phillies @ Cincinnati Reds</b> Riverfront Stadium, Cincinnati, OH Wed May 11 1983, 7:05 PM EDT Att: 16,337 - Unknown 					
<b>Eddie Milner, L</b> OBP: 0.374, SLG: 0.324 (1, 8)	0-0 F9			0-0 CS 1B		0-0 S 1B		0-0 F7		4	1	2	0	0	0	2						
<b>Dave Concepcion, R</b> OBP: 0.331, SLG: 0.283 (1, 6)	0-0 6-3			0-0 1B 1B		0-0 L7 1B		0-0 6-3		4	1	1	0	0	0	1						
<b>Johnny Bench, R</b> OBP: 0.375, SLG: 0.513 <b>Wayne Krenchicki, L</b> OBP: 0.231, SLG: 0.250 (9, 5)		0-0 P4		0-0 1B 1B		0-3 K		0-0 P6		4	0	1	0	0	1	1						
<b>Dan Driessen, L</b> OBP: 0.391, SLG: 0.369 (1, 3)		0-3 K		0-0 1B		0-0 FC6-4 1B		0-0 F8		4	0	2	2	0	1	0						
<b>Cesar Cedeno, R</b> OBP: 0.375, SLG: 0.416 (1, 9)		0-0 5-3		0-0 P5		0-0 FC6-4		0-0 FC6-4		3	0	0	0	0	0	3						
<b>Ron Oester, S</b> OBP: 0.358, SLG: 0.504 (1, 4)			0-0 G3		0-0 4-3 6-3 1B		0-0 5-3			3	0	1	0	0	0	0						
<b>Alex Trevino, R</b> OBP: 0.286, SLG: 0.306 (1, 2)			0-3 K		0-0 6-3		0-0 SH3-4 1B			3	0	1	0	0	1	1						
<b>Mario Soto, R</b> OBP: 0.105, SLG: 0.158 (1, 1)			0-0 5-3		0-0 4-3		0-0 SH3-4			2	0	0	0	0	0	1						
<b>Inning Stats</b>	R: 0 E: 0 K: 0 S: 3	H: 0 LOB: 0 BB: 0 P: 3	R: 0 E: 0 K: 1 S: 5	H: 0 LOB: 0 BB: 0 P: 5	R: 0 E: 0 K: 1 S: 5	H: 0 LOB: 0 BB: 0 P: 5	R: 1 E: 0 K: 0 S: 6	H: 4 LOB: 2 BB: 0 P: 6	R: 0 E: 0 K: 1 S: 6	H: 1 LOB: 1 BB: 0 P: 6	R: 1 E: 0 K: 1 S: 7	H: 2 LOB: 1 BB: 0 P: 7	R: 0 E: 0 K: 0 S: 4	H: 1 LOB: 2 BB: 1 P: 8	R: 0 E: 0 K: 0 S: 3	H: 0 LOB: 0 BB: 0 P: 3		R: 0 E: 0 K: 1 S: 5	H: 0 LOB: 0 BB: 0 P: 5	1B: 8 2B: 0 3B: 0 HR: 0	SF: 0 SAC: 1 DP: 0 HBP: 0	WP: 0 PB: 0 SB: 1 CS: 1
<b>PITCHER</b> <b>John Denny, R</b> ERA: 2.25 (1, 1) <b>Porfi Altamirano, R</b> ERA: 2.81 (5, 1) <b>Sid Monge, L</b> ERA: 4.63 (7, 1) <b>Tug McGraw, L</b> ERA: (8, 1)	IP: 4.0 WLS: L BF: 16 H: 5 R: 1 ER: 1 SO: 1 BB: 0 IBB: 0 HBP: 0 BLK: 0 WP: 0 HR: 0 S: 20 P: 20 ERA: 2.25 WHIP: 1.250	IP: 2.0 WLS: L BF: 8 H: 2 R: 1 ER: 1 SO: 2 BB: 0 IBB: 0 HBP: 0 BLK: 0 WP: 0 HR: 0 S: 12 P: 12 ERA: 4.50 WHIP: 1.000	IP: 1.0 WLS: L BF: 5 H: 1 R: 0 ER: 0 SO: 0 BB: 1 IBB: 0 HBP: 0 BLK: 0 WP: 0 HR: 0 S: 4 P: 8 ERA: 0.00 WHIP: 1.000	IP: 1.0 WLS: L BF: 3 H: 0 R: 0 ER: 0 SO: 0 BB: 0 IBB: 0 HBP: 0 BLK: 0 WP: 0 HR: 0 S: 3 P: 3 ERA: 0.00 WHIP: 0.000															<b>PITCHER</b> <b>Mario Soto, R</b> ERA: 2.41 (1, 1)	IP: 9.0 WLS: W BF: 33 H: 6 R: 0 ER: 0 SO: 5 BB: 2 IBB: 0 HBP: 0 BLK: 0 WP: 0 HR: 0 S: 41 P: 49 ERA: 0.00 WHIP: 0.889		



Batter	1	2	3	4	5	6	7	8	9	AB	R	H	RBI	BB	SO	LOB	TOP										
<b>Johnnie LeMaster, R</b> OBP: 0.424, SLG: 0.421	4-0 2B BB	0-3 K		0-0 1-3			0-0 F8		0-0 FC1-5 CS	4	1	0	0	1	1	3	<b>San Francisco Giants @ Cincinnati Reds</b> Riverfront Stadium, Cincinnati, OH Thu May 12 1983, 7:05 PM EDT Att: 9,232 - Unknown										
<b>Darrell Evans, L</b> OBP: 0.423, SLG: 0.609	0-0 4-3 1-H PB 2B	4-0		0-3 K			0-0 1B 1B		0-0 1B	4	1	3	1	1	1	1											
<b>Chili Davis, S</b> OBP: 0.376, SLG: 0.528	0-0 4-3 2-3	0-0 F7				0-0 G3		0-0 1B	0-0 F9	5	0	1	0	0	0	4											
<b>Jack Clark, R</b> OBP: 0.308, SLG: 0.314	0-3 K 1-3 3-H			0-0 5-3		0-0 5-3		0-3 K		4	0	0	0	0	2	2											
<b>Tom O'Malley, L</b> OBP: 0.343, SLG: 0.299	0-0 1-3 1-2			0-0 G3		0-0 F5			0-0 F8	4	0	0	0	0	0	1											
<b>Max Venable, L</b> OBP: 0.190, SLG: 0.436	0-0 F7			0-0 WP 3B		0-0 3-1			0-0 F6	4	1	1	0	0	0	1											
<b>Milt May, L</b> OBP: 0.275, SLG: 0.277		0-0 E SF9 1B		0-0 F7		0-0 F8			0-0 1B	4	1	2	0	0	0	0											
<b>Duane Kuiper, L</b> OBP: 0.341, SLG: 0.271		0-0 E5 SF9 1-3		0-0 6-3		0-0 6-3			0-0 4-3	4	0	0	0	0	0	2											
<b>Mike Krukow, R</b> OBP: 0.500, SLG: 1.000		0-0 SF9		0-0					0-0	1	0	1	1	0	0	0											
<b>Champ Summers, L</b> (7, PH) OBP: 0.300, SLG: 0.222		1-2 3-H							0-0 FC1-5 2B	1	0	0	0	0	0	0											
<b>Jim Barr, R</b> OBP: 0.500, SLG: 1.000										1	0	0	0	0	0	0											
<b>Gary Lavelle, S</b> OBP: 0.500, SLG: 1.000										0	0	0	0	0	0	0											
<b>Inning Stats</b>	R: 2 E: 0 K: 1 S: 7	H: 1 LOB: 1 BB: 1 P: 11	R: 1 E: 1 K: 1 S: 7	H: 1 LOB: 2 BB: 1 P: 11	R: 1 E: 0 K: 0 S: 4	H: 1 LOB: 0 BB: 0 P: 4	R: 0 E: 0 K: 1 S: 6	H: 1 LOB: 1 BB: 0 P: 6	R: 0 E: 0 K: 0 S: 3	H: 0 LOB: 0 BB: 0 P: 3	R: 0 E: 0 K: 0 S: 3	H: 0 LOB: 0 BB: 0 P: 3	R: 0 E: 0 K: 1 S: 7	H: 2 LOB: 2 BB: 0 P: 7	R: 0 E: 0 K: 0 S: 4	H: 1 LOB: 1 BB: 0 P: 4	R: 0 E: 0 K: 0 S: 4	H: 2 LOB: 1 BB: 0 P: 4	1B: 5 2B: 3 3B: 1 HR: 0	SF: 1 SAC: 0 DP: 0 HBP: 0	WP: 1 PB: 1 CS: 1 SB: 0	PA: 39					
<b>PITCHER</b>	IP	WLS	BF	H	R	ER	SO	BB	IBB	HBP	BLK	WP	HR	S	P	ERA	WHIP										
<b>Bruce Berenyi, R</b> ERA: 2.47	(1, 1)	7.0	L	31	6	4	2	4	2	0	0	0	0	0	45	2.57	1.143										
<b>Brad Lesley, R</b> ERA:	(8, 1)	2.0		8	3	0	0	0	0	0	0	0	0	8	8	0.00	1.500										



Batter	1	2	3	4	5	6	7	8	9	AB	R	H	RBI	BB	SO	LOB	BOTTOM										
<b>Gary Redus, R</b> OBP: 0.382, SLG: 0.610	4-0 E S 6-3 BB		0-3 K			0-0 5-3		0-3 K		3	1	0	0	1	2	0	<b>San Francisco Giants @ Cincinnati Reds</b> Riverfront Stadium, Cincinnati, OH Thu May 12 1983, 7:05 PM EDT Att: 9,232 - Unknown										
<b>Eddie Milner, L</b> OBP: 0.378, SLG: 0.319	4-0 6-3 1-2 E BB		0-0 F7			4-0 G1-6-3 BB			0-0 6-3	2	0	0	0	2	0	0											
<b>Dave Concepcion, R</b> OBP: 0.336, SLG: 0.284	0-3 K 1-2 2-3			4-0 1-3 BB		0-0 G1-6-3			0-0 1B	3	0	1	0	1	1	3											
<b>Johnny Bench, R</b> OBP: 0.363, SLG: 0.496	0-0 6-3			0-0 F9			0-0 F8		0-3 K	4	0	0	1	0	1	3											
<b>Dan Driessen, L</b> OBP: 0.379, SLG: 0.355	0-0 3-1			0-0 1-3 1-2			0-0 F7		0-0 2-3	4	0	0	0	0	0	3											
<b>Cesar Cedeno, R</b> OBP: 0.394, SLG: 0.402		0-0 F8		0-3 K			0-0 3-1			3	0	0	0	0	1	1											
<b>Brad Lesley, R</b> ERA:	(8, 1)									0	0	0	0	0	0	0											
<b>Ron Oester, S</b> OBP: 0.357, SLG: 0.517		0-0 1-3				0-0 F8			0-0 4-3 3B	3	1	1	0	0	0	0											
<b>Dann Bilardello, R</b> OBP: 0.189, SLG: 0.308		0-0 6-3				0-3 K			0-0 4-3	2	0	0	0	0	1	0											
<b>Wayne Krenchicki, L</b> OBP: 0.214, SLG: 0.231									0-0 4-3	1	0	0	1	0	0	0											
<b>Alex Trevino, R</b> OBP: 0.286, SLG: 0.306									0-0 G3	0	0	0	0	0	0	0											
<b>Bruce Berenyi, R</b> OBP: 0.167, SLG: 0.167	(1, 1)								0-0 G3	2	0	0	0	0	0	0											
<b>Paul Householder, S</b> OBP: 0.130, SLG: 0.174	(8, 9)									1	0	0	0	0	0	0											
<b>Inning Stats</b>	R: 1 E: 1 K: 1 S: 5	H: 0 LOB: 1 BB: 2 P: 13	R: 0 E: 0 K: 0 S: 3	H: 0 LOB: 0 BB: 0 P: 3	R: 0 E: 0 K: 1 S: 5	H: 0 LOB: 0 BB: 0 P: 5	R: 0 E: 0 K: 1 S: 5	H: 0 LOB: 1 BB: 1 P: 9	R: 0 E: 0 K: 1 S: 5	H: 0 LOB: 0 BB: 0 P: 5	R: 0 E: 0 K: 0 S: 2	H: 0 LOB: 0 BB: 1 P: 6	R: 0 E: 0 K: 0 S: 3	H: 0 LOB: 0 BB: 0 P: 3	R: 1 E: 0 K: 1 S: 6	H: 1 LOB: 0 BB: 0 P: 6	R: 0 E: 0 K: 1 S: 6	H: 1 LOB: 1 BB: 0 P: 6	1B: 1 2B: 0 3B: 1 HR: 0	SF: 0 SAC: 0 DP: 1 HBP: 0	WP: 0 PB: 0 CS: 0 SB: 0	PA: 32					
<b>PITCHER</b>	IP	WLS	BF	H	R	ER	SO	BB	IBB	HBP	BLK	WP	HR	S	P	ERA	WHIP										
<b>Mike Krukow, R</b> ERA: 3.21	(1, 1)	6.0	W	21	1	0	4	4	0	0	0	0	0	25	41	0.00	0.667										
<b>Jim Barr, R</b> ERA: 5.4	(7, 1)	2.2		10	2	1	1	2	0	0	0	0	0	14	14	3.38	0.750										
<b>Gary Lavelle, L</b> ERA: 1.8	(9, 1)	0.1	S	1	0	0	0	0	0	0	0	0	0	1	1	0.00	0.000										





Batter	1	2	3	4	5	6	7	8	9	AB R H RBI BB SO LOB	TOP									
Johnnie LeMaster, R OBP: 0.416, SLG: 0.411	(1, 6) 0-3 K		X 0-0 F6	X 0-0 HR 1B		X 0-0 4-3			X 0-0 F6	5 1 1 2 0 1 0	<b>San Francisco Giants @ Cincinnati Reds</b> Riverfront Stadium, Cincinnati, OH Fri May 13 1983, 7:05 PM EDT Att: 15,241 - Unknown									
Darrell Evans, L OBP: 0.431, SLG: 0.649	(1, 3) 0-0 G4-6-3 1B			X 2B			X 0-0 F9		X 0-0 F8	5 2 3 2 0 0 0										
Chili Davis, S OBP: 0.385, SLG: 0.532	(1, 8) 0-0 G4-6-3 1-2			X 2B			X 4-0 1B BB		X 0-0 F8	3 1 1 1 2 0 1										
Jack Clark, R OBP: 0.306, SLG: 0.311		X 0-0 F4		X 6-3 K			X 0-0 1-2 1B			4 0 1 0 0 1 2										
Tom O'Malley, L OBP: 0.350, SLG: 0.292		X 4-0 BB		X 4-0 2B 1B BB		X 0-0 F9		X 0-0 FC1-6-2		2 1 0 0 2 0 2										
Max Venable, L OBP: 0.196, SLG: 0.442		X 0-0 F8		X 0-0 1-3 1B 2B		X 0-0 F8		X 0-0 4-3		4 1 1 1 0 0 1										
Milt May, L OBP: 0.273, SLG: 0.260		X 0-0 F5		X SH2-4 1B IBB		X 0-3 K		X 0-0 1-3		3 1 0 0 1 1 1										
Duane Kuiper, L OBP: 0.349, SLG: 0.284			X 0-0 4-3	X 0-0 SH2-4 1B 1B		X 0-0 F8		X 0-0 FC6 1B		4 1 2 2 0 0 0										
Fred Breining, R OBP: 0.222, SLG: 0.125			X 0-3 K	X 1-2 2-H 3-H 2-S		X 0-0 5-3		X 0-0 FC6		3 0 0 0 0 1 1										
Greg Minton, S (8, 1)										0 0 0 0 0 0 0	<b>GIANTS</b>									
<b>Inning Stats</b>	R: 0 E: 0 K: 1 S: 5	H: 1 LOB: 0 BB: 0 P: 5	R: 0 E: 0 K: 0 S: 3	H: 0 LOB: 1 BB: 1 P: 7	R: 0 E: 0 K: 1 S: 5	H: 0 LOB: 0 BB: 0 P: 5	R: 8 E: 0 K: 1 S: 11	H: 6 LOB: 1 BB: 3 P: 23	R: 0 E: 0 K: 1 S: 5	H: 0 LOB: 0 BB: 0 P: 5	R: 0 E: 0 K: 0 S: 3	H: 1 LOB: 1 BB: 1 P: 7	R: 0 E: 0 K: 0 S: 4	H: 1 LOB: 1 BB: 0 P: 4	R: 0 E: 0 K: 0 S: 3	H: 0 LOB: 0 BB: 0 P: 3	1B: 5 2B: 4 3B: 0 HR: 1	SF: 0 SAC: 1 DP: 2 HBP: 0	WP: 0 PB: 0 SB: 0 CS: 0	PA: 39
<b>PITCHER</b>	IP WLS BF H R ER SO BB IBB HBP BLK WP HR S P ERA WHIP																			
Rich Gale, R ERA: 6.96	(1, 1) 3.1 L 17 5 6 6 2 2 2 1 0 0 0 0 0 18 30 16.20 2.100																			
Charlie Puleo, R ERA: 7.94	(4, 1) 3.2 15 3 2 2 2 2 0 0 0 0 0 1 17 25 4.91 1.364																			
Bill Scherrer, L ERA: 4.73	(8, 1) 1.0 4 1 0 0 0 0 0 0 0 0 0 0 4 4 0.00 1.000																			
Tom Hume, R ERA: 5.59	(9, 1) 1.0 3 0 0 0 0 0 0 0 0 0 0 0 3 3 0.00 0.000																			

Batter	1	2	3	4	5	6	7	8	9	AB R H RBI BB SO LOB	BOTTOM												
Gary Redus, R OBP: 0.384, SLG: 0.594	(1, 7) 0-0 F3		X 0-0 FC5-2-4 1B			X 0-3 K	X 0-0 F3		X 0-0 BB 1B	5 1 2 0 0 1 1	<b>San Francisco Giants @ Cincinnati Reds</b> Riverfront Stadium, Cincinnati, OH Fri May 13 1983, 7:05 PM EDT Att: 15,241 - Unknown												
Eddie Milner, L OBP: 0.386, SLG: 0.342	(1, 8) 0-0 1-3		X 0-0 FC5-2-6 1-3 2-H			X 0-0 2B		X 0-0 1B G5-4-3 2B	X 0-0 1B BB	4 2 2 0 1 0 2													
Dave Concepcion, R OBP: 0.345, SLG: 0.306	(1, 6) 0-0 4-3		X 0-0 F3			X 0-0 2B		X 0-0 G5-4-3 1B	X 0-0 FC6-4 1B	5 0 3 2 0 0 2													
Johnny Bench, R OBP: 0.357, SLG: 0.479		X 4-0 G3 1B BLK BB		X 0-0 L5		X 0-0 F7		X 0-0 G5-4-3 1-2 3-H	X 0-0 FC6-4 1-2	4 1 0 0 1 0 4													
Dan Driessen, L OBP: 0.375, SLG: 0.351		X 0-0 F7 1-2		X 0-3 K		X 0-0 4-3		X 0-0 1B		4 0 1 0 0 1 2													
Ron Oester, S OBP: 0.354, SLG: 0.508		X 0-0 G3 2-3		X 0-0 F7			X 0-0 4-1	X 0-0 1B		4 0 1 0 0 0 1													
Tom Hume, R (9, 1)										0 0 0 0 0 0 0													
Paul Householder, S OBP: 0.149, SLG: 0.185		X 0-0 CS 1B		X 0-0 3-1		X 0-0 L4		X 0-3 K		4 0 1 1 0 1 2													
Dann Bilardello, R OBP: 0.196, SLG: 0.309		X 0-0 CS 3-H		X 0-0 E S 1B		X 0-3 K		X 0-0 E5 2B		3 1 1 0 0 1 0													
Tom Foley, L OBP: 0.364, SLG: 0.333		X 0-0 CS 1-2		X 0-0 FC5-2-6 1B		X 0-3 K		X 0-0 K		1 0 0 0 0 1 0													
Rich Gale, R OBP: 0.333, SLG: 0.300			X 0-3 K		X 0-3 K		X 0-0 2B		X 0-0 F8	1 0 0 0 0 1 0	<b>REDS</b>												
Charlie Puleo, R OBP: 0.357, SLG: 0.514										1 0 1 1 0 0 0													
Duane Walker, L OBP: 0.500, SLG: 0.500										0 0 0 0 0 0 0													
Bill Scherrer, L OBP: 0.500, SLG: 0.500										0 0 0 0 0 0 0													
Wayne Krenchicki, L OBP: 0.250, SLG: 0.214										1 0 0 0 0 0 0													
<b>Inning Stats</b>	R: 0 E: 0 K: 0 S: 3	H: 0 LOB: 0 BB: 0 P: 3	R: 1 E: 0 K: 0 S: 3	H: 1 LOB: 1 BB: 1 P: 7	R: 0 E: 1 K: 1 S: 7	H: 2 LOB: 2 BB: 0 P: 7	R: 0 E: 0 K: 1 S: 5	H: 0 LOB: 0 BB: 0 P: 5	R: 0 E: 0 K: 2 S: 7	H: 0 LOB: 0 BB: 0 P: 7		R: 1 E: 0 K: 1 S: 7	H: 2 LOB: 1 BB: 0 P: 7	R: 1 E: 0 K: 0 S: 5	H: 1 LOB: 1 BB: 0 P: 5	R: 1 E: 0 K: 1 S: 8	H: 4 LOB: 2 BB: 0 P: 8	R: 1 E: 0 K: 1 S: 7	H: 2 LOB: 2 BB: 1 P: 11	1B: 8 2B: 4 3B: 0 HR: 0	SF: 0 SAC: 0 DP: 1 HBP: 0	WP: 0 PB: 0 SB: 1 CS: 1	PA: 41
<b>PITCHER</b>	IP WLS BF H R ER SO BB IBB HBP BLK WP HR S P ERA WHIP																						
Fred Breining, R ERA: 3.78	(1, 1) 7.0 W 29 7 4 3 5 1 0 0 0 0 0 0 14 18 3.86 1.143																						
Greg Minton, R ERA: 6.32	(8, 1) 2.0 11 5 1 1 2 1 0 0 0 0 0 0 14 18 4.50 3.000																						



Batter	1	2	3	4	5	6	7	8	9	AB	R	H	RBI	BB	SO	LOB	TOP				
Johnnie LeMaster, R OBP: 0.411, SLG: 0.405	F2		F4	SH1-4				F2		4	0	1	0	0	0	1	San Francisco Giants @ Cincinnati Reds Riverfront Stadium, Cincinnati, OH Sat May 14 1983, 7:05 PM EDT Att: 15,748 - Unknown				
Darrell Evans, L OBP: 0.436, SLG: 0.703	G3			1B						4	3	2	3	1	1	1					
Chili Davis, S OBP: 0.385, SLG: 0.522	F5			1B						4	1	1	2	1	2	0					
Jack Clark, R OBP: 0.302, SLG: 0.306		E7	5-3							5	0	1	0	0	1	3					
Dave Bergman, L OBP: 0.385, SLG: 0.200	L4									3	0	0	0	2	0	1					
Max Venable, L OBP: 0.255, SLG: 0.478										3	1	2	2	1	0	0					
Milt May, L OBP: 0.267, SLG: 0.255										5	0	1	1	0	1	6					
Duane Kuiper, L OBP: 0.344, SLG: 0.273	FC5-4									3	1	0	0	1	0	1					
Bill Laskey, R OBP: 0.333, SLG: 0.125										3	2	2	0	0	1	0	<div style="display: flex; justify-content: space-between;"> <span>AB 35</span> <span>WP: 0</span> </div> <div style="display: flex; justify-content: space-between;"> <span>R 8</span> <span>PA: 43</span> </div> <div style="display: flex; justify-content: space-between;"> <span>H 10</span> <span>FB: 0</span> </div> <div style="display: flex; justify-content: space-between;"> <span>RBI 8</span> <span>SB: 2</span> </div> <div style="display: flex; justify-content: space-between;"> <span>BB 6</span> <span>CS: 2</span> </div> <div style="display: flex; justify-content: space-between;"> <span>SO 7</span> </div> <div style="display: flex; justify-content: space-between;"> <span>LOB 13</span> </div>				
Gary Lavelle, S										1	0	0	0	0	1	0					
Greg Minton, S										0	0	0	0	0	0	0					
<b>Inning Stats</b>	R: 0 E: 0 K: 0 S: 3	H: 0 LOB: 0 BB: 0 P: 3	R: 1 E: 1 K: 0 S: 4	H: 2 LOB: 1 BB: 1 P: 8	R: 3 E: 0 K: 0 S: 6	H: 3 LOB: 2 BB: 2 P: 14	R: 3 E: 0 K: 1 S: 7	H: 2 LOB: 3 BB: 3 P: 20	R: 0 E: 0 K: 2 S: 8	H: 1 LOB: 1 BB: 0 P: 8	R: 0 E: 0 K: 1 S: 5	H: 0 LOB: 0 BB: 0 P: 5	R: 0 E: 0 K: 1 S: 5	H: 0 LOB: 0 BB: 0 P: 5	R: 1 E: 0 K: 2 S: 8	H: 1 LOB: 0 BB: 0 P: 8	R: 0 E: 0 K: 0 S: 4	H: 1 LOB: 1 BB: 0 P: 4	1B: 7 2B: 1 3B: 0 HR: 2	SF: 0 SAC: 1 DP: 0 HBP: 1	WP: 0 PA: 43 FB: 0 SB: 2 CS: 2
<b>PITCHER</b>	IP WLS BF H R ER SO BB IBB HBP BLK WP HR S P ERA WHIP																				
Frank Pastore, R ERA: 7.05	(1, 1) 2.2 L 15 5 4 4 0 3 0 0 0 0 0 1 12 24 13.50 3.000																				
Greg Harris, R ERA: 27.0	(3, 1) 1.0 9 2 3 3 1 1 2 1 0 0 0 0 7 20 27.00 3.000																				
Bill Scherrer, L ERA: 3.78	(4, 1) 3.1 11 1 0 0 4 0 0 0 0 0 0 0 19 19 0.00 0.300																				
Brad Lesley, R ERA: 1.8	(8, 1) 2.0 8 2 1 1 2 0 0 0 0 0 0 1 12 12 4.50 1.000																				

Batter	1	2	3	4	5	6	7	8	9	AB	R	H	RBI	BB	SO	LOB	BOTTOM				
Gary Redus, R OBP: 0.359, SLG: 0.551	K		K		K					5	0	0	0	0	4	2	San Francisco Giants @ Cincinnati Reds Riverfront Stadium, Cincinnati, OH Sat May 14 1983, 7:05 PM EDT Att: 15,748 - Unknown				
Eddie Milner, L OBP: 0.379, SLG: 0.344	1-5-3		F7		FC6-4					5	1	1	0	0	1	1					
Dan Driessen, L OBP: 0.371, SLG: 0.348										4	1	1	0	0	1	1					
Wayne Krenchicki, L OBP: 0.250, SLG: 0.267	3-1				F9					1	0	1	2	0	0	0					
Johnny Bench, R OBP: 0.366, SLG: 0.500										5	1	3	1	0	1	1					
Ron Oester, S OBP: 0.366, SLG: 0.516										4	2	3	0	0	0	1					
Paul Householder, S OBP: 0.228, SLG: 0.333										3	1	2	2	0	0	2					
Tom Foley, L OBP: 0.357, SLG: 0.333										3	0	1	1	0	0	3	<div style="display: flex; justify-content: space-between;"> <span>AB 38</span> <span>WP: 0</span> </div> <div style="display: flex; justify-content: space-between;"> <span>R 7</span> <span>PA: 40</span> </div> <div style="display: flex; justify-content: space-between;"> <span>H 13</span> <span>FB: 0</span> </div> <div style="display: flex; justify-content: space-between;"> <span>RBI 6</span> <span>SB: 0</span> </div> <div style="display: flex; justify-content: space-between;"> <span>BB 1</span> <span>CS: 0</span> </div> <div style="display: flex; justify-content: space-between;"> <span>SO 9</span> </div> <div style="display: flex; justify-content: space-between;"> <span>LOB 16</span> </div>				
Dave Concepcion, R OBP: 0.343, SLG: 0.303										1	0	0	0	0	0	2					
Alex Trevino, R OBP: 0.270, SLG: 0.288										4	0	0	0	0	2	3					
Frank Pastore, R ERA: 7.05	(1, 1) 2.2 L 15 5 4 4 0 3 0 0 0 0 0 1 12 24 13.50 3.000																				
Greg Harris, S ERA: 27.0	(3, 1) 1.0 9 2 3 3 1 1 2 1 0 0 0 0 7 20 27.00 3.000																				
Bill Scherrer, L ERA: 3.78	(4, 1) 3.1 11 1 0 0 4 0 0 0 0 0 0 0 19 19 0.00 0.300																				
Alan Knicely, R ERA: 18.00	(7, PH) 0.0 0 0 0 0 0 0 0 0 0 0 0 0 0 0 0 0																				
Brad Lesley, R ERA: 1.8	(8, PH) 2.0 8 2 1 1 2 0 0 0 0 0 0 0 1 12 12 4.50 1.000																				
Duane Walker, L OBP: 0.372, SLG: 0.526	(9, PH) 0.0 0 0 0 0 0 0 0 0 0 0 0 0 0 0 0 0																				
<b>Inning Stats</b>	R: 0 E: 0 K: 1 S: 5	H: 0 LOB: 0 BB: 0 P: 5	R: 1 E: 0 K: 1 S: 6	H: 2 LOB: 1 BB: 0 P: 7	R: 0 E: 0 K: 1 S: 5	H: 0 LOB: 0 BB: 0 P: 5	R: 1 E: 0 K: 2 S: 10	H: 3 LOB: 2 BB: 0 P: 10	R: 0 E: 0 K: 1 S: 5	H: 0 LOB: 1 BB: 1 P: 9	R: 2 E: 0 K: 0 S: 5	H: 2 LOB: 0 BB: 0 P: 5	R: 0 E: 0 K: 1 S: 5	H: 0 LOB: 0 BB: 0 P: 5	R: 0 E: 0 K: 0 S: 5	H: 3 LOB: 1 BB: 0 P: 5	R: 2 E: 0 K: 2 S: 10	H: 3 LOB: 1 BB: 0 P: 10	1B: 9 2B: 3 3B: 0 HR: 1	SF: 0 SAC: 0 DP: 2 HBP: 1	WP: 0 PA: 40 FB: 0 SB: 0 CS: 0
<b>PITCHER</b>	IP WLS BF H R ER SO BB IBB HBP BLK WP HR S P ERA WHIP																				
Bill Laskey, R ERA: 4.17	(1, 1) 6.0 W 26 7 4 4 6 1 0 0 0 0 0 0 1 36 41 6.00 1.333																				
Gary Lavelle, L ERA: 2.11	(7, 1) 1.1 7 3 1 1 1 0 0 0 0 0 0 0 9 9 6.75 2.250																				
Greg Minton, R ERA: 6.75	(8, 1) 1.2 S 7 3 2 2 2 0 0 0 0 0 0 0 11 11 10.80 1.800																				



Batter	1	2	3	4	5	6	7	8	9	AB	R	H	RBI	BB	SO	LOB	TOP								
Johnnie LeMaster, R OBP: 0.404, SLG: 0.397 (1, 6)										5	1	1	0	0	1	1	<b>San Francisco Giants @ Cincinnati Reds</b> Riverfront Stadium, Cincinnati, OH Sun May 15 1983, 3:33 AM EDT Att: 21,642 - Unknown								
Darrell Evans, L OBP: 0.437, SLG: 0.683 (1, 5)										3	1	0	0	2	1	1									
Chili Davis, S OBP: 0.396, SLG: 0.534 (1, 8)										3	0	2	0	1	0	2									
Jack Clark, R OBP: 0.300, SLG: 0.304 (1, 9)										4	1	1	1	0	0	3									
Dave Bergman, L OBP: 0.367, SLG: 0.250 (1, 3)										4	1	1	1	0	0	2									
Max Venable, L OBP: 0.255, SLG: 0.449 (1, 7)										3	1	0	0	1	0	0									
Bob Brenly, R OBP: 0.325, SLG: 0.323 (1, 2)										4	0	1	2	0	0	0									
Duane Kuiper, L OBP: 0.351, SLG: 0.275 (1, 4)										3	0	1	0	1	0	1									
Atlee Hammaker, S OBP: 0.158, SLG: 0.111 (8, 1)										2	0	0	0	1	0	2	<b>GIANTS</b>								
Jim Barr, R OBP: 0.333, SLG: 0.667 (8, 1)										1	0	0	0	0	0	0									
Gary Lavelle, S (9, 1)										0	0	0	0	0	0	0									
<b>Inning Stats</b>	R: 0 E: 0 K: 1 S: 6	H: 1 LOB: 1 BB: 0 P: 6	R: 0 E: 0 K: 0 S: 3	H: 0 LOB: 0 BB: 0 P: 3	R: 0 E: 0 K: 0 S: 3	H: 0 LOB: 0 BB: 1 P: 7	R: 0 E: 0 K: 0 S: 2	H: 0 LOB: 0 BB: 1 P: 6	R: 0 E: 0 K: 0 S: 3	H: 0 LOB: 1 BB: 1 P: 7	R: 1 E: 0 K: 1 S: 6	H: 1 LOB: 1 BB: 1 P: 10	R: 0 E: 0 K: 0 S: 4	H: 1 LOB: 1 BB: 0 P: 4	R: 4 E: 1 K: 0 S: 6	H: 4 LOB: 1 BB: 2 P: 14	R: 0 E: 0 K: 0 S: 3	H: 0 LOB: 0 BB: 0 P: 3	1B: 4 2B: 3 3B: 0 HR: 0	SF: 0 SAC: 0 DP: 1 HBP: 0	WP: 1 PB: 0 SB: 0 CS: 0	PA: 38			
<b>PITCHER</b>	IP	WLS	BF	H	R	ER	SO	BB	IBB	HBP	BLK	WP	HR	S	P	ERA	WHIP								
Ted Power, R ERA: 1.61 (1, 1)	7.0		27	3	1	1	2	4	0	0	0	1	0	27	43	1.29	1.000								
Tom Hume, R ERA: 7.2 (8, 1)	0.2	L	7	4	4	4	0	1	1	0	0	0	0	5	13	54.00	7.500								
Bill Scherrer, L ERA: 3.5 (8, 1)	1.1		4	0	0	0	0	0	0	0	0	0	0	4	4	0.00	0.000								

Batter	1	2	3	4	5	6	7	8	9	AB	R	H	RBI	BB	SO	LOB	BOTTOM								
Gary Redus, R OBP: 0.349, SLG: 0.521 (1, 7)										4	0	0	0	1	0	1	<b>San Francisco Giants @ Cincinnati Reds</b> Riverfront Stadium, Cincinnati, OH Sun May 15 1983, 3:33 AM EDT Att: 21,642 - Unknown								
Eddie Milner, L OBP: 0.369, SLG: 0.333 (1, 8)										4	0	0	0	0	1	3									
Dave Concepcion, R OBP: 0.333, SLG: 0.294 (1, 6)										4	0	0	0	0	0	0									
Johnny Bench, R OBP: 0.370, SLG: 0.523 (1, 3)										4	1	2	1	0	0	0									
Paul Householder, S OBP: 0.286, SLG: 0.485 (1, 9)										3	1	2	0	1	1	0									
Kelly Paris, R OBP: 0.167, SLG: 0.250 (1, 5)										4	0	2	1	0	1	2									
Ron Oester, S OBP: 0.362, SLG: 0.508 (1, 4)										4	0	1	0	0	0	3									
Dann Bilardello, R OBP: 0.224, SLG: 0.321 (9, PH)										1	0	1	0	1	0	0		<b>REDS</b>							
Wayne Krenchicki, L OBP: 0.250, SLG: 0.267 (9, PH)										0	0	0	0	0	0	0									
Alex Trevino, R OBP: 0.267, SLG: 0.284 (9, PH)										1	0	0	0	0	0	0									
<b>Inning Stats</b>	R: 0 E: 0 K: 0 S: 3	H: 0 LOB: 0 BB: 0 P: 3	R: 1 E: 0 K: 2 S: 8	H: 1 LOB: 2 BB: 2 P: 16	R: 0 E: 0 K: 1 S: 5	H: 0 LOB: 0 BB: 0 P: 5	R: 0 E: 0 K: 1 S: 6	H: 1 LOB: 1 BB: 0 P: 6	R: 0 E: 0 K: 0 S: 4	H: 1 LOB: 1 BB: 0 P: 4	R: 0 E: 0 K: 0 S: 4	H: 2 LOB: 1 BB: 0 P: 4	R: 0 E: 0 K: 1 S: 6	H: 1 LOB: 2 BB: 1 P: 10	R: 1 E: 0 K: 0 S: 5	H: 2 LOB: 1 BB: 0 P: 5	R: 0 E: 0 K: 1 S: 5	H: 0 LOB: 0 BB: 0 P: 5	1B: 4 2B: 1 3B: 2 HR: 1	SF: 0 SAC: 2 DP: 0 HBP: 0	WP: 0 PB: 0 SB: 0 CS: 0	PA: 37			
<b>PITCHER</b>	IP	WLS	BF	H	R	ER	SO	BB	IBB	HBP	BLK	WP	HR	S	P	ERA	WHIP								
Atlee Hammaker, L ERA: 1.24 (1, 1)	7.0	W	29	6	1	1	5	1	2	0	0	1	0	36	48	1.29	1.000								
Jim Barr, R ERA: 5.89 (8, 1)	1.0		5	2	1	1	0	0	0	0	0	0	0	5	5	9.00	2.000								
Gary Lavelle, L ERA: 2.01 (9, 1)	1.0	S	3	0	0	0	1	0	0	0	0	0	0	5	5	0.00	0.000								



Batter	1	2	3	4	5	6	7	8	9	AB	R	H	RBI	BB	SO	LOB	TOP				
<b>Gary Redus, R</b> OBP: 0.356, SLG: 0.558 (1, 7)	F7		K		E7			HR		4	1	2	2	0	1	1	<b>Cincinnati Reds @ Pittsburgh Pirates</b> Three Rivers Stadium, Pittsburgh, PA Tue May 17 1983, 7:05 PM EDT Att: 5,207 - Unknown				
<b>Eddie Milner, L</b> OBP: 0.359, SLG: 0.323 (1, 8)	3-1				F8		5-3	K		4	0	0	0	0	1	1					
<b>Dave Concepcion, R</b> OBP: 0.338, SLG: 0.302 (1, 6)	4-3						4-3			3	0	1	0	1	0	0					
<b>Johnny Bench, R</b> OBP: 0.366, SLG: 0.515 (1, 3)					F4		K	F4		4	0	1	0	0	1	2					
<b>Paul Householder, S</b> OBP: 0.282, SLG: 0.444 (1, 9)		F4					F1			3	0	0	0	1	0	0					
<b>Kelly Paris, R</b> OBP: 0.188, SLG: 0.200 (1, 5)		L6			K			F7		3	0	0	0	0	1	2					
<b>Ron Oester, S</b> OBP: 0.359, SLG: 0.500 (1, 4)			K				F7			4	1	1	0	0	1	1					
<b>Alex Trevino, R</b> OBP: 0.266, SLG: 0.271 (1, 2)			4-3		F9		F9			3	0	0	0	1	0	1					
<b>Mario Soto, R</b> OBP: 0.136, SLG: 0.182 (1, 1)							SH2-4			3	0	1	0	0	2	2					
<b>Inning Stats</b>	R: 0 E: 0 K: 0 S: 3	H: 0 LOB: 0 BB: 0 P: 3	R: 0 E: 0 K: 0 S: 3	H: 1 LOB: 0 BB: 0 P: 3	R: 0 E: 0 K: 2 S: 8	H: 1 LOB: 1 BB: 0 P: 8	R: 0 E: 0 K: 1 S: 6	H: 1 LOB: 2 BB: 1 P: 10	R: 1 E: 1 K: 0 S: 5	H: 2 LOB: 1 BB: 0 P: 5	R: 0 E: 0 K: 0 S: 3	H: 0 LOB: 0 BB: 0 P: 3	R: 0 E: 0 K: 1 S: 8	H: 1 LOB: 1 BB: 1 P: 12	R: 0 E: 0 K: 1 S: 5	H: 0 LOB: 2 BB: 1 P: 10	1B: 4 2B: 1 3B: 0 HR: 1	SF: 0 SAC: 1 DP: 0 HBP: 1	WP: 0 PB: 0 SB: 1 CS: 0	PA: 36	
<b>PITCHER</b>	IP	WLS	BF	H	R	ER	SO	BB	IBB	HBP	BLK	WP	HR	S	P	ERA	WHIP				
<b>John Candelaria, L</b> ERA: 3.75 (1, 1)	8.0	L	31	6	2	2	6	2	0	0	0	0	1	41	49	2.25	1.000				
<b>Rod Scurry, L</b> ERA: 2.29 (9, 1)	0.2		4	0	0	0	0	0	1	1	0	0	0	2	7	0.00	0.000				
<b>Kent Tekulve, R</b> ERA: 0.54 (9, 1)	0.1		1	0	0	0	1	0	0	0	0	0	0	3	3	0.00	0.000				

AB	31
R	2
H	6
RBI	2
BB	3
SO	7
LOB	10



Batter	1	2	3	4	5	6	7	8	9	AB	R	H	RBI	BB	SO	LOB	BOTTOM				
<b>Lee Mazzilli, S</b> OBP: 0.398, SLG: 0.419 (1, 8)	F2		F8			SH2-4 BB		K		3	0	0	0	1	1	1	<b>Cincinnati Reds @ Pittsburgh Pirates</b> Three Rivers Stadium, Pittsburgh, PA Tue May 17 1983, 7:05 PM EDT Att: 5,207 - Unknown				
<b>Johnny Ray, S</b> OBP: 0.317, SLG: 0.452 (1, 4)	F9		F7			SH2-4				2	0	0	0	1	0	1					
<b>Dave Parker, L</b> OBP: 0.253, SLG: 0.333 (1, 9)	F7				F8		K	F8		4	0	0	0	0	1	2					
<b>Jason Thompson, L</b> OBP: 0.380, SLG: 0.422 (1, 3)					F9					3	0	1	0	1	1	0					
<b>Richie Hebner, L</b> OBP: 0.386, SLG: 0.281 (1, 5)		K								3	0	0	0	1	2	2					
<b>Mike Easter, L</b> OBP: 0.377, SLG: 0.448 (1, 7)					CS					3	1	1	1	1	1	0					
<b>Tony Peña, R</b> OBP: 0.273, SLG: 0.317 (1, 2)					CS					3	0	0	0	0	2	1					
<b>Dale Berra, R</b> OBP: 0.275, SLG: 0.330 (1, 6)					F3					3	0	0	0	0	1	0					
<b>John Candelaria, L</b> OBP: 0.176, SLG: 0.125 (1, 1)										2	0	1	0	0	0	0					
<b>Gene Tenace, R</b> OBP: 0.188, SLG: 0.071 (8, PH)										1	0	0	0	0	0	0					
<b>Rod Scurry, L</b> (9, 1)										0	0	0	0	0	0	0					
<b>Kent Tekulve, R</b> (9, 1)										0	0	0	0	0	0	0					
<b>Inning Stats</b>	R: 0 E: 0 K: 0 S: 3	H: 0 LOB: 0 BB: 0 P: 3	R: 0 E: 0 K: 2 S: 7	H: 1 LOB: 1 BB: 1 P: 11	R: 0 E: 0 K: 0 S: 4	H: 1 LOB: 1 BB: 0 P: 4	R: 0 E: 0 K: 0 S: 2	H: 0 LOB: 0 BB: 1 P: 6	R: 1 E: 0 K: 0 S: 4	H: 1 LOB: 0 BB: 0 P: 4	R: 0 E: 0 K: 2 S: 7	H: 0 LOB: 0 BB: 0 P: 7	R: 0 E: 0 K: 1 S: 5	H: 0 LOB: 1 BB: 1 P: 9	R: 0 E: 0 K: 2 S: 7	H: 0 LOB: 0 BB: 0 P: 7	1B: 2 2B: 0 3B: 0 HR: 1	SF: 0 SAC: 1 DP: 0 HBP: 0	WP: 0 PB: 0 SB: 0 CS: 1	PA: 34	
<b>PITCHER</b>	IP	WLS	BF	H	R	ER	SO	BB	IBB	HBP	BLK	WP	HR	S	P	ERA	WHIP				
<b>Mario Soto, R</b> ERA: 2.22 (1, 1)	9.0	W	33	3	1	1	9	4	1	0	0	0	1	46	66	1.00	0.778				














Batter	1	2	3	4	5	6	7	8	9	AB	R	H	RBI	BB	SO	LOB	TOP
Gary Redus, R OBP: 0.337, SLG: 0.511 (1, 7)	F8		F8				L8		K	4	0	0	0	1	1	2	<b>Cincinnati Reds @ Chicago Cubs</b> Wrigley Field, Chicago, IL Sat May 21 1983, 3:33 AM CDT Att: 21,339 - Overcast - 60 F
Eddie Milner, L OBP: 0.367, SLG: 0.366 (1, 8)	E 1B		P1				4-3			4	1	1	0	0	1	2	
Dave Concepcion, R OBP: 0.329, SLG: 0.317 (1, 6)	S 1B						F8		4-3	4	0	1	1	0	1	0	
Johnny Bench, R OBP: 0.364, SLG: 0.524 (1, 3)	K						6-3		4-3	4	1	1	1	0	1	1	
Ron Oester, S OBP: 0.344, SLG: 0.476 (1, 4)	6-3						1-3		4-3	4	1	1	0	0	0	1	
Paul Householder, S OBP: 0.360, SLG: 0.511 (1, 9)									4-3 BB G3 1B	4	1	3	1	0	0	0	
Kelly Paris, R OBP: 0.156, SLG: 0.167 (1, 5)	F8						L7		4-3 BB G3 1-2	3	0	0	0	0	0	2	
Rich Gale, R OBP: 0.333, SLG: 0.300 (6, 1)										0	0	0	0	0	0	0	
Duane Walker, L OBP: 0.383, SLG: 0.512 (9, FH)										0	0	0	0	1	0	0	
Dann Bilardello, R OBP: 0.212, SLG: 0.297 (1, 2)	F9						L6		4-3	3	0	0	0	0	0	0	
Tom Foley, L OBP: 0.375, SLG: 0.308 (9, FH)									1-2 2-3	1	0	0	0	0	0	2	
Charlie Puleo, R OBP: 0.250, SLG: 0.208 (6, 5)	F8								G3	2	0	0	0	0	1	0	
Wayne Krenchicki, L OBP: 0.250, SLG: 0.208 (6, 5)							1B		2-3 3-H	2	0	1	1	0	0	1	
<b>Inning Stats</b>	R: 1 E: 1 K: 1 S: 7	H: 2 LOB: 1 BB: 0 P: 7	R: 0 E: 0 K: 0 S: 3	H: 0 LOB: 0 BB: 0 P: 3	R: 0 E: 0 K: 0 S: 3	H: 0 LOB: 0 BB: 0 P: 3	R: 1 E: 0 K: 1 S: 7	H: 2 LOB: 1 BB: 0 P: 7	R: 0 E: 0 K: 0 S: 4	H: 1 LOB: 1 BB: 0 P: 4	R: 0 E: 0 K: 0 S: 3	H: 0 LOB: 0 BB: 0 P: 3	R: 1 E: 0 K: 1 S: 6	H: 1 LOB: 1 BB: 1 P: 10	1B: 6 2B: 0 3B: 1 HR: 1	SF: 0 SAC: 0 DP: 0 HBP: 0	WP: 0 PA: 37 PB: 0 SB: 2 CS: 0
<b>PITCHER</b>	IP WLS BF H R ER SO BB IBB HBP BLK WP HR S P ERA WHIP																
Paul Moskau, R ERA: 7.48 (1, 1)	5.2 W 24 6 3 2 4 1 0 0 0 0 1 31 35 3.18 1.235																
Mike Proly, R ERA: 1.5 (6, 1)	2.1 10 2 1 1 0 1 0 0 0 0 0 9 13 3.86 1.286																
Lee Smith, R ERA: 0.47 (9, 1)	1.0 3 0 0 0 1 0 0 0 0 0 0 5 5 0.00 0.000																

AB	35
R	4
H	8
RBI	4
BB	2
SO	5
LOB	11



Batter	1	2	3	4	5	6	7	8	9	AB	R	H	RBI	BB	SO	LOB	BOTTOM		
23 Ryne Sandberg, R OBP: 0.271, SLG: 0.285 Junior Kennedy, R OBP: 0.188, SLG: 0.143 (5, FH) (6, 4)	L8		BB 4-6-3 1B					6-3		2	0	1	0	0	0	0	<b>Cincinnati Reds @ Chicago Cubs</b> Wrigley Field, Chicago, IL Sat May 21 1983, 3:33 AM CDT Att: 21,339 - Overcast - 60 F		
Larry Bowa, S OBP: 0.315, SLG: 0.398 Tom Verzyer, R OBP: 0.300, SLG: 0.300 (2, 6)	K		K				L8		5-3	1	0	0	0	0	1	0			
Bill Buckner, L OBP: 0.253, SLG: 0.305 (1, 3)	L8		4-6-3				1B		G3	4	2	1	0	1	0	1			
Leon Durham, L OBP: 0.397, SLG: 0.500 (1, 8)			1B				L7		1-2 HR 1B	3	1	2	3	1	0	2			
Keith Moreland, R OBP: 0.355, SLG: 0.518 (1, 9)	F9		1-2 2-3 BB				HR		F8	3	1	1	1	1	0	1			
Ron Cey, R OBP: 0.314, SLG: 0.386 (1, 5)	BB 1-3 1B		5-3				HR		SH1-4 BB	3	1	2	3	1	0	3			
Wayne Nordhagen, R OBP: 0.161, SLG: 0.276 Mike Proly, R Lee Smith, R (1, 7) (6, 1) (9, 1)	L4						F8		SH1-4	3	0	0	0	0	1	2			
Jody Davis, R OBP: 0.319, SLG: 0.413 (1, 2)	FC5-4 BB						6-3		P4 F8	3	0	0	0	1	0	1			
Paul Moskau, R OBP: 0.143, SLG: 0.286 Gary Woods, R OBP: 0.316, SLG: 0.415 (6, 7)	FC5-4						6-3		1B 2B	2	0	0	0	0	0	3			
2	1	1	0	0	0	1			6-3	2	1	1	0	0	0	1			
<b>Inning Stats</b>	R: 0 E: 0 K: 1 S: 5	H: 0 LOB: 0 BB: 0 P: 5	R: 0 E: 0 K: 0 S: 5	H: 2 LOB: 3 BB: 1 P: 9	R: 0 E: 0 K: 1 S: 6	H: 1 LOB: 3 BB: 2 P: 14	R: 0 E: 0 K: 0 S: 3	H: 0 LOB: 0 BB: 0 P: 3	R: 4 E: 0 K: 1 S: 9	H: 4 LOB: 0 BB: 0 P: 9	R: 4 E: 0 K: 0 S: 6	H: 3 LOB: 0 BB: 1 P: 10	R: 0 E: 0 K: 0 S: 3	H: 0 LOB: 0 BB: 1 P: 7	R: 0 E: 0 K: 0 S: 3	H: 0 LOB: 0 BB: 0 P: 3	1B: 7 2B: 1 3B: 0 HR: 2	SF: 0 SAC: 1 DP: 0 HBP: 0	WP: 0 PA: 39 PB: 0 SB: 0 CS: 0
<b>PITCHER</b>	IP WLS BF H R ER SO BB IBB HBP BLK WP HR S P ERA WHIP																		
Charlie Puleo, R ERA: 7.59 Rich Gale, R ERA: 7.39 (1, 1) (6, 1)	5.0 L 25 7 4 4 3 3 0 0 0 0 0 1 28 40 7.20 2.000																		
	3.0 14 3 4 4 0 2 0 0 0 0 0 1 12 20 12.00 1.667																		

AB	33
R	8
H	10
RBI	8
BB	5
SO	3
LOB	16





Batter	1	2	3	4	5	6	7	8	9	AB	R	H	RBI	BB	SO	LOB	TOP			
Gary Redus, R OBP: 0.352, SLG: 0.559	0-0 1B WP 2B		0-0 HR	4-0 PO BB		0-3 K				3	2	1	1	1	1	0	<b>Cincinnati Reds @ Chicago Cubs</b> Wrigley Field, Chicago, IL Sun May 22 1983, 3:33 AM CDT Att: 13,083 - Overcast - 68 F			
Eddie Milner, L OBP: 0.371, SLG: 0.370	0-0 4-3 WP 2-3 6-3 1B		0-3 K	0-0 PO 1-2	0-0 CS 1B	0-0 F8				4	1	2	0	0	1	0				
Dave Concepcion, R OBP: 0.327, SLG: 0.315	0-0 4-3 1-3 3-H		0-0 F8		0-0 1-2 1B			0-3 K		4	0	1	0	0	1	1				
Johnny Bench, R OBP: 0.361, SLG: 0.514	0-0 6-3 3-H		0-0 1B 1B BB		0-3 K			0-0 6-3		3	1	0	1	1	1	1				
Ron Oester, S OBP: 0.342, SLG: 0.470	0-0 4-3		0-0 1B 1-2 1B		0-3 K			0-0 4-3		4	0	1	0	0	1	1				
Paul Householder, S OBP: 0.352, SLG: 0.510		0-0 G1 6-3 1B	0-0 1-3 2-H 1B		0-0 6-3			0-0 F8		4	0	2	1	0	0	0				
Wayne Krenchicki, L OBP: 0.172, SLG: 0.179	0-0 6-3 1-2		0-0 4-3		0-3 K			0-0 3-1		4	0	0	0	0	1	3				
Alex Trevino, R OBP: 0.262, SLG: 0.267	0-0 G1 2-3			0-0 P4		0-0 5-3		0-0 1-3		4	0	0	0	0	0	1				
Mario Soto, R OBP: 0.120, SLG: 0.160	0-3 K			0-3 K		0-0 P4				3	0	0	0	0	2	1				
<b>Inning Stats</b>	R: 2 E: 0 K: 0 S: 5	H: 2 LOB: 0 BB: 0 P: 5	R: 0 E: 0 K: 1 S: 6	H: 1 LOB: 1 BB: 0 P: 6	R: 2 E: 0 K: 1 S: 8	H: 3 LOB: 2 BB: 1 P: 12	R: 0 E: 0 K: 1 S: 4	H: 0 LOB: 0 BB: 1 P: 8	R: 0 E: 0 K: 2 S: 8	H: 2 LOB: 1 BB: 0 P: 8	R: 0 E: 0 K: 1 S: 5	H: 0 LOB: 0 BB: 0 P: 5	R: 0 E: 0 K: 1 S: 5	H: 0 LOB: 0 BB: 0 P: 5	R: 0 E: 0 K: 0 S: 3	H: 0 LOB: 0 BB: 0 P: 3	1B: 6 2B: 1 3B: 0 HR: 1	SF: 0 SAC: 0 DP: 0 HBP: 0	WP: 1 PB: 0 SB: 0 CS: 1	PA: 36
<b>PITCHER</b>	IP WLS BF H R ER SO BB IBB HBP BLK WP HR S P ERA WHIP																			
Chuck Rainey, R ERA: 3.93	(1, 1) 4.1 L 21 8 4 4 3 2 0 0 0 0 1 1 25 33 8.31 2.308																			
Warren Brusstar, R ERA: 5.49	(5, 1) 0.2 2 0 0 0 2 0 0 0 0 0 0 0 6 6 0.00 0.000																			
Willie Hernandez, L ERA: 3.2	(6, 1) 3.0 9 0 0 0 3 0 0 0 0 0 0 0 15 15 0.00 0.000																			
Bill Campbell, R ERA: 3.93	(9, 1) 1.0 3 0 0 0 0 0 0 0 0 0 0 0 3 3 0.00 0.000																			

Batter	1	2	3	4	5	6	7	8	9	AB	R	H	RBI	BB	SO	LOB	BOTTOM					
23 Ryne Sandberg, R OBP: 0.263, SLG: 0.276	0-3 K		0-0 F9			0-0 6-3		0-3 K		4	0	0	0	0	2	0	<b>Cincinnati Reds @ Chicago Cubs</b> Wrigley Field, Chicago, IL Sun May 22 1983, 3:33 AM CDT Att: 13,083 - Overcast - 68 F					
Larry Bowa, S OBP: 0.306, SLG: 0.386	0-0 L4		0-0 F8			0-0 F9		0-0 3-1		4	0	0	0	0	0	0						
Bill Buckner, L OBP: 0.247, SLG: 0.297	0-0 G3			0-0 P5		0-0 P3		0-0 F9		4	0	0	0	0	0	0						
Leon Durham, L OBP: 0.400, SLG: 0.524		0-3 K		0-0 P6		0-0 HR		4-0 G6-4-3 BB		3	1	1	1	1	1	0						
Keith Moreland, R OBP: 0.344, SLG: 0.500		0-3 K		0-3 K		0-0 F9		0-0 G6-4-3 1-2		4	0	0	0	0	2	1						
Ron Cey, R OBP: 0.322, SLG: 0.400		0-0 HR 2B			0-0 WP 1B		0-0 6-3			3	1	2	0	0	0	0						
Jay Johnstone, L OBP: 0.280, SLG: 0.391		0-0 HR 2-H			0-3 K 1-2		1-0 HBP			2	1	1	2	0	1	1						
Jody Davis, R OBP: 0.311, SLG: 0.402		0-0 F8			0-3 K		0-3 K			3	0	0	0	0	2	2						
Chuck Rainey, R ERA: 3.15, SLG: 0.367 Warren Brusstar, R ERA: 5.49 Wayne Nordhagen, R ERA: 5.49 Willie Hernandez, L ERA: 3.2 Scott Thompson, L ERA: 3.2 Bill Campbell, R ERA: 3.93	(1, 1) 9.0 W 32 4 3 3 10 1 0 1 0 1 1 25 55 3.00 0.556																					
<b>Inning Stats</b>	R: 0 E: 0 K: 1 S: 5	H: 0 LOB: 0 BB: 0 P: 5	R: 2 E: 0 K: 2 S: 9	H: 2 LOB: 0 BB: 0 P: 9	R: 0 E: 0 K: 0 S: 3	H: 0 LOB: 0 BB: 0 P: 3	R: 0 E: 0 K: 1 S: 5	H: 0 LOB: 0 BB: 0 P: 5	R: 0 E: 0 K: 3 S: 10	H: 1 LOB: 1 BB: 0 P: 10	R: 0 E: 0 K: 0 S: 3	H: 0 LOB: 0 BB: 0 P: 3	R: 1 E: 0 K: 1 S: 6	H: 1 LOB: 1 BB: 0 P: 7	R: 0 E: 0 K: 2 S: 7	H: 0 LOB: 0 BB: 0 P: 7	R: 0 E: 0 K: 0 S: 2	H: 0 LOB: 0 BB: 1 P: 6	1B: 1 2B: 1 3B: 0 HR: 2	SF: 0 SAC: 0 DP: 1 HBP: 1	WP: 1 PB: 0 SB: 0 CS: 0	PA: 32
<b>PITCHER</b>	IP WLS BF H R ER SO BB IBB HBP BLK WP HR S P ERA WHIP																					
Mario Soto, R ERA: 2.31	(1, 1) 9.0 W 32 4 3 3 10 1 0 1 0 1 1 25 55 3.00 0.556																					

AB	33
R	4
H	8
RBI	3
BB	2
SO	8
LOB	8



AB	30
R	3
H	4
RBI	3
BB	1
SO	10
LOB	5



livebaseballscores.com


livebaseballscores.com



Batter	1	2	3	4	5	6	7	8	9	AB	R	H	RBI	BB	SO	LOB	TOP		
Tom Herr, S OBP: 0.364, SLG: 0.414 (1,4)	6-3		F8		F8			P4		4	0	0	0	0	0	0			
Mike Ramsay, S OBP: 0.329, SLG: 0.347 (1,5)	5-3		F3			F7			5-3	4	0	0	0	0	0	0			
Keith Hernandez, L OBP: 0.368, SLG: 0.478 (1,3)	P2		K			F7			2-3	4	0	0	0	0	1	0			
George Hendrick, R OBP: 0.378, SLG: 0.544 (1,9)		G5-4-3 1B BB		2-3 1B		K			E6	3	1	1	0	1	1	0			
Lonnie Smith, R OBP: 0.377, SLG: 0.482 (1,7)		G5-4-3 1B		2-3					F9	4	0	1	0	0	0	2			
David Green, R OBP: 0.302, SLG: 0.346 (1,8)		G5-4-3		F7			CS BB			2	0	0	0	1	0	3			
Darrell Porter, L OBP: 0.358, SLG: 0.476 (1,2)				K			F8			2	0	0	0	1	1	2			
Ozzie Smith, S OBP: 0.274, SLG: 0.274 (1,6)					5-3		CS	5-3		3	0	1	1	0	0	0			
Joaquin Andujar, S OBP: 0.190, SLG: 0.190 (1,1)										2	0	0	0	0	2	2			
Willie McGee, S (8, PH) OBP: 0.345, SLG: 0.388 (8, PH)			K							1	0	0	0	0	1	0			
Dave Vonohien, L (8, 1)										0	0	0	0	0	0	0			
Doug Bair, R (8, 1)										0	0	0	0	0	0	0			
<b>Inning Stats</b>	R: 0 E: 0 K: 0 S: 3	H: 0 LOB: 0 BB: 0 P: 3	R: 1 E: 0 K: 1 S: 6	H: 2 LOB: 2 BB: 2 P: 14	R: 0 E: 0 K: 1 S: 5	H: 0 LOB: 0 BB: 0 P: 5	R: 0 E: 0 K: 1 S: 6	H: 1 LOB: 1 BB: 0 P: 6	R: 0 E: 0 K: 1 S: 5	H: 0 LOB: 0 BB: 0 P: 5	R: 0 E: 0 K: 0 S: 2	H: 0 LOB: 0 BB: 1 P: 6	R: 0 E: 0 K: 1 S: 5	H: 0 LOB: 0 BB: 0 P: 5	R: 0 E: 1 K: 0 S: 4	H: 0 LOB: 1 BB: 0 P: 4	1B: 3 2B: 0 3B: 0 HR: 0	SF: 0 SAC: 0 DP: 1 HBP: 0	WP: 0 PA: 33 PB: 0 SB: 0 CS: 1
<b>PITCHER</b>	IP WLS BF H R ER SO BB IBB HBP BLK WP HR S P ERA WHIP																		
Joe Price, L ERA: 2.28 (1,1)	6.0 W 22 3 1 1 5 2 0 0 0 0 0 30 38 1.50 0.833																		
Bill Scherrer, L ERA: 2.75 (7,1)	3.0 S 10 0 0 0 1 1 0 0 0 0 0 0 11 15 0.00 0.333																		

St. Louis Cardinals @ Cincinnati Reds  
Riverfront Stadium, Cincinnati, OH  
Mon May 23 1983, 7:05 PM EDT  
Att: 10,708 - Unknown


AB 29  
R 1  
H 3  
RBI 1  
BB 3  
SO 6  
LOB 9



Batter	1	2	3	4	5	6	7	8	9	AB	R	H	RBI	BB	SO	LOB	BOTTOM		
Gary Redus, R OBP: 0.339, SLG: 0.536 (1,7)	6-3		L9		FC6-4 S	F8				4	0	0	0	0	0	4			
Eddie Milner, L OBP: 0.368, SLG: 0.362 (1,8)	L9			BB BB	F7		4-3			3	0	0	0	1	0	1			
Dave Concepcion, R OBP: 0.325, SLG: 0.309 (1,6)	K			1B BB		P4	F8			3	0	0	0	1	1	0			
Johnny Bench, R OBP: 0.364, SLG: 0.510 (1,3)		4-3		BB 1B		2B BB	F9			3	1	1	0	1	0	0			
Ron Oester, S OBP: 0.352, SLG: 0.480 (1,4)		4-3		BB BB		2B 2B		G5-6-3 1B		3	1	2	0	1	0	0			
Paul Householder, S OBP: 0.379, SLG: 0.509 (1,9)				P6 BB		2B IBB		G5-6-3 1B		2	0	1	0	2	0	3			
Wayne Krenchicki, L OBP: 0.182, SLG: 0.219 (1,5)					P6			G5-6-3		4	0	1	2	0	0	6			
Dann Bilardello, R OBP: 0.200, SLG: 0.279 (1,2)			1-3				F8	F7		4	0	0	0	0	0	3			
Joe Price, R OBP: 0.200, SLG: 0.143 (1,1)										1	0	0	0	1	1	0			
Dan Driessen, L (6, PH) OBP: 0.376, SLG: 0.348 (6, PH)										0	0	0	0	1	0	0			
Bill Scherrer, L (6, PR) OBP: 0.667, SLG: 0.500 (7,1)					FC6-4 BB					0	0	0	0	0	0	0			
<b>Inning Stats</b>	R: 0 E: 0 K: 1 S: 5	H: 0 LOB: 0 BB: 0 P: 5	R: 0 E: 0 K: 0 S: 3	H: 0 LOB: 1 BB: 1 P: 7	R: 0 E: 0 K: 1 S: 5	H: 0 LOB: 0 BB: 0 P: 5	R: 0 E: 0 K: 0 S: 3	H: 1 LOB: 3 BB: 3 P: 15	R: 0 E: 0 K: 0 S: 3	H: 0 LOB: 1 BB: 1 P: 7	R: 2 E: 0 K: 0 S: 5	H: 2 LOB: 3 BB: 3 P: 17	R: 0 E: 0 K: 0 S: 3	H: 0 LOB: 0 BB: 0 P: 3	R: 0 E: 0 K: 0 S: 4	H: 2 LOB: 1 BB: 0 P: 4	1B: 3 2B: 2 3B: 0 HR: 0	SF: 0 SAC: 0 DP: 1 HBP: 0	WP: 0 PA: 35 PB: 0 SB: 1 CS: 0
<b>PITCHER</b>	IP WLS BF H R ER SO BB IBB HBP BLK WP HR S P ERA WHIP																		
Joaquin Andujar, R ERA: 3.39 (1,1)	7.0 L 31 3 2 2 2 6 2 0 0 0 0 0 27 59 2.57 1.286																		
Dave Vonohien, L ERA (8, 1)	0.2 3 2 0 0 0 0 0 0 0 0 0 0 3 3 0.00 3.000																		
Doug Bair, R ERA: 2.41 (8, 1)	0.1 1 0 0 0 0 0 0 0 0 0 0 0 1 1 0.00 0.000																		

St. Louis Cardinals @ Cincinnati Reds  
Riverfront Stadium, Cincinnati, OH  
Mon May 23 1983, 7:05 PM EDT  
Att: 10,708 - Unknown


AB 27  
R 2  
H 5  
RBI 2  
BB 8  
SO 2  
LOB 17










Batter	1	2	3	4	5	6	7	8	9	AB	R	H	RBI	BB	SO	LOB	TOP					
Tom Herr, S (1,4) Mike Ramsey, S (8,4) OBP: 0.382, SLG: 0.400 OBP: 0.329, SLG: 0.347	G3	F8				1B BB		6-3		4	2	1	1	1	0	2	<b>St. Louis Cardinals @ Cincinnati Reds</b> Riverfront Stadium, Cincinnati, OH Wed May 25 1983, 3:33 AM EDT Att: 15,023 - Overcast - 60 F  <b>AB 36</b> <b>R 7</b> <b>H 9</b> <b>RBI 7</b> <b>BB 5</b> <b>SO 9</b> <b>LOB 16</b> 					
Ken Oberkfell, L (1,5) OBP: 0.400, SLG: 0.383			F8			1B		G3		4	1	3	1	1	0	0						
Lonnie Smith, R (1,7) David Green, R (9,7) OBP: 0.373, SLG: 0.469 OBP: 0.302, SLG: 0.346	F8		F8			1B			G3	5	0	1	1	0	0	3						
Keith Hernandez, L (1,3) OBP: 0.364, SLG: 0.476			6-3			G3			K	4	0	0	1	1	2	3						
George Hendrick, R (1,9) OBP: 0.365, SLG: 0.520	F9		K			5-3			G3	5	0	0	0	0	1	3						
Willie McGee, S (1,8) OBP: 0.395, SLG: 0.404		K				4-3			L7	4	2	2	0	0	1	0						
Darrell Porter, L (1,2) OBP: 0.366, SLG: 0.495						4-3			K	4	1	2	2	0	1	1						
Ozzie Smith, S (1,6) OBP: 0.286, SLG: 0.284						4-3			L4	2	1	0	1	2	0	1						
John Stuper, R (1,1) OBP: 0.294, SLG: 0.250			K			K			K	4	0	0	0	0	4	3						
<b>Inning Stats</b>	R: 0 E: 0 K: 0 S: 3	H: 0 LOB: 2 BB: 2 P: 11	R: 0 E: 0 K: 2 S: 8	H: 1 LOB: 2 BB: 1 P: 12	R: 1 E: 0 K: 1 S: 6	H: 1 LOB: 0 BB: 0 P: 6	R: 1 E: 0 K: 1 S: 6	H: 1 LOB: 0 BB: 0 P: 6	R: 1 E: 0 K: 0 S: 4	H: 2 LOB: 1 BB: 1 P: 8	R: 4 E: 0 K: 2 S: 11	H: 4 LOB: 1 BB: 1 P: 15	R: 0 E: 0 K: 1 S: 6	H: 0 LOB: 0 BB: 0 P: 6	R: 0 E: 0 K: 1 S: 5	H: 0 LOB: 0 BB: 0 P: 5		R: 0 E: 0 K: 1 S: 5	H: 0 LOB: 0 BB: 0 P: 5	1B: 6 2B: 2 3B: 0 HR: 1	SF: 0 SAC: 0 DP: 0 HBP: 0	WP: 1 PB: 1 SB: 2 CS: 1
<b>PITCHER</b>	IP WLS BF H R ER SO BB IBB HBP BLK WP HR S P ERA WHIP																					
Ted Power, R (1,1) ERA: 3.43	5.0 L 26 7 6 6 4 5 0 0 0 0 0 1 29 49 10.80 2.400																					
Frank Pastore, R (6,1) ERA: 6.94	2.0 9 2 1 1 3 0 0 0 0 0 1 0 15 15 4.50 1.000																					
Rich Gale, R (8,1) ERA: 7.04	2.0 6 0 0 0 2 0 0 0 0 0 0 0 10 10 0.00 0.000																					

Batter	1	2	3	4	5	6	7	8	9	AB	R	H	RBI	BB	SO	LOB	BOTTOM					
Gary Redus, R (1,7) OBP: 0.331, SLG: 0.500	F6-4-3	P5							P3	4	1	0	0	1	0	4	<b>St. Louis Cardinals @ Cincinnati Reds</b> Riverfront Stadium, Cincinnati, OH Wed May 25 1983, 3:33 AM EDT Att: 15,023 - Overcast - 60 F  <b>AB 29</b> <b>R 2</b> <b>H 5</b> <b>RBI 1</b> <b>BB 6</b> <b>SO 5</b> <b>LOB 11</b> 					
Eddie Milner, L (1,8) OBP: 0.333, SLG: 0.353			K							3	0	0	0	1	1	1						
Dave Concepcion, R (1,6) OBP: 0.322, SLG: 0.308	G6-4-3		K							4	0	0	0	0	1	1						
Johnny Bench, R (1,3) OBP: 0.365, SLG: 0.500										3	0	2	0	1	0	0						
Ron Oester, S (1,4) OBP: 0.353, SLG: 0.475	L5									4	0	1	0	0	0	2						
Paul Hauscholder, S (1,9) OBP: 0.348, SLG: 0.459		P6	K							4	0	0	0	0	2	3						
Wayne Krenchicki, L (1,5) OBP: 0.216, SLG: 0.229										3	1	1	0	1	0	0						
Alex Trevino, R (1,2) Tom Foley, L (9, PH) OBP: 0.273, SLG: 0.269 OBP: 0.353, SLG: 0.286										2	0	1	0	1	0	0						
Ted Power, R (1,1) Frank Pastore, R (6,1) Duane Walker, L (7, PH) Rich Gale, R (8,1) Dan Driessen, L (9, PH) OBP: 0.333, SLG: 0.300 OBP: 0.380, SLG: 0.348										1	0	0	0	0	1	0						
<b>Inning Stats</b>	R: 1 E: 0 K: 0 S: 2	H: 0 LOB: 1 BB: 3 P: 14	R: 0 E: 0 K: 0 S: 3	H: 0 LOB: 2 BB: 2 P: 11	R: 0 E: 0 K: 3 S: 11	H: 2 LOB: 0 BB: 0 P: 11	R: 0 E: 0 K: 1 S: 5	H: 0 LOB: 0 BB: 0 P: 5	R: 0 E: 0 K: 0 S: 3	H: 1 LOB: 0 BB: 0 P: 3	R: 0 E: 0 K: 0 S: 5	H: 2 LOB: 1 BB: 0 P: 5	R: 0 E: 1 K: 1 S: 6	H: 0 LOB: 1 BB: 0 P: 6	R: 0 E: 0 K: 0 S: 3	H: 0 LOB: 1 BB: 1 P: 7		R: 0 E: 0 K: 0 S: 3	H: 0 LOB: 1 BB: 1 P: 7	1B: 5 2B: 0 3B: 0 HR: 0	SF: 1 SAC: 1 DP: 2 HBP: 0	WP: 1 PB: 0 SB: 1 CS: 0
<b>PITCHER</b>	IP WLS BF H R ER SO BB IBB HBP BLK WP HR S P ERA WHIP																					
John Stuper, R (1,1) ERA: 3.61	9.0 W 37 5 2 1 5 6 0 0 0 0 1 0 41 65 1.00 1.222																					











Batter	1	2	3	4	5	6	7	8	9	AB	R	H	RBI	BB	SO	LOB	TOP								
Lee Lacy, R OBP: 0.306, SLG: 0.365 (1, 7)	5-3	F8			F4			K		4	0	0	0	0	1	1	<b>Pittsburgh Pirates @ Cincinnati Reds</b> Riverfront Stadium, Cincinnati, OH Sat May 28 1983, 3:33 AM EDT Att: 23,994 - Unknown								
Lee Mazzilli, S OBP: 0.399, SLG: 0.421 Brian Harper, R OBP: 0.115, SLG: 0.360 (1, 8)	K		F2		F6		F6		1	0	0	0	0	1	0	3									
Bill Madlock, R OBP: 0.373, SLG: 0.397 (1, 5)	BB		F8		1B			F7	3	1	1	0	1	0	0	0									
Jason Thompson, L OBP: 0.364, SLG: 0.432 (1, 3)	G3		K		K			L9	4	0	0	0	0	2	2	0									
Jim Morrison, R OBP: 0.294, SLG: 0.250 (1, 4)		F8		G6-4-3 1B				F6	4	0	2	1	0	0	0	0									
Dave Parker, L OBP: 0.288, SLG: 0.328 (1, 9)		2B		F8			F6		3	1	1	0	0	0	1	0									
Tony Peña, R OBP: 0.254, SLG: 0.293 (1, 2)		F3		G6-4-3 1-2			F4		3	0	0	0	0	0	2	0									
Dale Berra, R OBP: 0.273, SLG: 0.341 (1, 6)		1B		F7			F7		3	1	1	1	0	0	0	0									
Rick Rhoden, R OBP: 0.160, SLG: 0.200 Richie Hebner, L OBP: 0.393, SLG: 0.286 Rod Scurry, L (8, 1)		1B		6-3			K		2	0	1	1	0	0	0	0									
<b>Inning Stats</b>	R: 0 E: 0 K: 1 S: 5	H: 0 LOB: 1 BB: 1 P: 9	R: 2 E: 0 K: 0 S: 6	H: 3 LOB: 1 BB: 0 P: 6	R: 0 E: 0 K: 1 S: 5	H: 0 LOB: 0 BB: 0 P: 5	R: 0 E: 0 K: 0 S: 3	H: 1 LOB: 0 BB: 0 P: 3	R: 0 E: 0 K: 0 S: 3	H: 0 LOB: 0 BB: 0 P: 3	R: 1 E: 0 K: 0 S: 6	H: 2 LOB: 1 BB: 0 P: 6	R: 0 E: 0 K: 0 S: 3	H: 0 LOB: 0 BB: 0 P: 3	R: 0 E: 0 K: 0 S: 7	H: 0 LOB: 0 BB: 0 P: 7	R: 0 E: 0 K: 0 S: 3	H: 0 LOB: 0 BB: 0 P: 3	1B: 3 2B: 3 3B: 0 HR: 0	SF: 0 SAC: 0 DP: 1 HBP: 0	WP: 0 PB: 0 SB: 0 CS: 0	PA: 32			
<b>PITCHER</b>	IP	WLS	BF	H	R	ER	SO	BB	IBB	HBP	BLK	WP	HR	S	P	ERA	WHIP								
Joe Price, L ERA: 2.48 Ben Hayes, R ERA: 9.24 Bill Scherrer, L ERA: 2.39	(1, 1)	7.0	26	6	3	3	3	1	0	0	0	0	0	31	35	3.86	1.000								

Batter	1	2	3	4	5	6	7	8	9	AB	R	H	RBI	BB	SO	LOB	BOTTOM								
Gary Redus, R OBP: 0.364, SLG: 0.513 (1, 7)	CS 1B		FC5-4 1-2 3-H		F9			WP S 1B		4	1	2	1	0	0	1	<b>Pittsburgh Pirates @ Cincinnati Reds</b> Riverfront Stadium, Cincinnati, OH Sat May 28 1983, 3:33 AM EDT Att: 23,994 - Unknown								
Eddie Milner, L OBP: 0.369, SLG: 0.359 (1, 8)	6-3 1-2		CS 1-2	F7	F6			F2 1-H		4	0	0	0	0	1	0									
Dave Concepcion, R OBP: 0.326, SLG: 0.313 (1, 6)	K			5-3		6-3		S 2B		4	0	1	0	0	1	0									
Dan Driessen, L OBP: 0.374, SLG: 0.342 (1, 3)		4-3		WP BB 1B 1B		6-3		G3 2-3		4	1	1	0	0	0	1									
Ron Oester, S OBP: 0.346, SLG: 0.471 (1, 4)	K			1B 1B BB		4-3		6-3		3	1	0	0	1	1	1									
Paul Householder, S OBP: 0.333, SLG: 0.425 (1, 9)	6-3			1B 1-3 2-H			K			3	0	1	1	0	1	0									
Wayne Krenchicki, L OBP: 0.273, SLG: 0.310 (1, 5)			1B FC5-4 2B	1-2 3-H 1B	FC6-4 1B		F9			3	1	2	1	0	0	0									
Dann Bilardello, R OBP: 0.234, SLG: 0.320 Tom Foley, L OBP: 0.333, SLG: 0.267 Alex Trevino, R OBP: 0.281, SLG: 0.302 (1, 2)				1B 1-2 3-H 1B	FC6-4 1B			PB 1B		3	0	2	0	0	0	2									
Joe Price, R OBP: 0.176, SLG: 0.125 Duane Walker, L OBP: 0.373, SLG: 0.500 Ben Hayes, R Bill Scherrer, L OBP: 0.667, SLG: 0.500 (1, 1)				K		6-3		K 1-2		2	0	0	0	0	1	2									
<b>Inning Stats</b>	R: 0 E: 0 K: 1 S: 5	H: 1 LOB: 0 BB: 0 P: 5	R: 0 E: 0 K: 1 S: 5	H: 0 LOB: 0 BB: 0 P: 5	R: 1 E: 0 K: 1 S: 6	H: 2 LOB: 0 BB: 0 P: 6	R: 2 E: 0 K: 0 S: 6	H: 3 LOB: 2 BB: 1 P: 10	R: 0 E: 0 K: 0 S: 3	H: 0 LOB: 0 BB: 0 P: 3	R: 0 E: 0 K: 0 S: 3	H: 0 LOB: 0 BB: 0 P: 3	R: 0 E: 0 K: 2 S: 8	H: 1 LOB: 2 BB: 0 P: 8	R: 0 E: 0 K: 0 S: 5	H: 2 LOB: 1 BB: 0 P: 5	R: 1 E: 0 K: 0 S: 5	H: 2 LOB: 1 BB: 0 P: 5	1B: 7 2B: 2 3B: 0 HR: 0	SF: 0 SAC: 0 DP: 0 HBP: 0	WP: 2 PB: 1 SB: 3 CS: 2	PA: 33			
<b>PITCHER</b>	IP	WLS	BF	H	R	ER	SO	BB	IBB	HBP	BLK	WP	HR	S	P	ERA	WHIP								
Rick Rhoden, R ERA: 2.97 Rod Scurry, L ERA: 2.35	(1, 1)	7.0	27	7	3	3	5	1	0	0	0	1	0	36	40	3.86	1.143								







Batter	1	2	3	4	5	6	7	8	9	AB	R	H	RBI	BB	SO	LOB	TOP								
<b>Gary Redus, R</b> OBP: 0.355, SLG: 0.488 (1, 7)										4	0	1	0	0	0	1	<b>Cincinnati Reds @ St. Louis Cardinals</b> Busch Stadium, St. Louis, MO Mon May 30 1983, 3:33 AM CDT Att: 39,735 - Unknown								
<b>Eddie Milner, L</b> OBP: 0.365, SLG: 0.356 (1, 8)										4	0	1	0	0	0	2									
<b>Dave Concepcion, R</b> <b>Tom Foley, L</b> OBP: 0.320, SLG: 0.306 OBP: 0.316, SLG: 0.250 (1, 6) (6, 6)										3	0	1	0	0	0	2									
<b>Dan Driessen, L</b> OBP: 0.382, SLG: 0.376 (1, 3)										4	1	2	0	0	1	2									
<b>Ron Oester, S</b> OBP: 0.342, SLG: 0.472 (1, 4)										4	0	1	0	0	0	2									
<b>Paul Householder, S</b> OBP: 0.349, SLG: 0.470 (1, 9)										3	0	0	0	1	0	2									
<b>Wayne Krenchicki, L</b> OBP: 0.309, SLG: 0.326 (1, 5)										3	0	2	0	0	0	0									
<b>Dann Bilardello, R</b> <b>Ben Hayes, R</b> <b>Duane Walker, L</b> OBP: 0.241, SLG: 0.321 OBP: 0.358, SLG: 0.478 (1, 2) (8, 1) (9, PH)										3	0	0	0	0	0	3									
<b>Ted Power, R</b> <b>Rich Gale, R</b> <b>Alan Knicely, R</b> OBP: 0.308, SLG: 0.273 OBP: 0.200, SLG: 0.200 (1, 1) (3, 1) (8, PH)										1	0	0	0	0	1	0									
<b>Inning Stats</b>	R: 0 E: 0 K: 1 S: 6	H: 1 LOB: 1 BB: 0 P: 6	R: 0 E: 0 K: 0 S: 4	H: 2 LOB: 1 BB: 0 P: 4	R: 0 E: 0 K: 1 S: 6	H: 1 LOB: 1 BB: 0 P: 6	R: 0 E: 0 K: 0 S: 3	H: 1 LOB: 0 BB: 0 P: 3	R: 0 E: 0 K: 1 S: 5	H: 0 LOB: 0 BB: 0 P: 5	R: 0 E: 0 K: 0 S: 4	H: 1 LOB: 1 BB: 0 P: 4	R: 0 E: 0 K: 0 S: 4	H: 1 LOB: 1 BB: 0 P: 4	R: 0 E: 0 K: 0 S: 4	H: 1 LOB: 1 BB: 0 P: 4		R: 1 E: 0 K: 1 S: 6	H: 1 LOB: 2 BB: 1 P: 11	1B: 8 2B: 1 3B: 0 HR: 0	SF: 0 SAC: 0 DP: 2 HBP: 1	WP: 1 PB: 0 SB: 1 CS: 0	PA: 36		
<b>PITCHER</b> <b>John Stuper, R</b> ERA: 3.23 (1, 1)	IP: 9.0 WLS: 7 BF: 36	H: 9 R: 1 ER: 1 SO: 4	BB: 1 IBB: 0 HBP: 1 BLK: 0	WP: 1 HR: 0 S: 42 P: 47	ERA: 1.00 WHIP: 1.111																				

AB	34
R	1
H	9
RBI	1
BB	1
SO	4
LOB	19



Batter	1	2	3	4	5	6	7	8	9	AB	R	H	RBI	BB	SO	LOB	BOTTOM								
<b>Tom Herr, S</b> <b>Rafael Santana, R</b> OBP: 0.370, SLG: 0.360 OBP: 0.500, SLG: 0.400 (1, 4) (7, PR)										4	2	3	0	1	0	0	<b>Cincinnati Reds @ St. Louis Cardinals</b> Busch Stadium, St. Louis, MO Mon May 30 1983, 3:33 AM CDT Att: 39,735 - Unknown								
<b>Ken Oberkfell, L</b> OBP: 0.395, SLG: 0.390 (1, 5)										5	1	1	0	0	0	5									
<b>Lonnie Smith, R</b> <b>David Green, R</b> OBP: 0.366, SLG: 0.446 OBP: 0.303, SLG: 0.346 (1, 7) (6, PR)										3	0	1	1	0	0	3									
<b>Keith Hernandez, L</b> OBP: 0.355, SLG: 0.473 (1, 3)										5	1	2	1	0	0	3									
<b>George Hendrick, R</b> OBP: 0.373, SLG: 0.507 (1, 9)										4	0	1	1	0	0	3									
<b>Willie McGee, S</b> OBP: 0.380, SLG: 0.411 (1, 8)										4	2	2	0	1	0	0									
<b>Darrell Porter, L</b> <b>Glenn Brummer, R</b> OBP: 0.556, SLG: 0.500 OBP: 0.421, SLG: 0.500 (1, 2) (8, 2)										4	1	2	4	0	1	2									
<b>Ozzie Smith, S</b> OBP: 0.278, SLG: 0.267 (1, 6)										2	1	0	0	2	0	2									
<b>John Stuper, R</b> OBP: 0.286, SLG: 0.250 (1, 1)										4	1	1	0	0	2	2									
<b>Inning Stats</b>	R: 4 E: 0 K: 1 S: 8	H: 3 LOB: 2 BB: 3 P: 20	R: 1 E: 0 K: 0 S: 5	H: 2 LOB: 1 BB: 0 P: 5	R: 2 E: 1 K: 0 S: 7	H: 3 LOB: 2 BB: 0 P: 7	R: 0 E: 0 K: 1 S: 7	H: 2 LOB: 2 BB: 0 P: 7	R: 0 E: 0 K: 1 S: 5	H: 0 LOB: 0 BB: 0 P: 5	R: 0 E: 0 K: 0 S: 4	H: 2 LOB: 2 BB: 0 P: 4	R: 2 E: 1 K: 0 S: 6	H: 2 LOB: 2 BB: 1 P: 10	R: 0 E: 0 K: 1 S: 5	H: 0 LOB: 0 BB: 0 P: 5		1B: 10 2B: 1 3B: 2 HR: 1	SF: 2 SAC: 0 DP: 0 HBP: 0	WP: 2 PB: 0 SB: 1 CS: 0	PA: 43				
<b>PITCHER</b> <b>Ted Power, R</b> <b>Rich Gale, R</b> <b>Ben Hayes, R</b> ERA: 4.54 ERA: 6.59 ERA: 9.82 (1, 1) (3, 1) (8, 1)	IP: 2.1 WLS: 1 BF: 18	H: 7 R: 7 ER: 6 SO: 1	BB: 2 IBB: 1 HBP: 0 BLK: 0	WP: 1 HR: 1 S: 17 P: 29	ERA: 23.14 WHIP: 3.857																				

AB	37
R	9
H	14
RBI	8
BB	4
SO	4
LOB	20





Batter	1	2	3	4	5	6	7	8	9	AB	R	H	RBI	BB	SO	LOB	TOP										
Gary Redus, R OBP: 0.349, SLG: 0.472 (1, 7)	6-3		P4		F7		6-3		E BB BB	4	0	0	0	1	0	0	<b>Cincinnati Reds @ St. Louis Cardinals</b> Busch Stadium, St. Louis, MO Tue May 31 1983, 7:05 PM CDT Att: 29,428 - Unknown  <a href="http://livebaseballscorecards.com">livebaseballscorecards.com</a>										
Eddie Milner, L OBP: 0.365, SLG: 0.360 (1, 8)	G3		6-3		K		WP 2B		E BB	4	0	1	0	1	1	0											
Dan Driessen, L OBP: 0.369, SLG: 0.362 (1, 3)	4-3		F8		F9		F7		E5	5	0	0	0	0	0	3											
Johnny Bench, R OBP: 0.341, SLG: 0.459 (1, 5)		6-3		6-3		G3	1-3		F7	5	0	0	0	0	0	4											
Kelly Paris, R OBP: 0.200, SLG: 0.241 (9, 5)										0	0	0	0	0	0	0											
Ron Oester, S OBP: 0.351, SLG: 0.478 (1, 4)		3-6-1 1B BB		1B 2B		BB BLK BB			3-1	2	2	1	0	2	0	0											
Paul Householder, S OBP: 0.344, SLG: 0.402 (1, 9)		3-6-1 1-2		FC5 2H 1B		F5			K	4	0	1	1	0	1	2											
Alan Knicely, R OBP: 0.263, SLG: 0.222 (1, 2)		1B 2H 1B		1-3		BB 1-2 BB			L9	3	0	1	1	1	0	1											
Tom Foley, L OBP: 0.391, SLG: 0.278 (1, 6)		1-2 1B		IBB		1-2 2-3 BB			F8	2	0	1	0	2	0	0											
Charlie Puleo, R (1, 1)									K	3	0	0	0	0	1	7											
Bill Scherrer, L OBP: 0.500, SLG: 0.333 (8, 1)				FC5 2-3		L1			K	1	0	0	0	0	1	0											
<b>Inning Stats</b>	R: 0 E: 0 K: 0 S: 3	H: 0 LOB: 0 BB: 0 P: 3	R: 1 E: 0 K: 1 S: 7	H: 2 LOB: 2 BB: 1 P: 11	R: 0 E: 0 K: 0 S: 3	H: 0 LOB: 0 BB: 0 P: 3	R: 1 E: 0 K: 0 S: 5	H: 2 LOB: 2 BB: 1 P: 9	R: 0 E: 0 K: 1 S: 5	H: 0 LOB: 0 BB: 0 P: 5	R: 0 E: 0 K: 0 S: 4	H: 1 LOB: 1 BB: 0 P: 4	R: 0 E: 0 K: 1 S: 5	H: 0 LOB: 0 BB: 2 P: 5	R: 0 E: 1 K: 1 S: 6	H: 0 LOB: 3 BB: 2 P: 14	1B: 3 2B: 2 3B: 0 HR: 0	SF: 0 SAC: 0 DP: 0 HBP: 0	WP: 1 PB: 0 SB: 0 CS: 0	PA: 40							
<b>PITCHER</b>	IP	WLS	BF	H	R	ER	SO	BB	IBB	HBP	BLK	WP	HR	S	P	ERA	WHIP										
Joaquin Andujar, R ERA: 2.99 (1, 1)	8.0	L	34	5	2	2	3	4	1	0	1	1	0	35	55	2.25	1.125										
Doug Bair, R ERA: 2.21 (9, 1)	0.2		3	0	0	0	1	1	0	0	0	0	0	4	8	0.00	1.500										
Jim Kaat, L ERA: 4.63 (9, 1)	0.0		2	0	0	0	0	1	0	0	0	0	0	1	5	∞	∞										
Jeff Lahti, R ERA: 4.12 (9, 1)	0.1		1	0	0	0	0	0	0	0	0	0	0	1	1	0.00	0.000										

Batter	1	2	3	4	5	6	7	8	9	AB	R	H	RBI	BB	SO	LOB	BOTTOM										
Tom Herr, S OBP: 0.369, SLG: 0.352 (1, 4)			F9		G3			SH3-4 1-2		2	0	0	0	1	0	0	<b>Cincinnati Reds @ St. Louis Cardinals</b> Busch Stadium, St. Louis, MO Tue May 31 1983, 7:05 PM CDT Att: 29,428 - Unknown  <a href="http://livebaseballscorecards.com">livebaseballscorecards.com</a>										
Ken Oberkfell, L OBP: 0.400, SLG: 0.391 (1, 5)					P6			F9		2	0	1	0	1	0	0											
David Green, R OBP: 0.300, SLG: 0.341 (8, PH) (9, 7)										1	0	0	0	0	0	2											
Lonnie Smith, R OBP: 0.358, SLG: 0.436 (1, 7)					F9			F9		4	0	0	0	0	0	4											
Doug Bair, R (9, 1)										0	0	0	0	0	0	0											
Jim Kaat, L (9, 1)										0	0	0	0	0	0	0											
Jeff Lahti, R (9, 1)										0	0	0	0	0	0	0											
Keith Hernandez, L OBP: 0.358, SLG: 0.468 (1, 3)					1B BB			F7		2	1	0	0	2	1	1											
George Hendrick, R OBP: 0.377, SLG: 0.507 (1, 9)								6-3		4	0	2	0	0	0	2											
Willie McGee, S OBP: 0.376, SLG: 0.405 (1, 8)										4	0	1	1	0	0	2											
Darrell Porter, L OBP: 0.438, SLG: 0.496 (1, 2)										3	0	1	0	1	1	3											
Mike Ramsey, S OBP: 0.326, SLG: 0.354 (9, PR) (9, PR)					6-3					0	0	0	0	0	0	0											
Ozzie Smith, S OBP: 0.272, SLG: 0.261 (1, 6)										4	0	0	0	0	1	3											
Joaquin Andujar, S OBP: 0.154, SLG: 0.154 (1, 1)										2	0	0	0	0	2	0											
Steve Braun, L OBP: 0.438, SLG: 0.250 (8, PH) (9, PR)										1	0	1	0	0	0	0											
Rafael Santana, R OBP: 0.500, SLG: 0.400 (9, 5)										0	0	0	0	0	0	0											
<b>Inning Stats</b>	R: 0 E: 0 K: 0 S: 1	H: 0 LOB: 0 BB: 2 P: 9	R: 0 E: 0 K: 1 S: 5	H: 0 LOB: 1 BB: 1 P: 9	R: 0 E: 0 K: 1 S: 5	H: 0 LOB: 0 BB: 0 P: 5	R: 1 E: 0 K: 0 S: 5	H: 2 LOB: 2 BB: 1 P: 9	R: 0 E: 0 K: 2 S: 7	H: 0 LOB: 0 BB: 0 P: 7	R: 0 E: 0 K: 0 S: 4	H: 1 LOB: 1 BB: 0 P: 4	R: 0 E: 0 K: 0 S: 3	H: 1 LOB: 2 BB: 0 P: 3	R: 0 E: 0 K: 0 S: 4	H: 1 LOB: 2 BB: 0 P: 4	R: 0 E: 0 K: 1 S: 6	H: 1 LOB: 2 BB: 1 P: 10	1B: 6 2B: 0 3B: 0 HR: 0	SF: 0 SAC: 1 DP: 1 HBP: 0	WP: 0 PB: 0 SB: 0 CS: 2	PA: 35					
<b>PITCHER</b>	IP	WLS	BF	H	R	ER	SO	BB	IBB	HBP	BLK	WP	HR	S	P	ERA	WHIP										
Charlie Puleo, R ERA: 6.08 (1, 1)	7.0	W	27	5	1	1	4	4	0	0	0	0	0	31	47	1.29	1.286										
Bill Scherrer, L ERA: 2.45 (8, 1)	2.0	S	8	1	0	0	1	1	0	0	0	0	0	9	13	0.00	1.000										





Batter	1	2	3	4	5	6	7	8	9	AB	R	H	RBI	BB	SO	LOB	TOP		
Gary Redus, R (1.7)	F8			SH1-3 SF7 1B					F8	4	1	2	0	0	0	0	<b>Cincinnati Reds @ St. Louis Cardinals</b> Busch Stadium, St. Louis, MO Wed Jun 01 1983, 7:05 PM CDT Att: 25,497 - Unknown		
Eddie Milner, L (1.8)	6-3			SH1-3 1-3					P6	3	0	0	0	0	0	1			
Cesar Cedeno, R (1.3)	K			SF7					E DI 2B 1B	3	1	2	1	0	1	0			
Johnny Bench, R (1.5)				5-3					E5 2B 1B	4	1	0	0	0	1	2			
Paul Householder, S (1.9)	F8								1B 2B	4	0	1	1	0	0	1			
Ron Oester, S (1.4)	K								1B	4	0	1	1	0	1	1			
Kelly Paris, R (1.6)				6-3					F8	4	0	0	0	0	0	2			
Alex Trevino, R (1.2)				P4					F8	3	0	0	0	0	0	0			
Mario Soto, R (1.1)				6-3						1	0	0	0	0	0	0			
Dann Bilardello, R (6, PH)										1	0	0	0	0	0	0			
Frank Pastore, R (6, PH)										0	0	0	0	0	0	0			
Alan Knicely, R (8, PH)										1	0	0	0	0	0	0			
Ben Hayes, R (8, 1)										0	0	0	0	0	0	0			
<b>Inning Stats</b>	R: 0 E: 0 K: 1 S: 5	H: 0 LOB: 0 BB: 0 P: 5	R: 0 E: 0 K: 1 S: 5	H: 0 LOB: 0 BB: 0 P: 5	R: 0 E: 0 K: 0 S: 3	H: 0 LOB: 0 BB: 0 P: 3	R: 1 E: 0 K: 0 S: 4	H: 1 LOB: 0 BB: 0 P: 4	R: 0 E: 0 K: 0 S: 3	H: 0 LOB: 0 BB: 0 P: 3	R: 0 E: 0 K: 1 S: 6	H: 1 LOB: 1 BB: 0 P: 6	R: 0 E: 0 K: 0 S: 3	H: 0 LOB: 0 BB: 0 P: 3	R: 2 E: 1 K: 0 S: 7	H: 3 LOB: 2 BB: 0 P: 7	1B: 3 2B: 2 3B: 1 HR: 0	SF: 1 SAC: 1 DP: 0 HBP: 0	WP: 0 PA: 34 PB: 0 SB: 1 CS: 0
<b>PITCHER</b>	IP WLS BF H R ER SO BB IBB HBP BLK WP HR S P ERA WHIP																		
John Martin, L (1.1)	8.2 W 32 5 3 1 3 0 0 0 0 0 0 0 38 38 1.04 0.577																		
Dave Vonohlen, L (9.1)	0.1 2 1 0 0 0 0 0 0 0 0 0 0 2 2 0.00 3.000																		

Batter	1	2	3	4	5	6	7	8	9	AB	R	H	RBI	BB	SO	LOB	BOTTOM		
Tom Herr, S (1.4)	1-3 G3 BB									2	1	2	0	2	0	0	<b>Cincinnati Reds @ St. Louis Cardinals</b> Busch Stadium, St. Louis, MO Wed Jun 01 1983, 7:05 PM CDT Att: 25,497 - Unknown		
Mike Ramsey, S (7, FR)										1	0	1	0	0	0	0			
Ken Oberkfell, L (1.5)	G3									4	2	2	1	0	0	2			
Willie McGee, S (1.8)	1-3									4	1	1	1	1	0	3			
Keith Hernandez, L (1.3)	3-1									4	0	0	1	0	0	4			
George Hendrick, R (1.9)	K									4	0	1	2	0	1	0			
Dane Iorg, L (1.7)	F7									3	0	0	0	0	0	1			
David Green, R (6.7)										1	1	1	0	0	0	0			
Darrell Porter, L (1.2)										2	1	0	0	2	1	0			
Ozzie Smith, S (1.6)	K									4	1	1	0	0	1	3			
John Martin, S (1.1)										4	1	2	3	0	0	0			
Dave Vonohlen, L (9.1)										0	0	0	0	0	0	0			
<b>Inning Stats</b>	R: 0 E: 0 K: 0 S: 3	H: 0 LOB: 1 BB: 1 P: 7	R: 0 E: 0 K: 2 S: 7	H: 0 LOB: 1 BB: 1 P: 11	R: 0 E: 0 K: 0 S: 4	H: 1 LOB: 0 BB: 0 P: 4	R: 0 E: 0 K: 0 S: 3	H: 0 LOB: 0 BB: 0 P: 3	R: 5 E: 1 K: 0 S: 8	H: 4 LOB: 1 BB: 1 P: 12	R: 0 E: 0 K: 1 S: 5	H: 0 LOB: 0 BB: 0 P: 5	R: 1 E: 0 K: 0 S: 4	H: 3 LOB: 1 BB: 0 P: 4	R: 2 E: 0 K: 0 S: 5	H: 3 LOB: 2 BB: 1 P: 9	1B: 8 2B: 4 3B: 0 HR: 0	SF: 0 SAC: 0 DP: 1 HBP: 0	WP: 0 PA: 37 PB: 0 SB: 1 CS: 0
<b>PITCHER</b>	IP WLS BF H R ER SO BB IBB HBP BLK WP HR S P ERA WHIP																		
Mario Soto, R (1.1)	5.0 L 24 5 5 3 2 3 0 0 0 0 0 0 25 37 5.40 1.600																		
Frank Pastore, R (6.1)	2.0 7 3 1 1 1 0 0 0 0 0 0 9 9 4.50 1.500																		
Ben Hayes, R (8.1)	1.0 6 3 2 2 0 0 0 1 0 0 0 0 5 9 18.00 3.000																		



Batter	1	2	3	4	5	6	7	8	9	AB	R	H	RBI	BB	SO	LOB	TOP					
Omar Moreno, L (1, 8) OBP: 0.298, SLG: 0.341	4-0 S E BB		0-3 K					0-0 P1		3	0	1	1	1	1	0	<b>Houston Astros @ Cincinnati Reds</b> Riverfront Stadium, Cincinnati, OH Fri Jun 03 1983, 7:05 PM EDT Att: 8,470 - Unknown					
Kevin Bass, S (1, 9) OBP: 0.304, SLG: 0.394	0-0 5-3		0-0 CS 1B				0-0 F7			4	0	1	0	0	0	2						
Dickie Thon, R (1, 6) OBP: 0.338, SLG: 0.442	0-3 K		0-0 P6					0-0 2B		4	0	2	0	0	1	2						
Phil Garner, R (1, 5) OBP: 0.342, SLG: 0.400	4-0 BB			0-0 P4				0-0 F6		2	0	0	0	2	0	1						
Jose Cruz, L (1, 7) OBP: 0.379, SLG: 0.390	0-0 F8			0-3 K				0-0 BB		4	0	0	0	0	1	5						
Ray Knight, R (1, 3) OBP: 0.367, SLG: 0.488		0-0 F6		0-3 K				0-0 F7		4	0	0	0	0	1	1						
Bill Doran, S (1, 4) OBP: 0.333, SLG: 0.272		0-0 F8			4-0 SH2-4 1B BB			0-0 F9		3	1	0	0	1	0	0						
Luis Pujols, R (1, 2) OBP: 0.302, SLG: 0.300		0-0 E1			0-0 F7			0-0 F3	0-3 K	3	0	0	0	0	0	1						
Tim Tolman, R (9, PH) OBP: 0.389, SLG: 0.733										1	0	0	0	0	1	0						
Joe Niekro, R (1, 1) OBP: 0.083, SLG: 0.083		0-0 F8			0-0 SH2-4			0-3 K		1	0	0	0	0	0	1						
Tony Scott, S (7, PH) OBP: 0.248, SLG: 0.301										1	0	0	0	0	1	0						
Frank LaCorte, R (7, 1)										0	0	0	0	0	0	0						
<b>Inning Stats</b>	R: 0 E: 1 K: 1 S: 5	H: 0 LOB: 2 BB: 2 P: 13	R: 0 E: 1 K: 0 S: 4	H: 0 LOB: 1 BB: 0 P: 4	R: 0 E: 0 K: 1 S: 5	H: 1 LOB: 0 BB: 0 P: 5	R: 0 E: 0 K: 2 S: 7	H: 0 LOB: 0 BB: 0 P: 7	R: 1 E: 0 K: 0 S: 4	H: 1 LOB: 1 BB: 1 P: 8	R: 0 E: 0 K: 0 S: 4	H: 1 LOB: 1 BB: 0 P: 4	R: 0 E: 0 K: 1 S: 5	H: 0 LOB: 0 BB: 0 P: 5	R: 0 E: 0 K: 0 S: 4	H: 1 LOB: 2 BB: 1 P: 8	R: 0 E: 0 K: 1 S: 5	H: 0 LOB: 0 BB: 0 P: 5	1B: 2 2B: 2 3B: 0 HR: 0	SF: 0 SAC: 1 DP: 0 HBP: 0	WP: 0 PB: 0 SB: 1 CS: 1	PA: 35
<b>PITCHER</b> Joe Price, L (1, 1) ERA: 2.27	IP: 9.0 WLS: W BF: 35 H: 4 R: 1 ER: 1 SO: 6 BB: 4 IBB: 0 HBP: 0 BLK: 0 WP: 0 HR: 0 S: 43 P: 59 ERA: 1.00 WHIP: 0.889															<b>PITCHER</b>						

AB	30
R	1
H	4
RBI	1
BB	4
SO	6
LOB	13



Batter	1	2	3	4	5	6	7	8	9	AB	R	H	RBI	BB	SO	LOB	BOTTOM			
Gary Redus, R (1, 7) OBP: 0.351, SLG: 0.489	0-3 K		0-3 K					0-0 F7		4	1	1	0	0	2	0	<b>Houston Astros @ Cincinnati Reds</b> Riverfront Stadium, Cincinnati, OH Fri Jun 03 1983, 7:05 PM EDT Att: 8,470 - Unknown			
Eddie Milner, L (1, 8) OBP: 0.360, SLG: 0.359	0-0 2B		0-0 G3				0-0 SH1-3			3	0	1	0	0	0	0				
Cesar Cedeno, R (1, 9) OBP: 0.353, SLG: 0.395	0-0 F7		0-0 3-1				0-0 SF7			3	0	0	1	0	0	1				
Paul Householder, S (9, 9)										0	0	0	0	0	0	0				
Johnny Bench, R (1, 5) OBP: 0.326, SLG: 0.439	0-0 6-3						0-0 6-3			4	0	0	0	0	0	1				
Wayne Krenchicki, L (9, 5) OBP: 0.306, SLG: 0.326										0	0	0	0	0	0	0				
Dan Driessen, L (1, 3) OBP: 0.363, SLG: 0.353		0-0 4-3		0-0 4-3				0-0 1-3		3	0	0	0	0	0	0				
Ron Oester, S (1, 4) OBP: 0.353, SLG: 0.478		0-0 2B 2B		4-0 1B 2B BB				0-0 F6		2	2	1	0	1	0	0				
Dave Concepcion, R (1, 6) OBP: 0.320, SLG: 0.307		0-3 K		0-0 2B 1B				0-0 6-3		3	0	1	0	0	1	1				
Dann Bilardello, R (1, 2) OBP: 0.264, SLG: 0.365		0-0 2H 2B		0-0 1-3 2H 2B				0-0 CS 1B		3	0	3	2	0	0	0				
Joe Price, R (1, 1) OBP: 0.150, SLG: 0.105		0-0 G3		0-0 2-3				0-3 K		3	0	0	0	0	1	4				
<b>Inning Stats</b>	R: 0 E: 0 K: 1 S: 6	H: 1 LOB: 1 BB: 0 P: 6	R: 1 E: 0 K: 1 S: 7	H: 2 LOB: 1 BB: 0 P: 7	R: 0 E: 0 K: 1 S: 5	H: 0 LOB: 0 BB: 0 P: 5	R: 1 E: 0 K: 0 S: 5	H: 2 LOB: 2 BB: 1 P: 9	R: 1 E: 0 K: 0 S: 4	H: 1 LOB: 0 BB: 0 P: 4	R: 0 E: 0 K: 0 S: 3	H: 0 LOB: 0 BB: 0 P: 3	R: 0 E: 0 K: 1 S: 5	H: 1 LOB: 0 BB: 0 P: 5	R: 0 E: 1 K: 0 S: 3	H: 0 LOB: 0 BB: 0 P: 3	1B: 2 2B: 5 3B: 0 HR: 0	SF: 1 SAC: 1 DP: 0 HBP: 0	WP: 0 PB: 0 SB: 0 CS: 1	PA: 31
<b>PITCHER</b> Joe Niekro, R (1, 1) ERA: 4.15	IP: 6.0 WLS: L BF: 25 H: 6 R: 3 ER: 3 SO: 3 BB: 1 IBB: 0 HBP: 0 BLK: 0 WP: 0 HR: 0 S: 30 P: 34 ERA: 4.50 WHIP: 1.167															<b>PITCHER</b>				
Frank LaCorte, R (7, 1) ERA: 4.15	IP: 2.0 WLS: L BF: 6 H: 1 R: 0 ER: 0 SO: 1 BB: 0 IBB: 0 HBP: 0 BLK: 0 WP: 0 HR: 0 S: 8 P: 8 ERA: 0.00 WHIP: 0.500															<b>PITCHER</b>				





Batter	1	2	3	4	5	6	7	8	9	AB R H RBI BB SO LOB	TOP											
<b>Omar Moreno, L</b> (1, 8) OBP: 0.299, SLG: 0.348	E6	K2-3			6-3	4-3		G4-6-3 BB	1B 3B	5 1 1 1 1 1 2	<b>Houston Astros @ Cincinnati Reds</b> Riverfront Stadium, Cincinnati, OH Sat Jun 04 1983, 7:05 PM EDT Att: 13,045 - Unknown  <a href="http://livebaseballscorecards.com">livebaseballscorecards.com</a>											
<b>Terry Puhl, L</b> (1, 9) OBP: 0.322, SLG: 0.352	FC6-4 BB		K		6-3		6-3	G4-6-3 1-2	1B	5 0 1 1 1 1 2												
<b>Dickie Thon, R</b> (1, 6) OBP: 0.333, SLG: 0.434	F6		4-3		2B 1B		F8	F6 F8		6 1 1 0 0 0 3												
<b>Phil Garner, R</b> (1, 5) OBP: 0.348, SLG: 0.423	K		F8		1B 2B		S BB		HR	4 2 2 2 1 1 2												
<b>Jose Cruz, L</b> (1, 7) OBP: 0.384, SLG: 0.396	FC6-4 1-2				HR 1B	PB S 1B	F7		1B 3B 1B	5 3 3 1 0 0 3												
<b>Ray Knight, R</b> (1, 3) OBP: 0.378, SLG: 0.497		SH3-4 BB 1B		F8	1B			HR 1B	1-2 3B 1B	5 2 4 1 0 0 1												
<b>Alan Ashby, S</b> (1, 2) OBP: 0.317, SLG: 0.519		K		HR	F8			HR 1B	1-2 3B 1B	5 3 3 6 0 1 2												
<b>Bill Doran, S</b> (1, 4) OBP: 0.340, SLG: 0.277		SH3-4 BB		F7		4-3		SH1-4 1B	3B 1B	4 1 2 1 1 0 0												
<b>Mike Scott, R</b> (1, 1) OBP: 0.182, SLG: 0.182	SH3-4			F9		K		SH1-4 1-2	K	3 0 0 0 0 2 1												
<b>Inning Stats</b>	R: 0 E: 1 K: 1 S: 6	H: 0 LOB: 2 BB: 1 P: 10	R: 0 E: 0 K: 2 S: 8	H: 1 LOB: 2 BB: 1 P: 12	R: 0 E: 0 K: 1 S: 5	H: 0 LOB: 0 BB: 0 P: 5	R: 2 E: 0 K: 0 S: 5	H: 2 LOB: 0 BB: 0 P: 5	R: 3 E: 0 K: 0 S: 7	H: 4 LOB: 1 BB: 0 P: 7	R: 0 E: 0 K: 1 S: 5	H: 0 LOB: 1 BB: 0 P: 5	R: 0 E: 0 K: 0 S: 3	H: 0 LOB: 1 BB: 1 P: 7	R: 2 E: 0 K: 0 S: 5	H: 3 LOB: 1 BB: 1 P: 9	R: 6 E: 0 K: 1 S: 12	H: 7 LOB: 1 BB: 0 P: 12	1B: 11 2B: 1 3B: 2 HR: 3	SF: 0 SAC: 2 DP: 1 HBP: 0	WP: 0 PB: 1 SB: 3 CS: 0	PA: 48
<b>PITCHER</b>	IP WLS BF H R ER SO BB IBB HBP BLK WP HR S P ERA WHIP											<b>PITCHER</b>	IP WLS BF H R ER SO BB IBB HBP BLK WP HR S P ERA WHIP									
<b>Bruce Berenyi, R</b> (1, 1) ERA: 3.34	4.2 L 24 7 5 5 4 2 0 0 0 0 0 1 30 38 9.64 1.929																					
<b>Frank Pastore, R</b> (5, 1) ERA: 5.3	1.1 4 0 0 0 1 0 0 0 0 0 0 6 6 0.00 0.000																					
<b>Ben Hayes, R</b> (7, 1) ERA: 11.5	2.1 14 6 5 5 0 2 0 0 0 0 0 2 12 20 19.29 3.429																					
<b>Ted Power, R</b> (9, 1) ERA: 5.1	0.2 6 4 3 3 1 0 0 0 0 0 0 0 8 8 40.50 6.000																					

Batter	1	2	3	4	5	6	7	8	9	AB R H RBI BB SO LOB	BOTTOM											
<b>Gary Redus, R</b> (1, 7) OBP: 0.342, SLG: 0.474	F4		F9			5-3			K	4 0 0 0 0 1 2	<b>Houston Astros @ Cincinnati Reds</b> Riverfront Stadium, Cincinnati, OH Sat Jun 04 1983, 7:05 PM EDT Att: 13,045 - Unknown  <a href="http://livebaseballscorecards.com">livebaseballscorecards.com</a>											
<b>Eddie Milner, L</b> (1, 8) OBP: 0.353, SLG: 0.351	K				F8	G3			4-3	4 0 0 0 0 1 1												
<b>Cesar Cedeno, R</b> (1, 9) OBP: 0.344, SLG: 0.385	F7				6-3					3 0 0 0 0 0 0												
<b>Johnny Bench, R</b> (1, 5) OBP: 0.321, SLG: 0.432					F8	F4				3 0 0 0 0 0 0												
<b>Dan Driessen, L</b> (1, 3) OBP: 0.362, SLG: 0.353					L1	G4-6-3 1B			3-1	3 0 1 0 0 0 0												
<b>Ron Oester, S</b> (1, 4) OBP: 0.348, SLG: 0.471					3-1	F8			F7	3 0 0 0 0 0 1												
<b>Dave Concepcion, R</b> (1, 6) OBP: 0.320, SLG: 0.307					3-1	G4-6-3 1-2			G5-4-3 1B	3 0 1 0 0 0 1												
<b>Dann Bilardello, R</b> (1, 2) OBP: 0.256, SLG: 0.352					1-3	F2			G5-4-3 1-2	3 0 0 0 0 0 1												
<b>Bruce Berenyi, R</b> (1, 1) OBP: 0.190, SLG: 0.190 <b>Frank Pastore, R</b> (5, 1) OBP: 0.277, SLG: 0.235 <b>Tom Fajkus, L</b> (5, PH) OBP: 0.441, SLG: 0.368 <b>Ben Hayes, R</b> (7, 1) OBP: 0.348, SLG: 0.471 <b>Ted Power, R</b> (9, 1) OBP: 0.352, SLG: 0.465									F9	1 0 1 0 0 0 0 0 0 0 0 0 0 0 1 0 1 0 0 0 0 0 0 0 0 0 0 0 0 0 0 0 0 0 0 1 0 0 0 0 0 0												
<b>Inning Stats</b>	R: 0 E: 0 K: 1 S: 5	H: 0 LOB: 0 BB: 0 P: 5	R: 0 E: 0 K: 0 S: 3	H: 0 LOB: 0 BB: 0 P: 3	R: 0 E: 0 K: 0 S: 4	H: 1 LOB: 1 BB: 0 P: 4	R: 0 E: 0 K: 0 S: 3	H: 0 LOB: 0 BB: 0 P: 3	R: 0 E: 0 K: 0 S: 3	H: 1 LOB: 1 BB: 0 P: 3	R: 0 E: 0 K: 0 S: 4	H: 1 LOB: 1 BB: 0 P: 4	R: 0 E: 0 K: 0 S: 3	H: 0 LOB: 0 BB: 0 P: 3	R: 0 E: 0 K: 0 S: 3	H: 1 LOB: 0 BB: 0 P: 3	R: 0 E: 0 K: 1 S: 5	H: 0 LOB: 0 BB: 0 P: 5	1B: 3 2B: 1 3B: 0 HR: 0	SF: 0 SAC: 0 DP: 2 HBP: 0	WP: 0 PB: 0 SB: 0 CS: 0	PA: 29
<b>PITCHER</b>	IP WLS BF H R ER SO BB IBB HBP BLK WP HR S P ERA WHIP											<b>PITCHER</b>	IP WLS BF H R ER SO BB IBB HBP BLK WP HR S P ERA WHIP									
<b>Mike Scott, R</b> (1, 1) ERA: 3.18	9.0 W 29 4 0 0 2 0 0 0 0 0 0 0 33 33 0.00 0.444																					



Batter	1	2	3	4	5	6	7	8	9	AB	R	H	RBI	BB	SO	LOB	TOP										
Omar Moreno, L (1, 8) OBP: 0.297, SLG: 0.344	F9		K		FC1-6-4		4-3		1B	5	1	1	1	0	1	2											
Terry Puhl, L (1, 9) OBP: 0.322, SLG: 0.352			F9				F7		1B	3	0	1	0	0	0	0											
Tim Tolman, R (7, PH) OBP: 0.368, SLG: 0.733	S						SF9		1B	0	0	0	1	0	0	0											
Bill Dawley, R (7, 1) OBP: 0.500, SLG: 0.500	1B								1B	1	0	1	0	0	0	0											
Dickie Thon, R (1, 6) OBP: 0.339, SLG: 0.440	BB		5-3				K		1B	4	0	2	2	1	1	0											
Phil Garner, R (1, 5) OBP: 0.349, SLG: 0.416	F2				F3				1B	3	0	0	0	2	0	4											
Jose Cruz, L (1, 7) OBP: 0.375, SLG: 0.386	K				3-1		L3		1B	5	0	0	0	0	1	6											
Ray Knight, R (1, 3) OBP: 0.374, SLG: 0.491			3-1		6-3					2	0	0	0	0	0	0											
Denny Walling, L (5, 3) OBP: 0.184, SLG: 0.114							BB		K	1	1	0	0	1	1	0											
Alan Ashby, S (1, 2) OBP: 0.322, SLG: 0.511			4-6-3				F6		1-3	2	1	0	0	2	0	0											
Bill Doran, S (1, 4) OBP: 0.343, SLG: 0.274			4-6-3						5-3	2	1	0	0	2	0	1											
Michael LaCoss, R (1, 1) OBP: 0.074, SLG: 0.038			5-3				K			1	0	0	0	0	0	1											
Tony Scott, S (5, PH) OBP: 0.245, SLG: 0.298									1B	1	0	0	0	0	1	1											
Vern Riffe, R (5, 1) OBP: 0.273, SLG: 0.111									1B	0	0	0	0	0	0	0											
Kevin Bass, S (7, PH) OBP: 0.324, SLG: 0.426							1-3		1B	2	2	2	2	0	0	0											
<b>Inning Stats</b>	R: 0 E: 0 K: 1 S: 6	H: 1 LOB: 2 BB: 1 P: 10	R: 0 E: 0 K: 0 S: 3	H: 0 LOB: 1 BB: 1 P: 7	R: 0 E: 0 K: 1 S: 5	H: 0 LOB: 0 BB: 0 P: 5	R: 0 E: 0 K: 0 S: 3	H: 0 LOB: 0 BB: 0 P: 3	R: 0 E: 0 K: 1 S: 5	H: 0 LOB: 1 BB: 1 P: 9	R: 0 E: 0 K: 0 S: 5	H: 2 LOB: 2 BB: 4 P: 21	R: 0 E: 0 K: 1 S: 5	H: 0 LOB: 0 BB: 0 P: 5	R: 2 E: 0 K: 0 S: 6	H: 4 LOB: 1 BB: 0 P: 6	1B: 5 2B: 3 3B: 0 HR: 0	SF: 1 SAC: 0 DP: 1 HBP: 0	WP: 0 PA: 41 PB: 0 SB: 1 CS: 0								
<b>PITCHER</b>	IP	WLS	BF	H	R	ER	SO	BB	IBB	HBP	BLK	WP	HR	S	P	ERA	WHIP										
Charlie Puleo, R (1, 1) ERA: 5.76	6.0		26	1	3	3	4	7	0	0	0	0	0	27	55	4.50	1.333										
Bill Scherrer, L (7, 1) ERA: 3.19	2.0	L	12	5	3	3	1	0	1	0	0	0	0	13	17	13.50	2.500										
Frank Pastore, R (9, 1) ERA: 6.18	1.0		3	1	0	0	0	0	0	0	0	0	0	3	3	0.00	1.000										

Houston Astros @ Cincinnati Reds  
Riverfront Stadium, Cincinnati, OH  
Sun Jun 05 1983, 3:33 AM EDT  
Att: 18,221 - Unknown

AB 32  
R 6  
H 7  
RBI 6  
BB 8  
SO 5  
LOB 15



Batter	1	2	3	4	5	6	7	8	9	AB	R	H	RBI	BB	SO	LOB	BOTTOM										
Duane Walker, L (1, 7) OBP: 0.345, SLG: 0.451	1B		L9		K		F9			4	0	1	0	0	1	1											
Paul Householder, S (1, 8) OBP: 0.327, SLG: 0.389	F9		5-3				1-3		K	4	0	0	0	0	1	1											
Dave Concepcion, R (1, 6) OBP: 0.319, SLG: 0.306	K						4-3			4	0	1	0	0	2	1											
Dan Driessen, L (1, 3) OBP: 0.365, SLG: 0.379							F8		4-3	4	1	2	1	0	0	1											
Cesar Cedeno, R (1, 9) OBP: 0.333, SLG: 0.370	FC5-4						F9		4-3	4	0	0	0	0	0	3											
Wayne Krenchicki, L (1, 5) OBP: 0.340, SLG: 0.347									L4	3	1	2	0	1	0	0											
Alan Knicely, R (1, 2) OBP: 0.251, SLG: 0.227			G4-6-3							3	0	1	0	0	0	2											
Ron Oester, S (9, PH) OBP: 0.346, SLG: 0.468									K	1	0	0	0	0	1	0											
Tom Foley, L (1, 4) OBP: 0.429, SLG: 0.478									F9	4	1	2	1	0	0	2											
Charlie Puleo, R (1, 1) OBP: 0.091, SLG: 0.091										3	0	1	1	0	0	3											
Bill Scherrer, L (7, 1) OBP: 0.500, SLG: 0.333			4-3							0	0	0	0	0	0	0											
Frank Pastore, R (9, 1) OBP: 0.278, SLG: 0.235										0	0	0	0	0	0	0											
Eddie Milner, L (9, PH) OBP: 0.352, SLG: 0.349									K	1	0	0	0	0	1	0											
<b>Inning Stats</b>	R: 0 E: 0 K: 1 S: 7	H: 2 LOB: 2 BB: 0 P: 7	R: 0 E: 0 K: 0 S: 3	H: 1 LOB: 1 BB: 1 P: 7	R: 0 E: 0 K: 1 S: 5	H: 0 LOB: 0 BB: 0 P: 5	R: 3 E: 0 K: 1 S: 9	H: 4 LOB: 1 BB: 0 P: 9	R: 0 E: 0 K: 0 S: 4	H: 1 LOB: 1 BB: 0 P: 4	R: 0 E: 0 K: 0 S: 4	H: 2 LOB: 1 BB: 0 P: 4	R: 0 E: 0 K: 1 S: 5	H: 0 LOB: 0 BB: 0 P: 5	R: 0 E: 0 K: 0 S: 3	R: 0 E: 0 K: 2 S: 7	H: 0 LOB: 0 BB: 0 P: 7	1B: 8 2B: 0 3B: 1 HR: 1	SF: 0 SAC: 0 DP: 1 HBP: 0	WP: 1 PA: 36 PB: 0 SB: 0 CS: 2							
<b>PITCHER</b>	IP	WLS	BF	H	R	ER	SO	BB	IBB	HBP	BLK	WP	HR	S	P	ERA	WHIP										
Michael LaCoss, R (1, 1) ERA: 5.18	4.0		19	7	3	3	3	1	0	0	0	0	0	8	8	6.75	2.000										
Vern Riffe, R (5, 1) ERA: 3.91	2.0	W	8	3	0	0	0	0	0	0	0	0	0	8	8	0.00	1.500										
Bill Dawley, R (7, 1) ERA: 2.03	3.0	S	9	0	0	0	3	0	0	0	0	0	0	15	15	0.00	0.000										

Houston Astros @ Cincinnati Reds  
Riverfront Stadium, Cincinnati, OH  
Sun Jun 05 1983, 3:33 AM EDT  
Att: 18,221 - Unknown

AB 35  
R 3  
H 10  
RBI 3  
BB 1  
SO 6  
LOB 14





Batter	1	2	3	4	5	6	7	8	9	AB	R	H	RBI	BB	SO	LOB	TOP			
Alan Wiggins, S OBP: 0.367, SLG: 0.331 (1, 8)	F8		FC5-2 1B		1B E	1B CS BB		SH1-3		3	1	2	0	1	0	0				
Juan Bonilla, R OBP: 0.328, SLG: 0.357 (1, 4)	F3		FC5-2		F8 SF8 1B			4-3		5	1	2	1	0	0	4				
Gene Richards, L OBP: 0.357, SLG: 0.452 Ruppert Jones, L OBP: 0.267, SLG: 0.303 (1, 7) (7, 8)			4-3		E1 F8	CS	4-3			4	0	1	0	0	0	4				
Steve Garvey, R OBP: 0.376, SLG: 0.529 (1, 3)	CS	5-3		1B SF8 1B	F8			F8		5	2	2	0	0	0	4				
Terry Kennedy, L OBP: 0.374, SLG: 0.441 (1, 2)		K		2B 1B	SF8				E 1B 1B	3	1	2	1	1	1	0				
Kevin McReynolds, R OBP: 0.153, SLG: 0.250 (1, 9)		5-3		K	3-1				E5 F8 1B E	5	1	1	1	0	1	4				
Tim Flannery, L OBP: 0.330, SLG: 0.446 Luis Salazar, R OBP: 0.336, SLG: 0.370 (1, 5) (8, 5)			1B SH FC5-2 HBP	SF8		G3	K		P3 S 1B	2	0	0	1	0	1	2	AB 37 R 7 H 14 RBI 5 BB 3 SO 4 LOB 26			
Mario Ramirez, R OBP: 0.377, SLG: 0.286 (1, 6)			F8		P6	L8		F8		5	0	1	0	0	0	5				
Eric Show, R OBP: 0.286, SLG: 0.296 (1, 1)			SH FC5-2 1B	K		BB 1B		4-3 SH1-3 1B	P3	4	1	2	0	0	1	3				
<b>Inning Stats</b>	R: 0 E: 0 K: 0 S: 3	H: 1 LOB: 0 BB: 0 P: 3	R: 0 E: 0 K: 1 S: 5	H: 0 LOB: 0 BB: 0 P: 5	R: 0 E: 0 K: 0 S: 5	H: 1 LOB: 3 BB: 0 P: 6	R: 1 E: 0 K: 2 S: 10	H: 3 LOB: 2 BB: 0 P: 10	R: 2 E: 1 K: 0 S: 6	H: 2 LOB: 1 BB: 0 P: 6	R: 1 E: 0 K: 1 S: 7	H: 2 LOB: 2 BB: 1 P: 11	R: 0 E: 0 K: 0 S: 4	H: 1 LOB: 2 BB: 0 P: 8	R: 2 E: 1 K: 0 S: 5	H: 2 LOB: 2 BB: 0 P: 5	1B: 12 2B: 2 3B: 0 HR: 0	SF: 2 SAC: 2 DP: 0 HBP: 1	WP: 0 PB: 0 SB: 1 CS: 2	PA: 47
<b>PITCHER</b>	IP WLS BF H R ER SO BB IBB HBP BLK WP HR S P ERA WHIP	IP WLS BF H R ER SO BB IBB HBP BLK WP HR S P ERA WHIP																		
Mario Soto, R ERA: 2.37 (1, 1)	7.0	L	35	11	5	3	4	1	1	1	0	0	0	0	0	0	0	3.86	1.714	
Ted Power, R ERA: 4.87 (8, 1)	2.0		10	3	2	0	0	1	0	0	0	0	0	0	0	9	13	0.00	2.000	

San Diego Padres @ Cincinnati Reds  
Riverfront Stadium, Cincinnati, OH  
Tue Jun 07 1983, 7:05 PM EDT  
Att: 10,639 - Unknown



Batter	1	2	3	4	5	6	7	8	9	AB	R	H	RBI	BB	SO	LOB	BOTTOM					
Gary Redus, R OBP: 0.346, SLG: 0.468 (1, 7)	P4			B1-3 HR BB	1-3			G4-6-3 BB		2	1	0	0	2	0	1						
Eddie Milner, L OBP: 0.345, SLG: 0.342 (1, 8)	F2			B1-3		K		G4-6-3		4	0	0	0	0	1	2						
Dave Concepcion, R OBP: 0.313, SLG: 0.299 (1, 6)	4-3			F9		F9		F8		4	0	0	0	0	0	1						
Johnny Bench, R OBP: 0.330, SLG: 0.460 (1, 5)		P6		HR		1B			1B 2B	4	2	3	2	0	0	0						
Dan Driessen, L OBP: 0.363, SLG: 0.375 (1, 3)		6-3				F8			P6	4	0	1	0	0	0	2						
Ron Oester, S OBP: 0.344, SLG: 0.464 (1, 4)		F8		4-3			4-3		FC4-6 1B	4	0	1	1	0	0	1						
Paul Householder, S OBP: 0.314, SLG: 0.372 (1, 9)			F7		1-3		F8		FC4-6	4	0	0	0	0	0	1	AB 31 R 3 H 6 RBI 3 BB 3 SO 2 LOB 10					
Alex Trevino, R OBP: 0.277, SLG: 0.297 Tom Foley, L OBP: 0.448, SLG: 0.478 Dann Bliardello, R OBP: 0.256, SLG: 0.352 Wayne Krenchicki, L OBP: 0.333, SLG: 0.340 (1, 2) (7, PH) (8, 2) (9, PH)			F9					4-3	4-3	2	0	1	0	0	0	0						
Mario Soto, R OBP: 0.161, SLG: 0.194 Duane Walker, L OBP: 0.339, SLG: 0.442 Ted Power, R (8, 1)			K		SH5-4 1B		4-3			1	0	0	0	0	1	0						
<b>Inning Stats</b>	R: 0 E: 0 K: 0 S: 3	H: 0 LOB: 0 BB: 0 P: 3	R: 0 E: 0 K: 1 S: 5	H: 0 LOB: 0 BB: 0 P: 5	R: 0 E: 0 K: 1 S: 5	H: 0 LOB: 0 BB: 0 P: 5	R: 2 E: 0 K: 0 S: 5	H: 2 LOB: 1 BB: 1 P: 9	R: 0 E: 0 K: 0 S: 4	H: 1 LOB: 1 BB: 0 P: 4	R: 0 E: 0 K: 1 S: 6	H: 1 LOB: 1 BB: 0 P: 6	R: 0 E: 0 K: 0 S: 3	H: 0 LOB: 1 BB: 1 P: 7	R: 0 E: 0 K: 0 S: 2	H: 0 LOB: 0 BB: 1 P: 6	R: 1 E: 0 K: 0 S: 5	H: 2 LOB: 1 BB: 0 P: 5	1B: 4 2B: 1 3B: 0 HR: 1	SF: 0 SAC: 1 DP: 1 HBP: 0	WP: 0 PB: 0 SB: 1 CS: 0	PA: 35
<b>PITCHER</b>	IP WLS BF H R ER SO BB IBB HBP BLK WP HR S P ERA WHIP	IP WLS BF H R ER SO BB IBB HBP BLK WP HR S P ERA WHIP																				
Eric Show, R ERA: 2.71 (1, 1)	9.0	W	35	6	3	3	2	3	0	0	0	0	0	0	0	0	0	3.00	1.000			

San Diego Padres @ Cincinnati Reds  
Riverfront Stadium, Cincinnati, OH  
Tue Jun 07 1983, 7:05 PM EDT  
Att: 10,639 - Unknown





Batter	1	2	3	4	5	6	7	8	9	AB	R	H	RBI	BB	SO	LOB	TOP								
Alan Wiggins, S OBP: 0.355, SLG: 0.319 (1, 7)	5-3		F7		6-3		P6	L4		5	0	0	0	0	0	3	<b>San Diego Padres @ Cincinnati Reds</b> Riverfront Stadium, Cincinnati, OH Wed Jun 08 1983, 7:05 PM EDT Att: 9,640 - Unknown								
Juan Bonilla, R OBP: 0.322, SLG: 0.349 (1, 4)	P6		4-3		1-3		4-3	FC6-4		5	0	0	0	0	0	3									
Sixto Lezcano, R OBP: 0.344, SLG: 0.366 (1, 9)			L8			K			HR	4	1	2	1	1	1	0									
Steve Garvey, R OBP: 0.372, SLG: 0.519 (1, 3)	4-3			F8		1-3			F7	4	1	0	0	1	0	2									
Terry Kennedy, L OBP: 0.375, SLG: 0.456 (1, 2)		K		FC4-6	1B	1-3			5-3	5	1	2	1	0	1	1									
Kevin McReynolds, R OBP: 0.231, SLG: 0.391 (1, 8)	F7			FC4-6	1B				F9	3	1	1	2	2	0	0									
Luis Salazar, R OBP: 0.349, SLG: 0.390 (1, 5)				FC4-6	1B					4	1	3	0	0	0	2									
Mario Ramirez, R OBP: 0.397, SLG: 0.322 (1, 6)				P4						3	0	2	1	1	0	2									
Dave Dravecky, R OBP: 0.128, SLG: 0.105 (1, 1)										4	0	0	0	0	1	6									
Luis DeLeon, R OBP: 0.200, SLG: 0.200 (8, 1)	F9				5-3		P4			0	0	0	0	0	0	0									
Sid Monge, S (9, 1)										0	0	0	0	0	0	0									
<b>Inning Stats</b>	R: 0 E: 0 K: 0 S: 4	H: 1 LOB: 1 BB: 0 P: 4	R: 1 E: 0 K: 1 S: 7	H: 2 LOB: 1 BB: 0 P: 7	R: 0 E: 0 K: 0 S: 3	H: 0 LOB: 0 BB: 0 P: 3	R: 0 E: 0 K: 0 S: 4	H: 1 LOB: 2 BB: 1 P: 8	R: 0 E: 0 K: 0 S: 3	H: 0 LOB: 0 BB: 0 P: 3	R: 2 E: 0 K: 1 S: 7	H: 2 LOB: 1 BB: 2 P: 15	R: 0 E: 0 K: 0 S: 3	H: 0 LOB: 1 BB: 1 P: 7	R: 1 E: 0 K: 1 S: 8	H: 3 LOB: 3 BB: 1 P: 12	R: 1 E: 0 K: 0 S: 4	H: 1 LOB: 0 BB: 0 P: 4	1B: 5 2B: 2 3B: 0 HR: 3	SF: 0 SAC: 0 DP: 0 HBP: 0	WP: 0 PB: 0 SB: 0 CS: 0	PA: 42			
<b>PITCHER</b>	IP	WLS	BF	H	R	ER	SO	BB	IBB	HBP	BLK	WP	HR	S	P	ERA	WHIP								
Joe Price, L ERA: 2.56 (1, 1)	7.0	L	34	8	4	4	2	4	1	0	0	0	2	33	53	5.14	1.714								
Ben Hayes, R ERA: 10.89 (8, 1)	1.0		4	1	0	0	1	0	0	0	0	0	0	6	6	0.00	1.000								
Bill Scherrer, L ERA: 3.38 (9, 1)	1.0		4	1	1	1	0	0	0	0	0	0	1	4	4	9.00	1.000								

AB 37  
R 5  
H 10  
RBI 5  
BB 5  
SO 3  
LOB 19



Batter	1	2	3	4	5	6	7	8	9	AB	R	H	RBI	BB	SO	LOB	BOTTOM								
Gary Redus, R OBP: 0.349, SLG: 0.490 (1, 7)	WP SF7 1B		6-3			K				4	2	2	1	0	1	0	<b>San Diego Padres @ Cincinnati Reds</b> Riverfront Stadium, Cincinnati, OH Wed Jun 08 1983, 7:05 PM EDT Att: 9,640 - Unknown								
Kelly Paris, R OBP: 0.184, SLG: 0.222 (1, 5)	SF7		P3			F9				3	0	1	1	0	0	0									
Dave Concepcion, R OBP: 0.307, SLG: 0.293 (1, 6)	6-3			6-3		F9				4	0	0	0	0	0	1									
Johnny Bench, R OBP: 0.333, SLG: 0.455 (1, 3)				K						2	0	0	0	2	1	0									
Eddie Milner, L OBP: 0.345, SLG: 0.342 (9, PR)										0	0	0	0	0	0	0									
Cesar Cedeno, R OBP: 0.333, SLG: 0.396 (1, 9)	F7			6-3						3	1	1	1	0	0	1									
Dan Driessen, L OBP: 0.366, SLG: 0.379 (9, PH)										1	0	1	0	0	0	0									
Paul Householder, S OBP: 0.321, SLG: 0.388 (1, 8)		F8								4	0	2	0	0	0	0									
Ron Oester, S OBP: 0.338, SLG: 0.455 (1, 4)		6-3								4	0	0	0	0	1	4									
Dann Bilardello, R OBP: 0.245, SLG: 0.337 (1, 2)										4	0	0	0	0	0	4									
Joe Price, R OBP: 0.136, SLG: 0.095 (1, 1)										2	0	0	0	0	1	1									
Ben Hayes, R (8, 1)										0	0	0	0	0	0	0									
Alan Knicely, R OBP: 0.250, SLG: 0.217 (8, PH)										1	0	0	0	0	0	0									
Bill Scherrer, L OBP: 0.500, SLG: 0.333 (9, 1)										0	0	0	0	0	0	0									
Alex Trevino, R OBP: 0.275, SLG: 0.293 (9, PH)										1	0	0	0	0	0	3									
<b>Inning Stats</b>	R: 1 E: 0 K: 0 S: 4	H: 1 LOB: 1 BB: 1 P: 8	R: 0 E: 0 K: 0 S: 3	H: 0 LOB: 0 BB: 0 P: 3	R: 0 E: 0 K: 1 S: 5	H: 0 LOB: 0 BB: 0 P: 5	R: 0 E: 0 K: 1 S: 5	H: 0 LOB: 0 BB: 0 P: 5	R: 1 E: 0 K: 0 S: 4	H: 1 LOB: 0 BB: 0 P: 4	R: 1 E: 0 K: 0 S: 5	H: 2 LOB: 1 BB: 0 P: 5	R: 0 E: 0 K: 1 S: 7	H: 2 LOB: 3 BB: 1 P: 11	1B: 4 2B: 1 3B: 0 HR: 2	SF: 1 SAC: 0 DP: 0 HBP: 0	WP: 1 PB: 0 SB: 1 CS: 0	PA: 36							
<b>PITCHER</b>	IP	WLS	BF	H	R	ER	SO	BB	IBB	HBP	BLK	WP	HR	S	P	ERA	WHIP								
Dave Dravecky, L ERA: 2.94 (1, 1)	7.2	W	29	5	3	3	3	1	0	0	0	0	2	34	38	3.52	0.783								
Luis DeLeon, R ERA: 2.59 (8, 1)	0.1		3	1	0	0	0	1	0	0	0	0	0	2	6	0.00	6.000								
Sid Monge, L ERA: 3.92 (9, 1)	1.0	S	4	1	0	0	1	0	0	0	0	0	0	6	6	0.00	1.000								


AB 33  
R 3  
H 7  
RBI 3  
BB 2  
SO 4  
LOB 14






Batter	1	2	3	4	5	6	7	8	9	AB	R	H	RBI	BB	SO	LOB	TOP		
Gene Richards, L (1, 7) OBP: 0.348, SLG: 0.440	0-0 6-3		0-0 5-3			0-3 K		0-0 F8		4	0	0	0	0	1	0	<b>San Diego Padres @ Cincinnati Reds</b> Riverfront Stadium, Cincinnati, OH Thu Jun 09 1983, 7:05 PM EDT Att: 9,552 - Unknown		
Juan Bonilla, R (1, 4) OBP: 0.321, SLG: 0.347	0-0 6-3		0-0 4-3			0-0 1B		0-0 4-3		4	0	1	0	0	0	0			
Sixto Lezcano, R (1, 9) OBP: 0.342, SLG: 0.363	0-0 1B		0-3 K2-3			0-0 F9		0-3 K		4	0	1	0	0	2	1			
Steve Garvey, R (1, 3) OBP: 0.366, SLG: 0.509	0-3 K		0-0 1-3			0-0 F9			0-0 1-3	4	0	0	0	0	1	2			
Terry Kennedy, L (1, 2) OBP: 0.373, SLG: 0.457		0-0 6-3		0-0 F8			0-0 1B 2B		0-0 6-3	4	1	1	0	0	0	0			
Kevin McReynolds, R (1, 8) OBP: 0.297, SLG: 0.423		0-0 2B			0-0 F8		0-3 K		4-0 BB	3	0	1	0	1	1	1			
Luis Salazar, R (1, 5) OBP: 0.353, SLG: 0.394		0-3 K			0-0 1B		0-0 FC1-6 1B		0-0 F9	4	0	2	1	0	1	2			
Mario Ramirez, R (1, 6) OBP: 0.395, SLG: 0.323		0-0 6-3			0-0 1B		0-3 K			3	0	1	0	0	1	2			
Andy Hawkins, R (1, 1) OBP: 0.091, SLG: 0.048			0-3 K			0-0 4-3		0-0 FC1-6		1	0	0	0	0	1	0			
Jerry Turner, L (5, PH) OBP: 0.190, SLG: 0.150					0-0 4-3			0-0 FC1-6		1	0	0	0	0	0	1			
Elias Sosa, R (5, 1)										0	0	0	0	0	0	0			
Ruppert Jones, L (7, PH) OBP: 0.265, SLG: 0.300										1	0	0	0	0	0	1			
John Montefusco, R (7, 1)										0	0	0	0	0	0	0			
<b>Inning Stats</b>	R: 0 E: 0 K: 1 S: 6	H: 1 LOB: 1 BB: 0 P: 6	R: 0 E: 0 K: 1 S: 6	H: 1 LOB: 1 BB: 0 P: 6	R: 0 E: 0 K: 1 S: 5	H: 0 LOB: 0 BB: 0 P: 5	R: 0 E: 0 K: 1 S: 5	H: 0 LOB: 0 BB: 0 P: 5	R: 0 E: 0 K: 1 S: 4	H: 2 LOB: 1 BB: 0 P: 4	R: 0 E: 0 K: 1 S: 6	H: 1 LOB: 1 BB: 0 P: 6	R: 1 E: 0 K: 2 S: 9	H: 2 LOB: 1 BB: 0 P: 9	R: 0 E: 0 K: 1 S: 5	H: 0 LOB: 1 BB: 1 P: 7	1B: 5 2B: 2 3B: 0 HR: 0	SF: 0 SAC: 0 DP: 0 HBP: 0	WP: 0 PA: 34 PB: 0 SB: 0 CS: 0
<b>PITCHER</b> Bruce Berenyi, R (1, 1) ERA: 3.09	IP: 9.0 WLS: W BF: 34 H: 7 R: 1 ER: 1 SO: 8 BB: 1 IBB: 0 HBP: 0 BLK: 0 WP: 0 HR: 0 S: 49 P: 53 ERA: 1.00 WHIP: 0.889															<b>PITCHER</b>			

AB	33
R	1
H	7
RBI	1
BB	1
SO	8
LOB	10





Batter	1	2	3	4	5	6	7	8	9	AB	R	H	RBI	BB	SO	LOB	BOTTOM		
Gary Redus, R (1, 7) OBP: 0.351, SLG: 0.483	1-0 HBP		0-0 L1		0-3 K	0-0 P6		0-0 1B		4	0	1	2	0	1	1	<b>San Diego Padres @ Cincinnati Reds</b> Riverfront Stadium, Cincinnati, OH Thu Jun 09 1983, 7:05 PM EDT Att: 9,552 - Unknown		
Eddie Milner, L (1, 8) OBP: 0.346, SLG: 0.340	0-0 G6-4-3		4-0 1-3		0-0 1B	0-0 L3-6		0-0 F7		4	1	1	0	1	0	3			
Dave Concepcion, R (1, 6) OBP: 0.306, SLG: 0.292	0-0 F8		0-0 1-3		0-0 G3 1B		0-0 5-3			4	0	1	0	0	0	1			
Dan Driessen, L (1, 3) OBP: 0.374, SLG: 0.384		4-0 2B		0-0 1B		0-0 G3 1B		0-3 K		1	2	1	0	1	0	0			
Johnny Bench, R (5, 3) OBP: 0.335, SLG: 0.455		0-0 2B		0-0 1B		1-2 G3 1B				2	0	1	1	0	1	0			
Ron Oester, S (1, 4) OBP: 0.336, SLG: 0.455		0-0 2B		0-0 F7		0-0 G3		0-0 F8		4	1	1	0	0	0	3			
Paul Householder, S (1, 9) OBP: 0.330, SLG: 0.406		0-0 2B		0-0 1B		0-0 3-1				3	0	2	2	0	0	2			
Duane Walker, L (7, 9) OBP: 0.333, SLG: 0.434		0-0 2B		0-0 1B		0-0 3-1		0-0 F9		1	0	0	0	0	0	0			
Wayne Krenchicki, L (1, 5) OBP: 0.362, SLG: 0.370		0-0 4-3		0-0 FC6-4		0-0 2B		0-0 SH3-4		4	2	3	1	0	0	1			
Dann Bilardello, R (1, 2) OBP: 0.255, SLG: 0.347		0-0 FC6-2-5		0-3 K		0-0 2B		4-0 SH3-4		3	2	1	0	1	1	3			
Bruce Berenyi, R (1, 1) OBP: 0.208, SLG: 0.250		0-0 4-3		0-0 FC6-4		0-0 L3-6		0-0 SH3-4		3	0	1	2	0	0	3			
<b>Inning Stats</b>	R: 0 E: 0 K: 0 S: 2	H: 0 LOB: 0 BB: 0 P: 3	R: 2 E: 0 K: 0 S: 5	H: 2 LOB: 1 BB: 1 P: 9	R: 0 E: 0 K: 0 S: 2	H: 0 LOB: 0 BB: 1 P: 6	R: 1 E: 0 K: 1 S: 8	H: 3 LOB: 2 BB: 0 P: 8	R: 1 E: 0 K: 1 S: 8	H: 3 LOB: 2 BB: 0 P: 8	R: 2 E: 0 K: 0 S: 5	H: 3 LOB: 0 BB: 0 P: 5	R: 0 E: 0 K: 1 S: 5	H: 0 LOB: 0 BB: 0 P: 5	R: 2 E: 0 K: 0 S: 5	H: 2 LOB: 1 BB: 1 P: 9	1B: 9 2B: 5 3B: 0 HR: 0	SF: 0 SAC: 1 DP: 2 HBP: 1	WP: 0 PA: 38 PB: 0 SB: 0 CS: 0
<b>PITCHER</b> Andy Hawkins, R (1, 1) ERA: 2.73	IP: 4.0 WLS: L BF: 18 H: 5 R: 3 ER: 3 SO: 1 BB: 2 IBB: 0 HBP: 0 BLK: 0 WP: 0 HR: 0 S: 17 P: 26 ERA: 6.75 WHIP: 1.750															<b>PITCHER</b>			
Elias Sosa, R (5, 1) ERA: 6.99	IP: 2.0 WLS: L BF: 11 H: 6 R: 3 ER: 3 SO: 1 BB: 0 IBB: 0 HBP: 0 BLK: 0 WP: 0 HR: 0 S: 13 P: 13 ERA: 13.50 WHIP: 3.000															<b>PITCHER</b>			
John Montefusco, R (7, 1) ERA: 6.27	IP: 2.0 WLS: L BF: 9 H: 2 R: 2 ER: 2 SO: 1 BB: 1 IBB: 0 HBP: 0 BLK: 0 WP: 0 HR: 0 S: 10 P: 14 ERA: 9.00 WHIP: 1.500															<b>PITCHER</b>			

AB	33
R	8
H	13
RBI	8
BB	3
SO	3
LOB	17





Batter	1	2	3	4	5	6	7	8	9	AB	R	H	RBI	BB	SO	LOB	TOP								
<b>Derrel Thomas, S</b> (1.4) OBP: 0.438, SLG: 0.453 <b>Rafael Landestoy, S</b> (6. PH) OBP: 0.276, SLG: 0.333 (6.4)	0-0 2B	0-0 4-3	0-0 4-3	0-0 4-3	0-0 4-3	0-0 F7	0-0 F7	0-0 1B	0-0 1B	3	0	1	0	0	0	4	<b>Los Angeles Dodgers @ Cincinnati Reds</b> Riverfront Stadium, Cincinnati, OH Fri Jun 10 1983, 7:05 PM EDT Att: 16,955 - Unknown  <b>AB 35</b> <b>R 2</b> <b>H 11</b> <b>RBI 2</b> <b>BB 5</b> <b>SO 4</b> <b>LOB 22</b> 								
<b>Ken Landreau, L</b> (1.8) OBP: 0.318, SLG: 0.416 <b>Ron Roenicke, S</b> (8. PH) OBP: 0.286, SLG: 0.282 (8.8)	0-0 F7		0-0 G3			0-0 1B	0-0 G3	0-0 1B	0-0 1B	4	0	1	0	0	0	1									
<b>Dusty Baker Jr., R</b> (1.7) OBP: 0.322, SLG: 0.390	0-0 F7		4-0 1B			0-0 F7	0-0 F9		0-0 F8	4	0	1	0	1	0	2									
<b>Pedro Guerrero, R</b> (1.5) OBP: 0.369, SLG: 0.534	0-3 K		0-0 1B			0-0 L5	0-0 F9		0-0 6-3	5	0	1	0	0	1	3									
<b>Greg Brock, L</b> (1.3) OBP: 0.368, SLG: 0.478		4-0 BB	0-0 F8			4-0 BB	4-0 BB		0-0 G3	3	0	0	0	2	0	2									
<b>Rick Monday, L</b> (1.9) OBP: 0.386, SLG: 0.467 <b>Mike Marshall, R</b> (8. PH) OBP: 0.298, SLG: 0.345 (8.9)	0-0 1-2	4-0 BB		0-0 3B		0-3 K			0-3 K	2	1	1	0	1	1	2									
<b>Steve Yeager, R</b> (1.2) OBP: 0.287, SLG: 0.468	0-0 P1			0-0 3B		0-0 F8			0-3 K	4	0	1	1	0	1	2									
<b>Bill Russell, R</b> (1.6) OBP: 0.350, SLG: 0.311	0-0 P4			0-0 P5		1-0 1B	0-0 CS		0-0 1B	3	1	1	0	0	0	3									
<b>Jerry Reuss, L</b> (1.1) OBP: 0.229, SLG: 0.212 <b>Pat Zachry, R</b> (6.1)	4-0 BB		0-0 G3			0-0 G3			0-0 1B	2	0	1	0	1	0	1									
<b>Jose Morales, R</b> (8. PH) OBP: 0.462, SLG: 0.846 <b>Dave Anderson, R</b> (8. PR) OBP: 0.163, SLG: 0.238 <b>Tom Niedenfuer, R</b> (8.1)	1-2 2-3					1-3 1B			1-2 1B	0	0	0	0	0	0	0									
<b>Inning Stats</b>	R: 0 E: 0 K: 1 S: 6	H: 1 LOB: 1 BB: 0 P: 6	R: 0 E: 0 K: 0 S: 3	H: 0 LOB: 3 BB: 3 P: 15	R: 0 E: 0 K: 0 S: 3	H: 1 LOB: 1 BB: 1 P: 7	R: 1 E: 0 K: 0 S: 5	H: 2 LOB: 1 BB: 0 P: 5	R: 0 E: 0 K: 1 S: 6	H: 1 LOB: 2 BB: 1 P: 10	R: 0 E: 0 K: 0 S: 4	H: 1 LOB: 1 BB: 0 P: 4	R: 0 E: 0 K: 0 S: 4	H: 1 LOB: 1 BB: 0 P: 4	R: 1 E: 0 K: 2 S: 10	H: 4 LOB: 2 BB: 0 P: 10		R: 0 E: 0 K: 0 S: 3	H: 0 LOB: 0 BB: 0 P: 3	1B: 7 2B: 3 3B: 1 HR: 0	SF: 0 SAC: 0 DP: 0 HBP: 1	WP: 0 PB: 0 SB: 1 CS: 1	PA: 41		
<b>PITCHER</b>	IP	WLS	BF	H	R	ER	SO	BB	IBB	HBP	BLK	WP	HR	S	P	ERA		WHIP							
<b>Charlie Puleo, R</b> (1.1) ERA: 4.95	6.2	W	31	7	1	1	2	5	0	1	0	0	0	29	50	1.35	1.800								
<b>Bill Scherrer, L</b> (7.1) ERA: 3.51	1.1		7	4	1	1	2	0	0	0	0	0	0	11	11	6.75	3.000								
<b>Ben Hayes, R</b> (9.1) ERA: 10.35	1.0	S	3	0	0	0	0	0	0	0	0	0	0	3	3	0.00	0.000								

Batter	1	2	3	4	5	6	7	8	9	AB	R	H	RBI	BB	SO	LOB	BOTTOM									
<b>Gary Redus, R</b> (1.7) OBP: 0.351, SLG: 0.487	0-0 2B		0-0 F8			0-0 SH1-3			0-3 K	3	0	1	0	0	1	1	<b>Los Angeles Dodgers @ Cincinnati Reds</b> Riverfront Stadium, Cincinnati, OH Fri Jun 10 1983, 7:05 PM EDT Att: 16,955 - Unknown  <b>AB 29</b> <b>R 3</b> <b>H 7</b> <b>RBI 1</b> <b>BB 5</b> <b>SO 6</b> <b>LOB 20</b> 									
<b>Eddie Milner, L</b> (1.8) OBP: 0.348, SLG: 0.345	0-3 K		0-0 2B			4-0 1B			0-0 FC4-6	3	1	1	0	1	1	2										
<b>Dave Concepcion, R</b> (1.6) OBP: 0.305, SLG: 0.291	0-3 K		0-3 K			0-0 E			0-0 F8	4	0	1	0	0	2	2										
<b>Johnny Bench, R</b> (1.3) OBP: 0.329, SLG: 0.446	0-0 F8					0-0 F8			0-0 E4	4	0	0	0	0	0	2										
<b>Alan Knicely, R</b> (1.9) OBP: 0.333, SLG: 0.292 <b>Duane Walker, L</b> (7.9) OBP: 0.328, SLG: 0.426		0-0 6-3		4-0 1B		4-0 G6-4-3			0-3 K	1	0	1	0	2	0	0										
<b>Kelly Paris, R</b> (1.5) OBP: 0.214, SLG: 0.231		0-0 6-3		0-0 BB		0-0 G6-4-3			0-0 G6-4-3	3	0	1	0	1	0	4										
<b>Ron Oester, S</b> (1.4) OBP: 0.336, SLG: 0.459		0-0 6-3		0-3 K		0-0 2B			0-0 SH1-3	3	1	1	0	0	1	3										
<b>Dann Bilardello, R</b> (1.2) OBP: 0.255, SLG: 0.354		0-0 5-3		0-0 6-3		0-0 2B			0-0 F9	4	0	1	1	0	0	4										
<b>Charlie Puleo, R</b> (1.1) OBP: 0.143, SLG: 0.077 <b>Bill Scherrer, L</b> (7.1) OBP: 0.550, SLG: 0.333 <b>Paul Householder, S</b> (8. PH) OBP: 0.337, SLG: 0.482 <b>Ben Hayes, R</b> (9.1)			0-0 F9			4-0 1B			0-0 G3	2	1	0	0	1	0	1										
<b>Inning Stats</b>	R: 0 E: 0 K: 2 S: 8	H: 1 LOB: 1 BB: 0 P: 8	R: 0 E: 0 K: 0 S: 4	H: 1 LOB: 1 BB: 0 P: 4	R: 0 E: 0 K: 1 S: 6	H: 1 LOB: 1 BB: 0 P: 6	R: 2 E: 0 K: 0 S: 4	H: 1 LOB: 2 BB: 3 P: 16	R: 1 E: 0 K: 1 S: 7	H: 2 LOB: 1 BB: 0 P: 7	R: 0 E: 0 K: 1 S: 5	H: 0 LOB: 0 BB: 0 P: 5	R: 0 E: 0 K: 0 S: 3	H: 0 LOB: 1 BB: 1 P: 7	R: 0 E: 0 K: 0 S: 3	H: 0 LOB: 1 BB: 1 P: 7		1B: 2 2B: 5 3B: 0 HR: 0	SF: 0 SAC: 2 DP: 1 HBP: 0	WP: 0 PB: 0 SB: 0 CS: 0	PA: 36					
<b>PITCHER</b>	IP	WLS	BF	H	R	ER	SO	BB	IBB	HBP	BLK	WP	HR	S	P	ERA		WHIP								
<b>Jerry Reuss, L</b> (1.1) ERA: 2.84	5.0	L	26	7	3	1	4	3	0	0	0	0	0	30	46	1.80		2.000								
<b>Pat Zachry, R</b> (6.1) ERA: 2.63	2.0		6	0	0	0	2	0	0	0	0	0	0	10	10	0.00	0.000									
<b>Tom Niedenfuer, R</b> (8.1) ERA: 1.91	1.0		4	0	0	0	0	1	0	0	0	0	0	3	7	0.00	1.000									





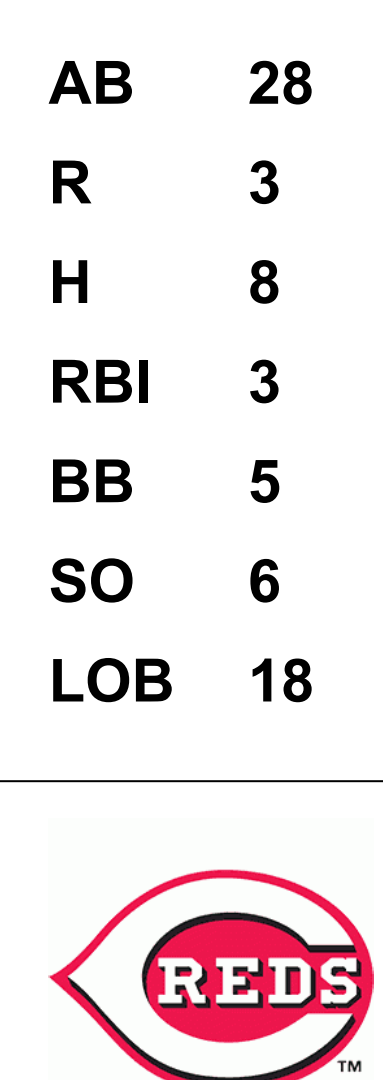


Batter	1	2	3	4	5	6	7	8	9	AB	R	H	RBI	BB	SO	LOB	TOP			
Rafael Landestoy, S OBP: 0.309, SLG: 0.292	4-0 CS BB			F7		F8		G3		3	0	0	0	1	0	0	<b>Los Angeles Dodgers @ Cincinnati Reds</b> Riverfront Stadium, Cincinnati, OH Sun Jun 12 1983, 3:33 AM EDT Att: 23,476 - Unknown			
Ken Landreaux, L OBP: 0.311, SLG: 0.402	0-0 P4			K		F9		4-3		4	0	0	0	0	1	1				
Dusty Baker Jr., R OBP: 0.315, SLG: 0.380	0-0 F9			6-3					F2	4	0	0	0	0	0	0				
Pedro Guerrero, R OBP: 0.369, SLG: 0.523		0-3 K			0-3 K			E7 1B		3	1	1	0	1	2	0				
Greg Brock, L OBP: 0.372, SLG: 0.474		0-0 4-3			4-0 S 4-3 BB			0-0 1B		3	0	1	1	1	0	1				
Rick Monday, L OBP: 0.359, SLG: 0.412		0-3 K			0-0 4-3			0-3 3-H 1B		4	0	0	0	0	2	3				
Bill Russell, R OBP: 0.361, SLG: 0.344			0-3 K		4-0 FC6-4 BB			0-0 1-2 1B		2	0	1	0	1	1	0				
Gilberto Reyes, R OBP: 0.280, SLG: 0.276			0-0 F7		0-0 FC6-4			0-3 K		2	0	0	0	0	0	2				
Ron Roenicke, S OBP: 0.282, SLG: 0.471					0-0 FC6-4			0-0 K		1	0	0	0	0	1	2				
Steve Yeager, R OBP: 0.282, SLG: 0.471					0-0 FC6-4			0-0 K		0	0	0	0	0	0	0				
Bob Welch, R OBP: 0.115, SLG: 0.154			0-3 K		0-0 4-3			0-0 F8		2	0	0	0	0	1	0				
Pat Zachry, R OBP: 0.424, SLG: 0.436										0	0	0	0	0	0	0				
Derrel Thomas, S OBP: 0.091, SLG: 0.091										0	0	0	0	0	0	0				
Alejandro Pena, R OBP: 0.091, SLG: 0.091										0	0	0	0	0	0	0				
<b>Inning Stats</b>	R: 0 E: 0 K: 0 S: 2	H: 0 LOB: 0 BB: 1 P: 6	R: 0 E: 0 K: 2 S: 7	H: 0 LOB: 0 BB: 0 P: 7	R: 0 E: 0 K: 2 S: 7	H: 0 LOB: 0 BB: 0 P: 7	R: 0 E: 0 K: 1 S: 5	H: 0 LOB: 0 BB: 0 P: 5	R: 0 E: 0 K: 1 S: 5	H: 0 LOB: 2 BB: 2 P: 13	R: 1 E: 1 K: 2 S: 10	H: 3 LOB: 2 BB: 0 P: 10	R: 0 E: 0 K: 0 S: 3	H: 0 LOB: 1 BB: 1 P: 7	R: 0 E: 0 K: 0 S: 3	H: 0 LOB: 1 BB: 1 P: 7	1B: 3 2B: 0 3B: 0 HR: 0	SF: 0 SAC: 0 DP: 0 HBP: 0	WP: 0 PB: 0 SB: 1 CS: 1	PA: 33
<b>PITCHER</b> Mario Soto, R ERA: 2.25	IP: 9.0 WLS: W BF: 33 H: 3 R: 1 ER: 1 SO: 8 BB: 4 IBB: 0 HBP: 0 BLK: 0 WP: 0 HR: 0 S: 45 P: 61 ERA: 1.00 WHIP: 0.778															<b>PITCHER</b>	IP: 9.0 WLS: W BF: 33 H: 3 R: 1 ER: 1 SO: 8 BB: 4 IBB: 0 HBP: 0 BLK: 0 WP: 0 HR: 0 S: 45 P: 61 ERA: 1.00 WHIP: 0.778			


AB	29
R	1
H	3
RBI	1
BB	4
SO	8
LOB	9



Batter	1	2	3	4	5	6	7	8	9	AB	R	H	RBI	BB	SO	LOB	BOTTOM				
Eddie Milner, L OBP: 0.361, SLG: 0.343	0-0 6-3		4-0 2B BB		4-0 SH5-3 1B BB	4-0 BB				1	1	0	0	3	0	0	<b>Los Angeles Dodgers @ Cincinnati Reds</b> Riverfront Stadium, Cincinnati, OH Sun Jun 12 1983, 3:33 AM EDT Att: 23,476 - Unknown				
Tom Foley, L OBP: 0.394, SLG: 0.407	0-0 4-3		0-0 P5		0-0 SH5-3	0-0 F9				3	0	0	0	0	0	4					
Duane Walker, L OBP: 0.348, SLG: 0.459	0-3 K		0-0 1-3 2-H 2B		0-0 2-H 1B			F8		4	0	2	2	0	1	0					
Cesar Cedeno, R OBP: 0.331, SLG: 0.390		0-0 L5	0-3 K		0-3 K			0-0 CS 1B		4	0	1	0	0	2	3					
Ron Oester, S OBP: 0.339, SLG: 0.467		0-0 E8 1B		0-0 P2	0-3 K			0-0 F2		4	0	1	0	0	1	2					
Paul Householder, S OBP: 0.342, SLG: 0.443		0-0 1-3		0-0 4-3 1B		0-0 HR		0-0 FC4-6 1B		4	1	3	1	0	0	1					
Wayne Krenchicki, L OBP: 0.364, SLG: 0.350		0-0 4-3		0-0 4-3		0-0 SH1-4 1B		0-0 F8		4	0	1	0	0	0	3					
Alex Trevino, R OBP: 0.283, SLG: 0.287			4-0 SH3-4 2B BB		4-0 IBB			0-0 F9		2	1	0	0	2	0	2					
Mario Soto, R OBP: 0.152, SLG: 0.182			0-0 SH3-4		0-3 K			0-0 SH1-4		2	0	0	0	0	2	3					
<b>Inning Stats</b>	R: 0 E: 0 K: 1 S: 5	H: 1 LOB: 0 BB: 0 P: 5	R: 0 E: 1 K: 0 S: 4	H: 1 LOB: 1 BB: 0 P: 4	R: 1 E: 0 K: 1 S: 6	H: 1 LOB: 2 BB: 2 P: 14	R: 0 E: 0 K: 1 S: 6	H: 1 LOB: 2 BB: 1 P: 10	R: 1 E: 0 K: 2 S: 8	H: 1 LOB: 1 BB: 1 P: 12	R: 1 E: 0 K: 0 S: 5	H: 2 LOB: 2 BB: 1 P: 9	R: 0 E: 0 K: 0 S: 3	H: 1 LOB: 0 BB: 0 P: 3	R: 0 E: 0 K: 1 S: 6	H: 1 LOB: 1 BB: 0 P: 6		1B: 6 2B: 1 3B: 0 HR: 1	SF: 0 SAC: 3 DP: 0 HBP: 0	WP: 0 PB: 0 SB: 1 CS: 1	PA: 36
<b>PITCHER</b> Bob Welch, R ERA: 3.13 Pat Zachry, R ERA: 2.3 Alejandro Pena, R ERA: 2.32	IP: 5.0 WLS: L BF: 25 H: 6 R: 3 ER: 3 SO: 3 BB: 3 IBB: 0 HBP: 0 BLK: 0 WP: 0 HR: 1 S: 31 P: 47 ERA: 5.40 WHIP: 1.800															<b>PITCHER</b>		IP: 5.0 WLS: L BF: 25 H: 6 R: 3 ER: 3 SO: 3 BB: 3 IBB: 0 HBP: 0 BLK: 0 WP: 0 HR: 1 S: 31 P: 47 ERA: 5.40 WHIP: 1.800			






Batter	1	2	3	4	5	6	7	8	9	AB	R	H	RBI	BB	SO	LOB	TOP										
Rafael Landestoy, S OBP: 0.290, SLG: 0.276 (1.4)	E6 CS		F9		K			BB 1B 1B	4-3	5	1	1	0	0	1	0											
Bill Russell, R OBP: 0.358, SLG: 0.341 (1.6)	1-5-3		F5			6-3		1B BB SF7 1B		4	1	1	0	0	0	1											
Dusty Baker Jr., R OBP: 0.314, SLG: 0.375 (1.7)	F8		F8			K		1B 1-2 2-3 BB		3	0	0	0	1	1	0											
Pedro Guerrero, R OBP: 0.367, SLG: 0.518 (1.5)		K		K		K		1-2 2-3 3-H 1B		4	0	1	1	0	3	0											
Greg Brock, L OBP: 0.370, SLG: 0.472 (1.3)		K					K	SF7		3	0	1	1	0	2	0											
Steve Yeager, R OBP: 0.297, SLG: 0.487 (1.2)		1B BB 1B		P3			HR	F7		3	2	1	1	1	0	3											
Mike Marshall, R OBP: 0.301, SLG: 0.372 Derrel Thomas, S OBP: 0.424, SLG: 0.436 (1.9) (8.9)		1B BB 1-3 1B		K			HR	1-3		4	1	2	1	0	1	3	AB 34 R 5 H 8 RBI 5 BB 2 SO 10 LOB 9										
Ron Roenicke, S OBP: 0.278, SLG: 0.275 (1.8)					F8			F7		4	0	1	1	0	0	0											
Fernando Valenzuela, L OBP: 0.290, SLG: 0.372 (1.1)			F8			F8		F8		4	0	0	0	0	2	2											
<b>Inning Stats</b>	R: 0 E: 1 K: 0 S: 3	H: 0 LOB: 0 BB: 0 P: 3	R: 1 E: 0 K: 3 S: 11	H: 2 LOB: 2 BB: 1 P: 15	R: 0 E: 0 K: 0 S: 3	H: 0 LOB: 0 BB: 0 P: 3	R: 0 E: 0 K: 2 S: 8	H: 1 LOB: 1 BB: 0 P: 8	R: 0 E: 0 K: 1 S: 5	H: 0 LOB: 0 BB: 0 P: 5	R: 0 E: 0 K: 2 S: 7	H: 0 LOB: 0 BB: 0 P: 7	R: 2 E: 0 K: 1 S: 7	H: 2 LOB: 0 BB: 0 P: 7	R: 2 E: 0 K: 0 S: 6	H: 3 LOB: 2 BB: 1 P: 10	R: 0 E: 0 K: 1 S: 5	H: 0 LOB: 0 BB: 0 P: 5	1B: 6 2B: 0 3B: 0 HR: 2	SF: 1 SAC: 0 DP: 0 HBP: 0	WP: 0 PA: 37 PB: 0 SB: 0 CS: 1						
<b>PITCHER</b>	IP	WLS	BF	H	R	ER	SO	BB	IBB	HBP	BLK	WP	HR	S	P	ERA	WHIP										
Joe Price, L ERA: 2.91 (1.1)	7.0	L	29	7	5	5	9	1	0	0	0	0	2	46	50	6.43	1.143										
Ted Power, R ERA: 4.57 (8.1)	0.0		2	1	0	0	0	1	0	0	0	0	0	1	5	∞	∞										
Bill Scherrer, L ERA: 3.38 (8.1)	1.0		3	0	0	0	0	0	0	0	0	0	0	3	3	0.00	0.000										
Keefe Cato, R ERA: (9.1)	1.0		3	0	0	0	1	0	0	0	0	0	0	5	5	0.00	0.000										

Los Angeles Dodgers @ Cincinnati Reds  
Riverfront Stadium, Cincinnati, OH  
Mon Jun 13 1983, 3:33 AM EDT  
Att: 18,205 - Unknown

AB 34  
R 5  
H 8  
RBI 5  
BB 2  
SO 10  
LOB 9



Batter	1	2	3	4	5	6	7	8	9	AB	R	H	RBI	BB	SO	LOB	BOTTOM										
Kelly Paris, R OBP: 0.239, SLG: 0.238 (1.6)	FC1-6 1B		G4-6-3 BB			K		F8		3	0	1	0	1	1	1											
Eddie Milner, L OBP: 0.355, SLG: 0.337 (1.8)	FC1-6 1-2		G4-6-3 1-2			F2		4-3		4	0	0	0	0	0	4											
Cesar Cedeno, R OBP: 0.329, SLG: 0.410 (1.3)				K			HR	4-3		4	1	1	1	0	1	2											
Johnny Bench, R OBP: 0.326, SLG: 0.441 (1.5)			F7		F9		F9 2B		FC4-6 BB	3	0	1	0	1	0	1											
Paul Householder, S OBP: 0.331, SLG: 0.427 (1.9)		6-3			P6			5-3		4	0	0	0	0	0	2											
Alan Knicely, R OBP: 0.333, SLG: 0.269 Dave Concepcion, R (7, FR) OBP: 0.303, SLG: 0.289 Duane Walker, L OBP: 0.343, SLG: 0.452 (1.7) (7, FR) (8.7)		5-3				K			F7	2	0	0	0	1	1	0											
Ron Oester, S OBP: 0.333, SLG: 0.458 (1.4)			K		F8			F9 2-3		4	0	0	0	0	2	3	AB 30 R 1 H 5 RBI 1 BB 3 SO 6 LOB 16										
Dann Bilardello, R OBP: 0.266, SLG: 0.346 (1.2)				SH5-4 1B		4-3		F8		3	0	1	0	0	0	2											
Joe Price, R OBP: 0.130, SLG: 0.091 Ted Power, R (8.1)				SH5-4						1	0	0	0	0	1	0											
Bill Scherrer, L OBP: 0.500, SLG: 0.333 Alex Trevino, R (8, PH) OBP: 0.290, SLG: 0.305 Keefe Cato, R (9.1)						K		4-3 2B		0	0	0	0	0	0	0											
<b>Inning Stats</b>	R: 0 E: 0 K: 0 S: 4	H: 1 LOB: 1 BB: 0 P: 4	R: 0 E: 0 K: 1 S: 5	H: 0 LOB: 0 BB: 0 P: 5	R: 0 E: 0 K: 1 S: 5	H: 0 LOB: 0 BB: 0 P: 5	R: 0 E: 0 K: 1 S: 5	H: 0 LOB: 0 BB: 0 P: 5	R: 0 E: 0 K: 2 S: 7	H: 0 LOB: 0 BB: 0 P: 7	R: 1 E: 0 K: 0 S: 5	H: 2 LOB: 2 BB: 1 P: 9	R: 0 E: 0 K: 0 S: 4	H: 1 LOB: 1 BB: 0 P: 4	R: 0 E: 0 K: 1 S: 5	H: 0 LOB: 1 BB: 1 P: 9	1B: 2 2B: 2 3B: 0 HR: 1	SF: 0 SAC: 1 DP: 1 HBP: 0	WP: 0 PA: 34 PB: 0 SB: 0 CS: 0								
<b>PITCHER</b>	IP	WLS	BF	H	R	ER	SO	BB	IBB	HBP	BLK	WP	HR	S	P	ERA	WHIP										
Fernando Valenzuela, L ERA: 3.06 (1.1)	9.0	W	34	5	1	1	6	3	0	0	0	0	1	43	55	1.00	0.889										

Los Angeles Dodgers @ Cincinnati Reds  
Riverfront Stadium, Cincinnati, OH  
Mon Jun 13 1983, 3:33 AM EDT  
Att: 18,205 - Unknown

AB 30  
R 1  
H 5  
RBI 1  
BB 3  
SO 6  
LOB 16



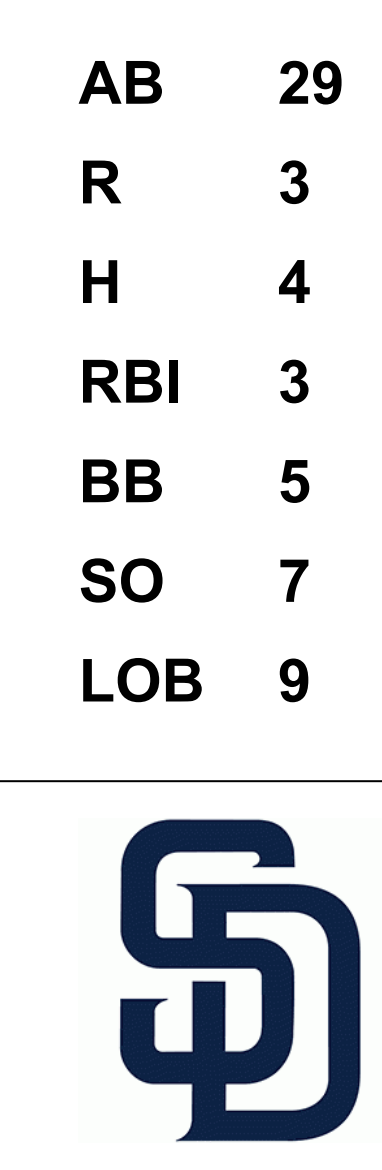


Batter	1	2	3	4	5	6	7	8	9	AB	R	H	RBI	BB	SO	LOB	TOP				
<b>Eddie Milner, L</b> OBP: 0.360, SLG: 0.340 (1, 8)										4	1	2	1	1	0	4	<b>Cincinnati Reds @ San Diego Padres</b> Jack Murphy Stadium, San Diego, CA Tue Jun 14 1983, 10:05 PM EDT Att: 13,416 - Unknown				
<b>Tom Foley, L</b> OBP: 0.371, SLG: 0.379 <b>Dave Concepcion, R</b> OBP: 0.300, SLG: 0.286 (8, PH)										2	0	0	0	0	1	3					
<b>Paul Householder, S</b> OBP: 0.329, SLG: 0.421 (1, 9)										4	0	1	1	0	1	2					
<b>Cesar Cedeno, R</b> OBP: 0.326, SLG: 0.413 (1, 3)										4	1	1	0	0	0	1					
<b>Duane Walker, L</b> OBP: 0.329, SLG: 0.431 <b>Gary Redus, R</b> OBP: 0.356, SLG: 0.487 (9, PH)										3	0	0	0	0	0	1					
<b>Ron Oester, S</b> OBP: 0.333, SLG: 0.457 (1, 4)										3	0	1	1	0	0	0					
<b>Wayne Krenchicki, L</b> OBP: 0.362, SLG: 0.339 <b>Kelly Paris, R</b> OBP: 0.255, SLG: 0.238 (9, PH)										2	0	0	0	1	0	1					
<b>Dann Bilardello, R</b> OBP: 0.283, SLG: 0.349 (1, 2)										2	1	1	1	2	0	1					
<b>Bruce Berenyi, R</b> OBP: 0.200, SLG: 0.240 <b>Keefe Cato, R</b> (7, 1)										1	0	0	0	0	0	1					
<b>Bill Scherrer, L</b> OBP: 0.500, SLG: 0.333 (9, 1)										0	0	0	0	0	0	0					
<b>Inning Stats</b>	R: 1 E: 1 K: 0 S: 4	H: 2 LOB: 0 BB: 4 P: 4	R: 0 E: 0 K: 0 S: 3	H: 0 LOB: 0 BB: 0 P: 3	R: 1 E: 0 K: 1 S: 5	H: 1 LOB: 1 BB: 1 P: 9	R: 1 E: 0 K: 0 S: 5	H: 2 LOB: 1 BB: 0 P: 5	R: 0 E: 0 K: 0 S: 3	H: 0 LOB: 2 BB: 2 P: 11	R: 0 E: 0 K: 0 S: 3	H: 0 LOB: 1 BB: 1 P: 7	R: 0 E: 0 K: 1 S: 5	H: 0 LOB: 0 BB: 0 P: 5	R: 1 E: 1 K: 0 S: 6	H: 2 LOB: 3 BB: 1 P: 10		1B: 6 2B: 2 3B: 0 HR: 0	SF: 0 SAC: 5 DP: 1 HBP: 0	WP: 0 PB: 0 SB: 0 CS: 2	PA: 38
<b>PITCHER</b>	IP	WLS	BF	H	R	ER	SO	BB	IBB	HBP	BLK	WP	HR	S	P	ERA		WHIP			
<b>Andy Hawkins, R</b> ERA: 2.83 <b>Gary Lucas, L</b> ERA: 2.76	(1, 1) (8, 1)	7.0 L	28 10	5 2	3 1	3 1	1 1	4 0	0 1	0 0	0 0	0 0	0 0	26 11	42 15	3.86 4.50	1.286 1.000				

AB	28
R	4
H	7
RBI	4
BB	5
SO	2
LOB	17



Batter	1	2	3	4	5	6	7	8	9	AB	R	H	RBI	BB	SO	LOB	BOTTOM					
<b>Alan Wiggins, S</b> OBP: 0.350, SLG: 0.310 <b>Gary Lucas, L</b> (8, 1)										3	0	0	0	1	0	3	<b>Cincinnati Reds @ San Diego Padres</b> Jack Murphy Stadium, San Diego, CA Tue Jun 14 1983, 10:05 PM EDT Att: 13,416 - Unknown					
<b>Juan Bonilla, R</b> OBP: 0.313, SLG: 0.338 (1, 4)										4	0	1	2	0	1	2						
<b>Steve Garvey, R</b> OBP: 0.352, SLG: 0.476 (1, 3)										4	0	0	0	0	0	2						
<b>Terry Kennedy, L</b> OBP: 0.365, SLG: 0.440 (1, 2)										4	0	1	0	0	0	0						
<b>Kevin McReynolds, R</b> OBP: 0.240, SLG: 0.333 (8, 7)										4	0	0	0	0	1	1						
<b>Sixto Lezcano, R</b> OBP: 0.328, SLG: 0.337 (1, 9)										4	1	1	0	0	2	0						
<b>Luis Salazar, R</b> OBP: 0.347, SLG: 0.385 (8, 6)										3	0	0	0	0	1	0						
<b>Mario Ramirez, R</b> OBP: 0.389, SLG: 0.342 <b>Ruppert Jones, L</b> OBP: 0.272, SLG: 0.306 (7, PH)										0	1	0	0	2	0	0						
<b>Andy Hawkins, R</b> OBP: 0.125, SLG: 0.045 <b>Tim Flannery, L</b> OBP: 0.333, SLG: 0.426 (7, PH)										1	1	0	0	1	1	1						
<b>Inning Stats</b>	R: 0 E: 0 K: 1 S: 5	H: 0 LOB: 0 BB: 0 P: 5	R: 0 E: 0 K: 1 S: 5	H: 0 LOB: 0 BB: 0 P: 5	R: 2 E: 0 K: 0 S: 3	H: 1 LOB: 3 BB: 3 P: 15	R: 0 E: 0 K: 0 S: 3	H: 0 LOB: 0 BB: 0 P: 3	R: 0 E: 0 K: 1 S: 6	H: 1 LOB: 1 BB: 0 P: 6	R: 1 E: 0 K: 0 S: 5	H: 2 LOB: 2 BB: 1 P: 9	R: 0 E: 0 K: 0 S: 3	H: 0 LOB: 0 BB: 0 P: 3	R: 0 E: 0 K: 3 S: 9	H: 0 LOB: 0 BB: 0 P: 9		1B: 4 2B: 0 3B: 0 HR: 0	SF: 0 SAC: 1 DP: 1 HBP: 0	WP: 0 PB: 0 SB: 0 CS: 0	PA: 35	
<b>PITCHER</b>	IP	WLS	BF	H	R	ER	SO	BB	IBB	HBP	BLK	WP	HR	S	P	ERA		WHIP				
<b>Bruce Berenyi, R</b> ERA: 3.17 <b>Keefe Cato, R</b> ERA <b>Bill Scherrer, L</b> ERA: 3.34	(1, 1) (7, 1) (9, 1)	6.1 W S	27 7 1	4 0 0	3 0 0	3 0 0	4 2 1	0 0 0	0 0 0	0 0 0	0 0 0	0 0 0	0 0 3	30 11 3	50 11 3	4.26 0.00 0.00		1.421 0.000 0.000				





Batter	1	2	3	4	5	6	7	8	9	AB	R	H	RBI	BB	SO	LOB	TOP					
<b>Eddie Milner, L</b> OBP: 0.358, SLG: 0.338 (1, 8)	F7			E8 SF7 1B		4-3		F8		4	1	1	0	0	0	1	<b>Cincinnati Reds @ San Diego Padres</b> Jack Murphy Stadium, San Diego, CA Wed Jun 15 1983, 10:05 PM EDT Att: 12,682 - Unknown					
<b>Duane Walker, L</b> OBP: 0.312, SLG: 0.412 (1, 7)	F7			SF7		F7			K	3	0	0	1	0	1	0						
<b>Cesar Cedeno, R</b> OBP: 0.318, SLG: 0.400 (1, 9)	6-3			P4				F9	1-3	4	0	0	0	0	0	0						
<b>Johnny Bench, R</b> OBP: 0.329, SLG: 0.439 (1, 3)		F9		F7			FC4-6 1B			3	0	1	0	1	0	0						
<b>Ron Oester, S</b> OBP: 0.328, SLG: 0.448 (1, 4)	4-3				F8		FC4-6 1-2		P6	4	0	0	0	0	0	2						
<b>Dave Concepcion, R</b> OBP: 0.296, SLG: 0.282 (1, 6)	4-3				F7		F8			3	0	0	0	0	0	1						
<b>Wayne Krenchicki, L</b> OBP: 0.375, SLG: 0.344 (1, 5)			F7							2	0	1	0	1	0	0						
<b>Dann Bilardello, R</b> OBP: 0.278, SLG: 0.343 (8, PH)										2	0	0	0	0	2	1						
<b>Tom Foley, L</b> OBP: 0.361, SLG: 0.367 (8, 2)			K							1	0	0	0	0	1	1						
<b>Alex Trevino, R</b> OBP: 0.290, SLG: 0.305 (8, 2)										0	0	0	0	0	0	0						
<b>Charlie Puleo, R</b> OBP: 0.133, SLG: 0.071 (8, PH)										1	0	0	0	0	1	0						
<b>Kelly Paris, R</b> OBP: 0.250, SLG: 0.233 (6, 1)										1	0	0	0	0	0	0						
<b>Rich Gale, R</b> OBP: 0.330, SLG: 0.273 (8, PH)										0	0	0	0	0	0	0						
<b>Paul Householder, S</b> OBP: 0.325, SLG: 0.417 (8, 1)										1	0	0	0	0	0	1						
<b>Ben Hayes, R</b> (8, 1)										0	0	0	0	0	0	0						
<b>Inning Stats</b>	R: 0 E: 0 K: 0 S: 3	H: 0 LOB: 0 BB: 0 P: 3	R: 0 E: 0 K: 0 S: 3	H: 0 LOB: 0 BB: 0 P: 3	R: 0 E: 0 K: 2 S: 7	H: 0 LOB: 0 BB: 0 P: 7	R: 1 E: 1 K: 0 S: 4	H: 1 LOB: 0 BB: 0 P: 4	R: 0 E: 0 K: 1 S: 6	H: 1 LOB: 1 BB: 0 P: 6	R: 0 E: 0 K: 0 S: 3	H: 0 LOB: 0 BB: 0 P: 3	R: 0 E: 0 K: 0 S: 4	H: 1 LOB: 1 BB: 0 P: 4	R: 0 E: 0 K: 1 S: 5	H: 0 LOB: 1 BB: 1 P: 9	R: 0 E: 0 K: 1 S: 5	H: 0 LOB: 1 BB: 1 P: 9	1B: 3 2B: 0 3B: 0 HR: 0	SF: 1 SAC: 0 DP: 0 HBP: 0	WP: 0 PB: 0 SB: 0 CS: 0	PA: 32
<b>PITCHER</b> <b>Ed Whitson, R</b> ERA: 3.86 (1, 1)	IP: 9.0 WLS: W BF: 32 H: 3 R: 1 ER: 0 SO: 5 BB: 2 IBB: 0 HBP: 0 BLK: 0 WP: 0 HR: 0 S: 40 P: 48 ERA: 0.00 WHIP: 0.556															<b>PITCHER</b>						

AB	29
R	1
H	3
RBI	1
BB	2
SO	5
LOB	7



Batter	1	2	3	4	5	6	7	8	9	AB	R	H	RBI	BB	SO	LOB	BOTTOM			
<b>Alan Wiggins, S</b> OBP: 0.348, SLG: 0.308 (1, 7)	4-3		4-3	G3			1B S 1B			4	0	1	0	0	0	2	<b>Cincinnati Reds @ San Diego Padres</b> Jack Murphy Stadium, San Diego, CA Wed Jun 15 1983, 10:05 PM EDT Att: 12,682 - Unknown			
<b>Juan Bonilla, R</b> OBP: 0.316, SLG: 0.338 (1, 4)	5-3		F9		G5-4-3 1B		1B BB			3	0	1	0	1	0	0				
<b>Steve Garvey, R</b> OBP: 0.354, SLG: 0.474 (1, 3)	HR		K		G5-4-3 1-2		G5-4-3 1B			3	1	1	0	0	1	1				
<b>Terry Kennedy, L</b> OBP: 0.367, SLG: 0.455 (1, 2)	HR			BB E 1B	K		K			4	2	2	2	0	2	3				
<b>Kevin McReynolds, R</b> OBP: 0.299, SLG: 0.375 (1, 9)	P5			E 1B BB			G5-4-3 1-2			3	1	1	0	1	0	3				
<b>Ruppert Jones, L</b> OBP: 0.294, SLG: 0.297 (1, 8)		E3 G3 1B		E8 1B		G3		F7		4	1	0	0	0	0	2				
<b>Luis Salazar, R</b> OBP: 0.344, SLG: 0.381 (1, 6)				5-3		1-3 2-H		F9		4	0	1	0	0	0	3				
<b>Tim Flannery, L</b> OBP: 0.348, SLG: 0.427 (1, 5)			G3	1B						2	0	1	0	2	0	2				
<b>Ed Whitson, R</b> OBP: 0.182, SLG: 0.182 (1, 1)			1-3 2-3	1B						4	0	1	2	0	1	4				
<b>Inning Stats</b>	R: 2 E: 0 K: 0 S: 4	H: 1 LOB: 0 BB: 0 P: 5	R: 0 E: 1 K: 0 S: 4	H: 1 LOB: 1 BB: 0 P: 4	R: 0 E: 0 K: 1 S: 5	H: 0 LOB: 0 BB: 0 P: 5	R: 3 E: 1 K: 0 S: 5	H: 2 LOB: 1 BB: 2 P: 13	R: 0 E: 0 K: 1 S: 5	H: 1 LOB: 0 BB: 0 P: 5	R: 0 E: 0 K: 0 S: 4	H: 1 LOB: 2 BB: 1 P: 8	R: 0 E: 0 K: 1 S: 6	H: 2 LOB: 2 BB: 1 P: 10	R: 0 E: 0 K: 1 S: 6	H: 1 LOB: 1 BB: 0 P: 6		1B: 7 2B: 0 3B: 1 HR: 1	SF: 0 SAC: 0 DP: 4 HBP: 1	WP: 0 PB: 0 SB: 1 CS: 0
<b>PITCHER</b> <b>Charlie Puleo, R</b> ERA: 5.23 (1, 1)	IP: 5.0 WLS: L BF: 22 H: 5 R: 5 ER: 4 SO: 2 BB: 1 IBB: 1 HBP: 0 BLK: 0 WP: 0 HR: 1 S: 23 P: 32 ERA: 7.20 WHIP: 1.200															<b>PITCHER</b>				
<b>Rich Gale, R</b> ERA: 6.2 (6, 1)	2.0 WLS: L BF: 10 H: 3 R: 0 ER: 0 SO: 1 BB: 1 IBB: 0 HBP: 0 BLK: 0 WP: 0 HR: 0 S: 10 P: 18 ERA: 0.00 WHIP: 2.000															<b>PITCHER</b>				
<b>Ben Hayes, R</b> ERA: 10.13 (8, 1)	1.0 WLS: L BF: 4 H: 1 R: 0 ER: 0 SO: 1 BB: 0 IBB: 0 HBP: 0 BLK: 0 WP: 0 HR: 0 S: 6 P: 6 ERA: 0.00 WHIP: 1.000															<b>PITCHER</b>				

AB	31
R	5
H	9
RBI	4
BB	4
SO	4
LOB	20









Batter	1	2	3	4	5	6	7	8	9	AB	R	H	RBI	BB	SO	LOB	TOP			
<b>Eddie Milner, L</b> (1, 8) OBP: 0.357, SLG: 0.336	0-0 4-3		0-0 G6-4-3 1B		0-3 K		0-0 4-3			4	0	1	0	0	1	0	<b>Cincinnati Reds @ Los Angeles Dodgers</b> Dodger Stadium, Los Angeles, CA Fri Jun 17 1983, 7:05 PM PDT Att: 41,870 - Unknown <a href="http://livebaseballscores.com">livebaseballscores.com</a>			
<b>Dave Concepcion, R</b> (1, 6) OBP: 0.290, SLG: 0.276	0-0 F5		0-0 G6-4-3 1-2		0-0 F8			0-0 F9		4	0	0	0	0	0	1				
<b>Duane Walker, L</b> (1, 7) OBP: 0.341, SLG: 0.431	4-0 BB			0-0 FC5-4 1B		0-0 F5		0-0 G1 1B		3	0	2	0	1	0	0				
<b>Cesar Cedeno, R</b> (1, 3) OBP: 0.301, SLG: 0.377	0-0 5-3			0-0 FC5-4 1B 1-2		0-0 5-3		0-0 G1 1-2		4	0	0	0	0	0	3				
<b>Ron Oester, S</b> (1, 4) OBP: 0.325, SLG: 0.442		0-0 K 1B		0-0 F7		0-0 BB 1B		0-0 G3		4	0	2	0	0	0	2				
<b>Paul Houshander, S</b> (1, 9) OBP: 0.398, SLG: 0.473		0-3 K 1-2		0-0 BB 1B		4-0 BB 1-2		0-0 F7		3	0	1	0	1	1	1				
<b>Wayne Krenchicki, L</b> (1, 5) OBP: 0.382, SLG: 0.333		4-0 BB		4-0 BB 1-2		0-0 L6		0-0 F5		2	0	0	0	2	0	2				
<b>Alex Trevino, R</b> (1, 2) OBP: 0.282, SLG: 0.296		0-3 K		0-0 F9			0-0 4-3		4-0 BB	3	0	0	0	0	1	4				
<b>Gary Redus, R</b> (9, PH) OBP: 0.363, SLG: 0.490										0	0	0	0	1	0	0				
<b>Mario Soto, R</b> (1, 1) OBP: 0.139, SLG: 0.167			0-0 5-3		0-3 K		0-0 6-3		0-0 F7	3	0	0	0	0	1	0				
<b>Johnny Bench, R</b> (9, PH) OBP: 0.322, SLG: 0.429										1	0	0	0	0	0	1				
<b>Inning Stats</b>	R: 0 E: 0 K: 0 S: 3	H: 0 LOB: 1 BB: 1 P: 7	R: 0 E: 0 K: 2 S: 7	H: 1 LOB: 1 BB: 1 P: 11	R: 0 E: 0 K: 0 S: 3	H: 1 LOB: 0 BB: 0 P: 3	R: 0 E: 0 K: 0 S: 5	H: 2 LOB: 3 BB: 1 P: 9	R: 0 E: 0 K: 2 S: 7	H: 0 LOB: 0 BB: 0 P: 7	R: 0 E: 0 K: 0 S: 4	H: 1 LOB: 2 BB: 1 P: 8	R: 0 E: 0 K: 0 S: 3	H: 0 LOB: 0 BB: 0 P: 3	R: 0 E: 0 K: 0 S: 4	H: 1 LOB: 1 BB: 1 P: 7	1B: 6 2B: 0 3B: 0 HR: 0	SF: 0 SAC: 0 DP: 1 HBP: 0	WP: 0 PB: 0 SB: 0 CS: 0	PA: 36
<b>PITCHER</b> <b>Bob Welch, R</b> (1, 1) ERA: 2.8	IP: 9.0 WLS: W BF: 36 H: 6 R: 0 ER: 0 SO: 4 BB: 5 IBB: 0 HBP: 0 BLK: 0 WP: 0 HR: 0 S: 39 P: 59 ERA: 0.00 WHIP: 1.222															<b>PITCHER</b>				

Batter	1	2	3	4	5	6	7	8	9	AB	R	H	RBI	BB	SO	LOB	BOTTOM			
<b>Steve Sax, R</b> (1, 4) OBP: 0.348, SLG: 0.377	0-0 G1		0-0 F9			0-3 K		0-0 F8		4	0	0	0	0	1	2	<b>Cincinnati Reds @ Los Angeles Dodgers</b> Dodger Stadium, Los Angeles, CA Fri Jun 17 1983, 7:05 PM PDT Att: 41,870 - Unknown <a href="http://livebaseballscores.com">livebaseballscores.com</a>			
<b>Ken Landreaux, L</b> (1, 8) OBP: 0.312, SLG: 0.417	0-0 F7		0-0 F8			0-3 K		0-3 K		4	0	0	0	0	2	2				
<b>Rick Monday, L</b> (1, 7) OBP: 0.353, SLG: 0.418	0-0 L6			0-0 P4		0-3 K				3	0	0	0	0	1	0				
<b>Pedro Guerrero, R</b> (1, 5) OBP: 0.384, SLG: 0.518		0-0 E5 1B		4-0 CS BB		0-0 5-3 4-3 1B				2	0	2	0	1	0	0				
<b>Greg Brock, L</b> (1, 3) OBP: 0.368, SLG: 0.456	0-0 F7			0-0 F9		0-0 4-3		1-2 4-3		3	0	0	0	0	0	3				
<b>Mike Marshall, R</b> (1, 9) OBP: 0.304, SLG: 0.391		0-3 K		0-0 CS		0-0 1-3		0-0 5-3		3	0	0	0	0	1	2				
<b>Dave Anderson, R</b> (8, 6) OBP: 0.159, SLG: 0.233				1-2 CS				2-3 5-3		0	0	0	0	0	0	0				
<b>Steve Yeager, R</b> (1, 2) OBP: 0.290, SLG: 0.471		0-3 K			0-3 K			0-3 K		3	0	0	0	0	3	2				
<b>Derrel Thomas, S</b> (1, 6) OBP: 0.414, SLG: 0.424			0-0 FC1-8 1B		0-0 F7			0-0 F7		3	0	1	0	0	0	0				
<b>Bob Welch, R</b> (1, 1) OBP: 0.172, SLG: 0.310			0-0 FC1-6			0-0 HR		0-0 1B		3	1	2	1	0	0	1				
<b>Inning Stats</b>	R: 0 E: 0 K: 0 S: 3	H: 0 LOB: 0 BB: 0 P: 3	R: 0 E: 1 K: 2 S: 8	H: 1 LOB: 1 BB: 0 P: 8	R: 0 E: 0 K: 0 S: 4	H: 1 LOB: 1 BB: 0 P: 4	R: 0 E: 0 K: 0 S: 2	H: 0 LOB: 0 BB: 1 P: 6	R: 0 E: 0 K: 1 S: 5	H: 0 LOB: 0 BB: 0 P: 5	R: 1 E: 0 K: 3 S: 10	H: 1 LOB: 0 BB: 0 P: 10	R: 0 E: 0 K: 1 S: 6	H: 1 LOB: 1 BB: 0 P: 6	R: 0 E: 0 K: 1 S: 6	H: 1 LOB: 1 BB: 0 P: 6	1B: 4 2B: 0 3B: 0 HR: 1	SF: 0 SAC: 0 DP: 0 HBP: 0	WP: 0 PB: 0 SB: 0 CS: 1	PA: 30
<b>PITCHER</b> <b>Mario Soto, R</b> (1, 1) ERA: 2.17	IP: 8.0 WLS: L BF: 29 H: 5 R: 1 ER: 1 SO: 8 BB: 1 IBB: 0 HBP: 0 BLK: 0 WP: 0 HR: 1 S: 44 P: 48 ERA: 1.12 WHIP: 0.750															<b>PITCHER</b>				



Batter	1	2	3	4	5	6	7	8	9	AB	R	H	RBI	BB	SO	LOB	TOP											
<b>Gary Redus, R</b> OBP: 0.366, SLG: 0.490 (1, 7)										4	1	2	1	0	1	1	<b>Cincinnati Reds @ Los Angeles Dodgers</b> Dodger Stadium, Los Angeles, CA Sat Jun 18 1983, 3:33 AM PDT Att: 48,439 - Unknown											
<b>Dave Concepcion, R</b> OBP: 0.298, SLG: 0.282 (1, 6)										3	0	2	1	1	1	1												
<b>Cesar Cedeno, R</b> OBP: 0.294, SLG: 0.366 <b>Eddie Milner, L</b> OBP: 0.357, SLG: 0.336 (7, 8)										4	0	0	0	0	0	4												
<b>Johnny Bench, R</b> OBP: 0.316, SLG: 0.421 (1, 3)										4	0	0	0	0	0	4												
<b>Paul Householder, S</b> OBP: 0.333, SLG: 0.416 (7, 9)										4	0	1	0	0	0	0												
<b>Kelly Paris, R</b> OBP: 0.273, SLG: 0.245 <b>Keefe Cato, R</b> (8, 1)										3	1	2	0	0	0	0												
<b>Bill Scherrer, L</b> OBP: 0.300, SLG: 0.333 (8, 1)										0	0	0	0	0	0	0												
<b>Ron Oester, S</b> OBP: 0.325, SLG: 0.440 (1, 4)										3	0	1	0	0	0	1												
<b>Dann Bilardello, R</b> OBP: 0.279, SLG: 0.333 (1, 2)										3	1	1	1	1	0	2												
<b>Joe Price, R</b> OBP: 0.115, SLG: 0.080 <b>Wayne Krenchicki, L</b> OBP: 0.377, SLG: 0.328 (8, 5)										3	0	0	0	0	0	4												
<b>Inning Stats</b>	R: 0 E: 0 K: 1 S: 6	H: 1 LOB: 1 BB: 0 P: 6	R: 0 E: 0 K: 0 S: 5	H: 2 LOB: 2 BB: 0 P: 5	R: 0 E: 0 K: 0 S: 3	H: 1 LOB: 1 BB: 1 P: 7	R: 0 E: 0 K: 0 S: 3	H: 1 LOB: 1 BB: 0 P: 3	R: 0 E: 0 K: 0 S: 5	H: 0 LOB: 1 BB: 1 P: 9	R: 0 E: 1 K: 0 S: 3	H: 0 LOB: 0 BB: 0 P: 3	R: 3 E: 0 K: 0 S: 7	H: 4 LOB: 1 BB: 0 P: 7	R: 0 E: 0 K: 0 S: 3	H: 0 LOB: 0 BB: 0 P: 3	R: 0 E: 0 K: 0 S: 3	H: 0 LOB: 0 BB: 0 P: 3	1B: 8 2B: 1 3B: 0 HR: 0	SF: 0 SAC: 2 DP: 2 HBP: 0	WP: 0 PB: 0 SB: 1 CS: 1	PA: 36						
<b>PITCHER</b>	IP	WLS	BF	H	R	ER	SO	BB	IBB	HBP	BLK	WP	HR	S	P	ERA	WHIP											
<b>Fernando Valenzuela, L</b> ERA: 3.11 (1, 1)	6.2	L	29	9	3	3	2	2	0	0	0	0	0	0	31	39	4.05	1.650										
<b>Tom Niedertuer, R</b> ERA: 1.67 (7, 1)	1.1		4	0	0	0	0	0	0	0	0	0	0	4	4	0.00	0.000											
<b>Dave Stewart, R</b> ERA: 2.09 (9, 1)	1.0		3	0	0	0	0	0	0	0	0	0	0	3	3	0.00	0.000											

Batter	1	2	3	4	5	6	7	8	9	AB	R	H	RBI	BB	SO	LOB	BOTTOM										
<b>Steve Sax, R</b> OBP: 0.346, SLG: 0.375 (1, 4)										4	1	1	0	0	0	0	<b>Cincinnati Reds @ Los Angeles Dodgers</b> Dodger Stadium, Los Angeles, CA Sat Jun 18 1983, 3:33 AM PDT Att: 48,439 - Unknown										
<b>Bill Russell, R</b> OBP: 0.352, SLG: 0.336 (1, 6)										4	0	1	0	0	0	1											
<b>Dusty Baker Jr., R</b> OBP: 0.307, SLG: 0.365 (1, 7)										4	0	1	1	0	1	1											
<b>Pedro Guerrero, R</b> OBP: 0.390, SLG: 0.517 (1, 5)										2	1	1	0	2	1	0											
<b>Mike Marshall, R</b> OBP: 0.311, SLG: 0.397 <b>Rick Monday, L</b> OBP: 0.353, SLG: 0.418 <b>Jose Morales, R</b> OBP: 0.400, SLG: 0.733 <b>Dave Stewart, R</b> OBP: 0.167, SLG: 0.167 (8, PH) (8, PH) (9, 1)										3	0	2	0	0	1	1											
<b>Greg Brock, L</b> OBP: 0.386, SLG: 0.452 (1, 3)										4	0	1	1	0	0	2											
<b>Steve Yeager, R</b> OBP: 0.289, SLG: 0.472 (1, 2)										4	0	1	0	0	0	3											
<b>Derrel Thomas, S</b> OBP: 0.403, SLG: 0.410 <b>Ron Roenicke, S</b> OBP: 0.262, SLG: 0.258 (7, PH) (8, 8)										2	0	0	0	0	1	0											
<b>Fernando Valenzuela, L</b> OBP: 0.239, SLG: 0.356 <b>Tom Niedertuer, R</b> ERA: 2.45 <b>Rafael Landestoy, S</b> OBP: 0.281, SLG: 0.267 (8, PH) (9, 9)										2	0	0	0	0	1	0											
<b>Inning Stats</b>	R: 0 E: 0 K: 1 S: 5	H: 0 LOB: 0 BB: 0 P: 5	R: 0 E: 0 K: 1 S: 5	H: 0 LOB: 1 BB: 1 P: 9	R: 0 E: 0 K: 1 S: 5	H: 0 LOB: 0 BB: 0 P: 5	R: 1 E: 0 K: 0 S: 5	H: 2 LOB: 2 BB: 1 P: 9	R: 0 E: 0 K: 1 S: 5	H: 1 LOB: 0 BB: 0 P: 5	R: 0 E: 0 K: 0 S: 4	H: 2 LOB: 1 BB: 0 P: 4	R: 1 E: 0 K: 1 S: 8	H: 3 LOB: 2 BB: 0 P: 8	R: 0 E: 0 K: 1 S: 5	H: 0 LOB: 0 BB: 0 P: 5		1B: 7 2B: 1 3B: 0 HR: 0	SF: 0 SAC: 0 DP: 1 HBP: 0	WP: 0 PB: 0 SB: 1 CS: 1	PA: 35						
<b>PITCHER</b>	IP	WLS	BF	H	R	ER	SO	BB	IBB	HBP	BLK	WP	HR	S	P	ERA	WHIP										
<b>Joe Price, L</b> ERA: 2.86 (8, 1)	0.0		1	1	0	0	0	0	0	0	0	0	0	1	1	∞	∞										
<b>Bill Scherrer, L</b> ERA: 3.19 (8, 1)	1.1	S	4	0	0	0	2	0	0	0	0	0	0	8	8	0.00	0.000										



Batter	1	2	3	4	5	6	7	8	9	AB	R	H	RBI	BB	SO	LOB	TOP			
Gary Redus, R OBP: 0.358, SLG: 0.478 (1, 7)	E4 SH5-3 SF9		FC1-4 CS			F8		F3		4	1	0	0	0	0	1				
Eddie Milner, L OBP: 0.356, SLG: 0.333 (1, 8)	SH5-3		1-2 CS			F5		L5		2	0	0	0	1	0	0				
Dave Concepcion, R OBP: 0.293, SLG: 0.278 (1, 6)	SF9		F8			F8		F8		3	0	0	1	0	0	1				
Johnny Bench, R OBP: 0.311, SLG: 0.413 (1, 3)	P5					F9		1-3		4	0	0	0	0	0	0				
Paul Householder, S OBP: 0.341, SLG: 0.422 (1, 9)						3-1				3	0	2	0	0	0	0				
Nick Esasky, R (1, 5)						5-3 1B				3	0	0	0	0	1	2				
Ron Oester, S (1, 4)						F7				3	0	0	0	0	0	2				
Dann Bilardello, R (1, 2)						F9				2	0	0	0	0	0	1				
Wayne Krenchicki, L (8, PH)						F7				1	0	0	0	0	0	0				
Alex Trevino, R (8, 2)						F9				0	0	0	0	0	0	0				
Bruce Berenyi, R (1, 1)										2	0	1	0	0	0	0				
Duane Walker, L (8, PH)										1	0	0	0	0	0	0				
Tom Hume, R (8, 1)										0	0	0	0	0	0	0				
<b>Inning Stats</b>	R: 1 E: 1 K: 0 S: 4	H: 0 LOB: 0 BB: 0 P: 4	R: 0 E: 0 K: 0 S: 4	H: 1 LOB: 1 BB: 0 P: 4	R: 0 E: 0 K: 0 S: 3	H: 1 LOB: 1 BB: 1 P: 7	R: 0 E: 0 K: 1 S: 5	H: 0 LOB: 0 BB: 0 P: 5	R: 0 E: 0 K: 0 S: 3	H: 0 LOB: 0 BB: 0 P: 3	R: 0 E: 0 K: 0 S: 4	H: 1 LOB: 1 BB: 0 P: 4	R: 0 E: 0 K: 0 S: 3	H: 0 LOB: 0 BB: 0 P: 3	R: 0 E: 0 K: 0 S: 3	H: 0 LOB: 0 BB: 0 P: 3	1B: 3 2B: 0 3B: 0 HR: 0	SF: 1 SAC: 1 DP: 0 HBP: 0	WP: 0 PB: 0 SB: 1 CS: 1	PA: 31
<b>PITCHER</b> Burt Hooton, R ERA: 3.12 (1, 1)	IP: 9.0 WLS: W BF: 31 H: 3 R: 1 ER: 0 SO: 1 BB: 1 IBB: 0 HBP: 0 BLK: 0 WP: 0 HR: 0 S: 32 P: 36 ERA: 0.00 WHIP: 0.444																			

Cincinnati Reds @ Los Angeles Dodgers  
 Dodger Stadium, Los Angeles, CA  
 Sun Jun 19 1983, 3:33 AM PDT  
 Att: 44,634 - Unknown

AB	28
R	1
H	3
RBI	1
BB	1
SO	1
LOB	7



Batter	1	2	3	4	5	6	7	8	9	AB	R	H	RBI	BB	SO	LOB	BOTTOM	
Steve Sax, R (1, 4)										3	1	1	0	1	1	0		
Rafael Landestoy, S (8, 4)										0	0	0	0	0	0	0		
Ken Landreaux, L (1, 8)										4	1	2	1	0	2	1		
Dusty Baker Jr., R (1, 7)										3	1	1	1	1	1	2		
Pedro Guerrero, R (1, 5)										3	0	0	0	1	2	1		
Ron Roenicke, S (9, 9)										0	0	0	0	0	0	0		
Greg Brock, L (1, 3)										2	0	0	0	2	1	0		
Mike Marshall, R (1, 9)										4	1	1	0	0	1	3		
Derrel Thomas, S (9, 5)										0	0	0	0	0	0	0		
Steve Yeager, R (1, 2)										4	0	1	0	0	1	1		
Bill Russell, R (1, 6)										3	1	2	0	1	1	0		
Burt Hooton, R (1, 1)										4	0	1	1	0	2	3		
<b>Inning Stats</b>	R: 1 E: 0 K: 2 S: 8	H: 2 LOB: 2 BB: 2 P: 16	R: 2 E: 1 K: 0 S: 5	H: 2 LOB: 1 BB: 1 P: 9	R: 0 E: 0 K: 0 S: 2	H: 0 LOB: 0 BB: 1 P: 6	R: 0 E: 0 K: 2 S: 7	H: 0 LOB: 0 BB: 0 P: 7	R: 1 E: 0 K: 2 S: 8	H: 1 LOB: 0 BB: 0 P: 8	R: 1 E: 0 K: 3 S: 9	H: 2 LOB: 1 BB: 1 P: 13	R: 0 E: 0 K: 1 S: 7	H: 2 LOB: 2 BB: 0 P: 7	1B: 6 2B: 2 3B: 0 HR: 1	SF: 0 SAC: 0 DP: 1 HBP: 0	WP: 2 PB: 0 SB: 1 CS: 1	PA: 36
<b>PITCHER</b> Bruce Berenyi, R ERA: 3.32 (1, 1)	IP: 7.0 WLS: L BF: 31 H: 7 R: 5 ER: 4 SO: 11 BB: 5 IBB: 1 HBP: 0 BLK: 0 WP: 2 HR: 1 S: 47 P: 71 ERA: 5.14 WHIP: 1.714																	
Tom Hume, R (8, 1)	IP: 1.0 WLS: L BF: 5 H: 2 R: 0 ER: 0 SO: 1 BB: 0 IBB: 0 HBP: 0 BLK: 0 WP: 0 HR: 0 S: 7 P: 7 ERA: 0.00 WHIP: 2.000																	

Cincinnati Reds @ Los Angeles Dodgers  
 Dodger Stadium, Los Angeles, CA  
 Sun Jun 19 1983, 3:33 AM PDT  
 Att: 44,634 - Unknown

AB	30
R	5
H	9
RBI	3
BB	6
SO	12
LOB	11



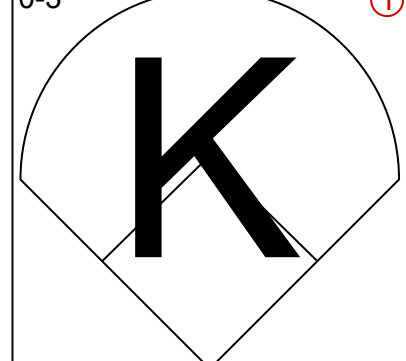
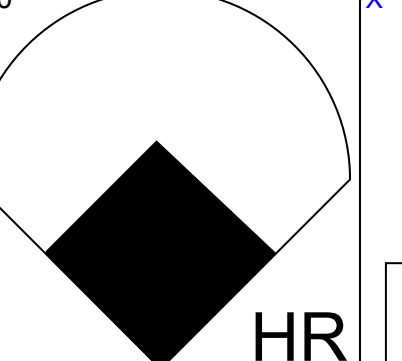
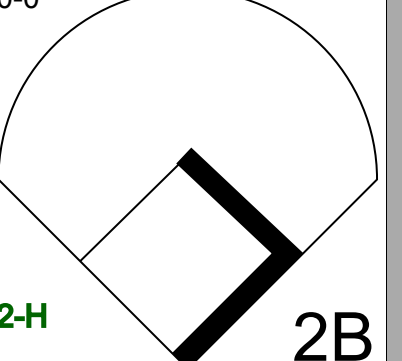
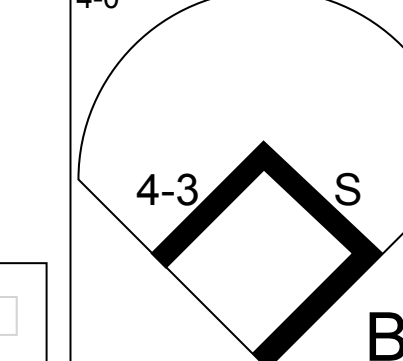
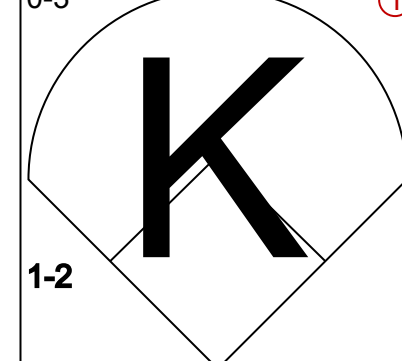
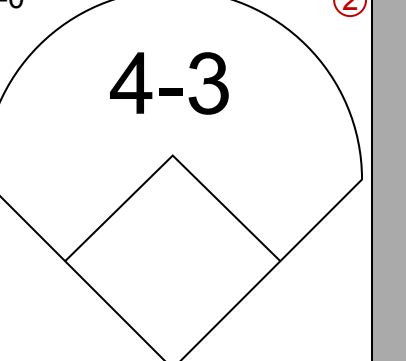
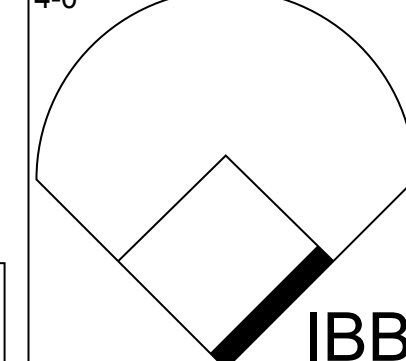
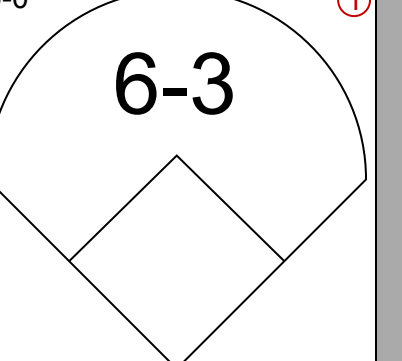
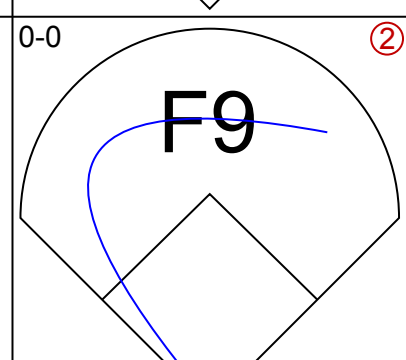
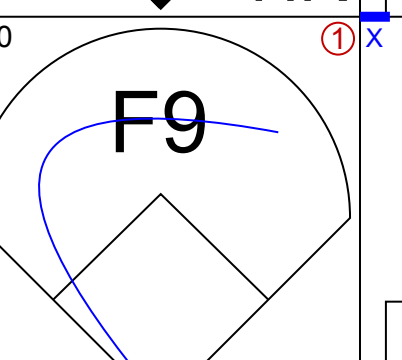
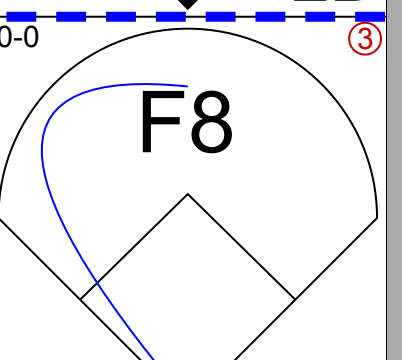
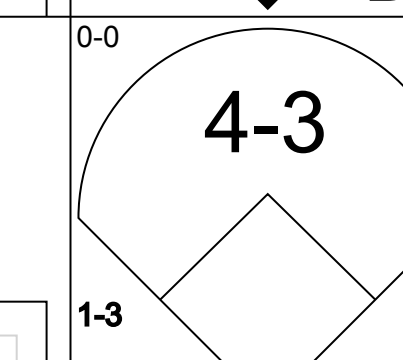
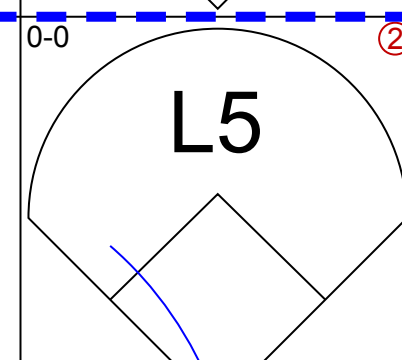
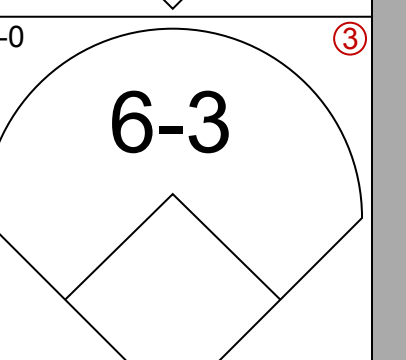
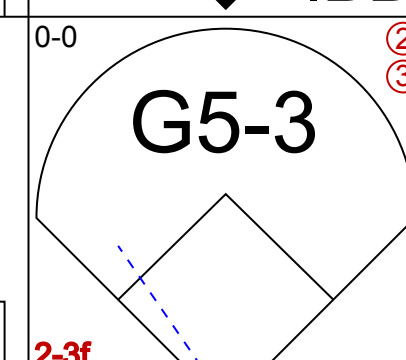
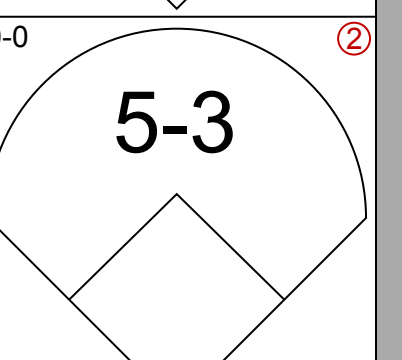
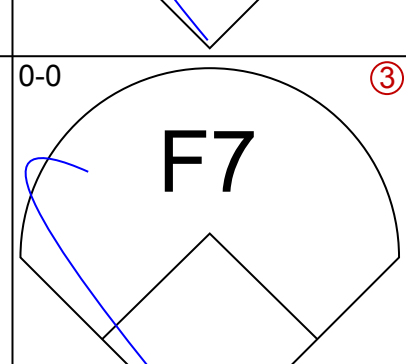
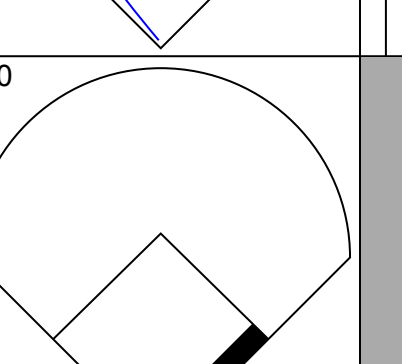
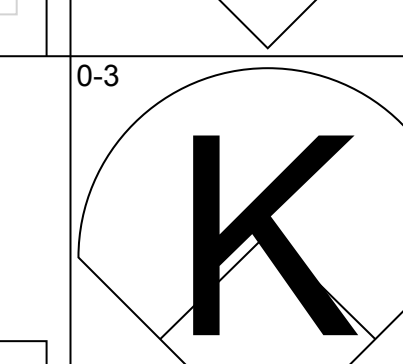
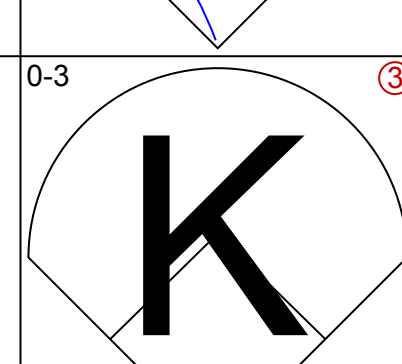
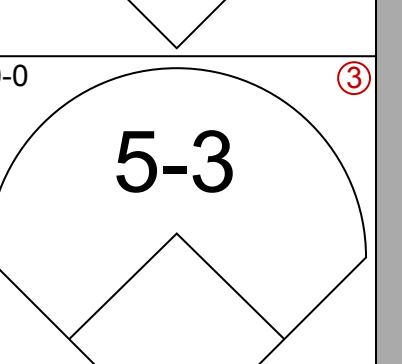
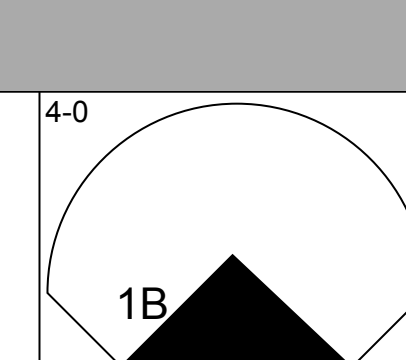
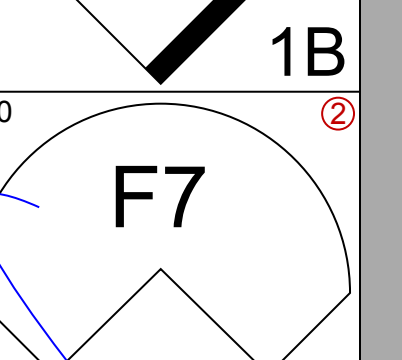
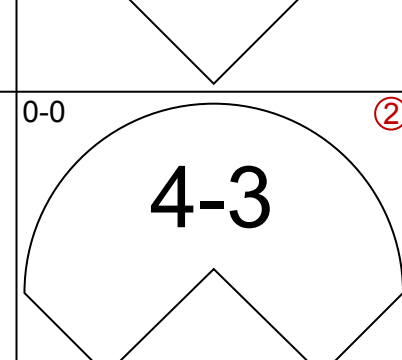
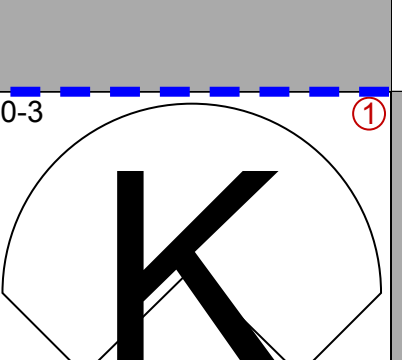
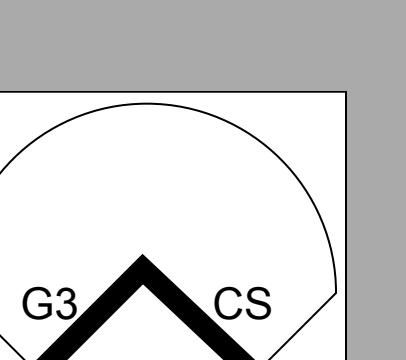
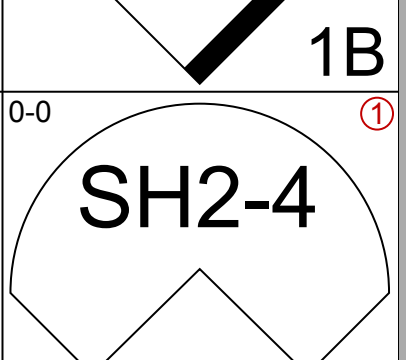
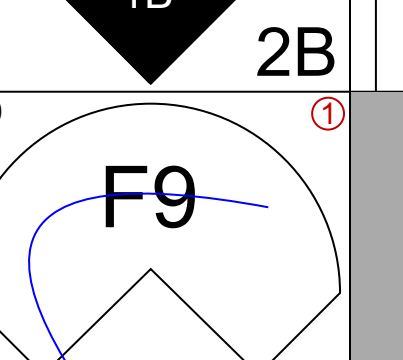
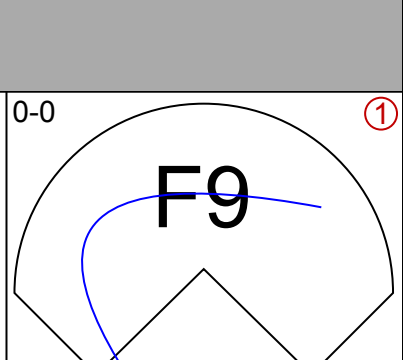
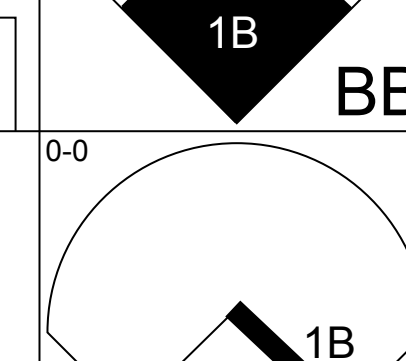
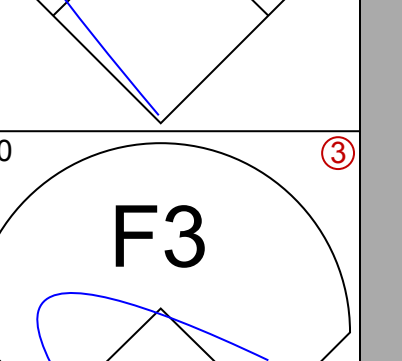
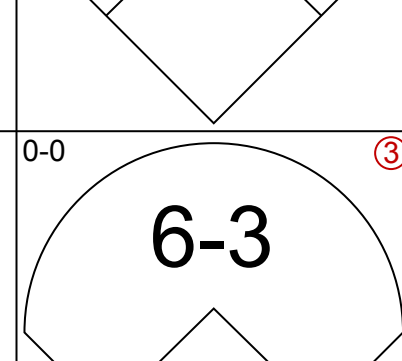
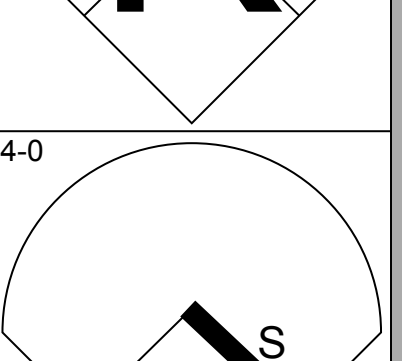
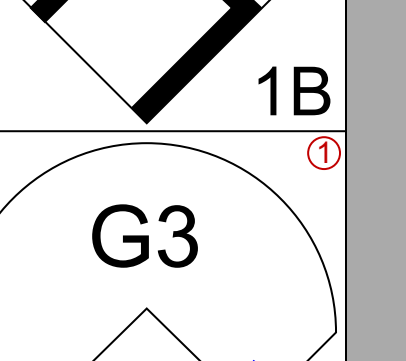
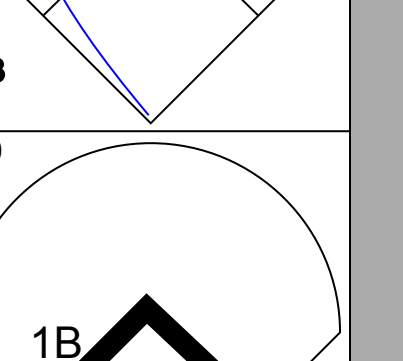
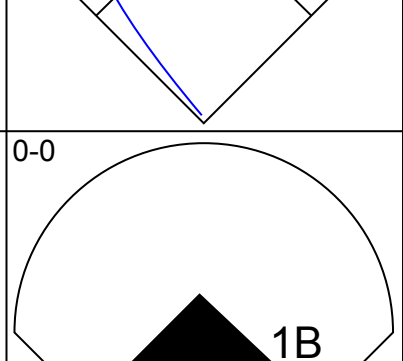
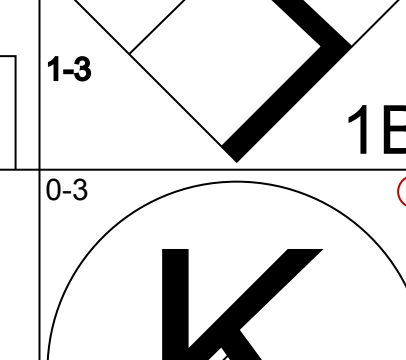
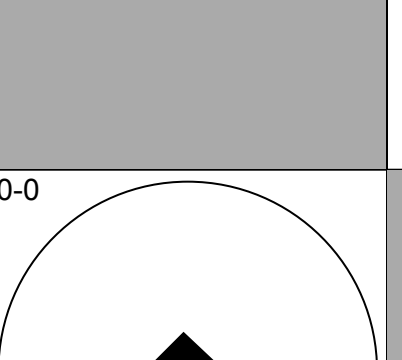
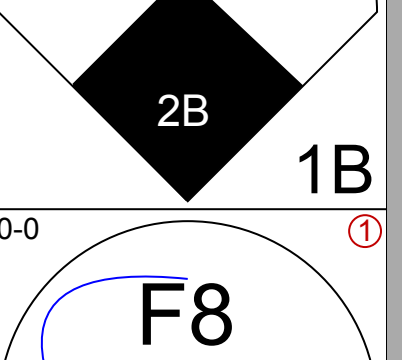
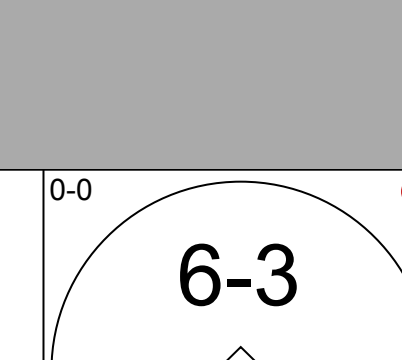
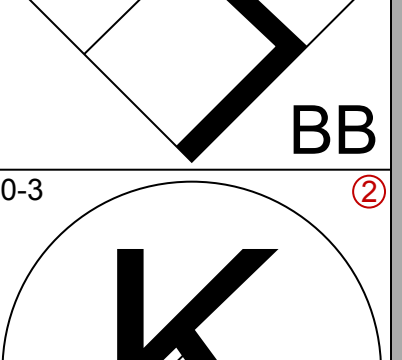
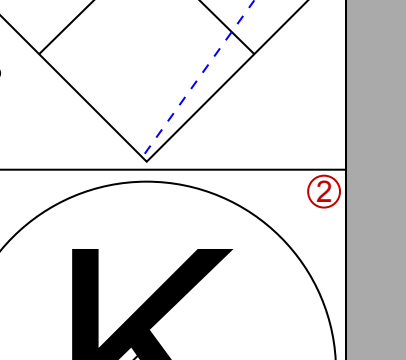
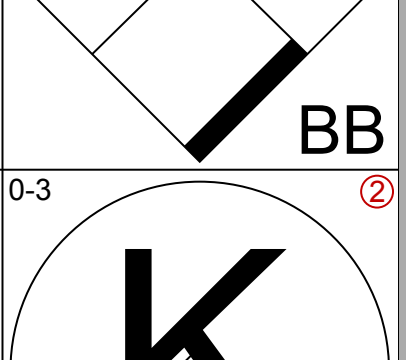
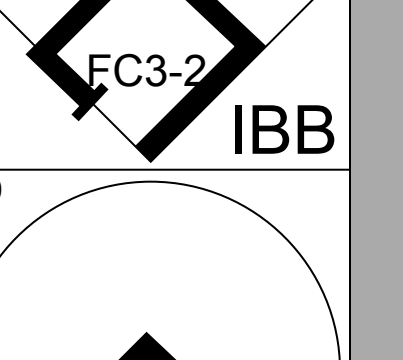
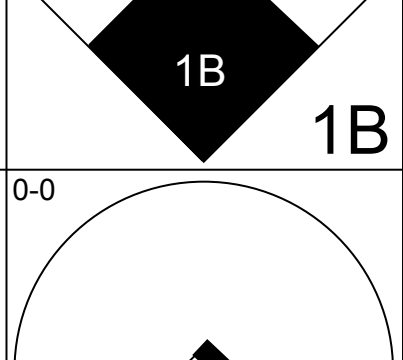
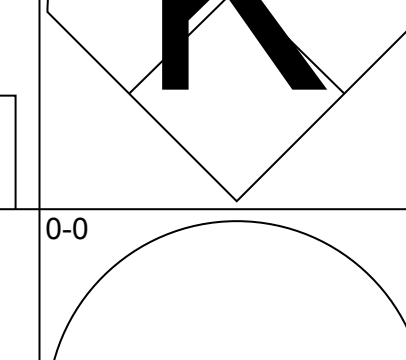
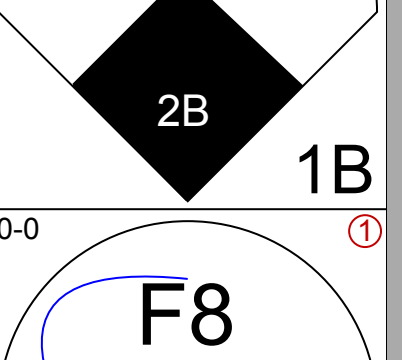

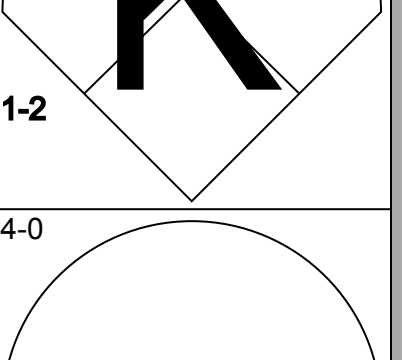
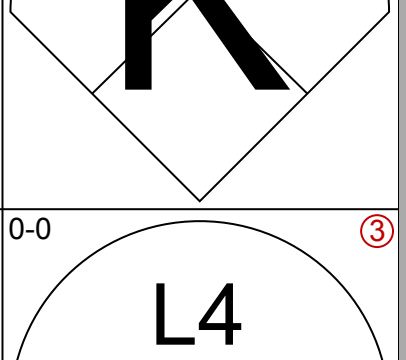
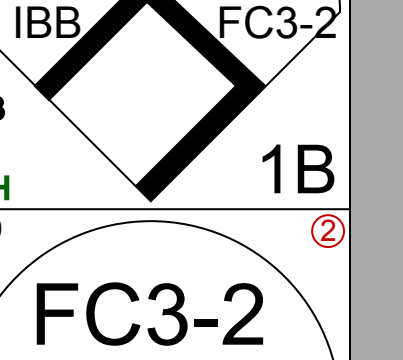
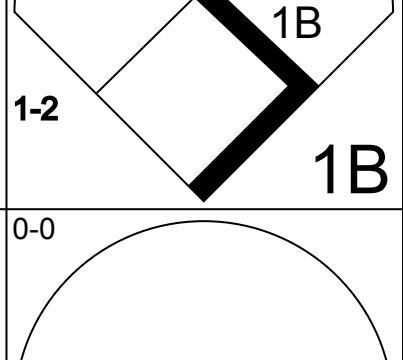


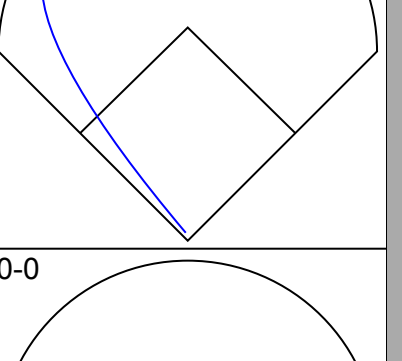

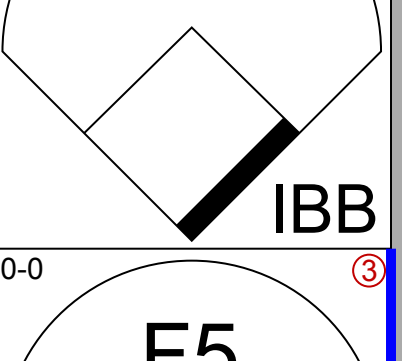
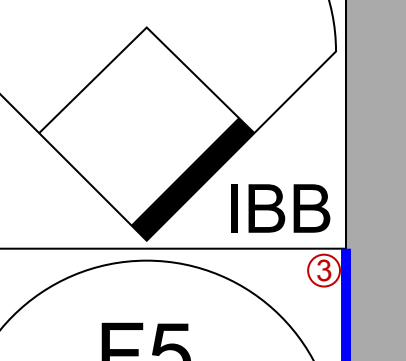
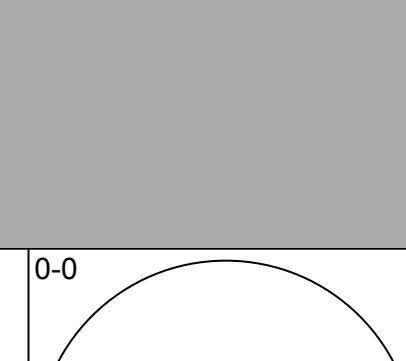
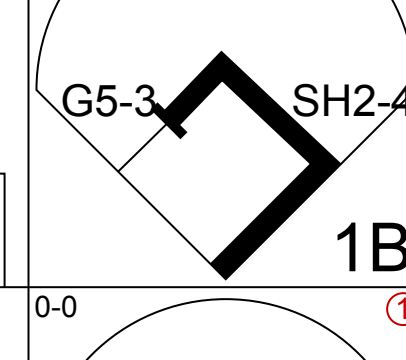
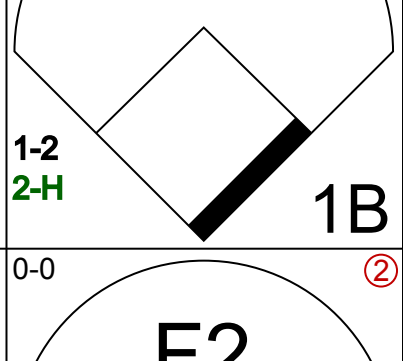

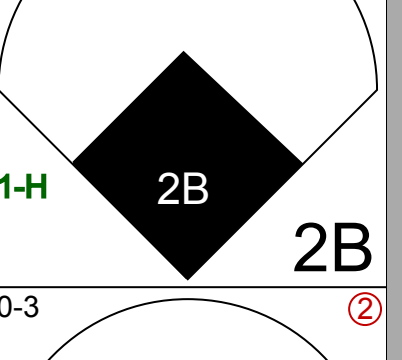
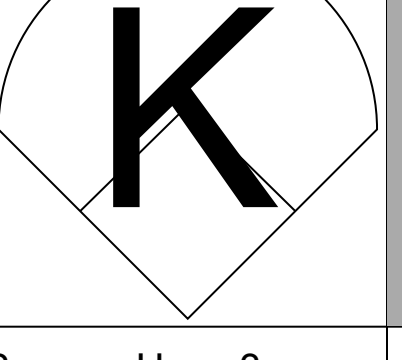
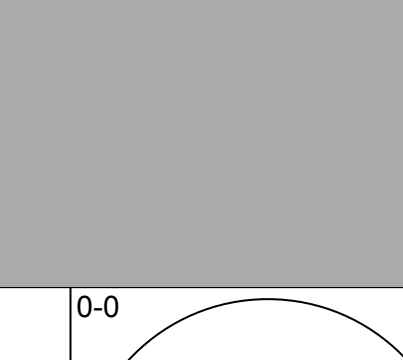
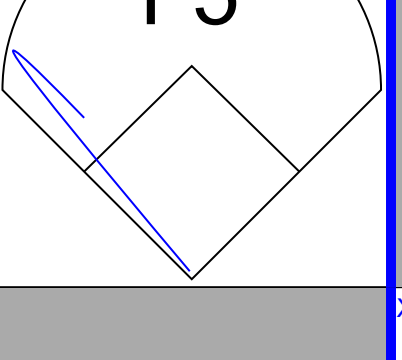
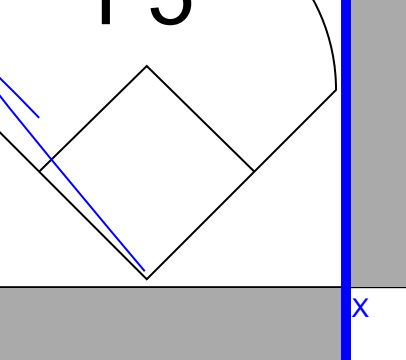
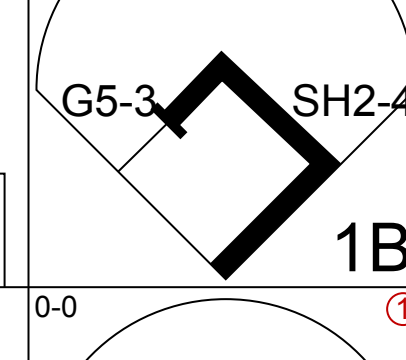
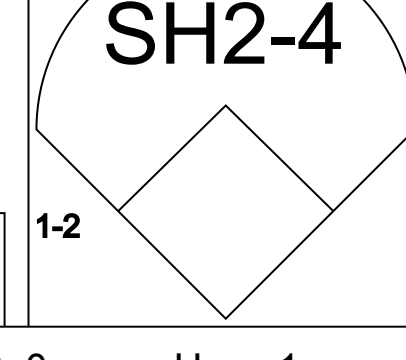
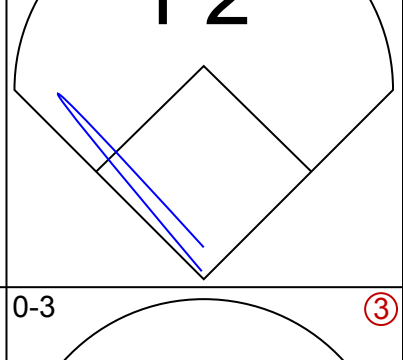


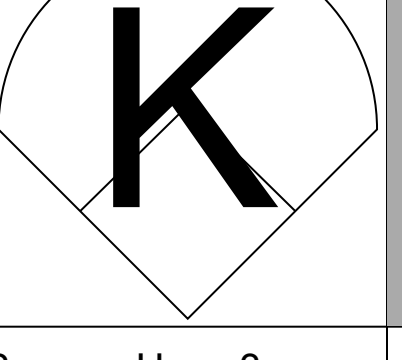
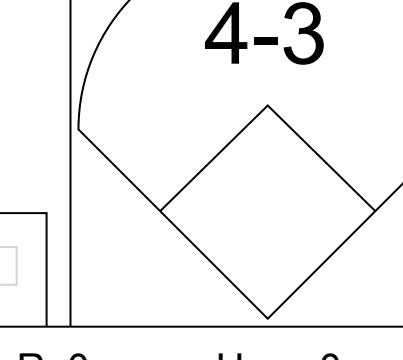
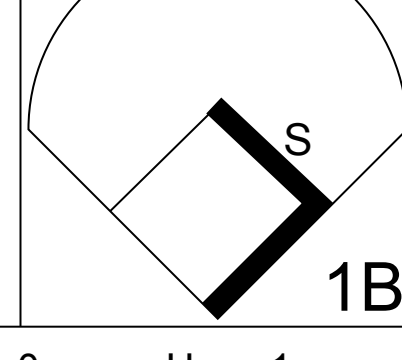
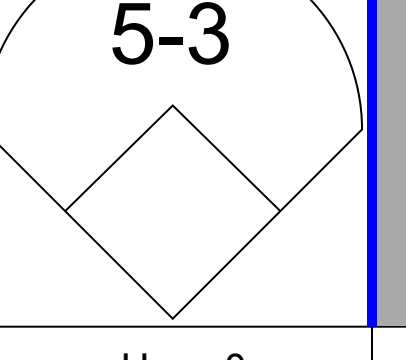
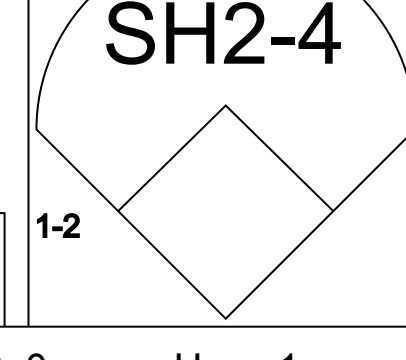

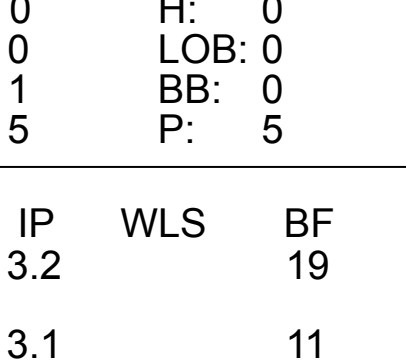
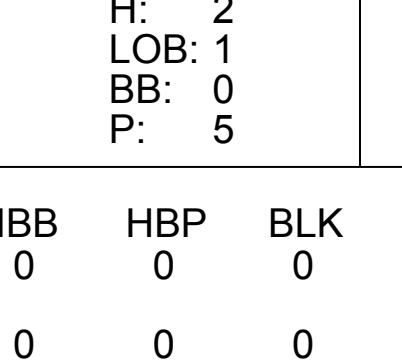
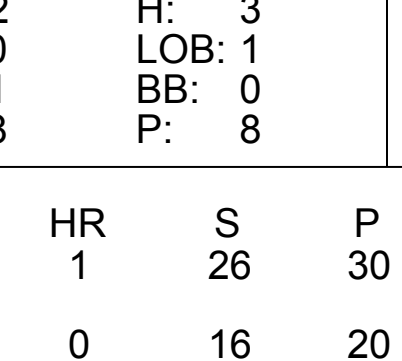
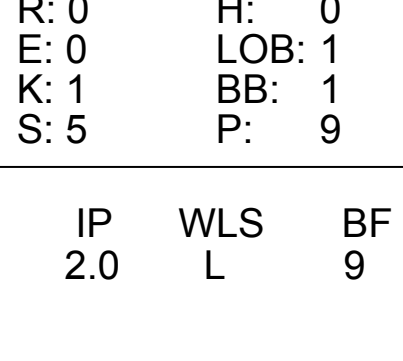
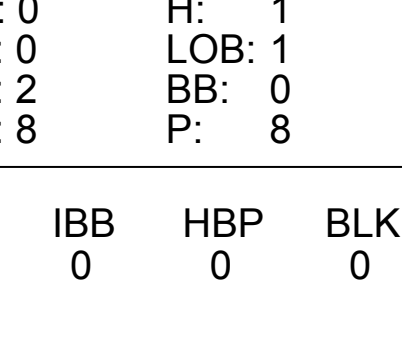
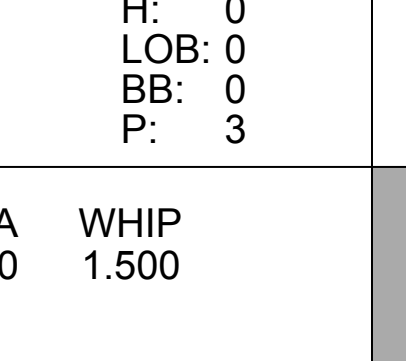
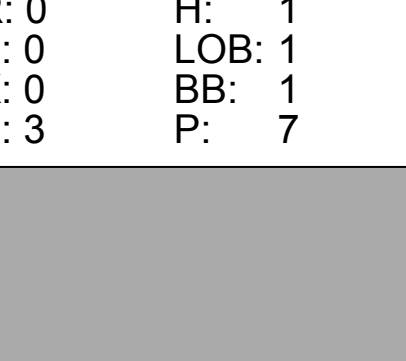
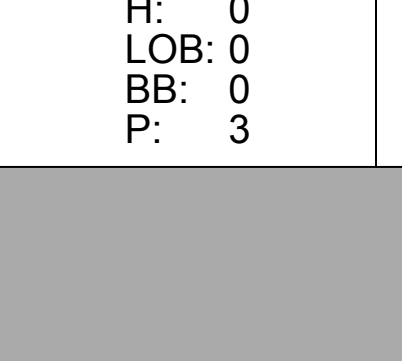


Batter	1	2	3	4	5	6	7	8	9	10	AB	R	H	RBI	BB	SO	LOB	TOP						
<b>Gary Redus, R</b> OBP: 0.347, SLG: 0.461 (1, 7)	K		F3		F3	FC6-4		FC5-2		5-3	6	0	0	0	0	1	5	<b>Cincinnati Reds @ San Francisco Giants</b> Candlestick Park, San Francisco, CA Mon Jun 20 1983, 10:05 PM EDT Att: 23,280 - Unknown  <b>AB 41</b> <b>R 3</b> <b>H 13</b> <b>RBI 3</b> <b>BB 5</b> <b>SO 4</b> <b>LOB 23</b>						
<b>Eddie Milner, L</b> OBP: 0.357, SLG: 0.335 (1, 8)	F8		6-3					F8			5	0	2	1	0	0	0							
<b>Dave Concepcion, R</b> OBP: 0.295, SLG: 0.285 (1, 6)			5-3		K			F2			5	1	2	0	0	1	3							
<b>Cesar Cedeno, R</b> OBP: 0.303, SLG: 0.370 (1, 3)					P3					F3	4	1	2	0	1	0	0							
<b>Paul Householder, S</b> OBP: 0.343, SLG: 0.429 (1, 9)	F8										5	0	2	1	0	0	3							
<b>Nick Esasky, R</b> OBP: 0.375, SLG: 0.286 (1, 5)					K						4	0	2	0	1	1	3							
<b>Ron Oester, S</b> OBP: 0.331, SLG: 0.440 (1, 4)											4	0	3	1	1	0	1							
<b>Alex Trevino, R</b> OBP: 0.277, SLG: 0.290 (8, PH)											2	0	0	0	0	0	4							
<b>Wayne Krenchicki, L</b> OBP: 0.367, SLG: 0.519 (6, 2)											1	0	0	0	0	0	2							
<b>Dann Bilardello, R</b> OBP: 0.270, SLG: 0.322 (6, 2)											2	0	0	0	0	0	1							
<b>Charlie Puleo, R</b> OBP: 0.187, SLG: 0.063 (8, PH)											0	0	0	0	0	0	0							
<b>Dwain Walker, L</b> OBP: 0.346, SLG: 0.425 (8, 1)											0	0	0	0	0	0	0							
<b>Bill Scherrer, L</b> OBP: 0.305, SLG: 0.333 (8, 1)											0	0	0	0	0	0	0							
<b>Ben Hayes, R</b> OBP: 0.282, SLG: 0.355 (10, PH)											1	0	0	0	0	0	0							
<b>Tom Foley, L</b> OBP: 0.290, SLG: 0.355 (10, 1)											0	0	0	0	0	0	0							
<b>Ted Power, R</b> OBP: 0.290, SLG: 0.327 (7, 2)											0	0	0	0	0	0	0							
<b>Inning Stats</b>	R: 0 E: 0 K: 1 S: 6	H: 1 LOB: 2 BB: 1 P: 10	R: 0 E: 0 K: 1 S: 6	H: 2 LOB: 1 BB: 0 P: 6	R: 0 E: 0 K: 1 S: 6	H: 0 LOB: 0 BB: 0 P: 3	R: 0 E: 0 K: 1 S: 6	H: 1 LOB: 2 BB: 1 P: 10	R: 0 E: 0 K: 1 S: 6	H: 1 LOB: 2 BB: 0 P: 6	R: 1 E: 0 K: 0 S: 5	H: 2 LOB: 3 BB: 2 P: 13	R: 1 E: 0 K: 0 S: 5	H: 3 LOB: 1 BB: 0 P: 5	R: 1 E: 1 K: 0 S: 5	H: 2 LOB: 2 BB: 1 P: 9	R: 0 E: 0 K: 0 S: 4	H: 1 LOB: 1 BB: 0 P: 4	R: 0 E: 0 K: 0 S: 3	H: 0 LOB: 0 BB: 0 P: 3	1B: 11 2B: 3 3B: 0 HR: 0	SF: 0 SAC: 0 DP: 2 HBP: 0	WP: 0 PB: 0 SB: 2 CS: 0	PA: 46
<b>PITCHER</b>	IP	WLS	BF	H	R	ER	SO	BB	IBB	HBP	BLK	WP	HR	S	P	ERA	WHIP							
<b>Fred Breining, R</b> ERA: 3.68 (1, 1)	6.1		32	10	2	2	4	3	1	0	0	0	0	36	52	2.84	2.053							
<b>Jim Barr, R</b> ERA: 4.65 (7, 1)	2.2		11	3	1	1	0	0	1	0	0	0	0	10	14	3.38	1.125							
<b>Greg Minton, R</b> ERA: 4.54 (10, 1)	1.0	W	3	0	0	0	0	0	0	0	0	0	0	3	3	0.00	0.000							

Batter	1	2	3	4	5	6	7	8	9	10	AB	R	H	RBI	BB	SO	LOB	BOTTOM						
<b>Johnnie LeMaster, R</b> OBP: 0.381, SLG: 0.388 (1, 6)			F7		K			6-3		F8	5	0	1	0	0	1	2	<b>Cincinnati Reds @ San Francisco Giants</b> Candlestick Park, San Francisco, CA Mon Jun 20 1983, 10:05 PM EDT Att: 23,280 - Unknown  <b>AB 36</b> <b>R 4</b> <b>H 8</b> <b>RBI 4</b> <b>BB 6</b> <b>SO 4</b> <b>LOB 14</b>						
<b>Joel Youngblood, R</b> OBP: 0.301, SLG: 0.438 (1, 5)			F3					F8			5	0	1	0	0	0	1							
<b>Darrell Evans, L</b> OBP: 0.407, SLG: 0.609 (1, 3)					4-3			F8			4	1	1	0	1	0	2							
<b>Jack Clark, R</b> OBP: 0.342, SLG: 0.458 (1, 9)					K			6-3		K	4	0	0	0	1	2	1							
<b>Chili Davis, S</b> OBP: 0.319, SLG: 0.407 (1, 8)								F8			2	1	0	0	3	1	2							
<b>Jeffrey Leonard, R</b> OBP: 0.292, SLG: 0.386 (1, 7)								G3			5	1	3	2	0	0	1							
<b>Milt May, L</b> OBP: 0.314, SLG: 0.328 (1, 2)											3	0	0	0	0	0	2							
<b>Jim Barr, R</b> OBP: 0.143, SLG: 0.286 (7, 1)											0	0	0	0	0	0	0							
<b>Tom O'Malley, L</b> OBP: 0.369, SLG: 0.377 (9, PH)											1	0	0	0	0	0	1							
<b>Greg Minton, S</b> OBP: 0.333, SLG: 0.333 (10, 1)											0	0	0	0	0	0	0							
<b>Brad Wellman, R</b> OBP: 0.321, SLG: 0.290 (1, 4)											3	0	0	0	1	0	1							
<b>Fred Breining, R</b> OBP: 0.182, SLG: 0.161 (1, 1)											2	0	0	0	0	0	1							
<b>Bob Brenly, R</b> OBP: 0.290, SLG: 0.327 (7, 2)											2	1	2	2	0	0	0							
<b>Inning Stats</b>	R: 0 E: 0 K: 0 S: 3	H: 1 LOB: 2 BB: 2 P: 11	R: 0 E: 0 K: 0 S: 3	H: 0 LOB: 0 BB: 0 P: 3	R: 0 E: 0 K: 0 S: 3	H: 0 LOB: 0 BB: 0 P: 3	R: 1 E: 0 K: 1 S: 6	H: 1 LOB: 1 BB: 1 P: 10	R: 0 E: 0 K: 1 S: 6	H: 1 LOB: 2 BB: 1 P: 10	R: 0 E: 0 K: 0 S: 3	H: 0 LOB: 1 BB: 0 P: 7	R: 1 E: 0 K: 2 S: 7	H: 1 LOB: 0 BB: 0 P: 4	R: 0 E: 0 K: 2 S: 7	H: 0 LOB: 0 BB: 0 P: 7	R: 1 E: 0 K: 0 S: 5	H: 2 LOB: 1 BB: 0 P: 5	R: 1 E: 0 K: 0 S: 4	H: 2 LOB: 2 BB: 1 P: 8	1B: 5 2B: 1 3B: 1 HR: 1	SF: 0 SAC: 0 DP: 1 HBP: 0	WP: 0 PB: 0 SB: 3 CS: 0	PA: 42
<b>PITCHER</b>	IP	WLS	BF	H	R	ER	SO	BB	IBB	HBP	BLK	WP	HR	S	P	ERA	WHIP							
<b>Charlie Puleo, R</b> ERA: 4.66 (8, 1)	7.0		29	4	2	1	2	5	0	0	0	0	0	11	11	5.40	1.200							
<b>Bill Scherrer, L</b> ERA: 3.20 (9, 1)	1.2		7	2	1	1	2	0	0	0	0	0	0	1	1	0.00	0.000							
<b>Ben Hayes, R</b> ERA: 9.82 (10, 1)	0.1		1	0	0	0	0	0	0	0	0	0	0	1	1	0.00	0.000							
<b>Ted Power, R</b> ERA: 5.0 (10, 1)	0.2	L	5	2	1	1	0	0	1	0	0	0	0	4	8	13.50	3.000							



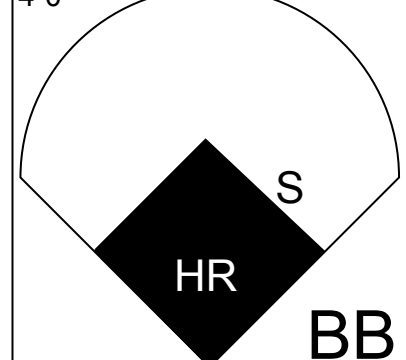


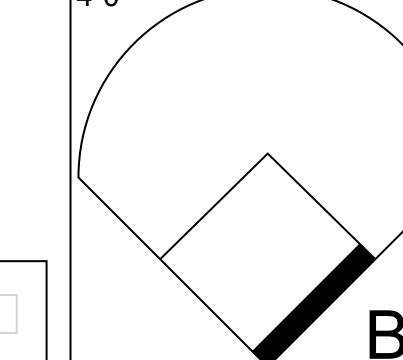
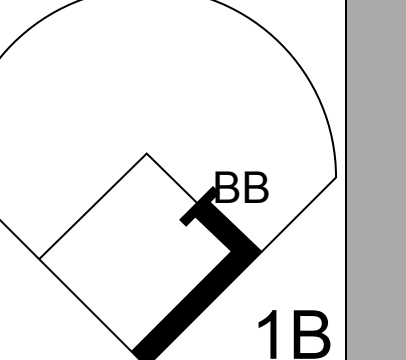
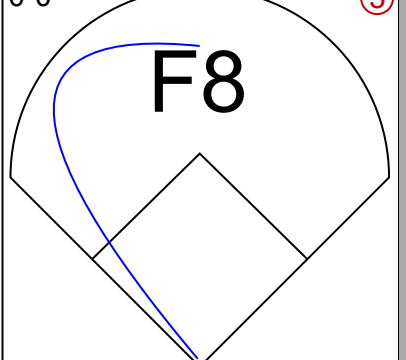
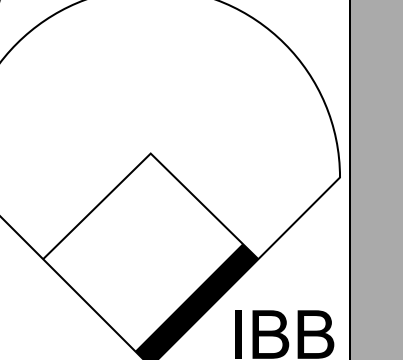
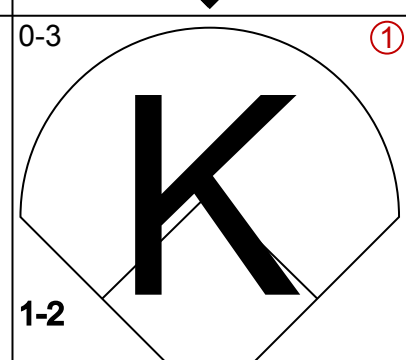


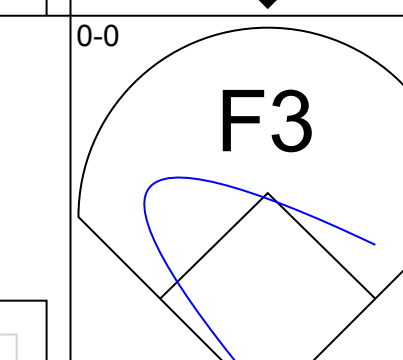
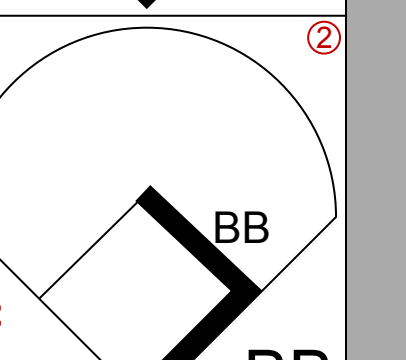

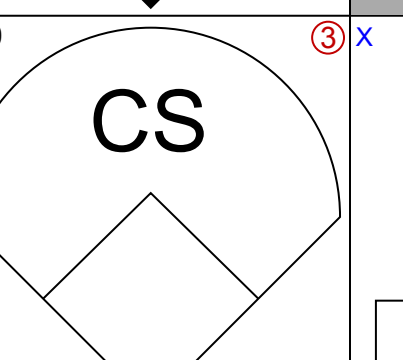

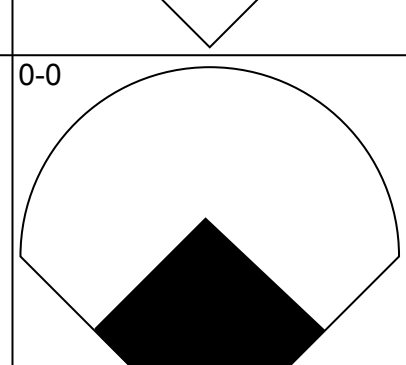
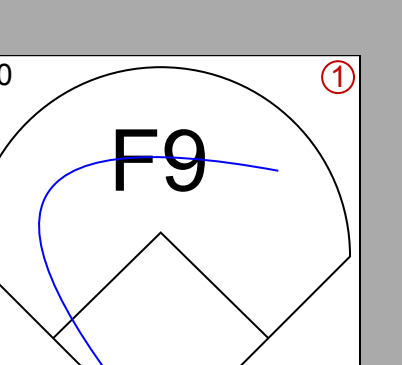


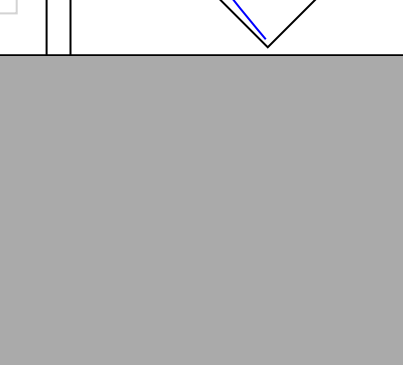

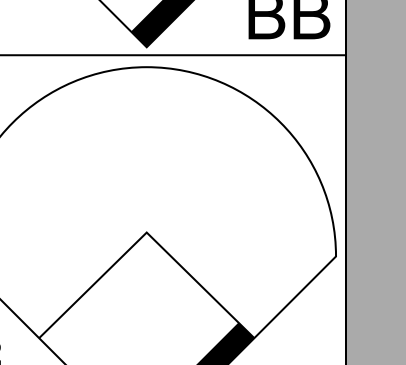

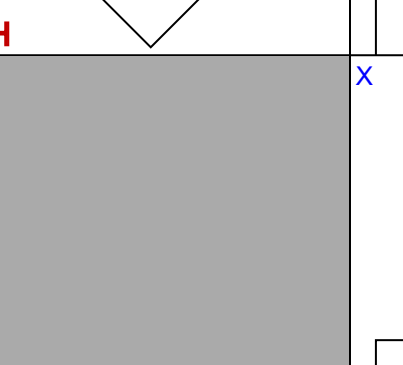

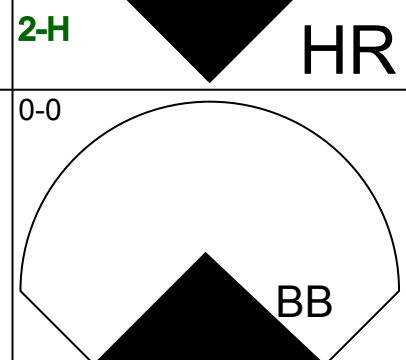

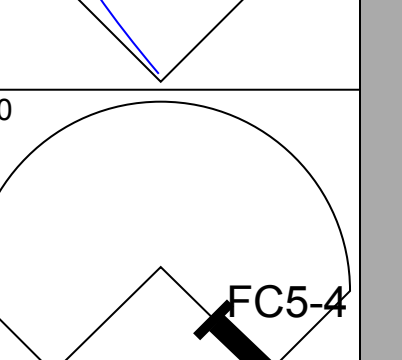
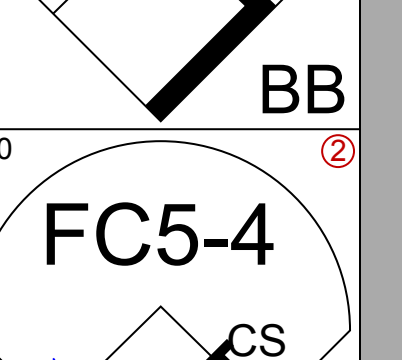




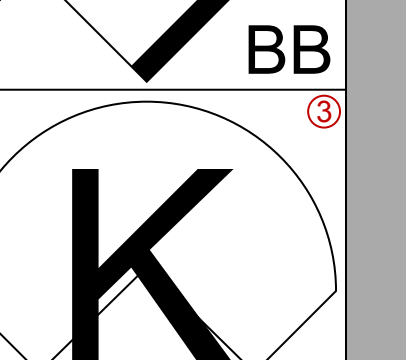



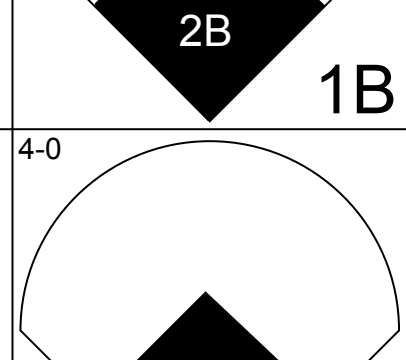
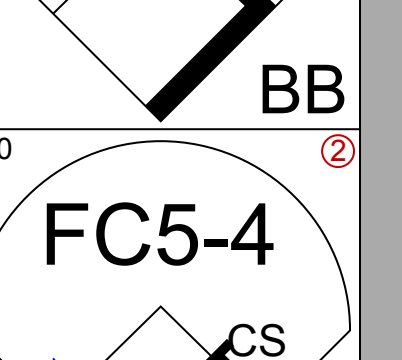
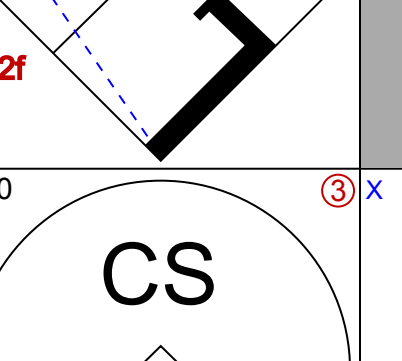



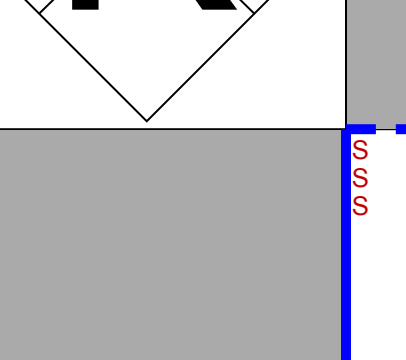

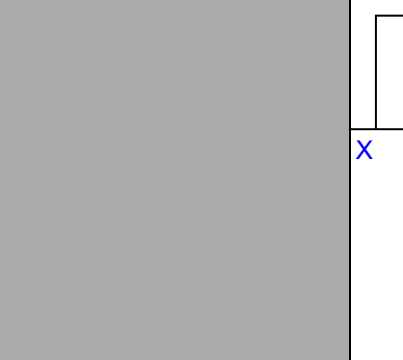

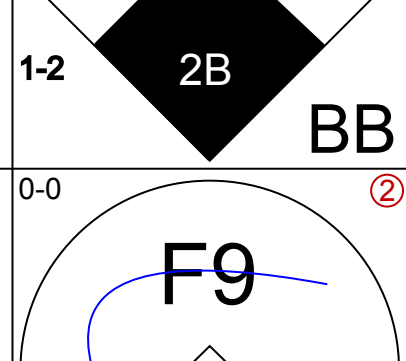

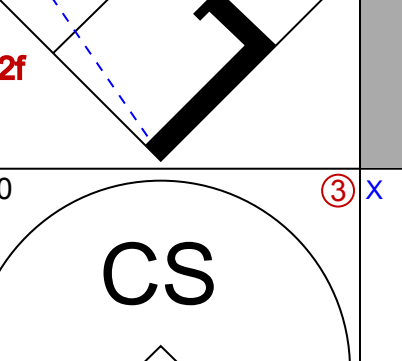
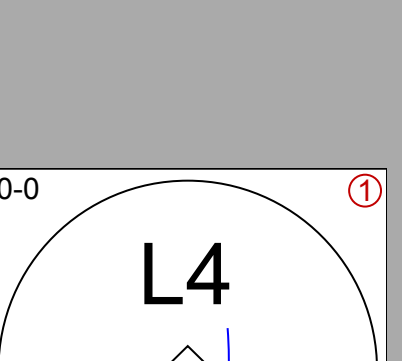


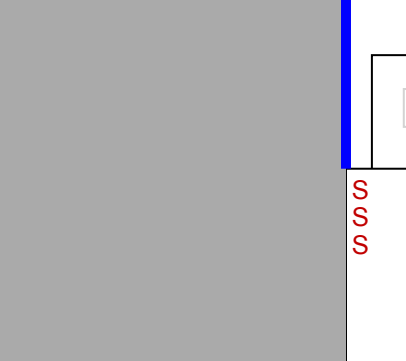

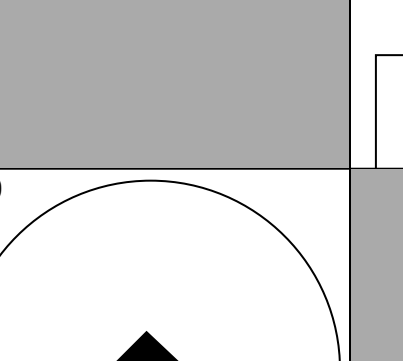
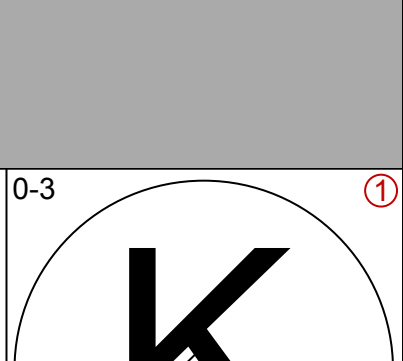
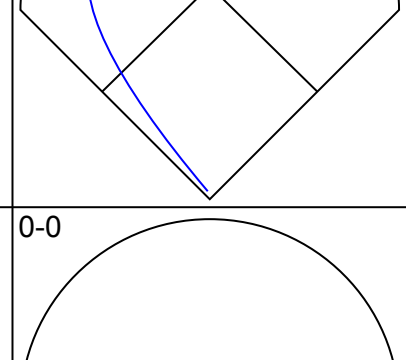

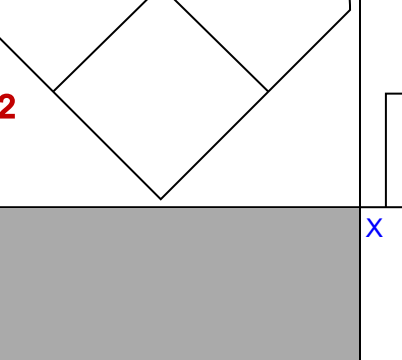
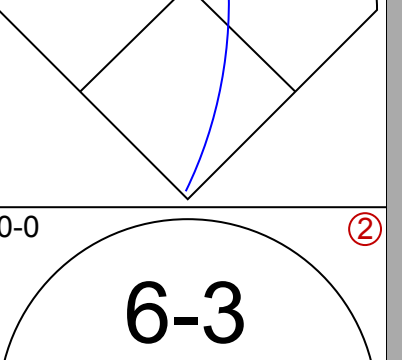

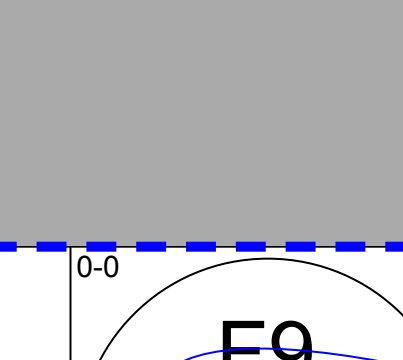


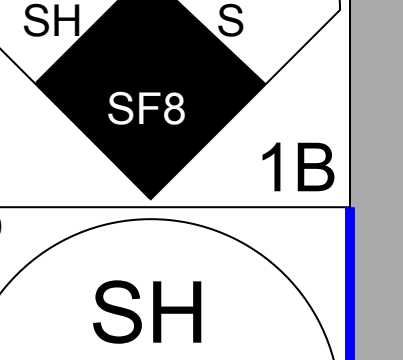
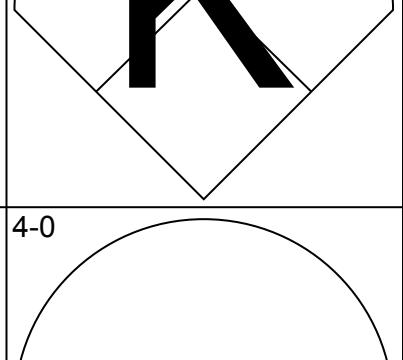
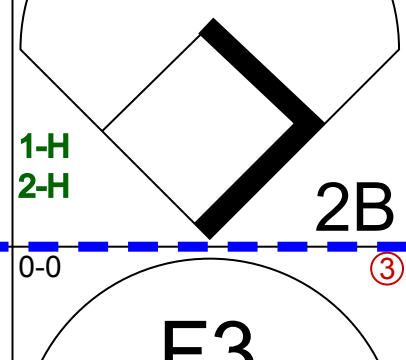

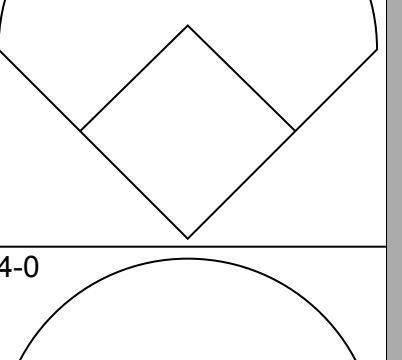
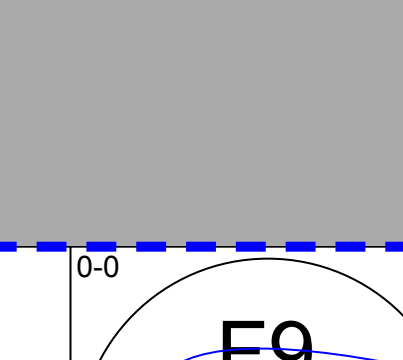
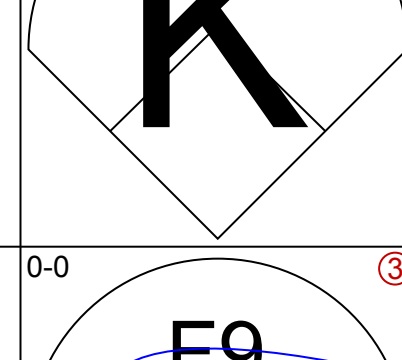
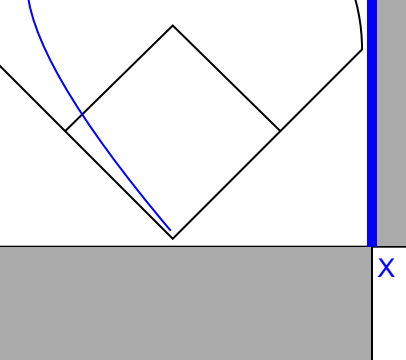
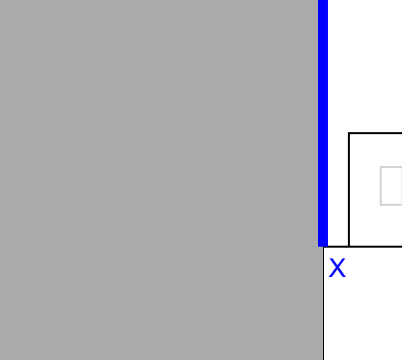
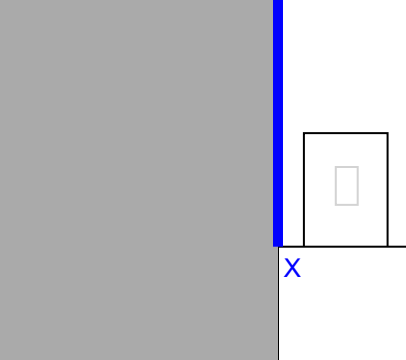
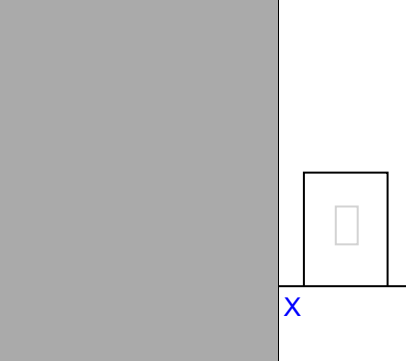

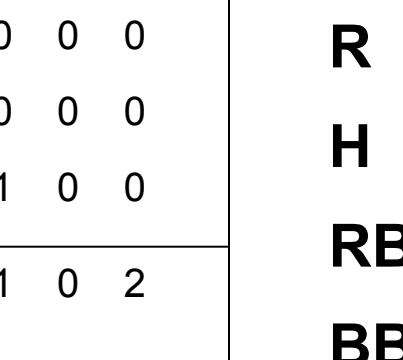
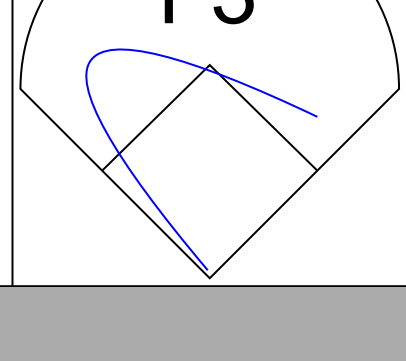

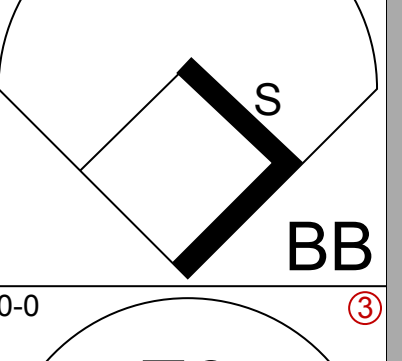
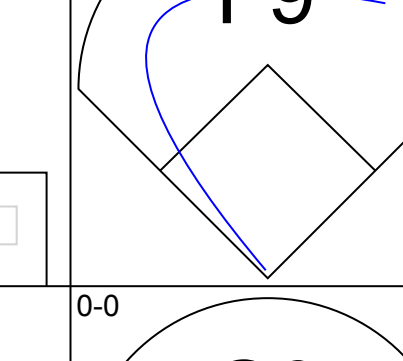
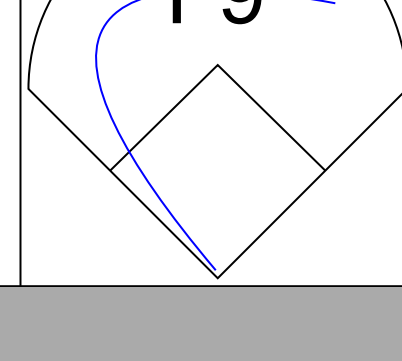

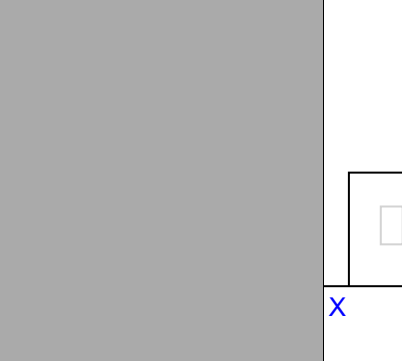
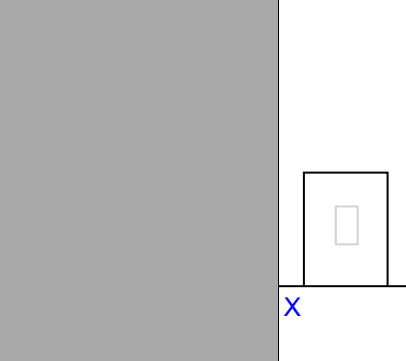

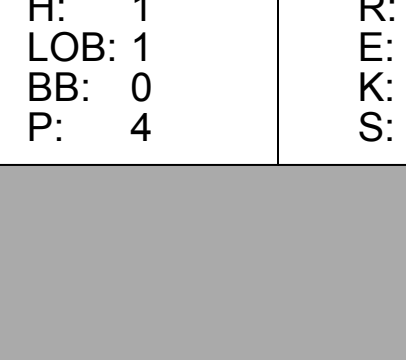



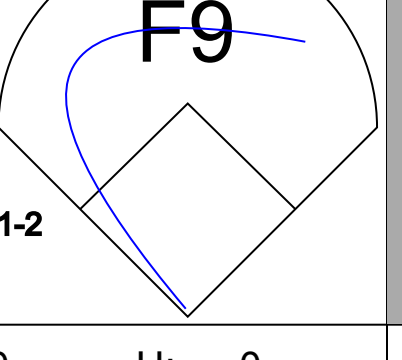
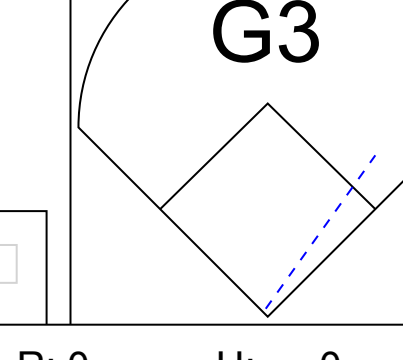




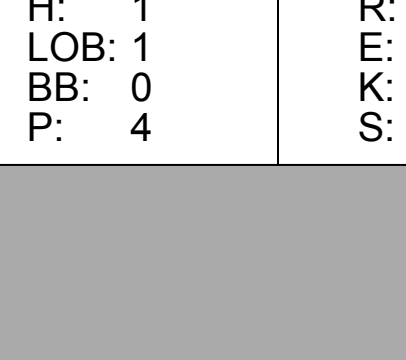


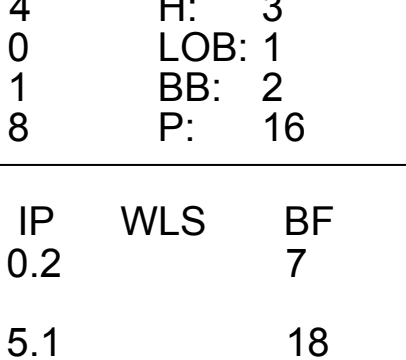
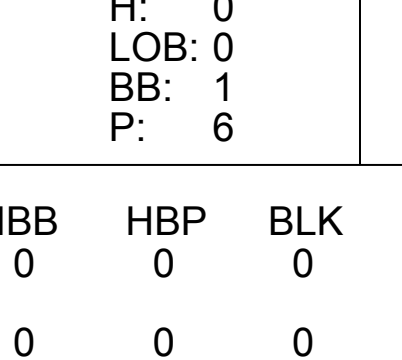
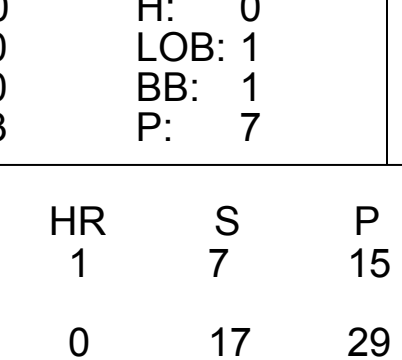
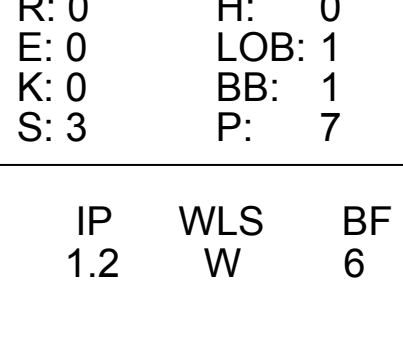
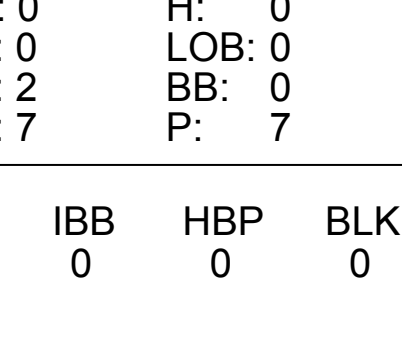
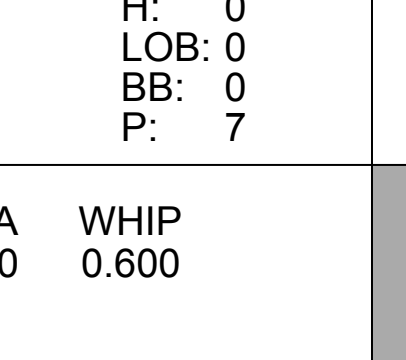
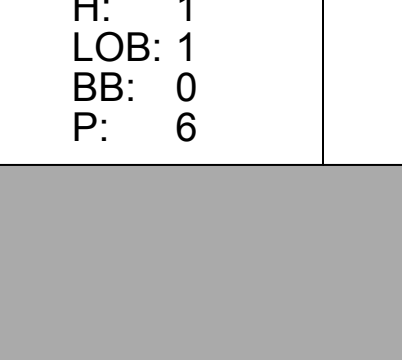
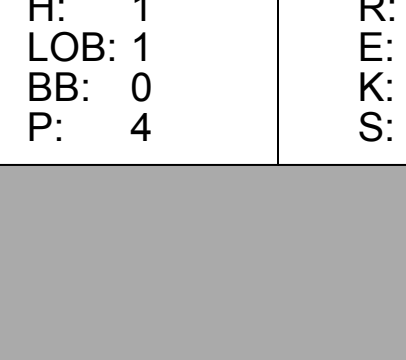

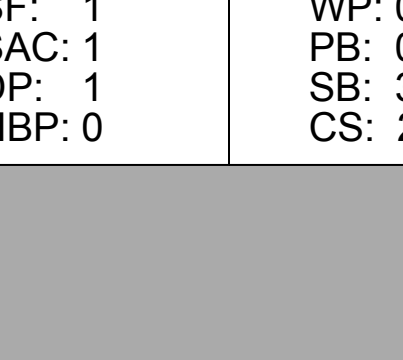









Batter	1	2	3	4	5	6	7	8	9	10	11	12	13	14	15	16	AB	R	H	RBI	BB	SO	LOB	TOP									
<b>Gary Redus, R</b> OBP: 0.353, SLG: 0.480 (1.7)																	6	1	2	2	2	2	1										
<b>Eddie Milner, L</b> OBP: 0.347, SLG: 0.323 (1.8)																	8	0	0	0	0	0	5										
<b>Dave Concepcion, R</b> OBP: 0.298, SLG: 0.292 (1.6)																	8	1	3	0	0	2	2										
<b>Cesar Cedeno, R</b> OBP: 0.302, SLG: 0.362 (1.3)																		6	1	1	0	1	1	2									
<b>Paul Housholder, S</b> OBP: 0.398, SLG: 0.428 (1.9)																		5	1	2	0	3	0	2									
<b>Nick Esasky, R</b> OBP: 0.375, SLG: 0.333 (1.5)																		8	1	3	1	0	4	6									
<b>Ron Oester, S</b> OBP: 0.336, SLG: 0.437 (1.4)																		6	0	2	2	2	1	5									
<b>Dann Bilardello, R</b> OBP: 0.271, SLG: 0.331 (8. PH)																		3	1	1	1	0	1	2									
<b>Alex Trevino, R</b> OBP: 0.277, SLG: 0.290 (8.2)																		1	0	0	0	0	0	2									
<b>Johnny Bench, R</b> OBP: 0.309, SLG: 0.411 (10. PH)																	0	0	0	0	0	0	0										
<b>Alan Knicsely, R</b> OBP: 0.389, SLG: 0.276 (10.2)																	2	0	1	0	1	0	2										
<b>Inning Stats</b>	R: 0 E: 0 K: 1 S: 5	H: 0 LOB: 0 BB: 0 P: 5	R: 1 E: 0 K: 2 S: 9	H: 2 LOB: 2 BB: 1 P: 13	R: 1 E: 0 K: 0 S: 5	H: 1 LOB: 1 BB: 0 P: 8	R: 0 E: 0 K: 0 S: 3	H: 0 LOB: 0 BB: 0 P: 3	R: 0 E: 0 K: 2 S: 7	H: 0 LOB: 2 BB: 2 P: 15	R: 0 E: 0 K: 2 S: 8	H: 1 LOB: 1 BB: 0 P: 8	R: 0 E: 0 K: 1 S: 6	H: 1 LOB: 2 BB: 1 P: 10	R: 0 E: 0 K: 0 S: 6	H: 1 LOB: 2 BB: 1 P: 10	R: 1 E: 0 K: 1 S: 7	H: 2 LOB: 3 BB: 2 P: 15	R: 0 E: 0 K: 0 S: 3	H: 0 LOB: 0 BB: 0 P: 3	R: 1 E: 0 K: 1 S: 8	H: 3 LOB: 2 BB: 0 P: 6	1B: 12 2B: 3 3B: 0 HR: 1	SF: 0 SAC: 2 DP: 1 HBP: 0	WP: 0 PB: 0 SB: 3 CS: 1	PA: 72							
<b>PITCHER</b>	IP 3.2	WLS 19	BF 7	H 4	R 4	ER 4	SO 4	BB 0	IBB 0	HBP 0	BLK 0	WP 0	HR 1	S 26	P 30	ERA 9.82	WHIP 2.182																
<b>Jim Barr, R</b> ERA: 4.64 (15.1)																	IP 2.0	WLS 2	BF 9	H 3	R 1	ER 1	SO 1	BB 0	IBB 0	HBP 0	BLK 0	WP 0	HR 0	S 11	P 11	ERA 4.50	WHIP 1.500
<b>Renie Martin, R</b> ERA: 2.3 (4.1)																	IP 3.1	WLS 11	BF 0	H 0	R 0	ER 0	SO 3	BB 1	IBB 0	HBP 0	BLK 0	WP 0	HR 0	S 16	P 20	ERA 0.00	WHIP 0.300
<b>Andy McSaffigan, R</b> ERA: 4.22 (8.1)																	IP 1.1	WLS 7	BF 1	H 1	R 0	ER 0	SO 3	BB 0	IBB 0	HBP 0	BLK 0	WP 0	HR 0	S 11	P 19	ERA 0.00	WHIP 1.500
<b>Greg Minton, R</b> ERA: 4.24 (9.1)																	IP 2.2	WLS 10	BF 1	H 0	R 0	ER 2	SO 0	BB 1	IBB 0	HBP 0	BLK 0	WP 0	HR 0	S 13	P 17	ERA 0.00	WHIP 0.375
<b>Gary Lavelle, L</b> ERA: 2.08 (12.1)																	IP 3.0	WLS 16	BF 4	H 1	R 1	ER 2	SO 1	BB 3	IBB 0	HBP 0	BLK 0	WP 0	HR 0	S 16	P 32	ERA 3.00	WHIP 1.667

**Cincinnati Reds @ San Francisco Giants**  
Candlestick Park, San Francisco, CA  
Tue Jun 21 1983, 10:05 PM EDT  
Att: 8,943 - Unknown

AB	61
R	16
H	6
RBI	6
BB	9
SO	15
LOB	39



Batter	1	2	3	4	5	6	7	8	9	10	11	12	13	14	15	16	AB	R	H	RBI	BB	SO	LOB	BOTTOM			
<b>Johnnie LeMaster, R</b> OBP: 0.306, SLG: 0.306 (1.6)																	4	1	1	0	3	0	0				
<b>Joel Youngblood, R</b> OBP: 0.291, SLG: 0.422 (1.5)																		4	0	0	0	0	1	2			
<b>Darrell Evans, L</b> OBP: 0.411, SLG: 0.617 (11.3)																		5	1	2	2	2	1	1			
<b>Jack Clark, R</b> OBP: 0.344, SLG: 0.455 (1.9)																		6	1	2	0	1	1	5			
<b>Chili Davis, S</b> OBP: 0.318, SLG: 0.402 (1.8)																		3	1	0	0	1	0	2			
<b>Greg Minton, S</b> OBP: 0.333, SLG: 0.333 (9.1)																		0	0	0	0	0	0	0			
<b>Bob Brenly, R</b> OBP: 0.284, SLG: 0.319 (11. PH)																		3	0	0	0	0	0	1			
<b>Jeffrey Leonard, R</b> OBP: 0.287, SLG: 0.378 (1.7)																				7	1	1	0	0	3	2	
<b>John Rabb, R</b> OBP: 0.205, SLG: 0.400 (1.2)																				5	0	1	2	0	1	0	
<b>Gary Lavelle, S</b> ERA: 3.64 (12.1)																				0	0	0	0	0	0	0	
<b>Joe Pettini, R</b> OBP: 0.107, SLG: 0.148 (14. PH)																				0	0	0	0	0	0	0	
<b>Jim Barr, R</b> OBP: 0.143, SLG: 0.288 (15.1)																											



Batter	1	2	3	4	5	6	7	8	9	AB	R	H	RBI	BB	SO	LOB	TOP										
<b>Gary Redus, R</b> OBP: 0.361, SLG: 0.500 (1, 7)										3	1	2	2	1	1	0	<b>Cincinnati Reds @ San Francisco Giants</b> Candlestick Park, San Francisco, CA Wed Jun 22 1983, 6:33 AM EDT Att: 18,043 - Unknown										
<b>Kelly Paris, R</b> OBP: 0.250, SLG: 0.222 (1, 6)										4	0	0	0	0	1	3											
<b>Paul Householder, S</b> OBP: 0.348, SLG: 0.415 (1, 8) (6, 9)										4	0	0	0	0	3	2											
<b>Johnny Bench, R</b> OBP: 0.304, SLG: 0.404 (1, 3)										4	0	0	0	0	0	2											
<b>Alan Knicely, R</b> OBP: 0.368, SLG: 0.258 <b>Eddie Milner, L</b> OBP: 0.348, SLG: 0.338 (1, 9) (6, 8)										2	0	0	0	0	1	0											
<b>Nick Esasky, R</b> OBP: 0.400, SLG: 0.368 (1, 5)										4	1	2	0	0	2	0											
<b>Ron Oester, S</b> OBP: 0.331, SLG: 0.430 (1, 4)										4	0	0	0	0	2	2											
<b>Alex Trevino, R</b> OBP: 0.278, SLG: 0.284 (1, 2)										2	1	0	0	1	0	1											
<b>Mario Soto, R</b> OBP: 0.179, SLG: 0.211 (1, 1)										2	0	1	1	1	0	0											
<b>Inning Stats</b>	R: 0 E: 0 K: 2 S: 6	H: 0 LOB: 0 BB: 1 P: 10	R: 0 E: 0 K: 2 S: 8	H: 1 LOB: 1 BB: 0 P: 8	R: 0 E: 0 K: 1 S: 5	H: 0 LOB: 0 BB: 0 P: 5	R: 0 E: 0 K: 0 S: 3	H: 0 LOB: 0 BB: 0 P: 3	R: 0 E: 0 K: 1 S: 5	H: 0 LOB: 0 BB: 0 P: 5	R: 1 E: 0 K: 1 S: 6	H: 1 LOB: 2 BB: 2 P: 14	R: 2 E: 0 K: 1 S: 7	H: 3 LOB: 1 BB: 0 P: 7	R: 1 E: 0 K: 1 S: 6	H: 1 LOB: 0 BB: 0 P: 6		R: 0 E: 0 K: 1 S: 5	H: 0 LOB: 0 BB: 0 P: 5	1B: 3 2B: 1 3B: 0 HR: 2	SF: 0 SAC: 0 DP: 0 HBP: 0	WP: 0 PB: 0 SB: 1 CS: 1	PA: 34				
<b>PITCHER</b>	IP	WLS	BF	H	R	ER	SO	BB	IBB	HBP	BLK	WP	HR	S	P	ERA	WHIP										
<b>Mark Davis, L</b> ERA: 1.8 (1, 1)	5.0	L	19	2	1	1	6	3	0	0	0	0	0	28	40	1.80	1.000										
<b>Andy McGaffigan, R</b> ERA: 4.33 (6, 1)	2.0		8	3	2	2	2	0	0	0	0	0	1	12	12	9.00	1.500										
<b>Jim Barr, R</b> ERA: 4.63 (8, 1)	2.0		7	1	1	1	2	0	0	0	0	0	1	11	11	4.50	0.500										

AB	31
R	4
H	6
RBI	4
BB	3
SO	10
LOB	10



Batter	1	2	3	4	5	6	7	8	9	AB	R	H	RBI	BB	SO	LOB	BOTTOM										
<b>Johnnie LeMaster, R</b> OBP: 0.387, SLG: 0.383 (1, 6)										4	0	1	0	1	1	2	<b>Cincinnati Reds @ San Francisco Giants</b> Candlestick Park, San Francisco, CA Wed Jun 22 1983, 6:33 AM EDT Att: 18,043 - Unknown										
<b>Tom O'Malley, L</b> OBP: 0.365, SLG: 0.372 (1, 5)										4	0	1	0	0	1	1											
<b>Darrell Evans, L</b> OBP: 0.409, SLG: 0.611 (1, 3)										4	0	1	0	0	2	3											
<b>Jack Clark, R</b> OBP: 0.346, SLG: 0.451 (1, 9)										2	0	0	0	2	1	2											
<b>Chili Davis, S</b> OBP: 0.313, SLG: 0.395 (1, 8)										4	0	0	0	0	2	3											
<b>Jeffrey Leonard, R</b> OBP: 0.286, SLG: 0.372 (1, 7)										3	1	0	0	1	2	1											
<b>Joel Youngblood, R</b> OBP: 0.288, SLG: 0.451 (1, 4)										4	1	2	1	0	1	1											
<b>Milt May, L</b> OBP: 0.312, SLG: 0.326 <b>John Rabb, R</b> OBP: 0.200, SLG: 0.400 (9, PR)										4	0	1	0	0	1	2											
<b>Mark Davis, L</b> <b>Andy McGaffigan, R</b> OBP: 0.363, SLG: 0.087 <b>Champ Summers, L</b> OBP: 0.381, SLG: 0.200 <b>Jim Barr, R</b> OBP: 0.143, SLG: 0.286 <b>Dave Bergman, L</b> OBP: 0.313, SLG: 0.245 (1, 2) (6, 1) (7, PH) (8, 1) (9, PH)										2	0	0	0	0	0	0											
<b>Inning Stats</b>	R: 0 E: 0 K: 2 S: 8	H: 1 LOB: 1 BB: 0 P: 8	R: 0 E: 0 K: 1 S: 5	H: 0 LOB: 0 BB: 0 P: 5	R: 0 E: 0 K: 1 S: 6	H: 1 LOB: 2 BB: 1 P: 10	R: 0 E: 0 K: 3 S: 9	H: 0 LOB: 1 BB: 1 P: 13	R: 0 E: 0 K: 0 S: 3	H: 0 LOB: 0 BB: 0 P: 3	R: 0 E: 0 K: 0 S: 3	H: 0 LOB: 1 BB: 1 P: 7	R: 1 E: 0 K: 2 S: 8	H: 1 LOB: 1 BB: 1 P: 12	R: 0 E: 0 K: 2 S: 8	H: 1 LOB: 1 BB: 0 P: 8		R: 1 E: 0 K: 0 S: 5	H: 2 LOB: 1 BB: 0 P: 5	1B: 5 2B: 0 3B: 0 HR: 1	SF: 1 SAC: 0 DP: 0 HBP: 0	WP: 0 PB: 0 SB: 3 CS: 0	PA: 37				
<b>PITCHER</b>	IP	WLS	BF	H	R	ER	SO	BB	IBB	HBP	BLK	WP	HR	S	P	ERA	WHIP										
<b>Mario Soto, R</b> ERA: 2.16 (1, 1)	9.0	W	37	6	2	2	11	4	0	0	0	0	1	55	71	2.00	1.111										





Batter	1	2	3	4	5	6	7	8	9	AB	R	H	RBI	BB	SO	LOB	TOP								
Claudell Washington, L (1.9) OBP: 0.324, SLG: 0.422	0-3 K		0-0 2B		0-3 K			0-0 2B		4	0	2	0	0	2	0	<b>Atlanta Braves @ Cincinnati Reds</b> Riverfront Stadium, Cincinnati, OH Fri Jun 24 1983, 7:05 PM EDT Unknown								
Jerry Royster, R (1.6) OBP: 0.296, SLG: 0.247	0-0 BB 1B		0-0 6-3		0-0 E5			0-0 L9		4	0	1	0	0	0	2									
Dale Murphy, R (1.8) OBP: 0.414, SLG: 0.617	4-0 BB G5-4-3			0-0 SF9 2B	0-0 5-3			4-0 IBB		2	1	1	0	2	0	1									
Bob Horner, R (1.5) OBP: 0.396, SLG: 0.548	0-0 G5-4-3			0-0 6-3		0-0 P3		0-3 K		4	0	0	0	0	1	5									
Mike Jorgensen, L (8.3) OBP: 0.345, SLG: 0.480	1-2 G5-4-3			2-3 6-3		4-0 CS BB		0-0 P6		0	0	0	0	0	0	0									
Bob Watson, R (1.3) OBP: 0.433, SLG: 0.525		0-0 F8		0-0 SF9		0-0 CS BB		0-0 P6		2	0	0	1	1	0	2									
Randy Johnson, R (8.5) OBP: 0.429, SLG: 0.412				3-H 0-0		0-3 K				0	0	0	0	0	0	0									
Terry Harper, R (1.7) OBP: 0.375, SLG: 0.429		0-0 5-3		0-0 HR 2B		1-2 K			0-3 K	4	1	1	0	0	2	1									
Glenn Hubbard, R (1.4) OBP: 0.357, SLG: 0.431		0-3 K		2-H HR			0-0 1-3		0-0 2B	4	1	2	2	0	1	0									
Bruce Benedict, R (1.2) OBP: 0.368, SLG: 0.343			0-0 F8	0-0 F8			0-0 6-3		0-0 6-3	4	0	0	0	0	0	1									
Craig McMurtry, R (1.1) OBP: 0.147, SLG: 0.094			0-3 K		0-0 4-3		0-3 K		0-3 K	4	0	0	0	0	3	1									
<b>Inning Stats</b>	R: 0 E: 0 K: 1 S: 5	H: 1 LOB: 1 BB: 1 P: 9	R: 0 E: 0 K: 1 S: 5	H: 0 LOB: 0 BB: 0 P: 5	R: 0 E: 0 K: 1 S: 6	H: 1 LOB: 1 BB: 0 P: 6	R: 3 E: 0 K: 0 S: 6	H: 3 LOB: 0 BB: 0 P: 6	R: 0 E: 1 K: 1 S: 6	H: 0 LOB: 1 BB: 0 P: 6	R: 0 E: 0 K: 1 S: 4	H: 0 LOB: 0 BB: 1 P: 8	R: 0 E: 0 K: 1 S: 5	H: 0 LOB: 0 BB: 0 P: 5	R: 0 E: 0 K: 2 S: 6	H: 1 LOB: 2 BB: 1 P: 10	R: 0 E: 0 K: 2 S: 8	H: 1 LOB: 1 BB: 0 P: 8	1B: 1 2B: 5 3B: 0 HR: 1	SF: 1 SAC: 0 DP: 1 HBP: 0	WP: 0 PB: 0 SB: 2 CS: 1	PA: 36			
<b>PITCHER</b>	IP WLS BF H R ER SO BB IBB HBP BLK WP HR S P ERA WHIP	6.0 L 24 5 3 3 5 2 0 0 0 0 1 32 40 4.50 1.167	3.0 L 12 2 0 0 4 0 1 0 0 0 0 19 23 0.00 0.667																						

AB	32
R	3
H	7
RBI	3
BB	3
SO	9
LOB	13



Batter	1	2	3	4	5	6	7	8	9	AB	R	H	RBI	BB	SO	LOB	BOTTOM								
Gary Redus, R (1.7) OBP: 0.354, SLG: 0.489	0-3 K		0-3 K			0-0 F8			0-0 P3	4	0	0	0	0	2	1	<b>Atlanta Braves @ Cincinnati Reds</b> Riverfront Stadium, Cincinnati, OH Fri Jun 24 1983, 7:05 PM EDT Unknown								
Eddie Milner, L (1.8) OBP: 0.346, SLG: 0.336	0-0 F7			0-0 F7		0-0 4-3		0-0 1B		4	0	1	0	0	0	0									
Dave Concepcion, R (1.6) OBP: 0.293, SLG: 0.288	0-0 4-3			0-0 6-3		0-0 1-3		0-0 F9		4	0	0	0	0	0	2									
Cesar Cedeno, R (1.3) OBP: 0.297, SLG: 0.355		0-0 F8		0-0 F9		0-0 5-3				3	0	0	0	0	0	0									
Paul Householder, S (1.9) OBP: 0.342, SLG: 0.407		0-0 4-3			0-0 F7		0-0 L4			3	0	0	0	0	0	0									
Ron Oester, S (1.4) OBP: 0.331, SLG: 0.429		0-0 1B			0-3 K		0-0 1-3			3	0	1	0	0	1	0									
Nick Esasky, R (1.5) OBP: 0.348, SLG: 0.318		0-0 F2			0-0 4-3		0-0 L6			3	0	0	0	0	0	1									
Dann Bilardello, R (1.2) OBP: 0.267, SLG: 0.325			0-0 5-3			0-3 K		0-0 F8		2	0	0	0	0	1	0									
Duane Walker, L (9. PH) OBP: 0.337, SLG: 0.413						0-0 K		0-0 1B		1	0	0	0	0	0	0									
Joe Price, R (1.1) OBP: 0.111, SLG: 0.077					0-0 6-3		0-3 K		0-0 1B	1	0	0	0	0	0	0									
Wayne Krenchicki, L (6. PH) OBP: 0.359, SLG: 0.310										1	0	0	0	0	1	0									
Ben Hayes, R (7.1) OBP: 0.307, SLG: 0.406										0	0	0	0	0	0	0									
Johnny Bench, R (9. PH) OBP: 0.307, SLG: 0.406										1	0	1	0	0	0	0									
<b>Inning Stats</b>	R: 0 E: 0 K: 1 S: 5	H: 0 LOB: 0 BB: 0 P: 5	R: 0 E: 0 K: 0 S: 4	H: 1 LOB: 1 BB: 0 P: 4	R: 0 E: 0 K: 1 S: 5	H: 0 LOB: 0 BB: 0 P: 5	R: 0 E: 0 K: 0 S: 3	H: 0 LOB: 0 BB: 0 P: 3	R: 0 E: 0 K: 2 S: 7	H: 0 LOB: 0 BB: 0 P: 7	R: 0 E: 0 K: 0 S: 3	H: 0 LOB: 0 BB: 0 P: 3	R: 0 E: 0 K: 0 S: 3	H: 0 LOB: 2 BB: 0 P: 3	R: 0 E: 0 K: 0 S: 5	H: 2 LOB: 2 BB: 0 P: 5	1B: 3 2B: 0 3B: 0 HR: 0	SF: 0 SAC: 0 DP: 0 HBP: 0	WP: 0 PB: 0 SB: 0 CS: 0	PA: 30					
<b>PITCHER</b>	IP WLS BF H R ER SO BB IBB HBP BLK WP HR S P ERA WHIP	9.0 W 30 3 0 0 5 0 0 0 0 0 0 40 40 0.00 0.333																							









Batter	1	2	3	4	5	6	7	8	9	AB	R	H	RBI	BB	SO	LOB	TOP			
<b>Brett Butler, L</b> OBP: 0.310, SLG: 0.310 (1, 7)										5	1	1	0	0	2	0	<b>Atlanta Braves @ Cincinnati Reds</b> Riverfront Stadium, Cincinnati, OH Sat Jun 25 1983, 7:05 PM EDT Att: 20,983 - Unknown			
<b>Rafael Ramirez, R</b> OBP: 0.320, SLG: 0.320 (1, 6)										4	1	1	0	1	1	0				
<b>Claudell Washington, L</b> OBP: 0.327, SLG: 0.423 (1, 9)										4	0	0	0	1	1	2				
<b>Dale Murphy, R</b> OBP: 0.418, SLG: 0.619 (1, 8)										3	2	3	1	1	0	0				
<b>Terry Harper, R</b> OBP: 0.330, SLG: 0.434 (7, 8)										1	0	1	0	0	0	0				
<b>Bob Horner, R</b> OBP: 0.393, SLG: 0.557 (1, 5)										4	1	1	3	0	0	5				
<b>Randy Johnson, R</b> OBP: 0.407, SLG: 0.435 (7, 5)										1	0	0	0	0	0	1				
<b>Chris Chambliss, L</b> OBP: 0.342, SLG: 0.416 (1, 3)										4	2	3	1	1	1	0				
<b>Mike Jorgensen, L</b> OBP: 0.345, SLG: 0.480 (9, PR)										0	0	0	0	0	0	0				
<b>Bruce Benedict, R</b> OBP: 0.360, SLG: 0.335 (1, 2)										5	0	0	0	0	1	5				
<b>Jerry Royster, R</b> OBP: 0.330, SLG: 0.292 (1, 4)										3	1	3	2	1	0	0				
<b>Pete Falcone, L</b> OBP: 0.167, SLG: 0.176 (1, 1)										3	0	1	1	0	0	2				
<b>Inning Stats</b>	R: 4 E: 0 K: 0 S: 8	H: 6 LOB: 2 BB: 1 P: 12	R: 0 E: 0 K: 0 S: 2	H: 0 LOB: 2 BB: 3 P: 14	R: 2 E: 0 K: 1 S: 6	H: 1 LOB: 0 BB: 1 P: 10	R: 0 E: 0 K: 1 S: 6	H: 1 LOB: 1 BB: 0 P: 6	R: 0 E: 0 K: 2 S: 3	H: 0 LOB: 0 BB: 0 P: 3	R: 2 E: 0 K: 0 S: 6	H: 3 LOB: 1 BB: 0 P: 6	R: 0 E: 0 K: 2 S: 7	H: 0 LOB: 0 BB: 0 P: 7	R: 0 E: 0 K: 0 S: 4	H: 2 LOB: 2 BB: 0 P: 4	1B: 9 2B: 3 3B: 1 HR: 1	SF: 1 SAC: 0 DP: 2 HBP: 0	WP: 0 PB: 0 SB: 1 CS: 0	PA: 43
<b>PITCHER</b>	IP WLS BF H R ER SO BB IBB HBP BLK WP HR S P ERA WHIP																			
<b>Charlie Puleo, R</b> ERA: 5.26 (1, 1)	1.1 L 13 6 4 4 0 3 1 0 0 0 0 1 9 25 27.00 6.750																			
<b>Rich Gale, R</b> ERA: 5.47 (2, 1)	3.2 14 3 2 2 4 1 0 0 0 0 0 0 21 25 4.91 1.091																			
<b>Ted Power, R</b> ERA: 4.88 (6, 1)	2.0 9 3 2 2 0 0 0 0 0 0 0 0 9 9 9.00 1.500																			
<b>Bill Scherrer, L</b> ERA: 2.98 (8, 1)	2.0 7 2 0 0 2 0 0 0 0 0 0 0 11 11 0.00 1.000																			

AB	37
R	8
H	14
RBI	8
BB	5
SO	6
LOB	15



Batter	1	2	3	4	5	6	7	8	9	AB	R	H	RBI	BB	SO	LOB	BOTTOM					
<b>Gary Redus, R</b> OBP: 0.353, SLG: 0.484 (1, 7)										4	0	1	0	0	1	0	<b>Atlanta Braves @ Cincinnati Reds</b> Riverfront Stadium, Cincinnati, OH Sat Jun 25 1983, 7:05 PM EDT Att: 20,983 - Unknown					
<b>Eddie Milner, L</b> OBP: 0.342, SLG: 0.331 (1, 8)										4	0	0	0	0	2	1						
<b>Dave Concepcion, R</b> OBP: 0.287, SLG: 0.281 (1, 6)										4	0	1	0	0	1	0						
<b>Johnny Bench, R</b> OBP: 0.309, SLG: 0.416 (1, 3)										4	0	0	0	0	1	2						
<b>Alan Knicely, R</b> OBP: 0.348, SLG: 0.359 (1, 9)										4	1	1	1	0	1	2						
<b>Nick Esasky, R</b> OBP: 0.323, SLG: 0.250 (1, 5)										3	0	0	0	1	2	0						
<b>Ron Oester, S</b> OBP: 0.337, SLG: 0.442 (1, 4)										3	1	2	1	0	0	1						
<b>Dann Bilardello, R</b> OBP: 0.259, SLG: 0.315 (1, 2)										3	0	0	0	0	0	1						
<b>Charlie Puleo, R</b> ERA: 5.15 (1, 1)										0	0	0	0	0	0	0						
<b>Rich Gale, R</b> ERA: 5.29 (2, 1)										1	0	0	0	0	1	0						
<b>Kelly Paris, L</b> ERA: 5.34 (5, PH)										1	0	0	0	0	1	0						
<b>Ted Power, R</b> ERA: 4.88 (6, 1)										0	0	0	0	0	0	0						
<b>Cesar Cedeno, R</b> OBP: 0.302, SLG: 0.356 (7, PH)										1	0	0	0	0	1	0						
<b>Bill Scherrer, L</b> ERA: 2.98 (8, 1)										0	0	0	0	0	0	0						
<b>Inning Stats</b>	R: 0 E: 0 K: 2 S: 7	H: 0 LOB: 0 BB: 0 P: 7	R: 0 E: 0 K: 1 S: 5	H: 0 LOB: 1 BB: 1 P: 9	R: 0 E: 0 K: 1 S: 5	H: 0 LOB: 0 BB: 0 P: 5	R: 0 E: 0 K: 0 S: 3	H: 0 LOB: 0 BB: 0 P: 3	R: 1 E: 0 K: 1 S: 7	H: 2 LOB: 1 BB: 0 P: 7	R: 0 E: 0 K: 1 S: 7	H: 2 LOB: 2 BB: 0 P: 7	R: 1 E: 0 K: 1 S: 6	H: 1 LOB: 0 BB: 0 P: 6	R: 0 E: 0 K: 2 S: 7	H: 0 LOB: 0 BB: 0 P: 7	R: 0 E: 0 K: 1 S: 5	H: 0 LOB: 0 BB: 0 P: 5	1B: 3 2B: 0 3B: 0 HR: 2	SF: 0 SAC: 0 DP: 0 HBP: 0	WP: 0 PB: 0 SB: 0 CS: 0	PA: 33
<b>PITCHER</b>	IP WLS BF H R ER SO BB IBB HBP BLK WP HR S P ERA WHIP																					
<b>Pete Falcone, L</b> ERA: 2.42 (1, 1)	9.0 W 33 5 2 2 10 1 0 0 0 0 0 2 52 56 2.00 0.667																					

AB	32
R	2
H	5
RBI	2
BB	1
SO	10
LOB	8





Batter	1	2	3	4	5	6	7	8	9	AB	R	H	RBI	BB	SO	LOB	TOP				
<b>Brett Butler, L</b> OBP: 0.321, SLG: 0.344 (1, 7)	 1B 2B	 1H 1B 3B		 4-3		 L4-3 1B		 4-3 3B		5	1	4	1	0	0	0					
<b>Rafael Ramirez, R</b> OBP: 0.325, SLG: 0.325 (1, 6)	 PB 2-3 1B	 1B 3H 1B		 1B		 L4-3 1-2		 4-3		5	1	3	1	0	0	2					
<b>Chris Chambliss, L</b> OBP: 0.343, SLG: 0.413 <b>Mike Jorgensen, L</b> OBP: 0.345, SLG: 0.480 (1, 3) (9, 3)	 FC3-5-2 1B 1-2 3H	 1B 1-2		 F7		 BB		 F9		4	1	1	0	1	0	3					
<b>Dale Murphy, R</b> OBP: 0.414, SLG: 0.610 (1, 8)	 P5 1-2 2-3	 K			 5-3		 K		 6-3 BB		4	0	0	0	1	2	5				
<b>Bob Horner, R</b> OBP: 0.395, SLG: 0.553 <b>Randy Johnson, R</b> OBP: 0.393, SLG: 0.417 (1, 5) (7, 5)	 1B IBB	 5-3			 2B 1B		 K		 6-3 1-2		3	1	1	0	1	1	2				
<b>Terry Harper, R</b> OBP: 0.381, SLG: 0.441 (1, 9)	 1B 1-2 2H 3H		 P3		 1B 2B		 P6		 L7		5	0	2	2	0	1					
<b>Bruce Benedict, R</b> OBP: 0.358, SLG: 0.333 (1, 2)	 4-3		 F9		 1B 2H 3H 4-0		 F8				4	0	1	1	0	2					
<b>Jerry Royster, R</b> OBP: 0.336, SLG: 0.293 (1, 4)		 3B 1B	 6-3		 IBB		 6-3				3	1	1	0	1	0					
<b>Phil Niekro, R</b> OBP: 0.207, SLG: 0.185 (1, 1)	 K			 4-3		 F7		 5-3		4	0	0	0	0	1	3					
<b>Inning Stats</b>	R: 2 E: 0 K: 0 S: 6	H: 3 LOB: 2 BB: 1 P: 10	R: 2 E: 0 K: 2 S: 11	H: 4 LOB: 2 BB: 0 P: 11	R: 0 E: 0 K: 0 S: 3	H: 0 LOB: 0 BB: 0 P: 3	R: 0 E: 0 K: 0 S: 4	H: 1 LOB: 1 BB: 0 P: 4	R: 1 E: 0 K: 0 S: 5	H: 3 LOB: 2 BB: 1 P: 9	R: 0 E: 0 K: 1 S: 5	H: 1 LOB: 0 BB: 0 P: 5	R: 0 E: 0 K: 0 S: 4	H: 1 LOB: 1 BB: 0 P: 4	R: 0 E: 0 K: 0 S: 3	H: 0 LOB: 1 BB: 1 P: 7	1B: 9 2B: 3 3B: 2 HR: 0	SF: 0 SAC: 0 DP: 1 HBP: 0	WP: 0 PB: 1 SB: 0 CS: 0	PA: 42	
<b>PITCHER</b>	IP WLS BF H R ER SO BB IBB HBP BLK WP HR S P ERA WHIP	IP WLS BF H R ER SO BB IBB HBP BLK WP HR S P ERA WHIP	IP WLS BF H R ER SO BB IBB HBP BLK WP HR S P ERA WHIP	IP WLS BF H R ER SO BB IBB HBP BLK WP HR S P ERA WHIP	IP WLS BF H R ER SO BB IBB HBP BLK WP HR S P ERA WHIP	IP WLS BF H R ER SO BB IBB HBP BLK WP HR S P ERA WHIP	IP WLS BF H R ER SO BB IBB HBP BLK WP HR S P ERA WHIP	IP WLS BF H R ER SO BB IBB HBP BLK WP HR S P ERA WHIP	IP WLS BF H R ER SO BB IBB HBP BLK WP HR S P ERA WHIP	IP WLS BF H R ER SO BB IBB HBP BLK WP HR S P ERA WHIP	IP WLS BF H R ER SO BB IBB HBP BLK WP HR S P ERA WHIP	IP WLS BF H R ER SO BB IBB HBP BLK WP HR S P ERA WHIP	IP WLS BF H R ER SO BB IBB HBP BLK WP HR S P ERA WHIP	IP WLS BF H R ER SO BB IBB HBP BLK WP HR S P ERA WHIP	IP WLS BF H R ER SO BB IBB HBP BLK WP HR S P ERA WHIP	IP WLS BF H R ER SO BB IBB HBP BLK WP HR S P ERA WHIP	IP WLS BF H R ER SO BB IBB HBP BLK WP HR S P ERA WHIP	IP WLS BF H R ER SO BB IBB HBP BLK WP HR S P ERA WHIP	IP WLS BF H R ER SO BB IBB HBP BLK WP HR S P ERA WHIP	IP WLS BF H R ER SO BB IBB HBP BLK WP HR S P ERA WHIP	IP WLS BF H R ER SO BB IBB HBP BLK WP HR S P ERA WHIP
<b>Frank Pastore, R</b> ERA: 5.79 (1, 1)	6.0 L	31 12	5 5	3 3	1 2	0 0	0 0	0 0	0 0	0 0	0 0	34 9	46 9	7.50 0.00	2.167 0.500						
<b>Ted Power, R</b> ERA: 4.7 (7, 1)	2.0	7	1	0	0	1	0	0	0	0	0	9	9	0.00	0.500						
<b>Ben Hayes, R</b> ERA: 7.71 (9, 1)	1.0	4	0	0	0	0	1	0	0	0	0	3	7	0.00	1.000						

Atlanta Braves @ Cincinnati Reds  
Riverfront Stadium, Cincinnati, OH  
Sun Jun 26 1983, 3:33 AM EDT  
Att: 15,769 - Unknown

AB 38  
R 5  
H 13  
RBI 5  
BB 4  
SO 4  
LOB 19



Batter	1	2	3	4	5	6	7	8	9	AB	R	H	RBI	BB	SO	LOB	BOTTOM					
<b>Gary Redus, R</b> OBP: 0.347, SLG: 0.474 (1, 7)	 F8		 K			 G6-4-3 1-2		 F7		4	0	0	0	0	1	1						
<b>Eddie Milner, L</b> OBP: 0.337, SLG: 0.325 (1, 8)	 4-3			 F8		 L1			 3-1		4	0	0	0	0	0						
<b>Duane Walker, L</b> OBP: 0.330, SLG: 0.400 (1, 9)	 K			 K			 P5		 F8		4	0	0	0	0	2	0					
<b>Johnny Bench, R</b> OBP: 0.312, SLG: 0.417 (1, 3)		 G3 1B		 E6		 WP 1B		 L5		4	1	2	0	0	0	0						
<b>Ron Oester, S</b> OBP: 0.337, SLG: 0.441 (1, 4)		 G3 1-2		 4-3		 PB 1B				3	0	1	1	0	0	2						
<b>Nick Esasky, R</b> OBP: 0.294, SLG: 0.226 (1, 5)		 K		 P4		 F7 1-2				3	0	0	0	0	1	2						
<b>Tom Foley, L</b> OBP: 0.341, SLG: 0.343 (1, 6)		 K		 4-3		 F8				3	0	0	0	0	1	2						
<b>Dann Bilardello, R</b> OBP: 0.255, SLG: 0.310 <b>Wayne Krenchicki, L</b> OBP: 0.354, SLG: 0.306 <b>Alan Knicely, R</b> OBP: 0.346, SLG: 0.359 (1, 2) (8, PH) (9, 2)			 K2-3		 4-3			 F8		2	0	0	0	0	1	0						
<b>Frank Pastore, R</b> OBP: 0.281, SLG: 0.273 <b>Kelly Paris, R</b> OBP: 0.254, SLG: 0.214 <b>Ted Power, R</b> (1, 1) (6, PH) (7, 1)				 K		 G6-4-3 BB		 F7		1	0	0	0	0	1	0						
<b>Cesar Cedeno, R</b> OBP: 0.298, SLG: 0.354 <b>Ben Hayes, R</b> (8, PH) (9, 1)								 F8		0	0	0	0	0	0	0						
<b>Inning Stats</b>	R: 0 E: 0 K: 1 S: 5	H: 0 LOB: 0 BB: 0 P: 5	R: 0 E: 0 K: 2 S: 8	H: 1 LOB: 1 BB: 0 P: 8	R: 0 E: 0 K: 3 S: 9	H: 0 LOB: 0 BB: 0 P: 9	R: 0 E: 1 K: 1 S: 6	H: 0 LOB: 1 BB: 0 P: 6	R: 0 E: 0 K: 0 S: 3	H: 0 LOB: 0 BB: 0 P: 3	R: 0 E: 0 K: 0 S: 2	H: 2 LOB: 1 BB: 1 P: 6	R: 1 E: 0 K: 0 S: 5	H: 0 LOB: 0 BB: 0 P: 5	R: 0 E: 0 K: 0 S: 3	H: 0 LOB: 0 BB: 0 P: 3	R: 0 E: 0 K: 0 S: 3	H: 0 LOB: 0 BB: 0 P: 3	1B: 3 2B: 0 3B: 0 HR: 0	SF: 0 SAC: 0 DP: 1 HBP: 0	WP: 1 PB: 1 SB: 0 CS: 0	PA: 31
<b>PITCHER</b>	IP WLS BF H R ER SO BB IBB HBP BLK WP HR S P ERA WHIP	IP WLS BF H R ER SO BB IBB HBP BLK WP HR S P ERA WHIP	IP WLS BF H R ER SO BB IBB HBP BLK WP HR S P ERA WHIP	IP WLS BF H R ER SO BB IBB HBP BLK WP HR S P ERA WHIP	IP WLS BF H R ER SO BB IBB HBP BLK WP HR S P ERA WHIP	IP WLS BF H R ER SO BB IBB HBP BLK WP HR S P ERA WHIP	IP WLS BF H R ER SO BB IBB HBP BLK WP HR S P ERA WHIP	IP WLS BF H R ER SO BB IBB HBP BLK WP HR S P ERA WHIP	IP WLS BF H R ER SO BB IBB HBP BLK WP HR S P ERA WHIP	IP WLS BF H R ER SO BB IBB HBP BLK WP HR S P ERA WHIP	IP WLS BF H R ER SO BB IBB HBP BLK WP HR S P ERA WHIP	IP WLS BF H R ER SO BB IBB HBP BLK WP HR S P ERA WHIP	IP WLS BF H R ER SO BB IBB HBP BLK WP HR S P ERA WHIP	IP WLS BF H R ER SO BB IBB HBP BLK WP HR S P ERA WHIP	IP WLS BF H R ER SO BB IBB HBP BLK WP HR S P ERA WHIP	IP WLS BF H R ER SO BB IBB HBP BLK WP HR S P ERA WHIP	IP WLS BF H R ER SO BB IBB HBP BLK WP HR S P ERA WHIP	IP WLS BF H R ER SO BB IBB HBP BLK WP HR S P ERA WHIP	IP WLS BF H R ER SO BB IBB HBP BLK WP HR S P ERA WHIP	IP WLS BF H R ER SO BB IBB HBP BLK WP HR S P ERA WHIP	IP WLS BF H R ER SO BB IBB HBP BLK WP HR S P ERA WHIP	
<b>Phil Niekro, R</b> ERA: 4.63 (1, 1)	9.0 W	31 3	1 1	7 7	1 0	0 0	1 0	0 0	1 0	44 48	1.00 0.444											

Atlanta Braves @ Cincinnati Reds  
Riverfront Stadium, Cincinnati, OH  
Sun Jun 26 1983, 3:33 AM EDT  
Att: 15,769 - Unknown

AB 30  
R 1  
H 3  
RBI 1  
BB 1  
SO 7  
LOB 7





Batter	1	2	3	4	5	6	7	8	9	AB	R	H	RBI	BB	SO	LOB	TOP		
<b>Brett Butler, L</b> OBP: 0.320, SLG: 0.356 (1, 7)										4	1	1	1	0	1	0			
<b>Rafael Ramirez, R</b> OBP: 0.330, SLG: 0.341 (1, 6)										4	1	3	1	0	0	0			
<b>Claudell Washington, L</b> OBP: 0.326, SLG: 0.424 (1, 9)										4	0	1	0	0	2	1			
<b>Dale Murphy, R</b> OBP: 0.409, SLG: 0.601 (1, 8)										4	0	0	0	0	3	2			
<b>Bob Horner, R</b> OBP: 0.390, SLG: 0.546 <b>Randy Johnson, R</b> OBP: 0.393, SLG: 0.417 (1, 5) (9, 5)										3	0	0	0	0	1	2			
<b>Chris Chambliss, L</b> OBP: 0.343, SLG: 0.409 (1, 3)										2	0	0	0	1	1	2			
<b>Biff Pocoroba, S</b> OBP: 0.286, SLG: 0.333 (1, 2)										3	0	0	0	0	0	1			
<b>Jerry Royster, R</b> OBP: 0.328, SLG: 0.284 (1, 4)										3	0	0	0	0	1	0			
<b>Pascual Perez, R</b> OBP: 0.158, SLG: 0.158 (1, 1)										3	0	0	0	0	1	0			
<b>Inning Stats</b>	R: 1 E: 0 K: 3 S: 12	H: 3 LOB: 2 BB: 0 P: 12	R: 0 E: 0 K: 0 S: 3	H: 0 LOB: 0 BB: 0 P: 3	R: 0 E: 0 K: 2 S: 7	H: 0 LOB: 0 BB: 0 P: 7	R: 0 E: 0 K: 1 S: 5	H: 0 LOB: 0 BB: 0 P: 5	R: 0 E: 0 K: 1 S: 5	H: 1 LOB: 0 BB: 0 P: 8	R: 0 E: 0 K: 0 S: 2	H: 0 LOB: 0 BB: 1 P: 6	R: 0 E: 0 K: 1 S: 5	H: 1 LOB: 0 BB: 0 P: 3	1B: 2 2B: 2 3B: 0 HR: 2	SF: 0 SAC: 0 DP: 2 HBP: 0	WP: 0 PB: 0 SB: 0 CS: 0	PA: 31	
<b>PITCHER</b>	IP	WLS	BF	H	R	ER	SO	BB	IBB	HBP	BLK	WP	HR	S	P	ERA	WHIP		
<b>Mario Soto, R</b> ERA: 2.16 <b>Ben Hayes, R</b> ERA: 7.45	(1, 1) (9, 1)	8.0 1.0	L 3	28 1	4 0	2 0	2 0	10 0	1 0	0 0	0 0	0 0	2 3	47 3	51 3	2.25 0.00	0.625 1.000		

Atlanta Braves @ Cincinnati Reds  
Riverfront Stadium, Cincinnati, OH  
Mon Jun 27 1983, 7:05 PM EDT  
Att: 12,745 - Unknown

AB 30  
R 2  
H 5  
RBI 2  
BB 1  
SO 10  
LOB 8



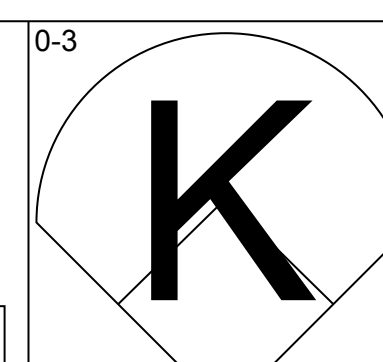
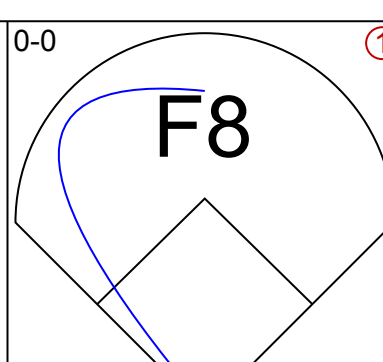
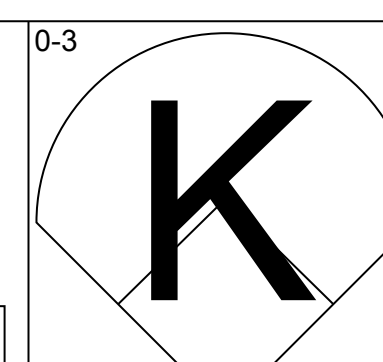
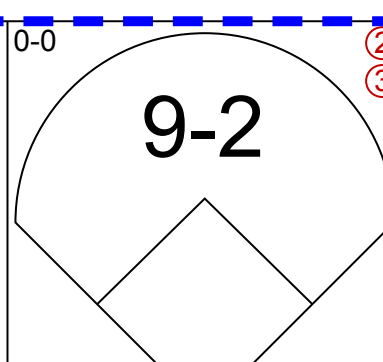
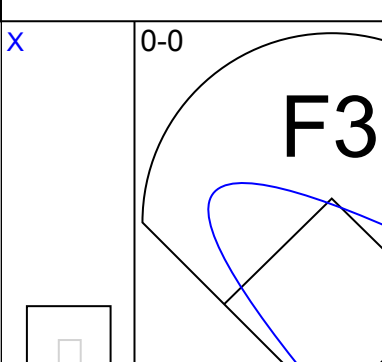
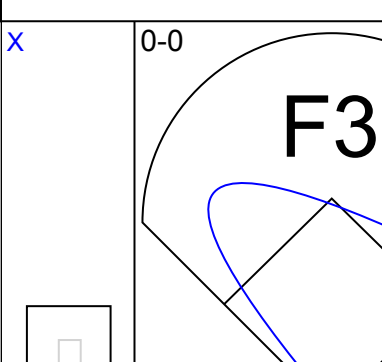
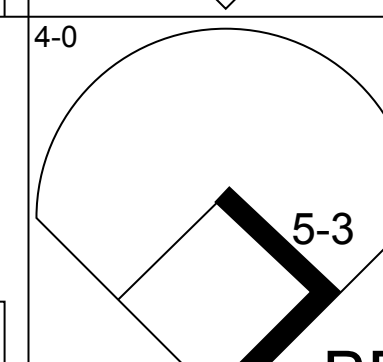
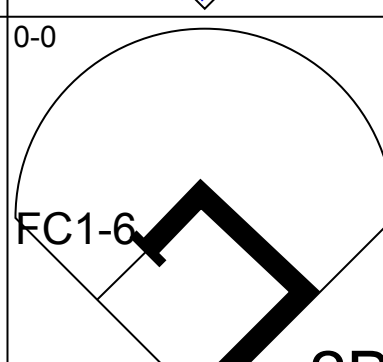
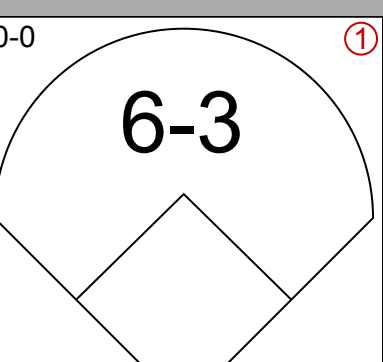
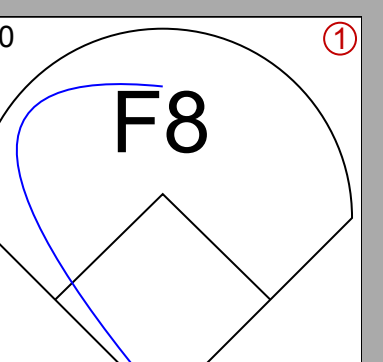
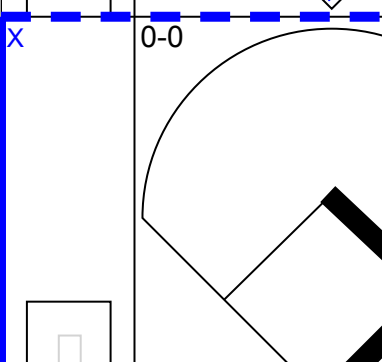
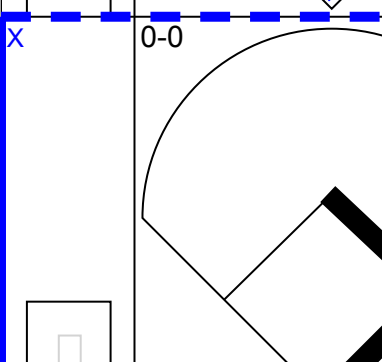
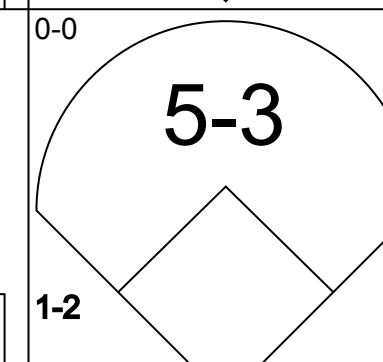
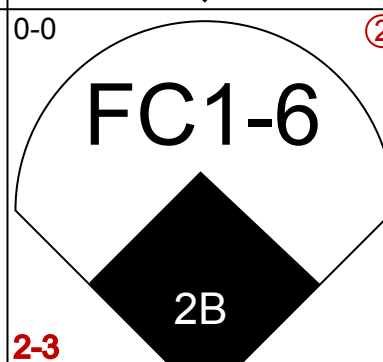
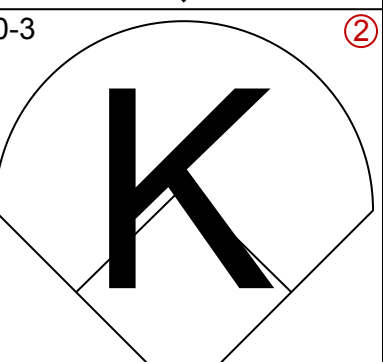
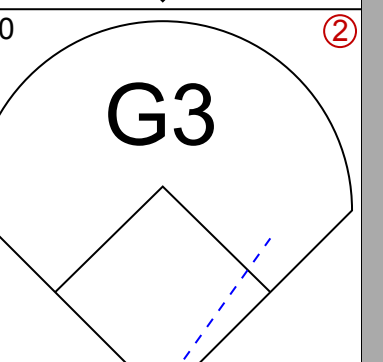
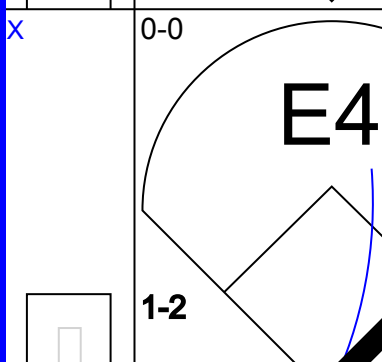
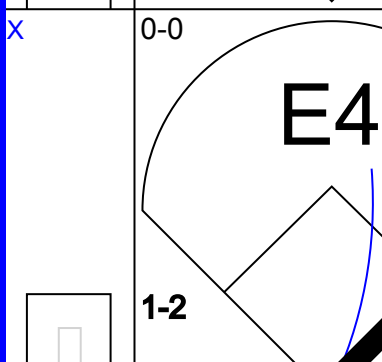
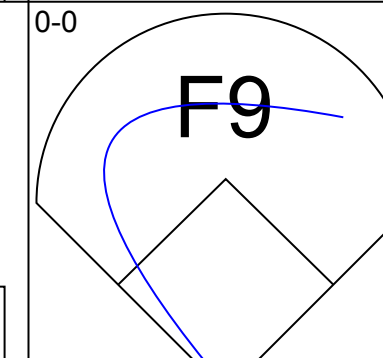
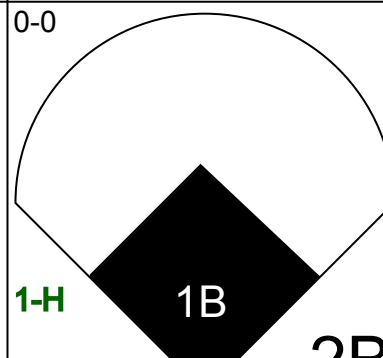
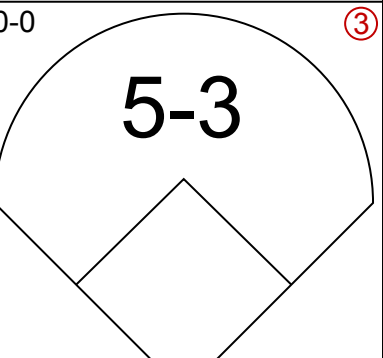
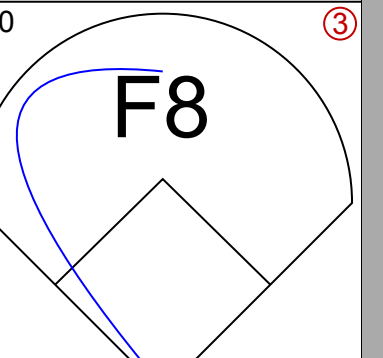
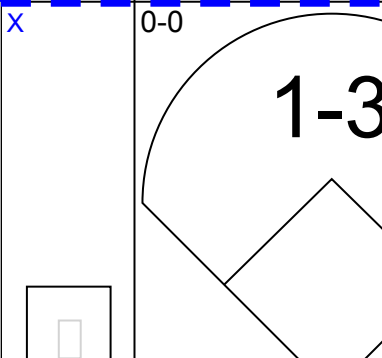
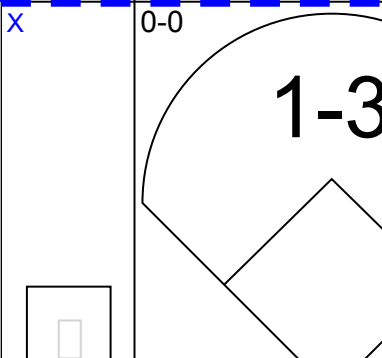
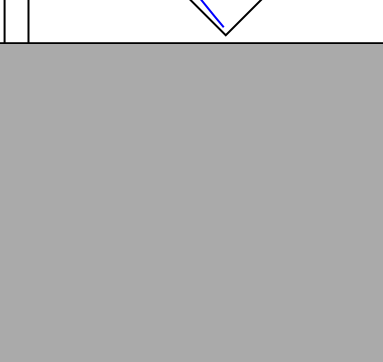
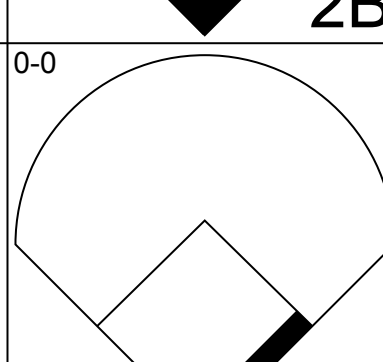
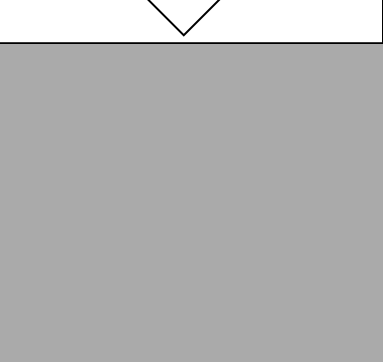
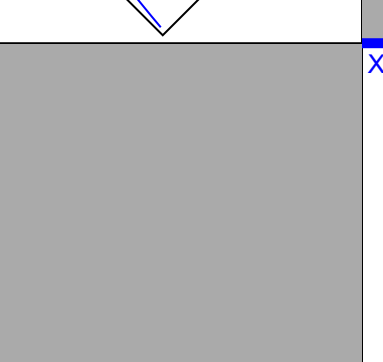



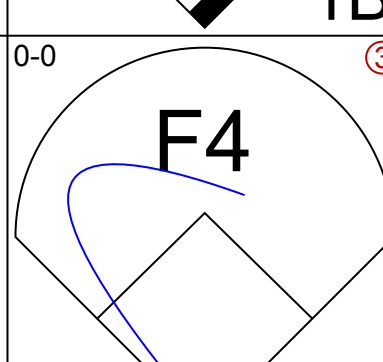




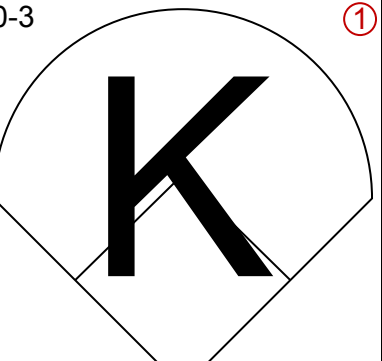
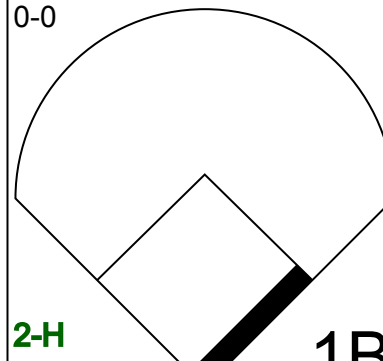
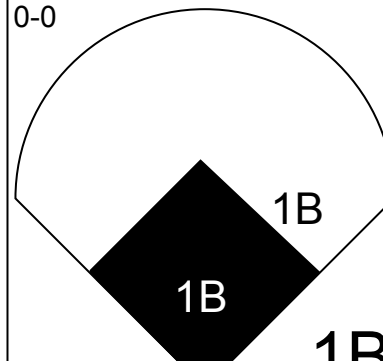
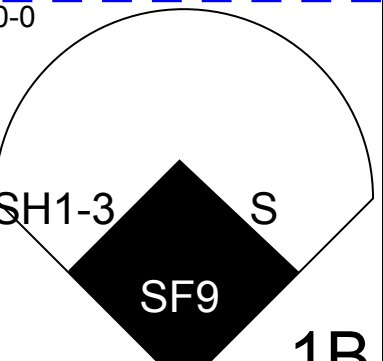
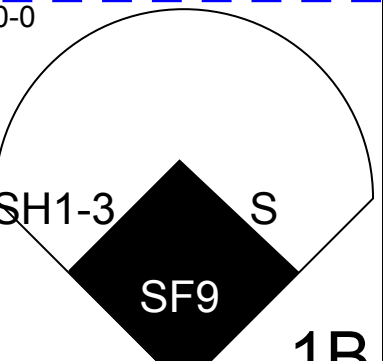
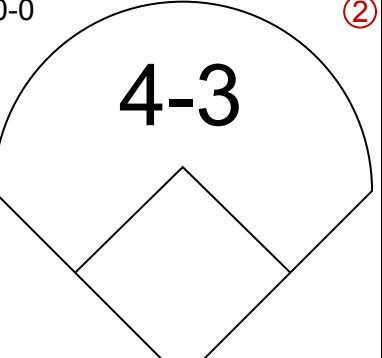
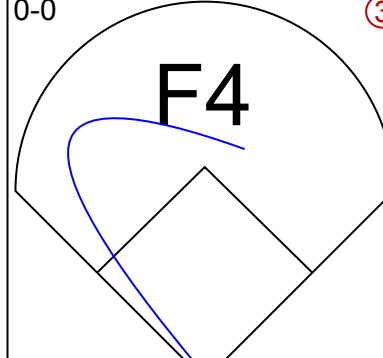
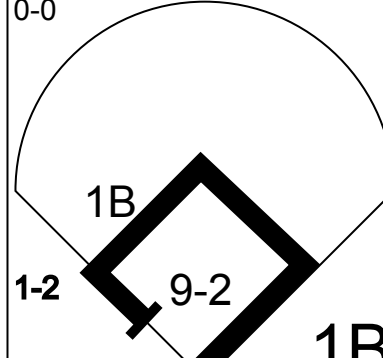
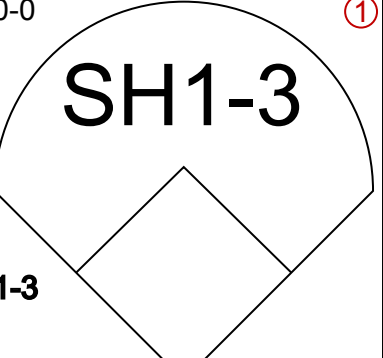
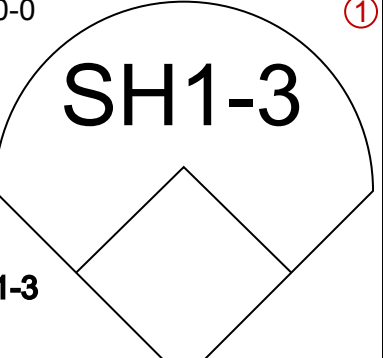
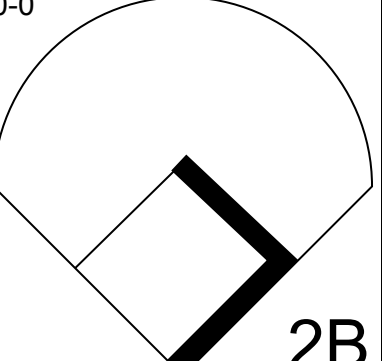
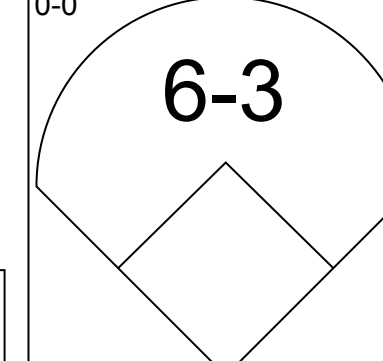
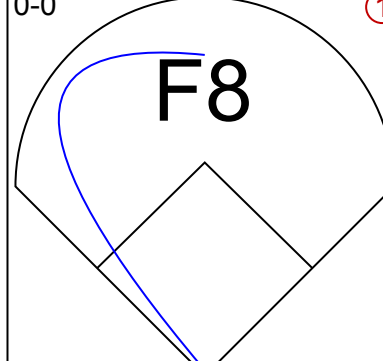
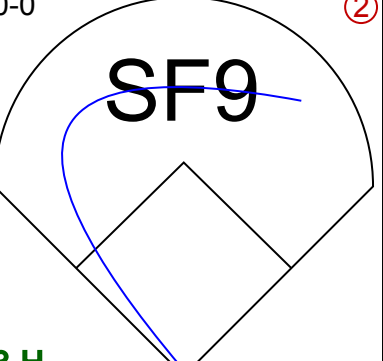
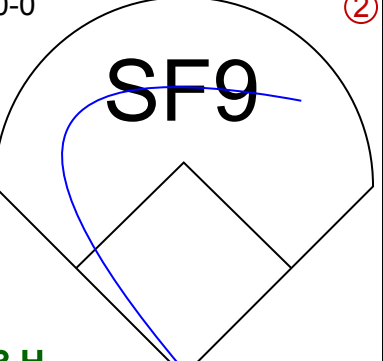
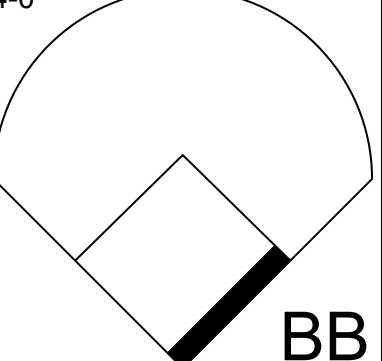
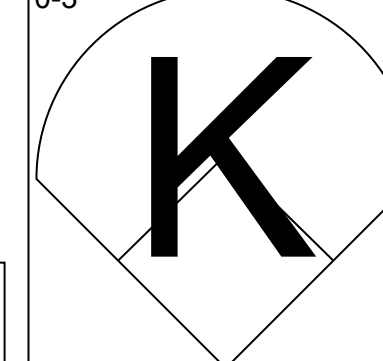
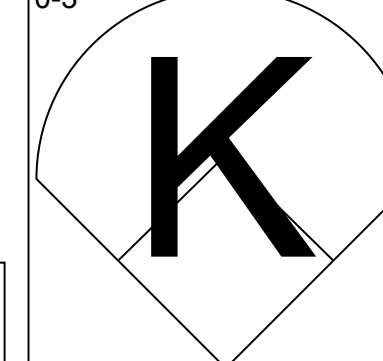
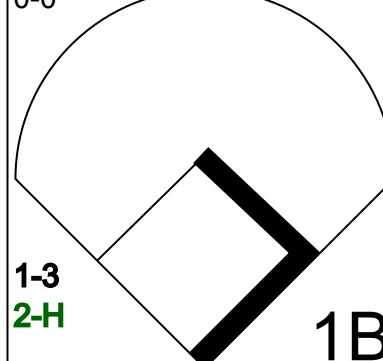
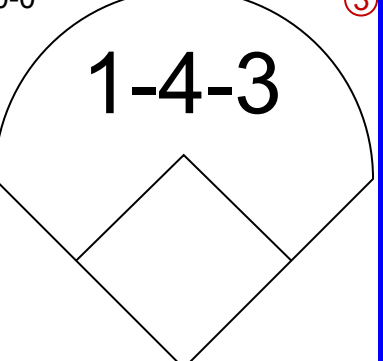
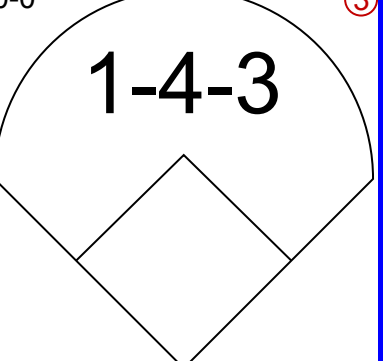
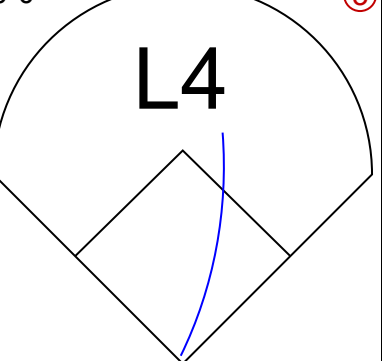
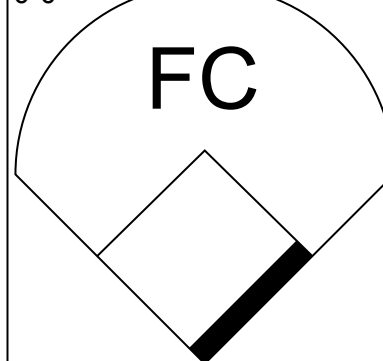
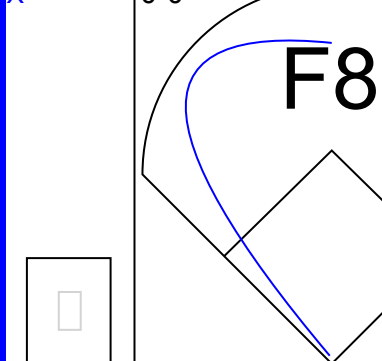
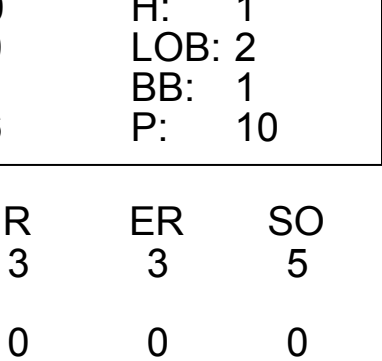
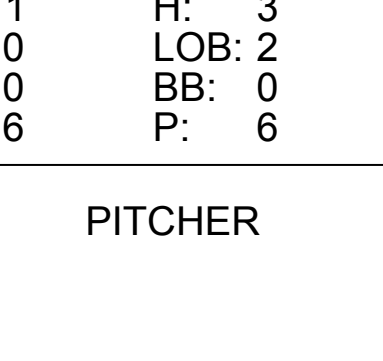
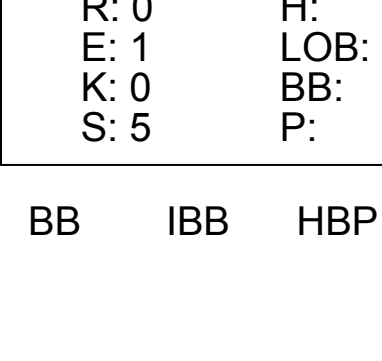
Batter	1	2	3	4	5	6	7	8	9	AB	R	H	RBI	BB	SO	LOB	BOTTOM			
<b>Gary Redus, R</b> OBP: 0.345, SLG: 0.469 (1, 7)										4	0	1	0	0	1	0				
<b>Eddie Milner, L</b> OBP: 0.332, SLG: 0.320 (1, 8)										4	0	0	0	0	1	1				
<b>Duane Walker, L</b> OBP: 0.358, SLG: 0.470 (1, 9)										3	1	3	1	1	0	0				
<b>Johnny Bench, R</b> OBP: 0.307, SLG: 0.410 <b>Kelly Paris, R</b> OBP: 0.254, SLG: 0.214 (1, 3) (9, PR)										4	0	0	0	0	0	3				
<b>Ron Oester, S</b> OBP: 0.336, SLG: 0.438 (1, 4)										4	0	1	0	0	0	1				
<b>Dave Concepcion, R</b> OBP: 0.284, SLG: 0.278 (1, 6)										3	0	0	0	0	1					
<b>Nick Esasky, R</b> OBP: 0.270, SLG: 0.206 (1, 5)										3	0	0	0	0	1	0				
<b>Alex Trevino, R</b> OBP: 0.274, SLG: 0.279 <b>Wayne Krenchicki, L</b> OBP: 0.349, SLG: 0.301 <b>Dann Bliardello, R</b> OBP: 0.255, SLG: 0.310 (1, 2) (8, PH) (9, 2)										2	0	0	0	0	1	0				
<b>Mario Soto, R</b> OBP: 0.171, SLG: 0.200 <b>Cesar Cedeno, R</b> OBP: 0.297, SLG: 0.352 <b>Ben Hayes, R</b> (9, 1)										2	0	0	0	0	1	0				
<b>Inning Stats</b>	R: 0 E: 0 K: 0 S: 4	H: 1 LOB: 1 BB: 0 P: 4	R: 0 E: 0 K: 1 S: 5	H: 0 LOB: 0 BB: 0 P: 5	R: 0 E: 0 K: 2 S: 7	H: 0 LOB: 0 BB: 0 P: 7	R: 1 E: 0 K: 0 S: 5	H: 2 LOB: 1 BB: 0 P: 5	R: 0 E: 0 K: 0 S: 3	H: 0 LOB: 1 BB: 1 P: 11	R: 0 E: 0 K: 0 S: 3	H: 0 LOB: 0 BB: 0 P: 3	R: 0 E: 0 K: 1 S: 6	H: 1 LOB: 1 BB: 0 P: 6	R: 0 E: 0 K: 0 S: 3	H: 1 LOB: 1 BB: 0 P: 3	1B: 3 2B: 1 3B: 0 HR: 1	SF: 0 SAC: 0 DP: 1 HBP: 0	WP: 0 PB: 0 SB: 0 CS: 0	PA: 32
<b>PITCHER</b>	IP	WLS	BF	H	R	ER	SO	BB	IBB	HBP	BLK	WP	HR	S	P	ERA	WHIP			
<b>Pascual Perez, R</b> ERA: 2.46	(1, 1)	9.0	W	32	5	1	1	6	1	0	0	0	1	43	47	1.00	0.667			

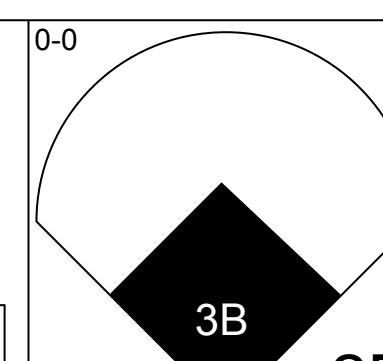
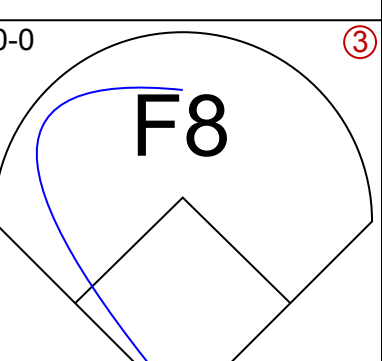
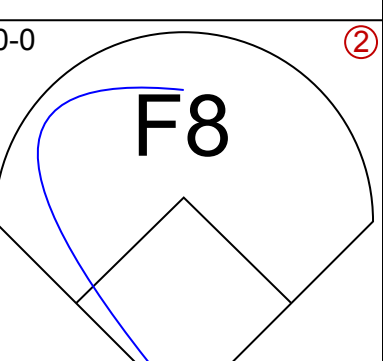
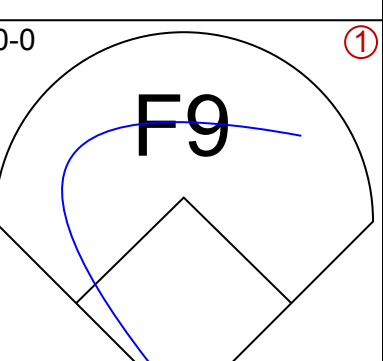
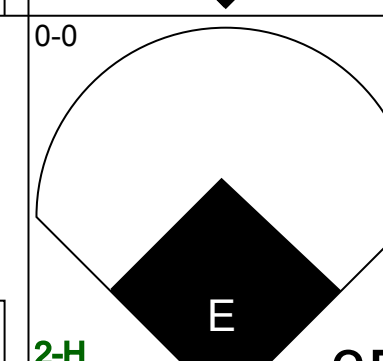
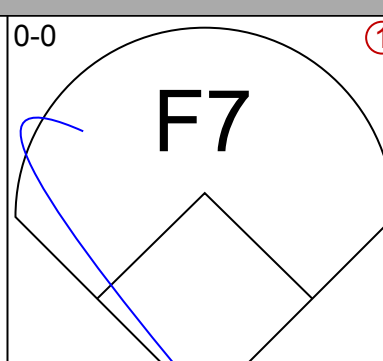
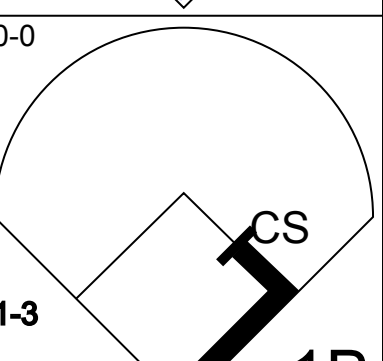
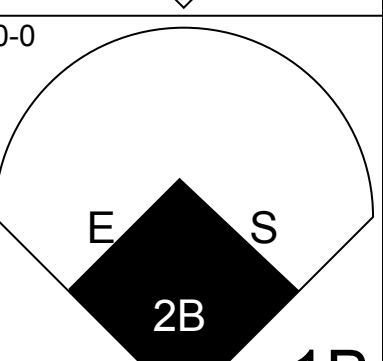
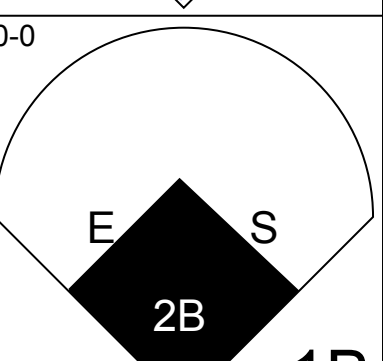
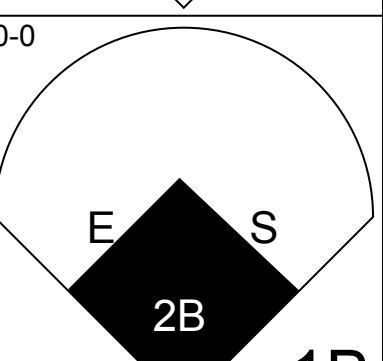
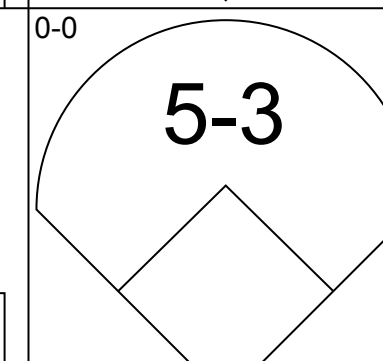
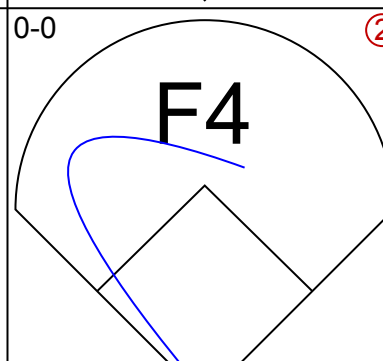
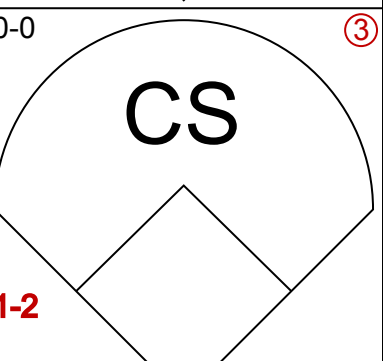
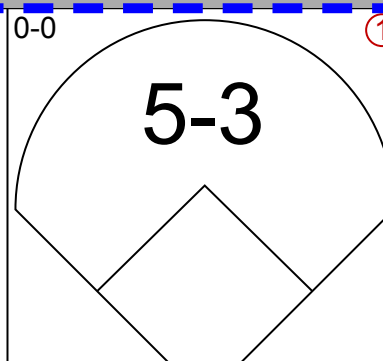
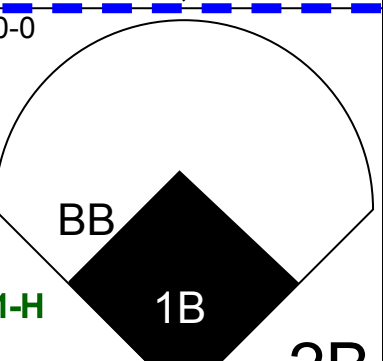
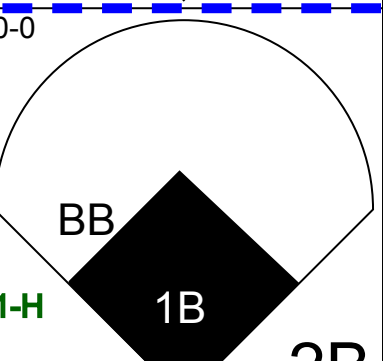
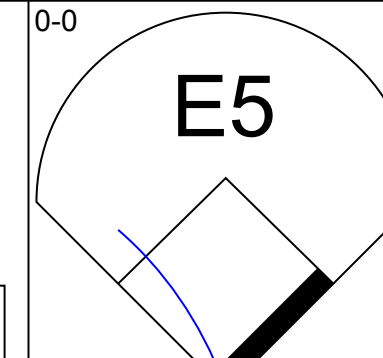
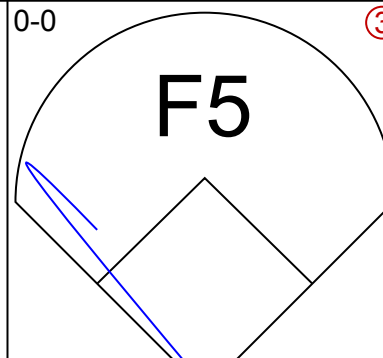
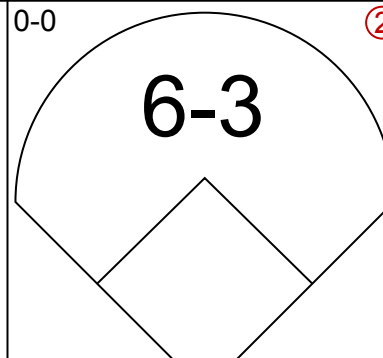
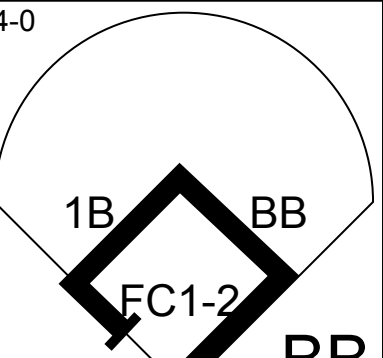
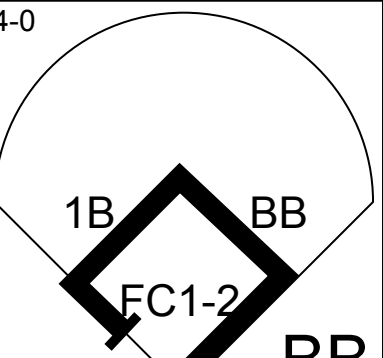
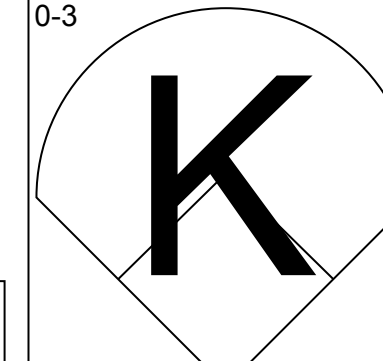
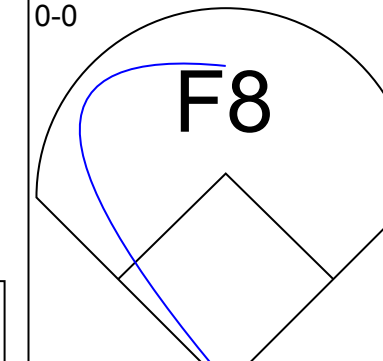
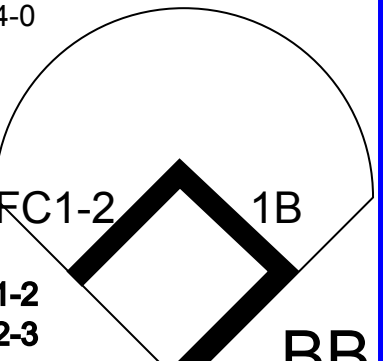
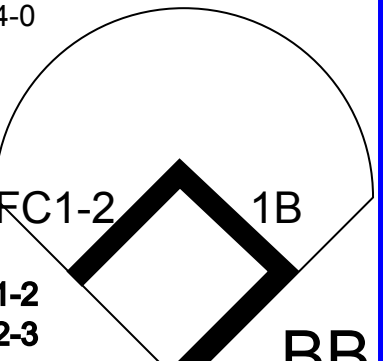
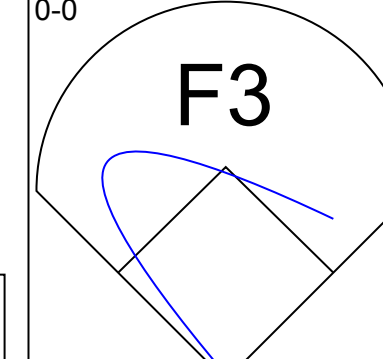
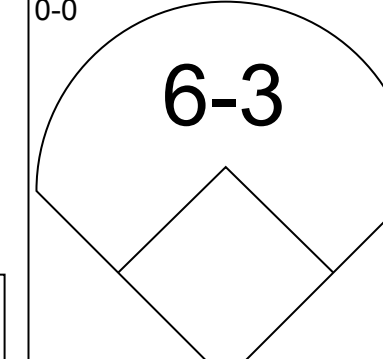
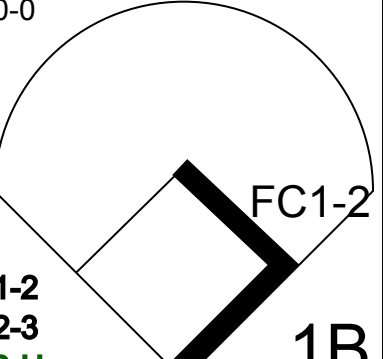
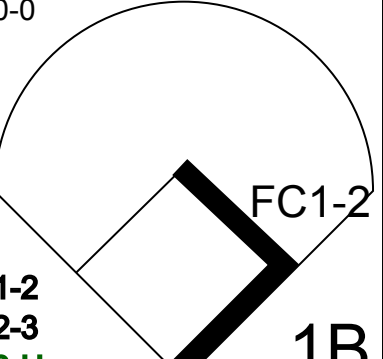
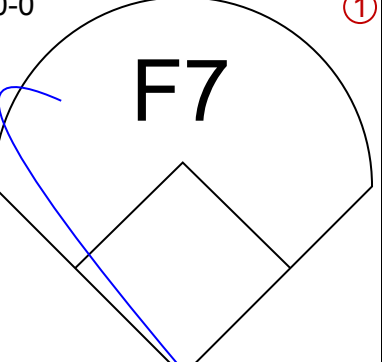
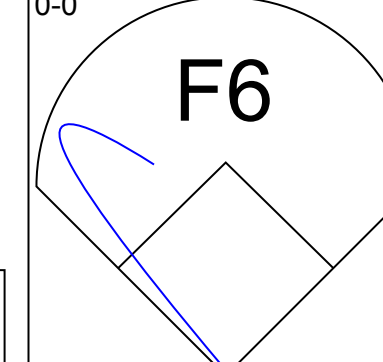

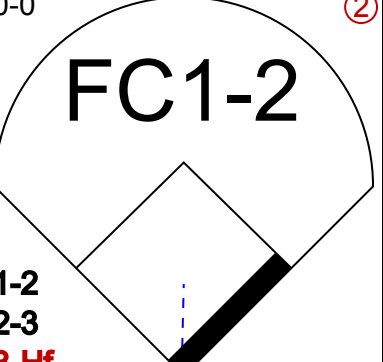
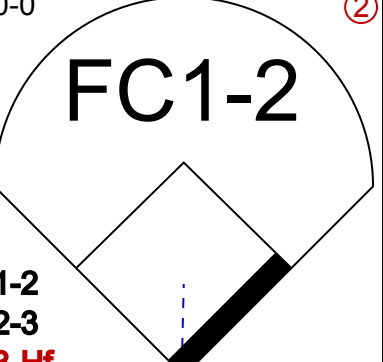
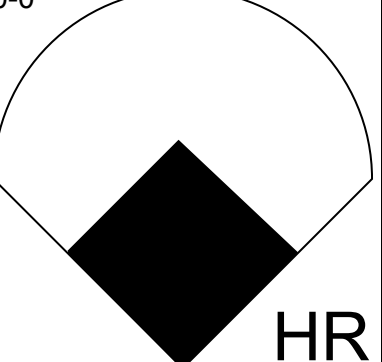
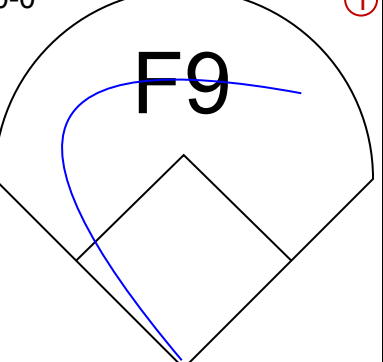

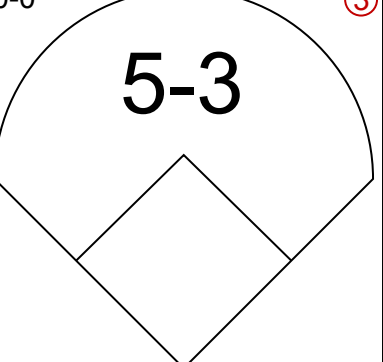
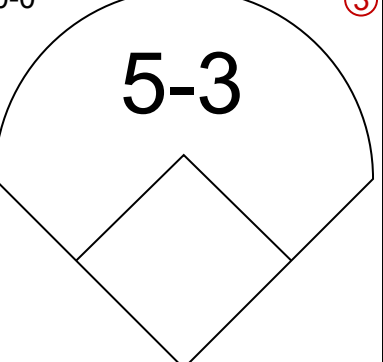
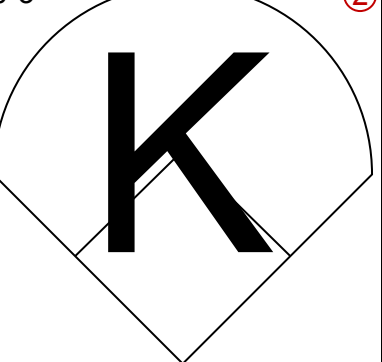
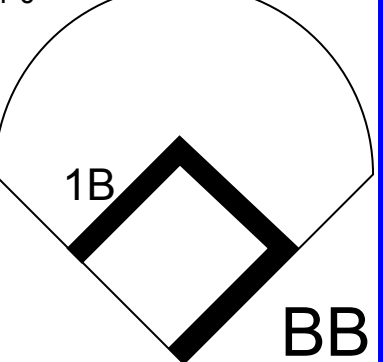


Atlanta Braves @ Cincinnati Reds  
Riverfront Stadium, Cincinnati, OH  
Mon Jun 27 1983, 7:05 PM EDT  
Att: 12,745 - Unknown

AB 31  
R 1  
H 5  
RBI 1  
BB 1  
SO 6  
LOB 6





Batter	1	2	3	4	5	6	7	8	9	AB	R	H	RBI	BB	SO	LOB	TOP								
Johnnie LeMaster, R OBP: 0.374, SLG: 0.362 (1, 6)										5	0	0	0	0	2	4	<b>San Francisco Giants @ Cincinnati Reds</b> Riverfront Stadium, Cincinnati, OH Tue Jun 28 1983, 7:05 PM EDT Att: 10,382 - Unknown <a href="http://livebaseballscorecards.com">livebaseballscorecards.com</a>								
Brad Wellman, R OBP: 0.302, SLG: 0.274 Darrell Evans, L OBP: 0.404, SLG: 0.588 (1, 4)										3	0	1	0	1	0	0									
Chris Smith, S (1, 7)										4	1	0	0	0	1	2									
Max Venable, L OBP: 0.265, SLG: 0.393 Joel Youngblood, R OBP: 0.296, SLG: 0.444 (8, 7)										0	0	0	0	0	0	0									
Joel Youngblood, R OBP: 0.296, SLG: 0.444 (8, 7)										1	0	0	0	0	0	1									
Jack Clark, R OBP: 0.343, SLG: 0.449 (1, 9)										5	1	1	1	0	0	3									
Jeffrey Leonard, R OBP: 0.306, SLG: 0.382 (1, 8)										4	2	3	1	0	1	0									
Rich Murray, R OBP: 0.333, SLG: 0.333 Dave Bergman, L OBP: 0.323, SLG: 0.259 (8, 3)										3	0	1	0	0	0	1									
Bob Brenly, R OBP: 0.282, SLG: 0.333 (1, 2)										3	0	1	1	0	0	2									
Joe Pettini, R OBP: 0.194, SLG: 0.182 Greg Minton, S OBP: 0.333, SLG: 0.333 Jim Barr, R OBP: 0.143, SLG: 0.286 (8, 1)										3	0	1	1	1	1	0									
Mark Davis, L (1, 1)										1	0	0	0	1	0	2									
Milt May, L OBP: 0.308, SLG: 0.321 Andy McGaffigan, R OBP: 0.083, SLG: 0.087 Tom O'Malley, L OBP: 0.349, SLG: 0.354 (6, PH)										1	0	0	0	0	0	2									
Inning Stats	R: 0 E: 0 K: 1 S: 5	H: 0 LOB: 1 BB: 1 P: 9	R: 0 E: 0 K: 1 S: 6	H: 1 LOB: 2 BB: 1 P: 10	R: 2 E: 0 K: 0 S: 6	H: 3 LOB: 1 BB: 0 P: 6	R: 0 E: 0 K: 2 S: 7	H: 0 LOB: 1 BB: 1 P: 11	R: 0 E: 0 K: 1 S: 5	H: 0 LOB: 0 BB: 0 P: 5	R: 1 E: 0 K: 0 S: 6	H: 3 LOB: 2 BB: 0 P: 6	R: 0 E: 0 K: 0 S: 3	H: 0 LOB: 0 BB: 0 P: 3	R: 1 E: 0 K: 0 S: 4	H: 1 LOB: 0 BB: 0 P: 4	R: 0 E: 1 K: 0 S: 5	H: 1 LOB: 2 BB: 0 P: 5	1B: 6 2B: 4 3B: 0 HR: 0	SF: 1 SAC: 1 DP: 1 HBP: 0	WP: 0 PB: 0 SB: 1 CS: 0	PA: 40			
PITCHER	IP	WLS	BF	H	R	ER	SO	BB	IBB	HBP	BLK	WP	HR	S	P	ERA	WHIP								
Joe Price, L ERA: 3.08	5.1		27	7	3	3	5	3	0	0	0	0	0	34	46	5.06	1.875								
Rich Gale, R ERA: 5.3	1.2		4	0	0	0	0	0	0	0	0	0	0	4	4	0.00	0.000								
Ted Power, R ERA: 4.72	1.2	W	6	1	1	1	0	0	0	0	0	0	0	6	6	5.40	0.600								
Bill Scherrer, L ERA: 2.98	0.0		2	1	0	0	0	0	0	0	0	0	0	2	2	∞	∞								
Ben Hayes, R ERA: 7.39	0.1	S	1	0	0	0	0	0	0	0	0	0	0	1	1	0.00	0.000								

Batter	1	2	3	4	5	6	7	8	9	AB	R	H	RBI	BB	SO	LOB	BOTTOM								
Gary Redus, R OBP: 0.343, SLG: 0.470 (1, 7)										4	1	1	0	0	0	1	<b>San Francisco Giants @ Cincinnati Reds</b> Riverfront Stadium, Cincinnati, OH Tue Jun 28 1983, 7:05 PM EDT Att: 10,382 - Unknown <a href="http://livebaseballscorecards.com">livebaseballscorecards.com</a>								
Eddie Milner, L OBP: 0.338, SLG: 0.335 (1, 8)										4	2	3	1	0	0	0									
Dave Concepcion, R OBP: 0.284, SLG: 0.281 (1, 6)										4	1	1	1	0	0	1									
Johnny Bench, R OBP: 0.307, SLG: 0.405 (1, 3)										3	0	0	1	1	0	0									
Alan Knicely, R OBP: 0.360, SLG: 0.341 Paul Householder, S OBP: 0.346, SLG: 0.469 (1, 9)										2	0	0	0	2	1	1									
Nick Esasky, R OBP: 0.250, SLG: 0.189 Wayne Krenchicki, L OBP: 0.357, SLG: 0.311 (1, 5)										3	0	0	0	0	0	2									
Ron Oester, S OBP: 0.331, SLG: 0.432 (1, 4)										4	0	0	0	0	1	3									
Dann Bilardello, R OBP: 0.255, SLG: 0.331 (1, 2)										4	1	1	1	0	0	3									
Joe Price, L OBP: 0.138, SLG: 0.074 Rich Gale, R OBP: 0.290, SLG: 0.214 Dwight Gooden, R OBP: 0.346, SLG: 0.464 Ted Power, R OBP: 0.346, SLG: 0.464 Bill Scherrer, L OBP: 0.400, SLG: 0.290 Ben Hayes, R OBP: 0.349, SLG: 0.354 (1, 1)										1	0	0	0	1	1	0									
Inning Stats	R: 2 E: 1 K: 1 S: 8	H: 2 LOB: 1 BB: 0 P: 8	R: 1 E: 0 K: 1 S: 6	H: 1 LOB: 0 BB: 0 P: 6	R: 0 E: 0 K: 0 S: 3	H: 0 LOB: 0 BB: 0 P: 3	R: 0 E: 0 K: 0 S: 3	H: 0 LOB: 0 BB: 0 P: 3	R: 0 E: 0 K: 0 S: 3	H: 1 LOB: 1 BB: 1 P: 7	R: 0 E: 0 K: 0 S: 3	H: 0 LOB: 1 BB: 1 P: 7	R: 0 E: 0 K: 1 S: 5	H: 0 LOB: 0 BB: 0 P: 5	R: 2 E: 0 K: 0 S: 6	H: 3 LOB: 3 BB: 2 P: 14		R: 2 E: 0 K: 0 S: 6	H: 3 LOB: 3 BB: 2 P: 14	1B: 3 2B: 2 3B: 1 HR: 1	SF: 0 SAC: 0 DP: 0 HBP: 0	WP: 0 PB: 0 SB: 1 CS: 1	PA: 36		
PITCHER	IP	WLS	BF	H	R	ER	SO	BB	IBB	HBP	BLK	WP	HR	S	P	ERA	WHIP								
Mark Davis, L ERA: 3.6	5.0		20	4	3	3	2	1	0	0	0	0	0	10	14	3.86	0.857								
Andy McGaffigan, R ERA: 4.32	2.1		9	1	1	1	1	1	0	0	0	0	0	2	10	∞	∞								
Greg Minton, R ERA: 4.39	0.0	L	4	2	1	1	0	2	0	0	0	0	0	2	10	∞	∞								
Jim Barr, R ERA: 4.57	0.2		2	0	0	0	0	0	0	0	0	0	0	2	2	0.00	0.000								





Batter	1	2	3	4	5	6	7	8	9	AB	R	H	RBI	BB	SO	LOB	TOP								
<b>Johnnie LeMaster, R</b> OBP: 0.368, SLG: 0.355	5-3	FC5		FC5-4		6-3			F8	5	0	0	0	0	0	4									
<b>Tom O'Malley, L</b> OBP: 0.346, SLG: 0.364	4-3		F7		F8		G3		HR	5	1	1	1	0	0	0									
<b>Joe Pettini, R</b> OBP: 0.194, SLG: 0.182										0	0	0	0	0	0	0									
<b>Darrell Evans, L</b> OBP: 0.401, SLG: 0.579	F8		F9		1B		6-3		4-3	4	1	0	0	1	0	0									
<b>Jack Clark, R</b> OBP: 0.345, SLG: 0.451		BB	K		F7		1B			3	2	1	0	1	1	1									
<b>Jeffrey Leonard, R</b> OBP: 0.313, SLG: 0.403		K			HR		CS			4	1	3	3	0	1	1									
<b>Chris Smith, S</b> OBP: 0.286, SLG: 0.167		BB	F7		1B		CS		F6	2	1	1	0	1	0	0									
<b>Max Venable, L</b> OBP: 0.263, SLG: 0.389		BB	FC5-4		IBB		1-2			1	0	0	0	0	0	0									
<b>Bob Brenly, R</b> OBP: 0.288, SLG: 0.349		FC5-4			FC5-4				K	3	0	1	0	1	1	2									
<b>Brad Wellman, R</b> OBP: 0.310, SLG: 0.267					FC5-4				K	2	0	0	1	2	2	0									
<b>Mike Krukow, R</b> OBP: 0.310, SLG: 0.320		SF8			F7				F8	2	0	0	1	0	0	2									
<b>Gary Lavelle, S</b> OBP: 0.333, SLG: 0.333										1	0	0	0	0	1	0									
<b>Greg Minton, S</b> OBP: 0.333, SLG: 0.333										0	0	0	0	0	0	0									
<b>Jim Barr, R</b> OBP: 0.143, SLG: 0.286									K	0	0	0	0	0	0	0									
<b>Inning Stats</b>	R: 0 E: 0 K: 0 S: 3	H: 0 LOB: 0 BB: 0 P: 3	R: 2 E: 0 K: 1 S: 6	H: 1 LOB: 2 BB: 3 P: 18	R: 0 E: 0 K: 1 S: 5	H: 0 LOB: 0 BB: 0 P: 5	R: 1 E: 0 K: 0 S: 5	H: 2 LOB: 2 BB: 1 P: 9	R: 1 E: 0 K: 0 S: 4	H: 1 LOB: 2 BB: 2 P: 12	R: 0 E: 0 K: 1 S: 5	H: 0 LOB: 0 BB: 0 P: 5	R: 1 E: 0 K: 0 S: 4	H: 2 LOB: 0 BB: 0 P: 4	R: 0 E: 0 K: 2 S: 7	H: 0 LOB: 0 BB: 0 P: 7	R: 1 E: 0 K: 1 S: 6	H: 1 LOB: 0 BB: 0 P: 6	1B: 3 2B: 1 3B: 1 HR: 2	SF: 1 SAC: 0 DP: 0 HBP: 0	WP: 0 PB: 0 SB: 1 CS: 1	PA: 40			
<b>PITCHER</b>	IP	WLS	BF	H	R	ER	SO	BB	IBB	HBP	BLK	WP	HR	S	P	ERA	WHIP								
<b>Bruce Berenyi, R</b> ERA: 3.7	5.0		25	4	4	4	2	5	1	0	0	0	1	23	47	7.20	1.800								
<b>Rich Gale, R</b> ERA: 5.28	2.0		7	2	1	1	1	0	0	0	0	0	0	9	9	4.50	1.000								
<b>Tom Hume, R</b> ERA: 7.88	0.2		2	0	0	0	1	0	0	0	0	0	0	4	4	0.00	0.000								
<b>Ted Power, R</b> ERA: 4.76	1.1	W	5	1	1	1	2	0	0	0	0	0	1	9	9	6.75	0.750								

**San Francisco Giants @ Cincinnati Reds**  
Riverfront Stadium, Cincinnati, OH  
Wed Jun 29 1983, 7:05 PM EDT  
Att: 12,339 - Unknown

AB	32
R	6
H	7
RBI	6
BB	6
SO	6
LOB	10



Batter	1	2	3	4	5	6	7	8	9	AB	R	H	RBI	BB	SO	LOB	BOTTOM								
<b>Gary Redus, R</b> OBP: 0.349, SLG: 0.473	E		K		F8		E3		1B	5	2	3	2	0	1	1									
<b>Eddie Milner, L</b> OBP: 0.336, SLG: 0.332	F5		F5			F3	K		IBB	5	0	1	1	0	1	2									
<b>Dave Concepcion, R</b> OBP: 0.289, SLG: 0.282	2B		5-3			F7			IBB	3	2	1	1	2	0	0									
<b>Cesar Cedeno, R</b> OBP: 0.299, SLG: 0.361	F8				F4	E9			SF7	4	0	2	2	0	0	1									
<b>Duane Walker, L</b> OBP: 0.354, SLG: 0.453	F8				K				FC5-4	2	0	0	0	1	1	1									
<b>Paul Householder, S</b> OBP: 0.344, SLG: 0.407					K				FC5-4	1	0	0	0	0	0	2									
<b>Ron Oester, S</b> OBP: 0.327, SLG: 0.427	L5				K				SF9	3	0	0	1	0	1	3									
<b>Wayne Krenchicki, L</b> OBP: 0.345, SLG: 0.299	F6				F6					3	0	0	0	0	0	0									
<b>Johnny Bench, R</b> OBP: 0.305, SLG: 0.403										1	0	0	0	0	1	1									
<b>Tom Foley, L</b> OBP: 0.341, SLG: 0.343									K	0	0	0	0	0	0	0									
<b>Dann Bilardello, R</b> OBP: 0.262, SLG: 0.343									K	4	1	2	0	0	2	0									
<b>Bruce Berenyi, R</b> OBP: 0.207, SLG: 0.241										1	0	0	0	0	0	0									
<b>Kelly Paris, R</b> OBP: 0.289, SLG: 0.211										0	0	0	0	0	0	0									
<b>Rich Galen, R</b> OBP: 0.299, SLG: 0.214										1	1	1	0	0	0	0									
<b>Alan Koczka, R</b> OBP: 0.334, SLG: 0.381										0	0	0	0	0	0	0									
<b>Tom Hume, R</b> OBP: 0.333, SLG: 0.333										0	0	0	0	0	0	0									
<b>Ted Power, R</b> ERA: 4.61										0	1	0	0	0	0	0									
<b>Nick Esasky, R</b> OBP: 0.268, SLG: 0.189										0	1	0	0	1	0	0									
<b>Inning Stats</b>	R: 2 E: 1 K: 0 S: 6	H: 3 LOB: 1 BB: 0 P: 6	R: 0 E: 0 K: 1 S: 5	H: 0 LOB: 0 BB: 0 P: 5	R: 0 E: 0 K: 1 S: 5	H: 0 LOB: 0 BB: 0 P: 5	R: 0 E: 0 K: 2 S: 7	H: 0 LOB: 0 BB: 0 P: 7	R: 0 E: 0 K: 0 S: 4	H: 1 LOB: 1 BB: 0 P: 4	R: 0 E: 1 K: 0 S: 4	H: 1 LOB: 2 BB: 1 P: 8	R: 2 E: 1 K: 1 S: 7	H: 3 LOB: 0 BB: 0 P: 7	R: 1 E: 0 K: 1 S: 6	H: 0 LOB: 1 BB: 1 P: 10	R: 2 E: 0 K: 1 S: 6	H: 2 LOB: 2 BB: 2 P: 14	1B: 7 2B: 3 3B: 0 HR: 0	SF: 2 SAC: 0 DP: 0 HBP: 0	WP: 1 PB: 0 SB: 1 CS: 1	PA: 40			
<b>PITCHER</b>	IP	WLS	BF	H	R	ER	SO	BB	IBB	HBP	BLK	WP	HR	S	P	ERA	WHIP								
<b>Mike Krukow, R</b> ERA: 3.17	6.1		28	8	4	4	4	1	0	0	0	0	0	35	39	5.68	1.421								
<b>Gary Lavelle, L</b> ERA: 2.13	2.0		8	0	2	1	3	2	0	0	0	0	0	12	20	4.50	1.000								
<b>Greg Minton, R</b> ERA: 4.61	0.0	L	3	2	0	0	0	0	1	0	0	0	0	2	6	∞	∞								
<b>Jim Barr, R</b> ERA: 4.53	0.1		1	0	1	1	0	0	0	0	0	0	0	1	1	27.00	0.000								

**San Francisco Giants @ Cincinnati Reds**  
Riverfront Stadium, Cincinnati, OH  
Wed Jun 29 1983, 7:05 PM EDT  
Att: 12,339 - Unknown

AB	34
R	7
H	10
RBI	7
BB	4
SO	7
LOB	12





Batter	1	2	3	4	5	6	7	8	9	AB	R	H	RBI	BB	SO	LOB	TOP			
Johnnie LeMaster, R OBP: 0.367, SLG: 0.354 Joe Pettini, R OBP: 0.250, SLG: 0.200	(1, 6) 0-3 K																			
Tom O'Malley, L OBP: 0.347, SLG: 0.369	(1, 5) 0-0 F7																			
Darrell Evans, L OBP: 0.400, SLG: 0.574 Rich Murray, R OBP: 0.400, SLG: 0.400	(1, 3) 4-0 1B BB																			
Jack Clark, R OBP: 0.349, SLG: 0.453 Max Venable, L OBP: 0.294, SLG: 0.382	(1, 9) 0-0 FC6-4 1B																			
Jeffrey Leonard, R OBP: 0.314, SLG: 0.411 Bob Brenly, R OBP: 0.284, SLG: 0.344	(1, 8) 0-0 FC6-4																			
Chris Smith, S OBP: 0.182, SLG: 0.100	(1, 7) 0-0 F8																			
Milt May, L OBP: 0.308, SLG: 0.316 John Rabb, R OBP: 0.250, SLG: 0.438	(1, 2) 0-0 F9																			
Brad Wellman, R OBP: 0.298, SLG: 0.256	(1, 4) 0-0 F4																			
Fred Breining, R OBP: 0.200, SLG: 0.182 Rene Martin, R OBP: 0.444, SLG: 0.687 Greg Minton, S OBP: 0.333, SLG: 0.533 Dave Bergman, L OBP: 0.300, SLG: 0.500 Andy McGaffigan, R OBP: 0.300, SLG: 0.444 Joel Youngblood, R OBP: 0.300, SLG: 0.444	(1, 1) 0-0 F7																			
<b>Inning Stats</b>	R: 1 E: 0 K: 1 S: 6	H: 1 LOB: 1 BB: 1 P: 10	R: 0 E: 0 K: 0 S: 3	H: 0 LOB: 0 BB: 0 P: 3	R: 3 E: 0 K: 0 S: 6	H: 3 LOB: 1 BB: 1 P: 10	R: 0 E: 0 K: 2 S: 7	H: 0 LOB: 0 BB: 0 P: 7	R: 0 E: 0 K: 1 S: 5	H: 0 LOB: 1 BB: 1 P: 9	R: 0 E: 0 K: 3 S: 9	H: 0 LOB: 2 BB: 2 P: 17	R: 0 E: 0 K: 0 S: 3	H: 0 LOB: 0 BB: 0 P: 3	R: 1 E: 0 K: 1 S: 8	H: 3 LOB: 3 BB: 1 P: 12	1B: 5 2B: 1 3B: 1 HR: 0	SF: 0 SAC: 0 DP: 0 HBP: 0	WP: 0 PB: 0 SB: 1 CS: 0	PA: 41
<b>PITCHER</b>	IP WLS BF H R ER SO BB IBB HBP BLK WP HR S P ERA WHIP																			
Charlie Puleo, R ERA: 5.34 Ted Power, R ERA: 4.68	(1, 1) 6.0 W 27 4 4 4 5 5 0 0 0 0 0 0 0 32 52 6.00 1.500																			
(7, 1) 3.0 S 14 3 1 1 4 2 0 0 0 0 0 0 20 28 3.00 1.667																				

**San Francisco Giants @ Cincinnati Reds**  
Riverfront Stadium, Cincinnati, OH  
Thu Jun 30 1983, 3:33 AM EDT  
Att: 8,680 - Unknown

livebaseballscorecards.com

**AB 34**  
**R 5**  
**H 7**  
**RBI 5**  
**BB 7**  
**SO 9**  
**LOB 17**



Batter	1	2	3	4	5	6	7	8	9	AB	R	H	RBI	BB	SO	LOB	BOTTOM			
Gary Redus, R OBP: 0.353, SLG: 0.483	(1, 7) 4-0 K																			
Dave Concepcion, R OBP: 0.285, SLG: 0.281 Tom Foley, L OBP: 0.349, SLG: 0.351	(1, 6) 0-0 1B																			
Duane Walker, L OBP: 0.337, SLG: 0.429	(1, 9) 0-3 K																			
Cesar Cedeno, R OBP: 0.309, SLG: 0.367 Kelly Paris, R OBP: 0.262, SLG: 0.224	(1, 3) 0-0 1B 1B																			
Ron Oester, S OBP: 0.332, SLG: 0.432	(1, 4) 0-0 1B 1B																			
Paul Householder, S OBP: 0.351, SLG: 0.429	(1, 8) 0-0 1B 1B																			
Nick Esasky, R OBP: 0.283, SLG: 0.238	(1, 5) 0-0 1B 1B																			
Alan Knicely, R OBP: 0.375, SLG: 0.370	(1, 2) 0-0 1B 1B																			
Charlie Puleo, R OBP: 0.273, SLG: 0.158 Ted Power, R ERA: 4.22	(1, 1) 4-0 1B 1B																			
<b>Inning Stats</b>	R: 3 E: 0 K: 2 S: 14	H: 7 LOB: 1 BB: 1 P: 18	R: 0 E: 1 K: 1 S: 6	H: 0 LOB: 2 BB: 2 P: 14	R: 0 E: 0 K: 0 S: 3	H: 0 LOB: 1 BB: 1 P: 7	R: 6 E: 1 K: 0 S: 8	H: 5 LOB: 0 BB: 1 P: 12	R: 0 E: 1 K: 0 S: 3	H: 0 LOB: 0 BB: 0 P: 3	R: 1 E: 1 K: 0 S: 5	H: 2 LOB: 2 BB: 1 P: 9	R: 0 E: 0 K: 1 S: 5	H: 0 LOB: 0 BB: 0 P: 5	R: 0 E: 0 K: 1 S: 8	H: 0 LOB: 0 BB: 0 P: 12	1B: 13 2B: 1 3B: 0 HR: 2	SF: 0 SAC: 0 DP: 2 HBP: 0	WP: 1 PB: 0 SB: 2 CS: 0	PA: 47
<b>PITCHER</b>	IP WLS BF H R ER SO BB IBB HBP BLK WP HR S P ERA WHIP																			
Fred Breining, R ERA: 4.26 Rene Martin, R ERA: 3.58 Greg Minton, R ERA: 4.5 Andy McGaffigan, R ERA: 4.22	(1, 1) 0.2 L 9 6 7 7 2 1 0 0 0 0 1 1 15 31 15.43 3.857																			
(4, 1) 3.0 13 3 2 1 0 1 0 0 0 0 0 12 16 3.00 1.333																				
(7, 1) 2.0 8 2 0 0 3 0 0 0 0 0 0 14 14 0.00 1.000																				

**San Francisco Giants @ Cincinnati Reds**  
Riverfront Stadium, Cincinnati, OH  
Thu Jun 30 1983, 3:33 AM EDT  
Att: 8,680 - Unknown

livebaseballscorecards.com

**AB 40**  
**R 15**  
**H 16**  
**RBI 11**  
**BB 6**  
**SO 6**  
**LOB 20**





Batter	1	2	3	4	5	6	7	8	9	AB	R	H	RBI	BB	SO	LOB	TOP										
<b>Gary Redus, R</b> OBP: 0.355, SLG: 0.495 (1, 7)	0-0 HR		0-0 6-3		0-3 K			4-0 BB BB		3	1	1	1	1	1	0	<b>Cincinnati Reds @ Atlanta Braves</b> Atlanta-Fulton County Stadium, Atlanta, GA Fri Jul 01 1983, 7:05 PM EDT Att: 26,600 - Unknown										
<b>Dave Concepcion, R</b> OBP: 0.292, SLG: 0.282 (1, 6)	0-0 5-3		0-0 BB 1B		0-0 6-3			4-0 BB BB		3	0	1	0	1	0	0											
<b>Duane Walker, L</b> OBP: 0.333, SLG: 0.415 (1, 9)	0-0 P4		4-0 1-2 BB		0-0 F9			0-0 P5		3	0	0	0	1	0	2											
<b>Cesar Cedeno, R</b> OBP: 0.303, SLG: 0.358 (1, 3)	0-3 K		0-3 K		0-0 F7			0-0 F8		4	0	0	0	0	2	4											
<b>Ron Oester, S</b> OBP: 0.328, SLG: 0.426 (1, 4)		0-0 F8		0-0 F9		0-3 K		0-0 4-3		4	0	0	0	0	1	2											
<b>Paul Householder, S</b> OBP: 0.349, SLG: 0.420 (1, 8)		0-0 F8		4-0 BB		0-3 K		0-3 K		3	0	0	0	1	2	0											
<b>Nick Esasky, R</b> OBP: 0.300, SLG: 0.326 (1, 5)		0-0 IHR		0-0 F4		0-0 1B 1B		0-3 K		4	1	2	1	0	1	1											
<b>Alan Knicely, R</b> OBP: 0.367, SLG: 0.360 (1, 2)		0-0 6-3		0-0 F8		0-0 1B G6-4-3		0-3 K		4	0	1	0	0	1	1											
<b>Frank Pastore, R</b> OBP: 0.250, SLG: 0.261 (1, 1)			0-0 P7		0-3 K		0-0 G6-4-3			1	0	0	0	0	0	0											
<b>Rich Gale, R</b> OBP: 0.235, SLG: 0.200 (3, 1)										1	0	0	0	0	1	0											
<b>Dan Driessen, L</b> OBP: 0.371, SLG: 0.381 (7, PH)										1	0	0	0	0	0	2											
<b>Ben Hayes, R</b> (7, 1)										0	0	0	0	0	0	0											
<b>Inning Stats</b>	R: 1 E: 0 K: 1 S: 6	H: 1 LOB: 0 BB: 0 P: 6	R: 1 E: 0 K: 0 S: 4	H: 1 LOB: 2 BB: 0 P: 4	R: 0 E: 0 K: 1 S: 6	H: 1 LOB: 2 BB: 1 P: 10	R: 0 E: 0 K: 0 S: 3	H: 0 LOB: 0 BB: 0 P: 7	R: 0 E: 0 K: 2 S: 7	H: 0 LOB: 0 BB: 0 P: 7	R: 0 E: 0 K: 1 S: 5	H: 2 LOB: 1 BB: 0 P: 6	R: 0 E: 0 K: 0 S: 3	H: 0 LOB: 2 BB: 2 P: 11	R: 0 E: 0 K: 3 S: 9	H: 0 LOB: 0 BB: 0 P: 9	1B: 3 2B: 0 3B: 0 HR: 2	SF: 0 SAC: 0 DP: 1 HBP: 0	WP: 0 PB: 0 SB: 0 CS: 0	PA: 35							
<b>PITCHER</b>	IP	WLS	BF	H	R	ER	SO	BB	IBB	HBP	BLK	WP	HR	S	P	ERA	WHIP										
<b>Phil Niekro, R</b> ERA: 4.48 (1, 1)	7.0	W	29	5	2	2	6	4	0	0	0	0	1	37	53	2.57	1.286										
<b>Steve Bedrosian, R</b> ERA: 2.77 (8, 1)	2.0	S	6	0	0	0	3	0	0	0	0	0	0	12	12	0.00	0.000										


AB	31
R	2
H	5
RBI	2
BB	4
SO	9
LOB	12




Batter	1	2	3	4	5	6	7	8	9	AB	R	H	RBI	BB	SO	LOB	BOTTOM										
<b>Brett Butler, L</b> OBP: 0.328, SLG: 0.384 (1, 7)	0-0 1-3 1B			0-0 6-3		0-0 F9		0-0 S 1B		5	0	3	1	0	0	2	<b>Cincinnati Reds @ Atlanta Braves</b> Atlanta-Fulton County Stadium, Atlanta, GA Fri Jul 01 1983, 7:05 PM EDT Att: 26,600 - Unknown										
<b>Jerry Royster, R</b> OBP: 0.325, SLG: 0.313 (1, 6)	0-0 4-3		0-0 4-3		0-0 CS 1B		0-0 6-3		0-3 K	5	0	1	0	0	1	6											
<b>Claudell Washington, L</b> OBP: 0.333, SLG: 0.416 (1, 9)	0-3 K			0-0 6-3			0-0 6-3			3	1	1	0	0	1	1											
<b>Terry Harper, R</b> OBP: 0.359, SLG: 0.416 (6, 9)			0-0 1B 1B		0-0 6-3					1	0	0	0	0	0	0											
<b>Dale Murphy, R</b> OBP: 0.409, SLG: 0.594 (1, 8)		4-0 1B BB		0-0 F3		0-0 F9		0-0 2B		3	1	1	0	1	0	1											
<b>Bob Horner, R</b> OBP: 0.382, SLG: 0.526 (1, 5)		0-0 F8		0-0 1B 1B		0-0 4-3		0-0 F7		4	0	1	0	0	0	2											
<b>Randy Johnson, R</b> OBP: 0.414, SLG: 0.440 (9, 5)			1-3 1B 1B							0	0	0	0	0	0	0											
<b>Chris Chambliss, L</b> OBP: 0.382, SLG: 0.448 (1, 3)		0-0 F8		0-0 1B 1B		0-3 K		4-0 IBB		3	1	1	1	1	1	1											
<b>Glenn Hubbard, R</b> OBP: 0.353, SLG: 0.436 (1, 4)		0-0 1B 1B		0-0 1B 1B		0-0 FC1-5 1B		0-0 F8		4	1	3	0	0	0	2											
<b>Bruce Benedict, R</b> OBP: 0.357, SLG: 0.327 (1, 2)		0-0 1B 1B		0-0 1B 1B		4-0 FC1-5 BB		0-3 K		3	1	2	2	1	1	0											
<b>Phil Niekro, R</b> OBP: 0.219, SLG: 0.200 (1, 1)		0-0 WP 1B		0-0 3-1		0-0 FC1-5		0-3 K		3	0	1	1	0	0	4											
<b>Steve Bedrosian, R</b> (8, 1)		1-3 3H 1B				1-2 2-3H				1	0	0	0	0	1	0											
<b>Inning Stats</b>	R: 0 E: 0 K: 1 S: 5	H: 1 LOB: 0 BB: 0 P: 5	R: 3 E: 0 K: 0 S: 7	H: 4 LOB: 2 BB: 1 P: 11	R: 2 E: 0 K: 0 S: 7	H: 5 LOB: 2 BB: 0 P: 7	R: 0 E: 0 K: 0 S: 3	H: 1 LOB: 0 BB: 0 P: 3	R: 0 E: 0 K: 1 S: 5	H: 0 LOB: 0 BB: 0 P: 5	R: 0 E: 0 K: 0 S: 4	H: 1 LOB: 2 BB: 1 P: 8	R: 0 E: 0 K: 0 S: 4	H: 1 LOB: 2 BB: 1 P: 8	R: 0 E: 0 K: 3 S: 10	H: 1 LOB: 1 BB: 0 P: 10	1B: 13 2B: 1 3B: 0 HR: 0	SF: 0 SAC: 0 DP: 0 HBP: 0	WP: 1 PB: 0 SB: 2 CS: 1	PA: 38							
<b>PITCHER</b>	IP	WLS	BF	H	R	ER	SO	BB	IBB	HBP	BLK	WP	HR	S	P	ERA	WHIP										
<b>Frank Pastore, R</b> ERA: 6.21 (1, 1)	2.1	L	15	8	5	5	1	1	0	0	0	0	0	15	19	0.00	1.364										
<b>Rich Gale, R</b> ERA: 4.96 (3, 1)	3.2		14	4	0	0	1	1	0	0	0	0	0	15	19	0.00	1.364										
<b>Ben Hayes, R</b> ERA: 6.89 (7, 1)	2.0		9	2	0	0	3	0	1	0	0	0	0	14	18	0.00	1.000										







Batter	1	2	3	4	5	6	7	8	9	AB	R	H	RBI	BB	SO	LOB	TOP					
Gary Redus, R OBP: 0.357, SLG: 0.509 (1, 7)	0-0 HR		0-0 F7			0-3 K		0-0 1B		4	1	2	1	0	1	0	<p>Cincinnati Reds @ Atlanta Braves Atlanta-Fulton County Stadium, Atlanta, GA</p> <p>Sat Jul 02 1983, 7:05 PM EDT Att: 48,492 - Unknown</p> <p>livebaseballscores.com</p> <p>AB 34 R 2 H 8 RBI 2 BB 0 SO 10 LOB 11</p> 					
Dave Concepcion, R OBP: 0.288, SLG: 0.278 (1, 6)	0-0 5-3		0-0 5-3			0-0 6-3		0-0 F9		4	0	0	0	0	0	2						
Duane Walker, L OBP: 0.330, SLG: 0.408 Ben Hayes, R (8, 1)	0-3 K			0-0 G5-4-3 1B		0-3 K		0-0 4-3		4	0	1	0	0	2	2						
Cesar Cedeno, R OBP: 0.296, SLG: 0.350 (1, 3)	0-3 K			0-0 G5-4-3 1-2			0-0 5-3		0-0 F8	4	0	0	0	0	1	1						
Ron Oester, S OBP: 0.327, SLG: 0.423 (1, 4)		0-3 K		0-3 K2-3			0-3 K		0-0 1B	4	0	1	0	0	3	0						
Paul Householder, S OBP: 0.341, SLG: 0.470 (1, 8) (8, 9)		0-3 K			0-0 G3		0-0 3-1		0-3 K	4	0	0	0	0	2	1						
Nick Esasky, R OBP: 0.333, SLG: 0.380 (1, 5)		0-0 1B			0-0 2B			0-0 F9		4	1	3	0	0	0	1						
Alex Trevino, R OBP: 0.269, SLG: 0.274 Eddie Milner, L OBP: 0.336, SLG: 0.335 (8, PH) (8, 8)	0-0 4-3				0-0 L6			0-0 FC3-6 1B		2	0	0	0	0	0	2						
Mario Soto, R OBP: 0.163, SLG: 0.190 Dan Driessen, L OBP: 0.369, SLG: 0.378 Tom Foley, L OBP: 0.349, SLG: 0.351 Alan Knicely, R OBP: 0.367, SLG: 0.360 (1, 1) (8, PH) (8, PR) (8, 2)			0-0 P4		0-3 K			0-0 FC3-6 F9 1B		2	0	0	0	0	1	1						
<b>Inning Stats</b>	R: 1 E: 0 K: 2 S: 8	H: 1 LOB: 0 BB: 0 P: 8	R: 0 E: 0 K: 2 S: 8	H: 1 LOB: 1 BB: 0 P: 8	R: 0 E: 0 K: 0 S: 3	H: 0 LOB: 0 BB: 0 P: 3	R: 0 E: 0 K: 1 S: 5	H: 1 LOB: 0 BB: 0 P: 5	R: 0 E: 0 K: 1 S: 6	H: 1 LOB: 1 BB: 0 P: 6	R: 0 E: 0 K: 2 S: 7	H: 0 LOB: 0 BB: 0 P: 7	R: 0 E: 0 K: 1 S: 5	H: 0 LOB: 0 BB: 0 P: 5	R: 1 E: 0 K: 0 S: 6	H: 3 LOB: 2 BB: 0 P: 6		R: 0 E: 0 K: 1 S: 6	H: 1 LOB: 1 BB: 0 P: 6	1B: 6 2B: 1 3B: 0 HR: 1	SF: 0 SAC: 0 DP: 1 HBP: 0	WP: 0 PB: 0 SB: 1 CS: 0
<b>PITCHER</b>	IP WLS BF H R ER SO BB IBB HBP BLK WP HR S P ERA WHIP	7.1 W 28 7 2 2 9 0 0 0 0 0 1 46 46 2.46 0.955	1.2 S 6 1 0 0 1 0 0 0 0 0 0 0 8 8 0.00 0.600	<b>PITCHER</b>										IP WLS BF H R ER SO BB IBB HBP BLK WP HR S P ERA WHIP								


Batter	1	2	3	4	5	6	7	8	9	AB	R	H	RBI	BB	SO	LOB	BOTTOM			
Brett Butler, L OBP: 0.331, SLG: 0.392 (1, 8) (9, 7)	0-0 1B 3B		4-0 CS BB		0-0 6-3		0-0 E2			3	1	1	0	1	0	1	<p>Cincinnati Reds @ Atlanta Braves Atlanta-Fulton County Stadium, Atlanta, GA</p> <p>Sat Jul 02 1983, 7:05 PM EDT Att: 48,492 - Unknown</p> <p>livebaseballscores.com</p> <p>AB 32 R 4 H 10 RBI 4 BB 2 SO 8 LOB 14</p> 			
Jerry Royster, R OBP: 0.331, SLG: 0.336 (1, 6)	0-3 K		0-0 1-2 2B		0-0 2B		0-3 K			4	0	2	0	0	2	3				
Chris Chambliss, L OBP: 0.357, SLG: 0.440 (1, 3)	0-3 K		0-3 K		0-0 P6		0-0 F7			4	0	0	0	0	2	5				
Bob Horner, R OBP: 0.380, SLG: 0.521 Randy Johnson, R OBP: 0.414, SLG: 0.440 (1, 5) (9, 5)	0-0 3H 1B		0-0 F8		0-3 K2-3			0-3 K		4	0	1	1	0	2	2				
Mike Jorgensen, L OBP: 0.294, SLG: 0.400 Dale Murphy, R OBP: 0.409, SLG: 0.594 (1, 7) (9, 8)		0-0 F7		0-3 K		0-3 K		0-0 G3		4	0	0	0	0	2	0				
Terry Harper, R OBP: 0.583, SLG: 0.426 (1, 9)		0-0 F9		0-0 CS 2B		0-0 P3		0-0 FC6-4 1B		4	0	2	0	0	0	0				
Glenn Hubbard, R OBP: 0.365, SLG: 0.437 (1, 4)		0-0 E 2B 1B		0-0 2-3 HR 1B		0-0 6-3		0-0 FC6-4 1-2		4	2	2	0	0	0	1				
Biff Pocoroba, S OBP: 0.333, SLG: 0.463 (1, 2)		0-0 1H 2B		0-0 1H HR		4-0 FC1-6 BB				2	1	2	3	1	0	0				
Pascual Perez, R OBP: 0.146, SLG: 0.146 Donnie Moore, L OBP: 0.333, SLG: 0.333 (1, 1) (8, 1)	0-0 1-3		0-0 6-3		0-0 FC1-6 E					3	0	0	0	0	0	2				
<b>Inning Stats</b>	R: 1 E: 0 K: 2 S: 8	H: 2 LOB: 1 BB: 0 P: 8	R: 1 E: 1 K: 0 S: 5	H: 2 LOB: 1 BB: 0 P: 5	R: 0 E: 0 K: 1 S: 5	H: 1 LOB: 1 BB: 1 P: 9	R: 2 E: 0 K: 1 S: 7	H: 3 LOB: 0 BB: 0 P: 7	R: 0 E: 0 K: 1 S: 6	H: 1 LOB: 1 BB: 0 P: 6	R: 0 E: 0 K: 1 S: 5	H: 0 LOB: 0 BB: 0 P: 5	R: 0 E: 2 K: 1 S: 6	H: 0 LOB: 2 BB: 1 P: 10	R: 0 E: 0 K: 1 S: 6	H: 1 LOB: 1 BB: 0 P: 6		1B: 4 2B: 4 3B: 1 HR: 1	SF: 0 SAC: 0 DP: 0 HBP: 0	WP: 0 PB: 0 SB: 0 CS: 2
<b>PITCHER</b>	IP WLS BF H R ER SO BB IBB HBP BLK WP HR S P ERA WHIP	7.0 L 30 9 4 3 7 2 0 0 0 0 0 1 42 50 3.86 1.571	1.0 L 4 1 0 0 1 0 0 0 0 0 0 0 6 6 0.00 1.000	<b>PITCHER</b>										IP WLS BF H R ER SO BB IBB HBP BLK WP HR S P ERA WHIP						




Batter	1	2	3	4	5	6	7	8	9	AB	R	H	RBI	BB	SO	LOB	TOP										
Kelly Paris, R OBP: 0.275, SLG: 0.258 (1, 3)	FC1-5 2B		S 1B		F8		F9			4	0	2	0	0	0	2	<p>Cincinnati Reds @ Atlanta Braves Atlanta-Fulton County Stadium, Atlanta, GA</p> <p>Sun Jul 03 1983, 3:33 AM EDT Att: 32,275 - Unknown</p> <p>livebaseballscores.com</p> <p>AB 34 R 2 H 9 RBI 2 BB 2 SO 3 LOB 15</p> 										
Eddie Milner, L OBP: 0.333, SLG: 0.330 (1, 8)	FC1-5 2-3		F7 1-2		G3-6-3 1-2			F7		4	0	0	0	0	0	4											
Paul Householder, S OBP: 0.344, SLG: 0.499 (1, 9)	K 1-2							6-3		3	1	1	0	1	1	1											
Gary Redus, R OBP: 0.356, SLG: 0.502 (1, 7)		F9	K			HR 1B		F3	WP S BB	3	0	0	0	1	1	3											
Ron Oester, S OBP: 0.323, SLG: 0.417 (1, 4)		F8			F7			F7	BB S	4	0	0	0	0	0	2											
Nick Esasky, R OBP: 0.345, SLG: 0.444 (1, 5)					5-3			HR 1-H	K	4	1	2	2	0	1	0											
Tom Foley, L OBP: 0.340, SLG: 0.341 (1, 6)					F7			F8	6-3	4	0	1	0	0	0	0											
Dann Bilardello, R OBP: 0.268, SLG: 0.348 (1, 2)					F7			F9		4	0	2	0	0	0	2											
Joe Price, R OBP: 0.161, SLG: 0.103 Ted Power, R (6, 1)								F7	1B	2	0	1	0	0	0	0											
Bill Scherrer, L OBP: 0.286, SLG: 0.167 Ben Hayes, R (9, 1)			F2					F7	L6	0	0	0	0	0	0	0											
										2	0	1	0	0	0	0											
										0	0	0	0	0	0	0											
										2	0	0	0	0	0	1											
										0	0	0	0	0	0	0											
<b>Inning Stats</b>	R: 0 E: 0 K: 1 S: 5	H: 1 LOB: 0 BB: 0 P: 5	R: 0 E: 0 K: 0 S: 5	H: 2 LOB: 2 BB: 0 P: 5	R: 0 E: 0 K: 1 S: 6	H: 1 LOB: 2 BB: 1 P: 10	R: 0 E: 0 K: 0 S: 3	H: 0 LOB: 0 BB: 0 P: 3	R: 0 E: 0 K: 0 S: 4	H: 2 LOB: 1 BB: 0 P: 4	R: 2 E: 0 K: 0 S: 5	H: 2 LOB: 0 BB: 0 P: 5	R: 0 E: 0 K: 0 S: 3	H: 0 LOB: 0 BB: 0 P: 3	R: 0 E: 0 K: 1 S: 6	H: 1 LOB: 1 BB: 0 P: 6		1B: 7 2B: 1 3B: 0 HR: 1	SF: 0 SAC: 0 DP: 1 HBP: 0	WP: 1 PB: 0 SB: 2 CS: 0	PA: 36						
<b>PITCHER</b>	IP	WLS	BF	H	R	ER	SO	BB	IBB	HBP	BLK	WP	HR	S	P	ERA	WHIP										
Craig McMurtry, R ERA: 2.95 Steve Bedrosian, R ERA: 2.67	(1, 1) (8, 1)	7.0 2.0	L 8	28 1	8 0	2 0	2 1	2 0	2 0	0 0	0 0	0 1	1 0	31 9	35 13	2.57 0.00	1.286 1.000										

Batter	1	2	3	4	5	6	7	8	9	AB	R	H	RBI	BB	SO	LOB	BOTTOM										
Brett Butler, L OBP: 0.337, SLG: 0.395 (1, 7)	S 1B		CS 1B			BB 1B		L8		3	1	2	0	1	0	2	<p>Cincinnati Reds @ Atlanta Braves Atlanta-Fulton County Stadium, Atlanta, GA</p> <p>Sun Jul 03 1983, 3:33 AM EDT Att: 32,275 - Unknown</p> <p>livebaseballscores.com</p> <p>AB 31 R 1 H 7 RBI 1 BB 4 SO 7 LOB 20</p> 										
Jerry Royster, R OBP: 0.336, SLG: 0.342 (1, 6)	S 1B		F8 1-2			BB 1B		F9		4	0	2	1	0	0	1											
Dale Murphy, R OBP: 0.407, SLG: 0.588 (1, 8)	K 1-2				P6			K		3	0	0	0	1	2	1											
Bob Horner, R OBP: 0.375, SLG: 0.513 (1, 5)	5-3				K			P5		4	0	0	0	0	2	4											
Terry Harper, R OBP: 0.353, SLG: 0.414 (1, 9)	F8				6-3			P4		4	0	0	0	0	0	4											
Chris Chambliss, L OBP: 0.355, SLG: 0.437 (1, 3)			F7					K		4	0	1	0	0	1	3											
Glenn Hubbard, R OBP: 0.367, SLG: 0.434 (1, 4)								1-3		2	0	0	0	2	1	1											
Bruce Benedict, R OBP: 0.360, SLG: 0.332 Claudell Washington, L OBP: 0.323, SLG: 0.416 Larry Owen, R OBP: 0.083, SLG: 0.083 Bob Watson, R OBP: 0.451, SLG: 0.548 Mike Johnson, L OBP: 0.296, SLG: 0.387 (1, 2) (7, PH) (8, 2) (9, PH) (9, PH)										3	0	2	0	0	0	1											
Craig McMurtry, R OBP: 0.132, SLG: 0.083 Randy Johnson, R OBP: 0.400, SLG: 0.423 Steve Bedrosian, R (8, 1)										0	0	0	0	0	0	0											
										0	0	0	0	0	0	0											
										0	0	0	0	0	0	0											
										1	0	0	0	0	0	1											
										2	0	0	0	0	0	1											
										1	0	0	0	0	1	1											
										0	0	0	0	0	0	0											
<b>Inning Stats</b>	R: 1 E: 0 K: 1 S: 7	H: 2 LOB: 1 BB: 0 P: 7	R: 0 E: 0 K: 0 S: 2	H: 0 LOB: 0 BB: 1 P: 6	R: 0 E: 0 K: 0 S: 3	H: 1 LOB: 0 BB: 0 P: 3	R: 0 E: 0 K: 1 S: 5	H: 0 LOB: 0 BB: 0 P: 5	R: 0 E: 0 K: 1 S: 6	H: 2 LOB: 1 BB: 0 P: 6	R: 0 E: 0 K: 1 S: 6	H: 1 LOB: 2 BB: 2 P: 14	R: 0 E: 0 K: 2 S: 7	H: 1 LOB: 0 BB: 0 P: 7	R: 0 E: 0 K: 0 S: 3	H: 0 LOB: 1 BB: 1 P: 7	1B: 7 2B: 0 3B: 0 HR: 0	SF: 0 SAC: 0 DP: 1 HBP: 0	WP: 0 PB: 0 SB: 4 CS: 2	PA: 35							
<b>PITCHER</b>	IP	WLS	BF	H	R	ER	SO	BB	IBB	HBP	BLK	WP	HR	S	P	ERA	WHIP										
Joe Price, L ERA: 3.02 Ted Power, R ERA: 4.62 Bill Scherrer, L ERA: 2.79 Ben Hayes, R ERA: 6.61	(1, 1) (6, 1) (6, 1) (9, 1)	5.0 0.2 3.0 0.1	W 2 11 S	21 2 11 1	6 0 1 0	1 0 0 0	1 0 4 0	3 0 1 0	0 0 0 0	0 0 0 0	0 0 0 0	0 0 0 0	0 0 18 1	24 2 22 1	36 2 22 1	1.80 0.00 0.00 0.00	1.800 0.000 0.667 0.000										



Batter	1	2	3	4	5	6	7	8	9	AB	R	H	RBI	BB	SO	LOB	TOP					
<b>Kelly Paris, R</b> OBP: 0.297, SLG: 0.273 (1, 3)	F9		1B SF9	1-2 2-3 BB			6-3 HR	5-3		4	2	2	0	1	0	1	<b>Cincinnati Reds @ Atlanta Braves</b> Atlanta-Fulton County Stadium, Atlanta, GA Mon Jul 04 1983, 7:05 PM EDT Att: 48,470 - Unknown  <b>AB 35</b> <b>R 5</b> <b>H 9</b> <b>RBI 5</b> <b>BB 4</b> <b>SO 5</b> <b>LOB 17</b>  					
<b>Dave Concepcion, R</b> OBP: 0.286, SLG: 0.276 (1, 6)	K			F9			6-3		6-3	5	0	1	0	0	1	4						
<b>Gary Redus, R</b> OBP: 0.353, SLG: 0.493 (1, 7)	5-3		P4		F9		HR		F9	4	1	0	0	1	0	2						
<b>Nick Esasky, R</b> OBP: 0.365, SLG: 0.569 (1, 5)		1B	SF9				HR		6-3	4	2	3	4	0	0	0						
<b>Paul Householder, S</b> OBP: 0.337, SLG: 0.399 (1, 8) (8, 9)		3B	1-3		F7		HR			4	0	0	0	0	0	3						
<b>Alan Knicely, R</b> OBP: 0.395, SLG: 0.340 (1, 9) (8, 2)		FC6-4 1B BB		5-3	6-3				5-3	3	0	0	0	1	0	1						
<b>Ron Oester, S</b> OBP: 0.325, SLG: 0.418 (1, 4)		FC6-4 1B		BB BB 1B		4-3			K	4	0	2	1	0	1	0						
<b>Dann Bilardello, R</b> OBP: 0.263, SLG: 0.340 (1, 2) (8, PH)		FC6-4		K		6-3				3	0	0	0	0	1	3						
<b>Eddie Milner, L</b> OBP: 0.336, SLG: 0.332 (8, 8)		1-2 2-3		K					1B	1	0	1	0	0	0	0						
<b>Bruce Berenyi, R</b> OBP: 0.297, SLG: 0.273 (1, 3) <b>Ron Galt, R</b> OBP: 0.297, SLG: 0.273 (1, 3) <b>Casey Stengel, R</b> OBP: 0.297, SLG: 0.273 (1, 3) <b>Charlie Puleo, R</b> OBP: 0.297, SLG: 0.273 (1, 3) <b>Ted Power, R</b> OBP: 0.297, SLG: 0.273 (1, 3) <b>Frank Pastore, R</b> OBP: 0.297, SLG: 0.273 (1, 3) <b>Duane Webster, L</b> OBP: 0.297, SLG: 0.273 (1, 3) <b>Ben Hayes, R</b> OBP: 0.297, SLG: 0.273 (1, 3)		K		1-2 BB					F8	1	0	0	0	0	0	2						
<b>Inning Stats</b>	R: 0 E: 0 K: 1 S: 5	H: 0 LOB: 0 BB: 0 P: 5	R: 1 E: 0 K: 1 S: 7	H: 2 LOB: 2 BB: 1 P: 11	R: 1 E: 0 K: 0 S: 5	H: 2 LOB: 1 BB: 0 P: 5	R: 0 E: 0 K: 1 S: 6	H: 1 LOB: 3 BB: 2 P: 14	R: 0 E: 0 K: 0 S: 4	H: 0 LOB: 1 BB: 0 P: 4	R: 3 E: 0 K: 0 S: 5	H: 2 LOB: 0 BB: 1 P: 9	R: 0 E: 0 K: 1 S: 6	H: 1 LOB: 1 BB: 0 P: 6	R: 0 E: 0 K: 0 S: 3	H: 0 LOB: 0 BB: 0 P: 3	1B: 6 2B: 1 3B: 1 HR: 1	SF: 1 SAC: 0 DP: 0 HBP: 0	WP: 0 PB: 0 SB: 0 CS: 0	PA: 40		
<b>PITCHER</b>	IP WLS BF H R ER SO BB IBB HBP BLK WP HR S P ERA WHIP	IP WLS BF H R ER SO BB IBB HBP BLK WP HR S P ERA WHIP	IP WLS BF H R ER SO BB IBB HBP BLK WP HR S P ERA WHIP	IP WLS BF H R ER SO BB IBB HBP BLK WP HR S P ERA WHIP	IP WLS BF H R ER SO BB IBB HBP BLK WP HR S P ERA WHIP	IP WLS BF H R ER SO BB IBB HBP BLK WP HR S P ERA WHIP	IP WLS BF H R ER SO BB IBB HBP BLK WP HR S P ERA WHIP	IP WLS BF H R ER SO BB IBB HBP BLK WP HR S P ERA WHIP	IP WLS BF H R ER SO BB IBB HBP BLK WP HR S P ERA WHIP	IP WLS BF H R ER SO BB IBB HBP BLK WP HR S P ERA WHIP	IP WLS BF H R ER SO BB IBB HBP BLK WP HR S P ERA WHIP	IP WLS BF H R ER SO BB IBB HBP BLK WP HR S P ERA WHIP	IP WLS BF H R ER SO BB IBB HBP BLK WP HR S P ERA WHIP	IP WLS BF H R ER SO BB IBB HBP BLK WP HR S P ERA WHIP	IP WLS BF H R ER SO BB IBB HBP BLK WP HR S P ERA WHIP	IP WLS BF H R ER SO BB IBB HBP BLK WP HR S P ERA WHIP	IP WLS BF H R ER SO BB IBB HBP BLK WP HR S P ERA WHIP	IP WLS BF H R ER SO BB IBB HBP BLK WP HR S P ERA WHIP	IP WLS BF H R ER SO BB IBB HBP BLK WP HR S P ERA WHIP	IP WLS BF H R ER SO BB IBB HBP BLK WP HR S P ERA WHIP	IP WLS BF H R ER SO BB IBB HBP BLK WP HR S P ERA WHIP	IP WLS BF H R ER SO BB IBB HBP BLK WP HR S P ERA WHIP
<b>Ken Dayley, L</b> ERA: 3.6 (1, 1)	3.2	18	5	2	2	3	2	0	0	0	0	0	0	0	22	30	4.91	1.909				
<b>Pete Falcone, L</b> ERA: 2.99 (4, 1)	1.1	6	1	0	0	0	1	0	0	0	0	0	0	5	9	0.00	1.500					
<b>Donnie Moore, R</b> ERA: 3.52 (6, 1)	4.0	16	3	3	3	2	1	0	0	0	0	1	19	23	6.75	1.000						

Batter	1	2	3	4	5	6	7	8	9	AB	R	H	RBI	BB	SO	LOB	BOTTOM					
<b>Brett Butler, L</b> OBP: 0.331, SLG: 0.387 (1, 7)	E6	G6-4-3		5-3	F3		4-3			5	0	0	0	0	0	3	<b>Cincinnati Reds @ Atlanta Braves</b> Atlanta-Fulton County Stadium, Atlanta, GA Mon Jul 04 1983, 7:05 PM EDT Att: 48,470 - Unknown  <b>AB 35</b> <b>R 9</b> <b>H 14</b> <b>RBI 7</b> <b>BB 8</b> <b>SO 5</b> <b>LOB 21</b>  					
<b>Jerry Royster, R</b> OBP: 0.336, SLG: 0.339 (1, 6)	F8	BB 1B BB		CS 1B		5-3		F7		4	1	1	0	1	0	1						
<b>Claudell Washington, L</b> OBP: 0.331, SLG: 0.425 (1, 9)	1B E 1B	1B BB		CS	E3 1B	1B CS 2B		BB 1B 1B		4	3	3	0	1	0	0						
<b>Dale Murphy, R</b> OBP: 0.415, SLG: 0.592 (1, 8)	E 1B BB	FC6-4 1B		1-2 2-3	1B BB	CS 1B		BB 1B		3	2	3	1	2	0	0						
<b>Bob Horner, R</b> OBP: 0.379, SLG: 0.516 (1, 5) (8, PR)	E1	FC6-4			F8	1B 2B				4	2	2	0	1	0	4						
<b>Randy Johnson, R</b> OBP: 0.400, SLG: 0.423 (9, 5)	1B 1B	1-2 2-3			F8	1-2 2-3 2B		1-2 2-3 BB		0	0	0	0	0	0	0						
<b>Chris Chambliss, L</b> OBP: 0.363, SLG: 0.442 (1, 3)				CS BB	1-3 2-H 1B 1B	2-H 1B			K	4	1	3	3	1	1	3						
<b>Glenn Hubbard, R</b> OBP: 0.368, SLG: 0.431 (1, 4)	FC5-4 1B			K	1-2 BB		P4		6-3	4	0	1	1	1	1	5						
<b>Biff Pocoroba, S</b> OBP: 0.306, SLG: 0.422 (1, 2)	FC5-4			6-3	F3					4	0	0	0	0	1	5						
<b>Ken Dayley, L</b> OBP: 0.250, SLG: 0.100 (1, 1)										0	0	0	0	1	0	0						
<b>Pete Falcone, L</b> OBP: 0.159, SLG: 0.167 (4, 1)				K						1	0	0	0	0	1	0						
<b>Mike Jorgensen, L</b> OBP: 0.306, SLG: 0.406 (5, PH)										1	0	1	2	0	0	0						
<b>Donnie Moore, L</b> OBP: 0.250, SLG: 0.250 (6, 1)					1-2 2-H 3-H 1B					1	0	0	0	0	1	0						
<b>Inning Stats</b>	R: 3 E: 3 K: 0 S: 7	H: 4 LOB: 2 BB: 1 P: 11	R: 1 E: 0 K: 0 S: 3	H: 1 LOB: 2 BB: 3 P: 15	R: 0 E: 0 K: 1 S: 4	H: 0 LOB: 0 BB: 1 P: 8	R: 0 E: 0 K: 1 S: 5	H: 1 LOB: 0 BB: 0 P: 5	R: 3 E: 1 K: 0 S: 6	H: 2 LOB: 2 BB: 2 P: 14	R: 2 E: 0 K: 0 S: 6	H: 4 LOB: 1 BB: 0 P: 6	R: 0 E: 0 K: 2 S: 7	H: 0 LOB: 0 BB: 0 P: 7	R: 0 E: 0 K: 1 S: 7	H: 2 LOB: 3 BB: 1 P: 11	1B: 12 2B: 2 3B: 0 HR: 0	SF: 0 SAC: 0 DP: 1 HBP: 0	WP: 0 PB: 0 SB: 1 CS: 4	PA: 44		
<b>PITCHER</b>	IP WLS BF H R ER SO BB IBB HBP BLK WP HR S P ERA WHIP	IP WLS BF H R ER SO BB IBB HBP BLK WP HR S P ERA WHIP	IP WLS BF H R ER SO BB IBB HBP BLK WP HR S P ERA WHIP	IP WLS BF H R ER SO BB IBB HBP BLK WP HR S P ERA WHIP	IP WLS BF H R ER SO BB IBB HBP BLK WP HR S P ERA WHIP	IP WLS BF H R ER SO BB IBB HBP BLK WP HR S P ERA WHIP	IP WLS BF H R ER SO BB IBB HBP BLK WP HR S P ERA WHIP	IP WLS BF H R ER SO BB IBB HBP BLK WP HR S P ERA WHIP	IP WLS BF H R ER SO BB IBB HBP BLK WP HR S P ERA WHIP	IP WLS BF H R ER SO BB IBB HBP BLK WP HR S P ERA WHIP	IP WLS BF H R ER SO BB IBB HBP BLK WP HR S P ERA WHIP	IP WLS BF H R ER SO BB IBB HBP BLK WP HR S P ERA WHIP	IP WLS BF H R ER SO BB IBB HBP BLK WP HR S P ERA WHIP	IP WLS BF H R ER SO BB IBB HBP BLK WP HR S P ERA WHIP	IP WLS BF H R ER SO BB IBB HBP BLK WP HR S P ERA WHIP	IP WLS BF H R ER SO BB IBB HBP BLK WP HR S P ERA WHIP	IP WLS BF H R ER SO BB IBB HBP BLK WP HR S P ERA WHIP	IP WLS BF H R ER SO BB IBB HBP BLK WP HR S P ERA WHIP	IP WLS BF H R ER SO BB IBB HBP BLK WP HR S P ERA WHIP	IP WLS BF H R ER SO BB IBB HBP BLK WP HR S P ERA WHIP	IP WLS BF H R ER SO BB IBB HBP BLK WP HR S P ERA WHIP	IP WLS BF H R ER SO BB IBB HBP BLK WP HR S P ERA WHIP
<b>Bruce Berenyi, R</b> ERA: 3.98 (1, 1)	1.2	12	4	4	4	0	4	0	0	0	0	0	0	0	8	24	21.60	4.800				
<b>Rich Galt, R</b> ERA: 4.80 (2, 1)	1.1	5	1	0	0	1	1	0	0	0	0	0	0	6	10	0.00	1.500					
<b>Charlie Puleo, R</b> ERA: 5.21 (4, 1)	1.1	8	2	3	0	1	2	0	0	0	0	0	0	8	16	0.00	3.000					
<b>Ted Power, R</b> ERA: 4.57 (5, 1)	0.2	3	1	0	0	0	0	0	0	0	0	0	0	3	3	0.00	1.500					
<b>Frank Pastore, R</b> ERA: 6.28 (6, 1)	2.0	9	4	2	2	2	0	0	0	0	0	0	0	13	13	9.00	2.000					



Batter	1	2	3	4	5	6	7	8	9	AB	R	H	RBI	BB	SO	LOB	TOP											
Bob Dernier, R OBP: 0.311, SLG: 0.333	6-3	5-3			F9		4-3		FC5-4	4	0	0	0	0	0	1	<b>Philadelphia Phillies @ Cincinnati Reds</b> Riverfront Stadium, Cincinnati, OH Fri Jul 08 1983, 7:05 PM EDT Att: 23,711 - Unknown											
Joe Lefebvre, L OBP: 0.389, SLG: 0.569										0	0	0	0	0	0													
Garry Maddox, R OBP: 0.302, SLG: 0.383										1	0	0	0	0	0													
Pete Rose, S OBP: 0.319, SLG: 0.303	BB 1B		6-3		1B		F9			4	0	2	0	0	0	0												
Gary Matthews, R OBP: 0.337, SLG: 0.386	1B		4-3		1B		F9			4	0	2	0	0	0	0												
Mike Schmidt, R OBP: 0.382, SLG: 0.473	1-2 1B		K		F8			6-3		3	0	0	0	1	1	2												
Bo Diaz, R OBP: 0.288, SLG: 0.372	F5				F9		F8		F9	4	0	0	0	0	0	5												
Von Hayes, L OBP: 0.338, SLG: 0.401	P3				1B SF8		F8		K	4	1	1	0	0	1	3												
Kiko Garcia, R OBP: 0.412, SLG: 0.521		SH1 1B			SF8		1B		F8	4	0	3	0	0	0	0												
Ivan De Jesus, R OBP: 0.314, SLG: 0.328	F6				SF8		G5-4-3 1B		FC1-4 1B	3	0	2	1	0	0	1												
John Denny, R OBP: 0.146, SLG: 0.125		SH1			3-1		G5-4-3		FC1-4	2	0	0	0	0	0	3												
Tony Perez, R OBP: 0.321, SLG: 0.413	1-2						1-2		FC5-4	1	0	0	0	0	0	1												
<b>Inning Stats</b>	R: 0 E: 0 K: 0 S: 5	H: 2 LOB: 3 BB: 1 P: 9	R: 0 E: 0 K: 0 S: 4	H: 1 LOB: 1 BB: 0 P: 4	R: 0 E: 0 K: 1 S: 5	H: 0 LOB: 0 BB: 0 P: 5	R: 1 E: 0 K: 0 S: 5	H: 2 LOB: 1 BB: 0 P: 5	R: 0 E: 0 K: 0 S: 4	H: 2 LOB: 2 BB: 0 P: 4	R: 0 E: 0 K: 0 S: 3	H: 0 LOB: 0 BB: 0 P: 3	R: 0 E: 0 K: 1 S: 5	H: 0 LOB: 0 BB: 0 P: 5	R: 0 E: 0 K: 0 S: 4	H: 1 LOB: 1 BB: 0 P: 4	1B: 9 2B: 1 3B: 0 HR: 0	SF: 1 SAC: 1 DP: 1 HBP: 0	WP: 0 PA: 37 PB: 0 CS: 0 SB: 0									
<b>PITCHER</b>	IP	WLS	BF	H	R	ER	SO	BB	IBB	HBP	BLK	WP	HR	S	P	ERA	WHIP											
Joe Price, L ERA: 2.87	(1, 1)	8.1	W	35	10	1	1	2	1	0	0	0	0	0	38	42	1.08	1.320										
Ben Hayes, R ERA: 9.35	(9, 1)	0.1		1	0	0	0	0	0	0	0	0	0	0	1	1	0.00	0.000										
Bill Scherrer, L ERA: 2.77	(9, 1)	0.1	S	1	0	0	0	0	0	0	0	0	0	0	1	1	0.00	0.000										

Batter	1	2	3	4	5	6	7	8	9	AB	R	H	RBI	BB	SO	LOB	BOTTOM											
Eddie Milner, L OBP: 0.331, SLG: 0.327	G3		L6	4-3		4-3				4	0	0	0	0	0	4	<b>Philadelphia Phillies @ Cincinnati Reds</b> Riverfront Stadium, Cincinnati, OH Fri Jul 08 1983, 7:05 PM EDT Att: 23,711 - Unknown											
Dave Concepcion, R OBP: 0.286, SLG: 0.276	F9		6-3					5-3		4	0	1	0	0	0	0												
Gary Redus, R OBP: 0.355, SLG: 0.489	1B			1B FC4-6		F8		K		2	1	0	0	2	1	1												
Dan Driessen, L OBP: 0.378, SLG: 0.384	FC6-4			FC4-6		F4				3	0	2	0	1	0	0												
Ron Oester, S OBP: 0.321, SLG: 0.413	FC6-4			FC4-6		G3		6-3		4	1	0	1	0	0	4												
Nick Esasky, R OBP: 0.388, SLG: 0.623		6-3		1B E		HR		BB		3	1	2	1	0	0	0												
Paul Householder, S OBP: 0.335, SLG: 0.392		K		1B		F8		F8		3	0	0	0	1	1	1												
Dann Bilardello, R OBP: 0.276, SLG: 0.347		F8		1-2 2-3 3-H		1B		FC5-4		3	0	2	1	1	0	0												
Joe Price, R OBP: 0.143, SLG: 0.091										4	0	0	0	0	3	6												
Ben Hayes, R										0	0	0	0	0	0	0												
Bill Scherrer, L OBP: 0.286, SLG: 0.167									FC5-4	0	0	0	0	0	0	0												
<b>Inning Stats</b>	R: 0 E: 0 K: 0 S: 4	H: 1 LOB: 2 BB: 1 P: 8	R: 0 E: 0 K: 1 S: 5	H: 0 LOB: 0 BB: 0 P: 5	R: 0 E: 0 K: 1 S: 5	H: 0 LOB: 0 BB: 0 P: 5	R: 2 E: 1 K: 1 S: 8	H: 3 LOB: 3 BB: 2 P: 16	R: 0 E: 0 K: 0 S: 3	H: 1 LOB: 1 BB: 1 P: 7	R: 1 E: 0 K: 1 S: 7	H: 2 LOB: 1 BB: 0 P: 7	R: 0 E: 0 K: 1 S: 5	H: 0 LOB: 0 BB: 0 P: 5	R: 0 E: 0 K: 0 S: 3	H: 0 LOB: 2 BB: 1 P: 8	1B: 6 2B: 0 3B: 0 HR: 1	SF: 0 SAC: 0 DP: 0 HBP: 1	WP: 0 PA: 36 PB: 0 CS: 1 SB: 0									
<b>PITCHER</b>	IP	WLS	BF	H	R	ER	SO	BB	IBB	HBP	BLK	WP	HR	S	P	ERA	WHIP											
John Denny, R ERA: 2.22	(1, 1)	8.0	L	36	7	3	3	5	5	0	1	0	0	1	40	61	3.38	1.500										







Batter	1	2	3	4	5	6	7	8	9	AB	R	H	RBI	BB	SO	LOB	TOP			
<b>Bob Dernier, R</b> OBP: 0.304, SLG: 0.324 (1, 8)										5	0	1	0	0	2	7				
<b>Pete Rose, S</b> OBP: 0.326, SLG: 0.312 (1, 3)										4	0	0	0	1	0	6				
<b>Joe Morgan, L</b> OBP: 0.358, SLG: 0.342 <b>Kiko Garcia, R</b> OBP: 0.412, SLG: 0.521 (8, 4)										4	0	0	0	0	0	2				
<b>Von Hayes, L</b> OBP: 0.339, SLG: 0.400 (1, 9)										4	0	1	0	0	1	1				
<b>Joe Lefebvre, L</b> OBP: 0.388, SLG: 0.535 (1, 5)										2	2	0	0	2	0	1				
<b>Greg Gross, L</b> OBP: 0.409, SLG: 0.390 (1, 7)										4	0	3	0	0	0	1				
<b>Bo Diaz, R</b> OBP: 0.287, SLG: 0.367 (1, 2)										4	0	1	1	0	2	3				
<b>Ivan De Jesus, R</b> OBP: 0.316, SLG: 0.323 (1, 6)										3	0	1	0	1	0	0				
<b>Marty Bystrom, R</b> OBP: 0.304, SLG: 0.250 <b>Ron Reed, R</b> OBP: 0.328, SLG: 0.413 <b>Tony Perez, R</b> OBP: 0.328, SLG: 0.413 <b>Al Holland, R</b> (9, 1)										2	0	1	0	0	0	3				
<b>Inning Stats</b>	R: 0 E: 0 K: 0 S: 3	H: 1 LOB: 1 BB: 1 P: 7	R: 1 E: 0 K: 1 S: 7	H: 2 LOB: 3 BB: 2 P: 15	R: 0 E: 0 K: 0 S: 4	H: 1 LOB: 1 BB: 0 P: 4	R: 0 E: 0 K: 1 S: 6	H: 0 LOB: 0 BB: 0 P: 6	R: 0 E: 0 K: 1 S: 5	H: 1 LOB: 0 BB: 0 P: 5	R: 0 E: 0 K: 1 S: 5	H: 0 LOB: 0 BB: 0 P: 5	R: 0 E: 0 K: 0 S: 3	H: 0 LOB: 0 BB: 0 P: 3	R: 1 E: 0 K: 1 S: 7	H: 2 LOB: 3 BB: 2 P: 15	1B: 8 2B: 0 3B: 0 HR: 0	SF: 0 SAC: 0 DP: 1 HBP: 0	WP: 0 PB: 0 SB: 1 CS: 1	PA: 38
<b>PITCHER</b> <b>Mario Soto, R</b> ERA: 2.23 (1, 1)	IP: 9.0 WLS: L BF: 38	H: 8 R: 2 ER: 2 SO: 6	BB: 5 IBB: 0 HBP: 0 BLK: 0	WP: 0 HR: 0 S: 45 P: 65	ERA: 2.00 WHIP: 1.444															

Philadelphia Phillies @ Cincinnati Reds  
Riverfront Stadium, Cincinnati, OH  
Sun Jul 10 1983, 3:33 AM EDT  
Att: 21,923 - Unknown

AB	33
R	2
H	8
RBI	2
BB	5
SO	6
LOB	24



Batter	1	2	3	4	5	6	7	8	9	AB	R	H	RBI	BB	SO	LOB	BOTTOM					
<b>Eddie Milner, L</b> OBP: 0.340, SLG: 0.335 (1, 8)										3	0	3	0	1	0	0						
<b>Dave Concepcion, R</b> OBP: 0.288, SLG: 0.276 (1, 6)										4	0	0	0	0	1	3						
<b>Gary Redus, R</b> OBP: 0.352, SLG: 0.478 (1, 7)										4	0	0	0	0	3	2						
<b>Cesar Cedeno, R</b> OBP: 0.295, SLG: 0.348 (1, 3)										4	0	0	0	0	1	2						
<b>Ron Oester, S</b> OBP: 0.326, SLG: 0.416 (1, 4)										4	0	3	0	0	0	0						
<b>Nick Esasky, R</b> OBP: 0.392, SLG: 0.597 (1, 5)										4	0	1	0	0	3	2						
<b>Paul Householder, S</b> OBP: 0.327, SLG: 0.376 (1, 9)										3	0	0	0	1	1	3						
<b>Alex Trevino, R</b> OBP: 0.262, SLG: 0.266 <b>Duane Walker, L</b> OBP: 0.325, SLG: 0.400 <b>Alan Knicely, R</b> OBP: 0.343, SLG: 0.321 (8, 2)										2	0	0	0	0	0	2						
<b>Mario Soto, R</b> OBP: 0.152, SLG: 0.178 (1, 1)										3	0	0	0	0	1	2						
<b>Inning Stats</b>	R: 0 E: 1 K: 1 S: 5	H: 0 LOB: 1 BB: 1 P: 9	R: 0 E: 0 K: 1 S: 6	H: 1 LOB: 2 BB: 1 P: 10	R: 0 E: 0 K: 3 S: 10	H: 1 LOB: 1 BB: 0 P: 10	R: 0 E: 0 K: 1 S: 5	H: 0 LOB: 0 BB: 0 P: 5	R: 0 E: 0 K: 1 S: 6	H: 1 LOB: 1 BB: 0 P: 6	R: 0 E: 0 K: 0 S: 5	H: 2 LOB: 2 BB: 0 P: 5	R: 0 E: 0 K: 1 S: 5	H: 1 LOB: 0 BB: 0 P: 5	R: 0 E: 0 K: 1 S: 5	H: 0 LOB: 0 BB: 0 P: 5	R: 0 E: 0 K: 3 S: 10	H: 1 LOB: 1 BB: 0 P: 10	1B: 7 2B: 0 3B: 0 HR: 0	SF: 0 SAC: 0 DP: 0 HBP: 0	WP: 0 PB: 0 SB: 2 CS: 1	PA: 36
<b>PITCHER</b> <b>Marty Bystrom, R</b> ERA: 4.18 <b>Ron Reed, R</b> ERA: 2.23 <b>Al Holland, L</b> ERA: 2.61 (9, 1)	IP: 5.0 WLS: W BF: 20	H: 3 R: 0 ER: 0 SO: 7	BB: 2 IBB: 0 HBP: 0 BLK: 0	WP: 0 HR: 0 S: 0 P: 15	ERA: 0.00 WHIP: 1.000																	

Philadelphia Phillies @ Cincinnati Reds  
Riverfront Stadium, Cincinnati, OH  
Sun Jul 10 1983, 3:33 AM EDT  
Att: 21,923 - Unknown

AB	33
R	0
H	7
RBI	0
BB	2
SO	12
LOB	17






Batter	1	2	3	4	5	6	7	8	9	10	11	AB	R	H	RBI	BB	SO	LOB	
Bob Demier, R OBP: 0.317, SLG: 0.330 Tony Perez, R OBP: 0.327, SLG: 0.411 Al Holland, R (9, 1) Larry Milbourne, S OBP: 0.274, SLG: 0.263 (11, 4)	F9	1B		1B	BB		K		K		BB	4	1	2	1	1	1	2	
Pete Rose, S OBP: 0.328, SLG: 0.312 (1, 3)	L5	5-3		1B	4-3			G3-6-4		BB	SH1	F7	6	0	2	0	1	0	5
Joe Morgan, L OBP: 0.354, SLG: 0.333 Tug McGraw, R (11, 1)	F8		F8	F5			F6	G3-6-4		SH1		HR	5	1	0	0	1	0	3
Mike Schmidt, R OBP: 0.389, SLG: 0.498 (1, 5)		E	HR	1B			F9	5-3		BB	IBB	HR	5	3	3	6	2	0	0
Von Hayes, L OBP: 0.338, SLG: 0.396 (1, 9)	E4		E	F8			4-3			K	F9		7	2	2	0	0	1	4
Gary Matthews, R OBP: 0.329, SLG: 0.378 (1, 7)	4-3		FC6-4	BB			1B	BB		5-3			2	1	0	0	4	0	2
Bo Diaz, R OBP: 0.288, SLG: 0.364 (1, 2)	E3		E5	F8						4-3	1B	1-3	5	0	1	0	1	0	7
Ivan De Jesus, R OBP: 0.315, SLG: 0.322 Greg Gross, L OBP: 0.404, SLG: 0.385 Kiko Garcia, R OBP: 0.423, SLG: 0.551 (9, 6)	FC3-5		FC6-4				F8			4-3		BB	4	1	1	1	0	0	3
Charles Hudson, S OBP: 0.200, SLG: 0.111 Willie Hernandez, L OBP: 0.200, SLG: 0.100 Jon Ledyard, R OBP: 0.243, SLG: 0.128 Porfi Altamirano, R OBP: 0.271, SLG: 0.138 Garry Maddox, R OBP: 0.302, SLG: 0.381 (8, 8)	FC3-5		K				K				F9		3	0	0	0	0	2	3

**Philadelphia Phillies @ Cincinnati Reds**  
Riverfront Stadium, Cincinnati, OH  
Mon Jul 11 1983, 7:05 PM EDT  
Att: 17,113 - Unknown

livebaseballscorecards.com

AB 46  
R 11  
H 12  
RBI 8  
BB 12  
SO 6  
LOB 37




Inning Stats	R	H	E	K	S	P	PITCHER	IP	WLS	BF	H	R	ER	SO	BB	IBB	HBP	BLK	WP	HR	S	P	ERA	WHIP	
BRUCE BERENYI, R ERA: 3.95	0	0	0	0	3	3	BRUCE BERENYI, R ERA: 3.95	3.0	0	18	26	9.00	4.000												
RICH GALE, R ERA: 4.92	0	0	0	0	2	2	RICH GALE, R ERA: 4.92	4.1	1	7	3	1	1	0	1	0	0	0	0	0	6	10	9.00	4.000	
TED POWER, R ERA: 4.29	0	0	0	0	1	1	TED POWER, R ERA: 4.29	5.1	2	7	0	0	0	1	1	0	0	0	0	0	8	12	0.00	0.500	
BEN HAYES, R ERA: 6.0	0	0	0	0	2	2	BEN HAYES, R ERA: 6.0	7.1	2.0	8	1	0	0	2	2	0	0	0	0	0	10	18	0.00	1.500	
TOM HUME, R ERA: 6.04	0	0	0	0	4	4	TOM HUME, R ERA: 6.04	9.1	3.0	L 19	4	4	4	2	3	3	0	0	0	1	17	41	12.00	2.333	

Batter	1	2	3	4	5	6	7	8	9	10	11	AB	R	H	RBI	BB	SO	LOB	
Eddie Milner, L OBP: 0.345, SLG: 0.339 Ben Hayes, R (7, 1) Johnny Bench, R OBP: 0.303, SLG: 0.399 (8, PH) Tom Hume, R (9, 1) Alex Trevino, R OBP: 0.268, SLG: 0.273 (11, PH)	BB	BB	1B	BLK	BB		1B				1B	2	1	2	1	1	0	0	
Dave Concepcion, R OBP: 0.269, SLG: 0.275 (1, 6)	G1-2-3	BB		K	CS		F9			SH5-4	1B	K	5	0	1	0	1	2	3
Gary Redus, R OBP: 0.353, SLG: 0.475 (1, 7)	G1-2-3	BB		BLK	1B		K			SH5-4		F9	4	1	1	0	1	1	1
Dan Driessen, L OBP: 0.387, SLG: 0.391 (1, 3)	G1-2-3			1B			4-3					1B	5	0	3	1	1	0	3
Ron Oester, S OBP: 0.323, SLG: 0.412 (1, 4)	4-3			K			F8			1B		K	6	0	1	0	0	2	7
Nick Esasky, R OBP: 0.367, SLG: 0.556 (1, 5)	F8			F7			F8			G5-4-3	1B	F9	5	0	0	0	0	0	4
Paul Householder, S OBP: 0.328, SLG: 0.388 (7, 8)	K			1B			2B			F7		F9	5	2	2	0	0	1	0
Alan Knicely, R OBP: 0.361, SLG: 0.333 (1, 2)	K			2B			SF8			F4		K	4	2	2	1	1	1	0
Bruce Berenyi, R ERA: 3.75 Willie Hernandez, L ERA: 2.74 Porfi Altamirano, R ERA: 3.3 Al Holland, L ERA: 2.48 Tug McGraw, L ERA: 2.33 (11, 1)	6-3			SF8			CS			F7		K	0	0	0	0	0	0	0

**Philadelphia Phillies @ Cincinnati Reds**  
Riverfront Stadium, Cincinnati, OH  
Mon Jul 11 1983, 7:05 PM EDT  
Att: 17,113 - Unknown

livebaseballscorecards.com

AB 43  
R 7  
H 15  
RBI 6  
BB 5  
SO 9  
LOB 20



Inning Stats	R	H	E	K	S	P	PITCHER	IP	WLS	BF	H	R	ER	SO	BB	IBB	HBP	BLK	WP	HR	S	P	ERA	WHIP	
CHARLES HUDSON, R ERA: 3.75	0	0	0	0	3	3	CHARLES HUDSON, R ERA: 3.75	5.2	0	26	8	6	6	5	3	0	0	0	0	0	0	33	45	9.53	1.941
WILLIE HERNANDEZ, L ERA: 2.74	0	0	0	0	2	2	WILLIE HERNANDEZ, L ERA: 2.74	6.1	0.1	3	2	1	1	0	0	0	0	0	0	0	1	3	3	27.00	6.000
PORFI ALTAMIRANO, R ERA: 3.3	0	0	0	0	1	1	PORFI ALTAMIRANO, R ERA: 3.3	7.1	2.0	8	2	0	0	1	1	0	0	0	0	0	9	13	0.00	1.500	
AL HOLLAND, L ERA: 2.48	0	0	0	0	2	2	AL HOLLAND, L ERA: 2.48	9.1	2.0	W 8	1	0	0	2	0	1	0	0	0	0	11	15	0.00	0.500	
TUG MCGRAW, L ERA: 2.33	0	0	0	0	4	4	TUG MCGRAW, L ERA: 2.33	11.1	1.0	5	2	0	0	1	0	0	0	0	0	0	7	7	0.00	2.000	

WP: 0 PA: 51  
PB: 0 SB: 0 CS: 1  
1B: 12 SF: 1  
2B: 1 SAC: 1  
3B: 1 DP: 2  
HR: 1 HBP: 0



Batter	1	2	3	4	5	6	7	8	9	AB R H RBI BB SO LOB	TOP											
<b>Eddie Milner, L</b> OBP: 0.349, SLG: 0.349 (1, 8)	L6			1B		1B			K	4 3 2 0 1 1 0	<b>Cincinnati Reds @ New York Mets</b> Shea Stadium, Flushing, NY Tue Jul 12 1983, 7:05 PM EDT Att: 11,800 - Unknown  <b>AB 37</b> <b>R 6</b> <b>H 9</b> <b>RBI 5</b> <b>BB 2</b> <b>SO 5</b> <b>LOB 16</b>											
<b>Paul Householder, S</b> OBP: 0.325, SLG: 0.383 (1, 9)	K			F8		HR			6-3	5 1 1 0 0 2 2												
<b>Gary Redus, R</b> OBP: 0.350, SLG: 0.473 (1, 7)	L5			F8		K			5-3	5 0 1 1 0 1 3												
<b>Dan Driessen, L</b> OBP: 0.395, SLG: 0.415 (1, 3)		4-3				HR				3 1 2 4 1 0 0												
<b>Ron Oester, S</b> OBP: 0.322, SLG: 0.410 (1, 4)		F7		F7		HR				4 1 1 0 0 0 3												
<b>Nick Esasky, R</b> OBP: 0.345, SLG: 0.526 (1, 5)				F7		1B				4 0 0 0 0 0 3												
<b>Alan Knicely, R</b> OBP: 0.368, SLG: 0.344 (1, 2)				F9		L5				4 0 2 0 0 0 0												
<b>Tom Foley, L</b> OBP: 0.302, SLG: 0.298 (1, 6)				F7		F5				4 0 0 0 0 0 2												
<b>Frank Pastore, R</b> OBP: 0.214, SLG: 0.222 <b>Ben Hayes, R</b> (9, 1)				3-1		4-3				4 0 0 0 0 1 3												
<b>Bill Scherrer, L</b> OBP: 0.286, SLG: 0.167 (9, 1)						FC6				0 0 0 0 0 0 0												
<b>Inning Stats</b>	R: 0 E: 0 K: 1 S: 5	H: 0 LOB: 0 BB: 0 P: 5	R: 0 E: 0 K: 0 S: 3	H: 0 LOB: 0 BB: 0 P: 3	R: 0 E: 0 K: 0 S: 3	H: 0 LOB: 0 BB: 0 P: 3	R: 1 E: 0 K: 0 S: 5	H: 2 LOB: 1 BB: 0 P: 5	R: 0 E: 0 K: 0 S: 4	H: 1 LOB: 1 BB: 0 P: 4	R: 4 E: 1 K: 1 S: 10	H: 4 LOB: 2 BB: 1 P: 14	R: 1 E: 0 K: 1 S: 7	H: 2 LOB: 2 BB: 1 P: 11	R: 0 E: 0 K: 1 S: 5	H: 0 LOB: 0 BB: 0 P: 5	R: 0 E: 0 K: 1 S: 5	H: 0 LOB: 0 BB: 0 P: 5	1B: 6 2B: 1 3B: 1 HR: 1	SF: 0 SAC: 0 DP: 0 HBP: 0	WP: 0 PB: 0 SB: 1 CS: 0	PA: 39
<b>PITCHER</b>	IP WLS BF H R ER SO BB IBB HBP BLK WP HR S P ERA WHIP											<b>PITCHER</b>	IP WLS BF H R ER SO BB IBB HBP BLK WP HR S P ERA WHIP									
<b>Mike Torrez, R</b> ERA: 4.39	(1, 1) 6.0 L 27 7 5 4 2 1 0 0 0 0 0 1 30 34 6.00 1.333																					
<b>Scott Holman, R</b> ERA: 4.09	(7, 1) 1.0 6 2 1 1 1 0 1 0 0 0 0 0 7 11 9.00 2.000																					
<b>Tom Gorman, L</b> ERA: 5.02	(8, 1) 1.0 3 0 0 0 1 0 0 0 0 0 0 0 5 5 0.00 0.000																					
<b>Carlos Diaz, L</b> ERA: 2.79	(9, 1) 1.0 3 0 0 0 1 0 0 0 0 0 0 0 5 5 0.00 0.000																					

Batter	1	2	3	4	5	6	7	8	9	AB R H RBI BB SO LOB	BOTTOM											
<b>José Oquendo, S</b> OBP: 0.297, SLG: 0.274 (1, 6)	F8			CS		6-3			F8	4 0 1 0 0 0 0	<b>Cincinnati Reds @ New York Mets</b> Shea Stadium, Flushing, NY Tue Jul 12 1983, 7:05 PM EDT Att: 11,800 - Unknown  <b>AB 30</b> <b>R 2</b> <b>H 6</b> <b>RBI 2</b> <b>BB 3</b> <b>SO 7</b> <b>LOB 10</b>											
<b>Mookie Wilson, S</b> OBP: 0.283, SLG: 0.333 (1, 8)	F7			BB		1B			2B	4 1 3 0 0 0 0												
<b>Keith Hernandez, L</b> OBP: 0.368, SLG: 0.443 (1, 3)	4-3			FC4-6		F9			2B	3 0 1 0 1 0 1												
<b>George Foster, R</b> OBP: 0.303, SLG: 0.438 (1, 7)		G4-6-3		F7		5-3			K	3 0 0 0 1 1 4												
<b>Hubie Brooks, R</b> OBP: 0.306, SLG: 0.371 (1, 5)		G4-6-3		FC4-6		4-3			SF9	3 0 0 1 0 0 3												
<b>Darryl Strawberry, L</b> OBP: 0.275, SLG: 0.403 (1, 9)		K				L4			BB	3 0 0 0 1 2 0												
<b>Brian Giles, R</b> OBP: 0.222, SLG: 0.295 <b>Rusty Staub, L</b> OBP: 0.427, SLG: 0.429 (9, PH)				6-3		F7			G3	3 0 0 0 0 0 0												
<b>Junior Ortiz, R</b> OBP: 0.192, SLG: 0.160 (1, 2)				K		1-3			K	1 0 0 0 0 0 2												
<b>Mike Torrez, R</b> OBP: 0.291, SLG: 0.363 <b>Mark Bradley, R</b> OBP: 0.338, SLG: 0.400 <b>Scott Holman, R</b> OBP: 0.222, SLG: 0.222 <b>Tom Gorman, L</b> OBP: 0.283, SLG: 0.300 <b>Darryl Strawberry, L</b> OBP: 0.275, SLG: 0.403 <b>Carlos Diaz, R</b> (9, 1)				K		K			HR	1 0 0 0 0 1 0												
<b>Inning Stats</b>	R: 0 E: 0 K: 0 S: 3	H: 0 LOB: 0 BB: 0 P: 3	R: 0 E: 0 K: 1 S: 4	H: 0 LOB: 0 BB: 1 P: 8	R: 0 E: 0 K: 2 S: 7	H: 0 LOB: 0 BB: 0 P: 7	R: 0 E: 0 K: 0 S: 4	H: 2 LOB: 2 BB: 1 P: 8	R: 0 E: 0 K: 0 S: 3	H: 0 LOB: 0 BB: 0 P: 3	R: 0 E: 0 K: 1 S: 6	H: 1 LOB: 1 BB: 0 P: 6	R: 0 E: 0 K: 1 S: 5	H: 0 LOB: 0 BB: 0 P: 5	R: 1 E: 0 K: 1 S: 6	H: 1 LOB: 0 BB: 0 P: 6	R: 1 E: 0 K: 1 S: 7	H: 2 LOB: 2 BB: 1 P: 11	1B: 4 2B: 1 3B: 0 HR: 1	SF: 1 SAC: 0 DP: 1 HBP: 0	WP: 0 PB: 0 SB: 0 CS: 1	PA: 34
<b>PITCHER</b>	IP WLS BF H R ER SO BB IBB HBP BLK WP HR S P ERA WHIP											<b>PITCHER</b>	IP WLS BF H R ER SO BB IBB HBP BLK WP HR S P ERA WHIP									
<b>Frank Pastore, R</b> ERA: 5.91	(1, 1) 8.0 W 30 6 2 2 2 0 2 0 0 0 0 0 1 40 48 2.25 1.000																					
<b>Ben Hayes, R</b> ERA: 5.89	(9, 1) 0.2 3 0 0 0 1 1 0 0 0 0 0 0 4 8 0.00 1.500																					
<b>Bill Scherrer, L</b> ERA: 2.76	(9, 1) 0.1 S 1 0 0 0 0 0 0 0 0 0 0 0 1 1 0.00 0.000																					



Batter	1	2	3	4	5	6	7	8	9	AB	R	H	RBI	BB	SO	LOB	TOP			
<b>Eddie Milner, L</b> (1, 8) OBP: 0.351, SLG: 0.358										4	1	2	2	0	0	0	<b>Cincinnati Reds @ New York Mets</b> Shea Stadium, Flushing, NY Wed Jul 13 1983, 7:05 PM EDT Att: 11,218 - Unknown			
<b>Dave Concepcion, R</b> (1, 6) OBP: 0.291, SLG: 0.278										4	0	2	1	0	1	1				
<b>Gary Redus, R</b> (1, 7) OBP: 0.352, SLG: 0.471										3	0	1	0	1	0	1				
<b>Dan Driessen, L</b> (1, 3) OBP: 0.397, SLG: 0.414										3	0	1	0	1	0	2				
<b>Ron Oester, S</b> (1, 4) OBP: 0.322, SLG: 0.408										4	0	1	0	0	2	4				
<b>Nick Esasky, R</b> (1, 5) OBP: 0.333, SLG: 0.500											4	0	0	0	2	2				
<b>Paul Householder, S</b> (1, 9) OBP: 0.324, SLG: 0.380										4	1	1	0	0	0	1				
<b>Alan Knicely, R</b> (1, 2) OBP: 0.363, SLG: 0.338										4	1	1	0	0	1	0				
<b>Joe Price, R</b> (1, 1) OBP: 0.132, SLG: 0.083										3	0	0	0	0	2					
<b>Inning Stats</b>	R: 1 E: 0 K: 0 S: 4	H: 2 LOB: 0 BB: 0 P: 4	R: 0 E: 0 K: 1 S: 5	H: 1 LOB: 0 BB: 0 P: 5	R: 0 E: 0 K: 1 S: 5	H: 0 LOB: 0 BB: 0 P: 5	R: 0 E: 0 K: 1 S: 5	H: 0 LOB: 1 BB: 1 P: 9	R: 2 E: 1 K: 0 S: 6	H: 3 LOB: 1 BB: 0 P: 6	R: 0 E: 0 K: 1 S: 3	H: 0 LOB: 0 BB: 0 P: 3	R: 0 E: 0 K: 1 S: 6	H: 1 LOB: 2 BB: 1 P: 10	R: 0 E: 0 K: 1 S: 5	H: 0 LOB: 0 BB: 0 P: 5	1B: 8 2B: 1 3B: 1 HR: 0	SF: 0 SAC: 0 DP: 2 HBP: 0	WP: 0 PB: 0 CS: 1	PA: 35
<b>PITCHER</b>	IP WLS BF H R ER SO BB IBB HBP BLK WP HR S P ERA WHIP																			
<b>Walt Terrell, R</b> (1, 1) ERA: 4.78	6.0 L 24 8 3 2 4 1 0 0 0 0 0 0 31 35 3.00 1.500																			
<b>Jesse Orosco, L</b> (7, 1) ERA: 1.21	2.0 8 1 0 0 1 1 0 0 0 0 0 0 9 13 0.00 1.000																			
<b>Doug Sisk, R</b> (9, 1) ERA: 2.59	1.0 3 0 0 0 1 0 0 0 0 0 0 0 5 5 0.00 0.000																			

AB	33
R	3
H	9
RBI	3
BB	2
SO	6
LOB	13



Batter	1	2	3	4	5	6	7	8	9	AB	R	H	RBI	BB	SO	LOB	BOTTOM					
<b>José Oquendo, S</b> (1, 6) OBP: 0.293, SLG: 0.269										3	0	0	0	0	2	0	<b>Cincinnati Reds @ New York Mets</b> Shea Stadium, Flushing, NY Wed Jul 13 1983, 7:05 PM EDT Att: 11,218 - Unknown					
<b>Rusty Staub, L</b> (8, PH) OBP: 0.422, SLG: 0.423										1	0	0	0	0	2							
<b>Doug Sisk, R</b> (9, 1) OBP: 0.500, SLG: 0.500										0	0	0	0	0	0							
<b>Mookie Wilson, S</b> (1, 8) OBP: 0.278, SLG: 0.330										4	0	0	0	0	0							
<b>Keith Hernandez, L</b> (1, 3) OBP: 0.364, SLG: 0.437										4	0	0	0	0	1	0						
<b>George Foster, R</b> (1, 7) OBP: 0.303, SLG: 0.445										4	1	1	1	0	0	0						
<b>Hubie Brooks, R</b> (1, 5) OBP: 0.306, SLG: 0.370										3	0	1	0	0	0	0						
<b>Darryl Strawberry, L</b> (1, 9) OBP: 0.271, SLG: 0.397										3	0	0	0	0	1	1						
<b>Bob Bailor, R</b> (1, 4) OBP: 0.277, SLG: 0.294										3	0	0	0	0	0	1						
<b>Junior Ortiz, R</b> (1, 2) OBP: 0.185, SLG: 0.154										2	0	0	0	0	1	2						
<b>Brian Giles, R</b> (8, PH) OBP: 0.314, SLG: 0.295										0	0	0	0	1	0	0						
<b>Walt Terrell, L</b> (1, 1) ERA: 4.78										1	0	0	0	0	0	1						
<b>Mark Bradley, R</b> (6, PH) OBP: 0.333, SLG: 0.394										1	0	0	0	0	1	0						
<b>Jesse Orosco, R</b> (7, 1) OBP: 0.286, SLG: 0.286										0	0	0	0	0	0	0						
<b>Dave Kingman, R</b> (8, PH) OBP: 0.276, SLG: 0.429										1	0	1	0	0	0	0						
<b>Tucker Ashford, R</b> (9, 2) OBP: 0.208, SLG: 0.190										0	0	0	0	0	0	0						
<b>Inning Stats</b>	R: 0 E: 0 K: 1 S: 5	H: 0 LOB: 0 BB: 0 P: 5	R: 0 E: 0 K: 0 S: 3	H: 0 LOB: 0 BB: 0 P: 3	R: 0 E: 1 K: 0 S: 3	H: 0 LOB: 0 BB: 0 P: 3	R: 0 E: 0 K: 2 S: 7	H: 0 LOB: 0 BB: 0 P: 7	R: 1 E: 1 K: 1 S: 7	H: 2 LOB: 1 BB: 0 P: 7	R: 0 E: 0 K: 1 S: 5	H: 0 LOB: 0 BB: 0 P: 5	R: 0 E: 0 K: 0 S: 3	H: 0 LOB: 0 BB: 0 P: 3	R: 0 E: 0 K: 1 S: 6	H: 1 LOB: 2 BB: 1 P: 10	R: 0 E: 0 K: 0 S: 3	H: 0 LOB: 0 BB: 0 P: 3	1B: 2 2B: 0 3B: 0 HR: 1	SF: 0 SAC: 0 DP: 1 HBP: 0	WP: 0 PB: 0 CS: 0	PA: 31
<b>PITCHER</b>	IP WLS BF H R ER SO BB IBB HBP BLK WP HR S P ERA WHIP																					
<b>Joe Price, L</b> (1, 1) ERA: 2.73	9.0 W 31 3 1 1 6 1 0 0 0 0 0 1 42 46 1.00 0.444																					

AB	30
R	1
H	3
RBI	1
BB	1
SO	6
LOB	7





Batter	1	2	3	4	5	6	7	8	9	AB	R	H	RBI	BB	SO	LOB	TOP					
Eddie Milner, L (1, 8) OBP: 0.349, SLG: 0.356 Cesar Cedeno, R (9, PH) OBP: 0.294, SLG: 0.362	F7		6-3 S 1B		F3	F9			F7	4	1	1	0	0	0	1						
Dave Concepcion, R (1, 6) OBP: 0.293, SLG: 0.278	1B BB		6-3		BB S 1B		K		K	4	1	1	0	1	2	2						
Gary Redus, R (1, 7) OBP: 0.354, SLG: 0.467	K		S 1B BB		BB S 1B BB		1-3			2	2	0	0	2	1	1						
Dan Driessen, L (1, 3) OBP: 0.404, SLG: 0.418	1-3 1B		G4-3 1B		1-2 2-3 BB		K			3	0	2	2	1	1	0						
Ron Oester, S (1, 4) OBP: 0.321, SLG: 0.406	K		G4-3 1-2		1-2 2-H 3-H 1B			F4		4	0	1	2	0	1	3						
Nick Esasky, R (1, 5) OBP: 0.330, SLG: 0.488		6-3 1B		6-3		K			K	4	0	1	0	0	2	2						
Paul Householder, S (1, 9) OBP: 0.322, SLG: 0.378	F3			K		SH1-3 S 1B			6-3	4	0	1	0	0	1	1						
Alan Knicely, R (1, 2) OBP: 0.345, SLG: 0.319	6-3			K		K			K	4	0	0	0	0	3	2						
Charlie Puleo, R (1, 1) OBP: 0.240, SLG: 0.136 Bill Scherrer, L (7, 1) OBP: 0.296, SLG: 0.167 Johnny Bench, R (9, PH) OBP: 0.306, SLG: 0.402	4-3				K	SH1-3 2-3				2	0	0	0	0	1	1						
<b>Inning Stats</b>	R: 0 E: 0 K: 2 S: 8	H: 1 LOB: 2 BB: 1 P: 12	R: 0 E: 0 K: 0 S: 4	H: 1 LOB: 1 BB: 0 P: 4	R: 2 E: 0 K: 0 S: 4	H: 2 LOB: 0 BB: 1 P: 8	R: 0 E: 0 K: 2 S: 7	H: 0 LOB: 0 BB: 0 P: 7	R: 2 E: 0 K: 2 S: 9	H: 2 LOB: 2 BB: 2 P: 17	R: 0 E: 0 K: 1 S: 6	H: 1 LOB: 1 BB: 0 P: 6	R: 0 E: 0 K: 2 S: 7	H: 0 LOB: 0 BB: 0 P: 7	R: 0 E: 0 K: 1 S: 5	H: 0 LOB: 0 BB: 0 P: 5	R: 0 E: 0 K: 2 S: 8	H: 1 LOB: 1 BB: 0 P: 8	1B: 8 2B: 0 3B: 0 HR: 0	SF: 0 SAC: 1 DP: 1 HBP: 0	WP: 0 PB: 0 SB: 4 CS: 0	PA: 38
<b>PITCHER</b>	IP WLS BF H R ER SO BB IBB HBP BLK WP HR S P ERA WHIP	IP WLS BF H R ER SO BB IBB HBP BLK WP HR S P ERA WHIP																				
Tom Seaver, R (1, 1) ERA: 3.72 Jesse Orosco, L (7, 1) ERA: 1.15	6.0 W 28 7 4 4 7 4 0 0 0 0 0 0 38 54 6.00 1.833	3.0 S 10 1 0 0 5 0 0 0 0 0 0 20 20 0.00 0.333																				

Cincinnati Reds @ New York Mets  
Shea Stadium, Flushing, NY  
Thu Jul 14 1983, 7:05 PM EDT  
Att: 9,994 - Unknown

AB	33
R	4
H	8
RBI	4
BB	4
SO	12
LOB	14



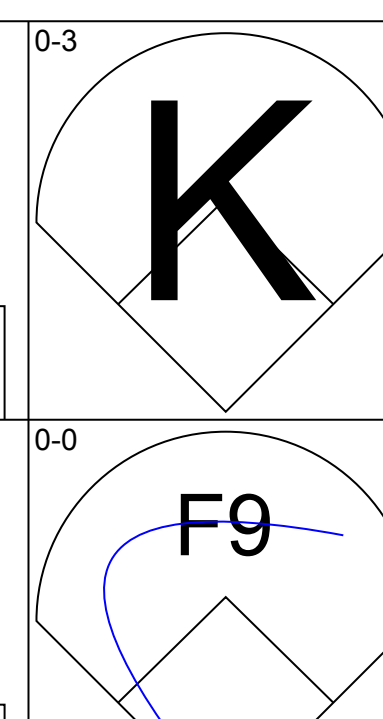
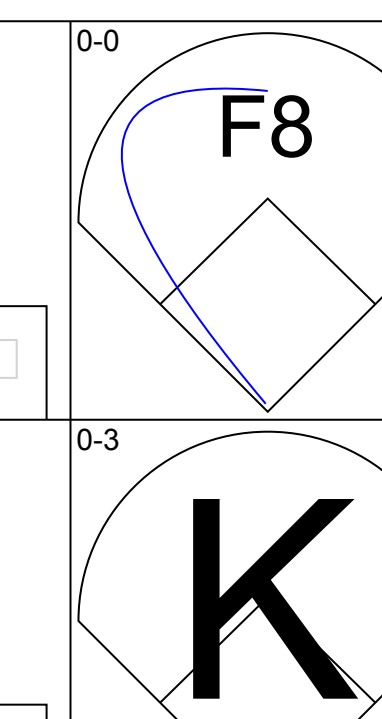
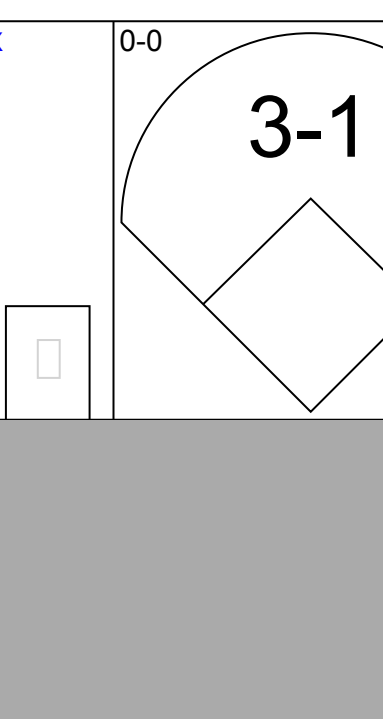
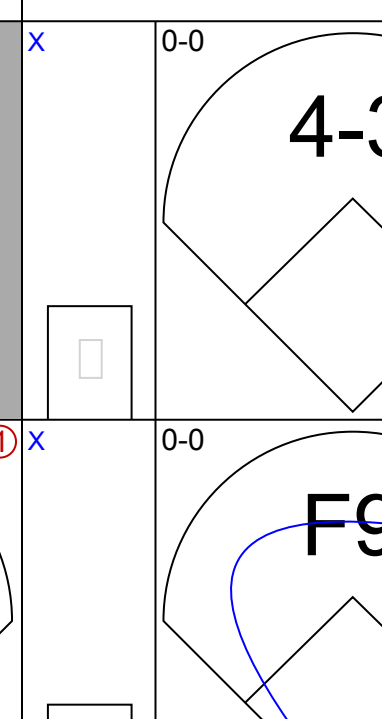
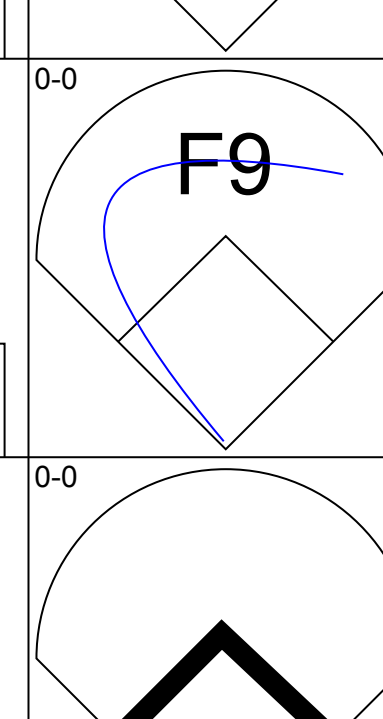
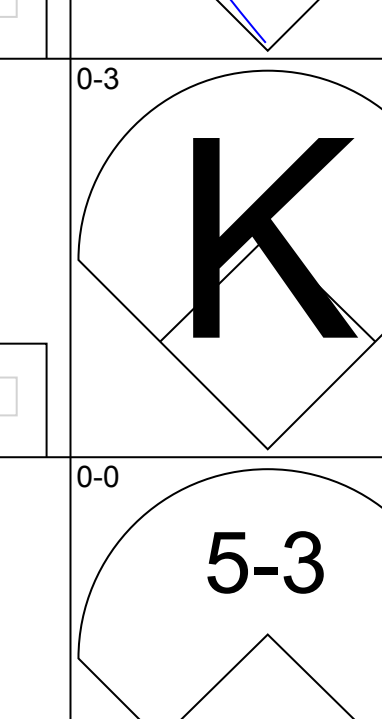
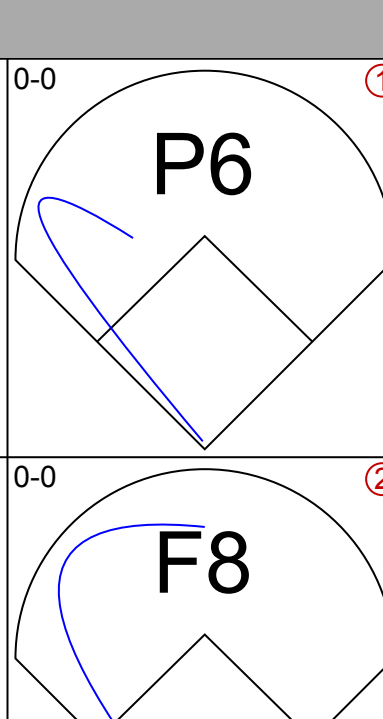
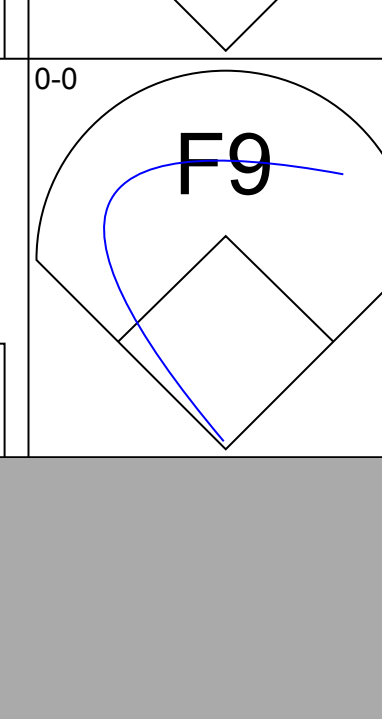
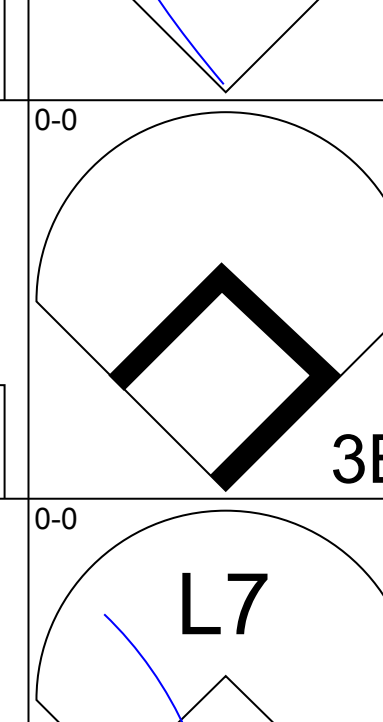
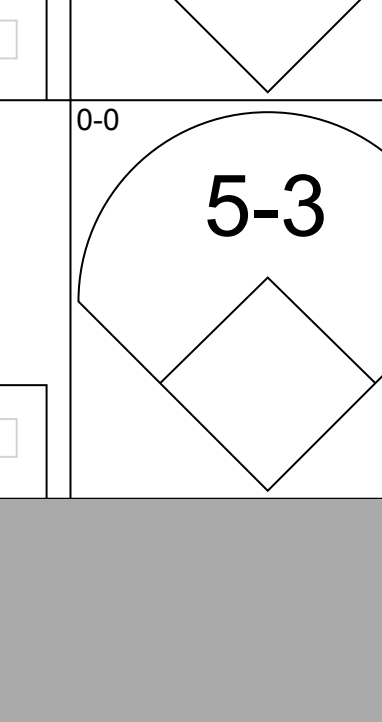
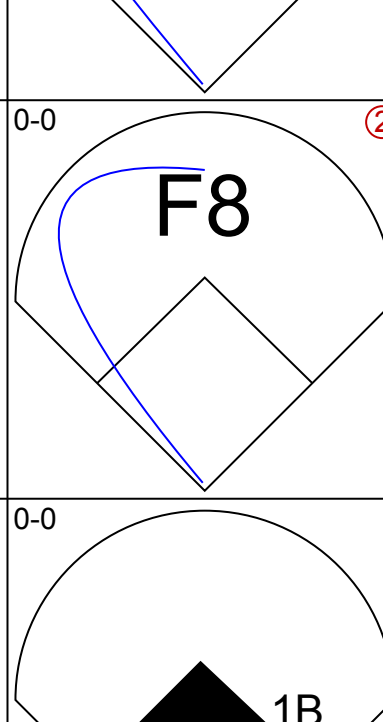
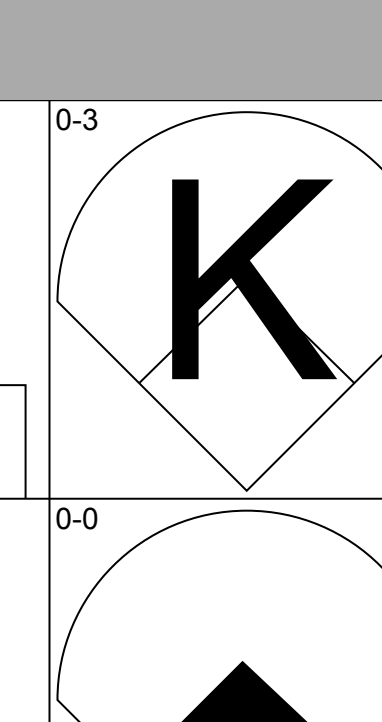
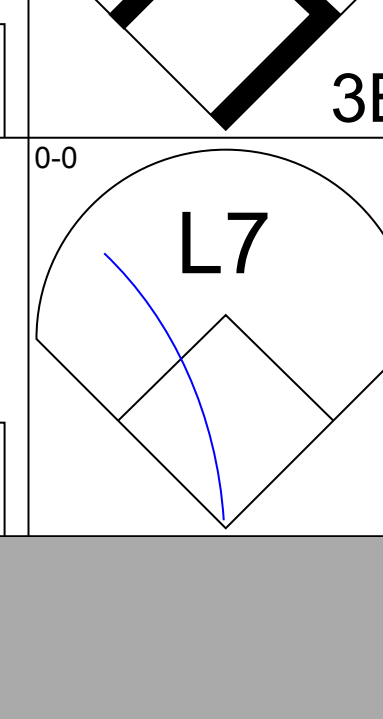
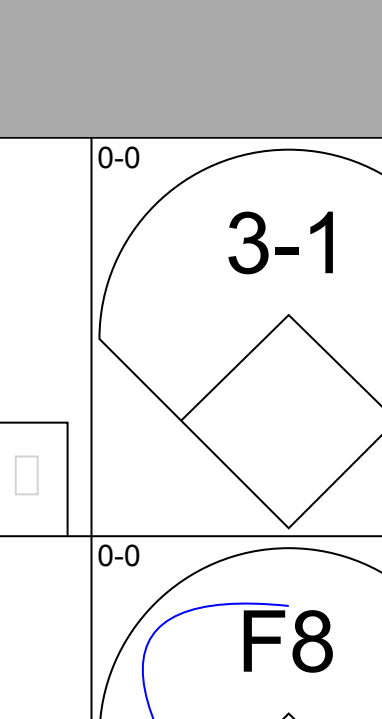
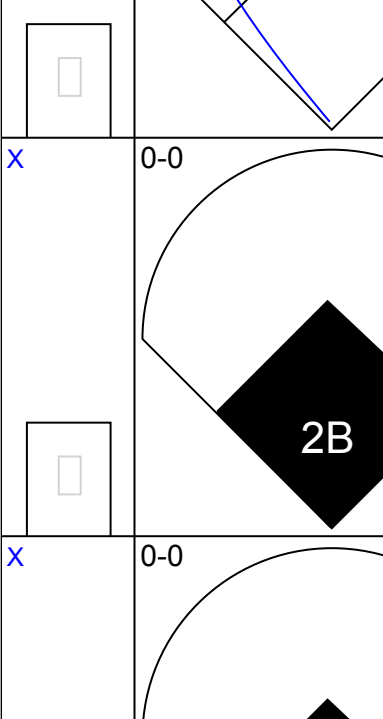
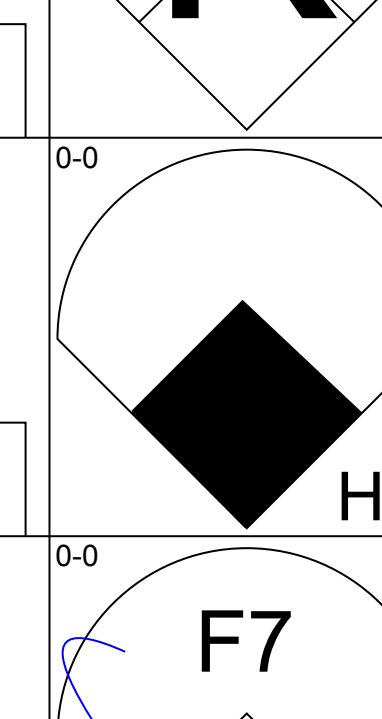
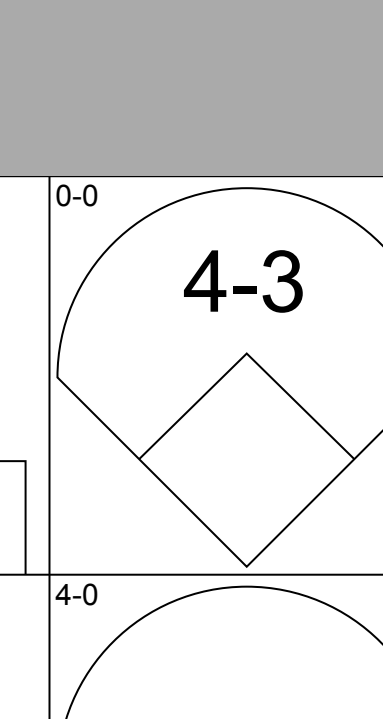
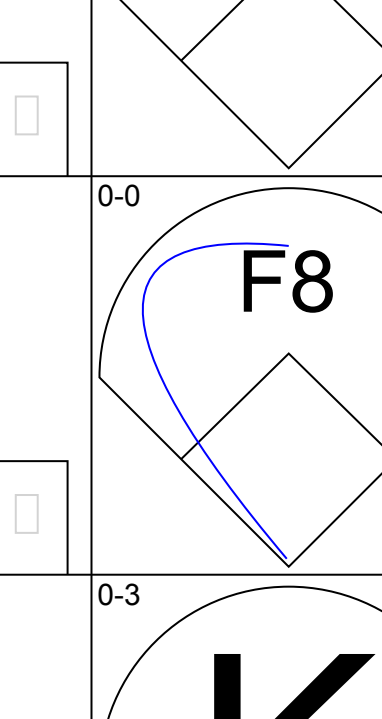
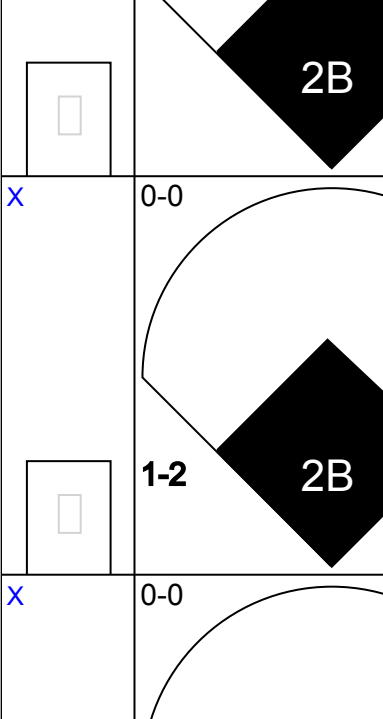
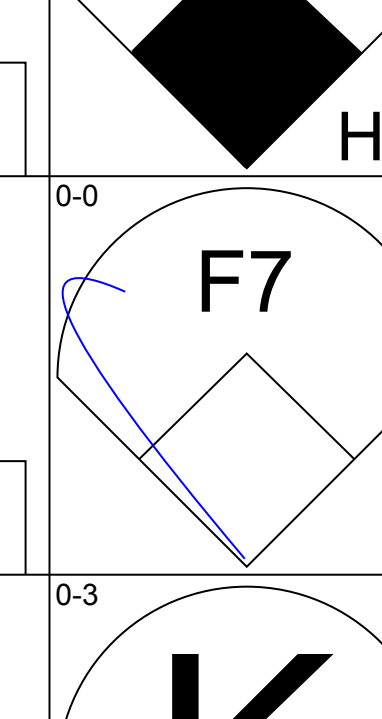
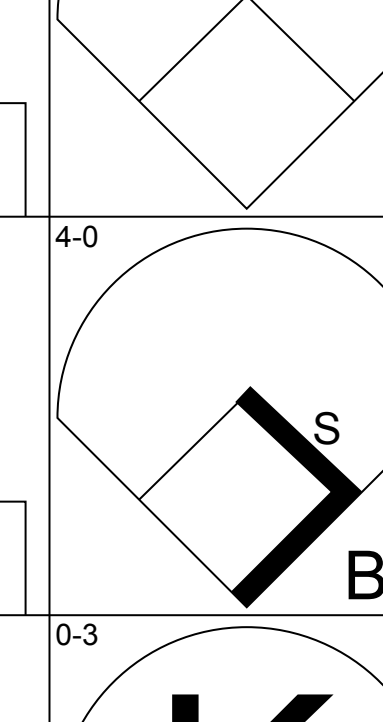
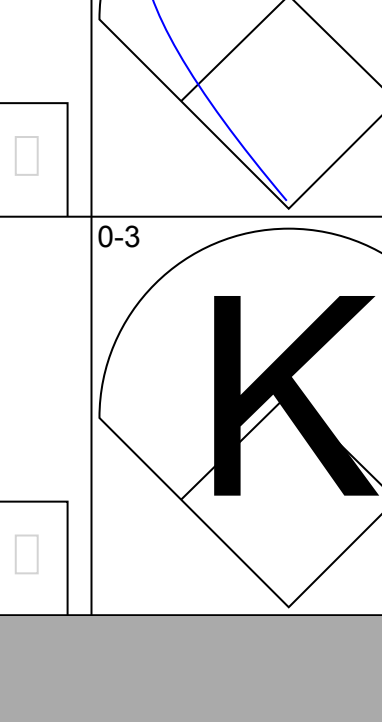
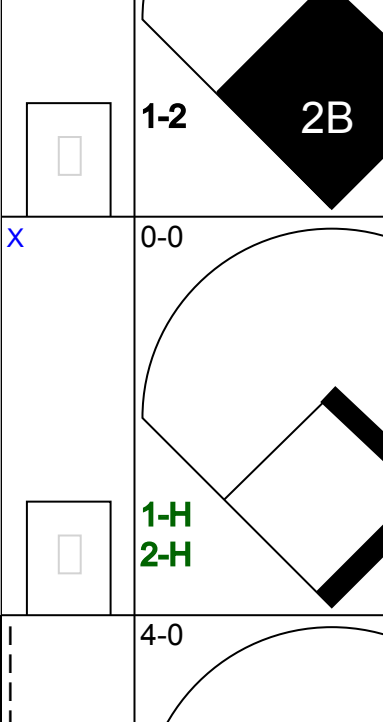
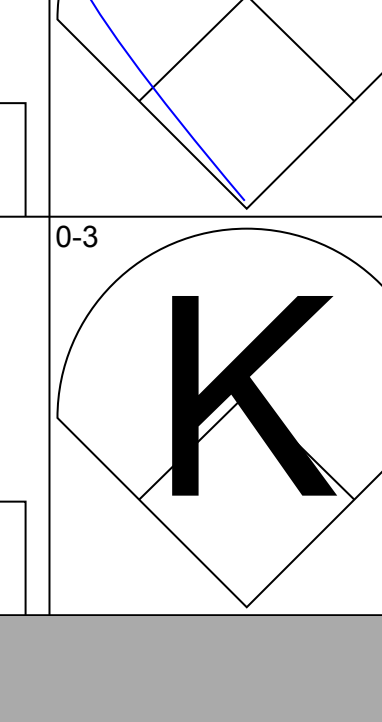
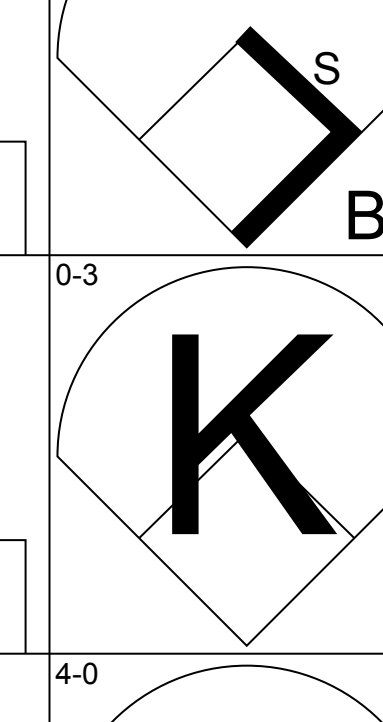
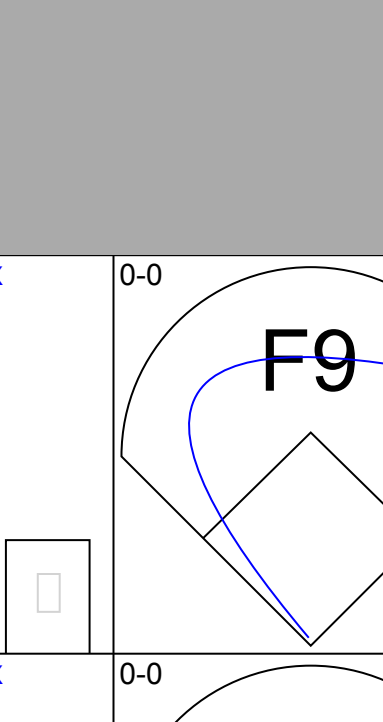
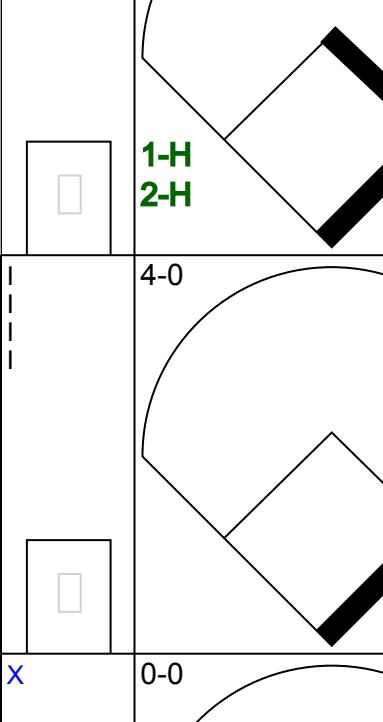
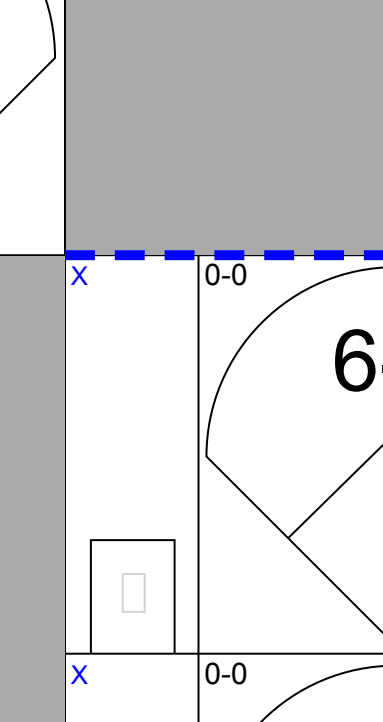
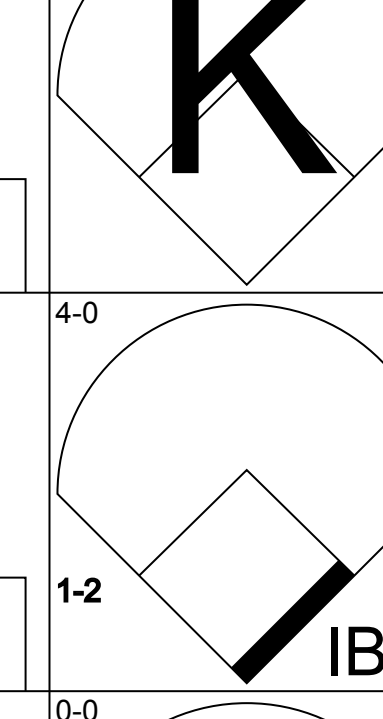
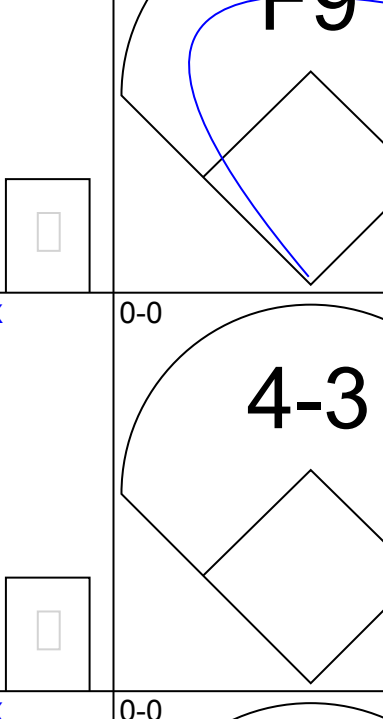
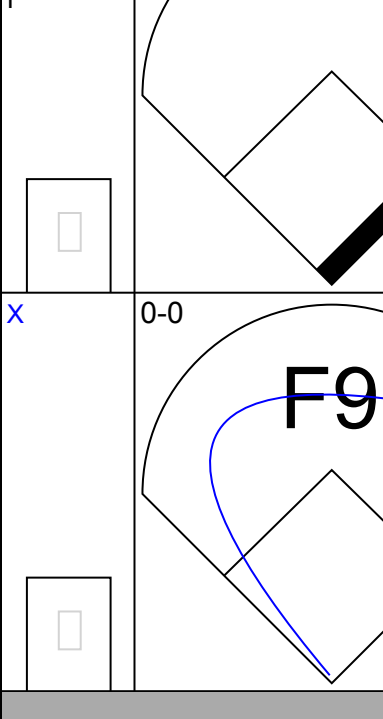
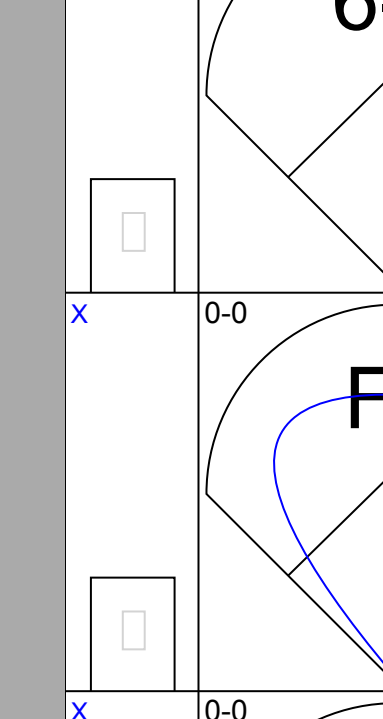
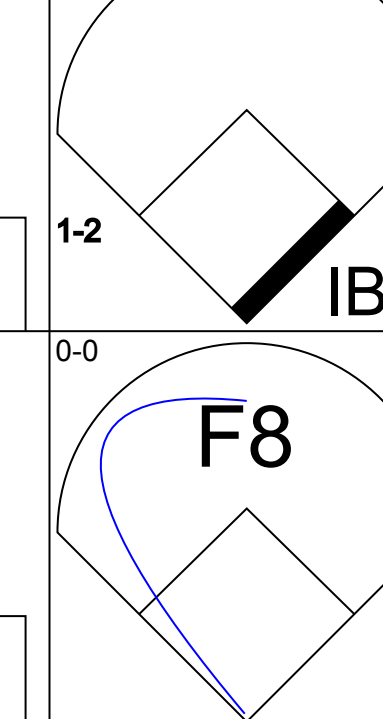
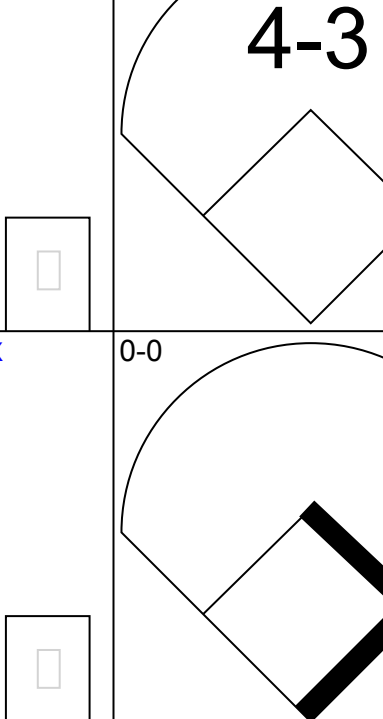
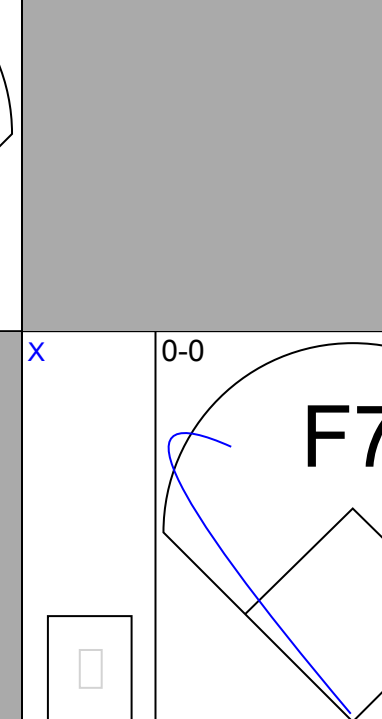
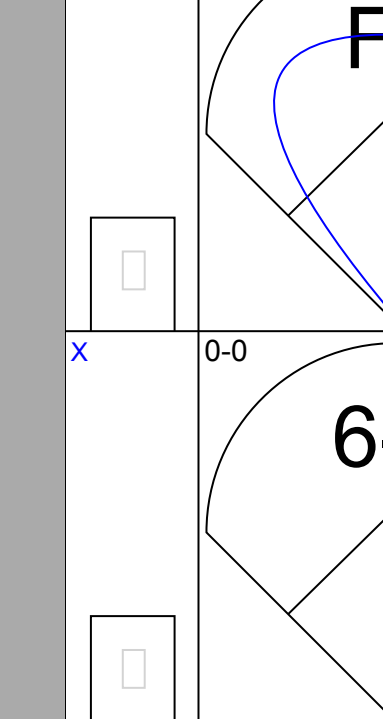
Batter	1	2	3	4	5	6	7	8	9	AB	R	H	RBI	BB	SO	LOB	BOTTOM			
Bob Bailor, R (1, 6) OBP: 0.282, SLG: 0.299 José Oquendo, S (2, 6) OBP: 0.287, SLG: 0.263	4-3 S G3 1B		6-3		F8	F8		F4		1	1	1	0	0	0	0				
Mookie Wilson, S (1, 8) OBP: 0.284, SLG: 0.331	4-3 1-3		S HBP		S HR 1B		5-3			4	1	2	0	0	0	1				
Keith Hernandez, L (1, 3) OBP: 0.365, SLG: 0.444	G3		1-2 BB		1-H HR		F8		6-3	4	1	1	3	1	0	1				
George Foster, R (1, 7) OBP: 0.302, SLG: 0.446	L7		F6		K					4	1	1	0	0	1	2				
Hubie Brooks, R (1, 5) OBP: 0.305, SLG: 0.367		F8	K		F9			1B IBB		3	0	0	0	1	1	2				
Daryl Strawberry, L (1, 9) OBP: 0.285, SLG: 0.406		S 1B		SH3 FC6-2 BB		HR 1B		1-3 2-H 1B		3	2	3	1	1	0	0				
Brian Giles, R (1, 4) OBP: 0.314, SLG: 0.292	F3		SH3		F4		F4			2	0	0	0	1	0	2				
Junior Ortiz, R (1, 2) OBP: 0.196, SLG: 0.167 Danny Heep, L (6, PH) OBP: 0.368, SLG: 0.439 Ron Hodges, L (7, 2) OBP: 0.361, SLG: 0.227			FC6-2 FC6-4		F5		F8			2	0	1	1	0	0	1				
Tom Seaver, R (1, 1) OBP: 0.225, SLG: 0.297 Rusty Staub, L (6, PH) OBP: 0.429, SLG: 0.472 Jesse Orosco, R (7, 1) OBP: 0.250, SLG: 0.250	5-3		3-H FC6-4		HR				L4	1	1	1	2	0	0	0				
<b>Inning Stats</b>	R: 1 E: 0 K: 0 S: 4	H: 1 LOB: 0 BB: 0 P: 4	R: 1 E: 0 K: 0 S: 5	H: 2 LOB: 1 BB: 0 P: 5	R: 0 E: 0 K: 1 S: 5	H: 0 LOB: 1 BB: 1 P: 10	R: 0 E: 0 K: 0 S: 3	H: 0 LOB: 1 BB: 1 P: 7	R: 2 E: 0 K: 1 S: 7	H: 2 LOB: 0 BB: 0 P: 7	R: 2 E: 0 K: 0 S: 5	H: 2 LOB: 2 BB: 0 P: 5	R: 1 E: 0 K: 0 S: 5	H: 2 LOB: 3 BB: 2 P: 13	R: 0 E: 0 K: 0 S: 4	H: 1 LOB: 1 BB: 0 P: 4	1B: 7 2B: 1 3B: 0 HR: 2	SF: 0 SAC: 1 DP: 0 HBP: 1	WP: 0 PB: 0 SB: 5 CS: 0	PA: 39
<b>PITCHER</b>	IP WLS BF H R ER SO BB IBB HBP BLK WP HR S P ERA WHIP	IP WLS BF H R ER SO BB IBB HBP BLK WP HR S P ERA WHIP																		
Charlie Puleo, R (1, 1) ERA: 5.22 Bill Scherrer, L (7, 1) ERA: 2.82	6.0 L 28 7 6 6 2 1 1 0 0 0 9 17 4.50 2.000	2.0 11 3 1 1 0 1 1 0 0 0 0 9 17 4.50 2.000																		

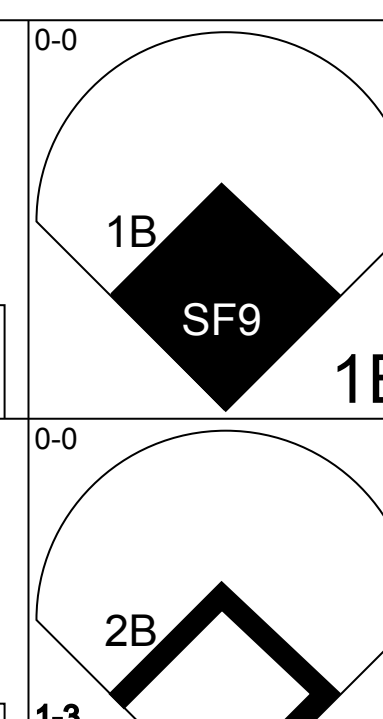
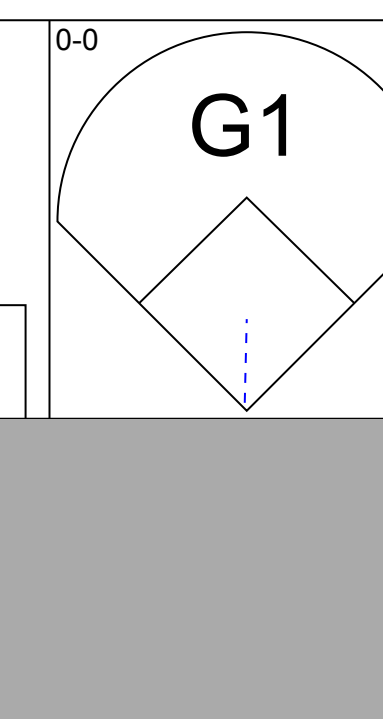
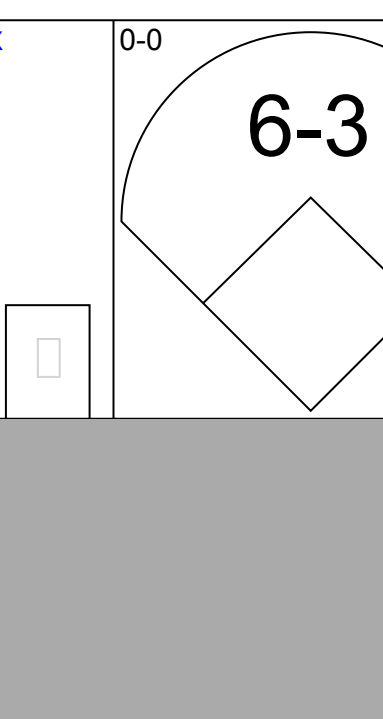
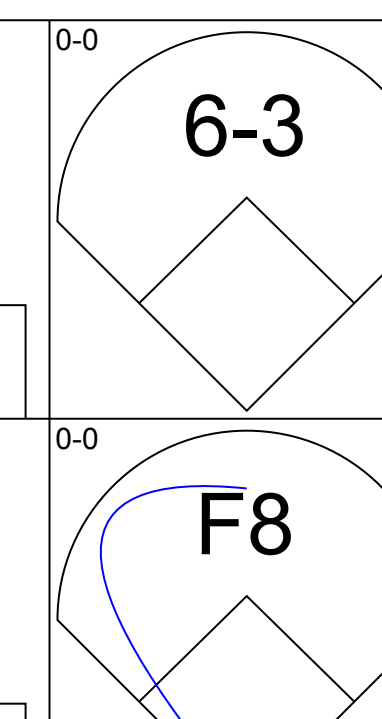
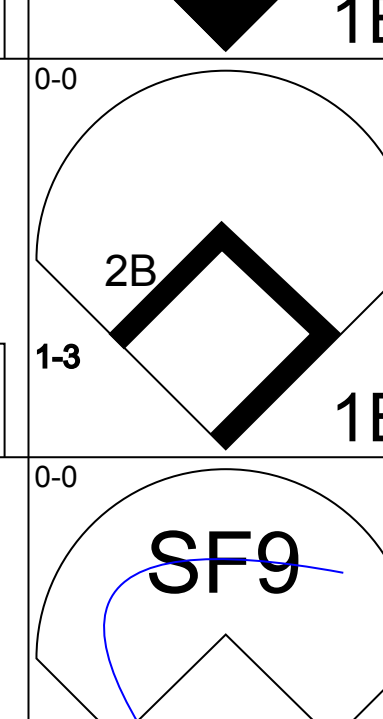
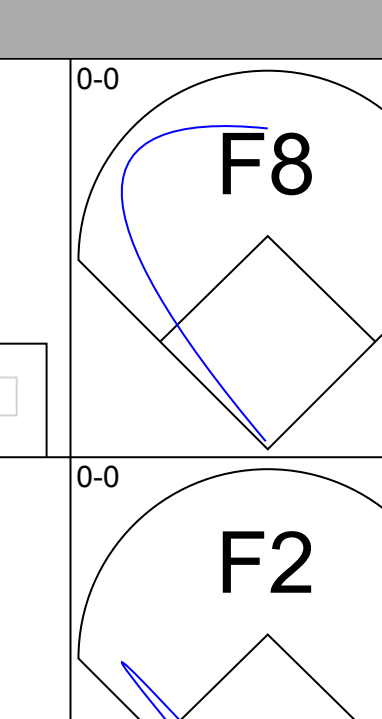
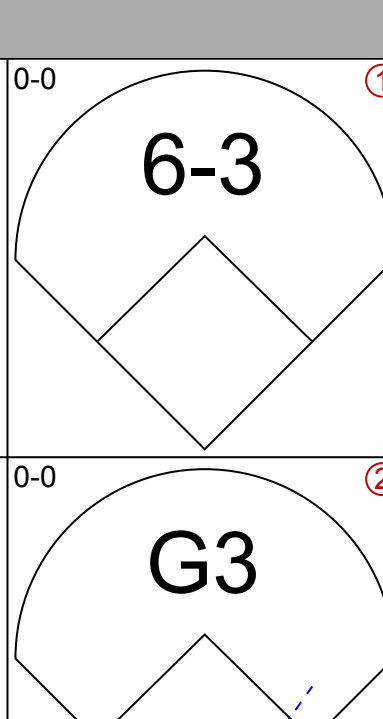
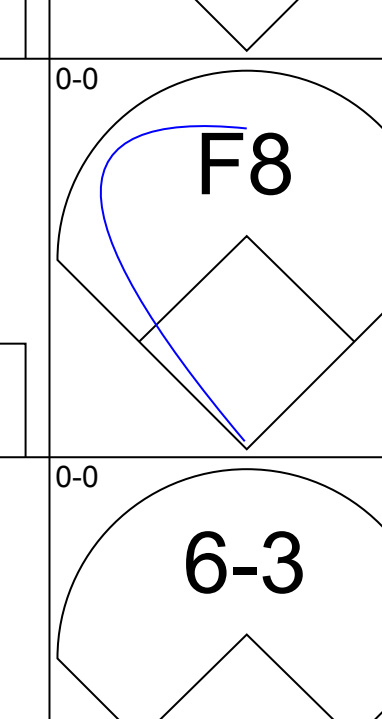
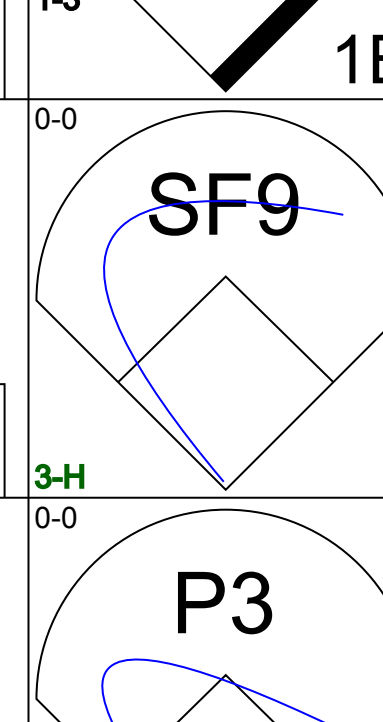
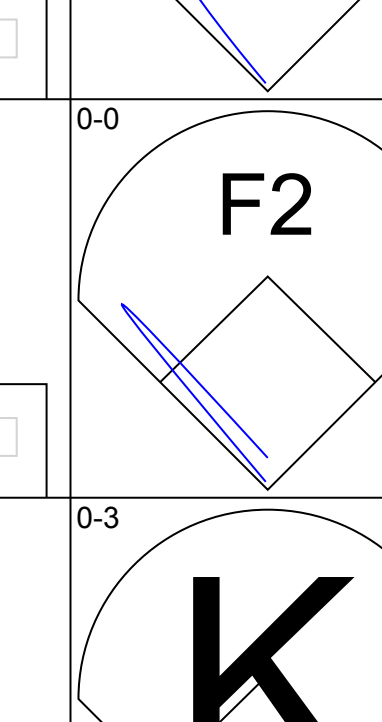
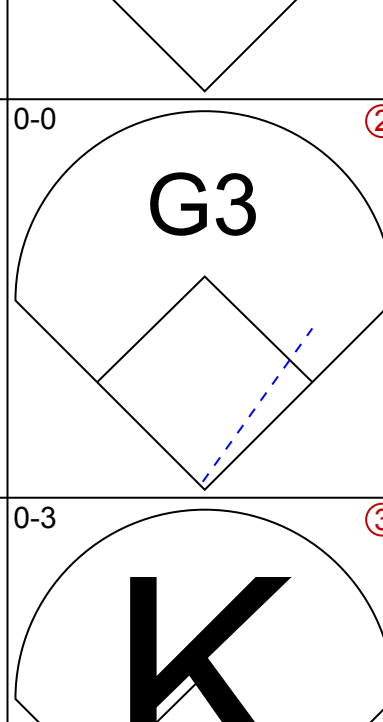
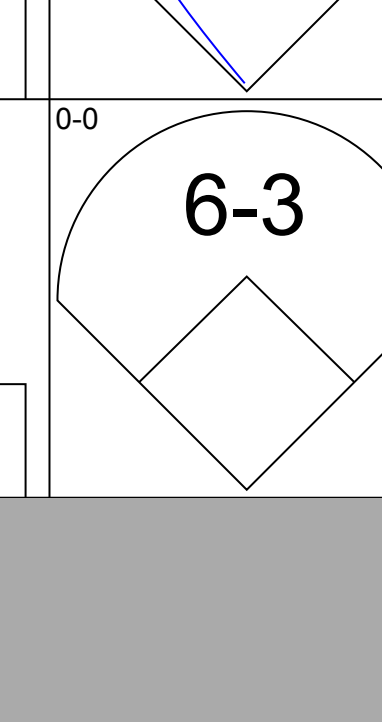
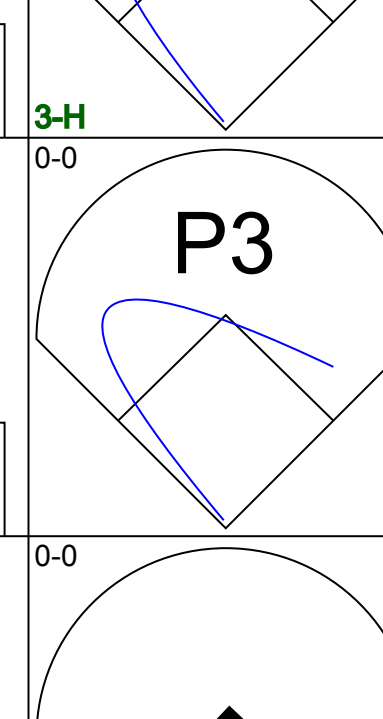
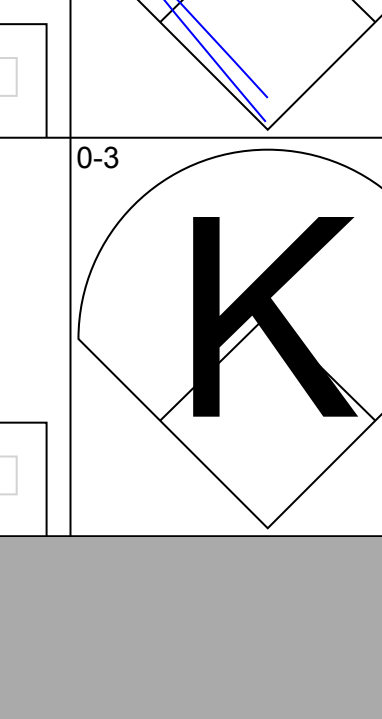


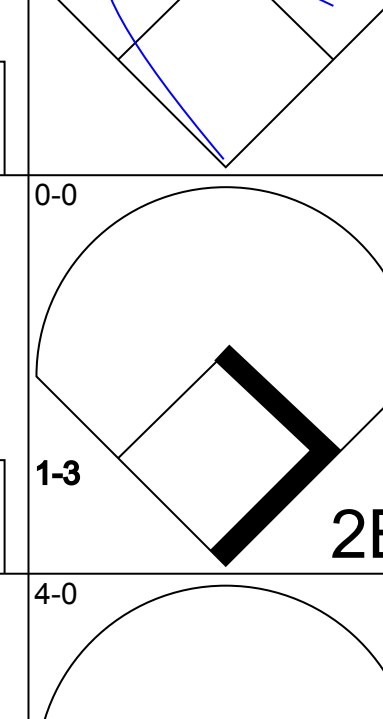
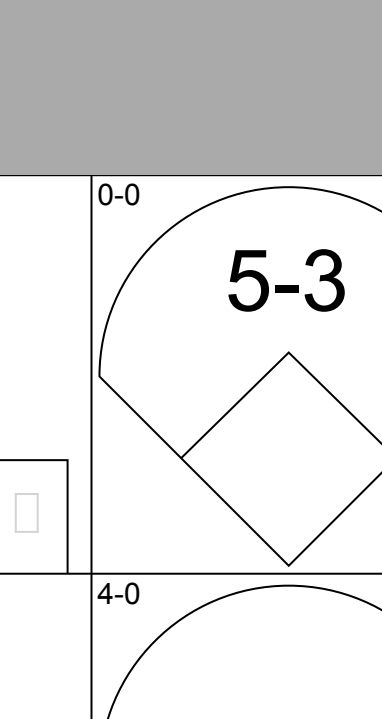
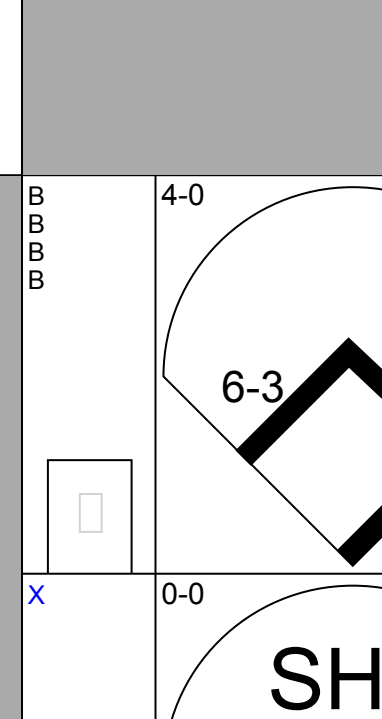
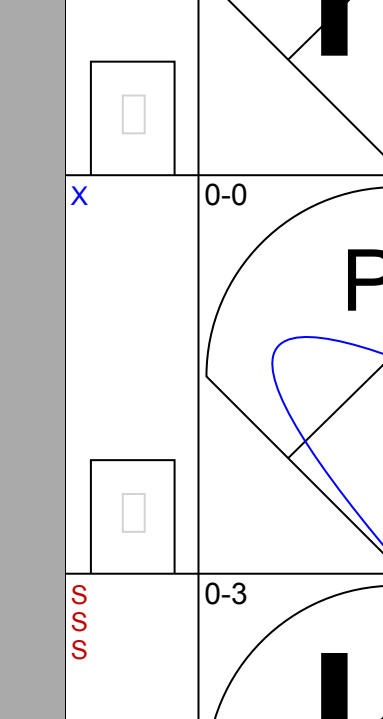
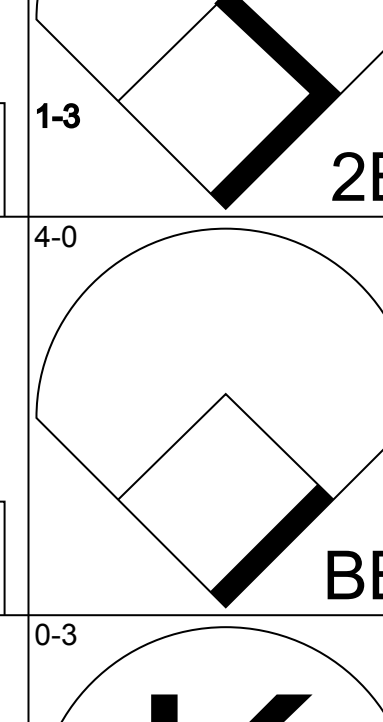
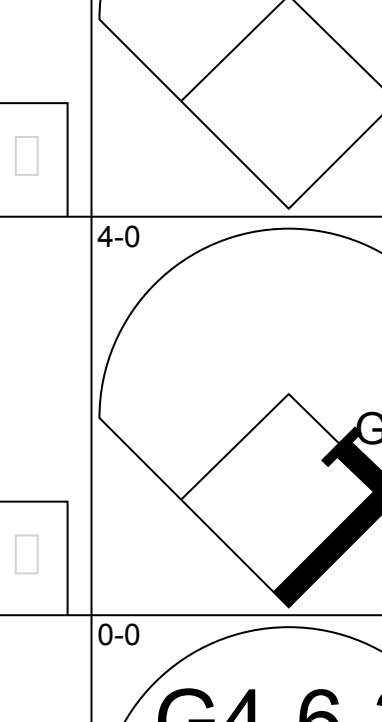
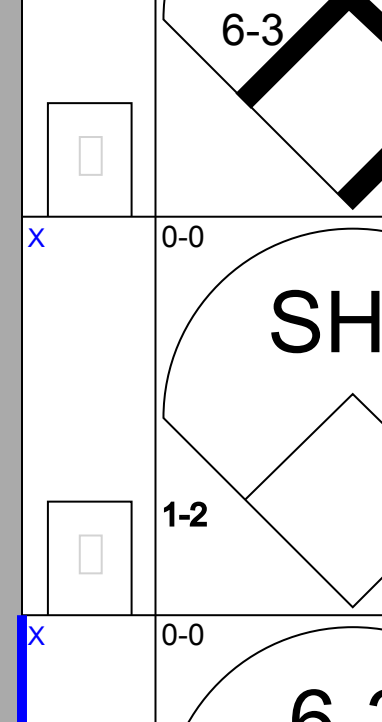
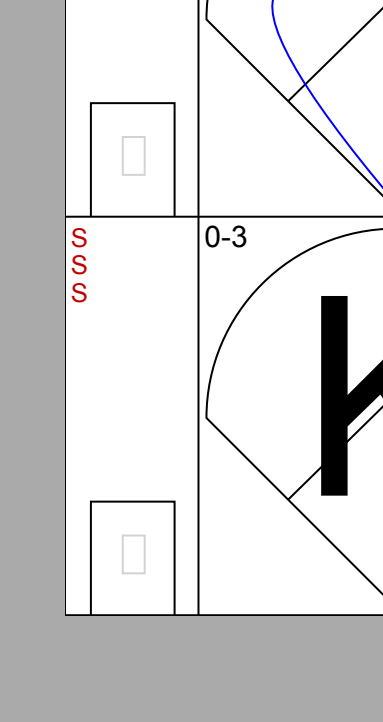
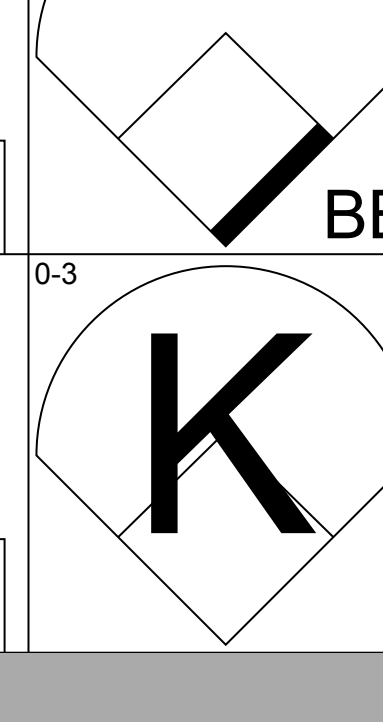
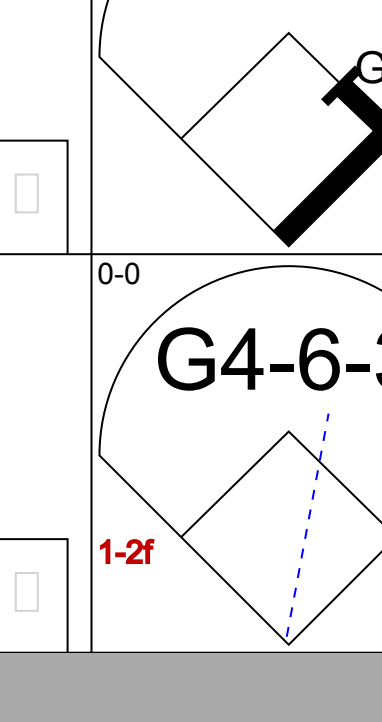
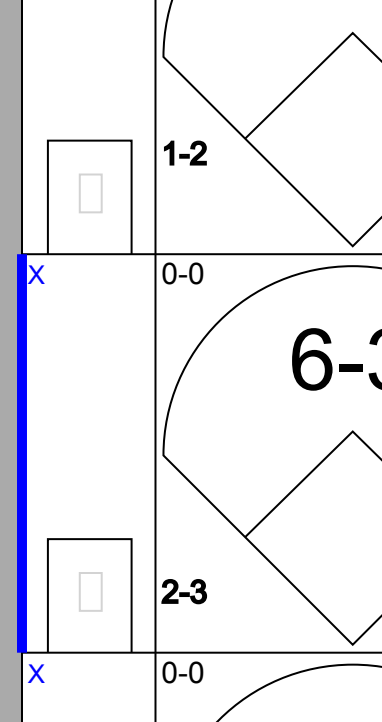
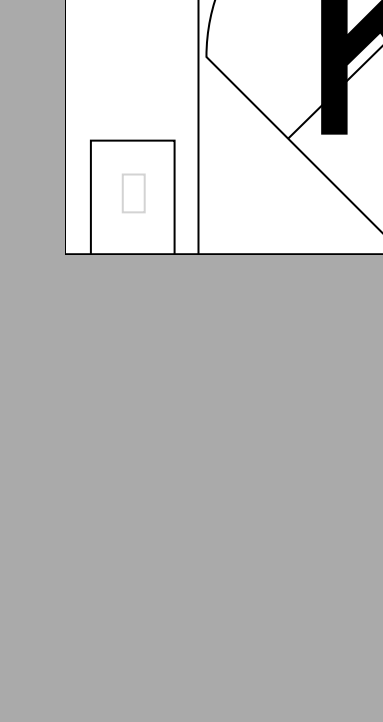
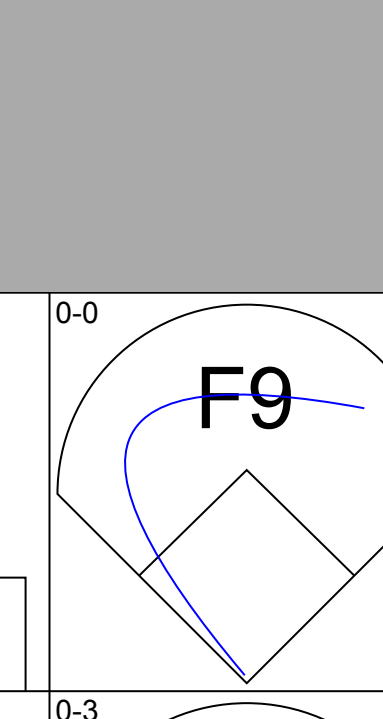
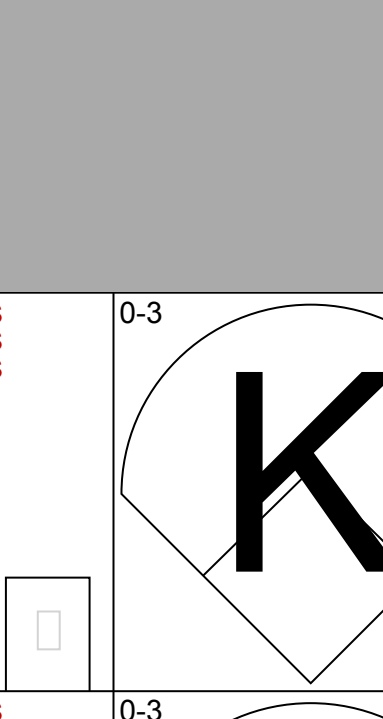
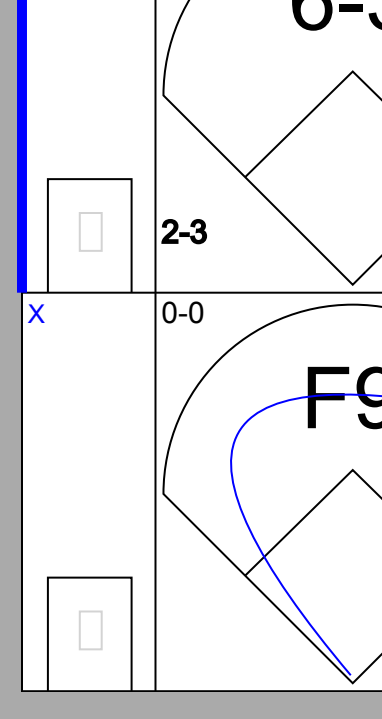
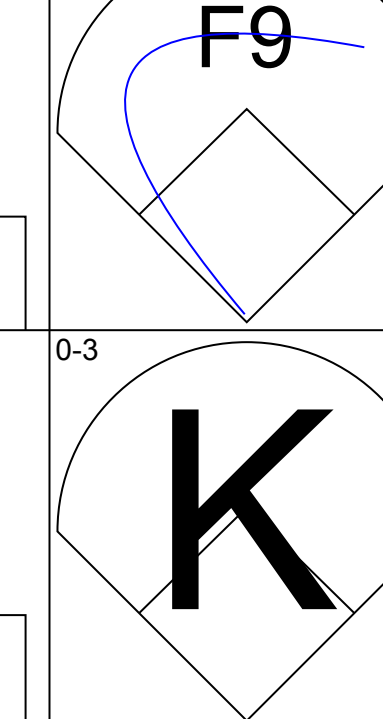
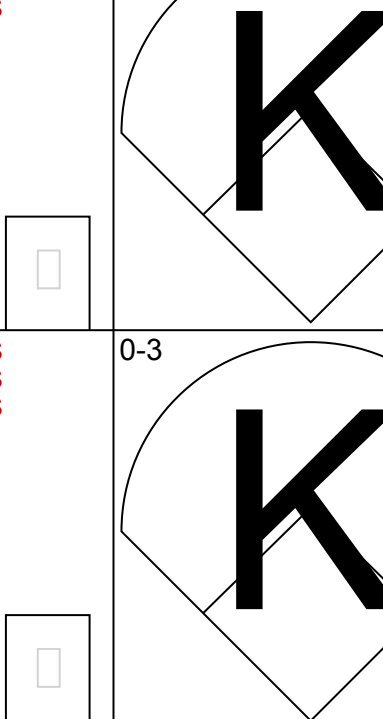
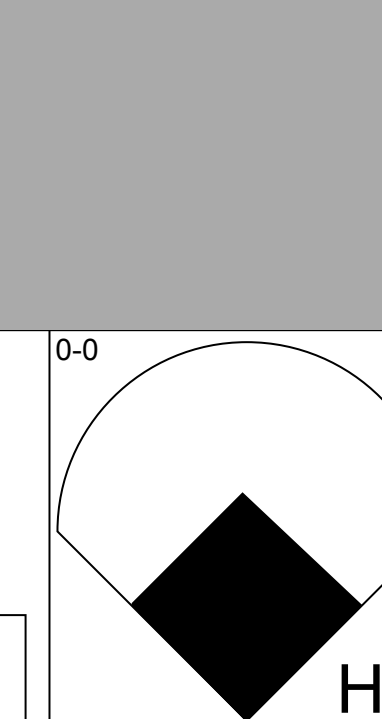
Cincinnati Reds @ New York Mets  
Shea Stadium, Flushing, NY  
Thu Jul 14 1983, 7:05 PM EDT  
Att: 9,994 - Unknown

AB	33
R	7
H	10
RBI	7
BB	4
SO	2
LOB	15





Batter	1	2	3	4	5	6	7	8	9	AB	R	H	RBI	BB	SO	LOB	TOP					
<b>Eddie Milner, L</b> OBP: 0.345, SLG: 0.352 (1, 8)										4	0	0	0	0	1	1	<b>Cincinnati Reds @ Philadelphia Phillies</b> Veterans Stadium, Philadelphia, PA Fri Jul 15 1983, 7:05 PM EDT Att: 27,797 - Unknown					
<b>Dave Concepcion, R</b> OBP: 0.290, SLG: 0.274 (1, 6)										4	0	0	0	0	1	0						
<b>Gary Redus, R</b> OBP: 0.353, SLG: 0.472 (1, 7)										4	0	1	0	0	1	0						
<b>Dan Driessen, L</b> OBP: 0.406, SLG: 0.438 (1, 3)										4	2	2	1	0	0	1						
<b>Cesar Cedeno, R</b> OBP: 0.293, SLG: 0.359 (1, 9)										4	1	1	0	0	0	0						
<b>Nick Esasky, R</b> OBP: 0.337, SLG: 0.494 (1, 5)										3	0	1	2	1	2	0						
<b>Ron Oester, S</b> OBP: 0.320, SLG: 0.402 (1, 4)										3	0	0	0	1	1	1						
<b>Alex Trevino, R</b> OBP: 0.268, SLG: 0.265 (1, 2)										3	0	0	0	1	0	2						
<b>Mario Soto, R</b> OBP: 0.160, SLG: 0.204 (1, 1)										4	0	1	0	0	0	2						
<b>Inning Stats</b>	R: 0 E: 0 K: 1 S: 6	H: 1 LOB: 1 BB: 0 P: 6	R: 0 E: 0 K: 1 S: 5	H: 0 LOB: 2 BB: 2 P: 13	R: 0 E: 0 K: 1 S: 5	H: 0 LOB: 0 BB: 0 P: 5	R: 0 E: 0 K: 0 S: 5	H: 0 LOB: 0 BB: 0 P: 5	R: 0 E: 0 K: 0 S: 4	H: 1 LOB: 1 BB: 0 P: 4	R: 2 E: 0 K: 0 S: 6	H: 3 LOB: 2 BB: 1 P: 10	R: 0 E: 0 K: 0 S: 3	H: 0 LOB: 0 BB: 0 P: 3	R: 1 E: 0 K: 2 S: 8	H: 1 LOB: 0 BB: 0 P: 8	R: 0 E: 0 K: 0 S: 3	H: 0 LOB: 0 BB: 0 P: 3	1B: 2 2B: 2 3B: 1 HR: 1	SF: 0 SAC: 0 DP: 0 HBP: 0	WP: 0 PB: 0 SB: 1 CS: 0	PA: 36
<b>PITCHER</b>	IP	WLS	BF	H	R	ER	SO	BB	IBB	HBP	BLK	WP	HR	S	P	ERA	WHIP					
<b>Charles Hudson, R</b> ERA: 3.7 (1, 1)	8.0	L	33	6	3	3	6	1	2	0	0	0	1	42	54	3.38	0.875					
<b>Willie Hernandez, L</b> ERA: 2.34 (9, 1)	1.0		3	0	0	0	0	0	0	0	0	0	0	3	3	0.00	0.000					

Batter	1	2	3	4	5	6	7	8	9	AB	R	H	RBI	BB	SO	LOB	BOTTOM				
<b>Bob Dernier, R</b> OBP: 0.311, SLG: 0.331 (1, 8)										4	1	1	0	0	0	0	<b>Cincinnati Reds @ Philadelphia Phillies</b> Veterans Stadium, Philadelphia, PA Fri Jul 15 1983, 7:05 PM EDT Att: 27,797 - Unknown				
<b>Pete Rose, S</b> OBP: 0.327, SLG: 0.313 (1, 3)										4	0	1	0	0	0	0					
<b>Von Hayes, L</b> OBP: 0.342, SLG: 0.398 <b>Willie Hernandez, L</b> OBP: 0.500, SLG: 0.500 (1, 9) (9, 1)										3	0	0	1	0	0	0					
<b>Mike Schmidt, R</b> OBP: 0.380, SLG: 0.471 (1, 5)										4	0	0	0	0	3	1					
<b>Bo Diaz, R</b> OBP: 0.301, SLG: 0.384 (1, 2)										3	0	1	0	1	0	0					
<b>Gary Matthews, R</b> OBP: 0.348, SLG: 0.384 (1, 7)										1	0	0	0	2	1	0					
<b>Larry Milbourne, S</b> OBP: 0.282, SLG: 0.273 <b>Greg Gross, L</b> OBP: 0.408, SLG: 0.369 <b>Kiko Garcia, R</b> OBP: 0.414, SLG: 0.527 (1, 4) (7, PH) (8, 4)										2	0	0	0	0	1	4					
<b>Ivan De Jesus, R</b> OBP: 0.320, SLG: 0.317 (1, 6)										3	0	0	0	0	1	1					
<b>Charles Hudson, S</b> OBP: 0.182, SLG: 0.100 <b>Joe Lefebvre, L</b> OBP: 0.381, SLG: 0.560 (1, 1) (8, PH) (9, 9)										2	0	0	0	0	2	0					
<b>Inning Stats</b>	R: 1 E: 0 K: 1 S: 8	H: 3 LOB: 3 BB: 1 P: 12	R: 0 E: 0 K: 1 S: 5	H: 0 LOB: 0 BB: 0 P: 5	R: 0 E: 0 K: 0 S: 2	H: 0 LOB: 0 BB: 1 P: 6	R: 0 E: 0 K: 2 S: 7	H: 0 LOB: 0 BB: 0 P: 7	R: 0 E: 0 K: 1 S: 5	H: 0 LOB: 0 BB: 0 P: 5	R: 0 E: 0 K: 0 S: 3	H: 0 LOB: 1 BB: 1 P: 7	R: 1 E: 0 K: 0 S: 4	H: 1 LOB: 0 BB: 0 P: 4	R: 0 E: 0 K: 2 S: 7	H: 0 LOB: 0 BB: 0 P: 7	1B: 2 2B: 1 3B: 0 HR: 1	SF: 1 SAC: 1 DP: 1 HBP: 0	WP: 0 PB: 0 SB: 0 CS: 0	PA: 33	
<b>PITCHER</b>	IP	WLS	BF	H	R	ER	SO	BB	IBB	HBP	BLK	WP	HR	S	P	ERA	WHIP				
<b>Mario Soto, R</b> ERA: 2.22 (1, 1)	9.0	W	33	4	2	2	8	3	0	0	0	0	1	46	58	2.00	0.778				



Batter	1	2	3	4	5	6	7	8	9	AB	R	H	RBI	BB	SO	LOB	TOP					
<b>Eddie Milner, L</b> (1, 8) OBP: 0.344, SLG: 0.350	L3		4-3			5-3		G3-6-1 1B		4	0	1	0	0	0	1	<b>Cincinnati Reds @ Philadelphia Phillies</b> Veterans Stadium, Philadelphia, PA Sat Jul 16 1983, 7:05 PM EDT Att: 29,209 - Unknown  <b>AB 34</b> <b>R 3</b> <b>H 9</b> <b>RBI 3</b> <b>BB 0</b> <b>SO 3</b> <b>LOB 9</b>					
<b>Dave Concepcion, R</b> (1, 6) OBP: 0.286, SLG: 0.270	4-3			4-3		4-3		G3-6-1 1-2f		4	0	0	0	0	0	2						
<b>Gary Redus, R</b> (1, 7) OBP: 0.355, SLG: 0.474 <b>Duane Walker, L</b> (2, 7) OBP: 0.333, SLG: 0.417									1-3	1	0	1	0	0	0	0						
<b>Dan Driessen, L</b> (1, 3) OBP: 0.408, SLG: 0.457										4	1	2	2	0	0	2						
<b>Cesar Cedeno, R</b> (1, 9) OBP: 0.292, SLG: 0.357										4	0	1	0	0	1	1						
<b>Nick Esasky, R</b> (1, 5) OBP: 0.323, SLG: 0.473										4	0	0	0	0	1	1						
<b>Ron Oester, S</b> (1, 4) OBP: 0.319, SLG: 0.400										4	0	1	0	0	0	1						
<b>Alex Trevino, R</b> (1, 2) OBP: 0.284, SLG: 0.261 <b>Paul Householder, S</b> (7, PH) OBP: 0.321, SLG: 0.376 <b>Alan Knicely, R</b> (7, 2) OBP: 0.345, SLG: 0.319										2	0	0	0	0	0	0						
<b>Bruce Berenyi, R</b> (5, 1) OBP: 0.194, SLG: 0.226 <b>Ted Power, R</b> (5, 1) OBP: 0.349, SLG: 0.385 <b>Rich Gale, R</b> (6, 1) OBP: 0.310, SLG: 0.206 <b>Kelly Paris, R</b> (8, PH) OBP: 0.310, SLG: 0.294 <b>Tom Hume, R</b> (8, 1) OBP: 0.310, SLG: 0.294										1	0	0	0	0	0	0						
<b>Inning Stats</b>	R: 0 E: 0 K: 0 S: 4	H: 1 LOB: 1 BB: 0 P: 4	R: 0 E: 0 K: 1 S: 5	H: 0 LOB: 0 BB: 0 P: 5	R: 0 E: 0 K: 0 S: 3	H: 0 LOB: 0 BB: 0 P: 3	R: 1 E: 0 K: 0 S: 4	H: 2 LOB: 0 BB: 0 P: 4	R: 0 E: 0 K: 0 S: 3	H: 0 LOB: 0 BB: 0 P: 3	R: 1 E: 0 K: 0 S: 5	H: 2 LOB: 1 BB: 0 P: 5	R: 0 E: 0 K: 1 S: 6	H: 1 LOB: 1 BB: 0 P: 6	R: 0 E: 0 K: 1 S: 5	H: 1 LOB: 0 BB: 0 P: 5		R: 1 E: 0 K: 0 S: 5	H: 2 LOB: 1 BB: 0 P: 5	1B: 6 2B: 2 3B: 0 HR: 1	SF: 0 SAC: 0 DP: 2 HBP: 0	WP: 1 PB: 0 SB: 1 CS: 0
<b>PITCHER</b> <b>John Denny, R</b> (1, 1) ERA: 2.22	IP: 9.0 WLS: W BF: 34 H: 9 R: 3 ER: 3 SO: 3 BB: 0 IBB: 0 HBP: 0 BLK: 0 WP: 1 HR: 1 S: 40 P: 40 ERA: 3.00 WHIP: 1.000															<b>PITCHER</b>	IP: 9.0 WLS: W BF: 34 H: 9 R: 3 ER: 3 SO: 3 BB: 0 IBB: 0 HBP: 0 BLK: 0 WP: 1 HR: 1 S: 40 P: 40 ERA: 3.00 WHIP: 1.000					

Batter	1	2	3	4	5	6	7	8	9	AB	R	H	RBI	BB	SO	LOB	BOTTOM					
<b>Bob Dernier, R</b> (1, 8) OBP: 0.314, SLG: 0.341	6-3		4-3 1B			5-3		F8		5	1	2	1	0	0	0	<b>Cincinnati Reds @ Philadelphia Phillies</b> Veterans Stadium, Philadelphia, PA Sat Jul 16 1983, 7:05 PM EDT Att: 29,209 - Unknown  <b>AB 32</b> <b>R 9</b> <b>H 9</b> <b>RBI 7</b> <b>BB 6</b> <b>SO 3</b> <b>LOB 13</b>					
<b>Pete Rose, S</b> (1, 3) OBP: 0.328, SLG: 0.317	4-3		4-3 1-2					6-3		5	2	2	2	0	0	1						
<b>Joe Morgan, L</b> (1, 4) OBP: 0.349, SLG: 0.325 <b>Kiko Garcia, R</b> (7, PR) OBP: 0.414, SLG: 0.527										1	1	0	0	3	1	1						
<b>Von Hayes, L</b> (1, 9) OBP: 0.346, SLG: 0.400										0	1	0	0	0	0	0						
<b>Bo Diaz, R</b> (1, 2) OBP: 0.300, SLG: 0.379										4	1	2	0	0	0	2						
<b>Bo Diaz, R</b> (1, 2) OBP: 0.300, SLG: 0.379										3	1	0	1	1	0	4						
<b>Mike Schmidt, R</b> (1, 5) OBP: 0.381, SLG: 0.470										3	0	1	2	1	0	0						
<b>Gary Matthews, R</b> (1, 7) OBP: 0.349, SLG: 0.385 <b>Greg Gross, L</b> (8, 7) OBP: 0.408, SLG: 0.369										4	1	2	1	0	1	2						
<b>Ivan De Jesus, R</b> (1, 6) OBP: 0.319, SLG: 0.314										0	0	0	0	0	0	0						
<b>John Denny, R</b> (1, 1) OBP: 0.128, SLG: 0.109										3	1	0	0	1	0	1						
<b>Inning Stats</b>	R: 0 E: 0 K: 0 S: 4	H: 1 LOB: 2 BB: 1 P: 8	R: 0 E: 0 K: 0 S: 3	H: 0 LOB: 0 BB: 0 P: 3	R: 0 E: 0 K: 2 S: 8	H: 1 LOB: 1 BB: 0 P: 8	R: 0 E: 0 K: 0 S: 3	H: 0 LOB: 0 BB: 0 P: 3	R: 6 E: 0 K: 0 S: 7	H: 5 LOB: 2 BB: 3 P: 19	R: 0 E: 0 K: 0 S: 3	H: 0 LOB: 0 BB: 0 P: 3	R: 3 E: 1 K: 1 S: 7	H: 2 LOB: 2 BB: 2 P: 15	R: 0 E: 0 K: 0 S: 3	H: 0 LOB: 0 BB: 0 P: 3	R: 0 E: 0 K: 0 S: 3	H: 0 LOB: 0 BB: 0 P: 3	1B: 7 2B: 2 3B: 0 HR: 0	SF: 0 SAC: 0 DP: 0 HBP: 0	WP: 1 PB: 1 SB: 1 CS: 0	PA: 38
<b>PITCHER</b> <b>Bruce Berenyi, R</b> (1, 1) ERA: 4.2 <b>Ted Power, R</b> (5, 1) ERA: 4.39 <b>Rich Gale, R</b> (6, 1) ERA: 5.05 <b>Tom Hume, R</b> (8, 1) ERA: 7.76	IP: 4.2 WLS: L BF: 21 H: 5 R: 5 ER: 5 SO: 2 BB: 3 IBB: 0 HBP: 0 BLK: 0 WP: 0 HR: 0 S: 22 P: 34 ERA: 10.38 WHIP: 1.846															<b>PITCHER</b>	IP: 4.2 WLS: L BF: 21 H: 5 R: 5 ER: 5 SO: 2 BB: 3 IBB: 0 HBP: 0 BLK: 0 WP: 0 HR: 0 S: 22 P: 34 ERA: 10.38 WHIP: 1.846					



Batter	1	2	3	4	5	6	7	8	9	AB R H RBI BB SO LOB	TOP									
<b>Eddie Milner, L</b> (1, 8) OBP: 0.348, SLG: 0.362	0-0 HR		0-0 1B			4-0 BB		0-0 F8	0-0 F7	4 1 2 1 1 0 1	<b>Cincinnati Reds @ Philadelphia Phillies</b> Veterans Stadium, Philadelphia, PA Sun Jul 17 1983, 3:33 AM EDT Att: 38,519 - Unknown									
<b>Duane Walker, L</b> (1, 7) OBP: 0.322, SLG: 0.402	0-0 6-3		0-3 K			0-0 F7		0-3 K		4 0 0 0 0 2 2										
<b>Cesar Cedeno, R</b> (1, 9) OBP: 0.291, SLG: 0.352	0-0 F3			0-0 L7		0-0 P5		4-0 1B BB		3 0 0 0 1 0 1										
<b>Dan Driessen, L</b> (1, 3) OBP: 0.410, SLG: 0.458	0-0 1B			0-0 G3			0-0 P4	0-0 FC6-4 1B		4 0 2 0 0 0 0										
<b>Ron Oester, S</b> (1, 4) OBP: 0.318, SLG: 0.398	0-3 K			0-0 G3			0-0 1B HR	0-0 FC6-4 1-2		4 1 1 0 0 1 3										
<b>Nick Esasky, R</b> (1, 5) OBP: 0.330, SLG: 0.505		0-0 F9			0-3 K		0-0 1-2 HR 1B		0-0 HR	4 2 2 1 0 1 0										
<b>Alan Knicely, R</b> (1, 2) OBP: 0.341, SLG: 0.307		0-3 K			0-0 L6		0-3 K		4-0 BB	3 0 0 0 1 2 2										
<b>Tom Foley, L</b> (1, 6) OBP: 0.304, SLG: 0.320		0-0 4-3			0-3 K		0-0 HR		0-3 K	2 0 0 0 0 1 0										
<b>Johnny Bench, R</b> (7, PH) OBP: 0.309, SLG: 0.416										1 1 1 3 0 0 0										
<b>Dave Concepcion, R</b> (7, 6) OBP: 0.285, SLG: 0.269										1 0 0 0 0 1 1										
<b>Frank Pastore, R</b> (1, 1) OBP: 0.188, SLG: 0.194			0-3 K			0-0 F9		0-0 F8		4 0 0 0 0 2 1										
<b>Inning Stats</b>	R: 1 E: 0 K: 1 S: 7	H: 2 LOB: 1 BB: 0 P: 7	R: 0 E: 0 K: 1 S: 5	H: 0 LOB: 0 BB: 0 P: 5	R: 0 E: 0 K: 2 S: 3	H: 1 LOB: 0 BB: 0 P: 7	R: 0 E: 0 K: 0 S: 3	H: 0 LOB: 0 BB: 0 P: 3	R: 0 E: 0 K: 0 S: 3	H: 0 LOB: 1 BB: 1 P: 7		R: 3 E: 0 K: 1 S: 8	H: 3 LOB: 0 BB: 0 P: 8	R: 0 E: 0 K: 1 S: 6	H: 1 LOB: 2 BB: 1 P: 10	R: 1 E: 0 K: 2 S: 8	H: 1 LOB: 1 BB: 1 P: 12	1B: 5 2B: 0 3B: 0 HR: 3	SF: 0 SAC: 0 DP: 0 HBP: 0	WP: 0 PB: 0 SB: 0 CS: 1
<b>PITCHER</b>	IP WLS BF H R ER SO BB IBB HBP BLK WP HR S P ERA WHIP																			
<b>Kevin Gross, R</b> (1, 1) ERA: 3.81	7.0 L 27 6 4 4 7 1 0 0 0 0 2 40 44 5.14 1.000																			
<b>Willie Hernandez, L</b> (8, PH) ERA: 2.45	1.0 7 2 1 1 1 2 0 0 0 0 0 1 7 15 9.00 4.000																			
<b>Porfi Altamirano, R</b> (9, 1) ERA: 3.06	1.0 3 0 0 0 2 0 0 0 0 0 0 0 7 7 0.00 0.000																			

AB	34
R	5
H	8
RBI	5
BB	3
SO	10
LOB	11

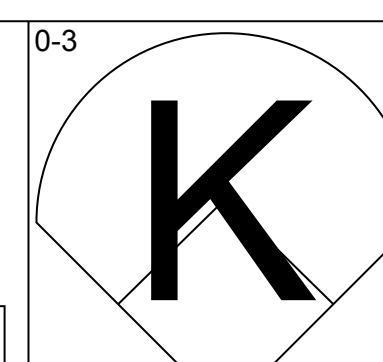
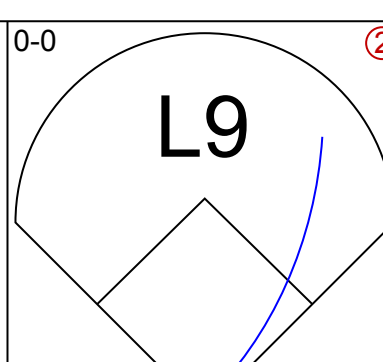
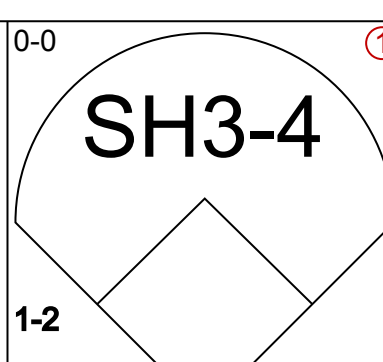
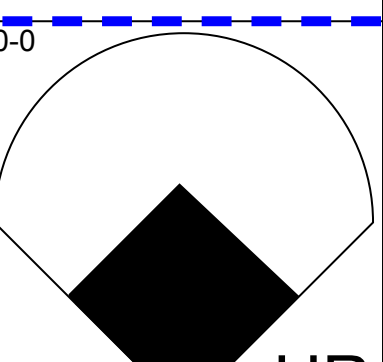
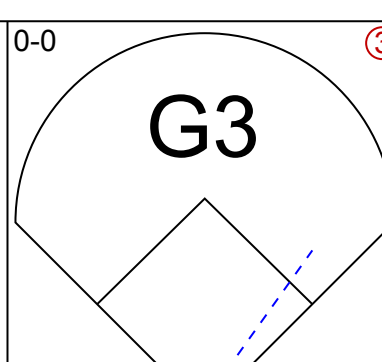
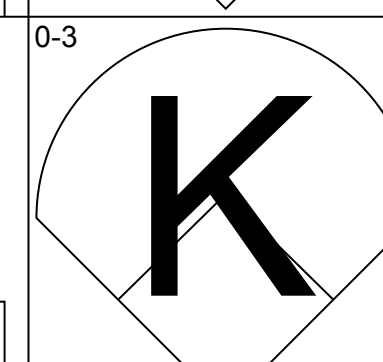
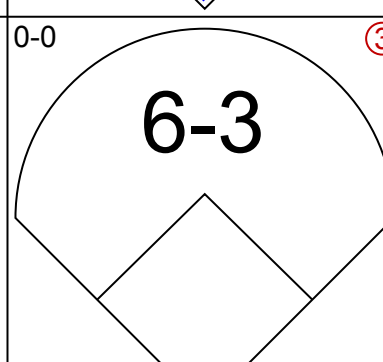
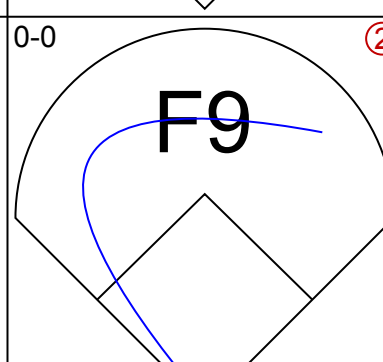
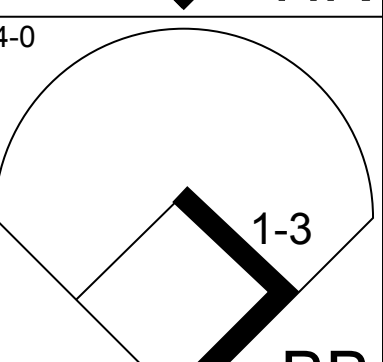
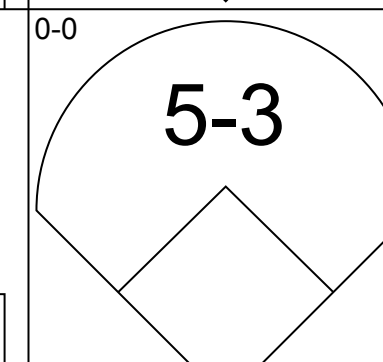
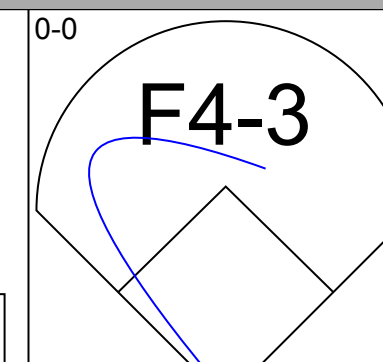
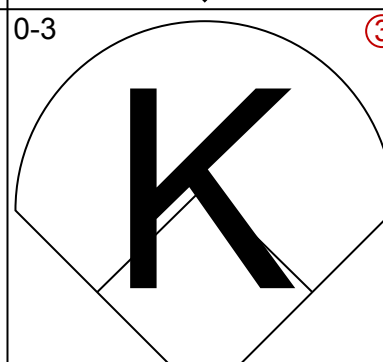
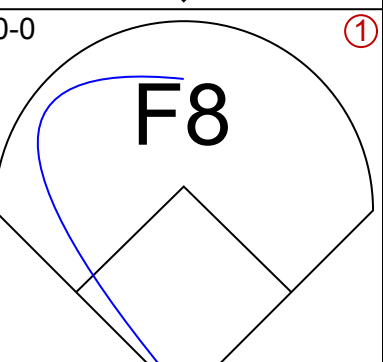
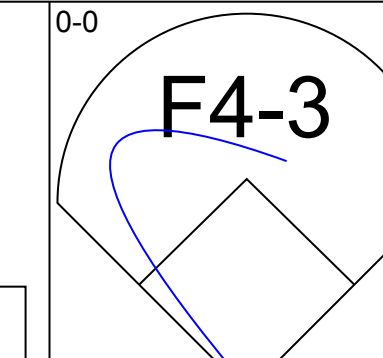
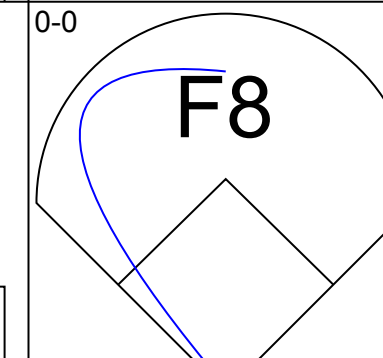
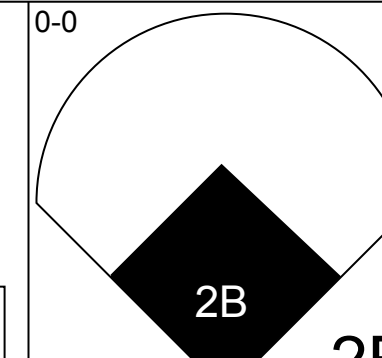
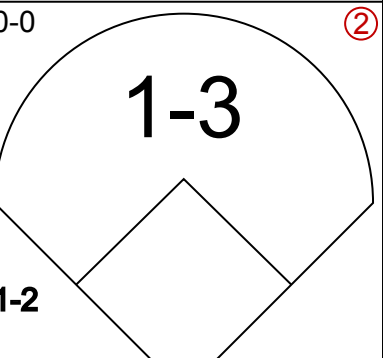
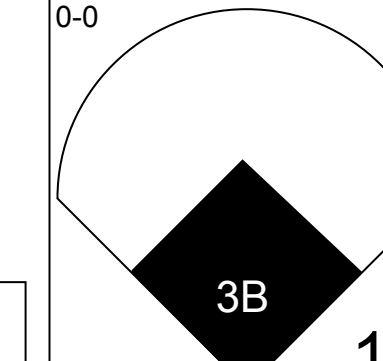
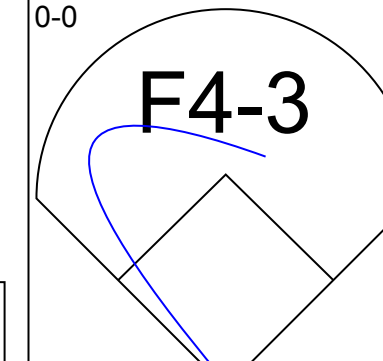
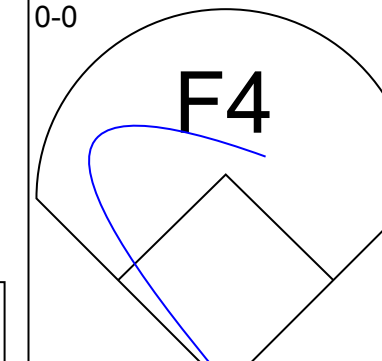
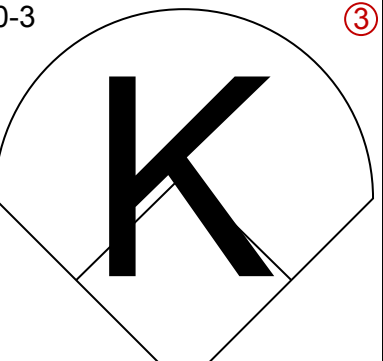
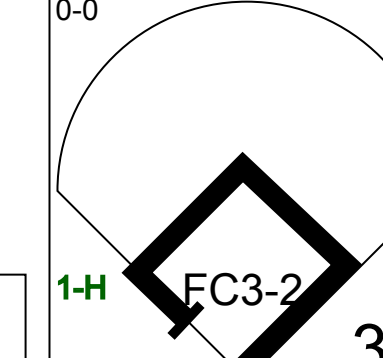
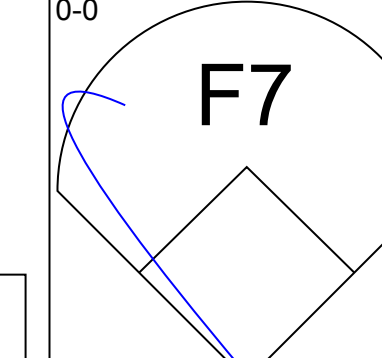
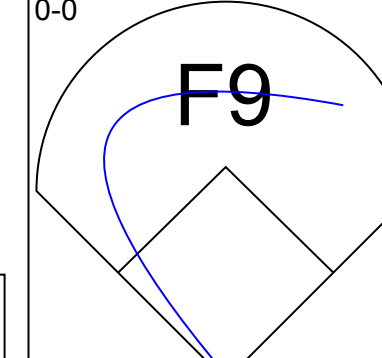
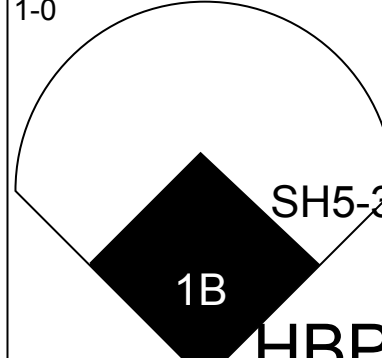
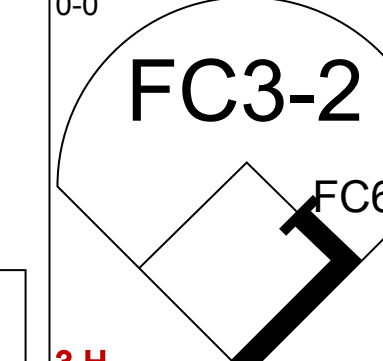
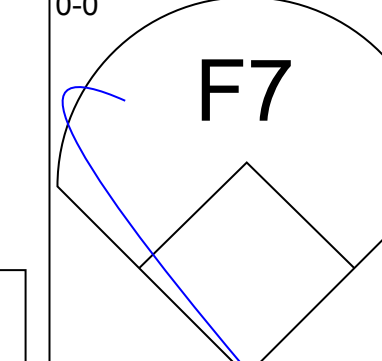
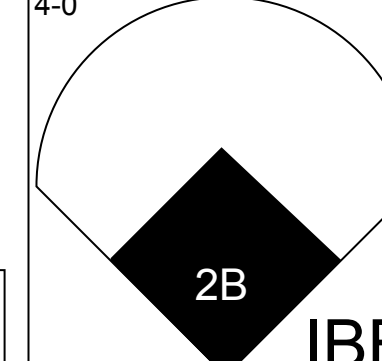
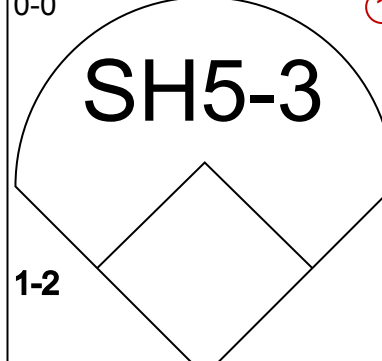
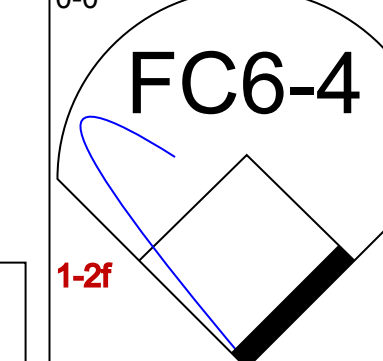
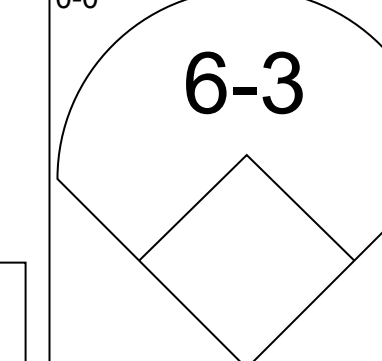
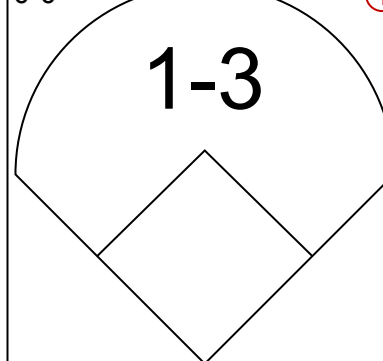
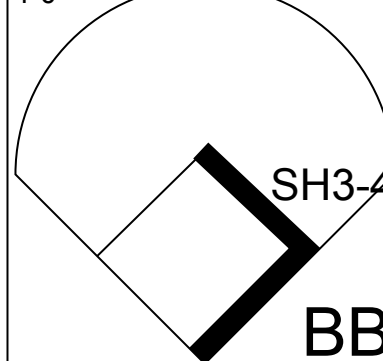
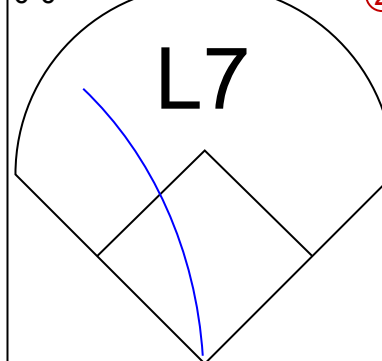


Batter	1	2	3	4	5	6	7	8	9	AB R H RBI BB SO LOB	BOTTOM									
<b>Gary Matthews, R</b> (1, 7) OBP: 0.351, SLG: 0.382	0-0 5-3		4-0 S BB			4-0 F8 S BB		0-0 F9		2 0 0 0 2 0 0	<b>Cincinnati Reds @ Philadelphia Phillies</b> Veterans Stadium, Philadelphia, PA Sun Jul 17 1983, 3:33 AM EDT Att: 38,519 - Unknown									
<b>Kiko Garcia, R</b> (1, 4) OBP: 0.393, SLG: 0.500	0-0 5-3		0-0 L1			0-3 K		0-0 F7		3 0 0 0 0 1 2										
<b>Pete Rose, S</b> (8, PH) OBP: 0.327, SLG: 0.316			1-2							1 0 0 0 0 0 0										
<b>Steve Jeltz, S</b> (9, 4)										0 0 0 0 0 0 0										
<b>Von Hayes, L</b> (1, 9) OBP: 0.340, SLG: 0.393	0-0 F9			0-0 G3		0-0 F8			0-0 L9	4 0 0 0 0 0 1										
<b>Tony Perez, R</b> (1, 3) OBP: 0.324, SLG: 0.406		0-0 F9		4-0 G4-3 BB		0-0 F9			0-0 F9	3 0 0 0 1 0 1										
<b>Bo Diaz, R</b> (1, 2) OBP: 0.303, SLG: 0.390		0-0 HR		0-0 G4-3		4-0 BB			0-0 P4	3 1 1 1 1 0 1										
<b>Mike Schmidt, R</b> (1, 5) OBP: 0.381, SLG: 0.479		0-0 4-3			0-0 HR		0-3 K			3 1 1 1 0 1 1										
<b>Gary Maddox, R</b> (1, 8) OBP: 0.306, SLG: 0.388		0-3 K			0-0 4-3		0-0 F8			3 0 0 0 0 1 1										
<b>Willie Hernandez, L</b> (8, 1) OBP: 0.500, SLG: 0.500										0 0 0 0 0 0 0										
<b>Porfi Altamirano, R</b> (9, 1) ERA: 3.06										0 0 0 0 0 0 0										
<b>Ivan De Jesus, R</b> (1, 6) OBP: 0.316, SLG: 0.310			0-0 5-3		0-0 L1		0-0 F9			3 0 0 0 0 0 1										
<b>Kevin Gross, R</b> (1, 1) OBP: 0.100, SLG: 0.100			0-3 K		0-0 L7			0-0 F9		2 0 0 0 0 1 0										
<b>Greg Gross, L</b> (8, 9) OBP: 0.404, SLG: 0.365										1 0 0 0 0 0 0										
<b>Inning Stats</b>	R: 0 E: 0 K: 0 S: 3	H: 0 LOB: 0 BB: 0 P: 3	R: 1 E: 0 K: 1 S: 6	H: 1 LOB: 0 BB: 0 P: 6	R: 0 E: 0 K: 1 S: 5	H: 0 LOB: 1 BB: 1 P: 9	R: 0 E: 0 K: 0 S: 2	H: 0 LOB: 0 BB: 1 P: 6	R: 1 E: 0 K: 0 S: 4	H: 1 LOB: 0 BB: 0 P: 4	R: 0 E: 0 K: 1 S: 5	H: 0 LOB: 1 BB: 1 P: 9	R: 0 E: 0 K: 0 S: 3	H: 0 LOB: 0 BB: 0 P: 3	R: 0 E: 0 K: 0 S: 3	H: 0 LOB: 0 BB: 0 P: 3	1B: 0 2B: 0 3B: 0 HR: 2	SF: 0 SAC: 0 DP: 1 HBP: 0	WP: 0 PB: 0 SB: 2 CS: 0	PA: 32
<b>PITCHER</b>	IP WLS BF H R ER SO BB IBB HBP BLK WP HR S P ERA WHIP																			
<b>Frank Pastore, R</b> (1, 1) ERA: 5.53	9.0 W 32 2 2 2 4 4 0 0 0 0 2 36 52 2.00 0.667																			

AB	28
R	2
H	2
RBI	2
BB	4
SO	4
LOB	8



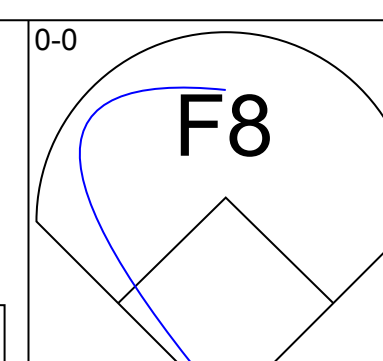
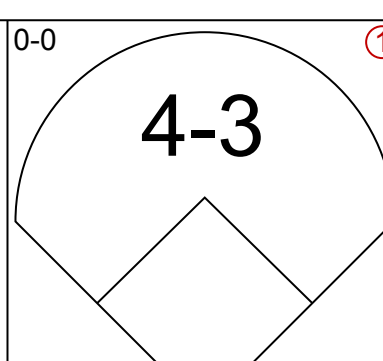
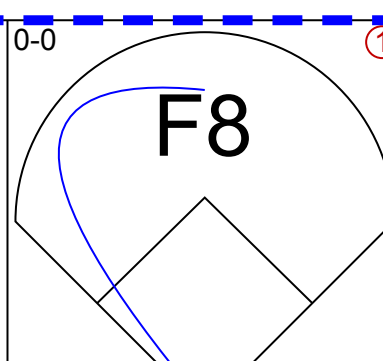
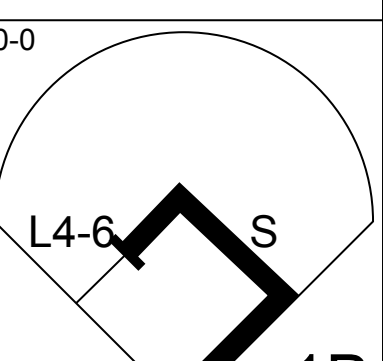
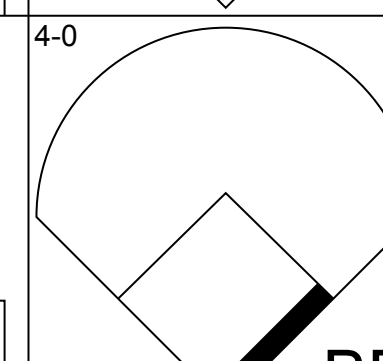
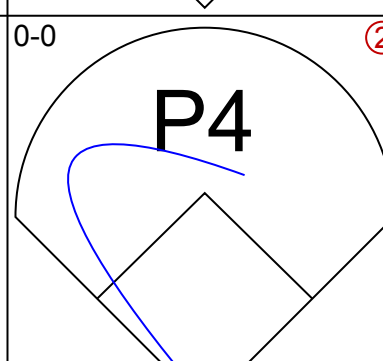
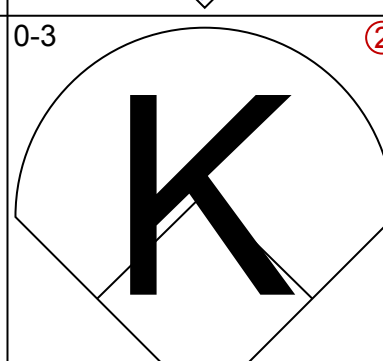
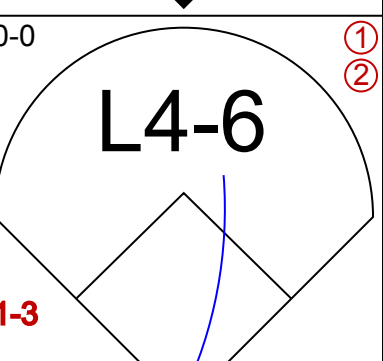
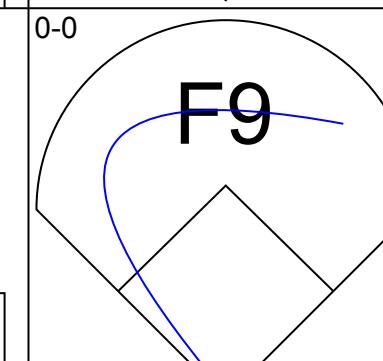
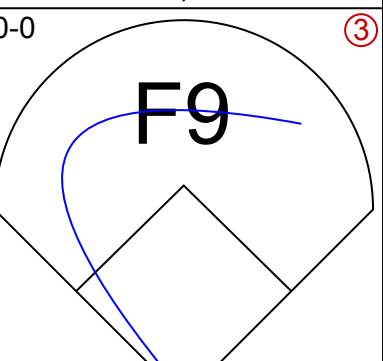
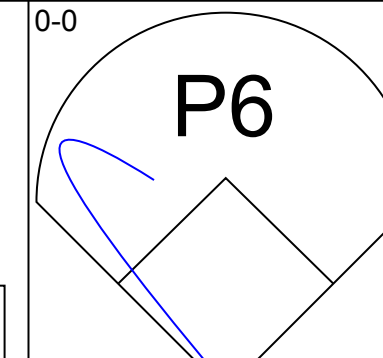




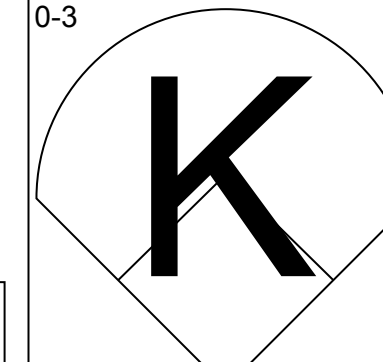
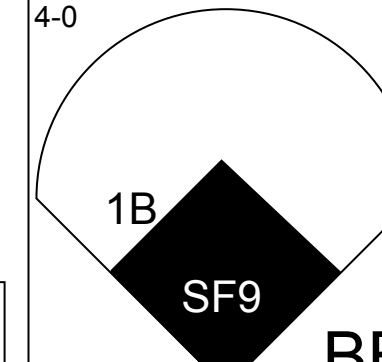
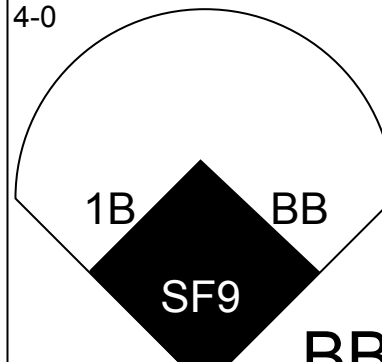
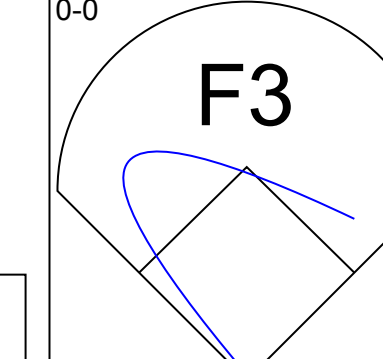
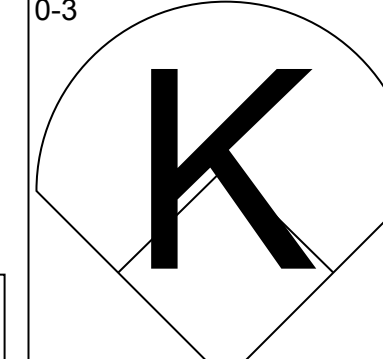

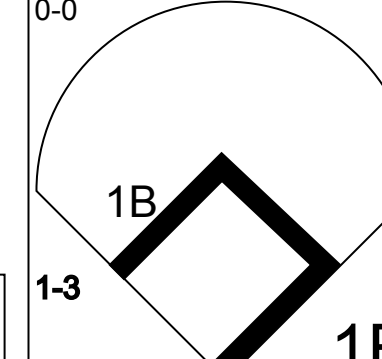

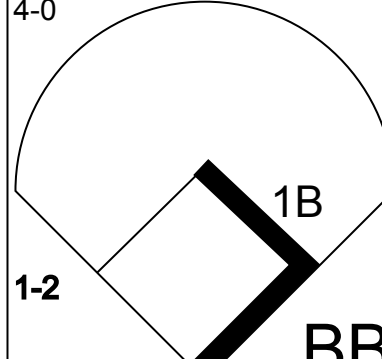
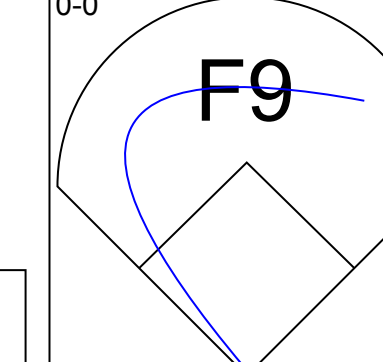

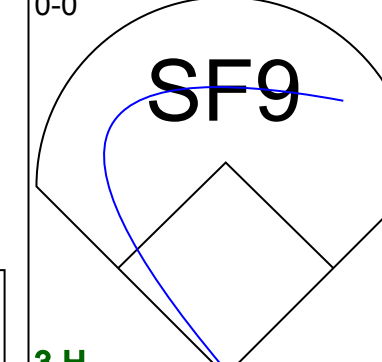

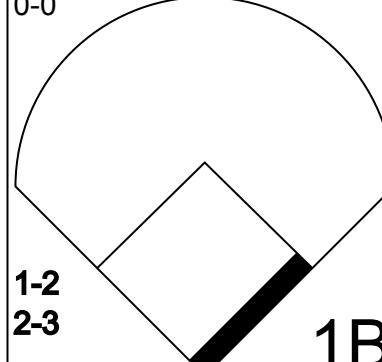
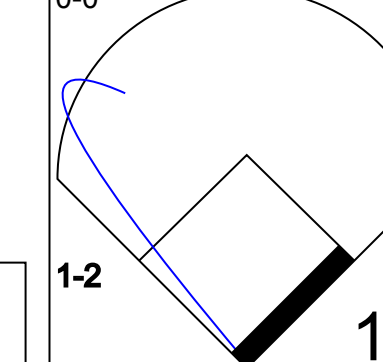
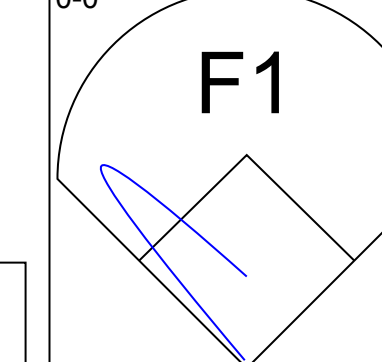
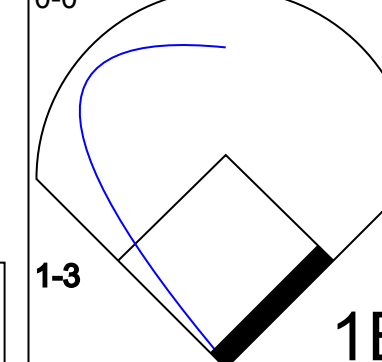
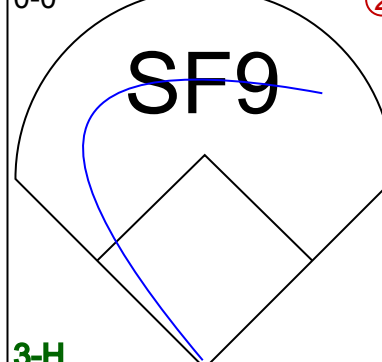
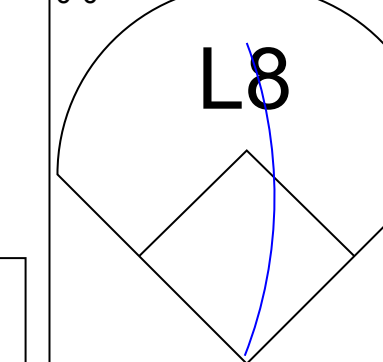
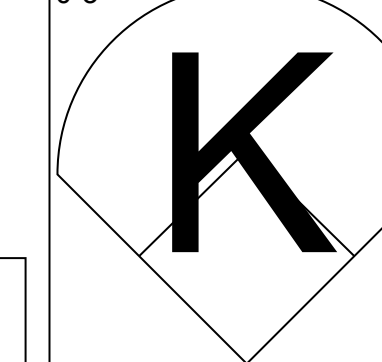
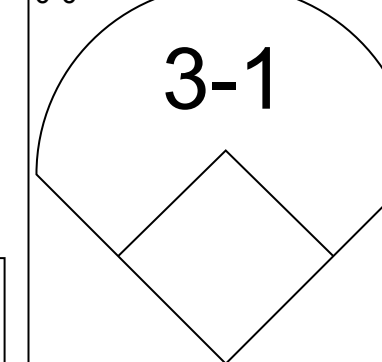
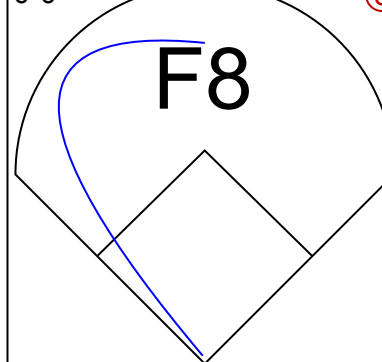
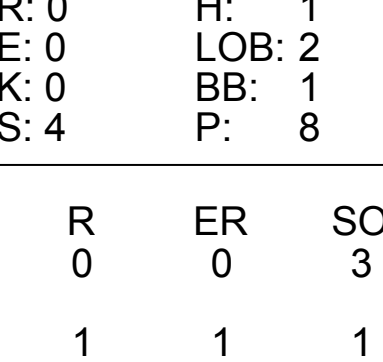
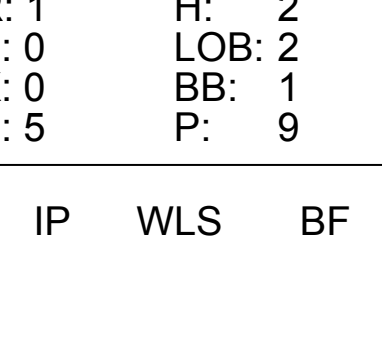
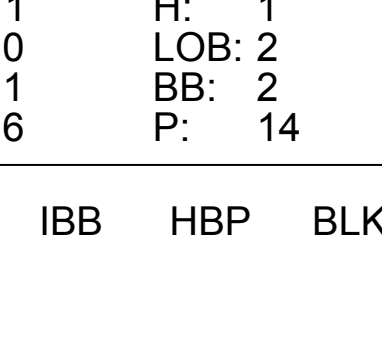






Batter	1	2	3	4	5	6	7	8	9	AB	R	H	RBI	BB	SO	LOB	TOP		
<b>Eddie Milner, L</b> (1, 8) OBP: 0.347, SLG: 0.370										4	1	1	1	0	1	1			
<b>Dave Concepcion, R</b> (1, 6) OBP: 0.285, SLG: 0.287										3	0	0	0	1	1	1			
<b>Cesar Cedeno, R</b> (1, 9) OBP: 0.286, SLG: 0.345										4	0	0	0	0	1	2			
<b>Dan Driessen, L</b> (1, 3) OBP: 0.407, SLG: 0.459										4	1	1	0	0	0	1			
<b>Duane Walker, L</b> (1, 7) OBP: 0.320, SLG: 0.396										4	1	1	0	0	1	2			
<b>Nick Esasky, R</b> (1, 5) OBP: 0.336, SLG: 0.520										3	1	1	1	0	0	1			
<b>Ron Oester, S</b> (1, 4) OBP: 0.318, SLG: 0.396										2	1	0	0	1	0	1			
<b>Dann Bilardello, R</b> (1, 2) OBP: 0.281, SLG: 0.358										4	0	2	3	0	0	1			
<b>Joe Price, R</b> (1, 1) OBP: 0.128, SLG: 0.081										1	0	0	0	0	0	0			
<b>Kelly Paris, R</b> (6, PH) OBP: 0.321, SLG: 0.294										0	0	0	0	1	0	0			
<b>Ben Hayes, R</b> (6, 1) OBP: 0.337, SLG: 0.444										1	0	0	0	0	0	1			
<b>Johnny Bench, R</b> (6, PH) OBP: 0.308, SLG: 0.167										0	0	0	0	0	0	1			
<b>Bill Scherrer, L</b> (9, 1) OBP: 0.286, SLG: 0.167										0	0	0	0	0	0	0			
<b>Tom Hume, R</b> (9, 1) OBP: 0.294, SLG: 0.365										0	0	0	0	0	0	0			
<b>Inning Stats</b>	R: 0 E: 0 K: 2 S: 7	H: 0 LOB: 0 BB: 0 P: 7	R: 1 E: 0 K: 0 S: 5	H: 2 LOB: 1 BB: 0 P: 5	R: 0 E: 0 K: 0 S: 3	H: 0 LOB: 0 BB: 0 P: 3	R: 0 E: 0 K: 0 S: 3	H: 0 LOB: 0 BB: 0 P: 3	R: 0 E: 0 K: 1 S: 5	H: 0 LOB: 1 BB: 1 P: 9	R: 2 E: 0 K: 0 S: 5	H: 2 LOB: 1 BB: 1 P: 9	R: 1 E: 0 K: 1 S: 6	H: 1 LOB: 1 BB: 0 P: 10	R: 1 E: 0 K: 0 S: 4	H: 1 LOB: 1 BB: 0 P: 5	1B: 2 2B: 2 3B: 1 HR: 1	SF: 0 SAC: 2 DP: 0 HBP: 1	WP: 0 PA: 37 PB: 0 SB: 0 CS: 0
<b>PITCHER</b>	IP	WLS	BF	H	R	ER	SO	BB	IBB	HBP	BLK	WP	HR	S	P	ERA	WHIP		
<b>Steve Rogers, R</b> (1, 1) ERA: 3.0	7.0	L	27	4	3	3	3	1	1	0	0	0	0	31	39	3.86	0.714		
<b>Dan Schatzeder, L</b> (8, 1) ERA: 2.32	2.0		10	2	2	2	1	1	0	1	0	0	1	10	15	9.00	1.500		

Cincinnati Reds @ Montreal Expos  
Olympic Stadium, Montreal, QB  
Tue Jul 19 1983, 7:05 PM EDT  
Att: 36,229 - Unknown

AB 31  
R 5  
H 6  
RBI 5  
BB 3  
SO 4  
LOB 12



Batter	1	2	3	4	5	6	7	8	9	AB	R	H	RBI	BB	SO	LOB	BOTTOM		
<b>Tim Raines, S</b> (1, 7) OBP: 0.378, SLG: 0.421										4	0	1	0	0	0	0			
<b>Jim Wohlford, R</b> (1, 9) OBP: 0.309, SLG: 0.388										2	0	0	0	1	1	0			
<b>Warren Cromartie, L</b> (8, PH) OBP: 0.353, SLG: 0.379										1	0	0	0	0	0	1			
<b>Andre Dawson, R</b> (1, 8) OBP: 0.329, SLG: 0.566										4	0	0	0	0	0	1			
<b>Al Oliver, L</b> (1, 3) OBP: 0.361, SLG: 0.439										4	0	0	0	0	1	1			
<b>Gary Carter, R</b> (1, 2) OBP: 0.327, SLG: 0.419										1	2	0	0	3	1	0			
<b>Tim Wallach, R</b> (1, 5) OBP: 0.342, SLG: 0.450										3	0	1	0	1	1	1			
<b>Chris Speier, R</b> (1, 6) OBP: 0.353, SLG: 0.347										3	0	1	1	0	0	1			
<b>Doug Flynn, R</b> (1, 4) OBP: 0.245, SLG: 0.282										3	0	2	0	0	0	0			
<b>Terry Francona, L</b> (9, PH) OBP: 0.214, SLG: 0.246										0	0	0	1	0	0	0			
<b>Steve Rogers, R</b> (1, 1) OBP: 0.160, SLG: 0.143										2	0	0	0	0	1	2			
<b>Terry Crowley, L</b> (7, PH) OBP: 0.478, SLG: 0.250										1	0	0	0	0	0	2			
<b>Dan Schatzeder, L</b> (8, 1) OBP: 0.167, SLG: 0.167										0	0	0	0	0	0	0			
<b>Mike Vail, R</b> (9, PH) OBP: 0.294, SLG: 0.365										1	0	0	0	0	0	2			
<b>Inning Stats</b>	R: 0 E: 0 K: 0 S: 3	H: 0 LOB: 1 BB: 1 P: 7	R: 0 E: 0 K: 0 S: 4	H: 1 LOB: 2 BB: 1 P: 8	R: 0 E: 0 K: 0 S: 3	H: 0 LOB: 0 BB: 0 P: 3	R: 0 E: 0 K: 2 S: 7	H: 0 LOB: 0 BB: 0 P: 7	R: 0 E: 0 K: 1 S: 5	H: 0 LOB: 0 BB: 0 P: 5	R: 1 E: 0 K: 0 S: 5	H: 2 LOB: 2 BB: 1 P: 9	R: 0 E: 0 K: 0 S: 3	H: 1 LOB: 0 BB: 0 P: 3	R: 1 E: 0 K: 1 S: 6	H: 1 LOB: 2 BB: 2 P: 14	1B: 5 2B: 1 3B: 0 HR: 0	SF: 2 SAC: 0 DP: 1 HBP: 0	WP: 0 PA: 36 PB: 0 SB: 1 CS: 0
<b>PITCHER</b>	IP	WLS	BF	H	R	ER	SO	BB	IBB	HBP	BLK	WP	HR	S	P	ERA	WHIP		
<b>Joe Price, L</b> (1, 1) ERA: 2.62	5.0	W	18	1	0	0	3	2	0	0	0	0	0	13	17	3.00	1.333		
<b>Ben Hayes, R</b> (6, 1) ERA: 5.07	3.0		12	3	1	1	1	1	0	0	0	0	0	3	11	27.00	6.000		
<b>Bill Scherrer, L</b> (9, 1) ERA: 2.98	0.1		3	0	1	1	1	2	0	0	0	0	0	3	3	0.00	1.500		
<b>Tom Hume, R</b> (9, 1) ERA: 7.58	0.2	S	3	1	0	0	0	0	0	0	0	0	0	3	3	0.00	1.500		

Cincinnati Reds @ Montreal Expos  
Olympic Stadium, Montreal, QB  
Tue Jul 19 1983, 7:05 PM EDT  
Att: 36,229 - Unknown

AB 29  
R 2  
H 5  
RBI 2  
BB 5  
SO 5  
LOB 11





Batter	1	2	3	4	5	6	7	8	9	AB	R	H	RBI	BB	SO	LOB	TOP								
<b>Eddie Milner, L</b> OBP: 0.343, SLG: 0.366 (1, 8)										4	0	0	0	0	2	1	<b>Cincinnati Reds @ Montreal Expos</b> Olympic Stadium, Montreal, QB Wed Jul 20 1983, 7:05 PM EDT Att: 24,555 - Unknown <a href="http://livebaseballscorecards.com">livebaseballscorecards.com</a>								
<b>Dave Concepcion, R</b> OBP: 0.287, SLG: 0.268 (1, 6)										3	1	1	0	1	1	0									
<b>Cesar Cedeno, R</b> OBP: 0.286, SLG: 0.343 (1, 9)										4	1	1	0	0	0	2									
<b>Dan Driessen, L</b> OBP: 0.408, SLG: 0.459 (1, 3)										4	1	2	0	0	0	1									
<b>Duane Walker, L</b> OBP: 0.318, SLG: 0.391 (1, 7)										4	0	1	1	0	1	3									
<b>Nick Esasky, R</b> OBP: 0.342, SLG: 0.559 (1, 5)										4	1	2	3	0	1	2									
<b>Tom Foley, L</b> OBP: 0.293, SLG: 0.308 (8, PH)										2	0	0	0	0	1	0									
<b>Ron Oester, S</b> OBP: 0.317, SLG: 0.393 (8, 4)										2	0	0	0	0	0	1									
<b>Alex Trevino, R</b> OBP: 0.280, SLG: 0.256 (8, PH)										2	0	0	0	0	1	0									
<b>Paul Householder, S</b> OBP: 0.324, SLG: 0.376 (8, 2)										0	0	0	0	1	0	0									
<b>Dann Bilardello, R</b> OBP: 0.281, SLG: 0.358 (8, 2)										0	0	0	0	0	0	0									
<b>Mario Soto, R</b> OBP: 0.154, SLG: 0.196 (1, 1)										2	0	0	0	0	1	0									
<b>Bill Scherrer, L</b> OBP: 0.266, SLG: 0.167 (7, 1)										0	0	0	0	0	0	0									
<b>Johnny Bench, R</b> OBP: 0.306, SLG: 0.413 (8, PH)										1	0	0	0	0	1	1									
<b>Tom Hume, R</b> (8, 1)										0	0	0	0	0	0	0									
<b>Inning Stats</b>	R: 0 E: 0 K: 0 S: 3	H: 0 LOB: 0 BB: 0 P: 3	R: 0 E: 0 K: 0 S: 3	H: 1 LOB: 0 BB: 0 P: 3	R: 0 E: 0 K: 1 S: 5	H: 0 LOB: 0 BB: 0 P: 5	R: 0 E: 0 K: 0 S: 3	H: 1 LOB: 0 BB: 0 P: 3	R: 1 E: 0 K: 1 S: 6	H: 1 LOB: 0 BB: 0 P: 6	R: 0 E: 0 K: 2 S: 7	H: 0 LOB: 0 BB: 0 P: 7	R: 1 E: 1 K: 2 S: 9	H: 2 LOB: 1 BB: 0 P: 9	R: 0 E: 0 K: 2 S: 7	H: 0 LOB: 1 BB: 1 P: 11	R: 2 E: 0 K: 1 S: 7	H: 2 LOB: 1 BB: 1 P: 11	1B: 5 2B: 1 3B: 0 HR: 1	SF: 0 SAC: 0 DP: 1 HBP: 0	WP: 1 PB: 0 SB: 0 CS: 1	PA: 34			
<b>PITCHER</b>	IP	WLS	BF	H	R	ER	SO	BB	IBB	HBP	BLK	WP	HR	S	P	ERA	WHIP								
<b>Charlie Lea, R</b> ERA: 3.36 (1, 1)	8.2	W	33	7	4	3	9	2	0	0	0	1	1	49	57	3.12	1.038								
<b>Bob James, R</b> ERA: 9.0 (9, 1)	0.1	S	1	0	0	0	0	0	0	0	0	0	0	1	1	0.00	0.000								

Batter	1	2	3	4	5	6	7	8	9	AB	R	H	RBI	BB	SO	LOB	BOTTOM								
<b>Tim Raines, S</b> OBP: 0.376, SLG: 0.417 (1, 7)										5	0	1	1	0	2	2	<b>Cincinnati Reds @ Montreal Expos</b> Olympic Stadium, Montreal, QB Wed Jul 20 1983, 7:05 PM EDT Att: 24,555 - Unknown <a href="http://livebaseballscorecards.com">livebaseballscorecards.com</a>								
<b>Warren Cromartie, L</b> OBP: 0.357, SLG: 0.361 (1, 9)										4	2	2	0	1	0	3									
<b>Andre Dawson, R</b> OBP: 0.330, SLG: 0.567 (1, 8)										5	1	2	0	0	0	1									
<b>Al Oliver, L</b> OBP: 0.365, SLG: 0.439 (1, 3)										4	1	2	1	1	1	1									
<b>Terry Francona, L</b> OBP: 0.214, SLG: 0.246 (9, 3)										0	0	0	0	0	0	0									
<b>Gary Carter, R</b> OBP: 0.328, SLG: 0.416 (1, 2)										4	0	1	1	1	1	1									
<b>Tim Lincecum, R</b> OBP: 0.341, SLG: 0.450 (1, 5)										4	0	1	1	0	1	4									
<b>Chris Speier, R</b> OBP: 0.351, SLG: 0.345 (1, 6)										4	1	1	0	0	0	5									
<b>Doug Flynn, R</b> OBP: 0.253, SLG: 0.289 (1, 4)										4	1	3	0	0	1	2									
<b>Charlie Lea, R</b> OBP: 0.136, SLG: 0.116 (1, 1)										4	0	1	1	0	2	4									
<b>Bob James, R</b> (9, 1)										0	0	0	0	0	0	0									
<b>Inning Stats</b>	R: 1 E: 0 K: 2 S: 9	H: 2 LOB: 3 BB: 2 P: 17	R: 0 E: 0 K: 1 S: 6	H: 1 LOB: 1 BB: 0 P: 6	R: 0 E: 0 K: 1 S: 4	H: 1 LOB: 1 BB: 0 P: 4	R: 0 E: 0 K: 1 S: 6	H: 1 LOB: 1 BB: 0 P: 6	R: 3 E: 0 K: 2 S: 11	H: 4 LOB: 2 BB: 1 P: 15	R: 0 E: 0 K: 1 S: 6	H: 1 LOB: 1 BB: 0 P: 6	R: 2 E: 0 K: 0 S: 7	H: 4 LOB: 2 BB: 0 P: 7	R: 0 E: 0 K: 1 S: 5	H: 0 LOB: 0 BB: 0 P: 5		1B: 12 2B: 2 3B: 0 HR: 0	SF: 0 SAC: 0 DP: 0 HBP: 0	WP: 0 PB: 0 SB: 1 CS: 0	PA: 41				
<b>PITCHER</b>	IP	WLS	BF	H	R	ER	SO	BB	IBB	HBP	BLK	WP	HR	S	P	ERA	WHIP								
<b>Mario Soto, R</b> ERA: 2.46 (1, 1)	6.2	L	37	14	6	6	7	3	0	0	0	0	0	1	1	8.10	2.550								
<b>Bill Scherrer, L</b> ERA: 2.96 (7, 1)	0.1		1	0	0	0	0	0	0	0	0	0	0	1	1	0.00	0.000								
<b>Tom Hume, R</b> ERA: 7.34 (8, 1)	1.0		3	0	0	0	1	0	0	0	0	0	0	5	5	0.00	0.000								



Batter	1	2	3	4	5	6	7	8	9	AB	R	H	RBI	BB	SO	LOB	TOP				
<b>Bob Bailor, R</b> OBP: 0.286, SLG: 0.296 (1, 6)	0-0 6-3	0-0 P4			0-0 6-3		4-0 G5-4-3 BB		0-0 BB 1B	4	0	1	0	1	0	2	<b>New York Mets @ Cincinnati Reds</b> Riverfront Stadium, Cincinnati, OH Thu Jul 21 1983, 7:05 PM EDT Att: 10,797 - Unknown				
<b>Mookie Wilson, S</b> OBP: 0.277, SLG: 0.320 <b>Scott Holman, R</b> OBP: 0.222, SLG: 0.222 <b>Ron Hodges, L</b> OBP: 0.366, SLG: 0.235 (9, PH)	4-0 4-3 S BB		0-0 F7		0-0 3-1		0-0 G5-4-3 BB		4-0 BB 1B	3	0	0	0	1	0	2					
<b>Keith Hernandez, L</b> OBP: 0.363, SLG: 0.426 (1, 3)	0-0 4-3 1-3		4-0 2-5 1-3 BB		0-0 F9			0-0 F8	0-0 F7	4	0	0	0	1	0	3					
<b>George Foster, R</b> OBP: 0.313, SLG: 0.438 (1, 7)	0-0 1-3		0-0 1-3					4-0 1B BB		3	0	1	0	1	0	2					
<b>Darryl Strawberry, L</b> OBP: 0.299, SLG: 0.435 (1, 9)		4-0 1B BB						0-0 P4		2	1	1	0	2	0	1					
<b>Tucker Ashford, R</b> OBP: 0.256, SLG: 0.231 <b>Rusty Staub, L</b> OBP: 0.409, SLG: 0.447 <b>Hubie Brooks, R</b> OBP: 0.311, SLG: 0.369 (8, PH)	0-0 SH2-4 1B		0-0 2-5		0-0 F9			0-0 F7	0-0 F8	3	0	1	0	0	0	1					
<b>Brian Giles, R</b> OBP: 0.316, SLG: 0.293 (1, 4)		0-0 SH2-4 1B		4-0 S BB				0-0 P4		3	0	1	1	1	0	3					
<b>Junior Ortiz, R</b> OBP: 0.225, SLG: 0.203 (1, 2)		0-0 K		0-0 F8				0-0 BB 1B	0-0 4-3	4	0	1	0	0	1	3					
<b>Mike Torrez, R</b> OBP: 0.083, SLG: 0.057 <b>Craig Swan, R</b> OBP: 0.105, SLG: 0.105 <b>Danny Heep, L</b> OBP: 0.363, SLG: 0.439 (7, PH)	0-0 SH2-4		0-0 K		0-0 K			0-0 K	0-0 4-3	1	0	0	0	0	1	1					
<b>Inning Stats</b>	R: 0 E: 0 K: 0 S: 3	H: 0 LOB: 1 BB: 1 P: 7	R: 1 E: 0 K: 1 S: 7	H: 2 LOB: 2 BB: 1 P: 11	R: 0 E: 0 K: 0 S: 2	H: 0 LOB: 1 BB: 1 P: 10	R: 0 E: 0 K: 1 S: 5	H: 0 LOB: 1 BB: 1 P: 9	R: 0 E: 0 K: 0 S: 4	H: 1 LOB: 1 BB: 0 P: 4	R: 0 E: 0 K: 1 S: 5	H: 1 LOB: 1 BB: 1 P: 9	R: 0 E: 0 K: 0 S: 4	H: 1 LOB: 2 BB: 1 P: 8	R: 0 E: 0 K: 0 S: 4	H: 1 LOB: 2 BB: 1 P: 8		1B: 6 2B: 0 3B: 0 HR: 0	SF: 0 SAC: 1 DP: 1 HBP: 0	WP: 0 PB: 0 SB: 2 CS: 0	PA: 39
<b>PITCHER</b>	IP	WLS	BF	H	R	ER	SO	BB	IBB	HBP	BLK	WP	HR	S	P	ERA		WHIP			
<b>Charlie Puleo, R</b> ERA: 4.9	6.1	W	29	4	1	1	3	5	1	0	0	0	0	28	52	1.42		1.421			
<b>Bill Scherrer, L</b> ERA: 2.91	1.0		4	1	0	0	0	1	0	0	0	0	0	3	7	0.00		2.000			
<b>Ben Hayes, R</b> ERA: 5.44	1.2	S	7	1	0	0	0	1	0	0	0	0	0	6	10	0.00		1.200			

AB 30  
R 1  
H 6  
RBI 1  
BB 8  
SO 3  
LOB 21



Batter	1	2	3	4	5	6	7	8	9	AB	R	H	RBI	BB	SO	LOB	BOTTOM				
<b>Eddie Milner, L</b> OBP: 0.344, SLG: 0.362 (1, 8)	0-0 F8		4-0 FC5-4 IBB		0-0 F8			0-0 3-1		3	0	0	0	2	0	0	<b>New York Mets @ Cincinnati Reds</b> Riverfront Stadium, Cincinnati, OH Thu Jul 21 1983, 7:05 PM EDT Att: 10,797 - Unknown				
<b>Dave Concepcion, R</b> OBP: 0.286, SLG: 0.266 (1, 6)	0-0 F9		0-0 FC5-4		0-0 K			0-0 FC6-4 1B		5	0	1	0	0	1	5					
<b>Cesar Cedeno, R</b> OBP: 0.289, SLG: 0.346 <b>Paul Householder, S</b> OBP: 0.324, SLG: 0.376 (9, 9)	4-0 BB S BB		0-0 BB 2B		0-0 L7			0-0 FC6-4 2B		4	2	1	0	1	0	1					
<b>Dan Driessen, L</b> OBP: 0.422, SLG: 0.468 (1, 3)	4-0 1-2 BB		4-0 BB 2B		4-0 HR BB			4-0 1-H 2B		1	2	1	1	4	0	0					
<b>Nick Esasky, R</b> OBP: 0.353, SLG: 0.581 (1, 5)	4-0 1-2 2-3 BB		4-0 2B SF8 BB		0-0 1-H HR			0-0 4-3		3	2	1	2	2	0	2					
<b>Duane Walker, L</b> OBP: 0.323, SLG: 0.403 (1, 7)	0-0 P4		0-0 SF8 2B		0-0 F9 S 1B			0-0 F7		4	0	2	2	0	0	4					
<b>Ron Oester, S</b> OBP: 0.316, SLG: 0.390 (1, 4)		0-0 F8		0-0 SF8 IBB		0-0 F9		0-0 3-1		3	0	0	0	1	0	1					
<b>Dann Bilardello, R</b> OBP: 0.274, SLG: 0.351 (1, 2)		0-0 K		0-0 SF8 P4				0-0 F9		3	0	0	1	0	1	1					
<b>Charlie Puleo, R</b> OBP: 0.250, SLG: 0.125 <b>Bill Scherrer, L</b> OBP: 0.250, SLG: 0.143 <b>Ben Hayes, R</b> (8, 1)	4-0 BB BB		0-0 5-3		0-0 F9			0-0 1-3		2	0	0	0	1	0	2					
<b>Inning Stats</b>	R: 0 E: 0 K: 0 S: 3	H: 0 LOB: 3 BB: 3 P: 15	R: 0 E: 0 K: 1 S: 5	H: 0 LOB: 2 BB: 2 P: 13	R: 3 E: 0 K: 0 S: 5	H: 2 LOB: 3 BB: 4 P: 21	R: 2 E: 0 K: 0 S: 5	H: 2 LOB: 1 BB: 1 P: 9	R: 0 E: 0 K: 1 S: 5	H: 0 LOB: 0 BB: 0 P: 5	R: 0 E: 0 K: 0 S: 3	H: 0 LOB: 1 BB: 0 P: 7	R: 0 E: 0 K: 0 S: 3	H: 0 LOB: 0 BB: 0 P: 3	R: 1 E: 0 K: 0 S: 5	H: 2 LOB: 1 BB: 0 P: 5		1B: 2 2B: 3 3B: 0 HR: 1	SF: 1 SAC: 0 DP: 0 HBP: 0	WP: 0 PB: 0 SB: 2 CS: 0	PA: 41
<b>PITCHER</b>	IP	WLS	BF	H	R	ER	SO	BB	IBB	HBP	BLK	WP	HR	S	P	ERA		WHIP			
<b>Mike Torrez, R</b> ERA: 4.52	3.1	L	23	3	5	5	1	8	2	0	0	0	0	15	55	13.50		3.300			
<b>Craig Swan, R</b> ERA: 4.9	2.2		10	1	0	0	1	1	0	0	0	0	0	11	15	0.00		0.750			
<b>Scott Holman, R</b> ERA: 4.04	2.0		8	2	1	1	0	0	0	0	0	0	0	8	8	4.50		1.000			

AB 29  
R 6  
H 6  
RBI 6  
BB 11  
SO 2  
LOB 16





Batter	1	2	3	4	5	6	7	8	9	AB R H RBI BB SO LOB	TOP																										
<b>Bob Bailor, R</b> OBP: 0.291, SLG: 0.303 (1, 6)	0-0 6-3		0-0 CS BB			0-0 5-3		0-0 2B		3 0 1 0 1 0 0	<b>New York Mets @ Cincinnati Reds</b> Riverfront Stadium, Cincinnati, OH Fri Jul 22, 1983, 7:05 PM EDT Att: 13,345 - Unknown  <b>AB 33</b> <b>R 3</b> <b>H 9</b> <b>RBI 3</b> <b>BB 1</b> <b>SO 5</b> <b>LOB 6</b>																										
<b>Danny Heep, L</b> OBP: 0.354, SLG: 0.428 (1, 8)	0-3 K		0-0 CS	0-0 F8		0-0 G3		0-0 L7		4 0 0 0 0 1 1																											
<b>Jesse Orosco, R</b> OBP: 0.222, SLG: 0.222 (8, 1)			1-2							0 0 0 0 0 0 0																											
<b>Doug Sisk, R</b> OBP: 0.500, SLG: 0.500 (9, 1)										0 0 0 0 0 0 0																											
<b>Keith Hernandez, L</b> OBP: 0.365, SLG: 0.438 (1, 3)	0-0 1B 2B			0-0 6-3		0-0 F8				4 1 2 1 0 0 0																											
<b>George Foster, R</b> OBP: 0.315, SLG: 0.439 (1, 7)	0-0 2H 1B			0-0 F7						4 0 2 0 0 0 0																											
<b>Darryl Strawberry, L</b> OBP: 0.302, SLG: 0.450 (1, 9)		0-0 F7			0-0 CS 1B		0-0 F8		0-0 HR	4 1 2 1 0 0 1																											
<b>Ron Hodges, L</b> OBP: 0.388, SLG: 0.238 (1, 2)		0-3 K			0-0 1B		0-0 F9		0-3 HR	2 1 1 0 0 1 0																											
<b>Dave Kingman, R</b> OBP: 0.273, SLG: 0.422 (7, PH)					1-2 2B 1B					1 0 0 0 0 0 1																											
<b>Junior Ortiz, R</b> OBP: 0.222, SLG: 0.200 (7, 2)										1 0 0 0 0 1 0																											
<b>Brian Giles, R</b> OBP: 0.315, SLG: 0.296 (1, 4)		0-0 4-3			0-0 1H 2B		0-3 K		0-0 6-3	4 0 1 1 0 1 1																											
<b>Tucker Ashford, R</b> OBP: 0.244, SLG: 0.220 (1, 5)			0-0 F8		0-0 L5			0-0 L8		2 0 0 0 0 0 1																											
<b>Mookie Wilson, S</b> OBP: 0.404, SLG: 0.319 (8, PH)										1 0 0 0 0 0 0																											
<b>Walt Terrell, L</b> (1, 1)			0-0 6-3		0-3 K			0-0 F9		2 0 0 0 0 1 1																											
<b>Rusty Staub, L</b> OBP: 0.404, SLG: 0.442 (8, PH)										1 0 0 0 0 0 0																											
<b>Hubie Brooks, R</b> OBP: 0.311, SLG: 0.369 (8, 5)										0 0 0 0 0 0 0																											
<b>Inning Stats</b>	R: 0 E: 0 K: 1 S: 6	H: 2 LOB: 2 BB: 0 P: 6	R: 0 E: 0 K: 1 S: 5	H: 0 LOB: 0 BB: 0 P: 5	R: 0 E: 0 K: 0 S: 2	H: 0 LOB: 0 BB: 1 P: 6	R: 0 E: 0 K: 0 S: 3	H: 0 LOB: 0 BB: 0 P: 3	R: 1 E: 0 K: 1 S: 7	H: 3 LOB: 1 BB: 0 P: 7	R: 0 E: 0 K: 0 S: 3	H: 0 LOB: 0 BB: 0 P: 3	R: 0 E: 0 K: 1 S: 6	H: 1 LOB: 1 BB: 0 P: 6	R: 0 E: 0 K: 0 S: 4	H: 1 LOB: 1 BB: 0 P: 4	R: 2 E: 0 K: 1 S: 7	H: 2 LOB: 2 BB: 0 P: 7	1B: 4 2B: 3 3B: 0 HR: 2	SF: 0 SAC: 0 DP: 0 HBP: 0	WP: 0 PA: 35																
<b>PITCHER</b>	IP WLS BF H R ER SO BB IBB HBP BLK WP HR S P ERA WHIP																																				
<b>Frank Pastore, R</b> ERA: 5.29 (1, 1)	6.0	22	6	1	1	3	1	0	0	0	0	0	0	27	31	1.50	1.167																				
<b>Bill Scherrer, L</b> ERA: 2.93 (7, 1)	0.1	1	0	0	0	0	0	0	0	0	0	0	0	1	1	0.00	0.000																				
<b>Ben Hayes, R</b> ERA: 5.52 (7, 1)	2.2	L	11	3	2	2	2	0	0	0	0	0	0	2	15	15	6.75	1.125																			

Batter	1	2	3	4	5	6	7	8	9	AB R H RBI BB SO LOB	BOTTOM																									
<b>Eddie Milner, L</b> OBP: 0.348, SLG: 0.367 (1, 8)			0-0 F7						0-0 BB	4 1 3 0 0 0 0	<b>New York Mets @ Cincinnati Reds</b> Riverfront Stadium, Cincinnati, OH Fri Jul 22, 1983, 7:05 PM EDT Att: 13,345 - Unknown  <b>AB 34</b> <b>R 2</b> <b>H 12</b> <b>RBI 2</b> <b>BB 5</b> <b>SO 6</b> <b>LOB 19</b>																									
<b>Johnny Bench, R</b> OBP: 0.309, SLG: 0.415 (9, PH)	0-0 1B 1B				0-0 CS 1B		0-0 1B		0-0 1B	1 0 1 0 0 0 0																										
<b>Tom Foley, L</b> OBP: 0.293, SLG: 0.308 (9, PR)										0 0 0 0 0 0 0																										
<b>Dave Concepcion, R</b> OBP: 0.293, SLG: 0.276 (1, 6)	0-0 G4-6-3 1B 1-3 1B		0-0 1B 2B		0-0 4-3		0-0 1B		0-0 BB	4 1 3 0 1 0 1																										
<b>Cesar Cedeno, R</b> OBP: 0.290, SLG: 0.347 (1, 9)	0-0 G4-6-3 1B 1-2 3H 1B		0-0 2H 1B		0-0 F8		0-0 F9		0-3 K	5 0 2 2 0 1 4																										
<b>Dan Driessen, L</b> OBP: 0.423, SLG: 0.466 (1, 3)	0-0 G4-6-3 1B 1-2 2-3		0-0 G3			0-0 FC6-4 1B		0-0 BB BB		3 0 1 0 1 0 3																										
<b>Nick Esasky, R</b> OBP: 0.350, SLG: 0.578 (1, 5)	0-3 K			0-0 2B		0-0 FC6-4 WP 1B		0-3 K		4 0 1 0 0 2 3																										
<b>Duane Walker, L</b> OBP: 0.331, SLG: 0.405 (1, 7)		0-0 CS 1B		0-0 F7		0-0 FC6-4 WP 1B		0-0 K		2 0 1 0 1 0 1																										
<b>Gary Redus, R</b> OBP: 0.357, SLG: 0.474 (8, PH)						0-0 FC6-4 WP 1B		0-0 K		0 0 0 0 1 0 0																										
<b>Ron Oester, S</b> OBP: 0.315, SLG: 0.387 (1, 4)		0-0 F7		0-0 1B		0-0 BB		0-0 BB		3 0 0 0 1 0 5																										
<b>Dann Bilardello, R</b> OBP: 0.268, SLG: 0.342 (1, 2)		0-0 6-3		0-0 L4		0-0 6-3		0-0 G5-4-3 BB		4 0 0 0 0 1 2																										
<b>Frank Pastore, R</b> OBP: 0.176, SLG: 0.182 (1, 1)			0-0 6-3		0-3 K		0-3 K		0-0 5-3	2 0 0 0 0 1 0																										
<b>Bill Scherrer, L</b> OBP: 0.250, SLG: 0.143 (7, 1)										0 0 0 0 0 0 0																										
<b>Ben Hayes, R</b> (7, 1)										1 0 0 0 0 1 0																										
<b>Paul Householder, S</b> OBP: 0.323, SLG: 0.374 (9, PH)										1 0 0 0 0 0 0																										
<b>Inning Stats</b>	R: 1 E: 0 K: 1 S: 7	H: 3 LOB: 1 BB: 0 P: 7	R: 0 E: 0 K: 0 S: 3	H: 1 LOB: 0 BB: 0 P: 3	R: 1 E: 0 K: 0 S: 5	H: 2 LOB: 1 BB: 0 P: 5	R: 0 E: 0 K: 0 S: 3	H: 1 LOB: 1 BB: 1 P: 7	R: 0 E: 0 K: 1 S: 5	H: 1 LOB: 0 BB: 0 P: 5	R: 0 E: 0 K: 0 S: 4	H: 1 LOB: 2 BB: 1 P: 8	R: 0 E: 0 K: 2 S: 9	H: 2 LOB: 2 BB: 0 P: 9	R: 0 E: 0 K: 1 S: 4	H: 0 LOB: 1 BB: 2 P: 12	R: 0 E: 0 K: 1 S: 6	H: 1 LOB: 2 BB: 1 P: 10	1B: 10 2B: 3 3B: 0 HR: 0	SF: 0 SAC: 0 DP: 3 HBP: 0	WP: 1 PA: 39															
<b>PITCHER</b>	IP WLS BF H R ER SO BB IBB HBP BLK WP HR S P ERA WHIP																																			
<b>Walt Terrell, R</b> ERA: 4.0 (1, 1)	7.0	30	11	2	2	4	1	1	0	0	0	0	0	36	44	2.57	1.714																			
<b>Jesse Orosco, L</b> ERA: 1.59 (8, 1)	1.2	W	7	1	0	0	1	2	0	0	0	0	0	7	15	0.00	1.800																			
<b>Doug Sisk, R</b> ERA: 2.5 (9, 1)	0.1	S	2	0	0	0	1	1	0	0	0	0	0	3	7	0.00	3.000																			










Batter	1	2	3	4	5	6	7	8	9	AB	R	H	RBI	BB	SO	LOB	TOP		
Bob Bailor, R OBP: 0.296, SLG: 0.306 (1, 6)	F9				L7												4 0 2 2 0 0 1		
Mookie Wilson, S OBP: 0.275, SLG: 0.317 Doug Sisk, R OBP: 0.500, SLG: 0.500 (1, 8) (8, 1)	F8		2-H 3-H 0-3 1B	K	F8			L9									4 0 0 0 0 1 3 0 0 0 0 0 0 0		
Dave Kingman, R OBP: 0.269, SLG: 0.414 (1, 3)	F8			5-3				F5									4 0 0 0 0 0 2		
George Foster, R OBP: 0.313, SLG: 0.440 (1, 7)		F7			K2-3			F8									4 0 0 0 0 1 0		
Mark Bradley, R OBP: 0.305, SLG: 0.356 (1, 9) (8, 8)		F8			F9			F2									4 0 0 0 0 0 0		
Brian Giles, R OBP: 0.321, SLG: 0.300 (1, 4)		L6						F8									4 0 2 0 0 0 0		
Tucker Ashford, R OBP: 0.264, SLG: 0.229 (1, 5)					F3			6-3									4 1 1 0 0 0 2		
Junior Ortiz, R OBP: 0.237, SLG: 0.216 (1, 2)								F9									3 1 1 0 0 1 0		
Tom Seaver, R OBP: 0.227, SLG: 0.275 Daryl Strawberry, L OBP: 0.259, SLG: 0.440 (1, 1) (8, PH) (8, 9)					SH1-4			F4									0 0 0 0 1 0 0 1 0 0 0 0 0 0		
<b>Inning Stats</b>	R: 0 E: 0 K: 0 S: 3	H: 0 LOB: 0 BB: 0 P: 3	R: 0 E: 0 K: 0 S: 3	H: 0 LOB: 0 BB: 0 P: 3	R: 2 E: 0 K: 1 S: 8	H: 3 LOB: 1 BB: 0 P: 8	R: 0 E: 0 K: 1 S: 6	H: 1 LOB: 1 BB: 0 P: 6	R: 0 E: 0 K: 0 S: 3	H: 0 LOB: 0 BB: 0 P: 3	R: 0 E: 0 K: 1 S: 5	H: 0 LOB: 0 BB: 0 P: 5	R: 0 E: 0 K: 0 S: 4	H: 1 LOB: 1 BB: 0 P: 4	R: 0 E: 0 K: 0 S: 4	H: 1 LOB: 1 BB: 0 P: 4	1B: 6 2B: 0 3B: 0 HR: 0	SF: 0 SAC: 1 DP: 0 HBP: 0	WP: 0 PA: 34 PB: 0 SB: 0 CS: 0
<b>PITCHER</b> Joe Price, L ERA: 2.88 (1, 1)	IP: 9.0 WLS: W BF: 34 H: 6 R: 2 ER: 2 SO: 3 BB: 1 IBB: 0 HBP: 0 BLK: 0 WP: 0 HR: 0 S: 39 P: 43 ERA: 2.00 WHIP: 0.778															<b>PITCHER</b>			

**New York Mets @ Cincinnati Reds**  
Riverfront Stadium, Cincinnati, OH  
Sun Jul 24 1983, 3:33 AM EDT  
Att: 12,259 - Unknown


AB 32  
R 2  
H 6  
RBI 2  
BB 1  
SO 3  
LOB 8




Batter	1	2	3	4	5	6	7	8	9	AB	R	H	RBI	BB	SO	LOB	BOTTOM		
Eddie Milner, L OBP: 0.354, SLG: 0.377 (1, 8)		F9			F7			SH3-4									3 1 1 0 0 0 1		
Dave Concepcion, R OBP: 0.302, SLG: 0.283 (1, 6)																	2 2 2 0 2 0 0		
Gary Redus, R OBP: 0.354, SLG: 0.467 (1, 7)																	4 1 1 1 0 2 4		
Dan Driessen, L OBP: 0.417, SLG: 0.454 (1, 3)																	3 0 0 1 0 1 4		
Cesar Cedeno, R OBP: 0.293, SLG: 0.345 (1, 9)																	4 0 1 2 0 1 0		
Nick Esasky, R OBP: 0.344, SLG: 0.573 (1, 5)																	4 0 0 0 0 2 1		
Ron Oester, S OBP: 0.316, SLG: 0.389 (1, 4)																	3 0 1 0 1 0 0		
Dann Bilardello, R OBP: 0.261, SLG: 0.327 (1, 2)																	4 0 0 0 0 0 3		
Joe Price, R OBP: 0.167, SLG: 0.103 (1, 1)																	2 0 1 0 1 0 0		
<b>Inning Stats</b>	R: 3 E: 1 K: 1 S: 9	H: 4 LOB: 2 BB: 1 P: 13	R: 0 E: 0 K: 1 S: 5	H: 0 LOB: 1 BB: 1 P: 9	R: 0 E: 0 K: 1 S: 5	H: 0 LOB: 0 BB: 0 P: 5	R: 0 E: 0 K: 0 S: 4	H: 1 LOB: 1 BB: 0 P: 4	R: 1 E: 0 K: 1 S: 6	H: 1 LOB: 0 BB: 0 P: 6	R: 0 E: 0 K: 1 S: 5	H: 0 LOB: 0 BB: 0 P: 5	R: 0 E: 0 K: 0 S: 3	H: 0 LOB: 2 BB: 2 P: 11	R: 0 E: 0 K: 1 S: 6	H: 1 LOB: 1 BB: 0 P: 6	1B: 7 2B: 0 3B: 0 HR: 0	SF: 1 SAC: 1 DP: 0 HBP: 0	WP: 0 PA: 35 PB: 0 SB: 1 CS: 0
<b>PITCHER</b> Tom Seaver, R ERA: 3.85 Doug Sisk, R ERA: 2.47 (1, 1) (8, 1)	IP: 7.0 WLS: L BF: 31 H: 6 R: 4 ER: 3 SO: 5 BB: 3 IBB: 1 HBP: 0 BLK: 0 WP: 0 HR: 0 S: 37 P: 53 ERA: 3.86 WHIP: 1.286															<b>PITCHER</b>			


**New York Mets @ Cincinnati Reds**  
Riverfront Stadium, Cincinnati, OH  
Sun Jul 24 1983, 3:33 AM EDT  
Att: 12,259 - Unknown

AB 29  
R 4  
H 7  
RBI 4  
BB 4  
SO 6  
LOB 13

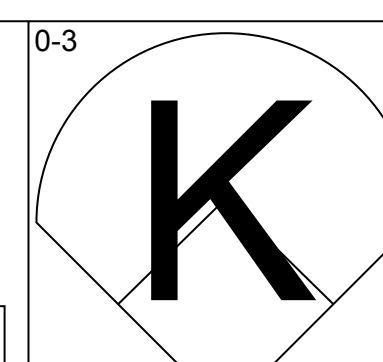
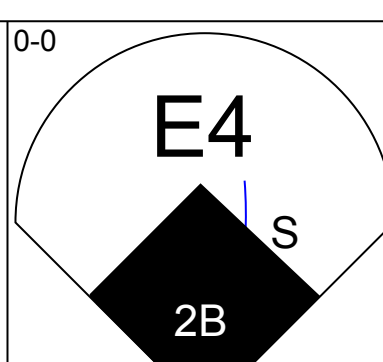
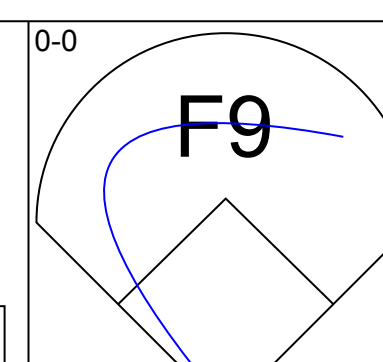
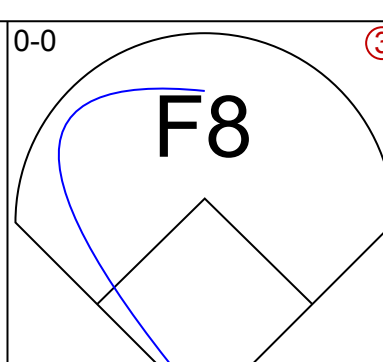
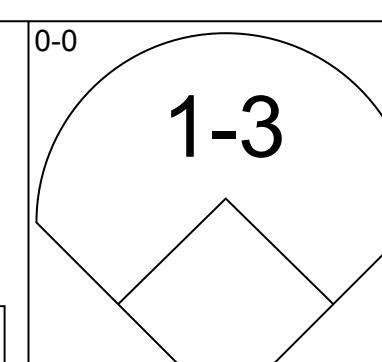
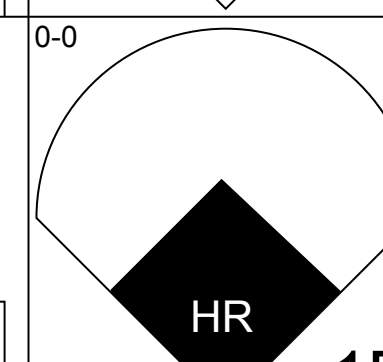
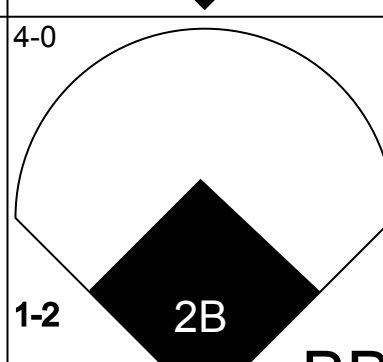
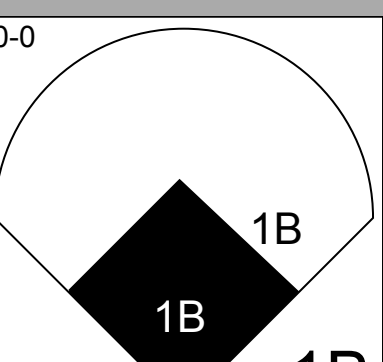
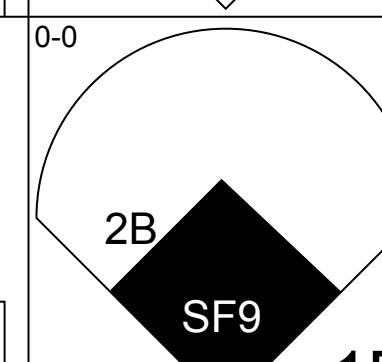
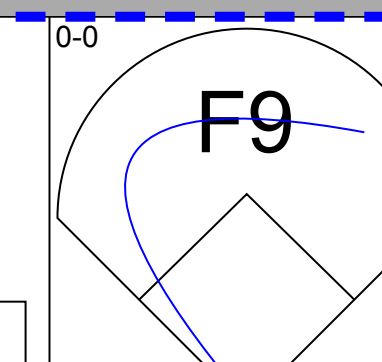
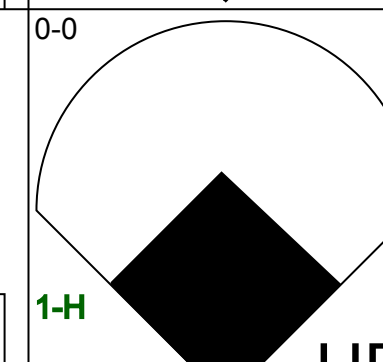
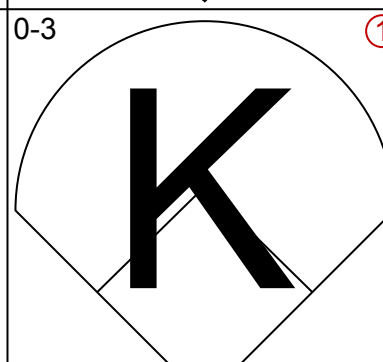
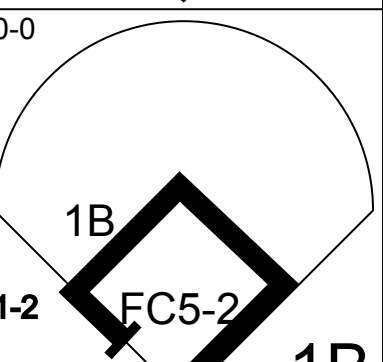
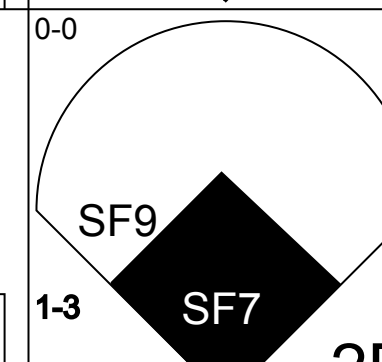
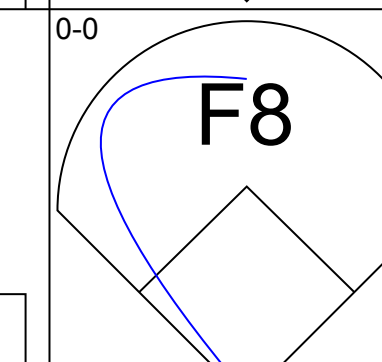
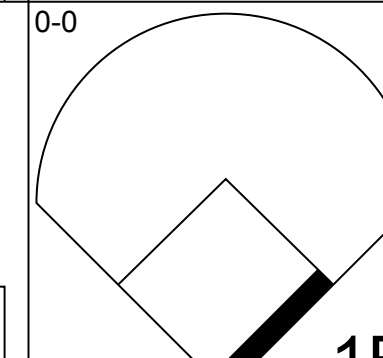
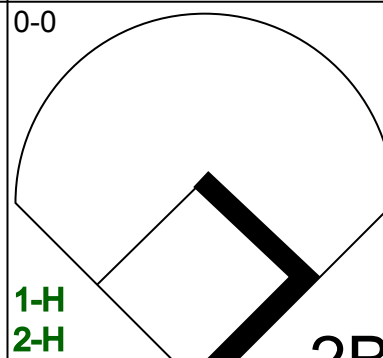
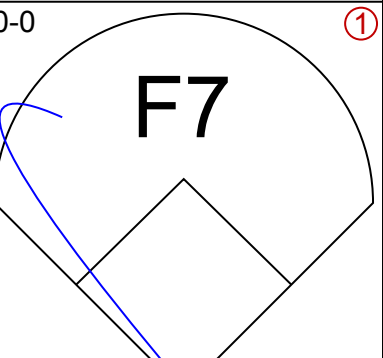
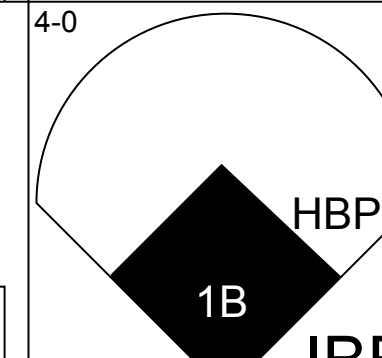
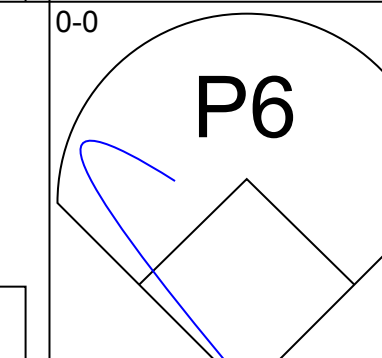
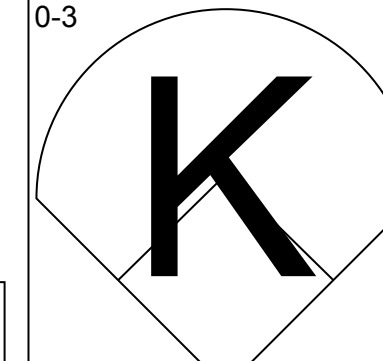
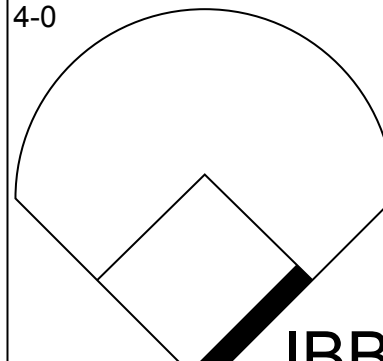
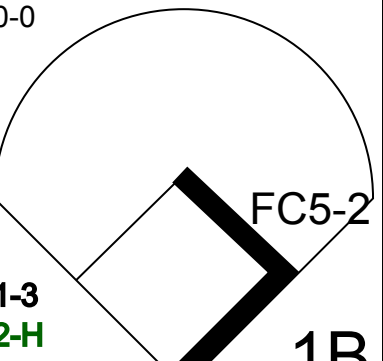
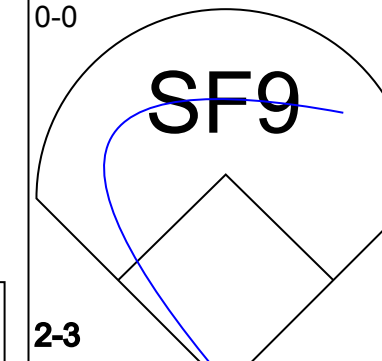
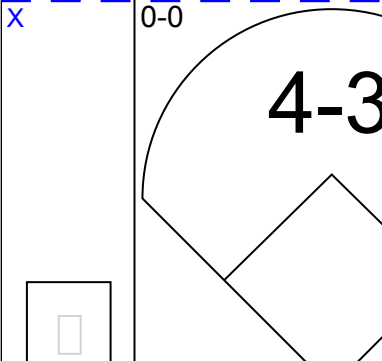
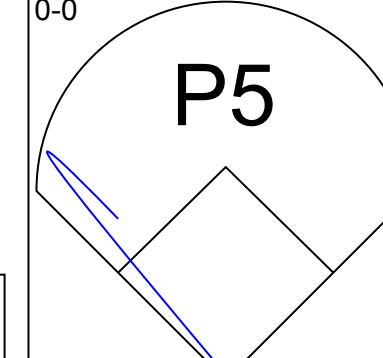
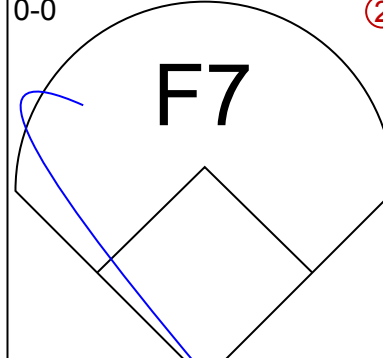
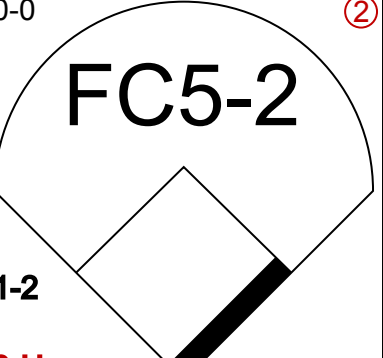
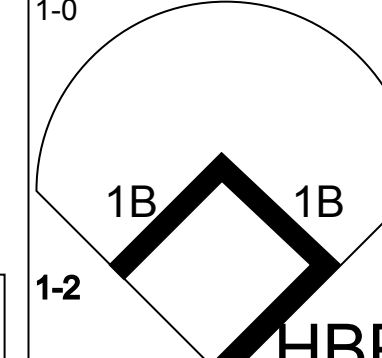
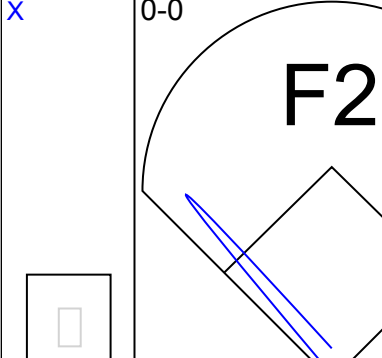
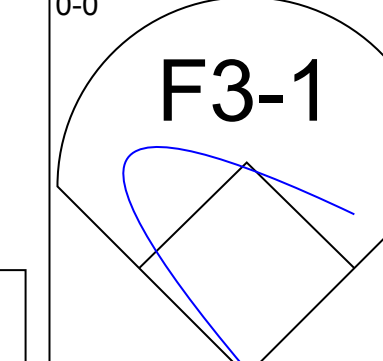
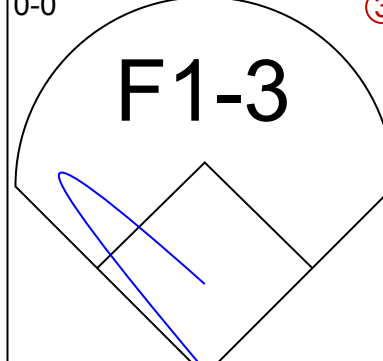
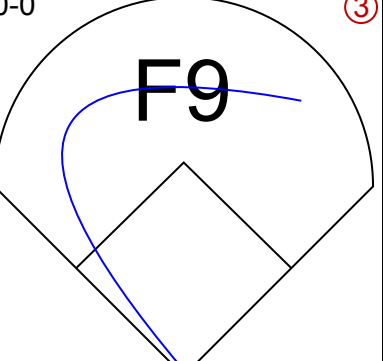
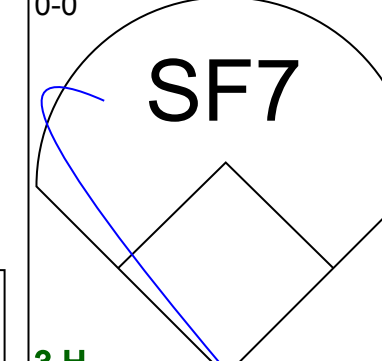
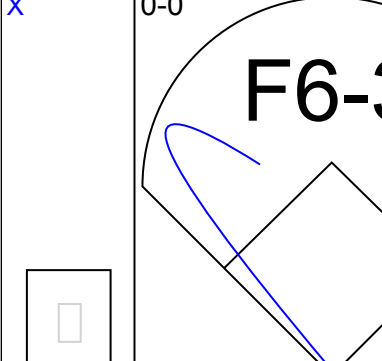
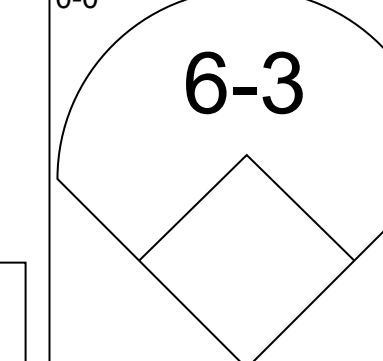
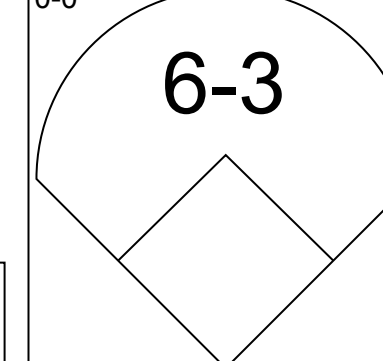
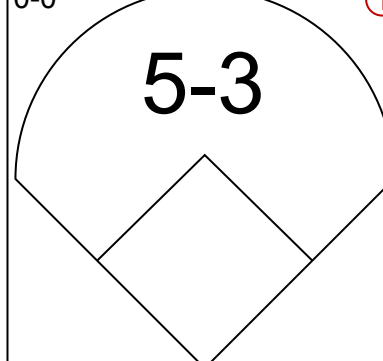
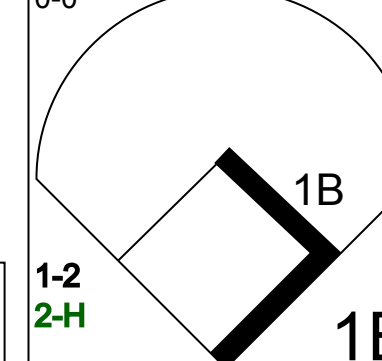
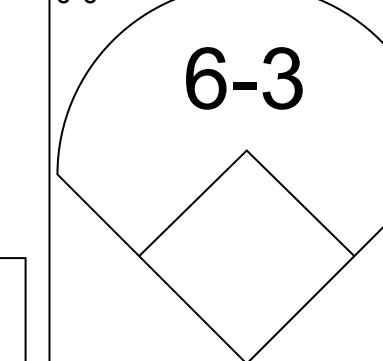
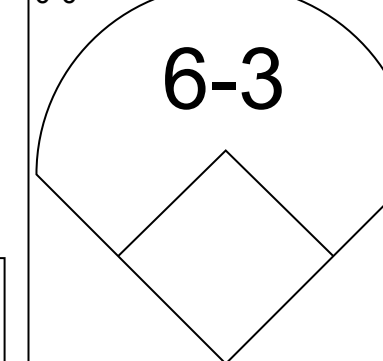

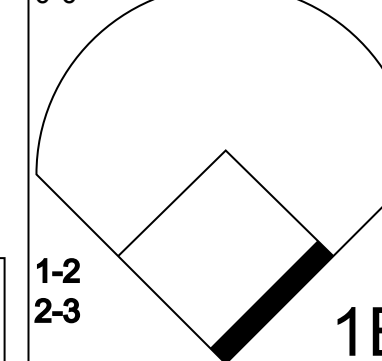




Batter	1	2	3	4	5	6	7	8	9	AB	R	H	RBI	BB	SO	LOB	TOP					
Tim Raines, S (1, 7) OBP: 0.374, SLG: 0.421	0-0 6-3		0-0 S 1B		0-0 F8			0-0 4-3		4	0	1	0	0	0	1	<p><b>Montreal Expos @ Cincinnati Reds</b> Riverfront Stadium, Cincinnati, OH Mon Jul 25 1983, 7:05 PM EDT Unknown</p> <p>livebaseballscores.com</p> <p>AB 34 R 2 H 7 RBI 2 BB 2 SO 11 LOB 16</p> 					
Bryan Little, S (1, 6) OBP: 0.347, SLG: 0.329	0-3 K		4-0 1-2 BB		0-0 P4			0-3 K		3	0	0	0	1	2	1						
Andre Dawson, R (1, 8) OBP: 0.334, SLG: 0.561	0-0 HR		0-3 K		0-0 F7			0-3 K		4	1	1	1	0	2	2						
Al Oliver, L (1, 3) OBP: 0.368, SLG: 0.439	0-0 1B		0-0 G3		0-0 L9			0-0 2-3 1B		4	1	2	0	0	0	2						
Gary Carter, R (1, 2) OBP: 0.331, SLG: 0.417	0-3 K			0-3 K				0-3 2-3		4	0	0	0	0	3	2						
Warren Cromartie, L (1, 9) OBP: 0.354, SLG: 0.374		0-0 P6		0-3 K				4-0 FC6-4 1B		3	0	1	0	1	1	0						
Tim Wallach, R (1, 5) OBP: 0.342, SLG: 0.448		0-0 F8		0-3 K				0-0 F7		4	0	1	1	0	1	1						
Doug Flynn, R (1, 4) OBP: 0.254, SLG: 0.291		0-0 F6-3			0-0 1B			0-0 FC6-4 1-2		4	0	1	0	0	0	3						
Charlie Lea, R (1, 1) OBP: 0.130, SLG: 0.111			0-0 L6		0-3 K			0-0 F5		2	0	0	0	0	1	1						
Terry Crowley, L (7, PH) OBP: 0.458, SLG: 0.235									0-3 K	1	0	0	0	0	0	1						
Bob James, R (7, 1)										0	0	0	0	0	0	0						
Bryn Smith, R (8, 1) OBP: 0.200, SLG: 0.200										0	0	0	0	0	0	0						
Terry Francona, L (9, PH) OBP: 0.211, SLG: 0.242										1	0	0	0	0	1	2						
<b>Inning Stats</b>	R: 1 E: 0 K: 2 S: 9	H: 2 LOB: 1 BB: 0 P: 9	R: 0 E: 0 K: 0 S: 3	H: 0 LOB: 0 BB: 0 P: 3	R: 0 E: 0 K: 1 S: 6	H: 1 LOB: 2 BB: 1 P: 10	R: 0 E: 0 K: 3 S: 9	H: 0 LOB: 0 BB: 0 P: 9	R: 0 E: 0 K: 1 S: 6	H: 1 LOB: 1 BB: 0 P: 6	R: 0 E: 0 K: 1 S: 5	H: 0 LOB: 0 BB: 0 P: 5	R: 0 E: 0 K: 0 S: 4	H: 1 LOB: 1 BB: 0 P: 4	R: 0 E: 0 K: 2 S: 7	H: 0 LOB: 0 BB: 0 P: 7	R: 1 E: 0 K: 1 S: 7	H: 2 LOB: 2 BB: 1 P: 11	1B: 6 2B: 0 3B: 0 HR: 1	SF: 0 SAC: 0 DP: 0 HBP: 0	WP: 0 PB: 0 SB: 1 CS: 0	PA: 36
<b>PITCHER</b> Mario Soto, R (1, 1) ERA: 2.44	IP: 9.0 WLS: W BF: 36 H: 7 R: 2 ER: 2 SO: 11 BB: 2 IBB: 0 HBP: 0 BLK: 0 WP: 0 HR: 1 S: 56 P: 64 ERA: 2.00 WHIP: 1.000															<b>PITCHER</b>	IP: WLS: BF: H: R: ER: SO: BB: IBB: HBP: BLK: WP: HR: S: P: ERA: WHIP:					

Batter	1	2	3	4	5	6	7	8	9	AB	R	H	RBI	BB	SO	LOB	BOTTOM				
Eddie Milner, L (1, 8) OBP: 0.357, SLG: 0.375	4-0 S 1B		4-0 5-3 HR		0-0 SH3-4			0-0 5-3		1	2	0	0	2	0	0	<p><b>Montreal Expos @ Cincinnati Reds</b> Riverfront Stadium, Cincinnati, OH Mon Jul 25 1983, 7:05 PM EDT Unknown</p> <p>livebaseballscores.com</p> <p>AB 27 R 4 H 5 RBI 4 BB 6 SO 5 LOB 13</p> 				
Dave Concepcion, R (1, 6) OBP: 0.305, SLG: 0.285	0-0 E S 1B		0-0 F9		0-0 F4-3			0-0 S 1B		4	1	2	1	0	0	2					
Cesar Cedeno, R (1, 9) OBP: 0.289, SLG: 0.339	0-0 F9		0-0 5-3		0-0 G3			0-0 F9		4	0	0	0	0	0	4					
Dan Driessen, L (1, 3) OBP: 0.418, SLG: 0.467	0-0 F8		0-0 2H HR		0-0 F4-3			4-0 1B G1-2-3		3	1	1	2	1	0	1					
Nick Esasky, R (1, 5) OBP: 0.346, SLG: 0.567	4-0 BB		0-3 K		0-3 K			0-0 BB		3	0	1	1	1	2	0					
Gary Redus, R (1, 7) OBP: 0.356, SLG: 0.464	0-3 K		0-0 F9		0-0 BB			4-0 1-2 BB		2	0	0	0	2	1	2					
Kelly Paris, R (1, 4) OBP: 0.305, SLG: 0.278		0-0 P3		0-0 F4-3				0-0 F7		4	0	0	0	0	0	4					
Alex Trevino, R (1, 2) OBP: 0.254, SLG: 0.250		0-0 P5		0-0 F7				0-3 K		3	0	0	0	0	1	0					
Mario Soto, R (1, 1) OBP: 0.164, SLG: 0.204		0-0 F4-3		0-0 F4-3 SH3-4				0-3 K		3	0	1	0	0	1	0					
<b>Inning Stats</b>	R: 1 E: 0 K: 1 S: 6	H: 1 LOB: 2 BB: 2 P: 14	R: 0 E: 0 K: 0 S: 3	H: 0 LOB: 0 BB: 0 P: 3	R: 2 E: 0 K: 1 S: 6	H: 1 LOB: 0 BB: 1 P: 10	R: 0 E: 0 K: 0 S: 3	H: 0 LOB: 0 BB: 0 P: 3	R: 0 E: 0 K: 1 S: 5	H: 0 LOB: 1 BB: 1 P: 9	R: 0 E: 0 K: 2 S: 7	H: 0 LOB: 0 BB: 0 P: 7	R: 1 E: 0 K: 0 S: 4	H: 2 LOB: 2 BB: 2 P: 12	R: 1 E: 0 K: 0 S: 4	H: 2 LOB: 2 BB: 2 P: 12		1B: 4 2B: 0 3B: 0 HR: 1	SF: 0 SAC: 1 DP: 1 HBP: 0	WP: 0 PB: 0 SB: 3 CS: 0	PA: 34
<b>PITCHER</b> Charlie Lea, R (1, 1) ERA: 3.41	IP: 6.0 WLS: L BF: 25 H: 3 R: 3 ER: 3 SO: 3 BB: 4 IBB: 0 HBP: 0 BLK: 0 WP: 0 HR: 1 S: 27 P: 43 ERA: 4.50 WHIP: 1.167															<b>PITCHER</b>		IP: WLS: BF: H: R: ER: SO: BB: IBB: HBP: BLK: WP: HR: S: P: ERA: WHIP:			
Bob James, R (7, 1) ERA: 7.59	1.1 8 2 1 1 2 2 0 0 0 0 0 0 10 18 6.75 3.000																				
Bryn Smith, R (8, 1) ERA: 2.69	0.2 1 0 0 0 0 0 0 0 0 0 0 0 1 1 0.00 0.000																				

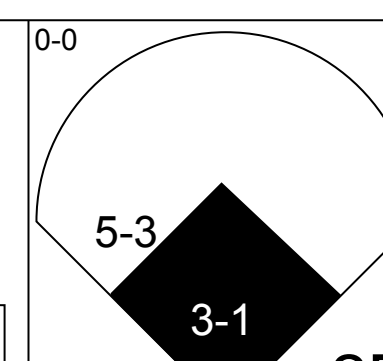
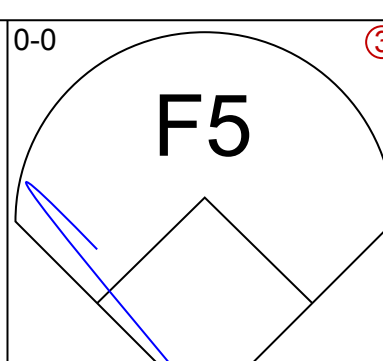
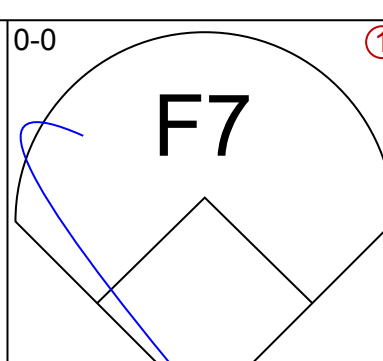
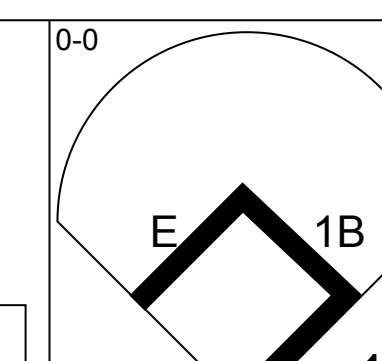
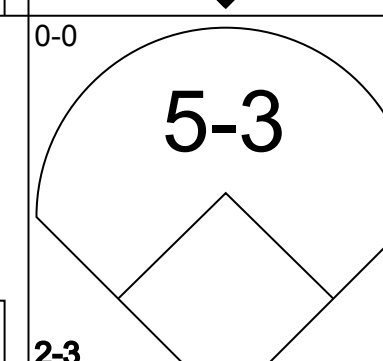
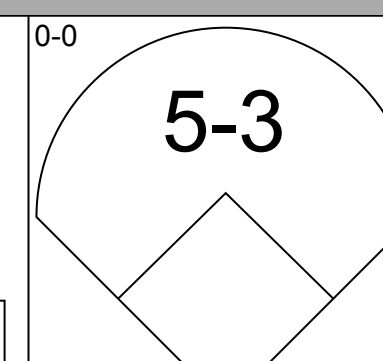
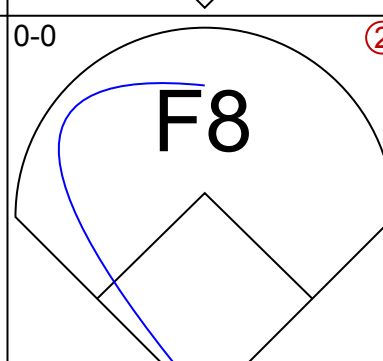
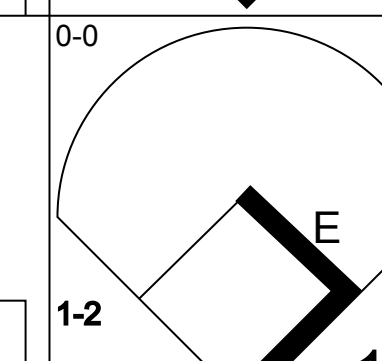
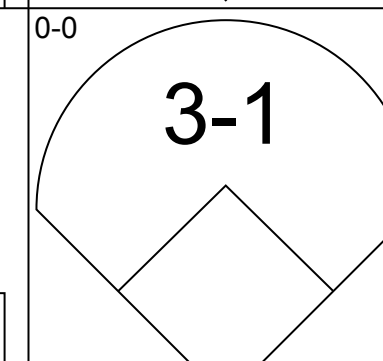
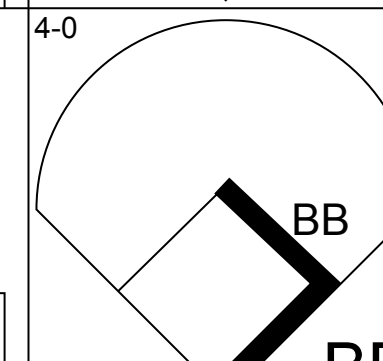
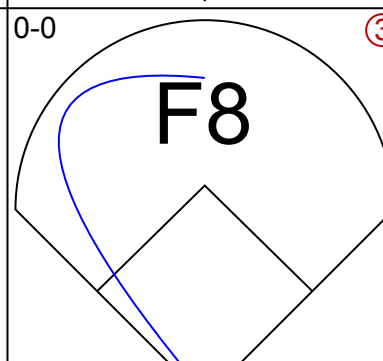
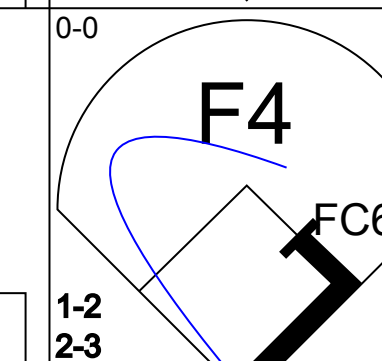
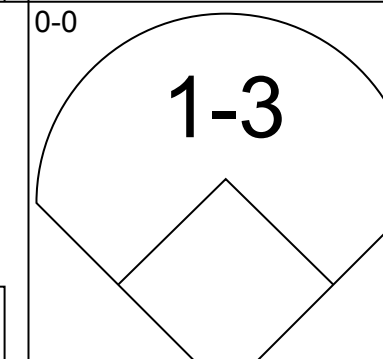
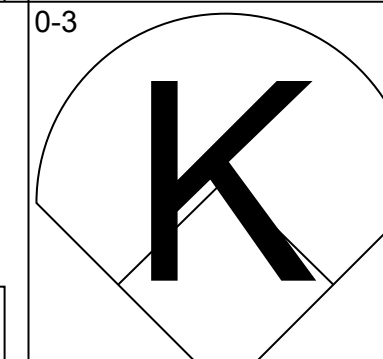
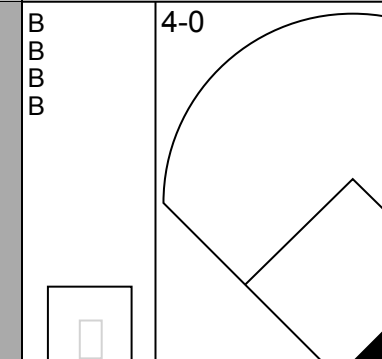
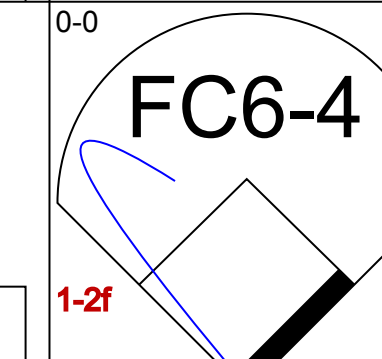
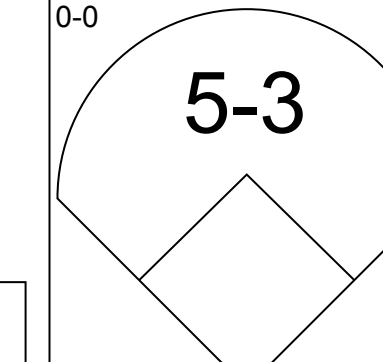
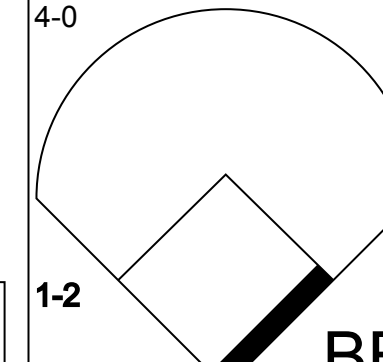
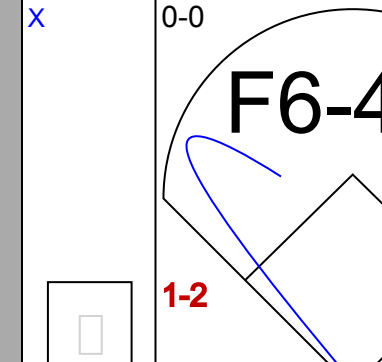
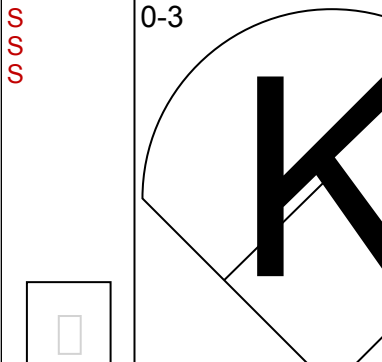
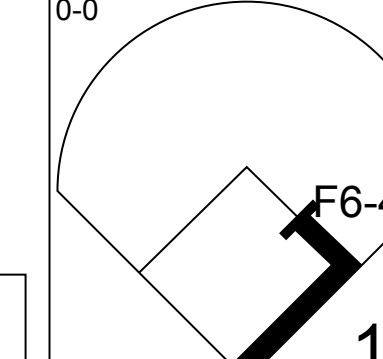
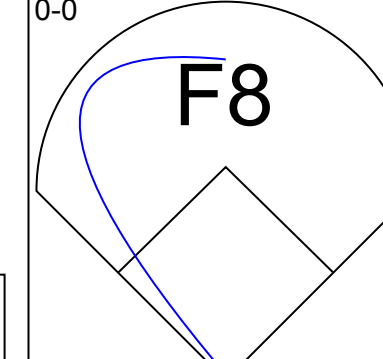
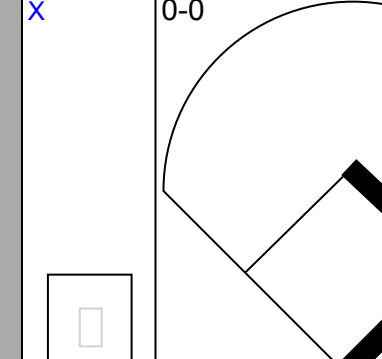
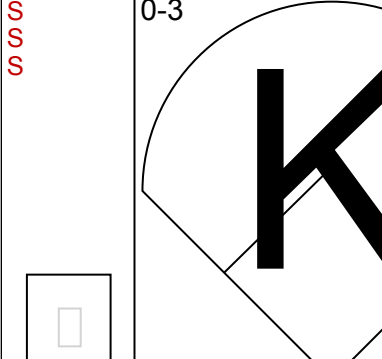
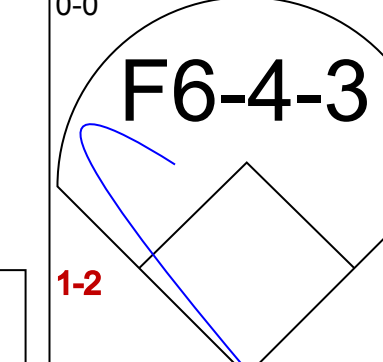
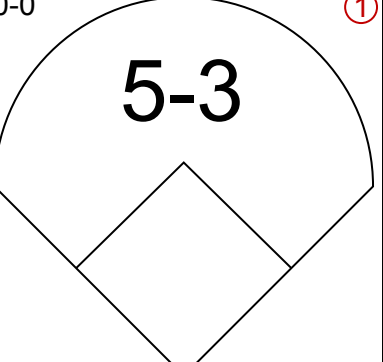
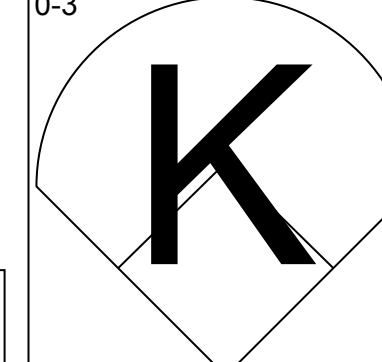
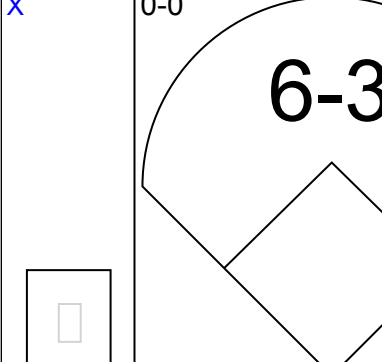
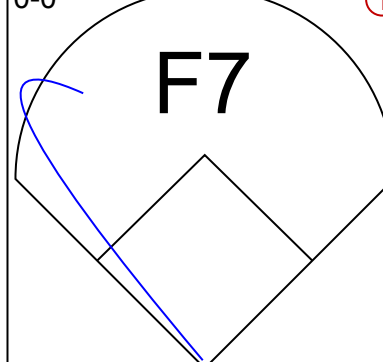
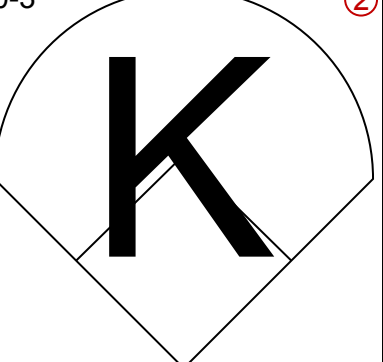
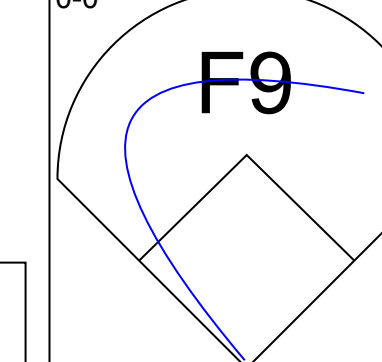
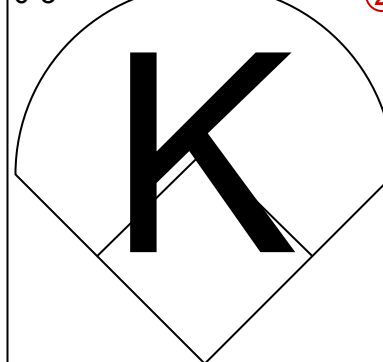
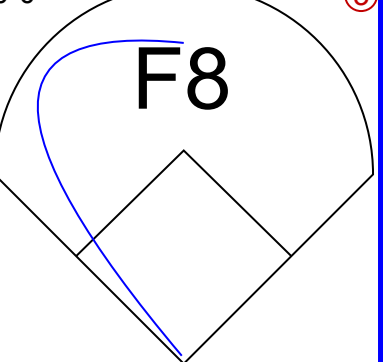
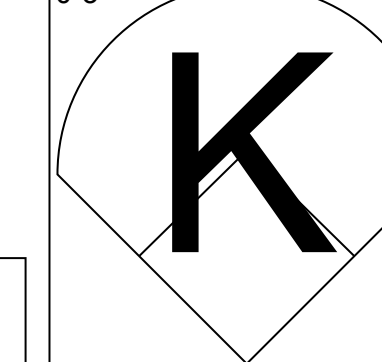


Batter	1	2	3	4	5	6	7	8	9	AB	R	H	RBI	BB	SO	LOB	TOP					
Tim Raines, S OBP: 0.370, SLG: 0.415 (1, 7)										5	1	0	0	0	1	3						
Bryan Little, S OBP: 0.355, SLG: 0.336 (1, 6)		1B								4	4	3	0	1	0	0						
Andre Dawson, R OBP: 0.337, SLG: 0.572 (1, 8)										5	2	3	2	0	1	2						
Al Oliver, L OBP: 0.371, SLG: 0.442 Terry Francona, L OBP: 0.211, SLG: 0.242 (1, 3) (8, 3)										4	1	2	2	1	0	2						
Warren Cromartie, L OBP: 0.354, SLG: 0.374 (1, 9)										3	0	1	2	1	1	1						
Tim Lincecum, R OBP: 0.340, SLG: 0.443 (1, 5)										4	0	0	0	0	0	5						
Doug Flynn, R OBP: 0.249, SLG: 0.287 (1, 4)										4	0	0	1	0	0	4						
Bobby Ramos, R OBP: 0.426, SLG: 0.395 (1, 2)										4	0	1	1	0	0	0						
Ray Burris, R OBP: 0.333, SLG: 0.379 (1, 1)										4	0	1	0	0	1	0						
<b>Inning Stats</b>	R: 2 E: 0 K: 2 S: 10	H: 3 LOB: 1 BB: 0 P: 10	R: 0 E: 0 K: 0 S: 3	H: 0 LOB: 0 BB: 0 P: 3	R: 2 E: 1 K: 1 S: 7	H: 1 LOB: 2 BB: 2 P: 15	R: 0 E: 0 K: 0 S: 3	H: 0 LOB: 0 BB: 0 P: 3	R: 1 E: 0 K: 0 S: 6	H: 3 LOB: 2 BB: 0 P: 6	R: 0 E: 0 K: 1 S: 5	H: 0 LOB: 0 BB: 0 P: 5	R: 3 E: 0 K: 0 S: 7	H: 4 LOB: 3 BB: 1 P: 12	R: 0 E: 0 K: 0 S: 3	H: 0 LOB: 0 BB: 0 P: 3	R: 0 E: 0 K: 0 S: 3	H: 0 LOB: 0 BB: 0 P: 3	1B: 8 2B: 2 3B: 0 HR: 1	SF: 2 SAC: 0 DP: 0 HBP: 1	WP: 0 PB: 0 SB: 1 CS: 0	PA: 43
<b>PITCHER</b>	IP WLS BF H R ER SO BB IBB HBP BLK WP HR S P ERA WHIP																					
Rich Gale, R ERA: 5.2 (1, 1)	5.0 L 25 7 5 4 3 1 0 1 0 0 0 1 29 37 7.20 1.600																					
Ted Power, R ERA: 4.54 (6, 1)	2.0 12 4 3 3 1 0 1 1 0 0 0 12 17 13.50 2.000																					
Ben Hayes, R ERA: 5.4 (8, 1)	1.0 3 0 0 0 0 0 0 0 0 0 0 0 3 3 0.00 0.000																					
Tom Hume, R ERA: 6.89 (9, 1)	1.0 3 0 0 0 0 0 0 0 0 0 0 0 3 3 0.00 0.000																					

**Montreal Expos @ Cincinnati Reds**  
Riverfront Stadium, Cincinnati, OH  
Mon Jul 25 1983, 7:05 PM EDT  
Att: 17,646 - Unknown

AB 37  
R 8  
H 11  
RBI 8  
BB 3  
SO 4  
LOB 17



Batter	1	2	3	4	5	6	7	8	9	AB	R	H	RBI	BB	SO	LOB	BOTTOM					
Eddie Milner, L OBP: 0.358, SLG: 0.380 (1, 8)										4	1	2	0	0	0	0						
Paul Householder, S OBP: 0.321, SLG: 0.371 (1, 9)										4	0	1	0	0	0	1						
Duane Walker, L OBP: 0.329, SLG: 0.395 (1, 7)										3	0	0	1	1	0	2						
Dan Driessen, L OBP: 0.416, SLG: 0.460 Tom Hume, R (9, 1)										3	0	0	0	1	1	4						
Johnny Bench, R OBP: 0.308, SLG: 0.410 (1, 5) (9, 3)										3	0	0	0	1	1	1						
Ron Oester, S OBP: 0.318, SLG: 0.393 (1, 4)										4	0	2	0	0	1	2						
Alan Knicely, R OBP: 0.326, SLG: 0.291 (1, 2)										4	0	0	0	0	1	2						
Tom Foley, L OBP: 0.279, SLG: 0.291 (1, 6)										3	0	0	0	0	1	0						
Rich Gale, R OBP: 0.222, SLG: 0.188 Gary Nields, R OBP: 0.305, SLG: 0.402 Ted Power, R (8, 1) Ben Hayes, R (8, 1) Nick Esasky, R OBP: 0.348, SLG: 0.502 (9, 5)										1	0	0	0	0	1	0						
<b>Inning Stats</b>	R: 1 E: 0 K: 0 S: 4	H: 1 LOB: 0 BB: 0 P: 4	R: 0 E: 0 K: 0 S: 3	H: 1 LOB: 0 BB: 0 P: 3	R: 0 E: 0 K: 1 S: 5	H: 0 LOB: 0 BB: 0 P: 5	R: 0 E: 0 K: 1 S: 5	H: 0 LOB: 0 BB: 2 P: 13	R: 0 E: 0 K: 1 S: 5	H: 0 LOB: 0 BB: 0 P: 5	R: 0 E: 0 K: 0 S: 3	H: 0 LOB: 0 BB: 0 P: 3	R: 0 E: 0 K: 1 S: 5	H: 1 LOB: 1 BB: 1 P: 9	R: 0 E: 1 K: 1 S: 8	H: 2 LOB: 3 BB: 0 P: 8	R: 0 E: 0 K: 2 S: 7	H: 0 LOB: 0 BB: 0 P: 7	1B: 3 2B: 2 3B: 0 HR: 0	SF: 0 SAC: 0 DP: 2 HBP: 0	WP: 0 PB: 0 SB: 0 CS: 0	PA: 34
<b>PITCHER</b>	IP WLS BF H R ER SO BB IBB HBP BLK WP HR S P ERA WHIP																					
Ray Burris, R ERA: 2.85 (1, 1)	9.0 W 34 5 1 1 7 3 0 0 0 0 0 45 57 1.00 0.889																					

**Montreal Expos @ Cincinnati Reds**  
Riverfront Stadium, Cincinnati, OH  
Mon Jul 25 1983, 7:05 PM EDT  
Att: 17,646 - Unknown

AB 31  
R 1  
H 5  
RBI 1  
BB 3  
SO 7  
LOB 12






Batter	1	2	3	4	5	6	7	8	9	AB	R	H	RBI	BB	SO	LOB	TOP										
Tim Raines, S OBP: 0.368, SLG: 0.412 (1.7)	F3		K			1B		F8	G3	5	0	1	1	0	1	1											
Bryan Little, S OBP: 0.355, SLG: 0.332 (1.6)	HBP				F8	F9		WP	F7	3	0	0	0	1	0	2											
Andre Dawson, R OBP: 0.336, SLG: 0.566 (1.8)	P3			K		F8			5-3	4	0	0	0	1	1	3											
Al Oliver, L OBP: 0.370, SLG: 0.440 (1.3)		F7		F8			WP	F8		4	0	1	0	0	0	2											
Warren Cromartie, L OBP: 0.353, SLG: 0.369 (1.9)		K			6-3		F9		2B	3	1	0	0	1	1	1											
Tim Lincecum, R OBP: 0.344, SLG: 0.455 (1.5)		HR			K		IBB		1B	3	2	2	2	1	1	0											
Doug Flynn, R OBP: 0.293, SLG: 0.290 (1.4)		F6-3			1B		F8		E	4	1	2	0	0	0	2											
Bobby Ramos, R OBP: 0.392, SLG: 0.357 (1.2)			F3		6-3		K		E5	4	1	0	1	0	1	4											
Bill Gullickson, R OBP: 0.080, SLG: 0.063 (1.1)			F9			K		F9	E1	4	0	0	0	0	1	2											
<b>Inning Stats</b>	R: 0 E: 0 K: 0 S: 2	H: 0 LOB: 0 BB: 3 P: 3	R: 1 E: 0 K: 1 S: 6	H: 1 LOB: 0 BB: 0 P: 6	R: 0 E: 0 K: 1 S: 5	H: 0 LOB: 0 BB: 0 P: 5	R: 0 E: 0 K: 1 S: 5	H: 0 LOB: 0 BB: 0 P: 5	R: 0 E: 0 K: 1 S: 6	H: 1 LOB: 1 BB: 0 P: 6	R: 0 E: 0 K: 1 S: 6	H: 1 LOB: 2 BB: 1 P: 10	R: 0 E: 0 K: 0 S: 3	H: 0 LOB: 2 BB: 2 P: 11	R: 4 E: 3 K: 0 S: 7	H: 2 LOB: 1 BB: 1 P: 11	1B: 4 2B: 1 3B: 0 HR: 1	SF: 0 SAC: 0 DP: 0 HBP: 1	WP: 2 PB: 2 SB: 0 CS: 1	PA: 39							
<b>PITCHER</b>	IP	WLS	BF	H	R	ER	SO	BB	IBB	HBP	BLK	WP	HR	S	P	ERA	WHIP										
Charlie Puleo, R ERA: 4.55 (1.1)	7.2	L	30	4	1	1	6	1	2	1	0	2	1	38	51	1.17	0.652										
Bill Scherrer, L ERA: 3.17 (8.1)	0.1		1	0	0	0	0	0	0	0	0	0	0	1	1	0.00	0.000										
Ben Hayes, R ERA: 5.8 (9.1)	0.0		3	2	3	2	0	1	0	0	0	0	0	2	6	∞	∞										
Tom Hume, R ERA: 6.68 (9.1)	1.0		5	0	1	0	0	0	0	0	0	0	0	5	5	0.00	0.000										

**Montreal Expos @ Cincinnati Reds**  
Riverfront Stadium, Cincinnati, OH  
Tue Jul 26 1983, 7:05 PM EDT  
Att: 12,322 - Unknown

AB	34
R	5
H	6
RBI	4
BB	4
SO	6
LOB	17



Batter	1	2	3	4	5	6	7	8	9	AB	R	H	RBI	BB	SO	LOB	BOTTOM										
Eddie Milner, L OBP: 0.357, SLG: 0.377 (1.8)	F8		6-3			3-1		1-3		3	0	0	0	1	0	1											
Dave Concepcion, R OBP: 0.304, SLG: 0.285 (1.6)	2B		6-3			F4-3		F8		4	0	1	0	0	0	1											
Cesar Cedeno, R OBP: 0.288, SLG: 0.335 (1.9)	F8		6-3			CS		K		3	0	0	0	1	1	2											
Dan Driessen, L OBP: 0.413, SLG: 0.461 (1.3)	2B			K		CS		F4-3	F8	4	0	1	0	0	1	0											
Nick Esasky, R OBP: 0.336, SLG: 0.548 (1.5)	K			6-3		1-3		1-3		3	0	0	0	0	1	2											
Gary Redus, R OBP: 0.355, SLG: 0.458 (1.7)		6-3			F9		CS			2	0	0	0	1	0	0											
Ron Oester, S OBP: 0.316, SLG: 0.389 (1.4)		P6			F7		CS	3-1		3	0	0	0	0	0	0											
Dann Bilardello, R OBP: 0.258, SLG: 0.323 (1.2)										2	0	0	0	0	1	0											
Duane Walker, L OBP: 0.333, SLG: 0.408 (8, PH)		F3								1	0	1	0	0	0	0											
Alan Knicely, R OBP: 0.326, SLG: 0.291 (9.2)										0	0	0	0	0	0	0											
Charlie Puleo, R OBP: 0.233, SLG: 0.115 (1.1)										2	0	0	0	0	0	0											
Bill Scherrer, L OBP: 0.222, SLG: 0.125 (8.1)										0	0	0	0	0	0	0											
Johnny Bench, R OBP: 0.307, SLG: 0.409 (8, PH)										1	0	0	0	0	1	1											
Ben Hayes, R (9.1)										0	0	0	0	0	0	0											
Tom Hume, R (9.1)										0	0	0	0	0	0	0											
<b>Inning Stats</b>	R: 0 E: 0 K: 1 S: 7	H: 2 LOB: 2 BB: 0 P: 7	R: 0 E: 0 K: 0 S: 3	H: 0 LOB: 0 BB: 0 P: 3	R: 0 E: 0 K: 0 S: 3	H: 0 LOB: 1 BB: 1 P: 7	R: 0 E: 0 K: 1 S: 5	H: 0 LOB: 0 BB: 0 P: 5	R: 0 E: 0 K: 1 S: 5	H: 0 LOB: 0 BB: 1 P: 5	R: 0 E: 0 K: 1 S: 2	H: 0 LOB: 0 BB: 1 P: 6	R: 0 E: 0 K: 0 S: 2	H: 0 LOB: 0 BB: 0 P: 6	R: 0 E: 0 K: 1 S: 6	H: 1 LOB: 1 BB: 0 P: 6	R: 0 E: 0 K: 1 S: 5	H: 0 LOB: 0 BB: 0 P: 5	1B: 1 2B: 2 3B: 0 HR: 0	SF: 0 SAC: 0 DP: 0 HBP: 0	WP: 0 PB: 0 SB: 1 CS: 2	PA: 33					
<b>PITCHER</b>	IP	WLS	BF	H	R	ER	SO	BB	IBB	HBP	BLK	WP	HR	S	P	ERA	WHIP										
Bill Gullickson, R ERA: 4.21 (1.1)	9.0	W	31	3	0	0	5	3	0	0	0	0	0	38	50	0.00	0.667										

**Montreal Expos @ Cincinnati Reds**  
Riverfront Stadium, Cincinnati, OH  
Tue Jul 26 1983, 7:05 PM EDT  
Att: 12,322 - Unknown

AB	28
R	0
H	3
RBI	0
BB	3
SO	5
LOB	7





Batter	1	2	3	4	5	6	7	8	9	AB	R	H	RBI	BB	SO	LOB	TOP								
Tim Raines, S (1, 7) OBP: 0.368, SLG: 0.417	SH2-3 HR 2B	F7			4-3	1-H 2-H 2B			F8	5	1	2	1	0	0	1	<b>Montreal Expos @ Cincinnati Reds</b> Riverfront Stadium, Cincinnati, OH Wed Jul 27 1983, 7:05 PM EDT Att: 12,082 - Unknown <a href="http://livebaseballscorecards.com">livebaseballscorecards.com</a>								
Bryan Little, S (1, 6) OBP: 0.357, SLG: 0.329	SH2-3 2-3		G3				FC1-4 BB		1-3	2	0	0	0	2	0	0									
Andre Dawson, R (1, 8) OBP: 0.335, SLG: 0.570	HR 3-H		F8		F5		FC1-4 S 1-2			4	1	1	2	0	0	2									
Al Oliver, L (1, 3) OBP: 0.368, SLG: 0.438	6-3		6-3			CS 1B		F2 1-2		4	0	1	0	0	0	1									
Gary Carter, R (1, 2) OBP: 0.331, SLG: 0.421	F9				F8	1-2 1B		K		4	1	1	0	0	1	1									
Warren Cromartie, L (1, 9) OBP: 0.355, SLG: 0.375		F8		F9 2B		1B FC6-4 1B		4-3		4	1	2	1	0	0	0									
Tim Wallach, R (1, 5) OBP: 0.343, SLG: 0.453		E5 F9 1B		F9 2-3		FC6-4 1B		E5 F6-3		4	1	1	0	0	0	1									
Doug Flynn, R (1, 4) OBP: 0.249, SLG: 0.286		F9 2-3		F4-1		FC6-4 1B 2B		F6-3 1-2		4	1	0	1	0	0	4									
Greg Bargar, R (1, 1) OBP: 0.200, SLG: 0.200										2	0	1	1	0	1	0									
Terry Francona, L (6, PH) OBP: 0.217, SLG: 0.248					K					1	0	1	0	0	0	0									
Bob James, R (6, 1)						1-2 2B 1B				1	0	0	0	0	1	0									
<b>Inning Stats</b>	R: 2 E: 0 K: 0 S: 5	H: 2 LOB: 0 BB: 0 P: 5	R: 1 E: 1 K: 0 S: 5	H: 1 LOB: 1 BB: 0 P: 5	R: 0 E: 0 K: 0 S: 3	H: 0 LOB: 0 BB: 0 P: 3	R: 0 E: 0 K: 0 S: 4	H: 1 LOB: 1 BB: 0 P: 4	R: 0 E: 0 K: 1 S: 5	H: 0 LOB: 1 BB: 1 P: 9	R: 3 E: 0 K: 0 S: 7	H: 6 LOB: 2 BB: 0 P: 7	R: 0 E: 0 K: 1 S: 5	H: 0 LOB: 0 BB: 0 P: 9	R: 0 E: 1 K: 0 S: 3	H: 0 LOB: 0 BB: 0 P: 3	R: 0 E: 0 K: 1 S: 5	H: 0 LOB: 0 BB: 0 P: 5	1B: 5 2B: 3 3B: 1 HR: 1	SF: 0 SAC: 1 DP: 1 HBP: 0	WP: 0 PB: 0 SB: 1 CS: 1	PA: 38			
<b>PITCHER</b>	IP	WLS	BF	H	R	ER	SO	BB	IBB	HBP	BLK	WP	HR	S	P	ERA	WHIP								
Frank Pastore, R (1, 1) ERA: 5.43	5.2	L	27	9	6	5	1	1	0	0	0	0	1	28	32	7.94	1.765								
Ted Power, R (6, 1) ERA: 4.45	1.1		5	1	0	0	1	1	0	0	0	0	0	6	10	0.00	1.500								
Bill Scherrer, L (8, 1) ERA: 3.05	2.0		6	0	0	0	1	0	0	0	0	0	0	8	8	0.00	0.000								

Batter	1	2	3	4	5	6	7	8	9	AB	R	H	RBI	BB	SO	LOB	BOTTOM								
Eddie Milner, L (1, 8) OBP: 0.358, SLG: 0.386	HR		G3 S 1B		F8		K		F4	5	1	2	1	0	1	1	<b>Montreal Expos @ Cincinnati Reds</b> Riverfront Stadium, Cincinnati, OH Wed Jul 27 1983, 7:05 PM EDT Att: 12,082 - Unknown <a href="http://livebaseballscorecards.com">livebaseballscorecards.com</a>								
Dave Concepcion, R (1, 6) OBP: 0.303, SLG: 0.284	F4-3 F4-3 1B		K 1-2		3-1		K			4	0	1	0	0	2	2									
Cesar Cedeno, R (1, 9) OBP: 0.295, SLG: 0.356	F4-3 1-2		G3 BB			HR				3	1	2	1	1	0	1									
Dan Driessen, L (1, 3) OBP: 0.406, SLG: 0.452	F4-3 2-3		G3 1-2 2-3		F7			F8		4	0	0	0	0	0	3									
Nick Esasky, R (1, 5) OBP: 0.336, SLG: 0.535	F9		K							3	0	0	0	0	1	3									
Gary Redus, R (1, 7) OBP: 0.354, SLG: 0.455		F8		K		FC4-6 1B		K		4	0	1	0	0	2	1									
Ron Oester, S (1, 4) OBP: 0.313, SLG: 0.385		F9		G3		FC4-6 1-2		F4-3		4	0	0	0	0	0	2									
Dann Bilardello, R (1, 2) OBP: 0.265, SLG: 0.347										3	1	2	1	0	1	1									
Duane Walker, L (9, PH) OBP: 0.331, SLG: 0.405	HR								F4-3	1	0	0	0	0	0	0									
Frank Pastore, R (1, 1) OBP: 0.187, SLG: 0.171										2	0	0	0	0	0	1									
Ted Power, R (6, 1)		6-3							F2	0	0	0	0	0	0	0									
Paul Householder, S (7, PH) OBP: 0.334, SLG: 0.374										1	0	1	0	0	0	0									
Bill Scherrer, L (8, 1) OBP: 0.222, SLG: 0.125										0	0	0	0	0	0	0									
Johnny Berneth, R (9, PH) OBP: 0.306, SLG: 0.407										1	0	0	0	0	0	0									
<b>Inning Stats</b>	R: 1 E: 0 K: 0 S: 5	H: 2 LOB: 1 BB: 0 P: 5	R: 1 E: 0 K: 0 S: 4	H: 1 LOB: 0 BB: 0 P: 4	R: 0 E: 0 K: 2 S: 8	H: 1 LOB: 2 BB: 1 P: 12	R: 0 E: 0 K: 1 S: 6	H: 1 LOB: 1 BB: 0 P: 6	R: 1 E: 0 K: 0 S: 4	H: 1 LOB: 0 BB: 0 P: 4	R: 0 E: 0 K: 1 S: 6	H: 1 LOB: 1 BB: 0 P: 6	R: 0 E: 0 K: 2 S: 8	H: 2 LOB: 2 BB: 0 P: 8	R: 0 E: 0 K: 1 S: 5	H: 0 LOB: 1 BB: 0 P: 6	R: 0 E: 0 K: 0 S: 3	H: 0 LOB: 0 BB: 0 P: 3	1B: 5 2B: 1 3B: 0 HR: 3	SF: 0 SAC: 0 DP: 0 HBP: 1	WP: 0 PB: 0 SB: 1 CS: 0	PA: 37			
<b>PITCHER</b>	IP	WLS	BF	H	R	ER	SO	BB	IBB	HBP	BLK	WP	HR	S	P	ERA	WHIP								
Greg Bargar, R (1, 1) ERA: 4.3	5.0	W	22	6	3	3	3	1	0	0	0	0	3	27	31	5.40	1.400								
Bob James, R (6, 1) ERA: 5.52	4.0	S	15	3	0	0	4	0	0	1	0	0	0	22	23	0.00	0.750								



Batter	1	2	3	4	5	6	7	8	9	AB	R	H	RBI	BB	SO	LOB	TOP										
<b>Eddie Milner, L</b> OBP: 0.354, SLG: 0.381 (1, 8)										4	0	0	0	0	1	3	<b>Cincinnati Reds @ Houston Astros</b> Astrodome, Houston, TX Fri Jul 29 1983, 8:05 PM EDT Att: 18,063 - Dome										
<b>Dave Concepcion, R</b> OBP: 0.303, SLG: 0.284 (1, 6)										4	0	1	0	0	0	3											
<b>Gary Redus, R</b> OBP: 0.358, SLG: 0.458 <b>Tom Hume, R</b> (8, 1)										3	0	2	0	1	0	1											
<b>Cesar Cedeno, R</b> OBP: 0.294, SLG: 0.352 (1, 9)										3	0	0	0	1	0	4											
<b>Dan Driessen, L</b> OBP: 0.404, SLG: 0.453 (1, 3)										4	1	1	0	0	0	1											
<b>Nick Esasky, R</b> OBP: 0.333, SLG: 0.527 (1, 5)										4	0	1	0	0	1	1											
<b>Ron Oester, S</b> OBP: 0.310, SLG: 0.382 (1, 4)										3	0	0	0	0	0	2											
<b>Dann Bilardello, R</b> OBP: 0.266, SLG: 0.347 (1, 2)										3	0	1	0	0	0	0											
<b>Joe Price, R</b> OBP: 0.167, SLG: 0.100 (5, 1)										0	0	0	0	0	0	0											
<b>Ben Hayes, R</b> OBP: 0.285, SLG: 0.288 (6, 1)										1	0	0	0	0	1	0											
<b>Ted Power, R</b> OBP: 0.327, SLG: 0.374 (8, 7)										0	0	0	0	0	0	0											
<b>Paul Householder, S</b> OBP: 0.327, SLG: 0.374 (8, 7)										0	0	0	0	0	0	0											
<b>Inning Stats</b>	R: 0 E: 0 K: 0 S: 4	H: 1 LOB: 1 BB: 0 P: 4	R: 0 E: 1 K: 1 S: 5	H: 0 LOB: 0 BB: 0 P: 5	R: 0 E: 0 K: 0 S: 4	H: 1 LOB: 1 BB: 0 P: 4	R: 0 E: 0 K: 0 S: 2	H: 0 LOB: 0 BB: 1 P: 6	R: 0 E: 0 K: 0 S: 3	H: 0 LOB: 0 BB: 0 P: 3	R: 0 E: 0 K: 1 S: 7	H: 2 LOB: 2 BB: 0 P: 7	R: 1 E: 0 K: 0 S: 4	H: 2 LOB: 0 BB: 0 P: 4	R: 0 E: 0 K: 1 S: 5	H: 0 LOB: 1 BB: 1 P: 9	R: 0 E: 0 K: 0 S: 2	H: 0 LOB: 0 BB: 1 P: 6	1B: 5 2B: 1 3B: 0 HR: 0	SF: 0 SAC: 1 DP: 4 HBP: 0	WP: 0 PB: 0 SB: 0 CS: 1	PA: 33					
<b>PITCHER</b>	IP	WLS	BF	H	R	ER	SO	BB	IBB	HBP	BLK	WP	HR	S	P	ERA	WHIP										
<b>Mike Madden, L</b> ERA: 1.82	(1, 1)	7.0	W	26	6	1	1	2	1	0	0	0	0	29	33	1.29	1.000										
<b>Dave Smith, R</b> ERA: 3.04	(8, 1)	2.0	S	7	0	0	0	1	2	0	0	0	0	7	15	0.00	1.000										

AB	29
R	1
H	6
RBI	0
BB	3
SO	3
LOB	15



Batter	1	2	3	4	5	6	7	8	9	AB	R	H	RBI	BB	SO	LOB	BOTTOM										
<b>Kevin Bass, S</b> OBP: 0.270, SLG: 0.351 <b>Omar Moreno, L</b> OBP: 0.287, SLG: 0.331 (1, 9)										4	0	1	1	0	0	1	<b>Cincinnati Reds @ Houston Astros</b> Astrodome, Houston, TX Fri Jul 29 1983, 8:05 PM EDT Att: 18,063 - Dome										
<b>Terry Puhl, L</b> OBP: 0.355, SLG: 0.439 (1, 8)										3	1	0	0	1	0	1											
<b>Dickie Thon, R</b> OBP: 0.357, SLG: 0.470 (1, 6)										3	0	1	0	1	0	0											
<b>Phil Garner, R</b> OBP: 0.323, SLG: 0.380 (1, 5)										3	0	1	1	1	0	1											
<b>Jose Cruz, L</b> OBP: 0.391, SLG: 0.449 (1, 7)										3	1	1	0	1	0	2											
<b>Ray Knight, R</b> OBP: 0.382, SLG: 0.484 (1, 3)										3	1	2	1	1	0	2											
<b>Bill Doran, S</b> OBP: 0.366, SLG: 0.333 (1, 4)										4	0	2	1	0	0	1											
<b>George Bjorkman, R</b> OBP: 0.377, SLG: 0.419 (1, 2)										2	1	1	0	2	1	2											
<b>Mike Madden, L</b> (1, 1)										1	0	0	0	0	1	0											
<b>Dave Smith, R</b> (8, 1)										1	0	0	0	0	0	1											
<b>Inning Stats</b>	R: 1 E: 0 K: 0 S: 4	H: 2 LOB: 2 BB: 2 P: 12	R: 0 E: 0 K: 0 S: 3	H: 0 LOB: 1 BB: 1 P: 7	R: 0 E: 0 K: 0 S: 3	H: 0 LOB: 1 BB: 1 P: 7	R: 2 E: 0 K: 0 S: 5	H: 3 LOB: 1 BB: 1 P: 9	R: 1 E: 0 K: 1 S: 8	H: 3 LOB: 2 BB: 0 P: 8	R: 0 E: 0 K: 1 S: 5	H: 0 LOB: 0 BB: 0 P: 5	R: 0 E: 0 K: 0 S: 2	H: 0 LOB: 0 BB: 1 P: 6	R: 0 E: 0 K: 0 S: 3	H: 1 LOB: 1 BB: 1 P: 7	R: 0 E: 0 K: 0 S: 2	H: 0 LOB: 0 BB: 1 P: 6	1B: 8 2B: 0 3B: 0 HR: 1	SF: 0 SAC: 2 DP: 1 HBP: 0	WP: 0 PB: 0 SB: 0 CS: 2	PA: 36					
<b>PITCHER</b>	IP	WLS	BF	H	R	ER	SO	BB	IBB	HBP	BLK	WP	HR	S	P	ERA	WHIP										
<b>Joe Price, L</b> ERA: 2.75	(1, 1)	4.2	L	25	8	4	4	0	0	0	0	0	0	3	3	0.00	0.000										
<b>Ben Hayes, R</b> ERA: 5.76	(5, 1)	0.1		1	0	0	0	1	0	0	0	0	0	3	3	0.00	0.000										
<b>Ted Power, R</b> ERA: 4.33	(6, 1)	2.0		6	0	0	0	1	1	0	0	0	0	7	11	0.00	0.500										
<b>Tom Hume, R</b> ERA: 6.49	(8, 1)	1.0		4	1	0	0	0	1	0	0	0	0	3	7	0.00	2.000										

AB	27
R	4
H	9
RBI	4
BB	7
SO	2
LOB	11





Batter	1	2	3	4	5	6	7	8	9	AB	R	H	RBI	BB	SO	LOB	TOP										
<b>Eddie Milner, L</b> (1, 8) OBP: 0.359, SLG: 0.384	0-0 2B	4-0 1B BB		4-0 1B BB		0-0 FC6-4 2H 1B			0-3 K	3	1	2	1	2	1	0	<b>Cincinnati Reds @ Houston Astros</b> Astrodome, Houston, TX Sat Jul 30 1983, 8:05 PM EDT Att: 26,442 - Dome										
<b>Dave Concepcion, R</b> (1, 6) OBP: 0.307, SLG: 0.291	0-0 F9 1-H 2B	0-0 1B		0-0 1B		0-0 FC6-4 1-2			0-0 G3	5	0	3	2	0	0	1											
<b>Gary Redus, R</b> (1, 7) OBP: 0.359, SLG: 0.458	4-0 S BB			0-0 F9					0-0 F9	4	0	1	0	1	1	2											
<b>Dan Driessen, L</b> (1, 3) OBP: 0.398, SLG: 0.444	0-0 F7			0-3 K					0-0 E6	4	0	0	0	0	2	3											
<b>Duane Walker, L</b> (1, 9) OBP: 0.322, SLG: 0.392	0-0 F9 2-3			0-0 F5					0-0 F8	4	0	0	0	0	1	4											
<b>Nick Esasky, R</b> (1, 5) OBP: 0.324, SLG: 0.511	0-0 6-3 1-2			0-0 F8					0-3 K	4	0	0	0	0	2	4											
<b>Ron Oester, S</b> (1, 4) OBP: 0.310, SLG: 0.380		0-0 4-3		0-3 K		0-0 SH3-4 1B			0-0 F9	4	1	1	0	0	1	0											
<b>Alex Trevino, R</b> (1, 2) OBP: 0.261, SLG: 0.258		0-0 PB 1B 1B		0-0 BB 1B 1B		0-0 F9			0-0 6-3	4	1	2	0	0	0	1											
<b>Mario Soto, R</b> (1, 1) OBP: 0.155, SLG: 0.193		0-0 5-3 1-2		0-0 E3 1B		0-0 SH3-4 1-2			0-0 F8	3	0	0	0	0	0	2											
<b>Inning Stats</b>	R: 1 E: 0 K: 0 S: 5	H: 2 LOB: 2 BB: 1 P: 9	R: 0 E: 0 K: 0 S: 4	H: 2 LOB: 2 BB: 1 P: 8	R: 0 E: 0 K: 1 S: 6	H: 1 LOB: 0 BB: 0 P: 6	R: 1 E: 1 K: 1 S: 7	H: 2 LOB: 2 BB: 1 P: 11	R: 0 E: 0 K: 3 S: 9	H: 0 LOB: 0 BB: 0 P: 9	R: 0 E: 1 K: 2 S: 8	H: 0 LOB: 1 BB: 0 P: 8	R: 0 E: 0 K: 0 S: 3	H: 0 LOB: 0 BB: 0 P: 3	R: 0 E: 0 K: 1 S: 5	H: 0 LOB: 0 BB: 0 P: 5	1B: 7 2B: 2 3B: 0 HR: 0	SF: 0 SAC: 1 DP: 0 HBP: 0	WP: 0 PB: 1 SB: 1 CS: 0	PA: 39							
<b>PITCHER</b>	IP	WLS	BF	H	R	ER	SO	BB	IBB	HBP	BLK	WP	HR	S	P	ERA	WHIP										
<b>Nolan Ryan, R</b> (1, 1) ERA: 2.42	6.0	L	29	9	3	2	5	3	0	0	0	0	0	36	48	3.00	2.000										
<b>Bill Dawley, R</b> (7, 1) ERA: 2.37	3.0		10	0	0	0	3	0	0	0	0	0	0	16	16	0.00	0.000										

AB	35
R	3
H	9
RBI	3
BB	3
SO	8
LOB	17



Batter	1	2	3	4	5	6	7	8	9	AB	R	H	RBI	BB	SO	LOB	BOTTOM										
<b>Omar Moreno, L</b> (1, 8) OBP: 0.286, SLG: 0.332	0-0 4-3		0-0 4-3	0-0 G3		0-0 FC5-4 1-2			0-0 2B	5	0	1	0	0	0	4	<b>Cincinnati Reds @ Houston Astros</b> Astrodome, Houston, TX Sat Jul 30 1983, 8:05 PM EDT Att: 26,442 - Dome										
<b>Terry Puhl, L</b> (1, 9) OBP: 0.356, SLG: 0.440	0-0 F4		0-0 2B		0-3 K		0-3 K		4-0 G6-4-3 IBB	4	0	1	0	1	2	0											
<b>Dickie Thon, R</b> (1, 6) OBP: 0.355, SLG: 0.474	0-0 HR		0-3 K		0-3 K		0-0 F3		0-0 G6-4-3 1-2	5	1	1	1	0	2	4											
<b>Phil Garner, R</b> (1, 5) OBP: 0.322, SLG: 0.377	0-3 K		4-0 BB		0-0 F9		0-0 F8			3	0	0	0	1	1	0											
<b>Jose Cruz, L</b> (1, 7) OBP: 0.392, SLG: 0.448		4-0 S BB	0-0 4-3		0-0 E8 6-3 1B 1B				0-0 F9	3	1	1	0	1	0	2											
<b>Ray Knight, R</b> (1, 3) OBP: 0.381, SLG: 0.480		4-0 1-2 BB		0-0 F7		0-0 6-3 2-3			0-0 4-3	3	0	0	0	1	0	1											
<b>Alan Ashby, S</b> (1, 2) OBP: 0.294, SLG: 0.424		0-3 K		0-0 F8		0-0 BB 1B			0-0 1-3	4	0	1	1	0	1	2											
<b>Bill Doran, S</b> (1, 4) OBP: 0.365, SLG: 0.332		0-0 F4		0-0 1B 1B		0-0 F9			0-0 4-3	4	0	1	0	0	0	3											
<b>Nolan Ryan, R</b> (1, 1) OBP: 0.073, SLG: 0.050		0-3 K		0-0 1B		4-0 FC5-4 1-2 BB			0-0 2B 1B	2	0	1	0	0	1	2											
<b>Kevin Bass, S</b> (6, PH) OBP: 0.276, SLG: 0.351										0	0	0	0	1	0	0											
<b>Bill Dawley, R</b> (7, 1) OBP: 0.333, SLG: 0.333										0	0	0	0	0	0	0											
<b>Denny Walling, L</b> (9, PH) OBP: 0.284, SLG: 0.349										1	0	1	0	0	0	0											
<b>Inning Stats</b>	R: 1 E: 0 K: 1 S: 6	H: 1 LOB: 0 BB: 0 P: 6	R: 0 E: 0 K: 2 S: 7	H: 0 LOB: 2 BB: 2 P: 15	R: 0 E: 0 K: 1 S: 6	H: 1 LOB: 1 BB: 1 P: 10	R: 0 E: 0 K: 0 S: 5	H: 2 LOB: 2 BB: 0 P: 5	R: 0 E: 0 K: 2 S: 7	H: 0 LOB: 0 BB: 0 P: 7	R: 0 E: 0 K: 1 S: 5	H: 0 LOB: 0 BB: 0 P: 5	R: 0 E: 0 K: 0 S: 3	H: 0 LOB: 0 BB: 0 P: 3	R: 0 E: 0 K: 0 S: 4	H: 2 LOB: 2 BB: 1 P: 8	1B: 5 2B: 2 3B: 0 HR: 1	SF: 0 SAC: 0 DP: 1 HBP: 0	WP: 0 PB: 0 SB: 1 CS: 0	PA: 39							
<b>PITCHER</b>	IP	WLS	BF	H	R	ER	SO	BB	IBB	HBP	BLK	WP	HR	S	P	ERA	WHIP										
<b>Mario Soto, R</b> (1, 1) ERA: 2.37	9.0	W	39	8	2	1	7	4	1	0	0	0	1	48	68	1.00	1.333										

AB	34
R	2
H	8
RBI	2
BB	5
SO	7
LOB	18






Batter	1	2	3	4	5	6	7	8	9	AB	R	H	RBI	BB	SO	LOB	TOP								
<b>Eddie Milner, L</b> (1, 8) OBP: 0.358, SLG: 0.382										4	0	1	0	0	2	1	<b>Cincinnati Reds @ Houston Astros</b> Astrodome, Houston, TX Sun Jul 31 1983, 4:33 AM EDT Att: 38,465 - Dome								
<b>Dave Concepcion, R</b> (1, 6) OBP: 0.304, SLG: 0.288										4	0	0	0	0	0	2									
<b>Gary Redus, R</b> (1, 7) OBP: 0.358, SLG: 0.453										3	1	0	0	0	2	2									
<b>Dan Driessen, L</b> (1, 3) OBP: 0.395, SLG: 0.455										4	1	1	1	0	1	1									
<b>Cesar Cedeno, R</b> (1, 9) OBP: 0.295, SLG: 0.349										2	0	0	0	0	1	0									
<b>Bill Scherrer, L</b> (7, 1) OBP: 0.222, SLG: 0.125										0	0	0	0	0	0	0									
<b>Ben Hayes, R</b> (7, 1)										0	0	0	0	0	0	0									
<b>Ted Power, R</b> (7, 1)										0	0	0	0	0	0	0									
<b>Paul Householder, S</b> (9, PH) OBP: 0.320, SLG: 0.373										1	0	0	0	0	0	0									
<b>Nick Esasky, R</b> (1, 5) OBP: 0.325, SLG: 0.511										4	0	2	1	0	0	0									
<b>Ron Oester, S</b> (1, 4) OBP: 0.307, SLG: 0.376										4	0	0	0	0	1	2									
<b>Dann Bilardello, R</b> (1, 2) OBP: 0.273, SLG: 0.352										3	0	2	0	0	0	0									
<b>Johnny Bench, R</b> (8, 2) OBP: 0.306, SLG: 0.407										0	0	0	0	0	0	0									
<b>Bruce Berenyi, R</b> (1, 1) OBP: 0.171, SLG: 0.200										2	0	0	0	0	2	1									
<b>Duane Walker, L</b> (7, 9) OBP: 0.327, SLG: 0.397										1	0	1	0	0	0	0									
<b>Inning Stats</b>	R: 0 E: 0 K: 2 S: 7	H: 0 LOB: 0 BB: 0 P: 7	R: 0 E: 0 K: 0 S: 3	H: 0 LOB: 0 BB: 0 P: 3	R: 0 E: 0 K: 1 S: 5	H: 0 LOB: 0 BB: 0 P: 5	R: 0 E: 0 K: 0 S: 3	H: 0 LOB: 0 BB: 0 P: 3	R: 0 E: 0 K: 1 S: 5	H: 1 LOB: 1 BB: 0 P: 5	R: 0 E: 0 K: 3 S: 10	H: 1 LOB: 1 BB: 0 P: 10	R: 1 E: 0 K: 1 S: 6	H: 1 LOB: 2 BB: 1 P: 11	R: 0 E: 0 K: 1 S: 7	H: 3 LOB: 2 BB: 0 P: 7	R: 1 E: 0 K: 0 S: 4	H: 1 LOB: 0 BB: 0 P: 4	1B: 6 2B: 0 3B: 0 HR: 1	SF: 0 SAC: 0 DP: 0 HBP: 1	WP: 0 PB: 0 SB: 3 CS: 0	PA: 34			
<b>PITCHER</b>	IP	WLS	BF	H	R	ER	SO	BB	IBB	HBP	BLK	WP	HR	S	P	ERA	WHIP								
<b>Joe Niekro, R</b> (1, 1) ERA: 3.35	9.0	W	35	7	2	2	9	1	0	1	0	0	1	50	55	2.00	0.889								


Batter	1	2	3	4	5	6	7	8	9	AB	R	H	RBI	BB	SO	LOB	BOTTOM								
<b>Omar Moreno, L</b> (1, 8) OBP: 0.285, SLG: 0.332										5	1	1	1	0	1	0	<b>Cincinnati Reds @ Houston Astros</b> Astrodome, Houston, TX Sun Jul 31 1983, 4:33 AM EDT Att: 38,465 - Dome								
<b>Terry Puhl, L</b> (1, 9) OBP: 0.356, SLG: 0.439										5	2	2	0	0	1	1									
<b>Dickie Thon, R</b> (1, 6) OBP: 0.356, SLG: 0.478										3	1	1	1	0	0	1									
<b>Phil Garner, R</b> (1, 5) OBP: 0.324, SLG: 0.376										3	2	1	2	1	1	1									
<b>Craig Reynolds, L</b> (9, 5) OBP: 0.294, SLG: 0.340										0	0	0	0	0	0	0									
<b>Jose Cruz, L</b> (1, 7) OBP: 0.393, SLG: 0.454										4	1	2	2	0	0	2									
<b>Ray Knight, R</b> (1, 3) OBP: 0.379, SLG: 0.477										4	0	1	1	0	2	3									
<b>Denny Walling, L</b> (7, FR) OBP: 0.284, SLG: 0.349										0	1	0	0	0	0	0									
<b>Alan Ashby, S</b> (1, 2) OBP: 0.298, SLG: 0.428										3	0	1	1	1	1	1									
<b>Bill Doran, S</b> (1, 4) OBP: 0.369, SLG: 0.333										2	1	1	0	2	1	0									
<b>Joe Niekro, R</b> (1, 1) OBP: 0.100, SLG: 0.102										3	0	0	0	0	0	2									
<b>Inning Stats</b>	R: 0 E: 0 K: 0 S: 3	H: 1 LOB: 0 BB: 0 P: 3	R: 1 E: 0 K: 1 S: 5	H: 0 LOB: 2 BB: 3 P: 17	R: 0 E: 0 K: 1 S: 5	H: 0 LOB: 0 BB: 0 P: 5	R: 0 E: 0 K: 3 S: 10	H: 1 LOB: 1 BB: 0 P: 10	R: 0 E: 0 K: 2 S: 7	H: 0 LOB: 0 BB: 0 P: 7	R: 1 E: 0 K: 0 S: 5	H: 2 LOB: 1 BB: 0 P: 5	R: 7 E: 1 K: 0 S: 9	H: 6 LOB: 2 BB: 1 P: 14	R: 0 E: 0 K: 0 S: 3	H: 0 LOB: 0 BB: 0 P: 3	1B: 6 2B: 2 3B: 2 HR: 0	SF: 0 SAC: 1 DP: 1 HBP: 1	WP: 2 PB: 0 SB: 2 CS: 0	PA: 38					
<b>PITCHER</b>	IP	WLS	BF	H	R	ER	SO	BB	IBB	HBP	BLK	WP	HR	S	P	ERA	WHIP								
<b>Bruce Berenyi, R</b> (1, 1) ERA: 4.02	6.0	L	24	4	2	2	7	3	0	0	0	0	0	35	47	3.00	1.167								
<b>Bill Scherrer, L</b> (7, 1) ERA: 3.18	0.2		5	1	3	3	0	1	0	0	0	0	0	4	8	40.50	3.000								
<b>Ben Hayes, R</b> (7, 1) ERA: 6.55	0.0		4	3	3	1	0	0	0	1	0	0	0	3	4	∞	∞								
<b>Ted Power, R</b> (7, 1) ERA: 4.26	1.1		5	2	1	1	0	0	0	0	0	0	0	5	5	6.75	1.500								

AB	32
R	2
H	7
RBI	2
BB	1
SO	9
LOB	9





Batter	1	2	3	4	5	6	7	8	9	10	AB	R	H	RBI	BB	SO	LOB	TOP				
<b>Eddie Milner, L</b> OBP: 0.361, SLG: 0.386 (1, 8)	G5-4-3 BB 1B		2B 2B		F8		4-3			SH3 BB 1B	4	2	2	0	1	0	0	<b>Cincinnati Reds @ Los Angeles Dodgers</b> Dodger Stadium, Los Angeles, CA Mon Aug 01 1983, 7:05 PM PDT Att: 37,937 - Unknown  <b>AB 35</b> <b>R 4</b> <b>H 10</b> <b>RBI 4</b> <b>BB 6</b> <b>SO 9</b> <b>LOB 18</b>  				
<b>Dave Concepcion, R</b> OBP: 0.308, SLG: 0.292 (1, 6)	G5-4-3 BB 1-2		2B 2H		BB		4-3			SH3	2	0	1	1	2	0	0					
<b>Gary Redus, R</b> OBP: 0.358, SLG: 0.450 (1, 7)	G5-4-3 1-2r 2-3		K		F7					BB 1B	4	1	1	0	1	1	4					
<b>Dan Driessen, L</b> OBP: 0.396, SLG: 0.451 (1, 3)	WP BB		K							BB 1B	4	0	1	1	1	2	2					
<b>Cesar Cedeno, R</b> OBP: 0.293, SLG: 0.346 (1, 9)	K 1-2		F7							BB 1B	5	0	1	0	0	1	5					
<b>Nick Esasky, R</b> OBP: 0.331, SLG: 0.507 (1, 5)		P4								CS BB 1B	5	0	2	1	0	2	1					
<b>Ron Oester, S</b> OBP: 0.308, SLG: 0.383 (1, 4)		K								BB 1B	4	1	1	1	1	2	3					
<b>Dann Bilardello, R</b> OBP: 0.277, SLG: 0.352 (1, 2)		HBP								BB 1B	3	0	1	0	0	0	0					
<b>Charlie Puleo, R</b> OBP: 0.219, SLG: 0.107 <b>Paul Householder, S</b> OBP: 0.324, SLG: 0.371 <b>Ted Power, R</b> (7, 1) <b>Johnny Bench, R</b> OBP: 0.305, SLG: 0.405 <b>Ben Hayes, R</b> (8, 1)		K									2	0	0	0	0	1	1					
<b>Inning Stats</b>	R: 0 E: 0 K: 1 S: 5	H: 1 LOB: 2 BB: 2 P: 13	R: 0 E: 0 K: 2 S: 7	H: 0 LOB: 1 BB: 0 P: 8	R: 1 E: 0 K: 2 S: 9	H: 2 LOB: 1 BB: 0 P: 9	R: 0 E: 0 K: 0 S: 3	H: 1 LOB: 0 BB: 0 P: 3	R: 0 E: 0 K: 2 S: 7	H: 0 LOB: 0 BB: 0 P: 7	R: 1 E: 0 K: 0 S: 4	H: 1 LOB: 0 BB: 0 P: 4	R: 0 E: 0 K: 0 S: 3	H: 1 LOB: 0 BB: 0 P: 3	R: 0 E: 0 K: 1 S: 6	H: 2 LOB: 2 BB: 1 P: 10	R: 2 E: 0 K: 1 S: 7		H: 2 LOB: 2 BB: 2 P: 15	1B: 7 2B: 2 3B: 0 HR: 1	SF: 0 SAC: 1 DP: 3 HBP: 1	WP: 1 PB: 0 SB: 0 CS: 1
<b>PITCHER</b>	IP 9.0	WLS L	BF 37	H 8	R 3	ER 3	SO 8	BB 5	IBB 0	HBP 1	BLK 0	WP 1	HR 1	S 47	P 68	ERA 3.00	WHIP 1.444					
<b>Bob Welch, R</b> ERA: 2.95																						
<b>Tom Niedenfuer, R</b> ERA: 1.6	IP 10.1	WLS 0.1	BF 2	H 0	R 0	ER 0	SO 0	BB 1	IBB 0	HBP 0	BLK 0	WP 0	HR 0	S 1	P 5	ERA 0.00	WHIP 3.000					
<b>Steve Howe, L</b> ERA: 1.24	IP 10.1	WLS 0.2	BF 4	H 2	R 1	ER 1	SO 1	BB 0	IBB 0	HBP 0	BLK 0	WP 0	HR 0	S 6	P 6	ERA 13.50	WHIP 3.000					

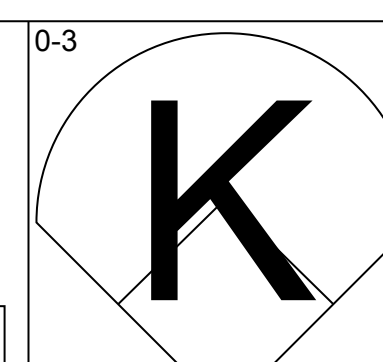
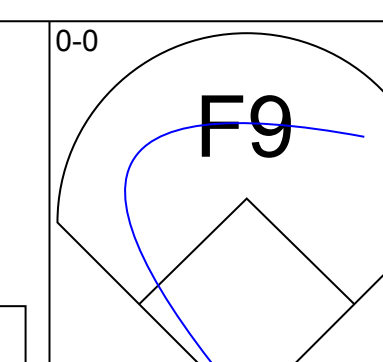
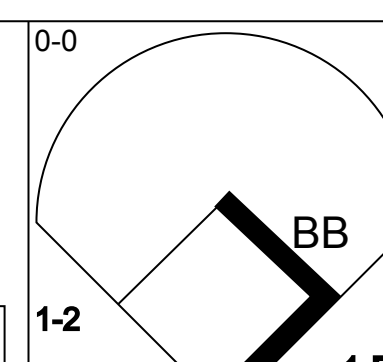
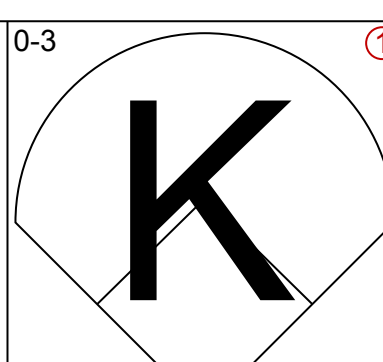
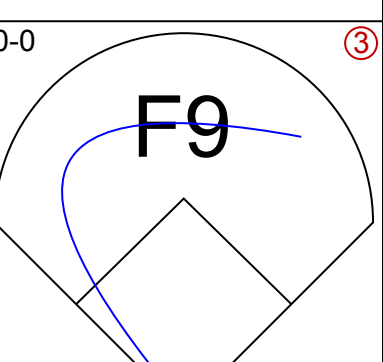
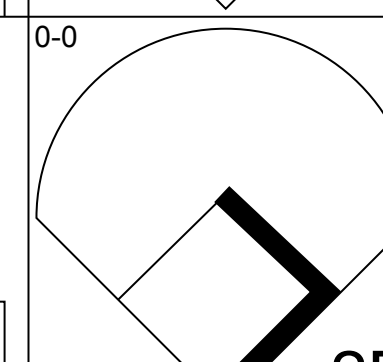
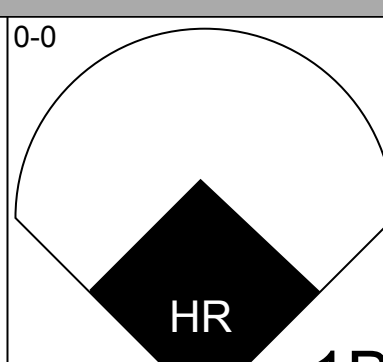
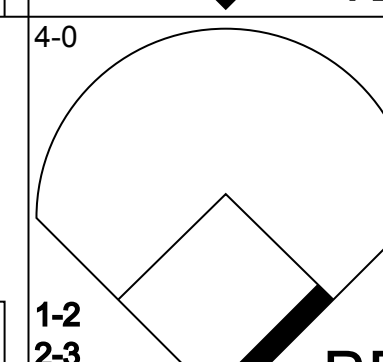
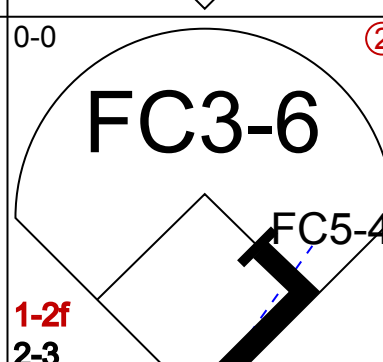

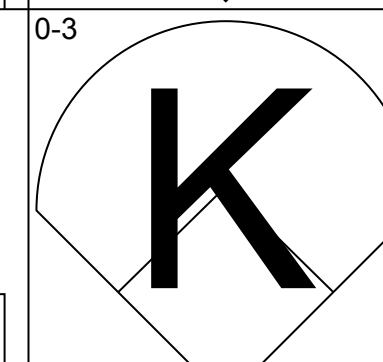
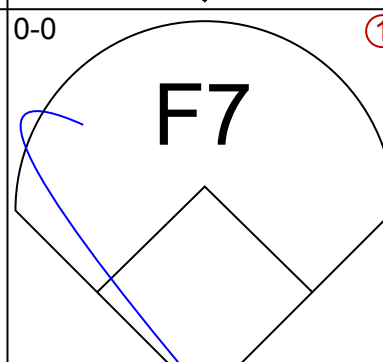
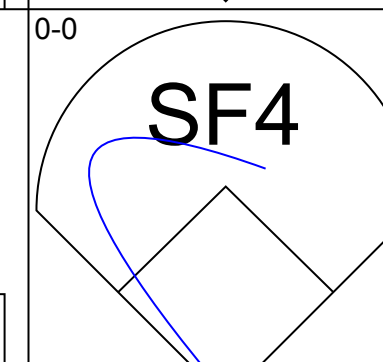
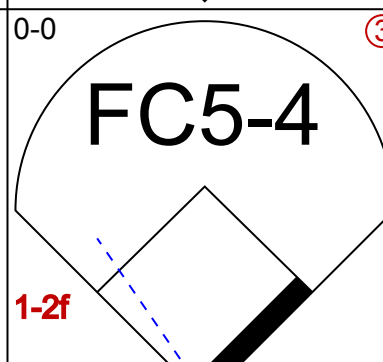

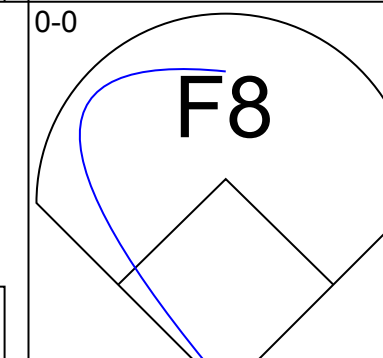
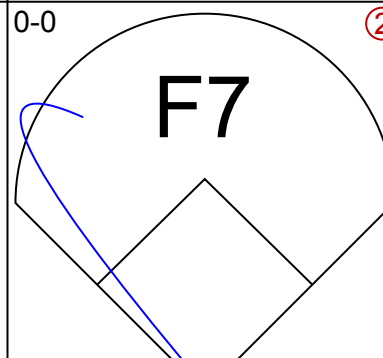
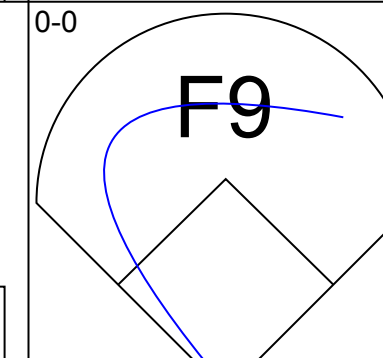



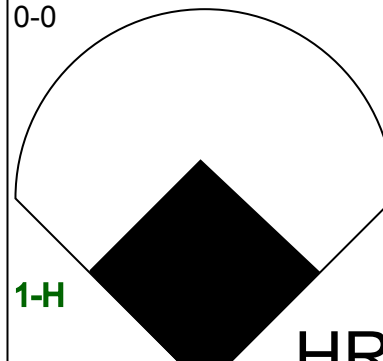




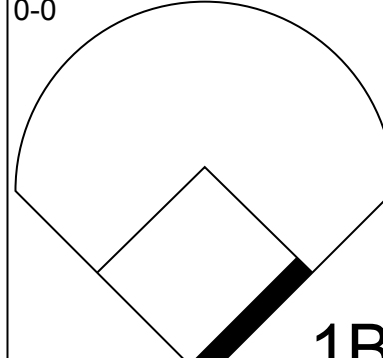



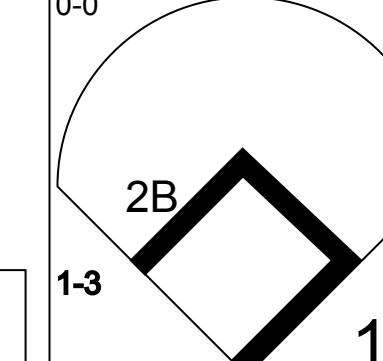
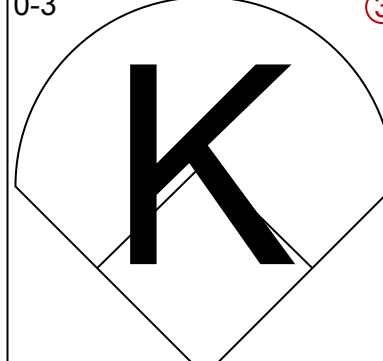
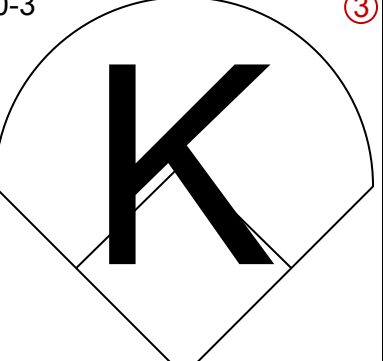
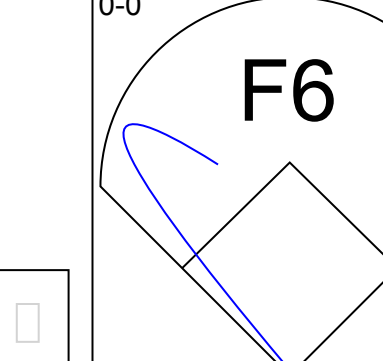



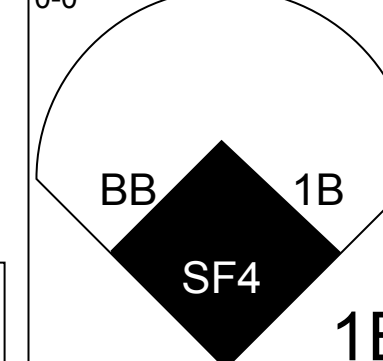






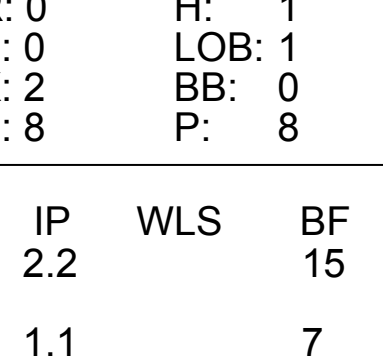
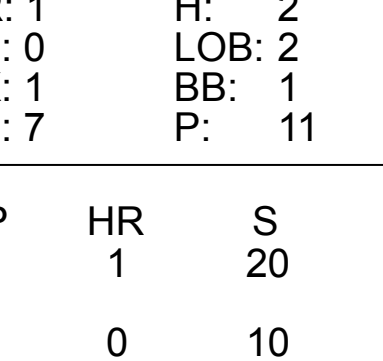
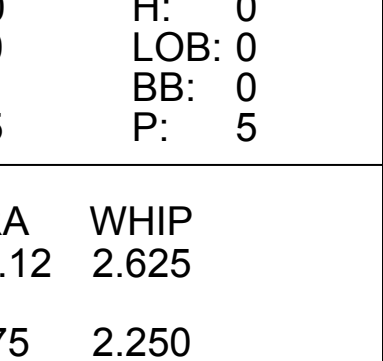
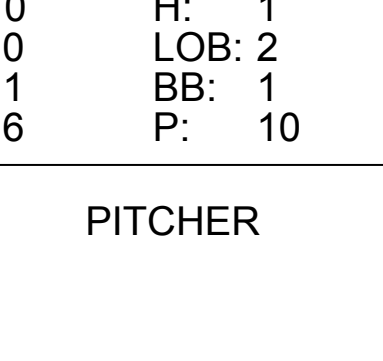
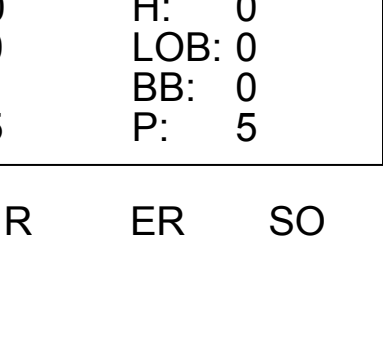




Batter	1	2	3	4	5	6	7	8	9	10	AB	R	H	RBI	BB	SO	LOB	BOTTOM				
<b>Steve Sax, R</b> OBP: 0.342, SLG: 0.366 (1, 4)	CS BB 1B		K				4-3			G6-4-3 BB 1B	5	0	2	0	0	1	1	<b>Cincinnati Reds @ Los Angeles Dodgers</b> Dodger Stadium, Los Angeles, CA Mon Aug 01 1983, 7:05 PM PDT Att: 37,937 - Unknown  <b>AB 35</b> <b>R 2</b> <b>H 10</b> <b>RBI 2</b> <b>BB 3</b> <b>SO 8</b> <b>LOB 15</b>  				
<b>Rick Monday, L</b> OBP: 0.388, SLG: 0.474 <b>Derrel Thomas, S</b> OBP: 0.366, SLG: 0.381 (9, 9)	G3									G6-4-3	4	2	2	1	0	0	0					
<b>Dusty Baker Jr., R</b> OBP: 0.348, SLG: 0.429 (1, 7)	HR									1-2r	3	0	1	0	1	0	0					
<b>Pedro Guerrero, R</b> OBP: 0.370, SLG: 0.522 (1, 5)	F7									BB 1B	3	0	1	0	1	0	0					
<b>Ken Landreaux, L</b> OBP: 0.335, SLG: 0.473 (1, 8)	K									2B BB	3	0	1	1	1	2	1					
<b>Mike Marshall, R</b> OBP: 0.338, SLG: 0.419 <b>Steve Howe, L</b> (10, 1)	L3									1-3 2-H	3	0	0	0	1	0	2					
<b>Mike Marshall, R</b> OBP: 0.338, SLG: 0.419 <b>Steve Howe, L</b> (10, 1)	F7									FC6-4 IBB	4	0	2	0	0	2	3					
<b>Dave Anderson, R</b> OBP: 0.200, SLG: 0.239 (1, 6)	1-2									BB	0	0	0	0	0	0	0					
<b>Jack Fimple, R</b> OBP: 0.400, SLG: 0.500 (1, 2)	G5-4-3 BB 1B									FC2-6 BB 1B	4	0	0	0	0	0	5					
<b>Bob Welch, R</b> OBP: 0.146, SLG: 0.229 <b>Tom Niedenfuer, R</b> (10, 1) <b>Greg Brock, L</b> OBP: 0.314, SLG: 0.366 (10, 3)	G5-4-3 1-2r									CS	4	0	0	0	0	0	5					
<b>Inning Stats</b>	R: 1 E: 0 K: 1 S: 6	H: 2 LOB: 0 BB: 0 P: 6	R: 0 E: 0 K: 0 S: 3	H: 1 LOB: 0 BB: 0 P: 3	R: 0 E: 0 K: 1 S: 5	H: 0 LOB: 0 BB: 0 P: 5	R: 0 E: 0 K: 1 S: 6	H: 1 LOB: 1 BB: 0 P: 6	R: 0 E: 0 K: 2 S: 8	H: 1 LOB: 3 BB: 2 P: 15	R: 0 E: 0 K: 1 S: 5	H: 1 LOB: 0 BB: 0 P: 5	R: 0 E: 0 K: 0 S: 3	H: 1 LOB: 0 BB: 0 P: 3	R: 0 E: 0 K: 1 S: 5	H: 1 LOB: 0 BB: 0 P: 5	R: 0 E: 0 K: 1 S: 5	H: 1 LOB: 1 BB: 0 P: 5	1B: 8 2B: 1 3B: 0 HR: 1	SF: 0 SAC: 0 DP: 0 HBP: 0	WP: 0 PB: 0 SB: 1 CS: 2	PA: 38
<b>PITCHER</b>	IP 6.0	WLS 7	BF 25	H 7	R 2	ER 2	SO 6	BB 1	IBB 1	HBP 0	BLK 0	WP 0	HR 1	S 35	P 43	ERA 3.00	WHIP 1.333					
<b>Charlie Puleo, R</b> ERA: 4.45																						
<b>Ted Power, R</b> ERA: 4.14	IP 7.1	WLS 7	BF 1	H 0	R 0	ER 0	SO 1	BB 1	IBB 0	HBP 0	BLK 0	WP 0	HR 0	S 8	P 12	ERA 0.00	WHIP 1.000					
<b>Ben Hayes, R</b> ERA: 6.27	IP 9.1	WLS 6	BF 2	H 0	R 0	ER 0	SO 1	BB 0	IBB 0	HBP 0	BLK 0	WP 0	HR 0	S 8	P 8	ERA 0.00	WHIP 1.000					

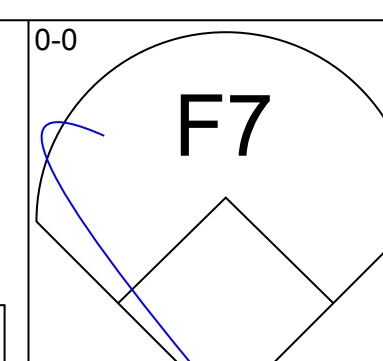
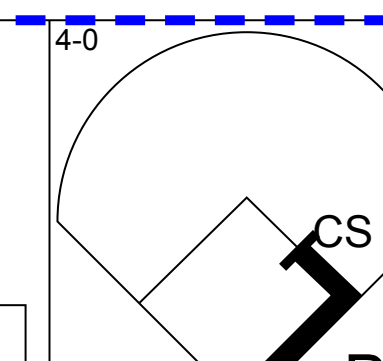
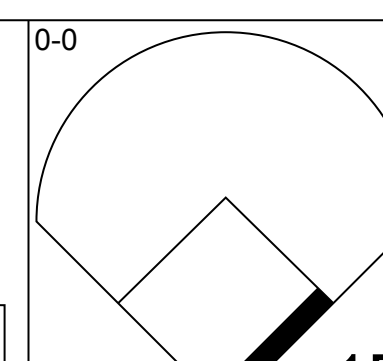
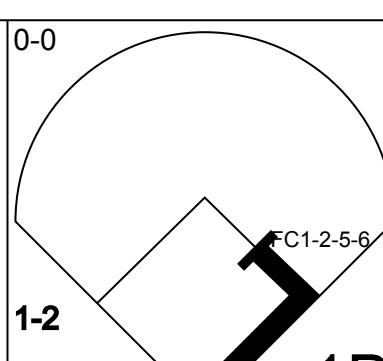
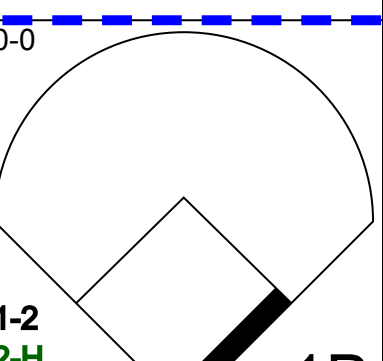
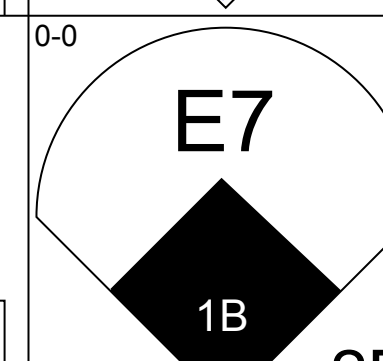
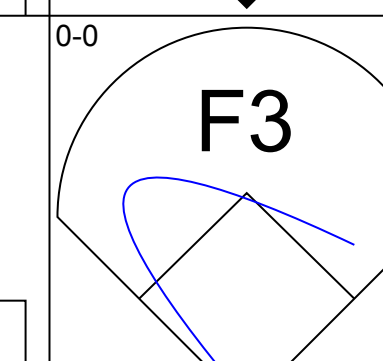
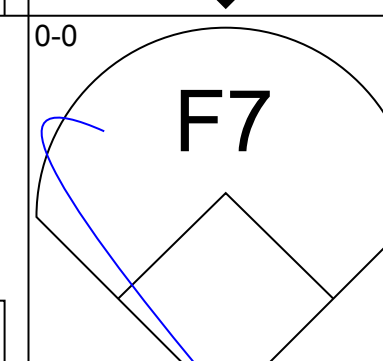
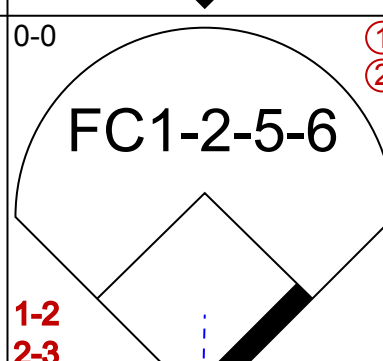
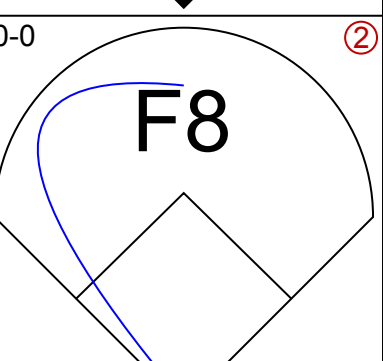
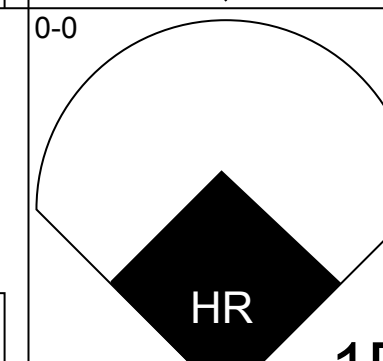
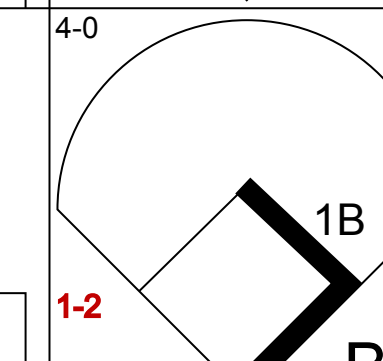
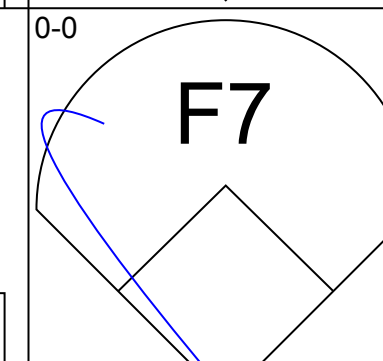
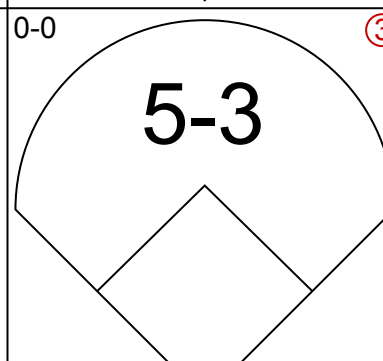
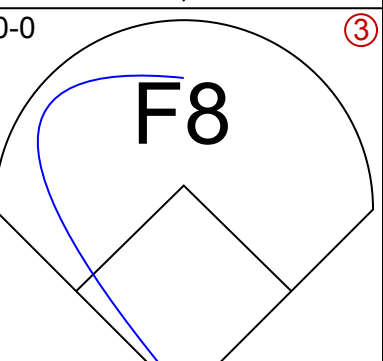
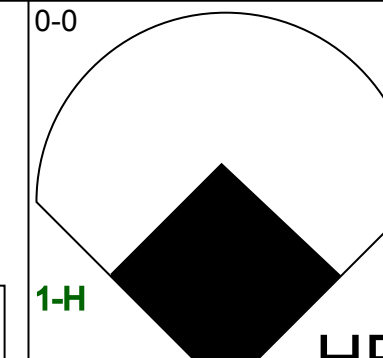
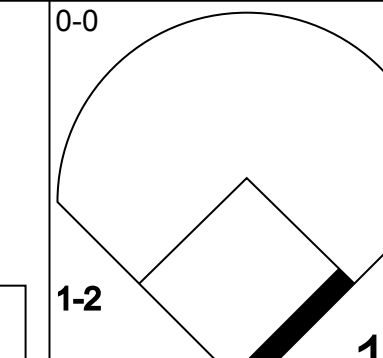



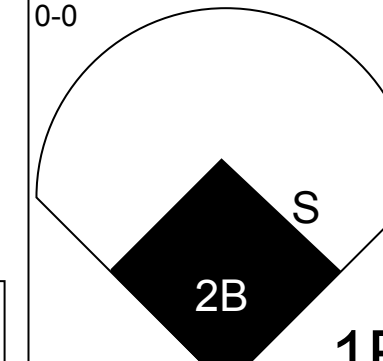
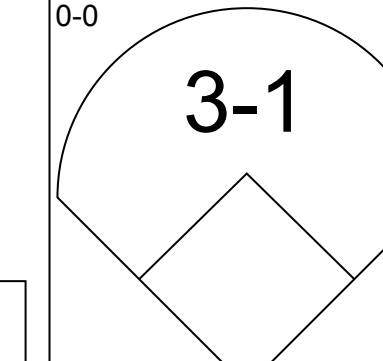



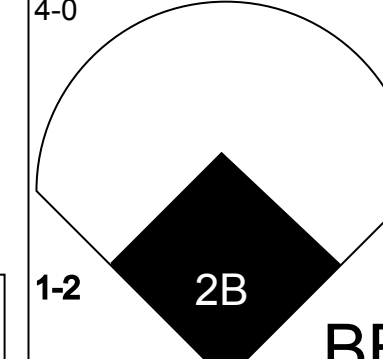
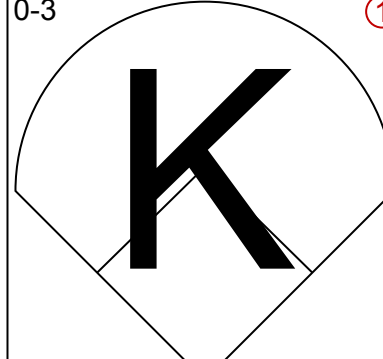

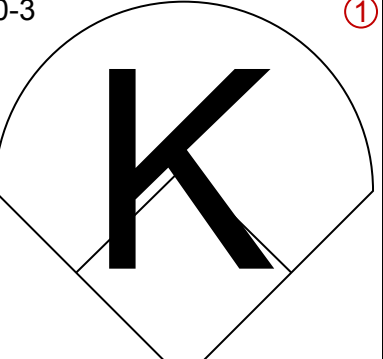
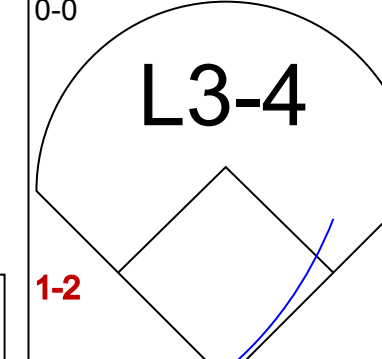
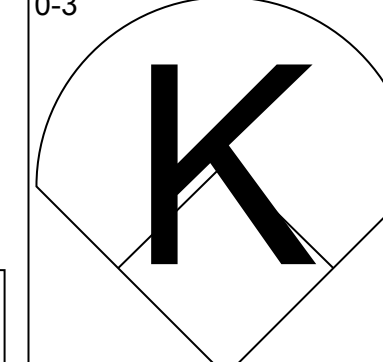
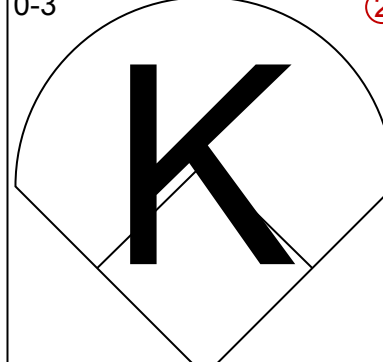


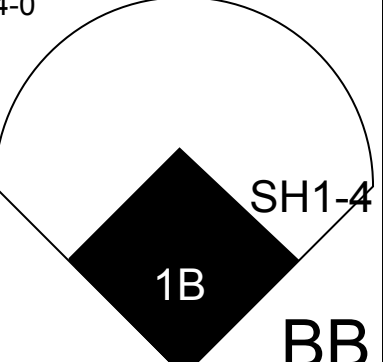
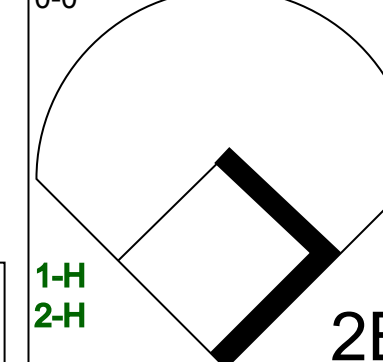
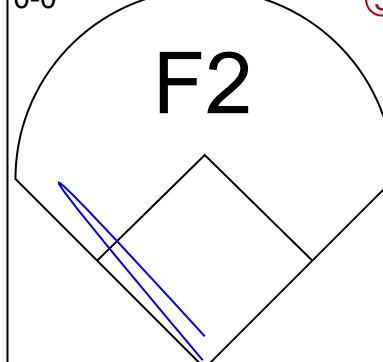


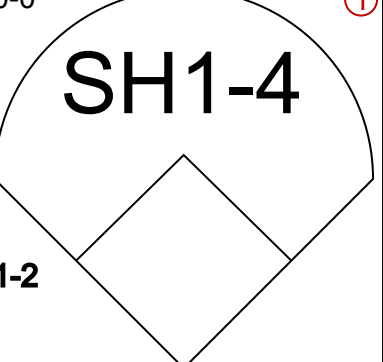
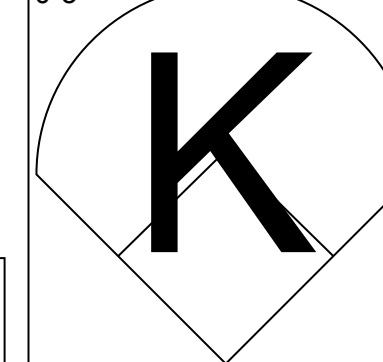
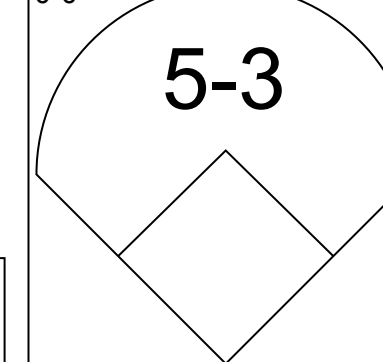
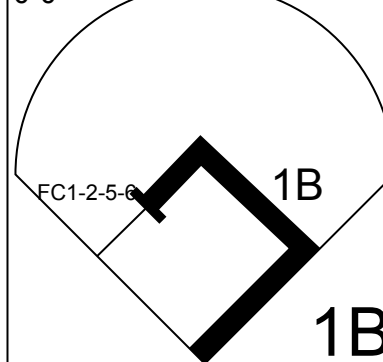
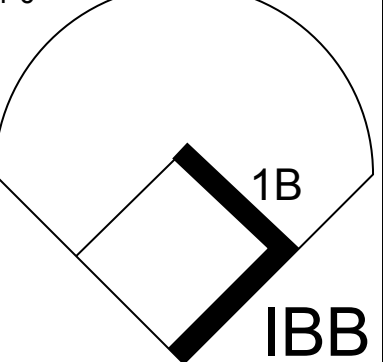


Batter	1	2	3	4	5	6	7	8	9	AB	R	H	RBI	BB	SO	LOB	TOP										
<b>Eddie Milner, L</b> (1, 8) OBP: 0.363, SLG: 0.386	4-0 PB 4-3 BB		0-0 F7			0-0 G3			0-0 FC4-6 1B	3	0	1	0	1	0	0	<b>Cincinnati Reds @ Los Angeles Dodgers</b> Dodger Stadium, Los Angeles, CA Tue Aug 02 1983, 7:05 PM PDT Att: 36,132 - Unknown <a href="http://livebaseballscorecards.com">livebaseballscorecards.com</a>										
<b>Dave Concepcion, R</b> (1, 6) OBP: 0.308, SLG: 0.292	0-0 4-3			0-0 G4-6-3 1B		0-0 1-3			0-0 FC4-6 1-2	4	1	1	0	0	0	2											
<b>Gary Redus, R</b> (1, 7) OBP: 0.357, SLG: 0.448	0-0 F4			0-0 G4-6-3 1B		0-3 K			0-0 F5	4	0	1	0	0	1	2											
<b>Dan Driessen, L</b> (1, 3) OBP: 0.390, SLG: 0.443	0-3 K			0-0 G4-6-3 1-2 2-3		0-0 F7			0-0 F7	4	0	0	0	0	1	4											
<b>Cesar Cedeno, R</b> (1, 9) OBP: 0.293, SLG: 0.346		0-0 L7		0-0 1B		0-0 F2				3	0	1	1	0	0	0											
<b>Nick Esasky, R</b> (1, 5) OBP: 0.325, SLG: 0.497		0-3 K2-3		0-0 F9		0-3 K				3	0	0	0	0	2	1											
<b>Ron Oester, S</b> (1, 4) OBP: 0.305, SLG: 0.380		0-0 6-3			0-0 F5			0-3 K		3	0	0	0	0	1	0											
<b>Dann Bilardello, R</b> (1, 2) OBP: 0.275, SLG: 0.348			0-0 6-3			0-0 F3		0-3 K		2	0	0	0	0	0	0											
<b>Duane Walker, L</b> (8, PH) OBP: 0.324, SLG: 0.394										1	0	0	0	0	1	0											
<b>Ted Power, R</b> (8, 1)										0	0	0	0	0	0	0											
<b>Frank Pastore, R</b> (1, 1) OBP: 0.158, SLG: 0.162			0-0 F2			0-0 6-3		0-0 F5		2	0	0	0	0	0	0											
<b>Johnny Bench, R</b> (8, PH) OBP: 0.304, SLG: 0.404										1	0	0	0	0	0	0											
<b>Inning Stats</b>	R: 0 E: 0 K: 1 S: 5	H: 0 LOB: 1 BB: 1 P: 9	R: 0 E: 0 K: 1 S: 5	H: 0 LOB: 0 BB: 0 P: 5	R: 0 E: 0 K: 0 S: 3	H: 0 LOB: 0 BB: 0 P: 3	R: 1 E: 0 K: 0 S: 5	H: 3 LOB: 1 BB: 0 P: 5	R: 0 E: 0 K: 1 S: 5	H: 0 LOB: 0 BB: 0 P: 3	R: 0 E: 0 K: 1 S: 5	H: 0 LOB: 0 BB: 0 P: 5	R: 0 E: 0 K: 1 S: 5	H: 0 LOB: 0 BB: 0 P: 5	R: 0 E: 0 K: 2 S: 7	H: 0 LOB: 0 BB: 0 P: 7	R: 0 E: 0 K: 0 S: 4	H: 1 LOB: 1 BB: 0 P: 4	1B: 4 2B: 0 3B: 0 HR: 0	SF: 0 SAC: 0 DP: 1 HBP: 0	WP: 0 PB: 1 SB: 0 CS: 0	PA: 31					
<b>PITCHER</b>	IP	WLS	BF	H	R	ER	SO	BB	IBB	HBP	BLK	WP	HR	S	P	ERA	WHIP										
<b>Alejandro Pena, R</b> (1, 1) ERA: 2.38	9.0	W	31	4	1	1	6	1	0	0	0	0	0	42	46	1.00	0.556										

Batter	1	2	3	4	5	6	7	8	9	AB	R	H	RBI	BB	SO	LOB	BOTTOM										
<b>Steve Sax, R</b> (1, 4) OBP: 0.339, SLG: 0.362	0-0 6-3		0-0 F7		0-0 L6		0-0 6-3			4	0	0	0	0	0	1	<b>Cincinnati Reds @ Los Angeles Dodgers</b> Dodger Stadium, Los Angeles, CA Tue Aug 02 1983, 7:05 PM PDT Att: 36,132 - Unknown <a href="http://livebaseballscorecards.com">livebaseballscorecards.com</a>										
<b>Rick Monday, L</b> (1, 9) OBP: 0.385, SLG: 0.466	0-0 4-3		0-3 K		0-0 F6			0-0 CS 1B		4	0	1	0	0	1	1											
<b>Derrel Thomas, S</b> (8, FR) OBP: 0.366, SLG: 0.381										0	0	0	0	0	0	0											
<b>Dusty Baker Jr., R</b> (1, 7) OBP: 0.347, SLG: 0.427	0-0 6-3			0-0 1B 1B	0-0 F8			0-0 F7 1-2		4	1	1	0	0	0	1											
<b>Pedro Guerrero, R</b> (1, 5) OBP: 0.367, SLG: 0.517		0-0 6-3		0-3 K		0-0 6-3		0-0 P6		4	0	0	0	0	1	2											
<b>Ken Landreaux, L</b> (1, 8) OBP: 0.338, SLG: 0.473		4-0 BB		0-0 S 1B 1B		0-0 4-3				2	1	1	0	1	0	0											
<b>Mike Marshall, R</b> (1, 3) OBP: 0.339, SLG: 0.421		0-0 F9		0-0 WP S 1-1 3-H 1B		0-0 1B				3	1	2	2	0	0	1											
<b>Jack Fimple, R</b> (1, 2) OBP: 0.308, SLG: 0.385	0-0 F7			0-0 5-3 1-H		0-3 K				3	0	0	1	0	1	2											
<b>Dave Anderson, R</b> (1, 6) OBP: 0.218, SLG: 0.257			0-0 1B	0-0 1B				0-0 F7		3	0	2	0	0	0	0											
<b>Alejandro Pena, R</b> (1, 1) OBP: 0.118, SLG: 0.206			0-0 P1	0-3 K		0-3 K				3	0	0	0	0	2	2											
<b>Inning Stats</b>	R: 0 E: 0 K: 0 S: 3	H: 0 LOB: 0 BB: 0 P: 3	R: 0 E: 0 K: 0 S: 3	H: 0 LOB: 1 BB: 1 P: 7	R: 0 E: 0 K: 1 S: 6	H: 1 LOB: 1 BB: 0 P: 6	R: 3 E: 0 K: 2 S: 11	H: 4 LOB: 1 BB: 0 P: 11	R: 0 E: 0 K: 0 S: 3	H: 0 LOB: 0 BB: 0 P: 3	R: 0 E: 0 K: 1 S: 6	H: 1 LOB: 0 BB: 0 P: 6	R: 0 E: 0 K: 1 S: 5	H: 0 LOB: 0 BB: 0 P: 5	R: 0 E: 0 K: 0 S: 3	H: 1 LOB: 1 BB: 0 P: 3	R: 0 E: 0 K: 0 S: 3	H: 1 LOB: 1 BB: 0 P: 3	1B: 7 2B: 0 3B: 0 HR: 0	SF: 0 SAC: 0 DP: 0 HBP: 0	WP: 1 PB: 0 SB: 2 CS: 1	PA: 31					
<b>PITCHER</b>	IP	WLS	BF	H	R	ER	SO	BB	IBB	HBP	BLK	WP	HR	S	P	ERA	WHIP										
<b>Frank Pastore, R</b> (1, 1) ERA: 5.34	7.0	L	28	6	3	3	5	1	0	0	0	0	0	37	41	3.86	1.000										
<b>Ted Power, R</b> (8, 1) ERA: 4.09	1.0		3	1	0	0	0	0	0	0	0	0	0	3	3	0.00	1.000										



Batter	1	2	3	4	5	6	7	8	9	AB	R	H	RBI	BB	SO	LOB	TOP				
<b>Eddie Milner, L</b> OBP: 0.361, SLG: 0.383 (1, 8)										5	0	1	0	0	2	4	<b>Cincinnati Reds @ Los Angeles Dodgers</b> Dodger Stadium, Los Angeles, CA Wed Aug 03 1983, 7:05 PM PDT Att: 37,670 - Unknown				
<b>Dave Concepcion, R</b> OBP: 0.311, SLG: 0.297 (1, 6)										4	1	2	0	1	1	2					
<b>Gary Redus, R</b> OBP: 0.353, SLG: 0.443 <b>Tom Hume, R</b> (6, 1)										3	0	0	1	0	1	4					
<b>Bill Scherrer, L</b> OBP: 0.222, SLG: 0.125 <b>Johnny Bench, R</b> OBP: 0.302, SLG: 0.402 (8, 1)										0	0	0	0	0	0	0					
<b>Johnny Bench, R</b> OBP: 0.302, SLG: 0.402 (8, 7)										0	0	0	0	0	0	0					
<b>Dan Driessen, L</b> OBP: 0.386, SLG: 0.438 (1, 3)										5	0	1	0	0	0	4					
<b>Cesar Cedeno, R</b> OBP: 0.295, SLG: 0.356 (1, 9)											4	2	1	2	1	2					
<b>Nick Esasky, R</b> OBP: 0.323, SLG: 0.490 (1, 5)										4	0	1	0	0	0	2					
<b>Ron Oester, S</b> OBP: 0.305, SLG: 0.379 (1, 4)										4	0	1	0	0	2	2					
<b>Dann Bilardello, R</b> OBP: 0.279, SLG: 0.351 (1, 2)										4	1	2	0	0	1	2					
<b>Rich Gale, R</b> OBP: 0.232, SLG: 0.188 <b>Dwight Gooden, L</b> OBP: 0.329, SLG: 0.406 <b>Ted Power, R</b> OBP: 0.352, SLG: 0.400 <b>Paul Householder, S</b> OBP: 0.326, SLG: 0.369 <b>Ben Hayes, R</b> (8, 1)										0	0	0	0	0	0	0					
<b>Inning Stats</b>	R: 0 E: 0 K: 2 S: 8	H: 1 LOB: 1 BB: 0 P: 8	R: 1 E: 0 K: 1 S: 7	H: 2 LOB: 2 BB: 1 P: 11	R: 2 E: 0 K: 1 S: 8	H: 3 LOB: 1 BB: 0 P: 8	R: 1 E: 0 K: 1 S: 7	H: 2 LOB: 2 BB: 1 P: 11	R: 0 E: 0 K: 1 S: 5	H: 0 LOB: 0 BB: 0 P: 5	R: 0 E: 0 K: 1 S: 6	H: 1 LOB: 1 BB: 0 P: 10	R: 0 E: 0 K: 1 S: 6	H: 1 LOB: 1 BB: 0 P: 6	R: 0 E: 1 K: 1 S: 6	H: 0 LOB: 1 BB: 0 P: 6	1B: 7 2B: 2 3B: 0 HR: 1	SF: 1 SAC: 0 DP: 0 HBP: 0	WP: 0 PB: 0 SB: 0 CS: 0	PA: 41	
<b>PITCHER</b>	IP	WLS	BF	H	R	ER	SO	BB	IBB	HBP	BLK	WP	HR	S	P	ERA	WHIP				
<b>Dave Stewart, R</b> ERA: 2.87 (1, 1)	2.2		15	6	3	3	3	1	0	0	0	0	0	1	20	24	10.12	2.625			
<b>Joe Beckwith, R</b> ERA: 3.44 (3, 1)	1.1	W	7	2	1	1	2	1	0	0	0	0	0	10	14	6.75	2.250				
<b>Pat Zachry, R</b> ERA: 2.38 (5, 1)	3.0	S	12	2	0	0	3	1	0	0	0	0	0	17	21	0.00	1.000				
<b>Tom Niedenfuer, R</b> ERA: 1.54 (8, 1)	2.0		7	0	0	0	2	0	0	0	0	0	0	11	11	0.00	0.000				

Batter	1	2	3	4	5	6	7	8	9	AB	R	H	RBI	BB	SO	LOB	BOTTOM			
<b>Steve Sax, R</b> OBP: 0.344, SLG: 0.366 (1, 4)										4	0	3	1	1	0	0	<b>Cincinnati Reds @ Los Angeles Dodgers</b> Dodger Stadium, Los Angeles, CA Wed Aug 03 1983, 7:05 PM PDT Att: 37,670 - Unknown			
<b>Bill Russell, R</b> OBP: 0.330, SLG: 0.326 (1, 6)										5	1	1	0	0	6					
<b>Dusty Baker Jr., R</b> OBP: 0.348, SLG: 0.425 (1, 7)										4	1	1	1	1	0	4				
<b>Mike Marshall, R</b> OBP: 0.348, SLG: 0.451 (1, 9)										3	2	3	3	1	0	0				
<b>Ken Landreaux, L</b> OBP: 0.339, SLG: 0.473 <b>Candy Maldonado, R</b> OBP: 0.225, SLG: 0.237 (5, 8)										2	1	1	0	0	0	2				
<b>Greg Brock, L</b> OBP: 0.314, SLG: 0.363 <b>Tom Niedenfuer, R</b> (8, 1)										3	1	0	0	1	2	2				
<b>Derrel Thomas, S</b> OBP: 0.364, SLG: 0.373 (1, 5)										3	1	0	0	1	2	3				
<b>Jack Fimple, R</b> OBP: 0.313, SLG: 0.438 (1, 2)										3	0	1	2	0	0	1				
<b>Dave Stewart, R</b> OBP: 0.143, SLG: 0.143 <b>Joe Beckwith, L</b> OBP: 0.329, SLG: 0.406 <b>Rafael Landestoy, S</b> OBP: 0.352, SLG: 0.400 <b>Pat Zachry, R</b> OBP: 0.352, SLG: 0.400 <b>Rick Monday, L</b> OBP: 0.352, SLG: 0.400 <b>Pedro Guerrero, R</b> OBP: 0.306, SLG: 0.317 (8, 3)										1	0	0	0	0	1	1				
<b>Inning Stats</b>	R: 5 E: 1 K: 2 S: 12	H: 5 LOB: 1 BB: 1 P: 16	R: 0 E: 0 K: 0 S: 3	H: 1 LOB: 2 BB: 2 P: 11	R: 0 E: 0 K: 2 S: 7	H: 0 LOB: 0 BB: 0 P: 7	R: 0 E: 0 K: 0 S: 4	H: 1 LOB: 1 BB: 0 P: 4	R: 1 E: 0 K: 1 S: 7	H: 2 LOB: 1 BB: 0 P: 7	R: 0 E: 0 K: 0 S: 4	H: 2 LOB: 1 BB: 1 P: 4	R: 0 E: 0 K: 0 S: 2	H: 0 LOB: 0 BB: 1 P: 6	R: 1 E: 0 K: 0 S: 4	H: 1 LOB: 2 BB: 2 P: 12		1B: 8 2B: 3 3B: 0 HR: 2	SF: 0 SAC: 1 DP: 2 HBP: 0	WP: 0 PB: 0 SB: 1 CS: 1
<b>PITCHER</b>	IP	WLS	BF	H	R	ER	SO	BB	IBB	HBP	BLK	WP	HR	S	P	ERA	WHIP			
<b>Rich Gale, R</b> ERA: 5.75 (2, 1)	4.0	L	17	4	1	1	3	2	0	0	0	0	1	21	29	2.25	1.500			
<b>Ted Power, R</b> ERA: 4.0 (6, 1)	2.0		7	2	0	0	0	1	0	0	0	0	0	6	10	0.00	1.500			
<b>Tom Hume, R</b> ERA: 6.14 (8, 1)	0.1		3	0	1	1	0	1	1	0	0	0	0	1	9	27.00	3.000			
<b>Bill Scherrer, L</b> ERA: 3.32 (8, 1)	0.2		3	1	0	0	0	0	0	0	0	0	0	3	3	0.00	1.500			



Batter	1	2	3	4	5	6	7	8	9	10	11	AB	R	H	RBI	BB	SO	LOB	TOP			
Eddie Milner, L OBP: 0.358, SLG: 0.378 (1, 8)	F7		K				F8		E3		G3	5	0	0	0	1	1	1				
Dave Concepcion, R OBP: 0.314, SLG: 0.296 (1, 6)	CS 1B		5-3				L3					4	0	1	0	2	1	2				
Gary Redus, R OBP: 0.354, SLG: 0.444 Tom Hume, R (9, 1)	K						F9				4-3	4	0	1	0	1	2	5				
Bill Scherrer, L OBP: 0.222, SLG: 0.125 Ben Hayes, R (10, 1)	K								K			0	0	0	0	0	0	0				
Dan Driessen, L OBP: 0.387, SLG: 0.450 (1, 3)		HR	K									5	2	2	1	0	1	2				
Cesar Cedeno, R OBP: 0.297, SLG: 0.354 (1, 9)		1B BB					P4					4	1	1	0	1	1	0				
Nick Esasky, R OBP: 0.314, SLG: 0.474 (1, 5)	F9						4-3					5	0	0	0	0	2	3				
Ron Oester, S OBP: 0.308, SLG: 0.388 (1, 4)		1B CS 1B					F5					4	1	2	1	1	0	0				
Alex Trevino, R OBP: 0.262, SLG: 0.260 Paul Householder, S OBP: 0.328, SLG: 0.370 (9, PH) (9, 7)		CS 1B					E5 SH3-4					3	0	1	2	0	0	2				
Mario Soto, R OBP: 0.301, SLG: 0.401 Johnny Bench, R OBP: 0.301, SLG: 0.401 Dann Bilardello, R OBP: 0.279, SLG: 0.351 (1, 1) (9, PH) (9, 2)		5-3					SH3-4					2	0	0	0	0	0	4				
<b>Inning Stats</b>	R: 0 E: 0 K: 1 S: 5	H: 1 LOB: 0 BB: 0 P: 5	R: 2 E: 0 K: 2 S: 5	H: 3 LOB: 1 BB: 1 P: 9	R: 0 E: 0 K: 2 S: 8	H: 1 LOB: 1 BB: 0 P: 8	R: 0 E: 0 K: 2 S: 3	H: 0 LOB: 0 BB: 0 P: 3	R: 0 E: 1 K: 1 S: 6	H: 2 LOB: 2 BB: 1 P: 10	R: 0 E: 0 K: 0 S: 3	H: 0 LOB: 0 BB: 0 P: 3	R: 0 E: 1 K: 3 S: 10	H: 0 LOB: 2 BB: 1 P: 14	R: 0 E: 0 K: 2 S: 7	H: 0 LOB: 0 BB: 0 P: 7	R: 1 E: 0 K: 0 S: 5	H: 2 LOB: 2 BB: 1 P: 9	1B: 6 2B: 1 3B: 0 HR: 2	SF: 0 SAC: 2 DP: 0 HBP: 0	WP: 0 PB: 1 SB: 1 CS: 3	PA: 48
<b>PITCHER</b>	IP 7.0	WLS 8	BF 31	H 7	R 3	ER 3	SO 5	BB 4	IBB 0	HBP 0	BLK 0	WP 0	HR 0	S 37	P 53	ERA 3.81	WHIP 1.571					
Burt Hooton, R ERA: 3.81 Steve Howe, L ERA: 1.18 Tom Niedenfuer, R ERA: 1.64 (1, 1) (8, 1) (10, 1)	2.0			0	0	0	3	0	1	0	0	0	0	13	17	0.00	0.000					
2.0	L	9	2	1	1	2	0	1	0	0	0	0	1	12	16	4.50	1.000					

Cincinnati Reds @ Los Angeles Dodgers  
Dodger Stadium, Los Angeles, CA  
Thu Aug 04 1983, 7:05 PM PDT  
Att: 41,614 - Unknown

AB 40  
R 4  
H 9  
RBI 4  
BB 6  
SO 10  
LOB 21




Batter	1	2	3	4	5	6	7	8	9	10	11	AB	R	H	RBI	BB	SO	LOB	BOTTOM			
Steve Sax, R OBP: 0.340, SLG: 0.361 (1, 4)	F8			E1 FC4			4-3				G6-3	5	0	0	0	0	0	4				
Derrel Thomas, S OBP: 0.353, SLG: 0.361 (1, 5) (11, 8)	P6			FC4 S			P6				K	5	0	0	0	0	2	1				
Rick Monday, L OBP: 0.385, SLG: 0.463 Dave Anderson, R OBP: 0.218, SLG: 0.257 (1, 7) (10, PR) (11, 5)	4-3			K			F8				1B 1B	5	0	2	0	0	1	1				
Mike Marshall, R OBP: 0.353, SLG: 0.449 (1, 9) (11, 3)				K							F8	3	1	1	0	2	1	1				
Ken Landreaux, L OBP: 0.344, SLG: 0.476 Jose Morales, R OBP: 0.333, SLG: 0.563 Rafael Landestoy, S OBP: 0.208, SLG: 0.180 (1, 8) (10, PH) (11, 7)							K				1B 1B	4	1	3	0	0	1	2				
Greg Brock, L OBP: 0.318, SLG: 0.372 Candy Maldonado, R OBP: 0.220, SLG: 0.231 (1, 3) (10, PH) (11, 9)											3-1	3	1	1	1	1	1	3				
Bill Russell, R OBP: 0.331, SLG: 0.325 (1, 6)		CS		K			F7					4	0	1	2	1	1	0				
Jack Fimple, R OBP: 0.250, SLG: 0.350 (1, 2)				P5			K					4	0	0	0	0	1	2				
Burt Hooton, R ERA: 3.81 Steve Howe, L ERA: 1.18 Pedro Guerrero, R OBP: 0.303, SLG: 0.517 Tom Niedenfuer, R ERA: 1.64 Dave Sax, R (1, 1) (7, PH) (8, 1) (10, PH) (10, 1) (11, PH)				F3			F8					2	0	0	0	0	0	0				
<b>Inning Stats</b>	R: 0 E: 0 K: 0 S: 3	H: 0 LOB: 0 BB: 0 P: 3	R: 0 E: 0 K: 2 S: 7	H: 1 LOB: 0 BB: 0 P: 7	R: 0 E: 0 K: 1 S: 5	H: 0 LOB: 0 BB: 0 P: 5	R: 0 E: 1 K: 2 S: 8	H: 0 LOB: 2 BB: 1 P: 12	R: 1 E: 0 K: 1 S: 6	H: 2 LOB: 0 BB: 0 P: 3	R: 2 E: 0 K: 0 S: 5	H: 2 LOB: 2 BB: 2 P: 13	R: 0 E: 0 K: 0 S: 2	H: 0 LOB: 1 BB: 2 P: 10	R: 0 E: 0 K: 3 S: 11	H: 2 LOB: 2 BB: 0 P: 11	R: 0 E: 0 K: 0 S: 3	H: 0 LOB: 0 BB: 0 P: 3	1B: 7 2B: 0 3B: 0 HR: 1	SF: 0 SAC: 1 DP: 1 HBP: 0	WP: 0 PB: 0 SB: 1 CS: 1	PA: 46
<b>PITCHER</b>	IP 8.0	WLS 7	BF 33	H 6	R 3	ER 3	SO 7	BB 3	IBB 0	HBP 0	BLK 0	WP 0	HR 1	S 44	P 56	ERA 2.41	WHIP 1.125					
Mario Soto, R ERA: 2.41 Tom Hume, R ERA: 5.92 Bill Scherrer, L ERA: 3.3 Ben Hayes, R ERA: 6.02 (1, 1) (9, 1) (10, 1) (10, 1)	1.1			2	0	0	1	1	1	0	0	0	0	7	15	0.00	2.250					
0.1		1	0	0	0	1	0	0	0	0	0	0	0	3	3	0.00	0.000					
1.1	W	4	0	0	0	1	0	0	0	0	0	0	0	6	6	0.00	0.000					


Cincinnati Reds @ Los Angeles Dodgers  
Dodger Stadium, Los Angeles, CA  
Thu Aug 04 1983, 7:05 PM PDT  
Att: 41,614 - Unknown

AB 39  
R 3  
H 8  
RBI 3  
BB 5  
SO 10  
LOB 20





Batter	1	2	3	4	5	6	7	8	9	AB	R	H	RBI	BB	SO	LOB	TOP								
<b>Gary Redus, R</b> OBP: 0.349, SLG: 0.436 (1, 7)	0-0 5-3		0-3 K		0-0 P4		0-0 E5 WP 1B S		0-0 F8	5	1	0	0	0	1	2	<b>Cincinnati Reds @ San Diego Padres</b> Jack Murphy Stadium, San Diego, CA Fri Aug 05 1983, 10:05 PM EDT Att: 11,319 - Unknown  livebaseballscores.com  <b>AB 35</b> <b>R 4</b> <b>H 10</b> <b>RBI 4</b> <b>BB 2</b> <b>SO 8</b> <b>LOB 16</b> 								
<b>Dave Concepcion, R</b> OBP: 0.313, SLG: 0.295 (1, 6)	0-0 5-3			0-0 G3	0-0 6-3		0-0 4-3		0-0 1B	5	0	1	0	0	0	2									
<b>Paul Householder, S</b> OBP: 0.325, SLG: 0.366 (1, 8)	0-0 L6			0-0 E5 1B SF9		0-0 1B 1B	0-3 K		0-0 P6	5	2	1	0	0	1	1									
<b>Cesar Cedeno, R</b> OBP: 0.303, SLG: 0.360 (1, 9)		0-3 K		0-0 S 1B		0-0 1B 1B	0-0 1B			4	1	3	1	0	1	0									
<b>Dan Driessen, L</b> OBP: 0.388, SLG: 0.446 (1, 3)	0-0 6-3			4-0 1B		4-0 1B BB	3-H K			2	0	0	0	2	1	1									
<b>Nick Esasky, R</b> OBP: 0.305, SLG: 0.465 (1, 5)	0-3 K			0-0 SF9		0-0 BB	0-0 F7		0-3 K	3	0	0	1	0	2	3									
<b>Dann Bilardello, R</b> OBP: 0.279, SLG: 0.354 (1, 2)			0-0 5-3	0-0 L9			0-3 K		0-0 4-3 2B	4	0	1	0	0	1	5									
<b>Kelly Paris, R</b> OBP: 0.310, SLG: 0.284 (6, PH)					0-0 P6		0-0 1B		0-0 4-3	2	0	1	0	0	0	0									
<b>Ron Oester, S</b> OBP: 0.305, SLG: 0.388 (6, PH)			SH3-4 1B			1-2 2H 3-H	1B		2-3 K	2	0	1	2	0	0	1									
<b>Bruce Berenyi, R</b> OBP: 0.194, SLG: 0.250 (6, PH)					0-0 SH3-4		0-0 1B		0-3 K	1	0	1	0	0	0	0									
<b>Duane Walker, L</b> OBP: 0.333, SLG: 0.410 (6, PH)			1-2 K			1-2 2H	1B			1	0	1	0	0	0	0									
<b>Ted Power, R</b> (6, 1)										0	0	0	0	0	0	0									
<b>Bill Scherrer, L</b> OBP: 0.200, SLG: 0.111 (7, 1)						1-2 2H	1B			1	0	0	0	0	1	1									
<b>Inning Stats</b>	R: 0 E: 0 K: 0 S: 3	H: 0 LOB: 0 BB: 0 P: 3	R: 0 E: 0 K: 2 S: 7	H: 0 LOB: 0 BB: 0 P: 7	R: 0 E: 0 K: 1 S: 6	H: 1 LOB: 1 BB: 0 P: 6	R: 1 E: 1 K: 0 S: 5	H: 1 LOB: 2 BB: 1 P: 9	R: 0 E: 0 K: 0 S: 4	H: 1 LOB: 1 BB: 0 P: 4	R: 2 E: 0 K: 1 S: 8	H: 4 LOB: 2 BB: 1 P: 12	R: 1 E: 1 K: 2 S: 9	H: 1 LOB: 1 BB: 0 P: 9	R: 0 E: 0 K: 2 S: 8	H: 1 LOB: 1 BB: 0 P: 8	R: 0 E: 0 K: 0 S: 3	H: 1 LOB: 0 BB: 0 P: 3	1B: 8 2B: 2 3B: 0 HR: 0	SF: 1 SAC: 1 DP: 0 HBP: 0	WP: 1 PB: 0 SB: 2 CS: 0	PA: 39			
<b>PITCHER</b>	IP	WLS	BF	H	R	ER	SO	BB	IBB	HBP	BLK	WP	HR	S	P	ERA	WHIP								
<b>Mark Thurmond, L</b> ERA: 2.06 (1, 1)	5.0		23	5	3	2	3	2	0	0	0	0	0	27	35	3.60	1.400								
<b>Luis DeLeon, R</b> ERA: 1.99 (6, 1)	1.0		4	2	0	0	1	0	0	0	0	0	0	6	6	0.00	2.000								
<b>Elias Sosa, R</b> ERA: 5.01 (7, 1)	3.0	L	12	3	1	0	4	0	0	0	0	1	0	20	20	0.00	1.000								

Batter	1	2	3	4	5	6	7	8	9	AB	R	H	RBI	BB	SO	LOB	BOTTOM								
<b>Alan Wiggins, S</b> OBP: 0.357, SLG: 0.316 (1, 8)	0-3 K	4-0 BB		0-0 2-3 1B			0-0 4-3		0-3 K	4	0	1	0	1	2	0	<b>Cincinnati Reds @ San Diego Padres</b> Jack Murphy Stadium, San Diego, CA Fri Aug 05 1983, 10:05 PM EDT Att: 11,319 - Unknown  livebaseballscores.com  <b>AB 35</b> <b>R 3</b> <b>H 9</b> <b>RBI 3</b> <b>BB 1</b> <b>SO 5</b> <b>LOB 12</b> 								
<b>Gary Templeton, S</b> OBP: 0.277, SLG: 0.323 (1, 6)	0-3 K	0-3 K		0-0 G3			0-0 1B		0-0 5-3	5	0	1	0	0	2	4									
<b>Bobby Brown, S</b> OBP: 0.379, SLG: 0.500 (1, 7)	0-0 G3			0-0 F5		0-0 F7		0-0 1-2 1B		4	0	1	0	0	0	0									
<b>Terry Kennedy, L</b> OBP: 0.357, SLG: 0.442 (1, 2)		0-0 HR 1B		0-0 4-3 1B		0-0 G3		0-0 F9		4	1	2	0	0	0	2									
<b>Ruppert Jones, L</b> OBP: 0.301, SLG: 0.369 (7, PH)				0-0 4-3		0-0 G3		0-0 F9		3	1	1	2	0	0	1									
<b>Kurt Bevacqua, R</b> OBP: 0.382, SLG: 0.400 (8, 3)		1-H HR		1-2 K				0-0 F9		1	0	0	0	0	0	2									
<b>Tony Gwynn, L</b> OBP: 0.302, SLG: 0.303 (1, 9)		0-0 4-3		0-3 K			0-0 6-3		0-0 4-3	4	0	0	0	0	1	1									
<b>Luis Salazar, R</b> OBP: 0.294, SLG: 0.367 (1, 5)		1-0 2B HBP		0-0 F8		0-0 F9		0-0 F8		3	1	0	0	0	0	0									
<b>Juan Bonilla, R</b> OBP: 0.312, SLG: 0.308 (1, 4)		0-0 1-H 2B		0-0 1B SH5-3 1B		0-0 FC6-4 1B		0-0 5-3		4	0	3	1	0	0	0									
<b>Mark Thurmond, L</b> OBP: 0.125, SLG: 0.188 (1, 1)				0-0 5-3		0-0 SH5-3		0-0 5-3		1	0	0	0	0	0	1									
<b>Luis DeLeon, R</b> OBP: 0.111, SLG: 0.111 (6, PH)										0	0	0	0	0	0	0									
<b>Gene Richards, L</b> OBP: 0.325, SLG: 0.392 (7, 1)										1	0	0	0	0	0	1									
<b>Elias Sosa, R</b> (7, 1)										0	0	0	0	0	0	0									
<b>Sixto Lezcano, R</b> OBP: 0.331, SLG: 0.340 (8, PH)										1	0	0	0	0	0	0									
<b>Inning Stats</b>	R: 0 E: 0 K: 2 S: 7	H: 0 LOB: 0 BB: 0 P: 7	R: 3 E: 0 K: 1 S: 8	H: 3 LOB: 2 BB: 1 P: 13	R: 0 E: 0 K: 1 S: 6	H: 1 LOB: 0 BB: 0 P: 6	R: 0 E: 0 K: 0 S: 5	H: 2 LOB: 2 BB: 0 P: 5	R: 0 E: 0 K: 0 S: 3	H: 0 LOB: 0 BB: 0 P: 3	R: 0 E: 0 K: 0 S: 4	H: 1 LOB: 1 BB: 0 P: 4	R: 0 E: 0 K: 0 S: 5	H: 2 LOB: 2 BB: 0 P: 5	R: 0 E: 0 K: 0 S: 3	H: 0 LOB: 0 BB: 0 P: 3	R: 0 E: 0 K: 1 S: 5	H: 0 LOB: 0 BB: 0 P: 5	1B: 7 2B: 1 3B: 0 HR: 1	SF: 0 SAC: 1 DP: 0 HBP: 1	WP: 0 PB: 0 SB: 1 CS: 0	PA: 38			
<b>PITCHER</b>	IP	WLS	BF	H	R	ER	SO	BB	IBB	HBP	BLK	WP	HR	S	P	ERA	WHIP								
<b>Bruce Berenyi, R</b> ERA: 4.07 (1, 1)	5.0		23	6	3	3	4	1	0	0	0	0	0	7	7	0.00	2.250								
<b>Ted Power, R</b> ERA: 3.94 (6, 1)	1.1	W	7	3	0	0	0	0	0	0	0	0	0	7	7	0.00	2.250								
<b>Bill Scherrer, L</b> ERA: 3.15 (7, 1)	2.2	S	8	0	0	0	1	0	0	0	0	0	0	10	10	0.00	0.000								



Batter	1	2	3	4	5	6	7	8	9	AB	R	H	RBI	BB	SO	LOB	TOP										
<b>Eddie Milner, L</b> (1, 8) OBP: 0.363, SLG: 0.385	0-0 4-3 E 2B		0-0 4-3 S 1B		0-0 F8		4-0 WP BB BB		0-0 SF8 1B	4	1	3	0	1	0	0	<b>Cincinnati Reds @ San Diego Padres</b> Jack Murphy Stadium, San Diego, CA Sat Aug 06 1983, 10:05 PM EDT Unknown										
<b>Dave Concepcion, R</b> (1, 6) OBP: 0.314, SLG: 0.295 <b>Tom Foley, L</b> (9, PH) OBP: 0.290, SLG: 0.304	0-0 4-3 2-3		0-0 4-3 1-3			0-0 BB 2B 1B	4-0 WP BB		0-0 1-2 2-3 1B	3	1	1	0	1	0	2											
<b>Cesar Cedeno, R</b> (1, 9) OBP: 0.308, SLG: 0.362	0-0 E7 3-H 1B		4-0 BB			4-0 2B 1-2 BB	0-3 K		0-0 SF8 2-3 3-H 1B	2	0	1	2	2	1	2											
<b>Dan Driessen, L</b> (1, 3) OBP: 0.385, SLG: 0.445	0-0 F8		0-0 G3			0-0 1-3 2-H 2B		0-0 P5	0-3 K	5	0	1	1	0	1	5											
<b>Johnny Bench, R</b> (1, 2) OBP: 0.297, SLG: 0.395 <b>Dann Bilardello, R</b> (8, 2) OBP: 0.279, SLG: 0.354	0-0 5-3			0-0 F7		0-0 P6		0-3 K		4	0	0	0	0	1	3											
<b>Duane Walker, L</b> (1, 7) OBP: 0.331, SLG: 0.401		0-0 4-3		0-0 4-3		4-0 G6-4-3 IBB		0-0 4-3		3	0	0	0	1	0	0											
<b>Nick Esasky, R</b> (1, 5) OBP: 0.305, SLG: 0.479		0-0 5-3		0-0 F7		0-0 G6-4-3 1-2			0-0 HR	4	1	1	1	0	0	3											
<b>Ron Oester, S</b> (1, 4) OBP: 0.306, SLG: 0.384		0-0 1-3			0-0 F8		0-3 K		0-0 4-3	4	0	0	0	0	1	0											
<b>Charlie Puleo, R</b> (1, 1) OBP: 0.200, SLG: 0.097 <b>Bill Scherrer, L</b> (7, 1) OBP: 0.290, SLG: 0.111 <b>Tom Hume, R</b> (8, 1) <b>Ben Hayes, R</b> (8, 1) <b>Paul Householder, S</b> (9, PH) OBP: 0.358, SLG: 0.306			0-0 4-3		0-0 F9		0-3 K		1-0 1B SF8 HBP	3	0	0	0	0	1	0											
<b>Inning Stats</b>	R: 1 E: 1 K: 0 S: 5	H: 2 LOB: 1 BB: 0 P: 5	R: 0 E: 0 K: 0 S: 3	H: 0 LOB: 0 BB: 0 P: 3	R: 0 E: 0 K: 0 S: 4	H: 1 LOB: 2 BB: 1 P: 8	R: 0 E: 0 K: 0 S: 3	H: 0 LOB: 0 BB: 0 P: 3	R: 0 E: 0 K: 0 S: 4	H: 2 LOB: 2 BB: 2 P: 12	R: 0 E: 0 K: 3 S: 9	H: 0 LOB: 2 BB: 2 P: 17	R: 0 E: 0 K: 1 S: 5	H: 0 LOB: 0 BB: 0 P: 5	R: 2 E: 0 K: 1 S: 8	H: 3 LOB: 2 BB: 0 P: 9		1B: 5 2B: 2 3B: 0 HR: 1	SF: 1 SAC: 0 DP: 1 HBP: 1	WP: 1 PB: 0 SB: 1 CS: 0	PA: 40						
<b>PITCHER</b>	IP	WLS	BF	H	R	ER	SO	BB	IBB	HBP	BLK	WP	HR	S	P	ERA	WHIP										
<b>Eric Show, R</b> (1, 1) ERA: 3.59 <b>Luis DeLeon, R</b> (9, 1) ERA: 2.13	8.0	W	33	5	2	2	4	4	1	0	0	1	0	36	56	2.25	1.125										

AB 33  
R 4  
H 8  
RBI 4  
BB 5  
SO 5  
LOB 15



Batter	1	2	3	4	5	6	7	8	9	AB	R	H	RBI	BB	SO	LOB	BOTTOM										
<b>Bobby Brown, S</b> (1, 7) OBP: 0.441, SLG: 0.643	0-0 F9 S 1B		0-0 F7		0-0 SH5-3 1B		4-0 E S 1B BB	0-0 1-H 2-H 3-H HR		4	2	3	4	1	0	2	<b>Cincinnati Reds @ San Diego Padres</b> Jack Murphy Stadium, San Diego, CA Sat Aug 06 1983, 10:05 PM EDT Unknown										
<b>Gary Templeton, S</b> (1, 6) OBP: 0.277, SLG: 0.322	0-0 P3 1-2		0-0 G6-4-3 1-2		0-0 SH5-3		0-0 FC4-6 1B	0-0 6-3		4	0	1	1	0	0	3											
<b>Ruppert Jones, L</b> (1, 8) OBP: 0.303, SLG: 0.380	0-0 F9 2-3			4-0 4-3 S 6-3 BB	0-0 F8		0-0 FC4-6 1-2	0-0 HR		4	2	1	1	1	0	3											
<b>Terry Kennedy, L</b> (1, 2) OBP: 0.356, SLG: 0.437	0-0 6-3			0-0 4-3 1-3	0-0 6-3		0-3 K	4-0 1B 2B BB		4	1	0	0	1	1	4											
<b>Kurt Bevacqua, R</b> (1, 3) OBP: 0.383, SLG: 0.411		0-3 K		0-0 6-3		0-3 K		0-0 1B 2B	0-0 1B 2B	5	2	2	1	0	2	0											
<b>Tony Gwynn, L</b> (1, 9) OBP: 0.322, SLG: 0.333		0-0 F8		0-0 2B 1B		0-0 1B		0-0 1B 2B	0-0 1B 2B	5	2	4	1	0	0	0											
<b>Luis Salazar, R</b> (1, 5) OBP: 0.294, SLG: 0.370 <b>Gene Richards, L</b> (8, PH) OBP: 0.327, SLG: 0.393 <b>Luis DeLeon, R</b> (9, 1) OBP: 0.111, SLG: 0.111		0-3 K		0-0 1-H 2B		0-3 K		1-3 1-2 2-3 3-H 1B 2B		3	0	1	1	0	2	1											
<b>Juan Bonilla, R</b> (1, 4) OBP: 0.315, SLG: 0.308			0-0 HBP 1B	4-0 1B IBB		0-0 5-3		0-0 E IBB 6-3		3	1	1	0	2	0	3											
<b>Eric Show, R</b> (1, 1) OBP: 0.216, SLG: 0.204 <b>Tim Flannery, L</b> (8, PH) OBP: 0.314, SLG: 0.363			0-0 G6-4-3 HBP	0-0 F8		0-0 6-3		0-0 E3 HR		2	0	0	0	0	0	2											
<b>Inning Stats</b>	R: 0 E: 0 K: 0 S: 4	H: 1 LOB: 1 BB: 0 P: 4	R: 0 E: 0 K: 2 S: 7	H: 0 LOB: 0 BB: 0 P: 7	R: 0 E: 0 K: 0 S: 3	H: 1 LOB: 1 BB: 0 P: 4	R: 2 E: 0 K: 0 S: 5	H: 2 LOB: 2 BB: 2 P: 13	R: 0 E: 0 K: 2 S: 8	H: 1 LOB: 1 BB: 0 P: 8	R: 1 E: 0 K: 1 S: 6	H: 1 LOB: 1 BB: 1 P: 10	R: 3 E: 1 K: 0 S: 11	H: 7 LOB: 2 BB: 2 P: 19	1B: 9 2B: 3 3B: 0 HR: 2	SF: 0 SAC: 1 DP: 1 HBP: 1		WP: 0 PB: 0 SB: 3 CS: 0	PA: 44								
<b>PITCHER</b>	IP	WLS	BF	H	R	ER	SO	BB	IBB	HBP	BLK	WP	HR	S	P	ERA	WHIP										
<b>Charlie Puleo, R</b> (1, 1) ERA: 4.44 <b>Bill Scherrer, L</b> (7, 1) ERA: 3.41 <b>Tom Hume, R</b> (8, 1) ERA: 6.28 <b>Ben Hayes, R</b> (8, 1) ERA: 5.98	0.2	L	4	2	2	2	1	0	0	0	0	0	0	6	6	27.00	3.000										

AB 37  
R 11  
H 14  
RBI 11  
BB 5  
SO 5  
LOB 22





Batter	1	2	3	4	5	6	7	8	9	AB	R	H	RBI	BB	SO	LOB	TOP					
<b>Eddie Milner, L</b> (1.8) OBP: 0.362, SLG: 0.391	0-0 3-1		0-0 HR	0-3 K	0-3 K		0-0 F8			4	1	1	1	0	1	1	<b>Cincinnati Reds @ San Diego Padres</b> Jack Murphy Stadium, San Diego, CA Sat Aug 06 1983, 10:05 PM EDT Att: 13,237 - Unknown					
<b>Dave Concepcion, R</b> (1.6) OBP: 0.311, SLG: 0.292	0-3 K		0-3 K		0-3 K		0-0 F9			4	0	0	0	0	3	0						
<b>Cesar Cedeno, R</b> (1.9) OBP: 0.308, SLG: 0.357	0-3 K		0-0 5-3		4-0 6-3 BB			0-0 F3		3	0	0	0	1	1	0						
<b>Dan Driessen, L</b> (1.3) OBP: 0.386, SLG: 0.454		0-0 1B 2B	0-0 1B 2B		0-0 6-3 1-2			0-0 F8		4	1	2	0	0	0	1						
<b>Nick Esasky, R</b> (1.5) OBP: 0.304, SLG: 0.473	0-3 K		0-0 2H 1B		0-0 F9			0-0 E5		4	0	1	1	0	1	2						
<b>Duane Walker, L</b> (1.7) OBP: 0.323, SLG: 0.390	0-0 6-3		0-0 L6			0-0 6-3			0-0 4-3	4	0	0	0	0	0	3						
<b>Ron Oester, S</b> (1.4) OBP: 0.308, SLG: 0.385		0-0 2-3 1B		0-0 F8		0-0 G5-4-3 1B			0-0 G3	4	0	2	0	0	0	0						
<b>Dann Bilardello, R</b> (1.2) OBP: 0.283, SLG: 0.354		4-0 IBB		0-0 SH3-4 1B		0-0 G5-4-3 1-2			0-0 P6	3	0	1	0	1	0	1						
<b>Joe Price, R</b> (1.1) OBP: 0.163, SLG: 0.100	0-3 K		0-0 SH3-4		0-0 F7				0-3 K	1	0	0	0	0	1	3						
<b>Ted Power, R</b> (3.1) ERA: 4.23										0	0	0	0	0	0	0						
<b>Rich Gale, R</b> (4.1) ERA: 5.52										0	0	0	0	0	0	0						
<b>Paul Houston, R</b> (7.1) ERA: 6.1										0	0	0	0	0	0	0						
<b>Ben Hayes, R</b> (7.1) ERA: 6.1										0	0	0	0	0	0	0						
<b>Gary Redus, R</b> (9.1) ERA: 6.1										0	0	0	0	0	0	0						
<b>Inning Stats</b>	R: 0 E: 0 K: 2 S: 7	H: 0 LOB: 0 BB: 0 P: 7	R: 0 E: 0 K: 2 S: 9	H: 2 LOB: 3 BB: 1 P: 13	R: 2 E: 0 K: 1 S: 8	H: 3 LOB: 1 BB: 0 P: 8	R: 0 E: 0 K: 1 S: 6	H: 1 LOB: 1 BB: 0 P: 6	R: 0 E: 0 K: 1 S: 5	H: 0 LOB: 1 BB: 1 P: 9	R: 0 E: 0 K: 0 S: 3	H: 1 LOB: 0 BB: 0 P: 3	R: 0 E: 0 K: 0 S: 3	H: 0 LOB: 0 BB: 0 P: 3	R: 0 E: 1 K: 0 S: 4	H: 0 LOB: 1 BB: 0 P: 4	R: 0 E: 0 K: 1 S: 5	H: 0 LOB: 0 BB: 0 P: 5	1B: 4 2B: 2 3B: 0 HR: 1	SF: 0 SAC: 1 DP: 1 HBP: 0	WP: 0 PB: 0 SB: 0 CS: 0	PA: 36
<b>PITCHER</b> <b>John Montefusco, R</b> (1.1) ERA: 3.48	IP: 9.0 WLS: W BF: 36 H: 7 R: 2 ER: 2 SO: 8 BB: 1 IBB: 1 HBP: 0 BLK: 0 WP: 0 HR: 1 S: 50 P: 58 ERA: 2.00 WHIP: 0.889																					

AB 33  
R 2  
H 7  
RBI 2  
BB 2  
SO 8  
LOB 11



Batter	1	2	3	4	5	6	7	8	9	AB	R	H	RBI	BB	SO	LOB	BOTTOM			
<b>Bobby Brown, S</b> (1.7) OBP: 0.436, SLG: 0.594	0-3 K		0-0 F8	0-3 K			4-0 1B 1B BB	0-0 G3 1B		4	1	1	0	1	2	0	<b>Cincinnati Reds @ San Diego Padres</b> Jack Murphy Stadium, San Diego, CA Sat Aug 06 1983, 10:05 PM EDT Att: 13,237 - Unknown			
<b>Gary Templeton, S</b> (1.6) OBP: 0.279, SLG: 0.324	0-3 K		0-0 E 1B		0-3 K		0-0 1B S 1B	0-0 G3 1-2		5	1	2	0	0	2	1				
<b>Sixto Lezcano, R</b> (1.9) OBP: 0.329, SLG: 0.338	0-0 F9		0-0 E6 L3 1-3		0-0 6-3		0-0 FC6-4 1-3 3H 1B 1B	0-3 K		5	0	1	1	0	1	2				
<b>Kurt Bevacqua, R</b> (1.3) OBP: 0.378, SLG: 0.398		0-0 F2	0-0 L3 1-2		4-0 BB		0-0 F8			3	0	0	0	1	0	4				
<b>Tony Gwynn, L</b> (1.8) OBP: 0.328, SLG: 0.356		0-0 F8		0-0 1B 3B		0-0 F7		0-0 FC6-4 1-2 3H 1B		4	1	2	1	0	0	1				
<b>Luis Salazar, R</b> (1.5) OBP: 0.297, SLG: 0.380		0-0 HR		0-0 3B 1B		0-0 6-3		0-0 FC6-4 1-2 2-3 1B		4	2	2	2	0	0	2				
<b>Juan Bonilla, R</b> (1.4) OBP: 0.319, SLG: 0.314		4-0 BB		0-0 3H G1 3B		0-0 F8		4-0 FC6-4 1-2 IBB		2	1	1	1	2	0	0				
<b>Doug Gwosdz, R</b> (1.2) OBP: 0.235, SLG: 0.167		0-0 1B		0-0 P4		0-0 1B		0-0 FC6-4 1-2		4	0	2	0	0	0	4				
<b>John Montefusco, R</b> (1.1) OBP: 0.188, SLG: 0.071		0-0 P4		0-0 G1		0-3 K		0-3 K		4	0	0	1	0	2	3				
<b>Inning Stats</b>	R: 0 E: 0 K: 2 S: 7	H: 0 LOB: 0 BB: 0 P: 7	R: 1 E: 0 K: 0 S: 5	H: 2 LOB: 2 BB: 1 P: 9	R: 0 E: 1 K: 0 S: 4	H: 1 LOB: 1 BB: 0 P: 4	R: 3 E: 0 K: 1 S: 8	H: 3 LOB: 0 BB: 0 P: 8	R: 0 E: 0 K: 1 S: 5	H: 0 LOB: 1 BB: 1 P: 9	R: 0 E: 0 K: 1 S: 6	H: 1 LOB: 1 BB: 0 P: 6	R: 2 E: 0 K: 0 S: 6	H: 3 LOB: 3 BB: 2 P: 14	R: 0 E: 0 K: 2 S: 8	H: 1 LOB: 1 BB: 0 P: 8		1B: 8 2B: 1 3B: 2 HR: 1	SF: 0 SAC: 0 DP: 1 HBP: 0	WP: 0 PB: 0 SB: 2 CS: 0
<b>PITCHER</b> <b>Joe Price, L</b> (1.1) ERA: 2.77	IP: 2.1 WLS: L BF: 5 H: 3 R: 3 ER: 3 SO: 0 BB: 0 IBB: 0 HBP: 0 BLK: 0 WP: 0 HR: 0 S: 5 P: 5 ERA: 40.50 WHIP: 4.500																			
<b>Ted Power, R</b> (3.1) ERA: 4.23	IP: 3.0 WLS: 11 BF: 11 H: 1 R: 0 ER: 0 SO: 3 BB: 1 IBB: 0 HBP: 0 BLK: 0 WP: 0 HR: 0 S: 16 P: 20 ERA: 0.00 WHIP: 0.667																			
<b>Rich Gale, R</b> (4.1) ERA: 5.52	IP: 2.0 WLS: 12 BF: 4 H: 2 R: 2 ER: 2 SO: 2 BB: 1 IBB: 0 HBP: 0 BLK: 0 WP: 1 HR: 0 S: 14 P: 22 ERA: 9.00 WHIP: 2.500																			

AB 35  
R 6  
H 11  
RBI 6  
BB 4  
SO 7  
LOB 17






Batter	1	2	3	4	5	6	7	8	9	AB	R	H	RBI	BB	SO	LOB	TOP																					
Paul Householder, S OBP: 0.321, SLG: 0.358 (1.8)	4-3		P6		G3		G3			4	0	0	0	0	0	1	<b>Cincinnati Reds @ San Diego Padres</b> Jack Murphy Stadium, San Diego, CA Sun Aug 07 1983, 6:33 AM EDT Att: 12,919 - Unknown  <b>AB 34</b> <b>R 5</b> <b>H 8</b> <b>RBI 4</b> <b>BB 1</b> <b>SO 7</b> <b>LOB 10</b>																					
Duane Walker, L OBP: 0.321, SLG: 0.386 (1.7)	4-3			P6				K		4	1	1	0	0	1	0																						
Cesar Cedeno, R OBP: 0.307, SLG: 0.356 (1.9)	5-3			5-3			E5	6-3		4	0	1	0	0	0	0																						
Dan Driessen, L OBP: 0.391, SLG: 0.456 (1.3)								4-3		3	1	2	0	1	0	0																						
Nick Esasky, R OBP: 0.303, SLG: 0.468 (1.5)	K			K			K			4	0	1	0	0	3	3																						
Ron Oester, S OBP: 0.310, SLG: 0.394 (1.4)		G3-6-3						F7		4	2	2	2	0	0	2																						
Dann Bilardello, R OBP: 0.278, SLG: 0.347 (1.2)			K		F5		P4			4	0	0	0	0	1	2																						
Tom Foley, L OBP: 0.273, SLG: 0.283 (1.6)				F8			K			4	0	0	0	0	2	2																						
Frank Pastore, R OBP: 0.171, SLG: 0.250 (1.1)				E5			6-3			3	1	1	2	0	0	0																						
<b>Inning Stats</b>	R: 0 E: 0 K: 0 S: 3	H: 0 LOB: 0 BB: 0 P: 3	R: 0 E: 0 K: 1 S: 5	H: 1 LOB: 0 BB: 0 P: 5	R: 0 E: 1 K: 1 S: 6	H: 0 LOB: 1 BB: 0 P: 6	R: 0 E: 0 K: 1 S: 6	H: 1 LOB: 1 BB: 0 P: 6	R: 2 E: 0 K: 1 S: 7	H: 2 LOB: 0 BB: 0 P: 7	R: 3 E: 1 K: 1 S: 7	H: 3 LOB: 0 BB: 1 P: 11	R: 0 E: 0 K: 1 S: 5	H: 0 LOB: 0 BB: 0 P: 5	R: 0 E: 0 K: 0 S: 4	H: 1 LOB: 1 BB: 0 P: 4	1B: 6 2B: 0 3B: 0 HR: 2	SF: 0 SAC: 0 DP: 1 HBP: 0	WP: 1 PB: 0 SB: 0 CS: 0	PA: 35																		
<b>PITCHER</b>	IP	WLS	BF	H	R	ER	SO	BB	IBB	HBP	BLK	WP	HR	S	P	ERA	WHIP	<b>PITCHER</b>				IP	WLS	BF	H	R	ER	SO	BB	IBB	HBP	BLK	WP	HR	S	P	ERA	WHIP
Ed Whitson, R ERA: 4.69 (1.1)	6.0	L	25	7	5	5	5	1	0	0	0	1	2	34	38	7.50	1.333																					
Elias Sosa, R ERA: 4.52 (7.1)	2.0		6	0	0	0	2	0	0	0	0	0	0	10	10	0.00	0.000																					
Gary Lucas, L ERA: 3.19 (9.1)	1.0		4	1	0	0	0	0	0	0	0	0	0	4	4	0.00	1.000																					


**REDS**

Batter	1	2	3	4	5	6	7	8	9	AB	R	H	RBI	BB	SO	LOB	BOTTOM																					
Bobby Brown, S OBP: 0.419, SLG: 0.583 (1.7)	P6		FC4-6		F8					4	1	1	1	0	0	1	<b>Cincinnati Reds @ San Diego Padres</b> Jack Murphy Stadium, San Diego, CA Sun Aug 07 1983, 6:33 AM EDT Att: 12,919 - Unknown  <b>AB 32</b> <b>R 3</b> <b>H 6</b> <b>RBI 3</b> <b>BB 2</b> <b>SO 2</b> <b>LOB 10</b>																					
Gary Templeton, S OBP: 0.275, SLG: 0.319 (1.6)	F7		4-3				4-3	F7		4	0	0	0	0	0	2																						
Ruppert Jones, L OBP: 0.306, SLG: 0.391 (1.8)			F9				4-3			4	1	2	1	0	0	1																						
Terry Kennedy, L OBP: 0.355, SLG: 0.435 (1.2)					F8		3-1	4-3		4	0	1	1	0	0	1																						
Kurt Bevacqua, R OBP: 0.374, SLG: 0.386 (1.3)	F9						5-3			3	0	0	0	1	0	1																						
Tony Gwynn, L OBP: 0.326, SLG: 0.347 (1.9)					F8			F9		3	0	0	0	1	0	1																						
Luis Salazar, R OBP: 0.294, SLG: 0.377 (1.5)										3	0	0	0	0	0	1																						
Gene Richards, L OBP: 0.326, SLG: 0.391 (9. PH)		P4			6-3		5-3			1	0	0	0	0	0	1																						
Juan Bonilla, R OBP: 0.319, SLG: 0.317 (1.4)										3	1	1	0	0	0	0																						
Ed Whitson, R OBP: 0.179, SLG: 0.148 (1.1)										2	0	1	0	0	1	0																						
Elias Sosa, R (7.1)										0	0	0	0	0	0	0																						
Tim Flannery, L OBP: 0.312, SLG: 0.361 (9. PH)										1	0	0	0	0	1	1																						
Gary Lucas, L (9.1)										0	0	0	0	0	0	0																						
<b>Inning Stats</b>	R: 1 E: 0 K: 0 S: 5	H: 2 LOB: 1 BB: 0 P: 5	R: 0 E: 0 K: 0 S: 3	H: 0 LOB: 0 BB: 0 P: 3	R: 0 E: 0 K: 0 S: 4	H: 1 LOB: 1 BB: 0 P: 4	R: 0 E: 0 K: 0 S: 3	H: 0 LOB: 1 BB: 1 P: 7	R: 0 E: 0 K: 1 S: 5	H: 0 LOB: 0 BB: 0 P: 5	R: 0 E: 0 K: 0 S: 3	H: 0 LOB: 0 BB: 0 P: 3	R: 0 E: 0 K: 1 S: 8	H: 3 LOB: 1 BB: 0 P: 8	R: 0 E: 0 K: 0 S: 2	H: 0 LOB: 0 BB: 1 P: 6	1B: 3 2B: 2 3B: 1 HR: 0	SF: 0 SAC: 0 DP: 1 HBP: 0	WP: 0 PB: 0 SB: 0 CS: 0	PA: 34																		
<b>PITCHER</b>	IP	WLS	BF	H	R	ER	SO	BB	IBB	HBP	BLK	WP	HR	S	P	ERA	WHIP	<b>PITCHER</b>				IP	WLS	BF	H	R	ER	SO	BB	IBB	HBP	BLK	WP	HR	S	P	ERA	WHIP
Frank Pastore, R ERA: 5.16 (1.1)	9.0	W	34	6	3	3	2	2	0	0	0	0	0	36	44	3.00	0.889																					

**SD**



Batter	1	2	3	4	5	6	7	8	9	AB	R	H	RBI	BB	SO	LOB	TOP					
Steve Sax, R OBP: 0.343, SLG: 0.369 (1, 4)	6-3		K							5	2	2	2	0	1	0	<b>Los Angeles Dodgers @ Cincinnati Reds</b> Riverfront Stadium, Cincinnati, OH Tue Aug 09 1983, 7:05 PM EDT Att: 20,473 - Unknown  <b>AB 36</b> <b>R 4</b> <b>H 10</b> <b>RBI 4</b> <b>BB 3</b> <b>SO 6</b> <b>LOB 14</b> 					
Bill Russell, R OBP: 0.326, SLG: 0.321 (1, 6)	F8		K							5	0	2	1	0	1	0						
Dusty Baker Jr., R OBP: 0.347, SLG: 0.416 Steve Howe, L (9, 1)	2B									4	0	1	0	1	1	2						
Ken Landreaux, L OBP: 0.348, SLG: 0.488 (1, 8)										4	0	1	0	0	0	1						
Mike Marshall, R OBP: 0.347, SLG: 0.432 (1, 9)	K									3	0	0	0	1	2	2						
Greg Brock, L OBP: 0.320, SLG: 0.385 (1, 3)										4	0	2	0	0	0	0						
Derrel Thomas, S OBP: 0.349, SLG: 0.351 (1, 5)										3	0	0	0	1	0	3						
Jack Fimple, R OBP: 0.281, SLG: 0.531 (9, PH) Rick Monday, L (9, 7)										3	1	2	1	0	0	2						
Fernando Valenzuela, L OBP: 0.261, SLG: 0.343 Tom Niedertuer, R (8, 1) Jose Morales, R (9, PH) Dave Sax, R (9, 2)										1	0	0	0	0	0	1						
Inning Stats	R: 0 E: 0 K: 1 S: 6	H: 1 LOB: 2 BB: 1 P: 10	R: 1 E: 0 K: 0 S: 4	H: 1 LOB: 0 BB: 0 P: 4	R: 0 E: 0 K: 2 S: 8	H: 1 LOB: 1 BB: 0 P: 8	R: 0 E: 0 K: 0 S: 5	H: 2 LOB: 2 BB: 0 P: 5	R: 1 E: 0 K: 0 S: 4	H: 1 LOB: 0 BB: 0 P: 4	R: 0 E: 0 K: 0 S: 3	H: 1 LOB: 1 BB: 1 P: 7	R: 0 E: 0 K: 2 S: 8	H: 1 LOB: 0 BB: 0 P: 8	R: 0 E: 0 K: 1 S: 5	H: 0 LOB: 0 BB: 0 P: 5		R: 2 E: 0 K: 0 S: 5	H: 2 LOB: 1 BB: 1 P: 9	1B: 6 2B: 3 3B: 0 HR: 2	SF: 0 SAC: 0 DP: 1 HBP: 0	WP: 0 PB: 0 SB: 2 CS: 0
PITCHER Mario Soto, R ERA: 2.48 (1, 1)	IP: 9.0 WLS: W BF: 39 H: 10 R: 4 ER: 4 SO: 6 BB: 3 IBB: 0 HBP: 0 BLK: 0 WP: 0 HR: 2 S: 48 P: 60 ERA: 4.00 WHIP: 1.444															PITCHER	IP: 9.0 WLS: W BF: 39 H: 10 R: 4 ER: 4 SO: 6 BB: 3 IBB: 0 HBP: 0 BLK: 0 WP: 0 HR: 2 S: 48 P: 60 ERA: 4.00 WHIP: 1.444					

Batter	1	2	3	4	5	6	7	8	9	AB	R	H	RBI	BB	SO	LOB	BOTTOM					
Gary Redus, R OBP: 0.346, SLG: 0.429 (1, 7)	K									4	0	0	0	1	2	1	<b>Los Angeles Dodgers @ Cincinnati Reds</b> Riverfront Stadium, Cincinnati, OH Tue Aug 09 1983, 7:05 PM EDT Att: 20,473 - Unknown  <b>AB 33</b> <b>R 5</b> <b>H 10</b> <b>RBI 5</b> <b>BB 5</b> <b>SO 5</b> <b>LOB 13</b> 					
Dave Concepcion, R OBP: 0.312, SLG: 0.294 (1, 6)	6-3									4	1	1	0	1	0	2						
Paul Householder, S OBP: 0.319, SLG: 0.354 (1, 8)	5-3									5	0	1	1	0	0	2						
Cesar Cedeno, R OBP: 0.306, SLG: 0.358 (1, 9)										4	1	1	0	0	0	0						
Dan Driessen, L OBP: 0.393, SLG: 0.461 (1, 3)										4	2	2	1	0	0	0						
Nick Esasky, R OBP: 0.317, SLG: 0.474 (1, 5)										2	1	2	1	2	0	0						
Ron Oester, S OBP: 0.307, SLG: 0.390 (1, 4)										4	0	0	0	0	2	5						
Alex Trevino, R OBP: 0.271, SLG: 0.264 (8, PH) Johnny Bench, R (8, PH) Tom Foley, L (8, FR) Dann Bilardello, R (9, 2)										2	0	1	0	1	0	0						
Mario Soto, R OBP: 0.159, SLG: 0.194 (1, 1)										3	0	1	0	0	1	3						
Inning Stats	R: 0 E: 0 K: 1 S: 5	H: 0 LOB: 0 BB: 0 P: 5	R: 0 E: 0 K: 0 S: 4	H: 1 LOB: 1 BB: 0 P: 4	R: 0 E: 0 K: 0 S: 3	H: 1 LOB: 1 BB: 1 P: 7	R: 2 E: 0 K: 2 S: 10	H: 3 LOB: 2 BB: 1 P: 14	R: 0 E: 0 K: 1 S: 5	H: 0 LOB: 0 BB: 0 P: 5	R: 0 E: 0 K: 0 S: 3	H: 0 LOB: 1 BB: 1 P: 7	R: 0 E: 0 K: 0 S: 4	H: 1 LOB: 2 BB: 1 P: 8	R: 2 E: 0 K: 1 S: 7	H: 2 LOB: 1 BB: 1 P: 11		R: 1 E: 0 K: 0 S: 3	H: 2 LOB: 1 BB: 0 P: 3	1B: 6 2B: 4 3B: 0 HR: 0	SF: 0 SAC: 1 DP: 1 HBP: 0	WP: 1 PB: 0 SB: 1 CS: 0
PITCHER Fernando Valenzuela, L (1, 1) Tom Niedertuer, R (8, 1) Steve Howe, L (9, 1)	IP: 7.2 WLS: L BF: 35 H: 8 R: 4 ER: 4 SO: 5 BB: 2 IBB: 3 HBP: 0 BLK: 0 WP: 1 HR: 0 S: 40 P: 60 ERA: 4.70 WHIP: 1.304															PITCHER	IP: 7.2 WLS: L BF: 35 H: 8 R: 4 ER: 4 SO: 5 BB: 2 IBB: 3 HBP: 0 BLK: 0 WP: 1 HR: 0 S: 40 P: 60 ERA: 4.70 WHIP: 1.304					





Batter	1	2	3	4	5	6	7	8	9	AB	R	H	RBI	BB	SO	LOB	TOP					
Steve Sax, R (1, 4) OBP: 0.344, SLG: 0.367	4-0 BB		4-0 FC2-5 BB		0-0 F9			0-0 6-3		2	0	0	0	2	0	1	<b>Los Angeles Dodgers @ Cincinnati Reds</b> Riverfront Stadium, Cincinnati, OH Wed Aug 10 1983, 7:05 PM EDT Att: 14,685 - Unknown					
Bill Russell, R (1, 6) OBP: 0.325, SLG: 0.317 Dave Anderson, R (8, 6) OBP: 0.218, SLG: 0.257	0-0 9-3		0-0 FC2-5 G4-6-3 BB			4-0 G6-4-3 BB		0-0 5-3		3	0	0	0	1	0	3						
Ken Landreaux, L (1, 8) OBP: 0.348, SLG: 0.485 Rafael Landestoy, S (7, 8) OBP: 0.222, SLG: 0.196	0-0 F8		0-0 G4-6-3			4-0 G6-4-3 BB		0-0 2B		2	0	0	0	1	0	2						
Pedro Guerrero, R (1, 5) OBP: 0.363, SLG: 0.516		0-0 F8		0-3 K		0-0 G6-4-3		0-0 2B		4	0	1	1	0	1	2						
Rick Monday, L (1, 7) OBP: 0.366, SLG: 0.430		0-3 K		0-0 F8		0-0 5-3		0-3 K		4	0	0	0	0	2	2						
Greg Brock, L (1, 3) OBP: 0.324, SLG: 0.394		4-0 1B BB		0-3 K			0-0 2B		0-0 6-3 1-3 2B	3	1	2	0	1	1	0						
Mike Marshall, R (1, 9) OBP: 0.349, SLG: 0.431		0-0 1-2 1B		4-0 BB		0-0 6-3		0-0 6-3		3	0	1	0	1	0	2						
Jack Fimple, R (1, 2) OBP: 0.257, SLG: 0.486 Dave Sax, R (9, PH)		0-0 5-3		0-3 K		0-3 K		0-0 1-3		3	0	0	0	0	2	4						
Burt Hooton, R (1, 1) OBP: 0.298, SLG: 0.200 Pat Zachry, R (4, 1) OBP: 1.000, SLG: 3.000 Derrin Thomas, S (5, PH) OBP: 0.347, SLG: 0.349 Joe Beckwith, L (5, 1) Candy Maldonado, R (7, PH) OBP: 0.143, SLG: 0.143 Dave Stewart, R (7, 1) OBP: 0.143, SLG: 0.143 Jose Morales, R (9, PH) OBP: 0.000, SLG: 0.000			4-0 FC2-5 PB BB		0-3 K		0-0 1-3		0-0 F9	0	0	0	0	1	0	0						
<b>Inning Stats</b>	R: 0 E: 0 K: 0 S: 2	H: 0 LOB: 0 BB: 1 P: 6	R: 0 E: 0 K: 1 S: 6	H: 1 LOB: 2 BB: 1 P: 10	R: 0 E: 0 K: 0 S: 2	H: 0 LOB: 1 BB: 2 P: 10	R: 0 E: 0 K: 2 S: 7	H: 0 LOB: 0 BB: 0 P: 7	R: 0 E: 0 K: 2 S: 7	H: 0 LOB: 1 BB: 1 P: 11	R: 0 E: 0 K: 0 S: 2	H: 0 LOB: 1 BB: 2 P: 10	R: 0 E: 0 K: 1 S: 6	H: 1 LOB: 1 BB: 0 P: 6	R: 1 E: 0 K: 1 S: 7	H: 2 LOB: 1 BB: 0 P: 7		R: 1 E: 0 K: 0 S: 4	H: 1 LOB: 0 BB: 4 P: 4	1B: 2 2B: 4 3B: 0 HR: 0	SF: 0 SAC: 0 DP: 3 HBP: 0	WP: 0 PB: 1 SB: 0 CS: 0
<b>PITCHER</b> Bruce Berenyi, R (1, 1) ERA: 3.94	IP: 9.0 WLS: W BF: 36 H: 5 R: 2 ER: 2 SO: 7 BB: 7 IBB: 0 HBP: 0 BLK: 0 WP: 0 HR: 0 S: 43 P: 71 ERA: 2.00 WHIP: 1.333															<b>PITCHER</b>	IP: 9.0 WLS: W BF: 36 H: 5 R: 2 ER: 2 SO: 7 BB: 7 IBB: 0 HBP: 0 BLK: 0 WP: 0 HR: 0 S: 43 P: 71 ERA: 2.00 WHIP: 1.333					

Batter	1	2	3	4	5	6	7	8	9	AB	R	H	RBI	BB	SO	LOB	BOTTOM			
Eddie Milner, L (1, 8) OBP: 0.363, SLG: 0.397	0-0 SF9 3B	0-0 FC6-4		0-0 G3		0-3 K		0-0 BB 1B		5	2	2	0	0	1	1	<b>Los Angeles Dodgers @ Cincinnati Reds</b> Riverfront Stadium, Cincinnati, OH Wed Aug 10 1983, 7:05 PM EDT Att: 14,685 - Unknown			
Gary Redus, R (1, 7) OBP: 0.352, SLG: 0.438	0-0 SF9		0-0 CS 2B		0-0 F8 1B 1B		0-0 1B 1B		4-0 BB 1B BB	3	2	3	1	1	0	0				
Dave Concepcion, R (1, 6) OBP: 0.309, SLG: 0.290 Tom Foley, L (9, 6) OBP: 0.273, SLG: 0.283	0-0 6-3		0-0 F9		0-0 E6 F8 1B		0-0 F9		0-0 F9	5	1	0	0	0	0	5				
Dan Driessen, L (1, 3) OBP: 0.396, SLG: 0.459	4-0 FC4 BB		4-0 CS IBB		0-0 F8 1-2 2-3		0-0 6-3		0-0 E8 1-2 2H 1B	3	0	1	1	2	0	3				
Cesar Cedeno, R (1, 9) OBP: 0.305, SLG: 0.354 Paul Householder, S (8, 9) OBP: 0.317, SLG: 0.353	0-0 FC4		0-0 5-3		4-0 1B FC5 IBB		0-0 F9		0-0 F8	3	1	0	0	1	0	3				
Nick Esasky, R (1, 5) OBP: 0.321, SLG: 0.480		0-0 4-3 2B		0-0 F9		0-0 FC5 1-3 2H 3H 1B		0-0 F8		4	1	2	2	0	0	0				
Ron Oester, S (1, 4) OBP: 0.311, SLG: 0.395 Kelly Paris, R (7, PR) OBP: 0.310, SLG: 0.284		0-0 4-3		0-0 HR 2B		0-0 FC5 IBB		0-0 1B		3	1	2	0	1	0	1				
Dann Bilardello, R (1, 2) OBP: 0.277, SLG: 0.360		0-0 6-3		0-0 HR 2B		0-0 FC5		0-0 F9		4	1	1	4	0	0	3				
Bruce Berenyi, R (1, 1) OBP: 0.200, SLG: 0.250		0-0 FC6-4 1B		0-3 K		0-3 K		0-3 K		4	0	1	0	0	3	2				
<b>Inning Stats</b>	R: 1 E: 0 K: 0 S: 4	H: 1 LOB: 1 BB: 1 P: 8	R: 1 E: 0 K: 0 S: 5	H: 2 LOB: 1 BB: 0 P: 5	R: 0 E: 0 K: 0 S: 3	H: 1 LOB: 1 BB: 1 P: 7	R: 2 E: 0 K: 1 S: 7	H: 2 LOB: 0 BB: 0 P: 7	R: 3 E: 1 K: 1 S: 8	H: 2 LOB: 2 BB: 2 P: 16	R: 0 E: 0 K: 1 S: 6	H: 1 LOB: 1 BB: 0 P: 6	R: 0 E: 0 K: 0 S: 4	H: 1 LOB: 1 BB: 0 P: 4	R: 2 E: 1 K: 1 S: 7	H: 2 LOB: 1 BB: 1 P: 11		1B: 7 2B: 3 3B: 1 HR: 1	SF: 1 SAC: 0 DP: 0 HBP: 0	WP: 0 PB: 0 SB: 0 CS: 2
<b>PITCHER</b> Burt Hooton, R (1, 1) ERA: 3.98 Pat Zachry, R (4, 1) ERA: 2.34 Joe Beckwith, R (5, 1) ERA: 3.52 Dave Stewart, R (7, 1) ERA: 2.84	IP: 3.1 WLS: L BF: 17 H: 6 R: 4 ER: 4 SO: 4 BB: 1 IBB: 0 HBP: 0 BLK: 0 WP: 0 HR: 1 S: 15 P: 23 ERA: 10.80 WHIP: 2.100															<b>PITCHER</b>	IP: 3.1 WLS: L BF: 17 H: 6 R: 4 ER: 4 SO: 4 BB: 1 IBB: 0 HBP: 0 BLK: 0 WP: 0 HR: 1 S: 15 P: 23 ERA: 10.80 WHIP: 2.100			





Batter	1	2	3	4	5	6	7	8	9	AB	R	H	RBI	BB	SO	LOB	TOP										
Steve Sax, R OBP: 0.345, SLG: 0.366 (1, 4)	5-3 P4								F9	4	0	1	0	1	0	2	<b>Los Angeles Dodgers @ Cincinnati Reds</b> Riverfront Stadium, Cincinnati, OH Thu Aug 11 1983, 7:05 PM EDT Att: 14,069 - Unknown  <b>AB 29</b> <b>R 4</b> <b>H 5</b> <b>RBI 4</b> <b>BB 6</b> <b>SO 7</b> <b>LOB 9</b> 										
Rick Monday, L OBP: 0.370, SLG: 0.423 (1, 7)	6-3									2	0	0	0	2	1												
Ken Landreaux, L OBP: 0.350, SLG: 0.488 (1, 8)	HR BB									2	1	1	1	1	0												
Pedro Guerrero, R OBP: 0.362, SLG: 0.512 (1, 5)	HR BB									3	1	0	0	1	0												
Greg Brock, L OBP: 0.324, SLG: 0.401 (1, 3)	HR									4	1	1	3	0	1												
Mike Marshall, R OBP: 0.345, SLG: 0.425 Derrel Thomas, S OBP: 0.347, SLG: 0.349 (1, 9) (8, 9)	K									4	0	0	0	0	2												
Bill Russell, R Tom Niedenfuer, R (1, 6) (6, 1)										3	0	1	0	0	1												
Jack Fimple, R OBP: 0.256, SLG: 0.447 (1, 2)										3	0	0	0	1	2												
Jerry Reuss, L OBP: 0.250, SLG: 0.239 Dave Anderson, R OBP: 0.225, SLG: 0.263 (1, 1) (6, 6)										1	0	0	0	0	0												
										2	1	1	0	0	0												
<b>Inning Stats</b>	R: 3 E: 0 K: 1 S: 6	H: 1 LOB: 0 BB: 2 P: 14	R: 0 E: 0 K: 0 S: 4	H: 1 LOB: 3 BB: 2 P: 12	R: 0 E: 0 K: 1 S: 5	H: 0 LOB: 0 BB: 0 P: 5	R: 0 E: 0 K: 1 S: 5	H: 0 LOB: 1 BB: 1 P: 9	R: 0 E: 0 K: 0 S: 5	H: 0 LOB: 0 BB: 0 P: 5	R: 1 E: 0 K: 0 S: 5	H: 2 LOB: 2 BB: 1 P: 9	R: 0 E: 0 K: 1 S: 5	H: 0 LOB: 0 BB: 0 P: 5	R: 0 E: 0 K: 1 S: 5	H: 0 LOB: 0 BB: 0 P: 5	1B: 3 2B: 1 3B: 0 HR: 1	SF: 1 SAC: 1 DP: 0 HBP: 0	WP: 0 PA: 37 PB: 0 SB: 0 CS: 1								
<b>PITCHER</b>	IP	WLS	BF	H	R	ER	SO	BB	IBB	HBP	BLK	WP	HR	S	P	ERA	WHIP	<b>PITCHER</b>									
Charlie Puleo, R ERA: 4.51 (1, 1)	6.1	L	29	5	4	4	5	6	0	0	0	0	1	33	57	5.68	1.737										
Bill Scherrer, L ERA: 3.32 (7, 1)	1.2		5	0	0	0	1	0	0	0	0	0	0	7	7	0.00	0.000										
Ben Hayes, R ERA: 5.98 (9, 1)	1.0		3	0	0	0	1	0	0	0	0	0	0	5	5	0.00	0.000										

Batter	1	2	3	4	5	6	7	8	9	AB	R	H	RBI	BB	SO	LOB	BOTTOM										
Eddie Milner, L OBP: 0.361, SLG: 0.397 (1, 8)	4-3									5	0	1	0	0	2	1	<b>Los Angeles Dodgers @ Cincinnati Reds</b> Riverfront Stadium, Cincinnati, OH Thu Aug 11 1983, 7:05 PM EDT Att: 14,069 - Unknown  <b>AB 35</b> <b>R 3</b> <b>H 8</b> <b>RBI 2</b> <b>BB 4</b> <b>SO 13</b> <b>LOB 17</b> 										
Gary Redus, R OBP: 0.350, SLG: 0.434 (1, 7)	2B 1B									5	2	1	0	0	2	1											
Dave Concepcion, R OBP: 0.308, SLG: 0.288 (1, 6)	4-3									3	0	0	1	1	1	1											
Cesar Cedeno, R OBP: 0.310, SLG: 0.360 (1, 9)	BB 2H 2B									4	1	2	1	1	1	0											
Dan Driessen, L OBP: 0.397, SLG: 0.458 (1, 3)	BB BB									3	0	1	0	1	0	3											
Nick Easkey, R OBP: 0.330, SLG: 0.483 (1, 5)	BB									3	0	2	0	1	1	0											
Ron Oester, S OBP: 0.308, SLG: 0.391 (1, 4)	K									4	0	0	0	0	3	6											
Dann Bilardello, R OBP: 0.273, SLG: 0.355 Duane Walker, L OBP: 0.325, SLG: 0.350 Alex Trevino, R OBP: 0.271, SLG: 0.264 (1, 2) (8, PH) (9, 2)										3	0	0	0	0	1	3											
Charlie Puleo, R OBP: 0.184, SLG: 0.088 Bill Scherrer, L OBP: 0.200, SLG: 0.111 Johnny Bench, R OBP: 0.299, SLG: 0.399 Ben Hayes, R (1, 1) (7, 1) (8, PH) (9, 1)										3	0	0	0	0	1	1											
										0	0	0	0	0	0	0											
										1	0	0	0	0	1	1											
										0	0	0	0	0	0	0											
<b>Inning Stats</b>	R: 1 E: 0 K: 1 S: 7	H: 2 LOB: 3 BB: 2 P: 15	R: 0 E: 0 K: 2 S: 7	H: 0 LOB: 0 BB: 0 P: 7	R: 2 E: 1 K: 1 S: 9	H: 3 LOB: 2 BB: 0 P: 9	R: 0 E: 0 K: 1 S: 6	H: 1 LOB: 3 BB: 2 P: 14	R: 0 E: 0 K: 1 S: 6	H: 1 LOB: 1 BB: 0 P: 6	R: 0 E: 0 K: 1 S: 5	H: 0 LOB: 0 BB: 0 P: 5	R: 0 E: 0 K: 2 S: 7	H: 0 LOB: 0 BB: 0 P: 7	R: 0 E: 0 K: 3 S: 10	H: 1 LOB: 1 BB: 0 P: 10	R: 0 E: 0 K: 1 S: 5	H: 0 LOB: 0 BB: 0 P: 5	1B: 6 2B: 2 3B: 0 HR: 0	SF: 1 SAC: 0 DP: 0 HBP: 0	WP: 1 PA: 40 PB: 1 SB: 3 CS: 0						
<b>PITCHER</b>	IP	WLS	BF	H	R	ER	SO	BB	IBB	HBP	BLK	WP	HR	S	P	ERA	WHIP	<b>PITCHER</b>									
Jerry Reuss, L ERA: 3.36 (1, 1)	5.0		27	7	3	2	6	4	0	0	0	0	0	35	51	3.60	2.200										
Tom Niedenfuer, R ERA: 1.53 (6, 1)	4.0	W	13	1	0	0	7	0	0	0	0	0	0	27	27	0.00	0.250										



Batter	1	2	3	4	5	6	7	8	9	AB	R	H	RBI	BB	SO	LOB	TOP					
<b>Bobby Brown, S</b> OBP: 0.403, SLG: 0.519 (1, 7)	4-0 CS BB		0-0 FC4-6 1B		0-0 L3		0-0 E5 WP 1B			3	0	1	1	1	0	0						
<b>Alan Wiggins, S</b> OBP: 0.351, SLG: 0.308 (1, 3)	0-0 F9		0-0 FC4-6 2B		0-0 L8		0-0 WP 1B			4	1	1	0	0	0	3						
<b>Luis DeLeon, R</b> OBP: 0.111, SLG: 0.111 (7, 1)	1-2		1-2 2-3		1-2 2-3		1-2 WP 1B			0	0	0	0	0	0	0						
<b>Garry Templeton, S</b> OBP: 0.280, SLG: 0.323 (1, 6)	0-3 K		0-0		0-0 F7		0-0 4-3			4	0	1	2	0	1	2						
<b>Terry Kennedy, L</b> OBP: 0.345, SLG: 0.420 (1, 2)		0-3 K	0-0 F7		0-0 P6		0-0 5-3			4	0	0	0	0	1	1						
<b>Tony Gwynn, L</b> OBP: 0.310, SLG: 0.328 (1, 9)	0-0 5-3				0-0 2B 1B 1B		0-0 F7		0-0 4-3	4	1	1	0	0	0	0						
<b>Ruppert Jones, L</b> OBP: 0.299, SLG: 0.376 (1, 8)	0-0 CS 1B		0-0 P5		0-0 K		0-0 4-3			4	0	1	0	0	1	1						
<b>Tim Flannery, L</b> OBP: 0.317, SLG: 0.370 (1, 5)	0-0 CS 1-2		0-0 F8		0-0 1B CS 2B		0-0 G3 6-3 2B		4-0 G4-6-3 BB	3	1	2	0	1	0	0						
<b>Juan Bonilla, R</b> OBP: 0.325, SLG: 0.324 (1, 4)			0-0 1B 1B		0-0 CS 1B		0-0 G3		0-0 G4-6-3 1-2	4	1	2	1	0	0	2						
<b>Eric Show, R</b> OBP: 0.226, SLG: 0.216 (1, 1)			0-0 FC4-6 2B 1B		0-0 4-3		0-0 6-3		0-3 K	2	1	1	0	0	0	2						
<b>Ed Whitson, R</b> OBP: 0.179, SLG: 0.148 (5, 1)			1-2		1-2 3-H					0	0	0	0	0	0	0						
<b>Sid Monge, S</b> OBP: 0.167, SLG: 0.167 (6, 1)										0	0	0	0	0	0	0						
<b>Kurt Bevacqua, R</b> OBP: 0.367, SLG: 0.377 (7, PH) (7, 3)										2	0	0	1	0	1	0						
<b>Inning Stats</b>	R: 0 E: 0 K: 1 S: 4	H: 0 LOB: 0 BB: 1 P: 8	R: 0 E: 0 K: 1 S: 5	H: 1 LOB: 0 BB: 0 P: 5	R: 3 E: 0 K: 0 S: 7	H: 4 LOB: 1 BB: 0 P: 7	R: 1 E: 0 K: 0 S: 5	H: 3 LOB: 1 BB: 0 P: 5	R: 0 E: 0 K: 1 S: 3	H: 0 LOB: 0 BB: 0 P: 3	R: 0 E: 0 K: 1 S: 5	H: 0 LOB: 0 BB: 0 P: 5	R: 1 E: 1 K: 0 S: 6	H: 2 LOB: 2 BB: 0 P: 6	R: 0 E: 0 K: 0 S: 3	H: 0 LOB: 0 BB: 0 P: 3	R: 0 E: 0 K: 1 S: 4	H: 0 LOB: 0 BB: 1 P: 8	1B: 7 2B: 3 3B: 0 HR: 0	SF: 0 SAC: 0 DP: 1 HBP: 0	WP: 1 PB: 0 SB: 0 CS: 4	PA: 37
<b>PITCHER</b>	IP	WLS	BF	H	R	ER	SO	BB	IBB	HBP	BLK	WP	HR	S	P	ERA	WHIP					
<b>Frank Pastore, R</b> ERA: 5.27 (1, 1)	6.0	W	25	9	5	5	3	1	0	0	0	0	0	30	34	7.50	1.667					
<b>Tom Hume, R</b> ERA: 5.83 (7, 1)	3.0	S	11	1	0	0	1	1	0	0	0	1	0	12	16	0.00	0.667					

**San Diego Padres @ Cincinnati Reds**  
Riverfront Stadium, Cincinnati, OH  
Fri Aug 12 1983, 7:05 PM EDT  
Att: 13,611 - Unknown

livebaseballscores.com

AB 34  
R 5  
H 10  
RBI 5  
BB 2  
SO 4  
LOB 11



Batter	1	2	3	4	5	6	7	8	9	AB	R	H	RBI	BB	SO	LOB	BOTTOM					
<b>Eddie Milner, L</b> OBP: 0.363, SLG: 0.402 (1, 8)	0-0 1B 2B	4-3			0-0 S 3B 1B	0-0 FC5-4 1B		0-0 P5		5	2	3	0	0	0	1						
<b>Gary Redus, R</b> OBP: 0.351, SLG: 0.441 (1, 7)	0-0 6-3		0-0 1B		0-0 1B 3B	0-0 FC5-4 1B		0-0 1-2 2-3		4	1	2	1	0	0	3						
<b>Dave Concepcion, R</b> OBP: 0.312, SLG: 0.293 (1, 6)	0-0 CS 2H 1B		0-0 WP BB 6-3 1B		0-0 6-3	0-0 1-3 3-H 1B		0-0 1-3 3-H 1B		4	1	3	2	0	0	1						
<b>Dan Driessen, L</b> OBP: 0.402, SLG: 0.460 (1, 3)	0-0 FC6-4 1B		4-0 6-3 WP BB 1B		0-0 6-3	0-0 E 1B		0-0 F9		3	0	2	1	1	0	2						
<b>Cesar Cedeno, R</b> OBP: 0.306, SLG: 0.355 (1, 9)	0-0 FC6-4 1-2		0-0 6-3		0-0 E4		0-3 K			4	0	0	1	0	1	3						
<b>Nick Eassey, R</b> OBP: 0.323, SLG: 0.473 (1, 5)		0-0 E6 1B FC5-4	0-3 K		0-0 F8		0-3 K			4	1	0	0	0	2	3						
<b>Ron Oester, S</b> OBP: 0.308, SLG: 0.389 (1, 4)		0-0 FC5-4 1-3 1B		0-0 4-3	0-0 G3		0-0 F9			4	0	1	0	0	0	2						
<b>Dann Bilardello, R</b> OBP: 0.268, SLG: 0.348 (1, 2)		0-0 FC5-4 SH1-4 1-2 3-H		0-0 5-3		0-0 L6		0-0 F2		4	0	0	1	0	0	1						
<b>Frank Pastore, R</b> OBP: 0.186, SLG: 0.244 (1, 1)		0-0 SH1-4		0-3 K		4-0 FC5-4 1B BB		0-3 K		1	1	0	0	1	1	0						
<b>Tom Hume, R</b> (7, 1)		1-2								1	0	0	0	0	1	0						
<b>Inning Stats</b>	R: 1 E: 0 K: 0 S: 5	H: 3 LOB: 1 BB: 0 P: 5	R: 1 E: 1 K: 0 S: 5	H: 1 LOB: 1 BB: 0 P: 5	R: 1 E: 0 K: 1 S: 6	H: 2 LOB: 1 BB: 1 P: 10	R: 0 E: 0 K: 1 S: 5	H: 0 LOB: 0 BB: 0 P: 5	R: 2 E: 1 K: 0 S: 7	H: 3 LOB: 2 BB: 0 P: 7	R: 1 E: 0 K: 0 S: 5	H: 2 LOB: 1 BB: 1 P: 9	R: 0 E: 0 K: 2 S: 7	H: 0 LOB: 0 BB: 0 P: 7	R: 0 E: 0 K: 1 S: 5	H: 0 LOB: 0 BB: 0 P: 5	R: 0 E: 0 K: 1 S: 5	H: 0 LOB: 0 BB: 0 P: 5	1B: 9 2B: 1 3B: 1 HR: 0	SF: 0 SAC: 1 DP: 0 HBP: 0	WP: 1 PB: 0 SB: 1 CS: 1	PA: 37
<b>PITCHER</b>	IP	WLS	BF	H	R	ER	SO	BB	IBB	HBP	BLK	WP	HR	S	P	ERA	WHIP					
<b>Eric Show, R</b> ERA: 3.72 (1, 1)	1.1	L	22	9	5	4	2	1	0	0	0	0	0	7	11	6.75	2.250					
<b>Ed Whitson, R</b> ERA: 4.95 (5, 1)	1.1		8	2	1	1	0	1	0	0	0	0	0	7	11	6.75	2.250					
<b>Sid Monge, L</b> ERA: 2.98 (6, 1)	0.1		1	0	0	0	0	0	0	0	0	0	0	1	1	0.00	0.000					
<b>Luis DeLeon, R</b> ERA: 2.14 (7, 1)	2.0		6	0	0	0	3	0	0	0	0	0	0	12	12	0.00	0.000					

**San Diego Padres @ Cincinnati Reds**  
Riverfront Stadium, Cincinnati, OH  
Fri Aug 12 1983, 7:05 PM EDT  
Att: 13,611 - Unknown

livebaseballscores.com

AB 34  
R 6  
H 11  
RBI 6  
BB 2  
SO 5  
LOB 16





Batter	1	2	3	4	5	6	7	8	9	AB	R	H	RBI	BB	SO	LOB	TOP			
<b>Bobby Brown, S</b> OBP: 0.394, SLG: 0.500 (1, 7)										4	1	1	0	0	1	1	<b>San Diego Padres @ Cincinnati Reds</b> Riverfront Stadium, Cincinnati, OH Sat Aug 13 1983, 7:05 PM EDT Att: 18,259 - Unknown			
<b>Alan Wiggins, S</b> OBP: 0.351, SLG: 0.309 (1, 3)										3	0	1	0	0	0	1				
<b>Tony Gwynn, L</b> OBP: 0.315, SLG: 0.333 (1, 9)										4	0	2	0	0	0	1				
<b>Terry Kennedy, L</b> OBP: 0.342, SLG: 0.416 (1, 2)										4	0	0	0	0	1	2				
<b>Ruppert Jones, L</b> OBP: 0.298, SLG: 0.373 (1, 8)										4	0	1	0	0	1	2				
<b>Kurt Bevacqua, R</b> OBP: 0.355, SLG: 0.364 (1, 5)										4	0	0	0	0	1	2				
<b>Tim Flannery, L</b> OBP: 0.312, SLG: 0.364 (1, 6)										3	0	0	0	0	2	1				
<b>Juan Bonilla, R</b> OBP: 0.325, SLG: 0.323 (1, 4)										2	0	0	0	1	0	0				
<b>John Montefusco, R</b> OBP: 0.167, SLG: 0.063 (1, 1)										2	0	0	0	0	1	0				
<b>Gene Richards, L</b> OBP: 0.320, SLG: 0.383 (8, PH)										1	0	0	0	0	0	1				
<b>Elias Sosa, R</b> (8, 1)										0	0	0	0	0	0	0				
<b>Inning Stats</b>	R: 1 E: 0 K: 2 S: 9	H: 2 LOB: 1 BB: 0 P: 9	R: 0 E: 0 K: 1 S: 5	H: 0 LOB: 0 BB: 0 P: 5	R: 0 E: 1 K: 1 S: 6	H: 1 LOB: 1 BB: 0 P: 6	R: 0 E: 0 K: 1 S: 6	H: 0 LOB: 0 BB: 0 P: 6	R: 0 E: 0 K: 1 S: 5	H: 0 LOB: 0 BB: 0 P: 3	R: 0 E: 0 K: 1 S: 5	H: 0 LOB: 0 BB: 0 P: 5	R: 0 E: 0 K: 0 S: 3	H: 0 LOB: 1 BB: 1 P: 7	R: 0 E: 0 K: 0 S: 4	H: 1 LOB: 1 BB: 0 P: 4	1B: 5 2B: 0 3B: 0 HR: 0	SF: 0 SAC: 1 DP: 0 HBP: 0	WP: 0 PB: 1 SB: 0 CS: 0	PA: 33
<b>PITCHER</b> <b>Jeff Russell, R</b> ERA:	IP: 9.0 WLS: W BF: 33 H: 5 R: 1 ER: 0 SO: 7 BB: 1 IBB: 0 HBP: 0 BLK: 0 WP: 0 HR: 0 S: 46 P: 50 ERA: 0.00 WHIP: 0.667															<b>PITCHER</b>				

Batter	1	2	3	4	5	6	7	8	9	AB	R	H	RBI	BB	SO	LOB	BOTTOM			
<b>Eddie Milner, L</b> OBP: 0.362, SLG: 0.398 (1, 8)										4	1	0	0	1	0	3	<b>San Diego Padres @ Cincinnati Reds</b> Riverfront Stadium, Cincinnati, OH Sat Aug 13 1983, 7:05 PM EDT Att: 18,259 - Unknown			
<b>Gary Redus, R</b> OBP: 0.348, SLG: 0.436 (1, 7)										4	0	0	0	0	2	2				
<b>Dave Concepcion, R</b> OBP: 0.315, SLG: 0.298 (1, 6)										4	0	3	1	0	0	0				
<b>Dan Driessen, L</b> OBP: 0.403, SLG: 0.457 (1, 3)										2	0	0	0	2	0	1				
<b>Paul Householder, S</b> OBP: 0.320, SLG: 0.357 (1, 9)										3	0	1	0	1	0	4				
<b>Nick Easkey, R</b> OBP: 0.317, SLG: 0.463 (1, 5)										3	0	1	0	1	0	4				
<b>Ron Oester, S</b> OBP: 0.310, SLG: 0.398 (1, 4)										4	0	0	0	0	1	5				
<b>Dann Bilardello, R</b> OBP: 0.268, SLG: 0.346 (1, 2)										4	1	2	1	0	1	0				
<b>Jeff Russell, R</b> OBP: 0.667, SLG: 1.000 (1, 1)										4	1	1	0	0	1	1				
<b>Inning Stats</b>	R: 0 E: 0 K: 0 S: 4	H: 1 LOB: 2 BB: 1 P: 8	R: 1 E: 0 K: 1 S: 6	H: 1 LOB: 1 BB: 1 P: 10	R: 0 E: 0 K: 1 S: 6	H: 1 LOB: 2 BB: 1 P: 10	R: 0 E: 0 K: 1 S: 5	H: 0 LOB: 0 BB: 0 P: 5	R: 1 E: 0 K: 1 S: 6	H: 1 LOB: 2 BB: 2 P: 14	R: 1 E: 0 K: 1 S: 7	H: 2 LOB: 1 BB: 0 P: 7	R: 0 E: 0 K: 0 S: 4	H: 1 LOB: 1 BB: 0 P: 4	R: 0 E: 0 K: 0 S: 4	H: 1 LOB: 1 BB: 0 P: 4	1B: 5 2B: 2 3B: 0 HR: 1	SF: 0 SAC: 1 DP: 0 HBP: 0	WP: 0 PB: 0 SB: 3 CS: 0	PA: 37
<b>PITCHER</b> <b>John Montefusco, R</b> ERA: 3.51	IP: 7.0 WLS: L BF: 33 H: 7 R: 3 ER: 3 SO: 5 BB: 4 IBB: 1 HBP: 0 BLK: 0 WP: 1 HR: 1 S: 38 P: 58 ERA: 3.86 WHIP: 1.571															<b>PITCHER</b>				
<b>Elias Sosa, R</b> ERA: 4.47 (8, 1)	IP: 1.0 WLS: L BF: 4 H: 1 R: 0 ER: 0 SO: 0 BB: 0 IBB: 0 HBP: 0 BLK: 0 WP: 0 HR: 0 S: 4 P: 4 ERA: 0.00 WHIP: 1.000															<b>PITCHER</b>				





Batter	1	2	3	4	5	6	7	8	9	10	AB	R	H	RBI	BB	SO	LOB	TOP					
Alan Wiggins, S OBP: 0.353, SLG: 0.310 (1, 7)											5	1	2	1	1	0	3	San Diego Padres @ Cincinnati Reds Riverfront Stadium, Cincinnati, OH Sun Aug 14, 1983, 3:33 AM EDT Att: 14,867 - Unknown					
Juan Bonilla, R OBP: 0.323, SLG: 0.320 (1, 4)											6	0	1	1	0	0	3						
Gary Templeton, S Ed Whitson, R Bobby Brown, S Luis DeLeon, R Smokey Joe Sosa, R Luis Salazar, R Gary Lucas, L (1, 6) (8, 1) (8, 7) (10, 9) (10, 9) (10, 9) (10, 9)											3	0	0	0	0	1	0		2				
Terry Kennedy, L OBP: 0.344, SLG: 0.427 (1, 3)											6	1	3	3	0	1	4						
Tony Gwynn, L OBP: 0.323, SLG: 0.336 (1, 9)											5	2	2	0	1	0	1						
Ruppert Jones, L OBP: 0.303, SLG: 0.377 (1, 8)											6	2	3	0	0	1	2						
Tim Flannery, L OBP: 0.314, SLG: 0.362 (6, 6)											1	0	0	2	1	0	0						
Bruce Bochy, R OBP: 0.231, SLG: 0.292 (1, 2)											5	1	1	0	0	1	4						
Tim Lollar, L OBP: 0.277, SLG: 0.317 (5, PH)											1	1	1	1	0	0	0						
Gene Richards, L OBP: 0.318, SLG: 0.381 (5, 1)											1	0	0	0	0	1	0						
Elias Sosa, R (5, 1)											0	0	0	0	0	0	0						
Kurt Bevacqua, R OBP: 0.362, SLG: 0.381 (6, 5)											3	1	2	2	0	1	0						
<b>Inning Stats</b>	R: 1 E: 0 K: 0 S: 5	H: 2 LOB: 1 BB: 0 P: 5	R: 0 E: 0 K: 0 S: 3	H: 0 LOB: 0 BB: 0 P: 4	R: 1 E: 0 K: 2 S: 4	H: 1 LOB: 1 BB: 0 P: 9	R: 0 E: 0 K: 2 S: 7	H: 0 LOB: 2 BB: 2 P: 15	R: 4 E: 0 K: 0 S: 7	H: 4 LOB: 1 BB: 1 P: 11	R: 1 E: 0 K: 0 S: 5	H: 2 LOB: 1 BB: 0 P: 5	R: 0 E: 0 K: 1 S: 6	H: 1 LOB: 2 BB: 1 P: 10	R: 1 E: 0 K: 0 S: 7	H: 2 LOB: 2 BB: 1 P: 9	R: 1 E: 0 K: 0 S: 4	H: 2 LOB: 1 BB: 1 P: 8	1B: 11 2B: 2 3B: 0 HR: 2	SF: 2 SAC: 0 DP: 1 HBP: 1	WP: 0 PA: 51 PB: 0 SB: 4 CS: 0		
<b>PITCHER</b>	IP WLS BF H R ER SO BB IBB HBP BLK WP HR S P ERA WHIP	IP WLS BF H R ER SO BB IBB HBP BLK WP HR S P ERA WHIP	IP WLS BF H R ER SO BB IBB HBP BLK WP HR S P ERA WHIP	IP WLS BF H R ER SO BB IBB HBP BLK WP HR S P ERA WHIP	IP WLS BF H R ER SO BB IBB HBP BLK WP HR S P ERA WHIP	IP WLS BF H R ER SO BB IBB HBP BLK WP HR S P ERA WHIP	IP WLS BF H R ER SO BB IBB HBP BLK WP HR S P ERA WHIP	IP WLS BF H R ER SO BB IBB HBP BLK WP HR S P ERA WHIP	IP WLS BF H R ER SO BB IBB HBP BLK WP HR S P ERA WHIP	IP WLS BF H R ER SO BB IBB HBP BLK WP HR S P ERA WHIP	IP WLS BF H R ER SO BB IBB HBP BLK WP HR S P ERA WHIP	IP WLS BF H R ER SO BB IBB HBP BLK WP HR S P ERA WHIP	IP WLS BF H R ER SO BB IBB HBP BLK WP HR S P ERA WHIP	IP WLS BF H R ER SO BB IBB HBP BLK WP HR S P ERA WHIP	IP WLS BF H R ER SO BB IBB HBP BLK WP HR S P ERA WHIP	IP WLS BF H R ER SO BB IBB HBP BLK WP HR S P ERA WHIP	IP WLS BF H R ER SO BB IBB HBP BLK WP HR S P ERA WHIP	IP WLS BF H R ER SO BB IBB HBP BLK WP HR S P ERA WHIP	IP WLS BF H R ER SO BB IBB HBP BLK WP HR S P ERA WHIP	IP WLS BF H R ER SO BB IBB HBP BLK WP HR S P ERA WHIP			
Mario Soto, R ERA: 2.65 (1, 1)	Ted Power, R ERA: 4.43 (6, 1)	Bill Scherrer, L ERA: 3.29 (6, 1)	Ben Hayes, R ERA: 6.04 (7, 1)	Tom Hume, R ERA: 5.93 (8, 1)	Rich Gale, R ERA: 5.47 (10, 1)																		
Kelly Paris, R OBP: 0.300, SLG: 0.275 (1, 4)											6	0	1	0	0	3	2	San Diego Padres @ Cincinnati Reds Riverfront Stadium, Cincinnati, OH Sun Aug 14, 1983, 3:33 AM EDT Att: 14,867 - Unknown					
Gary Redus, R OBP: 0.347, SLG: 0.430 (1, 7)											4	1	0	0	2	0	2						
Dave Concepcion, R OBP: 0.321, SLG: 0.307 (1, 6)											4	2	3	2	1	0	1						
Johnny Bench, R OBP: 0.301, SLG: 0.413 (1, 3)											1	1	1	2	0	0	0						
Duane Walker, L OBP: 0.329, SLG: 0.393 (2, 9)											4	0	2	0	0	0	1						
Cesar Cedeno, R OBP: 0.305, SLG: 0.351 (1, 9) (2, 3) (10, 8)											3	1	0	1	1	0	2						
Nick Esasky, R OBP: 0.324, SLG: 0.461 (1, 5)												3	2	1	0	2	1						
Paul Householder, S OBP: 0.325, SLG: 0.370 Rich Gale, R OBP: 0.222, SLG: 0.188 (1, 8) (10, 1)												3	1	1	3	2	1		2				
Alex Trevino, R OBP: 0.272, SLG: 0.265 (1, 2)												0	0	0	0	0	0						
Ron Oester, S OBP: 0.311, SLG: 0.399 (7, PH)																							
Tom Hume, R (8, 1)																							
Alan Knicely, R OBP: 0.319, SLG: 0.284 (10, 3)												1	0	0	0	0	0						
Mario Soto, R OBP: 0.300, SLG: 0.275 (1, 1)	Ted Power, R ERA: 4.43 (6, 1)	Bill Scherrer, L ERA: 3.29 (6, 1)	Ben Hayes, R ERA: 6.04 (7, 1)	Tom Hume, R ERA: 5.93 (8, 1)	Rich Gale, R ERA: 5.47 (10, 1)																		
<b>Inning Stats</b>	R: 5 E: 0 K: 0 S: 7	H: 5 LOB: 1 BB: 2 P: 15	R: 0 E: 0 K: 0 S: 4	H: 1 LOB: 1 BB: 0 P: 4	R: 0 E: 0 K: 1 S: 4	H: 0 LOB: 0 BB: 1 P: 8	R: 2 E: 0 K: 1 S: 8	H: 3 LOB: 2 BB: 1 P: 12	R: 0 E: 0 K: 0 S: 2	H: 0 LOB: 0 BB: 1 P: 6	R: 0 E: 0 K: 0 S: 5	H: 0 LOB: 1 BB: 1 P: 9	R: 1 E: 0 K: 0 S: 3	H: 1 LOB: 1 BB: 2 P: 11	R: 0 E: 0 K: 0 S: 3	H: 0 LOB: 0 BB: 0 P: 3	R: 1 E: 0 K: 1 S: 7	H: 2 LOB: 1 BB: 0 P: 7	R: 0 E: 0 K: 1 S: 5	H: 0 LOB: 1 BB: 1 P: 9	1B: 8 2B: 3 3B: 0 HR: 2	SF: 1 SAC: 0 DP: 1 HBP: 0	WP: 0 PA: 49 PB: 0 SB: 1 CS: 3
<b>PITCHER</b>	IP WLS BF H R ER SO BB IBB HBP BLK WP HR S P ERA WHIP	IP WLS BF H R ER SO BB IBB HBP BLK WP HR S P ERA WHIP	IP WLS BF H R ER SO BB IBB HBP BLK WP HR S P ERA WHIP	IP WLS BF H R ER SO BB IBB HBP BLK WP HR S P ERA WHIP	IP WLS BF H R ER SO BB IBB HBP BLK WP HR S P ERA WHIP	IP WLS BF H R ER SO BB IBB HBP BLK WP HR S P ERA WHIP	IP WLS BF H R ER SO BB IBB HBP BLK WP HR S P ERA WHIP	IP WLS BF H R ER SO BB IBB HBP BLK WP HR S P ERA WHIP	IP WLS BF H R ER SO BB IBB HBP BLK WP HR S P ERA WHIP	IP WLS BF H R ER SO BB IBB HBP BLK WP HR S P ERA WHIP	IP WLS BF H R ER SO BB IBB HBP BLK WP HR S P ERA WHIP	IP WLS BF H R ER SO BB IBB HBP BLK WP HR S P ERA WHIP	IP WLS BF H R ER SO BB IBB HBP BLK WP HR S P ERA WHIP	IP WLS BF H R ER SO BB IBB HBP BLK WP HR S P ERA WHIP	IP WLS BF H R ER SO BB IBB HBP BLK WP HR S P ERA WHIP	IP WLS BF H R ER SO BB IBB HBP BLK WP HR S P ERA WHIP	IP WLS BF H R ER SO BB IBB HBP BLK WP HR S P ERA WHIP	IP WLS BF H R ER SO BB IBB HBP BLK WP HR S P ERA WHIP	IP WLS BF H R ER SO BB IBB HBP BLK WP HR S P ERA WHIP	IP WLS BF H R ER SO BB IBB HBP BLK WP HR S P ERA WHIP			
Tim Lollar, L ERA: 4.57 (5, 1)	Elias Sosa, R ERA: 4.4 (5, 1)	Ed Whitson, R ERA: 4.94 (6, 1)	Luis DeLeon, R ERA: 2.21 (8, 1)	Gary Lucas, L ERA: 2.95 (10, 1)																			

AB	42
R	10
H	15
RBI	10
BB	6
SO	5
LOB	19



AB	37
R	9
H	12
RBI	9
BB	9
SO	5
LOB	13





Batter	1	2	3	4	5	6	7	8	9	AB	R	H	RBI	BB	SO	LOB	TOP			
Bill Doran, S OBP: 0.366, SLG: 0.326 (1, 4)										4	2	1	1	2	2	1	<b>Houston Astros @ Cincinnati Reds</b> Riverfront Stadium, Cincinnati, OH Mon Aug 15 1983, 7:05 PM EDT Att: 11,385 - Unknown			
Terry Puhl, L OBP: 0.349, SLG: 0.438 (1, 9)										5	0	2	2	0	1	2				
Dickie Thon, R OBP: 0.357, SLG: 0.481 (1, 6)										4	1	1	1	1	0	2				
Phil Garner, R OBP: 0.322, SLG: 0.369 Craig Reynolds, L OBP: 0.311, SLG: 0.339 (8, 5)										5	2	2	0	0	2	2				
Jose Cruz, L OBP: 0.390, SLG: 0.469 (1, 7)										5	2	3	5	0	0	1				
Ray Knight, R OBP: 0.385, SLG: 0.467 Denny Walling, L OBP: 0.280, SLG: 0.329 (8, 3)										5	0	2	0	0	0	1				
Jerry Mumphy, S OBP: 0.327, SLG: 0.404 (1, 8)										4	1	2	0	1	0	1				
John Mizerock, L OBP: 0.298, SLG: 0.293 (1, 2)										3	0	0	0	2	0	2				
Bob Knepper, L OBP: 0.217, SLG: 0.298 (1, 1)										4	1	1	0	1	2	5				
<b>Inning Stats</b>	R: 1 E: 0 K: 1 S: 6	H: 1 LOB: 1 BB: 1 P: 10	R: 3 E: 0 K: 0 S: 7	H: 4 LOB: 1 BB: 0 P: 7	R: 0 E: 0 K: 2 S: 8	H: 1 LOB: 1 BB: 2 P: 16	R: 0 E: 0 K: 1 S: 6	H: 2 LOB: 1 BB: 0 P: 4	R: 0 E: 0 K: 2 S: 6	H: 0 LOB: 0 BB: 1 P: 10	R: 2 E: 0 K: 0 S: 6	H: 3 LOB: 2 BB: 1 P: 10	R: 3 E: 0 K: 1 S: 7	H: 2 LOB: 0 BB: 1 P: 11	R: 0 E: 0 K: 0 S: 3	H: 0 LOB: 1 BB: 1 P: 7		1B: 8 2B: 3 3B: 1 HR: 2	SF: 0 SAC: 0 DP: 0 HBP: 0	WP: 0 PB: 0 SB: 1 CS: 2
<b>PITCHER</b>	IP WLS BF H R ER SO BB IBB HBP BLK WP HR S P ERA WHIP																			
Bruce Berenyi, R ERA: 4.14 (1, 1)	2.0 L 12 5 4 4 1 1 0 0 0 0 0 13 17 18.00 3.000																			
Rich Gale, R ERA: 5.33 (3, 1)	2.0 10 2 0 0 3 1 1 0 0 0 0 14 22 0.00 1.500																			
Ted Power, R ERA: 4.48 (5, 1)	3.0 14 5 2 2 2 2 0 0 0 0 1 16 24 6.00 2.333																			
Ben Hayes, R ERA: 6.42 (8, 1)	1.0 6 2 3 3 1 1 0 0 0 0 1 7 11 27.00 3.000																			
Bill Scherrer, L ERA: 3.23 (9, 1)	1.0 4 0 0 0 0 1 0 0 0 0 0 3 7 0.00 1.000																			
<b>Batter</b>	<b>1</b>	<b>2</b>	<b>3</b>	<b>4</b>	<b>5</b>	<b>6</b>	<b>7</b>	<b>8</b>	<b>9</b>	<b>AB</b>	<b>R</b>	<b>H</b>	<b>RBI</b>	<b>BB</b>	<b>SO</b>	<b>LOB</b>	<b>BOTTOM</b>			
Eddie Milner, L OBP: 0.358, SLG: 0.393 Ben Hayes, R (8, 1)										4	0	0	0	0	2	2	<b>Houston Astros @ Cincinnati Reds</b> Riverfront Stadium, Cincinnati, OH Mon Aug 15 1983, 7:05 PM EDT Att: 11,385 - Unknown			
Bill Scherrer, L OBP: 0.200, SLG: 0.111 (9, 1)										0	0	0	0	0	0	0				
Gary Redus, R OBP: 0.349, SLG: 0.431 (1, 7)										4	0	2	0	0	0	1				
Dave Concepcion, R OBP: 0.318, SLG: 0.304 (1, 6)										4	0	0	0	0	0	2				
Cesar Cedeno, R OBP: 0.307, SLG: 0.353 (1, 9)										4	0	2	0	0	2	1				
Dan Driessen, L OBP: 0.404, SLG: 0.465 (1, 3)										4	1	2	0	0	2	1				
Nick Esasky, R OBP: 0.322, SLG: 0.456 (1, 5)										4	0	1	1	0	0	3				
Ron Oester, S OBP: 0.319, SLG: 0.398 Rich Gale, R OBP: 0.322, SLG: 0.188 Alan Knizely, R OBP: 0.280, SLG: 0.280 Ted Power, R OBP: 0.331, SLG: 0.379 (1, 4)										1	0	0	0	0	1	1				
Dann Bilardello, R OBP: 0.270, SLG: 0.343 (1, 2)										4	0	1	0	0	0	2				
Bruce Berenyi, R OBP: 0.200, SLG: 0.250 Kelly Paris, R OBP: 0.298, SLG: 0.286 (2, PH) (3, 4)										0	0	0	0	0	0	0				
<b>Inning Stats</b>	R: 0 E: 0 K: 2 S: 8	H: 1 LOB: 1 BB: 0 P: 8	R: 0 E: 0 K: 3 S: 11	H: 2 LOB: 2 BB: 0 P: 11	R: 0 E: 0 K: 1 S: 5	H: 0 LOB: 0 BB: 0 P: 5	R: 0 E: 0 K: 1 S: 6	H: 2 LOB: 1 BB: 0 P: 6	R: 0 E: 0 K: 0 S: 4	H: 1 LOB: 1 BB: 0 P: 4	R: 0 E: 0 K: 1 S: 5	H: 1 LOB: 0 BB: 0 P: 5	R: 1 E: 0 K: 0 S: 5	H: 2 LOB: 1 BB: 0 P: 5	1B: 8 2B: 2 3B: 1 HR: 0	SF: 0 SAC: 0 DP: 2 HBP: 0	WP: 0 PB: 0 SB: 0 CS: 0	PA: 36		
<b>PITCHER</b>	IP WLS BF H R ER SO BB IBB HBP BLK WP HR S P ERA WHIP																			
Bob Knepper, L ERA: 3.36 (1, 1)	9.0 W 36 11 1 1 1 9 0 0 0 0 0 54 54 1.00 1.222																			



Batter	1	2	3	4	5	6	7	8	9	AB	R	H	RBI	BB	SO	LOB	TOP																	
Bill Doran, S OBP: 0.367, SLG: 0.330 (1, 4)										5	1	2	1	0	0	1																		
Terry Puhl, L OBP: 0.350, SLG: 0.437 (1, 9)										5	0	2	2	0	0	0																		
Dickie Thon, R OBP: 0.358, SLG: 0.481 (1, 6)										5	0	2	0	0	1	2																		
Phil Garner, R OBP: 0.320, SLG: 0.365 Craig Reynolds, L OBP: 0.306, SLG: 0.333 (8, 5)										4	0	0	0	0	1	3																		
Jose Cruz, L OBP: 0.391, SLG: 0.476 Tony Scott, S OBP: 0.275, SLG: 0.302 (7, 7)										3	1	2	0	0	0	1																		
Ray Knight, R OBP: 0.367, SLG: 0.475 Denny Walling, L OBP: 0.280, SLG: 0.329 (8, 3)										4	1	2	1	0	0	2																		
Jerry Mumphrey, S OBP: 0.329, SLG: 0.401 (1, 8)										2	2	0	0	2	0	3																		
John Mizerock, L OBP: 0.314, SLG: 0.409 (1, 2)										3	1	2	4	0	0	1																		
Mike Scott, R OBP: 0.088, SLG: 0.088 Dave Smith, R (8, 1) Bill Dawley, R OBP: 0.167, SLG: 0.167 (8, 1)										4	1	1	0	0	2	3																		
<b>Inning Stats</b>	R: 0 E: 0 K: 5 S: 6	H: 1 LOB: 1 BB: 0 P: 6	R: 0 E: 0 K: 0 S: 3	H: 1 LOB: 0 BB: 0 P: 3	R: 3 E: 0 K: 1 S: 9	H: 4 LOB: 1 BB: 0 P: 9	R: 2 E: 0 K: 0 S: 4	H: 2 LOB: 1 BB: 1 P: 8	R: 0 E: 0 K: 0 S: 3	H: 1 LOB: 0 BB: 0 P: 3	R: 2 E: 0 K: 1 S: 7	H: 2 LOB: 1 BB: 1 P: 11	R: 0 E: 0 K: 0 S: 3	H: 0 LOB: 0 BB: 0 P: 3	R: 1 E: 0 K: 1 S: 7	H: 2 LOB: 1 BB: 0 P: 7	R: 0 E: 0 K: 0 S: 4	H: 1 LOB: 1 BB: 0 P: 4	1B: 7 2B: 8 3B: 0 HR: 2	SF: 1 SAC: 0 DP: 1 HBP: 0	WP: 0 PB: 0 SB: 1 CS: 1	PA: 40												
<b>PITCHER</b>	IP WLS BF H R ER SO BB IBB HBP BLK WP HR S P ERA WHIP																																	
Charlie Puleo, R ERA: 4.77 Ben Hayes, R ERA: 9.31 Rich Gale, R ERA: 5.42 Bill Scherrer, L ERA: 3.27	(1, 1) (5, 1) (6, 1) (8, 1)	4.0 1.0 2.0 2.0	WLS L 2 9	BF 20 2 9	H 9	R 5	ER 5	SO 2	BB 1	IBB 0	HBP 0	BLK 0	WP 0	HR 2	S 23	P 27	ERA 11.25	WHIP 2.500																

Houston Astros @ Cincinnati Reds  
Riverfront Stadium, Cincinnati, OH  
Tue Aug 16 1983, 7:05 PM EDT  
Att: 13,844 - Unknown

AB	37
R	8
H	14
RBI	8
BB	2
SO	4
LOB	17



Batter	1	2	3	4	5	6	7	8	9	AB	R	H	RBI	BB	SO	LOB	BOTTOM																	
Eddie Milner, L OBP: 0.360, SLG: 0.400 (1, 8)										5	2	3	0	0	0	1																		
Gary Redus, R OBP: 0.351, SLG: 0.435 (1, 7)										4	2	2	2	0	0	1																		
Paul Householder, S OBP: 0.330, SLG: 0.381 (1, 9)										4	0	1	0	0	0	2																		
Dan Driessen, L OBP: 0.402, SLG: 0.462 (1, 3)										2	0	0	1	1	1	1																		
Nick Esasky, R OBP: 0.321, SLG: 0.452 (1, 5)										4	0	1	0	0	2	3																		
Ron Oester, S OBP: 0.310, SLG: 0.397 (1, 4)										4	0	1	1	0	1	2																		
Tom Foley, L OBP: 0.275, SLG: 0.286 Johnny Bench, R OBP: 0.300, SLG: 0.411 Dave Concepcion, R OBP: 0.318, SLG: 0.304 (1, 6) (6, PH) (9, 6)										3	0	1	0	0	0	0																		
Dann Bilardello, R OBP: 0.267, SLG: 0.339 Duane Walker, L OBP: 0.327, SLG: 0.391 Bill Scherrer, L OBP: 0.200, SLG: 0.111 Cesar Cedeno, R OBP: 0.306, SLG: 0.352 (1, 2) (7, PH) (8, 1) (9, PH)										2	0	0	0	0	0	0																		
Charlie Puleo, R OBP: 0.179, SLG: 0.086 Ben Hayes, R (5, 1) Kelly Paris, R OBP: 0.295, SLG: 0.282 Rich Gale, R OBP: 0.222, SLG: 0.188 Alan Knizely, R OBP: 0.330, SLG: 0.333 (5, PH) (6, 1) (8, 2)										1	0	0	0	0	0	0																		
<b>Inning Stats</b>	R: 2 E: 0 K: 0 S: 5	H: 2 LOB: 0 BB: 0 P: 5	R: 0 E: 0 K: 0 S: 3	H: 0 LOB: 0 BB: 0 P: 3	R: 0 E: 0 K: 3 S: 10	H: 1 LOB: 1 BB: 0 P: 10	R: 0 E: 0 K: 1 S: 5	H: 0 LOB: 0 BB: 0 P: 5	R: 0 E: 0 K: 0 S: 3	H: 1 LOB: 2 BB: 0 P: 3	R: 0 E: 0 K: 1 S: 7	H: 2 LOB: 2 BB: 0 P: 7	R: 3 E: 0 K: 2 S: 11	H: 4 LOB: 2 BB: 1 P: 15	R: 0 E: 0 K: 0 S: 3	H: 1 LOB: 0 BB: 0 P: 3	1B: 7 2B: 2 3B: 1 HR: 1	SF: 1 SAC: 0 DP: 2 HBP: 0	WP: 0 PB: 0 SB: 1 CS: 0	PA: 37														
<b>PITCHER</b>	IP WLS BF H R ER SO BB IBB HBP BLK WP HR S P ERA WHIP																																	
Mike Scott, R ERA: 3.67 Dave Smith, R ERA: 2.91 Bill Dawley, R ERA: 2.45	(1, 1) (8, 1) (8, 1)	7.0 0.2 1.1	WLS W S	BF 29 4 4	H 9	R 5	ER 5	SO 5	BB 0	IBB 0	HBP 0	BLK 0	WP 0	HR 1	S 39	P 39	ERA 6.43	WHIP 1.286																

Houston Astros @ Cincinnati Reds  
Riverfront Stadium, Cincinnati, OH  
Tue Aug 16 1983, 7:05 PM EDT  
Att: 13,844 - Unknown

AB	35
R	5
H	11
RBI	5
BB	1
SO	7
LOB	14





Batter	1	2	3	4	5	6	7	8	9	AB	R	H	RBI	BB	SO	LOB	TOP							
<b>Bill Doran, S</b> OBP: 0.373, SLG: 0.336 (1,4)										5	2	4	1	1	0	1								
<b>Terry Puhl, L</b> OBP: 0.355, SLG: 0.438 (1,9)										4	0	2	1	2	0	3								
<b>Dickie Thon, R</b> OBP: 0.358, SLG: 0.480 (1,6)										3	0	1	2	1	0	5								
<b>Phil Garner, R</b> OBP: 0.319, SLG: 0.362 (1,5)										4	0	0	0	1	0	5								
<b>Jose Cruz, L</b> OBP: 0.389, SLG: 0.479 (1,7)										5	1	1	1	0	1	4								
<b>Ray Knight, R</b> OBP: 0.367, SLG: 0.474 (1,3)										5	0	2	0	0	0	3								
<b>Jerry Mumphrey, S</b> OBP: 0.333, SLG: 0.404 (1,8)										5	1	3	0	0	1	1								
<b>John Mizerock, L</b> OBP: 0.321, SLG: 0.383 (1,2)										3	1	0	0	2	1	4								
<b>Nolan Ryan, R</b> OBP: 0.094, SLG: 0.059 (1,1)										2	2	0	0	0	0	3								
<b>Vern Ruhle, R</b> OBP: 0.250, SLG: 0.143 (5,1)										1	0	1	0	0	0	0								
<b>Inning Stats</b>	R: 1 E: 0 K: 0 S: 3	H: 1 LOB: 1 BB: 2 P: 11	R: 2 E: 0 K: 1 S: 10	H: 5 LOB: 3 BB: 0 P: 10	R: 0 E: 0 K: 1 S: 5	H: 0 LOB: 0 BB: 0 P: 5	R: 3 E: 0 K: 0 S: 5	H: 1 LOB: 0 BB: 1 P: 9	R: 1 E: 0 K: 0 S: 5	H: 2 LOB: 1 BB: 0 P: 5	R: 0 E: 0 K: 0 S: 4	H: 1 LOB: 3 BB: 2 P: 12	R: 0 E: 0 K: 0 S: 5	H: 3 LOB: 3 BB: 1 P: 9	R: 0 E: 0 K: 1 S: 6	H: 1 LOB: 1 BB: 0 P: 6	R: 0 E: 0 K: 0 S: 3	H: 0 LOB: 1 BB: 1 P: 7	1B: 13 2B: 1 3B: 0 HR: 1	SF: 1 SAC: 2 DP: 2 HBP: 0	WP: 0 PB: 1 SB: 0 CS: 0	PA: 47		
<b>PITCHER</b>	IP	WLS	BF	H	R	ER	SO	BB	IBB	HBP	BLK	WP	HR	S	P	ERA	WHIP							
<b>Frank Pastore, R</b> ERA: 5.51 (1,1)	4.1	L	25	9	7	6	2	3	0	0	0	0	1	26	38	12.46	2.769							
<b>Ben Hayes, R</b> ERA: 9.23 (5,1)	0.2		2	0	0	0	0	0	0	0	0	0	0	2	2	0.00	0.000							
<b>Ted Power, R</b> ERA: 4.33 (6,1)	3.0		16	5	0	0	1	3	0	0	0	0	0	15	27	0.00	2.667							
<b>Bill Scherrer, L</b> ERA: 3.22 (9,1)	1.0		4	0	0	0	0	1	0	0	0	0	0	3	7	0.00	1.000							

Houston Astros @ Cincinnati Reds  
Riverfront Stadium, Cincinnati, OH  
Wed Aug 17 1983, 7:05 PM EDT  
Att: 11,982 - Unknown

AB 37  
R 7  
H 14  
RBI 5  
BB 7  
SO 3  
LOB 29



Batter	1	2	3	4	5	6	7	8	9	AB	R	H	RBI	BB	SO	LOB	BOTTOM							
<b>Eddie Milner, L</b> OBP: 0.357, SLG: 0.397 (1,8)										4	0	0	0	0	0	1								
<b>Johnny Bench, R</b> OBP: 0.299, SLG: 0.410 (9, FH)										1	0	0	0	0	0	0								
<b>Gary Redus, R</b> OBP: 0.348, SLG: 0.431 (1,7)										3	1	0	0	1	1	0								
<b>Dave Concepcion, R</b> OBP: 0.320, SLG: 0.304 (1,6)										3	1	1	0	1	1	0								
<b>Dan Driessen, L</b> OBP: 0.401, SLG: 0.457 (1,3)										3	0	0	1	1	1	1								
<b>Duane Walker, L</b> OBP: 0.327, SLG: 0.386 (1,9)										2	0	0	1	1	0	2								
<b>Ted Power, R</b> ERA: 9.23 (6,1)										0	0	0	0	0	0	0								
<b>Cesar Cedeno, R</b> OBP: 0.308, SLG: 0.364 (8, FH)										1	1	1	1	0	0	0								
<b>Bill Scherrer, L</b> OBP: 0.200, SLG: 0.111 (9,1)										0	0	0	0	0	0	0								
<b>Nick Esasky, R</b> OBP: 0.320, SLG: 0.446 (1,5)										3	1	0	0	1	1	4								
<b>Ron Oester, S</b> OBP: 0.312, SLG: 0.405 (1,4)										4	1	2	3	0	0	0								
<b>Alan Knicely, R</b> OBP: 0.317, SLG: 0.318 (1,2)										4	0	0	0	0	0	2								
<b>Frank Pastore, R</b> OBP: 0.182, SLG: 0.238 (1,1)										1	0	0	0	0	1	0								
<b>Ben Hayes, R</b> ERA: 9.23 (5,1)										0	0	0	0	0	0	0								
<b>Tom Foley, L</b> OBP: 0.286, SLG: 0.288 (5, FH)										0	1	0	0	1	0	0								
<b>Paul Householder, S</b> OBP: 0.327, SLG: 0.378 (6,9)										2	0	0	0	0	0	0								
<b>Inning Stats</b>	R: 0 E: 0 K: 1 S: 5	H: 0 LOB: 0 BB: 0 P: 5	R: 2 E: 0 K: 0 S: 4	H: 1 LOB: 0 BB: 1 P: 8	R: 0 E: 0 K: 1 S: 5	H: 0 LOB: 0 BB: 0 P: 5	R: 1 E: 0 K: 1 S: 7	H: 2 LOB: 2 BB: 1 P: 11	R: 2 E: 0 K: 0 S: 3	H: 0 LOB: 0 BB: 4 P: 19	R: 0 E: 0 K: 0 S: 3	H: 0 LOB: 0 BB: 0 P: 3	R: 0 E: 0 K: 1 S: 5	H: 0 LOB: 0 BB: 0 P: 5	R: 1 E: 0 K: 1 S: 6	H: 1 LOB: 0 BB: 0 P: 6	R: 0 E: 0 K: 0 S: 3	H: 0 LOB: 0 BB: 0 P: 3	1B: 2 2B: 0 3B: 0 HR: 2	SF: 0 SAC: 0 DP: 0 HBP: 0	WP: 0 PB: 1 SB: 0 CS: 0	PA: 37		
<b>PITCHER</b>	IP	WLS	BF	H	R	ER	SO	BB	IBB	HBP	BLK	WP	HR	S	P	ERA	WHIP							
<b>Nolan Ryan, R</b> ERA: 2.36 (1,1)	4.1		22	3	5	4	3	6	0	0	0	0	1	22	46	8.31	2.077							
<b>Vern Ruhle, R</b> ERA: 4.22 (5,1)	4.2	W	15	1	1	1	2	0	0	0	0	0	1	19	19	1.93	0.214							

Houston Astros @ Cincinnati Reds  
Riverfront Stadium, Cincinnati, OH  
Wed Aug 17 1983, 7:05 PM EDT  
Att: 11,982 - Unknown

AB 31  
R 6  
H 4  
RBI 6  
BB 6  
SO 5  
LOB 10





Batter	1	2	3	4	5	6	7	8	9	AB	R	H	RBI	BB	SO	LOB	TOP																	
Paul Householder, S (1,8) Tom Hume, R (8,1) Ben Hayes, R (9,1)										4	0	1	0	0	1	1	<b>Cincinnati Reds @ Pittsburgh Pirates</b> Three Rivers Stadium, Pittsburgh, PA Thu Aug 18 1983, 7:05 PM EDT Att: 18,007 - Unknown																	
Gary Redus, R (1,7) OBP: 0.351, SLG: 0.441										4	1	2	1	0	1	1																		
Dave Concepcion, R (1,6) OBP: 0.317, SLG: 0.301										4	0	0	0	0	0	1																		
Johnny Bench, R (1,3) OBP: 0.305, SLG: 0.433 Kelly Paris, R (9, PR) OBP: 0.295, SLG: 0.282 Alex Trevino, R (9, 2) OBP: 0.272, SLG: 0.265										4	1	3	1	0	1	0																		
Cesar Cedeno, R (1,9) OBP: 0.310, SLG: 0.366										4	0	2	0	0	0	2																		
Nick Esasky, R (1,5) OBP: 0.323, SLG: 0.444										3	1	1	0	1	0	2																		
Dann Bilardello, R (1,2) OBP: 0.265, SLG: 0.336 Eddie Milner, L (8, PH) OBP: 0.360, SLG: 0.397										2	0	0	0	0	0	2																		
Ron Oester, S (1,4) OBP: 0.311, SLG: 0.402										3	1	0	1	1	2	1																		
Jeff Russell, R (1,1) OBP: 0.400, SLG: 0.500 Dan Driessen, L (8, PH) OBP: 0.399, SLG: 0.455 Alan Knicavic, R (8, 2) OBP: 0.317, SLG: 0.318 Duane Walker, L (9, PH) OBP: 0.331, SLG: 0.396										2	0	0	0	0	2	0																		
<b>Inning Stats</b>	R: 0 E: 0 K: 0 S: 3	H: 1 LOB: 0 BB: 0 P: 3	R: 1 E: 0 K: 0 S: 4	H: 2 LOB: 0 BB: 0 P: 4	R: 0 E: 0 K: 2 S: 7	H: 0 LOB: 0 BB: 0 P: 7	R: 0 E: 0 K: 1 S: 6	H: 1 LOB: 1 BB: 0 P: 6	R: 0 E: 0 K: 0 S: 3	H: 1 LOB: 0 BB: 0 P: 3	R: 0 E: 0 K: 1 S: 5	H: 1 LOB: 0 BB: 0 P: 5	R: 0 E: 0 K: 1 S: 6	H: 1 LOB: 1 BB: 0 P: 6	R: 0 E: 0 K: 2 S: 7	H: 0 LOB: 1 BB: 1 P: 11		R: 0 E: 0 K: 2 S: 8	H: 0 LOB: 1 BB: 0 P: 8	R: 5 E: 0 K: 0 S: 6	H: 3 LOB: 2 BB: 3 P: 18	1B: 6 2B: 2 3B: 1 HR: 2	SF: 0 SAC: 0 DP: 3 HBP: 0	WP: 0 PB: 0 SB: 2 CS: 1	PA: 38									
<b>PITCHER</b>	IP WLS BF H R ER SO BB IBB HBP BLK WP HR S P ERA WHIP																																	
John Candelaria, L (1,1) ERA: 3.58	6.0	20	6	1	1	4	0	0	0	0	0	1	28	28	1.50	1.000																		
Cecilio Guante, R (7,1) ERA: 2.89	2.0	9	2	1	1	3	1	0	0	0	0	1	14	18	4.50	1.500																		
Kent Tekulve, R (9,1) ERA: 1.78	0.2	L	4	1	0	0	1	0	0	0	0	0	1	3	7	0.00	3.000																	
Rod Scurrey, L (9,1) ERA: 5.19	0.0		2	0	1	1	0	2	0	0	0	0	0	8																				
Manny Sarmiento, R (9,1) ERA: 3.16	0.1		2	1	3	3	0	0	0	0	0	0	2	2	81.00	3.000																		

AB 33  
R 6  
H 10  
RBI 6  
BB 4  
SO 7  
LOB 13



Batter	1	2	3	4	5	6	7	8	9	AB	R	H	RBI	BB	SO	LOB	BOTTOM																	
Marvell Wynne, L (1,8) OBP: 0.343, SLG: 0.403										4	0	0	1	0	0	1	<b>Cincinnati Reds @ Pittsburgh Pirates</b> Three Rivers Stadium, Pittsburgh, PA Thu Aug 18 1983, 7:05 PM EDT Att: 18,007 - Unknown																	
Johnny Ray, S (1,4) OBP: 0.326, SLG: 0.408										5	0	1	1	0	0	0																		
Bill Madlock, R (1,5) OBP: 0.387, SLG: 0.461										5	1	2	0	0	0	1																		
Jason Thompson, L (1,3) OBP: 0.387, SLG: 0.440										4	1	2	1	0	2	2																		
Dave Parker, L (1,9) OBP: 0.296, SLG: 0.396										4	0	2	0	0	0	1																		
Doug Frobel, L (1,7) OBP: 0.283, SLG: 0.588 Cecilio Guante, R (7,1) OBP: 0.176, SLG: 0.125 Kent Tekulve, R (9,1) Rod Scurrey, L (9,1) Manny Sarmiento, R (9,1)										3	0	0	0	0	1	2																		
Tony Peña, R (1,2) OBP: 0.324, SLG: 0.412										4	2	3	1	0	0	0																		
Dale Berra, R (1,6) OBP: 0.315, SLG: 0.354										4	0	1	0	0	0	2																		
John Candelaria, L (1,1) OBP: 0.250, SLG: 0.170 Lee Lacy, R (7,7) OBP: 0.333, SLG: 0.413 Lee Mazzilli, S (9, PH) OBP: 0.382, SLG: 0.363										1	0	0	0	0	1	0																		
<b>Inning Stats</b>	R: 1 E: 0 K: 0 S: 5	H: 2 LOB: 1 BB: 0 P: 5	R: 1 E: 0 K: 1 S: 7	H: 2 LOB: 1 BB: 0 P: 7	R: 0 E: 0 K: 1 S: 7	H: 2 LOB: 2 BB: 0 P: 7	R: 0 E: 0 K: 1 S: 5	H: 0 LOB: 0 BB: 0 P: 5	R: 0 E: 0 K: 0 S: 3	H: 0 LOB: 0 BB: 0 P: 3	R: 1 E: 0 K: 0 S: 5	H: 2 LOB: 1 BB: 0 P: 5	R: 0 E: 0 K: 0 S: 3	H: 0 LOB: 0 BB: 0 P: 3	R: 0 E: 0 K: 2 S: 8	H: 1 LOB: 1 BB: 0 P: 8		R: 2 E: 0 K: 0 S: 6	H: 3 LOB: 1 BB: 0 P: 6	1B: 6 2B: 4 3B: 0 HR: 2	SF: 1 SAC: 1 DP: 0 HBP: 0	WP: 1 PB: 0 SB: 1 CS: 0	PA: 39											
<b>PITCHER</b>	IP WLS BF H R ER SO BB IBB HBP BLK WP HR S P ERA WHIP																																	
Jeff Russell, R (1,1) ERA: 1.69	7.0	29	8	3	3	3	0	0	0	0	0	2	35	35	3.86	1.143																		
Tom Hume, R (8,1) ERA: 6.11	1.2	W	9	4	2	2	2	0	0	0	0	0	13	13	10.80	2.400																		
Ben Hayes, R (9,1) ERA: 6.19	0.1	S	1	0	0	0	0	0	0	0	0	0	1	1	0.00	0.000																		





Batter	1	2	3	4	5	6	7	8	9	AB	R	H	RBI	BB	SO	LOB	TOP		
<b>Eddie Milner, L</b> (1, 8) OBP: 0.359, SLG: 0.395	0-0 4-3 BLK 1B		0-0 F7		0-0 F8		0-0 1-3			4	0	1	0	0	0	1	<b>Cincinnati Reds @ Pittsburgh Pirates</b> Three Rivers Stadium, Pittsburgh, PA Fri Aug 19 1983, 7:05 PM EDT Att: 15,995 - Unknown		
<b>Gary Redus, R</b> (1, 7) OBP: 0.350, SLG: 0.437	0-3 K		0-0 F3		4-0 E BB		0-0 6-3			3	1	0	0	1	1	2			
<b>Dave Concepcion, R</b> (1, 6) OBP: 0.316, SLG: 0.301	0-0 4-3		0-3 K		0-0 E9 1B			0-0 F9		4	0	1	1	0	1	2			
<b>Dan Driessen, L</b> (1, 3) OBP: 0.401, SLG: 0.457	0-0 1-3			0-0 2B				0-0 6-3		3	0	1	0	1	0	1			
<b>Paul Householder, S</b> (1, 9) OBP: 0.325, SLG: 0.378		0-0 1B G6-3 2B		0-0 6-3		0-3 K		0-0 5-3		4	1	1	0	0	1	3			
<b>Nick Esasky, R</b> (1, 5) OBP: 0.322, SLG: 0.440		0-0 G6-3 1B		0-3 K		0-0 5-3			0-0 4-3	4	0	1	0	0	1	1			
<b>Ron Oester, S</b> (1, 4) OBP: 0.310, SLG: 0.399		0-0 G6-3 1-2 3-H		4-0 IBB		0-3 K			0-0 4-3	3	0	0	0	1	1	1			
<b>Alex Trevino, R</b> (1, 2) OBP: 0.272, SLG: 0.265		0-3 K		0-0 1-3		0-0 4-3			0-0 FC4-6 1B	4	0	1	0	0	1	2			
<b>Mario Soto, R</b> (1, 1) OBP: 0.174, SLG: 0.206			0-0 1B		0-0 4-3		0-3 K		0-0 FC4-6 1-2	4	0	1	0	0	1	1			
<b>Inning Stats</b>	R: 0 E: 0 K: 1 S: 6	H: 1 LOB: 1 BB: 0 P: 6	R: 1 E: 0 K: 1 S: 6	H: 2 LOB: 0 BB: 0 P: 6	R: 0 E: 0 K: 1 S: 6	H: 1 LOB: 2 BB: 1 P: 10	R: 0 E: 0 K: 1 S: 6	H: 0 LOB: 0 BB: 0 P: 5	R: 0 E: 0 K: 1 S: 5	H: 0 LOB: 0 BB: 0 P: 5	R: 0 E: 0 K: 0 S: 3	H: 0 LOB: 0 BB: 0 P: 3	R: 0 E: 0 K: 0 S: 4	H: 1 LOB: 1 BB: 0 P: 4	1B: 5 2B: 2 3B: 0 HR: 0	SF: 0 SAC: 0 DP: 1 HBP: 0		WP: 0 PB: 0 SB: 1 CS: 0	PA: 36
<b>PITCHER</b>	IP	WLS	BF	H	R	ER	SO	BB	IBB	HBP	BLK	WP	HR	S	P	ERA	WHIP		
<b>Rick Rhoden, R</b> (1, 1) ERA: 3.31	8.0	L	32	6	2	2	7	2	1	0	1	0	0	43	55	2.25	1.000		
<b>Kent Tekulve, R</b> (9, 1) ERA: 1.75	1.0		4	1	0	0	0	0	0	0	0	0	0	4	4	0.00	1.000		

AB	33
R	2
H	7
RBI	1
BB	3
SO	7
LOB	14





Batter	1	2	3	4	5	6	7	8	9	AB	R	H	RBI	BB	SO	LOB	BOTTOM			
<b>Marvell Wynne, L</b> (1, 8) OBP: 0.341, SLG: 0.397	0-0 F3		4-0 CS BB			0-0 3-1		0-0 F3		3	0	0	0	1	0	0	<b>Cincinnati Reds @ Pittsburgh Pirates</b> Three Rivers Stadium, Pittsburgh, PA Fri Aug 19 1983, 7:05 PM EDT Att: 15,995 - Unknown			
<b>Johnny Ray, S</b> (1, 4) OBP: 0.323, SLG: 0.404	0-0 F9		0-0 F7			0-0 F8			0-0 L4	4	0	0	0	0	0	1				
<b>Bill Madlock, R</b> (1, 5) OBP: 0.388, SLG: 0.462	0-0 1B			0-0 1B		0-0 6-3			0-0 F6	4	0	2	0	0	0	0				
<b>Jason Thompson, L</b> (1, 3) OBP: 0.386, SLG: 0.438	0-0 F7			0-3 K			0-0 F8		0-0 1B 1B	4	0	1	0	0	1	2				
<b>Lee Lacy, R</b> (9, PR) OBP: 0.333, SLG: 0.413									0-0 1B 1B	0	0	0	0	0	0	0				
<b>Dave Parker, L</b> (1, 9) OBP: 0.295, SLG: 0.394		0-0 F8		0-3 K			0-0 F9		0-0 1-2 1B	4	0	1	0	0	1	1				
<b>Doug Frobel, L</b> (1, 7) OBP: 0.304, SLG: 0.700		0-0 HR		0-3 K			4-0 BB		0-3 K	3	1	1	1	1	2	3				
<b>Tony Peña, R</b> (1, 2) OBP: 0.322, SLG: 0.409		0-3 K					0-0 F3			3	0	0	0	0	1	1				
<b>Dale Berra, R</b> (1, 6) OBP: 0.314, SLG: 0.352		0-3 K					0-0 F7		0-0 F6	2	0	0	0	0	1	0				
<b>Lee Mazzilli, S</b> (8, PH) OBP: 0.381, SLG: 0.361									0-0 F2	1	0	0	0	0	0	0				
<b>Jim Morrison, R</b> (9, 6) OBP: 0.371, SLG: 0.560										0	0	0	0	0	0	0				
<b>Rick Rhoden, R</b> (1, 1) OBP: 0.136, SLG: 0.152										2	0	0	0	0	1	0				
<b>Richie Hebner, L</b> (8, PH) OBP: 0.323, SLG: 0.349										1	0	0	0	0	0	0				
<b>Kent Tekulve, R</b> (9, 1) ERA: 2.88										0	0	0	0	0	0	0				
<b>Inning Stats</b>	R: 0 E: 0 K: 0 S: 4	H: 1 LOB: 1 BB: 0 P: 4	R: 1 E: 0 K: 2 S: 8	H: 1 LOB: 0 BB: 0 P: 8	R: 0 E: 0 K: 0 S: 2	H: 0 LOB: 0 BB: 1 P: 6	R: 0 E: 0 K: 3 S: 10	H: 1 LOB: 1 BB: 0 P: 10	R: 0 E: 0 K: 1 S: 5	H: 0 LOB: 0 BB: 0 P: 5	R: 0 E: 0 K: 0 S: 3	H: 0 LOB: 0 BB: 1 P: 3	R: 0 E: 0 K: 0 S: 3	H: 0 LOB: 0 BB: 0 P: 3	R: 0 E: 0 K: 1 S: 7	H: 2 LOB: 2 BB: 0 P: 7	1B: 4 2B: 0 3B: 0 HR: 1	SF: 0 SAC: 0 DP: 0 HBP: 0	WP: 0 PB: 0 SB: 0 CS: 1	PA: 33
<b>PITCHER</b>	IP	WLS	BF	H	R	ER	SO	BB	IBB	HBP	BLK	WP	HR	S	P	ERA	WHIP			
<b>Mario Soto, R</b> (1, 1) ERA: 2.88	9.0	W	33	5	1	1	7	2	0	0	0	0	1	45	53	1.00	0.778			

AB	31
R	1
H	5
RBI	1
BB	2
SO	7
LOB	8





Batter	1	2	3	4	5	6	7	8	9	AB	R	H	RBI	BB	SO	LOB	TOP					
<b>Eddie Milner, L</b> OBP: 0.358, SLG: 0.394 (1, 8)	F9		F2			K			G6-4-3 1B	4	0	1	0	0	1	0	<b>Cincinnati Reds @ Pittsburgh Pirates</b> Three Rivers Stadium, Pittsburgh, PA Sat Aug 20 1983, 7:05 PM EDT Att: 44,481 - Unknown  livebaseballscores.com  <b>AB 27</b> <b>R 0</b> <b>H 2</b> <b>RBI 0</b> <b>BB 3</b> <b>SO 13</b> <b>LOB 8</b> 					
<b>Paul Householder, S</b> OBP: 0.324, SLG: 0.373 (1, 9)	BB			1-3			6-3		L9	3	0	0	0	1	0	1						
<b>Dave Concepcion, R</b> OBP: 0.316, SLG: 0.299 (1, 6)	K			G3-6-3 BB			K		G6-4-3 1-2	3	0	0	0	1	2	2						
<b>Dan Driessen, L</b> OBP: 0.400, SLG: 0.459 (1, 3)	K			G3-6-3 1-2						3	0	1	0	0	1	2						
<b>Duane Walker, L</b> OBP: 0.326, SLG: 0.389 (1, 7)		K				5-3				3	0	0	0	0	1	1						
<b>Nick Esasky, R</b> OBP: 0.318, SLG: 0.434 (1, 5)		K				K				3	0	0	0	0	3	0						
<b>Ron Oester, S</b> OBP: 0.311, SLG: 0.397 (1, 4)						K			FC5-4 BB	2	0	0	0	1	1	0						
<b>Dann Bilardello, R</b> OBP: 0.263, SLG: 0.333 (8, PH)				5-3						2	0	0	0	0	1	0						
<b>Cesar Cedeno, R</b> OBP: 0.310, SLG: 0.365 (8, 2)						K				1	0	0	0	0	1	1						
<b>Alan Knicely, R</b> OBP: 0.317, SLG: 0.318 (8, 2)						K				0	0	0	0	0	0	0						
<b>Bruce Berenyi, R</b> OBP: 0.195, SLG: 0.244 (5, 1)										1	0	0	0	0	0	1						
<b>Bill Scherrer, L</b> OBP: 0.207, SLG: 0.111 (6, PH)										0	0	0	0	0	0	0						
<b>Tom Power, R</b> OBP: 0.242, SLG: 0.281 (6, 1)										0	0	0	0	0	0	0						
<b>Ted Power, R</b> OBP: 0.304, SLG: 0.421 (8, PH)										0	0	0	0	0	0	0						
<b>Johnny Bench, R</b> OBP: 0.354, SLG: 0.431 (8, 1)										0	0	0	0	0	0	0						
<b>Tom Hume, R</b> OBP: 0.317, SLG: 0.318 (8, 1)										0	0	0	0	0	0	0						
<b>Inning Stats</b>	R: 0 H: 0 E: 0 K: 2 S: 7	H: 0 LOB: 1 BB: 1 P: 11	R: 0 H: 0 E: 0 K: 2 S: 7	H: 0 LOB: 0 BB: 0 P: 7	R: 0 H: 0 E: 0 K: 1 S: 5	H: 0 LOB: 0 BB: 0 P: 5	R: 0 H: 0 E: 0 K: 0 S: 2	H: 0 LOB: 0 BB: 1 P: 6	R: 0 H: 0 E: 0 K: 2 S: 7	H: 0 LOB: 0 BB: 0 P: 7	R: 0 H: 0 E: 0 K: 3 S: 9	H: 0 LOB: 0 BB: 0 P: 9	R: 0 H: 1 E: 0 K: 1 S: 6	H: 1 LOB: 1 BB: 0 P: 6	R: 0 H: 0 E: 0 K: 2 S: 7	H: 0 LOB: 1 BB: 1 P: 11	R: 0 H: 1 E: 0 K: 0 S: 3	H: 1 LOB: 0 BB: 0 P: 3	1B: 1 2B: 1 3B: 0 HR: 0	SF: 0 SAC: 0 DP: 2 HBP: 0	WP: 0 PB: 0 SB: 0 CS: 0	PA: 30
<b>PITCHER</b> <b>Jose DeLeon, R</b> ERA: 1.92 (1, 1)	IP: 9.0 WLS: W BF: 30 H: 2 R: 0 ER: 0 SO: 13 BB: 3 IBB: 0 HBP: 0 BLK: 0 WP: 0 HR: 0 S: 53 P: 65 ERA: 0.00 WHIP: 0.556															<b>PITCHER</b> <b>Jose DeLeon, R</b> ERA: 1.92 (1, 1)	IP: 9.0 WLS: W BF: 30 H: 2 R: 0 ER: 0 SO: 13 BB: 3 IBB: 0 HBP: 0 BLK: 0 WP: 0 HR: 0 S: 53 P: 65 ERA: 0.00 WHIP: 0.556					

Batter	1	2	3	4	5	6	7	8	9	AB	R	H	RBI	BB	SO	LOB	BOTTOM			
<b>Marvell Wynne, L</b> OBP: 0.340, SLG: 0.392 (1, 8)	E7 G3 1B		F7				F8			3	1	0	1	1	0	1	<b>Cincinnati Reds @ Pittsburgh Pirates</b> Three Rivers Stadium, Pittsburgh, PA Sat Aug 20 1983, 7:05 PM EDT Att: 44,481 - Unknown  livebaseballscores.com  <b>AB 29</b> <b>R 4</b> <b>H 7</b> <b>RBI 4</b> <b>BB 6</b> <b>SO 3</b> <b>LOB 18</b> 			
<b>Johnny Ray, S</b> OBP: 0.322, SLG: 0.403 (1, 4)	G3 1-2		6-3		L4					4	0	1	0	0	0	4				
<b>Bill Madlock, R</b> OBP: 0.387, SLG: 0.458 (1, 5)	6-3		F8							3	0	0	1	1	0	3				
<b>Jason Thompson, L</b> OBP: 0.387, SLG: 0.438 (1, 3)						K				4	1	2	1	0	1	3				
<b>Dave Parker, L</b> OBP: 0.295, SLG: 0.393 (1, 9)	L7									4	0	1	0	0	1	1				
<b>Doug Frobel, L</b> OBP: 0.296, SLG: 0.625 (8, FR)			L5							4	0	1	1	0	1	0				
<b>Lee Lacy, R</b> OBP: 0.333, SLG: 0.413 (9, 7)										0	0	0	0	0	0	0				
<b>Tony Peña, R</b> OBP: 0.326, SLG: 0.411 (1, 2)										3	1	2	0	1	0	2				
<b>Dale Berra, R</b> OBP: 0.314, SLG: 0.351 (1, 6)										2	1	0	0	1	0	1				
<b>Jose DeLeon, R</b> (1, 1)										2	0	0	0	2	0	3				
<b>Inning Stats</b>	R: 1 H: 1 E: 1 K: 0 S: 5	H: 1 LOB: 1 BB: 0 P: 5	R: 0 H: 0 E: 0 K: 0 S: 3	H: 0 LOB: 1 BB: 1 P: 7	R: 0 H: 0 E: 0 K: 0 S: 3	H: 0 LOB: 0 BB: 0 P: 3	R: 0 H: 0 E: 0 K: 2 S: 7	H: 0 LOB: 0 BB: 0 P: 7	R: 0 H: 1 E: 1 K: 0 S: 4	H: 1 LOB: 2 BB: 3 P: 16	R: 0 H: 1 E: 0 K: 1 S: 5	H: 1 LOB: 0 BB: 0 P: 5	R: 0 H: 1 E: 0 K: 0 S: 4	H: 1 LOB: 2 BB: 1 P: 8	R: 1 H: 3 E: 0 K: 0 S: 5	H: 3 LOB: 2 BB: 1 P: 9	1B: 7 2B: 1 3B: 0 HR: 0	SF: 0 SAC: 0 DP: 2 HBP: 0	WP: 0 PB: 1 SB: 0 CS: 1	PA: 37
<b>PITCHER</b> <b>Bruce Berenyi, R</b> ERA: 4.08 (5, 1)	IP: 0.2 WLS: L BF: 1 H: 0 R: 0 ER: 0 SO: 0 BB: 0 IBB: 0 HBP: 0 BLK: 0 WP: 0 HR: 0 S: 21 P: 37 ERA: 0.00 WHIP: 0.000															<b>PITCHER</b> <b>Bruce Berenyi, R</b> ERA: 4.08 (5, 1)	IP: 0.2 WLS: L BF: 1 H: 0 R: 0 ER: 0 SO: 0 BB: 0 IBB: 0 HBP: 0 BLK: 0 WP: 0 HR: 0 S: 21 P: 37 ERA: 0.00 WHIP: 0.000			
<b>Bill Scherrer, L</b> ERA: 3.19 (6, 1)	IP: 2.0 WLS: 8 BF: 2 H: 0 R: 0 ER: 0 SO: 1 BB: 1 IBB: 0 HBP: 0 BLK: 0 WP: 0 HR: 0 S: 9 P: 13 ERA: 0.00 WHIP: 1.500															<b>Bill Scherrer, L</b> ERA: 3.19 (6, 1)	IP: 2.0 WLS: 8 BF: 2 H: 0 R: 0 ER: 0 SO: 1 BB: 1 IBB: 0 HBP: 0 BLK: 0 WP: 0 HR: 0 S: 9 P: 13 ERA: 0.00 WHIP: 1.500			
<b>Ted Power, R</b> ERA: 4.24 (8, 1)	IP: 1.0 WLS: 6 BF: 3 H: 1 R: 1 ER: 1 SO: 0 BB: 1 IBB: 0 HBP: 0 BLK: 0 WP: 0 HR: 0 S: 5 P: 9 ERA: 9.00 WHIP: 4.000															<b>Ted Power, R</b> ERA: 4.24 (8, 1)	IP: 1.0 WLS: 6 BF: 3 H: 1 R: 1 ER: 1 SO: 0 BB: 1 IBB: 0 HBP: 0 BLK: 0 WP: 0 HR: 0 S: 5 P: 9 ERA: 9.00 WHIP: 4.000			



Batter	1	2	3	4	5	6	7	8	9	AB	R	H	RBI	BB	SO	LOB	TOP								
Kelly Paris, R OBP: 0.303, SLG: 0.276	F9	6-3		BB		BB											2 0 0 0 2 0 1								
Dave Concepcion, R OBP: 0.317, SLG: 0.300																	1 1 1 1 0 0 0 0								
Gary Redus, R OBP: 0.353, SLG: 0.438	BB																4 1 2 1 1 2 1								
Cesar Cedeno, R OBP: 0.308, SLG: 0.362	F9																2 0 0 0 0 1 1								
Duane Walker, L OBP: 0.320, SLG: 0.381																	3 0 0 0 0 0 3								
Alan Knicely, R OBP: 0.317, SLG: 0.318																	0 0 0 0 0 0 0 0								
Johnny Bench, R OBP: 0.302, SLG: 0.425																	4 1 0 0 1 1 4								
Tom Foley, L OBP: 0.282, SLG: 0.281																	0 0 0 0 0 0 0 0								
Paul Householder, S OBP: 0.325, SLG: 0.382	L6																5 0 2 1 0 1 2								
Nick Esasky, R OBP: 0.312, SLG: 0.426																	4 1 0 0 0 2 2								
Bill Scherrer, L OBP: 0.182, SLG: 0.100																	1 0 0 0 0 0 0 0								
Dann Bilardello, R OBP: 0.333																	3 0 1 1 0 0 0 0								
Eddie Milner, L OBP: 0.357, SLG: 0.392																	2 0 0 0 0 0 0 0								
Ron Oester, S OBP: 0.314, SLG: 0.403																	4 2 3 1 0 1 0								
Charlie Puleo, R OBP: 0.190, SLG: 0.105																	3 0 1 1 1 0 1 2								
Ben Hayes, R																	0 0 0 0 0 0 0 0								
Dan Driessen, L OBP: 0.399, SLG: 0.458																	1 0 0 0 0 0 1								
<b>Inning Stats</b>	R: 0 E: 0 K: 0 S: 3	H: 0 LOB: 2 BB: 2 P: 11	R: 1 E: 1 K: 0 S: 5	H: 2 LOB: 1 BB: 0 P: 5	R: 1 E: 1 K: 3 S: 11	H: 1 LOB: 1 BB: 0 P: 11	R: 1 E: 0 K: 1 S: 8	H: 3 LOB: 3 BB: 1 P: 12	R: 0 E: 0 K: 2 S: 7	H: 0 LOB: 0 BB: 0 P: 7	R: 0 E: 0 K: 3 S: 9	H: 0 LOB: 1 BB: 1 P: 13	R: 0 E: 0 K: 0 S: 4	H: 1 LOB: 1 BB: 0 P: 4	R: 3 E: 1 K: 0 S: 7	H: 3 LOB: 1 BB: 0 P: 7	R: 0 E: 0 K: 0 S: 3	H: 0 LOB: 0 BB: 0 P: 3	1B: 7 2B: 3 3B: 0 HR: 0	SF: 0 SAC: 0 DP: 1 HBP: 0	WP: 0 PB: 0 SB: 1 CS: 0	PA: 43			
<b>PITCHER</b>	IP	WLS	BF	H	R	ER	SO	BB	IBB	HBP	BLK	WP	HR	S	P	ERA	WHIP								
Larry McWilliams, L ERA: 3.17	3.1		19	5	3	1	3	3	0	0	0	0	0	22	34	2.70	2.400								
Jim Bibby, R ERA: 7.11	4.1		6	1	0	0	3	0	0	0	0	0	0	12	12	0.00	0.600								
Cecilio Guante, R ERA: 2.91	2.2	L	12	3	2	1	3	1	0	0	0	0	0	17	21	3.38	1.500								
Kent Tekulve, R ERA: 1.73	8.1		6	1	1	0	0	0	0	0	0	0	0	6	6	0.00	0.750								

Cincinnati Reds @ Pittsburgh Pirates  
Three Rivers Stadium, Pittsburgh, PA  
Sun Aug 21 1983, 3:33 AM EDT  
Att: 24,635 - Unknown

AB 39  
R 6  
H 10  
RBI 4  
BB 4  
SO 9  
LOB 17



Batter	1	2	3	4	5	6	7	8	9	AB	R	H	RBI	BB	SO	LOB	BOTTOM								
Marvell Wynne, L OBP: 0.338, SLG: 0.394	4-3																4 0 1 1 0 0 1 0								
Lee Mazzilli, S OBP: 0.379, SLG: 0.359																	1 0 0 0 0 0 0 1								
Johnny Ray, S OBP: 0.316, SLG: 0.398	4-3																5 0 0 0 0 0 0 1								
Richie Hebner, L OBP: 0.320, SLG: 0.337	L3																3 0 0 0 1 1 1 1								
Jason Thompson, L OBP: 0.386, SLG: 0.435	K																3 1 0 0 1 1 2								
Dave Parker, L OBP: 0.297, SLG: 0.394																	4 2 2 0 0 1 0								
Doug Frobel, L OBP: 0.333, SLG: 0.630																	3 1 2 1 0 0 0 0								
Lee Lacy, R OBP: 0.332, SLG: 0.412																	1 0 0 0 0 0 0 0								
Tony Peña, R OBP: 0.330, SLG: 0.417																	4 0 3 2 0 0 2								
Dale Berra, R OBP: 0.311, SLG: 0.347																	4 0 0 0 0 1 4								
Larry McWilliams, L OBP: 0.448, SLG: 0.150																	1 0 0 0 0 0 1 0								
Jim Bibby, R OBP: 0.116, SLG: 0.118																	0 0 0 0 0 0 0 0								
Brian Harper, R OBP: 0.297, SLG: 0.462																	1 0 0 0 0 0 0 0								
Cecilio Guante, R OBP: 0.312, SLG: 0.118																	1 0 0 0 0 0 0 2								
Kent Tekulve, R OBP: 0.377, SLG: 0.568																	0 0 0 0 0 0 0 0								
Jim Morrison, R OBP: 0.377, SLG: 0.568																	1 0 1 0 0 0 0 0								
<b>Inning Stats</b>	R: 0 E: 0 K: 1 S: 6	H: 1 LOB: 1 BB: 0 P: 6	R: 0 E: 0 K: 0 S: 4	H: 1 LOB: 0 BB: 0 P: 4	R: 0 E: 0 K: 1 S: 5	H: 0 LOB: 0 BB: 0 P: 5	R: 2 E: 1 K: 2 S: 10	H: 3 LOB: 1 BB: 0 P: 10	R: 0 E: 0 K: 0 S: 3	H: 0 LOB: 0 BB: 0 P: 3	R: 2 E: 1 K: 0 S: 6	H: 2 LOB: 2 BB: 1 P: 10	R: 0 E: 0 K: 1 S: 5	H: 0 LOB: 1 BB: 1 P: 9	R: 0 E: 0 K: 1 S: 6	H: 1 LOB: 1 BB: 0 P: 6	R: 0 E: 0 K: 0 S: 3	H: 1 LOB: 0 BB: 0 P: 3	1B: 7 2B: 2 3B: 0 HR: 0	SF: 0 SAC: 0 DP: 1 HBP: 0	WP: 0 PB: 0 SB: 1 CS: 0	PA: 38			
<b>PITCHER</b>	IP	WLS	BF	H	R	ER	SO	BB	IBB	HBP	BLK	WP	HR	S	P	ERA	WHIP								
Charlie Puleo, R ERA: 4.78	5.1		24	7	4	3	4	1	0	0	0	0	0	31	35	5.06	1.500								
Ben Hayes, R ERA: 9.12	0.2		3	0	0	0	0	0	0	0	0	0	0	3	3	0.00	0.000								
Bill Scherrer, L ERA: 3.06	3.0	W	11	2	0	0	2	1	0	0	0	0	0	14	18	0.00	1.000								

Cincinnati Reds @ Pittsburgh Pirates  
Three Rivers Stadium, Pittsburgh, PA  
Sun Aug 21 1983, 3:33 AM EDT  
Att: 24,635 - Unknown

AB 36  
R 4  
H 9  
RBI 3  
BB 2  
SO 6  
LOB 13





Batter	1	2	3	4	5	6	7	8	9	AB	R	H	RBI	BB	SO	LOB	TOP								
<b>Eddie Milner, L</b> OBP: 0.356, SLG: 0.390 (1, 8)	G3		K					K		4	0	1	0	0	2	2	<b>Cincinnati Reds @ Chicago Cubs</b> Wrigley Field, Chicago, IL Mon Aug 22 1983, 3:33 AM CDT Att: 11,749 - Sunny - 76 F  livebaseballscorecards.com  <b>AB 30</b> <b>R 0</b> <b>H 5</b> <b>RBI 0</b> <b>BB 0</b> <b>SO 9</b> <b>LOB 8</b>								
<b>Duane Walker, L</b> OBP: 0.313, SLG: 0.372 (1, 7)	4-1			F8		F8		F7		4	0	0	0	0	0	1									
<b>Dave Concepcion, R</b> OBP: 0.317, SLG: 0.300 (1, 6)	K			FC3-6 1B		F8		F9		4	0	1	0	0	1	1									
<b>Dan Driessen, L</b> OBP: 0.397, SLG: 0.455 (1, 3)		5-3		FC3-6 1-2 1B			G6-3 1B	F8		4	0	1	0	0	0	1									
<b>Paul Householder, S</b> OBP: 0.322, SLG: 0.377 (1, 9)		4-3		F8		G6-3 1-2 1B				3	0	0	0	0	0	2									
<b>Nick Esasky, R</b> OBP: 0.308, SLG: 0.420 (1, 5)	K				K		K			3	0	0	0	0	3	0									
<b>Ron Oester, S</b> OBP: 0.314, SLG: 0.402 (1, 4)				SH3-4 1B		K		K		3	0	1	0	0	2	0									
<b>Alan Knicely, R</b> OBP: 0.317, SLG: 0.318 (8, 2)										0	0	0	0	0	0	0									
<b>Dann Bilardello, R</b> OBP: 0.261, SLG: 0.330 (8, PH)				P6		6-3		K		2	0	0	0	0	0	1									
<b>Tom Foley, L</b> OBP: 0.276, SLG: 0.277 (8, 4)										1	0	0	0	0	1	0									
<b>Frank Pastore, R</b> OBP: 0.178, SLG: 0.233 (1, 1)				SH3-4 1-2		4-3				1	0	0	0	0	0	0									
<b>Johanny Bench, R</b> OBP: 0.305, SLG: 0.427 (8, PH)										1	0	1	0	0	0	0									
<b>Ted Power, R</b> (8, 1)								1B		0	0	0	0	0	0	0									
<b>Inning Stats</b>	R: 0 E: 0 K: 1 S: 5	H: 0 LOB: 0 BB: 0 P: 5	R: 0 E: 0 K: 1 S: 5	H: 0 LOB: 0 BB: 0 P: 5	R: 0 E: 0 K: 1 S: 6	H: 1 LOB: 1 BB: 0 P: 6	R: 0 E: 0 K: 0 S: 4	H: 1 LOB: 1 BB: 0 P: 4	R: 0 E: 0 K: 2 S: 7	H: 0 LOB: 0 BB: 0 P: 7	R: 0 E: 0 K: 0 S: 4	H: 1 LOB: 1 BB: 0 P: 4	R: 0 E: 0 K: 1 S: 5	H: 1 LOB: 0 BB: 0 P: 5	R: 0 E: 0 K: 3 S: 10	H: 1 LOB: 1 BB: 0 P: 10	R: 0 E: 0 K: 0 S: 3	H: 0 LOB: 0 BB: 0 P: 3	1B: 5 2B: 0 3B: 0 HR: 0	SF: 0 SAC: 1 DP: 1 HBP: 0	WP: 0 PB: 0 SB: 0 CS: 0	PA: 31			
<b>PITCHER</b>	IP	WLS	BF	H	R	ER	SO	BB	IBB	HBP	BLK	WP	HR	S	P	ERA	WHIP								
<b>Dickie Noles, R</b> ERA: 4.33 (1, 1)	6.0	W	22	4	0	0	5	0	0	0	0	0	0	32	32	0.00	0.667								
<b>Lee Smith, R</b> ERA: 1.57 (7, 1)	3.0	S	9	1	0	0	4	0	0	0	0	0	0	17	17	0.00	0.333								

Batter	1	2	3	4	5	6	7	8	9	AB	R	H	RBI	BB	SO	LOB	BOTTOM								
<b>Mel Hall, L</b> OBP: 0.347, SLG: 0.442 (1, 8)	K		4-3					F7		4	0	1	0	0	1	1	<b>Cincinnati Reds @ Chicago Cubs</b> Wrigley Field, Chicago, IL Mon Aug 22 1983, 3:33 AM CDT Att: 11,749 - Sunny - 76 F  livebaseballscorecards.com  <b>AB 28</b> <b>R 2</b> <b>H 7</b> <b>RBI 2</b> <b>BB 2</b> <b>SO 6</b> <b>LOB 13</b>								
<b>23 Ryne Sandberg, R</b> OBP: 0.318, SLG: 0.374 (1, 4)	P6			G5-4-3 BLK 1B	FC5-4 1B			K		4	1	1	0	0	1	1									
<b>Leon Durham, L</b> OBP: 0.385, SLG: 0.484 (1, 9)	L8			G5-4-3 BB 1B		1B 1B		CS 1B		3	0	2	0	1	0	0									
<b>Jody Davis, R</b> OBP: 0.316, SLG: 0.489 (1, 2)		5-3		G5-4-3 1-2 2-3		1B		K		4	0	1	0	0	1	3									
<b>Ron Cey, R</b> OBP: 0.344, SLG: 0.449 (1, 5)		F8				F9				3	0	1	1	0	0	2									
<b>Jay Johnstone, L</b> OBP: 0.363, SLG: 0.448 (1, 7)				3-H 1B	K			P6		3	0	0	0	0	2	3									
<b>Camelo Martinez, R</b> OBP: 0.667, SLG: 2.000 (1, 3)				SH2-4 BB		HR		L7		2	1	1	1	1	0	2									
<b>Larry Bowa, S</b> OBP: 0.303, SLG: 0.329 (1, 6)				L9		L3		F3		3	0	0	0	0	0	1									
<b>Dickie Noles, R</b> OBP: 0.267, SLG: 0.300 (1, 1)				SH2-4		5-3				1	0	0	0	0	0	0									
<b>Lee Smith, R</b> OBP: 0.286, SLG: 0.167 (7, 1)										0	0	0	0	0	0	0									
<b>Gary Woods, R</b> OBP: 0.290, SLG: 0.315 (7, 7)				1-2				K		1	0	0	0	0	1	0									
<b>Inning Stats</b>	R: 0 E: 0 K: 1 S: 5	H: 0 LOB: 0 BB: 0 P: 5	R: 0 E: 0 K: 1 S: 5	H: 0 LOB: 0 BB: 0 P: 5	R: 0 E: 0 K: 0 S: 3	H: 0 LOB: 1 BB: 1 P: 7	R: 1 E: 0 K: 1 S: 6	H: 2 LOB: 1 BB: 1 P: 10	R: 1 E: 0 K: 0 S: 5	H: 2 LOB: 1 BB: 0 P: 5	R: 0 E: 0 K: 0 S: 5	H: 2 LOB: 2 BB: 0 P: 5	R: 0 E: 0 K: 1 S: 5	H: 0 LOB: 0 BB: 0 P: 5	R: 0 E: 0 K: 2 S: 7	H: 1 LOB: 0 BB: 0 P: 7	R: 0 E: 0 K: 0 S: 3	H: 1 LOB: 0 BB: 0 P: 3	1B: 6 2B: 0 3B: 0 HR: 1	SF: 0 SAC: 1 DP: 1 HBP: 0	WP: 0 PB: 0 SB: 0 CS: 1	PA: 31			
<b>PITCHER</b>	IP	WLS	BF	H	R	ER	SO	BB	IBB	HBP	BLK	WP	HR	S	P	ERA	WHIP								
<b>Frank Pastore, R</b> ERA: 5.36 (1, 1)	7.0	L	28	6	2	2	4	2	0	0	1	0	0	34	42	2.57	1.143								
<b>Ted Power, R</b> ERA: 4.19 (8, 1)	1.0		3	1	0	0	2	0	0	0	0	0	0	7	7	0.00	1.000								



Batter	1	2	3	4	5	6	7	8	9	AB	R	H	RBI	BB	SO	LOB	TOP										
<b>Eddie Milner, L</b> (1, 8) OBP: 0.357, SLG: 0.390	0-0 4-3 S 1B	0-0 4-3			0-0 4-3		4-0 FC4-6 IBB			3	1	1	0	1	0	0											
<b>Duane Walker, L</b> (1, 7) OBP: 0.312, SLG: 0.369	0-3 K 1-2		0-0 CS 1B		0-3 K	0-0 FC4-6				4	0	1	0	0	2	4											
<b>Dave Concepcion, R</b> (1, 6) <b>Ben Hayes, R</b> (8, 1)	0-0 4-3 2-3		0-3 K 1-2		0-0 E4 CS		0-0 CS 1B			4	0	1	0	0	1	2											
<b>Dan Driessen, L</b> (1, 3) OBP: 0.395, SLG: 0.452	0-0 S 1B		0-0 F8		0-3 K 1-2		0-3 K 1-2		0-3 K 1-2	4	0	1	1	0	2	2											
<b>Paul Householder, S</b> (1, 9) OBP: 0.321, SLG: 0.373	0-0 1-3 1-2			0-0 1-3		4-0 CS BB		0-0 G3		3	0	0	0	1	0	1											
<b>Ron Oester, S</b> (1, 4) OBP: 0.314, SLG: 0.400		0-0 F9		0-3 K		4-0 BB E BB		0-0 F7		3	1	0	0	1	1	0											
<b>Nick Esasky, R</b> (1, 5) OBP: 0.307, SLG: 0.414		0-3 K		0-3 K		4-0 E BB		0-3 K		3	0	0	0	1	3	0											
<b>Dann Bilardello, R</b> (1, 2) OBP: 0.261, SLG: 0.329		0-0 HR 1B			0-0 F3		0-0 E5 1-3 2H		0-0 6-3	4	1	1	0	0	0	1											
<b>Jeff Russell, R</b> (1, 1) OBP: 0.375, SLG: 0.857		0-0 HR			0-0 F8		0-0 1-3			3	1	1	2	0	0	2											
<b>Bill Scherrer, L</b> (8, 1) OBP: 0.192, SLG: 0.100										0	0	0	0	0	0	0											
<b>Tom Foley, L</b> (8, 6) OBP: 0.278, SLG: 0.277										0	0	0	0	0	0	0											
<b>Inning Stats</b>	R: 1 E: 0 K: 1 S: 7	H: 2 LOB: 1 BB: 0 P: 7	R: 2 E: 0 K: 1 S: 7	H: 2 LOB: 0 BB: 0 P: 7	R: 0 E: 0 K: 1 S: 5	H: 1 LOB: 0 BB: 0 P: 5	R: 0 E: 0 K: 2 S: 7	H: 0 LOB: 0 BB: 0 P: 7	R: 0 E: 1 K: 0 S: 3	H: 0 LOB: 0 BB: 4 P: 19	R: 0 E: 0 K: 1 S: 5	H: 1 LOB: 0 BB: 0 P: 5	R: 0 E: 0 K: 1 S: 5	H: 0 LOB: 0 BB: 0 P: 5	R: 0 E: 0 K: 1 S: 5	H: 0 LOB: 0 BB: 0 P: 5	1B: 5 2B: 0 3B: 0 HR: 1	SF: 0 SAC: 0 DP: 0 HBP: 0	WP: 0 PB: 0 SB: 2 CS: 4	PA: 35							
<b>PITCHER</b>	IP	WLS	BF	H	R	ER	SO	BB	IBB	HBP	BLK	WP	HR	S	P	ERA	WHIP										
<b>Fergie Jenkins, R</b> (1, 1) ERA: 4.08	5.0	L	19	5	3	3	5	0	0	0	0	0	1	29	29	5.40	1.000										
<b>Craig Lefferts, L</b> (8, 1) ERA: 2.95	1.1		5	0	1	0	2	2	0	0	0	0	0	7	15	0.00	1.500										
<b>Mike Proly, R</b> (7, 1) ERA: 3.62	0.2		5	0	0	0	2	1	1	0	0	0	0	3	11	0.00	1.500										
<b>Bill Campbell, R</b> (8, 1) ERA: 3.82	2.0		6	1	0	0	2	0	0	0	0	0	0	10	10	0.00	0.500										

Cincinnati Reds @ Chicago Cubs  
Wrigley Field, Chicago, IL  
Tue Aug 23 1983, 3:33 AM CDT  
Att: 15,607 - Sunny - 75 F

AB 31  
R 4  
H 6  
RBI 3  
BB 4  
SO 9  
LOB 12



Batter	1	2	3	4	5	6	7	8	9	AB	R	H	RBI	BB	SO	LOB	BOTTOM										
<b>Mel Hall, L</b> (1, 8) OBP: 0.349, SLG: 0.446	0-0 23 1B		0-0 F8		0-0 F7			0-0 23 1B SF7 2B		4	1	2	0	0	0	2											
<b>23 Ryne Sandberg, R</b> (1, 4) OBP: 0.320, SLG: 0.375	0-0 S 1B			0-0 5-3		0-0 L7		0-0 5-3 1B		4	0	2	0	0	0	0											
<b>Leon Durham, L</b> (1, 7) OBP: 0.381, SLG: 0.479	0-3 K 1-2			0-0 L9		0-0 2-3		0-0 SF7		3	0	0	1	0	1	1											
<b>Jody Davis, R</b> (1, 2) OBP: 0.313, SLG: 0.484	0-3 K			0-0 F8		0-0 E6		0-0 5-3		4	0	0	0	0	1	2											
<b>Ron Cey, R</b> (1, 5) OBP: 0.344, SLG: 0.447		0-0 P3			0-0 6-3 E 1B		0-3 K		0-3 K	4	1	1	0	0	2	2											
<b>Keith Moreland, R</b> (1, 9) OBP: 0.385, SLG: 0.449		0-0 F9			0-0 1-3 1-2		0-0 1B		0-0 F7	4	0	1	0	0	0	1											
<b>Camelo Martinez, R</b> (1, 3) OBP: 0.288, SLG: 0.687		0-3 K			0-0 6-3 2-3		0-0 F2		0-3 K	4	0	0	0	0	2	2											
<b>Larry Bowa, S</b> (1, 6) OBP: 0.300, SLG: 0.326			0-0 F9		0-0 E3 BB		0-0 F2		0-0 6-3	4	0	0	0	0	0	1											
<b>Fergie Jenkins, R</b> (1, 1) ERA: 2.20, SLG: 0.245										1	0	0	0	0	0	0											
<b>Thad Sowell, L</b> (5, PH) OBP: 0.207, SLG: 0.800										0	0	0	0	0	1	0											
<b>Craig Lefferts, L</b> (8, 1) ERA: 2.95										0	0	0	0	0	0	0											
<b>Mike Proly, R</b> (7, 1) ERA: 3.62										0	0	0	0	0	0	0											
<b>Jay Johnstone, L</b> (7, PH) ERA: 3.94										1	0	0	0	0	1	1											
<b>Bill Campbell, R</b> (8, 1) ERA: 3.82										0	0	0	0	0	0	0											
<b>Inning Stats</b>	R: 0 E: 0 K: 2 S: 8	H: 2 LOB: 1 BB: 0 P: 8	R: 0 E: 0 K: 1 S: 5	H: 0 LOB: 0 BB: 0 P: 5	R: 0 E: 0 K: 0 S: 3	H: 0 LOB: 0 BB: 0 P: 3	R: 0 E: 0 K: 0 S: 3	H: 0 LOB: 0 BB: 0 P: 3	R: 1 E: 1 K: 0 S: 5	H: 1 LOB: 2 BB: 1 P: 9	R: 0 E: 1 K: 1 S: 6	H: 0 LOB: 1 BB: 0 P: 6	R: 0 E: 0 K: 1 S: 6	H: 1 LOB: 1 BB: 0 P: 6	R: 1 E: 0 K: 1 S: 7	H: 2 LOB: 1 BB: 0 P: 7	R: 0 E: 0 K: 1 S: 5	H: 0 LOB: 0 BB: 0 P: 5	1B: 5 2B: 1 3B: 0 HR: 0	SF: 1 SAC: 0 DP: 0 HBP: 0	WP: 0 PB: 0 SB: 1 CS: 0	PA: 35					
<b>PITCHER</b>	IP	WLS	BF	H	R	ER	SO	BB	IBB	HBP	BLK	WP	HR	S	P	ERA	WHIP										
<b>Jeff Russell, R</b> (1, 1) ERA: 1.57	0.1		1	0	0	0	0	0	0	0	0	0	0	1	1	0.00	0.000										
<b>Bill Scherrer, L</b> (8, 1) ERA: 3.04																											
<b>Ben Hayes, R</b> (8, 1) ERA: 5.95	1.2	S	5	0	0	0	2	0	0	0	0	0	0	9	9	0.00	0.000										

Cincinnati Reds @ Chicago Cubs  
Wrigley Field, Chicago, IL  
Tue Aug 23 1983, 3:33 AM CDT  
Att: 15,607 - Sunny - 75 F

AB 33  
R 2  
H 6  
RBI 1  
BB 1  
SO 7  
LOB 12







Batter	1	2	3	4	5	6	7	8	9	AB	R	H	RBI	BB	SO	LOB	TOP			
<b>Eddie Milner, L</b> (1, 8) OBP: 0.358, SLG: 0.390	0-0 6-3			0-0 G3			4-0 BB		0-0 1B	3	0	1	0	1	0	0	<b>Cincinnati Reds @ Chicago Cubs</b> Wrigley Field, Chicago, IL Wed Aug 24 1983, 3:33 AM CDT Att: 17,955 - Sunny - 78 F			
<b>Duane Walker, L</b> (1, 7) OBP: 0.305, SLG: 0.360	0-3 K			0-0 L8			0-0 P1		0-0 P6	4	0	0	0	0	1	2				
<b>Dave Concepcion, R</b> (1, 6) OBP: 0.314, SLG: 0.297	0-0 L8			0-0 6-3			0-0 6-3			3	0	0	0	0	0	1				
<b>Dan Driessen, L</b> (1, 3) OBP: 0.392, SLG: 0.447		0-3 K			0-0 1-3					3	0	0	0	0	1	1				
<b>Johnny Bench, R</b> (1, 5) OBP: 0.305, SLG: 0.424		0-3 K			0-0 5-3			4-0 FC3-6 BB		2	0	0	0	1	1	0				
<b>Ron Oester, S</b> (1, 4) OBP: 0.312, SLG: 0.397		0-0 4-3			0-3 K			0-0 FC3-6 G4-6-3		3	0	0	0	0	1	1				
<b>Paul Householder, S</b> (1, 9) OBP: 0.317, SLG: 0.369			0-0 5-3			0-3 K		0-0 G4-6-3		3	0	0	0	0	1	1				
<b>Alex Trevino, R</b> (1, 2) OBP: 0.268, SLG: 0.261			0-0 4-3			0-0 4-3			0-0 6-3	2	0	0	0	0	0	0				
<b>Tom Foley, L</b> (9, PH) OBP: 0.274, SLG: 0.273			0-0 4-3							1	0	0	0	0	0	0				
<b>Mario Soto, R</b> (1, 1) OBP: 0.169, SLG: 0.200			0-0 5-3			0-0 P4			0-0 1-3	2	0	0	0	0	0	0				
<b>Alan Knicely, R</b> (9, PH) OBP: 0.314, SLG: 0.315			0-0 5-3							1	0	0	0	0	0	0				
<b>Inning Stats</b>	R: 0 E: 0 K: 1 S: 5	H: 0 LOB: 0 BB: 0 P: 5	R: 0 E: 0 K: 2 S: 7	H: 0 LOB: 0 BB: 0 P: 7	R: 0 E: 0 K: 0 S: 3	H: 0 LOB: 0 BB: 0 P: 3	R: 0 E: 0 K: 0 S: 3	H: 0 LOB: 0 BB: 0 P: 3	R: 0 E: 0 K: 1 S: 5	H: 0 LOB: 0 BB: 0 P: 5	R: 0 E: 0 K: 0 S: 3	H: 0 LOB: 1 BB: 1 P: 7	R: 0 E: 0 K: 0 S: 2	H: 0 LOB: 0 BB: 1 P: 6	R: 0 E: 0 K: 0 S: 4	H: 1 LOB: 1 BB: 0 P: 4	1B: 1 2B: 0 3B: 0 HR: 0	SF: 0 SAC: 0 DP: 1 HBP: 0	WP: 0 PB: 0 SB: 1 CS: 0	PA: 29
<b>PITCHER</b> <b>Chuck Rainey, R</b> (1, 1) ERA: 3.94	IP: 9.0 WLS: W BF: 29 H: 1 R: 0 ER: 0 SO: 5 BB: 2 IBB: 0 HBP: 0 BLK: 0 WP: 0 HR: 0 S: 37 P: 45 ERA: 0.00 WHIP: 0.333																			

Batter	1	2	3	4	5	6	7	8	9	AB	R	H	RBI	BB	SO	LOB	BOTTOM			
<b>Thad Bosley, L</b> (1, 7) OBP: 0.500, SLG: 0.750	0-3 K									4	0	2	0	0	1	2	<b>Cincinnati Reds @ Chicago Cubs</b> Wrigley Field, Chicago, IL Wed Aug 24 1983, 3:33 AM CDT Att: 17,955 - Sunny - 78 F			
<b>Gary Woods, R</b> (7, PR) OBP: 0.290, SLG: 0.315		0-0 F8								0	1	0	0	0	0	0				
<b>23 Ryne Sandberg, R</b> (1, 4) OBP: 0.317, SLG: 0.372	0-3 K		0-0 F8							4	0	0	0	0	2	4				
<b>Mel Hall, L</b> (1, 8) OBP: 0.351, SLG: 0.451	0-0 BB 1B		0-0 G3							4	0	2	2	0	0	2				
<b>Leon Durham, L</b> (1, 3) OBP: 0.385, SLG: 0.486	4-0 BB 1-2 BB		0-0 4-3							2	1	1	0	2	0	0				
<b>Keith Moreland, R</b> (1, 9) OBP: 0.362, SLG: 0.445	0-3 K			0-0 G3						3	0	0	1	0	1	4				
<b>Ron Cey, R</b> (1, 5) OBP: 0.347, SLG: 0.449		4-0 FC1-5 BB 1B								2	0	2	0	1	0	0				
<b>Tom Veryzer, R</b> (7, 5) OBP: 0.235, SLG: 0.269				0-0 G6-4-3 1B						1	0	0	0	0	0	0				
<b>Steve Lake, R</b> (1, 2) OBP: 0.300, SLG: 0.390		0-0 F8		0-0 G6-4-3 1-2						4	0	1	0	0	0	3				
<b>Larry Bowa, S</b> (1, 6) OBP: 0.300, SLG: 0.325		0-0 FC1-5 1-2 1B								4	0	1	0	0	1	1				
<b>Chuck Rainey, R</b> (1, 1) OBP: 0.269, SLG: 0.174		0-0 FC1-5 1-2 2-3								4	1	2	0	0	0	3				
<b>Inning Stats</b>	R: 0 E: 0 K: 3 S: 10	H: 1 LOB: 2 BB: 1 P: 14	R: 0 E: 0 K: 0 S: 4	H: 1 LOB: 2 BB: 1 P: 8	R: 0 E: 0 K: 0 S: 3	H: 0 LOB: 0 BB: 0 P: 3	R: 0 E: 0 K: 0 S: 3	H: 1 LOB: 0 BB: 0 P: 3	R: 0 E: 0 K: 2 S: 9	H: 2 LOB: 2 BB: 0 P: 9	R: 1 E: 0 K: 0 S: 4	H: 2 LOB: 0 BB: 0 P: 4	R: 2 E: 0 K: 0 S: 6	H: 3 LOB: 2 BB: 1 P: 10	R: 0 E: 0 K: 0 S: 4	H: 1 LOB: 1 BB: 0 P: 4	1B: 9 2B: 1 3B: 1 HR: 0	SF: 1 SAC: 0 DP: 2 HBP: 0	WP: 0 PB: 0 SB: 0 CS: 0	PA: 36
<b>PITCHER</b> <b>Mario Soto, R</b> (1, 1) ERA: 2.6	IP: 8.0 WLS: L BF: 36 H: 11 R: 3 ER: 3 SO: 5 BB: 2 IBB: 1 HBP: 0 BLK: 0 WP: 0 HR: 0 S: 43 P: 55 ERA: 3.38 WHIP: 1.625																			

**AB 27**  
**R 0**  
**H 1**  
**RBI 0**  
**BB 2**  
**SO 5**  
**LOB 6**



**AB 32**  
**R 3**  
**H 11**  
**RBI 3**  
**BB 3**  
**SO 5**  
**LOB 19**





Batter	1	2	3	4	5	6	7	8	9	AB	R	H	RBI	BB	SO	LOB	TOP			
Lonnie Smith, R (1,7) OBP: 0.382, SLG: 0.444 Bob Forsch, R (8,1) OBP: 0.298, SLG: 0.333										4	0	1	0	0	1	1				
Ozzie Smith, S (1,6) OBP: 0.313, SLG: 0.325										4	1	1	0	0	0	1				
Andy Van Slyke, L (1,5) OBP: 0.362, SLG: 0.468										3	1	1	0	1	1	0				
George Hendrick, R (1,3) OBP: 0.386, SLG: 0.512										4	1	2	1	0	0	2				
Willie McGee, S (1,8) OBP: 0.317, SLG: 0.373										4	0	1	0	0	0	2				
David Green, R (1,9) OBP: 0.323, SLG: 0.424										3	0	0	1	0	0	1				
Darrell Porter, L (1,2) OBP: 0.339, SLG: 0.410										3	0	0	0	1	0	0				
Mike Ramsey, S (1,4) OBP: 0.316, SLG: 0.333 Steve Braun, L (8, PH) OBP: 0.447, SLG: 0.464										2	0	1	0	0	0	0				
Floyd Rayford, R (9, PH) OBP: 0.261, SLG: 0.365										1	0	0	0	0	0	2				
Danny Cox, R (1,1) OBP: 0.091, SLG: 0.091 Jeff Lahti, R (6,1) Dave Rucker, L (6,1) Dane Iorg, L (8, PH) OBP: 0.337, SLG: 0.395 Bill Lyons, R (8,4) OBP: 0.233, SLG: 0.276										2	0	0	0	0	1	1				
<b>Inning Stats</b>	R: 1 E: 1 K: 1 S: 7	H: 2 LOB: 1 BB: 0 P: 7	R: 0 E: 0 K: 0 S: 3	H: 0 LOB: 0 BB: 0 P: 3	R: 0 E: 0 K: 0 S: 3	H: 0 LOB: 0 BB: 0 P: 3	R: 1 E: 0 K: 1 S: 3	H: 1 LOB: 1 BB: 1 P: 7	R: 0 E: 0 K: 1 S: 5	H: 0 LOB: 0 BB: 0 P: 5	R: 0 E: 0 K: 0 S: 3	H: 0 LOB: 0 BB: 0 P: 3	R: 0 E: 0 K: 0 S: 4	H: 1 LOB: 1 BB: 0 P: 4	R: 1 E: 0 K: 0 S: 5	H: 2 LOB: 2 BB: 1 P: 9	1B: 6 2B: 1 3B: 0 HR: 0	SF: 1 SAC: 0 DP: 0 HBP: 0	WP: 1 PB: 0 SB: 4 CS: 1	PA: 36
<b>PITCHER</b>	IP WLS BF H R ER SO BB IBB HBP BLK WP HR S P ERA WHIP																			
Charlie Puleo, R (1,1) ERA: 4.59 Bill Scherrer, L (9,1) ERA: 3.03	8.2 W 34 7 3 2 3 2 0 0 0 1 0 38 46 2.08 1.038																			
0.1 S 1 0 0 0 0 0 0 0 0 0 0 0 1 1 0.00 0.000																				

St. Louis Cardinals @ Cincinnati Reds  
Riverfront Stadium, Cincinnati, OH  
Fri Aug 26 1983, 7:05 PM EDT  
Att: 16,576 - Unknown - 91 F

AB 32  
R 3  
H 7  
RBI 2  
BB 2  
SO 3  
LOB 10



Batter	1	2	3	4	5	6	7	8	9	AB	R	H	RBI	BB	SO	LOB	BOTTOM			
Eddie Milner, L (1,8) OBP: 0.354, SLG: 0.385										5	0	0	0	0	0	3				
Duane Walker, L (1,7) OBP: 0.304, SLG: 0.358										4	0	1	0	0	0	0				
Dave Concepcion, R (1,6) OBP: 0.314, SLG: 0.297										4	1	1	0	0	0	1				
Dan Driessen, L (1,3) OBP: 0.393, SLG: 0.450										3	1	1	0	1	0	1				
Johnny Bench, R (1,5) OBP: 0.304, SLG: 0.422 Tom Foley, L (8,6) OBP: 0.274, SLG: 0.273										4	1	1	1	0	0	2				
Ron Oester, S (1,4) OBP: 0.314, SLG: 0.396										3	2	1	1	1	1	1				
Paul Householder, S (1,9) OBP: 0.320, SLG: 0.375										4	1	2	1	0	0	1				
Dann Bilardello, R (1,2) OBP: 0.269, SLG: 0.349										4	1	3	2	0	0	1				
Charlie Puleo, R (1,1) OBP: 0.196, SLG: 0.119 Bill Scherrer, L (9,1) OBP: 0.182, SLG: 0.100										4	0	1	1	0	1	3				
<b>Inning Stats</b>	R: 0 E: 0 K: 0 S: 4	H: 1 LOB: 1 BB: 0 P: 4	R: 0 E: 0 K: 1 S: 7	H: 2 LOB: 2 BB: 0 P: 7	R: 0 E: 0 K: 0 S: 3	H: 0 LOB: 0 BB: 0 P: 3	R: 0 E: 0 K: 0 S: 3	H: 0 LOB: 0 BB: 0 P: 3	R: 1 E: 0 K: 1 S: 6	H: 1 LOB: 1 BB: 0 P: 6	R: 5 E: 2 K: 0 S: 9	H: 6 LOB: 1 BB: 0 P: 9	R: 0 E: 0 K: 0 S: 3	H: 0 LOB: 1 BB: 1 P: 7	R: 1 E: 0 K: 0 S: 4	H: 1 LOB: 1 BB: 1 P: 8	1B: 8 2B: 2 3B: 0 HR: 1	SF: 0 SAC: 0 DP: 1 HBP: 0	WP: 0 PB: 0 SB: 0 CS: 0	PA: 37
<b>PITCHER</b>	IP WLS BF H R ER SO BB IBB HBP BLK WP HR S P ERA WHIP																			
Danny Cox, R (1,1) ERA: 3.51 Jeff Lahti, R (6,1) ERA: 2.99 Dave Rucker, L (6,1) ERA: 6.0 Bob Forsch, R (8,1) ERA: 4.78	5.1 L 25 8 6 5 2 0 0 0 0 0 0 2 29 8.44 1.500																			
0.0 2 2 0 0 0 0 0 0 0 0 0 2 2 0.00 0.600																				
1.2 5 0 0 0 0 1 0 0 0 0 0 4 8 0.00 0.600																				
1.0 5 1 1 1 0 1 0 0 0 0 0 4 8 9.00 2.000																				

St. Louis Cardinals @ Cincinnati Reds  
Riverfront Stadium, Cincinnati, OH  
Fri Aug 26 1983, 7:05 PM EDT  
Att: 16,576 - Unknown - 91 F

AB 35  
R 7  
H 11  
RBI 6  
BB 2  
SO 2  
LOB 13





Batter	1	2	3	4	5	6	7	8	9	AB	R	H	RBI	BB	SO	LOB	TOP										
Lonnie Smith, R OBP: 0.378, SLG: 0.439 David Green, R OBP: 0.325, SLG: 0.426	0-3 K	0-0 FC5-4			0-0 6-3			0-0 F7	0-0 1B	4	0	0	0	0	1	1											
Ozzie Smith, S OBP: 0.316, SLG: 0.329	0-0 4-3			4-0 WP BB	0-0 F9			0-0 BB 3B	0-0 1B	4	1	2	0	1	0	0											
Andy Van Slyke, L OBP: 0.363, SLG: 0.464	0-0 BB E 1B		0-0 P6		0-0 4-3			4-0 BB 3B	0-0 F8	4	1	1	0	1	0	3											
George Hendrick, R OBP: 0.383, SLG: 0.507	0-0 E5		0-0 5-3			0-0 F8		0-3 K		4	0	0	0	0	1	4											
Dane Iorg, L OBP: 0.343, SLG: 0.386 Mike Ramsey, S OBP: 0.316, SLG: 0.333	4-0 BB BB		0-0 5-3			0-0 4-3		4-0 BB 3B		2	0	0	0	2	0	1											
Bruce Sutter, R	1-2 2-3 BB							1-2 2-3 BB		0	0	0	0	0	0	0											
Willie McGee, S OBP: 0.316, SLG: 0.376	0-0 6-3			0-3 K		0-0 F7		0-0 BB 3B		4	0	1	3	0	1	3											
Darrell Porter, L OBP: 0.338, SLG: 0.406		4-0 FC1-6 BB		0-3 K				0-0 G3	0-0 1-3	3	0	0	0	1	1	2											
Ken Oberkfell, L OBP: 0.371, SLG: 0.365		0-0 FC1-6 FC5-4		0-0 2B				0-0 F8		4	0	1	0	0	0	1											
Joaquin Andujar, S OBP: 0.098, SLG: 0.115 Dave Rucker, L	0-3 K		0-0 4-3					0-3 K		2	0	0	0	0	1	2											
Bill Lyons, R OBP: 0.226, SLG: 0.267								0-0 F7		1	0	0	0	0	1	0											
<b>Inning Stats</b>	R: 0 E: 1 K: 1 S: 7	H: 1 LOB: 3 BB: 1 P: 11	R: 0 E: 0 K: 1 S: 5	H: 0 LOB: 1 BB: 1 P: 9	R: 0 E: 0 K: 0 S: 3	H: 0 LOB: 1 BB: 1 P: 7	R: 0 E: 0 K: 2 S: 8	H: 1 LOB: 1 BB: 0 P: 8	R: 0 E: 0 K: 0 S: 3	H: 0 LOB: 0 BB: 0 P: 3	R: 0 E: 0 K: 0 S: 5	H: 0 LOB: 0 BB: 0 P: 5	R: 0 E: 0 K: 1 S: 7	H: 2 LOB: 2 BB: 2 P: 15	R: 0 E: 0 K: 0 S: 5	H: 2 LOB: 2 BB: 0 P: 5	1B: 3 2B: 2 3B: 1 HR: 0	SF: 0 SAC: 0 DP: 0 HBP: 0	WP: 1 PB: 0 SB: 0 CS: 0	PA: 39							
<b>PITCHER</b>	IP	WLS	BF	H	R	ER	SO	BB	IBB	HBP	BLK	WP	HR	S	P	ERA	WHIP										
Bruce Berenyi, R ERA: 3.94	5.0		21	2	0	0	4	3	0	0	0	1	0	26	38	0.00	1.000										
Ted Power, R ERA: 4.35	2.2	L	11	1	3	3	2	2	0	0	0	0	0	13	21	10.12	1.125										
Bill Scherrer, L ERA: 2.97	1.1		7	3	0	0	0	0	0	0	0	0	0	7	7	0.00	2.250										

St. Louis Cardinals @ Cincinnati Reds  
Riverfront Stadium, Cincinnati, OH  
Sat Aug 27 1983, 3:33 AM EDT  
Att: 17,970 - Sunny - 96 F

AB 34  
R 3  
H 6  
RBI 3  
BB 5  
SO 6  
LOB 17



Batter	1	2	3	4	5	6	7	8	9	AB	R	H	RBI	BB	SO	LOB	BOTTOM										
Eddie Milner, L OBP: 0.354, SLG: 0.382	0-0 4-3		0-0 6-3		4-0 S BB		0-0 4-3			3	0	0	0	1	0	1											
Duane Walker, L OBP: 0.308, SLG: 0.358	0-0 BLK 1B		0-0 3-1		4-0 1-2 BB			0-0 F9		3	1	1	0	1	0	0											
Dave Concepcion, R OBP: 0.315, SLG: 0.299	0-0 1-H 1B			0-3 K	0-0 L1			0-0 L6-4 1B		4	0	2	1	0	1	2											
Dan Driessen, L OBP: 0.392, SLG: 0.447	0-0 F8			0-0 6-3		0-0 F9		0-0 1-2 1B		4	0	1	0	0	0	1											
Ron Oester, S OBP: 0.314, SLG: 0.395 Johnny Bench, R OBP: 0.300, SLG: 0.420 Tom Foley, L OBP: 0.274, SLG: 0.273	0-3 K			4-0 1B BB		0-3 K		0-0 L6-4		2	0	0	0	1	2	1											
Paul Householder, S OBP: 0.328, SLG: 0.381		0-0 4-3 2B		0-0 1-3 1B		0-0 B1		4-0 G5-4-3 BB		3	0	2	0	1	0	0											
Nick Esasky, R OBP: 0.302, SLG: 0.407		0-0 4-3		0-0 G1			0-0 5-3		0-3 K	4	0	0	0	0	1	4											
Dann Bilardello, R OBP: 0.265, SLG: 0.343		0-3 K			0-3 K		0-0 6-3		0-0 G5-4-3	4	0	0	0	0	2	1											
Bruce Berenyi, R OBP: 0.190, SLG: 0.238 Kelly Paris, R OBP: 0.300, SLG: 0.273 Ted Power, R	0-0 K		0-3 K		0-0 F9		4-0 BB			1	0	0	0	0	1	0											
Bill Scherrer, L OBP: 0.182, SLG: 0.100										0	0	0	0	0	0	0											
<b>Inning Stats</b>	R: 1 E: 0 K: 1 S: 7	H: 2 LOB: 1 BB: 0 P: 7	R: 0 E: 0 K: 1 S: 5	H: 1 LOB: 0 BB: 0 P: 5	R: 0 E: 0 K: 1 S: 5	H: 0 LOB: 0 BB: 0 P: 5	R: 0 E: 0 K: 1 S: 6	H: 1 LOB: 2 BB: 1 P: 10	R: 0 E: 0 K: 1 S: 5	H: 0 LOB: 2 BB: 2 P: 13	R: 0 E: 0 K: 0 S: 3	H: 0 LOB: 1 BB: 1 P: 7	R: 0 E: 0 K: 0 S: 4	H: 2 LOB: 1 BB: 0 P: 4	R: 0 E: 0 K: 1 S: 4	H: 0 LOB: 0 BB: 1 P: 8	1B: 5 2B: 2 3B: 0 HR: 0	SF: 0 SAC: 0 DP: 2 HBP: 0	WP: 0 PB: 0 SB: 1 CS: 0	PA: 35							
<b>PITCHER</b>	IP	WLS	BF	H	R	ER	SO	BB	IBB	HBP	BLK	WP	HR	S	P	ERA	WHIP										
Joaquin Andujar, R ERA: 3.88	5.0		21	4	1	1	5	3	0	0	1	0	0	28	40	1.80	1.400										
Dave Rucker, L ERA: 5.6	2.1	W	10	2	0	0	1	1	0	0	0	0	0	11	15	0.00	1.286										
Bruce Sutter, R ERA: 4.04	1.2	S	4	0	0	0	1	1	0	0	0	0	0	5	9	0.00	0.600										

St. Louis Cardinals @ Cincinnati Reds  
Riverfront Stadium, Cincinnati, OH  
Sat Aug 27 1983, 3:33 AM EDT  
Att: 17,970 - Sunny - 96 F

AB 30  
R 1  
H 6  
RBI 1  
BB 5  
SO 7  
LOB 12





Batter	1	2	3	4	5	6	7	8	9	10	11	AB	R	H	RBI	BB	SO	LOB	TOP																																																																																																											
Ozzie Smith, S OBP: 0.316, SLG: 0.333 (1, 6)	F9 1B 2B	F9		1B G3 2B		4-3		F9			F2	6	2	2	0	0	0	2																																																																																																												
Ken Oberkfell, L OBP: 0.373, SLG: 0.374 (1, 4)	F9			6-3 G3 1B		6-3			4-3		BB BB	5	1	2	1	1	0	1																																																																																																												
Willie McGee, S OBP: 0.320, SLG: 0.382 (1, 8)	S 1B			G3		FC6-4 1B			F9		1-2 2-3 BB	5	1	3	2	1	0	1																																																																																																												
George Hendrick, R OBP: 0.378, SLG: 0.501 (1, 3)	5-3			SF8		6-3		FC6-4 1B	F9		K	5	0	0	1	0	1	6																																																																																																												
Steve Braun, L OBP: 0.460, SLG: 0.464 (7, PH)				1B BB								0	0	0	0	3	0	0																																																																																																												
Lonnie Smith, R OBP: 0.376, SLG: 0.436 (7, 7)												2	0	0	0	0	0	0																																																																																																												
Dane Iorg, L OBP: 0.333, SLG: 0.374 (1, 9)	F7											3	0	0	0	0	1	5																																																																																																												
David Green, R OBP: 0.323, SLG: 0.423 (7, 9)				K		4-3						2	0	0	0	0	1	0																																																																																																												
Andy Van Slyke, L OBP: 0.359, SLG: 0.458 (10, 1)						3-1						5	0	1	0	0	3	0																																																																																																												
Bruce Sutter, R (10, 1)				BB 1B								0	0	0	0	0	0	0																																																																																																												
Darrell Porter, L OBP: 0.338, SLG: 0.404 (8, PH)												2	0	0	0	1	0	0																																																																																																												
Bill Lyons, R OBP: 0.219, SLG: 0.258 (8, 2)	P6			FC5-4 BB		L3			F9		BB SH1-4 1B	1	0	0	0	0	0	0																																																																																																												
Glenn Brummer, R OBP: 0.329, SLG: 0.333 (8, 2)												1	0	1	0	0	0	0																																																																																																												
Dave LaPoint, L OBP: 0.105, SLG: 0.151 (3, 1)				FC5-4								1	0	0	0	1	0	3																																																																																																												
Neil Allen, R OBP: 0.105, SLG: 0.158 (10, 5)						F8						2	0	0	0	0	1	0																																																																																																												
Floyd Rayford, R OBP: 0.251, SLG: 0.365 (10, 5)												0	0	0	0	0	0	0																																																																																																												
<b>Inning Stats</b>	R: 1 E: 0 K: 0 S: 5	H: 2 LOB: 2 BB: 1 P: 9	R: 0 E: 0 K: 1 S: 5	H: 0 LOB: 1 BB: 1 P: 9	R: 2 E: 1 K: 1 S: 8	H: 3 LOB: 3 BB: 2 P: 16	R: 1 E: 0 K: 0 S: 5	H: 2 LOB: 2 BB: 1 P: 9	R: 0 E: 0 K: 0 S: 3	H: 0 LOB: 0 BB: 0 P: 3	R: 0 E: 0 K: 1 S: 4	H: 1 LOB: 1 BB: 0 P: 4	R: 0 E: 0 K: 2 S: 7	H: 0 LOB: 0 BB: 0 P: 7	R: 0 E: 0 K: 1 S: 5	H: 0 LOB: 0 BB: 0 P: 5	R: 0 E: 0 K: 0 S: 3	H: 0 LOB: 0 BB: 0 P: 3	R: 0 E: 0 K: 1 S: 6	H: 1 LOB: 3 BB: 2 P: 14	1B: 5 2B: 2 3B: 1 HR: 1	SF: 1 SAC: 1 DP: 0 HBP: 0	WP: 0 PB: 0 SB: 1 CS: 0	PA: 49																																																																																																						
<b>PITCHER</b>	IP ERA WLS BF H R ER SO BB IBB HBP BLK WP HR S P ERA WHIP	3.0 5.5 11 1 0 0 0 2 1 0 0 0 0 0 10 14 0.00 0.667	2.0 5.5 9 0 0 0 3 2 0 0 0 0 0 0 15 15 0.00 0.000	3.0 5.5 9 1 0 0 2 2 0 0 0 0 0 0 11 19 0.00 1.500	2.0 5.5 9 1 0 0 0 2 0 0 0 0 0 0 10 14 0.00 0.667	3.0 5.5 9 0 0 0 3 2 0 0 0 0 0 0 15 15 0.00 0.000	2.0 5.5 9 0 0 0 0 2 0 0 0 0 0 0 11 19 0.00 1.500	3.0 5.5 9 1 0 0 0 2 0 0 0 0 0 0 0 10 14 0.00 0.667	2.0 5.5 9 0 0 0 0 2 0 0 0 0 0 0 0 11 19 0.00 1.500	3.0 5.5 9 0 0 0 0 2 0 0 0 0 0 0 0 10 14 0.00 0.667	2.0 5.5 9 0 0 0 0 2 0 0 0 0 0 0 11 19 0.00 1.500	3.0 5.5 9 0 0 0 0 2 0 0 0 0 0 0 10 14 0.00 0.667	2.0 5.5 9 0 0 0 0 2 0 0 0 0 0 0 11 19 0.00 1.500	3.0 5.5 9 0 0 0 0 2 0 0 0 0 0 0 10 14 0.00 0.667	2.0 5.5 9 0 0 0 0 2 0 0 0 0 0 0 11 19 0.00 1.500	3.0 5.5 9 0 0 0 0 2 0 0 0 0 0 0 10 14 0.00 0.667	2.0 5.5 9 0 0 0 0 2 0 0 0 0 0 0 11 19 0.00 1.500	3.0 5.5 9 0 0 0 0 2 0 0 0 0 0 0 10 14 0.00 0.667	2.0 5.5 9 0 0 0 0 2 0 0 0 0 0 0 11 19 0.00 1.500	3.0 5.5 9 0 0 0 0 2 0 0 0 0 0 0 10 14 0.00 0.667	2.0 5.5 9 0 0 0 0 2 0 0 0 0 0 0 11 19 0.00 1.500	3.0 5.5 9 0 0 0 0 2 0 0 0 0 0 0 10 14 0.00 0.667	2.0 5.5 9 0 0 0 0 2 0 0 0 0 0 0 11 19 0.00 1.500	3.0 5.5 9 0 0 0 0 2 0 0 0 0 0 0 10 14 0.00 0.667	2.0 5.5 9 0 0 0 0 2 0 0 0 0 0 0 11 19 0.00 1.500	3.0 5.5 9 0 0 0 0 2 0 0 0 0 0 0 10 14 0.00 0.667	2.0 5.5 9 0 0 0 0 2 0 0 0 0 0 0 11 19 0.00 1.500	3.0 5.5 9 0 0 0 0 2 0 0 0 0 0 0 10 14 0.00 0.667	2.0 5.5 9 0 0 0 0 2 0 0 0 0 0 0 11 19 0.00 1.500	3.0 5.5 9 0 0 0 0 2 0 0 0 0 0 0 10 14 0.00 0.667	2.0 5.5 9 0 0 0 0 2 0 0 0 0 0 0 11 19 0.00 1.500	3.0 5.5 9 0 0 0 0 2 0 0 0 0 0 0 10 14 0.00 0.667	2.0 5.5 9 0 0 0 0 2 0 0 0 0 0 0 11 19 0.00 1.500	3.0 5.5 9 0 0 0 0 2 0 0 0 0 0 0 10 14 0.00 0.667	2.0 5.5 9 0 0 0 0 2 0 0 0 0 0 0 11 19 0.00 1.500	3.0 5.5 9 0 0 0 0 2 0 0 0 0 0 0 10 14 0.00 0.667	2.0 5.5 9 0 0 0 0 2 0 0 0 0 0 0 11 19 0.00 1.500	3.0 5.5 9 0 0 0 0 2 0 0 0 0 0 0 10 14 0.00 0.667	2.0 5.5 9 0 0 0 0 2 0 0 0 0 0 0 11 19 0.00 1.500	3.0 5.5 9 0 0 0 0 2 0 0 0 0 0 0 10 14 0.00 0.667	2.0 5.5 9 0 0 0 0 2 0 0 0 0 0 0 11 19 0.00 1.500	3.0 5.5 9 0 0 0 0 2 0 0 0 0 0 0 10 14 0.00 0.667	2.0 5.5 9 0 0 0 0 2 0 0 0 0 0 0 11 19 0.00 1.500	3.0 5.5 9 0 0 0 0 2 0 0 0 0 0 0 10 14 0.00 0.667	2.0 5.5 9 0 0 0 0 2 0 0 0 0 0 0 11 19 0.00 1.500	3.0 5.5 9 0 0 0 0 2 0 0 0 0 0 0 10 14 0.00 0.667	2.0 5.5 9 0 0 0 0 2 0 0 0 0 0 0 11 19 0.00 1.500	3.0 5.5 9 0 0 0 0 2 0 0 0 0 0 0 10 14 0.00 0.667	2.0 5.5 9 0 0 0 0 2 0 0 0 0 0 0 11 19 0.00 1.500	3.0 5.5 9 0 0 0 0 2 0 0 0 0 0 0 10 14 0.00 0.667	2.0 5.5 9 0 0 0 0 2 0 0 0 0 0 0 11 19 0.00 1.500	3.0 5.5 9 0 0 0 0 2 0 0 0 0 0 0 10 14 0.00 0.667	2.0 5.5 9 0 0 0 0 2 0 0 0 0 0 0 11 19 0.00 1.500	3.0 5.5 9 0 0 0 0 2 0 0 0 0 0 0 10 14 0.00 0.667	2.0 5.5 9 0 0 0 0 2 0 0 0 0 0 0 11 19 0.00 1.500	3.0 5.5 9 0 0 0 0 2 0 0 0 0 0 0 10 14 0.00 0.667	2.0 5.5 9 0 0 0 0 2 0 0 0 0 0 0 11 19 0.00 1.500	3.0 5.5 9 0 0 0 0 2 0 0 0 0 0 0 10 14 0.00 0.667	2.0 5.5 9 0 0 0 0 2 0 0 0 0 0 0 11 19 0.00 1.500	3.0 5.5 9 0 0 0 0 2 0 0 0 0 0 0 10 14 0.00 0.667	2.0 5.5 9 0 0 0 0 2 0 0 0 0 0 0 11 19 0.00 1.500	3.0 5.5 9 0 0 0 0 2 0 0 0 0 0 0 10 14 0.00 0.667	2.0 5.5 9 0 0 0 0 2 0 0 0 0 0 0 11 19 0.00 1.500	3.0 5.5 9 0 0 0 0 2 0 0 0 0 0 0 10 14 0.00 0.667	2.0 5.5 9 0 0 0 0 2 0 0 0 0 0 0 11 19 0.00 1.500	3.0 5.5 9 0 0 0 0 2 0 0 0 0 0 0 10 14 0.00 0.667	2.0 5.5 9 0 0 0 0 2 0 0 0 0 0 0 11 19 0.00 1.500	3.0 5.5 9 0 0 0 0 2 0 0 0 0 0 0 10 14 0.00 0.667	2.0 5.5 9 0 0 0 0 2 0 0 0 0 0 0 11 19 0.00 1.500	3.0 5.5 9 0 0 0 0 2 0 0 0 0 0 0 10 14 0.00 0.667	2.0 5.5 9 0 0 0 0 2 0 0 0 0 0 0 11 19 0.00 1.500	3.0 5.5 9 0 0 0 0 2 0 0 0 0 0 0 10 14 0.00 0.667	2.0 5.5 9 0 0 0 0 2 0 0 0 0 0 0 11 19 0.00 1.500	3.0 5.5 9 0 0 0 0 2 0 0 0 0 0 0 10 14 0.00 0.667	2.0 5.5 9 0 0 0 0 2 0 0 0 0 0 0 11 19 0.00 1.500	3.0 5.5 9 0 0 0 0 2 0 0 0 0 0 0 10 14 0.00 0.667	2.0 5.5 9 0 0 0 0 2 0 0 0 0 0 0 11 19 0.00 1.500	3.0 5.5 9 0 0 0 0 2 0 0 0 0 0 0 10 14 0.00 0.667	2.0 5.5 9 0 0 0 0 2 0 0 0 0 0 0 11 19 0.00 1.500	3.0 5.5 9 0 0 0 0 2 0 0 0 0 0 0 10 14 0.00 0.667	2.0 5.5 9 0 0 0 0 2 0 0 0 0 0 0 11 19 0.00 1.500	3.0 5.5 9 0 0 0 0 2 0 0 0 0 0 0 10 14 0.00 0.667	2.0 5.5 9 0 0 0 0 2 0 0 0 0 0 0 11 19 0.00 1.500	3.0 5.5 9 0 0 0 0 2 0 0 0 0 0 0 10 14 0.00 0.667	2.0 5.5 9 0 0 0 0 2 0 0 0 0 0 0 11 19 0.00 1.500	3.0 5.5 9 0 0 0 0 2 0 0 0 0 0 0 10 14 0.00 0.667	2.0 5.5 9 0 0 0 0 2 0 0 0 0 0 0 11 19 0.00 1.500	3.0 5.5 9 0 0 0 0 2 0 0 0 0 0 0 10 14 0.00 0.667	2.0 5.5 9 0 0 0 0 2 0 0 0 0 0 0 11 19 0.00 1.500	3.0 5.5 9 0 0 0 0 2 0 0 0 0 0 0 10 14 0.00 0.667	2.0 5.5 9 0 0 0 0 2 0 0 0 0 0 0 11 19 0.00 1.500	3.0 5.5 9 0 0 0 0 2 0 0 0 0 0 0 10 14 0.00 0.667	2.0 5.5 9 0 0 0 0 2 0 0 0 0 0 0 11 19 0.00 1.500	3.0 5.5 9 0 0 0 0 2 0 0 0 0 0 0 10 14 0.00 0.667	2.0 5.5 9 0 0 0 0 2 0 0 0 0 0 0 11 19 0.00 1.500	3.0 5.5 9 0 0 0 0 2 0 0 0 0 0 0 10 14 0.00 0.667	2.0 5.5 9 0 0 0 0 2 0 0 0 0 0 0 11 19 0.00 1.500	3.0 5.5 9 0 0 0 0 2 0 0 0 0 0 0 10 14 0.00 0.667	2.0 5.5 9 0 0 0 0 2 0 0 0 0 0 0 11 19 0.00 1.500	3.0 5.5 9 0 0 0 0 2 0 0 0 0 0 0 10 14 0.00 0.667	2.0 5.5 9 0 0 0 0 2 0 0 0 0 0 0 11 19 0.00 1.500	3.0 5.5 9 0 0 0 0 2 0 0 0 0 0 0 10 14 0.00 0.667	2.0 5.5 9 0 0 0 0 2 0 0 0 0 0 0 11 19 0.00 1.500	3.0 5.5 9 0 0 0 0 2 0 0 0 0 0 0 10 14 0.00 0.667	2.0 5.5 9 0 0 0 0 2 0 0 0 0 0 0 11 19 0.00 1.500	3.0 5.5 9 0 0 0 0 2 0 0 0 0 0 0 10 14 0.00 0.667	2.0 5.5 9 0 0 0 0 2 0 0 0 0 0 0 11 19 0.00 1.500	3.0 5.5 9 0 0 0 0 2 0 0 0 0 0 0 10 14 0.00 0.667	2.0 5.5 9 0 0 0 0 2 0 0 0 0 0 0 11 19 0.00 1.500	3.0 5.5 9 0 0 0 0 2 0 0 0 0 0 0 10 14 0.00 0.667	2.0 5.5 9 0 0 0 0 2 0 0 0 0 0 0 11 19 0.00 1.500	3.0 5.5 9 0 0 0 0 2 0 0 0 0 0 0 10 14 0.00 0.667	2.0 5.5 9 0 0 0 0 2 0 0 0 0 0 0 11 19 0.00 1.500	3.0 5.5 9 0 0 0 0 2 0 0 0 0 0 0 10 14 0.00 0.667	2.0 5.5 9 0 0 0 0 2 0 0 0 0 0 0 11 19 0.00 1.500	3.0 5.5 9 0 0 0 0 2 0 0 0 0 0 0 10 14 0.00 0.667	2.0 5.5 9 0 0 0 0 2 0 0 0 0 0 0 11 19 0.00 1.500	3.0 5.5 9 0 0 0 0 2 0 0 0 0 0 0 10 14 0.00 0.667	2.0 5.5 9 0 0 0 0 2 0 0 0 0 0 0 11 19 0.00 1.500	3.0 5.5 9 0 0 0 0 2 0 0 0 0 0 0 10 14 0.00 0.667	2.0 5.5 9 0 0 0 0 2 0 0 0 0 0 0 11 19 0.00 1.500	3.0 5.5 9 0 0 0 0 2 0 0 0 0 0 0 10 14 0.00 0.667	2.0 5.5 9 0 0 0 0 2 0 0 0 0 0 0 11 19 0.00 1.500	3.0 5.5 9 0 0 0 0 2 0 0 0 0 0 0 10 14 0.00 0.667	2.0 5.5 9 0 0 0 0 2 0 0 0 0 0 0 11 19 0.00 1.500	3.0 5.5



Batter	1	2	3	4	5	6	7	8	9	AB	R	H	RBI	BB	SO	LOB	TOP										
Marvell Wynne, L (1, 8) OBP: 0.332, SLG: 0.390										4	1	1	1	0	1	1	<b>Pittsburgh Pirates @ Cincinnati Reds</b> Riverfront Stadium, Cincinnati, OH Mon Aug 29 1983, 7:05 PM EDT Att: 11,173 - Unknown										
Johnny Ray, S (1, 4) OBP: 0.321, SLG: 0.394										4	0	0	0	0	0	1											
Dave Parker, L (1, 9) OBP: 0.297, SLG: 0.402										4	0	0	0	0	2	0											
Jason Thompson, L (1, 3) OBP: 0.379, SLG: 0.420										4	0	0	0	0	2	0											
Richie Hebner, L (1, 5) OBP: 0.300, SLG: 0.312										4	0	0	0	0	0	0											
Doug Frobel, L (1, 7) OBP: 0.364, SLG: 0.600										4	0	2	0	0	0	0											
Tony Peña, R (1, 2) OBP: 0.328, SLG: 0.423										3	0	0	0	1	2	2											
Dale Berra, R (1, 6) OBP: 0.309, SLG: 0.343										4	1	1	0	0	0	5											
Rick Rhoden, R (1, 1) OBP: 0.145, SLG: 0.159										3	0	1	1	0	1	0											
Kent Tekulve, R (8, 1)										0	0	0	0	0	0	0											
<b>Inning Stats</b>	R: 0 E: 0 K: 1 S: 5	H: 0 LOB: 0 BB: 0 P: 5	R: 0 E: 1 K: 2 S: 9	H: 1 LOB: 2 BB: 0 P: 9	R: 1 E: 0 K: 1 S: 6	H: 1 LOB: 0 BB: 0 P: 6	R: 0 E: 0 K: 1 S: 5	H: 0 LOB: 0 BB: 0 P: 5	R: 1 E: 0 K: 1 S: 7	H: 2 LOB: 1 BB: 0 P: 7	R: 0 E: 1 K: 1 S: 7	H: 1 LOB: 3 BB: 1 P: 11	R: 0 E: 0 K: 0 S: 3	H: 0 LOB: 0 BB: 0 P: 3	R: 0 E: 0 K: 0 S: 5	H: 0 LOB: 0 BB: 0 P: 3	R: 0 E: 0 K: 0 S: 3	H: 0 LOB: 0 BB: 0 P: 3	1B: 3 2B: 1 3B: 0 HR: 1	SF: 0 SAC: 0 DP: 0 HBP: 0	WP: 0 PB: 0 SB: 0 CS: 0	PA: 35					
<b>PITCHER</b>	IP	WLS	BF	H	R	ER	SO	BB	IBB	HBP	BLK	WP	HR	S	P	ERA	WHIP										
Mario Soto, R (1, 1) ERA: 2.59	8.0	L	32	5	2	2	8	1	0	0	0	0	1	47	51	2.25	0.750										
Ted Power, R (9, 1) ERA: 4.31	1.0		3	0	0	0	0	0	0	0	0	0	0	3	3	0.00	0.000										

Batter	1	2	3	4	5	6	7	8	9	AB	R	H	RBI	BB	SO	LOB	BOTTOM										
Eddie Milner, L (1, 8) OBP: 0.356, SLG: 0.383										2	0	2	0	0	0	0	<b>Pittsburgh Pirates @ Cincinnati Reds</b> Riverfront Stadium, Cincinnati, OH Mon Aug 29 1983, 7:05 PM EDT Att: 11,173 - Unknown										
Duane Walker, L (5, PH) OBP: 0.303, SLG: 0.352										2	0	0	0	0	0	1											
Gary Redus, R (1, 7) OBP: 0.357, SLG: 0.452										4	1	2	0	0	1	1											
Dave Concepcion, R (1, 6) OBP: 0.313, SLG: 0.296										4	0	0	1	0	2	2											
Johnny Bench, R (1, 3) OBP: 0.302, SLG: 0.416										4	0	1	0	0	1	2											
Kelly Paris, R (9, PR) OBP: 0.297, SLG: 0.270										0	0	0	0	0	0	0											
Ron Oester, S (1, 4) OBP: 0.314, SLG: 0.396										4	0	1	0	0	0	3											
Paul Hauscholder, S (1, 9) OBP: 0.319, SLG: 0.376										4	0	0	0	0	1	2											
Nick Esasky, R (1, 5) OBP: 0.305, SLG: 0.408										3	0	0	0	0	3	0											
Alex Trevino, R (1, 2) OBP: 0.277, SLG: 0.271										2	0	2	0	0	0	0											
Tom Foley, L (8, PH) OBP: 0.297, SLG: 0.265										1	0	0	0	0	0	0											
Dann Bilardello, R (9, 2) OBP: 0.261, SLG: 0.339										0	0	0	0	0	0	0											
Mario Soto, R (1, 1) OBP: 0.164, SLG: 0.194										2	0	0	0	0	1	2											
Dan Driessen, L (8, PH) OBP: 0.392, SLG: 0.444										1	0	0	0	0	1	0											
Ted Power, R (9, 1)										0	0	0	0	0	0	0											
<b>Inning Stats</b>	R: 0 E: 0 K: 1 S: 7	H: 2 LOB: 2 BB: 0 P: 7	R: 0 E: 0 K: 2 S: 8	H: 1 LOB: 1 BB: 0 P: 8	R: 0 E: 0 K: 1 S: 5	H: 1 LOB: 0 BB: 0 P: 5	R: 0 E: 0 K: 1 S: 5	H: 1 LOB: 1 BB: 0 P: 8	R: 0 E: 0 K: 1 S: 5	H: 0 LOB: 0 BB: 0 P: 5	R: 0 E: 0 K: 1 S: 5	H: 0 LOB: 0 BB: 0 P: 5	R: 0 E: 0 K: 1 S: 5	H: 0 LOB: 1 BB: 0 P: 5	R: 1 E: 0 K: 0 S: 5	H: 2 LOB: 1 BB: 0 P: 5	1B: 7 2B: 0 3B: 1 HR: 0	SF: 0 SAC: 0 DP: 1 HBP: 0	WP: 0 PB: 0 SB: 0 CS: 1	PA: 33							
<b>PITCHER</b>	IP	WLS	BF	H	R	ER	SO	BB	IBB	HBP	BLK	WP	HR	S	P	ERA	WHIP										
Rick Rhoden, R (1, 1) ERA: 3.24	7.0		25	6	0	0	9	0	0	0	0	0	0	43	43	0.00	0.857										
Kent Tekulve, R (8, 1) ERA: 1.92	2.0	S	8	2	1	1	1	0	0	0	0	0	0	10	10	4.50	1.000										

AB	34
R	2
H	5
RBI	2
BB	1
SO	8
LOB	9



AB	33
R	1
H	8
RBI	1
BB	0
SO	10
LOB	13





Batter	1	2	3	4	5	6	7	8	9	AB	R	H	RBI	BB	SO	LOB	TOP								
Marvell Wynne, L OBP: 0.326, SLG: 0.383 (1, 8)	F2		6-3	4-3			4-3		F8	5	0	0	0	0	0	3	Pittsburgh Pirates @ Cincinnati Reds Riverfront Stadium, Cincinnati, OH Tue Aug 30 1983, 7:05 PM EDT Att: 10,160 - Unknown								
Johnny Ray, S OBP: 0.323, SLG: 0.400 (1, 4)	2B		F8		4-3		1B		1B	4	1	2	0	1	0	0									
Dave Parker, L OBP: 0.303, SLG: 0.414 (1, 9)	6-3			2B	1B				4-3	5	2	4	2	0	0	1									
Jason Thompson, L OBP: 0.377, SLG: 0.420 (1, 3)	G3			2B	K		F8		4-3	5	1	1	1	0	1	4									
Richie Hebner, L OBP: 0.296, SLG: 0.299 (1, 5)		4-3		F7	F8			L3		4	0	0	0	1	0	1									
Doug Frobel, L OBP: 0.367, SLG: 0.600 (1, 7)	K			BB	2B		F9		K	5	1	2	1	0	2	2									
Tony Peña, R OBP: 0.330, SLG: 0.424 (1, 2)				K			F7		E4	4	0	2	1	0	1	1									
Dale Berra, R OBP: 0.311, SLG: 0.343 (1, 6)	5-3				BB		5-3			3	0	1	0	1	0	1									
Jose DeLeon, R (1, 1)										1	0	0	0	1	1	0									
Lee Mazzilli, S OBP: 0.373, SLG: 0.350 (7, PH)										1	0	0	0	0	0	0									
Cecilio Guante, R OBP: 0.158, SLG: 0.111 (8, 1)										1	0	0	0	0	0	2									
Rod Scurry, L (8, 1)										0	0	0	0	0	0	0									
Kent Tekulve, R (9, 1)										0	0	0	0	0	0	0									
<b>Inning Stats</b>	R: 0 E: 0 K: 0 S: 4	H: 1 LOB: 1 BB: 0 P: 4	R: 0 E: 0 K: 1 S: 6	H: 1 LOB: 1 BB: 0 P: 6	R: 0 E: 0 K: 1 S: 5	H: 0 LOB: 0 BB: 0 P: 5	R: 2 E: 0 K: 1 S: 8	H: 3 LOB: 3 BB: 2 P: 16	R: 1 E: 0 K: 1 S: 6	H: 1 LOB: 0 BB: 0 P: 6	R: 0 E: 0 K: 0 S: 3	H: 0 LOB: 0 BB: 0 P: 3	R: 0 E: 0 K: 0 S: 4	H: 1 LOB: 2 BB: 1 P: 8	R: 1 E: 1 K: 0 S: 5	H: 3 LOB: 1 BB: 0 P: 5	R: 1 E: 0 K: 1 S: 7	H: 2 LOB: 2 BB: 1 P: 11	1B: 7 2B: 5 3B: 0 HR: 1	SF: 0 SAC: 0 DP: 1 HBP: 0	WP: 0 PB: 0 SB: 1 CS: 0	PA: 42			
<b>PITCHER</b>	IP	WLS	BF	H	R	ER	SO	BB	IBB	HBP	BLK	WP	HR	S	P	ERA	WHIP								
Jeff Russell, R ERA: 2.17 (1, 1)	6.0	L	26	6	3	3	4	1	1	0	0	0	1	32	40	4.50	1.167								
Tom Hume, R ERA: 5.88 (7, 1)	1.0		5	1	0	0	0	1	0	0	0	0	0	4	8	0.00	2.000								
Ted Power, R ERA: 4.44 (8, 1)	1.1		7	4	2	2	0	0	0	0	0	0	0	7	7	13.50	3.000								
Bill Scherrer, L ERA: 2.83 (9, 1)	0.2		4	1	0	0	1	1	0	0	0	0	0	5	9	0.00	3.000								

AB 38  
R 5  
H 12  
RBI 5  
BB 4  
SO 5  
LOB 15



Batter	1	2	3	4	5	6	7	8	9	AB	R	H	RBI	BB	SO	LOB	BOTTOM								
Gary Redus, R OBP: 0.357, SLG: 0.451 (1, 7)	5-3		K			WP			FC4	5	2	2	0	0	1	2	Pittsburgh Pirates @ Cincinnati Reds Riverfront Stadium, Cincinnati, OH Tue Aug 30 1983, 7:05 PM EDT Att: 10,160 - Unknown								
Duane Walker, L OBP: 0.298, SLG: 0.344 (1, 9)	K			L6		4-3			F9	4	0	0	1	0	1	1									
Dave Concepcion, R OBP: 0.315, SLG: 0.296 (1, 6)	G3			K					SF8	3	0	1	0	1	1	0									
Dan Driessen, L OBP: 0.388, SLG: 0.440 (1, 3)		4-3		L6		F9			SF8	3	0	0	1	0	0	1									
Ron Oester, S OBP: 0.312, SLG: 0.392 (1, 4)		K			F8				6-3	4	0	0	0	0	1	1									
Paul Householder, S OBP: 0.315, SLG: 0.371 (1, 8)		K			E3				F2	4	0	0	0	0	1	1									
Nick Esasky, R OBP: 0.312, SLG: 0.411 (1, 5)					G3				F2	3	1	2	0	1	0	1									
Dann Bilardello, R OBP: 0.257, SLG: 0.333 (1, 2)					L6				5-3	4	0	0	0	0	2	5									
Jeff Russell, R OBP: 0.333, SLG: 0.750 (5, PH)										1	0	0	0	0	0	1									
Tom Hume, L OBP: 0.267, SLG: 0.281 (7, 1)										0	0	0	0	0	0	0									
Johnny Bench, R OBP: 0.357, SLG: 0.415 (8, 1)										1	0	0	0	0	0	2									
Ted Power, R (8, 1)										0	0	0	0	0	0	0									
Bill Scherrer, L OBP: 0.162, SLG: 0.100 (9, 1)										0	0	0	0	0	0	0									
Alan Knizely, R OBP: 0.327, SLG: 0.322 (9, PH)										1	0	1	1	0	0	0									
<b>Inning Stats</b>	R: 0 E: 0 K: 1 S: 5	H: 0 LOB: 0 BB: 0 P: 5	R: 0 E: 0 K: 2 S: 7	H: 0 LOB: 0 BB: 0 P: 7	R: 0 E: 0 K: 2 S: 7	H: 0 LOB: 1 BB: 1 P: 11	R: 0 E: 0 K: 1 S: 5	H: 0 LOB: 0 BB: 0 P: 5	R: 0 E: 0 K: 0 S: 4	H: 0 LOB: 1 BB: 0 P: 4	R: 1 E: 0 K: 1 S: 7	H: 2 LOB: 1 BB: 0 P: 7	R: 0 E: 1 K: 1 S: 7	H: 1 LOB: 2 BB: 0 P: 7	R: 1 E: 0 K: 0 S: 4	H: 1 LOB: 1 BB: 1 P: 8	R: 1 E: 0 K: 0 S: 5	H: 2 LOB: 1 BB: 0 P: 5	1B: 6 2B: 0 3B: 0 HR: 0	SF: 1 SAC: 0 DP: 0 HBP: 0	WP: 1 PB: 0 SB: 2 CS: 0	PA: 37			
<b>PITCHER</b>	IP	WLS	BF	H	R	ER	SO	BB	IBB	HBP	BLK	WP	HR	S	P	ERA	WHIP								
Jose DeLeon, R ERA: 2.03 (1, 1)	6.0	W	22	2	1	1	7	1	0	0	0	0	0	35	39	1.50	0.500								
Cecilio Guante, R ERA: 2.89 (7, 1)	1.1		8	2	1	1	1	1	0	0	0	0	0	9	13	6.75	2.250								
Rod Scurry, L ERA: 5.16 (8, 1)	1.0		4	1	1	1	0	0	0	0	0	0	0	4	4	9.00	1.000								
Kent Tekulve, R ERA: 1.9 (9, 1)	0.2	S	3	1	0	0	0	0	0	0	0	0	0	3	3	0.00	1.500								

AB 34  
R 3  
H 6  
RBI 3  
BB 2  
SO 8  
LOB 15









Batter	1	2	3	4	5	6	7	8	9	AB	R	H	RBI	BB	SO	LOB	TOP										
<b>23 Ryne Sandberg, R</b> OBP: 0.317, SLG: 0.368 (1, 4)										4	0	1	1	1	0	1	<b>Chicago Cubs @ Cincinnati Reds</b> Riverfront Stadium, Cincinnati, OH Thu Sep 01 1983, 7:05 PM EDT Att: 10,127 - Unknown - 75 F										
<b>Larry Bowa, S</b> OBP: 0.304, SLG: 0.330 (1, 6)										4	0	0	0	0	1	4											
<b>Mel Hall, L</b> OBP: 0.352, SLG: 0.498 (1, 8)										4	0	0	0	0	2	1											
<b>Ron Cey, R</b> OBP: 0.350, SLG: 0.456 <b>Tom Verzyer, R</b> OBP: 0.221, SLG: 0.253 (1, 5) (8, 5)										4	0	1	0	0	1	1											
<b>Keith Moreland, R</b> OBP: 0.371, SLG: 0.455 (1, 9)										2	1	1	0	2	0	1											
<b>Bill Buckner, L</b> OBP: 0.313, SLG: 0.442 <b>Gary Woods, R</b> OBP: 0.282, SLG: 0.305 (1, 7) (8, 7)										4	1	2	1	0	0	2											
<b>Carmelo Martinez, R</b> OBP: 0.394, SLG: 0.774 (1, 3)									4	1	2	1	0	1	1												
<b>Jody Davis, R</b> OBP: 0.305, SLG: 0.464 (1, 2)									4	0	2	0	0	2	2												
<b>Dick Ruthven, R</b> OBP: 0.226, SLG: 0.250 <b>Lee Smith, R</b> OBP: 0.222, SLG: 0.125 (1, 1) (8, 1)									2	0	0	0	0	1	2												
<b>Inning Stats</b>	R: 0 E: 1 K: 1 S: 6	H: 0 LOB: 1 BB: 0 P: 6	R: 2 E: 0 K: 1 S: 6	H: 2 LOB: 0 BB: 1 P: 10	R: 0 E: 0 K: 0 S: 3	H: 0 LOB: 0 BB: 0 P: 3	R: 0 E: 0 K: 0 S: 3	H: 1 LOB: 1 BB: 0 P: 7	R: 0 E: 0 K: 0 S: 4	H: 1 LOB: 1 BB: 0 P: 4	R: 1 E: 0 K: 3 S: 12	H: 3 LOB: 2 BB: 0 P: 12	R: 0 E: 0 K: 2 S: 8	H: 1 LOB: 1 BB: 0 P: 8	R: 0 E: 0 K: 1 S: 5	H: 1 LOB: 1 BB: 1 P: 9		1B: 6 2B: 2 3B: 0 HR: 1	SF: 0 SAC: 1 DP: 1 HBP: 0	WP: 0 PB: 0 SB: 1 CS: 1	PA: 38						
<b>PITCHER</b>	IP	WLS	BF	H	R	ER	SO	BB	IBB	HBP	BLK	WP	HR	S	P	ERA	WHIP										
<b>Bruce Berenyi, R</b> ERA: 3.91 <b>Tom Hume, R</b> ERA: 5.57	(1, 1) (9, 1)	8.0 4	L 1	33 0	8 0	3 0	7 1	2 1	0 0	0 0	0 0	0 0	1 0	45 5	53 9	3.38 0.00	1.250 2.000										

AB	33
R	3
H	9
RBI	3
BB	3
SO	8
LOB	16



Batter	1	2	3	4	5	6	7	8	9	AB	R	H	RBI	BB	SO	LOB	BOTTOM										
<b>Gary Redus, R</b> OBP: 0.350, SLG: 0.441 <b>Tom Hume, R</b> (1, 7) (9, 1)										4	0	0	0	0	0	1	<b>Chicago Cubs @ Cincinnati Reds</b> Riverfront Stadium, Cincinnati, OH Thu Sep 01 1983, 7:05 PM EDT Att: 10,127 - Unknown - 75 F										
<b>Duane Walker, L</b> OBP: 0.290, SLG: 0.335 (1, 9)										4	0	0	0	0	1	0											
<b>Dave Concepcion, R</b> OBP: 0.310, SLG: 0.291 (1, 6)										4	0	0	0	0	2	0											
<b>Dan Driessen, L</b> OBP: 0.390, SLG: 0.442 (1, 3)										4	0	1	0	0	1	0											
<b>Paul Householder, S</b> OBP: 0.321, SLG: 0.383 (1, 8)										3	1	1	0	0	0	1											
<b>Ron Oester, S</b> OBP: 0.311, SLG: 0.392 (1, 4)										3	0	1	0	0	1	1											
<b>Nick Esasky, R</b> OBP: 0.311, SLG: 0.417 (1, 5)										2	0	1	1	0	0	0											
<b>Dann Bilardello, R</b> OBP: 0.255, SLG: 0.331 <b>Dallas Williams, L</b> (8, PH) (9, 7)										2	0	0	0	0	0	1											
<b>Bruce Berenyi, R</b> OBP: 0.182, SLG: 0.227 <b>Steve Christmas, L</b> (8, PH) (9, 2)										2	0	0	0	0	1	0											
<b>Inning Stats</b>	R: 0 E: 0 K: 0 S: 3	H: 0 LOB: 0 BB: 0 P: 3	R: 1 E: 0 K: 0 S: 5	H: 2 LOB: 1 BB: 0 P: 5	R: 0 E: 0 K: 1 S: 5	H: 0 LOB: 0 BB: 0 P: 5	R: 0 E: 0 K: 2 S: 8	H: 1 LOB: 1 BB: 0 P: 8	R: 0 E: 0 K: 0 S: 3	H: 0 LOB: 0 BB: 0 P: 3	R: 0 E: 0 K: 1 S: 5	H: 0 LOB: 0 BB: 0 P: 5	R: 0 E: 0 K: 0 S: 3	H: 0 LOB: 0 BB: 0 P: 3	R: 0 E: 0 K: 1 S: 6	H: 1 LOB: 1 BB: 0 P: 6		R: 0 E: 0 K: 2 S: 7	H: 0 LOB: 0 BB: 0 P: 7	1B: 3 2B: 1 3B: 0 HR: 0	SF: 1 SAC: 0 DP: 0 HBP: 0	WP: 0 PB: 0 SB: 1 CS: 0	PA: 31				
<b>PITCHER</b>	IP	WLS	BF	H	R	ER	SO	BB	IBB	HBP	BLK	WP	HR	S	P	ERA	WHIP										
<b>Dick Ruthven, R</b> ERA: 4.36 <b>Lee Smith, R</b> ERA: 1.44	(1, 1) (8, 1)	7.1 S	W 5	26 0	4 0	1 0	4 3	0 0	0 0	0 0	0 0	0 0	0 0	11 11	11 11	0.00 0.000	0.545										

AB	30
R	1
H	4
RBI	1
BB	0
SO	7
LOB	6





Batter	1	2	3	4	5	6	7	8	9	AB R H RBI BB SO LOB	TOP									
<b>Gary Redus, R</b> OBP: 0.351, SLG: 0.444 (1, 7)										5 2 2 1 0 2 4	<b>Cincinnati Reds @ St. Louis Cardinals</b> Busch Stadium, St. Louis, MO Fri Sep 02 1983, 7:05 PM CDT Att: 22,760 - Unknown									
<b>Dallas Williams, L</b> OBP: 0.167, SLG: 0.167 (1, 8)										5 0 1 1 0 1 3										
<b>Paul Householder, S</b> OBP: 0.316, SLG: 0.376 (1, 9)										5 0 0 1 0 0 4										
<b>Dan Driessen, L</b> OBP: 0.390, SLG: 0.438 (1, 3)										3 0 0 0 2 0 4										
<b>Ron Oester, S</b> OBP: 0.309, SLG: 0.388 (1, 4)										4 0 0 0 0 2 2										
<b>Dave Concepcion, R</b> OBP: 0.308, SLG: 0.289 (1, 6)										4 0 0 0 0 1 2										
<b>Nick Esasky, R</b> OBP: 0.310, SLG: 0.412 (1, 5)										3 0 0 0 1 1 0										
<b>Alan Knicely, R</b> OBP: 0.333, SLG: 0.323 (1, 2)										3 1 1 0 1 1 2										
<b>Frank Pastore, R</b> OBP: 0.200, SLG: 0.250 (1, 1)										4 1 2 0 0 1 1										
<b>Inning Stats</b>	R: 1 E: 1 K: 0 S: 5	H: 1 LOB: 2 BB: 1 P: 9	R: 2 E: 1 K: 1 S: 9	H: 3 LOB: 2 BB: 0 P: 9	R: 0 E: 1 K: 1 S: 6	H: 0 LOB: 1 BB: 0 P: 6	R: 0 E: 0 K: 3 S: 9	H: 0 LOB: 0 BB: 0 P: 9	R: 0 E: 0 K: 1 S: 4	H: 1 LOB: 2 BB: 1 P: 8	R: 0 E: 0 K: 0 S: 3	H: 0 LOB: 0 BB: 0 P: 3	R: 0 E: 0 K: 0 S: 3	H: 0 LOB: 0 BB: 0 P: 3	R: 1 E: 1 K: 0 S: 5	H: 1 LOB: 2 BB: 1 P: 9	1B: 5 2B: 1 3B: 0 HR: 0	SF: 0 SAC: 0 DP: 0 HBP: 0	WP: 0 PB: 1 SB: 0 CS: 1	PA: 40
<b>PITCHER</b>	IP WLS BF H R ER SO BB IBB HBP BLK WP HR S P ERA WHIP																			
<b>John Stuper, R</b> ERA: 3.48 (1, 1)	3.0 L 17 4 3 2 2 1 0 0 0 0 0 0 20 24 6.00 1.667																			
<b>Dave LaPoint, L</b> ERA: 3.72 (4, 1)	3.0 11 1 0 0 7 2 0 0 0 0 0 0 23 31 0.00 1.000																			
<b>Dave Vonohlen, L</b> ERA: 3.59 (7, 1)	2.0 6 0 0 0 0 0 0 0 0 0 0 0 6 6 0.00 0.000																			
<b>Jeff Lahti, R</b> ERA: 2.67 (9, 1)	1.0 6 1 1 0 0 1 0 0 0 0 0 0 5 9 0.00 2.000																			

Batter	1	2	3	4	5	6	7	8	9	AB R H RBI BB SO LOB	BOTTOM									
<b>Ozzie Smith, S</b> OBP: 0.313, SLG: 0.335 (1, 6)										3 0 1 0 1 0 1	<b>Cincinnati Reds @ St. Louis Cardinals</b> Busch Stadium, St. Louis, MO Fri Sep 02 1983, 7:05 PM CDT Att: 22,760 - Unknown									
<b>Ken Oberkfell, L</b> OBP: 0.372, SLG: 0.373 (1, 4)										4 0 0 0 0 1 2										
<b>Willie McGee, S</b> OBP: 0.324, SLG: 0.384 (1, 8)										4 0 1 0 0 0 0										
<b>Dane Iorg, L</b> OBP: 0.350, SLG: 0.396 (1, 3)										3 0 1 0 0 0 0										
<b>Steve Braun, L</b> OBP: 0.441, SLG: 0.432 (1, 7)										3 0 0 0 0 0 1										
<b>Andy Van Slyke, L</b> OBP: 0.362, SLG: 0.454 (1, 5)										3 0 0 0 0 1 1										
<b>David Green, R</b> OBP: 0.320, SLG: 0.416 (1, 9)										3 0 0 0 0 1 0										
<b>Darrell Porter, L</b> OBP: 0.343, SLG: 0.414 (1, 2)										3 0 1 0 0 1 0										
<b>John Stuper, R</b> OBP: 0.186, SLG: 0.154 (3, PH)										0 0 0 0 0 0 0										
<b>Mike Carrozza, S</b> OBP: 0.172, SLG: 0.329 (4, 1)										1 0 0 0 0 0 0										
<b>Dave LaPoint, L</b> OBP: 0.227, SLG: 0.309 (6, PH)										0 0 0 0 0 0 0										
<b>Jamie Cuzzi, R</b> OBP: 0.155, SLG: 0.143 (7, 1)										1 0 0 0 0 1 0										
<b>Dave Vonohlen, L</b> OBP: 0.309, SLG: 0.343 (8, PH)										0 0 0 0 0 0 0										
<b>Lonnie Smith, R</b> OBP: 0.309, SLG: 0.425 (9, 1)										1 0 0 0 0 0 0										
<b>Jeff Lahti, R</b> OBP: 0.309, SLG: 0.425 (9, 1)										0 0 0 0 0 0 0										
<b>Inning Stats</b>	R: 0 E: 0 K: 1 S: 4	H: 1 LOB: 1 BB: 1 P: 8	R: 0 E: 0 K: 1 S: 5	H: 0 LOB: 0 BB: 0 P: 5	R: 0 E: 0 K: 1 S: 6	H: 1 LOB: 1 BB: 0 P: 6	R: 0 E: 0 K: 0 S: 3	H: 0 LOB: 0 BB: 0 P: 3	R: 0 E: 0 K: 2 S: 8	H: 1 LOB: 1 BB: 0 P: 8	R: 0 E: 0 K: 0 S: 4	H: 1 LOB: 1 BB: 0 P: 4	R: 0 E: 0 K: 0 S: 3	H: 0 LOB: 0 BB: 0 P: 3	R: 0 E: 0 K: 0 S: 3	H: 0 LOB: 0 BB: 0 P: 3	1B: 3 2B: 1 3B: 0 HR: 0	SF: 0 SAC: 0 DP: 0 HBP: 0	WP: 0 PB: 0 SB: 0 CS: 1	PA: 30
<b>PITCHER</b>	IP WLS BF H R ER SO BB IBB HBP BLK WP HR S P ERA WHIP																			
<b>Frank Pastore, R</b> ERA: 5.17 (1, 1)	9.0 W 30 4 0 0 5 1 0 0 0 0 0 0 39 43 0.00 0.556																			

AB	36
R	4
H	6
RBI	3
BB	4
SO	9
LOB	22



AB	29
R	0
H	4
RBI	0
BB	1
SO	5
LOB	6





Batter	1	2	3	4	5	6	7	8	9	10	AB	R	H	RBI	BB	SO	LOB					
<b>Gary Redus, R</b> OBP: 0.356, SLG: 0.455 (1, 7)	0-0 1B		0-0 FC3-6 BB 1B	0-0 G1-2-3			4-0 SH2-4 BB		0-0 HR		4	1	3	1	1	0	3					
<b>Dallas Williams, L</b> OBP: 0.200, SLG: 0.111 (1, 8)	0-0 F8		4-0 FC3-6 BB 1B		0-0 B3		0-0 SH2-4		0-0 F5		3	0	0	0	1	0	1					
<b>Paul Householder, S</b> OBP: 0.314, SLG: 0.373 (1, 9)	0-0 1B		0-0 FC3-6 BB		0-0 F9		0-0 F5		0-0 4-3		5	0	1	1	0	0	3					
<b>Dan Driessen, L</b> OBP: 0.393, SLG: 0.435 (1, 3)	0-0 F8		4-0 FC3-6 BB		0-0 E1		4-0 FC6-4 IBB		4-0 BLK SH1-4 BB		2	1	0	0	3	0	1					
<b>Ron Oester, S</b> OBP: 0.356, SLG: 0.385 (1, 4)		0-3 K	0-3 K		0-0 6-3		0-0 FC6-4 1-2		0-0 SH1-4		4	0	0	0	0	2	6					
<b>Dave Concepcion, R</b> OBP: 0.307, SLG: 0.288 (1, 6)	0-0 1-4-3				0-0 6-3		0-0 5-3		0-0 4-3		5	0	1	1	0	0	0					
<b>Nick Esasky, R</b> OBP: 0.315, SLG: 0.414 (1, 5)	0-3 K			4-0 2B G1-2-3 BB		0-0 1B		0-0 CS 1B		2-H K	4	0	2	0	1	2	1					
<b>Alex Trevino, R</b> OBP: 0.281, SLG: 0.283 (1, 2)			0-0 FC1-6 1B	1-3 2B		0-0 F9		0-0 6-3 1-2		0-0 5-3	5	0	2	0	0	0	3					
<b>Mario Soto, R</b> OBP: 0.156, SLG: 0.184 (1, 1)			0-0 FC1-6 BB 1B FC3-6	E5		0-0 K		0-0 F5			4	1	0	0	0	1	4					
<b>Inning Stats</b>	R: 0 E: 0 K: 0 S: 4	H: 2 LOB: 1 BB: 0 P: 4	R: 0 E: 0 K: 2 S: 7	H: 0 LOB: 0 BB: 0 P: 7	R: 1 E: 0 K: 1 S: 7	H: 2 LOB: 3 BB: 2 P: 15	R: 0 E: 1 K: 0 S: 4	H: 1 LOB: 2 BB: 1 P: 8	R: 0 E: 1 K: 0 S: 6	H: 0 LOB: 1 BB: 0 P: 6	R: 0 E: 0 K: 0 S: 3	H: 0 LOB: 2 BB: 2 P: 11	R: 0 E: 0 K: 0 S: 3	H: 1 LOB: 0 BB: 0 P: 3	R: 1 E: 0 K: 0 S: 4	H: 1 LOB: 0 BB: 0 P: 4	R: 1 E: 0 K: 1 S: 6	H: 1 LOB: 1 BB: 1 P: 10	1B: 7 2B: 1 3B: 0 HR: 1	SF: 0 SAC: 2 DP: 1 HBP: 0	WP: 0 PB: 0 SB: 0 CS: 1	PA: 44
<b>PITCHER</b>	IP 9.0	WLS W	BF 39	H 8	R 2	ER 2	SO 4	BB 4	IBB 0	HBP 0	BLK 0	WP 0	HR 1	S 42	P 62	ERA 2.00	WHIP 1.333					
<b>Danny Cox, R</b> ERA: 2.96 (1, 1)																						
<b>Dave Rucker, L</b> ERA: 5.8 (10, 1)	0.0	L	1	0	1	1	0	1	0	0	0	0	0	0	4	∞	∞					
<b>Bruce Sutter, R</b> ERA: 3.95 (10, 1)	1.0		4	1	0	0	1	0	0	0	1	0	0	6	6	0.00	1.000					

**TOP**

**Cincinnati Reds @ St. Louis Cardinals**  
Busch Stadium, St. Louis, MO  
Sat Sep 03 1983, 7:05 PM CDT  
Att: 34,798 - Unknown

AB	36
R	3
H	9
RBI	3
BB	6
SO	5
LOB	22




Batter	1	2	3	4	5	6	7	8	9	10	AB	R	H	RBI	BB	SO	LOB					
<b>Ozzie Smith, S</b> OBP: 0.314, SLG: 0.338 (1, 6)	0-0 SF8 2B		0-0 F5		0-0 1-3 1B			0-3 K		0-0 F8 1-2	5	1	2	0	0	1	1					
<b>Ken Oberkfell, L</b> OBP: 0.369, SLG: 0.369 (1, 5)	0-0 F2		0-0 4-3		0-0 2-3			0-0 F8			4	0	0	0	0	0	3					
<b>Willie McGee, S</b> OBP: 0.322, SLG: 0.382 (1, 8)	0-0 SF8		0-3 K			0-0 6-3		0-0 1-3			3	0	0	1	0	1	0					
<b>George Hendrick, R</b> OBP: 0.373, SLG: 0.487 (1, 3)	0-0 E6			0-3 K		0-0 1B			0-0 5-3		4	0	1	0	0	1	0					
<b>Dane Iorg, L</b> OBP: 0.339, SLG: 0.382 (1, 7)	0-3 K			0-0 F7		0-0 F9			0-0 F7		4	0	0	0	0	1	2					
<b>Darrell Porter, L</b> OBP: 0.342, SLG: 0.420 (1, 2)		0-3 K		0-0 F8		0-0 F7			0-0 HR		4	1	1	1	0	1	1					
<b>Andy Van Slyke, L</b> OBP: 0.360, SLG: 0.450 (10, 7)		0-0 1B			0-0 F9		0-0 F7		0-0 F8		4	0	1	0	0	0	0					
<b>Bill Lyons, R</b> OBP: 0.237, SLG: 0.297 <b>Steve Braun, L</b> OBP: 0.436, SLG: 0.427 (10, PH)		0-0 F9			0-0 5-3		0-0 1-3			0-0 F7	3	0	0	0	0	0	1					
<b>Danny Cox, R</b> OBP: 0.125, SLG: 0.125 <b>Dave Rucker, L</b> <b>Bruce Sutter, R</b> <b>David Green, R</b> OBP: 0.322, SLG: 0.418 (10, 9)		0-0 F8			0-0 1B		0-0 K			0-0 CS 1B	0	0	0	0	0	0	0					
<b>Inning Stats</b>	R: 1 E: 1 K: 1 S: 7	H: 1 LOB: 1 BB: 0 P: 7	R: 0 E: 0 K: 1 S: 6	H: 1 LOB: 1 BB: 0 P: 6	R: 0 E: 0 K: 1 S: 5	H: 0 LOB: 0 BB: 0 P: 5	R: 0 E: 0 K: 1 S: 5	H: 0 LOB: 0 BB: 0 P: 5	R: 0 E: 0 K: 1 S: 5	H: 0 LOB: 0 BB: 0 P: 5	R: 0 E: 0 K: 0 S: 3	H: 1 LOB: 0 BB: 0 P: 3	R: 0 E: 0 K: 0 S: 3	H: 1 LOB: 0 BB: 0 P: 4	R: 0 E: 0 K: 0 S: 3	H: 1 LOB: 1 BB: 1 P: 10	1B: 5 2B: 1 3B: 0 HR: 1	SF: 1 SAC: 0 DP: 0 HBP: 0	WP: 0 PB: 0 SB: 1 CS: 1	PA: 37		
<b>PITCHER</b>	IP 10.0	WLS W	BF 37	H 7	R 2	ER 2	SO 6	BB 0	IBB 0	HBP 0	BLK 0	WP 0	HR 1	S 49	P 49	ERA 1.80	WHIP 0.700					
<b>Mario Soto, R</b> ERA: 2.56 (1, 1)																						

**BOTTOM**

**Cincinnati Reds @ St. Louis Cardinals**  
Busch Stadium, St. Louis, MO  
Sat Sep 03 1983, 7:05 PM CDT  
Att: 34,798 - Unknown

AB	36
R	2
H	7
RBI	2
BB	0
SO	6
LOB	9





Batter	1	2	3	4	5	6	7	8	9	AB	R	H	RBI	BB	SO	LOB	TOP				
<b>Eddie Milner, L</b> OBP: 0.355, SLG: 0.381 (1, 8)	G3		4-3			FC4		HR		3	1	0	0	1	0	1	<b>Cincinnati Reds @ St. Louis Cardinals</b> Busch Stadium, St. Louis, MO Sun Sep 04 1983, 3:33 AM CDT Att: 35,255 - Unknown				
<b>Gary Redus, R</b> OBP: 0.355, SLG: 0.453 (1, 7)	7-4			K		P1		K		4	0	1	0	0	2	3					
<b>Dallas Williams, L</b> OBP: 0.200, SLG: 0.083 <b>Johnny Bench, R</b> OBP: 0.305, SLG: 0.426 <b>Ben Hayes, R</b> (8, 1)	7-4			4-3			6-3	HR		3	0	0	0	0	0	1					
<b>Dan Driessen, L</b> OBP: 0.391, SLG: 0.431 (1, 3)		6-3		F8			4-3	4-3		3	1	0	0	1	0	0					
<b>Ron Oester, S</b> OBP: 0.306, SLG: 0.383 (1, 4)		E				P4				3	0	0	0	1	0	1					
<b>Nick Esasky, R</b> OBP: 0.321, SLG: 0.425 (1, 5)		E6								3	0	2	1	1	1	0					
<b>Steve Christmas, L</b> OBP: 0.200, SLG: 0.200 <b>Kelly Paris, R</b> OBP: 0.297, SLG: 0.270 <b>Alan Knicely, R</b> OBP: 0.333, SLG: 0.323 (9, 2)						G1-6-3				4	0	1	0	0	0	3					
<b>Tom Foley, L</b> OBP: 0.250, SLG: 0.247 (1, 6)				1-3						4	0	0	0	0	0	1					
<b>Joe Price, R</b> OBP: 0.169, SLG: 0.098 <b>Tom Hume, R</b> (5, 1)				4-3						1	0	0	0	0	0	0					
<b>Duane Walker, L</b> OBP: 0.245, SLG: 0.339 <b>Rich Gale, R</b> OBP: 0.245, SLG: 0.339 <b>Paul Householder, S</b> OBP: 0.316, SLG: 0.375 (8, 9)						FC4		HR		1	1	1	0	0	0	0					
<b>Inning Stats</b>	R: 0 E: 1 K: 0 S: 3	H: 1 LOB: 0 BB: 0 P: 3	R: 0 E: 1 K: 0 S: 3	H: 1 LOB: 1 BB: 1 P: 7	R: 0 E: 0 K: 0 S: 3	H: 0 LOB: 0 BB: 0 P: 3	R: 0 E: 0 K: 1 S: 5	H: 0 LOB: 0 BB: 0 P: 5	R: 0 E: 0 K: 0 S: 2	H: 0 LOB: 0 BB: 1 P: 6	R: 0 E: 0 K: 0 S: 4	H: 1 LOB: 1 BB: 0 P: 4	R: 1 E: 0 K: 0 S: 4	H: 1 LOB: 1 BB: 1 P: 8	R: 3 E: 0 K: 1 S: 7	H: 2 LOB: 0 BB: 1 P: 11	R: 0 E: 0 K: 1 S: 6	H: 1 LOB: 1 BB: 0 P: 6	1B: 5 2B: 1 3B: 1 HR: 1	SF: 0 SAC: 0 DP: 2 HBP: 0	WP: 0 PA: 35 PB: 0 SB: 0 CS: 0
<b>PITCHER</b>	IP	WLS	BF	H	R	ER	SO	BB	IBB	HBP	BLK	WP	HR	S	P	ERA	WHIP				
<b>Joaquin Andujar, R</b> ERA: 3.86 (1, 1)	7.1		28	5	3	3	1	4	0	0	0	0	0	26	42	3.68	1.227				
<b>Bruce Sutter, R</b> ERA: 4.03 (8, 1)	0.2		3	1	1	1	1	0	0	0	0	0	1	5	5	13.50	1.500				
<b>Jeff Lahti, R</b> ERA: 2.63 (9, 1)	1.0	W	4	1	0	0	1	0	0	0	0	0	0	6	6	0.00	1.000				

AB	31
R	4
H	7
RBI	4
BB	4
SO	3
LOB	10



Batter	1	2	3	4	5	6	7	8	9	AB	R	H	RBI	BB	SO	LOB	BOTTOM				
<b>Lonnie Smith, R</b> OBP: 0.369, SLG: 0.427 (1, 7)	K		P6				F7			5	2	2	0	0	1	0	<b>Cincinnati Reds @ St. Louis Cardinals</b> Busch Stadium, St. Louis, MO Sun Sep 04 1983, 3:33 AM CDT Att: 35,255 - Unknown				
<b>Ozzie Smith, S</b> OBP: 0.314, SLG: 0.335 (1, 6)	F8		5-3				F7			3	0	0	0	2	0	0					
<b>Willie McGee, S</b> OBP: 0.324, SLG: 0.385 (1, 8)	K									4	1	2	2	1	1	1					
<b>George Hendrick, R</b> OBP: 0.374, SLG: 0.506 (1, 3)		HR	F3				F8			4	1	2	2	0	0	2					
<b>David Green, R</b> OBP: 0.326, SLG: 0.427 (1, 9)										4	1	3	0	0	1	0					
<b>Floyd Rayford, R</b> OBP: 0.280, SLG: 0.363 (1, 5)										4	0	2	0	0	0	3					
<b>Bill Lyons, R</b> OBP: 0.344, SLG: 0.300 <b>Steve Braun, L</b> OBP: 0.432, SLG: 0.421 <b>Ken Oberkfell, L</b> OBP: 0.369, SLG: 0.369 (9, 4)										3	0	1	0	0	0	3					
<b>Glenn Brummer, R</b> OBP: 0.345, SLG: 0.347 <b>Dane Iorg, L</b> OBP: 0.336, SLG: 0.378 <b>Jeff Lahti, R</b> (9, 1)										1	0	0	1	1	0	2					
<b>Joaquin Andujar, S</b> OBP: 0.104, SLG: 0.106 <b>Bruce Sutter, R</b> (8, 1)										2	0	0	0	1	1	3					
<b>Darrell Porter, L</b> OBP: 0.341, SLG: 0.419 (9, 2)										1	0	0	0	0	0	0					
<b>Inning Stats</b>	R: 0 E: 0 K: 2 S: 7	H: 0 LOB: 0 BB: 0 P: 7	R: 2 E: 0 K: 0 S: 6	H: 3 LOB: 1 BB: 0 P: 6	R: 0 E: 0 K: 1 S: 6	H: 1 LOB: 1 BB: 0 P: 4	R: 0 E: 0 K: 1 S: 6	H: 2 LOB: 1 BB: 0 P: 6	R: 1 E: 0 K: 0 S: 3	H: 1 LOB: 1 BB: 2 P: 11	R: 0 E: 0 K: 1 S: 6	H: 1 LOB: 2 BB: 1 P: 10	R: 1 E: 0 K: 0 S: 5	H: 2 LOB: 2 BB: 1 P: 9	R: 0 E: 0 K: 0 S: 3	H: 0 LOB: 0 BB: 0 P: 3	R: 1 E: 0 K: 0 S: 2	H: 2 LOB: 2 BB: 1 P: 6	1B: 7 2B: 3 3B: 1 HR: 1	SF: 0 SAC: 1 DP: 1 HBP: 0	WP: 0 PA: 39 PB: 0 SB: 2 CS: 1
<b>PITCHER</b>	IP	WLS	BF	H	R	ER	SO	BB	IBB	HBP	BLK	WP	HR	S	P	ERA	WHIP				
<b>Joe Price, L</b> ERA: 2.88 (1, 1)	4.1		20	7	3	3	3	2	0	0	0	0	0	24	32	6.23	2.077				
<b>Tom Hume, R</b> ERA: 5.5 (5, 1)	0.2		2	0	0	0	0	0	0	0	0	0	0	2	2	0.00	0.000				
<b>Rich Gale, R</b> ERA: 5.31 (6, 1)	2.0		11	3	1	1	1	1	1	0	0	0	0	11	19	4.50	2.000				
<b>Ben Hayes, R</b> ERA: 5.63 (8, 1)	1.0	L	6	2	1	1	0	0	1	0	0	0	0	5	9	9.00	2.000				

AB	33
R	5
H	12
RBI	5
BB	5
SO	4
LOB	14





Batter	1	2	3	4	5	6	7	8	9	AB	R	H	RBI	BB	SO	LOB	TOP				
<b>Eddie Milner, L</b> OBP: 0.354, SLG: 0.379 (1, 8)										4	1	1	0	0	0	0	<b>Cincinnati Reds @ San Francisco Giants</b> Candlestick Park, San Francisco, CA Mon Sep 05 1983, 6:33 AM EDT Att: 12,446 - Unknown				
<b>Gary Redus, R</b> OBP: 0.352, SLG: 0.448 (1, 7)										4	0	0	0	0	2	1					
<b>Duane Walker, L</b> OBP: 0.293, SLG: 0.337 (1, 9)										4	0	1	1	0	1	0					
<b>Dan Driessen, L</b> OBP: 0.392, SLG: 0.432 (1, 3)										4	1	2	0	0	0	0					
<b>Ron Oester, S</b> OBP: 0.306, SLG: 0.381 (1, 4) <b>Cesar Cedeno, R</b> (9, PH) OBP: 0.306, SLG: 0.360										2	0	0	0	0	1	2					
<b>Nick Esasky, R</b> OBP: 0.324, SLG: 0.424 (1, 5)										3	0	1	0	1	1	1					
<b>Dave Concepcion, R</b> OBP: 0.308, SLG: 0.287 (1, 6)										2	0	0	0	2	0	1					
<b>Steve Christmas, L</b> OBP: 0.250, SLG: 0.167 (1, 2) <b>Johnny Bench, R</b> (9, PH) OBP: 0.304, SLG: 0.425										1	0	0	1	1	0	0					
<b>Jeff Russell, R</b> OBP: 0.250, SLG: 0.545 (1, 1) <b>Dallas Williams, L</b> (9, PH) OBP: 0.143, SLG: 0.077										3	0	0	0	0	2	3					
<b>Inning Stats</b>	R: 1 E: 1 K: 1 S: 7	H: 3 LOB: 1 BB: 0 P: 7	R: 0 E: 0 K: 1 S: 5	H: 0 LOB: 1 BB: 1 P: 9	R: 0 E: 0 K: 0 S: 3	H: 0 LOB: 0 BB: 0 P: 3	R: 1 E: 0 K: 0 S: 4	H: 1 LOB: 2 BB: 0 P: 12	R: 0 E: 0 K: 1 S: 5	H: 0 LOB: 0 BB: 0 P: 7	R: 0 E: 0 K: 1 S: 5	H: 0 LOB: 0 BB: 0 P: 5	R: 0 E: 0 K: 1 S: 5	H: 0 LOB: 0 BB: 0 P: 5	R: 0 E: 0 K: 0 S: 4	H: 1 LOB: 2 BB: 1 P: 8		1B: 5 2B: 0 3B: 0 HR: 0	SF: 1 SAC: 0 DP: 0 HBP: 1	WP: 0 PB: 0 SB: 3 CS: 0	PA: 36
<b>PITCHER</b>	IP	WLS	BF	H	R	ER	SO	BB	IBB	HBP	BLK	WP	HR	S	P	ERA	WHIP				
<b>Fred Breining, R</b> ERA: 3.93 (1, 1)	8.0	W	31	4	2	2	7	3	0	1	0	0	0	41	54	2.25	0.875				
<b>Gary Lavelle, L</b> ERA: 2.45 (9, 1)	0.1		3	1	0	0	0	1	0	0	0	0	0	2	6	0.00	6.000				
<b>Greg Minton, R</b> ERA: 3.43 (9, 1)	0.2	S	2	0	0	0	0	0	0	0	0	0	0	2	2	0.00	0.000				

Batter	1	2	3	4	5	6	7	8	9	AB	R	H	RBI	BB	SO	LOB	BOTTOM				
<b>Johnnie LeMaster, R</b> OBP: 0.324, SLG: 0.315 (1, 6)										4	0	0	0	0	2	1	<b>Cincinnati Reds @ San Francisco Giants</b> Candlestick Park, San Francisco, CA Mon Sep 05 1983, 6:33 AM EDT Att: 12,446 - Unknown				
<b>Tom O'Malley, L</b> OBP: 0.331, SLG: 0.329 (1, 5)										2	1	0	0	2	0	0					
<b>Dan Gladden, R</b> (1, 8)										2	0	0	0	0	0	1					
<b>Darrell Evans, L</b> OBP: 0.387, SLG: 0.542 (1, 3)										2	0	0	1	0	0	0					
<b>Jeffrey Leonard, R</b> OBP: 0.325, SLG: 0.479 (1, 7)										3	0	0	0	0	1	0					
<b>Chili Davis, S</b> OBP: 0.312, SLG: 0.356 (1, 9)										3	0	0	0	0	0	0					
<b>Joel Youngblood, R</b> OBP: 0.354, SLG: 0.490 (1, 4) <b>Brad Wellman, R</b> OBP: 0.309, SLG: 0.261 (9, 4)										1	1	1	0	2	0	0					
<b>John Rabb, R</b> OBP: 0.286, SLG: 0.333 (1, 2) <b>Dave Bergman, L</b> OBP: 0.288, SLG: 0.457 (8, PH) <b>Bob Brenly, R</b> OBP: 0.314, SLG: 0.381 (9, 2)										1	0	0	0	1	1	1					
<b>Fred Breining, R</b> OBP: 0.169, SLG: 0.145 (1, 1) <b>Max Venable, L</b> OBP: 0.288, SLG: 0.385 (8, PH) <b>Gary Lavelle, S</b> (9, 1) <b>Greg Minton, S</b> OBP: 0.545, SLG: 0.600 (9, 1)										1	0	0	0	0	0	0					
<b>Inning Stats</b>	R: 0 E: 0 K: 1 S: 5	H: 0 LOB: 0 BB: 0 P: 5	R: 0 E: 0 K: 0 S: 3	H: 0 LOB: 0 BB: 0 P: 3	R: 0 E: 0 K: 2 S: 7	H: 0 LOB: 1 BB: 1 P: 11	R: 1 E: 0 K: 1 S: 5	H: 0 LOB: 0 BB: 1 P: 9	R: 0 E: 0 K: 1 S: 2	H: 0 LOB: 1 BB: 2 P: 10	R: 0 E: 0 K: 0 S: 2	H: 0 LOB: 0 BB: 1 P: 6	R: 0 E: 0 K: 0 S: 3	H: 0 LOB: 0 BB: 0 P: 3	R: 2 E: 0 K: 1 S: 7	H: 2 LOB: 2 BB: 0 P: 7		1B: 0 2B: 1 3B: 0 HR: 1	SF: 1 SAC: 1 DP: 2 HBP: 0	WP: 0 PB: 1 SB: 0 CS: 0	PA: 29
<b>PITCHER</b>	IP	WLS	BF	H	R	ER	SO	BB	IBB	HBP	BLK	WP	HR	S	P	ERA	WHIP				
<b>Jeff Russell, R</b> ERA: 2.19 (1, 1)	8.0	L	29	2	3	2	5	5	0	0	0	0	1	34	54	2.25	0.875				





Batter	1	2	3	4	5	6	7	8	9	AB	R	H	RBI	BB	SO	LOB	TOP								
<b>Gary Redus, R</b> OBP: 0.353, SLG: 0.444 <b>Dallas Williams, L</b> OBP: 0.133, SLG: 0.071	0-3 K	4-0 2B BB					0-0 F3	0-0 E6 BB 1B	0-3 K	3	3	0	1	2	1	0	<b>Cincinnati Reds @ San Francisco Giants</b> Candlestick Park, San Francisco, CA Tue Sep 06 1983, 10:05 PM EDT Att: 3,562 - Unknown								
<b>Paul Householder, S</b> OBP: 0.320, SLG: 0.378	0-0 F7	0-0 2B				0-0 6-3	4-0 1B BB HBP	4-0 1B BB		3	1	1	3	2	0	0									
<b>Dave Concepcion, R</b> OBP: 0.287, SLG: 0.287 <b>Tom Foley, L</b> OBP: 0.259, SLG: 0.257	0-0 1B	0-0 G3				0-0 6-3	4-0 HBP 1B SF8 BB	0-0 1-3 2-H 1B		3	1	1	0	1	0	1									
<b>Cesar Cedeno, R</b> OBP: 0.305, SLG: 0.360	0-0 5-3				0-0 5-3		0-0 2B	0-0 F3	0-0 L1-3	5	1	1	0	0	0	6									
<b>Nick Esasky, R</b> OBP: 0.325, SLG: 0.427		0-3 K	0-3 K				0-0 1B 2B	0-0 BB HBP	0-0 5-3	5	1	2	2	0	2	1									
<b>Skeeter Barnes, R</b>		1-0 E S BB HBP			0-0 F9		0-0 5-3	1-0 BB HBP		3	1	0	1	0	0	1									
<b>Dann Bilardello, R</b> OBP: 0.257, SLG: 0.345		0-0 F7			0-0 F7		0-0 BB 1B	0-0 SF8		4	1	2	3	0	0	1									
<b>Ron Oester, S</b> OBP: 0.311, SLG: 0.380 <b>Alex Trevino, R</b> OBP: 0.291, SLG: 0.283		4-0 BB E 2B IBB			0-0 5-3		4-0 BB G5-4-3	4-0 BB		1	1	0	0	4	0	0									
<b>Bruce Berenyi, R</b> OBP: 0.170, SLG: 0.213 <b>Rich Gale, R</b> OBP: 0.227, SLG: 0.350		0-0 E6 BB 2B			0-0 F3		0-0 G5-4-3	0-3 K	0-3 K	3	1	0	0	0	0	4									
<b>Inning Stats</b>	R: 0 E: 0 K: 1 S: 6	H: 1 LOB: 1 BB: 0 P: 6	R: 4 E: 1 K: 1 S: 7	H: 1 LOB: 1 BB: 2 P: 16	R: 0 E: 0 K: 1 S: 5	H: 0 LOB: 0 BB: 0 P: 5	R: 0 E: 0 K: 0 S: 3	H: 0 LOB: 0 BB: 0 P: 3	R: 0 E: 0 K: 0 S: 3	H: 0 LOB: 0 BB: 0 P: 3	R: 2 E: 0 K: 0 S: 5	H: 3 LOB: 1 BB: 1 P: 9	R: 3 E: 1 K: 1 S: 7	H: 1 LOB: 3 BB: 3 P: 20	R: 1 E: 0 K: 0 S: 3	H: 1 LOB: 1 BB: 2 P: 11		R: 1 E: 0 K: 2 S: 8	H: 1 LOB: 1 BB: 1 P: 12	1B: 4 2B: 4 3B: 0 HR: 1	SF: 1 SAC: 0 DP: 2 HBP: 2	WP: 0 PB: 0 SB: 1 CS: 0	PA: 46		
<b>PITCHER</b>	IP	WLS	BF	H	R	ER	SO	BB	IBB	HBP	BLK	WP	HR	S	P	ERA	WHIP								
<b>Atlee Hammaker, L</b> ERA: 2.24	5.0	L	23	4	6	2	3	1	1	1	0	0	0	26	35	3.60	1.000								
<b>Mark Calvert, R</b> ERA: 5.09	1.1		10	2	3	1	0	3	0	1	0	0	0	6	19	6.75	3.750								
<b>Randy Lerch, L</b> ERA: 6.69	1.2		8	1	1	1	0	3	0	0	0	0	0	7	19	5.40	2.400								
<b>Renie Martin, R</b> ERA: 4.3	1.0		5	1	1	1	2	1	0	0	0	0	1	8	12	9.00	2.000								

AB	34
R	11
H	8
RBI	11
BB	9
SO	6
LOB	19



Batter	1	2	3	4	5	6	7	8	9	AB	R	H	RBI	BB	SO	LOB	BOTTOM								
<b>Max Venable, L</b> OBP: 0.295, SLG: 0.384	4-0 BB G6-4-3		4-0 BB		0-0 F7		0-0 1B		0-0 4-3	3	0	1	1	2	0	2	<b>Cincinnati Reds @ San Francisco Giants</b> Candlestick Park, San Francisco, CA Tue Sep 06 1983, 10:05 PM EDT Att: 3,562 - Unknown								
<b>Joel Youngblood, R</b> OBP: 0.350, SLG: 0.483	0-0 G6-4-3		0-3 K		0-0 G5-4-3		0-3 K			4	0	0	0	0	2	5									
<b>Jack Clark, R</b> OBP: 0.355, SLG: 0.433 <b>Dan Gladden, R</b>	0-0 2B		0-0 5-3		0-0 5-3		0-3 K			3	0	1	0	0	0	2									
<b>Darrell Evans, L</b> OBP: 0.389, SLG: 0.544 <b>Joe Pettini, R</b> OBP: 0.232, SLG: 0.194	0-3 K				0-0 BB 2B		4-0 BB G3		0-0 5-3	2	0	1	0	1	1	1									
<b>Jeffrey Leonard, R</b> OBP: 0.325, SLG: 0.478 <b>Guy Sularz, R</b>		0-0 F9			0-0 BB 1B		0-0 G3		0-0 F8	3	0	1	0	0	0	1									
<b>Dave Bergman, L</b> OBP: 0.387, SLG: 0.457 <b>Brad Wellman, R</b> OBP: 0.307, SLG: 0.259		4-0 CS BB			4-0 BB G6-4-3		4-0 BB		0-0 F7	0	0	0	0	3	0	0									
<b>Tom O'Malley, L</b> OBP: 0.329, SLG: 0.326 <b>Randy Lerch, L</b> OBP: 0.300, SLG: 0.333 <b>Renie Martin, R</b> OBP: 0.348, SLG: 0.609 <b>Champ Summers, L</b> OBP: 0.346, SLG: 0.158		0-0 4-3			0-0 K		0-0 F4		0-0 F8	3	0	0	0	0	1	6									
<b>John Rabb, R</b> OBP: 0.284, SLG: 0.340			0-0 4-3		0-0 G6-4-3		0-0 1B 2B		0-3 K	4	1	1	0	0	1	3									
<b>Atlee Hammaker, S</b> OBP: 0.175, SLG: 0.103 <b>Mark Calvert, R</b> <b>Chris Smith, S</b> OBP: 0.294, SLG: 0.200			4-0 BB		4-0 BB		0-3 K		0-0 1B	0	0	0	0	2	0	0									
<b>Inning Stats</b>	R: 0 E: 0 K: 1 S: 5	H: 1 LOB: 1 BB: 1 P: 9	R: 0 E: 0 K: 0 S: 2	H: 0 LOB: 0 BB: 1 P: 6	R: 0 E: 0 K: 1 S: 5	H: 0 LOB: 2 BB: 2 P: 13	R: 0 E: 0 K: 1 S: 6	H: 2 LOB: 2 BB: 1 P: 10	R: 0 E: 0 K: 0 S: 2	H: 0 LOB: 0 BB: 1 P: 6	R: 0 E: 0 K: 0 S: 3	H: 0 LOB: 2 BB: 2 P: 11	R: 1 E: 0 K: 3 S: 11	H: 2 LOB: 1 BB: 0 P: 11	R: 0 E: 0 K: 0 S: 3	H: 0 LOB: 0 BB: 0 P: 3		R: 0 E: 0 K: 1 S: 6	H: 1 LOB: 1 BB: 0 P: 6	1B: 3 2B: 3 3B: 0 HR: 0	SF: 0 SAC: 0 DP: 3 HBP: 0	WP: 0 PB: 0 SB: 0 CS: 1	PA: 37		
<b>PITCHER</b>	IP	WLS	BF	H	R	ER	SO	BB	IBB	HBP	BLK	WP	HR	S	P	ERA	WHIP								
<b>Bruce Berenyi, R</b> ERA: 3.79	5.1	W	22	3	0	0	3	7	0	0	0	0	0	21	49	0.00	1.875								
<b>Rich Gale, R</b> ERA: 5.2	3.2	S	15	3	1	1	4	1	0	0	0	0	0	22	26	2.46	1.091								





Batter	1	2	3	4	5	6	7	8	9	10	AB	R	H	RBI	BB	SO	LOB	TOP						
<b>Gary Redus, R</b> OBP: 0.354, SLG: 0.445 (1, 7)	F8		FC4-6 1B		G3			WP 1B			4	0	2	0	0	0	0	<b>Cincinnati Reds @ Los Angeles Dodgers</b> Dodger Stadium, Los Angeles, CA Wed Sep 07 1983, 7:05 PM PDT Att: 44,198 - Unknown <a href="http://livebaseballscorecards.com">livebaseballscorecards.com</a>						
<b>Paul Householder, S</b> OBP: 0.320, SLG: 0.377 (1, 8) (9, 9)	CS 1B		FC4-6 1-2 2-3			6-3		K2-3 1-2			4	0	1	0	0	1	3							
<b>Dave Concepcion, R</b> OBP: 0.307, SLG: 0.285 (1, 6)	F4		SF9				K		4-3		3	0	0	1	0	1	1							
<b>Cesar Cedeno, R</b> OBP: 0.301, SLG: 0.356 <b>Eddie Milner, L</b> OBP: 0.354, SLG: 0.379 (1, 9) (9, 8)	CS	6-3	F8				F3		L4		4	0	0	0	0	0	1							
<b>Dan Driessen, L</b> OBP: 0.351, SLG: 0.428 (1, 3)				6-3					1-3		3	1	0	0	1	0	0							
<b>Nick Esasky, R</b> OBP: 0.328, SLG: 0.439 (1, 5)		HR BB							6-3		4	1	2	2	0	1	0							
<b>Alan Knicely, R</b> OBP: 0.333, SLG: 0.323 <b>Duane Walker, L</b> OBP: 0.296, SLG: 0.340 <b>Alex Trevino, R</b> OBP: 0.281, SLG: 0.283 (1, 2) (10, PH) (10, 2)		HR		G1-6-3 1B					6-3		3	0	1	0	0	1	1							
<b>Ron Oester, S</b> OBP: 0.308, SLG: 0.377 (1, 4)									K		1	0	1	0	0	0	0							
<b>Frank Pastore, R</b> OBP: 0.212, SLG: 0.260 <b>Tom Hume, R</b> (7, 1) <b>Johnny Bench, R</b> OBP: 0.303, SLG: 0.423 <b>Ben Hayes, R</b> (10, 1)	CS 1B		FC4-6 1B SF9 1B						P6		2	1	1	0	0	1	0							
<b>Inning Stats</b>	R: 0 E: 0 K: 0 S: 3	H: 1 LOB: 0 BB: 0 P: 3	R: 2 E: 0 K: 1 S: 6	H: 2 LOB: 1 BB: 1 P: 10	R: 1 E: 0 K: 0 S: 5	H: 2 LOB: 1 BB: 0 P: 5	R: 0 E: 0 K: 2 S: 7	H: 0 LOB: 0 BB: 0 P: 7	R: 0 E: 0 K: 1 S: 5	H: 0 LOB: 0 BB: 0 P: 5	R: 0 E: 0 K: 1 S: 5	H: 0 LOB: 0 BB: 0 P: 5	R: 0 E: 0 K: 2 S: 8	H: 1 LOB: 1 BB: 0 P: 8	R: 0 E: 0 K: 0 S: 3	H: 0 LOB: 0 BB: 0 P: 3	R: 0 E: 0 K: 2 S: 8		H: 1 LOB: 1 BB: 0 P: 8	1B: 7 2B: 0 3B: 0 HR: 1	SF: 1 SAC: 0 DP: 1 HBP: 0	WP: 1 PB: 0 SB: 0 CS: 2	PA: 38	
<b>PITCHER</b>	IP WLS BF H R ER SO ERA WHIP	IP WLS BF H R ER SO ERA WHIP	IP WLS BF H R ER SO ERA WHIP	IP WLS BF H R ER SO ERA WHIP	IP WLS BF H R ER SO ERA WHIP	IP WLS BF H R ER SO ERA WHIP	IP WLS BF H R ER SO ERA WHIP	IP WLS BF H R ER SO ERA WHIP	IP WLS BF H R ER SO ERA WHIP	IP WLS BF H R ER SO ERA WHIP	IP WLS BF H R ER SO ERA WHIP	IP WLS BF H R ER SO ERA WHIP	IP WLS BF H R ER SO ERA WHIP	IP WLS BF H R ER SO ERA WHIP	IP WLS BF H R ER SO ERA WHIP	IP WLS BF H R ER SO ERA WHIP	IP WLS BF H R ER SO ERA WHIP	IP WLS BF H R ER SO ERA WHIP	IP WLS BF H R ER SO ERA WHIP	IP WLS BF H R ER SO ERA WHIP	IP WLS BF H R ER SO ERA WHIP	IP WLS BF H R ER SO ERA WHIP	IP WLS BF H R ER SO ERA WHIP	IP WLS BF H R ER SO ERA WHIP
<b>Jerry Reuss, L</b> ERA: 3.0	7.0	25	6	3	3	5	BB: 1	IBB: 0	HBP: 0	BLK: 0	WP: 0	HR: 1	S: 34	P: 38	ERA: 3.86	WHIP: 1.000								
<b>Steve Howe, L</b> ERA: 1.93	2.0	7	1	0	0	2	BB: 0	IBB: 0	HBP: 0	BLK: 0	WP: 1	HR: 0	S: 11	P: 11	ERA: 0.00	WHIP: 0.500								
<b>Tom Niedenfuer, R</b> ERA: 1.42	1.0	W: 4	1	0	0	2	BB: 0	IBB: 0	HBP: 0	BLK: 0	WP: 0	HR: 0	S: 8	P: 8	ERA: 0.00	WHIP: 1.000								
<b>Steve Sax, R</b> OBP: 0.341, SLG: 0.352 (1, 4)	K		G1-6-3 1B															<b>Cincinnati Reds @ Los Angeles Dodgers</b> Dodger Stadium, Los Angeles, CA Wed Sep 07 1983, 7:05 PM PDT Att: 44,198 - Unknown <a href="http://livebaseballscorecards.com">livebaseballscorecards.com</a>						
<b>Bill Russell, R</b> OBP: 0.316, SLG: 0.307 (1, 6)	F2		G1-6-3 1-2			F7		P4																
<b>Dusty Baker Jr., R</b> OBP: 0.350, SLG: 0.402 (1, 7)	FC6-4 1B					F8		P4																
<b>Pedro Guerrero, R</b> OBP: 0.365, SLG: 0.525 (1, 5)	FC6-4					1-3		L1																
<b>Mike Marshall, R</b> OBP: 0.347, SLG: 0.436 (1, 9) (10, 3)		6-3				L5																		
<b>Greg Brock, L</b> OBP: 0.330, SLG: 0.414 <b>Cecil Espy, S</b> (9, PR) (10, 8)						HR																		
<b>Derrel Thomas, S</b> OBP: 0.338, SLG: 0.335 (1, 8) (10, 9)						F7		SH3-4																
<b>Jack Fimple, R</b> OBP: 0.271, SLG: 0.343 <b>Rick Monday, L</b> OBP: 0.274, SLG: 0.430 <b>Steve Howe, L</b> OBP: 0.302, SLG: 0.409 <b>Sid Bream, L</b> OBP: 0.302, SLG: 0.399 <b>Dave Anderson, R</b> OBP: 0.318, SLG: 0.397 <b>Tom Niedenfuer, R</b> (10, 1)						K																		
<b>Jerry Reuss, L</b> OBP: 0.279, SLG: 0.271 <b>R.J. Reynolds, S</b> OBP: 0.100, SLG: 0.444 <b>Steve Yeager, R</b> OBP: 0.280, SLG: 0.399 (1, 1) (7, PH) (8, 2)						G3																		
<b>Inning Stats</b>	R: 0 E: 0 K: 1 S: 6	H: 1 LOB: 1 BB: 0 P: 6	R: 0 E: 0 K: 1 S: 6	H: 1 LOB: 1 BB: 0 P: 6	R: 0 E: 0 K: 0 S: 3	H: 0 LOB: 0 BB: 0 P: 3	R: 1 E: 0 K: 1 S: 7	H: 2 LOB: 1 BB: 0 P: 7	R: 0 E: 0 K: 0 S: 3	H: 0 LOB: 0 BB: 0 P: 3	R: 1 E: 1 K: 0 S: 6	H: 2 LOB: 2 BB: 0 P: 6	R: 0 E: 0 K: 1 S: 5	H: 0 LOB: 0 BB: 0 P: 5	R: 1 E: 1 K: 1 S: 7	H: 2 LOB: 2 BB: 0 P: 7	R: 4 E: 0 K: 0 S: 4		H: 3 LOB: 0 BB: 1 P: 8	1B: 8 2B: 2 3B: 0 HR: 2	SF: 0 SAC: 1 DP: 1 HBP: 0	WP: 0 PB: 0 SB: 1 CS: 0	PA: 41	
<b>PITCHER</b>	IP WLS BF H R ER SO ERA WHIP	IP WLS BF H R ER SO ERA WHIP	IP WLS BF H R ER SO ERA WHIP	IP WLS BF H R ER SO ERA WHIP	IP WLS BF H R ER SO ERA WHIP	IP WLS BF H R ER SO ERA WHIP	IP WLS BF H R ER SO ERA WHIP	IP WLS BF H R ER SO ERA WHIP	IP WLS BF H R ER SO ERA WHIP	IP WLS BF H R ER SO ERA WHIP	IP WLS BF H R ER SO ERA WHIP	IP WLS BF H R ER SO ERA WHIP	IP WLS BF H R ER SO ERA WHIP	IP WLS BF H R ER SO ERA WHIP	IP WLS BF H R ER SO ERA WHIP	IP WLS BF H R ER SO ERA WHIP	IP WLS BF H R ER SO ERA WHIP	IP WLS BF H R ER SO ERA WHIP	IP WLS BF H R ER SO ERA WHIP	IP WLS BF H R ER SO ERA WHIP	IP WLS BF H R ER SO ERA WHIP	IP WLS BF H R ER SO ERA WHIP	IP WLS BF H R ER SO ERA WHIP	
<b>Frank Pastore, R</b> ERA: 5.09	6.0	24	7	2	2	3	BB: 0	IBB: 0	HBP: 0	BLK: 0	WP: 0	HR: 1	S: 30	P: 30	ERA: 3.00	WHIP: 1.167								
<b>Tom Hume, R</b> ERA: 5.37	3.0	12	2	1	1	2	BB: 0	IBB: 0	HBP: 0	BLK: 0	WP: 0	HR: 0	S: 16	P: 16	ERA: 3.00	WHIP: 0.667								
<b>Ben Hayes, R</b> ERA: 6.18	0.1	L: 5	3	4	4	0	BB: 1	IBB: 0	HBP: 0	BLK: 0	WP: 0	HR: 1	S: 4	P: 8	ERA: 108.00	WHIP: 9.000								





Batter	1	2	3	4	5	6	7	8	9	AB	R	H	RBI	BB	SO	LOB	TOP			
<b>Eddie Milner, L</b> OBP: 0.351, SLG: 0.376 (1, 8)										4	0	0	0	0	1	2				
<b>Gary Redus, R</b> OBP: 0.353, SLG: 0.448 (1, 7)										4	1	1	0	0	0	0				
<b>Dave Concepcion, R</b> OBP: 0.307, SLG: 0.285 (1, 6)										4	1	1	0	0	1	0				
<b>Dan Driessen, L</b> OBP: 0.310, SLG: 0.427 (9, PR)										3	0	1	0	1	1	0				
<b>Kelly Paris, R</b> OBP: 0.297, SLG: 0.270 (9, PR)										0	0	0	0	0	0	0				
<b>Nick Esasky, R</b> OBP: 0.323, SLG: 0.433 (1, 5)										4	0	0	0	0	2	3				
<b>Paul Householder, S</b> OBP: 0.319, SLG: 0.375 (1, 9)										4	0	1	1	0	1	1				
<b>Ron Oester, S</b> OBP: 0.310, SLG: 0.380 (9, PH)										2	0	1	0	1	0	0				
<b>Cesar Cedeno, R</b> OBP: 0.300, SLG: 0.355 (9, PH)										1	0	0	0	0	0	2				
<b>Alex Trevino, R</b> OBP: 0.284, SLG: 0.293 (8, PH)										2	0	1	0	0	0	1				
<b>Duane Walker, L</b> OBP: 0.300, SLG: 0.343 (8, PH)										1	0	1	0	0	0	0				
<b>Dann Bilardello, R</b> OBP: 0.257, SLG: 0.345 (8, 2)										0	0	0	0	0	0	0				
<b>Mario Soto, R</b> OBP: 0.192, SLG: 0.179 (8, PH)										2	0	0	0	0	2	2				
<b>Johnny Bench, R</b> OBP: 0.302, SLG: 0.422 (8, PH)										1	0	0	0	0	0	2				
<b>Bill Scherrer, L</b> OBP: 0.182, SLG: 0.100 (8, 1)										0	0	0	0	0	0	0				
<b>Inning Stats</b>	R: 0 E: 0 K: 1 S: 5	H: 0 LOB: 0 BB: 0 P: 5	R: 0 E: 0 K: 2 S: 6	H: 0 LOB: 0 BB: 1 P: 10	R: 0 E: 0 K: 2 S: 8	H: 1 LOB: 1 BB: 0 P: 8	R: 1 E: 0 K: 1 S: 6	H: 1 LOB: 0 BB: 0 P: 6	R: 0 E: 0 K: 1 S: 3	H: 0 LOB: 0 BB: 0 P: 3	R: 0 E: 0 K: 1 S: 5	H: 0 LOB: 0 BB: 0 P: 5	R: 0 E: 0 K: 0 S: 3	H: 1 LOB: 1 BB: 1 P: 7	R: 1 E: 0 K: 0 S: 6	H: 3 LOB: 2 BB: 0 P: 6	1B: 4 2B: 2 3B: 1 HR: 0	SF: 0 SAC: 0 DP: 1 HBP: 0	WP: 0 PB: 0 SB: 0 CS: 1	PA: 34
<b>PITCHER</b>	IP	WLS	BF	H	R	ER	SO	BB	IBB	HBP	BLK	WP	HR	S	P	ERA	WHIP			
<b>Bob Welch, R</b> ERA: 2.55 (1, 1)	8.0	W	28	4	1	1	8	2	0	0	1	0	0	42	50	1.12	0.750			
<b>Tom Niedenfuer, R</b> ERA: 1.51 (9, 1)	0.2	S	5	3	1	1	0	0	0	0	0	0	0	5	5	13.50	4.500			
<b>Steve Howe, L</b> ERA: 1.55 (9, 1)	0.1	S	1	0	0	0	0	0	0	0	0	0	0	1	1	0.00	0.000			

Cincinnati Reds @ Los Angeles Dodgers  
Dodger Stadium, Los Angeles, CA  
Thu Sep 08 1983, 7:05 PM PDT  
Att: 45,826 - Unknown

livebaseballscorecards.com

AB 32  
R 2  
H 7  
RBI 1  
BB 2  
SO 8  
LOB 13

Batter	1	2	3	4	5	6	7	8	9	AB	R	H	RBI	BB	SO	LOB	BOTTOM			
<b>Steve Sax, R</b> OBP: 0.341, SLG: 0.351 (1, 4)										4	0	1	0	0	1	1				
<b>Bill Russell, R</b> OBP: 0.316, SLG: 0.307 (1, 6)										3	0	1	0	0	0	1				
<b>Dusty Baker Jr., R</b> OBP: 0.349, SLG: 0.400 (1, 7)										4	1	1	0	0	1	2				
<b>Cecil Espy, S</b> (8, 8)										0	0	0	0	0	0	0				
<b>Pedro Guerrero, R</b> OBP: 0.366, SLG: 0.524 (1, 5)										3	1	1	0	1	0	0				
<b>Mike Marshall, R</b> OBP: 0.349, SLG: 0.444 (1, 9)										4	2	2	3	0	0	2				
<b>Greg Brock, L</b> OBP: 0.331, SLG: 0.412 (1, 3)										2	1	0	0	2	0	0				
<b>R.J. Reynolds, S</b> OBP: 0.214, SLG: 0.462 (8, 7)										4	0	2	1	0	0	1				
<b>Jack Fimple, R</b> OBP: 0.266, SLG: 0.337 (1, 2)										2	0	0	0	0	1	0				
<b>Rick Monday, L</b> OBP: 0.372, SLG: 0.428 (8, PH)										1	0	0	0	0	0	2				
<b>Steve Yeager, R</b> OBP: 0.280, SLG: 0.397 (7, 2)										1	0	0	0	0	0	1				
<b>Bob Welch, R</b> OBP: 0.136, SLG: 0.172 (1, 1)										2	0	0	0	1	1	1				
<b>Jose Morales, R</b> OBP: 0.293, SLG: 0.475 (8, PH)										1	0	0	0	0	1	1				
<b>Tom Niedenfuer, R</b> (9, 1)										0	0	0	0	0	0	0				
<b>Steve Howe, L</b> OBP: 0.222, SLG: 0.125 (9, 1)										0	0	0	0	0	0	0				
<b>Inning Stats</b>	R: 0 E: 0 K: 0 S: 3	H: 0 LOB: 0 BB: 0 P: 3	R: 0 E: 0 K: 0 S: 3	H: 0 LOB: 1 BB: 1 P: 7	R: 0 E: 0 K: 2 S: 7	H: 0 LOB: 1 BB: 1 P: 11	R: 3 E: 0 K: 0 S: 6	H: 3 LOB: 0 BB: 0 P: 6	R: 0 E: 0 K: 1 S: 4	H: 1 LOB: 1 BB: 0 P: 4	R: 2 E: 0 K: 1 S: 7	H: 2 LOB: 1 BB: 1 P: 11	R: 0 E: 0 K: 1 S: 6	H: 1 LOB: 2 BB: 1 P: 10	R: 0 E: 0 K: 1 S: 6	H: 1 LOB: 1 BB: 0 P: 6	1B: 7 2B: 0 3B: 0 HR: 1	SF: 0 SAC: 1 DP: 0 HBP: 0	WP: 0 PB: 0 SB: 0 CS: 0	PA: 36
<b>PITCHER</b>	IP	WLS	BF	H	R	ER	SO	BB	IBB	HBP	BLK	WP	HR	S	P	ERA	WHIP			
<b>Mario Soto, R</b> ERA: 2.67 (1, 1)	7.0	L	32	7	5	5	4	4	0	0	0	0	0	36	52	6.43	1.571			
<b>Bill Scherrer, L</b> ERA: 2.79 (8, 1)	1.0		4	1	0	0	1	0	0	0	0	0	0	6	6	0.00	1.000			

Cincinnati Reds @ Los Angeles Dodgers  
Dodger Stadium, Los Angeles, CA  
Thu Sep 08 1983, 7:05 PM PDT  
Att: 45,826 - Unknown

livebaseballscorecards.com

AB 31  
R 5  
H 8  
RBI 4  
BB 4  
SO 5  
LOB 12



Batter	1	2	3	4	5	6	7	8	9	AB	R	H	RBI	BB	SO	LOB	TOP					
<b>Eddie Milner, L</b> OBP: 0.351, SLG: 0.374 (1, 8)										3	0	0	0	0	1	1	<b>Cincinnati Reds @ San Diego Padres</b> Jack Murphy Stadium, San Diego, CA Fri Sep 09 1983, 10:05 PM EDT Att: 14,745 - Unknown					
<b>Gary Redus, R</b> OBP: 0.350, SLG: 0.444 (1, 7)										4	0	0	0	0	0	1						
<b>Paul Householder, S</b> OBP: 0.319, SLG: 0.377 (1, 9)										4	0	1	0	0	0	0						
<b>Dan Driessen, L</b> OBP: 0.394, SLG: 0.426 (6, 1)										1	0	0	0	2	0	0						
<b>Bill Scherrer, L</b> OBP: 0.192, SLG: 0.100 (7, 1)										0	0	0	0	0	0	0						
<b>Ted Power, R</b> (9, PH)										1	0	0	0	0	0	0						
<b>Duane Walker, L</b> OBP: 0.298, SLG: 0.342 (1, 5)										4	1	1	0	0	2	3						
<b>Nick Esasky, R</b> OBP: 0.322, SLG: 0.434 (1, 5)										3	0	0	0	0	0	3						
<b>Ron Oester, S</b> OBP: 0.309, SLG: 0.378 (1, 4)										3	1	1	1	0	0	0						
<b>Dann Bilardello, R</b> OBP: 0.298, SLG: 0.357 (1, 2)										3	0	1	0	0	0	0						
<b>Tom Foley, L</b> OBP: 0.262, SLG: 0.260 (1, 6)										3	0	1	0	0	0	0						
<b>Charlie Puleo, R</b> OBP: 0.188, SLG: 0.114 (6, 3)										1	0	0	0	0	1	0						
<b>Skeeter Barnes, R</b> (6, 3)										1	0	0	0	0	0	0						
<b>Inning Stats</b>	R: 0 E: 0 K: 0 S: 2	H: 0 LOB: 0 BB: 0 P: 3	R: 0 E: 0 K: 1 S: 4	H: 0 LOB: 0 BB: 1 P: 8	R: 0 E: 0 K: 1 S: 6	H: 1 LOB: 1 BB: 0 P: 6	R: 0 E: 0 K: 0 S: 4	H: 1 LOB: 2 BB: 1 P: 8	R: 1 E: 0 K: 1 S: 6	H: 1 LOB: 0 BB: 0 P: 6	R: 0 E: 0 K: 0 S: 3	H: 0 LOB: 0 BB: 0 P: 3	R: 1 E: 1 K: 0 S: 4	H: 1 LOB: 0 BB: 0 P: 4	R: 0 E: 0 K: 0 S: 3	H: 0 LOB: 0 BB: 0 P: 3	R: 0 E: 0 K: 1 S: 5	H: 0 LOB: 0 BB: 0 P: 5	1B: 1 2B: 2 3B: 0 HR: 1	SF: 0 SAC: 1 DP: 1 HBP: 1	WP: 0 PB: 0 SB: 0 CS: 1	PA: 32
<b>PITCHER</b> <b>Andy Hawkins, R</b> ERA: 3.0 (1, 1)	IP: 9.0 WLS: W BF: 32 H: 4 R: 2 ER: 1 SO: 4 BB: 2 IBB: 0 HBP: 1 BLK: 0 WP: 0 HR: 1 S: 37 P: 46 ERA: 1.00 WHIP: 0.667																					

AB	28
R	2
H	4
RBI	1
BB	2
SO	4
LOB	8



Batter	1	2	3	4	5	6	7	8	9	AB	R	H	RBI	BB	SO	LOB	BOTTOM				
<b>Bobby Brown, S</b> OBP: 0.339, SLG: 0.442 (1, 7)										4	2	1	3	1	0	0	<b>Cincinnati Reds @ San Diego Padres</b> Jack Murphy Stadium, San Diego, CA Fri Sep 09 1983, 10:05 PM EDT Att: 14,745 - Unknown				
<b>Alan Wiggins, S</b> OBP: 0.365, SLG: 0.336 (1, 3)										5	1	3	0	0	1	1					
<b>Tony Gwynn, L</b> OBP: 0.333, SLG: 0.355 (1, 9)										5	1	1	2	0	1	2					
<b>Kevin McReynolds, R</b> OBP: 0.235, SLG: 0.316 (1, 8)										3	0	1	2	0	0	1					
<b>Terry Kennedy, L</b> OBP: 0.351, SLG: 0.445 (1, 2)										2	0	1	0	2	1	1					
<b>Luis Salazar, R</b> OBP: 0.286, SLG: 0.390 (1, 5)										4	1	1	0	0	0	4					
<b>Garry Templeton, S</b> OBP: 0.296, SLG: 0.336 (1, 6)										4	1	2	0	0	1	2					
<b>Juan Bonilla, R</b> OBP: 0.314, SLG: 0.314 (1, 4)										3	1	1	0	1	1	2					
<b>Andy Hawkins, R</b> OBP: 0.138, SLG: 0.038 (1, 1)										2	1	0	0	1	0	2					
<b>Inning Stats</b>	R: 0 E: 0 K: 0 S: 4	H: 1 LOB: 1 BB: 0 P: 4	R: 0 E: 1 K: 0 S: 3	H: 0 LOB: 2 BB: 2 P: 11	R: 0 E: 1 K: 0 S: 3	H: 0 LOB: 0 BB: 0 P: 3	R: 0 E: 0 K: 1 S: 6	H: 1 LOB: 1 BB: 0 P: 6	R: 3 E: 0 K: 0 S: 6	H: 3 LOB: 2 BB: 2 P: 14	R: 4 E: 0 K: 2 S: 11	H: 4 LOB: 1 BB: 1 P: 15	R: 1 E: 1 K: 0 S: 4	H: 2 LOB: 0 BB: 0 P: 4	R: 0 E: 0 K: 2 S: 7	H: 0 LOB: 0 BB: 0 P: 7	1B: 8 2B: 2 3B: 0 HR: 1	SF: 1 SAC: 1 DP: 1 HBP: 0	WP: 0 PB: 0 SB: 1 CS: 1	PA: 39	
<b>PITCHER</b> <b>Charlie Puleo, R</b> ERA: 4.81 (1, 1)	IP: 5.1 WLS: L BF: 27 H: 6 R: 5 ER: 5 SO: 2 BB: 4 IBB: 0 HBP: 0 BLK: 0 WP: 0 HR: 0 S: 26 P: 46 ERA: 8.44 WHIP: 1.875																				
<b>Bill Scherrer, L</b> ERA: 3.0 (6, 1)	0.2	5	3	2	2	1	0	0	0	0	0	0	0	0	0	0	1	7	7	27.00	4.500
<b>Ted Power, R</b> ERA: 4.35 (7, 1)	2.0	7	2	1	0	2	0	0	0	0	0	0	0	0	0	0	11	11	0.00	1.000	

AB	32
R	8
H	11
RBI	7
BB	5
SO	5
LOB	15





Batter	1	2	3	4	5	6	7	8	9	AB	R	H	RBI	BB	SO	LOB	TOP
Gary Redus, R OBP: 0.353, SLG: 0.446 (1, 7)										5	1	3	1	0	0	0	
Skeeter Barnes, R OBP: 0.300, SLG: 0.125 Dan Driessen, L OBP: 0.396, SLG: 0.427 (1, 3) (8, 3)										4	0	1	0	0	0	4	
Dave Concepcion, R OBP: 0.304, SLG: 0.282 (1, 6)										5	0	0	0	0	0	6	
Cesar Cedeno, R OBP: 0.297, SLG: 0.350 Eddie Milner, L OBP: 0.350, SLG: 0.373 (1, 9) (8, 8)										4	0	0	0	0	0	0	
Paul Householder, S OBP: 0.323, SLG: 0.392 (1, 8) (8, 9) Johnny Bench, R OBP: 0.362, SLG: 0.421 Tom Hume, R (9, PH) (9, 1)										3	2	2	1	1	0	0	
Nick Esasky, R OBP: 0.325, SLG: 0.433 (1, 5)										3	0	1	1	1	1	0	
Dann Bilardello, R OBP: 0.265, SLG: 0.367 (1, 2)										4	1	3	0	0	1	1	
Kelly Paris, R OBP: 0.314, SLG: 0.275 (1, 4)										2	0	1	0	2	1	1	
Jeff Russell, R OBP: 0.200, SLG: 0.429 Bill Scherrer, L OBP: 0.192, SLG: 0.100 Dallas Williams, L OBP: 0.133, SLG: 0.071 (1, 1) (8, 1) (9, 9)										3	0	0	0	0	2	4	
<b>Inning Stats</b>	R: 0 E: 0 K: 0 S: 3	H: 1 LOB: 0 BB: 0 P: 3	R: 0 E: 0 K: 0 S: 3	H: 0 LOB: 0 BB: 0 P: 3	R: 1 E: 0 K: 0 S: 5	H: 2 LOB: 2 BB: 1 P: 9	R: 1 E: 0 K: 2 S: 9	H: 2 LOB: 1 BB: 0 P: 9	R: 0 E: 0 K: 1 S: 7	H: 2 LOB: 2 BB: 0 P: 7	R: 0 E: 0 K: 0 S: 3	H: 1 LOB: 3 BB: 3 P: 15	R: 1 E: 0 K: 1 S: 7	H: 2 LOB: 1 BB: 0 P: 7	1B: 9 2B: 2 3B: 0 HR: 1	SF: 0 SAC: 1 DP: 1 HBP: 0	WP: 0 PA: 41 PB: 0 SB: 2 CS: 1
<b>PITCHER</b>	IP	WLS	BF	H	R	ER	SO	BB	IBB	HBP	BLK	WP	HR	S	P	ERA	WHIP
Mark Thurmond, L ERA: 2.49 Greg Booker, R ERA: Floyd Chiffer, R ERA: 3.77 Steve Fireovid, R ERA: 9.0	(1, 1) (7, 1) (8, 1) (9, 1)	6.0 1.2 0.1 1.0	L 10 1 5	25 3 0 2	7 0 0 1	3 0 0 1	3 0 0 1	4 0 0 1	0 0 0 0	0 0 0 0	0 0 0 0	0 0 0 0	1 9 21 7	32 9 1 7	36 21 0 7	4.50 0.00 0.00 9.00	1.333 3.600 0.000 2.000

Cincinnati Reds @ San Diego Padres  
 Jack Murphy Stadium, San Diego, CA  
 Sun Sep 11 1983, 6:33 AM EDT  
 Att: 18,947 - Unknown

AB	36
R	4
H	12
RBI	4
BB	4
SO	6
LOB	18



Batter	1	2	3	4	5	6	7	8	9	AB	R	H	RBI	BB	SO	LOB	BOTTOM
Bobby Brown, S OBP: 0.343, SLG: 0.439 (1, 7)										3	0	1	0	1	0	0	
Alan Wiggins, S OBP: 0.365, SLG: 0.334 Ruppert Jones, L OBP: 0.305, SLG: 0.375 Joe Lantford, R (8, PH) (8, PH) (9, 3)										2	0	0	0	1	0	1	
Tony Gwynn, L OBP: 0.340, SLG: 0.363 (1, 9)										3	0	2	1	1	0	1	
Terry Kennedy, L OBP: 0.348, SLG: 0.442 (1, 2)										4	0	0	0	0	1	4	
Kevin McReynolds, R OBP: 0.247, SLG: 0.363 (1, 8)										4	1	2	1	0	0	1	
Gary Templeton, S OBP: 0.296, SLG: 0.335 (1, 6)										4	0	1	0	0	1	1	
Luis Salazar, R OBP: 0.283, SLG: 0.386 (1, 5)										4	0	0	0	0	1	2	
Juan Bonilla, R OBP: 0.312, SLG: 0.311 (1, 4)										4	0	0	0	0	0	1	
Mark Thurmond, L OBP: 0.121, SLG: 0.097 Greg Booker, R ERA: Floyd Chiffer, R ERA: 3.77 Gene Richards, L OBP: 0.329, SLG: 0.391 Steve Fireovid, S ERA: 5.43 (1, 1) (7, 1) (8, 1) (9, 1)										2	0	0	0	0	0	1	
<b>Inning Stats</b>	R: 0 E: 0 K: 1 S: 6	H: 1 LOB: 1 BB: 0 P: 6	R: 0 E: 0 K: 1 S: 5	H: 0 LOB: 0 BB: 0 P: 5	R: 0 E: 0 K: 0 S: 2	H: 0 LOB: 1 BB: 2 P: 10	R: 0 E: 0 K: 0 S: 4	H: 0 LOB: 0 BB: 1 P: 6	R: 0 E: 0 K: 1 S: 8	H: 1 LOB: 2 BB: 0 P: 8	R: 1 E: 0 K: 1 S: 6	H: 3 LOB: 0 BB: 0 P: 6	1B: 5 2B: 1 3B: 0 HR: 1	SF: 0 SAC: 0 DP: 1 HBP: 0	WP: 0 PA: 35 PB: 0 SB: 0 CS: 1		
<b>PITCHER</b>	IP	WLS	BF	H	R	ER	SO	BB	IBB	HBP	BLK	WP	HR	S	P	ERA	WHIP
Jeff Russell, R ERA: 2.03 Bill Scherrer, L ERA: 2.97 Tom Hume, R ERA: 5.43	(1, 1) (8, 1) (9, 1)	7.1 0.2 1.0	W 3 S	28 3 4	5 1 1	1 0 1	2 1 1	2 0 1	0 0 0	0 0 0	0 0 0	0 0 0	1 5 6	29 5 6	41 5 6	1.23 0.00 9.00	1.091 1.500 1.000

Cincinnati Reds @ San Diego Padres  
 Jack Murphy Stadium, San Diego, CA  
 Sun Sep 11 1983, 6:33 AM EDT  
 Att: 18,947 - Unknown

AB	32
R	2
H	7
RBI	2
BB	3
SO	4
LOB	14





Batter	1	2	3	4	5	6	7	8	9	AB	R	H	RBI	BB	SO	LOB	TOP								
<b>Brett Butler, L</b> OBP: 0.337, SLG: 0.393 (1, 7)										3	0	0	0	1	1	1	<b>Atlanta Braves @ Cincinnati Reds</b> Riverfront Stadium, Cincinnati, OH Tue Sep 13 1983, 7:05 PM EDT Att: 9,415 - Unknown								
<b>Jerry Royster, R</b> OBP: 0.327, SLG: 0.358 <b>Randy Johnson, R</b> OBP: 0.368, SLG: 0.322 (1, 5) (5, 5)										3	0	1	0	0	1	3									
<b>Claudell Washington, L</b> OBP: 0.317, SLG: 0.499 (1, 9)										4	0	0	0	0	1	3									
<b>Dale Murphy, R</b> OBP: 0.402, SLG: 0.550 (1, 8)										4	0	1	0	0	1	0									
<b>Chris Chambliss, L</b> OBP: 0.364, SLG: 0.486 (1, 3)										4	0	0	0	0	2	2									
<b>Rafael Ramirez, R</b> OBP: 0.340, SLG: 0.375 (1, 6)										4	0	0	0	0	2	2									
<b>Biff Pocoroba, S</b> OBP: 0.313, SLG: 0.371 <b>Matt Sinatola, R</b> (7, PR) (7, 2)										2	0	0	0	1	0	2									
<b>Glenn Hubbard, R</b> OBP: 0.326, SLG: 0.386 (1, 4)										2	0	1	0	0	0	1									
<b>Pascual Perez, R</b> OBP: 0.174, SLG: 0.149 <b>Gerald Perry, L</b> OBP: 0.452, SLG: 0.577 (7, PH) <b>Ken Dayley, L</b> OBP: 0.276, SLG: 0.192 <b>Tony Brizzolara, R</b> (7, 1) <b>Donnie Moore, L</b> OBP: 0.500, SLG: 0.500 (8, 1)										1	0	0	0	0	1	1									
<b>Inning Stats</b>	R: 0 E: 0 K: 1 S: 5	H: 1 LOB: 0 BB: 0 P: 5	R: 0 E: 1 K: 2 S: 8	H: 0 LOB: 1 BB: 0 P: 8	R: 0 E: 0 K: 1 S: 6	H: 1 LOB: 2 BB: 1 P: 10	R: 0 E: 0 K: 1 S: 6	H: 0 LOB: 1 BB: 0 P: 6	R: 0 E: 0 K: 1 S: 7	H: 0 LOB: 0 BB: 0 P: 7	R: 0 E: 0 K: 0 S: 3	H: 0 LOB: 1 BB: 1 P: 7	R: 0 E: 0 K: 0 S: 3	H: 0 LOB: 0 BB: 0 P: 3	R: 0 E: 0 K: 1 S: 5	H: 0 LOB: 0 BB: 0 P: 5		1B: 3 2B: 0 3B: 0 HR: 0	SF: 0 SAC: 1 DP: 0 HBP: 1	WP: 0 PB: 0 SB: 3 CS: 1	PA: 33				
<b>PITCHER</b> <b>Mario Soto, R</b> ERA: 2.57 (1, 1)	IP: 9.0 WLS: W BF: 33	H: 3 R: 0 ER: 0 SO: 9	BB: 2 IBB: 0 HBP: 1 BLK: 0	WP: 0 HR: 0 S: 48 P: 57	ERA: 0.00 WHIP: 0.556																				

AB 29  
R 0  
H 3  
RBI 0  
BB 2  
SO 9  
LOB 16



Batter	1	2	3	4	5	6	7	8	9	AB	R	H	RBI	BB	SO	LOB	BOTTOM								
<b>Eddie Milner, L</b> OBP: 0.352, SLG: 0.373 (1, 8)										3	1	1	1	2	0	2	<b>Atlanta Braves @ Cincinnati Reds</b> Riverfront Stadium, Cincinnati, OH Tue Sep 13 1983, 7:05 PM EDT Att: 9,415 - Unknown								
<b>Gary Redus, R</b> OBP: 0.349, SLG: 0.440 (1, 7)										5	0	0	0	0	1	3									
<b>Dave Concepcion, R</b> OBP: 0.303, SLG: 0.280 (1, 6)										4	1	0	0	1	1	1									
<b>Dan Driessen, L</b> OBP: 0.397, SLG: 0.428 (1, 3)										4	1	2	0	0	0	2									
<b>Nick Esasky, R</b> OBP: 0.327, SLG: 0.442 (1, 5)										3	1	1	1	1	1	2									
<b>Paul Householder, S</b> OBP: 0.325, SLG: 0.396 (1, 9)										4	0	2	1	0	1	0									
<b>Ron Oester, S</b> OBP: 0.312, SLG: 0.381 (1, 4)										3	1	2	0	1	1	2									
<b>Alex Trevino, R</b> OBP: 0.289, SLG: 0.302 (1, 2)										2	1	1	1	1	0	1									
<b>Mario Soto, R</b> OBP: 0.145, SLG: 0.171 (1, 1)										4	0	0	0	0	1	5									
<b>Inning Stats</b>	R: 0 E: 0 K: 1 S: 5	H: 0 LOB: 0 BB: 0 P: 5	R: 2 E: 1 K: 0 S: 6	H: 2 LOB: 2 BB: 1 P: 10	R: 0 E: 0 K: 0 S: 4	H: 1 LOB: 1 BB: 0 P: 4	R: 0 E: 0 K: 2 S: 8	H: 1 LOB: 1 BB: 0 P: 8	R: 0 E: 0 K: 1 S: 4	H: 0 LOB: 0 BB: 1 P: 8	R: 1 E: 0 K: 1 S: 7	H: 2 LOB: 2 BB: 1 P: 11	R: 2 E: 0 K: 1 S: 6	H: 1 LOB: 2 BB: 3 P: 18	R: 1 E: 0 K: 0 S: 5	H: 2 LOB: 1 BB: 0 P: 5		1B: 5 2B: 3 3B: 0 HR: 1	SF: 1 SAC: 0 DP: 0 HBP: 0	WP: 0 PB: 2 SB: 2 CS: 1	PA: 39				
<b>PITCHER</b> <b>Pascual Perez, R</b> ERA: 3.69 <b>Ken Dayley, L</b> ERA: 4.07 <b>Tony Brizzolara, R</b> ERA: 4.02 <b>Donnie Moore, R</b> ERA: 3.9 (1, 1) (7, 1) (7, 1) (8, 1)	IP: 6.0 WLS: L BF: 27	H: 6 R: 3 ER: 2 SO: 5	BB: 2 IBB: 1 HBP: 0 BLK: 0	WP: 0 HR: 1 S: 34 P: 46	ERA: 3.00 WHIP: 1.333																				





Batter	1	2	3	4	5	6	7	8	9	AB	R	H	RBI	BB	SO	LOB	TOP										
<b>Brett Butler</b> , L (1, 7) OBP: 0.338, SLG: 0.393										3	0	1	0	1	0	2	<b>Atlanta Braves @ Cincinnati Reds</b> Riverfront Stadium, Cincinnati, OH Wed Sep 14 1983, 7:05 PM EDT Att: 9,222 - Unknown										
<b>Bob Watson</b> , R (9, PH) OBP: 0.399, SLG: 0.523										1	0	0	0	0	0	0											
<b>Jerry Royster</b> , R (1, 5) OBP: 0.323, SLG: 0.354										3	0	0	0	0	0	3											
<b>Claudell Washington</b> , L (1, 9) OBP: 0.317, SLG: 0.468										3	1	1	0	0	0	1											
<b>Brad Komminsk</b> , R (8, PH) OBP: 0.350, SLG: 0.235										1	1	1	0	0	0	0											
<b>Dale Murphy</b> , R (1, 8) OBP: 0.403, SLG: 0.561										4	2	2	4	0	0	0											
<b>Chris Chambliss</b> , L (1, 3)										3	0	1	0	1	1	0											
<b>Rafael Ramirez</b> , R (1, 6) OBP: 0.338, SLG: 0.373										3	0	0	0	1	0	1											
<b>Bruce Benedict</b> , R (1, 2) OBP: 0.385, SLG: 0.338										4	0	0	0	0	0	3											
<b>Glenn Hubbard</b> , R (1, 4) OBP: 0.328, SLG: 0.387										4	0	2	0	0	0	0											
<b>Phil Niekro</b> , R (1, 1) OBP: 0.167, SLG: 0.190										1	0	0	0	0	0	0											
<b>Steve Bedrosian</b> , R (7, 1) OBP: 0.125, SLG: 0.125										0	0	0	0	0	0	0											
<b>Terry Harper</b> , R (9, PH) OBP: 0.343, SLG: 0.401										1	0	0	0	0	0	0											
<b>Inning Stats</b>	R: 0 E: 1 K: 0 S: 3	H: 1 LOB: 0 BB: 0 P: 3	R: 0 E: 0 K: 0 S: 3	H: 0 LOB: 1 BB: 1 P: 7	R: 0 E: 0 K: 0 S: 4	H: 1 LOB: 1 BB: 0 P: 4	R: 2 E: 0 K: 0 S: 5	H: 2 LOB: 0 BB: 0 P: 5	R: 0 E: 0 K: 0 S: 3	H: 0 LOB: 2 BB: 1 P: 7	R: 0 E: 0 K: 0 S: 4	H: 1 LOB: 2 BB: 1 P: 8	R: 0 E: 0 K: 1 S: 4	H: 1 LOB: 0 BB: 0 P: 4	R: 2 E: 0 K: 1 S: 7	H: 2 LOB: 0 BB: 0 P: 7	R: 0 E: 0 K: 0 S: 3	H: 0 LOB: 0 BB: 0 P: 3	1B: 6 2B: 0 3B: 0 HR: 2	SF: 0 SAC: 3 DP: 0 HBP: 0	WP: 0 PB: 0 SB: 0 CS: 1	PA: 38					
<b>PITCHER</b>	IP	WLS	BF	H	R	ER	SO	BB	IBB	HBP	BLK	WP	HR	S	P	ERA	WHIP										
<b>Frank Pastore</b> , R (1, 1) ERA: 4.98	7.0	W	29	6	2	2	0	3	0	0	0	0	1	26	38	2.57	1.286										
<b>Bill Scherrer</b> , L (8, 1) ERA: 3.12	2.0		8	2	2	2	1	0	0	0	0	0	1	10	10	9.00	1.000										

Batter	1	2	3	4	5	6	7	8	9	AB	R	H	RBI	BB	SO	LOB	BOTTOM										
<b>Eddie Milner</b> , L (1, 8) OBP: 0.355, SLG: 0.380										2	2	1	1	2	0	0	<b>Atlanta Braves @ Cincinnati Reds</b> Riverfront Stadium, Cincinnati, OH Wed Sep 14 1983, 7:05 PM EDT Att: 9,222 - Unknown										
<b>Gary Redus</b> , R (1, 7) OBP: 0.350, SLG: 0.438										2	1	0	0	2	1	0											
<b>Dave Concepcion</b> , R (1, 6) OBP: 0.304, SLG: 0.280										3	1	1	1	1	0	2											
<b>Dan Driessen</b> , L (1, 3) OBP: 0.400, SLG: 0.427										1	1	0	0	3	1	2											
<b>Nick Esasky</b> , R (1, 5) OBP: 0.326, SLG: 0.450										4	1	1	4	0	0	3											
<b>Paul Householder</b> , S (1, 9) OBP: 0.327, SLG: 0.396										3	0	1	0	1	0	0											
<b>Ron Oester</b> , S (1, 4) OBP: 0.311, SLG: 0.380										4	0	1	0	0	0	1											
<b>Dann Bilardello</b> , R (1, 2) OBP: 0.264, SLG: 0.364										2	0	0	0	0	0	2											
<b>Dallas Williams</b> , L (7, PH) OBP: 0.125, SLG: 0.067										1	0	0	0	0	0	0											
<b>Alex Trevino</b> , R (8, 2) OBP: 0.287, SLG: 0.300										1	0	0	0	0	0	0											
<b>Frank Pastore</b> , R (1, 1) OBP: 0.222, SLG: 0.288										2	0	1	0	0	0	0											
<b>Duane Walker</b> , L (7, PH) OBP: 0.297, SLG: 0.340										1	0	0	0	0	0	0											
<b>Bill Scherrer</b> , L (8, 1) OBP: 0.167, SLG: 0.091										1	0	0	0	0	0	0											
<b>Inning Stats</b>	R: 0 E: 0 K: 1 S: 5	H: 0 LOB: 2 BB: 2 P: 13	R: 0 E: 0 K: 0 S: 3	H: 0 LOB: 0 BB: 0 P: 3	R: 1 E: 0 K: 0 S: 4	H: 1 LOB: 0 BB: 0 P: 4	R: 0 E: 0 K: 0 S: 4	H: 2 LOB: 2 BB: 1 P: 8	R: 0 E: 0 K: 1 S: 5	H: 1 LOB: 2 BB: 2 P: 13	R: 0 E: 0 K: 0 S: 2	H: 0 LOB: 0 BB: 1 P: 6	R: 5 E: 0 K: 0 S: 5	H: 2 LOB: 0 BB: 3 P: 17	R: 0 E: 0 K: 0 S: 3	H: 0 LOB: 0 BB: 0 P: 3	1B: 3 2B: 1 3B: 0 HR: 2	SF: 0 SAC: 0 DP: 1 HBP: 0	WP: 0 PB: 0 SB: 1 CS: 2	PA: 36							
<b>PITCHER</b>	IP	WLS	BF	H	R	ER	SO	BB	IBB	HBP	BLK	WP	HR	S	P	ERA	WHIP										
<b>Phil Niekro</b> , R (1, 1) ERA: 4.08	6.2	L	31	5	5	5	2	9	0	0	0	0	1	26	62	6.75	2.100										
<b>Steve Bedrosian</b> , R (7, 1) ERA: 3.66	1.1		5	1	1	1	0	0	0	0	0	0	1	5	5	6.75	0.750										





Batter	1	2	3	4	5	6	7	8	9	AB	R	H	RBI	BB	SO	LOB	TOP								
Bill Doran, S OBP: 0.373, SLG: 0.370 (1, 4)										4	1	1	0	0	0	1									
Terry Puhl, L OBP: 0.352, SLG: 0.436 (1, 9)										3	1	1	1	1	0	0									
Dickie Thon, R OBP: 0.344, SLG: 0.464 (1, 6)										4	0	0	0	0	2	3									
Jose Cruz, L OBP: 0.388, SLG: 0.471 (1, 7)										4	1	4	1	0	0	0									
Ray Knight, R OBP: 0.359, SLG: 0.448 (1, 3)										4	0	0	0	0	1	4									
Phil Garner, R OBP: 0.314, SLG: 0.365 (1, 5)										3	0	0	1	0	0	2									
Jerry Mumfry, S OBP: 0.344, SLG: 0.440 (4, 1)										2	0	0	0	0	1	0									
Vern Riffe, L OBP: 0.250, SLG: 0.118 (6, PH)										0	0	0	0	0	0	1									
Kevin Bass, S OBP: 0.295, SLG: 0.331 (8, 1)										1	0	0	0	0	0	0									
Michael LaCoss, R OBP: 0.114, SLG: 0.088 (8, 1)										0	0	0	0	0	0	0									
Bill Dawley, R OBP: 0.222, SLG: 0.222 (8, PH)										1	0	0	0	0	0	0									
Denny Walling, L OBP: 0.342, SLG: 0.420 (8, PH)										1	0	0	0	0	0	0									
John Mizerock, L OBP: 0.263, SLG: 0.259 (5, PH)										1	0	0	0	0	0	0									
Craig Reynolds, L OBP: 0.299, SLG: 0.280 (5, 2)										0	0	0	0	1	0	0									
Luis Pujols, R OBP: 0.222, SLG: 0.224 (7, PH)										0	0	0	0	0	0	0									
Harry Spillman, L OBP: 0.213, SLG: 0.250 (7, 2)										2	0	0	0	0	1	0									
Jeff Heathcock, R (1, 1)										1	0	0	0	0	0	0									
Tony Scott, S OBP: 0.259, SLG: 0.285 (4, 8)										2	0	0	0	0	1	1									
<b>Inning Stats</b>	R: 2 E: 0 K: 2 S: 10	H: 3 LOB: 1 BB: 0 P: 10	R: 0 E: 0 K: 0 S: 3	H: 0 LOB: 0 BB: 0 P: 3	R: 0 E: 0 K: 1 S: 5	H: 0 LOB: 0 BB: 0 P: 5	R: 1 E: 0 K: 1 S: 6	H: 1 LOB: 0 BB: 0 P: 6	R: 0 E: 0 K: 0 S: 5	H: 1 LOB: 1 BB: 2 P: 13	R: 0 E: 0 K: 1 S: 4	H: 0 LOB: 0 BB: 0 P: 5	R: 0 E: 0 K: 0 S: 4	H: 1 LOB: 0 BB: 0 P: 4	R: 0 E: 0 K: 0 S: 3	H: 0 LOB: 0 BB: 0 P: 3	R: 0 E: 0 K: 0 S: 3	H: 0 LOB: 0 BB: 0 P: 3	1B: 3 2B: 2 3B: 1 HR: 0	SF: 1 SAC: 0 DP: 0 HBP: 0	WP: 0 PB: 0 SB: 1 CS: 0	PA: 35			
<b>PITCHER</b>	IP WLS BF H R ER SO BB IBB HBP BLK WP HR S P ERA WHIP	8.0 W 32 6 3 3 6 2 0 0 0 0 0 0 42 50 3.38 1.000	1.0 3 0 0 0 0 0 0 0 0 0 0 0 0 3 3 0.00 0.000																						

Houston Astros @ Cincinnati Reds  
Riverfront Stadium, Cincinnati, OH  
Fri Sep 16 1983, 7:05 PM EDT  
Att: 9,146 - Unknown

AB	32
R	3
H	6
RBI	3
BB	2
SO	6
LOB	12



Batter	1	2	3	4	5	6	7	8	9	AB	R	H	RBI	BB	SO	LOB	BOTTOM							
Eddie Milner, L OBP: 0.356, SLG: 0.388 (1, 8)										5	1	2	2	0	1	2								
Gary Redus, R OBP: 0.353, SLG: 0.446 (1, 7)										4	2	2	2	1	0	1								
Dave Concepcion, R OBP: 0.302, SLG: 0.277 (1, 6)										5	0	0	0	0	0	5								
Dan Driessen, L OBP: 0.396, SLG: 0.422 (1, 3)										4	0	0	0	0	0	3								
Nick Esasky, R OBP: 0.325, SLG: 0.458 (1, 5)										4	1	1	1	0	2	1								
Paul Householder, S OBP: 0.329, SLG: 0.393 (1, 9)										2	1	0	0	2	0	0								
Ron Oester, S OBP: 0.311, SLG: 0.381 (7, PH)										3	1	1	0	0	1	1								
Tom Foley, L OBP: 0.262, SLG: 0.260 (8, 4)										1	0	0	0	0	1	2								
Dann Bilardello, R OBP: 0.263, SLG: 0.362 (1, 2)										4	0	1	0	0	0	1								
Bruce Berenyi, R OBP: 0.220, SLG: 0.280 (8, PH)										3	2	3	1	0	0	0								
Duane Walker, L OBP: 0.295, SLG: 0.338 (8, 1)										1	0	0	0	0	0	1								
Tom Hume, R (9, 1)										0	0	0	0	0	0	0								
<b>Inning Stats</b>	R: 0 E: 0 K: 0 S: 3	H: 0 LOB: 0 BB: 0 P: 3	R: 0 E: 0 K: 0 S: 3	H: 0 LOB: 0 BB: 0 P: 3	R: 2 E: 0 K: 0 S: 7	H: 3 LOB: 2 BB: 0 P: 7	R: 5 E: 1 K: 0 S: 7	H: 4 LOB: 1 BB: 1 P: 11	R: 0 E: 0 K: 1 S: 5	H: 0 LOB: 0 BB: 0 P: 5	R: 0 E: 0 K: 1 S: 6	H: 1 LOB: 1 BB: 0 P: 6	R: 1 E: 1 K: 2 S: 9	H: 1 LOB: 2 BB: 1 P: 13	R: 0 E: 0 K: 1 S: 6	H: 1 LOB: 2 BB: 1 P: 10	1B: 4 2B: 3 3B: 0 HR: 3	SF: 0 SAC: 0 DP: 0 HBP: 0	WP: 1 PB: 0 SB: 1 CS: 0	PA: 39				
<b>PITCHER</b>	IP WLS BF H R ER SO BB IBB HBP BLK WP HR S P ERA WHIP	3.2 L 18 5 5 5 0 1 0 0 0 0 0 2 8 8 13.50 1.636	1.1 6 2 2 2 1 0 0 0 0 0 0 2 8 8 13.50 1.500	2.0 10 2 1 1 3 1 0 0 0 1 0 15 19 4.50 1.500	1.0 5 1 0 0 1 1 0 0 0 0 0 6 10 0.00 2.000																			

Houston Astros @ Cincinnati Reds  
Riverfront Stadium, Cincinnati, OH  
Fri Sep 16 1983, 7:05 PM EDT  
Att: 9,146 - Unknown

AB	36
R	8
H	10
RBI	6
BB	3
SO	5
LOB	17





Batter	1	2	3	4	5	6	7	8	9	AB	R	H	RBI	BB	SO	LOB	TOP										
<b>Bill Doran, S</b> OBP: 0.370, SLG: 0.367 (1, 4)	2-1 4-3	2-2 F7			1-1 4-3		1-3 K			4	0	0	0	0	1	2											
<b>Terry Puhl, L</b> OBP: 0.348, SLG: 0.432 (1, 9)	1-0 4-3		0-2 K		0-0 L6		2-2 6-3			4	0	0	0	0	1	0											
<b>Jerry Mumphy, S</b> OBP: 0.343, SLG: 0.411 (1, 8)	0-1 F7		2-1 F9		1-2 HR		3-2 P6			4	1	1	0	0	0	0											
<b>Jose Cruz, L</b> OBP: 0.389, SLG: 0.477 <b>Tony Scott, S</b> OBP: 0.259, SLG: 0.285 (9, 7)		1-2 S 2B	1-3 K		3-1 HR		0-3 K			4	2	2	2	0	2	0											
<b>Ray Knight, R</b> OBP: 0.361, SLG: 0.451 <b>Denny Walling, L</b> OBP: 0.351, SLG: 0.431 (2, 3)		3-1 SAFE 1B 2B		1-0 4-3		1-1 4-3 2B		4-1 BB		1	1	1	1	0	0	0											
<b>Phil Garner, R</b> OBP: 0.314, SLG: 0.364 (1, 5)		1-2 SH3-4 2H 1B		1-0 F8		1-2 4-3 2B		1-3 SAFE K		4	0	1	1	0	1	2											
<b>Alan Ashby, S</b> OBP: 0.306, SLG: 0.405 (1, 2)		4-0 SH3-4 1B		1-1 F9		0-0 F8		1-1 6-3		3	0	0	0	1	0	1											
<b>Craig Reynolds, L</b> OBP: 0.259, SLG: 0.269 (1, 6)		0-1 F6		1-1 F9		3-3 K				3	0	0	0	0	1	2											
<b>Mike Madden, L</b> OBP: 0.105, SLG: 0.056 <b>Vern Rühle, R</b> OBP: 0.238, SLG: 0.111 <b>Frank DiPino, L</b> OBP: 0.333, SLG: 0.400 (9, 1)		0-1 SH3-4 1-2 2-3		0-3 K		2-3 K				1	0	0	0	0	1	0											
<b>Inning Stats</b>	R: 0 H: 0 E: 0 K: 0 S: 5	H: 0 LOB: 0 BB: 0 P: 8	R: 2 H: 3 E: 0 K: 0 S: 15	H: 3 LOB: 2 BB: 1 P: 26	R: 0 H: 0 E: 0 K: 2 S: 10	H: 0 LOB: 0 BB: 0 P: 13	R: 0 H: 0 E: 0 K: 0 S: 4	H: 0 LOB: 0 BB: 0 P: 7	R: 0 H: 0 E: 0 K: 1 S: 7	H: 0 LOB: 0 BB: 0 P: 9	R: 2 H: 3 E: 0 K: 0 S: 13	H: 3 LOB: 1 BB: 0 P: 19	R: 0 H: 0 E: 0 K: 3 S: 9	H: 0 LOB: 0 BB: 0 P: 15	R: 0 H: 0 E: 0 K: 1 S: 9	H: 0 LOB: 0 BB: 0 P: 14	R: 0 H: 0 E: 0 K: 1 S: 6	H: 0 LOB: 0 BB: 1 P: 12	1B: 2 2B: 3 3B: 0 HR: 1	SF: 0 SAC: 1 DP: 0 HBP: 0	WP: 0 PA: 34 PB: 0 SB: 1 CS: 0						
<b>PITCHER</b>	IP	WLS	BF	H	R	ER	SO	BB	IBB	HBP	BLK	WP	HR	S	P	ERA	WHIP										
<b>Jeff Russell, R</b> ERA: 2.5 (1, 1)	6.0	L	25	6	4	4	3	1	0	0	0	0	1	54	82	6.00	1.167										
<b>Bill Scherrer, L</b> ERA: 3.05 (7, 1)	2.0		6	0	0	0	4	0	0	0	0	0	0	18	29	0.00	0.000										
<b>Tom Hume, R</b> ERA: 5.25 (9, 1)	1.0	S	3	0	0	0	1	1	0	0	0	0	0	6	12	0.00	1.000										

Houston Astros @ Cincinnati Reds  
Riverfront Stadium, Cincinnati, OH  
Sat Sep 17 1983, 7:05 PM EDT  
Att: 53,790 - Unknown

AB	31
R	4
H	6
RBI	4
BB	2
SO	8
LOB	7



Batter	1	2	3	4	5	6	7	8	9	AB	R	H	RBI	BB	SO	LOB	BOTTOM										
<b>Gary Redus, R</b> OBP: 0.351, SLG: 0.442 (1, 7)	0-1 F8			2-0 L4		4-2 BB		2-3 K		4	0	0	0	1	2	2											
<b>Paul Householder, S</b> OBP: 0.327, SLG: 0.392 (1, 8)	1-0 P4		0-2 HR	0-1 P6		3-2 SF8		3-3 K		4	1	1	1	0	1	0											
<b>Dave Concepcion, R</b> OBP: 0.301, SLG: 0.276 (1, 6)	3-1 BB 1B		2-3 K	1-1 5-3		3H F8		0-0 F8		5	0	1	0	0	1	3											
<b>Johnny Bench, R</b> OBP: 0.307, SLG: 0.433 <b>Dann Elardello, R</b> OBP: 0.364, SLG: 0.362 <b>Eddie Milner, L</b> OBP: 0.356, SLG: 0.388 <b>Alan Knicely, R</b> OBP: 0.330, SLG: 0.320 (9, PH)	4-2 BB 1B		0-1 HR		1-2 G5-4-3 1B		0-1 F9		1-3 K		3	1	2	2	1	0											
<b>Nick Esasky, R</b> OBP: 0.327, SLG: 0.459 (1, 5)	2-2 L7		0-0 2B 1B		3-2 G5-4-3 1-2 1B		1-0 FC6-4 1B				4	0	2	0	0	3											
<b>Dan Driessen, L</b> OBP: 0.392, SLG: 0.417 (1, 3)		1-3 K	2-3 K		2-2 1-3		1 SAFE F7				4	0	0	0	2	2											
<b>Cesar Cedeno, R</b> OBP: 0.299, SLG: 0.353 (1, 9)		4-0 1B BB	0-0 2B		0-2 F7		1 SAFE FC6-4				3	0	1	0	1	0											
<b>Ron Oester, S</b> OBP: 0.312, SLG: 0.381 (1, 4)		0-2 F9	4-0 IBB		0-1 BB SF8 1B		0-1 F7				3	1	1	0	1	0											
<b>Jeff Russell, R</b> OBP: 0.235, SLG: 0.438 <b>Skeeter Barnes, R</b> OBP: 0.364, SLG: 0.125 <b>Bill Scherrer, L</b> OBP: 0.167, SLG: 0.091 <b>Duane Walker, L</b> OBP: 0.294, SLG: 0.337 <b>Tom Hume, R</b> (9, 1)		2-1 1B	0-0 L9		4-2 BB 1B		0-1 4-3				2	0	1	0	0	3											
<b>Inning Stats</b>	R: 0 H: 1 E: 0 K: 0 S: 10	H: 1 LOB: 2 BB: 1 P: 20	R: 0 H: 1 E: 0 K: 2 S: 11	H: 1 LOB: 3 BB: 1 P: 19	R: 2 H: 4 E: 0 K: 2 S: 18	H: 4 LOB: 3 BB: 1 P: 26	R: 0 H: 0 E: 0 K: 0 S: 5	H: 0 LOB: 0 BB: 0 P: 8	R: 0 H: 1 E: 0 K: 0 S: 9	H: 1 LOB: 1 BB: 0 P: 15	R: 1 H: 1 E: 0 K: 0 S: 17	H: 1 LOB: 2 BB: 2 P: 28	R: 0 H: 1 E: 0 K: 0 S: 7	H: 1 LOB: 1 BB: 0 P: 8	R: 0 H: 0 E: 0 K: 1 S: 7	H: 0 LOB: 0 BB: 0 P: 9	R: 0 H: 0 E: 0 K: 2 S: 10	H: 0 LOB: 0 BB: 0 P: 14	1B: 7 2B: 1 3B: 0 HR: 1	SF: 1 SAC: 0 DP: 1 HBP: 0	WP: 0 PA: 40 PB: 0 SB: 0 CS: 0						
<b>PITCHER</b>	IP	WLS	BF	H	R	ER	SO	BB	IBB	HBP	BLK	WP	HR	S	P	ERA	WHIP										
<b>Mike Madden, L</b> ERA: 3.02 (1, 1)	5.1	W	27	8	3	3	4	3	1	0	0	0	0	60	99	5.06	2.062										
<b>Vern Rühle, R</b> ERA: 3.75 (6, 1)	3.1		12	1	0	0	2	1	0	0	0	0	0	31	44	0.00	0.600										
<b>Frank DiPino, L</b> ERA: 2.54 (9, 1)	0.1	S	1	0	0	0	1	0	0	0	0	0	0	3	4	0.00	0.000										

Houston Astros @ Cincinnati Reds  
Riverfront Stadium, Cincinnati, OH  
Sat Sep 17 1983, 7:05 PM EDT  
Att: 53,790 - Unknown

AB	34
R	3
H	9
RBI	3
BB	5
SO	7
LOB	15





Batter	1	2	3	4	5	6	7	8	9	AB	R	H	RBI	BB	SO	LOB	TOP				
Bill Doran, S OBP: 0.369, SLG: 0.365 (1,4)	3-1		1B	K		K		4-3		5	1	1	0	0	2	1	<b>Houston Astros @ Cincinnati Reds</b> Riverfront Stadium, Cincinnati, OH Sun Sep 18 1983, 3:33 AM EDT Att: 14,109 - Unknown				
Terry Puhl, L OBP: 0.351, SLG: 0.440 (1,9)	P6		FC3-6 1B		HR	3B		L6		4	2	2	1	1	0	0					
Jerry Mumphy, S OBP: 0.348, SLG: 0.420 (1,8)	BB		FC3-6 1B		6-3	3B				4	0	3	2	1	0	0					
Jose Cruz, L OBP: 0.391, SLG: 0.475 (1,7)	BB		FC3-6 1B		E 1-3 BB	BB		F6		2	0	0	0	3	0	3					
Denny Walling, L OBP: 0.336, SLG: 0.411 (1,3)	G3		K		1-3	F8		F8		5	0	0	0	0	1	8					
Phil Garner, R OBP: 0.313, SLG: 0.361 (1,5)		F7	K		E BB			1-3		4	0	0	0	1	1	3					
Alan Ashby, S OBP: 0.305, SLG: 0.415 (1,2)		HR			F8	E4		G3		4	1	1	1	0	0	2					
Craig Reynolds, L OBP: 0.259, SLG: 0.259 (1,6)		K			SH1-4 BB	K		F8		3	0	0	0	1	2	3					
Mike Scott, R OBP: 0.174, SLG: 0.200 (1,1)					SH1-4					3	0	0	0	0	2	0					
Frank DiPino, L OBP: 0.333, SLG: 0.400 (8,1)	F7					K		K		0	0	0	0	0	0	0					
<b>Inning Stats</b>	R: 0 E: 0 K: 0 S: 3	H: 0 LOB: 2 BB: 2 P: 11	R: 1 E: 0 K: 1 S: 6	H: 1 LOB: 0 BB: 0 P: 6	R: 1 E: 0 K: 2 S: 10	H: 3 LOB: 2 BB: 0 P: 10	R: 0 E: 0 K: 1 S: 5	H: 0 LOB: 1 BB: 1 P: 9	R: 1 E: 0 K: 1 S: 7	H: 1 LOB: 3 BB: 2 P: 15	R: 0 E: 0 K: 2 S: 8	H: 0 LOB: 0 BB: 0 P: 3	R: 0 E: 0 K: 1 S: 5	H: 0 LOB: 0 BB: 0 P: 5	R: 0 E: 0 K: 0 S: 4	H: 1 LOB: 1 BB: 0 P: 4	1B: 4 2B: 0 3B: 1 HR: 2	SF: 0 SAC: 1 DP: 0 HBP: 0	WP: 0 PB: 0 SB: 0 CS: 0	PA: 42	
<b>PITCHER</b>	IP	WLS	BF	H	R	ER	SO	BB	IBB	HBP	BLK	WP	HR	S	P	ERA	WHIP				
Mario Soto, R ERA: 2.64 (1,1)	7.0	L	35	6	4	4	7	7	0	0	0	0	2	42	70	5.14	1.857				
Bill Scherer, L ERA: 2.95 (8,1)	2.0		7	1	0	0	1	0	0	0	0	0	0	9	9	0.00	0.500				

AB	34
R	4
H	7
RBI	4
BB	7
SO	8
LOB	20





Batter	1	2	3	4	5	6	7	8	9	AB	R	H	RBI	BB	SO	LOB	BOTTOM				
Eddie Milner, L OBP: 0.353, SLG: 0.385 (1,8)	F4		F8		F7			F7		4	0	0	0	0	0	0	<b>Houston Astros @ Cincinnati Reds</b> Riverfront Stadium, Cincinnati, OH Sun Sep 18 1983, 3:33 AM EDT Att: 14,109 - Unknown				
Gary Redus, R OBP: 0.352, SLG: 0.445 (1,7)	4-3		1B		F7			1B		3	1	1	0	1	0	0					
Dave Concepcion, R OBP: 0.302, SLG: 0.278 (1,6)	BB		F4		K			G4-6-3 1B		4	0	2	0	0	1	1					
Dan Driessen, L OBP: 0.393, SLG: 0.416 (1,3)	BB							L4		3	0	1	1	1	0	2					
Nick Esasky, R OBP: 0.326, SLG: 0.456 (1,5)	F9		K		F3			FC6-4 1B		4	0	1	0	0	1	3					
Paul Hauscholder, S OBP: 0.323, SLG: 0.387 (1,9)		4-3			G3			K		4	0	0	0	0	2	1					
Ron Oester, S OBP: 0.312, SLG: 0.380 (1,4)		K			BLK 1B			F8		4	0	1	0	0	2	1					
Alex Trevino, R OBP: 0.290, SLG: 0.298 (1,2)					L8			F8		1	0	0	0	1	0	1					
Dallas Williams, L OBP: 0.118, SLG: 0.063 (7, PH)								FC6-4		1	0	0	0	0	0	0					
Dann Bilardello, R OBP: 0.262, SLG: 0.361 (8,2)					BB					1	0	0	0	0	0	1					
Mario Soto, R OBP: 0.141, SLG: 0.167 (1,1)					K					2	0	0	0	0	2	2					
Duane Walker, L OBP: 0.293, SLG: 0.335 (7, PH)					K					1	0	0	0	0	1	0					
Bill Scherer, L OBP: 0.167, SLG: 0.091 (8,1)					K					0	0	0	0	0	0	0					
<b>Inning Stats</b>	R: 0 E: 0 K: 0 S: 4	H: 1 LOB: 2 BB: 1 P: 8	R: 0 E: 0 K: 2 S: 7	H: 0 LOB: 1 BB: 1 P: 11	R: 1 E: 0 K: 1 S: 7	H: 2 LOB: 1 BB: 0 P: 7	R: 0 E: 0 K: 1 S: 6	H: 1 LOB: 1 BB: 0 P: 6	R: 0 E: 0 K: 1 S: 5	H: 0 LOB: 0 BB: 0 P: 5	R: 0 E: 0 K: 2 S: 7	H: 0 LOB: 0 BB: 0 P: 7	R: 0 E: 0 K: 0 S: 3	H: 1 LOB: 1 BB: 1 P: 7	R: 0 E: 0 K: 1 S: 6	H: 1 LOB: 1 BB: 0 P: 6	1B: 5 2B: 0 3B: 1 HR: 0	SF: 0 SAC: 0 DP: 1 HBP: 0	WP: 0 PB: 0 SB: 0 CS: 0	PA: 35	
<b>PITCHER</b>	IP	WLS	BF	H	R	ER	SO	BB	IBB	HBP	BLK	WP	HR	S	P	ERA	WHIP				
Mike Scott, R ERA: 3.68 (1,1)	7.1	W	30	5	1	1	8	3	0	0	0	0	0	7	7	0.00	0.600				
Frank DiPino, L ERA: 2.45 (8,1)	1.2	S	5	1	0	0	1	0	0	0	0	0	0	7	7	0.00	0.600				

AB	32
R	1
H	6
RBI	1
BB	3
SO	9
LOB	12





Batter	1	2	3	4	5	6	7	8	9	AB	R	H	RBI	BB	SO	LOB	TOP				
Eddie Milner, L (1, 8) Ben Hayes, R (7, 1)	0-0 4-3	0-3 K2-3			0-0 F7		0-0 F7			4	0	0	0	0	1	2	<p>Cincinnati Reds @ Atlanta Braves Atlanta-Fulton County Stadium, Atlanta, GA Wed Sep 21 1983, 7:05 PM EDT Unknown</p> <p>livebaseballscorecards.com</p> <p>AB 31 R 1 H 5 RBI 1 BB 5 SO 4 LOB 16</p> 				
Gary Redus, R (1, 7) OBP: 0.354, SLG: 0.445	0-0 CS 1B		4-0 CS BB		0-0 6-3		0-0 P6			3	0	1	0	1	0	0					
Dave Concepcion, R (1, 5) Skeeter Barnes, R (5, 5) OBP: 0.302, SLG: 0.277 OBP: 0.333, SLG: 0.111	4-0 1-2 BB		0-0 5-3		0-0 F9		0-0 5-3			2	0	0	0	1	0	1					
Dan Driessen, L (1, 3) Alan Knicely, R (8, 3) OBP: 0.392, SLG: 0.413 OBP: 0.330, SLG: 0.320	0-0 4-3		4-0 BB		0-0 4-3		0-0 F9			3	0	0	0	1	0	1					
Paul Householder, S (1, 9) OBP: 0.325, SLG: 0.386		4-0 S 1B BB		0-0 F9		0-0 1B		0-0 G3		3	1	1	0	1	0	1					
Ron Oester, S (1, 4) OBP: 0.312, SLG: 0.379		0-3 K 1-2		0-0 4-3		0-3 K		0-0 G3 BB 1B		4	0	1	0	0	2	2					
Tom Foley, L (1, 6) OBP: 0.273, SLG: 0.263		0-0 2B 2H 1B		0-0 E7		0-0 F9		4-0 G3 BB		3	0	1	1	1	0	1					
Alex Trevino, R (1, 2) Duane Walker, L (9, PH) OBP: 0.291, SLG: 0.305 OBP: 0.291, SLG: 0.333		0-0 1-3 2B		0-0 F8		0-0 6-3		0-0 G3		3	0	1	0	0	0	1					
Charlie Puleo, R (1, 1) Rich Galois, R (3, 1) Steve Christensen, R (4, PH) Ted Power, R (4, 1) Dallas Williams, L (7, PH) OBP: 0.185, SLG: 0.111 OBP: 0.227, SLG: 0.350 OBP: 0.222, SLG: 0.143 OBP: 0.108, SLG: 0.090		0-3 K		0-0 4-3		0-0 F7		0-0 F7		1	0	0	0	0	1	2					
<b>Inning Stats</b>	R: 0 E: 0 K: 0 S: 3	H: 1 LOB: 1 BB: 1 P: 7	R: 1 E: 0 K: 3 S: 11	H: 2 LOB: 2 BB: 1 P: 15	R: 0 E: 0 K: 0 S: 2	H: 0 LOB: 1 BB: 2 P: 10	R: 0 E: 1 K: 0 S: 4	H: 0 LOB: 1 BB: 0 P: 4	R: 0 E: 0 K: 1 S: 6	H: 1 LOB: 1 BB: 0 P: 6	R: 0 E: 0 K: 0 S: 3	H: 0 LOB: 0 BB: 0 P: 3	R: 0 E: 0 K: 0 S: 3	H: 0 LOB: 0 BB: 1 P: 3	R: 0 E: 0 K: 0 S: 4	H: 1 LOB: 2 BB: 1 P: 8		1B: 4 2B: 1 3B: 0 HR: 0	SF: 0 SAC: 0 DP: 0 HBP: 0	WP: 0 PB: 0 SB: 1 CS: 2	PA: 36
<b>PITCHER</b> Craig McMurtry, R (1, 1) ERA: 3.22	IP: 9.0 WLS: W BF: 36 H: 5 R: 1 ER: 1 SO: 4 BB: 5 IBB: 0 HBP: 0 BLK: 0 WP: 0 HR: 0 S: 39 P: 59 ERA: 1.00 WHIP: 1.111															<b>PITCHER</b>					

Batter	1	2	3	4	5	6	7	8	9	AB	R	H	RBI	BB	SO	LOB	BOTTOM				
Brett Butler, L (1, 7) OBP: 0.344, SLG: 0.398	0-0 E SF9 1B		0-0 1B FC6		0-0 1-3			0-0 1-3		5	2	2	0	0	0	2	<p>Cincinnati Reds @ Atlanta Braves Atlanta-Fulton County Stadium, Atlanta, GA Wed Sep 21 1983, 7:05 PM EDT Unknown</p> <p>livebaseballscorecards.com</p> <p>AB 32 R 9 H 11 RBI 9 BB 5 SO 2 LOB 12</p> 				
Glenn Hubbard, R (1, 4) Randy Johnson, R (8, 5) OBP: 0.333, SLG: 0.386 OBP: 0.362, SLG: 0.317	0-0 F9		0-0 1B HR	0-0 BB HR		4-0 G6-4-3 BB		0-0 4-3		3	2	2	0	1	0	1					
Claudell Washington, L (1, 9) OBP: 0.317, SLG: 0.498	0-0 SF9		0-0 1B HR	0-0 P6		0-0 G6-4-3 1-2				3	1	1	2	0	0	2					
Dale Murphy, R (1, 8) OBP: 0.406, SLG: 0.564	0-0 6-3		0-0 1B HR	4-0 HR BB		0-0 1B				3	2	2	3	1	0	0					
Chris Chambliss, L (1, 3) Gerald Perry, L (7, 3) OBP: 0.369, SLG: 0.502 OBP: 0.469, SLG: 0.593		4-0 1B BB	0-0 HR	0-0 HR	0-0 1H 2H HR		0-0 4-3			3	2	2	4	1	0	1					
Rafael Ramirez, R (1, 6) OBP: 0.338, SLG: 0.374	0-0 F8		0-0 5-3	0-0 F9		4-0 G4-6-3 BB				3	0	0	0	1	0	1					
Jerry Royster, R (1, 5) OBP: 0.310, SLG: 0.337	0-0 FC6-4 1B		0-0 5-3	0-0 F9		0-0 G4-6-3 1-2				4	0	1	0	0	0	1					
Matt Sinatro, R (1, 2) OBP: 0.310, SLG: 0.337	0-0 FC6-4 1-2		4-0 1B BB		0-0 6-3		0-0 F2			3	0	0	0	1	0	2					
Craig McMurtry, R (1, 1) OBP: 0.116, SLG: 0.076	0-0 4-3		0-0 FC6 1B		0-3 K		0-3 K			4	0	1	0	0	2	2					
<b>Inning Stats</b>	R: 1 E: 1 K: 0 S: 4	H: 1 LOB: 0 BB: 0 P: 4	R: 0 E: 0 K: 0 S: 4	H: 1 LOB: 2 BB: 1 P: 8	R: 5 E: 0 K: 0 S: 9	H: 6 LOB: 2 BB: 1 P: 13	R: 3 E: 0 K: 0 S: 5	H: 2 LOB: 0 BB: 1 P: 9	R: 0 E: 0 K: 1 S: 5	H: 0 LOB: 0 BB: 0 P: 5	R: 0 E: 0 K: 0 S: 3	H: 1 LOB: 1 BB: 1 P: 7	R: 0 E: 0 K: 0 S: 2	H: 0 LOB: 0 BB: 1 P: 6	R: 0 E: 0 K: 1 S: 5	H: 0 LOB: 0 BB: 0 P: 5		1B: 8 2B: 0 3B: 0 HR: 3	SF: 1 SAC: 0 DP: 2 HBP: 0	WP: 0 PB: 0 SB: 1 CS: 0	PA: 38
<b>PITCHER</b> Charlie Puleo, R (1, 1) ERA: 5.02 Rich Galois, R (3, 1) ERA: 5.24 Ted Power, R (4, 1) ERA: 4.49 Ben Hayes, R (7, 1) ERA: 5.97	IP: 2.0 WLS: L BF: 13 H: 6 R: 5 ER: 4 SO: 4 BB: 1 IBB: 0 HBP: 0 BLK: 0 WP: 0 HR: 1 S: 12 P: 16 ERA: 18.00 WHIP: 3.500															<b>PITCHER</b>					



Batter	1	2	3	4	5	6	7	8	9	AB	R	H	RBI	BB	SO	LOB	TOP								
<b>Eddie Milner, L</b> OBP: 0.350, SLG: 0.379 (1, 8)	0-0 4-3		4-0 FC6-4 BB		0-0 4-3		0-0 SH5-4	0-3 K		3	0	0	0	1	1	3									
<b>Gary Redus, R</b> OBP: 0.354, SLG: 0.445 (1, 7)	0-3 K		0-0 FC6-4 S 1-2 2-3		4-0 CS BB		0-3 K		0-0 BB SF7 2B	4	1	1	0	1	2	4									
<b>Dave Concepcion, R</b> OBP: 0.301, SLG: 0.275 (1, 5) (6, 6)	4-0 BB		0-0 F7		0-0 CS	0-3 K	0-0 F7		0-3 K	4	0	0	0	1	2	5									
<b>Dan Driessen, L</b> OBP: 0.397, SLG: 0.413 (1, 3)	0-3 K			4-0 G3 2B BB		0-0 E 1B		4-0 2B 1B BB	4-0 BB IBB	2	2	1	0	3	1	1									
<b>Paul Householder, S</b> OBP: 0.326, SLG: 0.388 (1, 9)		0-0 1-3		0-0 G3		0-0 F9		0-0 1B 2B BB	4-0 BB IBB	4	1	1	0	1	0	2									
<b>Ron Oester, S</b> OBP: 0.312, SLG: 0.380 (1, 4)		4-0 G6-3 BB		0-0 WP 2H 2B		0-0 E4 FC5-4		0-3 K	0-0 SF7	3	0	1	2	1	1	3									
<b>Dann Bilardello, R</b> OBP: 0.286, SLG: 0.359 (1, 2)		0-0 G6-3		0-0 5-3		0-0 FC5-4		0-0 E 2H 3H 1B	0-0 P6	4	0	1	2	0	0	4									
<b>Alex Trevino, R</b> OBP: 0.289, SLG: 0.303 (8, PR) (8, 2)		0-0 G6-3		0-0 5-3		0-0 FC5-4		0-0 E 2H 3H 1B	0-0 P6	1	0	0	0	0	0	2									
<b>Tom Foley, L</b> OBP: 0.286, SLG: 0.289 (1, 6)			0-0 F7		0-0 F7		0-0 SH5-4 1B		0-0 F7	3	0	2	0	0	0	1									
<b>Kelly Paris, R</b> OBP: 0.314, SLG: 0.275 (8, PH)			0-0 FC6-4 2B		0-0 F7		0-0 SH5-4 1B		0-0 F7	0	0	0	0	0	0	0									
<b>Dallas Williams, L</b> OBP: 0.100, SLG: 0.053 (8, PH)			0-0 FC6-4 2B		0-0 F7		0-0 SH5-4 1B		0-0 F7	1	0	0	0	0	0	1									
<b>Tom Hume, R</b> (8, 1)			0-0 FC6-4 2B		0-0 F7		0-0 SH5-4 1B		0-0 F7	0	0	0	0	0	0	0									
<b>Frank Pastore, R</b> OBP: 0.214, SLG: 0.278 (7, PH)			0-3 K		0-3 K		0-0 SH5-4 1B		0-0 E5	2	0	0	0	0	2	1									
<b>Duane Wilder, L</b> OBP: 0.286, SLG: 0.337 (7, 1)			0-0 K		0-0 K		0-0 SH5-4 1B		0-0 E5	1	0	1	0	0	0	0									
<b>Bill Scherrer, L</b> OBP: 0.127, SLG: 0.091 (8, PH)			0-0 K		0-0 K		0-0 SH5-4 1B		0-0 E5	0	0	0	0	0	0	0									
<b>Johnny Branch, S</b> OBP: 0.244, SLG: 0.401 (8, PH)			0-0 K		0-0 K		0-0 SH5-4 1B		0-0 E5	1	0	0	0	0	0	1									
<b>Skeeter Barnes, R</b> OBP: 0.333, SLG: 0.111 (8, 9)			0-0 K		0-0 K		0-0 SH5-4 1B		0-0 E5	0	0	0	0	0	0	0									
<b>Inning Stats</b>	R: 0 E: 0 K: 2 S: 7	H: 0 LOB: 1 BB: 1 P: 11	R: 0 E: 0 K: 0 S: 2	H: 0 LOB: 0 BB: 1 P: 6	R: 0 E: 0 K: 1 S: 6	H: 1 LOB: 2 BB: 1 P: 10	R: 1 E: 0 K: 0 S: 4	H: 1 LOB: 1 BB: 1 P: 8	R: 0 E: 0 K: 1 S: 4	H: 0 LOB: 0 BB: 1 P: 8	R: 0 E: 1 K: 1 S: 7	H: 1 LOB: 2 BB: 0 P: 7	R: 0 E: 0 K: 1 S: 7	H: 2 LOB: 2 BB: 0 P: 7	R: 2 E: 1 K: 2 S: 10	H: 2 LOB: 3 BB: 1 P: 14	R: 1 E: 0 K: 1 S: 6	H: 1 LOB: 2 BB: 2 P: 14	1B: 4 2B: 4 3B: 0 HR: 0	SF: 1 SAC: 1 DP: 1 HBP: 0	WP: 1 PB: 0 SB: 1 CS: 1	PA: 44			
<b>PITCHER</b>	IP	WLS	BF	H	R	ER	SO	BB	IBB	HBP	BLK	WP	HR	S	P	ERA	WHIP								
<b>Phil Niekro, R</b> ERA: 4.0 (1, 1)	6.0		27	5	1	1	5	5	0	0	0	1	0	32	52	1.50	1.667								
<b>Terry Forster, L</b> ERA: 2.05 (7, 1)	1.1		7	2	2	2	2	1	0	0	0	0	0	10	14	13.50	2.250								
<b>Steve Bedrosian, R</b> ERA: 3.59 (8, 1)	1.2	L	9	1	1	1	2	1	1	0	0	0	0	11	19	5.40	1.200								

**Cincinnati Reds @ Atlanta Braves**  
Atlanta-Fulton County Stadium, Atlanta, GA  
Wed Sep 21 1983, 7:05 PM EDT  
Att: 12,621 - Unknown

AB 33  
R 4  
H 8  
RBI 4  
BB 8  
SO 9  
LOB 28



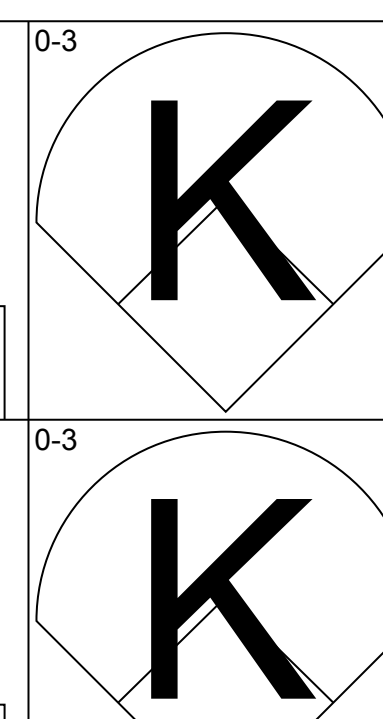
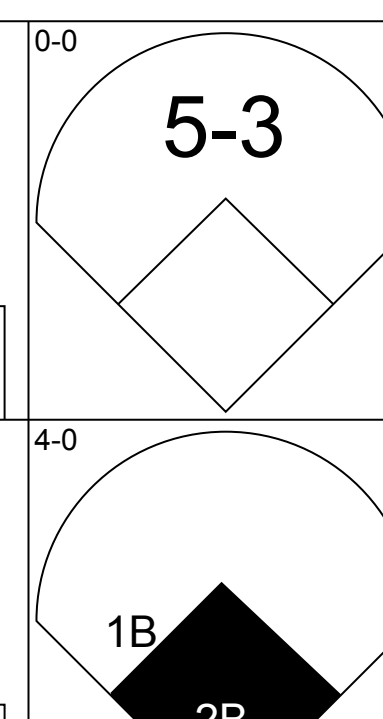
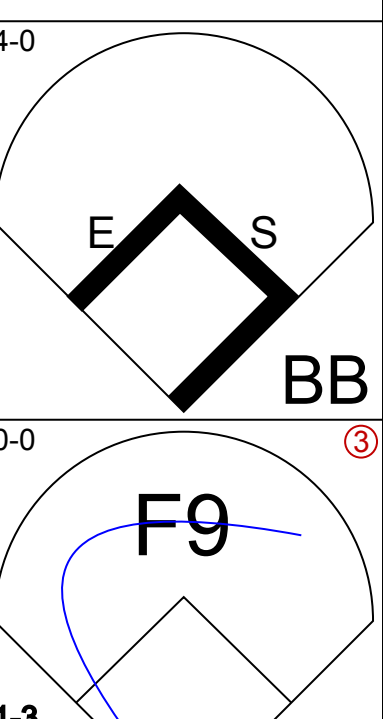
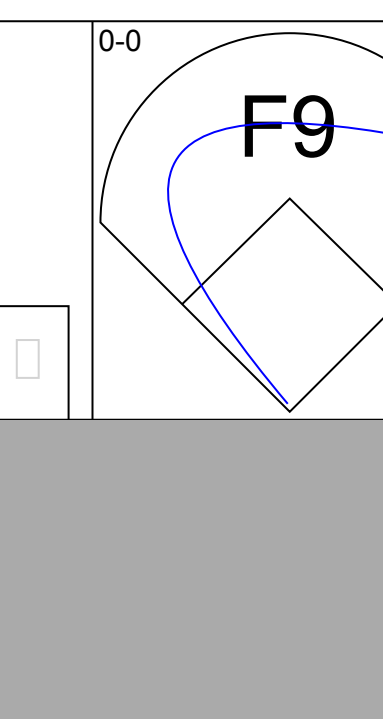
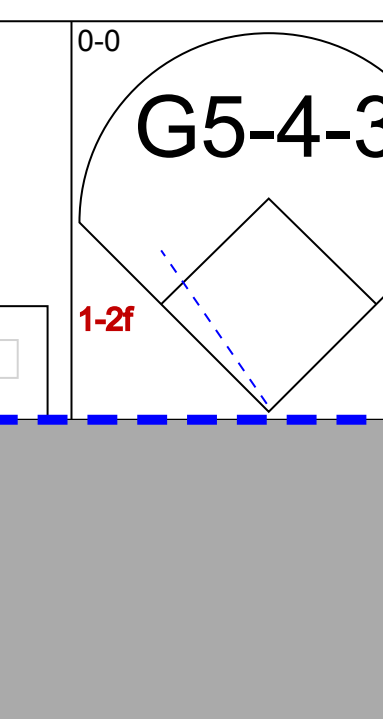
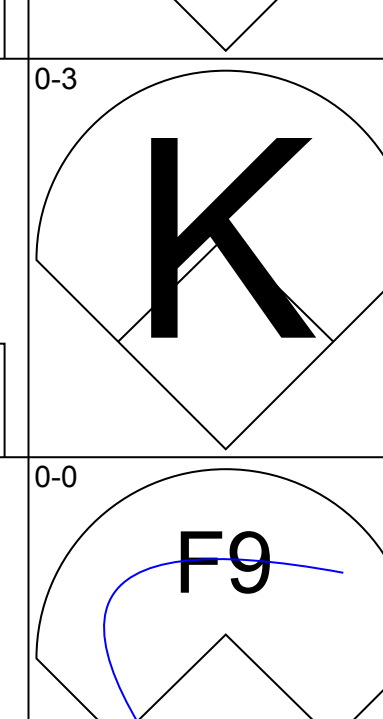
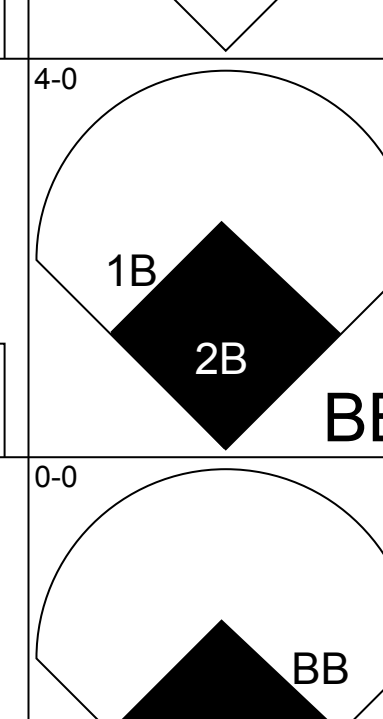
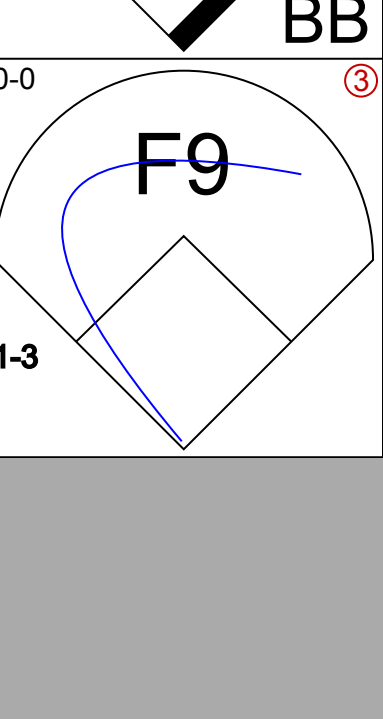
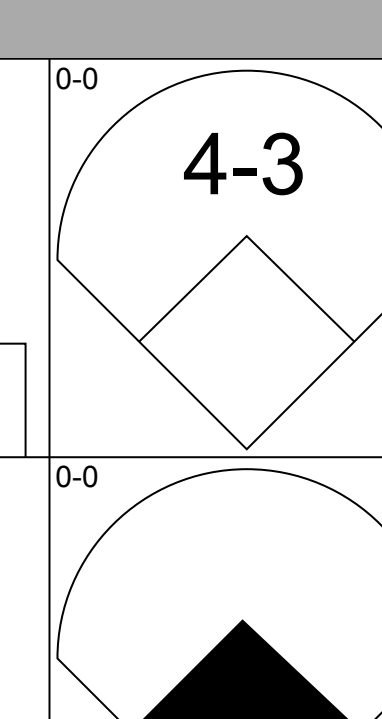
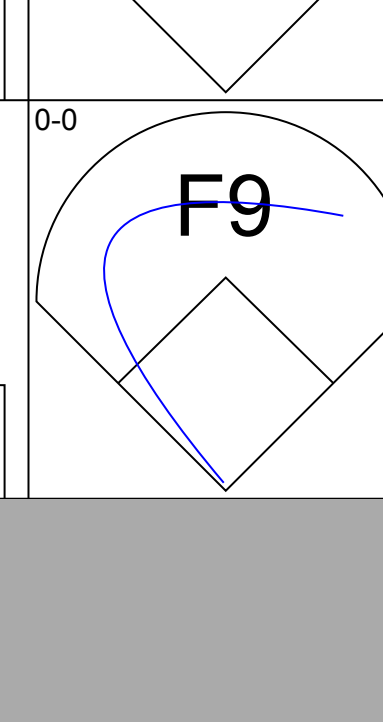
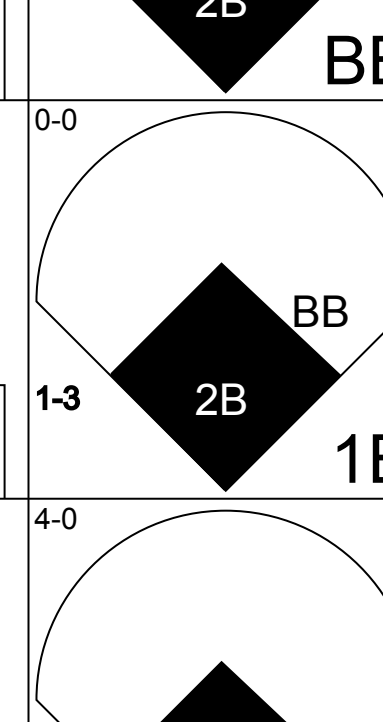
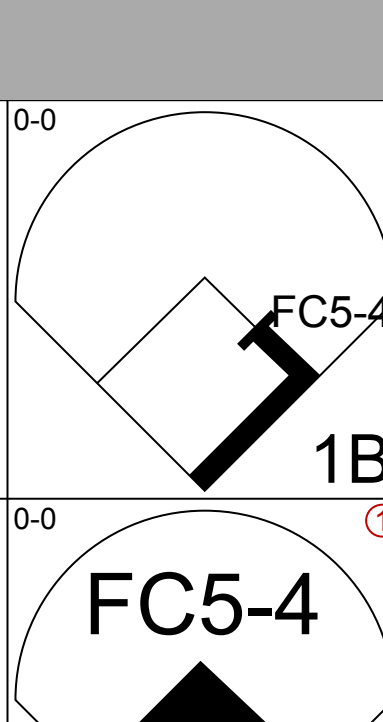
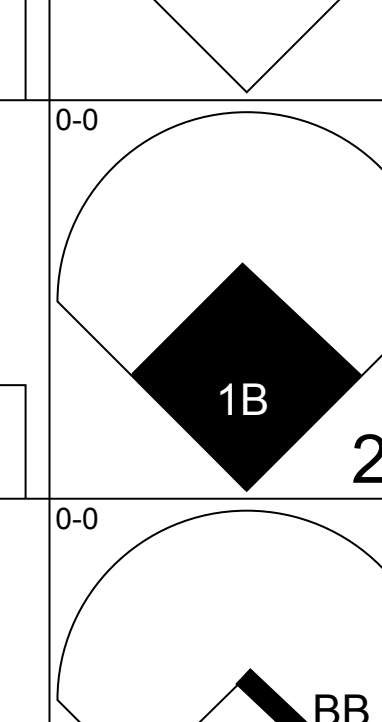
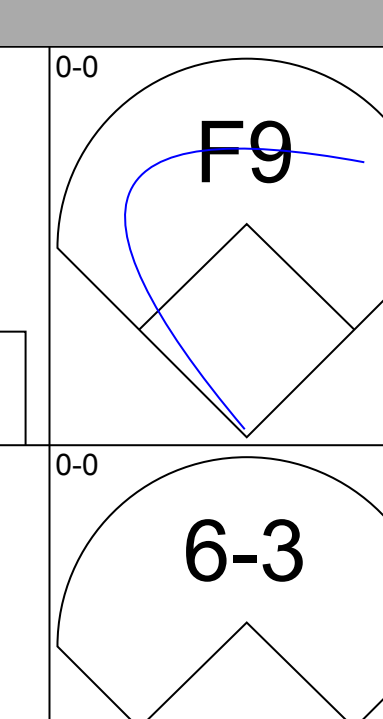
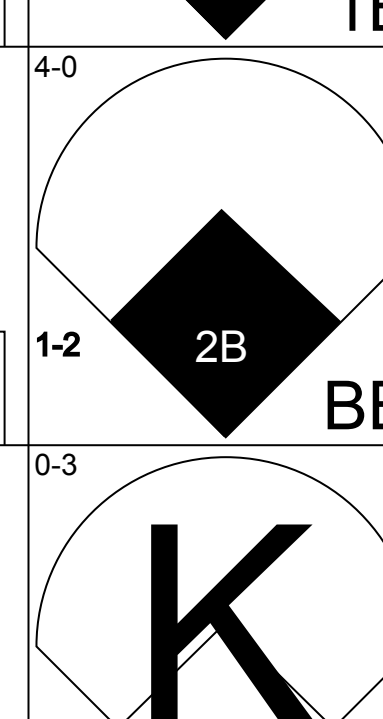
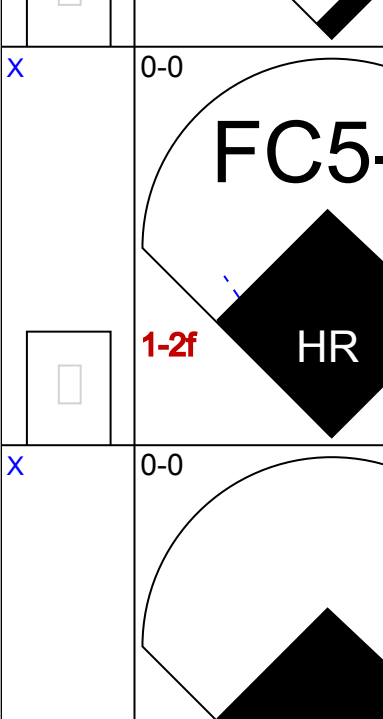
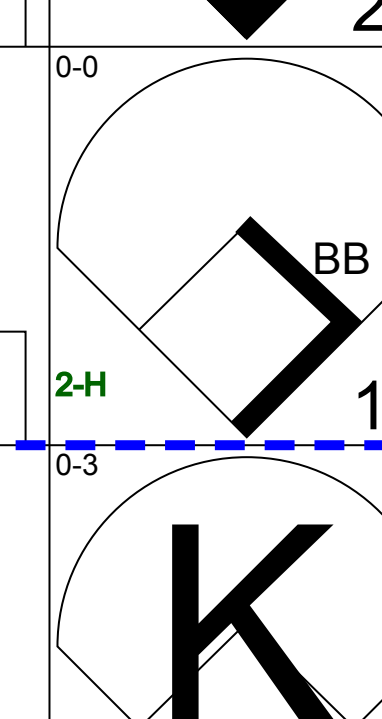

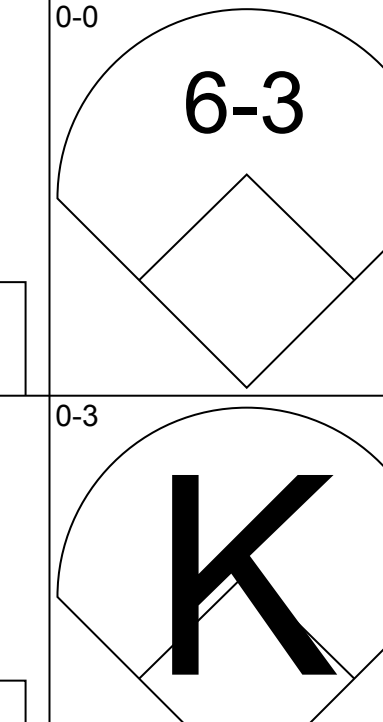
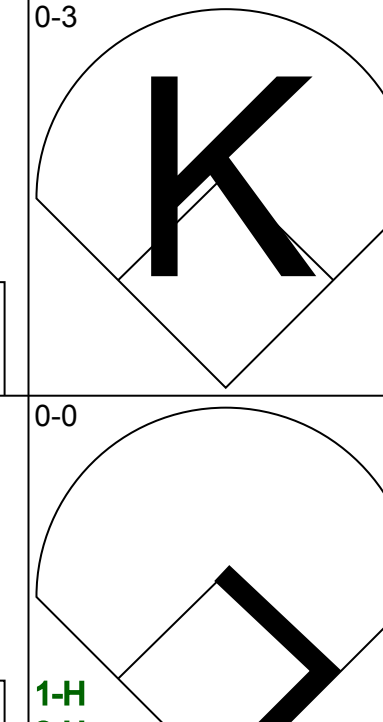
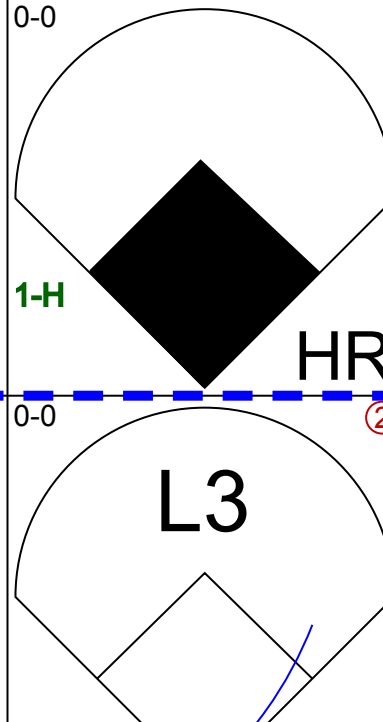
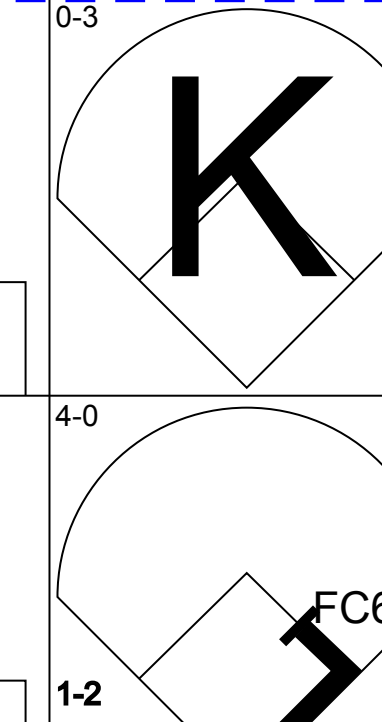

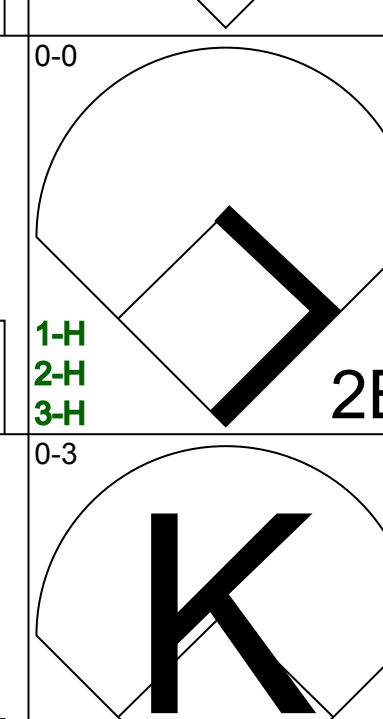
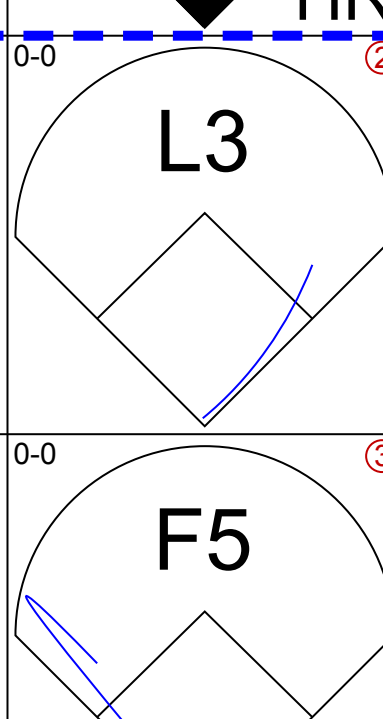
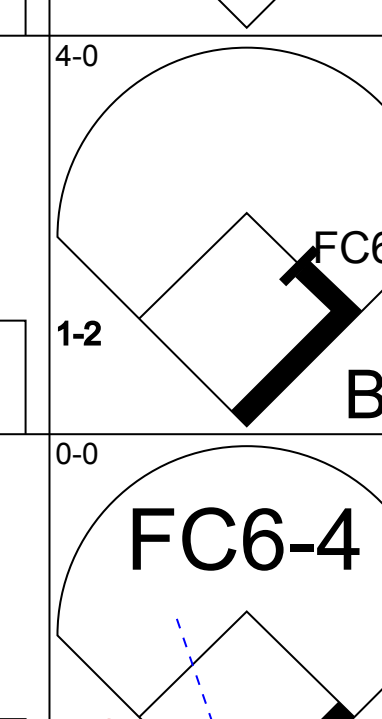
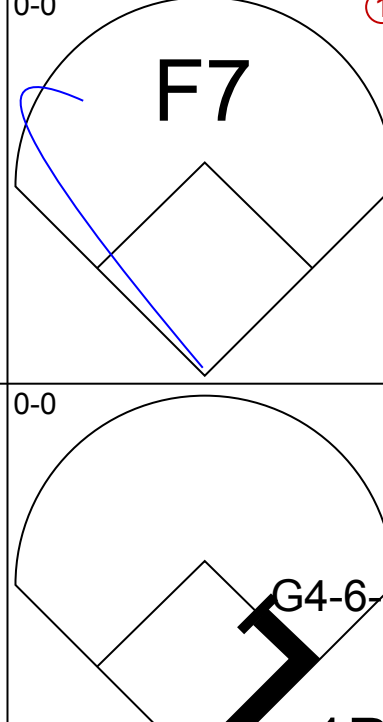

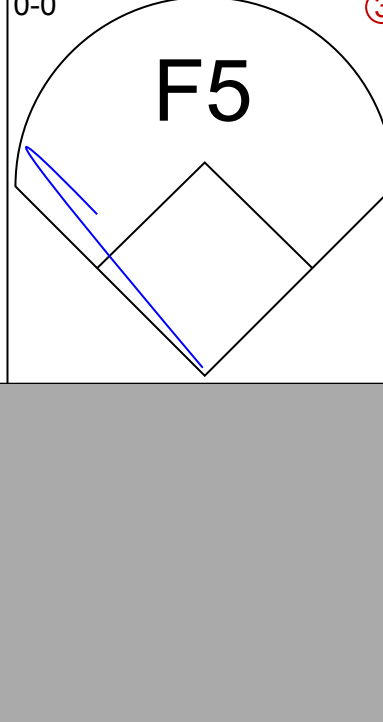
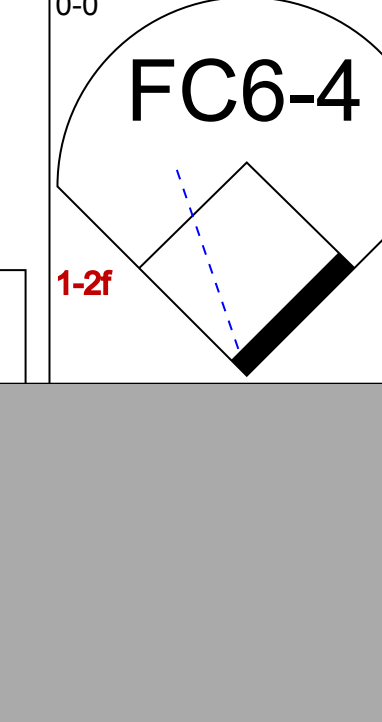
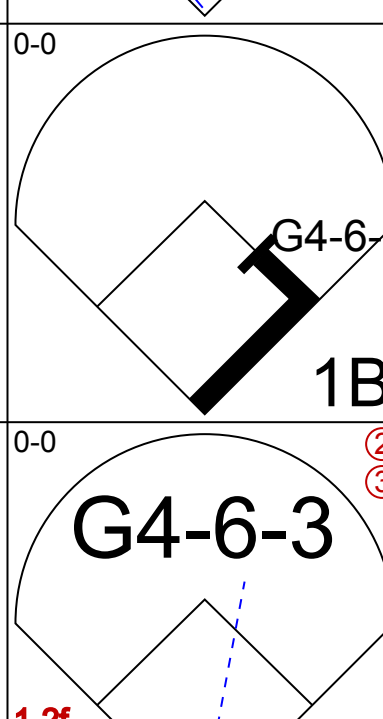
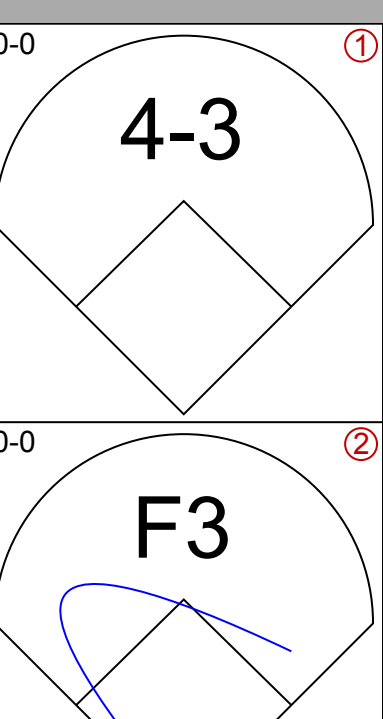
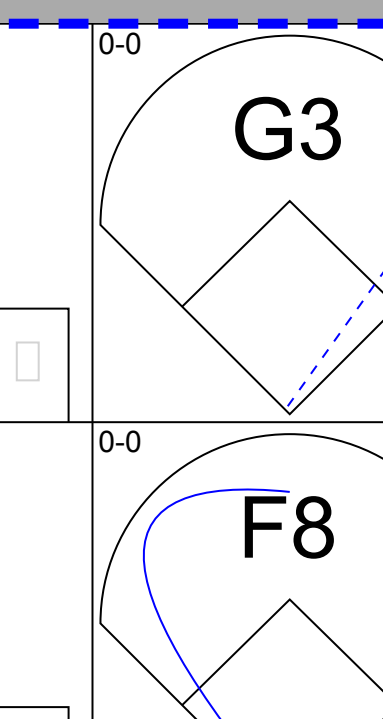
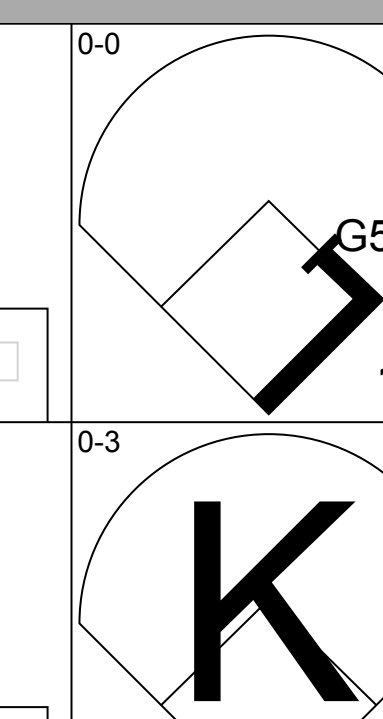
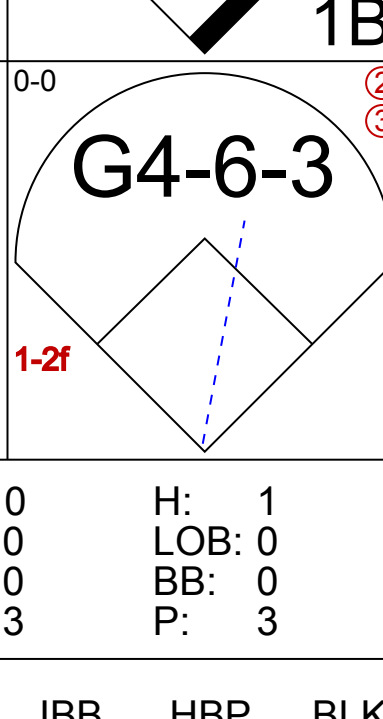
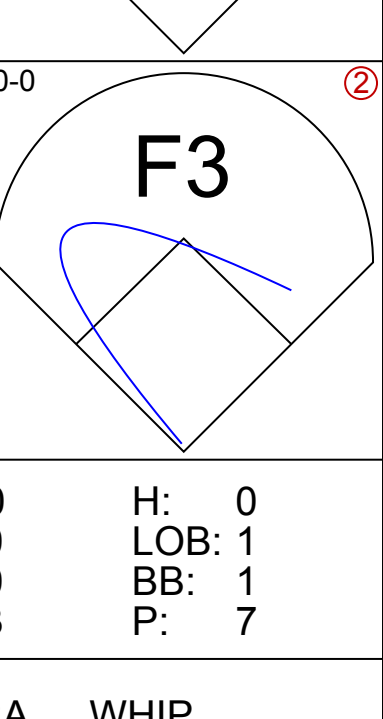
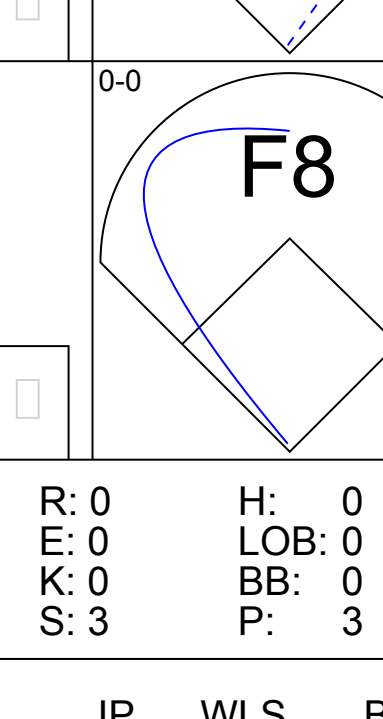
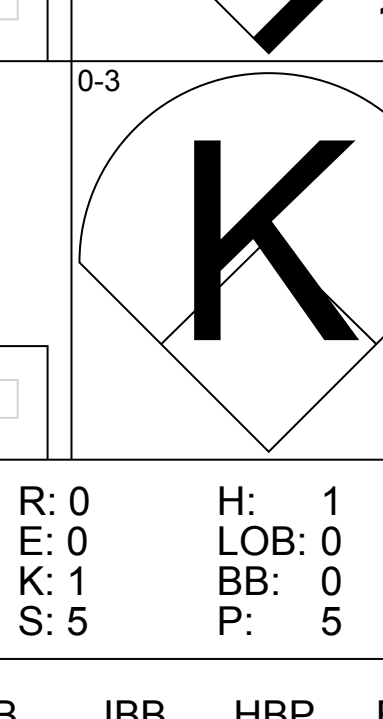
Batter	1	2	3	4	5	6	7	8	9	AB	R	H	RBI	BB	SO	LOB	BOTTOM								
<b>Brett Butler, L</b> OBP: 0.345, SLG: 0.397 (1, 7)	0-0 F8	0-0 F9			4-0 2B BB		0-0 1-3		0-0 1B	4	1	1	0	1	0	1									
<b>Glenn Hubbard, R</b> OBP: 0.337, SLG: 0.391 (1, 4)	0-0 1B		0-0 4-3 S 1B		0-0 1H 2B		4-0 BB		0-3 K	4	0	3	1	1	1	1									
<b>Claudell Washington, L</b> OBP: 0.316, SLG: 0.495 (1, 9)	4-0 BB		0-0 4-3 1-3 1B		0-0 5-3 2B		0-0 1-3			3	0	0	0	1	0	3									
<b>Dale Murphy, R</b> OBP: 0.405, SLG: 0.561 (1, 8)	0-0 F2		0-0 K		0-0 5-3			4-0 1B B3-5 BB		3	0	0	0	1	1	3									
<b>Chris Chambliss, L</b> OBP: 0.370, SLG: 0.502 (1, 3)		0-0 6-3 1B 1B	0-0 F8		0-0 F9		0-0 F9	0-0 1-3 1B		4	1	2	0	0	0	1									
<b>Rafael Ramirez, R</b> OBP: 0.338, SLG: 0.373 (1, 6)		0-0 6-3 1B 1B		0-0 F8		0-0 6-3		0-0 B3-5		4	1	1	0	0	0	2									
<b>Biff Pocoroba, S</b> OBP: 0.317, SLG: 0.367 (1, 2)		0-3 K		0-0 P6		0-0 1B		0-0 F7		4	0	1	0	0	1	3									
<b>Randy Johnson, R</b> OBP: 0.355, SLG: 0.309 (1, 5)		0-0 6-3		0-0 F7		0-0 F9			0-0 F7	3	0	0	0	0	0	3									
<b>Steve Bedrosian, R</b> OBP: 0.125, SLG: 0.125 (8, 1)		0-0 6-3		0-0 F7		0-0 F9			0-0 F7	0	0	0	0	0	0	0									
<b>Gerald Perry, L</b> OBP: 0.455, SLG: 0.571 (9, PH)		1-2 2-3		0-0 F7		0-0 F9			0-0 F7	1	0	0	0	0	0	0									
<b>Phil Niekro, R</b> OBP: 0.177, SLG: 0.200 (1, 1)		0-0 2H 3H 1B		0-0 K		0-3 K		0-0 F8		2	0	1	2	0	1	0									
<b>Terry Forster, L</b> OBP: 0.571, SLG: 0.714 (7, 1)									0-0 F7	0	0	0	0	0	0	0									
<b>Jerry Royster, R</b> OBP: 0.308, SLG: 0.335 (7, 5)									0-0 F7	2	0	0	0	0	0	0									
<b>Inning Stats</b>	R: 0 E: 0 K: 0 S: 3	H: 1 LOB: 1 BB: 1 P: 7	R: 2 E: 0 K: 1 S: 8	H: 3 LOB: 1 BB: 0 P: 8	R: 0 E: 0 K: 1 S: 6	H: 1 LOB: 0 BB: 0 P: 6	R: 0 E: 0 K: 0 S: 3	H: 0 LOB: 0 BB: 0 P: 3	R: 1 E: 0 K: 1 S: 6	H: 1 LOB: 1 BB: 1 P: 10	R: 0 E: 0 K: 0 S: 4	H: 1 LOB: 1 BB: 0 P: 4	R: 0 E: 0 K: 0 S: 3	H: 0 LOB: 1 BB: 1 P: 7	R: 0 E: 0 K: 0 S: 3	H: 1 LOB: 1 BB: 1 P: 7	R: 0 E: 0 K: 1 S: 6	H: 1 LOB: 1 BB: 0 P: 6	1B: 8 2B: 2 3B: 0 HR: 0	SF: 0 SAC: 0 DP: 1 HBP: 0	WP: 0 PB: 0 SB: 1 CS: 0	PA: 38			
<b>PITCHER</b>	IP	WLS	BF	H	R	ER	SO	BB	IBB	HBP	BLK	WP	HR	S	P	ERA	WHIP								
<b>Frank Pastore, R</b> ERA: 4.97 (1, 1)	6.0		26	7	3	3	3	2	0	0	0	0	0	30	38	4.50	1.500								
<b>Bill Scherrer, L</b> ERA: 2.94 (7, 1)	1.0		4	0	0	0	0	1	0	0	0	0	0	3	7	0.00	1.000								
<b>Tom Hume, R</b> ERA: 5.07 (8, 1)	2.0	W	8	2	0	0	1	1	0	0	0	0	0	9	13	0.00	1.500								

**Cincinnati Reds @ Atlanta Braves**  
Atlanta-Fulton County Stadium, Atlanta, GA  
Wed Sep 21 1983, 7:05 PM EDT  
Att: 12,621 - Unknown

AB 34  
R 3  
H 9  
RBI 3  
BB 4  
SO 4  
LOB 17

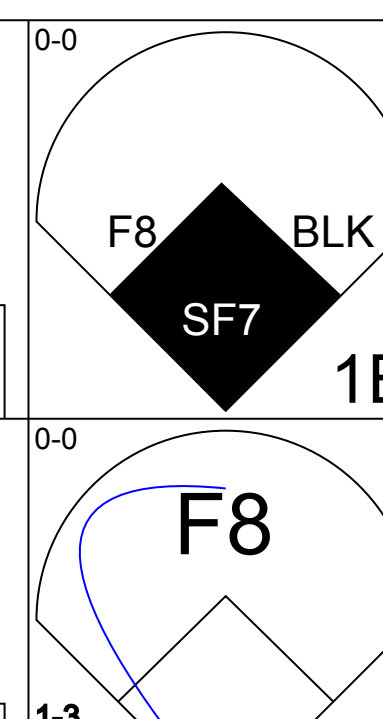
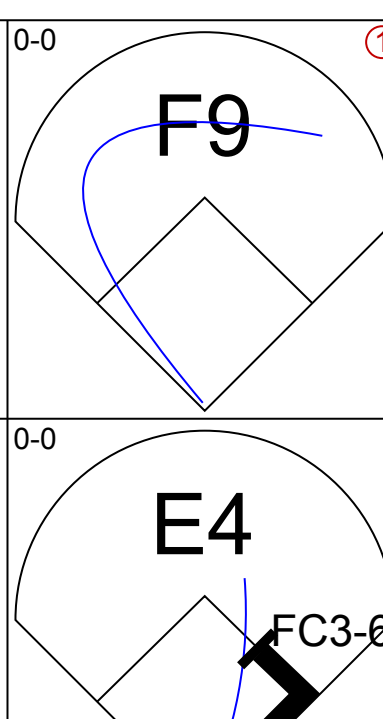
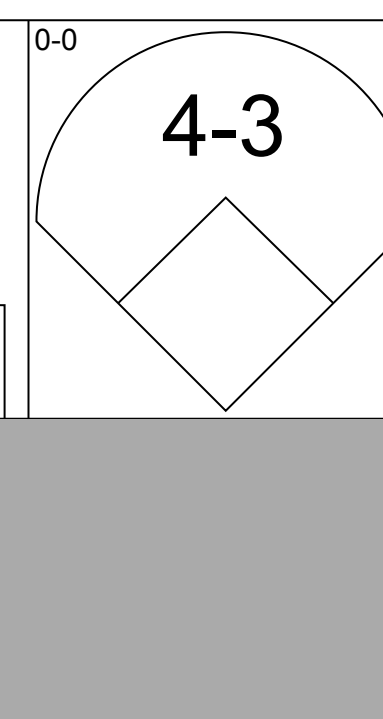
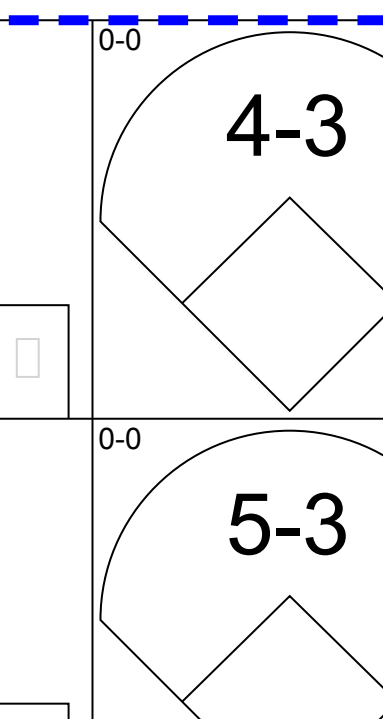
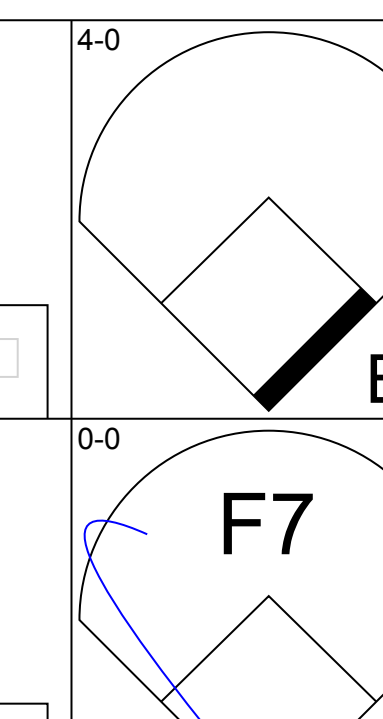
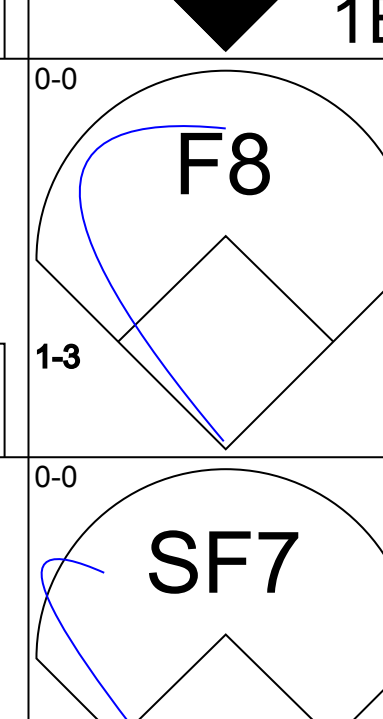
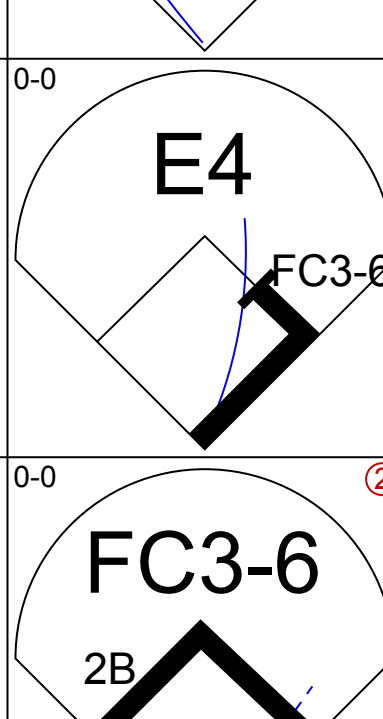
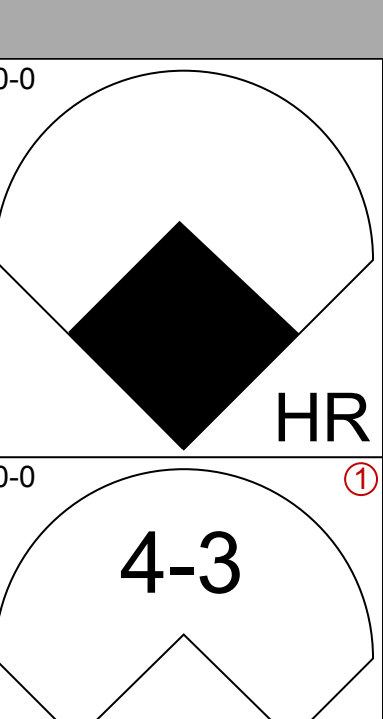
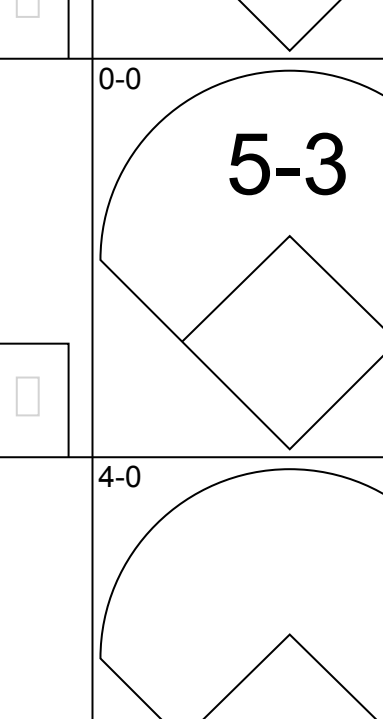
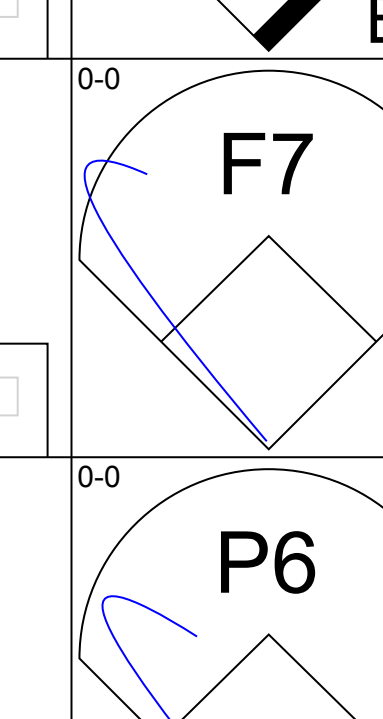
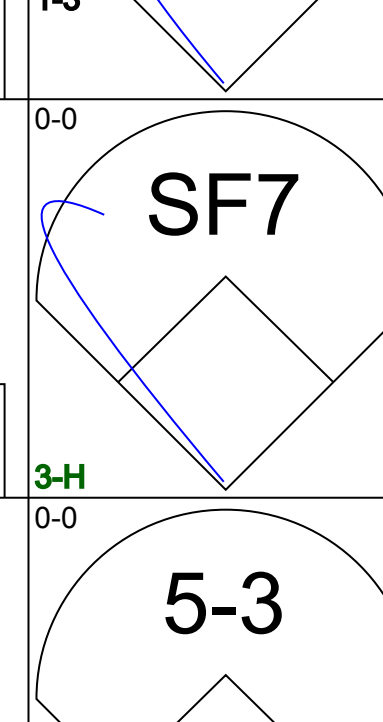
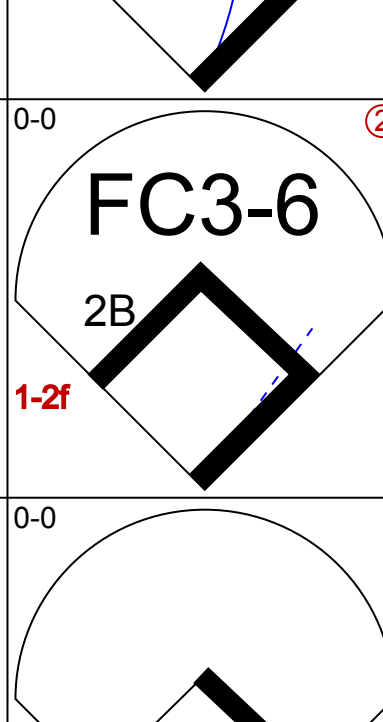
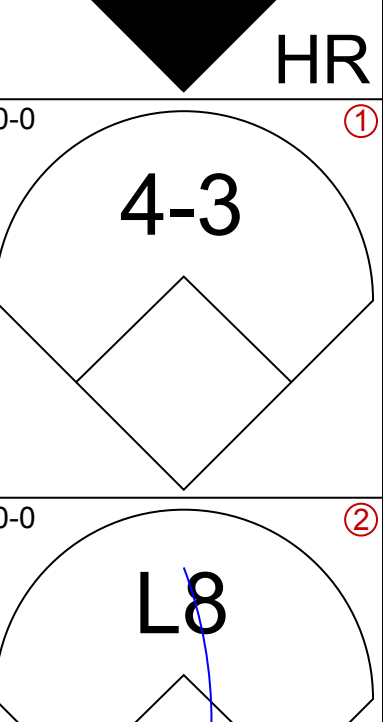
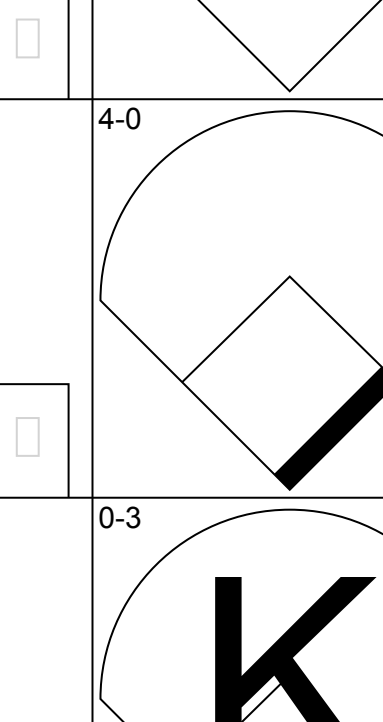
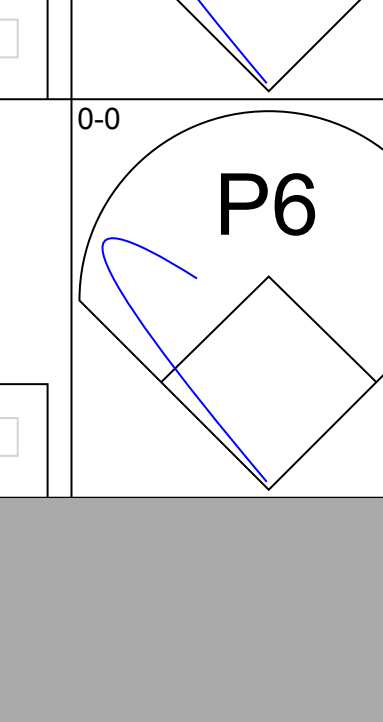
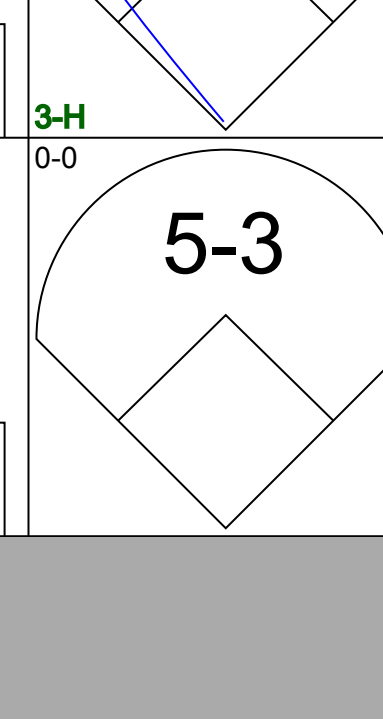
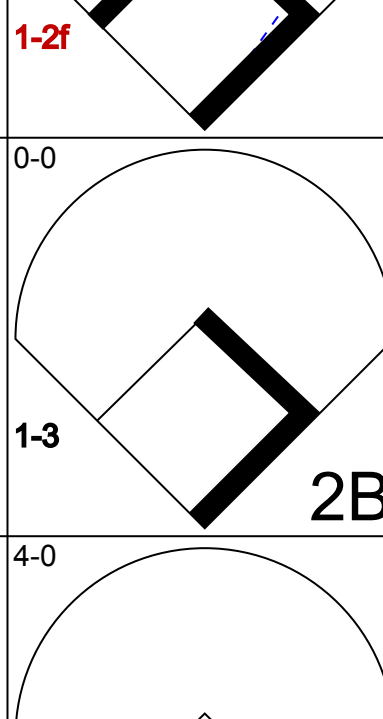
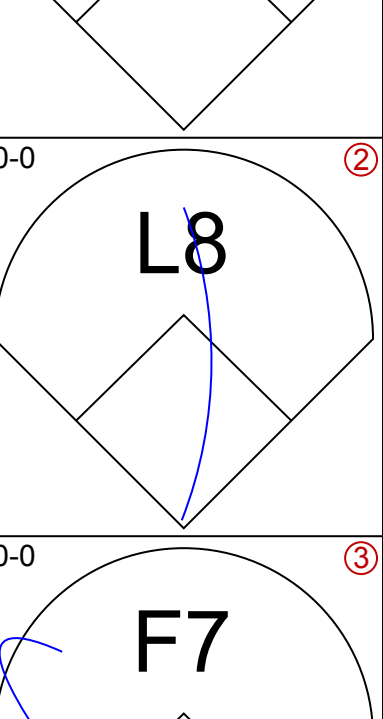
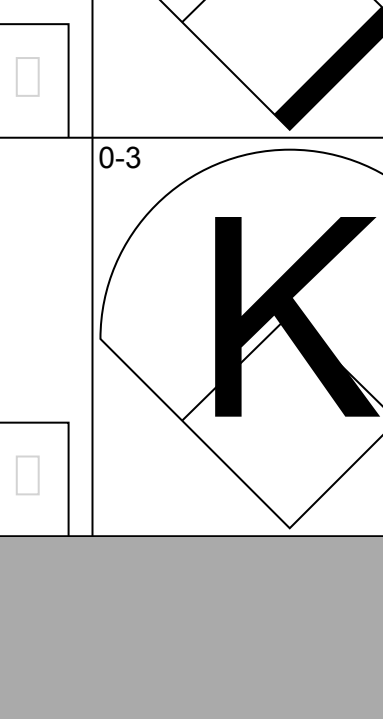
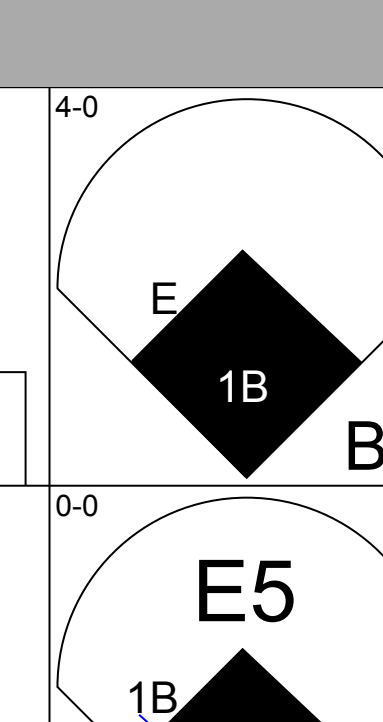
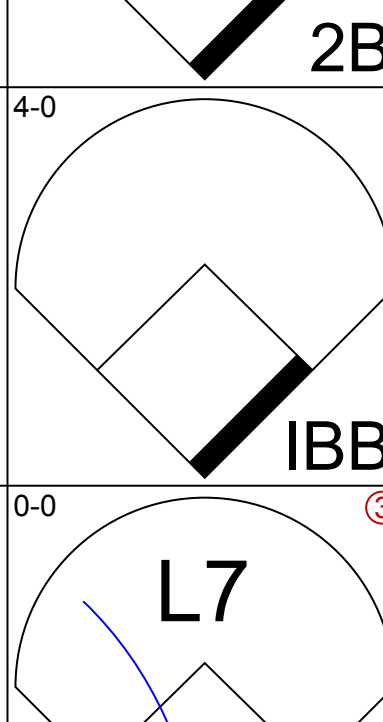
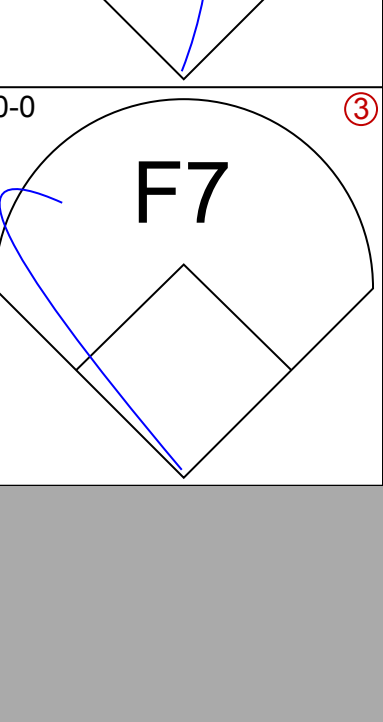
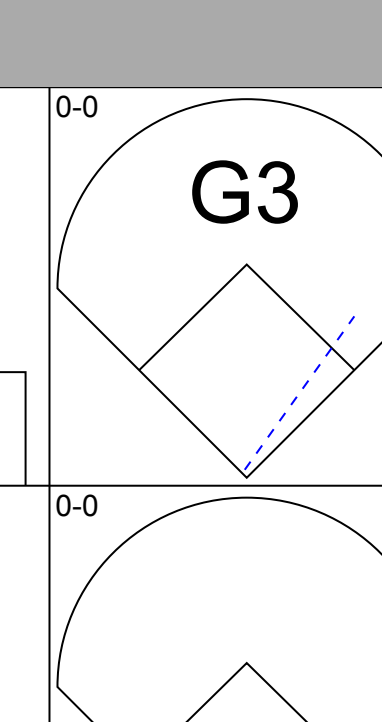
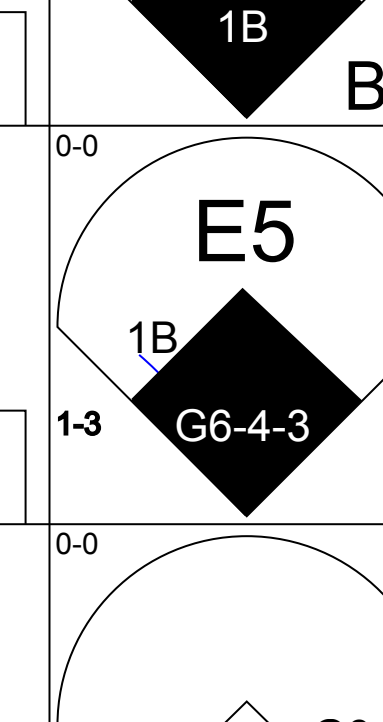
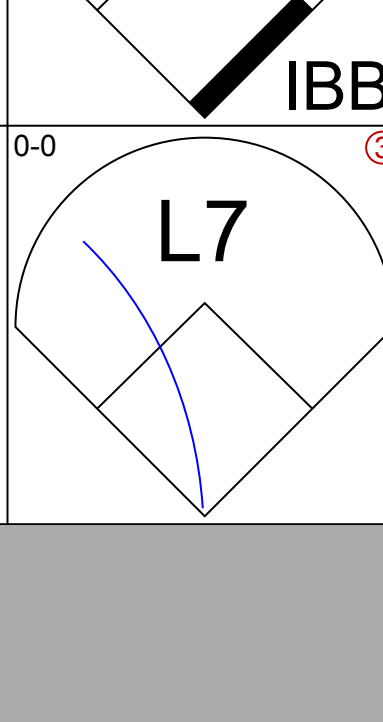
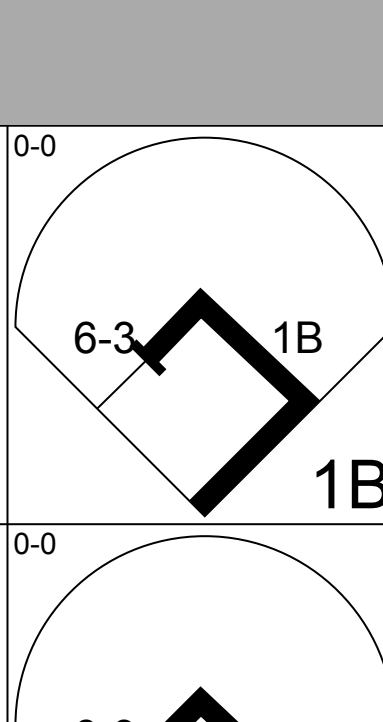
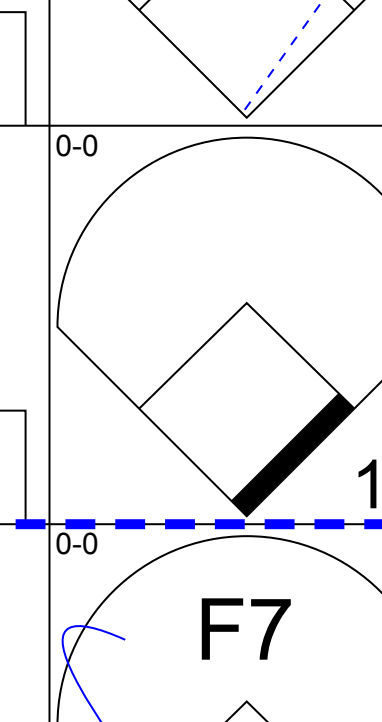
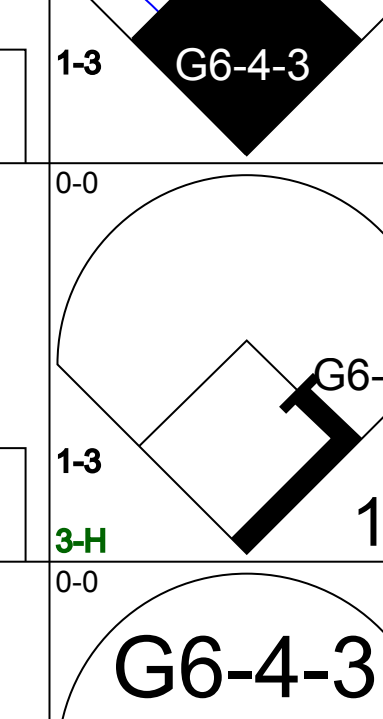
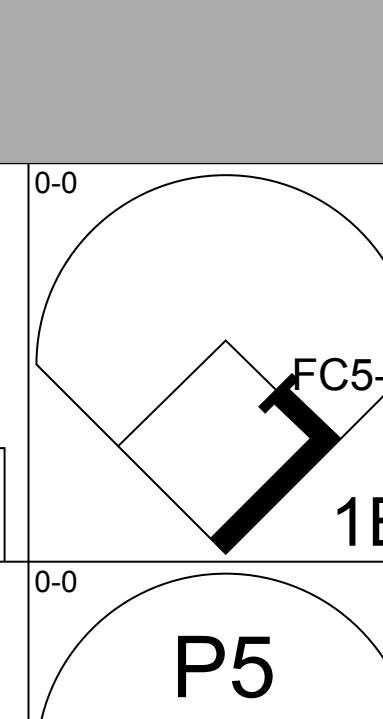
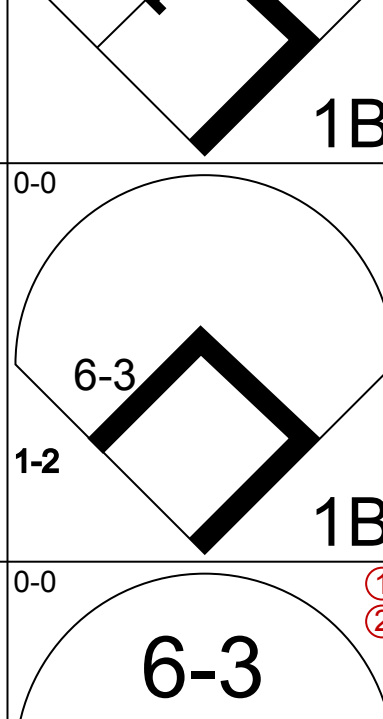
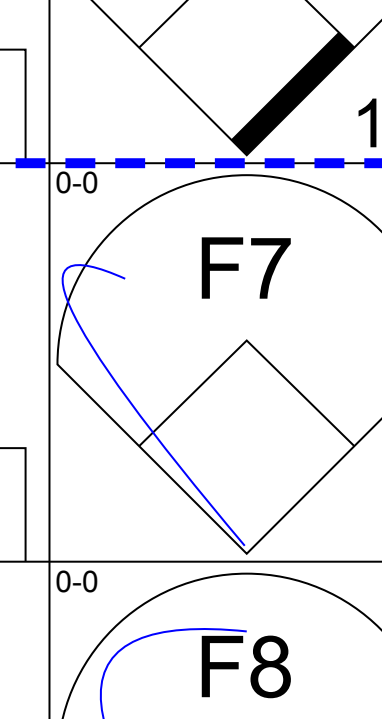
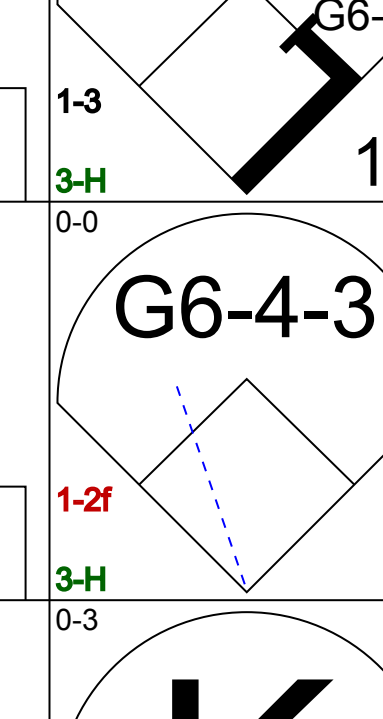
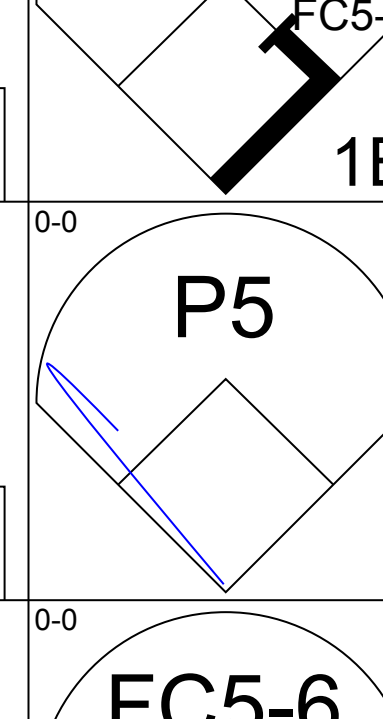
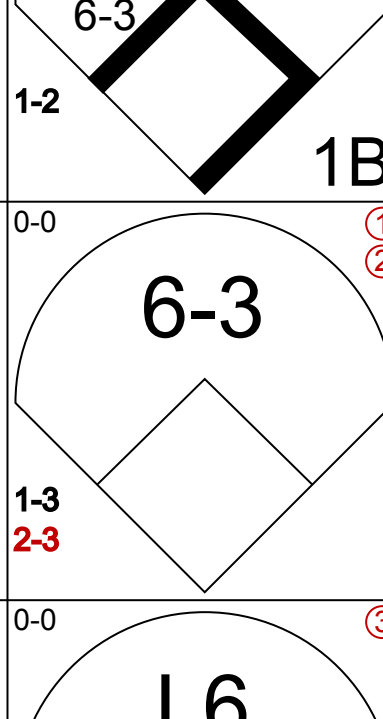
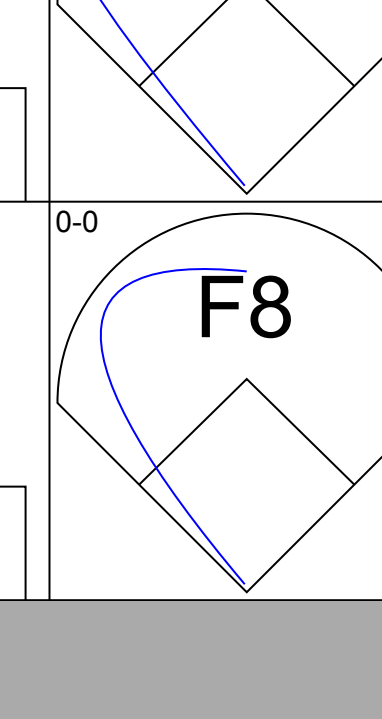
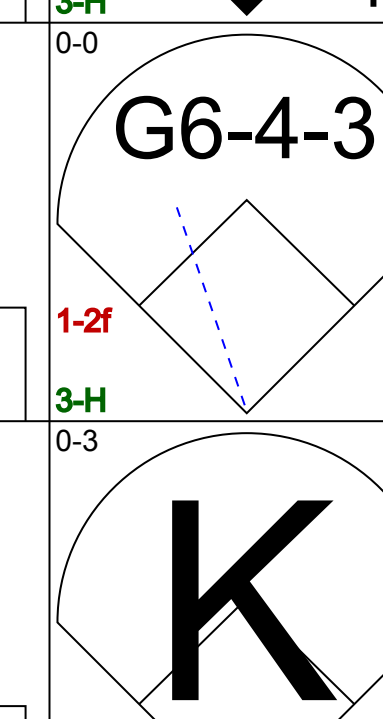
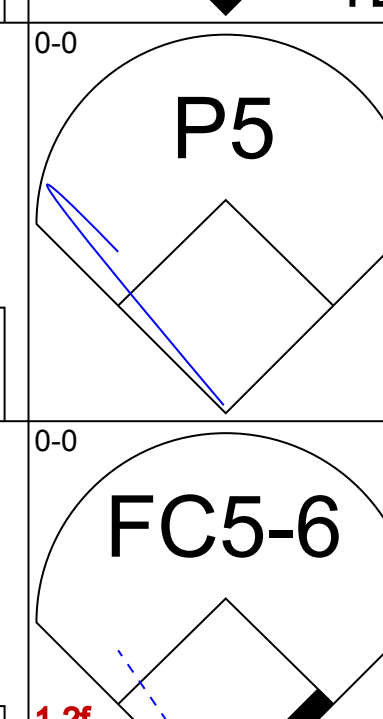
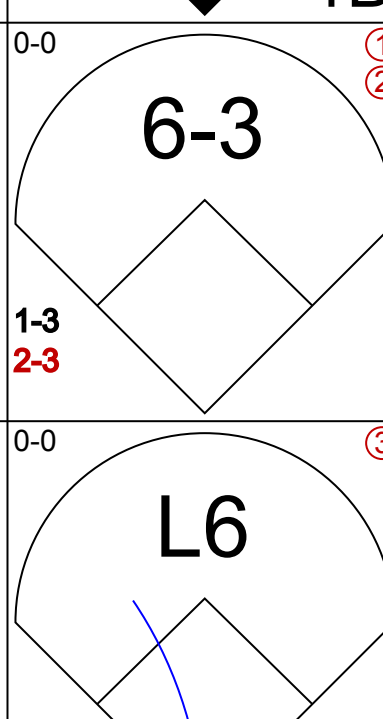
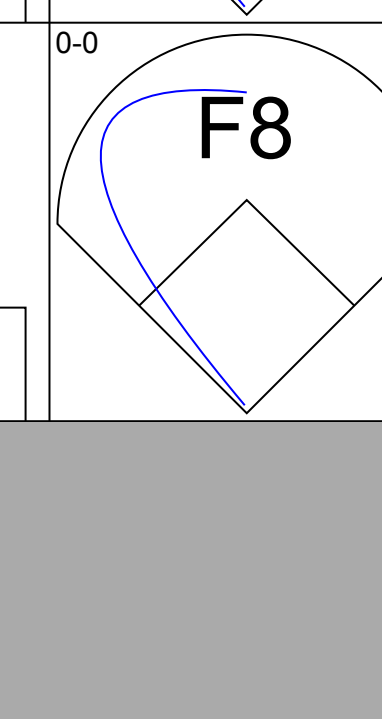




Batter	1	2	3	4	5	6	7	8	9	AB	R	H	RBI	BB	SO	LOB	TOP					
<b>Gary Redus, R</b> OBP: 0.352, SLG: 0.441 (1, 7)										4	0	0	0	1	1	1	<b>Cincinnati Reds @ Atlanta Braves</b> Atlanta-Fulton County Stadium, Atlanta, GA Thu Sep 22 1983, 7:05 PM EDT Att: 13,466 - Unknown					
<b>Eddie Milner, L</b> OBP: 0.349, SLG: 0.377 (1, 8)										3	1	0	0	1	1							
<b>Dave Concepcion, R</b> OBP: 0.304, SLG: 0.280 (1, 6) (8, 5)										4	2	3	0	0	0							
<b>Nick Esasky, R</b> OBP: 0.328, SLG: 0.455 <b>Tom Foley, L</b> OBP: 0.296, SLG: 0.289 (8, PR) (8, 6)										3	2	1	1	1	0	1						
<b>Dan Driessen, L</b> OBP: 0.395, SLG: 0.420 (1, 3)										4	1	1	2	0	2	4						
<b>Paul Householder, S</b> OBP: 0.338, SLG: 0.390 (1, 9)										3	0	1	3	1	1	0						
<b>Dann Bilardello, R</b> OBP: 0.299, SLG: 0.354 (1, 2)										4	0	0	0	0	1	3						
<b>Ron Oester, S</b> OBP: 0.314, SLG: 0.381 (1, 4)										4	0	2	0	0	0	0						
<b>Jeff Russell, R</b> OBP: 0.211, SLG: 0.389 <b>Duane Walker, L</b> OBP: 0.293, SLG: 0.335 (7, PH) <b>Bill Scherrer, L</b> OBP: 0.167, SLG: 0.091 <b>Tom Hume, R</b> (8, 1)										2	0	0	0	0	0	1						
<b>Inning Stats</b>	R: 0 E: 0 K: 2 S: 7	H: 0 LOB: 0 BB: 0 P: 7	R: 0 E: 0 K: 1 S: 5	H: 0 LOB: 0 BB: 0 P: 5	R: 0 E: 0 K: 0 S: 3	H: 1 LOB: 0 BB: 0 P: 3	R: 3 E: 0 K: 2 S: 9	H: 2 LOB: 1 BB: 2 P: 17	R: 0 E: 0 K: 0 S: 3	H: 0 LOB: 1 BB: 1 P: 7	R: 2 E: 0 K: 0 S: 5	H: 2 LOB: 0 BB: 0 P: 5	R: 0 E: 0 K: 0 S: 3	H: 0 LOB: 0 BB: 0 P: 3	R: 1 E: 0 K: 1 S: 7	H: 2 LOB: 2 BB: 1 P: 11		R: 0 E: 0 K: 1 S: 5	H: 1 LOB: 0 BB: 0 P: 5	1B: 5 2B: 2 3B: 0 HR: 1	SF: 0 SAC: 0 DP: 2 HBP: 0	WP: 0 PB: 0 SB: 1 CS: 0
<b>PITCHER</b>	IP	WLS	BF	H	R	ER	SO	BB	IBB	HBP	BLK	WP	HR	S	P	ERA	WHIP					
<b>Ken Dayley, L</b> ERA: 4.48 <b>Tommy Boggs, R</b> ERA: 2.56 <b>Donnie Moore, R</b> ERA: 3.96 <b>Terry Forster, L</b> ERA: 2.0	(1, 1) (6, 1) (7, 1) (8, 1)	5.1 0.2 1.1 1.2	L 2 6 6	23 0 2 1	5 0 1 0	5 0 1 0	5 0 1 2	3 0 0 1	0 0 0 0	0 0 0 0	0 0 0 0	0 0 0 0	1 2 6 9	30 2 6 13	42 6 6 13	8.44 0.00 6.75 0.00	1.500 0.000 1.500 1.200					

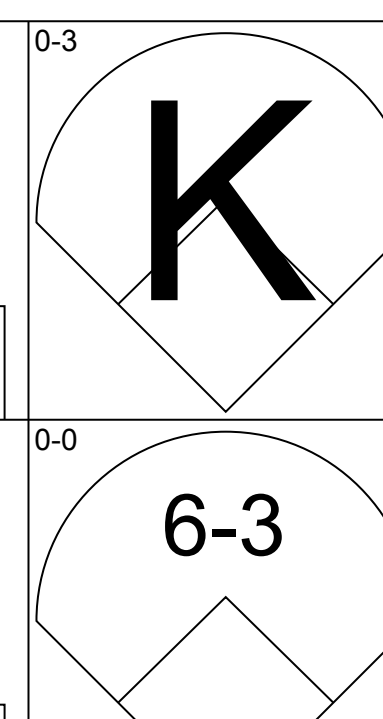
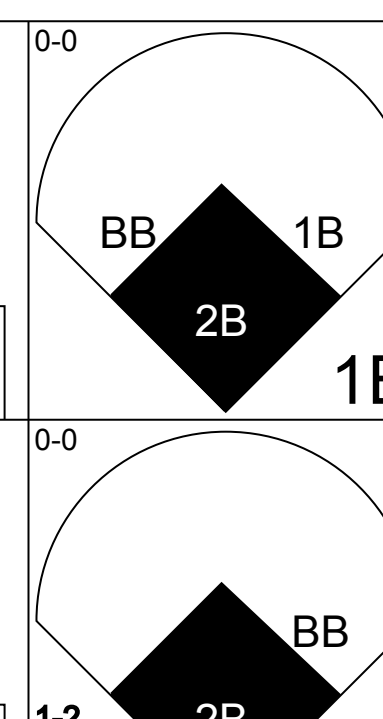
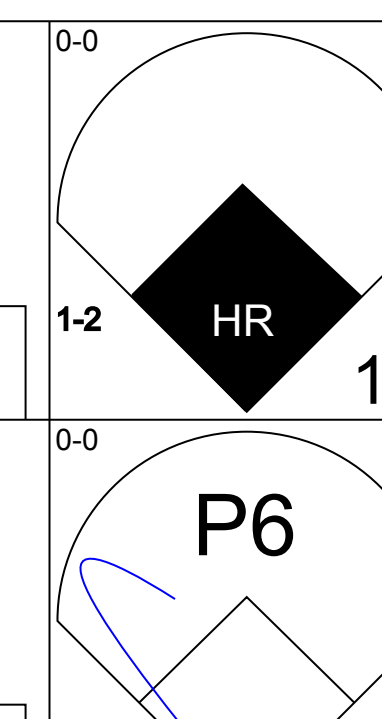
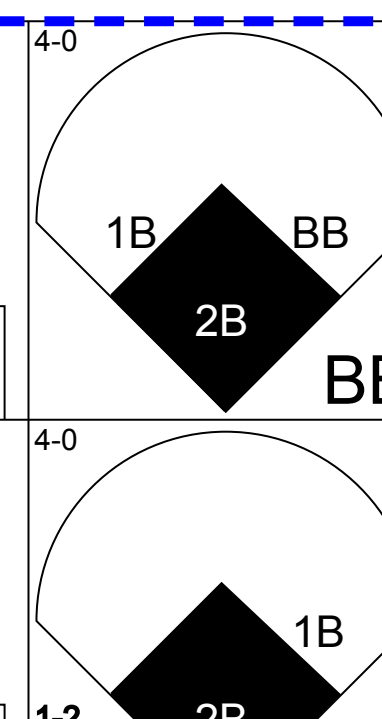
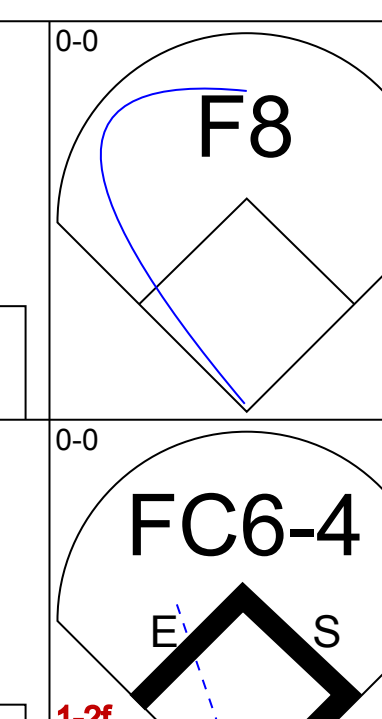
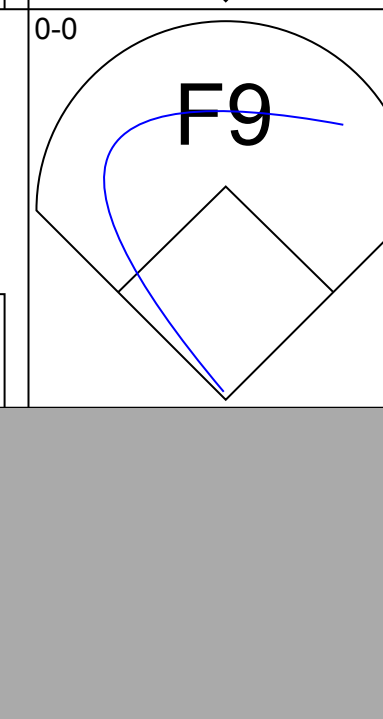
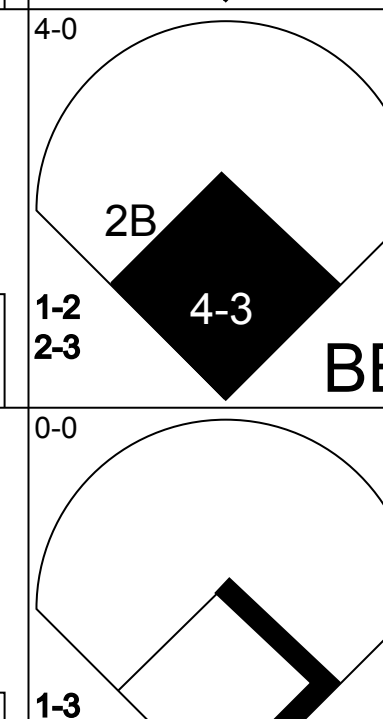
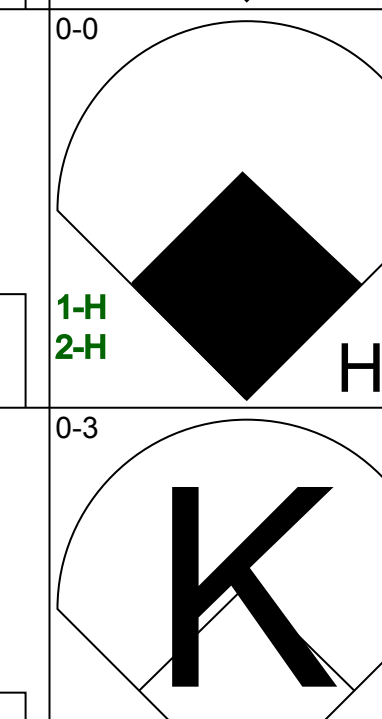
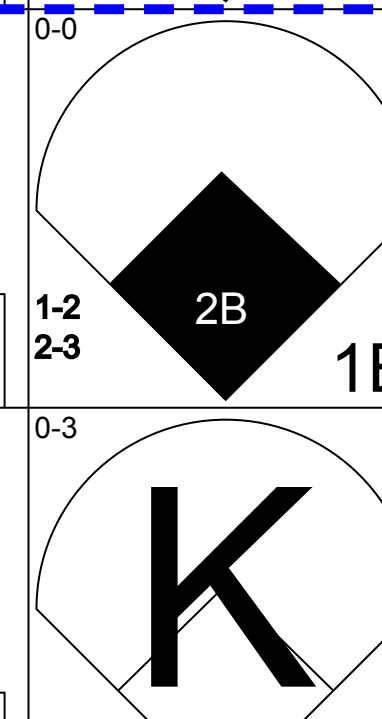
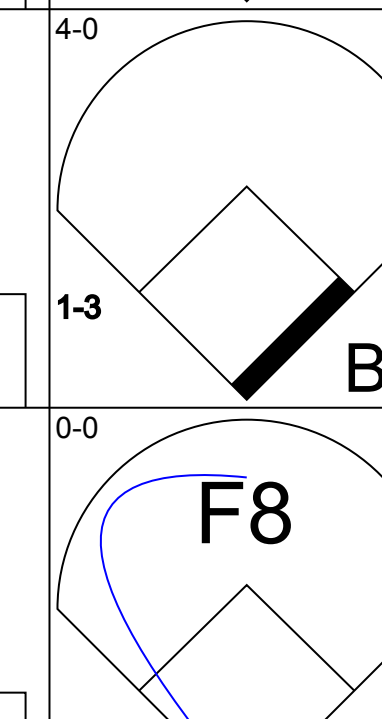

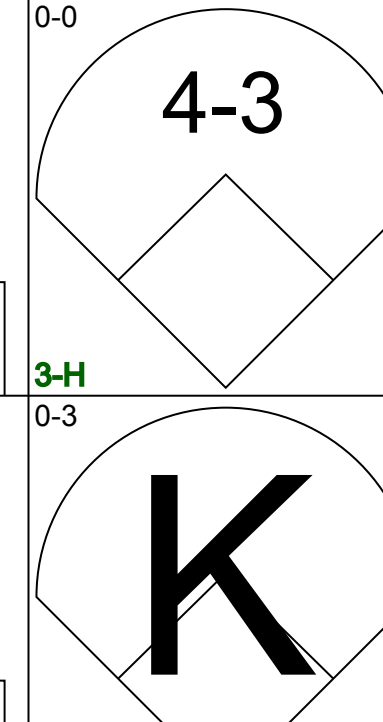

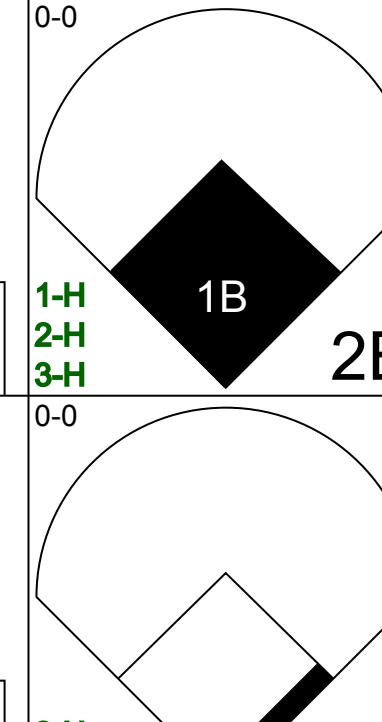

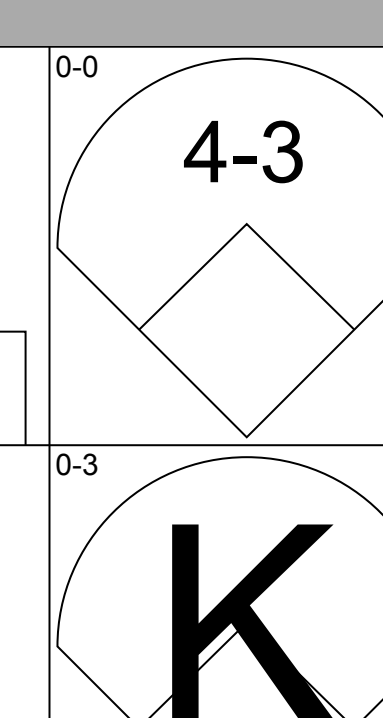
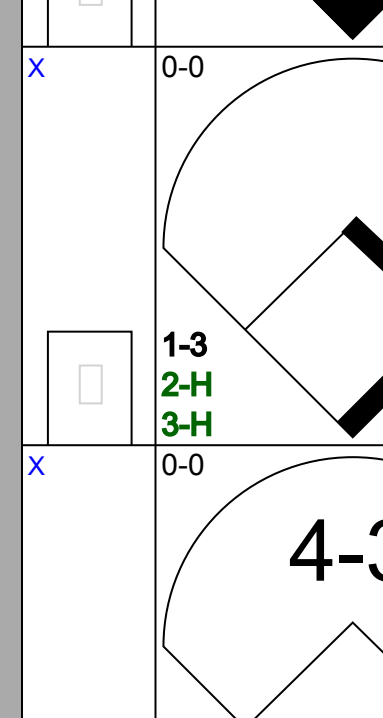
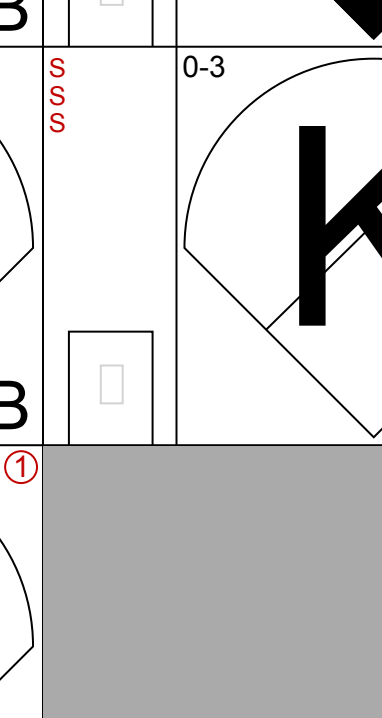
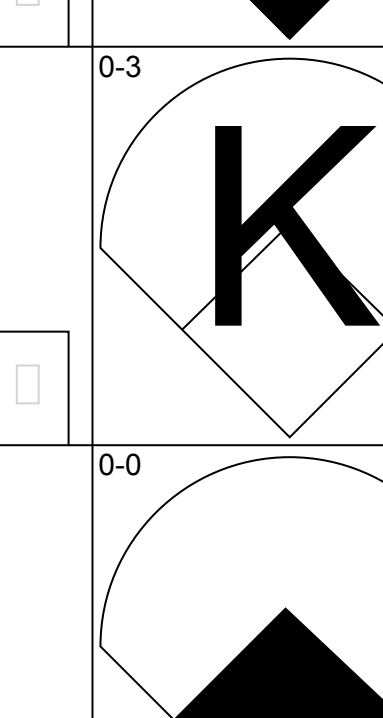
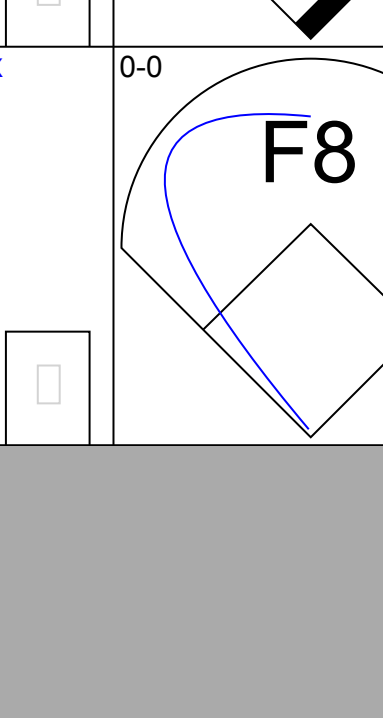

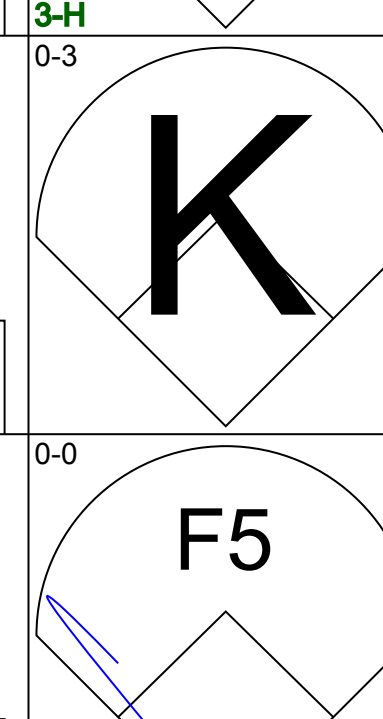
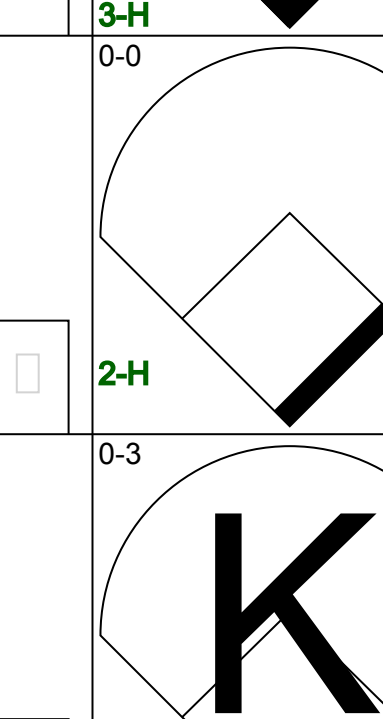
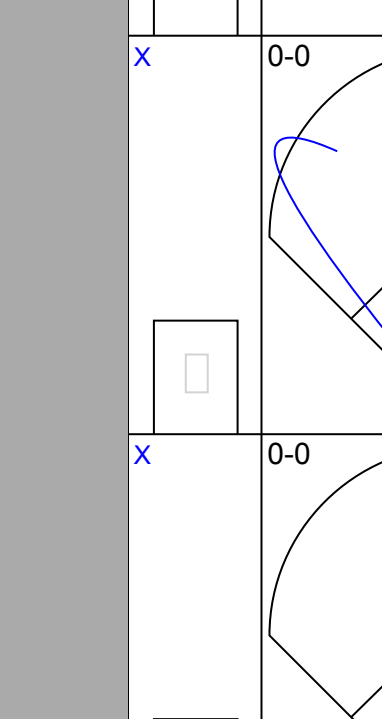


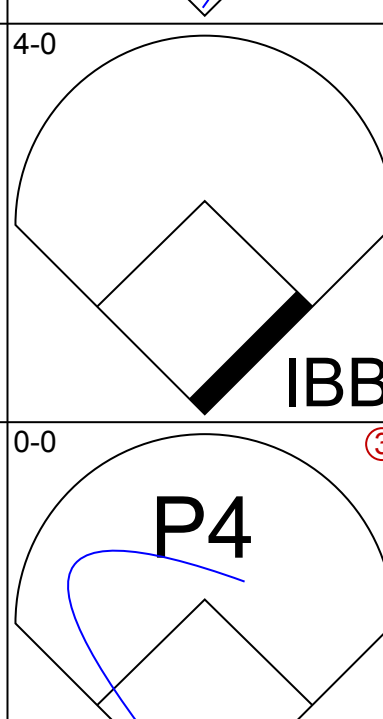
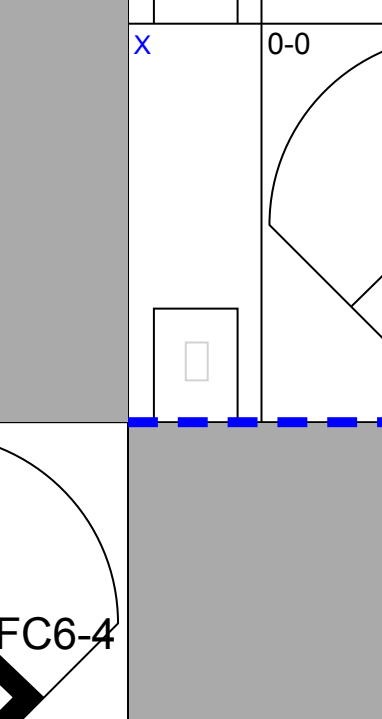
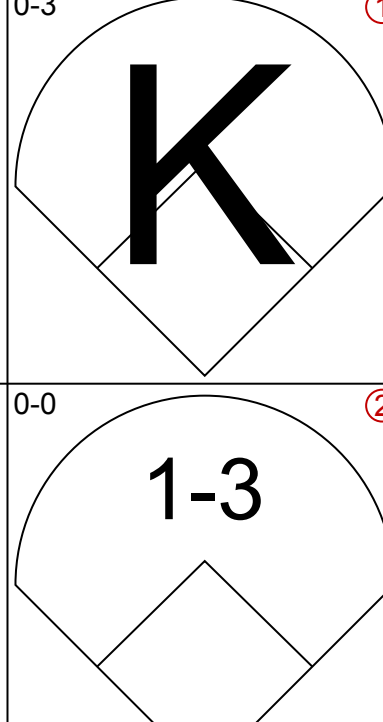
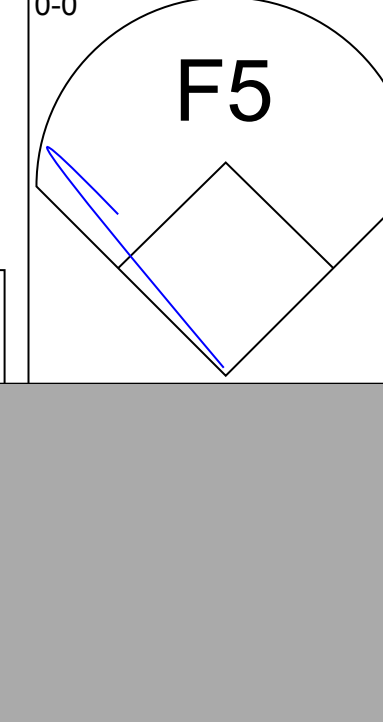
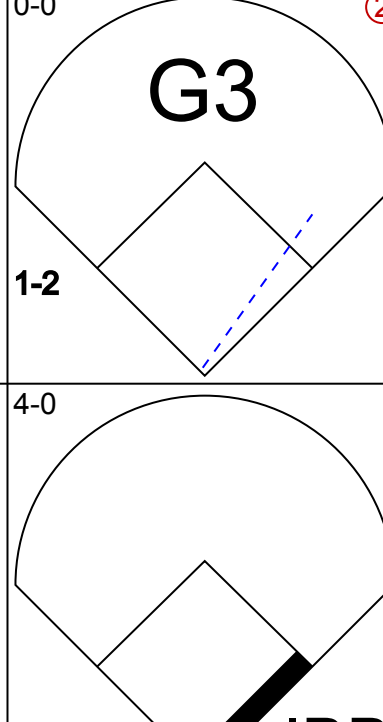
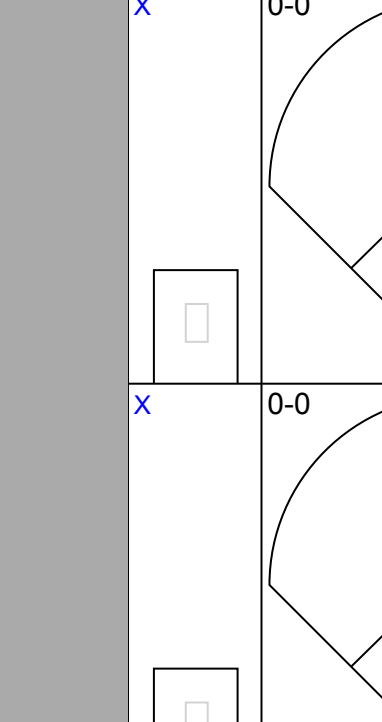
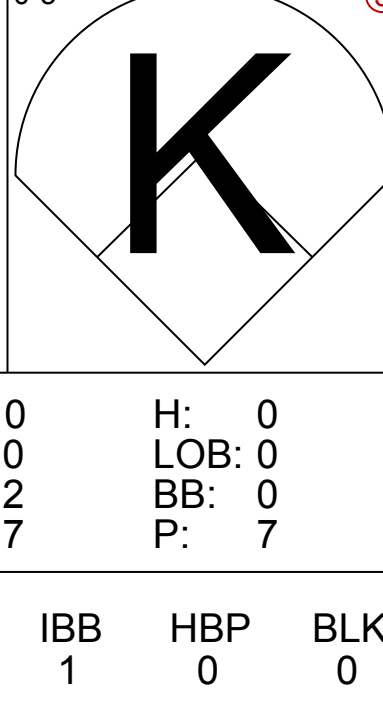
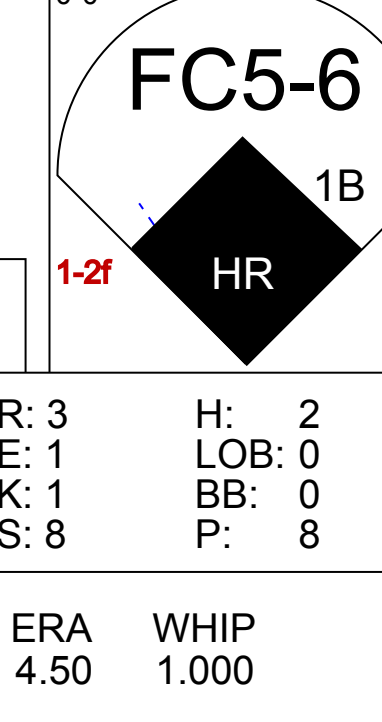
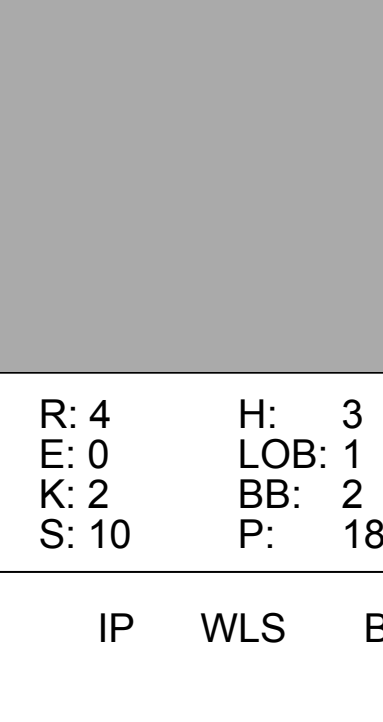
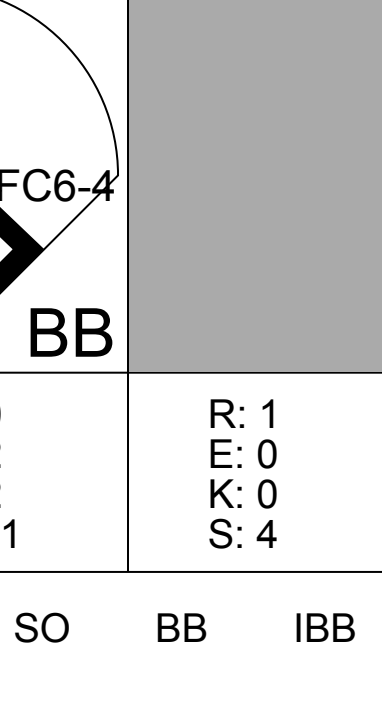
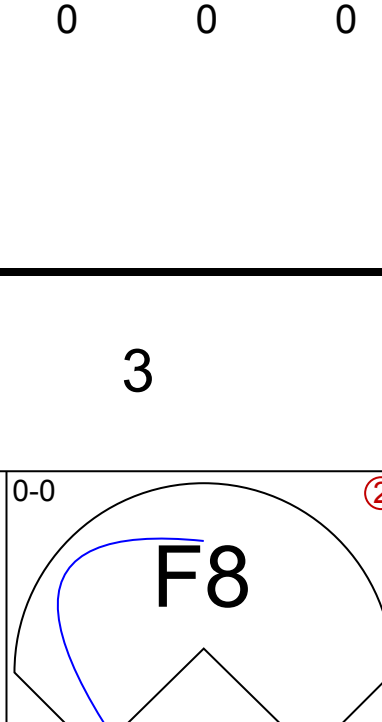
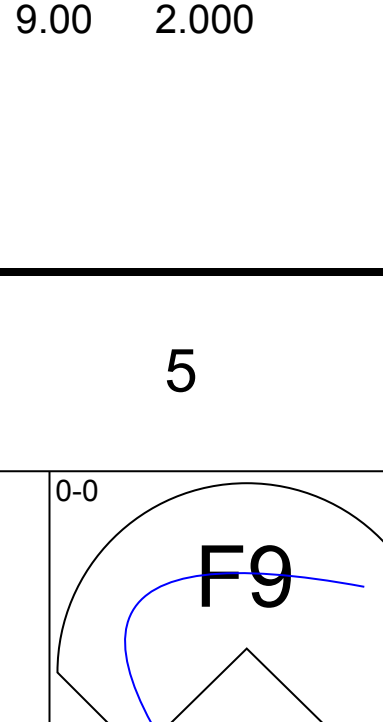
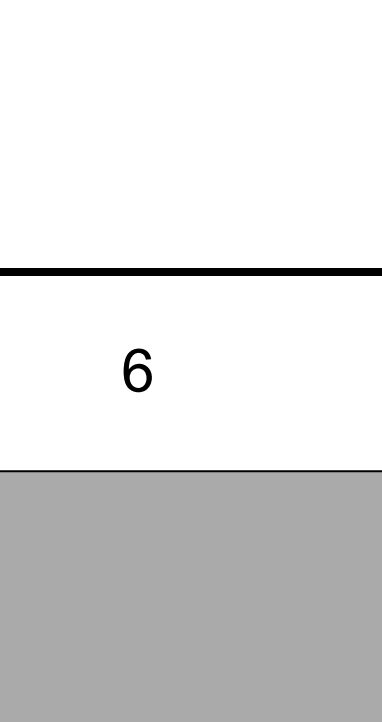
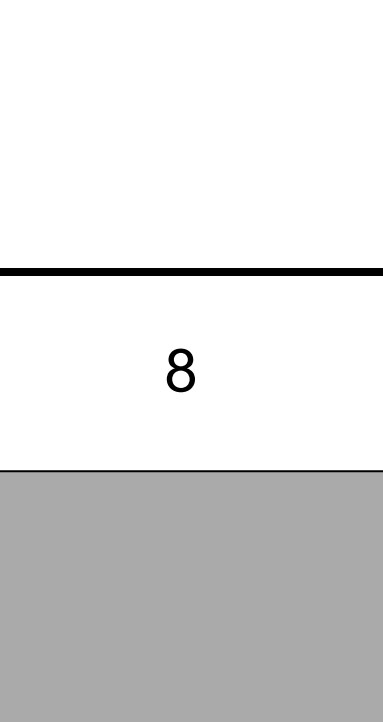
AB	33
R	6
H	8
RBI	6
BB	4
SO	7
LOB	12



Batter	1	2	3	4	5	6	7	8	9	AB	R	H	RBI	BB	SO	LOB	BOTTOM					
<b>Brett Butler, L</b> OBP: 0.345, SLG: 0.396 (1, 7)										4	1	1	0	1	0	1	<b>Cincinnati Reds @ Atlanta Braves</b> Atlanta-Fulton County Stadium, Atlanta, GA Thu Sep 22 1983, 7:05 PM EDT Att: 13,466 - Unknown					
<b>Glenn Hubbard, R</b> OBP: 0.336, SLG: 0.395 (1, 4)										5	1	1	1	0	0	2						
<b>Claudell Washington, L</b> OBP: 0.314, SLG: 0.463 <b>Brad Komminsk, R</b> OBP: 0.313, SLG: 0.222 <b>Mike Jorgensen, L</b> OBP: 0.341, SLG: 0.396 (8, PH) (8, PH)										2	0	0	1	0	0	1						
<b>Dale Murphy, R</b> OBP: 0.404, SLG: 0.561 (1, 8)										4	0	1	0	0	1	1						
<b>Chris Chambliss, L</b> OBP: 0.371, SLG: 0.500 (1, 3)										2	1	0	0	2	0	0						
<b>Rafael Ramirez, R</b> OBP: 0.339, SLG: 0.374 (1, 6)										4	1	2	0	0	0	4						
<b>Biff Pocoroba, S</b> OBP: 0.333, SLG: 0.384 <b>Matt Sinatro, R</b> (6, PR) (7, 2)										3	0	3	1	0	0	0						
<b>Bob Watson, R</b> OBP: 0.376, SLG: 0.486 <b>Larry Owen, R</b> OBP: 0.118, SLG: 0.118 (8, PH) (9, 2)										1	0	0	0	0	0	1						
<b>Jerry Royster, R</b> OBP: 0.304, SLG: 0.329 (1, 5)										4	0	0	0	0	0	5						
<b>Ken Dayley, L</b> OBP: 0.258, SLG: 0.179 <b>Tommy Boggs, R</b> ERA: 2.56 <b>Gerald Perry, L</b> OBP: 0.282, SLG: 0.352 <b>Donnie Moore, R</b> ERA: 3.96 <b>Terry Forster, L</b> ERA: 2.0 <b>Albert Hall, S</b> (8, PH)	(1, 1) (6, 1) (6, PH) (7, 1) (8, 1) (8, PH)	6.0 0.0 0.0 1.1 1.2	W L S	27 4 6	H R ER	1 0 0	SO BB P	1 0 0	1 0 0	0 0 0	0 0 0	0 0 0	0 0 0	0 0 0	0 0 0	0 0 0						
<b>Inning Stats</b>	R: 1 E: 0 K: 0 S: 4	H: 1 LOB: 0 BB: 0 P: 4	R: 2 E: 1 K: 1 S: 6	H: 1 LOB: 1 BB: 1 P: 10	R: 0 E: 1 K: 0 S: 5	H: 1 LOB: 3 BB: 1 P: 9	R: 0 E: 0 K: 0 S: 4	H: 1 LOB: 1 BB: 0 P: 4	R: 1 E: 0 K: 0 S: 4	H: 1 LOB: 0 BB: 0 P: 4	R: 0 E: 0 K: 0 S: 4	H: 2 LOB: 2 BB: 0 P: 4	R: 0 E: 0 K: 1 S: 5	H: 0 LOB: 1 BB: 1 P: 9	R: 0 E: 0 K: 0 S: 4	H: 1 LOB: 0 BB: 0 P: 4	R: 0 E: 0 K: 0 S: 3	H: 0 LOB: 1 BB: 1 P: 7	1B: 6 2B: 1 3B: 0 HR: 1	SF: 1 SAC: 0 DP: 1 HBP: 0	WP: 0 PB: 0 SB: 0 CS: 0	PA: 39
<b>PITCHER</b>	IP	WLS	BF	H	R	ER	SO	BB	IBB	HBP	BLK	WP	HR	S	P	ERA	WHIP					
<b>Jeff Russell, R</b> ERA: 2.56 <b>Bill Scherrer, L</b> ERA: 2.5 <b>Tom Hume, R</b> ERA: 4.94	(1, 1) (7, 1) (8, 1)	6.0 1.1 1.2	W L S	27 4 6	H R ER	1 0 0	SO BB P	1 0 0	1 0 0	0 0 0	0 0 0	0 0 0	0 0 5	7 11 9	27 11 9	3.00 0.00 0.600	1.333 1.500 1.200					



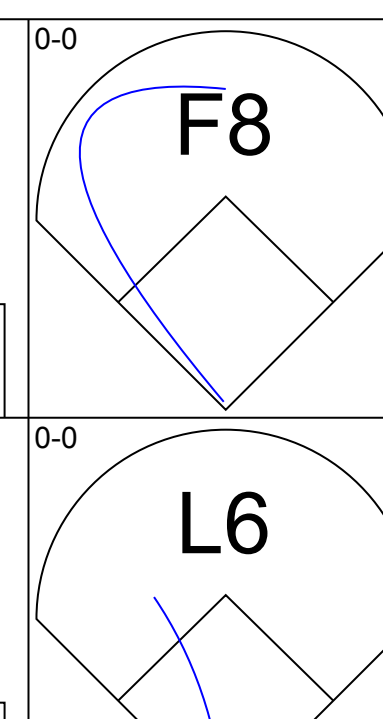
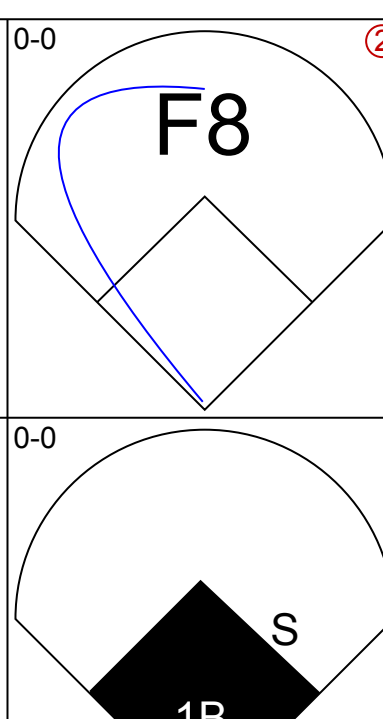
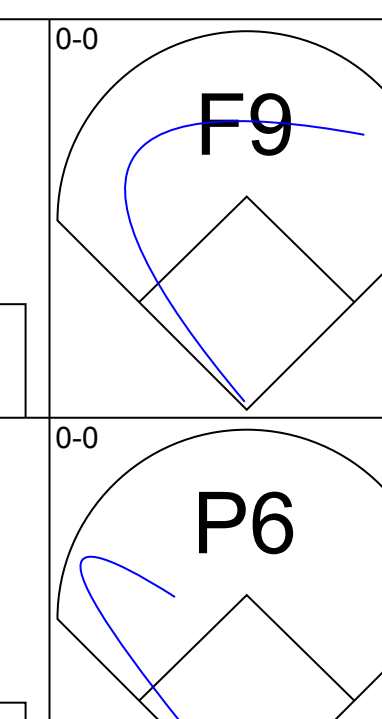
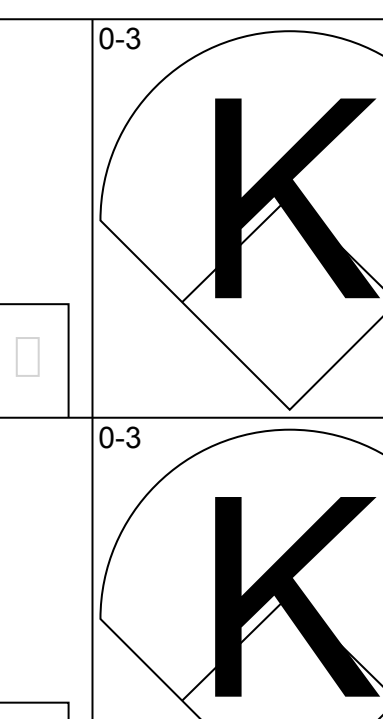
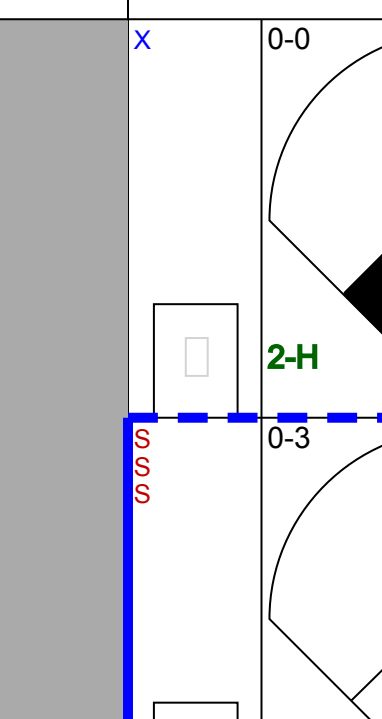
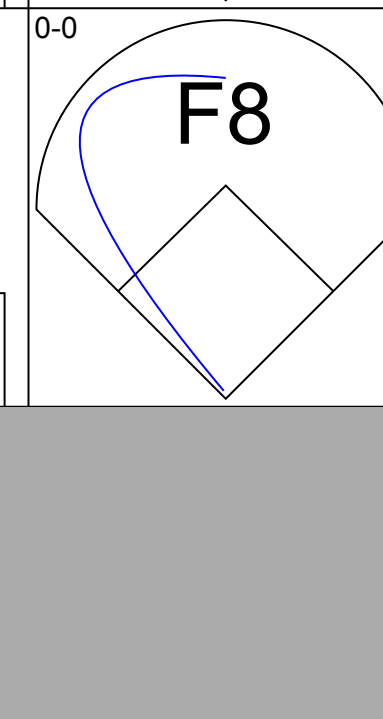
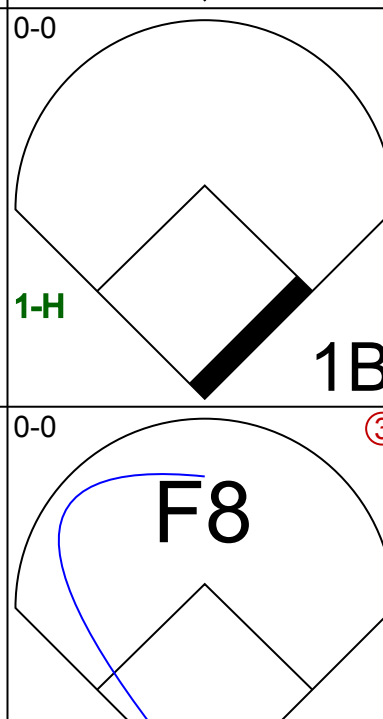

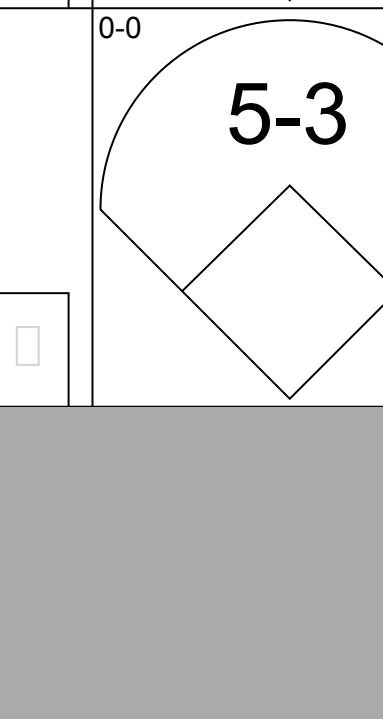
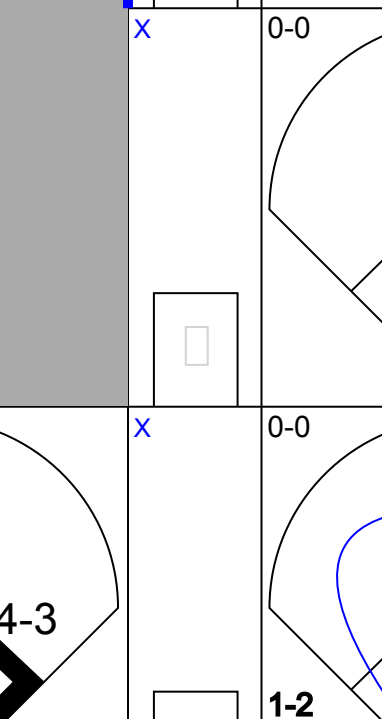


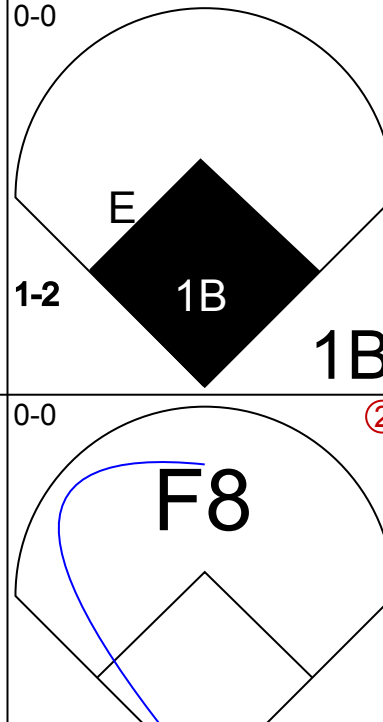

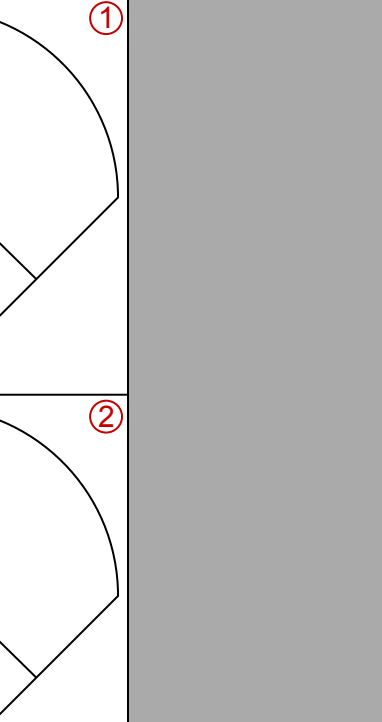
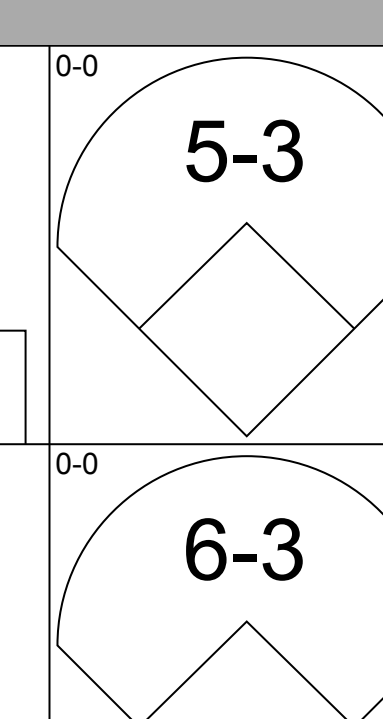
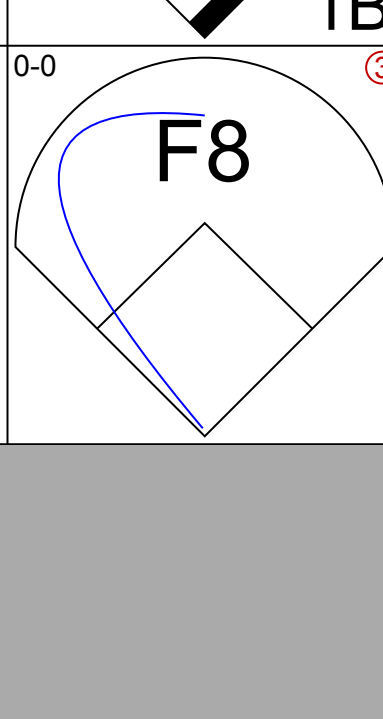
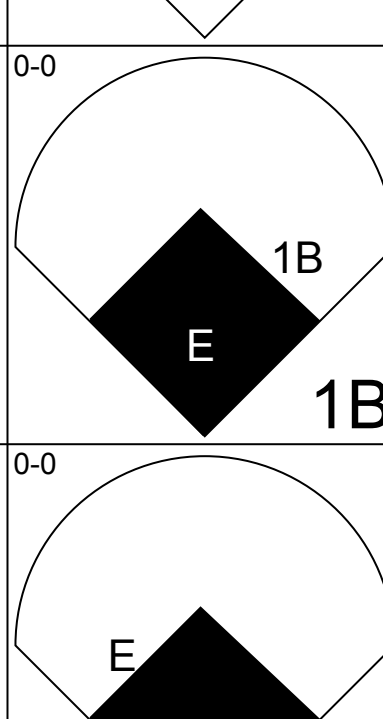
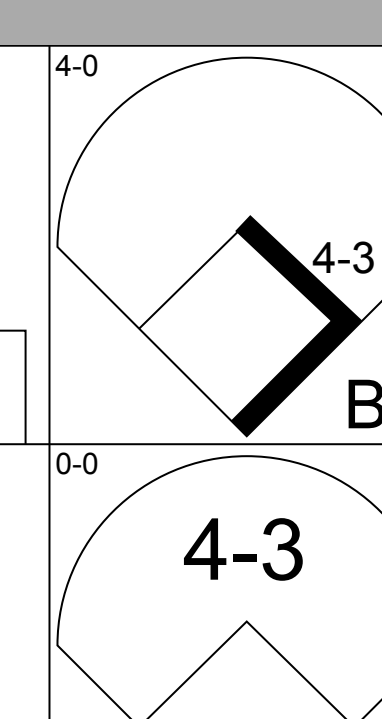
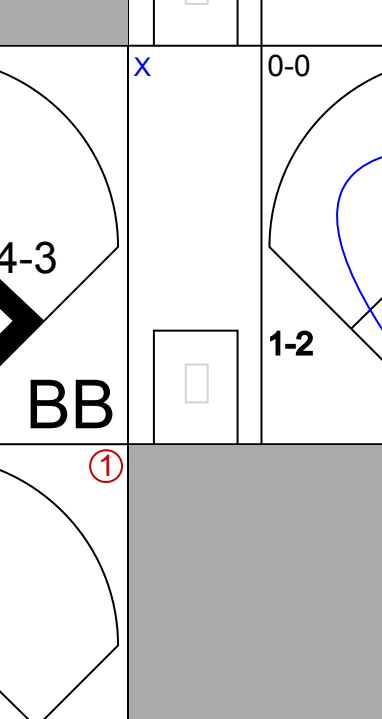
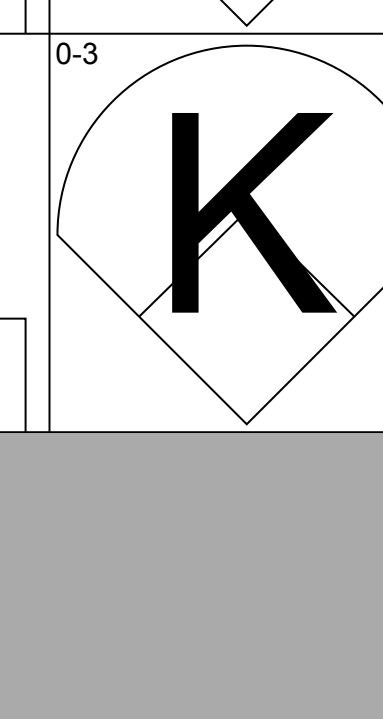
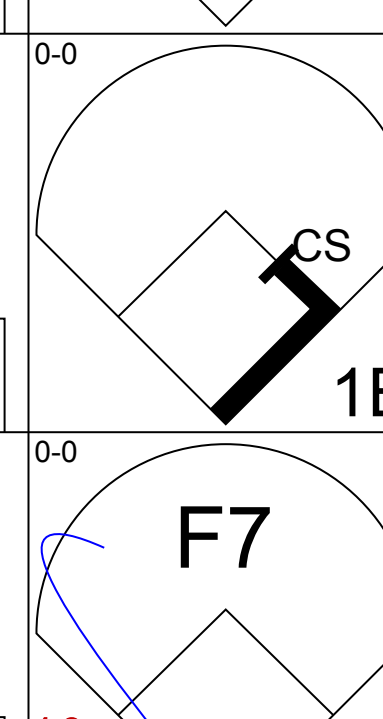
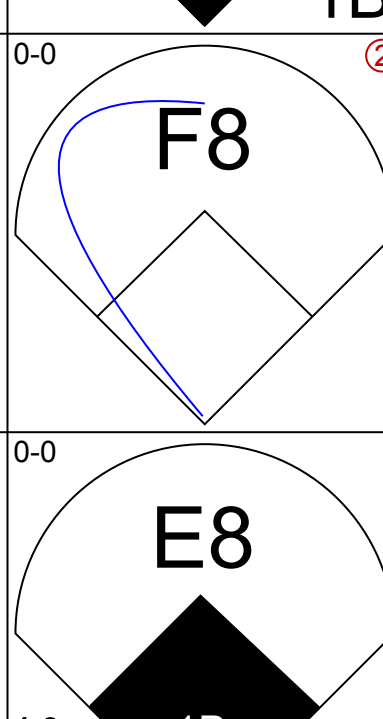
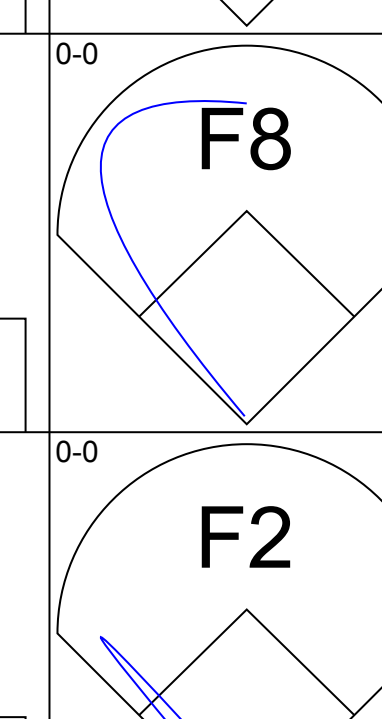


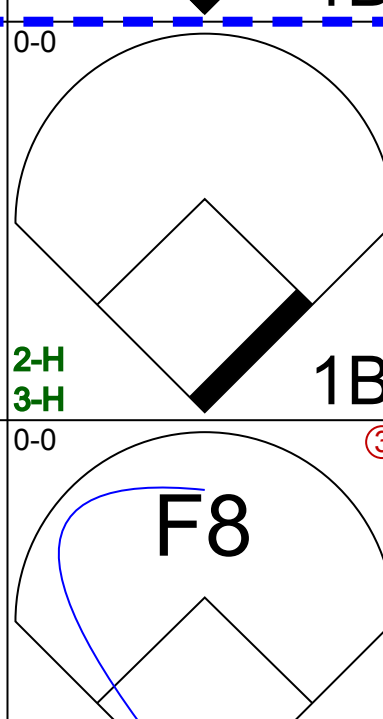

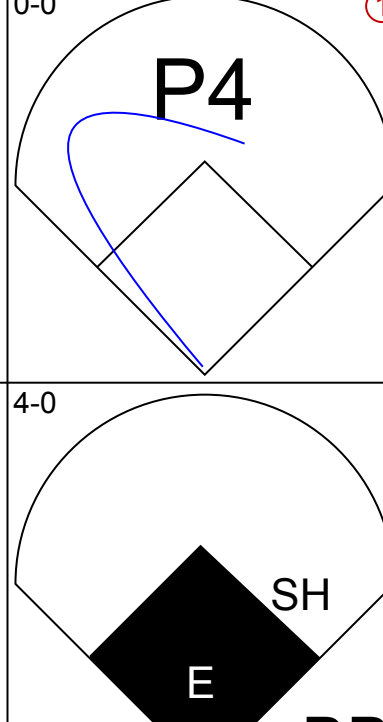
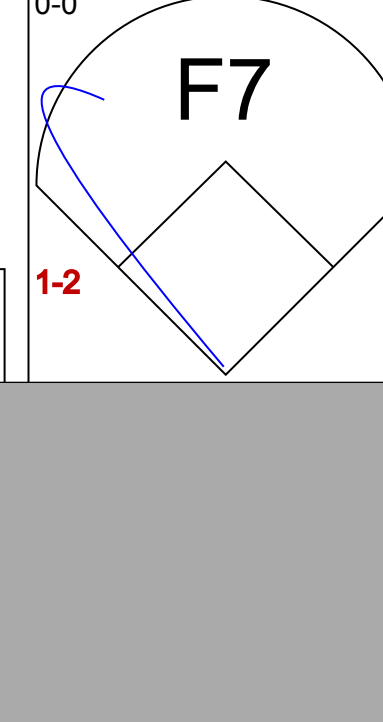
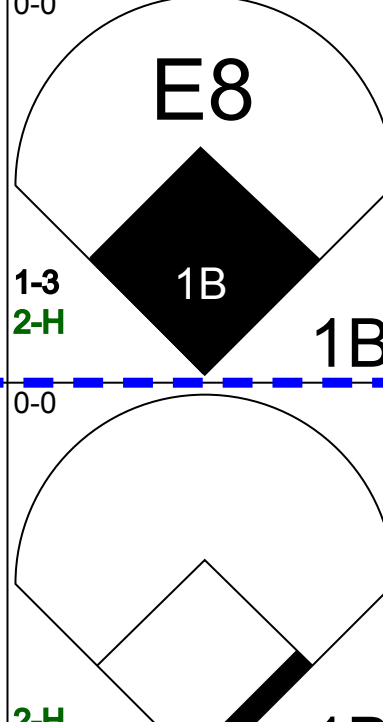
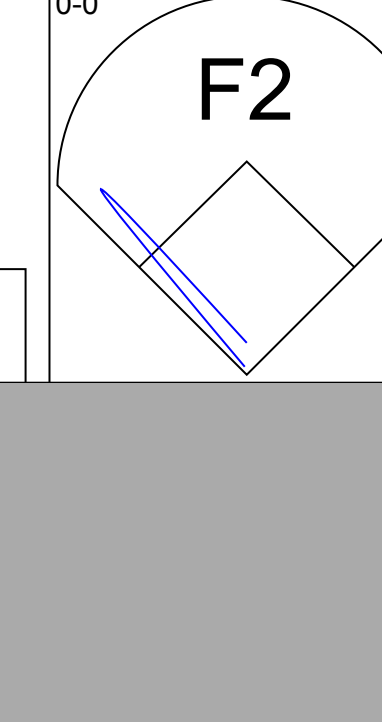
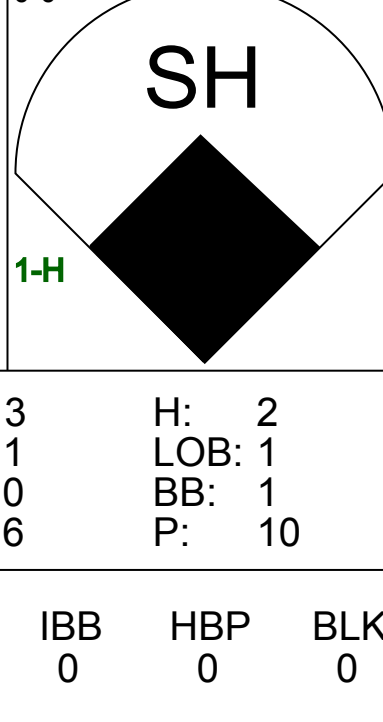
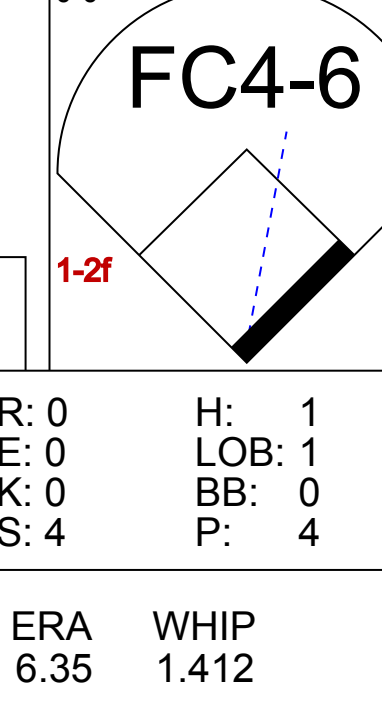
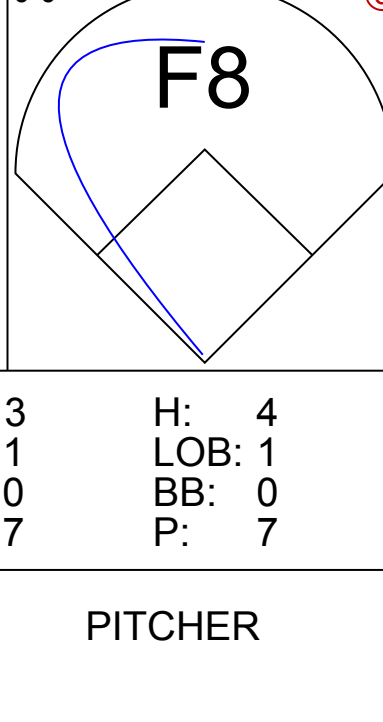
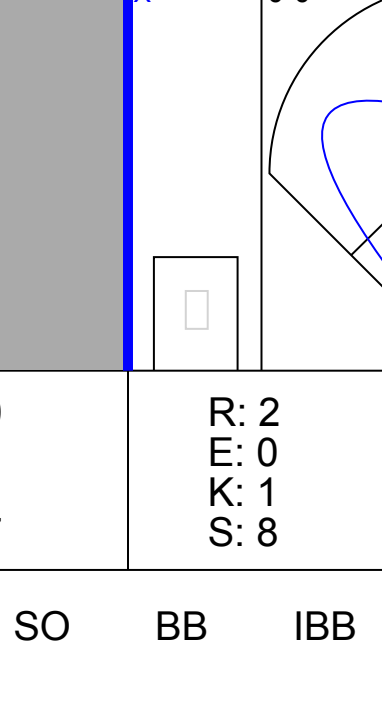






Batter	1	2	3	4	5	6	7	8	9	AB	R	H	RBI	BB	SO	LOB	TOP					
<b>Bobby Brown, S</b> (1, 7) OBP: 0.360, SLG: 0.427 <b>Joe Lansford, R</b> (9, 3) OBP: 0.667, SLG: 1.667										4	3	2	0	1	1	1						
<b>Alan Wiggins, S</b> (1, 3) OBP: 0.362, SLG: 0.332										4	2	1	0	1	0	3						
<b>Tony Gwynn, L</b> (1, 9) OBP: 0.364, SLG: 0.383										3	3	2	3	2	0	0						
<b>Terry Kennedy, L</b> (1, 2) OBP: 0.344, SLG: 0.438 <b>Doug Gwosdz, R</b> (8, 2) OBP: 0.200, SLG: 0.200										5	0	1	2	0	2	5						
<b>Ruppert Jones, L</b> (1, 8) OBP: 0.305, SLG: 0.394										5	2	2	5	0	2	1						
<b>Gary Templeton, S</b> (1, 6) OBP: 0.288, SLG: 0.329										5	0	1	1	0	1	1						
<b>Luis Salazar, R</b> (1, 5) OBP: 0.283, SLG: 0.385										5	0	0	0	0	2	3						
<b>Juan Bonilla, R</b> (1, 4) OBP: 0.307, SLG: 0.305										4	0	0	0	1	0	1						
<b>Mark Thurmond, L</b> (1, 1) OBP: 0.105, SLG: 0.083 <b>Luis DeLeon, R</b> (6, 1) OBP: 0.200, SLG: 0.143 <b>Sid Monge, S</b> (9, 1) OBP: 0.091, SLG: 0.091										3	1	0	0	0	1	3						
<b>Inning Stats</b>	R: 0 E: 0 K: 1 S: 5	H: 0 LOB: 0 BB: 0 P: 5	R: 0 E: 0 K: 1 S: 5	H: 0 LOB: 0 BB: 0 P: 5	R: 0 E: 0 K: 2 S: 7	H: 0 LOB: 0 BB: 0 P: 7	R: 3 E: 0 K: 1 S: 8	H: 3 LOB: 1 BB: 1 P: 12	R: 3 E: 1 K: 1 S: 8	H: 2 LOB: 0 BB: 0 P: 8	R: 0 E: 1 K: 1 S: 6	H: 0 LOB: 2 BB: 1 P: 10	R: 4 E: 0 K: 2 S: 10	H: 3 LOB: 1 BB: 2 P: 18	R: 0 E: 0 K: 0 S: 3	H: 0 LOB: 2 BB: 2 P: 11	R: 1 E: 0 K: 0 S: 4	H: 1 LOB: 0 BB: 0 P: 4	1B: 5 2B: 2 3B: 0 HR: 2	SF: 0 SAC: 0 DP: 0 HBP: 0	WP: 0 PB: 0 SB: 1 CS: 0	PA: 44
<b>PITCHER</b>	IP	WLS	BF	H	R	ER	SO	BB	IBB	HBP	BLK	WP	HR	S	P	ERA	WHIP					
<b>Mario Soto, R</b> (1, 1) ERA: 2.69	6.0		27	5	6	3	7	1	1	0	0	0	1	39	47	4.50	1.000					
<b>Ben Hayes, R</b> (7, 1) ERA: 9.24	0.0	L	2	0	2	2	0	2	0	0	0	0	0	0	8	∞	∞					
<b>Ted Power, R</b> (7, 1) ERA: 4.61	3.0		15	4	3	3	2	2	0	0	0	0	1	17	25	9.00	2.000					

San Diego Padres @ Cincinnati Reds  
Riverfront Stadium, Cincinnati, OH  
Fri Sep 23 1983, 7:05 PM EDT  
Att: 6,635 - Unknown

AB 38  
R 11  
H 9  
RBI 11  
BB 6  
SO 9  
LOB 18



Batter	1	2	3	4	5	6	7	8	9	AB	R	H	RBI	BB	SO	LOB	BOTTOM					
<b>Gary Redus, R</b> (1, 7) OBP: 0.351, SLG: 0.445										5	1	1	2	0	1	1						
<b>Kelly Paris, R</b> (1, 6) OBP: 0.312, SLG: 0.274 <b>Eddie Milner, L</b> (9, PH) OBP: 0.349, SLG: 0.377 <b>Alan Knicely, R</b> (9, PH) OBP: 0.327, SLG: 0.316										4	1	1	0	0	1	1						
<b>Cesar Cedeno, R</b> (1, 9) OBP: 0.301, SLG: 0.354										5	0	2	1	0	0	0						
<b>Nick Esasky, R</b> (1, 5) OBP: 0.329, SLG: 0.452										4	1	1	0	1	0	2						
<b>Paul Householder, S</b> (1, 8) OBP: 0.327, SLG: 0.389										4	1	1	0	0	1	1						
<b>Skeeter Barnes, R</b> (1, 3) OBP: 0.313, SLG: 0.154										4	0	1	0	0	1	3						
<b>Alex Trevino, R</b> (1, 2) OBP: 0.290, SLG: 0.304 <b>Steve Christmas, L</b> (6, PH) OBP: 0.200, SLG: 0.125										3	1	1	1	0	0	1						
<b>Ron Oester, S</b> (1, 4) OBP: 0.318, SLG: 0.387										3	2	3	2	1	0	0						
<b>Mario Soto, R</b> (1, 1) OBP: 0.140, SLG: 0.165 <b>Duane Walker, L</b> (6, PH) OBP: 0.292, SLG: 0.333 <b>Ben Hayes, R</b> (7, 1) OBP: 0.307, SLG: 0.305 <b>Ted Power, R</b> (7, 1) ERA: 4.61 <b>Dallas Williams, L</b> (9, PH) OBP: 0.095, SLG: 0.050										1	1	0	0	0	0	1						
<b>Inning Stats</b>	R: 0 E: 0 K: 0 S: 3	H: 0 LOB: 0 BB: 0 P: 3	R: 0 E: 0 K: 1 S: 5	H: 0 LOB: 0 BB: 0 P: 5	R: 3 E: 1 K: 0 S: 6	H: 2 LOB: 1 BB: 1 P: 10	R: 0 E: 0 K: 1 S: 5	H: 1 LOB: 0 BB: 0 P: 5	R: 0 E: 0 K: 0 S: 4	H: 1 LOB: 1 BB: 0 P: 4	R: 3 E: 1 K: 0 S: 7	H: 4 LOB: 1 BB: 0 P: 7	R: 0 E: 0 K: 2 S: 7	H: 0 LOB: 0 BB: 0 P: 7	R: 0 E: 0 K: 0 S: 3	H: 0 LOB: 1 BB: 1 P: 7	R: 2 E: 0 K: 1 S: 8	H: 3 LOB: 1 BB: 0 P: 8	1B: 9 2B: 1 3B: 0 HR: 1	SF: 0 SAC: 1 DP: 0 HBP: 0	WP: 1 PB: 0 SB: 1 CS: 1	PA: 40
<b>PITCHER</b>	IP	WLS	BF	H	R	ER	SO	BB	IBB	HBP	BLK	WP	HR	S	P	ERA	WHIP					
<b>Mark Thurmond, L</b> (1, 1) ERA: 2.63	5.2		25	7	6	4	2	1	0	0	0	0	1	15	19	6.35	1.412					
<b>Luis DeLeon, R</b> (6, 1) ERA: 2.79	2.2	W	12	3	2	2	2	1	0	0	0	0	1	15	19	6.75	1.500					
<b>Sid Monge, L</b> (9, 1) ERA: 3.82	0.2		3	1	0	0	1	0	0	0	0	1	0	5	5	0.00	1.500					

San Diego Padres @ Cincinnati Reds  
Riverfront Stadium, Cincinnati, OH  
Fri Sep 23 1983, 7:05 PM EDT  
Att: 6,635 - Unknown

AB 37  
R 8  
H 11  
RBI 6  
BB 2  
SO 5  
LOB 13





Batter	1	2	3	4	5	6	7	8	9	AB	R	H	RBI	BB	SO	LOB	TOP			
<b>Bobby Brown, S</b> OBP: 0.356, SLG: 0.418 (1, 7)	4-0 S 3B BB	0-3 K		0-0 F7		0-3 K			0-0 F8	4	1	0	0	1	2	4				
<b>Alan Wiggins, S</b> OBP: 0.361, SLG: 0.329 (1, 3)	0-3 K	4-0 BB		0-0 4-3			0-0 4-3		0-0 FC6-4	4	0	0	0	1	1	3				
<b>Tony Gwynn, L</b> OBP: 0.363, SLG: 0.381 (1, 9)	0-0 4-3	0-3 K2-3			0-0 1B		0-0 F8			4	0	1	0	0	1	3				
<b>Terry Kennedy, L</b> OBP: 0.344, SLG: 0.436 (1, 2)	4-0 S 3B BB		0-0 4-3		0-0 F7		0-0 F7			3	1	0	0	1	0	1				
<b>Ruppert Jones, L</b> OBP: 0.304, SLG: 0.399 (1, 8)	0-0 1-H 3-H 3B		0-0 F7		0-0 F8			0-3 K		4	0	1	2	0	1	1				
<b>Gary Templeton, S</b> OBP: 0.290, SLG: 0.329 (1, 6)	4-0 S BB		0-0 FC5-4		0-0 4-3			0-3 K		3	0	1	0	1	1	1				
<b>Luis Salazar, R</b> OBP: 0.281, SLG: 0.381 (1, 5)	0-0 F8		0-0 FC5-4			0-0 F9		0-0 F8		4	0	0	0	0	0	3				
<b>Juan Bonilla, R</b> OBP: 0.306, SLG: 0.304 (1, 4)		0-0 6-3		0-0 1B		0-0 5-3			0-0 L6	4	0	1	0	0	0	0				
<b>Ed Whitson, R</b> OBP: 0.227, SLG: 0.190 (9, PH)		0-0 BB		0-3 K				0-0 E5		3	0	2	0	0	1	1				
<b>Gene Richards, L</b> OBP: 0.325, SLG: 0.386 (9, PH)										1	0	0	0	0	0	0				
<b>Sid Monge, S</b> OBP: 0.091, SLG: 0.091 (9, 1)										0	0	0	0	0	0	0				
<b>Floyd Chiffer, R</b> (9, 1)										0	0	0	0	0	0	0				
<b>Inning Stats</b>	R: 2 E: 0 K: 1 S: 6	H: 1 LOB: 2 BB: 3 P: 18	R: 0 E: 0 K: 2 S: 8	H: 1 LOB: 2 BB: 1 P: 12	R: 0 E: 0 K: 0 S: 4	H: 1 LOB: 1 BB: 0 P: 4	R: 0 E: 0 K: 1 S: 6	H: 1 LOB: 1 BB: 0 P: 6	R: 0 E: 0 K: 0 S: 4	H: 1 LOB: 1 BB: 0 P: 4	R: 0 E: 0 K: 0 S: 3	H: 0 LOB: 0 BB: 0 P: 3	R: 0 E: 0 K: 2 S: 7	H: 0 LOB: 0 BB: 0 P: 7	R: 0 E: 1 K: 0 S: 4	H: 0 LOB: 1 BB: 0 P: 4	1B: 5 2B: 0 3B: 1 HR: 0	SF: 0 SAC: 0 DP: 0 HBP: 0	WP: 0 PB: 0 SB: 2 CS: 0	PA: 38
<b>PITCHER</b> <b>Bruce Berenyi, R</b> ERA: 3.68 (1, 1)	IP: 9.0 WLS: W BF: 38 H: 6 R: 2 ER: 2 SO: 7 BB: 4 IBB: 0 HBP: 0 BLK: 0 WP: 0 HR: 0 S: 48 P: 64 ERA: 2.00 WHIP: 1.111															<b>PITCHER</b>				

San Diego Padres @ Cincinnati Reds  
Riverfront Stadium, Cincinnati, OH  
Sat Sep 24 1983, 3:33 AM EDT  
Att: 9,615 - Unknown

AB	34
R	2
H	6
RBI	2
BB	4
SO	7
LOB	17



Batter	1	2	3	4	5	6	7	8	9	AB	R	H	RBI	BB	SO	LOB	BOTTOM			
<b>Eddie Milner, L</b> OBP: 0.347, SLG: 0.374 (1, 8)	0-0 F7	0-0 F8			0-0 FC3-6			0-0 F7		4	0	0	0	0	0	1				
<b>Gary Redus, R</b> OBP: 0.350, SLG: 0.442 (1, 7)	4-0 S 3B BB		0-0 F8		0-0 F9			0-3 K		3	1	0	0	1	1	1				
<b>Ron Oester, S</b> OBP: 0.318, SLG: 0.390 (1, 4)	0-0 1-H 1B 3B		0-0 3-1		0-0 F7			0-0 L3		4	1	1	1	0	0	1				
<b>Dan Driessen, L</b> OBP: 0.396, SLG: 0.419 (1, 3)	0-3 K		0-0 F7			0-0 FC4-6			4-0 FC3-6	3	0	1	0	1	1	1				
<b>Paul Householder, S</b> OBP: 0.327, SLG: 0.385 (1, 9)	4-0 1B BB			0-3 K		0-0 FC4-6		0-0 FC3-6		3	1	0	0	1	1	2				
<b>Skeeter Barnes, R</b> OBP: 0.350, SLG: 0.188 (1, 5)	0-0 1-2 3-H 1B		0-0 F7		0-0 F7		0-3 K		4-0 1B	3	0	1	1	1	1	1				
<b>Dann Bilardello, R</b> OBP: 0.259, SLG: 0.354 (1, 2)	0-0 L7			0-0 1B			0-3 K		0-0 F8	3	0	1	0	0	1	2				
<b>Duane Walker, L</b> OBP: 0.291, SLG: 0.332 (9, PH)										1	0	0	0	0	0	2				
<b>Tom Foley, L</b> OBP: 0.277, SLG: 0.279 (1, 6)		0-0 F9		0-0 F7			0-0 4-3		0-0 1B	3	0	0	0	0	0	1				
<b>Johnny Bench, R</b> OBP: 0.309, SLG: 0.433 (9, PH)									1-2 2-H 1B	1	0	1	1	0	0	0				
<b>Bruce Berenyi, R</b> OBP: 0.226, SLG: 0.283 (1, 1)		0-0 F9			0-0 FC3-6		0-0 F9			3	0	1	0	0	0	0				
<b>Inning Stats</b>	R: 2 E: 0 K: 1 S: 7	H: 2 LOB: 2 BB: 2 P: 15	R: 0 E: 0 K: 0 S: 3	H: 0 LOB: 0 BB: 0 P: 3	R: 0 E: 0 K: 0 S: 3	H: 0 LOB: 0 BB: 0 P: 3	R: 0 E: 0 K: 1 S: 6	H: 1 LOB: 1 BB: 0 P: 6	R: 0 E: 0 K: 0 S: 4	H: 1 LOB: 1 BB: 0 P: 4	R: 0 E: 0 K: 1 S: 5	H: 0 LOB: 0 BB: 0 P: 5	R: 0 E: 0 K: 1 S: 5	H: 0 LOB: 0 BB: 0 P: 5	R: 1 E: 0 K: 0 S: 3	H: 1 LOB: 2 BB: 2 P: 11	1B: 5 2B: 0 3B: 1 HR: 0	SF: 0 SAC: 0 DP: 0 HBP: 0	WP: 0 PB: 0 SB: 1 CS: 1	PA: 35
<b>PITCHER</b> <b>Ed Whitson, R</b> ERA: 4.48 (9, 1)	IP: 8.0 WLS: L BF: 30 H: 5 R: 2 ER: 2 SO: 5 BB: 2 IBB: 0 HBP: 0 BLK: 0 WP: 0 HR: 0 S: 38 P: 46 ERA: 2.25 WHIP: 0.875															<b>PITCHER</b>				
<b>Sid Monge, L</b> ERA: 3.93 (9, 1)	0.1 L 3 0 1 1 0 2 0 0 0 0 0 0 1 9 27.00 6.000																			
<b>Floyd Chiffer, R</b> ERA: 3.6 (9, 1)	0.1 2 1 0 0 0 0 0 0 0 0 0 0 0 2 2 0.00 3.000																			

San Diego Padres @ Cincinnati Reds  
Riverfront Stadium, Cincinnati, OH  
Sat Sep 24 1983, 3:33 AM EDT  
Att: 9,615 - Unknown

AB	31
R	3
H	6
RBI	3
BB	4
SO	5
LOB	12





Batter	1	2	3	4	5	6	7	8	9	AB	R	H	RBI	BB	SO	LOB	TOP		
<b>Bobby Brown, S</b> OBP: 0.353, SLG: 0.410 (1, 7)	F7		P3		F7				FC5-4	4	0	0	0	1	0	3			
<b>Alan Wiggins, S</b> OBP: 0.350, SLG: 0.327 <b>Dennis Rasmussen, L</b> (7, 1) <b>Kurt Bevacqua, R</b> OBP: 0.335, SLG: 0.345 (9, PH)	K		FC4-6			1B	P4		F9	3	1	0	0	1	1	3			
<b>Tony Gwynn, L</b> OBP: 0.365, SLG: 0.382 (1, 9)	4-3		3-1							4	0	2	0	0	0	1			
<b>Terry Kennedy, L</b> OBP: 0.343, SLG: 0.435 (1, 2)		F9		P4		SF9				3	0	1	1	0	0	0			
<b>Ruppert Jones, L</b> OBP: 0.307, SLG: 0.401 (1, 8)					F7				2-3	3	1	1	0	1	0	3			
<b>Gary Templeton, S</b> OBP: 0.290, SLG: 0.330 (1, 6)	F9				K2-3				G6-4-3	4	0	1	1	0	1	4			
<b>Luis Salazar, R</b> OBP: 0.281, SLG: 0.379 (1, 5)					6-3				F8	3	0	0	0	1	0	1			
<b>Edwin Rodriguez, R</b> OBP: 0.375, SLG: 0.429 (1, 4)					P4				FC5-4	3	0	1	0	1	0	2			
<b>Andy Hawkins, R</b> OBP: 0.156, SLG: 0.036 <b>Joe Lansford, R</b> OBP: 0.400, SLG: 1.000 (7, PH) (7, 3)					4-3				E4	1	0	0	0	1	0	0			
<b>Inning Stats</b>	R: 0 E: 0 K: 1 S: 5	H: 0 LOB: 0 BB: 0 P: 5	R: 0 E: 0 K: 0 S: 4	H: 1 LOB: 2 BB: 1 P: 8	R: 0 E: 0 K: 0 S: 3	H: 0 LOB: 1 BB: 1 P: 7	R: 1 E: 0 K: 0 S: 3	H: 1 LOB: 0 BB: 1 P: 7	R: 0 E: 0 K: 0 S: 3	H: 0 LOB: 0 BB: 0 P: 3	R: 1 E: 0 K: 1 S: 6	H: 1 LOB: 1 BB: 1 P: 10	R: 0 E: 0 K: 0 S: 4	H: 1 LOB: 2 BB: 0 P: 8	R: 0 E: 1 K: 0 S: 4	H: 0 LOB: 2 BB: 1 P: 8	1B: 3 2B: 3 3B: 0 HR: 0	SF: 1 SAC: 0 DP: 1 HBP: 0	WP: 0 PA: 38 PB: 0 SB: 4 CS: 0
<b>PITCHER</b>	IP	WLS	BF	H	R	ER	SO	BB	IBB	HBP	BLK	WP	HR	S	P	ERA	WHIP		
<b>Charlie Puleo, R</b> ERA: 4.9 <b>Bill Scherrer, L</b> ERA: 2.82 (7, 1)	6.2	W	28	4	2	2	2	5	0	0	0	0	0	27	47	2.70	1.350		
<b>PITCHER</b>	IP	WLS	BF	H	R	ER	SO	BB	IBB	HBP	BLK	WP	HR	S	P	ERA	WHIP		
<b>Charlie Puleo, R</b> ERA: 4.9 <b>Bill Scherrer, L</b> ERA: 2.82 (7, 1)	2.1	S	10	2	0	0	0	1	0	0	0	0	0	9	13	0.00	1.286		

**San Diego Padres @ Cincinnati Reds**  
Riverfront Stadium, Cincinnati, OH  
Sun Sep 25 1983, 3:33 AM EDT  
Att: 21,483 - Unknown

AB	31
R	2
H	6
RBI	2
BB	6
SO	2
LOB	21



Batter	1	2	3	4	5	6	7	8	9	AB	R	H	RBI	BB	SO	LOB	BOTTOM		
<b>Eddie Milner, L</b> OBP: 0.346, SLG: 0.375 (1, 8)	4-3		1-3		F8					4	1	1	0	0	0	0			
<b>Gary Redus, R</b> OBP: 0.347, SLG: 0.438 (1, 7)	F8		K			F9	K			4	0	0	0	0	2	1			
<b>Ron Oester, S</b> OBP: 0.319, SLG: 0.389 (1, 4)	G3					3-1				3	0	1	1	1	0	0			
<b>Dan Driessen, L</b> OBP: 0.395, SLG: 0.420 (1, 3)		F8			6-3					4	1	1	0	0	0	2			
<b>Paul Householder, S</b> OBP: 0.331, SLG: 0.384 (1, 9)		G3								1	1	0	0	3	0	0			
<b>Skeeter Barnes, R</b> OBP: 0.417, SLG: 0.389 (1, 5)					F7					2	1	1	1	2	0	2			
<b>Dann Bilardello, R</b> OBP: 0.283, SLG: 0.370 (1, 2)					F8					4	1	2	3	0	0	3			
<b>Tom Foley, L</b> OBP: 0.276, SLG: 0.270 (1, 6)		F7								3	0	0	0	1	1	1			
<b>Charlie Puleo, R</b> OBP: 0.173, SLG: 0.104 <b>Bill Scherrer, L</b> OBP: 0.167, SLG: 0.091 (7, 1)			K							3	0	0	0	0	2	3			
<b>Inning Stats</b>	R: 0 E: 0 K: 0 S: 3	H: 0 LOB: 0 BB: 0 P: 3	R: 2 E: 0 K: 0 S: 5	H: 2 LOB: 0 BB: 0 P: 5	R: 0 E: 0 K: 2 S: 7	H: 0 LOB: 0 BB: 0 P: 7	R: 0 E: 0 K: 0 S: 3	H: 0 LOB: 2 BB: 2 P: 11	R: 0 E: 0 K: 1 S: 5	H: 0 LOB: 0 BB: 0 P: 5	R: 2 E: 0 K: 1 S: 7	H: 2 LOB: 3 BB: 3 P: 19	R: 1 E: 0 K: 1 S: 6	H: 2 LOB: 0 BB: 0 P: 6	R: 0 E: 0 K: 0 S: 2	H: 0 LOB: 1 BB: 2 P: 10	1B: 1 2B: 3 3B: 0 HR: 2	SF: 0 SAC: 0 DP: 1 HBP: 0	WP: 0 PA: 35 PB: 0 SB: 2 CS: 1
<b>PITCHER</b>	IP	WLS	BF	H	R	ER	SO	BB	IBB	HBP	BLK	WP	HR	S	P	ERA	WHIP		
<b>Andy Hawkins, R</b> ERA: 3.58 <b>Dennis Rasmussen, L</b> ERA: 1.35 (7, 1)	6.0	L	27	4	4	4	4	3	2	0	0	0	0	8	16	4.50	2.000		
<b>PITCHER</b>	IP	WLS	BF	H	R	ER	SO	BB	IBB	HBP	BLK	WP	HR	S	P	ERA	WHIP		
<b>Charlie Puleo, R</b> ERA: 4.9 <b>Bill Scherrer, L</b> ERA: 2.82 (7, 1)	2.0		8	2	1	1	1	2	0	0	0	0	0	8	16	4.50	2.000		

**San Diego Padres @ Cincinnati Reds**  
Riverfront Stadium, Cincinnati, OH  
Sun Sep 25 1983, 3:33 AM EDT  
Att: 21,483 - Unknown

AB	28
R	5
H	6
RBI	5
BB	7
SO	5
LOB	12





Batter	1	2	3	4	5	6	7	8	9	10	AB	R	H	RBI	BB	SO	LOB	TOP				
<b>Steve Sax, R</b> OBP: 0.340, SLG: 0.349 (1, 4)	4-0 CS BB	0-0 F8		0-0 F9		0-0 FC5-6-1		0-3 K	0-0 FC5-4	4-0 BB	5	0	0	2	2	1	4					
<b>Greg Brock, L</b> OBP: 0.338, SLG: 0.400 (1, 3)	0-0	0-0			0-0 L6-4		4-0 1B BB	0-0 4-3		1-2 2-3 3-H	5	2	4	0	1	0	0					
<b>Derrel Thomas, S</b> OBP: 0.338, SLG: 0.351 (10, PR) (10, 9)	2B 5-3 1B	2-3 1B			4-0 2B		0-0 1B BB	1-3 1B		1-2 2B	4	1	4	0	2	0	0					
<b>Dusty Baker Jr., R</b> OBP: 0.347, SLG: 0.397 (1, 7)	0-0	4-0			0-0 S BB		1-3 1B		0-0 1B	0-0 2B	4	1	4	0	2	0	0					
<b>Candy Maldonado, R</b> OBP: 0.230, SLG: 0.281 (10, PR) (10, 7)	1-3 2B	1-2 BB			0-0 BB		0-0 1-3 1B		0-0 1B	0-0 2B	0	1	0	0	0	0	0					
<b>Pedro Guerrero, R</b> OBP: 0.372, SLG: 0.529 (1, 5)	0-0 5-3	0-0 F8			0-0 L6-4		0-0 1-3		0-0 1B	0-0 1B	6	2	2	4	0	0	8					
<b>Ken Landreaux, L</b> OBP: 0.229, SLG: 0.457 (9, PH)	0-3 K			0-3 K		0-0 F9		4-0 BB IBB		0-0 1B	3	0	0	0	1	2	2					
<b>Jose Morales, R</b> OBP: 0.298, SLG: 0.478 (9, PR)					0-0 F9			0-0 BB IBB		0-0 1B	1	0	1	0	0	0	0					
<b>Cecil Espy, S</b> OBP: 0.333, SLG: 0.333 (9, 8)					1-2					1-2 1B	1	1	1	0	0	0	0					
<b>Mike Marshall, R</b> OBP: 0.347, SLG: 0.438 (1, 9) (10, 3)		0-0 HR		0-0 G5-4-3 1B		0-0 1B		0-3 K		0-0 F7	6	1	4	2	0	1	5					
<b>Jack Fingle, R</b> OBP: 0.301, SLG: 0.351 (1, 2)		0-0 HR		0-0 G5-4-3 1B		4-0 1B		4-0 K		0-0 F7	3	2	2	2	2	0	1					
<b>Rafael Landestoy, S</b> OBP: 0.215, SLG: 0.274 (9, PR)		0-0		0-0 G5-4-3		4-0 SH2-4 BB		4-0 FC6-4 BB		1-3 2-H	0	1	0	0	0	0	0					
<b>Gilberto Reyes, R</b> OBP: 0.200, SLG: 0.241 (9, 2)		0-0 F8 FC6 2B		1-2		4-0 SH2-4 BB		1-2 2-3 3-H		1-3 2-H	0	0	0	0	0	0	0					
<b>Dave Anderson, R</b> OBP: 0.244, SLG: 0.233 (7, 1) Tom Niedenfuer, R ERA: 3.2 (8, 1) Rich Rodas, L ERA: 3.0 (8, 1) Joe Beckwith, R OBP: 0.209, SLG: 0.250 (9, PH) German Rivera, R OBP: 0.209, SLG: 0.242 (9, 1) Pat Zachry, R OBP: 0.230, SLG: 0.300 (10, PR) Rick Marcellino, R OBP: 0.215, SLG: 0.423 (10, 1) Oral Hershiser, R ERA: 2.8	0-0 F8	0-0 F8		0-0 F8		4-0 FC6-6 SH2-4 BB		0-0 FC6-4		0-0 E4 BB	3	0	0	0	1	0	4					
<b>Fernando Valenzuela, L</b> OBP: 0.200, SLG: 0.261 (7, 5)	0-0 FC6	0-0		0-0 6-3		4-0 SH2-4		0-0		4-0 P4	0	0	0	0	1	0	0					
<b>Alex Taveras, R</b> (7, 5)	0-0 FC6	0-0		0-0 6-3		4-0 SH2-4		0-0		4-0 P4	0	0	0	0	1	0	0					
<b>R.J. Reynolds, S</b> OBP: 0.294, SLG: 0.367 (8, PH)	0-0 1B F8			0-0 6-3		1-2 2-3		0-0		1-2 BB	1	0	0	0	0	0	0					
<b>Bill Russell, R</b> OBP: 0.307, SLG: 0.291 (8, 6)	0-0 1B F8			0-0 6-3		1-2 2-3		0-0		1-2 BB	1	0	0	0	1	1	3					
<b>Inning Stats</b>	R: 1 E: 0 K: 1 S: 6	H: 2 LOB: 1 BB: 1 P: 10	R: 2 E: 0 K: 0 S: 7	H: 3 LOB: 3 BB: 1 P: 11	R: 0 E: 0 K: 1 S: 5	H: 1 LOB: 0 BB: 0 P: 3	R: 0 E: 0 K: 0 S: 3	H: 0 LOB: 0 BB: 0 P: 3	R: 0 E: 0 K: 1 S: 3	H: 1 LOB: 2 BB: 3 P: 11	R: 1 E: 0 K: 0 S: 3	H: 1 LOB: 3 BB: 3 P: 18	R: 0 E: 0 K: 1 S: 5	H: 0 LOB: 0 BB: 0 P: 5	R: 3 E: 1 K: 0 S: 7	H: 4 LOB: 2 BB: 1 P: 11	R: 4 E: 0 K: 0 S: 12	H: 5 LOB: 3 BB: 1 P: 17	1B: 12 2B: 6 3B: 0 HR: 1	SF: 0 SAC: 1 DP: 2 HBP: 1	WP: 0 PB: 0 SB: 1 CS: 1	PA: 56
<b>PITCHER</b>	IP	WLS	BF	H	R	ER	SO	BB	IBB	HBP	BLK	WP	HR	S	P	ERA	WHIP					
<b>Frank Pastore, R</b> ERA: 4.98	5.0		23	7	3	3	2	3	0	0	0	0	0	3	15	18.00	4.000					
<b>Ted Power, R</b> ERA: 4.74	1.0		6	1	2	2	0	3	0	0	0	0	0	3	15	18.00	4.000					
<b>Tom Hume, R</b> ERA: 4.78	2.0		9	1	0	0	2	1	1	0	0	0	0	11	19	0.00	1.000					
<b>Ben Hayes, R</b> ERA: 6.51	0.0		2	2	2	0	0	0	0	0	0	0	0	2	∞	∞	∞					
<b>Bill Scherrer, L</b> ERA: 2.8	0.2		5	2	1	0	0	1	0	0	0	0	0	4	8	0.00	4.500					
<b>PITCHER</b>	IP	WLS	BF	H	R	ER	SO	BB	IBB	HBP	BLK	WP	HR	S	P	ERA	WHIP					
<b>Rich Gale, R</b> ERA: 5.62	0.1		6	5	4	4	0	0	0	0	0	0	0	6	6	108.00	15.000					
<b>Bruce Berenyi, R</b> ERA: 3.86	1.0		5	0	0	0	2	1	0	1	0	0	0	7	12	0.00	1.000					

**Los Angeles Dodgers @ Cincinnati Reds**  
 Riverfront Stadium, Cincinnati, OH  
 Mon Sep 26 1983, 7:05 PM EDT  
 Att: 8,891 - Unknown

AB	44
R	12
H	18
RBI	11
BB	10
SO	6
LOB	34



Batter	1	2	3	4	5	6	7	8	9	10	AB	R	H	RBI	BB	SO	LOB	BOTTOM			
<b>Gary Redus, R</b> OBP: 0.349, SLG: 0.439 (1, 7)	4-0 S 2B BB	0-3 K			0-3 K		0-0 SF9 2B	4-0 1B BB		0-0 6-3	4	1	1	2	2	2	3				
<b>Paul Householder, S</b> OBP: 0.334, SLG: 0.385 (9, 1)	0-0			0-0 5-3		0-3 K		0-0		0-0 P5	4	1	2	1	1	1	1				
<b>Rich Gale, R</b> OBP: 0.227, SLG: 0.350 (9, 1)	0-0			0-0 5-3		0-3 K		0-0		0-0 P5	0	0	0	0	0	0	0				
<b>Bruce Berenyi, R</b> OBP: 0.228, SLG: 0.283 (10, PH)	2B WP 1B							0-0 S IBB		1-2 2-H	1	0	0	0	0	0	1				
<b>Johnny Bench, R</b> OBP: 0.307, SLG: 0.432 (10, PH)	1-2 WP 1B							1-2 2-H			1	0	0	0	0	0	1				
<b>Dave Concepcion, R</b> OBP: 0.304, SLG: 0.282 (1, 6)	0-0 WP SF7 2B			0-3 K		0-0 F8		0-0 SF9		0-0 5-3	4	1	1	2	0	1	2				
<b>Cesar Cedeno, R</b> OBP: 0.297, SLG: 0.350 (1, 8)	0-3 K			0-0 6-3		0-3 K		0-3 K		0-0 1-6-3	4	0	0	0	0	3	4				
<b>Steve Christmas, L</b> OBP: 0.182, SLG: 0.111 (9, 2)	0-0 K			0-0 6-3		0-3 K		0-3 K		0-0 1-6-3	1	0	0	0	0	0	0				
<b>Dan Driessen, L</b> OBP: 0.395, SLG: 0.424 (1, 3)	0-0 SF7			0-0 3-1		0-0 FC5-4 1B		0-0 WP SF8 2B		0-0 F8	4	1	2	1	0	0	0				
<b>Nick Esasky, R</b> OBP: 0.208, SLG: 0.400 (1, 5) Smokey Joe Williams, L ERA: 3.0 (8, PH) Dwaine Gooden, L OBP: 0.288, SLG: 0.350 (8, PH) Ben Hayes, R OBP: 0.240, SLG: 0.332 (9, 1) Bill Scherrer, L OBP: 0.311, SLG: 0.391 (9, 9) Dallas Williams, L OBP: 0.191, SLG: 0.248	0-0 5-3			0-0 L6		0-0 FC5-4		4-0 1B S IBB		0-3 K	1	0	0	0	0	0	0				
<b>Dann Bireddello, R</b> OBP: 0.267, SLG: 0.375 (1, 2)		0-0		0-3 K		0-0		4-0 FC1-5 BB		0-3 K	2	0	0	0	1	1	0				
<b>Alex Trevino, R</b> OBP: 0.290, SLG: 0.304 (7, PR) (8, 2)		4-3 2B		0-0 K		0-0		4-0 FC1-5 BB		0-0 K	2	0	0	0	1	2					
<b>Eddie Milner, L</b> OBP: 0.345, SLG: 0.373 (8, PH) (9, 8)		4-3 2B		0-0 K		0-0		1-2 2B BB		0-0 K	2	0	0	0	1	2					
<b>Ron Oester, S</b> OBP: 0.320, SLG: 0.388 (1, 4)		0-3 K		0-0 5-3		0-0		4-0 FC1-5 BB		0-0 SF8	2	2	0	1	2	1	1				
<b>Frank Pastore, R</b> OBP: 0.211, SLG: 0.273 (1, 1)		0-0		0-0 K		0-0		1-2 2B BB		0-0 K	1	0	0	0	0	1	0				
<b>Alan Knicely, R</b> OBP: 0.333, SLG: 0.316 (5, PH)		4-3		0-0		4-0		0-0 FC1-5		0-0	0	0	0	1	0	0	0				
<b>Ted Power, R</b> (6, 1)		4-3		0-0		4-0		1-2 2B SF9		0-0 K	0	0	0	0	0	0	0				
<b>Tom Hume, R</b> (7, 1)		2-3		0-0		4-0		1-2 2-3		1-4 1B	2	2	1	1	1	0	2				
<b>Kelly Paris, R</b> OBP: 0.321, SLG: 0.278 (7, 5)		2-3		0-0		4-0		1-2 2-3		1-4 1B	2	2	1	1	1	0	2				
<b>Inning Stats</b>	R: 3 E: 0 K: 1 S: 7	H: 2 LOB: 0 BB: 1 P: 11	R: 0 E: 0 K: 2 S: 8	H: 1 LOB: 1 BB: 0 P: 8	R: 0 E: 0 K: 1 S: 5	H: 0 LOB: 0 BB: 0 P: 5	R: 0 E: 0 K: 1 S: 5	H: 0 LOB: 0 BB: 0 P: 5	R: 0 E: 0 K: 2 S: 6	H: 1 LOB: 3 BB: 3 P: 18	R: 3 E: 0 K: 1 S: 8	H: 3 LOB: 2 BB: 2 P: 16	R: 0 E: 0 K: 1 S: 5	H: 0 LOB: 0 BB: 0 P: 5	R: 1 E: 0 K: 0 S: 3	H: 0 LOB: 1 BB: 2 P: 11	1B: 4 2B: 4 3B: 0 HR: 0	SF: 3 SAC: 0 DP: 0 HBP: 0	WP: 2 PB: 1 SB: 4 CS: 0	PA: 47	
<b>PITCHER</b>	IP	WLS	BF	H	R	ER	SO	BB	IBB	HBP	BLK	WP	HR	S	P	ERA	WHIP				
<b>Fernando Valenzuela, L</b> ERA: 3.82	1.1		28	5	5	5	8	4	0	0	0	1	0	10	22	20.25	2.250				
<b>Tom Niedenfuer, R</b> ERA: 2.0	1.1		9	2	3	3	2	1	2	0	0	1	0	10	22	20.25	2.250				
<b>Rich Rodas, L</b> ERA: 3.0	0.0		1	1	0	0	0	0	0	0	0	0	0	1	1	∞	∞				
<b>Joe Beckwith, R</b> ERA: 3.44	0.1		1	0	0	0	0	0	0	0	0	0	0	1	1	∞	0.000				
<b>Pat Zachry, R</b> ERA: 2.56	1.0		3	0	0	0	1	0	0	0	0	0	0	5	5	0.00	0.000				
<b>PITCHER</b>	IP	WLS	BF	H	R	ER	SO	BB	IBB	HBP	BLK	WP	HR	S	P	ERA	WHIP				
<b>Orel Hershiser, R</b> ERA: 3.0	10.1		5	0	1	0	0	2	0	0	0	0	0	3	11	0.00	2.000				

**Los Angeles Dodgers @ Cincinnati Reds**  
 Riverfront Stadium, Cincinnati, OH  
 Mon Sep 26 1983, 7:05 PM EDT  
 Att: 8,891 - Unknown



Batter	1	2	3	4	5	6	7	8	9	AB	R	H	RBI	BB	SO	LOB	TOP									
Steve Sax, R OBP: 0.341, SLG: 0.350										4	1	2	2	0	0	0										
Rick Monday, L OBP: 0.361, SLG: 0.413										4	0	0	0	1	1	2										
Derrel Thomas, S OBP: 0.338, SLG: 0.351										0	0	0	0	0	0	0										
Greg Brock, L OBP: 0.338, SLG: 0.399										3	1	1	1	1	1	0										
Pedro Guerrero, R OBP: 0.371, SLG: 0.532										4	1	1	3	0	0	1										
Ken Landreaux, L OBP: 0.328, SLG: 0.455										4	0	1	0	0	0	2										
Mike Marshall, R OBP: 0.348, SLG: 0.438										3	0	1	0	1	0	1										
Jack Fimple, R OBP: 0.306, SLG: 0.372										3	1	1	1	1	1	4										
Dave Anderson, R OBP: 0.254, SLG: 0.245										3	2	1	0	1	0	2										
Rick Honeycutt, L OBP: 0.083, SLG: 0.083										2	1	0	0	0	0	3										
Joe Beckwith, L OBP: 0.200, SLG: 0.200										1	0	0	0	0	0	0										
Tom Niedenfuer, R ERA: 4.77										0	0	0	0	0	0	0										
<b>Inning Stats</b>	R: 1 E: 0 K: 1 S: 6	H: 1 LOB: 3 BB: 3 P: 18	R: 1 E: 0 K: 0 S: 4	H: 1 LOB: 0 BB: 4 P: 4	R: 2 E: 0 K: 0 S: 5	H: 3 LOB: 0 BB: 0 P: 5	R: 2 E: 1 K: 1 S: 7	H: 1 LOB: 1 BB: 1 P: 11	R: 0 E: 0 K: 0 S: 4	H: 1 LOB: 2 BB: 1 P: 8	R: 0 E: 0 K: 0 S: 3	H: 0 LOB: 0 BB: 0 P: 3	R: 0 E: 0 K: 0 S: 3	H: 0 LOB: 0 BB: 0 P: 3	R: 1 E: 0 K: 0 S: 4	H: 1 LOB: 0 BB: 0 P: 4	R: 0 E: 0 K: 1 S: 5	H: 0 LOB: 0 BB: 0 P: 5	1B: 5 2B: 1 3B: 0 HR: 2	SF: 3 DP: 1 HBP: 0	WP: 0 PB: 0 SB: 2 CS: 0	PA: 40				
<b>PITCHER</b>	IP	WLS	BF	H	R	ER	SO	BB	IBB	HBP	BLK	WP	HR	S	P	ERA	WHIP									
Jeff Russell, R ERA: 3.08	(1, 1)	5.0	L	27	7	6	5	2	4	1	0	0	0	1	26	46	9.00	2.200								
Ted Power, R ERA: 4.55	(6, 1)	2.0		6	0	0	0	0	0	0	0	0	0	6	6	0.00	0.000									
Tom Hume, R ERA: 4.77	(8, 1)	2.0		7	1	1	1	1	0	0	0	0	0	1	9	9	4.50	0.500								

Los Angeles Dodgers @ Cincinnati Reds  
Riverfront Stadium, Cincinnati, OH  
Tue Sep 27 1983, 7:05 PM EDT  
Att: 7,828 - Unknown

AB	31
R	7
H	8
RBI	7
BB	5
SO	3
LOB	15



Batter	1	2	3	4	5	6	7	8	9	AB	R	H	RBI	BB	SO	LOB	BOTTOM									
Gary Redus, R OBP: 0.352, SLG: 0.444										4	1	2	0	1	0	1										
Kelly Paris, R OBP: 0.322, SLG: 0.290										3	0	1	0	0	0	2										
Ted Power, R ERA: 4.55										0	0	0	0	0	0	0										
Johnny Bench, R OBP: 0.306, SLG: 0.430										1	0	0	0	0	0	1										
Tom Hume, R ERA: 4.77										0	0	0	0	0	0	0										
Eddie Milner, L OBP: 0.344, SLG: 0.373										1	0	0	0	0	0	1										
Dave Concepcion, R OBP: 0.303, SLG: 0.282										4	0	1	0	0	0	1										
Cesar Cedeno, R OBP: 0.302, SLG: 0.361										3	2	2	1	1	0	1										
Dan Driessen, L OBP: 0.392, SLG: 0.419										4	0	0	0	0	0	3										
Paul Householder, S OBP: 0.331, SLG: 0.381										4	0	0	0	0	2	3										
Dann Bilardello, R OBP: 0.271, SLG: 0.392										3	1	2	2	0	0	0										
Duane Walker, L OBP: 0.293, SLG: 0.330										1	0	0	0	0	0	2										
Alex Trevino, R OBP: 0.290, SLG: 0.304										0	0	0	0	0	0	0										
Ron Oester, S OBP: 0.318, SLG: 0.385										4	0	0	0	0	1	1										
Jeff Russell, R ERA: 3.08										1	0	0	0	0	0	0										
Skeeter Barnes, R OBP: 0.393, SLG: 0.333										1	0	0	0	1	0	0										
Dallas Williams, L OBP: 0.087, SLG: 0.045										1	0	0	0	0	0	0										
<b>Inning Stats</b>	R: 0 E: 1 K: 0 S: 3	H: 0 LOB: 0 BB: 0 P: 3	R: 2 E: 0 K: 0 S: 4	H: 1 LOB: 1 BB: 1 P: 8	R: 0 E: 0 K: 0 S: 4	H: 2 LOB: 1 BB: 0 P: 4	R: 1 E: 0 K: 1 S: 7	H: 2 LOB: 1 BB: 0 P: 7	R: 1 E: 1 K: 0 S: 5	H: 1 LOB: 1 BB: 0 P: 5	R: 0 E: 0 K: 1 S: 5	H: 0 LOB: 0 BB: 0 P: 5	R: 0 E: 0 K: 0 S: 3	H: 0 LOB: 0 BB: 0 P: 7	R: 0 E: 0 K: 0 S: 5	H: 2 LOB: 2 BB: 0 P: 5	R: 0 E: 0 K: 1 S: 5	H: 0 LOB: 1 BB: 1 P: 9	1B: 2 2B: 4 3B: 0 HR: 2	SF: 0 DP: 0 HBP: 0	WP: 0 PB: 0 SB: 1 CS: 1	PA: 38				
<b>PITCHER</b>	IP	WLS	BF	H	R	ER	SO	BB	IBB	HBP	BLK	WP	HR	S	P	ERA	WHIP									
Rick Honeycutt, L ERA: 2.97	(1, 1)	4.2		21	4	4	3	1	0	0	0	0	0	2	22	26	5.79	1.500								
Joe Beckwith, R ERA: 3.33	(5, 1)	2.1	W	10	2	0	0	1	1	0	0	0	0	11	15	0.00	1.286									
Tom Niedenfuer, R ERA: 1.96	(8, 1)	2.0	S	7	0	0	0	1	1	0	0	0	0	8	12	0.00	0.500									

Los Angeles Dodgers @ Cincinnati Reds  
Riverfront Stadium, Cincinnati, OH  
Tue Sep 27 1983, 7:05 PM EDT  
Att: 7,828 - Unknown

AB	35
R	4
H	8
RBI	3
BB	3
SO	3
LOB	16





Batter	1	2	3	4	5	6	7	8	9	AB	R	H	RBI	BB	SO	LOB	TOP					
Dan Gladden, R OBP: 0.250, SLG: 0.240	F8		F8			1-3		F8		4	0	0	0	0	0	4	<b>San Francisco Giants @ Cincinnati Reds</b> Riverfront Stadium, Cincinnati, OH Wed Sep 28 1983, 7:05 PM EDT Att: 7,007 - Unknown					
Max Venable, L OBP: 0.301, SLG: 0.372	K		G3			F5		2-3 E BB		3	1	0	0	1	1	2						
Chili Davis, S OBP: 0.308, SLG: 0.354	F8				K		5-3	E6 1B		4	0	1	2	0	1	0						
Darrell Evans, L OBP: 0.378, SLG: 0.515		K			F9		K	K		4	0	0	0	0	3	1						
Chris Smith, S OBP: 0.375, SLG: 0.400		F6			F8		F5		G3	4	0	0	0	0	0	0						
Joel Youngblood, R OBP: 0.351, SLG: 0.486		K				K			F7	4	1	1	1	0	2	0						
Jeff Ransom, R OBP: 0.364, SLG: 0.222						K				2	1	1	0	2	1	0						
Joe Pettini, R OBP: 0.250, SLG: 0.200																						
Tom O'Malley, L OBP: 0.346, SLG: 0.340																						
Brad Weisman, R OBP: 0.297, SLG: 0.247																						
Mike Krukow, R OBP: 0.273, SLG: 0.339																						
Randy Lerch, L OBP: 0.300, SLG: 0.333																						
Dave Bergman, L OBP: 0.302, SLG: 0.484																						
Renie Martin, R OBP: 0.345, SLG: 0.577																						
Gary Lavelle, S OBP: 0.321, SLG: 0.463																						
Jeffrey Leonard, R OBP: 0.321, SLG: 0.463																						
<b>Inning Stats</b>	R: 0 E: 0 K: 1 S: 5	H: 0 LOB: 0 BB: 0 P: 5	R: 0 E: 0 K: 2 S: 7	H: 0 LOB: 0 BB: 0 P: 7	R: 0 E: 0 K: 0 S: 5	H: 2 LOB: 2 BB: 0 P: 5	R: 0 E: 0 K: 1 S: 5	H: 0 LOB: 0 BB: 0 P: 5	R: 0 E: 0 K: 2 S: 7	H: 0 LOB: 0 BB: 0 P: 7	R: 0 E: 0 K: 0 S: 3	H: 0 LOB: 0 BB: 0 P: 3	R: 0 E: 0 K: 1 S: 5	H: 0 LOB: 0 BB: 0 P: 5	R: 4 E: 1 K: 1 S: 8	H: 3 LOB: 1 BB: 2 P: 16	R: 0 E: 0 K: 1 S: 5	H: 0 LOB: 2 BB: 2 P: 13	1B: 4 2B: 0 3B: 0 HR: 1	SF: 0 SAC: 0 DP: 0 HBP: 0	WP: 0 PB: 0 SB: 0 CS: 0	PA: 36
<b>PITCHER</b> Mario Soto, R ERA: 2.7	IP: 9.0 WLS: W BF: 36 H: 5 R: 4 ER: 3 SO: 9 BB: 4 IBB: 0 HBP: 0 BLK: 0 WP: 0 HR: 1 S: 50 P: 66 ERA: 3.00 WHIP: 1.000															<b>PITCHER</b>	IP: 9.0 WLS: W BF: 36 H: 5 R: 4 ER: 3 SO: 9 BB: 4 IBB: 0 HBP: 0 BLK: 0 WP: 0 HR: 1 S: 50 P: 66 ERA: 3.00 WHIP: 1.000					

AB	32
R	4
H	5
RBI	3
BB	4
SO	9
LOB	13



Batter	1	2	3	4	5	6	7	8	9	AB	R	H	RBI	BB	SO	LOB	BOTTOM	
Eddie Milner, L OBP: 0.346, SLG: 0.375	G3 WP 1B	K			3-1 S 1B		2B S 1B	1-3		5	2	3	0	0	1	2	<b>San Francisco Giants @ Cincinnati Reds</b> Riverfront Stadium, Cincinnati, OH Wed Sep 28 1983, 7:05 PM EDT Att: 7,007 - Unknown	
Dallas Williams, L OBP: 0.074, SLG: 0.038	G3		K		3-1		F8			4	0	0	0	0	1	3		
Dave Concepcion, R OBP: 0.303, SLG: 0.280	WP BB		F9		4-3		F3			3	0	0	0	1	0	2		
Dan Driessen, L OBP: 0.390, SLG: 0.420	K		F7		4-3		HR 2B			4	1	1	1	0	1	2		
Paul Householder, S OBP: 0.333, SLG: 0.389	K				4-3		S BB	2H HR		3	1	1	2	1	1	1		
Ron Oester, S OBP: 0.316, SLG: 0.383		2B BB			4-3		FC6-4 BB	4-3		2	1	0	0	2	0	0		
Dann Bilardello, R OBP: 0.274, SLG: 0.397		WP 1H 2B			S 1B		K	6-3		4	0	2	1	0	1	2		
Kelly Paris, R OBP: 0.328, SLG: 0.291		5-3			1-2 BB		F8	SH3 1B		3	0	1	0	1	0	3		
Mario Soto, R OBP: 0.135, SLG: 0.159		K			K		FC6-4 1-2	SH3		3	0	0	0	0	2	5		
<b>Inning Stats</b>	R: 1 E: 0 K: 2 S: 8	H: 1 LOB: 1 BB: 1 P: 12	R: 1 E: 0 K: 2 S: 8	H: 1 LOB: 1 BB: 1 P: 12	R: 0 E: 0 K: 1 S: 5	H: 0 LOB: 0 BB: 0 P: 5	R: 0 E: 0 K: 1 S: 6	H: 1 LOB: 2 BB: 1 P: 10	R: 0 E: 0 K: 0 S: 4	H: 1 LOB: 1 BB: 0 P: 4	R: 3 E: 0 K: 0 S: 6	H: 3 LOB: 0 BB: 0 P: 6	R: 0 E: 0 K: 0 S: 4	H: 1 LOB: 1 BB: 0 P: 4	1B: 5 2B: 2 3B: 0 HR: 1	SF: 0 SAC: 1 DP: 0 HBP: 0		WP: 2 PB: 0 SB: 5 CS: 0
<b>PITCHER</b> Mike Krukow, R ERA: 3.92	IP: 6.2 WLS: L BF: 32 H: 7 R: 5 ER: 5 SO: 7 BB: 5 IBB: 0 HBP: 0 BLK: 0 WP: 2 HR: 1 S: 41 P: 61 ERA: 6.75 WHIP: 1.800															<b>PITCHER</b>	IP: 6.2 WLS: L BF: 32 H: 7 R: 5 ER: 5 SO: 7 BB: 5 IBB: 0 HBP: 0 BLK: 0 WP: 2 HR: 1 S: 41 P: 61 ERA: 6.75 WHIP: 1.800	
Randy Lerch, L ERA: 6.19	0.1	1	0	0	0	0	0	0	0	0	0	1	1	0.00	0.000			
Renie Martin, R ERA: 4.21	0.2	3	1	0	0	0	0	0	0	0	0	3	3	0.00	1.500			
Gary Lavelle, L ERA: 2.86	0.1	1	0	0	0	0	0	0	0	0	0	1	1	0.00	0.000			





Batter	1	2	3	4	5	6	7	8	9	AB	R	H	RBI	BB	SO	LOB	TOP								
Dan Gladden, R (1.8) OBP: 0.283, SLG: 0.296	0-0 SH1-3 2B	0-0 2-3 3-H 1B		0-0 1-2 1B		0-0 4-3		0-0 SH 1B G6-3		4	1	3	1	0	0	0									
Max Venable, L (1.7) OBP: 0.298, SLG: 0.367	0-0 SH1-3	0-0 F8		0-0 F4		0-0 F4		0-0 1-3 2-H 1B		3	0	0	0	0	0	4									
Jeffrey Leonard, R (8. PH) OBP: 0.322, SLG: 0.464										1	0	1	1	0	0	0									
Brad Wellman, R (8.4) OBP: 0.297, SLG: 0.247	0-0 2-3									0	0	0	0	0	0	0									
Chili Davis, S (1.9) OBP: 0.307, SLG: 0.354	0-3 K		0-0 4-3		0-0 1B 2B		0-0 F9	0-0 G6-3		5	1	1	0	0	1	2									
Darrell Evans, L (1.5) OBP: 0.378, SLG: 0.512	0-3 K		0-3 K		4-0 1B BB		4-0 HR BB	0-0 1-3		3	1	0	0	2	2	1									
Chris Smith, S (1.3) OBP: 0.382, SLG: 0.458		0-0 F4	0-3 K		0-0 HR 1B		0-0 HR		0-0 4-3	4	2	2	3	0	1	0									
Dave Bergman, L (7.3) OBP: 0.393, SLG: 0.460					1-3 2-H 1B		1-H HR			1	0	0	0	0	0	0									
Joel Youngblood, R (1.4) OBP: 0.354, SLG: 0.496	0-0 BB 1B			0-0 F4	0-0 HR		0-0 1-3		0-0 G6-4-3 1B	5	2	3	2	0	0	0									
Jeff Ransom, R (1.2) OBP: 0.375, SLG: 0.462	4-0 SH1-4 1B BB			0-0 HR	0-0 F8		0-3 K		0-0 G6-4-3 1B	4	2	1	1	1	1	1									
Joe Pettini, R (1.6) OBP: 0.261, SLG: 0.215	0-0 1B SH1-4 1B		0-0 F7	0-0 F4				0-0 BB SH 1B		4	1	2	1	0	0	0									
Mark Calvert, R (1.1) OBP: 0.346, SLG: 0.577	0-0 SH1-4			0-0 1B		0-0 G3		4-0 SH 1B BB		0	0	0	0	1	0	0									
Rene Martin, R (5.1) OBP: 0.321, SLG: 0.143										0	0	0	0	0	0	0									
Champ Summers, L (6. PH) OBP: 0.300, SLG: 0.333	1-2 2-3									1	0	0	0	0	0	0									
Randy Lerch, L (6.1) OBP: 0.315, SLG: 0.909										0	0	0	0	0	0	0									
Greg Minton, S (7.1) OBP: 0.300, SLG: 0.333										0	1	0	0	1	0	0									
Inning Stats	R: 0 E: 0 K: 2 S: 8	H: 1 LOB: 1 BB: 0 P: 8	R: 2 E: 0 K: 0 S: 6	H: 3 LOB: 2 BB: 1 P: 10	R: 0 E: 0 K: 2 S: 7	H: 0 LOB: 0 BB: 0 P: 7	R: 1 E: 0 K: 0 S: 5	H: 2 LOB: 2 BB: 1 P: 9	R: 3 E: 0 K: 0 S: 5	H: 3 LOB: 0 BB: 1 P: 9	R: 0 E: 0 K: 0 S: 3	H: 0 LOB: 0 BB: 0 P: 3	R: 2 E: 0 K: 1 S: 6	H: 1 LOB: 0 BB: 1 P: 10	R: 3 E: 1 K: 0 S: 5	H: 2 LOB: 0 BB: 1 P: 9	R: 0 E: 0 K: 0 S: 3	H: 1 LOB: 0 BB: 0 P: 3	1B: 8 2B: 2 3B: 0 HR: 3	SF: 0 SAC: 3 DP: 2 HBP: 0	WP: 0 PB: 0 SB: 0 CS: 0	PA: 43			
PITCHER	IP	WLS	BF	H	R	ER	SO	BB	IBB	HBP	BLK	WP	HR	S	P	ERA	WHIP								
Bruce Berenyi, R (1.1) ERA: 3.86	4.1		24	9	6	6	4	3	0	0	0	0	2	29	41	12.46	2.769								
Ted Power, R (5.1) ERA: 4.52	0.2		2	0	0	0	0	0	0	0	0	0	0	2	2	0.00	0.000								
Ben Hayes, R (6.1) ERA: 6.59	2.0	L	8	1	2	2	1	1	0	0	0	0	1	9	13	9.00	1.000								
Rich Gale, R (8.1) ERA: 5.82	0.0		3	1	3	2	0	1	0	0	0	0	0	2	6	∞	∞								
Bill Scherrer, L (8.1) ERA: 2.74	2.0		6	2	0	0	0	0	0	0	0	0	0	6	6	0.00	1.000								

San Francisco Giants @ Cincinnati Reds  
Riverfront Stadium, Cincinnati, OH  
Thu Sep 29 1983, 3:33 AM EDT  
Att: 8,067 - Unknown

AB	35
R	11
H	13
RBI	9
BB	5
SO	5
LOB	8



Batter	1	2	3	4	5	6	7	8	9	AB	R	H	RBI	BB	SO	LOB	BOTTOM								
Eddie Milner, L (1.8) OBP: 0.350, SLG: 0.385	0-0 CS 1B		0-0 BB FC4-6 1B	0-0 3B	0-0 1-H 2-H 2B			0-0 3-1		5	1	4	2	0	0	0									
Kelly Paris, R (1.5) OBP: 0.323, SLG: 0.280	0-0 F8		4-0 FC4-6 1B BB	0-0 F4	0-0 6-3			0-0 F8		4	1	0	0	1	0	4									
Ron Oester, S (1.4) OBP: 0.323, SLG: 0.385	4-0 BB BB		4-0 FC4-6 1B BB		0-0 2B 1B			0-0 FC4-6 1B		3	1	2	0	2	0	0									
Dan Driessen, L (1.3) OBP: 0.391, SLG: 0.421	4-0 BB BB		0-3 K		0-0 F8 1B 2B			0-0 FC4-6		4	1	1	1	1	1	4									
Paul Householder, S (1.9) OBP: 0.331, SLG: 0.385	4-0 1-2 2-3 BB		0-0 FC4-6 1B		0-0 F8			0-0 5-3		4	0	0	1	1	0	3									
Duane Walker, L (1.7) OBP: 0.295, SLG: 0.332	0-3 K		0-0 1-2 3-H 1B		0-3 K			0-0 5-3 1B		5	0	2	1	0	2	4									
Dann Bilardello, R (1.2) OBP: 0.276, SLG: 0.395		0-0 5-3	0-0 K		4-0 BB 1B BB			0-0 5-3		4	1	1	0	1	1	3									
Tom Foley, L (1.6) OBP: 0.277, SLG: 0.264		0-0 G3		0-0 3-1	4-0 1B 2B BB			0-0 6-3		2	1	0	0	1	0	0									
Skeeter Barnes, R (7. PH) OBP: 0.307, SLG: 0.304					1-2 2B BB			0-0 F3		2	0	0	0	0	0	2									
Bruce Berenyi, R (1.1) OBP: 0.219, SLG: 0.273										2	0	0	0	0	1	0									
Ted Power, R (5.1) ERA: 4.52										0	0	0	0	0	0	0									
Johnny Bench, R (5. PH) OBP: 0.306, SLG: 0.432										1	0	1	2	0	0	0									
Gary Redus, R (5. PH) OBP: 0.352, SLG: 0.644										0	1	0	0	0	0	0									
Ben Hayes, R (6.1) ERA: 6.59										0	0	0	0	0	0	0									
Steve Christmas, L (7. PH) OBP: 0.197, SLG: 0.100										1	0	0	0	0	1	1									
Rich Gale, R (8.1) ERA: 5.82										0	0	0	0	0	0	0									
Bill Scherrer, L (8.1) ERA: 2.74					1-2 2-H 1B					0	0	0	0	0	0	0									
Inning Stats	R: 0 E: 0 K: 1 S: 5	H: 1 LOB: 3 BB: 3 P: 17	R: 0 E: 0 K: 0 S: 3	H: 0 LOB: 0 BB: 0 P: 3	R: 2 E: 0 K: 2 S: 9	H: 2 LOB: 2 BB: 2 P: 17	R: 0 E: 0 K: 1 S: 6	H: 1 LOB: 1 BB: 0 P: 6	R: 5 E: 0 K: 1 S: 9	H: 4 LOB: 2 BB: 2 P: 17	R: 0 E: 0 K: 0 S: 3	H: 0 LOB: 0 BB: 0 P: 3	R: 0 E: 0 K: 1 S: 6	H: 1 LOB: 1 BB: 0 P: 6	R: 0 E: 0 K: 0 S: 4	H: 1 LOB: 1 BB: 0 P: 4	R: 0 E: 0 K: 0 S: 4	H: 1 LOB: 1 BB: 0 P: 4	1B: 8 2B: 2 3B: 1 HR: 0	SF: 0 SAC: 0 DP: 0 HBP: 0	WP: 0 PB: 0 SB: 0 CS: 1	PA: 44			
PITCHER	IP	WLS	BF	H	R	ER	SO	BB	IBB	HBP	BLK	WP	HR	S	P	ERA	WHIP								
Mark Calvert, R (1.1) ERA: 6.27	4.2		27	7	7	7	5	7	0	0	0	0	0	30	58	13.50	3.000								
Rene Martin, R (5.1) ERA: 4.2	0.1		2	1	0	0	0	0	0	0	0	0	0	2	2	0.00	3.000								
Randy Lerch, L (6.1) ERA: 6.02	1.1	W	5	1	0	0	0	0	0	0	0	0	0	5	5	0.00	0.750								
Greg Minton, R (7.1) ERA: 3.47	2.2	S	10	2	0	0	1	0	0	0	0	0	0	12	12	0.00	0.750								

San Francisco Giants @ Cincinnati Reds  
Riverfront Stadium, Cincinnati, OH  
Thu Sep 29 1983, 3:33 AM EDT  
Att: 8,067 - Unknown

AB	37
R	7
H	11
RBI	7
BB	7
SO	6
LOB	21









Batter	1	2	3	4	5	6	7	8	9	AB	R	H	RBI	BB	SO	LOB	TOP										
<b>Kelly Paris, R</b> OBP: 0.331, SLG: 0.293 (1.4)	0-0 WP SH5-3 2-1 1B		0-0 F9	0-0 F7		0-0 1B S 1B		0-0 G6-4-3		5	0	2	0	0	0	1	<b>Cincinnati Reds @ Houston Astros</b> Astrodome, Houston, TX Sat Oct 01 1983, 4:33 AM EDT Att: 7,657 - Dome										
<b>Dallas Williams, L</b> OBP: 0.143, SLG: 0.063 (1.7)	0-0 SH5-3		4-0 1B BB	0-0 E5 F8 1B		0-0 5-3		4-0 F 1B BB		2	2	1	0	2	0	1											
<b>Skeeter Barnes, R</b> OBP: 0.385, SLG: 0.300 (1.3)	0-0 F8		0-0 2B SF7 1B	0-0 F8		4-0 1B BB		0-0 CS 1B		4	1	2	1	1	0	2											
<b>Paul Householder, S</b> OBP: 0.336, SLG: 0.388 (1.8)	0-0 2-1	0-0 6-3	0-0 1B 2B	0-0 F8		0-0 1B		0-0 CS	4-0 L5-3 BB	4	1	2	1	1	0	1											
<b>Duane Walker, L</b> OBP: 0.296, SLG: 0.326 (1.9)		0-0 F8	4-0 1B BB		4-0 S BB		0-0 F7		0-0 F4	3	1	0	0	2	0	4											
<b>Dann Bilardello, R</b> OBP: 0.274, SLG: 0.391 (1.2)		4-0 BB BLK BB	0-0 SF7		0-0 F7		0-3 K		0-0 L5-3	3	1	0	1	1	1	2											
<b>Alex Trevino, R</b> OBP: 0.290, SLG: 0.299 (1.5)		4-0 BLK BB	0-0 1B		0-0 F7		0-3 K			3	0	1	1	1	1	1											
<b>Tom Foley, L</b> OBP: 0.296, SLG: 0.263 (1.6)		4-0 BLK BB	0-0 1B		0-0 F8		0-3 K			3	0	1	1	1	1	1											
<b>Frank Pastore, R</b> OBP: 0.213, SLG: 0.271 (1.1)	0-3 K		0-0 F8			0-3 K		0-0 G6-4-3 1B		4	0	1	0	0	2	4											
<b>Inning Stats</b>	R: 0 E: 0 K: 0 S: 3	H: 1 LOB: 1 BB: 0 P: 3	R: 1 E: 0 K: 1 S: 5	H: 0 LOB: 3 BB: 3 P: 17	R: 4 E: 0 K: 0 S: 7	H: 4 LOB: 2 BB: 2 P: 15	R: 0 E: 1 K: 0 S: 4	H: 1 LOB: 1 BB: 0 P: 4	R: 0 E: 0 K: 0 S: 3	H: 0 LOB: 1 BB: 1 P: 7	R: 0 E: 0 K: 0 S: 9	H: 0 LOB: 0 BB: 0 P: 9	R: 1 E: 1 K: 0 S: 3	H: 2 LOB: 3 BB: 1 P: 7	R: 0 E: 0 K: 0 S: 2	H: 0 LOB: 0 BB: 1 P: 6	1B: 9 2B: 2 3B: 0 HR: 0	SF: 1 SAC: 1 DP: 2 HBP: 0	WP: 1 PB: 0 SB: 2 CS: 1	PA: 43							
<b>PITCHER</b>	IP	WLS	BF	H	R	ER	SO	BB	IBB	HBP	BLK	WP	HR	S	P	ERA	WHIP										
<b>Mike Madden, L</b> ERA: 3.14 (1.1)	2.1	L	15	3	5	5	1	5	0	0	1	1	0	11	31	19.29	3.429										
<b>Bob Knepper, L</b> ERA: 3.19 (3.1)	5.2		25	7	1	0	4	3	0	0	0	0	0	30	42	0.00	1.765										
<b>Frank LaCorte, R</b> ERA: 5.06 (9.1)	1.0		3	0	0	0	0	1	0	0	0	0	0	2	6	0.00	1.000										

Batter	1	2	3	4	5	6	7	8	9	AB	R	H	RBI	BB	SO	LOB	BOTTOM										
<b>Scott Loucks, R</b> OBP: 0.364, SLG: 0.300 (1.8)	0-0 1B E 1-3 1B			0-0 S 1B	0-3 K			0-0 FC6-4		5	1	2	0	0	1	3	<b>Cincinnati Reds @ Houston Astros</b> Astrodome, Houston, TX Sat Oct 01 1983, 4:33 AM EDT Att: 7,657 - Dome										
<b>Craig Reynolds, L</b> OBP: 0.248, SLG: 0.263 (1.4)	0-0 E4 1-3 1B	0-0 F8		4-0 BB BB		0-0 G3		0-0 4-3		4	1	0	0	1	0	3											
<b>Denny Walling, L</b> OBP: 0.361, SLG: 0.447 (1.5)	0-0 1-3 1B			0-0 F7		0-0 F7			0-0 FC6-4 1B	5	1	3	0	0	0	2											
<b>Jose Cruz, L</b> OBP: 0.387, SLG: 0.466 (1.7)	0-0 1-3	0-3 K		4-0 1-2 BB		0-0 1-3			0-0 FC6-4 FC6-4	4	0	0	1	1	1	4											
<b>Kevin Bass, S</b> OBP: 0.258, SLG: 0.335 (1.9)	0-0 BLK 1B		0-0 3-1	0-0 L7		0-3 K		0-0 F8		5	1	1	2	0	1	4											
<b>Tim Tolman, R</b> OBP: 0.271, SLG: 0.385 (1.3)	0-0 1B		4-0 BB		0-0 2B 1B		0-0 F7		0-0 FC6-4	4	0	2	1	1	0	1											
<b>George Bjorkman, R</b> OBP: 0.371, SLG: 0.361 (1.2)	0-0 1B		0-3 K		0-0 2B		0-0 6-3			4	0	2	0	0	1	1											
<b>Bert Pena, R</b> OBP: 0.286, SLG: 0.167 (1.6)	0-0 F6		0-0 F7		0-0 F6			0-0 FC4-6 1B		4	0	1	0	0	0	5											
<b>Mike Madden, L</b> OBP: 0.087, SLG: 0.045 (1.1)	0-3 K			0-3 K	0-3 K			0-0 FC4-6 FC6-4		1	0	0	0	0	1	2											
<b>Bob Knepper, L</b> OBP: 0.200, SLG: 0.288 (3.1)										2	0	0	0	0	2	2											
<b>Terry Puhl, L</b> OBP: 0.343, SLG: 0.428 (6. PH)										1	0	0	0	0	0	1											
<b>Frank LaCorte, R</b> OBP: 0.167, SLG: 0.400 (9.1)										0	0	0	0	0	0	0											
<b>Inning Stats</b>	R: 4 E: 1 K: 1 S: 11	H: 5 LOB: 2 BB: 0 P: 11	R: 0 E: 1 K: 1 S: 6	H: 1 LOB: 1 BB: 0 P: 6	R: 0 E: 0 K: 1 S: 5	H: 0 LOB: 1 BB: 1 P: 9	R: 0 E: 0 K: 1 S: 6	H: 1 LOB: 3 BB: 2 P: 14	R: 0 E: 0 K: 2 S: 9	H: 2 LOB: 2 BB: 0 P: 9	R: 0 E: 0 K: 0 S: 3	H: 0 LOB: 0 BB: 0 P: 3	R: 0 E: 0 K: 1 S: 5	H: 0 LOB: 0 BB: 0 P: 5	R: 0 E: 0 K: 0 S: 4	H: 1 LOB: 1 BB: 0 P: 4	R: 0 E: 0 K: 0 S: 4	H: 1 LOB: 1 BB: 0 P: 4	1B: 10 2B: 1 3B: 0 HR: 0	SF: 0 SAC: 0 DP: 0 HBP: 0	WP: 0 PB: 0 SB: 2 CS: 1	PA: 42					
<b>PITCHER</b>	IP	WLS	BF	H	R	ER	SO	BB	IBB	HBP	BLK	WP	HR	S	P	ERA	WHIP										
<b>Frank Pastore, R</b> ERA: 4.88 (1.1)	9.0	W	42	11	4	3	7	3	0	0	0	0	0	53	65	3.00	1.556										

AB	31
R	6
H	10
RBI	5
BB	9
SO	5
LOB	17





Batter	1	2	3	4	5	6	7	8	9	AB	R	H	RBI	BB	SO	LOB	TOP					
Dallas Williams, L OBP: 0.128, SLG: 0.056 (1, 7)										4	0	0	0	0	1	1						
Kelly Paris, R OBP: 0.336, SLG: 0.300 (1, 4)										4	1	2	0	0	2	0						
Skeeter Barnes, R OBP: 0.372, SLG: 0.294 (1, 3)										4	1	1	0	0	0	2						
Duane Walker, L OBP: 0.296, SLG: 0.324 (1, 9)										4	0	1	1	0	2	2						
Paul Householder, S OBP: 0.335, SLG: 0.387 (1, 8)										4	0	1	1	0	0	1						
Steve Christmas, L OBP: 0.105, SLG: 0.059 Dann Bilardello, R (8, PH) OBP: 0.274, SLG: 0.389										3	0	0	0	0	0	1						
Alex Trevino, R OBP: 0.285, SLG: 0.293 (1, 5)										3	0	0	0	0	0	0						
Tom Foley, L OBP: 0.297, SLG: 0.265 (1, 6)										3	0	1	0	0	0	0						
Jeff Russell, R OBP: 0.182, SLG: 0.333 Ron Oester, S (8, PH) OBP: 0.322, SLG: 0.384 Ben Hayes, R (8, 1)										2	0	0	0	0	0	0						
										1	0	0	0	0	0	1						
										0	0	0	0	0	0	0						
<b>Inning Stats</b>	R: 0 E: 0 K: 2 S: 8	H: 1 LOB: 1 BB: 0 P: 8	R: 0 E: 0 K: 0 S: 3	H: 0 LOB: 0 BB: 0 P: 3	R: 0 E: 0 K: 0 S: 3	H: 0 LOB: 0 BB: 0 P: 3	R: 1 E: 0 K: 0 S: 5	H: 2 LOB: 1 BB: 0 P: 5	R: 0 E: 0 K: 0 S: 3	H: 0 LOB: 0 BB: 0 P: 3	R: 0 E: 0 K: 1 S: 5	H: 0 LOB: 0 BB: 0 P: 5	R: 0 E: 0 K: 1 S: 5	H: 0 LOB: 0 BB: 0 P: 5	R: 0 E: 0 K: 0 S: 4	H: 1 LOB: 1 BB: 0 P: 4	R: 1 E: 0 K: 2 S: 9	H: 2 LOB: 1 BB: 0 P: 9	1B: 6 2B: 0 3B: 0 HR: 0	SF: 0 SAC: 0 DP: 0 HBP: 0	WP: 0 PB: 0 SB: 0 CS: 0	PA: 33
<b>PITCHER</b>	IP WLS BF H R ER SO BB IBB HBP BLK WP HR S P ERA WHIP																					
Jeff Heathcock, R ERA: 3.21 Frank DiPino, L ERA: 2.65	(1, 1) 8.0 W 28 4 1 1 4 0 0 0 0 0 0 0 0 0 0 1.12 0.500																					
(9, 1) 1.0 S 5 2 1 1 2 0 0 0 0 0 0 0 9 9 9.00 2.000																						

**Cincinnati Reds @ Houston Astros**  
Astrodome, Houston, TX  
Sun Oct 02 1983, 8:05 PM EDT  
Att: 12,357 - Dome

AB	33
R	2
H	6
RBI	2
BB	0
SO	6
LOB	9

Batter	1	2	3	4	5	6	7	8	9	AB	R	H	RBI	BB	SO	LOB	BOTTOM					
Jose Cruz, L OBP: 0.385, SLG: 0.463 (1, 7)										4	0	0	0	0	2	1						
Scott Loucks, R OBP: 0.287, SLG: 0.214 (1, 8)										4	0	0	0	0	2	1						
Kevin Bass, S OBP: 0.257, SLG: 0.333 (1, 9)										4	1	1	0	0	0	0						
Denny Walling, L OBP: 0.364, SLG: 0.444 (1, 5)										3	1	1	0	1	0	1						
Tim Tolman, R OBP: 0.270, SLG: 0.375 (1, 3)										4	1	1	0	0	1	2						
Craig Reynolds, L OBP: 0.280, SLG: 0.276 (1, 4)										3	0	2	1	0	0	1						
George Bjorkman, R OBP: 0.370, SLG: 0.360 (1, 2)										3	0	1	1	0	1	2						
Bert Pena, R OBP: 0.300, SLG: 0.125 (1, 6)										2	0	0	0	1	1	2						
Jeff Heathcock, R Frank DiPino, L OBP: 0.286, SLG: 0.333	(1, 1) 7.0 L 29 6 3 2 8 2 0 0 0 0 0 0 0 0 0 2.57 1.143																					
(8, 1) 1.0 3 0 0 0 1 0 0 0 0 0 0 0 5 5 0.00 0.000																						
<b>Inning Stats</b>	R: 0 E: 0 K: 2 S: 7	H: 0 LOB: 0 BB: 0 P: 7	R: 0 E: 0 K: 0 S: 4	H: 1 LOB: 1 BB: 0 P: 4	R: 0 E: 0 K: 1 S: 5	H: 0 LOB: 1 BB: 1 P: 9	R: 1 E: 1 K: 1 S: 6	H: 1 LOB: 1 BB: 1 P: 10	R: 0 E: 0 K: 2 S: 7	H: 0 LOB: 0 BB: 0 P: 7	R: 2 E: 0 K: 1 S: 9	H: 4 LOB: 2 BB: 0 P: 9	R: 0 E: 0 K: 1 S: 5	H: 0 LOB: 0 BB: 0 P: 5	R: 0 E: 0 K: 1 S: 5	H: 0 LOB: 0 BB: 0 P: 5	R: 0 E: 0 K: 0 S: 5	H: 0 LOB: 0 BB: 0 P: 5	1B: 6 2B: 0 3B: 0 HR: 0	SF: 0 SAC: 1 DP: 0 HBP: 0	WP: 0 PB: 0 SB: 0 CS: 0	PA: 32
<b>PITCHER</b>	IP WLS BF H R ER SO BB IBB HBP BLK WP HR S P ERA WHIP																					
Jeff Russell, R ERA: 3.03 Ben Hayes, R ERA: 6.49	(1, 1) 7.0 L 29 6 3 2 8 2 0 0 0 0 0 0 0 0 0 2.57 1.143																					
(8, 1) 1.0 3 0 0 0 1 0 0 0 0 0 0 0 5 5 0.00 0.000																						

**Cincinnati Reds @ Houston Astros**  
Astrodome, Houston, TX  
Sun Oct 02 1983, 8:05 PM EDT  
Att: 12,357 - Dome

AB	29
R	3
H	6
RBI	2
BB	2
SO	9
LOB	10