

Cincinnati Reds - 1984

Batter	1	2	3	4	5	6	7	8	9	AB R H RBI BB SO LOB	TOP
Wally Backman, S (1, 4) OBP: 0.500, SLG: 0.333	0-3 K		4-0 L5-3 BB		0-0 4-3			0-0 1B		3 0 1 0 1 1 0	
José Oquendo, S (1, 6)	1-0 FC5-4 HBP		0-0 L5-3		0-0 F3			0-3 K		3 0 0 0 0 1 2	
Keith Hernandez, L (1, 3)	0-3 K			0-0 1-3		0-0 6-3			0-3 K	4 0 0 0 0 2 1	
George Foster, R (1, 7)	0-0 FC5-4 1-2f			0-0 1B 1B		0-0 F7			0-0 F8	4 0 1 0 0 0 1	
Darryl Strawberry, L (1, 9) OBP: 0.500, SLG: 1.250		0-0 HR		0-0 F8			0-3 K		0-0 1B 1B	4 1 2 1 0 1 1	
Mookie Wilson, S (1, 8) OBP: 0.500, SLG: 0.500		0-0 F6		0-0 1-3 1B		0-0 4-3			0-0 1-2 1B	4 0 2 0 0 0 0	
Hubie Brooks, R (1, 5) OBP: 0.250, SLG: 0.250			0-0 CS 1B		0-0 4-3		0-3 K		0-3 K	4 0 1 0 0 2 4	
Ron Hodges, L (1, 2)		0-3 K 1-2			0-0 4-3			0-0 1-3		3 0 0 0 0 1 1	
Mike Torrez, R (1, 1) Ed Lynch, R (2, 1) Ross Jones, R (5, PH) Craig Swan, R (5, 1) Rusty Staub, L (8, PH) Dick Tidrow, R (8, 1)			0-0 F5		0-0 F2			0-0 F8		0 0 0 0 0 0 0 1 0 0 0 0 0 0 1 0 0 0 0 0 0 0 0 0 0 0 0 0 1 0 0 0 0 0 0 0 0 0 0 0 0 0	
Inning Stats	R: 0 E: 0 K: 2 S: 7 H: 0 LOB: 1 BB: 0 P: 8	R: 1 E: 0 K: 1 S: 6 H: 2 LOB: 1 BB: 0 P: 6	R: 0 E: 0 K: 0 S: 2 H: 0 LOB: 0 BB: 1 P: 6	R: 0 E: 0 K: 0 S: 5 H: 2 LOB: 2 BB: 0 P: 5	R: 0 E: 0 K: 0 S: 3 H: 0 LOB: 0 BB: 0 P: 3	R: 0 E: 0 K: 2 S: 7 H: 0 LOB: 0 BB: 0 P: 7	R: 0 E: 0 K: 1 S: 6 H: 1 LOB: 1 BB: 0 P: 6	R: 0 E: 0 K: 2 S: 9 H: 2 LOB: 2 BB: 0 P: 9	1B: 6 2B: 2 3B: 0 HR: 1 SF: 0 SAC: 0 DP: 2 HBP: 1	WP: 0 PB: 0 SB: 0 CS: 1	PA: 34
PITCHER Mario Soto, R (1, 1) ERA: 1.0	IP 9.0 WLS W BF 34 H 7 R 1 ER 1 SO 8 BB 1 IBB 0 HBP 1 BLK 0 WP 0 HR 1 S 48 P 53 ERA 1.00 WHIP 0.889										

New York Mets @ Cincinnati Reds
Riverfront Stadium, Cincinnati, OH
Mon Apr 02 1984, 3:33 AM EST
Att: 46,000 - Unknown

livebaseballscorecards.com

AB	32
R	1
H	7
RBI	1
BB	1
SO	8
LOB	10



Batter	1	2	3	4	5	6	7	8	9
Gary Redus, R OBP: 0.200, SLG: 0.400 (1, 7)	0-0 1B 1B 2B	0-0 F8	0-0 G5-4-3			0-0 F8		0-0 1-3	
Eddie Milner, L OBP: 0.750, SLG: 1.750 (1, 8)	0-0 S 1B 2-3	0-0 HR		0-0 4-3 2B		0-0 F9			
Dave Concepcion, R OBP: 0.500, SLG: 1.333 (1, 6)	4-0 1B 1-2 FC5-4 BB	0-0 F9		0-0 4-3 2-3		0-0 HR			
Dave Parker, L OBP: 0.500, SLG: 0.500 (1, 9) Paul Householder, S (9, 9)	0-0 FC5-4 1B 1-3 2-H 3-H	0-0 BB 2B 1B		0-0 F6		0-0 F7			
Dan Driessen, L OBP: 0.500, SLG: 0.667 (1, 3)	0-0 FC5-4 1-2f 3-H	4-0 2B 1-2 BB		0-0 3-1		0-0 2B			
Nick Esasky, R OBP: 0.250, SLG: 0.500 (1, 5)	0-0 FC5-4 1-2f	0-0 2B		0-0 F8		0-3 K			
Ron Oester, S (1, 4)	0-0 G3	0-3 K		0-0 F7		0-0 6-3			
Dann Bilardello, R OBP: 0.500, SLG: 0.750 (1, 2)		0-0 1B HR 2B	0-0 FC1-6 1B		0-0 F3		0-3 K		
Mario Soto, R OBP: 0.250, SLG: 0.250 (1, 1)		0-0 HR 1B	0-0 FC1-6 G5-4-3		0-0 F6		0-0 F9		

Inning Stats	R: 3	H: 3	E: 0	K: 0	S: 6	LOB: 1	BB: 1	P: 10	R: 4	H: 5	E: 0	K: 1	S: 10	LOB: 2	BB: 1	P: 14	R: 0	H: 1	E: 0	K: 0	S: 3	LOB: 0	BB: 0	P: 3	R: 0	H: 1	E: 0	K: 0	S: 4	LOB: 1	BB: 0	P: 4	R: 0	H: 0	E: 0	K: 0	S: 3	LOB: 0	BB: 0	P: 3	R: 1	H: 2	E: 0	K: 1	S: 7	LOB: 1	BB: 0	P: 7	R: 0	H: 0	E: 0	K: 1	S: 5	LOB: 0	BB: 0	P: 5
--------------	------	------	------	------	------	--------	-------	-------	------	------	------	------	-------	--------	-------	-------	------	------	------	------	------	--------	-------	------	------	------	------	------	------	--------	-------	------	------	------	------	------	------	--------	-------	------	------	------	------	------	------	--------	-------	------	------	------	------	------	------	--------	-------	------

PITCHER	IP	WLS	BF	H	R	ER	SO	BB	IBB	HBP	BLK	WP	HR	S	P	ERA	WHIP
Mike Torrez, R ERA: 40.5 (1, 1)	1.1	L	11	6	6	6	0	1	0	0	0	0	1	10	14	40.50	5.250
Ed Lynch, R ERA: 3.38 (2, 1)	2.2		12	4	1	1	1	1	0	0	0	0	0	13	17	3.38	1.875
Craig Swan, R ERA: 3.0 (5, 1)	3.0		11	2	1	1	1	0	0	0	0	0	1	13	13	3.00	0.667
Dick Tidrow, R ERA: (8, 1)	1.0		3	0	0	0	1	0	0	0	0	0	0	5	5	0.00	0.000

BOTTOM

AB	R	H	RBI	BB	SO	LOB
5	1	1	0	0	0	3
4	2	3	3	0	0	0
3	2	1	1	1	0	1
4	1	2	2	0	0	1
0	0	0	0	0	0	0
3	0	1	1	1	0	2
4	0	1	1	0	1	2
4	0	0	0	0	1	4
4	1	2	0	0	1	0
4	1	1	0	0	0	1


AB	35
R	8
H	12
RBI	8
BB	2
SO	3
LOB	14



WP	PA	ERA	WHIP
0	37		

New York Mets @ Cincinnati Reds
Riverfront Stadium, Cincinnati, OH
 Mon Apr 02 1984, 3:33 AM EST
 Att. 46,000 - Unknown

livebaseballscorecards.com

Batter	1	2	3	4	5	6	7	8	9	AB R H RBI BB SO LOB	TOP											
Wally Backman, S (1, 4) OBP: 0.500, SLG: 0.500 José Oquendo, S (8, 6)	0-3 K		0-0 E 2B		4-0 BB		0-0 F9			3 1 1 0 1 1 1 0 0 0 0 0 0 0												
Ron Gardenhire, R (1, 6) OBP: 0.250, SLG: 0.250	0-0 WP 1B		0-0 E3 2B		0-0 F8		0-0 FC4-6			4 0 1 0 0 0 3												
Keith Hernandez, L (1, 3) OBP: 0.125, SLG: 0.250	0-3 K		0-0 1-3 2B		0-0 F7			0-0 E1 F3		4 0 1 1 0 1 2												
George Foster, R (1, 7) OBP: 0.125, SLG: 0.125	0-0 6-3 1-2		0-3 K		0-3 K			0-3 K		4 0 0 0 0 3 5												
Darryl Strawberry, L (1, 8) OBP: 0.375, SLG: 0.714		0-0 4-3	4-0 G4-6-3 IBB		0-3 K			0-0 F3		3 0 0 0 1 1 1												
Hubie Brooks, R (1, 5) OBP: 0.250, SLG: 0.250		0-0 1-3 1B	0-0 G4-6-3		0-3 K			0-0 4-3		4 1 1 0 0 1 4												
Danny Heep, L (1, 9)		0-0 1-3		0-3 K		0-0 F7			0-0 F7	4 0 0 0 0 1 1	AB 33 R 2 H 5 RBI 2 BB 3 SO 10 LOB 19											
Junior Ortiz, R (1, 2) OBP: 0.500, SLG: 0.333		0-0 2-H 1B		0-0 F4		4-0 FC4-6 BB			0-0 4-3	3 0 1 1 1 0 0												
Ron Darling, R (1, 1) Ron Hodges, L (7, PH) Doug Sisk, R (7, 1)		0-3 K		0-0 6-3			0-0 F1		0-3 K	2 0 0 0 0 1 1 1 0 0 0 0 0 1 1 0 0 0 0 1 0												
Inning Stats	R: 0 E: 0 K: 2 S: 8	H: 1 LOB: 1 BB: 0 P: 8	R: 1 E: 0 K: 1 S: 7	H: 2 LOB: 1 BB: 0 P: 7	R: 1 E: 1 K: 1 S: 7	H: 2 LOB: 2 BB: 1 P: 11	R: 0 E: 0 K: 1 S: 5	H: 0 LOB: 0 BB: 0 P: 5	R: 0 E: 0 K: 1 S: 5	H: 0 LOB: 1 BB: 1 P: 9	R: 0 E: 0 K: 2 S: 7	H: 0 LOB: 0 BB: 0 P: 7	R: 0 E: 0 K: 0 S: 3	H: 0 LOB: 1 BB: 1 P: 7	R: 0 E: 1 K: 1 S: 6	H: 0 LOB: 1 BB: 0 P: 6	R: 0 E: 0 K: 1 S: 5	H: 0 LOB: 0 BB: 0 P: 5	1B: 3 2B: 2 3B: 0 HR: 0	SF: 0 SAC: 0 DP: 1 HBP: 0	WP: 1 PB: 0 SB: 0 CS: 0	PA: 36
PITCHER	IP WLS BF H R ER SO BB IBB HBP BLK WP HR S P ERA WHIP																					
Bruce Berenyi, R (1, 1) ERA: 3.0	0.0 L 0																					
Bill Scherrer, L (7, 1) ERA:	1.0 3 0 0 0 0 0 0 0 0 0 0 0 0 3 3 0.00 0.000																					
Ted Power, R (8, 1) ERA:	2.0 7 0 0 0 0 2 0 0 0 0 0 0 0 11 11 0.00 0.000																					

New York Mets @ Cincinnati Reds
Riverfront Stadium, Cincinnati, OH
Wed Apr 04 1984, 6:05 PM EST
Att. 3,921 - Unknown

livebaseballscorecards.com

BOTTOM

New York Mets @ Cincinnati Reds
 Riverfront Stadium, Cincinnati, OH
 Wed Apr 04 1984, 6:05 PM EST
 Att. 3,921 - Unknown

livebaseballscorecards.com

AB	29
R	0
H	3
RBI	0
BB	7
SO	3
LOB	15



WP: 1	PA: 37
PB: 0	
SB: 0	
CS: 0	

AB R H RBI BB SO LOB

3	0	0	0	1	1	1
0	0	0	0	0	0	0
4	0	1	0	0	1	0
3	0	1	0	1	0	1
4	0	0	0	0	0	3
3	0	1	0	1	0	1
2	0	0	0	2	1	2
3	0	0	0	1	0	4
1	0	0	0	1	0	0
2	0	0	0	0	0	1
2	0	0	0	0	0	1
1B: 2	SF: 0					
2B: 1	SAC: 0					
3B: 0	DP: 0					
HR: 0	HBP: 0					

Batter	1	2	3	4	5	6	7	8	9
Gary Redus, R (1, 7) OBP: 0.222, SLG: 0.250 Ted Power, R (8, 1)	0-0 6-3		4-0 BB PO		0-0 FC6-4		0-3 K		
Eddie Milner, L (1, 8) OBP: 0.500, SLG: 1.000	0-0 1-3		0-0 PO	0-0 WP 5-3 1B		0-3 K		0-0 F8	
Dave Concepcion, R (1, 6) OBP: 0.500, SLG: 0.833	0-0 6-3			0-0 5-3		4-0 2B BB		0-0 FC3-6 1B	
Dave Parker, L (1, 9) OBP: 0.250, SLG: 0.250		0-0 F3		0-0 F9		0-0 F8		0-0 FC3-6	
Dan Driessen, L (1, 3) OBP: 0.500, SLG: 0.667		0-0 4-3		4-0 WP BB		0-0 2B		0-0 F8	
Nick Esasky, R (1, 5) OBP: 0.375, SLG: 0.333		4-0 BB		0-0 F8		4-0 BB		0-3 K	
Ron Oester, S (1, 4)		0-0 F3		0-0 F3		0-0 F7		4-0 BB	
Dann Bilardello, R (1, 2) OBP: 0.500, SLG: 0.600 Brad Gulden, L (7, PH) (8, 2)			0-0 F9		4-0 G3-4 BB		0-0 4-3		0-0 F8
Bruce Berenyi, R (1, 1) Bill Scherrer, L (7, 1) Paul Householder, S (7, PH) (8, 7)			0-0 F7		0-0 G3-4		0-0 6-3		0-0 F3

Inning Stats	R: 0	H: 0	E: 0	K: 0	S: 3	R: 0	H: 0	E: 0	K: 0	S: 3	R: 0	H: 0	E: 0	K: 0	S: 2	R: 0	H: 1	E: 0	K: 0	S: 4	R: 0	H: 0	E: 0	K: 0	S: 3	R: 0	H: 1	E: 0	K: 1	S: 6	R: 0	H: 0	E: 0	K: 1	S: 5	R: 0	H: 1	E: 1	K: 0	S: 4	R: 0	H: 0	E: 0	K: 1	S: 5
--------------	------	------	------	------	------	------	------	------	------	------	------	------	------	------	------	------	------	------	------	------	------	------	------	------	------	------	------	------	------	------	------	------	------	------	------	------	------	------	------	------	------	------	------	------	------

PITCHER	IP	WLS	BF	H	R	ER	SO	BB	IBB	HBP	BLK	WP	HR	S	P	ERA	WHIP
Ron Darling, R (1, 1) ERA:	6.0	W	25	2	0	0	1	6	0	0	0	1	0	21	45	0.00	1.333
Doug Sisk, R (7, 1) ERA:	3.0	S	11	1	0	0	2	1	0	0	0	0	0	14	18	0.00	0.667

PITCHER	IP	WLS	BF	H	R	ER	SO	BB	IBB	HBP	BLK	WP	HR	S	P	ERA	WHIP
---------	----	-----	----	---	---	----	----	----	-----	-----	-----	----	----	---	---	-----	------

BOTTOM

Philadelphia Phillies @ Cincinnati Reds
Riverfront Stadium, Cincinnati, OH

livebaseballscorecards.com

AB	34
R	4
H	10
RBI	4
BB	4
SO	3
LOB	14



WP:	0	PA:	40
PB:	0	SB:	3
CS:	2		

Fri Apr 06 1984, 6:05 PM EST
Att. 12,236 - Unknown

Batter	1	2	3	4	5	6	7	8	9	AB	R	H	RBI	BB	SO	LOB
Gary Redus, R OBP: 0.286, SLG: 0.250 (1, 7)	0-0 F8 1B	4-0 1B BB		0-0 F8		0-0 5-3			0-0 F8	4	0	1	0	1	0	0
Eddie Milner, L OBP: 0.667, SLG: 1.000 Paul Householder, S (9, PH)	4-0 S BB	0-0 S 1B		0-0 CS 1B			0-0 CS 1B		0-0 F5	3	0	3	1	1	0	0
Dave Concepcion, R OBP: 0.308, SLG: 0.455 (1, 6)	0-0 F8 2-3	0-0 F6 1-2		0-0 CS 1-2	0-0 1-3		0-3 K 1-2		0-0 F8	5	0	0	0	0	1	5
Dave Parker, L OBP: 0.167, SLG: 0.167 Bill Scherrer, L (8, 1)	0-3 K 1-2		0-0 F5		0-0 4-3		0-3 K			4	0	0	0	0	2	2
Dan Driessen, L OBP: 0.667, SLG: 1.000 (1, 3)	4-0 IBB		0-0 F9 1B 2B		4-0 2B BB			0-0 HR 2B		2	2	2	0	2	0	0
Nick Esasky, R OBP: 0.417, SLG: 0.800 (1, 5)	0-0 F8		0-0 F9 2-3		0-0 2B 1-3			0-0 HR 2-H		4	1	2	2	0	0	4
Ron Oester, S OBP: 0.167, SLG: 0.091 (1, 4)		0-0 1-3	0-0 1B		0-0 F9			0-0 4-3		4	0	1	1	0	0	2
Dann Bilardello, R OBP: 0.400, SLG: 0.444 (1, 2)		0-0 SH3-4 1B	0-0 F8			0-0 F4		0-0 F7		4	1	1	0	0	0	1
Joe Price, R Mike Smith, R Jeff Russell, R Brad Gulden, L Tom Hume, R Cesar Cedeño, R (8, 9)		0-0 SH3-4 1B		0-0 F3		0-0 F5		0-0 F4		0	0	0	0	0	0	0

Batter	1	2	3	4	5	6	7	8	9
Gary Redus, R OBP: 0.286, SLG: 0.250 (1, 7)	0-0 F8 1B	4-0 1B BB		0-0 F8		0-0 5-3			0-0 F8
Eddie Milner, L OBP: 0.667, SLG: 1.000 Paul Householder, S (9, PH)	4-0 S BB	0-0 S 1B		0-0 CS 1B			0-0 CS 1B		0-0 F5
Dave Concepcion, R OBP: 0.308, SLG: 0.455 (1, 6)	0-0 F8 2-3	0-0 F6 1-2		0-0 CS 1-2	0-0 1-3		0-3 K 1-2		0-0 F8
Dave Parker, L OBP: 0.167, SLG: 0.167 Bill Scherrer, L (8, 1)	0-3 K 1-2		0-0 F5		0-0 4-3		0-3 K		
Dan Driessen, L OBP: 0.667, SLG: 1.000 (1, 3)	4-0 IBB		0-0 F9 1B 2B		4-0 2B BB			0-0 HR 2B	
Nick Esasky, R OBP: 0.417, SLG: 0.800 (1, 5)	0-0 F8		0-0 F9 2-3		0-0 2B 1-3			0-0 HR 2-H	
Ron Oester, S OBP: 0.167, SLG: 0.091 (1, 4)		0-0 1-3	0-0 1B		0-0 F9			0-0 4-3	
Dann Bilardello, R OBP: 0.400, SLG: 0.444 (1, 2)		0-0 SH3-4 1B	0-0 F8			0-0 F4		0-0 F7	
Joe Price, R Mike Smith, R Jeff Russell, R Brad Gulden, L Tom Hume, R Cesar Cedeño, R (8, 9)		0-0 SH3-4 1B		0-0 F3		0-0 F5		0-0 F4	

Inning Stats	R: 0	H: 1	E: 0	K: 1	S: 6	LOB: 3	BB: 2	P: 14
	R: 1	H: 2	E: 0	K: 0	S: 5	LOB: 2	BB: 1	P: 9
	R: 1	H: 2	E: 0	K: 0	S: 5	LOB: 1	BB: 0	P: 5
	R: 0	H: 1	E: 0	K: 0	S: 3	LOB: 0	BB: 0	P: 3
	R: 0	H: 1	E: 0	K: 0	S: 4	LOB: 2	BB: 1	P: 8
	R: 0	H: 0	E: 0	K: 0	S: 3	LOB: 0	BB: 0	P: 3
	R: 0	H: 1	E: 0	K: 2	S: 7	LOB: 0	BB: 0	P: 7
	R: 2	H: 2	E: 0	K: 0	S: 5	LOB: 0	BB: 0	P: 5
	R: 0	H: 0	E: 0	K: 0	S: 3	LOB: 0	BB: 0	P: 3

PITCHER	IP	WLS	BF	H	R	ER	SO	BB	IBB	HBP	BLK	WP	HR	S	P	ERA	WHIP
Charles Hudson, R ERA: 3.6 (1, 1)	5.0		25	7	2	2	1	3	1	0	0	0	0	23	39	3.60	2.000
Kevin Gross, R ERA: (6, 1)	2.0		6	1	0	0	2	0	0	0	0	0	0	10	10	0.00	0.500
Al Holland, L ERA: 9.0 (8, 1)	2.0		8	2	2	2	0	0	0	0	0	0	1	8	8	9.00	1.000

1B:	2B:	3B:	HR:	SF:	SAC:	DP:	HBP:
6	4	0	1	0	1	1	0

1B:	2B:	3B:	HR:	SF:	SAC:	DP:	HBP:
0	0	0	0	0	0	0	0
1	0	0	0	0	0	0	0
1	0	0	0	0	0	0	0
0	0	0	0	0	0	0	0
1	0	0	0	0	0	0	0

Batter	1	2	3	4	5	6	7	8	9	AB R H RBI BB SO LOB	TOP											
Juan Samuel, R (1, 4) OBP: 0.350, SLG: 0.278	0-0 F8		0-0 WP 1B S 1B	0-0 F8		0-0 FC5-4 1B BB 1-2f 2-3		0-0 F9		5 2 1 0 0 0 3												
Len Matuszek, L (1, 3) OBP: 0.500, SLG: 0.583	0-0 F7		4-0 1B BB SF9 BB		0-0 HR	4-0 1B 2B 1-2		0-3 K		3 3 1 1 2 1 0												
Mike Schmidt, R (1, 5) OBP: 0.450, SLG: 0.625	0-0 2B		4-0 SF9 1B 1-2 FC5 BB		0-0 F8	0-0 2B 1B 1-3 2-H 3-H			0-0 HR 2B	4 2 3 2 1 0 0												
Joe Lefebvre, L (1, 9) OBP: 0.400, SLG: 0.643	0-0 F8		0-0 FC5 1B 1-2 2-3 3-H		0-0 FC5-4 1B	0-0 2B 1-H 3-H			0-0 HR	5 1 4 5 0 0 1												
Glenn Wilson, R (1, 7) OBP: 0.222, SLG: 0.133		4-0 FC4-6 BB	0-0 SF9 2-3 3-H		0-0 FC5-4 1-2f	0-0 F9			0-0 E5 G6-4-3	3 0 0 1 1 0 2												
Von Hayes, L (1, 8) OBP: 0.167, SLG: 0.167		0-0 F9	0-0 FC5 1-2 3-H		0-3 K		0-0 F8		0-0 F7	5 0 0 0 0 1 5												
Ozzie Virgil, R (1, 2) OBP: 0.200, SLG: 0.400		0-0 F5		0-0 F8		0-0 FC5-4 1B 2B	0-3 K		0-0 G6-4-3	5 1 1 0 0 1 2												
Ivan De Jesus, R (1, 6) OBP: 0.375, SLG: 0.500		0-0 FC4-6 1-2f		0-0 3B		0-0 F9	0-3 K			4 0 1 0 0 1 2												
Jerry Koosman, R (1, 1)			0-0 F4	0-0 6-3		4-0 FC5-4 BB		0-0 F7		2 0 0 0 1 0 1												
Tim Corcoran, L (8, PH)										1 0 0 0 0 0 0												
Larry Andersen, R (8, 1)										0 0 0 0 0 0 0												
Tug McGraw, R (9, 1)										0 0 0 0 0 0 0												
Inning Stats	R: 0 E: 0 K: 0 S: 4	H: 1 LOB: 1 BB: 0 P: 4	R: 0 E: 0 K: 0 S: 3	H: 0 LOB: 1 BB: 1 P: 7	R: 2 E: 0 K: 0 S: 5	H: 2 LOB: 2 BB: 2 P: 13	R: 0 E: 0 K: 0 S: 4	H: 1 LOB: 1 BB: 0 P: 4	R: 1 E: 1 K: 1 S: 7	H: 2 LOB: 1 BB: 0 P: 7	R: 4 E: 0 K: 0 S: 6	H: 3 LOB: 1 BB: 2 P: 14	R: 0 E: 0 K: 2 S: 7	H: 0 LOB: 0 BB: 0 P: 7	R: 0 E: 0 K: 1 S: 5	H: 0 LOB: 0 BB: 0 P: 5	R: 2 E: 1 K: 0 S: 5	H: 2 LOB: 0 BB: 0 P: 5	1B: 4 2B: 4 3B: 1 HR: 2	SF: 1 SAC: 0 DP: 1 HBP: 0	WP: 1 PB: 0 SB: 1 CS: 0	PA: 43
PITCHER	IP WLS BF H R ER SO BB IBB HBP BLK WP HR S P ERA WHIP																					
Frank Pastore, R (1, 1) ERA: 8.44	5.1 L 27 7 5 5 1 4 0 0 0 1 1 25 41 8.44 2.062																					
Ted Power, R (6, 1) ERA: 4.91	1.2 8 2 2 2 2 1 0 0 0 0 0 11 15 10.80 1.800																					
Mike Smith, R (8, 1) ERA: 4.91	2.0 8 2 2 2 1 0 0 0 0 0 0 1 10 9.00 1.000																					

Philadelphia Phillies @ Cincinnati Reds
Riverfront Stadium, Cincinnati, OH
Sat Apr 07 1984, 3:33 AM EST
Att. 12,516 - Unknown

livebaseballscorecards.com

AB	37
R	9
H	11
RBI	9
BB	5
SO	4
LOB	16



Batter	1	2	3	4	5	6	7	8	9	AB R H RBI BB SO LOB
Gary Redus, R (1, 7) OBP: 0.316, SLG: 0.294	0-3 K		0-0 SF8 WP 1-2 1B		0-3 K		0-0 BB 1-2 1B		0-3 K	5 0 2 0 0 3 1
Dave Concepcion, R (1, 6) OBP: 0.353, SLG: 0.462	0-0 1B		0-0 SF8 1-3 2-H		4-0 BB		0-0 F8			2 0 1 1 1 0 2
Tony Perez, R (1, 3)	0-0 F8		0-0 F4		0-0 F8		4-0 BB 1-2 2-3			3 0 0 0 1 0 4
Dave Parker, L (1, 9) OBP: 0.125, SLG: 0.125 Mike Smith, R (8, 1)	0-0 4-3			0-0 3-1		0-3 K	0-0 F9			4 0 0 0 0 1 4 0 0 0 0 0 0 0
Nick Esasky, R (1, 5) OBP: 0.375, SLG: 0.643		0-0 F4		0-0 1B		0-3 K		0-3 K		4 0 1 0 0 2 0
Cesar Cedeno, R (1, 8) OBP: 0.200, SLG: 0.200		0-0 4-3		0-0 F9		0-0 1B		0-3 K		4 0 1 0 0 1 1
Ron Oester, S (1, 4) OBP: 0.125, SLG: 0.067		0-0 F3		0-3 K		0-0 F6		0-3 K		4 0 0 0 0 2 2
Dann Bilardello, R (1, 2) OBP: 0.538, SLG: 0.545 Paul Householder, S (8, 9)			0-0 WP 1B SF8 1B		4-0 PB SH2-4 BB		0-0 BB 1B 1B		0-0 F4	2 1 2 0 1 0 0 1 0 0 0 0 0 0
Frank Pastore, R (1, 1) Ted Power, R (6, 1) Alex Trevino, R (7, PH) (8, 2)			0-3 K		0-0 SH2-4 1-2		0-3 K		0-0 F8	1 0 0 0 0 1 1 0 0 0 0 0 0 0 2 0 0 0 0 1 1

Inning Stats	R: 0 E: 0 K: 1 S: 6	H: 1 LOB: 1 BB: 0 P: 6	R: 0 E: 0 K: 0 S: 3	H: 0 LOB: 0 BB: 0 P: 3	R: 1 E: 0 K: 1 S: 7	H: 2 LOB: 1 BB: 0 P: 7	R: 0 E: 0 K: 1 S: 6	H: 1 LOB: 1 BB: 0 P: 6	R: 0 E: 0 K: 1 S: 5	H: 0 LOB: 2 BB: 2 P: 13	R: 0 E: 0 K: 2 S: 8	H: 1 LOB: 1 BB: 0 P: 8	R: 0 E: 0 K: 1 S: 7	H: 2 LOB: 3 BB: 1 P: 11	R: 0 E: 0 K: 3 S: 9	H: 0 LOB: 0 BB: 0 P: 9	R: 0 E: 0 K: 1 S: 5	H: 0 LOB: 0 BB: 0 P: 5	1B: 7 2B: 0 3B: 0 HR: 0	SF: 1 SAC: 1 DP: 0 HBP: 0
--------------	------------------------------	---------------------------------	------------------------------	---------------------------------	------------------------------	---------------------------------	------------------------------	---------------------------------	------------------------------	----------------------------------	------------------------------	---------------------------------	------------------------------	----------------------------------	------------------------------	---------------------------------	------------------------------	---------------------------------	----------------------------------	------------------------------------

PITCHER	IP	WLS	BF	H	R	ER	SO	BB	IBB	HBP	BLK	WP	HR	S	P	ERA	WHIP
Jerry Koosman, L (1, 1) ERA: 1.29	7.0		31	7	1	1	7	3	0	0	0	1	0	42	54	1.29	1.429
Larry Andersen, R (8, 1) ERA:	1.0		3	0	0	0	3	0	0	0	0	0	0	9	9	0.00	0.000
Tug McGraw, L (9, 1) ERA:	1.0		3	0	0	0	1	0	0	0	0	0	0	5	5	0.00	0.000


BOTTOM

Philadelphia Phillies @ Cincinnati Reds
Riverfront Stadium, Cincinnati, OH

Sat Apr 07 1984, 3:33 AM EST
Att. 12,516 - Unknown

AB	32
R	1
H	7
RBI	1
BB	3
SO	11
LOB	16

WP: 1 PA: 37
PB: 1
SB: 0
CS: 0



livebaseballscorecards.com

Batter	1	2	3	4	5	6	7	8	9	10	11	AB R H RBI BB SO LOB	TOP																		
Juan Samuel, R OBP: 0.407, SLG: 0.333 (1, 4)	4-0 1B S SF8 BB	0-0 S 1B		0-0 1-3		0-0 2B 1B	0-0 F9		0-0 FC5-4		0-0 FC6-4 1B	6 2 3 1 1 0 4																			
Len Matuszek, L OBP: 0.476, SLG: 0.563 Garry Maddox, R OBP: 0.250, SLG: 0.286 (1, 3) (10, PH) (10, 8)	0-3 K	4-0 1B BB		0-3 K		0-0 1-3 2B		0-0 F8		0-0 5-3	0-0 FC6-4 1B	4 0 1 0 1 2 1 2 0 0 0 0 0 2																			
Mike Schmidt, R OBP: 0.444, SLG: 0.565 (1, 5)	0-0 SF8 BB 2B 1B	0-3 K			0-0 1B 1B	0-0 F4		0-3 K		0-0 FC6-4 1B 1B	0-0 F8	7 2 3 0 0 2 7																			
Joe Lefebvre, L OBP: 0.500, SLG: 0.647 John Wockentfuss, R OBP: 0.800, SLG: 0.750 (1, 9) (10, PH) (10, 3)	4-0 2B BB	0-0 1B		0-3 K	4-0 G4-6-3 IBB	4-0 G4-6-3 IBB		0-0 1B		0-0 FC6-4 1B		3 1 2 1 2 1 1 1 0 1 0 0 0 0																			
Glenn Wilson, R OBP: 0.250, SLG: 0.250 (1, 7)	0-0 SF8		0-0 2B		0-0 WP 1B 1B	0-0 G4-6-3 1-2		0-0 F9		0-0 FC6-4 FC5-4		5 0 2 1 0 0 6																			
Von Hayes, L OBP: 0.294, SLG: 0.353 Sixto Lezcano, R (1, 8) (10, PH) (10, 9)	0-0 2B		0-0 F4		0-0 WP 1B	0-0 1B SH3 1B			0-0 3-1	0-0 FC5-4		5 0 3 3 0 0 1 1 0 0 0 0 0 2																			
Bo Diaz, R OBP: 0.235, SLG: 0.353 Luis Aguayo, R (1, 2) (11, PR)	0-3 K		0-0 F5		0-3 K	0-0 SH3			0-0 F9		0-0 4-3 1B 2B	5 0 1 0 0 2 4 0 1 0 0 0 0 0 0 0 0 0 0 0 0 0 0 0 0 0 0 0																			
Ivan De Jesus, R OBP: 0.409, SLG: 0.450 (1, 6)		4-0 SH1-3 1B BB	0-0 F7		4-0 IBB	0-0 S 1B			0-0 E5 1B		0-0 4-3	4 1 1 0 2 0 2																			
Steve Carlton, L Greg Gross, L OBP: 0.750, SLG: 0.750 Bill Campbell, R (7, PH) (7, 1) Tim Corcoran, L OBP: 0.333, SLG: 0.333 Al Holland, R (9, PH) (9, 1) Ozzie Virgil, R OBP: 0.333, SLG: 0.500 (11, PH) (11, 2)		0-0 SH1-3		0-3 K	0-3 K	0-0 4-3			0-0 FC5-4 1B		0-0 FC6-4 1B	2 0 0 0 0 2 3 1 0 0 0 0 0 2 0 0 0 0 0 0 0 1 0 1 0 0 0 0 0 0 0 0 0 0 0 1 0 0 1 1 0 0 0																			
Inning Stats	R: 3 E: 0 K: 2 S: 9	H: 2 LOB: 1 BB: 2 P: 17	R: 2 E: 0 K: 1 S: 6	H: 2 LOB: 2 BB: 2 P: 14	R: 0 E: 0 K: 0 S: 4	H: 1 LOB: 1 BB: 0 P: 4	R: 0 E: 0 K: 2 S: 7	H: 0 LOB: 0 BB: 0 P: 7	R: 1 E: 0 K: 3 S: 12	H: 3 LOB: 3 BB: 1 P: 16	R: 0 E: 0 K: 0 S: 4	H: 2 LOB: 2 BB: 1 P: 8	R: 0 E: 0 K: 1 S: 5	H: 2 LOB: 2 BB: 0 P: 5	R: 0 E: 0 K: 1 S: 6	H: 1 LOB: 1 BB: 0 P: 6	R: 0 E: 1 K: 0 S: 5	H: 1 LOB: 2 BB: 0 P: 5	R: 0 E: 0 K: 0 S: 5	H: 2 LOB: 2 BB: 0 P: 5	R: 1 E: 0 K: 0 S: 6	H: 3 LOB: 3 BB: 0 P: 6	1B: 15 2B: 4 3B: 0 HR: 0	SF: 1 SAC: 2 DP: 1 HBP: 0	WP: 1 PB: 0 SB: 4 CS: 0	PA: 57					
PITCHER	IP WLS BF H R ER SO BB IBB HBP BLK WP HR S P ERA WHIP																														
Mario Soto, R ERA: 4.73 (1, 1)	4.1	24	8	6	6	6	4	0	0	0	0	0	0	32	48	12.46	2.769														
Ted Power, R ERA: 3.38 (5, 1)	1.2	8	2	0	0	2	0	2	0	0	1	0	10	18	0.00	1.200															
Tom Hume, R ERA: 1.93 (7, 1)	3.0	14	4	0	0	1	0	0	0	0	0	0	16	16	0.00	1.333															
Bill Scherrer, L ERA: 4.91 (10, 1)	1.1	9	5	1	1	0	0	0	0	0	0	0	9	9	6.75	3.750															
Mike Smith, R ERA: 4.15 (11, 1)	0.2	W 2	0	0	0	0	0	0	0	0	0	0	2	2	0.00	0.000															

Philadelphia Phillies @ Cincinnati Reds
Riverfront Stadium, Cincinnati, OH
Sun Apr 08 1984, 3:33 AM EST
Att. 16,443 - Unknown

AB	48
R	7
H	19
RBI	7
BB	6
SO	9
LOB	35



Batter	1	2	3	4	5	6	7	8	9	10	11	AB	R	H	RBI	BB	SO	LOB	BOTTOM						
Tom Lawless, R OBP: 0.200, SLG: 0.200 (1, 4)	0-0 G6-4-3 1B		0-3 K		0-3 K		0-0 F8			0-0 F3		5	0	1	0	0	2	3							
Dave Concepcion, R OBP: 0.318, SLG: 0.389 (1, 6)	0-0 G6-4-3 1-2f			0-0 6-3	0-0 E5 1B		0-3 K			0-0 S 1B		5	0	1	1	0	1	3							
Gary Redus, R OBP: 0.250, SLG: 0.238 Mike Smith, R (11, 1)	0-0 F4			0-0 6-3	0-0 SF7				0-0 F4	0-3 K 1-3		4	0	0	1	0	1	1							
Dave Parker, L OBP: 0.190, SLG: 0.238 (1, 9)		0-0 3-1		0-3 K2-3	0-0 1-2 2-H 1B				0-0 F6		0-0 2B 2B	5	1	2	1	0	1	0							
Tony Perez, R OBP: 0.444, SLG: 0.625 Tom Foley, L (11, PR)		0-0 G4-6-3 1B			0-0 2B K				0-0 F8		0-0 1B 2-H 2B	5	1	3	1	0	1	2							
Nick Esasky, R OBP: 0.333, SLG: 0.579 (1, 5)		0-0 G4-6-3 1-2f			0-0 2-H 1B 2B	0-3 K			0-0 K		0-0 6-3	5	1	1	1	0	2	2							
Cesar Cedeno, R OBP: 0.375, SLG: 0.500 Tom Hume, R (7, 1)			0-0 WP E 2B		0-0 SH E 1B	0-0 4-3			0-0 F7		4-0 1B IBB	3	2	2	0	0	0	0							
Alex Trevino, R Bill Scherrer, L Paul Householder, S (9, PH) (10, 1) (11, 7)					0-0 E SH 1B	0-0 4-3			0-0 F7		4-0 1B IBB	0	0	0	0	0	0	0							
Dann Bilardello, R OBP: 0.471, SLG: 0.467 Dan Driessen, L OBP: 0.692, SLG: 1.000 (1, 2) (11, PH)			0-0 E6 K2-6-2 2-H		0-0 E SH SF7 1B	0-0 F8			0-0 F3		0-0 1B 1-2 2-3 1B	4	1	1	2	0	0	0							
Mario Soto, R OBP: 0.200, SLG: 0.200 Ted Power, R Eddie Milner, L OBP: 0.600, SLG: 0.857 (1, 1) (5, 1) (7, 8)			0-3 K2-6-2 2-2		0-0 SH E 1B		0-0 F7			0-3 K	0-0 1B 1-3 2-H	1	0	0	0	0	1	1							
												0	1	0	0	0	0	0							
												3	0	1	1	0	1	0							
Inning Stats	R: 0 E: 0 K: 0 S: 3	H: 1 LOB: 0 BB: 0 P: 3	R: 0 E: 0 K: 0 S: 3	H: 1 LOB: 0 BB: 0 P: 3	R: 1 E: 1 K: 2 S: 8	H: 1 LOB: 0 BB: 0 P: 8	R: 0 E: 0 K: 1 S: 5	H: 0 LOB: 0 BB: 0 P: 5	R: 5 E: 2 K: 2 S: 14	H: 5 LOB: 2 BB: 0 P: 14	R: 0 E: 0 K: 1 S: 5	H: 0 LOB: 0 BB: 0 P: 5	R: 0 E: 0 K: 0 S: 3	H: 0 LOB: 0 BB: 0 P: 3	R: 0 E: 0 K: 1 S: 5	H: 0 LOB: 0 BB: 0 P: 5	R: 0 E: 0 K: 2 S: 8	H: 1 LOB: 1 BB: 0 P: 8	R: 2 E: 0 K: 0 S: 5	H: 4 LOB: 3 BB: 1 P: 9	1B: 8 2B: 6 3B: 0 HR: 0	SF: 1 SAC: 1 DP: 3 HBP: 0	WP: 1 PB: 0 SB: 2 CS: 0	PA: 45	
PITCHER	IP	WLS	BF	H	R	ER	SO	BB	IBB	HBP	BLK	WP	HR	S	P	ERA	WHIP								
Steve Carlton, L ERA: 2.08 (1, 1)	6.0		26	8	6	3	6	0	0	0	0	1	0	38	38	4.50	1.333								
Bill Campbell, R ERA: (7, 1)	2.0		6	0	0	0	1	0	0	0	0	0	0	8	8	0.00	0.000								
Al Holland, L ERA: 4.5 (9, 1)	2.0		7	1	0	0	3	0	0	0	0	0	0	13	13	0.00	0.500								
Tug McGraw, L ERA: 4.5 (11, 1)	0.0		1	1	1	1	0	0	0	0	0	0	0	1	1	∞	∞								
Larry Andersen, R ERA: 5.4 (11, 1)	0.2	L	5	3	1	1	0	0	1	0	0	0	0	4	8	13.50	4.500								

Philadelphia Phillies @ Cincinnati Reds
Riverfront Stadium, Cincinnati, OH

Sun Apr 08 1984, 3:33 AM EST
Att. 16,443 - Unknown

livebaseballscores.com

AB	42
R	8
H	13
RBI	8
BB	1
SO	10
LOB	12



Batter	1	2	3	4	5	6	7	8	9	AB R H RBI BB SO LOB	TOP		
Pete Rose, S (1, 7) OBP: 0.286, SLG: 0.296 Bob James, R (8, 1) Derrel Thomas, S (9, PH)	0-0 F6	0-3 K		0-0 2B		0-0 F9		0-0 PB 1B 5-3 1B	0-0 4-3	5 1 2 0 0 1 4 0 0 0 0 0 0 0 1 0 0 0 0 0 0			
Bryan Little, S (1, 4) OBP: 0.393, SLG: 0.500	0-0 F9		4-0 FC5-4 1B BB	0-0 F9		0-0 F9		0-0 5-3 1-2		4 1 0 0 1 0 4			
Tim Raines, S (1, 8) OBP: 0.536, SLG: 0.720	0-0 E 1B		0-0 F4		0-3 K	0-0 BB 1B		0-0 BB 2B 1B		5 1 3 2 0 1 1			
Mike Stenhouse, L (1, 9) OBP: 0.500, SLG: 0.250	0-3 K 1-3		0-0 FC5-4 1B		0-0 F8	4-0 BB 1-2 2-3		4-0 BB 1-2 2B		3 1 1 0 2 1 1			
Gary Carter, R (1, 2) OBP: 0.481, SLG: 0.609		0-0 HR	0-0 FC5-4 1B		0-0 2B 1B	0-3 K		0-0 E 1-2 2-H 2B		5 1 3 3 0 1 5			
Tim Wallach, R (1, 5) OBP: 0.308, SLG: 0.583		4-0 SH5-4 1B BB	0-0 1-2 3-H 1B		0-0 1-3 2B		0-0 F9	0-0 E5 2-3		4 0 2 1 1 0 1			
Terry Francona, L (1, 3) OBP: 0.350, SLG: 0.421 Jim Wohlford, R (8, PH)		0-0 SH5-4 1B	0-0 F1		0-0 6-3		0-0 F3	0-0 F1		4 0 1 0 0 0 4 1 0 0 0 0 0 2			
Angel Salazar, R (1, 6) OBP: 0.211, SLG: 0.263		0-0 F8		0-0 F8		0-0 1B 2B		0-0 F8		5 1 1 0 0 0 2			
Bill Gullickson, R (1, 1) Dan Schatzeder, L (4, 1) Chris Speier, R (6, PH) Greg Harris, S (6, 1) Gary Lucas, L (7, 1) Miguel Dilone, S (8, PH)		0-0 SH5-4 1-2 2-3		0-0 F7		0-0 BB 1B 2-3 1B		0-0 F3	0-0 F6	1 0 0 0 0 0 0 0 0 0 0 0 0 0 1 0 0 1 0 0 0 0 0 0 0 0 0 0 0 0 0 0 0 0 0 2 0 0 0 0 0 0			
Inning Stats	R: 0 H: 1 E: 1 LOB: 1 K: 1 BB: 0 S: 6 P: 6	R: 1 H: 2 E: 0 LOB: 2 K: 1 BB: 1 S: 7 P: 11	R: 1 H: 2 E: 0 LOB: 2 K: 0 BB: 1 S: 5 P: 9	R: 0 H: 1 E: 0 LOB: 1 K: 0 BB: 0 S: 4 P: 4	R: 0 H: 2 E: 0 LOB: 2 K: 1 BB: 0 S: 7 P: 7	R: 1 H: 3 E: 0 LOB: 3 K: 1 BB: 1 S: 8 P: 12	R: 0 H: 0 E: 0 LOB: 0 K: 0 BB: 0 S: 3 P: 3	R: 3 H: 3 E: 1 LOB: 2 K: 0 BB: 1 S: 7 P: 11	R: 0 H: 0 E: 0 LOB: 0 K: 0 BB: 0 S: 3 P: 3	1B: 9 SF: 0 2B: 4 SAC: 1 3B: 0 DP: 0 HR: 1 HBP: 0	WP: 0 PA: 46 PB: 1 SB: 0 CS: 0		
PITCHER	IP WLS BF H R ER SO BB IBB HBP BLK WP HR S P ERA WHIP											PITCHER	IP WLS BF H R ER SO BB IBB HBP BLK WP HR S P ERA WHIP
Jeff Russell, R (1, 1) ERA: 3.38	5.0 W 27 10 3 3 3 2 0 0 0 0 0 1 31 39 5.40 2.400												
Ted Power, R (6, 1) ERA: 5.63	2.2 14 4 3 3 1 2 0 0 0 0 0 0 14 22 10.12 2.250												
Bill Scherrer, L (8, 1) ERA: 4.91	0.0 1 0 0 0 0 0 0 0 0 0 0 0 1 1 ∞ ∞												
Tom Hume, R (8, 1) ERA: 1.5	1.1 S 4 0 0 0 0 0 0 0 0 0 0 0 4 4 0.00 0.000												

Montreal Expos @ Cincinnati Reds
Riverfront Stadium, Cincinnati, OH
Mon Apr 09 1984, 6:05 PM EST
Att. 7,092 - Unknown

livebaseballscorecards.com

AB	41
R	6
H	14
RBI	6
BB	4
SO	4
LOB	24



Batter	1	2	3	4	5	6	7	8	9	AB	R	H	RBI	BB	SO	LOB
Eddie Milner, L OBP: 0.550, SLG: 0.765 (1, 8)	0-0 F3	0-0 SF7		0-0 1B	0-3 K		4-0 1B			3	1	1	1	1	1	1
Dave Concepcion, R OBP: 0.333, SLG: 0.435 Tom Foley, L (7, PR) (8, 6)	0-3 K	0-0 2B		0-0 6-3	0-3 K		0-0 1B			5	0	2	2	0	2	2
Dan Driessen, L OBP: 0.556, SLG: 0.692 (1, 3)	4-0 2B	0-0 F6		0-0 F3		0-3 K	0-0 1-3			4	1	0	0	1	1	5
Dave Parker, L OBP: 0.308, SLG: 0.333 (1, 9)	0-0 2B	4-0 IBB		4-0 1B		0-0 1B		0-0 1-3		3	2	2	0	2	0	0
Nick Esasky, R OBP: 0.346, SLG: 0.583 (1, 5)	0-0 HR	0-0 F4		0-0 1B		0-3 K		0-3 K		5	1	2	3	0	2	4
Duane Walker, L OBP: 1.000, SLG: 4.000 Gary Redus, R OBP: 0.296, SLG: 0.292 (4, PH) (5, 7)	0-0 HR		4-0 S	0-0 1B			0-0 F4	0-0 S		1	1	1	2	1	0	0
Ron Oester, S OBP: 0.095, SLG: 0.050 (1, 4)	0-0 F6		0-3 K	0-0 F5			0-3 K	0-3 K		5	0	0	0	0	3	4
Dann Bilardello, R OBP: 0.476, SLG: 0.474 (1, 2)		0-0 1B	0-0 FC1-5-6	0-3 K			0-0 BB	0-3 1B		4	2	2	0	0	1	1
Jeff Russell, R OBP: 0.500, SLG: 0.500 Ted Power, R (6, 1) Bill Scherrer, L (8, 1) Tom Hume, R (8, 1)		0-0 2B	0-3 K		0-0 1B		4-0 1B			3	0	2	0	0	1	1

Inning Stats	R: 4	H: 3	E: 0	K: 1	S: 8	LOB: 0	BB: 1	P: 12	R: 1	H: 3	E: 0	K: 0	S: 6	LOB: 3	BB: 1	P: 10	R: 0	H: 0	E: 0	K: 2	S: 7	LOB: 1	BB: 1	P: 11	R: 2	H: 3	E: 0	K: 0	S: 6	LOB: 2	BB: 1	P: 10	R: 0	H: 1	E: 0	K: 3	S: 10	LOB: 1	BB: 0	P: 10	R: 0	H: 1	E: 0	K: 2	S: 7	LOB: 0	BB: 0	P: 7	R: 2	H: 2	E: 0	K: 1	S: 7	LOB: 2	BB: 2	P: 15	R: 0	H: 1	E: 0	K: 2	S: 8	LOB: 1	BB: 0	P: 8
--------------	------	------	------	------	------	--------	-------	-------	------	------	------	------	------	--------	-------	-------	------	------	------	------	------	--------	-------	-------	------	------	------	------	------	--------	-------	-------	------	------	------	------	-------	--------	-------	-------	------	------	------	------	------	--------	-------	------	------	------	------	------	------	--------	-------	-------	------	------	------	------	------	--------	-------	------


PITCHER	IP	WLS	BF	H	R	ER	SO	BB	IBB	HBP	BLK	WP	HR	S	P	ERA	WHIP
Bill Gullickson, R ERA: 7.84 (1, 1)	3.2	L	23	8	7	7	3	2	2	0	0	0	0	25	41	17.18	2.727
Dan Schatzeder, L ERA: 3.38 (4, 1)	1.1		6	2	0	0	3	0	0	0	0	0	0	12	12	0.00	1.500
Greg Harris, R ERA: 3.6 (6, 1)	1.2		9	3	2	2	3	2	0	0	0	0	0	13	21	10.80	3.000
Gary Lucas, L ERA: 13.5 (7, 1)	0.1		1	0	0	0	0	0	0	0	0	0	0	1	1	0.00	0.000
Bob James, R ERA: 9.0 (8, 1)	1.0		4	1	0	0	2	0	0	0	0	0	0	8	8	0.00	1.000

BOTTOM

Montreal Expos @ Cincinnati Reds
Riverfront Stadium, Cincinnati, OH

Mon Apr 09 1984, 6:05 PM EST
Att. 7,092 - Unknown

AB	36
R	9
H	14
RBI	9
BB	6
SO	11
LOB	18



WP: 0	PA: 43
PB: 0	
SB: 3	
CS: 1	

PITCHER	IP	WLS	BF	H	R	ER	SO	BB	IBB	HBP	BLK	WP	HR	S	P	ERA	WHIP
---------	----	-----	----	---	---	----	----	----	-----	-----	-----	----	----	---	---	-----	------

Batter	1	2	3	4	5	6	7	8	9	AB R H RBI BB SO LOB	TOP									
Pete Rose, S (1, 7) OBP: 0.303, SLG: 0.375	0-0 F6	0-0 1B		0-0 F4			0-3 K	0-0 3B		5 0 2 3 0 1 2										
Bryan Little, S (1, 4) OBP: 0.424, SLG: 0.500	0-0 FC5-4 1B	0-0 F2			0-0 1B		0-0 5-3	4-0 BB		4 1 2 0 1 0 1										
Tim Raines, S (1, 8) OBP: 0.515, SLG: 0.700	0-0 FC5-4 1B		0-0 F7		0-0 F4		0-0 2B	0-0 5-3		5 0 2 0 0 0 3										
Andre Dawson, R (1, 9) OBP: 0.250, SLG: 0.308	0-0 FC5-4 1B		0-3 K		0-0 F8		0-0 F7		0-0 F4	5 1 0 0 0 1 4										
Gary Carter, R (1, 2) OBP: 0.469, SLG: 0.607	0-0 E3 1B		0-0 F9		0-0 F5			0-0 1B 2B	0-0 6-3	5 1 2 2 0 0 1										
Tim Wallach, R (1, 5) OBP: 0.290, SLG: 0.552	0-0 F5		0-0 F4		0-0 F6		0-0 F8		0-0 2B	5 0 1 0 0 0 2										
Terry Francona, L (1, 3) OBP: 0.400, SLG: 0.500		0-0 SH1 1B		0-0 2B		0-0 F7		0-0 1B 3B 1B	0-0 4-3	5 2 3 0 0 0 1										
Angel Salazar, R (1, 6) OBP: 0.273, SLG: 0.286		0-3 K		4-0 BB		0-0 1B		0-0 3B 1B		2 0 1 0 1 1 1										
Miguel Dilone, S (8, PH) OBP: 0.400, SLG: 0.400								1-3 3B 1B		1 1 1 1 0 0 0										
Doug Flynn, R (8, 6)								0-0 F5		0 0 0 0 0 0 0										
Andy McGaffigan, R (1, 1) Bob James, R (6, 1) Gary Lucas, L (6, 1) Greg Harris, S (7, 1) Mike Stenhouse, L (8, PH) Jeff Reardon, R (8, 1)		0-0 SH1		0-3 K		0-0 F4				2 0 0 0 0 0 1 3										
Inning Stats	R: 2 E: 1 K: 0 S: 6	H: 3 LOB: 1 BB: 0 P: 6	R: 1 E: 0 K: 1 S: 7	H: 2 LOB: 1 BB: 0 P: 7	R: 0 E: 0 K: 1 S: 5	H: 0 LOB: 0 BB: 0 P: 5	R: 0 E: 0 K: 1 S: 6	H: 1 LOB: 2 BB: 1 P: 10	R: 0 E: 0 K: 0 S: 4	H: 1 LOB: 1 BB: 0 P: 4	R: 0 E: 0 K: 1 S: 6	H: 1 LOB: 1 BB: 0 P: 6	R: 3 E: 0 K: 0 S: 7	H: 4 LOB: 2 BB: 1 P: 11	R: 0 E: 0 K: 0 S: 4	H: 1 LOB: 1 BB: 0 P: 4	1B: 9 2B: 4 3B: 1 HR: 0	SF: 0 SAC: 1 DP: 0 HBP: 0	WP: 0 PB: 0 SB: 2 CS: 0	PA: 43
PITCHER	IP WLS BF H R ER SO BB IBB HBP BLK WP HR S P ERA WHIP																			
Joe Price, L (1, 1) ERA: 8.31	7.1 W 34 11 5 5 4 1 0 0 0 0 0 0 41 45 6.14 1.636																			
Mike Smith, R (8, 1) ERA: 5.79	0.1 4 2 1 1 0 1 0 0 0 0 0 0 3 7 27.00 9.000																			
Bill Scherrer, L (8, 1) ERA: 3.6	1.1 S 5 1 0 0 0 0 0 0 0 0 0 0 5 5 0.00 0.750																			

Montreal Expos @ Cincinnati Reds
Riverfront Stadium, Cincinnati, OH
Tue Apr 10 1984, 6:05 PM EST
Att. 13,123 - Unknown

livebaseballscorecards.com

AB 40
R 6
H 14
RBI 6
BB 2
SO 4
LOB 20



Batter	1	2	3	4	5	6	7	8	9
Eddie Milner, L (1, 8) OBP: 0.560, SLG: 0.700	0-0 F7		0-0 5-3			4-0 BB 1B BB	0-0 1B	1-0 1-2 HBP	
Dave Concepcion, R (1, 6) OBP: 0.375, SLG: 0.444	0-0 1B		0-3 K			4-0 1B 1B HR BB	0-0 1-3 1B 1B	0-3 K	
Dan Driessen, L (1, 3) OBP: 0.500, SLG: 0.588	0-3 K			0-0 F9		0-0 1-2 2-H HR 1B	0-0 1-3		
Dave Parker, L (1, 9) OBP: 0.333, SLG: 0.357	0-0 F3			0-3 K		0-0 1-2 2-3 HR 1B	0-0 3B 1B		
Nick Esasky, R (1, 5) OBP: 0.367, SLG: 0.750		0-3 K		0-0 6-3		0-0 1-H 2-H 3-H HR	0-0 1-H 3B		
Duane Walker, L (1, 7) OBP: 1.000, SLG: 4.000		4-0 BLK BB			4-0 BB	4-0 S SH1-3 BB		0-0 F8	
Gary Redus, R (6, PH) OBP: 0.310, SLG: 0.280									
Bill Scherrer, L (8, 1)									
Ron Oester, S (1, 4) OBP: 0.080, SLG: 0.042		0-0 F5			0-0 F2	0-3 K		0-0 F5	
Dann Bilardello, R (1, 2) OBP: 0.417, SLG: 0.409		0-0 F4			0-0 F5	0-0 SH1-3		0-0 F7	
Joe Price, R (1, 1)			0-3 K		0-0 F8	0-3 K		4-0 HBP BB	
Mike Smith, R (8, 1)									
Paul Householder, S (8, 7)									

AB	R	H	RBI	BB	SO	LOB
3	1	1	0	1	0	0
4	2	2	0	1	2	2
4	1	1	1	0	1	2
4	2	2	1	0	1	1
4	1	2	5	0	1	0
0	0	0	0	2	0	0
1	1	0	0	1	0	1
0	0	0	0	0	0	0
4	0	0	0	0	1	3
3	0	0	1	0	0	2
3	0	0	0	0	2	1
0	0	0	0	0	0	0
0	0	0	0	1	0	0

AB	R	H	RBI	BB	SO	LOB
30	8	8	8	6	8	12


Inning Stats	R: 0	H: 1	E: 0	K: 1	S: 6	H: 0	LOB: 1	BB: 0	P: 6	R: 0	H: 0	E: 0	K: 1	S: 5	H: 0	LOB: 0	BB: 0	P: 7	R: 0	H: 0	E: 0	K: 1	S: 5	R: 0	H: 0	E: 0	K: 0	S: 3	R: 6	H: 3	E: 0	K: 2	S: 10	H: 3	LOB: 0	BB: 3	P: 22	R: 2	H: 4	E: 0	K: 0	S: 6	H: 0	LOB: 2	BB: 1	P: 10
WP: 0	HR: 0	S: 26	P: 42	ERA: 3.60	WHIP: 1.000	WP: 0	HR: 1	S: 3	P: 3	∞	∞	WP: 0	HR: 0	S: 12	P: 16	16.20	3.000	WP: 0	HR: 0	S: 1	P: 1	0.00	0.000	WP: 0	HR: 0	S: 5	P: 10	0.00	1.000	WP: 0	HR: 0	S: 5	P: 10	0.00	1.000	WP: 0	HR: 0	S: 5	P: 10	0.00	1.000					

Montreal Expos @ Cincinnati Reds
Riverfront Stadium, Cincinnati, OH

Tue Apr 10 1984, 6:05 PM EST
Att. 13,123 - Unknown

livebaseballscorecards.com

WP: 0	PA: 38
PB: 0	CS: 0
SB: 2	



Batter	1	2	3	4	5	6	7	8	9	AB R H RBI BB SO LOB	TOP			
Pete Rose, S (1, 7) OBP: 0.368, SLG: 0.364 Derrel Thomas, S (8, PR) (8, 7)	4-0 2B 6-3 BB	4-0 BB 1B 1-2 2-3 BB		4-0 HBP BB 1-2 BB		0-0 1-3		4-0 SH1-3 2B WP BB	0-3 K2-3	1 1 0 0 4 0 0 1 1 0 0 0 1 0				
Bryan Little, S (1, 4) OBP: 0.447, SLG: 0.543	0-0 1-3 2B	0-0 1-2 2-3 3-H BB 1B		0-0 F3		0-0 1B		0-0 SH1-3	0-0 F5	5 0 3 1 0 0 2				
Tim Raines, S (1, 8) OBP: 0.526, SLG: 0.656	0-3 K	4-0 1-2 2-3 3-H BB		4-0 HBP BB 1-2 2-3		0-0 F9		4-0 S 2B IBB		2 1 0 1 3 1 3				
Andre Dawson, R (1, 9) OBP: 0.303, SLG: 0.367 Jim Wohlford, R (9, 9)	0-0 6-3	0-0 F7		1-0 HBP BB 1-2 2-3 3-H			0-0 BB 1B G1-4-3 1B	0-0 1-H 2B 3-H 2B		4 2 2 4 0 0 4 0 0 0 0 0 0 0				
Gary Carter, R (1, 2) OBP: 0.459, SLG: 0.606	0-0 F8		0-0 4-3	0-0 F4			0-0 G1-4-3 BB 1-2 1B	0-0 PB 1B 2B		5 1 2 1 0 0 4				
Tim Wallach, R (1, 5) OBP: 0.306, SLG: 0.515		0-0 F9	0-0 5-3		0-0 F3		4-0 BB 1-2 2-3 BB G1-4-3 BB	0-0 2-H 1B		4 0 1 1 1 0 0				
Terry Francona, L (1, 3) OBP: 0.367, SLG: 0.448		0-0 BB WP 1B 1B	0-0 F8		0-0 4-3		0-0 F8	0-0 F4		5 1 1 0 0 0 4				
Angel Salazar, R (1, 6) OBP: 0.222, SLG: 0.231		0-3 K		0-0 F4	0-0 F9		0-0 G1-4-3	0-0 F2		5 0 0 1 0 1 4				
Bryn Smith, R (1, 1) Miguel Dilone, S (7, PH) OBP: 0.333, SLG: 0.333 Gary Lucas, L (7, 1)		4-0 1B BB BB BB		4-0 BB BB HBP BB		0-3 K	0-3 K		0-0 F9	1 2 0 0 2 1 0 1 0 0 0 0 1 2 1 0 0 0 0 0 0				
Inning Stats	R: 1 E: 0 K: 1 S: 6 H: 1 LOB: 1 BB: 1 P: 10	R: 2 E: 0 K: 1 S: 7 H: 2 LOB: 3 BB: 3 P: 19	R: 0 E: 0 K: 0 S: 3 H: 0 LOB: 0 BB: 0 P: 3	R: 1 E: 0 K: 0 S: 3 H: 0 LOB: 3 BB: 3 P: 16	R: 0 E: 0 K: 0 S: 3 H: 0 LOB: 0 BB: 0 P: 3	R: 0 E: 0 K: 1 S: 6 H: 1 LOB: 1 BB: 0 P: 6	R: 1 E: 0 K: 1 S: 7 H: 2 LOB: 2 BB: 1 P: 11	R: 4 E: 0 K: 0 S: 6 H: 3 LOB: 1 BB: 2 P: 14	R: 0 E: 0 K: 1 S: 5 H: 0 LOB: 0 BB: 0 P: 5	1B: 6 2B: 3 3B: 0 HR: 0 SF: 0 SAC: 1 DP: 0 HBP: 1	WP: 2 PB: 1 SB: 1 CS: 0 PA: 47			
PITCHER	IP WLS BF H R ER SO BB IBB HBP BLK WP HR S P ERA WHIP												PITCHER	IP WLS BF H R ER SO BB IBB HBP BLK WP HR S P ERA WHIP
Bruce Berenyi, R (1, 1) ERA: 5.79	3.1 L 19 3 4 4 2 6 0 0 0 1 0 17 41 10.80 2.700													
Frank Pastore, R (4, 1) ERA: 7.71	4.0 20 3 3 3 2 3 1 1 0 1 0 19 36 6.75 1.500													
Ted Power, R (8, 1) ERA: 6.52	1.2 8 3 2 2 1 0 0 0 0 0 0 10 10 10.80 1.800													

Montreal Expos @ Cincinnati Reds
Riverfront Stadium, Cincinnati, OH
 Wed Apr 11 1984, 3:33 AM EST
 Att. 18,923 - Unknown

AB	35
R	9
H	9
RBI	9
BB	10
SO	5
LOB	23



livebaseballscorecards.com

Batter	1	2	3	4	5	6	7	8	9	AB	R	H	RBI	BB	SO	LOB											
Eddie Milner, L (1, 8) OBP: 0.500, SLG: 0.609 Gary Redus, R (7, PH) OBP: 0.290, SLG: 0.259 (8, 7)	0-0 E4 CS	0-0 F5		0-0 4-3			0-0 5-3		0-0 F8	3	0	0	0	0	0	2											
Duane Walker, L (1, 7) OBP: 0.857, SLG: 2.000 Cesar Cedeno, R (7, PH) OBP: 0.300, SLG: 0.400 (8, 8)	0-3 K 1-2		4-0 G4-6-3 1B BB		4-0 2B BB		0-0 F8		0-0 F7	1	1	0	0	2	1	1											
Tony Perez, R (1, 3) OBP: 0.538, SLG: 0.833	0-0 E 2B		0-0 G4-6-3 1B		0-0 L3-6 2B 1-H		0-0 F8			4	1	3	1	0	0	0											
Dave Parker, L (1, 9) OBP: 0.324, SLG: 0.344 Tom Lawless, R (9, 4) OBP: 0.200, SLG: 0.200	0-0 E6 1B 2-H		0-0 G4-6-3		0-0 L3-6			0-3 K		4	0	1	0	0	1	3											
Nick Esasky, R (1, 5) OBP: 0.353, SLG: 0.677	0-0 5-3		4-0 BB		0-0 F9			0-3 K		3	0	0	0	1	1	1											
Brad Gulden, L (1, 2) OBP: 0.167, SLG: 0.167 Alex Trevino, R (8, PH) OBP: 0.250, SLG: 0.250 (9, 2)		0-0 6-3 E 1B		0-0 F3		0-0 1-3		0-0 1B 1B		3	0	1	0	0	0	2											
Ron Oester, S (1, 4) OBP: 0.138, SLG: 0.179 (9, 6)		0-0 E4 6-3 1-2		0-0 4-3 3B		0-0 F8		0-0 1B 1B		4	1	2	0	0	0	1											
Tom Foley, L (1, 6) Paul Householder, S (8, PH) (9, 9)		0-0 F8		0-0 4-3		4-0 BB BB		0-3 K		2	0	0	1	1	0	2											
Bruce Berenyi, R (1, 1) Frank Pastore, R (4, 1) Ted Power, R (8, 1) Dave Concepcion, R (9, PH) OBP: 0.364, SLG: 0.429		0-0 6-3 1-2 2-3		0-3 K		0-3 K			0-3 K	1	0	0	0	0	0	2											
										2	0	0	0	0	1	2											
										1	0	0	0	0	0	0											
										1	0	0	0	0	1	0											
Inning Stats	R: 1 E: 2 K: 1 S: 7	H: 2 LOB: 1 BB: 0 P: 7	R: 0 E: 1 K: 0 S: 5	H: 1 LOB: 2 BB: 0 P: 5	R: 0 E: 0 K: 0 S: 3	H: 1 LOB: 2 BB: 2 P: 11	R: 1 E: 0 K: 1 S: 6	H: 1 LOB: 0 BB: 0 P: 6	R: 1 E: 0 K: 0 S: 3	H: 1 LOB: 0 BB: 1 P: 7	R: 0 E: 0 K: 1 S: 5	H: 0 LOB: 1 BB: 1 P: 9	R: 0 E: 0 K: 0 S: 3	H: 0 LOB: 0 BB: 0 P: 3	R: 0 E: 0 K: 3 S: 11	H: 2 LOB: 2 BB: 0 P: 11	R: 0 E: 0 K: 1 S: 5	H: 0 LOB: 0 BB: 0 P: 5	1B: 5 2B: 3 3B: 1 HR: 0	SF: 0 SAC: 0 DP: 2 HBP: 0	WP: 0 PB: 0 SB: 0 CS: 1	PA: 38					
PITCHER	IP	WLS	BF	H	R	ER	SO	BB	IBB	HBP	BLK	WP	HR	S	P	ERA	WHIP										
Bryn Smith, R (1, 1) ERA: 4.26	6.0	W	27	6	3	2	3	4	0	0	0	0	0	29	45	3.00	1.667										
Gary Lucas, L (7, 1) ERA: 6.75	3.0	S	11	2	0	0	4	0	0	0	0	0	0	19	19	0.00	0.667										

BOTTOM

Montreal Expos @ Cincinnati Reds
Riverfront Stadium, Cincinnati, OH
Wed Apr 11 1984, 3:33 AM EST
Att. 18,923 - Unknown

livebaseballscorecards.com

AB	34
R	3
H	8
RBI	2
BB	4
SO	7
LOB	17



Cincinnati Reds @ Houston Astros
 Astrodome, Houston, TX
 Fri Apr 13 1984, 7:05 PM EST
 Att: 10,821 - Unknown

livebaseballscorecards.com

AB	32
R	0
H	5
RBI	0
BB	1
SO	4
LOB	11

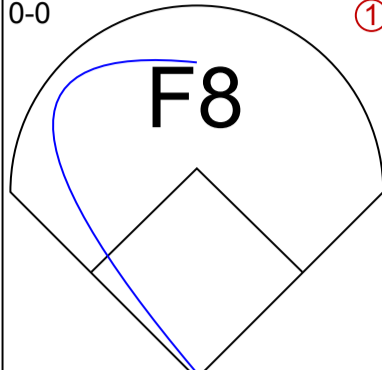
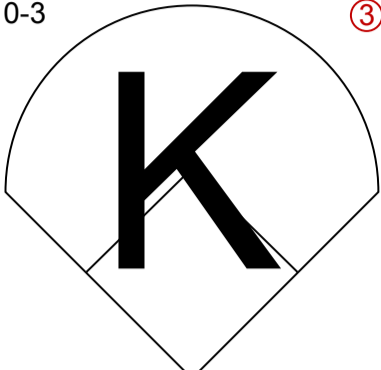
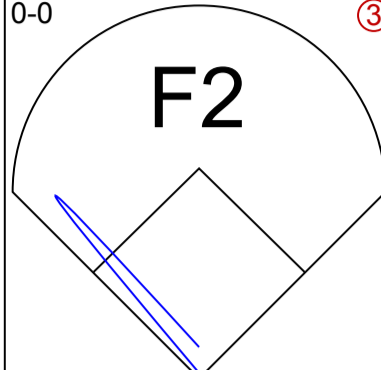


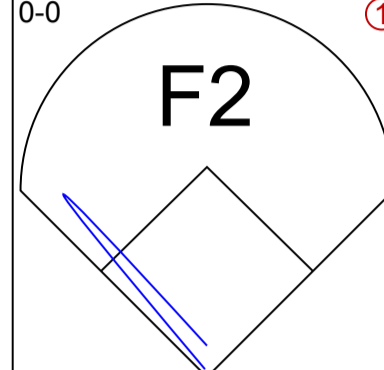
Batter	1	2	3	4	5	6	7	8	9	AB	R	H	RBI	BB	SO	LOB
Eddie Milner, L (1, 8) OBP: 0.469, SLG: 0.556	0-0 6-4-3 1B		0-0 F9			0-0 F7		0-0 F8		4	0	1	0	0	0	1
Dave Concepcion, R (1, 6) OBP: 0.351, SLG: 0.387	0-0 6-4-3 1-2			0-0 6-3		0-0 F9		4-0 FC5-4 BB		3	0	0	0	1	0	1
Dan Driessen, L (1, 3) OBP: 0.480, SLG: 0.550 Cesar Cedeno, R (8, PH) OBP: 0.273, SLG: 0.364	0-0 F6			0-0 1B		0-0 F3		0-0 FC5-4 1-2f		3	0	1	0	0	0	1
Dave Parker, L (1, 9) OBP: 0.289, SLG: 0.306	0-0 F7			0-0 F7		0-0 F3		0-0 4-3		4	0	0	0	0	0	2
Nick Esasky, R (1, 5) OBP: 0.316, SLG: 0.600		0-0 1-3		0-0 6-3		0-0 5-3		0-0 5-3		4	0	0	0	0	0	1
Duane Walker, L (1, 7) OBP: 0.700, SLG: 1.200 Gary Redus, R (9, PH) OBP: 0.281, SLG: 0.250		0-0 F8			0-0 F5		0-0 2B	0-3 K		3	0	1	0	0	0	0
Ron Oester, S (1, 4) OBP: 0.156, SLG: 0.194		0-0 4-3			0-0 WP 1B		0-0 4-3			3	0	1	0	0	0	1
Dann Bilardello, R (1, 2) OBP: 0.385, SLG: 0.375 Brad Gulden, L (8, PH) OBP: 0.143, SLG: 0.143			0-0 F6		0-3 K		0-3 K			2	0	0	0	0	1	1
Mario Soto, R (1, 1) OBP: 0.143, SLG: 0.143 Tony Perez, R (8, PH) OBP: 0.571, SLG: 0.846 Tom Lawless, R (8, PR) OBP: 0.200, SLG: 0.200 Tom Hume, R (8, 1)			0-3 K		0-0 F7		0-0 S 1B			1	0	1	0	0	0	0
										0	0	0	0	0	0	0
										0	0	0	0	0	0	0
										0	0	0	0	0	0	0

Inning Stats	R: 0 E: 0 K: 0 S: 4	H: 1 LOB: 1 BB: 0 P: 4	R: 0 E: 0 K: 0 S: 3	H: 0 LOB: 0 BB: 0 P: 3	R: 0 E: 0 K: 1 S: 5	H: 0 LOB: 0 BB: 0 P: 5	R: 0 E: 0 K: 1 S: 4	H: 1 LOB: 1 BB: 0 P: 4	R: 0 E: 0 K: 1 S: 6	H: 1 LOB: 1 BB: 0 P: 6	R: 0 E: 0 K: 0 S: 3	H: 0 LOB: 0 BB: 0 P: 3	R: 0 E: 0 K: 0 S: 4	H: 1 LOB: 1 BB: 0 P: 4	R: 0 E: 0 K: 1 S: 6	H: 1 LOB: 2 BB: 1 P: 10	R: 0 E: 0 K: 1 S: 5	H: 0 LOB: 0 BB: 0 P: 5	1B: 4 2B: 1 3B: 0 HR: 0	SF: 0 SAC: 0 DP: 0 HBP: 0	WP: 1 PB: 0 SB: 1 CS: 0	PA: 33
--------------	------------------------------	---------------------------------	------------------------------	---------------------------------	------------------------------	---------------------------------	------------------------------	---------------------------------	------------------------------	---------------------------------	------------------------------	---------------------------------	------------------------------	---------------------------------	------------------------------	----------------------------------	------------------------------	---------------------------------	----------------------------------	------------------------------------	----------------------------------	--------

PITCHER	IP	WLS	BF	H	R	ER	SO	BB	IBB	HBP	BLK	WP	HR	S	P	ERA	WHIP
Joe Niekro, R (1, 1) ERA: 2.08	7.2	W	29	5	0	0	3	1	0	0	0	1	0	34	38	0.00	0.783
Frank DiPino, L (8, 1) ERA:	1.1	S	4	0	0	0	1	0	0	0	0	0	0	6	6	0.00	0.000

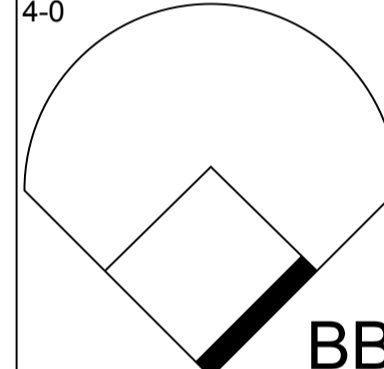
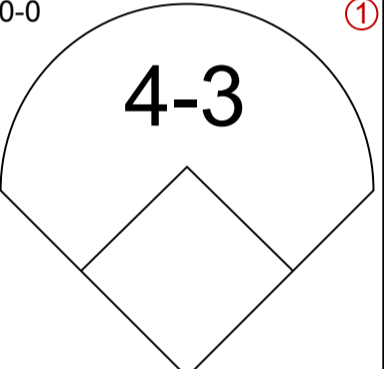
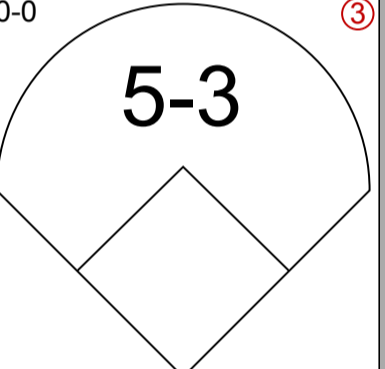
Batter	1	2	3	4	5	6	7	8	9	AB R H RBI BB SO LOB	BOTTOM
--------	---	---	---	---	---	---	---	---	---	----------------------	--------

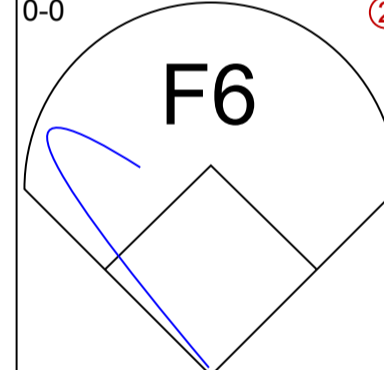
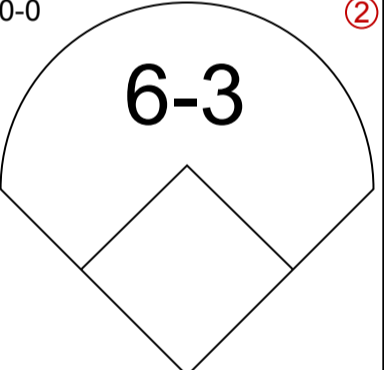
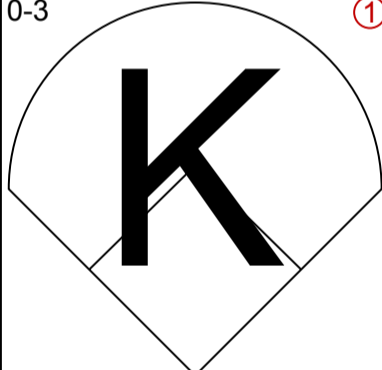
Bill Doran, S <small>(1, 4) OBP: 0.147, SLG: 0.156</small>	<small>0-0</small>  <small>F8</small>		<small>0-3</small>  <small>K</small>			<small>0-0</small>  <small>F2</small>				3 0 0 0 0 1 0	
--	--	--	---	--	--	--	--	--	--	---------------	--

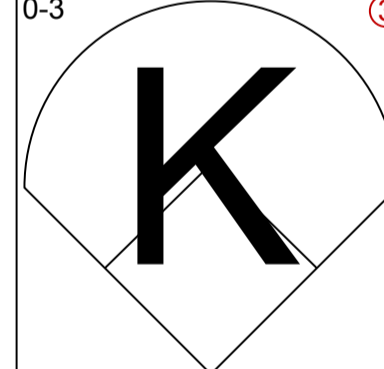
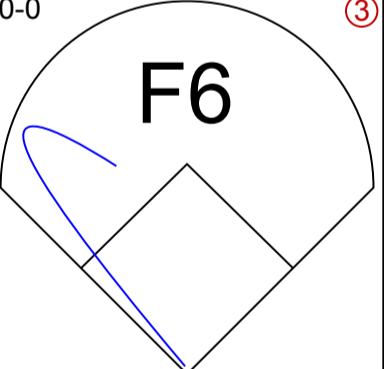
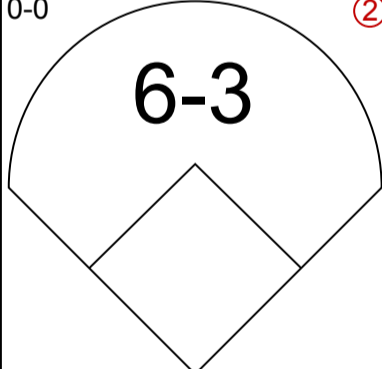
Kevin Bass, S <small>(1, 9) OBP: 0.333, SLG: 0.667</small>	<small>0-0</small>  <small>F8</small>			<small>0-0</small>  <small>F2</small>			<small>0-0</small>  <small>E 2B</small>			3 1 1 0 0 0 0	
--	--	--	--	--	--	--	--	--	--	---------------	--

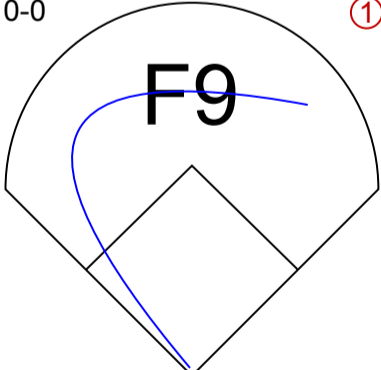
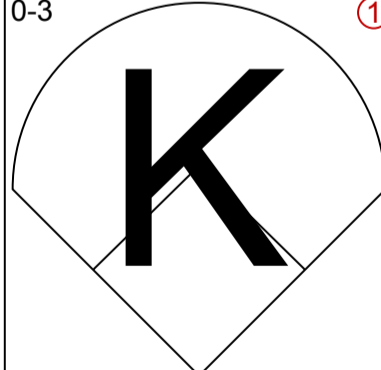
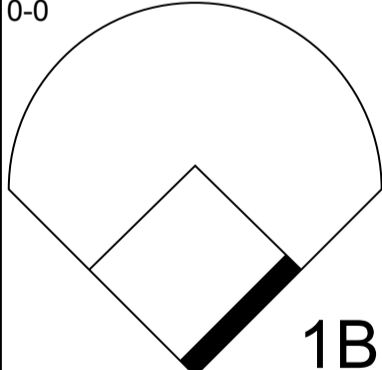
Jose Cruz, L <small>(1, 7) OBP: 0.258, SLG: 0.120</small>	<small>0-0</small>  <small>4-3</small>			<small>0-3</small>  <small>K</small>			<small>0-0</small>  <small>F4</small>			3 0 0 0 0 1 1	
---	---	--	--	---	--	--	--	--	--	---------------	--

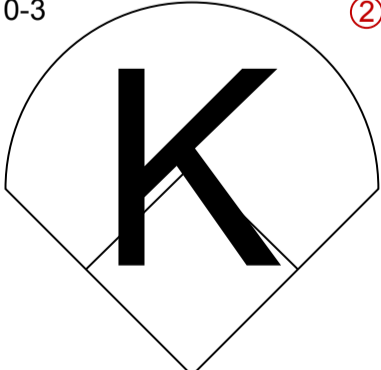
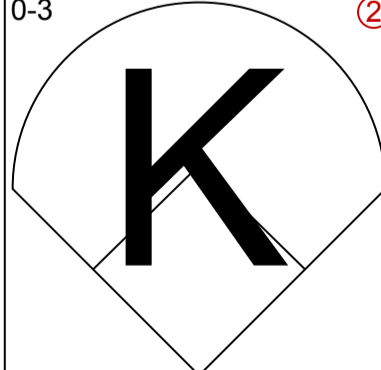
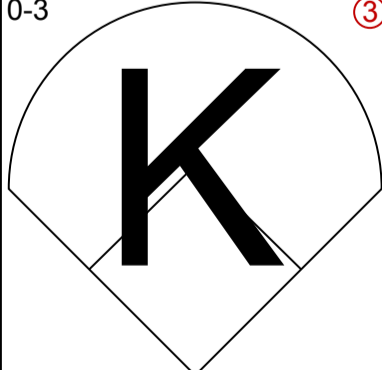
Jerry Mumphrey, S <small>(1, 8) OBP: 0.400, SLG: 0.346</small>		<small>0-0</small>  <small>2-3</small>		<small>0-0</small>  <small>F8</small>			<small>0-0</small>  <small>E7 1B</small>			3 0 1 0 0 0 0	
--	--	---	--	--	--	--	---	--	--	---------------	--

Ray Knight, R <small>(1, 3) OBP: 0.233, SLG: 0.266</small>		<small>4-0</small>  <small>BB</small>			<small>0-0</small>  <small>4-3</small>			<small>0-0</small>  <small>5-3</small>		2 0 0 0 1 0 0	
--	--	---	--	--	--	--	--	--	--	---------------	--

Phil Garner, R <small>(1, 5) OBP: 0.188, SLG: 0.133</small>		<small>0-0</small>  <small>F6</small>			<small>0-0</small>  <small>6-3</small>			<small>0-3</small>  <small>K</small>		3 0 0 0 0 1 1	
---	--	--	--	--	---	--	--	---	--	---------------	--

Alan Ashby, S <small>(1, 2) OBP: 0.179, SLG: 0.185</small>		<small>0-3</small>  <small>K</small>			<small>0-0</small>  <small>F6</small>			<small>0-0</small>  <small>6-3</small>		3 0 0 0 0 1 1	
--	--	---	--	--	--	--	--	---	--	---------------	--

Craig Reynolds, L <small>(1, 6) OBP: 0.286, SLG: 0.500</small>			<small>0-0</small>  <small>F9</small>			<small>0-3</small>  <small>K</small>			<small>0-0</small>  <small>1B</small>	3 0 1 0 0 1 0	
--	--	--	--	--	--	---	--	--	--	---------------	--

Joe Niekro, R <small>(1, 1) OBP: 0.143, SLG: 0.143</small> Frank DiPino, L <small>(8, 1)</small>			<small>0-3</small>  <small>K</small>			<small>0-3</small>  <small>K</small>			<small>0-3</small>  <small>K</small>	2 0 0 0 0 2 0 1 0 0 0 0 1 1	
---	--	--	---	--	--	---	--	--	---	--------------------------------	--

Inning Stats	R: 0	H: 0	E: 0	LOB: 0	K: 0	BB: 0	S: 3	P: 3	R: 0	H: 0	E: 0	LOB: 1	K: 1	BB: 1	S: 5	P: 9	R: 0	H: 0	E: 0	LOB: 0	K: 2	BB: 0	S: 7	P: 7	R: 0	H: 0	E: 0	LOB: 0	K: 1	BB: 0	S: 5	P: 5	R: 0	H: 0	E: 0	LOB: 0	K: 0	BB: 0	S: 3	P: 3	R: 1	H: 2	E: 1	LOB: 0	K: 0	BB: 0	S: 4	P: 4	R: 0	H: 1	E: 0	LOB: 1	K: 2	BB: 0	S: 8	P: 8	1B: 2	SF: 0	2B: 1	SAC: 0	3B: 0	DP: 0	HR: 0	HBP: 0	WP: 0	PA: 27	PB: 0	SB: 0	CS: 0
--------------	------	------	------	--------	------	-------	------	------	------	------	------	--------	------	-------	------	------	------	------	------	--------	------	-------	------	------	------	------	------	--------	------	-------	------	------	------	------	------	--------	------	-------	------	------	------	------	------	--------	------	-------	------	------	------	------	------	--------	------	-------	------	------	-------	-------	-------	--------	-------	-------	-------	--------	-------	--------	-------	-------	-------


PITCHER	IP	WLS	BF	H	R	ER	SO	BB	IBB	HBP	BLK	WP	HR	S	P	ERA	WHIP	PITCHER	IP	WLS	BF	H	R	ER	SO	BB	IBB	HBP	BLK	WP	HR	S	P	ERA	WHIP																										
Mario Soto, R <small>(1, 1) ERA: 3.1</small>	7.0	L	23	2	1	0	6	1	0	0	0	0	0	34	38	0.00	0.429	Tom Hume, R <small>(8, 1) ERA: 1.29</small>	1.0		4	1	0	0	2	0	0	0	0	0	0	8	8	0.00	1.000																										

Cincinnati Reds @ Houston Astros
 Astrodome, Houston, TX
 Fri Apr 13 1984, 7:05 PM EST
 Att. 10,821 - Unknown

livebaseballscorecards.com

AB	26
R	1
H	3
RBI	0
BB	1
SO	8
LOB	4



Batter	1	2	3	4	5	6	7	8	9	AB R H RBI BB SO LOB	TOP											
Gary Redus, R (1, 7) OBP: 0.306, SLG: 0.258	0-0 S 1B	4-0 IBB			X 0-0 F5		X 0-0 G1-6-3 1-2f			3 1 1 0 1 0 1												
Eddie Milner, L (1, 8) OBP: 0.444, SLG: 0.516	0-3 K 1-2	0-0 1-3			X 0-0 1B			0-3 K		4 0 1 0 0 2 4												
Nick Esasky, R (1, 5) OBP: 0.286, SLG: 0.538	0-3 K		X 0-0 5-3		0-3 K			0-3 K		4 0 0 0 0 3 2												
Dave Parker, L (1, 9) OBP: 0.293, SLG: 0.308 Paul Householder, S (7, 9)	0-0 PB 1B 2-H		0-3 K		X 0-0 F6			0-0 F8		3 0 1 1 0 1 1 1 0 0 0 0 0 0												
Tony Perez, R (1, 3) OBP: 0.444, SLG: 0.647	0-0 5-3 1-2		X 0-0 6-3		X 0-0 F3			X 0-0 6-3		4 0 0 0 0 0 1												
Dave Concepcion, R (1, 6) OBP: 0.375, SLG: 0.441 Tom Foley, L (6, 6)		X 0-0 SH1-4 6-3 1B		X 0-0 2B	X 0-0 5-3			X 0-0 F5		3 0 2 0 0 0 0 1 0 0 0 0 0 0												
Ron Oester, S (1, 4) OBP: 0.143, SLG: 0.176 Bill Scherrer, L (6, 1) Mike Smith, R (6, 1) Alex Trevino, R (9, PH) OBP: 0.200, SLG: 0.200		X 0-0 6-3		X 0-0 5-3	X 0-0 6-3			0-3 K		3 0 0 0 0 0 2 0 0 0 0 0 0 0 1 0 0 0 0 1 0	AB 31 R 1 H 6 RBI 1 BB 2 SO 7 LOB 14											
Dann Bilardello, R (1, 2) OBP: 0.414, SLG: 0.385		BB BB BB 4-0 SH1-4 BB		X 0-0 F6		X 0-0 G1-6-3 1B				2 0 1 0 1 0 1												
Jeff Russell, R (1, 1) OBP: 0.500, SLG: 0.500 Ted Power, R (2, 1) Tom Lawless, R (6, 4)		X 0-0 SH1-4		X 0-0 F3		X 0-0 F8				0 0 0 0 0 0 0 1 0 0 0 0 0 1 1 0 0 0 0 0 1												
Inning Stats	R: 1 E: 0 K: 2 S: 9	H: 2 LOB: 1 BB: 0 P: 9	R: 0 E: 0 K: 0 S: 4	H: 1 LOB: 3 BB: 2 P: 12	R: 0 E: 0 K: 1 S: 5	H: 0 LOB: 0 BB: 0 P: 5	R: 0 E: 0 K: 0 S: 4	H: 1 LOB: 1 BB: 0 P: 4	R: 0 E: 0 K: 0 S: 6	H: 1 LOB: 1 BB: 0 P: 6	R: 0 E: 0 K: 1 S: 3	H: 0 LOB: 0 BB: 0 P: 3	R: 0 E: 0 K: 0 S: 3	H: 1 LOB: 0 BB: 0 P: 3	R: 0 E: 0 K: 2 S: 7	H: 0 LOB: 0 BB: 0 P: 7	R: 0 E: 0 K: 1 S: 5	H: 0 LOB: 0 BB: 0 P: 5	1B: 5 2B: 1 3B: 0 HR: 0	SF: 0 SAC: 1 DP: 1 HBP: 0	WP: 0 PB: 1 SB: 1 CS: 0	PA: 34
PITCHER Bob Knepper, L (1, 1) ERA: 2.57	IP 9.0 WLS W BF 34 H 6 R 1 ER 1 SO 7 BB 1 IBB 1 HBP 0 BLK 0 WP 0 HR 0 S 46 P 54 ERA 1.00 WHIP 0.778																				PITCHER IP WLS BF H R ER SO BB IBB HBP BLK WP HR S P ERA WHIP	

Cincinnati Reds @ Houston Astros
Astrodome, Houston, TX
Sat Apr 14 1984, 7:05 PM EST
Att. 16,696 - Unknown

livebaseballscorecards.com

Batter	1	2	3	4	5	6	7	8	9	AB	R	H	RBI	BB	SO	LOB
Bill Doran, S OBP: 0.179, SLG: 0.194 (1, 4)	0-0 6-3	0-0 2B		0-0 F8		4-0 WP BB	0-0 F8			4	2	1	1	1	0	2
Kevin Bass, S OBP: 0.500, SLG: 0.714 (1, 9)	0-0 6-3	0-0 2B		0-0 E8 1B		4-0 WP BB	0-0 FC4			4	1	2	2	1	0	1
Jose Cruz, L OBP: 0.278, SLG: 0.207 (1, 7)	0-0 3B	0-0 F7		0-0 1-3		4-0 FC6-4 1B BB		0-0 5-3		4	1	1	0	1	0	2
Jerry Mumphrey, S OBP: 0.429, SLG: 0.419 (1, 8)	0-0 1-3		0-0 6-3 2B		0-0 BB 1B	0-0 FC6-4 1B		0-0 F3		5	0	3	1	0	0	1
Ray Knight, R OBP: 0.229, SLG: 0.273 (1, 3)		0-0 1B 2B 1B	0-0 6-3		0-0 F3 1B	0-0 FC6-4 1B		0-0 3-1		5	1	1	0	0	0	4
Phil Garner, R OBP: 0.250, SLG: 0.211 (1, 5)		0-0 2B 1B	0-3 K		0-0 F8	0-0 G4-3 1B				4	1	2	1	0	1	2
Alan Ashby, S OBP: 0.219, SLG: 0.233 (1, 2)		0-0 2B 2B	0-0 F6		4-0 BB	0-0 G4-3				3	1	1	2	1	0	3
Tom Wieghaus, R (8, 2)		1-H 2-H			1-2					0	0	0	0	0	0	0
Craig Reynolds, L OBP: 0.333, SLG: 0.556 (1, 6)		0-0 F8		0-0 E 2B		0-0 F2		0-0 FC4 1B		4	1	2	0	0	0	3
Bob Knepper, L (1, 1)		0-3 K		0-0 2-3		4-0 WP BB		0-3 K		3	1	0	0	1	2	3

Inning Stats	R: 0	H: 1	E: 0	LOB: 1	K: 0	BB: 0	S: 4	R: 4	H: 5	E: 0	LOB: 1	K: 1	BB: 0	S: 10	R: 0	H: 1	E: 0	LOB: 1	K: 1	BB: 0	S: 6	R: 1	H: 2	E: 1	LOB: 1	K: 0	BB: 0	S: 5	R: 0	H: 1	E: 0	LOB: 2	K: 0	BB: 1	S: 4	R: 4	H: 2	E: 0	LOB: 1	K: 0	BB: 4	S: 4	R: 0	H: 1	E: 0	LOB: 0	K: 0	BB: 0	S: 3	R: 0	H: 0	E: 0	LOB: 0	K: 0	BB: 0	S: 3
--------------	------	------	------	--------	------	-------	------	------	------	------	--------	------	-------	-------	------	------	------	--------	------	-------	------	------	------	------	--------	------	-------	------	------	------	------	--------	------	-------	------	------	------	------	--------	------	-------	------	------	------	------	--------	------	-------	------	------	------	------	--------	------	-------	------

PITCHER	IP	WLS	BF	H	R	ER	SO	BB	IBB	HBP	BLK	WP	HR	S	P	ERA	WHIP
Jeff Russell, R ERA: 6.52 (1, 1)	1.2	L	11	6	4	4	1	0	0	0	0	0	0	13	13	21.60	3.600
Ted Power, R ERA: 5.54 (2, 1)	3.1		15	4	1	1	1	1	0	0	0	0	0	16	20	2.70	1.500
Bill Scherrer, L ERA: 9.0 (6, 1)	0.0		3	0	3	3	0	3	0	0	0	0	0	0	12	∞	∞
Mike Smith, R ERA: 4.7 (6, 1)	3.0		12	3	1	1	1	1	0	0	0	1	0	13	17	3.00	1.333

BOTTOM

Cincinnati Reds @ Houston Astros
Astrodome, Houston, TX

Sat Apr 14 1984, 7:05 PM EST
Att. 16,696 - Unknown

livebaseballscorecards.com

AB	36
R	9
H	13
RBI	7
BB	5
SO	3
LOB	21



WP: 3	PA: 41
PB: 0	SB: 0
CS: 0	

Batter	1	2	3	4	5	6	7	8	9	AB R H RBI BB SO LOB	TOP																
Eddie Milner, L (1, 8) OBP: 0.439, SLG: 0.556	0-0 PB S SF8 1B	0-0 G6-3 1-2f		0-3 K		0-0 FC4-6 1-2f		0-0 1-H 2-H 3B		5 1 2 2 0 1 7																	
Dave Concepcion, R (1, 6) OBP: 0.378, SLG: 0.405	4-0 PB 1-2 1B BB		4-0 S BB		0-0 F8		0-0 F9	0-0 6-3		3 1 0 0 2 0 1																	
Tony Perez, R (1, 3) OBP: 0.391, SLG: 0.545	0-0 F8		0-0 6-3 1-2		0-3 K		0-0 5-3		0-0 1B 1B	5 0 1 0 0 1 3 0 0 0 0 0 0 0																	
Tom Lawless, R (9, PR) OBP: 0.167, SLG: 0.167																											
Dave Parker, L (1, 9) OBP: 0.283, SLG: 0.302	0-0 SF8 1-2 2-H		0-0 F3		0-3 K		0-0 F5		0-0 1-3 1B	4 0 1 1 0 1 1																	
Nick Esasky, R (1, 5) OBP: 0.277, SLG: 0.500	0-0 2-H 1B		0-3 K		0-3 K		0-3 K	0-3 K	0-3 K	5 0 1 1 0 4 3																	
Duane Walker, L (1, 7) OBP: 0.600, SLG: 0.778	0-0 F9			0-0 2B 1B		0-0 E9 1B		4-0 PB S 1B BB	0-0 F2	4 1 1 0 1 0 3																	
Ron Oester, S (1, 4) OBP: 0.205, SLG: 0.243		4-0 FC1-5 BB BB		0-0 1-3 2B		0-0 S 1B		0-3 K 1-2	0-3 K	3 0 2 0 1 1 1 1 0 0 0 0 1 2 0 0 0 0 0 0 0																	
Gary Redus, R (9, PH) OBP: 0.297, SLG: 0.250																											
Cesar Cedeno, R (9, 3) OBP: 0.273, SLG: 0.364																											
Dann Bilardello, R (1, 2) OBP: 0.455, SLG: 0.370		4-0 FC1-5 1-2 BB		0-3 K		4-0 FC4-6 1-2 BB		4-0 1B 3B IBB		1 1 0 0 3 1 2																	
Joe Price, R (1, 1) OBP: 0.143, SLG: 0.143		0-0 FC1-5 G6-3 1-2 2-3f		0-3 K		0-3 K		0-0 1-2 2-H 3B 1B		4 1 1 1 0 2 7 0 0 0 0 0 0 0																	
Tom Hume, R (8, 1)																											
Inning Stats	R: 2 H: 2 E: 0 LOB: 1 K: 0 BB: 1 S: 5 P: 9	R: 0 H: 0 E: 0 LOB: 1 K: 0 BB: 2 S: 2 P: 10	R: 0 H: 0 E: 0 LOB: 1 K: 1 BB: 1 S: 5 P: 9	R: 0 H: 2 E: 0 LOB: 2 K: 3 BB: 0 S: 11 P: 11	R: 0 H: 0 E: 0 LOB: 0 K: 2 BB: 0 S: 7 P: 7	R: 0 H: 1 E: 1 LOB: 3 K: 2 BB: 1 S: 9 P: 13	R: 0 H: 0 E: 0 LOB: 0 K: 0 BB: 0 S: 3 P: 3	R: 3 H: 2 E: 0 LOB: 1 K: 2 BB: 2 S: 9 P: 17	R: 0 H: 2 E: 0 LOB: 2 K: 2 BB: 0 S: 9 P: 9	1B: 7 SF: 1 2B: 1 SAC: 0 3B: 1 DP: 1 HR: 0 HBP: 0	WP: 0 PA: 43 PB: 2 SB: 4 CS: 0																
PITCHER	IP WLS BF H R ER SO BB IBB HBP BLK WP HR S P ERA WHIP											PITCHER	IP WLS BF H R ER SO BB IBB HBP BLK WP HR S P ERA WHIP														
Nolan Ryan, R (1, 1) ERA: 2.57	7.0		31	5	2	1	8	5	0	0	0	0	0	42	62	1.29	1.429										
Michael LaCoss, R (8, 1) ERA: 6.75	1.0		7	2	3	3	2	1	1	0	0	0	0	9	17	27.00	3.000										
Bill Dawley, R (9, 1) ERA: 6.75	0.2		4	2	0	0	1	0	0	0	0	0	0	6	6	0.00	3.000										
Frank DiPino, L (9, 1) ERA:	0.1	W	1	0	0	0	1	0	0	0	0	0	0	3	3	0.00	0.000										

Cincinnati Reds @ Houston Astros
Astrodome, Houston, TX
Sun Apr 15 1984, 4:33 AM EST
Att. 21,927 - Unknown

livebaseballscorecards.com

AB	35
R	5
H	9
RBI	5
BB	7
SO	12
LOB	30



Batter	1	2	3	4	5	6	7	8	9	AB R H RBI BB SO LOB
Bill Doran, S OBP: 0.159, SLG: 0.171 (1, 4) X	0-0 5-3 (1)		0-0 6-3 (1)		0-3 K (2)		0-3 K (3) X	0-0 F8 (3)		5 0 0 0 0 2 2
Kevin Bass, S OBP: 0.538, SLG: 0.667 (1, 9) X	0-0 1B		0-0 E5 (2)		0-0 1B			0-0 3B 1B	0-0 1-3 (1)	5 1 3 0 0 0 0
Jose Cruz, L OBP: 0.293, SLG: 0.273 (1, 7) X	0-0 6-3 (2)		0-0 F7 (2)		0-0 F9 (3)			0-0 1B 3B	4-0 1B S 1B BB	4 2 1 1 1 0 3
Jerry Mumphrey, S OBP: 0.450, SLG: 0.429 (1, 8) S S	0-3 K (3)		0-3 K (3)			0-0 FC4-6 1B		0-0 FC5-4 1B	4-0 1B 1B IBB	4 0 2 1 1 2 2
Enos Cabell, R OBP: 0.333, SLG: 0.500 (1, 3) X		0-0 1B SF8 2B		0-0 1-3 (1)		0-0 F7 (1)		0-0 F8 (1) X	0-0 1B 1B	5 1 2 0 0 0 2
Phil Garner, R OBP: 0.280, SLG: 0.250 (1, 5) X		0-0 F7 (1)		0-0 1B		0-0 F4 (2)		0-0 FC5-4 1B 1B	0-0 1-2 2-3	5 1 2 1 0 0 3
Craig Reynolds, L OBP: 0.364, SLG: 0.545 (1, 6) X		0-0 2-3 1B		0-0 F7 (2)		0-0 FC4-6 1-2f		0-0 1B PB 1B	1-2 2-3 3-H	4 1 2 0 0 0 2
Tom Wieghaus, R (1, 2) X		0-0 SF8 (2)		0-0 F2 (3)			0-0 F8 (1) B B B B	4-0 1B BB		1 0 0 1 0 0 1
Alan Bannister, R (7, PH)										1 0 0 0 0 0 0
Alan Ashby, S (8, 2)										0 0 0 0 1 0 0
Nolan Ryan, R (1, 1) S S		0-3 K (3)			0-0 6-3 (1) X		0-0 F8 (2) X	0-0 1B		2 0 0 0 0 0 1 1
Tim Tolman, R (7, PH)										1 0 0 0 0 0 0 0
Michael LaCoss, R (8, 1)										0 0 0 0 0 0 0 0
Denny Walling, L (8, PH)										1 0 1 2 0 0 0 0
Bill Dawley, R (9, 1)										0 0 0 0 0 0 0 0
Frank DiPino, L (9, 1)										0 0 0 0 0 0 0 0

Inning Stats	R: 0 H: 1 E: 0 K: 1 S: 6	R: 1 H: 2 E: 0 K: 1 S: 7	R: 0 H: 0 E: 1 K: 1 S: 6	R: 0 H: 1 E: 0 K: 0 S: 4	R: 0 H: 1 E: 0 K: 1 S: 6	R: 0 H: 1 E: 0 K: 0 S: 4	R: 0 H: 0 E: 0 K: 1 S: 5	R: 4 H: 5 E: 0 K: 0 S: 8	R: 1 H: 2 E: 0 K: 0 S: 3	1B: 11 2B: 1 3B: 1 HR: 0	SF: 1 SAC: 0 DP: 0 HBP: 0	WP: 0 PA: 42
PITCHER	Joe Price, L (1, 1) ERA: 6.32	Tom Hume, R (8, 1) ERA: 4.32										
IP WLS BF H R ER SO BB IBB HBP BLK WP HR S P ERA WHIP	7.0 1 30 8 3 3 5 0 0 0 0 0 0 40 40 3.86 1.143	1.1 L 12 5 3 3 0 2 1 0 0 0 0 0 9 21 20.25 5.250										

BOTTOM

Cincinnati Reds @ Houston Astros
Astrodome, Houston, TX
Sun Apr 15 1984, 4:33 AM EST
Att. 21,927 - Unknown

livebaseballscorecards.com

AB	38
R	6
H	13
RBI	6
BB	3
SO	5
LOB	16



Batter	1	2	3	4	5	6	7	8	9	10	AB	R	H	RBI	BB	SO	LOB	TOP
--------	---	---	---	---	---	---	---	---	---	----	----	---	---	-----	----	----	-----	-----

Claudell Washington, L OBP: 0.389, SLG: 0.622 (1, 9)	0-0 HR	0-0 2-H 3-H HR		0-0 4-3			4-0 1-2 FC5-4 BB			0-0 F8	4	2	2	4	1	0	0	
Albert Hall, S OBP: 0.125, SLG: 0.250 (1, 7)	0-0 F5	0-0 2B			0-0 F8		0-0 F8			0-0 5-3	5	0	1	0	0	0	2	
Dale Murphy, R OBP: 0.320, SLG: 0.349 (1, 8)	4-0 BB	4-0 BB			0-0 F5		0-0 FC5-4			0-0 1B	3	1	1	0	2	0	2	
Chris Chambliss, L OBP: 0.167, SLG: 0.211 (1, 3)	0-0 F6	0-0 F5			0-0 F4			0-0 4-3		4-0 1B	4	0	0	0	1	0	3	
Bob Horner, R OBP: 0.244, SLG: 0.390 Jerry Royster, R OBP: 0.200, SLG: 0.200 (1, 5) (1, 5)	0-0 F7				0-0 CS 1B		0-3 K		0-0 F2	0-0 1B	1	0	0	0	0	0	1	
Rafael Ramirez, R OBP: 0.280, SLG: 0.255 (1, 6)		0-0 6-3		0-0 5-3		0-0 4-3		0-3 K		4-0 BB	4	0	0	0	1	1	1	
Glenn Hubbard, R OBP: 0.356, SLG: 0.432 (1, 4)		0-0 F2		0-0 F5		0-0 F8			0-0 F7	0-0 F7	5	0	0	0	0	0	3	
Bruce Benedict, R OBP: 0.342, SLG: 0.417 (1, 2)		0-0 2B HR 1B			0-0 4-3		0-0 F8		0-0 F8		4	1	1	0	0	0	0	
Len Barker, R OBP: 0.250, SLG: 0.286 Rick Mahler, R OBP: 0.368, SLG: 0.242 Gerald Perry, L OBP: 0.200, SLG: 0.400 Jeff Dedmon, L OBP: 0.200, SLG: 0.400 Mike Jorgensen, L OBP: 0.200, SLG: 0.400 Steve Bedrosian, R (1, 1) (4, 1) (7, PH) (7, 1) (9, PH) (9, 1)		0-0 HR 2B			0-3 K		0-0 BB 1B		0-3 K		2	1	1	0	0	1	0	


Inning Stats	R: 1	H: 1	E: 0	K: 0	S: 4	LOB: 1	BB: 1	P: 8	R: 3	H: 4	E: 0	K: 0	S: 7	LOB: 2	BB: 1	P: 11	R: 0	H: 1	E: 0	K: 0	S: 3	LOB: 0	BB: 0	P: 3	R: 0	H: 0	E: 0	K: 1	S: 5	LOB: 0	BB: 0	P: 5	R: 0	H: 0	E: 0	K: 0	S: 3	LOB: 0	BB: 0	P: 3	R: 0	H: 0	E: 0	K: 1	S: 5	LOB: 0	BB: 0	P: 5	R: 0	H: 1	E: 0	K: 0	S: 4	LOB: 2	BB: 1	P: 8	R: 0	H: 0	E: 0	K: 1	S: 5	LOB: 0	BB: 0	P: 5	R: 0	H: 0	E: 0	K: 1	S: 5	LOB: 0	BB: 0	P: 5	R: 0	H: 0	E: 0	K: 1	S: 5	LOB: 0	BB: 0	P: 5	R: 1	H: 2	E: 0	K: 0	S: 5	LOB: 3	BB: 2	P: 13	1B: 5	SF: 0	2B: 2	SAC: 0	3B: 0	DP: 0	HR: 2	HBP: 0	WP: 0	PA: 43
--------------	------	------	------	------	------	--------	-------	------	------	------	------	------	------	--------	-------	-------	------	------	------	------	------	--------	-------	------	------	------	------	------	------	--------	-------	------	------	------	------	------	------	--------	-------	------	------	------	------	------	------	--------	-------	------	------	------	------	------	------	--------	-------	------	------	------	------	------	------	--------	-------	------	------	------	------	------	------	--------	-------	------	------	------	------	------	------	--------	-------	------	------	------	------	------	------	--------	-------	-------	-------	-------	-------	--------	-------	-------	-------	--------	-------	--------

PITCHER	IP	WLS	BF	H	R	ER	SO	BB	IBB	HBP	BLK	WP	HR	S	P	ERA	WHIP
Mario Soto, R ERA: 3.38 (1, 1)	9.0		36	7	4	4	4	3	0	0	0	0	2	41	53	4.00	1.111
Tom Hume, R ERA: 5.0 (10, 1)	0.2	L	5	2	1	1	0	0	1	0	0	0	0	4	8	13.50	3.000
Mike Smith, R ERA: 4.5 (10, 1)	0.1		2	0	0	0	0	1	0	0	0	0	0	1	5	0.00	3.000

Atlanta Braves @ Cincinnati Reds
 Riverfront Stadium, Cincinnati, OH
 Wed Apr 18 1984, 3:33 AM EST
 Att: 6,973 - Unknown

livebaseballscorecards.com

AB	38
R	5
H	9
RBI	5
BB	5
SO	4
LOB	12



Batter	1	2	3	4	5	6	7	8	9	10	AB R H RBI BB SO LOB
Eddie Milner, L (1, 8) OBP: 0.435, SLG: 0.513	0-0 5-3		0-3 K		0-0 F6			4-0 SH3-4 BB		4-0 FC6 BB	3 0 0 0 2 1 0
Dave Concepcion, R (1, 6) OBP: 0.347, SLG: 0.366	0-3 K		0-0 4-3		0-0 F4			0-0 SH3-4		0-3 K	4 0 0 0 0 2 1
Dan Driessen, L (1, 3) OBP: 0.400, SLG: 0.440	0-3 K		0-0 F1		0-0 F8			0-3 K		0-0 FC6	5 0 0 0 0 2 2
Dave Parker, L (1, 9) OBP: 0.300, SLG: 0.326		0-0 1B 3B 2B		0-0 F8		0-0 F5		4-0 IBB			3 1 1 0 1 0 0
Nick Esasky, R (1, 5) OBP: 0.294, SLG: 0.489		0-0 3B 1B		4-0 1B BB		0-3 K		0-3 K			3 2 1 0 1 2 2
Gary Redus, R (1, 7) OBP: 0.293, SLG: 0.250 Tom Hume, R (10, 1) Mike Smith, R (10, 1)		0-0 F4		0-0 1B 2B 1B		0-0 F7			0-3 K		4 1 1 0 0 1 2 0 0 0 0 0 0 0 0 0 0 0 0 0 0
Ron Oester, S (1, 4) OBP: 0.233, SLG: 0.317		0-0 1-H 3-H 3B		0-0 1-3 2-H 2B 1B		0-0 4-3			0-0 F8		4 0 2 3 0 0 0
Dann Bilardello, R (1, 2) OBP: 0.432, SLG: 0.387		0-0 1-3		0-0 1-H 3-H 2B		0-0 5-3			0-0 F3		4 0 1 1 0 0 1
Mario Soto, R (1, 1) Duane Walker, L (10, 7) OBP: 0.100, SLG: 0.100 OBP: 0.563, SLG: 0.700		0-0 F9		0-0 5-3		0-3 K			0-3 K		3 0 0 0 0 1 2 1 0 0 0 0 1 0


Inning Stats	R: 0 E: 0 K: 2 S: 7	H: 0 LOB: 0 BB: 0 P: 7	R: 2 E: 0 K: 0 S: 6	H: 3 LOB: 1 BB: 0 P: 6	R: 0 E: 0 K: 1 S: 5	H: 0 LOB: 0 BB: 0 P: 5	R: 2 E: 0 K: 0 S: 5	H: 3 LOB: 1 BB: 1 P: 9	R: 0 E: 0 K: 1 S: 3	H: 0 LOB: 0 BB: 0 P: 3	R: 0 E: 0 K: 1 S: 5	H: 0 LOB: 0 BB: 0 P: 5	R: 0 E: 0 K: 1 S: 5	H: 0 LOB: 0 BB: 0 P: 5	R: 0 E: 0 K: 2 S: 7	H: 0 LOB: 2 BB: 2 P: 15	R: 0 E: 0 K: 1 S: 5	H: 0 LOB: 0 BB: 0 P: 5	R: 0 E: 0 K: 2 S: 7	H: 0 LOB: 1 BB: 1 P: 11	1B: 3 2B: 2 3B: 1 HR: 0	SF: 0 SAC: 1 DP: 0 HBP: 0	WP: 0 PB: 0 SB: 0 CS: 0	PA: 39
--------------	------------------------------	---------------------------------	------------------------------	---------------------------------	------------------------------	---------------------------------	------------------------------	---------------------------------	------------------------------	---------------------------------	------------------------------	---------------------------------	------------------------------	---------------------------------	------------------------------	----------------------------------	------------------------------	---------------------------------	------------------------------	----------------------------------	----------------------------------	------------------------------------	----------------------------------	--------

PITCHER	IP	WLS	BF	H	R	ER	SO	BB	IBB	HBP	BLK	WP	HR	S	P	ERA	WHIP
Len Barker, R (1, 1) ERA: 5.24	3.2		17	6	4	4	3	1	0	0	0	0	0	22	26	9.82	1.909
Rick Mahler, R (4, 1) ERA: 1.08	2.1		7	0	0	0	1	0	0	0	0	0	0	9	9	0.00	0.000
Jeff Dedmon, R (7, 1) ERA:	2.0		8	0	0	0	3	1	1	0	0	0	0	12	20	0.00	0.500
Steve Bedrosian, R (9, 1) ERA:	2.0	W	7	0	0	0	3	1	0	0	0	0	0	12	16	0.00	0.500

Atlanta Braves @ Cincinnati Reds
Riverfront Stadium, Cincinnati, OH
Wed Apr 18 1984, 3:33 AM EST
Att. 6,973 - Unknown

livebaseballscorecards.com

AB	34
R	4
H	6
RBI	4
BB	4
SO	10
LOB	10



Batter	1	2	3	4	5	6	7	8	9	AB R H RBI BB SO LOB	TOP									
Eddie Milner, L (1, 8) OBP: 0.400, SLG: 0.465	0-3 K		0-0 F9		0-0 4-3			0-0 1-3		4 0 0 0 0 1 0	<p>Cincinnati Reds @ San Francisco Giants</p> <p>Candlestick Park, San Francisco, CA</p> <p>Thu Apr 19 1984, 9:05 PM EST</p> <p>Att. 7,543 - Unknown</p>									
Dave Concepcion, R (1, 6) OBP: 0.321, SLG: 0.333	0-3 K		0-0 4-3		0-3 K			0-3 K		4 0 0 0 0 3 0										
Cesar Cedeno, R (1, 7) OBP: 0.267, SLG: 0.286	4-0 PB 1B BB		0-3 K			0-0 F2		0-3 K		3 1 0 0 1 2 0										
Dave Parker, L (1, 9) OBP: 0.315, SLG: 0.340	0-0 1-H 1B			0-0 4-3		0-0 F8		0-0 1B		4 0 2 1 0 0 0										
Dan Driessen, L (1, 3) OBP: 0.394, SLG: 0.429	0-0 F6			0-0 FC3-6 1B		0-0 F8		0-3 K		3 0 1 0 0 0 1										
Tony Perez, R (9, PH) OBP: 0.375, SLG: 0.522										1 0 0 0 0 1 1										
Nick Esasky, R (1, 5) OBP: 0.291, SLG: 0.460			0-0 4-3		4-0 FC3-6 1-2 BB		0-0 E3		0-3 K	3 0 0 0 1 1 1										
Ron Oester, S (1, 4) OBP: 0.217, SLG: 0.295			0-0 3-1		0-0 FC3-6 1-2f 2-3		0-0 F8		0-3 K	3 0 0 0 0 0 3										
Paul Householder, S (9, PH)										1 0 0 0 0 1 1										
Dann Bilardello, R (1, 2) OBP: 0.436, SLG: 0.394			0-0		0-3 K		0-0 F7			2 0 1 0 0 1 2										
Brad Gulden, L (7, PH) OBP: 0.125, SLG: 0.125										1 0 0 0 0 0 1										
Bruce Berenyi, R (1, 1)			0-3 K				0-0 F9			2 0 0 0 0 2 1										
Ted Power, R (6, 1)										0 0 0 0 0 0 0										
Duane Walker, L (7, PH) OBP: 0.529, SLG: 0.636										1 0 0 0 0 0 1										
Bob Owchinko, L (7, 1)										0 0 0 0 0 0 0										
Inning Stats	R: 1 E: 0 K: 2 S: 8	H: 1 LOB: 1 BB: 1 P: 12	R: 0 E: 0 K: 1 S: 6	H: 1 LOB: 1 BB: 0 P: 6	R: 0 E: 0 K: 1 S: 5	H: 1 LOB: 2 BB: 1 P: 10	R: 0 E: 0 K: 1 S: 6	H: 0 LOB: 0 BB: 1 P: 7	R: 0 E: 0 K: 0 S: 3	H: 0 LOB: 0 BB: 0 P: 3	R: 0 E: 1 K: 0 S: 4	H: 0 LOB: 1 BB: 0 P: 4	R: 0 E: 0 K: 2 S: 7	H: 0 LOB: 0 BB: 0 P: 7	R: 0 E: 0 K: 3 S: 10	H: 1 LOB: 1 BB: 0 P: 10	1B: 4 2B: 0 3B: 0 HR: 0	SF: 0 SAC: 0 DP: 0 HBP: 0	WP: 0 PB: 1 SB: 1 CS: 0	PA: 34
PITCHER	IP WLS BF H R ER SO BB IBB HBP BLK WP HR S P ERA WHIP																			
Jeff Robinson, R (1, 1) ERA: 0.95	8.0 W 31 4 1 0 9 2 0 0 0 0 0 0 47 55 0.00 0.750																			
Gary Lavelle, L (9, 1) ERA: 1.35	1.0 S 3 0 0 0 3 0 0 0 0 0 0 0 9 9 0.00 0.000																			

livebaseballscorecards.com

AB	32
R	1
H	4
RBI	1
BB	2
SO	12
LOB	12



Batter	1	2	3	4	5	6	7	8	9
Chili Davis, S OBP: 0.333, SLG: 0.415 (1, 8)	0-3 K	0-3 K		0-0 6-3		0-0 1B		0-0 1-3	
Manny Trillo, R OBP: 0.397, SLG: 0.596 (1, 4)	0-0 F4		4-0 1B BB		0-0 5-3 2B	0-0 1-2 2-3 1B		0-0 5-3	
Jack Clark, R OBP: 0.404, SLG: 0.490 (1, 9)	4-0 1B BB		0-0 F9		0-0 5-3 2-3	0-0 F2			
Al Oliver, L OBP: 0.217, SLG: 0.222 (1, 3)	0-0 1B 1B		0-0 F7		0-3 K		0-0 F8		
Scott Thompson, L OBP: 0.250, SLG: 0.143 (8, 3)	1-2 1B 1B								
Jeffrey Leonard, R OBP: 0.326, SLG: 0.465 (1, 7)	0-0 1B 1B		0-0 1B		0-3 K		0-0 4-3		
Joel Youngblood, R OBP: 0.311, SLG: 0.286 (1, 5)	0-0 FC5-4 1B		0-3 K			0-3 K	0-0 2B		
Bob Brenly, R OBP: 0.375, SLG: 0.379 (1, 2)	0-0 FC5-4 1-2f			0-0 S 1B		0-0 1B WP 1B	0-0 5-3		
Fran Mullins, R (1, 6)		0-3 K		0-0 F8 1-2		0-0 F9 1-2	4-0 1-3 BB		
Jeff Robinson, R OBP: 0.125, SLG: 0.125 (1, 1)		0-3 K		0-3 K		0-0 1B 1B 2-H		0-3 K	
Gary Lavelle, S (9, 1)									

AB	R	H	RBI	BB	SO	LOB
5	0	1	0	0	2	2
4	0	2	0	1	0	1
3	1	0	0	1	0	5
4	1	1	0	0	1	2
0	0	0	0	0	0	0
4	0	2	1	0	1	1
4	0	2	1	0	2	2
4	1	2	0	0	0	3
3	0	0	0	1	1	2
4	0	1	1	0	3	2
0	0	0	0	0	0	0

BOTTOM

Cincinnati Reds @ San Francisco Giants
Candlestick Park, San Francisco, CA

Thu Apr 19 1984, 9:05 PM EST
Att. 7,543 - Unknown

livebaseballscorecards.com

AB	35
R	3
H	11
RBI	3
BB	3
SO	10
LOB	20



Inning Stats		R: 2	H: 3	E: 0	K: 1	S: 8	P: 12	R: 0	H: 0	E: 0	K: 3	S: 9	R: 0	H: 1	E: 0	K: 1	S: 6	R: 0	H: 1	E: 0	K: 2	S: 8	R: 1	H: 4	E: 0	K: 1	S: 9	R: 0	H: 1	E: 0	K: 0	S: 4	R: 0	H: 0	E: 0	K: 1	S: 5	
PITCHER		IP	WLS	BF	H	R	ER	SO	BB	IBB	HBP	BLK	WP	HR	S	P	ERA	WHIP	PITCHER		IP	WLS	BF	H	R	ER	SO	BB	IBB	HBP	BLK	WP	HR	S	P	ERA	WHIP	
Bruce Berenyi, R ERA: 5.4 (1, 1)	5.2	L	28	9	3	3	3	9	2	0	0	0	1	0	44	52	4.76	1.941	Ted Power, R ERA: 5.4 (6, 1)		0.1		2	1	0	0	0	0	0	0	0	0	2	2	0.00	3.000		
Bob Owchinko, L ERA: (7, 1)	2.0		8	1	0	0	1	1	0	0	0	0	0	0	9	13	0.00	1.000	Fran Mullins, R ERA: (1, 6)		1.6																	

WP: 1	PA: 38
PB: 0	SB: 1
CS: 0	

Batter	1	2	3	4	5	6	7	8	9	AB	R	H	RBI	BB	SO	LOB	TOP										
Eddie Milner, L (1, 8) OBP: 0.400, SLG: 0.447	0-3 K2-3		0-0 4-3	0-0 FC6-4 1B		4-0 FC6-4 BB		0-3 K		4	0	1	0	1	2	1											
Ron Oester, S (1, 4) OBP: 0.235, SLG: 0.306	0-0 1B E 1B		0-0 1B	0-3 K		0-0 FC6-4 1-2f		0-0 4-3		5	1	2	0	0	1	5											
Cesar Cedeno, R (1, 7) OBP: 0.250, SLG: 0.263	0-0 1B E 1-2		0-3 K	0-0 FC6-4 1-2f				0-3 K		5	0	1	0	0	2	4											
Dave Parker, L (1, 9) OBP: 0.305, SLG: 0.327	0-0 E3 G4-6-3 1-3 2-H		0-0 F8		0-0 CS 1B			0-0 G3		5	0	1	0	0	1	2											
Dan Driessen, L (1, 3) OBP: 0.421, SLG: 0.419	0-0 G4-6-3 1-2f			0-0 BB 1B		0-0 F7		4-0 BB BB		3	1	1	0	2	0	3											
Nick Esasky, R (1, 5) OBP: 0.317, SLG: 0.453		0-3 K		4-0 1B 1B SF8 BB		4-0 1-2 BB		0-3 K		3	1	1	0	2	2	1											
Tom Lawless, R (9, PR) OBP: 0.167, SLG: 0.167				1-2 BB		1-2 BB		1-2 1B		0	0	0	0	0	0	0											
Dave Concepcion, R (1, 6) OBP: 0.328, SLG: 0.327		0-0 6-3		0-0 SF8 1B 1-2 2-H		0-0 4-3		4-0 SH3-4 1B BB		4	1	1	1	1	0	3											
Dann Bilardello, R (1, 2) OBP: 0.452, SLG: 0.400		1-0 HBP		0-0 1B 1B 1-2 2-3				0-0 SH3-4		2	0	1	0	0	0	0											
Jeff Russell, R (1, 1) OBP: 0.375, SLG: 0.429		0-3 K		0-0 SF8		0-0 F3		0-0 1B		3	0	1	2	0	1	1											
Tom Hume, R (8, 1)				2-3 3-H						0	0	0	0	0	0	0											
Inning Stats	R: 1 E: 1 K: 1 S: 7	H: 2 LOB: 1 BB: 0 P: 7	R: 0 E: 0 K: 2 S: 7	H: 0 LOB: 1 BB: 0 P: 8	R: 0 E: 0 K: 1 S: 6	H: 1 LOB: 1 BB: 0 P: 6	R: 2 E: 0 K: 1 S: 9	H: 4 LOB: 3 BB: 1 P: 13	R: 0 E: 0 K: 0 S: 3	H: 0 LOB: 1 BB: 1 P: 7	R: 0 E: 0 K: 2 S: 7	H: 0 LOB: 1 BB: 1 P: 11	R: 1 E: 0 K: 1 S: 6	H: 1 LOB: 1 BB: 1 P: 10	R: 0 E: 0 K: 1 S: 6	H: 1 LOB: 2 BB: 1 P: 10	1B: 10 2B: 0 3B: 0 HR: 0	SF: 1 SAC: 1 DP: 1 HBP: 1	WP: 0 PB: 0 SB: 0 CS: 1	PA: 43							
PITCHER	IP	WLS	BF	H	R	ER	SO	BB	IBB	HBP	BLK	WP	HR	S	P	ERA	WHIP										
Mike Krukow, R (1, 1) ERA: 4.71	3.1		19	7	3	2	4	1	0	1	0	0	0	25	30	5.40	2.400										
Frank Williams, R (4, 1) ERA: 6.14	3.2		14	1	0	0	3	3	0	0	0	0	0	17	29	0.00	1.091										
Greg Minton, R (8, 1) ERA: 7.04	1.0	W	5	1	1	1	1	1	0	0	0	0	0	6	10	9.00	2.000										
Gary Lavelle, L (9, 1) ERA: 1.26	1.0	S	5	1	0	0	1	1	0	0	0	0	0	6	10	0.00	2.000										

Cincinnati Reds @ San Francisco Giants
Candlestick Park, San Francisco, CA
Fri Apr 20 1984, 9:05 PM EST
Att. 17,709 - Unknown

AB	34
R	4
H	10
RBI	3
BB	6
SO	9
LOB	20



Batter	1	2	3	4	5	6	7	8	9
Chili Davis, S (1, 8) OBP: 0.340, SLG: 0.435	0-0 4-3 		0-0 2B 		0-0 1B 		0-3 K 	0-0 F7 	
Manny Trillo, R (1, 4) OBP: 0.381, SLG: 0.579	0-3 K 		0-0 2B 		0-0 G6-4-3 		0-0 F8 	0-0 FC5 	
Jack Clark, R (1, 9) OBP: 0.393, SLG: 0.462	0-0 F8 		4-0 BB 		0-0 6-3 		0-0 E6 		
Al Oliver, L (1, 3) OBP: 0.220, SLG: 0.224		0-0 F9 	0-0 F7 		0-0 WP 		0-0 F6 		
Joe Pittman, R (9, 6) OBP: 0.167, SLG: 0.200									
Jeffrey Leonard, R (1, 7) OBP: 0.340, SLG: 0.444		0-3 K 		4-0 CS 		4-0 BB 		0-0 E5 	
Joel Youngblood, R (1, 5) OBP: 0.306, SLG: 0.283		0-0 F8 		0-0 F3 		0-3 K 		0-0 1B 	
Bob Brenly, R (1, 2) OBP: 0.382, SLG: 0.367			4-0 2B 		0-0 F4 		0-0 4-3 		0-0 1B
Gene Richards, L (6, PH) OBP: 0.444, SLG: 0.286									
Steve Nicosia, R (7, 2)									
Scot Thompson, L (8, PH) OBP: 0.333, SLG: 0.250									
Fran Mullins, R (1, 6) OBP: 0.667, SLG: 0.600		0-0 F8 		0-0 1-3 		0-0 F5 		0-0 FC5 	
Dusty Baker Jr., R (8, PH) OBP: 0.667, SLG: 0.600									
Gary Lavelle, S (9, 1)									
Mike Krukow, R (1, 1) OBP: 0.125, SLG: 0.125			0-0 4-3 		4-0 1B 		4-0 BB 		0-0 1B
Frank Williams, R (4, 1)									
Duane Kuiper, L (7, PH) OBP: 0.444, SLG: 0.167									
Johnnie LeMaster, R (7, PH) OBP: 0.311, SLG: 0.341									
Greg Minton, S (8, 1)									
John Rabb, R (8, PH) OBP: 0.667, SLG: 1.000			1-2 						

BOTTOM


Cincinnati Reds @ San Francisco Giants
Candlestick Park, San Francisco, CA
Fri Apr 20 1984, 9:05 PM EST
Att. 17,709 - Unknown

livebaseballscorecards.com

AB	32
R	6
H	8
RBI	5
BB	6
SO	4
LOB	19



Inning Stats	R: 0 H: 0 E: 0 K: 1 S: 5	H: 0 LOB: 0 BB: 0 P: 5	R: 0 H: 0 E: 0 K: 1 S: 5	H: 0 LOB: 0 BB: 0 P: 5	R: 2 H: 2 E: 0 K: 0 S: 5	H: 2 LOB: 2 BB: 2 P: 13	R: 0 H: 0 E: 0 K: 0 S: 2	H: 0 LOB: 0 BB: 1 P: 6	R: 0 H: 1 E: 0 K: 1 S: 3	H: 1 LOB: 1 BB: 1 P: 7	R: 0 H: 0 E: 0 K: 1 S: 6	H: 0 LOB: 2 BB: 1 P: 10	R: 0 H: 0 E: 0 K: 1 S: 5	H: 0 LOB: 1 BB: 1 P: 9	R: 4 H: 4 E: 2 K: 0 S: 9	H: 4 LOB: 2 BB: 0 P: 9	1B: 6 SF: 0 2B: 2 SAC: 0 3B: 0 DP: 1 HR: 0 HBP: 0	WP: 2 PA: 38 PB: 0 SB: 0 CS: 1
PITCHER	IP WLS BF H R ER SO BB IBB HBP BLK WP HR S P ERA WHIP																	
Jeff Russell, R (1, 1) ERA: 4.76	7.1 L 33 5 5 3 4 6 0 0 0 1 0 35 59 3.68 1.500																	
Tom Hume, R (8, 1) ERA: 5.59	0.2 5 3 1 0 0 0 0 0 0 1 0 5 5 0.00 4.500																	

Batter	1	2	3	4	5	6	7	8	9	AB R H RBI BB SO LOB	TOP														
Tom Lawless, R (1, 5) OBP: 0.273, SLG: 0.200	4-0 S 1B BB		0-0 F8	0-0 F9			0-0 S 1B	0-0 6-3		4 1 1 0 1 0 2	<p>Cincinnati Reds @ San Francisco Giants</p> <p>Candlestick Park, San Francisco, CA</p> <p>Sat Apr 21 1984, 6:33 AM EST Att: 15,942 - Unknown</p> <p>livebaseballscorecards.com</p> <table border="1"> <tr><td>AB</td><td>35</td></tr> <tr><td>R</td><td>5</td></tr> <tr><td>H</td><td>10</td></tr> <tr><td>RBI</td><td>5</td></tr> <tr><td>BB</td><td>4</td></tr> <tr><td>SO</td><td>2</td></tr> <tr><td>LOB</td><td>16</td></tr> </table> 	AB	35	R	5	H	10	RBI	5	BB	4	SO	2	LOB	16
AB	35																								
R	5																								
H	10																								
RBI	5																								
BB	4																								
SO	2																								
LOB	16																								
Eddie Milner, L (1, 8) OBP: 0.383, SLG: 0.412	0-0 F8		0-0 F3		0-0 F8	0-0 BB	4-0 BB	0-0 4-3	4 0 0 0 1 0 1																
Cesar Cedeno, R (1, 7) OBP: 0.280, SLG: 0.292	0-0 1B 1-H 1B		0-0 1B		0-0 F8	0-0 F4	0-0 F4	0-3 K	5 0 2 1 0 1 2																
Dave Parker, L (1, 9) OBP: 0.281, SLG: 0.300	0-0 F8		0-0 F8		0-0 F6	0-0 F3	0-0 F3	0-0 F8	5 0 0 0 0 0 4																
Dan Driessen, L (1, 3) OBP: 0.452, SLG: 0.441	0-0 FC6-4 1-2 1B			0-0 2B 1B		0-0 4-3	0-0 SH1-4 3B BB	4-0 SH1-4 3B BB	3 2 2 0 1 0 0																
Dave Concepcion, R (1, 6) OBP: 0.344, SLG: 0.365	0-0 FC6-4 1-2f			0-0 1-H 2B 2B		0-0 1B 1B	0-0 SH1-4	0-0 SH1-4	3 1 2 1 0 0 2																
Ron Oester, S (1, 4) OBP: 0.236, SLG: 0.302		0-0 3-1		0-3 K		0-0 G4-6-3 1-2 1B	0-0 F1	0-0 F1	4 0 1 0 0 1 2																
Brad Gulden, L (1, 2) OBP: 0.091, SLG: 0.091		0-0 F3		0-0 F7		0-0 G4-6-3	4-0 3B	4-0 3B	3 0 0 0 0 0 3																
Mike Smith, R (8, 1)									0 0 0 0 0 0 0																
Tom Hume, R (8, 1)									0 0 0 0 0 0 0																
Joe Price, R (1, 1) OBP: 0.222, SLG: 0.333							0-0 F6	0-0 3B	2 0 1 1 0 0 0																
Ted Power, R (6, 1) OBP: 0.442, SLG: 0.399									0 0 0 0 0 0 0																
Dann Ellardello, R (8, 2) OBP: 0.596, SLG: 0.636									0 1 0 0 1 0 0																
Duane Walker, L (8, PH) OBP: 0.400, SLG: 0.625									1 0 1 2 0 0 0																
Tony Perez, R (8, PH) OBP: 0.200, SLG: 0.200									0 0 0 0 0 0 0																
Alex Trevino, R (8, PR)																									
Alex Trevino, R (8, 2)																									
Inning Stats	R: 1 H: 2 E: 0 LOB: 2 K: 0 BB: 1 S: 5 P: 9	R: 0 H: 0 E: 0 LOB: 0 K: 0 BB: 0 S: 3 P: 3	R: 0 H: 1 E: 0 LOB: 1 K: 0 BB: 0 S: 4 P: 4	R: 2 H: 3 E: 0 LOB: 1 K: 1 BB: 0 S: 8 P: 8	R: 0 H: 0 E: 0 LOB: 0 K: 0 BB: 0 S: 3 P: 3	R: 0 H: 2 E: 0 LOB: 1 K: 0 BB: 0 S: 4 P: 4	R: 0 H: 1 E: 0 LOB: 2 K: 0 BB: 1 S: 4 P: 8	R: 2 H: 1 E: 0 LOB: 1 K: 0 BB: 2 S: 4 P: 12	R: 0 H: 0 E: 0 LOB: 0 K: 1 BB: 0 S: 5 P: 5	1B: 7 SF: 0 2B: 2 SAC: 1 3B: 1 DP: 1 HR: 0 HBP: 0	WP: 0 PA: 40 PB: 0 SB: 2 CS: 0														
PITCHER	IP WLS BF H R ER SO BB IBB HBP BLK WP HR S P ERA WHIP																								
Bill Laskey, R (1, 1) ERA: 2.25	6.2	30	9	3	3	1	2	0	0	0	0	0	0	30	38	4.05	1.650								
Randy Lerch, L (7, 1) ERA: 3.68	0.1	1	0	0	0	0	0	0	0	0	0	0	1	1	0.00	0.000									
Greg Minton, R (8, 1) ERA: 7.45	2.0	L 9	1	2	2	1	1	1	0	0	0	0	9	17	9.00	1.000									

Batter	1	2	3	4	5	6	7	8	9	AB R H RBI BB SO LOB	TOP	
Tom Lawless, R OBP: 0.375, SLG: 0.231 (1, 5) (7, 4)	0-0 F9		4-0 S 2B BB	4-0 1-2 BB		0-0 4-3		0-0 E 1B		3 1 1 0 2 0 0		
Gary Redus, R OBP: 0.304, SLG: 0.275 (1, 7) BB BB	4-0 BB BB		0-0 1-H 2B 2B	0-0 F3		0-0 F1		0-0 F8		4 1 1 1 1 0 4		
Cesar Cedeno, R OBP: 0.300, SLG: 0.321 (1, 9) BB BB BB	4-0 G6-4-3 1-2 BB		0-0 1-3 WP 2B			0-0 F2		0-0 E4		4 1 1 1 1 0 2		
Tony Perez, R OBP: 0.400, SLG: 0.571 (1, 3) X	0-0 G6-4-3 1-2f		0-0 1-3 2-3			4-0 2B 2B BB		0-0 FC4-6 1B		4 1 1 0 1 0 6		
Paul Householder, S OBP: 0.286, SLG: 0.182 (1, 8) X		0-0 F9	4-0 CS BB			0-0 1-3 2B 2B		0-0 FC4-6 1B		4 1 1 0 1 0 1		
Dave Concepcion, R OBP: 0.348, SLG: 0.368 (1, 6) X		0-0 S 1B	0-0 F9 1-2 3-H			0-3 K		0-0 G1-6-3 1B		5 0 2 0 0 1 3		
Ron Oester, S OBP: 0.237, SLG: 0.316 Mike Smith, R Dan Driessen, L OBP: 0.442, SLG: 0.429 (9, PH)		0-3 K		0-0 6-3		0-0 2B		0-0 G1-6-3 1B		4 0 1 2 0 1 3 0 0 0 0 0 0 0 1 0 0 0 0 1 0	AB 34 R 5 H 9 RBI 4 BB 9 SO 3 LOB 24	
Dann Bilardello, R OBP: 0.444, SLG: 0.378 Ted Power, R Duane Walker, L OBP: 0.579, SLG: 0.636 Bob Owchinko, L Nick Esasky, R OBP: 0.328, SLG: 0.453 Frank Pastore, R Brad Gulden, L OBP: 0.154, SLG: 0.154 Alex Trevino, R OBP: 0.167, SLG: 0.167 (8, 2)		4-0 FC4-6 IBB		0-0 F6		4-0 BB		4-0 E 1B BB		1 0 0 0 1 0 0 0 0 0 0 0 0 0 0 0 0 0 1 0 0 0 0 0 0 0 0 0 0 0 0 0 1 0 0		
Inning Stats	R: 0 H: 0 E: 0 LOB: 1 K: 0 BB: 2 S: 2 P: 10	R: 0 H: 1 E: 0 LOB: 2 K: 1 BB: 1 S: 6 P: 10	R: 3 H: 2 E: 0 LOB: 0 K: 0 BB: 2 S: 4 P: 12	R: 0 H: 1 E: 0 LOB: 2 K: 0 BB: 1 S: 4 P: 8	R: 2 H: 2 E: 0 LOB: 2 K: 1 BB: 2 S: 7 P: 15	R: 0 H: 0 E: 0 LOB: 0 K: 0 BB: 0 S: 3 P: 3	R: 0 H: 2 E: 0 LOB: 1 K: 0 BB: 0 S: 4 P: 4	R: 0 H: 1 E: 1 LOB: 3 K: 0 BB: 1 S: 5 P: 9	R: 0 H: 0 E: 0 LOB: 0 K: 1 BB: 0 S: 5 P: 5	1B: 5 SF: 0 2B: 4 SAC: 0 3B: 0 DP: 2 HR: 0 HBP: 0	WP: 1 PA: 43 PB: 0 SB: 2 CS: 1	
PITCHER	IP WLS BF H R ER SO BB IBB HBP BLK WP HR S P ERA WHIP	PITCHER IP WLS BF H R ER SO BB IBB HBP BLK WP HR S P ERA WHIP										
Mark Davis, L ERA: 5.52 Renie Martin, R ERA: 5.23 Randy Lerch, L ERA: 2.7 Gary Lavelle, L ERA: 1.13	(1, 1) 2.0 WLS 12 3 3 3 1 3 1 0 0 0 0 0 10 26 13.50 3.000	(3, 1) 2.2 W 13 3 2 2 1 3 0 0 0 1 0 12 24 6.75 2.250										
	(5, 1) 2.2 12 3 0 0 0 2 0 0 0 0 0 10 18 0.00 1.875	(8, 1) 1.2 S 6 0 0 0 0 1 0 0 0 0 0 8 8 0.00 0.000										

Cincinnati Reds @ San Francisco Giants
Candlestick Park, San Francisco, CA
Sun Apr 22 1984, 6:33 AM EST
Att. 16,056 - Unknown

livebaseballscorecards.com



Batter	1	2	3	4	5	6	7	8	9
Gene Richards, L (1, 9) OBP: 0.542, SLG: 0.421	0-0 E1 SF9 1B		0-0 1B BLK E 1B	0-0 1B 1-2 1B	0-0 FC4 1-2f		0-0 FC5 1-2 1B		
Duane Kuiper, L (1, 4) OBP: 0.333, SLG: 0.182	0-0 SF9 3-H		0-3 K 1-2	0-0 1B 1-3 2-H		0-0 F3 1-2f	0-0 FC5 1-2f		
Dusty Baker Jr., R (1, 7) OBP: 0.727, SLG: 0.667 Chili Davis, S (8, PR) OBP: 0.308, SLG: 0.392	4-0 1-3 BB		0-0 E HR 2-3 1B	0-0 F8		0-0 1B 1B	0-0 S 1B		
Al Oliver, L (1, 3) OBP: 0.236, SLG: 0.241 Scott Thompson, L (7, 3) OBP: 0.273, SLG: 0.200	0-0 1-3 1-2		0-0 E9 HR 1-3 1B		0-0 F8	0-0 1B 1B	0-0 F6 1-2		
Jeffrey Leonard, R (1, 8) OBP: 0.356, SLG: 0.519	0-3 K		0-0 HR 2-H 3-H		0-0 HR 1B	0-0 F9	0-3 K		
Joel Youngblood, R (1, 5) OBP: 0.345, SLG: 0.333 Joe Pittman, R (9, 5) OBP: 0.167, SLG: 0.200		0-0 G1-4-3 1B	0-0 F6		0-0 F7	0-0 F4	0-0 1B		
Steve Nicosia, R (1, 2) OBP: 0.235, SLG: 0.467		0-0 G1-4-3 1-2f	0-0 6-3		0-0 HR 1-H		0-0 4-3		
Fran Mullins, R (1, 6) OBP: 0.375, SLG: 0.250		0-0 2B		4-0 1B 1B BB	4-0 1B BB		0-3 K		
Mark Davis, L (1, 1) Renie Martin, R (3, 1) OBP: 0.667, SLG: 0.667 Randy Lerch, L (5, 1) OBP: 0.667, SLG: 0.500 Gary Lavelle, S (8, 1)		0-0 F5		0-3 K	0-0 FC4 1B		4-0 1B BB		

Inning Stats	R: 1	H: 1	E: 1	K: 1	S: 6	R: 0	H: 2	E: 0	K: 0	S: 4	R: 4	H: 4	E: 1	K: 1	S: 9	R: 1	H: 2	E: 0	K: 1	S: 6	R: 2	H: 3	E: 0	K: 0	S: 6	R: 0	H: 2	E: 0	K: 0	S: 5	R: 0	H: 1	E: 0	K: 1	S: 6	R: 1	H: 2	E: 0	K: 1	S: 6
	LOB: 1	BB: 1	P: 10	LOB: 1	BB: 0	P: 4	LOB: 0	BB: 0	P: 9	LOB: 1	BB: 1	P: 10	LOB: 2	BB: 1	P: 10	LOB: 2	BB: 2	LOB: 2	BB: 1	P: 10	LOB: 2	BB: 2	LOB: 2	BB: 0	P: 5	LOB: 1	BB: 1	LOB: 1	BB: 0	P: 6	LOB: 1	BB: 0	P: 6	LOB: 1	BB: 0	P: 6	LOB: 1	BB: 0	P: 6	

PITCHER	IP	WLS	BF	H	R	ER	SO	BB	IBB	HBP	BLK	WP	HR	S	P	ERA	WHIP
Frank Pastore, R (1, 1) ERA: 8.76	3.0	L	16	7	5	4	2	1	0	0	1	0	1	19	23	12.00	2.667
Ted Power, R (4, 1) ERA: 4.96	1.0		5	2	1	1	1	1	0	0	0	0	0	6	10	9.00	3.000
Bob Owchinko, L (5, 1) ERA: 4.5	2.0		12	5	2	2	0	1	0	0	0	0	1	11	15	9.00	3.000
Mike Smith, R (7, 1) ERA: 5.23	2.0		9	3	1	1	2	1	0	0	0	0	0	12	16	4.50	2.000

AB	R	H	RBI	BB	SO	LOB
5	2	4	0	0	0	2
4	0	1	2	0	1	3
4	1	3	0	1	0	1
0	1	0	0	0	0	0
4	1	2	1	0	0	1
1	0	0	0	0	0	1
5	2	2	3	0	2	5
5	0	2	1	0	0	3
0	0	0	0	0	0	0
4	1	1	2	0	0	1
2	1	1	0	2	1	0
1	0	0	0	0	0	1
1	0	0	0	0	1	1
1	0	1	0	1	0	0
0	0	0	0	0	0	0

WP	PA	ERA	WHIP
0	42		
0			
0			
0			

Cincinnati Reds @ San Francisco Giants
 Candlestick Park, San Francisco, CA
 Sun Apr 22 1984, 6:33 AM EST
 Att. 16,056 - Unknown

AB	37
R	9
H	17
RBI	9
BB	4
SO	5
LOB	19



1B	SF	WP	PA
14	1	0	42
2B	1	0	
3B	0	0	
HR	2	0	

Batter	1	2	3	4	5	6	7	8	9	AB R H RBI BB SO LOB	TOP									
Gary Redus, R (1, 7) OBP: 0.294, SLG: 0.267	0-0 F9		0-0 SF7 1B		0-0 F4		0-0 E6 2B		0-0 F3	5 2 1 0 0 0 0	<p>Cincinnati Reds @ Atlanta Braves</p> <p>Atlanta-Fulton County Stadium, Atlanta, GA</p> <p>Tue Apr 24 1984, 6:05 PM EST</p> <p>Att. 10,969 - Unknown</p> <p>livebaseballscorecards.com</p>									
Eddie Milner, L (1, 8) OBP: 0.385, SLG: 0.436	0-0 F7		0-0 SF7 1-H		0-0 5-3 1B		0-0 2-H 2B		0-0 F9	4 0 2 2 0 0 0										
Dave Concepcion, R (1, 6) OBP: 0.352, SLG: 0.371	0-0 1B		0-0 1B		0-0 5-3 1-2		0-3 K2-3		0-0 F9	5 0 2 0 0 1 2										
Dave Parker, L (1, 9) OBP: 0.294, SLG: 0.313	0-0 F7		0-0 1-2 1B		0-0 F9				0-0 2B 1B	4 0 2 0 0 0 2										
Dan Driessen, L (1, 3) OBP: 0.404, SLG: 0.385		0-0 F7	0-0 F7			0-0 2-3		0-3 K		4 0 0 0 0 1 3										
Nick Esasky, R (1, 5) OBP: 0.313, SLG: 0.429		0-3 K		0-3 K		0-3 K		0-0 2B		3 0 0 0 0 3 0										
Duane Walker, L (8, PH) OBP: 0.600, SLG: 0.750								1-3		1 0 1 0 0 0 0										
Tom Lawless, R (8, 5) OBP: 0.375, SLG: 0.231										0 0 0 0 0 0 0										
Ron Oester, S (1, 4) OBP: 0.254, SLG: 0.333		0-0 2B		0-0 6-3		0-0 4-3		4-0 IBB		3 0 1 0 1 0 0										
Dann Bilardello, R (1, 2) OBP: 0.438, SLG: 0.375		0-0 5-3		0-0 1B			0-0 F7	0-3 K		3 0 1 0 0 0 1										
Tony Perez, R (8, PH) OBP: 0.387, SLG: 0.552										1 0 0 0 0 1 3										
John Franco, L (8, 1)										0 0 0 0 0 0 0										
Bruce Berenyi, R (1, 1) Paul Householder, S (7, PH) Tom Hume, R (7, 1) Bob Owchinko, L (7, 1) Ted Power, R (7, 1) Brad Gulden, L (8, PH) OBP: 0.143, SLG: 0.143			0-3 K	0-0 F6			0-3 K	0-0 F7		2 0 0 0 0 1 1										
										1 0 0 0 0 1 0										
										0 0 0 0 0 0 0										
										0 0 0 0 0 0 0										
										0 0 0 0 0 0 0										
										1 0 0 0 0 0 3										
Inning Stats	R: 0 E: 0 K: 0 S: 4	H: 1 LOB: 1 BB: 0 P: 4	R: 0 E: 0 K: 1 S: 6	H: 1 LOB: 1 BB: 0 P: 6	R: 1 E: 0 K: 1 S: 8	H: 3 LOB: 2 BB: 0 P: 8	R: 0 E: 0 K: 1 S: 6	H: 1 LOB: 1 BB: 0 P: 6	R: 0 E: 0 K: 1 S: 5	H: 0 LOB: 0 BB: 0 P: 5	R: 1 E: 1 K: 2 S: 9	H: 1 LOB: 1 BB: 0 P: 9	R: 0 E: 0 K: 2 S: 9	H: 2 LOB: 3 BB: 1 P: 13	R: 0 E: 0 K: 0 S: 3	H: 0 LOB: 0 BB: 0 P: 3	1B: 7 2B: 3 3B: 0 HR: 0	SF: 1 SAC: 0 DP: 0 HBP: 0	WP: 0 PB: 0 SB: 2 CS: 0	PA: 39
PITCHER	IP WLS BF H R ER SO BB IBB HBP BLK WP HR S P ERA WHIP																			
Len Barker, R (1, 1) ERA: 4.3	7.0 W 30 8 2 1 6 0 0 0 0 0 0 0 42 42 1.29 1.143																			
Jeff Dedmon, R (8, 1) ERA:	0.1 4 2 0 0 1 0 1 0 0 0 0 0 5 9 0.00 6.000																			
Steve Bedrosian, R (8, 1) ERA: 0.79	1.2 S 5 0 0 0 1 0 0 0 0 0 0 0 7 7 0.00 0.000																			

AB	37
R	2
H	10
RBI	2
BB	1
SO	8
LOB	15



Batter	1	2	3	4	5	6	7	8	9
Claudell Washington, L (1, 9) OBP: 0.375, SLG: 0.533	0-0 4-3		0-0 2B		4-0 2B IBB		0-0 F8	0-0 1B	
Rafael Ramirez, R (1, 6) OBP: 0.319, SLG: 0.290	0-0 1B		0-0 1B		0-0 2B		0-0 1B BB	4-0 BB BB BB G6-4-3 BB	
Dale Murphy, R (1, 8) OBP: 0.324, SLG: 0.379	0-3 K		0-0 F6		0-0 F7		4-0 1B BB	0-0 G6-4-3	
Bob Horner, R (1, 5) OBP: 0.242, SLG: 0.339	0-3 K		0-0 CS	0-3 K		0-0 F9	0-0 SF8		
Chris Chambliss, L (1, 3)		0-0 2B		0-0 1B		0-0 F9	0-0 1B		
Terry Harper, R (1, 7) OBP: 0.250, SLG: 0.250		0-3 K		0-0 G4-6-3		0-0 BB	0-3 K		
Glenn Hubbard, R (1, 4) OBP: 0.407, SLG: 0.477		0-0 F3			0-0 F8	4-0 FC5-4	4-0 1B BB		
Bruce Benedict, R (1, 2) OBP: 0.340, SLG: 0.354		0-0 F3			4-0 E	0-0 FC5-4	0-0 1B BB		
Len Barker, R (1, 1) OBP: 0.200, SLG: 0.222		0-3 K			0-3 K		0-0 BB 1B	0-3 K	
Gerald Perry, L (7, PH) OBP: 0.357, SLG: 0.286									
Jeff Dedmon, L (8, 1)									
Steve Bedrosian, R (8, 1)									

Inning Stats	R: 0	H: 1	E: 0	LOB: 1	K: 2	BB: 0	S: 8	P: 8
	R: 1	H: 2	E: 0	LOB: 1	K: 2	BB: 0	S: 9	P: 9
	R: 0	H: 2	E: 0	LOB: 0	K: 0	BB: 0	S: 3	P: 3
	R: 0	H: 1	E: 0	LOB: 0	K: 1	BB: 0	S: 5	P: 5
	R: 1	H: 1	E: 1	LOB: 2	K: 1	BB: 2	S: 6	P: 14
	R: 0	H: 1	E: 0	LOB: 2	K: 0	BB: 1	S: 4	P: 8
	R: 1	H: 3	E: 0	LOB: 3	K: 1	BB: 1	S: 8	P: 12
	R: 1	H: 2	E: 0	LOB: 2	K: 1	BB: 2	S: 6	P: 14

PITCHER	IP	WLS	BF	H	R	ER	SO	BB	IBB	HBP	BLK	WP	HR	S	P	ERA	WHIP
Bruce Berenyi, R (1, 1) ERA: 4.71	6.0		26	8	2	2	6	2	1	0	0	0	0	35	47	3.00	1.667
Tom Hume, R (7, 1) ERA: 5.25	0.2	L	5	2	1	1	0	1	0	0	0	0	0	4	8	13.50	4.500
Bob Owchinko, L (7, 1) ERA: 4.5	0.0		1	1	0	0	0	0	0	0	0	0	0	1	1	∞	∞
Ted Power, R (7, 1) ERA: 4.86	0.1		1	0	0	0	1	0	0	0	0	0	0	3	3	0.00	0.000
John Franco, L (8, 1) ERA: 9.0	1.0		6	2	1	1	1	2	0	0	0	0	0	6	14	9.00	4.000

AB	R	H	RBI	BB	SO	LOB
4	0	2	1	1	0	1
4	0	4	1	1	0	0
4	0	0	0	1	1	7
3	0	0	1	0	2	1
4	1	3	0	0	0	0
4	0	1	0	0	2	5
2	1	1	1	2	0	0
3	1	1	0	1	0	3
2	0	0	0	0	2	2
1	1	1	0	0	0	0
0	0	0	0	0	0	0
1	0	0	0	0	1	2

WP	PA
0	40

AB	32
R	4
H	13
RBI	4
BB	6
SO	8
LOB	21



Cincinnati Reds @ Atlanta Braves
 Atlanta-Fulton County Stadium, Atlanta, GA
 Tue Apr 24 1984, 6:05 PM EST
 Att. 10,969 - Unknown

livebaseballscores.com

Batter	1	2	3	4	5	6	7	8	9	AB R H RBI BB SO LOB	TOP
Gary Redus, R (1, 7) OBP: 0.339, SLG: 0.333	0-0 1B 3B	4-0 BB 1-2 BB			0-0 F4		4-0 IBB		0-0 1-3 1B	3 1 2 0 2 0 0	
Eddie Milner, L (1, 8) OBP: 0.386, SLG: 0.424	0-0 4-3 S 1B	0-0 L5			0-0 1-3		0-0 F3		4-0 1-2 IBB	4 0 1 1 1 0 4	
Dave Concepcion, R (1, 6) OBP: 0.342, SLG: 0.403	0-0 F9				0-0 E3 G4-6-3		0-0 5-3		0-0 HR	5 1 1 1 0 1 4	
Dave Parker, L (1, 9) OBP: 0.278, SLG: 0.294	0-0 4-3				0-0 G4-6-3 1-2f		0-0 F5		0-0 4-3	4 0 0 0 0 0 2	
Tony Perez, R (1, 3) OBP: 0.343, SLG: 0.485 Bob Owchinko, L (8, 1) Brad Lesley, R (8, 1)	0-3 K				0-0 5-3		0-0 F3		0-0 F7	4 0 0 0 0 1 1 0 0 0 0 0 0 0 0 0 0 0 0 0 0	
Nick Esasky, R (1, 5) OBP: 0.313, SLG: 0.414 Ron Oester, S (7, PR) OBP: 0.250, SLG: 0.328					0-0 F8		4-0 SH1-4 1B BB		0-0 F9	2 0 0 0 1 0 0 1 1 0 0 0 0 0	
Tom Lawless, R (1, 4) OBP: 0.368, SLG: 0.438					0-0 F8		0-0 SH1-4		0-0 F3	3 1 1 1 0 0 0	
Dann Bilardello, R (1, 2) OBP: 0.442, SLG: 0.386					0-0 6-3		0-0 SH3-4 1B		0-3 K	4 0 2 1 0 1 0	
Mario Soto, R (1, 1) OBP: 0.083, SLG: 0.083 Ted Power, R (8, 1) Dan Driessen, L (8, 3) OBP: 0.417, SLG: 0.400					0-0 FC3-6 1B		0-0 SH3-4		0-0 1B	2 0 0 0 0 1 1 0 0 0 0 0 0 0 1 0 1 0 0 0 0	
Inning Stats	R: 1 E: 0 K: 1 S: 7 H: 2 LOB: 1 BB: 0 P: 7	R: 1 E: 0 K: 0 S: 5 H: 2 LOB: 2 BB: 1 P: 9	R: 0 E: 1 K: 0 S: 3 H: 0 LOB: 0 BB: 0 P: 3	R: 0 E: 0 K: 0 S: 3 H: 0 LOB: 0 BB: 0 P: 3	R: 0 E: 0 K: 1 S: 5 H: 0 LOB: 0 BB: 0 P: 5	R: 0 E: 0 K: 0 S: 3 H: 0 LOB: 0 BB: 0 P: 3	R: 1 E: 0 K: 0 S: 4 H: 1 LOB: 2 BB: 2 P: 12	R: 1 E: 0 K: 0 S: 4 H: 1 LOB: 0 BB: 0 P: 4	R: 0 E: 0 K: 2 S: 9 H: 2 LOB: 3 BB: 1 P: 13	1B: 5 2B: 0 3B: 1 HR: 2 SF: 0 SAC: 2 DP: 1 HBP: 0	WP: 0 PB: 0 SB: 2 CS: 0 PA: 39
PITCHER Ken Dayley, L (1, 1) ERA: 5.3 Jeff Dedmon, R (9, 1) ERA:	IP WLS BF H R ER SO BB IBB HBP BLK WP HR S P ERA WHIP	8.0 L 33 6 4 4 2 2 1 0 0 0 2 34 46 4.50 1.000	1.0 6 2 0 0 2 0 1 0 0 0 0 9 13 0.00 2.000				PITCHER IP WLS BF H R ER SO BB IBB HBP BLK WP HR S P ERA WHIP				

Cincinnati Reds @ Atlanta Braves
Atlanta-Fulton County Stadium, Atlanta, GA

Wed Apr 25 1984, 6:05 PM EST
Att. 13,886 - Unknown

livebaseballscorecards.com

AB 33
R 4
H 8
RBI 4
BB 4
SO 4
LOB 12



Batter	1	2	3	4	5	6	7	8	9	AB	R	H	RBI	BB	SO	LOB
Claudell Washington, L (1, 9) OBP: 0.390, SLG: 0.571	4-0 S BB		4-0 1-2 1B BB		0-0 6-3			0-0 1-H HR	0-0 4-3	3	1	1	2	2	0	1
Rafael Ramirez, R (1, 6) OBP: 0.315, SLG: 0.288	0-0 F8 1-2		0-0 F7				0-0 F7	0-0 BB 1B		4	0	1	0	0	0	3
Dale Murphy, R (1, 8) OBP: 0.319, SLG: 0.371	0-3 K		0-0 CS 1-2 2-H 1B				0-3 K	0-0 F4		4	0	1	1	0	2	2
Bob Horner, R (1, 5) OBP: 0.242, SLG: 0.322	0-0 F6		0-0 CS 1-2	0-0 F2			0-0 F6	4-0 1-2 BB		3	0	0	0	1	0	1
Chris Chambliss, L (1, 3) OBP: 0.254, SLG: 0.333		0-0 F7		0-0 F7			0-0 F7	0-0 F5		4	0	0	0	0	0	2
Jeff Dedmon, L (9, 1)										0	0	0	0	0	0	0
Terry Harper, R (1, 7) OBP: 0.375, SLG: 0.375		0-0 F6		0-0 E1 1B			0-0 1B	0-0 F4		4	0	2	0	0	0	2
Glenn Hubbard, R (1, 4) OBP: 0.397, SLG: 0.458		0-0 F9		0-0 F7			0-0 F7			4	0	1	0	0	0	2
Albert Hall, S (9, PR) OBP: 0.190, SLG: 0.158										0	0	0	0	0	0	0
Bruce Benedict, R (1, 2) OBP: 0.321, SLG: 0.333			0-0 F8		0-0 F7		0-0 F9		0-0 SH3	3	0	0	0	0	0	1
Ken Dayley, L (1, 1) OBP: 0.500, SLG: 0.500			0-0 BB 1B		0-3 K			0-0 HR 1B	0-0 1-3	2	1	1	0	0	1	0
Gerald Perry, L (8, PH) OBP: 0.364, SLG: 0.297										2	1	1	0	0	0	1

Inning Stats	R: 0	H: 0	E: 0	K: 1	S: 5	H: 0	LOB: 1	BB: 1	P: 9	R: 0	H: 0	E: 0	K: 0	S: 3	R: 0	H: 2	E: 0	K: 0	S: 4	R: 0	H: 1	E: 1	K: 0	S: 4	R: 0	H: 0	E: 0	K: 1	S: 5	R: 0	H: 0	E: 0	K: 1	S: 5	R: 0	H: 1	E: 0	K: 0	S: 4	R: 2	H: 3	E: 0	K: 0	S: 6	R: 0	H: 1	E: 0	K: 0	S: 4	R: 0	H: 1	E: 0	K: 0	S: 4	1B: 7	SF: 0	2B: 0	3B: 0	HR: 1	WP: 0	PA: 38
--------------	------	------	------	------	------	------	--------	-------	------	------	------	------	------	------	------	------	------	------	------	------	------	------	------	------	------	------	------	------	------	------	------	------	------	------	------	------	------	------	------	------	------	------	------	------	------	------	------	------	------	------	------	------	------	------	-------	-------	-------	-------	-------	-------	--------

PITCHER	IP	WLS	BF	H	R	ER	SO	BB	IBB	HBP	BLK	WP	HR	S	P	ERA	WHIP
Mario Soto, R (1, 1) ERA: 3.47	7.0	W	29	7	3	3	3	2	0	0	0	0	1	33	41	3.86	1.286
Ted Power, R (8, 1) ERA: 4.76	0.1		2	0	0	0	0	1	0	0	0	0	0	1	5	0.00	3.000
Bob Owchinko, L (8, 1) ERA: 4.15	0.1		1	0	0	0	0	0	0	0	0	0	0	1	1	0.00	0.000
Brad Lesley, R (8, 1) ERA:	1.1	S	5	1	0	0	0	0	0	0	0	0	0	5	5	0.00	0.750

BOTTOM

Cincinnati Reds @ Atlanta Braves
Atlanta-Fulton County Stadium, Atlanta, GA

Wed Apr 25 1984, 6:05 PM EST
Att. 13,886 - Unknown

livebaseballscorecards.com

AB	33
R	3
H	8
RBI	3
BB	3
SO	3
LOB	15



Batter	1	2	3	4	5	6	7	8	9	AB R H RBI BB SO LOB	TOP
Duane Walker, L (1, 7) OBP: 0.680, SLG: 0.800	0-0 FC1-6 1B	4-0 1-2 2-3 BB		4-0 BB BB BB BB			0-0 4-3 1B		0-0 1B	3 0 3 0 2 0 0	
Eddie Milner, L (1, 8) OBP: 0.365, SLG: 0.397 Tony Perez, R (9, PH) OBP: 0.333, SLG: 0.471	0-0 F9	0-0 F8		0-0 F4			0-0 4-3 1-2		0-0 F9	4 0 0 0 0 0 7 1 0 0 0 0 0 1	
Dave Concepcion, R (1, 6) OBP: 0.321, SLG: 0.375	0-0 FC1-6 1-2f S		0-0 6-3				0-0 6-3		0-0 6-3	5 0 0 0 0 0 3	
Dave Parker, L (1, 9) OBP: 0.276, SLG: 0.282	4-0 1-2 BB		0-0 F7				0-0 F6		0-0 F8	3 0 0 0 1 0 1	
Dan Driessen, L (1, 3) OBP: 0.423, SLG: 0.465	0-0 F3		4-0 S BB				0-0 3-1		0-0 HR	3 1 1 1 1 0 2	
Nick Esasky, R (1, 5) OBP: 0.296, SLG: 0.387		0-0 F8	0-0 5-3				0-0 F8		0-0 5-3	4 0 0 0 0 0 1	
Ron Oester, S (1, 4) OBP: 0.265, SLG: 0.338		0-3 K		0-0 SH1-4 1B			0-0 1B		0-0 F7	4 0 2 0 0 1 0	
Dann Bilardello, R (1, 2) OBP: 0.429, SLG: 0.362 Tom Hume, R (8, 1)		4-0 BB 1B BB		0-0 F8			0-0 F7		0-0 1-3	3 0 0 0 1 0 2 0 0 0 0 0 0 0	
Jeff Russell, R (1, 1) OBP: 0.400, SLG: 0.444 Brad Gulden, L (8, 2) OBP: 0.133, SLG: 0.133		0-0 BB 1B		0-0 SH1-4			0-0 4-3		0-0 F3	2 0 1 0 0 0 1 1 0 0 0 0 0 0	
Inning Stats	R: 0 H: 1 E: 0 LOB: 2 K: 0 BB: 1 S: 4 P: 8	R: 0 H: 1 E: 0 LOB: 3 K: 1 BB: 2 S: 6 P: 14	R: 0 H: 0 E: 0 LOB: 1 K: 0 BB: 1 S: 3 P: 7	R: 0 H: 1 E: 0 LOB: 2 K: 0 BB: 1 S: 4 P: 8	R: 0 H: 0 E: 0 LOB: 0 K: 0 BB: 0 S: 3 P: 3	R: 0 H: 1 E: 0 LOB: 1 K: 0 BB: 0 S: 4 P: 4	R: 0 H: 1 E: 0 LOB: 1 K: 0 BB: 0 S: 4 P: 4	R: 1 H: 1 E: 0 LOB: 0 K: 0 BB: 0 S: 4 P: 4	R: 0 H: 1 E: 0 LOB: 1 K: 0 BB: 0 S: 4 P: 4	1B: 6 SF: 0 2B: 0 SAC: 1 3B: 0 DP: 0 HR: 1 HBP: 0	WP: 0 PA: 39 PB: 0 SB: 2 CS: 0
PITCHER Craig McMurtry, R (1, 1) ERA: 3.31 Terry Forster, L (9, 1) ERA:	IP WLS BF H R ER SO BB IBB HBP BLK WP HR S P ERA WHIP	8.1 W 37 7 1 1 1 5 0 0 0 0 0 1 34 54 1.08 1.440	0.2 S 2 0 0 0 0 0 0 0 0 0 0 0 2 2 0.00 0.000								

Cincinnati Reds @ Atlanta Braves
Atlanta-Fulton County Stadium, Atlanta, GA

Thu Apr 26 1984, 6:05 PM EST
Att: 11,068 - Unknown

livebaseballscorecards.com

AB 33
R 1
H 7
RBI 1
BB 5
SO 1
LOB 18



Batter	1	2	3	4	5	6	7	8	9	AB	R	H	RBI	BB	SO	LOB
--------	---	---	---	---	---	---	---	---	---	----	---	---	-----	----	----	-----

Claudell Washington, L (1, 9) <small>OBP: 0.383, SLG: 0.552</small> Albert Hall, S (8, 9) <small>OBP: 0.190, SLG: 0.158</small>										4	0	1	1	0	0	3
Rafael Ramirez, R (1, 6) <small>OBP: 0.312, SLG: 0.286</small>										4	1	1	0	0	0	3
Chris Chambliss, L (1, 3) <small>OBP: 0.269, SLG: 0.333</small>										3	0	1	0	1	0	1
Bob Horner, R (1, 5) <small>OBP: 0.243, SLG: 0.306</small>										3	0	0	0	1	0	3
Terry Harper, R (1, 7) <small>OBP: 0.333, SLG: 0.273</small>										3	0	0	1	0	0	2
Dale Murphy, R (1, 8) <small>OBP: 0.316, SLG: 0.354</small>										3	1	0	0	1	0	3
Glenn Hubbard, R (1, 4) <small>OBP: 0.419, SLG: 0.471</small>										3	0	2	0	0	0	0
Bruce Benedict, R (1, 2) <small>OBP: 0.305, SLG: 0.315</small>										3	0	0	0	0	0	4
Craig McMurtry, R (1, 1) <small>OBP: 0.100, SLG: 0.100</small> Terry Forster, L (9, 1)										3	0	1	0	0	1	2

Inning Stats	R: 1	H: 1	R: 0	H: 1	R: 0	H: 1	R: 0	H: 0	R: 0	H: 0	R: 0	H: 1	R: 0	H: 0	R: 0	H: 0	1B: 6	SF: 0	WP: 0	PA: 34
	E: 1	LOB: 2	E: 0	LOB: 1	E: 0	LOB: 1	E: 0	LOB: 0	E: 0	LOB: 1	E: 0	LOB: 1	E: 0	LOB: 0	E: 0	LOB: 0	2B: 0	SAC: 0	PB: 0	
	K: 0	BB: 1	K: 1	BB: 0	K: 0	BB: 1	K: 0	BB: 0	K: 0	BB: 0	K: 0	BB: 0	K: 0	BB: 0	K: 0	BB: 0	3B: 0	DP: 2	SB: 1	
	S: 4	P: 9	S: 6	P: 6	S: 3	P: 7	S: 5	P: 3	S: 3	P: 4	S: 4	P: 4	S: 3	P: 3	S: 3	P: 3	HR: 0	HBP: 2	CS: 0	

PITCHER	IP	WLS	BF	H	R	ER	SO	BB	IBB	HBP	BLK	WP	HR	S	P	ERA	WHIP													
Jeff Russell, R (1, 1) <small>ERA: 3.75</small>	7.0	L	31	6	2	1	1	3	0	2	0	0	0	28	42	1.29	1.286													
Tom Hume, R (8, 1) <small>ERA: 4.85</small>	1.0		3	0	0	0	0	0	0	0	0	0	0	3	3	0.00	0.000													

BOTTOM

Cincinnati Reds @ Atlanta Braves
 Atlanta-Fulton County Stadium, Atlanta, GA
 Thu Apr 26 1984, 6:05 PM EST
 Att. 11,068 - Unknown

livebaseballscorecards.com

AB	29
R	2
H	6
RBI	2
BB	3
SO	1
LOB	21



Batter	1	2	3	4	5	6	7	8	9	AB R H RBI BB SO LOB	TOP											
Johnnie LeMaster, R (1, 6) <small>OBP: 0.267, SLG: 0.259</small> Gene Richards, L (9, PH) <small>OBP: 0.455, SLG: 0.308</small>	0-3 K		0-0 F8		0-0 FC4-6		0-0 F8		0-0 FC6	4 0 0 0 0 1 2 1 0 0 0 0 0 2												
Manny Trillo, R (1, 4) <small>OBP: 0.372, SLG: 0.500</small>	0-0 5-3		0-0 F9		0-3 K			0-0 F8	0-0 FC6-4	5 0 1 1 0 1 1												
Dusty Baker Jr., R (1, 7) <small>OBP: 0.625, SLG: 0.571</small>	0-0 F8			0-0 F9 E		0-0 F8		0-0 E8	0-0 FC6-4	5 1 2 0 0 0 2												
Jack Clark, R (1, 3) <small>OBP: 0.390, SLG: 0.439</small> (8, 9)		0-0 F8		0-0 E4		0-0 F5		0-0 SF9		4 0 1 0 0 0 1												
Jeffrey Leonard, R (1, 8) <small>OBP: 0.307, SLG: 0.426</small>		0-0 F8		0-0 F9		0-0 F6		0-0 SF9		3 0 0 1 0 0 2												
Chili Davis, S (1, 9) <small>OBP: 0.286, SLG: 0.361</small> Gary Lavelle, S (8, 1)		0-0 E6		0-0 F9			0-0 F8			4 1 1 0 0 0 3 0 0 0 0 0 0 0												
Joel Youngblood, R (1, 5) <small>OBP: 0.338, SLG: 0.319</small>		0-0 1B		0-0 F9			0-0 F9		0-0 6-3	4 0 1 0 0 0 3												
Bob Brenly, R (1, 2) <small>OBP: 0.340, SLG: 0.326</small>		0-0 F7		0-0 F8			0-3 K		0-0 FC6	4 1 1 0 0 1 3												
Mark Grant, R (1, 1) Duane Kuiper, L (7, PH) <small>OBP: 0.353, SLG: 0.231</small> Randy Lerch, L (7, 1) <small>OBP: 0.667, SLG: 0.500</small> Scot Thompson, L (8, 3) <small>OBP: 0.308, SLG: 0.182</small>			0-0 4-3		1-0 FC4-6		0-0 1B		4-0 FC6	1 0 0 0 0 0 0 1 0 1 1 0 0 0 0 0 0 0 0 0 0 0 0 0 0 1 0 0												
Inning Stats	R: 0 E: 0 K: 1 S: 5	H: 0 LOB: 0 BB: 0 P: 5	R: 0 E: 1 K: 0 S: 5	H: 1 LOB: 2 BB: 0 P: 5	R: 0 E: 0 K: 0 S: 3	H: 0 LOB: 0 BB: 0 P: 3	R: 0 E: 1 K: 0 S: 5	H: 1 LOB: 2 BB: 0 P: 5	R: 0 E: 0 K: 1 S: 5	H: 0 LOB: 1 BB: 0 P: 6	R: 0 E: 0 K: 0 S: 3	H: 0 LOB: 0 BB: 0 P: 3	R: 1 E: 0 K: 1 S: 7	H: 2 LOB: 1 BB: 0 P: 7	R: 1 E: 1 K: 0 S: 5	H: 2 LOB: 1 BB: 0 P: 5	R: 1 E: 0 K: 0 S: 5	H: 2 LOB: 2 BB: 1 P: 9	1B: 7 2B: 1 3B: 0 HR: 0	SF: 1 SAC: 0 DP: 0 HBP: 1	WP: 0 PB: 0 SB: 0 CS: 0	PA: 39
PITCHER	IP WLS BF H R ER SO BB IBB HBP BLK WP HR S P ERA WHIP																					
Joe Price, L (1, 1) <small>ERA: 4.88</small> Tom Hume, R (8, 1) <small>ERA: 4.73</small> Brad Lesley, R (8, 1) <small>ERA: 3.0</small>	7.0 W 28 4 1 1 3 0 0 0 0 0 0 0 33 34 1.29 0.571																					

San Francisco Giants @ Cincinnati Reds
 Riverfront Stadium, Cincinnati, OH
 Fri Apr 27 1984, 6:05 PM EST
 Att. 20,452 - Unknown

AB	36
R	3
H	8
RBI	3
BB	1
SO	3
LOB	19



Batter	1	2	3	4	5	6	7	8	9	AB	R	H	RBI	BB	SO	LOB
--------	---	---	---	---	---	---	---	---	---	----	---	---	-----	----	----	-----

Eddie Milner, L OBP: 0.367, SLG: 0.388 (1, 8) BBB	4-0 S HR BB	0-0 CS 1B			0-0 3-1			K FC5-4		4	1	1	0	1	1	2
Ron Oester, S OBP: 0.278, SLG: 0.328 (1, 4) X	0-0 F9 1-2	0-0 CS 1-2	1-0 HR HBP		0-0 F4			BBB 1B 1B BB		2	2	0	0	1	0	1
Duane Walker, L OBP: 0.643, SLG: 0.889 Gary Redus, R OBP: 0.333, SLG: 0.327 (1, 7) (8, 7) X	0-0 HR 2-H		0-3 K		0-0 F3			0-0 F4		3	1	1	2	0	1	1
Dave Parker, L OBP: 0.288, SLG: 0.307 (1, 9) X	0-0 2B		0-0 F6		0-0 F8			0-0 1B 1-3 HR 1B		4	1	2	0	0	0	1
Dan Driessen, L OBP: 0.446, SLG: 0.543 (1, 3) BBB	4-0 BB		0-0 HR 1-H		0-0 F5			0-0 1-3 HR 1B		3	2	2	3	1	0	0
Dave Concepcion, R OBP: 0.318, SLG: 0.408 (1, 6) X	0-0 F9		0-0 4-3		0-0 6-3			0-0 1-H 3-H HR		4	1	1	3	0	0	2
Nick Esasky, R OBP: 0.284, SLG: 0.369 Tom Lawless, R OBP: 0.400, SLG: 0.529 (1, 5) (8, 5) X	0-0 1-3				0-0 5-3			0-0 1B 2B		3	0	0	0	0	0	2
Dann Bilardello, R OBP: 0.417, SLG: 0.340 (1, 2) X			0-0 6-3		0-0 5-3			0-0 1B IBB		3	0	0	0	1	0	0
Joe Price, R OBP: 0.182, SLG: 0.273 Cesar Cedeno, R OBP: 0.290, SLG: 0.310 Tom Hume, R Brad Lesley, R OBP: 1.000, SLG: 1.000 (1, 1) (7, PH) (8, 1) (8, 1) X			0-0 6-3		0-0 4-3			0-0 1-3 2-H 1B		2	0	0	0	0	0	0

Inning Stats	R: 2	H: 2	E: 0	K: 0	S: 5	LOB: 2	BB: 2	P: 13	R: 0	H: 1	E: 0	K: 0	S: 3	LOB: 0	BB: 0	P: 3	R: 0	H: 0	E: 0	K: 1	S: 6	LOB: 0	BB: 0	P: 7	R: 0	H: 0	E: 0	K: 0	S: 3	LOB: 0	BB: 0	P: 3	R: 0	H: 0	E: 0	K: 0	S: 3	LOB: 0	BB: 0	P: 3	R: 0	H: 0	E: 0	K: 0	S: 3	LOB: 0	BB: 0	P: 3	R: 5	H: 5	E: 0	K: 1	S: 10	LOB: 2	BB: 2	P: 18
--------------	------	------	------	------	------	--------	-------	-------	------	------	------	------	------	--------	-------	------	------	------	------	------	------	--------	-------	------	------	------	------	------	------	--------	-------	------	------	------	------	------	------	--------	-------	------	------	------	------	------	------	--------	-------	------	------	------	------	------	-------	--------	-------	-------

PITCHER	IP	WLS	BF	H	R	ER	SO	BB	IBB	HBP	BLK	WP	HR	S	P	ERA	WHIP
Mark Grant, R ERA: 6.0 (1, 1)	6.0	L	24	4	4	4	1	2	0	1	0	0	2	23	32	6.00	1.000
Randy Lerch, L ERA: 2.45 (7, 1)	1.0		3	0	0	0	0	0	0	0	0	0	0	3	3	0.00	0.000
Gary Lavelle, L ERA: 3.71 (8, 1)	1.0		10	5	5	5	1	1	1	0	0	0	1	10	18	45.00	6.000

BOTTOM

San Francisco Giants @ Cincinnati Reds
Riverfront Stadium, Cincinnati, OH
Fri Apr 27 1984, 6:05 PM EST
Att. 20,452 - Unknown

AB	32
R	9
H	9
RBI	9
BB	4
SO	2
LOB	10



WP	PA	ERA	WHIP
0	38		

Batter	1	2	3	4	5	6	7	8	9	10	11	12	13	AB R H RBI BB SO LOB
Tom Lawless, R (1, 4) OBP: 0.444, SLG: 0.522 (7, 5)	F9		F7		FC4-6 1B		6-3		BB 1B	IBB		WP 1B		6 0 3 1 1 0 0
Eddie Milner, L (1, 8) Ted Power, R (8, 1) Dan Driessen, L (9, PH) Brad Lesley, R (10, 1) Jeff Russell, R (10, PH) Tom Hume, R (11, 1)	F8		F7	FC4-6			1-3		BB	1-3		F2		4 0 0 0 0 0 2 0 0 0 0 0 0 0 0 0 0 0 0 1 0 0 0 0 0 0 0 0 0 0 0 0 1 0 0 0 0 0 0 3
Gary Redus, R (1, 7) OBP: 0.359, SLG: 0.333	S 1B		F8			E S 1B BB		F8 1-3 BB	F4		F8		FC1-6 S 1B	5 2 2 0 2 0 2
Dave Parker, L (1, 9) OBP: 0.299, SLG: 0.309	F9		F9			1B BB		F8 1-3	4-3			4-3 1B	FC1-6 FC3-6	6 0 2 0 1 0 5
Tony Perez, R (1, 3) OBP: 0.317, SLG: 0.436 Tom Foley, L (10, PR) (11, 6)		F4		F8		K		1-3		4-3 SH3-4 1B		4-3	FC3-6 2B	5 0 1 1 0 1 3 2 2 0 0 0 0 2
Dave Concepcion, R (1, 6) OBP: 0.341, SLG: 0.432 (11, 3)		F9			CI BB 1B	FC6-4 1B		K		SH3-4				5 1 3 2 1 1 0
Nick Esasky, R (1, 5) OBP: 0.276, SLG: 0.358 Ron Oester, S (6, PH) (7, 4)		F2			CI BB 1B	FC6-4 1B		K		4-3				2 0 0 0 0 0 1 4 0 0 0 0 2 6
Dann Bilardello, R (1, 2) OBP: 0.422, SLG: 0.358 Brad Gulden, L (10, PH) OBP: 0.176, SLG: 0.176 (11, 2)			4-3		1B CI BB	FC6-4 1B			HR 2B				4-3	3 1 1 0 1 0 2 2 0 1 1 0 0 0
Frank Pastore, R (1, 1) Bob Owchinko, L (5, 1) Paul Householder, S (5, PH) John Franco, L (6, 1) Duane Walker, L (7, PH) Cesar Cedeno, R (8, 8) (9, PH) (10, 8)			F7		CI 1B			F8		HR 2B		E8 1B	6-3	1 0 1 0 0 0 0 0 0 3 1 1 2 0 0 1


Inning Stats	R: 0	H: 1	R: 0	H: 0	R: 0	H: 0	R: 1	H: 2	R: 0	H: 0	R: 1	H: 3	R: 0	H: 1	R: 0	H: 1	R: 1	H: 2	R: 0	H: 0	R: 0	H: 1	R: 1	H: 2	R: 1	H: 2	AB	R	H	RBI	BB	SO	LOB			
	E: 0	LOB: 1	E: 0	LOB: 0	E: 0	LOB: 0	E: 1	LOB: 2	E: 0	LOB: 0	E: 0	LOB: 2	E: 0	LOB: 0	E: 0	LOB: 2	E: 0	LOB: 1	E: 0	LOB: 0	E: 0	LOB: 1	E: 0	LOB: 1	E: 0	LOB: 0	1B: 11	SF: 0	WP: 1	PA: 60						
	K: 0	BB: 0	K: 0	BB: 0	K: 0	BB: 0	K: 2	BB: 1	K: 2	BB: 2	K: 0	BB: 1	K: 0	BB: 1	K: 1	BB: 1	K: 0	BB: 0	K: 0	BB: 0	K: 0	BB: 0	K: 0	BB: 0	K: 0	BB: 0	2B: 2	SAC: 1	PB: 0							
	S: 4	P: 4	S: 3	P: 3	S: 3	P: 3	S: 5	P: 9	S: 8	P: 16	S: 3	P: 3	S: 6	P: 10	S: 6	P: 10	S: 6	P: 10	S: 6	P: 10	S: 4	P: 4	S: 4	P: 4	S: 4	P: 4	3B: 0	DP: 0	SB: 4							

PITCHER	IP	WLS	BF	H	R	ER	SO	BB	IBB	HBP	BLK	WP	HR	S	P	ERA	WHIP
Mark Davis, L (1, 1) ERA: 4.58	5.0		20	4	1	1	0	1	0	0	0	0	0	19	23	1.80	1.000
Renie Martin, R (6, 1) ERA: 5.4	0.1		4	1	1	1	1	2	0	0	0	0	0	4	12	27.00	9.000
Frank Williams, R (6, 1) ERA: 4.97	2.2		9	0	1	1	2	1	0	0	0	0	0	12	16	3.38	0.375
Gary Lavelle, L (9, 1) ERA: 4.67	0.1		5	3	2	2	0	1	0	0	0	0	1	4	8	54.00	12.000
Greg Minton, R (9, 1) ERA: 5.19	3.2		18	4	1	1	1	0	2	0	0	1	0	18	26	2.46	1.091
Randy Lerch, L (13, 1) ERA: 3.09	0.2		4	2	1	1	0	0	0	0	0	0	0	4	4	13.50	3.000

San Francisco Giants @ Cincinnati Reds
Riverfront Stadium, Cincinnati, OH
Sat Apr 28 1984, 3:33 AM EST
Att: 12,482 - Unknown

livebaseballscorecards.com

AB	51
R	7
H	14
RBI	7
BB	7
SO	4
LOB	28



Batter	1	2	3	4	5	6	7	8	9	AB R H RBI BB SO LOB	TOP		
Gene Richards, L (1, 7) OBP: 0.462, SLG: 0.276 Dusty Baker Jr., R (9, PH) OBP: 0.619, SLG: 0.722	4-0 CS 1B 4-3 BB		0-3 K		0-3 K		4-0 G6-4-3 BB		0-0 5-3 1-2 2-3	2 1 0 0 2 2 0 1 0 0 0 0 0 2	San Francisco Giants @ Cincinnati Reds Riverfront Stadium, Cincinnati, OH Sun Apr 29 1984, 3:33 AM EDT Unknown livebaseballscorecards.com		
Manny Trillo, R (1, 4) OBP: 0.394, SLG: 0.494	0-0 4-3 CS 1-2 1B		0-0 F7			4-0 1B BB	0-0 G6-4-3 1-2f		1-0 HBP	3 0 1 0 1 0 3			
Jack Clark, R (1, 9) OBP: 0.382, SLG: 0.455	0-3 K		0-0 F8			0-0 F8		0-0 G6-3 1B	0-0 F9	5 0 1 0 0 1 6			
Al Oliver, L (1, 3) OBP: 0.289, SLG: 0.274	0-0 4-3 1-3 2-H			0-0 1B		0-0 FC6-4 1B		0-0 G6-3 1-2f		4 0 2 1 0 0 2			
Jeffrey Leonard, R (1, 8) OBP: 0.321, SLG: 0.417	4-0 S BB		0-0 F9		0-0 K	0-3 K		0-0 1B		3 0 1 0 1 1 3			
Joel Youngblood, R (1, 5) OBP: 0.321, SLG: 0.295	0-3 K 1-2		0-3 K		0-0 FC6-4 1-2f		0-3 K			4 0 0 0 0 3 6			
Bob Brenly, R (1, 2) OBP: 0.373, SLG: 0.333		0-0 CS 1B		0-0 1-3		4-0 FC3-6 BB		4-0 FC5-4 BB		2 0 1 0 2 0 1			
Fran Mullins, R (1, 6) OBP: 0.333, SLG: 0.214 Duane Kuiper, L (7, PH) OBP: 0.273, SLG: 0.167 Johnnie LeMaster, R (7, 6) OBP: 0.273, SLG: 0.267		0-3 K 1-2		0-0 4-3		0-0 FC3-6 2B 1-2f		0-0 FC5-4 5-3 BB 1-2f		2 0 0 0 0 1 1 1 0 0 0 0 0 1 1 0 0 0 0 0 1			
Jeff Robinson, R (1, 1) OBP: 0.083, SLG: 0.083 Chili Davis, S (7, PH) OBP: 0.304, SLG: 0.433 Frank Williams, R (7, 1) John Rabb, R (9, PH) OBP: 0.556, SLG: 0.643		0-3 K		0-3 K		0-0 K 2B		4-0 5-3 BB		2 0 0 0 0 2 0 1 0 1 0 0 0 0 0 0 0 0 0 0 0 0 0 0 0 1 0 0			
Inning Stats	R: 1 H: 1 E: 0 LOB: 2 K: 2 BB: 2 S: 8 P: 16	R: 0 H: 1 E: 0 LOB: 0 K: 2 BB: 0 S: 7 P: 7	R: 0 H: 0 E: 0 LOB: 0 K: 1 BB: 0 S: 5 P: 5	R: 0 H: 1 E: 0 LOB: 1 K: 1 BB: 0 S: 6 P: 6	R: 0 H: 0 E: 0 LOB: 0 K: 2 BB: 0 S: 7 P: 7	R: 0 H: 1 E: 0 LOB: 2 K: 1 BB: 1 S: 6 P: 10	R: 0 H: 1 E: 0 LOB: 2 K: 0 BB: 2 S: 3 P: 11	R: 0 H: 2 E: 0 LOB: 1 K: 1 BB: 0 S: 6 P: 6	R: 0 H: 0 E: 0 LOB: 3 K: 0 BB: 2 S: 3 P: 12	1B: 6 SF: 0 2B: 2 SAC: 0 3B: 0 DP: 3 HR: 0 HBP: 1		WP: 0 PA: 39 PB: 0 SB: 1 CS: 3	
PITCHER	IP WLS BF H R ER SO BB IBB HBP BLK WP HR S P ERA WHIP											PITCHER	IP WLS BF H R ER SO BB IBB HBP BLK WP HR S P ERA WHIP
Bruce Berenyi, R (1, 1) ERA: 3.62	6.1 W 28 5 1 0 9 5 0 0 0 0 0 0 41 61 0.00 1.579												
Ted Power, R (7, 1) ERA: 4.58	0.2 1 0 0 0 0 0 0 0 0 0 0 0 1 1 0.00 0.000												
John Franco, L (8, 1) ERA: 1.8	2.0 S 10 2 0 0 1 2 0 1 0 0 0 0 9 18 0.00 2.000												

Batter	1	2	3	4	5	6	7	8	9
Eddie Milner, L OBP: 0.352, SLG: 0.368 (1, 8)	0-0 F9	0-0 F9			0-0 SF9 1B		0-0 1-3 K 1B	0-0 6-3	
Ron Oester, S OBP: 0.263, SLG: 0.301 (1, 4)	4-0 FC4-6 BB		0-0 F9		0-0 SF9 1-H		0-3 1-2 K		
Duane Walker, L OBP: 0.576, SLG: 0.826 (1, 7)	0-0 FC4-6 2B 1-2f		0-3 K		0-0 6-3			0-0 1B 3B	
Dave Parker, L OBP: 0.308, SLG: 0.329 Paul Householder, S OBP: 0.267, SLG: 0.167 (8, PR) (9, 9)	0-0 1-H 2B		0-0 F3		0-0 3-1			0-0 S PB E 1B 3-H	
Dan Driessen, L OBP: 0.459, SLG: 0.531 (1, 3)	0-0 F3			0-3 K		0-0 FC6-4 1B		4-0 1-3 E IBB BB	
Brad Gulden, L OBP: 0.238, SLG: 0.200 (1, 2)		0-0 3B 1B		0-0 F9		0-0 FC6-4 FC5-4 1-2f		4-0 1-2 E SF8 IBB	
Nick Esasky, R OBP: 0.269, SLG: 0.348 Dave Concepcion, R OBP: 0.333, SLG: 0.422 (6, PH) (7, 5)		0-3 K		0-3 K		0-0 FC5-4 1-2f		0-0 FC5 1-3 1-3 2-H 3-H	
Tom Foley, L OBP: 0.400, SLG: 1.000 (1, 6)		0-0 1-H 3B			0-0 HR		4-0 1B BB	0-0 SF8	
Bruce Berenyi, R Ted Power, R John Franco, L (1, 1) (7, 1) (8, 1)		0-0 6-3			0-0 F5		0-3 K	0-0 1-3 1-2	

AB	R	H	RBI	BB	SO	LOB
5	1	2	0	0	0	3
2	0	0	1	1	1	2
4	2	1	0	0	1	1
4	0	2	2	0	0	0
0	1	0	0	0	0	0
3	1	1	0	1	1	1
3	2	1	0	1	0	1
2	0	0	0	0	2	1
2	0	0	0	0	0	2
2	1	2	3	1	0	0
2	0	0	0	0	0	1
1	0	0	0	0	1	1
1	0	0	0	0	0	1


WP	PA
0	37

Inning	1	2	3	4	5	6	7	8	9
R	1	1	0	0	2	0	0	4	0
H	1	2	0	0	2	1	1	2	2
E	0	0	0	0	0	0	0	1	1
K	0	1	1	2	0	2	2	0	0
S	4	7	5	7	5	4	7	6	14
LOB	1	1	0	0	0	1	1	2	14
BB	1	0	0	0	0	0	1	2	4
IBB	0	0	0	0	0	0	1	0	1
FC	4-6	0	0	0	6-4	6-4	5-4	5	8
HR	0	0	0	1	0	0	0	0	1
SO	0	0	0	0	0	0	0	0	0
BB	1	0	0	0	0	0	1	2	4
IBB	0	0	0	0	0	0	1	0	1
SAC	0	0	0	0	0	0	0	0	0
DP	0	0	0	0	0	0	0	0	0
HBP	0	0	0	0	0	0	0	0	0

San Francisco Giants @ Cincinnati Reds
Riverfront Stadium, Cincinnati, OH
Sun Apr 29 1984, 3:33 AM EDT
Unknown

livebaseballscorecards.com

AB	31
R	8
H	9
RBI	6
BB	4
SO	6
LOB	14



PITCHER	IP	WLS	BF	H	R	ER	SO	BB	IBB	HBP	BLK	WP	HR	S	P	ERA	WHIP
Jeff Robinson, R ERA: 3.18 (1, 1)	6.0	L	25	6	4	3	4	1	0	0	0	0	1	32	36	4.50	1.167
Frank Williams, R ERA: 5.52 (7, 1)	2.0		12	3	4	2	2	2	1	0	0	0	0	13	25	9.00	2.500

Batter	1	2	3	4	5	6	7	8	9	AB R H RBI BB SO LOB	TOP							
Chili Davis, S (1, 9) OBP: 0.297, SLG: 0.417	0-0 4-3	0-0 1B			0-0 6-3		0-3 K		0-0 F3	5 0 1 0 0 1 0								
Johnnie LeMaster, R (1, 6) OBP: 0.271, SLG: 0.254	0-0 F8	0-0 F7			0-0 5-3			4-0 BB BB SF9 BB		3 1 0 0 1 0 1								
Jeffrey Leonard, R (1, 8) OBP: 0.329, SLG: 0.405	4-0 S 1B BB				0-0 F7			4-0 SF9 BB BB		2 1 0 0 2 0 0								
Jack Clark, R (1, 3) OBP: 0.398, SLG: 0.468	4-0 1B 1-2 BB				0-0 F8		0-0 6-3 2B	4-0 1-2 2-3 BB		2 1 1 0 2 0 0								
Dusty Baker Jr., R (1, 7) OBP: 0.560, SLG: 0.667	0-0 1B 1-3 2-H 1B				0-0 5-3		0-0 F8	0-0 SF9		3 0 1 2 0 0 1								
Joel Youngblood, R (1, 5) OBP: 0.318, SLG: 0.293	0-0 1-3 3-H 1B				0-0 5-3		0-0 6-3	0-0 F6		4 0 1 1 0 0 3								
Manny Trillo, R (1, 4) OBP: 0.388, SLG: 0.482	0-0 F3				0-0 1B		0-0 F8	0-3 K		4 0 1 0 0 1 5								
Steve Nicosia, R (1, 2) OBP: 0.160, SLG: 0.304					0-0 F6		0-0 F7		0-0 5-3	4 0 0 0 0 0 1								
Mike Krukow, R (1, 1) OBP: 0.167, SLG: 0.167					0-0 F8		0-3 K		0-3 K	2 0 0 0 0 1 1								
Renie Martin, R (5, 1) OBP: 0.500, SLG: 0.500										1 0 0 0 0 1 0								
John Rabb, R (9, PH) OBP: 0.526, SLG: 0.600										1 0 0 0 0 1 0								
Inning Stats	R: 2 E: 0 K: 0 S: 5	H: 2 LOB: 2 BB: 2 P: 13	R: 0 E: 0 K: 1 S: 6	H: 1 LOB: 1 BB: 0 P: 6	R: 0 E: 0 K: 0 S: 3	H: 0 LOB: 0 BB: 0 P: 3	R: 0 E: 0 K: 0 S: 4	H: 1 LOB: 1 BB: 0 P: 4	R: 0 E: 0 K: 2 S: 7	H: 0 LOB: 0 BB: 0 P: 7	R: 1 E: 0 K: 1 S: 5	H: 0 LOB: 2 BB: 3 P: 17	R: 0 E: 0 K: 1 S: 5	H: 0 LOB: 0 BB: 0 P: 5	1B: 4 2B: 1 3B: 0 HR: 0	SF: 1 SAC: 0 DP: 0 HBP: 0	WP: 0 PB: 0 SB: 1 CS: 0	PA: 37
PITCHER	IP WLS BF H R ER SO BB IBB HBP BLK WP HR S P ERA WHIP																	
Bob Owchinko, L (1, 1) ERA: 3.0	7.0 W 28 5 2 2 3 2 0 0 0 0 0 0 32 40 2.57 1.000																	
Brad Lesley, R (8, 1) ERA: 6.75	0.0 2 0 1 1 0 2 0 0 0 0 0 0 0 8 ∞ ∞																	
John Franco, L (8, 1) ERA: 1.29	2.0 7 0 0 0 0 2 1 0 0 0 0 0 0 10 14 0.00 0.500																	

San Francisco Giants @ Cincinnati Reds
Riverfront Stadium, Cincinnati, OH
Sun Apr 29 1984, 3:38 AM EDT
Att. 19,503 - Unknown

AB	31
R	3
H	5
RBI	3
BB	5
SO	5
LOB	12



livebaseballscorecards.com

Batter	1	2	3	4	5	6	7	8	9	AB R H RBI BB SO LOB	TOP					
Kevin Bass, S OBP: 0.324, SLG: 0.441 (1, 9) X	0-0 F9		0-0 4-3		0-0 4-3			0-0 6-3	0-0 FC6-4 1-2f	5 0 0 0 0 0 1						
Craig Reynolds, L OBP: 0.309, SLG: 0.510 (1, 6) X	0-0 FC3-6 BB 1B		0-3 K		0-0 F9			0-0 F9		4 0 1 0 0 1 0						
Jose Cruz, L OBP: 0.412, SLG: 0.418 (1, 7) BBB	4-0 FC3-6 1-2 BB		0-0 BLK 1B		0-0 5-3			0-0 1B 1B		3 0 2 0 1 0 0						
Jerry Mumphrey, S OBP: 0.367, SLG: 0.354 (1, 8) X	0-0 FC3-6 FC6-4 1-2f 2-3		0-0 F3		0-0 6-3			0-0 FC6-4 1-3 1B		4 0 1 0 0 0 3						
Ray Knight, R OBP: 0.264, SLG: 0.301 (1, 3) X	0-0 FC6-4 1-2f		0-0 F3		0-0 F8			0-0 FC6-4 1-2f		4 0 0 0 0 0 4						
Phil Garner, R OBP: 0.273, SLG: 0.258 (1, 5)		0-3 K		0-0 F8			0-0 F8		0-0 3-1 1B 2B	4 1 1 0 0 1 0						
Bill Doran, S OBP: 0.224, SLG: 0.264 (1, 4)		0-0 FC1-6-5 2B		0-0 1B		4-0 BB 4-3 BB		0-0 3-1		3 0 2 0 1 0 1						
Mark Bailey, S OBP: 0.500, SLG: 0.429 (1, 2) X		0-0 FC1-6-5 2-3 2B		0-0 F9		0-0 4-3 1-2		0-0 FC6-4 1B		4 0 1 1 0 0 3						
Noian Ryan, R OBP: 0.167, SLG: 0.250 (7, PH) Denny Walling, L OBP: 0.323, SLG: 0.321 (7, 1) Mike Madden, L OBP: 0.353, SLG: 0.370 (9, PH) Terry Puhl, L OBP: 0.257, SLG: 0.355 (9, PH) Enos Cabell, R OBP: 0.257, SLG: 0.355 (9, 1) Bill Dawley, R OBP: 0.257, SLG: 0.355 (9, 1) Frank DiPino, L (9, 1)		0-3 K		0-3 K		0-0 3-1		0-0 F8 3-H		2 0 0 0 0 0 2 1 1 0 0 0 0 0 0 1 0 0 0 0 0 0 0 0 0 0 0 0 0 0 0 0 1 0 0 0 0 0 0 1 0 0 0 0 0 0 0 0 0 0 0 0 0 0 0 0						
Inning Stats	R: 0 H: 1 E: 0 LOB: 2 K: 0 BB: 1 S: 4 P: 8	R: 0 H: 1 E: 0 LOB: 1 K: 2 BB: 0 S: 8 P: 8	R: 0 H: 1 E: 0 LOB: 1 K: 1 BB: 0 S: 6 P: 6	R: 0 H: 1 E: 0 LOB: 1 K: 0 BB: 0 S: 4 P: 4	R: 0 H: 0 E: 0 LOB: 0 K: 1 BB: 0 S: 5 P: 5	R: 0 H: 0 E: 0 LOB: 0 K: 0 BB: 0 S: 3 P: 3	R: 0 H: 0 E: 0 LOB: 1 K: 0 BB: 1 S: 3 P: 7	R: 0 H: 2 E: 0 LOB: 2 K: 0 BB: 0 S: 5 P: 5	R: 1 H: 2 E: 0 LOB: 1 K: 0 BB: 0 S: 5 P: 5	1B: 6 SF: 0 2B: 2 SAC: 0 3B: 0 DP: 0 HR: 0 HBP: 0	WP: 0 PA: 37 PB: 0 SB: 0 CS: 0					
PITCHER	IP WLS BF H R ER SO BB IBB HBP BLK WP HR S P ERA WHIP															
Jeff Russell, R ERA: 2.84 (1, 1)	7.2	31	6	0	0	4	2	0	0	1	0	0	37	45	0.00	1.043
Tom Hume, R ERA: 4.24 (8, 1)	0.2	4	2	1	1	0	0	0	0	0	0	0	4	4	13.50	3.000
John Franco, L ERA: 1.17 (9, 1)	0.2	W 2	0	0	0	0	0	0	0	0	0	0	2	2	0.00	0.000

Houston Astros @ Cincinnati Reds
Riverfront Stadium, Cincinnati, OH
Tue May 01 1984, 7:05 PM EDT
Att. 9,067 - Unknown

livebaseballscorecards.com

AB	35
R	1
H	8
RBI	1
BB	2
SO	4
LOB	15



Batter	1	2	3	4	5	6	7	8	9	AB	R	H	RBI	BB	SO	LOB
Eddie Milner, L OBP: 0.365, SLG: 0.366 (1, 8)	4-0 1B S BB	0-0 F3		4-0 BB BB		0-0 1-3 3-H			0-0 SH3	2	0	0	0	2	0	2
Ron Oester, S OBP: 0.258, SLG: 0.284 Nick Esasky, R OBP: 0.278, SLG: 0.348 (1, 4) (9, PH)	0-3 K 1-2		0-0 E4 1B SF8	4-0 BB BB			0-0 6-3		4-0 1B IBB BB	3	1	0	0	1	1	1
Duane Walker, L OBP: 0.548, SLG: 0.806 Cesar Cedeno, R OBP: 0.333, SLG: 0.400 (1, 7) (9, PH)	4-0 1B BB		0-3 K	0-3 K			0-0 4-3		4-0 1B IBB	3	0	0	0	1	2	4
Dave Parker, L OBP: 0.323, SLG: 0.344 (1, 9)	0-0 F7		0-0 S 1B		0-3 K		0-0 1B		0-0 1B	5	0	3	1	0	1	2
Dan Driessen, L OBP: 0.462, SLG: 0.529 Tom Hume, R John Franco, L (1, 3) (8, 1) (9, 1)	0-0 1B 2-3		0-0 SF8		4-0 5-3 BB		0-0 F9			2	0	1	1	1	0	1
Dave Concepcion, R OBP: 0.317, SLG: 0.396 (1, 5)	0-0 F3		0-3 K		0-0 5-3			0-0 F9		4	0	0	0	0	1	5
Brad Gulden, L OBP: 0.269, SLG: 0.174 (1, 2)		4-0 4-3 BB		0-3 K	0-3 K			0-0 5-3		3	0	0	0	1	2	1
Tom Foley, L OBP: 0.444, SLG: 1.067 (1, 6)		0-0 F5		0-0 BB 2B		0-0 CS 3B		0-0 F8		4	0	2	0	0	0	1
Jeff Russell, R OBP: 0.286, SLG: 0.308 Tony Perez, R OBP: 0.348, SLG: 0.442 Tom Lawless, R OBP: 0.444, SLG: 0.522 (1, 1) (8, 3) (9, PR)		0-0 4-3		0-3 K		0-0 6-3			4-0 WP SH3 1B BB	3	0	0	0	0	1	3

Inning Stats	R: 0	H: 1	E: 0	K: 1	S: 6	LOB: 3	BB: 2	P: 14	R: 0	H: 0	E: 0	K: 0	S: 3	LOB: 1	BB: 1	P: 7	R: 1	H: 1	E: 1	K: 2	S: 9	LOB: 1	BB: 0	P: 9	R: 0	H: 1	E: 0	K: 3	S: 10	LOB: 3	BB: 2	P: 18	R: 0	H: 0	E: 0	K: 2	S: 7	LOB: 1	BB: 1	P: 11	R: 0	H: 1	E: 0	K: 0	S: 3	LOB: 0	BB: 0	P: 3	R: 0	H: 1	E: 0	K: 0	S: 4	LOB: 1	BB: 0	P: 4	R: 0	H: 0	E: 0	K: 0	S: 3	LOB: 0	BB: 0	P: 3	R: 1	H: 1	E: 0	K: 0	S: 2	LOB: 3	BB: 3	P: 14	1B: 4	SF: 1	2B: 1	SAC: 1	3B: 1	DP: 0	HR: 0	HBP: 0
--------------	------	------	------	------	------	--------	-------	-------	------	------	------	------	------	--------	-------	------	------	------	------	------	------	--------	-------	------	------	------	------	------	-------	--------	-------	-------	------	------	------	------	------	--------	-------	-------	------	------	------	------	------	--------	-------	------	------	------	------	------	------	--------	-------	------	------	------	------	------	------	--------	-------	------	------	------	------	------	------	--------	-------	-------	-------	-------	-------	--------	-------	-------	-------	--------


PITCHER	IP	WLS	BF	H	R	ER	SO	BB	IBB	HBP	BLK	WP	HR	S	P	ERA	WHIP
Nolan Ryan, R ERA: 3.65 (1, 1)	6.0		28	4	1	0	8	6	0	0	0	0	0	38	62	0.00	1.667
Mike Madden, L ERA: 5.4 (7, 1)	2.0		7	1	0	0	0	0	0	0	0	0	0	7	7	0.00	0.500
Bill Dawley, R ERA: 4.5 (9, 1)	0.1	L	2	0	1	1	0	1	0	0	0	0	0	1	5	27.00	3.000
Frank DiPino, L ERA: 3.18 (9, 1)	0.0		3	1	0	0	0	1	1	0	0	1	0	1	9	∞	∞

BOTTOM

Houston Astros @ Cincinnati Reds
Riverfront Stadium, Cincinnati, OH

Tue May 01 1984, 7:05 PM EDT
Att. 9,067 - Unknown

AB 29
R 2
H 6
RBI 2
BB 9
SO 8
LOB 20



WP: 1 PA: 40
PB: 0
SB: 2
CS: 1

PITCHER	IP	WLS	BF	H	R	ER	SO	BB	IBB	HBP	BLK	WP	HR	S	P	ERA	WHIP
---------	----	-----	----	---	---	----	----	----	-----	-----	-----	----	----	---	---	-----	------

Batter 1 2 3 4 5 6 7 8 9 AB R H RBI BB SO LOB TOP

Kevin Bass, S (1, 9) X 0-0 4-3 F9 K K BB E 4 1 0 0 0 2 0

Craig Reynolds, L (1, 6) X 0-0 F4 K F4 K 4 0 0 0 0 2 1

Jose Cruz, L (1, 7) X 0-0 PB 2B F3 K K E BB BB 3 0 1 0 1 1 0

Jerry Mumphy, S (1, 8) X 0-0 4-3 F6 CS BB E BB 2 0 0 0 2 0 1

Ray Knight, R (1, 3) 0-3 K HR CS BB FC1 4 1 2 1 0 1 2

Phil Garner, R (1, 5) 0-3 K F9 CS BB K 3 0 0 0 1 2 3

Bill Doran, S (1, 4) 0-0 4-3 6-3 F5 F3 4 0 0 0 0 0 4

Tom Wieghaus, R (1, 2) 0-3 K K K K 2 0 0 0 0 2 0

Harry Spilman, L (8, PH) (8, 2) 0-3 K K K K 1 0 0 0 0 1 1

Joe Niekro, R (1, 1) 0-0 6-3 K K K K 2 0 0 0 0 1 0

Inning Stats table with columns for R, H, E, K, S and rows for each inning.

PITCHER table with columns for IP, WLS, BF, H, R, ER, SO, BB, IBB, HBP, BLK, WP, HR, S, P, ERA, WHIP and rows for Mario Soto, R.

Houston Astros @ Cincinnati Reds Riverfront Stadium, Cincinnati, OH Wed May 02 1984, 7:05 PM EDT Att. 9,221 - Unknown

Summary statistics table: AB 30, R 2, H 3, RBI 1, BB 4, SO 13, LOB 13



Batter	1	2	3	4	5	6	7	8	9
Eddie Milner, L (1, 8) OBP: 0.360, SLG: 0.360	0-0 6-3		0-0 6-3			0-0 1B		0-0 F9	
Ron Oester, S (1, 4) OBP: 0.258, SLG: 0.282	0-0 4-3			0-0 1B		0-0 1-2		0-0 E8 FC	
Duane Walker, L (1, 7) OBP: 0.522, SLG: 0.800	0-3 K			0-0 F6			0-0 1B 3B	0-0 FC S	
Dave Parker, L (1, 9) OBP: 0.320, SLG: 0.340		0-0 F7		0-0 L5-3 1-2			0-0 E 1B	0-0 F5 1-2	
Dan Driessen, L (1, 3) OBP: 0.435, SLG: 0.491		0-0 F1			0-3 K		0-3 K2-3 1-2	0-0 4-3	
Dave Concepcion, R (1, 5) OBP: 0.327, SLG: 0.404		0-0 1B			0-0 F8		0-0 E7 2-H 1B		
Brad Gulden, L (1, 2) OBP: 0.286, SLG: 0.167 Dann Bilardello, R (7, PH) OBP: 0.406, SLG: 0.345		0-0 F7			4-0 CS BB		0-3 K		
Tom Foley, L (1, 6) OBP: 0.429, SLG: 0.941			0-0 F5		0-0 CS 1-2	0-0 F6	4-0 IBB		
Mario Soto, R (1, 1) OBP: 0.067, SLG: 0.067			0-3 K			0-3 K	0-3 K		

Inning Stats	R: 0 E: 0 K: 1 S: 5	H: 0 LOB: 0 BB: 0 P: 5	R: 0 E: 0 K: 0 S: 4	H: 1 LOB: 1 BB: 0 P: 4	R: 0 E: 0 K: 1 S: 5	H: 0 LOB: 0 BB: 0 P: 5	R: 0 E: 0 K: 0 S: 3	H: 1 LOB: 0 BB: 0 P: 3	R: 0 E: 0 K: 1 S: 4	H: 0 LOB: 0 BB: 1 P: 8	R: 0 E: 0 K: 1 S: 6	H: 1 LOB: 1 BB: 0 P: 6	R: 2 E: 1 K: 3 S: 12	H: 3 LOB: 2 BB: 1 P: 16	R: 1 E: 1 K: 0 S: 5	H: 0 LOB: 1 BB: 0 P: 5
--------------	------------------------------	---------------------------------	------------------------------	---------------------------------	------------------------------	---------------------------------	------------------------------	---------------------------------	------------------------------	---------------------------------	------------------------------	---------------------------------	-------------------------------	----------------------------------	------------------------------	---------------------------------

PITCHER	IP	WLS	BF	H	R	ER	SO	BB	IBB	HBP	BLK	WP	HR	S	P	ERA	WHIP
Joe Niekro, R (1, 1) ERA: 2.2	6.1	L	24	6	2	1	5	1	0	0	0	0	0	33	37	1.42	1.105
Frank DiPino, L (7, 1) ERA: 3.0	0.2		3	0	0	0	2	0	1	0	0	0	0	6	10	0.00	0.000
Dave Smith, R (8, 1) ERA: 0.82	1.0		5	0	1	0	0	0	0	0	0	0	0	5	5	0.00	0.000

AB R H RBI BB SO LOB

4 0 1 0 0 0 0

4 1 1 0 0 0 1

4 1 1 1 0 1 1

4 1 1 1 0 0 2

4 0 0 0 0 2 2

3 0 2 1 0 0 0

1 0 0 0 1 0 1

1 0 0 0 0 1 1

2 0 0 0 1 0 0

3 0 0 0 0 3 2

AB 30

R 3

H 6

RBI 3

BB 2

SO 7

LOB 10

WP: 0 PA: 33

PB: 1

SB: 2

CS: 1

1B: 5 SF: 0

2B: 1 SAC: 0

3B: 1 DP: 1

HR: 0 HBP: 0

livebaseballscorecards.com

REDS

Houston Astros @ Cincinnati Reds

Riverfront Stadium, Cincinnati, OH

Wed May 02 1984, 7:05 PM EDT

Att. 9,221 - Unknown

Batter	1	2	3	4	5	6	7	8	9	AB R H RBI BB SO LOB	TOP	
Eddie Milner, L (1, 8) OBP: 0.343, SLG: 0.344	0-0 F2		0-0 SF9		0-0 F9		0-0 F7		0-0 L5	4 0 0 1 0 0 0	Cincinnati Reds @ Philadelphia Phillies Veterans Stadium, Philadelphia, PA Fri May 04 1984, 7:05 PM EDT Att: 25,180 - Unknown livebaseballscorecards.com	
Ron Oester, S (1, 4) OBP: 0.276, SLG: 0.326	0-0 4-3		4-0 3-H 1B BB		0-0 2B 3B		0-0 4-3 2B		0-0 L3	4 3 2 0 1 0 0		
Duane Walker, L (1, 7) OBP: 0.490, SLG: 0.750	0-3 K		0-0 G3		0-0 1B 2B		0-0 4-3		0-0 F9	5 1 1 1 0 1 3		
Dave Parker, L (1, 9) OBP: 0.337, SLG: 0.367		0-0 F7	0-0 E BLK 1B		0-0 2-H 3-H 1B		0-0 3-H 1B 2B			4 2 3 4 0 0 0		
Dan Driessen, L (1, 3) OBP: 0.425, SLG: 0.475		0-0 4-3	0-0 E1 BLK		0-0 F8		0-0 2-H FC6-4 1B			4 0 1 1 0 0 2		
Dave Concepcion, R (1, 5) OBP: 0.315, SLG: 0.388		0-0 F9	0-0 L4		0-3 K		0-0 FC6-4			4 0 0 0 0 1 3		
Brad Gulden, L (1, 2) OBP: 0.281, SLG: 0.148			4-0 2B E BB	0-0 L6		0-0 F7		0-0 1-3		3 1 0 0 1 0 0		
Tom Foley, L (1, 6) OBP: 0.400, SLG: 0.857			0-0 E SF9 2B	0-0 F9		0-0 F7		0-0 L6		4 1 1 0 0 0 0		
Joe Price, R (1, 1) OBP: 0.182, SLG: 0.273 Frank Pastore, R (1, 1)			0-0 E6 G3 1B BB	0-0 5-3		0-0 F8		0-0 5-3		0 0 0 0 0 0 0 4 1 0 0 0 0 1		
Inning Stats	R: 0 E: 0 K: 1 S: 5 H: 0 LOB: 0 P: 5	R: 0 E: 0 K: 0 S: 3 H: 0 LOB: 0 P: 3	R: 5 E: 2 K: 0 S: 7 H: 2 LOB: 1 BB: 2 P: 15	R: 0 E: 0 K: 0 S: 3 H: 0 LOB: 0 P: 3	R: 2 E: 0 K: 1 S: 8 H: 3 LOB: 1 BB: 0 P: 8	R: 0 E: 0 K: 0 S: 3 H: 0 LOB: 0 P: 3	R: 2 E: 0 K: 0 S: 6 H: 3 LOB: 1 BB: 0 P: 6	R: 0 E: 0 K: 0 S: 3 H: 0 LOB: 0 P: 3	R: 0 E: 0 K: 0 S: 3 H: 0 LOB: 0 P: 3	1B: 3 2B: 4 3B: 1 HR: 0 SF: 1 SAC: 0 DP: 0 HBP: 0	WP: 0 PB: 0 SB: 1 CS: 0 PA: 39	
PITCHER	IP WLS BF H R ER SO BB IBB HBP BLK WP HR S P ERA WHIP											
Charles Hudson, R (1, 1) ERA: 4.15	4.1 L 22 5 7 3 1 2 0 0 0 1 0 0 22 30 6.23 1.615											
Tug McGraw, L (5, 1) ERA: 3.68	2.1 10 3 2 2 1 0 0 0 0 0 0 0 12 12 7.71 1.286											
Kevin Gross, R (7, 1) ERA: 0.71	0.1 1 0 0 0 0 0 0 0 0 0 0 0 1 1 0.00 0.000											
Bill Campbell, R (8, 1) ERA: 1.83	2.0 6 0 0 0 0 0 0 0 0 0 0 0 6 6 0.00 0.000											



Batter	1	2	3	4	5	6	7	8	9	AB	R	H	RBI	BB	SO	LOB
Juan Samuel, R OBP: 0.343, SLG: 0.381 (1, 4)	0-0 6-3 1B	0-0 L4-3 1-2 1B		0-3 K			0-0 5-3		0-0 5-3	4	0	0	0	0	1	1
John Wockenfuss, R OBP: 0.364, SLG: 0.345 (1, 3)	0-0 3B 1B	0-3 K HR		0-3 K			0-0 F8		0-0 F8	4	2	1	0	0	2	0
Mike Schmidt, R OBP: 0.389, SLG: 0.570 (1, 5)	0-0 L4	0-0 HR			0-0 5-3			4-0 8-4-2 BB		3	1	1	2	1	0	1
Sixto Lezcano, R OBP: 0.417, SLG: 0.600 (1, 9)	0-0 E 3B	0-0 6-3			0-0 F7			0-0 8-4-2 1-2f		4	1	1	1	0	0	1
Glenn Wilson, R OBP: 0.297, SLG: 0.427 (1, 7)	0-0 E8 1B		0-0 5-3		0-0 5-3			0-3 K		4	1	1	1	0	1	0
Garry Maddox, R OBP: 0.364, SLG: 0.452 (1, 8)	0-0 1B 1B		0-3 K			0-0 F7			0-0 FC5-4 1B	4	0	2	1	0	1	0
Ozzie Virgil, R OBP: 0.419, SLG: 0.625 (1, 2)	0-0 1B		0-0 2B			0-0 5-3			0-0 FC5-4 1-2f	4	0	2	0	0	0	1
Ivan De Jesus, R OBP: 0.307, SLG: 0.305 Von Hayes, L OBP: 0.403, SLG: 0.500 (1, 6) (9, PH)	0-0 4-3 1B		0-0 6-3			0-0 1-3			0-3 K	3	0	0	0	0	0	3
Charles Hudson, S OBP: 0.154, SLG: 0.231 Tug McGraw, R Kevin Gross, R Greg Gross, L OBP: 0.550, SLG: 0.500 Bill Campbell, R Len Matuszek, L OBP: 0.337, SLG: 0.403 (1, 1) (5, 1) (7, 1) (7, PH) (8, 1) (9, PH)		0-0 L4-3 1B		0-3 K			0-0 L3		0-3 K	2	0	1	0	0	1	0

BOTTOM

Cincinnati Reds @ Philadelphia Phillies
Veterans Stadium, Philadelphia, PA
Fri May 04 1984, 7:05 PM EDT
Att. 25,180 - Unknown

AB	35
R	5
H	9
RBI	5
BB	1
SO	8
LOB	9



Inning Stats	R	H	E	K	S	P	BB	IBB	HBP	BLK	WP	HR	S	P	ERA	WHIP				
R: 3 E: 1 K: 0 S: 8	H: 5 LOB: 2 BB: 0 P: 8	R: 2 E: 0 K: 1 S: 7	H: 2 LOB: 0 BB: 0 P: 7	R: 0 E: 0 K: 1 S: 6	H: 1 LOB: 1 BB: 0 P: 6	R: 0 E: 0 K: 3 S: 9	H: 0 LOB: 0 BB: 0 P: 9	R: 0 E: 0 K: 0 S: 3	H: 0 LOB: 0 BB: 0 P: 3	R: 0 E: 0 K: 0 S: 3	H: 0 LOB: 0 BB: 0 P: 3	R: 0 E: 0 K: 1 S: 4	H: 0 LOB: 0 BB: 1 P: 8	R: 0 E: 0 K: 2 S: 8	H: 1 LOB: 1 BB: 0 P: 8	1B: 6 2B: 3 3B: 1 HR: 1	SF: 0 SAC: 0 DP: 2 HBP: 0	WP: 1 PB: 0 SB: 0 CS: 0	PA: 36	
PITCHER Joe Price, L ERA: 5.72 Frank Pastore, R ERA: 6.48	IP 0.2 8.1	WLS W	BF 7 29	H 5 4	R 3 2	ER 3 2	SO 0 8	BB 0 1	IBB 0 0	HBP 0 0	BLK 0 0	WP 0 1	HR 0 1	S 7 44	P 7 48	ERA 40.50 2.16	WHIP 7.500 0.600			

Batter	1	2	3	4	5	6	7	8	9	AB R H RBI BB SO LOB	TOP	
Eddie Milner, L (1, 8) OBP: 0.339, SLG: 0.333 Tom Hume, R (7, 1) Duane Walker, L (8, 8) OBP: 0.490, SLG: 0.750	0-0 L6		4-0 G5-4-3 BB			0-3 K	0-0 3-1			3 0 0 0 1 1 2 0 0 0 0 0 0 0 0 0 0 0 0 0 0	Cincinnati Reds @ Philadelphia Phillies Veterans Stadium, Philadelphia, PA Sat May 05 1984, 7:05 PM EDT Att: 30,073 - Unknown livebaseballscorecards.com	
Ron Oester, S (1, 4) OBP: 0.275, SLG: 0.323	0-3 K		0-0 G5-4-3			0-3 K		0-0 G4-6-3 1B		4 0 1 0 0 2 1		
Cesar Cedeno, R (1, 7) OBP: 0.349, SLG: 0.410 (7, 8) (8, 3)	0-0 1B E 1B		0-3 K			0-0 1B		0-0 G4-6-3 1-2f		4 1 2 0 0 1 1		
Dave Parker, L (1, 9) OBP: 0.343, SLG: 0.373	0-0 E5 1-H 1B			0-0 4-3		0-0 6-3		0-0 1B		4 0 2 0 0 0 1		
Tony Perez, R (1, 3) OBP: 0.340, SLG: 0.413 John Franco, L (8, 1)	0-0 1-3			0-0 F8			4-0 1B FC6-5 BB	0-0 5-3		3 1 0 0 1 0 2 0 0 0 0 0 0 0		
Dave Concepcion, R (1, 5) OBP: 0.309, SLG: 0.380 Ted Power, R (4, 1) Gary Redus, R (7, PH) OBP: 0.388, SLG: 0.386 (7, 7)		0-0 6-3		0-0 5-3			0-0 FC6-5 1-3 BB 1B	0-0 G5-4-3 1B		2 0 0 0 0 0 0 0 0 0 0 0 0 0 2 0 2 0 0 0 0		
Dann Bilardello, R (1, 2) OBP: 0.411, SLG: 0.344		0-0 CS 1B			0-0 F8		4-0 1-2 FC6-5 BB	0-0 G5-4-3		3 0 1 0 1 0 1		
Tom Foley, L (1, 6) OBP: 0.379, SLG: 0.760		0-0 FC6-4 1-2 1B			0-0 F4		0-0 1-2 2-3f 3-H FC6-5	0-3 K		4 0 1 1 0 1 2		
Bruce Berenyi, R (1, 1) Bill Scherrer, L (1, 1) Nick Esasky, R (4, 5) OBP: 0.272, SLG: 0.338		0-0 FC6-4 1-2f			0-3 K		0-3 K			0 0 0 0 0 0 0 1 0 0 0 0 0 1 2 0 0 0 0 2 2		
Inning Stats	R: 1 E: 1 K: 1 S: 7 H: 2 LOB: 1 BB: 0 P: 7	R: 0 E: 0 K: 0 S: 4 H: 2 LOB: 1 BB: 0 P: 4	R: 0 E: 0 K: 1 S: 4 H: 0 LOB: 0 BB: 1 P: 8	R: 0 E: 0 K: 0 S: 3 H: 0 LOB: 0 BB: 0 P: 3	R: 0 E: 0 K: 1 S: 5 H: 0 LOB: 0 BB: 0 P: 5	R: 0 E: 0 K: 2 S: 8 H: 1 LOB: 1 BB: 0 P: 8	R: 1 E: 0 K: 1 S: 6 H: 1 LOB: 2 BB: 2 P: 14	R: 0 E: 0 K: 0 S: 4 H: 2 LOB: 1 BB: 0 P: 4	R: 0 E: 0 K: 1 S: 5 H: 1 LOB: 0 BB: 0 P: 5	1B: 9 2B: 0 3B: 0 HR: 0 SF: 0 SAC: 0 DP: 3 HBP: 0	WP: 0 PB: 0 SB: 0 CS: 1 PA: 35	
PITCHER	IP WLS BF H R ER SO BB IBB HBP BLK WP HR S P ERA WHIP											
Jerry Koosman, L (1, 1) ERA: 4.5	6.1 W 26 6 2 1 5 3 0 0 0 0 0 0 33 45 1.42 1.421											
Kevin Gross, R (7, 1) ERA: 0.63	1.2 6 2 0 0 1 0 0 0 0 0 0 0 8 8 0.00 1.200											
Al Holland, L (9, 1) ERA: 2.95	1.0 3 1 0 0 1 0 0 0 0 0 0 0 5 5 0.00 1.000											



Batter	1	2	3	4	5	6	7	8	9
Juan Samuel, R OBP: 0.345, SLG: 0.392 (1, 4)	0-0 BB BB 2B	0-0 CS 1B		0-0 F8		0-3 K	0-0 6-3		
Len Matuszek, L OBP: 0.345, SLG: 0.392 (1, 3)	4-0 BB BB BB	0-0 L3		0-0 L3		4-0 BB		4-0 BB BB	
Tim Corcoran, L OBP: 0.500, SLG: 0.167 (8, 3)		1-2				1-2 BB			
Mike Schmidt, R OBP: 0.402, SLG: 0.600 (1, 5)	4-0 BB BB BB	0-0			4-0 BB 1B	0-0 L3		0-0 F9	
Kiko Garcia, R (7, 5)	1-2 2-3 BB	HR							
Joe Lefebvre, L OBP: 0.422, SLG: 0.478 (1, 7)	4-0 BB BB FC6-4	0-3 K			0-3 K	0-0 F9		4-0 2B BB	
Sixto Lezcano, R OBP: 0.463, SLG: 0.727 (1, 9)	4-0 FC6-4 BB BB		0-0 6-3		4-0 BB 1B		0-0 HR	0-0 1-3 2-H 2B	
Von Hayes, L OBP: 0.390, SLG: 0.478 (1, 8)	0-0 F7		0-0 4-3		0-3 K		0-0 HR 1B	0-3 K	
Ozzie Virgil, R OBP: 0.479, SLG: 0.791 (1, 2)	4-0 FC6-4 BB		0-0 HR		0-0 1-2 2-H 1B		0-0 1-H HR	4-0 FC6-4 IBB	
Ivan De Jesus, R OBP: 0.290, SLG: 0.287 (1, 6)	0-0 FC6-4		0-0 L4		0-0 F8		0-0 F7	0-0 FC6-4	
Al Holland, R (9, 1)	1-2 2-3 3-H							1-2	
Jerry Koosman, R OBP: 0.182, SLG: 0.100 (1, 1)	0-0 FC4-6		0-0 6-3			0-0 BB 1B	0-3 K		
Kevin Gross, R (7, 1)									
Luis Aguayo, R OBP: 0.375, SLG: 0.167 (9, 6)	1-2								

AB	R	H	RBI	BB	SO	LOB
5	1	2	0	0	1	1
2	1	0	0	2	0	1
0	1	0	0	1	0	0
2	3	1	1	2	0	2
1	0	0	0	0	0	1
3	1	0	1	2	2	3
3	1	2	3	2	0	0
5	1	1	0	0	2	7
3	2	3	5	2	0	0
5	0	0	1	0	0	7
0	0	0	0	0	0	0
3	0	1	0	0	0	2
1	0	0	0	0	1	0
0	0	0	0	0	0	0

AB	R	H	RBI	BB	SO	LOB
33	11	10	11	11	6	24

Inning	1	2	3	4	5	6	7	8	9
R: 4	R: 1	R: 1	R: 0	R: 1	R: 1	R: 0	R: 3	R: 1	R: 0
E: 0	E: 0	E: 0	E: 0	E: 0	E: 0	E: 0	E: 0	E: 0	E: 0
K: 0	K: 1	K: 1	K: 0	K: 0	K: 2	K: 1	K: 1	K: 1	K: 1
S: 4	S: 6	S: 6	S: 4	S: 3	S: 8	S: 6	S: 8	S: 6	S: 6
H: 1	H: 2	H: 1	H: 0	H: 1	H: 1	H: 1	H: 3	H: 1	H: 1
LOB: 2	LOB: 0	LOB: 0	LOB: 0	LOB: 2	LOB: 2	LOB: 2	LOB: 0	LOB: 3	LOB: 3
BB: 5	BB: 5	BB: 0	BB: 0	BB: 2	BB: 2	BB: 1	BB: 0	BB: 3	BB: 3
P: 24	P: 6	P: 4	P: 3	P: 16	P: 10	P: 8	P: 8	P: 18	P: 18

PITCHER	IP	WLS	BF	H	R	ER	SO	BB	IBB	HBP	BLK	WP	HR	S	P	ERA	WHIP
Bruce Berenyi, R ERA: 4.94 (1, 1)	0.0	L	5	1	4	4	0	4	0	0	0	0	0	1	17	∞	∞
Bill Scherrer, L ERA: 7.88 (1, 1)	3.0		12	3	2	2	1	1	0	0	0	0	2	13	17	6.00	1.333
Ted Power, R ERA: 4.37 (4, 1)	3.0		14	2	1	1	3	3	0	0	0	0	0	17	29	3.00	1.667
Tom Hume, R ERA: 5.5 (7, 1)	1.0		6	3	3	3	1	0	0	0	0	0	2	8	8	27.00	3.000
John Franco, L ERA: 2.08 (8, 1)	1.0		7	1	1	1	1	2	1	0	0	0	0	6	18	9.00	3.000

Cincinnati Reds @ Philadelphia Phillies
Veterans Stadium, Philadelphia, PA

Sat May 05 1984, 7:05 PM EDT
Att. 30,073 - Unknown

livebaseballscorecards.com

AB 33

R 11

H 10

RBI 11

BB 11

SO 6


LOB 24

WP: 0 PA: 44

PB: 0

SB: 0

CS: 1



Batter	1	2	3	4	5	6	7	8	9	AB R H RBI BB SO LOB	TOP																
Tom Lawless, R (1, 4) OBP: 0.375, SLG: 0.429	0-0 F9		0-3 K		0-0 F8			0-0 F8	0-0 F7	5 0 0 0 0 1 1																	
Eddie Milner, L (1, 8) OBP: 0.345, SLG: 0.351	0-3 K		0-3 K2-3			0-0 F9 3-1 2B		0-0 CS 1B		4 1 2 0 0 2 1																	
Gary Redus, R (1, 7) OBP: 0.394, SLG: 0.393	0-0 F1			0-0 4-3 1B 1B		0-0 F9 2-3		0-0 PB 1B 1B		4 2 2 0 0 0 1																	
Dave Parker, L (1, 9) OBP: 0.339, SLG: 0.368 Dan Driessen, L (8, 3) OBP: 0.425, SLG: 0.475		0-0 4-3		0-0 4-3 1-3		0-0 3-1		0-0 WP 2B 1B		4 1 1 2 0 0 1 0 0 0 0 0 0 0																	
Cesar Cedeno, R (1, 3) OBP: 0.383, SLG: 0.452		4-0 FC5-4 BB		0-0 E SF8 1B		0-3 K		0-0 1-H 2B		3 1 2 2 1 1 0																	
Dave Concepcion, R (1, 6) OBP: 0.316, SLG: 0.382		0-0 F8		0-0 SF8 1-H			0-0 S 1B	4-0 IBB		2 0 1 1 1 0 1																	
Nick Esasky, R (1, 5) OBP: 0.262, SLG: 0.324 Wayne Krenchicki, L (7, 5)		0-0 FC5-4 1-2f		0-3 K			0-0 F7	0-0 F8		3 0 0 0 0 1 2 1 0 0 0 0 0 2																	
Brad Gulden, L (1, 2) OBP: 0.278, SLG: 0.133		4-0 WP S BB		0-0 5-3			0-3 K 1-2		0-0 F7	3 0 0 0 1 1 1																	
Jeff Russell, R (1, 1) OBP: 0.250, SLG: 0.267 Tony Perez, R (7, PH) OBP: 0.333, SLG: 0.404 John Franco, L (7, 1) Tom Hume, R (8, 1)		0-3 K		0-0 6-3			0-3 K		0-0 L6	2 0 0 0 0 1 1 1 0 0 0 0 1 1 0 0 0 0 0 0 0 1 0 0 0 0 0 0																	
Inning Stats	R: 0 E: 0 K: 1 S: 5	H: 0 LOB: 0 BB: 0 P: 5	R: 0 E: 0 K: 0 S: 3	H: 0 LOB: 1 BB: 1 P: 7	R: 0 E: 0 K: 3 S: 9	H: 0 LOB: 1 BB: 1 P: 13	R: 2 E: 0 K: 1 S: 7	H: 2 LOB: 0 BB: 0 P: 7	R: 0 E: 0 K: 0 S: 3	H: 0 LOB: 0 BB: 0 P: 3	R: 1 E: 0 K: 1 S: 6	H: 1 LOB: 0 BB: 0 P: 6	R: 0 E: 0 K: 2 S: 8	H: 1 LOB: 1 BB: 0 P: 8	R: 2 E: 0 K: 0 S: 6	H: 4 LOB: 2 BB: 1 P: 10	R: 0 E: 0 K: 0 S: 3	H: 0 LOB: 0 BB: 0 P: 3	1B: 6 2B: 2 3B: 0 HR: 0	SF: 1 SAC: 0 DP: 0 HBP: 0	WP: 2 PB: 1 SB: 5 CS: 1	PA: 37					
PITCHER	IP	WLS	BF	H	R	ER	SO	BB	IBB	HBP	BLK	WP	HR	S	P	ERA	WHIP										
Steve Carlton, L (1, 1) ERA: 2.85	7.2	L	32	8	5	4	8	2	0	0	0	2	0	46	54	4.70	1.304										
Al Holland, L (8, 1) ERA: 2.75	1.1		5	0	0	0	0	0	1	0	0	0	0	4	8	0.00	0.000										

Cincinnati Reds @ Philadelphia Phillies
Veterans Stadium, Philadelphia, PA
Sun May 06 1984, 3:33 AM EDT
Att: 34,842 - Unknown

livebaseballscorecards.com

AB	33
R	5
H	8
RBI	5
BB	3
SO	8
LOB	12



Batter	1	2	3	4	5	6	7	8	9	AB	R	H	RBI	BB	SO	LOB
Juan Samuel, R (1, 4) OBP: 0.342, SLG: 0.387 Al Holland, R (8, 1) Garry Maddox, R (9, PH) OBP: 0.353, SLG: 0.438	0-3 K		0-0 F8	0-0 F9			0-0 CS 1B		0-3 K	4	0	1	0	0	1	3
Len Matuszek, L (1, 3) OBP: 0.333, SLG: 0.377 Ozzie Virgil, R (7, PH) OBP: 0.490, SLG: 0.841	0-0 F7		0-3 K		0-0 4-3		0-0 CS 1-2	0-0 3B		3	0	0	0	0	1	1
Mike Schmidt, R (1, 5) OBP: 0.414, SLG: 0.633	0-0 1B		0-0 1-H HR		0-0 F3			4-0 1-3 BB		3	1	2	2	1	0	0
Joe Lefebvre, L (1, 7) OBP: 0.407, SLG: 0.458 Glenn Wilson, R (8, PH) OBP: 0.297, SLG: 0.427 Greg Gross, L (8, PH) OBP: 0.524, SLG: 0.471	0-0 4-3		0-3 K		0-0 F8			0-0 F7		3	0	0	0	0	1	1
Sixto Lezcano, R (1, 9) OBP: 0.444, SLG: 0.676		0-0 F8		0-0 1B 2B 1B		0-0 5-3		0-0 1-3 1-2		4	1	1	0	0	0	2
Von Hayes, L (1, 8) OBP: 0.383, SLG: 0.466		0-0 4-3		0-0 1-2 1B		0-0 4-3		0-0 F8		4	0	1	0	0	0	2
John Wockenfuss, R (1, 2) OBP: 0.378, SLG: 0.375		4-0 BB		0-0 1-3 2-H 2B		0-0 6-3			0-3 K	3	0	1	1	1	1	0
Ivan De Jesus, R (1, 6) OBP: 0.278, SLG: 0.275		0-0 F9		0-0 F8			0-0 F3		0-0 6-3	4	0	0	0	0	0	3
Steve Carlton, L (1, 1) OBP: 0.133, SLG: 0.133 Luis Aguayo, R (8, 4) OBP: 0.375, SLG: 0.167 Tim Corcoran, L (9, PH) OBP: 0.545, SLG: 0.167			0-0 HR 1B		0-0 F6		0-3 K		4-0 BB	3	1	1	0	0	1	2

Inning Stats	R: 0	H: 1	E: 0	K: 1	S: 6	R: 0	H: 0	E: 0	K: 0	S: 3	R: 2	H: 2	E: 0	K: 2	S: 9	R: 1	H: 3	E: 0	K: 0	S: 6	R: 0	H: 0	E: 0	K: 0	S: 3	R: 0	H: 0	E: 0	K: 1	S: 5	R: 0	H: 1	E: 0	K: 0	S: 4	R: 0	H: 0	E: 0	K: 2	S: 7	1B: 5	SF: 0	2B: 1	SAC: 0	3B: 1	DP: 0	HR: 1	HBP: 0	WP: 0	PA: 38
--------------	------	------	------	------	------	------	------	------	------	------	------	------	------	------	------	------	------	------	------	------	------	------	------	------	------	------	------	------	------	------	------	------	------	------	------	------	------	------	------	------	-------	-------	-------	--------	-------	-------	-------	--------	-------	--------

PITCHER	IP	WLS	BF	H	R	ER	SO	BB	IBB	HBP	BLK	WP	HR	S	P	ERA	WHIP
Jeff Russell, R (1, 1) ERA: 3.11	6.0		25	6	3	3	3	1	0	0	0	0	1	30	34	4.50	1.167
John Franco, L (7, 1) ERA: 1.86	1.0	W	5	2	0	0	1	1	0	0	0	0	0	6	10	0.00	3.000
Tom Hume, R (8, 1) ERA: 4.95	2.0	S	7	0	0	0	2	1	0	0	0	0	0	10	14	0.00	0.500

BOTTOM

Cincinnati Reds @ Philadelphia Phillies
Veterans Stadium, Philadelphia, PA
 Sun May 06 1984, 3:33 AM EDT
 Att. 34,842 - Unknown

livebaseballscores.com

AB	34
R	3
H	8
RBI	3
BB	3
SO	6
LOB	17



Batter	1	2	3	4	5	6	7	8	9	AB R H RBI BB SO LOB	TOP											
Eddie Milner, L OBP: 0.353, SLG: 0.353 (1, 8) X	0-0 BB BB 1B	0-0 F9	4-0 BB BB 1-2 2-3 BB			0-0 F5	0-0 L3		0-0 1-3 1B	5 1 2 0 1 0 2												
Gary Redus, R OBP: 0.390, SLG: 0.400 (1, 7) B B B	4-0 1B BB FC6-4 BB	0-0 G1	0-3 K			0-0 S 2B 2B		0-0 F2	0-0 SF7	4 2 1 2 1 1 3												
Dan Driessen, L OBP: 0.443, SLG: 0.516 (1, 3) B B B	4-0 FC6-4 1B BB	0-0			0-0 F8	0-0 2B 2B		0-0 HR	0-0 L6	5 2 3 1 1 0 1												
Dave Parker, L OBP: 0.345, SLG: 0.373 (1, 9) X	0-0 FC6-4 1B BB	0-0			0-0	0-0 L5		0-0 HR		4 0 2 1 0 0 2												
Duane Walker, L OBP: 0.500, SLG: 0.829 (7, 9)	1-2 2-3 3-H 1B	0-0 F8			0-0 CS 1B			1-H HR		1 1 1 2 0 0 0												
Brad Gulden, L OBP: 0.244, SLG: 0.114 (1, 2) X	0-0 FC6-4 G3 1B		0-0 1-3		0-3 K	0-0 L6		0-0 4-3		5 0 0 1 0 1 4												
Dave Concepcion, R OBP: 0.322, SLG: 0.381 (1, 5) X	0-0 G3 1B		4-0 G3 S 1B BB			0-0 6-3		0-0 F8	0-0 HR	3 1 1 1 1 0 0												
Wayne Krenchicki, L OBP: 0.500, SLG: 2.000 (7, 5)	1-2 3-H 1B									1 1 1 1 0 0 0												
Ron Oester, S OBP: 0.271, SLG: 0.309 (1, 4) X	0-0 G3		0-0 G3			0-0 F8		4-0 BLK 1B BB	0-0 4-3	4 1 0 0 1 0 3												
Bill Scherrer, L (8, 1)	1-2 2-3		1-3							0 0 0 0 0 0 0												
Tom Foley, L OBP: 0.441, SLG: 0.759 (1, 6)	4-0 IBB		0-0 PB 1B 1B			0-0 F8		1-H 1B	0-0 1B SF7 1B	4 1 3 2 1 0 0												
Mario Soto, R OBP: 0.158, SLG: 0.211 (1, 1) X	0-0 1-3		0-0 BB 1B			0-0 2B 2B			0-0 F8	4 1 2 0 0 1 4												
Tom Lawless, R OBP: 0.364, SLG: 0.414 (8, 4)			1-2 BB 1B							1 0 0 0 0 0 1												
Inning Stats	R: 3 E: 0 K: 0 S: 6	H: 3 LOB: 3 BB: 3 P: 18	R: 0 E: 0 K: 0 S: 4	H: 1 LOB: 1 BB: 0 P: 4	R: 1 E: 0 K: 1 S: 7	H: 2 LOB: 3 BB: 2 P: 15	R: 0 E: 0 K: 1 S: 5	H: 1 LOB: 0 BB: 0 P: 5	R: 0 E: 0 K: 0 S: 3	H: 0 LOB: 0 BB: 0 P: 3	R: 2 E: 0 K: 0 S: 6	H: 3 LOB: 1 BB: 0 P: 6	R: 1 E: 0 K: 1 S: 6	H: 1 LOB: 1 BB: 1 P: 10	R: 3 E: 0 K: 0 S: 6	H: 3 LOB: 0 BB: 0 P: 6	R: 1 E: 0 K: 0 S: 5	H: 2 LOB: 1 BB: 0 P: 5	1B: 10 2B: 4 3B: 0 HR: 2	SF: 1 SAC: 0 DP: 0 HBP: 0	WP: 0 PB: 1 SB: 2 CS: 1	PA: 48
PITCHER	IP WLS BF H R ER SO BB IBB HBP BLK WP HR S P ERA WHIP																					
Tim Leary, R ERA: 3.77 (1, 1)	2.2 L 19 6 4 4 0 4 4 0 0 0 0 0 14 34 13.50 3.750																					
Ed Lynch, R ERA: 2.35 (3, 1)	2.1 7 1 0 0 2 0 0 0 0 0 0 0 11 11 0.00 0.429																					
Craig Swan, R ERA: 8.2 (6, 1)	2.0 11 4 3 3 1 1 0 0 1 0 0 12 16 13.50 2.500																					
Dick Tidrow, R ERA: 9.19 (8, 1)	2.0 11 5 4 4 0 0 0 0 0 0 0 2 11 18.00 2.500																					

Cincinnati Reds @ New York Mets
 Shea Stadium, Flushing, NY
 Mon May 07 1984, 7:05 PM EDT
 Att. 6,942 - Unknown

livebaseballscorecards.com

AB	41
R	11
H	16
RBI	11
BB	6
SO	3
LOB	20



Batter	1	2	3	4	5	6	7	8	9	AB	R	H	RBI	BB	SO	LOB
Wally Backman, S (1, 4) OBP: 0.376, SLG: 0.296 Dick Tidrow, R (8, 1) Ross Jones, R (9, PH) OBP: 0.333, SLG: 0.286	0-0 4-3 1B		0-0 SF9 1B		4-0 BB		0-0 L6		4-0 BB	3	1	1	0	1	0	1
José Oquendo, S (1, 6) OBP: 0.222, SLG: 0.164 Craig Swan, R (6, 1) Kelvin Chapman, R (8, 4) OBP: 0.333, SLG: 0.333	0-0 1B		0-3 K 1-3		0-0 F7			0-0 1B 1B	0-0 F9	3	0	1	0	0	1	2
Danny Heep, L (1, 3) OBP: 0.269, SLG: 0.400	0-0 F8		0-0 SF9		0-0 F9			0-0 F8		3	0	0	1	0	0	3
George Foster, R (1, 7) OBP: 0.303, SLG: 0.466	0-0 F9		0-0 1B		0-0 6-3			0-3 K 1-2		4	0	1	0	0	1	2
Darryl Strawberry, L (1, 9) OBP: 0.417, SLG: 0.564		0-3 K	0-3 K		0-0 4-3			0-0 1B 2-3		4	0	1	0	0	2	1
Mookie Wilson, S (1, 8) OBP: 0.265, SLG: 0.274		0-3 K		0-0 4-3		0-0 L4		0-3 K		4	0	0	0	0	2	2
Hubie Brooks, R (1, 5) OBP: 0.340, SLG: 0.457		0-0 3B		0-0 6-3		0-0 6-3		0-0 1-3 2B		4	1	2	0	0	0	0
Ron Hodges, L (1, 2) OBP: 0.333, SLG: 0.100		4-0 BB		0-0 L5		0-0 6-3		0-0 1-3		3	0	0	0	1	0	1
Tim Leary, R (1, 1) OBP: 0.286, SLG: 0.714 Ed Lynch, R (3, 1) OBP: 0.333, SLG: 0.333 Ron Gardenhire, R (5, PH) OBP: 0.250, SLG: 0.234		0-0 FC5-4 1-2		0-3 K		0-0 2B		0-0 6-3 3-H		1	0	0	0	0	0	2
										0	0	0	0	0	0	0
										3	0	1	1	0	1	0
Inning Stats	R: 0 H: 1 E: 0 LOB: 1 K: 0 BB: 0 S: 4 P: 4	R: 0 H: 1 E: 0 LOB: 2 K: 2 BB: 1 S: 8 P: 12	R: 1 H: 2 E: 0 LOB: 1 K: 2 BB: 0 S: 9 P: 9	R: 0 H: 0 E: 0 LOB: 0 K: 0 BB: 0 S: 3 P: 3	R: 0 H: 0 E: 0 LOB: 1 K: 1 BB: 1 S: 5 P: 9	R: 0 H: 0 E: 0 LOB: 0 K: 0 BB: 0 S: 3 P: 3	R: 0 H: 1 E: 0 LOB: 1 K: 0 BB: 0 S: 4 P: 4	R: 0 H: 2 E: 0 LOB: 2 K: 2 BB: 0 S: 9 P: 9	R: 1 H: 1 E: 0 LOB: 1 K: 0 BB: 1 S: 4 P: 8	1B: 5 SF: 1 2B: 2 SAC: 0 3B: 1 DP: 0 HR: 0 HBP: 0	WP: 0 PA: 38 PB: 0 SB: 3 CS: 0					
PITCHER	IP WLS BF H R ER SO BB IBB HBP BLK WP HR S P ERA WHIP	IP WLS BF H R ER SO BB IBB HBP BLK WP HR S P ERA WHIP														
Mario Soto, R (1, 1) ERA: 2.75	7.0 W 28 5 1 1 5 2 0 0 0 0 0 0 36 44 1.29 1.000	2.0 10 3 1 1 2 1 0 0 0 0 0 0 13 17 4.50 2.000														
Bill Scherrer, L (8, 1) ERA: 7.2																


BOTTOM


Cincinnati Reds @ New York Mets
Shea Stadium, Flushing, NY
 Mon May 07 1984, 7:05 PM EDT
 Att. 6,942 - Unknown

livebaseballscorecards.com

AB	34
R	2
H	8
RBI	2
BB	3
SO	7
LOB	15



Batter	1	2	3	4	5	6	7	8	9	AB R H RBI BB SO LOB	TOP														
Eddie Milner, L (1, 8) OBP: 0.355, SLG: 0.355	0-0 HR 1B	0-0 F9			0-0 4-3		0-0 CS 1-2	0-0 F3	0-0 E5 1B	5 1 2 0 0 0 1	<p>Cincinnati Reds @ Montreal Expos Olympic Stadium, Montreal, QB Wed May 09 1984, 7:05 PM EDT Att. 15,558 - Unknown</p> <p>livebaseballscorecards.com</p> <table border="1"> <tr><td>AB</td><td>36</td></tr> <tr><td>R</td><td>6</td></tr> <tr><td>H</td><td>9</td></tr> <tr><td>RBI</td><td>5</td></tr> <tr><td>BB</td><td>1</td></tr> <tr><td>SO</td><td>4</td></tr> <tr><td>LOB</td><td>5</td></tr> </table> 	AB	36	R	6	H	9	RBI	5	BB	1	SO	4	LOB	5
AB	36																								
R	6																								
H	9																								
RBI	5																								
BB	1																								
SO	4																								
LOB	5																								
Ron Oester, S (1, 4) OBP: 0.268, SLG: 0.304	0-0 HR 1B		0-3 K		0-0 G3			0-0 F6	0-0 F7	5 1 1 0 0 1 1															
Duane Walker, L (1, 7) OBP: 0.500, SLG: 0.867	0-0 HR 1-H 2-H		0-0 6-3		0-0 F9			0-0 HR 1B		4 2 2 3 0 0 0															
Dave Parker, L (1, 9) OBP: 0.350, SLG: 0.404	0-0 F7		0-0 BB 1B		0-0 F7			0-0 HR 1-H		4 1 2 2 0 0 0															
Dan Driessen, L (1, 3) OBP: 0.446, SLG: 0.507	0-0 F7		4-0 BB 1-2 BB		0-0 F9			0-0 BB 1B		3 0 1 0 1 0 0															
Dave Concepcion, R (1, 5) OBP: 0.311, SLG: 0.367	0-0 F8		0-0 F3		0-0 F9			0-0 F9		4 0 0 0 0 0 3															
Dann Bilardello, R (1, 2) OBP: 0.390, SLG: 0.323		0-0 5-3		0-0 5-3			0-0 F8		0-3 K	4 0 0 0 0 1 0															
Tom Foley, L (1, 6) OBP: 0.395, SLG: 0.667		0-0 E1 SH3-4		0-0 G3			0-3 K		0-0 1-3	4 0 0 0 0 1 0															
Bruce Berenyi, R (1, 1) Bill Scherrer, L (6, 1) Ted Power, R (6, 1) Wayne Krenchicki, L (7, PH) Tom Lawless, R (7, PR) Tom Hume, R (7, 1) Cesar Cedeno, R (9, PH) John Franco, L (9, 1)		0-0 SH3-4		0-3 K			0-0 E3 CS		0-0 E 1B 1B	1 0 0 0 0 0 1 0 0 0 0 0 0 0 0 0 0 0 0 0 0 0 0 0 1 0 1 1 1 0 0 0 0 0 0 0 0 0 0 0 0 0															
Inning Stats	R: 3 E: 0 K: 0 S: 6	H: 3 LOB: 0 BB: 0 P: 6	R: 0 E: 1 K: 0 S: 4	H: 0 LOB: 1 BB: 0 P: 4	R: 0 E: 0 K: 1 S: 6	H: 1 LOB: 2 BB: 1 P: 10	R: 0 E: 0 K: 1 S: 5	H: 0 LOB: 0 BB: 0 P: 5	R: 0 E: 0 K: 0 S: 3	H: 0 LOB: 0 BB: 0 P: 3	R: 0 E: 1 K: 1 S: 5	H: 0 LOB: 1 BB: 0 P: 5	R: 2 E: 0 K: 0 S: 6	H: 3 LOB: 1 BB: 0 P: 6	R: 1 E: 1 K: 1 S: 7	H: 2 LOB: 1 BB: 0 P: 7	1B: 7 2B: 0 3B: 0 HR: 2	SF: 0 SAC: 1 DP: 0 HBP: 0	WP: 0 PB: 0 SB: 0 CS: 1	PA: 39					
PITCHER	IP WLS BF H R ER SO BB IBB HBP BLK WP HR S P ERA WHIP																								
Bill Gullickson, R (1, 1) ERA: 7.18	7.2 L 32 7 5 5 3 1 0 0 0 0 0 2 37 41 5.87 1.043																								
Jeff Reardon, R (8, 1) ERA: 1.76	0.1 1 0 0 0 0 0 0 0 0 0 0 0 1 1 0.00 0.000																								
Gary Lucas, L (9, 1) ERA: 2.81	1.0 5 2 1 0 1 0 0 0 0 0 0 0 7 7 0.00 2.000																								

Batter	1	2	3	4	5	6	7	8	9	AB R H RBI BB SO LOB	TOP											
Gary Redus, R OBP: 0.383, SLG: 0.435 (1, 7)	0-0 HR		0-0 E5			0-0 6-3		0-0 6-3		4 1 1 1 0 0 0												
Ron Oester, S OBP: 0.276, SLG: 0.305 (1, 4)	0-3 K		0-0 CS	0-0 F6		4-0 BB		0-0 1B 1B		3 0 1 0 1 1 0												
Duane Walker, L OBP: 0.492, SLG: 0.833 Eddie Milner, L OBP: 0.360, SLG: 0.361 (1, 8) (7, 8)	0-0 F7			0-0 CS 1B		0-0 F8		0-0 S 1B		3 0 1 0 0 0 1 1 0 1 0 0 0 0												
Dave Parker, L OBP: 0.347, SLG: 0.398 (1, 9)	0-3 K			0-0 1B 1B		0-0 F6		0-3 K		4 0 1 0 0 2 3												
Dan Driessen, L OBP: 0.460, SLG: 0.557 (1, 3)		0-0 F8		0-0 1B			0-0 HR	4-0 BB		3 1 2 1 1 0 0												
Wayne Krenchicki, L OBP: 0.333, SLG: 0.833 Dave Concepcion, R OBP: 0.309, SLG: 0.364 (1, 5) (8, PH) (8, 5)		0-3 K		0-3 K			0-0 1B	0-3 K		3 0 1 0 0 2 2 1 0 0 0 0 1 3												
Brad Gulden, L OBP: 0.222, SLG: 0.103 (1, 2)		0-0 F5			0-0 F8		0-3 K		0-3 K	4 0 0 0 0 2 1	AB 34 R 2 H 8 RBI 2 BB 2 SO 10 LOB 12											
Tom Foley, L OBP: 0.357, SLG: 0.595 (1, 6)			0-0 G3		0-3 K		0-0 F8		0-0 5-3	4 0 0 0 0 1 1												
Frank Pastore, R (1, 1)			0-0 1-3		0-0 F8		0-0 F5		0-3 K	4 0 0 0 0 1 1												
Inning Stats	R: 1 E: 0 K: 2 S: 8	H: 1 LOB: 0 BB: 0 P: 8	R: 0 E: 0 K: 1 S: 5	H: 0 LOB: 0 BB: 0 P: 5	R: 0 E: 1 K: 0 S: 3	H: 0 LOB: 0 BB: 0 P: 3	R: 0 E: 0 K: 1 S: 7	H: 3 LOB: 2 BB: 0 P: 7	R: 0 E: 0 K: 1 S: 5	H: 0 LOB: 0 BB: 0 P: 5	R: 0 E: 0 K: 0 S: 3	H: 0 LOB: 1 BB: 1 P: 7	R: 1 E: 0 K: 1 S: 7	H: 2 LOB: 1 BB: 0 P: 7	R: 0 E: 0 K: 2 S: 9	H: 2 LOB: 3 BB: 1 P: 13	R: 0 E: 0 K: 2 S: 7	H: 0 LOB: 0 BB: 0 P: 7	1B: 6 2B: 0 3B: 0 HR: 2	SF: 0 SAC: 0 DP: 0 HBP: 0	WP: 0 PB: 0 SB: 1 CS: 2	PA: 37
PITCHER	IP WLS BF H R ER SO BB IBB HBP BLK WP HR S P ERA WHIP												PITCHER	IP WLS BF H R ER SO BB IBB HBP BLK WP HR S P ERA WHIP								
Bryn Smith, R ERA: 2.74 (1, 1)	7.1 L 30 8 2 2 6 1 0 0 0 0 0 2 41 45 2.46 1.227																					
Gary Lucas, L ERA: 2.76 (8, 1)	0.1 2 0 0 0 1 1 0 0 0 0 0 0 3 7 0.00 3.000																					
Jeff Reardon, R ERA: 1.72 (8, 1)	0.1 1 0 0 0 1 0 0 0 0 0 0 0 3 3 0.00 0.000																					
Andy McGaffigan, R ERA: 0.89 (9, 1)	1.0 3 0 0 0 2 0 0 0 0 0 0 0 7 7 0.00 0.000																					

Cincinnati Reds @ Montreal Expos
Olympic Stadium, Montreal, QB
Thu May 10 1984, 3:33 AM EDT
Att. 14,475 - Unknown

livebaseballscorecards.com

Batter	1	2	3	4	5	6	7	8	9	AB R H RBI BB SO LOB
Pete Rose, S OBP: 0.367, SLG: 0.333 (1, 7) X	0-0 G3			4-0 1B 4-3 BB		0-3 K			0-0 F8	3 1 0 0 1 1 0
Bryan Little, S OBP: 0.392, SLG: 0.394 (1, 4) X	0-0 3-1			0-0 4-3 1-3 1B		0-0 6-3			0-0 F9	4 0 1 0 0 0 0
Tim Raines, S OBP: 0.418, SLG: 0.457 (1, 8) X	0-0 6-3			0-0 4-3 1-2 3-H			0-0 S 1B		0-0 F8	4 0 1 1 0 0 1
Andre Dawson, R OBP: 0.345, SLG: 0.417 (1, 9) X		0-0 5-3		0-0 6-3		0-0 5-3 1-2				3 0 0 0 0 0 2
Gary Carter, R OBP: 0.373, SLG: 0.455 (1, 2) X		0-3 K		0-0 F9		0-3 K				3 0 0 0 0 2 2
Tim Wallach, R OBP: 0.362, SLG: 0.521 (1, 5) X		0-3 K			0-0 F2		0-0 F7			3 0 0 0 0 1 1
Terry Francona, L OBP: 0.400, SLG: 0.475 (1, 3) X			0-0 F7		0-0 1-3			0-0 1-3		3 0 0 0 0 0 0
Angel Salazar, R OBP: 0.176, SLG: 0.244 (1, 6) X			0-0 6-3		0-0 6-3			0-0 F8		2 0 0 0 0 0 0
Miguel Dilone, S OBP: 0.325, SLG: 0.410 (8, PH) X										1 0 0 0 0 0 0
Doug Flynn, R OBP: 0.308, SLG: 0.308 (9, 6) X										0 0 0 0 0 0 0
Bryn Smith, R OBP: 0.313, SLG: 0.231 (1, 1) X			0-0 6-3			0-0 6-3		0-0 F8		2 0 0 0 0 0 0
Gary Lucas, L (8, 1) X										0 0 0 0 0 0 0
Jeff Reardon, R (8, 1) X										0 0 0 0 0 0 0
Jim Wohlford, R OBP: 0.429, SLG: 0.538 (8, PH) X										1 0 0 0 0 0 0
Andy McGaffigan, R (9, 1) X										0 0 0 0 0 0 0

Inning Stats	R: 0	H: 0	E: 0	K: 0	S: 3	R: 0	H: 0	E: 0	K: 2	S: 7	R: 0	H: 0	E: 0	K: 0	S: 3	R: 1	H: 1	E: 0	K: 0	S: 4	R: 0	H: 0	E: 0	K: 0	S: 3	R: 0	H: 0	E: 0	K: 1	S: 5	R: 0	H: 1	E: 0	K: 1	S: 6	R: 0	H: 0	E: 0	K: 0	S: 3	R: 0	H: 0	E: 0	K: 0	S: 3	1B: 2	2B: 0	3B: 0	HR: 0	SF: 0	SAC: 0	DP: 0	HBP: 0	WP: 0	PB: 0	SB: 1	CS: 0	PA: 30
PITCHER Frank Pastore, R ERA: 5.03 (1, 1)	IP	WLS	BF	H	R	ER	SO	BB	IBB	HBP	BLK	WP	HR	S	P	ERA	WHIP																																									
	9.0	W	30	2	1	1	4	1	0	0	0	0	0	37	41	1.00	0.333																																									

BOTTOM

Cincinnati Reds @ Montreal Expos
Olympic Stadium, Montreal, QB
Thu May 10 1984, 3:33 AM EDT
Att. 14,475 - Unknown

livebaseballscorecards.com

AB	29
R	1
H	2
RBI	1
BB	1
SO	4
LOB	6



Batter	1	2	3	4	5	6	7	8	9	AB R H RBI BB SO LOB	TOP											
Tom Herr, S (1, 4) OBP: 0.360, SLG: 0.306	0-3 K		0-0 F6		0-3 K		0-0 F4		0-3 K	5 0 0 0 0 3 5												
Ozzie Smith, S (1, 6) OBP: 0.344, SLG: 0.294	0-0 F8		0-0 F8		0-0 1-3		0-0 F6			4 0 0 0 0 0 4												
Lonnie Smith, R (1, 7) OBP: 0.404, SLG: 0.418	0-0 6-3			0-0 F9		0-0 F8	0-0 F9			4 0 0 0 0 0 2												
George Hendrick, R (1, 9) OBP: 0.252, SLG: 0.276		0-0 F8		0-0 F7		4-0 2B 6-3 BB		0-0 F8		3 1 0 0 1 0 0												
Andy Van Slyke, L (1, 8) OBP: 0.364, SLG: 0.364		0-0 F8		0-0 F7		0-0 6-3 1-3 2B		0-3 K		4 0 1 0 0 1 0												
David Green, R (1, 3) OBP: 0.361, SLG: 0.417		4-0 BB			0-0 CS 1B	0-0 6-3		0-3 K		3 0 1 1 1 1 1												
Ken Oberkfell, L (1, 5) OBP: 0.397, SLG: 0.356		0-0 4-3			4-0 HR BB	0-3 K			2 1 0 0 1 1 2													
Tito Landrum, R (9, PH) OBP: 0.393, SLG: 0.462					1-2 HR BB	0-3 K			1 0 0 0 0 1 0													
Tom Nieto, R (1, 2) OBP: 0.625, SLG: 1.143			0-0 SH5-4 1B		0-0 HR		0-0 2B 1B		0-0 5-3	4 1 3 2 0 0 0												
Dave LaPoint, L (1, 1) OBP: 0.071, SLG: 0.071			0-0 SH5-4				0-0 2B		4-0 BB	1 0 1 0 0 0 0												
Steve Braun, L (7, PH) OBP: 0.545, SLG: 0.471										1 0 1 0 0 0 0												
Mike Ramsey, S (7, PR) OBP: 0.093, SLG: 0.167										0 0 0 0 0 0 0												
Neil Allen, R (7, 1) OBP: 0.298, SLG: 0.571										0 0 0 0 0 0 0												
Dave Rucker, L (8, 1) OBP: 0.298, SLG: 0.571										0 0 0 0 0 0 0												
Art Howe, R (9, PH) OBP: 0.271, SLG: 0.238										0 0 0 0 1 0 0												
Willie McCoe, S (9, PR) OBP: 0.290, SLG: 0.336			1-2		1B		1-3 2B			0 0 0 0 0 0 0												
Inning Stats	R: 0 E: 0 K: 1 S: 5	H: 0 LOB: 0 BB: 0 P: 5	R: 0 E: 0 K: 0 S: 3	H: 0 LOB: 1 BB: 1 P: 7	R: 0 E: 0 K: 0 S: 4	H: 1 LOB: 1 BB: 0 P: 4	R: 0 E: 0 K: 0 S: 3	H: 0 LOB: 0 BB: 0 P: 3	R: 2 E: 0 K: 1 S: 7	H: 3 LOB: 1 BB: 1 P: 11	R: 1 E: 0 K: 1 S: 6	H: 1 LOB: 1 BB: 1 P: 10	R: 0 E: 0 K: 0 S: 5	H: 2 LOB: 2 BB: 0 P: 5	R: 0 E: 0 K: 2 S: 7	H: 0 LOB: 0 BB: 0 P: 7	R: 0 E: 0 K: 2 S: 7	H: 0 LOB: 1 BB: 1 P: 11	1B: 4 2B: 2 3B: 0 HR: 1	SF: 0 SAC: 1 DP: 0 HBP: 0	WP: 0 PB: 0 SB: 0 CS: 1	PA: 37
PITCHER	IP WLS BF H R ER SO BB IBB HBP BLK WP HR S P ERA WHIP																					
Jeff Russell, R (1, 1) ERA: 3.3	6.0 W 25 5 3 3 3 3 3 0 0 0 0 1 28 40 4.50 1.333																					
Ted Power, R (7, 1) ERA: 4.24	0.0 2 2 0 0 0 0 0 0 0 0 0 0 2 2 ∞ ∞																					
Bill Scherrer, L (7, 1) ERA: 7.3	2.0 6 0 0 0 2 0 0 0 0 0 0 0 10 10 0.00 0.000																					
John Franco, L (9, 1) ERA: 1.54	1.0 S 4 0 0 0 2 1 0 0 0 0 0 0 7 11 0.00 1.000																					

St. Louis Cardinals @ Cincinnati Reds
Riverfront Stadium, Cincinnati, OH
Fri May 11 1984, 7:05 PM EDT
Att. 23,056 - Unknown

livebaseballscorecards.com

AB	32
R	3
H	7
RBI	3
BB	4
SO	7
LOB	14



Batter	1	2	3	4	5	6	7	8	9	AB	R	H	RBI	BB	SO	LOB
Tom Lawless, R OBP: 0.324, SLG: 0.364 (1, 4)	0-0 6-3		0-0 6-3		0-3 K			0-0 F8		4	0	0	0	0	1	0
Eddie Milner, L OBP: 0.364, SLG: 0.360 (1, 8)	0-0 1B		0-0 4-3		0-0 4-3			4-0 1B		3	1	1	0	1	0	0
Gary Redus, R OBP: 0.376, SLG: 0.425 (1, 7)	0-3 K		0-0 4-3		0-0 F7			0-0 1B		4	0	1	0	0	1	1
Dave Parker, L OBP: 0.367, SLG: 0.413 (1, 9)	0-0 1B			0-0 HR				4-0 1B		3	1	3	1	1	1	0
Cesar Cedeno, R OBP: 0.412, SLG: 0.543 (1, 3)		0-0 1B		0-0 HR				0-0 F9		3	2	2	2	0	0	0
John Franco, L (9, 1)								0-0 G3-6-1		0	0	0	0	0	0	0
Dave Concepcion, R OBP: 0.302, SLG: 0.354 (1, 6)		0-0 F8		0-0 F9				0-0 F3		3	0	0	0	0	0	1
Nick Esasky, R OBP: 0.276, SLG: 0.351 (1, 5)		0-0 1B		0-3 K				0-0 FC6-5		3	0	2	0	0	1	0
Tom Foley, L OBP: 0.357, SLG: 0.595 (8, 6)		1-3 1B						0-0 2B		0	0	0	0	0	0	0
Dann Bilardello, R OBP: 0.375, SLG: 0.309 (1, 2)		0-3 K		0-0 E5				0-0 FC6-5		3	0	0	0	0	1	2
Jeff Russell, R OBP: 0.222, SLG: 0.235 (1, 1)		0-0 F5		0-3 K				0-0 G4-6-3		2	0	0	0	0	1	2
Ted Power, R (7, 1)										0	0	0	0	0	0	0
Bill Scherrer, L (7, 1)										0	0	0	0	0	0	0
Dan Driessen, L OBP: 0.455, SLG: 0.549 (7, 3)										1	0	0	0	0	0	1
Duane Walker, L OBP: 0.492, SLG: 0.833 (8, PH)										0	0	0	0	0	0	0
Tony Perez, R OBP: 0.527, SLG: 0.396 (8, PH)										1	0	0	0	0	0	3

Inning Stats	R: 1	H: 2	E: 0	K: 1	S: 6	LOB: 1	BB: 0	P: 6	R: 1	H: 2	E: 0	K: 1	S: 7	LOB: 1	BB: 0	P: 7	R: 0	H: 0	E: 0	K: 0	S: 3	LOB: 0	BB: 0	P: 3	R: 2	H: 2	E: 1	K: 2	S: 10	LOB: 1	BB: 0	P: 10	R: 0	H: 0	E: 0	K: 1	S: 5	LOB: 0	BB: 0	P: 5	R: 0	H: 1	E: 0	K: 0	S: 3	LOB: 0	BB: 0	P: 3	R: 0	H: 1	E: 0	K: 0	S: 3	LOB: 0	BB: 0	P: 3	R: 0	H: 1	E: 0	K: 0	S: 3	LOB: 2	BB: 2	P: 11
--------------	------	------	------	------	------	--------	-------	------	------	------	------	------	------	--------	-------	------	------	------	------	------	------	--------	-------	------	------	------	------	------	-------	--------	-------	-------	------	------	------	------	------	--------	-------	------	------	------	------	------	------	--------	-------	------	------	------	------	------	------	--------	-------	------	------	------	------	------	------	--------	-------	-------

PITCHER	IP	WLS	BF	H	R	ER	SO	BB	IBB	HBP	BLK	WP	HR	S	P	ERA	WHIP
Dave LaPoint, L ERA: 4.56 (1, 1)	6.0	L	24	7	4	4	5	0	0	0	1	0	1	34	34	6.00	1.167
Neil Allen, R ERA: 3.91 (7, 1)	1.1		7	2	0	0	0	1	1	0	0	0	0	5	13	0.00	2.250
Dave Rucker, L ERA: 0.73 (8, 1)	0.2		1	0	0	0	0	0	0	0	0	0	0	1	1	0.00	0.000

BOTTOM

St. Louis Cardinals @ Cincinnati Reds
Riverfront Stadium, Cincinnati, OH

Fri May 11 1984, 7:05 PM EDT
Att. 23,056 - Unknown

livebaseballscorecards.com

AB	30
R	4
H	9
RBI	3
BB	2
SO	5
LOB	10



1B	2B	3B	HR	SF	SAC	DP	HBP	WP	PA
7	1	0	1	0	0	2	0	0	32

Batter	1	2	3	4	5	6	7	8	9	AB R H RBI BB SO LOB	TOP										
Tom Herr, S (1, 4) OBP: 0.349, SLG: 0.296	0-3 K		0-3 K			0-0 F9		0-0 F9		4 0 0 0 0 2 1											
Ozzie Smith, S (1, 6) OBP: 0.333, SLG: 0.283	0-0 F3			0-0 5-3			0-0 4-3	0-0 CS	0-0 4-3	4 0 0 0 0 0 0											
Lonnie Smith, R (1, 7) OBP: 0.393, SLG: 0.404	0-0 5-3			0-3 K			0-0 F8		0-0 F4	4 0 0 0 0 1 0											
George Hendrick, R (1, 9) OBP: 0.262, SLG: 0.307		0-3 K		0-0 F5			4-0 WP BB BB		0-0 HR	3 1 1 1 1 1 0											
Andy Van Slyke, L (1, 8) OBP: 0.377, SLG: 0.357		0-1 CI			0-3 K		4-0 WP BB		4-0 BB	1 0 0 0 2 1 0											
Ken Oberkfell, L (1, 5) OBP: 0.389, SLG: 0.339		0-3 K			0-0 F9		4-0 BB BB BB		0-0 F8	3 0 0 0 1 1 2											
Bruce Sutter, R (9, 1)							1-2 BB			0 0 0 0 0 0 0											
David Green, R (1, 3) OBP: 0.355, SLG: 0.408		0-3 K			0-3 K		0-3 K			2 0 0 0 0 2 1											
Steve Braun, L (7, PH) OBP: 0.522, SLG: 0.444										1 0 0 0 0 1 3											
Art Howe, R (7, 3) OBP: 0.271, SLG: 0.238										0 0 0 0 0 0 0											
Tom Nieto, R (1, 2) OBP: 0.455, SLG: 0.800			0-0 6-3			0-0 6-3		0-3 K		3 0 0 0 0 1 0											
Danny Cox, R (1, 1) OBP: 0.294, SLG: 0.250			0-3 K			0-3 K		4-0 CS BB		2 0 0 0 0 2 0											
Willie McGee, S (8, PH) OBP: 0.296, SLG: 0.336										0 0 0 0 1 0 0											
Dave Rucker, L (8, 1)										0 0 0 0 0 0 0											
Tito Landrum, R (9, 8) OBP: 0.393, SLG: 0.462										0 0 0 0 0 0 0											
Inning Stats	R: 0 E: 0 K: 1 S: 5	H: 0 LOB: 0 BB: 0 P: 5	R: 0 E: 1 K: 3 S: 10	H: 0 LOB: 1 BB: 0 P: 10	R: 0 E: 0 K: 2 S: 7	H: 0 LOB: 0 BB: 0 P: 7	R: 0 E: 0 K: 1 S: 5	H: 0 LOB: 0 BB: 0 P: 5	R: 0 E: 0 K: 2 S: 7	H: 0 LOB: 0 BB: 0 P: 7	R: 0 E: 0 K: 1 S: 5	H: 0 LOB: 3 BB: 3 P: 17	R: 0 E: 0 K: 1 S: 4	H: 0 LOB: 0 BB: 1 P: 8	R: 1 E: 0 K: 0 S: 4	H: 1 LOB: 1 BB: 1 P: 8	1B: 0 2B: 0 3B: 0 HR: 1	SF: 0 SAC: 0 DP: 0 HBP: 0	WP: 1 PB: 0 SB: 0 CS: 1	PA: 34	
PITCHER Mario Soto, R (1, 1) ERA: 2.49	IP: 9.0 WLS: W BF: 33 H: 1 R: 1 ER: 1 SO: 12 BB: 5 IBB: 0 HBP: 0 BLK: 0 WP: 1 HR: 1 S: 52 P: 72 ERA: 1.00 WHIP: 0.667																				

St. Louis Cardinals @ Cincinnati Reds
Riverfront Stadium, Cincinnati, OH
Sat May 12 1984, 3:33 AM EDT
Att: 24,365 - Unknown

livebaseballscorecards.com

AB 27
R 1
H 1
RBI 1
BB 5
SO 12
LOB 7



Batter	1	2	3	4	5	6	7	8	9	AB	R	H	RBI	BB	SO	LOB
Gary Redus, R (1, 7) OBP: 0.371, SLG: 0.408	1-0 FC4-6 HBP	0-0 G6-4-3			0-0 F3		0-0 1-3			3	0	0	0	0	0	3
Ron Oester, S (1, 4) OBP: 0.275, SLG: 0.312	0-0 FC4-6 2B		0-0 F8 SF9 2B		0-3 K			0-0 6-3		4	1	1	0	0	1	1
Duane Walker, L (1, 8) OBP: 0.484, SLG: 0.824 Eddie Milner, L (6, 8) OBP: 0.362, SLG: 0.357	0-0 1-3 2B		0-0 F8 2-3		0-0 3-1			0-3 K		3	0	1	0	0	0	1
Dave Parker, L (1, 9) OBP: 0.356, SLG: 0.403	0-0 F6		0-0 SF9 3-H		0-0 4-3			0-0 F3		3	0	0	1	0	0	2
Dan Driessen, L (1, 3) OBP: 0.457, SLG: 0.554	4-0 IBB		0-0 2B		0-0 4-3			0-0 4-3		3	0	1	0	1	0	0
Dave Concepcion, R (1, 5) OBP: 0.300, SLG: 0.350	0-3 K		0-0 5-3		0-3 K			0-0 1B		4	1	1	0	0	2	4
Brad Gulden, L (1, 2) OBP: 0.245, SLG: 0.119		4-0 FC1-5 1B BB		0-0 4-3		0-0 F6		0-0 1B		3	0	1	1	1	0	0
Tom Foley, L (1, 6) OBP: 0.378, SLG: 0.600		0-0 FC1-5 1-2 1B		0-3 K		0-0 1B				3	0	2	0	0	1	0
Mario Soto, R (1, 1) OBP: 0.136, SLG: 0.182		0-0 FC1-5 G6-4-3 1-2 2-3f		0-0 6-3		0-3 K				3	0	0	0	0	1	3

Inning Stats	R: 0	H: 1	R: 0	H: 1	R: 1	H: 2	R: 0	H: 0	R: 0	H: 0	R: 0	H: 1	R: 0	H: 0	R: 1	H: 2	1B: 4	SF: 1
	E: 0	LOB: 3	E: 0	LOB: 1	E: 0	LOB: 1	E: 0	LOB: 0	E: 0	LOB: 0	E: 0	LOB: 1	E: 0	LOB: 0	E: 0	LOB: 1	2B: 3	SAC: 0
	K: 1	BB: 1	K: 0	BB: 1	K: 0	BB: 0	K: 1	BB: 0	K: 1	BB: 0	K: 1	BB: 0	K: 0	BB: 0	K: 0	BB: 0	3B: 0	DP: 1
	S: 6	P: 11	S: 3	P: 7	S: 5	P: 5	S: 5	P: 5	S: 5	P: 5	S: 6	P: 6	S: 5	P: 5	S: 3	P: 3	HR: 0	HBP: 1

PITCHER	IP	WLS	BF	H	R	ER	SO	BB	IBB	HBP	BLK	WP	HR	S	P	ERA	WHIP
Danny Cox, R (1, 1) ERA: 3.28	7.0		28	5	1	1	5	1	1	1	0	0	0	35	44	1.29	0.857
Dave Rucker, L (8, 1) ERA: 0.68	1.0		3	0	0	0	1	0	0	0	0	0	0	5	5	0.00	0.000
Bruce Sutter, R (9, 1) ERA: 1.21	0.1	L	3	2	1	1	0	0	0	0	0	0	0	3	3	27.00	6.000

BOTTOM


St. Louis Cardinals @ Cincinnati Reds
Riverfront Stadium, Cincinnati, OH

Sat May 12 1984, 3:33 AM EDT
Att. 24,365 - Unknown

AB	30
R	2
H	7
RBI	2
BB	2
SO	6
LOB	14



WP	PA	ERA	WHIP
0	34		
0			
1			
0			

Batter	1	2	3	4	5	6	7	8	9	AB R H RBI BB SO LOB	TOP	
Tom Herr, S (1, 4) OBP: 0.351, SLG: 0.303	4-0 F8 WP SF9 BB		0-0 2B	0-3 K			0-0 F7		0-0 F4	4 1 1 0 1 1 5		
Tito Landrum, R (1, 8) OBP: 0.394, SLG: 0.414	4-0 SF9 F8 1-2 BB		0-0 F7			0-0 F8	0-0 1-3		4-0 1B 1-2 2-3 IBB	3 0 0 0 2 0 2		
Lonnie Smith, R (1, 7) OBP: 0.389, SLG: 0.398	0-0 F8		0-3 K			0-0 6-3		0-0 CS BB 1B	0-0 FC6-4 1B 1-3 2-H 3-H	4 0 1 0 0 1 3 1 0 1 2 0 0 0		
Andy Van Slyke, L (8, 8) OBP: 0.386, SLG: 0.368	1-2 2-3							0-0 CS BB 1B	0-0 FC6-4 1B 1-3 2-H 3-H	3 2 1 2 1 0 2		
George Hendrick, R (1, 9) OBP: 0.268, SLG: 0.337	0-0 SF9			0-0 HR		0-0 4-3		4-0 1B WP 1B BB	0-0 FC6-4 1-2f	3 2 1 2 1 0 2		
David Green, R (1, 3) OBP: 0.351, SLG: 0.402	0-3 K			0-0 F9		0-3 K		0-0 CS 1B		4 0 1 1 0 2 1 0 0 0 0 0 0 0		
Bruce Sutter, R (8, 1)								1-H 2-3				
Art Howe, R (1, 5) OBP: 0.275, SLG: 0.227		0-3 K		4-0 FC4-6 BB		0-0 4-3		0-0 1-3 1-2		2 0 0 0 1 1 0 1 0 0 0 0 0 1		
Ken Oberkfell, L (8, PH) OBP: 0.384, SLG: 0.333												
Ozzie Smith, S (1, 6) OBP: 0.331, SLG: 0.282		0-0 G6-4-3 1B		0-0 FC4-6 BB 1-2f 1B		0-0 4-3			0-0 6-3	4 1 1 0 0 0 1	AB 32 R 6 H 9 RBI 6 BB 7 SO 6 LOB 16	
Glenn Brummer, R (1, 2) OBP: 0.321, SLG: 0.385		0-0 G6-4-3		4-0 1B BB		0-0 4-3			0-0 PB 1B 1B	3 1 1 0 1 0 1		
John Stuper, R (1, 1) OBP: 0.250, SLG: 0.250				4-0 1B BB		0-0 4-3			0-0 PB 1B 1B	2 0 1 1 0 1 0		
Mike Ramsey, S (7, PH) OBP: 0.154, SLG: 0.167										0 0 0 0 1 0 0		
Dave Rucker, L (7, 1)										0 0 0 0 0 0 0		
Willie McGee, S (8, 8) OBP: 0.302, SLG: 0.342			0-3 K	0-0 1B			4-0 BB		0-0 PB 1B 1B	1 1 1 0 0 0 0		
Inning Stats	R: 1 H: 0 E: 0 LOB: 1 K: 1 BB: 2 S: 5 P: 13	R: 0 H: 1 E: 0 LOB: 0 K: 1 BB: 0 S: 5 P: 5	R: 0 H: 1 E: 0 LOB: 1 K: 2 BB: 0 S: 8 P: 8	R: 2 H: 2 E: 0 LOB: 2 K: 1 BB: 2 S: 7 P: 15	R: 0 H: 0 E: 0 LOB: 0 K: 0 BB: 0 S: 3 P: 3	R: 0 H: 0 E: 0 LOB: 0 K: 1 BB: 0 S: 5 P: 5	R: 0 H: 0 E: 0 LOB: 1 K: 0 BB: 1 S: 3 P: 7	R: 1 H: 2 E: 0 LOB: 0 K: 0 BB: 1 S: 3 P: 7	R: 2 H: 3 E: 0 LOB: 2 K: 0 BB: 1 S: 6 P: 10	1B: 7 SF: 1 2B: 1 SAC: 0 3B: 0 DP: 1 HR: 1 HBP: 0	WP: 2 PA: 40 PB: 1 SB: 0 CS: 2	
PITCHER	IP WLS BF H R ER SO BB IBB HBP BLK WP HR S P ERA WHIP											
Bob Owchinko, L (1, 1) ERA: 4.02	3.2 L 18 4 3 3 4 4 0 0 0 1 1 22 38 7.36 2.182											
Ted Power, R (4, 1) ERA: 3.86	2.1 7 0 0 0 2 0 0 0 0 0 0 0 11 11 0.00 0.000											
Bill Scherrer, L (7, 1) ERA: 7.43	1.0 6 1 1 1 0 2 0 0 0 0 0 4 12 9.00 3.000											
Tom Hume, R (8, 1) ERA: 4.43	0.1 1 1 0 0 0 0 0 0 0 1 0 1 1 0.00 3.000											
John Franco, L (8, 1) ERA: 2.7	1.2 8 3 2 2 0 0 0 1 0 0 0 0 7 11 10.80 1.800											

St. Louis Cardinals @ Cincinnati Reds
Riverfront Stadium, Cincinnati, OH
Sun May 13 1984, 3:33 AM EDT
Att. 15,555 - Unknown

livebaseballscorecards.com

Batter	1	2	3	4	5	6	7	8	9	AB	R	H	RBI	BB	SO	LOB
Eddie Milner, L OBP: 0.358, SLG: 0.353 (1, 8)	0-0 F8		0-0 F6			0-0 F9		0-0 1B		4	0	1	0	0	0	1
Ron Oester, S OBP: 0.266, SLG: 0.301 (1, 4)	0-3 K			0-0 3-1		0-0 F8		0-0 F9		4	0	0	0	0	1	2
Cesar Cedeno, R OBP: 0.400, SLG: 0.580 (1, 9) (7, 3)	0-0 F8			0-0 F2		0-0 HR		0-3 K		4	1	1	2	0	1	1
Dan Driessen, L OBP: 0.442, SLG: 0.532 Bill Scherrer, L (7, 1) Tom Hume, R (8, 1) John Franco, L (8, 1) Wayne Krenchicki, L OBP: 0.288, SLG: 0.714 (9, PH)		0-0 E3		0-0 F3		0-0 F3			0-0 F3	3	0	0	0	0	0	0
Duane Walker, L OBP: 0.455, SLG: 0.764 (1, 7) (7, 9)		0-0 F6			0-0 F8		0-3 K		0-3 K	4	0	0	0	0	2	1
Dave Concepcion, R OBP: 0.306, SLG: 0.350 (1, 5) (8, 6)		0-0 1B			0-0 F8		0-0 5-3		4-0 BB	3	0	1	0	1	0	0
Brad Gulden, L OBP: 0.255, SLG: 0.136 Dann Bilardello, R OBP: 0.378, SLG: 0.314 (7, PH) (8, 2)		0-3 K			0-0 FC4-6 1B		0-0 1B		0-3 K	2	0	1	0	0	1	1
Tom Foley, L OBP: 0.362, SLG: 0.571 Nick Esasky, R OBP: 0.275, SLG: 0.346 (7, PH) (8, 5)			0-0 F3		0-0 FC4-6		0-3 K			2	0	0	0	0	0	1
Bob Owchinko, L (1, 1) Ted Power, R (4, 1) Gary Redus, R OBP: 0.374, SLG: 0.410 (6, PH) (7, 7)			0-3 K			0-0 HR 1B		0-3 K		1	0	0	0	0	1	0

Inning Stats	R: 0	H: 0	E: 0	K: 1	S: 5	R: 0	H: 1	E: 1	K: 1	S: 6	R: 0	H: 0	E: 0	K: 1	S: 5	R: 0	H: 0	E: 0	K: 0	S: 3	R: 0	H: 1	E: 0	K: 0	S: 4	R: 2	H: 2	E: 0	K: 0	S: 5	R: 0	H: 1	E: 0	K: 2	S: 8	R: 0	H: 1	E: 0	K: 2	S: 8	R: 0	H: 0	E: 0	K: 2	S: 7	R: 0	H: 0	E: 0	K: 2	S: 7	1B: 5	2B: 0	3B: 0	HR: 1	SF: 0	SAC: 0	DP: 0	HBP: 0	WP: 0	PB: 0	SB: 1	CS: 1	PA: 34
--------------	------	------	------	------	------	------	------	------	------	------	------	------	------	------	------	------	------	------	------	------	------	------	------	------	------	------	------	------	------	------	------	------	------	------	------	------	------	------	------	------	------	------	------	------	------	------	------	------	------	------	-------	-------	-------	-------	-------	--------	-------	--------	-------	-------	-------	-------	--------

PITCHER	IP	WLS	BF	H	R	ER	SO	BB	IBB	HBP	BLK	WP	HR	S	P	ERA	WHIP
John Stuper, R ERA: 5.71 (1, 1)	6.0	W	22	4	2	2	3	0	0	0	0	0	1	28	28	3.00	0.667
Dave Rucker, L ERA: 0.6 (7, 1)	1.2		7	2	0	0	3	0	0	0	0	0	0	13	13	0.00	1.200
Bruce Sutter, R ERA: 1.14 (8, 1)	1.1	S	5	0	0	0	3	1	0	0	0	0	0	10	14	0.00	0.750


BOTTOM

St. Louis Cardinals @ Cincinnati Reds
Riverfront Stadium, Cincinnati, OH

Sun May 13 1984, 3:33 AM EDT
Att. 15,555 - Unknown

livebaseballscorecards.com

AB	33
R	2
H	6
RBI	2
BB	1
SO	9
LOB	9



Batter	1	2	3	4	5	6	7	8	9	AB R H RBI BB SO LOB	TOP		
Bob Dernier, R (1, 8) OBP: 0.424, SLG: 0.381	0-0 23 F8 23 S BLK 1B		0-3 K		0-0 23 1B 1B	4-0 BB			0-0 F3	4 2 2 0 1 1 0			
23 Ryne Sandberg, R (1, 4) OBP: 0.392, SLG: 0.519	0-0 F8 1-3		0-3 K		0-0 1B 1B	0-3 K			0-0 1B 1B	5 1 2 0 0 2 3			
Gary Matthews, R (1, 7) Henry Cotto, R (9, 7) OBP: 0.414, SLG: 0.380 OBP: 0.357, SLG: 0.289	0-0 4-3 2B			0-0 1B 1B	0-0 FC4-6 1B			0-0 6-3	0-0 FC6-4 1B	5 1 4 1 0 0 0 0 0 0 0 0 0 0			
Leon Durham, L (1, 3) OBP: 0.411, SLG: 0.524	0-0 4-3 2-3			0-0 1B 1B	0-0 FC4-6 S			0-3 K	0-0 FC6-4	5 1 1 0 0 1 4			
Mel Hall, L (1, 9) Gary Woods, R (8, 9) OBP: 0.329, SLG: 0.425 OBP: 0.385, SLG: 0.542	0-0 F7			0-0 1B SF8 1B	0-0 F7			0-0 4-3		4 1 1 1 0 0 2 0 0 0 0 0 0 0			
Ron Cey, R (1, 5) OBP: 0.323, SLG: 0.425		0-0 F8		0-0 1B	0-0 F8				0-0 F9	4 0 1 1 0 0 1			
Jody Davis, R (1, 2) OBP: 0.373, SLG: 0.429		0-3 K2-3		0-0 SF8				0-0 F9		3 0 0 1 0 1 0			
Tom Verzyer, R (1, 6) OBP: 0.190, SLG: 0.150		0-0 5-3		0-0 F8				0-3 K		4 0 0 0 0 1 1			
Scott Sanderson, R (1, 1) Dickie Noles, R (1, 1) Tim Stoddard, R (7, 1)			0-0 3-1	0-3 K	0-0 E7				0-3 K2-3	0 0 0 0 0 0 0 3 0 0 0 0 1 1 1 0 0 0 0 1 0			
Inning Stats	R: 1 H: 2 E: 0 LOB: 1 K: 0 BB: 0 S: 5 P: 5	R: 0 H: 0 E: 0 LOB: 0 K: 1 BB: 0 S: 5 P: 5	R: 0 H: 0 E: 0 LOB: 0 K: 2 BB: 0 S: 7 P: 7	R: 3 H: 4 E: 0 LOB: 1 K: 1 BB: 0 S: 9 P: 9	R: 2 H: 3 E: 1 LOB: 1 K: 0 BB: 0 S: 6 P: 6	R: 0 H: 0 E: 1 LOB: 2 K: 2 BB: 1 S: 8 P: 12	R: 0 H: 0 E: 0 LOB: 0 K: 1 BB: 0 S: 5 P: 5	R: 0 H: 0 E: 0 LOB: 0 K: 0 BB: 0 S: 3 P: 3	R: 0 H: 2 E: 0 LOB: 2 K: 1 BB: 0 S: 7 P: 7	1B: 10 SF: 1 2B: 1 SAC: 0 3B: 0 DP: 0 HR: 0 HBP: 0	WP: 0 PA: 40 PB: 0 SB: 2 CS: 0		
PITCHER	IP WLS BF H R ER SO BB IBB HBP BLK WP HR S P ERA WHIP											PITCHER	IP WLS BF H R ER SO BB IBB HBP BLK WP HR S P ERA WHIP
Frank Pastore, R (1, 1) ERA: 5.45	4.0 L 18 6 4 4 4 0 0 0 0 1 0 0 26 26 9.00 1.500												
Ted Power, R (5, 1) ERA: 4.23	2.0 11 3 2 2 2 1 0 0 0 0 0 0 14 18 9.00 2.000												
Bill Scherrer, L (7, 1) ERA: 6.06	3.0 11 2 0 0 2 0 0 0 0 0 0 0 15 15 0.00 0.667												

Chicago Cubs @ Cincinnati Reds
Riverfront Stadium, Cincinnati, OH
Tue May 15 1984, 7:05 PM EDT
Att: 13,074 - Unknown

livebaseballscorecards.com

AB 38
R 6
H 11
RBI 4
BB 1
SO 8
LOB 12



Batter	1	2	3	4	5	6	7	8	9	AB	R	H	RBI	BB	SO	LOB
Gary Redus, R OBP: 0.379, SLG: 0.451 (1, 7)	0-3 K		0-0 F8		0-0 HR		0-0 1-2 1B			4	1	2	1	0	1	0
Tom Foley, L OBP: 0.373, SLG: 0.545 (1, 6)	4-0 WP 1B BB		4-0 4-3 1B BB		0-0 4-3		0-0 F6			2	2	0	0	2	0	2
Eddie Milner, L OBP: 0.355, SLG: 0.345 (1, 8)	0-0 F8		0-0 4-3		4-0 CS BB		0-0 2-5	0-3 K		3	0	0	0	1	1	2
Dave Parker, L OBP: 0.353, SLG: 0.398 (1, 9)	0-3 K 1B 1-2		0-0 2-H 1B		0-0 F8		0-0 F3			4	0	1	1	0	1	2
Dan Driessen, L OBP: 0.448, SLG: 0.538 (1, 3)	0-0 FC6-4 1B		0-3 K		0-0 CS	0-0 F7		0-3 K		1	0	1	1	0	0	0
Cesar Cedeno, R OBP: 0.379, SLG: 0.547 (3, PH)	1-3 2-H				1-2					3	0	0	0	0	2	1
Dave Concepcion, R OBP: 0.304, SLG: 0.341 (1, 5)	0-0 FC6-4				0-0 F8		0-0 6-3		4-0 BB G3	3	0	0	0	1	0	2
Brad Gulden, L OBP: 0.241, SLG: 0.128 (1, 2)		0-0 F5		0-0 4-3		0-0 F3		0-0 G3		3	0	0	0	0	0	0
Bill Scherrer, L OBP: 0.264, SLG: 0.298 (7, 1)								1-2f		0	0	0	0	0	0	0
Ron Oester, S OBP: 0.264, SLG: 0.298 (9, PH)										1	0	0	0	0	0	1
Tom Lawless, R OBP: 0.317, SLG: 0.351 (1, 4)		0-0 5-3		0-0 1B		0-0 4-3		0-0 6-3		4	0	1	0	0	0	0
Frank Pastore, R OBP: 0.250, SLG: 0.625 (4, PH)					0-3 K2-3		4-0 2-5 1B BB			1	0	0	0	0	1	0
Wayne Krenchicki, L OBP: 0.250, SLG: 0.625 (5, 1)										1	0	0	0	0	1	1
Ted Power, R OBP: 0.386, SLG: 0.314 (7, 2)										0	0	0	0	0	0	0
Dann Bilardello, R OBP: 0.386, SLG: 0.314 (7, 2)										0	0	0	0	1	0	0

Inning Stats	R: 1	H: 1	E: 0	K: 2	S: 9	LOB: 2	BB: 1	P: 13	R: 0	H: 0	E: 0	K: 1	S: 5	LOB: 0	BB: 0	P: 5	R: 1	H: 1	E: 0	K: 1	S: 6	LOB: 1	BB: 1	P: 10	R: 0	H: 1	E: 0	K: 1	S: 6	LOB: 1	BB: 0	P: 6	R: 1	H: 1	E: 0	K: 0	S: 3	LOB: 0	BB: 1	P: 7	R: 0	H: 0	E: 0	K: 0	S: 3	LOB: 0	BB: 0	P: 3	R: 0	H: 1	E: 0	K: 0	S: 3	LOB: 2	BB: 1	P: 7	R: 0	H: 0	E: 0	K: 2	S: 7	LOB: 0	BB: 0	P: 7	R: 0	H: 0	E: 0	K: 0	S: 2	LOB: 0	BB: 1	P: 6	1B: 4	2B: 0	3B: 0	HR: 1	SF: 0	SAC: 0	DP: 1	HBP: 0	WP: 1	PA: 36
PITCHER	IP	WLS	BF	H	R	ER	SO	BB	IBB	HBP	BLK	WP	HR	S	P	ERA	WHIP																																																																	
Scott Sanderson, R ERA: 2.34 (1, 1)	0.1		2	0	1	1	1	1	0	0	0	0	0	3	7	27.00	3.000																																																																	
Dickie Noles, R ERA: 6.1 (1, 1)	6.0	W	26	5	2	2	4	3	0	0	0	1	1	31	43	3.00	1.333																																																																	
Tim Stoddard, R ERA: 1.33 (7, 1)	2.2	S	8	0	0	0	2	1	0	0	0	0	0	10	14	0.00	0.375																																																																	

BOTTOM

Chicago Cubs @ Cincinnati Reds
Riverfront Stadium, Cincinnati, OH
Tue May 15 1984, 7:05 PM EDT
Att. 13,074 - Unknown

livebaseballscorecards.com

AB	30
R	3
H	5
RBI	3
BB	5
SO	7
LOB	11



Chicago Cubs @ Cincinnati Reds
 Riverfront Stadium, Cincinnati, OH
 Wed May 16 1984, 7:05 PM EDT
 Att: 12,899 - Unknown

AB	39
R	10
H	13
RBI	10
BB	5
SO	6
LOB	17



WP:	0	PA:	46
PB:	0		
SB:	1		
CS:	1		

Batter	1	2	3	4	5	6	7	8	9	AB	R	H	RBI	BB	SO	LOB	TOP					
Bob Dernier, R (1, 8) OBP: 0.423, SLG: 0.375	0-3 K	0-0 1B		0-0 F7		0-0 F4		4-0 F9 23 1B BB		4	1	1	1	1	1	0						
23 Ryne Sandberg, R (1, 4) OBP: 0.392, SLG: 0.511	4-0 S 2B BB	0-3 K		0-0 E4 BB		0-0 F9		0-0 1B		4	1	1	2	1	1	2						
Gary Matthews, R (1, 7) OBP: 0.414, SLG: 0.390	0-0 HR 2B	0-0 1B		0-0 F8			0-0 6-3	0-0 F9		5	1	2	2	0	0	3						
Lee Smith, R (8, 1)	1-H	1-2 2-H		1-2				2-3		0	0	0	0	0	0	0						
Leon Durham, L (1, 3) OBP: 0.419, SLG: 0.550	0-0 HR	0-0 1B		4-0 1-2 BB			0-3 K	0-0 4-3		4	1	2	3	1	1	2						
Mel Hall, L (1, 9) OBP: 0.322, SLG: 0.415	0-0 F4	0-3 K		0-0 F9			0-0 CS 1B		4-0 1B BB	2	0	0	0	0	1	2						
Keith Moreland, R (4, PH) OBP: 0.325, SLG: 0.343										2	0	1	0	1	0	2						
Ron Cey, R (1, 5) OBP: 0.328, SLG: 0.453	0-0 F8		0-0 HR		0-0 F8		0-0 CS	0-0 SH3-4 E BB 1B	0-0 F8	4	1	2	1	0	0	0						
Larry Bowa, S (8, PR) OBP: 0.272, SLG: 0.302							1-2			1	1	0	0	0	0	1						
Jody Davis, R (1, 2) OBP: 0.366, SLG: 0.445		0-0 HR	0-0 F8		0-0 6-3			0-0 E6 BB 23 1B SH3-4	0-0 F8	5	2	1	1	0	0	2						
Tom Verzyer, R (1, 6) OBP: 0.280, SLG: 0.250		0-0 FC1-6 1B	0-3 K2-3		0-0 1B			0-0 SH3-4	0-0 1B	4	0	3	0	0	1	0						
Steve Trout, L (1, 1) OBP: 0.250, SLG: 0.211		0-0 FC1-6 1B	0-0 5-3			0-3 K		4-0 BB 23 1B IBB	0-0 6-3	3	1	0	0	0	1	1						
Warren Brusstar, R (7, 1)		1-2								0	0	0	0	0	0	0						
Jay Johnstone, L (8, PH) OBP: 0.500, SLG: 0.333										1	1	0	0	1	0	2						
Inning Stats	R: 3 E: 0 K: 1 S: 7	H: 2 LOB: 0 BB: 1 P: 11	R: 3 E: 0 K: 2 S: 12	H: 5 LOB: 2 BB: 0 P: 12	R: 1 E: 0 K: 1 S: 6	H: 1 LOB: 0 BB: 0 P: 6	R: 0 E: 1 K: 0 S: 4	H: 0 LOB: 2 BB: 1 P: 8	R: 0 E: 0 K: 2 S: 3	H: 1 LOB: 1 BB: 0 P: 3	R: 0 E: 0 K: 1 S: 5	H: 0 LOB: 0 BB: 0 P: 5	R: 0 E: 0 K: 1 S: 5	H: 1 LOB: 0 BB: 0 P: 5	R: 3 E: 1 K: 0 S: 6	H: 2 LOB: 2 BB: 2 P: 14	R: 0 E: 0 K: 0 S: 4	H: 1 LOB: 2 BB: 1 P: 8	1B: 9 2B: 1 3B: 0 HR: 3	SF: 0 SAC: 1 DP: 0 HBP: 0	WP: 0 PB: 0 SB: 1 CS: 1	PA: 46
PITCHER	IP	WLS	BF	H	R	ER	SO	BB	IBB	HBP	BLK	WP	HR	S	P	ERA	WHIP					
Jeff Russell, R (1, 1) ERA: 4.37	1.2	L	12	6	6	6	2	1	0	0	0	0	2	15	19	32.40	4.200					
Bob Owchinko, L (2, 1) ERA: 4.0	2.1		11	2	1	1	2	1	0	0	0	0	1	14	18	3.86	1.286					
Ted Power, R (5, 1) ERA: 3.94	2.0		6	1	0	0	1	0	0	0	0	0	0	8	8	0.00	0.500					
Tom Hume, R (7, 1) ERA: 4.88	1.2		10	3	3	2	1	1	1	0	0	0	0	10	18	10.80	2.400					
John Franco, L (8, 1) ERA: 2.45	1.1		6	1	0	0	0	1	0	0	0	0	0	5	9	0.00	1.500					

BOTTOM

Chicago Cubs @ Cincinnati Reds
Riverfront Stadium, Cincinnati, OH
Wed May 16 1984, 7:05 PM EDT
Att. 12,899 - Unknown

livebaseballscorecards.com

AB	34
R	4
H	10
RBI	4
BB	3
SO	5
LOB	16



WP:	0	PA:	38
PB:	0	SB:	1
CS:	0		

AB R H RBI BB SO LOB

5	1	2	0	0	1	0
5	1	1	0	0	0	3
3	1	2	1	1	1	2
4	1	2	1	0	0	2
0	0	0	0	0	0	0
2	0	1	1	0	0	1
1	0	0	0	0	0	1
3	0	1	1	1	1	1
4	0	0	0	0	0	4
3	0	1	0	1	1	0
0	0	0	0	0	0	0
1	0	0	0	0	0	1
0	0	0	0	0	0	0
1	0	0	0	0	0	1
0	0	0	0	0	0	0
1	0	0	0	0	0	0

1B:	8	SF:	1
2B:	2	SAC:	0
3B:	0	DP:	2
HR:	0	HBP:	0

WP	HR	S	P	ERA	WHIP
0	0	0	0	0.00	0.000

Batter	1	2	3	4	5	6	7	8	9
Gary Redus, R OBP: 0.380, SLG: 0.448 (1, 7)	0-0 4-3 S FC6-4 1B	0-0 1-2 FC4-6 1B		0-0 6-3			0-0 5-3		0-3 K
Eddie Milner, L OBP: 0.350, SLG: 0.347 (1, 8)	0-0 4-3 1-3	0-0 FC4-6 1-2f 2-3			0-0 F5		0-0 1B 2B		0-0 F9
Cesar Cedeno, R OBP: 0.403, SLG: 0.571 (1, 3)	4-0 FC6-4 BB	0-3 K			0-0 1B SF9 2B		0-0 2-H 5-3 1B		
Dave Parker, L OBP: 0.357, SLG: 0.402 John Franco, L (8, 1)	0-0 FC6-4 1B 1-2f 3-H		0-0 BB 1B		0-0 2-3 1B		0-0 1-2 5-3		
Nick Esasky, R OBP: 0.275, SLG: 0.350 Wayne Krenchicki, L OBP: 0.222, SLG: 0.556 (7, PH) (8, 5)	0-0 1B 1-2		0-0 F9		0-0 SF9 3-H		0-0 F9		
Dave Concepcion, R OBP: 0.310, SLG: 0.341 (1, 6)	0-0 1-2 2-H 1B		4-0 1-2 G4-6-3 BB		0-0 F3		0-3 K		
Ron Oester, S OBP: 0.256, SLG: 0.288 (1, 4)	0-0 4-3		0-0 G4-6-3 1-2f		0-0 6-3		0-0 3-1		
Dann Bilardello, R OBP: 0.391, SLG: 0.315 (1, 2)		4-0 FC4-6 BB		0-0 6-3		0-0 G6-4-3 1B		0-3 K	
Jeff Russell, R OBP: 0.222, SLG: 0.235 Bob Owchinko, L Tom Lawless, R OBP: 0.310, SLG: 0.342 Ted Power, R Tony Perez, R OBP: 0.321, SLG: 0.388 Tom Hume, R Duane Walker, L OBP: 0.448, SLG: 0.750 (1, 1) (2, 1) (4, PH) (5, 1) (6, PH) (7, 1) (8, 9)		0-3 K		0-0 F1		0-0 G6-4-3 1-2f		0-0 F6	

Inning Stats	R: 2	H: 3	E: 0	K: 0	S: 6	H: 3	LOB: 2	BB: 1	P: 10	R: 0	H: 1	E: 0	K: 2	S: 8	H: 1	LOB: 2	BB: 1	P: 12	R: 0	H: 1	E: 0	K: 0	S: 3	H: 0	LOB: 0	BB: 0	P: 3	R: 1	H: 2	E: 0	K: 0	S: 5	H: 2	LOB: 1	BB: 0	P: 5	R: 0	H: 1	E: 0	K: 0	S: 3	H: 1	LOB: 0	BB: 0	P: 3	R: 1	H: 2	E: 0	K: 0	S: 5	H: 2	LOB: 1	BB: 0	P: 5	R: 0	H: 0	E: 0	K: 2	S: 7	H: 0	LOB: 0	BB: 0	P: 7	R: 0	H: 0	E: 0	K: 1	S: 5	H: 0	LOB: 0	BB: 0	P: 5	1B: 8	SF: 1	2B: 2	3B: 0	HR: 0	SAC: 0	DP: 2	HBP: 0	WP: 0	PA: 38
--------------	------	------	------	------	------	------	--------	-------	-------	------	------	------	------	------	------	--------	-------	-------	------	------	------	------	------	------	--------	-------	------	------	------	------	------	------	------	--------	-------	------	------	------	------	------	------	------	--------	-------	------	------	------	------	------	------	------	--------	-------	------	------	------	------	------	------	------	--------	-------	------	------	------	------	------	------	------	--------	-------	------	-------	-------	-------	-------	-------	--------	-------	--------	-------	--------

PITCHER	IP	WLS	BF	H	R	ER	SO	BB	IBB	HBP	BLK	WP	HR	S	P	ERA	WHIP
Steve Trout, L ERA: 2.98 (1, 1)	6.0		27	8	3	3	2	3	0	0	0	0	0	28	40	4.50	1.833
Warren Brusstar, R ERA: 3.65 (7, 1)	1.0		5	2	1	1	0	0	0	0	0	0	0	5	5	9.00	2.000
Lee Smith, R ERA: 4.84 (8, 1)	2.0		6	0	0	0	3	0	0	0	0	0	0	12	12	0.00	0.000

Batter	1	2	3	4	5	6	7	8	9	AB R H RBI BB SO LOB	TOP									
Bob Dernier, R OBP: 0.407, SLG: 0.359 (1, 8) X	0-0 F4		0-3 K 23 E 23 S			0-0 F7		0-3 K		4 0 0 0 0 2 0										
23 Ryne Sandberg, R OBP: 0.382, SLG: 0.496 (1, 4) X	0-0 F8		0-3 K 1-3			0-0 F3		0-0 F4		4 0 0 0 0 1 1										
Gary Matthews, R OBP: 0.409, SLG: 0.380 (1, 7) X	0-0 F3				0-0 6-3			0-0 F8	4-0 FC6-4 BB	3 0 0 0 1 0 0										
Leon Durham, L OBP: 0.421, SLG: 0.541 (1, 3)		4-0 CS BB			0-0 F7			4-0 S 2B BB	0-0 F8	2 1 0 0 2 0 1										
Mel Hall, L OBP: 0.319, SLG: 0.407 (1, 9)		0-0 E 1-2 1B			0-0 F8			0-3 K 1-2	0-0 F9	4 0 1 0 0 1 2										
Ron Cey, R OBP: 0.326, SLG: 0.455 (1, 5)		0-0 E5 G6-4-3 1-2			0-0 F8			0-0 HR 2B	0-0 FC6-4 1-2f	4 1 1 1 0 0 2										
Jody Davis, R OBP: 0.365, SLG: 0.469 (1, 2)		0-0 G6-4-3 1-2f			0-0 6-3			0-0 HR		3 1 1 2 0 0 2										
Tom Verzyer, R OBP: 0.250, SLG: 0.222 (1, 6)			0-3 K		0-0 5-3			0-3 K		3 0 0 0 0 2 0										
Dick Ruthven, R OBP: 0.278, SLG: 0.444 (1, 1)			0-3 K			0-3 K		0-0 4-3		1 0 0 0 0 1 0										
Jay Johnstone, L OBP: 0.400, SLG: 0.250 (6, PH)										1 0 0 0 0 1 0										
Rich Bordi, R (6, 1)										0 0 0 0 0 0 0										
Bill Buckner, L OBP: 0.244, SLG: 0.214 (8, PH)										1 0 0 0 0 0 0										
Tim Stoddard, R (8, 1)										0 0 0 0 0 0 0										
Inning Stats	R: 0 E: 0 K: 0 S: 3	H: 0 LOB: 0 BB: 0 P: 3	R: 0 E: 1 K: 0 S: 3	H: 1 LOB: 1 BB: 1 P: 7	R: 0 E: 0 K: 4 S: 12	H: 0 LOB: 1 BB: 0 P: 12	R: 0 E: 0 K: 0 S: 3	H: 0 LOB: 0 BB: 0 P: 3	R: 0 E: 0 K: 1 S: 5	H: 0 LOB: 0 BB: 0 P: 5	R: 3 E: 0 K: 2 S: 9	H: 2 LOB: 0 BB: 1 P: 13	R: 0 E: 0 K: 1 S: 5	H: 0 LOB: 0 BB: 0 P: 5	R: 0 E: 0 K: 0 S: 3	H: 0 LOB: 1 BB: 1 P: 7	1B: 1 2B: 1 3B: 0 HR: 1	SF: 0 SAC: 0 DP: 1 HBP: 0	WP: 0 PB: 1 SB: 2 CS: 1	PA: 33
PITCHER Mario Soto, R ERA: 2.56 (1, 1)	IP: 9.0 WLS: W BF: 33 H: 3 R: 3 ER: 3 SO: 8 BB: 3 IBB: 0 HBP: 0 BLK: 0 WP: 0 HR: 1 S: 46 P: 58 ERA: 3.00 WHIP: 0.667																			

Chicago Cubs @ Cincinnati Reds
Riverfront Stadium, Cincinnati, OH

Thu May 17 1984, 3:33 AM EDT
Att. 18,974 - Unknown

livebaseballscorecards.com

AB	30
R	3
H	3
RBI	3
BB	3
SO	8
LOB	8



Batter	1	2	3	4	5	6	7	8	9	AB	R	H	RBI	BB	SO	LOB
Gary Redus, R OBP: 0.381, SLG: 0.457 (1, 7)	0-0 6-3		0-3 K		0-0 1B	0-0 1B 2B	0-3 K			5	2	2	0	0	2	1
Ron Oester, S OBP: 0.261, SLG: 0.293 (1, 4)	0-0 1B		0-0 F6		0-0 1B	0-0 1B		0-0 F9		5	1	2	1	0	0	1
Cesar Cedeno, R OBP: 0.403, SLG: 0.557 (1, 3)	0-0 1B		0-0 F3		0-0 F7	0-0 1B		0-3 K		5	0	2	1	0	1	1
Dave Parker, L OBP: 0.359, SLG: 0.401 (1, 9)	0-0 G4-6-3			0-0 F9	0-0 1B	0-0 F8		0-0 1B		5	1	2	0	0	0	3
Duane Walker, L OBP: 0.471, SLG: 0.776 (1, 8)		4-0 BB		0-0 1B	0-0 1B	0-0 2B		0-3 K2-3		2	1	2	1	1	0	0
Eddie Milner, L OBP: 0.352, SLG: 0.357 (6, 8)										2	0	1	0	0	1	1
Dave Concepcion, R OBP: 0.315, SLG: 0.357 (1, 5)		0-0 1B		0-0 1B	0-0 2B	0-0 6-3				3	0	2	1	0	0	2
Brad Gulden, L OBP: 0.259, SLG: 0.176 (1, 2)		0-0 1B		0-0 1B	0-0 2B			0-0 F7		4	0	2	1	0	0	2
Tom Foley, L OBP: 0.400, SLG: 0.543 (1, 6)		0-0 F7		0-0 BB	0-0 IBB			0-0 SH3		2	0	1	0	2	0	2
Mario Soto, R OBP: 0.120, SLG: 0.160 (1, 1)		0-3 K		0-0 F4	0-0 F5			0-0 SH3		3	0	0	0	0	1	7


Inning Stats	R: 0	H: 2	E: 0	LOB: 1	K: 0	BB: 0	S: 4	P: 4	R: 0	H: 2	E: 0	LOB: 2	K: 1	BB: 1	S: 6	P: 10	R: 0	H: 0	E: 0	LOB: 0	K: 1	BB: 0	S: 5	P: 5	R: 0	H: 2	E: 0	LOB: 3	K: 0	BB: 1	S: 5	P: 9	R: 4	H: 5	E: 0	LOB: 2	K: 0	BB: 1	S: 8	P: 12	R: 1	H: 3	E: 0	LOB: 2	K: 0	BB: 0	S: 6	P: 6	R: 0	H: 1	E: 0	LOB: 1	K: 1	BB: 0	S: 6	P: 6	R: 0	H: 1	E: 0	LOB: 1	K: 2	BB: 0	S: 8	P: 8
--------------	------	------	------	--------	------	-------	------	------	------	------	------	--------	------	-------	------	-------	------	------	------	--------	------	-------	------	------	------	------	------	--------	------	-------	------	------	------	------	------	--------	------	-------	------	-------	------	------	------	--------	------	-------	------	------	------	------	------	--------	------	-------	------	------	------	------	------	--------	------	-------	------	------

PITCHER	IP	WLS	BF	H	R	ER	SO	BB	IBB	HBP	BLK	WP	HR	S	P	ERA	WHIP
Dick Ruthven, R ERA: 5.65 (1, 1)	5.0	L	27	11	4	4	2	2	1	0	0	0	0	28	40	7.20	2.600
Rich Bardi, R ERA: 3.46 (6, 1)	2.0		10	4	1	1	1	0	0	0	0	0	0	12	12	4.50	2.000
Tim Stoddard, R ERA: 1.27 (8, 1)	1.0		4	1	0	0	2	0	0	0	0	0	0	8	8	0.00	1.000

BOTTOM

Chicago Cubs @ Cincinnati Reds
Riverfront Stadium, Cincinnati, OH
Thu May 17 1984, 3:33 AM EDT
Att. 18,974 - Unknown

AB	36
R	5
H	16
RBI	5
BB	3
SO	5
LOB	20



WP	HR	S	P	ERA	WHIP
0	0	1	41		

Batter	1	2	3	4	5	6	7	8	9	AB R H RBI BB SO LOB	TOP											
Gary Redus, R (1, 7) OBP: 0.394, SLG: 0.500	0-0 CS 1B		0-0 G4-6-3 1B			0-0 HR		0-0 6-3		4 1 3 1 0 0 0												
Ron Oester, S (1, 4) OBP: 0.254, SLG: 0.283	0-0 4-3 1-2		0-0 G4-6-3 1-2			0-0 F9		0-3 K		4 0 0 0 0 1 2												
Dan Driessen, L (1, 3) OBP: 0.440, SLG: 0.537	0-0 1-3		0-0 F8			0-0 3-1 2B		0-0 4-3		4 0 1 0 0 0 0												
Dave Parker, L (1, 9) OBP: 0.356, SLG: 0.397		0-0 1B SF9 1B		0-0 4-3		0-0 3-1 2-3		0-3 K		4 1 1 0 0 1 1												
Eddie Milner, L (1, 8) OBP: 0.356, SLG: 0.357		0-0 1-3 2B 1B		0-0 F7		0-0 F8		4-0 BB		3 1 1 0 1 0 1												
Dave Concepcion, R (1, 5) OBP: 0.307, SLG: 0.348 (7, 6)		0-0 SF9		0-0 F6			0-0 F8		0-0 F9	3 0 0 1 0 0 1												
Brad Gulden, L (1, 2) OBP: 0.250, SLG: 0.170 Dann Bilardello, R (7, PH) OBP: 0.393, SLG: 0.320 (7, 2)		0-0 3-H F7			0-0 F8		0-0 1B		0-0 5-3	2 0 0 0 0 0 1 2 0 1 0 0 0 1	AB 32 R 3 H 8 RBI 3 BB 1 SO 3 LOB 10											
Tom Foley, L (1, 6) OBP: 0.404, SLG: 0.563 Tony Perez, R (7, PH) OBP: 0.315, SLG: 0.380 Tom Hume, R (7, 1)		0-0 1-H 2B			0-0 F9		0-3 K			2 0 1 1 0 0 0 1 0 0 0 0 1 1 0 0 0 0 0 0 0												
Joe Price, R (1, 1) OBP: 0.167, SLG: 0.250 Nick Esasky, R (5, PH) OBP: 0.272, SLG: 0.346 Ted Power, R (5, 1) Wayne Krenchicki, L (7, PH) OBP: 0.200, SLG: 0.500 (7, 5)		0-0 5-3			0-0 F6		0-0 F8			1 0 0 0 0 0 1 1 0 0 0 0 0 0 0 0 0 0 0 0 0 1 0 0 0 0 0 1												
Inning Stats	R: 0 E: 0 K: 0 S: 3	H: 1 LOB: 0 BB: 0 P: 3	R: 2 E: 0 K: 0 S: 6	H: 3 LOB: 1 BB: 0 P: 6	R: 0 E: 0 K: 0 S: 3	H: 1 LOB: 0 BB: 0 P: 3	R: 0 E: 0 K: 0 S: 3	H: 0 LOB: 0 BB: 0 P: 3	R: 0 E: 0 K: 0 S: 3	H: 0 LOB: 0 BB: 0 P: 3	R: 1 E: 0 K: 0 S: 5	H: 2 LOB: 1 BB: 0 P: 5	R: 0 E: 0 K: 1 S: 6	H: 1 LOB: 1 BB: 0 P: 6	R: 0 E: 0 K: 1 S: 5	H: 0 LOB: 0 BB: 0 P: 5	R: 0 E: 0 K: 1 S: 5	H: 0 LOB: 1 BB: 1 P: 9	1B: 5 2B: 2 3B: 0 HR: 1	SF: 1 SAC: 0 DP: 1 HBP: 0	WP: 0 PB: 0 SB: 0 CS: 1	PA: 34
PITCHER	IP WLS BF H R ER SO BB IBB HBP BLK WP HR S P ERA WHIP																					
John Stuper, R (1, 1) ERA: 5.56	5.1 W 21 7 3 3 0 0 0 0 0 0 0 1 21 21 5.06 1.312																					
Dave Rucker, L (6, 1) ERA: 0.56	1.0 4 1 0 0 0 0 0 0 0 0 0 0 4 4 0.00 1.000																					
Neil Allen, R (7, 1) ERA: 3.54	2.2 S 9 0 0 0 3 1 0 0 0 0 0 0 14 18 0.00 0.375																					

Cincinnati Reds @ St. Louis Cardinals
 Busch Stadium, St. Louis, MO
 Fri May 18 1984, 7:05 PM CDT
 Att: 31,164 - Unknown

livebaseballscorecards.com



Batter	1	2	3	4	5	6	7	8	9	AB	R	H	RBI	BB	SO	LOB
Tom Herr, S OBP: 0.371, SLG: 0.343 (1, 4)	0-0 HR		4-0 WP 5-3 2B BB		4-0 1B BB		0-0 6-3			2	2	1	1	2	0	0
Willie McGee, S OBP: 0.329, SLG: 0.371 (1, 8)	0-0 F9		0-0 5-3		0-0 1-3 1B		4-0 S BB			3	0	1	0	1	0	1
Lonnie Smith, R OBP: 0.382, SLG: 0.408 (1, 7)	0-0 HR		4-0 2B BB		0-3 1-2 K		0-3 1-2 K			3	2	1	1	1	2	3
Tito Landrum, R OBP: 0.394, SLG: 0.414 (9, 7)	0-0 HR		2-3 2B BB		1-2 K		1-2 K			0	0	0	0	0	0	0
George Hendrick, R OBP: 0.274, SLG: 0.357 (1, 9)	0-0 4-3		0-0 1-H 3-H 2B		0-0 F8			0-0 G3 SH1-3 2B		4	1	2	2	0	0	2
David Green, R OBP: 0.328, SLG: 0.373 (1, 3)	0-0 F9		0-3 K		0-3 K			0-0 G3 2B		4	0	0	0	0	2	2
Art Howe, R OBP: 0.259, SLG: 0.213 (1, 5)		0-0 F4		0-0 F7		0-0 6-3		4-0 SH1-3 BB		3	0	0	0	0	0	0
Steve Braun, L OBP: 0.531, SLG: 0.440 (8, PH)										0	0	0	0	1	0	0
Ken Oberkfell, L OBP: 0.369, SLG: 0.315 (8, PR)										0	0	0	0	0	0	0
(9, 5)																
Ozzie Smith, S OBP: 0.329, SLG: 0.287 (1, 6)		4-0 G4-3 BB		0-0 F8		0-0 S 1B		0-0 SH1-3		2	0	1	1	1	0	0
Glenn Brummer, R OBP: 0.286, SLG: 0.333 (1, 2)		0-0 G4-3		0-0 F4		0-0 5-3		0-0 4-3		4	0	0	0	0	0	4
John Stuper, R OBP: 0.167, SLG: 0.167 (1, 1)			0-3 K		0-3 K		0-3 K			2	0	0	0	0	2	0
Dave Rucker, L (6, 1)										0	0	0	0	0	0	0
Neil Allen, R OBP: 0.250, SLG: 0.500 (7, 1)										1	0	0	0	0	1	0

Inning Stats	R: 2	H: 2	E: 0	LOB: 0	K: 0	BB: 0	S: 5	P: 5	R: 0	H: 0	E: 0	LOB: 0	K: 0	BB: 1	S: 2	P: 6	R: 2	H: 1	E: 0	LOB: 1	K: 2	BB: 2	S: 8	P: 16	R: 0	H: 0	E: 0	LOB: 0	K: 0	BB: 0	S: 3	P: 3	R: 0	H: 1	E: 0	LOB: 2	K: 2	BB: 1	S: 8	P: 12	R: 0	H: 1	E: 0	LOB: 1	K: 1	BB: 0	S: 6	P: 6	R: 0	H: 0	E: 0	LOB: 1	K: 2	BB: 1	S: 7	P: 11	R: 1	H: 1	E: 0	LOB: 2	K: 0	BB: 1	S: 4	P: 8
--------------	------	------	------	--------	------	-------	------	------	------	------	------	--------	------	-------	------	------	------	------	------	--------	------	-------	------	-------	------	------	------	--------	------	-------	------	------	------	------	------	--------	------	-------	------	-------	------	------	------	--------	------	-------	------	------	------	------	------	--------	------	-------	------	-------	------	------	------	--------	------	-------	------	------

PITCHER	IP	WLS	BF	H	R	ER	SO	BB	IBB	HBP	BLK	WP	HR	S	P	ERA	WHIP
Joe Price, L ERA: 6.12 (1, 1)	4.0	L	17	3	4	4	2	3	0	0	0	1	2	18	30	9.00	1.500
Ted Power, R ERA: 3.69 (5, 1)	2.0		9	2	0	0	3	1	0	0	0	0	0	14	18	0.00	1.500
Tom Hume, R ERA: 4.85 (7, 1)	2.0		9	1	1	1	2	2	0	0	0	0	0	11	19	4.50	1.500

BOTTOM

Cincinnati Reds @ St. Louis Cardinals
 Busch Stadium, St. Louis, MO
 Fri May 18 1984, 7:05 PM CDT
 Att. 31,164 - Unknown

AB	28
R	5
H	6
RBI	5
BB	6
SO	7
LOB	12

WP: 1 PA: 35
 PB: 0
 SB: 3
 CS: 0



PITCHER	IP	WLS	BF	H	R	ER	SO	BB	IBB	HBP	BLK	WP	HR	S	P	ERA	WHIP
---------	----	-----	----	---	---	----	----	----	-----	-----	-----	----	----	---	---	-----	------

Batter	1	2	3	4	5	6	7	8	9	AB R H RBI BB SO LOB	TOP									
Gary Redus, R (1, 7) OBP: 0.398, SLG: 0.500	0-3 K		0-0 F7		0-0 FC5-4 1B		0-0 1-2 1B			4 0 2 0 0 1 1	<p>Cincinnati Reds @ St. Louis Cardinals</p> <p>Busch Stadium, St. Louis, MO</p> <p>Sat May 19 1984, 7:05 PM CDT</p> <p>Att: 37,042 - Unknown</p> <p>livebaseballscorecards.com</p>									
Eddie Milner, L (1, 8) OBP: 0.359, SLG: 0.361	0-0 1B		0-0 1B		0-0 FC5-4 1-2f		0-0 G3			4 0 2 0 0 0 3										
Dan Driessen, L (1, 3) OBP: 0.423, SLG: 0.518	0-0 F8		0-0 SF7		0-0 F7			0-0 1-3		3 0 0 1 0 0 2										
Dave Parker, L (1, 9) OBP: 0.346, SLG: 0.386	0-0 F8		0-3 K					0-0 E4 1B		4 0 0 0 0 1 2										
Dave Concepcion, R (1, 5) OBP: 0.305, SLG: 0.346		0-0 F8		0-0 6-3		0-0 5-3		0-0 G3-6-3 1B		4 0 1 0 0 0 0										
Brad Gulden, L (1, 2) OBP: 0.250, SLG: 0.175		0-0 1B		0-0 F6		0-0 F9		0-0 G3-6-3 1-2f		4 0 1 0 0 0 2										
Ron Oester, S (1, 4) OBP: 0.254, SLG: 0.282		0-0 F6		0-0 FC4-6 1B			0-0 G3		0-0 F6	4 0 1 0 0 0 1										
Tom Foley, L (1, 6) OBP: 0.393, SLG: 0.538		0-0 F8		0-0 FC4-6 1-2f			0-0 1B 1B		0-3 K	4 0 1 0 0 1 2										
Bruce Berenyi, R (1, 1) Bob Owchinko, L (1, 1) Eric Davis, R (5, PH) Ted Power, R (5, 1) Wayne Krenchicki, L (7, PH) Bill Scherrer, L (7, 1) Tony Perez, R (9, PH) OBP: 0.309, SLG: 0.373			4-0 1B SF7 BB		0-0 6-3		0-3 K		0-0 F7	0 0 0 0 0 0 0 0 1 0 0 1 0 0 1 0 0 0 0 0 0 0 0 0 0 0 0 0 1 0 0 0 0 1 1 0 0 0 0 0 0 0 1 0 0 0 0 0 0										
Inning Stats	R: 0 E: 0 K: 1 S: 6	H: 1 LOB: 1 BB: 0 P: 6	R: 0 E: 0 K: 0 S: 4	H: 1 LOB: 1 BB: 0 P: 4	R: 1 E: 0 K: 1 S: 6	H: 1 LOB: 1 BB: 1 P: 10	R: 0 E: 0 K: 0 S: 4	H: 1 LOB: 1 BB: 0 P: 4	R: 0 E: 0 K: 0 S: 3	H: 0 LOB: 0 BB: 0 P: 3	R: 0 E: 0 K: 1 S: 7	H: 2 LOB: 2 BB: 0 P: 7	R: 0 E: 1 K: 0 S: 4	H: 1 LOB: 1 BB: 0 P: 4	R: 0 E: 0 K: 1 S: 5	H: 0 LOB: 0 BB: 0 P: 5	1B: 8 2B: 0 3B: 0 HR: 0	SF: 1 SAC: 0 DP: 1 HBP: 0	WP: 0 PB: 0 SB: 0 CS: 0	PA: 36
PITCHER Joaquin Andujar, R (1, 1) ERA: 2.34	IP: 9.0 WLS: W BF: 36 H: 8 R: 1 ER: 1 SO: 4 BB: 1 IBB: 0 HBP: 0 BLK: 0 WP: 0 HR: 0 S: 43 P: 47 ERA: 1.00 WHIP: 1.000																			



Batter	1	2	3	4	5	6	7	8	9
Tom Herr, S OBP: 0.365, SLG: 0.338 (1, 4)									
Willie McGee, S OBP: 0.333, SLG: 0.375 (1, 8)									
Lonnie Smith, R OBP: 0.385, SLG: 0.422 (1, 7)									
Tito Landrum, R OBP: 0.394, SLG: 0.414 (8, 7)									
George Hendrick, R OBP: 0.289, SLG: 0.378 (1, 9)									
Andy Van Slyke, L OBP: 0.378, SLG: 0.323 (7, PR)									
Ken Oberkfell, L OBP: 0.364, SLG: 0.325 (1, 5)									
David Green, R OBP: 0.325, SLG: 0.368 (1, 3)									
Ozzie Smith, S OBP: 0.327, SLG: 0.286 (1, 6)									
Tom Nieto, R OBP: 0.409, SLG: 0.600 (1, 2)									
Joaquin Andujar, S OBP: 0.172, SLG: 0.333 (1, 1)									

AB	R	H	RBI	BB	SO	LOB
5	1	1	0	0	0	2
4	2	2	0	0	1	0
3	2	1	1	1	0	0
0	0	0	0	0	0	0
4	1	3	3	0	0	0
0	0	0	0	0	0	0
4	1	1	1	0	1	2
4	1	1	0	0	2	4
4	1	1	1	0	0	0
4	0	2	1	0	0	1
4	0	0	0	0	4	3

AB	R	H	RBI	BB	SO	LOB
36	9	12	7	1	8	12

Inning Stats	R	H	E	K	S	LOB	BB	P
1	6	5	1	2	17	1	0	0
2	0	0	0	0	3	0	0	0
3	1	2	0	1	7	0	0	0
4	0	0	0	1	5	0	0	0
5	0	1	0	1	5	0	0	0
6	0	0	0	1	5	0	0	0
7	2	3	0	1	8	1	0	0
8	0	1	0	1	6	0	0	0

WP	HR	S	P	ERA	WHIP
0	0	0	0	0.00	0.750
0	0	10	10	0.00	0.500
0	0	14	14	9.00	2.000

BOTTOM

Cincinnati Reds @ St. Louis Cardinals
 Busch Stadium, St. Louis, MO
 Sat May 19 1984, 7:05 PM CDT
 Att. 37,042 - Unknown

livebaseballscores.com



Batter	1	2	3	4	5	6	7	8	9	AB R H RBI BB SO LOB	TOP		
Gary Redus, R (1, 7) OBP: 0.402, SLG: 0.500	0-3 K		0-0 1B		0-0 F8			0-0 G3 S 4-3 1B		4 1 2 0 0 1 0			
Eric Davis, R (1, 8) OBP: 0.250, SLG: 0.750 Eddie Milner, L (8, PH) OBP: 0.357, SLG: 0.358 (8, 8)	0-3 K		0-0 4-3			0-0 6-3 3B		0-0 G3 1-3		3 1 1 0 0 1 1 1 0 0 0 0 0 1			
Tony Perez, R (1, 3) OBP: 0.293, SLG: 0.352 Dan Driessen, L (7, 3) OBP: 0.419, SLG: 0.512	0-0 F9			0-0 6-3		0-3 K		0-0 4-3		3 0 0 0 0 1 1 1 0 0 1 0 0 0			
Dave Parker, L (1, 9) OBP: 0.350, SLG: 0.389		0-0 F3		0-0 6-3 S 1B		0-0 6-3		0-0 3-H 1B		4 0 2 1 0 0 0			
Dave Concepcion, R (1, 5) OBP: 0.304, SLG: 0.338		0-0 6-3		4-0 6-3 1-2 BB		0-0 5-3		0-0 F8		3 0 0 0 1 0 1			
Dann Bilardello, R (1, 2) OBP: 0.387, SLG: 0.316		0-0 1B		0-0 6-3 1-2 2-3		0-3 K2-3		0-0 6-3		4 0 1 0 0 1 2			
Tom Lawless, R (1, 4) OBP: 0.304, SLG: 0.317		0-3 K		0-0 6-3		4-0 CS BB		0-0 6-3		3 0 0 0 1 1 3			
Tom Foley, L (1, 6) OBP: 0.385, SLG: 0.509			0-0 F4		0-0 F5	4-0 BB 1-2 BB		0-3 K		3 0 0 0 1 1 0			
Frank Pastore, R (1, 1) John Franco, L (7, 1) Tom Hume, R (8, 1)			0-3 K		0-0 6-3	0-3 K				3 0 0 0 0 2 1 0 0 0 0 0 0 0 0 0 0 0 0 0 0			
Inning Stats	R: 0 H: 0 E: 0 LOB: 0 K: 2 BB: 0 S: 7 P: 7	R: 0 H: 1 E: 0 LOB: 1 K: 1 BB: 0 S: 6 P: 6	R: 0 H: 1 E: 0 LOB: 1 K: 1 BB: 0 S: 6 P: 6	R: 0 H: 1 E: 0 LOB: 2 K: 0 BB: 1 S: 4 P: 8	R: 0 H: 0 E: 0 LOB: 0 K: 0 BB: 0 S: 3 P: 3	R: 1 H: 1 E: 0 LOB: 0 K: 1 BB: 0 S: 6 P: 6	R: 0 H: 0 E: 0 LOB: 1 K: 2 BB: 2 S: 6 P: 14	R: 1 H: 2 E: 0 LOB: 1 K: 0 BB: 0 S: 5 P: 5	R: 0 H: 0 E: 0 LOB: 0 K: 1 BB: 0 S: 5 P: 5	1B: 5 SF: 0 2B: 0 SAC: 0 3B: 1 DP: 0 HR: 0 HBP: 0	WP: 0 PA: 35 PB: 0 SB: 2 CS: 1		
PITCHER	IP WLS BF H R ER SO BB IBB HBP BLK WP HR S P ERA WHIP											PITCHER	IP WLS BF H R ER SO BB IBB HBP BLK WP HR S P ERA WHIP
Dave LaPoint, L (1, 1) ERA: 4.04 Neil Allen, R (8, 1) ERA: 3.3	7.0 28 5 2 2 7 3 0 0 0 0 0 0 39 51 2.57 1.143												

Cincinnati Reds @ St. Louis Cardinals
 Busch Stadium, St. Louis, MO
 Sun May 20 1984, 3:33 AM CDT
 Att. 29,646 - Unknown

livebaseballscorecards.com

AB 32
 R 2
 H 6
 RBI 2
 BB 3
 SO 8
 LOB 10



Batter	1	2	3	4	5	6	7	8	9	AB	R	H	RBI	BB	SO	LOB
Tom Herr, S OBP: 0.358, SLG: 0.331 (1, 4)	0-0 4-3		0-3 K			0-0 F7		0-0 SH1-4		3	0	0	0	0	1	0
Willie McGee, S OBP: 0.325, SLG: 0.364 (1, 8)	0-0 4-3		0-0 G3			0-0 1-3		0-0 5-3		4	0	0	0	0	0	1
Lonnie Smith, R OBP: 0.388, SLG: 0.420 (1, 7)	0-0 E5				0-0 F8		0-0 1B	4-0 BB		3	1	1	0	1	0	0
George Hendrick, R OBP: 0.280, SLG: 0.366 (1, 9)	0-0 F9				0-0 F8		0-3 K	0-0 6-3		4	0	0	0	0	1	4
Ken Oberkfell, L OBP: 0.380, SLG: 0.370 (1, 5)		0-0 G4-6-3 2B			0-0 G3		0-0 1B		0-0 HR 2B	4	1	3	0	0	0	0
Darrell Porter, L OBP: 0.379, SLG: 0.573 (1, 2)		1-0 G4-6-3 HBP			0-0 4-3 8-2 2B		0-0 1B		0-0 HR	3	1	3	3	0	0	0
David Green, R OBP: 0.323, SLG: 0.365 (1, 3)		0-0 G4-6-3			0-0 4-3		0-0 F9			1	0	0	0	0	0	2
Andy Van Slyke, L OBP: 0.369, SLG: 0.313 (5, 3)		1-2f 2-3			2-3		0-0 K			2	0	0	0	0	0	3
Ozzie Smith, S OBP: 0.320, SLG: 0.279 (1, 6)		0-0 F9			0-0 8-2		0-3 K			3	0	0	0	0	1	4
Dave LaPoint, L OBP: 0.056, SLG: 0.056 (1, 1)			0-3 K			0-0 F6		0-0 SH1-4 1B		2	0	0	0	0	1	0
Neil Allen, R OBP: 0.250, SLG: 0.500 (8, 1)										0	0	0	0	0	0	0
Art Howe, R OBP: 0.273, SLG: 0.229 (8, 3)										1	0	1	0	0	0	0

Inning Stats	R: 0	H: 0	E: 1	LOB: 1	K: 0	BB: 0	S: 4	P: 4	R: 0	H: 1	E: 0	LOB: 1	K: 0	BB: 0	S: 3	P: 4	R: 0	H: 0	E: 0	LOB: 0	K: 2	BB: 0	S: 7	P: 7	R: 0	H: 0	E: 0	LOB: 0	K: 0	BB: 0	S: 3	P: 3	R: 0	H: 1	E: 0	LOB: 0	K: 0	BB: 0	S: 3	P: 3	R: 1	H: 3	E: 0	LOB: 2	K: 2	BB: 0	S: 10	P: 10	R: 0	H: 1	E: 0	LOB: 2	K: 0	BB: 1	S: 4	P: 8	R: 2	H: 2	E: 0	LOB: 0	K: 0	BB: 0	S: 2	P: 2	1B: 4	SF: 0	2B: 4	SAC: 1	3B: 0	DP: 2	HR: 1	HBP: 1	WP: 0	PA: 33
--------------	------	------	------	--------	------	-------	------	------	------	------	------	--------	------	-------	------	------	------	------	------	--------	------	-------	------	------	------	------	------	--------	------	-------	------	------	------	------	------	--------	------	-------	------	------	------	------	------	--------	------	-------	-------	-------	------	------	------	--------	------	-------	------	------	------	------	------	--------	------	-------	------	------	-------	-------	-------	--------	-------	-------	-------	--------	-------	--------

PITCHER	IP	WLS	BF	H	R	ER	SO	BB	IBB	HBP	BLK	WP	HR	S	P	ERA	WHIP
Frank Pastore, R ERA: 4.87 (1, 1)	6.1		22	3	1	1	3	0	0	1	0	0	0	27	28	1.42	0.474
John Franco, L ERA: 2.25 (7, 1)	1.1		8	3	0	0	1	1	0	0	0	0	0	9	13	0.00	3.000
Tom Hume, R ERA: 5.47 (8, 1)	0.1	L	3	2	2	2	0	0	0	0	0	0	1	3	3	54.00	6.000

BOTTOM

Cincinnati Reds @ St. Louis Cardinals
 Busch Stadium, St. Louis, MO
 Sun May 20 1984, 3:33 AM CDT
 Att. 29,646 - Unknown

AB	30
R	3
H	8
RBI	3
BB	1
SO	4
LOB	14



Batter	1	2	3	4	5	6	7	8	9	AB	R	H	RBI	BB	SO	LOB	TOP										
Eddie Milner, L (1, 8) OBP: 0.363, SLG: 0.368 Eric Davis, R (4, PR) OBP: 0.333, SLG: 0.667 (4, 8)	0-0 G3 E 2B		0-0 F9	1-0 WP HBP		0-3 K		0-0 1B		2	1	1	0	0	0	0											
Ron Oester, S (1, 4) OBP: 0.245, SLG: 0.272	0-0 G3 2-3		0-0 F9	0-0 G3 1-2 2-3			0-0 F8	0-0 1-3		5	0	0	0	0	0	4											
Cesar Cedeno, R (1, 7) OBP: 0.417, SLG: 0.569	0-3 K		4-0 BB BB		0-0 FC4-6 1B		0-0 1B 2B		0-0 G3	4	1	2	0	1	1	1											
Dave Parker, L (1, 9) OBP: 0.352, SLG: 0.392	0-0 E8 2B		4-0 FC6 BB		0-0 FC4-6 CS 1-2f		0-0 F8		0-0 4-3	4	0	1	1	1	0	2											
Dan Driessen, L (1, 3) OBP: 0.418, SLG: 0.500	4-0 FC5-4 BB		0-0 FC6 1-2f		0-0 F7 1-2		0-0 1B		0-0 G3	4	0	1	1	1	0	3											
Dave Concepcion, R (1, 5) OBP: 0.302, SLG: 0.336	0-0 FC5-4 1-2f			0-0 4-3 2B 1B		0-0 1-3		0-0 F8		4	1	1	0	0	0	3											
Brad Gulden, L (1, 2) OBP: 0.265, SLG: 0.233		0-0 P5		0-0 4-3 1-2		0-0 HR		4-0 G3 WP 1B BB		3	2	1	1	1	0	1											
Tom Foley, L (1, 6) OBP: 0.362, SLG: 0.475		0-0 F9		0-0 4-3 2-3		0-0 F7		0-3 K		4	0	0	0	0	1	2											
Mario Soto, R (1, 1) OBP: 0.172, SLG: 0.241		0-0 F7		0-0 WP 2B 3-H		0-0 1B		0-0 G3 1-3		4	0	2	1	0	0	1											
Inning Stats	R: 1 E: 1 K: 1 S: 7	H: 2 LOB: 2 BB: 1 P: 11	R: 0 E: 0 K: 0 S: 3	H: 0 LOB: 0 BB: 0 P: 3	R: 0 E: 0 K: 0 S: 3	H: 0 LOB: 2 BB: 2 P: 11	R: 1 E: 0 K: 0 S: 5	H: 2 LOB: 3 BB: 0 P: 6	R: 0 E: 0 K: 0 S: 3	H: 1 LOB: 0 BB: 0 P: 3	R: 1 E: 0 K: 1 S: 7	H: 2 LOB: 1 BB: 0 P: 7	R: 1 E: 0 K: 0 S: 5	H: 2 LOB: 1 BB: 0 P: 5	R: 1 E: 0 K: 1 S: 6	H: 1 LOB: 1 BB: 1 P: 10	R: 0 E: 0 K: 0 S: 3	H: 0 LOB: 0 BB: 0 P: 3	1B: 5 2B: 4 3B: 0 HR: 1	SF: 0 SAC: 0 DP: 0 HBP: 1	WP: 2 PB: 0 SB: 0 CS: 1	PA: 41					
PITCHER	IP	WLS	BF	H	R	ER	SO	BB	IBB	HBP	BLK	WP	HR	S	P	ERA	WHIP										
Rick Rhoden, R (1, 1) ERA: 3.38	6.0		28	7	3	3	2	3	0	1	0	1	1	28	41	4.50	1.667										
Rod Scurry, L (7, 1) ERA: 7.71	2.0	L	10	3	2	2	1	1	0	0	0	1	0	11	15	9.00	2.000										
Cecilio Cuante, R (9, 1) ERA: 2.95	1.0		3	0	0	0	0	0	0	0	0	0	0	3	3	0.00	0.000										

Cincinnati Reds @ Pittsburgh Pirates
 Three Rivers Stadium, Pittsburgh, PA
 Tue May 22 1984, 7:05 PM EDT
 Att. 7,959 - Unknown

livebaseballscorecards.com

AB	36
R	5
H	10
RBI	5
BB	4
SO	3
LOB	18



Batter	1	2	3	4	5	6	7	8	9	AB	R	H	RBI	BB	SO	LOB
Marvell Wynne, L OBP: 0.342, SLG: 0.399 (1, 8)	0-0 4-3 ①		0-3 K ②			0-0 6-3 ②		0-0 1-3 1B		4	0	1	0	0	1	0
Lee Lacy, R OBP: 0.373, SLG: 0.435 Cecilio Guante, R (9, 1)	0-0 F8 ②		0-0 F8 ③			0-0 HR		0-0 F9 ③		4	1	1	1	0	0	2
Bill Madlock, R OBP: 0.303, SLG: 0.271 (1, 5)	0-0 F7 ③					0-0 CS 1B		0-0 F7 ③		4	0	1	0	0	0	0
Jason Thompson, L OBP: 0.324, SLG: 0.391 (1, 3)		BB BB BB	4-0 HR BB			0-0 F8 ①		0-0 G3 ①		3	1	0	0	1	0	1
Tony Peña, R OBP: 0.336, SLG: 0.508 (1, 2)		X 1-H HR	0-0 HR			0-0 F8 ② ③		0-0 6-3 ②		4	1	1	2	0	0	1
Johnny Ray, S OBP: 0.364, SLG: 0.368 (1, 4)		X F8 ①	0-0 F8			0-3 K ①		0-0 F8 ③		3	0	0	0	0	1	0
Lee Mazzilli, S OBP: 0.212, SLG: 0.233 (1, 7)		X G3 ②	0-0 G3			0-0 P4 ②		0-0 1-4-3 ①		3	0	0	0	0	0	0
Dale Berra, R OBP: 0.246, SLG: 0.311 (1, 6)		X F7 ③	0-0 F7			0-0 F7 ③		0-0 1-3 ②		3	0	0	0	0	0	0
Rick Rhoden, R OBP: 0.222, SLG: 0.250 Doug Frobel, L OBP: 0.188, SLG: 0.325 Rod Scurry, L (6, PH) Benny Distefano, L OBP: 0.300, SLG: 0.375 (8, PH) (9, 9)			0-3 K ①			0-3 K ①		4-0 1B BB		1	0	0	0	0	1	0

Inning Stats	R: 0 E: 0 K: 0 S: 3	H: 0 LOB: 0 BB: 0 P: 3	R: 2 E: 0 K: 0 S: 4	H: 1 LOB: 0 BB: 1 P: 8	R: 0 E: 0 K: 2 S: 7	H: 0 LOB: 0 BB: 0 P: 7	R: 0 E: 0 K: 0 S: 3	H: 1 LOB: 0 BB: 0 P: 3	R: 0 E: 0 K: 1 S: 5	H: 0 LOB: 0 BB: 0 P: 5	R: 1 E: 0 K: 1 S: 6	H: 1 LOB: 0 BB: 0 P: 6	R: 0 E: 0 K: 0 S: 3	H: 0 LOB: 0 BB: 0 P: 3	R: 0 E: 0 K: 0 S: 4	H: 1 LOB: 2 BB: 1 P: 8	R: 0 E: 0 K: 0 S: 3	H: 0 LOB: 0 BB: 0 P: 3	1B: 2 2B: 0 3B: 0 HR: 2	SF: 0 SAC: 0 DP: 0 HBP: 0
--------------	------------------------------	---------------------------------	------------------------------	---------------------------------	------------------------------	---------------------------------	------------------------------	---------------------------------	------------------------------	---------------------------------	------------------------------	---------------------------------	------------------------------	---------------------------------	------------------------------	---------------------------------	------------------------------	---------------------------------	----------------------------------	------------------------------------


PITCHER	IP	WLS	BF	H	R	ER	SO	BB	IBB	HBP	BLK	WP	HR	S	P	ERA	WHIP	PITCHER	IP	WLS	BF	H	R	ER	SO	BB	IBB	HBP	BLK	WP	HR	S	P	ERA	WHIP
Mario Soto, R ERA: 2.61 (1, 1)	9.0	W	32	4	3	3	4	2	0	0	0	0	2	38	46	3.00	0.667																		

BOTTOM

Cincinnati Reds @ Pittsburgh Pirates

Three Rivers Stadium, Pittsburgh, PA

Tue May 22 1984, 7:05 PM EDT
Att. 7,959 - Unknown

AB	30
R	3
H	4
RBI	3
BB	2
SO	4
LOB	4
	
WP: 0	PA: 32
PB: 0	
SB: 0	
CS: 1	

Batter	1	2	3	4	5	6	7	8	9	AB R H RBI BB SO LOB	TOP											
Gary Redus, R (1, 7) OBP: 0.393, SLG: 0.486	0-0 P3		0-0 1B 1B	0-3 K	0-3 K	0-3 K			0-0 5-3	5 0 1 0 0 2 4												
Eric Davis, R (1, 8) OBP: 0.200, SLG: 0.400 Eddie Milner, L (9, PH) OBP: 0.367, SLG: 0.372	0-0 F8		0-3 K		0-3 K		0-0 L4		0-0 1B 1B	4 0 0 0 0 2 1 1 0 1 0 0 0 0												
Cesar Cedeno, R (1, 3) OBP: 0.429, SLG: 0.571	0-0 1B		0-0 1B 1-2		0-0 P6		0-0 4-3		0-0 1B G6-4-3	5 0 3 0 0 0 0												
Dave Parker, L (1, 9) OBP: 0.341, SLG: 0.380	0-3 K		0-0 F7		0-3 K		0-0 F8		0-0 G6-4-3	5 0 0 0 0 2 5												
Dave Concepcion, R (1, 5) OBP: 0.313, SLG: 0.354		0-0 2B 2B	0-0 F9			0-0 2B 1B 1B		0-0 BB 1B		4 2 3 0 0 0 2												
Dann Bilardello, R (1, 2) OBP: 0.381, SLG: 0.325		0-0 2B 2-H		0-0 P3		0-3 K		0-0 F7		4 0 1 1 0 1 2												
Ron Oester, S (1, 4) OBP: 0.252, SLG: 0.286		0-0 5-3		0-0 1B 1B		0-0 1B 2B		0-3 K		4 0 2 0 0 1 2												
Tom Foley, L (1, 6) OBP: 0.384, SLG: 0.484		0-0 F8		0-0 1B 1-2		0-0 1B 2-3 3-H		4-0 BB 1-2		3 0 2 1 1 0 1												
Jeff Russell, R (1, 1) OBP: 0.200, SLG: 0.211 Bill Scherrer, L (5, 1) Nick Esasky, R (6, PH) OBP: 0.259, SLG: 0.341 Bob Owchinko, L (6, 1) Tony Perez, R (8, PH) OBP: 0.288, SLG: 0.345 Ted Power, R (8, 1)		0-3 K		0-3 K		0-3 K		0-3 K		2 0 0 0 0 2 3 0 0 0 0 0 0 0 1 0 0 0 0 1 2 0 0 0 0 0 0 0 1 0 0 0 0 1 2 0 0 0 0 0 0 0												
Inning Stats	R: 0 E: 0 K: 1 S: 6	H: 1 LOB: 1 BB: 0 P: 6	R: 1 E: 0 K: 1 S: 7	H: 2 LOB: 1 BB: 0 P: 7	R: 0 E: 0 K: 1 S: 7	H: 2 LOB: 2 BB: 0 P: 9	R: 0 E: 0 K: 2 S: 9	H: 0 LOB: 0 BB: 0 P: 7	R: 1 E: 0 K: 3 S: 12	H: 3 LOB: 2 BB: 0 P: 12	R: 0 E: 0 K: 0 S: 3	H: 0 LOB: 0 BB: 0 P: 3	R: 0 E: 0 K: 2 S: 8	H: 1 LOB: 2 BB: 1 P: 12	R: 0 E: 0 K: 0 S: 4	H: 2 LOB: 1 BB: 0 P: 4	1B: 10 2B: 3 3B: 0 HR: 0	SF: 0 SAC: 0 DP: 1 HBP: 0	WP: 0 PB: 0 SB: 0 CS: 0	PA: 40		
PITCHER	IP WLS BF H R ER SO BB IBB HBP BLK WP HR S P ERA WHIP	IP WLS BF H R ER SO BB IBB HBP BLK WP HR S P ERA WHIP	IP WLS BF H R ER SO BB IBB HBP BLK WP HR S P ERA WHIP	IP WLS BF H R ER SO BB IBB HBP BLK WP HR S P ERA WHIP	IP WLS BF H R ER SO BB IBB HBP BLK WP HR S P ERA WHIP	IP WLS BF H R ER SO BB IBB HBP BLK WP HR S P ERA WHIP	IP WLS BF H R ER SO BB IBB HBP BLK WP HR S P ERA WHIP	IP WLS BF H R ER SO BB IBB HBP BLK WP HR S P ERA WHIP	IP WLS BF H R ER SO BB IBB HBP BLK WP HR S P ERA WHIP	IP WLS BF H R ER SO BB IBB HBP BLK WP HR S P ERA WHIP	IP WLS BF H R ER SO BB IBB HBP BLK WP HR S P ERA WHIP	IP WLS BF H R ER SO BB IBB HBP BLK WP HR S P ERA WHIP	IP WLS BF H R ER SO BB IBB HBP BLK WP HR S P ERA WHIP	IP WLS BF H R ER SO BB IBB HBP BLK WP HR S P ERA WHIP	IP WLS BF H R ER SO BB IBB HBP BLK WP HR S P ERA WHIP	IP WLS BF H R ER SO BB IBB HBP BLK WP HR S P ERA WHIP	IP WLS BF H R ER SO BB IBB HBP BLK WP HR S P ERA WHIP	IP WLS BF H R ER SO BB IBB HBP BLK WP HR S P ERA WHIP	IP WLS BF H R ER SO BB IBB HBP BLK WP HR S P ERA WHIP	IP WLS BF H R ER SO BB IBB HBP BLK WP HR S P ERA WHIP		
John Candelaria, L (1, 1) ERA: 2.43	8.0 W 36 11 2 2 12 1 0 0 0 0 0 59 63 2.25 1.500	1.0 4 2 0 0 0 0 0 0 0 0 0 0 4 4 0.00 2.000																				
Kent Tekulve, R (9, 1) ERA: 5.6																						

Cincinnati Reds @ Pittsburgh Pirates
 Three Rivers Stadium, Pittsburgh, PA
 Wed May 23 1984, 7:05 PM EDT
 Att. 7,072 - Unknown

livebaseballscorecards.com

AB	39
R	2
H	13
RBI	2
BB	1
SO	12
LOB	24



Batter	1	2	3	4	5	6	7	8	9
Marvell Wynne, L OBP: 0.331, SLG: 0.386 (1, 8)	0-3 K		0-0 F7		0-0 E4 1B	0-0 4-3		0-0 F9	
Lee Lacy, R OBP: 0.380, SLG: 0.431 (1, 9) (7, 7)	0-3 K		0-0 2-3		4-0 1B 1B	0-0 CS 1B			
Bill Madlock, R OBP: 0.301, SLG: 0.271 (1, 5)	0-0 P3			0-0 F8	0-0 1B 1B	0-0 CS	0-3 K		
Jason Thompson, L OBP: 0.329, SLG: 0.389 (1, 3)		4-0 WP BB		0-3 K	0-0 1B 1B		0-0 4-3		
Tony Peña, R OBP: 0.348, SLG: 0.531 (1, 2)		0-0 FC1-5-6 HBP		0-0 3B	0-0 1B 1B		0-0 BB 1B		
Johnny Ray, S OBP: 0.375, SLG: 0.370 (1, 4)		1-0 HBP		0-3 K	0-0 G6-4-3 1B		4-0 BB		
Lee Mazzilli, S OBP: 0.222, SLG: 0.333 Doug Frobel, L OBP: 0.186, SLG: 0.321 (1, 7) (7, 9)		0-3 K			0-0 HR		0-0 4-3		
Dale Berra, R OBP: 0.246, SLG: 0.309 (1, 6)		0-0 F8			0-0 P4	0-0 4-3 SH5-4 1B		0-3 K	
John Candelaria, L OBP: 0.238, SLG: 0.300 Benny Distefano, L OBP: 0.273, SLG: 0.333 Kent Tekulve, R (8, PH) (9, 1)			0-3 K		0-0 E 1B	0-0 SH5-4		0-0 1-3	

Inning Stats	R: 0 E: 0 K: 2 S: 7	H: 0 LOB: 0 BB: 0 P: 7	R: 0 E: 0 K: 1 S: 5	H: 0 LOB: 2 BB: 1 P: 10	R: 0 E: 0 K: 1 S: 5	H: 0 LOB: 0 BB: 0 P: 5	R: 0 E: 0 K: 2 S: 8	H: 1 LOB: 1 BB: 0 P: 8	R: 6 E: 1 K: 0 S: 9	H: 6 LOB: 1 BB: 1 P: 13	R: 1 E: 0 K: 0 S: 4	H: 2 LOB: 0 BB: 0 P: 4	R: 0 E: 0 K: 1 S: 6	H: 1 LOB: 2 BB: 1 P: 10	R: 0 E: 0 K: 1 S: 5	H: 0 LOB: 0 BB: 0 P: 5
1B: 7 2B: 1 3B: 1 HR: 1	SF: 0 SAC: 1 DP: 1 HBP: 1	WP: 1 PB: 0 SB: 0 CS: 1	PA: 38													

PITCHER	IP	WLS	BF	H	R	ER	SO	BB	IBB	HBP	BLK	WP	HR	S	P	ERA	WHIP
Jeff Russell, R ERA: 4.71 (1, 1)	4.1	L	21	4	5	4	6	2	0	0	0	1	1	30	39	8.31	1.385
Bill Scherrer, L ERA: 6.63 (5, 1)	0.2		4	3	1	1	0	0	0	0	0	0	0	4	4	13.50	4.500
Bob Owchinko, L ERA: 3.38 (6, 1)	2.0		9	3	1	1	1	1	0	0	0	0	0	10	14	4.50	2.000
Ted Power, R ERA: 3.38 (8, 1)	1.0		3	0	0	0	1	0	0	0	0	0	0	5	5	0.00	0.000

BOTTOM

Cincinnati Reds @ Pittsburgh Pirates
Three Rivers Stadium, Pittsburgh, PA
Wed May 23 1984, 7:05 PM EDT
Att. 7,072 - Unknown

livebaseballscorecards.com

AB	32
R	7
H	10
RBI	7
BB	3
SO	8
LOB	12



Batter	1	2	3	4	5	6	7	8	9	AB R H RBI BB SO LOB	TOP											
Gary Redus, R (1, 7) OBP: 0.386, SLG: 0.474	0-3 K		0-0 2-3 1B		0-0 F9		0-0 F3		0-0 6-3	5 0 1 0 0 1 2												
Eric Davis, R (1, 8) OBP: 0.214, SLG: 0.357 Bill Scherrer, L (7, 1)	0-3 K		0-3 K		0-3 K		0-0 1-2 1B			4 0 1 0 0 3 3 0 0 0 0 0 0 0												
Dave Parker, L (1, 9) OBP: 0.339, SLG: 0.377	0-3 K			0-0 5-3		0-0 E 1B E 1B	0-0 G3			4 1 1 0 0 1 2												
Cesar Cedeno, R (1, 3) OBP: 0.420, SLG: 0.554		0-3 K		0-0 F3		0-0 E9 1B 1-H	0-0 P4			4 0 1 0 0 1 0												
Dave Concepcion, R (1, 5) OBP: 0.318, SLG: 0.358		0-0 5-3		0-0 BB 1B		0-0 1-3	0-0 1B			4 0 2 0 0 0 1												
Dann Bilardello, R (1, 2) OBP: 0.376, SLG: 0.314		0-3 K		4-0 1-2 BB		0-0 5-3	0-3 K			3 0 0 0 1 2 2												
Ron Oester, S (1, 4) OBP: 0.247, SLG: 0.280 Eddie Milner, L (7, 8) OBP: 0.365, SLG: 0.370			0-0 5-3	0-3 K2-3		0-3 K	0-0 L1			3 0 0 0 0 2 3 1 0 0 0 0 0 1												
Tom Foley, L (1, 6) OBP: 0.377, SLG: 0.470			0-0 1B SH1 1B		0-0 1-3		0-0 6-3		0-0 4-3	4 0 1 0 0 0 0												
Joe Price, R (1, 1) OBP: 0.231, SLG: 0.250 Ted Power, R (6, 1) Tom Lawless, R (6, 4) OBP: 0.313, SLG: 0.326			0-0 SH1		4-0 BB		0-0 1B 1B		0-0 F9	0 0 0 0 1 0 0 0 0 0 0 0 0 0 2 0 1 0 0 0 0												
Inning Stats	R: 0 E: 0 K: 3 S: 9	H: 0 LOB: 0 BB: 0 P: 9	R: 0 E: 0 K: 2 S: 7	H: 0 LOB: 0 BB: 0 P: 7	R: 0 E: 0 K: 1 S: 7	H: 2 LOB: 2 BB: 0 P: 7	R: 0 E: 0 K: 1 S: 6	H: 1 LOB: 2 BB: 1 P: 10	R: 0 E: 0 K: 1 S: 5	H: 0 LOB: 1 BB: 1 P: 9	R: 1 E: 1 K: 1 S: 7	H: 2 LOB: 1 BB: 0 P: 7	R: 0 E: 0 K: 0 S: 5	H: 2 LOB: 2 BB: 0 P: 5	R: 0 E: 0 K: 1 S: 6	H: 1 LOB: 1 BB: 0 P: 6	R: 0 E: 0 K: 0 S: 3	H: 0 LOB: 0 BB: 0 P: 3	1B: 8 2B: 0 3B: 0 HR: 0	SF: 0 SAC: 1 DP: 0 HBP: 0	WP: 0 PB: 0 SB: 0 CS: 0	PA: 37
PITCHER Larry McWilliams, L (1, 1) ERA: 2.21	IP: 9.0 WLS: W BF: 37 H: 8 R: 1 ER: 0 SO: 10 BB: 2 IBB: 0 HBP: 0 BLK: 0 WP: 0 HR: 0 S: 55 P: 63 ERA: 0.00 WHIP: 1.111											PITCHER	IP: 9.0 WLS: W BF: 37 H: 8 R: 1 ER: 0 SO: 10 BB: 2 IBB: 0 HBP: 0 BLK: 0 WP: 0 HR: 0 S: 55 P: 63 ERA: 0.00 WHIP: 1.111									

Cincinnati Reds @ Pittsburgh Pirates
 Three Rivers Stadium, Pittsburgh, PA
 Thu May 24 1984, 7:05 PM EDT
 Att. 8,580 - Unknown

livebaseballscorecards.com

AB	34
R	1
H	8
RBI	0
BB	2
SO	10
LOB	14



Batter	1	2	3	4	5	6	7	8	9	AB	R	H	RBI	BB	SO	LOB
Marvell Wynne, L OBP: 0.323, SLG: 0.376 (1, 8)	0-0 F7		0-3 K		0-0 F8		0-0 5-3			4	0	0	0	0	1	0
Lee Lacy, R OBP: 0.373, SLG: 0.464 (1, 9) (7, 7)	0-0 HR		0-0 F7		0-0 4-3		0-0 F8			4	1	1	1	0	0	0
Bill Madlock, R OBP: 0.300, SLG: 0.270 (1, 5)	0-0 F9			0-0 5-3 1B BB 1B	0-0 P6		0-0 4-3			4	1	1	0	0	0	0
Jim Morrison, R OBP: 0.321, SLG: 0.320 Johnny Ray, S OBP: 0.379, SLG: 0.375 (1, 4) (7, 4)	4-0 BB			0-0 BB 5-3 1-2 SF9 1B	0-0 BB E 1B 1B		0-0 G3 1B			2	2	2	0	1	0	0
Tony Peña, R OBP: 0.338, SLG: 0.515 (1, 2)	0-3 K			0-0 5-3	0-0 E4 1B BB SF8		0-0 G3			4	1	0	0	0	1	5
Jason Thompson, L OBP: 0.333, SLG: 0.383 (1, 3)		0-0 3-1		4-0 BB BB	4-0 SF8 1B BB		0-0 F9			2	0	0	0	2	0	1
Lee Mazzilli, S OBP: 0.256, SLG: 0.343 Doug Frobel, L OBP: 0.184, SLG: 0.317 (1, 7) (7, 9)		0-0 5-3		4-0 1-2 2-3 3-H BB	0-0 1-2 2-3 3-H 1B		0-3 K			2	0	1	2	1	0	0
Dale Berra, R OBP: 0.240, SLG: 0.306 (1, 6)		0-0 L3		0-0 SF9	0-0 SF8					1	0	0	2	0	0	0
Larry McWilliams, L OBP: 0.067, SLG: 0.067 (1, 1)			0-3 K	0-0 1-3	0-0 5-3					3	0	0	0	0	1	4

Inning Stats	R: 1	H: 1	E: 0	K: 1	S: 6	LOB: 1	BB: 1	P: 10	R: 0	H: 0	E: 0	K: 0	S: 3	LOB: 0	BB: 0	P: 3	R: 0	H: 0	E: 0	K: 2	S: 7	LOB: 0	BB: 0	P: 7	R: 2	H: 2	E: 0	K: 0	S: 5	LOB: 2	BB: 2	P: 13	R: 0	H: 0	E: 0	K: 0	S: 3	LOB: 0	BB: 0	P: 3	R: 2	H: 2	E: 1	K: 0	S: 5	LOB: 1	BB: 1	P: 9	R: 0	H: 0	E: 0	K: 0	S: 3	LOB: 0	BB: 0	P: 3	R: 0	H: 1	E: 0	K: 1	S: 6	LOB: 1	BB: 0	P: 6
--------------	------	------	------	------	------	--------	-------	-------	------	------	------	------	------	--------	-------	------	------	------	------	------	------	--------	-------	------	------	------	------	------	------	--------	-------	-------	------	------	------	------	------	--------	-------	------	------	------	------	------	------	--------	-------	------	------	------	------	------	------	--------	-------	------	------	------	------	------	------	--------	-------	------

PITCHER	IP	WLS	BF	H	R	ER	SO	BB	IBB	HBP	BLK	WP	HR	S	P	ERA	WHIP
Joe Price, L ERA: 6.27 (1, 1)	5.0	L	25	5	5	4	3	4	0	0	0	0	1	27	43	7.20	1.800
Ted Power, R ERA: 3.28 (6, 1)	1.0		2	0	0	0	0	0	0	0	0	0	0	2	2	0.00	0.000
Bill Scherrer, L ERA: 6.0 (7, 1)	2.0		7	1	0	0	1	0	0	0	0	0	0	9	9	0.00	0.500

BOTTOM

Cincinnati Reds @ Pittsburgh Pirates
 Three Rivers Stadium, Pittsburgh, PA
 Thu May 24 1984, 7:05 PM EDT
 Att. 8,580 - Unknown

AB	28
R	5
H	6
RBI	5
BB	4
SO	4
LOB	11



WP	HR	S	P	ERA	WHIP							
1B: 5	SF: 2	2B: 1	SAC: 0	3B: 0	DP: 1	HR: 1	HBP: 0	WP: 0	PA: 34	PB: 0	SB: 0	CS: 0

Batter	1	2	3	4	5	6	7	8	9	AB R H RBI BB SO LOB	TOP							
Gary Redus, R OBP: 0.374, SLG: 0.458 (1, 7) X	0-0 6-3	0-0 P4			0-0 F8			0-0 5-3		4 0 0 0 0 0 0								
Eddie Milner, L OBP: 0.362, SLG: 0.362 (1, 8) X	0-0 4-3		4-0 S BB		0-0 F3			0-0 F3		3 0 0 0 1 0 0								
Dan Driessen, L OBP: 0.421, SLG: 0.495 (1, 3) X	0-0 2B 1B 1B		4-0 G4-6-3 1-2 BB		0-0 F9			0-0 G3		3 1 1 0 1 0 0								
Dave Parker, L OBP: 0.337, SLG: 0.380 (1, 9) X	0-0 1B 2B		0-0 P6		0-0 4-3			0-3 K		4 1 1 0 0 1 2 0 0 0 0 0 0 0								
Eric Davis, R OBP: 0.214, SLG: 0.357 (9, 9)																		
Brad Gulden, L OBP: 0.264, SLG: 0.234 (1, 2) X	0-0 1B 1B		0-0 G4-6-3 1-2f		0-0 F8			0-0 F8		4 1 1 2 0 0 2								
Dave Concepcion, R OBP: 0.328, SLG: 0.364 (1, 5) X	0-0 S 1B		0-0 1B BB		0-0 6-3			0-0 CS 1B		3 0 2 1 1 0 0								
Ron Oester, S OBP: 0.255, SLG: 0.288 (1, 4) X	0-0 F7		0-0 L5-3 1B		0-0 G5-4-3 1B			0-0 CS		3 0 2 0 0 0 1								
Tom Foley, L OBP: 0.363, SLG: 0.449 (1, 6) X		0-0 F5	0-0 L5-3		0-0 F9			0-0 F9		3 0 0 0 0 0 3								
Tom Hume, R (1, 1)		0-0 5-3	0-0 5-3		0-0 G5-4-3					2 0 0 0 0 0 1								
Bob Owchinko, L (6, 1)										1 0 0 0 0 0 1								
Ted Power, R (8, 1)										0 0 0 0 0 0 0								
Inning Stats	R: 3 E: 0 K: 0 S: 7	H: 4 LOB: 1 BB: 0 P: 7	R: 0 E: 0 K: 0 S: 3	H: 0 LOB: 0 BB: 0 P: 3	R: 0 E: 0 K: 0 S: 2	H: 0 LOB: 1 BB: 2 P: 10	R: 0 E: 0 K: 0 S: 3	H: 1 LOB: 1 BB: 1 P: 7	R: 0 E: 0 K: 0 S: 3	H: 0 LOB: 0 BB: 0 P: 3	R: 0 E: 0 K: 0 S: 3	H: 1 LOB: 0 BB: 0 P: 3	R: 0 E: 0 K: 1 S: 5	H: 1 LOB: 0 BB: 0 P: 5	1B: 6 2B: 2 3B: 0 HR: 0	SF: 0 SAC: 0 DP: 3 HBP: 0	WP: 0 PB: 0 SB: 2 CS: 1	PA: 34
PITCHER Dickie Noles, R (1, 1) ERA: 5.08 Warren Brusstar, R (8, 1) ERA: 2.87	IP 7.0 WLS L BF 27 H 6 R 3 ER 3 SO 0 BB 3 IBB 0 HBP 0 BLK 0 WP 0 HR 0 S 24 P 36 ERA 3.86 WHIP 1.286																	PITCHER IP 2.0 WLS L BF 6 H 1 R 0 ER 0 SO 1 BB 0 IBB 0 HBP 0 BLK 0 WP 0 HR 0 S 8 P 8 ERA 0.00 WHIP 0.500

Cincinnati Reds @ Chicago Cubs
Wrigley Field, Chicago, IL
Fri May 25 1984, 3:33 AM CDT
Att. 11,266 - Unknown

livebaseballscorecards.com

AB 30
R 3
H 7
RBI 3
BB 3
SO 1
LOB 10



Batter	1	2	3	4	5	6	7	8	9
Bob Demner, R (1, 8) OBP: 0.410, SLG: 0.362 Warren Brusstar, R (8, 1) Richie Hebner, L (9, PH) OBP: 0.594, SLG: 0.808	0-0 CS 23 S 1B		0-0 6-3		0-3 K		0-0 P3		0-0 1B
23 Ryne Sandberg, R (1, 4) OBP: 0.386, SLG: 0.503	0-3 K 1-2		4-0 S BB			0-3 K	0-0 P4		0-0 F3
Gary Matthews, R (1, 7) OBP: 0.431, SLG: 0.424	0-3 K 1-2		0-3 K 1-2			0-0 BB 1B		4-0 5-3 WP BB	
Leon Durham, L (1, 3) OBP: 0.442, SLG: 0.640	4-0 BB			0-0 3-1		0-0 F7		4-0 5-3 BB	
Keith Moreland, R (1, 9) OBP: 0.340, SLG: 0.333	0-0 CS 2-3	0-0 F8		0-0 PB 1B		4-0 1-2 BB		0-0 5-3 1-2 2-3	
Ron Cey, R (1, 5) OBP: 0.321, SLG: 0.448			0-3 K	0-0 1-3		0-0 P5		0-3 K	
Jody Davis, R (1, 2) OBP: 0.374, SLG: 0.496				0-0 6-3			0-0 6-3	0-3 K	
Larry Bowa, S (1, 6) OBP: 0.302, SLG: 0.333 Jay Johnstone, L (9, PH) OBP: 0.286, SLG: 0.167					0-0 1-4-3		4-0 1B BB		0-3 K
Dickie Noles, R (1, 1) Gary Woods, R (7, PH) OBP: 0.387, SLG: 0.500 Mel Hall, L (9, PH) OBP: 0.317, SLG: 0.454			0-3 K		0-0 P6		0-0 1-2 1B		0-3 K

AB	R	H	RBI	BB	SO	LOB
4	0	1	0	0	1	2
0	0	0	0	0	0	0
1	0	1	0	0	0	0
4	0	0	0	1	2	4
3	0	1	0	1	2	2
2	0	0	0	2	0	1
3	0	1	0	1	0	2
4	0	0	0	0	2	5
4	0	1	0	0	1	3
2	0	0	0	1	0	1
1	0	0	0	0	1	0
2	0	0	0	0	1	0
1	0	1	0	0	0	0
1	0	0	0	0	1	0

BOTTOM

Cincinnati Reds @ Chicago Cubs
Wrigley Field, Chicago, IL
Fri May 25 1984, 3:33 AM CDT
Att. 11,266 - Unknown

livebaseballscores.com

AB	32
R	0
H	6
RBI	0
BB	6
SO	11
LOB	20



Inning Stats	R: 0	H: 1	E: 0	K: 2	S: 7	H: 1	LOB: 1	BB: 1	P: 11	R: 0	H: 1	E: 0	K: 1	S: 6	R: 0	H: 0	E: 0	K: 2	S: 7	R: 0	H: 1	E: 0	K: 0	S: 4	R: 0	H: 1	E: 0	K: 1	S: 5	R: 0	H: 1	E: 0	K: 1	S: 6	R: 0	H: 0	E: 0	K: 0	S: 4	R: 0	H: 1	E: 0	K: 0	S: 7	R: 0	H: 1	E: 0	K: 2	S: 8	R: 0	H: 0	E: 0	K: 2	S: 7	R: 0	H: 1	E: 0	K: 2	S: 8	R: 0	H: 1	E: 0	K: 2	S: 8
--------------	------	------	------	------	------	------	--------	-------	-------	------	------	------	------	------	------	------	------	------	------	------	------	------	------	------	------	------	------	------	------	------	------	------	------	------	------	------	------	------	------	------	------	------	------	------	------	------	------	------	------	------	------	------	------	------	------	------	------	------	------	------	------	------	------	------

PITCHER	IP	WLS	BF	H	R	ER	SO	BB	IBB	HBP	BLK	WP	HR	S	P	ERA	WHIP
Tom Hume, R (1, 1) ERA: 4.6	5.0	W	19	3	0	0	6	2	0	0	0	0	0	29	37	0.00	1.000
Bob Owchinko, L (6, 1) ERA: 3.12	2.0		12	2	0	0	1	4	0	0	0	1	0	10	26	0.00	3.000
Ted Power, R (8, 1) ERA: 3.11	2.0	S	7	1	0	0	4	0	0	0	0	0	0	15	15	0.00	0.500

WP	PA
1	39
1	
2	
1	

ERA	WHIP

BOTTOM

Cincinnati Reds @ Chicago Cubs
Wrigley Field, Chicago, IL
Sat May 26 1984, 3:33 AM CDT
Att. 31,556 - Unknown

AB	39
R	6
H	12
RBI	6
BB	5
SO	6
LOB	22



WP	1	PA	44
PB	0		
SB	2		
CS	0		

AB	3	R	0	H	0	RBI	1	BB	0	SO	0	LOB	3
	0	0	0	0	0	0	0	0	0	0	0	0	0
	1	0	0	0	0	0	0	1	3				
	1	0	1	0	0	0	0	0	0				
	0	0	0	0	0	0	0	0	0				

	5	0	1	0	0	1	6						
	5	0	0	0	0	2	2						
	0	0	0	0	0	0	0						

	5	0	0	0	0	2	2						
	0	0	0	0	0	0	0						

	5	2	2	0	0	1	0						
	4	1	1	1	0	0	1						
	0	0	0	0	1	0	0						
	0	0	0	0	0	0	0						

	4	1	2	1	1	0	0						
	4	2	2	0	1	1	3						
	4	0	2	2	1	0	2						
	0	0	0	0	0	0	0						
	1	0	0	0	0	0	2						
	0	0	0	0	0	0	0						
	2	0	1	1	1	0	0						

	4	1	2	1	1	0	0						
	4	2	2	0	1	1	3						
	4	0	2	2	1	0	2						
	0	0	0	0	0	0	0						
	1	0	0	0	0	0	2						
	0	0	0	0	0	0	0						
	2	0	1	1	1	0	0						

	4	2	2	0	1	1	3						
	4	0	2	2	1	0	2						
	0	0	0	0	0	0	0						
	1	0	0	0	0	0	2						
	0	0	0	0	0	0	0						
	2	0	1	1	1	0	0						

	0	0	0	0	0	0	0						
	1	0	0	0	0	0	2						
	0	0	0	0	0	0	0						
	2	0	1	1	1	0	0						

	1B	9	SF	0
	2B	2	SAC	0
	3B	1	DP	0
	HR	0	HBP	0

	WP	1	PA	44
	PB	0		
	SB	2		
	CS	0		

	1B	9	SF	0
	2B	2	SAC	0
	3B	1	DP	0
	HR	0	HBP	0

	WP	1	PA	44
	PB	0		
	SB	2		
	CS	0		

Batter	1	2	3	4	5	6	7	8	9	AB	R	H	RBI	BB	SO	LOB
Bob Demier, R (1, 8) Warren Brusstar, R (6, 1) Richie Hebner, L (6, PH) Tim Stoddard, R (7, 1) Steve Trout, L (9, 1)	0-0 P6		0-0 6-3		0-0 FC5-4	0-3 K		0-0 1B		3	0	0	1	0	0	3
23 Ryne Sandberg, R (1, 4)	0-0 1-3		0-0 6-3		0-0 FC6-4	0-3 K		0-0 1B		5	0	1	0	0	1	6
Gary Matthews, R (1, 7) Henry Cotto, R (9, 8)	0-0 1-3			0-3 K		0-0 6-3	0-3 K	0-0 FC6-4		5	0	0	0	0	2	2
Leon Durham, L (1, 3)		0-0 6-3		0-3 K		0-0 3B	0-0 2B		0-0 F8	5	2	2	0	0	1	0
Mel Hall, L (1, 9) Keith Moreland, R (9, PH) Dave Owen, S (9, PR)		0-0 6-3		0-0 F8		0-0 1B	0-0 F8		4-0 1B	4	1	1	1	0	0	1
Ron Cey, R (1, 5)		0-0 F7			0-0 5-3	4-0 1B	0-0 2B		0-0 1B	4	1	2	1	1	0	0
Jody Davis, R (1, 2)			0-0 WP		0-0 1B	4-0 1B	0-3 K		0-0 F8	4	2	2	0	1	1	3
Larry Bowa, S (1, 6)			4-0 6-3		0-0 FC5-4	0-0 S		0-0 5-3	0-0 G3	4	0	2	2	1	0	2
Don Schulze, R (1, 1) Jay Johnstone, L (3, PH) Rich Bordi, R (4, 1) Gary Woods, R (5, PH)			0-0 F9		0-0 FC5-4	4-0 BB		0-0 1-3		0	0	0	0	0	0	0
					1-2					1	0	0	0	0	0	2
					3-H					2	0	1	1	1	0	0

Inning Stats	R: 0	H: 0	E: 0	K: 0	S: 3	R: 0	H: 0	E: 0	K: 0	S: 3	R: 0	H: 0	E: 0	K: 2	S: 7	R: 1	H: 3	E: 0	K: 0	S: 6	R: 3	H: 3	E: 0	K: 2	S: 10	R: 1	H: 2	E: 0	K: 2	S: 9	R: 0	H: 2	E: 0	K: 0	S: 5	R: 0	H: 1	E: 0	K: 0	S: 4	1B: 9	2B: 2	3B: 1	HR: 0	SF: 0	SAC: 0	DP: 0	HBP: 0	WP: 1	PA: 44
--------------	------	------	------	------	------	------	------	------	------	------	------	------	------	------	------	------	------	------	------	------	------	------	------	------	-------	------	------	------	------	------	------	------	------	------	------	------	------	------	------	------	-------	-------	-------	-------	-------	--------	-------	--------	-------	--------

PITCHER	IP	WLS	BF	H	R	ER	SO	BB	IBB	HBP	BLK	WP	HR	S	P	ERA	WHIP
Frank Pastore, R (1, 1) ERA: 5.07	5.1		23	6	4	4	2	1	0	0	0	1	0	26	30	6.75	1.312
John Franco, L (6, 1) ERA: 2.81	0.0		3	1	1	1	0	2	0	0	0	0	0	1	9	∞	∞
Bruce Berenyi, R (6, 1) ERA: 6.09	1.2		8	2	1	1	4	1	0	0	0	0	0	15	19	5.40	1.800
Bill Scherrer, L (8, 1) ERA: 5.64	1.1	W	7	2	0	0	0	1	0	0	0	0	0	6	10	0.00	2.250
Ted Power, R (9, 1) ERA: 3.05	0.2	S	3	1	0	0	0	0	0	0	0	0	0	3	3	0.00	1.500

Batter	1	2	3	4	5	6	7	8	9	AB R H RBI BB SO LOB	TOP											
Gary Redus, R (1, 7) OBP: 0.357, SLG: 0.441	0-3 K		0-0 B1-3			0-0 SF7 2B		0-3 K	0-0 F7	5 1 1 0 0 2 4												
Eddie Milner, L (1, 8) OBP: 0.368, SLG: 0.399	0-0 F7			0-0 F8		0-0 4-3		0-0 HR		4 1 1 1 0 0 1												
Dan Driessen, L (1, 3) OBP: 0.426, SLG: 0.510	0-0 F9			0-0 G3 2B		0-0 SF7		0-0 1B		3 1 2 1 0 0 0												
Dave Parker, L (1, 9) OBP: 0.337, SLG: 0.385		0-0 G3		0-0 G3		0-0 2B		0-0 P4		4 0 1 0 0 0 2												
Bruce Berenyi, R (8, 1) OBP: 0.091, SLG: 0.091				2-3		0-0 2B				0 0 0 0 0 0 0												
Brad Gulden, L (1, 2) OBP: 0.275, SLG: 0.286		0-0 4-3		0-0		0-0 F9				4 0 2 1 0 0 1												
Tom Lawless, R (9, PR) OBP: 0.313, SLG: 0.326				3-H 3B						0 1 0 0 0 0 0												
Eric Davis, R (9, 9) OBP: 0.200, SLG: 0.333				0-0 3B		0-0 F9				0 0 0 0 0 0 0												
Wayne Krenchicki, L (1, 5) OBP: 0.188, SLG: 0.375		0-0 F8		0-0 P6			0-0 F7			4 0 1 1 0 0 1												
Ron Oester, S (1, 4) OBP: 0.262, SLG: 0.289			0-0 SH5-3 1B		0-0 F9		0-0 L4		0-0 SH5-3	3 0 1 0 0 0 0												
Tom Foley, L (1, 6) OBP: 0.345, SLG: 0.421			0-0 F9		0-0 K		0-0 F9		0-0 6-3	3 0 0 0 0 1 1												
Cesar Cedeno, R (8, 9) OBP: 0.410, SLG: 0.539					0-0 K					1 0 0 0 0 0 2												
Dann Bilardello, R (9, 2) OBP: 0.376, SLG: 0.314					0-0 K					0 0 0 0 0 0 0												
Mario Soto, R (1, 1) OBP: 0.172, SLG: 0.241			0-0 SH5-3		0-0 4-3			0-0 F8	4-0 S BB	0 0 0 0 0 0 0												
Bob Owchinko, L (2, 1) OBP: 0.172, SLG: 0.241										1 0 0 0 0 0 0												
John Franco, L (6, 1) OBP: 0.172, SLG: 0.241										0 0 0 0 0 0 0												
Bill Scherrer, L (6, 1) OBP: 0.172, SLG: 0.241										0 0 0 0 0 0 0												
Dave Concepcion, R (8, PH) OBP: 0.333, SLG: 0.365			1-2							1 0 0 0 1 0 0												
Inning Stats	R: 0 E: 0 K: 1 S: 5	H: 0 LOB: 0 BB: 0 P: 5	R: 0 E: 0 K: 0 S: 3	H: 0 LOB: 0 BB: 0 P: 3	R: 0 E: 0 K: 0 S: 4	H: 1 LOB: 1 BB: 0 P: 4	R: 1 E: 0 K: 0 S: 5	H: 2 LOB: 1 BB: 0 P: 5	R: 0 E: 0 K: 1 S: 5	H: 0 LOB: 0 BB: 0 P: 5	R: 1 E: 0 K: 0 S: 5	H: 2 LOB: 1 BB: 0 P: 5	R: 0 E: 0 K: 0 S: 3	H: 0 LOB: 0 BB: 0 P: 3	R: 1 E: 0 K: 1 S: 7	H: 2 LOB: 1 BB: 0 P: 7	R: 1 E: 0 K: 0 S: 5	H: 2 LOB: 2 BB: 1 P: 9	1B: 3 2B: 4 3B: 1 HR: 1	SF: 1 SAC: 2 DP: 0 HBP: 0	WP: 0 PB: 0 SB: 1 CS: 0	PA: 37
PITCHER Dennis Eckersley, R (1, 1) ERA: 4.89	IP 9.0	WLS L	BF 37	H 9	R 4	ER 4	SO 3	BB 1	IBB 0	HBP 0	BLK 0	WP 0	HR 1	S 42	P 46	ERA 4.00	WHIP 1.111					

Cincinnati Reds @ Chicago Cubs
Wrigley Field, Chicago, IL
Sun May 27 1984, 3:33 AM CDT
Att: 38,060 - Unknown

livebaseballscorecards.com

AB	33
R	4
H	9
RBI	4
BB	1
SO	3
LOB	12



BOTTOM

Cincinnati Reds @ Chicago Cubs
 Wrigley Field, Chicago, IL
 Sun May 27 1984, 3:33 AM CDT
 Att. 38,060 - Unknown

livebaseballscorecards.com

AB	31
R	3
H	5
RBI	3
BB	3
SO	6
LOB	12



WP: 0	PA: 35
PB: 0	
SB: 2	
CS: 0	

AB R H RBI BB SO LOB

3	1	0	0	1	0	1
4	1	1	1	0	0	1
4	1	1	1	0	1	1
3	0	0	0	1	1	1
2	0	1	0	0	1	0
1	0	0	1	0	0	0
4	0	1	0	0	0	2
4	0	1	0	0	1	3
0	0	0	0	0	0	0
3	0	0	0	0	0	2
1	0	0	0	0	1	1
2	0	0	0	1	1	0

1B: 3	SF: 1
2B: 2	SAC: 0
3B: 0	DP: 0
HR: 0	HBP: 0

Batter	1	2	3	4	5	6	7	8	9
Bob Demier, R OBP: 0.397, SLG: 0.344 (1, 8)	0-0 P4		0-0 6-3			4-0 23 S 23 2B BB	0-0 B5-3		
23 Ryne Sandberg, R OBP: 0.379, SLG: 0.494 (1, 4)	0-0 E8		0-0 1-3			0-0 1B 1-H 2B		0-0 F8	
Gary Matthews, R OBP: 0.415, SLG: 0.404 (1, 7)	0-3 K		0-0 6-3			0-0 SF9 E S 2-H 1B		0-0 1-3	
Leon Durham, L OBP: 0.436, SLG: 0.618 (1, 3)		4-0 1B BB		0-0 5-3		0-3 K 1-3		0-0 P3	
Mel Hall, L OBP: 0.318, SLG: 0.466 (1, 9)		0-0 BB		0-3 K		0-0 SF9		0-0 F8	
Keith Moreland, R OBP: 0.340, SLG: 0.329 (6, PH) (7, 9)		1-3 1B		0-0 K		0-0 SF9		0-0 F8	
Ron Cey, R OBP: 0.328, SLG: 0.451 (1, 5)		0-0 L6		0-0 F9		0-0 FC5-4 1B		0-0 F8	
Jody Davis, R OBP: 0.378, SLG: 0.503 (1, 2)		0-3 K			0-0 F8	0-0 FC5-4 1-2f		0-0 2B	
Dave Owen, S (9, PR)									
Larry Bowa, S OBP: 0.306, SLG: 0.331 (1, 6)		0-0 P6			0-0 5-3		0-0 F8		0-3 K
Richie Hebner, L OBP: 0.559, SLG: 0.750 (9, PH)									
Dennis Eckersley, R (1, 1)			4-0 6-3 BB		0-0 6-3		0-3 K		

Inning Stats	R: 0 E: 1 K: 1 S: 5	H: 0 LOB: 0 BB: 0 P: 5	R: 0 E: 0 K: 1 S: 6	H: 1 LOB: 2 BB: 1 P: 10	R: 0 E: 0 K: 0 S: 3	H: 0 LOB: 1 BB: 1 P: 7	R: 0 E: 0 K: 1 S: 5	H: 0 LOB: 0 BB: 0 P: 5	R: 0 E: 0 K: 0 S: 3	H: 0 LOB: 0 BB: 0 P: 3	R: 3 E: 1 K: 1 S: 8	H: 3 LOB: 1 BB: 1 P: 12	R: 0 E: 0 K: 1 S: 5	H: 0 LOB: 0 BB: 0 P: 5	R: 0 E: 0 K: 0 S: 3	H: 0 LOB: 0 BB: 0 P: 3	R: 0 E: 0 K: 1 S: 6	H: 1 LOB: 1 BB: 0 P: 6
---------------------	------------------------------	---------------------------------	------------------------------	----------------------------------	------------------------------	---------------------------------	------------------------------	---------------------------------	------------------------------	---------------------------------	------------------------------	----------------------------------	------------------------------	---------------------------------	------------------------------	---------------------------------	------------------------------	---------------------------------

PITCHER	IP	WLS	BF	H	R	ER	SO	BB	IBB	HBP	BLK	WP	HR	S	P	ERA	WHIP
Mario Soto, R ERA: 2.58 (1, 1)	1.0		5	1	0	0	1	1	0	0	0	0	0	6	10	0.00	2.000
Bob Owchinko, L ERA: 2.7 (2, 1)	4.0		13	0	0	0	2	1	0	0	0	0	0	16	20	0.00	0.250
John Franco, L ERA: 4.5 (6, 1)	0.0		3	2	3	3	0	1	0	0	0	0	0	2	6	∞	∞
Bill Scherrer, L ERA: 5.18 (6, 1)	2.0		7	1	0	0	2	0	0	0	0	0	0	11	11	0.00	0.500
Bruce Berenyi, R ERA: 5.75 (8, 1)	2.0	W	7	1	0	0	1	0	0	0	0	0	0	9	9	0.00	0.500

PITCHER	IP	WLS	BF	H	R	ER	SO	BB	IBB	HBP	BLK	WP	HR	S	P	ERA	WHIP
Mario Soto, R ERA: 2.58 (1, 1)	1.0		5	1	0	0	1	1	0	0	0	0	0	6	10	0.00	2.000
Bob Owchinko, L ERA: 2.7 (2, 1)	4.0		13	0	0	0	2	1	0	0	0	0	0	16	20	0.00	0.250
John Franco, L ERA: 4.5 (6, 1)	0.0		3	2	3	3	0	1	0	0	0	0	0	2	6	∞	∞
Bill Scherrer, L ERA: 5.18 (6, 1)	2.0		7	1	0	0	2	0	0	0	0	0	0	11	11	0.00	0.500
Bruce Berenyi, R ERA: 5.75 (8, 1)	2.0	W	7	1	0	0	1	0	0	0	0	0	0	9	9	0.00	0.500

Pittsburgh Pirates @ Cincinnati Reds
Riverfront Stadium, Cincinnati, OH

Tue May 29 1984, 7:05 PM EDT
Att. 10,411 - Unknown

AB	39
R	4
H	12
RBI	3
BB	3
SO	7
LOB	16



Batter	1	2	3	4	5	6	7	8	9	10	AB	R	H	RBI	BB	SO	LOB
Marvell Wynne, L (1, 8) OBP: 0.321, SLG: 0.363	F5		F2		HR		F7		SH5-4 1B		4	1	1	0	1	0	0
Lee Lacy, R (1, 9) OBP: 0.333, SLG: 0.427	1-3		F8		HR		5-3		SH5-4		4	1	1	2	0	0	0
Jim Morrison, R (1, 4) OBP: 0.314, SLG: 0.313											3	0	2	0	0	1	0
Johnny Ray, S (5, 4) OBP: 0.387, SLG: 0.400			K		2B				K		2	0	1	0	0	1	1
Bill Madlock, R (1, 5) OBP: 0.308, SLG: 0.281	F3				1B				6-3		4	1	2	0	1	0	2
Tony Peña, R (1, 2) OBP: 0.335, SLG: 0.490			K		E		4-3		F4		5	1	1	0	0	1	4
Lee Mazzilli, S (1, 7) OBP: 0.315, SLG: 0.326					1B						3	0	1	1	0	0	2
Doug Frobel, L (5, 9) OBP: 0.204, SLG: 0.326			1B		4-3		F6		SH5-3 2B		1	0	1	0	1	0	0
Eddie Vargas, R (1, 3) OBP: 0.222, SLG: 0.333			F3		3-H				F6		2	0	0	0	0	0	1
Benny Distefano, L (5, 3) OBP: 0.368, SLG: 0.400									SH5-3		2	0	0	0	0	0	1
Dale Berra, R (1, 6) OBP: 0.227, SLG: 0.287					K		F3		K		2	0	0	0	0	1	1
Kent Tekulve, R (10, 1)			1B						F4		5	0	1	0	0	2	2
Larry McWilliams, L (1, 1) OBP: 0.111, SLG: 0.111									K		0	0	0	0	0	0	0
Lee Tunnell, R (6, 1)			F7		CS		1-3				0	0	0	0	0	0	0
Jason Thompson, L (8, PH) OBP: 0.333, SLG: 0.366					BB						1	0	0	0	0	1	1
Cecilio Guante, R (8, 1)											0	0	0	0	0	0	0
Rod Scurry, L (8, 1)											0	0	0	0	0	0	0
Rafael Belliard, R (10, 6) OBP: 0.200, SLG: 0.200					1B						0	0	0	0	0	0	0

Inning Stats	R: 0	H: 1	R: 0	H: 2	R: 0	H: 0	R: 2	H: 4	R: 0	H: 2	R: 0	H: 1	R: 0	H: 1	R: 0	H: 0	1B: 9	SF: 0
	E: 0	LOB: 1	E: 0	LOB: 2	E: 0	LOB: 0	E: 1	LOB: 2	E: 0	LOB: 0	E: 0	LOB: 0	E: 0	LOB: 1	E: 0	LOB: 1	2B: 2 <td>SAC: 2</td>	SAC: 2
	K: 0	BB: 0	K: 1	BB: 0	K: 1	BB: 0	K: 1	BB: 1	K: 1	BB: 0	K: 0	BB: 0	K: 2	BB: 0	K: 1	BB: 0	3B: 0	DP: 0
	S: 4	P: 4	S: 7	P: 7	S: 5	P: 5	S: 6	P: 10	S: 5	P: 5	S: 6	P: 5	S: 8	P: 8	S: 6	P: 6	HR: 1	HBP: 0

PITCHER	IP	WLS	BF	H	R	ER	SO	BB	IBB	HBP	BLK	WP	HR	S	P	ERA	WHIP
Joe Price, L (1, 1) ERA: 6.26	4.1		22	8	4	3	3	2	0	0	0	0	1	26	34	6.23	2.308
Jeff Russell, R (5, 1) ERA: 4.42	3.1		13	3	0	0	2	0	0	0	0	0	0	17	17	0.00	0.900
Bill Scherrer, L (8, 1) ERA: 5.11	0.1	W	1	0	0	0	1	0	0	0	0	0	0	3	3	0.00	0.000
Ted Power, R (9, 1) ERA: 2.9	2.0		8	1	0	0	1	1	0	0	0	0	0	9	13	0.00	1.000

WP: 0	PA: 44
PB: 0	
SB: 0	
CS: 1	

BOTTOM

Pittsburgh Pirates @ Cincinnati Reds
Riverfront Stadium, Cincinnati, OH
Tue May 29 1984, 7:05 PM EDT
Att: 10,411 - Unknown

livebaseballscorecards.com

AB 35
R 5
H 10
RBI 4
BB 9
SO 7
LOB 16



WP: 0 PA: 45
PB: 0
SB: 0
CS: 1

AB R H RBI BB SO LOB

5 1 1 0 0 2 1

4 0 1 0 1 0 0

2 0 1 0 0 1 2

2 0 1 0 1 0 0

4 0 0 0 1 1 4

3 1 1 1 2 0 1

3 1 1 1 0 1 3

1 0 0 0 1 0 0

3 1 2 0 2 0 0

3 1 1 2 1 0 1

1B: 6 SF: 0
2B: 2 SAC: 0
3B: 0 DP: 2
HR: 2 HBP: 0

Batter	1	2	3	4	5	6	7	8	9	10
Gary Redus, R OBP: 0.352, SLG: 0.432 (1, 7)	K		2B BB 1B	F2		K			F7	
Eric Davis, R OBP: 0.250, SLG: 0.368 (1, 8) (6, 9)	1B BB		BB 1-3 2B		F1		F7		4-3	
Cesar Cedeno, R OBP: 0.412, SLG: 0.538 Eddie Milner, L OBP: 0.374, SLG: 0.400 (5, PH) (6, 8)	G6-4-3 1-2 1B		K		5-3 BB		PO 1B		F7	
Tony Perez, R OBP: 0.292, SLG: 0.333 (1, 3)	G6-4-3 1-2f		BB BB		5-3		F9			K
Dave Concepcion, R OBP: 0.341, SLG: 0.370 (1, 6)		CS BB	1-2 2-3 3-H BB		F3		PO 1-2		F9	BB E 2B
Nick Esasky, R OBP: 0.271, SLG: 0.376 Wayne Krenchicki, L OBP: 0.222, SLG: 0.353 (1, 5) (7, 5)	1-2 HR		F8			K		F5		E BB IBB
Ron Oester, S OBP: 0.278, SLG: 0.297 (1, 4)		G5-4-3 1B			6-3		HR BB			E BB
Dann Bilardello, R OBP: 0.381, SLG: 0.348 Brad Gulden, L OBP: 0.272, SLG: 0.282 (1, 2) (10, PH)	G5-4-3 1-2f		F8			1-H HR		1-2 BB		E5
Joe Price, R OBP: 0.267, SLG: 0.286 Jeff Russell, R OBP: 0.190, SLG: 0.200 Bill Scherrer, L OBP: 0.335, SLG: 0.383 Dave Parker, L OBP: 0.335, SLG: 0.383 Ted Power, R (9, 1)			5-3			K		K		

Inning Stats	R: 0	H: 1	E: 0	K: 1	S: 5	R: 1	H: 2	E: 0	K: 0	S: 3	R: 1	H: 2	E: 0	K: 1	S: 7	R: 0	H: 1	E: 0	K: 0	S: 4	R: 2	H: 1	E: 0	K: 3	S: 10	R: 0	H: 1	E: 0	K: 0	S: 3	R: 0	H: 1	E: 0	K: 1	S: 6	R: 0	H: 0	E: 0	K: 0	S: 3	R: 1	H: 1	E: 1	K: 1	S: 5	1B: 6	SF: 0	2B: 2	SAC: 0	3B: 0	DP: 2	HR: 2	HBP: 0	WP: 0	PA: 45
--------------	------	------	------	------	------	------	------	------	------	------	------	------	------	------	------	------	------	------	------	------	------	------	------	------	-------	------	------	------	------	------	------	------	------	------	------	------	------	------	------	------	------	------	------	------	------	-------	-------	-------	--------	-------	-------	-------	--------	-------	--------

PITCHER	IP	WLS	BF	H	R	ER	SO	BB	IBB	HBP	BLK	WP	HR	S	P	ERA	WHIP
Larry McWilliams, L ERA: 2.32	(1, 1)	5.0	23	6	2	2	2	5	0	0	0	0	1	22	42	3.60	2.200
Lee Tunnell, R ERA: 6.75	(6, 1)	2.0	8	2	2	2	3	1	0	0	0	0	1	13	17	9.00	1.500
Cecilio Guante, R ERA: 2.84	(8, 1)	0.2	4	1	0	0	0	1	0	0	0	0	0	3	7	0.00	3.000
Rod Scurry, L ERA: 4.0	(8, 1)	1.1	4	0	0	0	1	0	0	0	0	0	0	6	6	0.00	0.000
Kent Tekulve, R ERA: 5.5	(10, 1)	0.1	L 5	1	1	0	1	1	1	0	0	0	0	5	13	0.00	6.000

Batter	1	2	3	4	5	6	7	8	9	10	11	12	13	14	AB R H RBI BB SO LOB	TOP											
Marvell Wynne, L OBP: 0.325, SLG: 0.359 (1, 8)	0-0 6-3		0-0 FC6-4 1B		4-0 E S 1B BB		4-0 CS BB			0-0 4-3		0-3 K		0-0 F7	5 1 1 0 2 1 2												
Lee Lacy, R OBP: 0.330, SLG: 0.417 (5, 7)	0-3 K		0-0 FC6-4 1-2f S		0-0 3B 1B		0-3 K 1-2			0-0 6-3		0-0 1B		0-0 FC6-4 1-2f	7 1 2 1 0 2 3												
Johnny Ray, S OBP: 0.335, SLG: 0.411 (1, 4)	0-0 1B		0-0 4-3 1-2		0-0 1B 3B		0-0 4-3			0-3 K		0-0 F7			6 1 2 1 0 1 3												
Bill Madlock, R OBP: 0.303, SLG: 0.277 (1, 5)	0-3 K			0-0 E5 FC3-6 1B		0-0 1B		0-0 1-3			0-0 1-3		0-0 1-3		6 0 1 1 0 1 1												
Tony Peña, R OBP: 0.335, SLG: 0.484 (1, 2)		0-0 F8		0-0 FC3-6 1B		0-3 K		0-0 1-3			0-0 S 1B		0-0 F7		6 0 2 0 0 1 1												
Lee Mazzilli, S OBP: 0.316, SLG: 0.313 Doug Fobel, L OBP: 0.202, SLG: 0.322 Jim Morrison, R OBP: 0.306, SLG: 0.303 Joe Orsulak, L OBP: 0.182, SLG: 0.143 (5, 9)		4-0 4-3 BB		0-0 F8		0-0 F9		0-0 4-3			0-0 F4		0-0 F8		2 0 0 0 1 0 3 1 0 0 0 0 0 0 1 0 0 0 0 0 0 1 0 0 0 0 0 0												
Benny Distefano, L OBP: 0.280, SLG: 0.286 (1, 3)		0-0 4-3 1-2		0-0 FC3-6 FC4-6 1-2f 2-3			0-0 F8			0-3 K		0-0 F3 1-2		0-0 E7 SH1-4 1B	6 1 0 0 0 1 4												
Dale Berra, R OBP: 0.219, SLG: 0.276 (1, 6)		0-0 6-3		0-0 FC4-6 1-2f			0-0 F9			0-0 6-3		0-0 F9		0-0 SH1-4	5 0 0 0 0 0 3												
John Tudor, L OBP: 0.308, SLG: 0.280 Don Robinson, R OBP: 0.375, SLG: 0.750 (6, 1)			0-3 K		0-0 6-3		0-0 4-3			0-3 K		0-0 1B 1B		0-0 FC6-4 1B 3-H	3 0 0 0 0 1 0 3 0 2 1 0 1 0												
Inning Stats	R: 0 E: 0 K: 2 S: 8	H: 1 LOB: 1 BB: 0 P: 8	R: 0 E: 0 K: 0 S: 3	H: 0 LOB: 1 BB: 1 P: 7	R: 0 E: 0 K: 1 S: 6	H: 1 LOB: 1 BB: 0 P: 6	R: 0 E: 1 K: 1 S: 5	H: 1 LOB: 2 BB: 0 P: 5	R: 3 E: 0 K: 1 S: 8	H: 3 LOB: 1 BB: 1 P: 12	R: 0 E: 0 K: 0 S: 3	H: 0 LOB: 0 BB: 0 P: 3	R: 0 E: 0 K: 2 S: 7	H: 0 LOB: 0 BB: 0 P: 7	R: 0 E: 0 K: 1 S: 5	H: 1 LOB: 1 BB: 0 P: 4	R: 0 E: 0 K: 0 S: 3	H: 0 LOB: 0 BB: 0 P: 3	R: 1 E: 1 K: 0 S: 5	H: 1 LOB: 1 BB: 0 P: 5	1B: 9 2B: 0 3B: 1 HR: 0	SF: 0 SAC: 1 DP: 0 HBP: 0	WP: 0 PB: 0 SB: 3 CS: 1	PA: 56			
PITCHER	IP	WLS	BF	H	R	ER	SO	BB	IBB	HBP	BLK	WP	HR	S	P	ERA	WHIP										
Tom Hume, R ERA: 4.71 (1, 1)	5.0		24	6	3	3	4	2	0	0	0	0	0	30	38	5.40	1.600										
Bill Scherrer, L ERA: 4.55 (6, 1)	3.0		9	0	0	0	1	1	0	0	0	0	0	10	14	0.00	0.333										
John Franco, L ERA: 3.6 (9, 1)	4.0		15	3	0	0	4	0	0	0	0	0	0	23	23	0.00	0.750										
Ted Power, R ERA: 2.83 (13, 1)	1.0		3	0	0	0	0	0	0	0	0	0	0	3	3	0.00	0.000										
Bob Owchinko, L ERA: 2.61 (14, 1)	1.0	W	5	1	1	0	0	0	0	0	0	0	0	5	5	0.00	1.000										

Pittsburgh Pirates @ Cincinnati Reds
Riverfront Stadium, Cincinnati, OH
Wed May 30 1984, 7:05 PM EDT
Att: 11,608 - Unknown
livebaseballscorecards.com

AB	52
R	4
H	10
RBI	4
BB	3
SO	9
LOB	21



Batter	1	2	3	4	5	6	7	8	9	AB R H RBI BB SO LOB	TOP	
Rafael Ramirez, R (1, 6) OBP: 0.321, SLG: 0.341	0-3 K		0-0 1-3		0-0 F9		0-0 F5		0-0 FC6-2 2B CS	5 0 0 0 0 1 2		
Jerry Royster, R (1, 5) OBP: 0.284, SLG: 0.282	0-0 F8		0-0 F6			4-0 F8 1B S BB		0-0 F8	0-0 1B 2B	4 2 1 1 1 0 0		
Gerald Perry, L (1, 7) Albert Hall, S (8, PR) OBP: 0.351, SLG: 0.333 OBP: 0.297, SLG: 0.298	0-0 4-3		0-0 4-3			0-0 F8		4-0 1B BB	0-0 HR 1B	3 0 0 0 1 0 1 1 1 1 1 0 0 0		
Dale Murphy, R (1, 8) OBP: 0.338, SLG: 0.515		0-0 6-3		0-0 F8		0-0 F8		0-3 K	0-0 HR	5 1 1 2 0 1 2		
Chris Chambliss, L (1, 3) OBP: 0.335, SLG: 0.344		0-0 BB FC6-4 1B BB		4-0 FC4-6 BB		4-0 1B BB		0-0 1-2 1B	0-0 1B	3 1 3 0 2 0 0		
Brad Komminsk, R (1, 9) OBP: 0.333, SLG: 0.200		4-0 FC6-4 1-2 BB		0-0 FC4-6 1-2f		0-0 FC5-4 1B		0-0 F9	0-3 K	4 0 1 1 1 1 4		
Glenn Hubbard, R (1, 4) OBP: 0.330, SLG: 0.410		4-0 1-2 2-3 BB FC6-4		0-3 K		0-0 FC5-4 1-2f		0-0 HR		3 1 1 1 1 1 3		
Bruce Benedict, R (1, 2) OBP: 0.280, SLG: 0.258		0-0 FC6-4 1-2f 2-3 3-H			0-0 5-3		0-0 F9		0-0 1B FC6-2 1B	4 0 1 1 0 0 2		
Rick Mahler, R (1, 1) OBP: 0.556, SLG: 0.556		0-3 K		0-0 6-3			0-0 4-3		0-0 FC6-2 2B 1B	4 1 1 0 0 1 2		
Inning Stats	R: 0 E: 0 K: 1 S: 5 H: 0 LOB: 0 BB: 0 P: 5	R: 1 E: 0 K: 1 S: 6 H: 1 LOB: 2 BB: 2 P: 14	R: 0 E: 0 K: 0 S: 3 H: 0 LOB: 0 BB: 0 P: 3	R: 0 E: 0 K: 1 S: 5 H: 0 LOB: 1 BB: 1 P: 9	R: 0 E: 0 K: 0 S: 3 H: 0 LOB: 0 BB: 0 P: 3	R: 1 E: 0 K: 0 S: 4 H: 1 LOB: 2 BB: 2 P: 12	R: 0 E: 0 K: 0 S: 3 H: 0 LOB: 0 BB: 0 P: 3	R: 0 E: 0 K: 1 S: 6 H: 1 LOB: 2 BB: 1 P: 10	R: 5 E: 0 K: 1 S: 11 H: 7 LOB: 1 BB: 0 P: 11	1B: 7 2B: 1 3B: 0 HR: 2 SF: 0 SAC: 0 DP: 0 HBP: 0	WP: 0 PB: 0 SB: 1 CS: 1 PA: 42	
PITCHER Frank Pastore, R (1, 1) ERA: 4.68 Bill Scherrer, L (9, 1) ERA: 5.97	IP 8.0 WLS L BF 33 H 3 R 2 ER 2 SO 4 BB 6 IBB 0 HBP 0 BLK 0 WP 0 HR 0 S 35 P 59 ERA 2.25 WHIP 1.125	IP 1.0 WLS 9 BF 7 H 5 R 5 ER 1 SO 1 BB 0 IBB 0 HBP 0 BLK 0 WP 0 HR 2 S 11 P 11 ERA 45.00 WHIP 7.000	PITCHER IP WLS BF H R ER SO BB IBB HBP BLK WP HR S P ERA WHIP									

Atlanta Braves @ Cincinnati Reds
Riverfront Stadium, Cincinnati, OH
Thu May 31 1984, 7:05 PM EDT
Att. 2,472 - Unknown

livebaseballscorecards.com

AB 36
R 7
H 10
RBI 7
BB 6
SO 5
LOB 16



Batter	1	2	3	4	5	6	7	8	9	AB R H RBI BB SO LOB
Eddie Milner, L (1, 8) OBP: 0.370, SLG: 0.391	0-3 K		0-0 6-3			0-3 K		0-0 S 1B		4 0 1 0 0 2 1
Gary Redus, R (1, 7) OBP: 0.368, SLG: 0.443	4-0 S BB		0-3 K			0-0 F7 2B		0-0 F4 1-2		3 0 1 0 1 1 2
Dan Driessen, L (1, 3) OBP: 0.409, SLG: 0.486	0-0 F8 1-2			0-0 4-3		0-0 F7 2-3		0-0 F8		4 0 0 0 0 0 2
Dave Parker, L (1, 9) OBP: 0.323, SLG: 0.373	0-0 F8			0-0 F7		0-0 F8		0-0 F7		4 0 0 0 0 0 2
Brad Gulden, L (1, 2) OBP: 0.264, SLG: 0.312		0-0 6-3		0-3 K			0-0 1-3		0-0 4-3	4 0 0 0 0 1 0
Dave Concepcion, R (1, 5) OBP: 0.337, SLG: 0.371		0-0 3-1			0-0 F3 SF7 2B		0-0 6-3			3 1 1 0 0 0 0
Ron Oester, S (1, 4) OBP: 0.266, SLG: 0.282		0-0 F7			0-0 F3 2-3		0-0 1-3			3 0 0 0 0 0 1
Tom Foley, L (1, 6) OBP: 0.344, SLG: 0.423			0-0 6-3 SH1-3 1B		0-0 SF7 3-H			0-0 4-3		2 0 1 1 0 0 0
Frank Pastore, R (1, 1) OBP: 0.050, SLG: 0.050			0-0 SH1-3		0-3 K			0-0 6-3		1 0 0 0 0 1 0
Wayne Krenchicki, L (8, PH) OBP: 0.304, SLG: 0.500			1-2							1 0 0 0 0 0 0
Bill Scherrer, L (9, 1)										0 0 0 0 0 0 0

Inning Stats	R: 0	H: 0	E: 0	K: 1	S: 5	R: 0	H: 0	E: 0	K: 0	S: 3	R: 0	H: 1	E: 0	K: 1	S: 6	R: 0	H: 0	E: 0	K: 1	S: 5	R: 1	H: 1	E: 0	K: 1	S: 6	R: 0	H: 1	E: 0	K: 1	S: 6	R: 0	H: 0	E: 0	K: 0	S: 3	R: 0	H: 1	E: 0	K: 0	S: 4	R: 0	H: 0	E: 0	K: 0	S: 3
	0	0	0	1	9	0	0	0	0	3	0	1	0	1	6	0	0	0	0	5	0	1	1	0	6	0	0	0	0	6	0	0	0	0	3	0	1	0	4	0	0	0	3		

BOTTOM

Atlanta Braves @ Cincinnati Reds
Riverfront Stadium, Cincinnati, OH

Thu May 31 1984, 7:05 PM EDT
Att. 2,472 - Unknown


livebaseballscorecards.com

AB	29
R	1
H	4
RBI	1
BB	1
SO	5
LOB	8



WP: 0	PA: 32
PB: 0	
SB: 2	
CS: 0	

PITCHER	IP	WLS	BF	H	R	ER	SO	BB	IBB	HBP	BLK	WP	HR	S	P	ERA	WHIP
Rick Mahler, R (1, 1) ERA: 1.93	9.0	W	32	4	1	1	5	1	0	0	0	0	0	41	45	1.00	0.556

Batter	1	2	3	4	5	6	7	8	9	AB R H RBI BB SO LOB	TOP
Rafael Ramirez, R OBP: 0.325, SLG: 0.341 (1, 6) X	0-0 CS 1B		0-0 F6		0-0 SH1-3		4-0 FC3-2 BB BB	0-0 F9		3 0 1 1 1 0 3	
Jerry Royster, R OBP: 0.301, SLG: 0.296 (1, 5) S S S	0-3 K		4-0 BB		0-0 2B		4-0 FC3-2 BB 1-2 2-3		0-3 K	3 0 1 1 2 2 1	
Gerald Perry, L OBP: 0.339, SLG: 0.320 Albert Hall, S OBP: 0.308, SLG: 0.310 (1, 7) S S S (7, 7)	0-3 K 1-2		0-0 3-1		0-0 5-3		0-0 FC3-2 1-2 2-3 3-H		0-0 1B	4 0 0 0 0 1 7 1 0 1 0 0 0 0	
Dale Murphy, R OBP: 0.330, SLG: 0.503 (1, 8)		0-0 F8		0-3 K		0-3 K	0-0 F8		0-0 4-3	5 0 0 0 0 2 3	
Chris Chambliss, L OBP: 0.339, SLG: 0.366 (1, 3)		0-0 F7		0-0 F7		0-0 FC5-4 1B		0-0 HR		4 1 2 1 0 0 0	
Brad Komminsk, R OBP: 0.300, SLG: 0.125 (1, 9)		0-0 F9		0-0 F9		0-0 FC5-4 1-2f		4-0 FC1-5 S BB		3 0 0 0 1 0 1	
Glenn Hubbard, R OBP: 0.339, SLG: 0.411 (1, 4)			0-0 2B 1B		4-0 E S SH1-3 BB		0-0 F6 1-2		4-0 SH3-4 FC1-5 1-2 BB	2 2 1 0 2 0 1	AB 30 R 4 H 8 RBI 4 BB 7 SO 6 LOB 20
Bruce Benedict, R OBP: 0.288, SLG: 0.277 (1, 2)			0-0 2B 1-H		0-0 F8 1-3		0-0 BB SH2-4 FC3-2 1B		0-0 FC1-5 SH3-4 1-2 2-3f	4 0 2 1 0 0 3	
Craig McMurtry, R OBP: 0.136, SLG: 0.050 Steve Bedrosian, R OBP: 0.200, SLG: 0.200 (1, 1) (9, 1)			0-3 K		4-0 SH1-3 2B BB		0-0 SH2-4 1-2		0-0 SH3-4 1-2 2-3	1 1 0 0 1 1 1 0 0 0 0 0 0 0	
Inning Stats	R: 0 H: 1 E: 0 LOB: 0 K: 2 BB: 0 S: 7 P: 7	R: 0 H: 0 E: 0 LOB: 0 K: 0 BB: 0 S: 3 P: 3	R: 1 H: 2 E: 0 LOB: 2 K: 1 BB: 1 S: 7 P: 11	R: 0 H: 0 E: 0 LOB: 0 K: 1 BB: 0 S: 5 P: 5	R: 2 H: 1 E: 0 LOB: 1 K: 0 BB: 2 S: 4 P: 12	R: 0 H: 1 E: 0 LOB: 1 K: 1 BB: 0 S: 6 P: 6	R: 0 H: 1 E: 0 LOB: 3 K: 0 BB: 2 S: 4 P: 12	R: 1 H: 1 E: 0 LOB: 2 K: 1 BB: 2 S: 4 P: 12	R: 0 H: 1 E: 0 LOB: 0 K: 1 BB: 0 S: 5 P: 5	1B: 5 SF: 0 2B: 2 SAC: 3 3B: 0 DP: 0 HR: 1 HBP: 0	WP: 0 PA: 40 PB: 0 SB: 3 CS: 1
PITCHER Bruce Berenyi, R ERA: 5.53 Ted Power, R ERA: 2.86	IP WLS BF H R ER SO BB IBB HBP BLK WP HR S P ERA WHIP										

Atlanta Braves @ Cincinnati Reds
Riverfront Stadium, Cincinnati, OH
Fri Jun 01 1984, 7:05 PM EDT
Unknown

livebaseballscorecards.com

BOTTOM

Atlanta Braves @ Cincinnati Reds
Riverfront Stadium, Cincinnati, OH
Fri Jun 01 1984, 7:05 PM EDT
Unknown

livebaseballscorecards.com

AB	30
R	2
H	4
RBI	2
BB	5
SO	2
LOB	10



WP:	0	PA:	35
PB:	0	SB:	1
CS:	0		

AB R H RBI BB SO LOB

3	1	0	0	1	0	0
4	0	0	0	0	0	1
3	0	1	1	1	0	0
2	0	1	0	2	0	1
3	0	0	0	0	0	5
0	0	0	0	0	0	0
1	0	0	0	0	0	0
3	1	1	1	1	0	1
4	0	1	0	0	1	0
3	0	0	0	0	0	0
1	0	0	0	0	0	2
2	0	0	0	0	1	0
1	0	0	0	0	0	0

Batter	1	2	3	4	5	6	7	8	9
Gary Redus, R (1, 7) OBP: 0.365, SLG: 0.434	4-0 S E BB		x 0-0 F8			x 0-0 F6		x 0-0 F9	
Eddie Milner, L (1, 8) OBP: 0.362, SLG: 0.381	0-0 4-3		x 0-0 F3			x 0-0 F8		x 0-0 F6	
Dan Driessen, L (1, 3) OBP: 0.412, SLG: 0.481	0-0 E5 1B			x 0-0 F8		B B B B 4-0 BB BB		x 0-0 1B	
Dave Parker, L (1, 9) OBP: 0.332, SLG: 0.374	0-0 G4-6-3 1B		B B B B 4-0 BB			B B B B 4-0 1-2 BB		x 0-0 F8	
Brad Gulden, L (1, 2) OBP: 0.256, SLG: 0.300	0-0 G4-6-3		x 0-0 F7			x 0-0 F7			x 0-0 1-3
Ted Power, R (7, 1)									
Dave Concepcion, R (9, PH) OBP: 0.335, SLG: 0.368	1-2f								
Wayne Krenchicki, L (1, 5) OBP: 0.333, SLG: 0.609		x 0-0 F8	x 0-0 F3			x 0-0 HR		B B B B 4-0 1B BB	
Ron Oester, S (1, 4) OBP: 0.265, SLG: 0.281		0-0 K			x 0-0 4-3		x 0-0 4-3	x 0-0 G4-6-3 1B	
Tom Foley, L (1, 6) OBP: 0.333, SLG: 0.407		x 0-0 F5			x 0-0 F9		x 0-0 F8	x 0-0 G4-6-3 1-2f	
Tony Perez, R (9, PH) OBP: 0.278, SLG: 0.313									
Bruce Berenyi, R (1, 1) OBP: 0.077, SLG: 0.077			x 0-0 F4				x 0-0 F3		
Dann Bilardello, R (7, 2) OBP: 0.364, SLG: 0.330					0-0 K				

Inning Stats	R: 1	H: 1	R: 0	H: 0	R: 0	H: 0	R: 0	H: 0	R: 0	H: 0	R: 1	H: 1	R: 0	H: 1	R: 0	H: 1	1B: 3	SF: 0	WP: 0	PA: 35
	E: 1	LOB: 1	E: 0	LOB: 0	E: 0	LOB: 1	E: 0	LOB: 0	E: 0	LOB: 2	E: 0	LOB: 0	E: 0	LOB: 1	E: 0	LOB: 1	2B: 0	SAC: 0	PB: 0	
	K: 0	BB: 1	K: 1	BB: 0	K: 0	BB: 1	K: 1	BB: 0	K: 0	BB: 2	K: 0	BB: 0	K: 0	BB: 0	K: 0	BB: 1	3B: 0	DP: 2	SB: 1	
	S: 4	P: 8	S: 5	P: 5	S: 3	P: 7	S: 5	P: 5	S: 3	P: 11	S: 4	P: 4	S: 4	P: 4	S: 3	P: 7	HR: 1	HBP: 0	CS: 0	

PITCHER	IP	WLS	BF	H	R	ER	SO	BB	IBB	HBP	BLK	WP	HR	S	P	ERA	WHIP
Craig McMurtry, R (1, 1) ERA: 3.59	8.1	W	33	3	2	2	2	5	0	0	0	0	1	32	52	2.16	0.960
Steve Bedrosian, R (9, 1) ERA: 0.67	0.2	S	2	1	0	0	0	0	0	0	0	0	0	2	2	0.00	1.500

Batter	1	2	3	4	5	6	7	8	9	AB R H RBI BB SO LOB	TOP																		
Rafael Ramirez, R (1, 6) OBP: 0.337, SLG: 0.353	0-0 1-3 S 1B		0-0 6-3 1B		0-0 F1		0-0 2B 1B		0-0 G5-4-3 1B	5 1 4 1 0 0 1																			
Alex Trevino, R (1, 2) OBP: 0.375, SLG: 0.427	0-3 K 1-2		0-0 6-3 1-2			0-0 2B	0-0 4-3 2B		0-0 G5-4-3 1-2f 1B	5 1 2 3 0 1 3																			
Gerald Perry, L (1, 7) OBP: 0.331, SLG: 0.311 Bob Watson, R (7, PH) OBP: 0.231, SLG: 0.194 Steve Bedrosian, R (7, 1) OBP: 0.167, SLG: 0.167	0-0 1-3 2-3		0-0 F8			0-0 F6	0-0 4-3 3-H		0-3 K	3 0 0 0 0 0 3 1 0 0 1 0 0 0 1 0 0 0 0 1 0																			
Dale Murphy, R (1, 8) OBP: 0.325, SLG: 0.493	0-0 F8			0-0 F9		0-0 F6	0-0 5-3			4 0 0 0 0 0 2																			
Chris Chambliss, L (1, 3) OBP: 0.332, SLG: 0.358		0-3 K		0-0 F8		0-0 F6		0-0 F3		4 0 0 0 0 1 1																			
Brad Komminsk, R (1, 9) OBP: 0.286, SLG: 0.250		0-0 2B		0-0 F8			0-3 K	0-0 F6		4 0 1 0 0 1 0																			
Glenn Hubbard, R (1, 4) OBP: 0.342, SLG: 0.413		0-0 F5			0-0 4-3		0-0 BB 1B 1B	0-0 HR 1B		4 2 2 0 0 0 1																			
Randy Johnson, R (1, 5) OBP: 0.400, SLG: 0.541		0-0 F8			0-0 5-3		4-0 BB 1B 2B BB	0-0 HR		3 2 1 2 1 0 1																			
Pete Falcone, L (1, 1) OBP: 0.174, SLG: 0.261 Mike Jorgensen, L (7, PH) OBP: 0.375, SLG: 0.333 Albert Hall, S (7, 7) OBP: 0.303, SLG: 0.305			0-0 6-3		0-0 1B		4-0 BB 1B 2B BB	0-0 F9		2 0 1 0 0 0 0 0 1 0 0 1 0 0 1 0 0 0 0 0 0																			
Inning Stats	R: 0 E: 0 K: 1 S: 6	H: 1 LOB: 1 BB: 0 P: 6	R: 0 E: 0 K: 1 S: 6	H: 1 LOB: 1 BB: 0 P: 6	R: 0 E: 0 K: 0 S: 4	H: 0 LOB: 0 BB: 0 P: 3	R: 0 E: 0 K: 0 S: 4	H: 1 LOB: 1 BB: 0 P: 4	R: 0 E: 0 K: 0 S: 4	H: 1 LOB: 1 BB: 0 P: 4	R: 5 E: 0 K: 1 S: 8	H: 3 LOB: 0 BB: 2 P: 16	R: 2 E: 0 K: 0 S: 5	H: 2 LOB: 0 BB: 0 P: 5	R: 0 E: 0 K: 1 S: 5	H: 1 LOB: 0 BB: 0 P: 5	1B: 7 2B: 3 3B: 0 HR: 1	SF: 0 SAC: 0 DP: 1 HBP: 0	WP: 0 PB: 0 SB: 1 CS: 0	PA: 39									
PITCHER	IP WLS BF H R ER SO BB IBB HBP BLK WP HR S P ERA WHIP																												
Jeff Russell, R (1, 1) ERA: 4.4	6.1		27	6	3	3	3	2	0	0	0	0	0	0	31	39	4.26	1.263											
Ted Power, R (7, 1) ERA: 3.27	0.0	L	2	2	1	1	0	0	0	0	0	0	0	2	2	∞	∞												
John Franco, L (7, 1) ERA: 3.97	2.2		10	3	3	3	1	0	0	0	0	0	1	12	12	10.12	1.125												

Atlanta Braves @ Cincinnati Reds
Riverfront Stadium, Cincinnati, OH
Fri Jun 01 1984, 7:05 PM EDT
Att. 29,650 - Unknown

livebaseballscorecards.com

AB	37
R	7
H	11
RBI	7
BB	2
SO	4
LOB	12



Batter	1	2	3	4	5	6	7	8	9	AB	R	H	RBI	BB	SO	LOB
Gary Redus, R (1, 7) OBP: 0.356, SLG: 0.422	0-0 6-3	0-0 F7			0-0 6-3		0-3 K			4	0	0	0	0	1	1
Tom Lawless, R (1, 4) OBP: 0.308, SLG: 0.304 Ron Oester, S (8, 4) OBP: 0.264, SLG: 0.280	0-0 1-3		4-0 FC5-4 BB		0-0 F7			0-3 K		2	0	0	0	1	0	0
Dave Concepcion, R (1, 6) OBP: 0.333, SLG: 0.371	0-0 F3		0-0 FC5-4 1-2f		0-0 F9			0-0 2B		4	0	1	0	0	0	1
Dave Parker, L (1, 9) OBP: 0.335, SLG: 0.377		0-0 HR 1B	0-0 F6 1-2		0-0 1B			0-0 E8 G6-4-3		4	1	2	0	0	0	2
Tony Perez, R (1, 3) OBP: 0.276, SLG: 0.352		0-0 HR	0-0 F3		0-0 F8			0-0 G6-4-3 1-2f		4	1	1	2	0	0	4
Nick Esasky, R (1, 5) OBP: 0.267, SLG: 0.360 Wayne Krenchicki, L (7, 5) OBP: 0.321, SLG: 0.583		4-0 2B CS BB		0-0 F3		0-3 K		0-0 F3		2	0	0	0	1	1	1
Dann Bilardello, R (1, 2) OBP: 0.354, SLG: 0.320 Ted Power, R (7, 1) John Franco, L (7, 1) Dan Driessen, L (9, PH) OBP: 0.409, SLG: 0.477		0-0 F7		0-3 K		0-0 6-3		0-0 1-3		3	0	0	0	0	1	2
Eric Davis, R (1, 8) OBP: 0.269, SLG: 0.400 Eddie Milner, L (7, PH) OBP: 0.364, SLG: 0.383 (8, 8)		0-0 2B 2B		0-0 FC5-4 1B		0-3 K		0-0 1B		2	1	2	0	0	0	0
Jeff Russell, R (1, 1) OBP: 0.217, SLG: 0.273 Brad Gulden, L (7, 2) OBP: 0.250, SLG: 0.293		0-0 2B		0-0 FC5-4 1-2f		0-0 F7		0-0 F5		2	0	1	1	0	0	1

Inning Stats	R: 0	H: 0	E: 0	K: 0	S: 3	H: 0	LOB: 0	BB: 0	P: 3	R: 3	H: 4	E: 0	K: 0	S: 6	H: 0	LOB: 1	BB: 1	P: 10	R: 0	H: 0	E: 0	K: 0	S: 3	H: 1	LOB: 1	BB: 0	P: 6	R: 0	H: 0	E: 0	K: 0	S: 3	H: 1	LOB: 0	BB: 0	P: 3	R: 0	H: 1	E: 0	K: 1	S: 6	H: 0	LOB: 0	BB: 0	P: 7	R: 0	H: 1	E: 1	K: 1	S: 6	H: 1	LOB: 1	BB: 0	P: 6	R: 0	H: 1	E: 0	K: 0	S: 4	H: 1	LOB: 1	BB: 0	P: 4	R: 0	H: 1	E: 0	K: 0	S: 4	H: 1	LOB: 1	BB: 0	P: 4
--------------	------	------	------	------	------	------	--------	-------	------	------	------	------	------	------	------	--------	-------	-------	------	------	------	------	------	------	--------	-------	------	------	------	------	------	------	------	--------	-------	------	------	------	------	------	------	------	--------	-------	------	------	------	------	------	------	------	--------	-------	------	------	------	------	------	------	------	--------	-------	------	------	------	------	------	------	------	--------	-------	------

PITCHER	IP	WLS	BF	H	R	ER	SO	BB	IBB	HBP	BLK	WP	HR	S	P	ERA	WHIP
Pete Falcone, L (1, 1) ERA: 4.04	6.0	W	25	6	3	3	2	2	0	0	0	0	1	27	35	4.50	1.333
Steve Bedrosian, R (7, 1) ERA: 0.6	3.0	S	11	2	0	0	3	0	0	0	0	0	0	17	17	0.00	0.667


BOTTOM

Atlanta Braves @ Cincinnati Reds
Riverfront Stadium, Cincinnati, OH

Fri Jun 01 1984, 7:05 PM EDT
Att. 29,650 - Unknown

AB	34
R	3
H	8
RBI	3
BB	2
SO	5
LOB	13



Batter	1	2	3	4	5	6	7	8	9	AB R H RBI BB SO LOB	TOP														
Albert Hall, S (1, 7) OBP: 0.310, SLG: 0.328	0-0 4-3		0-0 F8		0-0 SH3-4 6-3 2B	0-0 6-3			0-0 SH SF8 1B	5 2 2 1 0 0 3	<p>Atlanta Braves @ Cincinnati Reds Riverfront Stadium, Cincinnati, OH</p> <p>Sat Jun 02 1984, 7:05 PM EDT Att. 24,814 - Unknown</p> <p>livebaseballscorecards.com</p> <table border="1"> <tr><td>AB</td><td>36</td></tr> <tr><td>R</td><td>9</td></tr> <tr><td>H</td><td>14</td></tr> <tr><td>RBI</td><td>8</td></tr> <tr><td>BB</td><td>0</td></tr> <tr><td>SO</td><td>2</td></tr> <tr><td>LOB</td><td>13</td></tr> </table> 	AB	36	R	9	H	14	RBI	8	BB	0	SO	2	LOB	13
AB	36																								
R	9																								
H	14																								
RBI	8																								
BB	0																								
SO	2																								
LOB	13																								
Alex Trevino, R (1, 2) OBP: 0.363, SLG: 0.412	0-0 F1		0-0 1-3		0-0 SH3-4		0-0 F4	0-0 SH	3 0 0 0 0 0 1																
Rafael Ramirez, R (1, 6) OBP: 0.333, SLG: 0.351	0-0 4-3			0-0 1B WP 1B	0-0 6-3		0-0 5-3	0-0 SF8	4 1 1 2 0 0 0																
Dale Murphy, R (1, 8) OBP: 0.322, SLG: 0.486		0-3 K		0-0 1-3 1B	0-0 F6		0-3 K	0-0 F8	5 0 1 0 0 2 1																
Bob Watson, R (1, 3) OBP: 0.238, SLG: 0.205		0-0 5-3		0-0 7-6-3-4-3 1-2f		0-0 1B FC6-2 1B		0-0 4-3	3 0 1 0 0 0 2																
Mike Jorgensen, L (6, PR) OBP: 0.346, SLG: 0.304									2 0 0 0 0 0 1																
Brad Komminsk, R (1, 9) OBP: 0.389, SLG: 0.375		0-0 1B		0-0 HR 1B		0-0 FC6-2 SH3 1B		0-0 5-3	4 2 3 1 0 0 0																
Glenn Hubbard, R (1, 4) OBP: 0.342, SLG: 0.429		0-0 F7		0-0 1-H HR		0-0 SH3		0-0 6-3	3 1 1 2 0 0 1																
Randy Johnson, R (1, 5) OBP: 0.429, SLG: 0.610			0-0 F8 SH1-4 1B	0-0 2B		0-0 FC6-2 3B		0-0 1B 2B	4 2 3 0 0 0 3																
Pascual Perez, R (1, 1) OBP: 0.200, SLG: 0.333			0-0 SH1-4	0-0 1-3		0-0 3B		0-0 SH 1B	2 0 1 2 0 0 1																
Terry Forster, L (8, 1) OBP: 1.000, SLG: 1.000			1-2					2-3	1 1 1 0 0 0 0																
Inning Stats	R: 0 H: 0 E: 0 LOB: 0 K: 0 BB: 0 S: 3 P: 3	R: 0 H: 1 E: 0 LOB: 1 K: 1 BB: 0 S: 6 P: 6	R: 0 H: 1 E: 0 LOB: 1 K: 0 BB: 0 S: 4 P: 4	R: 3 H: 5 E: 0 LOB: 1 K: 0 BB: 0 S: 7 P: 7	R: 1 H: 1 E: 0 LOB: 0 K: 0 BB: 0 S: 4 P: 4	R: 2 H: 3 E: 0 LOB: 2 K: 0 BB: 0 S: 6 P: 6	R: 0 H: 0 E: 0 LOB: 0 K: 1 BB: 0 S: 5 P: 5	R: 0 H: 0 E: 0 LOB: 0 K: 0 BB: 0 S: 3 P: 3	R: 3 H: 3 E: 1 LOB: 1 K: 0 BB: 0 S: 7 P: 7	1B: 9 SF: 1 2B: 4 SAC: 4 3B: 1 DP: 1 HR: 1 HBP: 0	WP: 1 PA: 41 PB: 0 SB: 0 CS: 0														
PITCHER Bob Owchinko, L (1, 1) ERA: 3.25 Tom Hume, R (6, 1) ERA: 5.13	IP WLS BF H R ER SO BB IBB HBP BLK WP HR S P ERA WHIP											PITCHER IP WLS BF H R ER SO BB IBB HBP BLK WP HR S P ERA WHIP													

BOTTOM

Atlanta Braves @ Cincinnati Reds
Riverfront Stadium, Cincinnati, OH
Sat Jun 02 1984, 7:05 PM EDT
Att. 24,814 - Unknown

livebaseballscorecards.com

AB 33
R 3
H 6
RBI 3
BB 2
SO 5
LOB 5



WP: 0 PA: 35
PB: 0
SB: 0
CS: 0

AB R H RBI BB SO LOB

4 1 2 0 0 0 0

4 1 2 3 0 0 0

3 0 1 0 1 0 2

4 0 0 0 0 1 2

3 0 0 0 0 0 0
1 0 0 0 0 1 0

4 0 0 0 0 1 0

4 0 1 0 0 0 0

3 0 0 0 0 0 0
1 0 0 0 0 0 1

1 0 0 0 0 1 0
1 1 0 0 1 1 0

1B: 5 SF: 0
2B: 0 SAC: 0
3B: 0 DP: 0
HR: 1 HBP: 0

Batter	1	2	3	4	5	6	7	8	9
Gary Redus, R (1, 7) OBP: 0.359, SLG: 0.424	0-0 F8			0-0 F9		0-0 1B		0-0 E7 HR 1B	
Eddie Milner, L (1, 8) OBP: 0.366, SLG: 0.404	0-0 3-1			0-0 F6		0-0 1B		0-0 HR	
Dan Driessen, L (1, 3) OBP: 0.412, SLG: 0.473	0-0 4-3			0-0 1B		0-0 1-3		0-0 BB	
Dave Parker, L (1, 9) OBP: 0.329, SLG: 0.369		0-0 4-3		0-0 F3		0-3 K		0-0 F6	
Brad Gulden, L (1, 2) Eric Davis, R (9, PH) OBP: 0.242, SLG: 0.282 OBP: 0.259, SLG: 0.385		0-0 6-3			0-0 F7		0-0 4-3		0-3 K
Dave Concepcion, R (1, 5) OBP: 0.327, SLG: 0.363		0-0 F8			0-3 K		0-0 F9		0-0 4-3
Ron Oester, S (1, 4) OBP: 0.263, SLG: 0.279			0-0 4-3		0-0 4-3			0-0 F3	0-0 1B
Tom Foley, L (1, 6) Nick Esasky, R (9, PH) OBP: 0.323, SLG: 0.393 OBP: 0.265, SLG: 0.356			0-0 6-3			0-0 F9		0-0 F9	0-0 4-3
Bob Owchinko, L (1, 1) Tom Hume, R (6, 1) OBP: 0.286, SLG: 0.167			0-3 K			0-3 K		0-0 HR 1B BB	

Inning Stats	R: 0	H: 0	E: 0	K: 0	S: 3	LOB: 0	BB: 0	P: 3
	R: 0	H: 0	E: 0	K: 0	S: 3	LOB: 0	BB: 0	P: 3
	R: 0	H: 0	E: 0	K: 1	S: 5	LOB: 0	BB: 0	P: 5
	R: 0	H: 1	E: 0	K: 0	S: 4	LOB: 1	BB: 0	P: 4
	R: 0	H: 0	E: 0	K: 1	S: 5	LOB: 0	BB: 0	P: 5
	R: 0	H: 2	E: 0	K: 1	S: 7	LOB: 2	BB: 0	P: 7
	R: 0	H: 0	E: 0	K: 1	S: 5	LOB: 0	BB: 0	P: 5
	R: 3	H: 2	E: 1	K: 0	S: 5	LOB: 1	BB: 2	P: 13
	R: 0	H: 1	E: 0	K: 1	S: 6	LOB: 1	BB: 0	P: 6

PITCHER	IP	WLS	BF	H	R	ER	SO	BB	IBB	HBP	BLK	WP	HR	S	P	ERA	WHIP
Pascual Perez, R (1, 1) ERA: 4.64	7.2	W	29	5	3	3	4	1	0	0	0	0	1	36	40	3.52	0.783
Terry Forster, L (8, 1) ERA: 2.03	1.1	S	6	1	0	0	1	1	0	0	0	0	0	7	11	0.00	1.500

Batter	1	2	3	4	5	6	7	8	9	AB R H RBI BB SO LOB	TOP						
Albert Hall, S (1, 7) OBP: 0.303, SLG: 0.309	4-0 F8 S BB		0-0 6-3			0-0 1-3		0-0 F8	0-0 F4	4 0 0 0 1 0 2							
Alex Trevino, R (1, 2) OBP: 0.358, SLG: 0.404	0-0 F8 1-3		0-0 4-3			0-0 F8			0-0 BB SH1-4 SF8 1B	4 1 1 0 0 0 1							
Rafael Ramirez, R (1, 6) OBP: 0.329, SLG: 0.346	0-0 5-3		0-0 5-3			0-0 F9			0-0 SH1-4 1-2	3 0 0 0 0 0 1							
Dale Murphy, R (1, 8) OBP: 0.329, SLG: 0.490	4-0 BB			0-3 K			0-0 SH5-4 2B		4-0 SF8 BB 1B IBB	2 1 1 0 2 1 0							
Brad Komminsk, R (1, 9) OBP: 0.381, SLG: 0.333	0-3 K			0-0 F8		0-0 SH5-4 2-3			4-0 BB BB 1B HBP BB	2 1 0 0 1 1 2							
Chris Chambliss, L (1, 3)		0-0 E7		0-0 4-3		0-0 F8		0-0 F8	0-0 SF8	3 0 0 1 0 0 1							
Glenn Hubbard, R (1, 4) OBP: 0.340, SLG: 0.422		0-3 K			0-0 F7		0-0 F2		1-0 1B 1-2 1B HBP	3 1 0 0 0 1 2							
Randy Johnson, R (1, 5) OBP: 0.415, SLG: 0.578		0-3 K			0-0 F9			0-0 E5 CS	0-0 1B 1-3 2-H 3-H 1B	4 0 1 2 0 1 1							
Len Barker, R (1, 1) OBP: 0.185, SLG: 0.087		0-0 6-3			0-3 K			0-3 K 1-2	0-0 1B 1-2 3-H	3 0 0 0 0 2 2							
Terry Forster, L (8, 1) OBP: 1.000, SLG: 1.000										1 0 1 1 0 0 0							
Inning Stats	R: 0 H: 0 E: 0 LOB: 2 K: 1 BB: 2 S: 5 P: 13	R: 0 H: 0 E: 1 LOB: 1 K: 2 BB: 0 S: 8 P: 8	R: 0 H: 0 E: 0 LOB: 0 K: 0 BB: 0 S: 3 P: 3	R: 0 H: 0 E: 0 LOB: 0 K: 1 BB: 0 S: 5 P: 5	R: 0 H: 0 E: 0 LOB: 0 K: 1 BB: 0 S: 5 P: 5	R: 0 H: 0 E: 0 LOB: 0 K: 0 BB: 0 S: 3 P: 3	R: 0 H: 1 E: 0 LOB: 1 K: 0 BB: 0 S: 4 P: 4	R: 0 H: 0 E: 1 LOB: 0 K: 0 BB: 0 S: 5 P: 5	R: 4 H: 3 E: 0 LOB: 2 K: 0 BB: 2 S: 6 P: 15	1B: 3 SF: 1 2B: 1 SAC: 2 3B: 0 DP: 0 HR: 0 HBP: 1	WP: 0 PA: 37 PB: 0 SB: 1 CS: 1						
PITCHER	IP WLS BF H R ER SO BB IBB HBP BLK WP HR S P ERA WHIP																
Joe Price, L (1, 1) ERA: 5.26	8.0	28	1	0	0	6	2	0	0	0	0	0	0	38	46	0.00	0.375
Ted Power, R (9, 1) ERA: 3.86	0.1	L	4	1	3	3	0	1	1	0	0	0	0	2	10	81.00	6.000
John Franco, L (9, 1) ERA: 4.24	0.2		5	2	1	1	0	0	0	1	0	0	0	4	5	13.50	3.000

Atlanta Braves @ Cincinnati Reds
Riverfront Stadium, Cincinnati, OH

Sun Jun 03 1984, 3:33 AM EDT
Att. 27,931 - Unknown

livebaseballscorecards.com

AB	29
R	4
H	4
RBI	4
BB	4
SO	6
LOB	12




Batter	1	2	3	4	5	6	7	8	9	AB	R	H	RBI	BB	SO	LOB
Gary Redus, R (1, 7) OBP: 0.371, SLG: 0.431	0-0 G1-4-3 S 1B		4-0 S BB		0-0 S 1B			0-0 SH SH1-4 1-2		2	0	2	0	1	0	0
Eddie Milner, L (1, 8) OBP: 0.361, SLG: 0.396	0-0 G1-4-3 1-3		0-3 K 1-3		0-0 F9 1-2			0-0 SH1-4 1-2 2-3		3	0	0	0	0	1	3
Duane Walker, L (1, 9) OBP: 0.466, SLG: 0.750	0-3 K			4-0 S BB		0-0 F7		4-0 IBB		2	0	0	0	1	1	1
Tony Perez, R (8, PH) OBP: 0.286, SLG: 0.352										0	0	0	0	1	0	0
Eric Davis, R (8, PR) OBP: 0.259, SLG: 0.385										0	0	0	0	0	0	0
Dan Driessen, L (1, 3) OBP: 0.400, SLG: 0.457	0-0 F8			0-0 F7		0-3 K		0-0 G1-2-3 3-Hr		4	0	0	0	0	1	5
Dave Concepcion, R (1, 5) OBP: 0.320, SLG: 0.355		0-3 K		0-0 F9		0-3 K			0-0 4-3	4	0	0	0	0	2	1
Ron Oester, S (1, 4) OBP: 0.263, SLG: 0.274		0-0 4-3		4-0 1-2 BB		0-0 4-3			0-0 6-3	3	0	0	0	1	0	0
Dann Bilardello, R (1, 2) OBP: 0.350, SLG: 0.317		0-0 F7		0-0 G1		0-0 6-3			0-0 1B 1B	4	0	1	0	0	0	2
Tom Foley, L (1, 6) OBP: 0.320, SLG: 0.386			0-3 K		0-0 4-3		0-0 F7		0-0 1B 1B	4	0	1	0	0	1	0
Joe Price, R (1, 1) OBP: 0.226, SLG: 0.250			0-0 F7		0-0 1-3			0-0 SH1-4 SH G1-2-3 1B		2	0	0	0	0	0	0
Wayne Krenchicki, L (8, PH) OBP: 0.345, SLG: 0.600										1	0	1	0	0	0	0
Tom Lawless, R (8, PR) OBP: 0.308, SLG: 0.304										0	0	0	0	0	0	0
Ted Power, R (8, 1) OBP: 0.308, SLG: 0.304										0	0	0	0	0	0	0
John Franco, L (8, 1) OBP: 0.327, SLG: 0.367										0	0	0	0	0	0	0
Dave Parker, L (8, PH)										1	0	0	0	0	0	2

BOTTOM

Atlanta Braves @ Cincinnati Reds
Riverfront Stadium, Cincinnati, OH

Sun Jun 03 1984, 3:33 AM EDT
Att. 27,931 - Unknown

AB	30
R	0
H	5
RBI	0
BB	4
SO	6
LOB	14



Inning Stats	R: 0	H: 1	E: 0	LOB: 1	K: 1	BB: 0	S: 6	P: 6	R: 0	H: 0	E: 0	LOB: 0	K: 1	BB: 0	S: 5	P: 5	R: 0	H: 0	E: 0	LOB: 2	K: 0	BB: 2	S: 3	P: 11	R: 0	H: 1	E: 0	LOB: 1	K: 0	BB: 0	S: 4	P: 4	R: 0	H: 0	E: 0	LOB: 0	K: 2	BB: 0	S: 7	P: 7	R: 0	H: 0	E: 0	LOB: 0	K: 0	BB: 0	S: 3	P: 3	R: 0	H: 1	E: 0	LOB: 2	K: 0	BB: 1	S: 4	P: 8	R: 0	H: 2	E: 0	LOB: 2	K: 0	BB: 0	S: 5	P: 5	1B: 5	SF: 0	2B: 0	SAC: 2	3B: 0	DP: 1	HR: 0	HBP: 0	WP: 0	PA: 36
PITCHER	IP	WLS	BF	H	R	ER	SO	BB	IBB	HBP	BLK	WP	HR	S	P	ERA	WHIP																																																									
Len Barker, R (1, 1) ERA: 3.53	7.1		29	3	0	0	6	3	0	0	0	0	0	38	50	0.00	0.818																																																									
Terry Forster, L (8, 1) ERA: 1.8	1.2	W	7	2	0	0	0	0	1	0	0	0	0	6	10	0.00	1.200																																																									

Batter	1	2	3	4	5	6	7	8	9	AB R H RBI BB SO LOB	TOP		
Tom Lawless, R (1, 4) OBP: 0.304, SLG: 0.300 Ron Oester, S (8, 4) OBP: 0.263, SLG: 0.274	0-0 FC1-4 SH 4-3 1B		0-0 6-3		0-0 F3			0-3 K		4 1 1 0 0 1 0 0 0 0 0 0 0 0			
Eddie Milner, L (1, 8) OBP: 0.360, SLG: 0.392	0-0 SH FC1-4 1-2		0-0 F8		0-0 4-3			4-0 1B 1B BB		2 1 0 0 1 0 0			
Gary Redus, R (1, 7) OBP: 0.379, SLG: 0.446	0-0 FC1-4 4-3 S 1-2f 2-3		0-0 2B		0-0 1B			0-0 1B 1-3 SH1-3 1B		4 1 3 0 0 0 2			
Dave Parker, L (1, 9) OBP: 0.330, SLG: 0.370	0-0 4-3 1-3 3-H		0-0 G3		0-0 1B			0-0 1B 1-3 SH1-3 1B 3-H		4 0 2 2 0 0 2			
Dave Concepcion, R (1, 5) OBP: 0.321, SLG: 0.355	0-3 K			0-0 G4-6-3 1B		0-3 K		0-0 SH1-3 1-2 3-H		3 0 1 1 0 2 2			
Dan Driessen, L (1, 3) OBP: 0.396, SLG: 0.445		0-0 G3		0-0 F8		4-0 SH1-3 BB		0-3 K		3 0 0 0 1 1 2			
Dann Bilardello, R (1, 2) OBP: 0.350, SLG: 0.317		0-0 FC6-4 1B		0-0 G4-6-3 1-2f		0-0 SH1-3 1-2		0-3 K		3 0 1 0 0 1 1			
Tom Foley, L (1, 6) OBP: 0.308, SLG: 0.370		0-0 FC6-4 FC5-4 1-2f			0-3 K		0-0 4-3 2-3		0-0 F8	4 0 0 0 0 1 2			
Frank Pastore, R (1, 1) OBP: 0.043, SLG: 0.043 Tom Hume, R (8, 1) OBP: 0.250, SLG: 0.143 Bob Owchinko, L (9, 1)		0-0 FC5-4 1-2f			0-3 K		0-0 6-3		0-3 K	3 0 0 0 0 1 2 1 0 0 0 0 1 0 0 0 0 0 0 0 0			
Inning Stats	R: 1 H: 1 E: 0 LOB: 1 K: 1 BB: 0 S: 7 P: 7	R: 0 H: 1 E: 0 LOB: 1 K: 0 BB: 0 S: 4 P: 4	R: 0 H: 1 E: 0 LOB: 1 K: 0 BB: 0 S: 4 P: 4	R: 0 H: 1 E: 0 LOB: 0 K: 0 BB: 0 S: 3 P: 3	R: 0 H: 0 E: 0 LOB: 0 K: 2 BB: 0 S: 7 P: 7	R: 0 H: 2 E: 0 LOB: 1 K: 1 BB: 0 S: 6 P: 6	R: 0 H: 0 E: 0 LOB: 1 K: 0 BB: 1 S: 3 P: 7	R: 2 H: 2 E: 0 LOB: 1 K: 2 BB: 1 S: 9 P: 13	R: 0 H: 0 E: 0 LOB: 0 K: 2 BB: 0 S: 7 P: 7	1B: 7 SF: 0 2B: 1 SAC: 3 3B: 0 DP: 1 HR: 0 HBP: 0	WP: 0 PA: 36 PB: 0 SB: 1 CS: 1		
PITCHER	IP WLS BF H R ER SO BB IBB HBP BLK WP HR S P ERA WHIP											PITCHER	IP WLS BF H R ER SO BB IBB HBP BLK WP HR S P ERA WHIP
Fernando Valenzuela, L (1, 1) ERA: 2.34 Pat Zachry, R (9, 1) ERA: 2.78	8.0 L 33 8 3 3 6 2 0 0 0 0 0 0 43 51 3.38 1.250												

Cincinnati Reds @ Los Angeles Dodgers
Dodger Stadium, Los Angeles, CA
Mon Jun 04 1984, 7:05 PM PDT
Att. 29,834 - Unknown

livebaseballscorecards.com

AB	31
R	3
H	8
RBI	3
BB	2
SO	8
LOB	13



Batter	1	2	3	4	5	6	7	8	9	AB R H RBI BB SO LOB
Steve Sax, R (1, 4) OBP: 0.338, SLG: 0.362	0-0 F9		0-0 4-3			0-0 4-3		0-0 1B		4 0 1 0 0 0 0
R.J. Reynolds, S (1, 9) OBP: 0.329, SLG: 0.380	0-0 2B			0-0 F8		0-3 K		0-0 1-3		4 0 1 0 0 1 1
Pedro Guerrero, R (1, 5) OBP: 0.309, SLG: 0.349	0-0 5-3			0-3 K		0-3 K	4-0 SH5-4 2B BB	0-0 F8		3 1 0 0 1 1 1
Franklin Stubbs, L (1, 3) OBP: 0.281, SLG: 0.388	0-0 F8			0-3 K		0-0 SH5-4	0-0 SH5-4	4-0 BB BB		2 0 0 0 1 1 1
Mike Marshall, R (1, 7) OBP: 0.347, SLG: 0.527		0-0 6-3			0-0 F6		0-3 K	4-0 BB BB		3 0 0 0 1 1 1
Ken Landreaux, L (1, 8) OBP: 0.326, SLG: 0.357		0-0 F9			0-0 6-3		0-0 2B	0-0 F8		3 0 1 1 0 0 0
Jose Morales, R (9, PH) OBP: 0.200, SLG: 0.158							2-H 2B			1 0 0 0 0 0 2
Mike Scioscia, L (1, 2) OBP: 0.385, SLG: 0.354		0-0 F3			4-0 BB BB		0-0 F8	0-3 K		2 0 0 0 1 0 1
Steve Yeager, R (9, PH) OBP: 0.295, SLG: 0.333					0-0 BB					1 0 0 0 0 1 2
Bill Russell, R (1, 6) OBP: 0.340, SLG: 0.337			0-3 K		0-0 F7			0-0 F7		2 0 0 0 0 1 1
Terry Whitfield, L (8, PH) OBP: 0.279, SLG: 0.375										1 0 0 0 0 0 0
Dave Anderson, R (9, 6) OBP: 0.345, SLG: 0.317										0 0 0 0 0 0 0
Fernando Valenzuela, L (1, 1) OBP: 0.167, SLG: 0.200			0-0 F7			0-0 3-1		0-0 4-3		2 0 0 0 0 0 0
Rick Monday, L (8, PH) OBP: 0.333, SLG: 0.378										1 0 0 0 0 0 0
Pat Zachry, R (9, 1) OBP: 0.333, SLG: 0.378										0 0 0 0 0 0 0

BOTTOM

Cincinnati Reds @ Los Angeles Dodgers
Dodger Stadium, Los Angeles, CA
 Mon Jun 04 1984, 7:05 PM PDT
 Att. 29,834 - Unknown

livebaseballscorecards.com

AB	29
R	1
H	3
RBI	1
BB	4
SO	6
LOB	10



Inning Stats	R: 0	H: 1	E: 0	K: 0	S: 4	H: 0	LOB: 1	BB: 0	P: 4	R: 0	H: 0	E: 0	K: 0	S: 3	R: 0	H: 0	E: 0	K: 1	S: 5	R: 0	H: 0	E: 0	K: 2	S: 7	R: 0	H: 0	E: 0	K: 0	S: 3	R: 1	H: 1	E: 0	K: 1	S: 6	R: 0	H: 1	E: 0	K: 0	S: 4	R: 0	H: 0	E: 0	K: 1	S: 5	R: 0	H: 0	E: 0	K: 1	S: 5	R: 0	H: 1	E: 0	K: 0	S: 4	1B: 1	SF: 0	2B: 2	SAC: 1	3B: 0	DP: 0	HR: 0	HBP: 0	WP: 0	PA: 34
--------------	------	------	------	------	------	------	--------	-------	------	------	------	------	------	------	------	------	------	------	------	------	------	------	------	------	------	------	------	------	------	------	------	------	------	------	------	------	------	------	------	------	------	------	------	------	------	------	------	------	------	------	------	------	------	------	-------	-------	-------	--------	-------	-------	-------	--------	-------	--------

PITCHER	IP	WLS	BF	H	R	ER	SO	BB	IBB	HBP	BLK	WP	HR	S	P	ERA	WHIP
Frank Pastore, R (1, 1) ERA: 4.27	7.2	W	28	3	1	1	5	2	0	0	0	0	0	36	44	1.17	0.652
Tom Hume, R (8, 1) ERA: 5.05	0.2		4	0	0	0	0	2	0	0	0	0	0	2	10	0.00	3.000
Bob Owchinko, L (9, 1) ERA: 3.19	0.2	S	2	0	0	0	1	0	0	0	0	0	0	4	4	0.00	0.000

Batter	1	2	3	4	5	6	7	8	9	AB R H RBI BB SO LOB	TOP									
Eddie Milner, L (1, 8) OBP: 0.358, SLG: 0.389	0-0 G6-3 1B		0-0 E4 1-H			0-0 E4 CS		0-3 K		4 0 1 0 0 1 1										
Ron Oester, S (1, 4) OBP: 0.263, SLG: 0.270	0-0 G6-3 1-2f		0-3 K			4-0 BB			0-3 K	3 0 0 0 1 2 2										
Gary Redus, R (1, 7) OBP: 0.371, SLG: 0.435	0-0 F4			0-0 F4		0-0 L3			0-0 F4	4 0 0 0 0 0 1										
Dave Parker, L (1, 9) OBP: 0.329, SLG: 0.368 Tom Lawless, R (9, PR) OBP: 0.304, SLG: 0.300		0-0 4-3		0-0 3-1			0-0 F7		0-0 E S 1B	4 0 1 0 0 0 0 0 0 0 0 0 0 0										
Dan Driessen, L (1, 3) OBP: 0.390, SLG: 0.438 Wayne Krenchicki, L (5, 5) OBP: 0.323, SLG: 0.556		0-3 K		0-3 K			0-0 F8		0-0 F8 1-3	2 0 0 0 0 2 0 2 0 0 0 0 0 1										
Dave Concepcion, R (1, 5) OBP: 0.316, SLG: 0.349		0-0 6-3			0-3 K		0-0 2-3			3 0 0 0 0 1 0										
Brad Gulden, L (1, 2) OBP: 0.245, SLG: 0.284			0-3 K		0-0 4-3 1B			0-0 E4 FC3-6		3 0 1 0 0 1 0										
Tom Foley, L (1, 6) OBP: 0.308, SLG: 0.368			0-0 E S 1B		0-0 4-3 1-2			0-0 FC3-6 3-1 1-2f E		3 1 1 0 0 0 2										
Jeff Russell, R (1, 1) OBP: 0.200, SLG: 0.250 Duane Walker, L (8, PH) OBP: 0.459, SLG: 0.738 John Franco, L (8, 1)			0-3 K			0-3 K		0-0 3-1		2 0 0 0 0 2 1 1 0 0 0 0 0 1 0 0 0 0 0 0 0										
Inning Stats	R: 0 E: 0 K: 0 S: 3	H: 1 LOB: 0 BB: 0 P: 3	R: 0 E: 0 K: 1 S: 5	H: 0 LOB: 0 BB: 0 P: 5	R: 1 E: 1 K: 3 S: 11	H: 1 LOB: 1 BB: 0 P: 11	R: 0 E: 0 K: 1 S: 5	H: 0 LOB: 0 BB: 0 P: 5	R: 0 E: 0 K: 1 S: 5	H: 0 LOB: 1 BB: 1 P: 9	R: 0 E: 0 K: 0 S: 3	H: 0 LOB: 0 BB: 0 P: 3	R: 0 E: 0 K: 1 S: 6	H: 0 LOB: 1 BB: 0 P: 6	R: 0 E: 0 K: 1 S: 6	H: 1 LOB: 2 BB: 0 P: 6	1B: 4 2B: 0 3B: 0 HR: 0	SF: 0 SAC: 0 DP: 1 HBP: 0	WP: 0 PB: 0 SB: 2 CS: 1	PA: 32
PITCHER Alejandro Pena, R (1, 1) ERA: 2.13	IP: 9.0 WLS: W BF: 32 H: 4 R: 1 ER: 0 SO: 9		BB: 1 IBB: 0 HBP: 0 BLK: 0	WP: 0 HR: 0 S: 49 P: 53	ERA: 0.00 WHIP: 0.556		PITCHER	IP: 9.0 WLS: W BF: 32 H: 4 R: 1 ER: 0 SO: 9		BB: 1 IBB: 0 HBP: 0 BLK: 0	WP: 0 HR: 0 S: 49 P: 53	ERA: 0.00 WHIP: 0.556		PITCHER	IP: 9.0 WLS: W BF: 32 H: 4 R: 1 ER: 0 SO: 9		BB: 1 IBB: 0 HBP: 0 BLK: 0	WP: 0 HR: 0 S: 49 P: 53	ERA: 0.00 WHIP: 0.556	

Cincinnati Reds @ Los Angeles Dodgers
Dodger Stadium, Los Angeles, CA
 Tue Jun 05 1984, 7:05 PM PDT
 Att: 34,922 - Unknown

AB	31
R	1
H	4
RBI	0
BB	1
SO	9
LOB	9



Batter	1	2	3	4	5	6	7	8	9
Steve Sax, R OBP: 0.333, SLG: 0.356 (1, 4)	0-0 3-1		0-0 G3			0-0 4-3			
Bob Bailor, R OBP: 0.319, SLG: 0.292 (9, 4)									
R.J. Reynolds, S OBP: 0.316, SLG: 0.365 (1, 9)	0-3 K			0-0 5-3		0-0 F5			
Franklin Stubbs, L OBP: 0.283, SLG: 0.386 (1, 3)	0-0 4-3			0-0 CS 1B		0-0 4-3			
Mike Marshall, R OBP: 0.340, SLG: 0.515 (1, 7)		0-0 F9		0-3 K 1-2		0-0 6-3			
Ken Landreaux, L OBP: 0.326, SLG: 0.357 (1, 8)		0-0 1B 1B			0-0 E3 3B	0-0 F6			
Pedro Guerrero, R OBP: 0.314, SLG: 0.364 (1, 5)		0-0 G4-6-3 1-3 1B			0-0 1B 3B	0-0 F7			
Mike Scioscia, L OBP: 0.384, SLG: 0.354 (1, 2)		0-0 G4-6-3 1-2f			0-0 G4-6-3 1B 3-H		0-0 F9		
Bill Russell, R OBP: 0.330, SLG: 0.326 (1, 6)			0-0 1-3		0-0 G4-6-3 1-2f		0-0 5-3		
Alejandro Pena, R OBP: 0.115, SLG: 0.115 (1, 1)			0-0 3-1		0-0 6-3		0-3 K		

AB	R	H	RBI	BB	SO	LOB
3	0	0	0	0	0	0
0	0	0	0	0	0	0
3	0	0	0	0	1	0
3	0	1	0	0	0	0
3	0	0	0	0	1	1
3	1	1	0	0	0	0
3	1	2	1	0	0	0
3	0	1	1	0	0	2
3	0	0	0	0	0	1
3	0	0	0	0	1	0
1B: 4	SF: 0	2B: 1	SAC: 0	3B: 1	DP: 3	HR: 0

BOTTOM

Cincinnati Reds @ Los Angeles Dodgers
 Dodger Stadium, Los Angeles, CA
 Tue Jun 05 1984, 7:05 PM PDT
 Att. 34,922 - Unknown

AB	27
R	2
H	5
RBI	2
BB	0
SO	3
LOB	4



Inning Stats	R	H	E	K	S	P	IP	WLS	BF	H	R	ER	SO	BB	IBB	HBP	BLK	WP	HR	S	P	ERA	WHIP
Jeff Russell, R ERA: 4.07 (1, 1)	0	0	0	1	5	24	7.0	L	24	5	2	1	2	0	0	0	0	0	0	28	28	1.29	0.714
John Franco, L ERA: 4.07 (8, 1)	0	0	0	0	0	3	1.0		3	0	0	0	1	0	0	0	0	0	0	5	5	0.00	0.000

WP	PA	ERA	WHIP
27	27		

Batter	1	2	3	4	5	6	7	8	9	10	11	12	13	14	AB	R	H	RBI	BB	SO	LOB	TOP				
Tom Lawless, R OBP: 0.350, SLG: 0.296 Bob Cwyniak, L OBP: 0.313, SLG: 0.536 Wayne Krenchicki, L OBP: 0.249, SLG: 0.281 Ted Power, R OBP: 0.250, SLG: 0.143	0-3 K		0-0 5-3			0-0 FC1-6 1B		0-3 K		0-3 K			0-0 F4		4	0	1	0	0	2	1	<p>Cincinnati Reds @ Los Angeles Dodgers</p> <p>Dodger Stadium, Los Angeles, CA</p> <p>Wed Jun 06 1984, 7:05 PM PDT</p> <p>Att: 33,422 - Unknown</p>				
Eddie Milner, L OBP: 0.353, SLG: 0.378	0-0 F5		4-0 BB			0-0 FC1-6 1-2f		0-0 FC6-4 1-2f		0-3 K			0-0 E3		5	0	0	0	1	1	2					
Gary Redus, R OBP: 0.364, SLG: 0.425	0-0 HR 1B		0-0 F7			0-0 F3		0-0 FC6-4 1-2f		0-3 K			0-3 K		6	1	1	0	0	2	4					
Dave Parker, L OBP: 0.324, SLG: 0.376	0-0 HR 1-H					0-3 K		0-0 F7		0-3 K			0-0 F2		6	1	1	2	0	3	2					
Dave Concepcion, R OBP: 0.317, SLG: 0.345	0-0 CS 1B					0-0 F9		4-0 FC5-4 BB		0-0 5-3			0-0 F8		5	0	1	0	1	0	0					
Nick Esasky, R OBP: 0.259, SLG: 0.337	0-0 CS 1-2	0-0 6-3				0-0 5-3		0-0 4-3		0-0 FC5-4 1-2f			0-0 E5 2B		5	0	0	0	1	0	1					
Dann Bilardello, R OBP: 0.341, SLG: 0.309		0-3 K				0-0 6-3		0-0 F7		0-0 F7			0-0 F7		6	0	1	0	0	1	3					
Tom Foley, L OBP: 0.301, SLG: 0.366		0-3 K				0-0 F7		0-3 K		0-0 F5			0-0 2B		6	0	1	0	0	2	2					
Mario Soto, R OBP: 0.161, SLG: 0.226 Ron Oester, S OBP: 0.264, SLG: 0.271			0-0 F1			0-0 6-3		0-0 FC6-4 1B		0-3 K			0-0 G3		2	0	0	0	0	0	0	<p>AB 50</p> <p>R 2</p> <p>H 7</p> <p>RBI 2</p> <p>BB 3</p> <p>SO 13</p> <p>LOB 17</p>				
															3	0	1	0	0	1	2					
Inning Stats	R: 2 E: 0 K: 1 S: 7	H: 3 LOB: 0 BB: 0 P: 7	R: 0 E: 0 K: 2 S: 7	H: 0 LOB: 0 BB: 0 P: 7	R: 0 E: 0 K: 0 S: 3	H: 0 LOB: 0 BB: 0 P: 3	R: 0 E: 0 K: 1 S: 6	H: 1 LOB: 1 BB: 0 P: 6	R: 0 E: 0 K: 1 S: 6	H: 1 LOB: 1 BB: 0 P: 6	R: 0 E: 0 K: 0 S: 3	H: 0 LOB: 1 BB: 1 P: 7	R: 0 E: 0 K: 2 S: 7	H: 0 LOB: 0 BB: 0 P: 7	R: 0 E: 1 K: 0 S: 5	H: 1 LOB: 2 BB: 0 P: 5	R: 0 E: 1 K: 1 S: 6	H: 0 LOB: 1 BB: 0 P: 6	R: 0 E: 0 K: 0 S: 3	H: 0 LOB: 1 BB: 1 P: 7	R: 0 E: 0 K: 0 S: 3	H: 0 LOB: 1 BB: 1 P: 7	1B: 5 2B: 1 3B: 0 HR: 1	SF: 0 SAC: 0 DP: 0 HBP: 0	WP: 0 PB: 0 SB: 0 CS: 1	PA: 54
PITCHER	IP	WLS	BF	H	R	ER	SO	BB	IBB	HBP	BLK	WP	HR	S	P	ERA	WHIP									
Rick Honeycutt, L ERA: 1.88	(1, 1)	9.0	34	6	2	2	7	2	0	0	0	0	1	46	54	2.00	0.889									
Carlos Diaz, L ERA: 2.78	(10, 1)	2.0	6	0	0	0	5	0	0	0	0	0	0	16	16	0.00	0.000									
Pat Zachry, R ERA: 2.45	(12, 1)	3.0	W	13	1	0	1	1	0	0	0	0	0	14	18	0.00	0.667									




Batter	1	2	3	4	5	6	7	8	9	AB R H RBI BB SO LOB	TOP											
Eddie Milner, L OBP: 0.343, SLG: 0.366 (1, 8) X	0-0 F9 1	0-0 4-3 1		0-0 G3 1	0-0 F9 3		0-0 G3 3	0-0 4-3 3		6 0 0 0 0 0 2												
Ron Oester, S OBP: 0.261, SLG: 0.267 (1, 4) X	0-0 F9 2	0-0 3-1 2		0-0 WP BB 1B		0-0 6-3 1		0-0 F6 1	0-0 F8 1	6 0 1 0 0 0 0												
Duane Walker, L OBP: 0.487, SLG: 0.746 Gary Redus, R OBP: 0.366, SLG: 0.423 (1, 7) X (6, 7)	0-0 HR 1B	0-0 1B		4-0 WP BB 1-2		4-0 1B PB BB		4-0 1B S 3B BB	0-3 K 2	2 1 2 0 2 0 0 1 1 0 0 1 1 0												
Dave Parker, L OBP: 0.329, SLG: 0.391 (1, 9) X	0-0 1-H HR 1B	0-3 K 3		0-0 G3 1-2 2-3		0-3 K 1-2		4-0 1B 1-2 3B BB	0-0 E 1B	5 3 2 2 1 2 4												
Wayne Krenchicki, L OBP: 0.368, SLG: 0.531 (1, 3) B B B B (6, 5)	4-0 HR BB		X	0-0 F9 1	4-0 IBB 3		X	0-0 F9 2	0-0 E 1-2 1B	4 1 2 0 2 0 2												
Nick Esasky, R OBP: 0.277, SLG: 0.378 Keefe Cato, R OBP: 1.000, SLG: 1.000 (1, 5) X (6, 1)	0-0 1-H HR 1B		X	0-0 PB 1B	0-3 K 3		B B B B	4-0 1-2 BB 1B	0-0 E8 1-3 2-H 1B	3 1 2 2 1 1 3 2 1 2 1 0 0 0												
Brad Gulden, L OBP: 0.248, SLG: 0.298 (1, 2) B B B B	4-0 HR BB		X	0-0 F5 2		X	0-0 3-1 1	0-3 K 3	X	0-0 1-H 2-H 3-H 1B 3B	5 2 1 3 1 1 6											
Tom Foley, L OBP: 0.322, SLG: 0.410 (1, 6) X	0-0 1-H HR 1B		B B B B	4-0 SH1-4 1-2 BB 1B		X	0-0 K SH1-4 1B	0-3 K 1	0-0 3B 1B	4 2 3 3 1 1 0												
Bruce Berenyi, R OBP: 0.067, SLG: 0.067 Dave Concepcion, R OBP: 0.318, SLG: 0.357 (1, 1) X (6, 3)	0-0 1-3 3		X	0-0 6-3 3		X	0-0 SH1-4 1-2	0-3 K 2	0-0 1-H 3B	2 0 0 0 0 0 2 2 0 1 1 0 1 0												
Inning Stats	R: 6 E: 0 K: 0 S: 7	H: 4 LOB: 0 BB: 2 P: 15	R: 0 E: 0 K: 1 S: 6	H: 1 LOB: 1 BB: 0 P: 6	R: 0 E: 0 K: 0 S: 4	H: 1 LOB: 2 BB: 1 P: 8	R: 0 E: 0 K: 1 S: 6	H: 1 LOB: 3 BB: 2 P: 14	R: 0 E: 0 K: 0 S: 4	H: 1 LOB: 1 BB: 0 P: 4	R: 0 E: 0 K: 2 S: 8	H: 1 LOB: 3 BB: 2 P: 16	R: 0 E: 0 K: 2 S: 7	H: 0 LOB: 0 BB: 0 P: 7	R: 5 E: 0 K: 0 S: 7	H: 4 LOB: 1 BB: 2 P: 15	R: 1 E: 1 K: 1 S: 8	H: 3 LOB: 2 BB: 0 P: 8	1B: 11 2B: 0 3B: 2 HR: 3	SF: 0 SAC: 1 DP: 0 HBP: 0	WP: 1 PB: 2 SB: 1 CS: 0	PA: 52
PITCHER	IP WLS BF H R ER SO BB IBB HBP BLK WP HR S P ERA WHIP												PITCHER	IP WLS BF H R ER SO BB IBB HBP BLK WP HR S P ERA WHIP								
Eric Show, R ERA: 3.72 (1, 1)	1.0 L 9 4 6 6 0 2 2 0 0 0 0 3 7 15 54.00 6.000																					
Greg Booker, R ERA: 4.15 (2, 1)	4.0 19 4 0 0 2 2 1 0 0 1 0 20 32 0.00 1.500																					
Sid Monge, L ERA: 4.8 (6, 1)	2.0 9 1 0 0 4 2 0 0 0 0 0 15 23 0.00 1.500																					
Floyd Chiffer, R ERA: 11.25 (8, 1)	2.0 15 7 6 6 1 2 0 0 0 0 0 15 23 27.00 4.500																					

Cincinnati Reds @ San Diego Padres
 Jack Murphy Stadium, San Diego, CA
 Thu Jun 07 1984, 6:33 AM EDT
 Att. 15,507 - Unknown

livebaseballscorecards.com

AB	42
R	12
H	16
RBI	12
BB	9
SO	7
LOB	19



Batter	1	2	3	4	5	6	7	8	9	AB R H RBI BB SO LOB	TOP											
Gary Redus, R (1, 7) OBP: 0.363, SLG: 0.415	0-3 K		0-3 K		4-0 BB 1-2 BB		0-0 F4			3 0 0 0 1 2 0												
Eddie Milner, L (1, 8) OBP: 0.346, SLG: 0.365	0-0 1B		4-0 BB		0-3 K		0-0 4-3			3 0 1 0 1 1 2												
Dave Concepcion, R (1, 3) OBP: 0.317, SLG: 0.352	0-3 K		0-0 F9		4-0 BB 1-2 2-3			0-0 F9		3 0 0 0 1 1 2												
Dave Parker, L (1, 9) OBP: 0.332, SLG: 0.393	0-0 1B			0-0 BB 1B		0-0 F6		0-0 F7		4 0 2 0 0 0 3												
Nick Esasky, R (1, 5) OBP: 0.267, SLG: 0.363	0-3 K			0-3 K		0-0 F8		0-3 K		4 0 0 0 0 3 3												
Dann Bilardello, R (1, 2) OBP: 0.338, SLG: 0.301		0-3 K		4-0 BB G6-4-3		0-0 F4			0-3 K	3 0 0 0 1 2 0												
Tom Lawless, R (1, 4) OBP: 0.297, SLG: 0.293		0-3 K		0-0 G6-4-3 1-2f		0-0 1B			0-0 5-3	4 0 1 0 0 1 2												
Tom Foley, L (1, 6) OBP: 0.328, SLG: 0.402		0-0 F3			4-0 BB BB BB		0-0 G3		4-0 BB	2 0 0 0 2 0 1												
Joe Price, R (1, 1) OBP: 0.222, SLG: 0.235 Ron Oester, S (5, PH) OBP: 0.260, SLG: 0.266 Bill Scherrer, L (5, 1) Wayne Krenchicki, L (7, PH) OBP: 0.359, SLG: 0.515 John Franco, L (7, 1) Dan Driessen, L (8, PH) OBP: 0.368, SLG: 0.434			0-0 6-3		0-0 F9		0-3 K		0-3 K	1 0 0 0 0 0 0 1 0 0 0 0 0 0 1 0 0 0 0 0 0 0 0 1 0 0 0 0 0 1 0 0 0 0 0 0 0 0 0 1 0 0 0 0 0 1 1												
Inning Stats	R: 0 E: 0 K: 3 S: 11	H: 2 LOB: 2 BB: 0 P: 11	R: 0 E: 0 K: 2 S: 7	H: 0 LOB: 0 BB: 0 P: 7	R: 0 E: 0 K: 1 S: 5	H: 0 LOB: 1 BB: 1 P: 9	R: 0 E: 0 K: 1 S: 5	H: 1 LOB: 1 BB: 1 P: 9	R: 0 E: 0 K: 1 S: 5	H: 0 LOB: 3 BB: 3 P: 17	R: 0 E: 0 K: 0 S: 4	H: 1 LOB: 1 BB: 0 P: 4	R: 0 E: 0 K: 1 S: 5	H: 0 LOB: 0 BB: 0 P: 5	R: 0 E: 0 K: 1 S: 5	H: 0 LOB: 0 BB: 0 P: 5	R: 0 E: 0 K: 2 S: 7	H: 0 LOB: 1 BB: 1 P: 11	1B: 4 2B: 0 3B: 0 HR: 0	SF: 0 SAC: 0 DP: 1 HBP: 0	WP: 0 PB: 0 SB: 0 CS: 0	PA: 36
PITCHER Tim Lollar, L (1, 1) ERA: 3.7	IP 9.0 WLS W BF 36 H 4 R 0 ER 0 SO 12 BB 6 IBB 0 HBP 0 BLK 0 WP 0 HR 0 S 54 P 78 ERA 0.00 WHIP 1.111											PITCHER IP WLS BF H R ER SO BB IBB HBP BLK WP HR S P ERA WHIP										

Cincinnati Reds @ San Diego Padres
 Jack Murphy Stadium, San Diego, CA
 Fri Jun 08 1984, 10:05 PM EDT
 Att. 14,002 - Unknown

livebaseballscorecards.com

AB	30
R	0
H	4
RBI	0
BB	6
SO	12
LOB	15

Batter	1	2	3	4	5	6	7	8	9	AB	R	H	RBI	BB	SO	LOB
Alan Wiggins, S OBP: 0.343, SLG: 0.297 (1, 4)	0-0 F6	0-0 CS 1B		0-0 F3			0-0 1B			4	0	2	0	0	0	0
Tony Gwynn, L OBP: 0.435, SLG: 0.459 (1, 9)	0-0 FC9-6 1B	0-0 F8		0-0 F7			0-0 BB 1B			4	0	2	0	0	0	2
Graig Nettles, L OBP: 0.326, SLG: 0.327 (1, 5)	0-0 FC9-6 2B		0-0 4-3	0-0 F6			4-0 BB			3	1	0	0	1	0	1
Steve Garvey, R OBP: 0.277, SLG: 0.344 (1, 3)	0-0 3B 2B		0-0 F8		0-0 F8		0-3 K			4	1	1	1	0	1	3
Terry Kennedy, L OBP: 0.286, SLG: 0.347 (1, 2)	0-0 3B		0-0 BB 1B		0-0 F7		0-3 K			4	1	2	1	0	1	3
Kevin McReynolds, R OBP: 0.317, SLG: 0.526 (1, 8)	4-0 BB		4-0 BB 1B		0-0 6-3		0-0 F8			2	1	0	0	2	0	3
Carmelo Martinez, R OBP: 0.335, SLG: 0.387 (1, 7)	0-0 F9		0-0 E 1B 1B			0-0 5-3		0-0 F9		4	1	1	1	0	0	2
Garry Templeton, S OBP: 0.303, SLG: 0.332 (1, 6)		0-0 F8	0-0 E7 1B 1B			0-0 F9		0-0 6-3		4	1	1	1	0	0	0
Tim Lollar, L OBP: 0.355, SLG: 0.571 (1, 1)		0-0 1B 2B	0-0 1B			0-0 4-3		0-0 F9		4	0	2	2	0	0	0

Inning Stats	R: 2	H: 3	E: 0	K: 0	S: 6	LOB: 2	BB: 1	P: 10	R: 0	H: 2	E: 0	K: 0	S: 4	LOB: 1	BB: 0	P: 4	R: 4	H: 4	E: 1	K: 0	S: 6	LOB: 1	BB: 1	P: 10	R: 0	H: 0	E: 0	K: 0	S: 3	LOB: 0	BB: 0	P: 3	R: 0	H: 0	E: 0	K: 0	S: 3	LOB: 0	BB: 0	P: 3	R: 0	H: 2	E: 0	K: 2	S: 9	LOB: 3	BB: 1	P: 13	R: 0	H: 0	E: 0	K: 0	S: 3	LOB: 0	BB: 0	P: 3
--------------	------	------	------	------	------	--------	-------	-------	------	------	------	------	------	--------	-------	------	------	------	------	------	------	--------	-------	-------	------	------	------	------	------	--------	-------	------	------	------	------	------	------	--------	-------	------	------	------	------	------	------	--------	-------	-------	------	------	------	------	------	--------	-------	------

PITCHER	IP	WLS	BF	H	R	ER	SO	BB	IBB	HBP	BLK	WP	HR	S	P	ERA	WHIP
Joe Price, L ERA: 5.7 (1, 1)	4.0	L	21	9	6	5	0	2	0	0	0	0	0	19	27	11.25	2.750
Bill Scherrer, L ERA: 5.58 (5, 1)	2.0		6	0	0	0	0	0	0	0	0	0	0	6	6	0.00	0.000
John Franco, L ERA: 3.76 (7, 1)	2.0		9	2	0	0	2	1	0	0	0	0	0	12	16	0.00	1.500

BOTTOM

Cincinnati Reds @ San Diego Padres
Jack Murphy Stadium, San Diego, CA
 Fri Jun 08 1984, 10:05 PM EDT
 Att. 14,002 - Unknown

AB	33
R	6
H	11
RBI	6
BB	3
SO	2
LOB	14



1B	8	SF	0	WP	0	PA	36
2B	2	SAC	0	PB	0		
3B	1	DP	0	SB	0		
HR	0	HBP	0	CS	1		

Batter	1	2	3	4	5	6	7	8	9	AB R H RBI BB SO LOB	TOP														
Gary Redus, R (1, 7) OBP: 0.366, SLG: 0.410	0-0 F7		0-0 F5			4-0 1B 4-3 BB	4-0 FC6-4 1-2 BB			2 1 0 0 2 0 1	<p>Cincinnati Reds @ San Diego Padres Jack Murphy Stadium, San Diego, CA Sat Jun 09 1984, 10:05 PM EDT Att: 48,805 - Unknown</p>														
Ron Oester, S (1, 4) OBP: 0.260, SLG: 0.266 Bill Scherrer, L (7, 1)	0-0 4-3			0-0 6-3		0-0 1B 4-3 1B	0-0 FC6-4 1-2f			4 0 1 1 0 0 2 0 0 0 0 0 0 0															
Duane Walker, L (1, 8) OBP: 0.488, SLG: 0.731	0-0 5-3			0-0 G4-6-3 1B		0-0 F6		0-0 G1-6-3 1B		4 0 2 0 0 0 2															
Dave Parker, L (1, 9) OBP: 0.331, SLG: 0.390		0-0 G4-6-3 1B		0-0 G4-6-3 1-2f		0-0 4-3		0-0 F5		4 0 1 1 0 0 3															
Dave Concepcion, R (1, 6) OBP: 0.316, SLG: 0.350		0-0 G4-6-3 1-2f			0-0 1-3	0-0 2-3 1B		0-0 G1-6-3 1-2f		4 0 1 0 0 0 2															
Dan Driessen, L (1, 3) OBP: 0.387, SLG: 0.432 John Franco, L (6, 1) Tom Foley, L (7, 4) OBP: 0.325, SLG: 0.398		0-0 F8			0-0 1B	0-3 K			0-0 F3	3 0 1 0 0 1 2 0 0 0 0 0 0 0 1 0 0 0 0 0 0															
Nick Esasky, R (1, 5) OBP: 0.267, SLG: 0.358			0-0 SH1-4 1B		0-0 F9		0-3 K		0-0 F7	4 0 1 0 0 1 1															
Brad Gulden, L (1, 2) OBP: 0.257, SLG: 0.299			0-0 F8		0-0 F7		4-0 BB BB		0-0 1B	3 0 1 0 1 0 2															
Jeff Russell, R (1, 1) OBP: 0.200, SLG: 0.250 Keefe Cato, R (5, 1) OBP: 1.000, SLG: 1.000 Wayne Krenchicki, L (6, PH) OBP: 0.357, SLG: 0.528			0-0 SH1-4 1-2			0-0 1B 2B			0-0 F9	0 0 0 0 0 0 0 0 0 0 0 0 0 0 3 1 1 0 0 0 2															
Inning Stats	R: 0 E: 0 K: 0 S: 3	H: 0 LOB: 0 BB: 0 P: 3	R: 0 E: 0 K: 0 S: 3	H: 1 LOB: 0 BB: 0 P: 3	R: 0 E: 0 K: 0 S: 4	H: 1 LOB: 1 BB: 0 P: 4	R: 0 E: 0 K: 0 S: 3	H: 1 LOB: 0 BB: 0 P: 3	R: 0 E: 0 K: 0 S: 4	H: 1 LOB: 1 BB: 0 P: 4		R: 2 E: 0 K: 1 S: 8	H: 3 LOB: 2 BB: 1 P: 12	R: 0 E: 0 K: 1 S: 5	H: 0 LOB: 2 BB: 2 P: 13	R: 0 E: 0 K: 0 S: 3	H: 1 LOB: 0 BB: 0 P: 3	R: 0 E: 0 K: 0 S: 4	H: 1 LOB: 1 BB: 0 P: 4	1B: 8 2B: 1 3B: 0 HR: 0	SF: 0 SAC: 1 DP: 3 HBP: 0	WP: 0 PB: 0 SB: 0 CS: 0	PA: 36		
PITCHER	IP WLS BF H R ER SO BB IBB HBP BLK WP HR S P ERA WHIP	Ed Whitson, R (1, 1) ERA: 3.69	5.2 W 23 7 2 2 0 1 0 0 0 0 0 22 26 3.18 1.412	Craig Lefferts, L (6, 1) ERA: 1.07	3.1 S 13 2 0 0 2 2 0 0 0 0 0 15 23 0.00 1.200	PITCHER	IP WLS BF H R ER SO BB IBB HBP BLK WP HR S P ERA WHIP																		

livebaseballscores.com

AB	32
R	2
H	9
RBI	2
BB	3
SO	2
LOB	17



Batter	1	2	3	4	5	6	7	8	9	AB	R	H	RBI	BB	SO	LOB
Alan Wiggins, S OBP: 0.346, SLG: 0.305 Kurt Bevacqua, R OBP: 0.438, SLG: 0.429 (8, 3)	0-0 4-3		0-0 F7		0-0 2B	0-0 1B	0-0 1B			4	2	2	0	0	0	0
Tony Gwynn, L OBP: 0.436, SLG: 0.464 Bobby Brown, S OBP: 0.310, SLG: 0.316 (8, 9)	0-0 1-3		0-0 F7		0-0 HR	0-0 1B	0-0 1B			4	2	2	2	0	0	0
Graig Nettles, L OBP: 0.328, SLG: 0.351 (1, 5)	0-0 PB HR 1B		0-0 4-3		0-0 HR	0-0 SF8	0-0 F7			4	2	2	3	0	0	2
Steve Garvey, R OBP: 0.285, SLG: 0.353 Tim Flannery, L OBP: 0.356, SLG: 0.488 (8, 4)	4-0 1-2 HR PB BB			0-0 F9	0-0 2B	0-0 1B		0-0 4-3		3	1	2	1	1	0	0
Terry Kennedy, L OBP: 0.288, SLG: 0.364 (1, 2)	0-0 1-H 2-H HR			0-0 FC5-4 1B	0-0 F6	0-0 F7		0-0 E3		5	1	2	3	0	0	2
Kevin McReynolds, R OBP: 0.310, SLG: 0.512 (1, 8)	0-0 G1-6-3			0-0 FC5-4 2B	0-0 F8		0-0 E6 1B	0-0 F9		5	2	0	0	0	0	3
Carmelo Martinez, R OBP: 0.332, SLG: 0.387 (1, 7)		0-0 5-3		0-0 1-H 2B	0-3 K		0-3 K	0-0 F4		5	0	1	1	0	2	3
Garry Templeton, S OBP: 0.312, SLG: 0.342 Mario Ramirez, R OBP: 0.273, SLG: 0.818 (8, 6)		0-0 F6		4-0 IBB		0-0 FC1-5 2B	0-0 1B			3	0	2	0	1	0	0
Ed Whitson, R OBP: 0.050, SLG: 0.050 Craig Lefferts, L OBP: 0.250, SLG: 0.500 (6, 1)		0-0 G3		0-0 6-3		0-0 FC1-5 2B	0-3 K			2	0	0	0	0	0	2

Inning Stats	R: 3	H: 2	E: 0	K: 0	S: 5	LOB: 0	BB: 1	P: 9	R: 0	H: 0	E: 0	K: 0	S: 3	LOB: 0	BB: 0	P: 3	R: 0	H: 0	E: 0	K: 0	S: 3	LOB: 0	BB: 0	P: 3	R: 1	H: 2	E: 0	K: 0	S: 5	LOB: 2	BB: 1	P: 9	R: 3	H: 4	E: 0	K: 1	S: 9	LOB: 1	BB: 0	P: 7	R: 2	H: 3	E: 1	K: 2	S: 11	LOB: 2	BB: 0	P: 11	R: 0	H: 0	E: 1	K: 0	S: 4	LOB: 1	BB: 0	P: 4
--------------	------	------	------	------	------	--------	-------	------	------	------	------	------	------	--------	-------	------	------	------	------	------	------	--------	-------	------	------	------	------	------	------	--------	-------	------	------	------	------	------	------	--------	-------	------	------	------	------	------	-------	--------	-------	-------	------	------	------	------	------	--------	-------	------


PITCHER	IP	WLS	BF	H	R	ER	SO	BB	IBB	HBP	BLK	WP	HR	S	P	ERA	WHIP
Jeff Russell, R ERA: 4.61 (1, 1)	4.0	L	20	6	6	6	0	1	1	0	0	0	1	18	26	13.50	1.750
Keefe Cato, R ERA: 1.93 (5, 1)	1.0		5	2	1	1	1	0	0	0	0	0	1	7	7	9.00	2.000
John Franco, L ERA: 4.5 (6, 1)	1.2		12	6	5	3	2	0	0	0	0	0	0	16	16	16.20	3.600
Bill Scherrer, L ERA: 5.34 (7, 1)	1.1		6	1	0	0	0	0	0	0	0	0	0	6	6	0.00	0.750

BOTTOM

Cincinnati Reds @ San Diego Padres
Jack Murphy Stadium, San Diego, CA
 Sat Jun 09 1984, 10:05 PM EDT
 Att. 48,805 - Unknown

AB	40
R	12
H	15
RBI	12
BB	2
SO	3
LOB	15

WP: 0 PA: 43
 PB: 1
 SB: 0
 CS: 0



livebaseballscores.com

Batter	1	2	3	4	5	6	7	8	9	AB R H RBI BB SO LOB	TOP																
Eddie Milner, L (1, 8) OBP: 0.342, SLG: 0.358										4 1 0 0 1 0 2																	
Ron Oester, S (1, 4) OBP: 0.263, SLG: 0.265										4 1 1 0 1 1 0																	
Duane Walker, L (1, 7) OBP: 0.471, SLG: 0.710										2 0 0 1 0 1 1																	
Gary Redus, R (6, PH) OBP: 0.362, SLG: 0.406										2 0 0 0 0 1 0																	
Dave Parker, L (1, 9) OBP: 0.328, SLG: 0.386										5 1 1 0 0 0 1																	
Dan Driessen, L (1, 3) OBP: 0.387, SLG: 0.426										4 1 1 0 1 0 0																	
Wayne Krenchicki, L (1, 5) OBP: 0.391, SLG: 0.526										2 1 1 1 2 0 1																	
Dann Bilardello, R (1, 2) OBP: 0.336, SLG: 0.293										3 0 0 0 1 0 5																	
Ted Power, R (7, 1)										0 0 0 0 0 0 0																	
Tom Foley, L (1, 6) OBP: 0.341, SLG: 0.409										2 0 2 2 1 0 0																	
Dave Concepcion, R (7, PH) OBP: 0.314, SLG: 0.348										1 0 0 0 0 0 2																	
Tom Hume, R (1, 1) OBP: 0.273, SLG: 0.200										3 0 1 1 0 0 4																	
Bob Owchinko, L (5, 1)										0 0 0 0 0 0 0																	
Brad Gulden, L (7, 2) OBP: 0.255, SLG: 0.296										1 0 0 0 0 0 0																	
Inning Stats	R: 5 E: 0 K: 0 S: 7	H: 4 LOB: 2 BB: 3 P: 19	R: 0 E: 0 K: 2 S: 7	H: 0 LOB: 0 BB: 0 P: 7	R: 0 E: 0 K: 0 S: 4	H: 1 LOB: 2 BB: 1 P: 8	R: 0 E: 0 K: 2 S: 3	H: 0 LOB: 1 BB: 1 P: 7	R: 0 E: 0 K: 0 S: 5	H: 2 LOB: 2 BB: 0 P: 5	R: 0 E: 0 K: 1 S: 5	H: 0 LOB: 0 BB: 0 P: 5	R: 0 E: 0 K: 0 S: 3	H: 0 LOB: 2 BB: 2 P: 11	R: 0 E: 0 K: 0 S: 3	H: 0 LOB: 0 BB: 0 P: 3	R: 0 E: 0 K: 0 S: 3	H: 0 LOB: 0 BB: 0 P: 3	R: 0 E: 0 K: 0 S: 3	H: 0 LOB: 0 BB: 0 P: 3	1B: 7 2B: 0 3B: 0 HR: 0	SF: 1 SAC: 0 DP: 0 HBP: 0	WP: 0 PB: 0 SB: 0 CS: 0	PA: 41			
PITCHER	IP	WLS	BF	H	R	ER	SO	BB	IBB	HBP	BLK	WP	HR	S	P	ERA	WHIP										
Andy Hawkins, R (1, 1) ERA: 4.31	0.2		9	4	5	5	0	3	0	0	0	0	0	6	18	67.50	10.500										
Floyd Chiffer, R (1, 1) ERA: 7.94	5.0	W	20	3	0	0	2	1	1	0	0	0	0	22	30	0.00	0.800										
Dave Dravecky, L (6, 1) ERA: 3.1	3.1	S	12	0	0	0	1	2	0	0	0	0	0	12	20	0.00	0.600										

Cincinnati Reds @ San Diego Padres
Jack Murphy Stadium, San Diego, CA
 Sun Jun 10 1984, 6:33 AM EDT
 Att. 18,723 - Unknown

livebaseballscorecards.com

AB	33
R	5
H	7
RBI	5
BB	7
SO	3
LOB	16



Batter	1	2	3	4	5	6	7	8	9
Alan Wiggins, S OBP: 0.343, SLG: 0.300 (1, 4)	0-0 F7	0-0 5-3		0-0 1-3		4-0 BB		0-0 F8	
Tony Gwynn, L OBP: 0.437, SLG: 0.484 (1, 9)	0-0 WP S 2B		0-0 F7		0-0 HR	0-0 F7			
Bobby Brown, S OBP: 0.326, SLG: 0.452 (1, 7)	0-3 K S HR		0-0 HR		0-0 SF9 3B		0-0 F7		
Steve Garvey, R OBP: 0.285, SLG: 0.351 (1, 3)	0-0 F6		0-0 1B 1B		0-0 5-3		0-0 1-3		
Graig Nettles, L OBP: 0.337, SLG: 0.403 (1, 5)	0-0 HR		0-0 FC4 1B		0-0 SF9		0-0 HR		
Kevin McReynolds, R OBP: 0.309, SLG: 0.505 (1, 8)	4-0 FC1-4-6 BB		0-0 F9		0-0 3-1		0-0 F4		
Garry Templeton, S OBP: 0.311, SLG: 0.340 (1, 6)	0-0 FC1-4-6 1-2f		0-0 FC4 1-2f		0-3 K		0-0 E 1B		
Bruce Bochy, R OBP: 0.200, SLG: 0.286 (1, 2)		0-0 F7		0-0 CS 1B		0-0 F5		0-0 F6	
Andy Hawkins, R OBP: 0.217, SLG: 0.217 (1, 1)		0-0 4-3		0-3 K		4-0 BB BB		0-3 K	
Floyd Chiffer, R (1, 1)				1-2				1-2	
Dave Dravecky, R (6, 1)									

AB	R	H	RBI	BB	SO	LOB
4	0	0	0	1	0	1
4	2	2	1	0	0	2
4	3	2	1	0	1	1
4	0	1	0	0	0	3
3	2	3	4	0	0	0
3	0	0	0	1	0	2
4	0	1	0	0	1	3
4	0	1	0	0	0	1
0	0	0	0	0	0	0
2	0	0	0	0	1	1
1	0	0	0	1	1	1

AB	33
R	7
H	10
RBI	6
BB	3
SO	4
LOB	15

WP	PA
1	37
PB	0
SB	2
CS	1

Inning Stats	R	H	E	K	S	R	H	E	K	S	R	H	E	K	S	R	H	E	K	S
	3	2	0	8	12	0	0	0	0	3	1	3	0	0	6	0	1	0	1	5
	0	1	0	1	12	0	0	0	0	3	0	0	0	0	6	0	0	0	0	5
	0	0	0	0	6	0	0	0	0	3	0	0	0	0	6	0	0	0	0	5
	0	0	0	0	6	0	0	0	0	3	0	0	0	0	6	0	0	0	0	5
	0	0	0	0	6	0	0	0	0	3	0	0	0	0	6	0	0	0	0	5

PITCHER	IP	WLS	BF	H	R	ER	SO	BB	IBB	HBP	BLK	WP	HR	S	P	ERA	WHIP
Tom Hume, R ERA: 5.83 (1, 1)	4.0	L	21	8	6	6	2	1	0	0	0	1	3	24	28	13.50	2.250
Bob Owchinko, L ERA: 2.88 (5, 1)	2.0		8	0	0	0	1	2	0	0	0	0	0	8	16	0.00	1.000
Ted Power, R ERA: 3.65 (7, 1)	2.0		8	2	1	1	1	0	0	0	0	0	1	10	10	4.50	1.000

BOTTOM

Cincinnati Reds @ San Diego Padres
 Jack Murphy Stadium, San Diego, CA
 Sun Jun 10 1984, 6:33 AM EDT
 Att. 18,723 - Unknown


livebaseballscorecards.com



Batter	1	2	3	4	5	6	7	8	9	10	11	12	13	14	AB R H RBI BB SO LOB	TOP																			
Gary Redus, R OBP: 0.366, SLG: 0.399 (1, 7)	F4		BB		F9		BB		FC5-4			K			3 0 0 0 3 1 0	Cincinnati Reds @ Houston Astros Astrodome, Houston, TX Mon Jun 11 1984, 8:05 PM EDT Att: 9,607 - Unknown																			
Eddie Milner, L OBP: 0.346, SLG: 0.365 (1, 8)	1B		BB		F3		BB		K			F8			4 1 1 0 2 1 2																				
Dave Concepcion, R OBP: 0.311, SLG: 0.343 (1, 6)	CS		BB		F8		BB		FC5-4			6-3			6 0 1 1 0 0 7																				
Dave Parker, L OBP: 0.328, SLG: 0.382 (1, 9)	K				F7		BB		F2			3-1			5 1 1 0 1 1 1																				
Nick Esasky, R OBP: 0.265, SLG: 0.367 Wayne Krenchicki, L OBP: 0.375, SLG: 0.500 (1, 5) (8, 5)	K				FC6-4		BB		F9			K			3 0 1 1 0 1 1 2 0 0 0 0 1 0																				
Dan Driessen, L OBP: 0.385, SLG: 0.414 (1, 3)	G6-4-3				FC6-4		BB		F8			4-3			4 0 0 0 2 0 1																				
Ron Oester, S OBP: 0.260, SLG: 0.262 (1, 4)	G6-4-3				FC6-4		BB		6-3			4-3			6 0 1 0 0 1 3																				
Dann Bilardello, R OBP: 0.333, SLG: 0.300 Brad Guiden, L OBP: 0.250, SLG: 0.290 (11, 2) (11, PH)	5-3				K		BB		F8			4-3			4 0 1 0 0 1 2 2 0 0 0 0 0 0																				
Mario Soto, R OBP: 0.171, SLG: 0.229 Bill Scherrer, L OBP: 0.465, SLG: 0.700 Duane Walker, L OBP: 0.345, SLG: 0.700 Bob Ojchicko, L OBP: 0.292, SLG: 0.347 Tony Perez, R OBP: 0.292, SLG: 0.347 Ted Power, R OBP: 0.292, SLG: 0.347 (11, 1) (10, 1) (11, PH) (11, 1) (14, PH) (14, 1)	F9				K		BB		F9			K			4 0 1 0 0 1 1 0 0 0 0 0 0 0 1 0 0 0 0 0 1 0 0 0 0 0 0 0 0 0 1 0 0 0 0 0 0 0 0 0 0 0 0 0 0 0																				
Inning Stats	R: 1 E: 0 S: 6	H: 2 LOB: 0 BB: 6 P: 6	R: 0 E: 0 K: 4	H: 0 LOB: 0 BB: 1 P: 8	R: 0 E: 0 K: 3	H: 0 LOB: 2 BB: 2 P: 11	R: 0 E: 0 K: 1	H: 1 LOB: 2 BB: 1 P: 10	R: 0 E: 0 K: 5	H: 0 LOB: 0 BB: 0 P: 5	R: 1 E: 0 K: 3	H: 0 LOB: 0 BB: 1 P: 7	R: 0 E: 0 K: 4	H: 1 LOB: 3 BB: 2 P: 12	R: 0 E: 0 K: 3		H: 2 LOB: 2 BB: 0 P: 4	R: 0 E: 0 K: 6	H: 1 LOB: 2 BB: 1 P: 10	R: 0 E: 0 K: 5	H: 0 LOB: 0 BB: 0 P: 5	R: 0 E: 0 K: 5	H: 0 LOB: 0 BB: 0 P: 5	R: 0 E: 0 K: 5	H: 0 LOB: 0 BB: 0 P: 5	R: 0 E: 0 K: 5	H: 0 LOB: 0 BB: 0 P: 5	1B: 4 2B: 2 3B: 1 HR: 0	SF: 1 SAC: 0 DP: 1 HBP: 0	WP: 0 PB: 0 SB: 1 CS: 1	PA: 54				
PITCHER	IP WLS BF H R ER SO BB IBB HBP BLK WP HR S P ERA WHIP																																		
Mike Madden, L ERA: 3.38 (1, 1)	6.0	24	3	2	1	4	5	0	0	0	0	0	0	0	0		0	27	47	1.50	1.333														
Joe Sambito, L ERA: 2.0 (7, 1)	1.0	6	1	0	0	0	1	1	0	0	0	0	0	0	0		0	4	12	0.00	2.000														
Bill Dawley, R ERA: 2.03 (8, 1)	3.0	12	3	0	0	1	1	0	0	0	0	0	0	0	0		0	13	17	0.00	1.333														
Dave Smith, R ERA: 2.42 (11, 1)	2.0	6	0	0	0	2	0	0	0	0	0	0	0	0	0	0	10	10	0.00	0.000															
Michael LaCoss, R ERA: 3.56 (13, 1)	2.0	6	0	0	0	2	0	0	0	0	0	0	0	0	0	0	10	10	0.00	0.000															

livebaseballscores.com

AB	45
R	2
H	7
RBI	2
BB	8
SO	9
LOB	18



Batter	1	2	3	4	5	6	7	8	9	10	11	12	13	14	AB	R	H	RBI	BB	SO	LOB							
Bill Doran, S OBP: 0.279, SLG: 0.287 (1, 4) (13, 6)	1-3		F4			F3		F9		K		1B			7	0	2	1	0	1	1							
Craig Reynolds, L OBP: 0.294, SLG: 0.401 Michael LaCoss, R (1, 6) (13, 1)	4-3			K		6-3		F9		F9		1B			6	0	1	0	0	1	1							
Harry Spilman, L OBP: 0.358, SLG: 0.349 (1, 3) (8, 2)	F9			K				F9		F9		1B			4	1	0	0	2	2	0							
Jose Cruz, L OBP: 0.315, SLG: 0.360 (1, 7)		K		6-3				F9		F8					6	1	1	0	0	1	3							
Jerry Mumphrey, S OBP: 0.357, SLG: 0.389 (1, 8)	F7					F9		F9		FC6-4 1B					6	0	2	1	0	1	0							
Ray Knight, R OBP: 0.270, SLG: 0.311 Phil Garner, R OBP: 0.273, SLG: 0.226 (1, 5) (7, PR) (8, 5)	F8					F5		FC6-4 1B		SH1-4 1B					3	0	0	0	0	0	1							
Terry Puhl, L OBP: 0.362, SLG: 0.375 (1, 9)			F9 2B					BB 1B		SH1-4 1B					2	1	1	0	0	0	0							
Mark Bailey, S OBP: 0.278, SLG: 0.255 Denny Walling, L OBP: 0.311, SLG: 0.308 (1, 2) (7, PH) (8, 3)	F9							BB 1B		SH1-4 1B					3	0	2	0	2	0	0							
Mike Martzen, L Kevin Benda, S Joe Sambilo, L Erick Castell, R Bill Dawley, R Tony Scott, S Dave Smith, R Jero Pizarro, R (1, 4) (1, 1) (1, 1) (1, 1) (1, 1) (1, 1) (1, 1) (1, 1) (1, 1)	B1-4					5-3		F3		F8					1	0	0	0	0	0	1							
Inning Stats	R: 0 E: 0 K: 0 S: 3	H: 0 LOB: 0 BB: 0 P: 3	R: 0 E: 0 K: 1 S: 5	H: 0 LOB: 0 BB: 0 P: 5	R: 0 E: 0 K: 0 S: 4	H: 1 LOB: 1 BB: 0 P: 4	R: 0 E: 0 K: 2 S: 7	H: 0 LOB: 0 BB: 0 P: 7	R: 0 E: 0 K: 1 S: 5	H: 0 LOB: 1 BB: 1 P: 9	R: 0 E: 0 K: 0 S: 3	H: 0 LOB: 0 BB: 0 P: 3	R: 1 E: 0 K: 0 S: 4	H: 2 LOB: 1 BB: 1 P: 8	R: 0 E: 0 K: 1 S: 5	H: 0 LOB: 0 BB: 0 P: 5	R: 0 E: 0 K: 1 S: 5	H: 0 LOB: 0 BB: 0 P: 5	R: 0 E: 0 K: 0 S: 3	H: 1 LOB: 1 BB: 0 P: 4	R: 0 E: 0 K: 1 S: 5	H: 0 LOB: 0 BB: 0 P: 5	R: 1 E: 0 K: 0 S: 3	H: 2 LOB: 3 BB: 2 P: 11	1B: 7 2B: 2 3B: 1 HR: 0	SF: 0 SAC: 2 DP: 1 HBP: 0	WP: 1 PB: 0 SB: 1 CS: 0	PA: 55

PITCHER	IP	WLS	BF	H	R	ER	SO	BB	IBB	HBP	BLK	WP	HR	S	P	ERA	WHIP
Mario Soto, R ERA: 2.52 (1, 1)	9.0	35	5	2	2	2	4	3	1	0	0	0	0	39	55	2.00	0.889
Bill Scherrer, L ERA: 5.18 (10, 1)	1.0	5	1	0	0	1	1	0	0	0	0	0	0	6	10	0.00	2.000
Bob Owchinko, L ERA: 2.68 (11, 1)	3.0	10	1	0	0	2	0	0	0	0	0	0	0	14	14	0.00	0.333
Ted Power, R ERA: 3.81 (14, 1)	0.1	L	5	2	1	1	0	1	1	0	0	1	0	3	11	27.00	9.000

BOTTOM

Cincinnati Reds @ Houston Astros
Astrodome, Houston, TX
Mon Jun 11 1984, 8:05 PM EDT
Att: 9,607 - Unknown

AB	46
R	3
H	9
RBI	2
BB	7
SO	7
LOB	14



PITCHER	IP	WLS	BF	H	R	ER	SO	BB	IBB	HBP	BLK	WP	HR	S	P	ERA	WHIP
Mario Soto, R ERA: 2.52 (1, 1)	9.0	35	5	2	2	2	4	3	1	0	0	0	0	39	55	2.00	0.889
Bill Scherrer, L ERA: 5.18 (10, 1)	1.0	5	1	0	0	1	1	0	0	0	0	0	0	6	10	0.00	2.000
Bob Owchinko, L ERA: 2.68 (11, 1)	3.0	10	1	0	0	2	0	0	0	0	0	0	0	14	14	0.00	0.333
Ted Power, R ERA: 3.81 (14, 1)	0.1	L	5	2	1	1	0	1	1	0	0	1	0	3	11	27.00	9.000

Batter	1	2	3	4	5	6	7	8	9	AB R H RBI BB SO LOB	TOP											
Gary Redus, R (1, 7) OBP: 0.359, SLG: 0.390	0-0 F3		0-0 5-3			0-0 6-3		0-0 F5		4 0 0 0 0 0 2												
Eddie Milner, L (1, 8) OBP: 0.341, SLG: 0.358	0-0 F5			0-3 K			0-0 G1-4-3		0-0 F9	4 0 0 0 0 1 0												
Dan Driessen, L (1, 3) OBP: 0.382, SLG: 0.409	0-0 4-3			0-0 F8			0-0 1B		0-0 F4	4 0 1 0 0 0 0												
Dave Parker, L (1, 9) OBP: 0.327, SLG: 0.377		0-0 F9		0-0 3-1			0-0 F9		4-0 BB	3 0 0 0 1 0 1												
Nick Esasky, R (1, 5) OBP: 0.258, SLG: 0.354					0-0 5-3		0-0 F3		0-0 F9	4 0 0 0 0 0 2												
Dave Concepcion, R (1, 6) OBP: 0.311, SLG: 0.343					0-3 K				0-0 6-3	3 0 1 0 0 1 0												
Ron Oester, S (1, 4) OBP: 0.257, SLG: 0.259					0-3 K				0-0 F4	3 0 0 0 0 1 1												
Dann Bilardello, R (1, 2) OBP: 0.326, SLG: 0.293			0-0 F4			0-0 F8		0-0 E5 1B		3 0 0 0 0 0 0												
Bruce Berenyi, R (1, 1) OBP: 0.063, SLG: 0.063 John Franco, L (4, 1) Tom Foley, L (6, PH) Keefe Cato, R (6, 1) Duane Walker, L (8, PH) Bill Scherrer, L (8, 1)			0-0 F8			0-3 K2-3		0-0 1B		1 0 0 0 0 0 0 0 0 0 0 0 0 0 1 0 0 0 0 1 0 0 0 0 0 0 0 0 1 0 1 0 0 0 0 0 0 0 0 0 0 0												
Inning Stats	R: 0 E: 0 K: 0 S: 3	H: 0 LOB: 0 BB: 0 P: 3	R: 0 E: 0 K: 0 S: 4	H: 1 LOB: 1 BB: 0 P: 4	R: 0 E: 0 K: 0 S: 3	H: 0 LOB: 0 BB: 0 P: 3	R: 0 E: 0 K: 1 S: 5	H: 0 LOB: 0 BB: 0 P: 5	R: 0 E: 0 K: 2 S: 7	H: 0 LOB: 0 BB: 0 P: 7	R: 0 E: 0 K: 1 S: 5	H: 0 LOB: 0 BB: 0 P: 5	R: 0 E: 0 K: 0 S: 4	H: 1 LOB: 1 BB: 0 P: 4	R: 0 E: 1 K: 0 S: 5	H: 1 LOB: 2 BB: 0 P: 5	R: 0 E: 0 K: 0 S: 3	H: 0 LOB: 1 BB: 1 P: 7	1B: 3 2B: 0 3B: 0 HR: 0	SF: 0 SAC: 0 DP: 0 HBP: 0	WP: 0 PB: 0 SB: 0 CS: 0	PA: 32
PITCHER Joe Niekro, R (1, 1) ERA: 2.77	IP 9.0	WLS W	BF 32	H 3	R 0	ER 0	SO 4	BB 1	IBB 0	HBP 0	BLK 0	WP 0	HR 0	S 39	P 43	ERA 0.00	WHIP 0.444					

Cincinnati Reds @ Houston Astros
Astrodome, Houston, TX
Tue Jun 12 1984, 8:05 PM EDT
Att. 8,662 - Unknown

livebaseballscorecards.com

AB	31
R	0
H	3
RBI	0
BB	1
SO	4
LOB	6



Batter	1	2	3	4	5	6	7	8	9
Bill Doran, S (1, 4) <small>OBP: 0.292, SLG: 0.297</small>	4-0 	0-0 		0-0 	0-0 		0-0 		
Craig Reynolds, L (1, 6) <small>OBP: 0.296, SLG: 0.401</small>	0-0 	0-3 		0-0 	0-3 		0-0 		
Enos Cabell, R (1, 3) <small>OBP: 0.361, SLG: 0.449</small>	0-0 	0-0 		4-0 	0-0 		0-0 		
Jose Cruz, L (1, 7) <small>OBP: 0.313, SLG: 0.367</small> Denny Walling, L (8, 7) <small>OBP: 0.304, SLG: 0.300</small>	0-3 	0-0 		0-0 	0-0 		0-0 		
Jerry Mumphrey, S (1, 8) <small>OBP: 0.356, SLG: 0.386</small> Kevin Bass, S (8, 8) <small>OBP: 0.259, SLG: 0.319</small>	0-0 		0-3 	0-0 		0-0 	0-0 		
Terry Puhl, L (1, 9) <small>OBP: 0.364, SLG: 0.393</small>	0-0 		0-0 	0-0 		0-0 	0-0 		
Phil Garner, R (1, 5) <small>OBP: 0.279, SLG: 0.228</small>		0-0 	4-0 	0-0 		0-0 	0-0 		
Alan Ashby, S (1, 2) <small>OBP: 0.303, SLG: 0.246</small>		0-0 	0-0 	4-0 		0-0 			
Joe Niekro, R (1, 1) <small>OBP: 0.182, SLG: 0.156</small>		0-0 	0-3 	0-3 			0-0 		

Inning Stats	R: 2	H: 2	E: 0	K: 1	S: 7	L: 1	LOB: 1	BB: 1	P: 11
	R: 1	H: 4	E: 0	K: 1	S: 9	L: 2	LOB: 3	BB: 0	P: 9
	R: 1	H: 1	E: 0	K: 2	S: 8	L: 1	LOB: 1	BB: 1	P: 12
	R: 3	H: 3	E: 1	K: 1	S: 9	L: 3	LOB: 3	BB: 2	P: 17
	R: 0	H: 1	E: 0	K: 1	S: 6	L: 1	LOB: 1	BB: 0	P: 6
	R: 0	H: 1	E: 0	K: 0	S: 4	L: 1	LOB: 1	BB: 0	P: 4
	R: 0	H: 1	E: 0	K: 0	S: 4	L: 1	LOB: 1	BB: 0	P: 4
	R: 0	H: 0	E: 0	K: 0	S: 3	L: 0	LOB: 0	BB: 0	P: 3

PITCHER	IP	WLS	BF	H	R	ER	SO	BB	IBB	HBP	BLK	WP	HR	S	P	ERA	WHIP
Bruce Berenyi, R (1, 1) <small>ERA: 6.0</small>	3.1	L	22	9	7	7	4	3	0	0	0	1	0	27	39	18.90	3.600
John Franco, L (4, 1) <small>ERA: 4.25</small>	1.2		9	2	0	0	2	1	0	0	0	0	0	12	16	0.00	1.800
Keefe Cato, R (6, 1) <small>ERA: 1.35</small>	2.0		8	2	0	0	0	0	0	0	0	0	0	8	8	0.00	1.000
Bill Scherrer, L (8, 1) <small>ERA: 5.03</small>	1.0		3	0	0	0	0	0	0	0	0	0	0	3	3	0.00	0.000

AB R H RBI BB SO LOB

4 2 3 1 1 0 0

5 1 2 0 0 2 4

4 1 2 1 1 0 2

4 1 1 2 0 1 6

1 0 0 0 0 0 0

4 0 1 2 0 1 1

1 0 0 0 0 0 0

5 1 2 0 0 0 2

3 1 1 0 1 0 3

2 0 0 1 1 0 2

4 0 1 0 0 2 4

AB 37

R 7

H 13

RBI 7

BB 4

SO 6

LOB 24

WP: 1

PB: 0

SB: 1

CS: 0

PA: 42

HOUSTON ASTROS

Cincinnati Reds @ Houston Astros

Astrodome, Houston, TX

Tue Jun 12 1984, 8:05 PM EDT

Att. 8,662 - Unknown

livebaseballscorecards.com

Batter	1	2	3	4	5	6	7	8	9	10	11	AB R H RBI BB SO LOB	TOP															
Gary Redus, R OBP: 0.355, SLG: 0.382 (1, 7)	F8		6-3			F1		F8			SH1 1B BB	4 1 0 0 1 0 0	Cincinnati Reds @ Houston Astros Astrodome, Houston, TX Wed Jun 13 1984, 8:05 PM EDT Att. 10,187 - Unknown															
Eddie Milner, L OBP: 0.343, SLG: 0.366 (1, 8)	F8			1B 2B		HR 1B		6-3			SH1	4 2 2 0 0 0 0																
Cesar Cedeno, R OBP: 0.422, SLG: 0.573 Dan Driessen, L OBP: 0.382, SLG: 0.409 (1, 3) (11, 3)	K			1B		HR			6-3		1B IBB	4 2 2 3 1 1 0 0 0 0 0 0 0 0																
Dave Parker, L OBP: 0.320, SLG: 0.369 (1, 9)		5-3		F5		K			F7		F8	5 0 0 0 0 1 3																
Dave Concepcion, R OBP: 0.317, SLG: 0.353 (1, 6)		PB 2B		PO 1B		5-3			1-3		1B	5 0 3 2 0 0 0																
Nick Esasky, R OBP: 0.260, SLG: 0.348 Wayne Krenchicki, L OBP: 0.360, SLG: 0.476 (1, 5) (8, 5)		G1-6-3 BB		K			F3			F3	K	2 0 0 0 1 1 1 2 0 0 0 0 1 2																
Ron Oester, S OBP: 0.257, SLG: 0.258 (1, 4)		G1-6-3		PO		F3		1-3			FC6-4 1B	4 0 1 0 0 0 2																
Dann Bilardello, R OBP: 0.317, SLG: 0.283 (1, 2)			F9		F5		F4			F8		4 0 0 0 0 0 1																
Joe Price, R OBP: 0.200, SLG: 0.211 Duane Walker, L OBP: 0.466, SLG: 0.694 Bill Scherrer, L OBP: 0.275, SLG: 0.342 Ted Power, R OBP: 0.275, SLG: 0.342 Tony Perez, R OBP: 0.275, SLG: 0.342 Bob O'wichinko, L OBP: 0.275, SLG: 0.342 (1, 1) (8, PH) (8, 1) (8, 1) (10, PH) (10, 1)			K		K		K			FC6-4		2 0 0 0 0 2 0 1 0 0 0 0 1 0 0 0 0 0 0 0 0 0 0 0 0 0 0 0 1 0 0 0 0 0 1 0 0 0 0 0 0 0																
Inning Stats	R: 0 E: 0 K: 1 S: 5	H: 0 LOB: 0 BB: 0 P: 5	R: 0 E: 0 K: 0 S: 3	H: 1 LOB: 1 BB: 1 P: 7	R: 0 E: 0 K: 1 S: 5	H: 0 LOB: 0 BB: 0 P: 5	R: 2 E: 0 K: 1 S: 7	H: 3 LOB: 0 BB: 0 P: 7	R: 0 E: 0 K: 1 S: 5	H: 0 LOB: 0 BB: 0 P: 5	R: 2 E: 0 K: 1 S: 7	H: 2 LOB: 0 BB: 0 P: 7		R: 0 E: 0 K: 0 S: 3	H: 0 LOB: 0 BB: 0 P: 3	R: 0 E: 0 K: 1 S: 5	H: 0 LOB: 0 BB: 0 P: 5	R: 0 E: 0 K: 0 S: 3	H: 0 LOB: 0 BB: 0 P: 3	R: 0 E: 0 K: 0 S: 4	H: 1 LOB: 1 BB: 0 P: 4	R: 1 E: 0 K: 1 S: 6	H: 1 LOB: 2 BB: 2 P: 14	1B: 5 2B: 2 3B: 0 HR: 1	SF: 0 SAC: 1 DP: 1 HBP: 0	WP: 0 PB: 1 SB: 0 CS: 0	PA: 43	
PITCHER	IP WLS BF H R ER SO BB IBB HBP BLK WP HR S P ERA WHIP																											
Bob Knepper, L ERA: 2.56 (1, 1)	7.0	26	6	4	4	5	1	0	0	0	0	0	1	35	39	5.14	1.000											
Michael LaCoss, R ERA: 3.34 (8, 1)	2.0	6	0	0	0	1	0	0	0	0	0	0	0	8	8	0.00	0.000											
Frank DiPino, L ERA: 4.11 (10, 1)	2.0	L 10	2	1	1	1	1	1	0	0	0	0	0	10	18	4.50	1.500											

livebaseballscorecards.com

AB	38
R	5
H	8
RBI	5
BB	3
SO	7
LOB	10



Batter	1	2	3	4	5	6	7	8	9	10	11	AB	R	H	RBI	BB	SO	LOB
Bill Doran, S OBP: 0.290, SLG: 0.290 (1, 4)	F8	F8			3B BB		F3		4-3			4	1	0	0	1	0	5
Craig Reynolds, L OBP: 0.294, SLG: 0.406 (1, 6)	K		F3		3B 1-H			F4		F5		5	0	1	1	0	1	0
Enos Cabell, R OBP: 0.350, SLG: 0.434 (1, 3)	F8		F7		F9			4-3		F7		5	0	0	0	0	0	1
Jose Cruz, L OBP: 0.307, SLG: 0.359 (1, 7)		E3 1B 3B	K			6-3		K		F3		5	1	0	0	0	2	0
Jerry Mumphrey, S OBP: 0.357, SLG: 0.391 (1, 8)		1-2 3B 1B		4-3		F3			E 2B		K	5	1	2	0	0	1	0
Terry Puhl, L OBP: 0.358, SLG: 0.380 (1, 9)		F7		K		1-3			2-3 IBB		K	4	0	0	0	1	2	2
Phil Garner, R OBP: 0.289, SLG: 0.257 (1, 5)		1-H 2-H 6-3 3B		F8				2B		1-2 IBB		4	1	2	2	1	0	0
Alan Ashby, S OBP: 0.291, SLG: 0.235 Ray Knight, R OBP: 0.270, SLG: 0.311 Denny Walling, L OBP: 0.298, SLG: 0.293 Mark Bailey, S OBP: 0.278, SLG: 0.255 (1, 2)		6-3			5-3		K		0-3 K			3	0	0	1	0	1	1
Bob Krepper, L OBP: 0.235, SLG: 0.267 Jim Pankovits, R OBP: 0.370, SLG: 0.400 Michael LaCoss, R (8, 1)		3-H 0-0 2B			4-3		5-3		0-3 K			0	0	0	0	0	0	0
Kevin Bass, S OBP: 0.257, SLG: 0.317 Frank DiPino, L (10, 1)												2	0	1	0	0	0	0

Inning Stats	R: 0	H: 0	E: 0	K: 1	S: 5	R: 3	H: 3	E: 1	K: 0	S: 7	R: 0	H: 0	E: 0	K: 1	S: 5	R: 0	H: 0	E: 0	K: 1	S: 5	R: 1	H: 1	E: 0	K: 0	S: 4	R: 0	H: 0	E: 0	K: 0	S: 3	R: 0	H: 1	E: 0	K: 1	S: 6	R: 0	H: 0	E: 0	K: 1	S: 5	R: 0	H: 1	E: 1	K: 2	S: 8	R: 0	H: 0	E: 0	K: 0	S: 3	R: 0	H: 0	E: 0	K: 2	S: 7	R: 0	H: 0	E: 0	K: 2	S: 7	1B: 1	SF: 0	2B: 3	SAC: 0	3B: 2	DP: 0	HR: 0	HBP: 0	WP: 0	PA: 43
--------------	------	------	------	------	------	------	------	------	------	------	------	------	------	------	------	------	------	------	------	------	------	------	------	------	------	------	------	------	------	------	------	------	------	------	------	------	------	------	------	------	------	------	------	------	------	------	------	------	------	------	------	------	------	------	------	------	------	------	------	------	-------	-------	-------	--------	-------	-------	-------	--------	-------	--------

PITCHER	IP	WLS	BF	H	R	ER	SO	BB	IBB	HBP	BLK	WP	HR	S	P	ERA	WHIP
Joe Price, L ERA: 5.34 (1, 1)	7.0		28	5	4	2	4	1	0	0	0	0	0	35	39	2.57	0.857
Bill Scherrer, L ERA: 4.89 (8, 1)	1.0		6	1	0	0	1	0	2	0	0	0	0	6	14	0.00	1.000
Ted Power, R ERA: 3.73 (9, 1)	1.0		3	0	0	0	2	0	0	0	0	0	0	7	7	0.00	0.000
Bob Owchinko, L ERA: 2.56 (10, 1)	2.0	W	6	0	0	0	2	0	0	0	0	0	0	10	10	0.00	0.000

BOTTOM

Cincinnati Reds @ Houston Astros
Astrodome, Houston, TX
Wed Jun 13 1984, 8:05 PM EDT
Att. 10,187 - Unknown

livebaseballscores.com

AB	40
R	4
H	6
RBI	4
BB	3
SO	9
LOB	16



Batter	1	2	3	4	5	6	7	8	9	AB R H RBI BB SO LOB	TOP											
Duane Walker, L (1, 7) OBP: 0.446, SLG: 0.658	0-0 6-3		0-0 F8			0-0 F8		0-0 4-3		4 0 0 0 0 0 1												
Eddie Milner, L (1, 8) OBP: 0.346, SLG: 0.365	0-0 F7			0-0 CS 1B		4-0 BB		0-0 6-3		3 0 1 0 1 0 0												
Cesar Cedeno, R (1, 3) OBP: 0.404, SLG: 0.547	0-3 K			0-0 F9		0-0 F9		0-0 4-3		4 0 0 0 0 1 2												
Dave Parker, L (1, 9) OBP: 0.315, SLG: 0.363		0-0 F8		0-0 4-3 1-2		0-0 F8		0-0 G3		4 0 0 0 0 0 2												
Dave Concepcion, R (1, 6) OBP: 0.313, SLG: 0.348		0-0 1-3			0-3 K		0-3 K			3 0 0 0 0 2 0												
Brad Gulden, L (1, 2) OBP: 0.243, SLG: 0.282		0-0 G3			0-0 E1 WP		0-0 4-3			3 0 0 0 0 0 0												
Nick Esasky, R (1, 5) OBP: 0.261, SLG: 0.342			0-0 F9		4-0 BB 1-2 BB		0-3 K			2 0 0 0 1 1 0												
Ron Oester, S (1, 4) OBP: 0.253, SLG: 0.255			0-3 K		0-0 F8			0-0 F7		3 0 0 0 0 1 2												
Jeff Russell, R (1, 1) OBP: 0.222, SLG: 0.240			4-0 BB		0-0 1-3			0-0 4-3		1 0 0 0 1 0 2												
Dan Driessen, L (8, PH) OBP: 0.380, SLG: 0.406										1 0 0 0 0 0 0												
Tom Hume, R (8, 1) OBP: 0.273, SLG: 0.200										0 0 0 0 0 0 0												
Inning Stats	R: 0 E: 0 K: 1 S: 5	H: 0 LOB: 0 BB: 0 P: 5	R: 0 E: 0 K: 0 S: 3	H: 0 LOB: 0 BB: 0 P: 3	R: 0 E: 0 K: 1 S: 5	H: 0 LOB: 1 BB: 1 P: 9	R: 0 E: 0 K: 0 S: 3	H: 1 LOB: 0 BB: 0 P: 3	R: 0 E: 1 K: 1 S: 6	H: 0 LOB: 2 BB: 1 P: 10	R: 0 E: 0 K: 0 S: 3	H: 0 LOB: 1 BB: 1 P: 7	R: 0 E: 0 K: 2 S: 7	H: 0 LOB: 0 BB: 0 P: 7	R: 0 E: 0 K: 0 S: 3	H: 0 LOB: 0 BB: 0 P: 3	R: 0 E: 0 K: 0 S: 3	H: 0 LOB: 0 BB: 0 P: 3	1B: 1 2B: 0 3B: 0 HR: 0	SF: 0 SAC: 0 DP: 0 HBP: 0	WP: 1 PB: 0 SB: 0 CS: 1	PA: 31
PITCHER	IP WLS BF H R ER SO BB IBB HBP BLK WP HR S P ERA WHIP																					
Len Barker, R (1, 1) ERA: 3.5	7.0 W 25 1 0 0 5 3 0 0 0 1 0 32 44 0.00 0.571																					
Donnie Moore, R (8, 1) ERA: 1.83	2.0 S 6 0 0 0 0 0 0 0 0 0 0 0 6 6 0.00 0.000																					


Cincinnati Reds @ Atlanta Braves
Atlanta-Fulton County Stadium, Atlanta, GA

Thu Jun 14 1984, 7:05 PM EDT
Att: 24,549 - Unknown

livebaseballscorecards.com

AB 28
R 0
H 1
RBI 0
BB 3
SO 5
LOB 9



Batter	1	2	3	4	5	6	7	8	9	AB	R	H	RBI	BB	SO	LOB	BOTTOM	
Claudell Washington, L (1, 9) OBP: 0.461, SLG: 0.573	0-0 F7		0-0 5-3 1B		0-0 2B		0-3 K			4	0	2	0	0	1	0	Cincinnati Reds @ Atlanta Braves Atlanta-Fulton County Stadium, Atlanta, GA Thu Jun 14 1984, 7:05 PM EDT Att. 24,549 - Unknown AB 33 R 3 H 10 RBI 3 BB 1 SO 3 LOB 17	
Alex Trevino, R (1, 2) OBP: 0.322, SLG: 0.360	0-3 K		0-0 5-3 1-2		0-0 F4		0-0 F8			4	0	0	0	0	1	2		
Dale Murphy, R (1, 8) OBP: 0.339, SLG: 0.484	0-3 K		0-0 5-3			0-0 F8		0-0 6-3		4	0	0	0	0	1	1		
Chris Chambliss, L (1, 3) OBP: 0.344, SLG: 0.371		0-0 1B 2B	0-0 F8			0-0 1B SF9		0-0 4-3		4	1	2	0	0	0	1		
Brad Komminsk, R (1, 7) OBP: 0.262, SLG: 0.333		0-0 1B 2-3		0-0 F9		0-0 1B SF9 IBB		0-0 E5 2B		4	1	2	0	0	0	0		
Rafael Ramirez, R (1, 6) OBP: 0.349, SLG: 0.378		0-0 1B 1-2		0-0 1B G5-4-3		4-0 1B 1-2 IBB		0-0 1B 2B 1-H		3	1	3	1	1	0	0		
Glenn Hubbard, R (1, 4) OBP: 0.329, SLG: 0.394		0-0 F6		0-0 G5-4-3 1-2f		0-0 SF9 2-3 3-H		0-0 1B 2-H		3	0	1	2	0	0	4		
Randy Johnson, R (1, 5) OBP: 0.361, SLG: 0.443		0-0 F9			0-0 5-3		0-0 F8		0-0 F7		4	0	0	0	0	6		
Len Barker, R (1, 1) OBP: 0.156, SLG: 0.071		0-0 F4					0-0 F7			2	0	0	0	0	0	3		
Mike Jorgensen, L (7, PH) OBP: 0.333, SLG: 0.308										1	0	0	0	0	0	0		
Donnie Moore, L (8, 1)										0	0	0	0	0	0	0		
Inning Stats	R: 0 E: 0 K: 2 S: 7 H: 0 LOB: 0 BB: 0 P: 7	R: 0 E: 0 K: 0 S: 6 H: 3 LOB: 3 BB: 0 P: 6	R: 0 E: 0 K: 0 S: 4 H: 1 LOB: 1 BB: 0 P: 4	R: 0 E: 0 K: 0 S: 3 H: 1 LOB: 0 BB: 0 P: 3	R: 0 E: 0 K: 0 S: 4 H: 1 LOB: 1 BB: 0 P: 4	R: 1 E: 0 K: 0 S: 5 H: 2 LOB: 2 BB: 1 P: 9	R: 0 E: 0 K: 1 S: 5 H: 0 LOB: 0 BB: 0 P: 5	R: 2 E: 1 K: 0 S: 6 H: 2 LOB: 1 BB: 0 P: 6	1B: 7 2B: 3 3B: 0 HR: 0 SF: 1 SAC: 0 DP: 1 HBP: 0	WP: 0 PB: 0 SB: 0 CS: 0 PA: 35								
PITCHER	IP WLS BF H R ER SO BB IBB HBP BLK WP HR S P ERA WHIP	IP WLS BF H R ER SO BB IBB HBP BLK WP HR S P ERA WHIP	IP WLS BF H R ER SO BB IBB HBP BLK WP HR S P ERA WHIP	IP WLS BF H R ER SO BB IBB HBP BLK WP HR S P ERA WHIP	IP WLS BF H R ER SO BB IBB HBP BLK WP HR S P ERA WHIP	IP WLS BF H R ER SO BB IBB HBP BLK WP HR S P ERA WHIP	IP WLS BF H R ER SO BB IBB HBP BLK WP HR S P ERA WHIP	IP WLS BF H R ER SO BB IBB HBP BLK WP HR S P ERA WHIP										
Jeff Russell, R (1, 1) ERA: 4.31	7.0 L	29 L	8 1	1 1	3 1	3 0	0 0	0 0	0 0	0 0	0 0	0 0	0 0	0 0	0 0	0 0	1.29 1.143	1.00 2.000
Tom Hume, R (8, 1) ERA: 5.7	1.0	6	2	2	0	0	0	0	0	0	0	0	0	0	0	0	0.00 2.000	

Batter	1	2	3	4	5	6	7	8	9	AB R H RBI BB SO LOB	TOP	
Eddie Milner, L (1, 8) OBP: 0.344, SLG: 0.363 John Franco, L (8, 1)	0-0 G3 4-3 1B		0-0 F9			0-0 5-3		0-3 K		4 0 1 0 0 1 1 0 0 0 0 0 0 0		
Duane Walker, L (1, 7) OBP: 0.427, SLG: 0.625	0-0 4-3 1-2			0-3 K		0-0 F4		0-0 F9		4 0 0 0 0 1 1		
Dave Parker, L (1, 9) OBP: 0.314, SLG: 0.373	0-0 G3 2-3			0-0 3-1			0-0 HR	0-0 G3		4 1 1 1 0 0 1		
Dan Driessen, L (1, 3) OBP: 0.376, SLG: 0.401	0-3 K			0-0 F9			0-0 G4-6-3 1B	0-0 6-3		4 0 1 0 0 1 1		
Dave Concepcion, R (1, 6) OBP: 0.309, SLG: 0.344		0-0 6-3			0-3 K		0-0 F6			3 0 0 0 0 1 1		
Wayne Krenchicki, L (1, 5) OBP: 0.340, SLG: 0.444		0-0 4-3			0-0 E3		0-0 G4-6-3 1-2f			3 0 0 0 0 0 1		
Brad Gulden, L (1, 2) OBP: 0.246, SLG: 0.276		0-0 F8			0-0 F7			4-0 3-1 G3 BB		2 0 0 0 1 0 1		
Ron Oester, S (1, 4) OBP: 0.251, SLG: 0.252 Tom Hume, R (6, 1) OBP: 0.273, SLG: 0.200 Cesar Cedeno, R (8, PH) OBP: 0.400, SLG: 0.540			0-0 6-3		0-0 F5			0-0 G3 1-2		2 0 0 0 0 0 1 0 0 0 0 0 0 0 1 0 0 0 0 0 1		
Frank Pastore, R (1, 1) OBP: 0.042, SLG: 0.042 Tom Foley, L (6, PH) OBP: 0.333, SLG: 0.398			0-0 5-3			0-0 F1		0-0 3-1 2-3		1 0 0 0 0 0 0 2 0 0 0 0 0 1		
Inning Stats	R: 0 H: 1 E: 0 LOB: 1 K: 1 BB: 0 S: 6 P: 6	R: 0 H: 0 E: 0 LOB: 0 K: 0 BB: 0 S: 3 P: 3	R: 0 H: 0 E: 0 LOB: 0 K: 0 BB: 0 S: 3 P: 3	R: 0 H: 0 E: 0 LOB: 0 K: 1 BB: 0 S: 5 P: 5	R: 0 H: 0 E: 1 LOB: 1 K: 1 BB: 0 S: 6 P: 6	R: 0 H: 0 E: 0 LOB: 0 K: 0 BB: 0 S: 3 P: 3	R: 1 H: 2 E: 0 LOB: 0 K: 0 BB: 0 S: 4 P: 4	R: 0 H: 0 E: 0 LOB: 1 K: 1 BB: 1 S: 5 P: 9	R: 0 H: 0 E: 0 LOB: 0 K: 0 BB: 0 S: 3 P: 3	1B: 2 SF: 0 2B: 0 SAC: 0 3B: 0 DP: 1 HR: 1 HBP: 0	WP: 0 PA: 31 PB: 0 SB: 0 CS: 0	
PITCHER Rick Mahler, R (1, 1) ERA: 1.81	IP WLS BF H R ER SO BB IBB HBP BLK WP HR S P ERA WHIP	9.0 W 31 3 1 1 4 1 0 0 0 0 1 38 42 1.00 0.444										

Cincinnati Reds @ Atlanta Braves
Atlanta-Fulton County Stadium, Atlanta, GA

Fri Jun 15 1984, 7:05 PM EDT
Att: 28,779 - Unknown

livebaseballscorecards.com

AB	30
R	1
H	3
RBI	1
BB	1
SO	4
LOB	10



Batter	1	2	3	4	5	6	7	8	9
Claudell Washington, L (1, 9) OBP: 0.449, SLG: 0.556 Albert Hall, S (9, 9) OBP: 0.304, SLG: 0.321	0-0 1-3	0-0 4-3		0-0 6-3			0-0 3-1	0-0 G3	
Randy Johnson, R (1, 5) OBP: 0.376, SLG: 0.457	0-0 6-3		0-0 G6-4-3 1B		0-0 G4-3 1B		0-0 1B		
Gerald Perry, L (1, 3) OBP: 0.377, SLG: 0.403	0-0 F4		0-0 F7		0-0 F8		0-0 1B		
Dale Murphy, R (1, 8) OBP: 0.334, SLG: 0.476		0-3 K	0-0 G6-4-3 1-2f		0-0 G4-3 1-2f		0-3 K		
Brad Komminsk, R (1, 7) OBP: 0.246, SLG: 0.311		0-3 K		0-0 4-3		0-3 K	0-3 K		
Rafael Ramirez, R (1, 6) OBP: 0.351, SLG: 0.380		0-0 BB 2B 1B		0-0 F6		0-0 4-3		0-0 E8 1B 1B	
Glenn Hubbard, R (1, 4) OBP: 0.340, SLG: 0.408		4-0 BB 1-2 2B BB		0-0 2B 2B		0-0 1B		0-0 5-3 1B	
Bruce Benedict, R (1, 2) OBP: 0.303, SLG: 0.296		0-0 1B 2B 1-H 2-H		4-0 2B BB		0-0 F6		0-0 5-3 1-2	
Rick Mahler, R (1, 1) OBP: 0.450, SLG: 0.550		0-0 1B		0-0 2B			0-0 3-1 1B 2B	0-3 K	

Inning Stats	R: 0	H: 0	E: 0	K: 0	S: 3	LOB: 0	BB: 0	P: 3
	R: 2	H: 3	E: 0	K: 2	S: 10	LOB: 2	BB: 1	P: 14
	R: 0	H: 1	E: 0	K: 0	S: 3	LOB: 0	BB: 0	P: 3
	R: 2	H: 2	E: 0	K: 0	S: 5	LOB: 1	BB: 1	P: 9
	R: 0	H: 1	E: 0	K: 0	S: 3	LOB: 0	BB: 0	P: 3
	R: 0	H: 1	E: 0	K: 1	S: 6	LOB: 1	BB: 0	P: 6
	R: 1	H: 3	E: 0	K: 2	S: 10	LOB: 2	BB: 0	P: 10
	R: 1	H: 2	E: 1	K: 1	S: 7	LOB: 1	BB: 0	P: 7

PITCHER										PITCHER																								
IP	WLS	BF	H	R	ER	SO	BB	IBB	HBP	BLK	WP	HR	S	P	ERA	WHIP	IP	WLS	BF	H	R	ER	SO	BB	IBB	HBP	BLK	WP	HR	S	P	ERA	WHIP	
Frank Pastore, R (1, 1) ERA: 4.48	5.0	L	22	7	4	4	2	2	0	0	0	0	24	32	7.20	1.800																		
Tom Hume, R (6, 1) ERA: 5.66	2.0		10	4	1	1	3	0	0	0	0	0	16	16	4.50	2.000																		
John Franco, L (8, 1) ERA: 4.11	1.0		5	2	1	0	1	0	0	0	0	0	7	7	0.00	2.000																		

BOTTOM


Cincinnati Reds @ Atlanta Braves
 Atlanta-Fulton County Stadium, Atlanta, GA
 Fri Jun 15 1984, 7:05 PM EDT
 Att. 28,779 - Unknown

livebaseballscorecards.com

AB	35
R	6
H	13
RBI	6
BB	2
SO	6
LOB	16



1B: 9	SF: 0	WP: 0	PA: 37
2B: 4	SAC: 0	PB: 0	
3B: 0	DP: 2	SB: 0	
HR: 0	HBP: 0	CS: 0	

Batter	1	2	3	4	5	6	7	8	9	AB R H RBI BB SO LOB	TOP																										
Gary Redus, R (1, 7) OBP: 0.361, SLG: 0.389	4-0 S BB		0-0 G3 2B		0-0 F7		0-0 1-3 2-H 1B		0-3 K	4 0 2 1 1 1 1	<p>Cincinnati Reds @ Atlanta Braves</p> <p>Atlanta-Fulton County Stadium, Atlanta, GA</p> <p>Sat Jun 16 1984, 7:05 PM EDT</p> <p>Att. 47,547 - Unknown</p> <p>livebaseballscorecards.com</p> <table border="1"> <tr><td>AB</td><td>34</td></tr> <tr><td>R</td><td>2</td></tr> <tr><td>H</td><td>8</td></tr> <tr><td>RBI</td><td>2</td></tr> <tr><td>BB</td><td>6</td></tr> <tr><td>SO</td><td>7</td></tr> <tr><td>LOB</td><td>23</td></tr> </table> 	AB	34	R	2	H	8	RBI	2	BB	6	SO	7	LOB	23												
AB	34																																				
R	2																																				
H	8																																				
RBI	2																																				
BB	6																																				
SO	7																																				
LOB	23																																				
Eddie Milner, L (1, 8) OBP: 0.345, SLG: 0.361	0-0 F8		0-0 G3		0-0 4-3		4-0 FC6-4 IBB		0-0 S 1B	4 0 1 0 1 0 3																											
Cesar Cedeno, R (1, 9) OBP: 0.388, SLG: 0.522	0-3 K		0-0 F4				0-3 K		0-0 F7	3 0 0 0 0 1 2																											
Dave Parker, L (7, PH) OBP: 0.312, SLG: 0.371	1-2 K								1-2 F7	2 0 0 0 0 1 4																											
Tony Perez, R (1, 3) OBP: 0.277, SLG: 0.329	0-0 F9								0-0 1-3	3 0 0 0 1 0 4																											
Dan Driessen, L (8, 3) OBP: 0.374, SLG: 0.399										1 0 0 0 0 0 1																											
Dave Concepcion, R (1, 6) OBP: 0.308, SLG: 0.346										4 1 1 0 0 0 1																											
Nick Esasky, R (1, 5) OBP: 0.275, SLG: 0.353										2 0 1 1 2 0 1																											
Dann Bilardello, R (1, 2) OBP: 0.315, SLG: 0.277										3 0 0 0 1 1 2																											
Ron Oester, S (1, 4) OBP: 0.251, SLG: 0.252										4 1 1 0 0 1 3																											
Mario Soto, R (1, 1) OBP: 0.189, SLG: 0.243										2 0 1 0 0 1 0																											
Bill Scherrer, L (5, 1)										0 0 0 0 0 0 0																											
Tom Lawless, R (7, PH) OBP: 0.308, SLG: 0.305										1 0 1 0 0 0 0																											
Ted Power, R (7, 1)										1 0 0 0 0 1 1																											
Inning Stats	R: 0 E: 0 K: 1 S: 5	H: 0 LOB: 1 BB: 1 P: 9	R: 0 E: 0 K: 0 S: 2	H: 0 LOB: 1 BB: 2 P: 10	R: 0 E: 0 K: 1 S: 6	H: 1 LOB: 1 BB: 0 P: 6	R: 0 E: 0 K: 0 S: 3	H: 0 LOB: 1 BB: 1 P: 7	R: 0 E: 0 K: 1 S: 6	H: 1 LOB: 1 BB: 0 P: 6	R: 0 E: 0 K: 0 S: 3	H: 0 LOB: 1 BB: 1 P: 7	R: 1 E: 0 K: 1 S: 8	H: 3 LOB: 3 BB: 1 P: 12	R: 1 E: 0 K: 2 S: 9	H: 2 LOB: 1 BB: 0 P: 9	R: 0 E: 0 K: 1 S: 6	H: 1 LOB: 1 BB: 0 P: 6	1B: 5 2B: 4 3B: 0 HR: 0	SF: 0 SAC: 0 DP: 1 HBP: 0	WP: 1 PB: 0 SB: 2 CS: 0	PA: 40															
PITCHER	IP WLS BF H R ER SO BB IBB HBP BLK WP HR S P ERA WHIP																																				
Pete Falcone, L (1, 1) ERA: 4.17	6.1		28	5	1	1	3	5	0	0	0	1	0	29	49	1.42	1.579																				
Donnie Moore, R (7, 1) ERA: 1.83	0.0		1	0	0	0	0	0	1	0	0	0	0	0	4	∞	∞																				
Terry Forster, L (7, 1) ERA: 1.19	0.2		2	0	0	0	1	0	0	0	0	0	0	4	4	0.00	0.000																				
Steve Bedrosian, R (8, 1) ERA: 1.73	2.0	L	9	3	1	1	3	0	0	0	0	0	0	15	15	4.50	1.500																				

Batter	1	2	3	4	5	6	7	8	9	AB R H RBI BB SO LOB
Claudell Washington, L (1, 9) OBP: 0.450, SLG: 0.573 Albert Hall, S (5, PH) OBP: 0.298, SLG: 0.314 Randy Johnson, R (9, PH) OBP: 0.373, SLG: 0.452	0-0 HR		0-3 K2-3		0-0 F9		0-0 G3		0-0 4-3	2 1 1 1 0 1 0 2 0 0 0 0 0 0 1 0 0 0 0 0 2
Rafael Ramirez, R (1, 6) OBP: 0.354, SLG: 0.386	0-0 F6		0-0 1B 2B		0-0 BB 1B		0-0 F9			4 0 2 0 0 0 0
Gerald Perry, L (1, 7) OBP: 0.380, SLG: 0.397	1-0 HBP		4-0 1B BB		0-3 K		0-0 G3			2 0 0 0 1 1 1
Dale Murphy, R (1, 8) OBP: 0.337, SLG: 0.475	0-3 K		0-0 1B		4-0 BB		0-3 K			3 0 1 0 1 2 1
Chris Chambliss, L (1, 3) OBP: 0.338, SLG: 0.364	0-3 K		0-0 F7		0-0 G3		0-0 6-3			4 0 0 0 0 1 6
Ken Oberkfell, L (1, 5) OBP: 0.370, SLG: 0.385		0-0 G3		0-0 F2		0-0 F5		0-0 F7		4 0 0 0 0 0 0
Glenn Hubbard, R (1, 4) OBP: 0.347, SLG: 0.413		4-0 CS BB		4-0 BB		0-0 5-3		0-0 WP 2B		2 0 1 0 2 0 0
Alex Trevino, R (1, 2) OBP: 0.320, SLG: 0.356		0-0 F7		0-0 F7		0-0 F9		0-0 1B		4 0 1 0 0 0 2
Pete Falcone, L (1, 1) OBP: 0.260, SLG: 0.287 Donnie Moore, L (7, 1) Terry Forster, L (7, 1) OBP: 0.667, SLG: 0.667 Rafino Linares, R (7, PH) Steve Bedrosian, R (8, 1) OBP: 0.286, SLG: 0.286 Bob Watson, R (9, PH) OBP: 0.265, SLG: 0.287			0-3 K		0-0 6-3		0-0 F9		0-0 F8	2 0 0 0 0 0 1 1 0 0 0 0 0 0 0 0 0 0 0 0 0 0 0 0 1 0 0 0 0 0 0 0 0 0 0 0 0 0 0 0 1 0 0 0 0 0 0 2

Inning Stats	R: 1 E: 0 K: 2 S: 8	H: 1 LOB: 1 BB: 0 P: 9	R: 0 E: 0 K: 0 S: 2	H: 0 LOB: 0 BB: 1 P: 6	R: 0 E: 0 K: 2 S: 9	H: 2 LOB: 3 BB: 1 P: 13	R: 0 E: 0 K: 0 S: 3	H: 0 LOB: 1 BB: 1 P: 7	R: 0 E: 0 K: 1 S: 6	H: 1 LOB: 2 BB: 1 P: 10	R: 0 E: 0 K: 0 S: 3	H: 0 LOB: 0 BB: 0 P: 3	R: 0 E: 0 K: 0 S: 3	H: 0 LOB: 0 BB: 0 P: 3	R: 0 E: 0 K: 1 S: 5	H: 0 LOB: 0 BB: 0 P: 5	R: 0 E: 0 K: 0 S: 5	H: 2 LOB: 2 BB: 0 P: 5	1B: 3 2B: 2 3B: 0 HR: 1	SF: 0 SAC: 0 DP: 0 HBP: 1
--------------	------------------------------	---------------------------------	------------------------------	---------------------------------	------------------------------	----------------------------------	------------------------------	---------------------------------	------------------------------	----------------------------------	------------------------------	---------------------------------	------------------------------	---------------------------------	------------------------------	---------------------------------	------------------------------	---------------------------------	----------------------------------	------------------------------------

PITCHER	IP	WLS	BF	H	R	ER	SO	BB	IBB	HBP	BLK	WP	HR	S	P	ERA	WHIP
Mario Soto, R (1, 1) ERA: 2.51	4.0		18	3	1	1	4	3	0	1	0	0	1	22	35	2.25	1.500
Bill Scherrer, L (5, 1) ERA: 4.62	2.0		8	1	0	0	1	1	0	0	0	0	0	9	13	0.00	1.000
Ted Power, R (7, 1) ERA: 3.52	3.0	W	11	2	0	0	1	0	0	0	0	1	0	13	13	0.00	0.667

BOTTOM

Cincinnati Reds @ Atlanta Braves
Atlanta-Fulton County Stadium, Atlanta, GA

Sat Jun 16 1984, 7:05 PM EDT
Att. 47,547 - Unknown

livebaseballscorecards.com

AB	32
R	1
H	6
RBI	1
BB	4
SO	6
LOB	15

Braves

WP: 1	PA: 37
PB: 0	
SB: 1	
CS: 1	

Batter	1	2	3	4	5	6	7	8	9	AB R H RBI BB SO LOB	TOP	
Eddie Milner, L (1, 8) OBP: 0.340, SLG: 0.355	0-0 6-3		0-0 F9		0-0 F7			0-0 4-3		4 0 0 0 0 0 0	<p>Cincinnati Reds @ Atlanta Braves</p> <p>Atlanta-Fulton County Stadium, Atlanta, GA</p> <p>Sun Jun 17 1984, 3:33 AM EDT</p> <p>Att. 25,456 - Unknown</p>	
Ron Oester, S (1, 4) OBP: 0.251, SLG: 0.252	0-3 K		0-0 2-3			0-0 4-3		0-0 WP 4-3 1B		4 0 1 0 0 1 0		
Dan Driessen, L (1, 3) OBP: 0.371, SLG: 0.395	0-0 1B		0-0 1-3			0-0 1-3		0-0 4-3 1-2		4 0 1 0 0 0 1		
Dave Parker, L (1, 9) OBP: 0.311, SLG: 0.373	0-0 G3			0-0 BLK 2B		0-0 3-1		0-0 4-3 2-3		4 0 1 0 0 0 2		
Dave Concepcion, R (1, 6) OBP: 0.307, SLG: 0.345		0-0 6-3		0-0 F8			0-0 G3 1B 1B		0-0 1-3	4 1 1 0 0 0 1		
Duane Walker, L (1, 7) OBP: 0.430, SLG: 0.655		0-0 HR		0-3 K			0-0 G3 1-2		0-0 HR 1B	4 2 2 1 0 1 2		
Nick Esasky, R (1, 5) OBP: 0.275, SLG: 0.374		0-3 K		0-0 F9 2-3			0-3 K		0-0 HR 1-H	4 1 1 2 0 2 2		
Brad Gulden, L (1, 2) OBP: 0.254, SLG: 0.312		0-0 HR			0-3 K		0-0 2-H 1B		0-3 K	4 1 2 2 0 2 0		
Charlie Puleo, R (1, 1) John Franco, L (6, 1) Wayne Krenchicki, L (7, PH) Bob Owchinko, L (7, 1) Tom Hume, R (7, 1) Cesar Cedeño, R (8, PH)		0-3 K			0-0 6-3		0-0 G3		0-0 F7	2 0 0 0 0 0 1 0 0 0 0 0 0 0 0 0 1 0 0 0 0 0 0 1 0 0 0 0 0 0 0 0 0 0 0 0 0 0 0 0 1 0 0 0 0 0 0 0		
Inning Stats	R: 0 H: 1 E: 0 LOB: 1 K: 1 BB: 0 S: 6 P: 6	R: 2 H: 2 E: 0 LOB: 0 K: 2 BB: 0 S: 9 P: 9	R: 0 H: 0 E: 0 LOB: 0 K: 0 BB: 0 S: 3 P: 3	R: 0 H: 1 E: 0 LOB: 1 K: 1 BB: 0 S: 6 P: 6	R: 0 H: 0 E: 0 LOB: 0 K: 1 BB: 0 S: 5 P: 5	R: 0 H: 0 E: 0 LOB: 0 K: 0 BB: 0 S: 3 P: 3	R: 1 H: 2 E: 0 LOB: 1 K: 1 BB: 0 S: 7 P: 7	R: 0 H: 1 E: 0 LOB: 1 K: 0 BB: 0 S: 4 P: 4	R: 2 H: 2 E: 0 LOB: 0 K: 1 BB: 0 S: 7 P: 7	1B: 5 SF: 0 2B: 1 SAC: 0 3B: 0 DP: 0 HR: 3 HBP: 0	WP: 1 PA: 36 PB: 0 SB: 0 CS: 0	
PITCHER	IP WLS BF H R ER SO BB IBB HBP BLK WP HR S P ERA WHIP											
Pascual Perez, R (1, 1) ERA: 4.57	8.1 W 34 9 5 5 6 0 0 0 1 1 3 46 46 5.40 1.080											
Donnie Moore, R (9, 1) ERA: 1.77	0.2 S 2 0 0 0 1 0 0 0 0 0 0 4 4 0.00 0.000											

livebaseballscorecards.com

AB	36
R	5
H	9
RBI	5
BB	0
SO	7
LOB	9



Batter	1	2	3	4	5	6	7	8	9	AB	R	H	RBI	BB	SO	LOB
Claudell Washington, L (1, 9) OBP: 0.444, SLG: 0.560	0-0 E5 1B SF8		0-0 F7	4-0 IBB		0-0 F8		0-0 F7		4	1	0	0	1	0	0
Rafael Ramirez, R (1, 6) OBP: 0.351, SLG: 0.382	0-0 FC3-6 1-3 S 1B		0-0 5-3	0-0 FC5 2-3f		0-3 K		0-0 5-3		5	0	1	0	0	1	3
Gerald Perry, L (1, 7) OBP: 0.374, SLG: 0.389 (8, 3)	0-0 SF8 3-H		0-0 6-3		0-0 F8		4-0 HR BB	0-0 5-3		3	1	0	1	1	0	0
Dale Murphy, R (1, 8) OBP: 0.339, SLG: 0.485	4-0 FC3-6 1-2 BB			0-0 F6	0-0 6-3		0-0 HR 1-H			3	1	1	2	1	0	0
Chris Chambliss, L (1, 3) OBP: 0.345, SLG: 0.370 Albert Hall, S (7, PR) OBP: 0.298, SLG: 0.314 (8, 7)	0-0 FC3-6 1-2f 2-3			4-0 1B 2B BB	4-0 2B BB		0-0 SH5-4 2B			2	1	1	0	2	0	2
Ken Oberkfell, L (1, 5) OBP: 0.375, SLG: 0.396	0-0 F7			0-0 2B 1B	0-0 2B		0-0 SH5-4 2-3			3	1	2	0	0	0	2
Glenn Hubbard, R (1, 4) OBP: 0.353, SLG: 0.414		0-0 G6-3 1B		4-0 2B 1-2 BB	4-0 IBB		0-0 6-3			2	0	1	0	2	0	2
Bruce Benedict, R (1, 2) OBP: 0.309, SLG: 0.319		0-0 G6-3 1-2f		0-0 FC5 1-3 2-H 3-H 2B	0-0 F8		0-0 2B 3-H			4	0	2	3	0	0	4
Pascual Perez, R (1, 1) OBP: 0.125, SLG: 0.208 Donnie Moore, L (9, 1)		0-0 F8		0-0 5-3		0-0 2-3	0-3 K			4	0	0	0	0	1	3
										0	0	0	0	0	0	0

Inning Stats	R: 1	H: 1	E: 1	K: 0	S: 5	LOB: 2	BB: 1	P: 9	R: 0	H: 1	E: 0	K: 0	S: 3	LOB: 0	BB: 0	P: 3	R: 0	H: 0	E: 0	K: 0	S: 3	LOB: 0	BB: 0	P: 3	R: 2	H: 2	E: 0	K: 0	S: 5	LOB: 3	BB: 3	P: 17	R: 0	H: 1	E: 0	K: 0	S: 4	LOB: 3	BB: 2	P: 12	R: 0	H: 0	E: 0	K: 1	S: 5	LOB: 0	BB: 0	P: 5	R: 3	H: 3	E: 0	K: 1	S: 8	LOB: 1	BB: 1	P: 12	R: 0	H: 0	E: 0	K: 0	S: 3	LOB: 0	BB: 0	P: 3
--------------	------	------	------	------	------	--------	-------	------	------	------	------	------	------	--------	-------	------	------	------	------	------	------	--------	-------	------	------	------	------	------	------	--------	-------	-------	------	------	------	------	------	--------	-------	-------	------	------	------	------	------	--------	-------	------	------	------	------	------	------	--------	-------	-------	------	------	------	------	------	--------	-------	------

PITCHER	IP	WLS	BF	H	R	ER	SO	BB	IBB	HBP	BLK	WP	HR	S	P	ERA	WHIP
Charlie Puleo, R (1, 1) ERA: 3.6	5.0		26	5	3	2	0	4	2	0	0	0	0	20	44	3.60	1.800
John Franco, L (6, 1) ERA: 3.98	1.0		3	0	0	0	1	0	0	0	0	0	0	5	5	0.00	0.000
Bob Owchinko, L (7, 1) ERA: 3.13	0.1	L	4	2	3	3	0	1	0	0	0	0	1	3	7	81.00	9.000
Tom Hume, R (7, 1) ERA: 5.47	1.2		6	1	0	0	1	0	0	0	0	0	0	8	8	0.00	0.600


BOTTOM

Cincinnati Reds @ Atlanta Braves
Atlanta-Fulton County Stadium, Atlanta, GA

Sun Jun 17 1984, 3:33 AM EDT
Att. 25,456 - Unknown

livebaseballscorecards.com

AB	30
R	6
H	8
RBI	6
BB	7
SO	2
LOB	16



WP: 0	PA: 39
PB: 0	
SB: 1	
CS: 0	

Batter	1	2	3	4	5	6	7	8	9	AB R H RBI BB SO LOB
Steve Sax, R OBP: 0.317, SLG: 0.332 (1, 4)	0-0 F3		0-0 5-3	0-0 E 1B		0-0 F9		0-0 6-3		5 1 1 1 0 0 1
R.J. Reynolds, S OBP: 0.338, SLG: 0.395 (1, 8) (5, 7)	0-0 CS 1B		0-0 BB 1B	0-0 E 1B		0-0 F7		0-0 4-3		5 0 3 0 0 0 1
Pedro Guerrero, R OBP: 0.329, SLG: 0.397 (1, 5)	0-3 K 1-2		4-0 BB 1B	0-0 E3 1-3 2-H 3-H						4 1 2 1 1 1 2
Mike Marshall, R OBP: 0.325, SLG: 0.492 (1, 3)		0-0 5-3	0-3 K	0-0 6-3						5 0 0 0 0 2 5
Candy Maldonado, R OBP: 0.336, SLG: 0.388 Terry Whitfield, L OBP: 0.288, SLG: 0.366 (1, 9) (7, PH) (7, 9)		0-0 2B 1B	0-0 F5		0-0 5-3					3 0 1 0 0 0 2 2 0 1 0 0 0 0
Steve Yeager, R OBP: 0.296, SLG: 0.333 (1, 2)		0-0 2B		0-0 F7	0-0 G3		0-0 F9			4 0 1 0 0 0 1
Mike Vail, R Ken Landreaux, L OBP: 0.332, SLG: 0.397 (1, 7) (5, 8)		0-3 K	0-0 F4	0-0 F8			0-0 1B			3 0 0 0 0 1 2 1 0 1 0 0 0 0
Dave Anderson, R OBP: 0.331, SLG: 0.304 (1, 6)		4-0 IBB		0-0 1B 1B		0-0 4-3 2B	0-0 4-3			3 1 2 0 1 0 2
Fernando Valenzuela, L OBP: 0.167, SLG: 0.194 Carlos Diaz, R OBP: 0.950, SLG: 0.306 Bill Russell, R OBP: 0.315, SLG: 0.304 Rick Rodas, L OBP: 0.315, SLG: 0.304 Rick Monday, L OBP: 0.315, SLG: 0.304 Burt Hooton, R (1, 1) (5, 1) (6, PH) (6, 1) (8, PH) (8, 1)		0-0 4-3	0-0 4-3	0-0 1B 1B		0-0 4-3		0-3 K		2 1 1 0 0 0 3 0 0 0 0 0 0 0 1 0 0 0 0 0 1 0 0 0 0 0 0 0 1 0 0 0 0 1 0 0 0 0 0 0 0 0

Inning Stats	R: 0 E: 0 K: 1 S: 5	H: 1 LOB: 0 BB: 0 P: 5	R: 0 E: 0 K: 1 S: 7	H: 2 LOB: 3 BB: 1 P: 11	R: 0 E: 0 K: 1 S: 6	H: 1 LOB: 2 BB: 1 P: 10	R: 3 E: 1 K: 0 S: 8	H: 4 LOB: 2 BB: 0 P: 8	R: 0 E: 0 K: 0 S: 3	H: 0 LOB: 0 BB: 0 P: 3	R: 0 E: 0 K: 0 S: 4	H: 1 LOB: 1 BB: 0 P: 4	R: 1 E: 0 K: 1 S: 8	H: 3 LOB: 2 BB: 0 P: 8	R: 0 E: 0 K: 1 S: 5	H: 0 LOB: 0 BB: 0 P: 5	R: 0 E: 0 K: 0 S: 3	H: 1 LOB: 0 BB: 0 P: 3	1B: 10 2B: 2 3B: 0 HR: 1	SF: 0 SAC: 0 DP: 1 HBP: 0	WP: 0 PB: 0 SB: 0 CS: 1	PA: 41
--------------	------------------------------	---------------------------------	------------------------------	----------------------------------	------------------------------	----------------------------------	------------------------------	---------------------------------	------------------------------	---------------------------------	------------------------------	---------------------------------	------------------------------	---------------------------------	------------------------------	---------------------------------	------------------------------	---------------------------------	-----------------------------------	------------------------------------	----------------------------------	--------

PITCHER	IP	WLS	BF	H	R	ER	SO	BB	IBB	HBP	BLK	WP	HR	S	P	ERA	WHIP
Joe Price, L ERA: 5.13 (1, 1)	6.0	W	30	10	4	2	3	1	1	0	0	0	1	34	42	3.00	1.833
Ted Power, R ERA: 3.34 (7, 1)	3.0	S	11	3	0	0	2	0	0	0	0	0	0	15	15	0.00	1.000

Los Angeles Dodgers @ Cincinnati Reds
Riverfront Stadium, Cincinnati, OH

Tue Jun 19 1984, 7:05 PM EDT
Att. 18,568 - Unknown

AB	39
R	4
H	13
RBI	2
BB	2
SO	5
LOB	20

Los Angeles Dodgers @ Cincinnati Reds
 Riverfront Stadium, Cincinnati, OH

Wed Jun 20 1984, 7:05 PM EDT
 Att. 16,781 - Unknown

AB	31
R	2
H	6
RBI	0
BB	2
SO	5
LOB	10



WP:	0	PA:	33
PB:	0		
SB:	2		
CS:	0		

AB	R	H	RBI	BB	SO	LOB
3	1	1	0	1	0	0
4	0	0	0	0	0	2
3	0	1	0	1	0	0
4	1	1	0	0	0	2
4	0	2	0	0	1	1
4	0	1	0	0	0	2
3	0	0	0	0	0	2
3	0	0	0	0	1	1
2	0	0	0	0	2	0
1	0	0	0	0	1	0
0	0	0	0	0	0	0

Batter	1	2	3	4	5	6	7	8	9
Steve Sax, R (1, 4) OBP: 0.320, SLG: 0.332	0-0 F8		4-0 F8 BLK S BB		0-0 4-3			0-0	
R.J. Reynolds, S (1, 9) OBP: 0.328, SLG: 0.383	0-0 4-3		0-0 F8 1-3			0-0 4-3		0-0 F9 1-2	
Ken Landreaux, L (1, 8) OBP: 0.335, SLG: 0.395	0-0 F3		4-0 3-H BB			0-0 F9			0-0 FC1-4 1B
Pedro Guerrero, R (1, 5) OBP: 0.327, SLG: 0.394		0-0 1B 1B G4-6-3 1B	0-0 F9			0-0 1-3			0-0 FC1-4 1-2f
Mike Marshall, R (1, 3) OBP: 0.329, SLG: 0.492		0-0 G4-6-3 1-2 1B		0-0 8-3 1B			0-3 K		0-0 F8
Mike Scioscia, L (1, 2) OBP: 0.366, SLG: 0.325		0-0 G4-6-3 1-2 2-3 1B		0-0 8-3 1-2f			0-0 F6		0-0 F6
Terry Whitfield, L (1, 7) OBP: 0.282, SLG: 0.358		0-0 G4-6-3 1-2f 2-3 3-H		0-0 F3			0-0 F3		
Dave Anderson, R (1, 6) OBP: 0.324, SLG: 0.297		0-3 K			0-0 F8			0-0 6-3	
Alejandro Pena, R (1, 1) OBP: 0.125, SLG: 0.097			0-3 K					0-3 K	
Rick Monday, L (8, PH) OBP: 0.309, SLG: 0.298									
Pat Zachry, R (8, 1)									

Inning Stats	R: 0	H: 0	R: 1	H: 3	R: 1	H: 0	R: 0	H: 1	R: 0	H: 0	R: 0	H: 0	R: 0	H: 1	R: 0	H: 1	1B: 6	SF: 0	WP: 0	PA: 33
E: 0	LOB: 0	E: 0	LOB: 1	E: 0	LOB: 0	E: 0	LOB: 0	E: 0	LOB: 0	E: 0	LOB: 0	E: 0	LOB: 0	E: 0	LOB: 1	E: 0	LOB: 1	2B: 1	SAC: 0	PB: 0
K: 0	BB: 0	K: 1	BB: 0	K: 1	BB: 2	K: 0	BB: 0	K: 1	BB: 0	K: 1	BB: 0	K: 1	BB: 0	K: 1	BB: 0	K: 0	BB: 0	3B: 0	DP: 2	SB: 2
S: 3	P: 3	S: 7	P: 7	S: 5	P: 13	S: 3	P: 3	S: 5	P: 5	S: 3	P: 3	S: 5	P: 5	S: 6	P: 6	S: 4	P: 4	HR: 0	HBP: 0	CS: 0

PITCHER	IP	WLS	BF	H	R	ER	SO	BB	IBB	HBP	BLK	WP	HR	S	P	ERA	WHIP
Jeff Russell, R (1, 1) ERA: 4.07	9.0	W	33	6	2	2	5	2	0	0	1	0	0	41	49	2.00	0.889

Batter	1	2	3	4	5	6	7	8	9	AB	R	H	RBI	BB	SO	LOB
Gary Redus, R (1, 7) OBP: 0.360, SLG: 0.386	0-0 F9		0-0 F9	0-0 F2			4-0 BB			3	0	0	0	1	0	2
Eddie Milner, L (1, 8) OBP: 0.347, SLG: 0.373	0-0 F9		0-3 K		0-0 CS		0-0 F7			4	0	1	0	0	1	2
Dan Driessen, L (1, 3) OBP: 0.363, SLG: 0.384	0-0 4-3		0-0 F7		0-0 4-3		0-0 4-3			4	0	0	0	0	0	3
Dave Parker, L (1, 9) OBP: 0.320, SLG: 0.389		0-3 K		0-0 E9	0-3 K			0-0 HR		4	2	2	1	0	2	0
Dave Concepcion, R (1, 6) OBP: 0.302, SLG: 0.338		0-3 K		0-0 F4		0-0 5-3		0-0 4-3		4	0	0	0	0	1	1
Brad Gulden, L (1, 2) OBP: 0.254, SLG: 0.304		4-0 1B		0-0 F3		0-0 F2		0-3 K		3	1	0	0	1	1	1
Nick Esasky, R (1, 5) OBP: 0.289, SLG: 0.383		0-0 1B		0-0 1B		0-0 F7		0-0 F9		3	1	2	1	0	0	0
Wayne Krenchicki, L (8, PH) OBP: 0.327, SLG: 0.426		1-3 1B		3-H 1B						1	0	0	0	0	0	0
Ron Oester, S (1, 4) OBP: 0.260, SLG: 0.263		0-0 1B		4-0 1B			0-0 BB			2	0	2	1	1	0	0
Jeff Russell, R (1, 1) OBP: 0.233, SLG: 0.250		0-3 K		0-0 1B			0-3 K			3	0	1	1	0	2	3

Inning Stats	R: 0	H: 0	E: 0	K: 0	S: 3	R: 1	H: 2	E: 0	K: 3	S: 11	R: 0	H: 0	E: 0	K: 1	S: 5	R: 2	H: 3	E: 1	K: 0	S: 6	R: 0	H: 1	E: 0	K: 1	S: 5	R: 0	H: 0	E: 0	K: 0	S: 3	R: 0	H: 1	E: 0	K: 1	S: 6	R: 1	H: 1	E: 0	K: 1	S: 6	R: 0	H: 0	E: 0	K: 0	S: 3	R: 1	H: 1	E: 0	K: 1	S: 6
Alejandro Pena, R (1, 1) ERA: 2.27	IP: 7.0	WLS: L	BF: 30	H: 7	R: 3	ER: 3	SO: 6	BB: 2	IBB: 1	HBP: 0	BLK: 0	WP: 0	HR: 0	S: 39	P: 51	ERA: 3.86	WHIP: 1.286																																	
Pat Zachry, R (8, 1) ERA: 2.7	IP: 1.0	WLS: L	BF: 4	H: 1	R: 1	ER: 1	SO: 1	BB: 0	IBB: 0	HBP: 0	BLK: 0	WP: 0	HR: 1	S: 6	P: 6	ERA: 9.00	WHIP: 1.000																																	

BOTTOM

Los Angeles Dodgers @ Cincinnati Reds
 Riverfront Stadium, Cincinnati, OH
 Wed Jun 20 1984, 7:05 PM EDT
 Att. 16,781 - Unknown

livebaseballscorecards.com

AB	31
R	4
H	8
RBI	4
BB	3
SO	7
LOB	12



WP: 0	PA: 34
PB: 0	CS: 1
SB: 0	
1B: 6	SF: 0
2B: 1	SAC: 0
3B: 0	DP: 0
HR: 1	HBP: 0

Los Angeles Dodgers @ Cincinnati Reds
 Riverfront Stadium, Cincinnati, OH

Thu Jun 21 1984, 7:05 PM EDT
 Att. 18,463 - Unknown

AB	36
R	9
H	11
RBI	9
BB	5
SO	5
LOB	16



Batter	1	2	3	4	5	6	7	8	9	AB	R	H	RBI	BB	SO	LOB
Steve Sax, R (1, 4) OBP: 0.317, SLG: 0.329 Orel Hershiser, R (8, 1) OBP: 0.111, SLG: 0.111	0-0 F8		0-0 E6		0-0 E6		0-0 FC1-6	0-0 F8		5	0	1	0	0	0	1
R.J. Reynolds, S (1, 9) OBP: 0.324, SLG: 0.371	4-0 CS BB		0-0 3-1		0-0 F9		0-0 FC1-6	0-0 F3		4	1	0	0	1	0	3
Ken Landreaux, L (1, 8) OBP: 0.337, SLG: 0.396	0-0 F3		0-0 4-3		0-0 FC3-2		0-0 2B			5	2	2	0	0	0	2
Pedro Guerrero, R (1, 5) OBP: 0.325, SLG: 0.396		0-3 K		0-3 K		0-0 HR		0-0 SF8		4	1	1	2	0	3	1
Mike Marshall, R (1, 7) OBP: 0.344, SLG: 0.505		0-0 PB 1B		0-0 BB 1B		0-0 1B		4-0 6-3 BB		3	3	3	0	2	0	0
Mike Scioscia, L (1, 2) OBP: 0.372, SLG: 0.328 Steve Yeager, R (7, PH) OBP: 0.300, SLG: 0.366		0-0 F4		4-0 BB 1B		0-0 1B		0-0 6-3		2	1	1	1	1	0	1
Greg Brock, L (1, 3) OBP: 0.291, SLG: 0.409 Candy Maldonado, R (6, PH) OBP: 0.328, SLG: 0.378		0-3 K		4-0 1B		0-0 F8		0-0 F8		1	0	0	0	1	1	1
Bill Russell, R (1, 6) OBP: 0.309, SLG: 0.313			0-0 SH3-4 1B		0-0 1B		0-0 F6		0-0 F8		4	0	2	2	0	0
Rick Honeycutt, L (1, 1) OBP: 0.162, SLG: 0.114 Pat Zachry, R (4, 1) Mike Vail, R (6, PH) Burt Hooton, R (6, 1) Bob Bailor, R (8, PH) OBP: 0.284, SLG: 0.256			0-0 SH3-4		0-0 F9		0-3 K		0-0 F3		1	0	0	0	0	0

Inning Stats	R: 0	H: 0	E: 0	K: 0	S: 2	P: 6	R: 0	H: 1	E: 0	K: 2	S: 8	P: 8	R: 0	H: 1	E: 0	K: 0	S: 4	R: 2	H: 2	E: 0	K: 1	S: 7	P: 15	R: 0	H: 0	E: 1	K: 1	S: 6	P: 6	R: 1	H: 2	E: 0	K: 1	S: 7	P: 7	R: 5	H: 4	E: 0	K: 0	S: 7	P: 11	R: 0	H: 0	E: 0	K: 0	S: 3	P: 3	R: 1	H: 1	E: 0	K: 0	S: 4	P: 8	1B: 8	2B: 2	3B: 0	HR: 1	SF: 1	SAC: 1	DP: 0	HBP: 0	WP: 0	PA: 43
--------------	------	------	------	------	------	------	------	------	------	------	------	------	------	------	------	------	------	------	------	------	------	------	-------	------	------	------	------	------	------	------	------	------	------	------	------	------	------	------	------	------	-------	------	------	------	------	------	------	------	------	------	------	------	------	-------	-------	-------	-------	-------	--------	-------	--------	-------	--------

PITCHER	IP	WLS	BF	H	R	ER	SO	BB	IBB	HBP	BLK	WP	HR	S	P	ERA	WHIP
Mario Soto, R (1, 1) ERA: 2.65	5.0		23	5	3	3	4	3	0	0	0	0	0	28	40	5.40	1.600
Bill Scherrer, L (6, 1) ERA: 5.17	1.1		8	4	3	3	1	0	0	0	0	0	0	10	10	20.25	3.000
Ted Power, R (7, 1) ERA: 3.49	0.0	L	1	0	0	0	0	1	0	0	0	0	0	4	4	∞	∞
Bob Owchinko, L (7, 1) ERA: 3.21	1.2		6	1	2	2	0	0	0	0	0	0	1	6	6	10.80	0.600
John Franco, L (9, 1) ERA: 3.86	1.0		5	1	1	0	0	1	0	0	0	0	0	4	8	0.00	2.000

BOTTOM

Los Angeles Dodgers @ Cincinnati Reds
Riverfront Stadium, Cincinnati, OH

Thu Jun 21 1984, 7:05 PM EDT
Att. 18,463 - Unknown

livebaseballscorecards.com

AB	35
R	7
H	12
RBI	7
BB	5
SO	3
LOB	14



AB	R	H	RBI	BB	SO	LOB
2	1	1	0	2	0	0
1	0	1	0	0	0	0
4	1	0	0	1	0	4
4	1	2	2	1	0	0
4	1	2	2	0	1	3
5	0	0	0	0	0	3
3	1	1	1	1	0	0
4	1	1	1	0	0	1
4	0	2	0	0	1	1
3	1	2	1	0	1	1
0	0	0	0	0	0	0
0	0	0	0	0	0	0
0	0	0	0	0	0	0
1	0	0	0	0	0	1
0	0	0	0	0	0	0
0	0	0	0	0	0	0

1B:	8	SF:	1
2B:	5	SAC:	0
3B:	0	DP:	2
HR:	0	HBP:	0

WP:	0	PA:	41
PB:	0		
SB:	2		
CS:	0		

Batter	1	2	3	4	5	6	7	8	9
Gary Redus, R OBP: 0.367, SLG: 0.392 Dan Driessen, L OBP: 0.367, SLG: 0.388	0-0 5-3	0-0 1-3 2B		4-0 1-2 1B BB		4-0 9-5 S BB		0-0 1-2 FC4-8 1B	
Eddie Milner, L OBP: 0.345, SLG: 0.366	0-0 4-3	0-0 4-3		4-0 1-2 2-3 1B SF7 BB		0-0 9-5 1-3f		0-0 1-2f FC4-6	
Cesar Cedeno, R OBP: 0.380, SLG: 0.505	0-0 1B 2B	4-0 1BB		0-0 1-3 2-H 3-H 1B		0-0 F9		0-0 5-3	
Dave Parker, L OBP: 0.322, SLG: 0.395	0-0 2-H 1B	0-3 K		0-0 SF7		0-0 F9 6-3 2B		0-0 6-3	
Dave Concepcion, R OBP: 0.296, SLG: 0.331	0-0 F7		0-0 F4	0-0 F4		0-0 F9 2-3		0-0 6-3	
Nick Esasky, R OBP: 0.294, SLG: 0.382		0-0 S 2B 1B	4-0 G4-6-3 BB		0-0 F4	0-0 6-3		0-0 6-3	
Dann Bilardello, R OBP: 0.312, SLG: 0.304		0-0 1-H 1B 2B	0-0 G4-6-3		0-0 1-3	0-0 6-3		0-0 6-3	
Ron Oester, S OBP: 0.264, SLG: 0.267		0-3 K		0-0 6-3	0-0 1B		0-0 FC3-8 1B		0-0 FC3-6 1B
Mario Soto, R OBP: 0.225, SLG: 0.275 Bill Scherrer, L Ted Power, R Bob Owchinko, L Tom Foley, L OBP: 0.331, SLG: 0.395 Tom Lawless, R OBP: 0.338, SLG: 0.305 John Franco, L		0-0 2B 1B		0-0 BB BB 1B 1B	0-3 K			0-0 1-2f	

Inning	1	2	3	4	5	6	7	8	9
R:	1	2	0	3	0	0	1	0	0
H:	2	4	0	2	1	0	1	2	0
E:	0	0	0	0	0	0	0	0	0
K:	0	2	0	0	1	0	0	0	0
S:	5	11	2	5	6	2	4	4	3
LOB:	1	3	0	1	1	0	0	1	0
BB:	0	1	1	2	0	1	0	0	0
P:	5	15	6	13	6	6	4	4	3

PITCHER	IP	WLS	BF	H	R	ER	SO	BB	IBB	HBP	BLK	WP	HR	S	P	ERA	WHIP
Rick Honeycutt, L ERA: 2.89	3.1		20	7	6	6	2	3	1	0	0	0	0	20	36	16.20	3.000
Pat Zachry, R ERA: 2.57	1.2		7	2	0	0	1	0	0	0	0	0	0	9	9	0.00	1.200
Burt Hooton, R ERA: 4.88	2.0	W	7	1	1	1	0	1	0	0	0	0	0	6	10	4.50	1.000
Orel Hershiser, R ERA: 4.99	2.0	S	7	2	0	0	0	0	0	0	0	0	0	7	7	0.00	1.000

Batter	1	2	3	4	5	6	7	8	9	AB	R	H	RBI	BB	SO	LOB
Eddie Milner, L OBP: 0.357, SLG: 0.378 (1, 8)	4-0 BB 2B		4-0 BB BB	4-0 BB BB		4-0 BB BB		0-0 BB 3B		1	1	1	3	4	0	0
Ron Oester, S OBP: 0.263, SLG: 0.270 John Franco, L (9, 1)	0-0 BB E 2B		0-0 BB G6-4-3	0-0 BB FC6		0-0 BB FC5		0-0 BB F6		5	1	1	1	0	0	8
Duane Walker, L OBP: 0.429, SLG: 0.670 (1, 7)	0-0 BB 4-3			0-0 BB HR		0-0 BB F8		0-0 BB F7		4	2	1	1	1	0	1
Dave Parker, L OBP: 0.323, SLG: 0.399 (1, 9)	0-0 BB E4			0-0 BB 1B		0-3 BB K		0-0 BB 4-3		5	1	2	1	0	1	0
Dave Concepcion, R OBP: 0.296, SLG: 0.329 (1, 6)	0-0 BB G6-4-3			0-0 BB FC5-2		0-0 BB F5		0-3 BB K		4	0	1	1	0	1	1
Dan Driessen, L OBP: 0.380, SLG: 0.392 (1, 3)			4-0 BB G4-3	4-0 BB FC5-2		0-0 BB 1B		4-0 BB 1B		1	2	1	0	3	0	0
Nick Esasky, R OBP: 0.293, SLG: 0.373 (1, 5)			0-0 BB F9	4-0 BB FC5-2		0-3 BB K		0-0 BB F8		3	0	0	0	1	1	3
Brad Gulden, L OBP: 0.252, SLG: 0.301 Dann Bilardello, R OBP: 0.306, SLG: 0.298 (5, 2)			0-0 BB G4-3	0-3 BB K		0-0 BB F9		0-3 BB K		1	0	0	0	0	0	1
Frank Pastore, R OBP: 0.042, SLG: 0.042 Bill Scherrer, L (3, 1) Tony Perez, R OBP: 0.274, SLG: 0.325 Tom Hume, R OBP: 0.273, SLG: 0.200 Tom Lawless, R OBP: 0.319, SLG: 0.305 Bob Owchinko, L (7, 1) Wayne Krenchicki, L OBP: 0.339, SLG: 0.438 (8, PH)			0-3 BB K	0-0 BB FC5-2		4-0 BB FC5		0-0 BB 1B		0	0	0	0	0	0	0

Inning Stats	R: 2	H: 1	E: 1	K: 0	P: 8	LOB: 0	BB: 1	S: 4	R: 0	H: 0	E: 0	K: 0	P: 8	LOB: 0	BB: 1	S: 6	R: 0	H: 0	E: 0	K: 1	P: 8	LOB: 0	BB: 1	S: 4	R: 0	H: 0	E: 0	K: 1	P: 8	LOB: 0	BB: 1	S: 8	R: 0	H: 0	E: 0	K: 1	P: 8	LOB: 0	BB: 1	S: 8	R: 0	H: 0	E: 0	K: 1	P: 8	LOB: 0	BB: 1	S: 5	R: 0	H: 0	E: 0	K: 1	P: 5	LOB: 0	BB: 0	S: 6	R: 0	H: 1	E: 0	K: 1	P: 14	LOB: 3	BB: 2	S: 6	R: 0	H: 0	E: 0	K: 1	P: 5	LOB: 0	BB: 0	S: 5	R: 2	H: 2	E: 0	K: 1	P: 11	LOB: 1	BB: 1	S: 7	R: 1	H: 1	E: 1	K: 0	P: 5	LOB: 1	BB: 1	S: 1	1B: 4	SF: 0	2B: 2	SAC: 0	3B: 1	DP: 3	HR: 1	HBP: 0	WP: 0	PA: 40
PITCHER	IP	WLS	BF	H	R	ER	SO	BB	IBB	HBP	BLK	WP	HR	S	P	ERA	WHIP																																																																																	
Andy Hawkins, R ERA: 5.2 (1, 1)	3.0		15	4	5	5	1	4	0	0	0	0	0	13	29	15.00	2.667																																																																																	
Dave Dravecky, L ERA: 2.64 (4, 1)	4.0		17	1	0	0	4	4	0	0	0	0	0	21	37	0.00	1.250																																																																																	
Rich Gossage, R ERA: 3.26 (8, 1)	1.0	L	8	3	3	2	1	2	0	0	0	0	0	8	16	18.00	5.000																																																																																	

BOTTOM

San Diego Padres @ Cincinnati Reds
Riverfront Stadium, Cincinnati, OH
Fri Jun 22 1984, 7:05 PM EDT
Att. 23,552 - Unknown

livebaseballscorecards.com

AB	30
R	8
H	8
RBI	7
BB	10
SO	6
LOB	22



Batter	1	2	3	4	5	6	7	8	9	AB R H RBI BB SO LOB	TOP		
Alan Wiggins, S (1, 4) OBP: 0.325, SLG: 0.284	0-0 F7	0-0 1B		0-0 FC6-4			4-0 1B SF7 BB		0-3 K	4 1 1 2 1 1 2			
Tony Gwynn, L (1, 9) OBP: 0.445, SLG: 0.506	0-0 F8	0-0 F9			0-0 F3		0-0 1-3 E 1B		0-0 4-3	5 0 1 0 0 0 1			
Steve Garvey, R (1, 3) OBP: 0.292, SLG: 0.358	0-0 WP 1B		0-0 F8		0-0 F7		0-0 SF7		0-0 F7	4 0 1 1 0 0 0			
Graig Nettles, L (1, 5) OBP: 0.345, SLG: 0.417	0-3 K		0-0 F8		0-0 2B		0-0 F5			4 0 1 0 0 1 2			
Terry Kennedy, L (1, 2) OBP: 0.308, SLG: 0.382		4-0 5-3 1B BB	0-0 F7		0-0 4-3		0-3 K			3 1 0 0 1 1 2			
Bobby Brown, S (1, 8) OBP: 0.282, SLG: 0.358		0-0 5-3 1-2		0-0 F8		0-0 1-3		0-0 F7		4 0 0 0 0 0 1			
Carmelo Martinez, R (1, 7) OBP: 0.354, SLG: 0.429		4-0 1-3 1B BB		4-0 1B BB		0-0 HR		0-0 3-1 2B		2 2 2 1 2 0 0			
Garry Templeton, S (1, 6) OBP: 0.303, SLG: 0.321		0-0 1-3 1B		0-0 F7		0-0 F3		0-0 3-1		4 1 1 1 0 0 2			
Mario Ramirez, R (8, 6) OBP: 0.333, SLG: 0.818		1-2 2-H 1B		0-0 1-3 1B		0-0 F1		0-0 2-3		0 0 0 0 0 0 0			
Mark Thurmond, L (1, 1) OBP: 0.333, SLG: 0.318		0-0 1-3		0-0 FC6-4 1B				0-0 6-3		4 0 1 0 0 0 3			
Rich Gossage, R (9, 1) OBP: 0.200, SLG: 0.111		1-2 2-3								0 0 0 0 0 0 0			
Inning Stats	R: 0 H: 1 E: 0 LOB: 1 K: 1 BB: 0 S: 6 P: 6	R: 3 H: 2 E: 0 LOB: 1 K: 0 BB: 2 S: 5 P: 13	R: 0 H: 0 E: 0 LOB: 0 K: 0 BB: 0 S: 3 P: 3	R: 0 H: 1 E: 0 LOB: 2 K: 0 BB: 1 S: 4 P: 8	R: 0 H: 1 E: 0 LOB: 1 K: 0 BB: 0 S: 4 P: 4	R: 1 H: 1 E: 0 LOB: 0 K: 0 BB: 0 S: 4 P: 4	R: 1 H: 1 E: 1 LOB: 1 K: 1 BB: 1 S: 6 P: 10	R: 0 H: 1 E: 0 LOB: 1 K: 0 BB: 0 S: 4 P: 4	R: 0 H: 0 E: 0 LOB: 0 K: 1 BB: 0 S: 5 P: 5	1B: 5 SF: 1 2B: 2 SAC: 0 3B: 0 DP: 0 HR: 1 HBP: 0	WP: 1 PA: 39 PB: 0 SB: 0 CS: 0		
PITCHER	IP WLS BF H R ER SO BB IBB HBP BLK WP HR S P ERA WHIP											PITCHER	IP WLS BF H R ER SO BB IBB HBP BLK WP HR S P ERA WHIP
Charlie Puleo, R (1, 1) ERA: 4.5	5.0 L 23 5 3 3 1 3 0 0 0 1 0 22 34 5.40 1.600												
Bob Owchinko, L (6, 1) ERA: 3.55	1.0 6 2 2 2 0 1 0 0 0 0 1 5 9 18.00 3.000												
Ted Power, R (7, 1) ERA: 3.38	2.0 7 1 0 0 1 0 0 0 0 0 0 9 9 0.00 0.500												
Bill Scherrer, L (9, 1) ERA: 4.87	1.0 3 0 0 0 1 0 0 0 0 0 0 5 5 0.00 0.000												

San Diego Padres @ Cincinnati Reds
 Riverfront Stadium, Cincinnati, OH
 Sat Jun 23 1984, 7:05 PM EDT
 Att. 22,192 - Unknown

AB	34
R	5
H	8
RBI	5
BB	4
SO	3
LOB	13



livebaseballscorecards.com

Batter	1	2	3	4	5	6	7	8	9	10	11	12	13	AB R H RBI BB SO LOB	TOP															
Alan Wiggins, S <small>(1, 4) OBP: 0.325, SLG: 0.285</small>														6 1 2 0 0 0 0	<div style="text-align: center;"> San Diego Padres @ Cincinnati Reds Riverfront Stadium, Cincinnati, OH Sun Jun 24 1984, 3:33 AM EDT Att. 19,183 - Unknown </div>															
Tony Gwynn, L <small>(1, 9) OBP: 0.446, SLG: 0.502</small>														4 3 1 0 2 1 1																
Steve Garvey, R <small>(1, 3) OBP: 0.296, SLG: 0.366</small>														5 0 3 2 0 0 0																
Carmelo Martinez, R <small>(1, 7) OBP: 0.350, SLG: 0.422</small>														6 0 1 1 0 3 4																
Graig Nettles, L <small>(1, 5) OBP: 0.340, SLG: 0.406</small>														5 1 0 0 1 0 3																
Luis Salazar, R <small>(1, 8) OBP: 0.305, SLG: 0.328</small>														5 1 2 1 1 0 0																
Mario Ramirez, R <small>(1, 6) OBP: 0.267, SLG: 0.643</small>														3 0 0 0 0 3 2																
Tim Flannery, L <small>(9, PH) OBP: 0.353, SLG: 0.500</small>																3 0 1 3 0 0 0														
Bruce Bochy, R <small>(1, 2) OBP: 0.150, SLG: 0.211</small>														3 0 0 0 0 1 2																
Terry Kennedy, L <small>(9, PH) OBP: 0.305, SLG: 0.377</small>														3 0 0 0 0 1 1																
Eric Show, R <small>(1, 1) OBP: 0.182, SLG: 0.303</small>														2 1 1 1 0 0 1																
Kurt Bevacqua, R <small>(7, PH) OBP: 0.458, SLG: 0.588</small>														1 0 0 0 0 0 1																
Craig Lefferts, L <small>(7, 1) OBP: 0.400, SLG: 0.600</small>														0 0 0 0 0 0 0																
Garry Templeton, S <small>(10, PH) OBP: 0.302, SLG: 0.319</small>														1 0 0 0 0 0 0																
Dave Dravovsky, R <small>(10, 1) OBP: 0.302, SLG: 0.319</small>														0 0 0 0 0 0 0																
Bobby Brown, S <small>(13, PH) OBP: 0.282, SLG: 0.358</small>														0 1 0 0 1 0 0																
Rich Crossmore, R <small>(13, 1) OBP: 0.208, SLG: 0.111</small>														0 0 0 0 0 0 0																
Inning Stats	R: 0 E: 0 K: 1 S: 6	H: 1 LOB: 1 BB: 0 P: 6	R: 0 E: 0 K: 1 S: 5	H: 0 LOB: 0 BB: 0 P: 5	R: 1 E: 0 K: 1 S: 6	H: 1 LOB: 0 BB: 0 P: 6	R: 0 E: 0 K: 1 S: 6	H: 0 LOB: 0 BB: 0 P: 3	R: 0 E: 0 K: 2 S: 8	H: 1 LOB: 1 BB: 0 P: 8	R: 1 E: 0 K: 0 S: 5	H: 2 LOB: 1 BB: 0 P: 5	R: 0 E: 0 K: 0 S: 3	H: 0 LOB: 0 BB: 0 P: 3	R: 0 E: 0 K: 0 S: 5	H: 0 LOB: 0 BB: 0 P: 5	R: 0 E: 0 K: 1 S: 7	H: 0 LOB: 0 BB: 0 P: 5	R: 0 E: 0 K: 1 S: 7	H: 0 LOB: 0 BB: 0 P: 23	R: 5 E: 0 K: 1 S: 7	H: 2 LOB: 1 BB: 4 P: 23	1B: 8 2B: 1 3B: 1 HR: 1	SF: 1 SAC: 0 DP: 1 HBP: 0	WP: 0 PB: 0 SB: 1 CS: 1	PA: 53				
PITCHER	Joe Price, L <small>(1, 1) ERA: 4.99</small>	IP: 7.1 WLS: 1 BF: 30 H: 7 R: 3 ER: 3 SO: 6 BB: 1 IBB: 0 HBP: 0 BLK: 0 WP: 0 HR: 1 S: 41 P: 45 ERA: 3.68 WHIP: 1.091	Ted Power, R <small>(8, 1) ERA: 3.28</small>	IP: 1.2 WLS: 1 BF: 5 H: 1 R: 0 ER: 0 SO: 0 BB: 0 IBB: 0 HBP: 0 BLK: 0 WP: 0 HR: 0 S: 5 P: 5 ERA: 0.00 WHIP: 0.600	John Franco, L <small>(10, 1) ERA: 3.44</small>	IP: 3.0 WLS: 9 BF: 9 H: 1 R: 0 ER: 0 SO: 2 BB: 0 IBB: 0 HBP: 0 BLK: 0 WP: 0 HR: 13 S: 13 P: 13 ERA: 0.00 WHIP: 0.333	Tom Hume, R <small>(13, 1) ERA: 6.04</small>	IP: 0.2 WLS: L BF: 8 H: 2 R: 5 ER: 5 SO: 1 BB: 2 IBB: 2 HBP: 0 BLK: 0 WP: 0 HR: 6 S: 22 P: 22 ERA: 67.50 WHIP: 6.000	Bill Scherrer, L <small>(13, 1) ERA: 4.83</small>	IP: 0.1 WLS: 1 BF: 1 H: 0 R: 0 ER: 0 SO: 0 BB: 0 IBB: 0 HBP: 0 BLK: 0 WP: 0 HR: 1 S: 1 P: 1 ERA: 0.00 WHIP: 0.000	PITCHER	IP: 7.1 WLS: 1 BF: 30 H: 7 R: 3 ER: 3 SO: 6 BB: 1 IBB: 0 HBP: 0 BLK: 0 WP: 0 HR: 1 S: 41 P: 45 ERA: 3.68 WHIP: 1.091	Ted Power, R <small>(8, 1) ERA: 3.28</small>	IP: 1.2 WLS: 1 BF: 5 H: 1 R: 0 ER: 0 SO: 0 BB: 0 IBB: 0 HBP: 0 BLK: 0 WP: 0 HR: 0 S: 5 P: 5 ERA: 0.00 WHIP: 0.600	John Franco, L <small>(10, 1) ERA: 3.44</small>	IP: 3.0 WLS: 9 BF: 9 H: 1 R: 0 ER: 0 SO: 2 BB: 0 IBB: 0 HBP: 0 BLK: 0 WP: 0 HR: 13 S: 13 P: 13 ERA: 0.00 WHIP: 0.333	Tom Hume, R <small>(13, 1) ERA: 6.04</small>	IP: 0.2 WLS: L BF: 8 H: 2 R: 5 ER: 5 SO: 1 BB: 2 IBB: 2 HBP: 0 BLK: 0 WP: 0 HR: 6 S: 22 P: 22 ERA: 67.50 WHIP: 6.000	Bill Scherrer, L <small>(13, 1) ERA: 4.83</small>	IP: 0.1 WLS: 1 BF: 1 H: 0 R: 0 ER: 0 SO: 0 BB: 0 IBB: 0 HBP: 0 BLK: 0 WP: 0 HR: 1 S: 1 P: 1 ERA: 0.00 WHIP: 0.000	PITCHER	IP: 7.1 WLS: 1 BF: 30 H: 7 R: 3 ER: 3 SO: 6 BB: 1 IBB: 0 HBP: 0 BLK: 0 WP: 0 HR: 1 S: 41 P: 45 ERA: 3.68 WHIP: 1.091	Ted Power, R <small>(8, 1) ERA: 3.28</small>	IP: 1.2 WLS: 1 BF: 5 H: 1 R: 0 ER: 0 SO: 0 BB: 0 IBB: 0 HBP: 0 BLK: 0 WP: 0 HR: 0 S: 5 P: 5 ERA: 0.00 WHIP: 0.600	John Franco, L <small>(10, 1) ERA: 3.44</small>	IP: 3.0 WLS: 9 BF: 9 H: 1 R: 0 ER: 0 SO: 2 BB: 0 IBB: 0 HBP: 0 BLK: 0 WP: 0 HR: 13 S: 13 P: 13 ERA: 0.00 WHIP: 0.333	Tom Hume, R <small>(13, 1) ERA: 6.04</small>	IP: 0.2 WLS: L BF: 8 H: 2 R: 5 ER: 5 SO: 1 BB: 2 IBB: 2 HBP: 0 BLK: 0 WP: 0 HR: 6 S: 22 P: 22 ERA: 67.50 WHIP: 6.000	Bill Scherrer, L <small>(13, 1) ERA: 4.83</small>	IP: 0.1 WLS: 1 BF: 1 H: 0 R: 0 ER: 0 SO: 0 BB: 0 IBB: 0 HBP: 0 BLK: 0 WP: 0 HR: 1 S: 1 P: 1 ERA: 0.00 WHIP: 0.000

livebaseballscorecards.com

AB	47
R	8
H	11
RBI	8
BB	5
SO	9
LOB	15



Batter	1	2	3	4	5	6	7	8	9	10	11	12	13
Eddie Milner, L OBP: 0.362, SLG: 0.388 (1, 8)	0-0 HR	4-0 E BB			4-0 CS BB		0-0 F8			0-0 CS 1B		4-0 BB	
Ron Oester, S OBP: 0.262, SLG: 0.266 (1, 4)	0-0 F7	0-0 E7 PO			4-0 BB		0-3 K			0-3 K		0-0 5-3	
Tom Hume, R OBP: 0.273, SLG: 0.200 (13, 1)		1-H 2-H			1-2 BB								
Bill Scherrer, L (13, 1)													
Duane Walker, L OBP: 0.429, SLG: 0.667 (1, 7)	4-0 S BB	0-0 PO	0-3 K		0-0 F7		0-0 F7	4-0 G3-6 BB		0-3 K			0-0 F9
Dave Parker, L OBP: 0.320, SLG: 0.388 (1, 9)	0-0 F7				0-0 F7			0-0 G3-6			0-0 F8		4-0 BB
Dan Driessen, L OBP: 0.371, SLG: 0.377 (1, 3)	4-0 BB							0-3 K			0-0 3-1		0-0 F7
Nick Esasky, R OBP: 0.287, SLG: 0.369 (1, 5)	0-0 F6										0-0 F8		0-3 K
Wayne Krenchicki, L OBP: 0.339, SLG: 0.438 (8, 5)													
Dave Concepcion, R OBP: 0.292, SLG: 0.324 (9, PH)													
Brad Gulden, L OBP: 0.246, SLG: 0.293 (1, 2)		0-0 4-3			0-0 F4					0-0 F6			0-3 K
Dann Bilardello, R OBP: 0.303, SLG: 0.295 (9, PH)													
Tom Foley, L OBP: 0.348, SLG: 0.407 (1, 6)		4-0 SH3 E BB			0-0 F7					0-0 SH3-4 1B			0-0 2B 1B
Joe Price, R OBP: 0.208, SLG: 0.182 (1, 1)		0-0 SH3								0-0 SH3-4			0-0 2B
Ted Power, R OBP: 0.363, SLG: 0.481 (8, PH)													
Cesar Cedeno, R OBP: 0.270, SLG: 0.342 (12, PH)													
John Franco, L OBP: 0.304, SLG: 0.290 (10, 1)													
Tony Perez, R OBP: 0.270, SLG: 0.342 (12, PH)													
Tom Lawless, R OBP: 0.304, SLG: 0.290 (13, 4)		1-2											

AB	R	H	RBI	BB	SO	LOB
3	2	2	1	3	0	1
5	0	0	0	1	2	4
0	0	0	0	0	0	0
0	0	0	0	0	0	0
4	0	0	0	2	2	2
4	0	0	0	2	0	3
5	0	0	0	1	1	2
3	0	0	0	0	0	3
0	0	0	0	0	0	0
3	0	0	0	0	1	1
3	0	0	0	0	0	0
2	0	0	0	0	1	0
4	1	3	0	1	0	0
1	0	0	0	0	0	0
0	0	0	0	0	0	0
1	0	1	0	0	0	0
0	0	0	0	0	0	0

AB	R	H	RBI	BB	SO	LOB
39	3	6	1	10	7	17

Inning Stats	R: 1	H: 1	E: 0	LOB: 2	K: 0	S: 4	R: 2	H: 0	E: 1	LOB: 0	K: 0	S: 3	R: 0	H: 0	E: 0	LOB: 1	K: 1	BB: 1	S: 5	R: 0	H: 0	E: 0	LOB: 0	K: 0	BB: 0	S: 3	R: 0	H: 0	E: 0	LOB: 1	K: 0	BB: 2	S: 2	R: 0	H: 0	E: 0	LOB: 0	K: 1	BB: 0	S: 6	R: 0	H: 1	E: 0	LOB: 1	K: 1	BB: 0	S: 4	R: 0	H: 0	E: 0	LOB: 0	K: 1	BB: 1	S: 4	R: 0	H: 1	E: 0	LOB: 1	K: 0	BB: 0	S: 4	R: 0	H: 1	E: 0	LOB: 1	K: 2	BB: 0	S: 7	R: 0	H: 2	E: 0	LOB: 2	K: 1	BB: 1	S: 6	R: 0	H: 0	E: 0	LOB: 1	K: 1	BB: 1	S: 5	R: 0	H: 0	E: 0	LOB: 1	K: 1	BB: 1	S: 5	1B: 4	SF: 0	2B: 2	SAC: 2	3B: 0	DP: 2	HR: 1	HBP: 0	WP: 0	PA: 52
PITCHER	IP	WLS	BF	H	R	ER	SO	BB	IBB	HBP	BLK	WP	HR	S	P	ERA	WHIP																																																																																		
Eric Show, R ERA: 3.48 (1, 1)	6.0		25	1	3	1	1	7	0	0	0	0	0	1	20	48	1.50	1.333																																																																																	
Craig Lefferts, L ERA: 1.99 (7, 1)	3.0		11	2	0	0	2	1	0	0	0	0	0	0	14	18	0.00	1.000																																																																																	
Dave Dravecky, L ERA: 2.52 (10, 1)	3.0	W	11	3	0	0	3	1	0	0	0	0	0	0	16	20	0.00	1.333																																																																																	
Rich Gossage, R ERA: 3.31 (13, 1)	1.0		4	0	0	0	1	1	0	0	0	0	0	0	5	9	0.00	1.000																																																																																	

San Diego Padres @ Cincinnati Reds
Riverfront Stadium, Cincinnati, OH
Sun Jun 24 1984, 3:33 AM EDT
Att: 19,183 - Unknown

livebaseballscorecards.com



Batter	1	2	3	4	5	6	7	8	9	AB R H RBI BB SO LOB	TOP	
Eddie Milner, L (1, 8) OBP: 0.360, SLG: 0.398	0-0 HR		0-0 F8		0-0 F9			0-0 F5		4 1 1 1 0 0 0	Cincinnati Reds @ San Francisco Giants Candlestick Park, San Francisco, CA Mon Jun 25 1984, 10:05 PM EDT Att. 10,985 - Unknown livebaseballscorecards.com	
Duane Walker, L (1, 7) OBP: 0.431, SLG: 0.660	0-0 4-3		0-0 F9		0-0 CS 1B			0-0 1B 1B		4 0 2 0 0 0 0		
Dan Driessen, L (1, 3) OBP: 0.379, SLG: 0.386 Tony Perez, R (9, 3) OBP: 0.279, SLG: 0.342	0-0 1B 1B		0-0 1B		0-0 CS 1-2		0-0 4-3	0-0 1-3 1B		4 0 3 0 0 0 0 0 0 0 0 0 0 0		
Dave Parker, L (1, 9) OBP: 0.319, SLG: 0.387	0-0 1-2 1B		0-0 F9		0-0 F9		0-0 F9	0-0 F6		4 0 1 0 0 0 3		
Dave Concepcion, R (1, 6) OBP: 0.288, SLG: 0.319	0-3 K			0-0 F8		0-0 1-3		0-0 F4		4 0 0 0 0 1 2		
Wayne Krenchicki, L (1, 5) OBP: 0.333, SLG: 0.461	0-0 F9			0-3 K		0-0 3-1		0-0 HR		4 1 1 1 0 1 2		
Ron Oester, S (1, 4) OBP: 0.262, SLG: 0.266		0-0 F7		0-0 1B		0-0 F5		0-0 F5		4 0 1 0 0 0 0		
Brad Gulden, L (1, 2) OBP: 0.239, SLG: 0.283		0-0 F7		0-0 4-3		0-0 F5		0-0 F4		4 0 0 0 0 0 1		
Jeff Russell, R (1, 1) OBP: 0.219, SLG: 0.233 Tom Foley, L (8, PH) OBP: 0.346, SLG: 0.403 Ted Power, R (8, 1)		0-3 K			0-0 F9			0-3 K		2 0 0 0 0 1 0 1 0 0 0 0 1 0 0 0 0 0 0 0 0		
Inning Stats	R: 1 H: 3 E: 0 LOB: 2 K: 1 BB: 0 S: 8 P: 8	R: 0 H: 0 E: 0 LOB: 0 K: 1 BB: 0 S: 5 P: 5	R: 0 H: 1 E: 0 LOB: 1 K: 0 BB: 0 S: 4 P: 4	R: 0 H: 1 E: 0 LOB: 1 K: 1 BB: 0 S: 6 P: 6	R: 0 H: 1 E: 0 LOB: 0 K: 0 BB: 0 S: 3 P: 3	R: 0 H: 0 E: 0 LOB: 0 K: 0 BB: 0 S: 3 P: 3	R: 0 H: 0 E: 0 LOB: 0 K: 0 BB: 0 S: 3 P: 3	R: 0 H: 2 E: 0 LOB: 2 K: 1 BB: 0 S: 7 P: 7	R: 1 H: 1 E: 0 LOB: 0 K: 0 BB: 0 S: 4 P: 4	1B: 7 SF: 0 2B: 0 SAC: 0 3B: 0 DP: 0 HR: 2 HBP: 0	WP: 0 PA: 36 PB: 0 SB: 0 CS: 1	
PITCHER Bill Laskey, R (1, 1) ERA: 3.33	IP WLS BF H R ER SO BB IBB HBP BLK WP HR S P ERA WHIP	9.0 L 35 9 2 2 4 0 0 0 0 0 0 2 43 43 2.00 1.000										



Batter	1	2	3	4	5	6	7	8	9	AB	R	H	RBI	BB	SO	LOB
Johnnie LeMaster, R OBP: 0.275, SLG: 0.292 (1, 6)	0-0 4-3		0-0 F8		0-0 5-3		0-0 4-3			4	0	0	0	0	0	3
Al Oliver, L OBP: 0.336, SLG: 0.358 (1, 3)	0-0 F7		0-0 F4		0-0 1B		4-0 IBB			3	0	1	1	1	0	0
Dusty Baker Jr., R OBP: 0.420, SLG: 0.381 (1, 9)	0-0 F4			0-0 1-3	0-0 1-3		0-0 F8			4	0	0	0	0	0	4
Jeffrey Leonard, R OBP: 0.361, SLG: 0.464 (1, 8)		0-0 1B		0-0 1B		0-3 K		0-3 K		4	0	2	0	0	2	0
Scot Thompson, L OBP: 0.441, SLG: 0.446 (1, 7)		0-0 1B		0-0 F6		0-0 F8		0-3 K		4	0	1	0	0	1	1
Joel Youngblood, R OBP: 0.345, SLG: 0.391 (1, 5)		0-0 F7		0-0 1B		0-0 CS		0-0 F8		4	0	2	0	0	0	2
Bob Brenly, R OBP: 0.411, SLG: 0.470 (1, 2)		0-0 F9		0-0 F6		0-0 CS	0-0 E9		0-0 F7	4	0	0	0	0	0	4
Brad Wellman, R OBP: 0.305, SLG: 0.329 (1, 4)		0-0 1-3			0-0 SH3-4		0-0 FC6-2		0-3 K	3	1	2	0	0	0	2
Gene Richards, L OBP: 0.330, SLG: 0.271 (9, PH)					0-0 1B		0-0 FC6-2		0-0 K	1	0	0	0	0	1	0
Bill Laskey, R OBP: 0.081, SLG: 0.056 (1, 1)			0-3 K						0-0 F3	2	0	0	0	0	1	2
Steve Nicosia, R OBP: 0.368, SLG: 0.444 (9, PH)					0-0 SH3-4		0-0 FC6-2			1	0	0	0	0	0	0

Inning Stats	R: 0	H: 0	E: 0	K: 0	S: 3	P: 3	R: 0	H: 2	E: 0	K: 0	S: 5	P: 5	R: 0	H: 2	E: 0	K: 0	S: 5	P: 5	R: 1	H: 2	E: 0	K: 0	S: 5	P: 5	R: 0	H: 1	E: 0	K: 1	S: 5	P: 5	R: 0	H: 0	E: 0	K: 2	S: 7	P: 7	R: 0	H: 0	E: 0	K: 1	S: 5	P: 5	1B: 8	2B: 0	3B: 0	HR: 0	SF: 0	SAC: 1	DP: 0	HBP: 0	WP: 0	PB: 0	SB: 1	CS: 1	PA: 37
--------------	------	------	------	------	------	------	------	------	------	------	------	------	------	------	------	------	------	------	------	------	------	------	------	------	------	------	------	------	------	------	------	------	------	------	------	------	------	------	------	------	------	------	-------	-------	-------	-------	-------	--------	-------	--------	-------	-------	-------	-------	--------

PITCHER	IP	WLS	BF	H	R	ER	SO	BB	IBB	HBP	BLK	WP	HR	S	P	ERA	WHIP
Jeff Russell, R ERA: 3.86 (1, 1)	7.0		30	8	1	1	2	0	1	0	0	0	0	33	37	1.29	1.143
Ted Power, R ERA: 3.18 (8, 1)	2.0	W	6	0	0	0	3	0	0	0	0	0	0	12	12	0.00	0.000


BOTTOM

Cincinnati Reds @ San Francisco Giants
 Candlestick Park, San Francisco, CA
 Mon Jun 25 1984, 10:05 PM EDT
 Att. 10,985 - Unknown

livebaseballscorecards.com

AB	34
R	1
H	8
RBI	1
BB	1
SO	5
LOB	18



Batter	1	2	3	4	5	6	7	8	9	AB R H RBI BB SO LOB	TOP																
Eddie Milner, L (1, 8) OBP: 0.357, SLG: 0.394	0-0 4-3		0-0 F3		0-3 K		0-0 1B		0-0 6-3	5 0 1 0 0 1 0	<p>Cincinnati Reds @ San Francisco Giants Candlestick Park, San Francisco, CA</p> <p>Tue Jun 26 1984, 10:05 PM EDT Att. 9,499 - Unknown</p> <p>livebaseballscorecards.com</p> <table border="1"> <tr><td>AB</td><td>35</td></tr> <tr><td>R</td><td>4</td></tr> <tr><td>H</td><td>10</td></tr> <tr><td>RBI</td><td>3</td></tr> <tr><td>BB</td><td>2</td></tr> <tr><td>SO</td><td>7</td></tr> <tr><td>LOB</td><td>20</td></tr> </table> 	AB	35	R	4	H	10	RBI	3	BB	2	SO	7	LOB	20		
AB	35																										
R	4																										
H	10																										
RBI	3																										
BB	2																										
SO	7																										
LOB	20																										
Dave Concepcion, R (1, 6) OBP: 0.293, SLG: 0.326	0-0 2B		0-0 5-3			0-0 SH3 1B	0-0 F3		4-0 BB	4 1 2 0 1 0 2																	
Cesar Cedeno, R (1, 7) OBP: 0.359, SLG: 0.472	0-3 K			0-0 FC4-6 1B		0-0 SH3		0-0 E6 SF8	0-0 G6-4-3	4 1 1 0 0 1 2																	
Dave Parker, L (1, 9) Duane Walker, L (9, 7) OBP: 0.318, SLG: 0.385 OBP: 0.431, SLG: 0.660	0-0 4-3			0-0 FC4-6 1B		0-0 1B		0-0 F6		4 0 1 1 0 0 3 0 0 0 0 0 0 0																	
Tony Perez, R (1, 3) OBP: 0.289, SLG: 0.349		0-0 E5 FC6-4		0-0 1B		0-3 K		0-0 2B 1B		4 1 2 0 0 1 1																	
Wayne Krenchicki, L (1, 5) OBP: 0.313, SLG: 0.455		0-3 K		0-3 K		0-0 4-3		0-0 SF8		3 0 0 1 0 2 4																	
Dann Bilardello, R (1, 2) OBP: 0.308, SLG: 0.295		0-0 F8		0-0 F3			4-0 FC6-4 BB	0-0 2B WP 1B		3 1 1 0 1 0 3																	
Ron Oester, S (1, 4) OBP: 0.266, SLG: 0.274		0-0 FC6-4			0-0 K 1B		0-0 FC6-4 1B	0-0 WP 2B		4 0 2 1 0 0 2																	
Mario Soto, R (1, 1) OBP: 0.205, SLG: 0.250			0-0 1-3		0-3 K		0-3 K	0-0 1-3		4 0 0 0 0 2 3																	
Inning Stats	R: 0 E: 0 K: 1 S: 6	H: 1 LOB: 1 BB: 0 P: 6	R: 0 E: 1 K: 1 S: 6	H: 0 LOB: 1 BB: 0 P: 6	R: 0 E: 0 K: 0 S: 3	H: 0 LOB: 0 BB: 0 P: 3	R: 0 E: 0 K: 1 S: 7	H: 2 LOB: 2 BB: 0 P: 7	R: 0 E: 0 K: 2 S: 7	H: 1 LOB: 0 BB: 0 P: 7	R: 1 E: 1 K: 1 S: 7	H: 2 LOB: 1 BB: 0 P: 7	R: 0 E: 0 K: 1 S: 6	H: 1 LOB: 2 BB: 1 P: 10	R: 3 E: 1 K: 0 S: 7	H: 3 LOB: 1 BB: 0 P: 7	R: 0 E: 0 K: 0 S: 2	H: 0 LOB: 0 BB: 1 P: 6	1B: 8 2B: 2 3B: 0 HR: 0	SF: 1 SAC: 1 DP: 1 HBP: 0	WP: 1 PB: 0 SB: 1 CS: 0	PA: 39					
PITCHER	IP WLS BF H R ER SO BB IBB HBP BLK WP HR S P ERA WHIP																										
Atlee Hammaker, L (1, 1) ERA: 3.69	5.0		19	4	0	0	5	0	0	0	0	0	0	29	29	0.00	0.800										
Frank Williams, R (6, 1) ERA: 3.97	2.0	L	10	3	1	1	2	1	0	0	0	0	0	13	17	4.50	2.000										
Greg Minton, R (8, 1) ERA: 5.68	1.0		7	3	3	0	0	0	0	0	0	1	0	7	7	0.00	3.000										
Jeff Cornell, R (9, 1)	1.0		3	0	0	0	0	1	0	0	0	0	0	2	6	0.00	1.000										

Batter	1	2	3	4	5	6	7	8	9	AB	R	H	RBI	BB	SO	LOB
Dan Gladden, R OBP: 0.750, SLG: 1.000 (1, 8)	0-0 1B		4-0 BB		0-0 2B		0-0 F8			3	0	2	0	1	0	0
Johnnie LeMaster, R OBP: 0.270, SLG: 0.287 (1, 6)	0-3 K		0-0 F2		0-0 5-3			0-0 5-3		4	0	0	0	0	1	3
Al Oliver, L OBP: 0.335, SLG: 0.360 (1, 3)	0-0 F7			0-0 F8 2B		0-0 F8		0-3 K		4	0	1	0	0	1	0
Jeffrey Leonard, R OBP: 0.363, SLG: 0.462 (1, 7)		4-0 BB		0-0 F7		0-0 S 1B		0-3 K		3	0	1	0	1	1	1
Dusty Baker Jr., R OBP: 0.412, SLG: 0.373 (1, 9)		0-0 F4		0-0 F8		0-0 F7			0-0 FC6-4 1B	4	0	1	0	0	0	3
Joel Youngblood, R OBP: 0.351, SLG: 0.389 (1, 5)		4-0 G4-6-3 BB		4-0 BB		4-0 BB			0-0 FC6-4 HR	1	1	0	0	3	0	1
Bob Brenly, R OBP: 0.408, SLG: 0.481 (1, 2)		0-0 G4-6-3		0-3 K		0-0 3-1			0-0 HR	4	1	1	2	0	1	6
Brad Wellman, R OBP: 0.302, SLG: 0.325 (1, 4)			0-0 F3		0-0 5-3		0-3 K		0-0 G6-3 1B	4	0	1	0	0	1	0
Atlee Hammaker, S (1, 1)			0-0 F4		0-0 F5		0-0 F4		0-0 G6-3	1	0	0	0	0	0	0
Duane Kuiper, L (5, PH)										0	0	0	0	0	0	0
Frank Williams, R (6, 1)										0	0	0	0	0	0	0
Gene Richards, L (7, PH)										0	0	0	0	0	0	0
Greg Minton, S (8, 1)										0	0	0	0	0	0	0
Jeff Cornell, S (9, 1)										0	0	0	0	0	0	0
Scot Thompson, L (9, PH)										1	0	0	0	0	0	1

Inning Stats	R: 0	H: 1	E: 0	LOB: 0	K: 1	S: 5	P: 5	R: 0	H: 0	E: 0	LOB: 1	K: 0	BB: 2	S: 2	P: 10	R: 0	H: 0	E: 0	LOB: 1	K: 0	BB: 1	S: 3	P: 7	R: 0	H: 1	E: 0	LOB: 2	K: 1	BB: 1	S: 6	P: 10	R: 0	H: 1	E: 0	LOB: 1	K: 0	BB: 0	S: 4	P: 4	R: 0	H: 1	E: 0	LOB: 2	K: 0	BB: 1	S: 4	P: 8	R: 0	H: 0	E: 0	LOB: 0	K: 1	BB: 0	S: 5	P: 5	R: 0	H: 0	E: 0	LOB: 0	K: 2	BB: 0	S: 7	P: 7	R: 2	H: 3	E: 0	LOB: 0	K: 0	BB: 0	S: 5	P: 5	1B: 4	SF: 0	2B: 2	SAC: 0	3B: 0	DP: 2	HR: 1	HBP: 0	WP: 0	PA: 36
--------------	------	------	------	--------	------	------	------	------	------	------	--------	------	-------	------	-------	------	------	------	--------	------	-------	------	------	------	------	------	--------	------	-------	------	-------	------	------	------	--------	------	-------	------	------	------	------	------	--------	------	-------	------	------	------	------	------	--------	------	-------	------	------	------	------	------	--------	------	-------	------	------	------	------	------	--------	------	-------	------	------	-------	-------	-------	--------	-------	-------	-------	--------	-------	--------

PITCHER	IP	WLS	BF	H	R	ER	SO	BB	IBB	HBP	BLK	WP	HR	S	P	ERA	WHIP
Mario Soto, R ERA: 2.6 (1, 1)	9.0	W	36	7	2	2	5	5	0	0	0	0	1	41	61	2.00	1.333


BOTTOM

Cincinnati Reds @ San Francisco Giants
Candlestick Park, San Francisco, CA

Tue Jun 26 1984, 10:05 PM EDT
Att. 9,499 - Unknown

livebaseballscorecards.com

AB	31
R	2
H	7
RBI	2
BB	5
SO	5
LOB	15



Batter	1	2	3	4	5	6	7	8	9	AB R H RBI BB SO LOB	TOP																										
Eddie Milner, L (1, 8) OBP: 0.364, SLG: 0.390	0-0 F8		4-0 BB		4-0 1B BB	4-0 FC5-4 BB		4-0 6-3 BB	0-0 FC5-4	2 2 0 0 4 0 1																											
Dave Concepcion, R (1, 6) OBP: 0.298, SLG: 0.331	0-0 1B		0-3 K		0-0 1B E 1B	0-0 FC5-4		0-0 6-3 4-3 1B		5 1 3 1 0 1 2																											
Duane Walker, L (1, 7) OBP: 0.430, SLG: 0.647	0-0 F8			0-0 1B	0-0 1B E 1B	0-0 4-3		0-0 4-3		5 1 2 2 0 0 4																											
Dave Parker, L (1, 9) OBP: 0.316, SLG: 0.381	0-3 K			0-0 F9	0-0 E8 2B		0-0 F3 SH1-3 1B WP	0-0 6-3		5 2 1 1 0 1 3																											
Cesar Cedeno, R (1, 3) OBP: 0.364, SLG: 0.477		0-3 K		0-0 F9	0-0 1B 2B		0-0 SH1-3	4-0 BB		3 1 1 1 1 1 1																											
Wayne Krenchicki, L (1, 5) OBP: 0.309, SLG: 0.441		0-3 K		0-0 F9	0-0 WP 1B		0-0 F3	0-3 K		4 0 1 1 0 1 2																											
Nick Esasky, R (8, PH) OBP: 0.285, SLG: 0.366										1 0 0 0 0 1 2																											
Ron Oester, S (1, 4) OBP: 0.272, SLG: 0.272		0-0 F8					4-0 BB		4-0 BB	2 0 0 0 3 0 0																											
Brad Gulden, L (1, 2) OBP: 0.241, SLG: 0.285			0-0 K				0-0 4-3		0-0 6	3 0 1 0 0 1 2																											
Charlie Puleo, R (5, 1) OBP: 0.243, SLG: 0.400										0 0 0 0 0 0 0																											
Tom Foley, L (7, PH) OBP: 0.273, SLG: 0.200										1 0 0 0 0 0 1																											
Bill Scherrer, L (7, 1) OBP: 0.273, SLG: 0.200										0 0 0 0 0 0 0																											
Tom Hume, R (7, 1) OBP: 0.273, SLG: 0.200										0 0 0 0 0 0 0																											
Tom Lawless, R (9, PH) OBP: 0.300, SLG: 0.286										1 0 0 0 0 0 1																											
Frank Pastore, R (1, 1) OBP: 0.040, SLG: 0.040			0-3 K						0-0 1B BB	1 0 0 0 0 1 1																											
Bob Owchinko, L (3, 1) OBP: 0.200, SLG: 0.222										1 1 1 0 0 0 0																											
Dann Bilardello, R (5, 2) OBP: 0.314, SLG: 0.303										3 1 2 0 0 0 0																											
Inning Stats	R: 0 E: 0 K: 1 S: 6	H: 1 LOB: 1 BB: 0 P: 6	R: 0 E: 0 K: 2 S: 7	H: 0 LOB: 0 BB: 0 P: 7	R: 0 E: 0 K: 2 S: 7	H: 1 LOB: 1 BB: 1 P: 11	R: 0 E: 0 K: 0 S: 4	H: 1 LOB: 1 BB: 0 P: 4	R: 6 E: 1 K: 1 S: 11	H: 5 LOB: 2 BB: 2 P: 19	R: 0 E: 0 K: 0 S: 3	H: 0 LOB: 1 BB: 1 P: 7	R: 1 E: 0 K: 0 S: 4	H: 1 LOB: 1 BB: 1 P: 8	R: 2 E: 0 K: 1 S: 7	H: 2 LOB: 2 BB: 2 P: 15	R: 0 E: 0 K: 0 S: 3	H: 1 LOB: 1 BB: 1 P: 7	1B: 10 2B: 3 3B: 0 HR: 0	SF: 0 SAC: 1 DP: 1 HBP: 0	WP: 2 PB: 0 SB: 0 CS: 0	PA: 46															
PITCHER	IP WLS BF H R ER SO BB IBB HBP BLK WP HR S P ERA WHIP																																				
Mike Krukow, R (1, 1) ERA: 5.83	4.2		23	7	6	2	6	2	0	0	0	0	0	33	41	3.86	1.929																				
Randy Lerch, L (5, 1) ERA: 4.09	0.1	W	3	1	0	0	0	0	1	0	0	1	0	2	6	0.00	3.000																				
Jeff Cornell, R (6, 1) ERA: 5.57	2.0		9	1	1	1	0	2	0	0	0	1	0	7	15	4.50	1.500																				
Gary Lavelle, L (8, 1) ERA: 3.4	2.0		11	3	2	2	1	3	0	0	0	0	0	10	22	9.00	3.000																				

Cincinnati Reds @ San Francisco Giants
Candlestick Park, San Francisco, CA
 Wed Jun 27 1984, 6:33 AM EDT
 Att. 9,982 - Unknown

AB	37
R	9
H	12
RBI	6
BB	8
SO	7
LOB	20



livebaseballscorecards.com

Batter	1	2	3	4	5	6	7	8	9	AB	R	H	RBI	BB	SO	LOB
Dan Gladden, R OBP: 0.667, SLG: 0.714 (1, 8)	4-0 1B S 6-3 BB		0-0 1B 1B	0-0 4-3	0-0 F7		0-0 G4-6-3 1-3 2-H 3-H 1B			4	2	2	1	1	0	0
Johnnie LeMaster, R OBP: 0.273, SLG: 0.290 (1, 6)	0-0 6-3 S 1-3 1B		0-0 1B 1B	0-3 K		0-3 K	0-0 SF8			4	1	2	1	0	2	0
Al Oliver, L OBP: 0.336, SLG: 0.365 Gary Lavelle, S (1, 3) (8, 1)	0-0 6-3 1-3 3-H		0-0 E9 1B 1B		0-0 PB 1B 2B	0-0 F8	0-0 G4-6-3 1-2f			5	2	2	2	0	0	2
Jeffrey Leonard, R OBP: 0.360, SLG: 0.455 (1, 7)	0-3 K		0-0 6-3		0-0 6-3	4-0 BB		0-3 K		4	0	0	0	1	2	3
Dusty Baker Jr., R OBP: 0.427, SLG: 0.377 Scot Thompson, L OBP: 0.426, SLG: 0.431 (1, 9) (8, 3)	4-0 FC6-4 BB		0-0 S 1B		4-0 1B 1B HR BB	0-0 4-3		0-0 4-3		2	2	1	1	2	0	1
Joel Youngblood, R OBP: 0.355, SLG: 0.397 (1, 5)	0-0 FC6-4 1-2f		0-0 6-3		0-0 1B 1B HR 1B		0-0 1B 1B	0-0 2B		5	2	3	1	0	0	3
Bob Brenly, R OBP: 0.412, SLG: 0.482 (1, 2) (8, 9)		0-0 F4	4-0 S BB		0-0 1B 1B HR 1B		0-0 1B 1B PB 1B	0-0 5-3		4	2	2	0	1	0	1
Brad Wellman, R OBP: 0.295, SLG: 0.316 Chili Davis, S OBP: 0.324, SLG: 0.478 Jeff Cornell, S (1, 4) (5, PH) (6, 1)		0-0 1-3	0-3 K		0-0 1B 1B HR		0-0 PB 1B 1B			2	0	0	0	0	1	1
Steve Nicosia, R OBP: 0.377, SLG: 0.453 (7, PH) (8, 2)		0-3 K	1-2 2-H		0-0 F7		0-0 1B PB SF8 1B			1	1	1	4	0	0	0
Mike Krukow, R OBP: 0.179, SLG: 0.148 Randy Lerch, L OBP: 0.500, SLG: 0.333 Duane Kuiper, L OBP: 0.240, SLG: 0.188 (1, 1) (5, 1) (5, PH) (6, 4)		0-3 K		0-3 K		0-0 F7				1	1	1	1	0	0	0

Inning Stats	R: 1	H: 1	E: 0	K: 1	S: 6	LOB: 2	BB: 2	P: 14	R: 0	H: 0	E: 0	K: 1	S: 5	LOB: 0	BB: 0	P: 5	R: 4	H: 4	E: 1	K: 1	S: 9	LOB: 1	BB: 1	P: 13	R: 0	H: 0	E: 0	K: 2	S: 7	LOB: 0	BB: 0	P: 7	R: 5	H: 4	E: 0	K: 0	S: 7	LOB: 0	BB: 1	P: 11	R: 0	H: 0	E: 0	K: 1	S: 5	LOB: 1	BB: 1	P: 9	R: 4	H: 5	E: 0	K: 0	S: 7	LOB: 0	BB: 0	P: 7	R: 0	H: 1	E: 0	K: 1	S: 6	LOB: 1	BB: 0	P: 6
--------------	------	------	------	------	------	--------	-------	-------	------	------	------	------	------	--------	-------	------	------	------	------	------	------	--------	-------	-------	------	------	------	------	------	--------	-------	------	------	------	------	------	------	--------	-------	-------	------	------	------	------	------	--------	-------	------	------	------	------	------	------	--------	-------	------	------	------	------	------	------	--------	-------	------

PITCHER	IP	WLS	BF	H	R	ER	SO	BB	IBB	HBP	BLK	WP	HR	S	P	ERA	WHIP
Frank Pastore, R ERA: 5.23 (1, 1)	2.2		16	5	5	4	2	3	0	0	0	0	0	17	29	13.50	3.000
Bob Owchinko, L ERA: 4.13 (3, 1)	1.2	L	9	3	4	4	3	1	0	0	0	0	0	14	18	21.60	2.400
Charlie Puleo, R ERA: 4.63 (5, 1)	1.2		7	1	1	1	1	1	0	0	0	0	0	8	12	5.40	1.200
Bill Scherrer, L ERA: 5.49 (7, 1)	0.0		4	4	4	3	0	0	0	0	0	0	0	4	4	∞	∞
Tom Hume, R ERA: 5.82 (7, 1)	2.0		7	2	0	0	1	0	0	0	0	0	0	9	9	0.00	1.000

BOTTOM

Cincinnati Reds @ San Francisco Giants
Candlestick Park, San Francisco, CA

Wed Jun 27 1984, 6:33 AM EDT
Att. 9,982 - Unknown

AB	37
R	14
H	15
RBI	11
BB	5
SO	7
LOB	11

WP: 0 PA: 43
PB: 2
SB: 6
CS: 0

1B: 12 SF: 1
2B: 2 SAC: 0
3B: 0 DP: 1
HR: 1 HBP: 0



PITCHER	IP	WLS	BF	H	R	ER	SO	BB	IBB	HBP	BLK	WP	HR	S	P	ERA	WHIP
Frank Pastore, R ERA: 5.23 (1, 1)	2.2		16	5	5	4	2	3	0	0	0	0	0	17	29	13.50	3.000
Bob Owchinko, L ERA: 4.13 (3, 1)	1.2	L	9	3	4	4	3	1	0	0	0	0	0	14	18	21.60	2.400
Charlie Puleo, R ERA: 4.63 (5, 1)	1.2		7	1	1	1	1	1	0	0	0	0	0	8	12	5.40	1.200
Bill Scherrer, L ERA: 5.49 (7, 1)	0.0		4	4	4	3	0	0	0	0	0	0	0	4	4	∞	∞
Tom Hume, R ERA: 5.82 (7, 1)	2.0		7	2	0	0	1	0	0	0	0	0	0	9	9	0.00	1.000

Batter	1	2	3	4	5	6	7	8	9	AB R H RBI BB SO LOB	TOP											
Tony Scott, S (1, 7) OBP: 0.333, SLG: 0.346	0-3 K		0-0 1B BB 2B	0-0 F5		0-0 2H 2B		0-3 K		5 1 2 1 0 2 0												
Pete Rose, S (1, 3) OBP: 0.355, SLG: 0.324	0-0 6-3		0-0 F4	0-0 4-3		0-0 4-3		0-3 K		5 0 0 0 0 1 2												
Tim Raines, S (1, 8) OBP: 0.398, SLG: 0.429	4-0 2B BB		4-0 BB 1B E BB	0-0 6-3			0-0 HR 1B	0-0 6-3 1B 2B		3 3 2 0 2 0 0												
Gary Carter, R (1, 2) OBP: 0.363, SLG: 0.513	0-0 1-3 2B		0-0 1-2 2-3 BB E 1B		0-0 CS 1B		0-0 F9	0-0 6-3		5 1 3 0 0 0 2												
Tim Wallach, R (1, 5) OBP: 0.346, SLG: 0.469	4-0 IBB		4-0 1-2 2-3 3-H BB E BB		0-0 F9		0-0 1-H HR	4-0 1B BB		2 1 1 3 3 0 1												
Jim Wohlford, R (1, 9) OBP: 0.326, SLG: 0.381	0-3 K		0-3 K		0-0 F3		0-0 6-3	0-0 1-2 3-H 1B		4 0 0 0 0 2 7												
Derrel Thomas, S (8, 9) OBP: 0.379, SLG: 0.351										1 0 1 1 0 0 0												
Angel Salazar, R (1, 6) OBP: 0.167, SLG: 0.203			0-0 F3	0-0 E7 1B		0-0 4-3	0-3 K	0-0 4-3		5 0 1 2 0 1 2												
Doug Flynn, R (1, 4) OBP: 0.296, SLG: 0.318			0-0 F3	4-0 1-3 2-H 3-H IBB		0-0 SH2-4 2B 1B		0-0 F2		3 1 1 0 1 0 0												
Charlie Lea, R (1, 1) OBP: 0.098, SLG: 0.075			0-0 4-3	0-3 K		0-0 SH2-4		0-3 K		3 0 0 0 0 2 3												
Inning Stats	R: 0 E: 0 K: 2 S: 8	H: 1 LOB: 3 BB: 2 P: 16	R: 0 E: 0 K: 0 S: 3	H: 0 LOB: 0 BB: 0 P: 3	R: 3 E: 1 K: 2 S: 10	H: 3 LOB: 3 BB: 3 P: 22	R: 0 E: 0 K: 0 S: 3	H: 0 LOB: 0 BB: 0 P: 3	R: 0 E: 0 K: 0 S: 3	H: 1 LOB: 0 BB: 0 P: 3	R: 1 E: 0 K: 0 S: 5	H: 2 LOB: 1 BB: 0 P: 5	R: 2 E: 0 K: 1 S: 7	H: 2 LOB: 0 BB: 0 P: 7	R: 0 E: 0 K: 2 S: 7	H: 0 LOB: 0 BB: 0 P: 7	R: 1 E: 0 K: 1 S: 7	H: 2 LOB: 2 BB: 1 P: 11	1B: 6 2B: 4 3B: 0 HR: 1	SF: 0 SAC: 1 DP: 0 HBP: 0	WP: 0 PB: 0 SB: 0 CS: 1	PA: 43
PITCHER	IP WLS BF H R ER SO BB IBB HBP BLK WP HR S P ERA WHIP																					
Joe Price, L (1, 1) ERA: 4.86	2.0		9	1	0	0	2	1	1	0	0	0	0	11	19	0.00	1.000					
Bob Owchinko, L (3, 1) ERA: 4.58	0.2		8	3	3	3	1	2	1	0	0	0	0	7	19	40.50	7.500					
Bill Scherrer, L (3, 1) ERA: 5.56	4.1	L	17	5	3	3	2	0	0	0	0	0	1	21	21	6.23	1.154					
Ted Power, R (8, 1) ERA: 3.22	2.0		9	2	1	1	3	1	0	0	0	0	0	14	18	4.50	1.500					

Montreal Expos @ Cincinnati Reds
Riverfront Stadium, Cincinnati, OH
Fri Jun 29 1984, 7:05 PM EDT
Att. 24,385 - Unknown

livebaseballscorecards.com

AB 36
R 7
H 11
RBI 7
BB 6
SO 8
LOB 17



Batter	1	2	3	4	5	6	7	8	9	AB	R	H	RBI	BB	SO	LOB
Eddie Milner, L (1, 8) OBP: 0.362, SLG: 0.389 Tony Perez, R (3, PH) OBP: 0.290, SLG: 0.349 (4, 3)	0-0 F8 ①		0-0 1B 2-3 1B		0-0 F9 ②			0-0 F8 ②		1	0	0	0	0	0	0
Dave Concepcion, R (1, 6) OBP: 0.294, SLG: 0.327	0-0 F8 ②		0-0 SF8 ②		0-3 K ③			0-0 F9 ③		3	0	0	1	0	1	0
Duane Walker, L (1, 7) OBP: 0.424, SLG: 0.632	0-0 F9 ③		0-0 1B 1-2 1B		0-3 K ①			0-0 F9 ①		4	0	1	0	0	1	0
Dave Parker, L (1, 9) OBP: 0.318, SLG: 0.393		0-0 HR	0-0 1B 1-3 2-H		0-0 F4-3 ②			0-0 3-1 ②		4	1	2	2	0	0	0
Cesar Cedeno, R (1, 3) OBP: 0.352, SLG: 0.461 (4, 8)		0-0 F4-3 ①	0-0 F8 ③		0-0 6-3 ③			0-3 K ③		4	0	0	0	0	1	2
Wayne Krenchicki, L (1, 5) OBP: 0.296, SLG: 0.419		0-0 6-3 ②		0-0 3-1 ①			0-0 F2 ①			3	0	0	0	0	0	0
Ron Oester, S (1, 4) OBP: 0.269, SLG: 0.268		0-3 K ③		0-0 F6 ②			0-0 F9 ②			3	0	0	0	0	1	0
Brad Gulden, L (1, 2) OBP: 0.243, SLG: 0.286 Ted Power, R (8, 1)			0-0 1B SH3 SF8 1B	0-0 F7 ③			0-3 K ③			3	1	1	0	0	1	0
Joe Price, R (1, 1) OBP: 0.208, SLG: 0.182 Bob Owchinko, L (3, 1) OBP: 0.200, SLG: 0.222 Bill Scherrer, L (3, 1) Dann Bilardello, R (8, 2) OBP: 0.312, SLG: 0.301			0-0 SH3 ①		0-3 K ①			0-0 F9 ①		0	0	0	0	0	0	0
			0-0 1-2							0	0	0	0	0	0	0
										1	0	0	0	0	1	0
										1	0	0	0	0	0	0

BOTTOM

Montreal Expos @ Cincinnati Reds
 Riverfront Stadium, Cincinnati, OH
 Fri Jun 29 1984, 7:05 PM EDT
 Att. 24,385 - Unknown


livebaseballscorecards.com

AB	30
R	3
H	5
RBI	3
BB	0
SO	6
LOB	2



Inning Stats	R: 0 H: 0 E: 0 K: 3	H: 0 LOB: 0 BB: 0 P: 3	R: 1 H: 1 E: 0 K: 1 S: 6	H: 1 LOB: 0 BB: 0 P: 6	R: 2 H: 4 E: 0 K: 0 S: 7	H: 4 LOB: 2 BB: 0 P: 7	R: 0 H: 0 E: 0 K: 1 S: 3	H: 0 LOB: 0 BB: 0 P: 3	R: 0 H: 0 E: 0 K: 2 S: 7	H: 0 LOB: 0 BB: 0 P: 7	R: 0 H: 0 E: 0 K: 1 S: 5	H: 0 LOB: 0 BB: 0 P: 5	R: 0 H: 0 E: 0 K: 1 S: 3	H: 0 LOB: 0 BB: 0 P: 3	R: 0 H: 0 E: 0 K: 1 S: 5	H: 0 LOB: 0 BB: 0 P: 5	R: 0 H: 0 E: 0 K: 1 S: 5	H: 0 LOB: 0 BB: 0 P: 5	R: 0 H: 0 E: 0 K: 1 S: 5	H: 0 LOB: 0 BB: 0 P: 5	R: 0 H: 0 E: 0 K: 1 S: 5	H: 0 LOB: 0 BB: 0 P: 5	1B: 4 2B: 0 3B: 0 HR: 1	SF: 1 SAC: 1 DP: 0 HBP: 0	WP: 0 PB: 0 SB: 0 CS: 0	PA: 32
---------------------	---------------------	------------------------	--------------------------	------------------------	--------------------------	------------------------	--------------------------	------------------------	--------------------------	------------------------	--------------------------	------------------------	--------------------------	------------------------	--------------------------	------------------------	--------------------------	------------------------	--------------------------	------------------------	--------------------------	------------------------	-------------------------	---------------------------	-------------------------	--------

PITCHER	IP	WLS	BF	H	R	ER	SO	BB	IBB	HBP	BLK	WP	HR	S	P	ERA	WHIP
Charlie Lea, R (1, 1) ERA: 2.83	9.0	W	32	5	3	3	6	0	0	0	0	0	1	44	44	3.00	0.556

Batter	1	2	3	4	5	6	7	8	9	AB R H RBI BB SO LOB	TOP														
Miguel Dilone, S (1, 7) OBP: 0.318, SLG: 0.366	4-0 S 1B BB	0-0 F3			4-0 F8 S BB		0-3 K			2 1 0 0 2 1 1	<p>Montreal Expos @ Cincinnati Reds Riverfront Stadium, Cincinnati, OH</p> <p>Sat Jun 30 1984, 7:05 PM EDT Att. 26,966 - Unknown</p> <p>livebaseballscorecards.com</p> <table border="1"> <tr><td>AB</td><td>30</td></tr> <tr><td>R</td><td>1</td></tr> <tr><td>H</td><td>4</td></tr> <tr><td>RBI</td><td>1</td></tr> <tr><td>BB</td><td>4</td></tr> <tr><td>SO</td><td>7</td></tr> <tr><td>LOB</td><td>14</td></tr> </table> 	AB	30	R	1	H	4	RBI	1	BB	4	SO	7	LOB	14
AB	30																								
R	1																								
H	4																								
RBI	1																								
BB	4																								
SO	7																								
LOB	14																								
Pete Rose, S (1, 3) OBP: 0.353, SLG: 0.322	0-0 1-3 1-H BB 1B	0-0 4-3			0-0 F6 1-2		0-0 F7			4 0 1 1 0 0 2															
Tim Raines, S (1, 8) OBP: 0.393, SLG: 0.423	0-3 K		0-0 6-3		0-0 F8 2-3		0-0 4-3			4 0 0 0 0 1 2															
Gary Carter, R (1, 2) OBP: 0.365, SLG: 0.511	4-0 1-3 1-2 BB		0-0 5-3		0-0 6-3		0-0 FC6-4 1B			3 0 1 0 1 0 1															
Tim Wallach, R (1, 5) OBP: 0.341, SLG: 0.462	0-0 1-3 1-2 2-3		0-0 6-3		0-0 F7		0-0 FC6-4 1-2f			4 0 0 0 0 0 3															
Mike Stenhouse, L (1, 9) OBP: 0.346, SLG: 0.323	4-0 IBB		0-3 K		0-0 F8		0-3 K			3 0 0 0 1 2 0															
Angel Salazar, R (1, 6) OBP: 0.170, SLG: 0.214 Derrel Thomas, S (9, PH) OBP: 0.373, SLG: 0.345	0-3 K		0-0 2B		0-3 K		0-0 4-3			3 0 1 0 0 2 3 1 0 0 0 0 0 0															
Doug Flynn, R (1, 4) OBP: 0.296, SLG: 0.318 Tony Scott, S (9, PH) OBP: 0.323, SLG: 0.333		0-0 F3 SH3-4 1B		0-0 F3		0-0 F4		0-3 K		3 0 1 0 0 0 1 1 0 0 0 0 1 0															
Bryn Smith, R (1, 1) OBP: 0.226, SLG: 0.185 Bryan Little, S (7, PH) OBP: 0.341, SLG: 0.308 Bob James, R (7, 1) OBP: 0.400, SLG: 0.400		0-0 SH3-4 1-2		0-0 6-3		0-0 F4				1 0 0 0 0 0 1 1 0 0 0 0 0 0 0 0 0 0 0 0 0															
Inning Stats	R: 1 E: 0 K: 2 S: 8	H: 1 LOB: 3 BB: 3 P: 20	R: 0 E: 0 K: 0 S: 4	H: 1 LOB: 1 BB: 0 P: 4	R: 0 E: 0 K: 0 S: 3	H: 0 LOB: 0 BB: 0 P: 3	R: 0 E: 0 K: 1 S: 6	H: 1 LOB: 1 BB: 0 P: 6	R: 0 E: 0 K: 0 S: 3	H: 0 LOB: 1 BB: 1 P: 7	R: 0 E: 0 K: 1 S: 5	H: 0 LOB: 0 BB: 0 P: 5	R: 0 E: 0 K: 1 S: 5	H: 0 LOB: 0 BB: 0 P: 5	R: 0 E: 0 K: 0 S: 4	H: 1 LOB: 1 BB: 0 P: 4	R: 0 E: 0 K: 2 S: 7	H: 0 LOB: 0 BB: 0 P: 7	1B: 3 2B: 1 3B: 0 HR: 0	SF: 0 SAC: 1 DP: 0 HBP: 0	WP: 0 PB: 0 SB: 2 CS: 0	PA: 35			
PITCHER Mario Soto, R (1, 1) ERA: 2.48	IP 9.0 WLS W BF 35 H 4 R 1 ER 1 SO 7 BB 3 IBB 1 HBP 0 BLK 0 WP 0 HR 0 S 45 P 61 ERA 1.00 WHIP 0.778											PITCHER	IP WLS BF H R ER SO BB IBB HBP BLK WP HR S P ERA WHIP												

Batter	1	2	3	4	5	6	7	8	9
Eric Davis, R OBP: 0.290, SLG: 0.467 (1, 8)	0-0 1B 2B		0-0 F4	0-0 2B			0-3 K		
Duane Walker, L OBP: 0.419, SLG: 0.615 (1, 7)	0-3 K		4-0 E 1B 2B BB	0-0 F4-3			0-0 F7		
Cesar Cedeno, R OBP: 0.357, SLG: 0.462 (1, 3)	0-0 1B 2-H 1B		0-0 E1 2B 1B				0-0 F8		
Dave Parker, L OBP: 0.318, SLG: 0.395 (1, 9)	0-0 F6		0-0 1-3 2B				0-0 F4-3		
Wayne Krenchicki, L OBP: 0.293, SLG: 0.409 (1, 5)	0-0 1-3 1B		0-0 F1				0-0 F5		
Dave Concepcion, R OBP: 0.291, SLG: 0.324 (1, 6)			0-0 F8	0-0 F4-3			0-0 F8		
Ron Oester, S OBP: 0.270, SLG: 0.269 (1, 4)			0-0 F3				0-0 F5		
Brad Gulden, L OBP: 0.239, SLG: 0.281 (1, 2)			0-0 F9				0-0 3-1		
Mario Soto, R OBP: 0.213, SLG: 0.319 (1, 1)			0-0 HR	0-0 5-3			0-3 K		

Inning Stats	R: 1	H: 3	E: 0	K: 1	S: 7	LOB: 2	BB: 0	P: 7
	R: 0	H: 0	E: 0	K: 0	S: 3	LOB: 0	BB: 0	P: 3
	R: 2	H: 3	E: 1	K: 0	S: 6	LOB: 2	BB: 1	P: 10
	R: 1	H: 2	E: 0	K: 0	S: 5	LOB: 1	BB: 0	P: 5
	R: 0	H: 0	E: 0	K: 1	S: 5	LOB: 0	BB: 0	P: 5
	R: 0	H: 0	E: 0	K: 0	S: 3	LOB: 0	BB: 0	P: 3
	R: 0	H: 0	E: 0	K: 2	S: 7	LOB: 0	BB: 0	P: 7
	R: 0	H: 0	E: 0	K: 0	S: 3	LOB: 0	BB: 0	P: 3

PITCHER	IP	WLS	BF	H	R	ER	SO	BB	IBB	HBP	BLK	WP	HR	S	P	ERA	WHIP
Bryn Smith, R ERA: 3.02 (1, 1)	6.0	L	26	8	4	4	2	1	0	0	0	0	1	29	33	6.00	1.500
Bob James, R ERA: 3.72 (7, 1)	2.0		6	0	0	0	2	0	0	0	0	0	0	10	10	0.00	0.000

BOTTOM

AB	R	H	RBI	BB	SO	LOB
4	1	2	1	0	1	0
3	1	0	0	1	1	2
4	0	2	1	0	0	0
4	0	1	1	0	0	1
4	0	1	0	0	1	2
3	0	0	0	0	0	2
3	1	1	0	0	0	0
2	0	0	0	0	0	0
3	1	1	1	0	1	1

AB	30
R	4
H	8
RBI	4
BB	1
SO	4
LOB	8



WP	HR	S	P	ERA	WHIP
0	0	0	0	0	0

Montreal Expos @ Cincinnati Reds
 Riverfront Stadium, Cincinnati, OH
 Sat Jun 30 1984, 7:05 PM EDT
 Att. 26,966 - Unknown

livebaseballscorecards.com

Batter	1	2	3	4	5	6	7	8	9	AB R H RBI BB SO LOB	TOP	
Tony Scott, S OBP: 0.314, SLG: 0.323 (1, 7) X	0-0 F8 ①		0-0 5-3 ③			0-0 WP S 1B		0-0 F6 ③		4 0 1 0 0 0 0		
Pete Rose, S OBP: 0.346, SLG: 0.315 (1, 3) X	0-0 1-3 ②			0-0 4-3 ①		0-0 F6 1-2 ②		0-0 F3 ①		4 0 0 0 0 0 1		
Tim Raines, S OBP: 0.392, SLG: 0.420 (1, 8) X	0-0 S 1B			0-0 F8 ②		0-0 F7 2-3 ③		0-0 F9 ②		4 0 1 0 0 0 1		
Gary Carter, R OBP: 0.363, SLG: 0.511 (1, 2) X	0-0 F5 1-2 ③			0-0 F7 ③		0-0 2B		0-0 F7 ③		4 0 1 0 0 0 1		
Andre Dawson, R OBP: 0.284, SLG: 0.332 (1, 9)		0-3 K ①		0-0 HR		0-3 K ①		0-3 K ①		3 1 1 1 0 2 1		
Tim Wallach, R OBP: 0.338, SLG: 0.457 (1, 5)		0-3 K ②		0-3 K ①		0-0 6-3 ②				3 0 0 0 0 2 1		
Angel Salazar, R OBP: 0.168, SLG: 0.211 Derrel Thomas, S OBP: 0.388, SLG: 0.339 (7, PH) (7, 6)		0-3 K ③		0-0 F9 ②		0-0 F7 ③				2 0 0 0 0 1 0 1 0 0 0 0 0 1		
Doug Flynn, R OBP: 0.291, SLG: 0.313 (1, 4)			0-0 F5 ①		0-0 F8 ③		0-0 F4-3 ①			3 0 0 0 0 0 0		
Steve Rogers, R OBP: 0.227, SLG: 0.238 Bob James, R OBP: 0.400, SLG: 0.400 Mike Stenhouse, L OBP: 0.341, SLG: 0.318 Jeff Reardon, R (8, 1)			0-0 5-3 ②		0-3 K ①		0-0 F9 ②			2 0 0 0 0 1 0 0 0 0 0 0 0 0 1 0 0 0 0 0 0 0 0 0 0 0 0 0		
Inning Stats	R: 0 H: 1 E: 0 LOB: 1 K: 0 BB: 0 S: 4 P: 4	R: 0 H: 0 E: 0 LOB: 0 K: 3 BB: 0 S: 9 P: 9	R: 0 H: 0 E: 0 LOB: 0 K: 0 BB: 0 S: 3 P: 3	R: 0 H: 0 E: 0 LOB: 0 K: 0 BB: 0 S: 3 P: 3	R: 1 H: 1 E: 0 LOB: 0 K: 1 BB: 0 S: 6 P: 6	R: 0 H: 1 E: 0 LOB: 1 K: 1 BB: 0 S: 6 P: 6	R: 0 H: 1 E: 0 LOB: 1 K: 1 BB: 0 S: 6 P: 6	R: 0 H: 0 E: 0 LOB: 0 K: 0 BB: 0 S: 3 P: 3	R: 0 H: 0 E: 0 LOB: 0 K: 0 BB: 0 S: 3 P: 3	1B: 2 SF: 0 2B: 1 SAC: 0 3B: 0 DP: 0 HR: 1 HBP: 0	WP: 1 PA: 31 PB: 0 SB: 2 CS: 0	
PITCHER Jeff Russell, R ERA: 3.61 (1, 1)	IP WLS BF H R ER SO BB IBB HBP BLK WP HR S P ERA WHIP											PITCHER IP WLS BF H R ER SO BB IBB HBP BLK WP HR S P ERA WHIP
	9.0 W 31 4 1 1 6 0 0 0 0 1 1 43 43 1.00 0.444											

Montreal Expos @ Cincinnati Reds
Riverfront Stadium, Cincinnati, OH
Sun Jul 01 1984, 3:33 AM EDT
Att: 26,489 - Unknown

livebaseballscorecards.com

AB 31
R 1
H 4
RBI 1
BB 0
SO 6
LOB 6



Batter	1	2	3	4	5	6	7	8	9	AB	R	H	RBI	BB	SO	LOB
Eric Davis, R OBP: 0.278, SLG: 0.429 (1, 8)	0-0 F8		0-0 1-3		0-0 1-2 1B		0-0 5-3	0-3 K		5	0	1	0	0	1	2
Ron Oester, S OBP: 0.272, SLG: 0.272 (1, 4)	0-0 FC4-6 1B		0-0 F3		0-0 F7		0-0 F8	0-0 1-3 1B		5	0	2	0	0	0	3
Cesar Cedeno, R OBP: 0.358, SLG: 0.468 (1, 3)	0-0 FC4-6 1-2f			0-0 6-3		0-0 1B S FC4-6 1B	0-0 2B	0-0 F9		5	1	2	0	0	0	3
Dave Parker, L OBP: 0.320, SLG: 0.392 (1, 9)	0-0 F9			0-0 F5		4-0 1B E BB	4-0 FC4-6 IBB			2	1	0	0	2	0	1
Dave Concepcion, R OBP: 0.291, SLG: 0.323 (1, 6)		0-0 F7		0-0 1B		0-0 F9	0-0 FC4-6 1-2f			4	0	1	0	0	0	4
Duane Walker, L OBP: 0.414, SLG: 0.602 (1, 7)		0-0 F7		0-0 F4		0-0 FC4-6 1-2 2-3 1B		0-0 3-1		4	0	1	0	0	0	1
Nick Esasky, R OBP: 0.280, SLG: 0.359 (1, 5)			0-0 F7			0-0 5-3	0-0 FC4-6 1B 1-2f 2-H 3-H	0-0 HR		3	0	0	1	0	0	1
Wayne Krenchicki, L OBP: 0.303, SLG: 0.433 (7, 5)										1	1	1	0	0	0	0
Brad Gulden, L OBP: 0.253, SLG: 0.318 (1, 2)			0-0 SH5-4 1B		0-0 F9	0-0 1-3 1B		0-0 HR 2-H		4	1	3	2	0	0	0
Jeff Russell, R OBP: 0.257, SLG: 0.226 (1, 1)			0-0 SH5-4 1-2		4-0 1B BB	0-3 K		4-0 1B BB		1	0	0	0	2	1	2

Inning Stats	R: 0	H: 1	E: 0	LOB: 1	K: 0	BB: 0	S: 4	P: 4	R: 0	H: 0	E: 0	LOB: 0	K: 0	BB: 0	S: 3	P: 3	R: 0	H: 1	E: 0	LOB: 1	K: 0	BB: 0	S: 4	P: 4	R: 0	H: 1	E: 0	LOB: 1	K: 0	BB: 1	S: 4	P: 8	R: 2	H: 3	E: 1	LOB: 2	K: 1	BB: 1	S: 8	P: 12	R: 0	H: 1	E: 0	LOB: 2	K: 0	BB: 1	S: 4	P: 8	R: 2	H: 3	E: 0	LOB: 2	K: 1	BB: 1	S: 8	P: 12
--------------	------	------	------	--------	------	-------	------	------	------	------	------	--------	------	-------	------	------	------	------	------	--------	------	-------	------	------	------	------	------	--------	------	-------	------	------	------	------	------	--------	------	-------	------	-------	------	------	------	--------	------	-------	------	------	------	------	------	--------	------	-------	------	-------


PITCHER	IP	WLS	BF	H	R	ER	SO	BB	IBB	HBP	BLK	WP	HR	S	P	ERA	WHIP
Steve Rogers, R ERA: 5.43 (1, 1)	6.2	L	31	8	2	2	1	2	1	0	0	0	0	30	42	2.70	1.500
Bob James, R ERA: 3.69 (7, 1)	0.1		1	0	0	0	0	0	0	0	0	0	0	1	1	0.00	0.000
Jeff Reardon, R ERA: 1.67 (8, 1)	1.0		7	3	2	2	1	1	0	0	0	0	1	8	12	18.00	4.000

BOTTOM

Montreal Expos @ Cincinnati Reds
Riverfront Stadium, Cincinnati, OH

Sun Jul 01 1984, 3:33 AM EDT
Att. 26,489 - Unknown

AB	34
R	4
H	11
RBI	3
BB	4
SO	2
LOB	17



WP	HR	S	P	ERA	WHIP
0	0	0	0	0	0

Batter	1	2	3	4	5	6	7	8	9	AB R H RBI BB SO LOB	TOP											
Eric Davis, R (1, 8) OBP: 0.250, SLG: 0.385	0-3 K			0-3 K		0-3 K			0-0 6-3	4 0 0 0 0 3 0	Cincinnati Reds @ Philadelphia Phillies Veterans Stadium, Philadelphia, PA Mon Jul 02 1984, 7:05 PM EDT Att: 21,381 - Unknown livebaseballscorecards.com											
Dave Concepcion, R (1, 6) OBP: 0.288, SLG: 0.319	0-0 4-3			0-0 6-3			0-0 6-3			3 0 0 0 0 0 0												
Cesar Cedeno, R (1, 7) OBP: 0.350, SLG: 0.457	0-0 P4			0-0 G3			0-0 F7			3 0 0 0 0 0 0												
Dave Parker, L (1, 9) OBP: 0.320, SLG: 0.391		0-0 4-3			0-0 G6-4-3 1B		0-0 6-3			3 0 1 0 0 0 0												
Tony Perez, R (1, 3) OBP: 0.281, SLG: 0.337		0-0 4-3			0-0 G6-4-3 1-2f			0-0 P5		3 0 0 0 0 0 1												
Nick Esasky, R (1, 5) OBP: 0.261, SLG: 0.358		0-0 F8			0-0 1B			0-3 K		3 0 1 0 0 1 0												
Ron Oester, S (1, 4) OBP: 0.269, SLG: 0.269			0-0 4-3		0-0 F7			0-3 K		3 0 0 0 0 1 1												
Brad Gulden, L (1, 2) OBP: 0.250, SLG: 0.313			0-0 4-3			0-0 F7			0-0 F9	2 0 0 0 0 0 0												
Tom Lawless, R (9, PH) OBP: 0.296, SLG: 0.281										1 0 0 0 0 0 0												
Tom Hume, R (1, 1) OBP: 0.231, SLG: 0.167			0-0 F9			0-3 K			0-3 K	2 0 0 0 0 1 0												
John Franco, L (7, 1)										0 0 0 0 0 0 0												
Gary Redus, R (9, PH) OBP: 0.365, SLG: 0.390										1 0 0 0 0 1 0												
Inning Stats	R: 0 E: 0 K: 1 S: 5	H: 0 LOB: 0 BB: 0 P: 5	R: 0 E: 0 K: 0 S: 3	H: 0 LOB: 0 BB: 0 P: 3	R: 0 E: 0 K: 0 S: 3	H: 0 LOB: 0 BB: 0 P: 3	R: 0 E: 0 K: 1 S: 5	H: 0 LOB: 0 BB: 0 P: 5	R: 0 E: 0 K: 0 S: 4	H: 2 LOB: 1 BB: 0 P: 4	R: 0 E: 0 K: 2 S: 7	H: 0 LOB: 0 BB: 0 P: 7	R: 0 E: 0 K: 0 S: 3	H: 0 LOB: 0 BB: 0 P: 3	R: 0 E: 0 K: 2 S: 7	H: 0 LOB: 0 BB: 0 P: 7	R: 0 E: 0 K: 1 S: 5	H: 0 LOB: 0 BB: 0 P: 5	1B: 2 2B: 0 3B: 0 HR: 0	SF: 0 SAC: 0 DP: 1 HBP: 0	WP: 0 PB: 0 SB: 0 CS: 0	PA: 28
PITCHER	IP WLS BF H R ER SO BB IBB HBP BLK WP HR S P ERA WHIP																					
Shane Rawley, L (1, 1) ERA: 5.33	7.0 W 22 2 0 0 4 0 0 0 0 0 0 0 30 30 0.00 0.286																					
Al Holland, L (8, 1) ERA: 2.67	2.0 6 0 0 0 3 0 0 0 0 0 0 0 12 12 0.00 0.000																					



Batter	1	2	3	4	5	6	7	8	9
Juan Samuel, R OBP: 0.355, SLG: 0.475 (1, 4)	0-0 S S E 1B		0-0 F8			0-0 F9		0-0 G6-4-3 1B	
Jeff Stone, L OBP: 0.451, SLG: 0.627 (1, 7)	0-0 G2 1-2		0-0 P6			0-0 4-3 1B 1B		0-0 G6-4-3 1B	
Von Hayes, L OBP: 0.358, SLG: 0.417 (1, 8)	0-0 3-1 2-H				0-0 3-1	0-0 4-3		0-0 G6-4-3 1-2 2-3	
Mike Schmidt, R OBP: 0.409, SLG: 0.532 (1, 5)	0-3 K			H	1-0 1B HBP	0-0	0-0	0-3 K	
Kiko Garcia, R OBP: 0.275, SLG: 0.270 (8, 5)						0-0 3-H 1B			
Tim Corcoran, L OBP: 0.451, SLG: 0.500 (1, 3)		0-3 K		X	0-0 G5-4-3 1B	0-0 F9			
Glenn Wilson, R OBP: 0.284, SLG: 0.427 (1, 9)		0-0 G3		X	0-0 G5-4-3 1-2f		0-0 HR		
Ozzie Virgil, R OBP: 0.329, SLG: 0.502 (1, 2)		0-0 HR				0-3 K	0-0 P5		
Ivan De Jesus, R OBP: 0.314, SLG: 0.309 (1, 6)		0-0 F8				0-0 F8	0-0 CS 1B		
Shane Rawley, R (1, 1)			0-3 K			0-0 P6	0-0 1-3		
Greg Gross, L (7, PH)									
John Wockenfuss, R (7, PH)									
Al Holland, R (8, 1)									

AB	R	H	RBI	BB	SO	LOB
4	1	2	0	0	0	0
4	1	2	0	0	0	1
4	0	0	0	0	0	3
2	0	1	1	0	1	0
1	0	0	0	0	1	1
3	0	1	0	0	1	1
3	1	1	1	0	0	2
3	1	1	1	0	1	0
3	0	1	0	0	0	0
2	0	0	0	0	1	0
0	0	0	0	0	0	0
1	0	0	0	0	0	1
0	0	0	0	0	0	0

BOTTOM

Cincinnati Reds @ Philadelphia Phillies
Veterans Stadium, Philadelphia, PA
 Mon Jul 02 1984, 7:05 PM EDT
 Att. 21,381 - Unknown

livebaseballscorecards.com

AB	30
R	4
H	9
RBI	3
BB	0
SO	5
LOB	9



Inning	1	2	3	4	5	6	7	8	9
R : 1	H : 1	R : 1	H : 1	R : 0	H : 0	R : 1	H : 2	R : 0	H : 2
E : 0	LOB : 0	E : 0	LOB : 0	E : 0	LOB : 1	E : 0	LOB : 1	E : 0	LOB : 0
K : 1	BB : 0	K : 1	BB : 0	K : 0	BB : 0	K : 0	BB : 0	K : 1	BB : 0
S : 6	P : 6	S : 6	P : 6	S : 5	P : 5	S : 5	P : 5	S : 6	P : 6

PITCHER	IP	WLS	BF	H	R	ER	SO	BB	IBB	HBP	BLK	WP	HR	S	P	ERA	WHIP
Tom Hume, R (1, 1)	6.1	L	26	7	4	4	4	0	0	0	0	0	2	33	34	5.68	1.105
John Franco, L (7, 1)	1.2		5	2	0	0	1	0	0	0	0	0	0	7	7	0.00	1.200

WP	PA
0	31

Batter	1	2	3	4	5	6	7	8	9	AB R H RBI BB SO LOB	TOP
Eric Davis, R (1, 8) OBP: 0.244, SLG: 0.432	0-3 K		0-0 F8	0-0 5-3		0-0 HR			0-0 F9	5 1 1 2 0 1 1	
Tom Lawless, R (1, 4) OBP: 0.303, SLG: 0.290	0-0 1B		0-0 4-3 1B		0-0 F9	0-0 F3			0-0 1-3	5 1 2 0 0 0 0	
Cesar Cedeno, R (1, 7) OBP: 0.345, SLG: 0.447	0-0 F9		0-0 4-3 1B		0-0 F8				0-0 1-3	5 1 1 0 0 0 1	
Dave Parker, L (1, 9) OBP: 0.316, SLG: 0.386	0-3 K		0-0 4-3		0-0 6-3				0-0 F9	4 0 0 1 0 1 2	
Tony Perez, R (1, 3) OBP: 0.290, SLG: 0.344			0-0 6-3			0-0 FC3-6 2B			0-3 K	4 1 2 1 0 1 0	
Dave Concepcion, R (1, 6) OBP: 0.288, SLG: 0.316			0-0 P4			0-0 F8			0-0 G3	3 0 0 0 1 0 2	
Nick Esasky, R (1, 5) OBP: 0.287, SLG: 0.360			4-0 BB		0-0 P3				0-0 2B	2 0 1 0 1 0 0	
Wayne Krenchicki, L (7, 5) OBP: 0.312, SLG: 0.456			1-2 BB		1-2 1B				0-0 2B	1 0 1 0 0 0 0	
Dann Bilardello, R (1, 2) OBP: 0.311, SLG: 0.299			0-0 F8		0-0 SH3-4 1B				0-3 K	4 1 1 0 0 1 5	
Charlie Puleo, R (1, 1) OBP: 0.250, SLG: 0.500			0-3 K		0-0 SH3-4				0-0 F9	2 1 1 2 0 1 2	
Dan Driessen, L (8, PH) OBP: 0.377, SLG: 0.383					1-2 1B					1 0 0 0 0 0 1	
Ted Power, R (8, 1)						1-2 HR 2B				0 0 0 0 0 0 0	
Inning Stats	R: 0 E: 0 K: 2 S: 8 H: 1 LOB: 1 BB: 0 P: 8	R: 0 E: 0 K: 1 S: 5 H: 0 LOB: 2 BB: 2 P: 13	R: 2 E: 1 K: 0 S: 6 H: 3 LOB: 1 BB: 0 P: 6	R: 0 E: 0 K: 0 S: 4 H: 1 LOB: 1 BB: 0 P: 4	R: 0 E: 0 K: 0 S: 3 H: 0 LOB: 0 BB: 0 P: 3	R: 4 E: 0 K: 0 S: 7 H: 4 LOB: 0 BB: 0 P: 7	R: 0 E: 0 K: 1 S: 5 H: 0 LOB: 0 BB: 0 P: 5	R: 0 E: 0 K: 1 S: 6 H: 1 LOB: 1 BB: 0 P: 6	R: 0 E: 0 K: 0 S: 3 H: 0 LOB: 0 BB: 0 P: 3	1B: 7 2B: 2 3B: 0 HR: 1 SF: 0 SAC: 1 DP: 0 HBP: 0	WP: 0 PB: 0 SB: 1 CS: 0 PA: 39
PITCHER	IP WLS BF H R ER SO BB IBB HBP BLK WP HR S P ERA WHIP										
Jerry Koosman, L (1, 1) ERA: 3.07	6.0 L 29 9 6 5 3 2 0 0 0 0 0 1 33 41 7.50 1.833										
Bill Campbell, R (7, 1) ERA: 3.64	2.0 7 1 0 0 2 0 0 0 0 0 0 0 11 11 0.00 0.500										
Larry Andersen, R (9, 1) ERA: 2.25	1.0 3 0 0 0 0 0 0 0 0 0 0 0 3 3 0.00 0.000										

Cincinnati Reds @ Philadelphia Phillies
Veterans Stadium, Philadelphia, PA
Tue Jul 03 1984, 7:05 PM EDT
Att: 63,816 - Unknown

livebaseballscorecards.com

AB	36
R	6
H	10
RBI	6
BB	2
SO	5
LOB	14



Batter	1	2	3	4	5	6	7	8	9	AB	R	H	RBI	BB	SO	LOB
Juan Samuel, R (1, 4) OBP: 0.350, SLG: 0.468	0-0 F7		0-0 F8		0-0 4-3		0-0 P6		0-0 5-3	5	0	0	0	0	0	0
Jeff Stone, L (1, 7) OBP: 0.482, SLG: 0.630	4-0 CS BB		0-0 S 1B		0-0 4-3		0-0 1B		4-0 1B SF8 BB	3	1	2	0	2	0	0
Von Hayes, L (1, 8) OBP: 0.363, SLG: 0.418	4-0 BB		0-0 F8		0-0 1B		0-0 F8		0-0 1B	4	0	2	0	1	0	2
Mike Schmidt, R (1, 5) OBP: 0.406, SLG: 0.526	0-3 K		4-0 BB		0-3 K		0-0 6-3		0-0 SF8	3	0	0	1	1	2	3
Tim Corcoran, L (1, 3) OBP: 0.449, SLG: 0.529		0-0 F7	0-0 F8			0-0 HR		0-0 HR 1B	0-0 F7	5	2	2	1	0	0	3
Glenn Wilson, R (1, 9) OBP: 0.288, SLG: 0.443		0-0 1B 3B		0-0 2B		0-3 K		0-3 K		4	1	2	0	0	2	1
Ozzie Virgil, R (1, 2) OBP: 0.328, SLG: 0.511		0-0 6-3		0-0 6-3		0-0 6-3		0-0 HR		4	1	1	2	0	0	2
Ivan De Jesus, R (1, 6) OBP: 0.317, SLG: 0.312		0-0 1B		0-3 K		0-0 1B		0-3 K		4	0	2	1	0	2	1
Jerry Koosman, R (1, 1) OBP: 0.059, SLG: 0.030		0-0 P4		0-0 5-3		0-0 P6		0-0 5-3		2	0	0	0	0	0	2
Greg Gross, L (6, PH) OBP: 0.427, SLG: 0.365										1	0	0	0	0	0	1
Bill Campbell, R (7, 1)										0	0	0	0	0	0	0
John Wockenfuss, R (8, PH) OBP: 0.348, SLG: 0.424										1	0	0	0	0	0	0
Larry Andersen, R (9, 1)										0	0	0	0	0	0	0

Inning Stats	R: 0	H: 0	E: 0	K: 1	S: 4	H: 0	LOB: 1	BB: 2	P: 12	R: 1	H: 2	E: 0	K: 0	S: 5	H: 1	LOB: 1	BB: 0	P: 5	R: 0	H: 1	E: 0	K: 0	S: 4	R: 0	H: 1	E: 0	K: 1	S: 6	H: 1	LOB: 1	BB: 0	P: 6	R: 0	H: 1	E: 0	K: 1	S: 6	R: 1	H: 2	E: 0	K: 1	S: 7	H: 2	LOB: 1	BB: 0	P: 7	R: 0	H: 1	E: 0	K: 0	S: 4	R: 2	H: 2	E: 0	K: 2	S: 9	H: 2	LOB: 0	BB: 0	P: 9	R: 1	H: 1	E: 0	K: 0	S: 4	H: 1	LOB: 1	BB: 1	P: 8	1B: 7	SF: 1	2B: 1	3B: 1	HR: 2	SAC: 0	DP: 0	HBP: 0	WP: 0	PA: 41
--------------	------	------	------	------	------	------	--------	-------	-------	------	------	------	------	------	------	--------	-------	------	------	------	------	------	------	------	------	------	------	------	------	--------	-------	------	------	------	------	------	------	------	------	------	------	------	------	--------	-------	------	------	------	------	------	------	------	------	------	------	------	------	--------	-------	------	------	------	------	------	------	------	--------	-------	------	-------	-------	-------	-------	-------	--------	-------	--------	-------	--------

PITCHER	IP	WLS	BF	H	R	ER	SO	BB	IBB	HBP	BLK	WP	HR	S	P	ERA	WHIP
Charlie Puleo, R (1, 1) ERA: 3.86	7.0	W	31	8	2	2	4	3	0	0	0	0	1	36	48	2.57	1.571
Ted Power, R (8, 1) ERA: 3.53	2.0		10	3	3	3	2	1	0	0	0	0	1	13	17	13.50	2.000

BOTTOM

Cincinnati Reds @ Philadelphia Phillies
Veterans Stadium, Philadelphia, PA
Tue Jul 03 1984, 7:05 PM EDT
Att. 63,816 - Unknown

livebaseballscorecards.com

AB	36
R	5
H	11
RBI	5
BB	4
SO	6
LOB	15



Batter	1	2	3	4	5	6	7	8	9	10	AB R H RBI BB SO LOB	TOP														
Eric Davis, R (1, 8) OBP: 0.220, SLG: 0.388	0-0 F3		0-0 5-3			0-0 F9		0-0 P3	0-3 K		5 0 0 0 0 1 3	Cincinnati Reds @ Philadelphia Phillies Veterans Stadium, Philadelphia, PA Wed Jul 04 1984, 7:05 PM EDT Att. 20,785 - Unknown														
Tom Lawless, R (1, 4) OBP: 0.296, SLG: 0.297	0-0 F9			0-3 K		0-0 1-3		0-0 4-3		SH5-3 BLK 2B	5 1 1 0 0 1 0															
Cesar Cedeno, R (1, 7) OBP: 0.349, SLG: 0.493 (9, 3) (10, 9)	0-0 6-3			0-0 HR		0-0 F8		0-0 HR		SH5-3 2-3	4 2 2 2 0 0 0															
Dave Parker, L (1, 9) Wayne Krenchicki, L (10, PR) OBP: 0.312, SLG: 0.456 (10, 5)		0-0 F9		0-0 4-3			0-0 E 1B	0-0 1B 2B		SH5-3 BLK BB	4 1 2 0 1 0 0 0 0 0 0 0 0 0															
Dave Concepcion, R (1, 6) OBP: 0.289, SLG: 0.315 (10, 3)		0-3 K		0-0 F7			0-0 E 1B 1-H	0-0 1B 2-H		SH5-3 1-2 IBB 3-H	4 1 1 0 1 1 0															
Tony Perez, R (1, 3) Duane Walker, L (9, PR) OBP: 0.410, SLG: 0.596 (9, 7)		0-0 G3			0-0 2B		0-0 E6 1B 2-3		0-0 BB 1B	SH5-3 K	4 0 2 0 0 0 1 1 0 0 0 0 1 2															
Nick Esasky, R (1, 5) Tom Foley, L (10, 6) OBP: 0.291, SLG: 0.357 OBP: 0.343, SLG: 0.400			0-0 E5 FC5-6		0-0 6-3		0-0 G6-3 1B 1-2 3-H		4-0 BB	SH5-3 F9	4 0 1 1 1 0 3 0 0 0 0 0 0 0															
Dann Bilardello, R (1, 2) OBP: 0.304, SLG: 0.292			0-0 F8		0-0 F8		0-3 K S S S		0-3 K S S S		4 0 0 0 0 2 6															
Bob Owchinko, L (1, 1) Bill Scherrer, L (6, 1) Ron Oester, S (7, PH) John Franco, L (7, 1) Dan Driessen, L (9, PH) Ted Power, R (9, 1)			0-0 FC5-6 1-2f		0-0 1-3		0-0 G6-3 1-2f		0-3 K S S S		2 0 0 0 0 0 2 0 0 0 0 0 0 0 1 0 0 0 0 0 2 0 0 0 0 0 0 0 1 0 0 0 0 1 2 0 0 0 0 0 0 0															
Inning Stats	R: 0 E: 0 K: 0 S: 3	H: 0 LOB: 0 BB: 0 P: 3	R: 0 E: 0 K: 1 S: 5	H: 0 LOB: 0 BB: 0 P: 5	R: 0 E: 2 K: 0 S: 4	H: 0 LOB: 1 BB: 0 P: 4	R: 1 E: 0 K: 1 S: 6	H: 1 LOB: 0 BB: 0 P: 6	R: 0 E: 0 K: 0 S: 4	H: 1 LOB: 1 BB: 0 P: 4	R: 0 E: 0 K: 0 S: 3		H: 0 LOB: 0 BB: 0 P: 3	R: 2 E: 2 K: 1 S: 8	H: 2 LOB: 1 BB: 0 P: 8	R: 1 E: 0 K: 0 S: 5	H: 3 LOB: 2 BB: 0 P: 5	R: 0 E: 0 K: 3 S: 10	H: 1 LOB: 2 BB: 1 P: 14	R: 1 E: 0 K: 1 S: 6	H: 1 LOB: 2 BB: 2 P: 14	1B: 4 2B: 3 3B: 0 HR: 2	SF: 0 SAC: 1 DP: 1 HBP: 0	WP: 0 PB: 0 SB: 0 CS: 0	PA: 43	
PITCHER	IP WLS BF H R ER SO BB IBB HBP BLK WP HR S P ERA WHIP																									
Steve Carlton, L (1, 1) ERA: 2.99	7.0	27	4	3	1	3	0	0	0	0	1	33	33	1.29	0.571											
Al Holland, L (8, 1) ERA: 2.83	3.0	16	5	2	2	4	2	1	0	1	0	21	33	6.00	2.333											

livebaseballscorecards.com

AB	39
R	5
H	9
RBI	3
BB	3
SO	7
LOB	21



Batter	1	2	3	4	5	6	7	8	9	AB R H RBI BB SO LOB	TOP		
Eric Davis, R (1, 8) OBP: 0.241, SLG: 0.385 Dan Drissen, L (9, PH) OBP: 0.375, SLG: 0.381	0-0 6-3	0-3 K		0-0 CS 2-H 1B			4-0 3-6-1 BB		0-0	3 0 1 1 1 1 2 1 0 0 0 0 0 0			
Ron Oester, S (1, 4) OBP: 0.264, SLG: 0.264	0-0 6-3	0-0 FC3-6		0-0 CS 1-2			0-0 3-6-1			4 0 0 0 0 1 3			
Cesar Cedeno, R (1, 3) OBP: 0.347, SLG: 0.482	4-0 1B BB			0-0 F9			0-0 F5		0-3 K	3 1 0 0 1 1 1			
Dave Parker, L (1, 9) OBP: 0.320, SLG: 0.389	0-0 1B 1-2 1B			0-0 F7			0-0 G3		0-3 K	4 0 1 0 0 1 1			
Dave Concepcion, R (1, 6) OBP: 0.292, SLG: 0.315	0-0 1B 1-2 2-H			4-0 BB			0-0 6-3		0-0 F8	3 0 1 1 1 0 0			
Duane Walker, L (1, 7) OBP: 0.406, SLG: 0.581	0-0 F9			0-0 F9			4-0 2B BB		0-0 F7	3 1 0 0 1 0 3			
Nick Esasky, R (1, 5) OBP: 0.295, SLG: 0.357 Tom Lawless, R (8, PR) OBP: 0.296, SLG: 0.297 Bill Scherrer, L (8, 1)				4-0 SH3-4 1B BB			0-0 F2		0-0 1B	3 1 1 0 1 0 1 0 0 0 0 0 0 0 0 0 0 0 0 0 0	AB 31 R 3 H 7 RBI 3 BB 5 SO 4 LOB 14		
Brad Gulden, L (1, 2) OBP: 0.257, SLG: 0.326				0-0 F7			0-0 1B 1-H 2B		0-0 F7	4 0 2 1 0 0 2			
Joe Price, R (1, 1) OBP: 0.231, SLG: 0.208 Wayne Krenchicki, L (8, 5) OBP: 0.308, SLG: 0.449				0-0 SH3-4			0-0 5-3		0-0	2 0 1 0 0 0 1 1 0 0 0 0 0 0			
Inning Stats	R: 1 H: 2 E: 0 LOB: 2 K: 0 BB: 1 S: 5 P: 9	R: 0 H: 2 E: 0 LOB: 2 K: 1 BB: 0 S: 7 P: 7	R: 0 H: 0 E: 0 LOB: 1 K: 0 BB: 1 S: 3 P: 7	R: 1 H: 1 E: 0 LOB: 0 K: 0 BB: 1 S: 3 P: 7	R: 0 H: 0 E: 0 LOB: 0 K: 1 BB: 0 S: 5 P: 5	R: 1 H: 1 E: 0 LOB: 1 K: 0 BB: 1 S: 4 P: 8	R: 0 H: 0 E: 0 LOB: 1 K: 2 BB: 1 S: 7 P: 11	R: 0 H: 1 E: 0 LOB: 1 K: 0 BB: 0 S: 4 P: 4	R: 0 H: 0 E: 0 LOB: 0 K: 0 BB: 0 S: 1 P: 1	1B: 6 SF: 0 2B: 1 SAC: 1 3B: 0 DP: 0 HR: 0 HBP: 0	WP: 0 PA: 38 PB: 0 SB: 0 CS: 1		
PITCHER	IP WLS BF H R ER SO BB IBB HBP BLK WP HR S P ERA WHIP											PITCHER	IP WLS BF H R ER SO BB IBB HBP BLK WP HR S P ERA WHIP
Walt Terrell, R (1, 1) ERA: 3.41	6.0 W 27 6 3 3 2 4 0 0 0 0 0 0 27 43 4.50 1.667												
Doug Sisk, R (7, 1) ERA: 0.93	2.1 S 10 1 0 0 2 1 0 0 0 0 0 0 12 16 0.00 0.857												

Cincinnati Reds @ New York Mets
Shea Stadium, Flushing, NY
Thu Jul 05 1984, 7:05 PM EDT
Att. 14,041 - Unknown

livebaseballscorecards.com



Batter	1	2	3	4	5	6	7	8	9
Mookie Wilson, S OBP: 0.305, SLG: 0.371 (1, 8)	0-0 S 1B	0-3 K		0-0 1-3 1B		0-0 5-3			
Kelvin Chapman, R OBP: 0.386, SLG: 0.361 (1, 4)	0-3 K	0-0 L4 1B		0-0 4-3			0-0 5-3		
Keith Hernandez, L OBP: 0.396, SLG: 0.441 (1, 3)	0-0 HR 1B	0-0 L4			0-0 F8		0-3 K		
George Foster, R OBP: 0.265, SLG: 0.398 (1, 7)	0-3 K		0-3 K		0-0 5-3		0-3 K		
Darryl Strawberry, L OBP: 0.355, SLG: 0.447 (1, 9)	0-0 HR		0-0 4-3		0-0 4-3		0-0 6-3 2B		
Hubie Brooks, R OBP: 0.373, SLG: 0.469 (1, 5)	0-0 BB 1B		0-0 F9			0-0 F8	0-3 K		
Mike Fitzgerald, R OBP: 0.286, SLG: 0.270 (1, 2)	0-0 BB 1B			0-0 F8		0-0 1B E 1B	0-0 6-3		
Ron Gardenhire, R OBP: 0.271, SLG: 0.296 (1, 6)	4-0 BB			0-0 1B 1B		0-0 E 1B	4-0 S IBB		
Walt Terrell, L OBP: 0.146, SLG: 0.175 (1, 1)	0-0 6-3			0-3 K		0-3 K	0-3 K		
Jerry Martin, R OBP: 0.111, SLG: 0.200 (6, PH)									
Doug Sisk, R OBP: 0.111, SLG: 0.111 (7, 1)									

AB	R	H	RBI	BB	SO	LOB
4	1	2	0	0	1	1
4	0	1	0	0	1	3
4	1	1	1	0	1	1
4	0	0	0	0	3	1
4	1	2	2	0	0	0
4	0	1	0	0	1	1
4	1	2	0	0	0	1
2	0	2	0	2	0	0
2	0	0	0	0	1	4
1	0	0	0	0	1	1
1	0	0	0	0	1	2

AB	R	H	RBI	BB	SO	LOB
34	4	11	3	2	10	15

Inning Stats		R: 3	H: 5	E: 0	LOB: 3	K: 2	BB: 1	S: 12	P: 16
R: 0 H: 1 E: 0 LOB: 0 K: 1 BB: 0 S: 5 P: 5		R: 0 H: 0 E: 0 LOB: 0 K: 1 BB: 0 S: 5 P: 5		R: 0 H: 2 E: 0 LOB: 2 K: 1 BB: 0 S: 7 P: 7		R: 0 H: 0 E: 0 LOB: 0 K: 0 BB: 0 S: 3 P: 3		R: 1 H: 2 E: 1 LOB: 1 K: 1 BB: 0 S: 7 P: 7	
R: 0 H: 0 E: 0 LOB: 0 K: 2 BB: 0 S: 7 P: 7		R: 0 H: 1 E: 0 LOB: 2 K: 2 BB: 1 S: 8 P: 12		R: 0 H: 0 E: 0 LOB: 0 K: 2 BB: 0 S: 7 P: 7		R: 0 H: 1 E: 0 LOB: 2 K: 2 BB: 1 S: 8 P: 12		R: 0 H: 1 E: 0 LOB: 2 K: 2 BB: 1 S: 8 P: 12	

Cincinnati Reds @ New York Mets
 Shea Stadium, Flushing, NY
 Thu Jul 05 1984, 7:05 PM EDT
 Att. 14,041 - Unknown

livebaseballscores.com

WP: 0 PA: 36
 PB: 0
 SB: 2
 CS: 0



PITCHER	IP	WLS	BF	H	R	ER	SO	BB	IBB	HBP	BLK	WP	HR	S	P	ERA	WHIP
Joe Price, L ERA: 4.77 (1, 1)	7.0	L	31	10	4	3	8	1	0	0	0	0	1	46	50	3.86	1.571
Bill Scherrer, L ERA: 5.25 (8, 1)	1.0		5	1	0	0	2	0	1	0	0	0	0	8	12	0.00	1.000

Batter	1	2	3	4	5	6	7	8	9	AB R H RBI BB SO LOB	TOP
Eric Davis, R (1, 8) OBP: 0.259, SLG: 0.370	0-0 P4		4-0 BB			1-0 HBP		0-0 5-3		2 0 0 0 1 0 0	
Duane Walker, L (1, 7) OBP: 0.394, SLG: 0.562	0-0 P6		0-0 F1			0-0 4-3		0-3 K		4 0 0 0 0 1 3	
Cesar Cedeno, R (1, 3) OBP: 0.344, SLG: 0.476	0-0 F2				0-0 F8	0-0 CS 1B		0-0 F9		4 0 1 0 0 0 0	
Dave Parker, L (1, 9) OBP: 0.319, SLG: 0.388		0-0 CS 1B			0-0 F8	0-0 CS 1B	0-0 L6	0-0 1-3		4 0 1 0 0 0 0	
Dave Concepcion, R (1, 6) OBP: 0.289, SLG: 0.312		0-3 K			0-0 F9	0-0 CS	0-0 6-3			3 0 0 0 0 1 1	
Wayne Krenchicki, L (1, 5) OBP: 0.321, SLG: 0.479		0-0 F7			0-0 3B	4-0 BB	4-0 BB			2 0 1 0 1 0 0	
Ron Oester, S (1, 4) OBP: 0.265, SLG: 0.264			0-0 BB 1B		0-3 K	0-0 F5				3 0 1 0 0 1 2	
Brad Gulden, L (1, 2) OBP: 0.252, SLG: 0.319			0-0 F8		0-3 K			0-0 F7		3 0 0 0 0 1 2	
Jeff Russell, R (1, 1) OBP: 0.243, SLG: 0.212			0-3 K		0-3 K			0-0 F7		2 0 0 0 0 2 2	
Dan Driessen, L (8, PH) OBP: 0.373, SLG: 0.379										1 0 0 0 0 0 0	
John Franco, L (8, 1)										0 0 0 0 0 0 0	
Inning Stats	R: 0 H: 0 E: 0 LOB: 0 K: 0 BB: 0 S: 3 P: 3	R: 0 H: 1 E: 0 LOB: 0 K: 1 BB: 0 S: 5 P: 5	R: 0 H: 1 E: 0 LOB: 2 K: 1 BB: 1 S: 6 P: 10	R: 0 H: 0 E: 0 LOB: 0 K: 0 BB: 0 S: 3 P: 3	R: 0 H: 1 E: 0 LOB: 1 K: 3 BB: 0 S: 10 P: 10	R: 0 H: 1 E: 0 LOB: 0 K: 0 BB: 0 S: 2 P: 3	R: 0 H: 0 E: 0 LOB: 1 K: 0 BB: 1 S: 3 P: 7	R: 0 H: 0 E: 0 LOB: 0 K: 0 BB: 0 S: 3 P: 3	R: 0 H: 0 E: 0 LOB: 0 K: 1 BB: 0 S: 5 P: 5	1B: 3 SF: 0 2B: 0 SAC: 0 3B: 1 DP: 0 HR: 0 HBP: 1	WP: 0 PA: 32 PB: 0 SB: 0 CS: 2
PITCHER Ron Darling, R (1, 1) ERA: 3.34	IP WLS BF H R ER SO BB IBB HBP BLK WP HR S P ERA WHIP										
	9.0 W 31 4 0 0 6 2 0 1 0 0 0 0 40 49 0.00 0.667										

Cincinnati Reds @ New York Mets
Shea Stadium, Flushing, NY
Fri Jul 06 1984, 7:05 PM EDT
Unknown

livebaseballscorecards.com

AB	28
R	0
H	4
RBI	0
BB	2
SO	6
LOB	10



Batter	1	2	3	4	5	6	7	8	9	AB R H RBI BB SO LOB
Wally Backman, S OBP: 0.361, SLG: 0.323 (1, 4)	0-3 K		4-0 FC BB		0-3 K		0-0 SH5-3			2 0 0 0 1 2 0
Mookie Wilson, S OBP: 0.301, SLG: 0.366 (1, 8)	0-3 K		0-0 FC 4-3		0-0 6-3		0-3 K			4 0 0 0 0 2 2
Keith Hernandez, L OBP: 0.398, SLG: 0.438 (1, 3)	4-0 BB		0-0 F9		4-0 BB		0-0 L4			2 0 0 0 2 0 3
Darryl Strawberry, L OBP: 0.350, SLG: 0.440 (1, 9)	0-0 F7		0-0 4-3		0-0 F7			0-0 3-1		4 0 0 0 0 0 4
George Foster, R OBP: 0.268, SLG: 0.399 (1, 7)		0-0 SH5-3 1B	0-0 6-3		0-0 F9		0-0 CS 1B			4 0 2 0 0 0 2
Hubie Brooks, R OBP: 0.375, SLG: 0.481 (1, 5)		0-0 SH5-3 1B		0-0 5-3		0-0 HR		0-3 K		4 1 2 1 0 1 1
Mike Fitzgerald, R OBP: 0.282, SLG: 0.266 (1, 2)		0-0 SH5-3		0-0 1-3		0-0 5-3				2 0 0 0 0 0 0
Ron Gardenhire, R OBP: 0.272, SLG: 0.296 (1, 6)		0-3 K		0-0 1B		0-3 K				3 0 1 0 0 2 2
Ron Darling, R OBP: 0.132, SLG: 0.139 (1, 1)		0-0 F8		0-0 F9			0-0 E3 SH5-3			3 0 0 0 0 0 3

Inning Stats	R: 0	H: 0	E: 0	K: 2	S: 7	R: 0	H: 2	E: 0	K: 1	S: 7	R: 0	H: 0	E: 0	K: 0	S: 4	R: 0	H: 1	E: 0	K: 0	S: 4	R: 0	H: 0	E: 0	K: 1	S: 5	R: 1	H: 1	E: 0	K: 1	S: 6	R: 0	H: 0	E: 1	K: 1	S: 6	R: 0	H: 1	E: 0	K: 1	S: 5		
	LOB: 1	BB: 1	P: 11	LOB: 2	BB: 0	P: 7	LOB: 1	BB: 1	P: 8	LOB: 1	BB: 0	LOB: 1	BB: 1	P: 9	LOB: 0	BB: 0	LOB: 1	BB: 1	P: 6	LOB: 1	BB: 0	LOB: 0	BB: 0	LOB: 0	BB: 0	LOB: 0	BB: 0	LOB: 0	BB: 0	LOB: 0	BB: 0	LOB: 0	BB: 0	LOB: 0	BB: 0	LOB: 0	BB: 0	LOB: 0	BB: 0	LOB: 0	BB: 0	LOB: 0


PITCHER	IP	WLS	BF	H	R	ER	SO	BB	IBB	HBP	BLK	WP	HR	S	P	ERA	WHIP
Jeff Russell, R ERA: 3.46 (1, 1)	7.0	L	30	4	1	1	6	3	0	0	0	0	1	39	51	1.29	1.000
John Franco, L ERA: 3.05 (8, 1)	1.0		3	1	0	0	1	0	0	0	0	0	0	5	5	0.00	1.000

BOTTOM

Cincinnati Reds @ New York Mets
 Shea Stadium, Flushing, NY
 Fri Jul 06 1984, 7:05 PM EDT
 Unknown

livebaseballscorecards.com

AB	28
R	1
H	5
RBI	1
BB	3
SO	7
LOB	17



WP: 0	PA: 33
PB: 0	SB: 0
CS: 1	

Batter	1	2	3	4	5	6	7	8	9	AB R H RBI BB SO LOB	TOP																									
Eric Davis, R OBP: 0.258, SLG: 0.414 (1, 8)	0-0 6-3	0-0 6-3		0-0 HR			0-0 6-3			4 1 1 1 0 0 0																										
Tom Lawless, R OBP: 0.306, SLG: 0.308 (1, 4)	0-0 F7		0-0 1B WP 1B	0-0 CS 1B			0-3 K			4 1 2 0 0 1 0																										
Dan Driessen, L OBP: 0.371, SLG: 0.376 (1, 3)	0-0 E3 1B		0-0 WP SF9 1B	0-0 CS 1-2			0-0 F9 L6			4 1 1 0 0 0 0																										
Dave Parker, L OBP: 0.321, SLG: 0.389 (1, 9)	0-0 1-2 1B		0-0 1B WP 1B				0-0 G3			4 0 2 0 0 1 0																										
Nick Esasky, R OBP: 0.289, SLG: 0.350 (1, 5)	0-3 K		0-0 SF9 1-2 2-H 3-H				0-3 K			3 0 0 1 0 2 2																										
Duane Walker, L OBP: 0.397, SLG: 0.560 Ted Power, R (8, 1)		0-0 F8	0-0 G5-4-3 2-3 1B				0-0 1B			4 0 2 0 0 1 0 0 0 0 0 0 0 0																										
Dann Bilardello, R OBP: 0.303, SLG: 0.291 (1, 2)		0-0 HR 1B	0-0 G5-4-3 1-2				0-0 P3			4 1 1 0 0 1 3																										
Tom Foley, L OBP: 0.343, SLG: 0.423 Dave Concepcion, R OBP: 0.288, SLG: 0.311 (1, 6) (9, PH) (9, 6)		0-0 1-H HR		0-0 4-3			0-0 P3			3 1 1 2 0 0 1 1 0 0 0 0 0 0																										
Tom Hume, R OBP: 0.200, SLG: 0.143 Bill Scherrer, L (4, 1) Tony Perez, R OBP: 0.295, SLG: 0.357 John Franco, L (6, 1) Cesar Cedeno, R OBP: 0.342, SLG: 0.472 (8, 7)		0-0 6-3		0-3 K			0-3 K			2 0 0 0 0 1 0 0 0 0 0 0 0 0 1 0 0 0 0 1 1 0 0 0 0 0 0 0 1 0 0 0 0 1 0																										
Inning Stats	R: 0 E: 1 K: 1 S: 7	H: 1 LOB: 2 BB: 0 P: 7	R: 2 E: 0 K: 0 S: 5	H: 2 LOB: 0 BB: 0 P: 5	R: 2 E: 0 K: 0 S: 6	H: 4 LOB: 1 BB: 0 P: 6	R: 1 E: 0 K: 1 S: 6	H: 2 LOB: 0 BB: 0 P: 6	R: 0 E: 0 K: 1 S: 5	H: 0 LOB: 0 BB: 0 P: 5	R: 0 E: 0 K: 1 S: 6	H: 1 LOB: 1 BB: 0 P: 6	R: 0 E: 0 K: 1 S: 5	H: 0 LOB: 0 BB: 0 P: 5	R: 0 E: 0 K: 2 S: 7	H: 0 LOB: 0 BB: 0 P: 7	R: 0 E: 0 K: 2 S: 7	H: 0 LOB: 0 BB: 0 P: 7	1B: 8 2B: 0 3B: 0 HR: 2	SF: 1 SAC: 0 DP: 1 HBP: 0	WP: 1 PB: 0 SB: 0 CS: 1	PA: 37														
PITCHER	IP WLS BF H R ER SO BB IBB HBP BLK WP HR S P ERA WHIP																																			
Tim Leary, R ERA: 4.02 Brent Gaff, R ERA: 2.05 Tom Gorman, L ERA: 2.76 Jesse Orosco, L ERA: 1.85	(1, 1) (3, 1) (5, 1) (8, 1)	2.1 1.2 3.0 2.0	15 5 10 6	7 2 1 0	4 1 0 0	4 1 0 0	1 1 3 4	0 0 0 0	0 0 0 0	0 0 0 0	0 0 0 0	1 1 0 0	17 7 16 14	17 7 16 14	15.43 5.40 0.00 0.00	3.000 1.200 0.333 0.000																				

Cincinnati Reds @ New York Mets
Shea Stadium, Flushing, NY
Fri Jul 06 1984, 7:05 PM EDT
Att: 19,908 - Unknown

livebaseballscorecards.com

AB	35
R	5
H	10
RBI	4
BB	0
SO	9
LOB	7



BOTTOM

Cincinnati Reds @ New York Mets
Shea Stadium, Flushing, NY
Fri Jul 06 1984, 7:05 PM EDT
Att. 19,908 - Unknown

livebaseballscores.com

AB	32
R	6
H	11
RBI	6
BB	2
SO	6
LOB	11



WP	0	PA	37
PB	0		
SB	0		
CS	1		

AB	R	H	RBI	BB	SO	LOB
2	0	1	0	0	0	0
3	0	2	2	0	0	0

4	0	2	0	0	0	2
---	---	---	---	---	---	---

4	0	1	1	0	2	3
---	---	---	---	---	---	---

4	1	1	0	0	2	2
---	---	---	---	---	---	---

4	1	1	0	0	0	1
---	---	---	---	---	---	---

2	1	0	0	2	1	1
---	---	---	---	---	---	---

2	0	0	1	0	1	1
---	---	---	---	---	---	---

4	1	2	2	0	0	1
0	1	0	0	0	0	0

0	0	0	0	0	0	0
1	0	0	0	0	0	0
1	0	1	0	0	0	0
0	1	0	0	0	0	0
1	0	0	0	0	0	0
0	0	0	0	0	0	0

1B	9	SF	1
2B	2	SAC	2
3B	0	DP	0
HR	0	HBP	0

Batter	1	2	3	4	5	6	7	8	9
Wally Backman, S OBP: 0.362, SLG: 0.324 Kelvin Chapman, R OBP: 0.397, SLG: 0.375 (1, 4) (4, PH) (5, 4)	0-0 4-3 1B		0-0 1B 1B	0-0 1B 1B 1-2 2-H			0-0 4-3 1B		0-0 1B 3-H
Mookie Wilson, S OBP: 0.304, SLG: 0.368 (1, 8)	0-0 CS 1B		0-0 1B	0-0 F7			0-0 F7		
Keith Hernandez, L OBP: 0.396, SLG: 0.435 (1, 3)	0-0 F7 1-2		0-3 K	0-0 1B 1-H 2-H			0-3 K		
Darryl Strawberry, L OBP: 0.349, SLG: 0.441 (1, 9)		0-0 6-3 SF9 2B	0-0 G3		0-3 K		0-3 K		
Hubie Brooks, R OBP: 0.373, SLG: 0.481 (1, 5)		0-0 6-3 2B		0-0 SH1-3 1B 2B	0-0 F7		0-0 4-3		
Danny Heep, L OBP: 0.333, SLG: 0.395 (1, 7)		4-0 BB BB		0-0 E6 SH1-3 1B	0-3 K		4-0 BB		
Ron Gardenhire, R OBP: 0.267, SLG: 0.293 (1, 6)		0-0 SF9		0-0 SH1-3		0-0 F2		0-3 K	
Junior Ortiz, R OBP: 0.236, SLG: 0.220 José Oquendo, S OBP: 0.273, SLG: 0.239 (1, 2) (9, PR)	0-0 6-3			0-0 1B 1B 2-H 3-H		0-0 5-3		0-0 SH3 E 1B 1B	
Tim Leary, R OBP: 0.300, SLG: 0.600 Brent Gair, R (3, 1) Rusty Staub, L OBP: 0.385, SLG: 0.364 Ron Darling, R OBP: 0.152, SLG: 0.139 Tom Gorman, L (5, 1) Jesse Orosco, R OBP: 0.687, SLG: 0.333 (8, 1)			0-0 5-3	0-0 1B 1B 1-2		0-0 4-3		0-0 SH3	

Inning Stats	R: 0	H: 1	E: 0	LOB: 0	K: 0	P: 3	R: 1	H: 1	E: 0	LOB: 1	K: 0	P: 8	R: 0	H: 2	E: 0	LOB: 2	K: 1	P: 7	R: 4	H: 5	E: 1	LOB: 2	K: 0	P: 8	R: 0	H: 0	E: 0	LOB: 0	K: 2	P: 7	R: 0	H: 0	E: 0	LOB: 0	K: 0	P: 3	R: 0	H: 0	E: 0	LOB: 0	K: 1	P: 5	R: 0	H: 0	E: 0	LOB: 1	K: 2	P: 11	R: 1	H: 2	E: 1	LOB: 1	K: 0	P: 3	1B: 9	SF: 1	2B: 2	SAC: 2	3B: 0	DP: 0	HR: 0	HBP: 0	WP: 0	PA: 37
--------------	------	------	------	--------	------	------	------	------	------	--------	------	------	------	------	------	--------	------	------	------	------	------	--------	------	------	------	------	------	--------	------	------	------	------	------	--------	------	------	------	------	------	--------	------	------	------	------	------	--------	------	-------	------	------	------	--------	------	------	-------	-------	-------	--------	-------	-------	-------	--------	-------	--------

PITCHER	IP	WLS	BF	H	R	ER	SO	BB	IBB	HBP	BLK	WP	HR	S	P	ERA	WHIP
Tom Hume, R ERA: 5.92 (1, 1)	3.1		18	7	5	3	1	1	0	0	0	0	0	19	23	8.10	2.400
Bill Scherrer, L ERA: 5.07 (4, 1)	1.2		6	2	0	0	2	0	0	0	0	0	0	10	10	0.00	1.200
John Franco, L ERA: 2.91 (6, 1)	2.0		6	0	0	0	1	0	0	0	0	0	0	8	8	0.00	0.000
Ted Power, R ERA: 3.49 (8, 1)	1.1	L	7	2	1	1	2	1	0	0	0	0	0	10	14	6.75	2.250

Batter	1	2	3	4	5	6	7	8	9	AB R H RBI BB SO LOB	TOP	
Gary Redus, R (1, 7) OBP: 0.357, SLG: 0.380	0-0 F8		0-3 K	0-0 F8		0-3 K		0-0 G5-4-3 1-2f		5 0 0 0 0 2 5		
Duane Walker, L (1, 8) OBP: 0.411, SLG: 0.574 (7, 9)	0-3 K		0-0 1B 2B		0-0 1B 1B	4-0 1-2 BB		0-0 HR 1B		4 3 3 0 1 1 0		
Dan Driessen, L (1, 3) OBP: 0.381, SLG: 0.410	0-0 2B		0-0 1B 2-H		0-0 1B 1-2	0-0 1-3		0-0 HR		5 1 4 3 0 0 2		
Dave Parker, L (1, 9) OBP: 0.320, SLG: 0.387 Eric Davis, R (7, 8) OBP: 0.254, SLG: 0.407	0-0 4-3		0-3 K		0-0 1B FC6-4 1-3 2-H	0-0 1-3		0-0 1-3		4 0 1 1 0 1 2 1 0 0 0 0 0 0		
Wayne Krenchicki, L (1, 5) OBP: 0.314, SLG: 0.461		0-0 FC6-4 1B	0-0 F9		0-3 K		0-0 K	0-0 F9		5 0 1 0 0 2 3		
Brad Gulden, L (1, 2) OBP: 0.256, SLG: 0.322		0-3 K		0-0 FC4-6 1B	0-0 L4		0-0 P4	0-0 FC5-4 1B		5 0 2 0 0 1 3		
Ron Oester, S (1, 4) OBP: 0.262, SLG: 0.262 Bob Owchinko, L (5, 1) OBP: 0.231, SLG: 0.182 Nick Esasky, R (9, PH) OBP: 0.267, SLG: 0.348		0-0 FC6-4 1B 1-2f	0-0 FC4-6 E 1-2f	0-0 FC6-4 1-2f		4-0 1B BB		0-0 FC5-4 1-2f		3 0 0 0 0 0 4 0 0 0 0 1 0 0 1 0 0 0 0 0 1		
Tom Foley, L (1, 6) OBP: 0.347, SLG: 0.425		0-0 1-2 1B	0-0 E3 1-2		0-0 6-3		0-0 G5-4-3 1B			4 0 2 0 0 0 1		
Mario Soto, R (1, 1) OBP: 0.204, SLG: 0.306 Frank Pastore, R (4, 1) OBP: 0.040, SLG: 0.040 Tom Lawless, R (5, 4) OBP: 0.310, SLG: 0.313		0-3 K	0-3 K		0-0 BB 1B		0-3 K			2 0 0 0 0 2 4 0 0 0 0 0 0 0 2 0 1 0 0 1 2		
Inning Stats	R: 0 H: 1 E: 0 LOB: 1 K: 1 BB: 0 S: 6 P: 6	R: 0 H: 2 E: 0 LOB: 2 K: 2 BB: 0 S: 9 P: 9	R: 1 H: 2 E: 0 LOB: 1 K: 2 BB: 0 S: 9 P: 9	R: 0 H: 1 E: 1 LOB: 2 K: 1 BB: 0 S: 7 P: 7	R: 1 H: 3 E: 0 LOB: 2 K: 1 BB: 0 S: 8 P: 8	R: 0 H: 1 E: 0 LOB: 2 K: 1 BB: 1 S: 6 P: 10	R: 0 H: 0 E: 0 LOB: 0 K: 1 BB: 0 S: 5 P: 5	R: 0 H: 1 E: 0 LOB: 1 K: 1 BB: 1 S: 5 P: 9	R: 2 H: 3 E: 0 LOB: 1 K: 0 BB: 0 S: 6 P: 6	1B: 11 SF: 0 2B: 2 SAC: 0 3B: 0 DP: 1 HR: 1 HBP: 0	WP: 0 PA: 43 PB: 0 SB: 0 CS: 0	
PITCHER Dwight Gooden, R (1, 1) ERA: 2.84 Ed Lynch, R (7, 1) ERA: 4.0	IP WLS BF H R ER SO BB IBB HBP BLK WP HR S P ERA WHIP	6.0 W 30 10 2 2 8 1 0 0 0 0 0 0 45 49 3.00 1.833	3.0 S 13 4 2 2 2 1 0 0 0 0 0 1 16 20 6.00 1.667	PITCHER IP WLS BF H R ER SO BB IBB HBP BLK WP HR S P ERA WHIP								

Cincinnati Reds @ New York Mets
Shea Stadium, Flushing, NY
Sat Jul 07 1984, 7:05 PM EDT
Att. 35,004 - Unknown

livebaseballscorecards.com

AB	41
R	4
H	14
RBI	4
BB	2
SO	10
LOB	27



BOTTOM

Cincinnati Reds @ New York Mets
 Shea Stadium, Flushing, NY
 Sat Jul 07 1984, 7:05 PM EDT
 Att. 35,004 - Unknown

livebaseballscorecards.com

AB	41
R	14
H	18
RBI	14
BB	4
SO	8
LOB	24



WP: 0	PA: 47
PB: 0	SB: 1
CS: 0	

AB	R	H	RBI	BB	SO	LOB
6	2	2	1	0	0	4
4	2	4	4	0	0	0
2	1	1	0	0	1	1
4	1	2	2	1	1	1
4	2	2	4	1	1	2
5	1	1	0	0	0	5
4	2	3	1	1	0	0
3	2	1	0	0	2	1
1	0	0	0	0	0	1
1	0	0	0	0	1	3
3	0	2	0	0	1	2
1	1	0	2	1	0	1
2	0	0	0	0	1	3
1B: 14	SF: 1	WP: 0	PA: 47			
2B: 2	SAC: 0	PB: 0				
3B: 0	DP: 0	SB: 1				
HR: 2	HBP: 1	CS: 0				

Batter	1	2	3	4	5	6	7	8	9
Wally Backman, S (1, 4) OBP: 0.362, SLG: 0.325	0-0 F7		0-0 F7	0-0 1B 1-2 2B 3-H 1B	0-0 BB 1B 2-3 BB 1B	0-0 F9		0-0 5-3	
Mookie Wilson, S (1, 8) OBP: 0.313, SLG: 0.386 Junior Ortiz, R (7, 2) OBP: 0.246, SLG: 0.250	0-0 E S 1B		0-0 HR	0-0 2B 1B 1-2 2-H	0-0 BB BB 1B 1-2 3-H		0-0 1B FC4 2B	0-3 K	
Keith Hernandez, L (1, 3) OBP: 0.399, SLG: 0.440	0-3 K		0-0 G3	0-0 1B 2B 1-H 2-H	0-0 BB BB		0-0 FC4 1B 2-3		
Darryl Strawberry, L (1, 9) OBP: 0.353, SLG: 0.453	0-3 K			0-0 HR	0-0 BB BB 1-2 2-3		0-0 FC4 1B 1-2f 1B 3-H		
Hubie Brooks, R (1, 5) OBP: 0.370, SLG: 0.476		0-0 5-3		0-0 HBP 1B SF9 1B	0-0 P4		0-0 E3 1B		
Danny Heep, L (1, 7) OBP: 0.356, SLG: 0.411		0-0 4-3		0-0 SF9 HBP 1-2 1B 1B	4-0 1B BB 6-3	0-0 E 1B	0-0 1B 1-3 2-H		
Mike Fitzgerald, R (1, 2) OBP: 0.287, SLG: 0.268 Ed Lynch, R (7, 1) OBP: 0.158, SLG: 0.158		0-3 K		1-0 1B 1-2 2-3 HBP	0-0 1B 6-3 1B 1B	0-3 K	0-0 P4		
Ron Gardenhire, R (1, 6) OBP: 0.266, SLG: 0.291 Rusty Staub, L (4, PH) OBP: 0.375, SLG: 0.353 José Oquendo, S (5, 6) OBP: 0.279, SLG: 0.246			0-0 F7	0-3 K	0-3 K	0-0 E8 1-3 1B		0-0 5-3 1B	
Dwight Gooden, R (1, 1) OBP: 0.154, SLG: 0.139 Jerry Martin, R (6, PH) OBP: 0.105, SLG: 0.189			4-0 HR BB	0-0 SF9	0-0 6-3	0-3 K		0-0 F9	
Inning Stats	R: 0 H: 1 E: 0 LOB: 1 K: 2 BB: 0 S: 8 P: 8	R: 0 H: 0 E: 0 LOB: 0 K: 1 BB: 0 S: 5 P: 5	R: 2 H: 1 E: 0 LOB: 0 K: 0 BB: 1 S: 4 P: 8	R: 7 H: 7 E: 0 LOB: 1 K: 1 BB: 0 S: 12 P: 13	R: 3 H: 3 E: 0 LOB: 3 K: 1 BB: 3 S: 8 P: 20	R: 0 H: 2 E: 1 LOB: 2 K: 2 BB: 0 S: 9 P: 9	R: 2 H: 3 E: 1 LOB: 1 K: 0 BB: 0 S: 6 P: 6	R: 0 H: 1 E: 0 LOB: 1 K: 1 BB: 0 S: 6 P: 6	

PITCHER	IP	WLS	BF	H	R	ER	SO	BB	IBB	HBP	BLK	WP	HR	S	P	ERA	WHIP
Mario Soto, R (1, 1) ERA: 2.98	3.2	L	20	7	8	8	4	1	0	0	0	0	2	26	31	19.64	2.182
Frank Pastore, R (4, 1) ERA: 5.63	1.0		9	5	4	4	1	1	0	0	0	0	0	10	14	36.00	6.000
Bob Owchinko, L (5, 1) ERA: 4.9	3.1		18	6	2	2	3	2	0	0	0	0	0	22	30	5.40	2.400

PITCHER	IP	WLS	BF	H	R	ER	SO	BB	IBB	HBP	BLK	WP	HR	S	P	ERA	WHIP
Mario Soto, R (1, 1) ERA: 2.98	3.2	L	20	7	8	8	4	1	0	0	0	0	2	26	31	19.64	2.182
Frank Pastore, R (4, 1) ERA: 5.63	1.0		9	5	4	4	1	1	0	0	0	0	0	10	14	36.00	6.000
Bob Owchinko, L (5, 1) ERA: 4.9	3.1		18	6	2	2	3	2	0	0	0	0	0	22	30	5.40	2.400

Batter	1	2	3	4	5	6	7	8	9	AB R H RBI BB SO LOB	TOP		
Cesar Cedeño, R (1, 8) OBP: 0.338, SLG: 0.463	0-0 BB 1B	0-0 F9			0-3 K			0-0 E5 BB HR	0-3 K	5 1 1 0 0 2 3			
Tom Foley, L (1, 6) OBP: 0.345, SLG: 0.415 Tony Perez, R (9, PH) OBP: 0.292, SLG: 0.354	4-0 1-2 BB		0-0 L3		0-0 3-1			0-3 K	0-0 F8	3 0 0 0 1 1 1 1 0 0 0 0 0 1			
Dan Driessen, L (1, 3) OBP: 0.379, SLG: 0.403	0-0 P2		0-0 4-3			0-3 K		4-0 1-2 HR BB		3 1 0 0 1 1 2			
Dave Parker, L (1, 9) OBP: 0.322, SLG: 0.398	0-3 K		0-0 1B			0-3 K		0-0 1-H 2-H HR		4 1 2 3 0 2 2			
Nick Esasky, R (1, 5) OBP: 0.286, SLG: 0.341	0-3 K		0-0 5-3			0-3 K		4-0 1B BB		3 0 0 0 1 2 3			
Duane Walker, L (1, 7) OBP: 0.413, SLG: 0.568		4-0 1B FC5-2 BB 6-3		0-3 K			0-3 K	0-0 1-3 1B		3 0 1 0 1 2 0			
Ron Oester, S (1, 4) OBP: 0.262, SLG: 0.261		0-0 6-3		0-0 G6-4-3 1B			0-0 G3	0-0 F8		4 0 1 0 0 0 3			
Dann Bilardello, R (1, 2) OBP: 0.305, SLG: 0.293 Bill Scherrer, L (4, 1)		0-0 FC5-2 1B		0-0 G6-4-3			0-0 4-1		4-0 BB	2 0 1 0 0 0 1 0 0 0 0 0 0 0 1 0 0 0 0 0 0 0 0 0 0 0 0 0 0 0 0 0 1 0 0			
Wayne Krenchicki, L (7, PH) OBP: 0.310, SLG: 0.455 Ted Power, R (7, 1) Tom Lawless, R (9, PH) OBP: 0.318, SLG: 0.313		2-3 1B		1-2 G6-4-3									
Charlie Puleo, R (1, 1) OBP: 0.200, SLG: 0.400 Brad Gulden, L (4, 2) OBP: 0.252, SLG: 0.315		0-0 FC5-2		0-3 K				0-0 F9	0-3 K	1 0 0 0 0 0 2 3 0 0 0 0 2 1			
Inning Stats	R: 0 E: 0 K: 2 S: 8 H: 1 LOB: 2 BB: 1 P: 12	R: 0 E: 0 K: 0 S: 4 H: 1 LOB: 2 BB: 1 P: 8	R: 0 E: 0 K: 0 S: 4 H: 1 LOB: 1 BB: 0 P: 4	R: 0 E: 0 K: 1 S: 5 H: 1 LOB: 0 BB: 0 P: 5	R: 0 E: 0 K: 2 S: 7 H: 0 LOB: 0 BB: 0 P: 7	R: 0 E: 0 K: 3 S: 9 H: 0 LOB: 0 BB: 0 P: 9	R: 0 E: 0 K: 1 S: 5 H: 0 LOB: 0 BB: 0 P: 5	R: 3 E: 1 K: 1 S: 8 H: 2 LOB: 2 BB: 2 P: 16	R: 0 E: 0 K: 2 S: 7 H: 0 LOB: 1 BB: 1 P: 11	1B: 5 2B: 0 3B: 0 HR: 1 SF: 0 SAC: 0 DP: 1 HBP: 0	WP: 0 PB: 0 SB: 0 CS: 0 PA: 38		
PITCHER	IP WLS BF H R ER SO BB IBB HBP BLK WP HR S P ERA WHIP											PITCHER	IP WLS BF H R ER SO BB IBB HBP BLK WP HR S P ERA WHIP
Bruce Berenyi, R (1, 1) ERA: 4.74 Jesse Orosco, L (8, 1) ERA: 1.8	0.0 W 0 0 0 0 0 0 0 0 0 0 0 0 0 0 4.74 ∞												1.1 S 5 0 0 0 2 1 0 0 0 0 0 0 8 12 0.00 0.750

Cincinnati Reds @ New York Mets
Shea Stadium, Flushing, NY
Sun Jul 08 1984, 3:33 AM EDT
Att: 48,916 - Unknown

livebaseballscorecards.com

AB	33
R	3
H	6
RBI	3
BB	5
SO	12
LOB	19



BOTTOM

Cincinnati Reds @ New York Mets
Shea Stadium, Flushing, NY
Sun Jul 08 1984, 3:33 AM EDT
Att. 48,916 - Unknown

livebaseballscorecards.com

AB 36
R 7
H 13
RBI 7
BB 4
SO 3
LOB 14



WP: 0 PA: 42
PB: 0
SB: 0
CS: 0

AB R H RBI BB SO LOB

4 2 2 0 1 0 2

5 2 2 1 0 1 2

3 2 2 2 1 0 0

4 0 2 2 1 0 1

5 0 2 1 0 2 2

4 0 0 0 1 0 2

4 1 1 0 0 0 4

4 0 1 0 0 0 1

3 0 1 1 0 0 0
0 0 0 0 0 0 0

1B: 9 SF: 2
2B: 3 SAC: 0
3B: 1 DP: 0
HR: 0 HBP: 0

WP: 0 PA: 42
PB: 0
SB: 0
CS: 0

ERA WHIP

IP WLS BF H R ER SO BB IBB HBP BLK WP HR S P ERA WHIP

Charlie Puleo, R (1, 1) 3.1 WLS L 20 8 6 6 0 0 2 0 0 0 0 0 0 18 26 16.20 3.000


Bill Scherrer, L (4, 1) 2.2 12 3 1 1 3 1 0 0 0 0 0 0 17 21 3.38 1.500

Ted Power, R (7, 1) 2.0 10 2 0 0 0 1 0 0 0 0 0 0 9 13 0.00 1.500

Batter	1	2	3	4	5	6	7	8	9
Wally Backman, S (1, 4) OBP: 0.366, SLG: 0.328	0-0 F7	0-0 3B 1B		0-0 2B SF7 1B	4-0 BB		0-0 4-3		
Mookie Wilson, S (1, 8) OBP: 0.314, SLG: 0.396	0-0 G3	0-0 2B 3B		0-0 SF7 1B 2B	0-3 K			0-0 P4	
Danny Heep, L (1, 3) OBP: 0.368, SLG: 0.430	0-0 BB 1B	0-0 2B 2B		0-0 SF7		0-0 6-3		4-0 1B BB	
Darryl Strawberry, L (1, 9) OBP: 0.357, SLG: 0.457	4-0 1B BB	0-0 2B 2B		0-0 1B		0-0 1-4-3		0-0 F7	
George Foster, R (1, 7) OBP: 0.271, SLG: 0.399	0-0 BB 1B	0-0 6-3		0-3 K		0-3 K		0-0 1B	
Hubie Brooks, R (1, 5) OBP: 0.368, SLG: 0.469	4-0 1-2 BB		0-0 F8		0-0 6-3		0-0 E6 1B	0-0 F7	
Ron Gardenhire, R (1, 6) OBP: 0.266, SLG: 0.290	0-0 F8		0-0 F8		0-0 1B SF9 1B		0-0 F9		
Junior Ortiz, R (1, 2) OBP: 0.246, SLG: 0.250		0-0 F8	0-0 4-3		0-0 SF9 1B		0-0 F3		
Bruce Berenyi, R (1, 1) OBP: 0.077, SLG: 0.080		0-0 4-3		0-0 F9	0-0 SF9				
Jesse Orosco, R (8, 1) OBP: 0.667, SLG: 0.333					2-3 3-H		1-2 1B		

Inning Stats	R: 1	H: 2	E: 0	K: 0	S: 5	L: 3	LOB: 3	BB: 2	P: 13
	R: 3	H: 4	E: 0	K: 0	S: 7	L: 0	LOB: 1	BB: 0	P: 7
	R: 0	H: 0	E: 0	K: 0	S: 3	L: 0	LOB: 0	BB: 0	P: 3
	R: 2	H: 3	E: 0	K: 1	S: 8	L: 0	LOB: 1	BB: 0	P: 8
	R: 1	H: 2	E: 0	K: 1	S: 7	L: 0	LOB: 2	BB: 1	P: 11
	R: 0	H: 0	E: 0	K: 1	S: 5	L: 0	LOB: 0	BB: 0	P: 5
	R: 0	H: 1	E: 1	K: 0	S: 5	L: 0	LOB: 2	BB: 1	P: 8

PITCHER	IP	WLS	BF	H	R	ER	SO	BB	IBB	HBP	BLK	WP	HR	S	P	ERA	WHIP
Charlie Puleo, R (1, 1) ERA: 5.73	3.1	L	20	8	6	6	0	0	2	0	0	0	0	18	26	16.20	3.000
Bill Scherrer, L (4, 1) ERA: 4.99	2.2		12	3	1	1	3	1	0	0	0	0	0	17	21	3.38	1.500
Ted Power, R (7, 1) ERA: 3.39	2.0		10	2	0	0	0	1	0	0	0	0	0	9	13	0.00	1.500

Batter	1	2	3	4	5	6	7	8	9	AB R H RBI BB SO LOB	TOP											
Eric Davis, R OBP: 0.235, SLG: 0.375 (1, 8) X	0-0 F9		0-0 F9		0-3 K		0-0 F5		0-0 F8	5 0 0 0 0 1 5												
Tom Foley, L OBP: 0.340, SLG: 0.403 (1, 6) X (6, 4)	0-0 F4-3			0-0 F9		4-0 BB		0-0 F6	0-3 K	4 0 0 0 1 1 2												
Dan Driessen, L OBP: 0.381, SLG: 0.411 (1, 3) X	0-0 F4-3			0-0 2B		0-0 F8		0-0 1B		4 0 2 0 0 0 1												
Dave Parker, L OBP: 0.321, SLG: 0.394 (1, 9) X		0-0 G3		0-3 K		0-0 F5		4-0 1-2 BB		3 0 0 0 1 1 2												
Duane Walker, L OBP: 0.411, SLG: 0.560 (1, 7) X Cesar Cedeno, R OBP: 0.335, SLG: 0.460 (8, PH) (8, 7)	0-0 6-3			0-0 3-1		4-0 1-2 BB		0-3 K		2 0 0 0 1 0 1 1 0 0 0 0 1 2												
Skeeter Barnes, R (1, 5) X Ted Power, R (8, 1)	0-0 F9				4-0 1B E BB	0-0 FC6-4 1-2 BB		0-3 K		2 1 0 0 1 0 2 0 0 0 0 0 0 0												
Ron Oester, S OBP: 0.267, SLG: 0.270 (1, 4) X Dave Concepcion, R OBP: 0.287, SLG: 0.309 (6, 6)			0-0 2B		0-0 FC6-5 1-3 1B		0-0 1-3		0-0 F9	2 0 2 0 0 0 0 2 0 0 0 0 0 0	AB 33 R 1 H 6 RBI 0 BB 5 SO 7 LOB 22											
Brad Gulden, L OBP: 0.257, SLG: 0.327 (1, 2) X			0-3 K		0-3 K		0-0 F9 2B		0-0 BB 1B	4 0 2 0 0 2 2												
Joe Price, R OBP: 0.214, SLG: 0.192 (1, 1) X Brad Lesley, R OBP: 1.000, SLG: 1.000 (6, 1) Wayne Krenchicki, L OBP: 0.315, SLG: 0.449 (6, 5) Tony Perez, R OBP: 0.290, SLG: 0.350 (8, PH) X			0-0 5-3		0-0 FC6-5 2-3		0-0 F9 2-3		4-0 BB	2 0 0 0 0 0 2 0 0 0 0 0 0 0 1 0 0 0 1 0 1 1 0 0 0 0 1 2												
Inning Stats	R: 0 E: 0 K: 0 S: 3	H: 0 LOB: 0 BB: 0 P: 3	R: 0 E: 0 K: 0 S: 3	H: 0 LOB: 0 BB: 0 P: 3	R: 0 E: 0 K: 1 S: 6	H: 1 LOB: 1 BB: 0 P: 6	R: 0 E: 0 K: 1 S: 6	H: 1 LOB: 1 BB: 0 P: 6	R: 1 E: 1 K: 2 S: 8	H: 1 LOB: 1 BB: 1 P: 12	R: 0 E: 0 K: 0 S: 3	H: 0 LOB: 2 BB: 2 P: 11	R: 0 E: 0 K: 0 S: 4	H: 1 LOB: 1 BB: 0 P: 4	R: 0 E: 0 K: 2 S: 8	H: 1 LOB: 2 BB: 1 P: 12	R: 0 E: 0 K: 1 S: 6	H: 1 LOB: 2 BB: 1 P: 10	1B: 3 2B: 3 3B: 0 HR: 0	SF: 0 SAC: 0 DP: 0 HBP: 0	WP: 0 PB: 0 SB: 1 CS: 0	PA: 38
PITCHER	IP WLS BF H R ER SO BB IBB HBP BLK WP HR S P ERA WHIP																					
Bryn Smith, R ERA: 2.88 (1, 1)	7.1 W 30 5 1 1 4 3 0 0 0 0 0 0 35 47 1.23 1.091																					
Gary Lucas, L ERA: 2.95 (8, 1)	0.0 1 0 0 0 0 1 0 0 0 0 0 0 0 4 ∞ ∞																					
Jeff Reardon, R ERA: 2.11 (8, 1)	1.2 S 7 1 0 0 3 1 0 0 0 0 0 0 12 16 0.00 1.200																					

Cincinnati Reds @ Montreal Expos
Olympic Stadium, Montreal, QB
Thu Jul 12 1984, 7:05 PM EDT
Att. 20,370 - Unknown

livebaseballscorecards.com

Batter	1	2	3	4	5	6	7	8	9	AB R H RBI BB SO LOB	TOP	
Gary Redus, R (1, 7) OBP: 0.360, SLG: 0.385	4-0 1B BB		0-0 F8		0-0 F7 2B		0-0 5-3			3 0 1 0 1 0 0		
Dave Concepcion, R (1, 6) OBP: 0.289, SLG: 0.311	0-0 1-3 1B		0-0 F4-3		0-0 F7 2-3			0-0 1B		4 0 2 0 0 0 1		
Dan Driessen, L (1, 3) OBP: 0.383, SLG: 0.434	0-0 F4		0-0 2B		0-0 F4-3			0-0 HR		4 1 2 1 0 0 2		
Dave Parker, L (1, 9) OBP: 0.318, SLG: 0.389	0-0 F8		0-0 F4-3			0-0 F7		0-0 G3		4 0 0 0 0 0 2		
Skeeter Barnes, R (1, 5)		0-0 3-1		0-0 F6		0-0 F9		0-0 F3		4 0 0 0 0 0 0		
Brad Gulden, L (1, 2) OBP: 0.263, SLG: 0.333		0-0 F5		0-0 WP 2B		1-0 HBP			0-0 F4-3	3 0 1 0 0 0 0		
Eric Davis, R (1, 8) OBP: 0.236, SLG: 0.382		0-0 2B 2B		0-0 1-3		0-3 K			0-3 K	4 1 1 0 0 2 2		
Tom Foley, L (1, 4) OBP: 0.338, SLG: 0.406		0-0 2-H 2B		0-0 F4-3		0-3 K			0-3 K	4 0 1 1 0 2 1		
Jeff Russell, R (1, 1) OBP: 0.231, SLG: 0.200		0-0 F5			0-3 K		0-0 F3			2 0 0 0 0 1 1		
Wayne Krenchicki, L (7, PH) OBP: 0.311, SLG: 0.443										1 0 0 0 0 0 0		
Keefe Cato, R (7, 1) OBP: 1.000, SLG: 1.000										0 0 0 0 0 0 0		
Bob Owchinko, L (8, 1) OBP: 0.231, SLG: 0.182										0 0 0 0 0 0 0		
Inning Stats	R: 0 H: 1 E: 0 LOB: 1 K: 0 BB: 1 S: 3 P: 7	R: 1 H: 2 E: 0 LOB: 1 K: 0 BB: 0 S: 5 P: 5	R: 0 H: 1 E: 0 LOB: 1 K: 0 BB: 0 S: 4 P: 4	R: 0 H: 1 E: 0 LOB: 1 K: 0 BB: 0 S: 4 P: 4	R: 0 H: 1 E: 0 LOB: 1 K: 1 BB: 0 S: 6 P: 6	R: 0 H: 0 E: 0 LOB: 1 K: 1 BB: 0 S: 5 P: 6	R: 0 H: 0 E: 0 LOB: 0 K: 1 BB: 0 S: 5 P: 5	R: 1 H: 2 E: 0 LOB: 0 K: 0 BB: 0 S: 4 P: 4	R: 0 H: 0 E: 0 LOB: 0 K: 2 BB: 0 S: 7 P: 7	1B: 2 SF: 0 2B: 5 SAC: 0 3B: 0 DP: 0 HR: 1 HBP: 1	WP: 1 PA: 35 PB: 0 SB: 0 CS: 0	
PITCHER	IP WLS BF H R ER SO BB IBB HBP BLK WP HR S P ERA WHIP											
Bill Gullickson, R (1, 1) ERA: 3.74	5.0 W 21 6 1 1 1 1 1 0 0 0 1 0 22 26 1.80 1.400											
Bob James, R (6, 1) ERA: 3.5	4.0 S 14 2 1 1 4 0 0 1 0 0 1 21 22 2.25 0.500											

Cincinnati Reds @ Montreal Expos
Olympic Stadium, Montreal, QB

Fri Jul 13 1984, 7:05 PM EDT
Att. 22,527 - Unknown

livebaseballscorecards.com

AB	33
R	2
H	8
RBI	2
BB	1
SO	5
LOB	9



Batter	1	2	3	4	5	6	7	8	9	AB	R	H	RBI	BB	SO	LOB
Tim Raines, S OBP: 0.405, SLG: 0.440 (1, 8)	0-0 2-3			0-0 4-3	4-0 1-2 BB		0-0 8-4-1			3	0	0	0	1	0	2
Pete Rose, S OBP: 0.350, SLG: 0.322 (1, 3)	0-0 4-3			4-0 BB	0-0 SF7			0-0 HR		2	1	1	1	1	0	0
Andre Dawson, R OBP: 0.284, SLG: 0.352 (1, 9)	0-0 F5			0-0 F8	0-0 F4			0-0 HR		4	1	1	2	0	0	3
Gary Carter, R OBP: 0.364, SLG: 0.511 (1, 2)		0-0 F6		0-0 F7		0-0 F7		4-0 SH3 E BB		3	1	0	0	1	0	1
Mike Stenhouse, L OBP: 0.337, SLG: 0.306 (1, 7)		0-3 K			0-0 1B 2B 1B	0-0 6-3		0-0 SH3		3	1	1	0	0	1	0
Angel Salazar, R OBP: 0.168, SLG: 0.203 (8, PH) (9, 6)								1-2 2B		0	0	0	0	0	0	0
Tim Wallach, R OBP: 0.326, SLG: 0.447 (1, 5)		0-0 F3			0-0 2B 1-3 1B 1B	0-0 F5		0-0 E7 2B 2B		4	2	2	1	0	0	0
Derrel Thomas, S OBP: 0.374, SLG: 0.407 (1, 6) (9, 7)			0-0 4-3		0-0 1B SF7 2B		0-0 8-4-1 2B	0-0 F4-3 2B		4	1	3	2	0	0	0
Doug Flynn, R OBP: 0.294, SLG: 0.306 (1, 4)			0-3 K		0-0 F6-3		4-0 BB	0-0 F4-3		3	0	0	0	1	1	3
Bill Gullickson, R OBP: 0.132, SLG: 0.135 (1, 1)			0-0 5-3		0-0 BB 1B		0-3 K	0-3 K		1	0	0	0	0	0	0
Tony Scott, S OBP: 0.294, SLG: 0.273 (5, PH)							0-3 K			1	0	1	1	0	0	0
Bob James, R OBP: 0.286, SLG: 0.286 (6, 1)										2	0	0	0	0	2	3

Inning Stats	R: 0	H: 0	E: 0	K: 0	S: 3	R: 0	H: 0	E: 0	K: 1	S: 5	R: 0	H: 0	E: 0	K: 0	S: 3	R: 3	H: 4	E: 0	K: 0	S: 7	R: 0	H: 0	E: 0	K: 0	S: 3	R: 0	H: 1	E: 0	K: 1	S: 5	R: 4	H: 4	E: 1	K: 1	S: 9	
	0	0	0	0	3	0	0	0	1	5	0	0	0	0	3	0	0	0	0	0	0	0	0	0	0	0	0	0	0	0	0	0	0	0	0	0

PITCHER	IP	WLS	BF	H	R	ER	SO	BB	IBB	HBP	BLK	WP	HR	S	P	ERA	WHIP
Jeff Russell, R ERA: 3.51 (1, 1)	6.0	L	24	4	3	3	2	2	0	0	0	0	0	26	34	4.50	1.000
Keefe Cato, R ERA: 5.63 (7, 1)	1.1		9	4	4	4	1	2	0	0	0	0	1	9	17	27.00	4.500
Bob Owchinko, L ERA: 4.84 (8, 1)	0.2		3	1	0	0	1	0	0	0	0	0	0	5	5	0.00	1.500

BOTTOM

Cincinnati Reds @ Montreal Expos
Olympic Stadium, Montreal, QB
Fri Jul 13 1984, 7:05 PM EDT
Att. 22,527 - Unknown

AB	30
R	7
H	9
RBI	7
BB	4
SO	4
LOB	12



1B: 4	SF: 1	WP: 0	PA: 36
2B: 5	SAC: 1	PB: 0	
3B: 0	DP: 1	SB: 0	
HR: 1	HBP: 0	CS: 0	

PITCHER	IP	WLS	BF	H	R	ER	SO	BB	IBB	HBP	BLK	WP	HR	S	P	ERA	WHIP
Jeff Russell, R ERA: 3.51 (1, 1)	6.0	L	24	4	3	3	2	2	0	0	0	0	0	26	34	4.50	1.000
Keefe Cato, R ERA: 5.63 (7, 1)	1.1		9	4	4	4	1	2	0	0	0	0	1	9	17	27.00	4.500
Bob Owchinko, L ERA: 4.84 (8, 1)	0.2		3	1	0	0	1	0	0	0	0	0	0	5	5	0.00	1.500

Batter	1	2	3	4	5	6	7	8	9	AB R H RBI BB SO LOB	TOP									
Gary Redus, R OBP: 0.358, SLG: 0.382 (1, 7) X	0-0 F5	0-0 F8			0-3 K			0-0 FC1-6 WP 1B		4 0 1 0 0 1 1	Cincinnati Reds @ Montreal Expos Olympic Stadium, Montreal, QB Sat Jul 14 1984, 7:05 PM EDT Att: 35,147 - Unknown livebaseballscorecards.com									
Eric Davis, R OBP: 0.237, SLG: 0.366 (1, 8) SSS	0-3 K		0-0 F3		0-3 K			4-0 FC1-6 1-2 BB		3 0 0 0 1 2 0										
Dan Driessen, L OBP: 0.381, SLG: 0.430 (1, 3) X	0-0 2B 1B		0-0 F3			0-0 F3		0-0 FC1-6 1-2f 2-3		4 1 1 0 0 0 2										
Dave Parker, L OBP: 0.317, SLG: 0.391 (1, 9) X	0-0 1-H 2B		0-0 F5			0-0 F8		0-0 1-3		4 0 1 1 0 0 2										
Dave Concepcion, R OBP: 0.289, SLG: 0.310 (1, 6) X	0-0 F9			0-3 K		0-0 F4-3		0-0 F6-4-3 1B		4 0 1 0 0 1 1										
Tom Foley, L OBP: 0.335, SLG: 0.397 (1, 4) X		0-0 F8		4-0 BB		0-0 F4-3		0-0 F6		3 0 0 0 1 0 1										
Nick Esasky, R OBP: 0.286, SLG: 0.357 (1, 5) X		0-0 HR		0-0 F7		0-0 F9		0-0 F6-4-3 1-2		4 1 1 1 0 0 2										
Brad Gulden, L OBP: 0.259, SLG: 0.327 (1, 2) X		0-0 3-1		0-3 K		0-0 F4-3				3 0 0 0 0 1 1										
John Franco, L (7, 1)										0 0 0 0 0 0 0										
Mario Soto, R OBP: 0.220, SLG: 0.340 (1, 1) X		0-0 2B			0-0 F9			0-3 K		1 0 1 0 0 0 0										
Brad Lesley, R OBP: 0.500, SLG: 0.500 (4, 1)										1 0 0 0 0 0 0										
Dave Vangorder, R (7, 2)										1 0 0 0 0 1 0										
Inning Stats	R: 1 E: 0 K: 1 S: 7	H: 2 LOB: 1 BB: 0 P: 7	R: 1 E: 0 K: 0 S: 5	H: 2 LOB: 1 BB: 0 P: 5	R: 0 E: 0 K: 0 S: 3	H: 0 LOB: 0 BB: 0 P: 3	R: 0 E: 0 K: 2 S: 7	H: 0 LOB: 1 BB: 1 P: 11	R: 0 E: 0 K: 2 S: 7	H: 0 LOB: 0 BB: 0 P: 7	R: 0 E: 0 K: 0 S: 3	H: 0 LOB: 0 BB: 0 P: 3	R: 0 E: 0 K: 1 S: 6	H: 1 LOB: 2 BB: 1 P: 10	R: 0 E: 0 K: 0 S: 3	H: 1 LOB: 0 BB: 0 P: 3	1B: 3 2B: 2 3B: 0 HR: 1	SF: 0 SAC: 0 DP: 1 HBP: 0	WP: 1 PB: 0 SB: 0 CS: 0	PA: 34
PITCHER Charlie Lea, R ERA: 2.85 (1, 1)	IP 9.0 WLS W BF 34 H 6 R 2 ER 2 SO 6 BB 2 IBB 0 HBP 0 BLK 0 WP 1 HR 1 S 44 P 52 ERA 2.00 WHIP 0.889																			



Batter	1	2	3	4	5	6	7	8	9
Tim Raines, S OBP: 0.405, SLG: 0.438 (1, 8)	0-0 4-3 BBB	4-0 S BB		0-0 S 1B 1B		0-3 S K		0-3 S K	
Pete Rose, S OBP: 0.357, SLG: 0.330 (1, 3)	0-0 1B 1B	0-0 F8 1-2		0-0 1-H FC1-6 1B		0-0 S 1B		0-0 F4	
Angel Salazar, R OBP: 0.167, SLG: 0.201 (6, PR)									
Andre Dawson, R OBP: 0.284, SLG: 0.351 (1, 9)	0-0 1B 1-3 1B		0-0 6-3	0-0 FC1-6 BB 1B 1-2f		0-0 F2			
Gary Carter, R OBP: 0.368, SLG: 0.513 (1, 2)	0-0 1B SF7 2-3 3-H 1B		4-0 HR BB	0-0 1-2 BB 1B		0-0 5-3 1-2			
Mike Stenhouse, L OBP: 0.352, SLG: 0.352 (1, 7)	0-0 1-3 3-H 1B		0-0 1-H HR	4-0 1-2 2-3 BB		0-0 3-1			
Tim Wallach, R OBP: 0.325, SLG: 0.446 (1, 5)	0-0 SF7		0-0 4-3 1B	0-0 FC6-4 1-2f		0-3 K			
Derrel Thomas, S OBP: 0.368, SLG: 0.400 (1, 6)	0-3 K		0-0 4-3 1-2		0-3 K		0-0 1B		
Doug Flynn, R OBP: 0.288, SLG: 0.299 (1, 4)		0-0 F9	0-0 F7		0-3 K		0-0 F4		
Charlie Lea, R OBP: 0.082, SLG: 0.063 (1, 1)		0-0 6-3		0-3 K		0-0 F9		0-0 5-3	

Inning Stats	R: 3	H: 4	E: 0	LOB: 1	K: 1	BB: 0	S: 9	P: 9
	R: 0	H: 0	E: 0	LOB: 1	K: 0	BB: 1	S: 3	P: 7
	R: 2	H: 2	E: 0	LOB: 1	K: 0	BB: 1	S: 5	P: 9
	R: 1	H: 3	E: 0	LOB: 3	K: 1	BB: 1	S: 8	P: 12
	R: 0	H: 0	E: 0	LOB: 0	K: 2	BB: 0	S: 7	P: 7
	R: 0	H: 1	E: 0	LOB: 2	K: 1	BB: 0	S: 6	P: 6
	R: 0	H: 1	E: 0	LOB: 1	K: 1	BB: 0	S: 6	P: 6
	R: 0	H: 0	E: 0	LOB: 0	K: 1	BB: 0	S: 5	P: 5

PITCHER	IP	WLS	BF	H	R	ER	SO	BB	IBB	HBP	BLK	WP	HR	S	P	ERA	WHIP
Mario Soto, R ERA: 3.31 (1, 1)	3.1	L	20	8	6	6	2	2	0	0	0	0	1	22	30	16.20	3.000
Brad Lesley, R ERA: 3.12 (4, 1)	2.2		11	2	0	0	3	1	0	0	0	0	0	16	20	0.00	1.125
John Franco, L ERA: 2.78 (7, 1)	2.0		7	1	0	0	2	0	0	0	0	0	0	11	11	0.00	0.500

AB R H RBI BB SO LOB

4	1	1	0	1	2	0
4	1	3	1	0	0	1
1	0	0	0	0	0	0
4	1	1	0	0	0	2
3	2	2	1	1	0	1
3	1	2	3	1	0	0
3	0	1	1	0	1	3
4	0	1	0	0	2	2
4	0	0	0	0	1	2
4	0	0	0	0	1	0

1B: 10	SF: 1	WP: 0	PA: 38
2B: 0	SAC: 0	PB: 0	
3B: 0	DP: 0	SB: 3	
HR: 1	HBP: 0	CS: 0	
WP: 0	PA: 38	ERA	WHIP

Cincinnati Reds @ Montreal Expos
 Olympic Stadium, Montreal, QB
 Sat Jul 14 1984, 7:05 PM EDT
 Att. 35,147 - Unknown

livebaseballscorecards.com

AB	34
R	6
H	11
RBI	6
BB	3
SO	7
LOB	11



Batter	1	2	3	4	5	6	7	8	9	AB R H RBI BB SO LOB	TOP		
Gary Redus, R (1, 7) OBP: 0.360, SLG: 0.381	0-0 SF8 E 1B		0-0 F8		0-0 6-3		4-0 CS BB			3 1 1 0 1 0 0			
Eric Davis, R (1, 8) OBP: 0.238, SLG: 0.373	0-0 F9 1-3		0-0 F3		0-0 5-3		0-0 F 1-2	0-0 2B		5 0 1 0 0 0 3			
Dan Driessen, L (1, 3) OBP: 0.374, SLG: 0.423	0-0 SF8 3-H		0-0 F7			0-0 F9		0-3 K		3 0 0 1 0 1 1			
Dave Parker, L (1, 9) OBP: 0.314, SLG: 0.386	0-3 K			0-0 F5		0-0 F7		0-3 K		4 0 0 0 0 2 1			
Dave Concepcion, R (1, 6) OBP: 0.294, SLG: 0.315		0-0 2B		4-0 1B BB		0-0 5-3		4-0 BB		2 1 1 0 2 0 0			
Nick Esasky, R (1, 5) OBP: 0.291, SLG: 0.368		0-0 2B		0-3 K		0-0 WP 1B		0-0 F4-3		3 1 2 1 0 1 1			
Wayne Krenchicki, L (7, 5) OBP: 0.308, SLG: 0.438		2-H								1 0 0 0 0 0 2			
Tom Foley, L (1, 4) OBP: 0.345, SLG: 0.403		0-0 F7		0-0 1-2 1B		0-0 1B 1B		4-0 CS BB		3 0 2 1 1 0 1			
Dave Vangorder, R (1, 2) OBP: 0.200, SLG: 0.200		0-0 F8		0-0 F9		0-0 5-3 2-H 1B		0-3 K 1-2		4 0 1 0 0 1 4			
Jay Tibbs, R (1, 1)		0-3 K			0-3 K		0-0 5-3		0-3 K	3 0 0 0 0 2 2			
Ted Power, R (8, 1)										1 0 0 0 0 1 0			
Inning Stats	R: 1 E: 1 K: 1 S: 6 H: 1 LOB: 0 BB: 0 P: 6	R: 1 E: 0 K: 1 S: 7 H: 2 LOB: 1 BB: 0 P: 7	R: 0 E: 0 K: 0 S: 3 H: 0 LOB: 0 BB: 0 P: 3	R: 0 E: 0 K: 1 S: 6 H: 1 LOB: 2 BB: 1 P: 10	R: 0 E: 0 K: 1 S: 5 H: 0 LOB: 0 BB: 0 P: 5	R: 0 E: 0 K: 0 S: 3 H: 0 LOB: 0 BB: 0 P: 3	R: 1 E: 0 K: 0 S: 4 H: 3 LOB: 1 BB: 1 P: 8	R: 0 E: 0 K: 2 S: 8 H: 1 LOB: 2 BB: 1 P: 12	R: 0 E: 0 K: 2 S: 6 H: 0 LOB: 0 BB: 1 P: 10	1B: 5 2B: 3 3B: 0 HR: 0 SF: 1 SAC: 0 DP: 0 HBP: 0	WP: 1 PB: 0 SB: 0 CS: 2 PA: 37		
PITCHER	IP WLS BF H R ER SO BB IBB HBP BLK WP HR S P ERA WHIP											PITCHER	IP WLS BF H R ER SO BB IBB HBP BLK WP HR S P ERA WHIP
Steve Rogers, R (1, 1) ERA: 5.46	7.0 L 30 8 3 2 4 2 0 0 0 0 1 0 35 43 2.57 1.429												
Gary Lucas, L (8, 1) ERA: 2.87	1.0 4 0 0 0 2 1 0 0 0 0 0 0 7 11 0.00 1.000												
Jeff Reardon, R (9, 1) ERA: 2.06	1.0 3 0 0 0 2 1 0 0 0 0 0 0 6 10 0.00 1.000												

Cincinnati Reds @ Montreal Expos
Olympic Stadium, Montreal, QB
Sun Jul 15 1984, 3:33 AM EDT
Att: 27,135 - Unknown

livebaseballscorecards.com

AB	32
R	3
H	8
RBI	3
BB	4
SO	8
LOB	15



Batter	1	2	3	4	5	6	7	8	9	AB	R	H	RBI	BB	SO	LOB
Tim Raines, S OBP: 0.406, SLG: 0.437 (1, 8)	0-0 6-3		4-0 BB		0-0 4-3			0-0 4-3 PB 1B		3	1	1	0	1	0	1
Pete Rose, S OBP: 0.351, SLG: 0.324 (1, 3)	0-0 4-3		0-0 F9			0-0 1-3		0-0 4-3		4	0	0	0	0	0	3
Andre Dawson, R OBP: 0.283, SLG: 0.349 (1, 9)	0-0 G3			0-0 F8		0-0 6-3		0-0 3-H 1B		4	0	1	1	0	0	0
Gary Carter, R OBP: 0.364, SLG: 0.506 (1, 2)		0-0 G3		0-0 6-3		0-0 6-3		0-0 F2		4	0	0	0	0	0	1
Mike Stenhouse, L OBP: 0.357, SLG: 0.385 (1, 7)		0-0 4-3		4-0 BB			0-0 HR		0-3 K	3	1	1	1	1	1	0
Tim Wallach, R OBP: 0.321, SLG: 0.441 (1, 5)		0-0 F9		0-0 F9			0-0 F8		0-0 F8	4	0	0	0	0	0	1
Derrel Thomas, S OBP: 0.374, SLG: 0.391 (1, 6)			0-0 4-3		4-0 F6-3 BB		0-0 4-3		4-0 BB BB	2	0	0	0	2	0	0
Doug Flynn, R OBP: 0.284, SLG: 0.294 (1, 4)			0-0 F4-3		0-0 F6-3		0-0 F6-3		4-0 BB	3	0	0	0	0	0	1
Tony Scott, S OBP: 0.308, SLG: 0.273 (9, PH)					1-2				1-2 BB	0	0	0	0	1	0	0
Steve Rogers, R OBP: 0.269, SLG: 0.333 (1, 1)			4-0 BB		0-0 3B			0-0 F8	0-0 F4	1	0	1	0	1	0	0
Gary Lucas, L (8, 1)										0	0	0	0	0	0	0
Miguel Dilone, S OBP: 0.328, SLG: 0.360 (8, PH)										1	0	0	0	0	0	0
Jeff Reardon, R (9, 1)										0	0	0	0	0	0	0
Jim Wohlford, R OBP: 0.314, SLG: 0.362 (9, PH)										1	0	0	0	0	0	2

Inning Stats	R: 0	H: 0	E: 0	K: 0	S: 3	R: 0	H: 0	E: 0	K: 0	S: 3	R: 0	H: 0	E: 0	K: 0	S: 3	R: 0	H: 1	E: 0	K: 0	S: 3	R: 0	H: 0	E: 0	K: 0	S: 3	R: 1	H: 1	E: 0	K: 0	S: 4	R: 1	H: 2	E: 0	K: 0	S: 5	R: 0	H: 0	E: 0	K: 1	S: 5	R: 0	H: 0	E: 0	K: 1	S: 5	1B: 2	SF: 0	2B: 0	SAC: 0	3B: 1	DP: 1	HR: 1	HBP: 0	WP: 0	PA: 36
PITCHER	IP	WLS	BF	H	R	ER	SO	BB	IBB	HBP	BLK	WP	HR	S	P	ERA	WHIP														ERA	WHIP																							
Jay Tibbs, R ERA: 2.35 (1, 1)	7.2	W	30	4	2	2	0	4	0	0	0	0	0	26	42	2.35	1.043																																						
Ted Power, R ERA: 3.28 (8, 1)	1.1	S	6	0	0	0	1	2	0	0	0	0	0	6	14	0.00	1.500																																						

BOTTOM

Cincinnati Reds @ Montreal Expos
Olympic Stadium, Montreal, QB
 Sun Jul 15 1984, 3:33 AM EDT
 Att. 27,135 - Unknown

livebaseballscorecards.com

AB	30
R	2
H	4
RBI	2
BB	6
SO	1
LOB	9



Batter	1	2	3	4	5	6	7	8	9	AB R H RBI BB SO LOB	TOP		
Garry Maddox, R OBP: 0.322, SLG: 0.417 (1, 8) X	0-0 1B 1B		0-0 4-3 2B		0-0 2-H HR	0-0 F4		0-0 F8		5 1 3 2 0 0 1			
Von Hayes, L OBP: 0.361, SLG: 0.424 (1, 9) X	0-0 1-3 1B		0-0 4-3 2-3		0-0 3B 1B		0-0 F7		0-0 F3	5 1 2 0 0 0 1			
Juan Samuel, R OBP: 0.340, SLG: 0.459 (1, 4) S S S	0-3 1-2 K		0-3 K		0-0 1-H 2B 3B		0-0 HR 2B		0-0 E5	5 2 2 1 0 2 3			
Mike Schmidt, R OBP: 0.390, SLG: 0.516 (1, 5) S S S	0-3 K			0-0 1B G5-4-3 1B	0-0 4-3 2B		0-0 2-H HR		0-3 K	5 2 3 3 0 2 3			
Tim Corcoran, L OBP: 0.440, SLG: 0.536 (1, 3) S S S	0-3 K			0-0 1-3 1B G5-4-3	0-0 4-3 2-3		0-0 FC6-4 1B		0-0 5-3	5 0 2 0 0 1 4			
Ozzie Virgil, R OBP: 0.341, SLG: 0.520 (1, 2) X		0-0 F8		0-0 G5-4-3 1-2f 3-H	0-3 K		0-3 K			4 0 0 0 0 2 3			
Glenn Wilson, R OBP: 0.288, SLG: 0.415 (1, 7) X		0-0 F8		0-0 6-3		0-0 1B	0-0 FC6-4			4 0 1 0 0 0 1			
Ivan De Jesus, R OBP: 0.316, SLG: 0.308 (1, 6) X		0-0 F8			4-0 HR BB	0-0 F9		0-0 1-3		3 1 0 0 1 0 1			
Kevin Gross, R OBP: 0.048, SLG: 0.048 (1, 1) S S S			0-3 K		0-3 K	0-3 K		0-0 F9		4 0 0 0 0 3 2			
Inning Stats	R: 0 E: 0 K: 3 S: 11 H: 2 LOB: 2 BB: 0 P: 11	R: 0 E: 0 K: 0 S: 3 H: 0 LOB: 0 BB: 0 P: 3	R: 0 E: 0 K: 2 S: 8 H: 1 LOB: 1 BB: 0 P: 8	R: 1 E: 0 K: 0 S: 4 H: 2 LOB: 0 BB: 0 P: 4	R: 4 E: 0 K: 2 S: 11 H: 4 LOB: 1 BB: 1 P: 15	R: 0 E: 0 K: 1 S: 6 H: 1 LOB: 1 BB: 0 P: 6	R: 2 E: 0 K: 1 S: 8 H: 3 LOB: 1 BB: 0 P: 8	R: 0 E: 0 K: 0 S: 3 H: 0 LOB: 0 BB: 0 P: 3	R: 0 E: 1 K: 1 S: 6 H: 0 LOB: 1 BB: 0 P: 6	1B: 7 2B: 3 3B: 1 HR: 2 SF: 0 SAC: 0 DP: 1 HBP: 0	WP: 0 PB: 0 SB: 3 CS: 0 PA: 41		
PITCHER	IP WLS BF H R ER SO BB IBB HBP BLK WP HR S P ERA WHIP											PITCHER	IP WLS BF H R ER SO BB IBB HBP BLK WP HR S P ERA WHIP
Tom Hume, R ERA: 6.2 (1, 1)	4.1 L 21 8 5 5 6 1 0 0 0 0 0 1 32 36 10.38 2.077												
Keefe Cato, R ERA: 5.91 (5, 1)	2.2 13 5 2 2 3 0 0 0 0 0 0 1 19 19 6.75 1.875												
John Franco, L ERA: 2.66 (8, 1)	2.0 7 0 0 0 1 0 0 0 0 0 0 0 9 9 0.00 0.000												

Philadelphia Phillies @ Cincinnati Reds
Riverfront Stadium, Cincinnati, OH
Mon Jul 16 1984, 7:05 PM EDT
Att: 15,460 - Unknown

livebaseballscorecards.com

AB 40
R 7
H 13
RBI 6
BB 1
SO 10
LOB 19



Batter	1	2	3	4	5	6	7	8	9	AB	R	H	RBI	BB	SO	LOB	BOTTOM	
Gary Redus, R OBP: 0.355, SLG: 0.374 (1, 7) X	0-0 F8 ①		0-0 F6 ①			0-0 6-3 ①		0-0 F7 ②		4	0	0	0	0	0	1	Philadelphia Phillies @ Cincinnati Reds Riverfront Stadium, Cincinnati, OH Mon Jul 16 1984, 7:05 PM EDT Att. 15,460 - Unknown	
Eric Davis, R OBP: 0.238, SLG: 0.359 (1, 8) B B B B	4-0 F7 S 1B BB		0-0 F8 ②			0-0 F2 ②		0-0 F8 ③		3	1	0	0	1	0	1		
Dan Driessen, L OBP: 0.376, SLG: 0.437 (1, 3) B B B B	4-0 1B BB		0-0 F9 ③			0-0 HR		0-0 F7 ①		3	1	1	1	1	0	0		
Dave Parker, L OBP: 0.310, SLG: 0.382 (1, 9) X	0-0 F7 ②			0-3 K ①		0-0 F5 ③		0-0 5-3 ②		4	0	0	0	0	1	2		
Dave Concepcion, R OBP: 0.302, SLG: 0.324 (1, 6) X	0-0 1B BB			0-0 CS 1B			0-0 G3-6-1 1B		0-0 FC6-4 1B	4	0	4	1	0	0	0		
Nick Esasky, R OBP: 0.286, SLG: 0.360 (1, 5) X	0-0 4-3 ③			0-3 K ② ③			0-3 K ①		0-0 FC6-4 ③	4	0	0	0	0	2	5		
Tom Foley, L OBP: 0.339, SLG: 0.395 (1, 4) X		0-0 4-3 ①			0-3 K ①		0-0 G3-6-1 ② ③			3	0	0	0	0	1	1		
John Franco, L (8, 1)										0	0	0	0	0	0	0		
Dave Vangorder, R OBP: 0.250, SLG: 0.250 (1, 2) X		0-0 G1-6-3 1B			0-0 4-3 ②			0-0 F7 ①		3	0	1	0	0	0	0		
Tom Hume, R OBP: 0.188, SLG: 0.133 (1, 1) X		0-0 G1-6-3 ② ③			0-0 5-3 ③			0-0 1B		1	0	0	0	0	0	1		
Keefe Cato, R OBP: 0.667, SLG: 0.667 (5, 1)										1	0	0	0	0	0	0		
Ron Oester, S OBP: 0.269, SLG: 0.273 (8, 4) X		1-2f								1	0	1	0	0	0	0		
Inning Stats	R: 1 H: 1 E: 0 K: 0 S: 4	H: 1 LOB: 2 BB: 2 P: 12	R: 0 H: 1 E: 0 K: 0 S: 3	H: 1 LOB: 0 BB: 0 P: 3	R: 0 H: 0 E: 0 K: 0 S: 3	H: 1 LOB: 1 BB: 0 P: 7	R: 0 H: 0 E: 0 K: 1 S: 5	H: 0 LOB: 0 BB: 0 P: 5	R: 1 H: 1 E: 0 K: 0 S: 4	H: 1 LOB: 0 BB: 0 P: 4	R: 0 H: 1 E: 0 K: 1 S: 5	H: 1 LOB: 1 BB: 0 P: 4	R: 0 H: 1 E: 0 K: 0 S: 4	H: 1 LOB: 1 BB: 0 P: 4	1B: 6 SF: 0 2B: 1 SAC: 0 3B: 0 DP: 3 HR: 1 HBP: 0	WP: 0 PA: 33 PB: 0 SB: 1 CS: 1		
PITCHER Kevin Gross, R ERA: 3.51 (1, 1)	IP 9.0 WLS W BF 33 H 7 R 2 ER 2 SO 4 BB 2 IBB 0 HBP 0 BLK 0 WP 0 HR 1 S 39 P 47 ERA 2.00 WHIP 1.000								PITCHER IP WLS BF H R ER SO BB IBB HBP BLK WP HR S P ERA WHIP									

livebaseballscorecards.com



Batter	1	2	3	4	5	6	7	8	9	AB R H RBI BB SO LOB	TOP	
Garry Maddox, R OBP: 0.319, SLG: 0.412 (1, 8) X	0-0 F7		0-0 HR 1B		0-0 F7		0-0 F8		0-0 F8	5 1 1 0 0 0 2		
Juan Samuel, R OBP: 0.337, SLG: 0.454 (1, 4) S S	0-3 K		0-3 K		0-0 F9			0-0 F4		4 0 0 0 0 2 2		
Sixto Lezcano, R OBP: 0.360, SLG: 0.543 (1, 9) S S	0-3 K		0-0 HR 1-H 2-H		4-0 BB			0-0 HR		3 2 2 4 1 1 0		
Mike Schmidt, R OBP: 0.389, SLG: 0.513 (1, 5) S S		0-0 1B	0-3 K		0-3 K			0-0 6-3		4 0 1 0 0 2 1		
Ozzie Virgil, R OBP: 0.336, SLG: 0.512 (1, 2) S S		0-0 F4		0-0 F5		0-0 F7		0-0 F9		4 0 0 0 0 0 1		
Glenn Wilson, R OBP: 0.287, SLG: 0.412 (1, 7) S S		0-0 F8		0-0 F8		0-0 F6			0-0 1B 1B	4 0 1 0 0 0 1		
John Wockenfuss, R OBP: 0.344, SLG: 0.450 (1, 3) S S		0-3 K		0-0 1B 1B		0-0 F7			0-0 1B 1B	3 0 1 0 0 1 1 1 0 1 0 0 0 0		
Tim Corcoran, L OBP: 0.444, SLG: 0.540 (8, 3) S S												
Ivan De Jesus, R OBP: 0.319, SLG: 0.309 (1, 6) S S			4-0 FC5-4 BB		0-0 1B 1B		0-0 F7		0-0 F6	2 0 1 0 1 0 0 1 0 0 0 0 0 2 0 0 0 0 0 0 0		
Von Hayes, L OBP: 0.359, SLG: 0.423 (9, PH) S S												
Kiko Garcia, R OBP: 0.302, SLG: 0.286 (9, 6) S S												
Steve Carlton, L OBP: 0.231, SLG: 0.327 (1, 1) S S			0-0 FC5-4 HR 1-2		0-0 F7		0-3 K		0-0 F7	3 1 0 0 0 1 3 1 0 0 0 0 0 2 0 0 0 0 0 0 0		
Greg Gross, L OBP: 0.409, SLG: 0.350 (9, PH) S S												
Al Holland, R (9, 1) S S												
Inning Stats	R: 0 E: 0 K: 2 S: 7 H: 0 LOB: 0 BB: 0 P: 7	R: 0 E: 0 K: 1 S: 6 H: 1 LOB: 1 BB: 0 P: 6	R: 3 E: 0 K: 2 S: 9 H: 2 LOB: 0 BB: 1 P: 13	R: 0 E: 0 K: 0 S: 5 H: 2 LOB: 2 BB: 0 P: 5	R: 0 E: 0 K: 1 S: 5 H: 0 LOB: 1 BB: 1 P: 9	R: 0 E: 0 K: 0 S: 3 H: 0 LOB: 0 BB: 0 P: 3	R: 0 E: 0 K: 1 S: 5 H: 0 LOB: 0 BB: 0 P: 5	R: 1 E: 0 K: 0 S: 4 H: 1 LOB: 0 BB: 0 P: 4	R: 0 E: 0 K: 0 S: 5 H: 2 LOB: 2 BB: 0 P: 5	1B: 6 2B: 0 3B: 0 HR: 2 SF: 0 SAC: 0 DP: 0 HBP: 0	WP: 0 PB: 0 SB: 0 CS: 0 PA: 37	
PITCHER	IP WLS BF H R ER SO BB IBB HBP BLK WP HR S P ERA WHIP											
Joe Price, L ERA: 4.74 (1, 1)	7.0 L 28 5 3 3 7 2 0 0 0 0 0 1 40 48 3.86 1.000											
Brad Lesley, R ERA: 3.72 (8, 1)	1.0 6 3 1 1 0 0 0 0 0 0 0 1 6 6 9.00 3.000											
Ted Power, R ERA: 3.24 (9, 1)	1.0 3 0 0 0 0 0 0 0 0 0 0 0 3 3 0.00 0.000											

Philadelphia Phillies @ Cincinnati Reds
Riverfront Stadium, Cincinnati, OH
Tue Jul 17 1984, 7:05 PM EDT
Att. 14,083 - Unknown

livebaseballscorecards.com

AB	35
R	4
H	8
RBI	4
BB	2
SO	7
LOB	15



BOTTOM

Philadelphia Phillies @ Cincinnati Reds
 Riverfront Stadium, Cincinnati, OH
 Tue Jul 17 1984, 7:05 PM EDT
 Att. 14,083 - Unknown

livebaseballscorecards.com

AB	33
R	3
H	8
RBI	1
BB	2
SO	8
LOB	13



WP: 0	PA: 36
PB: 0	
SB: 3	
CS: 0	

AB R H RBI BB SO LOB

3 0 0 0 1 1 1

3 1 0 0 1 2 2

4 0 0 0 0 1 2

4 0 2 0 0 1 2

4 1 1 0 0 1 1

4 0 2 0 0 1 2

4 1 1 0 0 1 2

4 0 2 1 0 0 0

1 0 0 0 0 0 1

1 0 0 0 0 0 0

0 0 0 0 0 0 0

1 0 0 0 0 0 0

1B: 8	SF: 0
2B: 0	SAC: 1
3B: 0	DP: 0
HR: 0	HBP: 0

Batter	1	2	3	4	5	6	7	8	9
Gary Redus, R (1, 7) OBP: 0.353, SLG: 0.369	4-0 BLK BB		0-3 K		0-0 F9		0-0 F6		
Eric Davis, R (1, 8) OBP: 0.239, SLG: 0.346	0-0 4-3		0-3 K		0-3 K			4-0 S S E BB	
Cesar Cedeno, R (1, 3) OBP: 0.327, SLG: 0.448	0-3 K		0-0 6-3			0-0 F9		0-0 F8	
Dave Parker, L (1, 9) OBP: 0.312, SLG: 0.383	0-0 3-1			0-0 FC5-4 1B		0-0 1B 1B		0-3 K	
Dave Concepcion, R (1, 6) OBP: 0.302, SLG: 0.323		0-3 K		0-0 FC5-4 1-2f		0-0 1B 1B		0-0 E6 2-H	
Nick Esasky, R (1, 5) OBP: 0.290, SLG: 0.363		0-0 FC6-4 1B		0-0 F9		0-0 1B 1B		0-3 K	
Ron Oester, S (1, 4) OBP: 0.269, SLG: 0.272		0-0 FC6-4 E S 1-2f 1B		0-3 K		0-0 1-3 2-H 1B			0-0 F9
Dave Vangorder, R (1, 2) OBP: 0.333, SLG: 0.333		0-0 FC4-6 1-H 1B			0-0 SH1 1B		0-0 F9		0-0 6-3
Joe Price, R (1, 1) OBP: 0.207, SLG: 0.185		0-0 FC4-6			0-0 SH1		0-0 F8		0-0 6-3
Skeeter Barnes, R (7, PH)									
Brad Lesley, R (8, 1) OBP: 0.500, SLG: 0.500									
Ted Power, R (9, 1)									
Tony Perez, R (9, PH) OBP: 0.287, SLG: 0.347									

Inning Stats	R: 0	H: 0	E: 0	K: 1	S: 5	H: 0	LOB: 1	BB: 1	P: 9	R: 1	H: 2	E: 0	K: 1	S: 7	H: 2	LOB: 1	BB: 0	P: 7	R: 0	H: 0	E: 0	K: 2	S: 7	H: 0	LOB: 0	BB: 0	P: 7	R: 0	H: 1	E: 0	K: 1	S: 6	H: 1	LOB: 1	BB: 0	P: 6	R: 1	H: 4	E: 0	K: 0	S: 5	H: 4	LOB: 2	BB: 0	P: 5	R: 0	H: 0	E: 0	K: 0	S: 3	H: 0	LOB: 0	BB: 0	P: 3	R: 1	H: 0	E: 1	K: 2	S: 8	H: 0	LOB: 1	BB: 1	P: 12	R: 0	H: 0	E: 0	K: 0	S: 3	H: 0	LOB: 0	BB: 0	P: 3	1B: 8	SF: 0	2B: 0	SAC: 1	3B: 0	DP: 0	HR: 0	HBP: 0
	0	0	0	1	5	0	1	1	9	1	2	0	1	7	2	1	0	7	0	0	0	7	0	1	0	7	0	1	0	6	1	4	0	5	0	0	0	3	1	0	1	12	0	0	0	3	8	0	0	1	0	0	0	0																										

PITCHER	IP	WLS	BF	H	R	ER	SO	BB	IBB	HBP	BLK	WP	HR	S	P	ERA	WHIP
Steve Carlton, L (1, 1) ERA: 2.99	8.0	W	33	8	3	2	8	2	0	0	1	0	0	47	55	2.25	1.250
Al Holland, L (9, 1) ERA: 2.49	1.0	S	3	0	0	0	0	0	0	0	0	0	0	3	3	0.00	0.000

Batter	1	2	3	4	5	6	7	8	9	AB R H RBI BB SO LOB	TOP											
Garry Maddox, R OBP: 0.321, SLG: 0.411 (1, 8)	0-0 F8		0-0 1B 1B 1B	0-0 1B		0-0 F8		0-0 1-3 2-3		5 1 2 0 0 0 1												
Von Hayes, L OBP: 0.360, SLG: 0.426 (1, 7)	0-0 1-3		0-0 1B 1B 1B	0-0 F8		0-0 2B		0-0 4-3		5 1 2 0 0 0 2												
Juan Samuel, R OBP: 0.340, SLG: 0.458 (1, 4)	0-0 2B		0-0 1B 1B 1B		0-0 F8	0-0 4-3			0-0 CS 1B	5 1 3 0 0 0 1												
Mike Schmidt, R OBP: 0.393, SLG: 0.535 (1, 5)	0-3 K		0-0 1B 1B 1B		0-0 HR				0-3 K	4 3 3 4 0 1 1												
Kiko Garcia, R OBP: 0.296, SLG: 0.280 (7, 5)			1-3 2-H 3-H						1-2	1 0 0 0 0 1 1												
Tim Corcoran, L OBP: 0.457, SLG: 0.543 (1, 3)		0-0 G5-4-3 1B	0-0 E9 1B		4-0 1B SF9 BB		0-0 3-1		4-0 1B BB	3 1 2 1 2 0 0												
Sixto Lezcano, R OBP: 0.366, SLG: 0.545 (1, 9)		0-0 G5-4-3	0-0 1-3 3-H		0-0 1B		0-3 K		0-0 1-2 1B	5 0 3 1 0 1 1												
Bo Diaz, R OBP: 0.305, SLG: 0.377 (1, 2)		0-0 F5	0-0 F9		0-0 SF9		0-0 6-3		0-0 F4	3 0 0 1 0 0 2												
Al Holland, R (9, 1)										0 0 0 0 0 0 0												
Ivan De Jesus, R OBP: 0.319, SLG: 0.306 (1, 6)			0-0 5-3	0-3 K	0-3 K			4-0 1-3 5-3 BB		3 0 0 0 1 2 1												
Shane Rawley, R (1, 1)			0-3 K	0-3 K		0-0 4-3		0-0 5-3		3 0 0 0 0 2 0												
Larry Andersen, R (7, 1)										0 0 0 0 0 0 0												
Ozzie Virgil, R OBP: 0.335, SLG: 0.510 (7, 2)										1 0 0 0 0 0 1												
Glenn Wilson, R OBP: 0.286, SLG: 0.411 (9, PH)								1-2		1 0 0 0 0 0 2												
Inning Stats	R: 0 E: 0 K: 1 S: 6	H: 1 LOB: 1 BB: 0 P: 6	R: 0 E: 0 K: 0 S: 3	H: 1 LOB: 0 BB: 0 P: 3	R: 4 E: 1 K: 1 S: 11	H: 6 LOB: 2 BB: 0 P: 11	R: 0 E: 0 K: 2 S: 8	H: 1 LOB: 1 BB: 0 P: 8	R: 2 E: 0 K: 1 S: 7	H: 2 LOB: 1 BB: 1 P: 11	R: 0 E: 0 K: 0 S: 4	H: 1 LOB: 1 BB: 0 P: 4	R: 1 E: 0 K: 1 S: 6	H: 1 LOB: 0 BB: 0 P: 6	R: 0 E: 0 K: 0 S: 3	H: 0 LOB: 1 BB: 1 P: 7	R: 0 E: 0 K: 1 S: 6	H: 2 LOB: 2 BB: 1 P: 10	1B: 11 2B: 2 3B: 0 HR: 2	SF: 1 SAC: 0 DP: 1 HBP: 0	WP: 0 PB: 0 SB: 0 CS: 1	PA: 43
PITCHER	IP WLS BF H R ER SO BB IBB HBP BLK WP HR S P ERA WHIP																					
Jeff Russell, R ERA: 3.74 (1, 1)	2.2 L 15 8 4 4 2 0 0 0 0 0 0 0 19 19 13.50 3.000																					
Keefe Cato, R ERA: 6.23 (3, 1)	2.1 11 3 2 2 3 1 0 0 0 0 0 1 16 20 7.71 1.714																					
Brad Lesley, R ERA: 3.86 (6, 1)	2.0 8 2 1 1 1 0 0 0 0 0 0 1 10 10 4.50 1.000																					
John Franco, L ERA: 2.55 (8, 1)	2.0 9 2 0 0 1 2 0 0 0 0 0 0 9 17 0.00 2.000																					

Philadelphia Phillies @ Cincinnati Reds
Riverfront Stadium, Cincinnati, OH
Wed Jul 18 1984, 7:05 PM EDT
Att: 13,539 - Unknown

livebaseballscorecards.com

AB	39
R	7
H	15
RBI	7
BB	3
SO	7
LOB	13



BOTTOM

Philadelphia Phillies @ Cincinnati Reds
 Riverfront Stadium, Cincinnati, OH

livebaseballscorecards.com

AB	33
R	5
H	7
RBI	5
BB	3
SO	9
LOB	7



WP: 0	PA: 37
PB: 0	
SB: 0	
CS: 0	

Wed Jul 18 1984, 7:05 PM EDT
 Att. 13,539 - Unknown

Batter	1	2	3	4	5	6	7	8	9	AB	R	H	RBI	BB	SO	LOB
Gary Redus, R (1, 7) OBP: 0.349, SLG: 0.364 Duane Walker, L (7, PH) OBP: 0.413, SLG: 0.556 (8, 7)	0-0 6-3		0-3 K			0-0 5-3	4-0 BB 1-2 2-3		0-3 K	3	0	0	0	0	1	0
Eric Davis, R (1, 8) OBP: 0.242, SLG: 0.337 Dan Driessen, L (7, PH) OBP: 0.379, SLG: 0.437 (8, 3)	0-0 F5		4-0 FC6-4 BB			0-3 K	4-0 BB 1-2 2-3		0-0 BB	2	0	0	0	1	1	0
Cesar Cedeno, R (1, 3) OBP: 0.320, SLG: 0.439 (8, 8)	0-0 5-3		0-0 FC6-4 1-2f			0-0 6-3	0-0 SF7 3-H		0-0 BB	3	0	0	1	0	0	1
Dave Parker, L (1, 9) OBP: 0.312, SLG: 0.382		0-0 F7		0-0 6-3			0-0 1B HR 1B		0-0 4-3	4	1	1	0	0	0	2
Dave Concepcion, R (1, 6) OBP: 0.301, SLG: 0.322		0-3 K		0-0 F9			0-0 1B HR		0-3 K	4	1	1	0	0	2	0
Nick Esasky, R (1, 5) OBP: 0.294, SLG: 0.383		0-0 1B 1B		0-3 K			0-0 1B HR 1B		0-3 K	4	1	2	3	0	2	0
Ron Oester, S (1, 4) OBP: 0.272, SLG: 0.276		0-0 1B 1-2 1B		0-0 6-3			0-0 1B BB 1B		0-0 F4	4	1	2	0	0	0	0
Dave Vangorder, R (1, 2) OBP: 0.313, SLG: 0.313		0-0 F9		0-0 F4			0-0 1B BB SF7		0-0 F8	4	1	1	0	0	0	2
Jeff Russell, R (1, 1) OBP: 0.231, SLG: 0.200 Keefe Cato, R (3, 1) OBP: 0.500, SLG: 0.500 Skeeter Barnes, R (5, PH) Brad Lesley, R (6, 1) OBP: 0.500, SLG: 0.500 Tony Perez, R (7, PH) OBP: 0.284, SLG: 0.343 John Franco, L (8, 1) Wayne Krenchicki, L (9, PH) OBP: 0.304, SLG: 0.432			0-0 6-3		0-0 F8		0-3 K		0-3 K	0	0	0	0	0	0	0

Inning Stats	R: 0	H: 0	E: 0	K: 0	S: 3	H: 0	LOB: 0	BB: 0	P: 3	R: 0	H: 2	E: 0	K: 1	S: 7	H: 0	LOB: 2	BB: 0	P: 7	R: 0	H: 0	E: 0	K: 1	S: 5	H: 0	LOB: 1	BB: 1	P: 9	R: 0	H: 0	E: 0	K: 1	S: 5	R: 0	H: 0	E: 0	K: 1	S: 5	R: 0	H: 0	E: 0	K: 1	S: 5	R: 5	H: 5	E: 0	K: 1	S: 10	H: 2	LOB: 2	BB: 2	P: 18	R: 0	H: 0	E: 0	K: 2	S: 7	H: 0	LOB: 0	BB: 0	P: 7	R: 0	H: 0	E: 0	K: 2	S: 7	H: 0	LOB: 0	BB: 0	P: 7	1B: 6	SF: 1	2B: 0	SAC: 0	3B: 0	DP: 0	HR: 1	HBP: 0	WP: 0	PA: 37
--------------	------	------	------	------	------	------	--------	-------	------	------	------	------	------	------	------	--------	-------	------	------	------	------	------	------	------	--------	-------	------	------	------	------	------	------	------	------	------	------	------	------	------	------	------	------	------	------	------	------	-------	------	--------	-------	-------	------	------	------	------	------	------	--------	-------	------	------	------	------	------	------	------	--------	-------	------	-------	-------	-------	--------	-------	-------	-------	--------	-------	--------

PITCHER	IP	WLS	BF	H	R	ER	SO	BB	IBB	HBP	BLK	WP	HR	S	P	ERA	WHIP
Shane Rawley, L (1, 1) ERA: 5.32	6.0	W	26	7	5	5	4	1	0	0	0	0	1	33	37	7.50	1.333
Larry Andersen, R (7, 1) ERA: 1.86	2.0		8	0	0	0	3	2	0	0	0	0	0	12	20	0.00	1.000
Al Holland, L (9, 1) ERA: 2.45	1.0	S	3	0	0	0	2	0	0	0	0	0	0	7	7	0.00	0.000

Batter	1	2	3	4	5	6	7	8	9	AB R H RBI BB SO LOB	TOP											
Wally Backman, S (1, 4) <small>OBP: 0.369, SLG: 0.335</small> (7, 6)	0-3 K		0-0 6-3		4-0 S BB		0-0 F8	0-0 BB 2-3 1B		4 0 1 0 1 1 1	New York Mets @ Cincinnati Reds Riverfront Stadium, Cincinnati, OH Thu Jul 19 1984, 7:05 PM EDT Att. 13,257 - Unknown											
Danny Heep, L (1, 9) <small>OBP: 0.356, SLG: 0.407</small>	0-0 F7		0-3 K		4-0 BB 1-2 BB		4-0 1B SF9 BB	0-0 F6		3 1 0 0 2 1 2												
Keith Hernandez, L (1, 3) <small>OBP: 0.407, SLG: 0.452</small>	0-3 K		0-0 3-1		0-3 K		4-0 SF9 1B 1-2 2-3 BB	4-0 1-2 BB		3 0 0 0 2 2 2												
Darryl Strawberry, L (1, 8) <small>OBP: 0.354, SLG: 0.469</small>		0-0 HR		4-0 S SF9 BB		0-3 K	0-0 1-2 2-3 3-H S 1B	0-3 K		4 2 2 2 1 2 3												
George Foster, R (1, 7) <small>OBP: 0.286, SLG: 0.417</small>		0-0 FC6-4 1B		0-3 K 1-2		0-0 6-3	0-0 SF9 2-3 3-H	0-0 F8		4 0 1 1 0 1 1												
Hubie Brooks, R (1, 5) <small>OBP: 0.374, SLG: 0.464</small>		0-0 FC6-4 1B SF8 1-2f		0-0 SF9 2-H		0-0 1B 2B	4-0 1-2 IBB	0-0 G5-4-3 1B		3 2 2 1 1 0 1												
Ron Gardenhire, R (1, 6) <small>OBP: 0.286, SLG: 0.311</small> Rafael Santana, R (6, PR) (6, 6)		0-0 SF8 1B		0-0 F5		0-0 1B	0-0 G4-3			3 0 2 1 0 0 0												
Rusty Staub, L (7, PH) <small>OBP: 0.356, SLG: 0.359</small> Kelvin Chapman, R (7, 4) <small>OBP: 0.403, SLG: 0.373</small>		1-3 1B				2-H 1B		1-2f G5-4-3		0 0 0 0 0 0 0												
Junior Ortiz, R (1, 2) <small>OBP: 0.235, SLG: 0.242</small> Tom Gorman, L (6, 1)		0-0 SF8				0-3 K	0-0 6-3			1 0 0 0 0 0 3												
Mookie Wilson, S (8, PH) <small>OBP: 0.311, SLG: 0.399</small> Doug Sisk, R (8, 1) <small>OBP: 0.111, SLG: 0.111</small>		1-2 3-H				0-0 K		1B 6-3 1B		1 0 0 0 0 0 1												
Bruce Berenyi, R (1, 1) <small>OBP: 0.065, SLG: 0.067</small> Ron Hodges, L (6, 2) <small>OBP: 0.342, SLG: 0.254</small>		0-0 5-3				0-3 K	0-0 BB 1B 1B	0-0 6-3		0 0 0 0 0 0 0												
										2 1 1 0 0 0 1												
Inning Stats	R: 0 E: 0 K: 2 S: 7	H: 0 LOB: 0 BB: 0 P: 7	R: 2 E: 0 K: 0 S: 6	H: 3 LOB: 1 BB: 0 P: 6	R: 0 E: 0 K: 1 S: 5	H: 0 LOB: 0 BB: 0 P: 5	R: 1 E: 0 K: 1 S: 5	H: 0 LOB: 0 BB: 1 P: 9	R: 0 E: 0 K: 3 S: 9	H: 0 LOB: 2 BB: 2 P: 17	R: 1 E: 0 K: 1 S: 7	H: 2 LOB: 1 BB: 0 P: 7	R: 2 E: 0 K: 0 S: 5	H: 2 LOB: 3 BB: 3 P: 17	R: 0 E: 0 K: 1 S: 7	H: 2 LOB: 3 BB: 1 P: 11	R: 0 E: 0 K: 0 S: 3	H: 1 LOB: 0 BB: 0 P: 3	1B: 8 2B: 1 3B: 0 HR: 1	SF: 3 SAC: 0 DP: 1 HBP: 0	WP: 0 PB: 0 SB: 4 CS: 0	PA: 43
PITCHER	IP WLS BF H R ER SO BB IBB HBP BLK WP HR S P ERA WHIP																					
Mario Soto, R (1, 1) <small>ERA: 3.56</small>	6.1 W 30 6 6 6 8 5 0 0 0 0 0 1 41 61 8.53 1.737																					
Bob Owchinko, L (7, 1) <small>ERA: 4.84</small>	0.0 1 1 0 0 0 0 0 0 0 0 0 0 1 1 ∞ ∞																					
Ted Power, R (7, 1) <small>ERA: 3.18</small>	1.1 8 2 0 0 0 1 1 0 0 0 0 0 6 14 0.00 2.250																					
John Franco, L (8, 1) <small>ERA: 2.49</small>	1.1 S 4 1 0 0 1 0 0 0 0 0 0 0 6 6 0.00 0.750																					

livebaseballscorecards.com

AB	31
R	6
H	10
RBI	6
BB	7
SO	8
LOB	16



Batter	1	2	3	4	5	6	7	8	9
Duane Walker, L (1, 7) OBP: 0.418, SLG: 0.568	0-3 K	0-0 F8			0-0 FC3-5 2B	4-0 2B IBB		0-0 2B	
Eric Davis, R (1, 8) OBP: 0.242, SLG: 0.345 Cesar Cedeno, R (6, PR) OBP: 0.318, SLG: 0.437	0-3 K	0-3 K			0-0 FC3-5 2B	0-0 1-H 2B		0-0 6-3	
Dan Driessen, L (1, 3) OBP: 0.388, SLG: 0.446	4-0 FC6-4 BB		0-0 WP 1B		0-0 1-H 2B			4-0 FC3-6 BB	
Dave Parker, L (1, 9) OBP: 0.310, SLG: 0.387	0-0 FC6-4		0-0 F6		0-3 K		0-0 HR	0-0 FC3-6	
Dave Concepcion, R (1, 6) OBP: 0.301, SLG: 0.319		4-0 FC5-4 1B BB	0-3 K		0-0 6-3		0-0 1-3		
Nick Esasky, R (1, 5) OBP: 0.293, SLG: 0.380 Wayne Krenchicki, L (8, 5) OBP: 0.304, SLG: 0.432		0-0 FC5-4 1B	0-0 F8			0-3 K	0-0 F8		
Ron Oester, S (1, 4) OBP: 0.275, SLG: 0.276		0-0 FC5-4 1B 2B		0-0 4-3		4-0 2B FC5-2 BB	0-0 CS 1B		
Brad Gulden, L (1, 2) OBP: 0.270, SLG: 0.344		0-0 2B E 1B		0-3 K		0-0 E 2B	0-0 CS	0-0 SH1-4 2B 1B	
Mario Soto, R (1, 1) OBP: 0.226, SLG: 0.358 Bob Owchinko, L (7, 1) OBP: 0.231, SLG: 0.182 Ted Power, R (7, 1) John Franco, L (8, 1)		0-0 E6		0-0 6-3		0-0 FC5-2 2B		0-0 SH1-4	

Inning Stats	R: 0	H: 0	E: 0	K: 2	S: 7	LOB: 1	BB: 1	P: 11
	R: 3	H: 3	E: 1	K: 1	S: 8	LOB: 1	BB: 1	P: 12
	R: 0	H: 1	E: 0	K: 1	S: 6	LOB: 1	BB: 0	P: 6
	R: 0	H: 0	E: 0	K: 1	S: 5	LOB: 0	BB: 0	P: 5
	R: 1	H: 2	E: 0	K: 1	S: 7	LOB: 1	BB: 0	P: 7
	R: 3	H: 2	E: 1	K: 2	S: 9	LOB: 1	BB: 2	P: 17
	R: 1	H: 2	E: 0	K: 0	S: 4	LOB: 0	BB: 0	P: 4
	R: 1	H: 2	E: 0	K: 0	S: 5	LOB: 2	BB: 1	P: 9

PITCHER	IP	WLS	BF	H	R	ER	SO	BB	IBB	HBP	BLK	WP	HR	S	P	ERA	WHIP
Bruce Berenyi, R (1, 1) ERA: 4.48	5.2	L	29	8	7	4	7	3	1	0	0	1	0	39	55	6.35	1.941
Tom Gorman, L (6, 1) ERA: 2.76	1.1		5	2	1	1	1	0	0	0	0	0	1	7	7	6.75	1.500
Doug Sisk, R (8, 1) ERA: 1.48	1.0		6	2	1	1	0	1	0	0	0	0	0	5	9	9.00	3.000

BOTTOM


New York Mets @ Cincinnati Reds
Riverfront Stadium, Cincinnati, OH

Thu Jul 19 1984, 7:05 PM EDT
Att. 13,257 - Unknown

AB	R	H	RBI	BB	SO	LOB
4	1	2	1	1	1	1
4	1	1	2	0	2	2
1	0	0	0	0	0	1
3	0	2	1	2	1	1
5	1	1	1	0	1	5
3	1	0	0	1	1	2
4	0	1	0	0	1	1
0	0	0	0	0	0	0
3	1	1	0	1	0	2
4	3	3	1	0	1	0
3	1	1	1	0	0	1
0	0	0	0	0	0	0
0	0	0	0	0	0	0
0	0	0	0	0	0	0

AB	34
R	9
H	12
RBI	7
BB	5
SO	8
LOB	16

WP: 1 PA: 41
PB: 0
SB: 1
CS: 1



PITCHER	IP	WLS	BF	H	R	ER	SO	BB	IBB	HBP	BLK	WP	HR	S	P	ERA	WHIP
Bruce Berenyi, R (1, 1) ERA: 4.48	5.2	L	29	8	7	4	7	3	1	0	0	1	0	39	55	6.35	1.941
Tom Gorman, L (6, 1) ERA: 2.76	1.1		5	2	1	1	1	0	0	0	0	0	1	7	7	6.75	1.500
Doug Sisk, R (8, 1) ERA: 1.48	1.0		6	2	1	1	0	1	0	0	0	0	0	5	9	9.00	3.000

Batter	1	2	3	4	5	6	7	8	9	10	11	AB R H RBI BB SO LOB	TOP													
Wally Backman, S OBP: 0.373, SLG: 0.351 (1, 4)	0-0 1-3		0-0 F5			0-0 2B		0-0 2B			0-0 SH5-3 SF8 2B	5 1 3 0 0 0 0														
Mookie Wilson, S OBP: 0.307, SLG: 0.394 (1, 8)	0-0 F4			0-0 F4		0-0 F3		0-3 K			0-0 SH5-3 2-3	4 0 0 0 0 1 2														
Keith Hernandez, L OBP: 0.406, SLG: 0.450 (1, 3)	0-0 F7			0-0 F7			0-0 G4-6-3 1B		4-0 7-4 BB		0-0 SF8 3-H	3 0 1 1 1 0 0														
Darryl Strawberry, L OBP: 0.354, SLG: 0.477 (1, 9)		0-0 HR		0-0 4-3			0-0 G4-6-3 1-2f		0-0 7-4 BB		0-0 1B	5 1 2 1 0 0 2														
George Foster, R OBP: 0.287, SLG: 0.418 (1, 7)		0-0 6-3			4-0 BB BB BB BB	0-0 G6-3 BB		0-0 1B 2B		0-0 F8	0-0 5-3	4 1 1 0 1 0 1														
Hubie Brooks, R OBP: 0.372, SLG: 0.461 (1, 5)		0-3 K				0-0 F9		0-0 1B		0-0 F5		4 0 1 1 0 1 1														
Mike Fitzgerald, R OBP: 0.300, SLG: 0.306 (1, 2)		0-0 4-3				0-0 G6-3 1-2f		0-0 5-3		0-0 G1-6-3		4 0 0 0 0 0 2														
Rafael Santana, R (1, 6)			0-0 6-3				0-0 5-3		0-0 F2		4-0 BB BB BB BB	3 0 0 0 1 0 0														
Dwight Gooden, R OBP: 0.136, SLG: 0.122 (1, 1)			0-0 5-3				0-0 5-3		0-0 4-3		0-0 F4	3 0 0 0 0 0 0														
Jerry Martin, R OBP: 0.103, SLG: 0.184 (10, PH)												1 0 0 0 0 0 1														
Jesse Orosco, R OBP: 0.667, SLG: 0.333 (10, 1)												0 0 0 0 0 0 0														
Inning Stats	R: 0 E: 0 K: 0 S: 3	H: 0 LOB: 0 BB: 0 P: 3	R: 1 E: 0 K: 1 S: 6	H: 1 LOB: 0 BB: 0 P: 6	R: 0 E: 0 K: 0 S: 3	H: 0 LOB: 0 BB: 0 P: 3	R: 0 E: 0 K: 0 S: 3	H: 0 LOB: 0 BB: 0 P: 3	R: 0 E: 0 K: 0 S: 2	H: 0 LOB: 0 BB: 1 P: 6	R: 0 E: 0 K: 1 S: 6	H: 1 LOB: 1 BB: 0 P: 6	R: 1 E: 0 K: 0 S: 5	H: 3 LOB: 1 BB: 0 P: 5	R: 0 E: 0 K: 1 S: 6	H: 1 LOB: 1 BB: 0 P: 6	R: 0 E: 0 K: 0 S: 2	H: 0 LOB: 0 BB: 1 P: 6	R: 0 E: 0 K: 0 S: 3	H: 0 LOB: 1 BB: 1 P: 7	R: 1 E: 0 K: 0 S: 5	H: 2 LOB: 1 BB: 0 P: 5	1B: 3 2B: 5 3B: 0 HR: 1	SF: 1 SAC: 1 DP: 3 HBP: 0	WP: 0 PB: 0 SB: 0 CS: 0	PA: 41
PITCHER	IP	WLS	BF	H	R	ER	SO	BB	IBB	HBP	BLK	WP	HR	S	P	ERA	WHIP									
Jay Tibbs, R ERA: 2.3 (1, 1)	8.0		29	6	2	2	2	1	0	0	0	0	1	32	36	2.25	0.875									
Bob Owchinko, L ERA: 4.69 (9, 1)	2.0		7	0	0	0	0	2	0	0	0	0	0	5	13	0.00	1.000									
Brad Lesley, R ERA: 4.5 (11, 1)	0.1	L	2	1	1	1	0	0	0	0	0	0	0	2	2	27.00	3.000									
Ted Power, R ERA: 3.16 (11, 1)	0.2		3	1	0	0	0	0	0	0	0	0	0	3	3	0.00	1.500									

New York Mets @ Cincinnati Reds
Riverfront Stadium, Cincinnati, OH
Fri Jul 20 1984, 7:05 PM EDT
Att. 17,020 - Unknown

livebaseballscorecards.com

AB	36
R	3
H	8
RBI	3
BB	3
SO	2
LOB	9



Batter	1	2	3	4	5	6	7	8	9	10	11	AB R H RBI BB SO LOB
Duane Walker, L (1, 7) OBP: 0.411, SLG: 0.556 Bob Owchinko, L (9, 1) OBP: 0.231, SLG: 0.182 Dave Vangorder, R (10, PH) OBP: 0.294, SLG: 0.294 (11, 2)	0-3 K ①		x 0-0 F8 ①		x 0-0 F7 ③			x 0-0 SH5-3 ① 1-2		x 0-3 K ② 1-3		3 0 0 0 0 1 1 0 0 0 0 0 0 0 1 0 0 0 0 1 1
Ron Oester, S (1, 4) OBP: 0.277, SLG: 0.278	0-0 G4-6-3 1B		x 0-0 3-1 ②			x 0-3 K ①		x 0-0 1B		x 0-0 F9 ①		5 0 2 1 0 1 0
Dan Driessen, L (1, 3) OBP: 0.384, SLG: 0.440	0-0 G4-6-3 ② 1-2f		x 0-0 F8 ③			x 0-0 3-1 ②		x 0-3 K ②		x 0-0 1B 1B		5 0 1 0 0 1 2
Dave Parker, L (1, 9) OBP: 0.309, SLG: 0.385		x 0-0 E5 2B		x 0-0 4-3 ①		x 0-0 E3		x 0-0 F8 ③		x 0-0 1B 1-2 1B		5 1 1 0 0 0 1
Cesar Cedeno, R (1, 8) OBP: 0.314, SLG: 0.436		x 0-0 S 1-H 2B		x 0-3 K ②		x 0-0 F9 ③			x 0-0 F8 ①		x 0-3 K ②	5 0 1 1 0 2 3
Dave Concepcion, R (1, 6) OBP: 0.296, SLG: 0.314		x 0-3 K ①		x 0-0 4-3 ③			x 0-0 3-1 ①		x 0-3 K ②		x 0-0 F3 ③	5 0 0 0 0 2 3
Nick Esasky, R (1, 5) OBP: 0.292, SLG: 0.374		x 4-0 BB 2-3 BB			x 0-3 K ①		x 0-3 K ②		x 0-3 K ③			3 0 0 0 1 3 0
Brad Gulden, L (1, 2) OBP: 0.271, SLG: 0.339 Skeeter Barnes, R (10, PH) Brad Lesley, R (11, 1) OBP: 0.500, SLG: 0.500 Ted Power, R (11, 1)		x 0-0 F6 ②			x 4-0 BB BB BB		x 0-0 F5 ③			x 0-3 K ①		2 0 0 0 1 0 2 1 0 0 0 0 1 0 0 0 0 0 0 0 0 0 0 0 0 0 0 0
Jay Tibbs, R (1, 1) Wayne Krenchicki, L (8, PH) OBP: 0.312, SLG: 0.439 Gary Redus, R (8, PR) OBP: 0.351, SLG: 0.364 (9, 7)		x 0-3 K ③			x 0-3 K ②			x 0-0 SH5-3 1B 1B		x 4-0 K S BB		2 0 0 0 0 2 3 1 0 1 0 0 0 0 0 1 0 0 1 0 0

Inning Stats	R: 0	H: 1	E: 0	K: 1	S: 5	P: 5	R: 1	H: 1	E: 1	K: 2	S: 9	P: 13	R: 0	H: 0	E: 0	K: 0	S: 3	R: 0	H: 0	E: 0	K: 1	S: 5	P: 5	R: 0	H: 0	E: 0	K: 1	S: 7	P: 11	R: 0	H: 0	E: 0	K: 1	S: 6	P: 6	R: 0	H: 0	E: 0	K: 1	S: 5	P: 5	R: 1	H: 2	E: 0	K: 1	S: 7	P: 7	R: 0	H: 0	E: 0	K: 2	S: 7	P: 7	R: 0	H: 0	E: 0	K: 2	S: 6	P: 10	R: 0	H: 2	E: 0	K: 1	S: 7	P: 7						
PITCHER	IP	WLS	BF	H	R	ER	SO	BB	IBB	HBP	BLK	WP	HR	S	P	ERA	WHIP																			PITCHER																		IP	WLS	BF	H	R	ER	SO	BB	IBB	HBP	BLK	WP	HR	S	P	ERA	WHIP	
Dwight Gooden, R (1, 1) ERA: 2.91	9.0		34	4	2	1	11	2	0	0	0	0	0	54	62	1.00	0.667																			Dwight Gooden, R (1, 1) ERA: 2.91																		9.0		34	4	2	1	11	2	0	0	0	0	0	0	54	62	1.00	0.667
Jesse Orosco, L (10, 1) ERA: 1.72	2.0	W	8	2	0	0	3	1	0	0	0	0	0	13	17	0.00	1.500																			Jesse Orosco, L (10, 1) ERA: 1.72																		2.0	W	8	2	0	0	3	1	0	0	0	0	0	13	17	0.00	1.500	

BOTTOM

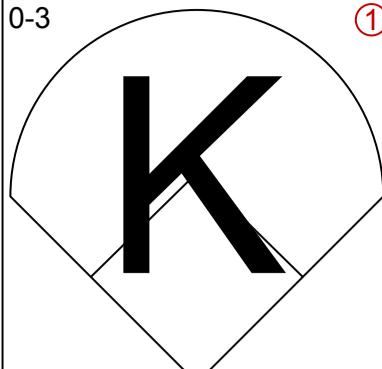
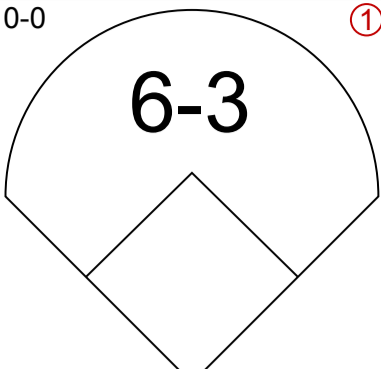
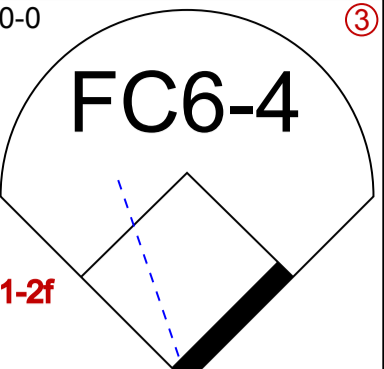
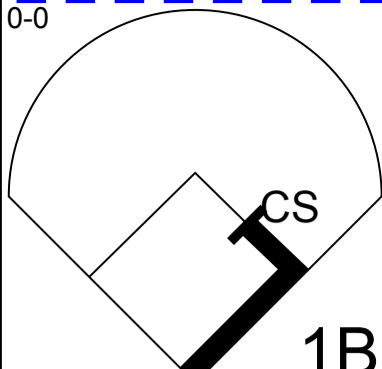
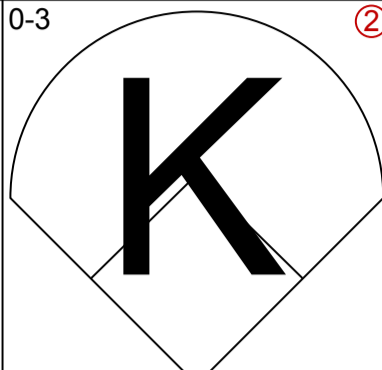
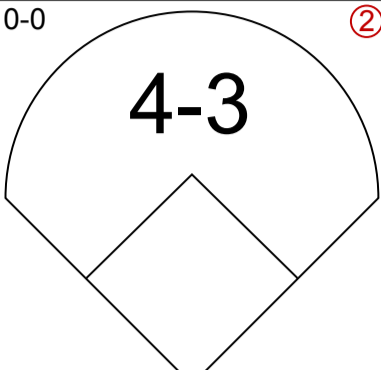
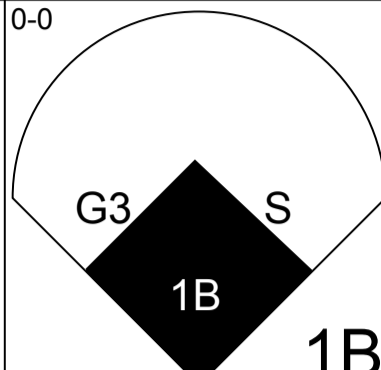
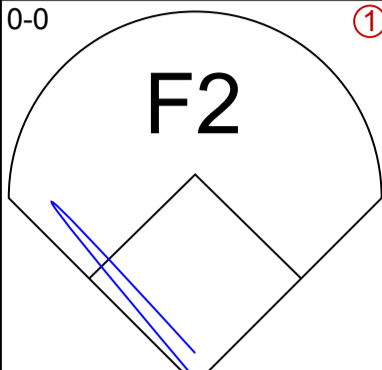
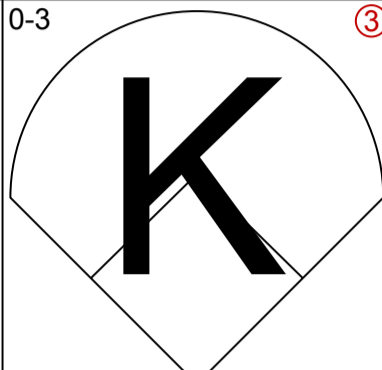
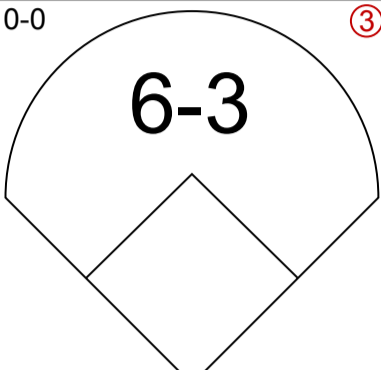
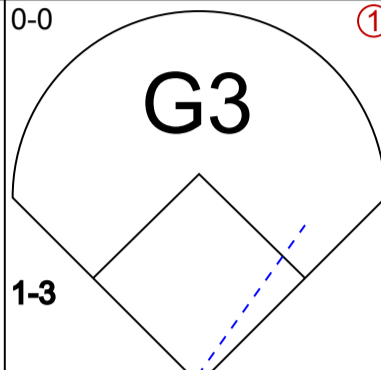
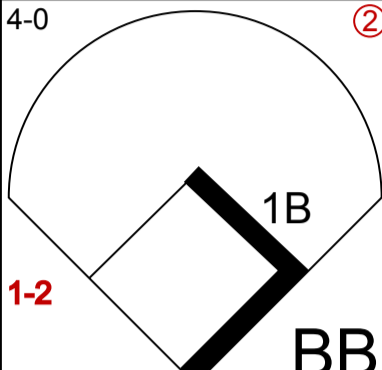
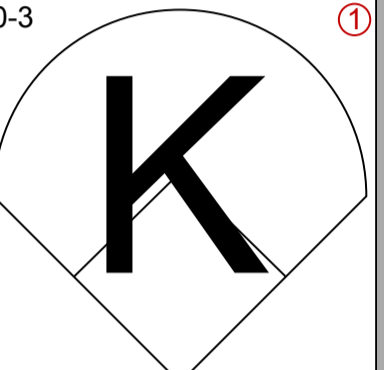
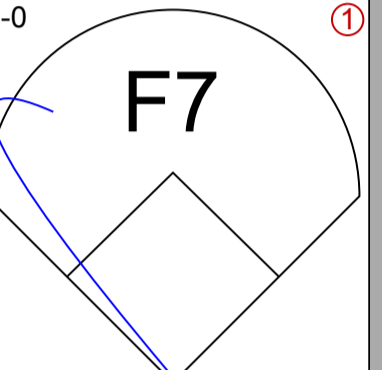
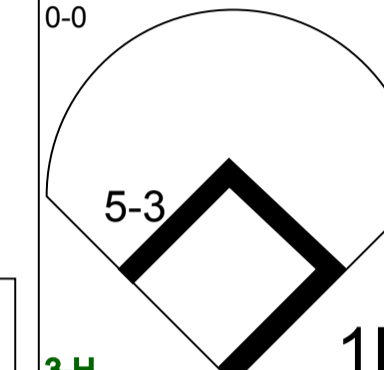
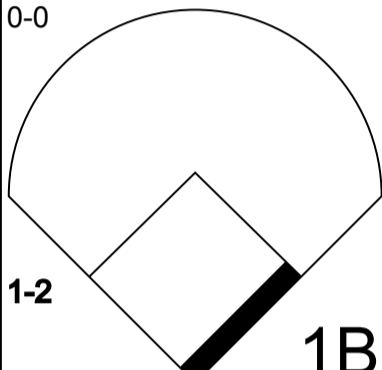
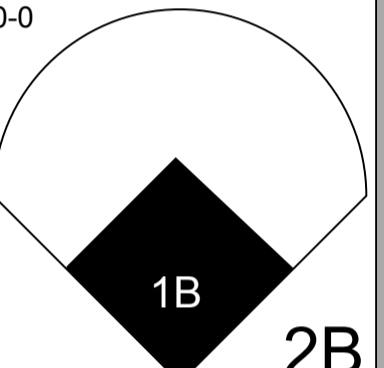
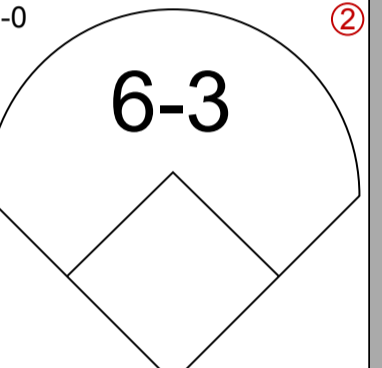
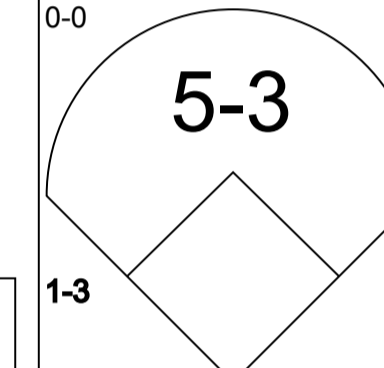
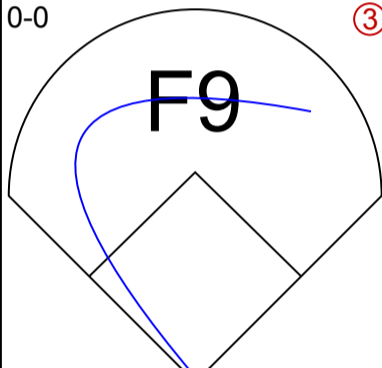
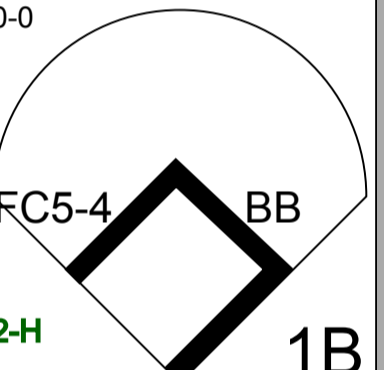
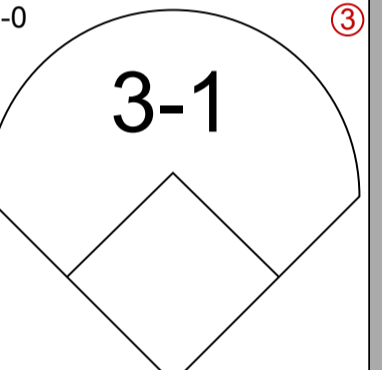
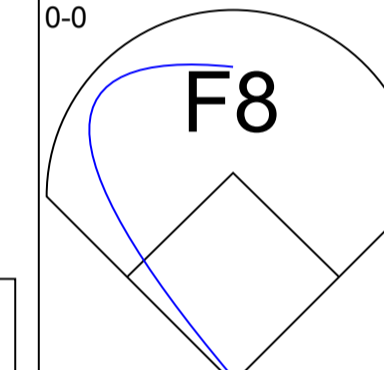
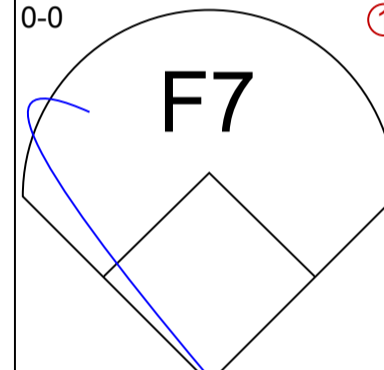
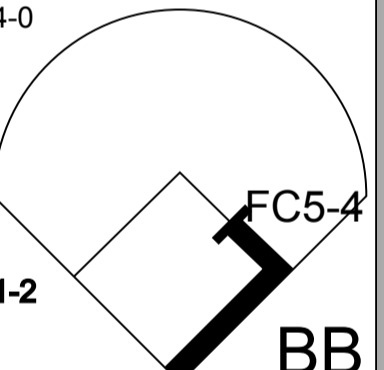
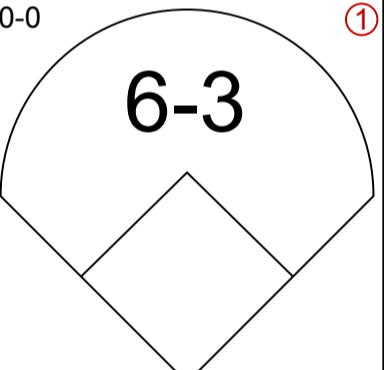
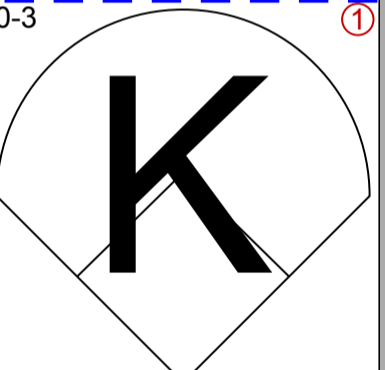
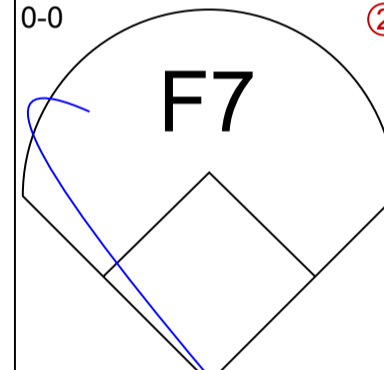
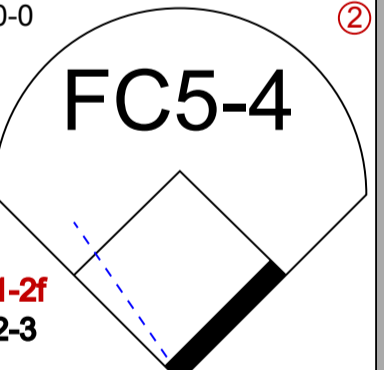
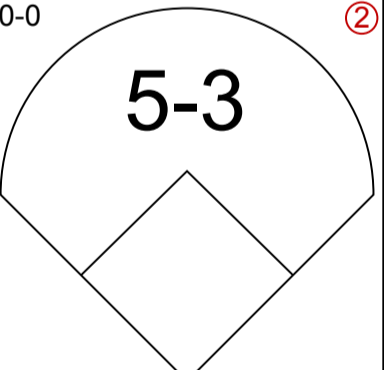
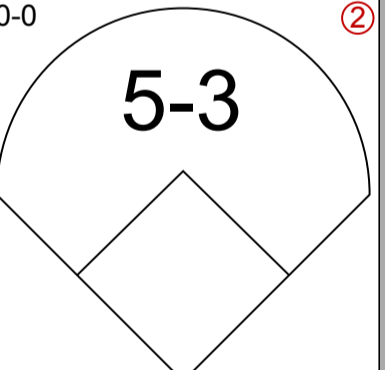
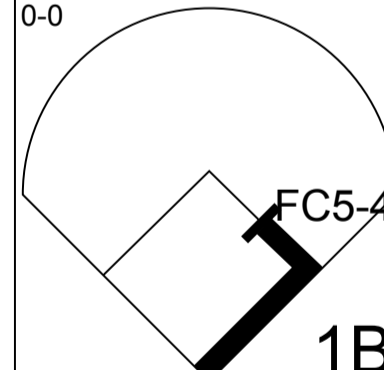
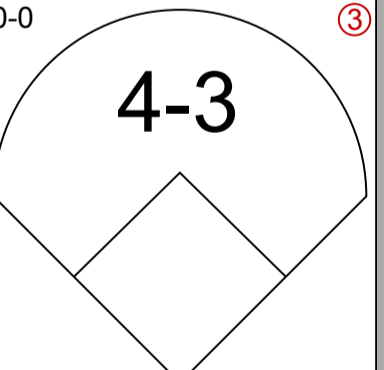
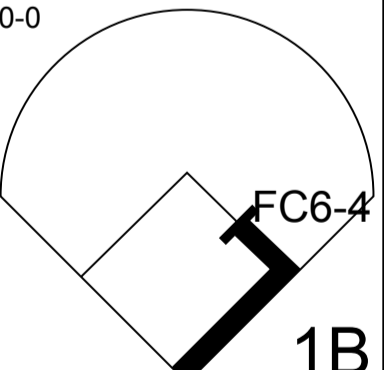
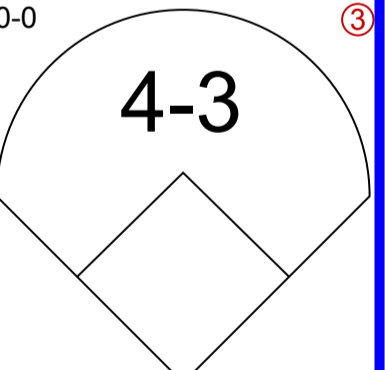
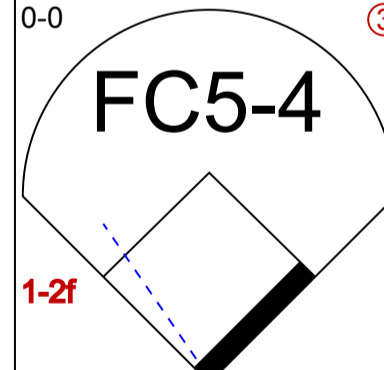
New York Mets @ Cincinnati Reds
Riverfront Stadium, Cincinnati, OH
Fri Jul 20 1984, 7:05 PM EDT
Att. 17,020 - Unknown

livebaseballscores.com

AB	38
R	2
H	6
RBI	2
BB	3
SO	14
LOB	16



WP: 0	PA: 42
PB: 0	
SB: 2	
CS: 0	

Batter	1	2	3	4	5	6	7	8	9	AB R H RBI BB SO LOB	TOP									
Wally Backman, S (1, 4) OBP: 0.371, SLG: 0.349	0-3 		0-0 		0-0 			0-0 		4 0 1 0 0 1 1										
Mookie Wilson, S (1, 8) OBP: 0.307, SLG: 0.392	0-3 		0-0 			0-0 		0-0 		4 1 1 0 0 1 1										
Keith Hernandez, L (1, 3) OBP: 0.405, SLG: 0.446	0-3 		0-0 			0-0 		4-0 		3 0 0 0 1 1 1										
Darryl Strawberry, L (1, 9) OBP: 0.356, SLG: 0.478		0-3 		0-0 		0-0 		0-0 		4 0 2 1 0 1 0										
George Foster, R (1, 7) OBP: 0.287, SLG: 0.419		0-0 		0-0 		0-0 		0-0 		4 1 1 0 0 0 3										
Hubie Brooks, R (1, 5) OBP: 0.371, SLG: 0.458		0-0 		0-0 		0-0 		0-0 		4 0 1 1 0 0 1										
Ron Hodges, L (1, 2) OBP: 0.338, SLG: 0.242		4-0 			0-0 		0-3 		0-0 	3 0 0 0 1 1 0	AB 34									
Rafael Santana, R (1, 6) OBP: 0.182, SLG: 0.100		0-0 			0-0 		0-0 		0-0 	4 0 1 0 0 0 2	R 2									
Sid Fernandez, L (1, 1) OBP: 0.333, SLG: 0.333		0-0 			0-0 		0-0 		0-0 	3 0 1 0 0 0 2	H 8									
Doug Sisk, R (7, 1) OBP: 0.100, SLG: 0.100										1 0 0 0 0 0 1	RBI 2									
Inning Stats	R: 0 E: 0 K: 3 S: 9	H: 0 LOB: 0 BB: 0 P: 9	R: 1 E: 0 K: 1 S: 7	H: 2 LOB: 2 BB: 1 P: 11	R: 0 E: 0 K: 0 S: 3	H: 0 LOB: 0 BB: 0 P: 3	R: 0 E: 0 K: 0 S: 3	H: 1 LOB: 1 BB: 0 P: 4	R: 1 E: 0 K: 0 S: 5	H: 2 LOB: 1 BB: 0 P: 5	R: 0 E: 0 K: 1 S: 5	H: 0 LOB: 0 BB: 0 P: 5	R: 0 E: 0 K: 0 S: 4	H: 2 LOB: 2 BB: 1 P: 8	R: 0 E: 0 K: 0 S: 4	H: 1 LOB: 1 BB: 0 P: 4	1B: 7 2B: 1 3B: 0 HR: 0	SF: 0 SAC: 0 DP: 0 HBP: 0	WP: 0 PB: 0 SB: 1 CS: 1	PA: 36
PITCHER	IP WLS BF H R ER SO BB IBB HBP BLK WP HR S P ERA WHIP																			
Tom Hume, R (1, 1) ERA: 5.95	6.0 L 24 5 2 2 4 1 0 0 0 0 0 0 31 35 3.00 1.000																			
Bob Owchinko, L (7, 1) ERA: 4.62	1.0 3 0 0 0 1 0 0 0 0 0 0 0 5 5 0.00 0.000																			
Jeff Russell, R (8, 1) ERA: 3.68	2.0 9 3 0 0 0 1 0 0 0 0 0 0 8 12 0.00 2.000																			

New York Mets @ Cincinnati Reds
 Riverfront Stadium, Cincinnati, OH
 Sat Jul 21 1984, 7:05 PM EDT
 Att: 27,655 - Unknown

livebaseballscorecards.com

AB 34
R 2
H 8
RBI 2
BB 2
SO 5
LOB 12



Batter	1	2	3	4	5	6	7	8	9	AB	R	H	RBI	BB	SO	LOB	TOP						
Mookie Wilson, S OBP: 0.305, SLG: 0.388 (1, 8)	0-3 K		0-3 K	0-3 K		4-0 E S 1B BB	0-0 F9			4	1	0	0	1	3	1							
Kelvin Chapman, R OBP: 0.427, SLG: 0.377 (1, 4)	0-0 4-3		4-0 2B BB	4-0 FC4-6 BB		4-0 1B FC4-6 BB		0-0 HR 1B		2	3	1	0	3	0	0							
Darryl Strawberry, L OBP: 0.357, SLG: 0.486 (1, 9)	0-0 1B		0-3 K	0-0 F2		0-0 F6		0-0 HR		5	1	2	2	0	1	5							
George Foster, R OBP: 0.289, SLG: 0.422 (1, 7)	0-0 5-3		0-0 1B 2B	0-0 FC4-6 1-2f		0-0 FC4-6 1B		0-3 K		5	1	2	2	0	1	3							
Hubie Brooks, R OBP: 0.371, SLG: 0.459 (1, 5)		0-0 WP 1B 2B	4-0 1B BB		0-0 6-3	0-0 FC4-6 BB 1-2f 3-H		0-0 6-3		4	1	1	1	1	0	1							
Jerry Martin, R OBP: 0.119, SLG: 0.195 (1, 3)		0-0 6-3	0-0 BB		0-3 K	4-0 BB		0-0 6-3		3	0	1	1	0	1	1							
Danny Heep, L OBP: 0.358, SLG: 0.403 (6, PH)		6-3	1-3 2-H 1B		0-0 K	1-2 BB				1	0	0	0	1	0	0							
Jesse Orosco, R OBP: 0.667, SLG: 0.333 (8, 1)										0	0	0	0	0	0	0							
Mike Fitzgerald, R OBP: 0.308, SLG: 0.311 (1, 2)		0-0 FC6-4 1B 2-H	4-0 IBB		0-0 1B 1B	4-3				4	0	2	1	1	0	2							
Rafael Santana, R OBP: 0.188, SLG: 0.133 (1, 6)		0-0 FC6-4	0-0 F8		0-0 1B		0-0 4-3			5	0	1	0	0	0	4							
Ron Darling, R OBP: 0.133, SLG: 0.140 (1, 1)		0-0 F1		0-0 BB 1B		0-0 F9				3	0	1	0	0	0	3							
Ron Hodges, L OBP: 0.333, SLG: 0.238 (7, PH)										1	0	0	0	0	1	0							
Tom Gorman, L (7, 1)										0	0	0	0	0	0	0							
Keith Hernandez, L OBP: 0.404, SLG: 0.445 (8, 3)										1	0	0	0	0	0	0							
Inning Stats	R: 0 E: 0 K: 1 S: 6	H: 1 LOB: 1 BB: 0 P: 6	R: 1 E: 0 K: 0 S: 5	H: 2 LOB: 1 BB: 0 P: 5	R: 2 E: 0 K: 2 S: 9	H: 2 LOB: 3 BB: 3 P: 21	R: 0 E: 0 K: 1 S: 6	H: 1 LOB: 2 BB: 1 P: 10	R: 0 E: 0 K: 1 S: 7	H: 2 LOB: 2 BB: 0 P: 7	R: 2 E: 1 K: 0 S: 4	H: 1 LOB: 2 BB: 3 P: 16	R: 0 E: 0 K: 1 S: 5	H: 0 LOB: 0 BB: 0 P: 5	R: 2 E: 0 K: 1 S: 7	H: 2 LOB: 0 BB: 0 P: 7	R: 0 E: 0 K: 0 S: 3	H: 0 LOB: 0 BB: 0 P: 3	1B: 8 2B: 2 3B: 0 HR: 1	SF: 0 SAC: 0 DP: 0 HBP: 0	WP: 1 PB: 0 SB: 1 CS: 0	PA: 45	
PITCHER	IP	WLS	BF	H	R	ER	SO	BB	IBB	HBP	BLK	WP	HR	S	P	ERA	WHIP					ERA	WHIP
Joe Price, L ERA: 4.77 (1, 1)	5.0		27	8	3	3	5	3	1	0	0	1	0	33	49	5.40	2.200						
Brad Lesley, R ERA: 5.54 (6, 1)	1.0		7	1	2	2	0	3	0	0	0	0	0	4	16	18.00	4.000						
Keefe Cato, R ERA: 6.6 (7, 1)	2.0	L	8	2	2	2	2	0	0	0	0	0	1	12	12	9.00	1.000						
Ted Power, R ERA: 3.12 (9, 1)	1.0		3	0	0	0	0	0	0	0	0	0	0	3	3	0.00	0.000						

New York Mets @ Cincinnati Reds
Riverfront Stadium, Cincinnati, OH

Sun Jul 22 1984, 3:33 AM EDT
Att: 19,420 - Unknown

livebaseballscorecards.com

AB	38
R	7
H	11
RBI	7
BB	7
SO	7
LOB	20



BOTTOM

New York Mets @ Cincinnati Reds
Riverfront Stadium, Cincinnati, OH
Sun Jul 22 1984, 3:33 AM EDT
Att. 19,420 - Unknown

livebaseballscorecards.com

AB 33
R 6
H 7
RBI 6
BB 7
SO 2
LOB 17



WP: 0 PA: 40
PB: 0
SB: 1
CS: 1

AB R H RBI BB SO LOB

4 2 2 1 1 1 3

5 1 1 0 0 1 2

3 1 1 2 2 0 0

4 0 0 1 1 0 2

4 1 1 0 0 0 2

2 1 1 0 2 0 0

3 0 1 1 0 0 2

1 0 0 0 0 0 0

3 0 0 1 1 0 2

2 0 0 0 0 0 2
0 0 0 0 0 0 0
1 0 0 0 0 0 2
0 0 0 0 0 0 0
1 0 0 0 0 0 0
0 0 0 0 0 0 0

1B: 4 SF: 0
2B: 1 SAC: 0
3B: 0 DP: 0
HR: 2 HBP: 0

Batter	1	2	3	4	5	6	7	8	9
Gary Redus, R (1, 7) OBP: 0.358, SLG: 0.379	4-0 CS BB	0-3 K			0-0 F8 S FC4-6 1B	0-0 F3			0-0 HR
Ron Oester, S (1, 4) OBP: 0.278, SLG: 0.277	0-0 F7		0-0 F7		0-0 F8 1-3		0-0 HR 1B		0-3 K
Dan Driessen, L (1, 3) OBP: 0.382, SLG: 0.444	4-0 1-2 BB		0-0 4-3		4-0 FC4-6 BB		0-0 1-H HR		0-0 F4
Dave Parker, L (1, 9) OBP: 0.307, SLG: 0.387	0-0 4-3		0-0 BB		0-0 FC4-6 1-2f 3-H		0-0 F5		0-0 5-3
Duane Walker, L (1, 8) OBP: 0.405, SLG: 0.544		0-0 2B 1B	0-0 F3		0-0 F8		0-0 F5		
Nick Esasky, R (1, 5) OBP: 0.300, SLG: 0.383		4-0 2B 4-3 BB		4-0 BB		0-0 FC4-6 1B		0-0 F9	
Tom Foley, L (1, 6) OBP: 0.339, SLG: 0.400		0-0 4-3 2B		0-0 F7		0-0 FC4-6 BB 1-2f		0-0 6-3	
Dave Concepcion, R (8, PH) OBP: 0.295, SLG: 0.315		1-3 2-H 2B		0-0 F4		4-0 BB 1-2		0-0 F8	
Dave Vangorder, R (1, 2) OBP: 0.261, SLG: 0.227		0-0 4-3 2-3 3-H		0-0 F4		0-0 F6		0-0 F8	
Joe Price, R (1, 1) OBP: 0.184, SLG: 0.172		0-0 F4		0-0 F1					
Brad Lesley, R (6, 1) OBP: 0.500, SLG: 0.500									
Wayne Krenchicki, L (6, PH) OBP: 0.309, SLG: 0.434									
Keefe Cato, R (7, 1) OBP: 0.500, SLG: 0.500									
Skeeter Barnes, R (8, PH) OBP: 0.187, SLG: 0.091									
Ted Power, R (9, 1)									

Inning Stats	R: 0	H: 0	E: 0	K: 0	S: 2	R: 2	H: 2	E: 0	K: 1	S: 7	R: 0	H: 0	E: 0	K: 0	S: 3	R: 0	H: 0	E: 0	K: 0	S: 3	R: 1	H: 1	E: 0	K: 0	S: 4	R: 0	H: 1	E: 0	K: 0	S: 4	R: 2	H: 2	E: 0	K: 0	S: 5	R: 0	H: 0	E: 0	K: 0	S: 3	R: 1	H: 1	E: 0	K: 1	S: 6	1B: 4	SF: 0	2B: 1	SAC: 0	3B: 0	DP: 0	HR: 2	HBP: 0	WP: 0	PA: 40
--------------	------	------	------	------	------	------	------	------	------	------	------	------	------	------	------	------	------	------	------	------	------	------	------	------	------	------	------	------	------	------	------	------	------	------	------	------	------	------	------	------	------	------	------	------	------	-------	-------	-------	--------	-------	-------	-------	--------	-------	--------

PITCHER	IP	WLS	BF	H	R	ER	SO	BB	IBB	HBP	BLK	WP	HR	S	P	ERA	WHIP
Ron Darling, R (1, 1) ERA: 3.24	6.0		28	4	3	3	1	7	0	0	0	0	0	23	51	4.50	1.833
Tom Gorman, L (7, 1) ERA: 3.21	1.0	W	5	2	2	2	0	0	0	0	0	0	1	5	5	18.00	2.000
Jesse Orosco, L (8, 1) ERA: 1.82	2.0	S	7	1	1	1	1	0	0	0	0	0	1	9	9	4.50	0.500

Batter	1	2	3	4	5	6	7	8	9	AB R H RBI BB SO LOB	TOP									
Gary Redus, R (1, 8) OBP: 0.357, SLG: 0.390	0-0 F6		0-0 HR			0-0 F2		0-0 E5 4-3 S SF7		4 2 1 2 0 0 0	<p>Cincinnati Reds @ San Diego Padres Jack Murphy Stadium, San Diego, CA Tue Jul 24 1984, 10:05 PM EDT Att. 18,381 - Unknown</p>									
Dan Driessen, L (1, 3) OBP: 0.380, SLG: 0.438	0-3 K		0-0 F5			4-0 BB G6-4-3		0-0 4-3		3 0 0 0 1 1 1										
Cesar Cedeno, R (1, 7) OBP: 0.301, SLG: 0.418	0-0 F8		0-3 K			0-0 G6-4-3 1-2f		0-0 SF7		3 0 0 1 0 1 1										
Dave Parker, L (1, 9) OBP: 0.309, SLG: 0.391 Duane Walker, L (8, 9) OBP: 0.405, SLG: 0.544		0-3 K		0-0 CS 1B			0-0 2B	0-0 4-3		4 1 2 0 0 1 0 0 0 0 0 0 0 0										
Dave Concepcion, R (1, 6) OBP: 0.303, SLG: 0.326		0-0 1B		0-0 G4-6-3 1-2 1B		0-0 FC1-4 2B 2-H		0-0 1B		4 0 4 1 0 0 0										
Nick Esasky, R (1, 5) OBP: 0.295, SLG: 0.377 Wayne Krenchicki, L (7, 5) OBP: 0.316, SLG: 0.440		0-0 F4		0-0 G4-6-3 1-2f		0-0 6-3		0-0 G5-3 1B 1-3		3 0 0 0 0 0 3 1 0 1 0 0 0 0										
Ron Oester, S (1, 4) OBP: 0.278, SLG: 0.275		0-0 5-3			0-0 F9		0-0 FC1-4 2-3	4-0 IBB		3 0 0 0 1 0 2										
Dave Vangorder, R (1, 2) OBP: 0.296, SLG: 0.240			0-0 SH1-4 HR 1B		0-0 F2		4-0 IBB	0-0 G5-3 2-3f		3 1 1 0 1 0 2										
Mario Soto, R (1, 1) OBP: 0.218, SLG: 0.345			0-0 SH1-4		0-0 F6		0-0 6-3			2 0 0 0 0 0 2										
Inning Stats	R: 0 E: 0 K: 1 S: 5	H: 0 LOB: 0 BB: 0 P: 5	R: 0 E: 0 K: 1 S: 6	H: 1 LOB: 1 BB: 0 P: 6	R: 2 E: 0 K: 1 S: 7	H: 2 LOB: 0 BB: 0 P: 7	R: 0 E: 0 K: 0 S: 3	H: 2 LOB: 0 BB: 0 P: 3	R: 0 E: 0 K: 0 S: 2	H: 0 LOB: 0 BB: 1 P: 6		R: 1 E: 0 K: 0 S: 5	H: 2 LOB: 2 BB: 1 P: 9	R: 1 E: 1 K: 0 S: 4	H: 0 LOB: 0 BB: 0 P: 4	R: 0 E: 0 K: 0 S: 3	H: 2 LOB: 1 BB: 1 P: 7	1B: 6 2B: 2 3B: 0 HR: 1	SF: 1 SAC: 1 DP: 3 HBP: 0	WP: 0 PB: 0 SB: 1 CS: 1
PITCHER	IP WLS BF H R ER SO BB IBB HBP BLK WP HR S P ERA WHIP																			
Tim Lollar, L (1, 1) ERA: 3.83	7.0 L 27 7 3 3 3 1 1 0 0 0 1 31 39 3.86 1.143																			
Greg Booker, R (8, 1) ERA: 2.08	2.0 8 2 1 0 0 0 1 0 0 0 0 7 11 0.00 1.000																			

livebaseballscorecards.com

AB	30
R	4
H	9
RBI	4
BB	3
SO	3
LOB	11



Batter	1	2	3	4	5	6	7	8	9	AB	R	H	RBI	BB	SO	LOB
Alan Wiggins, S OBP: 0.338, SLG: 0.311 (1, 4) X	0-0 3-1 ①		0-0 F8 ②			0-0 E9 1B ①	0-0 6-3 ③		0-0 G3 ③	5	0	1	0	0	0	4
Tony Gwynn, L OBP: 0.419, SLG: 0.463 (1, 9) X	0-0 6-3 ②		0-0 4-3 ③			0-0 G3 ①			0-0 F7 ①	4	0	0	0	0	0	2
Steve Garvey, R OBP: 0.295, SLG: 0.364 (1, 3) X	0-0 F7 ③			0-0 6-3 ①		0-0 F3 ②			0-0 1B 2B ②	4	1	1	0	0	0	1
Graig Nettles, L OBP: 0.327, SLG: 0.390 (1, 5) X		0-0 F8 ①		0-0 F8 ②		0-3 K ③			0-0 F4 ②	4	0	0	0	0	1	2
Terry Kennedy, L OBP: 0.297, SLG: 0.351 (1, 2) X		0-0 G3 ②		0-0 F2 ③			0-0 1B 1B		4-0 1B BB	3	0	1	0	1	0	0
Carmelo Martinez, R OBP: 0.338, SLG: 0.414 (1, 7)		0-0 E5			0-0 G6-4-3 1B		0-0 F8 ①		0-0 1B ①	4	0	2	1	0	0	1
Luis Salazar, R OBP: 0.294, SLG: 0.340 (8, PR) (9, 8)									1-3 2-H 1B	0	0	0	0	0	0	0
Bobby Brown, S OBP: 0.297, SLG: 0.359 (1, 8) (9, 7) X	0-0 6-3 ③				0-0 F9 ①		0-0 1B ①		0-0 2-3 ③	4	0	1	0	0	0	4
Garry Templeton, S OBP: 0.322, SLG: 0.339 (1, 6) X			0-0 F8 ①		0-0 G6-4-3 ② ③		H 1-0 1B ②		0-0 1-3 ①	3	0	0	0	0	0	1
Tim Lollar, L OBP: 0.320, SLG: 0.455 (1, 1) X		4-0 BB				4-0 1B BB		0-0 F9 ②		0	1	0	0	2	0	0
Champ Summers, L OBP: 0.259, SLG: 0.440 (7, PH) X									0-0 F6 ②	1	0	0	0	0	0	3
Greg Booker, R OBP: 0.352, SLG: 0.439 (8, 1) X										0	0	0	0	0	0	0
Tim Flannery, L OBP: 0.352, SLG: 0.439 (9, PH) X										1	0	0	0	0	0	0
Inning Stats	R: 0 H: 0 E: 0 LOB: 0 K: 0 BB: 0 S: 3 P: 3	R: 0 H: 0 E: 1 LOB: 1 K: 0 BB: 0 S: 4 P: 4	R: 0 H: 0 E: 0 LOB: 1 K: 0 BB: 1 S: 3 P: 7	R: 0 H: 0 E: 0 LOB: 0 K: 0 BB: 0 S: 3 P: 3	R: 0 H: 1 E: 0 LOB: 0 K: 0 BB: 0 S: 3 P: 3	R: 1 H: 1 E: 1 LOB: 1 K: 1 BB: 1 S: 6 P: 10	R: 0 H: 2 E: 0 LOB: 3 K: 0 BB: 0 S: 5 P: 6	R: 1 H: 2 E: 0 LOB: 2 K: 0 BB: 1 S: 5 P: 9	R: 0 H: 0 E: 0 LOB: 0 K: 0 BB: 0 S: 3 P: 3	1B: 5 SF: 0 2B: 1 SAC: 0 3B: 0 DP: 1 HR: 0 HBP: 1	WP: 0 PA: 37 PB: 0 SB: 0 CS: 0					
PITCHER Mario Soto, R ERA: 3.4 (1, 1)	IP 9.0 WLS W BF 37 H 6 R 2 ER 1 SO 1 BB 3 IBB 0 HBP 1 BLK 0 WP 0 HR 0 S 35 P 48 ERA 1.00 WHIP 1.000											PITCHER	IP 9.0 WLS W BF 37 H 6 R 2 ER 1 SO 1 BB 3 IBB 0 HBP 1 BLK 0 WP 0 HR 0 S 35 P 48 ERA 1.00 WHIP 1.000			

BOTTOM

Cincinnati Reds @ San Diego Padres

Jack Murphy Stadium, San Diego, CA

Tue Jul 24 1984, 10:05 PM EDT
Att: 18,381 - Unknown

livebaseballscorecards.com

AB	33
R	2
H	6
RBI	1
BB	3
SO	1
LOB	18



Batter	1		2		3		4		5		6		7		8		9		AB	R	H	RBI	BB	SO	LOB	TOP			
Gary Redus, R OBP: 0.355, SLG: 0.392 (1, 8)	0-0	6-3			0-0	F5			0-0	2B			0-0	F5			0-0	SH1-4	4	0	1	0	0	0	1				
Dave Concepcion, R OBP: 0.304, SLG: 0.327 (1, 6)	0-0				0-0	L6-3			0-0				0-0	4-3			0-0		5	1	2	1	0	0	2				
Tom Foley, L OBP: 0.339, SLG: 0.400 (9, 6)		1B															2-H	S	0	0	0	0	0	0	0				
Cesar Cedeno, R OBP: 0.314, SLG: 0.425 (1, 7)	0-0							B	4-0	1B			0-0	5-3			0-0		4	1	3	0	1	0	0				
Dave Parker, L OBP: 0.312, SLG: 0.396 (1, 9)	0-0				0-0				0-0	BB			0-0				1-H		5	1	3	1	0	0	2				
Tony Perez, R OBP: 0.277, SLG: 0.337 (1, 3)	0-0				0-0				0-0	CS			0-0	F6			0-0		5	1	3	1	0	0	2				
Dan Driessen, L OBP: 0.378, SLG: 0.436 (6, 3)	0-0				0-0				0-0	1B			0-0				0-0		2	0	0	1	0	0	3				
Nick Esasky, R OBP: 0.299, SLG: 0.389 (1, 5)			0-3						0-0				0-0				0-0		4	1	2	1	0	1	0				
John Franco, L (8, 1)									0-0				0-0						0	0	0	0	0	0	0				
Ted Power, R (8, 1)									1-2	1B			2-H	1B					0	0	0	0	0	0	0				
Bob Owchinko, L OBP: 0.231, SLG: 0.182 (8, 1)									0-0				0-0						0	0	0	0	0	0	0				
Brad Lesley, R OBP: 0.500, SLG: 0.500 (9, 1)									0-0				0-0						0	0	0	0	0	0	0				
Ron Oester, S OBP: 0.281, SLG: 0.278 (1, 4)					0-0				0-0				0-0						4	0	2	1	0	0	1				
Dave Vangorder, R OBP: 0.290, SLG: 0.214 (1, 2)					0-0				0-0				0-0						3	0	0	0	1	0	2				
Jay Tibbs, R OBP: 0.125, SLG: 0.125 (1, 1)					0-0				0-0				0-0						3	0	1	0	0	0	2				
Wayne Krenchicki, L OBP: 0.323, SLG: 0.447 (8, 5)									0-0				0-0						1	1	1	0	0	0	0				
Inning Stats	R: 1 E: 0 K: 0 S: 5	H: 3 LOB: 1 BB: 0 P: 5	R: 0 E: 0 K: 1 S: 5	H: 0 LOB: 0 BB: 0 P: 5	R: 0 E: 0 K: 0 S: 3	H: 1 LOB: 0 BB: 0 P: 3	R: 1 E: 0 K: 0 S: 4	H: 2 LOB: 1 BB: 1 P: 8	R: 0 E: 0 K: 0 S: 4	H: 1 LOB: 1 BB: 0 P: 4	R: 2 E: 0 K: 0 S: 6	H: 3 LOB: 2 BB: 1 P: 10	R: 0 E: 0 K: 0 S: 4	H: 1 LOB: 1 BB: 0 P: 4	R: 0 E: 1 K: 0 S: 4	H: 1 LOB: 1 BB: 0 P: 4	R: 1 E: 0 K: 0 S: 5	H: 3 LOB: 1 BB: 0 P: 5	1B: 12 2B: 4 3B: 1 HR: 0	SF: 1 SAC: 1 DP: 3 HBP: 0	WP: 0 PB: 0 SB: 2 CS: 1	PA: 40							
PITCHER	IP	WLS	BF	H	R	ER	SO	BB	IBB	HBP	BLK	WP	HR	S	P	ERA	WHIP												
Dave Dravecky, L ERA: 2.42 (1, 1)	7.0		31	11	4	4	1	2	0	0	0	0	0	31	39	5.14	1.857												
Craig Lefferts, L ERA: 1.77 (8, 1)	1.0		4	1	0	0	0	0	0	0	0	0	0	4	4	0.00	1.000												
Rich Gossage, R ERA: 3.09 (9, 1)	1.0	W	5	3	1	1	0	0	0	0	0	0	0	5	5	9.00	3.000												

Cincinnati Reds @ San Diego Padres
Jack Murphy Stadium, San Diego, CA

Wed Jul 25 1984, 10:05 PM EDT
Att: 16,248 - Unknown

AB	36
R	5
H	15
RBI	5
BB	2
SO	1
LOB	13



WP: 0	PA: 40
PB: 0	
SB: 2	
CS: 1	

BOTTOM

Cincinnati Reds @ San Diego Padres
Jack Murphy Stadium, San Diego, CA
Wed Jul 25 1984, 10:05 PM EDT
Att. 16,248 - Unknown

livebaseballscorecards.com

AB 37
R 6
H 13
RBI 6
BB 3
SO 2
LOB 17



WP: 0 PA: 41
PB: 0
SB: 2
CS: 0

AB R H RBI BB SO LOB

5 1 2 0 0 0 0

5 2 4 1 0 0 0

5 2 2 0 0 0 3

2 0 0 0 1 0 2

3 0 0 1 0 0 1

3 0 0 0 1 0 1

4 0 1 0 0 0 2

2 0 0 0 0 0 2
1 0 0 0 0 0 0
0 0 0 0 0 0 0
0 0 0 0 0 0 0
1 0 0 0 0 1 3
0 0 0 0 0 0 0

1B: 11 SF: 1
2B: 1 SAC: 0
3B: 0 DP: 1
HR: 1 HBP: 0

Batter	1	2	3	4	5	6	7	8	9
Alan Wiggins, S (1, 4) OBP: 0.339, SLG: 0.313	0-0 S 1B		0-0 1B 1B		0-0 G3		0-0 6-3		0-0 6-3
Tony Gwynn, L (1, 9) OBP: 0.424, SLG: 0.468	0-0 1B G6-4-3		0-0 1B 1-2		0-0 6-3			0-0 1B 1B	0-0 BB 1B 2B 1B
Steve Garvey, R (1, 3) OBP: 0.296, SLG: 0.364	0-0 G6-4-3 1-2f		0-0 F8		0-0 F8			0-0 1B 1B SF9	0-0 2B 1B
Graig Nettles, L (1, 5) OBP: 0.327, SLG: 0.387 Kurt Bevacqua, R (8, PH) OBP: 0.353, SLG: 0.357 Bruce Bochy, R (9, 2) OBP: 0.243, SLG: 0.314	4-0 BB		0-0 4-3		0-0 4-3			0-3 K	4-0 2B BB
Terry Kennedy, L (1, 2) OBP: 0.302, SLG: 0.364 Luis Salazar, R (8, PR) OBP: 0.300, SLG: 0.355	0-0 F5			0-0 F8 E 1B		0-0 HR		0-0 1B 1B S	0-0 2B
Carmelo Martinez, R (1, 7) OBP: 0.334, SLG: 0.410		0-0 G3		0-0 F4		0-0 F3		0-0 SF9	
Bobby Brown, S (1, 8) OBP: 0.295, SLG: 0.347		0-0 F4		0-0 E3 1-2		0-0 4-3		4-0 1B BB	
Garry Templeton, S (1, 6) OBP: 0.321, SLG: 0.337		0-0 F5		0-0 F8 2-3		0-0 4-3		0-0 1B	
Dave Dravecky, R (1, 1) OBP: 0.180, SLG: 0.130 Tim Flaherty, L (7, PH) OBP: 0.347, SLG: 0.433 Craig Lefferts, L (8, 1) OBP: 0.250, SLG: 0.375 Champ Summers, L (8, PH) OBP: 0.200, SLG: 0.460 Kevin McReynolds, R (8, PH) OBP: 0.300, SLG: 0.463 Rich Gossage, R (9, 1) OBP: 0.267, SLG: 0.214			0-0 G3		0-0 4-3		0-0 F8	0-3 K	

Inning Stats	R: 1	H: 2	E: 0	K: 0	S: 4	H: 2	LOB: 1	BB: 1	P: 8	R: 0	H: 0	E: 0	K: 0	S: 3	R: 0	H: 2	LOB: 2	BB: 0	P: 5	R: 0	H: 1	E: 1	K: 0	S: 5	R: 0	H: 0	E: 0	K: 0	S: 3	R: 1	H: 1	E: 0	K: 0	S: 4	R: 0	H: 0	E: 0	K: 0	S: 3	R: 2	H: 4	E: 0	K: 2	S: 11	R: 2	H: 3	E: 0	K: 0	S: 4	1B: 11	SF: 1	2B: 1	SAC: 0	3B: 0	DP: 1	HR: 1	HBP: 0
--------------	------	------	------	------	------	------	--------	-------	------	------	------	------	------	------	------	------	--------	-------	------	------	------	------	------	------	------	------	------	------	------	------	------	------	------	------	------	------	------	------	------	------	------	------	------	-------	------	------	------	------	------	--------	-------	-------	--------	-------	-------	-------	--------

PITCHER	IP	WLS	BF	H	R	ER	SO	BB	IBB	HBP	BLK	WP	HR	S	P	ERA	WHIP
Jay Tibbs, R (1, 1) ERA: 2.38	7.0		28	6	2	2	0	1	0	0	0	0	1	27	31	2.57	1.000
John Franco, L (8, 1) ERA: 2.82	0.1		4	3	2	2	1	0	0	0	0	0	0	6	6	54.00	9.000
Ted Power, R (8, 1) ERA: 3.1	0.1		3	1	0	0	0	1	0	0	0	0	0	2	6	0.00	6.000
Bob Owchinko, L (8, 1) ERA: 4.85	0.2	L	4	2	2	2	1	0	0	0	0	0	0	6	6	27.00	3.000
Brad Lesley, R (9, 1) ERA: 5.54	0.0		2	1	0	0	0	1	0	0	0	0	0	1	5	∞	∞

Batter	1	2	3	4	5	6	7	8	9	AB R H RBI BB SO LOB	TOP		
Gary Redus, R (1, 8) OBP: 0.361, SLG: 0.402	0-0 L5-3 1B			x 0-0 F8		x 0-0 6-3 5-3 2B		x 0-0 1B		4 1 3 0 0 0 0	<p>Cincinnati Reds @ San Diego Padres Jack Murphy Stadium, San Diego, CA Thu Jul 26 1984, 6:33 AM EDT Att: 20,924 - Unknown</p>		
Ron Oester, S (1, 4) OBP: 0.277, SLG: 0.274	0-0 L5-3 1-2		x 0-0 F8		x 0-0 6-3		x 0-0 F7		4 0 0 1 0 0 3				
Cesar Cedeno, R (1, 7) OBP: 0.307, SLG: 0.416	0-0 F7		x 0-0 5-3		x 0-0 5-3		x 0-0 F8		4 0 0 1 0 0 1				
Dave Parker, L (1, 9) OBP: 0.309, SLG: 0.392		x 0-0 F7		x 0-0 F5		x 0-0 F9		0-3 K	4 0 0 0 0 1 0				
Nick Esasky, R (1, 5) OBP: 0.298, SLG: 0.386		x 0-0 6-3		x 0-0 1B		x 0-0 6-3		x 0-0 F9	4 0 1 0 0 0 0				
Tony Perez, R (1, 3) OBP: 0.284, SLG: 0.343		0-3 K		x 0-0 2B 1B		x 0-0 F9		x 0-0 1B	4 0 2 0 0 1 0				
Dave Vangorder, R (1, 2) OBP: 0.314, SLG: 0.281			x 0-0 6-3		x 0-0 1-3 2B		x 0-0 1B	0-3 K	4 0 2 0 0 1 1				
Tom Foley, L (1, 6) OBP: 0.333, SLG: 0.392			x 0-0 4-3		x 0-0 F5		x 0-0 F3		3 0 0 0 0 0 3				
Jeff Russell, R (1, 1) OBP: 0.225, SLG: 0.194			x 0-0 F8		x 0-0 2B 6-3 1B		x 0-0 G3		1 0 0 0 0 0 0				
Bob Ojchicko, L (3, 1) OBP: 0.231, SLG: 0.182									0 0 0 0 0 0 0				
Dave Concepcion, R (6, PH) OBP: 0.000, SLG: 0.000									1 1 1 0 0 0 0				
Keele Cato, R (6, 1) OBP: 0.000, SLG: 0.500									0 0 0 0 0 0 0				
John Franco, L (6, 1) OBP: 0.000, SLG: 0.500									0 0 0 0 0 0 0				
Wayne Krenchicki, L (8, PH) OBP: 0.320, SLG: 0.442									1 0 0 0 0 0 0				
Brad Lesley, R (8, 1) OBP: 0.500, SLG: 0.500									0 0 0 0 0 0 0				
Inning Stats	R: 0 H: 1 E: 0 LOB: 0 K: 0 BB: 0 S: 3 P: 3	R: 0 H: 0 E: 0 LOB: 0 K: 1 BB: 0 S: 5 P: 5	R: 0 H: 0 E: 0 LOB: 0 K: 0 BB: 0 S: 3 P: 3	R: 0 H: 0 E: 0 LOB: 0 K: 0 BB: 0 S: 3 P: 3	R: 0 H: 3 E: 0 LOB: 2 K: 0 BB: 0 S: 5 P: 5	R: 2 H: 2 E: 0 LOB: 0 K: 0 BB: 0 S: 5 P: 5	R: 0 H: 1 E: 0 LOB: 1 K: 0 BB: 0 S: 4 P: 4	R: 0 H: 1 E: 0 LOB: 1 K: 0 BB: 0 S: 4 P: 4	R: 0 H: 1 E: 0 LOB: 1 K: 2 BB: 0 S: 8 P: 8	1B: 7 SF: 0 2B: 3 SAC: 0 3B: 0 DP: 1 HR: 0 HBP: 0	WP: 0 PA: 34 PB: 0 SB: 0 CS: 0		
PITCHER	IP WLS BF H R ER SO BB IBB HBP BLK WP HR S P ERA WHIP											PITCHER	IP WLS BF H R ER SO BB IBB HBP BLK WP HR S P ERA WHIP
Mark Thurmond, L (1, 1) ERA: 3.43	7.0 W 26 7 2 2 1 0 0 0 0 0 0 0 28 28 2.57 1.000												
Greg Harris, R (8, 1) ERA: 1.66	2.0 8 2 0 0 2 0 0 0 0 0 0 0 12 12 0.00 1.000												

livebaseballscorecards.com

AB	34
R	2
H	9
RBI	2
BB	0
SO	3
LOB	8



Batter	1	2	3	4	5	6	7	8	9	AB	R	H	RBI	BB	SO	LOB
Alan Wiggins, S (1, 4) <small>OBP: 0.338, SLG: 0.313</small> Tim Flannery, L (7, 4) <small>OBP: 0.347, SLG: 0.433</small>	0-0 E 1B		0-0 E5 S 1B		0-0 E5 1B FC5-4	0-0 SF8 3-H				3	3	1	1	0	0	0
Tony Gwynn, L (1, 9) <small>OBP: 0.427, SLG: 0.473</small> Bobby Brown, S (6, PR) <small>OBP: 0.295, SLG: 0.347</small>	0-0 E7 1B		0-0 1-H 1B		0-0 F7	0-0 2B				4	1	3	1	0	0	1
Steve Garvey, R (1, 3) <small>OBP: 0.298, SLG: 0.365</small> Kurt Bevacqua, R (7, 3) <small>OBP: 0.353, SLG: 0.357</small>	0-0 G4-3 2-H 3-H 1B		0-0 F9 1		0-0 FC5-4 1B 1-3	0-0 5-3 3				4	0	2	2	0	0	2
Graig Nettles, L (1, 5) <small>OBP: 0.324, SLG: 0.382</small> Luis Salazar, R (7, 5) <small>OBP: 0.297, SLG: 0.352</small>	0-0 F7 1		0-0 F7 2		0-0 FC5-4 1-2f 3-H 3		0-0 F8 1			3	0	0	1	0	0	3
Terry Kennedy, L (1, 2) <small>OBP: 0.299, SLG: 0.360</small> Greg Harris, S (8, 1)	0-0 G4-3 1-2f 2, 3		0-3 K 3		0-3 K 3		0-3 K 2			4	0	0	0	0	3	3
Carmelo Martinez, R (1, 7) <small>OBP: 0.339, SLG: 0.422</small>		0-0 1B 3B		0-0 F9 2B		4-0 1B 2B BB		0-0 6-3 3		3	2	2	0	1	0	0
Kevin McReynolds, R (1, 8) <small>OBP: 0.305, SLG: 0.464</small>		0-0 CS 1B 3-H		0-0 F9 2-3		0-0 2B 1B 1-3 SH1-3		0-0 F3 1		4	1	2	1	0	0	1
Garry Templeton, S (1, 6) <small>OBP: 0.324, SLG: 0.344</small> Mario Ramirez, R (7, 6) <small>OBP: 0.269, SLG: 0.478</small>		0-0 G1-6-3 1-2 1B		0-3 K 2		0-0 SH1-3 1-3 SF8 2B 3-H		0-0 F7 2		3	1	2	1	0	1	1
Mark Thurmond, L (1, 1) <small>OBP: 0.289, SLG: 0.278</small> Bruce Bochy, R (8, 2) <small>OBP: 0.237, SLG: 0.306</small>		0-0 G1-6-3 1-2f 2-3 2, 3		0-0 F7 3		0-0 SH1-3 2-3 3-H		0-0 5-3 3		2	0	0	1	0	0	3

Inning Stats	R: 2	H: 3	E: 1	K: 0	S: 5	LOB: 0	BB: 0	P: 5
	R: 1	H: 3	E: 0	K: 0	S: 4	LOB: 0	BB: 0	P: 4
	R: 1	H: 1	E: 1	K: 1	S: 7	LOB: 1	BB: 0	P: 7
	R: 0	H: 1	E: 0	K: 1	S: 6	LOB: 1	BB: 0	P: 6
	R: 1	H: 1	E: 1	K: 1	S: 7	LOB: 1	BB: 0	P: 7
	R: 3	H: 3	E: 0	K: 0	S: 6	LOB: 1	BB: 1	P: 10
	R: 0	H: 0	E: 0	K: 1	S: 5	LOB: 0	BB: 0	P: 5
	R: 0	H: 0	E: 0	K: 0	S: 3	LOB: 0	BB: 0	P: 3

PITCHER	IP	WLS	BF	H	R	ER	SO	BB	IBB	HBP	BLK	WP	HR	S	P	ERA	WHIP
Jeff Russell, R (1, 1) <small>ERA: 3.84</small>	2.0	L	11	7	4	3	0	0	0	0	0	0	0	11	11	13.50	3.500
Bob Owchinko, L (3, 1) <small>ERA: 4.63</small>	3.0		12	2	1	0	3	0	0	0	0	0	0	18	18	0.00	0.667
Keefe Cato, R (6, 1) <small>ERA: 8.04</small>	0.2		6	3	3	3	0	1	0	0	0	0	0	5	9	40.50	6.000
John Franco, L (6, 1) <small>ERA: 2.75</small>	1.1		4	0	0	0	1	0	0	0	0	0	0	6	6	0.00	0.000
Brad Lesley, R (8, 1) <small>ERA: 5.14</small>	1.0		3	0	0	0	0	0	0	0	0	0	0	3	3	0.00	0.000

BOTTOM

Cincinnati Reds @ San Diego Padres
Jack Murphy Stadium, San Diego, CA
 Thu Jul 26 1984, 6:33 AM EDT
 Att. 20,924 - Unknown

AB	33
R	8
H	12
RBI	8
BB	1
SO	4
LOB	14



WP	PA
0	36

Batter	1	2	3	4	5	6	7	8	9	AB R H RBI BB SO LOB
Gary Redus, R (1, 8) OBP: 0.354, SLG: 0.394	0-0 F3		0-0 F8	0-0 FC5-4			0-0 F9		0-3 K	5 0 0 0 0 1 3
Ron Oester, S (1, 4) OBP: 0.285, SLG: 0.285	0-0 2B		0-0 1B	0-0 CS		0-0 F8	0-0 G4-6-3 1B		0-0 1B	5 2 4 1 0 0 0
Cesar Cedeno, R (1, 3) OBP: 0.315, SLG: 0.426	0-0 2B		0-0 1B			0-0 F8 1B	0-0 G4-6-3 1B		0-0 F7	5 1 3 1 0 0 3
Dave Parker, L (1, 9) OBP: 0.311, SLG: 0.393	0-0 4-3		0-0 1B			0-0 1B		0-3 K2-3		4 0 2 1 0 1 1
Duane Walker, L (1, 7) OBP: 0.407, SLG: 0.540	4-0 BB		0-0 1B			0-0 F8		0-0 F6		3 0 1 1 1 0 2
Nick Esasky, R (1, 5) OBP: 0.293, SLG: 0.379	0-0 FC4-6		0-0 FC4-6			0-0 F3		0-3 K		4 0 0 0 0 1 6
Wayne Krenchicki, L (8, 5) OBP: 0.320, SLG: 0.442	0-0 FC4-6		0-0 FC4-6							0 0 0 0 0 0 0
Tom Foley, L (1, 6) OBP: 0.331, SLG: 0.389		0-0 L3	0-0 G3			0-3 K			0-0 FC3-5 BB 1B	4 0 1 0 0 1 2
Dave Vanorder, R (1, 2) OBP: 0.308, SLG: 0.257		0-0 5-3		0-0 F6		0-0 6-3			4-0 FC3-5 1B BB	3 1 0 0 1 0 0
Joe Price, R (1, 1) OBP: 0.200, SLG: 0.182		0-0 6-3		0-0 FC5-4 1B		0-3 K			0-0 FC3-5 1B	4 0 1 0 0 1 2

Inning Stats	R: 1	H: 2	E: 0	K: 0	S: 5	P: 9	R: 0	H: 0	E: 0	K: 0	S: 3	P: 3	R: 2	H: 4	E: 0	K: 0	S: 7	P: 7	R: 0	H: 1	E: 0	K: 0	S: 3	P: 3	R: 0	H: 2	E: 0	K: 0	S: 5	P: 5	R: 0	H: 0	E: 0	K: 2	S: 7	P: 7	R: 0	H: 1	E: 0	K: 0	S: 3	P: 3	R: 0	H: 0	E: 0	K: 2	S: 7	P: 7	R: 1	H: 2	E: 1	K: 1	S: 7	P: 11	1B: 10	2B: 2	3B: 0	HR: 0	SF: 0	SAC: 0	DP: 1	HBP: 0	WP: 0	PA: 40
--------------	------	------	------	------	------	------	------	------	------	------	------	------	------	------	------	------	------	------	------	------	------	------	------	------	------	------	------	------	------	------	------	------	------	------	------	------	------	------	------	------	------	------	------	------	------	------	------	------	------	------	------	------	------	-------	--------	-------	-------	-------	-------	--------	-------	--------	-------	--------

PITCHER	IP	WLS	BF	H	R	ER	SO	BB	IBB	HBP	BLK	WP	HR	S	P	ERA	WHIP
Alejandro Pena, R (1, 1) ERA: 2.35	7.0	L	30	10	3	3	2	1	0	0	0	0	0	33	37	3.86	1.571
Burt Hooton, R (8, 1) ERA: 3.69	2.0		9	2	1	1	3	1	0	0	0	0	0	14	18	4.50	1.500

TOP

Cincinnati Reds @ Los Angeles Dodgers
Dodger Stadium, Los Angeles, CA

Fri Jul 27 1984, 7:05 PM PDT
Att: 37,091 - Unknown

AB	37
R	4
H	12
RBI	4
BB	2
SO	5
LOB	19



Batter	1	2	3	4	5	6	7	8	9	AB	R	H	RBI	BB	SO	LOB
Steve Sax, R OBP: 0.299, SLG: 0.307 (1, 4)	0-0 4-3		0-0 F9		0-3 K		0-0 F9			4	0	0	0	0	1	1
Bill Russell, R OBP: 0.356, SLG: 0.344 (1, 8)	4-0 2B BB		0-0 6-3		4-0 BB BB		0-0 F4			2	0	0	0	2	0	0
Candy Maldonado, R OBP: 0.342, SLG: 0.401 (1, 9)	0-0 F7		0-0 1B		4-0 1-2 2-3 BB		0-3 K			3	0	1	0	1	1	1
Mike Marshall, R OBP: 0.344, SLG: 0.503 (1, 7)	0-0 1-3 2B		0-3 K		0-3 K		0-3 K			4	0	1	0	0	3	4
Steve Yeager, R OBP: 0.304, SLG: 0.322 (1, 2)	4-0 IBB			0-0 F7		0-0 F9		0-0 F9		3	0	0	0	1	0	0
Franklin Stubbs, L OBP: 0.296, SLG: 0.395 (1, 3)	0-0 4-3			0-3 K		0-0 L3		0-0 F4		4	0	0	0	0	1	3
Dave Anderson, R OBP: 0.356, SLG: 0.337 (1, 6)		0-0 F7		0-3 K		4-0 BB		0-3 K		3	0	0	0	1	2	0
German Rivera, R OBP: 0.324, SLG: 0.429 (1, 5)		0-3 K			4-0 BB SH3-4 BB		0-0 F9		0-0 F9	3	0	0	0	1	1	1
Alejandro Pena, R OBP: 0.148, SLG: 0.154 R.J. Reynolds, S (7, PH) Burt Hooton, R (8, 1)		0-3 K			0-0 SH3-4		0-0 1-3			1	0	0	0	0	1	0
					1-2					1	0	0	0	0	0	0
										0	0	0	0	0	0	0

Inning Stats	R: 0 E: 0 K: 0 S: 4	H: 1 LOB: 3 BB: 2 P: 12	R: 0 E: 0 K: 2 S: 7	H: 0 LOB: 0 BB: 0 P: 7	R: 0 E: 0 K: 1 S: 6	H: 1 LOB: 1 BB: 0 P: 6	R: 0 E: 0 K: 2 S: 7	H: 0 LOB: 0 BB: 0 P: 7	R: 0 E: 0 K: 2 S: 7	H: 0 LOB: 3 BB: 3 P: 19	R: 0 E: 0 K: 0 S: 3	H: 0 LOB: 1 BB: 1 P: 7	R: 0 E: 0 K: 0 S: 3	H: 0 LOB: 0 BB: 0 P: 3	R: 0 E: 0 K: 2 S: 7	H: 0 LOB: 0 BB: 0 P: 7	R: 0 E: 0 K: 1 S: 5	H: 0 LOB: 0 BB: 0 P: 5	1B: 1 2B: 1 3B: 0 HR: 0	SF: 0 SAC: 1 DP: 0 HBP: 0	WP: 0 PB: 0 SB: 0 CS: 0	PA: 35
PITCHER Joe Price, L ERA: 4.38 (1, 1)	IP 9.0	WLS W	BF 35	H 2	R 0	ER 0	SO 10	BB 5	IBB 1	HBP 0	BLK 0	WP 0	HR 0	S 49	P 73	ERA 0.00	WHIP 0.778					
PITCHER	IP	WLS	BF	H	R	ER	SO	BB	IBB	HBP	BLK	WP	HR	S	P	ERA	WHIP					

BOTTOM

Cincinnati Reds @ Los Angeles Dodgers
Dodger Stadium, Los Angeles, CA
 Fri Jul 27 1984, 7:05 PM PDT
 Att. 37,091 - Unknown

livebaseballscorecards.com

AB	28
R	0
H	2
RBI	0
BB	6
SO	10
LOB	10



Batter	1	2	3	4	5	6	7	8	9	AB R H RBI BB SO LOB	TOP									
Gary Redus, R OBP: 0.356, SLG: 0.395 (1, 8) (7, 7)	0-0 CS 1B		0-0 5-3			0-3 K			0-0 FC6-4 1B	4 0 2 0 0 1 0										
Ron Oester, S OBP: 0.282, SLG: 0.282 (1, 4)	0-3 K 1-2		0-3 K			0-0 F8			0-0 FC6-4 1-2f	4 0 0 0 0 2 2										
Cesar Cedeno, R OBP: 0.308, SLG: 0.417 (1, 3) (7, 8)	0-0 F3				0-0 F8			0-0 F7	0-0 F5	4 0 0 0 0 0 1										
Dave Parker, L OBP: 0.311, SLG: 0.391 (1, 9)		4-0 BB BB			0-3 K			0-3 K		2 0 0 0 1 2 0										
Duane Walker, L OBP: 0.406, SLG: 0.533 Ted Power, R Bob Owchinko, L OBP: 0.231, SLG: 0.182 (1, 7) (7, 1) (8, 1)		4-0 BB BB			0-0 F5			0-0 F4		2 0 0 0 1 0 0 0 0 0 0 0 0 0 0 0 0 0 0 0 0										
Wayne Krenchicki, L OBP: 0.310, SLG: 0.427 (1, 5)		0-0 F2				0-0 F9			0-0 4-3	3 0 0 0 0 0 2										
Tom Foley, L OBP: 0.326, SLG: 0.381 (1, 6)		0-0 F5				0-0 G3			0-0 F9	3 0 0 0 0 0 2										
Brad Gulden, L OBP: 0.265, SLG: 0.331 (1, 2)		0-0 4-3				0-3 K			0-0 5-3	3 0 0 0 0 1 2										
Tom Hume, R OBP: 0.158, SLG: 0.111 Tony Perez, R OBP: 0.282, SLG: 0.339 (1, 1) (7, 3)			0-3 K						0-3 K	2 0 0 0 0 1 0 1 0 0 0 0 1 0										
Inning Stats	R: 0 E: 0 K: 1 S: 5	H: 1 LOB: 0 BB: 0 P: 5	R: 0 E: 0 K: 0 S: 3	H: 0 LOB: 2 BB: 2 P: 11	R: 0 E: 0 K: 2 S: 7	H: 0 LOB: 0 BB: 0 P: 7	R: 0 E: 0 K: 1 S: 5	H: 0 LOB: 0 BB: 0 P: 5	R: 0 E: 0 K: 1 S: 5	H: 0 LOB: 0 BB: 0 P: 5	R: 0 E: 0 K: 1 S: 5	H: 0 LOB: 0 BB: 0 P: 5	R: 0 E: 0 K: 0 S: 3	H: 0 LOB: 0 BB: 0 P: 3	R: 0 E: 0 K: 1 S: 6	H: 1 LOB: 1 BB: 0 P: 6	1B: 2 2B: 0 3B: 0 HR: 0	SF: 0 SAC: 0 DP: 0 HBP: 0	WP: 0 PB: 0 SB: 0 CS: 1	PA: 30
PITCHER Bob Welch, R ERA: 3.88 (1, 1)	IP: 9.0 WLS: W BF: 30 H: 2 R: 0 ER: 0 SO: 8 BB: 2 IBB: 0 HBP: 0 BLK: 0 WP: 0 HR: 0 S: 44 P: 52 ERA: 0.00 WHIP: 0.444											PITCHER IP: 0 WLS: 0 BF: 0 H: 0 R: 0 ER: 0 SO: 0 BB: 0 IBB: 0 HBP: 0 BLK: 0 WP: 0 HR: 0 S: 0 P: 0 ERA: 0.00 WHIP: 0.000								

Cincinnati Reds @ Los Angeles Dodgers
 Dodger Stadium, Los Angeles, CA
 Sat Jul 28 1984, 3:33 AM PDT
 Att: 45,700 - Unknown

AB	28
R	0
H	2
RBI	0
BB	2
SO	8
LOB	9



Batter	1	2	3	4	5	6	7	8	9
Dave Anderson, R (1, 6) OBP: 0.358, SLG: 0.342	4-0 L4-3 BB		0-0 F3			0-0 SH SF7 2B	0-0 F8		
Ed Amelung, L (1, 9) Candy Maldonado, R (8, PH) OBP: 0.341, SLG: 0.399	0-0 L4-3 1-2		0-0 5-3			0-0 SH 1B 2-3		0-3 K	
Franklin Stubbs, L (1, 3) OBP: 0.296, SLG: 0.392	0-0 F4			0-0 FC5-4 1B		0-0 F6		0-0 4-3	
Mike Marshall, R (1, 7) R.J. Reynolds, S (9, 7) OBP: 0.310, SLG: 0.364		0-0 F8		0-0 FC5-4 1-2f		0-0 SF7		0-0 F8	
Ken Landreaux, L (1, 8) OBP: 0.326, SLG: 0.377		0-0 F7		0-0 F7		0-0 3-H 1-3 1B			
Mike Scioscia, L (1, 2) OBP: 0.397, SLG: 0.353		0-0 2B 1B		0-0 4-3		0-0 F9			
Bob Bailor, R (1, 4) OBP: 0.306, SLG: 0.277		0-0 1-3 2B			0-0 F8		0-0 F8		
German Rivera, R (1, 5) OBP: 0.333, SLG: 0.446		0-0 F9			0-0 F7 1B		0-0 2B		
Bob Welch, R (1, 1) OBP: 0.143, SLG: 0.091			0-0 F8		0-0 F7 1-2		0-3 K		

Inning Stats	R: 0 E: 0 K: 0 S: 2	H: 0 LOB: 0 BB: 1 P: 6	R: 0 E: 0 K: 0 S: 5	H: 2 LOB: 2 BB: 0 P: 5	R: 0 E: 0 K: 0 S: 3	H: 0 LOB: 0 BB: 0 P: 3	R: 0 E: 0 K: 0 S: 4	H: 1 LOB: 1 BB: 0 P: 4	R: 0 E: 0 K: 0 S: 3	H: 1 LOB: 1 BB: 0 P: 3	R: 1 E: 1 K: 0 S: 6	H: 2 LOB: 2 BB: 0 P: 6	R: 0 E: 0 K: 1 S: 6	H: 1 LOB: 1 BB: 0 P: 6	R: 0 E: 0 K: 1 S: 5	H: 0 LOB: 0 BB: 0 P: 5
1B: 4 2B: 4 3B: 0 HR: 0	SF: 1 SAC: 1 DP: 1 HBP: 0	WP: 0 PB: 0 SB: 0 CS: 0														

PITCHER	IP	WLS	BF	H	R	ER	SO	BB	IBB	HBP	BLK	WP	HR	S	P	ERA	WHIP
Tom Hume, R (1, 1) ERA: 5.51	6.0	L	24	6	1	0	0	1	0	0	0	0	0	23	27	0.00	1.167
Ted Power, R (7, 1) ERA: 3.06	1.0		4	1	0	0	1	0	0	0	0	0	0	6	6	0.00	1.000
Bob Owchinko, L (8, 1) ERA: 4.57	1.0		3	0	0	0	1	0	0	0	0	0	0	5	5	0.00	0.000

BOTTOM

AB	R	H	RBI	BB	SO	LOB
3	1	1	0	1	0	1
2	0	0	0	0	0	1
1	0	0	0	0	1	0
4	0	1	0	0	0	2
3	0	0	1	0	0	1
0	0	0	0	0	0	0
3	0	1	0	0	0	1
3	0	1	0	0	0	3
3	0	1	0	0	0	0
3	0	2	0	0	0	2
3	0	0	0	0	1	2

AB	28
R	1
H	7
RBI	1
BB	1
SO	2
LOB	13



WP	PA
0	31

Cincinnati Reds @ Los Angeles Dodgers
Dodger Stadium, Los Angeles, CA
 Sat Jul 28 1984, 3:33 AM PDT
 Att. 45,700 - Unknown

livebaseballscorecards.com

Batter	1	2	3	4	5	6	7	8	9	AB R H RBI BB SO LOB	TOP																				
Gary Redus, R (1, 8) OBP: 0.355, SLG: 0.393	0-0 F7			0-0 L5			0-3 K		0-0 S 1B	4 0 1 0 0 1 0	Cincinnati Reds @ Los Angeles Dodgers Dodger Stadium, Los Angeles, CA Sun Jul 29 1984, 3:33 AM PDT Att. 33,925 - Unknown livebaseballscorecards.com																				
Ron Oester, S (1, 4) OBP: 0.279, SLG: 0.278	0-0 4-3			0-0 F7			0-3 K		0-3 K 1-2	4 0 0 0 0 2 1																					
Cesar Cedeno, R (1, 3) OBP: 0.304, SLG: 0.411	0-0 6-3			0-0 F7			0-0 6-3			3 0 0 0 0 0 0																					
Dave Parker, L (1, 9) OBP: 0.309, SLG: 0.388		0-0 L4		0-0 5-3			0-0 F5			3 0 0 0 0 0 0																					
Duane Walker, L (1, 7) OBP: 0.399, SLG: 0.523		0-0 4-3		0-0 3-1			0-0 F8			3 0 0 0 0 0 0																					
Nick Esasky, R (1, 5) OBP: 0.294, SLG: 0.379		0-3 K		0-3 K			0-0 1B			3 0 1 0 0 2 0																					
Tom Foley, L (1, 6) OBP: 0.321, SLG: 0.374			0-0 5-3		0-0 F9		0-0 4-3			3 0 0 0 0 0 1																					
Dave Vangorder, R (1, 2) OBP: 0.293, SLG: 0.243 Wayne Krenchicki, L (9, PH) OBP: 0.307, SLG: 0.422			0-0 6-3		0-3 K			0-0 1-3		2 0 0 0 0 1 0 1 0 0 0 0 0 0																					
Mario Soto, R (1, 1) OBP: 0.211, SLG: 0.333 Dave Concepcion, R (9, PH) OBP: 0.305, SLG: 0.328			0-0 4-3		0-0 F1			0-3 K		2 0 0 0 0 0 0 1 0 0 0 0 1 0																					
Inning Stats	R: 0 E: 0 K: 0 S: 3	H: 0 LOB: 0 BB: 0 P: 3	R: 0 E: 0 K: 1 S: 5	H: 0 LOB: 0 BB: 0 P: 5	R: 0 E: 0 K: 0 S: 3	H: 0 LOB: 0 BB: 0 P: 3	R: 0 E: 0 K: 1 S: 5	H: 0 LOB: 0 BB: 0 P: 3	R: 0 E: 0 K: 1 S: 5	H: 0 LOB: 0 BB: 0 P: 5	R: 0 E: 0 K: 2 S: 7	H: 0 LOB: 0 BB: 0 P: 7	R: 0 E: 0 K: 0 S: 4	H: 1 LOB: 1 BB: 0 P: 4	R: 0 E: 0 K: 2 S: 8	H: 1 LOB: 1 BB: 0 P: 8	1B: 2 2B: 0 3B: 0 HR: 0	SF: 0 SAC: 0 DP: 0 HBP: 0	WP: 0 PB: 0 SB: 1 CS: 0	PA: 29											
PITCHER Orel Hershiser, R (1, 1) ERA: 2.7	IP 9.0	WLS W	BF 29	H 2	R 0	ER 0	SO 7	BB 0	IBB 0	HBP 0	BLK 0	WP 0	HR 0	S 43	P 43	ERA 0.00	WHIP 0.222														
											PITCHER	IP	WLS	BF	H	R	ER	SO	BB	IBB	HBP	BLK	WP	HR	S	P	ERA	WHIP			



Batter	1	2	3	4	5	6	7	8	9
Dave Anderson, R OBP: 0.352, SLG: 0.335 (1, 6) X	0-0 6-3 ①		0-0 FC5-4 1B ②		0-0 F5 ③			0-3 K ②	
Ed Amelung, L OBP: 0.333, SLG: 0.333 (1, 9) X	0-0 1B		0-0 1B ②			0-0 4-3 ①		0-0 5-3 ③	
Franklin Stubbs, L OBP: 0.291, SLG: 0.386 (1, 3) S S	0-3 K ②		0-0 F9 ③			0-0 3-1 ②			
Mike Marshall, R OBP: 0.337, SLG: 0.494 (1, 7) S S	0-3 K ③			0-0 6-3 ①		0-3 K ③			
Ken Landreaux, L OBP: 0.326, SLG: 0.376 (1, 8) X		0-0 F6 ①		0-0 1B CS ②		0-0 F9 ①			
Mike Scioscia, L OBP: 0.392, SLG: 0.347 (1, 2) X		0-0 F8 ②		0-0 F7 ② ③		0-0 F3 ②			
Bob Bailor, R OBP: 0.297, SLG: 0.269 (1, 4) X		0-0 1-3 ③			0-0 E5 FC6-4 ③		0-0 F9 ③		
German Rivera, R OBP: 0.325, SLG: 0.433 (1, 5) X			0-0 F9 ①		0-0 FC6-4 SH3-4 ①		0-3 K ①		
Orel Hershiser, R OBP: 0.185, SLG: 0.185 (1, 1) X			0-0 E8 FC5-4 ②		0-0 SH3-4 ②		0-0 1B		

Inning Stats	R: 0	H: 1	E: 0	LOB: 1	K: 2	P: 8	R: 0	H: 0	E: 0	LOB: 0	K: 0	P: 3	R: 1	H: 1	E: 1	LOB: 1	K: 0	P: 5	R: 0	H: 1	E: 0	LOB: 0	K: 0	P: 3	R: 0	H: 0	E: 0	LOB: 0	K: 1	P: 5	R: 0	H: 0	E: 0	LOB: 0	K: 0	P: 3	R: 0	H: 1	E: 0	LOB: 1	K: 2	P: 8				
	0	1	0	1	2	8	0	0	0	0	0	3	1	1	1	1	0	0	5	0	0	0	0	0	3	0	0	0	0	1	5	0	0	0	0	3	0	0	0	0	1	8	0	1	2	8

PITCHER	IP	WLS	BF	H	R	ER	SO	BB	IBB	HBP	BLK	WP	HR	S	P	ERA	WHIP	PITCHER	IP	WLS	BF	H	R	ER	SO	BB	IBB	HBP	BLK	WP	HR	S	P	ERA	WHIP									
Mario Soto, R ERA: 3.22 (1, 1)	8.0	L	29	4	1	0	5	0	0	0	0	0	0	39	39	0.00	0.500																											

BOTTOM

AB	R	H	RBI	BB	SO	LOB
4	1	0	0	0	1	3
4	0	2	1	0	0	1
3	0	0	0	0	1	2
3	0	0	0	0	2	1
3	0	1	0	0	0	0
3	0	0	0	0	0	1
3	0	0	0	0	0	0
3	0	0	0	0	1	1
2	0	1	0	0	0	0

AB 28
R 1
H 4
RBI 1
BB 0
SO 5
LOB 9



Cincinnati Reds @ Los Angeles Dodgers
Dodger Stadium, Los Angeles, CA
 Sun Jul 29 1984, 3:33 AM PDT
 Att. 33,925 - Unknown

livebaseballscorecards.com

WP: 0 PA: 29
 PB: 0
 SB: 2
 CS: 1

Batter	1	2	3	4	5	6	7	8	9	AB R H RBI BB SO LOB	TOP									
Dan Gladden, R OBP: 0.412, SLG: 0.504 (1, 8) X	0-0 F8 ①		0-3 K ③			0-0 F9 ③			0-0 4-3 ①	4 0 0 0 0 1 0	San Francisco Giants @ Cincinnati Reds Riverfront Stadium, Cincinnati, OH Tue Jul 31 1984, 7:05 PM EDT Att. 12,310 - Unknown livebaseballscorecards.com									
Manny Trillo, R OBP: 0.330, SLG: 0.378 (1, 4) X	0-0 6-3 ②			0-0 4-3 ①			4-0 BB G4-6-3	0-0 6-3 ②	3 0 0 0 1 0 0											
Chili Davis, S OBP: 0.330, SLG: 0.467 (1, 9) SSS	0-3 K ③		0-3 K ②			0-0 G4-6-3 1-2f		0-0 1B	4 0 1 0 0 2 1											
Jeffrey Leonard, R OBP: 0.361, SLG: 0.479 (1, 7) X		0-0 F9 ①		0-0 F9 ③			0-0 1B	0-3 K ③	4 0 1 0 0 1 1											
Scot Thompson, L OBP: 0.423, SLG: 0.388 (1, 3) BBBBB		4-0 E BB			0-0 G6-4-3 1B		0-0 F7 ③		2 0 1 0 1 0 1											
Bob Brenly, R OBP: 0.383, SLG: 0.483 (1, 2) X		0-0 F6 ②			0-0 G6-4-3 1-2f			0-0 F8 ①	3 0 0 0 0 0 2											
Joel Youngblood, R OBP: 0.354, SLG: 0.387 (1, 5) X		0-0 F7 ③			0-0 5-3 ③			4-0 BB BB	2 0 0 0 1 0 1											
Brad Wellman, R OBP: 0.288, SLG: 0.314 Duane Kuiper, L OBP: 0.258, SLG: 0.165 Johnnie LeMaster, R OBP: 0.258, SLG: 0.287 (8, 6) (8, PH) (8, PR) (8, 6)			0-0 3-1 ①			0-0 6-3 ①		4-0 BB G6-4-3 1-2	2 0 0 0 0 0 0 0 0 0 0 1 0 0 0 0 0 0 0 0 0											
Jeff Robinson, R OBP: 0.125, SLG: 0.087 Gary Lavelle, S OBP: 0.400, SLG: 0.372 Greg Minton, S OBP: 0.125, SLG: 0.067 (1, 1) (6, 1) (8, PH) (8, 1)		0-0 F6 ②			0-0 F3 ②			0-0 G6-4-3 ② ③ 1-2f	2 0 0 0 0 0 0 0 0 0 0 0 0 0 1 0 0 0 0 0 2 0 0 0 0 0 0 0											
Inning Stats	R: 0 E: 0 K: 1 S: 5	H: 0 LOB: 0 BB: 0 P: 5	R: 0 E: 1 K: 0 S: 3	H: 0 LOB: 1 BB: 1 P: 7	R: 0 E: 0 K: 1 S: 5	H: 0 LOB: 0 BB: 0 P: 5	R: 0 E: 0 K: 1 S: 5	H: 1 LOB: 0 BB: 0 P: 3	R: 0 E: 0 K: 0 S: 3	H: 0 LOB: 0 BB: 0 P: 3	R: 0 E: 0 K: 0 S: 3	H: 1 LOB: 1 BB: 1 P: 7	R: 0 E: 0 K: 0 S: 2	H: 0 LOB: 2 BB: 2 P: 10	R: 0 E: 0 K: 1 S: 6	H: 1 LOB: 1 BB: 0 P: 6	1B: 3 2B: 0 3B: 0 HR: 0	SF: 0 SAC: 0 DP: 3 HBP: 0	WP: 0 PB: 0 SB: 0 CS: 0	PA: 31
PITCHER Jay Tibbs, R ERA: 1.71 (1, 1)	IP: 9.0 WLS: W BF: 31 H: 3 R: 0 ER: 0 SO: 4 BB: 4 IBB: 0 HBP: 0 BLK: 0 WP: 0 HR: 0 S: 35 P: 51 ERA: 0.00 WHIP: 0.778																			



Batter	1	2	3	4	5	6	7	8	9	AB	R	H	RBI	BB	SO	LOB
Gary Redus, R (1, 8) OBP: 0.354, SLG: 0.391	0-0 F7		0-3 K		0-0 CS 1B		0-3 K			4	0	1	0	0	2	0
Ron Oester, S (1, 4) OBP: 0.281, SLG: 0.279	0-0 4-3		4-0 S BB		0-0 CS	0-0 1B FC6-4 1B		0-0 F4		3	1	1	0	1	0	0
Dave Concepcion, R (1, 5) OBP: 0.304, SLG: 0.330	0-0 6-3		0-0 F4			0-0 F9		0-0 2B		4	0	1	0	0	0	2
Dave Parker, L (1, 9) OBP: 0.311, SLG: 0.392		0-0 4-3 E 2B		0-0 4-3		0-0 1-3 FC6-4 1B		0-0 6-3		4	1	2	0	0	0	1
Nick Esasky, R (1, 3) OBP: 0.293, SLG: 0.373		0-0 F3		4-0 1-3 1B BB		0-0 FC6-4 1B		0-0 6-3		3	1	0	1	1	0	3
Duane Walker, L (1, 7) OBP: 0.398, SLG: 0.519		0-0 4-3		0-0 1-3		0-0 1-2 1B				3	0	1	0	0	0	2
Brad Gulden, L (1, 2) OBP: 0.266, SLG: 0.331		0-0 E9		0-0 2-H 1B		0-3 K				3	0	1	1	0	1	2
Tom Foley, L (1, 6) OBP: 0.316, SLG: 0.367		0-0 F3		0-0 F5		0-0 6-3				3	0	0	0	0	0	1
Jay Tibbs, R (1, 1) OBP: 0.091, SLG: 0.091			0-0 4-3		0-3 K		0-3 K			3	0	0	0	0	2	0

Inning Stats	R: 0	H: 0	E: 0	K: 0	S: 3	R: 1	H: 1	E: 1	K: 0	S: 5	R: 0	H: 0	E: 0	K: 1	S: 5	R: 1	H: 1	E: 0	K: 0	S: 3	R: 0	H: 1	E: 0	K: 1	S: 5	R: 1	H: 3	E: 0	K: 1	S: 8	R: 0	H: 0	E: 0	K: 2	S: 7	R: 0	H: 1	E: 0	K: 0	S: 4
	0	0	0	0	3	1	1	1	0	5	0	0	0	1	5	1	1	0	0	3	0	0	0	1	0	5	3	2	0	8	0	0	0	7	0	1	0	0	4	

PITCHER	IP	WLS	BF	H	R	ER	SO	BB	IBB	HBP	BLK	WP	HR	S	P	ERA	WHIP
Jeff Robinson, R (1, 1) ERA: 4.17	5.2	L	24	6	3	2	2	2	0	0	0	0	0	26	34	3.18	1.412
Gary Lavelle, L (6, 1) ERA: 2.82	1.1		4	0	0	0	3	0	0	0	0	0	0	10	10	0.00	0.000
Greg Minton, R (8, 1) ERA: 3.44	1.0		4	1	0	0	0	0	0	0	0	0	0	4	4	0.00	1.000

BOTTOM

San Francisco Giants @ Cincinnati Reds
Riverfront Stadium, Cincinnati, OH
Tue Jul 31 1984, 7:05 PM EDT
Att. 12,310 - Unknown

AB	30
R	3
H	7
RBI	2
BB	2
SO	5
LOB	11



WP	HR	S	P	ERA	WHIP
0	0	0	0	0	0

Batter	1	2	3	4	5	6	7	8	9	AB R H RBI BB SO LOB	TOP									
Chili Davis, S (1, 8) OBP: 0.326, SLG: 0.462	0-0 5-3			0-0 F9		0-0 F3		0-0 F9		4 0 0 0 0 0 0	San Francisco Giants @ Cincinnati Reds Riverfront Stadium, Cincinnati, OH Wed Aug 01 1984, 7:05 PM EDT Att: 10,138 - Unknown livebaseballscorecards.com									
Bob Brenly, R (1, 3) OBP: 0.384, SLG: 0.493	0-3 K			0-0 1B		0-0 HR		0-3 K	4 1 2 1 0 2 0											
Dusty Baker Jr., R (1, 9) OBP: 0.391, SLG: 0.362	0-0 F7			0-0 F3		0-0 F9		0-0 F8	4 0 0 0 0 0 1											
Jeffrey Leonard, R (1, 7) OBP: 0.357, SLG: 0.473		0-0 5-3		0-0 F9		0-3 K		0-0 F8	4 0 0 0 0 1 1											
Joel Youngblood, R (1, 5) OBP: 0.353, SLG: 0.386		0-0 F7			0-0 2B 1B		0-0 5-3		3 1 1 0 0 0 0											
Steve Nicosia, R (1, 2) OBP: 0.336, SLG: 0.468		0-3 K2-3			0-0 4-3 1-H SF8 2B		0-0 1-3		3 1 1 1 0 1 0											
Johnnie LeMaster, R (1, 6) OBP: 0.256, SLG: 0.284			0-0 F8		0-0 4-3 2-3		0-0 F7		3 0 0 0 0 0 1											
Brad Wellman, R (1, 4) OBP: 0.283, SLG: 0.310			0-0 5-3		0-0 SF8 3-H		0-0 F9		2 0 0 1 0 0 0											
Bill Laskey, R (1, 1) OBP: 0.098, SLG: 0.061			0-3 K		0-3 K			0-3 K	2 0 0 0 0 2 0											
Gary Lavelle, S (7, 1)									0 0 0 0 0 0 0											
Frank Williams, R (7, 1) OBP: 0.188, SLG: 0.133									0 0 0 0 0 0 0											
John Rabb, R (8, PH) OBP: 0.314, SLG: 0.391									1 0 0 0 0 1 0											
Bob Lacey, R (8, 1)									0 0 0 0 0 0 0											
Inning Stats	R: 0 E: 0 K: 1 S: 5	H: 0 LOB: 0 BB: 0 P: 5	R: 0 E: 0 K: 1 S: 5	H: 0 LOB: 0 BB: 0 P: 5	R: 0 E: 0 K: 1 S: 5	H: 1 LOB: 1 BB: 0 P: 4	R: 2 E: 0 K: 1 S: 7	H: 2 LOB: 0 BB: 0 P: 7	R: 1 E: 0 K: 1 S: 6	H: 1 LOB: 0 BB: 0 P: 6	R: 0 E: 0 K: 0 S: 3	H: 0 LOB: 0 BB: 0 P: 3	R: 0 E: 0 K: 1 S: 5	H: 0 LOB: 0 BB: 0 P: 5	R: 0 E: 0 K: 1 S: 5	H: 0 LOB: 0 BB: 0 P: 5	1B: 2 2B: 1 3B: 0 HR: 1	SF: 1 SAC: 0 DP: 0 HBP: 0	WP: 0 PB: 0 SB: 0 CS: 0	PA: 31
PITCHER Joe Price, L (1, 1) ERA: 4.27	IP 9.0 WLS W BF 31 H 4 R 3 ER 3 SO 7 BB 0 IBB 0 HBP 0 BLK 0 WP 0 HR 1 S 45 P 45 ERA 3.00 WHIP 0.444																			



Batter	1	2	3	4	5	6	7	8	9	AB	R	H	RBI	BB	SO	LOB								
Gary Redus, R OBP: 0.355, SLG: 0.404 (1, 8) X	0-0 F6 1		0-0 HR 2-H			0-0 F8	0-0 PB 1B 1B 1-2 2-H			4	1	2	3	0	0	0								
Ron Oester, S OBP: 0.283, SLG: 0.282 (1, 4) X	0-0 F4		0-0 F5			0-0 1B 1B	0-0 PB 1B 1-2 2-3			4	0	2	0	0	0	0								
Dave Concepcion, R OBP: 0.304, SLG: 0.330 (1, 5) X	0-0 F9			0-0 6-3 S 1B		0-0 F8 1B	0-0 F4 1-2 2-3 3-H			4	0	1	0	0	0	3								
Dave Parker, L OBP: 0.310, SLG: 0.391 (1, 9) X		0-0 F3		0-0 6-3 1-3		0-0 1B 1-3		0-0 4-3		4	0	1	0	0	0	1								
Nick Esasky, R OBP: 0.296, SLG: 0.386 (1, 3) X		4-0 BB CS		0-3 K			0-0 F9	0-0 HR		3	1	1	1	1	1	1								
Duane Walker, L OBP: 0.395, SLG: 0.519 (1, 7) X		0-3 K 1-2		0-0 F8			0-0 PB 1B 2B	0-0 4-3		4	1	1	0	0	1	2								
Brad Gulden, L OBP: 0.268, SLG: 0.333 (1, 2) X			0-0 SH1-3 HR 1B		0-0 F6		0-3 K S	0-3 K		2	1	1	0	0	0	0								
Cesar Cedeno, R OBP: 0.302, SLG: 0.408 (7, PH) X										1	0	0	0	0	1	1								
Dave Vangorder, R OBP: 0.286, SLG: 0.237 (8, 2) X										1	0	0	0	0	1	0								
Tom Foley, L OBP: 0.316, SLG: 0.367 (1, 6) X			0-0 F7		0-0 F8		0-0 PB 1B 1B 2-H			3	1	1	1	0	0	1								
Joe Price, R OBP: 0.216, SLG: 0.200 (1, 1) X			0-0 SH1-3		0-0 5-3		0-0 PB 1B 1B 1-2			2	1	1	0	0	0	0								
Inning Stats	R: 0 E: 0 K: 0 S: 3	H: 0 LOB: 0 BB: 0 P: 3	R: 0 E: 0 K: 1 S: 4	H: 0 LOB: 0 BB: 1 P: 8	R: 2 E: 0 K: 0 S: 5	H: 2 LOB: 0 BB: 0 P: 5	R: 0 E: 0 K: 1 S: 6	H: 1 LOB: 1 BB: 0 P: 6	R: 0 E: 0 K: 0 S: 3	H: 0 LOB: 0 BB: 0 P: 3	R: 0 E: 0 K: 0 S: 4	H: 2 LOB: 2 BB: 0 P: 4	R: 3 E: 0 K: 1 S: 10	H: 5 LOB: 2 BB: 0 P: 10	R: 1 E: 0 K: 1 S: 6	H: 1 LOB: 0 BB: 0 P: 6	1B: 8 2B: 1 3B: 0 HR: 2	SF: 0 SAC: 1 DP: 0 HBP: 0	WP: 0 PB: 2 SB: 1 CS: 1	PA: 34				
PITCHER	IP	WLS	BF	H	R	ER	SO	BB	IBB	HBP	BLK	WP	HR	S	P	ERA	WHIP							
Bill Laskey, R ERA: 3.73 (1, 1)	6.1		24	6	3	3	2	1	0	0	0	0	1	27	31	4.26	1.105							
Gary Lavelle, L ERA: 2.94 (7, 1)	0.1	L	3	2	0	0	1	0	0	0	0	0	0	5	5	0.00	6.000							
Frank Williams, R ERA: 3.48 (7, 1)	0.1		3	2	2	1	0	0	0	0	0	0	0	3	3	27.00	6.000							
Bob Lacey, L ERA: 6.35 (8, 1)	1.0		4	1	1	1	1	0	0	0	0	0	1	6	6	9.00	1.000							

San Francisco Giants @ Cincinnati Reds

Riverfront Stadium, Cincinnati, OH

Wed Aug 01 1984, 7:05 PM EDT
Att. 10,138 - Unknown

AB	32
R	6
H	11
RBI	5
BB	1
SO	4
LOB	9



BOTTOM

livebaseballscores.com

Batter	1	2	3	4	5	6	7	8	9	AB R H RBI BB SO LOB	TOP
Dan Gladden, R OBP: 0.404, SLG: 0.488 (1, 8) X	0-0 F6 ①		4-0 E BB		0-0 5-3 ②		0-0 F7 ①		0-0 F6 ③	4 1 0 0 1 0 1	
Manny Trillo, R OBP: 0.329, SLG: 0.373 (1, 4) X	0-0 F9 ②		0-0 4-3 ②		4-0 1B BB		0-0 F4 ②			3 0 0 0 1 0 1	
Chili Davis, S OBP: 0.333, SLG: 0.474 (1, 9) X	0-0 HR 1B		0-0 E9 1B		0-0 1-3 2-H 1B		0-0 3B			4 1 4 2 0 0 0	
Jeffrey Leonard, R OBP: 0.356, SLG: 0.479 (1, 7) X	0-0 1-H HR		0-0 F7 ③		0-0 4-3 ③		0-0 F8 ③			4 1 1 2 0 0 4	
Scot Thompson, L OBP: 0.418, SLG: 0.379 (1, 3) X	0-0 F5 ③			0-0 4-3 ①		4-0 1B S BB		0-0 F6 ①		3 1 0 0 1 0 0	
Bob Brenly, R OBP: 0.379, SLG: 0.487 (1, 2)		0-0 F2 ①		0-0 F3 ②		0-3 K ①		0-0 F5 ②		4 0 0 0 0 1 1	
Joel Youngblood, R OBP: 0.350, SLG: 0.382 (1, 5)		0-0 F8 ②		0-0 5-3 ③		0-0 F7 ②		0-3 K ③		4 0 0 0 0 1 1	
Johnnie LeMaster, R OBP: 0.259, SLG: 0.290 (1, 6)		0-0 5-3 ③			0-0 1B 2B		0-0 1B ②		0-0 F8 ①	4 1 2 1 0 0 0	
Mike Krukow, R OBP: 0.176, SLG: 0.184 (1, 1)			0-0 4-3 ①		0-3 K ①		0-0 4-3 ③		0-0 5-3 ②	4 0 0 0 0 1 2	
Greg Minton, S OBP: 0.125, SLG: 0.067 (9, 1)										0 0 0 0 0 0 0	
Inning Stats	R: 2 H: 2 E: 0 LOB: 0 K: 0 BB: 0 S: 5 P: 5	R: 0 H: 0 E: 0 LOB: 0 K: 0 BB: 0 S: 3 P: 3	R: 1 H: 1 E: 1 LOB: 1 K: 0 BB: 1 S: 4 P: 8	R: 0 H: 0 E: 0 LOB: 0 K: 0 BB: 0 S: 3 P: 3	R: 1 H: 2 E: 0 LOB: 2 K: 1 BB: 1 S: 7 P: 11	R: 1 H: 1 E: 0 LOB: 1 K: 1 BB: 1 S: 6 P: 10	R: 0 H: 1 E: 0 LOB: 1 K: 0 BB: 0 S: 4 P: 4	R: 0 H: 0 E: 0 LOB: 0 K: 0 BB: 0 S: 5 P: 5	R: 0 H: 0 E: 0 LOB: 0 K: 0 BB: 0 S: 3 P: 3	1B: 4 SF: 0 2B: 1 SAC: 0 3B: 1 DP: 0 HR: 1 HBP: 0	WP: 0 PA: 37 PB: 0 SB: 1 CS: 0
PITCHER	IP WLS BF H R ER SO BB IBB HBP BLK WP HR S P ERA WHIP										
Frank Pastore, R ERA: 5.73 (1, 1)	5.0 L 22 5 4 4 1 2 0 0 0 0 1 22 30 7.20 1.400										
Andy McGaffigan, R ERA: 2.63 (6, 1)	2.0 9 2 1 1 1 1 0 0 0 0 0 10 14 4.50 1.500										
Brad Lesley, R ERA: 4.5 (8, 1)	2.0 6 0 0 0 0 1 0 0 0 0 0 8 8 0.00 0.000										

San Francisco Giants @ Cincinnati Reds
 Riverfront Stadium, Cincinnati, OH
 Thu Aug 02 1984, 7:05 PM EDT
 Att. 9,115 - Unknown

livebaseballscorecards.com

AB	34
R	5
H	7
RBI	5
BB	3
SO	3
LOB	10



BOTTOM

Los Angeles Dodgers @ Cincinnati Reds
Riverfront Stadium, Cincinnati, OH

livebaseballscorecards.com

AB	27
R	2
H	3
RBI	2
BB	4
SO	4
LOB	11



WP	0	PA	32
PB	0		
SB	0		
CS	0		

Fri Aug 03 1984, 7:05 PM EDT
Att. 18,266 - Unknown

AB	R	H	RBI	BB	SO	LOB
2	0	0	1	1	1	0
4	0	1	0	0	0	2
4	0	0	0	0	1	2
4	0	1	0	0	0	2
4	0	0	0	0	0	1
3	1	1	1	0	0	0
1	0	0	0	1	0	1
0	1	0	0	1	0	0
2	0	0	0	1	0	1
2	0	0	0	0	0	0
1	0	0	0	0	0	2
0	0	0	0	0	0	0

Batter	1	2	3	4	5	6	7	8	9
Gary Redus, R OBP: 0.352, SLG: 0.397 (1, 8)	4-0 L5-4 1B BB		0-0 F4			0-3 K		0-0 SF8	
Ron Oester, S OBP: 0.285, SLG: 0.286 (1, 4)	0-0 1-2 1B		0-0 F5			0-0 4-3		0-0 G3-6-1	
Dave Concepcion, R OBP: 0.303, SLG: 0.326 (1, 5)	0-0 F9			0-3 K			0-0 F3		0-0 6-3
Dave Parker, L OBP: 0.312, SLG: 0.391 (1, 9)	0-0 L5-4 2-3			0-0 F7			0-0 G5-4-3 1B		0-0 4-3
Nick Esasky, R OBP: 0.291, SLG: 0.377 (1, 3)		0-0 F9		0-0 F9			0-0 G5-4-3		0-0 5-3
Duane Walker, L OBP: 0.394, SLG: 0.535 (1, 7)		0-0 4-3			0-0 E4 G3-6			0-0 HR	
Dave Vangorder, R OBP: 0.295, SLG: 0.231 (8, PH)		4-0 BB			0-0 G3-6-1			4-0 E BB SF8 BB	
Brad Gulden, L OBP: 0.267, SLG: 0.326 (9, 2)					0-0 1-2f			4-0 SF8 E BB	
Tom Foley, L OBP: 0.310, SLG: 0.354 (1, 6)		0-0 F4			0-0 F5			1-2 2-3 E6 G3-6	
Mario Soto, R OBP: 0.203, SLG: 0.322 (1, 1)			0-3 K			0-3 K			
Ted Power, R (8, 1)									
Wayne Krenchicki, L OBP: 0.311, SLG: 0.419 (8, PH)									
John Franco, L (9, 1)									

Inning	R	H	E	K	S	H	LOB	BB	P
1	0	1	0	0	7	0	1	1	7
2	0	0	0	0	3	0	0	0	7
3	0	0	0	1	5	0	0	0	5
4	0	0	0	1	5	0	0	0	5
5	0	0	0	1	3	0	0	0	3
6	0	0	0	2	7	0	0	0	7
7	0	1	0	0	3	0	0	0	3
8	2	1	1	0	4	1	2	2	12
9	0	0	0	0	3	0	0	0	3

PITCHER	IP	WLS	BF	H	R	ER	SO	BB	IBB	HBP	BLK	WP	HR	S	P	ERA	WHIP
Bob Welch, R ERA: 3.67 (1, 1)	7.0	W	23	2	0	0	4	2	0	0	0	0	0	29	37	0.00	0.571
Tom Niedenfuer, R ERA: 2.61 (8, 1)	0.0		3	1	2	2	0	2	0	0	0	0	1	1	9	∞	∞
Ken Howell, R ERA: 4.0 (8, 1)	2.0	S	6	0	0	0	0	0	0	0	0	0	0	6	6	0.00	0.000

Los Angeles Dodgers @ Cincinnati Reds
 Riverfront Stadium, Cincinnati, OH

Sat Aug 04 1984, 3:33 AM EDT
 Att. 20,413 - Unknown

livebaseballscorecards.com

AB	39
R	5
H	9
RBI	5
BB	7
SO	4
LOB	26



WP:	0	PA:	48
PB:	1		
SB:	2		
CS:	1		

AB R H RBI BB SO LOB

6	0	2	1	0	0	2
3	0	0	0	0	0	1
2	0	0	0	1	0	2
6	0	0	0	0	0	4
4	0	1	0	1	0	0
3	1	1	0	2	0	1
3	2	1	1	2	1	3
2	0	0	0	0	1	4
0	1	0	0	1	0	0
2	1	2	0	0	0	0
4	0	0	1	0	2	6
1	0	0	0	0	0	2
0	0	0	0	0	0	0
0	0	0	0	0	0	0
1	0	1	2	0	0	0
0	0	0	0	0	0	0
1	0	0	0	0	0	1
1	0	1	0	0	0	0

Batter	1	2	3	4	5	6	7	8	9	10	11
Steve Sax, R (1, 4) OBP: 0.295, SLG: 0.306	1-3		G1-6-3			E6			F8		
Ed Amelung, L (1, 9) Candy Maldonado, R (7, PH) OBP: 0.278, SLG: 0.235 OBP: 0.340, SLG: 0.393	4-3			F7		FC6-4	FC5-4			F9	2B
Ken Landreaux, L (1, 8) OBP: 0.313, SLG: 0.365	F7			F3		F8		F3		1-3	F4
Mike Marshall, R (1, 7) OBP: 0.333, SLG: 0.485				1-3			F4			1-3	
Mike Scioscia, L (1, 2) OBP: 0.394, SLG: 0.361						F8	BB	F3			4-3
Greg Brock, L (1, 3) OBP: 0.313, SLG: 0.436							BB				
German Rivera, R (1, 5) Franklin Stubbs, L (7, PH) Bob Bailor, R (7, 5) OBP: 0.336, SLG: 0.422 OBP: 0.284, SLG: 0.370 OBP: 0.308, SLG: 0.291							BB				HR
Dave Anderson, R (1, 6) OBP: 0.341, SLG: 0.321											SH1-3
Orel Hershiser, R (1, 1) Tom Niedenthal, R (6, 1) Burt Hooton, R (6, 1) Terry Whitfield, L (7, PH) Ken Howell, R (7, 1) Tony Brewer, R (9, PH) Pat Zachry, R (9, 1) OBP: 0.207, SLG: 0.179 OBP: 0.296, SLG: 0.355											2B
											F3
											1B

Inning Stats	R: 0	H: 0	R: 0	H: 2	R: 0	H: 0	R: 0	H: 0	R: 0	H: 0	R: 3	H: 2	R: 0	H: 0	R: 0	H: 1	R: 0	H: 0	R: 2	H: 4
	E: 0	LOB: 0	E: 0	LOB: 1	E: 0	LOB: 0	E: 0	LOB: 0	E: 0	LOB: 0	E: 0	LOB: 2	E: 1	LOB: 1	E: 0	LOB: 1	E: 0	LOB: 0	E: 0	LOB: 3
	K: 0	BB: 0	K: 0	BB: 0	K: 0	BB: 0	K: 0	BB: 0	K: 0	BB: 0	K: 0	BB: 3	K: 0	BB: 1	K: 1	BB: 0	K: 0	BB: 0	K: 0	BB: 1
	S: 3	P: 3	S: 4	P: 4	S: 4	P: 5	S: 3	P: 3	S: 5	P: 13	S: 3	P: 3	S: 5	P: 9	S: 6	P: 6	S: 3	P: 3	S: 7	P: 11

PITCHER	IP	WLS	BF	H	R	ER	SO	BB	IBB	HBP	BLK	WP	HR	S	P	ERA	WHIP
Jeff Russell, R (1, 1) ERA: 3.79	6.1		24	2	2	2	2	4	0	1	0	0	0	23	40	2.84	0.947
Ted Power, R (7, 1) ERA: 3.15	0.1		4	2	1	1	0	1	0	0	0	0	0	3	7	27.00	9.000
John Franco, L (7, 1) ERA: 2.59	2.1		9	1	0	0	2	1	0	0	0	0	0	12	16	0.00	0.857
Tom Hume, R (10, 1) ERA: 5.62	1.2	L	9	4	2	2	0	0	0	0	0	0	1	9	9	10.80	2.400
Brad Lesley, R (11, 1) ERA: 4.41	0.1		2	0	0	0	0	1	0	0	0	0	0	1	5	0.00	3.000

Batter	1	2	3	4	5	6	7	8	9	10	11	AB	R	H	RBI	BB	SO	LOB	BOTTOM								
Duane Walker, L OBP: 0.392, SLG: 0.532 Gary Redus, R OBP: 0.346, SLG: 0.390	5-3		K		FC6-4		K			5-3	F2	1	0	0	0	0	0	0									
Ron Oester, S OBP: 0.286, SLG: 0.285	G6-4-3 1B			3-1		WP 3-1 BB	F7			K		4	1	1	0	1	1	0									
Dave Concepcion, R OBP: 0.301, SLG: 0.322	G6-4-3			G1-4-3		F7			4-3	BB BB		4	0	0	0	1	0	2									
Dave Parker, L OBP: 0.320, SLG: 0.398		3-1 2B		BB 1B		3-1 1-2 WP 1B BB			G5-4-3 1B	1-2 BB		3	1	3	0	2	0	0									
Cesar Cedeno, R OBP: 0.308, SLG: 0.402		F8		1-2 BB		1-2 2-3 1B BB			G5-4-3	1-2 2-3 BB		2	1	0	0	3	0	2									
Brad Gulden, L OBP: 0.260, SLG: 0.317		3-1		5-3		3-1				F7	4-3	5	0	0	1	0	0	8									
Eric Davis, R OBP: 0.277, SLG: 0.363		K				CS 1B				S BB	G3 BB	3	0	2	2	2	1	1									
Tom Foley, L OBP: 0.305, SLG: 0.348 John Francisco, L Tony Perez, R OBP: 0.280, SLG: 0.336 Tom Hume, R OBP: 0.158, SLG: 0.111 Brad Lesley, R OBP: 0.160, SLG: 0.500 Nick Esasky, R OBP: 0.290, SLG: 0.376			F8		F3		F3			K		3	0	0	0	0	0	2									
Jeff Russell, R OBP: 0.238, SLG: 0.189 Ted Power, R Wayne Krenchicki, L OBP: 0.303, SLG: 0.406			K		FC6-4 BB		K			4-3	F5	1	0	0	0	1	1	0									
												0	0	0	0	0	0	0									
												3	0	0	0	0	1	2									
Inning Stats	R: 0 E: 0 K: 0 S: 3	H: 1 LOB: 0 BB: 0 P: 3	R: 0 E: 0 K: 1 S: 6	H: 1 LOB: 1 BB: 0 P: 6	R: 0 E: 0 K: 2 S: 7	H: 0 LOB: 0 BB: 0 P: 7	R: 0 E: 0 K: 0 S: 4	H: 1 LOB: 2 BB: 1 P: 8	R: 0 E: 0 K: 0 S: 3	H: 1 LOB: 1 BB: 1 P: 7	R: 3 E: 0 K: 0 S: 4	H: 1 LOB: 1 BB: 3 P: 16	R: 0 E: 0 K: 2 S: 7	H: 0 LOB: 0 BB: 0 P: 7	R: 0 E: 0 K: 0 S: 3	H: 1 LOB: 0 BB: 0 P: 3	R: 0 E: 0 K: 1 S: 5	H: 0 LOB: 1 BB: 1 P: 9	R: 0 E: 0 K: 1 S: 5	H: 0 LOB: 3 BB: 3 P: 17	R: 0 E: 0 K: 0 S: 3	H: 0 LOB: 1 BB: 1 P: 7	1B: 5 2B: 1 3B: 0 HR: 0	SF: 0 SAC: 0 DP: 2 HBP: 0	WP: 1 PB: 0 SB: 1 CS: 1	PA: 46	
PITCHER	IP	WLS	BF	H	R	ER	SO	BB	IBB	HBP	BLK	WP	HR	S	P	ERA	WHIP										
Orel Hershiser, R ERA: 2.8	(1, 1)	5.2	25	5	3	3	3	5	0	0	0	1	0	26	46	4.76	1.765										
Tom Niedenfuer, R ERA: 2.61	(6, 1)	0.0	0	0	0	0	0	0	0	0	0	0	0	0	0	∞	∞										
Burt Hooton, R ERA: 3.69	(6, 1)	0.1	1	0	0	0	0	0	0	0	0	0	0	1	1	0.00	0.000										
Ken Howell, R ERA: 3.6	(7, 1)	2.0	6	1	0	0	2	0	0	0	0	0	0	10	10	0.00	0.500										
Pat Zachry, R ERA: 3.7	(9, 1)	3.0	W	14	0	0	2	5	0	0	0	0	0	13	33	0.00	1.667										

Los Angeles Dodgers @ Cincinnati Reds
Riverfront Stadium, Cincinnati, OH
Sat Aug 04 1984, 3:33 AM EDT
Att. 20,413 - Unknown

AB	36
R	3
H	6
RBI	3
BB	10
SO	7
LOB	21



Batter	1	2	3	4	5	6	7	8	9	10	11	AB R H RBI BB SO LOB	TOP														
Steve Sax, R OBP: 0.292, SLG: 0.302 (1, 4)	X 0-0 6-3		X 0-0 4-3			X 0-0 5-3		X 0-0 F3			X 0-0 F7	5 0 0 0 0 0 2															
Ed Amelung, L OBP: 0.261, SLG: 0.227 (1, 9) (9, 8)	X 0-0 3-1			X 0-0 F9		X 0-0 1B		X 0-0 1-3			X 0-0 F5	5 0 1 1 0 0 1															
Ken Landreaux, L OBP: 0.310, SLG: 0.361 Candy Maldonado, R OBP: 0.338, SLG: 0.391 (1, 8) (9, PH) (9, 9)	X 0-0 F4			S S 0-3 K		X 0-0 F7			X 0-0 4-3			3 0 0 0 0 1 1 1 0 0 0 0 0 0															
Mike Marshall, R OBP: 0.335, SLG: 0.488 (1, 7)		X 0-0 4-3 FC1-2 2B		X 0-0 F8		X 0-0 WP 5-3 1B			X 0-0 6-3			4 0 2 0 0 0 0															
Mike Scioscia, L OBP: 0.388, SLG: 0.354 (1, 2)		X 0-0 4-3		X 0-0 F5		X 0-0 F7			X 0-0 F9			4 0 0 0 0 0 2															
Greg Brock, L OBP: 0.312, SLG: 0.431 (1, 3)		X 0-0 FC1-2		X 0-0 G4-6-3 1B		X 0-0 5-3			X 0-0 F8			4 0 1 0 0 0 2															
German Rivera, R OBP: 0.326, SLG: 0.408 (1, 5)		X 0-0 4-3		X 0-0 G4-6-3 1-2f		X 0-0 6-3			S S 0-3 K			4 0 0 0 0 1 3															
Dave Anderson, R OBP: 0.344, SLG: 0.321 (1, 6)			S S 0-3 K2-3		X 0-0 SH5-4 1B 1B		B B B 4-0 SH3-4 BB		X 0-0 F9			3 1 1 0 1 1 0															
Fernando Valenzuela, L OBP: 0.173, SLG: 0.269 Franklin Stubbs, L OBP: 0.262, SLG: 0.368 Jerry Reuss, L OBP: 0.385, SLG: 0.273 (1, 1) (11, PH) (11, 1)			X 0-0 6-3		X 0-0 SH5-4 1-2		X 0-0 SH3-4 1-2			S S 0-3 K		1 0 0 0 0 0 0 1 0 0 0 0 1 0 0 0 0 0 0 0 0															
Inning Stats	R: 0 E: 0 K: 0 S: 3	H: 0 LOB: 0 BB: 0 P: 3	R: 0 E: 0 K: 0 S: 4	H: 1 LOB: 1 BB: 0 P: 4	R: 0 E: 0 K: 1 S: 5	H: 0 LOB: 0 BB: 0 P: 5	R: 0 E: 0 K: 0 S: 3	H: 1 LOB: 0 BB: 0 P: 3	R: 1 E: 0 K: 0 S: 5	H: 2 LOB: 1 BB: 0 P: 5	R: 0 E: 0 K: 0 S: 4	H: 0 LOB: 1 BB: 1 P: 4	R: 0 E: 0 K: 0 S: 3	H: 0 LOB: 1 BB: 1 P: 7	R: 0 E: 0 K: 0 S: 3	H: 0 LOB: 0 BB: 0 P: 3	R: 0 E: 0 K: 1 S: 5	H: 0 LOB: 0 BB: 0 P: 5	R: 0 E: 0 K: 1 S: 5	H: 0 LOB: 0 BB: 0 P: 5	1B: 4 2B: 1 3B: 0 HR: 0	SF: 0 SAC: 2 DP: 1 HBP: 0	WP: 1 PB: 0 SB: 0 CS: 0	PA: 38			
PITCHER	IP	WLS	BF	H	R	ER	SO	BB	IBB	HBP	BLK	WP	HR	S	P	ERA	WHIP										
Jay Tibbs, R ERA: 1.59 (1, 1)	8.0		29	5	1	1	2	1	0	0	0	1	0	32	36	1.12	0.750										
Bob Owchinko, L ERA: 4.44 (9, 1)	2.0		6	0	0	0	1	0	0	0	0	0	0	8	8	0.00	0.000										
Ted Power, R ERA: 3.11 (11, 1)	1.0	W	3	0	0	0	1	0	0	0	0	0	0	5	5	0.00	0.000										

Los Angeles Dodgers @ Cincinnati Reds
Riverfront Stadium, Cincinnati, OH
Sun Aug 05 1984, 3:33 AM EDT
Att. 25,302 - Unknown

livebaseballscores.com

AB	35
R	1
H	5
RBI	1
BB	1
SO	4
LOB	11



Batter	1	2	3	4	5	6	7	8	9	10	11	AB R H RBI BB SO LOB	BOTTOM	
Gary Redus, R OBP: 0.344, SLG: 0.384 (1, 7) X	0-0 F9 ①		0-3 K ②		0-0 F8 ③			0-0 5-3 ②		4-0 S BB		4 0 0 0 1 1 0	Los Angeles Dodgers @ Cincinnati Reds Riverfront Stadium, Cincinnati, OH Sun Aug 05 1984, 3:33 AM EDT Att. 25,302 - Unknown	
Dave Concepcion, R OBP: 0.300, SLG: 0.323 (1, 6) X	0-0 F9 ②		0-0 2B			0-0 F4 ①		0-0 F9 ③		0-0 F8 ②		5 0 1 0 0 0 1		
Eric Davis, R OBP: 0.274, SLG: 0.347 (1, 8) S	0-3 K ③		0-3 K ③			0-3 K ②			4-0 WP SH5-4 1B BB	0-3 K ③		4 1 0 0 1 4 2		
Cesar Cedeno, R OBP: 0.312, SLG: 0.401 (1, 9) X		0-0 6-3 ①		0-0 F9 ①		4-0 BB			0-0 SH5-4 ①		0-0 SH1-4 1B	3 1 1 0 1 0 0		
Nick Esasky, R OBP: 0.297, SLG: 0.374 (1, 3) B B B		4-0 E BB		4-0 BB		0-0 F9 ③			4-0 FC5-4 1B BB	0-0 SH1-4 ①	0-0 SH1-4 ①	1 0 0 0 3 0 1		
Skeeter Barnes, R OBP: 0.222, SLG: 0.125 (1, 5) X		0-0 E5 1-2		0-0 F7 ②			0-0 1-3 ①		0-0 FC5-4 1B	0-0 FC6-4 IBB	4-0 FC6-4 IBB	4 0 1 1 1 0 2		
Dave Vangorder, R OBP: 0.265, SLG: 0.205 (1, 2) X		0-0 F8 ②		0-0 F7 ③			0-3 K ②		0-0 FC5-4 ②		0-0 FC6-4 ②	5 0 0 0 0 1 6		
Tom Foley, L OBP: 0.300, SLG: 0.343 (1, 4) X		0-0 3-1 ③			0-3 K ①				0-0 F9 ③			3 0 0 0 0 2 2		
Dave Parker, L OBP: 0.319, SLG: 0.397 (9, PH)							0-3 K ③					1 0 0 0 0 0 2		
Wayne Krenchicki, L OBP: 0.303, SLG: 0.406 (10, 4) S												0 0 0 0 0 0 0		
Jay Tibbs, R OBP: 0.077, SLG: 0.077 (1, 1) S			0-3 K ①		0-3 K ②			0-0 4-3 ①		0-0 F7 ①		2 0 0 0 0 2 0		
Tony Perez, R OBP: 0.277, SLG: 0.333 (8, PH) S												1 0 0 0 0 0 0		
Bob Owchinko, L OBP: 0.231, SLG: 0.182 (9, 1) S												0 0 0 0 0 0 0		
Brad Gulden, L OBP: 0.259, SLG: 0.315 (10, PH) S												1 0 0 0 0 0 0		
Ted Power, R (11, 1) S												0 0 0 0 0 0 0		
Inning Stats	R: 0 H: 0 E: 0 LOB: 0 K: 1 BB: 0 S: 5 P: 5	R: 0 H: 0 E: 1 LOB: 2 K: 0 BB: 1 S: 4 P: 8	R: 0 H: 1 E: 0 LOB: 1 K: 3 BB: 0 S: 10 P: 10	R: 0 H: 0 E: 0 LOB: 1 K: 0 BB: 1 S: 3 P: 7	R: 0 H: 0 E: 0 LOB: 0 K: 2 BB: 0 S: 7 P: 7	R: 0 H: 0 E: 0 LOB: 1 K: 1 BB: 1 S: 5 P: 9	R: 0 H: 0 E: 0 LOB: 0 K: 2 BB: 0 S: 7 P: 7	R: 0 H: 0 E: 0 LOB: 0 K: 0 BB: 0 S: 3 P: 3	R: 1 H: 1 E: 0 LOB: 2 K: 0 BB: 2 S: 4 P: 12	R: 0 H: 0 E: 1 LOB: 1 K: 1 BB: 1 S: 5 P: 9	R: 1 H: 1 E: 1 LOB: 2 K: 0 BB: 1 S: 3 P: 7	1B: 2 SF: 0 2B: 1 SAC: 2 3B: 0 DP: 0 HR: 0 HBP: 0	WP: 1 PA: 43 PB: 0 SB: 1 CS: 0	
PITCHER	IP WLS BF H R ER SO BB IBB HBP BLK WP HR S P ERA WHIP													
Fernando Valenzuela, L ERA: 3.02 (1, 1)	10.0 39 2 1 1 10 6 0 0 0 1 0 53 77 0.90 0.800													
Jerry Reuss, L ERA: 5.98 (11, 1)	0.2 L 4 1 1 0 0 0 1 0 0 0 0 3 7 0.00 1.500													

AB	34
R	2
H	3
RBI	1
BB	7
SO	10
LOB	16



livebaseballscorecards.com

Batter	1	2	3	4	5	6	7	8	9	AB R H RBI BB SO LOB	TOP
Alan Wiggins, S (1, 4) <small>OBP: 0.331, SLG: 0.302</small>	0-0 			0-0 		0-0 		4-0 		3 0 0 0 1 0 0	San Diego Padres @ Cincinnati Reds Riverfront Stadium, Cincinnati, OH Mon Aug 06 1984, 7:05 PM EDT Att: 10,798 - Unknown
Tony Gwynn, L (1, 9) <small>OBP: 0.429, SLG: 0.478</small>	0-0 			0-0 		4-0 		0-0 		3 0 1 0 1 0 1	
Steve Garvey, R (1, 3) <small>OBP: 0.304, SLG: 0.383</small>	0-3 			0-0 		0-0 		0-0 		4 0 2 0 0 1 1	
Carmelo Martinez, R (1, 7) <small>OBP: 0.337, SLG: 0.411</small>		0-0 		0-0 		0-3 		0-0 		4 0 0 0 0 1 4	
Terry Kennedy, L (1, 2) <small>OBP: 0.297, SLG: 0.352</small>		0-0 			0-0 	0-3 		0-0 		4 0 1 0 0 1 2	
Kevin McReynolds, R (1, 8) <small>OBP: 0.322, SLG: 0.501</small>		0-0 			0-0 		0-0 	0-0 		4 1 1 0 0 0 1	
Luis Salazar, R (1, 5) <small>OBP: 0.278, SLG: 0.346</small>			0-0 		0-0 		0-0 	0-0 		4 0 1 1 0 0 1	
Garry Templeton, S (1, 6) <small>OBP: 0.321, SLG: 0.343</small>			0-0 		0-0 		0-3 	4-0 		3 0 1 0 1 1 0	
Mark Thurmond, L (1, 1) <small>OBP: 0.286, SLG: 0.275</small> Mario Ramirez, R (8, PH) <small>OBP: 0.250, SLG: 0.440</small> Rich Gossage, R (8, 1) <small>OBP: 0.222, SLG: 0.176</small>			0-3 		0-0 		0-0 	0-0 		2 0 0 0 0 1 2 1 0 0 0 0 0 0 1 0 0 0 0 0 2	
Inning Stats	R: 0 H: 0 E: 0 LOB: 0 K: 1 BB: 0 S: 5 P: 5	R: 0 H: 0 E: 0 LOB: 0 K: 0 BB: 0 S: 3 P: 3	R: 0 H: 0 E: 0 LOB: 0 K: 1 BB: 0 S: 5 P: 5	R: 0 H: 2 E: 0 LOB: 1 K: 0 BB: 0 S: 4 P: 4	R: 0 H: 2 E: 0 LOB: 2 K: 0 BB: 0 S: 5 P: 5	R: 0 H: 1 E: 0 LOB: 2 K: 2 BB: 1 S: 8 P: 12	R: 0 H: 0 E: 0 LOB: 0 K: 1 BB: 0 S: 5 P: 5	R: 0 H: 0 E: 0 LOB: 1 K: 0 BB: 1 S: 3 P: 7	R: 1 H: 2 E: 0 LOB: 2 K: 0 BB: 1 S: 5 P: 9	1B: 6 SF: 0 2B: 2 SAC: 0 3B: 0 DP: 1 HR: 0 HBP: 0	WP: 0 PA: 36 PB: 0 SB: 0 CS: 0
PITCHER Joe Price, L (1, 1) <small>ERA: 4.04</small>	IP WLS BF H R ER SO BB IBB HBP BLK WP HR S P ERA WHIP 9.0 L 36 7 1 1 5 2 1 0 0 0 0 0 43 55 1.00 1.000										

livebaseballscorecards.com

AB	33
R	1
H	7
RBI	1
BB	3
SO	5
LOB	14



Batter	1	2	3	4	5	6	7	8	9	AB	R	H	RBI	BB	SO	LOB
Gary Redus, R (1, 8) OBP: 0.344, SLG: 0.382 Eddie Milner, L (8, 8) OBP: 0.361, SLG: 0.387	0-0 4-3		0-0 F2		4-0 FC6-4 BB			0-0 F8		2	0	0	0	1	0	0
Dave Concepcion, R (1, 6) OBP: 0.300, SLG: 0.325	0-0 2B			0-0 6-3	0-0 FC6-4			0-0 F3		4	0	1	0	0	0	3
Cesar Cedeno, R (1, 7) OBP: 0.306, SLG: 0.393	0-0 F9			0-0 5-3			0-0 5-3		0-3 K	4	0	0	0	0	1	1
Dave Parker, L (1, 9) OBP: 0.318, SLG: 0.394	0-0 4-3			4-0 BB			0-0 4-3		0-3 K	3	0	0	0	1	1	1
Nick Esasky, R (1, 3) OBP: 0.293, SLG: 0.368		0-0 F8		0-0 1-3			0-0 F3		0-0 F5	4	0	0	0	0	0	1
Skeeter Barnes, R (1, 5) OBP: 0.190, SLG: 0.105		0-0 F8			0-0 F8			0-0 F9		3	0	0	0	0	0	0
Dave Vangorder, R (1, 2) OBP: 0.269, SLG: 0.213		0-0 5-3			0-0 BB 1B 1B			0-0 F8		3	0	1	0	0	0	0
Tom Foley, L (1, 4) OBP: 0.296, SLG: 0.337			0-0 1-3		0-0 F5			0-0 F8		3	0	0	0	0	0	1
Joe Price, R (1, 1) OBP: 0.225, SLG: 0.211			0-0 F3		0-0 BB 1B			0-3 K		3	0	1	0	0	1	0

Inning Stats	R: 0	H: 1	E: 0	K: 0	S: 4	R: 0	H: 0	E: 0	K: 0	S: 3	R: 0	H: 0	E: 0	K: 0	S: 3	R: 0	H: 0	E: 0	K: 0	S: 3	R: 0	H: 2	E: 0	K: 0	S: 5	R: 0	H: 0	E: 0	K: 0	S: 3	R: 0	H: 0	E: 0	K: 1	S: 5	R: 0	H: 0	E: 0	K: 2	S: 7	1B: 2	SF: 0	2B: 1	SAC: 0	3B: 0	DP: 0	HR: 0	HBP: 0	WP: 0	PA: 32
--------------	------	------	------	------	------	------	------	------	------	------	------	------	------	------	------	------	------	------	------	------	------	------	------	------	------	------	------	------	------	------	------	------	------	------	------	------	------	------	------	------	-------	-------	-------	--------	-------	-------	-------	--------	-------	--------

PITCHER	IP	WLS	BF	H	R	ER	SO	BB	IBB	HBP	BLK	WP	HR	S	P	ERA	WHIP
Mark Thurmond, L (1, 1) ERA: 3.04	7.0		26	3	0	0	0	2	0	0	0	0	0	24	32	0.00	0.714
Rich Gossage, R (8, 1) ERA: 2.76	2.0	W	6	0	0	0	3	0	0	0	0	0	0	12	12	0.00	0.000

BOTTOM

San Diego Padres @ Cincinnati Reds
Riverfront Stadium, Cincinnati, OH
Mon Aug 06 1984, 7:05 PM EDT
Att. 10,798 - Unknown

livebaseballscorecards.com

AB	30
R	0
H	3
RBI	0
BB	2
SO	3
LOB	7



Batter	1	2	3	4	5	6	7	8	9	AB R H RBI BB SO LOB	TOP																									
Alan Wiggins, S (1, 4) OBP: 0.334, SLG: 0.306	0-0 2B 1B		4-0 CS BB	0-0 1-3 2B		0-0 F7			0-0 E4 1B	4 2 2 1 1 0 0	San Diego Padres @ Cincinnati Reds Riverfront Stadium, Cincinnati, OH Tue Aug 07 1984, 7:05 PM EDT Att: 11,767 - Unknown																									
Tony Gwynn, L (1, 9) OBP: 0.431, SLG: 0.480	0-0 SH3 2B		4-0 1B BB	0-0 6-3			0-0 4-1	0-0 1B	0-0 1B	4 2 2 2 1 0 2																										
Steve Garvey, R (1, 3) OBP: 0.305, SLG: 0.384	0-0 SH3		0-0 1B BB		0-0 G4-6-3 1B		0-3 K	0-0 F8	0-0 F8	4 0 2 1 0 1 1																										
Graig Nettles, L (1, 5) OBP: 0.314, SLG: 0.359	0-0 F9		0-0 1B BB		0-0 G4-6-3 1B		0-0 F9	0-3 K	0-3 K	5 0 1 1 0 1 2																										
Terry Kennedy, L (1, 2) OBP: 0.294, SLG: 0.348	0-0 4-3		0-0 G6-4-3 1B		0-0 F9			0-0 6-3		4 0 0 0 0 0 2																										
Kevin McReynolds, R (1, 8) OBP: 0.321, SLG: 0.497		0-0 F9		0-0 5-3		4-0 HR BB		0-0 F7		3 1 0 0 1 0 0																										
Bobby Brown, S (1, 7) OBP: 0.297, SLG: 0.386		0-3 K		0-0 4-3		0-0 HR		0-0 2B		4 1 2 2 0 1 0																										
Garry Templeton, S (1, 6) OBP: 0.324, SLG: 0.348		0-0		0-0		0-0		0-3 K		3 1 2 0 0 0 0																										
Kurt Bevacqua, R (8, PH) OBP: 0.368, SLG: 0.375				1B 2B		4-3				1 0 0 0 0 1 1																										
Mario Ramirez, R (8, 6) OBP: 0.250, SLG: 0.440				2B						0 0 0 0 0 0 0																										
Ed Whitson, R (1, 1) OBP: 0.093, SLG: 0.071		0-0 F8		0-0		0-0 F3		0-3 K		2 0 1 0 0 0 1																										
Greg Booker, R (5, 1)										1 0 0 0 0 0 0																										
Craig Lefferts, L (6, 1) OBP: 0.167, SLG: 0.250				2B 1B						0 0 0 0 0 0 0																										
Carmelo Martinez, R (9, PH) OBP: 0.337, SLG: 0.410										1 0 0 0 0 1 0																										
Greg Harris, S (9, 1)										0 0 0 0 0 0 0																										
Inning Stats	R: 2 E: 0 K: 0 S: 5	H: 2 LOB: 0 BB: 0 P: 5	R: 0 E: 0 K: 1 S: 6	H: 1 LOB: 1 BB: 0 P: 6	R: 1 E: 0 K: 0 S: 3	H: 2 LOB: 1 BB: 2 P: 11	R: 1 E: 0 K: 0 S: 6	H: 3 LOB: 2 BB: 0 P: 6	R: 0 E: 0 K: 0 S: 3	H: 1 LOB: 0 BB: 0 P: 3	R: 2 E: 0 K: 0 S: 4	H: 1 LOB: 0 BB: 1 P: 8	R: 0 E: 0 K: 1 S: 5	H: 0 LOB: 0 BB: 0 P: 5	R: 0 E: 0 K: 1 S: 6	H: 1 LOB: 1 BB: 0 P: 6	R: 1 E: 1 K: 2 S: 9	H: 1 LOB: 1 BB: 0 P: 9	1B: 7 2B: 4 3B: 0 HR: 1	SF: 0 SAC: 1 DP: 2 HBP: 0	WP: 0 PB: 0 SB: 2 CS: 1	PA: 40														
PITCHER	IP WLS BF H R ER SO BB IBB HBP BLK WP HR S P ERA WHIP																																			
Andy McGaffigan, R (1, 1) ERA: 3.14	3.2		19	8	4	4	1	2	0	0	0	0	0	19	27	9.82	2.727																			
Bob Owchinko, L (4, 1) ERA: 4.35	1.1		4	1	0	0	0	0	0	0	0	0	0	4	4	0.00	0.750																			
Brad Lesley, R (6, 1) ERA: 5.19	1.0		5	1	2	2	0	1	0	0	0	0	1	4	8	18.00	2.000																			
John Franco, L (7, 1) ERA: 2.48	2.1		10	2	1	0	3	0	0	0	0	0	0	16	16	0.00	0.857																			
Ted Power, R (9, 1) ERA: 3.09	0.2	W	2	0	0	0	1	0	0	0	0	0	0	4	4	0.00	0.000																			

livebaseballscorecards.com

AB	36
R	7
H	12
RBI	7
BB	3
SO	5
LOB	9



BOTTOM

San Diego Padres @ Cincinnati Reds
Riverfront Stadium, Cincinnati, OH

AB	35
R	8
H	13
RBI	8
BB	4
SO	4
LOB	14



WP	0	PA	43
PB	0		
SB	1		
CS	0		

Tue Aug 07 1984, 7:05 PM EDT
Att. 11,767 - Unknown

livebaseballscorecards.com

AB R H RBI BB SO LOB

4 2 1 0 1 0 2

5 0 2 3 0 0 1

4 1 3 1 1 0 0

5 2 2 2 0 1 4

4 1 1 1 0 0 3

4 0 2 0 0 0 0

3 0 0 1 1 2 2

4 0 1 0 0 0 1

1B	9	SF	1
2B	2	SAC	2
3B	0	DP	0
HR	2	HBP	1

1B	9	SF	1
2B	2	SAC	2
3B	0	DP	0
HR	2	HBP	1

Batter	1	2	3	4	5	6	7	8	9
Gary Redus, R OBP: 0.345, SLG: 0.383 (1, 7)	0-0 F3	0-0 F8			0-0 1B 2B	4-0 2B BB		0-0 5-3	
Ron Oester, S OBP: 0.288, SLG: 0.290 (1, 4)	0-0 1B		0-0 4-3		0-0 3-1	0-0 2B		0-0 F8	
Eric Davis, R OBP: 0.297, SLG: 0.364 (1, 8)	0-0 1B		0-0 FC5-4 1B		0-0 HR 1B	4-0 S BB		0-0 1-3	
Dave Parker, L OBP: 0.319, SLG: 0.401 (1, 9)	0-0 F7		0-3 K		0-0 HR	0-0 4-3		0-0 HBP SH SF9 1B	
Dave Concepcion, R OBP: 0.299, SLG: 0.332 (1, 5)	0-0 5-3		0-0 FC5-4		0-0 F3		0-0 HR	0-0 SH HBP	
Brad Gulden, L OBP: 0.267, SLG: 0.319 (1, 2)		0-0 6-3		0-0 F8		0-0 1B	0-0 1B	1-0 HBP	
Nick Esasky, R OBP: 0.291, SLG: 0.363 (1, 3)		4-0 SH3 1B BB		0-3 K	0-3 K		0-0 F9	0-0 SF9	
Tom Foley, L OBP: 0.295, SLG: 0.335 (1, 6)		0-0 SH3 1B		0-0 F8		0-0 3-1	0-0 F7		
Andy McGaffigan, R Bob Owchinko, L Eddie Milner, L Brad Lesley, R Wayne Krenchicki, L John Franco, L Ted Power, R		0-0 SH3			4-0 2B 3-1 BB	0-0 2B 1B	0-3 K		

Inning Stats	R: 0	H: 2	E: 0	K: 5	LOB: 2	BB: 0	P: 5	R: 0	H: 1	E: 0	K: 0	LOB: 2	BB: 1	P: 8	R: 0	H: 1	E: 0	K: 1	LOB: 1	BB: 0	P: 6	R: 0	H: 0	E: 0	K: 1	LOB: 0	BB: 0	P: 5	R: 4	H: 4	E: 0	K: 1	LOB: 1	BB: 1	P: 13	R: 2	H: 2	E: 0	K: 0	LOB: 1	BB: 2	P: 12	R: 1	H: 2	E: 0	K: 1	LOB: 1	BB: 0	P: 7	R: 0	H: 0	E: 0	K: 0	LOB: 0	BB: 0	P: 3	R: 1	H: 1	E: 1	K: 0	LOB: 2	BB: 0	P: 4	1B: 9	SF: 1	2B: 2	SAC: 2	3B: 0	DP: 0	HR: 2	HBP: 1	WP: 0	PA: 43
PITCHER	IP	WLS	BF	H	R	ER	SO	BB	IBB	HBP	BLK	WP	HR	S	P	ERA	WHIP																																																								
Ed Whitson, R ERA: 3.62 (1, 1)	4.1		22	7	4	4	2	2	0	0	0	0	0	7	32	8.31	2.077																																																								
Greg Booker, R ERA: 2.7 (5, 1)	1.0		6	2	2	2	1	1	0	0	0	0	0	7	11	18.00	3.000																																																								
Craig Lefferts, L ERA: 1.87 (6, 1)	2.2		11	3	1	1	1	1	0	0	0	0	1	12	16	3.38	1.500																																																								
Greg Harris, R ERA: 2.25 (9, 1)	0.1	L	4	1	1	0	0	0	0	1	0	0	0	3	4	0.00	3.000																																																								

Batter	1	2	3	4	5	6	7	8	9	AB R H RBI BB SO LOB	TOP																													
Alan Wiggins, S (1, 4) OBP: 0.333, SLG: 0.304	0-0 F3		0-0 F8			4-0 1B BB	0-0 4-3			3 0 0 0 1 0 2																														
Tony Gwynn, L (1, 9) OBP: 0.429, SLG: 0.481	0-0 F3			0-0 2B		0-0 F8		0-0 4-3		4 1 1 0 0 0 1																														
Steve Garvey, R (1, 3) OBP: 0.307, SLG: 0.387 Luis Salazar, R (8, PR) OBP: 0.276, SLG: 0.346	0-0 F7			0-0 2B		0-0 F8		0-0 4-3 1B		4 0 2 1 0 0 1 0 0 0 0 0 0 0																														
Graig Nettles, L (1, 5) OBP: 0.314, SLG: 0.358		0-0 F8		0-0 F9		0-0 1B		0-0 4-3		4 0 1 0 0 0 2																														
Terry Kennedy, L (1, 2) OBP: 0.291, SLG: 0.345		0-3 K		0-0 F3		0-0 F8		0-3 K		4 0 0 0 0 2 5																														
Bobby Brown, S (1, 8) OBP: 0.296, SLG: 0.381		0-0 1B		0-0 4-3			0-0 F1		0-0 1-3	4 0 1 0 0 0 1																														
Carmelo Martinez, R (1, 7) OBP: 0.336, SLG: 0.408		0-0 6-3			0-0 F5		0-0 FC4-6 1B		0-3 K	4 0 1 0 0 1 1																														
Garry Templeton, S (1, 6) OBP: 0.322, SLG: 0.345 Kevin McReynolds, R (9, PH) OBP: 0.323, SLG: 0.507 Mario Ramirez, R (9, 6) OBP: 0.250, SLG: 0.440			0-0 4-3		0-0 F3		0-0 FC4-6 HBP		0-0 HR	3 0 0 0 0 0 1 1 1 1 1 0 0 0 0 0 0 0 0 0 0																														
Eric Show, R (1, 1) OBP: 0.224, SLG: 0.354 Champ Summers, L (9, PH) OBP: 0.241, SLG: 0.407 Rich Gossage, R (9, 1) OBP: 0.222, SLG: 0.176			0-3 K		0-0 F9		1-0 HBP		0-3 K	2 0 0 0 0 1 0 1 0 0 0 0 1 0 0 0 0 0 0 0 0																														
Inning Stats	R: 0 E: 0 K: 0 S: 3	H: 0 LOB: 0 BB: 0 P: 3	R: 0 E: 0 K: 1 S: 6	H: 1 LOB: 1 BB: 0 P: 6	R: 0 E: 0 K: 1 S: 5	H: 0 LOB: 0 BB: 0 P: 5	R: 1 E: 0 K: 0 S: 5	H: 2 LOB: 1 BB: 0 P: 5	R: 0 E: 0 K: 0 S: 3	H: 0 LOB: 0 BB: 0 P: 3	R: 0 E: 0 K: 0 S: 4	H: 1 LOB: 2 BB: 1 P: 8	R: 0 E: 0 K: 0 S: 4	H: 1 LOB: 2 BB: 0 P: 5	R: 0 E: 0 K: 1 S: 6	H: 1 LOB: 2 BB: 0 P: 6	R: 1 E: 0 K: 2 S: 8	H: 1 LOB: 0 BB: 0 P: 8	1B: 4 2B: 2 3B: 0 HR: 1	SF: 0 SAC: 0 DP: 0 HBP: 1	WP: 0 PB: 0 SB: 1 CS: 0	PA: 36																		
PITCHER Mario Soto, R (1, 1) ERA: 3.12	IP 9.0	WLS W	BF 36	H 7	R 2	ER 2	SO 5	BB 1	IBB 0	HBP 1	BLK 0	WP 0	HR 1	S 44	P 49	ERA 2.00	WHIP 0.889						PITCHER	IP 9.0	WLS W	BF 36	H 7	R 2	ER 2	SO 5	BB 1	IBB 0	HBP 1	BLK 0	WP 0	HR 1	S 44	P 49	ERA 2.00	WHIP 0.889

San Diego Padres @ Cincinnati Reds
Riverfront Stadium, Cincinnati, OH
Wed Aug 08 1984, 7:05 PM EDT
Att: 11,222 - Unknown

livebaseballscorecards.com

AB	34
R	2
H	7
RBI	2
BB	1
SO	5
LOB	14



Batter	1	2	3	4	5	6	7	8	9	AB R H RBI BB SO LOB
Gary Redus, R OBP: 0.343, SLG: 0.381 (1, 7) X	0-0 F2 ①		0-0 F8 ③		0-0 S 1B			0-0 6-3 ①		4 0 1 0 0 0 0
Ron Oester, S OBP: 0.287, SLG: 0.292 (1, 4) X	0-0 F8 ②			0-0 F8 WP 2B	0-0 F9 ③			0-0 4-3 ②		4 1 1 0 0 0 1
Eric Davis, R OBP: 0.296, SLG: 0.388 (1, 8) X	0-0 F8 ③			0-3 K ①		0-0 F8 ①		0-0 HR		4 1 1 1 0 1 1
Dave Parker, L OBP: 0.319, SLG: 0.399 (1, 9) X		0-0 F3 ①		0-0 F8 ②		0-0 F4 ②		4-0 S BB		3 0 0 0 1 0 1
Dave Concepcion, R OBP: 0.299, SLG: 0.330 (1, 5) X		0-0 F8 ②		4-0 BB BB		0-0 F4 ③		0-0 6-3 ③		3 0 0 0 1 0 1
Brad Gulden, L OBP: 0.276, SLG: 0.325 (1, 2) X		0-0 1B		4-0 BB BB		0-0 SH5-4 1B		0-0 F5 ①		3 0 2 0 1 0 0
Nick Esasky, R OBP: 0.291, SLG: 0.363 (1, 3) X		0-3 K ③		0-3 BB ③		0-0 SH5-4 ①		0-0 HR 1B		3 0 1 0 0 2 3
Eddie Milner, L OBP: 0.363, SLG: 0.387 (9, PR) X						0-0 1-2				0 1 0 0 0 0 0
Tom Foley, L OBP: 0.294, SLG: 0.349 (1, 6) X			0-0 F6 ①		0-0 F7 ①		0-0 F8 ②		0-0 HR	4 1 1 2 0 0 1
Mario Soto, R OBP: 0.194, SLG: 0.306 (1, 1) X			0-3 K ②		0-0 4-3 ②		0-0 F2 ③			3 0 0 0 0 1 1

Inning Stats	R: 0	H: 0	E: 0	K: 0	S: 3	LOB: 0	BB: 0	P: 3	R: 0	H: 1	E: 0	K: 1	S: 6	LOB: 1	BB: 0	P: 6	R: 0	H: 0	E: 0	K: 1	S: 5	LOB: 0	BB: 0	P: 5	R: 1	H: 1	E: 0	K: 2	S: 8	LOB: 2	BB: 2	P: 16	R: 0	H: 1	E: 0	K: 0	S: 4	LOB: 1	BB: 0	P: 4	R: 0	H: 0	E: 0	K: 0	S: 3	LOB: 0	BB: 0	P: 3	R: 0	H: 1	E: 0	K: 0	S: 4	LOB: 1	BB: 0	P: 4	R: 1	H: 1	E: 0	K: 0	S: 4	LOB: 1	BB: 1	P: 8	R: 2	H: 2	E: 0	K: 0	S: 3	LOB: 1	BB: 0	P: 3	1B: 4	SF: 0	2B: 1	SAC: 1	3B: 0	DP: 0	HR: 2	HBP: 0	WP: 1	PA: 35
--------------	------	------	------	------	------	--------	-------	------	------	------	------	------	------	--------	-------	------	------	------	------	------	------	--------	-------	------	------	------	------	------	------	--------	-------	-------	------	------	------	------	------	--------	-------	------	------	------	------	------	------	--------	-------	------	------	------	------	------	------	--------	-------	------	------	------	------	------	------	--------	-------	------	------	------	------	------	------	--------	-------	------	-------	-------	-------	--------	-------	-------	-------	--------	-------	--------

PITCHER	IP	WLS	BF	H	R	ER	SO	BB	IBB	HBP	BLK	WP	HR	S	P	ERA	WHIP
Eric Show, R ERA: 3.47 (1, 1)	8.0		32	5	2	2	4	3	0	0	0	1	1	37	49	2.25	1.000
Rich Gossage, R ERA: 2.97 (9, 1)	0.1	L	3	2	2	2	0	0	0	0	0	0	1	3	3	54.00	6.000

BOTTOM

San Diego Padres @ Cincinnati Reds
Riverfront Stadium, Cincinnati, OH

Wed Aug 08 1984, 7:05 PM EDT
Att. 11,222 - Unknown

livebaseballscorecards.com

AB	31
R	4
H	7
RBI	3
BB	3
SO	4
LOB	9



Batter	1	2	3	4	5	6	7	8	9	AB R H RBI BB SO LOB	TOP											
Alan Wiggins, S (1, 4) <small>OBP: 0.333, SLG: 0.303</small> Bobby Brown, S (5, 9) <small>OBP: 0.302, SLG: 0.387</small>	0-0 4-3		4-0 1B BB		0-3 K		0-0 G6-3 1B			2 0 0 0 1 1 1 1 0 1 0 0 0 0												
Tony Gwynn, L (1, 9) <small>OBP: 0.429, SLG: 0.480</small> Mario Ramirez, R (5, 6) <small>OBP: 0.241, SLG: 0.423</small>	0-0 4-3		0-0 1-3 1B		0-0 F7		0-0 G6-3			3 0 1 0 0 0 1 1 0 0 0 0 0 2												
Steve Garvey, R (1, 3) <small>OBP: 0.305, SLG: 0.385</small> Kurt Bevacqua, R (6, 3) <small>OBP: 0.359, SLG: 0.364</small>	0-0 6-3		0-3 K		0-0 F8		0-0 1-3			3 0 0 0 0 1 2 1 0 0 0 0 0 0												
Kevin McReynolds, R (1, 8) <small>OBP: 0.322, SLG: 0.504</small>		0-0 5-3		0-0 F5		0-0 1B 1B		0-0 F8		4 0 1 0 0 0 0												
Carmelo Martinez, R (1, 7) <small>OBP: 0.335, SLG: 0.404</small>		0-0 4-3		0-0 6-3		0-0 F7		4-0 BB		3 0 0 0 1 0 1												
Tim Flannery, L (1, 5) <small>OBP: 0.366, SLG: 0.419</small> (5, 4)		4-0 BB		4-0 BB		0-0 1-2 1B		0-0 F8		2 0 1 0 2 0 1												
Garry Templeton, S (1, 6) <small>OBP: 0.320, SLG: 0.343</small> Luis Salazar, R (5, 5) <small>OBP: 0.274, SLG: 0.341</small>		0-3 K		0-0 F3		0-0 1-2 1B		0-0 F9		2 0 0 0 0 1 2 2 0 0 0 0 0 2												
Bruce Bochy, R (1, 2) <small>OBP: 0.239, SLG: 0.318</small>			0-0 4-3		0-0 F6		0-0 6-3		0-0 F7	4 0 0 0 0 0 0												
Tim Lollar, L (1, 1) <small>OBP: 0.305, SLG: 0.404</small> Champ Summers, L (7, PH) <small>OBP: 0.267, SLG: 0.429</small> Greg Booker, R (7, 1) Terry Kennedy, L (9, PH) <small>OBP: 0.290, SLG: 0.344</small>			0-0 G1-6-3		4-0 BB		0-0 1B 1B		0-0 F6	1 0 0 0 1 0 0 1 0 1 0 0 0 0 0 0 0 0 0 0 0 1 0 0 0 0 0 0												
Inning Stats	R: 0 E: 0 K: 0 S: 3	H: 0 LOB: 0 BB: 0 P: 3	R: 0 E: 0 K: 1 S: 5	H: 0 LOB: 1 BB: 1 P: 9	R: 0 E: 0 K: 1 S: 6	H: 1 LOB: 2 BB: 1 P: 10	R: 0 E: 0 K: 0 S: 3	H: 0 LOB: 1 BB: 1 P: 7	R: 0 E: 0 K: 1 S: 5	H: 0 LOB: 1 BB: 1 P: 9	R: 0 E: 0 K: 0 S: 5	H: 2 LOB: 2 BB: 0 P: 5	R: 0 E: 0 K: 0 S: 4	H: 2 LOB: 1 BB: 0 P: 4	R: 0 E: 0 K: 0 S: 3	H: 0 LOB: 1 BB: 1 P: 7	R: 0 E: 0 K: 0 S: 3	H: 0 LOB: 0 BB: 0 P: 3	1B: 5 2B: 0 3B: 0 HR: 0	SF: 0 SAC: 0 DP: 1 HBP: 0	WP: 0 PB: 0 SB: 0 CS: 0	PA: 36
PITCHER Jeff Russell, R (1, 1) <small>ERA: 3.54</small>	IP: 9.0 WLS: W BF: 36 H: 5 R: 0 ER: 0 SO: 3 BB: 5 IBB: 0 HBP: 0 BLK: 0 WP: 0 HR: 0 S: 37 P: 57 ERA: 0.00 WHIP: 1.111																					

San Diego Padres @ Cincinnati Reds
 Riverfront Stadium, Cincinnati, OH
 Thu Aug 09 1984, 7:05 PM EDT
 Att: 10,881 - Unknown

livebaseballscorecards.com

AB 31
R 0
H 5
RBI 0
BB 5
SO 3
LOB 12



Batter	1	2	3	4	5	6	7	8	9
Gary Redus, R OBP: 0.350, SLG: 0.382 (1, 7) X	0-0 E 1B	4-0 BB S HR BB		0-0 F5		4-0 WP 1B 1-2 BB		4-0 G3-6-1 1-2 BB	
Ron Oester, S OBP: 0.289, SLG: 0.292 (1, 4) X	0-0 E4 1B	4-0 BB 1-2 HR BB		0-3 K		0-0 WP 1-2 2-H 1B		0-0 G3-6-1 1-2f	
Eric Davis, R OBP: 0.303, SLG: 0.381 (1, 8) S S (7, 9)	0-3 K	4-0 1-2 2-3 HR BB			0-0 F7	4-0 1-2 2-3 BB			
Dave Parker, L OBP: 0.320, SLG: 0.406 (1, 9) X Eddie Milner, L OBP: 0.363, SLG: 0.387 (7, 8)	0-0 BB 1B	0-0 1-H 2-H 3-H HR			0-0 4-3	0-0 5-3			
Dave Concepcion, R OBP: 0.300, SLG: 0.328 (1, 5) B B B	4-0 1B 1-2 BB	0-0 5-3			4-0 BB BB		0-0 6-3		
Nick Esasky, R OBP: 0.291, SLG: 0.361 (1, 3) X	0-0 1-3 2-H 1B		0-0 F8		0-0 F9		0-0 F6		
Dave Vangorder, R OBP: 0.250, SLG: 0.196 (1, 2) X	0-0 F9		0-3 K		0-0 6-3	0-0 4-3			
Tom Foley, L OBP: 0.298, SLG: 0.352 (1, 6)		0-0 F7	0-0 F7			0-0 BB 1B		0-0 BB 1B	
Jeff Russell, R OBP: 0.217, SLG: 0.171 (1, 1)		0-3 K		0-0 5-3		0-3 K		0-0 F4	

Inning Stats	R: 3	H: 3	LOB: 1	K: 1	S: 8	P: 12	R: 4	H: 1	LOB: 0	K: 1	S: 6	P: 18	R: 0	H: 0	LOB: 0	K: 1	S: 5	P: 5	R: 0	H: 0	LOB: 1	K: 0	S: 3	P: 7	R: 1	H: 2	LOB: 3	K: 1	S: 7	P: 15	R: 0	H: 0	LOB: 0	K: 0	S: 3	P: 3	R: 0	H: 1	LOB: 1	K: 0	S: 3	P: 7
--------------	------	------	--------	------	------	-------	------	------	--------	------	------	-------	------	------	--------	------	------	------	------	------	--------	------	------	------	------	------	--------	------	------	-------	------	------	--------	------	------	------	------	------	--------	------	------	------

PITCHER	IP	WLS	BF	H	R	ER	SO	BB	IBB	HBP	BLK	WP	HR	S	P	ERA	WHIP
Tim Lollar, L ERA: 3.71 (1, 1)	6.0	L	31	6	8	7	5	7	0	0	0	1	1	34	62	10.50	2.167
Greg Booker, R ERA: 2.45 (7, 1)	2.0		7	1	0	0	0	1	0	0	0	0	0	6	10	0.00	1.000

BOTTOM

AB	R	H	RBI	BB	SO	LOB
2	2	1	0	3	0	0
4	2	1	1	1	1	2
2	1	0	0	2	1	1
4	2	2	5	0	0	3
0	0	0	0	0	0	0
2	0	0	0	2	0	0
4	0	1	1	0	0	1
4	0	0	0	0	1	1
4	1	2	0	0	0	0
4	0	0	0	0	2	2

AB	30
R	8
H	7
RBI	7
BB	8
SO	5
LOB	10



WP	PA	3B	HR	S	P	ERA	WHIP
1	38	0	1	7			
0		0	0	0			
0		0	0	0			
0		1	0				

San Diego Padres @ Cincinnati Reds
Riverfront Stadium, Cincinnati, OH
Thu Aug 09 1984, 7:05 PM EDT
Att. 10,881 - Unknown

livebaseballscorecards.com

Batter	1	2	3	4	5	6	7	8	9	10	11	12	AB	R	H	RBI	BB	SO	LOB	TOP						
Bill Doran, S OBP: 0.355, SLG: 0.353 (1, 4)	4-0 CS BB		x 0-0 F9		x 0-0 4-3		x 0-0 FC5-6 BB		x 0-3 K		x 0-0 1B 1B		4 0 1 0 2 1 1													
Craig Reynolds, L OBP: 0.294, SLG: 0.384 (1, 6)	0-0 4-3			x 0-0 F9	x 0-0 6-3		x 0-0 FC5-6 BB		x 0-0 1B 1B		x 0-0 1B 1B		6 0 2 0 0 0 4													
Denny Walling, L OBP: 0.319, SLG: 0.364 Phil Garner, R OBP: 0.333, SLG: 0.349 (1, 5) (10, 5)	0-0 F7			x 0-0 4-3		x 0-0 F3	x 0-0 F8		x 0-0 1B 1B		x 0-0 FC6-4		5 0 1 0 0 0 2 1 0 0 0 0 0 2													
Jose Cruz, L OBP: 0.380, SLG: 0.452 (1, 7)		s 0-3 K		x 0-0 1B		x 0-0 2B 1B	x 0-0 F8		x 0-0 1B			x 0-0 F4	6 1 3 0 0 1 2													
Jerry Mumphrey, S OBP: 0.355, SLG: 0.395 (1, 8)		x 0-0 F1		x 0-0 F8		x 0-0 1B 2B		x 0-0 FC4-6 1B			x 0-0 6-3		6 1 3 0 0 0 1													
Enos Cabell, R OBP: 0.327, SLG: 0.399 (1, 3)		x 0-0 1B			x 0-0 E 2B	x 0-0 2B 1B		x 0-3 K		x 0-0 F8		x 0-0 F9	6 1 3 2 0 1 2													
Terry Puhl, L OBP: 0.375, SLG: 0.407 Bill Dawley, R OBP: 0.250, SLG: 0.750 Mike Richardt, R OBP: 0.167, SLG: 0.091 Julio Solano, R (1, 9) (10, 1) (12, PH) (12, 1)		x 0-0 4-3		x 0-0 E5 1B	x 0-0 1B 1B		x 0-3 K		x 0-3 K			x 0-0 F6	5 1 2 0 0 2 2 0 0 0 0 0 0 0 1 0 0 0 0 0 1 0 0 0 0 0 0 0													
Alan Ashby, S OBP: 0.341, SLG: 0.330 (1, 2)			s 0-3 K		x 0-0 4-3 SH1-4 1B	x 0-0 F7		x 0-0 FC4-6			x 0-0 F8		5 0 1 1 0 1 2													
Joe Niekro, R OBP: 0.169, SLG: 0.140 Dave Smith, R (7, 1) Jim Pankovits, R OBP: 0.315, SLG: 0.385 Frank DiPino, L (9, PH) (9, 1) Kevin Bass, S OBP: 0.268, SLG: 0.332 (1, 1) (7, 1) (9, PH) (9, 1) (10, 9)			x 0-0 F6		x 0-0 SH1-4		x 4-0 FC5-6 BB BB		x 0-3 K		x 0-0 6-3		1 0 0 0 1 0 0 0 0 0 0 0 0 0 1 0 0 0 0 1 0 0 0 0 0 0 0 0 1 0 0 0 0 0 0													
Inning Stats	R: 0 E: 0 K: 0 S: 2	H: 0 LOB: 0 BB: 1 P: 6	R: 0 E: 0 K: 1 S: 6	H: 1 LOB: 1 BB: 0 P: 6	R: 0 E: 0 K: 1 S: 5	H: 0 LOB: 0 BB: 0 P: 5	R: 0 E: 0 K: 0 S: 4	H: 1 LOB: 1 BB: 0 P: 4	R: 2 E: 1 K: 0 S: 6	H: 3 LOB: 1 BB: 0 P: 6	R: 0 E: 0 K: 0 S: 3	H: 0 LOB: 2 BB: 2 P: 11	R: 0 E: 0 K: 2 S: 8	H: 1 LOB: 1 BB: 0 P: 8	R: 0 E: 0 K: 2 S: 9	H: 3 LOB: 2 BB: 0 P: 9	R: 0 E: 0 K: 1 S: 5	H: 0 LOB: 0 BB: 0 P: 5	R: 0 E: 0 K: 0 S: 5	H: 2 LOB: 2 BB: 0 P: 5	R: 0 E: 0 K: 0 S: 4	H: 1 LOB: 1 BB: 0 P: 4	1B: 14 2B: 2 3B: 0 HR: 0	SF: 0 SAC: 1 DP: 0 HBP: 0	WP: 0 PB: 0 SB: 0 CS: 1	PA: 52
PITCHER	IP	WLS	BF	H	R	ER	SO	BB	IBB	HBP	BLK	WP	HR	S	P	ERA	WHIP									
Jay Tibbs, R ERA: 2.17 (1, 1)	6.0		26	9	4	4	2	1	0	0	0	0	0	29	33	6.00	1.667									
Bob Owchinko, L ERA: 4.18 (7, 1)	3.0		14	4	0	0	4	2	0	0	0	0	0	20	28	0.00	2.000									
Ted Power, R ERA: 3.05 (10, 1)	1.0		3	0	0	0	1	0	0	0	0	0	0	5	5	0.00	0.000									
John Franco, L ERA: 2.4 (11, 1)	2.0	W	9	3	0	0	0	0	0	0	0	0	0	9	9	0.00	1.500									

Houston Astros @ Cincinnati Reds
Riverfront Stadium, Cincinnati, OH
Fri Aug 10 1984, 7:05 PM EDT
Unknown

livebaseballscores.com

AB	48
R	4
H	16
RBI	3
BB	3
SO	7
LOB	19



Batter	1	2	3	4	5	6	7	8	9	10	11	12
Gary Redus, R OBP: 0.353, SLG: 0.393 (1, 8) (9, 7) John Franco, L (11, 1)	0-0 6-3	0-0 1B			0-0 5-3		0-0 HR		4-0 G2-3 BB	0-3 K		
Ron Oester, S OBP: 0.289, SLG: 0.300 (1, 4)	0-3 K	0-0 3-1			0-0 2B 1B		0-0 HR		0-0 6-3		0-0 F4	
Cesar Cedeno, R OBP: 0.302, SLG: 0.383 (1, 7) (9, 3) (11, 7) (12, 9)	0-3 K				0-0 F9		0-0 F2		4-0 IBB IBB		0-0 F9	
Dave Parker, L OBP: 0.327, SLG: 0.411 Dave Vangorder, R OBP: 0.250, SLG: 0.196 (1, 9) (12, 3)	4-0 BB				0-0 2B		4-0 BB		4-0 1-2 IBB		0-3 K	
Tony Perez, R OBP: 0.276, SLG: 0.330 Eddie Milner, L OBP: 0.363, SLG: 0.387 Skeeter Barnes, R OBP: 0.217, SLG: 0.286 (1, 3) (9, 8) (9, PH) (10, 5) (12, 7)	0-0 4-3				0-0 6-3		0-0 F4		0-0 G2-3			0-0 HR
Wayne Krenchicki, L OBP: 0.307, SLG: 0.406 Eric Davis, R OBP: 0.308, SLG: 0.387 (1, 5) (10, 8)					0-0 FC6-4		0-0 L5-3 1B		0-0 4-3		0-0 FC5-4 SH1-4 1B	
Brad Gulden, L OBP: 0.276, SLG: 0.320 (1, 2)					0-0 F8		0-0 L5-3		0-0 F6		0-0 SH1-4	
Tom Foley, L OBP: 0.299, SLG: 0.352 Bob Cunchinjo, L OBP: 0.288, SLG: 0.182 Ted Power, R OBP: 0.255, SLG: 0.361 (1, 6) (7, 1) (10, 1) (10, PH) (11, 3) (12, 5)					0-0 1B 1B		0-3 K		4-0 BB		4-0 FC5-4 BB	
Jay Tibbs, R OBP: 0.067, SLG: 0.067 Dave Concepcion, R OBP: 0.298, SLG: 0.325 (1, 1) (7, 6)					0-0 4-3		0-0 F7		0-3 K		0-0 FC5-4	

Inning Stats	R: 0	H: 0	E: 0	K: 2	S: 8	LOB: 2	PB: 1
	R: 1	H: 2	E: 0	K: 1	S: 7	LOB: 2	BB: 1
	R: 0	H: 2	E: 0	K: 0	S: 4	LOB: 1	BB: 0
	R: 0	H: 0	E: 0	K: 1	S: 5	LOB: 0	BB: 0
	R: 1	H: 2	E: 0	K: 0	S: 5	LOB: 1	BB: 0
	R: 0	H: 1	E: 0	K: 0	S: 3	LOB: 0	BB: 0
	R: 2	H: 2	E: 0	K: 0	S: 5	LOB: 1	BB: 1
	R: 0	H: 0	E: 0	K: 1	S: 5	LOB: 1	BB: 1
	R: 0	H: 0	E: 0	K: 0	S: 2	LOB: 2	BB: 3
	R: 0	H: 1	E: 0	K: 1	S: 6	LOB: 2	BB: 1
	R: 0	H: 0	E: 0	K: 1	S: 5	LOB: 0	BB: 0
	R: 1	H: 1	E: 0	K: 0	S: 1	LOB: 0	BB: 0


AB	R	H	RBI	BB	SO	LOB
5	1	2	2	1	1	2
0	0	0	0	0	0	0
6	2	2	1	0	1	3
5	0	0	0	1	1	2
3	0	2	1	3	1	0
0	0	0	0	0	0	0
4	0	1	0	0	0	4
0	0	0	0	0	0	0
2	1	1	1	0	0	3
4	0	1	0	0	0	1
1	0	1	0	0	0	0
3	1	0	0	1	0	1
3	0	1	0	0	1	0
0	0	0	0	1	0	0
0	0	0	0	0	0	0
0	0	0	0	1	0	0
2	0	0	0	0	1	2
3	0	0	0	0	1	3

PITCHER	IP	WLS	BF	H	R	ER	SO	BB	IBB	HBP	BLK	WP	HR	S	P	ERA	WHIP
Joe Niekro, R ERA: 2.79 (1, 1)	6.2		31	9	4	4	4	3	0	0	0	1	2	36	48	5.40	1.800
Dave Smith, R ERA: 2.29 (7, 1)	1.1		5	0	0	0	1	1	0	0	0	0	0	6	10	0.00	0.750
Frank DiPino, L ERA: 3.35 (9, 1)	1.1		7	1	0	0	0	1	2	0	0	0	0	4	16	0.00	1.500
Bill Dawley, R ERA: 2.29 (10, 1)	1.2		6	0	0	0	2	1	0	0	0	0	0	9	13	0.00	0.600
Julio Solano, R ERA: 2.28 (12, 1)	0.0	L	1	1	1	1	0	0	0	0	0	0	1	1	1	∞	∞

WP	PA
1	50
1	
2	
1	

Houston Astros @ Cincinnati Reds
 Riverfront Stadium, Cincinnati, OH
 Fri Aug 10 1984, 7:05 PM EDT
 Unknown

AB	R	H	RBI	BB	SO	LOB
41	5	11	5	8	7	21



Batter	1	2	3	4	5	6	7	8	9	AB R H RBI BB SO LOB	TOP											
Bill Doran, S OBP: 0.355, SLG: 0.352 (1, 6)										6 0 2 1 0 2 1												
Phil Garner, R OBP: 0.333, SLG: 0.346 (1, 4)										5 1 1 0 1 1 4												
Denny Walling, L OBP: 0.330, SLG: 0.385 (1, 5)										6 2 4 0 0 0 1												
Jose Cruz, L OBP: 0.382, SLG: 0.452 (1, 7)										5 2 2 1 1 1 5												
Jerry Mumphy, S OBP: 0.357, SLG: 0.402 Bill Dawley, R OBP: 0.400, SLG: 0.800 Frank DiPino, L (8, 1)										3 1 1 2 1 1 4 1 0 1 1 0 0 0 0 0 0 0 0 0 0												
Terry Puhl, L OBP: 0.378, SLG: 0.418 (1, 9)										4 2 2 1 1 1 3												
Ray Knight, R OBP: 0.253, SLG: 0.279 (1, 3)										5 1 1 2 0 1 3												
Mark Bailey, S OBP: 0.315, SLG: 0.344 (1, 2)										3 2 0 0 2 0 0												
Bob Knepper, L OBP: 0.230, SLG: 0.250 Kevin Bass, S OBP: 0.270, SLG: 0.333 (7, PH) (7, 8)										3 0 2 2 0 0 0 2 0 1 1 0 0 0												
Inning Stats	R: 6 E: 0 K: 2 S: 13	H: 6 LOB: 2 BB: 2 P: 21	R: 0 E: 0 K: 1 S: 6	H: 1 LOB: 2 BB: 1 P: 10	R: 0 E: 0 K: 1 S: 5	H: 0 LOB: 0 BB: 0 P: 5	R: 0 E: 0 K: 0 S: 3	H: 1 LOB: 1 BB: 1 P: 7	R: 1 E: 0 K: 0 S: 5	H: 2 LOB: 1 BB: 0 P: 5	R: 2 E: 0 K: 1 S: 7	H: 2 LOB: 1 BB: 1 P: 11	R: 0 E: 0 K: 0 S: 3	H: 0 LOB: 0 BB: 0 P: 3	R: 1 E: 0 K: 2 S: 9	H: 2 LOB: 1 BB: 0 P: 9	R: 1 E: 1 K: 0 S: 6	H: 3 LOB: 3 BB: 1 P: 10	1B: 14 2B: 0 3B: 1 HR: 2	SF: 0 SAC: 0 DP: 1 HBP: 0	WP: 0 PB: 0 SB: 3 CS: 0	PA: 49
PITCHER	IP WLS BF H R ER SO BB IBB HBP BLK WP HR S P ERA WHIP																					
Frank Pastore, R ERA: 6.34 (1, 1)	0.2 L 9 5 6 6 2 1 1 0 0 0 0 0 11 19 81.00 9.000																					
Tom Hume, R ERA: 5.58 (1, 1)	5.1 25 7 3 3 3 3 0 0 0 0 2 28 40 5.06 1.875																					
Brad Lesley, R ERA: 5.12 (7, 1)	2.0 8 2 1 1 2 0 0 0 0 0 0 12 12 4.50 1.000																					
Ted Power, R ERA: 3.12 (9, 1)	1.0 7 3 1 1 0 1 0 0 0 0 0 6 10 9.00 4.000																					

Houston Astros @ Cincinnati Reds
Riverfront Stadium, Cincinnati, OH
Fri Aug 10 1984, 7:05 PM EDT
Att: 14,558 - Unknown

livebaseballscorecards.com

AB 43
R 11
H 17
RBI 11
BB 6
SO 7
LOB 21



BOTTOM

Houston Astros @ Cincinnati Reds
Riverfront Stadium, Cincinnati, OH

Fri Aug 10 1984, 7:05 PM EDT
Att. 14,558 - Unknown

livebaseballscorecards.com

AB	34
R	7
H	9
RBI	7
BB	6
SO	4
LOB	18



WP	1	PA	41
PB	0		
SB	0		
CS	0		

AB	R	H	RBI	BB	SO	LOB
4	1	1	1	0	0	0
3	1	1	0	1	0	1
1	0	0	0	0	1	1
3	0	1	1	1	0	1
1	0	1	0	0	0	0
4	1	1	0	1	0	2
4	1	0	0	1	0	4
3	2	2	3	1	0	0
3	1	1	1	1	0	2
3	0	0	0	0	0	3
1	0	1	1	0	0	0
0	0	0	0	0	0	0
2	0	0	0	0	2	1
1	0	0	0	0	0	1
0	0	0	0	0	0	0
1	0	0	0	0	1	2
0	0	0	0	0	0	0

Batter	1	2	3	4	5	6	7	8	9
Gary Redus, R (1, 7) OBP: 0.351, SLG: 0.394	0-0 F8		0-0 F6	0-0 4-3			0-0 1B 2B	0-0 SF9	
Ron Oester, S (1, 4) OBP: 0.291, SLG: 0.301 Wayne Krenchicki, L (8, 4) OBP: 0.304, SLG: 0.402	0-0 BB BB 1B		4-0 BB 1B 3B BB	0-0 4-3			0-0 F6	0-3 K	
Dave Concepcion, R (1, 6) OBP: 0.300, SLG: 0.326 Tom Foley, L (9, 6) OBP: 0.302, SLG: 0.355	4-0 G5-3 1-2 BB BB		0-0 F8				0-0 2-H 1B		0-0 G5-4-3 1B
Cesar Cedeno, R (1, 9) OBP: 0.304, SLG: 0.381	4-0 1-2 2-3 BB		0-0 1-2 3B 1B				0-0 F9		0-0 G5-4-3 1-2f
Eric Davis, R (1, 8) OBP: 0.304, SLG: 0.373	0-0 G5-3 2-3f		4-0 1-2 2-3 3B BB				0-0 F8		0-0 F2
Nick Esasky, R (1, 3) OBP: 0.300, SLG: 0.372		0-0 1B	0-0 1B 3B				4-0 FC6-4 BB	0-0 E5 1B	
Skeeter Barnes, R (1, 5) OBP: 0.259, SLG: 0.292		0-0 F9	0-0 1-H 2-H 3-H 1B				0-0 FC6-4 1-2f	4-0 WP 1B SF9 BB	
Dave Vangorder, R (1, 2) OBP: 0.237, SLG: 0.185 Brad Gulden, L (8, PH) OBP: 0.279, SLG: 0.323		0-0 F8	0-0 F9				0-0 F9	0-0 SF9 WP 1B	0-0 1-2 2-H
Frank Pastore, R (1, 1) OBP: 0.036, SLG: 0.038 Tom Hume, R (1, 1) OBP: 0.143, SLG: 0.100 Tony Perini, R (8, PH) OBP: 0.274, SLG: 0.328 Brad Lesley, R (7, 1) OBP: 0.500, SLG: 0.500 Dave Parker, R (8, PH) OBP: 0.326, SLG: 0.410 Ted Power, R (9, 1)		0-3 K		0-3 K			0-0 F7	0-3 K	

Inning Stats	R: 0	H: 1	E: 0	LOB: 2	K: 0	BB: 2	S: 3	P: 11	R: 0	H: 1	E: 0	LOB: 1	K: 1	BB: 0	S: 6	P: 6	R: 4	H: 3	E: 0	LOB: 1	K: 0	BB: 2	S: 6	P: 14	R: 0	H: 0	E: 0	LOB: 0	K: 1	BB: 0	S: 5	P: 5	R: 0	H: 0	E: 0	LOB: 1	K: 0	BB: 1	S: 3	P: 7	R: 1	H: 2	E: 0	LOB: 1	K: 0	BB: 0	S: 5	P: 5	R: 2	H: 1	E: 1	LOB: 1	K: 2	BB: 1	S: 9	P: 13	R: 0	H: 1	E: 0	LOB: 0	K: 0	BB: 0	S: 3	P: 3	1B: 7	SF: 1	2B: 1	SAC: 0	3B: 1	DP: 2	HR: 0	HBP: 0	WP: 1	PA: 41
--------------	------	------	------	--------	------	-------	------	-------	------	------	------	--------	------	-------	------	------	------	------	------	--------	------	-------	------	-------	------	------	------	--------	------	-------	------	------	------	------	------	--------	------	-------	------	------	------	------	------	--------	------	-------	------	------	------	------	------	--------	------	-------	------	-------	------	------	------	--------	------	-------	------	------	-------	-------	-------	--------	-------	-------	-------	--------	-------	--------

PITCHER	IP	WLS	BF	H	R	ER	SO	BB	IBB	HBP	BLK	WP	HR	S	P	ERA	WHIP
Bob Knepper, L (1, 1) ERA: 2.91	6.0	W	27	5	4	4	2	5	0	0	0	0	0	26	46	6.00	1.667
Bill Dawley, R (7, 1) ERA: 2.37	1.2		10	3	3	1	1	1	0	0	0	1	0	11	15	5.40	2.400
Frank DiPino, L (8, 1) ERA: 3.27	1.1	S	4	1	0	0	1	0	0	0	0	0	0	6	6	0.00	0.750

Batter	1	2	3	4	5	6	7	8	9	AB R H RBI BB SO LOB	TOP											
Bill Doran, S (1, 4) OBP: 0.358, SLG: 0.354	0-0 F4		4-0 1B BB		0-0 F7		0-0 E 1B	0-0 1B		4 1 2 0 1 0 0	Houston Astros @ Cincinnati Reds Riverfront Stadium, Cincinnati, OH Sat Aug 11 1984, 7:05 PM EDT Att: 17,950 - Unknown											
Kevin Bass, S (1, 9) OBP: 0.269, SLG: 0.331	0-3 K		0-0 1B		0-0 F4		0-0 E6 SF7	0-0 F3		5 1 1 0 0 1 1												
Phil Garner, R (1, 5) OBP: 0.335, SLG: 0.346	0-0 F6		0-0 F7			0-0 E 1B	0-0 SF7		4-0 1B SF8 BB	3 2 1 1 1 0 2												
Jose Cruz, L (1, 7) OBP: 0.384, SLG: 0.452		4-0 BB		0-3 K		0-0 E6 1B	0-3 K		0-0 1B	4 1 2 0 1 2 0												
Jerry Mumphy, S (1, 8) OBP: 0.357, SLG: 0.402		0-0 F8		0-0 CS 1B		0-0 1B		0-0 F8	0-3 K	5 0 2 1 0 1 3												
Ray Knight, R (1, 3) OBP: 0.256, SLG: 0.277		0-0 F7		4-0 BB BB		0-0 F7		4-0 1B BB HR	0-0 SF8	2 1 0 1 2 0 2												
Mark Bailey, S (1, 2) OBP: 0.313, SLG: 0.338		0-0 4-3		4-0 1-2 BB		0-0 F4		0-0 F8	0-0 F7	4 0 0 0 1 0 4												
Craig Reynolds, L (1, 6) OBP: 0.294, SLG: 0.383			0-0 F3		0-0 F5		0-3 K		0-0 HR 1B	4 1 1 0 0 1 3												
Mike Scott, R (1, 1) OBP: 0.150, SLG: 0.154			0-3 K		0-3 K		0-3 K		0-0 HR	3 0 0 0 0 3 0												
Jim Pankovits, R (8, PH) OBP: 0.327, SLG: 0.453										1 1 1 3 0 0 0												
Dave Smith, R (8, 1)										0 0 0 0 0 0 0												
Inning Stats	R: 0 E: 0 K: 1 S: 5	H: 0 LOB: 0 BB: 0 P: 5	R: 0 E: 0 K: 0 S: 3	H: 0 LOB: 1 BB: 1 P: 7	R: 0 E: 0 K: 1 S: 6	H: 1 LOB: 2 BB: 1 P: 10	R: 0 E: 0 K: 1 S: 5	H: 1 LOB: 2 BB: 2 P: 13	R: 0 E: 0 K: 1 S: 5	H: 0 LOB: 0 BB: 0 P: 5	R: 2 E: 1 K: 1 S: 8	H: 3 LOB: 1 BB: 0 P: 8	R: 2 E: 1 K: 2 S: 9	H: 1 LOB: 0 BB: 0 P: 9	R: 3 E: 0 K: 0 S: 6	H: 3 LOB: 1 BB: 1 P: 10	R: 1 E: 0 K: 1 S: 6	H: 1 LOB: 1 BB: 1 P: 10	1B: 9 2B: 0 3B: 0 HR: 1	SF: 2 SAC: 0 DP: 0 HBP: 0	WP: 0 PB: 0 SB: 0 CS: 1	PA: 43
PITCHER	IP WLS BF H R ER SO BB IBB HBP BLK WP HR S P ERA WHIP																					
Joe Price, L (1, 1) ERA: 3.91	6.2 L 30 6 4 1 6 4 0 0 0 0 0 0 38 54 1.35 1.500																					
John Franco, L (7, 1) ERA: 2.8	1.0 7 3 3 3 1 1 0 0 0 0 0 1 8 12 27.00 4.000																					
Ted Power, R (8, 1) ERA: 3.18	1.1 6 1 1 1 1 1 0 0 0 0 0 0 7 11 6.75 1.500																					

livebaseballscorecards.com

AB	35
R	8
H	10
RBI	6
BB	6
SO	8
LOB	15



Batter	1	2	3	4	5	6	7	8	9	AB	R	H	RBI	BB	SO	LOB					
Gary Redus, R (1, 7) OBP: 0.352, SLG: 0.395	0-0 K 1B	0-3 K			0-3 K			0-0 FC5-4 1B		4	1	2	0	0	2	0					
Ron Oester, S (1, 4) OBP: 0.291, SLG: 0.300	0-0 K 1B		0-3 K		0-3 K			0-0 F6		4	1	1	1	0	2	2					
Dave Concepcion, R (1, 5) OBP: 0.297, SLG: 0.322	0-3 K		0-0 F8				0-0 F9	0-0 FC5-4		4	0	0	0	0	1	3					
Dave Parker, L (1, 9) OBP: 0.326, SLG: 0.408	0-0 K 1B		0-0 5-3				0-3 K	0-0 4-3		4	0	1	1	0	1	2					
Eric Davis, R (1, 8) OBP: 0.305, SLG: 0.366	4-0 BB			0-0 F5			0-0 F7		0-3 K	2	0	0	0	1	0	0					
John Franco, L (7, 1)										0	0	0	0	0	0	0					
Skeeter Barnes, R (8, 5) OBP: 0.250, SLG: 0.280	1-3 BB									1	0	0	0	0	1	0					
Brad Gulden, L (1, 2) OBP: 0.274, SLG: 0.317	0-0 F3			0-0 4-3				0-0 4-3		4	0	0	0	0	0	2					
Nick Esasky, R (1, 3) OBP: 0.299, SLG: 0.371	0-0 F8			0-0 1B				0-0 F6		4	0	1	0	0	1	2					
Tom Foley, L (1, 6) OBP: 0.298, SLG: 0.350			0-0 F9					0-0 F9		3	0	0	0	0	0	1					
Ted Power, R (8, 1)				0-0 F9				0-0 F9		0	0	0	0	0	0	0					
Joe Price, R (1, 1) OBP: 0.214, SLG: 0.200					0-0 6-3					2	0	0	0	0	0	0					
Eddie Milner, L (7, 8) OBP: 0.365, SLG: 0.387								4-0 FC5-4 1B BB		0	0	0	0	1	0	0					
Inning Stats	R: 2 E: 0 K: 1 S: 8	H: 3 LOB: 2 BB: 1 P: 12	R: 0 E: 0 K: 1 S: 5	H: 0 LOB: 0 BB: 0 P: 5	R: 0 E: 0 K: 1 S: 5	H: 0 LOB: 0 BB: 0 P: 5	R: 0 E: 0 K: 1 S: 4	H: 1 LOB: 1 BB: 0 P: 4	R: 0 E: 0 K: 2 S: 7	H: 0 LOB: 0 BB: 0 P: 7	R: 0 E: 0 K: 0 S: 3	H: 0 LOB: 0 BB: 0 P: 3	R: 0 E: 0 K: 0 S: 4	H: 1 LOB: 2 BB: 1 P: 8	R: 0 E: 0 K: 2 S: 7	H: 0 LOB: 0 BB: 0 P: 7	1B: 5 2B: 0 3B: 0 HR: 0	SF: 0 SAC: 0 DP: 0 HBP: 0	WP: 0 PB: 0 SB: 4 CS: 0	PA: 34	
PITCHER	IP	WLS	BF	H	R	ER	SO	BB	IBB	HBP	BLK	WP	HR	S	P	ERA	WHIP				
Mike Scott, R (1, 1) ERA: 4.78	7.0	W	26	4	2	2	6	1	0	0	0	0	0	37	41	2.57	0.714				
Dave Smith, R (8, 1) ERA: 2.21	2.0		8	1	0	0	2	1	0	0	0	0	0	11	15	0.00	1.000				

BOTTOM

Houston Astros @ Cincinnati Reds
Riverfront Stadium, Cincinnati, OH

Sat Aug 11 1984, 7:05 PM EDT
Att. 17,950 - Unknown

livebaseballscorecards.com

AB	32
R	2
H	5
RBI	2
BB	2
SO	8
LOB	12



Batter	1	2	3	4	5	6	7	8	9	AB R H RBI BB SO LOB	TOP	
Bill Doran, S (1, 4) OBP: 0.360, SLG: 0.355	0-3 K		0-3 K			4-0 1B HR BB	0-0 1B		0-0 1B	4 1 2 0 1 2 0		
Craig Reynolds, L (1, 6) OBP: 0.293, SLG: 0.381	0-0 F8		0-0 F6			0-0 1-3 HR 1B	0-0 F6		0-0 F9	5 1 1 0 0 0 2		
Denny Walling, L (1, 5) OBP: 0.328, SLG: 0.387	0-3 K			0-0 4-3		0-0 F7 1-2		0-0 FC5 2B		4 0 1 0 0 1 2		
Jose Cruz, L (1, 7) OBP: 0.385, SLG: 0.458		0-0 1-3		0-0 F8		0-0 2-H 3-H HR		4-0 FC5 BB		3 1 1 3 1 0 0		
Jerry Mumphy, S (1, 8) OBP: 0.354, SLG: 0.398		0-3 K		0-3 K		0-0 4-3		0-3 K		4 0 0 0 0 3 2		
Enos Cabell, R (1, 3) OBP: 0.326, SLG: 0.398		0-0 E HR 1B			0-0 4-3	0-0 F7		0-0 FC5 1-2 2-3f		4 1 1 0 0 0 2		
Terry Puhl, L (1, 9) OBP: 0.380, SLG: 0.427		0-0 1-H HR			4-0 BB		0-3 K	0-0 4-3		3 1 1 2 1 1 2		
Mark Bailey, S (1, 2) OBP: 0.312, SLG: 0.337		0-0 F2			0-3 K		0-0 SH1-4 1B		0-3 K	4 1 1 0 0 2 1		
Nolan Ryan, R (1, 1) OBP: 0.163, SLG: 0.170 Frank DiPino, L (7, 1)			0-0 4-3		0-3 K		0-0 SH1-4		0-3 K	2 0 0 0 0 1 1 1 0 0 0 0 1 0		
Inning Stats	R: 0 E: 0 K: 2 S: 7 H: 0 LOB: 0 BB: 0 P: 7	R: 2 E: 1 K: 1 S: 7 H: 2 LOB: 0 BB: 0 P: 7	R: 0 E: 0 K: 1 S: 5 H: 0 LOB: 0 BB: 0 P: 5	R: 0 E: 0 K: 1 S: 5 H: 0 LOB: 0 BB: 0 P: 5	R: 0 E: 0 K: 2 S: 7 H: 0 LOB: 1 BB: 1 P: 11	R: 3 E: 0 K: 0 S: 5 H: 2 LOB: 0 BB: 1 P: 9	R: 1 E: 0 K: 1 S: 7 H: 2 LOB: 1 BB: 0 P: 7	R: 0 E: 0 K: 1 S: 6 H: 1 LOB: 2 BB: 1 P: 10	R: 0 E: 0 K: 2 S: 8 H: 1 LOB: 1 BB: 0 P: 8	1B: 5 2B: 1 3B: 0 HR: 2 SF: 0 SAC: 1 DP: 0 HBP: 0	WP: 0 PB: 0 SB: 0 CS: 0 PA: 38	
PITCHER	IP WLS BF H R ER SO BB IBB HBP BLK WP HR S P ERA WHIP											
Andy McGaffigan, R (1, 1) ERA: 3.18	5.0 L 18 2 2 2 7 1 0 0 0 0 1 31 35 3.60 0.600											
Bob Owchinko, L (6, 1) ERA: 4.54	2.0 11 4 4 4 1 1 0 0 0 0 1 12 16 18.00 2.500											
Ted Power, R (8, 1) ERA: 3.1	2.0 9 2 0 0 3 1 0 0 0 0 0 14 18 0.00 1.500											

Houston Astros @ Cincinnati Reds
Riverfront Stadium, Cincinnati, OH
Sun Aug 12 1984, 3:33 AM EDT
Att: 17,950 - Unknown

livebaseballscorecards.com

AB	34
R	6
H	8
RBI	5
BB	3
SO	11
LOB	12



Batter	1	2	3	4	5	6	7	8	9	AB R H RBI BB SO LOB
--------	---	---	---	---	---	---	---	---	---	----------------------

Gary Redus, R (1, 7) <small>OBP: 0.351, SLG: 0.400</small> Ted Power, R (8, 1) Tony Perez, R (9, PH) <small>OBP: 0.272, SLG: 0.325</small>	0-3 		0-0 6-3 		0-0 F8 		0-0 3B		0-0 1-3 	4 0 1 0 0 1 1 0 0 0 0 0 0 0 1 0 0 0 0 0 1
---	---------	--	----------------	--	---------------	--	-----------	--	----------------	---

Ron Oester, S (1, 4) <small>OBP: 0.293, SLG: 0.303</small>	4-0 1B 		0-3 		0-0 2B <small>2-H</small>		0-0 4-3 			3 0 1 1 1 1 1
--	---------------	--	---------	--	---------------------------------	--	----------------	--	--	---------------

Dave Concepcion, R (1, 5) <small>OBP: 0.299, SLG: 0.322</small>	0-0 1B 1-2		0-0 5-3 		4-0 		0-0 F4 			3 0 1 0 1 0 0
---	------------------	--	----------------	--	---------	--	---------------	--	--	---------------

Dave Parker, L (1, 9) <small>OBP: 0.323, SLG: 0.404</small>	0-3 		0-3 	0-3 	0-3 		0-0 F6 			4 0 0 0 0 3 4
---	---------	--	---------	---------	---------	--	---------------	--	--	---------------

Eric Davis, R (1, 8) <small>OBP: 0.311, SLG: 0.360</small> (8, 7)	4-0 1B 1-2 2-3		0-3 			0-3 	0-3 	4-0 		2 0 0 0 2 2 0
--	-------------------------	--	---------	--	--	---------	---------	---------	--	---------------

Nick Esasky, R (1, 3) <small>OBP: 0.298, SLG: 0.366</small>	0-0 5-3 		4-0 	0-0 	0-0 F7 		0-3 			3 0 0 0 1 1 4
---	----------------	--	---------	---------	---------------	--	---------	--	--	---------------

Tom Foley, L (1, 6) <small>OBP: 0.293, SLG: 0.343</small>		0-0 F7 	0-3 	0-0 F5 	0-0 F5 		0-0 1-3 			4 0 0 0 0 1 1
---	--	---------------	---------	---------------	---------------	--	----------------	--	--	---------------

Dave Vangorder, R (1, 2) <small>OBP: 0.238, SLG: 0.190</small>		0-3 		0-0 2B 1B	0-0 F8 		0-3 			4 1 1 0 0 2 0
--	--	---------	--	-----------------	---------------	--	---------	--	--	---------------

Andy McGaffigan, R (1, 1) Skeeter Barnes, R (5, PH) <small>OBP: 0.241, SLG: 0.269</small> Bob Owchinko, L (6, 1) <small>OBP: 0.286, SLG: 0.182</small> Eddie Milner, L (7, PH) <small>OBP: 0.366, SLG: 0.388</small> (8, 8)		0-0 F5 	0-3 	0-3 1B 1-2	0-3 		0-0 1B			1 0 0 0 0 0 0 1 0 0 0 0 1 1 0 0 0 0 0 0 0 2 0 1 0 0 1 0
--	--	---------------	---------	------------------	---------	--	-----------	--	--	--

Inning Stats	R: 0 H: 1 E: 0 LOB: 3 K: 2 BB: 2 S: 8 P: 16	R: 0 H: 0 E: 0 LOB: 0 K: 1 BB: 0 S: 5 P: 5	R: 0 H: 0 E: 0 LOB: 0 K: 1 BB: 0 S: 5 P: 5	R: 0 H: 0 E: 0 LOB: 1 K: 3 BB: 1 S: 9 P: 13	R: 1 H: 2 E: 0 LOB: 2 K: 2 BB: 1 S: 9 P: 13	R: 0 H: 0 E: 0 LOB: 0 K: 1 BB: 0 S: 5 P: 5	R: 0 H: 1 E: 0 LOB: 1 K: 1 BB: 0 S: 6 P: 6	R: 0 H: 0 E: 0 LOB: 1 K: 1 BB: 1 S: 5 P: 9	R: 0 H: 1 E: 0 LOB: 1 K: 1 BB: 0 S: 6 P: 6	1B: 3 SF: 0 2B: 1 SAC: 0 3B: 1 DP: 0 HR: 0 HBP: 0	WP: 1 PA: 37 PB: 0 SB: 0 CS: 0
---------------------	--	---	---	--	--	---	---	---	---	--	---

PITCHER	IP	WLS	BF	H	R	ER	SO	BB	IBB	HBP	BLK	WP	HR	S	P	ERA	WHIP
Nolan Ryan, R (1, 1) <small>ERA: 2.89</small>	6.2	W	28	4	1	1	11	4	0	0	0	1	0	46	62	1.35	1.200
Frank DiPino, L (7, 1) <small>ERA: 3.13</small>	2.1		9	1	0	0	2	1	0	0	0	0	0	12	16	0.00	0.857

BOTTOM

Houston Astros @ Cincinnati Reds
 Riverfront Stadium, Cincinnati, OH
 Sun Aug 12 1984, 3:33 AM EDT
 Att. 17,950 - Unknown

livebaseballscorecards.com

AB	32
R	1
H	5
RBI	1
BB	5
SO	13
LOB	13



Batter	1	2	3	4	5	6	7	8	9	AB R H RBI BB SO LOB	TOP
Gary Redus, R (1, 7) OBP: 0.346, SLG: 0.394	0-0 F7		0-0 6-3			0-0 F8		0-0 F8	0-0 5-3	5 0 0 0 0 0 0	Cincinnati Reds @ St. Louis Cardinals Busch Stadium, St. Louis, MO Mon Aug 13 1984, 7:05 PM CDT Att: 18,440 - Unknown livebaseballscorecards.com
Ron Oester, S (1, 4) OBP: 0.293, SLG: 0.302	0-0 1B		0-0			0-0 5-3		0-0 F6		4 0 1 0 0 0 0	
Dave Concepcion, R (1, 5) OBP: 0.301, SLG: 0.322 (7, 6)	0-0 F2			0-0 F4		4-0 BB		0-0 1B 3B		3 1 1 0 1 0 1	
Dave Parker, L (1, 9) OBP: 0.322, SLG: 0.403	0-0 G3			0-0 G3		0-3 K		0-0 1B 3B		4 1 1 0 0 1 2	
Nick Esasky, R (1, 3) OBP: 0.301, SLG: 0.376		0-0 1B		0-3 K			0-0 6-3	0-0 1B 3B		4 1 2 2 0 1 0	
Eric Davis, R (1, 8) OBP: 0.316, SLG: 0.364		0-0 F7			0-0 F9		0-0 1B 1B	0-0 1B		4 0 2 1 0 0 1	
Dave Vangorder, R (1, 2) OBP: 0.242, SLG: 0.197 Brad Gulden, L (8, PH) OBP: 0.273, SLG: 0.315 (8, 2)		0-3 K			0-0 E1 FC6-4		0-0 1B 1B	0-0 F5		3 0 1 0 0 1 1 1 0 0 0 0 0 1	
Tom Foley, L (1, 6) OBP: 0.290, SLG: 0.340 Skeeter Barnes, R (7, PH) OBP: 0.233, SLG: 0.259 (7, 5) Eddie Milner, L (9, PH) OBP: 0.365, SLG: 0.387		0-3 K			0-0 FC6-4 1-2f		0-0 F4		0-3 K	2 0 0 0 0 1 2 1 0 0 0 0 0 2 1 0 0 0 0 1 0	
Mario Soto, R (1, 1) OBP: 0.188, SLG: 0.297 Cesar Cedeño, R (7, PH) OBP: 0.303, SLG: 0.379 Tom Hume, R (7, 1) OBP: 0.143, SLG: 0.100 Wayne Krenchicki, L (9, PH) OBP: 0.302, SLG: 0.398			0-0 4-3		0-0 F9		0-0 F9		0-0 F3	2 0 0 0 0 0 1 1 0 0 0 0 0 2 0 0 0 0 0 0 0 1 0 0 0 0 0 0	
Inning Stats	R: 0 H: 1 E: 0 LOB: 1 K: 0 BB: 0 S: 4 P: 4	R: 0 H: 1 E: 0 LOB: 1 K: 2 BB: 0 S: 8 P: 8	R: 0 H: 0 E: 0 LOB: 0 K: 0 BB: 0 S: 3 P: 3	R: 0 H: 0 E: 0 LOB: 0 K: 1 BB: 0 S: 5 P: 5	R: 0 H: 0 E: 1 LOB: 1 K: 0 BB: 0 S: 4 P: 4	R: 0 H: 0 E: 0 LOB: 1 K: 1 BB: 1 S: 5 P: 9	R: 0 H: 2 E: 0 LOB: 2 K: 0 BB: 0 S: 5 P: 5	R: 3 H: 4 E: 0 LOB: 1 K: 0 BB: 0 S: 7 P: 7	R: 0 H: 0 E: 0 LOB: 0 K: 1 BB: 0 S: 5 P: 5	1B: 7 SF: 0 2B: 0 SAC: 0 3B: 1 DP: 0 HR: 0 HBP: 0	
PITCHER	IP WLS BF H R ER SO BB IBB HBP BLK WP HR S P ERA WHIP										
Ricky Horton, L (1, 1) ERA: 3.12 Bruce Sutter, R (8, 1) ERA: 1.39	7.2 W 32 7 3 3 4 1 0 0 0 0 0 0 39 43 3.52 1.043										



Batter	1	2	3	4	5	6	7	8	9	AB	R	H	RBI	BB	SO	LOB
--------	---	---	---	---	---	---	---	---	---	----	---	---	-----	----	----	-----

Willie McGee, S <small>OBP: 0.321, SLG: 0.399</small> (1, 8)										3	2	2	0	1	0	1
Tom Herr, S <small>OBP: 0.318, SLG: 0.324</small> (1, 4)										3	1	1	1	1	0	2
Terry Pendleton, S <small>OBP: 0.393, SLG: 0.455</small> (1, 5)										4	0	1	1	0	1	3
George Hendrick, R <small>OBP: 0.307, SLG: 0.383</small> (1, 9)										4	0	0	1	0	1	4
Andy Van Slyke, L <small>OBP: 0.348, SLG: 0.353</small> Bruce Sutter, R (8, 1)										3	0	2	1	1	0	0
Darrell Porter, L <small>OBP: 0.344, SLG: 0.371</small> (1, 2)										4	0	0	0	0	2	5
David Green, R <small>OBP: 0.288, SLG: 0.395</small> (1, 3)										4	1	1	0	0	0	0
Chris Speier, R <small>OBP: 0.223, SLG: 0.265</small> (1, 6)										4	0	2	1	0	1	0
Ricky Horton, L <small>OBP: 0.125, SLG: 0.087</small> Tito Landrum, R <small>OBP: 0.340, SLG: 0.412</small> (8, 7)										3	1	0	0	0	2	2
										1	0	0	0	0	0	0

Inning Stats	R: 0	H: 1	E: 0	LOB: 1	K: 0	BB: 0	S: 4	P: 4	R: 0	H: 0	E: 0	LOB: 0	K: 1	BB: 0	S: 5	P: 5	R: 0	H: 1	E: 0	LOB: 1	K: 1	BB: 0	S: 6	P: 6	R: 0	H: 1	E: 0	LOB: 1	K: 1	BB: 0	S: 6	P: 6	R: 4	H: 5	E: 0	LOB: 2	K: 0	BB: 1	S: 8	P: 12	R: 0	H: 0	E: 0	LOB: 0	K: 2	BB: 0	S: 7	P: 7	R: 1	H: 1	E: 0	LOB: 2	K: 2	BB: 2	S: 8	P: 16	R: 0	H: 0	E: 0	LOB: 0	K: 0	BB: 0	S: 3	P: 3	1B: 7	SF: 0	2B: 1	SAC: 0	3B: 1	DP: 0	HR: 0	HBP: 0	WP: 0	PA: 36
--------------	------	------	------	--------	------	-------	------	------	------	------	------	--------	------	-------	------	------	------	------	------	--------	------	-------	------	------	------	------	------	--------	------	-------	------	------	------	------	------	--------	------	-------	------	-------	------	------	------	--------	------	-------	------	------	------	------	------	--------	------	-------	------	-------	------	------	------	--------	------	-------	------	------	-------	-------	-------	--------	-------	-------	-------	--------	-------	--------

PITCHER	IP	WLS	BF	H	R	ER	SO	BB	IBB	HBP	BLK	WP	HR	S	P	ERA	WHIP
Mario Soto, R <small>ERA: 3.22</small> (1, 1)	6.0	L	27	8	4	4	5	1	0	0	0	0	0	36	40	6.00	1.500
Tom Hume, R <small>ERA: 5.56</small> (7, 1)	2.0		9	1	1	1	2	2	0	0	0	0	0	11	19	4.50	1.500

BOTTOM

Cincinnati Reds @ St. Louis Cardinals
 Busch Stadium, St. Louis, MO
 Mon Aug 13 1984, 7:05 PM CDT
 Att. 18,440 - Unknown

livebaseballscorecards.com

AB	33
R	5
H	9
RBI	5
BB	3
SO	7
LOB	17



Batter	1	2	3	4	5	6	7	8	9	AB R H RBI BB SO LOB	TOP											
Gary Redus, R (1, 7) OBP: 0.350, SLG: 0.395	0-0 4-3		0-0 G6-4-3 1B		0-0 WP 1B		4-0 WP BB		0-0 F9	4 1 2 0 1 0 2	Cincinnati Reds @ St. Louis Cardinals Busch Stadium, St. Louis, MO Tue Aug 14 1984, 7:05 PM CDT Att: 19,545 - Unknown											
Ron Oester, S (1, 4) OBP: 0.294, SLG: 0.304	0-0 CS 1B		0-0 G6-4-3 1-2f		0-0 WP 1B		0-0 4-3		0-0 4-3	5 0 2 0 0 0 5												
Dave Concepcion, R (1, 5) OBP: 0.301, SLG: 0.324	0-0 G3 1-2		0-0 5-3		0-0 6-3 1-3 2-H				0-0 2B	4 0 1 0 0 0 2												
Dave Parker, L (1, 9) Eddie Milner, L (8, 8) OBP: 0.320, SLG: 0.400 OBP: 0.365, SLG: 0.387		0-0 G3		0-0 5-3		0-0 3-1			0-0 1-3	4 0 0 0 0 0 1 0 0 0 0 0 0 0												
Nick Esasky, R (1, 3) OBP: 0.304, SLG: 0.387		0-0 HR		4-0 FC6-4 BB		0-0 F7		0-3 K		3 1 1 1 1 1 1												
Eric Davis, R (1, 8) OBP: 0.307, SLG: 0.352		0-3 K		0-0 F8		0-3 K		0-0 G3		4 0 0 0 0 2 2												
Dave Vangorder, R (1, 2) OBP: 0.243, SLG: 0.188		4-0 1B BB		0-0 FC6-4 1-2f		0-0 F9			0-0 F4	3 0 0 0 1 0 1												
Tom Foley, L (1, 6) OBP: 0.298, SLG: 0.347		0-0 1B		0-3 K		0-0 WP 1B			0-0 F9 1B	4 0 3 0 0 1 0												
Jeff Russell, R (1, 1) OBP: 0.213, SLG: 0.167		0-0 F9		0-3 K		0-3 K			0-0 1B	1 0 0 0 0 0 2												
Frank Pastore, R (4, 1) OBP: 0.037, SLG: 0.037										1 0 0 0 0 1 0												
Skeeter Barnes, R (7, PH) OBP: 0.226, SLG: 0.250										1 0 0 0 0 1 1												
Ron Robinson, R (7, 1)										0 0 0 0 0 0 0												
Tony Perez, R (9, PH) OBP: 0.278, SLG: 0.331										1 0 1 0 0 0 0												
Inning Stats	R: 0 E: 0 K: 0 S: 3	H: 1 LOB: 0 BB: 0 P: 3	R: 1 E: 0 K: 1 S: 7	H: 2 LOB: 2 BB: 1 P: 11	R: 0 E: 0 K: 0 S: 3	H: 1 LOB: 0 BB: 0 P: 3	R: 0 E: 0 K: 0 S: 3	H: 0 LOB: 1 BB: 1 P: 7	R: 1 E: 0 K: 2 S: 9	H: 2 LOB: 1 BB: 0 P: 9	R: 0 E: 0 K: 1 S: 5	H: 0 LOB: 0 BB: 0 P: 5	R: 0 E: 0 K: 1 S: 6	H: 1 LOB: 2 BB: 1 P: 10	R: 0 E: 0 K: 1 S: 6	H: 1 LOB: 1 BB: 0 P: 6	R: 0 E: 0 K: 0 S: 5	H: 2 LOB: 2 BB: 0 P: 5	1B: 8 2B: 1 3B: 0 HR: 1	SF: 0 SAC: 0 DP: 1 HBP: 0	WP: 5 PB: 0 SB: 0 CS: 1	PA: 38
PITCHER	IP WLS BF H R ER SO BB IBB HBP BLK WP HR S P ERA WHIP																					
Dave LaPoint, L (1, 1) ERA: 3.53	8.1 W 36 10 2 2 6 3 0 0 0 3 1 45 57 2.16 1.560																					
Jeff Lahti, R (9, 1) ERA: 3.3	0.2 2 0 0 0 0 0 0 0 0 0 0 2 2 0.00 0.000																					

livebaseballscorecards.com

AB	35
R	2
H	10
RBI	1
BB	3
SO	6
LOB	17



Batter	1	2	3	4	5	6	7	8	9	AB	R	H	RBI	BB	SO	LOB	BOTTOM
--------	---	---	---	---	---	---	---	---	---	----	---	---	-----	----	----	-----	--------

Willie McGee, S <small>OBP: 0.322, SLG: 0.404</small> (1, 8)	0-0 4-3 	0-0 4-3 		0-0 1B S 1B 		0-0 1B 3B 		0-3 K 		5	1	2	0	0	1	1	Cincinnati Reds @ St. Louis Cardinals Busch Stadium, St. Louis, MO Tue Aug 14 1984, 7:05 PM CDT Att. 19,545 - Unknown livebaseballscorecards.com <table border="0"> <tr><td>AB</td><td>34</td></tr> <tr><td>R</td><td>8</td></tr> <tr><td>H</td><td>10</td></tr> <tr><td>RBI</td><td>8</td></tr> <tr><td>BB</td><td>3</td></tr> <tr><td>SO</td><td>6</td></tr> <tr><td>LOB</td><td>11</td></tr> </table> 	AB	34	R	8	H	10	RBI	8	BB	3	SO	6	LOB	11
AB	34																														
R	8																														
H	10																														
RBI	8																														
BB	3																														
SO	6																														
LOB	11																														
Tom Herr, S <small>OBP: 0.319, SLG: 0.325</small> (1, 4)	0-0 BB 2B 1B 	0-0 E6 S 		0-0 1-3 1B 		0-0 G3 		0-0 1-3 		5	1	2	0	0	0	2															
Terry Pendleton, S <small>OBP: 0.405, SLG: 0.456</small> (1, 5)	4-0 2B 1-2 1B BB 	4-0 1-2 BB 		0-0 F8 		0-0 3-H 1B 				2	1	1	1	2	0	2															
George Hendrick, R <small>OBP: 0.309, SLG: 0.387</small> (1, 9)	0-0 1-3 2-H 1B 2B 	0-3 K 				0-0 2B 1B 		0-0 F5 		4	2	2	1	0	1	3															
Andy Van Slyke, L <small>OBP: 0.347, SLG: 0.355</small> (1, 7)	0-0 F4 		0-3 K 			0-0 1-H SF8 2B 		0-0 F8 		4	1	1	1	0	1	2															
Darrell Porter, L <small>OBP: 0.343, SLG: 0.369</small> (1, 2)	0-0 2-H 3-H HR 1B 		0-0 6-3 			0-0 2-3 F9 		0-3 K 		4	1	1	2	0	1	1															
David Green, R <small>OBP: 0.288, SLG: 0.404</small> (1, 3)	0-0 1-H HR 		0-0 F9 			0-0 3-H SF8 		0-3 K 		3	1	1	3	0	1	0															
Chris Speier, R <small>OBP: 0.222, SLG: 0.264</small> Bill Lyons, R <small>OBP: 0.200, SLG: 0.095</small> (1, 6) (4, 6)	0-0 F8 			0-0 F8 		0-0 F9 		0-0 4-3 		1	0	0	0	0	0	0															
Dave LaPoint, L <small>OBP: 0.085, SLG: 0.065</small> Jeff Lahti, R <small>OBP: 0.250, SLG: 0.250</small> (1, 1) (9, 1)		0-0 5-3 		0-0 F7 		0-3 K 		4-0 BB 		3	0	0	0	1	1	0															
Inning Stats	R: 5 E: 0 K: 0 S: 7 H: 4 LOB: 0 BB: 1 P: 11	R: 0 E: 1 K: 1 S: 6 H: 0 LOB: 2 BB: 1 P: 10	R: 0 E: 0 K: 1 S: 5 H: 0 LOB: 0 BB: 0 P: 5	R: 0 E: 0 K: 0 S: 5 H: 2 LOB: 2 BB: 0 P: 5	R: 2 E: 0 K: 0 S: 5 H: 2 LOB: 0 BB: 0 P: 5	R: 1 E: 0 K: 1 S: 7 H: 2 LOB: 1 BB: 0 P: 7	R: 0 E: 0 K: 2 S: 7 H: 0 LOB: 0 BB: 0 P: 7	R: 0 E: 0 K: 1 S: 5 H: 0 LOB: 1 BB: 1 P: 9	1B: 6 2B: 2 3B: 1 HR: 1 SF: 1 SAC: 0 DP: 0 HBP: 0	WP: 0 PB: 0 SB: 2 CS: 0 PA: 38																					
PITCHER Jeff Russell, R <small>ERA: 3.77</small> Frank Pastore, R <small>ERA: 6.48</small> Ron Robinson, R <small>ERA:</small>	IP WLS BF H R ER SO BB IBB HBP BLK WP HR S P ERA WHIP	IP WLS BF H R ER SO BB IBB HBP BLK WP HR S P ERA WHIP	IP WLS BF H R ER SO BB IBB HBP BLK WP HR S P ERA WHIP	IP WLS BF H R ER SO BB IBB HBP BLK WP HR S P ERA WHIP	IP WLS BF H R ER SO BB IBB HBP BLK WP HR S P ERA WHIP																										

Cincinnati Reds @ St. Louis Cardinals
 Busch Stadium, St. Louis, MO
 Tue Aug 14 1984, 7:05 PM CDT
 Att. 19,545 - Unknown



Batter	1	2	3	4	5	6	7	8	9	10	11	AB R H RBI BB SO LOB	TOP				
Gary Redus, R (1, 8) E: 0, LOB: 1 K: 0, BB: 1 S: 3 OBP: 0.349, SLG: 0.396 Eddie Milner, L (7, 8) OBP: 0.367, SLG: 0.389	0-0 5-3		0-0 2B		0-3 K		0-0 FC6-4			0-0 2B 1B		4 0 1 0 0 1 2 1 0 1 0 0 0 0					
Ron Oester, S (1, 4) OBP: 0.293, SLG: 0.305	0-0 F6		0-3 K			0-0 6-3		0-0 F7		0-0 1-3 2B		5 0 1 0 0 1 1					
Dave Concepcion, R (1, 5) OBP: 0.300, SLG: 0.321	4-0 BB		0-0 5-3			0-0 6-3		0-0 6-3		0-0 F8		4 0 0 0 1 0 3					
Dave Parker, L (1, 9) OBP: 0.316, SLG: 0.395	0-0 4-3		0-0 F9			0-0 4-3		0-3 K			0-3 K	5 0 0 0 0 2 2					
Nick Esasky, R (1, 3) OBP: 0.302, SLG: 0.381		4-0 BB 1B BB		0-0 F8			0-3 K		0-0 1-3		0-3 K	4 1 0 0 1 2 0					
Cesar Cedeno, R (1, 7) OBP: 0.309, SLG: 0.381		4-0 1B 1-2 B3-6 BB		0-3 K			0-0 1B 1B		0-0 F9		0-0 E 1B	4 2 2 0 1 1 0					
Brad Gulden, L (1, 2) OBP: 0.276, SLG: 0.317		0-0 1-3 2-H 1B		0-0 F5			0-0 1-3 1-2		0-0 6-3		0-0 E8 FC5 1-H 1B	5 0 2 2 0 0 1					
Tom Foley, L (1, 6) OBP: 0.300, SLG: 0.343		0-3 K		0-0 F8			4-0 1B IBB		0-3 K		4-0 IBB	3 0 0 0 2 2 2					
Jay Tibbs, R (1, 1) OBP: 0.111, SLG: 0.111 Ted Power, R (9, 1) John Franco, L (9, 1) Wayne Krenchicki, L (10, PH) OBP: 0.299, SLG: 0.394 Tom Hume, R (10, 1) OBP: 0.136, SLG: 0.095		0-0 B3-6		0-3 K			0-0 FC6-4 1-2 2-H 1B		0-0 4-3		0-0 FC5 2-3F	3 0 1 1 0 1 2 0 0 0 0 0 0 0 0 0 0 0 0 0 0 1 0 0 0 0 0 0 1 0 0 0 0 0 2					
Inning Stats	R: 0 H: 0 E: 0 LOB: 1 K: 0 BB: 1 S: 3 P: 7	R: 1 H: 1 E: 0 LOB: 1 K: 1 BB: 2 S: 5 P: 13	R: 0 H: 1 E: 0 LOB: 1 K: 1 BB: 0 S: 6 P: 6	R: 0 H: 0 E: 0 LOB: 0 K: 1 BB: 0 S: 5 P: 5	R: 0 H: 0 E: 0 LOB: 0 K: 2 BB: 0 S: 7 P: 7	R: 0 H: 0 E: 0 LOB: 0 K: 0 BB: 0 S: 3 P: 3	R: 1 H: 2 E: 0 LOB: 2 K: 1 BB: 1 S: 7 P: 11	R: 0 H: 0 E: 0 LOB: 0 K: 1 BB: 0 S: 5 P: 5	R: 0 H: 0 E: 0 LOB: 0 K: 0 BB: 0 S: 3 P: 3	R: 0 H: 2 E: 1 LOB: 2 K: 2 BB: 1 S: 9 P: 13	1B: 6 SF: 0 2B: 3 SAC: 0 3B: 0 DP: 1 HR: 0 HBP: 0	WP: 0 PA: 45 PB: 0 SB: 2 CS: 0					
PITCHER	IP WLS BF H R ER SO BB IBB HBP BLK WP HR S P ERA WHIP																
Kurt Kepshire, R (1, 1) ERA: 3.09	8.0	31	4	2	2	7	3	1	0	0	0	0	0	41	57	2.25	0.875
Jeff Lahti, R (9, 1) ERA: 3.25	1.0	3	0	0	0	0	0	0	0	0	0	0	0	3	3	0.00	0.000
Bruce Sutter, R (10, 1) ERA: 1.46	2.0	L 11	4	1	1	3	0	1	0	0	0	0	0	16	20	4.50	2.000

Cincinnati Reds @ St. Louis Cardinals
 Busch Stadium, St. Louis, MO
 Wed Aug 15 1984, 7:05 PM CDT
 Att. 22,723 - Unknown

AB	40
R	3
H	8
RBI	3
BB	5
SO	10
LOB	15



Batter	1	2	3	4	5	6	7	8	9	10	11	AB	R	H	RBI	BB	SO	LOB	BOTTOM							
Willie McGee, S (1, 8) OBP: 0.323, SLG: 0.407	0-3 K			0-0 FC6-5 2B		0-0 1B		0-0 G6-4-3 1-2f		0-3 K		5	0	2	0	0	2	2	Cincinnati Reds @ St. Louis Cardinals Busch Stadium, St. Louis, MO Wed Aug 15 1984, 7:05 PM CDT Att. 22,723 - Unknown							
Tom Herr, S (1, 4) OBP: 0.318, SLG: 0.324	0-0 4-3			0-0 4-3		0-0 F2			0-0 1B BB 1B	0-0 4-3		5	1	1	0	0	0	2								
Terry Pendleton, S (1, 5) OBP: 0.405, SLG: 0.454	0-3 K			0-0 FC6-5 2-3			0-0 F7		0-0 BB S FC6-2 1B		0-0 S 1B	5	0	2	0	0	1	1								
George Hendrick, R (1, 9) OBP: 0.305, SLG: 0.382		0-0 6-3		0-0 F5			0-0 F8		0-3 K		0-0 F5 1-2	5	0	0	0	0	1	4								
Andy Van Slyke, L (1, 7) OBP: 0.345, SLG: 0.350		0-0 4-3			0-3 K		0-0 3-1		4-0 FC6-2 BB IBB		0-0 F6 1-2	4	0	0	0	1	1	1								
Darrell Porter, L (1, 2) OBP: 0.343, SLG: 0.369		0-0 F9			0-3 K			0-0 BB 1B 1B	4-0 FC6-2 BB		0-0 5-3	3	1	1	0	0	1	0								
Lonnie Smith, R (9, PH) OBP: 0.359, SLG: 0.342												0	0	0	1	1	0	0								
Bruce Sutter, R (10, 1)												0	0	0	0	0	0	0								
Chris Speier, R (11, PH) OBP: 0.220, SLG: 0.262												1	0	0	0	0	0	1								
David Green, R (1, 3) OBP: 0.284, SLG: 0.399			0-3 K		0-0 6-3			0-3 K	0-0 FC6-2			4	0	0	0	0	2	4								
Bill Lyons, R (1, 6) OBP: 0.185, SLG: 0.087			0-3 K		0-0 6-3		0-0 6-3	4-0 1B 1-2 BB	0-3 K			2	0	0	0	0	1	0								
Mike Jorgensen, L (8, PH) OBP: 0.352, SLG: 0.312												0	0	0	0	0	1	0								
Tito Landrum, R (8, PH) OBP: 0.340, SLG: 0.412												0	0	0	0	0	0	0								
Jeff Lehti, R (8, 1) OBP: 0.250, SLG: 0.250												0	0	0	0	0	0	0								
Tom Nieto, R (9, PH) OBP: 0.339, SLG: 0.412												1	0	0	0	0	1	3								
Kurt Kepshire, L (1, 1) OBP: 0.063, SLG: 0.063			0-3 K				0-3 K	0-0 G6-4-3 1-3 2-H 1B		0-0 F9		2	0	0	0	0	2	0								
Steve Braun, L (8, PH) OBP: 0.370, SLG: 0.291												1	0	1	1	0	0	0								
Art Howe, R (8, PH) OBP: 0.317, SLG: 0.291												1	0	0	0	0	0	0								
Inning Stats	R: 0 E: 0 K: 2 S: 7	H: 0 LOB: 0 BB: 0 P: 7	R: 0 E: 0 K: 0 S: 3	H: 0 LOB: 0 BB: 0 P: 3	R: 0 E: 0 K: 3 S: 9	H: 0 LOB: 0 BB: 0 P: 9	R: 0 E: 0 K: 0 S: 4	H: 1 LOB: 1 BB: 0 P: 4	R: 0 E: 0 K: 2 S: 7	H: 0 LOB: 0 BB: 0 P: 7	R: 0 E: 0 K: 1 S: 6	H: 1 LOB: 1 BB: 0 P: 6	R: 0 E: 0 K: 1 S: 3	H: 0 LOB: 0 BB: 0 P: 3	R: 1 E: 0 K: 1 S: 6	H: 2 LOB: 2 BB: 1 P: 10	R: 1 E: 0 K: 2 S: 9	H: 2 LOB: 3 BB: 2 P: 17	R: 0 E: 0 K: 1 S: 5	H: 0 LOB: 0 BB: 0 P: 5	R: 0 E: 0 K: 0 S: 4	H: 1 LOB: 1 BB: 0 P: 4	1B: 6 2B: 1 3B: 0 HR: 0	SF: 0 SAC: 0 DP: 1 HBP: 0	WP: 0 PB: 0 SB: 2 CS: 0	PA: 42
PITCHER	IP	WLS	BF	H	R	ER	SO	BB	IBB	HBP	BLK	WP	HR	S	P	ERA	WHIP									
Jay Tibbs, R (1, 1) ERA: 2.18	8.0		30	6	2	2	9	1	0	0	0	0	0	47	51	2.25	0.875									
Ted Power, R (9, 1) ERA: 3.09	0.1		2	0	0	0	1	0	1	0	0	0	0	3	7	0.00	0.000									
John Franco, L (9, 1) ERA: 2.77	0.2		3	0	0	0	1	1	0	0	0	0	0	4	8	0.00	1.500									
Tom Hume, R (10, 1) ERA: 5.44	2.0	W	7	1	0	0	1	0	0	0	0	0	0	9	9	0.00	0.500									

AB	39
R	2
H	7
RBI	2
BB	3
SO	12
LOB	18



Batter	1	2	3	4	5	6	7	8	9	AB R H RBI BB SO LOB	TOP
Bob Dernier, R OBP: 0.383, SLG: 0.387 (1, 8) X	0-0 23 6-3 1B 2B		0-0 F3		0-0 F9			0-0 F8		4 1 1 0 0 0 0	
23 Ryne Sandberg, R OBP: 0.369, SLG: 0.530 (1, 4) X	0-0 6-3 2-3		0-0 BB HR 1B		0-3 K			0-0 4-3		4 1 1 0 0 1 1	
Gary Matthews, R OBP: 0.399, SLG: 0.396 (1, 7) X	0-0 G1-6-3 1B		4-0 HR BB		4-0 CS BB			0-0 F3		2 1 1 1 2 0 0	
Leon Durham, L OBP: 0.383, SLG: 0.526 (1, 3) X	0-0 G1-6-3 1-2f		0-0 HR		0-0 F8			4-0 BB		3 1 1 3 1 0 2	
Keith Moreland, R OBP: 0.342, SLG: 0.454 (1, 9) X		0-0 1-3	0-0 F4		0-3 K 1-2			0-0 F8		4 0 0 0 0 1 2	
Ron Cey, R OBP: 0.311, SLG: 0.413 (1, 5) X		0-0 F6		0-0 G6-4-3 1B		4-0 2-3 BB		0-0 F8		3 0 1 0 1 0 1	
Jody Davis, R OBP: 0.325, SLG: 0.452 (1, 2) X		4-0 BB	0-0 G6-4-3 1-2f		0-0 2-3 1-2			0-0 F7		3 0 0 0 1 0 3	
Tom Verzyer, R OBP: 0.250, SLG: 0.205 (1, 6) X		0-0 4-3	0-0 6-3		0-0 5-3					3 0 0 0 0 0 2	
Dick Ruthven, R OBP: 0.229, SLG: 0.294 Jay Johnstone, L OBP: 0.368, SLG: 0.391 George Frazier, R OBP: 0.200, SLG: 0.200 (1, 1) (7, PH) (7, 1)			0-3 K		0-0 F9		0-3 K			2 0 0 0 0 1 0 1 0 0 0 0 1 1 0 0 0 0 0 0 0	
Inning Stats	R: 1 H: 2 E: 0 LOB: 0 K: 0 BB: 0 S: 4 P: 4	R: 0 H: 0 E: 0 LOB: 1 K: 0 BB: 1 S: 3 P: 7	R: 3 H: 2 E: 0 LOB: 0 K: 1 BB: 1 S: 7 P: 11	R: 0 H: 1 E: 0 LOB: 0 K: 0 BB: 0 S: 3 P: 3	R: 0 H: 0 E: 0 LOB: 0 K: 1 BB: 0 S: 5 P: 5	R: 0 H: 0 E: 0 LOB: 0 K: 1 BB: 1 S: 4 P: 8	R: 0 H: 0 E: 0 LOB: 1 K: 1 BB: 1 S: 5 P: 9	R: 0 H: 0 E: 0 LOB: 0 K: 0 BB: 0 S: 3 P: 3	R: 0 H: 0 E: 0 LOB: 1 K: 0 BB: 1 S: 3 P: 7	1B: 3 SF: 0 2B: 1 SAC: 0 3B: 0 DP: 2 HR: 1 HBP: 0	WP: 0 PA: 34 PB: 0 SB: 0 CS: 1
PITCHER Mario Soto, R ERA: 3.25 (1, 1)	IP WLS BF H R ER SO BB IBB HBP BLK WP HR S P ERA WHIP	9.0 W 34 5 4 4 4 5 0 0 0 0 1 37 57 4.00 1.111									

Chicago Cubs @ Cincinnati Reds
Riverfront Stadium, Cincinnati, OH
Fri Aug 17 1984, 7:05 PM EDT
Att: 35,038 - Unknown

livebaseballscorecards.com

AB 29
R 4
H 5
RBI 4
BB 5
SO 4
LOB 12



Batter	1	2	3	4	5	6	7	8	9	AB	R	H	RBI	BB	SO	LOB
Gary Redus, R OBP: 0.348, SLG: 0.394 Eddie Milner, L OBP: 0.367, SLG: 0.389	0-0 S E 1B	0-0 F8			0-0 F9		0-0 6-3			4	1	1	0	0	0	2
Pete Rose, S OBP: 0.337, SLG: 0.301	0-0 E8 1B	0-0 G4-6-3			0-0 6-3		0-0 6-3	2B		4	1	2	2	0	0	1
Dave Parker, L OBP: 0.318, SLG: 0.401	0-0 F8		0-0 F3		0-0 HR		4-0 IBB			3	1	1	1	1	0	1
Cesar Cedeno, R OBP: 0.313, SLG: 0.397	0-3 K		0-0 HR		0-0 CS 1B		0-0 F5			4	1	2	1	0	1	3
Brad Gulden, L OBP: 0.279, SLG: 0.321	0-0 2B 1B		0-0 F9		0-0 CS 1B		0-0 4-3			4	1	2	1	0	0	0
Dave Concepcion, R OBP: 0.299, SLG: 0.323	0-0 1B 2B		0-0 6-3		0-0 E5 PO		0-0 4-3			4	0	1	1	0	0	1
Ron Oester, S OBP: 0.295, SLG: 0.305	4-0 BB		0-3 K		0-0 F7		0-0 1B			3	0	1	0	1	1	1
Tom Foley, L OBP: 0.299, SLG: 0.341	0-3 K		0-0 F4		0-0 PO		0-0 SH3-4 2B 1B		0-0 F7	4	1	1	0	0	1	3
Mario Soto, R OBP: 0.197, SLG: 0.303		0-0 G4-6-3 1B		0-0 6-3		0-0 SH3-4				2	0	1	0	0	0	0

Inning Stats	R: 3	H: 4	E: 1	K: 2	S: 11	LOB: 2	BB: 1	P: 15	R: 0	H: 1	E: 0	K: 0	S: 3	LOB: 0	BB: 0	P: 3	R: 1	H: 1	E: 0	K: 0	S: 4	LOB: 0	BB: 0	P: 4	R: 0	H: 0	E: 0	K: 1	S: 5	LOB: 0	BB: 0	P: 5	R: 1	H: 2	E: 1	K: 0	S: 3	LOB: 0	BB: 0	P: 3	R: 1	H: 2	E: 0	K: 0	S: 5	LOB: 2	BB: 1	P: 9	R: 0	H: 1	E: 0	K: 0	S: 4	LOB: 1	BB: 0	P: 4
1B: 8	SF: 0	2B: 2	SAC: 1	3B: 0	DP: 1	HR: 2	HBP: 0	WP: 0	PA: 37	PB: 0	SB: 1	CS: 2																																												

PITCHER	IP	WLS	BF	H	R	ER	SO	BB	IBB	HBP	BLK	WP	HR	S	P	ERA	WHIP
Dick Ruthven, R ERA: 4.41	(1, 1)	6.0	L	25	9	5	5	3	1	0	0	0	2	30	34	7.50	1.667
George Frazier, R ERA: 3.89	(7, 1)	2.0		10	3	1	1	0	0	1	0	0	0	9	13	4.50	1.500

BOTTOM

Chicago Cubs @ Cincinnati Reds
Riverfront Stadium, Cincinnati, OH
Fri Aug 17 1984, 7:05 PM EDT
Att. 35,038 - Unknown

AB	32
R	6
H	12
RBI	6
BB	2
SO	3
LOB	12



WP	HR	S	P	ERA	WHIP
0	0	1	1	0	0

livebaseballscorecards.com

Batter	1	2	3	4	5	6	7	8	9	AB R H RBI BB SO LOB	TOP											
Bob Dernier, R OBP: 0.382, SLG: 0.386 (1, 8)										6 1 2 0 0 0 1												
23 Ryne Sandberg, R OBP: 0.369, SLG: 0.530 (1, 4)										5 2 2 0 0 1 3												
Gary Matthews, R OBP: 0.403, SLG: 0.401 Henry Cotto, R OBP: 0.343, SLG: 0.323 (1, 7) (8, PR) (8, 7)										3 3 2 1 2 0 1 0 1 0 0 0 0 0												
Leon Durham, L OBP: 0.386, SLG: 0.528 (1, 3)										4 2 2 3 1 0 2												
Keith Moreland, R OBP: 0.340, SLG: 0.451 (1, 9)										5 1 1 0 0 0 4												
Ron Cey, R OBP: 0.314, SLG: 0.426 Tom Verzyer, R OBP: 0.250, SLG: 0.205 (1, 5) (8, 5)										5 1 3 3 0 0 1 0 0 0 0 0 0 0												
Jody Davis, R OBP: 0.322, SLG: 0.446 (1, 2)										5 1 0 1 0 1 4												
Larry Bowa, S OBP: 0.264, SLG: 0.265 (1, 6)										5 1 2 0 0 0 1												
Rick Sutcliffe, L OBP: 0.216, SLG: 0.250 Tim Stoddard, R OBP: 0.091, SLG: 0.091 Lee Smith, R OBP: 0.100, SLG: 0.100 (1, 1) (6, 1) (7, 1)										3 0 1 1 0 1 1 1 0 0 0 0 0 1 1 0 0 0 0 1 0												
Inning Stats	R: 7 E: 4 K: 1 S: 12	H: 4 LOB: 1 BB: 1 P: 16	R: 1 E: 0 K: 0 S: 4	H: 2 LOB: 1 BB: 1 P: 8	R: 0 E: 0 K: 1 S: 5	H: 0 LOB: 0 BB: 0 P: 5	R: 0 E: 0 K: 0 S: 4	H: 1 LOB: 1 BB: 0 P: 4	R: 0 E: 0 K: 0 S: 4	H: 1 LOB: 1 BB: 0 P: 4	R: 1 E: 0 K: 0 S: 5	H: 3 LOB: 1 BB: 0 P: 5	R: 0 E: 0 K: 1 S: 6	H: 1 LOB: 1 BB: 0 P: 6	R: 4 E: 0 K: 0 S: 6	H: 3 LOB: 1 BB: 1 P: 10	R: 0 E: 0 K: 1 S: 5	H: 0 LOB: 0 BB: 0 P: 5	1B: 9 2B: 5 3B: 0 HR: 1	SF: 0 SAC: 0 DP: 1 HBP: 0	WP: 0 PB: 0 SB: 4 CS: 0	PA: 46
PITCHER	IP WLS BF H R ER SO BB IBB HBP BLK WP HR S P ERA WHIP																					
Ron Robinson, R ERA: 3.86 (1, 1)	0.1 L 9 4 7 1 0 1 0 0 0 0 0 0 8 12 27.00 15.000																					
Bob Owchinko, L ERA: 4.56 (1, 1)	1.2 7 2 1 1 1 1 1 0 0 0 0 0 8 12 5.40 1.800																					
Frank Pastore, R ERA: 6.26 (3, 1)	3.0 11 2 0 0 1 0 0 0 0 0 0 0 13 13 0.00 0.667																					
John Franco, L ERA: 2.83 (6, 1)	2.0 9 4 1 1 1 0 0 0 0 0 0 0 11 11 4.50 2.000																					
Tom Hume, R ERA: 5.7 (8, 1)	2.0 10 3 4 4 1 0 1 0 0 0 0 1 11 15 18.00 1.500																					

Chicago Cubs @ Cincinnati Reds
Riverfront Stadium, Cincinnati, OH
Sat Aug 18 1984, 7:05 PM EDT
Att: 32,256 - Unknown

livebaseballscorecards.com

AB	43
R	13
H	15
RBI	9
BB	3
SO	4
LOB	19



BOTTOM

Chicago Cubs @ Cincinnati Reds
Riverfront Stadium, Cincinnati, OH

Sat Aug 18 1984, 7:05 PM EDT
Att. 32,256 - Unknown

livebaseballscorecards.com

AB 41
R 11
H 16
RBI 9
BB 8
SO 10
LOB 27



WP: 0 PA: 50
PB: 0
SB: 2
CS: 0

AB R H RBI BB SO LOB

3	3	1	1	2	1	1
6	0	3	2	0	2	2
6	0	4	3	0	0	1
4	2	1	1	2	2	6
5	1	1	0	1	0	6
4	1	1	1	1	2	3
4	1	1	1	1	1	3
5	2	4	0	0	0	1
0	0	0	0	0	0	0
0	0	0	0	0	0	0
0	1	0	0	0	1	1
0	1	0	0	0	0	0
0	0	0	0	0	1	1
0	0	0	0	0	0	0
0	0	0	0	0	0	1
0	0	0	0	0	0	0
1	0	0	0	0	0	1

Batter	1	2	3	4	5	6	7	8	9
Gary Redus, R (1, 8) OBP: 0.350, SLG: 0.394	4-0 S 1B BB	0-0 F8		0-0 SF8		0-3 K		4-0 F3 S 1B BB	0-0 1B 1B
Pete Rose, S (1, 3) OBP: 0.340, SLG: 0.306	0-3 K 1-2		0-0 1B 1B	0-0 1B 1-2 2-H		0-0 6-3		0-3 K 1-2	0-0 F8 1B 1B 1-2 3-H
Dave Parker, L (1, 9) OBP: 0.322, SLG: 0.405	0-0 BB 2-H 1B		0-0 G4-6-3 1B 1-2	0-0 1B 1-2 2-H		0-0 F9		0-0 F3 2-3	0-0 1B 1-2 2-H
Cesar Cedeno, R (1, 7) OBP: 0.317, SLG: 0.395	4-0 1-2 BB		0-3 K 1-2	0-3 K			4-0 BB 1B BB	0-0 1B E 1B 3-H	0-0 F8 2-3
Brad Gulden, L (1, 2) OBP: 0.281, SLG: 0.318	0-0 F6		0-0 G4-6-3 1-2f			0-0 F8		4-0 1B G4-6-3 BB 1-2	0-0 F4
Dave Concepcion, R (1, 5) OBP: 0.300, SLG: 0.322	0-3 K			0-3 K BB	4-0 2B BB		0-0 G4-6-3 1B 1-3 2-H	0-0 E5 1-2 2-H	
Ron Oester, S (1, 4) OBP: 0.296, SLG: 0.307		0-3 K		4-0 2B SF8 BB	0-0 2B 1-H		0-0 G4-6-3 1-2f 3-H	0-0 F9	
Tom Foley, L (1, 6) OBP: 0.309, SLG: 0.356			0-0 1B	0-0 1B 2B	0-0 F7		0-0 1B		0-0 1B 4-3 1B
Ron Robinson, R Bob Owschinko, L Skeeter Barnes, R Frankie Robinson, R Eddie Miller, R John Franco, L Wayne Krenchicki, L Tom Hume, R Tony Peña, R		0-3 K		4-0 1B BB	0-3 K		0-0 F9		0-0 4-3

Inning Stats	R: 1	H: 1	E: 0	K: 2	S: 8	LOB: 2	BB: 2	P: 16	R: 0	H: 1	E: 0	K: 2	S: 8	LOB: 1	BB: 0	P: 8	R: 0	H: 2	E: 0	K: 1	S: 6	LOB: 1	BB: 0	P: 6	R: 3	H: 3	E: 0	K: 2	S: 10	LOB: 2	BB: 2	P: 18	R: 1	H: 1	E: 0	K: 1	S: 6	LOB: 1	BB: 1	P: 10	R: 0	H: 0	E: 0	K: 1	S: 5	LOB: 0	BB: 0	P: 5	R: 2	H: 2	E: 1	K: 1	S: 8	LOB: 1	BB: 2	P: 12	R: 2	H: 2	E: 0	K: 1	S: 8	LOB: 2	BB: 1	P: 12	R: 2	H: 4	E: 0	K: 0	S: 7	LOB: 2	BB: 0	P: 7	1B: 14	SF: 1	2B: 2	SAC: 0	3B: 0	DP: 2	HR: 0	HBP: 0
--------------	------	------	------	------	------	--------	-------	-------	------	------	------	------	------	--------	-------	------	------	------	------	------	------	--------	-------	------	------	------	------	------	-------	--------	-------	-------	------	------	------	------	------	--------	-------	-------	------	------	------	------	------	--------	-------	------	------	------	------	------	------	--------	-------	-------	------	------	------	------	------	--------	-------	-------	------	------	------	------	------	--------	-------	------	--------	-------	-------	--------	-------	-------	-------	--------

PITCHER	IP	WLS	BF	H	R	ER	SO	BB	IBB	HBP	BLK	WP	HR	S	P	ERA	WHIP
Rick Sutcliffe, R (1, 1) ERA: 4.21	5.0	W	27	8	5	5	8	5	0	0	0	0	0	38	58	9.00	2.600
Tim Stoddard, R (6, 1) ERA: 3.45	1.0		6	1	2	2	1	2	0	0	0	0	0	6	14	18.00	3.000
Lee Smith, R (7, 1) ERA: 3.46	3.0	S	17	7	4	3	1	1	0	0	0	0	0	18	22	9.00	2.667

Batter	1	2	3	4	5	6	7	8	9	AB R H RBI BB SO LOB	TOP									
Bob Dernier, R (1, 8) OBP: 0.380, SLG: 0.384	0-0 1B 23 S	0-0 1-4 1-2f		0-0 F3	0-0 5-3			0-0 5-3		5 1 1 0 0 0 2										
23 Ryne Sandberg, R (1, 4) OBP: 0.369, SLG: 0.530	4-0 1B HR BB	0-3 K		0-3 K		0-0 F9		0-0 FC6-5 2B	4 1 1 0 1 2 1											
Gary Matthews, R (1, 7) OBP: 0.401, SLG: 0.401	0-3 K		0-0 F7		0-0 1B 2B	0-0 4-3		0-0 FC6-5 S	5 1 1 0 0 1 3	0 0 0 0 0 0 0										
Henry Cotto, R (9, PR) OBP: 0.343, SLG: 0.323								2-3												
Leon Durham, L (1, 3) OBP: 0.383, SLG: 0.522	0-0 F7		0-0 F8		4-0 1B E BB	0-0 F8		0-0 F8	4 1 0 0 1 0 3											
Keith Moreland, R (1, 9) OBP: 0.343, SLG: 0.453	0-0 HR 1B		0-0 1B 1B		0-0 FC4 1B		0-0 F3	0-0 6-3 1-2	5 1 3 2 0 0 1											
Ron Cey, R (1, 5) OBP: 0.316, SLG: 0.435	0-0 HR		0-0 1B		0-0 F4		0-0 6-3		4 1 2 3 0 0 2											
Jody Davis, R (1, 2) OBP: 0.321, SLG: 0.444	0-0 1B		0-0 5-3		0-0 FC4 HR		0-0 F7		4 1 1 0 0 0 3											
Larry Bowa, S (1, 6) OBP: 0.264, SLG: 0.262	0-0 F7			0-0 F3	4-0 HR BB			0-0 6-3	3 1 0 0 1 0 1											
Scott Sanderson, R (1, 1) OBP: 0.250, SLG: 0.156		0-0		4-0 BB				0-0 4-3	1 0 1 0 1 0 0											
Warren Brusstar, R (4, 1) OBP: 0.333, SLG: 0.200									0 0 0 0 0 0 0											
Thad Bosley, L (5, PH) OBP: 0.362, SLG: 0.388		0-0 1-4 1B							1 1 1 3 0 0 0											
George Frazier, R (5, 1) OBP: 0.167, SLG: 0.167					1-2f HR				1 0 0 0 0 0 0											
Inning Stats	R: 4 E: 0 K: 1 S: 9	H: 4 LOB: 1 BB: 1 P: 13	R: 0 E: 0 K: 1 S: 5	H: 1 LOB: 0 BB: 0 P: 5	R: 0 E: 0 K: 0 S: 5	H: 2 LOB: 2 BB: 0 P: 5	R: 0 E: 0 K: 1 S: 5	H: 0 LOB: 1 BB: 1 P: 9	R: 5 E: 1 K: 0 S: 6	H: 3 LOB: 0 BB: 2 P: 14	R: 0 E: 0 K: 0 S: 3	H: 0 LOB: 0 BB: 0 P: 3	R: 0 E: 0 K: 0 S: 3	H: 0 LOB: 0 BB: 0 P: 3	R: 0 E: 0 K: 0 S: 4	H: 1 LOB: 2 BB: 0 P: 4	1B: 7 2B: 3 3B: 0 HR: 2	SF: 0 SAC: 0 DP: 1 HBP: 0	WP: 0 PB: 0 SB: 2 CS: 0	PA: 41
PITCHER	IP WLS BF H R ER SO BB IBB HBP BLK WP HR S P ERA WHIP																			
Jeff Russell, R (1, 1) ERA: 4.2	4.2 L 27 10 9 9 3 4 0 0 0 0 2 29 45 17.36 3.000																			
Bob Owchinko, L (5, 1) ERA: 4.48	1.1 4 0 0 0 0 0 0 0 0 0 0 4 4 0.00 0.000																			
Tom Hume, R (7, 1) ERA: 5.59	2.0 6 0 0 0 0 0 0 0 0 0 0 6 6 0.00 0.000																			
Ted Power, R (9, 1) ERA: 3.06	1.0 4 1 0 0 0 0 0 0 0 0 0 4 4 0.00 1.000																			

Chicago Cubs @ Cincinnati Reds
Riverfront Stadium, Cincinnati, OH
Sun Aug 19 1984, 3:33 AM EDT
Att: 38,404 - Unknown

livebaseballscorecards.com

AB	37
R	9
H	11
RBI	8
BB	4
SO	3
LOB	16



Batter	1	2	3	4	5	6	7	8	9	AB	R	H	RBI	BB	SO	LOB
Gary Redus, R (1, 8) Tom Hume, R (7, 1) Wayne Krenchicki, L (8, PH) Ted Power, R (9, 1)	0-0 5-3		0-3 K	0-0 1B 2B		0-3 K		0-0 4-3		4	1	1	1	0	2	1
Pete Rose, S (1, 3)	0-0 WP 1B		0-0 6-3	0-0 1B			0-0 FC5-4 1B		0-0 3-1	5	1	3	1	0	0	0
Dave Parker, L (1, 9)	0-3 K		0-0 F6		0-3 K		0-0 FC5-4 E 1-2f		0-0 6-3	5	0	0	0	0	2	2
Cesar Cedeno, R (1, 7)	0-0 S 1B			0-0 BB 1B 2B 1B	0-0 4-3 2B		0-0 E5 1-2		0-0 F7	5	1	3	1	0	0	1
Brad Gulden, L (1, 2)	0-3 K 1-2			0-0 F6	0-0 4-3 2B		0-0 F7		0-0 F7	4	0	0	0	0	1	5
Dave Concepcion, R (1, 5)		0-0 1B		0-0 BB 2B 1B	0-0 F2		0-0 F7			4	1	2	0	0	0	3
Ron Oester, S (1, 4)		0-3 K		0-0 F8		0-0 2B		0-0 3-1		4	0	1	0	0	1	3
Tom Foley, L (1, 6)		0-3 K		4-0 BB 2B BB	0-0 F8		0-0 F9			3	1	0	0	1	1	2
Jeff Russell, R (1, 1) Bob Owchinko, L (5, 1) Eddie Milner, L (6, PH)		0-0 F8		0-0 BB 2B 2B	0-0 K		0-0 1B			2	1	1	3	0	0	1

Inning Stats	R: 1	H: 2	E: 0	K: 2	S: 9	H: 2	LOB: 1	BB: 0	P: 9	R: 0	H: 1	E: 0	K: 2	S: 8	R: 0	H: 0	E: 0	K: 1	S: 5	R: 5	H: 5	E: 0	K: 0	S: 7	R: 0	H: 1	E: 0	K: 1	S: 6	R: 0	H: 1	E: 1	K: 0	S: 5	R: 0	H: 1	E: 0	K: 0	S: 4	R: 0	H: 0	E: 0	K: 0	S: 3	1B: 8	SF: 0	3B: 0	HR: 0
--------------	------	------	------	------	------	------	--------	-------	------	------	------	------	------	------	------	------	------	------	------	------	------	------	------	------	------	------	------	------	------	------	------	------	------	------	------	------	------	------	------	------	------	------	------	------	-------	-------	-------	-------

PITCHER	IP	WLS	BF	H	R	ER	SO	BB	IBB	HBP	BLK	WP	HR	S	P	ERA	WHIP
Scott Sanderson, R (1, 1) ERA: 3.43	3.2		19	7	6	6	5	1	0	0	0	1	0	28	32	14.73	2.182
Warren Brusstar, R (4, 1) ERA: 3.75	0.1		1	1	0	0	0	0	0	0	0	0	0	1	1	0.00	3.000
George Frazier, R (5, 1) ERA: 3.67	5.0	W	20	4	0	0	3	0	0	0	0	0	0	26	26	0.00	0.800

BOTTOM

Chicago Cubs @ Cincinnati Reds
Riverfront Stadium, Cincinnati, OH

Sun Aug 19 1984, 3:33 AM EDT
Att. 38,404 - Unknown

AB	39
R	6
H	12
RBI	6
BB	1
SO	8
LOB	20



WP	PA	ERA	WHIP
1	40		

Batter	1	2	3	4	5	6	7	8	9	AB R H RBI BB SO LOB	TOP											
Willie McGee, S OBP: 0.326, SLG: 0.403 (1, 8) X	0-0 CS 1B	0-3 K		0-0 F9	0-0 F8			4-0 G4-6-3 BB		4 0 1 0 1 1 2												
Tom Herr, S OBP: 0.318, SLG: 0.323 (1, 4) X	0-0 F8	0-0 F2		4-0 2B BB		0-0 F3 1B 2B		0-0 G4-6-3 1-2f		4 2 1 0 1 0 3												
Terry Pendleton, S OBP: 0.391, SLG: 0.435 (1, 5) X	0-0 1B 1-2 1B		0-0 FC5-4 1B	0-0 2B 1-H 2-H		0-0 F3 2-3		0-0 F8		5 1 3 2 0 0 1												
George Hendrick, R OBP: 0.313, SLG: 0.389 (1, 9) X	0-0 1B 1-3 1B		0-0 FC5-4 1-2f	0-3 K		0-0 G4-6-3 1B 3-H		0-3 K		5 0 2 1 0 2 2												
Lonnie Smith, R OBP: 0.362, SLG: 0.351 (1, 7) X Andy Van Slyke, L OBP: 0.343, SLG: 0.344 (5, 7)	0-0 1-3 3-H 1B		0-3 K		0-0 HR 1B	0-0 G4-6-3 1-2f		4-0 6-4 S BB		3 1 2 1 0 1 1 1 0 0 0 1 0 1												
Darrell Porter, L OBP: 0.337, SLG: 0.368 (1, 2) X	0-0 4-3		0-0 4-3		0-0 HR 1-H		4-0 6-3 6-3 BB	0-0 6-4 1-3f		4 1 1 2 1 0 4												
David Green, R OBP: 0.292, SLG: 0.421 (1, 3)		0-0 2B 5-3 1B		0-0 F3	0-0 SF8 3B		0-0 6-3			4 2 2 0 0 0 1												
Ozzie Smith, S OBP: 0.347, SLG: 0.347 (1, 6)		0-0 5-3 1-3 2B		0-0 1B 3B	0-0 F3		0-0 6-3			4 1 2 0 0 0 2												
Dave LaPoint, L OBP: 0.100, SLG: 0.083 (1, 1) Neil Allen, R OBP: 0.222, SLG: 0.333 (5, 1) Dave Vonohlen, L OBP: 1.000, SLG: 1.000 (5, 1) Jeff Lahti, R OBP: 0.200, SLG: 0.200 (6, 1)		0-0 5-3 2-3 3-H		0-0 BB 2B 1B 3-H	0-0 SF8		0-0 F1			2 1 1 3 0 0 1 0 0 0 0 0 0 0 0 0 0 0 0 0 0 1 0 0 0 0 0 1												
Inning Stats	R: 1 E: 0 K: 0 S: 6	H: 4 LOB: 2 BB: 0 P: 6	R: 1 E: 0 K: 1 S: 7	H: 2 LOB: 1 BB: 0 P: 7	R: 0 E: 0 K: 1 S: 6	H: 1 LOB: 1 BB: 0 P: 6	R: 3 E: 0 K: 1 S: 8	H: 3 LOB: 1 BB: 1 P: 12	R: 3 E: 0 K: 0 S: 6	H: 3 LOB: 0 BB: 0 P: 6	R: 1 E: 0 K: 0 S: 4	H: 2 LOB: 0 BB: 0 P: 4	R: 0 E: 0 K: 0 S: 3	H: 0 LOB: 1 BB: 1 P: 7	R: 0 E: 0 K: 0 S: 2	H: 0 LOB: 0 BB: 1 P: 6	R: 0 E: 0 K: 1 S: 4	H: 0 LOB: 0 BB: 1 P: 8	1B: 9 2B: 4 3B: 2 HR: 1	SF: 1 SAC: 0 DP: 3 HBP: 0	WP: 0 PB: 0 SB: 2 CS: 1	PA: 42
PITCHER	IP WLS BF H R ER SO BB IBB HBP BLK WP HR S P ERA WHIP																					
Jay Tibbs, R ERA: 2.81 (1, 1)	4.0 L 22 10 5 5 3 1 0 0 0 0 0 0 27 31 11.25 2.750																					
Ron Robinson, R ERA: 10.8 (5, 1)	1.0 6 3 3 3 0 0 0 0 0 0 0 1 6 6 27.00 3.000																					
Frank Pastore, R ERA: 6.15 (6, 1)	3.0 11 2 1 1 0 2 0 0 0 0 0 0 9 17 3.00 1.333																					
John Franco, L ERA: 2.78 (9, 1)	1.0 3 0 0 0 0 1 1 0 0 0 0 0 4 8 0.00 1.000																					

St. Louis Cardinals @ Cincinnati Reds
Riverfront Stadium, Cincinnati, OH
Mon Aug 20 1984, 7:05 PM EDT
Att: 12,999 - Unknown

livebaseballscorecards.com

AB	37
R	9
H	15
RBI	9
BB	4
SO	4
LOB	19



Batter	1	2	3	4	5	6	7	8	9	AB	R	H	RBI	BB	SO	LOB
Gary Redus, R (1, 8) OBP: 0.350, SLG: 0.395 John Franco, L (9, 1)	0-0 F3	0-0 1B			0-3 K	0-0 1B FC5-4		0-0 F6		5	1	2	1	0	1	0
Ron Oester, S (1, 4) OBP: 0.294, SLG: 0.308	0-0 1-3	0-0 F9			0-0 5-3	0-0 1B FC5-4		0-0 F7		5	0	1	0	0	0	2
Dave Parker, L (1, 9) OBP: 0.322, SLG: 0.409	0-0 1B		0-0 5-3		0-0 HR 1B	0-0 1B FC5-4			0-0 HR	5	2	3	2	0	0	1
Cesar Cedeno, R (1, 7) OBP: 0.324, SLG: 0.414	0-3 K		4-0 BB		0-0 HR	0-3 K			0-0 5-3	4	1	1	2	1	2	2
Nick Esasky, R (1, 3) OBP: 0.300, SLG: 0.375		0-0 5-3	0-0 F9		4-0 WP BB BB	0-0 FC4			0-3 K	4	1	0	0	1	1	2
Dave Concepcion, R (1, 6) OBP: 0.303, SLG: 0.321		4-0 1B BB	0-0 F6		4-0 BB WP		0-0 1-3		0-3 K	3	1	0	0	2	1	1
Skeeter Barnes, R (1, 5) OBP: 0.235, SLG: 0.258 Wayne Krenchicki, L (5, PH) (6, 5) OBP: 0.306, SLG: 0.393		0-0 F9		0-0 G4-6-3 1B	4-0 BB	1-2 2-3 BB	0-0 3-3 1B			2	0	1	0	0	0	1
Dave Vangorder, R (1, 2) OBP: 0.260, SLG: 0.197 Brad Gulden, L (7, PH) (8, 2) OBP: 0.275, SLG: 0.311		0-0 1B 1B	0-0 F8		4-0 BB	1-2 2-3 3-H BB	0-0 8-3			2	1	1	2	1	0	1
Jay Tibbs, R (1, 1) OBP: 0.158, SLG: 0.158 Tom Foley, L (4, PH) (5, 1) OBP: 0.307, SLG: 0.349 Ron Robinson, R (5, PH) (6, 1) OBP: 0.343, SLG: 0.310 Frank Pastore, R (8, PH) (8, 8) OBP: 0.171, SLG: 0.037 Eddie Milner, L (8, 8) OBP: 0.366, SLG: 0.387		0-0 1B 1B	0-0 G4-6-3		0-0 F1		0-0 4-3			1	0	1	0	0	0	0

Inning Stats	R: 0	H: 1	E: 0	K: 1	S: 6	LOB: 1	BB: 0	P: 6	R: 2	H: 3	E: 0	K: 0	S: 6	LOB: 2	BB: 1	P: 10	R: 0	H: 0	E: 0	K: 0	S: 3	LOB: 1	BB: 1	P: 7	R: 0	H: 1	E: 0	K: 0	S: 3	LOB: 0	BB: 0	P: 3	R: 3	H: 2	E: 0	K: 1	S: 7	LOB: 3	BB: 4	P: 23	R: 1	H: 2	E: 0	K: 1	S: 7	LOB: 1	BB: 0	P: 7	R: 0	H: 1	E: 0	K: 0	S: 3	LOB: 0	BB: 0	P: 3	R: 0	H: 0	E: 0	K: 0	S: 3	LOB: 0	BB: 0	P: 3	R: 1	H: 1	E: 0	K: 2	S: 8	LOB: 0	BB: 0	P: 8	1B: 9	SF: 0	2B: 1	SAC: 0	3B: 0	DP: 2	HR: 2	HBP: 0	WP: 1	PA: 42
--------------	------	------	------	------	------	--------	-------	------	------	------	------	------	------	--------	-------	-------	------	------	------	------	------	--------	-------	------	------	------	------	------	------	--------	-------	------	------	------	------	------	------	--------	-------	-------	------	------	------	------	------	--------	-------	------	------	------	------	------	------	--------	-------	------	------	------	------	------	------	--------	-------	------	------	------	------	------	------	--------	-------	------	-------	-------	-------	--------	-------	-------	-------	--------	-------	--------


PITCHER	IP	WLS	BF	H	R	ER	SO	BB	IBB	HBP	BLK	WP	HR	S	P	ERA	WHIP
Dave LaPoint, L (1, 1) ERA: 3.72	4.2		24	7	5	5	2	4	0	0	0	0	1	24	40	9.64	2.357
Neil Allen, R (5, 1) ERA: 3.97	0.0		2	0	0	0	0	2	0	0	0	1	0	0	8	∞	∞
Dave Vonohlen, L (5, 1) ERA: 2.54	0.2		4	2	1	1	0	0	0	0	0	0	0	4	4	13.50	3.000
Jeff Lahti, R (6, 1) ERA: 3.15	3.2	W	12	2	1	1	3	0	0	0	0	0	1	18	18	2.46	0.545

BOTTOM

St. Louis Cardinals @ Cincinnati Reds
Riverfront Stadium, Cincinnati, OH

Mon Aug 20 1984, 7:05 PM EDT
Att. 12,999 - Unknown

AB	36
R	7
H	11
RBI	7
BB	6
SO	5
LOB	15



Batter	1	2	3	4	5	6	7	8	9	AB R H RBI BB SO LOB	TOP											
Willie McGee, S (1, 8) OBP: 0.327, SLG: 0.411	0-3 K			x 0-0 1B		x 0-0 HR		0-3 K		4 1 2 1 0 2 0												
Tom Herr, S (1, 4) OBP: 0.316, SLG: 0.320	0-0 F4			x 0-0 F9		x 0-0 F8		0-0 F6		4 0 0 0 0 0 1												
Terry Pendleton, S (1, 5) OBP: 0.380, SLG: 0.422	0-0 4-3			x 0-0 F7		x 0-0 F4		0-0 4-3		4 0 0 0 0 0 1												
George Hendrick, R (1, 9) OBP: 0.314, SLG: 0.391		x 0-0 1B		x 0-0 F5		x 0-0 F7		x 0-0 1B		4 0 2 0 0 0 1												
Lonnie Smith, R (1, 7) OBP: 0.359, SLG: 0.347	0-3 K			x 0-0 F3		x 0-0 F8		x 0-0 F8		4 0 0 0 0 1 1												
David Green, R (1, 3) OBP: 0.291, SLG: 0.419	0-3 K			x 0-0 F8		x 0-0 1B 1B		x 0-0 F9		4 0 1 0 0 1 1												
Tom Nieto, R (1, 2) OBP: 0.339, SLG: 0.411			0-3 K		x 0-0 BB 1B		x 0-0 1-2 1B		0-3 K	3 0 2 0 0 1 0 1 0 0 0 0 1 1												
Steve Braun, L (9, PH) OBP: 0.365, SLG: 0.280																						
Ozzie Smith, S (1, 6) OBP: 0.347, SLG: 0.345			x 0-0 F7		4-0 BB 1-2 BB		x 0-0 F7			2 0 0 0 1 0 2												
Kurt Kepshire, L (1, 1) OBP: 0.053, SLG: 0.053			x 0-0 6-3		0-3 K		x 0-0 F5			3 0 0 0 0 1 4 0 0 0 0 0 0 0												
Dave Rucker, L (7, 1) OBP: 0.200, SLG: 0.200																						
Inning Stats	R: 0 E: 0 K: 1 S: 5	H: 0 LOB: 0 BB: 0 P: 5	R: 0 E: 0 K: 2 S: 7	H: 1 LOB: 0 BB: 0 P: 7	R: 0 E: 0 K: 1 S: 5	H: 0 LOB: 0 BB: 0 P: 5	R: 0 E: 0 K: 0 S: 4	H: 1 LOB: 1 BB: 0 P: 4	R: 0 E: 0 K: 1 S: 6	H: 1 LOB: 2 BB: 1 P: 10	R: 1 E: 0 K: 0 S: 4	H: 1 LOB: 0 BB: 0 P: 4	R: 0 E: 0 K: 0 S: 5	H: 2 LOB: 2 BB: 0 P: 5	R: 0 E: 0 K: 1 S: 5	H: 0 LOB: 0 BB: 0 P: 5	R: 0 E: 0 K: 1 S: 6	H: 1 LOB: 1 BB: 0 P: 6	1B: 6 2B: 0 3B: 0 HR: 1	SF: 0 SAC: 0 DP: 0 HBP: 0	WP: 0 PB: 0 SB: 0 CS: 0	PA: 34
PITCHER	IP WLS BF H R ER SO BB IBB HBP BLK WP HR S P ERA WHIP												PITCHER	IP WLS BF H R ER SO BB IBB HBP BLK WP HR S P ERA WHIP								
Joe Price, L (1, 1) ERA: 3.77	7.0 W 27 6 1 1 5 1 0 0 0 0 0 1 36 40 1.29 1.000																					
Ted Power, R (8, 1) ERA: 2.99	2.0 S 7 1 0 0 2 0 0 0 0 0 0 0 11 11 0.00 0.500																					

St. Louis Cardinals @ Cincinnati Reds
Riverfront Stadium, Cincinnati, OH
Tue Aug 21 1984, 7:05 PM EDT
Att: 14,414 - Unknown

livebaseballscorecards.com

AB	33
R	1
H	7
RBI	1
BB	1
SO	7
LOB	12



Batter	1	2	3	4	5	6	7	8	9
Eddie Milner, L OBP: 0.367, SLG: 0.398 (1, 8)	0-3 K		0-0 F9		4-0 BB		0-0 HR		
Pete Rose, S OBP: 0.341, SLG: 0.306 (1, 3)	4-0 1B BB		0-0 5-3		0-0 F8		0-0 G3		
Dave Parker, L OBP: 0.321, SLG: 0.414 (1, 9)	0-0 F4		0-0 F7		0-0 HR		0-0 1-3		
Cesar Cedeno, R OBP: 0.323, SLG: 0.411 (1, 7)	0-0 1-2 1B		0-0 5-3		0-0 F8		0-0 F3		
Brad Gulden, L OBP: 0.275, SLG: 0.306 (1, 2)	0-0 F8		4-0 G6-4-3 BB		0-0 F8		0-0 4-3		
Dave Concepcion, R OBP: 0.300, SLG: 0.318 (1, 5)		0-0 5-3		0-0 G6-4-3		0-0 F4		0-0 5-3	
Skeeter Barnes, R OBP: 0.235, SLG: 0.258 (9, 5)				1-2					
Ron Oester, S OBP: 0.297, SLG: 0.308 (1, 4)		4-0 S BB		0-0 F6		0-0 SH3 1B		0-0 SH3	
Tom Foley, L OBP: 0.309, SLG: 0.351 (1, 6)		0-0 F9		0-0 BB 1B		0-0 SH3		0-0 SH3	
Joe Price, R OBP: 0.205, SLG: 0.190 (1, 1)		0-3 K		0-3 K		0-0 HR 1B			
Wayne Krenchicki, L OBP: 0.311, SLG: 0.398 (7, PH)									
Gary Redus, R OBP: 0.350, SLG: 0.395 (7, PR)									
Ted Power, R (8, 1)									

AB	R	H	RBI	BB	SO	LOB
3	1	1	2	1	1	0
3	0	0	0	1	0	3
4	1	1	1	0	0	2
4	0	1	0	0	0	0
3	0	0	0	1	0	2
4	0	0	0	0	0	1
0	0	0	0	0	0	0
2	1	1	0	1	0	0
2	0	1	0	0	0	1
2	0	0	0	0	2	2
1	0	1	1	0	0	0
0	1	0	0	0	0	0
0	0	0	0	0	0	0

WP	PA
0	33

Inning Stats		R	H	E	K	S	R		H	E	K	S	R		H	E	K	S	R		H	E	K	S	R		H	E	K	S	R		H	E	K	S													
R: 0 H: 1 E: 0 K: 1 S: 6		0	1	0	1	10	R: 0 H: 0 E: 0 K: 1 S: 5		0	0	1	9	R: 0 H: 0 E: 0 K: 0 S: 3		0	0	0	3	R: 0 H: 0 E: 0 K: 0 S: 2		0	0	1	6	R: 0 H: 1 E: 0 K: 1 S: 6		1	1	0	1	10	R: 1 H: 1 E: 0 K: 0 S: 4		1	1	0	4	R: 3 H: 3 E: 0 K: 0 S: 6		3	3	1	6	R: 0 H: 0 E: 0 K: 0 S: 3		0	0	0	3

PITCHER	IP	WLS	BF	H	R	ER	SO	BB	IBB	HBP	BLK	WP	HR	S	P	ERA	WHIP
Kurt Kepshire, R ERA: 3.36 (1, 1)	6.1	L	28	6	4	4	3	4	0	0	0	0	2	30	46	5.68	1.579
Dave Rucker, L ERA: 1.76 (7, 1)	1.2		5	0	0	0	0	0	0	0	0	0	0	5	5	0.00	0.000

PITCHER	IP	WLS	BF	H	R	ER	SO	BB	IBB	HBP	BLK	WP	HR	S	P	ERA	WHIP

St. Louis Cardinals @ Cincinnati Reds
Riverfront Stadium, Cincinnati, OH
Tue Aug 21 1984, 7:05 PM EDT
Att. 14,414 - Unknown

AB	28
R	4
H	6
RBI	4
BB	4
SO	3
LOB	11



Batter	1	2	3	4	5	6	7	8	9	AB R H RBI BB SO LOB	TOP	
Willie McGee, S (1, 8) OBP: 0.326, SLG: 0.409	0-0 F4		0-0 5-3	0-3 K			0-0 1B		0-3 K	5 0 1 0 0 2 1	St. Louis Cardinals @ Cincinnati Reds Riverfront Stadium, Cincinnati, OH Wed Aug 22 1984, 7:05 PM EDT Att: 12,004 - Unknown livebaseballscorecards.com	
Tom Herr, S (1, 4) OBP: 0.317, SLG: 0.321	0-0 HR 1B		0-0 1B 1B	0-0 1-3			0-0 F7			4 2 2 0 0 0 2		
Terry Pendleton, S (1, 5) OBP: 0.376, SLG: 0.439	0-0 HR 1-H		0-3 K 1-2				0-3 K			4 1 1 2 0 2 2		
George Hendrick, R (1, 9) OBP: 0.314, SLG: 0.389	0-0 F7		0-0 HR BB 2-H				0-3 K	0-0 F7		4 1 1 1 0 1 0		
Andy Van Slyke, L (1, 7) OBP: 0.348, SLG: 0.345	0-0 1B		4-0 HR BB 1-2				0-3 K	4-0 BB		2 1 1 0 2 1 0		
Mike Jorgensen, L (1, 3) OBP: 0.347, SLG: 0.356	0-3 K		0-0 HR 1-H 2-H				0-0 F8	0-0 F7		4 1 1 3 0 1 2		
Darrell Porter, L (1, 2) OBP: 0.333, SLG: 0.363		0-3 K	0-0 F7				0-3 K	0-0 4-3		4 0 0 0 0 2 1		
Ozzie Smith, S (1, 6) OBP: 0.343, SLG: 0.340		0-3 K		0-0 F5			0-3 K		0-0 5-3	4 0 0 0 0 2 0		
Joaquin Andujar, S (1, 1) OBP: 0.221, SLG: 0.229 Bruce Sutter, R (9, 1)		0-3 K		0-3 K			0-3 K		0-0 F1	4 0 0 0 0 3 0 0 0 0 0 0 0 0		
Inning Stats	R: 2 E: 0 K: 1 S: 8 H: 3 LOB: 1 BB: 0 P: 8	R: 0 E: 0 K: 3 S: 9 H: 0 LOB: 0 BB: 0 P: 9	R: 4 E: 0 K: 1 S: 8 H: 3 LOB: 0 BB: 1 P: 12	R: 0 E: 0 K: 2 S: 8 H: 0 LOB: 1 BB: 0 P: 8	R: 0 E: 0 K: 2 S: 7 H: 0 LOB: 0 BB: 0 P: 7	R: 0 E: 0 K: 2 S: 7 H: 0 LOB: 0 BB: 0 P: 7	R: 0 E: 0 K: 2 S: 8 H: 1 LOB: 1 BB: 0 P: 8	R: 0 E: 0 K: 0 S: 3 H: 0 LOB: 1 BB: 1 P: 7	R: 0 E: 0 K: 1 S: 5 H: 0 LOB: 0 BB: 0 P: 5	1B: 5 2B: 0 3B: 0 HR: 2 SF: 0 SAC: 0 DP: 0 HBP: 0	WP: 0 PB: 1 SB: 1 CS: 0 PA: 37	
PITCHER	IP WLS BF H R ER SO BB IBB HBP BLK WP HR S P ERA WHIP											
Mario Soto, R (1, 1) ERA: 3.49	3.0 L 16 6 6 6 5 1 0 0 0 0 2 25 29 18.00 2.333											
Bob Owchinko, L (4, 1) ERA: 4.37	2.0 7 0 0 0 4 0 0 0 0 0 0 15 15 0.00 0.000											
Ron Robinson, R (6, 1) ERA: 6.75	2.0 7 1 0 0 4 0 0 0 0 0 0 15 15 0.00 0.500											
Andy McGaffigan, R (8, 1) ERA: 3.12	1.0 4 0 0 0 0 1 0 0 0 0 0 3 7 0.00 1.000											
Tom Hume, R (9, 1) ERA: 5.53	1.0 3 0 0 0 1 0 0 0 0 0 0 5 5 0.00 0.000											



BOTTOM

St. Louis Cardinals @ Cincinnati Reds
 Riverfront Stadium, Cincinnati, OH
 Wed Aug 22 1984, 7:05 PM EDT
 Att. 12,004 - Unknown

AB	32
R	3
H	6
RBI	3
BB	2
SO	2
LOB	11



WP: 1	PA: 35
PB: 0	
SB: 0	
CS: 0	

AB R H RBI BB SO LOB

4	0	0	0	0	0	1
3	0	0	0	1	0	0
4	1	1	0	0	2	2
4	1	3	0	0	0	0
3	1	0	0	1	0	2
3	0	0	1	0	0	2
4	0	1	2	0	0	2
4	0	1	0	0	0	1
0	0	0	0	0	0	0
1	0	0	0	0	0	1
0	0	0	0	0	0	0
1	0	0	0	0	0	0
0	0	0	0	0	0	0
0	0	0	0	0	0	0
1	0	0	0	0	0	0
0	0	0	0	0	0	0

1B: 5	SF: 1
2B: 1	SAC: 0
3B: 0	DP: 0
HR: 0	HBP: 0

Batter	1	2	3	4	5	6	7	8	9
Eddie Milner, L (1, 8) OBP: 0.363, SLG: 0.392	0-0 F6		0-0 FC4-6 WP BB 1-2f			0-0 F9		0-0 F5	
Pete Rose, S (1, 3) OBP: 0.340, SLG: 0.303	0-0 5-3		4-0 WP 1-2 BB			0-0 4-3		0-0 4-3	
Dave Parker, L (1, 9) OBP: 0.320, SLG: 0.412	0-3 K		0-3 K 1-2 2-3			0-0 4-3		0-0 BB 1B SF7 1B	
Cesar Cedeno, R (1, 7) OBP: 0.330, SLG: 0.421		0-0 G1-6-3 2B		0-0 F3		0-0 FC3-6 1B		0-0 SF7 BB 1-2 1B	
Brad Gulden, L (1, 2) OBP: 0.274, SLG: 0.302		0-0 G1-6-3 2-3		0-0 F2		0-0 FC3-6 1-2f		4-0 SF7 BB 1-2 2-3 1B	
Dave Concepcion, R (1, 5) OBP: 0.298, SLG: 0.316		0-0 F4		0-0 5-3		0-0 F9		0-0 SF7 1-2 2-3 3-H	
Ron Oester, S (1, 4) OBP: 0.296, SLG: 0.308		0-0 3-1			0-0 3-1	0-0 F3		0-0 2-H 3-H 1B	
Tom Foley, L (1, 6) OBP: 0.308, SLG: 0.349			0-0 FC1-6 1B		0-0 F8		0-0 F9	0-0 F3	
Mario Soto, R (1, 1) OBP: 0.197, SLG: 0.303			0-0 FC1-6 1-2f		0-0 F9		0-0 F8		
Skeeter Barnes, R (3, PH) OBP: 0.229, SLG: 0.250									
Bob Ojwachinko, L (4, 1) OBP: 0.286, SLG: 0.182									
Nick Esasky, R (5, PH) OBP: 0.259, SLG: 0.374									
Ron Robinson, R (6, 1)									
Andy McGaffigan, R (8, 1)									
Wayne Krenchicki, L (8, PH) OBP: 0.309, SLG: 0.394									
Tom Hurme, R (9, 1) OBP: 0.136, SLG: 0.095									

Inning Stats	R: 0	H: 0	E: 0	K: 1	S: 5	R: 0	H: 1	E: 0	K: 0	S: 4	R: 0	H: 1	E: 0	K: 1	S: 6	R: 0	H: 0	E: 0	K: 0	S: 3	R: 0	H: 0	E: 0	K: 0	S: 3	R: 0	H: 0	E: 0	K: 0	S: 3	R: 0	H: 1	E: 0	K: 0	S: 4	R: 0	H: 0	E: 0	K: 0	S: 3	R: 3	H: 3	E: 0	K: 0	S: 6	1B: 5	SF: 1	2B: 1	3B: 0	HR: 0	WP: 1	PA: 35
--------------	------	------	------	------	------	------	------	------	------	------	------	------	------	------	------	------	------	------	------	------	------	------	------	------	------	------	------	------	------	------	------	------	------	------	------	------	------	------	------	------	------	------	------	------	------	-------	-------	-------	-------	-------	-------	--------

PITCHER	IP	WLS	BF	H	R	ER	SO	BB	IBB	HBP	BLK	WP	HR	S	P	ERA	WHIP
Joaquin Andujar, R (1, 1) ERA: 3.21	8.2	W	34	6	3	3	2	2	0	0	0	1	0	36	44	3.12	0.923
Bruce Sutter, R (9, 1) ERA: 1.4	0.1	S	1	0	0	0	0	0	0	0	0	0	0	1	1	0.00	0.000

WP: 1 PA: 35

PITCHER	IP	WLS	BF	H	R	ER	SO	BB	IBB	HBP	BLK	WP	HR	S	P	ERA	WHIP
---------	----	-----	----	---	---	----	----	----	-----	-----	-----	----	----	---	---	-----	------

Batter	1	2	3	4	5	6	7	8	9	AB R H RBI BB SO LOB	TOP							
Eddie Milner, L (1, 8) OBP: 0.361, SLG: 0.387	0-0 1-3			0-3 K			4-0 SH 1B BB		0-0 G3	3 1 0 0 1 1 0								
Ron Oester, S (1, 4) OBP: 0.297, SLG: 0.306	0-3 K			0-0 F7			0-0 SH 1B E		4-0 S BB	2 1 0 0 1 1 0								
Dave Parker, L (1, 9) OBP: 0.322, SLG: 0.412	0-0 G3			0-3 K			0-0 1B		4-0 1-2 IBB	3 0 1 1 1 1 0								
Cesar Cedeno, R (1, 7) OBP: 0.325, SLG: 0.414			0-3 K			0-0 F7			0-0 F7	4 0 0 0 0 1 2								
Brad Gulden, L (1, 2) OBP: 0.271, SLG: 0.298			0-0 6-3			0-0 5-3			0-0 4-3	3 0 0 0 0 0 0								
Dave Concepcion, R (1, 5) OBP: 0.296, SLG: 0.314			0-0 L5			0-0 6-3			0-3 K	3 0 0 0 0 1 0								
Nick Esasky, R (1, 3) OBP: 0.297, SLG: 0.370			0-3 K			0-3 K			0-0 F7	3 0 0 0 0 2 0								
Tom Foley, L (1, 6) OBP: 0.304, SLG: 0.345			0-0 4-3			0-0 F8			0-0 G3	3 0 0 0 0 0 0								
Jeff Russell, R (1, 1) OBP: 0.212, SLG: 0.191			0-0 5-3			0-3 K			0-0 F5	3 0 0 0 0 1 0								
Inning Stats	R: 0 E: 0 K: 1 S: 5	H: 0 LOB: 0 BB: 0 P: 5	R: 0 E: 0 K: 1 S: 5	H: 0 LOB: 0 BB: 0 P: 5	R: 0 E: 0 K: 1 S: 5	H: 0 LOB: 0 BB: 0 P: 5	R: 0 E: 0 K: 2 S: 7	H: 0 LOB: 0 BB: 0 P: 7	R: 2 E: 2 K: 0 S: 4	H: 1 LOB: 0 BB: 1 P: 8	R: 0 E: 0 K: 1 S: 5	H: 0 LOB: 0 BB: 0 P: 5	R: 0 E: 0 K: 0 S: 3	H: 0 LOB: 2 BB: 2 P: 11	1B: 1 2B: 0 3B: 0 HR: 0	SF: 0 SAC: 1 DP: 0 HBP: 0	WP: 0 PB: 0 SB: 1 CS: 0	PA: 31
PITCHER Jose DeLeon, R (1, 1) ERA: 3.39	IP: 9.0 WLS: L BF: 31 H: 1 R: 2 ER: 1 SO: 8 BB: 2 IBB: 1 HBP: 0 BLK: 0 WP: 0 HR: 0 S: 44 P: 56 ERA: 1.00 WHIP: 0.333											PITCHER IP: WLS: BF: H: R: ER: SO: BB: IBB: HBP: BLK: WP: HR: S: P: ERA: WHIP:						

Cincinnati Reds @ Pittsburgh Pirates
 Three Rivers Stadium, Pittsburgh, PA
 Fri Aug 24 1984, 7:05 PM EDT
 Att. 8,074 - Unknown

livebaseballscorecards.com

AB 27
 R 2
 H 1
 RBI 1
 BB 3
 SO 8
 LOB 2



Batter	1	2	3	4	5	6	7	8	9	AB R H RBI BB SO LOB
Marvell Wynne, L (1, 8) OBP: 0.316, SLG: 0.336	0-0 F8		0-3 K			0-0 4-3			0-0 G3	4 0 0 0 0 1 0
Lee Lacy, R (1, 7) OBP: 0.350, SLG: 0.440	0-0 CS 1B			0-0 5-3			0-0 1B		4-0 BB	3 0 2 0 1 0 0
Johnny Ray, S (1, 4) OBP: 0.354, SLG: 0.393	0-0 F9 1-2			0-0 F7			0-0 F8		0-0 F9	4 0 0 0 0 0 3
Jason Thompson, L (1, 3) OBP: 0.357, SLG: 0.397		0-0 FC5-4 1B		0-0 4-3			0-0 F8			3 0 1 0 0 0 1
Tony Peña, R (1, 2) OBP: 0.331, SLG: 0.407		0-0 FC5-4 1-2f			0-0 P2		0-0 F7			3 0 0 0 0 0 2
Denny Gonzalez, R (1, 5) OBP: 0.192, SLG: 0.184		0-0 F8			0-0 6-3			0-3 K		2 0 0 0 0 0 1
Lee Mazzilli, S (8, PH) OBP: 0.341, SLG: 0.340										1 0 0 0 0 1 0
Jim Morrison, R (9, 5) OBP: 0.292, SLG: 0.424										0 0 0 0 0 0 0
Doug Frobel, L (1, 9) OBP: 0.256, SLG: 0.402		0-3 K			0-0 P3			0-0 G3		3 0 0 0 0 1 1
Dale Berra, R (1, 6) OBP: 0.289, SLG: 0.341			0-3 K			0-0 F5		0-0 F8		3 0 0 0 0 1 0
Jose DeLeon, R (1, 1) OBP: 0.063, SLG: 0.064			0-0 G3						0-3 K	2 0 0 0 0 1 0
Mitchell Page, L (9, PH) OBP: 0.333, SLG: 0.333						0-3 K				1 0 0 0 0 1 0

Inning Stats	R: 0	H: 1	E: 0	LOB: 0	K: 0	S: 3	P: 3	R: 0	H: 1	E: 0	LOB: 1	K: 1	BB: 0	S: 6	P: 6	R: 0	H: 0	E: 0	LOB: 0	K: 2	BB: 0	S: 7	P: 7	R: 0	H: 0	E: 0	LOB: 0	K: 0	BB: 0	S: 3	P: 3	R: 0	H: 0	E: 0	LOB: 0	K: 0	BB: 0	S: 5	P: 5	R: 0	H: 1	E: 0	LOB: 1	K: 0	BB: 0	S: 4	P: 4	R: 0	H: 0	E: 0	LOB: 0	K: 1	BB: 0	S: 5	P: 5	R: 0	H: 0	E: 0	LOB: 1	K: 1	BB: 1	S: 5	P: 9	1B: 3	SF: 0	2B: 0	SAC: 0	3B: 0	DP: 0	HR: 0	HBP: 0	WP: 0	PA: 30
PITCHER Jeff Russell, R (1, 1) ERA: 3.96	IP	WLS	BF	H	R	ER	SO	BB	IBB	HBP	BLK	WP	HR	S	P	ERA	WHIP																			IP	WLS	BF	H	R	ER	SO	BB	IBB	HBP	BLK	WP	HR	S	P	ERA	WHIP																					

BOTTOM

Cincinnati Reds @ Pittsburgh Pirates
 Three Rivers Stadium, Pittsburgh, PA
 Fri Aug 24 1984, 7:05 PM EDT
 Att. 8,074 - Unknown

livebaseballscorecards.com

AB	29
R	0
H	3
RBI	0
BB	1
SO	6
LOB	8



Batter	1	2	3	4	5	6	7	8	9	AB R H RBI BB SO LOB	TOP											
Gary Redus, R OBP: 0.345, SLG: 0.390 (1, 8) (6, 7)	0-3 K	0-0 F3			0-0 F2		0-3 K		0-0 F3	5 0 0 0 0 2 6												
Ron Oester, S OBP: 0.298, SLG: 0.310 (1, 4)	0-0 F9		0-0 6-3		0-3 K		0-0 2B		0-0 FC5-4 1B	5 1 2 1 0 1 1												
Cesar Cedeno, R OBP: 0.326, SLG: 0.422 (1, 9)	0-0 2B		0-0 1-3			0-0 F9	0-0 2B		0-0 FC5-4 1B	5 0 2 2 0 0 1												
Tony Perez, R OBP: 0.267, SLG: 0.317 Tom Hume, R OBP: 0.136, SLG: 0.095 Ron Robinson, R John Franco, L Dave Parker, L OBP: 0.321, SLG: 0.411 (1, 3) (7, 1) (8, 1) (8, 1) (9, PH)	0-0 F9		0-0 F9		0-0 F9	0-0 6-3			0-0 4-3	4 0 0 0 0 0 2 0 1 0 0 0 0 0 1												
Nick Esasky, R OBP: 0.299, SLG: 0.370 (1, 5) (7, 3)		0-3 K		0-3 K		4-0 1B BB		0-0 FC1-6 1B		3 0 1 0 1 2 0												
Dave Concepcion, R OBP: 0.298, SLG: 0.316 (1, 6)		0-0 BB 1B 1B		0-0 6-3		0-0 1-2 1B		0-3 K		4 0 2 0 0 1 1												
Skeeter Barnes, R OBP: 0.216, SLG: 0.235 Eddie Milner, L OBP: 0.359, SLG: 0.385 (1, 7) (6, PH) (6, 8)		0-0 F9		0-3 K		0-3 K		0-0 FC1-6 1-2f		2 0 0 0 0 1 1 2 0 0 0 0 1 3												
Dave Vangorder, R OBP: 0.280, SLG: 0.221 Brad Gulden, L OBP: 0.273, SLG: 0.297 (1, 2) (7, PH) (7, 2)		0-0 BB 1-2 1B			0-0 1B		4-0 2B BB	0-3 K		2 0 2 0 0 0 0 1 1 0 0 1 1 1												
Jay Tibbs, R OBP: 0.190, SLG: 0.150 Wayne Krenchicki, L OBP: 0.312, SLG: 0.405 (1, 1) (7, PH) (7, 5)		4-0 BB 1-2 2-3 BB		0-0 F3		0-0 F6		0-0 FC5-4 1B 2B		1 0 0 0 1 0 1 2 1 1 0 0 0 1												
Inning Stats	R: 0 E: 0 K: 1 S: 6	H: 1 LOB: 1 BB: 0 P: 6	R: 0 E: 0 K: 1 S: 7	H: 2 LOB: 3 BB: 1 P: 11	R: 0 E: 0 K: 0 S: 3	H: 0 LOB: 0 BB: 0 P: 3	R: 0 E: 0 K: 2 S: 7	H: 0 LOB: 0 BB: 0 P: 7	R: 0 E: 0 K: 1 S: 6	H: 1 LOB: 1 BB: 0 P: 6	R: 0 E: 0 K: 1 S: 6	H: 1 LOB: 2 BB: 1 P: 10	R: 2 E: 0 K: 1 S: 7	H: 2 LOB: 1 BB: 1 P: 11	R: 0 E: 0 K: 2 S: 8	H: 1 LOB: 1 BB: 0 P: 8	R: 1 E: 0 K: 0 S: 5	H: 2 LOB: 1 BB: 0 P: 5	1B: 6 2B: 4 3B: 0 HR: 0	SF: 0 SAC: 0 DP: 0 HBP: 0	WP: 0 PB: 0 SB: 0 CS: 0	PA: 40
PITCHER	IP WLS BF H R ER SO BB IBB HBP BLK WP HR S P ERA WHIP																					
John Candelaria, L ERA: 2.62 Don Robinson, R ERA: 3.45 Larry McWilliams, L ERA: 2.51 (1, 1) (6, 1) (9, 1)	5.0 W 20 4 0 0 5 1 0 0 0 0 0 0 29 33 0.00 1.000																					
	3.2 19 6 3 3 4 2 0 0 0 0 0 0 25 33 7.36 2.182																					
	0.1 S 1 0 0 0 0 0 0 0 0 0 0 0 1 1 0.00 0.000																					

Cincinnati Reds @ Pittsburgh Pirates
Three Rivers Stadium, Pittsburgh, PA

Sat Aug 25 1984, 7:05 PM EDT
Att: 21,385 - Unknown

livebaseballscorecards.com

AB	37
R	3
H	10
RBI	3
BB	3
SO	9
LOB	19



Batter	1	2	3	4	5	6	7	8	9
Marvell Wynne, L OBP: 0.316, SLG: 0.335 (1, 8)	0-0 G3 E 1B	0-0 F6		0-0 6-3			4-0 S 2B BB	0-0 6-3	
Lee Mazzilli, S OBP: 0.343, SLG: 0.340 Doug Frobel, L OBP: 0.256, SLG: 0.402 (1, 7) (8, 9)	0-3 K 1-2		0-0 1B 3B 1B		0-0 4-3		4-0 2B 1-2 BB		
Johnny Ray, S OBP: 0.353, SLG: 0.394 (1, 4)	0-0 G3 2-3		0-0 F8		0-0 F8		0-0 1-3 2-H 2B		
Jason Thompson, L OBP: 0.354, SLG: 0.393 (1, 3)	0-0 F5		0-0 F7		0-0 F1		0-0 F7		
Tony Peña, R OBP: 0.335, SLG: 0.415 (1, 2)		0-0 E6 BB FC4 1B	0-0 3B 1B		0-0 CS 1B		0-0 1B 3B		
Lee Lacy, R OBP: 0.354, SLG: 0.450 (1, 9) (8, 7)		0-0 FC4 BB 1-2 1B	0-0 1-H 2-H 3B		0-3 K 1-2		0-0 SH1-3 1B 3-H 1B		
Jim Morrison, R OBP: 0.296, SLG: 0.423 (1, 5)		4-0 FC4 1-2 2-3 BB	0-3 K		0-0 F6		0-0 SH1-3 1-2 1B		
Dale Berra, R OBP: 0.287, SLG: 0.338 (1, 6)		0-0 FC4 SH5-4 1-2f 2-3 3-H		0-0 6-3		0-3 K	0-0 SH1-3 1-2 2-3		
John Candelaria, L OBP: 0.186, SLG: 0.232 Don Robinson, R OBP: 0.375, SLG: 0.429 Larry McWilliams, L OBP: 0.155, SLG: 0.155 (1, 1) (6, 1) (9, 1)		0-0 SH5-4 1-2		0-0 6-3		0-0 F8	0-0 F7		

Inning Stats	R: 0	H: 1	E: 1	LOB: 1	K: 1	P: 6	R: 1	H: 1	E: 1	LOB: 2	K: 0	P: 9	R: 2	H: 3	E: 0	LOB: 1	K: 1	P: 8	R: 0	H: 0	E: 0	LOB: 0	K: 0	P: 3	R: 0	H: 0	E: 0	LOB: 0	K: 0	P: 3	R: 0	H: 1	E: 0	LOB: 0	K: 1	P: 5	R: 1	H: 1	E: 0	LOB: 2	K: 1	P: 14	R: 1	H: 3	E: 0	LOB: 2	K: 0	P: 6
	0	1	1	1	1	6	1	1	1	2	0	9	2	3	0	1	0	3	8	0	0	0	0	3	0	0	0	0	0	0	0	0	0	0	1	5	1	1	0	2	1	14	1	3	0	6		

PITCHER														PITCHER																																											
IP	WLS	BF	H	R	ER	SO	BB	IBB	HBP	BLK	WP	HR	S	P	ERA	WHIP	IP	WLS	BF	H	R	ER	SO	BB	IBB	HBP	BLK	WP	HR	S	P	ERA	WHIP																								
Jay Tibbs, R ERA: 2.83 (1, 1)	6.0	L	25	6	3	2	3	1	0	0	0	0	30	34	3.00	1.167																																									
Tom Hume, R ERA: 5.66 (7, 1)	1.0		9	4	2	1	2	0	0	0	0	0	9	17	18.00	6.000																																									
Ron Robinson, R ERA: 6.0 (8, 1)	0.2		2	0	0	0	0	0	0	0	0	0	2	2	0.00	0.000																																									
John Franco, L ERA: 2.77 (8, 1)	0.1		1	0	0	0	0	0	0	0	0	0	1	1	0.00	0.000																																									

BOTTOM

Cincinnati Reds @ Pittsburgh Pirates
Three Rivers Stadium, Pittsburgh, PA

Sat Aug 25 1984, 7:05 PM EDT
Att. 21,385 - Unknown

AB	R	H	RBI	BB	SO	LOB
4	1	1	0	1	0	4
3	1	1	0	1	1	1
0	0	0	0	0	0	0
4	0	1	1	0	0	2
4	0	0	0	0	0	4
4	3	3	0	0	0	0
4	0	3	3	0	1	1
3	0	1	0	1	1	1
3	0	0	1	0	1	2
1	0	0	0	0	0	0
2	0	0	0	0	0	2
0	0	0	0	0	0	0

AB	32
R	5
H	10
RBI	5
BB	3
SO	4
LOB	17



1B:	7	SF:	0	WP:	0	PA:	37
2B:	1	SAC:	2	PB:	0		
3B:	2	DP:	0	SB:	1		
HR:	0	HBP:	0	CS:	1		

Batter	1	2	3	4	5	6	7	8	9	AB R H RBI BB SO LOB
Eddie Milner, L (1, 8) OBP: 0.355, SLG: 0.379	0-0 F7		0-0 G3		0-3 K		0-0 F7			4 0 0 0 0 1 2
Pete Rose, S (1, 3) OBP: 0.339, SLG: 0.303	0-0 5-3		0-0 E3			0-0 FC6-4 1B		0-0 F9		4 0 1 0 0 0 0
Dave Parker, L (1, 9) OBP: 0.321, SLG: 0.409	4-0 CS BB		0-0 4-3			0-0 FC6-4 BB 1-2f		0-0 F7		3 0 0 0 1 0 2
Cesar Cedeno, R (1, 7) OBP: 0.321, SLG: 0.415	0-0 CS 1-2	0-0 5-3		0-0 F9		0-0 F7		0-0 F7		4 0 0 0 0 0 1
Brad Gulden, L (1, 2) OBP: 0.284, SLG: 0.306		0-0 3B 1B		0-0 G6-3 1B		4-0 BB 1-2		0-0 G4-6-3 1B		3 1 3 0 1 0 0
Wayne Krenchicki, L (1, 5) OBP: 0.310, SLG: 0.417		0-0 1-H 3B		0-0 G6-3 1-2f		0-3 K		0-0 G4-6-3 1-2f		4 0 1 1 0 1 4
Ron Oester, S (1, 4) OBP: 0.300, SLG: 0.314		0-0 P4			0-0 6-3 2B		0-0 F6		0-0 1B	4 0 2 0 0 0 1
Tom Foley, L (1, 6) OBP: 0.303, SLG: 0.343		0-0 G3			0-0 F7		0-0 WP 1B		0-0 F7	4 0 1 0 0 0 3
Joe Price, R (1, 1) OBP: 0.200, SLG: 0.186 Ron Robinson, R (4, 1) Skeeter Barnes, R (5, PH) Bob Owchinko, L (5, 1) Tony Perez, R (7, PH) Tom Huttne, R (7, 1) Ted Power, R (8, 1)			0-3 K		0-0 6-3 2-3		0-0 F5			1 0 0 0 0 0 1 0 0 0 0 0 0 0 0 0 1 0 0 0 0 0 0 1 0 0 0 0 0 0 0 0 1 0 0 0 0 0 0 1 0 0 0 0 0 0 0 0 0 0 0 0 0 0 0 0

Inning Stats		R: 0	H: 0	R: 1	H: 2	R: 0	H: 0	R: 0	H: 1	R: 0	H: 1	R: 0	H: 1	R: 0	H: 0	R: 0	H: 2	1B: 6	SF: 0	WP: 1	PA: 36
E: 0	LOB: 0	E: 0	LOB: 1	E: 0	LOB: 1	E: 1	LOB: 1	E: 0	LOB: 2	E: 0	LOB: 1	E: 0	LOB: 0	E: 0	LOB: 0	E: 0	LOB: 1	2B: 1	SAC: 0	PB: 0	
K: 0	BB: 1	K: 0	BB: 0	K: 1	BB: 0	K: 1	BB: 0	K: 1	BB: 1	K: 0	BB: 0	K: 0	BB: 0	K: 0	BB: 0	K: 0	BB: 0	3B: 1	DP: 2	SB: 0	
S: 2	P: 6	S: 5	P: 5	S: 6	P: 6	S: 3	P: 3	S: 6	P: 10	S: 4	P: 4	S: 3	P: 3	S: 4	P: 4	S: 4	P: 4	HR: 0	HBP: 0	CS: 1	

PITCHER	IP	WLS	BF	H	R	ER	SO	BB	IBB	HBP	BLK	WP	HR	S	P	ERA	WHIP
Rick Rhoden, R (1, 1) ERA: 2.92	9.0	W	35	8	1	1	3	2	0	0	0	1	0	39	47	1.00	1.111

Cincinnati Reds @ Pittsburgh Pirates
Three Rivers Stadium, Pittsburgh, PA

Sun Aug 26 1984, 3:33 AM EDT
Att: 10,831 - Unknown

AB	33
R	1
H	8
RBI	1
BB	2
SO	3
LOB	15

Batter	1	2	3	4	5	6	7	8	9	AB	R	H	RBI	BB	SO	LOB
Marvell Wynne, L OBP: 0.316, SLG: 0.335 (1, 8)	0-0 F9	0-0 4-3		0-0 G4-6-3		0-0 PB 1B				4	0	1	2	0	0	2
Lee Lacy, R OBP: 0.350, SLG: 0.445 (1, 9) (7, 7)	0-0 F8		0-0 P4	0-0 6-3		0-3 K 1-2				4	0	0	0	0	1	1
Jim Morrison, R OBP: 0.301, SLG: 0.430 (1, 5)	0-0 BB 1B		0-0 E 2B		0-0 E5 6-4		0-0 5-3			4	1	2	0	0	0	0
Jason Thompson, L OBP: 0.354, SLG: 0.390 (1, 3)	4-0 1-2 BB		0-0 P3		0-0 F6		0-0 4-3			3	0	0	0	1	0	2
Tony Peña, R OBP: 0.334, SLG: 0.413 (1, 2)	0-3 K		0-0 E9 1B 1B		0-0 6-4 2-3f		0-0 6-3			4	1	1	1	0	1	3
Johnny Ray, S OBP: 0.356, SLG: 0.400 (1, 4)		0-0 1B 2B	0-0 HR 1B		0-0 2B 1B 1B		0-0 P6			4	3	3	1	0	0	0
Brian Harper, R OBP: 0.253, SLG: 0.292 Doug Frobel, L OBP: 0.255, SLG: 0.400 (1, 7) (7, 9)		0-0 2-H 4-3 1B	0-0 1-H HR		0-0 F8		0-3 K			3	1	2	3	0	0	1
Ron Wotus, R OBP: 0.188, SLG: 0.200 (1, 6)		0-0 P4	0-0 F9		0-0 1B 2B		0-0 F8			4	1	1	0	0	0	1
Rick Rhoden, R OBP: 0.324, SLG: 0.379 (1, 1)		0-0 4-3		0-0 G4-6-3 1B		0-0 P5				3	0	1	0	0	0	3

Inning Stats	R: 0	H: 1	E: 0	LOB: 2	K: 1	P: 10	R: 1	H: 2	E: 0	LOB: 1	K: 0	P: 5	R: 4	H: 4	E: 1	LOB: 0	K: 0	P: 7	R: 0	H: 1	E: 0	LOB: 0	K: 0	P: 3	R: 0	H: 0	E: 1	LOB: 0	K: 0	P: 3	R: 2	H: 3	E: 0	LOB: 1	K: 1	P: 8	R: 0	H: 0	E: 0	LOB: 0	K: 0	P: 3	R: 0	H: 0	E: 0	LOB: 0	K: 1	P: 5	
	0	1	0	2	1	10	1	2	0	1	0	5	4	4	1	0	0	0	7	0	1	0	0	3	0	0	0	0	1	0	0	0	3	2	3	0	1	8	0	0	0	0	0	3	0	0	0	0	5

PITCHER	IP	WLS	BF	H	R	ER	SO	BB	IBB	HBP	BLK	WP	HR	S	P	ERA	WHIP
Joe Price, L ERA: 4.01 (1, 1)	3.0	L	17	7	5	5	1	1	0	0	0	0	1	18	22	15.00	2.667
Ron Robinson, R ERA: 5.14 (4, 1)	1.0		3	1	0	0	0	0	0	0	0	0	0	3	3	0.00	1.000
Bob Owchinko, L ERA: 4.48 (5, 1)	2.0		9	3	2	2	1	0	0	0	0	0	0	11	11	9.00	1.500
Tom Hume, R ERA: 5.6 (7, 1)	1.0		3	0	0	0	0	0	0	0	0	0	0	3	3	0.00	0.000
Ted Power, R ERA: 2.96 (8, 1)	1.0		3	0	0	0	1	0	0	0	0	0	0	5	5	0.00	0.000

BOTTOM

Cincinnati Reds @ Pittsburgh Pirates
 Three Rivers Stadium, Pittsburgh, PA
 Sun Aug 26 1984, 3:33 AM EDT
 Att. 10,831 - Unknown

AB	34
R	7
H	11
RBI	7
BB	1
SO	3
LOB	13



WP	PA	1B	2B	3B	HR	SF	SAC	DP	HBP	WP	HR	S	P	ERA	WHIP
0	35	7	4	0	1	0	0	2	0	0	0	5	5	15.00	2.667

Batter	1	2	3	4	5	6	7	8	9	AB R H RBI BB SO LOB	TOP									
Eddie Milner, L (1, 8) OBP: 0.358, SLG: 0.381	0-0 CS 1B	4-0 4-3 BB		0-0 F9			0-0 FC5-4 1B		0-0 G3	4 0 2 0 1 0 1										
Pete Rose, S (1, 3) OBP: 0.337, SLG: 0.301	0-0 6-3 1-2	0-0 4-3 1-2 2-3			0-0 1B		0-0 F7		0-0 F8	5 0 1 0 0 0 5										
Dave Parker, L (1, 9) OBP: 0.320, SLG: 0.409	0-0 1B 2B				0-0 F7		0-3 K			4 1 1 0 0 1 4										
Cesar Cedeno, R (1, 7) OBP: 0.320, SLG: 0.410	4-0 1B BB			0-0 F9		0-0 P5		0-0 FC5-4		3 1 0 0 1 0 2										
Brad Gulden, L (1, 2) OBP: 0.284, SLG: 0.305	0-0 1B 1-2 2-H 1B			0-0 6-3		0-0 4-3		0-0 P6		4 0 1 1 0 0 1										
Dave Concepcion, R (1, 6) OBP: 0.299, SLG: 0.317	0-0 1B 1-3 2-H			0-0 1B		0-3 K		0-0 F8		4 0 2 1 0 1 0										
Ron Oester, S (1, 4) OBP: 0.297, SLG: 0.311	0-0 P6			0-0 F8		0-0 G3		0-3 K		4 0 0 0 0 1 3										
Wayne Krenchicki, L (1, 5) OBP: 0.323, SLG: 0.429		0-0 4-3 SH1-4 1B		0-0 F8		0-0 1B		0-0 G3 1B		4 0 3 0 0 0 0										
Andy McGaffigan, R (1, 1)		0-0 SH1-4		0-0 F8		0-0 F8		0-0 F7		1 0 0 0 0 0 0										
Nick Esasky, R (6, PH) OBP: 0.298, SLG: 0.368										1 0 0 0 0 0 1										
Ron Robinson, R (6, 1)										0 0 0 0 0 0 0										
Tom Foley, L (9, PH) OBP: 0.302, SLG: 0.342		1-2								1 0 0 0 0 0 1										
Inning Stats	R: 2 E: 0 K: 0 S: 6	H: 4 LOB: 2 BB: 1 P: 10	R: 0 E: 0 K: 0 S: 4	H: 1 LOB: 2 BB: 1 P: 8	R: 0 E: 0 K: 0 S: 4	H: 1 LOB: 1 BB: 0 P: 4	R: 0 E: 0 K: 0 S: 3	H: 0 LOB: 0 BB: 0 P: 3	R: 0 E: 0 K: 1 S: 6	H: 1 LOB: 1 BB: 0 P: 6	R: 0 E: 0 K: 1 S: 6	H: 1 LOB: 1 BB: 0 P: 6	R: 0 E: 0 K: 1 S: 5	H: 0 LOB: 0 BB: 0 P: 5	R: 0 E: 0 K: 0 S: 4	H: 1 LOB: 1 BB: 0 P: 4	1B: 9 2B: 1 3B: 0 HR: 0	SF: 0 SAC: 1 DP: 0 HBP: 0	WP: 0 PB: 0 SB: 0 CS: 1	PA: 38
PITCHER	IP WLS BF H R ER SO BB IBB HBP BLK WP HR S P ERA WHIP																			
Dennis Eckersley, R (1, 1) ERA: 3.94	6.1 W 29 9 2 2 1 2 0 0 0 0 0 0 29 37 2.84 1.737																			
George Frazier, R (7, 1) ERA: 3.51	2.2 S 9 1 0 0 2 0 0 0 0 0 0 0 13 13 0.00 0.375																			

Cincinnati Reds @ Chicago Cubs
Wrigley Field, Chicago, IL
Tue Aug 28 1984, 3:33 AM CDT
Unknown

livebaseballscorecards.com

AB	35
R	2
H	10
RBI	2
BB	2
SO	3
LOB	18



Batter	1	2	3	4	5	6	7	8	9
Bob Demier, R OBP: 0.364, SLG: 0.367 (1, 8)	0-0 5-3	0-0 P4			0-0 6-3		0-3 K		
23 Ryne Sandberg, R OBP: 0.375, SLG: 0.533 (1, 4)	0-0 1B E 1B		0-0 CS 1B		4-0 BB BB		0-0 6-3		
Gary Matthews, R OBP: 0.401, SLG: 0.413 Henry Cotto, R OBP: 0.343, SLG: 0.323 (1, 7) (9, 7)	0-0 E3 HR 1B		0-0 F8		0-0 F9		0-0 F2		
Leon Durham, L OBP: 0.383, SLG: 0.521 (1, 3)	4-0 HR BB		0-0 3B 1B		4-0 1-2 BB		0-0 1B		
Keith Moreland, R OBP: 0.339, SLG: 0.454 (1, 9)	0-0 HR		0-0 3B		0-0 5-3		0-0 F8		
Ron Cey, R OBP: 0.319, SLG: 0.440 (1, 5)	0-3 K		0-0 F8		0-3 K		0-0 F7		
Jody Davis, R OBP: 0.315, SLG: 0.437 (1, 2)	0-0 6-3		0-3 K		0-0 6-3		0-0 6-3		
Larry Bowa, S OBP: 0.259, SLG: 0.258 (1, 6)		0-3 K	0-0 P6		0-0 4-3				
Dennis Eckersley, R OBP: 0.159, SLG: 0.140 George Frazier, R OBP: 0.286, SLG: 0.286 (1, 1) (7, 1)		0-3 K	0-0 5-3				0-0 CS 1B		

AB	R	H	RBI	BB	SO	LOB
4	0	0	0	0	1	1
3	1	2	0	1	0	0
4	1	1	0	0	0	2
0	0	0	0	0	0	0
2	2	2	0	2	0	0
4	1	2	4	0	0	3
4	0	0	0	0	2	2
3	0	0	0	0	1	0
3	0	0	0	0	1	0
2	0	0	0	0	1	0
1	0	1	0	0	0	0

BOTTOM

Cincinnati Reds @ Chicago Cubs
 Wrigley Field, Chicago, IL
 Tue Aug 28 1984, 3:33 AM CDT
 Unknown

AB	30
R	5
H	8
RBI	4
BB	3
SO	6
LOB	8




1B: 6	SF: 0
2B: 1	SAC: 0
3B: 1	DP: 1
HR: 1	HBP: 0

WP: 0	PA: 33
PB: 0	
SB: 0	
CS: 2	

Inning Stats	R	H	E	K	S	P	IP	WLS	BF	H	R	ER	SO	BB	IBB	HBP	BLK	WP	HR	S	P	ERA	WHIP
PITCHER Andy McGaffigan, R ERA: 3.59 Ron Robinson, R ERA: 3.6	4	3	1	1	8		5.0	L	23	6	5	5	4	3	0	0	0	0	1	28	40	9.00	1.800
	0	0	0	0	0		3.0		10	2	0	0	2	0	0	0	0	0	0	14	14	0.00	0.667

WP	HR	S	P	ERA	WHIP
0	0	0	0	0.00	0.667

Batter	1	2	3	4	5	6	7	8	9	AB R H RBI BB SO LOB	TOP									
Gary Redus, R (1, 8) OBP: 0.344, SLG: 0.388	0-0 P4		0-0 F7		0-0 CS 1-3 1B		0-0 F5			4 0 1 0 0 0 1	Cincinnati Reds @ Chicago Cubs Wrigley Field, Chicago, IL Tue Aug 28 1984, 3:38 AM CDT Att: 32,827 - Unknown									
Ron Oester, S (1, 4) OBP: 0.299, SLG: 0.318	4-0 1B BB		0-0 F7		0-0 CS 1-2	0-0 HR		0-3 K		3 1 1 1 1 1 1										
Dave Parker, L (1, 9) OBP: 0.321, SLG: 0.409	0-0 G6-4-3 1-3 1B		0-0 F8			4-0 2B SF7 BB		0-0 5-3		3 1 1 0 1 0 1										
Cesar Cedeno, R (1, 7) OBP: 0.319, SLG: 0.412	0-0 G6-4-3 1-2f			0-0 3-1		0-0 2B		0-0 F9		4 0 1 0 0 0 2										
Wayne Krenchicki, L (1, 5) OBP: 0.314, SLG: 0.418		0-0 4-3		0-0 F8		0-0 SF7		0-0 4-3		3 0 0 1 0 0 0										
Nick Esasky, R (1, 3) OBP: 0.296, SLG: 0.366		0-0 F9		0-0 F2		0-0 F8		0-0 1-3		2 0 0 0 0 0 0										
Bob Owchinko, L (4, 1) OBP: 0.286, SLG: 0.182										0 0 0 0 0 0 0										
Eddie Milner, L (6, PH) OBP: 0.357, SLG: 0.379										1 0 0 0 0 0 1										
Tom Hume, R (6, 1) OBP: 0.136, SLG: 0.095										0 0 0 0 0 0 0										
Pete Rose, S (9, PH) OBP: 0.336, SLG: 0.300										1 0 0 0 0 0 0										
Tom Foley, L (1, 6) OBP: 0.305, SLG: 0.344		0-0 1B			0-0 G3	0-0 F8		0-0 1B		4 0 2 0 0 0 1	AB 31 R 2 H 7 RBI 2 BB 3 SO 1 LOB 10									
Dave Vanorder, R (1, 2) OBP: 0.282, SLG: 0.214		0-0 4-3			4-0 1B BLK BB		0-0 F8	0-0 P4		2 0 0 0 1 0 1										
Brad Gulden, L (9, PH) OBP: 0.282, SLG: 0.304										1 0 0 0 0 0 1										
Frank Pastore, R (1, 1) OBP: 0.103, SLG: 0.071			0-0 1B		0-0 P6		0-0 6-3			1 0 1 0 0 0 0										
Tony Perez, R (4, 3) OBP: 0.261, SLG: 0.310										2 0 0 0 0 0 1										
Inning Stats	R: 0 E: 0 K: 0 S: 3	H: 1 LOB: 1 BB: 1 P: 7	R: 0 E: 0 K: 0 S: 4	H: 1 LOB: 1 BB: 0 P: 4	R: 0 E: 0 K: 0 S: 4	H: 0 LOB: 0 BB: 0 P: 4	R: 0 E: 0 K: 0 S: 3	H: 1 LOB: 1 BB: 1 P: 7	R: 2 E: 0 K: 0 S: 5	H: 2 LOB: 1 BB: 1 P: 9	R: 0 E: 0 K: 1 S: 3	H: 0 LOB: 0 BB: 0 P: 3	R: 0 E: 0 K: 1 S: 5	H: 0 LOB: 0 BB: 0 P: 5	R: 0 E: 0 K: 0 S: 4	H: 1 LOB: 1 BB: 0 P: 4	1B: 5 2B: 1 3B: 0 HR: 1	SF: 1 SAC: 0 DP: 1 HBP: 0	WP: 0 PB: 0 SB: 0 CS: 1	PA: 36
PITCHER	IP WLS BF H R ER SO BB IBB HBP BLK WP HR S P ERA WHIP																			
Dick Ruthven, R (1, 1) ERA: 4.9	5.0 W 22 6 2 2 0 3 0 0 0 1 0 1 19 31 3.60 1.800																			
Rich Bardi, R (6, 1) ERA: 2.84	4.0 S 13 1 0 0 1 0 0 0 0 0 0 0 15 15 0.00 0.250																			

Batter	1	2	3	4	5	6	7	8	9	AB	R	H	RBI	BB	SO	LOB
Henry Cotto, R OBP: 0.338, SLG: 0.318 (1, 8)	0-0 6-3	0-0 FC4-6 23 BB 1-2f		0-0 BB 23 6-3 1B	0-0 F7		0-0 P6			5	1	1	0	0	0	2
23 Ryne Sandberg, R OBP: 0.377, SLG: 0.538 (1, 4)	0-0 HR	4-0 BB 1-2		0-0 6-3	0-0 FC6-4 1B			0-0 5-3		4	1	2	1	1	0	1
Thad Bosley, L OBP: 0.386, SLG: 0.417 (1, 7)	0-0 F8 2B	0-0 F4		4-0 1B BB BB	0-0 FC6-4 1-2f			0-0 1-3		2	2	1	0	1	0	2
Gary Woods, R OBP: 0.326, SLG: 0.410 (5, PH) (6, 7)										2	0	0	0	0	0	1
Leon Durham, L OBP: 0.381, SLG: 0.516 (1, 3)	0-0 F8 2-3		0-0 1-3	4-0 BB 1B 1-2 2-3 BB		0-0 L1		0-0 6-3		4	0	0	0	1	0	1
Keith Moreland, R OBP: 0.343, SLG: 0.462 (1, 9)	0-0 2B 3-H		0-0 2B	0-0 BB 1B 1-2 2-3 3-H		0-3 K				4	1	3	2	0	1	0
Ron Cey, R OBP: 0.323, SLG: 0.442 (1, 5)	0-0 2B 2-H		4-0 2B BB	4-0 BB 1B 1-2 2-3 3-H		0-0 F7				2	0	1	2	2	0	0
Steve Lake, R OBP: 0.273, SLG: 0.500 (1, 2)	0-0 F7		0-0 2B 1-3	0-0 BB 1B 1-2 2-3 3-H	0-0 F4					4	0	2	0	0	0	4
Tom Veryzer, R OBP: 0.273, SLG: 0.204 (1, 6)		H 1-0 FC4-6 HBP	4-0 IBB	0-0 6-3			0-0 1-3			2	0	0	0	1	0	4
Dick Ruthven, R OBP: 0.211, SLG: 0.270 (1, 1)		X 0-0 L1	0-3 K		0-0 F9		0-3 K			3	0	0	0	0	1	4
Rich Bordi, R OBP: 0.105, SLG: 0.056 (6, 1)										1	0	0	0	0	1	1

Inning Stats	R: 3	H: 4	E: 0	LOB: 1	K: 0	BB: 0	S: 7	P: 7	R: 0	H: 0	E: 0	LOB: 2	K: 0	BB: 1	S: 3	P: 8	R: 0	H: 2	E: 0	LOB: 3	K: 1	BB: 2	S: 6	P: 14	R: 2	H: 2	E: 0	LOB: 3	K: 0	BB: 3	S: 5	P: 17	R: 0	H: 1	E: 0	LOB: 1	K: 0	BB: 0	S: 4	P: 4	R: 0	H: 0	E: 0	LOB: 0	K: 1	BB: 0	S: 5	P: 5	R: 0	H: 1	E: 0	LOB: 1	K: 1	BB: 0	S: 6	P: 6	R: 0	H: 0	E: 0	LOB: 0	K: 0	BB: 0	S: 3	P: 3
--------------	------	------	------	--------	------	-------	------	------	------	------	------	--------	------	-------	------	------	------	------	------	--------	------	-------	------	-------	------	------	------	--------	------	-------	------	-------	------	------	------	--------	------	-------	------	------	------	------	------	--------	------	-------	------	------	------	------	------	--------	------	-------	------	------	------	------	------	--------	------	-------	------	------

PITCHER	IP	WLS	BF	H	R	ER	SO	BB	IBB	HBP	BLK	WP	HR	S	P	ERA	WHIP
Frank Pastore, R ERA: 6.41 (1, 1)	3.1	L	23	8	5	5	1	4	1	1	0	0	1	19	40	13.50	3.600
Bob Owchinko, L ERA: 4.4 (4, 1)	1.2		7	1	0	0	0	1	0	0	0	0	0	6	10	0.00	1.200
Tom Hume, R ERA: 5.44 (6, 1)	3.0		10	1	0	0	2	0	0	0	0	0	0	14	14	0.00	0.333

BOTTOM

Cincinnati Reds @ Chicago Cubs
 Wrigley Field, Chicago, IL
 Tue Aug 28 1984, 3:38 AM CDT
 Att. 32,827 - Unknown

AB	33
R	5
H	10
RBI	5
BB	6
SO	3
LOB	20

WP: 0 PA: 40
 PB: 0
 SB: 0
 CS: 0



PITCHER	IP	WLS	BF	H	R	ER	SO	BB	IBB	HBP	BLK	WP	HR	S	P	ERA	WHIP
---------	----	-----	----	---	---	----	----	----	-----	-----	-----	----	----	---	---	-----	------

Batter	1	2	3	4	5	6	7	8	9	AB R H RBI BB SO LOB	TOP											
Eddie Milner, L (1, 8) OBP: 0.352, SLG: 0.373	0-3 K		0-3 K		0-0 F8		0-0 F7		0-0 1-3	5 0 0 0 0 2 3												
Pete Rose, S (1, 3) OBP: 0.335, SLG: 0.299	0-3 K		0-0 3-1			0-0 WP 1B	0-0 1-3			4 1 1 0 0 1 0												
John Franco, L (7, 1)										0 0 0 0 0 0 0												
Ted Power, R (8, 1)										0 0 0 0 0 0 0												
Dave Parker, L (1, 9) OBP: 0.321, SLG: 0.408	0-0 4-3		0-0 F8		0-0 F7	0-0 BB 1B		0-3 K		4 0 1 1 0 1 0												
Cesar Cedeno, R (1, 7) OBP: 0.315, SLG: 0.405		0-0 F8		0-0 F7		0-0 F7		0-0 P4		4 0 0 0 0 0 1												
Brad Gulden, L (1, 2) OBP: 0.286, SLG: 0.308		0-0 1B		4-0 BB		0-0 3-1		0-3 K		3 1 1 0 1 1 1												
Dave Concepcion, R (1, 6) OBP: 0.301, SLG: 0.316		4-0 1B		0-0 BB		4-0 BB			0-0 F8	2 0 0 0 2 0 1												
Wayne Krenchicki, L (1, 5) OBP: 0.328, SLG: 0.424		0-0 1B		0-0 F7		4-0 BB		0-0 4-3		3 0 2 1 1 0 0												
Tom Foley, L (1, 4) OBP: 0.304, SLG: 0.343		0-0 F8		0-0 F8		0-3 K		0-0 4-3		4 0 1 0 0 1 5												
Jeff Russell, R (1, 1) OBP: 0.208, SLG: 0.188		0-3 K			0-0 1B		0-0 P3		0-0 4-3	1 0 0 0 0 1 2												
Bob Ojwachko, L (3, 1) OBP: 0.286, SLG: 0.182										0 0 0 0 0 0 0												
Tom Hume, R (4, 1) OBP: 0.174, SLG: 0.136										1 0 1 0 0 0 0												
Ron Robinson, R (6, 1)										0 0 0 0 0 0 0												
Gary Redus, R (7, PH) OBP: 0.343, SLG: 0.387										1 0 0 0 0 0 0												
Tony Perez, R (7, 3) OBP: 0.259, SLG: 0.307										1 0 0 0 0 0 2												
Inning Stats	R: 0 E: 0 K: 2 S: 7	H: 0 LOB: 0 BB: 0 P: 7	R: 1 E: 0 K: 1 S: 7	H: 2 LOB: 2 BB: 1 P: 11	R: 0 E: 0 K: 1 S: 5	H: 0 LOB: 0 BB: 0 P: 5	R: 0 E: 0 K: 0 S: 2	H: 0 LOB: 0 BB: 1 P: 6	R: 0 E: 0 K: 0 S: 4	H: 1 LOB: 1 BB: 0 P: 4	R: 1 E: 0 K: 1 S: 7	H: 2 LOB: 3 BB: 2 P: 15	R: 0 E: 0 K: 0 S: 3	H: 0 LOB: 0 BB: 0 P: 3	R: 0 E: 0 K: 2 S: 7	H: 0 LOB: 0 BB: 0 P: 7	R: 0 E: 0 K: 0 S: 5	H: 2 LOB: 2 BB: 0 P: 5	1B: 6 2B: 1 3B: 0 HR: 0	SF: 0 SAC: 0 DP: 1 HBP: 0	WP: 1 PB: 0 SB: 0 CS: 0	PA: 37
PITCHER	IP WLS BF H R ER SO BB IBB HBP BLK WP HR S P ERA WHIP																					
Rick Sutcliffe, R (1, 1) ERA: 3.94	8.0 W 32 5 2 2 7 4 0 0 0 1 0 42 58 2.25 1.125																					
Lee Smith, R (9, 1) ERA: 3.49	1.0 5 2 0 0 0 0 0 0 0 0 0 5 5 0.00 2.000																					

Cincinnati Reds @ Chicago Cubs
Wrigley Field, Chicago, IL
Wed Aug 29 1984, 3:33 AM CDT
Att: 26,425 - Unknown

livebaseballscorecards.com

AB	33
R	2
H	7
RBI	2
BB	4
SO	7
LOB	15



Batter	1	2	3	4	5	6	7	8	9	AB	R	H	RBI	BB	SO	LOB
Bob Demier, R OBP: 0.365, SLG: 0.374 (1, 8)	0-0 P6		0-0 HR	0-0 1B	0-0 5-3			0-0 FC1-6		5	3	2	1	0	0	3
23 Ryne Sandberg, R OBP: 0.379, SLG: 0.544 (1, 4)	0-0 1B		0-0 4-3	0-0 1B		0-0 3B		0-0 F8		5	1	3	0	0	0	1
Gary Matthews, R OBP: 0.400, SLG: 0.410 (1, 7)	0-0 6-3		4-0 HR	0-0 P3		0-0 5-3		0-0 BB		3	1	0	0	1	0	3
Thad Bosley, L OBP: 0.394, SLG: 0.426 (8, PH) (9, 7)								1-H BB		1	0	1	1	0	0	0
Leon Durham, L OBP: 0.385, SLG: 0.525 (1, 3)	4-0 1B		0-0 HR	0-0 L6-3		0-0 F7		4-0 BB		3	1	2	3	2	0	0
Keith Moreland, R OBP: 0.344, SLG: 0.460 (1, 9)	0-0 FC6-4		4-0 BB	0-0 L6-3				0-0 F8		4	1	1	1	1	0	4
Ron Cey, R OBP: 0.326, SLG: 0.446 (1, 5)	0-0 FC6-4		4-0 BB		0-0 PB			0-0 2B		3	0	2	0	1	0	2
Jody Davis, R OBP: 0.316, SLG: 0.439 (1, 2)		0-0 P5	0-0 2B		0-0 F7			4-0 G5-4-3		3	0	1	1	1	0	1
Steve Lake, R OBP: 0.273, SLG: 0.500 (9, 2)			1-3 2-H					IBB		0	0	0	0	0	0	0
Tom Verzyer, R OBP: 0.271, SLG: 0.208 (1, 6)		0-0 F9	0-0 6-3		0-0 PB			0-0 G5-4-3		4	0	1	0	0	0	4
Rick Sutcliffe, L OBP: 0.233, SLG: 0.262 (1, 1)		0-3 K	0-0 4-3		0-3 K			0-0 FC1-6		3	0	0	0	0	2	4
Dan Rohn, L OBP: 0.167, SLG: 0.417 (8, PH)										1	0	1	0	0	0	0
Lee Smith, R OBP: 0.100, SLG: 0.100 (9, 1)										0	0	0	0	0	0	0

Inning Stats	R: 1	H: 2	E: 0	LOB: 2	K: 0	BB: 1	S: 5	P: 9	R: 0	H: 0	E: 0	LOB: 0	K: 1	BB: 0	S: 5	P: 5	R: 4	H: 3	E: 0	LOB: 2	K: 0	BB: 3	S: 6	P: 18	R: 1	H: 3	E: 0	LOB: 1	K: 0	BB: 0	S: 5	P: 5	R: 0	H: 2	E: 0	LOB: 2	K: 1	BB: 0	S: 7	P: 7	R: 0	H: 1	E: 0	LOB: 0	K: 0	BB: 0	S: 3	P: 3	R: 0	H: 1	E: 0	LOB: 1	K: 0	BB: 1	S: 3	P: 7	R: 1	H: 2	E: 0	LOB: 2	K: 0	BB: 1	S: 5	P: 9
--------------	------	------	------	--------	------	-------	------	------	------	------	------	--------	------	-------	------	------	------	------	------	--------	------	-------	------	-------	------	------	------	--------	------	-------	------	------	------	------	------	--------	------	-------	------	------	------	------	------	--------	------	-------	------	------	------	------	------	--------	------	-------	------	------	------	------	------	--------	------	-------	------	------

PITCHER	IP	WLS	BF	H	R	ER	SO	BB	IBB	HBP	BLK	WP	HR	S	P	ERA	WHIP
Jeff Russell, R ERA: 4.18 (1, 1)	2.1	L	15	4	5	5	1	4	0	0	0	0	0	13	29	19.29	3.429
Bob Owchinko, L ERA: 4.47 (3, 1)	0.2		5	3	1	1	0	0	0	0	0	0	0	5	5	13.50	4.500
Tom Hume, R ERA: 5.33 (4, 1)	2.0		8	3	0	0	1	0	0	0	0	0	0	10	10	0.00	1.500
Ron Robinson, R ERA: 3.27 (6, 1)	1.0		3	1	0	0	0	0	0	0	0	0	0	3	3	0.00	1.000
John Franco, L ERA: 2.73 (7, 1)	1.0		4	1	0	0	0	0	1	0	0	0	0	3	7	0.00	1.000

BOTTOM

Cincinnati Reds @ Chicago Cubs
Wrigley Field, Chicago, IL
Wed Aug 29 1984, 3:33 AM CDT
Att. 26,425 - Unknown

AB	35
R	7
H	14
RBI	7
BB	6
SO	2
LOB	22



WP	PA	1B	SF	2B	SAC	3B	DP	HR	HBP
0	41	8	0	4	0	1	2	2	0

ERA	WHIP	WP	HR	S	P
9.00	3.000	0	0	5	9

Batter	1	2	3	4	5	6	7	8	9	AB R H RBI BB SO LOB	TOP											
Marvell Wynne, L (1, 8) OBP: 0.317, SLG: 0.335	0-0 6-3		4-0 4-3 SH5-4 BB		0-3 K		0-0 F8			3 0 0 0 1 1 1												
Lee Lacy, R (1, 7) OBP: 0.348, SLG: 0.442	0-0 6-3		0-0 SH5-4		0-0 2B		0-0 1B			3 0 2 0 0 0 0												
Johnny Ray, S (1, 4) OBP: 0.351, SLG: 0.395	0-0 F7		0-0 4-3		0-0 6-3		0-0 F7			4 0 0 0 0 0 4												
Jason Thompson, L (1, 3) OBP: 0.353, SLG: 0.390		0-0 F9	0-0 3-1		0-0 1B		0-0 F7			4 0 1 0 0 0 1												
Tony Peña, R (1, 2) OBP: 0.339, SLG: 0.418		0-0 F9		4-0 FC4-6 BB		0-3 K		0-0 F9		3 0 0 0 1 1 1												
Jim Morrison, R (1, 5) OBP: 0.296, SLG: 0.421		0-0 2B		0-0 FC4-6 1B		0-3 K		0-0 F9		4 1 2 0 0 1 1												
Doug Frobel, L (1, 9) OBP: 0.268, SLG: 0.415		0-0 2B		0-0 FC4-6 G1-6-3		0-3 K				4 0 2 1 0 1 3												
Ron Wotus, R (1, 6) OBP: 0.217, SLG: 0.238		4-0 IBB		0-0 G1-6-3		0-0 6-3				3 0 0 0 1 0 3												
Jose DeLeon, R (1, 1) OBP: 0.060, SLG: 0.061		0-0 4-3			0-0 4-3		4-0 1B BB			2 0 0 0 0 0 2												
Mitchell Page, L (7, PH) OBP: 0.500, SLG: 0.333										0 0 0 0 1 0 0												
Kent Tekulve, R (7, 1)										0 0 0 0 0 0 0												
Milt May, L (9, PH) OBP: 0.312, SLG: 0.284										1 0 0 0 0 1 0												
Inning Stats	R: 0 E: 0 K: 0 S: 3	H: 0 LOB: 0 BB: 0 P: 3	R: 1 E: 0 K: 0 S: 5	H: 2 LOB: 2 BB: 1 P: 9	R: 0 E: 0 K: 0 S: 3	H: 0 LOB: 1 BB: 1 P: 7	R: 0 E: 0 K: 0 S: 3	H: 1 LOB: 1 BB: 1 P: 7	R: 0 E: 0 K: 1 S: 6	H: 1 LOB: 1 BB: 0 P: 6	R: 0 E: 0 K: 3 S: 10	H: 1 LOB: 1 BB: 0 P: 10	R: 0 E: 0 K: 0 S: 4	H: 1 LOB: 2 BB: 1 P: 8	R: 0 E: 0 K: 0 S: 3	H: 0 LOB: 0 BB: 0 P: 3	R: 0 E: 0 K: 1 S: 5	H: 1 LOB: 0 BB: 0 P: 5	1B: 4 2B: 3 3B: 0 HR: 0	SF: 0 SAC: 1 DP: 2 HBP: 0	WP: 0 PB: 0 SB: 0 CS: 0	PA: 36
PITCHER Jay Tibbs, R (1, 1) ERA: 2.6	IP: 9.0 WLS: W BF: 36 H: 7 R: 1 ER: 1 SO: 5 BB: 3 IBB: 1 HBP: 0 BLK: 0 WP: 0 HR: 0 S: 42 P: 58 ERA: 1.00 WHIP: 1.111											PITCHER	IP: 9.0 WLS: W BF: 36 H: 7 R: 1 ER: 1 SO: 5 BB: 3 IBB: 1 HBP: 0 BLK: 0 WP: 0 HR: 0 S: 42 P: 58 ERA: 1.00 WHIP: 1.111									

Pittsburgh Pirates @ Cincinnati Reds
Riverfront Stadium, Cincinnati, OH

Thu Aug 30 1984, 7:05 PM EDT
Att: 10,220 - Unknown

livebaseballscorecards.com

AB 31
R 1
H 7
RBI 1
BB 4
SO 5
LOB 16



Batter	1	2	3	4	5	6	7	8	9
Eddie Milner, L OBP: 0.353, SLG: 0.373 (1, 8) X	0-0 4-3 ①		0-0 F9 S 2B 1B X	0-0 F7 ②		0-0 6-3 ②		0-0 1-2 1B X	
Pete Rose, S OBP: 0.336, SLG: 0.302 (1, 3) X	0-0 1-3 ②		4-0 2B WP BB 1-2 X	0-0 2B X		0-0 6-3 ③		0-0 1-3 ③	
Dave Parker, L OBP: 0.320, SLG: 0.405 (1, 9) S S	0-3 K ③		0-0 F9 ①	4-0 IBB X			0-0 F3 ①		
Cesar Cedeno, R OBP: 0.317, SLG: 0.410 (1, 7) X		0-0 4-3 ①	0-0 WP 2B 1-3 3-H 2B X	0-0 6-3 ③			0-0 S 1B X		
Brad Gulden, L OBP: 0.293, SLG: 0.307 (1, 2) B B B B		4-0 F3 1B BB X	0-0 F7 ②		4-0 BB X		4-0 G3-6-1 1-2 BB X		
Dave Concepcion, R OBP: 0.303, SLG: 0.316 (1, 5) X		0-0 F3 1B 1-2 X	4-0 2B BB 2-3 3-H X		0-0 F8 ①		0-0 G3-6-1 ② ③ 1-2f X		
Ron Oester, S OBP: 0.298, SLG: 0.320 (1, 4) X		0-0 F3 1-2 2-3 X	0-0 1-H 3-H 2B X		0-0 F7 ②			0-3 K ①	
Tom Foley, L OBP: 0.304, SLG: 0.339 (1, 6) X		4-0 IBB X	0-0 F8 ③		0-0 6-3 ③			0-0 6-3 ②	
Jay Tibbs, R OBP: 0.200, SLG: 0.167 (1, 1) S S		0-3 K ③		0-0 4-3 ①		0-0 F3 ①		0-0 1B 1B X	

Inning Stats	R: 0	H: 0	E: 0	K: 1	S: 5	LOB: 0	BB: 0	P: 5
	R: 0	H: 1	E: 0	K: 1	S: 6	LOB: 3	BB: 2	P: 14
	R: 4	H: 3	E: 0	K: 0	S: 6	LOB: 1	BB: 2	P: 14
	R: 0	H: 1	E: 0	K: 0	S: 4	LOB: 2	BB: 1	P: 8
	R: 0	H: 0	E: 0	K: 0	S: 3	LOB: 1	BB: 1	P: 7
	R: 0	H: 0	E: 0	K: 0	S: 3	LOB: 0	BB: 0	P: 3
	R: 0	H: 1	E: 0	K: 0	S: 3	LOB: 1	BB: 1	P: 7
	R: 0	H: 2	E: 0	K: 1	S: 7	LOB: 2	BB: 0	P: 7

PITCHER	IP	WLS	BF	H	R	ER	SO	BB	IBB	HBP	BLK	WP	HR	S	P	ERA	WHIP
Jose DeLeon, R ERA: 3.49 (1, 1)	6.0	L	29	5	4	4	2	4	2	0	0	1	0	27	51	6.00	1.500
Kent Tekulve, R ERA: 3.2 (7, 1)	2.0		9	3	0	0	1	1	0	0	0	0	0	10	14	0.00	2.000

AB R H RBI BB SO LOB

5	1	2	0	0	0	0
4	1	1	0	1	0	2
3	0	0	0	1	1	2
4	1	2	1	0	0	2
1	0	0	0	3	0	2
3	1	1	0	1	0	3
4	0	1	2	0	1	3
3	0	0	0	1	0	2
4	0	1	0	0	1	3

1B: 5	SF: 0	WP: 1	PA: 38
2B: 3	SAC: 0	PB: 0	
3B: 0	DP: 1	SB: 2	
HR: 0	HBP: 0	CS: 0	

Pittsburgh Pirates @ Cincinnati Reds
Riverfront Stadium, Cincinnati, OH
Thu Aug 30 1984, 7:05 PM EDT
Att. 10,220 - Unknown

livebaseballscorecards.com

AB	31
R	4
H	8
RBI	3
BB	7
SO	3
LOB	19



Batter	1	2	3	4	5	6	7	8	9	AB R H RBI BB SO LOB	TOP											
Marvell Wynne, L (1, 8) <small>OBP: 0.315, SLG: 0.332</small>	0-0 4-3		0-0 F9		0-0 F3		0-0 F7		0-3 K	5 0 0 0 0 1 2												
Lee Lacy, R (1, 9) <small>OBP: 0.347, SLG: 0.440</small> (8, 7)	0-0 5-3			0-0 FC5-4 BB HR 1B	0-0 4-3		0-0 2-3			4 1 1 0 0 0 1												
Johnny Ray, S (1, 4) <small>OBP: 0.354, SLG: 0.399</small>	0-0 6-3			4-0 FC5-4 1-2 BB		0-0 HR 2B	0-0 1B			3 1 2 0 1 0 0												
Jim Morrison, R (1, 5) <small>OBP: 0.295, SLG: 0.415</small>		0-0 F3		0-0 FC5-4 HR 1-2f 2-3		1-0 HR HBP	0-0 4-3			3 2 0 0 0 0 3												
Tony Peña, R (1, 2) <small>OBP: 0.341, SLG: 0.432</small>		0-3 K		0-0 HR 1-H 3-H		0-0 HR 1-H 2-H		0-3 K		4 2 2 6 0 2 0												
Brian Harner, R (1, 7) <small>OBP: 0.256, SLG: 0.293</small> Doug Frobel, L (8, PH) <small>OBP: 0.267, SLG: 0.413</small> (8, 9)		0-0 F8		0-0 F9		0-0 FC6-4 1B		0-0 F8		3 0 1 0 0 0 0 1 0 0 0 0 0 0												
Eddie Vargas, R (1, 3) <small>OBP: 0.143, SLG: 0.190</small>			0-0 FC1-6 1B	0-3 K		0-0 F3		0-0 6-3		4 0 1 0 0 1 1												
Rafael Belliard, R (1, 6) <small>OBP: 0.176, SLG: 0.176</small>			0-0 F4		0-3 K	0-0 FC6-4 FC5-4 1-2f		0-0 4-3		4 0 0 0 0 1 2												
John Candelaria, L (1, 1) <small>OBP: 0.194, SLG: 0.224</small> Don Robinson, R (8, 1) <small>OBP: 0.385, SLG: 0.435</small>			0-0 FC1-6 1-2f		4-0 BB	0-0 FC5-4 1-2f		0-3 K		2 0 0 0 1 0 2 1 0 0 0 0 1 0												
Inning Stats	R: 0 E: 0 K: 0 S: 3	H: 0 LOB: 0 BB: 0 P: 3	R: 0 E: 0 K: 1 S: 5	H: 0 LOB: 0 BB: 0 P: 5	R: 0 E: 0 K: 0 S: 4	H: 1 LOB: 1 BB: 0 P: 4	R: 3 E: 0 K: 1 S: 7	H: 2 LOB: 0 BB: 1 P: 11	R: 0 E: 0 K: 1 S: 5	H: 0 LOB: 1 BB: 1 P: 9	R: 3 E: 0 K: 0 S: 6	H: 3 LOB: 1 BB: 0 P: 7	R: 0 E: 0 K: 0 S: 4	H: 1 LOB: 1 BB: 0 P: 4	R: 0 E: 0 K: 1 S: 5	H: 0 LOB: 0 BB: 0 P: 5	R: 0 E: 0 K: 2 S: 7	H: 0 LOB: 0 BB: 0 P: 7	1B: 4 2B: 1 3B: 0 HR: 2	SF: 0 SAC: 0 DP: 0 HBP: 1	WP: 0 PB: 0 SB: 0 CS: 0	PA: 37
PITCHER	IP WLS BF H R ER SO BB IBB HBP BLK WP HR S P ERA WHIP																					
Joe Price, L (1, 1) <small>ERA: 4.24</small>	5.0 L 24 6 6 6 3 2 0 1 0 0 2 27 36 10.80 1.600																					
Andy McGaffigan, R (6, 1) <small>ERA: 3.48</small>	2.0 7 1 0 0 0 0 0 0 0 0 0 7 7 0.00 0.500																					
Bob Owchinko, L (8, 1) <small>ERA: 4.36</small>	2.0 6 0 0 0 0 3 0 0 0 0 0 0 12 12 0.00 0.000																					

Pittsburgh Pirates @ Cincinnati Reds
 Riverfront Stadium, Cincinnati, OH
 Fri Aug 31 1984, 7:05 PM EDT
 Att: 12,954 - Unknown

livebaseballscorecards.com

AB	34
R	6
H	7
RBI	6
BB	2
SO	6
LOB	11



BOTTOM

Pittsburgh Pirates @ Cincinnati Reds
Riverfront Stadium, Cincinnati, OH
Fri Aug 31 1984, 7:05 PM EDT
Att. 12,954 - Unknown

livebaseballscorecards.com

AB 34
R 2
H 10
RBI 2
BB 0
SO 5
LOB 13



WP: 0 PA: 35
PB: 0
SB: 0
CS: 1

AB R H RBI BB SO LOB

4 0 1 0 0 0 2

4 0 1 0 0 0 1

4 0 3 0 0 0 0

4 0 1 0 0 0 4

4 0 0 0 0 2 4

4 1 1 0 0 2 1

3 0 0 0 0 0 1

1 0 0 0 0 1 0

1B: 9 SF: 0
2B: 1 SAC: 1
3B: 0 DP: 1
HR: 0 HBP: 0

Batter	1	2	3	4	5	6	7	8	9
Gary Redus, R (1, 8) OBP: 0.342, SLG: 0.385	0-0 F9 ①		0-0 CS 1B		0-0 F8 ③		0-0 F8 ③		
Dave Concepcion, R (1, 6) OBP: 0.302, SLG: 0.315	0-0 F9 ②		0-0 F8 ② ③			0-0 6-3		0-0 FC5 1B	
Dave Parker, L (1, 9) OBP: 0.324, SLG: 0.408	0-0 1B			0-0 5-3 1B		0-0 F3 ②		0-0 FC5 1B	
Cesar Cedeno, R (1, 7) OBP: 0.316, SLG: 0.408	0-0 F3 ③			0-0 5-3 1-2		0-0 1B		0-0 FC5 G6-4-3	
Nick Esasky, R (1, 3) OBP: 0.293, SLG: 0.360		0-3 K ①		0-3 K ②		0-0 F4 ③		0-0 G6-4-3 1-2f	
Ron Oester, S (1, 4) OBP: 0.298, SLG: 0.319		0-0 2B 1B		0-3 K ③			0-0 5-3 ①		0-3 K ①
Skeeter Barnes, R (1, 5) Wayne Krenchicki, L (9, PH) OBP: 0.195, SLG: 0.211 OBP: 0.324, SLG: 0.421		0-0 F8 ②			0-0 6-3 ①		0-0 F8 ②		0-0 F8 ②
Dave Vangorder, R (1, 2) Brad Gulden, L (9, PH) OBP: 0.296, SLG: 0.247 OBP: 0.292, SLG: 0.306		0-0 1-H 2B			0-0 SH1-4 1B		0-0 E6 1B		0-0 G3-4-1 ③
Joe Price, R (1, 1) Andy McGaffigan, R (6, 1) Tony Perez, R (7, PH) Bob Owchinko, L (8, 1) OBP: 0.196, SLG: 0.182 OBP: 0.265, SLG: 0.313 OBP: 0.286, SLG: 0.182			0-3 K ①		0-0 SH1-4 1-2		0-0 2-H 1B		

Inning Stats	R: 0	H: 1	E: 0	K: 0	S: 4	H: 1	LOB: 1	BB: 0	P: 4	R: 1	H: 2	E: 0	K: 1	S: 6	R: 0	H: 1	E: 0	K: 1	S: 5	R: 0	H: 1	E: 0	K: 2	S: 8	R: 0	H: 1	E: 0	K: 0	S: 4	R: 1	H: 1	E: 1	K: 0	S: 5	R: 0	H: 2	E: 0	K: 0	S: 4	R: 0	H: 0	E: 0	K: 1	S: 5	1B: 9	SF: 0	2B: 1	SAC: 1	3B: 0	DP: 1	HR: 0	HBP: 0	WP: 0	PA: 35
--------------	------	------	------	------	------	------	--------	-------	------	------	------	------	------	------	------	------	------	------	------	------	------	------	------	------	------	------	------	------	------	------	------	------	------	------	------	------	------	------	------	------	------	------	------	------	-------	-------	-------	--------	-------	-------	-------	--------	-------	--------

PITCHER	IP	WLS	BF	H	R	ER	SO	BB	IBB	HBP	BLK	WP	HR	S	P	ERA	WHIP
John Candelaria, L (1, 1) ERA: 2.56	7.0	W	30	10	2	1	4	0	0	0	0	0	0	38	38	1.29	1.429
Don Robinson, R (8, 1) ERA: 3.32	2.0	S	5	0	0	0	1	0	0	0	0	0	0	7	7	0.00	0.000

Batter	1	2	3	4	5	6	7	8	9	10	11	AB R H RBI BB SO LOB	TOP				
Marvell Wynne, L (1, 8) OBP: 0.315, SLG: 0.335	0-0 F5	0-3 K		0-0 4-3 1B		0-0 F7			0-3 K		0-0 1B 3B	6 1 2 0 0 2 3	Pittsburgh Pirates @ Cincinnati Reds Riverfront Stadium, Cincinnati, OH Sat Sep 01 1984, 7:05 PM EDT Att. 16,733 - Unknown				
Lee Lacy, R (1, 7) OBP: 0.349, SLG: 0.441	0-0 1B	0-0 1B		0-0 1-3 1B		0-0 F8			0-0 6-3		0-0 1B	6 0 3 2 0 0 2					
Johnny Ray, S (1, 4) OBP: 0.354, SLG: 0.398	0-0 1B	0-0 1B		0-0 4-3		0-0 F7			0-0 F8		0-0 F6	6 0 2 1 0 0 2					
Jason Thompson, L (1, 3) Denny Gonzalez, R (10, PR) Eddie Vargas, R (10, 3)	0-0 G1-6-3	0-0 F9		0-0 F9		0-0 4-3			0-0 1B BB			4 0 0 0 1 0 5 0 0 0 0 0 0 0 0 0 0 0 0 0 0					
Tony Peña, R (1, 2) OBP: 0.341, SLG: 0.432		0-0 1B BB 2B 1B		0-0 E5 F8 BB FC1-2		0-0 5-3			0-0 1B			5 1 2 0 0 0 0					
Jim Morrison, R (1, 5) OBP: 0.302, SLG: 0.413		0-0 1B BB 2B BB		0-0 FC1-2 BB		0-0 1-3		0-0 WP SH1-4 5-3-2 1B	0-0 F4			3 1 1 0 2 0 2					
Doug Frobel, L (1, 9) OBP: 0.262, SLG: 0.406		0-0 F4		0-0 F8		0-0 F6		0-0 SH1-4	0-3 K			4 0 0 0 0 1 6					
Rafael Belliard, R (1, 6) OBP: 0.227, SLG: 0.227		0-0 2B 1B 1B		0-0 FC1-2		0-0 SH1-4 1B		0-0 5-3-2			0-0 4-3	5 1 2 0 0 0 3					
Rick Rhoden, R (1, 1) Kent Tekulve, R (8, 1) Brian Harper, R (9, PH) Don Robinson, R (9, 1)		0-0 1B 2B		0-0 6-3		0-0 SH1-4			0-0 F7		0-3 K	2 1 1 2 0 0 2 0 0 0 0 0 0 0 1 0 0 0 0 0 0 1 0 0 0 0 1 0					
Inning Stats	R: 0 H: 2 E: 0 LOB: 1 K: 0 BB: 0 S: 4 P: 4	R: 4 H: 5 E: 0 LOB: 2 K: 1 BB: 1 S: 10 P: 14	R: 0 H: 0 E: 1 LOB: 2 K: 0 BB: 1 S: 4 P: 8	R: 0 H: 1 E: 0 LOB: 1 K: 0 BB: 0 S: 4 P: 4	R: 0 H: 0 E: 0 LOB: 0 K: 0 BB: 0 S: 3 P: 3	R: 0 H: 1 E: 0 LOB: 1 K: 0 BB: 0 S: 4 P: 4	R: 0 H: 0 E: 0 LOB: 0 K: 0 BB: 0 S: 3 P: 3	R: 0 H: 1 E: 0 LOB: 0 K: 0 BB: 0 S: 3 P: 3	R: 0 H: 0 E: 0 LOB: 0 K: 1 BB: 0 S: 5 P: 5	R: 0 H: 1 E: 0 LOB: 2 K: 1 BB: 1 S: 6 P: 10	R: 1 H: 2 E: 0 LOB: 1 K: 1 BB: 0 S: 7 P: 7	1B: 11 SF: 0 2B: 2 SAC: 2 3B: 1 DP: 2 HR: 0 HBP: 0		WP: 1 PA: 48 PB: 0 SB: 0 CS: 0			
PITCHER	IP WLS BF H R ER SO BB IBB HBP BLK WP HR S P ERA WHIP																
Frank Pastore, R (1, 1) ERA: 6.68	1.2	11	6	4	4	1	1	0	0	0	0	0	0	12	16	21.60	4.200
Bob Owchinko, L (2, 1) ERA: 4.35	0.1	2	1	0	0	0	0	0	0	0	0	0	0	2	2	0.00	3.000
Carl Willis, R (3, 1) ERA: 6.16	3.0	12	1	0	0	0	1	0	0	0	0	0	0	11	15	0.00	0.667
Tom Hume, R (6, 1) ERA: 5.23	2.0	7	1	0	0	0	0	0	0	0	0	0	0	7	7	0.00	0.500
John Franco, L (8, 1) ERA: 2.65	2.0	6	1	0	0	1	0	0	0	0	1	0	0	8	8	0.00	0.500
PITCHER	IP WLS BF H R ER SO BB IBB HBP BLK WP HR S P ERA WHIP																
Ted Power, R (10, 1) ERA: 3.05	2.0	10	3	1	1	2	1	0	0	0	0	0	0	13	17	4.50	2.000

livebaseballscorecards.com

AB	43
R	5
H	13
RBI	5
BB	3
SO	4
LOB	25



Batter	1	2	3	4	5	6	7	8	9	10	11	AB R H RBI BB SO LOB	BOTTOM									
Eddie Milner, L (1, 8) OBP: 0.353, SLG: 0.372	0-0 1B 2B 1B	0-0 4-3			0-0 G4-3-6 1-2f			0-0 F8		4-0 1B 7-2 BB		4 1 1 0 1 0 2	Pittsburgh Pirates @ Cincinnati Reds Riverfront Stadium, Cincinnati, OH Sat Sep 01 1984, 7:05 PM EDT Att. 16,733 - Unknown									
Pete Rose, S (1, 3) OBP: 0.340, SLG: 0.307	0-0 2B 1B 1B		0-0 F7			0-3 K		0-0 1-3 1B		0-0 FC5-4 1B		5 1 3 0 0 1 0										
Dave Parker, L (1, 9) OBP: 0.323, SLG: 0.407	0-0 F6		0-0 4-3			0-0 2B 1B		0-0 1-3		0-0 FC5-4		1 0 0 0 0 0 2										
Duane Walker, L (2, 7) OBP: 0.390, SLG: 0.529												1 0 0 0 0 0 0										
Gary Redus, R (6, 7) OBP: 0.342, SLG: 0.385												3 0 1 0 0 0 3										
Cesar Cedeno, R (1, 7) OBP: 0.318, SLG: 0.415	0-0 1B 2B		0-0 4-3			0-0 1B 2B		0-0 F8		0-0 7-2		5 2 2 1 0 0 3										
Brad Gulden, L (1, 2) OBP: 0.297, SLG: 0.309	0-0 2H 3H 1B		0-0 4-3			0-0 FC6-4 1B			0-0 F4		4-0 4-3 PB SF9 BB	4 1 2 3 1 0 0										
Dave Concepcion, R (1, 6) OBP: 0.301, SLG: 0.314	0-0 4-3		0-0 4-3		0-0 FC6-4				0-0 BB 1B		0-0 4-3	5 0 1 0 0 0 2										
Nick Esasky, R (1, 5) OBP: 0.294, SLG: 0.358		4-0 BB		0-0 F9			0-0 6-3		4-0 1-2 BB		0-0 SF9	2 0 0 1 2 0 0										
Ron Oester, S (1, 4) OBP: 0.299, SLG: 0.320		0-0 F7			0-0 1B		0-0 4-3		0-3 K		0-0 HR 1B	5 1 2 0 0 1 3										
Frank Pastore, R (0, 0)		0-0 F8			0-0 G4-3-6 1B		0-0 F6		0-3 K		0-0 HR	0 0 0 0 0 0 0										
Bob Owechinko, L (0, 0)												0 0 0 0 0 0 0										
Skinner Barnes, R (0, 0)												0 0 0 0 0 0 0										
Carl Willis, L (0, 0)												0 0 0 0 0 0 0										
Tom Foley, L (0, 0)												0 0 0 0 0 0 0										
Tom Hume, R (0, 0)												0 0 0 0 0 0 0										
Eric Davis, R (0, 0)												0 0 0 0 0 0 0										
John Franco, L (0, 0)												0 0 0 0 0 0 0										
Wayne Krenchicki, L (0, 0)												0 0 0 0 0 0 0										
Ted Power, R (0, 0)												0 0 0 0 0 0 0										
Tony Perez, R (0, 0)												1 1 1 2 0 0 0										
Inning Stats	R: 3 E: 0 K: 0 S: 6	H: 4 LOB: 0 BB: 0 P: 6	R: 0 E: 0 K: 0 S: 3	H: 0 LOB: 1 BB: 1 P: 7	R: 0 E: 0 K: 0 S: 3	H: 0 LOB: 0 BB: 0 P: 3	R: 0 E: 0 K: 0 S: 3	H: 0 LOB: 0 BB: 0 P: 3	R: 1 E: 0 K: 1 S: 7	H: 3 LOB: 1 BB: 0 P: 7	R: 0 E: 0 K: 0 S: 4	H: 1 LOB: 1 BB: 0 P: 4	R: 0 E: 0 K: 2 S: 8	H: 1 LOB: 2 BB: 1 P: 12	R: 0 E: 0 K: 0 S: 3	H: 1 LOB: 1 BB: 1 P: 7	R: 3 E: 0 K: 0 S: 4	H: 2 LOB: 0 BB: 1 P: 8	1B: 11 2B: 3 3B: 0 HR: 1	SF: 1 SAC: 0 DP: 2 HBP: 0	WP: 0 PB: 1 SB: 0 CS: 0	PA: 45
PITCHER	IP WLS BF H R ER SO BB IBB HBP BLK WP HR S P ERA WHIP																					
Rick Rhoden, R (1, 1) ERA: 2.99	7.1 29 10 4 4 1 1 0 0 0 0 0 30 34 4.91 1.500																					
Kent Tekulve, R (8, 1) ERA: 3.17	0.2 2 0 0 0 0 0 0 0 0 0 0 2 2 0.00 0.000																					
Don Robinson, R (9, 1) ERA: 3.49	2.2 L 14 4 3 3 2 3 0 0 0 0 1 15 27 10.12 2.625																					

AB	40
R	7
H	14
RBI	7
BB	4
SO	3
LOB	18



Batter	1	2	3	4	5	6	7	8	9	AB R H RBI BB SO LOB	TOP
Marvell Wynne, L (1, 8) <small>OBP: 0.313, SLG: 0.333</small> Lee Tunnell, R (7, 1) <small>OBP: 0.100, SLG: 0.100</small>	0-0 6-3		0-0 F3		0-0 F8		0-0 F7			4 0 0 0 0 0 0	
Lee Lacy, R (1, 7) <small>OBP: 0.351, SLG: 0.442</small>	0-0 5-3		0-0 4-3 1B		0-3 K			0-0 G6-4-3 1B		4 0 2 0 0 1 0	
Johnny Ray, S (1, 4) <small>OBP: 0.355, SLG: 0.399</small>	0-0 BLK 1B		0-0 4-3 1-2		0-0 4-3			0-0 G6-4-3 1B 1-2		4 0 2 0 0 0 1	
Jason Thompson, L (1, 3) <small>OBP: 0.351, SLG: 0.384</small>	0-0 F9 1-2		4-0 BB		0-0 F9			0-0 G6-4-3 1-2 2-3		3 0 0 0 1 0 3	
Jim Morrison, R (1, 5) <small>OBP: 0.306, SLG: 0.430</small>		0-0 HR	0-3 K		0-0 1B			0-0 5-3		4 1 2 1 0 1 3	
Milt May, L (1, 2) <small>OBP: 0.296, SLG: 0.268</small>		0-0 F8		0-3 K		0-0 F7		0-0 F4		4 0 0 0 0 1 1	
Doug Frobel, L (1, 9) <small>OBP: 0.262, SLG: 0.400</small>		0-0 4-3		4-0 FC5-4 BB		0-0 F9		0-3 K		3 0 0 0 1 1 1	
Ron Wotus, R (1, 6) <small>OBP: 0.259, SLG: 0.292</small>		4-0 BB		0-0 FC5-4 1-2		0-0 F8		0-0 2B		3 0 1 0 1 0 1	
John Tudor, L (1, 1) <small>OBP: 0.250, SLG: 0.231</small> Jim Winn, R (5, 1) Joe Orsulak, L (7, PH) <small>OBP: 0.167, SLG: 0.130</small>		0-3 K		0-0 F6		0-0 6-3		0-0 F3		2 0 0 0 0 1 2	
Inning Stats	R: 0 E: 0 K: 0 S: 4 H: 1 LOB: 1 BB: 0 P: 4	R: 1 E: 0 K: 1 S: 6 H: 1 LOB: 1 BB: 1 P: 10	R: 0 E: 0 K: 1 S: 6 H: 1 LOB: 2 BB: 1 P: 10	R: 0 E: 0 K: 1 S: 5 H: 0 LOB: 1 BB: 1 P: 9	R: 0 E: 0 K: 1 S: 5 H: 0 LOB: 0 BB: 0 P: 5	R: 0 E: 0 K: 0 S: 4 H: 1 LOB: 1 BB: 0 P: 4	R: 0 E: 0 K: 0 S: 3 H: 0 LOB: 0 BB: 0 P: 3	R: 0 E: 0 K: 0 S: 4 H: 2 LOB: 1 BB: 0 P: 4	R: 0 E: 0 K: 1 S: 6 H: 1 LOB: 1 BB: 0 P: 6	1B: 5 2B: 1 3B: 0 HR: 1 SF: 0 SAC: 0 DP: 1 HBP: 0	WP: 0 PB: 0 SB: 0 CS: 0 PA: 36
PITCHER Ron Robinson, R (1, 1) <small>ERA: 2.25</small>	IP: 9.0 WLS: W BF: 36 H: 7 R: 1 ER: 1 SO: 5 BB: 3 IBB: 0 HBP: 0 BLK: 1 WP: 0 HR: 1 S: 43 P: 55 ERA: 1.00 WHIP: 1.111										

Pittsburgh Pirates @ Cincinnati Reds
 Riverfront Stadium, Cincinnati, OH
 Sun Sep 02 1984, 3:33 AM EDT
 Att: 13,597 - Unknown

livebaseballscorecards.com

AB	33
R	1
H	7
RBI	1
BB	3
SO	5
LOB	13



Batter	1	2	3	4	5	6	7	8	9	AB	R	H	RBI	BB	SO	LOB
Gary Redus, R OBP: 0.345, SLG: 0.387 (1, 7)	0-0 1B 2B		4-0 SF7 BB		4-0 1B BB	0-0 4-3		0-0 6-3 1-2 2-3		3	3	1	0	2	0	2
Eric Davis, R OBP: 0.297, SLG: 0.339 (1, 8) (8, 9)	0-0 5-3		0-0 4-3		0-0 E9 BLK 1B 2B		0-0 F7			4	1	0	0	0	0	4
Dave Parker, L OBP: 0.324, SLG: 0.409 (1, 9) Eddie Milner, L OBP: 0.353, SLG: 0.372 (8, 8)	0-0 2-H 1B		0-0 SF7		0-0 BLK 2B 1B		0-0 F7			3	1	2	4	0	0	0
Cesar Cedeno, R OBP: 0.320, SLG: 0.420 (1, 3)	0-0 E5		0-0 5-3		0-0 1-H 2-H 3-H 2B		0-0 1B			4	0	2	2	0	0	0
Nick Esasky, R OBP: 0.291, SLG: 0.353 (1, 5)	0-0 F9			0-3 K	0-0 F6		0-3 K			4	0	0	0	0	2	3
Dave Concepcion, R OBP: 0.301, SLG: 0.312 (1, 6)		0-0 F3		0-0 F9	4-0 BB			0-0 6-3		3	0	0	0	1	0	0
Ron Oester, S OBP: 0.301, SLG: 0.330 (1, 4)		0-0 HR		0-3 K	0-0 4-3			0-0 WP 2B		4	1	2	1	0	1	2
Dave Vangorder, R OBP: 0.306, SLG: 0.250 (1, 2)		0-3 K			0-0 E SH2-4 1B		0-0 6-3	4-0 WP IBB		3	1	1	0	1	1	0
Ron Robinson, R (1, 1)		0-0 4-3			0-0 SH2-4 1-2		0-3 K			3	0	0	0	0	2	2

Inning Stats	R: 1	H: 2	E: 1	K: 0	S: 5	H: 2	LOB: 1	BB: 0	P: 5	R: 1	H: 1	E: 0	K: 1	S: 6	H: 1	LOB: 0	BB: 0	P: 6	R: 1	H: 0	E: 0	K: 0	S: 3	H: 0	LOB: 0	BB: 1	P: 7	R: 0	H: 0	E: 0	K: 2	S: 7	H: 0	LOB: 0	BB: 0	P: 7	R: 4	H: 3	E: 1	K: 0	S: 7	H: 3	LOB: 2	BB: 2	P: 15	R: 0	H: 0	E: 0	K: 1	S: 5	H: 0	LOB: 0	BB: 0	P: 5	R: 0	H: 1	E: 0	K: 1	S: 6	H: 1	LOB: 1	BB: 0	P: 6	R: 0	H: 1	E: 0	K: 1	S: 6	H: 1	LOB: 2	BB: 1	P: 10	1B: 4	2B: 3	3B: 0	HR: 1	SF: 1	SAC: 1	DP: 0	HBP: 0	WP: 1	PB: 0	SB: 1	CS: 0
--------------	------	------	------	------	------	------	--------	-------	------	------	------	------	------	------	------	--------	-------	------	------	------	------	------	------	------	--------	-------	------	------	------	------	------	------	------	--------	-------	------	------	------	------	------	------	------	--------	-------	-------	------	------	------	------	------	------	--------	-------	------	------	------	------	------	------	------	--------	-------	------	------	------	------	------	------	------	--------	-------	-------	-------	-------	-------	-------	-------	--------	-------	--------	-------	-------	-------	-------

PITCHER	IP	WLS	BF	H	R	ER	SO	BB	IBB	HBP	BLK	WP	HR	S	P	ERA	WHIP
John Tudor, L ERA: 3.61 (1, 1)	4.1	L	21	5	7	6	3	2	0	0	0	0	1	25	33	12.46	1.615
Jim Winn, R ERA: 2.0 (5, 1)	1.2		7	1	0	0	1	1	0	0	1	0	0	8	12	0.00	1.200
Lee Tunnell, R ERA: 4.83 (7, 1)	2.0		9	2	0	0	2	0	1	0	0	1	0	12	16	0.00	1.000


BOTTOM

Pittsburgh Pirates @ Cincinnati Reds
Riverfront Stadium, Cincinnati, OH

Sun Sep 02 1984, 3:33 AM EDT
Att. 13,597 - Unknown

livebaseballscorecards.com

AB	31
R	7
H	8
RBI	7
BB	4
SO	6
LOB	13



WP: 1	PA: 37
PB: 0	
SB: 1	
CS: 0	

Batter	1	2	3	4	5	6	7	8	9	AB R H RBI BB SO LOB
--------	---	---	---	---	---	---	---	---	---	----------------------

Gary Redus, R (1, 7) <small>OBP: 0.346, SLG: 0.386</small>	0-0 		4-0 		0-3 		0-0 		0-3 	4 0 1 0 1 2 1
Eric Davis, R (1, 8) <small>OBP: 0.293, SLG: 0.356</small>	0-0 		0-0 		0-0 		0-0 		0-3 	5 1 1 2 0 1 2
Dave Parker, L (1, 9) <small>OBP: 0.325, SLG: 0.407</small>	0-0 		0-0 		0-3 		0-0 		4-0 	4 1 1 0 1 1 1
Cesar Cedeno, R (1, 3) <small>OBP: 0.322, SLG: 0.427</small>	0-0 		0-0 		0-0 		0-0 		0-0 	5 0 2 1 0 0 2
Nick Esasky, R (1, 5) <small>OBP: 0.288, SLG: 0.349</small>		0-3 	0-3 		0-0 		0-0 			3 0 0 0 0 2 1
Dave Concepcion, R (1, 6) <small>OBP: 0.302, SLG: 0.312</small>		0-0 		0-0 		0-0 	4-0 			3 0 1 0 1 0 0
Ron Oester, S (1, 4) <small>OBP: 0.300, SLG: 0.330</small>		0-0 		0-0 		0-3 	0-3 			4 0 1 0 0 2 3
Dave Vangorder, R (1, 2) <small>OBP: 0.315, SLG: 0.253</small>		0-0 		0-0 		0-0 	4-0 			3 0 1 0 1 0 1
Jeff Russell, R (1, 1) <small>OBP: 0.211, SLG: 0.192</small> John Franco, L (9, 1)		0-3 		0-0 		0-3 	0-3 			4 1 1 0 0 3 7 0 0 0 0 0 0 0

TOP

Cincinnati Reds @ San Francisco Giants
 Candlestick Park, San Francisco, CA
 Mon Sep 03 1984, 6:33 AM EDT
 Att. 9,061 - Unknown

AB	35
R	3
H	9
RBI	3
BB	4
SO	11
LOB	18



Inning Stats	R: 0	H: 1	E: 0	K: 0	S: 4	P: 4	R: 0	H: 2	E: 0	K: 2	S: 9	P: 9	R: 1	H: 2	E: 0	K: 1	S: 6	P: 10	R: 0	H: 0	E: 0	K: 0	S: 3	P: 3	R: 2	H: 2	E: 0	K: 2	S: 9	P: 9	R: 0	H: 1	E: 1	K: 2	S: 9	P: 9	R: 0	H: 0	E: 0	K: 0	S: 3	P: 3	R: 0	H: 1	E: 0	K: 2	S: 8	P: 16	R: 0	H: 0	E: 0	K: 2	S: 7	P: 11	1B: 7	2B: 0	3B: 1	HR: 1	SF: 0	SAC: 1	DP: 0	HBP: 0	WP: 1	PB: 0	SB: 0	CS: 1	PA: 40
--------------	------	------	------	------	------	------	------	------	------	------	------	------	------	------	------	------	------	-------	------	------	------	------	------	------	------	------	------	------	------	------	------	------	------	------	------	------	------	------	------	------	------	------	------	------	------	------	------	-------	------	------	------	------	------	-------	-------	-------	-------	-------	-------	--------	-------	--------	-------	-------	-------	-------	--------

PITCHER	IP	WLS	BF	H	R	ER	SO	BB	IBB	HBP	BLK	WP	HR	S	P	ERA	WHIP
George Riley, L (1, 1) <small>ERA: 4.5</small>	6.0		27	8	3	3	7	1	0	0	0	1	1	40	44	4.50	1.500
Gary Lavelle, L (7, 1) <small>ERA: 2.66</small>	2.0		9	1	0	0	2	1	1	0	0	0	0	11	19	0.00	1.000
Greg Minton, R (9, 1) <small>ERA: 3.62</small>	1.0	W	4	0	0	0	2	1	0	0	0	0	0	7	11	0.00	1.000

PITCHER	IP	WLS	BF	H	R	ER	SO	BB	IBB	HBP	BLK	WP	HR	S	P	ERA	WHIP
---------	----	-----	----	---	---	----	----	----	-----	-----	-----	----	----	---	---	-----	------

BOTTOM

Cincinnati Reds @ San Francisco Giants
 Candlestick Park, San Francisco, CA

Mon Sep 03 1984, 6:33 AM EDT
 Att: 9,061 - Unknown

livebaseballscorecards.com

AB 33
R 4
H 8
RBI 4
BB 3
SO 10
LOB 8



WP: 0 PA: 36
 PB: 0
 SB: 0
 CS: 0

Batter	1	2	3	4	5	6	7	8	9	AB	R	H	RBI	BB	SO	LOB
Dan Gladden, R OBP: 0.385, SLG: 0.441 (1, 8) X	0-0 5-3 2B 1B	0-0 F9			0-0 F3		0-3 K			4	1	1	0	0	1	0
Manny Trillo, R OBP: 0.295, SLG: 0.329 (1, 4) X	0-0 5-3 1-2		0-3 K		0-0 F5			0-0 F2		4	0	0	0	0	1	1
Chili Davis, S OBP: 0.354, SLG: 0.497 Greg Minton, S OBP: 0.105, SLG: 0.056 (1, 9) X (9, 1)	0-0 1B 2B		0-0 4-3		0-3 K			0-3 K		4	1	1	1	0	2	0
Jeffrey Leonard, R OBP: 0.361, SLG: 0.500 (1, 7) S S	0-3 K		0-0 F7			0-3 K		0-0 F3		4	0	0	0	0	2	1
Bob Brenly, R OBP: 0.373, SLG: 0.505 (1, 2) X	0-0 BLK 1B			0-0 F3		0-0 2B			0-3 K	4	1	2	1	0	1	0
Scott Thompson, L OBP: 0.402, SLG: 0.360 (1, 3) X	0-0 1B			0-0 2B		0-0 F4			0-0 1B BB	4	1	3	1	0	0	1
Chris Brown, R Gary Lavelle, S Joel Youngblood, R OBP: 0.335, SLG: 0.368 (1, 5) X (7, 1) (9, 9)	0-0 1-3			0-0 6-3		0-3 K			0-0 1B BB	3	0	0	0	0	1	3
Johnnie LeMaster, R OBP: 0.271, SLG: 0.287 (1, 6)		0-0 F4		4-0 IBB			0-0 F3		4-0 BB IBB	2	0	0	0	2	0	0
George Riley, L Fran Mullins, R Duane Kuiper, L Dusty Baker Jr., R OBP: 0.294, SLG: 0.346 OBP: 0.269, SLG: 0.179 OBP: 0.381, SLG: 0.347 (1, 1) (7, 5) (9, PH) (9, PH)		0-3 K		0-0 F7			0-3 K		4-0 BB IBB	2	0	0	0	0	1	2
									1-2 2-3 3-H	1	0	0	0	0	1	0
										0	0	0	0	0	0	0
										0	0	0	1	1	0	0

Inning Stats	R: 3	H: 4	E: 0	LOB: 1	K: 1	P: 9	R: 0	H: 0	E: 0	LOB: 0	K: 1	P: 5	R: 0	H: 0	E: 0	LOB: 0	K: 1	P: 5	R: 0	H: 1	E: 0	LOB: 1	K: 2	P: 8	R: 0	H: 0	E: 0	LOB: 0	K: 2	P: 7	R: 0	H: 0	E: 0	LOB: 0	K: 1	P: 5	R: 1	H: 2	E: 0	LOB: 3	K: 1	P: 13	R: 3	H: 4	E: 0	LOB: 1	K: 1	P: 9	R: 0	H: 0	E: 0	LOB: 0	K: 1	P: 5	R: 0	H: 0	E: 0	LOB: 0	K: 1	P: 9	R: 0	H: 0	E: 0	LOB: 0	K: 1	P: 5	R: 0	H: 0	E: 0	LOB: 0	K: 1	P: 5	R: 0	H: 0	E: 0	LOB: 0	K: 1	P: 5	R: 0	H: 0	E: 0	LOB: 0	K: 1	P: 5	R: 0	H: 0	E: 0	LOB: 0	K: 1	P: 5	R: 0	H: 0	E: 0	LOB: 0	K: 1	P: 5
PITCHER	IP	WLS	BF	H	R	ER	SO	BB	IBB	HBP	BLK	WP	HR	S	P	ERA	WHIP																																																																															
Jeff Russell, R ERA: 4.19 (1, 1)	8.1	L	35	8	4	4	10	0	2	0	1	0	0	53	61	4.32	0.960																																																																															
John Franco, L ERA: 2.65 (9, 1)	0.0		1	0	0	0	0	1	0	0	0	0	0	0	4	∞	∞																																																																															

Main table of batting records including player names (Eric Davis, Pete Rose, Eddie Milner, etc.), statistics, and diagrams of baseball diamonds with pitch trajectories and hit locations (e.g., HR, 2B, K).

Inning Stats table with columns for R, H, E, K, S and P, BB, IBB, HBP, BLK, WP, HR, S, P, ERA, WHIP for each of the 9 innings.

PITCHER table with columns for IP, WLS, BF, H, R, ER, SO, BB, IBB, HBP, BLK, WP, HR, S, P, ERA, WHIP for individual pitchers like Mike Krukow, Greg Minton, Gary Lavelle, and Bob Lacey.

Game information area containing the venue name 'Cincinnati Reds @ San Francisco Giants', location 'Candlestick Park, San Francisco, CA', date and time 'Tue Sep 04 1984, 10:05 PM EDT', attendance 'Att. 3,311 - Unknown', a statistics summary table for AB, R, H, RBI, BB, SO, LOB, and the Cincinnati Reds logo.

Batter	1	2	3	4	5	6	7	8	9	AB	R	H	RBI	BB	SO	LOB
Dan Gladden, R OBP: 0.387, SLG: 0.442 (1, 8)	0-0 5-3 1B	0-3 K			0-0 6-3		0-0 1B			4	1	2	0	0	1	1
Manny Trillo, R OBP: 0.294, SLG: 0.328 (1, 4)	0-0 5-3 1-2		0-0 F7			0-0 5-3	0-0 1B			4	0	1	1	0	0	1
Chili Davis, S OBP: 0.355, SLG: 0.497 (1, 9)	0-0 2-H 1B		0-0 4-3			0-0 F9 BB 1B	0-0 F7			4	0	2	1	0	0	2
Jeffrey Leonard, R OBP: 0.360, SLG: 0.497 (1, 7)	0-3 K		0-3 K			4-0 1-2 BB		0-0 F6		3	0	0	0	1	2	1
Bob Brenly, R OBP: 0.372, SLG: 0.502 (1, 2)	0-0 6-3			0-0 F2		0-0 F9 2-3		0-0 G4-3 1B		4	0	1	0	0	0	3
Scott Thompson, L OBP: 0.399, SLG: 0.373 (1, 3)		0-0 HR		0-3 K		0-0 4-3		0-0 G4-3 1-2f		4	1	1	1	0	1	3
Chris Brown, R (1, 5)		0-0 E5 S		0-0 E6 CS			0-0 5-3		0-3 K	4	0	0	0	0	1	0
Johnnie LeMaster, R OBP: 0.269, SLG: 0.285 Alejandro Sanchez, R (9, PH)		0-0 F7		0-0 CS 1-2	0-0 F8 1-2		0-0 F8		0-0 F8	3	0	0	0	0	0	1
Mike Krukow, R OBP: 0.149, SLG: 0.154 Greg Minton, S OBP: 0.105, SLG: 0.056 Gary Lavelle, S Bob Lacey, R OBP: 0.200, SLG: 0.200 Rob Deer, R (9, PH)		0-0 F8 1-2		0-3 K			0-0 1B 1B		0-0 F4	3	1	1	0	0	1	1

Inning Stats	R: 1	H: 2	E: 0	K: 1	S: 7	H: 2	LOB: 1	BB: 0	P: 7	R: 1	H: 1	E: 1	K: 1	S: 7	H: 1	LOB: 1	BB: 0	P: 7	R: 0	H: 0	E: 0	K: 1	S: 5	H: 0	LOB: 0	BB: 0	P: 5	R: 0	H: 0	E: 0	K: 1	S: 5	H: 0	LOB: 0	BB: 0	P: 5	R: 0	H: 1	E: 0	K: 0	S: 4	H: 1	LOB: 2	BB: 1	P: 8	R: 1	H: 3	E: 0	K: 0	S: 6	H: 3	LOB: 2	BB: 0	P: 6	R: 0	H: 1	E: 0	K: 0	S: 3	H: 1	LOB: 0	BB: 0	P: 3	R: 0	H: 0	E: 0	K: 1	S: 5	H: 0	LOB: 0	BB: 0	P: 5	1B: 7	2B: 0	3B: 0	HR: 1	SF: 0	SAC: 0	DP: 1	HBP: 0	WP: 0	PB: 0	SB: 1	CS: 1	PA: 37
--------------	------	------	------	------	------	------	--------	-------	------	------	------	------	------	------	------	--------	-------	------	------	------	------	------	------	------	--------	-------	------	------	------	------	------	------	------	--------	-------	------	------	------	------	------	------	------	--------	-------	------	------	------	------	------	------	------	--------	-------	------	------	------	------	------	------	------	--------	-------	------	------	------	------	------	------	------	--------	-------	------	-------	-------	-------	-------	-------	--------	-------	--------	-------	-------	-------	-------	--------

PITCHER	IP	WLS	BF	H	R	ER	SO	BB	IBB	HBP	BLK	WP	HR	S	P	ERA	WHIP
Mario Soto, R ERA: 3.5 (1, 1)	7.0		30	7	3	3	5	1	0	0	0	0	1	39	43	3.86	1.143
Ted Power, R ERA: 2.99 (8, 1)	2.0		6	1	0	0	1	0	0	0	0	0	0	8	8	0.00	0.500

BOTTOM

Cincinnati Reds @ San Francisco Giants
Candlestick Park, San Francisco, CA
Tue Sep 04 1984, 10:05 PM EDT
Att: 3,311 - Unknown

AB	35
R	3
H	8
RBI	3
BB	1
SO	6
LOB	13



WP: 0	PA: 37
PB: 0	
SB: 1	
CS: 1	

livebaseballscorecards.com

Batter	1	2	3	4	5	6	7	8	9	AB R H RBI BB SO LOB	TOP																								
Gary Redus, R (1, 7) OBP: 0.348, SLG: 0.393	0-0 E 2B	0-0 S HR 1B	0-0 5-3		0-0 2B		0-0 F5		0-0 FC6-4 HR	6 3 3 0 0 0 4																									
Eric Davis, R (1, 8) OBP: 0.304, SLG: 0.418	0-3 K	0-0 HR 1B	4-0 1B BB		4-0 BB		0-0 E5		0-0 F8	4 1 1 2 2 1 5																									
Dave Parker, L (1, 9) OBP: 0.329, SLG: 0.416	0-0 E2 1B	0-0 HR 1B	0-0 1B		0-0 F8		0-0 F4		0-0 HR	6 3 4 4 0 0 5																									
Cesar Cedeno, R (1, 3) OBP: 0.324, SLG: 0.439 Andy McGaffigan, R (7, 1) Wayne Krenchicki, L (9, PH) OBP: 0.319, SLG: 0.414	0-0 WP 1B	0-0 HR	0-0 F7			0-0 2-3 SF8 2B	0-0 F9		0-0 F6	5 3 3 3 0 0 5 0 0 0 0 0 0 0 1 0 0 0 0 0 0																									
Nick Esasky, R (1, 5) OBP: 0.292, SLG: 0.350	0-3 K	0-0 1B		0-0 5-3		0-0 2-3		0-3 K		5 0 1 0 0 2 2																									
Dave Concepcion, R (1, 6) OBP: 0.302, SLG: 0.315	0-0 S 1B	0-0 FC6-4 1B		0-0 F8		0-0 SF8		0-0 F7		4 0 2 2 0 0 0																									
Ron Oester, S (1, 4) OBP: 0.298, SLG: 0.324	4-0 1-2 BB	0-3 K		0-3 K		0-3 K		0-0 F8		4 0 0 0 1 3 2																									
Dave Vangorder, R (1, 2) OBP: 0.319, SLG: 0.262	0-0 F9	0-0 FC6-4 HR			0-0 F4		0-0 E BB 1B		0-0 FC6-4 HR 1B	5 1 2 0 0 0 4																									
Jay Tibbs, R (1, 1) OBP: 0.179, SLG: 0.148 Carl Willis, L (6, 1) John Franco, L (6, 1) Eddie Milner, L (7, PH) Tom Hume, R (7, 1) Tom Foley, L (7, 6) OBP: 0.355, SLG: 0.372 OBP: 0.174, SLG: 0.136 OBP: 0.309, SLG: 0.344		0-0 6-3	0-0 5-6-3		0-0 4-3		4-0 E BB		0-0 FC6-4 1B	3 0 1 0 0 0 0 0 0 0 0 0 0 1 0 1 0 0 0 0 0																									
Inning Stats	R: 3 E: 1 K: 2 S: 11	H: 4 LOB: 2 BB: 1 P: 15	R: 4 E: 0 K: 1 S: 11	H: 6 LOB: 2 BB: 0 P: 11	R: 0 E: 0 K: 0 S: 4	H: 1 LOB: 2 BB: 1 P: 8	R: 0 E: 0 K: 1 S: 5	H: 0 LOB: 0 BB: 0 P: 5	R: 0 E: 0 K: 0 S: 4	H: 1 LOB: 2 BB: 1 P: 8	R: 1 E: 0 K: 1 S: 6	H: 1 LOB: 0 BB: 0 P: 6	R: 0 E: 1 K: 0 S: 5	H: 1 LOB: 3 BB: 1 P: 9	R: 0 E: 0 K: 1 S: 5	H: 0 LOB: 0 BB: 0 P: 5	R: 3 E: 0 K: 0 S: 6	H: 3 LOB: 0 BB: 0 P: 6	1B: 11 2B: 3 3B: 0 HR: 3	SF: 1 SAC: 0 DP: 0 HBP: 0	WP: 1 PB: 0 SB: 2 CS: 0	PA: 49													
PITCHER	IP WLS BF H R ER SO BB IBB HBP BLK WP HR S P ERA WHIP																																		
Dave Dravecky, L (1, 1) ERA: 2.95	1.1	13	8	7	7	2	1	0	0	0	1	2	16	20	47.25	6.750																			
Greg Booker, R (2, 1) ERA: 2.86	1.2	9	3	0	0	1	1	0	0	0	0	0	10	14	0.00	2.400																			
Greg Harris, R (4, 1) ERA: 2.91	3.0	12	2	1	1	2	1	0	0	0	0	0	15	19	3.00	1.000																			
Floyd Chiffer, R (7, 1) ERA: 7.13	0.0	2	1	0	0	0	1	0	0	0	0	0	1	5	∞	∞																			
Craig Lefferts, L (7, 1) ERA: 2.23	1.0	W	4	0	0	0	0	0	0	0	0	0	4	4	0.00	0.000																			
PITCHER	IP WLS BF H R ER SO BB IBB HBP BLK WP HR S P ERA WHIP																																		
Luis DeLeon, R (8, 1) ERA: 5.01	2.0	9	3	3	3	1	0	0	0	0	0	1	11	11	13.50	1.500																			

Cincinnati Reds @ San Diego Padres
 Jack Murphy Stadium, San Diego, CA
 Wed Sep 05 1984, 10:05 PM EDT
 Att: 17,759 - Unknown

livebaseballscorecards.com

AB	44
R	11
H	17
RBI	11
BB	4
SO	6
LOB	27



Batter	1	2	3	4	5	6	7	8	9	AB R H RBI BB SO LOB	TOP		
Eddie Milner, L (1, 8) OBP: 0.352, SLG: 0.368	0-0 3-1		0-0 4-3	0-3 K		0-0 1B S 1-3 1B 1B	0-0 3-1		0-0 1-3	6 1 1 0 0 1 2			
Pete Rose, S (1, 3) OBP: 0.351, SLG: 0.323 Nick Esasky, R (6, 3) OBP: 0.291, SLG: 0.349	0-0 HR 1B		0-0 1B		0-0 L6 HBP 1B	4-0 1B 1-2 1B IBB		0-0 5-3		3 2 3 0 1 0 0 1 0 0 0 0 0 0			
Eric Davis, R (1, 7) OBP: 0.307, SLG: 0.438 (6, 9)	0-0 HR 1-H		0-0 F3		0-3 K	0-0 1B 1-2 1B 1B		0-0 E7 1B SF7		5 3 2 3 0 1 2			
Dave Parker, L (1, 9) OBP: 0.330, SLG: 0.415 Bob Owchinko, L (6, 1) OBP: 0.333, SLG: 0.250	0-0 4-3		0-0 F8		H 1-0 1-2 HBP	0-0 1B 1-3 2B 1B		0-0 BB 1B		3 1 1 2 0 0 1 1 0 1 0 0 0 0			
Brad Gulden, L (1, 2) OBP: 0.304, SLG: 0.315	0-0 1B			B B B B 4-0 1B BB FC4-6 BB	0-0 L6 2-3	0-0 2B 1-2 1B		0-0 SF7 3-H		3 1 2 2 1 0 2			
Wayne Krenchicki, L (1, 5) OBP: 0.338, SLG: 0.450	0-0 F9			B B B B 4-0 FC4-6 1B 1-2 BB		0-0 HR 2B		4-0 FC4-6 1-2 BB		3 1 2 2 2 0 1			
Ron Oester, S (1, 4) OBP: 0.297, SLG: 0.323		X 0-0 4-3		X 0-0 FC4-6 1-2 2-3 1B		0-0 G3 K		0-0 FC4-6 1-2		5 0 1 0 0 1 4			
Tom Foley, L (1, 6) OBP: 0.303, SLG: 0.337		X 0-0 G3		X 0-0 FC4-6 SH1-3 1-2 2-3 3-H		0-0 F6 F9		0-0 4-3		5 0 0 1 0 0 2			
Joe Price, R (1, 1) OBP: 0.191, SLG: 0.178 Skeeter Barnes, R (6, PH) OBP: 0.186, SLG: 0.200 Gary Redus, R (6, 7) OBP: 0.347, SLG: 0.391		0-0 K		X 0-0 SH1-3 1-2		X 0-0 E5 1B 1B		0-0 5-3		1 0 0 0 0 1 0 1 1 0 0 0 0 0 2 0 0 0 0 0 0			
Inning Stats	R: 2 H: 3 E: 0 LOB: 1 K: 0 BB: 0 S: 6 P: 6	R: 0 H: 0 E: 0 LOB: 0 K: 1 BB: 0 S: 5 P: 5	R: 0 H: 1 E: 0 LOB: 1 K: 0 BB: 0 S: 4 P: 4	R: 1 H: 1 E: 0 LOB: 2 K: 1 BB: 2 S: 6 P: 14	R: 0 H: 1 E: 0 LOB: 1 K: 1 BB: 0 S: 5 P: 6	R: 6 H: 6 E: 1 LOB: 2 K: 1 BB: 1 S: 12 P: 16	R: 0 H: 0 E: 0 LOB: 0 K: 0 BB: 0 S: 3 P: 3	R: 1 H: 1 E: 1 LOB: 2 K: 0 BB: 1 S: 5 P: 9	R: 0 H: 0 E: 0 LOB: 0 K: 0 BB: 0 S: 3 P: 3	1B: 10 SF: 1 2B: 2 SAC: 1 3B: 0 DP: 1 HR: 2 HBP: 1	WP: 0 PA: 46 PB: 0 SB: 1 CS: 0		
PITCHER	IP WLS BF H R ER SO BB IBB HBP BLK WP HR S P ERA WHIP											PITCHER	IP WLS BF H R ER SO BB IBB HBP BLK WP HR S P ERA WHIP
Eric Show, R (1, 1) ERA: 3.54	5.2 L 31 10 9 4 3 2 1 1 0 0 2 33 46 6.35 2.118												
Greg Booker, R (6, 1) ERA: 2.84	0.1 3 2 0 0 1 0 0 0 0 0 0 5 5 0.00 6.000												
Andy Hawkins, R (7, 1) ERA: 4.87	3.0 12 1 1 0 0 1 0 0 0 0 0 0 11 15 0.00 0.667												

Cincinnati Reds @ San Diego Padres
 Jack Murphy Stadium, San Diego, CA
 Thu Sep 06 1984, 6:33 AM EDT
 Att: 11,986 - Unknown

livebaseballscorecards.com

AB	39
R	10
H	13
RBI	10
BB	4
SO	4
LOB	14



Batter	1	2	3	4	5	6	7	8	9	AB R H RBI BB SO LOB
Luis Salazar, R OBP: 0.259, SLG: 0.335 (1, 5)	0-3 K		0-0 5-3		0-0 SH3-4		0-3 K		0-0 1-2 1B	4 0 1 0 0 2 0
Alan Wiggins, S OBP: 0.336, SLG: 0.320 (1, 4)	0-0 1B		0-0 2B		0-0 SF9		0-0 5-3		0-0 F8	4 0 2 1 0 0 2
Steve Garvey, R OBP: 0.303, SLG: 0.375 (1, 3)	0-0 F8		4-0 CS BB		0-0 1B		0-0 F8			3 0 1 0 1 0 1
Kevin McReynolds, R OBP: 0.324, SLG: 0.488 (1, 8)	0-0 1-2 F7		0-3 1-2 K		0-0 1-3			0-3 K		4 0 0 0 0 2 4
Carmelo Martinez, R OBP: 0.337, SLG: 0.400 (1, 7)		0-0 1-3		4-0 WP BB		0-0 BB 1B		0-0 6-3		3 0 1 0 1 0 0
Kurt Bevacqua, R OBP: 0.351, SLG: 0.298 (1, 9)		0-0 F9		0-3 1-2 K		4-0 1-2 FC6 BB		0-0 6-3		3 0 0 0 1 1 1
Bruce Bochy, R OBP: 0.265, SLG: 0.446 (1, 2)		0-3 K		0-0 F7		0-0 F3		0-0 F3		4 0 0 0 0 1 3
Mario Ramirez, R OBP: 0.314, SLG: 0.317 (1, 6)			4-0 HR BB	0-3 K2-3		0-0 F9		0-0 4-3		3 1 0 0 1 1 3
Eric Show, R OBP: 0.262, SLG: 0.433 (1, 1)			0-0 HR		0-0 E8 SH3-4 SF9 1B		0-0 FC6		4-0 1B BB	2 2 2 2 0 0 0
Greg Booker, R (6, 1)										0 0 0 0 0 0 0
Ron Roenicke, S (6, PH)										1 0 0 0 0 0 2
Andy Hawkins, R (7, 1)										0 0 0 0 0 0 0
Doug Gwosdz, R (9, PH)										0 0 0 0 1 0 0

Inning Stats	R: 0	H: 1	E: 0	K: 1	S: 6	LOB: 1	BB: 0	P: 6
	R: 0	H: 0	E: 0	K: 1	S: 5 <td>LOB: 0</td> <td>BB: 0</td> <td>P: 5 </td>	LOB: 0	BB: 0	P: 5
	R: 2	H: 2	E: 0	K: 1	S: 6 <td>LOB: 2</td> <td>BB: 2</td> <td>P: 14 </td>	LOB: 2	BB: 2	P: 14
	R: 0	H: 0	E: 0	K: 2	S: 7 <td>LOB: 1</td> <td>BB: 1</td> <td>P: 11 </td>	LOB: 1	BB: 1	P: 11
	R: 1	H: 2	E: 1	K: 0	S: 5 <td>LOB: 1</td> <td>BB: 0</td> <td>P: 5 </td>	LOB: 1	BB: 0	P: 5
	R: 0	H: 1	E: 0	K: 0	S: 4 <td>LOB: 2</td> <td>BB: 1</td> <td>P: 8 </td>	LOB: 2	BB: 1	P: 8
	R: 0	H: 0	E: 0	K: 1	S: 5 <td>LOB: 0</td> <td>BB: 0</td> <td>P: 5 </td>	LOB: 0	BB: 0	P: 5
	R: 0	H: 0	E: 0	K: 1	S: 5 <td>LOB: 0</td> <td>BB: 0</td> <td>P: 5 </td>	LOB: 0	BB: 0	P: 5
	R: 0	H: 1	E: 0	K: 0	S: 4 <td>LOB: 2</td> <td>BB: 1</td> <td>P: 8 </td>	LOB: 2	BB: 1	P: 8
	R: 0	H: 1	E: 0	K: 0	S: 4 <td>LOB: 2</td> <td>BB: 1</td> <td>P: 8 </td>	LOB: 2	BB: 1	P: 8
	R: 2	H: 2	E: 0	K: 0	S: 2	LOB: 2	BB: 1	P: 8

PITCHER	IP	WLS	BF	H	R	ER	SO	BB	IBB	HBP	BLK	WP	HR	S	P	ERA	WHIP
Joe Price, L (1, 1)	5.0	W	22	5	3	3	5	3	0	0	0	1	1	29	41	5.40	1.600
Bob Owchinko, L (6, 1)	4.0	S	16	2	0	0	2	2	0	0	0	0	0	18	26	0.00	1.000

BOTTOM

Cincinnati Reds @ San Diego Padres
Jack Murphy Stadium, San Diego, CA

Thu Sep 06 1984, 6:33 AM EDT
 Att. 11,986 - Unknown

AB	31
R	3
H	7
RBI	3
BB	5
SO	7
LOB	16



WP	PA
1	38
0	
1	
1	

Batter	1	2	3	4	5	6	7	8	9	AB R H RBI BB SO LOB	TOP													
Eric Davis, R OBP: 0.300, SLG: 0.427 (1, 8) X	0-0 F3			X 0-0 5-3		X 0-0 F8		0-0 K		4 0 0 0 0 1 1														
Ron Oester, S OBP: 0.297, SLG: 0.322 (1, 4) SSS	0-3 K			X 0-0 4-3 1B		X 0-0 F8		0-0 F7		4 0 1 0 0 1 1														
Dave Parker, L OBP: 0.330, SLG: 0.413 (1, 9) X	0-0 G3			X 0-0 4-3 1-2		X 0-0 G3			4-0 S 1B BB	3 1 0 0 1 0 1														
Cesar Cedeno, R OBP: 0.323, SLG: 0.437 (1, 7) X		0-0 4-3		X 0-0 L5			0-0 F8 SH1-4 1B		0-0 F4	4 0 1 0 0 0 2														
Brad Gulden, L OBP: 0.301, SLG: 0.311 (1, 2) X		0-0 F9			0-3 K		0-0 SH1-4 1-2		0-3 K 1-2	3 0 0 0 0 2 1														
Alan Knicely, R OBP: 0.500, SLG: 0.333 (1, 3) X		0-0 F9			4-0 BB		0-0 F8 2-3		0-0 FC6-4 1B 2-H	3 0 1 1 1 0 1 0 0 0 0 0 0 0 0 0 0 0 0 0 0														
Gary Redus, R OBP: 0.347, SLG: 0.391 (9, PR)																								
Tom Foley, L OBP: 0.303, SLG: 0.337 (9, 6)																								
Dave Concepcion, R OBP: 0.300, SLG: 0.312 (1, 6) (9, 5) X			0-0 F8		0-0 6-3 1-2		0-0 5-3		0-0 FC6-4 1-2	4 0 0 0 0 0 3														
Nick Esasky, R OBP: 0.292, SLG: 0.347 (1, 5) (9, 3) X			0-0 F9		4-0 FC6-4 IBB			0-0 5-3		2 0 0 0 1 0 0														
Ron Robinson, R (1, 1) SSS			0-3 K		0-0 FC6-4 1-2			0-0 E4		2 0 0 0 0 1 2 1 0														
Eddie Milner, L OBP: 0.351, SLG: 0.366 (8, PH)																								
John Franco, L (8, 1)																								
Ted Power, R (9, 1)																								
Inning Stats	R: 0 E: 0 K: 1 S: 5	H: 0 LOB: 0 BB: 0 P: 5	R: 0 E: 0 K: 0 S: 3	H: 0 LOB: 0 BB: 0 P: 3	R: 0 E: 0 K: 1 S: 5	H: 0 LOB: 0 BB: 0 P: 5	R: 0 E: 0 K: 0 S: 4	H: 1 LOB: 1 BB: 0 P: 4	R: 0 E: 0 K: 1 S: 5	H: 0 LOB: 2 BB: 2 P: 13	R: 0 E: 0 K: 0 S: 3	H: 0 LOB: 0 BB: 0 P: 3	R: 0 E: 0 K: 0 S: 4	H: 1 LOB: 1 BB: 0 P: 4	R: 0 E: 1 K: 1 S: 6	H: 0 LOB: 1 BB: 0 P: 6	R: 1 E: 0 K: 1 S: 6	H: 1 LOB: 1 BB: 1 P: 10	1B: 3 2B: 0 3B: 0 HR: 0	SF: 0 SAC: 1 DP: 0 HBP: 0	WP: 0 PB: 0 SB: 1 CS: 0	PA: 34		
PITCHER	IP WLS BF H R ER SO BB IBB HBP BLK WP HR S P ERA WHIP																							
Burt Hooton, R ERA: 3.5 (1, 1)	8.0		29	2	0	0	4	1	1	0	0	0	0	35	43	0.00	0.375							
Ken Howell, R ERA: 3.76 (9, 1)	1.0	L	5	1	1	1	1	1	0	0	0	0	0	6	10	9.00	2.000							

Cincinnati Reds @ Los Angeles Dodgers
Dodger Stadium, Los Angeles, CA

Fri Sep 07 1984, 7:05 PM PDT
Att. 28,430 - Unknown

AB	30
R	1
H	3
RBI	1
BB	3
SO	5
LOB	12



Batter	1	2	3	4	5	6	7	8	9
Steve Sax, R OBP: 0.290, SLG: 0.297 (1, 4)	0-0 5-3		0-0 B2-3		0-0 1-3			0-0 F3	
Ken Landreaux, L OBP: 0.296, SLG: 0.368 R.J. Reynolds, S OBP: 0.294, SLG: 0.340 (1, 9) (9, PH)	0-0 1B		0-0 F7			0-0 G3 1B		0-0 F9 SH3 1B	
Franklin Stubbs, L OBP: 0.267, SLG: 0.344 Candy Maldonado, R OBP: 0.301, SLG: 0.370 (1, 7) (9, 7)	0-0 F6		0-3 K			0-0 G3 1-2		0-0 SH3 1-2	
Pedro Guerrero, R OBP: 0.339, SLG: 0.426 (1, 8)	0-0 1-3 1B			0-0 6-3		0-3 K		0-0 F9 2-3	
Greg Brock, L OBP: 0.313, SLG: 0.407 Mike Marshall, R OBP: 0.320, SLG: 0.449 (1, 3) (9, PH)	0-0 F8			0-0 L1			0-0 4-3	0-0 6-3	
Mike Scioscia, L OBP: 0.383, SLG: 0.371 (1, 2)		0-0 E8 FC5-4		0-0 2B			0-0 F5		
German Rivera, R OBP: 0.325, SLG: 0.372 (1, 5)		0-0 FC5-4 1-2		0-0 1-3			0-0 F3		
Bill Russell, R OBP: 0.332, SLG: 0.321 (1, 6)		0-0 4-3 1-2			0-0 F8			0-3 K	
Burt Hooton, R Tony Brewer, R Ken Howell, R OBP: 0.125, SLG: 0.091 (1, 1) (8, PH) (9, 1)		0-3 K			0-0 6-3			0-3 K	

Inning Stats	R: 0 E: 0 K: 0 S: 5	H: 2 LOB: 2 BB: 0 P: 5	R: 0 E: 1 K: 1 S: 6	H: 0 LOB: 1 BB: 0 P: 6	R: 0 E: 0 K: 1 S: 5	H: 0 LOB: 0 BB: 0 P: 5	R: 0 E: 0 K: 0 S: 4	H: 1 LOB: 1 BB: 0 P: 4	R: 0 E: 0 K: 0 S: 3	H: 0 LOB: 0 BB: 0 P: 3	R: 0 E: 0 K: 1 S: 5	H: 1 LOB: 0 BB: 0 P: 5	R: 0 E: 0 K: 0 S: 3	H: 0 LOB: 0 BB: 0 P: 3	R: 0 E: 0 K: 2 S: 7	H: 0 LOB: 0 BB: 0 P: 7	R: 0 E: 0 K: 0 S: 4	H: 1 LOB: 1 BB: 0 P: 4	1B: 4 2B: 1 3B: 0 HR: 0	SF: 0 SAC: 1 DP: 0 HBP: 0
--------------	------------------------------	---------------------------------	------------------------------	---------------------------------	------------------------------	---------------------------------	------------------------------	---------------------------------	------------------------------	---------------------------------	------------------------------	---------------------------------	------------------------------	---------------------------------	------------------------------	---------------------------------	------------------------------	---------------------------------	----------------------------------	------------------------------------

PITCHER	IP	WLS	BF	H	R	ER	SO	BB	IBB	HBP	BLK	WP	HR	S	P	ERA	WHIP
Ron Robinson, R ERA: 1.67 (1, 1)	7.0		25	4	0	0	3	0	0	0	0	0	0	31	31	0.00	0.571
John Franco, L ERA: 2.56 (8, 1)	1.2	W	6	1	0	0	2	0	0	0	0	0	0	10	10	0.00	0.600
Ted Power, R ERA: 2.98 (9, 1)	0.1	S	1	0	0	0	0	0	0	0	0	0	0	1	1	0.00	0.000

BOTTOM

Cincinnati Reds @ Los Angeles Dodgers
 Dodger Stadium, Los Angeles, CA

Fri Sep 07 1984, 7:05 PM PDT
 Att. 28,430 - Unknown

AB	31
R	0
H	5
RBI	0
BB	0
SO	5
LOB	10



WP	PA	ERA	WHIP
32			

Batter	1	2	3	4	5	6	7	8	9	AB R H RBI BB SO LOB	TOP																				
Gary Redus, R (1, 7) OBP: 0.345, SLG: 0.387	0-0 F2		4-0 WP SH1-3 5-3 BB	0-0 F7			0-0 6-3		0-0 F9	4 1 0 0 1 0 2																					
Ron Oester, S (1, 4) OBP: 0.297, SLG: 0.322	0-0 5-3		0-0 SH1-3			0-0 6-3			0-0 1B	4 0 1 0 0 0 0																					
Eric Davis, R (1, 8) OBP: 0.309, SLG: 0.429	0-0 S 1B		0-0 E5 5-3 WP 1B			4-0 1B BB		0-0 1B E 1B	0-0 F8	4 2 2 0 1 0 3																					
Cesar Cedeno, R (1, 9) OBP: 0.322, SLG: 0.434	0-3 K 1-2		0-0 5-3			0-0 G4-6-3 1B		0-0 F7		4 0 1 1 0 1 3																					
Alan Knicely, R (1, 3) OBP: 0.500, SLG: 0.429		0-0 1B FC5-2 1B	0-0 FC5-4 1B			0-0 G4-6-3 1-2f		0-0 6-3 1-2		4 0 2 1 0 0 3																					
Dave Concepcion, R (1, 6) OBP: 0.302, SLG: 0.314		0-0 FC5-2 1B	0-0 FC5-4			0-0 4-3		0-0 E 1B		4 0 2 0 0 0 1																					
Nick Esasky, R (1, 5) OBP: 0.289, SLG: 0.342		0-3 K		0-3 K		0-0 F3		0-3 K		4 0 0 0 0 3 3																					
Dave Vangorder, R (1, 2) OBP: 0.316, SLG: 0.261		0-0 FC5-2 1-2 3-H		0-0 SH5-4 1B		0-3 K			0-0 6-3	4 0 1 0 0 1 2																					
Jeff Russell, R (1, 1) OBP: 0.207, SLG: 0.189		0-0 G3		0-0 SH5-4			0-0 F9		0-0 1B	1 0 0 0 0 0 2																					
Carl Willis, L (6, 1)										0 0 0 0 0 0 0																					
Skeeter Barnes, R (7, PH) OBP: 0.182, SLG: 0.195										1 0 0 0 0 0 0																					
Frank Pastore, R (7, 1) OBP: 0.193, SLG: 0.071										0 0 0 0 0 0 0																					
Tony Perez, R (9, PH) OBP: 0.281, SLG: 0.351										1 0 1 0 0 0 0																					
Wade Rowdon, R (9, PR)										0 0 0 0 0 0 0																					
Inning Stats	R: 0 E: 0 K: 1 S: 6	H: 1 LOB: 1 BB: 0 P: 6	R: 0 E: 0 K: 1 S: 7	H: 2 LOB: 2 BB: 0 P: 7	R: 2 E: 1 K: 0 S: 5	H: 1 LOB: 1 BB: 1 P: 9	R: 0 E: 0 K: 1 S: 6	H: 1 LOB: 1 BB: 0 P: 6	R: 0 E: 0 K: 0 S: 3	H: 0 LOB: 0 BB: 0 P: 5	R: 0 E: 0 K: 0 S: 3	H: 0 LOB: 0 BB: 0 P: 3	R: 1 E: 1 K: 1 S: 7	H: 2 LOB: 1 BB: 0 P: 7	R: 0 E: 0 K: 0 S: 5	H: 2 LOB: 2 BB: 0 P: 5	1B: 10 2B: 0 3B: 0 HR: 0	SF: 0 SAC: 2 DP: 1 HBP: 0	WP: 1 PB: 0 SB: 1 CS: 0	PA: 39											
PITCHER Jerry Reuss, L (1, 1) ERA: 4.37	IP 9.0	WLS W	BF 39	H 10	R 3	ER 0	SO 5	BB 2	IBB 0	HBP 0	BLK 0	WP 1	HR 0	S 47	P 55	ERA 0.00	WHIP 1.333														
PITCHER											IP	WLS	BF	H	R	ER	SO	BB	IBB	HBP	BLK	WP	HR	S	P	ERA	WHIP				

Cincinnati Reds @ Los Angeles Dodgers
Dodger Stadium, Los Angeles, CA

Sat Sep 08 1984, 7:05 PM PDT
Att: 30,738 - Unknown

livebaseballscorecards.com

AB	35
R	3
H	10
RBI	2
BB	2
SO	5
LOB	19



Batter	1	2	3	4	5	6	7	8	9
Dave Anderson, R OBP: 0.336, SLG: 0.327 (1, 5) (7, 6)	0-0 5-3		0-0 4-3 1B		0-0 1B	0-0 1B			
R.J. Reynolds, S OBP: 0.293, SLG: 0.343 (1, 7)	0-0 3-1 2B		0-0 4-3		0-0 F9	0-0 CS 1B	0-0 F6		
Ken Landreaux, L OBP: 0.295, SLG: 0.366 (1, 9)	0-0 3-1 2-3		0-0 6-3		0-0 F9		0-0 1B		
Pedro Guerrero, R OBP: 0.340, SLG: 0.427 Ed Amelung, L OBP: 0.256, SLG: 0.216 (1, 8) (9, 8)	0-0 F4			0-0 FC5 S 1B		0-0 CS 1B	0-0 F8		
Greg Brock, L OBP: 0.312, SLG: 0.404 (1, 3)		0-0 F8		0-0 F8		0-0 2B E 1B	0-3 K		
Mike Scioscia, L OBP: 0.384, SLG: 0.376 Rafael Landestoy, S OBP: 0.176, SLG: 0.220 Jack Fimple, R OBP: 0.217, SLG: 0.182 (1, 2) (8, PR) (9, 2)		0-3 K		0-0 F6		0-0 E 2B	0-0 G4-6-3 1B		
Steve Sax, R OBP: 0.290, SLG: 0.295 (1, 4)		0-0 4-3		0-0 FC5		4-0 E SH3-4 IBB	0-0 F9		
Bill Russell, R OBP: 0.333, SLG: 0.319 Sid Bream, L OBP: 0.182, SLG: 0.207 German Rivera, R OBP: 0.324, SLG: 0.370 (1, 6) (6, PH) (6, PR) (7, 5)			4-0 1B SH3-4 4-3 BB		0-0 F5	0-0 E3 SH3-4 1B	0-0 G4-6-3		
Jerry Reuss, L OBP: 0.333, SLG: 0.313 (1, 1)			0-0 SH3-4		0-0 E7 1B	0-0 SH3-4			

Inning Stats	R: 0	H: 1	E: 0	LOB: 1	K: 0	BB: 0	S: 4	P: 4
	R: 0	H: 0	E: 0	LOB: 0	K: 1	BB: 0	S: 5	P: 5
	R: 1	H: 1	E: 0	LOB: 1	K: 0	BB: 1	S: 4	P: 8
	R: 0	H: 1	E: 0	LOB: 1	K: 0	BB: 0	S: 4	P: 4
	R: 1	H: 2	E: 1	LOB: 1	K: 0	BB: 0	S: 5	P: 5
	R: 4	H: 4	E: 1	LOB: 1	K: 1	BB: 1	S: 6	P: 10
	R: 0	H: 1	E: 0	LOB: 1	K: 1	BB: 0	S: 3	P: 6
	R: 0	H: 1	E: 0	LOB: 1	K: 0	BB: 0	S: 3	P: 3

PITCHER	IP	WLS	BF	H	R	ER	SO	BB	IBB	HBP	BLK	WP	HR	S	P	ERA	WHIP
Jeff Russell, R ERA: 4.22 (1, 1)	5.1	L	26	8	6	3	1	1	1	0	0	0	0	26	34	5.06	1.688
Carl Willis, R ERA: 6.75 (6, 1)	0.2		2	1	0	0	0	0	0	0	0	0	0	2	2	0.00	1.500
Frank Pastore, R ERA: 6.54 (7, 1)	2.0		7	2	0	0	1	0	0	0	0	0	0	9	9	0.00	1.000

BOTTOM

Cincinnati Reds @ Los Angeles Dodgers
Dodger Stadium, Los Angeles, CA


Sat Sep 08 1984, 7:05 PM PDT
Att. 30,738 - Unknown

AB	31
R	6
H	11
RBI	5
BB	2
SO	2
LOB	14

livebaseballscorecards.com



1B: 8	SF: 0	WP: 0	PA: 36
2B: 3	SAC: 2	PB: 0	
3B: 0	DP: 1	SB: 2	
HR: 0	HBP: 0	CS: 2	

Batter	1	2	3	4	5	6	7	8	9	AB R H RBI BB SO LOB	TOP											
Eddie Milner, L (1, 8) OBP: 0.350, SLG: 0.363	0-0 F7		0-0 F8			0-0 G3		4-0 E SF9 IBB		3 1 0 0 1 0 1												
Ron Oester, S (1, 4) OBP: 0.298, SLG: 0.323	0-0 F8			0-0 G3 2B 1B		0-0 L5-3 1B		0-0 E4		4 1 2 1 0 0 1												
Eric Davis, R (1, 9) OBP: 0.307, SLG: 0.433	0-0 F8			0-0 G3 SF8 2B		0-0 L5-3		0-0 SF9		3 1 1 1 0 0 1												
Cesar Cedeno, R (1, 7) OBP: 0.318, SLG: 0.429		0-0 5-3		0-0 G3			0-0 6-3	0-0 1-3		4 0 0 1 0 0 2												
Alan Knicely, R (1, 3) OBP: 0.333, SLG: 0.300		0-0 4-3		0-0 SF8			0-0 6-3		0-0 F9	3 0 0 1 0 0 0												
Wayne Krenchicki, L (1, 5) OBP: 0.327, SLG: 0.437		0-0 4-3		0-0 4-3			0-0 G3		0-0 F2	4 0 0 0 0 0 0												
Brad Gulden, L (1, 2) OBP: 0.300, SLG: 0.310			0-0 F7		0-0			0-0 E 2B 1B	0-0 E4 FC4-6	4 1 1 0 0 0 0	AB 32 R 5 H 6 RBI 4 BB 1 SO 3 LOB 8											
Tom Foley, L (1, 6) OBP: 0.302, SLG: 0.340			0-0 1-3		0-3 K			0-0 E 1-3 2B	0-0 FC4-6	4 1 1 0 0 1 1												
Tom Browning, L (1, 1) OBP: 0.333, SLG: 0.333 Ted Power, R (9, 1)			0-0 E1 1B		0-3 K2-3			0-3 K		3 0 1 0 0 2 2 0 0 0 0 0 0 0												
Inning Stats	R: 0 E: 0 K: 0 S: 3	H: 0 LOB: 0 BB: 0 P: 3	R: 0 E: 0 K: 0 S: 3	H: 0 LOB: 0 BB: 0 P: 3	R: 0 E: 1 K: 0 S: 4	H: 1 LOB: 1 BB: 0 P: 4	R: 2 E: 0 K: 0 S: 5	H: 2 LOB: 0 BB: 0 P: 5	R: 0 E: 0 K: 2 S: 7	H: 0 LOB: 0 BB: 0 P: 7	R: 0 E: 0 K: 0 S: 3	H: 1 LOB: 0 BB: 0 P: 3	R: 0 E: 0 K: 0 S: 3	H: 0 LOB: 0 BB: 0 P: 3	R: 3 E: 1 K: 1 S: 8	H: 2 LOB: 1 BB: 1 P: 12	R: 0 E: 1 K: 0 S: 4	H: 0 LOB: 1 BB: 0 P: 4	1B: 4 2B: 3 3B: 0 HR: 0	SF: 2 SAC: 0 DP: 1 HBP: 0	WP: 0 PB: 0 SB: 0 CS: 0	PA: 35
PITCHER	IP WLS BF H R ER SO BB IBB HBP BLK WP HR S P ERA WHIP												PITCHER	IP WLS BF H R ER SO BB IBB HBP BLK WP HR S P ERA WHIP								
Orel Hershiser, R (1, 1) ERA: 2.52	8.0 L 31 6 5 3 3 0 1 0 0 0 0 0 0 36 40 3.38 0.750																					
Pat Zachry, R (9, 1) ERA: 3.23	1.0 4 0 0 0 0 0 0 0 0 0 0 0 0 4 4 0.00 0.000																					

Cincinnati Reds @ Los Angeles Dodgers
 Dodger Stadium, Los Angeles, CA
 Sun Sep 09 1984, 3:33 AM PDT
 Att: 24,726 - Unknown

livebaseballscorecards.com

Batter	1	2	3	4	5	6	7	8	9	AB	R	H	RBI	BB	SO	LOB
Dave Anderson, R (1, 5) OBP: 0.338, SLG: 0.327	0-3 K		0-0 F8			4-0 BB		0-0 1B		3	0	1	0	1	1	1
Bill Russell, R (1, 6) OBP: 0.328, SLG: 0.313	0-0 F3		0-0 F8			0-3 K		0-0 F2		4	0	0	0	0	1	3
Tony Brewer, R (1, 7) OBP: 0.107, SLG: 0.077	0-0 F2					0-0 G5-4-3		0-0 F7		4	0	0	0	0	0	2
Pat Zachry, R (9, 1) OBP: 0.400, SLG: 0.400						1-2f				0	0	0	0	0	0	0
Pedro Guerrero, R (1, 8) OBP: 0.342, SLG: 0.428		0-0 1B				0-0 CS 1B		0-0 F3		4	0	2	0	0	0	0
Candy Maldonado, R (1, 9) OBP: 0.305, SLG: 0.372		0-0 1B 1B 1B				0-3 K 1-2		0-0 F8		4	1	2	0	0	1	1
Steve Yeager, R (1, 2) OBP: 0.302, SLG: 0.317		0-0 F7				0-0 F7		0-0 BB 1B		4	0	2	0	0	0	1
Greg Brock, L (1, 3) OBP: 0.318, SLG: 0.407		0-0 1B 1-H				0-0 F9		4-0 BB 1-2 BB		3	0	2	1	1	0	0
Rafael Landestoy, S (1, 4) OBP: 0.204, SLG: 0.245			0-0 S 1B			0-0 1B		0-0 F2		3	0	2	0	0	0	2
Mike Marshall, R (9, PH) OBP: 0.320, SLG: 0.448								1-2 2-H 1B		1	0	0	0	0	0	2
Orel Hershiser, R (1, 1) OBP: 0.209, SLG: 0.190			0-3 K			0-0 5-3		0-0 5-3		2	0	0	0	0	1	2
R.J. Reynolds, S (8, PH) OBP: 0.290, SLG: 0.340								0-0 3-1		2	0	0	0	0	0	2

BOTTOM

Cincinnati Reds @ Los Angeles Dodgers
Dodger Stadium, Los Angeles, CA
 Sun Sep 09 1984, 3:33 AM PDT
 Att. 24,726 - Unknown

livebaseballscorecards.com

AB	34
R	1
H	11
RBI	1
BB	2
SO	4
LOB	16



Inning Stats	R: 0 E: 0 K: 1 S: 5	H: 0 LOB: 0 BB: 0 P: 5	R: 0 E: 0 K: 0 S: 4	H: 3 LOB: 2 BB: 0 P: 4	R: 0 E: 0 K: 1 S: 6	H: 1 LOB: 1 BB: 0 P: 6	R: 0 E: 0 K: 1 S: 5	H: 1 LOB: 1 BB: 0 P: 5	R: 0 E: 0 K: 0 S: 4	H: 1 LOB: 1 BB: 0 P: 4	R: 0 E: 0 K: 1 S: 4	H: 0 LOB: 0 BB: 1 P: 8	R: 0 E: 0 K: 0 S: 4	H: 1 LOB: 2 BB: 1 P: 8	R: 0 E: 0 K: 0 S: 4	H: 1 LOB: 1 BB: 0 P: 4	R: 1 E: 0 K: 0 S: 6	H: 3 LOB: 2 BB: 0 P: 6	1B: 11 2B: 1 3B: 0 HR: 0	SF: 0 SAC: 0 DP: 2 HBP: 0	WP: 0 PB: 0 SB: 1 CS: 1	PA: 36
---------------------	------------------------------	---------------------------------	------------------------------	---------------------------------	------------------------------	---------------------------------	------------------------------	---------------------------------	------------------------------	---------------------------------	------------------------------	---------------------------------	------------------------------	---------------------------------	------------------------------	---------------------------------	------------------------------	---------------------------------	-----------------------------------	------------------------------------	----------------------------------	--------

PITCHER	IP	WLS	BF	H	R	ER	SO	BB	IBB	HBP	BLK	WP	HR	S	P	ERA	WHIP
Tom Browning, L (1, 1) ERA: 1.08	8.1	W	34	11	1	1	4	2	0	0	0	0	0	40	48	1.08	1.560
Ted Power, R (9, 1) ERA: 2.96	0.2	S	2	0	0	0	0	0	0	0	0	0	0	2	2	0.00	0.000

San Francisco Giants @ Cincinnati Reds
 Riverfront Stadium, Cincinnati, OH

Tue Sep 11 1984, 7:05 PM EDT
 Att. 8,520 - Unknown

AB	33
R	3
H	6
RBI	3
BB	1
SO	10
LOB	8



WP:	0	PA:	34
PB:	0		
SB:	0		
CS:	0		

AB	R	H	RBI	BB	SO	LOB
3	1	0	0	1	2	1
4	1	2	0	0	1	0
4	1	1	3	0	2	1
3	0	0	0	0	0	0
0	0	0	0	0	0	0
1	0	0	0	0	0	1
0	0	0	0	0	0	0
0	0	0	0	0	0	0
4	0	1	0	0	1	0
4	0	0	0	0	1	1
4	0	1	0	0	2	1
3	0	0	0	0	1	2
1	0	1	0	0	0	0
1	0	0	0	0	0	0
0	0	0	0	0	0	0
0	0	0	0	0	0	0
1	0	0	0	0	0	1
0	0	0	0	0	0	0

Batter	1	2	3	4	5	6	7	8	9
Dan Gladden, R (1, 8) OBP: 0.389, SLG: 0.450	0-0 6-3		0-3 K			4-0 HR BB		0-3 K	
Manny Trillo, R (1, 4) OBP: 0.296, SLG: 0.332	0-0 5-3			0-3 K		0-0 HR 1B		0-0 1B	
Chili Davis, S (1, 9) OBP: 0.354, SLG: 0.498	0-0 2-3			0-3 K		0-0 HR 1-H 2-H		0-3 K	
Scot Thompson, L (1, 3) OBP: 0.389, SLG: 0.363 Gary Lavelle, S (7, 1) Dusty Baker Jr., R (8, PH) OBP: 0.380, SLG: 0.361 Greg Minton, S (8, 1) OBP: 0.100, SLG: 0.053 Bob Lacey, R (8, 1) OBP: 0.200, SLG: 0.200		0-0 F8		0-0 6-3		0-0 3-1		0-0 F9	
Bob Brenly, R (1, 2) OBP: 0.365, SLG: 0.488		0-0 F8			0-0 5-3 1B	0-3 K			0-0 4-3
Chris Brown, R (1, 5) OBP: 0.323, SLG: 0.357		0-3 K			0-0 5-3		0-0 F9		0-0 5-3
Rob Deer, R (1, 7) OBP: 0.438, SLG: 0.455			0-3 K		0-0 F6		0-0 1B		0-3 K
Johnnie LeMaster, R (1, 6) OBP: 0.266, SLG: 0.283			0-0 5-3		0-3 K		0-0 F9		
Bill Laskey, R (1, 1) OBP: 0.113, SLG: 0.068 Duane Kuiper, L (6, PH) OBP: 0.286, SLG: 0.212 Randy Lerch, L (6, 1) OBP: 0.294, SLG: 0.143 Mark Davis, L (6, 1) OBP: 0.186, SLG: 0.244 Gene Richards, L (7, PH) OBP: 0.343, SLG: 0.283 John Fabb, R (7, 3) OBP: 0.290, SLG: 0.323		0-0 1B			0-0 5-3		0-0 4-3		

Inning Stats	R: 0 E: 0 K: 0 S: 3	H: 0 LOB: 0 BB: 0 P: 3	R: 0 E: 0 K: 1 S: 5	H: 0 LOB: 0 BB: 0 P: 5	R: 0 E: 0 K: 2 S: 8	H: 1 LOB: 1 BB: 0 P: 8	R: 0 E: 0 K: 2 S: 7	H: 0 LOB: 0 BB: 0 P: 7	R: 0 E: 0 K: 1 S: 6	H: 1 LOB: 1 BB: 0 P: 6	R: 3 E: 0 K: 1 S: 7	H: 2 LOB: 0 BB: 1 P: 11	R: 0 E: 0 K: 0 S: 4	H: 1 LOB: 1 BB: 0 P: 4	R: 0 E: 0 K: 2 S: 8	H: 1 LOB: 1 BB: 0 P: 8	R: 0 E: 0 K: 1 S: 5	H: 0 LOB: 0 BB: 0 P: 5	1B: 5 2B: 0 3B: 0 HR: 1	SF: 0 SAC: 0 DP: 0 HBP: 0	WP: 0 PB: 0 SB: 0 CS: 0	PA: 34
---------------------	------------------------------	---------------------------------	------------------------------	---------------------------------	------------------------------	---------------------------------	------------------------------	---------------------------------	------------------------------	---------------------------------	------------------------------	----------------------------------	------------------------------	---------------------------------	------------------------------	---------------------------------	------------------------------	---------------------------------	----------------------------------	------------------------------------	----------------------------------	--------

PITCHER Mario Soto, R (1, 1) ERA: 3.48	IP: 9.0 WLS: W BF: 34 H: 6 R: 3 ER: 3 SO: 10 BB: 1 IBB: 0 HBP: 0 BLK: 0 WP: 0 HR: 1 S: 53 P: 57 ERA: 3.00 WHIP: 0.778	PITCHER	IP: WLS: BF: H: R: ER: SO: BB: IBB: HBP: BLK: WP: HR: S: P: ERA: WHIP
--	---	----------------	---

BOTTOM

San Francisco Giants @ Cincinnati Reds
Riverfront Stadium, Cincinnati, OH

livebaseballscorecards.com

AB	34
R	7
H	11
RBI	7
BB	5
SO	3
LOB	22



WP:	1	PA:	39
PB:	0		
SB:	1		
CS:	1		

Tue Sep 11 1984, 7:05 PM EDT
Att. 8,520 - Unknown

AB R H RBI BB SO LOB

5 3 3 3 0 0 2
5 0 3 2 0 0 0
0 0 0 0 0 0 0

5 0 1 0 0 0 4

4 1 2 0 0 0 2

2 0 1 0 0 0 1
1 1 0 0 1 1 1

2 0 0 0 2 0 2

2 0 0 0 0 1 3
1 0 0 0 1 0 3
0 1 0 0 0 0 0

3 1 0 1 1 0 2

4 0 1 1 0 1 2

1B: 4 SF: 0
2B: 7 SAC: 0
3B: 0 DP: 1
HR: 1 HBP: 0

Batter	1	2	3	4	5	6	7	8	9
Eric Davis, R OBP: 0.315, SLG: 0.469 (1, 8)	0-0 1B 2B		0-0 F8		0-0 2B	0-0 F4		0-0 1-H 3-H HR	
Pete Rose, S OBP: 0.354, SLG: 0.333 (1, 3)	0-0 2-H 1B		0-0 4-3		0-0 2B		0-0 F9	0-0 2B	
Tom Foley, L OBP: 0.302, SLG: 0.340 (8, PR)									
Dave Parker, L OBP: 0.329, SLG: 0.413 (1, 9)	0-0 F7			0-0 1B 2B	0-0 6-3		0-0 F8	0-0 F8	
Cesar Cedeno, R OBP: 0.320, SLG: 0.433 (1, 7)	0-0 F8			0-0 F8		0-0 WP FC6-4 2B	0-0 S 1B		
Brad Gulden, L OBP: 0.302, SLG: 0.312 (1, 2)	0-0 F3			0-0 2-3 1B		4-0 FC6-4 1B BB	0-3 K		
Dave Vangorder, R OBP: 0.320, SLG: 0.258 (6, PH)						2-3 1B BB	1-2		
Dave Concepcion, R OBP: 0.303, SLG: 0.312 (1, 6)		0-0 E6 9-3		0-0 F6		4-0 1-2 FC6-4 BB	4-0 CS BB		
Wayne Krenchicki, L OBP: 0.323, SLG: 0.431 (1, 5)		0-0 9-3		0-3 K		0-0 F4	4-0 E 1-2 HR BB		
Nick Esasky, R OBP: 0.290, SLG: 0.341 (6, PH)									
Gary Redus, R OBP: 0.345, SLG: 0.387 (8, PR)		1-2f							
Ron Oester, S OBP: 0.296, SLG: 0.321 (1, 4)		0-0 F7			0-0 F7	0-0 FC6-4 1B	4-0 1-3 HR IBB		
Mario Soto, R OBP: 0.192, SLG: 0.288 (1, 1)			0-0 F3		0-0 6-3	0-0 1-2 3-H 1B	0-3 K		

Inning Stats	R: 1	H: 2	E: 0	K: 0	S: 5	R: 0	H: 0	E: 1	K: 0	S: 3	R: 0	H: 0	E: 0	K: 0	S: 3	R: 0	H: 2	E: 0	K: 1	S: 7	R: 1	H: 2	E: 0	K: 0	S: 5	R: 2	H: 2	E: 0	K: 1	S: 5	R: 0	H: 1	E: 0	K: 1	S: 6	R: 3	H: 2	E: 1	K: 1	S: 6
	LOB: 1	BB: 0	P: 5	LOB: 0	BB: 0	P: 3	LOB: 2	BB: 0	P: 7	LOB: 1	BB: 0	P: 5	LOB: 2	BB: 2	P: 13	LOB: 1	BB: 0	P: 6	LOB: 2	BB: 3	P: 18	SF: 0	SAC: 0	DP: 1	HBP: 0	WP: 1	HR: 0	S: 1	P: 1	ERA: 0.00	WHIP: 0.000									

PITCHER	IP	WLS	BF	H	R	ER	SO	BB	IBB	HBP	BLK	WP	HR	S	P	ERA	WHIP
Bill Laskey, R ERA: 4.33 (1, 1)	5.0		21	6	2	2	1	0	0	0	0	0	0	23	23	3.60	1.200
Randy Lerch, L ERA: 4.28 (6, 1)	0.0	L	3	1	2	2	0	2	0	0	0	1	0	1	9	∞	∞
Mark Davis, L ERA: 5.47 (6, 1)	1.0		4	1	0	0	0	0	0	0	0	0	0	4	4	0.00	1.000
Gary Lavelle, L ERA: 2.92 (7, 1)	1.0		4	1	0	0	1	0	0	0	0	0	0	6	6	0.00	1.000
Greg Minton, R ERA: 3.9 (8, 1)	0.2		6	2	3	3	1	2	1	0	0	0	1	5	17	40.50	6.000

PITCHER	IP	WLS	BF	H	R	ER	SO	BB	IBB	HBP	BLK	WP	HR	S	P	ERA	WHIP
Bob Lacey, L ERA: 3.89 (8, 1)	0.1		1	0	0	0	0	0	0	0	0	0	0	1	1	0.00	0.000

Batter	1	2	3	4	5	6	7	8	9	AB R H RBI BB SO LOB	TOP											
Dan Gladden, R (1, 8) OBP: 0.393, SLG: 0.449	0-3 K		4-0 2B BB		0-0 6-3			4-0 E BB	0-0 1B	3 2 1 0 2 1 1												
Manny Trillo, R (1, 4) OBP: 0.300, SLG: 0.340 Jeffrey Leonard, R (9, PH) OBP: 0.360, SLG: 0.496	0-0 1-3		0-0 2B			0-0 F8 1B 1B		0-0 E9 1B FC5-4 1B	0-3 K	4 1 3 2 0 0 0 1 0 0 0 0 1 2												
Chili Davis, S (1, 9) OBP: 0.355, SLG: 0.498	0-0 4-3		0-0 F7			0-0 1B		0-0 FC5-4 1B		4 0 2 0 0 0 1												
Dusty Baker Jr., R (1, 7) OBP: 0.378, SLG: 0.359		0-0 G6-4-3 1B		0-0 6-3		0-0 F9		0-0 FC5-4 1B		4 0 1 1 0 0 3												
Bob Brenly, R (1, 3) OBP: 0.365, SLG: 0.486		0-0 F9		0-0 G6-4-3 1B		0-0 F8		0-3 K		4 0 1 0 0 1 4												
Chris Brown, R (1, 5) OBP: 0.286, SLG: 0.313		0-0 G6-4-3		0-0 G6-4-3		0-0 F9		0-0 F9		4 0 0 0 0 0 5												
Fran Mullins, R (1, 6) OBP: 0.280, SLG: 0.337			0-3 K		0-0 5-3		0-0 5-3		0-0 F4	4 0 0 0 0 1 0												
Randy Gomez, R (1, 2) OBP: 0.357, SLG: 0.227 Duane Kuiper, L (9, PH) OBP: 0.283, SLG: 0.210			0-0 1-3		4-0 WP F3 BB		0-0 1-3		0-0 5-3	2 0 0 0 1 0 0 1 0 0 0 0 0 0												
Mark Grant, R (1, 1) Bob Lacey, R (1, 1) Mark Davis, L (4, 1) Gene Richards, L (5, PH) Scott Garretts, R (5, 1) Gary Lavelle, S (8, 1) Brad Wellman, R (9, PH) OBP: 0.280, SLG: 0.313			0-0 2B BB 1B		0-0 F3		0-0 F9		0-0 1B 1B	0 0 0 0 0 0 0 1 1 1 0 0 0 0 0 0 0 0 0 0 0 1 0 0 0 0 0 1 1 0 0 0 0 0 0 0 0 0 0 0 0 0 1 0 1 0 0 0 0												
Inning Stats	R: 0 E: 0 K: 1 S: 5	H: 0 LOB: 0 BB: 0 P: 5	R: 0 E: 0 K: 0 S: 3	H: 1 LOB: 0 BB: 0 P: 3	R: 2 E: 0 K: 1 S: 7	H: 2 LOB: 1 BB: 1 P: 11	R: 0 E: 0 K: 0 S: 3	H: 1 LOB: 0 BB: 0 P: 3	R: 0 E: 0 K: 0 S: 3	H: 0 LOB: 1 BB: 1 P: 7	R: 0 E: 0 K: 0 S: 5	H: 2 LOB: 2 BB: 0 P: 5	R: 0 E: 0 K: 0 S: 3	H: 0 LOB: 0 BB: 0 P: 3	R: 2 E: 1 K: 1 S: 7	H: 2 LOB: 1 BB: 1 P: 11	R: 0 E: 0 K: 1 S: 7	H: 2 LOB: 2 BB: 0 P: 7	1B: 9 2B: 1 3B: 0 HR: 0	SF: 0 SAC: 0 DP: 2 HBP: 0	WP: 1 PB: 0 SB: 0 CS: 0	PA: 38
PITCHER	IP WLS BF H R ER SO BB IBB HBP BLK WP HR S P ERA WHIP																					
Jay Tibbs, R (1, 1) ERA: 3.19	7.0 W 29 7 4 3 2 3 0 0 0 1 0 30 42 3.86 1.429																					
Ted Power, R (8, 1) ERA: 2.9	2.0 S 9 3 0 0 2 0 0 0 0 0 0 0 13 13 0.00 1.500																					

San Francisco Giants @ Cincinnati Reds
Riverfront Stadium, Cincinnati, OH
Wed Sep 12 1984, 7:05 PM EDT
Att. 8,047 - Unknown

livebaseballscorecards.com

AB 35
R 4
H 10
RBI 3
BB 3
SO 4
LOB 17



Batter	1	2	3	4	5	6	7	8	9	AB	R	H	RBI	BB	SO	LOB	BOTTOM			
Eric Davis, R OBP: 0.323, SLG: 0.467 (1, 8)	0-0 S 1B	0-0 F8		0-3 K	4-0 HBP BB			4-0 4-3 S BB		3	2	1	0	2	1	1	San Francisco Giants @ Cincinnati Reds Riverfront Stadium, Cincinnati, OH Wed Sep 12 1984, 7:05 PM EDT Att. 8,047 - Unknown livebaseballscorecards.com			
Pete Rose, S OBP: 0.354, SLG: 0.330 (1, 3)	4-0 1B 2B BB	0-0 E6 6-3		0-0 5-3	1-0 HBP			0-0 4-3		3	1	0	0	1	0	2				
Dave Parker, L OBP: 0.329, SLG: 0.415 (1, 9)	0-0 S 2B 1B	0-0 6-3		0-0 1B 2B	0-3 K			0-0 4-3		5	1	2	3	0	1	4				
Cesar Cedeno, R OBP: 0.319, SLG: 0.427 (1, 7)	0-3 K 1-2	0-0 F8		4-0 1B BB		0-3 K		0-0 F7		4	0	0	0	1	2	3				
Brad Gulden, L OBP: 0.304, SLG: 0.312 (1, 2)	4-0 2B BB		0-0 F9	0-0 1-2 2-3 1B		0-3 K				3	1	1	0	1	1	0				
Dave Concepcion, R OBP: 0.303, SLG: 0.314 (1, 6)	0-0 1B 2B		0-0 6-3	0-0 F9		0-3 K				4	1	1	3	0	1	3				
Wayne Krenchicki, L OBP: 0.333, SLG: 0.440 (1, 5)	0-0 FC1-4 1B		0-0		0-0 HBP SH2-4 1B			0-0 4-1		4	0	3	1	0	0	0				
Ron Oester, S OBP: 0.295, SLG: 0.318 (1, 4)	0-0 FC1-4 1-2f		0-3 K		0-3 K			0-0 F7		4	0	0	0	0	2	3				
Jay Tibbs, R OBP: 0.194, SLG: 0.167 (1, 1) Ted Power, R (8, 1)	0-0 4-3			0-0 5-3 2B 1B	0-0 SH2-4			0-0 4-3		3	1	1	0	0	0	1				
	0 0 0 0 0									0	0	0	0	0	0	0				
Inning Stats	R: 5 E: 0 K: 1 S: 9	H: 4 LOB: 1 BB: 2 P: 17	R: 0 E: 1 K: 0 S: 4	H: 0 LOB: 1 BB: 0 P: 4	R: 0 E: 0 K: 1 S: 6	H: 1 LOB: 1 BB: 0 P: 6	R: 1 E: 0 K: 1 S: 8	H: 3 LOB: 3 BB: 1 P: 12	R: 0 E: 0 K: 2 S: 8	H: 1 LOB: 3 BB: 1 P: 13	R: 0 E: 0 K: 3 S: 9	H: 0 LOB: 0 BB: 0 P: 9	R: 0 E: 0 K: 0 S: 3	H: 0 LOB: 0 BB: 0 P: 3	R: 1 E: 0 K: 0 S: 3	H: 0 LOB: 0 BB: 1 P: 7	1B: 7 2B: 2 3B: 0 HR: 0	SF: 0 SAC: 1 DP: 0 HBP: 1	WP: 0 PB: 0 SB: 3 CS: 0	PA: 40
PITCHER	IP WLS L	WLS BF	H R	ER SO	BB IBB	HBP BLK	WP HR	S P	ERA WHIP											
Mark Grant, R (1, 1) ERA: 6.45	0.1	6	3	5	1	0	0	6	135.00											
Bob Lacey, L (1, 1) ERA: 3.8	3.1	17	5	1	2	0	0	20	2.70											
Mark Davis, L (4, 1) ERA: 5.46	0.1	1	0	0	0	0	0	1	0.00											
Scott Garrelts, R (5, 1) ERA: 5.97	3.1	14	1	1	5	0	1	21	2.70											
Gary Lavelle, L (8, 1) ERA: 2.9	0.2	2	0	0	0	0	0	2	0.00											

AB 33
R 7
H 9
RBI 7
BB 5
SO 8
LOB 17



Batter	1	2	3	4	5	6	7	8	9	AB R H RBI BB SO LOB	TOP			
Steve Sax, R (1, 4) OBP: 0.288, SLG: 0.292	4-0 1B G5-4-3 BB		0-3 K		0-0 F8		0-0 4-3		0-0 G6-4-3 1B	4 1 1 1 1 1 1				
Dave Anderson, R (1, 5) OBP: 0.333, SLG: 0.323	0-0 G5-4-3 1-3 BB 1B		0-3 K		0-0 F2		0-0 SH 6-3		0-0 G6-4-3 1-2f	4 0 1 1 0 1 1				
Candy Maldonado, R (1, 9) OBP: 0.308, SLG: 0.376 Ken Howell, R (7, 1)	4-0 1-2 G5-4-3 BB		0-3 K		0-0 1-3		0-0 6-3 1-2			3 0 0 0 1 1 1 0 0 0 0 0 0 0				
Pedro Guerrero, R (1, 3) OBP: 0.343, SLG: 0.443	0-0 G5-4-3 1-2f 2-3 3-H			4-0 HR BB		0-3 K	0-0 F8			3 1 0 0 1 1 3				
Mike Marshall, R (1, 7) OBP: 0.321, SLG: 0.455 Franklin Stubbs, L (8, 3) OBP: 0.267, SLG: 0.344	0-3 K			0-0 1-H HR		0-3 K		0-0 F9		4 1 1 2 0 2 1 0 0 0 0 0 0 0				
Steve Yeager, R (1, 2) OBP: 0.297, SLG: 0.311 Mike Scioscia, L (5, 2) OBP: 0.384, SLG: 0.377			0-3 K		0-0 1-3		0-0 1B		0-0 3-1	2 0 0 0 0 1 0 2 0 1 0 0 0 0				
R.J. Reynolds, S (1, 8) OBP: 0.296, SLG: 0.341			0-0 1B		0-3 K		0-3 K		0-0 F7	4 0 1 0 0 2 1				
Bill Russell, R (1, 6) OBP: 0.332, SLG: 0.315 German Rivera, R (9, 5) OBP: 0.321, SLG: 0.367			0-0 F7		0-0 1B		0-0 2B 4-3 1B		0-0 F5	4 1 2 0 0 0 1 0 0 0 0 0 0 0				
Jerry Reuss, L (1, 1) OBP: 0.300, SLG: 0.278 Ken Landreaux, L (7, PH) OBP: 0.298, SLG: 0.383			0-3 K		0-0 4-3		0-0 4-3 SH 2B		0-0 HR	2 0 0 0 0 1 2 2 2 2 1 0 0 0				
Inning Stats	R: 1 H: 1 E: 0 LOB: 1 K: 1 BB: 2 S: 5 P: 13	R: 0 H: 1 E: 0 LOB: 1 K: 2 BB: 0 S: 8 P: 8	R: 0 H: 0 E: 0 LOB: 0 K: 3 BB: 0 S: 9 P: 9	R: 2 H: 2 E: 0 LOB: 1 K: 1 BB: 1 S: 7 P: 11	R: 0 H: 0 E: 0 LOB: 0 K: 3 BB: 0 S: 3 P: 3	R: 0 H: 1 E: 0 LOB: 1 K: 3 BB: 0 S: 10 P: 10	R: 2 H: 2 E: 0 LOB: 1 K: 0 BB: 0 S: 6 P: 6	R: 0 H: 0 E: 0 LOB: 0 K: 0 BB: 0 S: 3 P: 3	R: 1 H: 2 E: 0 LOB: 0 K: 0 BB: 0 S: 4 P: 4	1B: 6 SF: 0 2B: 1 SAC: 1 3B: 0 DP: 2 HR: 2 HBP: 0	WP: 0 PA: 38 PB: 0 SB: 0 CS: 0			
PITCHER	IP WLS BF H R ER SO BB IBB HBP BLK WP HR S P ERA WHIP													
Joe Price, L (1, 1) ERA: 4.31	5.0		21 4 3 3 7 3 0 0 0 0 0 1 32 44 5.40 1.400											
Andy McGaffigan, R (6, 1) ERA: 3.57	2.0		10 3 2 2 3 0 0 0 0 0 0 0 16 16 9.00 1.500											
John Franco, L (8, 1) ERA: 2.61	2.0	L	7 2 1 1 0 0 0 0 0 0 0 1 7 7 4.50 1.000											

Los Angeles Dodgers @ Cincinnati Reds
Riverfront Stadium, Cincinnati, OH

Fri Sep 14 1984, 7:05 PM EDT
Att: 11,852 - Unknown

AB	34
R	6
H	9
RBI	5
BB	3
SO	10
LOB	11



Batter	1	2	3	4	5	6	7	8	9	AB	R	H	RBI	BB	SO	LOB
Eric Davis, R OBP: 0.320, SLG: 0.476 (1, 8)	0-3 K		0-0 4-3		0-0 HR		0-3 K		0-3 K	5	1	1	2	0	3	2
Pete Rose, S OBP: 0.356, SLG: 0.335 (1, 3)	0-0 6-3			0-0 6-3				0-0 E		4	0	2	0	0	0	0
Gary Redus, R OBP: 0.345, SLG: 0.387 (8, PR)										0	1	0	0	0	0	0
Dave Parker, L OBP: 0.327, SLG: 0.412 (1, 9)	0-0 5-3			0-0 1-3	0-0 4-3			0-0 F7		4	0	0	0	0	0	2
Cesar Cedeno, R OBP: 0.318, SLG: 0.425 (1, 7)		0-0 5-3		0-0 F9		0-0 F4		0-0 E7		4	0	1	0	0	0	0
Nick Esasky, R OBP: 0.293, SLG: 0.342 (1, 5)		0-0 F8			0-0 1B	4-0 1B		0-0 1B		2	1	1	0	1	0	0
Tom Foley, L OBP: 0.305, SLG: 0.342 (7, 6)					1B	1B		0-0 1B		1	0	1	0	0	0	0
Dave Concepcion, R OBP: 0.304, SLG: 0.315 (1, 6)		0-0 F9			0-0 1B	0-0 S		0-0 F9		4	0	2	0	0	0	2
Ron Oester, S OBP: 0.295, SLG: 0.318 (1, 4)			0-0 6-3		0-0 1B	0-0 G1-6-3			0-3 K	4	1	1	0	0	1	1
Dave Vangorder, R OBP: 0.333, SLG: 0.275 (1, 2)			0-0		0-0		0-3 K		0-0 F8	2	1	2	1	0	0	0
Eddie Milner, L OBP: 0.349, SLG: 0.362 (7, PH)										1	0	0	0	0	1	0
Dann Bilardello, R OBP: 0.305, SLG: 0.293 (8, 2)										0	0	0	0	0	0	0
Brad Gulden, L OBP: 0.303, SLG: 0.311 (9, PH)										1	0	0	0	0	0	0
Joe Price, R OBP: 0.191, SLG: 0.178 (1, 1)			0-0		0-0		0-0 1-3		0-0	0	0	0	0	0	0	0
Alan Knicely, R OBP: 0.308, SLG: 0.300 (5, PH)										0	0	0	1	0	0	0
Andy McGaffigan, R OBP: 0.308, SLG: 0.300 (6, 1)										0	0	0	0	0	0	0
Duane Walker, L OBP: 0.388, SLG: 0.526 (7, PH)										1	0	0	0	0	0	0
John Franco, L OBP: 0.338, SLG: 0.444 (8, 1)										0	0	0	0	0	0	0
Wayne Krenchicki, L OBP: 0.338, SLG: 0.444 (9, PH)										1	0	1	0	0	0	0
Skeeter Barnes, R OBP: 0.182, SLG: 0.195 (9, PR)										0	0	0	0	0	0	0

Inning Stats	R: 0	H: 0	E: 0	K: 1	S: 5	P: 5	R: 0	H: 0	E: 0	K: 0	S: 3	R: 0	H: 0	E: 0	K: 0	S: 3	R: 4	H: 6	E: 0	K: 0	S: 8	R: 0	H: 1	E: 0	K: 0	S: 3	R: 0	H: 0	E: 1	K: 0	S: 5	R: 0	H: 1	E: 0	K: 2	S: 8		
Jerry Reuss, L ERA: 4.5 (1, 1)	6.0	WLS	BF	H	R	ER	SO	BB	IBB	HBP	BLK	WP	HR	S	P	30	6.00	1.500																				
Ken Howell, R ERA: 3.71 (7, 1)	3.0	W	12	4	1	1	4	0	0	0	0	0	0	0	20	20	3.00	1.333																				

BOTTOM

Los Angeles Dodgers @ Cincinnati Reds
Riverfront Stadium, Cincinnati, OH
Fri Sep 14 1984, 7:05 PM EDT
Att. 11,852 - Unknown

livebaseballscorecards.com

AB	34
R	5
H	12
RBI	4
BB	1
SO	5
LOB	7



WP : 0	PA : 37
PB : 0	CS : 0
1B : 10	SF : 1
2B : 1	SAC : 1
3B : 0	DP : 0
HR : 1	HBP : 0

Batter	1	2	3	4	5	6	7	8	9	AB R H RBI BB SO LOB	TOP											
Steve Sax, R OBP: 0.289, SLG: 0.295 (1, 4)	0-0 4-6 2B		0-0 6-3	0-0 F7		0-0 1B SF7 1B		0-0 F8		5 1 2 0 0 0 3												
Dave Anderson, R OBP: 0.332, SLG: 0.321 (1, 5) (7, 6)	0-0 4-6 2-3f		0-0 6-3		0-0 F6	0-0 F8		0-0 S 1B		5 0 1 0 0 0 3												
Ken Landreaux, L OBP: 0.299, SLG: 0.382 (1, 9)	4-0 BB		0-0 6-3		0-0 F8	0-0 1-3 2-H 1B		0-0 F8 1-2		4 0 1 1 1 0 1												
Pedro Guerrero, R OBP: 0.341, SLG: 0.440 (1, 8)	0-0 5-3			0-3 K	4-0 1B 2B BB	0-0 SF7	0-0 3-H	0-0 F3		3 1 0 1 1 1 2												
Mike Marshall, R OBP: 0.324, SLG: 0.456 (1, 7)		0-0 5-3		4-0 1B 6-3 BB	0-0 1-3 2B 1B	0-0 F9		0-0 G1-6-3 1B		4 2 2 0 1 0 1												
Mike Scioscia, L OBP: 0.390, SLG: 0.385 (1, 2)		0-0 1B S 1B		0-0 6-3 1-3 1B	0-0 1-H 3-H 2B		4-0 BB	0-0 G1-6-3 1-2f		4 0 3 2 1 0 1												
Sid Bream, L OBP: 0.211, SLG: 0.188 (1, 3)		0-3 K		4-0 6-3 IBB	4-0 IBB		0-0 F7	0-0 4-3		3 0 0 0 2 1 2												
Bill Russell, R OBP: 0.331, SLG: 0.314 (1, 6) German Rivera, R OBP: 0.321, SLG: 0.367 (7, 5)		0-0 FC6-4 1-3 1B		0-0 6-3 1-2 2-3 3-H BB	0-0 F7		0-0 F6			4 0 1 1 0 0 5 0 0 0 0 0 0 0												
Orel Hershiser, R OBP: 0.234, SLG: 0.200 (1, 1)		0-0 FC6-4 1-2f		4-0 BB		0-0 1B 1B	0-0 F9			3 1 1 0 1 0 3												
Inning Stats	R: 0 E: 0 K: 0 S: 3	H: 1 LOB: 1 BB: 1 P: 7	R: 0 E: 0 K: 1 S: 7	H: 2 LOB: 2 BB: 0 P: 7	R: 0 E: 0 K: 0 S: 3	H: 0 LOB: 0 BB: 0 P: 3	R: 1 E: 0 K: 1 S: 6	H: 1 LOB: 3 BB: 3 P: 18	R: 2 E: 0 K: 0 S: 5	H: 2 LOB: 2 BB: 2 P: 13	R: 2 E: 0 K: 0 S: 6	H: 3 LOB: 1 BB: 0 P: 6	R: 0 E: 0 K: 0 S: 3	H: 0 LOB: 1 BB: 1 P: 7	R: 0 E: 0 K: 0 S: 4	H: 1 LOB: 1 BB: 0 P: 4	R: 0 E: 0 K: 0 S: 3	H: 1 LOB: 0 BB: 0 P: 3	1B: 9 2B: 3 3B: 0 HR: 0	SF: 1 SAC: 0 DP: 2 HBP: 0	WP: 0 PB: 0 SB: 2 CS: 0	PA: 43
PITCHER	IP WLS BF H R ER SO BB IBB HBP BLK WP HR S P ERA WHIP																				PITCHER	IP WLS BF H R ER SO BB IBB HBP BLK WP HR S P ERA WHIP
Ron Robinson, R ERA: 2.78 (1, 1)	5.1 L 29 8 5 5 2 4 2 0 0 0 0 27 51 8.44 2.250																					
Bob Owchinko, L ERA: 4.16 (6, 1)	0.0 1 1 0 0 0 0 0 0 0 0 0 0 1 1 ∞ ∞																					
Frank Pastore, R ERA: 6.5 (6, 1)	0.2 2 0 0 0 0 0 0 0 0 0 0 0 2 2 0.00 0.000																					
Freddie Toliver, R ERA: (7, 1)	1.0 4 0 0 0 0 0 1 0 0 0 0 0 3 7 0.00 1.000																					
Tom Hume, R ERA: 5.52 (8, 1)	2.0 7 2 0 0 0 0 0 0 0 0 0 0 7 7 0.00 1.000																					

Los Angeles Dodgers @ Cincinnati Reds
Riverfront Stadium, Cincinnati, OH
Sat Sep 15 1984, 7:05 PM EDT
Att: 18,783 - Unknown

AB	35
R	5
H	11
RBI	5
BB	7
SO	2
LOB	21



WP: 0	PA: 43
-------	--------

BOTTOM

Los Angeles Dodgers @ Cincinnati Reds

Riverfront Stadium, Cincinnati, OH

Sat Sep 15 1984, 7:05 PM EDT

Att. 18,783 - Unknown

livebaseballscorecards.com

AB	30
R	2
H	5
RBI	2
BB	3
SO	5
LOB	19



AB	R	H	RBI	BB	SO	LOB
4	0	0	0	0	0	2
2	0	0	0	1	0	1
0	0	0	0	0	0	0
4	0	2	1	0	0	1
4	0	0	0	0	0	4
4	1	2	0	0	0	1
3	0	0	0	1	0	2
2	0	0	1	1	1	2
4	0	0	0	0	2	3
1	0	0	0	0	0	1
0	0	0	0	0	0	0
0	0	0	0	0	0	0
1	1	1	0	0	0	0
0	0	0	0	0	0	0
1	0	0	0	0	1	2
0	0	0	0	0	0	0

WP:	1	PA:	35
PB:	0	SB:	0
CS:	0		

Batter	1	2	3	4	5	6	7	8	9
Eddie Milner, L (1, 8) OBP: 0.345, SLG: 0.357	0-0 4-3 ①		0-0 F4 ③			0-0 F8 ①		0-0 4-3 ①	
Pete Rose, S (1, 3) OBP: 0.358, SLG: 0.333 Gary Redus, R (8, PR) OBP: 0.345, SLG: 0.387 (9, 7)	0-0 4-3 ②			1-0 FC4-6 HBP		0-0 G3 ②		4-0 1B BB	
Dave Parker, L (1, 9) OBP: 0.328, SLG: 0.412	0-0 4-3 ③			0-0 FC4-6 ① 1-2f		0-0 WP 1B		0-0 G5-4-3 1B	
Cesar Cedeno, R (1, 7) OBP: 0.314, SLG: 0.420 (9, 3)		0-0 5-3 ①		0-0 F4 ②		0-0 5-3 ③		0-0 G5-4-3 ② ③	
Wayne Krenchicki, L (1, 5) OBP: 0.341, SLG: 0.452		0-0 G4-6-3 1B		0-0 F7 ③			0-0 E4 BB		0-0 5-3 SF9 2B
Dave Concepcion, R (1, 6) OBP: 0.304, SLG: 0.313		0-0 G4-6-3 ② ③ 1-2f		0-0 F1 ①		4-0 1-2 BB		0-0 5-3 ①	
Alan Knicely, R (1, 2) OBP: 0.294, SLG: 0.250			4-0 FC4-6 BB		0-0 2-3 ②		0-3 K ①		0-0 SF9 ②
Ron Oester, S (1, 4) OBP: 0.293, SLG: 0.315			0-0 FC4-6 ① 1-2f		0-3 K ③		0-3 K ②		0-0 4-3 ③
Ron Robinson, R (1, 1) Bob Owchinko, L (6, 1) Frank Pastore, R (6, 1) Tom Foley, L (6, PH) Freddie Toliver, R (7, 1) Duane Walker, L (7, PH) Tom Hume, R (8, 1)			0-3 K ②			0-0 G3 1B			

Inning Stats	R: 0	H: 0	E: 0	LOB: 0	K: 0	S: 3	P: 3	R: 0	H: 1	E: 0	LOB: 0	K: 0	BB: 0	S: 3	P: 3	R: 0	H: 0	E: 0	LOB: 1	K: 1	BB: 1	S: 5	P: 9	R: 0	H: 0	E: 0	LOB: 1	K: 0	BB: 0	S: 3	P: 4	R: 0	H: 0	E: 0	LOB: 0	K: 1	BB: 0	S: 5	P: 5	R: 1	H: 2	E: 0	LOB: 1	K: 0	BB: 0	S: 5	P: 5	R: 0	H: 0	E: 1	LOB: 2	K: 3	BB: 1	S: 10	P: 14	R: 0	H: 1	E: 0	LOB: 2	K: 0	BB: 1	S: 3	P: 7	R: 1	H: 1	E: 0	LOB: 0	K: 0	BB: 0	S: 4	P: 4
1B:	4	SF:	1	2B:	1	SAC:	0	3B:	0	DP:	2	HR:	0	HBP:	1	WP:	1	PA:	35																																																				

PITCHER	IP	WLS	BF	H	R	ER	SO	BB	IBB	HBP	BLK	WP	HR	S	P	ERA	WHIP
Orel Hershiser, R (1, 1) ERA: 2.49	9.0	W	35	5	2	2	5	3	0	1	0	1	0	41	54	2.00	0.889

Batter	1	2	3	4	5	6	7	8	9	10	AB R H RBI BB SO LOB	TOP												
Steve Sax, R OBP: 0.289, SLG: 0.294 (1, 4) X	0-0 F7		4-0 F5		0-0 F5		0-0 1-3		0-0 E6 SH1-4 1B	0-0 2B 1B	5 1 1 1 1 0 1	Los Angeles Dodgers @ Cincinnati Reds Riverfront Stadium, Cincinnati, OH Sun Sep 16 1984, 3:33 AM EDT Att. 16,238 - Unknown livebaseballscorecards.com												
Dave Anderson, R OBP: 0.333, SLG: 0.325 (1, 5) X (9, 6)	0-0 6-3		0-3 K			0-0 FC6-4 1B	0-0 F8		0-0 SH1-4	0-0 2B 1B	5 0 2 1 0 1 2													
Ken Landreaux, L OBP: 0.300, SLG: 0.382 (1, 9) X	0-0 F9		0-3 K			0-0 FC6-4 2B 1B	0-0 1B 1B		0-0 WP 1B		5 2 2 1 0 1 1													
Pedro Guerrero, R OBP: 0.346, SLG: 0.446 (1, 8) X		0-0 G3		0-0 1B		0-0 1B SH 2B	0-0 1B		0-0 G6-4-3 1B		5 1 4 1 0 0 0													
Mike Marshall, R OBP: 0.323, SLG: 0.453 German Rivera, R OBP: 0.321, SLG: 0.367 (1, 7) X (9, 5)		0-0 5-3		0-0 F9		0-0 SH 1B	0-0 F8		0-0 G6-4-3		5 1 1 1 0 0 4 0 0 0 0 0 0 0													
Mike Scioscia, L OBP: 0.386, SLG: 0.380 (1, 2) X		0-0 F9		0-0 F4		0-0 SH 1B		0-0 F9		0-0 G3	4 0 0 1 0 0 1													
Sid Bream, L OBP: 0.214, SLG: 0.171 Franklin Stubbs, L OBP: 0.270, SLG: 0.344 (8, PR) X (8, 3)			0-0 F8		0-3 K	0-3 K		4-0 S BB		4-0 1B BB	3 0 0 0 1 2 1 0 1 0 0 1 0 0													
Bill Russell, R OBP: 0.333, SLG: 0.319 Candy Maldonado, R OBP: 0.311, SLG: 0.378 (1, 6) X (9, 7)			0-0 F2		0-0 2B	4-0 BB		0-0 F9		0-0 1B 2B 1B	3 0 1 0 1 0 1 1 1 1 0 0 0 0													
Fernando Valenzuela, L OBP: 0.187, SLG: 0.338 (8, PH) X Ed Arnetuna, L OBP: 0.229, SLG: 0.211 (8, 1) X Ken Howell, R OBP: 0.295, SLG: 0.339 (10, PH) X Pat Zachry, R OBP: 0.400, SLG: 0.400 (10, 1) X Carlos Diaz, R OBP: 0.311, SLG: 0.378 (10, 1) X			4-0 BB BB		0-0 4-3	0-0 G1		0-3 K		0-3 K	2 0 0 0 1 0 3 1 0 0 0 0 1 2 0 0 0 0 0 0 0 1 0 0 0 0 1 2 0													
Inning Stats	R: 0 E: 0 K: 0 S: 3	H: 0 LOB: 0 BB: 0 P: 3	R: 0 E: 0 K: 0 S: 3	H: 0 LOB: 0 BB: 0 P: 3	R: 0 E: 0 K: 1 S: 5	H: 0 LOB: 2 BB: 2 P: 13	R: 0 E: 0 K: 1 S: 6	H: 1 LOB: 1 BB: 0 P: 6	R: 0 E: 0 K: 1 S: 6	H: 1 LOB: 1 BB: 0 P: 6	R: 3 E: 1 K: 1 S: 9		H: 3 LOB: 2 BB: 1 P: 13	R: 0 E: 0 K: 0 S: 5	H: 2 LOB: 2 BB: 0 P: 5	R: 0 E: 0 K: 1 S: 5	H: 0 LOB: 2 BB: 1 P: 9	R: 2 E: 1 K: 0 S: 5	H: 2 LOB: 0 BB: 0 P: 5	R: 2 E: 0 K: 1 S: 7	H: 3 LOB: 2 BB: 1 P: 11	1B: 9 2B: 3 3B: 0 HR: 0	SF: 0 SAC: 2 DP: 1 HBP: 0	WP: 1 PB: 0 SB: 1 CS: 0
PITCHER	IP WLS BF H R ER SO BB IBB HBP BLK WP HR S P ERA WHIP												IP WLS BF H R ER SO BB IBB HBP BLK WP HR S P ERA WHIP											
Mario Soto, R ERA: 3.46 (1, 1)	9.0	L	6	3	2	2	1	1	0	0	0	0	0	0	7	11	18.00	4.000						
John Franco, L ERA: 2.82 (10, 1)	1.0	L	6	3	2	2	1	1	0	0	0	0	0	0	7	11	18.00	4.000						



BOTTOM

Los Angeles Dodgers @ Cincinnati Reds
Riverfront Stadium, Cincinnati, OH

Sun Sep 16 1984, 3:33 AM EDT
Att: 16,238 - Unknown

livebaseballscorecards.com

AB	34
R	5
H	7
RBI	4
BB	4
SO	10
LOB	9



AB R H RBI BB SO LOB

1	1	1	0	0	2	0	0
2	1	1	1	0	0	0	0
3	1	0	0	0	0	1	1
4	5	1	3	0	0	1	1
5	4	1	1	4	0	1	2
6	5	0	0	0	0	2	3
7	3	0	0	0	0	1	0
8	1	1	1	0	0	0	0
9	2	0	0	0	1	0	0
10	3	0	1	0	0	2	1
11	1	0	0	0	0	0	0
12	0	0	0	0	0	0	0
13	0	0	0	0	1	0	0

Batter	1	2	3	4	5	6	7	8	9	10
Gary Redus, R (1, 8) OBP: 0.347, SLG: 0.386 Eddie Milner, L (8, PH) OBP: 0.347, SLG: 0.359 Eric Davis, R (10, PH) OBP: 0.318, SLG: 0.474	4-0 BB			X 0-0 F9		X 4-0 1B HR BB		X 0-0 1B SF8 1B		X 0-3 K
Ron Oester, S (1, 4) OBP: 0.296, SLG: 0.318	0-0 9-5			X 0-3 K		X 0-0 1B HR 1B		X 0-0 1B SF8 1B		X 0-0 1B G3 1B
Dave Parker, L (1, 9) OBP: 0.327, SLG: 0.417	0-3 K			X 0-0 3-1		X 0-0 1B HR 1-H 3-H		X 0-0 2 SF8		X 0-0 2 G3
Cesar Cedeno, R (1, 7) OBP: 0.310, SLG: 0.413			X 0-3 K		X 0-0 6-3	X 0-0 3 F8		X 0-3 3 K		X 0-0 3 F6
Alan Knicsly, R (1, 3) OBP: 0.250, SLG: 0.200 Duane Walker, L (9, PH) OBP: 0.389, SLG: 0.526			X 0-0 F9		X 0-0 5-3		X 0-3 K		X 0-0 1B SH3-4 E	
Dave Concepcion, R (1, 6) OBP: 0.304, SLG: 0.312			X 0-0 4-3		X 4-0 BB S		X 0-0 2 F3		X 0-0 1 SH3-4	
Nick Esasky, R (1, 5) OBP: 0.293, SLG: 0.342 Tom Foley, L (9, 6) OBP: 0.306, SLG: 0.343			X 0-3 K		X 0-3 K		X 0-0 1B		X 0-0 2 F9	
Dave Vangorder, R (1, 2) OBP: 0.321, SLG: 0.263 John Franco, L (10, 1)			X 0-3 K		X 0-0 F6	X 0-0 F8		X 0-3 K		X 0-3 K
Mario Soto, R (1, 1) OBP: 0.184, SLG: 0.276 Dann Bilardello, R (10, 2) OBP: 0.305, SLG: 0.293 Wayne Krenchicki, L (10, PH) OBP: 0.345, SLG: 0.452			X 0-0 F6		X 0-0 F9		X 0-0 F9		X 0-0 F9	X 4-0 BB G3 1B

Inning Stats	R: 0	H: 0	E: 0	K: 1	S: 4	R: 0	H: 0	E: 0	K: 1	S: 5	R: 0	H: 0	E: 0	K: 2	S: 7	R: 0	H: 0	E: 0	K: 1	S: 5	R: 3	H: 2	E: 0	K: 0	S: 5	R: 0	H: 1	E: 0	K: 1	S: 6	R: 1	H: 2	E: 0	K: 1	S: 7	R: 1	H: 1	E: 1	K: 1	S: 6	R: 0	H: 1	E: 0	K: 1	S: 6	R: 0	H: 1	E: 0	K: 1	S: 6	1B: 6	SF: 1	2B: 1	3B: 0	HR: 1	WP: 0	PA: 40
--------------	------	------	------	------	------	------	------	------	------	------	------	------	------	------	------	------	------	------	------	------	------	------	------	------	------	------	------	------	------	------	------	------	------	------	------	------	------	------	------	------	------	------	------	------	------	------	------	------	------	------	-------	-------	-------	-------	-------	-------	--------

PITCHER	IP	WLS	BF	H	R	ER	SO	BB	IBB	HBP	BLK	WP	HR	S	P	ERA	WHIP
Fernando Valenzuela, L (1, 1) ERA: 3.05	7.0		26	3	3	3	7	3	0	0	0	0	1	37	49	3.86	0.857
Ken Howell, R (8, 1) ERA: 3.74	2.0	W	9	3	2	1	2	0	0	0	0	0	0	13	13	4.50	1.500
Pat Zachry, R (10, 1) ERA: 3.23	0.0		1	0	0	0	0	1	0	0	0	0	0	4		∞	∞
Carlos Diaz, L (10, 1) ERA: 5.35	0.2		3	1	0	0	1	0	0	0	0	0	0	5	5	0.00	1.500
Burt Hooton, R (10, 1) ERA: 3.3	0.1	S	1	0	0	0	0	0	0	0	0	0	0	1	1	0.00	0.000

Batter	1	2	3	4	5	6	7	8	9	10	11	AB R H RBI BB SO LOB	TOP														
Alan Wiggins, S OBP: 0.339, SLG: 0.321 (1, 4)	0-3 K		x 0-0 F8		x 0-0 1B 2B		x 0-0 5-3			x 0-3 K		5 1 1 0 0 2 1															
Tony Gwynn, L OBP: 0.414, SLG: 0.453 (1, 9)	0-0 1B		x 0-0 CS 1B		x 0-0 2-H 1B			x 0-0 4-3		x 0-0 E5		5 0 3 1 0 0 0															
Steve Garvey, R OBP: 0.306, SLG: 0.372 (1, 3)	0-0 F8		x 0-0 CS		x 0-0 1B 1B		x 0-0 F3		x 0-0 1B	x 0-0 F5		5 1 2 0 0 0 3															
Kevin McReynolds, R OBP: 0.321, SLG: 0.479 (1, 8)	0-0 F9			x 0-0 F7		x 0-0 F8		x 0-0 F8			x 0-0 3B 1B	5 1 1 0 0 0 3															
Carmelo Martinez, R OBP: 0.335, SLG: 0.391 (1, 7)		x 0-0 6-3 2B		x 0-0 1B 1B		x 0-0 F9		x 0-0 F5			x 0-0 F7	5 0 2 0 0 0 2															
Terry Kennedy, L OBP: 0.283, SLG: 0.349 (1, 2)		x 0-0 6-3		x 0-0 1B		x 0-3 K			x 0-0 F6		x 0-3 K	5 0 1 1 0 2 2															
Luis Salazar, R OBP: 0.255, SLG: 0.325 (1, 5)		x 0-0 F4		x 0-0 G6-4-3 1B		x 0-0 F6		x 0-0 5-3		x 0-0 5-3		4 0 0 0 0 0 3															
Graig Nettles, L OBP: 0.326, SLG: 0.419 (11, PH)				x 0-0 G6-4-3 1B							x 0-0 3B	1 0 1 1 0 0 0															
Garry Templeton, S OBP: 0.313, SLG: 0.325 (1, 6)		x 0-0 F9			x 0-3 K		x 0-0 SH2-4 1B		x 0-0 4-3		x 0-3 K	4 0 1 0 0 1 1															
Rich Gossage, R OBP: 0.217, SLG: 0.182 (9, 1)												1 0 0 0 0 1 1															
Ed Whitson, R OBP: 0.070, SLG: 0.054 (1, 1)			x 0-0 1-3		x 0-0 F9		x 0-0 SH2-4			x 0-0 F7		2 0 0 0 0 0 0															
Tim Flannery, L OBP: 0.339, SLG: 0.380 (9, 6)												1 0 0 0 0 0 0															
Inning Stats	R: 0 E: 0 K: 1 S: 6	H: 1 LOB: 1 BB: 0 P: 6	R: 0 E: 0 K: 0 S: 4	H: 1 LOB: 1 BB: 0 P: 4	R: 0 E: 0 K: 0 S: 3	H: 1 LOB: 0 BB: 0 P: 3	R: 1 E: 0 K: 0 S: 5	H: 3 LOB: 1 BB: 0 P: 5	R: 1 E: 0 K: 1 S: 7	H: 2 LOB: 1 BB: 0 P: 7	R: 0 E: 0 K: 1 S: 5	H: 0 LOB: 0 BB: 0 P: 5	R: 0 E: 0 K: 0 S: 4	H: 1 LOB: 1 BB: 0 P: 4	R: 0 E: 0 K: 0 S: 4	H: 1 LOB: 1 BB: 0 P: 4	R: 0 E: 1 K: 1 S: 6	H: 0 LOB: 1 BB: 0 P: 6	R: 1 E: 0 K: 2 S: 9	H: 2 LOB: 1 BB: 0 P: 9	1B: 9 2B: 2 3B: 1 HR: 0	SF: 0 SAC: 1 DP: 1 HBP: 0	WP: 0 PB: 0 SB: 0 CS: 1	PA: 45			
PITCHER	IP	WLS	BF	H	R	ER	SO	BB	IBB	HBP	BLK	WP	HR	S	P	ERA	WHIP										
Tom Browning, L ERA: 1.65 (1, 1)	8.0		32	10	2	2	3	0	0	0	0	0	0	38	38	2.25	1.250										
Carl Willis, R ERA: 6.14 (9, 1)	2.0		7	0	0	0	1	0	0	0	0	0	0	9	9	0.00	0.000										
Ted Power, R ERA: 2.96 (11, 1)	1.0	L	5	2	1	1	2	0	0	0	0	0	0	9	9	9.00	2.000										

San Diego Padres @ Cincinnati Reds
Riverfront Stadium, Cincinnati, OH
Mon Sep 17 1984, 7:05 PM EDT
Att: 7,728 - Unknown

AB	43
R	3
H	12
RBI	3
BB	0
SO	6
LOB	16



livebaseballscorecards.com

Batter	1	2	3	4	5	6	7	8	9	10	11	AB R H RBI BB SO LOB	BOTTOM
Eddie Milner, L (1, 8) OBP: 0.348, SLG: 0.354	0-0 F9		0-0 4-3		0-0 F9			0-3 K		4-0 FC8-2 BB		4 0 0 0 1 1 0	San Diego Padres @ Cincinnati Reds Riverfront Stadium, Cincinnati, OH Mon Sep 17 1984, 7:05 PM EDT Att: 7,728 - Unknown
Pete Rose, S (1, 3) OBP: 0.355, SLG: 0.331	0-0 FC5-4 1B		0-0 6-3			0-0 F7			0-0 F9	0-0 FC8-2		5 0 1 0 0 0 3	
Dave Parker, L (1, 9) OBP: 0.326, SLG: 0.414	0-0 FC5-4 1-2f			4-0 F8 1B SF7 BB		0-0 F7			0-0 6-3	0-0 F8		4 1 0 0 1 0 4	
Cesar Cedeno, R (1, 7) OBP: 0.311, SLG: 0.413	0-3 K			0-0 SF7 S 1B		0-0 F8			0-0 2B 1B		0-3 K	5 1 2 0 0 2 1	
Wayne Krenchicki, L (1, 5) OBP: 0.347, SLG: 0.464		0-3 K		0-0 F8 2-3			0-0 1-3 9-2 2B		0-0 1-H 2B		0-0 F3	5 0 2 1 0 1 2	
Dave Concepcion, R (1, 6) OBP: 0.301, SLG: 0.310		0-0 F9		0-0 SF7 1-3 3-H			0-0 1-3 2-3		0-0 F4		0-0 F8	4 0 0 1 0 0 2	
Brad Gulden, L (1, 2) OBP: 0.303, SLG: 0.310		0-0 1B		0-0 F8 3-H			0-0 9-2 3-H			0-3 K		4 0 1 0 0 1 2	
Ron Oester, S (1, 4) OBP: 0.295, SLG: 0.318		0-0 F8			0-0 F7			0-0 F7		0-0 1B FC8-2 1B		4 0 1 0 0 0 1	
Tom Browning, L (1, 1) OBP: 0.200, SLG: 0.200			0-3 K		0-0 F3			0-0 F9		0-0 FC8-2 BB 1B		2 0 0 0 0 1 0	
Duane Walker, L (8, PH) OBP: 0.387, SLG: 0.523												1 0 0 0 0 0 0	
Carl Willis, L (9, 1)												0 0 0 0 0 0 0	
Tom Foley, L (10, PH) OBP: 0.308, SLG: 0.346												1 0 1 0 0 0 0	
Ted Power, R (11, 1)												0 0 0 0 0 0 0	
Inning Stats	R: 0 H: 1 E: 0 LOB: 1 K: 1 BB: 0 S: 6 P: 6	R: 0 H: 1 E: 0 LOB: 1 K: 1 BB: 0 S: 6 P: 6	R: 0 H: 0 E: 0 LOB: 0 K: 1 BB: 0 S: 5 P: 5	R: 1 H: 1 E: 0 LOB: 1 K: 0 BB: 1 S: 4 P: 8	R: 0 H: 0 E: 0 LOB: 0 K: 0 BB: 0 S: 3 P: 3	R: 0 H: 0 E: 0 LOB: 0 K: 0 BB: 0 S: 3 P: 3	R: 0 H: 1 E: 0 LOB: 0 K: 0 BB: 0 S: 3 P: 3	R: 0 H: 0 E: 0 LOB: 0 K: 1 BB: 0 S: 5 P: 5	R: 1 H: 2 E: 0 LOB: 1 K: 0 BB: 0 S: 5 P: 5	R: 0 H: 2 E: 0 LOB: 3 K: 1 BB: 1 S: 7 P: 11	R: 0 H: 0 E: 0 LOB: 0 K: 1 BB: 0 S: 5 P: 5	1B: 6 SF: 1 2B: 3 SAC: 0 3B: 0 DP: 1 HR: 0 HBP: 0	WP: 0 PA: 42 PB: 0 SB: 2 CS: 0
PITCHER	IP WLS BF H R ER SO BB IBB HBP BLK WP HR S P ERA WHIP												
Ed Whitson, R (1, 1) ERA: 3.36	8.2 32 6 2 2 4 1 0 0 0 0 0 39 43 2.08 0.808												
Rich Gossage, R (9, 1) ERA: 3.05	2.1 10 2 0 0 2 1 0 0 0 0 0 13 17 0.00 1.286												

livebaseballscorecards.com

AB	39
R	2
H	8
RBI	2
BB	2
SO	6
LOB	15



Batter	1	2	3	4	5	6	7	8	9	AB R H RBI BB SO LOB	TOP										
Alan Wiggins, S (1, 4) OBP: 0.340, SLG: 0.322	0-0 2B	4-0 BB			0-0 6-3		0-3 K		0-0 G3	4 0 1 0 1 1 0											
Tony Gwynn, L (1, 9) OBP: 0.414, SLG: 0.452	4-0 BB	0-0 F4			0-0 F7		0-0 1B			3 0 1 0 1 0 2											
Steve Garvey, R (1, 3) OBP: 0.305, SLG: 0.370	0-0 F4			0-0 F2		4-0 BB	0-0 6-3			3 0 0 0 1 0 3											
Kevin McReynolds, R (1, 8) OBP: 0.319, SLG: 0.475	0-0 L4-3			0-0 F6		0-0 F7	0-0 5-3			4 0 0 0 0 0 4											
Carmelo Martinez, R (1, 7) OBP: 0.336, SLG: 0.392		0-0 HR		0-0 5-3		0-0 FC4-6		0-0 F8		4 1 2 0 0 0 0											
Terry Kennedy, L (1, 2) OBP: 0.286, SLG: 0.358		0-0 HR		0-0 FC1-4		0-0 FC4-6		0-0 G6-4-3		4 1 3 2 0 0 1											
Luis Salazar, R (1, 5) OBP: 0.255, SLG: 0.324		0-0 1B		0-3 K		0-3 K		0-0 G6-4-3		4 0 1 0 0 2 3											
Garry Templeton, S (1, 6) OBP: 0.312, SLG: 0.324		0-3 K		0-0 FC1-4		0-0 1B		0-0 F8		4 0 1 0 0 1 2											
Dave Dravecky, R (1, 1) OBP: 0.171, SLG: 0.158		0-0 F1		0-0 5-3		0-0 F9		0-0 6-3		4 0 0 0 0 0 4											
Inning Stats	R: 0 E: 0 K: 0 S: 3	H: 1 LOB: 1 BB: 1 P: 7	R: 2 E: 0 K: 1 S: 8	H: 3 LOB: 2 BB: 1 P: 12	R: 0 E: 0 K: 0 S: 3	H: 0 LOB: 0 BB: 0 P: 3	R: 0 E: 0 K: 1 S: 6	H: 1 LOB: 1 BB: 0 P: 6	R: 0 E: 0 K: 0 S: 7	H: 2 LOB: 2 BB: 0 P: 7	R: 0 E: 0 K: 1 S: 6	H: 1 LOB: 1 BB: 0 P: 6	R: 0 E: 0 K: 0 S: 3	H: 1 LOB: 0 BB: 0 P: 3	R: 0 E: 0 K: 0 S: 3	H: 0 LOB: 0 BB: 0 P: 3	1B: 7 2B: 2 3B: 0 HR: 1	SF: 0 SAC: 0 DP: 2 HBP: 0	WP: 0 PB: 0 SB: 2 CS: 0	PA: 37	
PITCHER	IP WLS BF H R ER SO BB IBB HBP BLK WP HR S P ERA WHIP																			PITCHER	IP WLS BF H R ER SO BB IBB HBP BLK WP HR S P ERA WHIP
Joe Price, L (1, 1) ERA: 4.26	6.0 L 27 7 2 2 3 3 0 0 0 0 1 30 42 3.00 1.667																				
Carl Willis, R (7, 1) ERA: 5.63	2.0 7 2 0 0 1 0 0 0 0 0 0 0 9 9 0.00 1.000																				
Tom Hume, R (9, 1) ERA: 5.47	1.0 3 0 0 0 0 0 0 0 0 0 0 0 3 3 0.00 0.000																				

San Diego Padres @ Cincinnati Reds
Riverfront Stadium, Cincinnati, OH
Tue Sep 18 1984, 3:33 AM EDT
Att. 10,414 - Unknown

livebaseballscorecards.com

AB	34
R	2
H	9
RBI	2
BB	3
SO	4
LOB	19



Batter	1	2	3	4	5	6	7	8	9	AB R H RBI BB SO LOB
Gary Redus, R OBP: 0.344, SLG: 0.382 (1, 8) x	0-0 F6 ①			x 0-0 4-3 ①		0-3 K ②			x 0-0 F5 ①	4 0 0 0 0 1 2
Wade Rowdon, R OBP: 0.250, SLG: 0.250 (1, 6) x	0-0 6-3 ②			x 0-0 F3 ②		x 0-0 F9 ③			x 0-0 1B	4 0 1 0 0 0 2
Dave Parker, L OBP: 0.324, SLG: 0.411 (1, 9) x	0-0 4-3 ③			x 0-0 F4 ③			0-3 K ①		x 0-0 F7 ②	4 0 0 0 0 1 1
Cesar Cedeno, R OBP: 0.310, SLG: 0.414 (1, 7)		x 0-0 F5 ①			0-3 K ①		x 0-0 2B		x 0-0 F8 ③	4 0 1 0 0 1 1
Alan Knicely, R OBP: 0.217, SLG: 0.167 (1, 3)		x 0-0 F8 ②			x 0-0 F7 ②		x 0-0 6-3 ②			3 0 0 0 0 0 1
Nick Esasky, R OBP: 0.291, SLG: 0.339 (1, 5)		x 0-0 F9 ③			x 0-0 F5 ③		x 0-0 F9 ③			3 0 0 0 0 0 1
Dave Vangorder, R OBP: 0.321, SLG: 0.258 (1, 2)			4-0 BB BB	G6-4-3 BB		x 0-0 F8 ①		x 0-0 6-3 ①		2 0 0 0 1 0 0
Ron Oester, S OBP: 0.296, SLG: 0.320 (1, 4)				x 0-0 G6-4-3 ① ②		x 0-0 2B		x 0-0 5-3 ②		3 0 1 0 0 0 1
Joe Price, R OBP: 0.188, SLG: 0.174 (6, PH)				x 0-0 F2 ③		4-0 BB BB		x 0-0 F9 ③		1 0 0 0 0 0 0
Tony Perez, R OBP: 0.286, SLG: 0.351 (6, PR)										0 0 0 0 1 0 0
Skeeter Barnes, R OBP: 0.182, SLG: 0.195 (7, 1)										0 0 0 0 0 0 0
Carl Willis, L OBP: 0.301, SLG: 0.309 (8, PH)										0 0 0 0 0 0 0
Dave Concepcion, R OBP: 0.174, SLG: 0.136 (9, 1)										1 0 0 0 0 0 0
										0 0 0 0 0 0 0

Inning Stats	R: 0	H: 0	E: 0	LOB: 0	K: 0	BB: 0	S: 3	P: 3	R: 0	H: 0	E: 0	LOB: 0	K: 0	BB: 0	S: 2	P: 6	R: 0	H: 0	E: 0	LOB: 0	K: 0	BB: 0	S: 3	P: 3	R: 0	H: 0	E: 0	LOB: 0	K: 1	BB: 0	S: 5	P: 5	R: 0	H: 1	E: 0	LOB: 2	K: 1	BB: 1	S: 6	P: 10	R: 0	H: 1	E: 0	LOB: 1	K: 1	BB: 0	S: 6	P: 6	R: 0	H: 0	E: 0	LOB: 0	K: 0	BB: 0	S: 3	P: 3	R: 0	H: 1	E: 0	LOB: 1	K: 0	BB: 0	S: 4	P: 4	1B: 1	SF: 0	2B: 2	SAC: 0	3B: 0	DP: 1	HR: 0	HBP: 0	WP: 0	PA: 31
PITCHER Dave Dravecky, L ERA: 2.92 (1, 1)	IP	WLS	BF	H	R	ER	SO	BB	IBB	HBP	BLK	WP	HR	S	P	ERA	WHIP	IP	WLS	BF	H	R	ER	SO	BB	IBB	HBP	BLK	WP	HR	S	P	ERA	WHIP	IP	WLS	BF	H	R	ER	SO	BB	IBB	HBP	BLK	WP	HR	S	P	ERA	WHIP																							


BOTTOM

San Diego Padres @ Cincinnati Reds
Riverfront Stadium, Cincinnati, OH

Tue Sep 18 1984, 3:33 AM EDT
Att. 10,414 - Unknown

livebaseballscorecards.com

AB	29
R	0
H	3
RBI	0
BB	2
SO	3
LOB	9



Batter	1	2	3	4	5	6	7	8	9	AB R H RBI BB SO LOB	TOP									
Ron Oester, S (1, 4) OBP: 0.297, SLG: 0.323	0-0 L5-3 1B		0-0 2B		0-3 K			0-3 K		4 1 2 0 0 2 1										
Pete Rose, S (1, 3) OBP: 0.354, SLG: 0.333 Ted Power, R (8, 1)	0-0 L5-3 1-2		0-0 1B 2B			0-0 4-3		0-0 G3		4 0 1 1 0 0 1 0 0 0 0 0 0 0										
Dave Parker, L (1, 9) OBP: 0.325, SLG: 0.413	0-3 K		0-0 1B			0-0 2B		0-0 G3		4 0 2 0 0 1 0										
Cesar Cedeno, R (1, 7) OBP: 0.307, SLG: 0.409 (8, 3)		0-0 F9		0-0 1-3		0-3 K			0-0 E5 4-3 SF7	4 1 0 0 0 1 1										
Duane Walker, L (1, 8) OBP: 0.385, SLG: 0.533		0-0 HR		0-3 K		0-3 K			0-0 4-3 2-3	4 1 1 1 0 2 2										
Dave Concepcion, R (1, 6) OBP: 0.298, SLG: 0.307		0-3 K		0-0 6-3			0-0 1-3		0-0 SF7 3-H	3 0 0 1 0 1 0										
Wayne Krenchicki, L (1, 5) OBP: 0.356, SLG: 0.468		0-0 4-3			0-0 FC1-6 1B		4-0 CS BB		0-0 FC4-6 1B	3 0 2 0 1 0 0										
Brad Gulden, L (1, 2) OBP: 0.299, SLG: 0.305			0-0 F8		0-0 FC1-6 1-2f		0-0 1-3 1-2		0-0 FC4-6 1-2f	4 0 0 0 0 0 3										
Jay Tibbs, R (1, 1) OBP: 0.182, SLG: 0.156 Tom Foley, L (8, PH) OBP: 0.311, SLG: 0.359 Gary Redus, R (8, 7) OBP: 0.344, SLG: 0.382			0-0 1-3		0-3 K			0-0 HR		2 0 0 0 0 1 1 1 1 1 1 0 0 0 0 0 0 0 0 0 0										
Inning Stats	R: 0 E: 0 K: 1 S: 5	H: 1 LOB: 0 BB: 0 P: 5	R: 1 E: 0 K: 1 S: 6	H: 1 LOB: 0 BB: 0 P: 6	R: 1 E: 0 K: 0 S: 5	H: 3 LOB: 2 BB: 0 P: 5	R: 0 E: 0 K: 1 S: 5	H: 0 LOB: 0 BB: 0 P: 5	R: 0 E: 0 K: 2 S: 8	H: 1 LOB: 1 BB: 0 P: 8	R: 0 E: 0 K: 0 S: 2	H: 0 LOB: 0 BB: 1 P: 6	R: 1 E: 0 K: 1 S: 6	H: 1 LOB: 0 BB: 0 P: 6	R: 1 E: 1 K: 0 S: 5	H: 1 LOB: 1 BB: 0 P: 5	1B: 4 2B: 4 3B: 0 HR: 2	SF: 1 SAC: 0 DP: 1 HBP: 0	WP: 0 PB: 0 SB: 0 CS: 1	PA: 35
PITCHER	IP WLS BF H R ER SO BB IBB HBP BLK WP HR S P ERA WHIP																			
Craig McMurtry, R (1, 1) ERA: 4.56 Gene Garber, R (8, 1) ERA: 3.08	7.0 L 26 7 2 2 7 1 0 0 0 0 0 1 39 43 2.57 1.143																			
	2.0 9 2 2 1 1 0 0 0 0 0 0 1 11 11 4.50 1.000																			

Cincinnati Reds @ Atlanta Braves
Atlanta-Fulton County Stadium, Atlanta, GA
Wed Sep 19 1984, 7:05 PM EDT
Att. 4,891 - Unknown

livebaseballscorecards.com

AB	33
R	4
H	9
RBI	4
BB	1
SO	8
LOB	9



Batter	1	2	3	4	5	6	7	8	9	AB	R	H	RBI	BB	SO	LOB
Milt Thompson, L (1, 7) OBP: 0.381, SLG: 0.309	0-0 6-3		0-0 5-3		0-0 1B 1-H		0-0 4-3 1-2		0-0 5-3	5	0	1	1	0	0	1
Rafael Ramirez, R (1, 6) OBP: 0.295, SLG: 0.317	0-0 F8		0-0 4-3		0-0 1B 2-3			4-0 BB FC6-4 BB		3	1	1	0	1	0	0
Brad Komminsk, R (1, 9) OBP: 0.261, SLG: 0.299	4-0 CS BB		0-3 K		0-0 F4			0-0 F5		3	0	0	0	1	1	3
Dale Murphy, R (1, 8) OBP: 0.375, SLG: 0.549	0-0 CS 1-2	0-0 4-3 2B		0-0 4-3		0-3 K		0-0 FC6-4 BB 1-2 1B		4	0	2	0	0	1	0
Gerald Perry, L (1, 3) OBP: 0.369, SLG: 0.363		0-0 4-3		0-0 F8		0-0 F9		4-0 BB FC6-4 BB 1-2 2-3		3	0	0	0	1	0	1
Randy Johnson, R (1, 5) OBP: 0.330, SLG: 0.380		0-0 4-3		0-0 F8		0-0 5-3		0-0 FC6-4		4	0	0	1	0	0	3
Albert Hall, S (8, PR) OBP: 0.309, SLG: 0.338										0	0	0	0	0	0	0
Paul Zuvella, R (9, 4) OBP: 0.333, SLG: 0.400										0	0	0	0	0	0	0
Paul Runge, R (1, 4) OBP: 0.391, SLG: 0.393		4-0 BB BB		0-0 6-3		0-0 6-3		4-0 BB BB S BB		2	0	0	0	2	0	2
Alex Trevino, R (1, 2) OBP: 0.289, SLG: 0.342		4-0 BB BB		0-0 F7		0-0 F8		0-0 F8		3	0	0	0	1	0	1
Craig McMurtry, R (1, 1) OBP: 0.163, SLG: 0.170		0-3 K		0-0 1B S		0-0 1B S		0-0 F8		2	1	1	0	0	1	3
Claudell Washington, L (7, PH) OBP: 0.376, SLG: 0.475										1	0	0	0	0	0	1
Gene Garber, R (8, 1) OBP: 0.143, SLG: 0.143										0	0	0	0	0	0	0
Chris Chambliss, L (9, PH) OBP: 0.353, SLG: 0.366										1	0	0	0	0	0	0

Inning Stats	R: 0	H: 0	E: 0	K: 0	S: 2	R: 0	H: 1	E: 0	K: 1	S: 6	R: 0	H: 0	E: 0	K: 1	S: 5	R: 0	H: 0	E: 0	K: 0	S: 3	R: 1	H: 3	E: 0	K: 0	S: 6	R: 0	H: 0	E: 0	K: 1	S: 5	R: 0	H: 0	E: 0	K: 0	S: 3	R: 0	H: 0	E: 0	K: 0	S: 3	R: 1	H: 1	E: 0	K: 0	S: 4	R: 0	H: 0	E: 0	K: 0	S: 3	R: 0	H: 0	E: 0	K: 0	S: 3	R: 0	H: 0	E: 0	K: 0	S: 3	1B: 4	SF: 0	2B: 1	SAC: 0	3B: 0	DP: 0	HR: 0	HBP: 0	WP: 0	PA: 38
--------------	------	------	------	------	------	------	------	------	------	------	------	------	------	------	------	------	------	------	------	------	------	------	------	------	------	------	------	------	------	------	------	------	------	------	------	------	------	------	------	------	------	------	------	------	------	------	------	------	------	------	------	------	------	------	------	------	------	------	------	------	-------	-------	-------	--------	-------	-------	-------	--------	-------	--------

PITCHER	IP	WLS	BF	H	R	ER	SO	BB	IBB	HBP	BLK	WP	HR	S	P	ERA	WHIP
Jay Tibbs, R (1, 1) ERA: 3.04	7.0	W	28	4	1	1	3	4	0	0	0	0	0	30	46	1.29	1.143
Ted Power, R (8, 1) ERA: 2.99	2.0	S	9	1	1	1	0	2	0	0	0	0	0	7	15	4.50	1.500

BOTTOM

Cincinnati Reds @ Atlanta Braves
 Atlanta-Fulton County Stadium, Atlanta, GA
 Wed Sep 19 1984, 7:05 PM EDT
 Att. 4,891 - Unknown

livebaseballscores.com

AB	31
R	2
H	5
RBI	2
BB	6
SO	3
LOB	15



Batter	1	2	3	4	5	6	7	8	9	AB R H RBI BB SO LOB	TOP	
Eric Davis, R (1, 8) OBP: 0.317, SLG: 0.466 Skeeter Barnes, R (8, 7) OBP: 0.178, SLG: 0.190	0-0 5-3		0-3 K		4-0 FC6-4 E BB		0-0 E7 1B		0-0 5-3	3 1 0 0 1 1 0 1 0 0 0 0 0 0		
Duane Walker, L (1, 7) OBP: 0.385, SLG: 0.527	0-0 4-3		4-0 FC5-4 1B BB		0-0 E4 FC6-4 1-2		0-0 G6-4-3 2-H 1B		0-0 F8	4 0 1 1 1 0 1		
Dave Parker, L (1, 9) OBP: 0.326, SLG: 0.414 Gary Redus, R (8, 9) OBP: 0.344, SLG: 0.382	0-0 1B		0-0 FC5-4 1-2 1B		0-0 FC6-4 FC4-6 1-2f 2-3		0-0 G6-4-3 1-2f			4 0 2 0 0 0 3 0 0 0 0 0 0 0		
Cesar Cedeno, R (1, 3) OBP: 0.304, SLG: 0.405	0-0 F3		0-0 FC5-4 1-2f 2-3		0-3 K		0-0 E7 HR			4 1 0 0 0 1 5		
Wayne Krenchicki, L (1, 5) OBP: 0.360, SLG: 0.487		0-0 G6-4-3 1B 1B	0-0 F8		0-0 FC4-6 1-2f		0-0 HR			4 1 2 2 0 0 4		
Dave Concepcion, R (1, 6) OBP: 0.298, SLG: 0.307		0-0 G6-4-3 1B 1-2 1B		0-0 F8		0-0 4-3		0-0 5-3		4 0 1 0 0 0 0		
Ron Oester, S (1, 4) OBP: 0.295, SLG: 0.320		0-0 G6-4-3 1-2f 2-3		0-0 4-3		0-0 F3		0-0 6-3		4 0 0 0 0 0 2		
Brad Gulden, L (1, 2) OBP: 0.302, SLG: 0.307 Freddie Toliver, R (6, 1)		4-0 FC6-4 BB		0-0 1B		0-0 4-3		0-0 6-3		2 0 1 0 1 0 0 0 0 0 0 0 0 0		
Tom Foley, L (8, PH) OBP: 0.310, SLG: 0.358 Andy McGaffigan, R (8, 1)		0-0 FC6-4 1-2f		0-0 F5		0-0 5-3		0-0 5-3		1 0 0 0 0 0 2 1 0 0 0 0 0 1 0 0 0 0 0 0 0 2 0 0 0 0 0 0		
Jeff Russell, R (1, 1) OBP: 0.203, SLG: 0.185 Nick Esasky, R (4, PH) OBP: 0.290, SLG: 0.338 Tom Hume, R (4, 1) OBP: 0.174, SLG: 0.136 Dann Bilardello, R (6, 2) OBP: 0.302, SLG: 0.290												
Inning Stats	R: 0 H: 1 E: 0 LOB: 1 K: 0 BB: 0 S: 4 P: 4	R: 0 H: 2 E: 0 LOB: 2 K: 0 BB: 1 S: 4 P: 8	R: 0 H: 1 E: 0 LOB: 2 K: 1 BB: 1 S: 6 P: 10	R: 0 H: 1 E: 0 LOB: 1 K: 0 BB: 0 S: 4 P: 4	R: 0 H: 0 E: 1 LOB: 2 K: 1 BB: 1 S: 6 P: 10	R: 0 H: 0 E: 0 LOB: 0 K: 0 BB: 0 S: 3 P: 3	R: 1 H: 1 E: 1 LOB: 0 K: 0 BB: 0 S: 4 P: 4	R: 2 H: 1 E: 1 LOB: 0 K: 0 BB: 0 S: 5 P: 5	R: 0 H: 0 E: 0 LOB: 0 K: 0 BB: 0 S: 3 P: 3	1B: 6 SF: 0 2B: 0 SAC: 0 3B: 0 DP: 2 HR: 1 HBP: 0	WP: 0 PA: 38 PB: 0 SB: 0 CS: 0	
PITCHER Rick Camp, R (1, 1) ERA: 3.27 Jeff Dedmon, R (8, 1) ERA: 3.99	IP WLS BF H R ER SO BB IBB HBP BLK WP HR S P ERA WHIP											
	7.0 W 30 6 1 0 2 3 0 0 0 0 0 0 31 43 0.00 1.286											
	2.0 8 1 2 1 0 0 0 0 0 0 0 1 8 8 4.50 0.500											

Cincinnati Reds @ Atlanta Braves
Atlanta-Fulton County Stadium, Atlanta, GA

Thu Sep 20 1984, 7:05 PM EDT
Att. 4,466 - Unknown

livebaseballscorecards.com

AB 35
R 3
H 7
RBI 3
BB 3
SO 2
LOB 18



Batter	1	2	3	4	5	6	7	8	9
Milt Thompson, L (1, 7) OBP: 0.412, SLG: 0.339	0-0 1B		0-0 1B		0-0 F5	4-0 1B BB		0-0 FC5-4 1B	
Alex Trevino, R (1, 2) OBP: 0.291, SLG: 0.341	0-0 F8		4-0 1B HR 1-2 BB		0-0 E7 2B 1B	0-0 F6		0-0 FC5-4 1-2f	
Brad Komminsk, R (1, 9) OBP: 0.264, SLG: 0.299	0-0 1-3 1-2		0-3 K		4-0 2B BB	0-0 1B			
Dale Murphy, R (1, 8) OBP: 0.375, SLG: 0.547	0-0 6-3		0-0 1-3 HR 2-H 1B		0-3 K		0-0 F4		
Gerald Perry, L (1, 3) OBP: 0.373, SLG: 0.378		4-0 BB	0-0 1-H HR 3-H		0-0 1-H HR 2-H 2B		0-0 F8		
Randy Johnson, R (1, 5) OBP: 0.332, SLG: 0.393		0-0 3 1-2f	0-3 K		0-0 2-H HR		0-0 1B		
Paul Runge, R (1, 4) OBP: 0.384, SLG: 0.375		4-0 S BB		0-0 F5	0-0 F3		0-0 F9		
Paul Zuvella, R (1, 6) OBP: 0.300, SLG: 0.250		0-3 K 1-2		0-0 4-3		4-0 PB SH3-4 1B BB		0-0 F8	
Rick Camp, R (1, 1) OBP: 0.130, SLG: 0.133 Jeff Dedmon, L (8, 1)			0-0 F8	0-0 5-3		0-0 SH3-4 1-2		0-0 4-3	

Inning Stats	R: 0 E: 0 K: 4 S: 4	H: 1 LOB: 1 BB: 0 P: 4	R: 0 E: 0 K: 1 S: 4	H: 0 LOB: 1 BB: 2 P: 12	R: 4 E: 0 K: 2 S: 10	H: 3 LOB: 0 BB: 1 P: 14	R: 0 E: 0 K: 0 S: 3	H: 0 LOB: 0 BB: 0 P: 3	R: 4 E: 1 K: 1 S: 8	H: 3 LOB: 0 BB: 1 P: 12	R: 1 E: 0 K: 0 S: 3	H: 1 LOB: 2 BB: 2 P: 11	R: 0 E: 0 K: 0 S: 4	H: 1 LOB: 1 BB: 0 P: 4	R: 0 E: 0 K: 0 S: 4	H: 1 LOB: 1 BB: 0 P: 4
--------------	------------------------------	---------------------------------	------------------------------	----------------------------------	-------------------------------	----------------------------------	------------------------------	---------------------------------	------------------------------	----------------------------------	------------------------------	----------------------------------	------------------------------	---------------------------------	------------------------------	---------------------------------

PITCHER	IP	WLS	BF	H	R	ER	SO	BB	IBB	HBP	BLK	WP	HR	S	P	ERA	WHIP
Jeff Russell, R (1, 1) ERA: 4.35	3.0	L	15	4	4	4	3	3	0	0	0	0	1	18	30	12.00	2.333
Tom Hume, R (4, 1) ERA: 5.69	2.0		10	3	4	4	1	1	0	0	0	0	1	11	15	18.00	2.000
Freddie Toliver, R (6, 1) ERA:	2.0		9	2	1	0	0	2	0	0	0	0	0	7	15	0.00	2.000
Andy McGaffigan, R (8, 1) ERA: 3.52	1.0		4	1	0	0	0	0	0	0	0	0	0	4	4	0.00	1.000

BOTTOM

Cincinnati Reds @ Atlanta Braves
Atlanta-Fulton County Stadium, Atlanta, GA

Thu Sep 20 1984, 7:05 PM EDT
Att. 4,466 - Unknown

AB	R	H	RBI	BB	SO	LOB
4	1	3	0	1	0	0
4	2	1	0	1	0	4
3	1	1	1	1	1	3
4	1	1	1	0	1	3
3	2	2	5	1	0	0
4	1	2	2	0	1	1
3	0	0	0	1	0	1
3	1	0	0	1	1	1
2	0	0	0	0	0	0
1	0	0	0	0	0	0

AB	31
R	9
H	10
RBI	9
BB	6
SO	4
LOB	13

livebaseballscores.com



WP	0	PA	38
PB	1		
SB	3		
CS	0		

Batter	1	2	3	4	5	6	7	8	9	AB R H RBI BB SO LOB	TOP	
Eddie Milner, L OBP: 0.343, SLG: 0.352 (1, 8) X	0-0 F7 ① X	0-0 4-3 ③			0-0 CS 1B ② S S	0-3 K ③		0-0 F8 ③		5 0 1 0 0 1 3		
Ron Oester, S OBP: 0.296, SLG: 0.321 (1, 4) X	0-0 F7 ②		0-0 1-3 ①		0-0 1B 1B ② 1-2		0-0 FC6-4 1B ①		0-0 F2 ①	5 0 2 0 0 0 0		
Dave Parker, L OBP: 0.327, SLG: 0.415 Ted Power, R (1, 9) X (9, 1)	0-0 1B 2B		0-0 F3 ②		0-0 1B 1B ① 1-2		0-0 FC6-4 5-3 1B 1-2f		0-0 4-3 ②	5 1 2 0 0 0 1 0 0 0 0 0 0 0		
Cesar Cedeno, R OBP: 0.310, SLG: 0.422 (1, 7) X (7, 3)	0-0 2-4 2-H 1B		0-0 HR		0-0 F8 ③		0-0 5-3 1B ① 1-2		0-0 2B	5 1 4 2 0 0 2		
Tony Perez, R OBP: 0.285, SLG: 0.343 Gary Redus, R OBP: 0.343, SLG: 0.381 (1, 3) B B B (7, 7)	4-0 2-4 BB		0-3 K ③ S S		0-0 6-3 ① X		0-0 5-3 ② 1-2 2-3		0-0 6-3 ③	3 0 0 0 1 1 2 1 0 0 0 0 0 1		
Wayne Krenchicki, L OBP: 0.352, SLG: 0.475 (1, 5) X	0-0 2-4 ③ 1-2 2-3	0-0 1-4-3 ①		0-0 F7 ①		0-0 5-3 ② X		0-0 4-3 ③		4 0 0 0 0 0 2		
Dave Concepcion, R OBP: 0.301, SLG: 0.310 (1, 6) X		0-0 3-1 2B 1B		0-0 F8 ②		0-0 1B 1B		0-0 S 4-3 SF9 1B		4 3 3 0 0 0 0		
Brad Gulden, L OBP: 0.302, SLG: 0.306 (1, 2) X		0-0 3-1 ② 1-2		0-0 3-4-1 ③		0-0 1B 1B ① 1-2		0-0 4-3 ① 1-2		4 0 1 0 0 0 2		
Mario Soto, R OBP: 0.200, SLG: 0.304 Duane Walker, L OBP: 0.385, SLG: 0.527 (1, 1) X (9, 9)		0-0 2-H 2B		0-0 F1 ① X		0-0 1B 1B ① 1-2 2-H		0-0 SF9 ② 2-H		3 0 2 3 0 0 0 0 0 0 0 0 0 0		
Inning Stats	R: 1 E: 0 K: 0 S: 4 H: 2 LOB: 2 BB: 1 P: 8	R: 1 E: 0 K: 0 S: 5 H: 2 LOB: 1 BB: 0 P: 5	R: 1 E: 0 K: 1 S: 6 H: 1 LOB: 0 BB: 0 P: 6	R: 0 E: 0 K: 0 S: 3 H: 0 LOB: 0 BB: 0 P: 3	R: 0 E: 0 K: 0 S: 5 H: 3 LOB: 2 BB: 0 P: 5	R: 1 E: 0 K: 1 S: 8 H: 3 LOB: 2 BB: 0 P: 8	R: 0 E: 0 K: 0 S: 5 H: 2 LOB: 2 BB: 0 P: 5	R: 1 E: 0 K: 0 S: 4 H: 1 LOB: 0 BB: 0 P: 4	R: 0 E: 0 K: 0 S: 4 H: 1 LOB: 1 BB: 0 P: 4	1B: 11 2B: 3 3B: 0 HR: 1 SF: 1 SAC: 0 DP: 0 HBP: 0	WP: 0 PB: 0 SB: 1 CS: 1 PA: 41	
PITCHER Joe Niekro, R ERA: 2.97 Dave Smith, R ERA: 2.17 Joe Sambito, L ERA: 3.13	IP WLS BF H R ER SO BB IBB HBP BLK WP HR S P ERA WHIP											PITCHER IP WLS BF H R ER SO BB IBB HBP BLK WP HR S P ERA WHIP
(1, 1) 6.0 L 29 11 4 4 2 1 0 0 0 0 0 1 31 35 6.00 2.000											(7, 1) 1.0 5 2 0 0 0 0 0 0 0 0 0 5 5 0.00 2.000	
(8, 1) 2.0 8 2 1 1 0 0 0 0 0 0 0 0 8 8 4.50 1.000												

Cincinnati Reds @ Houston Astros
Astrodome, Houston, TX
Fri Sep 21 1984, 8:05 PM EDT
Att. 8,676 - Unknown

livebaseballscorecards.com

AB	39
R	5
H	15
RBI	5
BB	1
SO	2
LOB	13



Batter	1	2	3	4	5	6	7	8	9	AB	R	H	RBI	BB	SO	LOB
Bill Doran, S OBP: 0.349, SLG: 0.362 (1, 4)	4-0 BB S		0-3 K		0-0 F8		0-0 4-3			3	0	0	0	1	1	0
Terry Puhl, L OBP: 0.378, SLG: 0.426 (1, 9)	0-0 F8 1-2		0-0 4-3		0-0 3B 2B			4-0 FC4-6 BB		3	1	1	0	1	0	1
Phil Gamet, R OBP: 0.350, SLG: 0.389 (1, 5)	0-0 F8		0-0 F5		0-0 3B 2-H			0-0 FC4-6 2B 1-2f		4	1	1	1	0	0	2
Jose Cruz, L OBP: 0.377, SLG: 0.453 (1, 7)	4-0 BB			0-3 K	0-3 K			0-0 2B 1-H		3	0	1	1	1	2	1
Glenn Davis, R OBP: 0.268, SLG: 0.513 (1, 3)	0-3 K			0-0 F8		0-0 5-3		0-0 F9		4	0	0	0	0	1	2
Kevin Bass, S OBP: 0.287, SLG: 0.362 (1, 8)		0-3 K		0-0 1B 1B		0-0 F3		0-0 1-3		4	0	1	0	0	1	0
Alan Ashby, S OBP: 0.324, SLG: 0.319 (1, 2)		0-0 F8		0-0 1B 1-3		0-0 4-3		0-0 F5		4	0	1	0	0	0	0
Craig Reynolds, L OBP: 0.289, SLG: 0.372 (1, 6)		0-0 3B		0-0 F4		0-0 F4		0-0 1-3		4	0	1	0	0	0	2
Joe Niekro, R OBP: 0.152, SLG: 0.130 (1, 1)		0-0 5-3			0-0 4-3		0-3 K			2	0	0	0	0	0	1
Dave Smith, R (7, 1)										0	0	0	0	0	0	0
Mike Richardt, R (7, PH)										1	0	0	0	0	1	0
Joe Sambito, L (8, 1)										0	0	0	0	0	0	0

Inning Stats	R: 0	H: 0	E: 0	K: 1	S: 5	R: 0	H: 1	E: 0	K: 1	S: 6	R: 0	H: 0	E: 0	K: 1	S: 5	R: 0	H: 2	E: 0	K: 1	S: 7	R: 1	H: 2	E: 0	K: 1	S: 7	R: 0	H: 0	E: 0	K: 0	S: 3	R: 0	H: 0	E: 0	K: 1	S: 5	R: 1	H: 1	E: 0	K: 0	S: 3	R: 0	H: 0	E: 0	K: 0	S: 3		
	LOB: 2	BB: 2	P: 13			LOB: 1	BB: 0	P: 6			LOB: 2	BB: 0	P: 7			LOB: 1	BB: 0	P: 7			LOB: 0	BB: 0	P: 3			LOB: 0	BB: 0	P: 5			LOB: 0	BB: 1	P: 7			LOB: 0	BB: 0	P: 3			LOB: 0	BB: 0	P: 3				
	1B: 2	2B: 2	3B: 2	SF: 0	SAC: 0	DP: 0	HBP: 0	WP: 0	HR: 0	S: 6	1B: 2	2B: 2	3B: 2	SF: 0	SAC: 0	DP: 0	HBP: 0	WP: 0	HR: 0	S: 7	1B: 2	2B: 2	3B: 2	SF: 0	SAC: 0	DP: 0	HBP: 0	WP: 0	HR: 0	S: 3	1B: 2	2B: 2	3B: 2	SF: 0	SAC: 0	DP: 0	HBP: 0	WP: 0	HR: 0	S: 3	1B: 2	2B: 2	3B: 2	SF: 0	SAC: 0	DP: 0	HBP: 0
PITCHER	IP	WLS	BF	H	R	ER	SO	BB	IBB	HBP	BLK	WP	HR	S	P	ERA	WHIP																														
Mario Soto, R (1, 1)	8.0	W	32	6	2	2	6	3	0	0	0	0	0	41	53	2.25	1.125																														
Ted Power, R (9, 1)	1.0	S	3	0	0	0	0	0	0	0	0	0	0	3	3	0.00	0.000																														

BOTTOM

Cincinnati Reds @ Houston Astros
Astrodome, Houston, TX
Fri Sep 21 1984, 8:05 PM EDT
Att. 8,676 - Unknown

livebaseballscorecards.com

AB	32
R	2
H	6
RBI	2
BB	3
SO	6
LOB	9



WP: 0	PA: 35
PB: 0	SB: 1
CS: 0	

Batter	1	2	3	4	5	6	7	8	9	10	11	12	13	AB R H RBI BB SO LOB	TOP													
Eddie Milner, L (1, 8) OBP: 0.343, SLG: 0.353	0-0 F5			0-0 SH5-3 1B 2B		4-0 S BB		0-3 K			0-0 F6		0-0 FC	5 1 1 1 1 1 3														
Ron Oester, S (1, 4) OBP: 0.295, SLG: 0.322	0-3 K			0-0 SH5-3		0-3 K			0-0 F8		0-0 4-3 2B	0-0 4-3	0-3 K	5 0 1 0 0 3 4														
Dave Parker, L (1, 9) OBP: 0.327, SLG: 0.414	0-3 K			0-0 9-5-4 S 1B		0-0 G3-6-1 1B			0-0 4-3		0-0 4-3	0-0 4-3	0-0 4-3	6 0 2 1 0 1 4														
Duane Walker, L (1, 7) OBP: 0.382, SLG: 0.519		0-0 3-1		0-0 9-5-4 BB		0-0 G3-6-1			0-0 F7		0-0 6-3			3 0 0 0 1 0 2														
Cesar Cedeno, R (12, PH) OBP: 0.310, SLG: 0.420				1-2 BB		1-2								1 0 0 0 0 0 1														
Wayne Krenchicki, L (1, 5) OBP: 0.344, SLG: 0.464		0-0 F4		0-0 9-5-4		0-0 4-3								4 0 0 0 0 0 2														
Dave Concepcion, R (12, PH) OBP: 0.301, SLG: 0.310				1-2 2-3										1 0 0 0 0 1 1														
Alan Knicely, R (1, 3) OBP: 0.214, SLG: 0.174		0-3 K				0-0 F9								5 0 1 0 0 2 0														
Skeeter Barnes, R (13, PR) OBP: 0.178, SLG: 0.190						0-3 K								0 1 0 0 0 0 0														
Carl Willis, L (13, 1)														0 0 0 0 0 0 0														
Tom Foley, L (1, 6) OBP: 0.308, SLG: 0.355			0-0 F2		0-0 FC3-6 1B		0-0 6-3				0-0 F6			5 0 1 0 0 1 1														
Brad Gulden, L (1, 2) OBP: 0.302, SLG: 0.304			0-0 F9		0-0 FC3-6			4-0 K BB			0-0 F5			2 0 0 0 1 0 1														
Gary Redus, R (8, PR) OBP: 0.343, SLG: 0.381						1-2								0 0 0 0 0 0 0														
Dann Bilardello, R (8, 2) OBP: 0.304, SLG: 0.298														2 0 1 0 0 0 0														
Tom Browning, L (1, 1) OBP: 0.143, SLG: 0.143			0-0 4-3		0-0 F7						0-3 K			2 0 0 0 0 0 1														
Pete Rose, S (8, PH) OBP: 0.354, SLG: 0.332														1 0 0 0 0 1 1														
John Franco, L (8, 1)														0 0 0 0 0 0 0														
Nick Esasky, R (11, PH) OBP: 0.289, SLG: 0.336														1 0 0 0 0 1 0														
Ted Power, R (11, 1)														0 0 0 0 0 0 0														
Tony Perez, R (13, PH) OBP: 0.290, SLG: 0.343														0 0 0 0 1 0 0														
Tony Perez, R (13, PH) OBP: 0.290, SLG: 0.343														0 0 0 0 1 0 0														
Inning Stats	R: 0 E: 0 K: 2 S: 7	H: 0 LOB: 0 BB: 0 P: 7	R: 0 E: 0 K: 1 S: 5	H: 0 LOB: 0 BB: 0 P: 5	R: 0 E: 0 K: 0 S: 3	H: 0 LOB: 0 BB: 0 P: 3	R: 1 E: 0 K: 0 S: 4	H: 2 LOB: 1 BB: 1 P: 8	R: 0 E: 0 K: 0 S: 4	H: 1 LOB: 1 BB: 0 P: 4	R: 0 E: 0 K: 1 S: 5	H: 0 LOB: 0 BB: 0 P: 5	R: 0 E: 0 K: 0 S: 3	H: 0 LOB: 0 BB: 0 P: 3	R: 0 E: 0 K: 1 S: 6	H: 0 LOB: 0 BB: 0 P: 5	R: 0 E: 0 K: 1 S: 6	H: 1 LOB: 1 BB: 0 P: 6	R: 1 E: 0 K: 2 S: 10	H: 2 LOB: 3 BB: 1 P: 14	1B: 4 2B: 4 3B: 0 HR: 0	SF: 0 SAC: 1 DP: 2 HBP: 0	WP: 0 PB: 0 SB: 2 CS: 0	PA: 48				
PITCHER	IP WLS BF H R ER SO BB IBB HBP BLK WP HR S P ERA WHIP																											
Mike Scott, R (1, 1) ERA: 4.62	7.0		25	4	1	1	5	2	0	0	0	0	0	0	0	0	0	0	0	0	0	0	0	0	0	0	1.29	0.857
Bill Dawley, R (8, 1) ERA: 1.79	3.0		9	0	0	0	2	1	0	0	0	0	0	0	0	0	0	0	0	0	0	0	0	0	0	0	0.00	0.333
Frank DiPino, L (11, 1) ERA: 3.48	2.0		7	1	0	0	2	0	0	0	0	0	0	0	0	0	0	0	0	0	0	0	0	0	0	0	0.00	0.500
Dave Smith, R (13, 1) ERA: 2.28	0.1	L	4	2	1	1	1	0	1	0	0	0	0	0	0	0	0	0	0	0	0	0	0	0	0	0	27.00	6.000
Jeff Calhoun, L (13, 1) ERA:	0.2		3	0	0	0	1	0	0	0	0	0	0	0	0	0	0	0	0	0	0	0	0	0	0	0	0.00	0.000

Cincinnati Reds @ Houston Astros
Astrodome, Houston, TX
Sat Sep 22 1984, 8:05 PM EDT
Att. 18,730 - Unknown

livebaseballscorecards.com

AB	43
R	2
H	7
RBI	2
BB	4
SO	11
LOB	21



Batter	1	2	3	4	5	6	7	8	9	10	11	12	13	AB R H RBI BB SO LOB
Bill Doran, S <small>OBP: 0.346, SLG: 0.358</small> (1, 4) X	0-0 3-1 K		0-3 K	0-3 K			0-0 5-3 1-2		0-3 K			0-0 F5		6 0 0 0 0 3 4
Jim Pankovits, R <small>OBP: 0.307, SLG: 0.431</small> (8, 1) X Bill Dawley, R <small>OBP: 0.278, SLG: 0.625</small> (10, PH) Mike Richardt, R <small>OBP: 1.190, SLG: 0.150</small> (11, 1) Frank DiPino, L <small>OBP: 0.325, SLG: 0.402</small> (12, PH) Denny Walling, L <small>OBP: 0.325, SLG: 0.402</small> (13, 1) Dave Smith, R (13, 1) Jeff Calhoun, L (13, 1)	0-0 FC6-4 2B		0-3 K		0-0 F8		0-3 K		0-0 F9			0-3 K	4 0 1 0 0 2 0 0 0 0 0 0 0 0 1 0 0 0 0 0 0 1 0 0 0 0 0 0 1 0 0 0 0 0 0 0 0 0 0 0 0 0	
Phil Garner, R <small>OBP: 0.352, SLG: 0.386</small> (1, 5) B B B B	4-0 FC6-4 BB		4-0 4-3 BB BB		0-0 F7		4-0 SH1-4 BB		0-0 F9			0-0 F9	3 0 0 0 3 0 0	
Glenn Davis, R <small>OBP: 0.283, SLG: 0.488</small> (1, 3) X	0-0 FC6-4 1-2 2-3		4-0 1-2 BB		0-0 SH1-4		0-0 SH1-4		0-0 6-3			0-0 F4	4 0 1 0 1 0 2	
Jerry Mumphrey, S <small>OBP: 0.353, SLG: 0.390</small> (1, 8) X	0-0 F6		0-0 4-3 2-3		0-0 F8		0-0 5-3		0-0 4-3			0-0 F8	6 0 0 0 0 0 6	
Kevin Bass, S <small>OBP: 0.285, SLG: 0.360</small> (1, 9) X		0-0 6-3		0-0 2B 1B		0-0 F9		0-3 K		0-0 4-3		0-3 K	5 1 1 0 0 2 1	
Alan Ashby, S <small>OBP: 0.321, SLG: 0.315</small> (1, 2) X		0-0 WP 1B		0-0 F7		0-0 5-3		0-0 6-3		0-0 4-3		0-0 4-3	5 0 1 0 0 0 1	
Bert Pena, R <small>OBP: 0.282, SLG: 0.333</small> (12, PH) Craig Reynolds, L <small>OBP: 0.291, SLG: 0.374</small> (13, 6) S S S S	0-3 K		0-0 1-2 2B		0-0 5-3		0-0 5-3		0-3 K			0-0 SH1-4 1B	4 0 1 1 0 2 1 1 0 1 0 0 0 0	
Mike Scott, R <small>OBP: 0.170, SLG: 0.178</small> (7, PH) Enos Cabell, R <small>OBP: 0.341, SLG: 0.419</small> (8, 7) Terry Puhl, L <small>OBP: 0.379, SLG: 0.426</small>	0-3 K		0-3 K		0-0 CS 1B		0-0 BB		4-0 BB			0-0 SH1-4 1-2	2 0 0 0 0 2 2 1 0 1 0 0 0 0 0 0 0 0 1 0 0	


Inning Stats	R: 0	H: 1	E: 0	LOB: 2	K: 0	S: 4	P: 8	R: 0	H: 1	E: 0	LOB: 1	K: 2	S: 8	P: 8	R: 0	H: 0	E: 0	LOB: 2	K: 2	S: 7	P: 15	R: 1	H: 2	E: 0	LOB: 1	K: 2	S: 9	P: 9	R: 0	H: 1	E: 0	LOB: 1	K: 0	S: 4	P: 4	R: 0	H: 0	E: 0	LOB: 0	K: 0	S: 3	P: 3	R: 0	H: 1	E: 0	LOB: 0	K: 1	S: 5	P: 5	R: 0	H: 0	E: 0	LOB: 1	K: 1	S: 5	P: 9	R: 0	H: 0	E: 0	LOB: 0	K: 2	S: 7	P: 11	R: 0	H: 0	E: 0	LOB: 0	K: 0	S: 3	P: 3	R: 0	H: 1	E: 0	LOB: 0	K: 1	S: 6	P: 6	R: 0	H: 0	E: 0	LOB: 0	K: 1	S: 5	P: 5	R: 0	H: 1	E: 0	LOB: 1	K: 0	S: 3	P: 3	R: 0	H: 0	E: 0	LOB: 0	K: 0	S: 3	P: 3	R: 0	H: 1	E: 0	LOB: 0	K: 0	S: 3	P: 3	1B: 5	SF: 0	2B: 2	SAC: 2	3B: 0	DP: 0	HR: 0	HP: 0	WP: 1	PA: 50
PITCHER Tom Browning, L <small>ERA: 1.54</small> (1, 1) 7.0 WLS 29 H 6 R 1 ER 1 SO 7 BB 3 IBB 0 HBP 0 BLK 0 WP 1 HR 0 S 40 P 52 ERA 1.29 WHIP 1.286 John Franco, L <small>ERA: 2.71</small> (8, 1) 3.0 WLS 11 H 0 R 0 ER 0 SO 3 BB 2 IBB 0 HBP 0 BLK 0 WP 0 HR 15 P 23 ERA 0.00 WHIP 0.667 Ted Power, R <small>ERA: 2.91</small> (11, 1) 2.0 WLS 7 H 1 R 0 ER 0 SO 2 BB 0 IBB 0 HBP 0 BLK 0 WP 0 HR 11 P 11 ERA 0.00 WHIP 0.500 Carl Willis, R <small>ERA: 5.4</small> (13, 1) 1.0 WLS 3 H 0 R 0 ER 0 SO 0 BB 0 IBB 0 HBP 0 BLK 0 WP 0 HR 3 P 3 ERA 0.00 WHIP 0.000																																																																																																																			

Cincinnati Reds @ Houston Astros
 Astrodome, Houston, TX
 Sat Sep 22 1984, 8:05 PM EDT
 Att. 18,730 - Unknown

AB 43
 R 1
 H 7
 RBI 1
 BB 5
 SO 12
 LOB 18



WP	PA
1	50

Batter	1	2	3	4	5	6	7	8	9	AB R H RBI BB SO LOB	TOP											
Gary Redus, R (1, 7) OBP: 0.340, SLG: 0.377	0-3 K		0-3 K			0-3 K		0-0 L4-3		4 0 0 0 0 3 1	Cincinnati Reds @ Houston Astros Astrodome, Houston, TX Sun Sep 23 1984, 8:05 PM EDT Att: 10,379 - Unknown livebaseballscorecards.com AB 30 R 1 H 4 RBI 1 BB 2 SO 8 LOB 8 											
Eddie Milner, L (1, 8) OBP: 0.339, SLG: 0.348	0-3 K		0-3 K			0-0 F3			0-3 K	4 0 0 0 0 3 0												
Cesar Cedeno, R (1, 9) OBP: 0.312, SLG: 0.424	0-0 2B				0-0 1-3	0-0 F7			0-0 6-3 1B	4 0 2 0 0 0 0												
Alan Knicely, R (1, 3) OBP: 0.188, SLG: 0.148	0-0 F8				0-0 F9				0-0 6-3 1-2	4 0 0 0 0 0 2												
Dave Concepcion, R (1, 6) OBP: 0.299, SLG: 0.307					0-0 F9				0-3 K	4 0 0 0 0 1 1												
Nick Esasky, R (1, 5) OBP: 0.295, SLG: 0.348						4-0 FC6-4 BB				1 1 1 1 2 0 0												
Ron Oester, S (1, 4) OBP: 0.293, SLG: 0.320						0-0 F6				3 0 0 0 0 0 2												
Dave Vangorder, R (1, 2) OBP: 0.313, SLG: 0.250						0-0 FC6-4 1-2f				3 0 0 0 0 0 1												
Joe Price, R (1, 1) OBP: 0.180, SLG: 0.167			0-3 K			0-0 FC6-4 1-2f				2 0 0 0 0 1 1												
Tony Perez, R (8, PH) OBP: 0.295, SLG: 0.348								0-0 L4-3 1B		1 0 1 0 0 0 0												
Skeeter Barnes, R (8, PR) OBP: 0.178, SLG: 0.190										0 0 0 0 0 0 0												
Tom Hume, R (8, 1) OBP: 0.174, SLG: 0.136										0 0 0 0 0 0 0												
Inning Stats	R: 0 E: 0 K: 2 S: 8	H: 1 LOB: 1 BB: 0 P: 8	R: 1 E: 0 K: 0 S: 4	H: 1 LOB: 0 BB: 0 P: 4	R: 0 E: 0 K: 3 S: 9	H: 0 LOB: 0 BB: 0 P: 9	R: 0 E: 0 K: 0 S: 3	H: 0 LOB: 0 BB: 0 P: 3	R: 0 E: 0 K: 1 S: 5	H: 0 LOB: 0 BB: 0 P: 5	R: 0 E: 0 K: 0 S: 3	H: 0 LOB: 1 BB: 1 P: 7	R: 0 E: 0 K: 1 S: 5	H: 0 LOB: 0 BB: 0 P: 5	R: 0 E: 0 K: 0 S: 3	H: 1 LOB: 1 BB: 0 P: 3	R: 0 E: 0 K: 2 S: 8	H: 1 LOB: 1 BB: 0 P: 8	1B: 2 2B: 2 3B: 0 HR: 1	SF: 0 SAC: 0 DP: 1 HBP: 0	WP: 0 PB: 0 SB: 0 CS: 0	PA: 32
PITCHER Bob Knepper, L (1, 1) ERA: 3.23	IP: 9.0 WLS: W BF: 32 H: 4 R: 1 ER: 1 SO: 8 BB: 2 IBB: 0 HBP: 0 BLK: 0 WP: 0 HR: 1 S: 46 P: 54 ERA: 1.00 WHIP: 0.667											PITCHER	IP: 9.0 WLS: W BF: 32 H: 4 R: 1 ER: 1 SO: 8 BB: 2 IBB: 0 HBP: 0 BLK: 0 WP: 0 HR: 1 S: 46 P: 54 ERA: 1.00 WHIP: 0.667									

Batter	1	2	3	4	5	6	7	8	9	AB R H RBI BB SO LOB	TOP																
Milt Thompson, L (1, 7) OBP: 0.402, SLG: 0.385	0-0 4-3		0-0 F8			0-0 2B 1B	0-0 3-1			4 0 1 0 0 0 2	<p>Atlanta Braves @ Cincinnati Reds Riverfront Stadium, Cincinnati, OH</p> <p>Tue Sep 25 1984, 7:05 PM EDT Att. 7,103 - Unknown</p> <p>livebaseballscorecards.com</p>																
Rafael Ramirez, R (1, 6) OBP: 0.295, SLG: 0.322	0-0 5-3			0-0 F7		0-0 F2		0-0 5-3		4 0 0 0 0 0 1																	
Brad Komminsk, R (1, 9) OBP: 0.272, SLG: 0.313	0-3 K			0-0 HR 1B		0-0 1-3 2B		0-0 IHR		4 2 3 1 0 1 0																	
Dale Murphy, R (1, 8) OBP: 0.370, SLG: 0.546		0-3 K		0-0 1-H HR		0-3 K		0-0 6-3		4 1 1 2 0 2 2																	
Gerald Perry, L (1, 3) OBP: 0.372, SLG: 0.381		0-0 F8		0-3 K		4-0 IBB		0-0 4-3		3 0 0 0 1 1 0																	
Randy Johnson, R (1, 5) OBP: 0.338, SLG: 0.391		0-0 F7		0-0 1-3		0-0 1-3		4-0 1B SF7 BB		3 1 0 0 1 0 3																	
Paul Runge, R (1, 4) OBP: 0.364, SLG: 0.346			0-0 F9		0-0 6-3		0-3 K		0-0 1-3 1B	4 0 1 0 0 1 0																	
Bruce Benedict, R (1, 2) OBP: 0.294, SLG: 0.279			0-0 4-3		0-0 F8		0-0 E5		0-0 SF7	3 0 0 0 0 0 0																	
Chris Chambliss, L (9, PH) OBP: 0.353, SLG: 0.365									3-H	0 0 0 1 0 0 0																	
Rick Mahler, R (1, 1) OBP: 0.310, SLG: 0.333			4-0 BB		0-0 F3		0-0 F8			2 0 0 0 1 0 1																	
Inning Stats	R: 0 E: 0 K: 1 S: 5	H: 0 LOB: 0 BB: 0 P: 5	R: 0 E: 0 K: 1 S: 5	H: 0 LOB: 0 BB: 0 P: 5	R: 0 E: 0 K: 0 S: 3	H: 0 LOB: 1 BB: 1 P: 7	R: 2 E: 0 K: 1 S: 7	H: 2 LOB: 0 BB: 0 P: 7	R: 0 E: 0 K: 0 S: 3	H: 0 LOB: 0 BB: 0 P: 3	R: 0 E: 0 K: 1 S: 7	H: 2 LOB: 3 BB: 1 P: 11	R: 0 E: 1 K: 1 S: 6	H: 0 LOB: 1 BB: 0 P: 6	R: 1 E: 0 K: 0 S: 4	H: 1 LOB: 0 BB: 0 P: 4	R: 1 E: 0 K: 0 S: 2	H: 1 LOB: 1 BB: 1 P: 6	1B: 3 2B: 1 3B: 0 HR: 2	SF: 1 SAC: 0 DP: 0 HBP: 0	WP: 0 PB: 0 SB: 0 CS: 0	PA: 35					
PITCHER	IP WLS BF H R ER SO BB IBB HBP BLK WP HR S P ERA WHIP																										
Ron Robinson, R (1, 1) ERA: 2.72	7.1		29	4	2	2	5	1	1	0	0	0	1	37	45	2.46	0.682										
Carl Willis, R (8, 1) ERA: 5.96	0.2	L	5	2	2	2	0	1	0	0	0	0	0	4	8	27.00	4.500										
Ted Power, R (9, 1) ERA: 2.9	0.1		1	0	0	0	0	0	0	0	0	0	0	1	1	0.00	0.000										



Batter	1	2	3	4	5	6	7	8	9	AB	R	H	RBI	BB	SO	LOB
Eddie Milner, L OBP: 0.336, SLG: 0.344 (1, 8)	0-0 F8			0-0 4-3	0-0 4-3			0-0 F6		4	0	0	0	0	0	1
Pete Rose, S OBP: 0.355, SLG: 0.334 (1, 3) Gary Redus, R OBP: 0.340, SLG: 0.377 (8, PR) (9, 7)	0-0 4-3			0-0 1B 1B		0-0 6-3		0-0 1B		4	0	2	0	0	0	0
Dave Parker, L OBP: 0.326, SLG: 0.413 (1, 9)	0-0 F5			0-0 1-2 1B G5-4-3		0-0 3-1		0-3 K		4	0	1	0	0	1	1
Cesar Cedeno, R OBP: 0.312, SLG: 0.423 (1, 7) (9, 3)		0-0 1B G6-3		0-0 1-2f G5-4-3		0-0 4-3				3	0	1	0	0	0	2
Wayne Krenchicki, L OBP: 0.344, SLG: 0.467 (1, 5)		0-0 1-2f G6-3			0-0 E8 1B 2B		0-3 K			3	1	1	0	0	1	1
Dave Concepcion, R OBP: 0.299, SLG: 0.307 (1, 6)		0-0 F9			0-0 2B 1B		0-3 K			3	1	1	1	0	1	0
Ron Oester, S OBP: 0.295, SLG: 0.323 (1, 4)			0-0 5-3		0-0 1-H 2B		4-0 BB BB			2	0	1	1	1	0	0
Brad Gulden, L OBP: 0.299, SLG: 0.301 (1, 2) Carl Willis, L (8, 1) Ted Power, R (9, 1)			0-0 5-3		0-0 5-3		0-0 F9			3	0	0	0	0	0	2
Ron Robinson, R (1, 1) Dann Bilardello, R (8, 2) Duane Walker, L (8, PH) Dave Vangorder, R (9, 2)			0-0 F8		0-3 K		0-0 6-3			0	0	0	0	0	0	0

Inning Stats	R: 0 E: 0 K: 0 S: 3	H: 0 LOB: 0 BB: 0 P: 3	R: 0 E: 0 K: 0 S: 3	H: 1 LOB: 0 BB: 0 P: 3	R: 0 E: 0 K: 0 S: 3	H: 0 LOB: 0 BB: 0 P: 3	R: 0 E: 0 K: 0 S: 4	H: 2 LOB: 1 BB: 0 P: 4	R: 2 E: 1 K: 1 S: 8	H: 3 LOB: 1 BB: 0 P: 8	R: 0 E: 0 K: 0 S: 3	H: 0 LOB: 0 BB: 0 P: 3	R: 0 E: 0 K: 2 S: 7	H: 0 LOB: 1 BB: 1 P: 11	R: 0 E: 0 K: 1 S: 6	H: 1 LOB: 1 BB: 0 P: 6	1B: 5 2B: 2 3B: 0 HR: 0	SF: 0 SAC: 0 DP: 2 HBP: 0	WP: 0 PB: 0 SB: 0 CS: 0	PA: 30		
PITCHER Rick Mahler, R ERA: 2.97 (1, 1)	IP: 8.0 WLS: W BF: 30 H: 7 R: 2 ER: 2 SO: 4 BB: 1 IBB: 0 HBP: 0 BLK: 0 WP: 0 HR: 0 S: 37 P: 41 ERA: 2.25 WHIP: 1.000	IP: 8.0 WLS: W BF: 30 H: 7 R: 2 ER: 2 SO: 4 BB: 1 IBB: 0 HBP: 0 BLK: 0 WP: 0 HR: 0 S: 37 P: 41 ERA: 2.25 WHIP: 1.000	IP: 8.0 WLS: W BF: 30 H: 7 R: 2 ER: 2 SO: 4 BB: 1 IBB: 0 HBP: 0 BLK: 0 WP: 0 HR: 0 S: 37 P: 41 ERA: 2.25 WHIP: 1.000	IP: 8.0 WLS: W BF: 30 H: 7 R: 2 ER: 2 SO: 4 BB: 1 IBB: 0 HBP: 0 BLK: 0 WP: 0 HR: 0 S: 37 P: 41 ERA: 2.25 WHIP: 1.000	IP: 8.0 WLS: W BF: 30 H: 7 R: 2 ER: 2 SO: 4 BB: 1 IBB: 0 HBP: 0 BLK: 0 WP: 0 HR: 0 S: 37 P: 41 ERA: 2.25 WHIP: 1.000	IP: 8.0 WLS: W BF: 30 H: 7 R: 2 ER: 2 SO: 4 BB: 1 IBB: 0 HBP: 0 BLK: 0 WP: 0 HR: 0 S: 37 P: 41 ERA: 2.25 WHIP: 1.000	IP: 8.0 WLS: W BF: 30 H: 7 R: 2 ER: 2 SO: 4 BB: 1 IBB: 0 HBP: 0 BLK: 0 WP: 0 HR: 0 S: 37 P: 41 ERA: 2.25 WHIP: 1.000	IP: 8.0 WLS: W BF: 30 H: 7 R: 2 ER: 2 SO: 4 BB: 1 IBB: 0 HBP: 0 BLK: 0 WP: 0 HR: 0 S: 37 P: 41 ERA: 2.25 WHIP: 1.000	IP: 8.0 WLS: W BF: 30 H: 7 R: 2 ER: 2 SO: 4 BB: 1 IBB: 0 HBP: 0 BLK: 0 WP: 0 HR: 0 S: 37 P: 41 ERA: 2.25 WHIP: 1.000	IP: 8.0 WLS: W BF: 30 H: 7 R: 2 ER: 2 SO: 4 BB: 1 IBB: 0 HBP: 0 BLK: 0 WP: 0 HR: 0 S: 37 P: 41 ERA: 2.25 WHIP: 1.000	IP: 8.0 WLS: W BF: 30 H: 7 R: 2 ER: 2 SO: 4 BB: 1 IBB: 0 HBP: 0 BLK: 0 WP: 0 HR: 0 S: 37 P: 41 ERA: 2.25 WHIP: 1.000	IP: 8.0 WLS: W BF: 30 H: 7 R: 2 ER: 2 SO: 4 BB: 1 IBB: 0 HBP: 0 BLK: 0 WP: 0 HR: 0 S: 37 P: 41 ERA: 2.25 WHIP: 1.000	IP: 8.0 WLS: W BF: 30 H: 7 R: 2 ER: 2 SO: 4 BB: 1 IBB: 0 HBP: 0 BLK: 0 WP: 0 HR: 0 S: 37 P: 41 ERA: 2.25 WHIP: 1.000	IP: 8.0 WLS: W BF: 30 H: 7 R: 2 ER: 2 SO: 4 BB: 1 IBB: 0 HBP: 0 BLK: 0 WP: 0 HR: 0 S: 37 P: 41 ERA: 2.25 WHIP: 1.000	IP: 8.0 WLS: W BF: 30 H: 7 R: 2 ER: 2 SO: 4 BB: 1 IBB: 0 HBP: 0 BLK: 0 WP: 0 HR: 0 S: 37 P: 41 ERA: 2.25 WHIP: 1.000	IP: 8.0 WLS: W BF: 30 H: 7 R: 2 ER: 2 SO: 4 BB: 1 IBB: 0 HBP: 0 BLK: 0 WP: 0 HR: 0 S: 37 P: 41 ERA: 2.25 WHIP: 1.000	IP: 8.0 WLS: W BF: 30 H: 7 R: 2 ER: 2 SO: 4 BB: 1 IBB: 0 HBP: 0 BLK: 0 WP: 0 HR: 0 S: 37 P: 41 ERA: 2.25 WHIP: 1.000	IP: 8.0 WLS: W BF: 30 H: 7 R: 2 ER: 2 SO: 4 BB: 1 IBB: 0 HBP: 0 BLK: 0 WP: 0 HR: 0 S: 37 P: 41 ERA: 2.25 WHIP: 1.000	IP: 8.0 WLS: W BF: 30 H: 7 R: 2 ER: 2 SO: 4 BB: 1 IBB: 0 HBP: 0 BLK: 0 WP: 0 HR: 0 S: 37 P: 41 ERA: 2.25 WHIP: 1.000	IP: 8.0 WLS: W BF: 30 H: 7 R: 2 ER: 2 SO: 4 BB: 1 IBB: 0 HBP: 0 BLK: 0 WP: 0 HR: 0 S: 37 P: 41 ERA: 2.25 WHIP: 1.000	IP: 8.0 WLS: W BF: 30 H: 7 R: 2 ER: 2 SO: 4 BB: 1 IBB: 0 HBP: 0 BLK: 0 WP: 0 HR: 0 S: 37 P: 41 ERA: 2.25 WHIP: 1.000	IP: 8.0 WLS: W BF: 30 H: 7 R: 2 ER: 2 SO: 4 BB: 1 IBB: 0 HBP: 0 BLK: 0 WP: 0 HR: 0 S: 37 P: 41 ERA: 2.25 WHIP: 1.000

BOTTOM

Atlanta Braves @ Cincinnati Reds
Riverfront Stadium, Cincinnati, OH
Tue Sep 25 1984, 7:05 PM EDT
Att. 7,103 - Unknown

livebaseballscorecards.com

AB	29
R	2
H	7
RBI	2
BB	1
SO	4
LOB	8



Batter	1	2	3	4	5	6	7	8	9	AB R H RBI BB SO LOB	TOP		
Milt Thompson, L (1, 7) X OBP: 0.402, SLG: 0.422	0-0 HR		0-0 F6 ①		0-0 S 1B		0-3 K ②		0-3 K ③	5 1 2 1 0 2 1			
Rafael Ramirez, R (1, 6) X OBP: 0.295, SLG: 0.323	0-0 F2 ①		0-0 2B		0-0 F6 ①		0-3 K ③			4 1 1 0 0 1 1			
Brad Komminsk, R (1, 9) B B B OBP: 0.272, SLG: 0.310	4-0 S BB		0-3 K ②		0-3 K 1-2			0-3 K ①		3 0 0 0 1 3 2			
Dale Murphy, R (1, 8) X OBP: 0.369, SLG: 0.546	0-0 F8 ②		0-0 2-H 2B		0-3 K ③			0-0 F9 ②		4 0 1 1 0 1 2			
Gerald Perry, L (1, 3) X OBP: 0.376, SLG: 0.380	4-0 1-2 IBB		4-0 FC6-4 IBB		0-0 4-3 ①			4-0 BB BB		1 0 0 0 3 0 0			
Randy Johnson, R (1, 5) X OBP: 0.333, SLG: 0.386	0-0 1-3 ③		0-0 FC6-4 1-2f ③		0-0 F9 ②			0-0 F5 ③		4 0 0 0 0 0 5			
Paul Runge, R (1, 4) X OBP: 0.359, SLG: 0.341		0-0 5-3 ①		0-0 5-3 ①		0-0 6-3 ③			0-0 1B	4 0 1 0 0 0 0			
Bruce Benedict, R (1, 2) X OBP: 0.296, SLG: 0.293		0-0 1-3 ②		0-0 1B ②			0-0 HR		0-0 F4 ①	4 1 2 1 0 0 1			
Pascual Perez, R (1, 1) X OBP: 0.169, SLG: 0.125 Tony Brizzolara, R (6, 1) X Claudel Washington, L (7, PH) X OBP: 0.374, SLG: 0.471 Jeff Dedmon, L (7, 1) X Chris Chambliss, L (9, PH) X OBP: 0.352, SLG: 0.364		0-0 F5 ③		0-0 1-3 ③			0-3 K ①		0-3 K ②	2 0 0 0 0 0 0 0 0 0 0 0 0 0 1 0 0 0 0 1 0 0 0 0 0 0 0 0 1 0 0 0 0 1 1			
Inning Stats	R: 1 H: 1 E: 0 LOB: 2 K: 0 BB: 2 S: 4 P: 12	R: 0 H: 0 E: 0 LOB: 0 K: 0 BB: 0 S: 3 P: 3	R: 1 H: 2 E: 0 LOB: 2 K: 1 BB: 1 S: 7 P: 11	R: 0 H: 1 E: 0 LOB: 0 K: 0 BB: 0 S: 3 P: 3	R: 0 H: 1 E: 0 LOB: 1 K: 2 BB: 0 S: 8 P: 8	R: 0 H: 0 E: 0 LOB: 0 K: 0 BB: 0 S: 3 P: 3	R: 1 H: 1 E: 0 LOB: 0 K: 3 BB: 0 S: 10 P: 10	R: 0 H: 0 E: 0 LOB: 1 K: 1 BB: 1 S: 5 P: 9	R: 0 H: 1 E: 0 LOB: 1 K: 2 BB: 0 S: 8 P: 8	1B: 3 SF: 0 2B: 2 SAC: 0 3B: 0 DP: 0 HR: 2 HBP: 0	WP: 0 PA: 37 PB: 0 SB: 2 CS: 0		
PITCHER Mario Soto, R (1, 1) ERA: 3.43 Ted Power, R (8, 1) ERA: 2.84	IP WLS BF H R ER SO BB IBB HBP BLK WP HR S P ERA WHIP	7.0 W 29 6 3 3 6 1 2 0 0 0 2 38 50 3.86 1.000	2.0 S 8 1 0 0 3 1 0 0 0 0 0 0 13 17 0.00 1.000									PITCHER IP WLS BF H R ER SO BB IBB HBP BLK WP HR S P ERA WHIP	

Atlanta Braves @ Cincinnati Reds
Riverfront Stadium, Cincinnati, OH
Wed Sep 26 1984, 7:05 PM EDT
Att. 7,030 - Unknown

livebaseballscorecards.com

AB 33
R 3
H 7
RBI 3
BB 4
SO 9
LOB 13



Batter	1	2	3	4	5	6	7	8	9	AB	R	H	RBI	BB	SO	LOB	BOTTOM															
Ron Oester, S OBP: 0.293, SLG: 0.320 (1, 4)	0-0 4-3	0-0 F7		0-0 1-3	0-3 K		0-0 7-4-3			5	0	0	0	0	1	7																
Pete Rose, S OBP: 0.353, SLG: 0.332 Eddie Milner, L OBP: 0.336, SLG: 0.344 (1, 3) (9, 8)	0-0 4-3		0-3 K	0-0 1-3		0-0 G4-6-3 1B		0-0 F7		5	0	1	0	0	1	1																
Dave Parker, L OBP: 0.329, SLG: 0.415 (1, 9)	0-0 3-1		0-0 1B 6-3 1B		0-0 F3 1B	0-0 G4-6-3 1B		0-0 1B		5	2	3	0	0	0	1																
Cesar Cedeno, R OBP: 0.318, SLG: 0.427 (1, 7) (9, 3)		0-0 6-3	0-0 6-3 1B		4-0 F3 1B	0-0 1B 1B		0-0 1B		4	2	3	0	1	0	0																
Duane Walker, L OBP: 0.386, SLG: 0.513 (1, 8) (9, 7)		0-0 F3	4-0 6-3 BB		0-0 F3	0-0 WP 1B		4-0 1B		3	0	1	0	2	0	2																
Wayne Krenchicki, L OBP: 0.351, SLG: 0.468 (1, 5)		0-0 2B 1B	0-0 6-3		4-0 1B IBB	0-0 WP 1B		0-0 4-3		4	1	2	2	1	0	4																
Dave Concepcion, R OBP: 0.300, SLG: 0.311 (1, 6)		0-0 1B 1B 2B	0-0 4-3		0-0 F3	4-0 1B		0-0 K		4	1	2	3	0	1	4																
Brad Gulden, L OBP: 0.305, SLG: 0.304 (1, 2)		0-0 1B 1B		0-0 F3			0-0 7-4-3 1B			3	0	2	0	1	0	0																
Mario Soto, R OBP: 0.214, SLG: 0.313 Ted Power, R (1, 1) (8, 1)		0-0 1B		0-0 1-3 1B	0-3 K		0-3 K			4	0	2	1	0	2	4																
										0	0	0	0	0	0	0																
Inning Stats	R: 0 E: 0 K: 0 S: 3	H: 0 LOB: 0 BB: 0 P: 3	R: 2 E: 0 K: 0 S: 7	H: 4 LOB: 2 BB: 0 P: 7	R: 1 E: 0 K: 1 S: 7	H: 2 LOB: 2 BB: 1 P: 11	R: 0 E: 0 K: 0 S: 4	H: 1 LOB: 1 BB: 0 P: 4	R: 2 E: 0 K: 2 S: 9	H: 2 LOB: 3 BB: 3 P: 21	R: 1 E: 0 K: 1 S: 8	H: 4 LOB: 2 BB: 0 P: 8	R: 0 E: 0 K: 1 S: 5	H: 1 LOB: 0 BB: 0 P: 5	R: 0 E: 0 K: 0 S: 4	H: 2 LOB: 2 BB: 1 P: 8	1B: 15 2B: 2 3B: 0 HR: 0	SF: 0 SAC: 0 DP: 2 HBP: 0	WP: 1 PB: 0 SB: 5 CS: 0	PA: 42												
PITCHER	IP WLS L	BF H R ER SO	BB IBB HBP BLK	WP HR S P	ERA WHIP	PITCHER														IP WLS BF H R ER SO BB IBB HBP BLK WP HR S P	ERA WHIP											
Pascual Perez, R ERA: 3.77 (1, 1)	5.2	33	13	6	6	3	2	2	0	0	0	0	0	0	0	0	9.53	2.647														
Tony Brizzolara, R ERA: 5.67 (6, 1)	0.1	1	0	0	0	1	0	0	0	0	0	1	0	3	3	0.00	0.000															
Jeff Dedmon, R ERA: 3.89 (7, 1)	2.0	8	3	0	0	1	1	0	0	0	0	0	0	9	13	0.00	2.000															

Atlanta Braves @ Cincinnati Reds
Riverfront Stadium, Cincinnati, OH
Wed Sep 26 1984, 7:05 PM EDT
Att. 7,030 - Unknown

livebaseballscorecards.com

AB 37
R 6
H 16
RBI 6
BB 5
SO 5
LOB 23



Batter	1	2	3	4	5	6	7	8	9	10	AB	R	H	RBI	BB	SO	LOB	TOP				
Milt Thompson, L (1, 7) OBP: 0.392, SLG: 0.402	F5		F8		F3 2B BB		F8			F4	4	1	0	0	1	0	2					
Rafael Ramirez, R (1, 6) OBP: 0.292, SLG: 0.320	F2		F4		F3		FC6-4			K	5	0	0	0	0	1	3					
Claudell Washington, L (1, 9) OBP: 0.376, SLG: 0.475	4-3				F3 BB 1B				F7	FC5-4 1B	5	0	3	1	0	0	0					
Dale Murphy, R (1, 8) OBP: 0.371, SLG: 0.545					F3 BB 1-2		K		FC5-4 BB	FC5-4 1-2	3	0	1	0	2	1	2					
Gerald Perry, L (1, 3) OBP: 0.377, SLG: 0.378	F8				F3 BB 1-2 2-3		CS BB		CS BB		2	0	0	0	2	0	3					
Gene Garber, R (8, 1) OBP: 0.143, SLG: 0.143											0	0	0	0	0	0	0					
Randy Johnson, R (1, 5) OBP: 0.332, SLG: 0.382	K				F4 BB		F4		CS	4-3	3	0	0	0	1	1	2					
Paul Runge, R (1, 4) OBP: 0.344, SLG: 0.326	FC5-4 1-2				K		F3			6-3	4	0	0	0	0	1	5					
Bruce Benedict, R (1, 2) OBP: 0.296, SLG: 0.292			K		F7		CS		F8		4	0	1	0	0	1	3					
Zane Smith, L (1, 1) OBP: 0.556, SLG: 0.556										1B	3	0	2	0	0	0	0					
Chris Chambliss, L (8, 3) OBP: 0.351, SLG: 0.363					F3				FC6-4 1B	4-3	1	0	0	0	0	0	1					
Inning Stats	R: 0 E: 0 K: 0 S: 3	H: 0 LOB: 0 BB: 0 P: 3	R: 0 E: 0 K: 1 S: 6	H: 1 LOB: 1 BB: 0 P: 6	R: 0 E: 0 K: 1 S: 6	H: 1 LOB: 3 BB: 2 P: 14	R: 1 E: 0 K: 1 S: 6	H: 1 LOB: 1 BB: 1 P: 10	R: 0 E: 0 K: 0 S: 2	H: 0 LOB: 0 BB: 1 P: 6	R: 0 E: 0 K: 0 S: 4	H: 1 LOB: 1 BB: 0 P: 4	R: 0 E: 0 K: 0 S: 1	H: 0 LOB: 0 BB: 2 P: 9	R: 0 E: 0 K: 0 S: 4	H: 1 LOB: 1 BB: 0 P: 4	R: 0 E: 0 K: 1 S: 6	H: 1 LOB: 1 BB: 0 P: 6	1B: 6 2B: 1 3B: 0 HR: 0	SF: 0 SAC: 0 DP: 0 HBP: 0	WP: 0 PB: 0 SB: 0 CS: 3	PA: 42
PITCHER	IP WLS BF H R ER SO	IP WLS BF H R ER SO	IP WLS BF H R ER SO	IP WLS BF H R ER SO	IP WLS BF H R ER SO	IP WLS BF H R ER SO	IP WLS BF H R ER SO	IP WLS BF H R ER SO	IP WLS BF H R ER SO	IP WLS BF H R ER SO	IP WLS BF H R ER SO	IP WLS BF H R ER SO	IP WLS BF H R ER SO	IP WLS BF H R ER SO	IP WLS BF H R ER SO	IP WLS BF H R ER SO	IP WLS BF H R ER SO	ERA WHIP	ERA WHIP			
Freddie Toliver, R (1, 1) ERA: 0.9	7.0																					
John Franco, L (8, 1) ERA: 2.61	3.0	W	11	2	0	0	1	2	0	0	0	0	0	0	0	0	0	19	0.00	1.333		

Atlanta Braves @ Cincinnati Reds
Riverfront Stadium, Cincinnati, OH
Thu Sep 27 1984, 7:05 PM EDT
Att: 5,835 - Unknown

livebaseballscores.com

AB 34
R 1
H 7
RBI 1
BB 6
SO 5
LOB 21



BOTTOM

Atlanta Braves @ Cincinnati Reds
Riverfront Stadium, Cincinnati, OH
Thu Sep 27 1984, 7:05 PM EDT
Att. 5,835 - Unknown

livebaseballscorecards.com

AB 33
R 2
H 7
RBI 2
BB 5
SO 7
LOB 16



WP: 0 PA: 39
PB: 0
SB: 0
CS: 1

AB R H RBI BB SO LOB

4 1 1 0 1 0 3

2 0 0 0 2 1 2
0 0 0 0 0 0 0
1 1 1 0 0 0 0

5 0 1 1 0 2 6

4 0 0 1 0 0 1

4 0 1 0 0 1 1

4 0 0 0 0 2 1

3 0 2 0 1 0 0

3 0 1 0 0 1 2
1 0 0 0 0 0 0

1 0 0 0 0 0 0
0 0 0 0 1 0 0
1 0 0 0 0 0 0

1B: 4 SF: 0
2B: 2 SAC: 1
3B: 1 DP: 0
HR: 0 HBP: 0

Batter	1	2	3	4	5	6	7	8	9	10
Gary Redus, R OBP: 0.341, SLG: 0.380 (1, 8) (8, 7)	0-0 FC4-6 3B	0-0 F7			4-0 BB BB		0-0 F1 1-2			0-0 5-3
Pete Rose, S OBP: 0.355, SLG: 0.331 John Franco, L (8, 1)	4-0 FC4-6 BB		0-3 K		4-0 BB BB		0-0 F9 2-3			0-0 2B 1B
Tom Foley, L OBP: 0.310, SLG: 0.357 (10, PH)			0-3 K		0-0 F6		0-0 F3			0-0 1-H 2B
Dave Parker, L OBP: 0.328, SLG: 0.415 (1, 9)	0-3 K		0-3 K		0-0 F4		0-0 E6 CS			0-0 F8
Cesar Cedeno, R OBP: 0.315, SLG: 0.422 (1, 7) (8, 3)	0-0 FC4-6 1-2f 3-H		0-0 F4		0-0 E6 CS		0-0 F8 1-2 2B			0-0 F7
Dave Concepcion, R OBP: 0.300, SLG: 0.312 (1, 6)	0-0 FC4-6 1-2f		0-3 K		0-0 F8 1-2 2B		0-0 F7			0-0 F7
Dann Bilardello, R OBP: 0.297, SLG: 0.291 (1, 2)		0-3 K		0-3 K		0-0 F8 2-3				0-0 5-3
Ron Oester, S OBP: 0.296, SLG: 0.322 (1, 4)		0-0 SH1-4 1B		0-0 1B		4-0 BB				0-0 4-3
Wade Rowdon, R OBP: 0.286, SLG: 0.286 Wayne Krenchicki, L OBP: 0.349, SLG: 0.466 (9, PH) (10, 5)		0-0 SH1-4 1B		0-0 1B		0-0 F8				0-0 F8
Freddie Toliver, R (1, 1)		0-0 SH1-4		0-0 SH1-4		0-0 F8				0-0 F6
Tony Perez, R OBP: 0.299, SLG: 0.348 Eddie Milner, L OBP: 0.335, SLG: 0.343 (7, PH) (7, PR) (8, 8)		0-0 SH1-4 1-2 2-3		0-0 F8		4-0 F9 E BB				0-0 F6

Inning Stats	R: 1	H: 1	E: 0	K: 1	S: 6	P: 10	R: 0	H: 2	E: 0	K: 1	S: 7	R: 0	H: 0	E: 0	K: 2	S: 7	R: 0	H: 1	E: 0	K: 2	S: 7	R: 0	H: 0	E: 0	K: 0	S: 3	R: 0	H: 1	E: 1	K: 1	S: 6	R: 0	H: 0	E: 0	K: 0	S: 3	R: 0	H: 0	E: 0	K: 0	S: 3	R: 0	H: 0	E: 0	K: 0	S: 3	R: 1	H: 2	E: 0	K: 0	S: 3	1B: 4	2B: 2	3B: 1	HR: 0	SF: 0	SAC: 1	DP: 0	HBP: 0	WP: 0	PA: 39
--------------	------	------	------	------	------	-------	------	------	------	------	------	------	------	------	------	------	------	------	------	------	------	------	------	------	------	------	------	------	------	------	------	------	------	------	------	------	------	------	------	------	------	------	------	------	------	------	------	------	------	------	------	-------	-------	-------	-------	-------	--------	-------	--------	-------	--------

PITCHER	IP	WLS	BF	H	R	ER	SO	BB	IBB	HBP	BLK	WP	HR	S	P	ERA	WHIP
Zane Smith, L ERA: 2.25 (1, 1)	7.0		30	5	1	1	7	5	0	0	0	0	0	39	59	1.29	1.429
Gene Garber, R ERA: 3.07 (8, 1)	2.1	L	9	2	1	1	0	0	0	0	0	0	0	9	9	3.86	0.857

PITCHER	IP	WLS	BF	H	R	ER	SO	BB	IBB	HBP	BLK	WP	HR	S	P	ERA	WHIP
---------	----	-----	----	---	---	----	----	----	-----	-----	-----	----	----	---	---	-----	------

Batter	1	2	3	4	5	6	7	8	9	10	AB R H RBI BB SO LOB	TOP											
Bill Doran, S OBP: 0.343, SLG: 0.360 (1, 4)	0-3 K	0-0 SF9 1-H			0-0 F5		0-0 F7		0-0 1B 1-3 2-H		4 0 1 1 0 1 1												
Kevin Bass, S OBP: 0.284, SLG: 0.365 (1, 8)	0-0 2B	0-3 K			0-0 F8			0-0 F8	0-0 F7		5 1 1 0 0 1 2												
Terry Puhl, L OBP: 0.377, SLG: 0.428 (1, 9)	0-0 1B 2-H				0-0 F8 F7			0-0 4-3		0-0 1B E	5 2 2 1 0 0 0												
Jose Cruz, L OBP: 0.382, SLG: 0.465 (1, 7)	4-0 1B IBB				0-0 1B			0-0 2B		0-0 E S HR	4 1 3 0 1 1 0												
Glenn Davis, R OBP: 0.270, SLG: 0.429 Dave Smith, R OBP: 0.350, SLG: 0.390 Jerry Mumfry, S OBP: 0.350, SLG: 0.390 Bill Dawley, R OBP: 0.556, SLG: 0.556 Jim Pankovits, R OBP: 0.288, SLG: 0.403 Frank DiPino, L (1, 3) (6, 1) (8, PH) (8, 1) (10, PH) (10, 1)	0-0 F9				0-0 F8			4-0 IBB		0-0 F9 1-3 3-H	3 0 0 0 0 0 1 3 0 0 0 0 0 0 0 0 0 0 0 0 0 1 0 0 0 0 0 0 0 0 0 0 1 0 0 0 0 0 0 1 0 0 0 0 0 0 0 0												
Phil Garner, R OBP: 0.357, SLG: 0.392 (1, 5)	0-0 1B 1-3 2-H				0-3 K			0-0 F7		0-3 K	5 0 1 1 0 3 4												
Alan Ashby, S OBP: 0.319, SLG: 0.341 (1, 2)	0-3 K				0-3 K					0-0 SH5-4 1B	4 1 2 2 1 2 2												
Craig Reynolds, L OBP: 0.285, SLG: 0.365 (1, 6)					0-0 F5					0-0 SH1-4 BB	3 0 0 0 0 0 0												
Bob Knepper, L OBP: 0.241, SLG: 0.237 Enos Cabell, R OBP: 0.342, SLG: 0.418 (1, 1) (6, 3)					0-0 F2					0-0 F6 3-H	2 1 1 0 0 0 0 1 0 0 0 1 0 1												
Inning Stats	R: 2 E: 0 K: 2 S: 10	H: 3 LOB: 2 BB: 1 P: 14	R: 1 E: 1 K: 1 S: 6	H: 1 LOB: 0 BB: 0 P: 6	R: 0 E: 0 K: 1 S: 6	H: 1 LOB: 1 BB: 0 P: 6	R: 0 E: 0 K: 1 S: 5	H: 0 LOB: 0 BB: 0 P: 5	R: 0 E: 0 K: 3 S: 9	H: 0 LOB: 0 BB: 0 P: 9	R: 0 E: 0 K: 3 S: 9	H: 1 LOB: 1 BB: 0 P: 4	R: 0 E: 0 K: 0 S: 4	H: 1 LOB: 2 BB: 1 P: 8	R: 0 E: 0 K: 0 S: 3	H: 1 LOB: 2 BB: 2 P: 11	R: 3 E: 1 K: 1 S: 8	H: 3 LOB: 0 BB: 0 P: 8	1B: 7 2B: 3 3B: 0 HR: 1	SF: 1 SAC: 2 DP: 0 HBP: 0	WP: 0 PB: 0 SB: 1 CS: 0	PA: 44	
PITCHER	IP WLS BF H R ER SO BB IBB HBP BLK WP HR S P ERA WHIP																						
Jeff Russell, R ERA: 4.26 (1, 1)	8.0																						
Bob Owchinko, L ERA: 4.12 (9, 1)	1.0																						
Ted Power, R ERA: 2.82 (10, 1)	1.0	L																					

Houston Astros @ Cincinnati Reds
Riverfront Stadium, Cincinnati, OH
Fri Sep 28 1984, 7:05 PM EDT
Att: 8,431 - Unknown

livebaseballscorecards.com

AB 37
R 6
H 11
RBI 5
BB 4
SO 9
LOB 14



BOTTOM

Houston Astros @ Cincinnati Reds
Riverfront Stadium, Cincinnati, OH

Fri Sep 28 1984, 7:05 PM EDT
Att. 8,431 - Unknown

livebaseballscorecards.com

AB	38
R	3
H	8
RBI	3
BB	9
SO	8
LOB	19



WP:	0	PA:	47
PB:	0		
SB:	0		
CS:	0		

AB R H RBI BB SO LOB

4	0	0	0	0	0	0
1	1	1	1	0	0	0
0	0	0	0	0	0	0
0	0	0	0	1	0	0
0	0	0	0	0	0	0

5	1	0	0	1	1	2
---	---	---	---	---	---	---

4	0	1	0	1	2	1
---	---	---	---	---	---	---

4	1	2	0	1	0	2
---	---	---	---	---	---	---

4	0	3	2	1	0	0
---	---	---	---	---	---	---

3	0	1	0	2	0	4
0	0	0	0	0	0	0

2	0	0	0	1	2	3
1	0	0	0	0	0	1
0	0	0	0	1	0	0

3	0	0	0	0	1	3
1	0	0	0	0	0	1
1	0	0	0	0	0	1

3	0	0	0	0	2	0
0	0	0	0	0	0	0
1	0	0	0	0	0	0
1	0	0	0	0	0	1

1B:	6	SF:	0
2B:	1	SAC:	0
3B:	0	DP:	1
HR:	1	HBP:	0

1 2 3 4 5 6 7 8 9 10

4-3	F9		5-3		5-3			HR	BB
-----	----	--	-----	--	-----	--	--	----	----

E5 1B		K	1B BB		F8		F8	F7
----------	--	---	----------	--	----	--	----	----

K		K	FC6-4 1B		F7		BB 1B BB	BB 1B BB
---	--	---	-------------	--	----	--	----------------	----------------

BB 1B BB		2B 1B	FC6-4		6-3		BB 1B	BB 1B
----------------	--	----------	-------	--	-----	--	----------	----------

BB 1B		BB 2B	G6-4-3 1B		F5		BB 1B	BB
----------	--	----------	--------------	--	----	--	----------	----

BB 1B BB		BB BB	G6-4-3		1B		F6	F6
----------------	--	----------	--------	--	----	--	----	----

K		BB	K		F6		BB BB	BB BB
---	--	----	---	--	----	--	----------	----------

K		F7			F7		5-3	F4
---	--	----	--	--	----	--	-----	----

K		F7			K		F7	F9
---	--	----	--	--	---	--	----	----

R: 1 H: 1 R: 0 H: 0 R: 1 H: 2 R: 0 H: 1 R: 0 H: 0 R: 0 H: 0 R: 0 H: 1 R: 1 H: 2 R: 0 H: 0
E: 1 LOB: 3 E: 0 LOB: 0 E: 0 LOB: 3 E: 0 LOB: 2 E: 0 LOB: 0 E: 0 LOB: 1 E: 0 LOB: 0 E: 0 LOB: 1 E: 0 LOB: 2 E: 0 LOB: 2 E: 0 LOB: 2
K: 2 BB: 2 K: 2 BB: 0 K: 2 BB: 2 K: 0 BB: 1 K: 1 BB: 0 K: 0 BB: 0 K: 0 BB: 0 K: 0 BB: 0 K: 0 BB: 0 K: 0 BB: 2 K: 0 BB: 2
S: 9 P: 17 S: 7 P: 7 S: 9 P: 17 S: 4 P: 8 S: 5 P: 5 S: 3 P: 3 S: 4 P: 4 S: 5 P: 13 S: 3 P: 11

PITCHER	IP	WLS	BF	H	R	ER	SO	BB	IBB	HBP	BLK	WP	HR	S	P	ERA	WHIP
Bob Knepper, L (1, 1)	5.0		25	5	2	1	7	5	0	0	0	0	0	34	54	1.80	2.000
Dave Smith, R (6, 1)	2.0		6	0	0	0	1	0	0	0	0	0	0	8	8	0.00	0.000
Bill Dawley, R (8, 1)	2.0	W	11	3	1	1	0	2	0	0	0	0	1	9	17	4.50	2.500
Frank DiPino, L (10, 1)	1.0	S	5	0	0	0	0	2	0	0	0	0	0	3	11	0.00	2.000

Batter

Gary Redus, R (1, 8)
OBP: 0.338, SLG: 0.377
Duane Walker, L (9, PH)
OBP: 0.388, SLG: 0.531
Tom Foley, L (10, 6)
OBP: 0.310, SLG: 0.357
Eric Davis, R (10, PH)
OBP: 0.320, SLG: 0.466
Wade Rowdon, R (10, PR)
OBP: 0.286, SLG: 0.286

Ron Oester, S (1, 4)
OBP: 0.295, SLG: 0.319

Dave Parker, L (1, 9)
OBP: 0.328, SLG: 0.414

Cesar Cedeno, R (1, 7)
OBP: 0.318, SLG: 0.423

Dave Concepcion, R (1, 6)
OBP: 0.304, SLG: 0.317

Nick Esasky, R (1, 5)
OBP: 0.299, SLG: 0.348
Ted Power, R (10, 1)

Alan Knicely, R (1, 3)
OBP: 0.200, SLG: 0.138
Wayne Krenchicki, L (8, PH)
OBP: 0.347, SLG: 0.463
Skeeter Barnes, R (10, PH)
OBP: 0.196, SLG: 0.190

Dann Bilardello, R (1, 2)
OBP: 0.293, SLG: 0.287
Brad Gulden, L (8, PH)
OBP: 0.304, SLG: 0.303
Dave Vangorder, R (10, PH)
OBP: 0.310, SLG: 0.248

Jeff Russell, R (1, 1)
OBP: 0.194, SLG: 0.175
Bob Owchinko, L (9, 1)
OBP: 0.333, SLG: 0.250
Eddie Milner, L (9, PH)
OBP: 0.334, SLG: 0.342
Tony Perez, R (10, PH)
OBP: 0.297, SLG: 0.346

Inning Stats

PITCHER	IP	WLS	BF	H	R	ER	SO	BB	IBB	HBP	BLK	WP	HR	S	P	ERA	WHIP
---------	----	-----	----	---	---	----	----	----	-----	-----	-----	----	----	---	---	-----	------

Batter	1	2	3	4	5	6	7	8	9	AB R H RBI BB SO LOB	TOP											
Bill Doran, S (1, 4) OBP: 0.341, SLG: 0.357	0-0 F6		0-0 F6		0-0 G4-6-3			0-0 4-3		4 0 0 0 0 0 3												
Kevin Bass, S (1, 8) OBP: 0.280, SLG: 0.361	0-3 K			0-0 F3		0-0 F7		0-3 K		4 0 0 0 0 2 0												
Terry Puhl, L (1, 9) OBP: 0.380, SLG: 0.436	0-0 FC6-4 1B			0-0 F7		0-0 HR		4-0 FC3-8 BB		3 1 2 1 1 0 0												
Jose Cruz, L (1, 7) OBP: 0.383, SLG: 0.465	0-0 FC6-4			0-0 1B		4-0 BB		0-0 FC3-6		3 0 1 0 1 0 2												
Glenn Davis, R (1, 3) OBP: 0.262, SLG: 0.400		0-0 F6		0-0 F9		0-3 K		0-0 F7		4 0 0 0 0 1 2												
Phil Garner, R (1, 5) OBP: 0.356, SLG: 0.391		0-0 F9			0-0 F8		0-0 F9		0-0 BB 1B	4 0 1 0 0 0 1												
Alan Ashby, S (1, 2) OBP: 0.318, SLG: 0.339		0-0 F8			0-0 BB 1B 1B		0-0 F7		0-0 F8	4 0 1 0 0 0 1												
Craig Reynolds, L (1, 6) OBP: 0.287, SLG: 0.365			0-0 F8		0-0 BB 1B		0-0 F7		4-0 BB	3 0 1 0 1 0 0												
Joe Niekro, R (1, 1) OBP: 0.153, SLG: 0.133			0-0 5-3		4-0 BB		0-0 F9		0-0 6-3	1 0 0 0 0 0 0												
Jerryumphrey, S (5, PH) OBP: 0.356, SLG: 0.390					1-2 2-3 BB					0 0 0 0 0 1 0 0 0												
Michael LaCoss, R (5, 1) OBP: 0.125, SLG: 0.151										0 0 0 0 0 0 0 0 0												
Joe Sambito, L (6, 1) OBP: 0.125, SLG: 0.151										0 0 0 0 0 0 0 0 0												
Dave Smith, R (6, 1) OBP: 0.125, SLG: 0.151										0 0 0 0 0 0 0 0 0												
Mike Richardt, R (7, PH) OBP: 0.250, SLG: 0.261										1 0 0 0 0 0 0 0 0												
Jeff Calhoun, L (7, 1) OBP: 0.250, SLG: 0.261										0 0 0 0 0 0 0 0 0												
Jim Pankovits, R (9, PH) OBP: 0.294, SLG: 0.397										1 0 0 0 0 0 0 0 2												
Inning Stats	R: 0 E: 0 K: 1 S: 6	H: 1 LOB: 1 BB: 0 P: 6	R: 0 E: 0 K: 0 S: 3	H: 0 LOB: 0 BB: 0 P: 3	R: 0 E: 0 K: 0 S: 3	H: 0 LOB: 0 BB: 0 P: 3	R: 0 E: 0 K: 0 S: 4	H: 1 LOB: 1 BB: 0 P: 4	R: 0 E: 0 K: 0 S: 4	H: 2 LOB: 2 BB: 1 P: 8	R: 1 E: 0 K: 1 S: 6	H: 1 LOB: 1 BB: 1 P: 10	R: 0 E: 0 K: 0 S: 3	H: 0 LOB: 0 BB: 0 P: 3	R: 0 E: 0 K: 1 S: 5	H: 0 LOB: 1 BB: 1 P: 9	R: 0 E: 0 K: 0 S: 4	H: 1 LOB: 2 BB: 1 P: 8	1B: 5 2B: 0 3B: 0 HR: 1	SF: 0 SAC: 0 DP: 1 HBP: 0	WP: 0 PB: 0 SB: 0 CS: 0	PA: 36
PITCHER Jay Tibbs, R (1, 1) ERA: 2.86	IP: 9.0 WLS: W BF: 36 H: 6 R: 1 ER: 1 SO: 3 BB: 4 IBB: 0 HBP: 0 BLK: 0 WP: 0 HR: 1 S: 38 P: 54 ERA: 1.00 WHIP: 1.111																					

Houston Astros @ Cincinnati Reds
Riverfront Stadium, Cincinnati, OH
Sat Sep 29 1984, 3:33 AM EDT
Att. 9,916 - Unknown

livebaseballscorecards.com

AB	32
R	1
H	6
RBI	1
BB	4
SO	3
LOB	11



Batter	1	2	3	4	5	6	7	8	9
Dave Concepcion, R OBP: 0.305, SLG: 0.319 (1, 6)	0-0 F6	0-0 5-3		4-0 BB		0-0 2B		0-0 F9	
Pete Rose, S OBP: 0.356, SLG: 0.331 (1, 3)	0-0 BB 1B		0-0 F8	0-0 F6		4-0 BB			
Dave Parker, L OBP: 0.329, SLG: 0.412 (1, 9)	4-0 1B E BB		4-0 CS BB		0-0 5-3	0-3 K			
Cesar Cedeno, R OBP: 0.318, SLG: 0.421 (1, 7)	0-0 E8 SF9 1B		0-0 F6		0-0 6-3	0-0 F8			
Duane Walker, L OBP: 0.396, SLG: 0.534 (1, 8)	4-0 WP S BB			0-0 1B 1B	4-0 WP S BB		0-0 F4		
Gary Redus, R OBP: 0.337, SLG: 0.376 (7, PH)									
Eddie Milner, L OBP: 0.334, SLG: 0.342 (8, 8)									
Wayne Krenchicki, L OBP: 0.350, SLG: 0.463 (1, 5)	0-0 SF9			0-0 FC1-5 1B 1B	4-0 WP BB		0-0 F8		
Ron Oester, S OBP: 0.296, SLG: 0.319 (1, 4)	0-0 F6			0-0 BB FC1-5 1B	4-0 1-2 2-3 BB		0-3 K		
Dann Bilardello, R OBP: 0.287, SLG: 0.280 (1, 2)			0-0 F2	0-0 F8	0-0 5-3		0-3 K		
Jay Tibbs, R OBP: 0.162, SLG: 0.139 (1, 1)			0-0 6-3	0-0 FC1-5 BB		0-3 K		0-0 5-3	

Inning Stats	R: 3	H: 2	E: 1	K: 0	S: 5	LOB: 1	BB: 2	P: 13	R: 0	H: 0	E: 0	K: 0	S: 3	LOB: 0	BB: 0	P: 3	R: 0	H: 0	E: 0	K: 0	S: 2	LOB: 0	BB: 1	P: 6	R: 1	H: 3	E: 0	K: 0	S: 6	LOB: 3	BB: 1	P: 10	R: 0	H: 0	E: 0	K: 0	S: 3	LOB: 3	BB: 3	P: 15	R: 0	H: 1	E: 0	K: 2	S: 8	LOB: 2	BB: 1	P: 12	R: 0	H: 0	E: 0	K: 1	S: 5	LOB: 0	BB: 0	P: 5	R: 0	H: 0	E: 0	K: 1	S: 5	LOB: 0	BB: 0	P: 5
--------------	------	------	------	------	------	--------	-------	-------	------	------	------	------	------	--------	-------	------	------	------	------	------	------	--------	-------	------	------	------	------	------	------	--------	-------	-------	------	------	------	------	------	--------	-------	-------	------	------	------	------	------	--------	-------	-------	------	------	------	------	------	--------	-------	------	------	------	------	------	------	--------	-------	------

PITCHER	IP	WLS	BF	H	R	ER	SO	BB	IBB	HBP	BLK	WP	HR	S	P	ERA	WHIP
Joe Niekro, R ERA: 3.04 (1, 1)	4.0	L	20	5	4	3	0	4	0	0	0	1	0	16	32	6.75	2.250
Michael LaCoss, R ERA: 4.02 (5, 1)	1.1		9	1	0	0	1	4	0	0	0	1	0	7	23	0.00	3.750
Joe Sambito, L ERA: 3.04 (6, 1)	0.1		1	0	0	0	1	0	0	0	0	0	0	3	3	0.00	0.000
Dave Smith, R ERA: 2.21 (6, 1)	0.1		1	0	0	0	0	0	0	0	0	0	0	1	1	0.00	0.000
Jeff Calhoun, L ERA: 0.6 (7, 1)	2.0		6	0	0	0	2	0	0	0	0	0	0	10	10	0.00	0.000

BOTTOM

Houston Astros @ Cincinnati Reds
Riverfront Stadium, Cincinnati, OH

Sat Sep 29 1984, 3:33 AM EDT
Att. 9,916 - Unknown

AB	R	H	RBI	BB	SO	LOB
4	0	1	0	1	0	0
3	1	1	0	1	0	3
2	1	0	0	2	1	2
4	1	1	1	0	0	3
1	1	1	0	2	0	0
1	0	0	0	0	0	0
0	0	0	0	0	0	0
2	0	1	1	1	0	0
3	0	1	1	1	1	1
4	0	0	0	0	1	5
4	0	0	0	0	1	2

AB	28
R	4
H	6
RBI	3
BB	8
SO	4
LOB	16

livebaseballscorecards.com

1B	5	SF	1	WP	2	PA	37
2B	1	SAC	0	PB	0		
3B	0	DP	0	SB	2		
HR	0	HBP	0	CS	1		



Batter	1	2	3	4	5	6	7	8	9	AB R H RBI BB SO LOB	TOP	
Bill Doran, S (1, 4) OBP: 0.341, SLG: 0.356 Kevin Bass, S (5, 9) OBP: 0.279, SLG: 0.360	0-0 6-3		0-0 F4		4-0 2B BB	0-3 K		0-0 SH1-4	2 1 0 0 1 0 0 1 0 0 0 0 1 2			
Enos Cabell, R (1, 3) OBP: 0.341, SLG: 0.417	0-0 6-3		0-0 F6		0-0 2B	0-3 K		0-0 4-3	5 0 1 3 0 1 1			
Terry Puhl, L (1, 9) OBP: 0.360, SLG: 0.434 Bill Dawley, R (5, 1) OBP: 0.333, SLG: 0.556 Glenn Davis, R (7, PH) OBP: 0.258, SLG: 0.393 Frank DiPino, L (7, 1) OBP: 0.258, SLG: 0.393 Tim Tolman, R (9, PH) OBP: 0.170, SLG: 0.235 Jeff Calhoun, L (9, 1) Joe Sambito, L (9, 1)	4-0 BB		0-0 F6		0-0 F4	0-3 K		0-3 K	2 0 0 0 1 0 1 0 0 0 0 0 0 0 1 0 0 0 0 0 1 0 0 0 0 0 0 0 0 1 0 0 0 0 0 1 1 0 0 0 0 0 0 0 0 0 0 0 0 0 0			
Jose Cruz, L (1, 7) OBP: 0.381, SLG: 0.462	0-0 F4		0-0 4-3		0-0 F8	0-0 F3			4 0 0 0 0 0 1			
Jerry Mumphy, S (1, 8) OBP: 0.355, SLG: 0.391		0-0 3-1		0-3 K		0-0 BB 1B 2B		0-3 K	4 1 1 0 0 2 0			
Phil Garner, R (1, 5) OBP: 0.355, SLG: 0.388		0-3 K			0-0 F3	4-0 BB 1B BB		0-0 F7	3 1 0 0 1 1 0			
Alan Ashby, S (1, 2) OBP: 0.330, SLG: 0.361		4-0 BB			0-0 BB 1B 2B 1B	4-0 1B 1B BB		0-0 HR	2 2 2 1 2 0 0			
Craig Reynolds, L (1, 6) OBP: 0.286, SLG: 0.364		0-0 5-3			0-0 BB 2B 1B	0-0 F4		0-0 F7	4 1 1 0 0 0 4			
Mike Scott, R (1, 1) OBP: 0.163, SLG: 0.170 Mike Richardt, R (3, PH) OBP: 0.240, SLG: 0.250 Julio Solano, R (3, 1) OBP: 0.333, SLG: 0.333 Jim Pankovits, R (5, PH) OBP: 0.298, SLG: 0.407			0-0 4-3		0-3 K	0-0 1B		0-0 SH1-4 1B	0 0 0 0 0 0 0 1 0 0 0 0 0 0 0 0 0 0 0 0 0 3 0 2 2 0 1 2			
Inning Stats	R: 0 H: 0 E: 0 LOB: 1 K: 0 BB: 1 S: 3 P: 7	R: 0 H: 0 E: 0 LOB: 1 K: 1 BB: 1 S: 5 P: 9	R: 0 H: 0 E: 0 LOB: 0 K: 0 BB: 0 S: 3 P: 3	R: 0 H: 0 E: 0 LOB: 0 K: 1 BB: 0 S: 5 P: 5	R: 3 H: 3 E: 0 LOB: 1 K: 1 BB: 1 S: 8 P: 12	R: 2 H: 2 E: 0 LOB: 2 K: 1 BB: 2 S: 7 P: 15	R: 0 H: 0 E: 0 LOB: 0 K: 2 BB: 0 S: 7 P: 7	R: 1 H: 1 E: 0 LOB: 0 K: 1 BB: 0 S: 6 P: 6	R: 0 H: 1 E: 0 LOB: 1 K: 1 BB: 0 S: 6 P: 6	1B: 4 SF: 0 2B: 2 SAC: 1 3B: 0 DP: 0 HR: 1 HBP: 0	WP: 0 PA: 39 PB: 0 SB: 0 CS: 0	
PITCHER Mario Soto, R (1, 1) ERA: 3.53	IP WLS BF H R ER SO BB IBB HBP BLK WP HR S P ERA WHIP	9.0 W 39 7 6 6 8 5 0 0 0 0 1 50 70 6.00 1.333										

Houston Astros @ Cincinnati Reds
 Riverfront Stadium, Cincinnati, OH
 Sun Sep 30 1984, 3:33 AM EDT
 Att: 21,113 - Unknown

livebaseballscorecards.com

AB	33
R	6
H	7
RBI	6
BB	5
SO	8
LOB	12



Batter	1	2	3	4	5	6	7	8	9	AB	R	H	RBI	BB	SO	LOB
Dave Concepcion, R (1, 6) OBP: 0.307, SLG: 0.320	0-0 4-3 S SF7 1B	0-0 1-2 2-H 2B 1B		0-0 F9		4-0 1B BB		0-0 5-3		4	2	2	1	1	0	0
Pete Rose, S (1, 3) OBP: 0.359, SLG: 0.337	0-0 4-3 1-3	0-0 1-H 2-H 2B		0-0 F7		0-0 1-2 2-H 1B		0-0 1B		5	0	3	3	0	0	1
Dave Parker, L (1, 9) OBP: 0.328, SLG: 0.410	0-0 SF7 3-H	4-0 1B			0-3 K	0-3 K		0-0 4-3		3	0	0	1	1	2	3
Cesar Cedeno, R (1, 7) OBP: 0.321, SLG: 0.429	0-0 E6 1B	0-3 K			0-0 SF7 3B		0-0 5-3		0-0 WP SH3-4 SF7 1B	5	2	3	0	0	1	2
Duane Walker, L (1, 8) OBP: 0.391, SLG: 0.528	0-0 F7		0-0 F4		0-0 SF7		4-0 1B S BB		0-0 SH3-4	2	0	0	1	0	0	1
Gary Redus, R (7, PH) OBP: 0.338, SLG: 0.376										0	0	0	0	1	0	0
Dann Bilardello, R (8, 2) OBP: 0.287, SLG: 0.280										0	0	0	0	0	0	0
Wayne Krenchicki, L (1, 5) OBP: 0.358, SLG: 0.470		0-0 BB 1B	0-0		0-0 6-3		0-0 1-3 1B		4-0 WP IBB	4	1	3	0	0	0	0
Nick Esasky, R (9, PH) OBP: 0.301, SLG: 0.348										0	0	0	0	1	0	0
Ron Oester, S (1, 4) OBP: 0.295, SLG: 0.316		0-0 F7	0-0 F7			0-0 F7		0-3 K	4-0 1-2 2-3 IBB	4	0	0	0	1	1	4
Brad Gulden, L (1, 2) OBP: 0.307, SLG: 0.308		4-0 1B 2B BB	0-3 K			0-0 1B 2B		0-0 5-3	0-0 SF7	2	2	1	0	1	1	1
Tony Perez, R (7, PH) OBP: 0.295, SLG: 0.343										1	0	0	0	0	0	2
Eddie Milner, L (8, 8) OBP: 0.333, SLG: 0.342										0	0	0	1	0	0	0
Mario Soto, R (1, 1) OBP: 0.205, SLG: 0.299		0-3 K		0-0 6-3		0-0 F7		0-3 K		4	0	0	0	0	2	3

Inning Stats	R: 1	H: 2	E: 1	LOB: 1	K: 0	BB: 0	S: 5	R: 3	H: 3	E: 0	LOB: 2	K: 2	BB: 2	S: 10	R: 0	H: 1	E: 0	LOB: 1	K: 1	BB: 0	S: 6	R: 0	H: 0	E: 0	LOB: 0	K: 0	BB: 0	S: 3	R: 1	H: 2	E: 0	LOB: 2	K: 1	BB: 1	S: 7	R: 0	H: 1	E: 0	LOB: 2	K: 1	BB: 1	S: 6	R: 0	H: 1	E: 0	LOB: 1	K: 1	BB: 0	S: 6	R: 1	H: 1	E: 0	LOB: 2	K: 0	BB: 2	S: 3	1B: 9	SF: 3	2B: 2	SAC: 1	3B: 1	DP: 0	HR: 0	HBP: 0	WP: 1	PA: 44
--------------	------	------	------	--------	------	-------	------	------	------	------	--------	------	-------	-------	------	------	------	--------	------	-------	------	------	------	------	--------	------	-------	------	------	------	------	--------	------	-------	------	------	------	------	--------	------	-------	------	------	------	------	--------	------	-------	------	------	------	------	--------	------	-------	------	-------	-------	-------	--------	-------	-------	-------	--------	-------	--------

PITCHER	IP	WLS	BF	H	R	ER	SO	BB	IBB	HBP	BLK	WP	HR	S	P	ERA	WHIP
Mike Scott, R (1, 1) ERA: 4.68	2.0		13	5	4	4	2	1	1	0	0	0	0	15	23	18.00	3.000
Julio Solano, R (3, 1) ERA: 1.95	2.0		7	1	0	0	1	0	0	0	0	0	0	9	9	0.00	0.500
Bill Dawley, R (5, 1) ERA: 1.93	2.0		10	3	2	2	2	1	0	0	0	0	0	13	17	9.00	2.000
Frank DiPino, L (7, 1) ERA: 3.35	2.0		9	2	0	0	2	1	0	0	0	0	0	12	16	0.00	1.500
Jeff Calhoun, L (9, 1) ERA: 1.17	0.1	L	4	1	1	1	0	0	2	0	0	1	0	2	10	27.00	3.000

BOTTOM

Houston Astros @ Cincinnati Reds
Riverfront Stadium, Cincinnati, OH

Sun Sep 30 1984, 3:33 AM EDT
Att. 21,113 - Unknown

livebaseballscorecards.com

AB 34
R 7
H 12
RBI 7
BB 6
SO 7
LOB 17

