

Cincinnati Reds - 1984

Batter	1	2	3	4	5	6	7	8	9	AB	R	H	RBI	BB	SO	LOB	TOP			
Wally Backman, S OBP: 0.500, SLG: 0.333 (1, 4)										3	0	1	0	1	1	0	<p>New York Mets @ Cincinnati Reds Riverfront Stadium, Cincinnati, OH Mon Apr 02 1984, 3:33 AM EST Att: 46,000 - Unknown</p>			
José Oquendo, S (1, 6)										3	0	0	0	0	1	2				
Keith Hernandez, L (1, 3)										4	0	0	0	0	2	1				
George Foster, R OBP: 0.250, SLG: 0.250 (1, 7)										4	0	1	0	0	0	1				
Darryl Strawberry, L OBP: 0.500, SLG: 1.250 (1, 9)										4	1	2	1	0	1	1				
Mookie Wilson, S OBP: 0.500, SLG: 0.500 (1, 8)										4	0	2	0	0	0	0				
Hubie Brooks, R OBP: 0.250, SLG: 0.250 (1, 5)										4	0	1	0	0	2	4				
Ron Hodges, L (1, 2)										3	0	0	0	0	1	1				
Mike Torrez, R Ed Lynch, R Ross Jones, R Craig Swan, R Rusty Staub, L Dick Tidrow, R (1, 1) (2, 1) (5, PH) (5, 1) (8, PH) (8, 1)										0	0	0	0	0	0	0				
Inning Stats	R: 0 E: 0 K: 2 S: 7	H: 0 LOB: 1 BB: 0 P: 8	R: 1 E: 0 K: 1 S: 6	H: 2 LOB: 1 BB: 0 P: 6	R: 0 E: 0 K: 0 S: 2	H: 0 LOB: 0 BB: 1 P: 6	R: 0 E: 0 K: 0 S: 5	H: 2 LOB: 0 BB: 0 P: 5	R: 0 E: 0 K: 0 S: 3	H: 0 LOB: 0 BB: 0 P: 3	R: 0 E: 0 K: 2 S: 7	H: 0 LOB: 0 BB: 0 P: 7	R: 0 E: 0 K: 1 S: 6	H: 1 LOB: 1 BB: 0 P: 6	R: 0 E: 0 K: 2 S: 9	H: 2 LOB: 2 BB: 0 P: 9		1B: 6 2B: 2 3B: 0 HR: 1	SF: 0 SAC: 0 DP: 2 HBP: 1	WP: 0 PB: 0 SB: 0 CS: 1
PITCHER Mario Soto, R ERA: 1.0 (1, 1)	IP: 9.0 WLS: W BF: 34 H: 7 R: 1 ER: 1 SO: 8 BB: 1 IBB: 0 HBP: 1 BLK: 0 WP: 0 HR: 1 S: 48 P: 53 ERA: 1.00 WHIP: 0.889																			

Batter	1	2	3	4	5	6	7	8	9	AB	R	H	RBI	BB	SO	LOB	BOTTOM	
Gary Redus, R OBP: 0.200, SLG: 0.400 (1, 7)										5	1	1	0	0	0	3	<p>New York Mets @ Cincinnati Reds Riverfront Stadium, Cincinnati, OH Mon Apr 02 1984, 3:33 AM EST Att: 46,000 - Unknown</p>	
Eddie Milner, L OBP: 0.750, SLG: 1.750 (1, 8)										4	2	3	3	0	0	0		
Dave Concepcion, R OBP: 0.500, SLG: 1.333 (1, 6)										3	2	1	1	1	0	1		
Dave Parker, L OBP: 0.500, SLG: 0.500 Paul Householder, S (1, 9) (9, 9)										4	1	2	2	0	0	1		
Dan Driessen, L OBP: 0.500, SLG: 0.667 (1, 3)										3	0	1	1	1	0	2		
Nick Esasky, R OBP: 0.250, SLG: 0.500 (1, 5)										4	0	1	1	0	1	2		
Ron Oester, S (1, 4)										4	0	0	0	0	1	4		
Dann Bilardello, R OBP: 0.500, SLG: 0.750 (1, 2)										4	1	2	0	0	1	0		
Mario Soto, R OBP: 0.250, SLG: 0.250 (1, 1)										4	1	1	0	0	0	1		
Inning Stats	R: 3 E: 0 K: 0 S: 6	H: 3 LOB: 1 BB: 1 P: 10	R: 4 E: 0 K: 1 S: 10	H: 5 LOB: 2 BB: 1 P: 14	R: 0 E: 0 K: 0 S: 3	H: 1 LOB: 0 BB: 0 P: 3	R: 0 E: 0 K: 0 S: 4	H: 1 LOB: 1 BB: 0 P: 4	R: 0 E: 0 K: 0 S: 3	H: 0 LOB: 0 BB: 0 P: 3	R: 1 E: 0 K: 1 S: 7	H: 2 LOB: 1 BB: 0 P: 7	R: 0 E: 0 K: 1 S: 5	H: 0 LOB: 0 BB: 0 P: 5	1B: 5 2B: 5 3B: 0 HR: 2	SF: 0 SAC: 0 DP: 1 HBP: 0		WP: 0 PB: 0 SB: 1 CS: 0
PITCHER Mike Torrez, R ERA: 40.5 Ed Lynch, R ERA: 3.38 Craig Swan, R ERA: 3.0 Dick Tidrow, R ERA: (1, 1) (2, 1) (5, 1) (8, 1)	IP: 1.1 WLS: L BF: 11 H: 6 R: 6 ER: 6 SO: 6 BB: 1 IBB: 0 HBP: 0 BLK: 0 WP: 0 HR: 1 S: 10 P: 14 ERA: 40.50 WHIP: 5.250																	

Batter	1	2	3	4	5	6	7	8	9	AB	R	H	RBI	BB	SO	LOB	TOP								
Wally Backman, S (1,4) OBP: 0.500, SLG: 0.500 José Oquendo, S (8,6)										3	1	1	0	1	1	1									
Ron Gardenhire, R (1,6) OBP: 0.250, SLG: 0.250										4	0	1	0	0	0	3									
Keith Hernandez, L (1,3) OBP: 0.125, SLG: 0.250										4	0	1	1	0	1	2									
George Foster, R (1,7) OBP: 0.125, SLG: 0.125										4	0	0	0	0	3	5									
Darryl Strawberry, L (1,8) OBP: 0.375, SLG: 0.714										3	0	0	0	1	1	1									
Hubie Brooks, R (1,5) OBP: 0.250, SLG: 0.250										4	1	1	0	0	1	4									
Danny Heep, L (1,9)										4	0	0	0	0	1	1									
Junior Ortiz, R (1,2) OBP: 0.500, SLG: 0.333										3	0	1	1	1	0	0									
Ron Darling, R (1,1) Ron Hodges, L (7,PH) Doug Sisk, R (7,1)										2	0	0	0	0	1	1									
Inning Stats	R: 0 E: 0 K: 2 S: 8	H: 1 LOB: 1 P: 8	R: 1 E: 0 K: 1 S: 7	H: 2 LOB: 1 BB: 0 P: 7	R: 1 E: 1 K: 1 S: 7	H: 2 LOB: 2 BB: 1 P: 11	R: 0 E: 0 K: 1 S: 5	H: 0 LOB: 0 BB: 0 P: 5	R: 0 E: 0 K: 1 S: 5	H: 0 LOB: 1 BB: 1 P: 9	R: 0 E: 0 K: 2 S: 7	H: 0 LOB: 0 BB: 0 P: 7	R: 0 E: 0 K: 1 S: 3	H: 0 LOB: 1 BB: 1 P: 7	R: 0 E: 1 K: 1 S: 6	H: 0 LOB: 1 BB: 0 P: 6	R: 0 E: 0 K: 1 S: 5	H: 0 LOB: 0 BB: 0 P: 5	1B: 3 2B: 2 3B: 0 HR: 0	SF: 0 SAC: 0 DP: 1 HBP: 0	WP: 1 PB: 0 SB: 0 CS: 0	PA: 36			
PITCHER	IP	WLS	BF	H	R	ER	SO	BB	IBB	HBP	BLK	WP	HR	S	P	ERA	WHIP								
Bruce Berenyi, R (1,1) ERA: 3.0	0.0	L	0	0	0	0	0	0	0	0	0	0	0	0	0	∞	∞								
Bill Scherrer, L (7,1) ERA:	1.0		3	0	0	0	0	0	0	0	0	0	0	3	3	0.00	0.000								
Ted Power, R (8,1) ERA:	2.0		7	0	0	0	2	0	0	0	0	0	0	11	11	0.00	0.000								

New York Mets @ Cincinnati Reds
Riverfront Stadium, Cincinnati, OH
Wed Apr 04 1984, 6:05 PM EST
Att: 3,921 - Unknown

AB	33
R	2
H	5
RBI	2
BB	3
SO	10
LOB	19



Batter	1	2	3	4	5	6	7	8	9	AB	R	H	RBI	BB	SO	LOB	BOTTOM								
Gary Redus, R (1,7) OBP: 0.222, SLG: 0.250 Ted Power, R (8,1)										3	0	0	0	1	1	1									
Eddie Milner, L (1,8) OBP: 0.500, SLG: 1.000										4	0	1	0	0	1	0									
Dave Concepcion, R (1,6) OBP: 0.500, SLG: 0.833										3	0	1	0	1	0	1									
Dave Parker, L (1,9) OBP: 0.250, SLG: 0.250										4	0	0	0	0	0	3									
Dan Driessen, L (1,3) OBP: 0.500, SLG: 0.667										3	0	1	0	1	0	1									
Nick Esasky, R (1,5) OBP: 0.375, SLG: 0.333										2	0	0	0	2	1	2									
Ron Oester, S (1,4)										3	0	0	0	1	0	4									
Dann Bilardello, R (1,2) OBP: 0.500, SLG: 0.600 Brad Gulden, L (7,PH) (8,2)										1	0	0	0	1	0	0									
Bruce Berenyi, R (1,1) Bill Scherrer, L (7,1) Paul Householder, S (7,PH) (8,7)										2	0	0	0	0	0	1									
Inning Stats	R: 0 E: 0 K: 0 S: 3	H: 0 LOB: 0 P: 3	R: 0 E: 0 K: 0 S: 3	H: 0 LOB: 1 BB: 1 P: 7	R: 0 E: 0 K: 0 S: 2	H: 0 LOB: 0 BB: 1 P: 6	R: 0 E: 0 K: 0 S: 4	H: 1 LOB: 2 BB: 1 P: 8	R: 0 E: 0 K: 0 S: 3	H: 0 LOB: 1 BB: 1 P: 7	R: 0 E: 0 K: 1 S: 6	H: 1 LOB: 3 BB: 2 P: 14	R: 0 E: 0 K: 1 S: 5	H: 0 LOB: 0 BB: 0 P: 5	R: 0 E: 1 K: 0 S: 4	H: 1 LOB: 1 BB: 0 P: 4	R: 0 E: 0 K: 1 S: 5	H: 0 LOB: 1 BB: 1 P: 9	1B: 2 2B: 1 3B: 0 HR: 0	SF: 0 SAC: 0 DP: 0 HBP: 0	WP: 1 PB: 0 SB: 0 CS: 0	PA: 37			
PITCHER	IP	WLS	BF	H	R	ER	SO	BB	IBB	HBP	BLK	WP	HR	S	P	ERA	WHIP								
Ron Darling, R (1,1) ERA:	6.0	W	25	2	0	0	1	6	0	0	0	0	0	21	45	0.00	1.333								
Doug Sisk, R (7,1) ERA:	3.0	S	11	1	0	0	2	1	0	0	0	0	0	14	18	0.00	0.667								

New York Mets @ Cincinnati Reds
Riverfront Stadium, Cincinnati, OH
Wed Apr 04 1984, 6:05 PM EST
Att: 3,921 - Unknown

AB	29
R	0
H	3
RBI	0
BB	7
SO	3
LOB	15



Batter	1	2	3	4	5	6	7	8	9	AB	R	H	RBI	BB	SO	LOB	TOP										
Juan Samuel, R (1.4) OBP: 0.400, SLG: 0.308	0-0 F4	0-0 1B FC5-2 1B		0-0 4-3		0-0 F9 FC1-5 1B		0-0 F8	0-3 K	6	0	2	1	0	1	2	Philadelphia Phillies @ Cincinnati Reds Riverfront Stadium, Cincinnati, OH Fri Apr 06 1984, 6:05 PM EST Att: 12,236 - Unknown										
John Wockenfuss, R (1.3) OBP: 0.750, SLG: 0.667 Kevin Gross, R (6.1)	4-0	0-0		0-0		0-0 FC1-5		0-0	0-0	3	0	2	2	1	0	2											
Len Matuszek, L (6, PH) OBP: 0.455, SLG: 0.333	BB BB	BB FC5-2 1B		S 1B		1-2 2-3 1B		1-3 E 1B	2-H 1B	0	0	0	0	0	0	0											
Mike Schmidt, R (1.5) OBP: 0.333, SLG: 0.417	0-3 K	FC5-2 BB 1B		0-0 F6		0-0 F9		0-0 E 1B	0-3 K	6	1	1	1	0	2	7											
Sixto Lezcano, R (1.9) Joe Lefebvre, L (6, PH) OBP: 0.200, SLG: 0.111	4-0	4-0		0-3 K		0-0 F5		0-0 E4 1B 1B		1	0	0	0	2	1	1											
Glenn Wilson, R (1.7) OBP: 0.231, SLG: 0.167	0-0 F9	0-3 K			4-0 S BB		0-0 6-3	0-0 1B 1B		4	0	1	0	1	1	5											
Gary Maddox, R (1.8) OBP: 0.333, SLG: 0.400		0-0 1B 1B 1B		0-0 F6		0-0 F4 1-2		0-0 1-2 1B		5	1	2	1	0	0	1											
Bo Diaz, R (1.2) OBP: 0.250, SLG: 0.333		0-0 1B 1B 1B		0-0 E5		0-0 F7		0-3 K	0-0 4-3	5	1	1	0	0	1	3											
Ivan De Jesus, R (1.6) OBP: 0.417, SLG: 0.417		0-0 1B 1B 1B		0-0 F7		0-3 K		0-0 F8	0-0 S 1B 1B	5	2	2	0	0	1	2											
Charles Hudson, S (1.1) Greg Gross, L (6, PH) OBP: 1.000, SLG: 1.000 Al Holland, R (8.1)		0-3 K		0-3 K		0-0 FC1-5 1B 1B		0-0 1B 1B 1B	0-3 K	2	0	0	0	0	2	4											
Inning Stats	R: 0 E: 0 K: 1 S: 5	H: 0 LOB: 2 BB: 2 P: 13	R: 3 E: 0 K: 2 S: 12	H: 5 LOB: 3 BB: 1 P: 16	R: 0 E: 1 K: 1 S: 6	H: 0 LOB: 1 BB: 0 P: 6	R: 0 E: 0 K: 1 S: 6	H: 1 LOB: 1 BB: 0 P: 6	R: 0 E: 0 K: 0 S: 5	H: 0 LOB: 1 BB: 1 P: 9	R: 0 E: 0 K: 0 S: 5	H: 0 LOB: 0 BB: 0 P: 5	R: 0 E: 0 K: 1 S: 5	H: 0 LOB: 2 BB: 0 P: 5	R: 0 E: 0 K: 2 S: 7	H: 1 LOB: 0 BB: 0 P: 7	R: 0 E: 0 K: 0 S: 3	H: 0 LOB: 0 BB: 0 P: 3	R: 0 E: 0 K: 2 S: 7	H: 1 LOB: 0 BB: 0 P: 7	R: 2 E: 0 K: 0 S: 5	H: 2 LOB: 0 BB: 0 P: 5	R: 0 E: 0 K: 0 S: 3	H: 0 LOB: 0 BB: 0 P: 3	1B: 15 2B: 0 3B: 0 HR: 0	SF: 0 SAC: 0 DP: 0 HBP: 0	WP: 0 PA: 48 PB: 0 CS: 3
PITCHER	IP	WLS	BF	H	R	ER	SO	BB	IBB	HBP	BLK	WP	HR	S	P	ERA	WHIP										
Joe Price, L (1.1) ERA: 20.25	1.1	L	11	5	3	3	2	2	0	0	0	0	0	13	21	20.25	5.250										
Mike Smith, R (2.1) ERA	1.2		7	0	0	0	2	1	0	0	0	0	0	10	14	0.00	0.600										
Jeff Russell, R (4.1) ERA	3.0		13	3	0	0	2	1	0	0	0	0	0	16	20	0.00	1.333										
Tom Hume, R (7.1) ERA: 5.4	1.2		8	3	3	1	1	0	0	0	0	0	0	10	10	5.40	1.800										
Bill Scherrer, L (8.1) ERA: 3.66	1.1		9	4	2	1	3	0	0	0	0	0	0	15	15	6.75	3.000										

Batter	1	2	3	4	5	6	7	8	9	AB	R	H	RBI	BB	SO	LOB	BOTTOM										
Gary Redus, R (1.7) OBP: 0.286, SLG: 0.250	0-0 F8 S 1B	4-0 1B BB		0-0 F8		0-0 5-3		0-0 F8	0-0 F8	4	0	1	0	1	0	0	Philadelphia Phillies @ Cincinnati Reds Riverfront Stadium, Cincinnati, OH Fri Apr 06 1984, 6:05 PM EST Att: 12,236 - Unknown										
Eddie Milner, L (1.8) OBP: 0.667, SLG: 1.000 Paul Householder, S (9, PH)	4-0 S BB	0-0 S 1B		0-0 CS 1B		0-0 CS 1B		0-0 F5	0-0 F5	3	0	3	1	1	0	0											
Dave Concepcion, R (1.6) OBP: 0.308, SLG: 0.455	0-0 F8	0-0 F6		0-0 CS		0-0 1-3		0-3 K	0-0 F8	5	0	0	0	0	1	5											
Dave Parker, L (1.9) OBP: 0.167, SLG: 0.167 Bill Scherrer, L (8.1)	0-3 K			0-0 F5		0-0 4-3		0-3 K	0-0 K	4	0	0	0	0	2	2											
Dan Driessen, L (1.3) OBP: 0.667, SLG: 1.000	4-0			0-0 F9 1B 2B		4-0 2B BB		0-0 HR 2B		2	2	2	0	2	0	0											
Nick Esasky, R (1.5) OBP: 0.417, SLG: 0.800	0-0 F8			0-0 F9		0-0 2B		0-0 HR		4	1	2	2	0	0	4											
Ron Oester, S (1.4) OBP: 0.167, SLG: 0.091		0-0 1-3		0-0 1B		0-0 F9		0-0 4-3		4	0	1	1	0	0	2											
Dann Bilardello, R (1.2) OBP: 0.400, SLG: 0.444		0-0 SH3-4 1B 1B		0-0 F8		0-0 F4		0-0 F7		4	1	1	0	0	0	1											
Joe Price, R (1.1) Mike Smith, R (2.1) Jeff Russell, R (4.1) Brad Gulden, L (6, PH) Tom Hume, R (7.1) Cesar Cedenro, R (8.9)		0-0 SH3-4		0-0 F3		0-0 F5		0-0 F4		0	0	0	0	0	0	0											
Inning Stats	R: 0 E: 0 K: 1 S: 6	H: 1 LOB: 3 BB: 2 P: 14	R: 1 E: 0 K: 0 S: 5	H: 2 LOB: 2 BB: 1 P: 9	R: 1 E: 0 K: 0 S: 5	H: 2 LOB: 1 BB: 0 P: 5	R: 0 E: 0 K: 0 S: 3	H: 1 LOB: 0 BB: 0 P: 3	R: 0 E: 0 K: 2 S: 7	H: 0 LOB: 0 BB: 0 P: 7	R: 0 E: 0 K: 0 S: 5	H: 0 LOB: 0 BB: 0 P: 5	R: 0 E: 0 K: 0 S: 3	H: 0 LOB: 0 BB: 0 P: 3	R: 0 E: 0 K: 0 S: 3	H: 0 LOB: 0 BB: 0 P: 3		1B: 6 2B: 4 3B: 0 HR: 1	SF: 0 SAC: 1 DP: 1 HBP: 0	WP: 0 PA: 40 PB: 0 CS: 2							
PITCHER	IP	WLS	BF	H	R	ER	SO	BB	IBB	HBP	BLK	WP	HR	S	P	ERA	WHIP										
Charles Hudson, R (1.1) ERA: 3.6	5.0	W	25	7	2	2	1	0	0	0	0	0	0	23	39	3.60	2.000										
Kevin Gross, R (6.1) ERA	2.0		6	1	0	0	2	0	0	0	0	0	0	10	10	0.00	0.500										
Al Holland, L (8.1) ERA: 9.0	2.0		8	2	2	2	0	0	0	0	0	0	1	8	8	9.00	1.000										

AB	44
R	8
H	15
RBI	6
BB	4
SO	10
LOB	30



AB	34
R	4
H	10
RBI	4
BB	4
SO	3
LOB	14



Batter	1	2	3	4	5	6	7	8	9	AB	R	H	RBI	BB	SO	LOB	TOP										
Juan Samuel, R (1.4) OBP: 0.350, SLG: 0.278	F8		F8	F8		FC5-4		F9		5	2	1	0	0	0	3	Philadelphia Phillies @ Cincinnati Reds Riverfront Stadium, Cincinnati, OH Sat Apr 07 1984, 3:33 AM EST Att: 12,516 - Unknown										
Len Matuszek, L (1.3) OBP: 0.500, SLG: 0.583	F7		1B	HR		1B		K		3	3	1	1	2	1	0											
Mike Schmidt, R (1.5) OBP: 0.450, SLG: 0.625	2B		SF9	F8		2B		HR		4	2	3	2	1	0	0											
Joe Lefebvre, L (1.9) OBP: 0.400, SLG: 0.643	F8		FC5	FC5-4		2B		HR		5	1	4	5	0	0	1											
Glenn Wilson, R (1.7) OBP: 0.222, SLG: 0.133		FC4-6	SF9	FC5-4		F9		E5		3	0	0	1	1	0	2											
Von Hayes, L (1.8) OBP: 0.167, SLG: 0.167	F9		FC5	K				F7		5	0	0	0	0	1	5											
Ozzie Virgil, R (1.2) OBP: 0.200, SLG: 0.400	F5		F8	F8		FC5-4		K		5	1	1	0	0	1	2											
Ivan De Jesus, R (1.6) OBP: 0.375, SLG: 0.500	FC4-6		FC5	K		F9		K		4	0	1	0	0	1	2											
Jerry Koosman, R (1.1) Tim Corcoran, L (8, PH) Larry Andersen, R (8, 1) Tug McGraw, R (9, 1)			F4	6-3		FC5-4		F7		2	0	0	0	1	0	1											
Inning Stats	R: 0 E: 0 K: 0 S: 4	H: 1 LOB: 1 BB: 0 P: 4	R: 0 E: 0 K: 0 S: 3	H: 0 LOB: 1 BB: 7	R: 2 E: 0 K: 0 S: 5	H: 2 LOB: 2 BB: 2 P: 13	R: 0 E: 0 K: 0 S: 4	H: 1 LOB: 1 BB: 0 P: 4	R: 1 E: 1 K: 1 S: 7	H: 2 LOB: 1 BB: 0 P: 7	R: 4 E: 0 K: 0 S: 6	H: 3 LOB: 1 BB: 2 P: 14	R: 0 E: 0 K: 2 S: 7	H: 0 LOB: 0 BB: 7	R: 0 E: 0 K: 1 S: 5	H: 0 LOB: 0 BB: 0 P: 5		R: 2 E: 1 K: 0 S: 5	H: 2 LOB: 0 BB: 0 P: 5	1B: 4 2B: 4 3B: 1 HR: 2	SF: 1 SAC: 0 DP: 1 HBP: 0	WP: 1 PB: 0 SB: 1 CS: 0	PA: 43				
PITCHER	IP	WLS	BF	H	R	ER	SO	BB	IBB	HBP	BLK	WP	HR	S	P	ERA	WHIP										
Frank Pastore, R (1.1) ERA: 8.44	5.1	L	27	7	5	5	1	4	0	0	0	1	1	25	41	8.44	2.062										
Ted Power, R (6.1) ERA: 4.91	1.2		8	2	2	2	2	1	0	0	0	0	0	11	15	10.80	1.800										
Mike Smith, R (8.1) ERA: 4.91	2.0		8	2	2	2	1	0	0	0	0	0	1	10	10	9.00	1.000										

Batter	1	2	3	4	5	6	7	8	9	AB	R	H	RBI	BB	SO	LOB	BOTTOM										
Gary Redus, R (1.7) OBP: 0.316, SLG: 0.294	K		SF8	WP		K		K		5	0	2	0	0	3	1	Philadelphia Phillies @ Cincinnati Reds Riverfront Stadium, Cincinnati, OH Sat Apr 07 1984, 3:33 AM EST Att: 12,516 - Unknown										
Dave Concepcion, R (1.6) OBP: 0.353, SLG: 0.462	1B		SF8	1B		F8				2	0	1	1	1	0	2											
Tony Perez, R (1.3)	F8		F4	F8		F8		BB		3	0	0	0	1	0	4											
Dave Parker, L (1.9) OBP: 0.125, SLG: 0.125 Mike Smith, R (8, 1)	4-3			3-1		K		F9		4	0	0	0	0	1	4											
Nick Esasky, R (1.5) OBP: 0.375, SLG: 0.643	F4			1B		K		K		4	0	1	0	0	2	0											
Cesar Cedeno, R (1.8) OBP: 0.200, SLG: 0.200	4-3			F9		1B		K		4	0	1	0	0	1	1											
Ron Oester, S (1.4) OBP: 0.125, SLG: 0.067	F3			K		F6		K		4	0	0	0	0	2	2											
Dann Bilardello, R (1.2) OBP: 0.538, SLG: 0.545 Paul Householder, S (8, 9)			WP	SF8		PB		BB		2	1	2	0	1	0	0											
Frank Pastore, R (1.1) Ted Power, R (6, 1) Alex Trevino, R (7, PH) (8, 2)			1B	K		SH2-4		K		1	0	0	0	0	1	1											
Inning Stats	R: 0 E: 0 K: 1 S: 6	H: 1 LOB: 0 BB: 0 P: 6	R: 0 E: 0 K: 0 S: 3	H: 0 LOB: 0 BB: 0 P: 3	R: 1 E: 0 K: 1 S: 7	H: 2 LOB: 1 BB: 0 P: 7	R: 0 E: 0 K: 1 S: 6	H: 1 LOB: 1 BB: 0 P: 6	R: 0 E: 0 K: 2 S: 8	H: 0 LOB: 2 BB: 0 P: 8	R: 0 E: 0 K: 1 S: 7	H: 2 LOB: 3 BB: 1 P: 11	R: 0 E: 0 K: 3 S: 9	H: 0 LOB: 0 BB: 0 P: 9	R: 0 E: 0 K: 1 S: 5	H: 0 LOB: 0 BB: 0 P: 5		1B: 7 2B: 0 3B: 0 HR: 0	SF: 1 SAC: 1 DP: 0 HBP: 0	WP: 1 PB: 1 SB: 0 CS: 0	PA: 37						
PITCHER	IP	WLS	BF	H	R	ER	SO	BB	IBB	HBP	BLK	WP	HR	S	P	ERA	WHIP										
Jerry Koosman, L (1.1) ERA: 1.29	7.0	W	31	7	1	1	7	3	0	0	0	0	0	9	9	0.00	0.000										
Larry Andersen, R (8, 1) ERA:	1.0		3	0	0	0	3	0	0	0	0	0	0	9	9	0.00	0.000										
Tug McGraw, L (9, 1) ERA:	1.0		3	0	0	0	1	0	0	0	0	0	0	5	5	0.00	0.000										

Batter	1	2	3	4	5	6	7	8	9	AB	R	H	RBI	BB	SO	LOB	TOP																						
Pete Rose, S OBP: 0.286, SLG: 0.296 Bob James, R Derrel Thomas, S (9, PH)	F6	K				F9		5-3 1B	4-3	5	1	2	0	0	1	4																							
Bryan Little, S OBP: 0.393, SLG: 0.500	F9		FC5-4 1B BB	F9		F9		5-3		4	1	0	0	1	0	4																							
Tim Raines, S OBP: 0.536, SLG: 0.720	E 1B		F4		K			BB 2B 1B		5	1	3	2	0	1	1																							
Mike Stenhouse, L OBP: 0.500, SLG: 0.250	K		FC5-4 1B		F8			4-0 2B BB		3	1	1	0	2	1	1																							
Gary Carter, R OBP: 0.481, SLG: 0.609			FC5-4 1B		2B 1B		K	E 2B		5	1	3	3	0	1	5																							
Tim Lincecum, R OBP: 0.308, SLG: 0.583	SH5-4 1B BB						F9	E5		4	0	2	1	1	0	1																							
Terry Francona, L OBP: 0.421, SLG: 0.421 Jim Wohlford, R (8, PH)	SH5-4 1B		F1		6-3		F3	F1		4	0	1	0	0	0	4																							
Angel Salazar, R OBP: 0.211, SLG: 0.263	F8				F8		F8	F8		5	1	1	0	0	0	2																							
Bill Gullickson, R Dan Schatzeder, L Chris Speier, R Greg Harris, R Gary Lucas, L Miguel Dilone, S (8, PH)	SH5-4		F7					F3	F6	1	0	0	0	0	0	0																							
Inning Stats	R: 0 E: 1 K: 1 S: 6	H: 1 LOB: 1 BB: 0 P: 6	R: 1 E: 0 K: 1 S: 7	H: 2 LOB: 2 BB: 1 P: 11	R: 1 E: 0 K: 0 S: 5	H: 2 LOB: 2 BB: 1 P: 9	R: 0 E: 0 K: 0 S: 4	H: 1 LOB: 1 BB: 0 P: 4	R: 0 E: 0 K: 1 S: 7	H: 2 LOB: 2 BB: 0 P: 7	R: 1 E: 0 K: 1 S: 8	H: 3 LOB: 3 BB: 1 P: 12	R: 0 E: 0 K: 0 S: 3	H: 0 LOB: 0 BB: 0 P: 3	R: 3 E: 1 K: 0 S: 7	H: 3 LOB: 2 BB: 1 P: 11	R: 0 E: 0 K: 0 S: 3	H: 0 LOB: 0 BB: 0 P: 3	1B: 9 2B: 4 3B: 0 HR: 1	SF: 0 SAC: 1 DP: 0 HBP: 0	WP: 0 PB: 1 CS: 0	PA: 46																	
PITCHER	IP	WLS	BF	H	R	ER	SO	BB	IBB	HBP	BLK	WP	HR	S	P	ERA	WHIP	PITCHER				IP	WLS	BF	H	R	ER	SO	BB	IBB	HBP	BLK	WP	HR	S	P	ERA	WHIP	
Jeff Russell, R ERA: 3.38	5.0	W	27	10	3	3	3	2	0	0	0	0	0	1	31	39	5.40	2.400																					
Ted Power, R ERA: 5.63	2.2		14	4	3	3	1	2	0	0	0	0	0	0	14	22	10.12	2.250																					
Bill Scherrer, L ERA: 4.91	0.0		1	0	0	0	0	0	0	0	0	0	0	0	1	1	∞	∞																					
Tom Hume, R ERA: 1.5	1.1	S	4	0	0	0	0	0	0	0	0	0	0	0	4	4	0.00	0.000																					

Montreal Expos @ Cincinnati Reds
Riverfront Stadium, Cincinnati, OH
Mon Apr 09 1984, 6:05 PM EST
Att: 7,092 - Unknown

AB	41
R	6
H	14
RBI	6
BB	4
SO	4
LOB	24





Batter	1	2	3	4	5	6	7	8	9	AB	R	H	RBI	BB	SO	LOB	BOTTOM																						
Eddie Milner, L OBP: 0.550, SLG: 0.765	F3	SF7		S 1B	K					3	1	1	1	1	1	1																							
Dave Concepcion, R OBP: 0.333, SLG: 0.435 Tom Foley, L (7, PR)	K			6-3	K					5	0	2	2	0	2	2																							
Dan Driessen, L OBP: 0.556, SLG: 0.692	2B 2B BB	F6		F3		K		1-3		4	1	0	0	1	1	5																							
Dave Parker, L OBP: 0.308, SLG: 0.333	2B 2B			1B 1B IBB				1-3		3	2	2	0	2	0	0																							
Nick Esasky, R OBP: 0.346, SLG: 0.583	HR 2B	F4		1B 1B		K		K		5	1	2	3	0	2	4																							
Duane Walker, L OBP: 1.000, SLG: 4.000 Gary Redus, R OBP: 0.296, SLG: 0.292 (4, PH)	HR		FC1-4 S BB	1-2 1B			F4	S 1B		1	1	1	2	1	0	0																							
Ron Oester, S OBP: 0.095, SLG: 0.050	F6		K	F5			K	K		5	0	0	0	0	3	4																							
Dann Bilardello, R OBP: 0.476, SLG: 0.474		1B SF7 1B	FC1-5-6 2-3		K			BB 1B 1B		4	2	2	0	0	1	1																							
Jeff Russell, R OBP: 0.500, SLG: 0.500 Ted Power, R		2B 1B		K				BB 1B BB		3	0	2	0	0	1	1																							
Bill Scherrer, L Tom Hume, R		2B 1B						1-2 1B BB		0	0	0	0	0	0	0																							
Inning Stats	R: 4 E: 0 K: 1 S: 8	H: 3 LOB: 1 BB: 1 P: 12	R: 1 E: 0 K: 0 S: 6	H: 3 LOB: 3 BB: 1 P: 10	R: 0 E: 0 K: 2 S: 7	H: 0 LOB: 1 BB: 1 P: 11	R: 2 E: 0 K: 0 S: 6	H: 3 LOB: 2 BB: 1 P: 10	R: 0 E: 0 K: 3 S: 10	H: 1 LOB: 1 BB: 0 P: 10	R: 0 E: 0 K: 2 S: 7	H: 1 LOB: 0 BB: 0 P: 7	R: 2 E: 0 K: 1 S: 7	H: 2 LOB: 2 BB: 2 P: 15	R: 0 E: 0 K: 2 S: 8	H: 1 LOB: 1 BB: 0 P: 8	1B: 10 2B: 3 3B: 0 HR: 1	SF: 1 SAC: 0 DP: 0 HBP: 0	WP: 0 PB: 3 CS: 1	PA: 43																			
PITCHER	IP	WLS	BF	H	R	ER	SO	BB	IBB	HBP	BLK	WP	HR	S	P	ERA	WHIP	PITCHER				IP	WLS	BF	H	R	ER	SO	BB	IBB	HBP	BLK	WP	HR	S	P	ERA	WHIP	
Bill Gullickson, R ERA: 7.84	3.2	L	23	8	7	7	3	2	2	0	0	0	0	0	12	12	0.00	1.500																					
Dan Schatzeder, L ERA: 3.38	1.1		6	2	0	0	3	0	0	0	0	0	0	0	13	21	10.80	3.000																					
Greg Harris, R ERA: 3.6	1.2		9	3	2	2	3	2	0	0	0	0	0	0	1	1	0.00	0.000																					
Gary Lucas, L ERA: 13.5	0.1		1	0	0	0	0	0	0	0	0	0	0	1	1	0.00	0.000																						
Bob James, R ERA: 9.0	1.0		4	1	0	0	2	0	0	0	0	0	0	0	8	8	0.00	1.000																					

Montreal Expos @ Cincinnati Reds
Riverfront Stadium, Cincinnati, OH
Mon Apr 09 1984, 6:05 PM EST
Att: 7,092 - Unknown

AB	36
R	9
H	14
RBI	9
BB	6
SO	11
LOB	18



Batter	1	2	3	4	5	6	7	8	9	AB	R	H	RBI	BB	SO	LOB	TOP								
Pete Rose, S OBP: 0.303, SLG: 0.375 (1, 7)	F6			F4			K			5	0	2	3	0	1	2	Montreal Expos @ Cincinnati Reds Riverfront Stadium, Cincinnati, OH Tue Apr 10 1984, 6:05 PM EST Att: 13,123 - Unknown <div style="text-align: right;"> AB 40 R 6 H 14 RBI 6 BB 2 SO 4 LOB 20  </div>								
Bryan Little, S OBP: 0.424, SLG: 0.500 (1, 4)		F2					5-3			4	1	2	0	1	0	1									
Tim Raines, S OBP: 0.515, SLG: 0.700 (1, 8)				F7				5-3		5	0	2	0	0	0	3									
Andre Dawson, R OBP: 0.250, SLG: 0.308 (1, 9)	FC5-4			K			F8			5	1	0	0	0	1	4									
Gary Carter, R OBP: 0.469, SLG: 0.607 (1, 2)	E3			F9						5	1	2	2	0	0	1									
Tim Lincecum, R OBP: 0.290, SLG: 0.552 (1, 5)	F5			F4			F6			5	0	1	0	0	0	2									
Terry Francona, L OBP: 0.400, SLG: 0.500 (1, 3)							F7			5	2	3	0	0	0	1									
Angel Salazar, R OBP: 0.273, SLG: 0.286 (8, PH)										2	0	1	0	1	1	1									
Miguel Dilone, S OBP: 0.400, SLG: 0.400 (8, 6)										1	1	1	1	0	0	0									
Doug Flynn, R (8, 6)										0	0	0	0	0	0	0									
Andy McGaffigan, R OBP: 0.273, SLG: 0.286 (8, PH)										2	0	0	0	0	0	0									
Bob James, R OBP: 0.273, SLG: 0.286 (8, PH)										1	1	1	1	0	0	0									
Gary Lucas, L OBP: 0.273, SLG: 0.286 (8, PH)										0	0	0	0	0	0	0									
Greg Harris, S OBP: 0.273, SLG: 0.286 (8, PH)										0	0	0	0	0	0	0									
Mike Stenhouse, L OBP: 0.273, SLG: 0.286 (8, PH)										1	0	0	0	0	0	2									
Jeff Reardon, R OBP: 0.273, SLG: 0.286 (8, PH)										0	0	0	0	0	0	0									
Inning Stats	R: 2 E: 1 K: 0 S: 6	H: 3 LOB: 1 BB: 0 P: 6	R: 1 E: 0 K: 1 S: 7	H: 2 LOB: 1 BB: 0 P: 7	R: 0 E: 0 K: 1 S: 5	H: 0 LOB: 0 BB: 0 P: 5	R: 0 E: 0 K: 1 S: 6	H: 1 LOB: 2 BB: 1 P: 10	R: 0 E: 0 K: 0 S: 4	H: 1 LOB: 1 BB: 0 P: 4	R: 0 E: 0 K: 0 S: 4	H: 1 LOB: 1 BB: 0 P: 4	R: 0 E: 0 K: 0 S: 6	H: 1 LOB: 1 BB: 0 P: 6	R: 3 E: 0 K: 0 S: 7	H: 4 LOB: 2 BB: 1 P: 11	R: 0 E: 0 K: 0 S: 4	H: 1 LOB: 1 BB: 0 P: 4	1B: 9 2B: 4 3B: 1 HR: 0	SF: 0 SAC: 1 DP: 0 HBP: 0	WP: 0 PB: 0 SB: 2 CS: 0	PA: 43			
PITCHER	IP	WLS	BF	H	R	ER	SO	BB	IBB	HBP	BLK	WP	HR	S	P	ERA	WHIP								
Joe Price, L ERA: 8.31 (1, 1)	7.1	W	34	11	5	5	4	1	0	0	0	0	0	41	45	6.14	1.636								
Mike Smith, R ERA: 5.79 (8, 1)	0.1	L	4	2	1	1	0	1	0	0	0	0	0	3	7	27.00	9.000								
Bill Scherrer, L ERA: 3.6 (8, 1)	1.1	S	5	1	0	0	0	0	0	0	0	0	0	5	5	0.00	0.750								

Batter	1	2	3	4	5	6	7	8	9	AB	R	H	RBI	BB	SO	LOB	BOTTOM									
Eddie Milner, L OBP: 0.560, SLG: 0.700 (1, 8)	F7									3	1	1	0	1	0	0	Montreal Expos @ Cincinnati Reds Riverfront Stadium, Cincinnati, OH Tue Apr 10 1984, 6:05 PM EST Att: 13,123 - Unknown <div style="text-align: right;"> AB 30 R 8 H 8 RBI 8 BB 6 SO 8 LOB 12  </div>									
Dave Concepcion, R OBP: 0.375, SLG: 0.444 (1, 6)										4	2	2	0	1	2	2										
Dan Driessen, L OBP: 0.500, SLG: 0.588 (1, 3)										4	1	1	1	0	1	2										
Dave Parker, L OBP: 0.333, SLG: 0.357 (1, 9)	F3									4	2	2	1	0	1	1										
Nick Esasky, R OBP: 0.367, SLG: 0.750 (1, 5)										4	1	2	5	0	1	0										
Duane Walker, L OBP: 1.000, SLG: 4.000 (6, PH)										0	0	0	0	2	0	0										
Gary Redus, R OBP: 0.310, SLG: 0.280 (7, 7)										1	1	0	0	1	0	1										
Bill Scherrer, L (8, 1)										0	0	0	0	0	0	0										
Ron Oester, S OBP: 0.080, SLG: 0.042 (1, 4)										4	0	0	0	0	1	3										
Dann Bilardello, R OBP: 0.417, SLG: 0.409 (1, 2)										3	0	0	1	0	0	2										
Joe Price, R (1, 1)										3	0	0	0	0	2	1										
Mike Smith, R (8, 1)										0	0	0	0	0	0	0										
Paul Householder, S (8, 7)										0	0	0	0	1	0	0										
Inning Stats	R: 0 E: 0 K: 1 S: 6	H: 1 LOB: 1 BB: 0 P: 6	R: 0 E: 0 K: 1 S: 5	H: 0 LOB: 1 BB: 1 P: 9	R: 0 E: 0 K: 2 S: 7	H: 0 LOB: 0 BB: 0 P: 7	R: 0 E: 0 K: 1 S: 5	H: 0 LOB: 0 BB: 0 P: 5	R: 0 E: 0 K: 1 S: 3	H: 0 LOB: 1 BB: 1 P: 7	R: 6 E: 0 K: 2 S: 10	H: 3 LOB: 0 BB: 3 P: 22	R: 2 E: 0 K: 0 S: 6	H: 4 LOB: 1 BB: 0 P: 6	R: 0 E: 0 K: 1 S: 5	H: 0 LOB: 2 BB: 1 P: 10	1B: 6 2B: 0 3B: 1 HR: 1	SF: 0 SAC: 1 DP: 0 HBP: 1	WP: 0 PB: 0 SB: 2 CS: 0	PA: 38						
PITCHER	IP	WLS	BF	H	R	ER	SO	BB	IBB	HBP	BLK	WP	HR	S	P	ERA	WHIP									
Andy McGaffigan, R ERA: 3.6 (1, 1)	5.0	L	20	1	2	2	5	4	0	0	0	0	0	1	3	3	3.60	1.000								
Bob James, R ERA: 15.75 (6, 1)	0.0	L	3	3	3	3	0	0	0	0	0	0	0	1	3	3	∞	∞								
Gary Lucas, L ERA: 15.43 (6, 1)	1.2	L	9	4	3	3	2	1	0	0	0	0	0	12	16	16.20	3.000									
Greg Harris, R ERA: 3.38 (7, 1)	0.1	L	1	0	0	0	0	0	0	0	0	0	0	1	1	0.00	0.000									
Jeff Reardon, R ERA: 3.38 (8, 1)	1.0	L	5	0	0	0	1	1	0	1	0	0	0	5	10	0.00	1.000									

Batter	1	2	3	4	5	6	7	8	9	AB	R	H	RBI	BB	SO	LOB	TOP			
Gary Redus, R OBP: 0.306, SLG: 0.258 (1, 7)										3	1	1	0	1	0	1	Cincinnati Reds @ Houston Astros Astrodome, Houston, TX Sat Apr 14 1984, 7:05 PM EST Att: 16,696 - Unknown			
Eddie Milner, L OBP: 0.444, SLG: 0.516 (1, 8)										4	0	1	0	0	2	4				
Nick Esasky, R OBP: 0.286, SLG: 0.538 (1, 5)										4	0	0	0	0	3	2				
Dave Parker, L OBP: 0.293, SLG: 0.308 Paul Householder, S (1, 9) (7, 9)										3	0	1	1	0	1	1				
Tony Perez, R OBP: 0.444, SLG: 0.647 (1, 3)										4	0	0	0	0	0	1				
Dave Concepcion, R OBP: 0.375, SLG: 0.441 Tom Foley, L (1, 6) (6, 6)										3	0	2	0	0	0	0				
Ron Oester, S OBP: 0.143, SLG: 0.176 Bill Scherrer, L Mike Smith, R (1, 4) (6, 1) (6, 1)										3	0	0	0	0	0	2				
Alex Trevino, R OBP: 0.200, SLG: 0.200 (9, PH)										0	0	0	0	0	0					
Dann Bilardello, R OBP: 0.414, SLG: 0.385 (1, 2)										2	0	1	0	1	0	1				
Jeff Russell, R OBP: 0.500, SLG: 0.500 Ted Power, R Tom Lawless, R (1, 1) (2, 1) (6, 4)										0	0	0	0	0	0	0				
Inning Stats	R: 1 E: 0 K: 2 S: 9	H: 2 LOB: 1 BB: 0 P: 9	R: 0 E: 0 K: 0 S: 4	H: 1 LOB: 3 BB: 2 P: 12	R: 0 E: 0 K: 1 S: 5	H: 0 LOB: 0 BB: 0 P: 5	R: 0 E: 0 K: 0 S: 4	H: 1 LOB: 1 BB: 0 P: 4	R: 0 E: 0 K: 0 S: 6	H: 0 LOB: 0 BB: 0 P: 3	R: 0 E: 0 K: 0 S: 3	H: 1 LOB: 0 BB: 0 P: 3	R: 0 E: 0 K: 2 S: 7	H: 0 LOB: 0 BB: 0 P: 7	R: 0 E: 0 K: 1 S: 5	H: 0 LOB: 0 BB: 0 P: 5	1B: 5 2B: 1 3B: 0 HR: 0	SF: 0 SAC: 1 DP: 1 HBP: 0	WP: 0 PB: 1 SB: 1 CS: 0	PA: 34
PITCHER Bob Knepper, L ERA: 2.57 (1, 1)	IP: 9.0 WLS: W BF: 34 H: 6 R: 1 ER: 1 SO: 7 BB: 1 IBB: 1 HBP: 0 BLK: 0 WP: 0 HR: 0 S: 46 P: 54 ERA: 1.00 WHIP: 0.778																			

AB	31
R	1
H	6
RBI	1
BB	2
SO	7
LOB	14



Batter	1	2	3	4	5	6	7	8	9	AB	R	H	RBI	BB	SO	LOB	BOTTOM			
Bill Doran, S OBP: 0.179, SLG: 0.194 (1, 4)										4	2	1	1	1	0	2	Cincinnati Reds @ Houston Astros Astrodome, Houston, TX Sat Apr 14 1984, 7:05 PM EST Att: 16,696 - Unknown			
Kevin Bass, S OBP: 0.500, SLG: 0.714 (1, 9)										4	1	2	2	1	0	1				
Jose Cruz, L OBP: 0.278, SLG: 0.207 (1, 7)										4	1	1	0	1	0	2				
Jerry Mumphy, S OBP: 0.429, SLG: 0.419 (1, 8)										5	0	3	1	0	0	1				
Ray Knight, R OBP: 0.229, SLG: 0.273 (1, 3)										5	1	1	0	0	0	4				
Phil Garner, R OBP: 0.250, SLG: 0.211 (1, 5)										4	1	2	1	0	1	2				
Alan Ashby, S OBP: 0.219, SLG: 0.233 Tom Wieghaus, R (1, 2) (8, 2)										3	1	1	2	1	0	3				
Craig Reynolds, L OBP: 0.333, SLG: 0.556 (1, 6)										4	1	2	0	0	0	3				
Bob Knepper, L (1, 1)										3	1	0	0	1	2	3				
Inning Stats	R: 0 E: 0 K: 0 S: 4	H: 1 LOB: 1 BB: 0 P: 4	R: 4 E: 0 K: 1 S: 10	H: 5 LOB: 1 BB: 0 P: 10	R: 0 E: 0 K: 1 S: 6	H: 1 LOB: 1 BB: 0 P: 6	R: 1 E: 1 K: 0 S: 5	H: 2 LOB: 1 BB: 0 P: 5	R: 0 E: 0 K: 0 S: 4	H: 1 LOB: 2 BB: 1 P: 8	R: 4 E: 0 K: 0 S: 4	H: 2 LOB: 1 BB: 4 P: 20	R: 0 E: 0 K: 1 S: 6	H: 1 LOB: 1 BB: 0 P: 6	R: 0 E: 0 K: 0 S: 3	H: 0 LOB: 0 BB: 0 P: 3		1B: 7 2B: 5 3B: 1 HR: 0	SF: 0 SAC: 0 DP: 1 HBP: 0	WP: 3 PB: 0 SB: 0 CS: 0
PITCHER Jeff Russell, R ERA: 6.52 Ted Power, R ERA: 5.54 Bill Scherrer, L ERA: 9.0 Mike Smith, R ERA: 4.7 (1, 1) (2, 1) (6, 1) (6, 1)	IP: 1.2 WLS: L BF: 11 H: 6 R: 4 ER: 4 SO: 1 BB: 0 IBB: 0 HBP: 0 BLK: 0 WP: 0 HR: 0 S: 13 P: 13 ERA: 21.60 WHIP: 3.600																			

AB	36
R	9
H	13
RBI	7
BB	5
SO	3
LOB	21



Batter	1	2	3	4	5	6	7	8	9	AB	R	H	RBI	BB	SO	LOB	TOP		
Eddie Milner, L (1, 8) OBP: 0.439, SLG: 0.556										5	1	2	2	0	1	7	Cincinnati Reds @ Houston Astros Astrodome, Houston, TX Sun Apr 15 1984, 4:33 AM EST Att: 21,927 - Unknown		
Dave Concepcion, R (1, 6) OBP: 0.378, SLG: 0.405										3	1	0	0	2	0	1			
Tony Perez, R (1, 3) OBP: 0.205, SLG: 0.545										5	0	1	0	0	1	3			
Tom Lawless, R (9, PR) OBP: 0.167, SLG: 0.167										0	0	0	0	0	0	0			
Dave Parker, L (1, 9) OBP: 0.283, SLG: 0.302										4	0	1	1	0	1	1			
Nick Esasky, R (1, 5) OBP: 0.277, SLG: 0.500									5	0	1	1	0	4	3				
Duane Walker, L (1, 7) OBP: 0.600, SLG: 0.778										4	1	1	0	1	0	3			
Ron Oester, S (1, 4) OBP: 0.205, SLG: 0.243										3	0	2	0	1	1	1			
Gary Redus, R (9, PH) OBP: 0.297, SLG: 0.250										1	0	0	0	0	1	2			
Cesar Cedeno, R (9, 3) OBP: 0.273, SLG: 0.364										1	1	0	0	3	1	2			
Dann Bilardello, R (1, 2) OBP: 0.455, SLG: 0.370										4	1	1	1	0	2	7			
Joe Price, R (1, 1) OBP: 0.143, SLG: 0.143										0	0	0	0	0	0	0			
Tom Hume, R (8, 1)										0	0	0	0	0	0	0			
Inning Stats	R: 2 E: 0 K: 0 S: 5	H: 2 LOB: 1 BB: 1 P: 9	R: 0 E: 0 K: 0 S: 2	H: 0 LOB: 1 BB: 2 P: 10	R: 0 E: 0 K: 1 S: 5	H: 0 LOB: 1 BB: 1 P: 9	R: 0 E: 0 K: 3 S: 11	H: 2 LOB: 2 BB: 0 P: 11	R: 0 E: 0 K: 2 S: 7	H: 1 LOB: 3 BB: 1 P: 13	R: 0 E: 0 K: 0 S: 3	H: 0 LOB: 0 BB: 0 P: 3	R: 3 E: 0 K: 2 S: 9	H: 2 LOB: 1 BB: 2 P: 17	R: 0 E: 0 K: 2 S: 9	H: 2 LOB: 2 BB: 0 P: 9	1B: 7 2B: 1 3B: 1 HR: 0	SF: 1 SAC: 0 DP: 1 HBP: 0	WP: 0 PA: 43 PB: 2 SB: 4 CS: 0
PITCHER	IP WLS BF H R ER SO BB IBB HBP BLK WP HR S P ERA WHIP																		
Nolan Ryan, R (1, 1) ERA: 2.57	7.0	31	5	2	1	8	5	0	0	0	0	0	0	0	42	62	1.29	1.429	
Michael LaCoss, R (8, 1) ERA: 6.75	1.0	7	2	3	3	2	1	1	0	0	0	0	0	9	17	27.00	3.000		
Bill Dawley, R (9, 1) ERA: 6.75	0.2	4	2	0	0	1	0	0	0	0	0	0	0	6	6	0.00	3.000		
Frank DiPino, L (9, 1) ERA:	0.1	W 1	0	0	0	1	0	0	0	0	0	0	0	3	3	0.00	0.000		

Batter	1	2	3	4	5	6	7	8	9	AB	R	H	RBI	BB	SO	LOB	BOTTOM		
Bill Doran, S (1, 4) OBP: 0.159, SLG: 0.171										5	0	0	0	0	2	2	Cincinnati Reds @ Houston Astros Astrodome, Houston, TX Sun Apr 15 1984, 4:33 AM EST Att: 21,927 - Unknown		
Kevin Bass, S (1, 9) OBP: 0.538, SLG: 0.667										5	1	3	0	0	0	0			
Jose Cruz, L (1, 7) OBP: 0.293, SLG: 0.273										4	2	1	1	1	0	3			
Jerry Mumphrey, S (1, 8) OBP: 0.450, SLG: 0.429										4	0	2	1	1	2	2			
Enos Cabell, R (1, 3) OBP: 0.333, SLG: 0.500										5	1	2	0	0	0	2			
Phil Garner, R (1, 5) OBP: 0.280, SLG: 0.250										5	1	2	1	0	0	3			
Craig Reynolds, L (1, 6) OBP: 0.364, SLG: 0.545										4	1	2	0	0	0	2			
Tom Wieghaus, R (1, 2) OBP: 0.242, SLG: 0.233										1	0	0	1	0	0	1			
Alan Bannister, R (7, PH) OBP: 0.242, SLG: 0.233										1	0	0	0	0	0	0			
Alan Ashby, S (8, 2) OBP: 0.242, SLG: 0.233										0	0	0	0	1	0	0			
Nolan Ryan, R (1, 1) ERA: 2.57	7.0	30	8	3	3	5	0	0	0	0	0	0	0	0	0	0			
Tim Lincecum, R (7, PH) ERA: 6.32	1.1	L 12	5	3	3	0	2	1	0	0	0	0	0	9	21	20.25	5.250		
Michael LaCoss, R (8, 1) ERA: 6.32	1.1	L 12	5	3	3	0	2	1	0	0	0	0	0	9	21	20.25	5.250		
Denny Walling, L (8, PH) ERA: 6.32	1.1	L 12	5	3	3	0	2	1	0	0	0	0	0	9	21	20.25	5.250		
Bill Dawley, R (9, 1) ERA: 6.32	1.1	L 12	5	3	3	0	2	1	0	0	0	0	0	9	21	20.25	5.250		
Frank DiPino, L (9, 1) ERA:	1.1	L 12	5	3	3	0	2	1	0	0	0	0	0	9	21	20.25	5.250		
Inning Stats	R: 0 E: 0 K: 1 S: 6	H: 1 LOB: 1 BB: 0 P: 6	R: 1 E: 0 K: 1 S: 7	H: 2 LOB: 1 BB: 0 P: 7	R: 0 E: 0 K: 1 S: 6	H: 0 LOB: 1 BB: 0 P: 6	R: 0 E: 0 K: 0 S: 4	H: 1 LOB: 1 BB: 0 P: 4	R: 0 E: 0 K: 0 S: 4	H: 1 LOB: 1 BB: 0 P: 4	R: 0 E: 0 K: 0 S: 5	H: 0 LOB: 0 BB: 0 P: 5	R: 4 E: 0 K: 0 S: 8	H: 5 LOB: 2 BB: 1 P: 12	R: 1 E: 0 K: 0 S: 3	H: 2 LOB: 3 BB: 2 P: 11	1B: 11 2B: 1 3B: 1 HR: 0	SF: 1 SAC: 0 DP: 0 HBP: 0	WP: 0 PA: 42 PB: 1 SB: 3 CS: 0
PITCHER	IP WLS BF H R ER SO BB IBB HBP BLK WP HR S P ERA WHIP																		
Joe Price, L (1, 1) ERA: 6.32	7.0	30	8	3	3	5	0	0	0	0	0	0	0	0	0	0	3.86	1.143	
Tom Hume, R (8, 1) ERA: 4.32	1.1	L 12	5	3	3	0	2	1	0	0	0	0	0	9	21	20.25	5.250		

Batter	1	2	3	4	5	6	7	8	9	AB	R	H	RBI	BB	SO	LOB	TOP										
Eddie Milner, L (1, 8) OBP: 0.400, SLG: 0.465	0-3 K		0-0 F9		0-0 4-3			0-0 1-3		4	0	0	0	0	1	0	Cincinnati Reds @ San Francisco Giants Candlestick Park, San Francisco, CA Thu Apr 19 1984, 9:05 PM EST Att: 7,543 - Unknown										
Dave Concepcion, R (1, 6) OBP: 0.321, SLG: 0.333	0-3 K		0-0 4-3		0-3 K			0-3 K		4	0	0	0	0	3	0											
Cesar Cedeno, R (1, 7) OBP: 0.267, SLG: 0.286	4-0 PB 1B BB		0-3 K			0-0 F2		0-3 K		3	1	0	0	1	2	0											
Dave Parker, L (1, 9) OBP: 0.315, SLG: 0.340	0-0 1-H 1B			0-0 4-3		0-0 F8			0-0 1B	4	0	2	1	0	0	0											
Dan Driessen, L (1, 3) OBP: 0.394, SLG: 0.429 Tony Perez, R (9, PH) OBP: 0.375, SLG: 0.522	0-0 F6			0-0 FC3-6 1B		0-0 F8		0-3 K	0-3 K	3	0	1	0	0	0	1											
Nick Esasky, R (1, 5) OBP: 0.291, SLG: 0.460		0-0 4-3		4-0 FC3-6 1B BB			0-0 E3	0-3 K	0-3 K	3	0	0	0	1	1	1											
Ron Oester, S (1, 4) OBP: 0.295 Paul Householder, S (9, PH)		0-0 3-1		0-0 FC3-6 1B 2-3		0-0 F8		0-3 K	0-3 K	3	0	0	0	0	0	3											
Dann Bilardello, R (1, 2) OBP: 0.436, SLG: 0.394 Brad Gulden, L (7, PH) OBP: 0.125, SLG: 0.125		0-0 1B		0-3 K		0-0 F7				2	0	1	0	0	1	2											
Bruce Berenyi, R (1, 1) Ted Power, R (6, 1) Duane Walker, L (7, PH) OBP: 0.529, SLG: 0.636 Bob Owchinko, L (7, 1)	0-3 K			0-3 K		0-0 F9				2	0	0	0	0	2	1											
Inning Stats	R: 1 E: 0 K: 2 S: 8	H: 1 LOB: 1 BB: 1 P: 12	R: 0 E: 0 K: 1 S: 6	H: 1 LOB: 1 BB: 0 P: 6	R: 0 E: 0 K: 1 S: 5	H: 0 LOB: 0 BB: 0 P: 5	R: 0 E: 0 K: 1 S: 6	H: 1 LOB: 2 BB: 1 P: 10	R: 0 E: 0 K: 0 S: 3	H: 0 LOB: 0 BB: 0 P: 7	R: 0 E: 0 K: 0 S: 3	H: 0 LOB: 0 BB: 0 P: 3	R: 0 E: 1 K: 0 S: 4	H: 0 LOB: 1 BB: 0 P: 4	R: 0 E: 0 K: 2 S: 7	H: 0 LOB: 0 BB: 0 P: 7		R: 0 E: 0 K: 3 S: 10	H: 1 LOB: 1 BB: 0 P: 10	1B: 4 2B: 0 3B: 0 HR: 0	SF: 0 SAC: 0 DP: 0 HBP: 0	WP: 0 PB: 1 SB: 1 CS: 0	PA: 34				
PITCHER	IP	WLS	BF	H	R	ER	SO	BB	IBB	HBP	BLK	WP	HR	S	P	ERA	WHIP										
Jeff Robinson, R (1, 1) ERA: 0.95 Gary Lavelle, L (9, 1) ERA: 1.35	8.0	W	31	4	1	0	9	2	0	0	0	0	0	47	55	0.00	0.750										

AB	32
R	1
H	4
RBI	1
BB	2
SO	12
LOB	12



Batter	1	2	3	4	5	6	7	8	9	AB	R	H	RBI	BB	SO	LOB	BOTTOM										
Chili Davis, S (1, 8) OBP: 0.333, SLG: 0.415	0-3 K	0-3 K		0-0 6-3		0-0 1B		0-0 1-3		5	0	1	0	0	2	2	Cincinnati Reds @ San Francisco Giants Candlestick Park, San Francisco, CA Thu Apr 19 1984, 9:05 PM EST Att: 7,543 - Unknown										
Manny Trillo, R (1, 4) OBP: 0.397, SLG: 0.596	0-0 F4		4-0 1B BB		0-0 5-3 2B	0-0 1-2 2-3 1B		0-0 5-3		4	0	2	0	1	0	1											
Jack Clark, R (1, 9) OBP: 0.404, SLG: 0.490	4-0 1B BB		0-0 F9		0-0 5-3	0-0 F2				3	1	0	0	1	0	5											
Al Oliver, L (1, 3) OBP: 0.217, SLG: 0.222 Scot Thompson, L (8, 3) OBP: 0.250, SLG: 0.143	0-0 1B 1B		0-0 F7		0-3 K	0-0 F8				4	1	1	0	0	1	2											
Jeffrey Leonard, R (1, 7) OBP: 0.326, SLG: 0.465	0-0 1B 1B		0-0 F7		0-3 K	0-0 4-3				4	0	2	1	0	1	1											
Joel Youngblood, R (1, 5) OBP: 0.311, SLG: 0.286	0-0 FC5-4 1B		0-3 K			0-3 K	0-0 2B			4	0	2	1	0	2	2											
Bob Brenly, R (1, 2) OBP: 0.375, SLG: 0.379	0-0 FC5-4 1B			0-0 S 1B		0-0 WP 1B	0-0 5-3			4	1	2	0	0	0	3											
Fran Mullins, R (1, 6)		0-3 K		0-0 F8		0-0 F9		4-0 1-3 BB		3	0	0	0	1	1	2											
Jeff Robinson, R (1, 1) OBP: 0.125, SLG: 0.125 Gary Lavelle, S (9, 1)	0-3 K			0-3 K		0-0 1B 1B	0-0 2H 1B	0-3 K		4	0	1	1	0	3	2											
Inning Stats	R: 2 E: 0 K: 1 S: 8	H: 3 LOB: 2 BB: 1 P: 12	R: 0 E: 0 K: 3 S: 9	H: 0 LOB: 0 BB: 0 P: 9	R: 0 E: 0 K: 1 S: 6	H: 1 LOB: 2 BB: 1 P: 10	R: 0 E: 0 K: 1 S: 6	H: 1 LOB: 1 BB: 0 P: 6	R: 0 E: 0 K: 2 S: 8	H: 1 LOB: 1 BB: 0 P: 8	R: 1 E: 0 K: 1 S: 9	H: 4 LOB: 3 BB: 0 P: 9	R: 0 E: 0 K: 0 S: 4	H: 1 LOB: 1 BB: 0 P: 4	R: 0 E: 0 K: 1 S: 5	H: 0 LOB: 1 BB: 1 P: 9		1B: 9 2B: 2 3B: 0 HR: 0	SF: 0 SAC: 0 DP: 0 HBP: 0	WP: 1 PB: 0 SB: 1 CS: 0	PA: 38						
PITCHER	IP	WLS	BF	H	R	ER	SO	BB	IBB	HBP	BLK	WP	HR	S	P	ERA	WHIP										
Bruce Berenyi, R (1, 1) ERA: 5.4 Ted Power, R (6, 1) ERA: 5.4 Bob Owchinko, L (7, 1) ERA:	5.2	L	28	9	3	3	9	2	0	0	0	0	0	2	2	0.00	3.000										



Batter	1	2	3	4	5	6	7	8	9	AB	R	H	RBI	BB	SO	LOB	TOP			
Eddie Milner, L OBP: 0.400, SLG: 0.447 (1, 8)	0-3 K2-3		0-0 4-3	0-0 FC6-4 1B		4-0 FC6-4 BB		0-3 K		4	0	1	0	1	2	1	Cincinnati Reds @ San Francisco Giants Candlestick Park, San Francisco, CA Fri Apr 20 1984, 9:05 PM EST Att: 17,709 - Unknown			
Ron Oester, S OBP: 0.235, SLG: 0.306 (1, 4)	0-0 1B E 1B		0-0 1B	0-3 K		0-0 FC6-4 1-2		0-0 4-3		5	1	2	0	0	1	5				
Cesar Cedeno, R OBP: 0.250, SLG: 0.263 (1, 7)	0-0 E 1-2 1B		0-3 K	0-0 FC6-4 1-2				0-3 K	0-0 F7	5	0	1	0	0	2	4				
Dave Parker, L OBP: 0.305, SLG: 0.327 (1, 9)	0-0 E3 G4-6-3 1-3 2H		0-0 F8		0-0 CS 1B			0-3 G3	0-3 K	5	0	1	0	0	1	2				
Dan Driessen, L OBP: 0.421, SLG: 0.419 (1, 3)	0-0 G4-6-3 1-2			0-0 BB 1B		0-0 F7		4-0 BB	4-0 1B BB	3	1	1	0	2	0	3				
Nick Esasky, R OBP: 0.317, SLG: 0.453 Tom Lawless, R OBP: 0.167, SLG: 0.167 (9, PR)		0-3 K		4-0 1B 1B SF8 BB		4-0 1-2 BB		0-3 K	0-0 1-2 1B	3	1	1	0	2	2	1				
Dave Concepcion, R OBP: 0.328, SLG: 0.327 (1, 6)		0-0 6-3		0-0 SF8 1B 1-2 2H		0-0 4-3		4-0 SH3-4 1B BB	0-0 5-3	4	1	1	1	1	0	3				
Dann Bilardello, R OBP: 0.452, SLG: 0.400 (1, 2)		1-0 HBP		0-0 1B 1-2 2-3 1B		0-0 1-3		0-0 SH3-4		2	0	1	0	0	0	0				
Jeff Russell, R OBP: 0.375, SLG: 0.429 Tom Hume, R (8, 1)		0-3 K		0-0 SF8 2-3 3H		0-0 F3		0-0 2H 1B		3	0	1	2	0	1	1				
Inning Stats	R: 1 E: 1 K: 1 S: 7	H: 2 LOB: 1 BB: 0 P: 7	R: 0 E: 0 K: 2 S: 7	H: 0 LOB: 1 BB: 0 P: 8	R: 0 E: 0 K: 1 S: 6	H: 1 LOB: 1 BB: 0 P: 6	R: 2 E: 0 K: 1 S: 9	H: 4 LOB: 3 BB: 1 P: 13	R: 0 E: 0 K: 0 S: 3	H: 0 LOB: 1 BB: 1 P: 7	R: 0 E: 0 K: 2 S: 7	H: 0 LOB: 1 BB: 1 P: 11	R: 1 E: 0 K: 1 S: 6	H: 1 LOB: 1 BB: 1 P: 10	R: 0 E: 0 K: 1 S: 6	H: 1 LOB: 2 BB: 1 P: 10		1B: 10 2B: 0 3B: 0 HR: 0	SF: 1 SAC: 1 DP: 1 HBP: 1	WP: 0 PB: 0 SB: 0 CS: 1
PITCHER	IP WLS BF H R ER SO	IP WLS BF H R ER SO	IP WLS BF H R ER SO	IP WLS BF H R ER SO	IP WLS BF H R ER SO	IP WLS BF H R ER SO	IP WLS BF H R ER SO	IP WLS BF H R ER SO	IP WLS BF H R ER SO	IP WLS BF H R ER SO	IP WLS BF H R ER SO	IP WLS BF H R ER SO	IP WLS BF H R ER SO	IP WLS BF H R ER SO	IP WLS BF H R ER SO	IP WLS BF H R ER SO	ERA WHIP	ERA WHIP		
Mike Krukow, R ERA: 4.71	3.1	19	7	3	2	4	1	0	0	0	0	0	0	0	0	0	5.40	2.400		
Frank Williams, R ERA: 5.14	3.2	14	1	0	0	3	3	0	0	0	0	0	0	0	0	0	0.00	1.091		
Greg Minton, R ERA: 7.04	1.0	W	5	1	1	1	1	0	0	0	0	0	0	6	10	9.00	2.000			
Gary Lavelle, L ERA: 1.26	1.0	S	5	1	0	0	1	0	0	0	0	0	0	6	10	0.00	2.000			


Batter	1	2	3	4	5	6	7	8	9	AB	R	H	RBI	BB	SO	LOB	BOTTOM			
Chili Davis, S OBP: 0.340, SLG: 0.435 (1, 8)	0-0 4-3		0-0 2B 2B		0-0 G6-4-3 1B		0-3 K	0-0 F7		5	1	2	1	0	1	3	Cincinnati Reds @ San Francisco Giants Candlestick Park, San Francisco, CA Fri Apr 20 1984, 9:05 PM EST Att: 17,709 - Unknown			
Manny Trillo, R OBP: 0.381, SLG: 0.579 (1, 4)	0-3 K		0-0 2B		0-0 G6-4-3 1-2		0-0 F8	0-0 FC5		5	0	1	1	0	1	5				
Jack Clark, R OBP: 0.393, SLG: 0.462 (1, 9)	0-0 F8		4-0 BB		0-0 6-3			0-0 E6 1B E 1B		3	1	0	0	1	0	0				
Al Oliver, L OBP: 0.220, SLG: 0.224 Joe Pittman, R OBP: 0.167, SLG: 0.200 (9, 6)		0-0 F9		0-0 F7		0-0 WP 1B		0-0 F6		4	0	1	0	0	0	3				
Jeffrey Leonard, R OBP: 0.340, SLG: 0.444 (1, 7)		0-3 K		4-0 CS BB		4-0 1-2 BB		0-0 E5 1B		2	1	0	0	2	1	1				
Joel Youngblood, R OBP: 0.306, SLG: 0.283 (1, 5)		0-0 F8		0-0 F3 1-2		0-3 K		0-0 1B 1-2 2-3 1B		4	1	1	0	0	1	3				
Bob Brenly, R OBP: 0.362, SLG: 0.367 Gene Richards, L OBP: 0.444, SLG: 0.286 Steve Nicosia, R OBP: 0.333, SLG: 0.250 Scot Thompson, L OBP: 0.333, SLG: 0.250 (9, 3)			4-0 2B BB		0-0 F4		0-0 4-3	0-0 WP 1B		1	1	0	0	1	0	0				
Fran Mullins, R Dusty Baker Jr., R OBP: 0.687, SLG: 0.600 Gary Lavelle, S (9, 1)			0-0 F8		0-0 1-3		0-0 F5	0-0 FC5 1B 1-1 2H 3H 1B		3	0	0	0	0	0	1				
Mike Krukow, R OBP: 0.125, SLG: 0.125 Frank Williams, R (7, PH) Duane Kuiper, L OBP: 0.111, SLG: 0.111 Johnnie LeMaster, R OBP: 0.000, SLG: 0.000 Greg Minton, S (8, PH) John Rabe, R OBP: 0.000, SLG: 1.000 (9, 2)			0-0 4-3		4-0 1B		4-0 BB	0-0 1-2 1B		1	0	0	0	0	0	0				
Inning Stats	R: 0 E: 0 K: 1 S: 5	H: 0 LOB: 0 BB: 0 P: 5	R: 0 E: 0 K: 1 S: 5	H: 0 LOB: 0 BB: 0 P: 5	R: 2 E: 0 K: 0 S: 5	H: 2 LOB: 2 BB: 2 P: 13	R: 0 E: 0 K: 0 S: 2	H: 0 LOB: 0 BB: 1 P: 6	R: 0 E: 0 K: 1 S: 6	H: 1 LOB: 2 BB: 1 P: 10	R: 0 E: 0 K: 1 S: 5	H: 0 LOB: 1 BB: 1 P: 9	R: 4 E: 2 K: 0 S: 9	H: 4 LOB: 2 BB: 0 P: 9	R: 0 E: 0 K: 0 S: 9	H: 0 LOB: 0 BB: 0 P: 9		1B: 6 2B: 2 3B: 0 HR: 0	SF: 0 SAC: 0 DP: 1 HBP: 0	WP: 2 PB: 0 SB: 0 CS: 1
PITCHER	IP WLS BF H R ER SO	IP WLS BF H R ER SO	IP WLS BF H R ER SO	IP WLS BF H R ER SO	IP WLS BF H R ER SO	IP WLS BF H R ER SO	IP WLS BF H R ER SO	IP WLS BF H R ER SO	IP WLS BF H R ER SO	IP WLS BF H R ER SO	IP WLS BF H R ER SO	IP WLS BF H R ER SO	IP WLS BF H R ER SO	IP WLS BF H R ER SO	IP WLS BF H R ER SO	IP WLS BF H R ER SO	ERA WHIP	ERA WHIP		
Jeff Russell, R ERA: 4.76	7.1	L	33	5	5	3	4	0	0	0	0	0	0	0	0	0	3.68	1.500		
Tom Hume, R ERA: 5.99	0.2		5	3	1	0	0	0	0	0	0	0	0	0	0	0	0.00	4.500		




Batter	1	2	3	4	5	6	7	8	9	AB	R	H	RBI	BB	SO	LOB	TOP																	
Tom Lawless, R OBP: 0.273, SLG: 0.200 (1, 5)										4	1	1	0	1	0	2	Cincinnati Reds @ San Francisco Giants Candlestick Park, San Francisco, CA Sat Apr 21 1984, 6:33 AM EST Att: 15,942 - Unknown																	
Eddie Milner, L OBP: 0.383, SLG: 0.412 (1, 8)										4	0	0	0	1	0	1																		
Cesar Cedeno, R OBP: 0.280, SLG: 0.292 (1, 7)										5	0	2	1	0	1	2																		
Dave Parker, L OBP: 0.281, SLG: 0.300 (1, 9)										5	0	0	0	0	0	4																		
Dan Driessen, L OBP: 0.452, SLG: 0.441 (1, 3)										3	2	2	0	1	0	0																		
Dave Concepcion, R OBP: 0.344, SLG: 0.365 (1, 6)										3	1	2	1	0	0	2																		
Ron Oester, S OBP: 0.236, SLG: 0.302 (1, 4)										4	0	1	0	0	1	2																		
Brad Gulden, L OBP: 0.091, SLG: 0.091 (8, 1)										3	0	0	0	0	0	3																		
Mike Smith, R (8, 1)										0	0	0	0	0	0	0																		
Tom Hume, R (8, 1)										0	0	0	0	0	0	0																		
Joe Price, R OBP: 0.222, SLG: 0.333 (8, 1)										2	0	1	1	0	0	0																		
Ted Power, R (8, 1)										0	0	0	0	0	0	0																		
Dann Bilardello, R OBP: 0.442, SLG: 0.389 (8, PH)										1	0	0	0	0	0	0																		
Duane Kuiper, L OBP: 0.400, SLG: 0.143 (8, PH)										0	1	0	0	1	0	0																		
Tony Perez, R OBP: 0.402, SLG: 0.625 (8, PH)										1	0	1	2	0	0	0																		
Alex Trevino, R OBP: 0.200, SLG: 0.200 (8, 2)										0	0	0	0	0	0	0																		
Inning Stats	R: 1 E: 0 K: 0 S: 5	H: 2 LOB: 2 BB: 1 P: 9	R: 0 E: 0 K: 0 S: 3	H: 0 LOB: 0 BB: 0 P: 3	R: 0 E: 0 K: 0 S: 4	H: 1 LOB: 1 BB: 0 P: 4	R: 2 E: 0 K: 1 S: 8	H: 3 LOB: 1 BB: 0 P: 8	R: 0 E: 0 K: 0 S: 4	H: 2 LOB: 2 BB: 1 P: 4	R: 0 E: 0 K: 0 S: 4	H: 1 LOB: 2 BB: 1 P: 8	R: 2 E: 0 K: 0 S: 4	H: 1 LOB: 1 BB: 2 P: 12	R: 0 E: 0 K: 1 S: 5	H: 0 LOB: 0 BB: 0 P: 5	1B: 7 2B: 2 3B: 1 HR: 0	SF: 0 SAC: 1 DP: 1 HBP: 0	WP: 0 PB: 0 SB: 2 CS: 0	PA: 40														
PITCHER	IP WLS BF H R ER SO BB IBB HBP BLK WP HR S P ERA WHIP																																	
Bill Laskey, R ERA: 2.25 (1, 1)	6.2	30	9	3	3	1	2	0	0	0	0	0	0	0	30	38	4.05	1.650																
Randy Lerch, L ERA: 3.88 (7, 1)	0.1	1	0	0	0	0	0	0	0	0	0	0	0	1	1	0.00	0.000																	
Greg Minton, R ERA: 7.45 (8, 1)	2.0	L	9	1	2	2	1	1	1	0	0	0	0	0	9	17	9.00	1.000																

Batter	1	2	3	4	5	6	7	8	9	AB	R	H	RBI	BB	SO	LOB	BOTTOM																
Chili Davis, S OBP: 0.308, SLG: 0.392 (1, 8)										5	0	0	0	0	1	4	Cincinnati Reds @ San Francisco Giants Candlestick Park, San Francisco, CA Sat Apr 21 1984, 6:33 AM EST Att: 15,942 - Unknown																
Manny Trillo, R OBP: 0.368, SLG: 0.548 (1, 4)										5	1	1	0	0	1	1																	
Jack Clark, R OBP: 0.400, SLG: 0.473 (1, 9)										3	2	1	0	1	1	0																	
Jeffrey Leonard, R OBP: 0.352, SLG: 0.469 (1, 7)										4	1	2	1	0	2	2																	
Joel Youngblood, R OBP: 0.340, SLG: 0.327 (1, 5)										3	0	2	3	1	0	1																	
Bob Brenly, R OBP: 0.351, SLG: 0.333 (9, 2)										3	0	0	0	0	0	3																	
Steve Nicosia, R OBP: 0.231, SLG: 0.273 (1, 2)										3	0	2	0	0	1	1																	
Scot Thompson, L OBP: 0.300, SLG: 0.222 (9, 3)										1	0	0	0	0	0	1																	
Fran Mullins, R OBP: 0.250, SLG: 0.100 (1, 6)										3	0	1	0	0	1	2																	
Gene Richards, L OBP: 0.474, SLG: 0.286 (9, PH)										0	0	0	0	1	0	0																	
Bill Laskey, R (1, 1)										2	0	0	0	0	1	3																	
Randy Lerch, L (7, 1)										0	0	0	0	0	0	0																	
Duane Kuiper, L OBP: 0.400, SLG: 0.143 (7, PH)										1	0	0	0	0	0	0																	
Greg Minton, S (8, 1)										0	0	0	0	0	0	0																	
Al Oliver, L OBP: 0.216, SLG: 0.220 (9, PH)										1	0	0	0	0	0	1																	
Inning Stats	R: 0 E: 0 K: 2 S: 7	H: 0 LOB: 0 BB: 0 P: 7	R: 0 E: 0 K: 0 S: 3	H: 1 LOB: 0 BB: 0 P: 3	R: 0 E: 0 K: 0 S: 4	H: 2 LOB: 1 BB: 0 P: 4	R: 0 E: 1 K: 2 S: 8	H: 0 LOB: 2 BB: 1 P: 12	R: 0 E: 0 K: 2 S: 8	H: 1 LOB: 1 BB: 0 P: 8	R: 3 E: 0 K: 1 S: 8	H: 3 LOB: 1 BB: 1 P: 12	R: 0 E: 0 K: 0 S: 3	H: 0 LOB: 0 BB: 0 P: 3	R: 1 E: 0 K: 1 S: 7	H: 2 LOB: 1 BB: 0 P: 7	R: 0 E: 0 K: 0 S: 3	H: 0 LOB: 1 BB: 1 P: 7	1B: 5 2B: 4 3B: 0 HR: 0	SF: 0 SAC: 1 DP: 1 HBP: 0	WP: 0 PB: 0 SB: 1 CS: 1	PA: 39											
PITCHER	IP WLS BF H R ER SO BB IBB HBP BLK WP HR S P ERA WHIP																																
Joe Price, L ERA: 6.1 (1, 1)	5.0	23	7	3	3	0	6	2	0	0	0	0	0	8	8	0.00	0.000																
Ted Power, R ERA: 4.7 (6, 1)	2.0	W	6	0	0	0	1	0	0	0	0	0	0	8	8	0.00	0.000																
Mike Smith, R ERA: 5.4 (8, 1)	0.1	3	2	1	1	1	0	0	0	0	0	0	0	5	5	27.00	6.000																
Tom Hume, R ERA: 4.76 (8, 1)	1.2	S	6	0	0	0	0	1	0	0	0	0	0	5	9	0.00	0.600																




Batter	1	2	3	4	5	6	7	8	9	AB	R	H	RBI	BB	SO	LOB	TOP										
Gary Redus, R OBP: 0.294, SLG: 0.267 (1, 7)	F9		S SF7 1B		F4		E6 2B		F3	5	2	1	0	0	0	0	Cincinnati Reds @ Atlanta Braves Atlanta-Fulton County Stadium, Atlanta, GA Tue Apr 24 1984, 6:05 PM EST Att: 10,969 - Unknown AB 37 R 2 H 10 RBI 2 BB 1 SO 8 LOB 15 										
Eddie Milner, L OBP: 0.385, SLG: 0.436 (1, 8)	F7		SF7 1-H		5-3 1B		2B 2-H		F9	4	0	2	2	0	0	0											
Dave Concepcion, R OBP: 0.352, SLG: 0.371 (1, 6)					5-3 1-2 1B		K2-3		F9	5	0	2	0	0	1	2											
Dave Parker, L OBP: 0.294, SLG: 0.313 (1, 9)	F7				F9				2B 1B	4	0	2	0	0	0	2											
Dan Driessen, L OBP: 0.404, SLG: 0.385 (1, 3)		F7	F7				2-3		K	4	0	0	0	0	1	3											
Nick Esasky, R OBP: 0.313, SLG: 0.429 Duane Walker, L OBP: 0.600, SLG: 0.750 Tom Lawless, R OBP: 0.376, SLG: 0.231 (1, 5)		K			K					3	0	0	0	0	3	0											
Ron Oester, S OBP: 0.254, SLG: 0.333 (1, 4)					6-3		4-3			3	0	1	0	1	0	0											
Dann Bilardello, R OBP: 0.438, SLG: 0.375 Tony Perez, R OBP: 0.587, SLG: 0.552 John Franco, L (8, PH)		5-3							F7 K	3	0	1	0	0	0	1											
Bruce Berenyi, R Paul Householder, S Tom Hume, R Bob Owchinko, L Ted Power, R Brad Gulden, L OBP: 0.143, SLG: 0.143 (1, 1)					K		F6		K F7	2	0	0	0	0	1	1											
Inning Stats	R: 0 E: 0 K: 0 S: 4	H: 1 LOB: 1 BB: 0 P: 4	R: 0 E: 0 K: 1 S: 6	H: 1 LOB: 1 BB: 0 P: 6	R: 1 E: 0 K: 1 S: 8	H: 3 LOB: 2 BB: 0 P: 8	R: 0 E: 0 K: 1 S: 6	H: 1 LOB: 1 BB: 0 P: 6	R: 0 E: 0 K: 0 S: 5	H: 0 LOB: 0 BB: 0 P: 5	R: 1 E: 0 K: 2 S: 9	H: 1 LOB: 1 BB: 0 P: 9	R: 0 E: 0 K: 2 S: 9	H: 2 LOB: 3 BB: 1 P: 13	R: 0 E: 0 K: 0 S: 3	H: 0 LOB: 0 BB: 0 P: 3		1B: 7 2B: 3 3B: 0 HR: 0	SF: 1 SAC: 0 DP: 0 HBP: 0	WP: 0 PB: 0 SB: 2 CS: 0	PA: 39						
PITCHER	IP	WLS	BF	H	R	ER	SO	BB	IBB	HBP	BLK	WP	HR	S	P	ERA	WHIP										
Len Barker, R ERA: 4.3	7.0	W	30	8	2	1	6	0	0	0	0	0	0	42	42	1.29	1.143										
Jeff Dedmon, R ERA:	0.1		4	2	0	0	1	0	1	0	0	0	0	5	9	0.00	6.000										
Steve Bedrosian, R ERA: 0.79	1.2	S	5	0	0	0	1	0	0	0	0	0	0	7	7	0.00	0.000										


Batter	1	2	3	4	5	6	7	8	9	AB	R	H	RBI	BB	SO	LOB	BOTTOM										
Claudell Washington, L OBP: 0.375, SLG: 0.533 (1, 9)	4-3						F8			4	0	2	1	1	0	1	Cincinnati Reds @ Atlanta Braves Atlanta-Fulton County Stadium, Atlanta, GA Tue Apr 24 1984, 6:05 PM EST Att: 10,969 - Unknown AB 32 R 4 H 13 RBI 4 BB 6 SO 8 LOB 21 										
Rafael Ramirez, R OBP: 0.318, SLG: 0.290 (1, 6)										4	0	4	1	1	0	0											
Dale Murphy, R OBP: 0.324, SLG: 0.379 (1, 8)										4	0	0	0	1	1	7											
Bob Horner, R OBP: 0.242, SLG: 0.339 (1, 5)										3	0	0	1	0	2	1											
Chris Chambliss, L OBP: 0.271, SLG: 0.358 (1, 3)										4	1	3	0	0	0	0											
Terry Harper, R OBP: 0.250, SLG: 0.250 (1, 7)										4	0	1	0	0	2	5											
Glenn Hubbard, R OBP: 0.407, SLG: 0.477 (1, 4)										2	1	1	1	2	0	0											
Bruce Benedict, R OBP: 0.340, SLG: 0.354 (1, 2)										3	1	1	0	1	0	3											
Len Barker, R OBP: 0.200, SLG: 0.222 Gerald Perry, L OBP: 0.357, SLG: 0.286 Jeff Dedmon, L Steve Bedrosian, R (8, 1)										2	0	0	0	0	2	2											
Inning Stats	R: 0 E: 0 K: 2 S: 8	H: 1 LOB: 1 BB: 0 P: 8	R: 1 E: 0 K: 2 S: 9	H: 2 LOB: 0 BB: 0 P: 9	R: 0 E: 0 K: 1 S: 5	H: 1 LOB: 0 BB: 0 P: 5	R: 0 E: 0 K: 1 S: 5	H: 1 LOB: 2 BB: 0 P: 5	R: 1 E: 1 K: 0 S: 4	H: 1 LOB: 2 BB: 1 P: 8	R: 1 E: 0 K: 1 S: 8	H: 3 LOB: 3 BB: 1 P: 12	R: 1 E: 0 K: 1 S: 6	H: 2 LOB: 2 BB: 2 P: 14	R: 1 E: 0 K: 1 S: 6	H: 2 LOB: 2 BB: 2 P: 14		1B: 9 2B: 4 3B: 0 HR: 0	SF: 1 SAC: 0 DP: 2 HBP: 0	WP: 0 PB: 0 SB: 1 CS: 1	PA: 40						
PITCHER	IP	WLS	BF	H	R	ER	SO	BB	IBB	HBP	BLK	WP	HR	S	P	ERA	WHIP										
Bruce Berenyi, R ERA: 4.71	6.0		26	8	2	2	6	2	1	0	0	0	0	4	8	3.00	1.667										
Tom Hume, R ERA: 5.25	0.2	L	5	2	1	1	0	1	0	0	0	0	0	4	8	13.50	4.500										
Bob Owchinko, L ERA: 4.5	0.0		1	1	0	0	0	0	0	0	0	0	0	1	1	∞	∞										
Ted Power, R ERA: 4.86	0.1		1	0	0	0	1	0	0	0	0	0	0	3	3	0.00	0.000										
John Franco, L ERA: 9.0	1.0		6	2	1	1	1	2	0	0	0	0	0	6	14	9.00	4.000										

Batter	1	2	3	4	5	6	7	8	9	AB	R	H	RBI	BB	SO	LOB	TOP									
Gary Redus, R OBP: 0.339, SLG: 0.333 (1, 7)										3	1	2	0	2	0	0	Cincinnati Reds @ Atlanta Braves Atlanta-Fulton County Stadium, Atlanta, GA Wed Apr 25 1984, 6:05 PM EST Att: 13,886 - Unknown									
Eddie Milner, L OBP: 0.386, SLG: 0.424 (1, 8)										4	0	1	1	1	0	4										
Dave Concepcion, R OBP: 0.342, SLG: 0.493 (1, 6)										5	1	1	1	0	1	4										
Dave Parker, L OBP: 0.278, SLG: 0.294 (1, 9)										4	0	0	0	0	0	2										
Tony Perez, R OBP: 0.343, SLG: 0.485 Bob Owchinko, L (8, 1)										4	0	0	0	0	1	1										
Brad Lesley, R (8, 1)										0	0	0	0	0	0	0										
Nick Esasky, R OBP: 0.313, SLG: 0.414 Ron Oester, S (7, PR) (7, 4)										2	0	0	0	1	0	0										
Tom Lawless, R OBP: 0.368, SLG: 0.438 (1, 4) (7, 5)										3	1	1	1	0	0	0										
Dann Bilardello, R OBP: 0.442, SLG: 0.386 (1, 2)										4	0	2	1	0	1	0										
Mario Soto, R OBP: 0.083, SLG: 0.083 Ted Power, R (8, 1)										2	0	0	0	0	1	1										
Dan Driessen, L OBP: 0.417, SLG: 0.400 (8, 3)										1	0	1	0	0	0	0										
Inning Stats	R: 1 E: 0 K: 1 S: 7	H: 2 LOB: 1 BB: 0 P: 7	R: 1 E: 0 K: 0 S: 5	H: 2 LOB: 2 BB: 1 P: 9	R: 0 E: 1 K: 0 S: 3	H: 0 LOB: 0 BB: 0 P: 3	R: 0 E: 0 K: 0 S: 3	H: 0 LOB: 0 BB: 0 P: 3	R: 0 E: 0 K: 1 S: 5	H: 0 LOB: 0 BB: 0 P: 5	R: 0 E: 0 K: 0 S: 3	H: 0 LOB: 0 BB: 0 P: 3	R: 1 E: 0 K: 0 S: 4	H: 1 LOB: 2 BB: 2 P: 12	R: 1 E: 0 K: 0 S: 4	H: 1 LOB: 0 BB: 0 P: 4	R: 0 E: 0 K: 2 S: 9	H: 2 LOB: 3 BB: 1 P: 13	1B: 5 2B: 0 3B: 1 HR: 2	SF: 0 SAC: 2 DP: 1 HBP: 0	WP: 0 PB: 0 SB: 2 CS: 0	PA: 39				
PITCHER	IP	WLS	BF	H	R	ER	SO	BB	IBB	HBP	BLK	WP	HR	S	P	ERA	WHIP									
Ken Dayley, L ERA: 5.3 Jeff Dedmon, R ERA:	(1, 1) 8.0	L 33	6	4	4	4	2	2	1	0	0	0	0	2	34	46	4.50	1.000								
(9, 1) 1.0	6	2	0	0	0	2	0	0	1	0	0	0	0	9	13	0.00	2.000									

Batter	1	2	3	4	5	6	7	8	9	AB	R	H	RBI	BB	SO	LOB	BOTTOM								
Claudell Washington, L OBP: 0.390, SLG: 0.571 (1, 9)										3	1	1	2	2	0	1	Cincinnati Reds @ Atlanta Braves Atlanta-Fulton County Stadium, Atlanta, GA Wed Apr 25 1984, 6:05 PM EST Att: 13,886 - Unknown								
Rafael Ramirez, R OBP: 0.315, SLG: 0.288 (1, 6)										4	0	1	0	0	0	3									
Dale Murphy, R OBP: 0.319, SLG: 0.371 (1, 8)										4	0	1	1	0	2	2									
Bob Horner, R OBP: 0.242, SLG: 0.322 (1, 5)										3	0	0	0	1	0	1									
Chris Chambliss, L OBP: 0.254, SLG: 0.333 Jeff Dedmon, L (9, 1)										4	0	0	0	0	0	0									
Terry Harper, R OBP: 0.375, SLG: 0.375 (1, 7)										4	0	2	0	0	0	2									
Glenn Hubbard, R OBP: 0.397, SLG: 0.458 Albert Hall, S (9, PR)										4	0	1	0	0	0	2									
Bruce Benedict, R OBP: 0.321, SLG: 0.333 (1, 2)										3	0	0	0	0	0	1									
Ken Dayley, L OBP: 0.500, SLG: 0.500 Gerald Perry, L (8, PH) (9, 3)										2	1	1	0	0	1	0									
Inning Stats	R: 0 E: 0 K: 1 S: 5	H: 0 LOB: 1 BB: 1 P: 9	R: 0 E: 0 K: 0 S: 3	H: 0 LOB: 0 BB: 0 P: 3	R: 1 E: 0 K: 0 S: 4	H: 2 LOB: 1 BB: 1 P: 8	R: 0 E: 1 K: 0 S: 4	H: 1 LOB: 1 BB: 0 P: 4	R: 0 E: 0 K: 1 S: 5	H: 0 LOB: 0 BB: 0 P: 5	R: 0 E: 0 K: 0 S: 4	H: 1 LOB: 1 BB: 0 P: 4	R: 2 E: 0 K: 0 S: 6	H: 3 LOB: 2 BB: 1 P: 10	R: 0 E: 0 K: 0 S: 4	H: 1 LOB: 1 BB: 0 P: 4		1B: 7 2B: 0 3B: 0 HR: 1	SF: 0 SAC: 1 DP: 0 HBP: 0	WP: 0 PB: 0 SB: 1 CS: 1	PA: 38				
PITCHER	IP	WLS	BF	H	R	ER	SO	BB	IBB	HBP	BLK	WP	HR	S	P	ERA	WHIP								
Mario Soto, R ERA: 3.47 Ted Power, R ERA: 4.79 Bob Owchinko, L ERA: 4.15 Brad Lesley, R ERA:	(1, 1) 7.0	W 29	2	0	0	0	0	1	0	0	0	0	0	1	5	0.00	3.000								
(8, 1) 0.1	1	0	0	0	0	0	0	0	0	0	0	0	0	1	1	0.00	0.000								
(8, 1) 0.1	S 5	1	0	0	0	0	0	0	0	0	0	0	0	5	5	0.00	0.750								



Batter	1	2	3	4	5	6	7	8	9	AB	R	H	RBI	BB	SO	LOB	TOP										
Duane Walker, L (1,7) OBP: 0.680, SLG: 0.800	FC1-6 1B	FC1-6 1B		BB		BB	4-3 1B		0-0 1B	3	0	3	0	2	0	0	Cincinnati Reds @ Atlanta Braves Atlanta-Fulton County Stadium, Atlanta, GA Thu Apr 26 1984, 6:05 PM EST Att: 11,068 - Unknown livebaseballscorecards.com AB 33 R 1 H 7 RBI 1 BB 5 SO 1 LOB 18 										
Eddie Milner, L (1,8) OBP: 0.385, SLG: 0.397 Tony Perez, R (9,PH) OBP: 0.333, SLG: 0.471	F9	F8		F4			4-3 1-2		0-0 F9	4	0	0	0	0	0	7											
Dave Concepcion, R (1,6) OBP: 0.321, SLG: 0.375	FC1-6 1-2		6-3		6-3		6-3		0-0 6-3	5	0	0	0	0	0	3											
Dave Parker, L (1,9) OBP: 0.276, SLG: 0.282	BB		F7		F6		F8			3	0	0	0	1	0	1											
Dan Driessen, L (1,3) OBP: 0.423, SLG: 0.465	F3		BB		3-1				HR	3	1	1	1	1	0	2											
Nick Esasky, R (1,5) OBP: 0.296, SLG: 0.387		F8	5-3 1-2			F8			5-3	4	0	0	0	0	0	1											
Ron Oester, S (1,4) OBP: 0.265, SLG: 0.338		K		SH1-4 1B					F7	4	0	2	0	0	1	0											
Dann Bilardello, R (1,2) OBP: 0.429, SLG: 0.362 Tom Hume, R (8,1)	BB 1B BB		F8		F7		F7		1-3	3	0	0	0	1	0	2											
Jeff Russell, R (1,1) OBP: 0.400, SLG: 0.444 Brad Gulden, L (8,2) OBP: 0.133, SLG: 0.133	BB 1B		SH1-4 1-2			4-3			F3	2	0	1	0	0	0	1											
										1	0	0	0	0	0	0											
Inning Stats	R: 0 E: 0 K: 0 S: 4	H: 1 LOB: 2 BB: 1 P: 8	R: 0 E: 0 K: 1 S: 6	H: 1 LOB: 3 BB: 2 P: 14	R: 0 E: 0 K: 0 S: 3	H: 0 LOB: 1 BB: 1 P: 7	R: 0 E: 0 K: 0 S: 4	H: 1 LOB: 2 BB: 1 P: 8	R: 0 E: 0 K: 0 S: 3	H: 0 LOB: 0 BB: 0 P: 3	R: 0 E: 0 K: 0 S: 4	H: 1 LOB: 1 BB: 0 P: 4	R: 0 E: 0 K: 0 S: 4	H: 1 LOB: 0 BB: 0 P: 4	R: 0 E: 0 K: 0 S: 4	H: 1 LOB: 1 BB: 0 P: 4	R: 0 E: 0 K: 0 S: 4	H: 1 LOB: 1 BB: 0 P: 4	1B: 6 2B: 0 3B: 0 HR: 1	SF: 0 SAC: 1 DP: 0 HBP: 0	WP: 0 PB: 0 SB: 2 CS: 0	PA: 39					
PITCHER	IP	WLS	BF	H	R	ER	SO	BB	IBB	HBP	BLK	WP	HR	S	P	ERA	WHIP										
Craig McMurtry, R (1,1) ERA: 3.31	8.1	W	37	7	1	1	1	5	0	0	0	0	1	34	54	1.08	1.440										
Terry Forster, L (9,1) ERA:	0.2	S	2	0	0	0	0	0	0	0	0	0	0	2	2	0.00	0.000										

Batter	1	2	3	4	5	6	7	8	9	AB	R	H	RBI	BB	SO	LOB	BOTTOM										
Claudell Washington, L (1,9) OBP: 0.383, SLG: 0.552 Albert Hall, S (8,9) OBP: 0.150, SLG: 0.158	F7	F7		FC3-6 S 1-2 2-3 3-4			1B			4	0	1	1	0	0	3	Cincinnati Reds @ Atlanta Braves Atlanta-Fulton County Stadium, Atlanta, GA Thu Apr 26 1984, 6:05 PM EST Att: 11,068 - Unknown livebaseballscorecards.com AB 29 R 2 H 6 RBI 2 BB 3 SO 1 LOB 21 										
Rafael Ramirez, R (1,6) OBP: 0.312, SLG: 0.286	E6 BB HBP 1B		BB 1B	5-3 1-2			F9			4	1	1	0	0	0	3											
Chris Chambliss, L (1,3) OBP: 0.289, SLG: 0.333	HBP BB 1-2 1B		BB G1-6-3 BB		4-3		F8			3	0	1	0	1	0	1											
Bob Horner, R (1,5) OBP: 0.243, SLG: 0.306	HBP BB 1-2 2-3		F4		5-3		F9			3	0	0	0	1	0	3											
Terry Harper, R (1,7) OBP: 0.333, SLG: 0.273	G6-4-3 HBP		G1-6-3 1-2		F8				1-3	3	0	0	1	0	0	2											
Dale Murphy, R (1,8) OBP: 0.316, SLG: 0.354	G6-4-3 1-2		BB FC3-6 BB			6-3			6-3	3	1	0	0	1	0	3											
Glenn Hubbard, R (1,4) OBP: 0.419, SLG: 0.471			FC6-4 1B		FC3-6 1-2 1B		4-3 HBP		F8	3	0	2	0	0	0	0											
Bruce Benedict, R (1,2) OBP: 0.305, SLG: 0.315		FC6-4 1-2		F8		4-3			4-3	3	0	0	0	0	0	4											
Craig McMurtry, R (1,1) OBP: 0.100, SLG: 0.100 Terry Forster, L (9,1) ERA:			K		FC3-6 1-2 2-3 1B		4-3			3	0	1	0	0	1	2											
										0	0	0	0	0	0	0											
Inning Stats	R: 1 E: 1 K: 0 S: 4	H: 1 LOB: 2 BB: 1 P: 9	R: 0 E: 0 K: 1 S: 6	H: 1 LOB: 1 BB: 0 P: 6	R: 0 E: 0 K: 0 S: 3	H: 1 LOB: 1 BB: 1 P: 7	R: 1 E: 0 K: 0 S: 5	H: 2 LOB: 2 BB: 1 P: 9	R: 0 E: 0 K: 0 S: 3	H: 0 LOB: 0 BB: 0 P: 3	R: 0 E: 0 K: 0 S: 3	H: 0 LOB: 1 BB: 0 P: 4	R: 0 E: 0 K: 0 S: 4	H: 1 LOB: 1 BB: 0 P: 4	R: 0 E: 0 K: 0 S: 3	H: 0 LOB: 0 BB: 0 P: 3	R: 0 E: 0 K: 0 S: 3	H: 0 LOB: 0 BB: 0 P: 3	1B: 6 2B: 0 3B: 0 HR: 0	SF: 0 SAC: 0 DP: 2 HBP: 2	WP: 0 PB: 0 SB: 1 CS: 0	PA: 34					
PITCHER	IP	WLS	BF	H	R	ER	SO	BB	IBB	HBP	BLK	WP	HR	S	P	ERA	WHIP										
Jeff Russell, R (1,1) ERA: 3.75	7.0	L	31	6	2	1	1	3	0	2	0	0	0	28	42	1.29	1.286										
Tom Hume, R (8,1) ERA: 4.85	1.0		3	0	0	0	0	0	0	0	0	0	0	3	3	0.00	0.000										

Batter	1	2	3	4	5	6	7	8	9	AB	R	H	RBI	BB	SO	LOB	TOP										
Johnnie LeMaster, R (1, 6) Gene Richards, L (9, PH) OBP: 0.267, SLG: 0.259 OBP: 0.455, SLG: 0.308	0-3 K		0-0 F8		0-0 FC4-6		0-0 F8		0-0 FC6	4	0	0	0	0	1	2	San Francisco Giants @ Cincinnati Reds Riverfront Stadium, Cincinnati, OH Fri Apr 27 1984, 6:05 PM EST Att: 20,452 - Unknown										
Manny Trillo, R (1, 4) OBP: 0.372, SLG: 0.500	0-0 5-3		0-0 F9		0-3 K		0-0 F8		0-0 FC6-4	5	0	1	1	0	1	1											
Dusty Baker Jr., R (1, 7) OBP: 0.625, SLG: 0.571	0-0 F8			0-0 F9		0-0 F8		0-0 E8	0-0 FC6-4	5	1	2	0	0	0	2											
Jack Clark, R (1, 3) OBP: 0.390, SLG: 0.439		0-0 F8		0-0 E4		0-0 F5		0-0 SF9		4	0	1	0	0	0	1											
Jeffrey Leonard, R (1, 8) OBP: 0.307, SLG: 0.426		0-0 F8		0-0 F9		0-0 F6		0-0 SF9		3	0	0	1	0	0	2											
Chili Davis, S (1, 9) Gary Lavelle, S (8, 1) OBP: 0.286, SLG: 0.361		0-0 E6		0-0 F9			0-0 F9		0-0 F8	4	1	1	0	0	0	3											
Joel Youngblood, R (1, 5) OBP: 0.338, SLG: 0.319		0-0 1B		0-0 F9			0-0 F9		0-0 6-3	4	0	1	0	0	0	3											
Bob Brenly, R (1, 2) OBP: 0.340, SLG: 0.326		0-0 F7			0-0 F8		0-3 K		0-0 FC6	4	1	1	0	0	1	3											
Mark Grant, R (1, 1) Duane Kuiper, L (7, PH) Randy Lerch, L (7, 1) Scot Thompson, L (8, 3) OBP: 0.353, SLG: 0.231 OBP: 0.667, SLG: 0.500 OBP: 0.308, SLG: 0.182			0-0 4-3		1-0 FC4-6		0-0 1B		4-0 FC6	1	0	0	0	0	0	0											
Inning Stats	R: 0 E: 0 K: 1 S: 5	H: 0 LOB: 0 BB: 0 P: 5	R: 0 E: 1 K: 0 S: 5	H: 1 LOB: 2 BB: 0 P: 5	R: 0 E: 0 K: 0 S: 3	H: 0 LOB: 0 BB: 0 P: 3	R: 0 E: 1 K: 0 S: 5	H: 1 LOB: 2 BB: 0 P: 5	R: 0 E: 0 K: 1 S: 5	H: 0 LOB: 1 BB: 0 P: 6	R: 0 E: 0 K: 0 S: 3	H: 0 LOB: 0 BB: 0 P: 3	R: 1 E: 0 K: 0 S: 5	H: 2 LOB: 1 BB: 0 P: 5	R: 1 E: 0 K: 0 S: 5	H: 2 LOB: 2 BB: 1 P: 9		1B: 7 2B: 1 3B: 0 HR: 0	SF: 1 SAC: 0 DP: 0 HBP: 1	WP: 0 PA: 39 PB: 0 CS: 0 SB: 0							
PITCHER	IP	WLS	BF	H	R	ER	SO	BB	IBB	HBP	BLK	WP	HR	S	P	ERA	WHIP										
Joe Price, L (1, 1) ERA: 4.88	7.0	W	28	4	1	1	3	0	0	1	0	0	0	33	34	1.29	0.571										
Tom Hume, R (8, 1) ERA: 4.73	0.1		3	2	1	0	0	0	0	0	0	0	0	3	3	0.00	6.000										
Brad Lesley, R (8, 1) ERA: 3.0	1.2	S	8	2	1	1	0	1	0	0	0	0	0	7	11	5.40	1.800										

AB	36
R	3
H	8
RBI	3
BB	1
SO	3
LOB	19



Batter	1	2	3	4	5	6	7	8	9	AB	R	H	RBI	BB	SO	LOB	BOTTOM										
Eddie Milner, L (1, 8) OBP: 0.367, SLG: 0.388	4-0 HR	0-0 CS			0-0 3-1			0-0 K		4	1	1	0	1	1	2	San Francisco Giants @ Cincinnati Reds Riverfront Stadium, Cincinnati, OH Fri Apr 27 1984, 6:05 PM EST Att: 20,452 - Unknown										
Ron Oester, S (1, 4) OBP: 0.276, SLG: 0.328	0-0 F9	0-0 CS	1-0 HR		0-0 F4		0-0 F4	4-0 1B		2	2	0	0	1	0	1											
Duane Walker, L (1, 7) Gary Redus, R (8, 7) OBP: 0.843, SLG: 0.889 OBP: 0.333, SLG: 0.327	0-0 HR		0-3 K		0-0 F3		0-0 F4	0-0 1B		3	1	1	2	0	1	1											
Dave Parker, L (1, 9) OBP: 0.288, SLG: 0.307	0-0 2B		0-0 F6		0-0 F8		0-0 F8	1-3 1B		4	1	2	0	0	0	1											
Dan Driessen, L (1, 3) OBP: 0.446, SLG: 0.543	4-0 BB		0-0 HR		0-0 F5		0-0 F5	1-3 1B		3	2	2	3	1	0	0											
Dave Concepcion, R (1, 6) OBP: 0.318, SLG: 0.408	0-0 F9		0-0 4-3		0-0 6-3		0-0 6-3	1-3 HR		4	1	1	3	0	0	2											
Nick Esasky, R (1, 5) Tom Lawless, R (8, 5) OBP: 0.369, SLG: 0.369 OBP: 0.400, SLG: 0.529	0-0 1-3			0-0 5-3		0-0 5-3	0-0 6-3	0-0 1B		3	0	0	0	0	0	2											
Dann Bilardello, R (1, 2) OBP: 0.417, SLG: 0.340		0-0 6-3		0-0 5-3		0-0 5-3	0-0 F3	4-0 1B		3	0	0	0	1	0	0											
Joe Price, R (1, 1) Cesar Cedeno, R (7, PH) Tom Hume, R (8, 1) Brad Lesley, R (8, 1) OBP: 0.182, SLG: 0.273 OBP: 0.290, SLG: 0.310 OBP: 1.000, SLG: 1.000		0-0 6-3		0-0 4-3		0-0 4-3	0-0 F4	0-0 FC5-4		2	0	0	0	0	0	0											
Inning Stats	R: 2 E: 0 K: 0 S: 5	H: 2 LOB: 2 BB: 2 P: 13	R: 0 E: 0 K: 0 S: 3	H: 1 LOB: 0 BB: 0 P: 3	R: 2 E: 0 K: 1 S: 6	H: 1 LOB: 0 BB: 0 P: 7	R: 0 E: 0 K: 0 S: 3	H: 0 LOB: 0 BB: 0 P: 3	R: 0 E: 0 K: 0 S: 3	H: 0 LOB: 0 BB: 0 P: 3	R: 0 E: 0 K: 0 S: 3	H: 0 LOB: 0 BB: 0 P: 3	R: 0 E: 0 K: 0 S: 3	H: 0 LOB: 0 BB: 0 P: 3	R: 5 E: 0 K: 1 S: 10	H: 5 LOB: 2 BB: 2 P: 18		1B: 4 2B: 2 3B: 0 HR: 3	SF: 0 SAC: 0 DP: 0 HBP: 1	WP: 0 PA: 38 PB: 0 CS: 1 SB: 1							
PITCHER	IP	WLS	BF	H	R	ER	SO	BB	IBB	HBP	BLK	WP	HR	S	P	ERA	WHIP										
Mark Grant, R (1, 1) ERA: 6.0	6.0	L	24	4	4	4	1	0	0	1	0	0	0	23	32	6.00	1.000										
Randy Lerch, L (7, 1) ERA: 2.45	1.0		3	0	0	0	0	0	0	0	0	0	0	3	3	0.00	0.000										
Gary Lavelle, L (8, 1) ERA: 3.71	1.0		10	5	5	5	1	1	1	0	0	0	1	10	18	45.00	6.000										

AB	32
R	9
H	9
RBI	9
BB	4
SO	2
LOB	10



Batter	1	2	3	4	5	6	7	8	9	10	11	12	13	AB R H RBI BB SO LOB	TOP															
Duane Kuiper, L OBP: 0.266, SLG: 0.176 (8, 4)	K		4-3	K		1-3			SH3-4 1B	BB			F9	4 0 0 0 0 2 1 2 1 1 0 1 0 0	San Francisco Giants @ Cincinnati Reds Riverfront Stadium, Cincinnati, OH Sat Apr 28 1984, 3:33 AM EST Att. 12,482 - Unknown															
Joel Youngblood, R OBP: 0.358, SLG: 0.311 (1, 5)	F2		K		PE 1B		1-3		SH3-4	BB			5-3	5 1 1 1 1 1 0																
Jack Clark, R OBP: 0.393, SLG: 0.472 (1, 9)	BB		HR		6-3		6-3		IBB	G6-4-3			F9	6 1 2 2 1 0 4																
Al Oliver, L OBP: 0.270, SLG: 0.261 Scott Thompson, L OBP: 0.286, SLG: 0.167 (9, PR) (9, 3)	6-3		F8						IBB				F1	4 0 2 1 1 0 1 1 0 0 0 0 0 0																
Dusty Baker Jr., R OBP: 0.650, SLG: 0.785 Jeffrey Leonard, R OBP: 0.312, SLG: 0.420 (1, 7) (8, 7) (9, 8)	BB			HR					IBB				7-2-4 BB	3 1 2 1 1 0 1 1 0 0 0 1 1 2																
Chili Davis, S OBP: 0.294, SLG: 0.409 Greg Minton, S OBP: 0.567, SLG: 0.500 (1, 8) (9, 1) (13, 1)	F6			HR			F8						7-2-4 BB	5 1 2 1 0 0 5 1 0 0 0 0 0 1 0 0 0 0 0 0 0																
John Rabb, R OBP: 0.529, SLG: 0.643 Bob Granly, R OBP: 0.340, SLG: 0.326 (1, 2) (13, 2)	K		F9		K					SH1-4 BB			CS 1B	5 1 1 0 1 2 4 0 0 0 0 0 0 0																
Johnnie LeMaster, R OBP: 0.277, SLG: 0.271 (1, 6)				SH2-4 1B			F6			SH1-4 BB			F6	5 0 2 0 0 0 2																
Mark Davis, L Steve Nicolas, R Rene Martin, R Frank Williams, R Gary Lavelle, S Gene Richards, L OBP: 0.487, SLG: 0.296 (1, 1) (8, PR) (8, 1) (8, 1) (8, 1) (8, 1)	K		SH2-4				F9			BB BB IBB			F3	1 0 0 0 0 0 1 2 0 0 0 0 0 0 0 0 1 0 0 0 0 0 0 0 1 0 0 0 0 0 0 0 1 0 0 0 0 1 0 0																
Inning Stats	R: 0 E: 0 K: 1 S: 5	H: 0 LOB: 1 BB: 1 P: 9	R: 0 E: 0 K: 2 S: 8	H: 1 LOB: 2 BB: 1 P: 12	R: 1 E: 0 K: 1 S: 6	H: 1 LOB: 0 BB: 0 P: 6	R: 2 E: 0 K: 1 S: 8	H: 3 LOB: 1 BB: 0 P: 8	R: 1 E: 0 K: 1 S: 8	H: 3 LOB: 2 BB: 0 P: 8	R: 0 E: 0 K: 0 S: 3	H: 1 LOB: 1 BB: 0 P: 4	R: 0 E: 0 K: 0 S: 4	H: 1 LOB: 1 BB: 0 P: 4		R: 1 E: 0 K: 1 S: 7	H: 2 LOB: 2 BB: 1 P: 11	R: 1 E: 0 K: 0 S: 2	H: 0 LOB: 0 BB: 1 P: 6	R: 0 E: 0 K: 0 S: 3	H: 1 LOB: 0 BB: 0 P: 3	R: 0 E: 0 K: 0 S: 3	H: 0 LOB: 0 BB: 0 P: 3	1B: 10 2B: 1 3B: 0 HR: 3	SF: 0 SAC: 3 DP: 2 HBP: 0	W/P: 0 PB: 1 SB: 0 CS: 1				
PITCHER	IP WLS BF H R ER SO BB IBB HBP BLK WP HR S P ERA WHIP	4.1 21 6 4 4 5 2 0 0 0 0 3 29 37 8.31 1.846	0.2 4 2 0 0 1 0 0 0 0 0 0 6 6 0.00 3.000	2.0 7 1 0 0 0 0 0 0 0 0 0 7 7 0.00 0.500	2.0 10 3 1 1 1 0 1 0 0 0 0 11 15 4.50 1.500	1.0 6 0 1 1 0 3 1 0 0 0 0 2 18 9.00 3.000																								
Frank Pastore, R ERA: 8.64 Bob Cwchinko, L ERA: 3.0 John Franco, L ERA: 3.0 Ted Power, R ERA: 4.74 Brad Lesley, R ERA: 4.5																														
Tom Lawless, R OBP: 0.464, SLG: 0.522 (1, 4) (7, 5)	F9		F7		FC4-6 1B		6-3			BB			WP 1B	6 0 3 1 1 0 0		San Francisco Giants @ Cincinnati Reds Riverfront Stadium, Cincinnati, OH Sat Apr 28 1984, 3:33 AM EST Att. 12,482 - Unknown														
Eddie Miller, L Ted Power, R Dan Dierker, R Brad Lesley, R Jeff Russell, R Tom Hume, R OBP: 0.330, SLG: 0.388 (8, 1) (8, PR) (8, 1) (10, PR) (10, PR) (11, 1)	F8		F7		FC4-6 1B		1-3		BB	1B			F2	4 0 0 0 0 0 2 0 0 0 0 0 0 0 0 0 0 0 0 1 0 0 0 0 0 0 0 0 0 0 1 0 0 0 0 0 0 3 1 0 0 0 0 0 0 1																
Gary Redus, R OBP: 0.359, SLG: 0.333 (1, 7)	S 1B		F8						F4				F8	5 2 2 0 2 0 2																
Dave Parker, L OBP: 0.299, SLG: 0.309 (1, 9)	F9								F8	4-3			FC1-6 1B	6 0 2 0 1 0 5																
Tony Perez, R OBP: 0.317, SLG: 0.438 Tom Foley, L (10, PR) (11, 6)	F4		F8						1-3				FC3-6 2B	5 0 1 1 0 1 3 2 2 0 0 0 0 2																
Dave Concepcion, R OBP: 0.341, SLG: 0.432 (1, 6) (11, 3)	F9				CI BB 1B				SH3-4				1B	5 1 3 2 1 1 0																
Nick Esasky, R OBP: 0.276, SLG: 0.358 Ron Ciesler, S OBP: 0.263, SLG: 0.316 (6, PH) (7, 4)	F2		F9		FC6-4 1B					SH3-4			IBB	2 0 0 0 0 0 1 4 0 0 0 0 0 2 6																
Dann Bilardello, R OBP: 0.422, SLG: 0.358 Brad Gudden, L OBP: 0.176, SLG: 0.176 (10, PH) (11, 2)			4-3		1B CI BB		FC6-4			SH3-4			4-3	3 1 1 0 1 0 2 2 0 1 1 0 0 0																
Frank Pastore, R Bob Cwchinko, L Paul Householder, S John Franco, L Duane Weather, L Cesar Cedeno, R OBP: 0.294, SLG: 0.488 (1, 1) (8, 1) (8, PR) (8, 1) (8, PR) (8, PR) (8, 9)	F7				CI 1B				HR	2B			6-3	1 0 0 0 0 0 0 0 0 0 0 0 0 0 0 0 0 0 0 0 0 0 0 0 1 0 0 0 0 0 0 0 3 1 1 2 0 0 1																
Inning Stats	R: 0 E: 0 K: 0 S: 4	H: 1 LOB: 1 BB: 0 P: 4	R: 0 E: 0 K: 0 S: 3	H: 0 LOB: 0 BB: 0 P: 3	R: 0 E: 0 K: 0 S: 4	H: 1 LOB: 1 BB: 0 P: 4	R: 1 E: 1 K: 0 S: 5	H: 2 LOB: 2 BB: 1 P: 9	R: 0 E: 0 K: 0 S: 3	H: 0 LOB: 0 BB: 0 P: 3	R: 1 E: 0 K: 1 S: 5	H: 0 LOB: 0 BB: 1 P: 9	R: 2 E: 0 K: 0 S: 6	H: 3 LOB: 2 BB: 1 P: 10	R: 1 E: 1 K: 0 S: 6		H: 2 LOB: 3 BB: 1 P: 10	R: 0 E: 0 K: 1 S: 6	H: 1 LOB: 2 BB: 1 P: 10	R: 0 E: 0 K: 0 S: 4	H: 1 LOB: 1 BB: 0 P: 4	R: 1 E: 0 K: 0 S: 4	H: 2 LOB: 1 BB: 1 P: 4	1B: 11 2B: 2 3B: 0 HR: 1	SF: 0 SAC: 1 DP: 0 HBP: 0	W/P: 1 PB: 0 SB: 4 CS: 0				
PITCHER	IP WLS BF H R ER SO BB IBB HBP BLK WP HR S P ERA WHIP	5.0 20 4 1 1 0 1 0 0 0 0 0 19 23 1.80 1.000	0.1 4 1 1 1 1 2 0 0 0 0 0 4 12 27.00 9.000	2.2 9 0 1 1 2 1 0 0 0 0 0 12 16 3.38 0.375	0.1 5 3 2 2 0 1 0 0 0 0 1 4 8 54.00 12.000	3.2 18 4 1 1 1 0 2 0 0 1 0 18 26 2.46 1.091																								
Mark Davis, L ERA: 4.58 Rene Martin, R ERA: 5.4 Frank Williams, R ERA: 4.97 Gary Lavelle, L ERA: 4.67 Greg Minton, R ERA: 5.19																														
Tom Hume, R ERA: 3.86 Randy Lerch, L ERA: 3.09																														

AB	46
R	6
H	13
RBI	6
BB	8
SO	7
LOB	24




AB	51
R	7
H	14
RBI	7
BB	7
SO	4
LOB	28



Batter	1	2	3	4	5	6	7	8	9	AB	R	H	RBI	BB	SO	LOB	TOP							
Gene Richards, L (1, 7) OBP: 0.482, SLG: 0.276 Dusty Baker Jr., R (9, PH) OBP: 0.619, SLG: 0.722	4-0 CS 1B 4-3 BB		0-3 K		0-3 K		4-0 G6-4-3 BB		0-0 5-3	2	1	0	0	2	2	0								
Manny Trillo, R (1, 4) OBP: 0.394, SLG: 0.494	0-0 4-3 CS 1-2 1B		0-0 F7			4-0 1B BB	0-0 G6-4-3 1-2		1-0 HBP	3	0	1	0	1	0	3								
Jack Clark, R (1, 9) OBP: 0.382, SLG: 0.455	0-3 K		0-0 F8			0-0 F8		0-0 G6-3 1B	0-0 F9	5	0	1	0	0	1	6								
Al Oliver, L (1, 3) OBP: 0.289, SLG: 0.274	0-0 4-3 1-3 2H					0-0 FC6-4 1B		0-0 G6-3 1-2		4	0	2	1	0	0	2								
Jeffrey Leonard, R (1, 8) OBP: 0.321, SLG: 0.417	4-0 S BB		0-0 F9			0-3 K		0-0 1B		3	0	1	0	1	1	3								
Joel Youngblood, R (1, 5) OBP: 0.321, SLG: 0.295	0-3 K 1-2		0-3 K			0-0 FC6-4 1-2		0-3 K		4	0	0	0	0	3	6								
Bob Brenly, R (1, 2) OBP: 0.373, SLG: 0.333		0-0 CS 1B		0-0 1-3			4-0 FC3-6 BB		4-0 FC5-4 BB	2	0	1	0	2	0	1	AB 31 R 1 H 7 RBI 1 BB 7 SO 10 LOB 26							
Fran Mullins, R (1, 6) OBP: 0.333, SLG: 0.214 Duane Kuiper, L (7, PH) OBP: 0.273, SLG: 0.167 Johnnie LeMaster, R (7, 6) OBP: 0.273, SLG: 0.267	0-3 K 1-2		0-3 K		0-0 4-3		0-0 FC3-6 2B 1-2		0-0 FC5-4 5-3 BB 1-2	2	0	0	0	0	1	1								
Jeff Robinson, R (1, 1) OBP: 0.083, SLG: 0.083 Chili Davis, S (7, PH) OBP: 0.304, SLG: 0.433 Frank Williams, R (7, 1) John Rabb, R (9, PH) OBP: 0.556, SLG: 0.643	0-3 K		0-3 K		0-3 K		0-0 1-3 2B		4-0 5-3 BB 1-2	2	0	0	0	0	2	0								
Inning Stats	R: 1 E: 0 K: 2 S: 8	H: 1 LOB: 2 BB: 2 P: 16	R: 0 E: 0 K: 2 S: 7	H: 1 LOB: 0 BB: 0 P: 7	R: 0 E: 0 K: 1 S: 5	H: 0 LOB: 0 BB: 0 P: 5	R: 0 E: 0 K: 1 S: 6	H: 1 LOB: 1 BB: 0 P: 6	R: 0 E: 0 K: 2 S: 7	H: 0 LOB: 0 BB: 0 P: 7	R: 0 E: 0 K: 1 S: 6	H: 1 LOB: 2 BB: 1 P: 10	R: 0 E: 0 K: 0 S: 3	H: 1 LOB: 2 BB: 2 P: 11	R: 0 E: 0 K: 1 S: 6	H: 2 LOB: 1 BB: 0 P: 6	R: 0 E: 0 K: 0 S: 3	H: 0 LOB: 3 BB: 2 P: 12	1B: 6 2B: 2 3B: 0 HR: 0	SF: 0 SAC: 0 DP: 3 HBP: 1	WP: 0 PB: 0 SB: 1 CS: 3	PA: 39		
PITCHER	IP WLS BF H R ER SO BB IBB HBP BLK WP HR S P ERA WHIP	6.1 W 28 5 1 0 9 5 0 0 0 0 0 41 61 0.00 1.579	0.2 1 0 0 0 0 0 0 0 0 0 0 1 1 0.00 0.000	2.0 S 10 2 0 0 1 2 0 1 0 0 0 9 18 0.00 2.000																				

San Francisco Giants @ Cincinnati Reds
Riverfront Stadium, Cincinnati, OH
Sun Apr 29 1984, 3:33 AM EDT
Unknown


AB 31
R 1
H 7
RBI 1
BB 7
SO 10
LOB 26



Batter	1	2	3	4	5	6	7	8	9	AB	R	H	RBI	BB	SO	LOB	BOTTOM							
Eddie Milner, L (1, 8) OBP: 0.352, SLG: 0.368	0-0 F9	0-0 F9			0-0 E S SF9 1B		0-0 K 1B	0-0 6-3		5	1	2	0	0	0	3								
Ron Oester, S (1, 4) OBP: 0.263, SLG: 0.301	4-0 FC4-6 BB		0-0 F9		0-0 SF9 1-H		0-3 K 1-2			2	0	0	1	1	1	2								
Duane Walker, L (1, 7) OBP: 0.576, SLG: 0.826	0-0 FC4-6 2B 1-2		0-3 K		0-0 6-3			0-0 1B 3B		4	2	1	0	0	1	1								
Dave Parker, L (1, 9) OBP: 0.398, SLG: 0.329 Paul Householder, S (8, PH) OBP: 0.287, SLG: 0.167	0-0 1-H 2B		0-0 F3			0-0 3-1		0-0 S PB E 1B 3-H		4	0	2	2	0	0	0								
Dan Driessen, L (1, 3) OBP: 0.459, SLG: 0.531	0-0 F3			0-3 K		0-0 FC6-4 1B		4-0 IBB E BB 1-3		3	1	1	0	1	1	1								
Brad Gulden, L (1, 2) OBP: 0.238, SLG: 0.200		0-0 3B 1B		0-0 F9		0-0 FC6-4 FC5-4 1-2		4-0 E SF8 1B 1-2		3	2	1	0	1	0	1								
Nick Esasky, R (1, 5) OBP: 0.269, SLG: 0.348 Dave Concepcion, R (6, PH) OBP: 0.333, SLG: 0.422		0-3 K		0-3 K		0-0 FC5-4 1-2		0-0 FC5 1-3 1-3 2H 3-H		2	0	0	0	0	2	1	AB 31 R 8 H 9 RBI 6 BB 4 SO 6 LOB 14							
Tom Foley, L (1, 6) OBP: 0.400, SLG: 1.000		0-0 1-H 3B			0-0 HR		4-0 1B BB	0-0 SF8		2	1	2	3	1	0	0								
Bruce Berenyi, R (1, 1) Ted Power, R (7, 1) John Franco, L (8, 1)		0-0 6-3			0-0 F5		0-3 K	0-0 1-3		2	0	0	0	0	0	1								
Inning Stats	R: 1 E: 0 K: 0 S: 4	H: 1 LOB: 1 BB: 1 P: 8	R: 1 E: 0 K: 1 S: 7	H: 2 LOB: 0 BB: 0 P: 7	R: 0 E: 0 K: 1 S: 5	H: 0 LOB: 0 BB: 0 P: 5	R: 0 E: 0 K: 2 S: 7	H: 0 LOB: 0 BB: 0 P: 7	R: 2 E: 0 K: 0 S: 5	H: 2 LOB: 0 BB: 0 P: 5	R: 0 E: 0 K: 0 S: 4	H: 1 LOB: 1 BB: 0 P: 4	R: 0 E: 0 K: 2 S: 7	H: 1 LOB: 1 BB: 1 P: 11	R: 4 E: 1 K: 0 S: 6	H: 2 LOB: 2 BB: 2 P: 14	1B: 5 2B: 1 3B: 2 HR: 1	SF: 2 SAC: 0 DP: 0 HBP: 0	WP: 0 PB: 1 SB: 2 CS: 0	PA: 37				
PITCHER	IP WLS BF H R ER SO BB IBB HBP BLK WP HR S P ERA WHIP	6.0 L 25 6 4 3 4 1 0 0 0 0 1 32 36 4.50 1.167	2.0 12 3 4 2 2 2 1 0 0 0 0 0 13 25 9.00 2.500																					

San Francisco Giants @ Cincinnati Reds
Riverfront Stadium, Cincinnati, OH
Sun Apr 29 1984, 3:33 AM EDT
Unknown

AB 31
R 8
H 9
RBI 6
BB 4
SO 6
LOB 14



Batter	1	2	3	4	5	6	7	8	9	AB	R	H	RBI	BB	SO	LOB	TOP			
Chili Davis, S OBP: 0.297, SLG: 0.417	0-0 4-3	0-0 1B			0-0 6-3		0-3 K		0-0 F3	5	0	1	0	0	1	0				
Johnnie LeMaster, R OBP: 0.271, SLG: 0.254	0-0 F8	0-0 F7			0-0 5-3			4-0 BB SF9 BB		3	1	0	0	1	0	1				
Jeffrey Leonard, R OBP: 0.329, SLG: 0.405	4-0 S 1B BB		0-0 F7		0-0 F9			4-0 SF9 BB 1-2 BB		2	1	0	0	2	0	0				
Jack Clark, R OBP: 0.398, SLG: 0.468	4-0 1B 1-2 BB		0-0 F8		0-0 6-3 2B			4-0 1-2 BB 2-3 BB		2	1	1	0	2	0	0				
Dusty Baker Jr., R OBP: 0.560, SLG: 0.667	0-0 1B 1-3 2H		0-0 5-3		0-0 F8			0-0 SF9		3	0	1	2	0	0	1				
Joel Youngblood, R OBP: 0.318, SLG: 0.293	0-0 1-3 3H 1B		0-0 5-3		0-0 6-3			0-0 F6		4	0	1	1	0	0	3				
Manny Trillo, R OBP: 0.388, SLG: 0.482	0-0 F3		0-0 1B		0-0 F8			0-3 K		4	0	1	0	0	1	5				
Steve Nicosia, R OBP: 0.160, SLG: 0.304		0-0 F6		0-0 F6			0-0 F7		0-0 5-3	4	0	0	0	0	0	1				
Mike Krukow, R OBP: 0.167, SLG: 0.167		0-3 K		0-0 F8			0-3 K		0-3 K	2	0	0	0	0	1	1				
Rene Martin, R OBP: 0.500, SLG: 0.500										1	0	0	0	0	1	0				
John Raby, R OBP: 0.526, SLG: 0.600										1	0	0	0	0	1	0				
Inning Stats	R: 2 E: 0 K: 0 S: 5	H: 2 LOB: 2 BB: 2 P: 13	R: 0 E: 0 K: 1 S: 6	H: 1 LOB: 1 BB: 0 P: 6	R: 0 E: 0 K: 0 S: 3	H: 0 LOB: 0 BB: 0 P: 3	R: 0 E: 0 K: 0 S: 4	H: 1 LOB: 1 BB: 0 P: 4	R: 0 E: 0 K: 0 S: 4	H: 1 LOB: 1 BB: 0 P: 4	R: 0 E: 0 K: 2 S: 7	H: 0 LOB: 0 BB: 0 P: 7	R: 1 E: 0 K: 1 S: 5	H: 0 LOB: 3 BB: 3 P: 17	R: 0 E: 0 K: 1 S: 5	H: 0 LOB: 0 BB: 0 P: 5	1B: 4 2B: 1 3B: 0 HR: 0	SF: 1 SAC: 0 DP: 0 HBP: 0	WP: 0 PB: 0 SB: 1 CS: 0	PA: 37
PITCHER	IP WLS BF H R ER SO BB IBB HBP BLK WP HR S P ERA WHIP																			
Bob Ovchinko, L ERA: 3.0	(1, 1) 7.0 W 28 5 2 2 3 2 0 0 0 0 0 0 32 40 2.57 1.000																			
Brad Lesley, R ERA: 6.75	(8, 1) 0.0 2 0 1 1 0 2 0 0 0 0 0 0 8 ∞ ∞																			
John Franco, L ERA: 1.29	(8, 1) 2.0 7 0 0 0 2 1 0 0 0 0 0 0 10 14 0.00 0.500																			

San Francisco Giants @ Cincinnati Reds
Riverfront Stadium, Cincinnati, OH
Sun Apr 29 1984, 3:38 AM EDT
Att: 19,503 - Unknown

AB	31
R	3
H	5
RBI	3
BB	5
SO	5
LOB	12



Batter	1	2	3	4	5	6	7	8	9	AB	R	H	RBI	BB	SO	LOB	BOTTOM			
Gary Redus, R OBP: 0.369, SLG: 0.364	0-0 1B 2B			0-0 F8		0-0 E S 1B		0-0 4-3		1	0	1	0	0	0	0				
Eddie Milner, L OBP: 0.359, SLG: 0.375	0-0 1B 2-3	2H 1B		0-0 3-1		0-0 E6 1B		0-0 F9		4	2	2	1	0	0	1				
Ron Oester, S OBP: 0.255, SLG: 0.295	0-0 1B G6-4-3		0-0 F4		0-0 3-1		0-0 E6 1B		0-0 F9	5	1	1	0	0	0	3				
Duane Walker, L OBP: 0.579, SLG: 0.893	0-0 1-3 3H 1B		0-0 F8		0-0 HR		0-0 1-2 3H 1B		0-0 3-1	5	1	3	3	0	0	1				
Cesar Cedeno, R OBP: 0.316, SLG: 0.400	0-0 G6-4-3		0-0 E7		1-0 4-3 S HBP		0-0 F3			3	1	1	0	0	0	4				
Paul Householder, S OBP: 0.267, SLG: 0.167	0-0 1-2 3H 1B		0-0 E7 1B		0-0 4-3 S HBP		0-0 F3			0	0	0	0	0	0	0				
Tony Perez, R OBP: 0.333, SLG: 0.442	0-0 1B		0-0 F1		0-0 4-3					4	0	2	0	0	0	2				
Dan Driessen, L OBP: 0.459, SLG: 0.531	0-0 1B		0-0 F1		0-0 4-3					0	0	0	0	0	0	0				
Dave Concepcion, R OBP: 0.330, SLG: 0.414	0-3 K		0-0 S 3B 1B		0-0 F8		0-0 F8		0-0 F8	4	1	1	1	0	1	4				
Tom Foley, L OBP: 0.429, SLG: 1.000		0-0 S 1B 1B		0-0 S 3B		0-0 F9		0-0 F7		4	1	2	1	0	0	2				
Dann Bilardello, R OBP: 0.412, SLG: 0.351		0-0 5-3		0-0 F6						4	0	1	0	0	0	3				
Brad Lesley, R OBP: 1.000, SLG: 1.000		0-0 5-3		0-0 F6						0	0	0	0	0	0	0				
John Franco, L OBP: 0.459, SLG: 0.531		0-0 5-3		0-0 F6						0	0	0	0	0	0	0				
Bob Ovchinko, L OBP: 0.273, SLG: 0.200		0-3 K		0-3 K		0-0 G2-6-3 1B		4-0 4-3 BB		3	0	0	0	0	2	2				
Inning Stats	R: 2 E: 0 K: 1 S: 8	H: 4 LOB: 2 BB: 0 P: 8	R: 1 E: 0 K: 1 S: 7	H: 2 LOB: 1 BB: 0 P: 7	R: 2 E: 1 K: 0 S: 6	H: 3 LOB: 1 BB: 0 P: 6	R: 0 E: 0 K: 1 S: 5	H: 0 LOB: 0 BB: 0 P: 5	R: 1 E: 0 K: 0 S: 4	H: 1 LOB: 1 BB: 0 P: 5	R: 1 E: 1 K: 0 S: 6	H: 3 LOB: 2 BB: 0 P: 6	R: 0 E: 0 K: 0 S: 4	H: 1 LOB: 1 BB: 0 P: 4	R: 0 E: 0 K: 0 S: 3	H: 0 LOB: 1 BB: 1 P: 7	1B: 11 2B: 1 3B: 1 HR: 1	SF: 0 SAC: 0 DP: 2 HBP: 1	WP: 0 PB: 0 SB: 4 CS: 0	PA: 39
PITCHER	IP WLS BF H R ER SO BB IBB HBP BLK WP HR S P ERA WHIP																			
Mike Krukow, R ERA: 6.47	(1, 1) 4.0 L 22 4 1 0 0 3 0 0 0 0 0 0 16 20 0.00 1.250																			
Rene Martin, R ERA: 4.02	(5, 1) 4.0 17 4 1 0 0 1 0 0 0 0 0 0 16 20 0.00 1.250																			

San Francisco Giants @ Cincinnati Reds
Riverfront Stadium, Cincinnati, OH
Sun Apr 29 1984, 3:38 AM EDT
Att: 19,503 - Unknown

AB	37
R	7
H	14
RBI	6
BB	1
SO	3
LOB	22



Batter	1	2	3	4	5	6	7	8	9	AB	R	H	RBI	BB	SO	LOB	TOP			
Kevin Bass, S OBP: 0.324, SLG: 0.441 (1, 9)										5	0	0	0	0	0	1				
Craig Reynolds, L OBP: 0.309, SLG: 0.510 (1, 6)										4	0	1	0	0	1	0				
Jose Cruz, L OBP: 0.412, SLG: 0.418 (1, 7)										3	0	2	0	1	0	0				
Jerry Mumphrey, S OBP: 0.367, SLG: 0.354 (1, 8)										4	0	1	0	0	0	3				
Ray Knight, R OBP: 0.264, SLG: 0.301 (1, 3)										4	0	0	0	0	0	4				
Phil Garner, R OBP: 0.273, SLG: 0.258 (1, 5)										4	1	1	0	0	1	0				
Bill Doran, S OBP: 0.224, SLG: 0.264 (1, 4)										3	0	2	0	1	0	1				
Mark Bailey, S OBP: 0.500, SLG: 0.429 (1, 2)										4	0	1	1	0	0	3				
Nolan Ryan, R OBP: 0.317, SLG: 0.250 (7, PH)										2	0	0	0	0	2	1				
Denny Walling, L OBP: 0.323, SLG: 0.321 (7, 1)										1	0	0	0	0	0	1				
Mike Madden, L OBP: 0.323, SLG: 0.321 (7, 1)										0	0	0	0	0	0	0				
Terry Puhl, L OBP: 0.323, SLG: 0.321 (9, PH)										0	0	0	0	0	0	0				
Enos Cabell, R OBP: 0.323, SLG: 0.321 (9, 1)										1	0	0	0	0	0	1				
Bill Dawley, R OBP: 0.323, SLG: 0.321 (9, 1)										0	0	0	0	0	0	0				
Frank DiPino, L OBP: 0.323, SLG: 0.321 (9, 1)										0	0	0	0	0	0	0				
Inning Stats	R: 0 E: 0 K: 0 S: 4	H: 1 LOB: 2 BB: 1 P: 8	R: 0 E: 0 K: 2 S: 8	H: 1 LOB: 1 BB: 0 P: 8	R: 0 E: 0 K: 1 S: 6	H: 1 LOB: 1 BB: 0 P: 6	R: 0 E: 0 K: 0 S: 4	H: 1 LOB: 1 BB: 0 P: 4	R: 0 E: 0 K: 1 S: 5	H: 0 LOB: 0 BB: 0 P: 5	R: 0 E: 0 K: 0 S: 3	H: 0 LOB: 1 BB: 1 P: 7	R: 0 E: 0 K: 0 S: 5	H: 2 LOB: 2 BB: 0 P: 5	R: 1 E: 0 K: 0 S: 5	H: 2 LOB: 1 BB: 0 P: 5	1B: 6 2B: 2 3B: 0 HR: 0	SF: 0 SAC: 0 DP: 0 HBP: 0	WP: 0 PB: 0 SB: 0 CS: 0	PA: 37
PITCHER	IP	WLS	BF	H	R	ER	SO	BB	IBB	HBP	BLK	WP	HR	S	P	ERA	WHIP			
Jeff Russell, R ERA: 2.84 (1, 1)	7.2		31	6	0	0	4	2	0	0	1	0	0	37	45	0.00	1.043			
Tom Hume, R ERA: 4.24 (8, 1)	0.2		4	2	1	1	0	0	0	0	0	0	0	4	4	13.50	3.000			
John Franco, L ERA: 1.17 (9, 1)	0.2	W	2	0	0	0	0	0	0	0	0	0	0	2	2	0.00	0.000			

Houston Astros @ Cincinnati Reds
Riverfront Stadium, Cincinnati, OH
Tue May 01 1984, 7:05 PM EDT
Att: 9,067 - Unknown

AB	35
R	1
H	8
RBI	1
BB	2
SO	4
LOB	15



Batter	1	2	3	4	5	6	7	8	9	AB	R	H	RBI	BB	SO	LOB	BOTTOM					
Eddie Milner, L OBP: 0.365, SLG: 0.366 (1, 8)										2	0	0	0	2	0	2						
Ron Oester, S OBP: 0.258, SLG: 0.284 (1, 4)										3	1	0	0	1	1	1						
Nick Esasky, R OBP: 0.278, SLG: 0.348 (9, PH)										0	0	0	0	1	0	0						
Duane Walker, L OBP: 0.549, SLG: 0.806 (1, 7)										3	0	0	0	1	2	4						
Cesar Cedeno, R OBP: 0.333, SLG: 0.400 (9, PH)										0	0	0	0	1	0	0						
Dave Parker, L OBP: 0.323, SLG: 0.344 (1, 9)										5	0	3	1	0	1	2						
Dan Driessen, L OBP: 0.462, SLG: 0.529 (1, 3)										2	0	1	1	1	0	1						
Tom Hume, R (8, 1)										0	0	0	0	0	0	0						
John Franco, L (9, 1)										0	0	0	0	0	0	0						
Dave Concepcion, R OBP: 0.317, SLG: 0.396 (1, 5)										4	0	0	0	0	1	5						
Brad Gulden, L OBP: 0.269, SLG: 0.174 (1, 2)										3	0	0	0	1	2	1						
Tom Foley, L OBP: 0.444, SLG: 1.067 (1, 6)										4	0	2	0	0	0	1						
Jeff Russell, R OBP: 0.286, SLG: 0.308 (1, 1)										3	0	0	0	0	1	3						
Tony Perez, R OBP: 0.348, SLG: 0.442 (8, 3)										0	0	0	0	1	0	0						
Tom Lawless, R OBP: 0.444, SLG: 0.522 (9, PR)										0	1	0	0	0	0	0						
Inning Stats	R: 0 E: 0 K: 1 S: 6	H: 1 LOB: 3 BB: 2 P: 14	R: 0 E: 0 K: 0 S: 3	H: 0 LOB: 1 BB: 1 P: 7	R: 1 E: 1 K: 2 S: 9	H: 1 LOB: 1 BB: 0 P: 9	R: 0 E: 0 K: 3 S: 10	H: 1 LOB: 3 BB: 2 P: 18	R: 0 E: 0 K: 2 S: 7	H: 0 LOB: 1 BB: 1 P: 11	R: 0 E: 0 K: 0 S: 3	H: 1 LOB: 1 BB: 0 P: 3	R: 0 E: 0 K: 0 S: 4	H: 1 LOB: 1 BB: 0 P: 4	R: 0 E: 0 K: 0 S: 3	H: 0 LOB: 0 BB: 0 P: 3	R: 1 E: 0 K: 0 S: 2	H: 1 LOB: 3 BB: 3 P: 14	1B: 4 2B: 1 3B: 1 HR: 0	SF: 1 SAC: 1 DP: 0 HBP: 0	WP: 1 PB: 0 SB: 2 CS: 1	PA: 40
PITCHER	IP	WLS	BF	H	R	ER	SO	BB	IBB	HBP	BLK	WP	HR	S	P	ERA	WHIP					
Nolan Ryan, R ERA: 3.65 (1, 1)	6.0		28	4	1	0	8	6	0	0	0	0	0	7	7	0.00	0.500					
Mike Madden, L ERA: 5.4 (7, 1)	2.0		7	1	0	0	0	0	0	0	0	0	0	7	7	0.00	0.500					
Bill Dawley, R ERA: 4.5 (9, 1)	0.1	L	2	0	1	1	0	1	0	0	0	0	0	1	5	27.00	3.000					
Frank DiPino, L ERA: 3.18 (9, 1)	0.0		3	1	0	0	0	1	1	0	0	1	0	1	9	∞	∞					

Houston Astros @ Cincinnati Reds
Riverfront Stadium, Cincinnati, OH
Tue May 01 1984, 7:05 PM EDT
Att: 9,067 - Unknown

AB	29
R	2
H	6
RBI	2
BB	9
SO	8
LOB	20



Batter	1	2	3	4	5	6	7	8	9	AB	R	H	RBI	BB	SO	LOB	TOP			
Kevin Bass, S OBP: 0.307, SLG: 0.417 (1, 9)	4-3		F9			K			K BB E	4	1	0	0	0	2	0				
Craig Reynolds, L OBP: 0.286, SLG: 0.473 (1, 6)	F4			K		F4			K	4	0	0	0	0	2	1				
Jose Cruz, L OBP: 0.416, SLG: 0.427 (1, 7)	PB 2B			F3					K E BB BB	3	0	1	0	1	1	0				
Jerry Mumphy, S OBP: 0.372, SLG: 0.345 (1, 8)	4-3 2-3			F6					K CS BB E BB 1-2 2-3 3-H	2	0	0	0	2	0	1				
Ray Knight, R OBP: 0.275, SLG: 0.345 (1, 3)		K							K HR CS 1B 1-2	4	1	2	1	0	1	2				
Phil Garner, R OBP: 0.271, SLG: 0.246 (1, 5)		K				F9			CS BB K 1-2	3	0	0	0	1	2	3				
Bill Doran, S OBP: 0.213, SLG: 0.250 (1, 4)		4-3				6-3			BB F5 F3	4	0	0	0	0	0	4				
Tom Wiegand, R (1, 2)										2	0	0	0	0	2	0				
Harry Spillman, L OBP: 0.300, SLG: 0.222 (8, PH) (8, 2)				K		K				1	0	0	0	0	1	1				
Joe Niekro, R OBP: 0.083, SLG: 0.083 Frank DiPino, L (7, 1)				6-3					K	2	0	0	0	0	1	0				
Terry Puhl, L OBP: 0.323, SLG: 0.357 Dave Smith, R (8, PH) (8, 1)									K	0	0	0	0	0	0	0				
										1	0	0	0	0	1	1				
										0	0	0	0	0	0	0				
Inning Stats	R: 0 E: 0 K: 0 S: 4	H: 1 LOB: 1 BB: 0 P: 4	R: 0 E: 0 K: 2 S: 7	H: 0 LOB: 0 BB: 0 P: 7	R: 0 E: 0 K: 1 S: 5	H: 0 LOB: 0 BB: 0 P: 5	R: 0 E: 0 K: 1 S: 5	H: 0 LOB: 0 BB: 0 P: 5	R: 1 E: 0 K: 1 S: 6	H: 1 LOB: 0 BB: 0 P: 6	R: 0 E: 0 K: 1 S: 4	H: 1 LOB: 0 BB: 1 P: 8	R: 0 E: 0 K: 2 S: 7	H: 0 LOB: 1 BB: 1 P: 11	R: 1 E: 1 K: 3 S: 11	H: 0 LOB: 3 BB: 2 P: 19	1B: 1 2B: 1 3B: 0 HR: 1	SF: 0 SAC: 0 DP: 0 HBP: 0	WP: 1 PB: 1 SB: 0 CS: 2	PA: 35
PITCHER Mario Soto, R ERA: 2.98 (1, 1)	IP: 9.0 WLS: W BF: 34 H: 3 R: 2 ER: 1 SO: 13 BB: 4 IBB: 0 HBP: 0 BLK: 0 WP: 1 HR: 1 S: 56 P: 72 ERA: 1.00 WHIP: 0.778															PITCHER				

Houston Astros @ Cincinnati Reds
Riverfront Stadium, Cincinnati, OH
Wed May 02 1984, 7:05 PM EDT
Att: 9,221 - Unknown

AB 30
R 2
H 3
RBI 1
BB 4
SO 13
LOB 13



Batter	1	2	3	4	5	6	7	8	9	AB	R	H	RBI	BB	SO	LOB	BOTTOM			
Eddie Milner, L OBP: 0.360, SLG: 0.360 (1, 8)	6-3		6-3			S 1B		F9		4	0	1	0	0	0	0				
Ron Oester, S OBP: 0.256, SLG: 0.282 (1, 4)	4-3			L5-3 1B		4-3		E8 FC		4	1	1	0	0	0	1				
Duane Walker, L OBP: 0.522, SLG: 0.800 (1, 7)	K			F6				FC S		4	1	1	1	0	1	1				
Dave Parker, L OBP: 0.320, SLG: 0.340 (1, 9)		F7		L5-3 1-2				F5 1-2		4	1	1	1	0	0	2				
Dan Driessen, L OBP: 0.435, SLG: 0.491 (1, 3)		F1				K		4-3		4	0	0	0	0	2	2				
Dave Concepcion, R OBP: 0.327, SLG: 0.404 (1, 5)						F8		E7 1B		3	0	2	1	0	0	0				
Brad Gulden, L OBP: 0.286, SLG: 0.167 Dann Bilardello, R OBP: 0.406, SLG: 0.345 (7, PH) (8, 2)						F7 CS BB		K		1	0	0	0	1	0	1				
										1	0	0	0	0	1	1				
Tom Foley, L OBP: 0.429, SLG: 0.941 (1, 6)						F5				2	0	0	0	1	0	0				
Mario Soto, R OBP: 0.067, SLG: 0.067 (1, 1)						K		K		3	0	0	0	0	3	2				
Inning Stats	R: 0 E: 0 K: 1 S: 5	H: 0 LOB: 0 BB: 0 P: 5	R: 0 E: 0 K: 0 S: 4	H: 1 LOB: 1 BB: 0 P: 4	R: 0 E: 0 K: 1 S: 5	H: 0 LOB: 0 BB: 0 P: 5	R: 0 E: 0 K: 0 S: 3	H: 1 LOB: 0 BB: 0 P: 3	R: 0 E: 0 K: 1 S: 4	H: 0 LOB: 0 BB: 1 P: 8	R: 0 E: 0 K: 1 S: 6	H: 1 LOB: 1 BB: 0 P: 6	R: 2 E: 1 K: 3 S: 12	H: 3 LOB: 2 BB: 1 P: 16	R: 1 E: 1 K: 0 S: 5	H: 0 LOB: 1 BB: 0 P: 5	1B: 5 2B: 1 3B: 1 HR: 0	SF: 0 SAC: 0 DP: 1 HBP: 0	WP: 0 PB: 1 SB: 2 CS: 1	PA: 33
PITCHER Joe Niekro, R ERA: 2.2 Frank DiPino, L ERA: 3.0 Dave Smith, R ERA: 0.82 (1, 1) (7, 1) (8, 1)	IP: 6.1 WLS: L BF: 24 H: 6 R: 2 ER: 1 SO: 5 BB: 1 IBB: 0 HBP: 0 BLK: 0 WP: 0 HR: 0 S: 33 P: 37 ERA: 1.42 WHIP: 1.105															PITCHER				

Houston Astros @ Cincinnati Reds
Riverfront Stadium, Cincinnati, OH
Wed May 02 1984, 7:05 PM EDT
Att: 9,221 - Unknown

AB 30
R 3
H 6
RBI 3
BB 2
SO 7
LOB 10



Batter	1	2	3	4	5	6	7	8	9	AB	R	H	RBI	BB	SO	LOB	TOP					
Eddie Milner, L OBP: 0.339, SLG: 0.333 Tom Hume, R Duane Walker, L OBP: 0.490, SLG: 0.750	(1, 8) X L6		(4, 0) BB G5-4-3			(0, 3) X K	(0, 0) 3-1			3	0	0	0	1	1	2	Cincinnati Reds @ Philadelphia Phillies Veterans Stadium, Philadelphia, PA Sat May 05 1984, 7:05 PM EDT Att: 30,073 - Unknown					
Ron Oester, S OBP: 0.275, SLG: 0.323	(1, 4) S K		(0, 0) X G5-4-3 1-2			(0, 3) S K		(0, 0) G4-6-3 1B		4	0	1	0	0	2	1						
Cesar Cedeno, R OBP: 0.349, SLG: 0.410	(1, 7) X 1B E		(0, 3) S K			(0, 0) X 1B		(0, 0) G4-6-3 1-2		4	1	2	0	0	1	1						
Dave Parker, L OBP: 0.343, SLG: 0.373	(1, 9) X E5 1B			(0, 0) X 4-3		(0, 0) X 6-3		(0, 0) X 1B		4	0	2	0	0	0	1						
Tony Perez, R OBP: 0.340, SLG: 0.413 John Franco, L OBP: 0.340, SLG: 0.413	(1, 3) X 1-3			(0, 0) X F8			(4, 0) X 1B FC6-5 BB	(0, 0) X 5-3		3	1	0	0	1	0	2						
Dave Concepcion, R OBP: 0.309, SLG: 0.380 Ted Power, R Garry Redus, R OBP: 0.388, SLG: 0.388	(1, 5) X 1B	(0, 0) X 6-3		(0, 0) X 5-3			(0, 0) X FC6-5 1-3 1B	(0, 0) X G5-4-3 1B		2	0	0	0	0	0	0						
Dann Bilardello, R OBP: 0.411, SLG: 0.344	(1, 2) X 1B CS			(0, 0) X F8			(4, 0) X FC6-5 1-2 BB	(0, 0) X G5-4-3 1-2		3	0	1	0	1	0	1						
Tom Foley, L OBP: 0.379, SLG: 0.760	(1, 6) X 1B FC6-4			(0, 0) X F4			(0, 0) X FC6-5 1-2 2-3 3-H	(0, 3) X K		4	0	1	1	0	1	2						
Bruce Berenyi, R Bill Scherrer, L Nick Esasky, R OBP: 0.272, SLG: 0.338	(1, 1) X 1B FC6-4			(0, 0) X K			(0, 3) X K			0	0	0	0	0	0	0						
Inning Stats	R: 1 E: 1 K: 1 S: 7	H: 2 LOB: 1 BB: 0 P: 7	R: 0 E: 0 K: 0 S: 4	H: 2 LOB: 1 BB: 0 P: 4	R: 0 E: 0 K: 1 S: 4	H: 0 LOB: 0 BB: 1 P: 8	R: 0 E: 0 K: 0 S: 3	H: 0 LOB: 0 BB: 0 P: 3	R: 0 E: 0 K: 1 S: 5	H: 1 LOB: 1 BB: 0 P: 8	R: 1 E: 0 K: 1 S: 6	H: 1 LOB: 2 BB: 2 P: 14	R: 0 E: 0 K: 0 S: 4	H: 2 LOB: 1 BB: 0 P: 4	R: 0 E: 0 K: 1 S: 5	H: 1 LOB: 0 BB: 0 P: 5		1B: 9 2B: 0 3B: 0 HR: 0	SF: 0 SAC: 0 DP: 3 HBP: 0	WP: 0 PB: 0 SB: 0 CS: 1	PA: 35	
PITCHER	IP WLS BF H R ER SO BB IBB HBP BLK WP HR S P ERA WHIP	IP WLS BF H R ER SO BB IBB HBP BLK WP HR S P ERA WHIP	IP WLS BF H R ER SO BB IBB HBP BLK WP HR S P ERA WHIP	IP WLS BF H R ER SO BB IBB HBP BLK WP HR S P ERA WHIP	IP WLS BF H R ER SO BB IBB HBP BLK WP HR S P ERA WHIP	IP WLS BF H R ER SO BB IBB HBP BLK WP HR S P ERA WHIP	IP WLS BF H R ER SO BB IBB HBP BLK WP HR S P ERA WHIP	IP WLS BF H R ER SO BB IBB HBP BLK WP HR S P ERA WHIP	IP WLS BF H R ER SO BB IBB HBP BLK WP HR S P ERA WHIP	IP WLS BF H R ER SO BB IBB HBP BLK WP HR S P ERA WHIP	IP WLS BF H R ER SO BB IBB HBP BLK WP HR S P ERA WHIP	IP WLS BF H R ER SO BB IBB HBP BLK WP HR S P ERA WHIP	IP WLS BF H R ER SO BB IBB HBP BLK WP HR S P ERA WHIP	IP WLS BF H R ER SO BB IBB HBP BLK WP HR S P ERA WHIP	IP WLS BF H R ER SO BB IBB HBP BLK WP HR S P ERA WHIP	IP WLS BF H R ER SO BB IBB HBP BLK WP HR S P ERA WHIP	IP WLS BF H R ER SO BB IBB HBP BLK WP HR S P ERA WHIP	IP WLS BF H R ER SO BB IBB HBP BLK WP HR S P ERA WHIP	IP WLS BF H R ER SO BB IBB HBP BLK WP HR S P ERA WHIP	IP WLS BF H R ER SO BB IBB HBP BLK WP HR S P ERA WHIP	IP WLS BF H R ER SO BB IBB HBP BLK WP HR S P ERA WHIP	IP WLS BF H R ER SO BB IBB HBP BLK WP HR S P ERA WHIP

AB	32
R	2
H	9
RBI	1
BB	3
SO	7
LOB	13



Batter	1	2	3	4	5	6	7	8	9	AB	R	H	RBI	BB	SO	LOB	BOTTOM					
Juan Samuel, R OBP: 0.345, SLG: 0.392	(1, 4) X BB BB 2B	(0, 0) X CS 1B		(0, 0) X F8		(0, 3) X K	(0, 0) 6-3			5	1	2	0	0	1	1	Cincinnati Reds @ Philadelphia Phillies Veterans Stadium, Philadelphia, PA Sat May 05 1984, 7:05 PM EDT Att: 30,073 - Unknown					
Len Matuszek, L OBP: 0.345, SLG: 0.392 Tim Corcoran, L OBP: 0.500, SLG: 0.167	(1, 3) B BB BB BB	(0, 0) X L3		(0, 0) X L3		(4, 0) X BB		(4, 0) X BB 2B		2	1	0	0	2	0	1						
Mike Schmidt, R OBP: 0.402, SLG: 0.600 Kiko Garcia, R	(1, 5) B BB BB BB	(0, 0) X HR		(4, 0) X BB 1B BB		(0, 0) X L3		(0, 0) X F9		2	3	1	1	2	0	2						
Joe Lefebvre, L OBP: 0.422, SLG: 0.478	(1, 7) B BB BB BB	(0, 3) X K		(0, 3) X K		(0, 0) X F9		(4, 0) X 2B BB		3	1	0	1	2	2	3						
Sixto Lezcano, R OBP: 0.463, SLG: 0.727	(1, 9) B BB BB BB	(4, 0) X FC6-4 BB		(0, 0) X 6-3		(4, 0) X 1B BB		(0, 0) X HR 2B		3	1	2	3	2	0	0						
Von Hayes, L OBP: 0.390, SLG: 0.478	(1, 8) X F7		(0, 0) X 4-3		(0, 3) X K		(0, 0) X HR 1B	(0, 3) X K		5	1	1	0	0	2	7						
Ozzie Virgil, R OBP: 0.379, SLG: 0.791	(1, 2) B BB BB BB	(4, 0) X FC6-4 BB		(0, 0) X HR		(0, 0) X 1B		(4, 0) X FC6-4 IBB		3	2	3	5	2	0	0						
Ivan De Jesus, R OBP: 0.290, SLG: 0.287 Al Holland, R	(1, 6) X FC6-4	(0, 0) X FC4-8		(0, 0) X L4		(0, 0) X F8		(0, 0) X F7	(0, 0) X FC6-4	5	0	0	1	0	0	7						
Jerry Koosman, R OBP: 0.182, SLG: 0.100 Kevin Gross, R	(1, 1) X FC4-6			(0, 0) X 6-3		(0, 0) X BB 1B		(0, 3) X K		3	0	1	0	0	0	2						
Luis Aquayo, R OBP: 0.375, SLG: 0.167	(0, 6) X 1-2									1	0	0	0	0	1	0						
Inning Stats	R: 4 E: 0 K: 0 S: 4	H: 1 LOB: 2 BB: 5 P: 24	R: 1 E: 0 K: 1 S: 6	H: 2 LOB: 0 BB: 0 P: 6	R: 1 E: 0 K: 0 S: 4	H: 1 LOB: 0 BB: 0 P: 4	R: 0 E: 0 K: 0 S: 3	H: 0 LOB: 0 BB: 0 P: 3	R: 1 E: 0 K: 2 S: 8	H: 1 LOB: 2 BB: 2 P: 16	R: 0 E: 0 K: 1 S: 6	H: 1 LOB: 1 BB: 1 P: 10	R: 3 E: 0 K: 1 S: 8	H: 3 LOB: 0 BB: 0 P: 8	R: 1 E: 0 K: 1 S: 6	H: 1 LOB: 3 BB: 3 P: 18	1B: 4 2B: 2 3B: 0 HR: 4	SF: 0 SAC: 0 DP: 0 HBP: 0	WP: 0 PB: 0 SB: 0 CS: 1	PA: 44		
PITCHER	IP WLS BF H R ER SO BB IBB HBP BLK WP HR S P ERA WHIP	IP WLS BF H R ER SO BB IBB HBP BLK WP HR S P ERA WHIP	IP WLS BF H R ER SO BB IBB HBP BLK WP HR S P ERA WHIP	IP WLS BF H R ER SO BB IBB HBP BLK WP HR S P ERA WHIP	IP WLS BF H R ER SO BB IBB HBP BLK WP HR S P ERA WHIP	IP WLS BF H R ER SO BB IBB HBP BLK WP HR S P ERA WHIP	IP WLS BF H R ER SO BB IBB HBP BLK WP HR S P ERA WHIP	IP WLS BF H R ER SO BB IBB HBP BLK WP HR S P ERA WHIP	IP WLS BF H R ER SO BB IBB HBP BLK WP HR S P ERA WHIP	IP WLS BF H R ER SO BB IBB HBP BLK WP HR S P ERA WHIP	IP WLS BF H R ER SO BB IBB HBP BLK WP HR S P ERA WHIP	IP WLS BF H R ER SO BB IBB HBP BLK WP HR S P ERA WHIP	IP WLS BF H R ER SO BB IBB HBP BLK WP HR S P ERA WHIP	IP WLS BF H R ER SO BB IBB HBP BLK WP HR S P ERA WHIP	IP WLS BF H R ER SO BB IBB HBP BLK WP HR S P ERA WHIP	IP WLS BF H R ER SO BB IBB HBP BLK WP HR S P ERA WHIP	IP WLS BF H R ER SO BB IBB HBP BLK WP HR S P ERA WHIP	IP WLS BF H R ER SO BB IBB HBP BLK WP HR S P ERA WHIP	IP WLS BF H R ER SO BB IBB HBP BLK WP HR S P ERA WHIP	IP WLS BF H R ER SO BB IBB HBP BLK WP HR S P ERA WHIP	IP WLS BF H R ER SO BB IBB HBP BLK WP HR S P ERA WHIP	IP WLS BF H R ER SO BB IBB HBP BLK WP HR S P ERA WHIP

AB	33
R	11
H	10
RBI	11
BB	11
SO	6
LOB	24



Batter	1	2	3	4	5	6	7	8	9	AB	R	H	RBI	BB	SO	LOB	TOP								
Eddie Milner, L OBP: 0.353, SLG: 0.353 (1, 8)										5	1	2	0	1	0	2									
Gary Redus, R OBP: 0.390, SLG: 0.400 (1, 7)										4	2	1	2	1	1	3									
Dan Driessen, L OBP: 0.443, SLG: 0.516 (1, 3)										5	2	3	1	1	0	1									
Dave Parker, L OBP: 0.345, SLG: 0.373 (1, 9)										4	0	2	1	0	0	2									
Duane Walker, L OBP: 0.500, SLG: 0.829 (7, 9)										1	1	1	2	0	0	0									
Brad Gulden, L OBP: 0.244, SLG: 0.114 (1, 2)										5	0	0	1	0	1	4									
Dave Concepcion, R OBP: 0.352, SLG: 0.381 (1, 5)										3	1	1	1	1	0	0									
Wayne Krenchicki, L OBP: 0.500, SLG: 2.000 (7, 5)										1	1	1	1	0	0	0									
Ron Oester, S OBP: 0.309, SLG: 0.309 (1, 4)										4	1	0	0	1	0	3									
Bill Scherrer, L OBP: 0.309, SLG: 0.309 (8, 1)										0	0	0	0	0	0	0									
Tom Foley, L OBP: 0.441, SLG: 0.759 (1, 6)										4	1	3	2	1	0	0									
Mario Soto, R OBP: 0.198, SLG: 0.211 (1, 1)										4	1	2	0	0	1	4									
Tom Lawless, R OBP: 0.364, SLG: 0.414 (8, 4)										1	0	0	0	0	0	1									
Inning Stats	R: 3 E: 0 K: 0 S: 6	H: 3 LOB: 3 BB: 3 P: 18	R: 0 E: 0 K: 0 S: 4	H: 1 LOB: 1 BB: 0 P: 4	R: 1 E: 0 K: 1 S: 7	H: 2 LOB: 3 BB: 2 P: 15	R: 0 E: 0 K: 1 S: 5	H: 1 LOB: 0 BB: 0 P: 5	R: 0 E: 0 K: 0 S: 3	H: 0 LOB: 0 BB: 0 P: 3	R: 2 E: 0 K: 0 S: 6	H: 3 LOB: 1 BB: 0 P: 6	R: 1 E: 0 K: 1 S: 6	H: 1 LOB: 1 BB: 1 P: 10	R: 3 E: 0 K: 0 S: 6	H: 3 LOB: 0 BB: 0 P: 6	R: 1 E: 0 K: 0 S: 5	H: 2 LOB: 1 BB: 0 P: 5	1B: 10 2B: 4 3B: 0 HR: 2	SF: 1 SAC: 0 DP: 0 HBP: 0	WP: 0 PB: 1 SB: 2 CS: 1	PA: 48			
PITCHER	IP	WLS	BF	H	R	ER	SO	BB	IBB	HBP	BLK	WP	HR	S	P	ERA	WHIP								
Tim Leary, R ERA: 3.77 (1, 1)	2.2	L	19	6	4	4	0	4	1	0	0	0	0	14	34	13.50	3.750								
Ed Lynch, R ERA: 2.35 (3, 1)	2.1		7	1	0	0	2	0	0	0	0	0	0	11	11	0.00	0.429								
Craig Swan, R ERA: 8.2 (6, 1)	2.0		11	4	3	3	1	1	0	0	1	0	0	12	16	13.50	2.500								
Dick Tidrow, R ERA: 9.19 (8, 1)	2.0		11	5	4	4	0	0	0	0	0	0	2	11	11	18.00	2.500								

Cincinnati Reds @ New York Mets
Shea Stadium, Flushing, NY
Mon May 07 1984, 7:05 PM EDT
Att: 6,942 - Unknown

AB 41
R 11
H 16
RBI 11
BB 6
SO 3
LOB 20



Batter	1	2	3	4	5	6	7	8	9	AB	R	H	RBI	BB	SO	LOB	BOTTOM								
Wally Backman, S OBP: 0.376, SLG: 0.296 (1, 4)										3	1	1	0	1	0	1									
Dick Tidrow, R OBP: 0.376, SLG: 0.296 (8, 1)										0	0	0	0	0	0	0									
Ross Jones, R OBP: 0.333, SLG: 0.286 (9, PH)										0	0	0	0	1	0	0									
José Oquendo, S OBP: 0.222, SLG: 0.164 (1, 6)										3	0	1	0	0	1	2									
Craig Swan, R OBP: 0.333, SLG: 0.333 (6, 1)										0	0	0	0	0	0	0									
Kelvin Chapman, R OBP: 0.333, SLG: 0.333 (8, 4)										2	0	1	0	0	0	1									
Danny Heep, L OBP: 0.269, SLG: 0.400 (1, 3)										3	0	0	1	0	0	3									
George Foster, R OBP: 0.303, SLG: 0.466 (1, 7)										4	0	1	0	0	1	2									
Darryl Strawberry, L OBP: 0.417, SLG: 0.564 (1, 9)										4	0	1	0	0	2	1									
Mookie Wilson, S OBP: 0.285, SLG: 0.274 (1, 8)										4	0	0	0	0	2	2									
Hubie Brooks, R OBP: 0.340, SLG: 0.457 (1, 5)										4	1	2	0	0	0	0									
Ron Hodges, L OBP: 0.333, SLG: 0.100 (1, 2)										3	0	0	0	1	0	1									
Tim Leary, R OBP: 0.286, SLG: 0.714 (1, 1)										1	0	0	0	0	0	2									
Ed Lynch, R OBP: 0.333, SLG: 0.333 (3, 1)										0	0	0	0	0	0	0									
Ron Gardenhire, R OBP: 0.250, SLG: 0.234 (5, PH)										3	0	1	1	0	1	0									
Inning Stats	R: 0 E: 0 K: 0 S: 4	H: 1 LOB: 2 BB: 1 P: 4	R: 0 E: 0 K: 2 S: 8	H: 1 LOB: 1 BB: 1 P: 12	R: 1 E: 0 K: 2 S: 9	H: 2 LOB: 1 BB: 0 P: 9	R: 0 E: 0 K: 0 S: 3	H: 0 LOB: 0 BB: 0 P: 3	R: 0 E: 0 K: 1 S: 5	H: 0 LOB: 1 BB: 1 P: 9	R: 0 E: 0 K: 0 S: 3	H: 0 LOB: 0 BB: 0 P: 3	R: 0 E: 0 K: 0 S: 4	H: 1 LOB: 1 BB: 0 P: 4	R: 0 E: 0 K: 2 S: 9	H: 2 LOB: 2 BB: 0 P: 9	R: 1 E: 0 K: 0 S: 4	H: 1 LOB: 1 BB: 1 P: 8	1B: 5 2B: 2 3B: 1 HR: 0	SF: 1 SAC: 0 DP: 0 HBP: 0	WP: 0 PB: 0 SB: 3 CS: 0	PA: 38			
PITCHER	IP	WLS	BF	H	R	ER	SO	BB	IBB	HBP	BLK	WP	HR	S	P	ERA	WHIP								
Mario Soto, R ERA: 2.75 (1, 1)	7.0	W	28	5	1	1	5	2	0	0	0	0	0	36	44	1.29	1.000								
Bill Scherrer, L ERA: 7.2 (8, 1)	2.0		10	3	1	1	2	1	0	0	0	0	0	13	17	4.50	2.000								

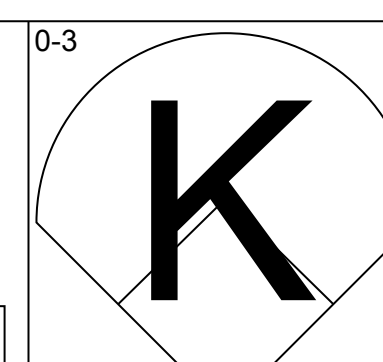
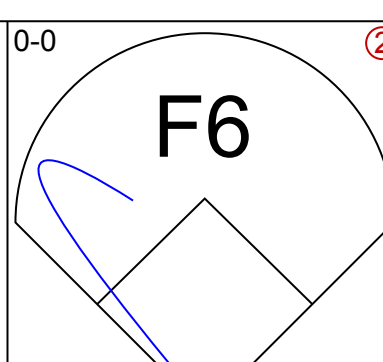
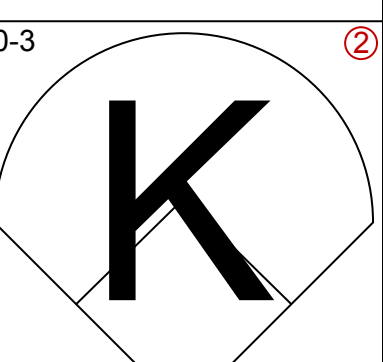
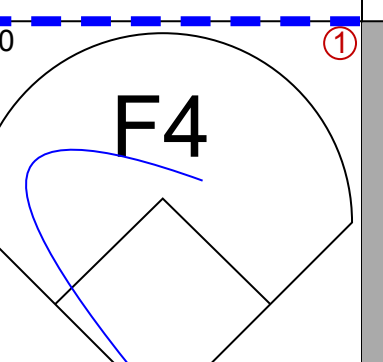
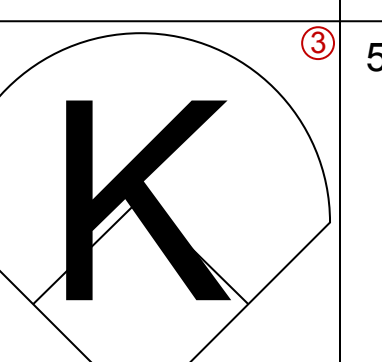
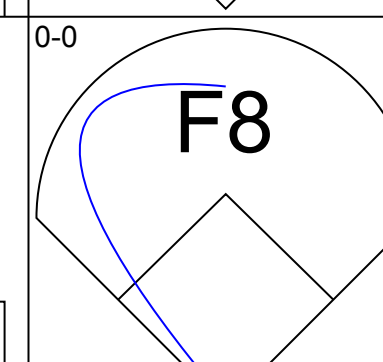
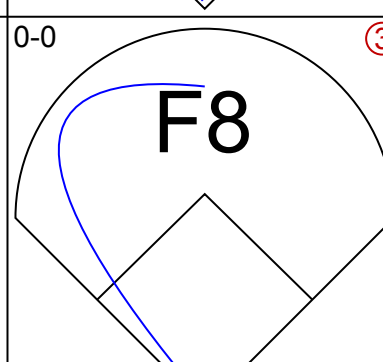
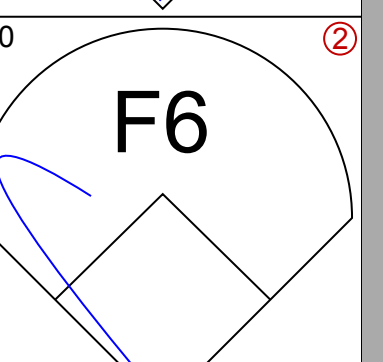
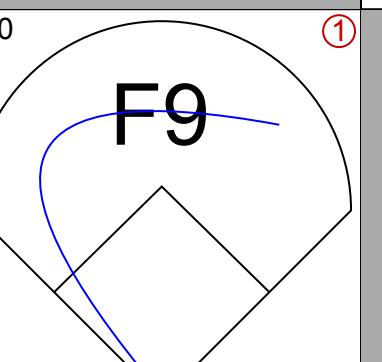
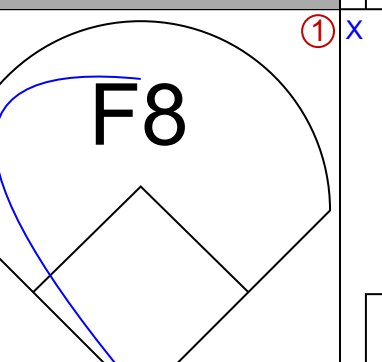
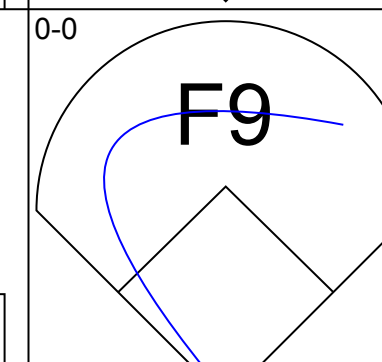
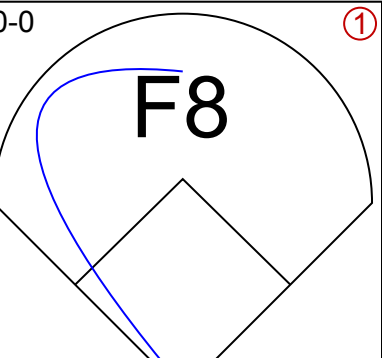
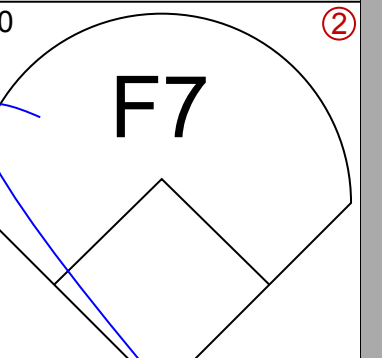
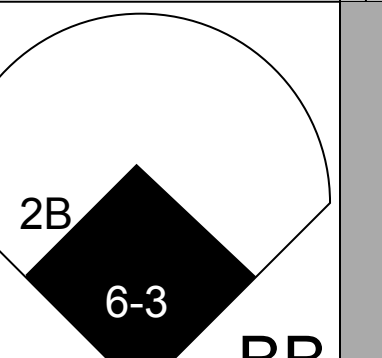
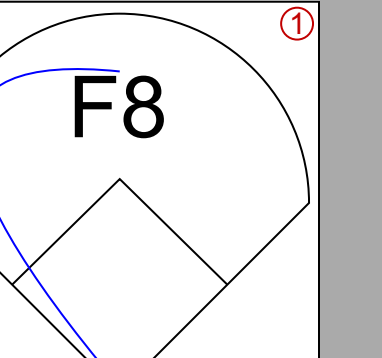
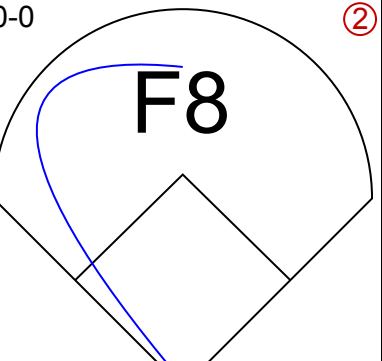
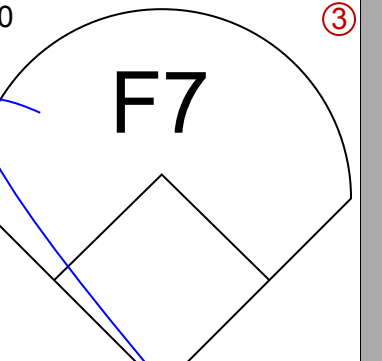
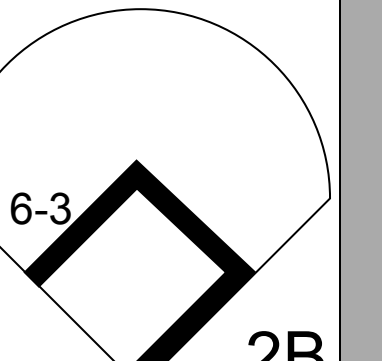
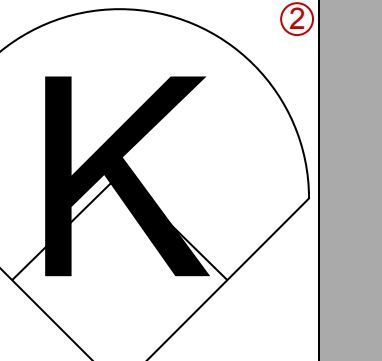
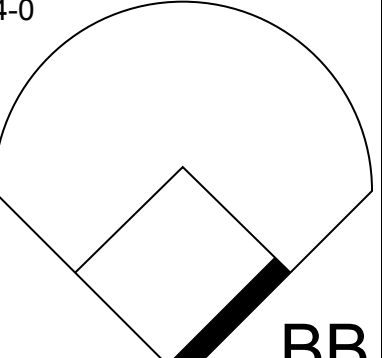
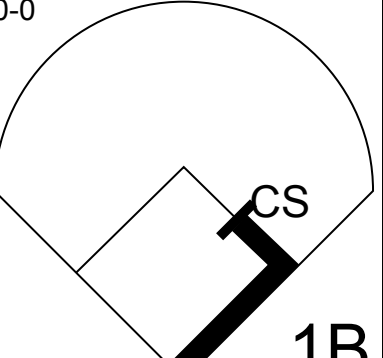
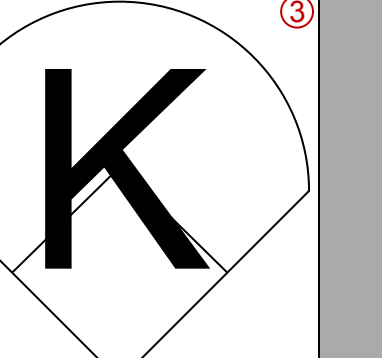
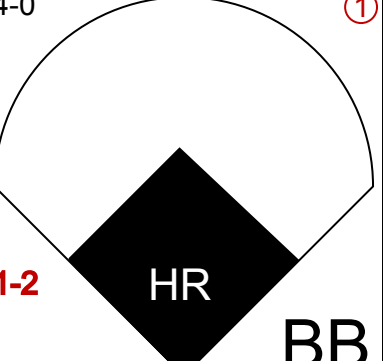
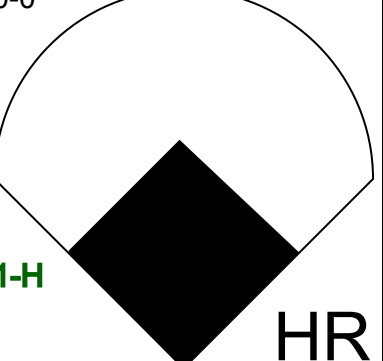

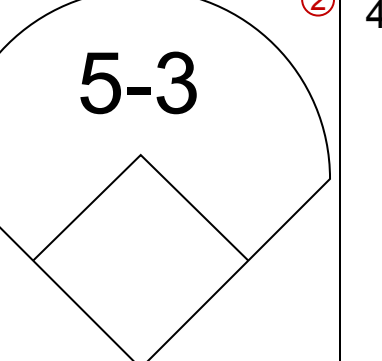
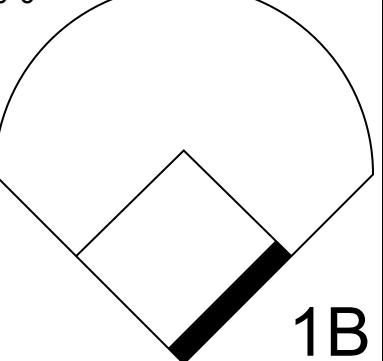
Cincinnati Reds @ New York Mets
Shea Stadium, Flushing, NY
Mon May 07 1984, 7:05 PM EDT
Att: 6,942 - Unknown

AB 34
R 2
H 8
RBI 2
BB 3
SO 7
LOB 15



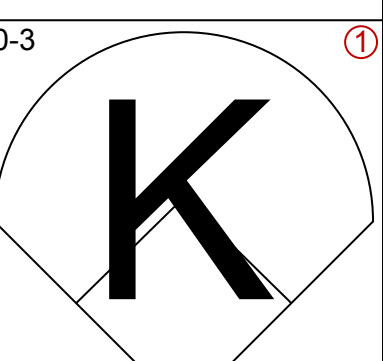
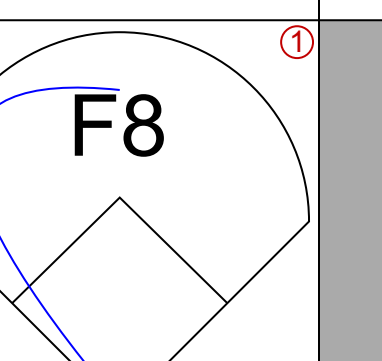
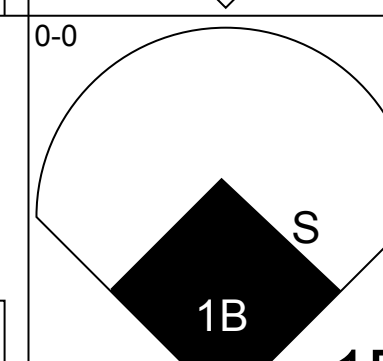
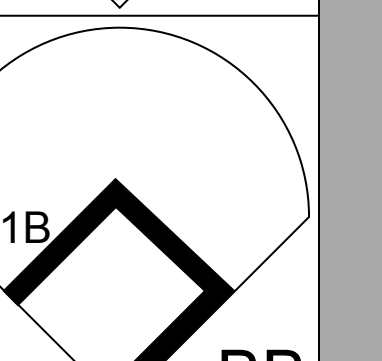
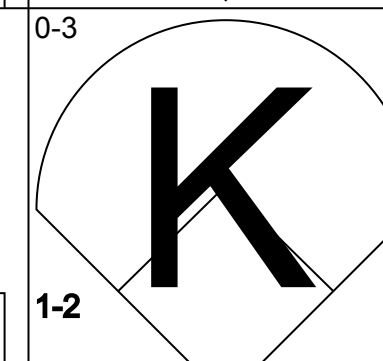
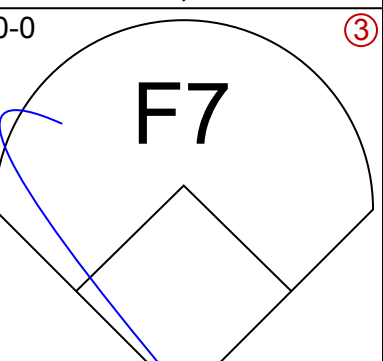
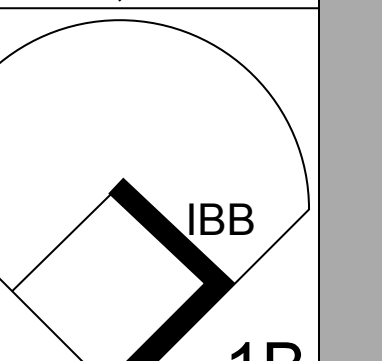
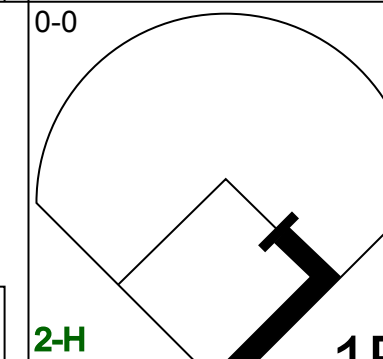
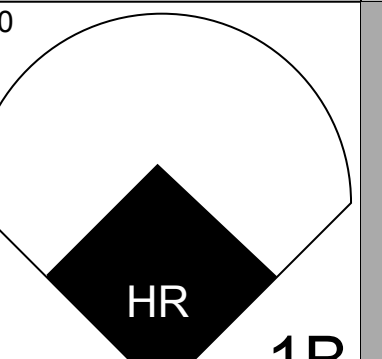
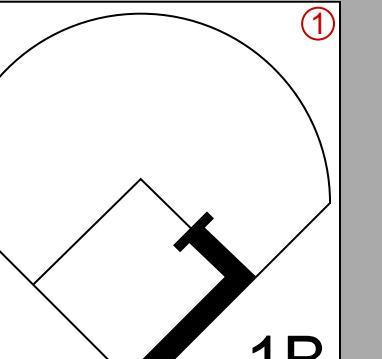
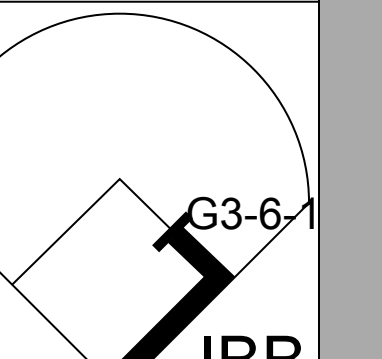
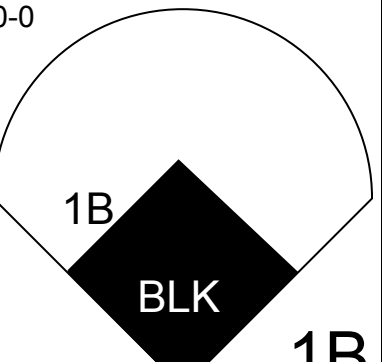
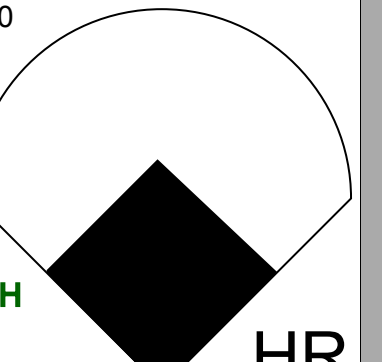
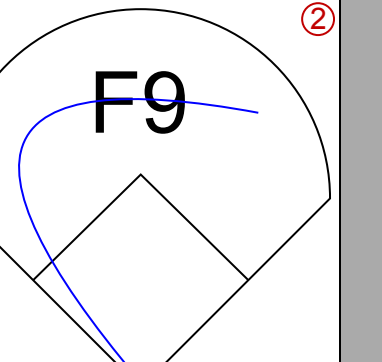
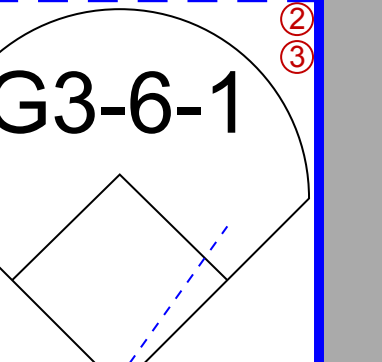
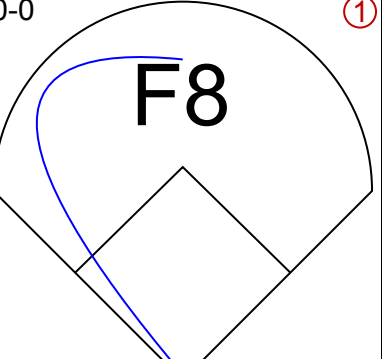
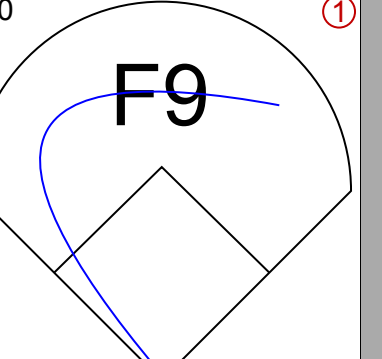
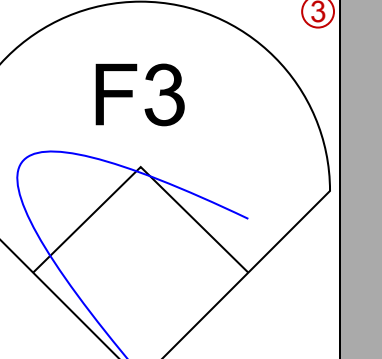
Batter	1	2	3	4	5	6	7	8	9	AB	R	H	RBI	BB	SO	LOB	TOP					
Gary Redus, R OBP: 0.393, SLG: 0.435 (1, 7)										4	1	1	1	0	0	0	Cincinnati Reds @ Montreal Expos Olympic Stadium, Montreal, QB Thu May 10 1984, 3:33 AM EDT Att: 14,475 - Unknown					
Ron Oester, S OBP: 0.276, SLG: 0.305 (1, 4)										3	0	1	0	1	1	0						
Duane Walker, L OBP: 0.492, SLG: 0.833 Eddie Milner, L OBP: 0.360, SLG: 0.361 (7, 8)										3	0	1	0	0	0	1						
Dave Parker, L OBP: 0.347, SLG: 0.398 (1, 9)										4	0	1	0	0	2	3						
Dan Driessen, L OBP: 0.460, SLG: 0.557 (1, 3)										3	1	2	1	1	0	0						
Wayne Krenchicki, L OBP: 0.333, SLG: 0.833 Dave Concepcion, R OBP: 0.309, SLG: 0.364 (8, PH)										3	0	1	0	0	2	2						
Brad Gulden, L OBP: 0.222, SLG: 0.103 (1, 2)										4	0	0	0	0	2	1						
Tom Foley, L OBP: 0.357, SLG: 0.595 (1, 6)										4	0	0	0	0	1	1						
Frank Pastore, R (1, 1)										4	0	0	0	0	1	1						
Inning Stats	R: 1 E: 0 K: 2 S: 8	H: 1 LOB: 0 BB: 0 P: 8	R: 0 E: 0 K: 1 S: 5	H: 0 LOB: 0 BB: 0 P: 5	R: 0 E: 1 K: 0 S: 3	H: 0 LOB: 0 BB: 0 P: 3	R: 0 E: 0 K: 1 S: 7	H: 3 LOB: 2 BB: 0 P: 7	R: 0 E: 0 K: 1 S: 5	H: 0 LOB: 0 BB: 0 P: 5	R: 0 E: 0 K: 0 S: 3	H: 0 LOB: 1 BB: 1 P: 7	R: 1 E: 0 K: 1 S: 7	H: 2 LOB: 1 BB: 0 P: 7	R: 0 E: 0 K: 2 S: 9	H: 2 LOB: 3 BB: 1 P: 13		R: 0 E: 0 K: 2 S: 7	H: 0 LOB: 0 BB: 0 P: 7	1B: 6 2B: 0 3B: 0 HR: 2	SF: 0 SAC: 0 DP: 0 HBP: 0	WP: 0 PB: 0 SB: 1 CS: 2
PITCHER	IP WLS BF H R ER SO BB IBB HBP BLK WP HR S P ERA WHIP																					
Bryn Smith, R ERA: 2.74 (1, 1)	7.1 L 30 8 2 2 6 1 0 0 0 0 0 2 41 45 2.46 1.227																					
Gary Lucas, L ERA: 2.79 (8, 1)	0.1 2 0 0 0 1 1 0 0 0 0 0 0 3 7 0.00 3.000																					
Jeff Reardon, R ERA: 1.72 (8, 1)	0.1 1 0 0 0 1 0 0 0 0 0 0 0 3 3 0.00 0.000																					
Andy McGaffigan, R ERA: 0.89 (9, 1)	1.0 3 0 0 0 2 0 0 0 0 0 0 0 7 7 0.00 0.000																					

Batter	1	2	3	4	5	6	7	8	9	AB	R	H	RBI	BB	SO	LOB	BOTTOM					
Pete Rose, S OBP: 0.367, SLG: 0.333 (1, 7)										3	1	0	0	1	1	0	Cincinnati Reds @ Montreal Expos Olympic Stadium, Montreal, QB Thu May 10 1984, 3:33 AM EDT Att: 14,475 - Unknown					
Bryan Little, S OBP: 0.392, SLG: 0.394 (1, 4)										4	0	1	0	0	0	0						
Tim Raines, S OBP: 0.418, SLG: 0.457 (1, 8)										4	0	1	1	0	0	1						
Andre Dawson, R OBP: 0.345, SLG: 0.417 (1, 9)										3	0	0	0	0	0	2						
Gary Carter, R OBP: 0.373, SLG: 0.455 (1, 2)										3	0	0	0	0	2	2						
Tim Lincecum, R OBP: 0.382, SLG: 0.521 (1, 5)										3	0	0	0	0	1	1						
Terry Francona, L OBP: 0.400, SLG: 0.475 (1, 3)										3	0	0	0	0	0	0						
Angel Salazar, R OBP: 0.176, SLG: 0.244 Miguel Dilone, S OBP: 0.325, SLG: 0.410 Doug Flynn, R OBP: 0.308, SLG: 0.308 (8, PH)										2	0	0	0	0	0	0						
Bryn Smith, R OBP: 0.313, SLG: 0.231 Gary Lucas, L OBP: 0.373, SLG: 0.455 Jeff Reardon, R OBP: 0.429, SLG: 0.538 Andy McGaffigan, R OBP: 0.347, SLG: 0.398 (8, PH)										2	0	0	0	0	0	0						
Inning Stats	R: 0 E: 0 K: 0 S: 3	H: 0 LOB: 0 BB: 0 P: 3	R: 0 E: 0 K: 2 S: 7	H: 0 LOB: 0 BB: 0 P: 7	R: 0 E: 0 K: 0 S: 3	H: 0 LOB: 0 BB: 0 P: 3	R: 1 E: 0 K: 0 S: 4	H: 1 LOB: 1 BB: 1 P: 8	R: 0 E: 0 K: 0 S: 3	H: 0 LOB: 0 BB: 0 P: 3	R: 0 E: 0 K: 1 S: 5	H: 0 LOB: 0 BB: 0 P: 5	R: 0 E: 0 K: 1 S: 6	H: 1 LOB: 1 BB: 0 P: 6	R: 0 E: 0 K: 0 S: 3	H: 0 LOB: 0 BB: 0 P: 3		R: 0 E: 0 K: 0 S: 3	H: 0 LOB: 0 BB: 0 P: 3	1B: 2 2B: 0 3B: 0 HR: 0	SF: 0 SAC: 0 DP: 0 HBP: 0	WP: 0 PB: 0 SB: 1 CS: 0
PITCHER	IP WLS BF H R ER SO BB IBB HBP BLK WP HR S P ERA WHIP																					
Frank Pastore, R ERA: 5.03 (1, 1)	9.0 W 30 2 1 1 4 1 0 0 0 0 0 0 37 41 1.00 0.333																					

Batter	1	2	3	4	5	6	7	8	9	AB R H RBI BB SO LOB	TOP											
Tom Herr, S OBP: 0.360, SLG: 0.306 (1, 4)										5 0 0 0 0 3 5	St. Louis Cardinals @ Cincinnati Reds Riverfront Stadium, Cincinnati, OH Fri May 11 1984, 7:05 PM EDT Att: 23,056 - Unknown											
Ozzie Smith, S OBP: 0.344, SLG: 0.294 (1, 6)					1-3					4 0 0 0 0 0 4												
Lonnie Smith, R OBP: 0.404, SLG: 0.418 (1, 7)	6-3									4 0 0 0 0 0 2												
George Hendrick, R OBP: 0.252, SLG: 0.276 (1, 9)										3 1 0 0 1 0 0												
Andy Van Slyke, L OBP: 0.364, SLG: 0.364 (1, 8)										4 0 1 0 0 1 0												
David Green, R OBP: 0.381, SLG: 0.417 (1, 3)						6-3				3 0 1 1 1 1 1												
Ken Oberkfell, L OBP: 0.358, SLG: 0.358 (1, 5)										2 1 0 0 1 1 2												
Tito Landrum, R OBP: 0.393, SLG: 0.462 (9, PH)	4-3									1 0 0 0 0 1 0												
Tom Nieto, R OBP: 0.625, SLG: 1.143 (1, 2)										4 1 3 2 0 0 0												
Dave LaPoint, L OBP: 0.071, SLG: 0.071 (7, PH)										1 0 1 0 0 0 0												
Steve Brantly, L OBP: 0.545, SLG: 0.471 (7, PH)										1 0 1 0 0 0 0												
Mike Harrison, S OBP: 0.383, SLG: 0.187 (7, 1)										0 0 0 0 0 0 0												
Neil Allen, R OBP: 0.383, SLG: 0.571 (8, 1)										0 0 0 0 0 0 0												
Dave Rucker, L OBP: 0.276, SLG: 0.238 (8, PH)										0 0 0 0 0 1 0												
Art Howe, R OBP: 0.276, SLG: 0.336 (8, PH)										0 0 0 0 0 0 0												
Willie McGehee, S OBP: 0.226, SLG: 0.336 (8, PH)										0 0 0 0 0 0 0												
Inning Stats	R: 0 E: 0 K: 1 S: 5	H: 0 LOB: 0 BB: 0 P: 5	R: 0 E: 0 K: 0 S: 3	H: 0 LOB: 1 BB: 1 P: 7	R: 0 E: 0 K: 0 S: 4	H: 1 LOB: 1 BB: 0 P: 4	R: 0 E: 0 K: 0 S: 3	H: 0 LOB: 0 BB: 0 P: 3	R: 2 E: 0 K: 1 S: 7	H: 3 LOB: 1 BB: 1 P: 11	R: 1 E: 0 K: 0 S: 6	H: 1 LOB: 1 BB: 1 P: 10	R: 0 E: 0 K: 0 S: 5	H: 2 LOB: 2 BB: 0 P: 5	R: 0 E: 0 K: 2 S: 7	H: 0 LOB: 0 BB: 0 P: 7	R: 0 E: 0 K: 2 S: 7	H: 0 LOB: 1 BB: 1 P: 11	1B: 4 2B: 2 3B: 0 HR: 1	SF: 0 SAC: 1 DP: 0 HBP: 0	WP: 0 PB: 0 SB: 0 CS: 1	PA: 37
PITCHER	IP WLS BF H R ER SO BB IBB HBP BLK WP HR S P ERA WHIP											IP WLS BF H R ER SO BB IBB HBP BLK WP HR S P ERA WHIP										
Jeff Russell, R ERA: 3.3 (1, 1)	6.0 W 25 5 3 3 3 3 3 0 0 0 0 0 1 28 40 4.50 1.333																					
Ted Power, R ERA: 4.24 (7, 1)	0.0 2 2 0 0 0 0 0 0 0 0 0 0 0 2 2 ∞ ∞																					
Bill Scherrer, L ERA: 7.3 (7, 1)	2.0 6 0 0 0 2 0 0 0 0 0 0 0 0 10 10 0.00 0.000																					
John Franco, L ERA: 1.54 (9, 1)	1.0 S 4 0 0 0 2 1 0 0 0 0 0 0 0 7 11 0.00 1.000																					

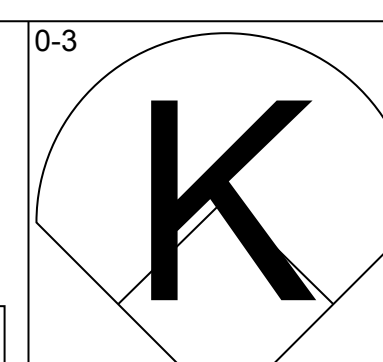
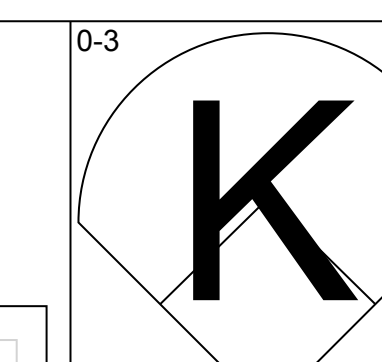
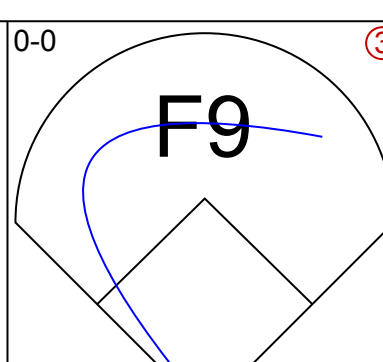
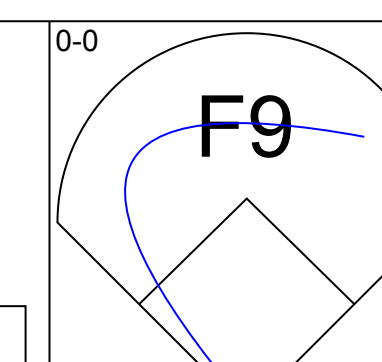
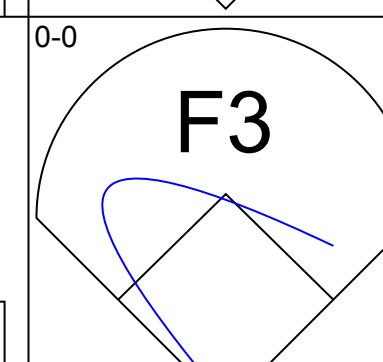
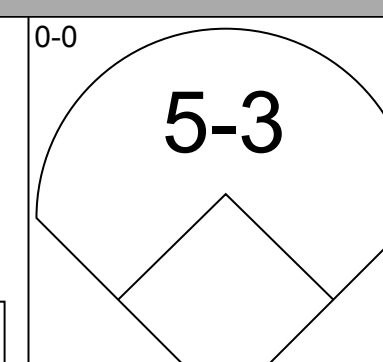
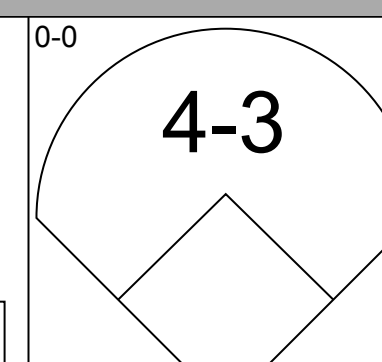
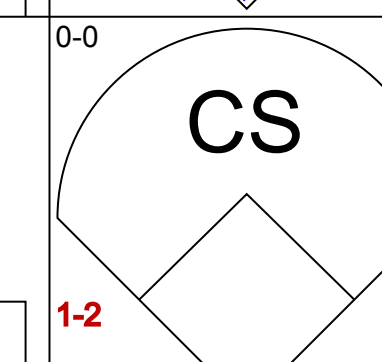
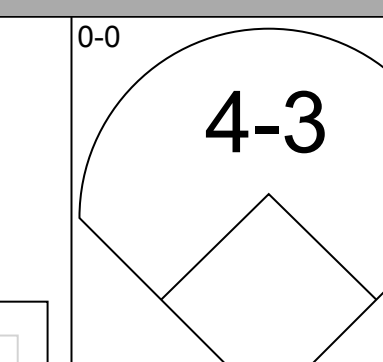
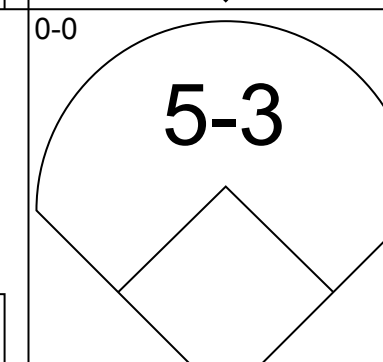
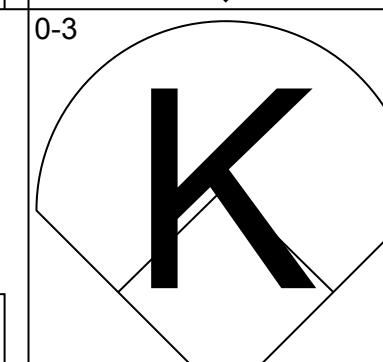
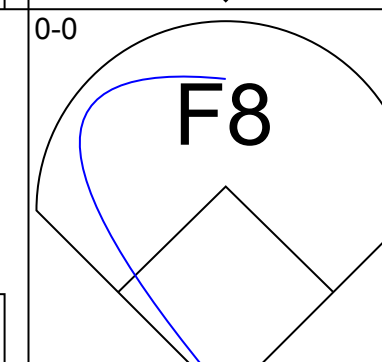
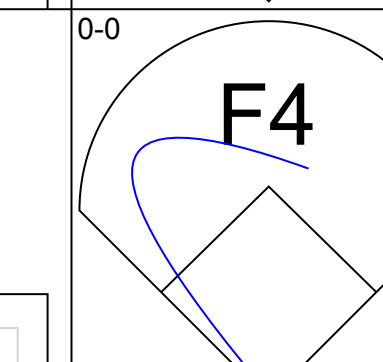
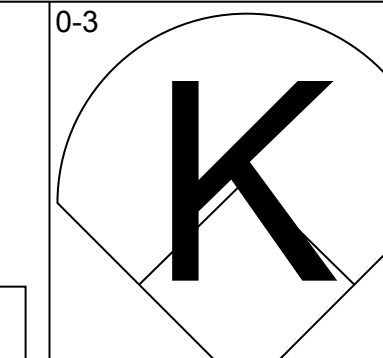
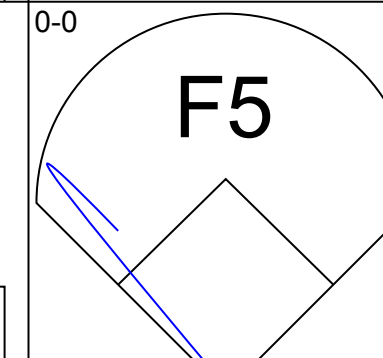
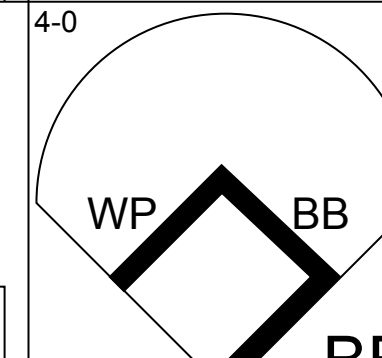
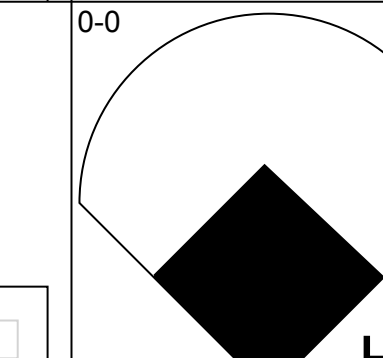
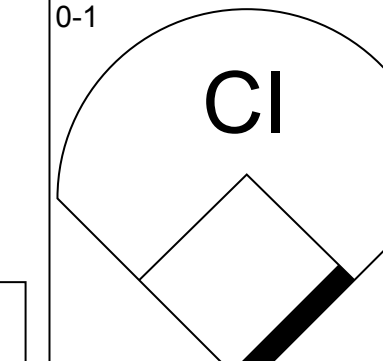
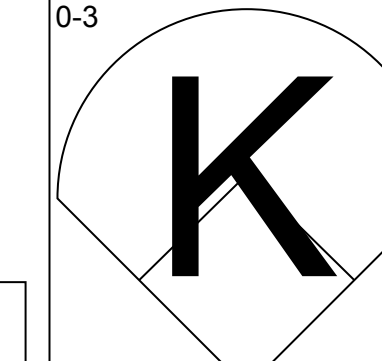
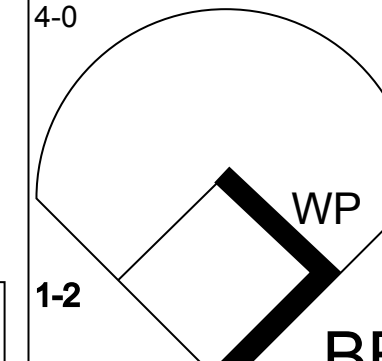
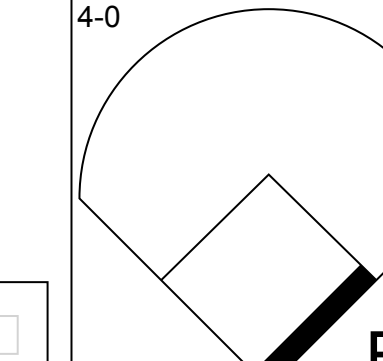
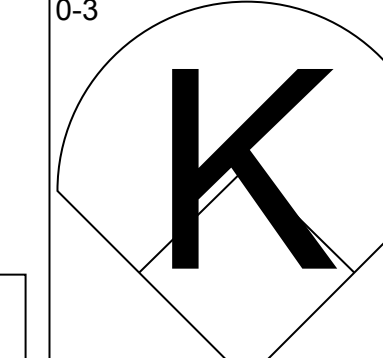
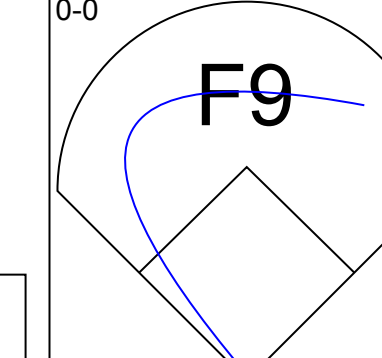
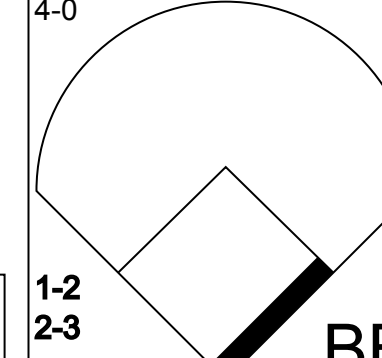
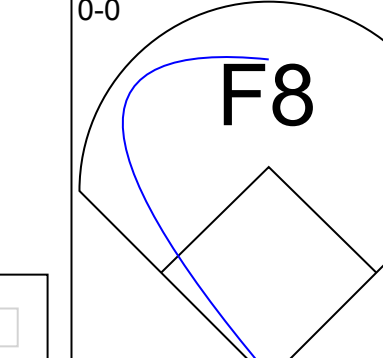
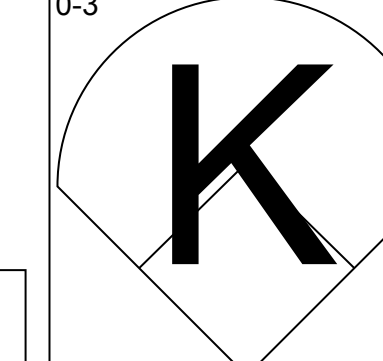
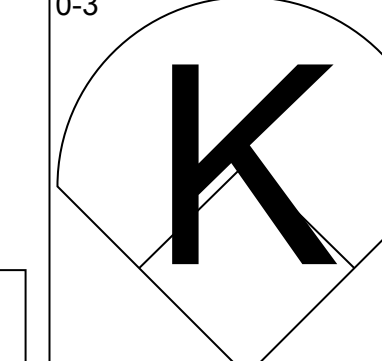
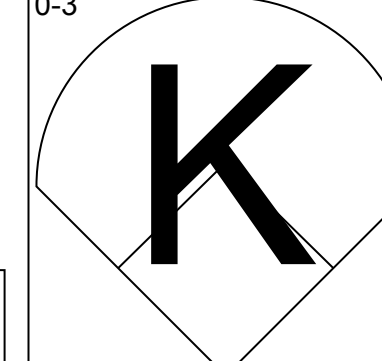
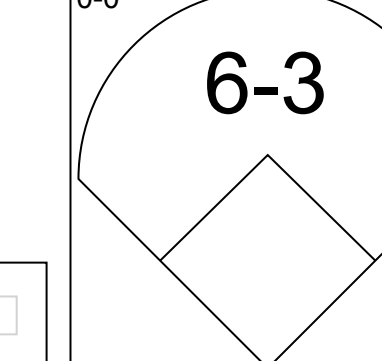
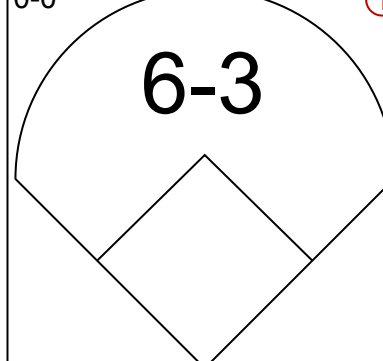
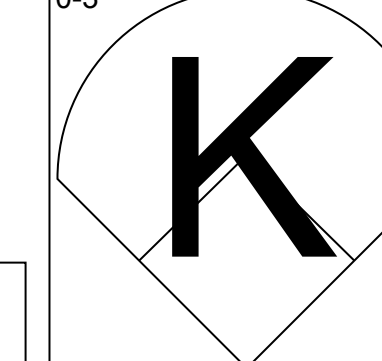
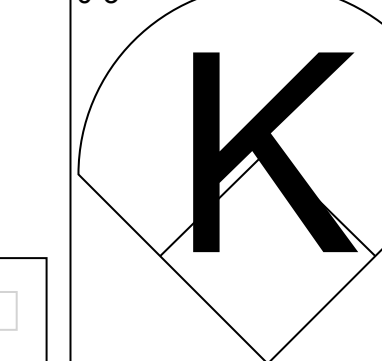

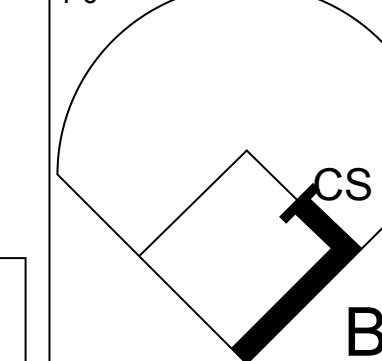
AB 32
R 3
H 7
RBI 3
BB 4
SO 7
LOB 14



Batter	1	2	3	4	5	6	7	8	9	AB R H RBI BB SO LOB	BOTTOM									
Tom Lawless, R OBP: 0.324, SLG: 0.364 (1, 4)	6-3		6-3							4 0 0 0 0 1 0	St. Louis Cardinals @ Cincinnati Reds Riverfront Stadium, Cincinnati, OH Fri May 11 1984, 7:05 PM EDT Att: 23,056 - Unknown									
Eddie Milner, L OBP: 0.364, SLG: 0.360 (1, 8)			4-3		4-3					3 1 1 0 1 0 0										
Gary Redus, R OBP: 0.376, SLG: 0.425 (1, 7)			4-3							4 0 1 0 0 1 1										
Dave Parker, L OBP: 0.367, SLG: 0.413 (1, 9)										3 1 3 1 1 0 0										
Cesar Cedeno, R OBP: 0.412, SLG: 0.543 John Franco, L (9, 1)										3 2 2 2 0 0 0										
Dave Concepcion, R OBP: 0.302, SLG: 0.354 (8, 5)										3 0 0 0 0 0 1										
Nick Esasky, R OBP: 0.276, SLG: 0.351 Tom Foley, L (8, 6)										3 0 2 0 0 1 0										
Dann Bilardello, R OBP: 0.375, SLG: 0.309 (1, 2)										0 0 0 0 0 0 0										
Jeff Russell, R OBP: 0.223, SLG: 0.235 (7, 1)										3 0 0 0 0 1 2										
Ted Power, R ERA: 4.56 (7, 1)										2 0 0 0 0 0 0										
Bill Scherrer, L ERA: 3.91 (7, 3)										0 0 0 0 0 0 0										
Dan Driessen, L OBP: 0.549 (8, PH)										1 0 0 0 0 0 1										
Duane Walker, L OBP: 0.492, SLG: 0.833 (8, PH)										0 0 0 0 0 0 0										
Tony Perez, R OBP: 0.327, SLG: 0.396 (8, PH)										1 0 0 0 0 0 3										
Inning Stats	R: 1 E: 0 K: 1 S: 6	H: 2 LOB: 1 BB: 0 P: 6	R: 1 E: 0 K: 1 S: 7	H: 2 LOB: 1 BB: 0 P: 7	R: 0 E: 0 K: 0 S: 3	H: 0 LOB: 0 BB: 0 P: 3	R: 2 E: 1 K: 2 S: 10	H: 2 LOB: 1 BB: 0 P: 10	R: 0 E: 0 K: 1 S: 5	H: 0 LOB: 0 BB: 0 P: 5	R: 0 E: 0 K: 0 S: 3	H: 1 LOB: 0 BB: 0 P: 3	R: 0 E: 0 K: 0 S: 3	H: 1 LOB: 2 BB: 2 P: 11	R: 0 E: 0 K: 0 S: 3	H: 1 LOB: 2 BB: 2 P: 11	1B: 7 2B: 1 3B: 0 HR: 1	SF: 0 SAC: 0 DP: 2 HBP: 0	WP: 0 PB: 0 SB: 1 CS: 0	PA: 32
PITCHER	IP WLS BF H R ER SO BB IBB HBP BLK WP HR S P ERA WHIP											IP WLS BF H R ER SO BB IBB HBP BLK WP HR S P ERA WHIP								
Dave LaPoint, L ERA: 4.56 (1, 1)	6.0 L 24 7 4 4 4 5 0 0 0 0 0 0 1 34 34 6.00 1.167																			
Neil Allen, R ERA: 3.91 (7, 1)	1.1 7 2 0 0 0 1 1 0 0 0 0 0 5 13 0.00 2.250																			
Dave Rucker, L ERA: 0.73 (8, 1)	0.2 1 0 0 0 0 0 0 0 0 0 0 0 1 1 0.00 0.000																			

AB 30
R 4
H 9
RBI 3
BB 2
SO 5
LOB 10

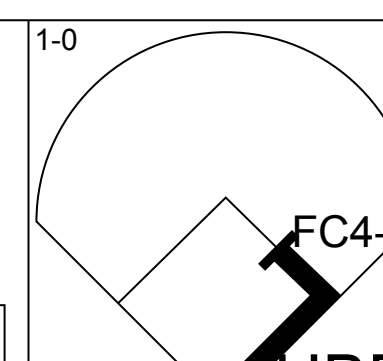
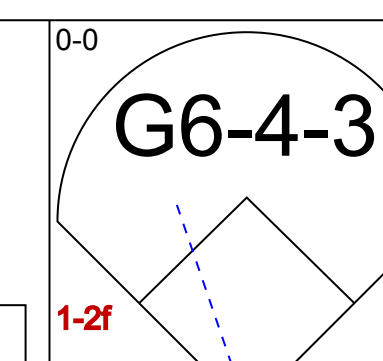
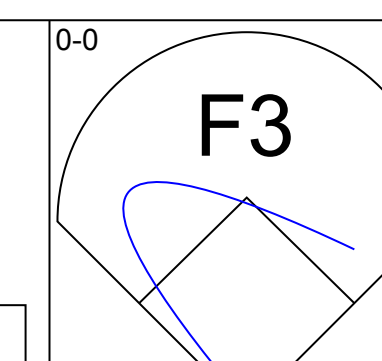
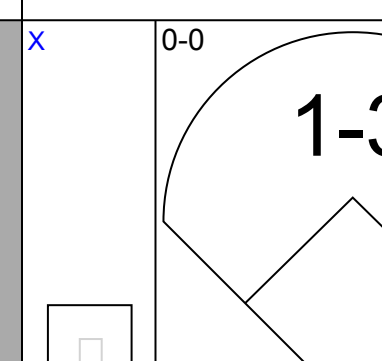
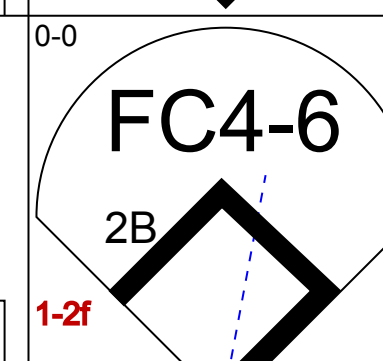
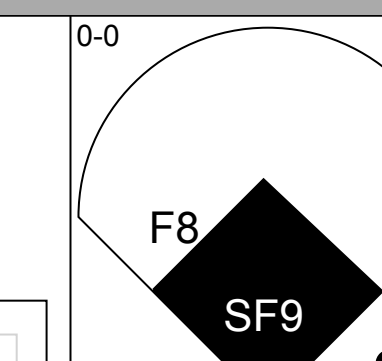
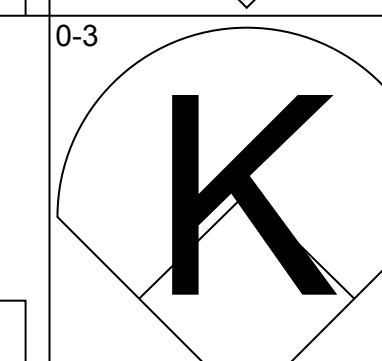
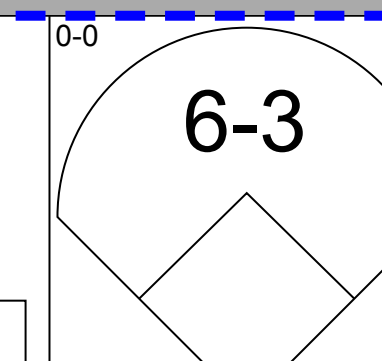
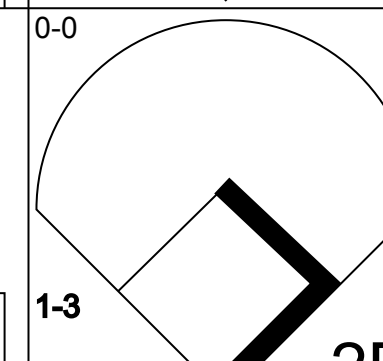
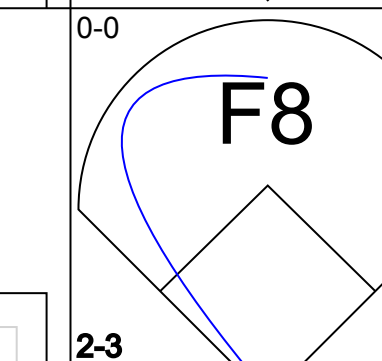
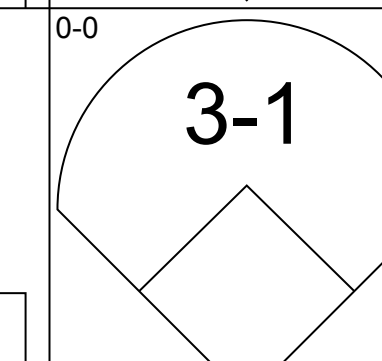
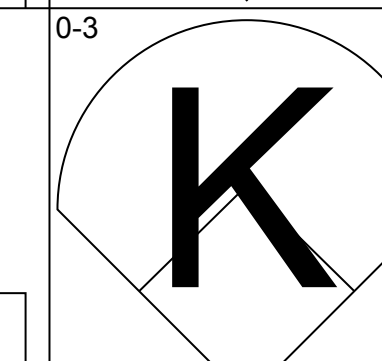
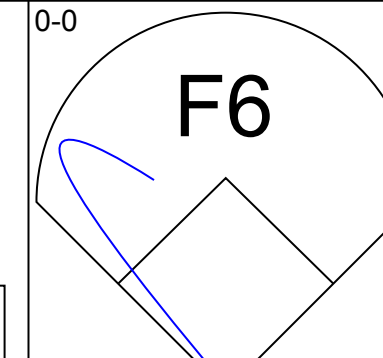
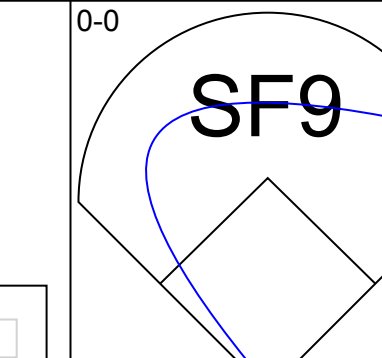
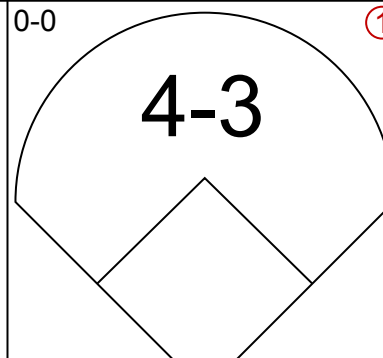
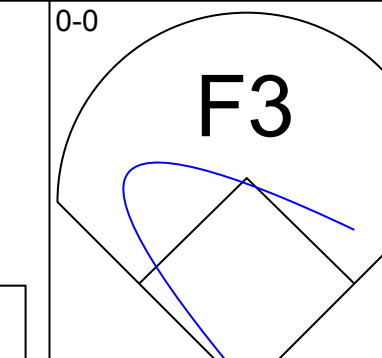
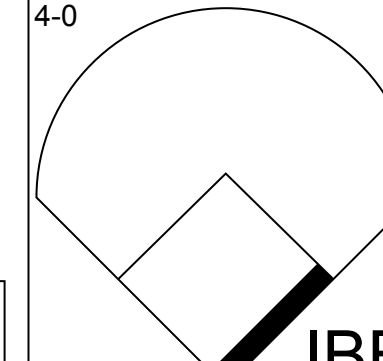
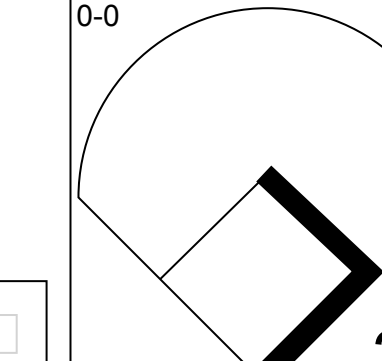
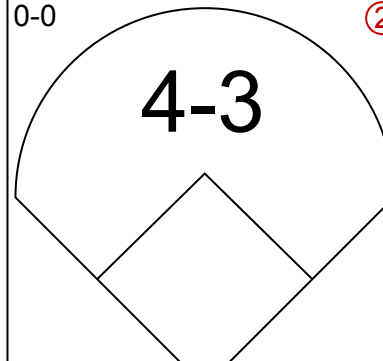
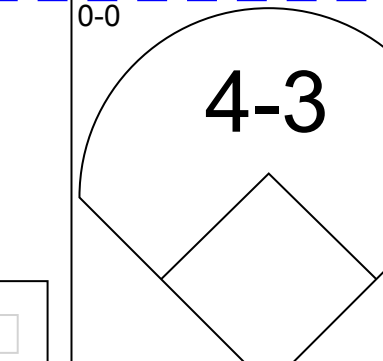
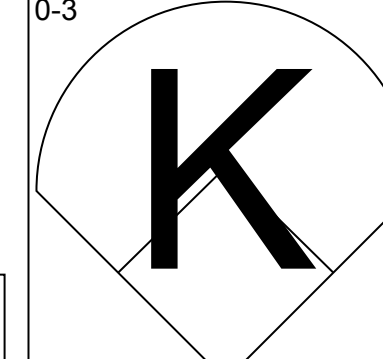
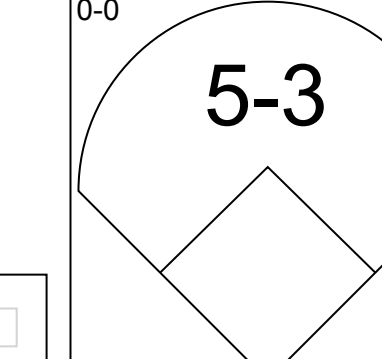
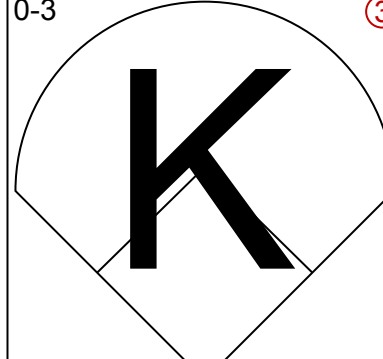
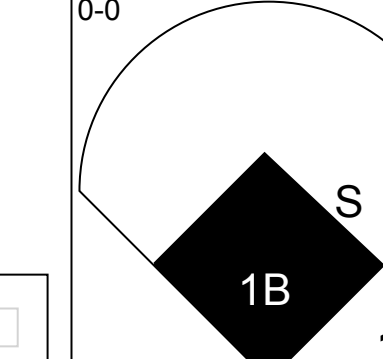
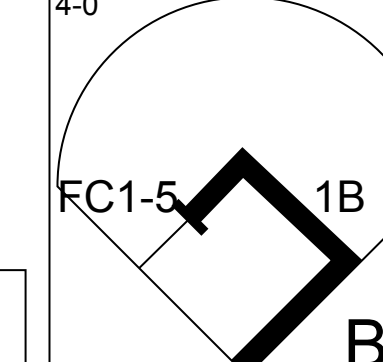
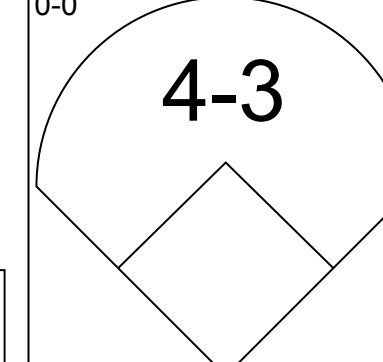
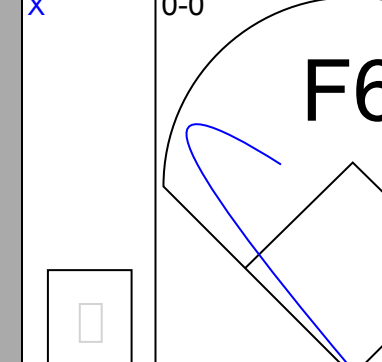
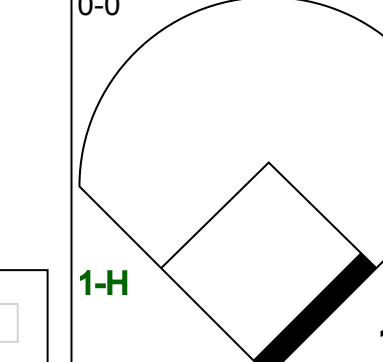
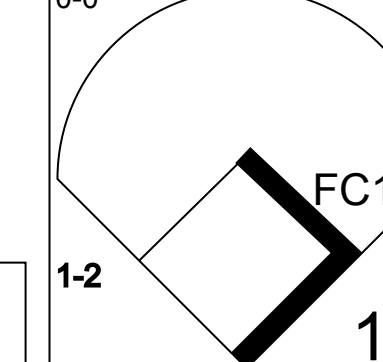
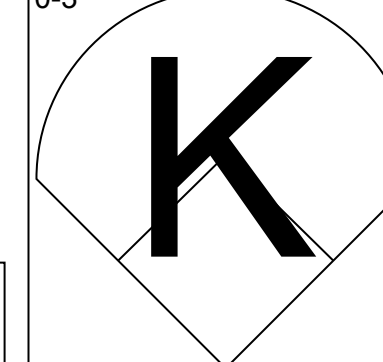
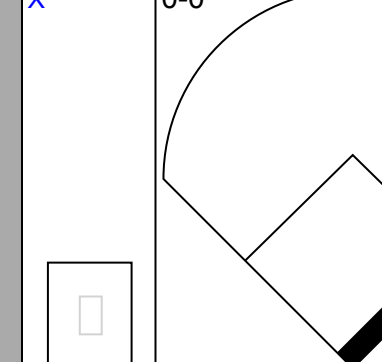
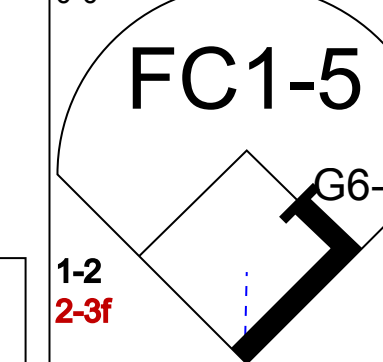
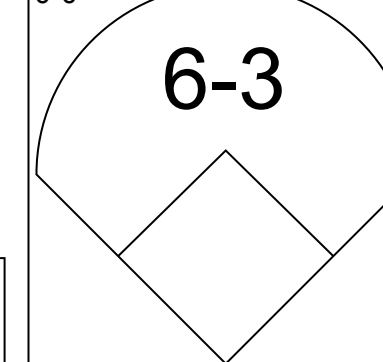
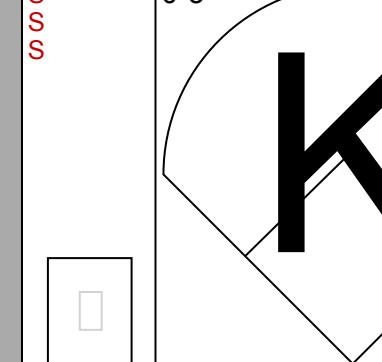


Batter	1	2	3	4	5	6	7	8	9	AB	R	H	RBI	BB	SO	LOB	TOP	
Tom Herr, S OBP: 0.349, SLG: 0.296 (1, 4)										4	0	0	0	0	2	1		
Ozzie Smith, S OBP: 0.333, SLG: 0.283 (1, 6)										4	0	0	0	0	0	0		
Lonnie Smith, R OBP: 0.393, SLG: 0.404 (1, 7)										4	0	0	0	0	1	0		
George Hendrick, R OBP: 0.262, SLG: 0.307 (1, 9)										3	1	1	1	1	1	0		
Andy Van Slyke, L OBP: 0.377, SLG: 0.357 (1, 8) (9, 3)										1	0	0	0	2	1	0		
Ken Oberkfell, L OBP: 0.385, SLG: 0.339 Bruce Sutter, R (9, 1)										3	0	0	0	1	1	2		
David Green, R OBP: 0.355, SLG: 0.408 Steve Braun, L OBP: 0.522, SLG: 0.444 Art Howe, R OBP: 0.271, SLG: 0.238 (7, 3) (9, 5)										2	0	0	0	0	2	1		
Tom Nieto, R OBP: 0.455, SLG: 0.800 (1, 2)										3	0	0	0	0	1	0		
Danny Cox, R OBP: 0.294, SLG: 0.250 Willie McGee, S OBP: 0.296, SLG: 0.336 Dave Rucker, L (8, PH) Tito Landrum, R OBP: 0.393, SLG: 0.462 (9, 8)										2	0	0	0	0	2	0		
Inning Stats	R: 0 E: 0 K: 1 S: 5	H: 0 LOB: 0 BB: 0 P: 5	R: 0 E: 1 K: 3 S: 10	H: 0 LOB: 1 BB: 0 P: 10	R: 0 E: 0 K: 2 S: 7	H: 0 LOB: 0 BB: 0 P: 7	R: 0 E: 0 K: 1 S: 5	H: 0 LOB: 0 BB: 0 P: 5	R: 0 E: 0 K: 1 S: 5	H: 0 LOB: 3 BB: 3 P: 17	R: 0 E: 0 K: 1 S: 4	H: 0 LOB: 1 BB: 1 P: 8	R: 1 E: 0 K: 0 S: 4	H: 1 LOB: 1 BB: 1 P: 8	1B: 0 2B: 0 3B: 0 HR: 1	SF: 0 SAC: 0 DP: 0 HBP: 0	WP: 1 PB: 0 SB: 0 CS: 1	PA: 34
PITCHER Mario Soto, R ERA: 2.49 (1, 1)	IP: 9.0 WLS: W BF: 33 H: 1 R: 1 ER: 1 SO: 12 BB: 5 IBB: 0 HBP: 0 BLK: 0 WP: 1 HR: 1 S: 52 P: 72 ERA: 1.00 WHIP: 0.667																	

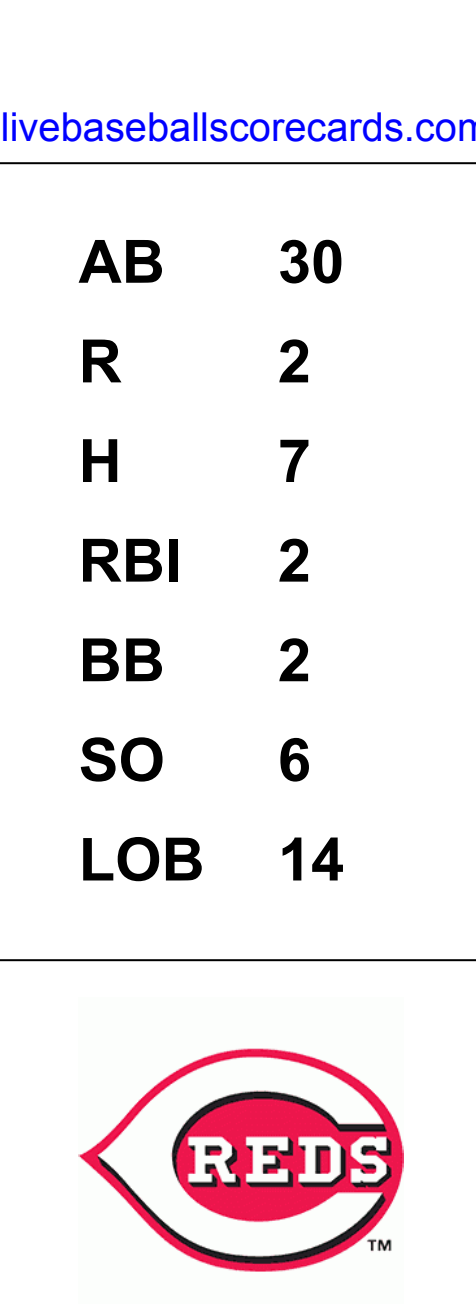
St. Louis Cardinals @ Cincinnati Reds
Riverfront Stadium, Cincinnati, OH
Sat May 12 1984, 3:33 AM EDT
Att: 24,365 - Unknown



AB	27
R	1
H	1
RBI	1
BB	5
SO	12
LOB	7

Batter	1	2	3	4	5	6	7	8	9	AB	R	H	RBI	BB	SO	LOB	BOTTOM	
Gary Redus, R OBP: 0.371, SLG: 0.408 (1, 7)										3	0	0	0	0	0	3		
Ron Oester, S OBP: 0.275, SLG: 0.312 (1, 4)										4	1	1	0	0	1	1		
Duane Walker, L OBP: 0.454, SLG: 0.824 Eddie Milner, L OBP: 0.362, SLG: 0.357 (1, 8) (6, 8)										3	0	1	0	0	0	1		
Dave Parker, L OBP: 0.356, SLG: 0.403 (1, 9)										3	0	0	1	0	0	2		
Dan Driessen, L OBP: 0.457, SLG: 0.554 (1, 3)										3	0	1	0	1	0	0		
Dave Concepcion, R OBP: 0.300, SLG: 0.350 (1, 5)										4	1	1	0	0	2	4		
Brad Gulden, L OBP: 0.245, SLG: 0.119 (1, 2)										3	0	1	1	1	0	0		
Tom Foley, L OBP: 0.378, SLG: 0.600 (1, 6)										3	0	2	0	0	1	0		
Mario Soto, R OBP: 0.136, SLG: 0.182 (1, 1)										3	0	0	0	0	1	3		
Inning Stats	R: 0 E: 0 K: 1 S: 6	H: 1 LOB: 3 BB: 1 P: 11	R: 0 E: 0 K: 0 S: 3	H: 1 LOB: 1 BB: 1 P: 7	R: 1 E: 0 K: 0 S: 5	H: 2 LOB: 1 BB: 0 P: 5	R: 0 E: 0 K: 1 S: 5	H: 0 LOB: 0 BB: 0 P: 5	R: 0 E: 0 K: 1 S: 6	H: 1 LOB: 1 BB: 0 P: 6	R: 0 E: 0 K: 1 S: 5	H: 0 LOB: 0 BB: 0 P: 5	R: 1 E: 0 K: 0 S: 3	H: 2 LOB: 1 BB: 0 P: 3	1B: 4 2B: 3 3B: 0 HR: 0	SF: 1 SAC: 0 DP: 1 HBP: 1	WP: 0 PB: 0 SB: 1 CS: 0	PA: 34
PITCHER Danny Cox, R ERA: 3.28 Dave Rucker, L ERA: 0.69 Bruce Sutter, R ERA: 1.21 (1, 1) (8, 1) (9, 1)	IP: 7.0 WLS: 3 BF: 28 H: 5 R: 0 ER: 0 SO: 5 BB: 1 IBB: 0 HBP: 0 BLK: 0 WP: 0 HR: 0 S: 35 P: 44 ERA: 1.29 WHIP: 0.857																	

St. Louis Cardinals @ Cincinnati Reds
Riverfront Stadium, Cincinnati, OH
Sat May 12 1984, 3:33 AM EDT
Att: 24,365 - Unknown



AB	30
R	2
H	7
RBI	2
BB	2
SO	6
LOB	14

Batter	1	2	3	4	5	6	7	8	9	AB	R	H	RBI	BB	SO	LOB	TOP																				
Tom Herr, S OBP: 0.351, SLG: 0.303 (1, 4)	F8 WP SF9 BB		K	K			F7		F4	4	1	1	0	1	1	5																					
Tito Landrum, R OBP: 0.394, SLG: 0.414 (1, 8) (8, 7)	SF9 F8 1-2 BB		F7		F8		1-3		1B	3	0	0	0	2	0	2																					
Lonnie Smith, R OBP: 0.389, SLG: 0.398 Andy Van Slyke, L OBP: 0.386, SLG: 0.368 (1, 7) (8, 8) (8, 3)	F8 1-2 2-3		K		6-3				CS BB 1B	4	0	1	0	0	1	3																					
George Hendrick, R OBP: 0.268, SLG: 0.337 (1, 9)	SF9 2-3 3-H			HR	4-3				CS BB 1B	3	2	1	2	1	0	2																					
David Green, R Bruce Sutter, R (1, 3) (8, 1)	K			F9		K			CS 1B	4	0	1	1	0	2	1																					
Art Howe, R Ken Oberkfell, L (1, 5) (8, 5)		K		FC4-6 BB		4-3			1-H 2-3 1-2	2	0	0	0	1	1	0																					
Ozzie Smith, S (1, 6)				FC4-6 BB		4-3				4	1	1	0	0	0	1																					
Glenn Brummer, R OBP: 0.321, SLG: 0.385 (1, 2)	G6-4-3 1-2			1B		4-3			PB 1B 1B	3	1	1	0	1	0	1																					
John Stuper, R Mike Ramsey, S Dave Rucker, L Willie McGee, S (1, 1) (7, PH) (7, 1) (8, 8)			K						1B	2	0	1	1	0	1	0																					
Inning Stats	R: 1 E: 0 K: 1 S: 5	H: 0 LOB: 1 BB: 2 P: 13	R: 0 E: 0 K: 1 S: 5	H: 1 LOB: 0 BB: 0 P: 5	R: 0 E: 0 K: 2 S: 8	H: 1 LOB: 1 BB: 0 P: 8	R: 2 E: 0 K: 1 S: 7	H: 2 LOB: 2 BB: 2 P: 15	R: 0 E: 0 K: 0 S: 3	H: 0 LOB: 0 BB: 0 P: 3	R: 0 E: 0 K: 1 S: 5	H: 0 LOB: 0 BB: 0 P: 5	R: 0 E: 0 K: 0 S: 3	H: 0 LOB: 1 BB: 1 P: 7	R: 1 E: 0 K: 0 S: 3	H: 2 LOB: 2 BB: 1 P: 7	R: 2 E: 0 K: 0 S: 6	H: 3 LOB: 2 BB: 1 P: 10	1B: 7 2B: 1 3B: 0 HR: 1	SF: 1 SAC: 0 DP: 1 HBP: 0	WP: 2 PB: 1 SB: 0 CS: 2	PA: 40															
PITCHER	IP	WLS	BF	H	R	ER	SO	BB	IBB	HBP	BLK	WP	HR	S	P	ERA	WHIP	PITCHER	IP	WLS	BF	H	R	ER	SO	BB	IBB	HBP	BLK	WP	HR	S	P	ERA	WHIP		
Bob Ovwchinko, L ERA: 4.02 (1, 1)	3.2	L	18	4	3	3	4	4	0	0	0	1	1	22	38	7.36	2.182																				
Ted Power, R ERA: 3.95 (4, 1)	2.1		7	0	0	0	2	0	0	0	0	0	0	11	11	0.00	0.000																				
Bill Scherrer, L ERA: 7.43 (7, 1)	1.0		6	1	1	1	0	2	0	0	0	0	0	4	12	9.00	3.000																				
Tom Hume, R ERA: 4.43 (8, 1)	0.1		1	1	0	0	0	0	0	0	0	1	0	1	1	0.00	3.000																				
John Franco, L ERA: 2.7 (8, 1)	1.2		8	3	2	2	0	0	1	0	0	0	0	7	11	10.80	1.800																				

St. Louis Cardinals @ Cincinnati Reds
Riverfront Stadium, Cincinnati, OH
Sun May 13 1984, 3:33 AM EDT
Att: 15,555 - Unknown

AB 32
R 6
H 9
RBI 6
BB 7
SO 6
LOB 16



Batter	1	2	3	4	5	6	7	8	9	AB	R	H	RBI	BB	SO	LOB	BOTTOM																			
Eddie Milner, L OBP: 0.358, SLG: 0.353 (1, 8)	F8		F6			F9				4	0	1	0	0	0	1																				
Ron Oester, S OBP: 0.266, SLG: 0.301 (1, 4)	K			3-1		F8				4	0	0	0	0	1	2																				
Cesar Cedeno, R OBP: 0.400, SLG: 0.580 (1, 9) (7, 3)	F8			F2		HR				4	1	1	2	0	1	1																				
Dan Driessen, L OBP: 0.442, SLG: 0.532 Bill Scherrer, L Tom Hume, R John Franco, L Wayne Krenchicki, L (1, 3) (7, 1) (8, 1) (8, 1) (8, PH)	E3 CS			F3		F3				3	0	0	0	0	0	0																				
Duane Walker, L OBP: 0.455, SLG: 0.764 (1, 7) (7, 9)	F6 1-2					F8				4	0	0	0	0	2	1																				
Dave Concepcion, R OBP: 0.306, SLG: 0.350 (1, 5) (8, 6)						F8				3	0	1	0	1	0	0																				
Brad Gulden, L OBP: 0.255, SLG: 0.136 Dann Bilardello, R OBP: 0.378, SLG: 0.314 (1, 2) (7, PH) (8, 2)	K			FC4-6 1B						2	0	1	0	0	1	1																				
Tom Foley, L OBP: 0.362, SLG: 0.571 Nick Esasky, R OBP: 0.275, SLG: 0.346 (1, 6) (7, PH) (8, 5)			F3		FC4-6 1-2					2	0	0	0	0	0	1																				
Bob Ovwchinko, L Ted Power, R Gary Redus, R (1, 1) (4, 1) (6, PH) (7, 7)			K							1	0	0	0	0	1	0																				
Inning Stats	R: 0 E: 0 K: 1 S: 5	H: 0 LOB: 0 BB: 0 P: 5	R: 0 E: 1 K: 1 S: 6	H: 1 LOB: 1 BB: 0 P: 6	R: 0 E: 0 K: 1 S: 5	H: 0 LOB: 0 BB: 0 P: 5	R: 0 E: 0 K: 0 S: 3	H: 0 LOB: 0 BB: 0 P: 3	R: 0 E: 0 K: 0 S: 4	H: 1 LOB: 1 BB: 0 P: 4	R: 2 E: 0 K: 0 S: 5	H: 2 LOB: 2 BB: 0 P: 5	R: 0 E: 0 K: 2 S: 8	H: 1 LOB: 1 BB: 0 P: 8	R: 0 E: 0 K: 2 S: 8	H: 1 LOB: 1 BB: 0 P: 8	R: 0 E: 0 K: 2 S: 7	H: 0 LOB: 1 BB: 1 P: 11	1B: 5 2B: 0 3B: 0 HR: 1	SF: 0 SAC: 0 DP: 0 HBP: 0	WP: 0 PB: 0 SB: 1 CS: 1	PA: 34														
PITCHER	IP	WLS	BF	H	R	ER	SO	BB	IBB	HBP	BLK	WP	HR	S	P	ERA	WHIP	PITCHER	IP	WLS	BF	H	R	ER	SO	BB	IBB	HBP	BLK	WP	HR	S	P	ERA	WHIP	
John Stuper, R ERA: 5.71 (1, 1)	6.0	W	22	4	2	2	3	0	0	0	0	0	0	13	28	3.00	0.667																			
Dave Rucker, L ERA: 0.6 (7, 1)	1.2		7	2	0	0	3	0	0	0	0	0	0	13	13	0.00	1.200																			
Bruce Sutter, R ERA: 1.14 (8, 1)	1.1	S	5	0	0	0	3	1	0	0	0	0	0	10	14	0.00	0.750																			

St. Louis Cardinals @ Cincinnati Reds
Riverfront Stadium, Cincinnati, OH
Sun May 13 1984, 3:33 AM EDT
Att: 15,555 - Unknown

AB 33
R 2
H 6
RBI 2
BB 1
SO 9
LOB 9



Batter	1	2	3	4	5	6	7	8	9	AB	R	H	RBI	BB	SO	LOB	TOP										
Bob Dernier, R OBP: 0.424, SLG: 0.381										4	2	2	0	1	1	0											
23 Ryne Sandberg, R OBP: 0.392, SLG: 0.519										5	1	2	0	0	2	3											
Gary Matthews, R Henry Cotto, R OBP: 0.357, SLG: 0.289										5	1	4	1	0	0	0											
Leon Durham, L OBP: 0.411, SLG: 0.524										5	1	1	0	0	1	4											
Mel Hall, L Gary Woods, R OBP: 0.329, SLG: 0.425										4	1	1	1	0	0	2											
Ron Cey, R OBP: 0.323, SLG: 0.425										4	0	1	1	0	0	1											
Jody Davis, R OBP: 0.373, SLG: 0.429										3	0	0	1	0	1	0											
Tom Verzyer, R OBP: 0.190, SLG: 0.150										4	0	0	0	0	1	1											
Scott Sanderson, R Dickie Noles, R Tim Stoddard, R										0	0	0	0	0	0	0											
										3	0	0	0	0	1	1											
										1	0	0	0	0	1	0											
Inning Stats	R: 1 E: 0 K: 0 S: 5	H: 2 LOB: 1 BB: 0 P: 5	R: 0 E: 0 K: 1 S: 5	H: 0 LOB: 0 BB: 0 P: 5	R: 0 E: 0 K: 2 S: 7	H: 0 LOB: 0 BB: 0 P: 7	R: 3 E: 0 K: 1 S: 9	H: 4 LOB: 1 BB: 0 P: 9	R: 2 E: 1 K: 2 S: 6	H: 3 LOB: 2 BB: 1 P: 12	R: 0 E: 0 K: 1 S: 5	H: 0 LOB: 0 BB: 0 P: 5	R: 0 E: 0 K: 0 S: 3	H: 0 LOB: 0 BB: 0 P: 3	R: 0 E: 0 K: 1 S: 7	H: 2 LOB: 2 BB: 0 P: 7	1B: 10 2B: 1 3B: 0 HR: 0	SF: 1 SAC: 0 DP: 0 HBP: 0	WP: 0 PB: 0 SB: 2 CS: 0	PA: 40							
PITCHER	IP	WLS	BF	H	R	ER	SO	BB	IBB	HBP	BLK	WP	HR	S	P	ERA	WHIP										
Frank Pastore, R ERA: 5.45	4.0	L	18	6	4	4	4	0	0	0	1	0	0	26	26	9.00	1.500										
Ted Power, R ERA: 4.23	2.0		11	3	2	2	2	1	0	0	0	0	0	14	18	9.00	2.000										
Bill Scherrer, L ERA: 6.06	3.0		11	2	0	0	2	0	0	0	0	0	0	15	15	0.00	0.667										

Chicago Cubs @ Cincinnati Reds
Riverfront Stadium, Cincinnati, OH
Tue May 15 1984, 7:05 PM EDT
Att: 13,074 - Unknown

AB	38
R	6
H	11
RBI	4
BB	1
SO	8
LOB	12



Batter	1	2	3	4	5	6	7	8	9	AB	R	H	RBI	BB	SO	LOB	BOTTOM										
Gary Redus, R OBP: 0.379, SLG: 0.451										4	1	2	1	0	1	0											
Tom Foley, L OBP: 0.373, SLG: 0.545										2	2	0	0	2	0	2											
Eddie Milner, L OBP: 0.355, SLG: 0.345										3	0	0	0	1	1	2											
Dave Parker, L OBP: 0.353, SLG: 0.398										4	0	1	1	0	1	2											
Dan Driessen, L OBP: 0.448, SLG: 0.538										1	0	1	1	0	0	0											
Cesar Cedeno, R OBP: 0.379, SLG: 0.547										3	0	0	0	0	2	1											
Dave Concepcion, R OBP: 0.304, SLG: 0.341										3	0	0	0	1	0	2											
Brad Gulden, L OBP: 0.241, SLG: 0.128										3	0	0	0	0	0	0											
Bill Scherrer, L										0	0	0	0	0	0	0											
Ron Oester, S OBP: 0.264, SLG: 0.298										1	0	0	0	0	0	1											
Tom Lawless, R OBP: 0.317, SLG: 0.351										4	0	1	0	0	0	0											
Frank Pastore, R										1	0	0	0	0	1	0											
Wayne Krenchicki, L OBP: 0.250, SLG: 0.625										1	0	0	0	0	1	1											
Ted Power, R										0	0	0	0	0	0	0											
Dann Bilardello, R OBP: 0.386, SLG: 0.314										0	0	0	0	1	0	0											
Inning Stats	R: 1 E: 0 K: 2 S: 9	H: 1 LOB: 2 BB: 1 P: 13	R: 0 E: 0 K: 1 S: 5	H: 0 LOB: 0 BB: 0 P: 5	R: 1 E: 0 K: 1 S: 6	H: 1 LOB: 1 BB: 1 P: 10	R: 0 E: 0 K: 1 S: 6	H: 1 LOB: 0 BB: 0 P: 6	R: 1 E: 0 K: 0 S: 3	H: 1 LOB: 2 BB: 1 P: 7	R: 0 E: 0 K: 0 S: 3	H: 1 LOB: 2 BB: 1 P: 7	R: 0 E: 0 K: 2 S: 7	H: 0 LOB: 0 BB: 0 P: 7	R: 0 E: 0 K: 0 S: 2	H: 0 LOB: 0 BB: 1 P: 6	1B: 4 2B: 0 3B: 0 HR: 1	SF: 0 SAC: 0 DP: 1 HBP: 0	WP: 1 PB: 0 SB: 0 CS: 1	PA: 36							
PITCHER	IP	WLS	BF	H	R	ER	SO	BB	IBB	HBP	BLK	WP	HR	S	P	ERA	WHIP										
Scott Sanderson, R ERA: 2.34	0.1		26	5	2	2	4	3	0	0	0	1	1	31	43	3.00	1.333										
Dickie Noles, R ERA: 6.1	6.0	W	26	5	2	2	4	3	0	0	0	1	1	31	43	3.00	1.333										
Tim Stoddard, R ERA: 1.33	2.2	S	8	0	0	0	2	1	0	0	0	0	0	10	14	0.00	0.375										

Chicago Cubs @ Cincinnati Reds
Riverfront Stadium, Cincinnati, OH
Tue May 15 1984, 7:05 PM EDT
Att: 13,074 - Unknown

AB	30
R	3
H	5
RBI	3
BB	5
SO	7
LOB	11



Batter	1	2	3	4	5	6	7	8	9	AB	R	H	RBI	BB	SO	LOB	TOP
Bob Dernier, R OBP: 0.407, SLG: 0.359 (1, 8)	F4		K			F7		K		4	0	0	0	0	2	0	Chicago Cubs @ Cincinnati Reds Riverfront Stadium, Cincinnati, OH Thu May 17 1984, 3:33 AM EDT Att: 18,974 - Unknown
23 Ryne Sandberg, R OBP: 0.382, SLG: 0.486 (1, 4)	F8		K			F3		F4		4	0	0	0	0	1	1	
Gary Matthews, R OBP: 0.409, SLG: 0.380 (1, 7)	F3				6-3			F8		3	0	0	0	1	0	0	
Leon Durham, L OBP: 0.421, SLG: 0.541 (1, 3)					F7			F8		2	1	0	0	2	0	1	
Mel Hall, L OBP: 0.319, SLG: 0.407 (1, 9)					F8			F9		4	0	1	0	0	1	2	
Ron Cey, R OBP: 0.326, SLG: 0.455 (1, 5)								FC6-4		4	1	1	1	0	0	2	
Jody Davis, R OBP: 0.365, SLG: 0.469 (1, 2)								HR		3	1	1	2	0	0	2	
Tom Verzyer, R OBP: 0.250, SLG: 0.222 (1, 6)								HR		3	0	0	0	0	2	0	
Dick Ruthven, R OBP: 0.278, SLG: 0.444 (1, 1)								HR		1	0	0	0	0	1	0	
Jay Johnstone, L OBP: 0.400, SLG: 0.250 (6, PH)								HR		1	0	0	0	0	1	0	
Rich Bordi, R OBP: 0.244, SLG: 0.214 (8, PH)								HR		0	0	0	0	0	0	0	
Bill Buckner, L OBP: 0.244, SLG: 0.214 (8, PH)								HR		1	0	0	0	0	0	0	
Tim Stoddard, R (8, 1)										0	0	0	0	0	0	0	
Inning Stats	R: 0 E: 0 K: 0 S: 3	H: 0 LOB: 0 BB: 0 P: 3	R: 0 E: 1 K: 0 S: 3	H: 1 LOB: 1 BB: 1 P: 7	R: 0 E: 0 K: 4 S: 12	H: 0 LOB: 1 BB: 0 P: 12	R: 0 E: 0 K: 0 S: 3	H: 0 LOB: 0 BB: 0 P: 3	R: 0 E: 0 K: 1 S: 5	H: 0 LOB: 2 BB: 0 P: 5	R: 3 E: 0 K: 2 S: 9	H: 2 LOB: 0 BB: 1 P: 13	R: 0 E: 0 K: 1 S: 5	H: 0 LOB: 1 BB: 1 P: 7	1B: 1 2B: 1 3B: 0 HR: 1	SF: 0 SAC: 0 DP: 1 HBP: 0	WP: 0 PA: 33 PB: 1 SB: 2 CS: 1
PITCHER Mario Soto, R ERA: 2.56 (1, 1)	IP: 9.0 WLS: W BF: 33 H: 3 R: 3 ER: 3 SO: 8 BB: 3 IBB: 0 HBP: 0 BLK: 0 WP: 0 HR: 1 S: 46 P: 58 ERA: 3.00 WHIP: 0.667																

Batter	1	2	3	4	5	6	7	8	9	AB	R	H	RBI	BB	SO	LOB	BOTTOM
Gary Redus, R OBP: 0.381, SLG: 0.457 (1, 7)	6-3		K			4-3		K		5	2	2	0	0	2	1	Chicago Cubs @ Cincinnati Reds Riverfront Stadium, Cincinnati, OH Thu May 17 1984, 3:33 AM EDT Att: 18,974 - Unknown
Ron Oester, S OBP: 0.261, SLG: 0.293 (1, 4)	1B		F6			4-3		F9		5	1	2	1	0	0	1	
Cesar Cedeno, R OBP: 0.403, SLG: 0.557 (1, 3)	1B		F3			F7		K		5	0	2	1	0	1	1	
Dave Parker, L OBP: 0.359, SLG: 0.401 (1, 9)	G4-6-3					F8		1B		5	1	2	0	0	0	3	
Duane Walker, L OBP: 0.471, SLG: 0.776 (1, 8)						SF7		K2-3		2	1	2	1	1	0	0	
Eddie Milner, L OBP: 0.352, SLG: 0.357 (6, 8)						2B		1B		2	0	1	0	0	1	1	
Dave Concepcion, R OBP: 0.315, SLG: 0.357 (1, 5)						1B		1B		3	0	2	1	0	0	2	
Brad Gulden, L OBP: 0.259, SLG: 0.176 (1, 2)						2B		1B		4	0	2	1	0	0	2	
Tom Foley, L OBP: 0.400, SLG: 0.543 (1, 6)						2B		1B		2	0	1	0	2	0	2	
Mario Soto, R OBP: 0.120, SLG: 0.160 (1, 1)						1B		SH3		3	0	0	0	0	1	7	
Inning Stats	R: 0 E: 0 K: 0 S: 4	H: 2 LOB: 1 BB: 0 P: 4	R: 0 E: 0 K: 1 S: 6	H: 2 LOB: 1 BB: 1 P: 10	R: 0 E: 0 K: 1 S: 5	H: 0 LOB: 0 BB: 0 P: 5	R: 0 E: 0 K: 0 S: 5	H: 2 LOB: 3 BB: 1 P: 9	R: 4 E: 0 K: 0 S: 8	H: 5 LOB: 2 BB: 1 P: 12	R: 1 E: 0 K: 0 S: 6	H: 3 LOB: 0 BB: 0 P: 6	R: 0 E: 0 K: 2 S: 8	H: 1 LOB: 1 BB: 0 P: 8	1B: 11 2B: 5 3B: 0 HR: 0	SF: 1 SAC: 1 DP: 1 HBP: 0	WP: 0 PA: 41 PB: 0 SB: 3 CS: 1
PITCHER Dick Ruthven, R ERA: 5.65 (1, 1)	IP: 5.0 WLS: L BF: 27 H: 11 R: 4 ER: 4 SO: 2 BB: 2 IBB: 1 HBP: 0 BLK: 0 WP: 0 HR: 0 S: 28 P: 40 ERA: 7.20 WHIP: 2.600																
Rich Bordi, R ERA: 3.46 (6, 1)	2.0	10	4	1	1	1	0	0	0	0	0	12	12	4.50	2.000		
Tim Stoddard, R ERA: 1.27 (8, 1)	1.0	4	1	0	0	2	0	0	0	0	0	8	8	0.00	1.000		

Batter	1	2	3	4	5	6	7	8	9	AB	R	H	RBI	BB	SO	LOB	TOP								
Gary Redus, R OBP: 0.394, SLG: 0.500 (1, 7)	0-0 CS 1B		0-0 G4-6-3 1B			0-0 HR		0-0 6-3		4	1	3	1	0	0	0	Cincinnati Reds @ St. Louis Cardinals Busch Stadium, St. Louis, MO Fri May 18 1984, 7:05 PM CDT Att: 31,164 - Unknown								
Ron Oester, S OBP: 0.254, SLG: 0.283 (1, 4)	0-0 4-3		0-0 G4-6-3			0-0 F9		0-3 K		4	0	0	0	0	1	2									
Dan Driessen, L OBP: 0.440, SLG: 0.537 (1, 3)	0-0 1-3		0-0 F8			0-0 3-1 2B		0-0 4-3		4	0	1	0	0	0	0									
Dave Parker, L OBP: 0.356, SLG: 0.397 (1, 9)		0-0 1B SF9 1B		0-0 4-3		0-0 3-1		0-3 K		4	1	1	0	0	1	1									
Eddie Milner, L OBP: 0.356, SLG: 0.357 (1, 8)		0-0 1-3 2B 1B		0-0 F7		0-0 F8		4-0 BB		3	1	1	0	1	0	1									
Dave Concepcion, R OBP: 0.307, SLG: 0.348 (1, 5) (7, 6)		0-0 SF9		0-0 F6			0-0 F8		0-0 F9		3	0	0	1	0	0									
Brad Gulden, L OBP: 0.250, SLG: 0.170 (7, PH) Dann Bilardello, R OBP: 0.393, SLG: 0.320 (7, 2)		0-0 3-H F7		0-0 F8			0-0 K		0-0 5-3		2	0	0	0	0	0									
Tom Foley, L OBP: 0.404, SLG: 0.563 (7, PH) Tony Perez, R OBP: 0.315, SLG: 0.380 Tom Hume, R (7, 1)		0-0 1-H 2B		0-0 F9			0-3 K				2	0	1	1	0	0									
Joe Price, R OBP: 0.167, SLG: 0.250 Nick Esasky, R OBP: 0.272, SLG: 0.346 Ted Power, R (7, PH) Wayne Krenchicki, L OBP: 0.200, SLG: 0.500 (7, 5)		0-0 5-3		0-0 F6			0-0 F8				1	0	0	0	0	0									
Inning Stats	R: 0 E: 0 K: 0 S: 3	H: 1 LOB: 0 BB: 0 P: 3	R: 2 E: 0 K: 0 S: 6	H: 3 LOB: 1 BB: 0 P: 6	R: 0 E: 0 K: 0 S: 3	H: 0 LOB: 0 BB: 0 P: 3	R: 0 E: 0 K: 0 S: 3	H: 0 LOB: 0 BB: 0 P: 3	R: 1 E: 0 K: 1 S: 5	H: 2 LOB: 1 BB: 0 P: 5	R: 0 E: 0 K: 1 S: 6	H: 1 LOB: 0 BB: 0 P: 6	R: 0 E: 0 K: 1 S: 5	H: 0 LOB: 0 BB: 1 P: 9	R: 0 E: 0 K: 1 S: 5	H: 0 LOB: 1 BB: 1 P: 9		1B: 5 2B: 2 3B: 0 HR: 1	SF: 1 SAC: 0 DP: 1 HBP: 0	WP: 0 PB: 0 SB: 0 CS: 1	PA: 34				
PITCHER	IP	WLS	BF	H	R	ER	SO	BB	IBB	HBP	BLK	WP	HR	S	P	ERA	WHIP								
John Stuper, R ERA: 5.56 Dave Rucker, L ERA: 0.56 Neil Allen, R ERA: 3.54	(1, 1) (6, 1) (7, 1)	5.1 1.0 2.2	W L S	21 4 9	7 1 0	3 0 0	3 0 0	0 0 3	0 0 1	0 0 0	0 0 0	0 0 0	1 4 14	21 4 18	21 4 18	5.06 0.00 0.00	1.312 1.000 0.375								

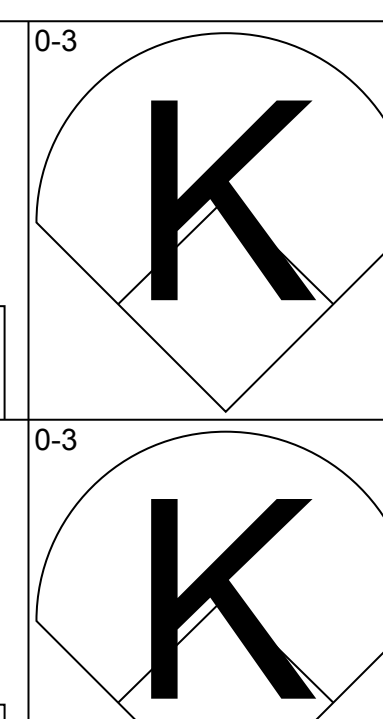
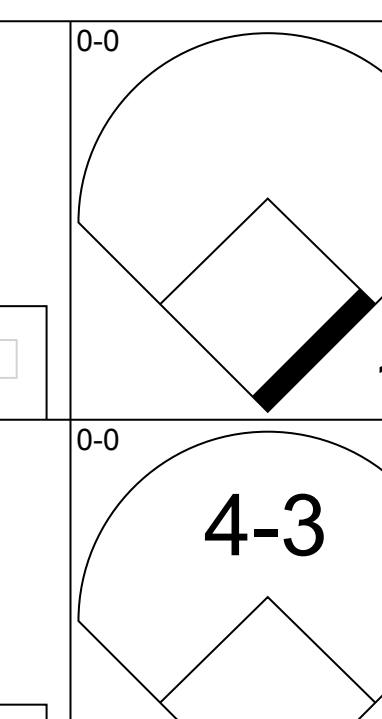
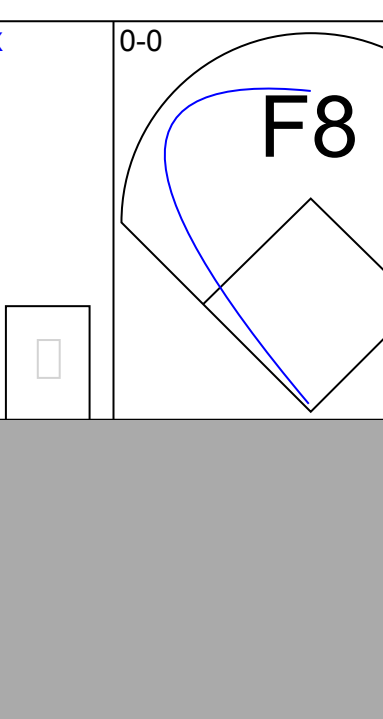
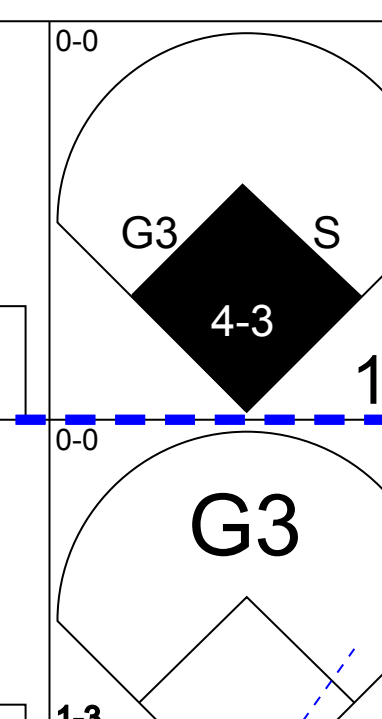
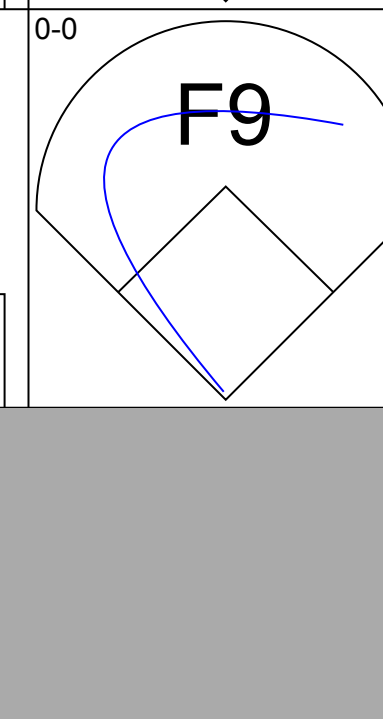

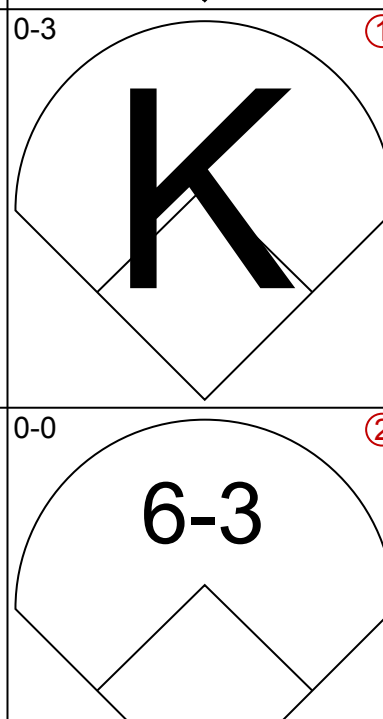
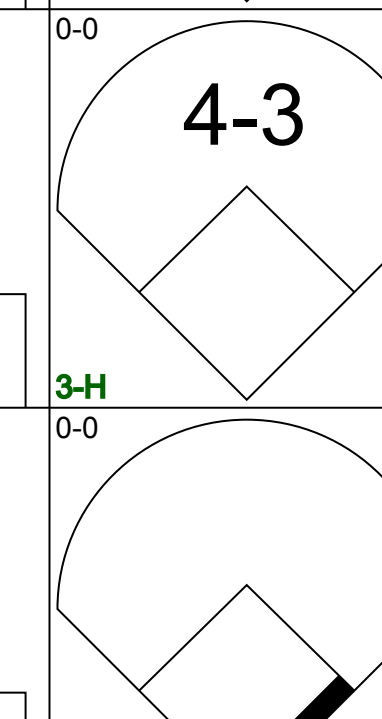


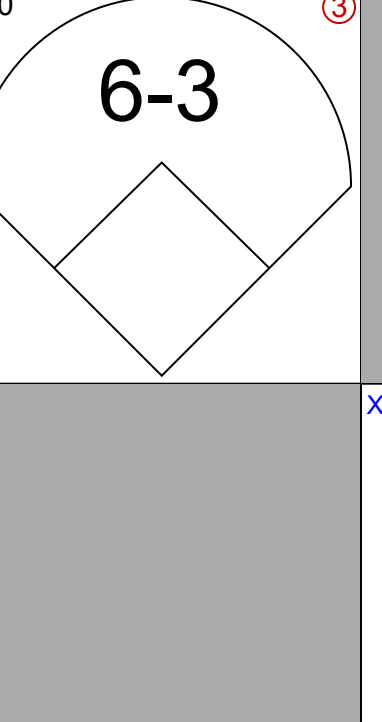


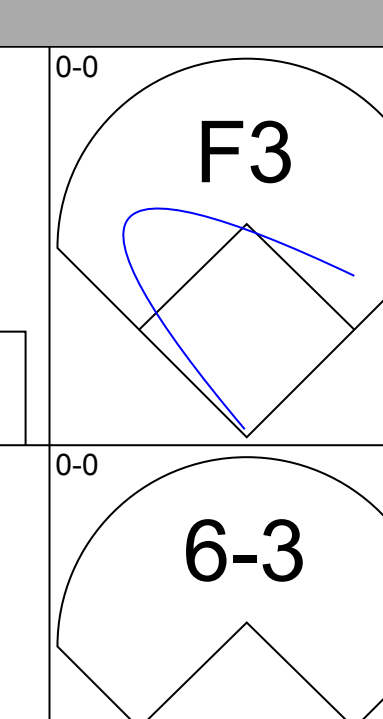
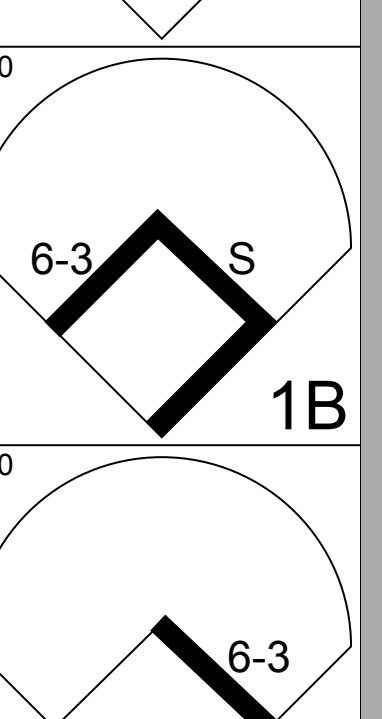
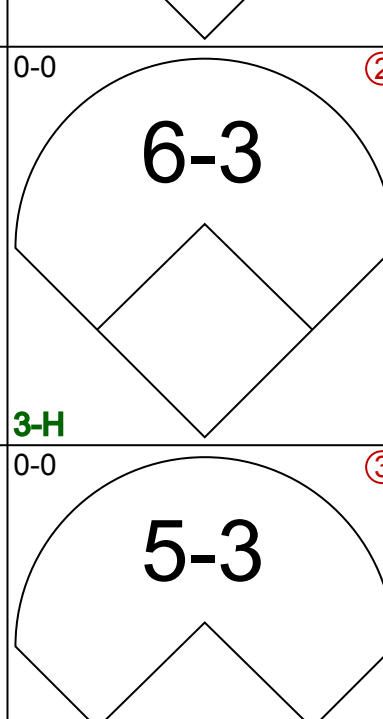
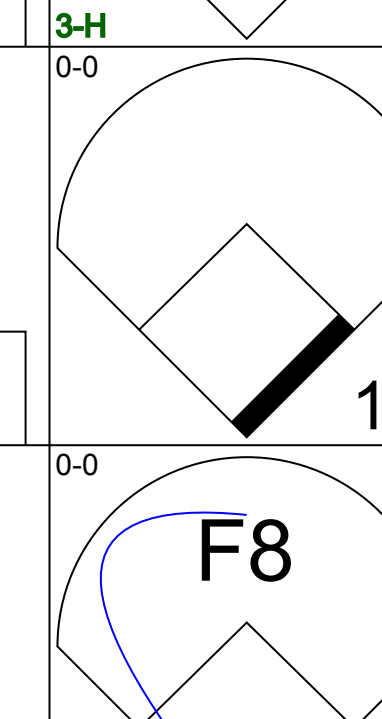
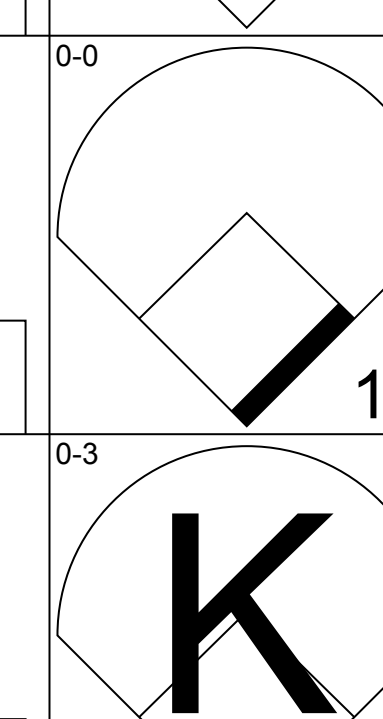





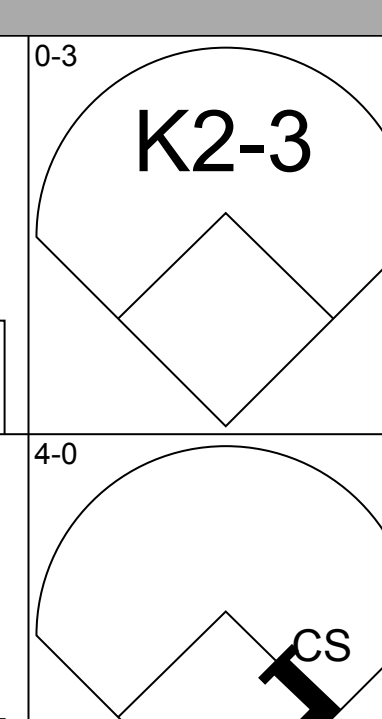
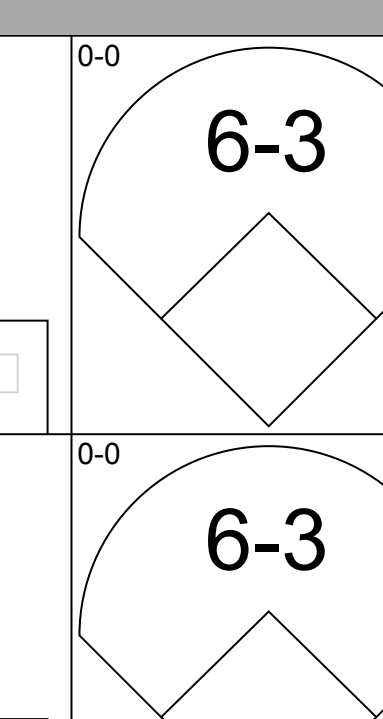
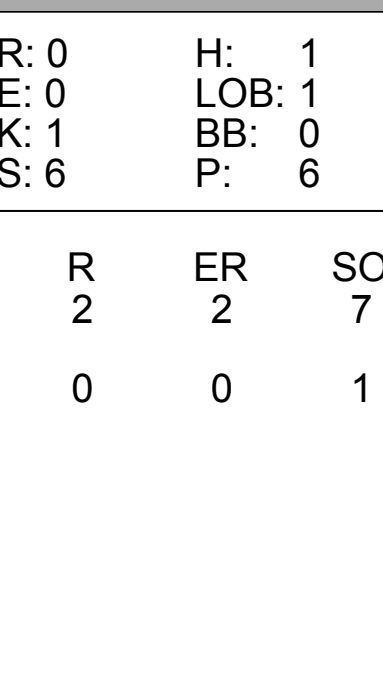
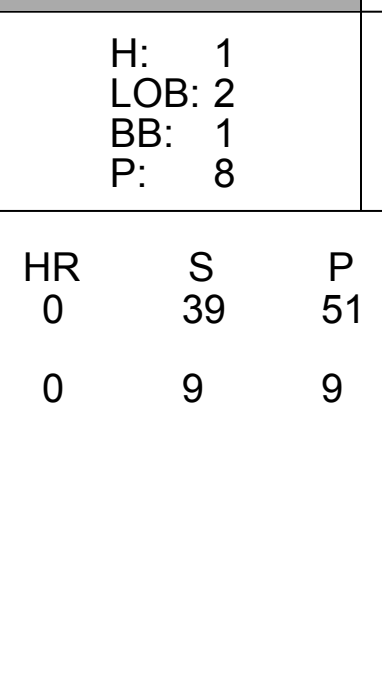
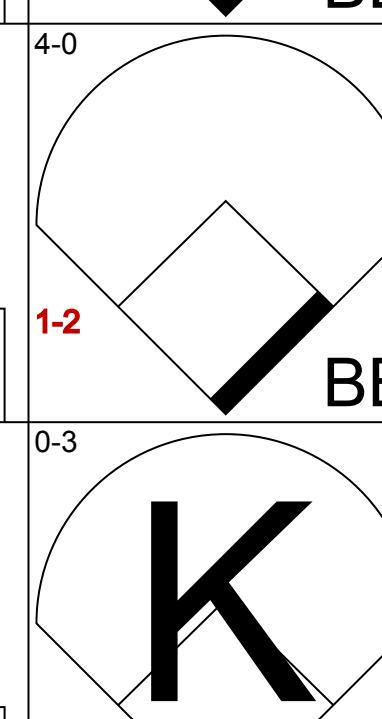

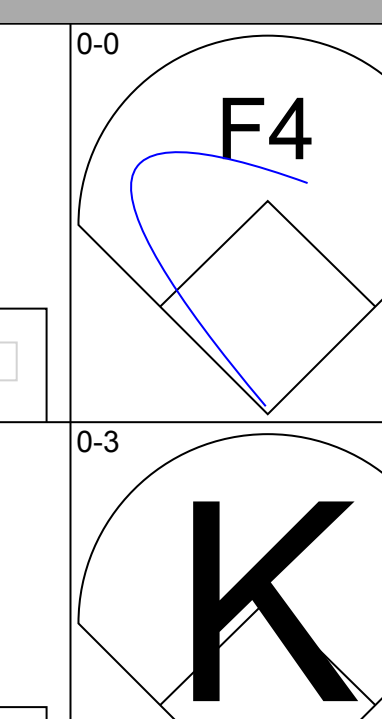
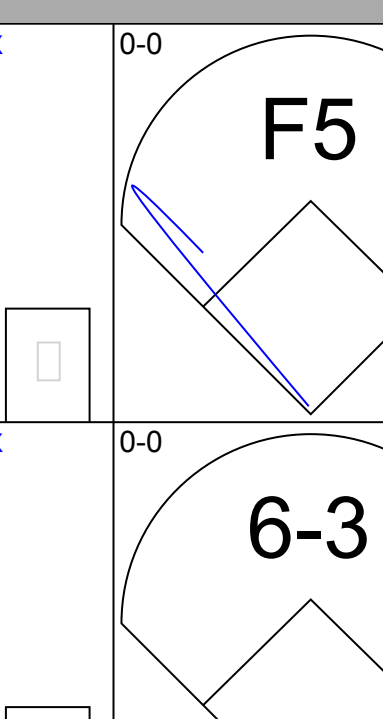
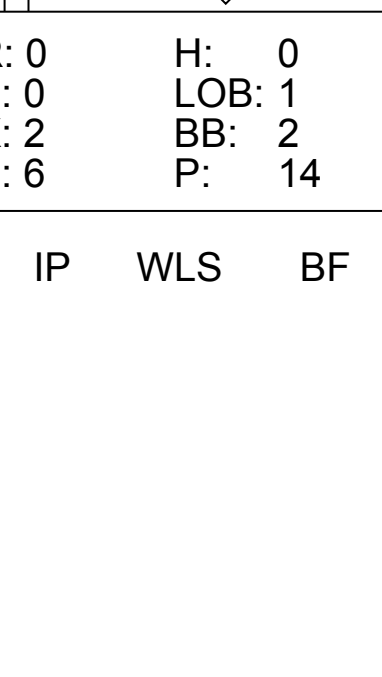

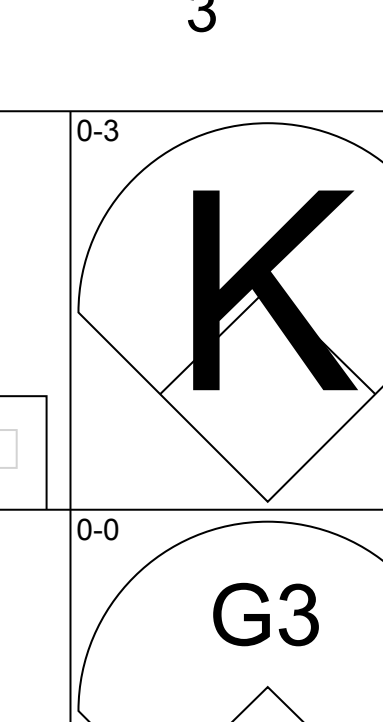


AB	32
R	3
H	8
RBI	3
BB	1
SO	3
LOB	10

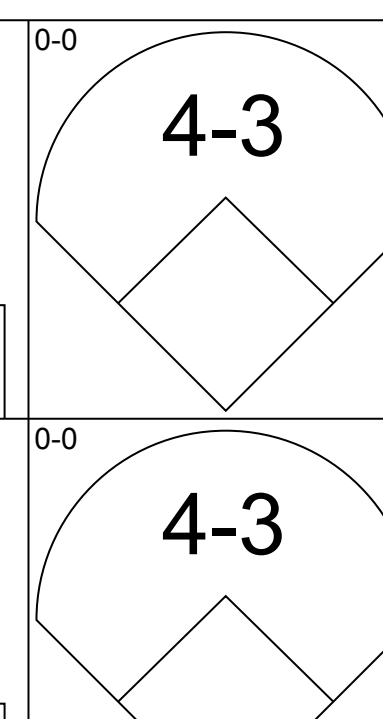
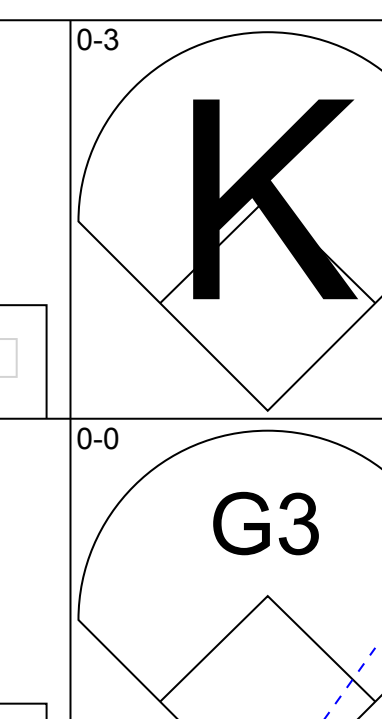
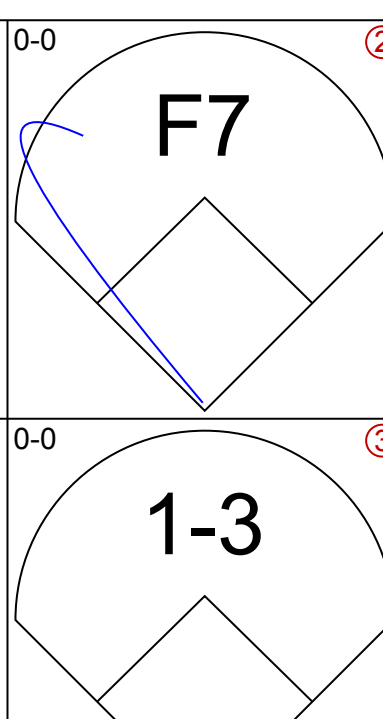
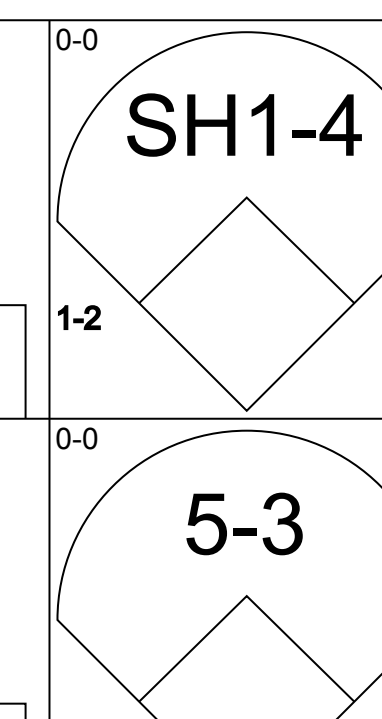
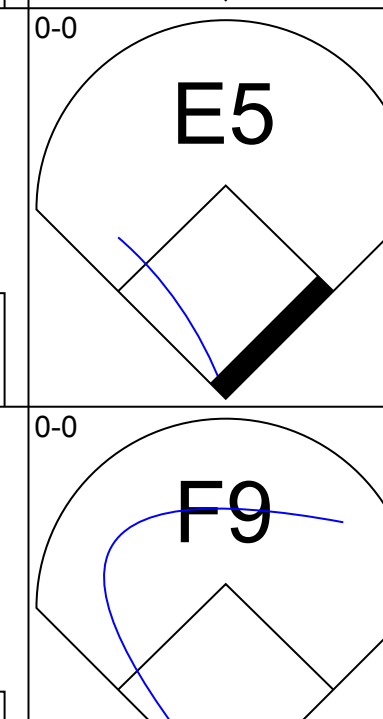


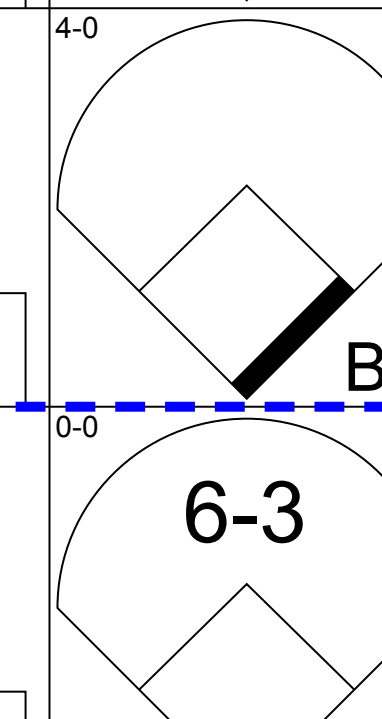

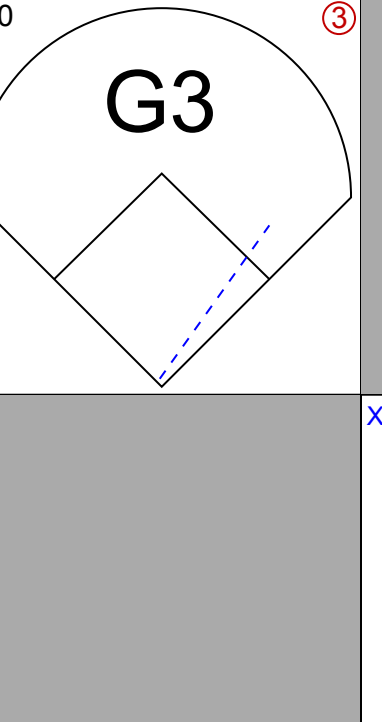
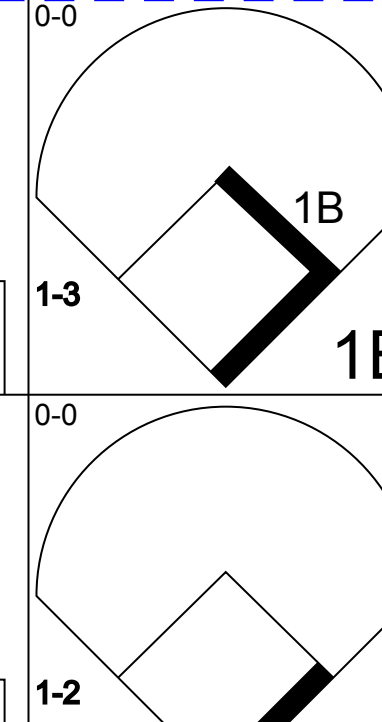


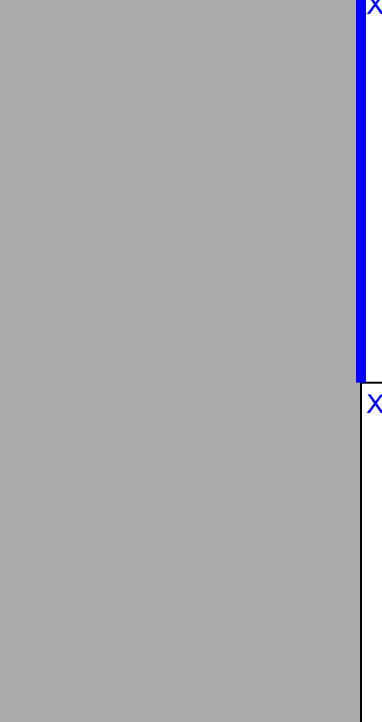
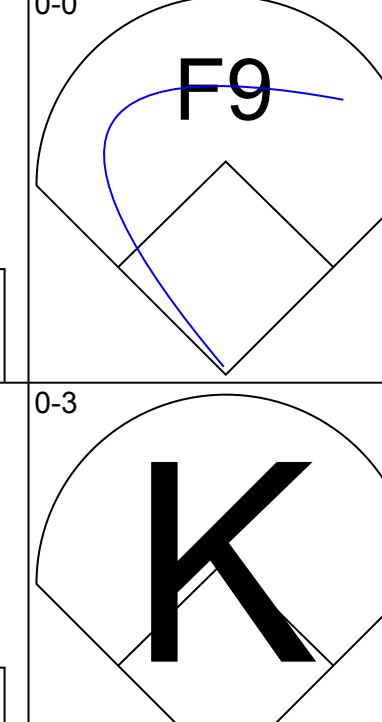

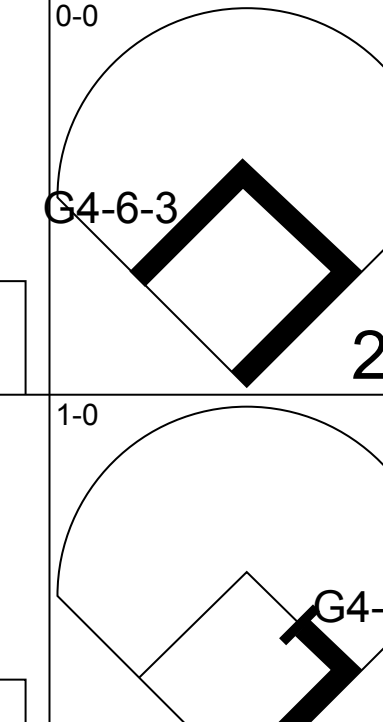
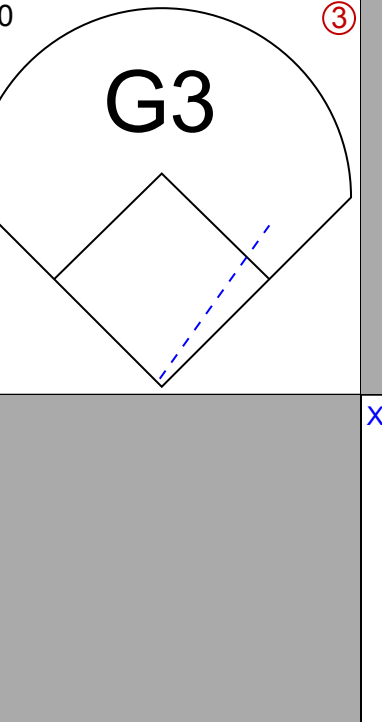
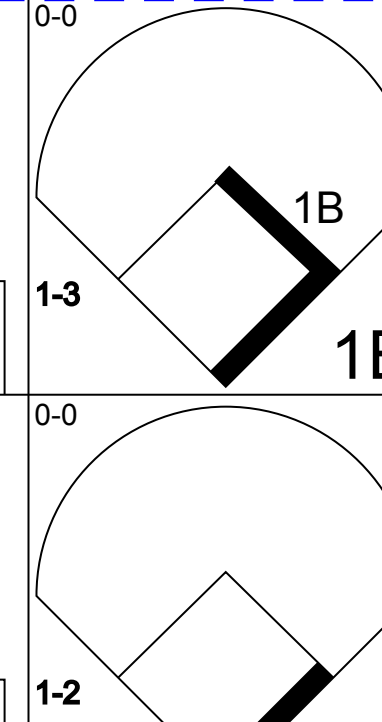
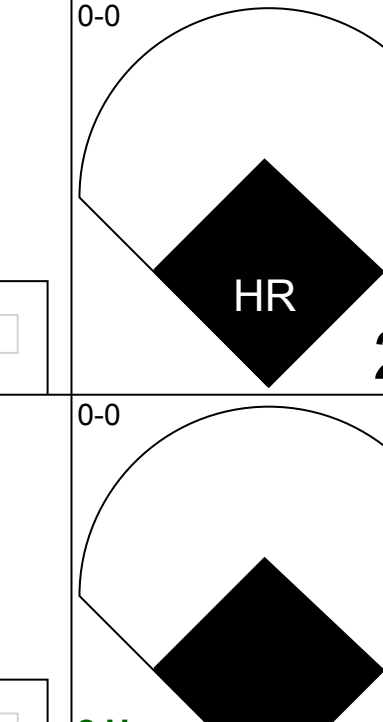
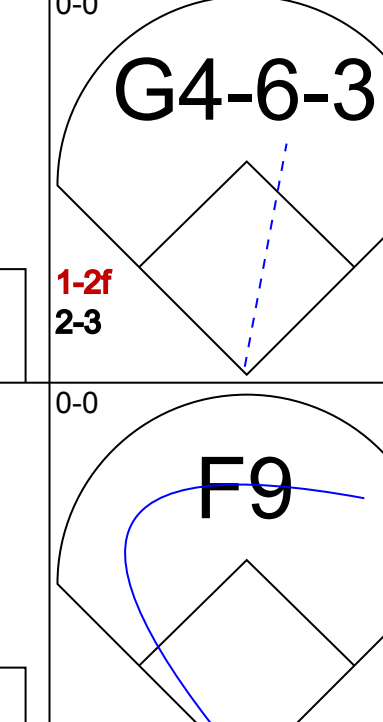
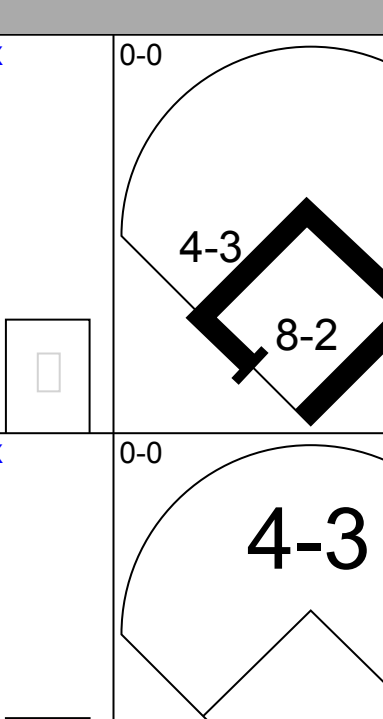
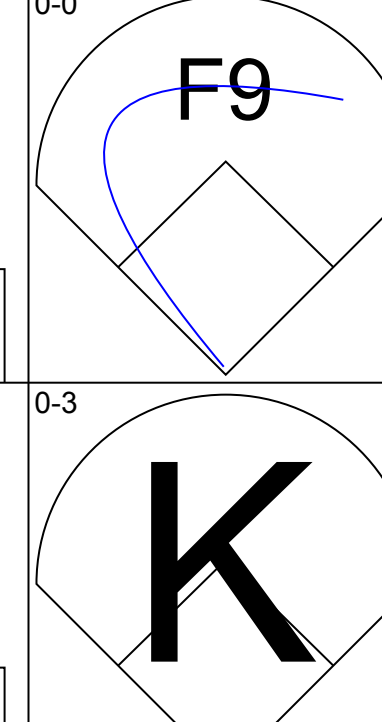

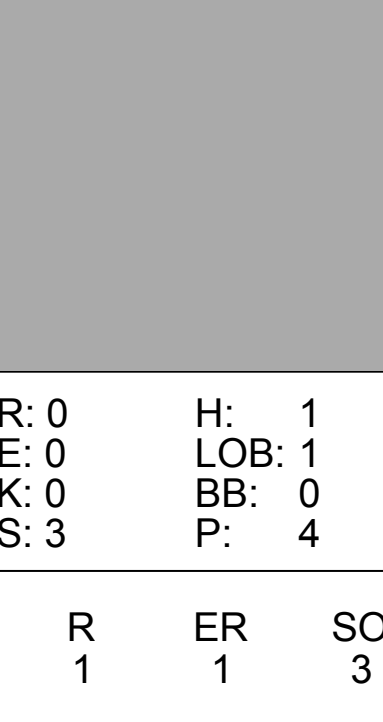
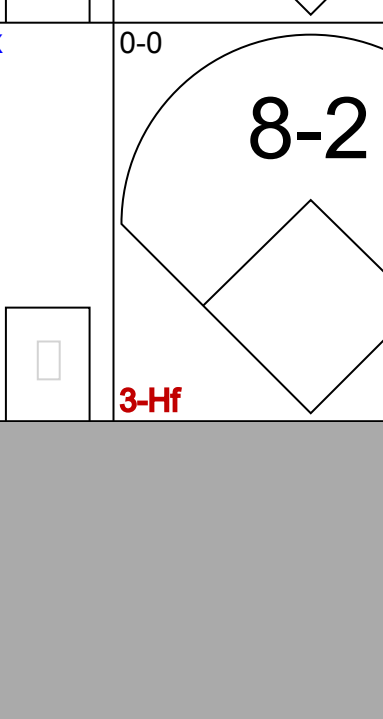

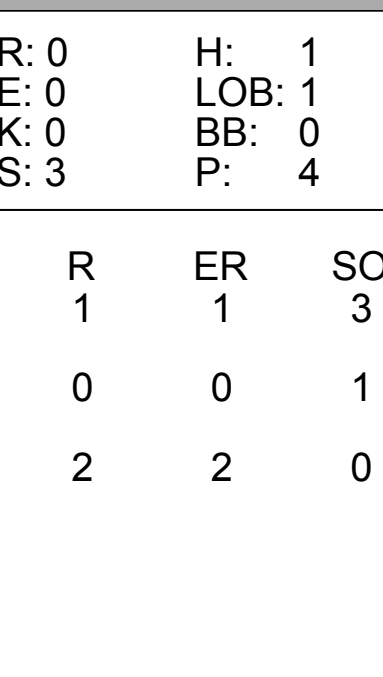
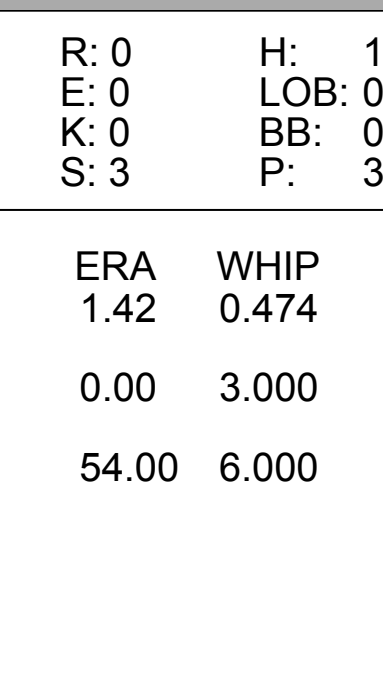
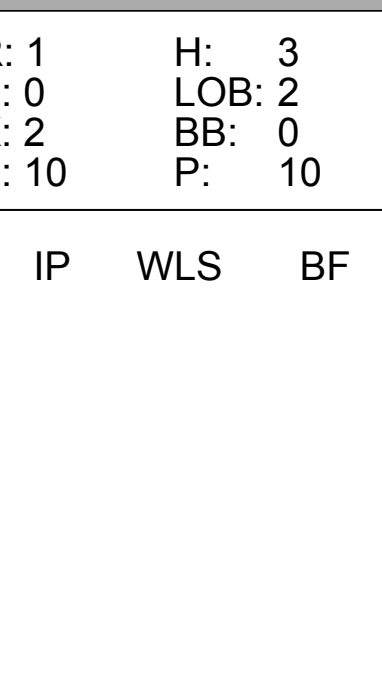
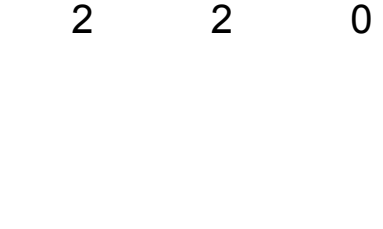






Batter	1	2	3	4	5	6	7	8	9	AB	R	H	RBI	BB	SO	LOB	BOTTOM								
Tom Herr, S OBP: 0.371, SLG: 0.343 (1, 4)	0-0 HR		4-0 WP 2B BB			4-0 1B BB		0-0 6-3		2	2	1	1	2	0	0	Cincinnati Reds @ St. Louis Cardinals Busch Stadium, St. Louis, MO Fri May 18 1984, 7:05 PM CDT Att: 31,164 - Unknown								
Willie McGee, S OBP: 0.328, SLG: 0.371 (1, 8)	0-0 F9		0-0 5-3			0-0 1-3 1B		4-0 S BB		3	0	1	0	1	0	1									
Lonnie Smith, R OBP: 0.382, SLG: 0.408 Tito Landrum, R OBP: 0.394, SLG: 0.414 (1, 7) (9, 7)	0-0 HR		4-0 2-3 2B BB			0-3 1-2 K		0-3 K		3	2	1	1	1	2	3									
George Hendrick, R OBP: 0.274, SLG: 0.357 (1, 9)	0-0 4-3		0-0 1-H 3-H 2B			0-0 F8		0-0 G3 SH1-3 2B		4	1	2	2	0	0	2									
David Green, R OBP: 0.328, SLG: 0.373 (1, 3)	0-0 F9		0-0 K			0-3 K		0-0 G3		4	0	0	0	0	2	2									
Art Howe, R OBP: 0.259, SLG: 0.213 Steve Braun, L OBP: 0.531, SLG: 0.440 Ken Oberkfell, L OBP: 0.309, SLG: 0.315 (1, 5) (8, PH) (8, PR) (9, 5)		0-0 F4		0-0 F7		0-0 6-3		4-0 SH1-3 BB		3	0	0	0	0	0	0									
Ozzie Smith, S OBP: 0.329, SLG: 0.287 (1, 6)		4-0 G4-3 BB		0-0 F8		0-0 S 1B		0-0 SH1-3		2	0	1	1	1	0	0									
Glenn Brummer, R OBP: 0.286, SLG: 0.333 (1, 2)		0-0 G4-3		0-0 F4		0-0 5-3		0-0 4-3		4	0	0	0	0	0	4									
John Stuper, R OBP: 0.167, SLG: 0.167 Dave Rucker, L Neil Allen, R OBP: 0.250, SLG: 0.500 (1, 1) (6, 1) (7, 1)			0-3 K			0-3 K		0-3 K		2	0	0	0	0	2	0									
Inning Stats	R: 2 E: 0 K: 0 S: 5	H: 2 LOB: 0 BB: 0 P: 5	R: 0 E: 0 K: 0 S: 2	H: 0 LOB: 1 BB: 1 P: 6	R: 2 E: 0 K: 2 S: 8	H: 1 LOB: 2 BB: 2 P: 16	R: 0 E: 0 K: 0 S: 3	H: 0 LOB: 0 BB: 0 P: 3	R: 0 E: 0 K: 0 S: 3	H: 0 LOB: 0 BB: 0 P: 3	R: 0 E: 0 K: 1 S: 6	H: 1 LOB: 1 BB: 0 P: 6	R: 0 E: 0 K: 2 S: 7	H: 0 LOB: 1 BB: 1 P: 11	R: 1 E: 0 K: 0 S: 4	H: 1 LOB: 2 BB: 1 P: 8		1B: 2 2B: 2 3B: 0 HR: 2	SF: 0 SAC: 1 DP: 1 HBP: 0	WP: 1 PB: 0 SB: 3 CS: 0	PA: 35				
PITCHER	IP	WLS	BF	H	R	ER	SO	BB	IBB	HBP	BLK	WP	HR	S	P	ERA	WHIP								
Joe Price, L ERA: 6.12 Ted Power, R ERA: 3.69 Tom Hume, R ERA: 4.85	(1, 1) (5, 1) (7, 1)	4.0 2.0 2.0	L L L	17 9 9	3 2 1	4 0 1	4 0 1	2 3 2	0 0 0	0 0 0	0 0 0	0 0 0	2 14 11	18 18 19	30 0.00 4.50	9.00 1.500 1.500									

AB	28
R	5
H	6
RBI	5
BB	6
SO	7
LOB	12



Batter	1	2	3	4	5	6	7	8	9	AB	R	H	RBI	BB	SO	LOB	TOP					
Gary Redus, R (1, 7) OBP: 0.402, SLG: 0.500										4	1	2	0	0	1	0	Cincinnati Reds @ St. Louis Cardinals Busch Stadium, St. Louis, MO Sun May 20 1984, 3:33 AM CDT Att: 29,646 - Unknown					
Eric Davis, R (1, 8) OBP: 0.290, SLG: 0.750										3	1	1	0	0	1	1						
Eddie Milner, L (8, PH) OBP: 0.357, SLG: 0.358										1	0	0	0	0	0	1						
Tony Perez, R (1, 3) OBP: 0.293, SLG: 0.352										3	0	0	0	0	1	1						
Dan Driessen, L (7, 3) OBP: 0.419, SLG: 0.512										1	0	0	1	0	0	0						
Dave Parker, L (1, 9) OBP: 0.350, SLG: 0.389										4	0	2	1	0	0	0						
Dave Concepcion, R (1, 5) OBP: 0.304, SLG: 0.338										3	0	0	0	1	0	1						
Dann Bilardello, R (1, 2) OBP: 0.387, SLG: 0.316										4	0	1	0	0	1	2						
Tom Lawless, R (1, 4) OBP: 0.304, SLG: 0.317										3	0	0	0	1	1	3						
Tom Foley, L (1, 6) OBP: 0.385, SLG: 0.509										3	0	0	0	1	1	0						
Frank Pastore, R (1, 1)										3	0	0	0	0	2	1						
John Franco, L (7, 1)										0	0	0	0	0	0	0						
Tom Hume, R (8, 1)										0	0	0	0	0	0	0						
Inning Stats	R: 0 E: 0 K: 2 S: 7	H: 0 LOB: 0 BB: 0 P: 7	R: 0 E: 0 K: 1 S: 6	H: 1 LOB: 1 BB: 0 P: 6	R: 0 E: 0 K: 1 S: 6	H: 1 LOB: 1 BB: 0 P: 6	R: 0 E: 0 K: 0 S: 4	H: 1 LOB: 2 BB: 1 P: 8	R: 0 E: 0 K: 0 S: 3	H: 0 LOB: 0 BB: 0 P: 3	R: 1 E: 0 K: 0 S: 6	H: 1 LOB: 1 BB: 0 P: 6	R: 0 E: 0 K: 2 S: 6	H: 0 LOB: 1 BB: 2 P: 14	R: 1 E: 0 K: 0 S: 5	H: 2 LOB: 1 BB: 0 P: 5	R: 0 E: 0 K: 1 S: 5	H: 0 LOB: 0 BB: 0 P: 5	1B: 5 2B: 0 3B: 1 HR: 0	SF: 0 SAC: 0 DP: 0 HBP: 0	WP: 0 PB: 0 SB: 2 CS: 1	PA: 35
PITCHER	IP	WLS	BF	H	R	ER	SO	BB	IBB	HBP	BLK	WP	HR	S	P	ERA	WHIP					
Dave LaPoint, L (1, 1) ERA: 4.04	7.0		28	5	2	2	7	3	0	0	0	0	0	39	51	2.57	1.143					
Neil Allen, R (8, 1) ERA: 3.3	2.0	W	7	1	0	0	1	0	0	0	0	0	0	9	9	0.00	0.500					

Batter	1	2	3	4	5	6	7	8	9	AB	R	H	RBI	BB	SO	LOB	BOTTOM				
Tom Herr, S (1, 4) OBP: 0.358, SLG: 0.331										3	0	0	0	0	1	0	Cincinnati Reds @ St. Louis Cardinals Busch Stadium, St. Louis, MO Sun May 20 1984, 3:33 AM CDT Att: 29,646 - Unknown				
Willie McGee, S (1, 8) OBP: 0.325, SLG: 0.364										4	0	0	0	0	0	1					
Lonnie Smith, R (1, 7) OBP: 0.388, SLG: 0.420										3	1	1	0	1	0	0					
George Hendrick, R (1, 9) OBP: 0.280, SLG: 0.366										4	0	0	0	0	1	4					
Ken Oberkfell, L (1, 5) OBP: 0.380, SLG: 0.370										4	1	3	0	0	0	0					
Darrell Porter, L (1, 2) OBP: 0.376, SLG: 0.573										3	1	3	3	0	0	0					
David Green, R (1, 3) OBP: 0.323, SLG: 0.365										1	0	0	0	0	0	2					
Andy Van Slyke, L (5, 3) OBP: 0.369, SLG: 0.313										2	0	0	0	0	0	3					
Ozzie Smith, S (1, 6) OBP: 0.320, SLG: 0.279										3	0	0	0	0	1	4					
Dave LaPoint, L (1, 1) OBP: 0.056, SLG: 0.056										2	0	0	0	0	1	0					
Neil Allen, R (8, 1) OBP: 0.250, SLG: 0.500										0	0	0	0	0	0	0					
Art Howe, R (8, 3) OBP: 0.273, SLG: 0.229										1	0	1	0	0	0	0					
Inning Stats	R: 0 E: 1 K: 0 S: 4	H: 0 LOB: 1 BB: 0 P: 4	R: 0 E: 0 K: 0 S: 3	H: 1 LOB: 1 BB: 0 P: 4	R: 0 E: 0 K: 2 S: 7	H: 0 LOB: 0 BB: 0 P: 7	R: 0 E: 0 K: 0 S: 3	H: 0 LOB: 0 BB: 0 P: 3	R: 0 E: 0 K: 0 S: 3	H: 1 LOB: 0 BB: 0 P: 3	R: 0 E: 0 K: 0 S: 10	H: 3 LOB: 2 BB: 0 P: 10	R: 0 E: 0 K: 0 S: 4	H: 1 LOB: 2 BB: 1 P: 8	R: 2 E: 0 K: 0 S: 2	H: 2 LOB: 0 BB: 0 P: 2	1B: 4 2B: 4 3B: 0 HR: 1	SF: 0 SAC: 1 DP: 2 HBP: 1	WP: 0 PB: 0 SB: 0 CS: 0	PA: 33	
PITCHER	IP	WLS	BF	H	R	ER	SO	BB	IBB	HBP	BLK	WP	HR	S	P	ERA	WHIP				
Frank Pastore, R (1, 1) ERA: 4.87	6.1		22	3	1	1	3	0	0	1	0	0	0	27	28	1.42	0.474				
John Franco, L (7, 1) ERA: 2.25	1.1		8	3	0	0	1	1	0	0	0	0	0	9	13	0.00	3.000				
Tom Hume, R (8, 1) ERA: 5.47	0.1	L	3	2	2	2	0	0	0	0	0	0	1	3	3	54.00	6.000				

Batter	1	2	3	4	5	6	7	8	9	AB	R	H	RBI	BB	SO	LOB	TOP															
Eddie Milner, L (1, 8) OBP: 0.363, SLG: 0.368 Eric Davis, R (4, FR) OBP: 0.333, SLG: 0.667 (4, 8)										2	1	1	0	0	0	0	Cincinnati Reds @ Pittsburgh Pirates Three Rivers Stadium, Pittsburgh, PA Tue May 22 1984, 7:05 PM EDT Att: 7,959 - Unknown															
Ron Oester, S (1, 4) OBP: 0.245, SLG: 0.272										5	0	0	0	0	0	4																
Cesar Cedeno, R (1, 7) OBP: 0.417, SLG: 0.569										4	1	2	0	1	1	1																
Dave Parker, L (1, 9) OBP: 0.352, SLG: 0.392										4	0	1	1	1	0	2																
Dan Driessen, L (1, 3) OBP: 0.418, SLG: 0.500										4	0	1	1	1	0	3																
Dave Concepcion, R (1, 5) OBP: 0.302, SLG: 0.336										4	1	1	0	0	0	3																
Brad Gulden, L (1, 2) OBP: 0.265, SLG: 0.233										3	2	1	1	1	0	1																
Tom Foley, L (1, 6) OBP: 0.362, SLG: 0.475										4	0	0	0	0	1	2																
Mario Soto, R (1, 1) OBP: 0.172, SLG: 0.241										4	0	2	1	0	0	1																
Inning Stats	R: 1 E: 1 K: 1 S: 7	H: 2 LOB: 2 BB: 1 P: 11	R: 0 E: 0 K: 0 S: 3	H: 0 LOB: 0 BB: 0 P: 3	R: 0 E: 0 K: 0 S: 3	H: 0 LOB: 2 BB: 2 P: 11	R: 1 E: 0 K: 0 S: 5	H: 2 LOB: 3 BB: 0 P: 6	R: 0 E: 0 K: 0 S: 3	H: 1 LOB: 0 BB: 0 P: 3	R: 1 E: 0 K: 1 S: 7	H: 2 LOB: 1 BB: 0 P: 7	R: 1 E: 0 K: 0 S: 5	H: 2 LOB: 1 BB: 0 P: 5	R: 1 E: 0 K: 0 S: 6	H: 1 LOB: 1 BB: 1 P: 10	R: 0 E: 0 K: 0 S: 3	H: 0 LOB: 0 BB: 0 P: 3	1B: 5 2B: 4 3B: 0 HR: 1	SF: 0 SAC: 0 DP: 0 HBP: 1	WP: 2 PB: 2 SB: 0 CS: 1	PA: 41										
PITCHER	IP WLS BF H R ER SO BB IBB HBP BLK WP HR S P ERA WHIP																															
Rick Rhoden, R (1, 1) ERA: 3.38	6.0	L 28	7	3	3	2	3	0	1	0	1	1	28	41	4.50	1.667																
Rod Scurry, L (7, 1) ERA: 7.71	2.0	L 10	3	2	2	1	1	0	0	0	1	0	11	15	9.00	2.000																
Cecilio Guante, R (9, 1) ERA: 2.95	1.0	3	0	0	0	0	0	0	0	0	0	0	3	3	0.00	0.000																

AB	36
R	5
H	10
RBI	5
BB	4
SO	3
LOB	18



Batter	1	2	3	4	5	6	7	8	9	AB	R	H	RBI	BB	SO	LOB	BOTTOM															
Marvell Wynne, L (1, 8) OBP: 0.342, SLG: 0.399										4	0	1	0	0	1	0	Cincinnati Reds @ Pittsburgh Pirates Three Rivers Stadium, Pittsburgh, PA Tue May 22 1984, 7:05 PM EDT Att: 7,959 - Unknown															
Lee Lacy, R (1, 9) OBP: 0.373, SLG: 0.435 Cecilio Guante, R (9, 1)										4	1	1	1	0	0	2																
Bill Madlock, R (1, 5) OBP: 0.303, SLG: 0.271										4	0	1	0	0	0	0																
Jason Thompson, L (1, 3) OBP: 0.324, SLG: 0.391										3	1	0	0	1	0	1																
Tony Peña, R (1, 2) OBP: 0.336, SLG: 0.508										4	1	1	2	0	0	1																
Johnny Ray, S (1, 4) OBP: 0.364, SLG: 0.368										3	0	0	0	0	1	0																
Lee Mazzilli, S (1, 7) OBP: 0.212, SLG: 0.233										3	0	0	0	0	0	0																
Dale Berra, R (1, 6) OBP: 0.246, SLG: 0.311										3	0	0	0	0	0	0																
Rick Rhoden, R (1, 1) OBP: 0.222, SLG: 0.250 Doug Frobel, L (6, PH) OBP: 0.188, SLG: 0.325 Rod Scurry, L (7, 1) Benny Distefano, L (8, PH) OBP: 0.300, SLG: 0.375 (9, 9)										1	0	0	0	0	1	0																
Inning Stats	R: 0 E: 0 K: 0 S: 3	H: 0 LOB: 0 BB: 1 P: 8	R: 2 E: 0 K: 0 S: 4	H: 1 LOB: 0 BB: 1 P: 8	R: 0 E: 0 K: 2 S: 7	H: 0 LOB: 0 BB: 0 P: 7	R: 0 E: 0 K: 0 S: 3	H: 1 LOB: 0 BB: 0 P: 3	R: 0 E: 0 K: 0 S: 3	H: 0 LOB: 0 BB: 0 P: 3	R: 1 E: 0 K: 1 S: 6	H: 1 LOB: 0 BB: 0 P: 6	R: 0 E: 0 K: 0 S: 3	H: 0 LOB: 0 BB: 0 P: 3	R: 0 E: 0 K: 0 S: 4	H: 1 LOB: 2 BB: 1 P: 8	R: 0 E: 0 K: 0 S: 3	H: 0 LOB: 0 BB: 0 P: 3	1B: 2 2B: 0 3B: 0 HR: 2	SF: 0 SAC: 0 DP: 0 HBP: 0	WP: 0 PB: 0 SB: 0 CS: 1	PA: 32										
PITCHER	IP WLS BF H R ER SO BB IBB HBP BLK WP HR S P ERA WHIP																															
Mario Soto, R (1, 1) ERA: 2.61	9.0	W 32	4	3	3	4	2	0	0	0	0	2	38	46	3.00	0.667																

AB	30
R	3
H	4
RBI	3
BB	2
SO	4
LOB	4



Batter	1	2	3	4	5	6	7	8	9	AB	R	H	RBI	BB	SO	LOB	TOP					
Gary Redus, R OBP: 0.393, SLG: 0.486 (1, 7)										5	0	1	0	0	2	4	Cincinnati Reds @ Pittsburgh Pirates Three Rivers Stadium, Pittsburgh, PA Wed May 23 1984, 7:05 PM EDT Att: 7,072 - Unknown					
Eric Davis, R OBP: 0.200, SLG: 0.400 Eddie Milner, L OBP: 0.367, SLG: 0.372 (1, 8)										4	0	0	0	0	2	1						
Cesar Cedeno, R OBP: 0.429, SLG: 0.571 (1, 3)										5	0	3	0	0	0	0						
Dave Parker, L OBP: 0.341, SLG: 0.380 (1, 9)										5	0	0	0	0	2	5						
Dave Concepcion, R OBP: 0.313, SLG: 0.354 (1, 5)										4	2	3	0	0	0	2						
Dann Bilardello, R OBP: 0.381, SLG: 0.325 (1, 2)										4	0	1	1	0	1	2						
Ron Oester, S OBP: 0.252, SLG: 0.286 (1, 4)										4	0	2	0	0	1	2						
Tom Foley, L OBP: 0.384, SLG: 0.484 (1, 6)										3	0	2	1	1	0	1						
Jeff Russell, R OBP: 0.206, SLG: 0.211 Bill Scherrer, L OBP: 0.286, SLG: 0.341 Nick Esasky, R OBP: 0.341, SLG: 0.341 Bob Owchinko, L OBP: 0.338, SLG: 0.345 Tony Perez, R OBP: 0.345, SLG: 0.345 Ted Power, R OBP: 0.345, SLG: 0.345 (1, 1)										2	0	0	0	0	2	3						
Inning Stats	R: 0 E: 0 K: 1 S: 6	H: 1 LOB: 1 BB: 0 P: 6	R: 1 E: 0 K: 1 S: 7	H: 2 LOB: 1 BB: 0 P: 7	R: 0 E: 0 K: 1 S: 7	H: 2 LOB: 2 BB: 0 P: 7	R: 0 E: 0 K: 2 S: 9	H: 0 LOB: 0 BB: 0 P: 9	R: 0 E: 0 K: 0 S: 3	H: 1 LOB: 2 BB: 1 P: 12	R: 0 E: 0 K: 2 S: 8	H: 2 LOB: 1 BB: 0 P: 4	R: 0 E: 0 K: 0 S: 4	H: 2 LOB: 1 BB: 0 P: 4	1B: 10 2B: 3 3B: 0 HR: 0	SF: 0 SAC: 0 DP: 1 HBP: 0	WP: 0 PA: 40 PB: 0 SB: 0 CS: 0					
PITCHER	IP WLS BF H R ER SO BB IBB HBP BLK WP HR S P ERA WHIP	IP WLS BF H R ER SO BB IBB HBP BLK WP HR S P ERA WHIP																				
John Candelaria, L ERA: 2.43 (1, 1)	8.0 W 36	11 2 2 12	1 0 0 0	0 0 0 0	0 0 0 0	0 0 0 0	0 0 4 4	0.00 2.000														
Kent Tekulve, R ERA: 5.6 (9, 1)	1.0 L	4 0 0 0	2 0 0 0	0 0 0 0	0 0 0 0	0 0 0 0	0 0 4 4	0.00 2.000														

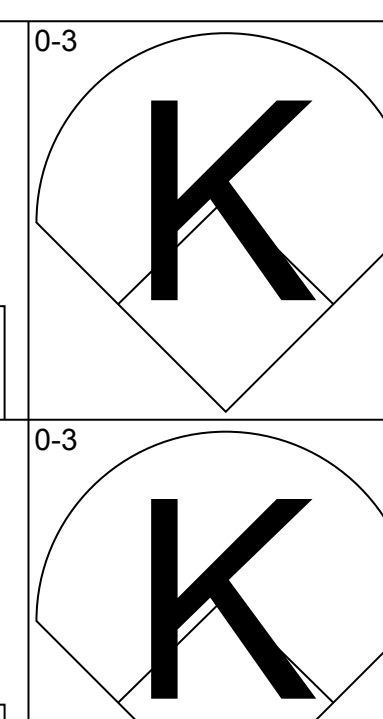
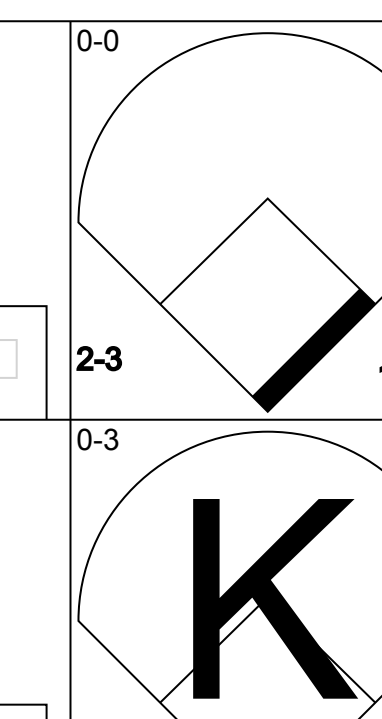
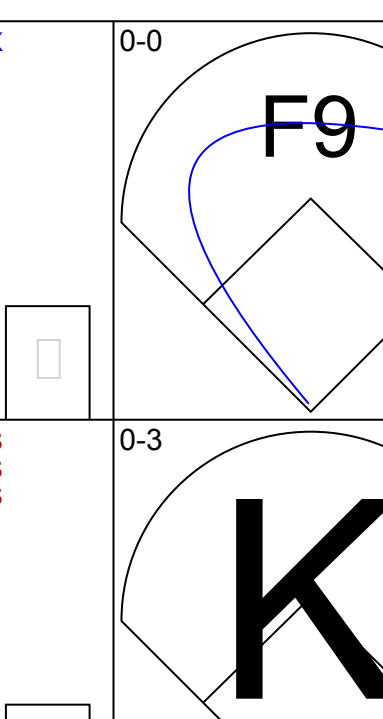
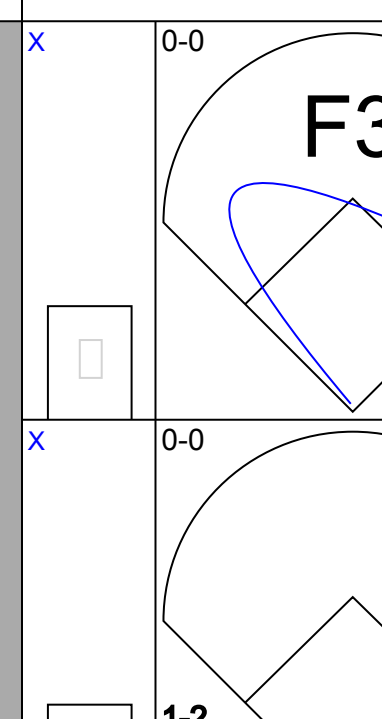
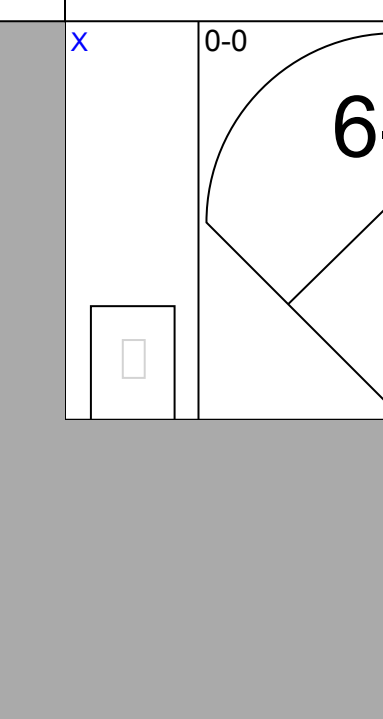
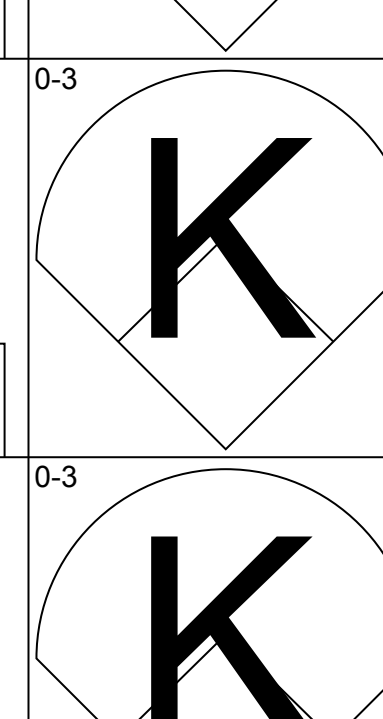
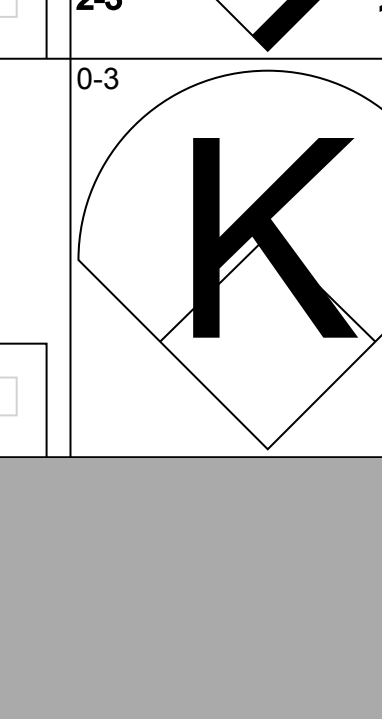
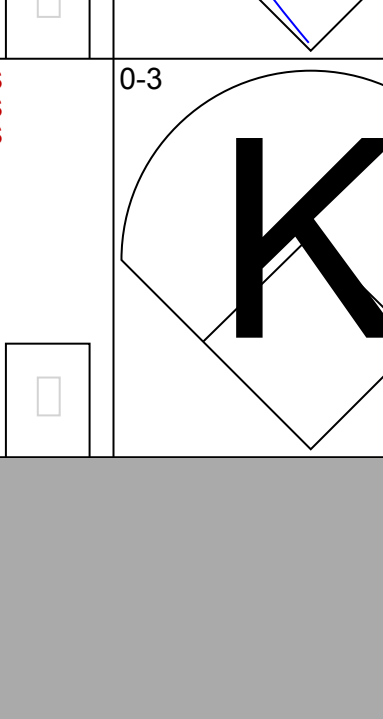
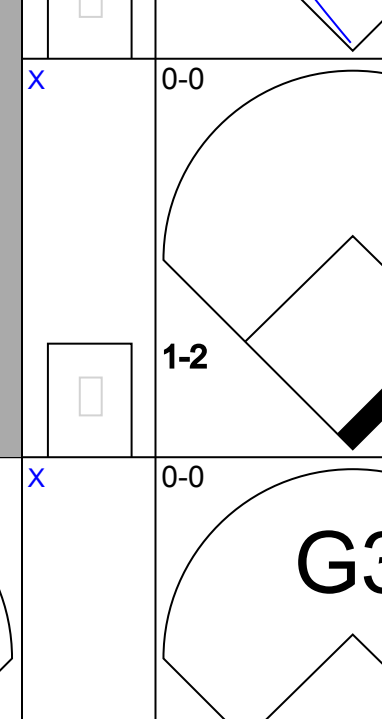
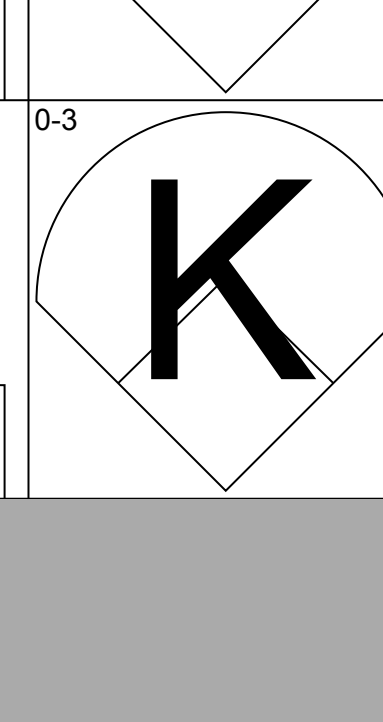
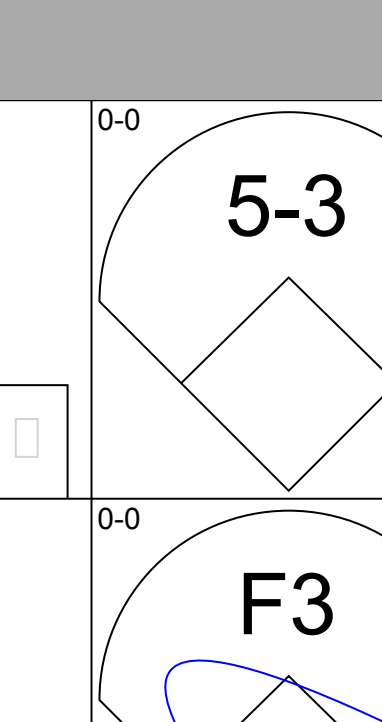
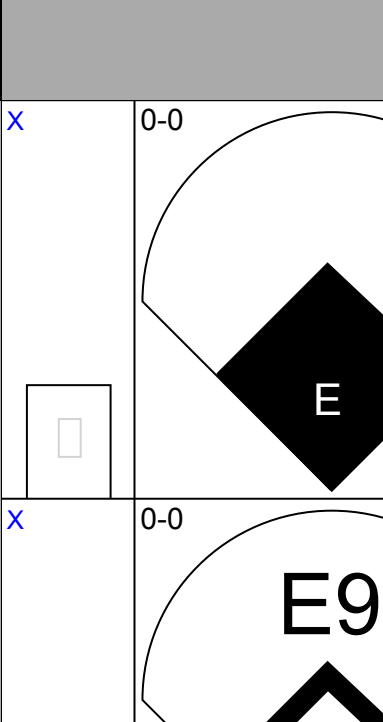
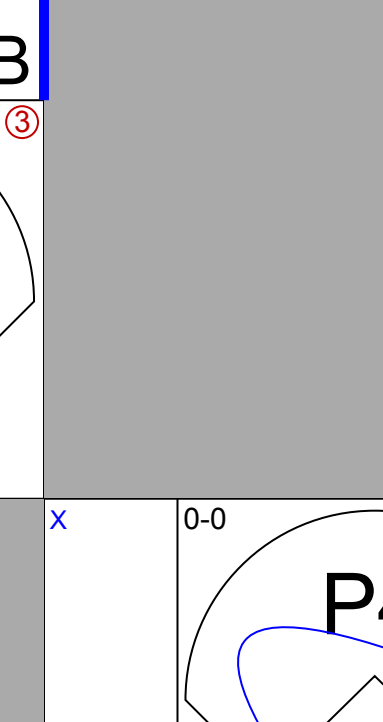
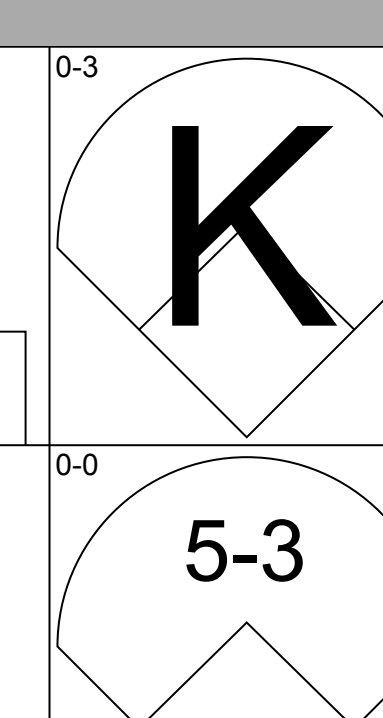
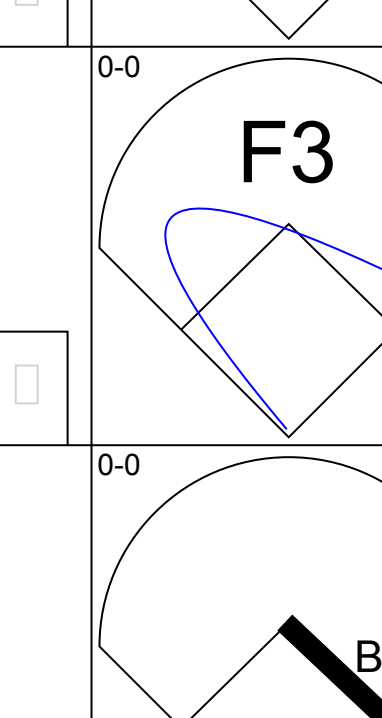
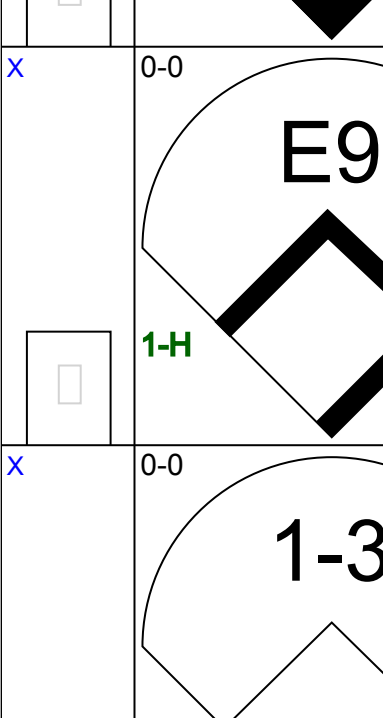
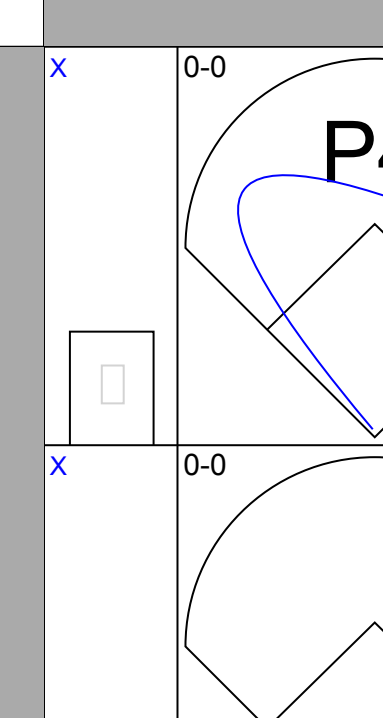
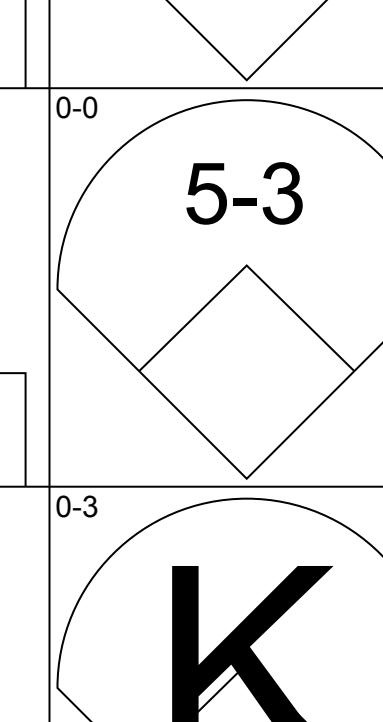
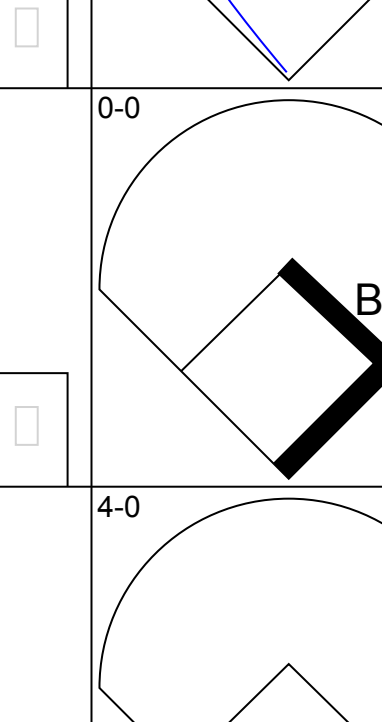
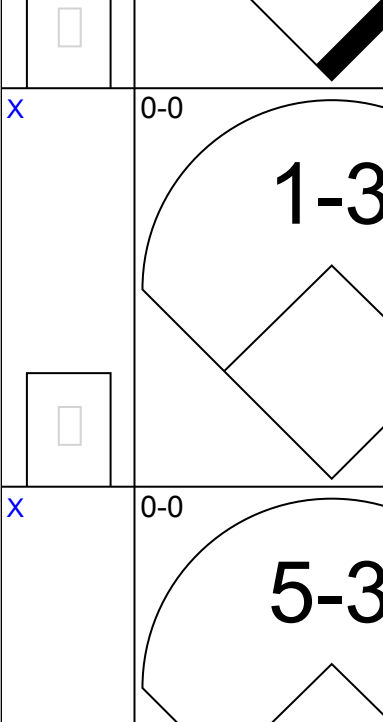
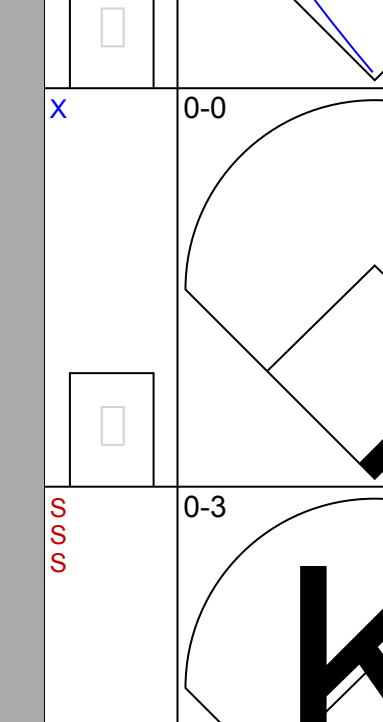
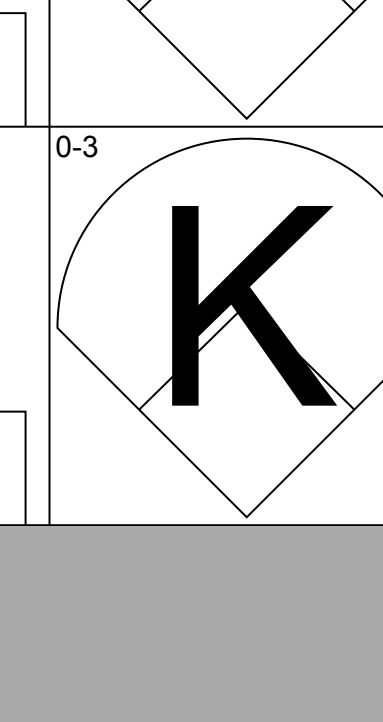
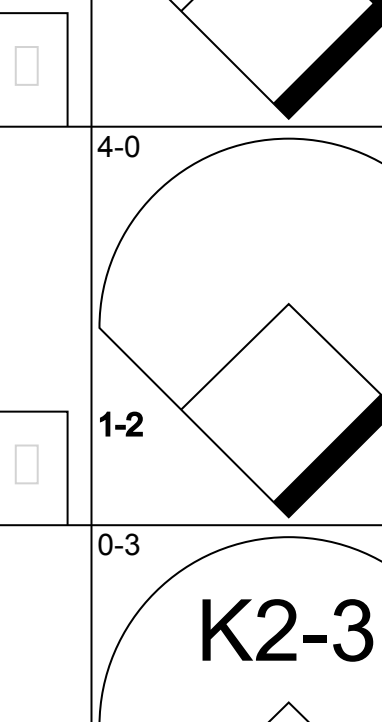
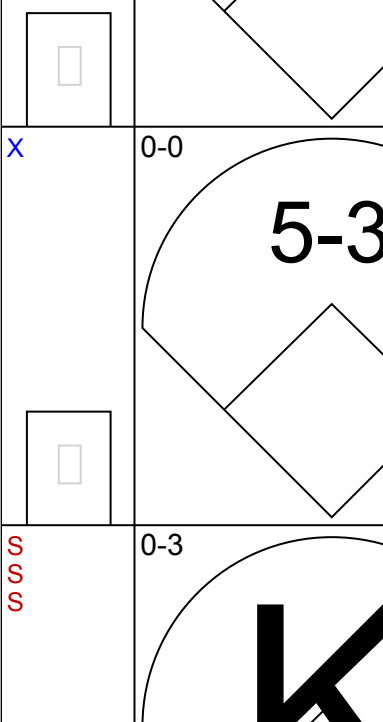
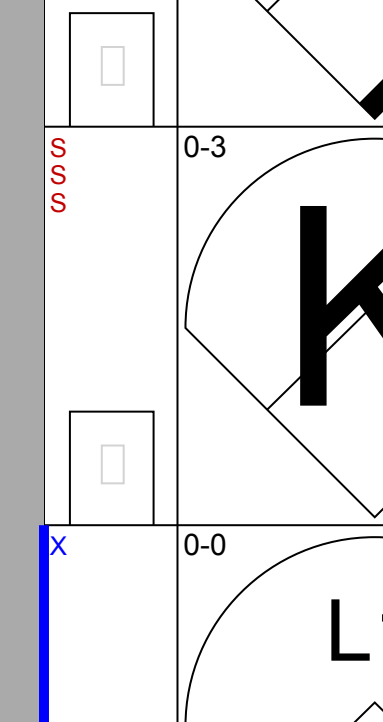
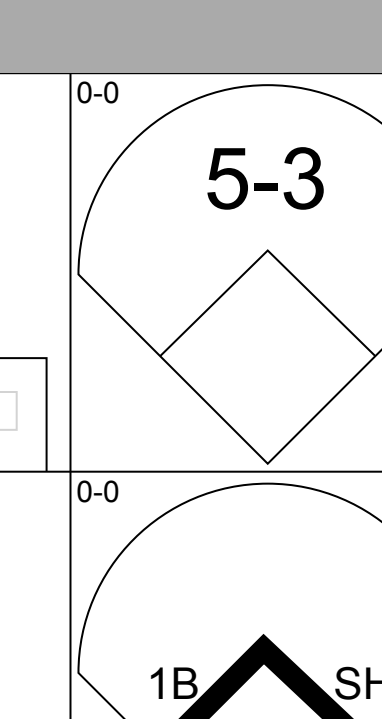
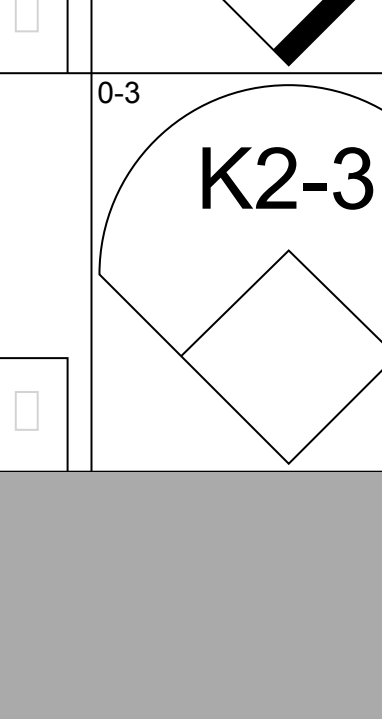
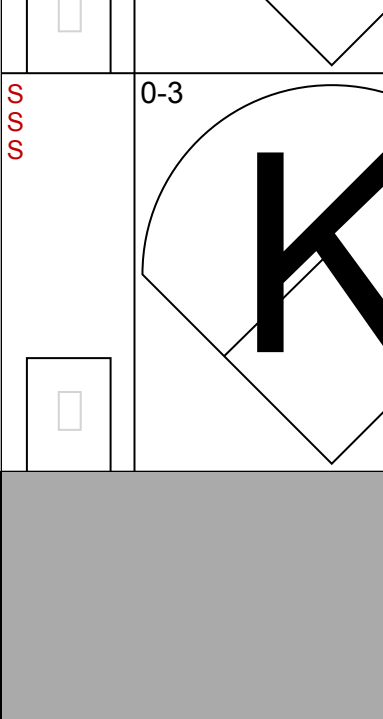
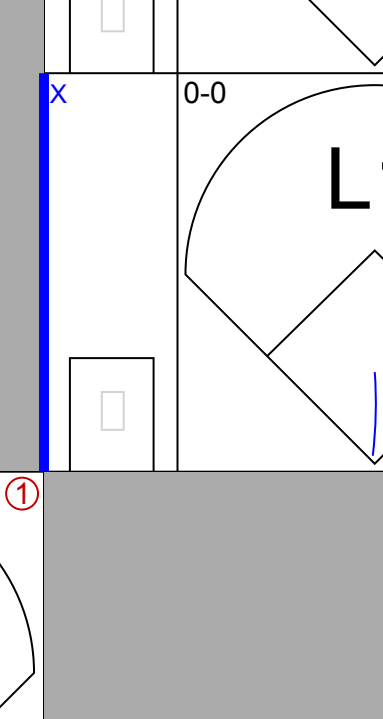
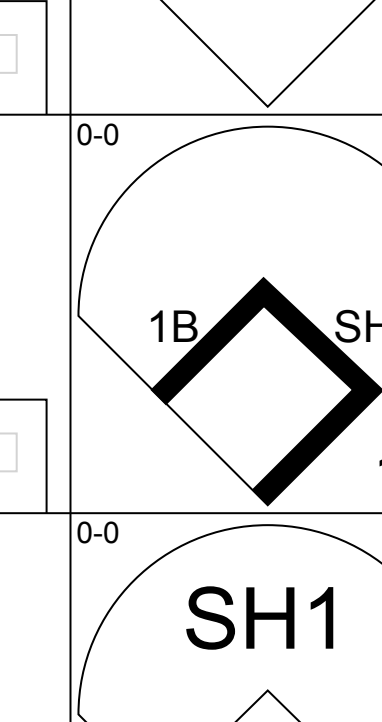
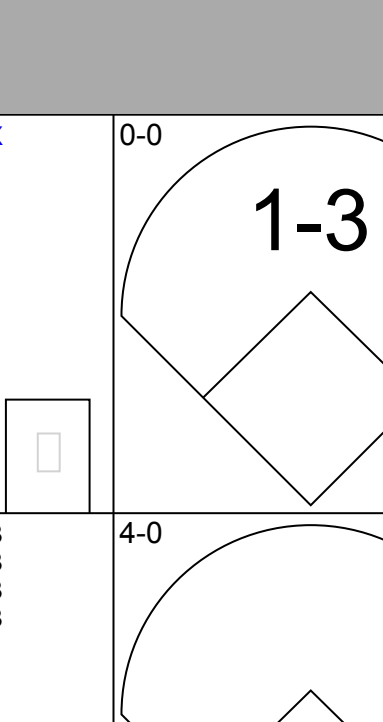
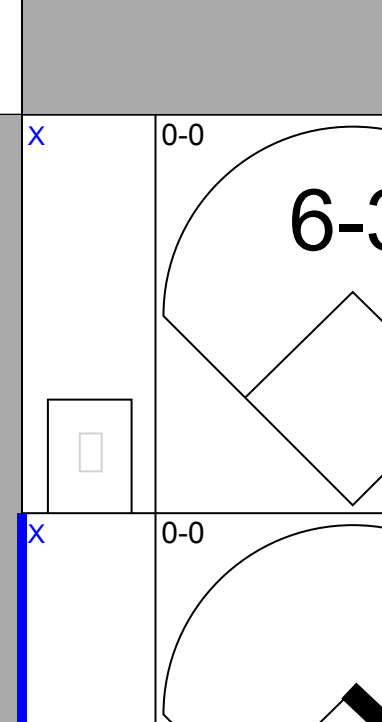
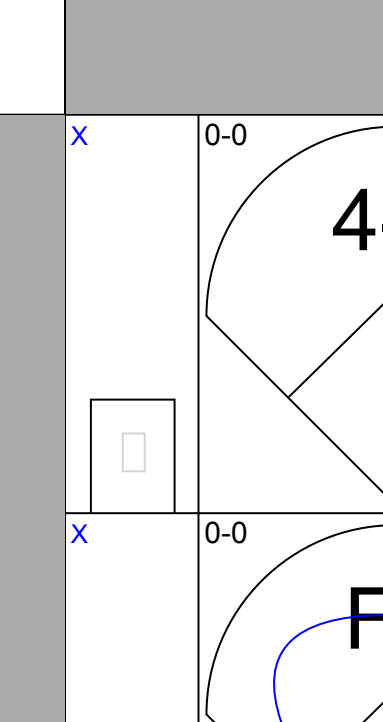
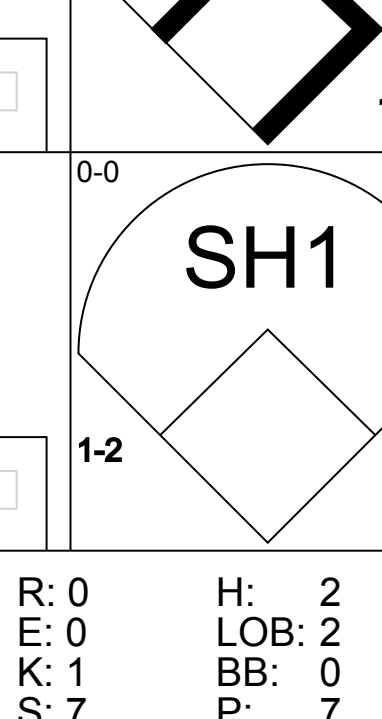
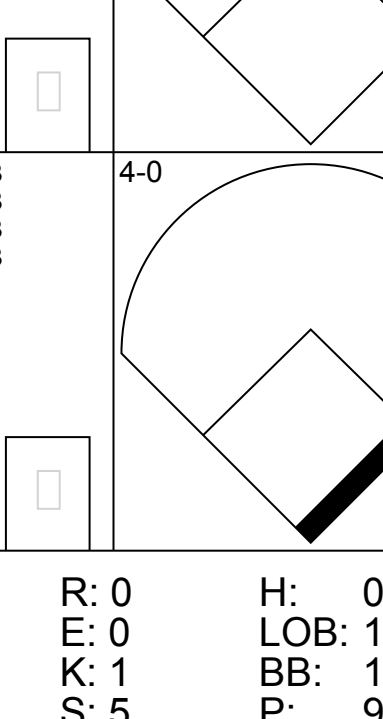
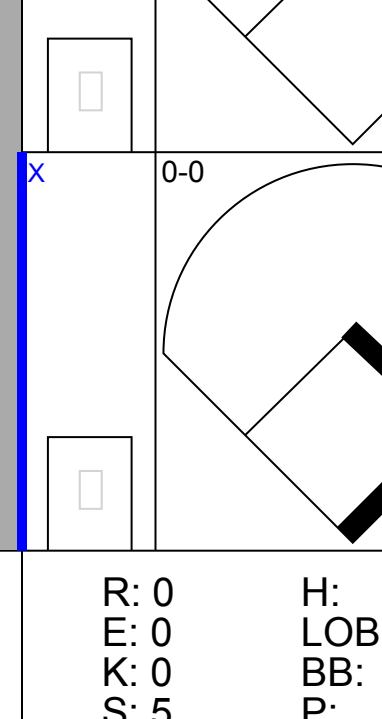
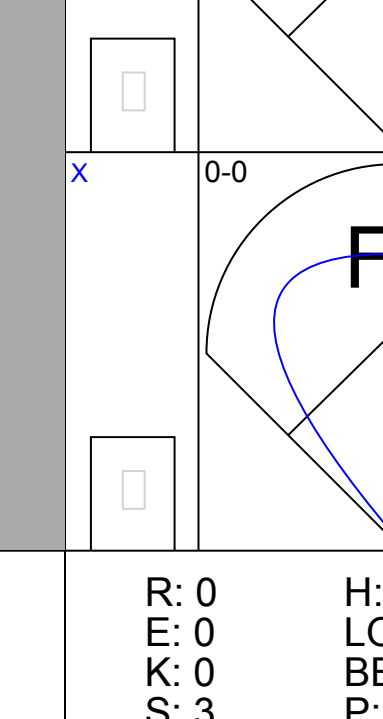
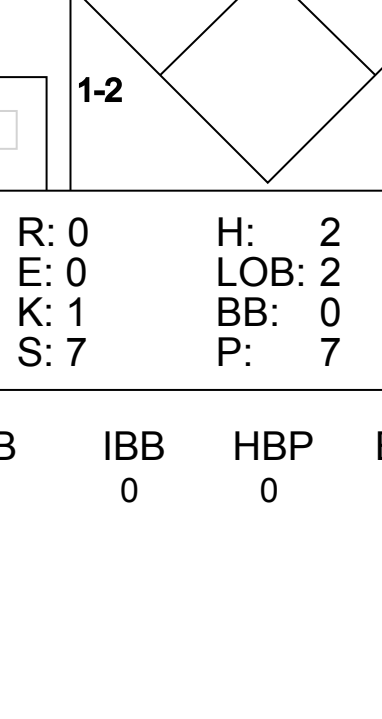
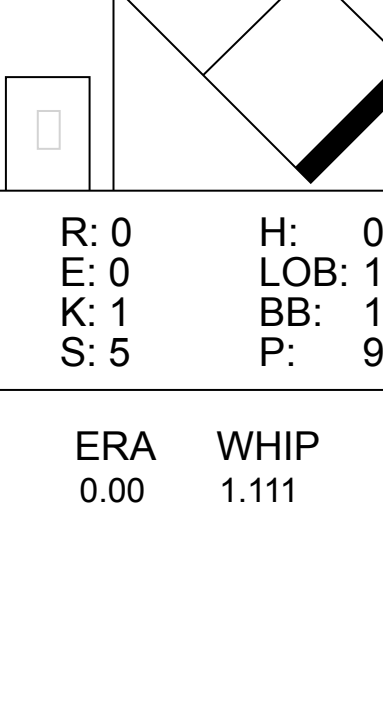
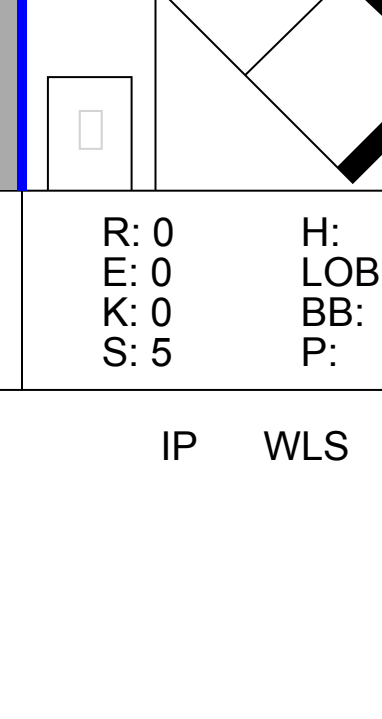
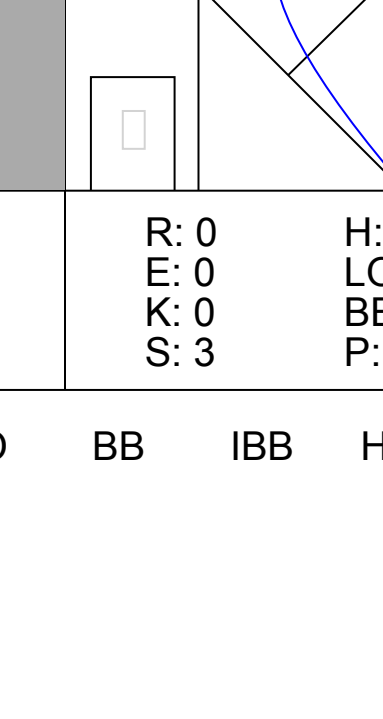
AB	39
R	2
H	13
RBI	2
BB	1
SO	12
LOB	24

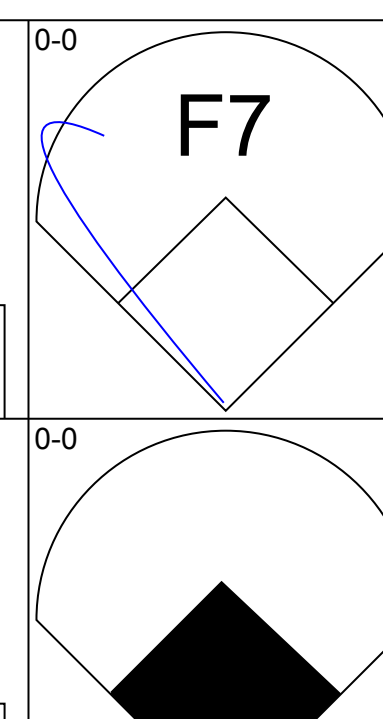
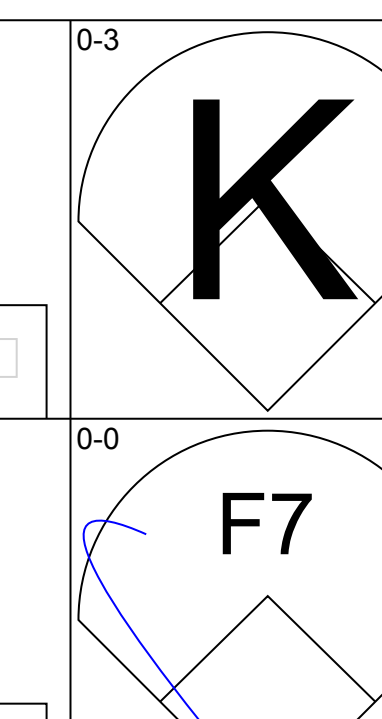
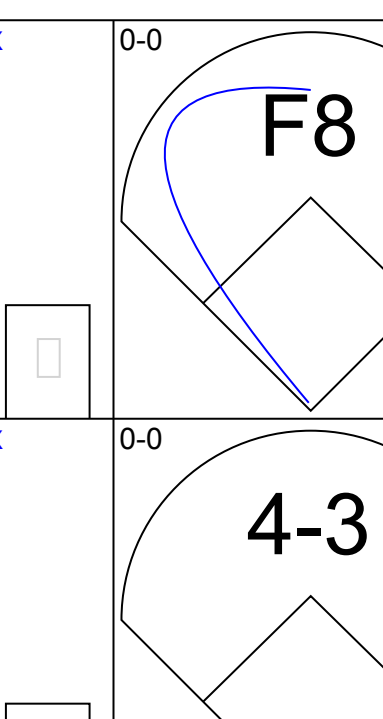
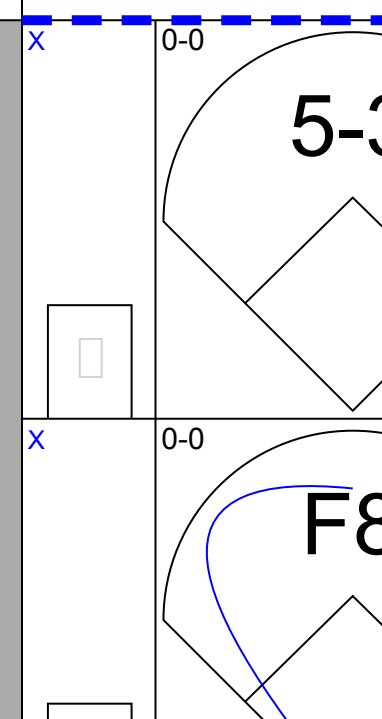
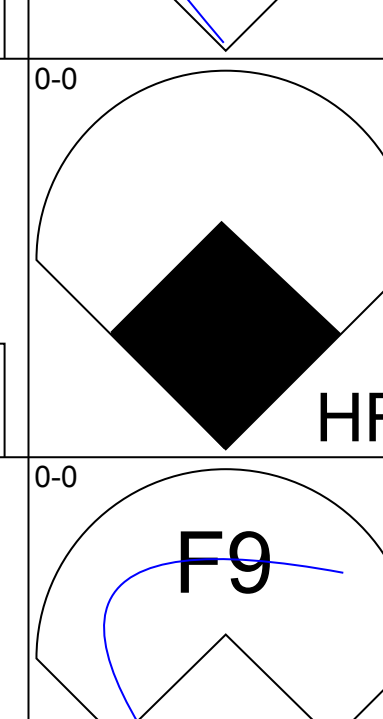
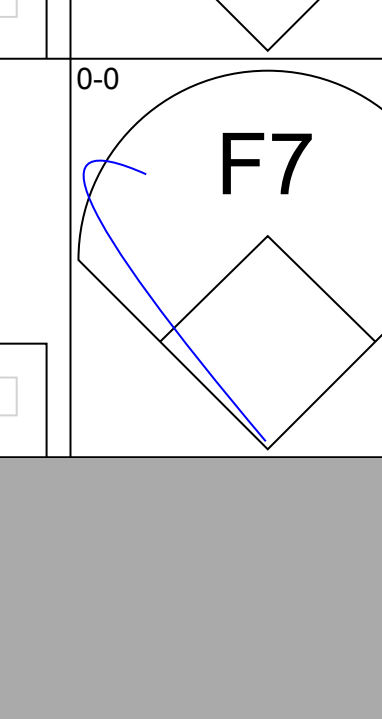
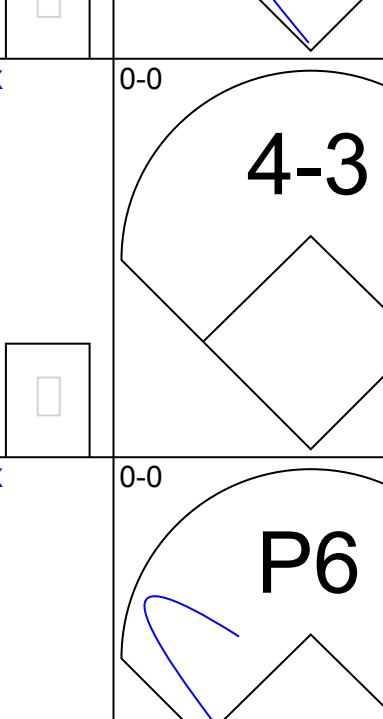
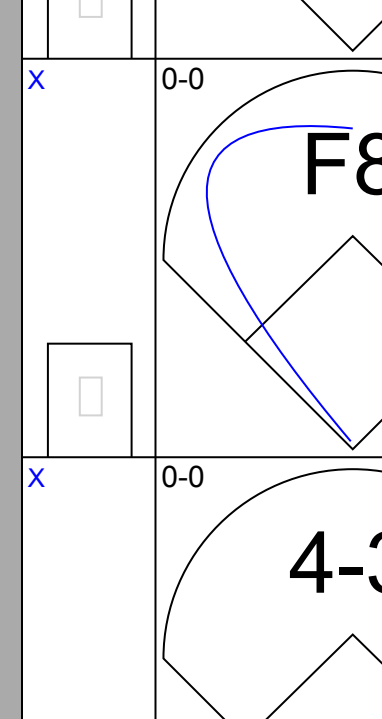
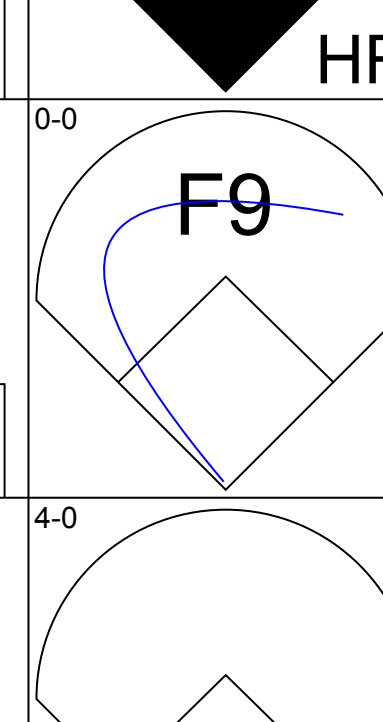
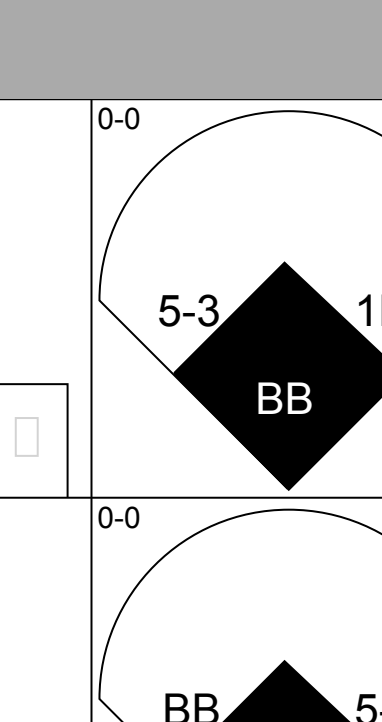
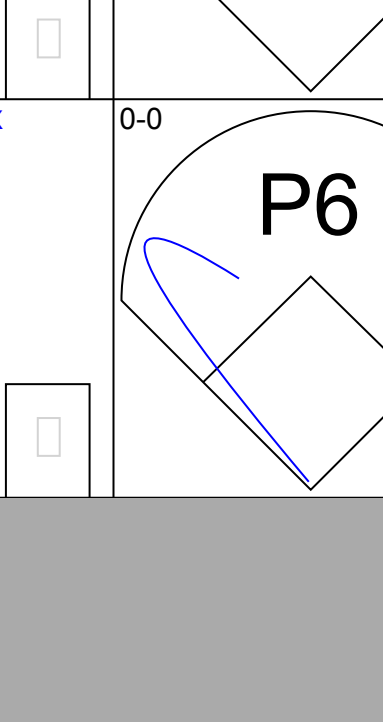
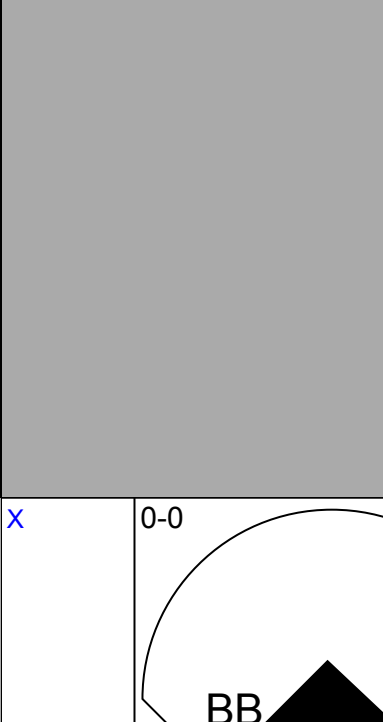
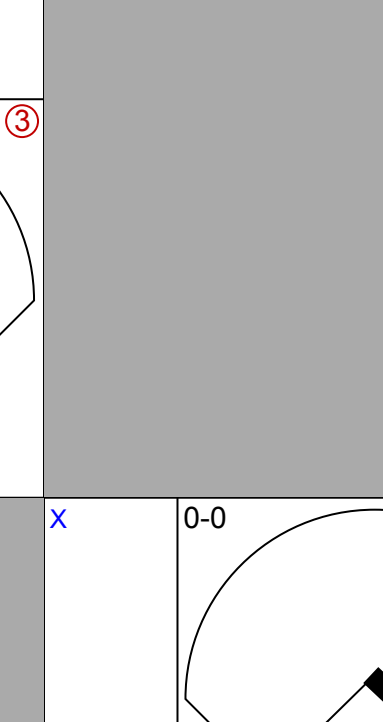
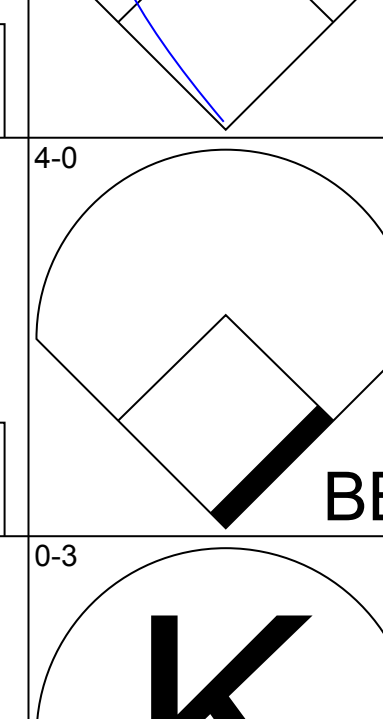
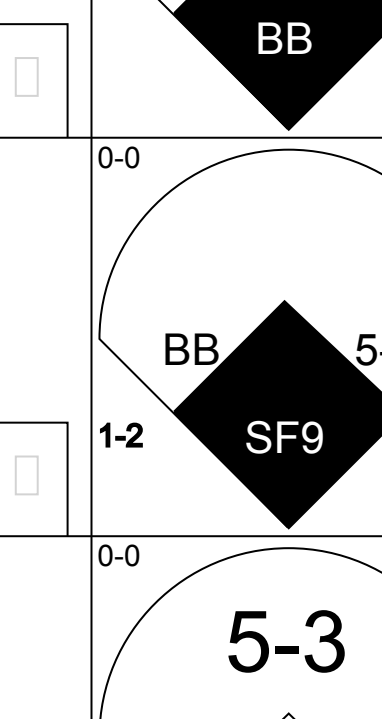

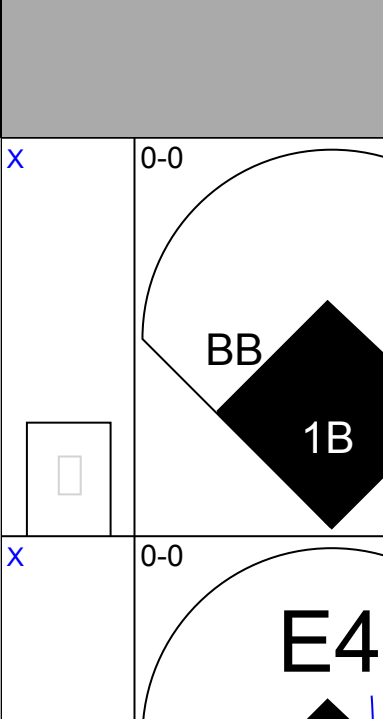

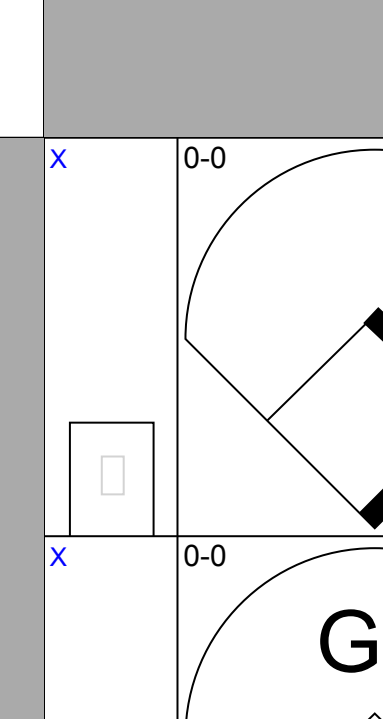
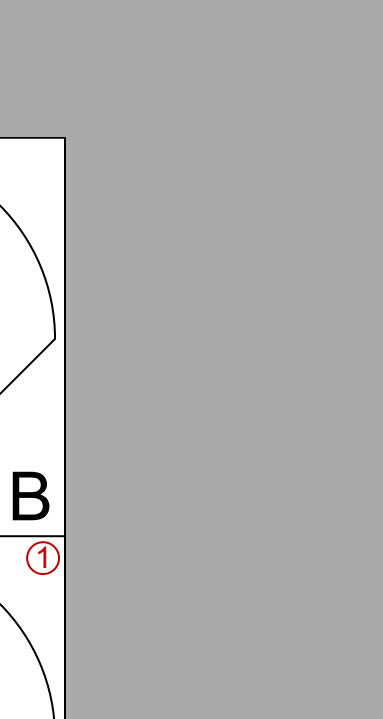
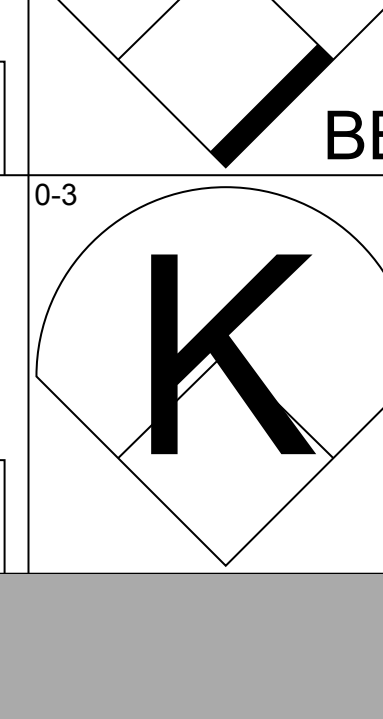
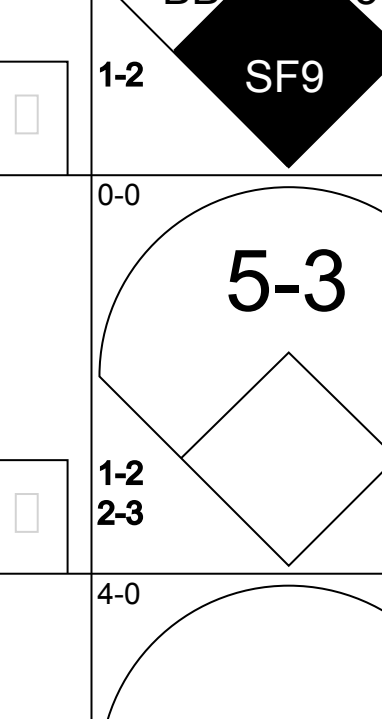

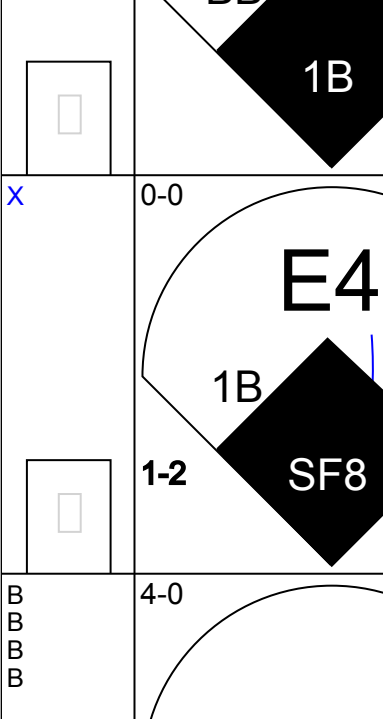

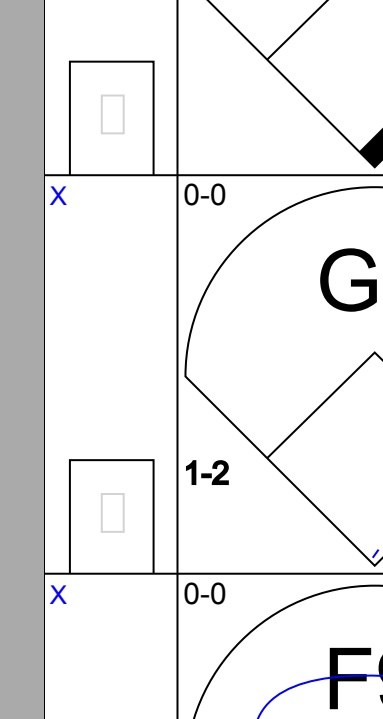
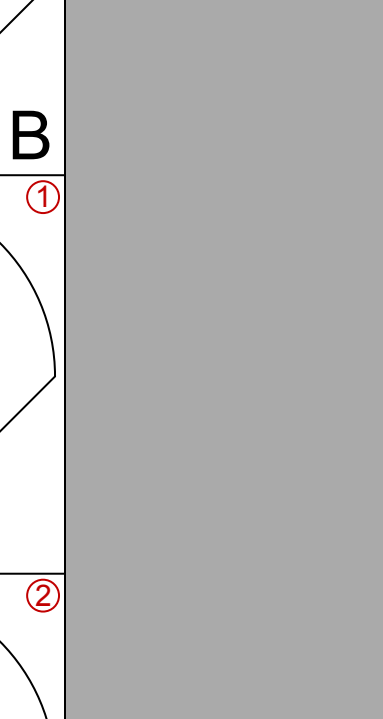
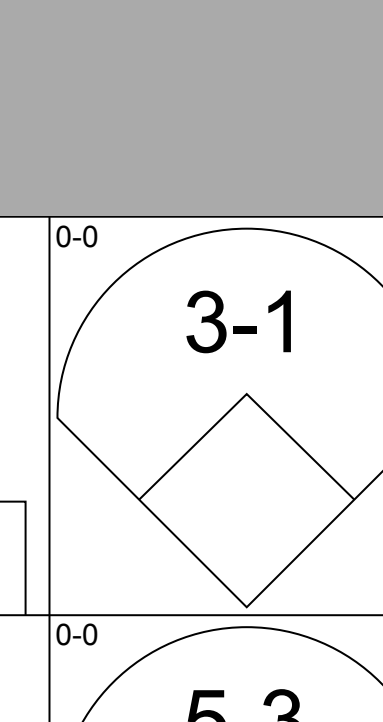
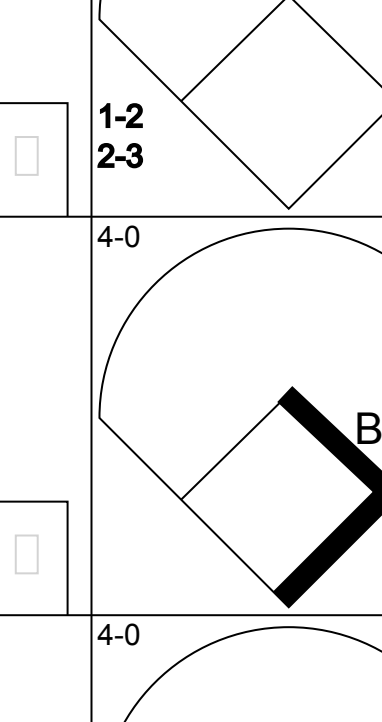

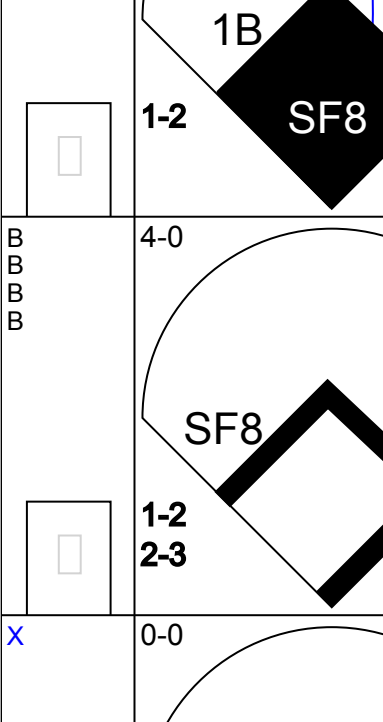

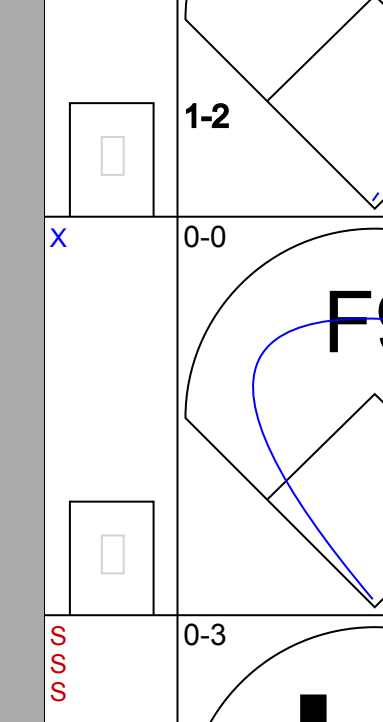
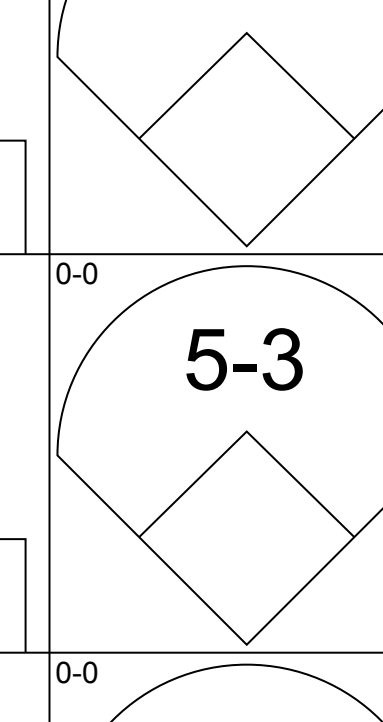
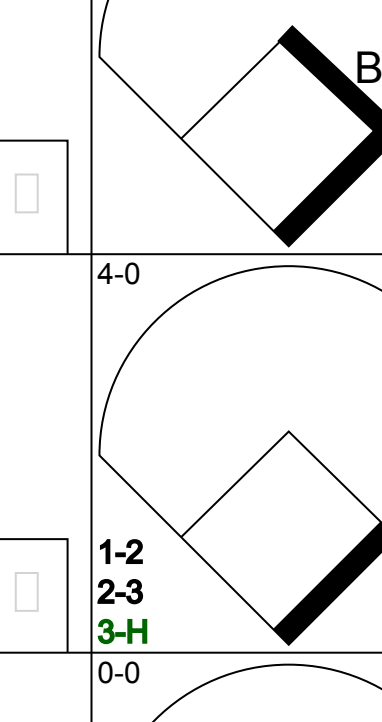

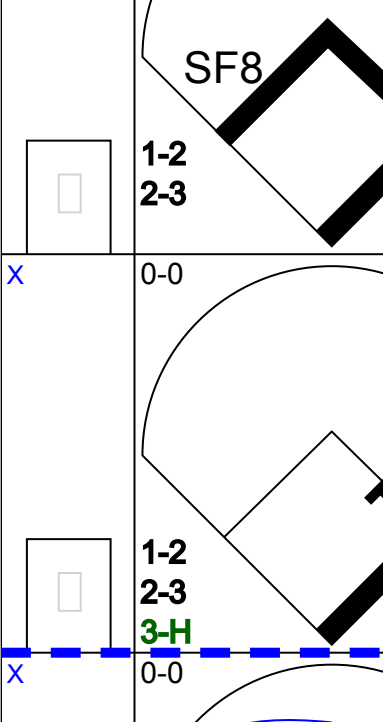
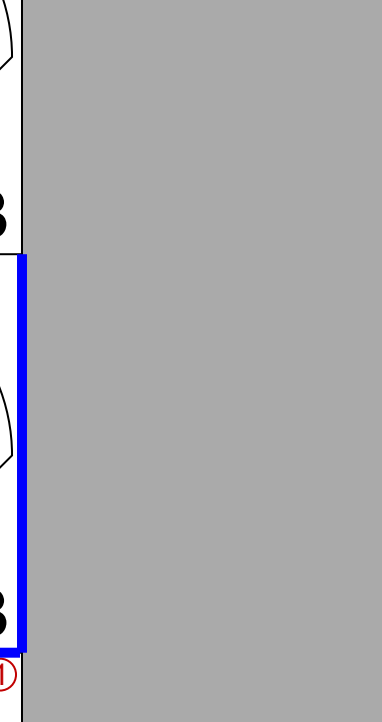
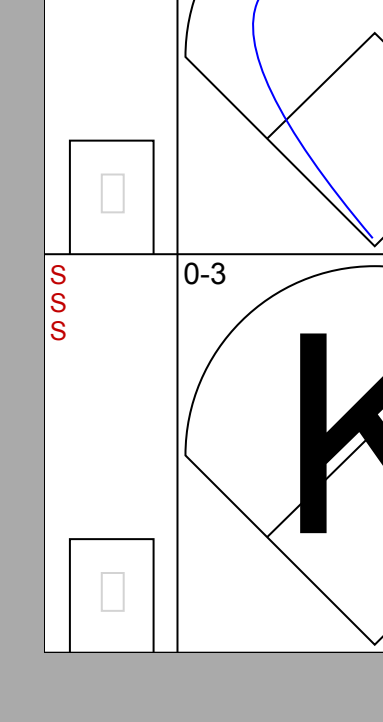
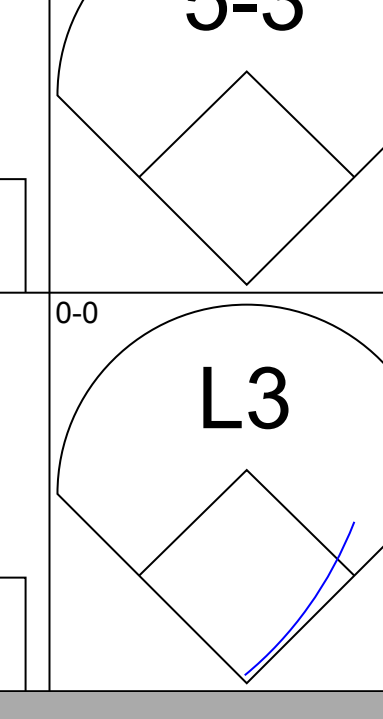
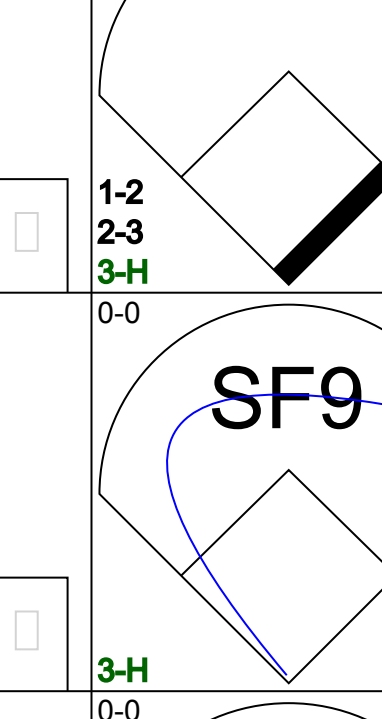

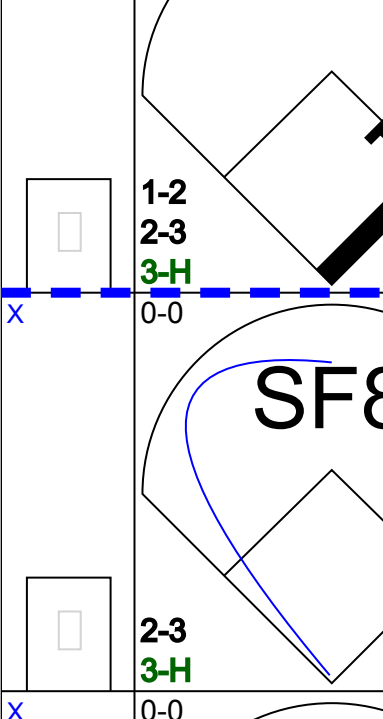

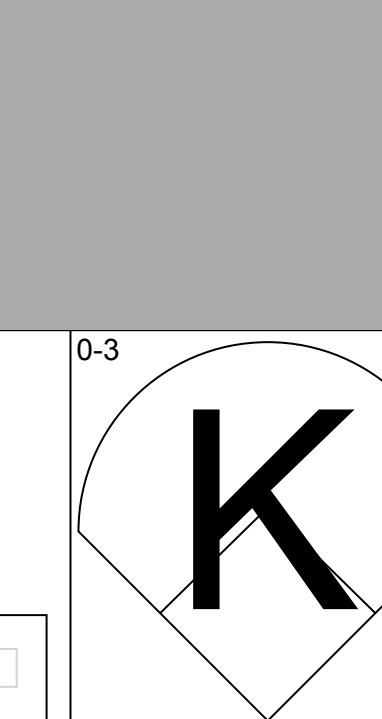
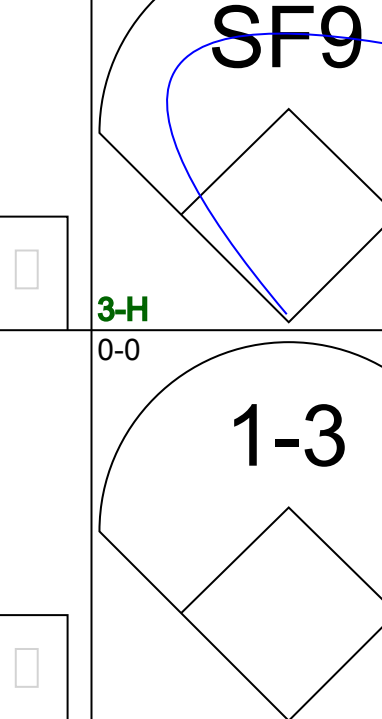
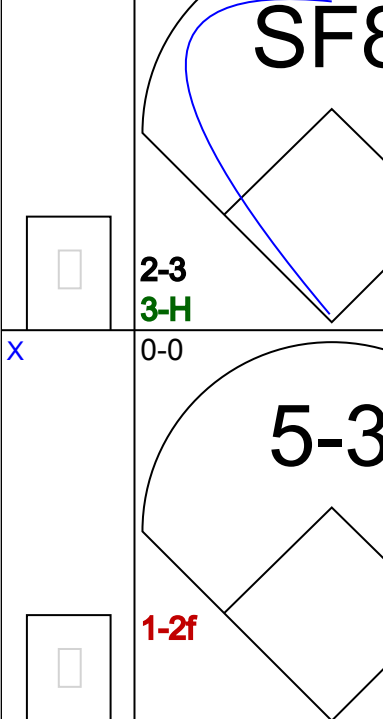


Batter	1	2	3	4	5	6	7	8	9	AB	R	H	RBI	BB	SO	LOB	BOTTOM				
Marvell Wynne, L OBP: 0.331, SLG: 0.386 (1, 8)										5	1	0	0	0	1	2	Cincinnati Reds @ Pittsburgh Pirates Three Rivers Stadium, Pittsburgh, PA Wed May 23 1984, 7:05 PM EDT Att: 7,072 - Unknown				
Lee Lacy, R OBP: 0.380, SLG: 0.431 (1, 9)										3	1	1	1	1	1	0					
Bill Madlock, R OBP: 0.301, SLG: 0.271 (1, 5)										4	1	1	2	0	1	0					
Jason Thompson, L OBP: 0.329, SLG: 0.389 (1, 3)										3	1	1	1	1	1	0					
Tony Peña, R OBP: 0.348, SLG: 0.531 (1, 2)										4	0	3	1	0	0	1					
Johnny Ray, S OBP: 0.375, SLG: 0.370 (1, 4)										2	0	1	1	1	1	1					
Lee Mazzilli, S OBP: 0.238, SLG: 0.333 Doug Frobel, L OBP: 0.186, SLG: 0.321 (1, 7)										3	1	1	1	0	1	4					
Dale Berra, R OBP: 0.246, SLG: 0.309 (1, 6)										4	1	1	0	0	1	2					
John Candelaria, L OBP: 0.238, SLG: 0.300 Benny Distefano, L OBP: 0.273, SLG: 0.333 Kent Tekulve, R OBP: 0.345, SLG: 0.345 (1, 1)										2	1	1	0	0	1	0					
Inning Stats	R: 0 E: 0 K: 2 S: 7	H: 0 LOB: 0 BB: 0 P: 7	R: 0 E: 0 K: 1 S: 5	H: 0 LOB: 2 BB: 1 P: 10	R: 0 E: 0 K: 1 S: 5	H: 0 LOB: 0 BB: 0 P: 5	R: 0 E: 0 K: 2 S: 8	H: 1 LOB: 1 BB: 0 P: 8	R: 6 E: 1 K: 0 S: 9	H: 6 LOB: 1 BB: 1 P: 13	R: 1 E: 0 K: 0 S: 4	H: 2 LOB: 0 BB: 0 P: 4	R: 0 E: 0 K: 1 S: 6	H: 1 LOB: 2 BB: 1 P: 10	R: 0 E: 0 K: 1 S: 5	H: 0 LOB: 0 BB: 0 P: 5	1B: 7 2B: 1 3B: 1 HR: 1	SF: 0 SAC: 1 DP: 1 HBP: 1	WP: 1 PA: 38 PB: 0 SB: 0 CS: 1		
PITCHER	IP WLS BF H R ER SO BB IBB HBP BLK WP HR S P ERA WHIP	IP WLS BF H R ER SO BB IBB HBP BLK WP HR S P ERA WHIP																			
Jeff Russell, R ERA: 4.71 (1, 1)	4.1 L	21 4 3 1	0 1 1 0	0 0 0 0	0 0 0 0	0 0 4 4	13.50 4.500														
Bill Scherrer, L ERA: 6.63 (6, 1)	0.2	4 3 1 1	0 0 0 0	0 0 0 0	0 0 0 0	0 0 4 4	13.50 4.500														
Bob Owchinko, L ERA: 3.38 (6, 1)	2.0	9 3 1 1	1 1 1 1	1 0 0 0	0 0 0 0	0 0 10 14	4.50 2.000														
Ted Power, R ERA: 3.38 (8, 1)	1.0	3 0 0 0	0 0 0 1	0 0 0 0	0 0 0 0	0 0 5 5	0.00 0.000														

AB	32
R	7
H	10
RBI	7
BB	3
SO	8
LOB	12

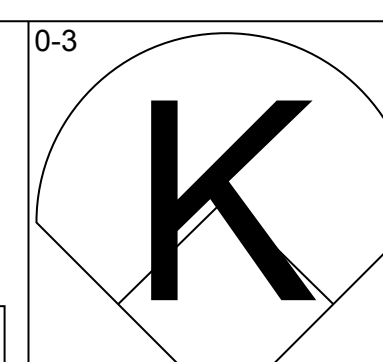
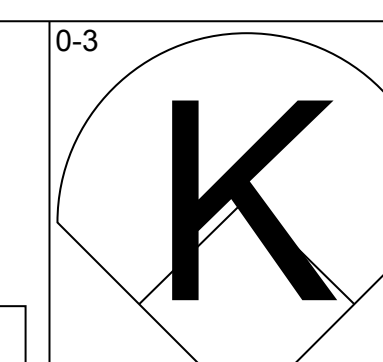
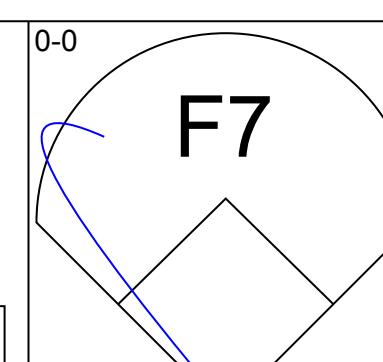
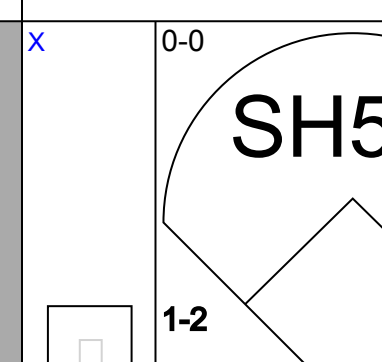
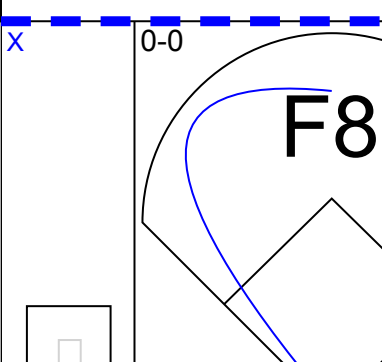
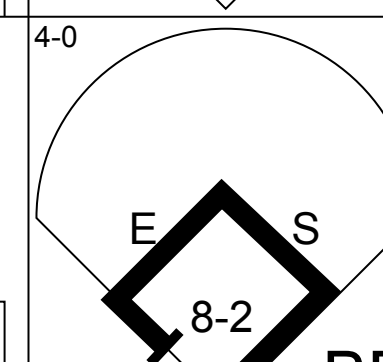
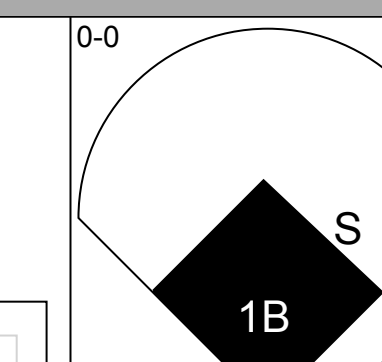
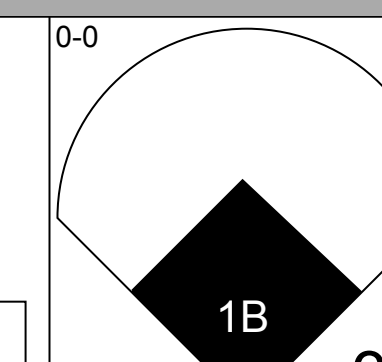
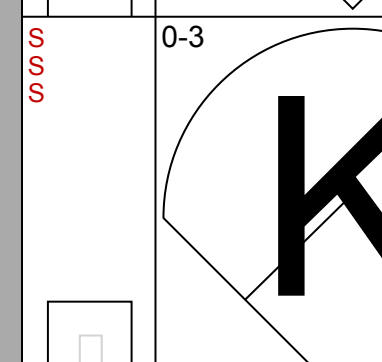
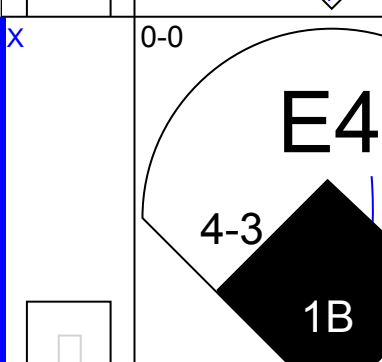
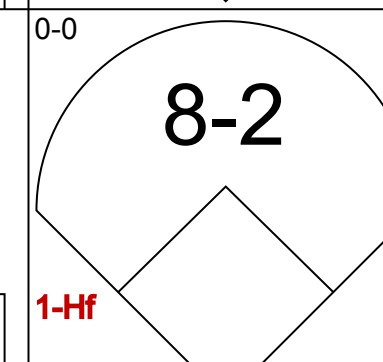
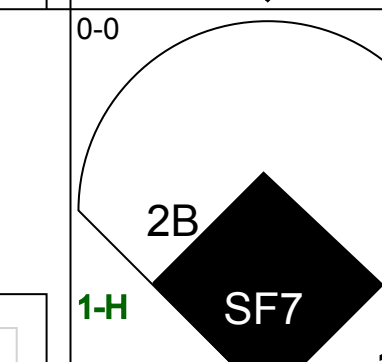
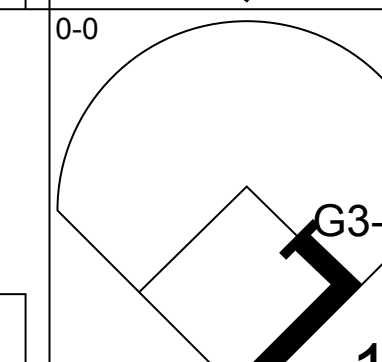
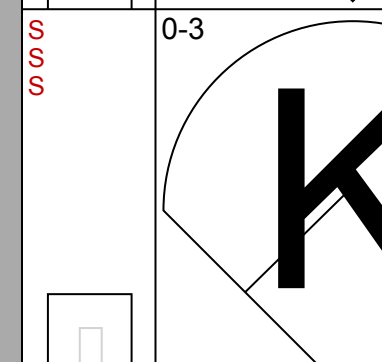
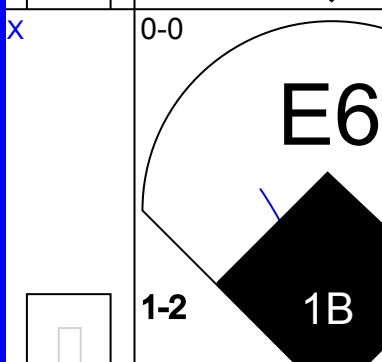
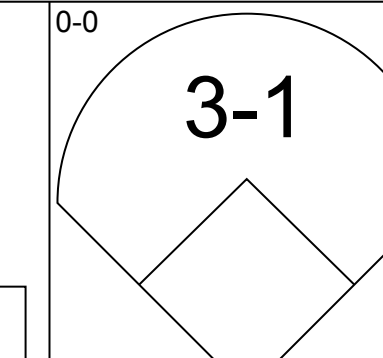
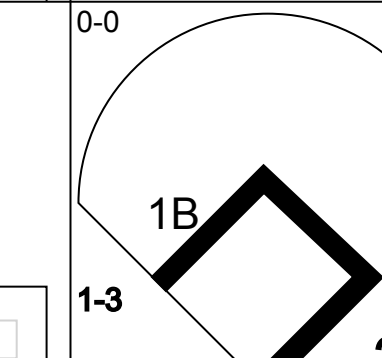
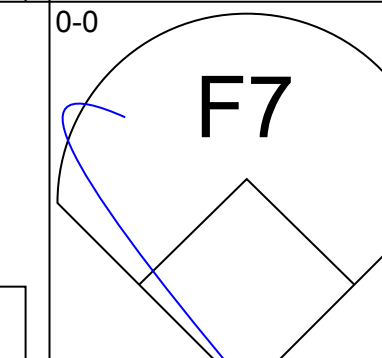
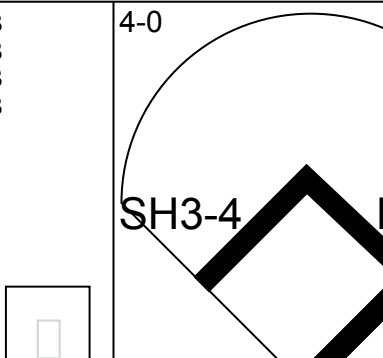
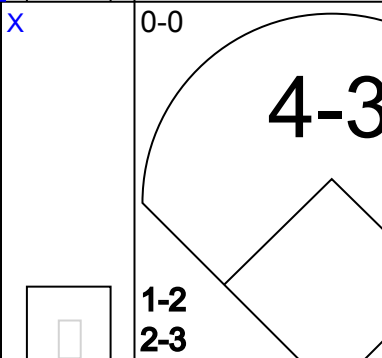
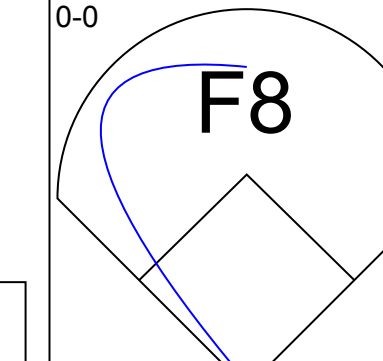
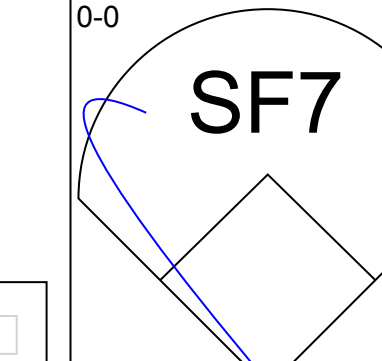
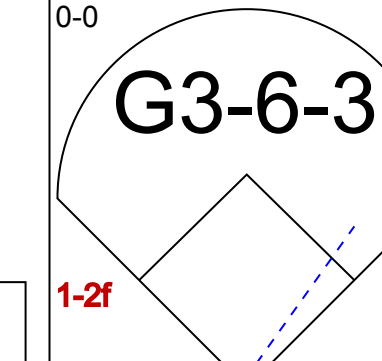
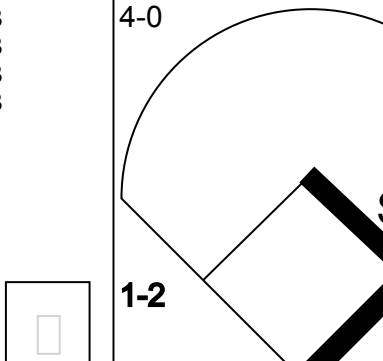
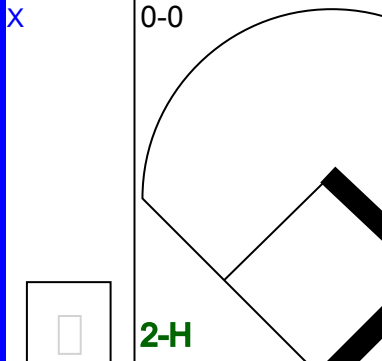
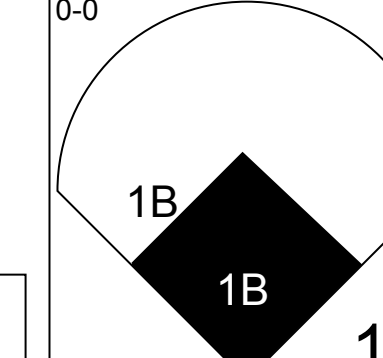
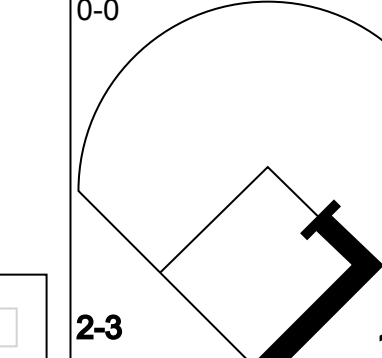

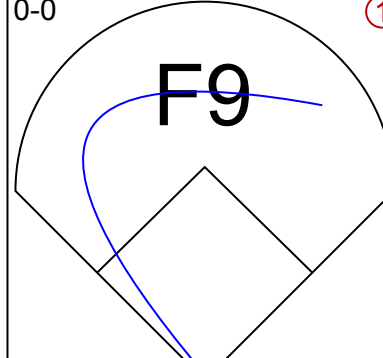
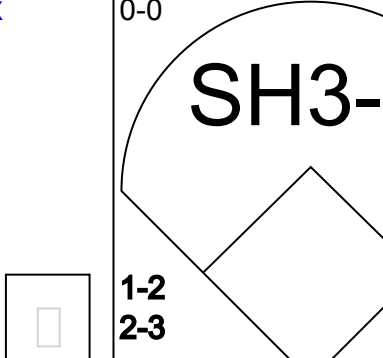
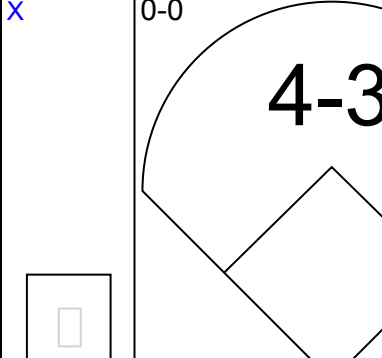
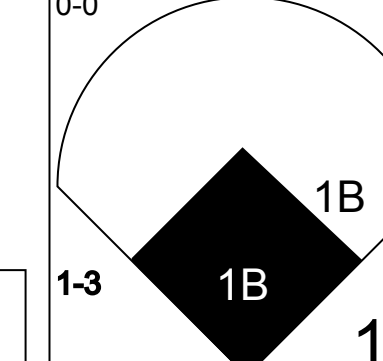
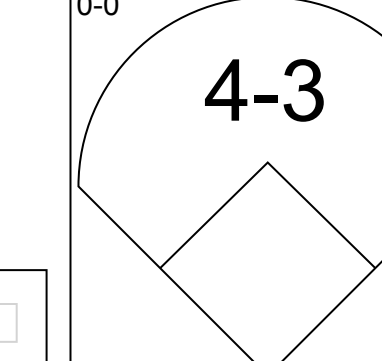
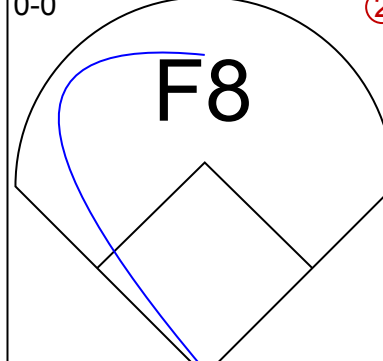
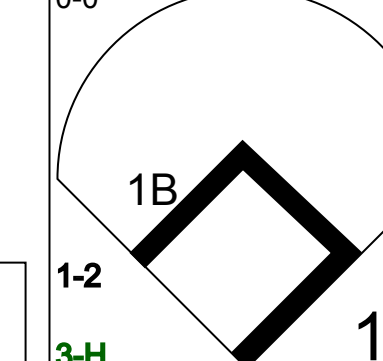
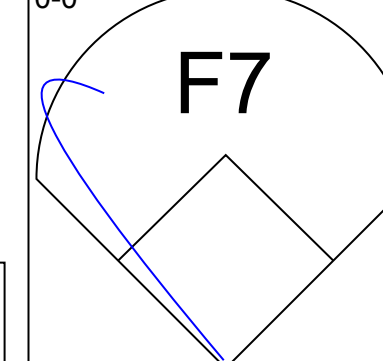
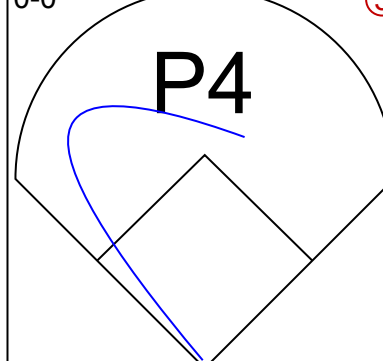
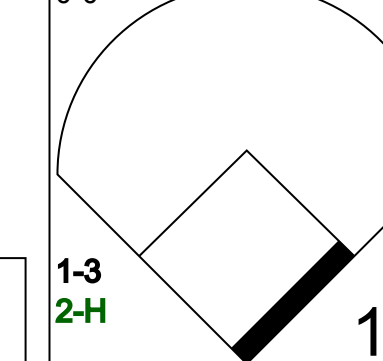
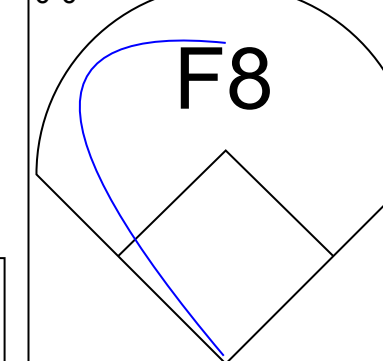
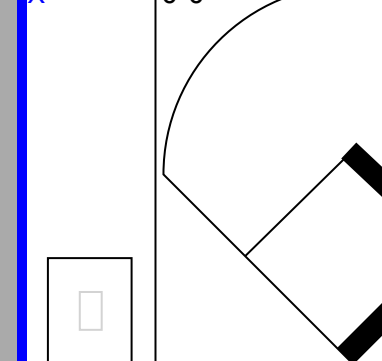
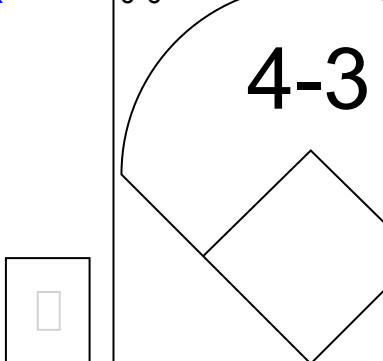


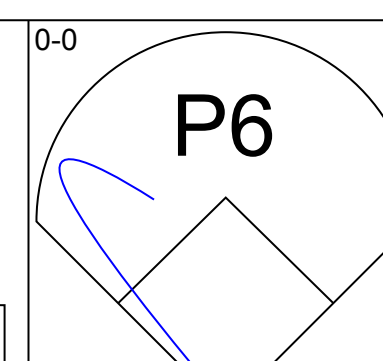
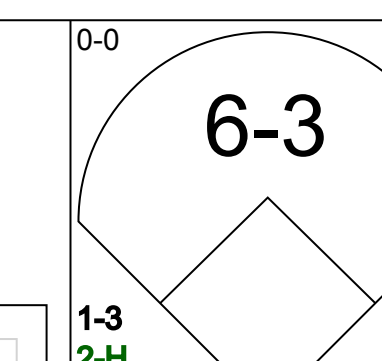
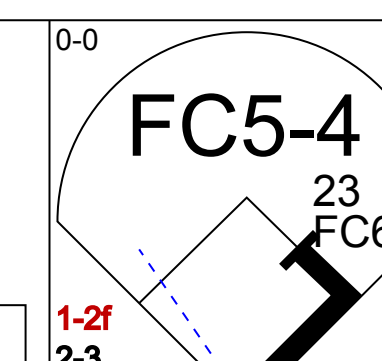
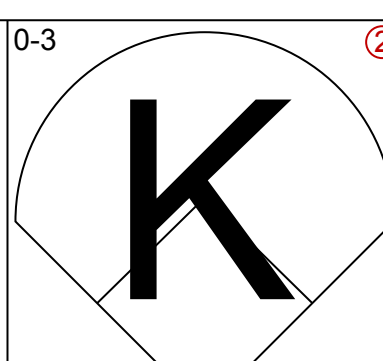
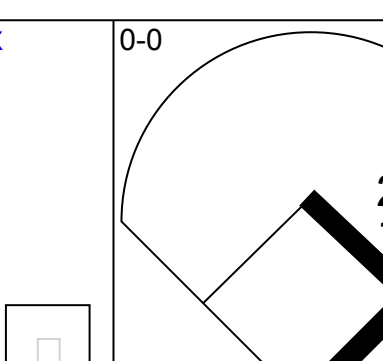
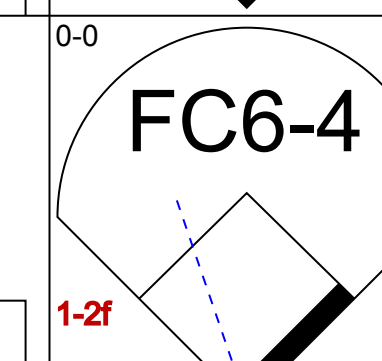
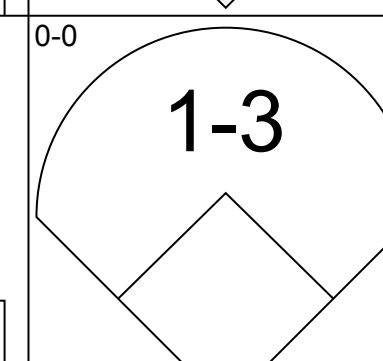
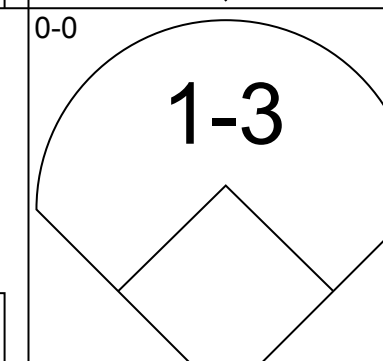


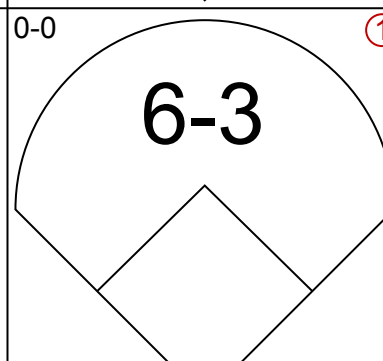
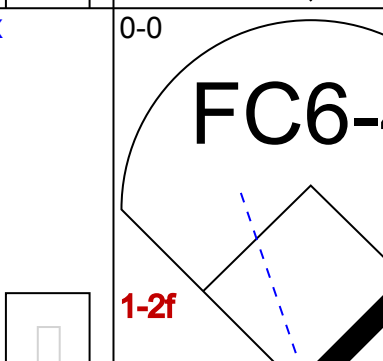

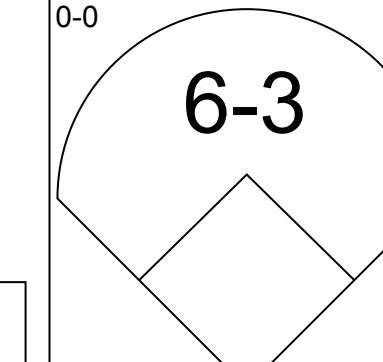
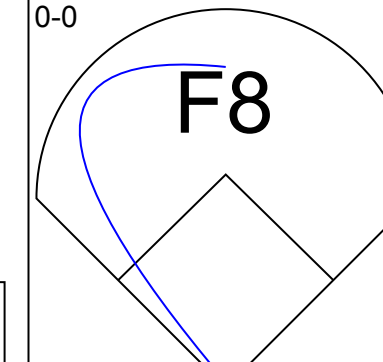
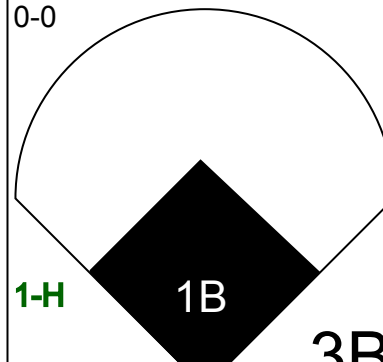
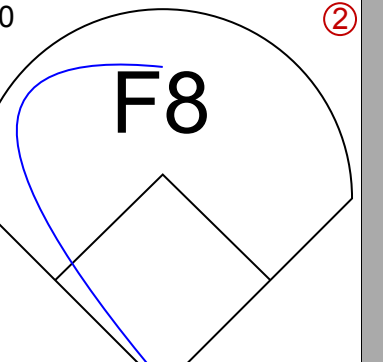
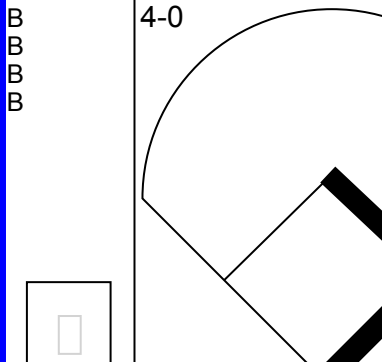
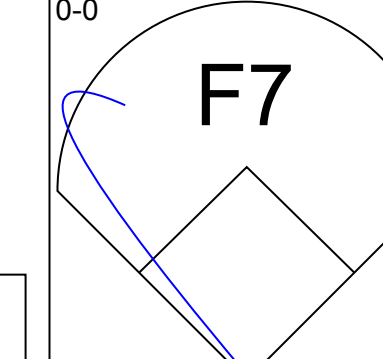

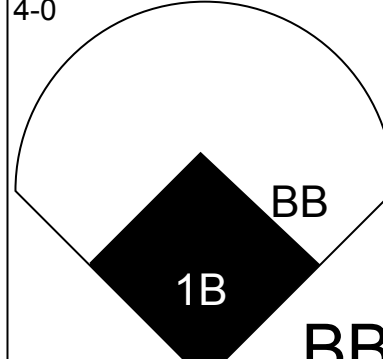
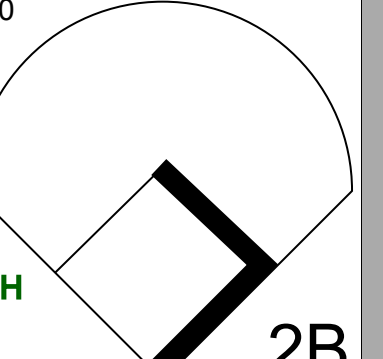
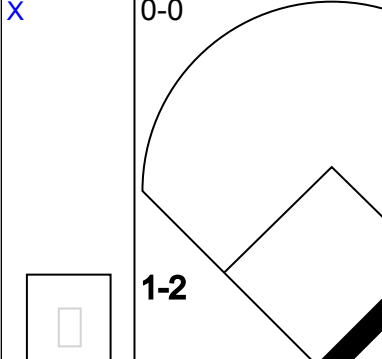

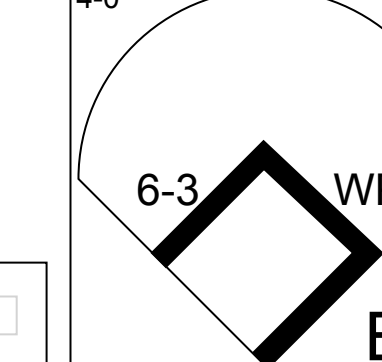
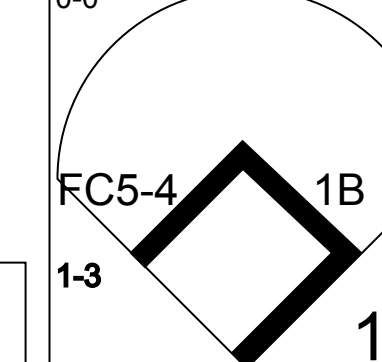
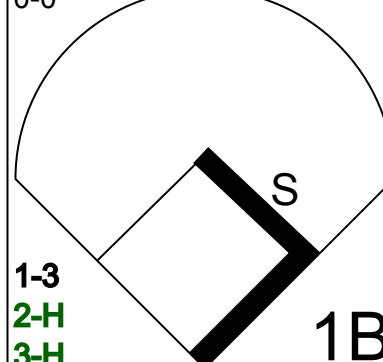

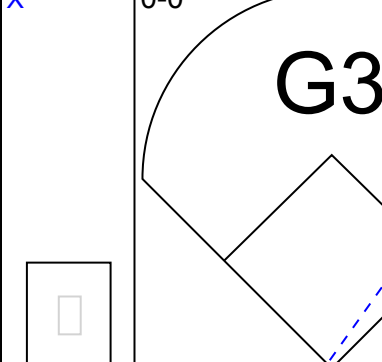
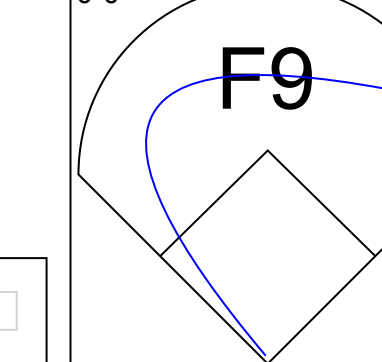
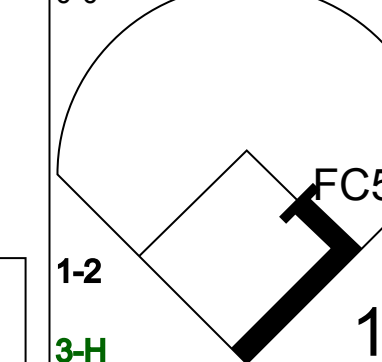
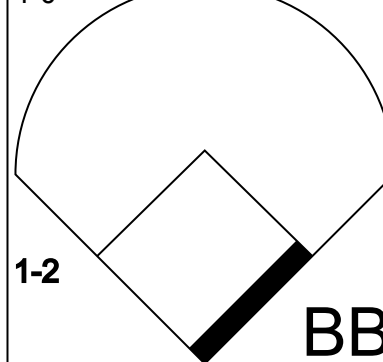
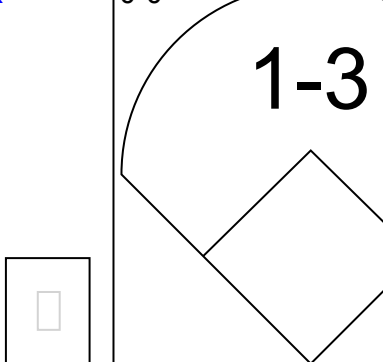

Batter	1	2	3	4	5	6	7	8	9	AB	R	H	RBI	BB	SO	LOB	TOP					
Gary Redus, R OBP: 0.396, SLG: 0.474 (1, 7)										5	0	1	0	0	1	2	Cincinnati Reds @ Pittsburgh Pirates Three Rivers Stadium, Pittsburgh, PA Thu May 24 1984, 7:05 PM EDT Att: 8,580 - Unknown livebaseballscorecards.com					
Eric Davis, R OBP: 0.214, SLG: 0.357 Bill Scherrer, L (7, 1)										4	0	1	0	0	3	3						
Dave Parker, L OBP: 0.339, SLG: 0.377 (1, 9)										4	1	1	0	0	1	2						
Cesar Cedeno, R OBP: 0.420, SLG: 0.554 (1, 3)										4	0	1	0	0	1	0						
Dave Concepcion, R OBP: 0.318, SLG: 0.358 (1, 5)										4	0	2	0	0	0	1						
Dann Bilardello, R OBP: 0.376, SLG: 0.314 (1, 2)										3	0	0	0	1	2	2						
Ron Oester, S OBP: 0.247, SLG: 0.280 Eddie Milner, L OBP: 0.365, SLG: 0.370 (7, 8)										3	0	0	0	0	2	3						
Tom Foley, L OBP: 0.377, SLG: 0.470 (1, 6)										4	0	1	0	0	0	0						
Joe Price, R OBP: 0.231, SLG: 0.250 Ted Power, R (6, 1)										0	0	0	0	1	0	0						
Tom Lawless, R OBP: 0.313, SLG: 0.326 (6, 4)										0	0	0	0	0	0	0						
Inning Stats	R: 0 E: 0 K: 3 S: 9	H: 0 LOB: 0 BB: 0 P: 9	R: 0 E: 0 K: 2 S: 7	H: 0 LOB: 0 BB: 0 P: 7	R: 0 E: 0 K: 1 S: 7	H: 2 LOB: 2 BB: 0 P: 7	R: 0 E: 0 K: 1 S: 6	H: 1 LOB: 2 BB: 1 P: 10	R: 0 E: 0 K: 1 S: 5	H: 0 LOB: 1 BB: 1 P: 9	R: 1 E: 1 K: 1 S: 7	H: 2 LOB: 1 BB: 0 P: 7	R: 0 E: 0 K: 0 S: 5	H: 2 LOB: 2 BB: 0 P: 5	R: 0 E: 0 K: 1 S: 6	H: 1 LOB: 1 BB: 0 P: 6	R: 0 E: 0 K: 0 S: 3	H: 0 LOB: 0 BB: 0 P: 3	1B: 8 2B: 0 3B: 0 HR: 0	SF: 0 SAC: 1 DP: 0 HBP: 0	WP: 0 PB: 0 SB: 0 CS: 0	PA: 37
PITCHER Larry McWilliams, L ERA: 2.21 (1, 1)	IP: 9.0 WLS: W BF: 37 H: 8 R: 1 ER: 0 SO: 10 BB: 2 IBB: 0 HBP: 0 BLK: 0 WP: 0 HR: 0 S: 55 P: 63 ERA: 0.00 WHIP: 1.111															PITCHER						

Batter	1	2	3	4	5	6	7	8	9	AB	R	H	RBI	BB	SO	LOB	BOTTOM			
Marvell Wynne, L OBP: 0.323, SLG: 0.376 (1, 8)										4	0	0	0	0	1	0	Cincinnati Reds @ Pittsburgh Pirates Three Rivers Stadium, Pittsburgh, PA Thu May 24 1984, 7:05 PM EDT Att: 8,580 - Unknown livebaseballscorecards.com			
Lee Lacy, R OBP: 0.373, SLG: 0.464 (7, 7)										4	1	1	1	0	0	0				
Bill Madlock, R OBP: 0.300, SLG: 0.270 (1, 5)										4	1	1	0	0	0	0				
Jim Morrison, R OBP: 0.321, SLG: 0.320 Johnny Ray, S OBP: 0.375, SLG: 0.375 (7, 4)										2	2	2	0	1	0	0				
Tony Peña, R OBP: 0.338, SLG: 0.515 (1, 2)										4	1	0	0	0	1	5				
Jason Thompson, L OBP: 0.333, SLG: 0.383 (1, 3)										2	0	0	0	2	0	1				
Lee Mazzilli, S OBP: 0.256, SLG: 0.343 Doug Frobel, L OBP: 0.184, SLG: 0.317 (7, 9)										2	0	1	2	1	0	0				
Dale Berra, R OBP: 0.240, SLG: 0.306 (1, 6)									1	0	0	2	0	0	0	0				
Larry McWilliams, L OBP: 0.067, SLG: 0.067 (1, 1)									3	0	0	0	0	1	4					
Inning Stats	R: 1 E: 0 K: 1 S: 6	H: 1 LOB: 1 BB: 1 P: 10	R: 0 E: 0 K: 0 S: 3	H: 0 LOB: 0 BB: 0 P: 3	R: 0 E: 0 K: 2 S: 7	H: 0 LOB: 0 BB: 0 P: 7	R: 2 E: 0 K: 0 S: 5	H: 2 LOB: 2 BB: 2 P: 13	R: 0 E: 0 K: 0 S: 3	H: 0 LOB: 0 BB: 0 P: 3	R: 2 E: 1 K: 0 S: 5	H: 2 LOB: 1 BB: 1 P: 9	R: 0 E: 0 K: 0 S: 3	H: 0 LOB: 0 BB: 0 P: 3	R: 0 E: 0 K: 1 S: 6	H: 1 LOB: 1 BB: 0 P: 6		1B: 5 2B: 1 3B: 0 HR: 1	SF: 2 SAC: 0 DP: 1 HBP: 0	WP: 0 PB: 0 SB: 0 CS: 0
PITCHER Joe Price, L ERA: 6.27 (1, 1)	IP: 5.0 WLS: L BF: 25 H: 5 R: 5 ER: 4 SO: 3 BB: 4 IBB: 0 HBP: 0 BLK: 0 WP: 0 HR: 1 S: 27 P: 43 ERA: 7.20 WHIP: 1.800															PITCHER				
Ted Power, R ERA: 3.29 (6, 1)	IP: 1.0 WLS: 2 BF: 0 H: 0 R: 0 ER: 0 SO: 0 BB: 0 IBB: 0 HBP: 0 BLK: 0 WP: 0 HR: 0 S: 2 P: 2 ERA: 0.00 WHIP: 0.000															PITCHER				
Bill Scherrer, L ERA: 6.0 (7, 1)	IP: 2.0 WLS: 7 BF: 1 H: 0 R: 0 ER: 0 SO: 1 BB: 0 IBB: 0 HBP: 0 BLK: 0 WP: 0 HR: 0 S: 9 P: 9 ERA: 0.00 WHIP: 0.500															PITCHER				

Batter	1	2	3	4	5	6	7	8	9	AB	R	H	RBI	BB	SO	LOB	TOP			
Gary Redus, R OBP: 0.374, SLG: 0.458 (1, 7)	6-3	P4			F8			5-3		4	0	0	0	0	0	0	Cincinnati Reds @ Chicago Cubs Wrigley Field, Chicago, IL Fri May 25 1984, 3:33 AM CDT Att: 11,266 - Unknown			
Eddie Milner, L OBP: 0.362, SLG: 0.362 (1, 8)	4-3				F3			F3		3	0	0	0	1	0					
Dan Driessen, L OBP: 0.421, SLG: 0.495 (1, 3)	2B 1B				F9			G3		3	1	1	0	1	0					
Dave Parker, L OBP: 0.337, SLG: 0.380 Eric Davis, R OBP: 0.214, SLG: 0.357 (1, 9) (9, 9)	1B 2B				P6			K		4	1	1	0	0	1	2				
Brad Gulden, L OBP: 0.264, SLG: 0.234 (1, 2)	1B				G4-6-3			F8		4	1	1	2	0	2					
Dave Concepcion, R OBP: 0.328, SLG: 0.364 (1, 5)	1B							6-3		3	0	2	1	1	0	0				
Ron Oester, S OBP: 0.255, SLG: 0.288 (1, 4)	F7				1B			CS		3	0	2	0	0	0	1				
Tom Foley, L OBP: 0.363, SLG: 0.449 (1, 6)					F5			F9		3	0	0	0	0	0	3				
Tom Hume, R Bob Owchinko, L Ted Power, R (1, 1) (6, 1) (8, 1)	5-3				5-3			G5-4-3		2	0	0	0	0	0	1	REDS			
Inning Stats	R: 3 E: 0 K: 0 S: 7	H: 4 LOB: 1 BB: 0 P: 7	R: 0 E: 0 K: 0 S: 3	H: 0 LOB: 0 BB: 0 P: 3	R: 0 E: 0 K: 0 S: 2	H: 0 LOB: 1 BB: 2 P: 10	R: 0 E: 0 K: 0 S: 3	H: 1 LOB: 1 BB: 0 P: 7	R: 0 E: 0 K: 0 S: 3	H: 0 LOB: 0 BB: 0 P: 3	R: 0 E: 0 K: 0 S: 3	H: 1 LOB: 0 BB: 0 P: 3	R: 0 E: 0 K: 0 S: 3	H: 0 LOB: 0 BB: 0 P: 3	R: 0 E: 0 K: 1 S: 5	H: 1 LOB: 0 BB: 0 P: 5		1B: 6 2B: 2 3B: 0 HR: 0	SF: 0 SAC: 0 DP: 3 HBP: 0	WP: 0 PB: 0 SB: 2 CS: 1
PITCHER	IP	WLS	BF	H	R	ER	SO	BB	IBB	HBP	BLK	WP	HR	S	P	ERA	WHIP			
Dickie Noles, R ERA: 5.08 Warren Brusstar, R ERA: 2.87 (1, 1) (8, 1)	7.0	L	27	6	3	3	0	3	0	0	0	0	0	24	36	3.86	1.286			

Batter	1	2	3	4	5	6	7	8	9	AB	R	H	RBI	BB	SO	LOB	BOTTOM					
Bob Dernier, R OBP: 0.410, SLG: 0.362 Warren Brusstar, R (1, 8) (8, 1)	CS 23 S		6-3		K			P3		4	0	1	0	0	1	2	Cincinnati Reds @ Chicago Cubs Wrigley Field, Chicago, IL Fri May 25 1984, 3:33 AM CDT Att: 11,266 - Unknown					
Richie Hebner, L OBP: 0.594, SLG: 0.808 (9, PH)	1B									1	0	1	0	0	0	0						
23 Ryne Sandberg, R OBP: 0.386, SLG: 0.503 (1, 4)	K							P4		4	0	0	0	1	2	4						
Gary Matthews, R OBP: 0.431, SLG: 0.424 (1, 7)	K									3	0	1	0	1	2	2						
Leon Durham, L OBP: 0.442, SLG: 0.640 (1, 3)	BB							5-3 WP BB		2	0	0	0	2	0	1						
Keith Moreland, R OBP: 0.340, SLG: 0.333 (1, 9)	CS							5-3 BB		3	0	1	0	1	0	2						
Ron Cey, R OBP: 0.321, SLG: 0.448 (1, 5)								1-2 2-3		4	0	0	0	0	2	5						
Jody Davis, R OBP: 0.374, SLG: 0.496 (1, 2)										4	0	1	0	0	1	3						
Larry Bowa, S OBP: 0.302, SLG: 0.333 Jay Johnstone, L OBP: 0.266, SLG: 0.167 (1, 6) (9, PH)	3-1									2	0	0	0	1	0	1						
Dickie Noles, R Gary Woods, R Mel Hall, L (1, 1) (7, PH) (8, 8) (9, PH)										1	0	1	0	0	0	0	CBS					
Inning Stats	R: 0 E: 0 K: 2 S: 7	H: 1 LOB: 1 BB: 1 P: 11	R: 0 E: 0 K: 1 S: 6	H: 1 LOB: 0 BB: 0 P: 6	R: 0 E: 0 K: 2 S: 7	H: 0 LOB: 1 BB: 1 P: 11	R: 0 E: 0 K: 0 S: 4	H: 1 LOB: 0 BB: 0 P: 4	R: 0 E: 0 K: 1 S: 5	H: 0 LOB: 0 BB: 0 P: 5	R: 0 E: 0 K: 1 S: 6	H: 1 LOB: 2 BB: 1 P: 10	R: 0 E: 0 K: 0 S: 4	H: 1 LOB: 2 BB: 1 P: 8	R: 0 E: 0 K: 2 S: 7	H: 0 LOB: 2 BB: 2 P: 15		R: 0 E: 0 K: 2 S: 8	H: 1 LOB: 1 BB: 0 P: 8	1B: 6 2B: 0 3B: 0 HR: 0	SF: 0 SAC: 0 DP: 0 HBP: 0	WP: 1 PB: 1 SB: 2 CS: 1
PITCHER	IP	WLS	BF	H	R	ER	SO	BB	IBB	HBP	BLK	WP	HR	S	P	ERA	WHIP					
Tom Hume, R ERA: 4.6 Bob Owchinko, L Ted Power, R (1, 1) (6, 1) (8, 1)	5.0	W	19	3	0	0	6	2	0	0	0	0	0	29	37	0.00	1.000					

Batter	1	2	3	4	5	6	7	8	9	AB	R	H	RBI	BB	SO	LOB	TOP					
Gary Redus, R OBP: 0.363, SLG: 0.443 (1, 7)										4	0	0	0	0	2	2	Cincinnati Reds @ Chicago Cubs Wrigley Field, Chicago, IL Sat May 26 1984, 3:33 AM CDT Att: 31,556 - Unknown					
Eddie Milner, L OBP: 0.371, SLG: 0.382 (1, 8)										3	2	2	0	1	1	1						
Eric Davis, R OBP: 0.200, SLG: 0.333 (9, PH)										1	1	0	0	0	0	0						
Dan Driessen, L OBP: 0.424, SLG: 0.495 (1, 3)										4	1	2	2	0	1	2						
Cesar Cedeno, R OBP: 0.415, SLG: 0.547 (9, PH)										1	1	0	0	0	0	1						
Dave Parker, L OBP: 0.339, SLG: 0.382 (1, 9)										4	0	1	0	1	0	3						
Brad Gulden, L OBP: 0.263, SLG: 0.227 (1, 2)										2	0	0	1	1	0	1						
Tony Perez, R OBP: 0.300, SLG: 0.357 (9, PH)										1	0	1	2	0	0	0						
Tom Lawless, R OBP: 0.313, SLG: 0.326 (9, PR)										0	0	0	0	0	0	0						
Dann Bilardello, R OBP: 0.376, SLG: 0.314 (9, 2)										0	0	0	0	0	0	0						
Dave Concepcion, R OBP: 0.331, SLG: 0.367 (1, 5)										4	1	2	0	0	0	1						
Ron Oester, S OBP: 0.261, SLG: 0.289 (1, 4)										3	1	1	0	1	0	1						
Tom Foley, L OBP: 0.357, SLG: 0.438 (1, 6)										4	0	1	1	0	1	3						
Frank Pastore, R OBP: 0.053, SLG: 0.053 (6, 1)										2	0	1	1	0	0	0						
Bruce Berenyi, R OBP: 0.225, SLG: 0.247 (6, PH)										0	0	0	0	0	0	0						
Wayne Krenchuk, L OBP: 0.187, SLG: 0.147 (8, PH)										1	0	0	0	0	0	0						
Bill Scherrer, L OBP: 0.147, SLG: 0.147 (8, 1)										0	0	0	0	0	0	0						
Ted Power, R (9, 1)										0	0	0	0	0	0	0						
Inning Stats	R: 0 E: 0 K: 1 S: 4	H: 0 LOB: 0 BB: 1 P: 8	R: 2 E: 0 K: 1 S: 9	H: 4 LOB: 2 BB: 0 P: 9	R: 2 E: 0 K: 0 S: 6	H: 4 LOB: 1 BB: 0 P: 6	R: 0 E: 0 K: 0 S: 3	H: 0 LOB: 0 BB: 0 P: 3	R: 1 E: 0 K: 0 S: 4	H: 2 LOB: 0 BB: 0 P: 4	R: 0 E: 0 K: 0 S: 3	H: 0 LOB: 0 BB: 0 P: 3	R: 0 E: 0 K: 2 S: 8	H: 1 LOB: 1 BB: 0 P: 8	R: 0 E: 0 K: 1 S: 5	H: 0 LOB: 3 BB: 3 P: 17	R: 2 E: 2 K: 0 S: 6	H: 1 LOB: 1 BB: 0 P: 6	1B: 10 2B: 2 3B: 1 HR: 0	SF: 1 SAC: 2 DP: 2 HBP: 0	WP: 0 PB: 0 SB: 2 CS: 0	PA: 42
PITCHER	IP WLS BF H R ER SO BB IBB HBP BLK WP HR S P ERA WHIP																					
Don Schultze, R ERA: 12.0 (1, 1)	3.0	16	8	4	4	2	1	0	0	0	0	0	0	0	0	19	23	12.00	3.000			
Rich Bardi, R ERA: 2.78 (4, 1)	2.0	7	2	1	1	0	0	0	0	0	0	0	0	0	7	7	4.50	1.000				
Warren Brusstar, R ERA: 2.7 (6, 1)	1.0	3	0	0	0	0	0	0	0	0	0	0	0	0	3	3	0.00	0.000				
Tim Stoddard, R ERA: 2.42 (7, 1)	2.0	10	1	0	0	3	2	1	0	0	0	0	0	0	13	25	0.00	1.500				
Steve Trout, L ERA: 2.59 (9, 1)	1.0	L	6	1	2	0	0	0	0	0	0	0	0	6	6	0.00	1.000					

Batter	1	2	3	4	5	6	7	8	9	AB	R	H	RBI	BB	SO	LOB	BOTTOM					
Bob Dernier, R OBP: 0.401, SLG: 0.353 (1, 8)										3	0	0	1	0	0	3	Cincinnati Reds @ Chicago Cubs Wrigley Field, Chicago, IL Sat May 26 1984, 3:33 AM CDT Att: 31,556 - Unknown					
Warren Brusstar, R (6, 1)										0	0	0	0	0	0	0						
Richie Hebner, L OBP: 0.576, SLG: 0.778 (6, PH)										1	0	0	0	0	1	3						
Tim Stoddard, R OBP: 0.333, SLG: 0.333 (7, 1)										1	0	1	0	0	0	0						
Steve Trout, L OBP: 0.227, SLG: 0.190 (9, 1)										0	0	0	0	0	0	0						
23 Ryne Sandberg, R OBP: 0.381, SLG: 0.484 (1, 4)										5	0	1	0	0	1	6						
Gary Matthews, R OBP: 0.419, SLG: 0.409 (1, 7)										5	0	0	0	0	2	2						
Henry Cotto, R OBP: 0.340, SLG: 0.279 (9, 8)										0	0	0	0	0	0	0						
Leon Durham, L OBP: 0.440, SLG: 0.631 (1, 3)										5	2	2	0	0	1	0						
Mel Hall, L OBP: 0.315, SLG: 0.465 (1, 9)										4	1	1	1	0	0	1						
Keith Moreland, R OBP: 0.347, SLG: 0.333 (9, PH)										0	0	0	0	1	0	0						
Dave Owen, S (9, PR)										0	0	0	0	0	0	0						
Ron Cey, R OBP: 0.329, SLG: 0.456 (1, 5)										4	1	2	1	1	0	0						
Jody Davis, R OBP: 0.381, SLG: 0.504 (1, 2)										4	2	2	0	1	1	3						
Larry Bowa, S OBP: 0.313, SLG: 0.339 (1, 6)										4	0	2	2	1	0	2						
Don Schultze, R ERA: 5.07 (1, 1)	5.1	23	6	4	4	2	1	0	0	0	0	0	0	0	0	0						
Jay Johnstone, L ERA: 2.99, SLG: 0.143 (3, PH)	0.0	3	1	1	1	0	2	0	0	0	0	0	0	0	0	2						
Rich Bardi, R ERA: 2.81 (4, 1)	1.2	8	2	1	1	4	1	0	0	0	0	0	0	0	0	0						
Bruce Berenyi, R ERA: 6.09 (6, 1)	1.1	W	7	2	0	0	1	0	0	0	0	0	0	6	10	0.00	2.250					
Bill Scherrer, L ERA: 5.84 (8, 1)	0.2	S	3	1	0	0	0	0	0	0	0	0	0	3	3	0.00	1.500					
Ted Power, R ERA: 3.05 (9, 1)																						
Inning Stats	R: 0 E: 0 K: 0 S: 3	H: 0 LOB: 0 BB: 0 P: 3	R: 0 E: 0 K: 0 S: 3	H: 0 LOB: 0 BB: 0 P: 3	R: 1 E: 0 K: 0 S: 4	H: 1 LOB: 1 BB: 1 P: 8	R: 0 E: 0 K: 2 S: 7	H: 0 LOB: 0 BB: 0 P: 7	R: 1 E: 0 K: 0 S: 6	H: 3 LOB: 2 BB: 0 P: 6	R: 3 E: 0 K: 2 S: 10	H: 3 LOB: 3 BB: 3 P: 22	R: 1 E: 0 K: 0 S: 9	H: 2 LOB: 1 BB: 0 P: 9	R: 0 E: 0 K: 0 S: 5	H: 2 LOB: 2 BB: 0 P: 5	R: 0 E: 0 K: 0 S: 4	H: 1 LOB: 2 BB: 1 P: 8	1B: 9 2B: 2 3B: 1 HR: 0	SF: 0 SAC: 0 DP: 0 HBP: 0	WP: 1 PB: 0 SB: 2 CS: 0	PA: 44
PITCHER	IP WLS BF H R ER SO BB IBB HBP BLK WP HR S P ERA WHIP																					
Frank Pastore, R ERA: 5.07 (1, 1)	5.1	23	6	4	4	2	1	0	0	0	0	0	0	0	0	0	5.07	1.312				
Jay Johnstone, L ERA: 2.99, SLG: 0.143 (3, PH)	0.0	3	1	1	1	0	2	0	0	0	0	0	0	0	0	0	2.99	0.143				
Bruce Berenyi, R ERA: 6.09 (6, 1)	1.2	8	2	1	1	4	1	0	0	0	0	0	0	0	0	0	6.09	1.800				
Bill Scherrer, L ERA: 5.84 (8, 1)	1.1	W	7	2	0	0	1	0	0	0	0	0	0	6	10	0.00	2.250					
Ted Power, R ERA: 3.05 (9, 1)	0.2	S	3	1	0	0	0	0	0	0	0	0	0	3	3	0.00	1.500					

Batter	1	2	3	4	5	6	7	8	9	AB	R	H	RBI	BB	SO	LOB	TOP					
Gary Redus, R OBP: 0.357, SLG: 0.441 (1, 7)			B1-3							5	1	1	0	0	2	4	Cincinnati Reds @ Chicago Cubs Wrigley Field, Chicago, IL Sun May 27 1984, 3:33 AM CDT Att: 38,060 - Unknown					
Eddie Milner, L OBP: 0.368, SLG: 0.399 (1, 8)										4	1	1	1	0	0	1						
Dan Driessen, L OBP: 0.426, SLG: 0.510 (1, 3)										3	1	2	1	0	0	0						
Dave Parker, L OBP: 0.337, SLG: 0.385 Bruce Berenyi, R OBP: 0.091, SLG: 0.091 (8, 1)										4	0	1	0	0	0	2						
Brad Gulden, L OBP: 0.275, SLG: 0.286 Tom Lawless, R OBP: 0.313, SLG: 0.326 Eric Davis, R OBP: 0.200, SLG: 0.333 (9, 9)										4	0	2	1	0	0	1						
Wayne Krenchicki, L OBP: 0.188, SLG: 0.375 (1, 5)										4	0	1	1	0	0	1						
Ron Oester, S OBP: 0.262, SLG: 0.289 (1, 4)										3	0	1	0	0	0	0						
Tom Foley, L OBP: 0.345, SLG: 0.421 Cesar Cedeno, R OBP: 0.410, SLG: 0.539 Dann Bilardello, R OBP: 0.376, SLG: 0.314 (8, 9)										3	0	0	0	0	1	1						
Mario Soto, R OBP: 0.175, SLG: 0.241 Bob Ojczinski, L John Franco, L Bill Scherrer, L Dave Concepcion, R OBP: 0.333, SLG: 0.385 (8, 9)										0	0	0	0	0	0	0						
Inning Stats	R: 0 E: 0 K: 1 S: 5	H: 0 LOB: 0 BB: 0 P: 5	R: 0 E: 0 K: 0 S: 3	H: 0 LOB: 0 BB: 0 P: 3	R: 0 E: 0 K: 0 S: 4	H: 1 LOB: 1 BB: 0 P: 4	R: 1 E: 0 K: 0 S: 5	H: 2 LOB: 1 BB: 0 P: 5	R: 0 E: 0 K: 1 S: 5	H: 0 LOB: 0 BB: 0 P: 3	R: 1 E: 0 K: 1 S: 7	H: 2 LOB: 1 BB: 0 P: 7	R: 1 E: 0 K: 0 S: 5	H: 2 LOB: 2 BB: 1 P: 9	1B: 3 2B: 4 3B: 1 HR: 1	SF: 1 SAC: 2 DP: 0 HBP: 0		WP: 0 PA: 37 PB: 0 SB: 1 CS: 0				
PITCHER Dennis Eckersley, R ERA: 4.89 (1, 1)	IP: 9.0 WLS: L BF: 37	H: 9 R: 4 ER: 4 SO: 3	BB: 1 IBB: 0 HBP: 0 BLK: 0	WP: 0 HR: 1 S: 42 P: 46	ERA: 4.00 WHIP: 1.111	PITCHER												IP: 9.0 WLS: L BF: 37	H: 9 R: 4 ER: 4 SO: 3	BB: 1 IBB: 0 HBP: 0 BLK: 0	WP: 0 HR: 1 S: 42 P: 46	ERA: 4.00 WHIP: 1.111

Batter	1	2	3	4	5	6	7	8	9	AB	R	H	RBI	BB	SO	LOB	BOTTOM					
Bob Dernier, R OBP: 0.397, SLG: 0.344 (1, 8)										3	1	0	0	1	0	1	Cincinnati Reds @ Chicago Cubs Wrigley Field, Chicago, IL Sun May 27 1984, 3:33 AM CDT Att: 38,060 - Unknown					
23 Ryne Sandberg, R OBP: 0.379, SLG: 0.484 (1, 4)										4	1	1	1	0	0	1						
Gary Matthews, R OBP: 0.415, SLG: 0.404 (1, 7)										4	1	1	1	0	1	1						
Leon Durham, L OBP: 0.436, SLG: 0.618 (1, 3)										3	0	0	0	1	1	1						
Mel Hall, L OBP: 0.318, SLG: 0.466 Keith Moreland, R OBP: 0.340, SLG: 0.329 (6, PH)										2	0	1	0	0	1	0						
Ron Cey, R OBP: 0.328, SLG: 0.451 (1, 5)										4	0	1	0	0	0	2						
Jody Davis, R OBP: 0.378, SLG: 0.503 Dave Owen, S (9, PR)										4	0	1	0	0	1	3						
Larry Bowa, S OBP: 0.306, SLG: 0.331 Richie Hebner, L OBP: 0.559, SLG: 0.750 (9, PH)										3	0	0	0	0	0	2						
Dennis Eckersley, R (1, 1)										2	0	0	0	1	1	0						
Inning Stats	R: 0 E: 1 K: 1 S: 5	H: 0 LOB: 0 BB: 0 P: 5	R: 0 E: 0 K: 1 S: 6	H: 1 LOB: 1 BB: 1 P: 10	R: 0 E: 0 K: 0 S: 3	H: 0 LOB: 0 BB: 1 P: 7	R: 0 E: 0 K: 1 S: 5	H: 0 LOB: 0 BB: 0 P: 5	R: 0 E: 0 K: 1 S: 3	H: 0 LOB: 0 BB: 0 P: 3	R: 3 E: 1 K: 1 S: 8	H: 3 LOB: 1 BB: 1 P: 12	R: 0 E: 0 K: 1 S: 5	H: 0 LOB: 0 BB: 0 P: 5	R: 0 E: 0 K: 0 S: 3	H: 0 LOB: 0 BB: 0 P: 3		R: 0 E: 0 K: 1 S: 6	H: 1 LOB: 1 BB: 0 P: 6	1B: 3 2B: 2 3B: 0 HR: 0	SF: 1 SAC: 0 DP: 0 HBP: 0	WP: 0 PA: 35 PB: 0 SB: 2 CS: 0
PITCHER Mario Soto, R ERA: 2.88 Bob Ojczinski, L ERA: 2.7 John Franco, L ERA: 4.5 Bill Scherrer, L ERA: 5.18 Bruce Berenyi, R ERA: 5.75 (8, 1)	IP: 1.0 WLS: 5 BF: 13	H: 0 R: 0 ER: 0 SO: 2	BB: 1 IBB: 0 HBP: 0 BLK: 0	WP: 0 HR: 0 S: 16 P: 20	ERA: 0.00 WHIP: 0.250	PITCHER												IP: 1.0 WLS: 5 BF: 13	H: 0 R: 0 ER: 0 SO: 2	BB: 1 IBB: 0 HBP: 0 BLK: 0	WP: 0 HR: 0 S: 16 P: 20	ERA: 0.00 WHIP: 0.250

Batter	1	2	3	4	5	6	7	8	9	AB	R	H	RBI	BB	SO	LOB	TOP										
Rafael Ramirez, R OBP: 0.321, SLG: 0.341 (1, 6)	0-3 K		0-0 1-3		0-0 F9		0-0 F5		0-0 FC6-2 2B CS	5	0	0	0	0	1	2											
Jerry Royster, R OBP: 0.294, SLG: 0.282 (1, 5)	0-0 F8		0-0 F6			4-0 F8 1B BB		0-0 F8	0-0 1B 2B	4	2	1	1	1	0	0											
Gerald Perry, L OBP: 0.351, SLG: 0.333 Albert Hall, S OBP: 0.297, SLG: 0.298 (6, PR) (8, 7)	0-0 4-3		0-0 4-3			0-0 F8		4-0 1B BB	0-0 HR 1B	3	0	0	0	1	0	1											
Dale Murphy, R OBP: 0.338, SLG: 0.515 (1, 8)		0-0 6-3		0-0 F8		0-0 F8		0-3 K	0-0 HR	5	1	1	2	0	1	2											
Chris Chambliss, L OBP: 0.335, SLG: 0.344 (1, 3)		0-0 BB FC6-4 1B		4-0 FC4-6 BB		4-0 1B BB		0-0 1B	0-0 1B	3	1	3	0	2	0	0											
Brad Komminsk, R OBP: 0.333, SLG: 0.200 (1, 9)		4-0 FC6-4 BB		0-0 FC4-6 1-2		0-0 FC5-4 1B		0-0 F9	0-3 K	4	0	1	1	1	1	4											
Glenn Hubbard, R OBP: 0.330, SLG: 0.410 (1, 4)		4-0 FC6-4 BB		0-3 K		0-0 FC5-4 1-2			0-0 HR	3	1	1	1	1	1	3											
Bruce Benedict, R OBP: 0.280, SLG: 0.258 (1, 2)		0-0 FC6-4 1-2 2-3 3-H			0-0 5-3		0-0 F9		0-0 1B FC6-2 1B	4	0	1	1	0	0	2											
Rick Mahler, R OBP: 0.556, SLG: 0.556 (1, 1)		0-3 K		0-0 6-3		0-0 4-3			0-0 FC6-2 2B 1B	4	1	1	0	0	1	2											
Inning Stats	R: 0 E: 0 K: 1 S: 5	H: 0 LOB: 0 BB: 0 P: 5	R: 1 E: 0 K: 1 S: 6	H: 1 LOB: 2 BB: 2 P: 14	R: 0 E: 0 K: 0 S: 3	H: 0 LOB: 1 BB: 0 P: 9	R: 0 E: 0 K: 1 S: 5	H: 0 LOB: 0 BB: 0 P: 3	R: 1 E: 0 K: 0 S: 4	H: 1 LOB: 0 BB: 2 P: 12	R: 0 E: 0 K: 0 S: 3	H: 0 LOB: 0 BB: 0 P: 3	R: 0 E: 0 K: 1 S: 6	H: 1 LOB: 2 BB: 1 P: 10	R: 5 E: 0 K: 1 S: 11	H: 7 LOB: 1 BB: 0 P: 11	1B: 7 2B: 1 3B: 0 HR: 2	SF: 0 SAC: 0 DP: 0 HBP: 0	WP: 0 PB: 0 SB: 1 CS: 1	PA: 42							
PITCHER	IP	WLS	BF	H	R	ER	SO	BB	IBB	HBP	BLK	WP	HR	S	P	ERA	WHIP										
Frank Pastore, R ERA: 4.68 Bill Scherrer, L ERA: 5.97	(1, 1)	8.0	L	33	3	2	4	6	0	0	0	0	0	35	59	2.25	1.125										
(9, 1)	1.0	9	7	5	5	1	1	0	0	0	0	0	2	11	11	45.00	7.000										

Atlanta Braves @ Cincinnati Reds
Riverfront Stadium, Cincinnati, OH
Thu May 31 1984, 7:05 PM EDT
Att: 2,472 - Unknown

AB 36
R 7
H 10
RBI 7
BB 6
SO 5
LOB 16



Batter	1	2	3	4	5	6	7	8	9	AB	R	H	RBI	BB	SO	LOB	BOTTOM										
Eddie Milner, L OBP: 0.370, SLG: 0.391 (1, 8)	0-3 K		0-0 6-3			0-3 K		0-0 S 1B		4	0	1	0	0	2	1											
Gary Redus, R OBP: 0.368, SLG: 0.443 (1, 7)	4-0 S BB		0-3 K			0-0 F7 2B		0-0 F4		3	0	1	0	1	1	2											
Dan Driessen, L OBP: 0.409, SLG: 0.486 (1, 3)	0-0 F8			0-0 4-3		0-0 F7		0-0 F8		4	0	0	0	0	0	2											
Dave Parker, L OBP: 0.323, SLG: 0.373 (1, 9)	0-0 F8			0-0 F7		0-0 F8		0-0 F7		4	0	0	0	0	0	2											
Brad Gulden, L OBP: 0.264, SLG: 0.312 (1, 2)		0-0 6-3		0-3 K			0-0 1-3		0-0 4-3	4	0	0	0	0	1	0											
Dave Concepcion, R OBP: 0.337, SLG: 0.371 (1, 5)		0-0 3-1			0-0 F3 SF7 2B		0-0 6-3			3	1	1	0	0	0	0											
Ron Oester, S OBP: 0.266, SLG: 0.282 (1, 4)		0-0 F7			0-0 F3		0-0 1-3			3	0	0	0	0	0	1											
Tom Foley, L OBP: 0.344, SLG: 0.423 (1, 6)			0-0 6-3 SH1-3 1B		0-0 SF7		0-0 4-3			2	0	1	1	0	0	0											
Frank Pastore, R OBP: 0.050, SLG: 0.050 Wayne Krenchicki, L OBP: 0.304, SLG: 0.500 Bill Scherrer, L (9, 1)	(1, 1)	0-0 SH1-3		0-0 SH1-3		0-3 K		0-0 6-3		1	0	0	0	0	1	0											
Inning Stats	R: 0 E: 0 K: 1 S: 5	H: 0 LOB: 1 BB: 1 P: 9	R: 0 E: 0 K: 0 S: 3	H: 0 LOB: 0 BB: 0 P: 3	R: 0 E: 0 K: 1 S: 6	H: 1 LOB: 1 BB: 0 P: 6	R: 0 E: 0 K: 1 S: 5	H: 0 LOB: 0 BB: 0 P: 5	R: 1 E: 0 K: 1 S: 6	H: 1 LOB: 1 BB: 0 P: 6	R: 0 E: 0 K: 0 S: 3	H: 0 LOB: 0 BB: 0 P: 3	R: 0 E: 0 K: 0 S: 4	H: 1 LOB: 1 BB: 0 P: 4	R: 0 E: 0 K: 0 S: 3	H: 0 LOB: 0 BB: 0 P: 3	1B: 2 2B: 2 3B: 0 HR: 0	SF: 1 SAC: 1 DP: 0 HBP: 0	WP: 0 PB: 0 SB: 2 CS: 0	PA: 32							
PITCHER	IP	WLS	BF	H	R	ER	SO	BB	IBB	HBP	BLK	WP	HR	S	P	ERA	WHIP										
Rick Mahler, R ERA: 1.93	(1, 1)	9.0	W	32	4	1	5	1	0	0	0	0	0	41	45	1.00	0.556										

Atlanta Braves @ Cincinnati Reds
Riverfront Stadium, Cincinnati, OH
Thu May 31 1984, 7:05 PM EDT
Att: 2,472 - Unknown

AB 29
R 1
H 4
RBI 1
BB 1
SO 5
LOB 8



Batter	1	2	3	4	5	6	7	8	9	AB	R	H	RBI	BB	SO	LOB	TOP										
Rafael Ramirez, R OBP: 0.337, SLG: 0.353 (1, 6)										5	1	4	1	0	0	1	Atlanta Braves @ Cincinnati Reds Riverfront Stadium, Cincinnati, OH Fri Jun 01 1984, 7:05 PM EDT Att: 29,650 - Unknown										
Alex Trevino, R OBP: 0.375, SLG: 0.427 (1, 2)										5	1	2	3	0	1	3											
Gerald Perry, L OBP: 0.331, SLG: 0.311 Bob Watson, R OBP: 0.231, SLG: 0.194 Steve Bedrosian, R OBP: 0.167, SLG: 0.167 (1, 7)										3	0	0	0	0	0	3											
Dale Murphy, R OBP: 0.325, SLG: 0.493 (1, 8)										4	0	0	0	0	2												
Chris Chambliss, L OBP: 0.332, SLG: 0.358 (1, 3)										4	0	0	0	0	1	1											
Brad Komminsk, R OBP: 0.286, SLG: 0.250 (1, 9)										4	0	1	0	0	1	0											
Glenn Hubbard, R OBP: 0.342, SLG: 0.413 (1, 4)										4	2	2	0	0	0	1											
Randy Johnson, R OBP: 0.400, SLG: 0.541 (1, 5)										3	2	1	2	1	0	1											
Pete Falcone, L OBP: 0.174, SLG: 0.261 Mike Jorgensen, L OBP: 0.375, SLG: 0.333 Albert Hall, S OBP: 0.303, SLG: 0.305 (1, 1)										2	0	1	0	0	0	0											
Inning Stats	R: 0 E: 0 K: 1 S: 6	H: 1 LOB: 1 BB: 0 P: 6	R: 0 E: 0 K: 1 S: 6	H: 1 LOB: 1 BB: 0 P: 6	R: 0 E: 0 K: 0 S: 4	H: 0 LOB: 0 BB: 0 P: 3	R: 0 E: 0 K: 0 S: 4	H: 1 LOB: 1 BB: 0 P: 4	R: 0 E: 0 K: 0 S: 4	H: 1 LOB: 1 BB: 0 P: 4	R: 5 E: 0 K: 1 S: 8	H: 3 LOB: 0 BB: 2 P: 16	R: 2 E: 0 K: 0 S: 5	H: 2 LOB: 2 BB: 0 P: 5	R: 0 E: 0 K: 1 S: 5	H: 1 LOB: 0 BB: 0 P: 5		1B: 7 2B: 3 3B: 0 HR: 1	SF: 0 SAC: 0 DP: 1 HBP: 0	WP: 0 PB: 0 SB: 1 CS: 0	PA: 39						
PITCHER	IP	WLS	BF	H	R	ER	SO	BB	IBB	HBP	BLK	WP	HR	S	P	ERA	WHIP										
Jeff Russell, R ERA: 4.4 (1, 1)	6.1		27	6	3	3	3	2	0	0	0	0	0	31	39	4.26	1.263										
Ted Power, R ERA: 3.27 (7, 1)	0.0	L	2	2	1	1	0	0	0	0	0	0	0	2	2	∞	∞										
John Franco, L ERA: 3.97 (7, 1)	2.2		10	3	3	3	1	0	0	0	0	0	1	12	12	10.12	1.125										

Batter	1	2	3	4	5	6	7	8	9	AB	R	H	RBI	BB	SO	LOB	BOTTOM											
Gary Redus, R OBP: 0.356, SLG: 0.422 (1, 7)										4	0	0	0	0	1	1	Atlanta Braves @ Cincinnati Reds Riverfront Stadium, Cincinnati, OH Fri Jun 01 1984, 7:05 PM EDT Att: 29,650 - Unknown											
Tom Lawless, R OBP: 0.308, SLG: 0.304 Ron Oester, S OBP: 0.264, SLG: 0.280 (1, 4)										2	0	0	0	1	0	0												
Dave Concepcion, R OBP: 0.333, SLG: 0.371 (1, 6)										4	0	1	0	0	0	1												
Dave Parker, L OBP: 0.335, SLG: 0.377 (1, 9)										4	1	2	0	0	0	2												
Tony Perez, R OBP: 0.276, SLG: 0.352 (1, 3)										4	1	1	2	0	0	4												
Nick Esasky, R OBP: 0.297, SLG: 0.360 Wayne Krenchicki, L OBP: 0.321, SLG: 0.583 (1, 5)										2	0	0	0	1	1	1												
Dann Bilardello, R OBP: 0.354, SLG: 0.320 Ted Power, R (7, 1)										3	0	0	0	0	1	2												
John Franco, L (7, 1)										0	0	0	0	0	0	0												
Dan Driessen, L OBP: 0.409, SLG: 0.477 (9, PH)										1	0	0	0	0	0	0												
Eric Davis, R OBP: 0.269, SLG: 0.400 Eddie Milner, L OBP: 0.364, SLG: 0.383 (1, 8)										2	1	2	0	0	0	0												
Jeff Russell, R OBP: 0.217, SLG: 0.273 Brad Gulden, L OBP: 0.250, SLG: 0.293 (1, 1)										2	0	1	1	0	0	1												
Inning Stats	R: 0 E: 0 K: 0 S: 3	H: 0 LOB: 0 BB: 0 P: 3	R: 3 E: 0 K: 0 S: 6	H: 4 LOB: 1 BB: 1 P: 10	R: 0 E: 0 K: 0 S: 3	H: 0 LOB: 1 BB: 1 P: 7	R: 0 E: 0 K: 1 S: 6	H: 1 LOB: 0 BB: 0 P: 6	R: 0 E: 0 K: 2 S: 7	H: 0 LOB: 0 BB: 0 P: 7	R: 0 E: 1 K: 1 S: 6	H: 1 LOB: 1 BB: 0 P: 6	R: 0 E: 0 K: 0 S: 4	H: 1 LOB: 1 BB: 0 P: 4	R: 0 E: 0 K: 0 S: 3	H: 1 LOB: 0 BB: 0 P: 4	1B: 4 2B: 3 3B: 0 HR: 1	SF: 0 SAC: 0 DP: 1 HBP: 0	WP: 0 PB: 0 SB: 1 CS: 1	PA: 36								
PITCHER	IP	WLS	BF	H	R	ER	SO	BB	IBB	HBP	BLK	WP	HR	S	P	ERA	WHIP											
Pete Falcone, L ERA: 4.04 (1, 1)	6.0		25	6	3	3	2	2	0	0	0	0	0	1	27	35	4.50	1.333										
Steve Bedrosian, R ERA: 0.6 (7, 1)	3.0	S	11	2	0	0	3	0	0	0	0	0	0	17	17	0.00	0.667											



Batter	1	2	3	4	5	6	7	8	9	AB	R	H	RBI	BB	SO	LOB	TOP																					
Albert Hall, S OBP: 0.310, SLG: 0.328 (1, 7)	4-3		F8		6-3				SF8	5	2	1	0	0	3		Atlanta Braves @ Cincinnati Reds Riverfront Stadium, Cincinnati, OH Sat Jun 02 1984, 7:05 PM EDT Att: 24,814 - Unknown																					
Alex Trevino, R OBP: 0.363, SLG: 0.412 (1, 2)	F1		1-3		SH3-4		F4		SH	3	0	0	0	0	1																							
Rafael Ramirez, R OBP: 0.333, SLG: 0.351 (1, 6)	4-3				6-3		5-3		SF8	4	1	1	2	0	0																							
Dale Murphy, R OBP: 0.322, SLG: 0.486 (1, 8)		K			F6		K		F8	5	0	1	0	0	2	1																						
Bob Watson, R OBP: 0.238, SLG: 0.205 Mike Jorgensen, L (6, PR) OBP: 0.346, SLG: 0.304 (6, 3)	5-3				7-6-3-4-3				4-3	3	0	1	0	0	0	2																						
Brad Komminsk, R OBP: 0.389, SLG: 0.375 (1, 9)										2	0	0	0	0	1																							
Glenn Hubbard, R OBP: 0.342, SLG: 0.429 (1, 4)										4	2	3	1	0	0	0																						
Randy Johnson, R OBP: 0.429, SLG: 0.610 (1, 5)										3	1	1	2	0	0	1																						
Pascual Perez, R OBP: 0.200, SLG: 0.333 Terry Forster, L OBP: 1.000, SLG: 1.000 (8, 1)										4	2	3	0	0	0	3																						
										2	0	1	2	0	0	1																						
										1	1	1	0	0	0	0																						
Inning Stats	R: 0 E: 0 K: 0 S: 3	H: 0 LOB: 0 BB: 0 P: 3	R: 0 E: 0 K: 1 S: 6	H: 1 LOB: 1 BB: 0 P: 6	R: 0 E: 0 K: 0 S: 4	H: 1 LOB: 1 BB: 0 P: 4	R: 3 E: 0 K: 0 S: 7	H: 5 LOB: 1 BB: 0 P: 7	R: 1 E: 0 K: 0 S: 4	H: 1 LOB: 0 BB: 0 P: 4	R: 2 E: 0 K: 0 S: 6	H: 3 LOB: 2 BB: 0 P: 6	R: 0 E: 0 K: 1 S: 5	H: 0 LOB: 0 BB: 0 P: 5	R: 0 E: 0 K: 0 S: 3	H: 0 LOB: 0 BB: 0 P: 3	R: 3 E: 1 K: 0 S: 7	H: 3 LOB: 1 BB: 0 P: 7	1B: 9 2B: 4 3B: 1 HR: 1	SF: 1 SAC: 4 DP: 1 HBP: 0	WP: 1 PB: 0 SB: 0 CS: 0	PA: 41																
PITCHER	IP	WLS	BF	H	R	ER	SO	BB	IBB	HBP	BLK	WP	HR	S	P	ERA	WHIP	PITCHER				IP	WLS	BF	H	R	ER	SO	BB	IBB	HBP	BLK	WP	HR	S	P	ERA	WHIP
Bob Ovwchinko, L ERA: 3.25 (1, 1)	5.0	L	22	8	4	4	1	0	0	0	0	1	1	24	24	7.20	1.600																					
Tom Hume, R ERA: 5.13 (6, 1)	4.0		19	6	5	4	1	0	0	0	0	0	0	21	21	9.00	1.500																					

AB	36
R	9
H	14
RBI	8
BB	0
SO	2
LOB	13



Batter	1	2	3	4	5	6	7	8	9	AB	R	H	RBI	BB	SO	LOB	BOTTOM																					
Gary Redus, R OBP: 0.359, SLG: 0.424 (1, 7)	F8									4	1	2	0	0	0	0	Atlanta Braves @ Cincinnati Reds Riverfront Stadium, Cincinnati, OH Sat Jun 02 1984, 7:05 PM EDT Att: 24,814 - Unknown																					
Eddie Milner, L OBP: 0.366, SLG: 0.404 (1, 8)	3-1									4	1	2	3	0	0	0																						
Dan Driessen, L OBP: 0.412, SLG: 0.473 (1, 3)	4-3									3	0	1	0	1	0	2																						
Dave Parker, L OBP: 0.329, SLG: 0.369 (1, 9)		4-3								4	0	0	0	0	1	2																						
Brad Gulden, L OBP: 0.242, SLG: 0.282 Eric Davis, R (9, PH) OBP: 0.259, SLG: 0.385 (1, 2)		6-3								3	0	0	0	0	0	0																						
Dave Concepcion, R OBP: 0.327, SLG: 0.363 (1, 5)										1	0	0	0	0	1	0																						
Dave Concepcion, R OBP: 0.327, SLG: 0.363 (1, 5)										4	0	0	0	0	1	0																						
Ron Oester, S OBP: 0.263, SLG: 0.279 (1, 4)										4	0	1	0	0	0	0																						
Tom Foley, L OBP: 0.323, SLG: 0.393 Nick Esasky, R (9, PH) OBP: 0.265, SLG: 0.356 (1, 6)										3	0	0	0	0	0	0																						
Nick Esasky, R (9, PH) OBP: 0.265, SLG: 0.356 (1, 6)										1	0	0	0	0	0	1																						
Bob Ovwchinko, L (1, 1)										1	0	0	0	0	1	0																						
Tom Hume, R OBP: 0.286, SLG: 0.167 (6, 1)										1	1	0	0	1	1	0																						
Inning Stats	R: 0 E: 0 K: 0 S: 3	H: 0 LOB: 0 BB: 0 P: 3	R: 0 E: 0 K: 0 S: 3	H: 0 LOB: 0 BB: 0 P: 3	R: 0 E: 0 K: 1 S: 5	H: 0 LOB: 0 BB: 0 P: 5	R: 0 E: 0 K: 0 S: 4	H: 1 LOB: 1 BB: 0 P: 4	R: 0 E: 0 K: 1 S: 5	H: 0 LOB: 0 BB: 0 P: 5	R: 0 E: 0 K: 1 S: 5	H: 2 LOB: 2 BB: 0 P: 7	R: 0 E: 0 K: 1 S: 5	H: 0 LOB: 0 BB: 0 P: 5	R: 3 E: 1 K: 0 S: 5	H: 2 LOB: 1 BB: 2 P: 13	R: 0 E: 0 K: 1 S: 6	H: 1 LOB: 1 BB: 0 P: 6	1B: 5 2B: 0 3B: 0 HR: 1	SF: 0 SAC: 0 DP: 0 HBP: 0	WP: 0 PB: 0 SB: 0 CS: 0	PA: 35																
PITCHER	IP	WLS	BF	H	R	ER	SO	BB	IBB	HBP	BLK	WP	HR	S	P	ERA	WHIP	PITCHER				IP	WLS	BF	H	R	ER	SO	BB	IBB	HBP	BLK	WP	HR	S	P	ERA	WHIP
Pascual Perez, R ERA: 4.64 (1, 1)	7.2		29	5	3	3	4	1	0	0	0	0	0	36	40	3.52	0.783																					
Terry Forster, L ERA: 2.03 (8, 1)	1.1	S	6	1	0	0	1	1	0	0	0	0	0	7	11	0.00	1.500																					



Batter	1	2	3	4	5	6	7	8	9	AB R H RBI BB SO LOB	TOP								
Albert Hall, S OBP: 0.303, SLG: 0.309 (1, 7)										4 0 0 0 1 0 2	Atlanta Braves @ Cincinnati Reds Riverfront Stadium, Cincinnati, OH Sun Jun 03 1984, 3:33 AM EDT Att: 27,931 - Unknown								
Alex Trevino, R OBP: 0.358, SLG: 0.404 (1, 2)										4 1 1 0 0 0 1									
Rafael Ramirez, R OBP: 0.329, SLG: 0.346 (1, 6)										3 0 0 0 0 0 1									
Dale Murphy, R OBP: 0.329, SLG: 0.490 (1, 8)										2 1 1 0 2 1 0									
Brad Komminsk, R OBP: 0.381, SLG: 0.333 (1, 9)										2 1 0 0 1 1 2									
Chris Chambliss, L OBP: 0.325, SLG: 0.351 (1, 3)										3 0 0 1 0 0 1									
Glenn Hubbard, R OBP: 0.340, SLG: 0.422 (1, 4)										3 1 0 0 0 1 2									
Randy Johnson, R OBP: 0.415, SLG: 0.578 (1, 5)										4 0 1 2 0 1 1									
Len Barker, R OBP: 0.185, SLG: 0.087 Terry Forster, L OBP: 1.000, SLG: 1.000 (8, 1)										3 0 0 0 0 2 2 1 0 1 1 0 0 0									
Inning Stats	R: 0 E: 0 K: 1 S: 5	H: 0 LOB: 2 BB: 2 P: 13	R: 0 E: 1 K: 2 S: 8	H: 0 LOB: 1 BB: 0 P: 8	R: 0 E: 0 K: 0 S: 3	H: 0 LOB: 0 BB: 0 P: 3	R: 0 E: 0 K: 1 S: 5	H: 0 LOB: 0 BB: 0 P: 5	R: 0 E: 0 K: 0 S: 3	H: 1 LOB: 1 BB: 0 P: 4	R: 0 E: 1 K: 0 S: 5	H: 0 LOB: 0 BB: 0 P: 5	R: 4 E: 0 K: 0 S: 6	H: 3 LOB: 2 BB: 2 P: 15	1B: 3 2B: 1 3B: 0 HR: 0	SF: 1 SAC: 2 DP: 0 HBP: 1	WP: 0 PB: 0 SB: 1 CS: 1	PA: 37	
PITCHER	IP WLS BF H R ER SO BB IBB HBP BLK WP HR S P ERA WHIP																		
Joe Price, L ERA: 5.26 (1, 1)	8.0	28	1	0	0	6	2	0	0	0	0	0	0	38	46	0.00	0.375		
Ted Power, R ERA: 3.66 (9, 1)	0.1	L	4	1	3	3	0	1	1	0	0	0	0	2	10	81.00	6.000		
John Franco, L ERA: 4.24 (9, 1)	0.2	5	2	1	1	0	0	0	1	0	0	0	0	4	5	13.50	3.000		

AB	29
R	4
H	4
RBI	4
BB	4
SO	6
LOB	12



Batter	1	2	3	4	5	6	7	8	9	AB R H RBI BB SO LOB	BOTTOM											
Gary Redus, R OBP: 0.371, SLG: 0.431 (1, 7)										2 0 2 0 1 0 0	Atlanta Braves @ Cincinnati Reds Riverfront Stadium, Cincinnati, OH Sun Jun 03 1984, 3:33 AM EDT Att: 27,931 - Unknown											
Eddie Milner, L OBP: 0.361, SLG: 0.396 (1, 8)										3 0 0 0 0 1 3												
Duane Walker, L OBP: 0.466, SLG: 0.750 Tony Perez, R OBP: 0.286, SLG: 0.352 Eric Davis, R OBP: 0.259, SLG: 0.385 (8, PH) (8, PR) (9, 9)										2 0 0 0 1 1 1 0 0 0 0 1 0 0 0 0 0 0 0 0 0												
Dan Driessen, L OBP: 0.400, SLG: 0.457 (1, 3)										4 0 0 0 0 1 5												
Dave Concepcion, R OBP: 0.320, SLG: 0.355 (1, 5)										4 0 0 0 0 2 1												
Ron Oester, S OBP: 0.263, SLG: 0.274 (1, 4)										3 0 0 0 1 0 0												
Dann Bilardello, R OBP: 0.350, SLG: 0.317 (1, 2)										4 0 1 0 0 0 2												
Tom Foley, L OBP: 0.320, SLG: 0.386 (1, 6)										4 0 1 0 0 1 0												
Joe Price, R OBP: 0.226, SLG: 0.290 Wally Pfister, L OBP: 0.345, SLG: 0.600 Tom Lawless, R OBP: 0.246, SLG: 0.304 Ted Power, R OBP: 1.000, SLG: 1.000 John Franco, L OBP: 0.327, SLG: 0.367 (1, 1) (8, PH) (8, PR) (9, 1) (9, PH)										2 0 0 0 0 0 0 1 0 1 0 0 0 0 0 0 0 0 0 0 0 0 0 0 0 0 0 0 0 0 0 0 0 0 0 1 0 0 0 0 0 2												
Inning Stats	R: 0 E: 0 K: 1 S: 6	H: 1 LOB: 1 BB: 0 P: 6	R: 0 E: 0 K: 1 S: 5	H: 0 LOB: 0 BB: 0 P: 5	R: 0 E: 0 K: 2 S: 7	H: 0 LOB: 1 BB: 1 P: 11	R: 0 E: 0 K: 0 S: 3	H: 0 LOB: 2 BB: 2 P: 11	R: 0 E: 0 K: 0 S: 4	H: 1 LOB: 1 BB: 0 P: 4	R: 0 E: 0 K: 2 S: 7	H: 0 LOB: 0 BB: 0 P: 7	R: 0 E: 0 K: 0 S: 3	H: 0 LOB: 0 BB: 0 P: 3	R: 0 E: 0 K: 0 S: 4	H: 1 LOB: 2 BB: 1 P: 8	R: 0 E: 0 K: 0 S: 5	H: 2 LOB: 2 BB: 0 P: 5	1B: 5 2B: 0 3B: 0 HR: 0	SF: 0 SAC: 2 DP: 1 HBP: 0	WP: 0 PB: 0 SB: 5 CS: 0	PA: 36
PITCHER	IP WLS BF H R ER SO BB IBB HBP BLK WP HR S P ERA WHIP																					
Len Barker, R ERA: 3.53 (1, 1)	7.1	29	3	0	0	6	3	0	0	0	0	0	38	50	0.00	0.818						
Terry Forster, L ERA: 1.6 (8, 1)	1.2	W	7	2	0	0	0	1	0	0	0	0	6	10	0.00	1.200						



Batter	1	2	3	4	5	6	7	8	9	AB	R	H	RBI	BB	SO	LOB	TOP			
Eddie Milner, L (1, 8) OBP: 0.358, SLG: 0.389										4	0	1	0	0	1	1	Cincinnati Reds @ Los Angeles Dodgers Dodger Stadium, Los Angeles, CA Tue Jun 05 1984, 7:05 PM PDT Att: 34,922 - Unknown			
Ron Oester, S (1, 4) OBP: 0.263, SLG: 0.270										3	0	0	0	1	2	2				
Gary Redus, R (1, 7) OBP: 0.371, SLG: 0.435										4	0	0	0	0	0	1				
Dave Parker, L (1, 9) OBP: 0.329, SLG: 0.368 Tom Lawless, R (9, PR) OBP: 0.304, SLG: 0.300										4	0	1	0	0	0	0				
Dan Driessen, L (1, 3) OBP: 0.390, SLG: 0.438 Wayne Krenchicki, L (5, 5) OBP: 0.323, SLG: 0.556										2	0	0	0	0	2	0				
Dave Concepcion, R (1, 5) OBP: 0.316, SLG: 0.349										3	0	0	0	0	1	0				
Brad Gulden, L (1, 2) OBP: 0.245, SLG: 0.284										3	0	1	0	0	1	0				
Tom Foley, L (1, 6) OBP: 0.308, SLG: 0.368										3	1	1	0	0	0	2				
Jeff Russell, R (1, 1) OBP: 0.200, SLG: 0.250 Duane Walker, L (8, PH) OBP: 0.459, SLG: 0.738 John Franco, L (8, 1)										2	0	0	0	0	2	1				
Inning Stats	R: 0 E: 0 K: 1 S: 3	H: 1 LOB: 0 BB: 0 P: 3	R: 0 E: 0 K: 1 S: 5	H: 0 LOB: 0 BB: 0 P: 5	R: 1 E: 1 K: 3 S: 11	H: 1 LOB: 1 BB: 0 P: 11	R: 0 E: 0 K: 1 S: 5	H: 0 LOB: 0 BB: 0 P: 5	R: 0 E: 0 K: 1 S: 5	H: 0 LOB: 1 BB: 1 P: 9	R: 0 E: 0 K: 0 S: 3	H: 0 LOB: 0 BB: 0 P: 3	R: 0 E: 2 K: 1 S: 6	H: 0 LOB: 1 BB: 0 P: 6	R: 0 E: 0 K: 1 S: 6	H: 1 LOB: 2 BB: 0 P: 6		1B: 4 2B: 0 3B: 0 HR: 0	SF: 0 SAC: 0 DP: 1 HBP: 0	WP: 0 PB: 0 SB: 2 CS: 1
PITCHER Alejandro Pena, R (1, 1) ERA: 2.13	IP: 9.0 WLS: W BF: 32 H: 4 R: 1 ER: 0 SO: 9 BB: 1 IBB: 0 HBP: 0 BLK: 0 WP: 0 HR: 0 S: 49 P: 53 ERA: 0.00 WHIP: 0.556															PITCHER				

Batter	1	2	3	4	5	6	7	8	9	AB	R	H	RBI	BB	SO	LOB	BOTTOM			
Steve Sax, R (1, 4) OBP: 0.333, SLG: 0.356 Bob Bailor, R (9, 4) OBP: 0.319, SLG: 0.292										3	0	0	0	0	0	0	Cincinnati Reds @ Los Angeles Dodgers Dodger Stadium, Los Angeles, CA Tue Jun 05 1984, 7:05 PM PDT Att: 34,922 - Unknown			
R.J. Reynolds, S (1, 9) OBP: 0.316, SLG: 0.365										3	0	0	0	0	1	0				
Franklin Stubbs, L (1, 3) OBP: 0.283, SLG: 0.386										3	0	1	0	0	0	0				
Mike Marshall, R (1, 7) OBP: 0.340, SLG: 0.515										3	0	0	0	0	1	1				
Ken Landreaux, L (1, 8) OBP: 0.326, SLG: 0.357										3	1	1	0	0	0	0				
Pedro Guerrero, R (1, 5) OBP: 0.314, SLG: 0.364										3	1	2	1	0	0	0				
Mike Scioscia, L (1, 2) OBP: 0.384, SLG: 0.354										3	0	1	1	0	0	2				
Bill Russell, R (1, 6) OBP: 0.330, SLG: 0.326										3	0	0	0	0	0	1				
Alejandro Pena, R (1, 1) OBP: 0.115, SLG: 0.115										3	0	0	0	0	1	0				
Inning Stats	R: 0 E: 0 K: 1 S: 5	H: 0 LOB: 0 BB: 0 P: 5	R: 0 E: 0 K: 0 S: 4	H: 2 LOB: 1 BB: 0 P: 4	R: 0 E: 0 K: 0 S: 3	H: 0 LOB: 0 BB: 0 P: 3	R: 0 E: 0 K: 1 S: 5	H: 1 LOB: 1 BB: 0 P: 5	R: 2 E: 1 K: 0 S: 5	H: 2 LOB: 0 BB: 0 P: 5	R: 0 E: 0 K: 0 S: 3	H: 0 LOB: 0 BB: 0 P: 3	R: 0 E: 0 K: 1 S: 5	H: 0 LOB: 0 BB: 0 P: 5	R: 0 E: 0 K: 1 S: 5	H: 0 LOB: 0 BB: 0 P: 5		1B: 4 2B: 1 3B: 1 HR: 0	SF: 0 SAC: 0 DP: 3 HBP: 0	WP: 0 PB: 0 SB: 0 CS: 1
PITCHER Jeff Russell, R (1, 1) ERA: 4.07 John Franco, L (8, 1) ERA: 4.07	IP: 7.0 WLS: L BF: 24 H: 5 R: 2 ER: 1 SO: 2 BB: 0 IBB: 0 HBP: 0 BLK: 0 WP: 0 HR: 0 S: 28 P: 28 ERA: 1.29 WHIP: 0.714															PITCHER				

Batter	1	2	3	4	5	6	7	8	9	10	11	12	13	14	AB	R	H	RBI	BB	SO	LOB	TOP					
Tom Lawless, R OBP: 0.353, SLG: 0.285 Wayne Kruczynski, L OBP: 0.336, SLG: 0.336 Ted Power, R OBP: 0.336, SLG: 0.336 Brad Clifton, L OBP: 0.281, SLG: 0.143 Tom Hume, R OBP: 0.250, SLG: 0.143	K		5-3			FC1-6 1B		K		K			F4		4	0	1	0	0	2	1						
Eddie Milner, L OBP: 0.353, SLG: 0.378	F5					FC1-6		FC6-4		FC6-4		K	E3		5	0	0	0	1	1	2						
Gary Redus, R OBP: 0.364, SLG: 0.425	HR 1B		F7			F3		FC6-4		FC6-4		K	K		6	1	1	0	0	2	4						
Dave Parker, L OBP: 0.324, SLG: 0.376	HR					K		K		F7		K	F2		6	1	1	2	0	3	2						
Dave Concepcion, R OBP: 0.317, SLG: 0.345	CS 1B					F9		F9		FC5-4 BB		5-3			5	0	1	0	1	0	0						
Nick Esasky, R OBP: 0.255, SLG: 0.337	CS	6-3				5-3		4-3		FC5-4		E5			5	0	0	0	1	0	1						
Dann Bilardello, R OBP: 0.341, SLG: 0.309			K			6-3				F7		F7			6	0	1	0	0	1	3						
Tom Foley, L OBP: 0.301, SLG: 0.366			K			F7		K		F5					6	0	1	0	0	2	2						
Mario Soto, R OBP: 0.161, SLG: 0.226 Ron Oester, S OBP: 0.264, SLG: 0.271	F1					6-3		FC6-4 1B		K		G3			2	0	0	0	0	0	0						
												G3			3	0	1	0	0	1	2						
Inning Stats	R: 2 E: 0 K: 1 S: 7	H: 3 LOB: 0 BB: 0 P: 7	R: 0 E: 0 K: 2 S: 7	H: 0 LOB: 0 BB: 0 P: 7	R: 0 E: 0 K: 1 S: 5	H: 0 LOB: 0 BB: 0 P: 5	R: 0 E: 0 K: 1 S: 6	H: 1 LOB: 1 BB: 0 P: 6	R: 0 E: 0 K: 1 S: 6	H: 1 LOB: 1 BB: 0 P: 6	R: 0 E: 0 K: 2 S: 7	H: 0 LOB: 0 BB: 0 P: 7	R: 0 E: 1 K: 0 S: 5	H: 1 LOB: 2 BB: 0 P: 5	R: 0 E: 0 K: 0 S: 3	H: 0 LOB: 1 BB: 1 P: 7	R: 0 E: 0 K: 0 S: 3	H: 0 LOB: 1 BB: 1 P: 7	1B: 5 2B: 1 3B: 0 HR: 1	SF: 0 SAC: 0 DP: 0 HBP: 0	WP: 0 PB: 0 SB: 0 CS: 1	PA: 54					
PITCHER	IP 9.0	WLS 6	BF 34	H 6	R 2	ER 2	SO 7	BB 2	IBB 0	HBP 0	BLK 0	WP 0	HR 1	S 46	P 54	ERA 2.00	WHIP 0.889										
Rick Honeycutt, L ERA: 1.88	2.0	6	0	0	0	5	0	0	0	0	0	0	0	16	16	0.00	0.000										
Carlos Diaz, L ERA: 2.78	3.0	W	13	1	0	0	1	1	0	0	0	0	0	14	18	0.00	0.667										
Pat Zachry, R ERA: 2.45																											

Cincinnati Reds @ Los Angeles Dodgers
Dodger Stadium, Los Angeles, CA
Wed Jun 06 1984, 7:05 PM PDT
Att: 33,422 - Unknown

AB 50
R 2
H 7
RBI 2
BB 3
SO 13
LOB 17



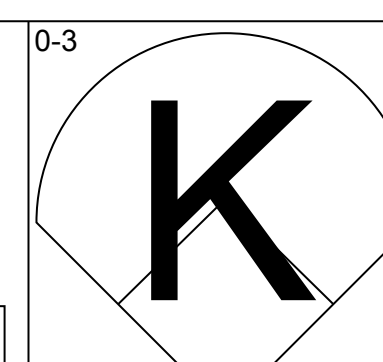
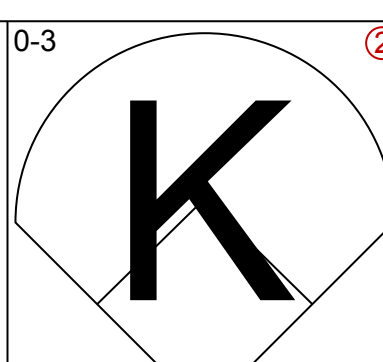
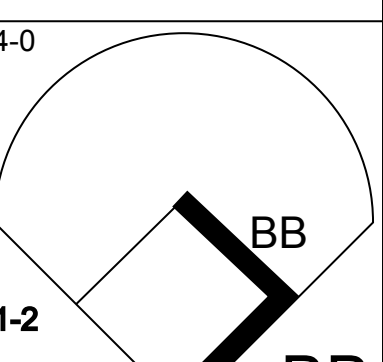
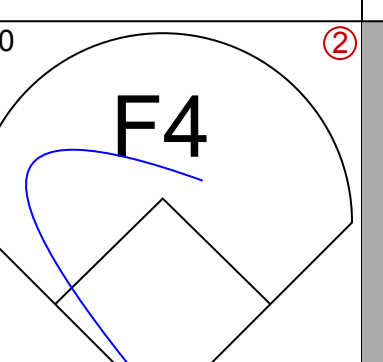
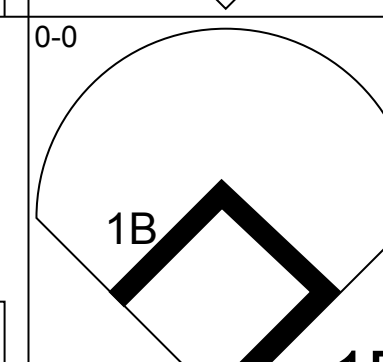
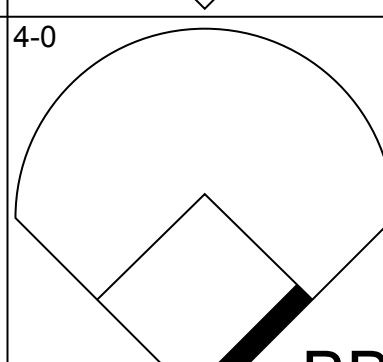
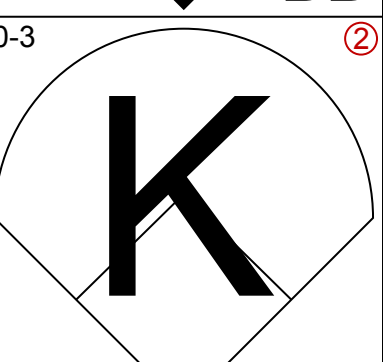
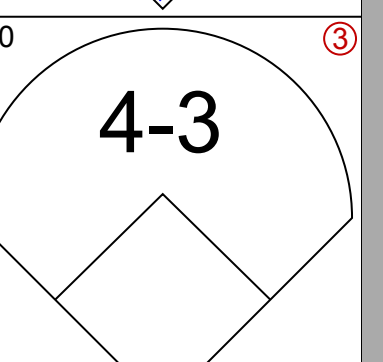
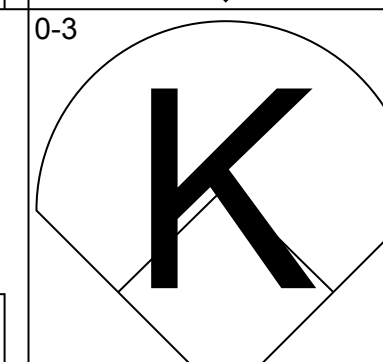
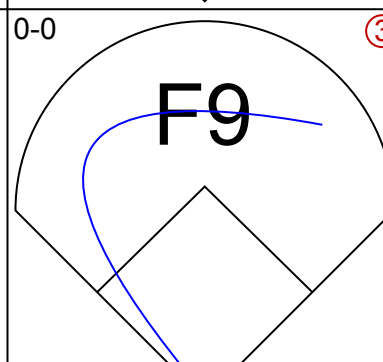
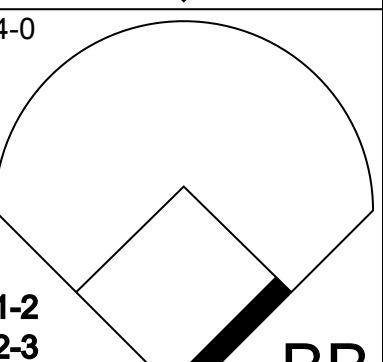

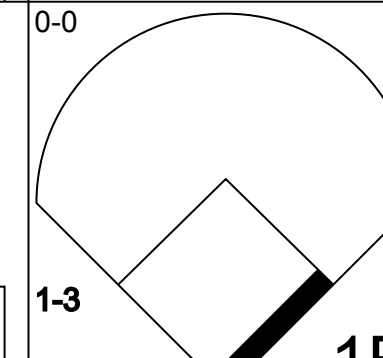
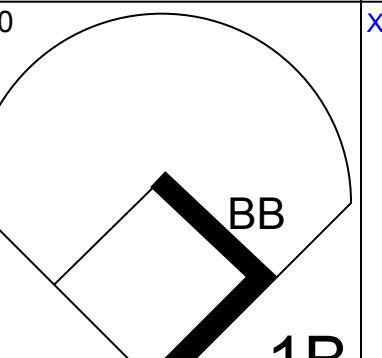
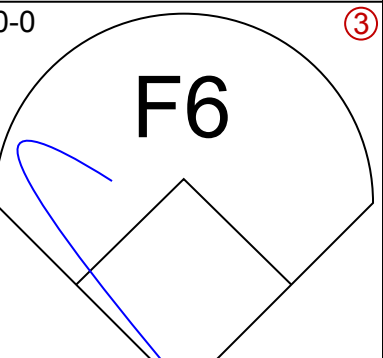

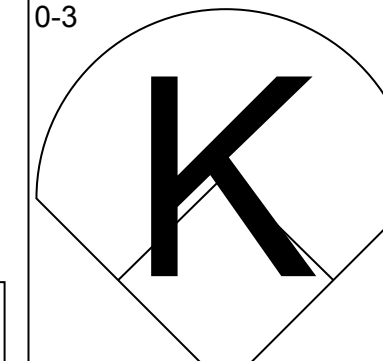

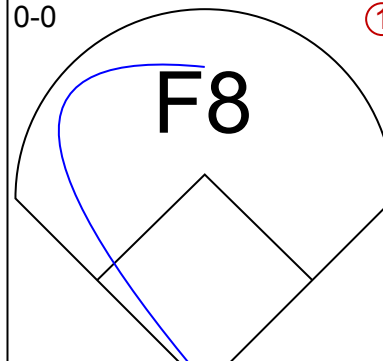

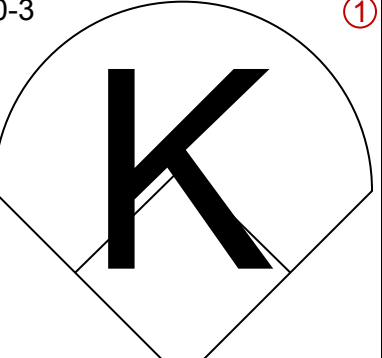
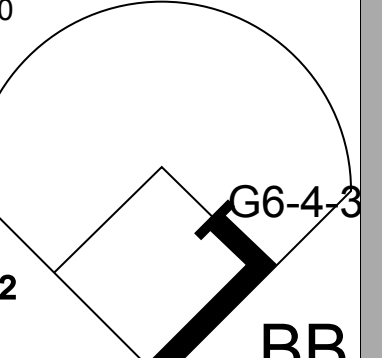
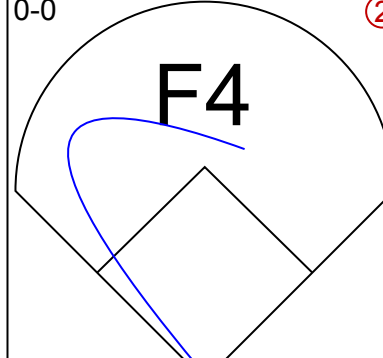
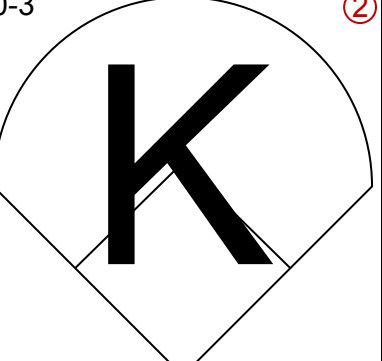
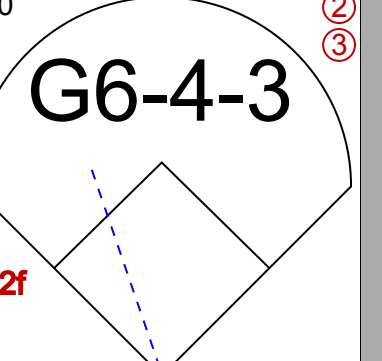

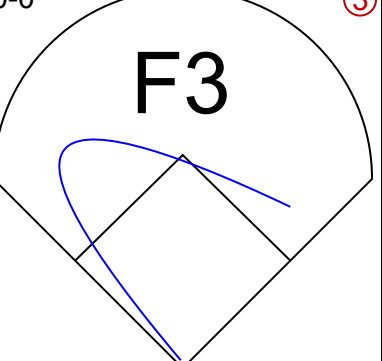
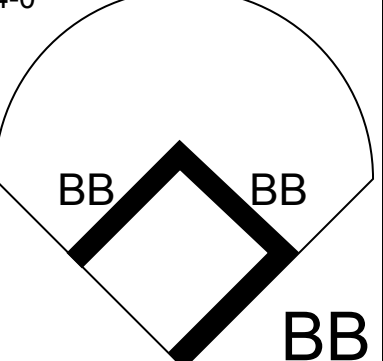
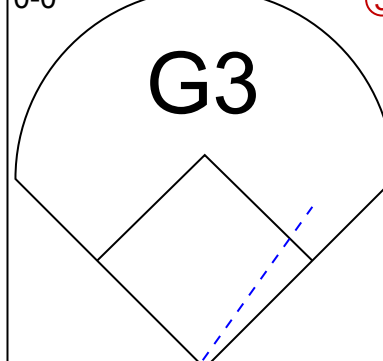
Batter	1	2	3	4	5	6	7	8	9	10	11	12	13	14	AB	R	H	RBI	BB	SO	LOB	BOTTOM					
Bob Bailor, R OBP: 0.307, SLG: 0.282	F7		F9			F4			4-3		1-3			SH5-4 1B	6	1	1	0	0	0	2						
Terry Whitfield, L OBP: 0.280, SLG: 0.369 Candy Maldonado, R OBP: 0.340, SLG: 0.398	3-1					CS BB			F9			SH1-4 BB		SH5-4	2	0	0	0	1	0	0						
R.J. Reynolds, S OBP: 0.325, SLG: 0.365						G3			K			SH1-4		1B	0	0	0	0	1	0	0						
Rick Monday, L OBP: 0.319, SLG: 0.341	F5					K			K			SH1-4		1B	4	0	0	0	1	2	1						
Mike Marshall, R OBP: 0.340, SLG: 0.529		HR				K		F3		6-3		K		1B	6	1	2	2	0	2	1						
Ken Landreaux, L OBP: 0.322, SLG: 0.346		K				4-3		K		6-3				1B	4	0	0	0	1	2	0						
Pedro Guerrero, R OBP: 0.311, SLG: 0.360			F9			1B FC4		F8		6-3		K		1B	5	1	1	0	0	1	2						
Mike Scioscia, L OBP: 0.388, SLG: 0.357 Steve Yeager, R OBP: 0.286, SLG: 0.322	L4					1B		FC4		F8		F2		F8	2	0	1	0	0	0	0						
Bill Russell, R OBP: 0.324, SLG: 0.319						FC4		F4				BB		1-3	3	0	0	0	0	0	0						
Rick Honeycutt, L OBP: 0.161, SLG: 0.138 Carlos Diaz, R OBP: 0.290, SLG: 0.386 Pat Zachry, R OBP: 0.290, SLG: 0.386	F8					F6		4-3				BB		4-3	3	0	0	0	0	1	1						
												BB			0	0	0	0	1	0	0						
Inning Stats	R: 0 E: 0 K: 0 S: 3	H: 0 LOB: 0 BB: 0 P: 3	R: 1 E: 0 K: 1 S: 6	H: 1 LOB: 0 BB: 0 P: 6	R: 0 E: 0 K: 2 S: 7	H: 0 LOB: 0 BB: 0 P: 7	R: 1 E: 0 K: 0 S: 5	H: 2 LOB: 1 BB: 0 P: 5	R: 0 E: 0 K: 0 S: 2	H: 0 LOB: 0 BB: 0 P: 6	R: 0 E: 0 K: 1 S: 5	H: 0 LOB: 0 BB: 0 P: 5	R: 0 E: 0 K: 0 S: 3	H: 1 LOB: 1 BB: 1 P: 7	R: 0 E: 0 K: 2 S: 7	H: 0 LOB: 2 BB: 2 P: 15	R: 0 E: 0 K: 0 S: 3	H: 0 LOB: 0 BB: 0 P: 3	R: 1 E: 0 K: 0 S: 3	H: 2 LOB: 2 BB: 1 P: 7	1B: 5 2B: 1 3B: 0 HR: 1	SF: 0 SAC: 2 DP: 0 HBP: 0	WP: 0 PB: 0 SB: 0 CS: 1	PA: 49			
PITCHER	IP 7.0	WLS 3	BF 24	H 3	R 2	ER 2	SO 5	BB 1	IBB 0	HBP 0	BLK 0	WP 0	HR 1	S 33	P 37	ERA 2.57	WHIP 0.571										
Mario Soto, R ERA: 2.58	2.0	6	0	0	0	1	0	0	0	0	0	0	0	8	8	0.00	0.000										
Bob Owchinko, L ERA: 3.03	3.0	12	1	0	0	2	2	1	0	0	0	0	0	13	25	0.00	1.000										
Ted Power, R ERA: 3.61	1.1	L	7	2	1	1	0	0	0	0	0	0	0	6	10	6.75	1.500										
Tom Hume, R ERA: 5.1																											

Cincinnati Reds @ Los Angeles Dodgers
Dodger Stadium, Los Angeles, CA
Wed Jun 06 1984, 7:05 PM PDT
Att: 33,422 - Unknown

AB 42
R 3
H 6
RBI 3
BB 5
SO 8
LOB 8



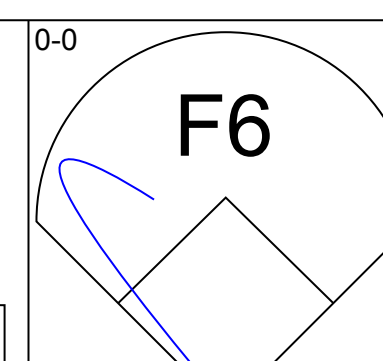
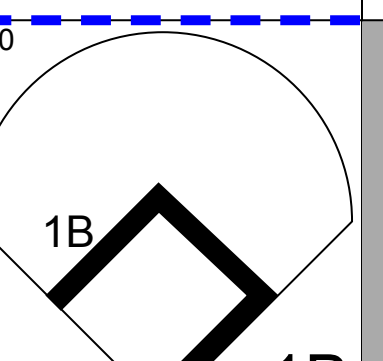
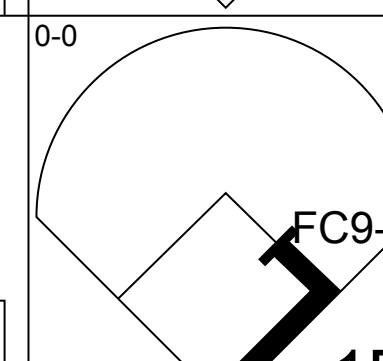
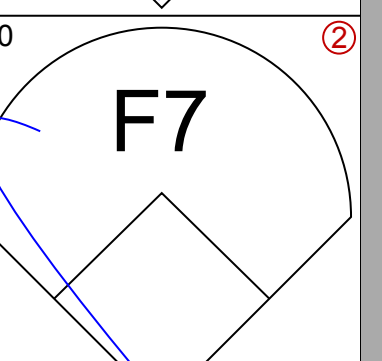
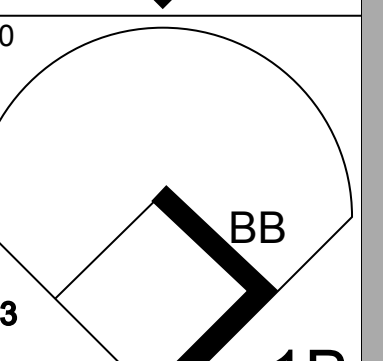
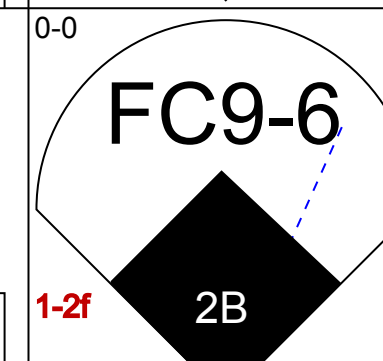
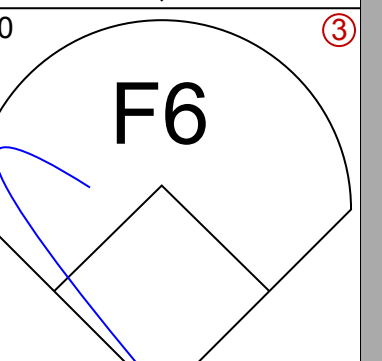
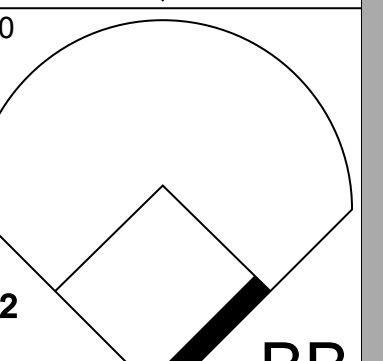
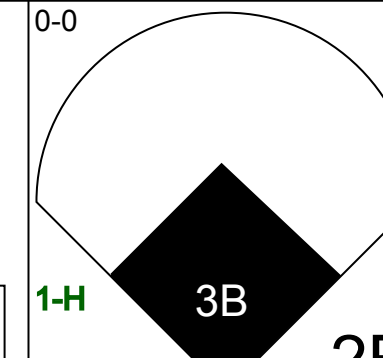

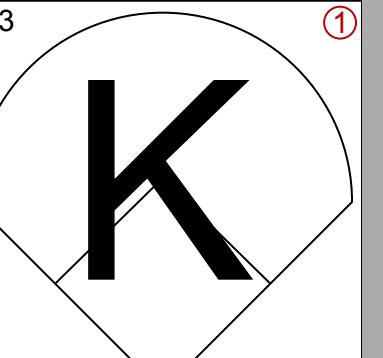
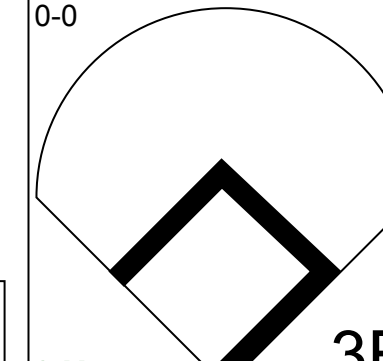


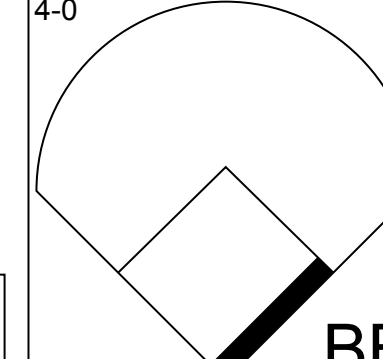
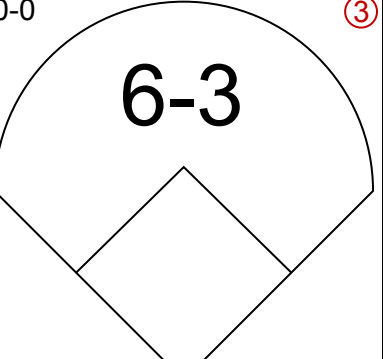
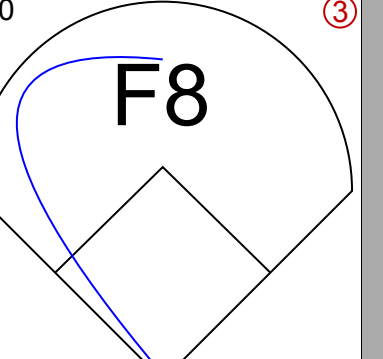
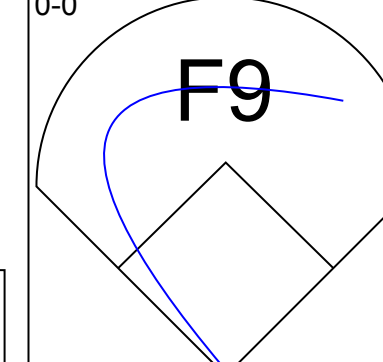
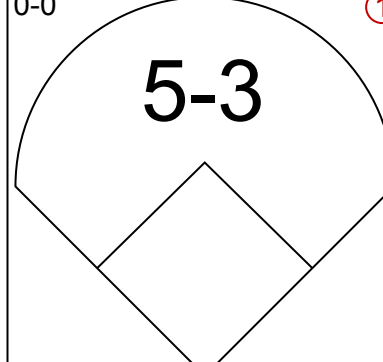
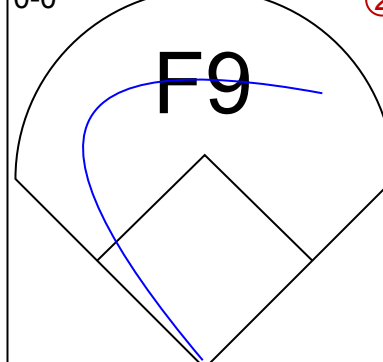
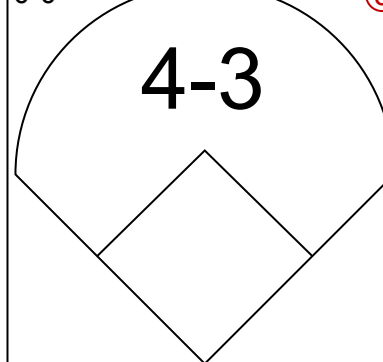
Batter	1	2	3	4	5	6	7	8	9	AB	R	H	RBI	BB	SO	LOB	TOP	
Eddie Milner, L OBP: 0.343, SLG: 0.366 (1, 8)	F9	4-3		G3	F9		G3	4-3		6	0	0	0	0	0	2	Cincinnati Reds @ San Diego Padres Jack Murphy Stadium, San Diego, CA Thu Jun 07 1984, 6:33 AM EDT Att: 15,507 - Unknown	
Ron Oester, S OBP: 0.261, SLG: 0.267 (1, 4)	F9	3-1		WP BB 1B		6-3		F6	F8	6	0	1	0	0	0	0		
Duane Walker, L OBP: 0.497, SLG: 0.746 Gary Redus, R OBP: 0.366, SLG: 0.423 (6, 7)	HR			WP 1B		1B PB BB		1B S BB	K	2	1	2	0	2	0	0		
Dave Parker, L OBP: 0.329, SLG: 0.391 (1, 9)	HR	K		G3		K		1B BB	1B	5	3	2	2	1	2	4		
Wayne Krenchicki, L OBP: 0.368, SLG: 0.531 (6, 5)	HR			F9		BB 1B		F9	E 1B	4	1	2	0	2	0	2		
Nick Esasky, R OBP: 0.277, SLG: 0.378 Keefe Cato, R OBP: 1.000, SLG: 1.000 (6, 1)	HR			PB 1B		K		BB 1B	E8	3	1	2	2	1	1	3		
Brad Gulden, L OBP: 0.248, SLG: 0.298 (1, 2)	HR			F5		K		BB 1B	BB 1B	5	2	1	3	1	1	6		
Tom Foley, L OBP: 0.322, SLG: 0.410 (1, 6)	HR			F5		3-1		K	BB 1B	4	2	3	3	1	1	0		
Bruce Berenyi, R OBP: 0.067, SLG: 0.067 Dave Concepcion, R OBP: 0.318, SLG: 0.357 (6, 3)	1-3			6-3		SH1-4 1B		K	BB 1B	2	0	0	0	0	0	2		
Inning Stats	R: 6 E: 0 K: 0 S: 7	H: 4 LOB: 0 BB: 2 P: 15	R: 0 E: 0 K: 1 S: 6	H: 1 LOB: 1 BB: 0 P: 6	R: 0 E: 0 K: 1 S: 4	H: 1 LOB: 2 BB: 1 P: 8	R: 0 E: 0 K: 1 S: 6	H: 1 LOB: 3 BB: 2 P: 14	R: 0 E: 0 K: 2 S: 8	H: 1 LOB: 0 BB: 0 P: 7	R: 5 E: 0 K: 0 S: 7	H: 4 LOB: 1 BB: 2 P: 15	R: 1 E: 1 K: 1 S: 8	H: 3 LOB: 2 BB: 0 P: 8	1B: 11 2B: 0 3B: 2 HR: 3	SF: 0 SAC: 1 DP: 0 HBP: 0		WP: 1 PB: 2 SB: 1 CS: 0
PITCHER	IP WLS BF H R ER SO BB IBB HBP BLK WP HR S P ERA WHIP																	
Eric Show, R ERA: 3.72 (1, 1)	1.0 L 9 4 6 6 0 2 0 0 0 0 3 7 15 54.00 6.000																	
Greg Booker, R ERA: 4.15 (2, 1)	4.0 19 4 0 0 2 2 1 0 0 1 0 20 32 0.00 1.500																	
Sid Monge, L ERA: 4.8 (6, 1)	2.0 9 1 0 0 4 2 0 0 0 0 0 15 23 0.00 1.500																	
Floyd Chiffer, R ERA: 11.25 (8, 1)	2.0 15 7 6 6 1 2 0 0 0 0 0 15 23 27.00 4.500																	
Batter	1	2	3	4	5	6	7	8	9	AB	R	H	RBI	BB	SO	LOB	BOTTOM	
Alan Wiggins, S OBP: 0.340, SLG: 0.293 (1, 4)	1-3 BB		4-3		FC6-4 S		1-3			3	0	0	1	1	0	2	Cincinnati Reds @ San Diego Padres Jack Murphy Stadium, San Diego, CA Thu Jun 07 1984, 6:33 AM EDT Att: 15,507 - Unknown	
Tony Gwynn, L OBP: 0.433, SLG: 0.458 (1, 9)	1-3		1-3		K		6-3			4	0	0	0	0	1	3		
Graig Nettles, L OBP: 0.328, SLG: 0.333 (1, 5)					K		4-3		K	3	0	0	0	1	2	2		
Steve Garvey, R OBP: 0.278, SLG: 0.341 (1, 3)	F8				1B		F8		F2	4	0	1	0	0	0	2		
Terry Kennedy, L OBP: 0.282, SLG: 0.333 (1, 2)	4-3				G6-4-3 1B				G3	4	0	2	0	0	0	2		
Kevin McReynolds, R OBP: 0.314, SLG: 0.531 (1, 8)			6-3		G6-4-3 1B				F3	3	0	0	0	1	0	2		
Camelo Martinez, R OBP: 0.337, SLG: 0.390 (1, 7)	F9				1B BB FC6-4 BB		F5		K	3	1	0	0	1	1	2		
Tim Flannery, L OBP: 0.364, SLG: 0.500 (1, 6)	4-3				FC6-4 1B BB		F7		1B	3	0	1	0	1	0	2		
Eric Show, R OBP: 0.154, SLG: 0.192 (2, 1) Greg Booker, R OBP: 0.345, SLG: 0.888 (6, 1) Sid Monge, S OBP: 0.362, SLG: 0.333 (8, 1) Gary Templeton, S OBP: 0.265, SLG: 0.297 (9, PH)					K		F6		3-1	0	0	0	0	0	0	0		
Inning Stats	R: 0 E: 0 K: 0 S: 3	H: 0 LOB: 2 BB: 2 P: 11	R: 0 E: 0 K: 0 S: 3	H: 0 LOB: 0 BB: 0 P: 3	R: 0 E: 0 K: 1 S: 5	H: 0 LOB: 0 BB: 0 P: 5	R: 0 E: 0 K: 1 S: 6	H: 2 LOB: 1 BB: 0 P: 6	R: 1 E: 0 K: 0 S: 4	H: 1 LOB: 2 BB: 1 P: 8	R: 0 E: 0 K: 0 S: 3	H: 0 LOB: 0 BB: 0 P: 3	R: 0 E: 0 K: 1 S: 5	H: 1 LOB: 1 BB: 0 P: 6	1B: 4 2B: 1 3B: 0 HR: 0	SF: 0 SAC: 0 DP: 1 HBP: 0		WP: 0 PB: 0 SB: 1 CS: 0
PITCHER	IP WLS BF H R ER SO BB IBB HBP BLK WP HR S P ERA WHIP																	
Bruce Berenyi, R ERA: 5.1 (1, 1)	5.1 W 24 4 1 1 3 5 0 0 0 0 0 25 45 1.69 1.688																	
Keefe Cato, R ERA: (6, 1)	3.2 S 12 1 0 0 2 0 0 0 0 0 0 16 16 0.00 0.273																	

Batter	1	2	3	4	5	6	7	8	9	AB	R	H	RBI	BB	SO	LOB	TOP			
Gary Redus, R OBP: 0.363, SLG: 0.415 (1, 7)																	3 0 0 0 1 2 0			
Eddie Milner, L OBP: 0.346, SLG: 0.365 (1, 8)																	3 0 1 0 1 1 2			
Dave Concepcion, R OBP: 0.317, SLG: 0.352 (1, 3)																	3 0 0 0 1 1 2			
Dave Parker, L OBP: 0.332, SLG: 0.393 (1, 9)																	4 0 2 0 0 0 3			
Nick Esasky, R OBP: 0.267, SLG: 0.363 (1, 5)																	4 0 0 0 0 3 3			
Dann Bilardello, R OBP: 0.338, SLG: 0.301 (1, 2)																	3 0 0 0 1 2 0			
Tom Lawless, R OBP: 0.297, SLG: 0.293 (1, 4)																	4 0 1 0 0 1 2			
Tom Foley, L OBP: 0.328, SLG: 0.402 (1, 6)																	2 0 0 0 2 0 1			
Joe Price, R OBP: 0.222, SLG: 0.235 (5, PH)																	1 0 0 0 0 0 0			
Ron Oleskiw, S OBP: 0.280, SLG: 0.286 (5, PH)																	1 0 0 0 0 0 1			
Bill Scherrer, L OBP: 0.350, SLG: 0.515 (7, PH)																	0 0 0 0 0 0 0			
Wayne Krenchicki, L OBP: 0.350, SLG: 0.515 (7, PH)																	1 0 0 0 0 0 1			
John Franco, L OBP: 0.268, SLG: 0.434 (9, PH)																	0 0 0 0 0 0 0			
Dan Driessen, L OBP: 0.268, SLG: 0.434 (9, PH)																	1 0 0 0 0 0 1			
Inning Stats	R: 0 E: 0 K: 3 S: 11	H: 2 LOB: 2 BB: 0 P: 11	R: 0 E: 0 K: 2 S: 7	H: 0 LOB: 0 BB: 0 P: 7	R: 0 E: 0 K: 1 S: 5	H: 0 LOB: 1 BB: 1 P: 9	R: 0 E: 0 K: 1 S: 5	H: 1 LOB: 1 BB: 1 P: 9	R: 0 E: 0 K: 0 S: 4	H: 0 LOB: 3 BB: 3 P: 17	R: 0 E: 0 K: 0 S: 5	H: 1 LOB: 1 BB: 0 P: 4	R: 0 E: 0 K: 1 S: 5	H: 0 LOB: 0 BB: 0 P: 5	R: 0 E: 0 K: 2 S: 7	H: 0 LOB: 1 BB: 1 P: 11	1B: 4 2B: 0 3B: 0 HR: 0	SF: 0 SAC: 0 DP: 1 HBP: 0	WP: 0 PB: 0 SB: 0 CS: 0	PA: 36
PITCHER Tim Lollar, L ERA: 3.7 (1, 1)	IP: 9.0 WLS: W BF: 36 H: 4 R: 0 ER: 0 SO: 12 BB: 6 IBB: 0 HBP: 0 BLK: 0 WP: 0 HR: 0 S: 54 P: 78 ERA: 0.00 WHIP: 1.111																			

Cincinnati Reds @ San Diego Padres
Jack Murphy Stadium, San Diego, CA
Fri Jun 08 1984, 10:05 PM EDT
Att: 14,002 - Unknown

AB 30
R 0
H 4
RBI 0
BB 6
SO 12
LOB 15



Batter	1	2	3	4	5	6	7	8	9	AB	R	H	RBI	BB	SO	LOB	BOTTOM	
Alan Wiggins, S OBP: 0.343, SLG: 0.297 (1, 4)																	4 0 2 0 0 0 0	
Tony Gwynn, L OBP: 0.435, SLG: 0.459 (1, 9)																	4 0 2 0 0 0 2	
Graig Nettles, L OBP: 0.326, SLG: 0.327 (1, 5)																	3 1 0 0 1 0 1	
Steve Garvey, R OBP: 0.277, SLG: 0.344 (1, 3)																	4 1 1 1 0 1 3	
Terry Kennedy, L OBP: 0.286, SLG: 0.347 (1, 2)																	4 1 2 1 0 1 3	
Kevin McReynolds, R OBP: 0.317, SLG: 0.526 (1, 8)																	2 1 0 0 2 0 3	
Camelto Martinez, R OBP: 0.335, SLG: 0.387 (1, 7)																	4 1 1 1 0 0 2	
Garry Templeton, S OBP: 0.303, SLG: 0.332 (1, 6)																	4 1 1 1 0 0 0	
Tim Lollar, L OBP: 0.355, SLG: 0.571 (1, 1)																	4 0 2 2 0 0 0	
Inning Stats	R: 2 E: 0 K: 0 S: 6	H: 3 LOB: 2 BB: 1 P: 10	R: 0 E: 0 K: 0 S: 4	H: 2 LOB: 1 BB: 0 P: 4	R: 4 E: 1 K: 0 S: 6	H: 4 LOB: 1 BB: 1 P: 10	R: 0 E: 0 K: 0 S: 3	H: 0 LOB: 0 BB: 0 P: 3	R: 0 E: 0 K: 0 S: 3	H: 0 LOB: 0 BB: 0 P: 3	R: 0 E: 0 K: 2 S: 9	H: 2 LOB: 3 BB: 1 P: 13	R: 0 E: 0 K: 0 S: 3	H: 0 LOB: 0 BB: 0 P: 3	1B: 8 2B: 2 3B: 1 HR: 0	SF: 0 SAC: 0 DP: 0 HBP: 0	WP: 0 PB: 0 SB: 0 CS: 1	PA: 36
PITCHER Joe Price, L ERA: 5.7 (1, 1)	IP: 4.0 WLS: L BF: 21 H: 9 R: 6 ER: 5 SO: 0 BB: 2 IBB: 0 HBP: 0 BLK: 0 WP: 0 HR: 0 S: 19 P: 27 ERA: 11.25 WHIP: 2.750																	
Bill Scherrer, L ERA: 5.58 (5, 1)	IP: 2.0 WLS: L BF: 6 H: 0 R: 0 ER: 0 SO: 0 BB: 0 IBB: 0 HBP: 0 BLK: 0 WP: 0 HR: 0 S: 6 P: 6 ERA: 0.00 WHIP: 0.000																	
John Franco, L ERA: 3.76 (7, 1)	IP: 2.0 WLS: L BF: 9 H: 2 R: 0 ER: 0 SO: 2 BB: 1 IBB: 0 HBP: 0 BLK: 0 WP: 0 HR: 0 S: 12 P: 16 ERA: 0.00 WHIP: 1.500																	

Cincinnati Reds @ San Diego Padres
Jack Murphy Stadium, San Diego, CA
Fri Jun 08 1984, 10:05 PM EDT
Att: 14,002 - Unknown

AB 33
R 6
H 11
RBI 6
BB 3
SO 2
LOB 14



Batter	1	2	3	4	5	6	7	8	9	AB	R	H	RBI	BB	SO	LOB	TOP					
Eddie Milner, L OBP: 0.342, SLG: 0.358 (1, 8)										4	1	0	0	1	0	2	Cincinnati Reds @ San Diego Padres Jack Murphy Stadium, San Diego, CA Sun Jun 10 1984, 6:33 AM EDT Att: 18,723 - Unknown					
Ron Oester, S OBP: 0.263, SLG: 0.265 (1, 4)										4	1	1	0	1	1	0						
Duane Walker, L OBP: 0.471, SLG: 0.710 Gary Redus, R OBP: 0.362, SLG: 0.406 (6, PH) (6, 7)										2	0	0	1	0	1	1						
Dave Parker, L OBP: 0.328, SLG: 0.386 (1, 9)										5	1	1	0	0	0	1						
Dan Driessen, L OBP: 0.387, SLG: 0.426 (1, 3)										4	1	1	0	1	0	0						
Wayne Krenchicki, L OBP: 0.391, SLG: 0.526 (1, 5)										2	1	1	1	2	0	1						
Dann Bilardello, R OBP: 0.336, SLG: 0.293 Ted Power, R (7, 1)										3	0	0	0	1	0	5						
Tom Foley, L OBP: 0.341, SLG: 0.409 Dave Concepcion, R OBP: 0.314, SLG: 0.348 (7, PH) (7, 6)										2	0	2	2	1	0	0						
Tom Hume, R OBP: 0.273, SLG: 0.200 Bob Owchinko, L (5, 1)										3	0	1	1	0	0	4						
Brad Gulden, L OBP: 0.255, SLG: 0.296 (7, 2)										0	0	0	0	0	0	0						
Inning Stats	R: 5 E: 0 K: 0 S: 7	H: 4 LOB: 2 BB: 3 P: 19	R: 0 E: 0 K: 2 S: 7	H: 0 LOB: 0 BB: 0 P: 7	R: 0 E: 0 K: 0 S: 4	H: 1 LOB: 2 BB: 1 P: 8	R: 0 E: 0 K: 0 S: 3	H: 0 LOB: 1 BB: 1 P: 7	R: 0 E: 0 K: 0 S: 5	H: 2 LOB: 2 BB: 0 P: 5	R: 0 E: 0 K: 1 S: 5	H: 0 LOB: 0 BB: 0 P: 5	R: 0 E: 0 K: 0 S: 3	H: 0 LOB: 2 BB: 2 P: 11	R: 0 E: 0 K: 0 S: 3	H: 0 LOB: 0 BB: 0 P: 3	R: 0 E: 0 K: 0 S: 3	H: 0 LOB: 0 BB: 0 P: 3	1B: 7 2B: 0 3B: 0 HR: 0	SF: 1 SAC: 0 DP: 0 HBP: 0	WP: 0 PB: 0 SB: 0 CS: 0	PA: 41
PITCHER	IP	WLS	BF	H	R	ER	SO	BB	IBB	HBP	BLK	WP	HR	S	P	ERA	WHIP					
Andy Hawkins, R ERA: 4.31	(1, 1)	0.2	9	4	5	5	0	3	0	0	0	0	0	6	18	67.50	10.500					
Floyd Chiffer, R ERA: 7.94	(1, 1)	5.0	W	20	3	0	2	1	1	0	0	0	0	22	30	0.00	0.800					
Dave Dravecky, L ERA: 3.1	(6, 1)	3.1	S	12	0	0	1	2	0	0	0	0	0	12	20	0.00	0.600					

AB	33
R	5
H	7
RBI	5
BB	7
SO	3
LOB	16



Batter	1	2	3	4	5	6	7	8	9	AB	R	H	RBI	BB	SO	LOB	BOTTOM					
Alan Wiggins, S OBP: 0.343, SLG: 0.300 (1, 4)										4	0	0	0	1	0	1	Cincinnati Reds @ San Diego Padres Jack Murphy Stadium, San Diego, CA Sun Jun 10 1984, 6:33 AM EDT Att: 18,723 - Unknown					
Tony Gwynn, L OBP: 0.437, SLG: 0.484 (1, 9)										4	2	2	1	0	0	2						
Bobby Brown, S OBP: 0.326, SLG: 0.452 (1, 7)										4	3	2	1	0	1	1						
Steve Garvey, R OBP: 0.285, SLG: 0.351 (1, 3)										4	0	1	0	0	0	3						
Graig Nettles, L OBP: 0.337, SLG: 0.403 (1, 5)										3	2	3	4	0	0	0						
Kevin McReynolds, R OBP: 0.369, SLG: 0.505 (1, 8)										3	0	0	0	1	0	2						
Garry Templeton, S OBP: 0.311, SLG: 0.340 (1, 6)										4	0	1	0	0	1	3						
Bruce Bochy, R OBP: 0.200, SLG: 0.286 (1, 2)										4	0	1	0	0	0	1						
Andy Hawkins, R OBP: 0.217, SLG: 0.217 Floyd Chiffer, R (1, 1)										0	0	0	0	0	0	0						
Dave Dravecky, R (6, 1)										2	0	0	0	0	1	1						
Inning Stats	R: 3 E: 0 K: 1 S: 8	H: 2 LOB: 1 BB: 1 P: 12	R: 0 E: 0 K: 0 S: 3	H: 0 LOB: 0 BB: 0 P: 3	R: 1 E: 0 K: 0 S: 6	H: 3 LOB: 0 BB: 0 P: 6	R: 0 E: 0 K: 1 S: 5	H: 1 LOB: 0 BB: 0 P: 5	R: 2 E: 0 K: 0 S: 5	H: 2 LOB: 0 BB: 0 P: 5	R: 0 E: 0 K: 1 S: 5	H: 0 LOB: 2 BB: 2 P: 13	R: 1 E: 0 K: 0 S: 4	H: 1 LOB: 0 BB: 0 P: 4	R: 0 E: 1 K: 1 S: 6	H: 1 LOB: 1 BB: 0 P: 6	R: 0 E: 1 K: 1 S: 6	H: 1 LOB: 1 BB: 0 P: 6	1B: 4 2B: 1 3B: 1 HR: 4	SF: 1 SAC: 0 DP: 0 HBP: 0	WP: 1 PB: 0 SB: 2 CS: 1	PA: 37
PITCHER	IP	WLS	BF	H	R	ER	SO	BB	IBB	HBP	BLK	WP	HR	S	P	ERA	WHIP					
Tom Hume, R ERA: 5.83	(1, 1)	4.0	L	21	6	6	2	1	0	0	0	0	0	3	24	13.50	2.250					
Bob Owchinko, L ERA: 2.88	(5, 1)	2.0		8	0	0	1	2	0	0	0	0	0	8	16	0.00	1.000					
Ted Power, R ERA: 3.65	(7, 1)	2.0		8	2	1	1	0	0	0	0	0	1	10	10	4.50	1.000					

AB	33
R	7
H	10
RBI	6
BB	3
SO	4
LOB	15



Batter	1	2	3	4	5	6	7	8	9	AB	R	H	RBI	BB	SO	LOB	TOP			
Gary Redus, R OBP: 0.359, SLG: 0.390 (1, 7)	F3		5-3			6-3		F5		4	0	0	0	0	0	2				
Eddie Milner, L OBP: 0.341, SLG: 0.358 (1, 8)	F5			K			G1-4-3	F9		4	0	0	0	0	1	0				
Dan Driessen, L OBP: 0.382, SLG: 0.409 (1, 3)	4-3			F8			1B	F4		4	0	1	0	0	0	0				
Dave Parker, L OBP: 0.327, SLG: 0.377 (1, 9)		F9		3-1			F9		F4	3	0	0	0	1	0	1				
Nick Esasky, R OBP: 0.258, SLG: 0.354 (1, 5)		F9			5-3		F3	F9		4	0	0	0	0	0	2				
Dave Concepcion, R OBP: 0.311, SLG: 0.343 (1, 6)		1B			K			6-3		3	0	1	0	0	1	0				
Ron Oester, S OBP: 0.257, SLG: 0.259 (1, 4)		F6			K			F4		3	0	0	0	0	1	1				
Dann Bilardello, R OBP: 0.326, SLG: 0.293 (1, 2)			F4			F8		E5		3	0	0	0	0	0	0				
Bruce Berenyi, R OBP: 0.083, SLG: 0.083 (4, 1)										1	0	0	0	0	0	0				
John Franco, L OBP: 0.000, SLG: 0.000 (6, PH)										0	0	0	0	0	0	0				
Tom Foley, L OBP: 0.000, SLG: 0.000 (6, PH)										0	0	0	0	0	0	0				
Keefe Cato, R OBP: 0.000, SLG: 0.000 (6, PH)										0	0	0	0	0	0	0				
Duane Walker, L OBP: 0.000, SLG: 0.000 (6, PH)										0	0	0	0	0	0	0				
Bill Scherrer, L OBP: 0.000, SLG: 0.000 (6, PH)										0	0	0	0	0	0	0				
Inning Stats	R: 0 E: 0 K: 0 S: 3	H: 0 LOB: 0 BB: 0 P: 3	R: 0 E: 0 K: 0 S: 4	H: 1 LOB: 1 BB: 0 P: 4	R: 0 E: 0 K: 0 S: 3	H: 0 LOB: 0 BB: 0 P: 3	R: 0 E: 0 K: 1 S: 5	H: 0 LOB: 0 BB: 0 P: 5	R: 0 E: 0 K: 2 S: 7	H: 0 LOB: 0 BB: 0 P: 7	R: 0 E: 0 K: 0 S: 4	H: 1 LOB: 1 BB: 0 P: 4	R: 0 E: 1 K: 0 S: 5	H: 1 LOB: 2 BB: 1 P: 5	R: 0 E: 0 K: 0 S: 3	H: 0 LOB: 1 BB: 1 P: 7	1B: 3 2B: 0 3B: 0 HR: 0	SF: 0 SAC: 0 DP: 0 HBP: 0	WP: 0 PB: 0 SB: 0 CS: 0	PA: 32
PITCHER Joe Niekro, R ERA: 2.77 (1, 1)	IP: 9.0 WLS: W BF: 32 H: 3 R: 0 ER: 0 SO: 4 BB: 1 IBB: 0 HBP: 0 BLK: 0 WP: 0 HR: 0 S: 39 P: 43 ERA: 0.00 WHIP: 0.444																			

Cincinnati Reds @ Houston Astros
Astrodome, Houston, TX
Tue Jun 12 1984, 8:05 PM EDT
Att: 8,662 - Unknown

AB	31
R	0
H	3
RBI	0
BB	1
SO	4
LOB	6



Batter	1	2	3	4	5	6	7	8	9	AB	R	H	RBI	BB	SO	LOB	BOTTOM			
Bill Doran, S OBP: 0.292, SLG: 0.297 (1, 4)	1B	1B		S	FC5-4		F6			4	2	3	1	1	0	0				
Craig Reynolds, L OBP: 0.296, SLG: 0.401 (1, 6)	1B	K		F8	K					5	1	2	0	0	2	4				
Enos Cabell, R OBP: 0.361, SLG: 0.449 (1, 3)	1B	1B		FC5-4	FC5-4		1-3			4	1	2	1	1	0	2				
Jose Cruz, L OBP: 0.313, SLG: 0.367 (1, 7)	K	FC5-4		FC5-4	4-3			5-3		4	1	1	2	0	1	6				
Denny Walling, L OBP: 0.304, SLG: 0.300 (8, 7)	K	FC5-4		1B	4-3					1	0	0	0	0	0	0				
Jerry Mumphrey, S OBP: 0.356, SLG: 0.386 (1, 8)	4-3			K						4	0	1	2	0	1	1				
Kevin Bass, S OBP: 0.259, SLG: 0.319 (8, 8)	4-3			K				F8		1	0	0	0	0	0	0				
Terry Puhl, L OBP: 0.384, SLG: 0.393 (1, 9)	4-3			E4				F1		5	1	2	0	0	0	2				
Phil Garner, R OBP: 0.279, SLG: 0.228 (1, 5)		1B		F4				FC6-4		3	1	1	0	1	0	3				
Alan Ashby, S OBP: 0.303, SLG: 0.246 (1, 2)		4-3		SF8				F8		2	0	0	1	1	0	2				
Joe Niekro, R OBP: 0.182, SLG: 0.156 (1, 1)	1B	1B		K	K			F6		4	0	1	0	0	2	4				
Inning Stats	R: 2 E: 0 K: 1 S: 7	H: 2 LOB: 1 BB: 1 P: 11	R: 1 E: 0 K: 1 S: 9	H: 4 LOB: 3 BB: 0 P: 9	R: 1 E: 0 K: 2 S: 8	H: 1 LOB: 1 BB: 1 P: 12	R: 3 E: 1 K: 1 S: 9	H: 3 LOB: 3 BB: 2 P: 17	R: 0 E: 0 K: 1 S: 6	H: 1 LOB: 1 BB: 0 P: 6	R: 0 E: 0 K: 0 S: 4	H: 1 LOB: 1 BB: 0 P: 4	R: 0 E: 0 K: 0 S: 4	H: 1 LOB: 1 BB: 0 P: 4	R: 0 E: 0 K: 0 S: 3	H: 0 LOB: 0 BB: 0 P: 3	1B: 11 2B: 0 3B: 2 HR: 0	SF: 1 SAC: 0 DP: 0 HBP: 0	WP: 1 PB: 0 SB: 1 CS: 0	PA: 42
PITCHER Bruce Berenyi, R ERA: 6.0 (1, 1)	IP: 3.1 WLS: L BF: 22 H: 9 R: 2 ER: 0 SO: 2 BB: 1 IBB: 0 HBP: 0 BLK: 0 WP: 1 HR: 0 S: 27 P: 39 ERA: 18.90 WHIP: 3.600																			
John Franco, L ERA: 4.25 (4, 1)	IP: 1.2 WLS: L BF: 9 H: 2 R: 0 ER: 0 SO: 0 BB: 0 IBB: 0 HBP: 0 BLK: 0 WP: 0 HR: 0 S: 12 P: 16 ERA: 0.00 WHIP: 1.800																			
Keefe Cato, R ERA: 1.35 (6, 1)	IP: 2.0 WLS: L BF: 8 H: 2 R: 0 ER: 0 SO: 0 BB: 0 IBB: 0 HBP: 0 BLK: 0 WP: 0 HR: 0 S: 8 P: 8 ERA: 0.00 WHIP: 1.000																			
Bill Scherrer, L ERA: 5.03 (8, 1)	IP: 1.0 WLS: L BF: 3 H: 0 R: 0 ER: 0 SO: 0 BB: 0 IBB: 0 HBP: 0 BLK: 0 WP: 0 HR: 0 S: 3 P: 3 ERA: 0.00 WHIP: 0.000																			

Cincinnati Reds @ Houston Astros
Astrodome, Houston, TX
Tue Jun 12 1984, 8:05 PM EDT
Att: 8,662 - Unknown

AB	37
R	7
H	13
RBI	7
BB	4
SO	6
LOB	24



Batter	1	2	3	4	5	6	7	8	9	10	11	AB	R	H	RBI	BB	SO	LOB	TOP			
Gary Redus, R OBP: 0.355, SLG: 0.382 (1, 7)	F8		6-3			F1		F8			SH1 1B BB	4	1	0	0	1	0	0				
Eddie Milner, L OBP: 0.343, SLG: 0.366 (1, 8)	F8					1B		6-3			SH1	4	2	2	0	0	0	0				
Cesar Cedeno, R OBP: 0.422, SLG: 0.573 Dan Driessen, L OBP: 0.382, SLG: 0.409 (11, 3)	K					1B				6-3	1B IBB	4	2	2	3	1	1	0				
Dave Parker, L OBP: 0.320, SLG: 0.369 (1, 9)		5-3				F5				F7	F8	5	0	0	0	0	1	3				
Dave Concepcion, R OBP: 0.317, SLG: 0.353 (1, 6)		PB 2B				PO 1B				1-3	1B	5	0	3	2	0	0	0				
Nick Eassey, R OBP: 0.202, SLG: 0.348 Wayne Krenchicki, L OBP: 0.360, SLG: 0.476 (8, 5)		G1-6-3 BB				K		F3		F3	K	2	0	0	0	1	1	1				
Ron Oester, S OBP: 0.257, SLG: 0.258 (1, 4)		G1-6-3				PO		1-3			FC6-4 1B	4	0	1	0	0	0	2				
Dann Bilardello, R OBP: 0.317, SLG: 0.283 (1, 2)						F9		F4		F8		4	0	0	0	0	0	1				
Joe Price, R OBP: 0.210, SLG: 0.211 Duane Wilson, L OBP: 0.165, SLG: 0.094 Bill Scherrer, L OBP: 0.181, SLG: 0.181 Ted Power, R OBP: 0.181, SLG: 0.181 Tony Perez, R OBP: 0.179, SLG: 0.182 Bob Owchinko, L OBP: 0.161, SLG: 0.161 (10, 1)						K		K		FC6-4	1-2	2	0	0	0	0	2	0				
Inning Stats	R: 0 E: 0 K: 1 S: 5	H: 0 LOB: 0 BB: 0 P: 5	R: 0 E: 0 K: 0 S: 3	H: 1 LOB: 1 BB: 1 P: 7	R: 0 E: 0 K: 1 S: 5	H: 0 LOB: 0 BB: 0 P: 5	R: 2 E: 0 K: 1 S: 7	H: 2 LOB: 0 BB: 0 P: 7	R: 0 E: 0 K: 0 S: 3	H: 0 LOB: 0 BB: 0 P: 3	R: 0 E: 0 K: 1 S: 5	H: 0 LOB: 0 BB: 0 P: 5	R: 0 E: 0 K: 0 S: 3	H: 0 LOB: 0 BB: 0 P: 3	R: 0 E: 0 K: 0 S: 4	H: 1 LOB: 1 BB: 0 P: 4	R: 1 E: 0 K: 1 S: 6	H: 1 LOB: 2 BB: 2 P: 14	1B: 5 2B: 2 3B: 0 HR: 1	SF: 0 SAC: 1 DP: 1 HBP: 0	WP: 0 PB: 1 SB: 0 CS: 0	PA: 43
PITCHER	IP 7.0	WLS 2.0	BF 6	H 0	R 0	ER 0	SO 1	BB 0	IBB 0	HBP 0	BLK 0	WP 0	HR 0	S 8	P 8	ERA 0.00	WHIP 0.00					
Bob Knepper, L ERA: 2.56 (1, 1)	2.0	6	0	0	0	1	0	0	0	0	0	0	0	8	8	0.00	0.00					
Michael LaCoss, R ERA: 3.34 (8, 1)	2.0	L 10	2	1	1	1	1	1	0	0	0	0	0	10	18	4.50	1.50					
Frank DiPino, L ERA: 4.11 (10, 1)																						

Cincinnati Reds @ Houston Astros
Astrodome, Houston, TX
Wed Jun 13 1984, 8:05 PM EDT
Att: 10,187 - Unknown

AB	38
R	5
H	8
RBI	5
BB	3
SO	7
LOB	10



Batter	1	2	3	4	5	6	7	8	9	10	11	AB	R	H	RBI	BB	SO	LOB	BOTTOM							
Bill Doran, S OBP: 0.290, SLG: 0.290 (1, 4)	F8	F8				3B BB		F3		4-3		4	1	0	0	1	0	5								
Craig Reynolds, L OBP: 0.294, SLG: 0.406 (1, 6)	K					1-H 3B		F4		F5		5	0	1	1	0	1	0								
Enos Cabell, R OBP: 0.350, SLG: 0.434 (1, 3)	F8					F9		4-3		F7		5	0	0	0	0	0	1								
Jose Cruz, L OBP: 0.307, SLG: 0.359 (1, 7)		E3 1B 3B				K		6-3		K		5	1	0	0	0	2	0								
Jerry Mumphrey, S OBP: 0.357, SLG: 0.391 (1, 8)		1-2 3B 1B				4-3		F3		E 2B		5	1	2	0	0	1	0								
Terry Puhl, L OBP: 0.358, SLG: 0.380 (1, 9)		F7				K		1-3		IBB IBB		4	0	0	0	1	2	2								
Phil Garner, R OBP: 0.289, SLG: 0.257 (1, 5)		1-H 2-H 6-3 3B				F8				2B		4	1	2	2	1	0	0								
Alan Ashby, S OBP: 0.291, SLG: 0.235 Ray Knight, R OBP: 0.270, SLG: 0.311 Denny Walling, L OBP: 0.298, SLG: 0.293 Mark Bailey, S OBP: 0.278, SLG: 0.255 (10, 2)						6-3		5-3		K		3	0	0	1	0	1	1								
Bob Knepper, L OBP: 0.235, SLG: 0.287 Jim Pankovits, R OBP: 0.370, SLG: 0.400 Michael LaCoss, R OBP: 0.317, SLG: 0.317 Kevin Bass, S OBP: 0.257, SLG: 0.317 Frank DiPino, L ERA: 2.56 (10, 1)						4-3		5-3		K		2	0	1	0	0	0	1								
Inning Stats	R: 0 E: 0 K: 1 S: 5	H: 0 LOB: 0 BB: 0 P: 5	R: 3 E: 1 K: 0 S: 7	H: 3 LOB: 1 BB: 0 P: 7	R: 0 E: 0 K: 1 S: 5	H: 0 LOB: 0 BB: 0 P: 5	R: 0 E: 0 K: 1 S: 5	H: 0 LOB: 0 BB: 0 P: 5	R: 1 E: 0 K: 0 S: 4	H: 1 LOB: 1 BB: 1 P: 8	R: 0 E: 0 K: 0 S: 3	H: 0 LOB: 0 BB: 0 P: 3	R: 0 E: 0 K: 1 S: 6	H: 1 LOB: 1 BB: 0 P: 6	R: 0 E: 0 K: 1 S: 5	H: 0 LOB: 0 BB: 0 P: 5	R: 0 E: 1 K: 2 S: 8	H: 1 LOB: 3 BB: 2 P: 16	R: 0 E: 0 K: 0 S: 3	H: 0 LOB: 0 BB: 0 P: 3	R: 0 E: 0 K: 2 S: 7	H: 0 LOB: 0 BB: 0 P: 7	1B: 1 2B: 3 3B: 2 HR: 0	SF: 0 SAC: 0 DP: 0 HBP: 0	WP: 0 PB: 0 SB: 0 CS: 0	PA: 43
PITCHER	IP 7.0	WLS 1.0	BF 6	H 1	R 0	ER 0	SO 4	BB 1	IBB 0	HBP 0	BLK 0	WP 0	HR 0	S 35	P 39	ERA 2.57	WHIP 0.857									
Joe Price, L ERA: 5.34 (1, 1)	1.0	6	1	0	0	1	0	2	0	0	0	0	0	6	14	0.00	1.000									
Bill Scherrer, L ERA: 4.89 (8, 1)	1.0	3	0	0	0	2	0	0	0	0	0	0	0	7	7	0.00	0.000									
Ted Power, R ERA: 3.73 (9, 1)	2.0	W 6	0	0	0	2	0	0	0	0	0	0	0	10	10	0.00	0.000									
Bob Owchinko, L ERA: 2.56 (10, 1)																										


Cincinnati Reds @ Houston Astros
Astrodome, Houston, TX
Wed Jun 13 1984, 8:05 PM EDT
Att: 10,187 - Unknown


AB	40
R	4
H	6
RBI	4
BB	3
SO	9
LOB	16



Batter	1	2	3	4	5	6	7	8	9	AB	R	H	RBI	BB	SO	LOB	TOP										
Duane Walker, L (1, 7) OBP: 0.446, SLG: 0.658	0-0 6-3		0-0 F8			0-0 F8		0-0 4-3		4	0	0	0	0	0	1	Cincinnati Reds @ Atlanta Braves Atlanta-Fulton County Stadium, Atlanta, GA Thu Jun 14 1984, 7:05 PM EDT Att: 24,549 - Unknown livebaseballscores.com										
Eddie Milner, L (1, 8) OBP: 0.346, SLG: 0.365	0-0 F7			0-0 CS 1B		4-0 BB		0-0 6-3		3	0	1	0	1	0	0											
Cesar Cedeno, R (1, 3) OBP: 0.404, SLG: 0.547	0-3 K			0-0 F9		0-0 F9		0-0 4-3		4	0	0	0	0	1	2											
Dave Parker, L (1, 9) OBP: 0.315, SLG: 0.363		0-0 F8		0-0 4-3		0-0 F8		0-0 G3		4	0	0	0	0	0	2											
Dave Concepcion, R (1, 6) OBP: 0.313, SLG: 0.348		0-0 1-3			0-3 K		0-3 K			3	0	0	0	0	2	0											
Brad Gulden, L (1, 2) OBP: 0.243, SLG: 0.282		0-0 G3			0-0 E1 WP		0-0 4-3			3	0	0	0	0	0	0											
Nick Esasky, R (1, 5) OBP: 0.261, SLG: 0.342			0-0 F9		4-0 1-2 BB		0-3 K			2	0	0	0	1	1	0											
Ron Oester, S (1, 4) OBP: 0.253, SLG: 0.255			0-3 K		0-0 F8			0-0 F7		3	0	0	0	0	1	2											
Jeff Russell, R (1, 1) OBP: 0.222, SLG: 0.240			4-0 BB		0-0 1-3			0-0 4-3		1	0	0	0	1	0	2											
Dan Driessen, L (8, PH) OBP: 0.380, SLG: 0.406										1	0	0	0	0	0	0											
Tom Hume, R (8, 1) OBP: 0.273, SLG: 0.200										0	0	0	0	0	0	0											
Inning Stats	R: 0 E: 0 K: 1 S: 5	H: 0 LOB: 0 BB: 0 P: 5	R: 0 E: 0 K: 0 S: 3	H: 0 LOB: 0 BB: 0 P: 3	R: 0 E: 0 K: 1 S: 5	H: 0 LOB: 1 BB: 1 P: 9	R: 0 E: 0 K: 0 S: 3	H: 1 LOB: 0 BB: 0 P: 3	R: 0 E: 1 K: 1 S: 6	H: 0 LOB: 2 BB: 1 P: 10	R: 0 E: 0 K: 2 S: 7	H: 0 LOB: 0 BB: 0 P: 7	R: 0 E: 0 K: 0 S: 3	H: 0 LOB: 0 BB: 0 P: 3	R: 0 E: 0 K: 0 S: 3	H: 0 LOB: 0 BB: 0 P: 3	1B: 1 2B: 0 3B: 0 HR: 0	SF: 0 SAC: 0 DP: 0 HBP: 0	WP: 1 PB: 0 CS: 1	PA: 31							
PITCHER	IP	WLS	BF	H	R	ER	SO	BB	IBB	HBP	BLK	WP	HR	S	P	ERA	WHIP										
Len Barker, R (1, 1) ERA: 3.5	7.0	W	25	1	0	0	5	3	0	0	0	1	0	32	44	0.00	0.571										
Donnie Moore, R (8, 1) ERA: 1.83	2.0	S	6	0	0	0	0	0	0	0	0	0	0	6	6	0.00	0.000										

Batter	1	2	3	4	5	6	7	8	9	AB	R	H	RBI	BB	SO	LOB	BOTTOM										
Claudell Washington, L (1, 9) OBP: 0.461, SLG: 0.573	0-0 F7		0-0 5-3 1B			0-0 2B		0-3 K		4	0	2	0	0	1	0	Cincinnati Reds @ Atlanta Braves Atlanta-Fulton County Stadium, Atlanta, GA Thu Jun 14 1984, 7:05 PM EDT Att: 24,549 - Unknown livebaseballscores.com										
Alex Trevino, R (1, 2) OBP: 0.322, SLG: 0.360	0-3 K		0-0 5-3 1-2		0-0 F4		0-0 F8			4	0	0	0	0	1	2											
Dale Murphy, R (1, 8) OBP: 0.339, SLG: 0.484	0-3 K		0-0 5-3		0-0 F8		0-0 F8		0-0 6-3	4	0	0	0	0	1	1											
Chris Chambliss, L (1, 3) OBP: 0.344, SLG: 0.371		0-0 1B 2B	0-0 F8		0-0 F8		0-0 1B SF9 1B		0-0 4-3	4	1	2	0	0	0	1											
Brad Komminsk, R (1, 7) OBP: 0.262, SLG: 0.333		0-0 1B 2-3 1B		0-0 F9		0-0 SF9 1B IBB		0-0 E5 2B		4	1	2	0	0	0	0											
Rafael Ramirez, R (1, 6) OBP: 0.348, SLG: 0.378		0-0 1-2 1B		0-0 G5-4-3 1B		4-0 1-2 IBB		0-0 1B 2B		3	1	3	1	1	0	0											
Glenn Hubbard, R (1, 4) OBP: 0.329, SLG: 0.394		0-0 F6		0-0 G5-4-3 1-2		0-0 SF9		0-0 1B		3	0	1	2	0	0	4											
Randy Johnson, R (1, 5) OBP: 0.361, SLG: 0.443		0-0 F9			0-0 5-3		0-0 F8		0-0 F7	4	0	0	0	0	0	6											
Len Barker, R (1, 1) OBP: 0.156, SLG: 0.071		0-0 F4			0-0 6-3			0-0 F7		2	0	0	0	0	0	3											
Mike Jorgensen, L (7, PH) OBP: 0.333, SLG: 0.308										1	0	0	0	0	0	0											
Donnie Moore, L (8, 1) ERA: 5.7										0	0	0	0	0	0	0											
Inning Stats	R: 0 E: 0 K: 2 S: 7	H: 3 LOB: 3 BB: 0 P: 7	R: 0 E: 0 K: 0 S: 6	H: 3 LOB: 0 BB: 0 P: 6	R: 0 E: 0 K: 0 S: 4	H: 1 LOB: 1 BB: 0 P: 4	R: 0 E: 0 K: 0 S: 3	H: 1 LOB: 0 BB: 0 P: 3	R: 0 E: 0 K: 0 S: 4	H: 1 LOB: 1 BB: 0 P: 4	R: 1 E: 0 K: 0 S: 5	H: 2 LOB: 2 BB: 1 P: 9	R: 0 E: 0 K: 1 S: 5	H: 0 LOB: 0 BB: 0 P: 5	R: 2 E: 1 K: 0 S: 6	H: 2 LOB: 1 BB: 0 P: 6	1B: 7 2B: 3 3B: 0 HR: 0	SF: 1 SAC: 0 DP: 1 HBP: 0	WP: 0 PB: 0 CS: 0	PA: 35							
PITCHER	IP	WLS	BF	H	R	ER	SO	BB	IBB	HBP	BLK	WP	HR	S	P	ERA	WHIP										
Jeff Russell, R (1, 1) ERA: 4.31	7.0	L	29	8	1	1	3	0	0	0	0	0	0	34	38	1.29	1.143										
Tom Hume, R (8, 1) ERA: 5.7	1.0		6	2	2	0	0	0	0	0	0	0	0	6	6	0.00	2.000										

Batter	1	2	3	4	5	6	7	8	9	AB	R	H	RBI	BB	SO	LOB	TOP			
Eddie Milner, L (1, 8) John Franco, L (8, 1)	0-0 G3 4-3 1B		0-0 F9			0-0 5-3		0-3 K		4	0	1	0	0	1	1	<p>Cincinnati Reds @ Atlanta Braves Atlanta-Fulton County Stadium, Atlanta, GA</p> <p>Fri Jun 15 1984, 7:05 PM EDT Att: 28,779 - Unknown</p> <p>livebaseballscores.com</p> <p>AB 30 R 1 H 3 RBI 1 BB 1 SO 4 LOB 10</p> 			
Duane Walker, L (1, 7) OBP: 0.427, SLG: 0.625	0-0 4-3 1-2			0-3 K		0-0 F4		0-0 F9		4	0	0	0	0	1	1				
Dave Parker, L (1, 9) OBP: 0.314, SLG: 0.373	0-0 G3 2-3			0-0 3-1			0-0 HR		0-0 G3		4	1	1	1	0	1				
Dan Driessen, L (1, 3) OBP: 0.376, SLG: 0.401	0-3 K			0-0 F9			0-0 G4-6-3 1B		0-0 6-3		4	0	1	0	0	1				
Dave Concepcion, R (1, 6) OBP: 0.309, SLG: 0.344		0-0 6-3			0-3 K		0-0 F6				3	0	0	0	1	1				
Wayne Krenchicki, L (1, 5) OBP: 0.390, SLG: 0.444		0-0 4-3			0-0 E3		0-0 G4-6-3 1-2				3	0	0	0	0	1				
Brad Gulden, L (1, 2) OBP: 0.246, SLG: 0.276		0-0 F8			0-0 F7			4-0 3-1 G3 BB		2	0	0	0	1	0	1				
Ron Oester, S (1, 4) OBP: 0.251, SLG: 0.252			0-0 6-3		0-0 F5			0-0 G3		2	0	0	0	0	0	1				
Tom Hume, R (6, 1) Cesar Cedenro, R (8, PH) OBP: 0.400, SLG: 0.540				0-0 6-3		0-0 F5		1-2		0	0	0	0	0	0	1				
Frank Pastore, R (1, 1) Tom Foley, L (6, PH) OBP: 0.333, SLG: 0.398				0-0 5-3			0-0 F1		0-0 3-1 2-3		1	0	0	0	0	0				
Inning Stats	R: 0 E: 0 K: 1 S: 6	H: 1 LOB: 1 BB: 0 P: 6	R: 0 E: 0 K: 0 S: 3	H: 0 LOB: 0 BB: 0 P: 3	R: 0 E: 0 K: 0 S: 3	H: 0 LOB: 0 BB: 0 P: 3	R: 0 E: 0 K: 1 S: 5	H: 0 LOB: 0 BB: 0 P: 5	R: 0 E: 0 K: 0 S: 3	H: 0 LOB: 0 BB: 0 P: 3	R: 1 E: 0 K: 0 S: 4	H: 2 LOB: 0 BB: 0 P: 4	R: 0 E: 0 K: 1 S: 5	H: 0 LOB: 1 BB: 0 P: 9	R: 0 E: 0 K: 0 S: 3	H: 0 LOB: 0 BB: 0 P: 3	1B: 2 2B: 0 3B: 0 HR: 1	SF: 0 SAC: 0 DP: 1 HBP: 0	WP: 0 PB: 0 SB: 0 CS: 0	PA: 31
PITCHER Rick Mahler, R (1, 1) ERA: 1.81	IP: 9.0 WLS: W BF: 31 H: 3 R: 1 ER: 1 SO: 4 BB: 1 IBB: 0 HBP: 0 BLK: 0 WP: 0 HR: 1 S: 38 P: 42 ERA: 1.00 WHIP: 0.444															PITCHER				

Batter	1	2	3	4	5	6	7	8	9	AB	R	H	RBI	BB	SO	LOB	BOTTOM			
Claudell Washington, L (1, 9) Albert Hall, S (9, 9) OBP: 0.449, SLG: 0.556 OBP: 0.334, SLG: 0.321	0-0 1-3	0-0 4-3		0-0 6-3			0-0 3-1	0-0 G3		5	0	0	0	0	0	5	<p>Cincinnati Reds @ Atlanta Braves Atlanta-Fulton County Stadium, Atlanta, GA</p> <p>Fri Jun 15 1984, 7:05 PM EDT Att: 28,779 - Unknown</p> <p>livebaseballscores.com</p> <p>AB 35 R 6 H 13 RBI 6 BB 2 SO 6 LOB 16</p> 			
Randy Johnson, R (1, 5) OBP: 0.376, SLG: 0.457	0-0 6-3		0-0 G6-4-3 1B		0-0 G4-3 1B		0-0 1B 3-H			4	0	3	1	0	0	0				
Gerald Perry, L (1, 3) OBP: 0.377, SLG: 0.403	0-0 F4		0-0 F7		0-0 F8		0-0 1B 1-2			4	0	1	0	0	0	2				
Dale Murphy, R (1, 8) OBP: 0.334, SLG: 0.476		0-3 K	0-0 G6-4-3 1-2		0-0 G4-3 1-2		0-3 K			4	0	0	0	0	2	4				
Brad Komminsk, R (1, 7) OBP: 0.246, SLG: 0.311		0-3 K		0-0 4-3		0-3 K	0-3 K			4	0	0	0	0	3	2				
Rafael Ramirez, R (1, 6) OBP: 0.351, SLG: 0.380		0-0 BB 2B 1B		0-0 F6		0-0 4-3		0-0 E8 1B 1B		4	2	2	0	0	0	0				
Glenn Hubbard, R (1, 4) OBP: 0.340, SLG: 0.408		4-0 BB 1B 2B BB		0-0 2B 2B		0-0 1B		0-0 5-3 1B		3	2	3	1	1	0	0				
Bruce Benedict, R (1, 2) OBP: 0.303, SLG: 0.296		0-0 1B 1-H 2-H 2B		4-0 2B BB		0-0 F6		0-0 5-3		3	1	1	2	1	0	2				
Rick Mahler, R (1, 1) OBP: 0.450, SLG: 0.550		0-0 2-3 1B		0-0 1-H 2-H 2B		0-0 3-1 1B 2B		0-3 K		4	1	3	2	0	1	1				
Inning Stats	R: 0 E: 0 K: 0 S: 3	H: 0 LOB: 0 BB: 0 P: 3	R: 2 E: 0 K: 2 S: 10	H: 3 LOB: 2 BB: 1 P: 14	R: 0 E: 0 K: 0 S: 3	H: 1 LOB: 0 BB: 0 P: 3	R: 2 E: 0 K: 0 S: 5	H: 2 LOB: 1 BB: 1 P: 9	R: 0 E: 0 K: 1 S: 6	H: 1 LOB: 1 BB: 0 P: 6	R: 1 E: 0 K: 2 S: 10	H: 3 LOB: 2 BB: 0 P: 10	R: 1 E: 1 K: 1 S: 7	H: 2 LOB: 1 BB: 0 P: 7	R: 0 E: 0 K: 0 S: 3	H: 0 LOB: 0 BB: 0 P: 3		1B: 9 2B: 4 3B: 0 HR: 0	SF: 0 SAC: 0 DP: 2 HBP: 0	WP: 0 PB: 0 SB: 0 CS: 0
PITCHER Frank Pastore, R (1, 1) ERA: 4.48 Tom Hume, R (6, 1) ERA: 5.66 John Franco, L (8, 1) ERA: 4.11	IP: 5.0 WLS: L BF: 22 H: 7 R: 4 ER: 4 SO: 2 BB: 2 IBB: 0 HBP: 0 BLK: 0 WP: 0 HR: 0 S: 24 P: 32 ERA: 7.20 WHIP: 1.800															PITCHER				

Batter	1	2	3	4	5	6	7	8	9	AB	R	H	RBI	BB	SO	LOB	TOP								
Gary Redus, R OBP: 0.361, SLG: 0.389 (1, 7)										4	0	2	1	1	1	1	Cincinnati Reds @ Atlanta Braves Atlanta-Fulton County Stadium, Atlanta, GA Sat Jun 16 1984, 7:05 PM EDT Att: 47,547 - Unknown								
Eddie Milner, L OBP: 0.345, SLG: 0.361 (1, 8)										4	0	1	0	1	0	3									
Cesar Cedeno, R OBP: 0.368, SLG: 0.522 (7, PH)										3	0	0	0	0	1	2									
Dave Parker, L OBP: 0.312, SLG: 0.371 (7, 9)										2	0	0	0	0	1	4									
Tony Perez, R OBP: 0.277, SLG: 0.329 (8, 3)										3	0	0	0	1	0	4									
Dan Driessen, L OBP: 0.374, SLG: 0.399 (8, 3)										1	0	0	0	0	0	1									
Dave Concepcion, R OBP: 0.308, SLG: 0.346 (1, 6)										4	1	1	0	0	0	1									
Nick Esasky, R OBP: 0.275, SLG: 0.353 (1, 5)										2	0	1	1	2	0	1									
Dann Bilardello, R OBP: 0.315, SLG: 0.277 (1, 2)										3	0	0	0	1	1	2									
Ron Oester, S OBP: 0.251, SLG: 0.252 (1, 4)										4	1	1	0	0	1	3									
Mario Soto, R OBP: 0.189, SLG: 0.243 (5, 1)										2	0	1	0	0	1	0									
Bill Scherrer, L OBP: 0.308, SLG: 0.305 (7, PH)										0	0	0	0	0	0	0									
Tom Lawless, R OBP: 0.308, SLG: 0.305 (7, 1)										1	0	1	0	0	0	0									
Ted Power, R OBP: 0.308, SLG: 0.305 (7, 1)										1	0	0	0	0	1	1									
Inning Stats	R: 0 E: 0 K: 1 S: 5	H: 0 LOB: 1 BB: 1 P: 9	R: 0 E: 0 K: 0 S: 2	H: 0 LOB: 1 BB: 2 P: 10	R: 0 E: 0 K: 1 S: 6	H: 1 LOB: 1 BB: 0 P: 6	R: 0 E: 0 K: 0 S: 3	H: 0 LOB: 1 BB: 1 P: 7	R: 0 E: 0 K: 1 S: 6	H: 1 LOB: 2 BB: 0 P: 6	R: 0 E: 0 K: 0 S: 3	H: 0 LOB: 1 BB: 1 P: 7	R: 1 E: 0 K: 1 S: 8	H: 3 LOB: 3 BB: 1 P: 12	R: 1 E: 0 K: 2 S: 9	H: 2 LOB: 1 BB: 0 P: 9	R: 0 E: 0 K: 1 S: 6	H: 1 LOB: 1 BB: 0 P: 6	1B: 5 2B: 4 3B: 0 HR: 0	SF: 0 SAC: 0 DP: 1 HBP: 0	WP: 1 PB: 0 SB: 2 CS: 0	PA: 40			
PITCHER	IP	WLS	BF	H	R	ER	SO	BB	IBB	HBP	BLK	WP	HR	S	P	ERA	WHIP								
Pete Falcone, L ERA: 4.17 (1, 1)	6.1		28	5	1	1	3	5	0	0	0	1	0	29	49	1.42	1.579								
Donnie Moore, R ERA: 1.53 (7, 1)	0.0	1	0	0	0	0	0	0	1	0	0	0	0	0	4	∞	∞								
Terry Forster, L ERA: 1.19 (7, 1)	0.2	2	0	0	0	1	1	0	0	0	0	0	0	4	4	0.00	0.000								
Steve Bedrosian, R ERA: 1.73 (8, 1)	2.0	L	9	3	1	1	3	0	0	0	0	0	0	15	15	4.50	1.500								


Batter	1	2	3	4	5	6	7	8	9	AB	R	H	RBI	BB	SO	LOB	BOTTOM								
Claudell Washington, L OBP: 0.450, SLG: 0.573 (5, PH)										2	1	1	1	0	1	0	Cincinnati Reds @ Atlanta Braves Atlanta-Fulton County Stadium, Atlanta, GA Sat Jun 16 1984, 7:05 PM EDT Att: 47,547 - Unknown								
Albert Hall, S OBP: 0.238, SLG: 0.314 (6, 9)										2	0	0	0	0	0	0									
Randy Johnson, R OBP: 0.373, SLG: 0.452 (8, PH)										1	0	0	0	0	0	2									
Rafael Ramirez, R OBP: 0.354, SLG: 0.386 (1, 6)										4	0	2	0	0	0	0									
Gerald Perry, L OBP: 0.386, SLG: 0.397 (1, 7)										2	0	0	0	1	1	1									
Dale Murphy, R OBP: 0.337, SLG: 0.475 (1, 8)										3	0	1	0	1	2	1									
Chris Chambliss, L OBP: 0.338, SLG: 0.364 (1, 3)										4	0	0	0	0	1	6									
Ken Oberkfell, L OBP: 0.370, SLG: 0.385 (1, 5)										4	0	0	0	0	0	0									
Glenn Hubbard, R OBP: 0.347, SLG: 0.413 (1, 4)										2	0	1	0	2	0	0									
Alex Trevino, R OBP: 0.320, SLG: 0.356 (1, 2)										4	0	1	0	0	0	2									
Pete Falcone, L OBP: 0.200, SLG: 0.287 (7, 1)										2	0	0	0	0	1	1									
Donnie Moore, L OBP: 0.289, SLG: 0.467 (7, 1)										0	0	0	0	0	0	0									
Terry Forster, L OBP: 0.289, SLG: 0.467 (7, 1)										0	0	0	0	0	0	0									
Rafino Linares, R OBP: 0.289, SLG: 0.467 (7, PH)										1	0	0	0	0	0	0									
Steve Bedrosian, R OBP: 0.289, SLG: 0.467 (8, 1)										0	0	0	0	0	0	0									
Bob Watson, R OBP: 0.200, SLG: 0.287 (8, PH)										1	0	0	0	0	0	2									
Inning Stats	R: 1 E: 0 K: 2 S: 8	H: 1 LOB: 0 BB: 0 P: 9	R: 0 E: 0 K: 0 S: 2	H: 0 LOB: 0 BB: 1 P: 6	R: 0 E: 0 K: 2 S: 9	H: 2 LOB: 3 BB: 1 P: 13	R: 0 E: 0 K: 0 S: 3	H: 0 LOB: 1 BB: 1 P: 7	R: 0 E: 0 K: 1 S: 6	H: 1 LOB: 2 BB: 1 P: 10	R: 0 E: 0 K: 0 S: 3	H: 0 LOB: 0 BB: 0 P: 3	R: 0 E: 0 K: 1 S: 5	H: 0 LOB: 0 BB: 0 P: 5	R: 0 E: 0 K: 1 S: 5	H: 2 LOB: 2 BB: 0 P: 5	R: 0 E: 0 K: 0 S: 5	H: 2 LOB: 2 BB: 0 P: 5	1B: 3 2B: 2 3B: 0 HR: 1	SF: 0 SAC: 0 DP: 0 HBP: 1	WP: 1 PB: 0 SB: 1 CS: 1	PA: 37			
PITCHER	IP	WLS	BF	H	R	ER	SO	BB	IBB	HBP	BLK	WP	HR	S	P	ERA	WHIP								
Mario Soto, R ERA: 2.51 (1, 1)	4.0		18	3	1	1	4	3	0	1	0	0	0	22	35	2.25	1.500								
Bill Scherrer, L ERA: 4.62 (5, 1)	2.0	8	1	0	0	1	1	1	0	0	0	0	0	9	13	0.00	1.000								
Ted Power, R ERA: 3.52 (7, 1)	3.0	W	11	2	0	0	1	0	0	0	0	1	0	13	13	0.00	0.667								


AB	34
R	2
H	8
RBI	2
BB	6
SO	7
LOB	23



AB	32
R	1
H	6
RBI	1
BB	4
SO	6
LOB	15



Batter	1	2	3	4	5	6	7	8	9	AB	R	H	RBI	BB	SO	LOB	TOP										
Steve Sax, R OBP: 0.317, SLG: 0.332 (1, 4)	F3		5-3	1B E 1B		F9		6-3		5	1	1	1	0	0	1	Los Angeles Dodgers @ Cincinnati Reds Riverfront Stadium, Cincinnati, OH Tue Jun 19 1984, 7:05 PM EDT Att: 18,568 - Unknown 										
R.J. Reynolds, S OBP: 0.338, SLG: 0.395 (1, 8) (5, 7)	CS 1B		BB 1B	E 1B		F7		4-3		5	0	3	0	0	0	1											
Pedro Guerrero, R OBP: 0.329, SLG: 0.397 (1, 5)	K		BB 1B	E3 1B				HR		4	1	2	1	1	1	2											
Mike Marshall, R OBP: 0.325, SLG: 0.492 (1, 3)		5-3	K	6-3				K		5	0	0	0	0	2	5											
Candy Maldonado, R OBP: 0.336, SLG: 0.388 Terry Whitfield, L OBP: 0.288, SLG: 0.366 (7, PH) (7, 9)	2B 1B		F5		5-3			1B 1B		3	0	1	0	0	0	2											
Steve Yeager, R OBP: 0.296, SLG: 0.333 (1, 2)				F7	G3			F9		4	0	1	0	0	0	1											
Mike Vail, R Ken Landreaux, L OBP: 0.332, SLG: 0.397 (1, 7) (5, 8)	K		F4	F8				1B		3	0	0	0	0	1	2											
Dave Anderson, R OBP: 0.331, SLG: 0.304 (1, 6)				1B 1B				4-3		3	1	2	0	1	0	2											
Fernando Valenzuela, L OBP: 0.187, SLG: 0.194 Carlos Diaz, R OBP: 0.303, SLG: 0.356 Bill Russell, R OBP: 0.303, SLG: 0.356 Rich Rodas, L OBP: 0.315, SLG: 0.334 Rick Monday, L OBP: 0.315, SLG: 0.334 Burt Hooton, R OBP: 0.315, SLG: 0.334 (1, 1) (5, 1) (6, PH) (6, 1) (8, PH) (8, 1)	4-3			1B 1B		4-3		K		2	1	1	0	0	0	3											
Inning Stats	R: 0 E: 0 K: 1 S: 5	H: 1 LOB: 0 BB: 0 P: 5	R: 0 E: 0 K: 1 S: 7	H: 2 LOB: 3 BB: 1 P: 11	R: 0 E: 0 K: 1 S: 6	H: 1 LOB: 2 BB: 1 P: 10	R: 3 E: 1 K: 0 S: 8	H: 4 LOB: 2 BB: 0 P: 8	R: 0 E: 0 K: 0 S: 3	H: 0 LOB: 0 BB: 0 P: 3	R: 0 E: 0 K: 0 S: 4	H: 1 LOB: 1 BB: 0 P: 4	R: 1 E: 0 K: 1 S: 8	H: 3 LOB: 2 BB: 0 P: 8	R: 0 E: 0 K: 1 S: 5	H: 0 LOB: 0 BB: 0 P: 5		R: 0 E: 0 K: 0 S: 3	H: 1 LOB: 0 BB: 0 P: 3	1B: 10 2B: 2 3B: 0 HR: 1	SF: 0 SAC: 0 DP: 1 HBP: 0	WP: 0 PB: 0 SB: 0 CS: 1	PA: 41				
PITCHER	IP	WLS	BF	H	R	ER	SO	BB	IBB	HBP	BLK	WP	HR	S	P	ERA	WHIP										
Joe Price, L ERA: 5.13 Ted Power, R ERA: 3.34	(1, 1) (7, 1)	6.0 S	30 11	10 3	4 0	2 0	3 2	1 0	1 0	0 0	0 0	0 0	1 0	34 15	42 15	3.00 0.00	1.833 1.000										

Batter	1	2	3	4	5	6	7	8	9	AB	R	H	RBI	BB	SO	LOB	BOTTOM										
Gary Redus, R OBP: 0.362, SLG: 0.392 (1, 7)	F8		S 1B WP BB		1B 2B	F7		F8		4	2	1	0	1	0	0	Los Angeles Dodgers @ Cincinnati Reds Riverfront Stadium, Cincinnati, OH Tue Jun 19 1984, 7:05 PM EDT Att: 18,568 - Unknown 										
Eddie Milner, L OBP: 0.349, SLG: 0.375 (1, 8)	G4-6-3 BB		WP 1B		FC5-4 1B	HR		6-3		4	1	3	3	1	0	0											
Cesar Cedeno, R OBP: 0.369, SLG: 0.495 Dan Driessen, L OBP: 0.371, SLG: 0.395 (1, 3) (9, 3)	G4-6-3		K		FC5-4 1B S	F9				4	1	0	0	0	1	4											
Dave Parker, L OBP: 0.318, SLG: 0.376 Duane Walker, L OBP: 0.430, SLG: 0.655 (1, 9) (9, 9)		FC5-4 4-3 1B	FC6-4 BB		BB 1B E 1B	F6				3	1	2	0	1	0	0											
Dave Concepcion, R OBP: 0.307, SLG: 0.343 (1, 6)	4-3		FC6-4		BB E 1B			6-3		4	1	1	1	0	0	3											
Nick Esasky, R OBP: 0.281, SLG: 0.368 Wayne Krenchicki, L OBP: 0.333, SLG: 0.435 (1, 5) (9, 5)	FC5-4 BB				F9			F8		2	1	0	0	2	0	0											
Dann Bilardello, R OBP: 0.314, SLG: 0.299 (1, 2)	FC5-4				F8			HR		4	1	1	1	0	1	5											
Ron Oester, S OBP: 0.251, SLG: 0.257 (1, 4)	5-3				K			F9		4	1	1	3	0	1	2											
Joe Price, R OBP: 0.217, SLG: 0.190 Ted Power, R (7, 1)			K					K2-3		2	1	0	0	1	2	0											
Inning Stats	R: 0 E: 0 K: 0 S: 2	H: 0 LOB: 1 BB: 0 P: 6	R: 0 E: 0 K: 0 S: 4	H: 1 LOB: 2 BB: 1 P: 8	R: 1 E: 0 K: 2 S: 8	H: 1 LOB: 2 BB: 2 P: 16	R: 0 E: 0 K: 1 S: 5	H: 0 LOB: 0 BB: 0 P: 5	R: 7 E: 1 K: 2 S: 12	H: 5 LOB: 2 BB: 2 P: 20	R: 1 E: 0 K: 0 S: 4	H: 1 LOB: 0 BB: 0 P: 4	R: 1 E: 0 K: 0 S: 4	H: 1 LOB: 0 BB: 0 P: 4	R: 0 E: 0 K: 1 S: 5	H: 0 LOB: 0 BB: 0 P: 5		R: 0 E: 0 K: 0 S: 3	H: 0 LOB: 0 BB: 0 P: 3	1B: 5 2B: 2 3B: 0 HR: 2	SF: 0 SAC: 0 DP: 1 HBP: 0	WP: 3 PB: 0 SB: 2 CS: 0	PA: 38				
PITCHER	IP	WLS	BF	H	R	ER	SO	BB	IBB	HBP	BLK	WP	HR	S	P	ERA	WHIP										
Fernando Valenzuela, L ERA: 2.96 Carlos Diaz, L ERA: 4.33 Rich Rodas, L ERA: 5.4 Burt Hooton, R ERA: 4.89	(1, 1) (5, 1) (6, 1) (8, 1)	4.1 L	24 3	7 1	7 1	3 0	3 2	6 0	0 0	0 0	0 0	1 0	0 7	7 7	14.54 0.00	2.769 1.500											



Batter	1	2	3	4	5	6	7	8	9	AB	R	H	RBI	BB	SO	LOB	TOP			
Steve Sax, R OBP: 0.320, SLG: 0.332 (1, 4)										3	1	1	0	1	0	0	Los Angeles Dodgers @ Cincinnati Reds Riverfront Stadium, Cincinnati, OH Wed Jun 20 1984, 7:05 PM EDT Att: 16,781 - Unknown livebaseballscorecards.com			
R.J. Reynolds, S OBP: 0.328, SLG: 0.383 (1, 9)										4	0	0	0	0	0	2				
Ken Landreaux, L OBP: 0.335, SLG: 0.395 (1, 8)										3	0	1	0	1	0	0				
Pedro Guerrero, R OBP: 0.327, SLG: 0.394 (1, 5)										4	1	1	0	0	0	2				
Mike Marshall, R OBP: 0.329, SLG: 0.492 (1, 3)										4	0	2	0	0	1	1				
Mike Scioscia, L OBP: 0.366, SLG: 0.325 (1, 2)										4	0	1	0	0	0	2				
Terry Whitfield, L OBP: 0.282, SLG: 0.358 (1, 7)										3	0	0	0	0	0	2				
Dave Anderson, R OBP: 0.324, SLG: 0.297 (1, 6)										3	0	0	0	0	1	1				
Alejandro Pena, R OBP: 0.125, SLG: 0.097 (1, 1)										2	0	0	0	0	2	0				
Rick Monday, L OBP: 0.309, SLG: 0.298 (8, PH)										1	0	0	0	0	1	0				
Pat Zachry, R (8, 1)										0	0	0	0	0	0	0				
Inning Stats	R: 0 E: 0 K: 0 S: 3	H: 0 LOB: 0 BB: 0 P: 3	R: 1 E: 0 K: 1 S: 7	H: 3 LOB: 1 BB: 0 P: 7	R: 1 E: 0 K: 1 S: 5	H: 0 LOB: 1 BB: 2 P: 13	R: 0 E: 0 K: 0 S: 3	H: 1 LOB: 0 BB: 0 P: 3	R: 0 E: 0 K: 1 S: 5	H: 0 LOB: 0 BB: 0 P: 5	R: 0 E: 0 K: 1 S: 5	H: 0 LOB: 0 BB: 0 P: 5	R: 0 E: 0 K: 1 S: 6	H: 1 LOB: 1 BB: 0 P: 6	R: 0 E: 0 K: 0 S: 4	H: 1 LOB: 1 BB: 0 P: 4	1B: 6 2B: 1 3B: 0 HR: 0	SF: 0 SAC: 0 DP: 2 HBP: 0	WP: 0 PB: 0 SB: 2 CS: 0	PA: 33
PITCHER Jeff Russell, R ERA: 4.07 (1, 1)	IP: 9.0 WLS: W BF: 33 H: 6 R: 2 ER: 2 SO: 5 BB: 2 IBB: 0 HBP: 0 BLK: 1 WP: 0 HR: 0 S: 41 P: 49 ERA: 2.00 WHIP: 0.889															PITCHER				

Batter	1	2	3	4	5	6	7	8	9	AB	R	H	RBI	BB	SO	LOB	BOTTOM			
Gary Redus, R OBP: 0.360, SLG: 0.386 (1, 7)										3	0	0	0	1	0	2	Los Angeles Dodgers @ Cincinnati Reds Riverfront Stadium, Cincinnati, OH Wed Jun 20 1984, 7:05 PM EDT Att: 16,781 - Unknown livebaseballscorecards.com			
Eddie Milner, L OBP: 0.347, SLG: 0.373 (1, 8)										4	0	1	0	0	1	2				
Dan Driessen, L OBP: 0.363, SLG: 0.384 (1, 3)										4	0	0	0	0	0	3				
Dave Parker, L OBP: 0.320, SLG: 0.389 (1, 9)										4	2	2	1	0	2	0				
Dave Concepcion, R OBP: 0.302, SLG: 0.338 (1, 6)										4	0	0	0	0	1	1				
Brad Gulden, L OBP: 0.254, SLG: 0.304 (1, 2)										3	1	0	0	1	1	1				
Nick Esasky, R OBP: 0.269, SLG: 0.383 (1, 5)										3	1	2	1	0	0	0				
Wayne Krenchicki, L OBP: 0.327, SLG: 0.426 (8, PH) (9, 5)										1	0	0	0	0	0	0				
Ron Oester, S OBP: 0.260, SLG: 0.263 (1, 4)										2	0	2	1	1	0	0				
Jeff Russell, R OBP: 0.233, SLG: 0.250 (1, 1)										3	0	1	1	0	2	3				
Inning Stats	R: 0 E: 0 K: 0 S: 3	H: 0 LOB: 0 BB: 0 P: 3	R: 1 E: 0 K: 3 S: 11	H: 2 LOB: 2 BB: 1 P: 15	R: 0 E: 0 K: 1 S: 5	H: 0 LOB: 0 BB: 0 P: 5	R: 2 E: 1 K: 0 S: 6	H: 3 LOB: 2 BB: 1 P: 10	R: 0 E: 0 K: 1 S: 5	H: 1 LOB: 0 BB: 0 P: 5	R: 0 E: 0 K: 0 S: 3	H: 0 LOB: 0 BB: 0 P: 3	R: 0 E: 0 K: 1 S: 6	H: 1 LOB: 2 BB: 1 P: 10	R: 1 E: 0 K: 1 S: 6	H: 1 LOB: 0 BB: 0 P: 6	1B: 6 2B: 1 3B: 0 HR: 1	SF: 0 SAC: 0 DP: 0 HBP: 0	WP: 0 PB: 0 SB: 0 CS: 1	PA: 34
PITCHER Alejandro Pena, R ERA: 2.27 Pat Zachry, R ERA: 2.7 (1, 1) (8, 1)	IP: 7.0 WLS: L BF: 30 H: 7 R: 3 ER: 3 SO: 6 BB: 2 IBB: 1 HBP: 0 BLK: 0 WP: 0 HR: 0 S: 39 P: 51 ERA: 3.86 WHIP: 1.286															PITCHER				

Batter	1	2	3	4	5	6	7	8	9	AB	R	H	RBI	BB	SO	LOB	TOP											
Steve Sax, R OBP: 0.317, SLG: 0.329 Orel Hershiser, R OBP: 0.111, SLG: 0.111	(1,4) X 0-0 F8		(2) X 0-0		(1) X 0-0 E6 F9 FC3-2		(2) X 0-0 FC1-6 1B	(2) X 0-0 F8		5	0	1	0	0	0	1	Los Angeles Dodgers @ Cincinnati Reds Riverfront Stadium, Cincinnati, OH Thu Jun 21 1984, 7:05 PM EDT Att: 18,463 - Unknown											
R.J. Reynolds, S OBP: 0.324, SLG: 0.371	(1,9) B (6,7) B 4-0 CS BB		(3) X 0-0 3-1		(1) X 0-0 F9		(1) X 0-0 FC1-6 1B 1-2	(3) X 0-0 F3		4	1	0	0	1	0	3												
Ken Landreaux, L OBP: 0.337, SLG: 0.396	(1,8) X 0-0 F3 1-2			(1) X 0-0 4-3	(2) X 0-0 FC3-2		(2) X 0-0 2B HR 1B		(1) X 0-0 E S SF8 1B	5	2	2	0	0	2													
Pedro Guerrero, R OBP: 0.325, SLG: 0.396		(1) X 0-3 K		(2) X 0-3 K	(3) X 0-3 K		(2) X 0-0 HR 2B		(1) X 0-0 SF8	4	1	1	2	0	3	1												
Mike Marshall, R OBP: 0.344, SLG: 0.505	(1,7) B (6,3) B 0-0 PB 1B			(1) X 0-0 BB BB 1B		(2) X 0-0 1B 2B		(2) X 0-0 HR BB		3	3	3	0	2	0	0												
Mike Scioscia, L OBP: 0.372, SLG: 0.328 Steve Yeager, R OBP: 0.300, SLG: 0.366	(1,2) B (7,PH) B 0-0 F4			(2) X 4-0 BB BB 1B		(2) X 0-0 1B		(2) X 0-0 6-3		2	1	1	1	1	0	1												
Greg Brock, L OBP: 0.328, SLG: 0.409 Candy Maldonado, R OBP: 0.328, SLG: 0.378	(1,3) B (6,PH) B 0-0 K			(3) X 4-0 1B BB		(2) X 0-0 F8		(2) X 0-0 6-3		1	0	0	0	1	1	1												
Bill Russell, R OBP: 0.309, SLG: 0.313				(1) X 0-0 SH3-4 1B	(2) X 0-0 1-2 2-3 1B		(2) X 0-0 F6		(3) X 0-0 F8	4	0	2	2	0	0	1												
Rick Honeycutt, L OBP: 0.162, SLG: 0.114 Pat Zachry, R OBP: 0.284, SLG: 0.256	(1,1) B (4,1) B (6,PH) B (6,1) B (8,PH) B (8,4) B 0-0 SH3-4 1-2			(1) X 0-0 F9		(3) X 0-3 K		(1) X 0-0 F3		1	0	0	0	0	0	2												
Inning Stats	R: 0 E: 0 K: 0 S: 2	H: 0 LOB: 0 BB: 1 P: 6	R: 0 E: 0 K: 2 S: 8	H: 1 LOB: 1 BB: 0 P: 8	R: 0 E: 0 K: 1 S: 4	H: 1 LOB: 1 BB: 2 P: 4	R: 2 E: 0 K: 1 S: 7	H: 2 LOB: 2 BB: 2 P: 15	R: 0 E: 1 K: 1 S: 6	H: 0 LOB: 1 BB: 0 P: 6	R: 1 E: 0 K: 1 S: 7	H: 2 LOB: 1 BB: 0 P: 7	R: 5 E: 0 K: 0 S: 7	H: 4 LOB: 0 BB: 1 P: 11	R: 0 E: 0 K: 0 S: 3	H: 0 LOB: 1 BB: 1 P: 8		1B: 8 2B: 2 3B: 0 HR: 1	SF: 1 SAC: 1 DP: 0 HBP: 0	WP: 0 PB: 1 SB: 1 CS: 1	PA: 43							
PITCHER	IP	WLS	BF	H	R	ER	SO	BB	IBB	HBP	BLK	WP	HR	S	P	ERA	WHIP											
Mario Soto, R ERA: 2.65	(1,1)	5.0	23	5	3	3	4	3	0	0	0	0	0	0	10	10	5.40	1.600										
Bill Scherrer, L ERA: 5.17	(6,1)	1.1	8	4	3	3	1	0	0	0	0	0	0	0	10	10	20.25	3.000										
Ted Power, R ERA: 3.49	(7,1)	0.0	L	1	0	0	0	1	0	0	0	0	0	0	4	4	∞	∞										
Bob Owchinko, L ERA: 3.21	(7,1)	1.2	6	1	2	2	0	0	0	0	0	0	1	6	6	10.80	0.600											
John Franco, L ERA: 3.69	(9,1)	1.0	5	1	1	0	0	1	0	0	0	0	0	4	8	0.00	2.000											

Batter	1	2	3	4	5	6	7	8	9	AB	R	H	RBI	BB	SO	LOB	BOTTOM										
Gary Redus, R OBP: 0.367, SLG: 0.392 Dan Driessen, L OBP: 0.367, SLG: 0.388	(1,7) X 0-0 5-3					(2) X 4-0 BB 1B BB		(2) X 0-0 FC4-6 1B		2	1	1	0	2	0	0	Los Angeles Dodgers @ Cincinnati Reds Riverfront Stadium, Cincinnati, OH Thu Jun 21 1984, 7:05 PM EDT Att: 18,463 - Unknown										
Eddie Milner, L OBP: 0.345, SLG: 0.366	(1,8) X 0-0 4-3					(2) X 0-0 9-5 BB		(3) X 0-0 FC4-6		4	1	0	0	1	0	4											
Cesar Cedeno, R OBP: 0.380, SLG: 0.505	(1,3) X (7,7) B 0-0 1B 2B					(3) X 0-0 F9			(1) X 0-0 5-3	4	1	2	2	1	0	0											
Dave Parker, L OBP: 0.322, SLG: 0.395	(1,9) X 0-0 2H 1B					(2) X 0-0 SF7			(2) X 0-0 6-3	4	1	2	2	0	1	3											
Dave Concepcion, R OBP: 0.296, SLG: 0.331	(1,6) X 0-0 F7					(3) X 0-0 F4			(3) X 0-0 6-3	5	0	0	0	0	0	3											
Nick Esasky, R OBP: 0.294, SLG: 0.382	(1,5) X 0-0 S 2B 1B					(1) X 0-0 F4			(2) X 0-0 6-3	3	1	1	1	1	0	0											
Dann Bilardello, R OBP: 0.312, SLG: 0.304	(1,2) X 0-0 1H 1B 2B					(2) X 0-0 G4-6-3			(3) X 0-0 6-3	4	1	1	1	0	0	1											
Ron Oester, S OBP: 0.264, SLG: 0.267	(1,4) X 0-3 K					(1) X 0-0 6-3			(1) X 0-0 FC3-6 1B	4	0	2	0	0	1	1											
Mario Soto, R OBP: 0.225, SLG: 0.275 Bill Scherrer, L ERA: 2.57	(1,1) B (6,1) B (7,1) B (7,1) B (8,PH) B (8,PH) B (8,PH) B (9,1) B 0-0 2B 1B					(3) X 0-0 BB BB 1B			(1) X 0-0 FC3-6	3	1	2	1	0	1	1											
Inning Stats	R: 1 E: 0 K: 0 S: 5	H: 2 LOB: 1 BB: 0 P: 5	R: 2 E: 0 K: 2 S: 11	H: 4 LOB: 3 BB: 1 P: 15	R: 0 E: 0 K: 0 S: 2	H: 0 LOB: 0 BB: 1 P: 6	R: 3 E: 0 K: 0 S: 5	H: 2 LOB: 1 BB: 2 P: 13	R: 0 E: 0 K: 1 S: 6	H: 1 LOB: 1 BB: 0 P: 6	R: 0 E: 0 K: 0 S: 2	H: 0 LOB: 0 BB: 1 P: 6	R: 1 E: 0 K: 0 S: 4	H: 1 LOB: 0 BB: 0 P: 4	R: 0 E: 0 K: 0 S: 4	H: 2 LOB: 1 BB: 0 P: 4		R: 0 E: 0 K: 0 S: 3	H: 0 LOB: 0 BB: 0 P: 3	1B: 8 2B: 5 3B: 0 HR: 0	SF: 1 SAC: 0 DP: 2 HBP: 0	WP: 0 PB: 2 SB: 2 CS: 0	PA: 41				
PITCHER	IP	WLS	BF	H	R	ER	SO	BB	IBB	HBP	BLK	WP	HR	S	P	ERA	WHIP										
Rick Honeycutt, L ERA: 2.89	(1,1)	3.1	20	7	6	6	2	3	1	0	0	0	0	20	36	16.20	3.000										
Pat Zachry, R ERA: 2.57	(4,1)	1.2	7	2	0	0	1	0	0	0	0	0	0	9	9	0.00	1.200										
Burt Hooton, R ERA: 4.88	(6,1)	2.0	W	7	1	1	1	0	1	0	0	0	0	6	10	4.50	1.000										
Orel Hershiser, R ERA: 4.99	(8,1)	2.0	S	7	2	0	0	0	0	0	0	0	0	7	7	0.00	1.000										



Batter	1	2	3	4	5	6	7	8	9	AB	R	H	RBI	BB	SO	LOB	TOP										
Alan Wiggins, S OBP: 0.323, SLG: 0.284 (1, 4)	3-1	CS 1B		K		F7		F7		5	0	1	0	0	1	1	San Diego Padres @ Cincinnati Reds Riverfront Stadium, Cincinnati, OH Fri Jun 22 1984, 7:05 PM EDT Att: 23,552 - Unknown AB 36 R 7 H 10 RBI 7 BB 6 SO 3 LOB 15 										
Tony Gwynn, L OBP: 0.449, SLG: 0.512 Rich Gossage, R OBP: 0.200, SLG: 0.111 (1, 9) (8, 1)	F8	CS	6-3	4-3			BB 1B BB	4-3		4	1	0	0	1	0	1											
Steve Garvey, R OBP: 0.294, SLG: 0.360 (1, 3)	HR 1B		HR		F7		1B 1-2 BB	6-3		4	2	2	1	1	0	0											
Graig Nettles, L OBP: 0.346, SLG: 0.415 (1, 5)	HR		F7		BB BB	F6		4-3		4	1	1	2	1	0	2											
Terry Kennedy, L OBP: 0.309, SLG: 0.387 (1, 2)	1B 2B		E7 1B 1B		1-2 BB	F5				3	2	2	0	2	0	2											
Bobby Brown, S OBP: 0.299, SLG: 0.381 (1, 8) (8, 9)	S 1B		1B 1B		F7		1-3 2-H 1B	F9		5	1	3	3	0	0	3											
Camelto Martinez, R OBP: 0.343, SLG: 0.404 (1, 7)	F9		1B		F8		K			4	0	1	1	0	1	5											
Garry Templeton, S OBP: 0.304, SLG: 0.322 (1, 6)		F7	4-3			F3		5-3		4	0	0	0	0	0	1											
Andy Hawkins, R OBP: 0.222, SLG: 0.222 Dave Dravecky, R (4, 1) Mario Ramirez, R OBP: 0.333, SLG: 0.818 (8, PH) Luis Salazar, R OBP: 0.283, SLG: 0.321 (8, 8)	5-3			F6		K				2	0	0	0	0	0	0											
Inning Stats	R: 3 E: 0 K: 0 S: 7	H: 4 LOB: 1 BB: 0 P: 7	R: 0 E: 0 K: 0 S: 3	H: 1 LOB: 0 BB: 0 P: 3	R: 3 E: 1 K: 0 S: 7	H: 4 LOB: 1 BB: 0 P: 7	R: 0 E: 0 K: 1 S: 5	H: 0 LOB: 0 BB: 0 P: 5	R: 0 E: 0 K: 0 S: 3	H: 0 LOB: 2 BB: 2 P: 11	R: 0 E: 0 K: 1 S: 5	H: 0 LOB: 0 BB: 0 P: 5	R: 1 E: 0 K: 0 S: 6	H: 1 LOB: 2 BB: 1 P: 14	R: 0 E: 0 K: 0 S: 3	H: 0 LOB: 1 BB: 1 P: 7		R: 0 E: 0 K: 0 S: 3	H: 0 LOB: 1 BB: 1 P: 7	1B: 7 2B: 1 3B: 0 HR: 2	SF: 0 SAC: 0 DP: 0 HBP: 0	WP: 0 PB: 0 SB: 1 CS: 1	PA: 43				
PITCHER	IP	WLS	BF	H	R	ER	SO	BB	IBB	HBP	BLK	WP	HR	S	P	ERA	WHIP										
Frank Pastore, R ERA: 4.93 Bill Scherrer, L ERA: 4.99 Tom Hume, R ERA: 5.26 Bob Owchinko, L ERA: 3.26 John Franco, L ERA: 3.74	(1, 1) (3, 1) (5, 1) (7, 1) (9, 1)	2.2 1.1 2.0 2.0 1.0	16 4 8 10 4	9 0 0 1 0	6 0 0 1 0	5 0 0 1 0	0 0 1 1 0	0 0 2 3 1	0 0 0 0 0	0 0 0 0 0	0 0 0 0 0	0 0 0 0 0	0 0 0 0 0	2 6 8 9 3	16 6 16 21 7	16.88 0.00 0.00 4.50 0.00	3.375 0.000 1.000 2.000 1.000										
Batter	1	2	3	4	5	6	7	8	9	AB	R	H	RBI	BB	SO	LOB	BOTTOM										
Eddie Milner, L OBP: 0.357, SLG: 0.378 (1, 8)	2B BB		G6-4-3 BB	FC6 BB		1-2 2-3 3-H BB		1-H 2-H 3B		1	1	1	3	4	0	0	San Diego Padres @ Cincinnati Reds Riverfront Stadium, Cincinnati, OH Fri Jun 22 1984, 7:05 PM EDT Att: 23,552 - Unknown AB 30 R 8 H 8 RBI 7 BB 10 SO 6 LOB 22 										
Ron Oester, S OBP: 0.283, SLG: 0.270 John Franco, L (1, 4) (9, 1)	4-3 E 2B		G6-4-3 1-2f	FC6 1-2f		2-3f		F6		5	1	1	1	0	0	8											
Duane Walker, L OBP: 0.429, SLG: 0.670 (1, 7)	4-3			HR	F8		F7		4-0 E BB	4	2	1	1	1	0	1											
Dave Parker, L OBP: 0.323, SLG: 0.399 (1, 9)	E4 G6-4-3			1B 2B	K		4-3		E8 1-H 1B	5	1	2	1	0	1	0											
Dave Concepcion, R OBP: 0.296, SLG: 0.329 (1, 6)	G6-4-3			BB FC5-2 1B	F5		K			4	0	1	1	0	1	1											
Dan Driessen, L OBP: 0.380, SLG: 0.392 (1, 3)		G4-3 BB		FC5-2 BB BB		BB BB 1B		1B BB		1	2	1	0	3	0	0											
Nick Esasky, R OBP: 0.293, SLG: 0.373 (1, 5)	F9			BB FC5-2 BB		1-2 2-3 BB		F8		3	0	0	0	1	1	3											
Brad Gulden, L OBP: 0.252, SLG: 0.301 Dann Eldredge, R OBP: 0.306, SLG: 0.298 (1, 2) (4, PH) (5, 2)	G4-3			K		K		F9		1	0	0	0	0	0	1											
Frank Pastore, R OBP: 0.242, SLG: 0.342 Bill Scherrer, L (3, 1) Tony Perez, R OBP: 0.324, SLG: 0.325 Tom Hume, R OBP: 0.275, SLG: 0.309 Tom Lawless, R OBP: 0.302, SLG: 0.305 Bob Owchinko, L OBP: 0.326, SLG: 0.348 Wayne Krenchinski, L (8, 4)	(1, 1) (3, 1) (4, PH) (5, 1) (5, PH) (7, 1) (8, PH)	3.0 4.0 1.0	15 17 8	4 1 3	5 0 3	5 0 2	1 0 1	4 4 2	0 0 0	0 0 2	0 0 0	0 0 0	0 0 0	0 1 0	0 0 0	0 1 0											
Inning Stats	R: 2 E: 1 K: 0 S: 4	H: 1 LOB: 0 BB: 1 P: 8	R: 0 E: 0 K: 0 S: 2	H: 0 LOB: 0 BB: 1 P: 6	R: 0 E: 0 K: 1 S: 4	H: 0 LOB: 0 BB: 1 P: 8	R: 3 E: 0 K: 1 S: 8	H: 3 LOB: 3 BB: 3 P: 20	R: 0 E: 0 K: 1 S: 5	H: 0 LOB: 0 BB: 0 P: 5	R: 0 E: 0 K: 1 S: 6	H: 1 LOB: 3 BB: 2 P: 14	R: 0 E: 0 K: 1 S: 5	H: 0 LOB: 0 BB: 0 P: 5	R: 2 E: 0 K: 1 S: 7	H: 2 LOB: 1 BB: 1 P: 11		R: 1 E: 1 K: 0 S: 1	H: 1 LOB: 1 BB: 1 P: 5	1B: 4 2B: 2 3B: 1 HR: 1	SF: 0 SAC: 0 DP: 3 HBP: 0	WP: 0 PB: 0 SB: 0 CS: 0	PA: 40				
PITCHER	IP	WLS	BF	H	R	ER	SO	BB	IBB	HBP	BLK	WP	HR	S	P	ERA	WHIP										
Andy Hawkins, R ERA: 5.2 Dave Dravecky, L ERA: 2.64 Rich Gossage, R ERA: 3.26	(1, 1) (4, 1) (8, 1)	3.0 4.0 1.0	15 17 8	4 1 3	5 0 3	5 0 2	1 0 1	4 4 2	0 0 0	0 0 0	0 0 0	0 0 0	0 0 0	8 21 16	18.00 0.00 18.00	5.000 1.250 5.000											

Batter	1	2	3	4	5	6	7	8	9	AB	R	H	RBI	BB	SO	LOB	TOP										
Alan Wiggins, S OBP: 0.325, SLG: 0.284 (1,4)	F7			FC6-4			1B SF7 BB		K	4	1	2	1	1	2												
Tony Gwynn, L OBP: 0.445, SLG: 0.506 (1,9)	F8	F9			F3		E 1B		4-3	5	0	1	0	0	0	1											
Steve Garvey, R OBP: 0.292, SLG: 0.358 (1,3)	WP 1B			F8	F7		SF7		F7	4	0	1	1	0	0	0											
Graig Nettles, L OBP: 0.345, SLG: 0.417 (1,5)	K			F8			F5			4	0	1	0	0	1	2											
Terry Kennedy, L OBP: 0.308, SLG: 0.382 (1,2)				F7	4-3		K			3	1	0	0	1	1	2											
Bobby Brown, S OBP: 0.282, SLG: 0.358 (1,8)		5-3			F8		1-3		F7	4	0	0	0	0	0	1											
Camelo Martinez, R OBP: 0.354, SLG: 0.429 (1,7)							HR			2	2	2	1	2	0	0											
Garry Templeton, S OBP: 0.303, SLG: 0.321 Mario Ramirez, R OBP: 0.333, SLG: 0.818 (8,6)					F7		F3		3-1	4	1	1	1	0	0	2											
Mark Thurmond, L OBP: 0.333, SLG: 0.318 Rich Gossage, R OBP: 0.200, SLG: 0.111 (9,1)							F1		6-3	0	0	0	0	0	0	0											
Inning Stats	R: 0 E: 0 K: 1 S: 6	H: 1 LOB: 1 BB: 0 P: 6	R: 3 E: 0 K: 0 S: 5	H: 2 LOB: 1 BB: 2 P: 13	R: 0 E: 0 K: 0 S: 3	H: 0 LOB: 0 BB: 0 P: 3	R: 0 E: 0 K: 0 S: 4	H: 1 LOB: 2 BB: 1 P: 8	R: 0 E: 0 K: 0 S: 4	H: 1 LOB: 0 BB: 0 P: 4	R: 1 E: 0 K: 0 S: 4	H: 1 LOB: 0 BB: 0 P: 4	R: 1 E: 1 K: 1 S: 6	H: 1 LOB: 1 BB: 1 P: 10	R: 0 E: 0 K: 0 S: 4	H: 1 LOB: 1 BB: 0 P: 4	R: 0 E: 0 K: 1 S: 5	H: 0 LOB: 0 BB: 0 P: 5	1B: 5 2B: 2 3B: 0 HR: 1	SF: 1 SAC: 0 DP: 0 HBP: 0	WP: 1 PB: 0 SB: 0 CS: 0	PA: 39					
PITCHER	IP	WLS	BF	H	R	ER	SO	BB	IBB	HBP	BLK	WP	HR	S	P	ERA	WHIP										
Charlie Puleo, R ERA: 4.5 (1,1)	5.0	L	23	5	3	3	1	3	0	0	0	1	0	22	34	5.40	1.600										
Bob Owchinko, L ERA: 3.55 (6,1)	1.0		6	2	2	2	0	1	0	0	0	0	1	5	9	18.00	3.000										
Ted Power, R ERA: 3.38 (7,1)	2.0		7	1	0	0	1	0	0	0	0	0	0	9	9	0.00	0.500										
Bill Scherrer, L ERA: 4.87 (9,1)	1.0		3	0	0	0	1	0	0	0	0	0	0	5	5	0.00	0.000										

San Diego Padres @ Cincinnati Reds
Riverfront Stadium, Cincinnati, OH
Sat Jun 23 1984, 7:05 PM EDT
Att: 22,192 - Unknown

AB	34
R	5
H	8
RBI	5
BB	4
SO	3
LOB	13





Batter	1	2	3	4	5	6	7	8	9	AB	R	H	RBI	BB	SO	LOB	BOTTOM										
Eddie Milner, L OBP: 0.351, SLG: 0.371 (1,8)	4-3									4	0	0	0	0	0	3											
Tom Lawless, R OBP: 0.304, SLG: 0.290 Bob Owchinko, L (6,1)	6-3									3	0	0	0	0	0	2											
Ted Power, R (7,1)										0	0	0	0	0	0	0											
Tony Perez, R OBP: 0.271, SLG: 0.321 Bill Scherrer, L (9,1)										1	0	0	0	0	0	0											
Cesar Cedeno, R OBP: 0.366, SLG: 0.485 (7,9)	F9									4	0	0	0	0	0	1											
Dave Parker, L OBP: 0.320, SLG: 0.394 Duane Walker, L OBP: 0.434, SLG: 0.697 (7,7)	F6									3	0	0	0	0	0	0											
Dave Concepcion, R OBP: 0.295, SLG: 0.328 (1,6)	6-3									1	1	1	0	0	0	0											
Nick Esasky, R OBP: 0.292, SLG: 0.377 (1,5)										4	0	1	0	0	1	1											
Dan Driessen, L OBP: 0.378, SLG: 0.389 (1,3)	F9									4	0	1	0	0	0	2											
Dann Bilardello, R OBP: 0.307, SLG: 0.299 (1,2)										3	1	1	0	0	0	1											
Charlie Puleo, R (1,1)										0	0	0	0	0	0	0											
Ron Oester, S OBP: 0.265, SLG: 0.272 (6,4)										2	0	1	0	0	0	0											
Inning Stats	R: 0 E: 0 K: 0 S: 3	H: 0 LOB: 0 BB: 0 P: 3	R: 0 E: 0 K: 0 S: 4	H: 1 LOB: 1 BB: 0 P: 4	R: 1 E: 1 K: 0 S: 5	H: 1 LOB: 1 BB: 0 P: 5	R: 0 E: 0 K: 0 S: 3	H: 0 LOB: 0 BB: 0 P: 3	R: 0 E: 0 K: 0 S: 3	H: 0 LOB: 0 BB: 0 P: 3	R: 0 E: 0 K: 0 S: 3	H: 0 LOB: 0 BB: 0 P: 3	R: 0 E: 0 K: 0 S: 7	H: 2 LOB: 1 BB: 0 P: 7	R: 1 E: 0 K: 1 S: 5	H: 0 LOB: 0 BB: 0 P: 5	1B: 4 2B: 1 3B: 1 HR: 0	SF: 0 SAC: 1 DP: 0 HBP: 0	WP: 0 PB: 0 SB: 0 CS: 0	PA: 34							
PITCHER	IP	WLS	BF	H	R	ER	SO	BB	IBB	HBP	BLK	WP	HR	S	P	ERA	WHIP										
Mark Thurmond, L ERA: 3.54 (1,1)	8.0	W	29	4	1	0	0	0	0	0	0	0	0	29	29	0.00	0.500										
Rich Gossage, R ERA: 3.35 (9,1)	1.0		5	2	1	1	1	0	0	0	0	0	0	7	7	9.00	2.000										

San Diego Padres @ Cincinnati Reds
Riverfront Stadium, Cincinnati, OH
Sat Jun 23 1984, 7:05 PM EDT
Att: 22,192 - Unknown

AB	33
R	2
H	6
RBI	1
BB	0
SO	1
LOB	10



Batter	1	2	3	4	5	6	7	8	9	10	11	12	13	AB R H RBI BB SO LOB	TOP							
Alan Wiggins, S OBP: 0.255, SLG: 0.285 (1, 4)	5-3		F8			F2		5-3		CS 1B			SF7 BB 1B	6 1 2 0 0 0 0	<p>San Diego Padres @ Cincinnati Reds Riverfront Stadium, Cincinnati, OH Sun Jun 24 1984, 3:33 AM EDT Att. 19,183 - Unknown</p> <p>livebaseballscorecards.com</p> <p>AB 47 R 8 H 11 RBI 8 BB 5 SO 9 LOB 15</p> 							
Tony Gwynn, L OBP: 0.443, SLG: 0.502 (1, 9)	4-3		K			2B 1B		1B BB		3-1			BB 3B IBB	4 3 1 0 2 1 1								
Steve Garvey, R OBP: 0.295, SLG: 0.356 (1, 3)	1B				5-3	1B 2B		1B 1B		F3			SF7	5 0 3 2 0 0 0								
Carmelo Martinez, R OBP: 0.350, SLG: 0.422 (1, 7)	K			4-3		F5		G6-3 1B		K			K	6 0 1 1 0 3 4								
Graig Nettles, L OBP: 0.340, SLG: 0.406 (1, 5)		F2		F7		F8		G6-3 1B		F3			BB 3B IBB	5 1 0 0 1 0 3								
Luis Salazar, R OBP: 0.305, SLG: 0.328 (1, 8)		F3							F9			6-3	BB 3B	5 1 2 1 1 0 0								
Mario Ramirez, R OBP: 0.267, SLG: 0.643 (1, 6)									F7				BB 3B	3 0 0 0 0 0 3 2								
Tim Lincecum, L OBP: 0.353, SLG: 0.500 (9, PH)	K2-3					K		1-2 K		F2			BB 3B	3 0 1 3 0 0 0								
Bruce Bochy, R OBP: 0.150, SLG: 0.211 (1, 2)									4-3				BB 3B	3 0 0 0 0 1 2								
Terry Kennedy, L OBP: 0.305, SLG: 0.377 (9, PH)			F2			F9		K		K			F9	3 0 0 0 0 1 1								
Eric Show, R OBP: 0.400, SLG: 0.303 (7, PH)										F9			BB SF7	2 1 1 1 0 0 1								
Kurt Beardsley, L OBP: 0.250, SLG: 0.288 (7, 1)														1 0 0 0 0 0 0 1								
Craig Lefferts, L OBP: 0.250, SLG: 0.288 (7, 1)														0 0 0 0 0 0 0 0								
Gary Tompkins, S OBP: 0.250, SLG: 0.288 (7, 1)														0 0 0 0 0 0 0 0								
Dave Dravecky, R OBP: 0.250, SLG: 0.288 (7, 1)														0 0 0 0 0 0 0 0								
Bobby Brown, S OBP: 0.250, SLG: 0.288 (7, 1)														0 1 0 0 1 0 0 0								
Rich Gossage, R OBP: 0.250, SLG: 0.288 (7, 1)														0 0 0 0 0 0 0 0								
Inning Stats	R: 0 E: 0 K: 1 S: 6	H: 1 LOB: 1 BB: 0 P: 6	R: 0 E: 0 K: 1 S: 5	H: 0 LOB: 0 BB: 0 P: 5	R: 1 E: 0 K: 1 S: 6	H: 1 LOB: 0 BB: 0 P: 6	R: 0 E: 0 K: 0 S: 3	H: 0 LOB: 0 BB: 0 P: 3	R: 0 E: 0 K: 2 S: 8	H: 1 LOB: 1 BB: 0 P: 8	R: 1 E: 0 K: 0 S: 4	H: 2 LOB: 1 BB: 1 P: 8	R: 0 E: 0 K: 0 S: 3	H: 0 LOB: 0 BB: 0 P: 3	R: 0 E: 0 K: 1 S: 5	H: 0 LOB: 0 BB: 0 P: 5	R: 5 E: 0 K: 1 S: 7	H: 2 LOB: 1 BB: 4 P: 23	1B: 8 2B: 1 3B: 1 HR: 1	SF: 1 SAC: 0 DP: 1 HBP: 0	WIP: 0 PB: 0 SB: 1 CS: 1	PA: 53
PITCHER	IP WLS BF H R ER SO BB IBB HBP BLK WP HR S P ERA WHIP																					
Joe Price, L ERA: 4.99 (1, 1)	7.1 30 7 3 3 6 1 0 0 0 0 0 0 0 45 3.68 1.091																					
Ted Power, R ERA: 3.26 (8, 1)	1.2 5 1 0 0 0 0 0 0 0 0 0 0 5 5 0.00 0.600																					
John Franco, L ERA: 3.44 (10, 1)	3.0 9 1 0 0 2 0 0 0 0 0 0 0 13 13 0.00 0.333																					
Tom Hume, R ERA: 6.04 (13, 1)	0.2 L 8 2 5 5 1 2 2 0 0 0 0 0 6 22 67.50 6.000																					
Bill Scherrer, L ERA: 4.83 (13, 1)	0.1 1 0 0 0 0 0 0 0 0 0 0 0 1 1 0.00 0.000																					

Batter	1	2	3	4	5	6	7	8	9	10	11	12	13	AB R H RBI BB SO LOB	BOTTOM							
Eddie Milner, L OBP: 0.362, SLG: 0.388 (1, 8)	HR	E BB				CS BB		F8		CS 1B			BB	3 2 2 1 3 0 1	<p>San Diego Padres @ Cincinnati Reds Riverfront Stadium, Cincinnati, OH Sun Jun 24 1984, 3:33 AM EDT Att. 19,183 - Unknown</p> <p>livebaseballscorecards.com</p> <p>AB 39 R 3 H 6 RBI 1 BB 10 SO 7 LOB 17</p> 							
Ron Oester, S OBP: 0.265, SLG: 0.266 (1, 4)	F7	E7 PO						K		K			5-3	5 0 0 0 1 2 4								
Tom Hume, R OBP: 0.273, SLG: 0.200 (13, 1)		PO												0 0 0 0 0 0 0								
Bill Scherrer, L OBP: 0.273, SLG: 0.200 (13, 1)		1H 2H												0 0 0 0 0 0 0								
Duane Walker, L OBP: 0.429, SLG: 0.667 (1, 7)	S BB	PO						G3-6 BB		K			F9	4 0 0 0 2 2 2								
Dave Parker, L OBP: 0.320, SLG: 0.388 (1, 9)	F7							G3-6 BB					F8	4 0 0 0 2 0 3								
Dan Driessen, L OBP: 0.371, SLG: 0.377 (1, 3)	1-2							1-2					BB	4 0 0 0 2 0 3								
Dan Driessen, L OBP: 0.371, SLG: 0.377 (1, 3)	BB							F8		3-1			F7	5 0 0 0 1 1 2								
Nick Esasky, R OBP: 0.287, SLG: 0.389 (1, 5)	F6									F8			K	3 0 0 0 0 0 3								
Wayne Krenchicki, L OBP: 0.339, SLG: 0.438 (8, PH)														0 0 0 0 0 0 0								
Dave Concepcion, R OBP: 0.292, SLG: 0.324 (10, 6)														3 0 0 0 0 1 1								
Brad Gulden, L OBP: 0.246, SLG: 0.293 (1, 2)														3 0 0 0 0 0 0								
Dann Bardiello, R OBP: 0.303, SLG: 0.296 (9, PH)	4-3												K	2 0 0 0 0 1 0								
Tom Foley, L OBP: 0.348, SLG: 0.407 (1, 6)														4 1 3 0 1 0 0								
Tom Foley, L OBP: 0.348, SLG: 0.407 (10, 5)		SH3 E BB						SH3-4 1B					2B 1B									
Joe Price, R OBP: 0.250, SLG: 0.182 (1, 1)														1 0 0 0 0 0 0 0								
Ted Power, R ERA: 3.26 (8, 1)														0 0 0 0 0 0 0 0								
Cesar Cedeno, R OBP: 0.250, SLG: 0.441 (9, PH)														1 0 0 0 0 0 0 1								
John Franco, L OBP: 0.273, SLG: 0.200 (13, 1)														0 0 0 0 0 0 0 0								
Tom Hume, R OBP: 0.273, SLG: 0.200 (13, 1)														1 0 0 0 0 0 0 0								
Tom Lincecum, L OBP: 0.353, SLG: 0.500 (9, PH)														0 0 0 0 0 0 0 0								
Inning Stats	R: 1 E: 0 K: 0 S: 4	H: 1 LOB: 2 BB: 2 P: 12	R: 2 E: 1 K: 0 S: 3	H: 0 LOB: 0 BB: 2 P: 11	R: 0 E: 0 K: 1 S: 5	H: 0 LOB: 1 BB: 1 P: 9	R: 0 E: 0 K: 0 S: 3	H: 0 LOB: 0 BB: 0 P: 3	R: 0 E: 0 K: 1 S: 6	H: 1 LOB: 1 BB: 0 P: 6	R: 0 E: 0 K: 1 S: 4	H: 0 LOB: 0 BB: 1 P: 8	R: 0 E: 0 K: 2 S: 7	H: 1 LOB: 1 BB: 0 P: 7	R: 0 E: 0 K: 0 S: 3	H: 0 LOB: 0 BB: 0 P: 3	R: 0 E: 0 K: 1 S: 6	H: 2 LOB: 2 BB: 1 P: 10	1B: 4 2B: 2 3B: 0 HR: 1	SF: 0 SAC: 2 DP: 2 HBP: 0	WIP: 0 PB: 0 SB: 1 CS: 2	PA: 52
PITCHER	IP WLS BF H R ER SO BB IBB HBP BLK WP HR S P ERA WHIP																					
Eric Show, R ERA: 3.48 (1, 1)	6.0 25 1 3 1 1 7 0 0 0 0 0 1 20 48 1.50 1.333																					
Craig Lefferts, L ERA: 1.99 (7, 1)	3.0 11 2 0 0 2 1 0 0 0 0 0 0 14 18 0.00 1.000																					
Dave Dravecky, L ERA: 2.92 (10, 1)	3.0 W 11 3 0 0 3 1 0 0 0 0 0 0 16 20 0.00 1.333																					
Rich Gossage, R ERA: 3.31 (13, 1)	1.0 4 0 0 0 1 1 0 0 0 0 0 0 5 9 0.00 1.000																					

Batter	1	2	3	4	5	6	7	8	9	AB	R	H	RBI	BB	SO	LOB	TOP			
Eddie Milner, L OBP: 0.360, SLG: 0.398 (1, 8)										4	1	1	1	0	0	0	Cincinnati Reds @ San Francisco Giants Candlestick Park, San Francisco, CA Mon Jun 25 1984, 10:05 PM EDT Att: 10,985 - Unknown livebaseballscorecards.com			
Duane Walker, L OBP: 0.431, SLG: 0.660 (1, 7)										4	0	2	0	0	0	0				
Dan Driessen, L OBP: 0.379, SLG: 0.386 (1, 3) Tony Perez, R OBP: 0.276, SLG: 0.342 (9, 3)										4	0	3	0	0	0	0				
Dave Parker, L OBP: 0.319, SLG: 0.387 (1, 9)										4	0	1	0	0	0	3				
Dave Concepcion, R OBP: 0.288, SLG: 0.319 (1, 6)										4	0	0	0	0	1	2				
Wayne Krenchicki, L OBP: 0.333, SLG: 0.461 (1, 5)										4	1	1	1	0	1	2				
Ron Oester, S OBP: 0.262, SLG: 0.266 (1, 4)										4	0	1	0	0	0	0				
Brad Gulden, L OBP: 0.239, SLG: 0.283 (1, 2)										4	0	0	0	0	0	1				
Jeff Russell, R OBP: 0.219, SLG: 0.233 (1, 1) Tom Foley, L OBP: 0.346, SLG: 0.403 (8, PH) Ted Power, R OBP: 0.276, SLG: 0.342 (8, 1)										2	0	0	0	0	1	0				
Inning Stats	R: 1 E: 0 K: 1 S: 8	H: 3 LOB: 2 BB: 0 P: 8	R: 0 E: 0 K: 1 S: 5	H: 0 LOB: 0 BB: 0 P: 5	R: 0 E: 0 K: 1 S: 4	H: 1 LOB: 1 BB: 0 P: 4	R: 0 E: 0 K: 1 S: 6	H: 1 LOB: 1 BB: 0 P: 6	R: 0 E: 0 K: 0 S: 3	H: 0 LOB: 0 BB: 0 P: 3	R: 0 E: 0 K: 0 S: 3	H: 0 LOB: 0 BB: 0 P: 3	R: 0 E: 0 K: 1 S: 7	H: 2 LOB: 2 BB: 0 P: 7	R: 1 E: 0 K: 0 S: 4	H: 1 LOB: 0 BB: 0 P: 4	1B: 7 2B: 0 3B: 0 HR: 2	SF: 0 SAC: 0 DP: 0 HBP: 0	WP: 0 PB: 0 SB: 0 CS: 1	PA: 36
PITCHER Bill Laskey, R ERA: 3.33 (1, 1)	IP: 9.0 WLS: L BF: 35	H: 9 R: 2 ER: 2 SO: 4	BB: 0 IBB: 0 HBP: 0 BLK: 0	WP: 0 HR: 2 S: 43 P: 43	ERA: 2.00 WHIP: 1.000	PITCHER										IP: 9.0 WLS: L BF: 35	H: 9 R: 2 ER: 2 SO: 4	BB: 0 IBB: 0 HBP: 0 BLK: 0	WP: 0 HR: 2 S: 43 P: 43	ERA: 2.00 WHIP: 1.000

Batter	1	2	3	4	5	6	7	8	9	AB	R	H	RBI	BB	SO	LOB	BOTTOM			
Johnnie LeMaster, R OBP: 0.275, SLG: 0.292 (1, 6)										4	0	0	0	0	0	3	Cincinnati Reds @ San Francisco Giants Candlestick Park, San Francisco, CA Mon Jun 25 1984, 10:05 PM EDT Att: 10,985 - Unknown livebaseballscorecards.com			
Al Oliver, L OBP: 0.336, SLG: 0.358 (1, 3)										3	0	1	1	1	0	0				
Dusty Baker Jr., R OBP: 0.420, SLG: 0.381 (1, 9)										4	0	0	0	0	0	4				
Jeffrey Leonard, R OBP: 0.361, SLG: 0.464 (1, 8)										4	0	2	0	0	2	0				
Scot Thompson, L OBP: 0.441, SLG: 0.446 (1, 7)										4	0	1	0	0	1	1				
Joel Youngblood, R OBP: 0.345, SLG: 0.391 (1, 5)										4	0	2	0	0	0	2				
Bob Brenly, R OBP: 0.411, SLG: 0.470 (1, 2)											4	0	0	0	0	4				
Brad Wellman, R OBP: 0.305, SLG: 0.329 (1, 4) Gene Richards, L OBP: 0.330, SLG: 0.271 (9, PH)										3	1	2	0	0	0	2				
Bill Laskey, R OBP: 0.081, SLG: 0.056 (1, 1) Steve Nicosia, R OBP: 0.368, SLG: 0.444 (9, PH)											2	0	0	0	1	2				
Inning Stats	R: 0 E: 0 K: 0 S: 3	H: 0 LOB: 0 BB: 0 P: 3	R: 0 E: 0 K: 0 S: 5	H: 2 LOB: 2 BB: 0 P: 5	R: 0 E: 0 K: 1 S: 5	H: 0 LOB: 0 BB: 0 P: 5	R: 0 E: 0 K: 0 S: 5	H: 2 LOB: 2 BB: 0 P: 5	R: 1 E: 0 K: 0 S: 5	H: 2 LOB: 1 BB: 0 P: 5	R: 0 E: 0 K: 1 S: 5	H: 1 LOB: 0 BB: 0 P: 5	R: 0 E: 0 K: 2 S: 7	H: 0 LOB: 0 BB: 0 P: 7	R: 0 E: 0 K: 1 S: 5	H: 0 LOB: 0 BB: 0 P: 5	1B: 8 2B: 0 3B: 0 HR: 0	SF: 0 SAC: 1 DP: 0 HBP: 0	WP: 0 PB: 0 SB: 1 CS: 1	PA: 37
PITCHER Jeff Russell, R ERA: 3.86 (1, 1) Ted Power, R ERA: 3.19 (8, 1)	IP: 7.0 WLS: W BF: 6	H: 8 R: 1 ER: 0 SO: 3	BB: 0 IBB: 0 HBP: 0 BLK: 0	WP: 0 HR: 0 S: 33 P: 37	ERA: 1.29 WHIP: 1.143	PITCHER										IP: 2.0 WLS: W BF: 6	H: 0 R: 0 ER: 0 SO: 3	BB: 0 IBB: 0 HBP: 0 BLK: 0	WP: 0 HR: 0 S: 12 P: 12	ERA: 0.00 WHIP: 0.000

Batter	1	2	3	4	5	6	7	8	9	AB	R	H	RBI	BB	SO	LOB	TOP								
Eddie Milner, L OBP: 0.357, SLG: 0.394 (1, 8)	0-0 4-3		0-0 F3		0-3 K		0-0 1B		0-0 6-3	5	0	1	0	0	1	0	Cincinnati Reds @ San Francisco Giants Candlestick Park, San Francisco, CA Tue Jun 26 1984, 10:05 PM EDT Att: 9,499 - Unknown livebaseballscorecards.com								
Dave Concepcion, R OBP: 0.293, SLG: 0.326 (1, 6)	0-0 2B		0-0 5-3		0-0 SH3 E 1B		0-0 F3		4-0 G6-4-3 BB	4	1	2	0	1	0	2									
Cesar Cedeno, R OBP: 0.359, SLG: 0.472 (1, 7) (9, 9)	0-3 K			0-0 FC4-6 1B		0-0 SH3		0-0 E6 1B S SF8	0-0 G6-4-3	4	1	1	0	0	1	2									
Dave Parker, L OBP: 0.318, SLG: 0.385 Duane Walker, L OBP: 0.431, SLG: 0.660 (1, 9) (9, 7)	0-0 4-3			0-0 FC4-6 1B 1-2		0-0 1B		0-0 F6 1-2		4	0	1	1	0	0	3									
Tony Perez, R OBP: 0.289, SLG: 0.349 (1, 3)		0-0 E5 FC6-4		0-0 1B		0-0 K		0-0 1B 2B 1B		4	1	2	0	0	1	1									
Wayne Krenchicki, L OBP: 0.313, SLG: 0.455 (1, 5)		0-3 K		0-3 K		0-0 4-3		0-0 SF8		3	0	0	1	0	2	4									
Dann Bilardello, R OBP: 0.308, SLG: 0.295 (1, 2)		0-0 F8		0-0 F3			4-0 FC6-4 BB	0-0 2B WP 1B		3	1	1	0	1	0	3									
Ron Oester, S OBP: 0.266, SLG: 0.274 (1, 4)		0-0 FC6-4 1-2			0-0 K 1B		0-0 FC6-4 1B 1-2	0-0 WP 1-3 2H 2B		4	0	2	1	0	0	2									
Mario Soto, R OBP: 0.205, SLG: 0.250 (1, 1)			0-0 1-3		0-3 K 1-2		0-3 K	0-0 1-3		4	0	0	0	0	2	3									
Inning Stats	R: 0 E: 0 K: 1 S: 6	H: 1 LOB: 1 BB: 0 P: 6	R: 0 E: 1 K: 1 S: 6	H: 0 LOB: 1 BB: 0 P: 6	R: 0 E: 0 K: 0 S: 3	H: 0 LOB: 0 BB: 0 P: 3	R: 0 E: 0 K: 1 S: 7	H: 2 LOB: 2 BB: 0 P: 7	R: 0 E: 0 K: 2 S: 7	H: 1 LOB: 1 BB: 0 P: 7	R: 1 E: 1 K: 1 S: 7	H: 2 LOB: 1 BB: 1 P: 7	R: 0 E: 0 K: 1 S: 6	H: 1 LOB: 2 BB: 1 P: 10	R: 3 E: 1 K: 0 S: 7	H: 3 LOB: 1 BB: 0 P: 7	R: 0 E: 0 K: 0 S: 2	H: 0 LOB: 0 BB: 1 P: 6	1B: 8 2B: 2 3B: 0 HR: 0	SF: 1 SAC: 1 DP: 1 HBP: 0	WP: 1 PB: 0 SB: 1 CS: 0	PA: 39			
PITCHER	IP	WLS	BF	H	R	ER	SO	BB	IBB	HBP	BLK	WP	HR	S	P	ERA	WHIP								
Atlee Hammaker, L ERA: 5.88 (1, 1)	5.0		19	4	0	0	5	0	0	0	0	0	0	29	29	0.00	0.800								
Frank Williams, R ERA: 3.69 (6, 1)	2.0	L	10	3	1	1	2	1	0	0	0	0	0	13	17	4.50	2.000								
Greg Minton, R ERA: 3.97 (8, 1)	1.0		7	3	3	0	0	0	0	0	0	1	0	7	7	0.00	3.000								
Jeff Cornell, R ERA: 5.68 (9, 1)	1.0		3	0	0	0	0	1	0	0	0	0	0	2	6	0.00	1.000								

Batter	1	2	3	4	5	6	7	8	9	AB	R	H	RBI	BB	SO	LOB	BOTTOM								
Dan Gladden, R OBP: 0.750, SLG: 1.000 (1, 8)	0-0 K 1B		4-0 BB		0-0 2B		0-0 F8			3	0	2	0	1	0	0	Cincinnati Reds @ San Francisco Giants Candlestick Park, San Francisco, CA Tue Jun 26 1984, 10:05 PM EDT Att: 9,499 - Unknown livebaseballscorecards.com								
Johnnie LeMaster, R OBP: 0.270, SLG: 0.287 (1, 6)	0-3 K 1-2		0-0 F2		0-0 5-3			0-0 5-3		4	0	0	0	0	1	3									
Al Oliver, L OBP: 0.335, SLG: 0.360 (1, 3)	0-0 F7			0-0 F8 2B		0-0 F8		0-3 K		4	0	1	0	0	1	0									
Jeffrey Leonard, R OBP: 0.363, SLG: 0.462 (1, 7)		4-0 S BB		0-0 F7		0-0 F7		0-3 K		3	0	1	0	1	1	1									
Dusty Baker Jr., R OBP: 0.412, SLG: 0.373 (1, 9)		0-0 F4 1-2		0-0 F8 2-3		0-0 F7 1-2			0-0 FC6-4 1B	4	0	1	0	0	0	3									
Joel Youngblood, R OBP: 0.351, SLG: 0.389 (1, 5)		4-0 G4-6-3 BB			4-0 BB				0-0 FC6-4 HR 1-2	1	1	0	0	3	0	1									
Bob Brenly, R OBP: 0.408, SLG: 0.481 (1, 2)		0-0 G4-6-3 1-2		0-3 K		0-0 3-1			0-0 HR 1H	4	1	1	2	0	1	6									
Brad Wellman, R OBP: 0.302, SLG: 0.325 (1, 4)			0-0 F3		0-0 5-3		0-3 K		0-0 G6-3 1B	4	0	1	0	0	1	0									
Atlee Hammaker, S OBP: 0.230, SLG: 0.179 Duane Kuiper, L OBP: 0.467, SLG: 0.695 Frank Williams, R OBP: 0.467, SLG: 0.695 Gene Richards, L OBP: 0.392, SLG: 0.525 Greg Minton, S OBP: 0.392, SLG: 0.525 Jeff Cornell, S OBP: 0.433, SLG: 0.629 (1, 1) (5, PH) (6, 1) (7, PH) (8, 1) (9, 1) (9, PH)		0-0 F4		0-0 F5		0-0 F4			0-0 G6-3	1	0	0	0	0	0	0									
Inning Stats	R: 0 E: 0 K: 1 S: 5	H: 1 LOB: 0 BB: 0 P: 5	R: 0 E: 0 K: 0 S: 2	H: 0 LOB: 2 BB: 2 P: 10	R: 0 E: 0 K: 0 S: 3	H: 0 LOB: 1 BB: 1 P: 7	R: 0 E: 0 K: 1 S: 6	H: 1 LOB: 2 BB: 1 P: 10	R: 0 E: 0 K: 0 S: 4	H: 1 LOB: 1 BB: 0 P: 4	R: 0 E: 0 K: 0 S: 4	H: 1 LOB: 2 BB: 1 P: 8	R: 0 E: 0 K: 1 S: 5	H: 0 LOB: 0 BB: 0 P: 5	R: 0 E: 0 K: 2 S: 7	H: 0 LOB: 0 BB: 0 P: 7	R: 2 E: 0 K: 0 S: 5	H: 3 LOB: 0 BB: 0 P: 5	1B: 4 2B: 2 3B: 0 HR: 1	SF: 0 SAC: 0 DP: 2 HBP: 0	WP: 0 PB: 0 SB: 2 CS: 0	PA: 36			
PITCHER	IP	WLS	BF	H	R	ER	SO	BB	IBB	HBP	BLK	WP	HR	S	P	ERA	WHIP								
Mario Soto, R ERA: 2.6 (1, 1)	9.0	W	36	7	2	2	5	5	0	0	0	0	1	41	61	2.00	1.333								

Batter	1	2	3	4	5	6	7	8	9	AB	R	H	RBI	BB	SO	LOB	TOP				
Eddie Milner, L OBP: 0.364, SLG: 0.390 (1, 8)										2	2	0	0	4	0	1	Cincinnati Reds @ San Francisco Giants Candlestick Park, San Francisco, CA Wed Jun 27 1984, 6:33 AM EDT Att: 9,982 - Unknown				
Dave Concepcion, R OBP: 0.298, SLG: 0.331 (1, 6)										5	1	3	1	0	1	2					
Duane Walker, L OBP: 0.430, SLG: 0.647 (1, 7)										5	1	2	2	0	0	4					
Dave Parker, L OBP: 0.316, SLG: 0.381 (1, 9)										5	2	1	1	0	1	3					
Cesar Cedeno, R OBP: 0.364, SLG: 0.477 (1, 3)										3	1	1	1	1	1	1					
Wayne Krenchicki, L OBP: 0.359, SLG: 0.441 (8, PH)										4	0	1	1	0	1	2					
Nick Esasky, R OBP: 0.285, SLG: 0.386 (8, 5)										1	0	0	0	0	1	2					
Ron Oester, S OBP: 0.272, SLG: 0.272 (1, 4)										2	0	0	0	3	0	0					
Brad Gulden, L OBP: 0.291, SLG: 0.285 (8, 1)										3	0	1	0	0	1	2					
Tom Foley, L OBP: 0.342, SLG: 0.490 (7, PH)										0	0	0	0	0	0	1					
Bill Scherrer, L OBP: 0.273, SLG: 0.200 (7, 1)										0	0	0	0	0	0	0					
Tom Hume, R OBP: 0.303, SLG: 0.286 (8, PH)										0	0	0	0	0	0	1					
Frank Pastore, R OBP: 0.040, SLG: 0.040 (1, 1)										1	0	0	0	0	1	1					
Bob Owchinko, L OBP: 0.200, SLG: 0.222 (3, 1)										1	1	1	0	0	0	0					
Dann Bilardello, R OBP: 0.314, SLG: 0.303 (5, 2)										3	1	2	0	0	0	0					
Inning Stats	R: 0 E: 0 K: 1 S: 6	H: 1 LOB: 1 BB: 0 P: 6	R: 0 E: 0 K: 2 S: 7	H: 0 LOB: 0 BB: 0 P: 7	R: 0 E: 0 K: 2 S: 7	H: 1 LOB: 1 BB: 1 P: 11	R: 0 E: 0 K: 0 S: 4	H: 1 LOB: 0 BB: 0 P: 4	R: 6 E: 1 K: 1 S: 11	H: 5 LOB: 2 BB: 2 P: 19	R: 0 E: 0 K: 0 S: 3	H: 0 LOB: 1 BB: 1 P: 7	R: 1 E: 0 K: 0 S: 4	H: 1 LOB: 1 BB: 1 P: 8	R: 2 E: 0 K: 1 S: 7	H: 2 LOB: 2 BB: 2 P: 15	R: 0 E: 0 K: 0 S: 3	H: 1 LOB: 1 BB: 1 P: 7	1B: 10 2B: 3 3B: 0 HR: 0	SF: 0 SAC: 1 DP: 1 HBP: 0	WP: 2 PA: 46 PB: 2 SB: 0 CS: 0
PITCHER	IP	WLS	BF	H	R	ER	SO	BB	IBB	HBP	BLK	WP	HR	S	P	ERA	WHIP				
Mike Krukow, R ERA: 5.83 (1, 1)	4.2		23	7	6	2	6	2	0	0	0	0	0	33	41	3.86	1.929				
Randy Lerch, L ERA: 4.09 (5, 1)	0.1	W	3	1	0	0	0	0	1	0	0	1	0	2	6	0.00	3.000				
Jeff Cornell, R ERA: 5.57 (6, 1)	2.0		9	1	1	0	0	2	0	0	0	1	0	7	15	4.50	1.500				
Gary Lavelle, L ERA: 3.4 (8, 1)	2.0		11	3	2	2	1	3	0	0	0	0	0	10	22	9.00	3.000				

Batter	1	2	3	4	5	6	7	8	9	AB	R	H	RBI	BB	SO	LOB	BOTTOM				
Dan Gladden, R OBP: 0.667, SLG: 0.714 (1, 8)										4	2	2	1	1	0	0	Cincinnati Reds @ San Francisco Giants Candlestick Park, San Francisco, CA Wed Jun 27 1984, 6:33 AM EDT Att: 9,982 - Unknown				
Johnnie LeMaster, R OBP: 0.273, SLG: 0.200 (1, 6)										4	1	2	1	0	2	0					
Al Oliver, L OBP: 0.336, SLG: 0.365 (1, 3)										5	2	2	2	0	0	2					
Gary Lavelle, S (8, 1)										0	0	0	0	0	0	0					
Jeffrey Leonard, R OBP: 0.360, SLG: 0.455 (1, 7)										4	0	0	0	1	2	3					
Dusty Baker Jr., R OBP: 0.427, SLG: 0.377 (1, 9)										2	2	1	1	2	0	1					
Scot Thompson, L OBP: 0.426, SLG: 0.431 (8, 3)										1	0	0	0	0	0	0					
Joel Youngblood, R OBP: 0.355, SLG: 0.397 (1, 5)										5	2	3	1	0	0	3					
Bob Brenly, R OBP: 0.412, SLG: 0.482 (1, 2)										4	2	2	0	1	0	1					
Brad Wellman, R OBP: 0.295, SLG: 0.316 (1, 4)										2	0	0	0	0	1	1					
Chili Davis, S OBP: 0.324, SLG: 0.478 (6, PH)										1	1	1	4	0	0	0					
Jeff Cornell, S (6, 1)										0	0	0	0	0	0	0					
Steve Nicosia, R OBP: 0.377, SLG: 0.453 (7, PH)										1	1	1	1	0	0	0					
Mike Krukow, R OBP: 0.179, SLG: 0.148 (1, 1)										2	0	0	0	0	2	0					
Randy Lerch, L OBP: 0.500, SLG: 0.333 (5, 1)										0	0	0	0	0	0	0					
Duane Kuiper, L OBP: 0.240, SLG: 0.188 (6, PH)										2	1	1	0	0	0	0					
Inning Stats	R: 1 E: 0 K: 1 S: 6	H: 1 LOB: 2 BB: 2 P: 14	R: 0 E: 0 K: 1 S: 5	H: 0 LOB: 0 BB: 0 P: 5	R: 4 E: 1 K: 1 S: 9	H: 4 LOB: 1 BB: 1 P: 13	R: 0 E: 0 K: 2 S: 7	H: 0 LOB: 0 BB: 0 P: 7	R: 5 E: 0 K: 0 S: 7	H: 4 LOB: 0 BB: 1 P: 11	R: 0 E: 0 K: 1 S: 5	H: 0 LOB: 1 BB: 1 P: 9	R: 4 E: 0 K: 0 S: 7	H: 5 LOB: 0 BB: 0 P: 7	R: 0 E: 0 K: 1 S: 6	H: 1 LOB: 1 BB: 0 P: 6	1B: 12 2B: 2 3B: 0 HR: 1	SF: 1 SAC: 0 DP: 1 HBP: 0	WP: 0 PA: 43 PB: 2 SB: 6 CS: 0		
PITCHER	IP	WLS	BF	H	R	ER	SO	BB	IBB	HBP	BLK	WP	HR	S	P	ERA	WHIP				
Frank Pastore, R ERA: 5.23 (1, 1)	2.2		16	5	5	4	2	3	0	0	0	0	0	17	29	13.50	3.000				
Bob Owchinko, L ERA: 4.13 (3, 1)	1.2	L	9	3	4	4	3	1	0	0	0	0	0	14	18	21.60	2.400				
Charlie Puleo, R ERA: 4.63 (5, 1)	1.2		7	1	1	1	1	1	0	0	0	0	1	8	12	5.40	1.200				
Bill Scherrer, L ERA: 5.49 (7, 1)	0.0		4	4	4	3	0	0	0	0	0	0	0	4	4	∞	∞				
Tom Hume, R ERA: 5.82 (7, 1)	2.0		7	2	0	0	1	0	0	0	0	0	0	9	9	0.00	1.000				

Batter	1	2	3	4	5	6	7	8	9	AB	R	H	RBI	BB	SO	LOB	TOP							
Tony Scott, S OBP: 0.333, SLG: 0.346	0-3 K		0-0 1B BB 2B	0-0 F5		0-0 2H 2B		0-3 K		5	1	2	1	0	2	0								
Pete Rose, S OBP: 0.355, SLG: 0.324	0-0 6-3		0-0 F4	0-0 4-3		0-0 4-3		0-3 K		5	0	0	0	0	1	2								
Tim Raines, S OBP: 0.398, SLG: 0.429	4-0 2B BB		4-0 BB 1B E BB	0-0 6-3			0-0 HR 1B		0-0 6-3 1B 2B	3	3	2	0	2	0	0								
Gary Carter, R OBP: 0.363, SLG: 0.513	0-0 1-3 2B		0-0 1-2 2-3 E 1B		0-0 CS 1B		0-0 F9		0-0 6-3	5	1	3	0	0	0	2								
Tim Wallach, R OBP: 0.346, SLG: 0.469	4-0 IBB		4-0 E BB		0-0 F9 1B		0-0 1-H HR		4-0 1B BB	2	1	1	3	3	0	1								
Jim Wothford, R OBP: 0.326, SLG: 0.381	0-3 K		0-3 K		0-0 F3				0-0 1-2 3-H 1B	4	0	0	0	0	2	7								
Derrel Thomas, S OBP: 0.379, SLG: 0.351										1	0	1	1	0	0	0								
Angel Salazar, R OBP: 0.167, SLG: 0.203		0-0 F3	0-0 E7 1B		0-0 4-3		0-3 K		0-0 4-3	5	0	1	2	0	1	2								
Doug Flynn, R OBP: 0.296, SLG: 0.318		0-0 F3	0-0 IBB		0-0 SH2-4 2B 1B		0-0 F2			3	1	1	0	1	0	0								
Charlie Lea, R OBP: 0.098, SLG: 0.075		0-0 4-3	0-3 K		0-0 SH2-4		0-3 K			3	0	0	0	0	2	3								
Inning Stats	R: 0 E: 0 K: 2 S: 8	H: 1 LOB: 3 BB: 2 P: 16	R: 0 E: 0 K: 0 S: 3	H: 0 LOB: 0 BB: 0 P: 3	R: 3 E: 1 K: 2 S: 10	H: 3 LOB: 3 BB: 3 P: 22	R: 0 E: 0 K: 0 S: 3	H: 0 LOB: 0 BB: 0 P: 3	R: 0 E: 0 K: 0 S: 3	H: 1 LOB: 0 BB: 0 P: 3	R: 1 E: 0 K: 0 S: 5	H: 2 LOB: 1 BB: 0 P: 5	R: 2 E: 0 K: 1 S: 7	H: 2 LOB: 0 BB: 0 P: 7	R: 0 E: 0 K: 2 S: 7	H: 0 LOB: 0 BB: 0 P: 7	R: 1 E: 0 K: 1 S: 7	H: 2 LOB: 2 BB: 1 P: 11	1B: 6 2B: 4 3B: 0 HR: 1	SF: 0 SAC: 1 DP: 0 HBP: 0	WP: 0 PB: 0 SB: 0 CS: 1	PA: 43		
PITCHER	IP WLS BF H R ER SO BB IBB HBP BLK WP HR S P ERA WHIP	2.0 9 1 0 0 2 1 1 0 0 0 0 0 11 19 0.00 1.000	0.2 8 3 3 3 1 2 1 0 0 0 0 0 7 19 40.50 7.500	4.1 L 17 5 3 3 2 0 0 0 0 1 21 6.23 1.154	2.0 9 2 1 1 3 1 0 0 0 0 0 0 14 4.50 1.500																			

Montreal Expos @ Cincinnati Reds
Riverfront Stadium, Cincinnati, OH
Fri Jun 29 1984, 7:05 PM EDT
Att: 24,385 - Unknown

AB	36
R	7
H	11
RBI	7
BB	6
SO	8
LOB	17



Batter	1	2	3	4	5	6	7	8	9	AB	R	H	RBI	BB	SO	LOB	BOTTOM			
Eddie Milner, L OBP: 0.362, SLG: 0.389	0-0 F8		0-0 1B 1B		0-0 F9			0-0 F8		1	0	0	0	0	0	0				
Tony Perez, R OBP: 0.290, SLG: 0.349			2-3 1B 1B		0-0 F9			0-0 F8		3	1	1	0	0	0	0				
Dave Concepcion, R OBP: 0.294, SLG: 0.327	0-0 F8		0-0 SF8		0-3 K			0-0 F9		3	0	0	1	0	1	0				
Duane Walker, L OBP: 0.424, SLG: 0.632	0-0 F9		0-0 3-H 1B 1B		0-3 K			0-0 F9		4	0	1	0	0	1	0				
Dave Parker, L OBP: 0.318, SLG: 0.393		0-0 HR	0-0 1-3 2-H 1B		0-0 F4-3			0-0 3-1		4	1	2	2	0	0	0				
Cesar Cedeno, R OBP: 0.352, SLG: 0.461		0-0 F4-3	0-0 F8		0-0 6-3			0-3 K		4	0	0	0	0	1	2				
Wayne Krenchicki, L OBP: 0.296, SLG: 0.419		0-0 6-3		0-0 3-1			0-0 F2			3	0	0	0	0	0	0				
Ron Oester, S OBP: 0.269, SLG: 0.268		0-3 K		0-0 F6			0-0 F9			3	0	0	0	0	1	0				
Brad Gulden, L OBP: 0.243, SLG: 0.286			0-0 1B SH3 SF8 1B		0-0 F7		0-3 K			3	1	1	0	0	1	0				
Ted Power, R OBP: 0.243, SLG: 0.286										0	0	0	0	0	0	0				
Joe Price, R OBP: 0.208, SLG: 0.182			0-0 SH3		0-3 K			0-0 F9		0	0	0	0	0	0	0				
Bob Ovwchinko, L OBP: 0.200, SLG: 0.222										1	0	0	0	0	1	0				
Bill Scherrer, L OBP: 0.312, SLG: 0.301			1-2 K							1	0	0	0	0	0	0				
Inning Stats	R: 0 E: 0 K: 0 S: 3	H: 0 LOB: 0 BB: 0 P: 3	R: 1 E: 0 K: 1 S: 6	H: 1 LOB: 0 BB: 0 P: 6	R: 2 E: 0 K: 0 S: 7	H: 4 LOB: 2 BB: 0 P: 7	R: 0 E: 0 K: 0 S: 3	H: 0 LOB: 0 BB: 0 P: 3	R: 0 E: 0 K: 1 S: 5	H: 0 LOB: 0 BB: 0 P: 5	R: 0 E: 0 K: 1 S: 5	H: 0 LOB: 0 BB: 0 P: 5	R: 0 E: 0 K: 0 S: 3	H: 0 LOB: 0 BB: 0 P: 3	R: 0 E: 0 K: 1 S: 5	H: 0 LOB: 0 BB: 0 P: 5	1B: 4 2B: 0 3B: 0 HR: 1	SF: 1 SAC: 1 DP: 0 HBP: 0	WP: 0 PB: 0 SB: 0 CS: 0	PA: 32
PITCHER	IP WLS BF H R ER SO BB IBB HBP BLK WP HR S P ERA WHIP	9.0 W 32 5 3 3 6 0 0 0 0 0 1 44 44 3.00 0.556																		

Montreal Expos @ Cincinnati Reds
Riverfront Stadium, Cincinnati, OH
Fri Jun 29 1984, 7:05 PM EDT
Att: 24,385 - Unknown

AB	30
R	3
H	5
RBI	3
BB	0
SO	6
LOB	2



Batter	1	2	3	4	5	6	7	8	9	AB	R	H	RBI	BB	SO	LOB	TOP					
Miguel Dilone, S (1, 7) OBP: 0.318, SLG: 0.366										2	1	0	0	2	1	1	<p>Montreal Expos @ Cincinnati Reds Riverfront Stadium, Cincinnati, OH Sat Jun 30 1984, 7:05 PM EDT Att: 26,966 - Unknown</p>					
Pete Rose, S (1, 3) OBP: 0.353, SLG: 0.322										4	0	1	1	0	0	2						
Tim Raines, S (1, 8) OBP: 0.393, SLG: 0.423										4	0	0	0	0	1	2						
Gary Carter, R (1, 2) OBP: 0.365, SLG: 0.511										3	0	1	0	1	0	1						
Tim Wallach, R (1, 5) OBP: 0.341, SLG: 0.462										4	0	0	0	0	0	3						
Mike Stenhouse, L (1, 9) OBP: 0.346, SLG: 0.323										3	0	0	0	1	2	0						
Angel Salazar, R (1, 6) Derrel Thomas, S (9, PH) OBP: 0.170, SLG: 0.214 OBP: 0.373, SLG: 0.345										3	0	1	0	0	2	3						
Doug Flynn, R (1, 4) Tony Scott, S (9, PH) OBP: 0.296, SLG: 0.318 OBP: 0.323, SLG: 0.333										3	0	1	0	0	0	1						
Bryn Smith, R (1, 1) Bryan Little, S (7, PH) Bob James, R (7, 1) OBP: 0.226, SLG: 0.185 OBP: 0.341, SLG: 0.308 OBP: 0.400, SLG: 0.400										1	0	0	0	0	0	1						
										1	0	0	0	0	0	0						
										0	0	0	0	0	0	0						
Inning Stats	R: 1 E: 0 K: 2 S: 8	H: 1 LOB: 3 BB: 3 P: 20	R: 0 E: 0 K: 0 S: 4	H: 1 LOB: 1 BB: 0 P: 4	R: 0 E: 0 K: 0 S: 3	H: 0 LOB: 0 BB: 0 P: 3	R: 0 E: 0 K: 1 S: 6	H: 1 LOB: 1 BB: 0 P: 6	R: 0 E: 0 K: 0 S: 3	H: 0 LOB: 1 BB: 1 P: 7	R: 0 E: 0 K: 1 S: 5	H: 0 LOB: 0 BB: 0 P: 5	R: 0 E: 0 K: 1 S: 5	H: 0 LOB: 0 BB: 0 P: 5	R: 0 E: 0 K: 0 S: 4	H: 1 LOB: 1 BB: 0 P: 4	R: 0 E: 0 K: 2 S: 7	H: 0 LOB: 0 BB: 0 P: 7	1B: 3 2B: 1 3B: 0 HR: 0	SF: 0 SAC: 1 DP: 0 HBP: 0	WP: 0 PB: 0 SB: 2 CS: 0	PA: 35
PITCHER Mario Soto, R (1, 1) ERA: 2.48	IP: 9.0 WLS: W BF: 35 H: 4 R: 1 ER: 1 SO: 7 BB: 3 IBB: 1 HBP: 0 BLK: 0 WP: 0 HR: 0 S: 45 P: 61 ERA: 1.00 WHIP: 0.778															PITCHER						

AB	30
R	1
H	4
RBI	1
BB	4
SO	7
LOB	14



Batter	1	2	3	4	5	6	7	8	9	AB	R	H	RBI	BB	SO	LOB	BOTTOM
Eric Davis, R (1, 8) OBP: 0.290, SLG: 0.467										4	1	2	1	0	1	0	<p>Montreal Expos @ Cincinnati Reds Riverfront Stadium, Cincinnati, OH Sat Jun 30 1984, 7:05 PM EDT Att: 26,966 - Unknown</p>
Duane Walker, L (1, 7) OBP: 0.419, SLG: 0.615										3	1	0	0	1	1	2	
Cesar Cedeno, R (1, 3) OBP: 0.357, SLG: 0.462										4	0	2	1	0	0	0	
Dave Parker, L (1, 9) OBP: 0.318, SLG: 0.395										4	0	1	1	0	0	1	
Wayne Krenchicki, L (1, 5) OBP: 0.293, SLG: 0.409										4	0	1	0	0	1	2	
Dave Concepcion, R (1, 6) OBP: 0.291, SLG: 0.324										3	0	0	0	0	2		
Ron Oester, S (1, 4) OBP: 0.270, SLG: 0.269										3	1	1	0	0	0		
Brad Gulden, L (1, 2) OBP: 0.239, SLG: 0.281										2	0	0	0	0	0		
Mario Soto, R (1, 1) OBP: 0.213, SLG: 0.319										3	1	1	1	0	1	1	
										1B: 4 2B: 3 3B: 0 HR: 1	SF: 0 SAC: 1 DP: 0 HBP: 0	WP: 0 PB: 0 SB: 0 CS: 0	PA: 32				
PITCHER Bryn Smith, R (1, 1) ERA: 3.02 Bob James, R (7, 1) ERA: 3.72	IP: 6.0 WLS: L BF: 26 H: 8 R: 4 ER: 4 SO: 2 BB: 1 IBB: 0 HBP: 0 BLK: 0 WP: 0 HR: 1 S: 29 P: 33 ERA: 6.00 WHIP: 1.500															PITCHER	

AB	30
R	4
H	8
RBI	4
BB	1
SO	4
LOB	8



Batter	1	2	3	4	5	6	7	8	9	AB	R	H	RBI	BB	SO	LOB	TOP			
Tony Scott, S (1,7) OBP: 0.314, SLG: 0.323	F8		5-3			WP S 1B		F6		4	0	1	0	0	0	0				
Pete Rose, S (1,3) OBP: 0.346, SLG: 0.315	1-3			4-3		F6		F3		4	0	0	0	0	0	1				
Tim Raines, S (1,8) OBP: 0.392, SLG: 0.420	S 1B			F8		F7		F9		4	0	1	0	0	0	1				
Gary Carter, R (1,2) OBP: 0.363, SLG: 0.511	F5			F7				F7		4	0	1	0	0	0	1				
Andre Dawson, R (1,9) OBP: 0.284, SLG: 0.332		K				HR		K		3	1	1	1	0	2	1				
Tim Lincecum, R (1,5) OBP: 0.338, SLG: 0.457		K				K		6-3		3	0	0	0	0	2	1				
Angel Salazar, R (1,6) OBP: 0.168, SLG: 0.211										2	0	0	0	0	1	0				
Derrel Thomas, S (7,PH) OBP: 0.368, SLG: 0.339						F9		F7		1	0	0	0	0	0	1				
Doug Flynn, R (1,4) OBP: 0.291, SLG: 0.313				F5		F8		F4-3		3	0	0	0	0	0	0				
Steve Rogers, R (1,1) OBP: 0.227, SLG: 0.238										2	0	0	0	0	1	0				
Bob James, R (7,1) OBP: 0.400, SLG: 0.400				5-3				F9		0	0	0	0	0	0	0				
Mike Stenhouse, L (6,PH) OBP: 0.341, SLG: 0.318						K				1	0	0	0	0	0	0				
Jeff Reardon, R (8,1)										0	0	0	0	0	0	0				
Inning Stats	R: 0 E: 0 K: 0 S: 4	H: 1 LOB: 1 BB: 0 P: 4	R: 0 E: 0 K: 3 S: 9	H: 0 LOB: 0 BB: 0 P: 9	R: 0 E: 0 K: 0 S: 3	H: 0 LOB: 0 BB: 0 P: 3	R: 0 E: 0 K: 0 S: 3	H: 0 LOB: 0 BB: 0 P: 3	R: 1 E: 0 K: 1 S: 6	H: 1 LOB: 1 BB: 0 P: 6	R: 0 E: 0 K: 1 S: 6	H: 1 LOB: 1 BB: 0 P: 6	R: 0 E: 0 K: 0 S: 3	H: 0 LOB: 0 BB: 0 P: 3	R: 0 E: 0 K: 0 S: 3	H: 0 LOB: 0 BB: 0 P: 3	1B: 2 2B: 1 3B: 0 HR: 1	SF: 0 SAC: 0 DP: 0 HBP: 0	WP: 1 PB: 0 SB: 2 CS: 0	PA: 31
PITCHER Jeff Russell, R (1,1) ERA: 3.61	IP: 9.0 WLS: W BF: 31 H: 4 R: 1 ER: 1 SO: 6 BB: 0 IBB: 0 HBP: 0 BLK: 0 WP: 1 HR: 1 S: 43 P: 43 ERA: 1.00 WHIP: 0.444															PITCHER				

Montreal Expos @ Cincinnati Reds
Riverfront Stadium, Cincinnati, OH
Sun Jul 01 1984, 3:33 AM EDT
Att: 26,489 - Unknown

AB	31
R	1
H	4
RBI	1
BB	0
SO	6
LOB	6

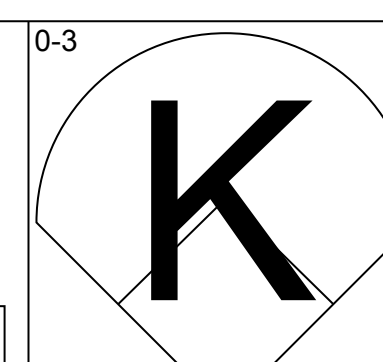
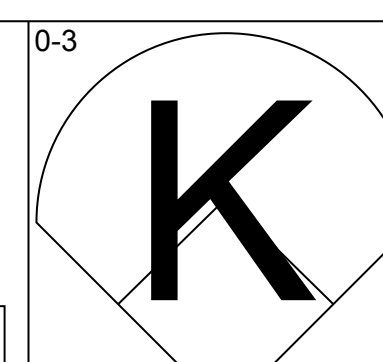
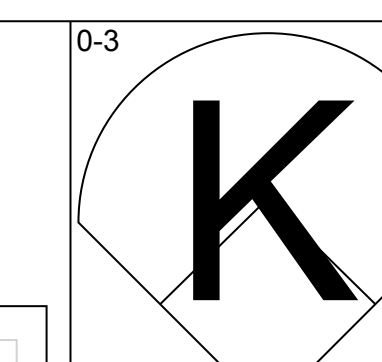
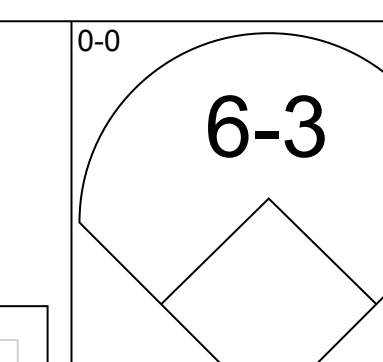
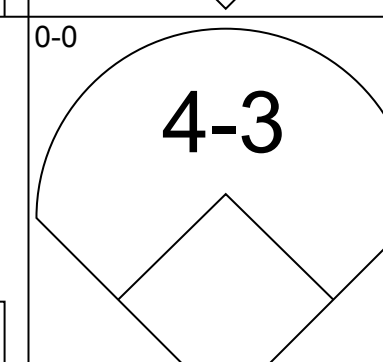
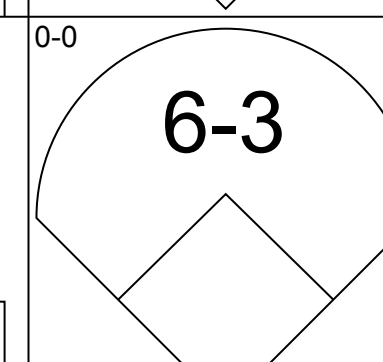
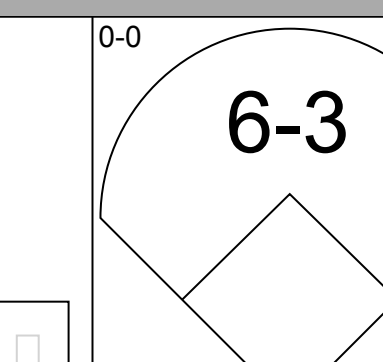
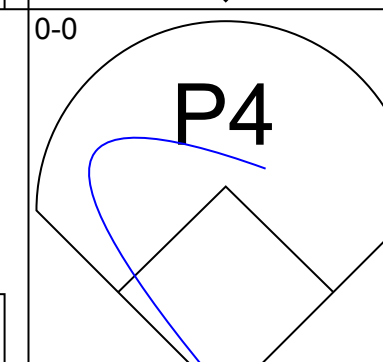
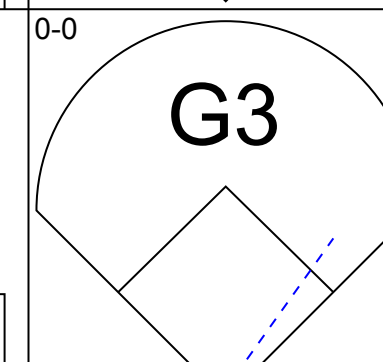
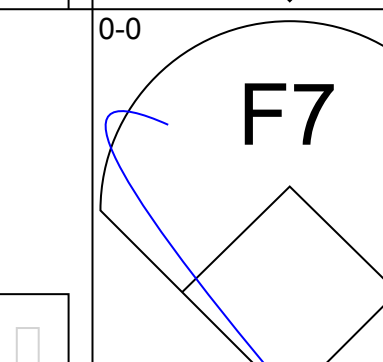
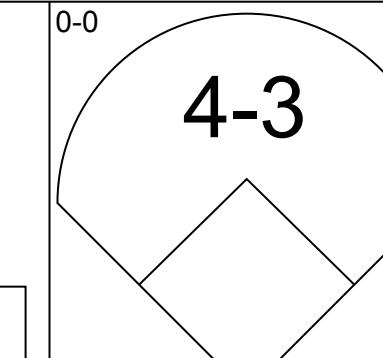
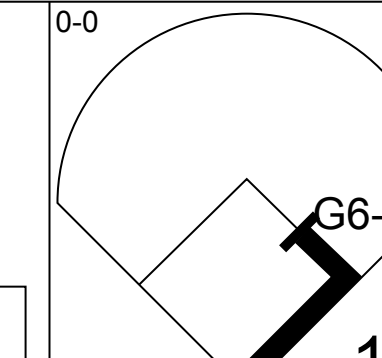
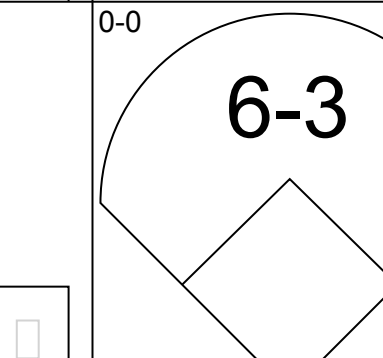
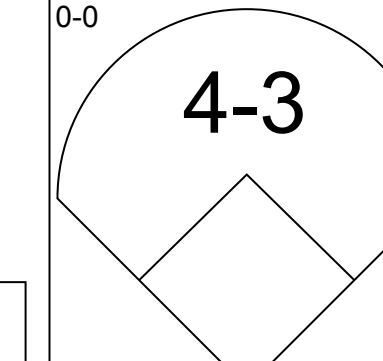
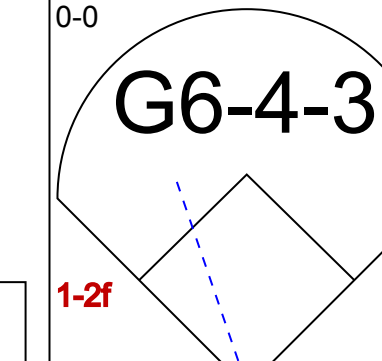
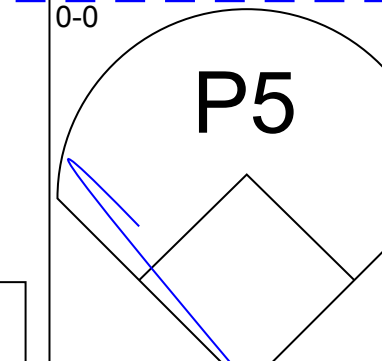
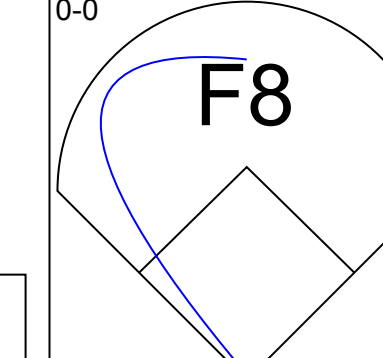
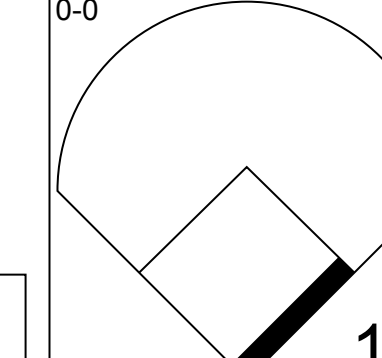
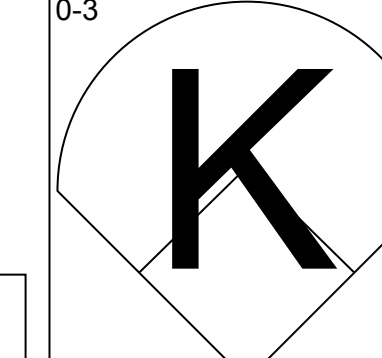
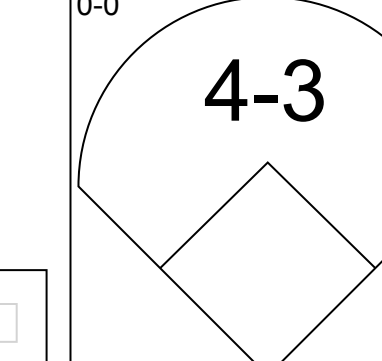
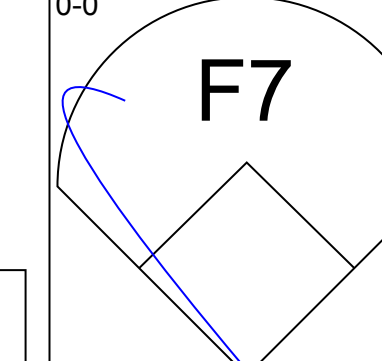
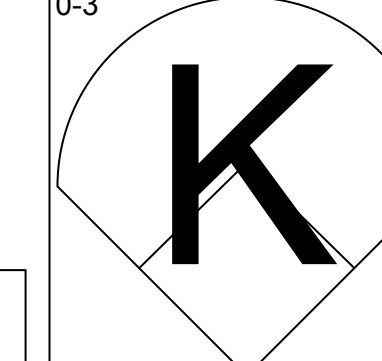
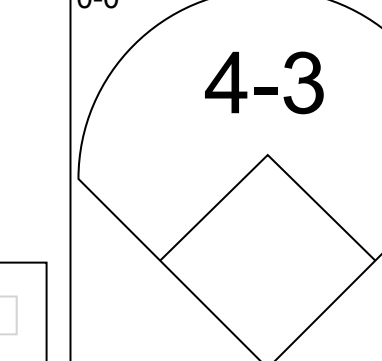
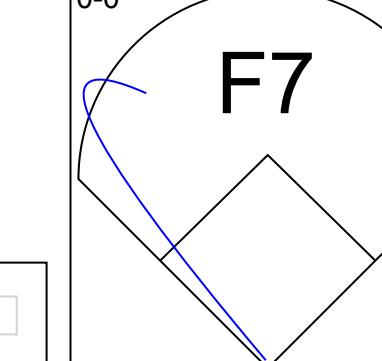
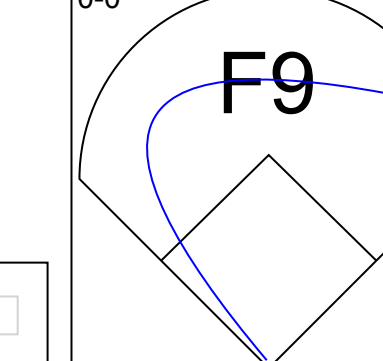
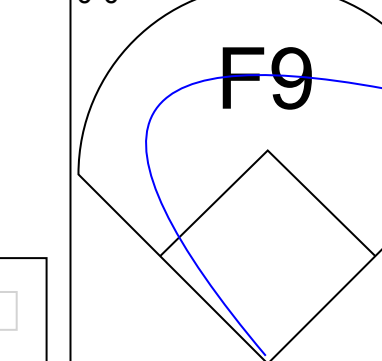
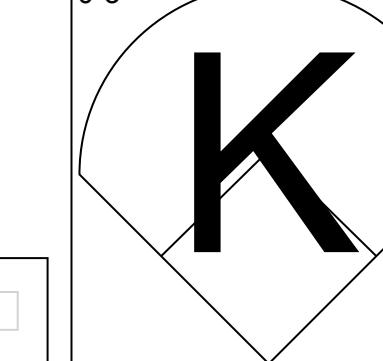
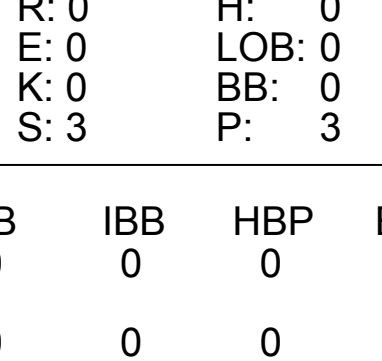
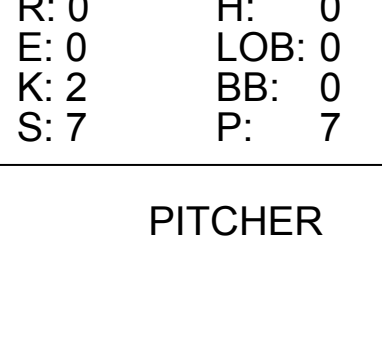
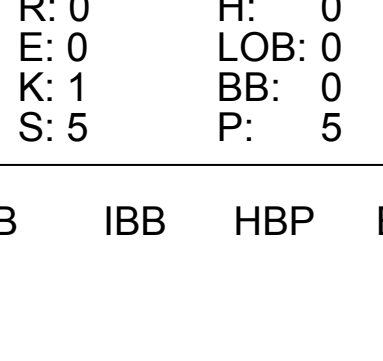


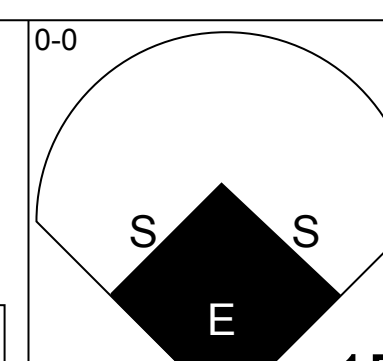
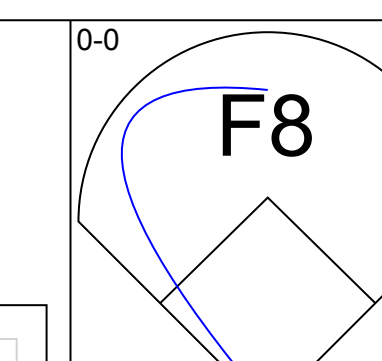
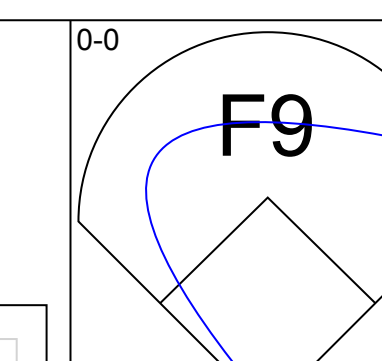
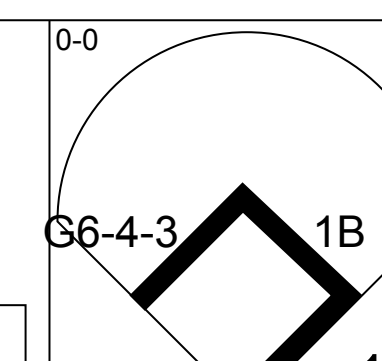
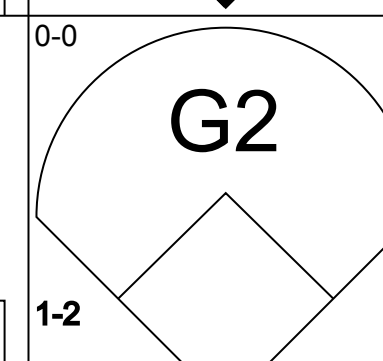
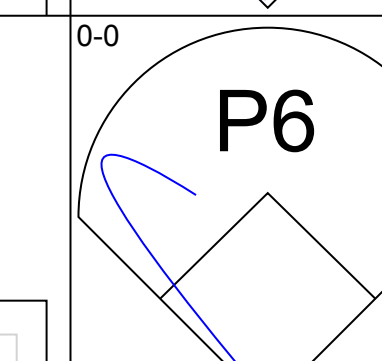
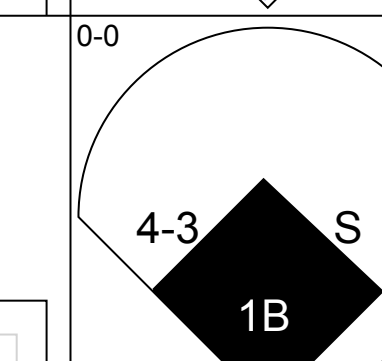
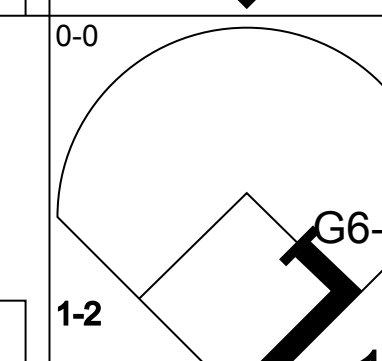
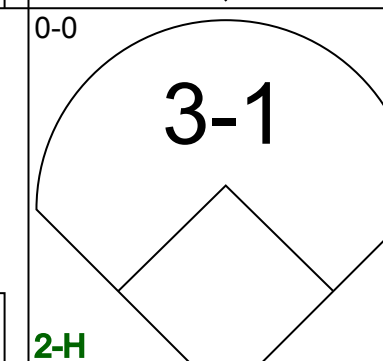
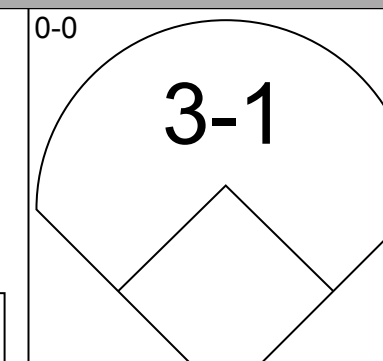
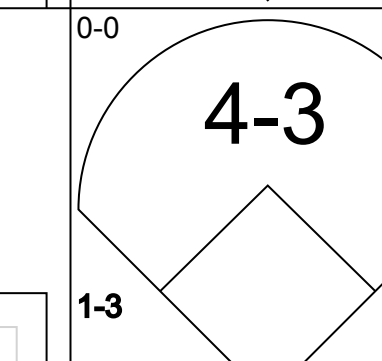
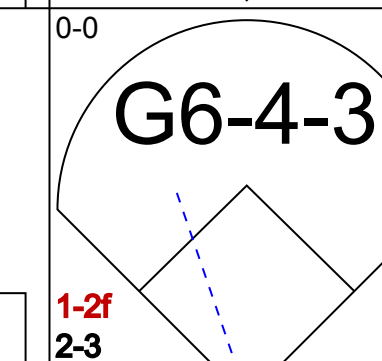
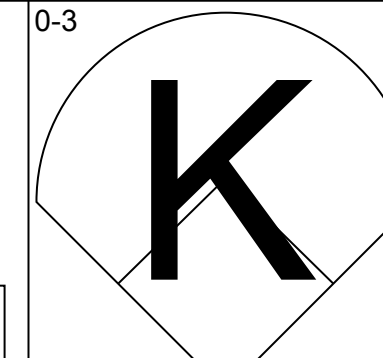
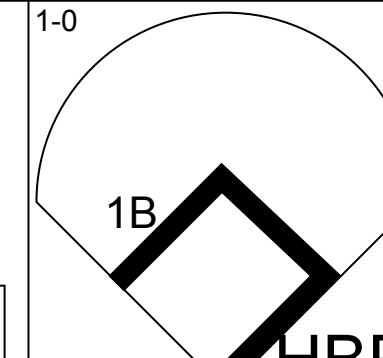
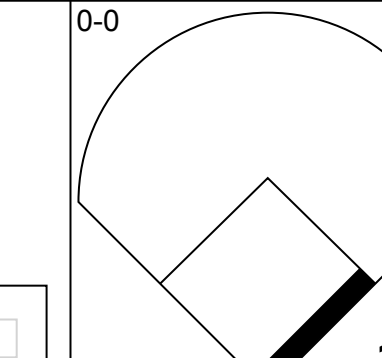
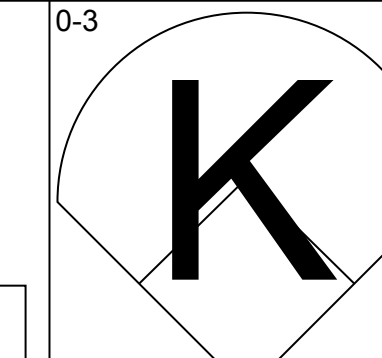

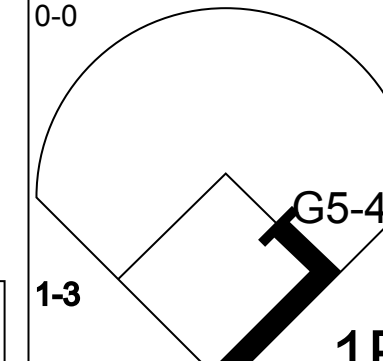
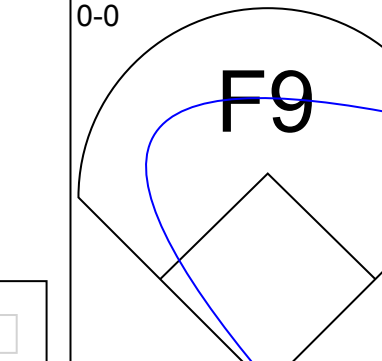

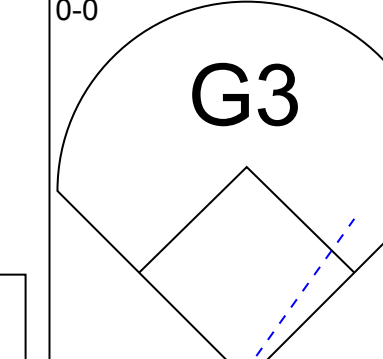
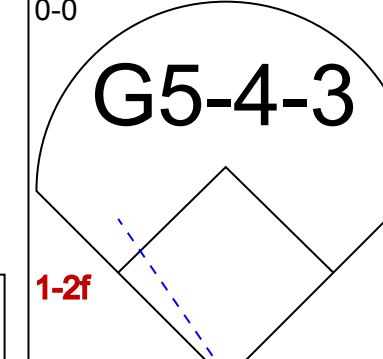

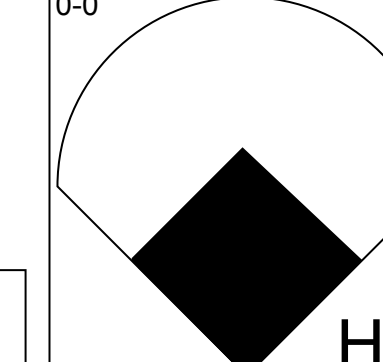

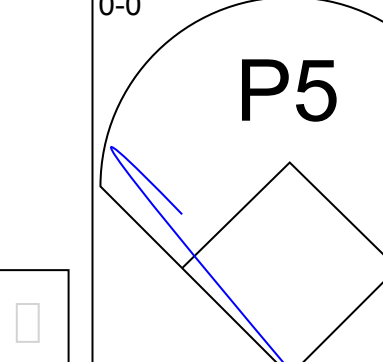
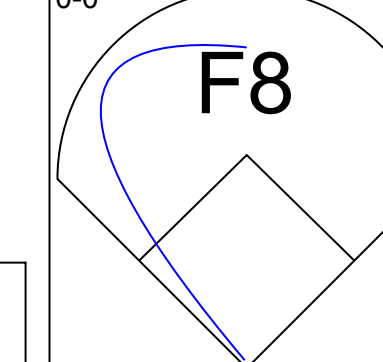
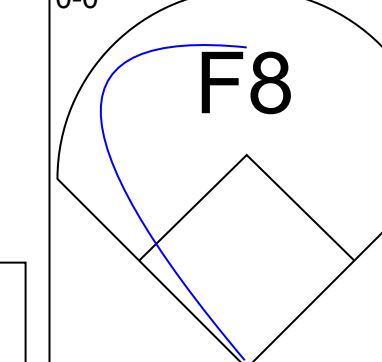
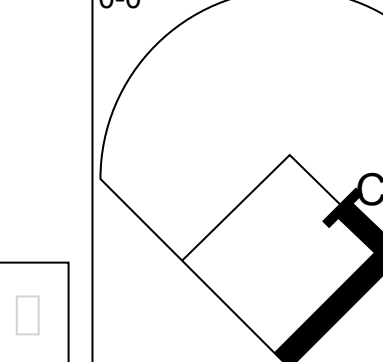

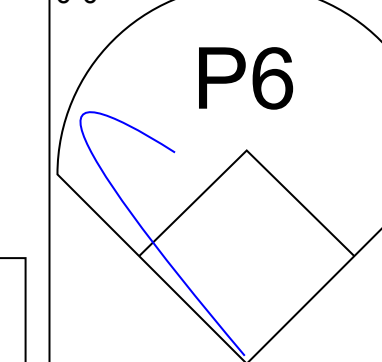
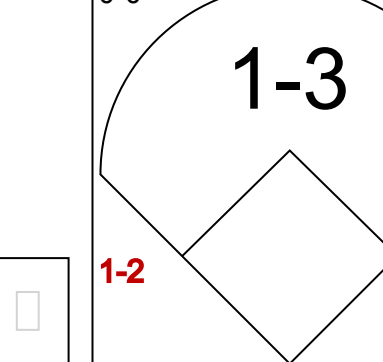
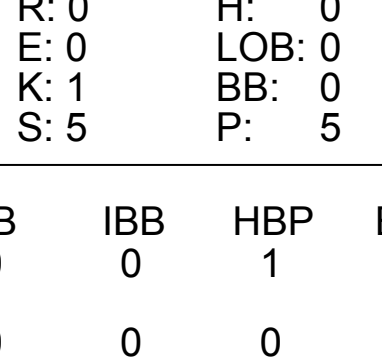
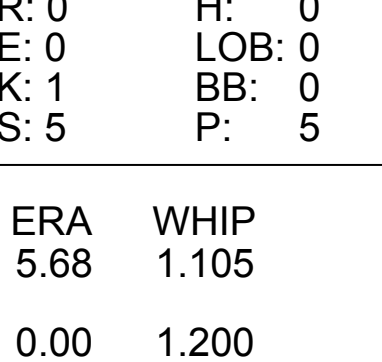
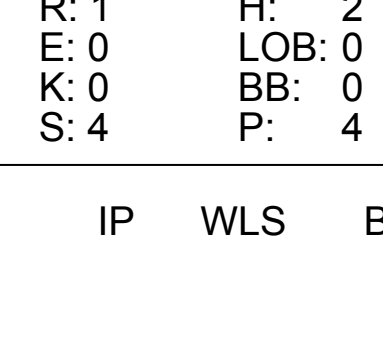

Batter	1	2	3	4	5	6	7	8	9	AB	R	H	RBI	BB	SO	LOB	BOTTOM												
Eric Davis, R (1,8) OBP: 0.278, SLG: 0.429	F8		1-3					5-3		5	0	1	0	0	1	2													
Ron Oester, S (1,4) OBP: 0.272, SLG: 0.272	FC4-6 1B		F3			F7		F8		5	0	2	0	0	0	3													
Cesar Cedeno, R (1,3) OBP: 0.358, SLG: 0.468	FC4-6 1B			6-3		1B S FC4-6 1B				5	1	2	0	0	0	3													
Dave Parker, L (1,9) OBP: 0.320, SLG: 0.392	F9			F5		4-0 1B E BB		FC4-6 1B		2	1	0	0	2	0	1													
Dave Concepcion, R (1,6) OBP: 0.291, SLG: 0.323			F7			F9		FC4-6 1-2		4	0	1	0	0	0	4													
Duane Walker, L (1,7) OBP: 0.414, SLG: 0.602			F7			F4		3-1		4	0	1	0	0	0	1													
Nick Esasky, R (1,5) OBP: 0.280, SLG: 0.359										3	0	0	1	0	0	1													
Wayne Krenchicki, L (7,5) OBP: 0.303, SLG: 0.433			F7			5-3		FC4-6 1B 1-2 2H 3H		1	1	1	0	0	0	0													
Brad Gulden, L (1,2) OBP: 0.253, SLG: 0.318						F9		SH5-4 1B		4	1	3	2	0	0	0													
Jeff Russell, R (1,1) OBP: 0.257, SLG: 0.226			SH5-4			F9		1B		1	0	0	0	2	1	2													
Inning Stats	R: 0 E: 0 K: 0 S: 4	H: 1 LOB: 1 BB: 0 P: 4	R: 0 E: 0 K: 0 S: 3	H: 0 LOB: 0 BB: 0 P: 3	R: 0 E: 0 K: 0 S: 4	H: 1 LOB: 1 BB: 0 P: 4	R: 0 E: 0 K: 0 S: 4	H: 1 LOB: 1 BB: 0 P: 4	R: 0 E: 0 K: 1 S: 8	H: 3 LOB: 2 BB: 1 P: 12	R: 0 E: 0 K: 0 S: 4	H: 1 LOB: 2 BB: 1 P: 8	R: 2 E: 0 K: 1 S: 8	H: 3 LOB: 2 BB: 1 P: 12	R: 2 E: 0 K: 1 S: 8	H: 3 LOB: 2 BB: 1 P: 12	1B: 8 2B: 2 3B: 0 HR: 1	SF: 0 SAC: 1 DP: 0 HBP: 0	WP: 0 PB: 0 SB: 1 CS: 0	PA: 39									
PITCHER Steve Rogers, R (1,1) ERA: 5.43	IP: 6.2 WLS: L BF: 31 H: 8 R: 2 ER: 2 SO: 1 BB: 2 IBB: 0 HBP: 0 BLK: 0 WP: 0 HR: 0 S: 30 P: 42 ERA: 2.70 WHIP: 1.500															PITCHER													
Bob James, R (7,1) ERA: 3.69	0.1	1	0	0	0	0	0	0	0	0	0	1	1	0.00	0.000														
Jeff Reardon, R (8,1) ERA: 1.67	1.0	7	3	2	2	1	1	0	0	0	0	1	8	18.00	4.000														

Montreal Expos @ Cincinnati Reds
Riverfront Stadium, Cincinnati, OH
Sun Jul 01 1984, 3:33 AM EDT
Att: 26,489 - Unknown

AB	34
R	4
H	11
RBI	3
BB	4
SO	2
LOB	17



Batter	1	2	3	4	5	6	7	8	9	AB	R	H	RBI	BB	SO	LOB	TOP					
Eric Davis, R OBP: 0.250, SLG: 0.385 (1, 8)										4	0	0	0	0	3	0	Cincinnati Reds @ Philadelphia Phillies Veterans Stadium, Philadelphia, PA Mon Jul 02 1984, 7:05 PM EDT Att: 21,381 - Unknown					
Dave Concepcion, R OBP: 0.288, SLG: 0.319 (1, 6)										3	0	0	0	0	0	0						
Cesar Cedeno, R OBP: 0.350, SLG: 0.457 (1, 7)										3	0	0	0	0	0	0						
Dave Parker, L OBP: 0.320, SLG: 0.391 (1, 9)										3	0	1	0	0	0	0						
Tony Perez, R OBP: 0.281, SLG: 0.337 (1, 3)										3	0	0	0	0	0	1						
Nick Esasky, R OBP: 0.281, SLG: 0.358 (1, 5)										3	0	1	0	0	1	0						
Ron Oester, S OBP: 0.269, SLG: 0.269 (1, 4)										3	0	0	0	0	1	1						
Brad Gulden, L OBP: 0.250, SLG: 0.313 (1, 2)										2	0	0	0	0	0	0						
Tom Lawless, R OBP: 0.296, SLG: 0.281 (9, PH)										1	0	0	0	0	0	0						
Tom Hume, R OBP: 0.231, SLG: 0.167 (1, 1)										2	0	0	0	0	1	0						
John Franco, L (7, 1)										0	0	0	0	0	0	0						
Gary Redus, R OBP: 0.365, SLG: 0.390 (9, PH)										1	0	0	0	0	1	0						
Inning Stats	R: 0 E: 0 K: 1 S: 5	H: 0 LOB: 0 BB: 0 P: 5	R: 0 E: 0 K: 0 S: 3	H: 0 LOB: 0 BB: 0 P: 3	R: 0 E: 0 K: 0 S: 3	H: 0 LOB: 0 BB: 0 P: 3	R: 0 E: 0 K: 1 S: 5	H: 0 LOB: 1 BB: 0 P: 5	R: 0 E: 0 K: 0 S: 4	H: 2 LOB: 1 BB: 0 P: 4	R: 0 E: 0 K: 0 S: 7	H: 0 LOB: 0 BB: 0 P: 7	R: 0 E: 0 K: 0 S: 3	H: 0 LOB: 0 BB: 0 P: 3	R: 0 E: 0 K: 2 S: 7	H: 0 LOB: 0 BB: 0 P: 7	R: 0 E: 0 K: 1 S: 5	H: 0 LOB: 0 BB: 0 P: 5	1B: 2 2B: 0 3B: 0 HR: 0	SF: 0 SAC: 0 DP: 1 HBP: 0	WP: 0 PB: 0 SB: 0 CS: 0	PA: 28
PITCHER	IP	WLS	BF	H	R	ER	SO	BB	IBB	HBP	BLK	WP	HR	S	P	ERA	WHIP					
Shane Rawley, L ERA: 5.33 (1, 1)	7.0	W	22	2	0	0	4	0	0	0	0	0	0	30	30	0.00	0.286					
Al Holland, L ERA: 2.67 (8, 1)	2.0		6	0	0	0	3	0	0	0	0	0	0	12	12	0.00	0.000					

Batter	1	2	3	4	5	6	7	8	9	AB	R	H	RBI	BB	SO	LOB	BOTTOM					
Juan Samuel, R OBP: 0.355, SLG: 0.475 (1, 4)										4	1	2	0	0	0	0	Cincinnati Reds @ Philadelphia Phillies Veterans Stadium, Philadelphia, PA Mon Jul 02 1984, 7:05 PM EDT Att: 21,381 - Unknown					
Jeff Stone, L OBP: 0.451, SLG: 0.627 (1, 7)										4	1	2	0	0	0	1						
Von Hayes, L OBP: 0.358, SLG: 0.417 (1, 8)										4	0	0	0	0	0	3						
Mike Schmidt, R OBP: 0.409, SLG: 0.532 (1, 5)										2	0	1	1	0	1	0						
Kiko Garcia, R OBP: 0.275, SLG: 0.270 (8, 5)										1	0	0	0	0	1	1						
Tim Corcoran, L OBP: 0.451, SLG: 0.500 (1, 3)										3	0	1	0	0	1	1						
Glenn Wilson, R OBP: 0.284, SLG: 0.427 (1, 9)										3	1	1	1	0	0	2						
Ozzie Virgil, R OBP: 0.329, SLG: 0.502 (1, 2)										3	1	1	1	0	1	0						
Ivan De Jesus, R OBP: 0.314, SLG: 0.309 (1, 6)										3	0	1	0	0	0	0						
Shane Rawley, R (1, 1)										2	0	0	0	0	1	0						
Greg Gross, L OBP: 0.432, SLG: 0.371 (7, PH)										0	0	0	0	0	0	0						
John Wockenfuss, R OBP: 0.351, SLG: 0.429 (7, PH)										1	0	0	0	0	0	1						
Al Holland, R (8, 1)										0	0	0	0	0	0	0						
Inning Stats	R: 1 E: 0 K: 1 S: 6	H: 1 LOB: 0 BB: 0 P: 6	R: 1 E: 0 K: 1 S: 6	H: 1 LOB: 0 BB: 0 P: 6	R: 0 E: 0 K: 1 S: 5	H: 0 LOB: 0 BB: 0 P: 5	R: 0 E: 0 K: 0 S: 3	H: 1 LOB: 0 BB: 0 P: 4	R: 0 E: 0 K: 0 S: 5	H: 0 LOB: 0 BB: 0 P: 5	R: 1 E: 0 K: 0 S: 5	H: 2 LOB: 1 BB: 0 P: 5	R: 1 E: 0 K: 0 S: 4	H: 2 LOB: 0 BB: 0 P: 4	R: 0 E: 0 K: 1 S: 6	H: 2 LOB: 1 BB: 0 P: 6	1B: 7 2B: 0 3B: 0 HR: 2	SF: 0 SAC: 0 DP: 2 HBP: 1	WP: 0 PB: 0 SB: 3 CS: 1	PA: 31		
PITCHER	IP	WLS	BF	H	R	ER	SO	BB	IBB	HBP	BLK	WP	HR	S	P	ERA	WHIP					
Tom Hume, R ERA: 5.81 (1, 1)	6.1	L	26	7	4	4	4	0	0	1	0	0	0	2	33	34	5.68	1.105				
John Franco, L ERA: 3.29 (7, 1)	1.2		5	2	0	0	1	0	0	0	0	0	0	7	7	0.00	1.200					

Batter	1	2	3	4	5	6	7	8	9	AB	R	H	RBI	BB	SO	LOB	TOP				
Eric Davis, R OBP: 0.244, SLG: 0.432 (1, 8)										5	1	2	0	1	1		Cincinnati Reds @ Philadelphia Phillies Veterans Stadium, Philadelphia, PA Tue Jul 03 1984, 7:05 PM EDT Att: 63,816 - Unknown				
Tom Lawless, R OBP: 0.303, SLG: 0.290 (1, 4)										5	1	2	0	0	0						
Cesar Cedeno, R OBP: 0.345, SLG: 0.447 (1, 7)										5	1	1	0	0	0	1					
Dave Parker, L OBP: 0.316, SLG: 0.386 (1, 9)										4	0	0	1	0	1	2					
Tony Perez, R OBP: 0.290, SLG: 0.344 (1, 3)										4	1	2	1	0	1	0					
Dave Concepcion, R OBP: 0.288, SLG: 0.316 (1, 6)										3	0	0	0	1	0	2					
Nick Esasky, R OBP: 0.297, SLG: 0.360 (1, 5)										2	0	1	0	1	0	0					
Wayne Krenchicki, L OBP: 0.312, SLG: 0.456 (7, 5)										1	0	1	0	0	0	0					
Dann Bilardello, R OBP: 0.311, SLG: 0.299 (1, 2)										4	1	1	0	0	1	5					
Charlie Puleo, R OBP: 0.250, SLG: 0.500 (8, PH)										2	1	1	2	0	1	2					
Dan Driessen, L OBP: 0.377, SLG: 0.383 (8, PH)										1	0	0	0	0	0	1					
Ted Power, R OBP: 0.317, SLG: 0.383 (8, 1)										0	0	0	0	0	0	0					
Inning Stats	R: 0 E: 0 K: 2 S: 8	H: 1 LOB: 1 BB: 0 P: 8	R: 0 E: 0 K: 1 S: 5	H: 0 LOB: 2 BB: 2 P: 13	R: 2 E: 1 K: 0 S: 6	H: 3 LOB: 1 BB: 0 P: 6	R: 0 E: 0 K: 0 S: 4	H: 1 LOB: 1 BB: 0 P: 4	R: 0 E: 0 K: 0 S: 3	H: 0 LOB: 0 BB: 0 P: 3	R: 4 E: 0 K: 0 S: 7	H: 4 LOB: 0 BB: 0 P: 7	R: 0 E: 0 K: 1 S: 5	H: 0 LOB: 0 BB: 0 P: 5	R: 0 E: 0 K: 1 S: 6	H: 1 LOB: 1 BB: 0 P: 6	R: 0 E: 0 K: 0 S: 3	H: 0 LOB: 0 BB: 0 P: 3	1B: 7 2B: 2 3B: 0 HR: 1	SF: 0 SAC: 1 DP: 0 HBP: 0	WP: 0 PA: 39 PB: 0 SB: 1 CS: 0
PITCHER	IP WLS BF H R ER SO BB IBB HBP BLK WP HR S P ERA WHIP																				
Jerry Koosman, L ERA: 3.07 (1, 1)	6.0 L 29 9 6 5 3 2 0 0 0 0 0 1 33 41 7.50 1.833																				
Bill Campbell, R ERA: 3.64 (7, 1)	2.0 7 1 0 0 2 0 0 0 0 0 0 0 11 11 0.00 0.500																				
Larry Andersen, R ERA: 2.25 (9, 1)	1.0 3 0 0 0 0 0 0 0 0 0 0 0 3 3 0.00 0.000																				

Batter	1	2	3	4	5	6	7	8	9	AB	R	H	RBI	BB	SO	LOB	BOTTOM				
Juan Samuel, R OBP: 0.350, SLG: 0.468 (1, 4)										5	0	0	0	0	0	0	Cincinnati Reds @ Philadelphia Phillies Veterans Stadium, Philadelphia, PA Tue Jul 03 1984, 7:05 PM EDT Att: 63,816 - Unknown				
Jeff Stone, L OBP: 0.482, SLG: 0.630 (1, 7)										3	1	2	0	2	0	0					
Von Hayes, L OBP: 0.363, SLG: 0.418 (1, 8)										4	0	2	0	1	0	2					
Mike Schmidt, R OBP: 0.406, SLG: 0.526 (1, 5)										3	0	0	1	1	2	3					
Tim Corcoran, L OBP: 0.449, SLG: 0.529 (1, 3)										5	2	2	1	0	0	3					
Glenn Wilson, R OBP: 0.288, SLG: 0.443 (1, 9)										4	1	2	0	0	2	1					
Ozzie Virgil, R OBP: 0.328, SLG: 0.511 (1, 2)										4	1	1	2	0	0	2					
Ivan De Jesus, R OBP: 0.317, SLG: 0.312 (1, 6)										4	0	2	1	0	2	1					
Jerry Koosman, R OBP: 0.059, SLG: 0.030 (1, 1)										2	0	0	0	0	0	2					
Greg Gross, L OBP: 0.427, SLG: 0.365 (6, PH)										1	0	0	0	0	0	1					
Bill Campbell, R OBP: 0.348, SLG: 0.424 (7, 1)										0	0	0	0	0	0	0					
John Wockenfuss, R OBP: 0.348, SLG: 0.424 (8, PH)										1	0	0	0	0	0	0					
Larry Andersen, R ERA: 3.53 (9, 1)										0	0	0	0	0	0	0					
Inning Stats	R: 0 E: 0 K: 1 S: 4	H: 0 LOB: 1 BB: 2 P: 12	R: 1 E: 0 K: 0 S: 5	H: 2 LOB: 1 BB: 0 P: 5	R: 0 E: 0 K: 0 S: 4	H: 1 LOB: 1 BB: 1 P: 8	R: 0 E: 0 K: 1 S: 6	H: 1 LOB: 1 BB: 0 P: 6	R: 0 E: 0 K: 1 S: 7	H: 1 LOB: 1 BB: 0 P: 7	R: 0 E: 0 K: 0 S: 4	H: 1 LOB: 1 BB: 0 P: 4	R: 0 E: 0 K: 2 S: 9	H: 2 LOB: 0 BB: 0 P: 9	R: 2 E: 0 K: 0 S: 4	H: 2 LOB: 1 BB: 1 P: 8	R: 1 E: 0 K: 0 S: 4	H: 1 LOB: 1 BB: 1 P: 8	1B: 7 2B: 1 3B: 1 HR: 2	SF: 1 SAC: 0 DP: 0 HBP: 0	WP: 0 PA: 41 PB: 0 SB: 1 CS: 1
PITCHER	IP WLS BF H R ER SO BB IBB HBP BLK WP HR S P ERA WHIP																				
Charlie Puleo, R ERA: 3.86 (1, 1)	7.0 W 31 8 2 2 4 3 0 0 0 0 0 1 36 48 2.57 1.571																				
Ted Power, R ERA: 3.53 (8, 1)	2.0 10 3 3 3 2 1 0 0 0 0 0 1 13 17 13.50 2.000																				

Batter	1	2	3	4	5	6	7	8	9	10	AB	R	H	RBI	BB	SO	LOB	TOP			
Eric Davis, R OBP: 0.220, SLG: 0.388 (1, 8)	F3		5-3			F9		P3	K		5	0	0	0	0	1	3	Cincinnati Reds @ Philadelphia Phillies Veterans Stadium, Philadelphia, PA Wed Jul 04 1984, 7:05 PM EDT Att: 20,785 - Unknown			
Tom Lawless, R OBP: 0.296, SLG: 0.297 (1, 4)	F9			K		1-3		4-3		SH5-3 BLK 2B	5	1	1	0	0	1	0				
Cesar Cedeño, R OBP: 0.349, SLG: 0.493 (9, 3) (10, 9)	6-3					F8				SH5-3	4	2	2	2	0	0	0				
Dave Parker, L OBP: 0.320, SLG: 0.381 Wayne Krenchicki, L OBP: 0.312, SLG: 0.456 (1, 9) (10, PR) (10, 5)	F9			4-3						4-0 BLK BB	4	1	2	0	1	0	0				
Dave Concepcion, R OBP: 0.289, SLG: 0.315 (1, 6) (10, 3)	K			F7		E5 E 1B				4-0 1-2 3-H IBB	4	1	1	0	1	1	0				
Tony Perez, R OBP: 0.298, SLG: 0.361 Duane Walker, L OBP: 0.410, SLG: 0.596 (1, 3) (9, PR) (9, 7)	G3									4-0 0-3 K	4	0	2	0	0	0	1				
Nick Esasky, R OBP: 0.291, SLG: 0.357 Tom Foley, L OBP: 0.343, SLG: 0.400 (1, 5) (10, 6)			E5 FC5-6			6-3				4-0 F9	4	0	1	1	1	0	3				
Dann Bilardello, R OBP: 0.304, SLG: 0.292 (1, 2)			F8			F8				4-0 0-3 BB	4	0	0	0	0	2	6				
Bob Ovwchinko, L OBP: 0.167, SLG: 0.182 Bill Scherrer, L OBP: 0.358, SLG: 0.289 Ron Oester, L OBP: 0.303, SLG: 0.289 John Franco, L OBP: 0.375, SLG: 0.381 Dan Driessen, L OBP: 0.275, SLG: 0.381 Ted Power, R (1, 11) (5, 1) (7, PH) (7, 1) (9, PH) (9, 1)			FC5-6 1-2			1-3		G6-3 1-2 3-H 1B		2-0 0-3 K	2	0	0	0	0	0	2				
Inning Stats	R: 0 E: 0 K: 0 S: 3	H: 0 LOB: 0 BB: 0 P: 3	R: 0 E: 0 K: 1 S: 5	H: 0 LOB: 0 BB: 0 P: 5	R: 0 E: 2 K: 0 S: 4	H: 0 LOB: 1 BB: 0 P: 4	R: 1 E: 0 K: 1 S: 6	H: 1 LOB: 0 BB: 0 P: 6	R: 0 E: 0 K: 0 S: 3	H: 0 LOB: 0 BB: 0 P: 3	R: 2 E: 2 K: 1 S: 8	H: 2 LOB: 1 BB: 0 P: 8	R: 1 E: 0 K: 0 S: 5	H: 3 LOB: 2 BB: 0 P: 5	R: 0 E: 0 K: 3 S: 10	H: 1 LOB: 2 BB: 1 P: 14	R: 1 E: 0 K: 1 S: 6		H: 1 LOB: 2 BB: 2 P: 14	1B: 4 2B: 3 3B: 0 HR: 2	SF: 0 SAC: 1 DP: 1 HBP: 0
PITCHER	IP 7.0	WLS L	BF 27	H 4	R 3	ER 1	SO 3	BB 0	IBB 0	HBP 0	BLK 0	WP 0	HR 1	S 33	P 33	ERA 1.29	WHIP 0.571				
Steve Carlton, L ERA: 2.99 Al Holland, L ERA: 2.83 (1, 1) (8, 1)	3.0	L	16	5	2	2	4	2	1	0	1	0	1	21	33	6.00	2.333				

AB	39
R	5
H	9
RBI	3
BB	3
SO	7
LOB	21



Batter	1	2	3	4	5	6	7	8	9	10	AB	R	H	RBI	BB	SO	LOB	BOTTOM			
Juan Samuel, R OBP: 0.349, SLG: 0.465 (1, 4)	5-3				F8			1-3			4	0	1	0	0	0	1	Cincinnati Reds @ Philadelphia Phillies Veterans Stadium, Philadelphia, PA Wed Jul 04 1984, 7:05 PM EDT Att: 20,785 - Unknown			
Garry Maddox, R OBP: 0.330, SLG: 0.415 (1, 8)	F9			1B				K			4	1	1	0	0	2	1				
Sixto Lezcano, R OBP: 0.365, SLG: 0.541 Jeff Stone, L OBP: 0.474, SLG: 0.618 (1, 9) (9, PH) (10, 7)	5-3			F8						3-0 0-3 K	3	0	0	0	0	0	1				
Mike Schmidt, R OBP: 0.410, SLG: 0.528 (1, 5)										4-0 2-3 K	3	1	2	0	1	1	0				
Ozzie Virgil, R OBP: 0.331, SLG: 0.523 (1, 2)	G6-4-3 1B									3-1 0-3 K	3	1	1	3	1	0	2				
Glenn Wilson, R OBP: 0.289, SLG: 0.439 Von Hayes, L OBP: 0.362, SLG: 0.416 (1, 7) (9, PH) (10, 9)	K									4-0 BB	2	0	0	0	1	1	0				
John Wockenfuss, R OBP: 0.348, SLG: 0.451 Al Holland, R OBP: 0.421, SLG: 0.359 (1, 3) (8, 1) (10, PH)										FC5-4 BB	2	0	0	0	1	1	0				
John Wockenfuss, R OBP: 0.348, SLG: 0.451 Al Holland, R OBP: 0.421, SLG: 0.359 (1, 3) (8, 1) (10, PH)				5-3						3-1 0-0 F7	3	1	1	1	0	0	1				
Ivan De Jesus, R OBP: 0.313, SLG: 0.307 (1, 6)										4-0 0-3 K	4	0	0	0	0	1	1				
Steve Carlton, L OBP: 0.239, SLG: 0.326 John Russell, R OBP: 0.375, SLG: 0.875 Tim Corcoran, L OBP: 0.440, SLG: 0.517 (1, 1) (7, PH) (8, 3)										2-0 0-0 F7	2	0	1	0	0	0	0				
Inning Stats	R: 0 E: 0 K: 0 S: 3	H: 0 LOB: 0 BB: 0 P: 3	R: 0 E: 0 K: 1 S: 5	H: 1 LOB: 0 BB: 0 P: 5	R: 0 E: 0 K: 0 S: 3	H: 0 LOB: 0 BB: 0 P: 3	R: 3 E: 0 K: 0 S: 5	H: 3 LOB: 0 BB: 1 P: 9	R: 1 E: 0 K: 1 S: 7	H: 2 LOB: 1 BB: 0 P: 7	R: 0 E: 0 K: 2 S: 2	H: 0 LOB: 0 BB: 1 P: 6	R: 0 E: 0 K: 1 S: 5	H: 0 LOB: 0 BB: 0 P: 5	R: 0 E: 0 K: 2 S: 7	H: 0 LOB: 1 BB: 1 P: 11	R: 0 E: 0 K: 1 S: 5	H: 0 LOB: 0 BB: 0 P: 5	1B: 3 2B: 2 3B: 0 HR: 2	SF: 0 SAC: 0 DP: 2 HBP: 0	WP: 0 PA: 37
PITCHER	IP 4.1	WLS 5	BF 18	H 6	R 4	ER 4	SO 1	BB 1	IBB 0	HBP 0	BLK 0	WP 0	HR 2	S 19	P 23	ERA 8.31	WHIP 1.615				
Bob Ovwchinko, L ERA: 4.87 Bill Scherrer, L ERA: 5.30 John Franco, L ERA: 3.12 Ted Power, R ERA: 3.42 (1, 1) (5, 1) (7, 1) (8, 3) (9, 1)	1.2	5	1	0	0	1	0	0	0	0	0	0	0	7	7	0.00	0.600				
John Franco, L ERA: 3.12 Ted Power, R ERA: 3.42 (7, 1) (8, 3) (9, 1)	2.0	6	0	0	0	1	1	0	0	0	0	0	0	7	11	0.00	0.500				
Ted Power, R ERA: 3.42 (9, 1)	2.0	W	7	0	0	0	3	1	0	0	0	0	0	12	16	0.00	0.500				

AB	33
R	4
H	7
RBI	4
BB	3
SO	6
LOB	8



Batter	1	2	3	4	5	6	7	8	9	AB	R	H	RBI	BB	SO	LOB	TOP			
Eric Davis, R OBP: 0.259, SLG: 0.370 (1, 8)										2	0	0	0	1	0	0				
Duane Walker, L OBP: 0.394, SLG: 0.562 (1, 7)										4	0	0	0	0	1	3				
Cesar Cedeno, R OBP: 0.344, SLG: 0.476 (1, 3)										4	0	1	0	0	0	0				
Dave Parker, L OBP: 0.319, SLG: 0.388 (1, 9)										4	0	1	0	0	0	0				
Dave Concepcion, R OBP: 0.289, SLG: 0.312 (1, 6)										3	0	0	0	0	1	1				
Wayne Krenchicki, L OBP: 0.321, SLG: 0.479 (1, 5)										2	0	1	0	1	0	0				
Ron Oester, S OBP: 0.265, SLG: 0.264 (1, 4)										3	0	1	0	0	1	2	AB 28			
Brad Gulden, L OBP: 0.252, SLG: 0.319 (1, 2)										3	0	0	0	0	1	2	R 0			
Jeff Russell, R OBP: 0.243, SLG: 0.212 (1, 1)										2	0	0	0	0	2	2	H 4			
Dan Driessen, L OBP: 0.373, SLG: 0.379 (8, PH)										1	0	0	0	0	0	0	RBI 0			
John Franco, L (8, 1)										0	0	0	0	0	0	0	BB 2			
Inning Stats	R: 0 E: 0 K: 0 S: 3	H: 0 LOB: 0 BB: 0 P: 3	R: 0 E: 0 K: 1 S: 5	H: 1 LOB: 0 BB: 0 P: 5	R: 0 E: 0 K: 1 S: 6	H: 1 LOB: 2 BB: 1 P: 10	R: 0 E: 0 K: 0 S: 3	H: 0 LOB: 0 BB: 0 P: 3	R: 0 E: 0 K: 3 S: 10	H: 1 LOB: 1 BB: 0 P: 10	R: 0 E: 0 K: 0 S: 2	H: 0 LOB: 1 BB: 1 P: 7	R: 0 E: 0 K: 0 S: 3	H: 0 LOB: 0 BB: 0 P: 3	R: 0 E: 0 K: 1 S: 5	H: 0 LOB: 0 BB: 0 P: 5	1B: 3 2B: 0 3B: 1 HR: 0	SF: 0 SAC: 0 DP: 0 HBP: 1	WP: 0 PB: 0 SB: 0 CS: 2	PA: 32
PITCHER Ron Darling, R ERA: 3.34 (1, 1)	IP: 9.0 WLS: W BF: 31 H: 4 R: 0 ER: 0 SO: 6 BB: 2 IBB: 0 HBP: 1 BLK: 0 WP: 0 HR: 0 S: 40 P: 49 ERA: 0.00 WHIP: 0.667															PITCHER				

Cincinnati Reds @ New York Mets
Shea Stadium, Flushing, NY
Fri Jul 06 1984, 7:05 PM EDT
Unknown

AB	28
R	0
H	4
RBI	0
BB	2
SO	6
LOB	10



Batter	1	2	3	4	5	6	7	8	9	AB	R	H	RBI	BB	SO	LOB	BOTTOM			
Wally Backman, S OBP: 0.361, SLG: 0.323 (1, 4)										2	0	0	0	1	2	0				
Mookie Wilson, S OBP: 0.301, SLG: 0.366 (1, 8)										4	0	0	0	0	2	2				
Keith Hernandez, L OBP: 0.398, SLG: 0.438 (1, 3)										2	0	0	0	2	0	3				
Darryl Strawberry, L OBP: 0.350, SLG: 0.440 (1, 9)										4	0	0	0	0	0	4				
George Foster, R OBP: 0.268, SLG: 0.399 (1, 7)										4	0	2	0	0	0	2				
Hubie Brooks, R OBP: 0.375, SLG: 0.481 (1, 5)										4	1	2	1	0	1	1				
Mike Fitzgerald, R OBP: 0.282, SLG: 0.266 (1, 2)										2	0	0	0	0	0	0	AB 28			
Ron Gardenhire, R OBP: 0.272, SLG: 0.296 (1, 6)										3	0	1	0	0	2	2	R 1			
Ron Darling, R OBP: 0.132, SLG: 0.139 (1, 1)										3	0	0	0	0	0	3	H 5			
Inning Stats	R: 0 E: 0 K: 2 S: 7	H: 0 LOB: 1 BB: 1 P: 11	R: 0 E: 0 K: 1 S: 7	H: 2 LOB: 2 BB: 0 P: 7	R: 0 E: 0 K: 0 S: 4	H: 0 LOB: 2 BB: 1 P: 8	R: 0 E: 0 K: 0 S: 4	H: 1 LOB: 1 BB: 0 P: 4	R: 0 E: 0 K: 1 S: 5	H: 0 LOB: 1 BB: 1 P: 9	R: 1 E: 0 K: 1 S: 6	H: 1 LOB: 0 BB: 0 P: 6	R: 0 E: 1 K: 1 S: 6	H: 0 LOB: 1 BB: 0 P: 6	R: 0 E: 0 K: 1 S: 5	H: 1 LOB: 0 BB: 0 P: 5	1B: 4 2B: 0 3B: 0 HR: 1	SF: 0 SAC: 2 DP: 0 HBP: 0	WP: 0 PB: 0 SB: 0 CS: 1	PA: 33
PITCHER Jeff Russell, R ERA: 3.46 (1, 1)	IP: 7.0 WLS: L BF: 30 H: 4 R: 1 ER: 1 SO: 6 BB: 3 IBB: 0 HBP: 0 BLK: 0 WP: 0 HR: 1 S: 39 P: 51 ERA: 1.29 WHIP: 1.000															PITCHER				
John Franco, L ERA: 3.05 (8, 1)	IP: 1.0 WLS: 3 BF: 1 H: 0 R: 0 ER: 0 SO: 1 BB: 0 IBB: 0 HBP: 0 BLK: 0 WP: 0 HR: 0 S: 5 P: 5 ERA: 0.00 WHIP: 1.000															PITCHER				

Cincinnati Reds @ New York Mets
Shea Stadium, Flushing, NY
Fri Jul 06 1984, 7:05 PM EDT
Unknown

AB	28
R	1
H	5
RBI	1
BB	3
SO	7
LOB	17



Batter	1	2	3	4	5	6	7	8	9	AB	R	H	RBI	BB	SO	LOB	TOP																
Eric Davis, R OBP: 0.258, SLG: 0.414 (1, 8)	6-3	6-3		HR			6-3			4	1	1	1	0	0	0	Cincinnati Reds @ New York Mets Shea Stadium, Flushing, NY Fri Jul 06 1984, 7:05 PM EDT Att: 19,908 - Unknown																
Tom Lawless, R OBP: 0.298, SLG: 0.308 (1, 4)	F7		1B 1B WP	CS			K			4	1	2	0	0	1	0																	
Dan Driessen, L OBP: 0.371, SLG: 0.376 (1, 3)	E3		WP 1B SF9	CS			L6			4	1	1	0	0	0	0																	
Dave Parker, L OBP: 0.321, SLG: 0.389 (1, 9)	1B		1B WP				G3			4	0	2	0	0	1	0																	
Nick Esasky, R OBP: 0.289, SLG: 0.350 (1, 5)	K		SF9				K			3	0	0	1	0	2	2																	
Duane Walker, L OBP: 0.397, SLG: 0.560 (1, 7)		F8		G5-4-3						4	0	2	0	0	1	0																	
Ted Power, R (8, 1)				1B				K		0	0	0	0	0	0	0																	
Dann Bilardello, R OBP: 0.303, SLG: 0.291 (1, 2)		HR		G5-4-3			P3			4	1	1	0	0	1	3																	
Tom Foley, L OBP: 0.343, SLG: 0.423 (1, 6)				4-3			P3			3	1	1	2	0	0	1																	
Dave Concepcion, R OBP: 0.288, SLG: 0.311 (9, PH)		HR						6-3		1	0	0	0	0	0	0																	
Tom Hume, R OBP: 0.200, SLG: 0.143 (1, 1)		6-3								2	0	0	0	0	1	0																	
Bill Scherrer, L (4, 1)										0	0	0	0	0	0	0																	
Tony Perez, R OBP: 0.295, SLG: 0.357 (6, PH)										1	0	0	0	0	1	1																	
John Franco, L (6, 1)										0	0	0	0	0	0	0																	
Cesar Cedeno, R OBP: 0.342, SLG: 0.472 (8, 7)										1	0	0	0	0	1	0																	
Inning Stats	R: 0 E: 1 K: 1 S: 7	H: 1 LOB: 2 BB: 0 P: 7	R: 2 E: 0 K: 0 S: 5	H: 2 LOB: 0 BB: 0 P: 5	R: 2 E: 0 K: 0 S: 6	H: 4 LOB: 1 BB: 0 P: 6	R: 1 E: 0 K: 1 S: 6	H: 2 LOB: 0 BB: 0 P: 6	R: 0 E: 0 K: 1 S: 5	H: 0 LOB: 0 BB: 0 P: 5	R: 0 E: 0 K: 1 S: 6	H: 1 LOB: 1 BB: 0 P: 6	R: 0 E: 0 K: 1 S: 5	H: 0 LOB: 0 BB: 0 P: 5	R: 0 E: 0 K: 2 S: 7	H: 0 LOB: 0 BB: 0 P: 7	R: 0 E: 0 K: 2 S: 7	H: 0 LOB: 0 BB: 0 P: 7	R: 0 E: 0 K: 2 S: 7	H: 0 LOB: 0 BB: 0 P: 7	1B: 8 2B: 0 3B: 0 HR: 2	SF: 1 SAC: 0 DP: 1 HBP: 0	WP: 1 PB: 0 SB: 0 CS: 1	PA: 37									
PITCHER	IP WLS BF H R ER SO BB IBB HBP BLK WP HR S P ERA WHIP																																
Tim Leary, R ERA: 4.02 (1, 1)	2.1	15	7	4	4	1	0	0	0	0	0	1	1	17	17	15.43	3.000																
Brent Gaff, R ERA: 2.05 (3, 1)	1.2	5	2	1	1	1	0	0	0	0	0	0	1	7	7	5.40	1.200																
Tom Gorman, L ERA: 2.76 (5, 1)	3.0	10	1	0	0	3	0	0	0	0	0	0	0	16	16	0.00	0.333																
Jesse Orosco, L ERA: 1.85 (8, 1)	2.0	W 6	0	0	0	4	0	0	0	0	0	0	0	14	14	0.00	0.000																

AB	35
R	5
H	10
RBI	4
BB	0
SO	9
LOB	7



Batter	1	2	3	4	5	6	7	8	9	AB	R	H	RBI	BB	SO	LOB	BOTTOM															
Wally Backman, S OBP: 0.362, SLG: 0.324 (1, 4)	4-3			1B			4-3			2	0	1	0	0	0	0	Cincinnati Reds @ New York Mets Shea Stadium, Flushing, NY Fri Jul 06 1984, 7:05 PM EDT Att: 19,908 - Unknown															
Kelvin Chapman, R OBP: 0.397, SLG: 0.375 (4, PH)				1B						3	0	2	2	0	0	0																
Mookie Wilson, S OBP: 0.304, SLG: 0.368 (1, 8)				1B			F7			4	0	2	0	0	0	2																
Keith Hernandez, L OBP: 0.396, SLG: 0.435 (1, 3)				1B						4	0	1	1	0	2	3																
Darryl Strawberry, L OBP: 0.349, SLG: 0.441 (1, 9)				G3						4	1	1	0	0	2	2																
Hubie Brooks, R OBP: 0.373, SLG: 0.481 (1, 5)							F7			4	1	1	0	0	0	1																
Danny Heep, L OBP: 0.333, SLG: 0.395 (1, 7)										2	1	0	0	2	1	1																
Ron Gardenhire, R OBP: 0.267, SLG: 0.293 (1, 6)										2	0	0	1	0	1	1																
Junior Ortiz, R OBP: 0.236, SLG: 0.220 (1, 2)										4	1	2	2	0	0	1																
José Oquendo, S OBP: 0.273, SLG: 0.239 (9, PR)										0	1	0	0	0	0	0																
Tim Leary, R ERA: 4.02 (1, 1)										0	0	0	0	0	0	0																
Brent Gaff, R ERA: 2.05 (3, 1)										1	0	1	0	0	0	0																
Rusty Staub, L OBP: 0.395, SLG: 0.364 (4, PH)										1	0	1	0	0	0	0																
Ron Darling, R OBP: 0.304, SLG: 0.139 (4, PH)										0	1	0	0	0	0	0																
Tom Gorman, L (5, 1)										1	0	0	0	0	0	0																
Jesse Orosco, R OBP: 0.342, SLG: 0.472 (8, 1)										0	0	0	0	0	0	0																
Inning Stats	R: 0 E: 0 K: 0 S: 3	H: 1 LOB: 0 BB: 0 P: 3	R: 1 E: 0 K: 0 S: 4	H: 1 LOB: 1 BB: 1 P: 8	R: 0 E: 0 K: 1 S: 7	H: 2 LOB: 2 BB: 0 P: 7	R: 4 E: 1 K: 0 S: 8	H: 5 LOB: 2 BB: 0 P: 8	R: 0 E: 0 K: 2 S: 7	H: 0 LOB: 0 BB: 0 P: 7	R: 0 E: 0 K: 0 S: 3	H: 0 LOB: 0 BB: 0 P: 3	R: 0 E: 0 K: 1 S: 5	H: 0 LOB: 0 BB: 0 P: 5	R: 0 E: 0 K: 2 S: 7	H: 0 LOB: 1 BB: 1 P: 11	R: 1 E: 1 K: 0 S: 3	H: 2 LOB: 1 BB: 0 P: 3	1B: 9 2B: 2 3B: 0 HR: 0	SF: 1 SAC: 2 DP: 0 HBP: 0	WP: 0 PB: 0 SB: 0 CS: 1	PA: 37										
PITCHER	IP WLS BF H R ER SO BB IBB HBP BLK WP HR S P ERA WHIP																															
Tom Hume, R ERA: 5.92 (1, 1)	3.1	18	7	5	3	1	0	0	0	0	0	0	10	10	8.10	2.400																
Bill Scherrer, L ERA: 5.07 (4, 1)	1.2	6	2	0	0	2	0	0	0	0	0	0	10	10	0.00	1.200																
John Franco, L ERA: 2.91 (6, 1)	2.0	6	0	0	0	1	0	0	0	0	0	0	8	8	0.00	0.000																
Ted Power, R ERA: 3.49 (8, 1)	1.1	L 7	2	1	1	2	1	0	0	0	0	0	10	14	6.75	2.250																



Batter	1	2	3	4	5	6	7	8	9	AB	R	H	RBI	BB	SO	LOB	TOP										
Gary Redus, R OBP: 0.357, SLG: 0.380 (1, 7)										5	0	0	0	0	2	5											
Duane Walker, L OBP: 0.411, SLG: 0.574 (1, 8) (7, 9)										4	3	3	0	1	1	0											
Dan Driessen, L OBP: 0.381, SLG: 0.410 (1, 3)										5	1	4	3	0	0	2											
Dave Parker, L OBP: 0.320, SLG: 0.387 Eric Davis, R OBP: 0.254, SLG: 0.407 (1, 9) (7, 8)										4	0	1	1	0	1	2											
Wayne Krenchicki, L OBP: 0.314, SLG: 0.461 (1, 5)										5	0	1	0	0	2	3											
Brad Gulden, L OBP: 0.256, SLG: 0.322 (1, 2)										5	0	2	0	0	1	3											
Ron Oester, S OBP: 0.262, SLG: 0.262 Bob Owchinko, L OBP: 0.231, SLG: 0.182 Nick Esasky, R OBP: 0.287, SLG: 0.348 (1, 4) (5, 1) (9, PH)										3	0	0	0	0	0	4											
Tom Foley, L OBP: 0.347, SLG: 0.425 (1, 6)										4	0	2	0	0	0	1											
Mario Soto, R OBP: 0.204, SLG: 0.306 Frank Pastore, R OBP: 0.040, SLG: 0.040 Tom Lawless, R OBP: 0.310, SLG: 0.313 (1, 1) (4, 1) (5, 4)										2	0	0	0	0	2	4											
Inning Stats	R: 0 E: 0 K: 1 S: 6	H: 1 LOB: 1 P: 6	R: 0 E: 0 K: 2 S: 9	H: 2 LOB: 2 BB: 0 P: 9	R: 1 E: 0 K: 2 S: 9	H: 2 LOB: 1 BB: 0 P: 9	R: 0 E: 1 K: 1 S: 7	H: 1 LOB: 2 BB: 0 P: 7	R: 1 E: 0 K: 1 S: 8	H: 3 LOB: 2 BB: 0 P: 8	R: 0 E: 0 K: 1 S: 5	H: 0 LOB: 0 BB: 0 P: 5	R: 0 E: 0 K: 1 S: 5	H: 1 LOB: 1 BB: 1 P: 9	R: 2 E: 0 K: 0 S: 6	H: 3 LOB: 1 BB: 0 P: 6	1B: 11 2B: 2 3B: 0 HR: 1	SF: 0 SAC: 0 DP: 1 HBP: 0	WP: 0 PB: 0 SB: 0 CS: 0	PA: 43							
PITCHER	IP	WLS	BF	H	R	ER	SO	BB	IBB	HBP	BLK	WP	HR	S	P	ERA	WHIP										
Dwight Gooden, R ERA: 2.84 Ed Lynch, R ERA: 4.0	(1, 1)	6.0	W	30	10	2	2	8	1	0	0	0	0	45	49	3.00	1.833										
(7, 1)	3.0	S	13	4	2	2	2	1	0	0	0	0	1	16	20	6.00	1.667										

Cincinnati Reds @ New York Mets
Shea Stadium, Flushing, NY
Sat Jul 07 1984, 7:05 PM EDT
Att: 35,004 - Unknown

AB	41
R	4
H	14
RBI	4
BB	2
SO	10
LOB	27



Batter	1	2	3	4	5	6	7	8	9	AB	R	H	RBI	BB	SO	LOB	BOTTOM											
Wally Backman, S OBP: 0.362, SLG: 0.325 (1, 4)										6	2	2	1	0	0	4												
Mookie Wilson, S OBP: 0.313, SLG: 0.386 Junior Ortiz, R OBP: 0.246, SLG: 0.250 (1, 8) (7, 2)										4	2	4	4	0	0	0												
Keith Hernandez, L OBP: 0.399, SLG: 0.440 (1, 3)										4	1	2	2	1	1	1												
Darryl Strawberry, L OBP: 0.353, SLG: 0.453 (1, 9) (7, 8)										4	2	2	4	1	1	2												
Hubie Brooks, R OBP: 0.370, SLG: 0.476 (1, 5)										5	1	1	0	0	0	5												
Danny Heep, L OBP: 0.356, SLG: 0.411 (1, 7)										4	2	3	1	1	0	0												
Mike Fitzgerald, R OBP: 0.287, SLG: 0.288 Ed Lynch, R OBP: 0.158, SLG: 0.158 (1, 2) (7, 1)										3	2	1	0	0	2	1												
Ron Gardenhire, R OBP: 0.266, SLG: 0.291 Rusty Staub, L OBP: 0.375, SLG: 0.353 José Oquendo, S OBP: 0.279, SLG: 0.246 (1, 6) (4, PH) (5, 6)										1	0	0	0	0	0	0												
Dwight Gooden, R OBP: 0.154, SLG: 0.139 Jerry Martin, R OBP: 0.105, SLG: 0.189 (1, 1) (6, PH) (7, 9)										1	1	0	2	1	0	1												
Inning Stats	R: 0 E: 0 K: 2 S: 8	H: 1 LOB: 0 BB: 0 P: 8	R: 0 E: 0 K: 1 S: 5	H: 0 LOB: 0 BB: 0 P: 5	R: 2 E: 0 K: 0 S: 4	H: 1 LOB: 1 BB: 1 P: 8	R: 7 E: 0 K: 1 S: 12	H: 7 LOB: 1 BB: 0 P: 13	R: 3 E: 0 K: 1 S: 8	H: 3 LOB: 3 BB: 3 P: 20	R: 0 E: 1 K: 2 S: 9	H: 2 LOB: 2 BB: 0 P: 9	R: 2 E: 1 K: 0 S: 6	H: 3 LOB: 1 BB: 0 P: 6	R: 0 E: 0 K: 1 S: 6	H: 1 LOB: 1 BB: 0 P: 6	1B: 14 2B: 2 3B: 0 HR: 2	SF: 1 SAC: 0 DP: 0 HBP: 1	WP: 0 PB: 0 SB: 1 CS: 0	PA: 47								
PITCHER	IP	WLS	BF	H	R	ER	SO	BB	IBB	HBP	BLK	WP	HR	S	P	ERA	WHIP											
Mario Soto, R ERA: 2.98 Frank Pastore, R ERA: 5.63 Bob Owchinko, L ERA: 4.9	(1, 1)	3.2	L	20	7	8	8	4	1	0	0	0	0	2	26	31	19.64	2.182										
(4, 1)	1.0		9	5	4	4	1	1	0	0	0	0	0	10	14	36.00	6.000											
(5, 1)	3.1		18	6	2	2	3	2	0	0	0	0	0	22	30	5.40	2.400											

Cincinnati Reds @ New York Mets
Shea Stadium, Flushing, NY
Sat Jul 07 1984, 7:05 PM EDT
Att: 35,004 - Unknown

AB	41
R	14
H	18
RBI	14
BB	4
SO	8
LOB	24



Batter	1	2	3	4	5	6	7	8	9	AB	R	H	RBI	BB	SO	LOB	TOP					
Cesar Cedeno, R OBP: 0.338, SLG: 0.463 (1, 8)	0-0 BB 1B	0-0 F9			0-3 K			0-0 E5 BB HR	0-3 K	5	1	1	0	0	2	3						
Tom Foley, L OBP: 0.345, SLG: 0.415 (1, 6)	4-0 BB		0-0 L3		0-0 3-1			0-3 K	0-0 F8	3	0	0	0	1	1	1						
Tony Perez, R OBP: 0.292, SLG: 0.354 (9, PH)	1-2 BB							0-3 K		1	0	0	0	0	0	1						
Dan Driessen, L OBP: 0.379, SLG: 0.403 (1, 3)	0-0 P2		0-0 4-3			0-3 K		4-0 BB HR		3	1	0	0	1	1	2						
Dave Parker, L OBP: 0.322, SLG: 0.398 (1, 9)	0-3 K		0-0 1B			0-3 K		0-0 BB HR		4	1	2	3	0	2	2						
Nick Esasky, R OBP: 0.286, SLG: 0.341 (1, 5)	0-3 K		0-0 5-3			0-3 K		4-0 BB		3	0	0	0	1	2	3						
Duane Walker, L OBP: 0.413, SLG: 0.568 (1, 7)		4-0 BB FC5-2 BB		0-3 K			0-3 K	0-0 BB		3	0	1	0	1	2	0						
Ron Oester, S OBP: 0.262, SLG: 0.261 (1, 4)		0-0 6-3		0-0 BB G6-4-3 1B			0-0 G3	0-0 F8		4	0	1	0	0	0	3						
Dann Bilardello, R OBP: 0.305, SLG: 0.293 (1, 2)										2	0	1	0	0	0	1						
Bill Scherrer, L OBP: 0.310, SLG: 0.455 (4, 1)										0	0	0	0	0	0	0						
Wayne Krenchicki, L OBP: 0.319, SLG: 0.455 (7, PH)										1	0	0	0	0	0	0						
Ted Power, R OBP: 0.319, SLG: 0.313 (7, 1)										0	0	0	0	0	0	0						
Tom Lawless, R OBP: 0.319, SLG: 0.313 (8, PH)										0	0	0	0	1	0	0						
Charlie Puleo, R OBP: 0.200, SLG: 0.400 (1, 1)										1	0	0	0	0	0	2						
Brad Gulden, L OBP: 0.252, SLG: 0.315 (4, 2)										3	0	0	0	0	2	1						
Inning Stats	R: 0 E: 0 K: 2 S: 8	H: 1 LOB: 2 BB: 1 P: 12	R: 0 E: 0 K: 0 S: 4	H: 1 LOB: 2 BB: 1 P: 8	R: 0 E: 0 K: 0 S: 4	H: 1 LOB: 1 BB: 0 P: 4	R: 0 E: 0 K: 1 S: 5	H: 1 LOB: 0 BB: 0 P: 5	R: 0 E: 0 K: 2 S: 7	H: 0 LOB: 0 BB: 0 P: 7	R: 0 E: 0 K: 3 S: 9	H: 0 LOB: 0 BB: 0 P: 9	R: 0 E: 0 K: 1 S: 5	H: 0 LOB: 0 BB: 0 P: 5	R: 3 E: 1 K: 1 S: 8	H: 2 LOB: 2 BB: 2 P: 16	R: 0 E: 0 K: 2 S: 7	H: 0 LOB: 1 BB: 1 P: 11	1B: 5 2B: 0 3B: 0 HR: 1	SF: 0 SAC: 0 DP: 1 HBP: 0	WP: 0 PB: 0 SB: 0 CS: 0	PA: 38
PITCHER	IP	WLS	BF	H	R	ER	SO	BB	IBB	HBP	BLK	WP	HR	S	P	ERA	WHIP					
Bruce Berenyi, R ERA: 4.74 (1, 1)	0.0	W	0	0	0	0	0	0	0	0	0	0	0	0	0	∞	∞					
Jesse Orosco, L ERA: 1.6 (8, 1)	1.1	S	5	0	0	0	2	1	0	0	0	0	0	8	12	0.00	0.750					

Cincinnati Reds @ New York Mets
Shea Stadium, Flushing, NY
Sun Jul 08 1984, 3:33 AM EDT
Att: 48,916 - Unknown

AB	33
R	3
H	6
RBI	3
BB	5
SO	12
LOB	19



Batter	1	2	3	4	5	6	7	8	9	AB	R	H	RBI	BB	SO	LOB	BOTTOM				
Wally Backman, S OBP: 0.366, SLG: 0.328 (1, 4)	0-0 F7			0-0 2B SF7 1B	4-0 BB		0-0 4-3			4	2	2	0	1	0	2					
Mookie Wilson, S OBP: 0.314, SLG: 0.396 (1, 8)	0-0 G3			0-0 1B SF7 2B	0-3 K			0-0 P4		5	2	2	1	0	1	2					
Danny Heep, L OBP: 0.368, SLG: 0.430 (1, 3)	0-0 BB 1B			0-0 2B			0-0 6-3		4-0 BB 1B	3	2	2	2	1	0	0					
Darryl Strawberry, L OBP: 0.357, SLG: 0.457 (1, 9)	4-0 1B BB			0-0 1B			0-0 1-4-3		0-0 F7	4	0	2	2	1	0	1					
George Foster, R OBP: 0.271, SLG: 0.399 (1, 7)	0-0 BB 1B			0-0 K			0-3 K		0-0 1B	5	0	2	1	0	2	2					
Hubie Brooks, R OBP: 0.388, SLG: 0.469 (1, 5)	4-0 BB			0-0 F8			0-0 6-3		0-0 E6 BB F7	4	0	0	0	1	0	2					
Ron Gardenhire, R OBP: 0.266, SLG: 0.290 (1, 6)	0-0 F8			0-0 F8			0-0 K 1B SF9 1B		0-0 F9	4	1	1	0	0	0	4					
Junior Ortiz, R OBP: 0.246, SLG: 0.250 (1, 2)				0-0 F8			0-0 SF9 1B		0-0 F3	4	0	1	0	0	0	1					
Bruce Berenyi, R OBP: 0.077, SLG: 0.080 (1, 1)				0-0 4-3			0-0 F9		0-0 SF9	3	0	1	1	0	0	0					
Jesse Orosco, R OBP: 0.667, SLG: 0.333 (8, 1)							0-0 2-3 3H		0-0 1B	0	0	0	0	0	0	0					
Inning Stats	R: 1 E: 0 K: 0 S: 5	H: 2 LOB: 3 BB: 2 P: 13	R: 3 E: 0 K: 0 S: 7	H: 4 LOB: 1 BB: 0 P: 7	R: 0 E: 0 K: 0 S: 3	H: 0 LOB: 0 BB: 0 P: 3	R: 2 E: 0 K: 1 S: 8	H: 3 LOB: 1 BB: 0 P: 8	R: 1 E: 0 K: 1 S: 7	H: 2 LOB: 2 BB: 1 P: 11	R: 0 E: 0 K: 1 S: 5	H: 0 LOB: 0 BB: 0 P: 5	R: 0 E: 1 K: 0 S: 5	H: 1 LOB: 2 BB: 0 P: 5	R: 0 E: 0 K: 0 S: 4	H: 1 LOB: 2 BB: 1 P: 8	1B: 9 2B: 3 3B: 1 HR: 0	SF: 2 SAC: 0 DP: 0 HBP: 0	WP: 0 PB: 0 SB: 0 CS: 0	PA: 42	
PITCHER	IP	WLS	BF	H	R	ER	SO	BB	IBB	HBP	BLK	WP	HR	S	P	ERA	WHIP				
Charlie Puleo, R ERA: 5.73 (1, 1)	3.1	L	20	8	6	6	0	2	0	0	0	0	0	18	26	16.20	3.000				
Bill Scherrer, L ERA: 4.99 (4, 1)	2.2		12	3	1	1	3	1	0	0	0	0	0	17	21	3.38	1.500				
Ted Power, R ERA: 3.39 (7, 1)	2.0		10	2	0	0	0	1	0	0	0	0	0	9	13	0.00	1.500				

Cincinnati Reds @ New York Mets
Shea Stadium, Flushing, NY
Sun Jul 08 1984, 3:33 AM EDT
Att: 48,916 - Unknown

AB	36
R	7
H	13
RBI	7
BB	4
SO	3
LOB	14



Batter	1	2	3	4	5	6	7	8	9	AB	R	H	RBI	BB	SO	LOB	TOP										
Eric Davis, R OBP: 0.235, SLG: 0.375 (1,8)	F9		F9		K		F5		F8	5	0	0	0	0	1	5	Cincinnati Reds @ Montreal Expos Olympic Stadium, Montreal, QB Thu Jul 12 1984, 7:05 PM EDT Att: 20,370 - Unknown livebaseballscorecards.com										
Tom Foley, L OBP: 0.340, SLG: 0.403 (1,6) (6,4)	F4-3			F9		BB		F6	K	4	0	0	0	1	1	2											
Dan Driessen, L OBP: 0.381, SLG: 0.411 (1,3)	F4-3				2B		F8		BB	4	0	2	0	0	0	1											
Dave Parker, L OBP: 0.321, SLG: 0.394 (1,9)		G3			K		F5		BB	3	0	0	0	1	1	2											
Duane Walker, L OBP: 0.411, SLG: 0.560 (1,7) Cesar Cedeno, R OBP: 0.335, SLG: 0.460 (8,PH) (8,7)		6-3			3-1		FC6-4		K	2	0	0	0	1	0	1											
Skeeter Barnes, R Ted Power, R (1,5) (8,1)		F9				1B	FC6-4		K	2	1	0	0	1	0	2											
Ron Oester, S OBP: 0.267, SLG: 0.270 (1,4) Dave Concepcion, R OBP: 0.287, SLG: 0.309 (6,6)						FC6-5		F9		2	0	2	0	0	0	0											
Brad Gulden, L OBP: 0.257, SLG: 0.327 (1,2)					K		K		BB	4	0	2	0	0	2	2											
Joe Price, R OBP: 0.214, SLG: 0.192 (1,1) Brad Lesley, R OBP: 1.000, SLG: 1.000 (6,1) Wayne Krenchicki, L OBP: 0.315, SLG: 0.449 (6,5) Tony Perez, R OBP: 0.290, SLG: 0.350 (8,PH)					5-3		FC6-5		F9	2	0	0	0	0	0	2											
Inning Stats	R: 0 E: 0 K: 0 S: 3	H: 0 LOB: 0 BB: 0 P: 3	R: 0 E: 0 K: 0 S: 3	H: 0 LOB: 0 BB: 0 P: 3	R: 0 E: 0 K: 1 S: 6	H: 1 LOB: 1 BB: 0 P: 6	R: 0 E: 0 K: 1 S: 6	H: 1 LOB: 1 BB: 0 P: 6	R: 1 E: 1 K: 2 S: 8	H: 1 LOB: 1 BB: 1 P: 12	R: 0 E: 0 K: 0 S: 3	H: 0 LOB: 2 BB: 2 P: 11	R: 0 E: 0 K: 2 S: 4	H: 1 LOB: 1 BB: 0 P: 4	R: 0 E: 0 K: 2 S: 8	H: 1 LOB: 2 BB: 1 P: 12		R: 0 E: 0 K: 1 S: 6	H: 1 LOB: 2 BB: 1 P: 10	1B: 3 2B: 3 3B: 0 HR: 0	SF: 0 SAC: 0 DP: 0 HBP: 0	WP: 0 PB: 0 SB: 1 CS: 0	PA: 38				
PITCHER	IP	WLS	BF	H	R	ER	SO	BB	IBB	HBP	BLK	WP	HR	S	P	ERA	WHIP										
Bryn Smith, R ERA: 2.88 (1,1)	7.1	W	30	5	1	1	4	3	0	0	0	0	0	35	47	1.23	1.091										
Gary Lucas, L ERA: 2.95 (8,1)	0.0		1	0	0	0	0	1	0	0	0	0	0	0	4	∞	∞										
Jeff Reardon, R ERA: 2.11 (8,1)	1.2	S	7	1	0	0	3	1	0	0	0	0	0	12	16	0.00	1.200										

Batter	1	2	3	4	5	6	7	8	9	AB	R	H	RBI	BB	SO	LOB	BOTTOM										
Tim Raines, S OBP: 0.407, SLG: 0.444 (1,8)	F8		F7			1B		F8		4	1	1	0	0	0	2	Cincinnati Reds @ Montreal Expos Olympic Stadium, Montreal, QB Thu Jul 12 1984, 7:05 PM EDT Att: 20,370 - Unknown livebaseballscorecards.com										
Pete Rose, S OBP: 0.347, SLG: 0.321 (1,3)	6-3			6-3		BB		F8		3	1	0	0	1	0	0											
Andre Dawson, R OBP: 0.285, SLG: 0.342 (1,9)	G3			F2		BB		4-3		3	0	0	0	1	0	0											
Gary Carter, R OBP: 0.365, SLG: 0.516 (1,2)		6-3			HR			5-3		4	1	2	3	0	0	0											
Tim Wallach, R OBP: 0.324, SLG: 0.443 (1,5)		G3			G3		G5-4-3			3	0	0	0	0	0	2											
Jim Wehlford, R OBP: 0.317, SLG: 0.366 (1,7) Angel Salazar, R OBP: 0.168, SLG: 0.203 (7,6)										3	0	0	0	0	1	1											
Derrel Thomas, S OBP: 0.356, SLG: 0.351 (1,6) (7,7)										3	0	0	0	0	0	0											
Doug Flynn, R OBP: 0.295, SLG: 0.311 (1,4)										2	0	2	0	1	0	0											
Bryn Smith, R OBP: 0.200, SLG: 0.161 (1,1) Gary Lucas, L (8,1) Jeff Reardon, R (8,1)										2	0	0	0	0	1	2											
Inning Stats	R: 0 E: 0 K: 0 S: 3	H: 0 LOB: 0 BB: 0 P: 3	R: 0 E: 0 K: 0 S: 3	H: 0 LOB: 0 BB: 0 P: 3	R: 0 E: 0 K: 0 S: 4	H: 1 LOB: 1 BB: 0 P: 4	R: 1 E: 0 K: 0 S: 4	H: 1 LOB: 0 BB: 0 P: 4	R: 0 E: 0 K: 2 S: 7	H: 0 LOB: 1 BB: 1 P: 11	R: 2 E: 0 K: 0 S: 4	H: 2 LOB: 1 BB: 2 P: 12	R: 0 E: 0 K: 0 S: 4	H: 1 LOB: 1 BB: 0 P: 4	R: 0 E: 0 K: 0 S: 3	H: 0 LOB: 0 BB: 0 P: 3		1B: 3 2B: 0 3B: 1 HR: 1	SF: 0 SAC: 1 DP: 1 HBP: 0	WP: 0 PB: 0 SB: 0 CS: 0	PA: 31						
PITCHER	IP	WLS	BF	H	R	ER	SO	BB	IBB	HBP	BLK	WP	HR	S	P	ERA	WHIP										
Joe Price, L ERA: 4.81 (1,1)	5.0	L	22	4	3	3	2	3	0	0	0	0	0	23	35	5.40	1.400										
Brad Lesley, R ERA: 4.5 (6,1)	2.0		6	1	0	0	0	0	0	0	0	0	0	6	6	0.00	0.500										
Ted Power, R ERA: 3.34 (8,1)	1.0		3	0	0	0	0	0	0	0	0	0	0	3	3	0.00	0.000										

Batter	1	2	3	4	5	6	7	8	9	AB	R	H	RBI	BB	SO	LOB	TOP										
Gary Redus, R OBP: 0.360, SLG: 0.385 (1, 7)	4-0 1B BB		0-0 F8		0-0 F7 2B		0-0 5-3			3	0	1	0	1	0	0											
Dave Concepcion, R OBP: 0.289, SLG: 0.311 (1, 6)	0-0 1B		0-0 F4-3		0-0 F7 2-3		0-0 F4-3	0-0 1B		4	0	2	0	0	0	1											
Dan Driessen, L OBP: 0.383, SLG: 0.434 (1, 3)	0-0 F4		0-0 2B		0-0 F4-3			0-0 HR		4	1	2	1	0	0	2											
Dave Parker, L OBP: 0.318, SLG: 0.389 (1, 9)	0-0 F8		0-0 F4-3			0-0 F7		0-0 G3		4	0	0	0	0	0	2											
Skeeter Barnes, R (1, 5)		0-0 3-1		0-0 F6		0-0 F9		0-0 F3		4	0	0	0	0	0	0											
Brad Gulden, L OBP: 0.283, SLG: 0.333 (1, 2)		0-0 F5		0-0 WP 2B		1-0 HBP			0-0 F4-3	3	0	1	0	0	0	0											
Eric Davis, R OBP: 0.236, SLG: 0.382 (1, 8)		0-0 2B		0-0 1-3		0-3 K			0-3 K	4	1	1	0	0	2	2											
Tom Foley, L OBP: 0.338, SLG: 0.406 (1, 4)		0-0 2B		0-0 F4-3			0-3 K		0-3 K	4	0	1	1	0	2	1											
Jeff Russell, R OBP: 0.231, SLG: 0.200 (1, 1)		0-0 F5				0-3 K				2	0	0	0	0	1	1											
Wayne Krenchicki, L OBP: 0.331, SLG: 0.443 (7, PH)										1	0	0	0	0	0	0											
Keefe Cato, R OBP: 1.000, SLG: 1.000 (7, 1)										0	0	0	0	0	0	0											
Bob Owchinko, L OBP: 0.231, SLG: 0.182 (8, 1)										0	0	0	0	0	0	0											
Inning Stats	R: 0 E: 0 K: 0 S: 3	H: 1 LOB: 1 BB: 1 P: 7	R: 1 E: 0 K: 0 S: 5	H: 2 LOB: 1 BB: 0 P: 5	R: 0 E: 0 K: 0 S: 4	H: 1 LOB: 1 BB: 0 P: 4	R: 0 E: 0 K: 0 S: 4	H: 1 LOB: 1 BB: 0 P: 4	R: 0 E: 0 K: 1 S: 6	H: 0 LOB: 1 BB: 0 P: 6	R: 0 E: 0 K: 1 S: 5	H: 0 LOB: 0 BB: 0 P: 5	R: 1 E: 0 K: 0 S: 4	H: 2 LOB: 0 BB: 0 P: 4	R: 0 E: 0 K: 2 S: 7	H: 0 LOB: 0 BB: 0 P: 7	1B: 2 2B: 5 3B: 0 HR: 1	SF: 0 SAC: 0 DP: 0 HBP: 1	WP: 1 PA: 35 PB: 0 SB: 0 CS: 0								
PITCHER	IP	WLS	BF	H	R	ER	SO	BB	IBB	HBP	BLK	WP	HR	S	P	ERA	WHIP										
Bill Gullickson, R ERA: 3.74 (1, 1)	5.0	W	21	6	1	1	1	1	0	0	0	1	0	22	26	1.80	1.400										
Bob James, R ERA: 3.5 (6, 1)	4.0	S	14	2	1	1	4	0	0	1	0	0	1	21	22	2.25	0.500										

Cincinnati Reds @ Montreal Expos
Olympic Stadium, Montreal, QB
Fri Jul 13 1984, 7:05 PM EDT
Att: 22,527 - Unknown

AB 33
R 2
H 8
RBI 2
BB 1
SO 5
LOB 9



Batter	1	2	3	4	5	6	7	8	9	AB	R	H	RBI	BB	SO	LOB	BOTTOM										
Tim Raines, S OBP: 0.405, SLG: 0.440 (1, 8)	0-0 2-3			0-0 4-3	4-0 1-2 BB		0-0 8-4-1			3	0	0	0	1	0	2											
Pete Rose, S OBP: 0.350, SLG: 0.322 (1, 3)	0-0 4-3			4-0 BB	0-0 SF7			0-0 HR		2	1	1	1	1	0	0											
Andre Dawson, R OBP: 0.284, SLG: 0.352 (1, 9)	0-0 F5			0-0 F8	0-0 F4			0-0 HR		4	1	1	2	0	0	3											
Gary Carter, R OBP: 0.364, SLG: 0.511 (1, 2)		0-0 F6		0-0 F7		0-0 F7		4-0 SH3 E BB		3	1	0	0	1	0	1											
Mike Stenhouse, L OBP: 0.337, SLG: 0.306 (1, 7)		0-3 K			0-0 1B 2B 1B		0-0 6-3	0-0 SH3		3	1	1	0	0	1	0											
Angel Salazar, R OBP: 0.168, SLG: 0.203 (8, PH) (9, 6)					0-0 1B 2B 1B			1-2		0	0	0	0	0	0	0											
Tim Lincecum, R OBP: 0.326, SLG: 0.447 (1, 5)		0-0 F3			0-0 1B 1B		0-0 F5	0-0 E7 2B 2B		4	2	2	1	0	0	0											
Derrel Thomas, S OBP: 0.374, SLG: 0.407 (9, 7)				0-0 4-3	0-0 1B SF7 2B		0-0 8-4-1	0-0 F4-3 2B		4	1	3	2	0	0	0											
Doug Flynn, R OBP: 0.294, SLG: 0.306 (1, 4)				0-3 K	0-0 F6-3		4-0 BB	0-0 F4-3		3	0	0	0	1	1	3											
Bill Gullickson, R OBP: 0.132, SLG: 0.135 (1, 1)				0-0 5-3	0-0 BB 1B		0-3 K	0-3 K		1	0	0	0	0	0	0											
Tony Scott, S OBP: 0.294, SLG: 0.273 (5, PH)					2-3 3H					1	0	1	1	0	0	0											
Bob James, R OBP: 0.286, SLG: 0.286 (6, 1)										2	0	0	0	0	2	3											
Inning Stats	R: 0 E: 0 K: 0 S: 3	H: 0 LOB: 0 BB: 0 P: 3	R: 0 E: 0 K: 1 S: 5	H: 0 LOB: 0 BB: 0 P: 5	R: 0 E: 0 K: 1 S: 5	H: 0 LOB: 0 BB: 0 P: 5	R: 0 E: 0 K: 0 S: 3	H: 0 LOB: 1 BB: 1 P: 7	R: 3 E: 0 K: 0 S: 7	H: 4 LOB: 2 BB: 1 P: 11	R: 0 E: 0 K: 0 S: 3	H: 0 LOB: 0 BB: 0 P: 3	R: 0 E: 0 K: 1 S: 5	H: 1 LOB: 1 BB: 1 P: 9	R: 4 E: 1 K: 1 S: 9	H: 4 LOB: 1 BB: 1 P: 13	1B: 4 2B: 5 3B: 0 HR: 1	SF: 1 SAC: 1 DP: 1 HBP: 0	WP: 0 PA: 36 PB: 0 SB: 0 CS: 0								
PITCHER	IP	WLS	BF	H	R	ER	SO	BB	IBB	HBP	BLK	WP	HR	S	P	ERA	WHIP										
Jeff Russell, R ERA: 3.51 (1, 1)	6.0	L	24	4	3	3	2	2	0	0	0	0	1	9	17	4.50	1.000										
Keefe Cato, R ERA: 5.03 (7, 1)	1.1		9	4	4	4	1	2	0	0	0	0	0	9	17	27.00	4.500										
Bob Owchinko, L ERA: 4.84 (8, 1)	0.2		3	1	0	0	1	0	0	0	0	0	0	5	5	0.00	1.500										

Cincinnati Reds @ Montreal Expos
Olympic Stadium, Montreal, QB
Fri Jul 13 1984, 7:05 PM EDT
Att: 22,527 - Unknown

AB 30
R 7
H 9
RBI 7
BB 4
SO 4
LOB 12



Batter	1	2	3	4	5	6	7	8	9	AB	R	H	RBI	BB	SO	LOB	TOP			
Gary Redus, R OBP: 0.358, SLG: 0.382 (1, 7)	F5	F8			K			FC1-6 WP 1B		4	0	1	0	0	1	1	Cincinnati Reds @ Montreal Expos Olympic Stadium, Montreal, QB Sat Jul 14 1984, 7:05 PM EDT Att: 35,147 - Unknown			
Eric Davis, R OBP: 0.237, SLG: 0.366 (1, 8)	K		F3		K			FC1-6 BB		3	0	0	0	1	2	0				
Dan Driessen, L OBP: 0.381, SLG: 0.430 (1, 3)	2B 1B		F3		F3			FC1-6		4	1	1	0	0	2					
Dave Parker, L OBP: 0.317, SLG: 0.391 (1, 9)	1-H 2B		F5		F8			1-3		4	0	1	1	0	2					
Dave Concepcion, R OBP: 0.289, SLG: 0.310 (1, 6)	F9			K	F4-3			F6-4-3 1B		4	0	1	0	0	1					
Tom Foley, L OBP: 0.335, SLG: 0.397 (1, 4)		F8		BB	F4-3			F6		3	0	0	0	1	0	1				
Nick Esasky, R OBP: 0.286, SLG: 0.357 (1, 5)		HR	F7		F9			F6-4-3		4	1	1	1	0	2					
Brad Gulden, L OBP: 0.259, SLG: 0.327 John Franco, L (7, 1)	3-1			K	F4-3					3	0	0	0	0	1					
Mario Soto, R OBP: 0.220, SLG: 0.340 Brad Lesley, R OBP: 0.300, SLG: 0.500 Dave Vangorder, R (7, 2)					F9			K		1	0	1	0	0	0					
Inning Stats	R: 1 E: 0 K: 1 S: 7	H: 2 LOB: 1 BB: 0 P: 7	R: 1 E: 0 K: 0 S: 5	H: 2 LOB: 1 BB: 0 P: 5	R: 0 E: 0 K: 0 S: 3	H: 0 LOB: 0 BB: 0 P: 3	R: 0 E: 0 K: 2 S: 7	H: 0 LOB: 0 BB: 0 P: 11	R: 0 E: 0 K: 2 S: 7	H: 0 LOB: 0 BB: 0 P: 7	R: 0 E: 0 K: 0 S: 3	H: 0 LOB: 0 BB: 0 P: 3	R: 0 E: 0 K: 1 S: 6	H: 1 LOB: 2 BB: 1 P: 10	R: 0 E: 0 K: 0 S: 3	H: 1 LOB: 0 BB: 0 P: 3		1B: 3 2B: 2 3B: 0 HR: 1	SF: 0 SAC: 0 DP: 1 HBP: 0	WP: 1 PB: 0 SB: 0 CS: 0
PITCHER Charlie Lea, R ERA: 2.85 (1, 1)	IP: 9.0 WLS: W BF: 34 H: 6 R: 2 ER: 2 SO: 6 BB: 2 IBB: 0 HBP: 0 BLK: 0 WP: 1 HR: 1 S: 44 P: 52 ERA: 2.00 WHIP: 0.889															PITCHER Charlie Lea, R ERA: 2.85 (1, 1)	IP: 9.0 WLS: W BF: 34 H: 6 R: 2 ER: 2 SO: 6 BB: 2 IBB: 0 HBP: 0 BLK: 0 WP: 1 HR: 1 S: 44 P: 52 ERA: 2.00 WHIP: 0.889			

Batter	1	2	3	4	5	6	7	8	9	AB	R	H	RBI	BB	SO	LOB	BOTTOM			
Tim Raines, S OBP: 0.405, SLG: 0.438 (1, 8)	4-3			S 1B		K		K		4	1	1	0	1	2	0	Cincinnati Reds @ Montreal Expos Olympic Stadium, Montreal, QB Sat Jul 14 1984, 7:05 PM EDT Att: 35,147 - Unknown			
Pete Rose, S OBP: 0.357, SLG: 0.330 Angel Salazar, R OBP: 0.167, SLG: 0.201 (6, FR) (7, 6)	1B	F8		FC1-6 1B		S 1B		F4		4	1	3	1	0	1					
Andre Dawson, R OBP: 0.284, SLG: 0.351 (1, 9)	1B 1-3 1B		6-3	FC1-6 BB 1B		F2				4	1	1	0	0	2					
Gary Carter, R OBP: 0.368, SLG: 0.513 (1, 2)	1B SF7 1B		HR BB	BB 1B		5-3				3	2	2	1	1	0	1				
Mike Stenhouse, L OBP: 0.352, SLG: 0.352 (7, 3)	1-3 3-H 1B		HR	FC6-4 BB		3-1				3	1	2	3	1	0	0				
Tim Wallach, R OBP: 0.325, SLG: 0.446 (1, 5)	SF7		HR	FC6-4 BB		K				3	0	1	1	0	1	3				
Derrel Thomas, S OBP: 0.368, SLG: 0.400 (7, 7)	K		4-3		K					4	0	1	0	0	2					
Doug Flynn, R OBP: 0.288, SLG: 0.299 (1, 4)		F9	F7		K			F4		4	0	0	0	0	1	2				
Charlie Lea, R OBP: 0.082, SLG: 0.063 (1, 1)	6-3			K	F9			5-3		4	0	0	0	0	1	0				
Inning Stats	R: 3 E: 0 K: 1 S: 9	H: 4 LOB: 1 BB: 0 P: 9	R: 0 E: 0 K: 0 S: 3	H: 0 LOB: 1 BB: 1 P: 7	R: 2 E: 0 K: 0 S: 5	H: 2 LOB: 1 BB: 1 P: 9	R: 1 E: 0 K: 1 S: 8	H: 3 LOB: 3 BB: 1 P: 12	R: 0 E: 0 K: 2 S: 7	H: 0 LOB: 0 BB: 0 P: 7	R: 0 E: 0 K: 1 S: 6	H: 1 LOB: 2 BB: 0 P: 6	R: 0 E: 0 K: 1 S: 6	H: 1 LOB: 1 BB: 0 P: 6	R: 0 E: 0 K: 1 S: 5	H: 0 LOB: 0 BB: 0 P: 5		1B: 10 2B: 0 3B: 0 HR: 1	SF: 1 SAC: 0 DP: 0 HBP: 0	WP: 0 PB: 0 SB: 3 CS: 0
PITCHER Mario Soto, R ERA: 3.31 Brad Lesley, R ERA: 3.12 John Franco, L ERA: 2.78 (1, 1) (4, 1) (7, 1)	IP: 3.1 WLS: L BF: 20 H: 8 R: 6 ER: 6 SO: 2 BB: 2 IBB: 0 HBP: 0 BLK: 0 WP: 0 HR: 1 S: 22 P: 30 ERA: 16.20 WHIP: 3.000															PITCHER Mario Soto, R ERA: 3.31 Brad Lesley, R ERA: 3.12 John Franco, L ERA: 2.78 (1, 1) (4, 1) (7, 1)	IP: 3.1 WLS: L BF: 20 H: 8 R: 6 ER: 6 SO: 2 BB: 2 IBB: 0 HBP: 0 BLK: 0 WP: 0 HR: 1 S: 22 P: 30 ERA: 16.20 WHIP: 3.000			

Batter	1	2	3	4	5	6	7	8	9	AB	R	H	RBI	BB	SO	LOB	TOP							
Gary Redus, R (1, 7) OBP: 0.360, SLG: 0.381										3	1	1	0	1	0	0	Cincinnati Reds @ Montreal Expos Olympic Stadium, Montreal, QB Sun Jul 15 1984, 3:33 AM EDT Att: 27,135 - Unknown							
Eric Davis, R (1, 8) OBP: 0.236, SLG: 0.373										5	0	1	0	0	0	3								
Dan Driessen, L (1, 3) OBP: 0.374, SLG: 0.423										3	0	0	1	0	1									
Dave Parker, L (1, 9) OBP: 0.314, SLG: 0.386										4	0	0	0	0	2	1								
Dave Concepcion, R (1, 6) OBP: 0.294, SLG: 0.315										2	1	1	0	2	0	0								
Nick Esasky, R (1, 5) OBP: 0.291, SLG: 0.368										3	1	2	1	0	1	1								
Wayne Krenchicki, L (7, 5) OBP: 0.309, SLG: 0.438										1	0	0	0	0	0	2								
Tom Foley, L (1, 4) OBP: 0.345, SLG: 0.403										3	0	2	1	1	0	1								
Dave Vangorder, R (1, 2) OBP: 0.200, SLG: 0.200										4	0	1	0	0	1	4								
Jay Tibbs, R (1, 1)										3	0	0	0	0	2	2								
Ted Power, R (8, 1)										1	0	0	0	0	1	0								
Inning Stats	R: 1 E: 1 K: 1 S: 6	H: 1 LOB: 0 BB: 0 P: 6	R: 1 E: 0 K: 1 S: 7	H: 2 LOB: 1 BB: 0 P: 7	R: 0 E: 0 K: 0 S: 3	H: 0 LOB: 0 BB: 0 P: 3	R: 0 E: 0 K: 1 S: 6	H: 1 LOB: 2 BB: 1 P: 10	R: 0 E: 0 K: 1 S: 5	H: 0 LOB: 0 BB: 0 P: 5	R: 0 E: 0 K: 0 S: 3	H: 0 LOB: 0 BB: 0 P: 3	R: 1 E: 0 K: 0 S: 4	H: 3 LOB: 1 BB: 1 P: 8	R: 0 E: 0 K: 2 S: 8	H: 1 LOB: 2 BB: 1 P: 12	R: 0 E: 0 K: 2 S: 6	H: 0 LOB: 0 BB: 1 P: 10	1B: 5 2B: 3 3B: 0 HR: 0	SF: 1 SAC: 0 DP: 0 HBP: 0	WP: 1 PB: 0 SB: 0 CS: 2	PA: 37		
PITCHER	IP WLS BF H R ER SO BB IBB HBP BLK WP HR S P ERA WHIP	IP WLS BF H R ER SO BB IBB HBP BLK WP HR S P ERA WHIP	IP WLS BF H R ER SO BB IBB HBP BLK WP HR S P ERA WHIP	IP WLS BF H R ER SO BB IBB HBP BLK WP HR S P ERA WHIP	IP WLS BF H R ER SO BB IBB HBP BLK WP HR S P ERA WHIP	IP WLS BF H R ER SO BB IBB HBP BLK WP HR S P ERA WHIP	IP WLS BF H R ER SO BB IBB HBP BLK WP HR S P ERA WHIP	IP WLS BF H R ER SO BB IBB HBP BLK WP HR S P ERA WHIP	IP WLS BF H R ER SO BB IBB HBP BLK WP HR S P ERA WHIP	IP WLS BF H R ER SO BB IBB HBP BLK WP HR S P ERA WHIP	IP WLS BF H R ER SO BB IBB HBP BLK WP HR S P ERA WHIP	IP WLS BF H R ER SO BB IBB HBP BLK WP HR S P ERA WHIP	IP WLS BF H R ER SO BB IBB HBP BLK WP HR S P ERA WHIP	IP WLS BF H R ER SO BB IBB HBP BLK WP HR S P ERA WHIP	IP WLS BF H R ER SO BB IBB HBP BLK WP HR S P ERA WHIP	IP WLS BF H R ER SO BB IBB HBP BLK WP HR S P ERA WHIP	IP WLS BF H R ER SO BB IBB HBP BLK WP HR S P ERA WHIP	IP WLS BF H R ER SO BB IBB HBP BLK WP HR S P ERA WHIP	IP WLS BF H R ER SO BB IBB HBP BLK WP HR S P ERA WHIP	IP WLS BF H R ER SO BB IBB HBP BLK WP HR S P ERA WHIP	IP WLS BF H R ER SO BB IBB HBP BLK WP HR S P ERA WHIP	IP WLS BF H R ER SO BB IBB HBP BLK WP HR S P ERA WHIP	IP WLS BF H R ER SO BB IBB HBP BLK WP HR S P ERA WHIP	IP WLS BF H R ER SO BB IBB HBP BLK WP HR S P ERA WHIP
Steve Rogers, R (1, 1) ERA: 5.46	7.0 L 30 8 3 2 4 2 0 0 0 0 1 0 35 43 2.57 1.429	7.0 L 30 8 3 2 4 2 0 0 0 0 1 0 35 43 2.57 1.429	7.0 L 30 8 3 2 4 2 0 0 0 0 1 0 35 43 2.57 1.429	7.0 L 30 8 3 2 4 2 0 0 0 0 1 0 35 43 2.57 1.429	7.0 L 30 8 3 2 4 2 0 0 0 0 1 0 35 43 2.57 1.429	7.0 L 30 8 3 2 4 2 0 0 0 0 1 0 35 43 2.57 1.429	7.0 L 30 8 3 2 4 2 0 0 0 0 1 0 35 43 2.57 1.429	7.0 L 30 8 3 2 4 2 0 0 0 0 1 0 35 43 2.57 1.429	7.0 L 30 8 3 2 4 2 0 0 0 0 1 0 35 43 2.57 1.429	7.0 L 30 8 3 2 4 2 0 0 0 0 1 0 35 43 2.57 1.429	7.0 L 30 8 3 2 4 2 0 0 0 0 1 0 35 43 2.57 1.429	7.0 L 30 8 3 2 4 2 0 0 0 0 1 0 35 43 2.57 1.429	7.0 L 30 8 3 2 4 2 0 0 0 0 1 0 35 43 2.57 1.429	7.0 L 30 8 3 2 4 2 0 0 0 0 1 0 35 43 2.57 1.429	7.0 L 30 8 3 2 4 2 0 0 0 0 1 0 35 43 2.57 1.429	7.0 L 30 8 3 2 4 2 0 0 0 0 1 0 35 43 2.57 1.429	7.0 L 30 8 3 2 4 2 0 0 0 0 1 0 35 43 2.57 1.429	7.0 L 30 8 3 2 4 2 0 0 0 0 1 0 35 43 2.57 1.429	7.0 L 30 8 3 2 4 2 0 0 0 0 1 0 35 43 2.57 1.429	7.0 L 30 8 3 2 4 2 0 0 0 0 1 0 35 43 2.57 1.429	7.0 L 30 8 3 2 4 2 0 0 0 0 1 0 35 43 2.57 1.429	7.0 L 30 8 3 2 4 2 0 0 0 0 1 0 35 43 2.57 1.429	7.0 L 30 8 3 2 4 2 0 0 0 0 1 0 35 43 2.57 1.429	7.0 L 30 8 3 2 4 2 0 0 0 0 1 0 35 43 2.57 1.429
Gary Lucas, L (8, 1) ERA: 2.97	1.0 4 0 0 0 2 1 0 0 0 0 0 0 7 11 0.00 1.000	1.0 4 0 0 0 2 1 0 0 0 0 0 0 7 11 0.00 1.000	1.0 4 0 0 0 2 1 0 0 0 0 0 0 7 11 0.00 1.000	1.0 4 0 0 0 2 1 0 0 0 0 0 0 7 11 0.00 1.000	1.0 4 0 0 0 2 1 0 0 0 0 0 0 7 11 0.00 1.000	1.0 4 0 0 0 2 1 0 0 0 0 0 0 7 11 0.00 1.000	1.0 4 0 0 0 2 1 0 0 0 0 0 0 7 11 0.00 1.000	1.0 4 0 0 0 2 1 0 0 0 0 0 0 7 11 0.00 1.000	1.0 4 0 0 0 2 1 0 0 0 0 0 0 7 11 0.00 1.000	1.0 4 0 0 0 2 1 0 0 0 0 0 0 7 11 0.00 1.000	1.0 4 0 0 0 2 1 0 0 0 0 0 0 7 11 0.00 1.000	1.0 4 0 0 0 2 1 0 0 0 0 0 0 7 11 0.00 1.000	1.0 4 0 0 0 2 1 0 0 0 0 0 0 7 11 0.00 1.000	1.0 4 0 0 0 2 1 0 0 0 0 0 0 7 11 0.00 1.000	1.0 4 0 0 0 2 1 0 0 0 0 0 0 7 11 0.00 1.000	1.0 4 0 0 0 2 1 0 0 0 0 0 0 7 11 0.00 1.000	1.0 4 0 0 0 2 1 0 0 0 0 0 0 7 11 0.00 1.000	1.0 4 0 0 0 2 1 0 0 0 0 0 0 7 11 0.00 1.000	1.0 4 0 0 0 2 1 0 0 0 0 0 0 7 11 0.00 1.000	1.0 4 0 0 0 2 1 0 0 0 0 0 0 7 11 0.00 1.000	1.0 4 0 0 0 2 1 0 0 0 0 0 0 7 11 0.00 1.000	1.0 4 0 0 0 2 1 0 0 0 0 0 0 7 11 0.00 1.000	1.0 4 0 0 0 2 1 0 0 0 0 0 0 7 11 0.00 1.000	1.0 4 0 0 0 2 1 0 0 0 0 0 0 7 11 0.00 1.000
Jeff Reardon, R (9, 1) ERA: 2.06	1.0 3 0 0 0 2 1 0 0 0 0 0 0 6 10 0.00 1.000	1.0 3 0 0 0 2 1 0 0 0 0 0 0 6 10 0.00 1.000	1.0 3 0 0 0 2 1 0 0 0 0 0 0 6 10 0.00 1.000	1.0 3 0 0 0 2 1 0 0 0 0 0 0 6 10 0.00 1.000	1.0 3 0 0 0 2 1 0 0 0 0 0 0 6 10 0.00 1.000	1.0 3 0 0 0 2 1 0 0 0 0 0 0 6 10 0.00 1.000	1.0 3 0 0 0 2 1 0 0 0 0 0 0 6 10 0.00 1.000	1.0 3 0 0 0 2 1 0 0 0 0 0 0 6 10 0.00 1.000	1.0 3 0 0 0 2 1 0 0 0 0 0 0 6 10 0.00 1.000	1.0 3 0 0 0 2 1 0 0 0 0 0 0 6 10 0.00 1.000	1.0 3 0 0 0 2 1 0 0 0 0 0 0 6 10 0.00 1.000	1.0 3 0 0 0 2 1 0 0 0 0 0 0 6 10 0.00 1.000	1.0 3 0 0 0 2 1 0 0 0 0 0 0 6 10 0.00 1.000	1.0 3 0 0 0 2 1 0 0 0 0 0 0 6 10 0.00 1.000	1.0 3 0 0 0 2 1 0 0 0 0 0 0 6 10 0.00 1.000	1.0 3 0 0 0 2 1 0 0 0 0 0 0 6 10 0.00 1.000	1.0 3 0 0 0 2 1 0 0 0 0 0 0 6 10 0.00 1.000	1.0 3 0 0 0 2 1 0 0 0 0 0 0 6 10 0.00 1.000	1.0 3 0 0 0 2 1 0 0 0 0 0 0 6 10 0.00 1.000	1.0 3 0 0 0 2 1 0 0 0 0 0 0 6 10 0.00 1.000	1.0 3 0 0 0 2 1 0 0 0 0 0 0 6 10 0.00 1.000	1.0 3 0 0 0 2 1 0 0 0 0 0 0 6 10 0.00 1.000	1.0 3 0 0 0 2 1 0 0 0 0 0 0 6 10 0.00 1.000	1.0 3 0 0 0 2 1 0 0 0 0 0 0 6 10 0.00 1.000

AB	32
R	3
H	8
RBI	3
BB	4
SO	8
LOB	15



Batter	1	2	3	4	5	6	7	8	9	AB	R	H	RBI	BB	SO	LOB	BOTTOM							
Tim Raines, S (1, 8) OBP: 0.406, SLG: 0.437										3	1	1	0	1	0	1	Cincinnati Reds @ Montreal Expos Olympic Stadium, Montreal, QB Sun Jul 15 1984, 3:33 AM EDT Att: 27,135 - Unknown							
Pete Rose, S (1, 3) OBP: 0.351, SLG: 0.324										4	0	0	0	0	0	3								
Andre Dawson, R (1, 9) OBP: 0.283, SLG: 0.349										4	0	1	1	0	0	0								
Gary Carter, R (1, 2) OBP: 0.364, SLG: 0.506										4	0	0	0	0	0	1								
Mike Stenhouse, L (1, 7) OBP: 0.357, SLG: 0.385										3	1	1	1	1	1	0								
Tim Lincecum, R (1, 5) OBP: 0.321, SLG: 0.441										4	0	0	0	0	0	1								
Derrel Thomas, S (1, 6) OBP: 0.374, SLG: 0.391										2	0	0	0	2	0	0								
Doug Flynn, R (1, 4) OBP: 0.284, SLG: 0.294										3	0	0	0	0	0	1								
Tony Scotti, S (9, PH) OBP: 0.305, SLG: 0.273										0	0	0	0	1	0	0								
Steve Rogers, R (1, 1) OBP: 0.269, SLG: 0.333										1	0	1	0	1	0	0								
Gary Lucas, L (8, 1)										0	0	0	0	0	0	0								
Miguel Dilone, S (8, PH) OBP: 0.328, SLG: 0.360										1	0	0	0	0	0	0								
Jeff Reardon, R (9, 1)										0	0	0	0	0	0	0								
Jim Wothford, R (9, PH) OBP: 0.314, SLG: 0.362										1	0	0	0	0	2									
Inning Stats	R: 0 E: 0 K: 0 S: 3	H: 0 LOB: 0 BB: 0 P: 3	R: 0 E: 0 K: 0 S: 3	H: 0 LOB: 0 BB: 0 P: 3	R: 0 E: 0 K: 0 S: 3	H: 0 LOB: 2 BB: 2 P: 11	R: 0 E: 0 K: 0 S: 3	H: 0 LOB: 1 BB: 1 P: 7	R: 0 E: 0 K: 0 S: 3	H: 1 LOB: 1 BB: 1 P: 7	R: 0 E: 0 K: 0 S: 3	H: 0 LOB: 0 BB: 0 P: 3	R: 1 E: 0 K: 0 S: 4	H: 1 LOB: 0 BB: 0 P: 4	R: 1 E: 0 K: 0 S: 5	H: 2 LOB: 1 BB: 0 P: 5	R: 0 E: 0 K: 1 S: 5	H: 0 LOB: 2 BB: 2 P: 13	1B: 2 2B: 0 3B: 1 HR: 1	SF: 0 SAC: 0 DP: 1 HBP: 0	WP: 0 PB: 1 SB: 0 CS: 0	PA: 36		
PITCHER	IP WLS BF H R ER SO BB IBB HBP BLK WP HR S P ERA WHIP	IP WLS BF H R ER SO BB IBB HBP BLK WP HR S P ERA WHIP	IP WLS BF H R ER SO BB IBB HBP BLK WP HR S P ERA WHIP	IP WLS BF H R ER SO BB IBB HBP BLK WP HR S P ERA WHIP	IP WLS BF H R ER SO BB IBB HBP BLK WP HR S P ERA WHIP	IP WLS BF H R ER SO BB IBB HBP BLK WP HR S P ERA WHIP	IP WLS BF H R ER SO BB IBB HBP BLK WP HR S P ERA WHIP	IP WLS BF H R ER SO BB IBB HBP BLK WP HR S P ERA WHIP	IP WLS BF H R ER SO BB IBB HBP BLK WP HR S P ERA WHIP	IP WLS BF H R ER SO BB IBB HBP BLK WP HR S P ERA WHIP	IP WLS BF H R ER SO BB IBB HBP BLK WP HR S P ERA WHIP	IP WLS BF H R ER SO BB IBB HBP BLK WP HR S P ERA WHIP	IP WLS BF H R ER SO BB IBB HBP BLK WP HR S P ERA WHIP	IP WLS BF H R ER SO BB IBB HBP BLK WP HR S P ERA WHIP	IP WLS BF H R ER SO BB IBB HBP BLK WP HR S P ERA WHIP	IP WLS BF H R ER SO BB IBB HBP BLK WP HR S P ERA WHIP	IP WLS BF H R ER SO BB IBB HBP BLK WP HR S P ERA WHIP	IP WLS BF H R ER SO BB IBB HBP BLK WP HR S P ERA WHIP	IP WLS BF H R ER SO BB IBB HBP BLK WP HR S P ERA WHIP	IP WLS BF H R ER SO BB IBB HBP BLK WP HR S P ERA WHIP	IP WLS BF H R ER SO BB IBB HBP BLK WP HR S P ERA WHIP	IP WLS BF H R ER SO BB IBB HBP BLK WP HR S P ERA WHIP	IP WLS BF H R ER SO BB IBB HBP BLK WP HR S P ERA WHIP	
Jay Tibbs, R (1, 1) ERA: 2.35	7.2 W 30 4 2 2 2 4 0 0 0 0 0 0 26 42 2.35 1.043	7.2 W 30 4 2 2 2 4 0 0 0 0 0 0 26 42 2.35 1.043	7.2 W 30 4 2 2 2 4 0 0 0 0 0 0 26 42 2.35 1.043	7.2 W 30 4 2 2 2 4 0 0 0 0 0 0 26 42 2.35 1.043	7.2 W 30 4 2 2 2 4 0 0 0 0 0 0 26 42 2.35 1.043	7.2 W 30 4 2 2 2 4 0 0 0 0 0 0 26 42 2.35 1.043	7.2 W 30 4 2 2 2 4 0 0 0 0 0 0 26 42 2.35 1.043	7.2 W 30 4 2 2 2 4 0 0 0 0 0 0 26 42 2.35 1.043	7.2 W 30 4 2 2 2 4 0 0 0 0 0 0 26 42 2.35 1.043	7.2 W 30 4 2 2 2 4 0 0 0 0 0 0 26 42 2.35 1.043	7.2 W 30 4 2 2 2 4 0 0 0 0 0 0 26 42 2.35 1.043	7.2 W 30 4 2 2 2 4 0 0 0 0 0 0 26 42 2.35 1.043	7.2 W 30 4 2 2 2 4 0 0 0 0 0 0 26 42 2.35 1.043	7.2 W 30 4 2 2 2 4 0 0 0 0 0 0 26 42 2.35 1.043	7.2 W 30 4 2 2 2 4 0 0 0 0 0 0 26 42 2.35 1.043	7.2 W 30 4 2 2 2 4 0 0 0 0 0 0 26 42 2.35 1.043	7.2 W 30 4 2 2 2 4 0 0 0 0 0 0 26 42 2.35 1.043	7.2 W 30 4 2 2 2 4 0 0 0 0 0 0 26 42 2.35 1.043	7.2 W 30 4 2 2 2 4 0 0 0 0 0 0 26 42 2.35 1.043	7.2 W 30 4 2 2 2 4 0 0 0 0 0 0 26 42 2.35 1.043	7.2 W 30 4 2 2 2 4 0 0 0 0 0 0 26 42 2.35 1.043	7.2 W 30 4 2 2 2 4 0 0 0 0 0 0 26 42 2.35 1.043	7.2 W 30 4 2 2 2 4 0 0 0 0 0 0 26 42 2.35 1.043	7.2 W 30 4 2 2 2 4 0 0 0 0 0 0 26 42 2.35 1.043
Ted Power, R (8, 1) ERA: 3.29	1.1 S 6 0 0 0 1 2 0 0 0 0 0 0 6 14 0.00 1.500	1.1 S 6 0 0 0 1 2 0 0 0 0 0 0 6 14 0.00 1.500	1.1 S 6 0 0 0 1 2 0 0 0 0 0 0 6 14 0.00 1.500	1.1 S 6 0 0 0 1 2 0 0 0 0 0 0 6 14 0.00 1.500																				

Batter	1	2	3	4	5	6	7	8	9	AB	R	H	RBI	BB	SO	LOB	TOP										
Garry Maddox, R OBP: 0.322, SLG: 0.417 (1, 8)	0-0 1B		0-0 4-3 2B		0-0 2H HR	0-0 F4		0-0 F8		5	1	3	2	0	0	1											
Von Hayes, L OBP: 0.361, SLG: 0.424 (1, 9)	0-0 1B		0-0 4-3		0-0 3B 1B		0-0 F7		0-0 F3	5	1	2	0	0	0	1											
Juan Samuel, R OBP: 0.340, SLG: 0.459 (1, 4)	0-3 K		0-3 K		0-0 1H 2B 3B		0-0 HR 2B		0-0 E5	5	2	2	1	0	2	3											
Mike Schmidt, R OBP: 0.390, SLG: 0.516 (1, 5)	0-3 K			0-0 1B G5-4-3	0-0 4-3 2B		0-0 2H HR		0-3 K	5	2	3	3	0	2	3											
Tim Corcoran, L OBP: 0.440, SLG: 0.536 (1, 3)	0-3 K			0-0 1B G5-4-3	0-0 4-3 2B		0-0 FC6-4 1B		0-0 5-3	5	0	2	0	0	1	4											
Ozzie Virgil, R OBP: 0.341, SLG: 0.520 (1, 2)		0-0 F8		0-0 G5-4-3	0-3 K		0-3 K			4	0	0	0	0	2	3											
Glenn Wilson, R OBP: 0.288, SLG: 0.415 (1, 7)		0-0 F8		0-0 6-3		0-0 1B		0-0 FC6-4		4	0	1	0	0	0	1											
Ivan De Jesus, R OBP: 0.316, SLG: 0.308 (1, 6)		0-0 F8			4-0 HR BB	0-0 F9		0-0 1-3		3	1	0	0	1	0	1											
Kevin Gross, R OBP: 0.048, SLG: 0.048 (1, 1)			0-3 K		0-3 K	0-3 K		0-0 F9		4	0	0	0	0	3	2											
Inning Stats	R: 0 E: 0 K: 3 S: 11	H: 2 LOB: 2 BB: 0 P: 11	R: 0 E: 0 K: 0 S: 3	H: 0 LOB: 0 BB: 0 P: 3	R: 0 E: 0 K: 2 S: 8	H: 1 LOB: 1 BB: 0 P: 8	R: 1 E: 0 K: 0 S: 4	H: 2 LOB: 0 BB: 0 P: 4	R: 4 E: 0 K: 2 S: 11	H: 4 LOB: 1 BB: 1 P: 15	R: 0 E: 0 K: 1 S: 6	H: 1 LOB: 1 BB: 0 P: 6	R: 2 E: 0 K: 1 S: 8	H: 3 LOB: 1 BB: 0 P: 8	R: 0 E: 0 K: 0 S: 3	H: 0 LOB: 0 BB: 0 P: 3	R: 0 E: 1 K: 1 S: 6	H: 0 LOB: 1 BB: 0 P: 6	1B: 7 2B: 3 3B: 1 HR: 2	SF: 0 SAC: 0 DP: 1 HBP: 0	WP: 0 PB: 0 SB: 3 CS: 0	PA: 41					
PITCHER	IP	WLS	BF	H	R	ER	SO	BB	IBB	HBP	BLK	WP	HR	S	P	ERA	WHIP										
Tom Hume, R ERA: 6.2 (1, 1)	4.1	L	21	8	5	5	6	1	0	0	0	0	1	32	36	10.38	2.077										
Keele Cato, R ERA: 5.91 (5, 1)	2.2		13	5	2	2	3	0	0	0	0	0	1	19	19	6.75	1.875										
John Franco, L ERA: 2.66 (8, 1)	2.0		7	0	0	0	1	0	0	0	0	0	0	9	9	0.00	0.000										

Philadelphia Phillies @ Cincinnati Reds
Riverfront Stadium, Cincinnati, OH
Mon Jul 16 1984, 7:05 PM EDT
Att: 15,460 - Unknown

AB	40
R	7
H	13
RBI	6
BB	1
SO	10
LOB	19



Batter	1	2	3	4	5	6	7	8	9	AB	R	H	RBI	BB	SO	LOB	BOTTOM										
Gary Redus, R OBP: 0.355, SLG: 0.374 (1, 7)	0-0 F8		0-0 F6			0-0 6-3		0-0 F7		4	0	0	0	0	0	1											
Eric Davis, R OBP: 0.238, SLG: 0.359 (1, 8)	4-0 F7 1B BB		0-0 F8			0-0 F2		0-0 F8		3	1	0	0	1	0	1											
Dan Driessen, L OBP: 0.376, SLG: 0.437 (1, 3)	4-0 1B 1-2 BB		0-0 F9			0-0 HR		0-0 F7		3	1	1	1	1	0	0											
Dave Parker, L OBP: 0.310, SLG: 0.382 (1, 9)	0-0 F7			0-3 K		0-0 F5		0-0 5-3		4	0	0	0	0	1	2											
Dave Concepcion, R OBP: 0.302, SLG: 0.324 (1, 6)	0-0 1B			0-0 CS 1B		0-0 G3-6-1 1B		0-0 FC6-4 1B		4	0	4	1	0	0	0											
Nick Esasky, R OBP: 0.286, SLG: 0.360 (1, 5)	0-0 4-3			0-3 K		0-0 K		0-0 FC6-4		4	0	0	0	0	2	5											
Tom Foley, L OBP: 0.339, SLG: 0.395 (1, 4)		0-0 4-3			0-3 K		0-0 G3-6-1			3	0	0	0	0	1	1											
John Franco, L (8, 1)										0	0	0	0	0	0	0											
Dave Vangorder, R OBP: 0.250, SLG: 0.250 (1, 2)		0-0 G1-6-3 1B			0-0 4-3			0-0 F7		3	0	1	0	0	0	0											
Tom Hume, R OBP: 0.188, SLG: 0.133 (1, 1)			0-0 4-3			0-0 5-3				1	0	0	0	0	0	1											
Keele Cato, R OBP: 0.667, SLG: 0.667 (5, 1)										1	0	0	0	0	0	0											
Ron Oester, S OBP: 0.269, SLG: 0.273 (8, 4)										1	0	1	0	0	0	0											
Inning Stats	R: 1 E: 0 K: 0 S: 4	H: 1 LOB: 2 BB: 2 P: 12	R: 0 E: 0 K: 0 S: 3	H: 1 LOB: 0 BB: 0 P: 3	R: 0 E: 0 K: 2 S: 7	H: 1 LOB: 1 BB: 0 P: 7	R: 0 E: 0 K: 1 S: 5	H: 0 LOB: 0 BB: 0 P: 5	R: 1 E: 0 K: 0 S: 4	H: 1 LOB: 0 BB: 0 P: 4	R: 0 E: 0 K: 1 S: 5	H: 1 LOB: 0 BB: 0 P: 5	R: 0 E: 0 K: 0 S: 4	H: 1 LOB: 1 BB: 0 P: 4	R: 0 E: 0 K: 0 S: 4	H: 1 LOB: 1 BB: 0 P: 4	R: 0 E: 0 K: 0 S: 4	H: 1 LOB: 1 BB: 0 P: 4	1B: 6 2B: 1 3B: 0 HR: 1	SF: 0 SAC: 0 DP: 3 HBP: 0	WP: 0 PB: 0 SB: 1 CS: 1	PA: 33					
PITCHER	IP	WLS	BF	H	R	ER	SO	BB	IBB	HBP	BLK	WP	HR	S	P	ERA	WHIP										
Kevin Gross, R ERA: 3.51 (1, 1)	9.0	W	33	7	2	2	4	2	0	0	0	0	1	39	47	2.00	1.000										

Philadelphia Phillies @ Cincinnati Reds
Riverfront Stadium, Cincinnati, OH
Mon Jul 16 1984, 7:05 PM EDT
Att: 15,460 - Unknown

AB	31
R	2
H	7
RBI	2
BB	2
SO	4
LOB	11



Batter	1	2	3	4	5	6	7	8	9	AB	R	H	RBI	BB	SO	LOB	TOP					
Garry Maddox, R OBP: 0.321, SLG: 0.411 (1, 8)	F8		1B			F8		1-3		5	1	2	0	0	0	1	Philadelphia Phillies @ Cincinnati Reds Riverfront Stadium, Cincinnati, OH Wed Jul 18 1984, 7:05 PM EDT Att: 13,539 - Unknown					
Von Hayes, L OBP: 0.360, SLG: 0.426 (1, 7)	1-3		1B					4-3		5	1	2	0	0	0	2						
Juan Samuel, R OBP: 0.340, SLG: 0.458 (1, 4)			1B							5	1	3	0	0	0	1						
Mike Schmidt, R OBP: 0.393, SLG: 0.535 Kiko Garcia, R OBP: 0.236, SLG: 0.280 (7, 5)	K		1B							4	3	3	4	0	1	1						
Tim Corcoran, L OBP: 0.457, SLG: 0.543 (1, 3)			1B							3	1	2	1	2	0	0						
Sixto Lezcano, R OBP: 0.366, SLG: 0.545 (1, 9)			1B							5	0	3	1	0	1	1						
Bo Diaz, R OBP: 0.377 Al Holland, R (9, 1)			1B							3	0	0	1	0	0	2						
Ivan De Jesus, R OBP: 0.319, SLG: 0.306 (1, 6)			1B							3	0	0	0	1	2	1						
Shane Rawley, R Larry Andersen, R (7, 1) Ozzie Virgil, R OBP: 0.335, SLG: 0.510 Glenn Wilson, R OBP: 0.286, SLG: 0.411 (9, PH)			1B							3	0	0	0	0	2	0						
Inning Stats	R: 0 E: 0 K: 1 S: 6	H: 1 LOB: 1 BB: 0 P: 6	R: 0 E: 0 K: 0 S: 3	H: 1 LOB: 0 BB: 0 P: 3	R: 4 E: 1 K: 1 S: 11	H: 6 LOB: 2 BB: 0 P: 11	R: 0 E: 0 K: 2 S: 8	H: 1 LOB: 1 BB: 0 P: 8	R: 2 E: 0 K: 1 S: 7	H: 2 LOB: 1 BB: 1 P: 11	R: 0 E: 0 K: 0 S: 4	H: 1 LOB: 1 BB: 0 P: 4	R: 1 E: 0 K: 1 S: 6	H: 1 LOB: 0 BB: 0 P: 6	R: 0 E: 0 K: 0 S: 3	H: 0 LOB: 1 BB: 1 P: 7		R: 0 E: 0 K: 1 S: 6	H: 2 LOB: 2 BB: 1 P: 10	1B: 11 2B: 2 3B: 0 HR: 2	SF: 1 SAC: 0 DP: 1 HBP: 0	WP: 0 PB: 0 SB: 0 CS: 1
PITCHER	IP	WLS	BF	H	R	ER	SO	BB	IBB	HBP	BLK	WP	HR	S	P	ERA	WHIP					
Jeff Russell, R ERA: 3.74 Keefe Cato, R ERA: 5.23 Brad Lesley, R ERA: 3.86 John Franco, L ERA: 2.55	(1, 1)	2.2	L	15	8	4	4	2	0	0	0	0	0	19	19	13.50	3.000					
	(3, 1)	2.1		11	3	2	2	3	1	0	0	0	0	1	16	20	7.71	1.714				
	(6, 1)	2.0		8	2	1	1	1	0	0	0	0	0	1	10	10	4.50	1.000				
	(8, 1)	2.0		9	2	0	0	1	2	0	0	0	0	9	17	0.00	2.000					

Batter	1	2	3	4	5	6	7	8	9	AB	R	H	RBI	BB	SO	LOB	BOTTOM					
Gary Redus, R OBP: 0.349, SLG: 0.364 Duane Walker, L OBP: 0.413, SLG: 0.556 (7, PH)	6-3		K			5-3				3	0	0	0	0	1	0	Philadelphia Phillies @ Cincinnati Reds Riverfront Stadium, Cincinnati, OH Wed Jul 18 1984, 7:05 PM EDT Att: 13,539 - Unknown					
Eric Davis, R OBP: 0.242, SLG: 0.337 Dan Driessen, L OBP: 0.379, SLG: 0.437 (7, PH)	F5		BB			K				2	0	0	0	1	1	0						
Cesar Cedeno, R OBP: 0.320, SLG: 0.439 (8, 8)	5-3		BB			6-3				3	0	0	1	0	0	1						
Dave Parker, L OBP: 0.312, SLG: 0.382 (1, 9)	F7					6-3				4	1	1	0	0	0	2						
Dave Concepcion, R OBP: 0.301, SLG: 0.322 (1, 6)	K					F9				4	1	1	0	0	2	0						
Nick Esasky, R OBP: 0.294, SLG: 0.383 (1, 5)	1B					K				4	1	2	3	0	2	0						
Ron Oester, S OBP: 0.272, SLG: 0.276 (1, 4)	1B					6-3				4	1	2	0	0	0	0						
Dave Vangorder, R OBP: 0.313, SLG: 0.313 (1, 2)	F9					F4				4	1	1	0	0	2	0						
Jeff Russell, R OBP: 0.231, SLG: 0.200 Keefe Cato, R OBP: 0.200, SLG: 0.200 Steele Barnes, R OBP: 0.260, SLG: 0.300 Brad Lesley, R OBP: 0.356, SLG: 0.500 Tony Perez, R OBP: 0.294, SLG: 0.343 John Franco, L OBP: 0.266, SLG: 0.323 (8, PH)			6-3			F8				0	0	0	0	0	0	0						
Inning Stats	R: 0 E: 0 K: 0 S: 3	H: 0 LOB: 0 BB: 0 P: 3	R: 0 E: 0 K: 1 S: 7	H: 2 LOB: 2 BB: 0 P: 7	R: 0 E: 0 K: 1 S: 5	H: 0 LOB: 1 BB: 1 P: 9	R: 0 E: 0 K: 1 S: 5	H: 0 LOB: 0 BB: 0 P: 5	R: 0 E: 0 K: 0 S: 3	H: 0 LOB: 0 BB: 0 P: 3	R: 0 E: 0 K: 1 S: 5	H: 0 LOB: 0 BB: 0 P: 5	R: 5 E: 0 K: 1 S: 10	H: 5 LOB: 2 BB: 2 P: 18	R: 0 E: 0 K: 2 S: 7	H: 0 LOB: 0 BB: 0 P: 7		R: 0 E: 0 K: 2 S: 7	H: 0 LOB: 0 BB: 0 P: 7	1B: 6 2B: 0 3B: 0 HR: 1	SF: 1 SAC: 0 DP: 0 HBP: 0	WP: 0 PB: 0 SB: 0 CS: 0
PITCHER	IP	WLS	BF	H	R	ER	SO	BB	IBB	HBP	BLK	WP	HR	S	P	ERA	WHIP					
Shane Rawley, L ERA: 5.32 Larry Andersen, R ERA: 1.86 Al Holland, L ERA: 2.45	(1, 1)	6.0	W	26	7	5	5	4	1	0	0	0	0	33	37	7.50	1.333					
	(7, 1)	2.0		8	0	0	0	3	2	0	0	0	0	12	20	0.00	1.000					
	(9, 1)	1.0	S	3	0	0	0	2	0	0	0	0	0	7	7	0.00	0.000					

Batter	1	2	3	4	5	6	7	8	9	AB	R	H	RBI	BB	SO	LOB	TOP								
Wally Backman , S (1,4) OBP: 0.369, SLG: 0.335 (7,6)	K		6-3				F8	BB		4	0	1	0	1	1	1	New York Mets @ Cincinnati Reds Riverfront Stadium, Cincinnati, OH Thu Jul 19 1984, 7:05 PM EDT Att: 13,257 - Unknown								
Danny Heep , L (1,9) OBP: 0.356, SLG: 0.407	F7		K				BB	F6		3	1	0	0	2	1	2									
Keith Hernandez , L (1,3) OBP: 0.407, SLG: 0.452	K		3-1				BB	BB		3	0	0	0	2	2	2									
Darryl Strawberry , L (1,8) OBP: 0.354, SLG: 0.469		HR					BB	BB		4	2	2	2	1	2	3									
George Foster , R (1,7) OBP: 0.286, SLG: 0.417		FC6-4					BB	F8		4	0	1	1	0	1	1									
Hubie Brooks , R (1,5) OBP: 0.374, SLG: 0.464		FC6-4					BB	BB		3	2	2	1	1	0	1									
Ron Gardenhire , R (1,6) Rafael Santana , R (6, PR) (6,6)		1B					BB	BB		3	0	2	1	0	0	0									
Rusty Staub , L (7, PH) (7, PH) Kelvin Chapman , R (7,4) OBP: 0.311, SLG: 0.359 OBP: 0.403, SLG: 0.373		1B					BB	BB		1	0	0	0	0	0	3									
Junior Ortiz , R (1,2) OBP: 0.235, SLG: 0.242 Tom Gorman , L (6,1) OBP: 0.311, SLG: 0.399		1B					BB	BB		1	0	0	0	0	0	1									
Mookie Wilson , S (8, PH) (8, PH) Doug Sisk , R (8,1) OBP: 0.111, SLG: 0.111		1B					BB	BB		2	0	0	1	0	1	1									
Bruce Berenyi , R (1,1) OBP: 0.065, SLG: 0.067 Ron Hodges , L (6,2) OBP: 0.342, SLG: 0.254		5-3					BB	BB		0	0	0	0	0	0	0									
Inning Stats	R: 0 E: 0 K: 2 S: 7	H: 0 LOB: 0 BB: 0 P: 7	R: 2 E: 0 K: 0 S: 6	H: 3 LOB: 1 BB: 0 P: 6	R: 0 E: 0 K: 1 S: 5	H: 0 LOB: 0 BB: 0 P: 5	R: 1 E: 0 K: 1 S: 5	H: 0 LOB: 0 BB: 0 P: 9	R: 0 E: 0 K: 3 S: 9	H: 0 LOB: 2 BB: 2 P: 17	R: 1 E: 0 K: 1 S: 7	H: 2 LOB: 1 BB: 0 P: 7	R: 2 E: 0 K: 0 S: 5	H: 2 LOB: 3 BB: 3 P: 17	R: 0 E: 0 K: 1 S: 7	H: 2 LOB: 0 BB: 1 P: 11		R: 0 E: 0 K: 0 S: 3	H: 1 LOB: 0 BB: 0 P: 3	1B: 8 2B: 1 3B: 0 HR: 1	SF: 3 SAC: 0 DP: 1 HBP: 0	WP: 0 PB: 0 SB: 4 CS: 0	PA: 43		
PITCHER	IP	WLS	BF	H	R	ER	SO	BB	IBB	HBP	BLK	WP	HR	S	P	ERA		WHIP							
Mario Soto , R (1,1) ERA: 3.56	6.1	W	30	6	6	6	8	5	0	0	0	0	1	41	61	8.53	1.737								
Bob Ovwchinko , L (7,1) ERA: 4.94	0.0		1	1	0	0	0	0	0	0	0	0	0	1	1	∞	∞								
Ted Power , R (7,1) ERA: 3.18	1.1	S	4	2	0	0	0	1	1	0	0	0	0	6	14	0.00	2.250								
John Franco , L (8,1) ERA: 2.49	1.1	S	4	1	0	0	1	0	0	0	0	0	0	6	6	0.00	0.750								

Batter	1	2	3	4	5	6	7	8	9	AB	R	H	RBI	BB	SO	LOB	BOTTOM									
Duane Walker , L (1,7) OBP: 0.418, SLG: 0.568	K	F8								4	1	2	1	1	1	1	New York Mets @ Cincinnati Reds Riverfront Stadium, Cincinnati, OH Thu Jul 19 1984, 7:05 PM EDT Att: 13,257 - Unknown									
Eric Davis , R (1,8) OBP: 0.242, SLG: 0.345 Cesar Cedeno , R (6, PR) (7,8)	K	K								4	1	1	2	0	2	2										
Dan Driessen , L (1,3) OBP: 0.388, SLG: 0.446										3	0	2	1	2	1	1										
Dave Parker , L (1,9) OBP: 0.310, SLG: 0.387										5	1	1	1	0	1	5										
Dave Concepcion , R (1,6) OBP: 0.301, SLG: 0.319										3	1	0	0	1	1	2										
Nick Esasky , R (1,5) OBP: 0.293, SLG: 0.380 Wayne Krenchicki , L (8,5) OBP: 0.394, SLG: 0.432										4	0	1	0	0	1	1										
Ron Oester , S (1,4) OBP: 0.275, SLG: 0.276										3	1	1	0	1	0	2										
Brad Gulden , L (1,2) OBP: 0.270, SLG: 0.344										4	3	3	1	0	1	0										
Mario Soto , R (1,1) OBP: 0.226, SLG: 0.358 Bob Ovwchinko , L (7,1) OBP: 0.231, SLG: 0.182 Ted Power , R (7,1) John Franco , L (8,1)										3	1	1	1	0	0	1										
Inning Stats	R: 0 E: 0 K: 2 S: 7	H: 0 LOB: 1 BB: 1 P: 11	R: 3 E: 1 K: 1 S: 8	H: 3 LOB: 1 BB: 1 P: 12	R: 0 E: 0 K: 1 S: 6	H: 1 LOB: 0 BB: 0 P: 6	R: 0 E: 0 K: 1 S: 5	H: 0 LOB: 0 BB: 0 P: 5	R: 1 E: 0 K: 1 S: 7	H: 2 LOB: 1 BB: 0 P: 7	R: 3 E: 1 K: 2 S: 9	H: 2 LOB: 1 BB: 2 P: 17	R: 1 E: 0 K: 0 S: 4	H: 2 LOB: 0 BB: 0 P: 4	R: 1 E: 0 K: 0 S: 5	H: 2 LOB: 2 BB: 1 P: 9		1B: 5 2B: 6 3B: 0 HR: 1	SF: 0 SAC: 1 DP: 0 HBP: 0	WP: 1 PB: 0 SB: 1 CS: 1	PA: 41					
PITCHER	IP	WLS	BF	H	R	ER	SO	BB	IBB	HBP	BLK	WP	HR	S	P	ERA		WHIP								
Bruce Berenyi , R (1,1) ERA: 4.48	5.2	L	29	8	7	4	7	3	0	0	0	0	1	39	55	6.35		1.941								
Tom Gorman , L (6,1) ERA: 2.79	1.1		5	2	1	1	1	0	0	0	0	0	1	7	7	6.75		1.500								
Doug Sisk , R (8,1) ERA: 1.48	1.0		6	2	1	1	0	1	0	0	0	0	0	5	9	9.00	3.000									

Batter	1	2	3	4	5	6	7	8	9	10	11	AB	R	H	RBI	BB	SO	LOB	TOP					
Wally Backman, S OBP: 0.373, SLG: 0.351 (1, 4)	1-3		F5			2B		2B			SH5-3 SF8 2B	5	1	3	0	0	0	0						
Mookie Wilson, S OBP: 0.307, SLG: 0.394 (1, 8)	F4			F4		F3		K			SH5-3	4	0	0	0	0	1	2						
Keith Hernandez, L OBP: 0.406, SLG: 0.450 (1, 3)	F7			F7							SF8	3	0	1	1	1	0	0						
Darryl Strawberry, L OBP: 0.354, SLG: 0.477 (1, 9)		HR		4-3		G4-6-3 1B		7-4 BB			1B	5	1	2	1	0	0	2						
George Foster, R OBP: 0.287, SLG: 0.418 (1, 7)	6-3				G6-3 BB	1B 2B				F8	5-3	4	1	1	0	1	0	1						
Hubie Brooks, R OBP: 0.372, SLG: 0.461 (1, 5)	K				F9	1B				F5		4	0	1	1	0	1	1						
Mike Fitzgerald, R OBP: 0.300, SLG: 0.306 (1, 2)	4-3				G6-3	5-3				G1-6-3		4	0	0	0	0	0	2						
Rafael Santana, R (1, 6)			6-3			5-3		F2				3	0	0	0	1	0	0						
Dwight Gooden, R OBP: 0.139, SLG: 0.122 Jerry Martin, R OBP: 0.103, SLG: 0.184 Jesse Orosco, R OBP: 0.667, SLG: 0.333 (1, 1)	5-3					5-3		4-3		F4		3	0	0	0	0	0	0						
Inning Stats	R: 0 E: 0 K: 0 S: 3	H: 0 LOB: 0 BB: 0 P: 3	R: 1 E: 0 K: 1 S: 6	H: 1 LOB: 0 BB: 0 P: 6	R: 0 E: 0 K: 0 S: 3	H: 0 LOB: 0 BB: 0 P: 3	R: 0 E: 0 K: 0 S: 3	H: 0 LOB: 0 BB: 0 P: 3	R: 0 E: 0 K: 1 S: 6	H: 1 LOB: 1 BB: 0 P: 4	R: 1 E: 0 K: 0 S: 5	H: 3 LOB: 1 BB: 0 P: 5	R: 0 E: 0 K: 1 S: 6	H: 1 LOB: 1 BB: 0 P: 6	R: 0 E: 0 K: 0 S: 2	H: 0 LOB: 0 BB: 1 P: 6	R: 0 E: 0 K: 0 S: 3	H: 0 LOB: 1 BB: 1 P: 7	R: 1 E: 0 K: 0 S: 5	H: 2 LOB: 1 BB: 0 P: 5	1B: 3 2B: 5 3B: 0 HR: 1	SF: 1 SAC: 1 DP: 3 HBP: 0	WP: 0 PB: 0 SB: 0 CS: 0	PA: 41
PITCHER	IP ERA: 2.3	WLS LOB: 29	BF ER: 0	H R: 0	R ER: 0	ER SO: 2	SO BB: 1	IBB HBP: 0	BLK WP: 0	HR S: 32	P ERA: 2.25	WHIP 0.875												
Jay Tibbs, R ERA: 2.3 (1, 1)	2.0	7	0	0	0	0	2	0	0	0	5	13	0.00	1.000										
Bob Owchinko, L ERA: 4.69 (9, 1)	0.1	L	2	1	1	1	0	0	0	0	2	2	27.00	3.000										
Brad Lesley, R ERA: 4.5 (11, 1)	0.2	3	1	0	0	0	0	0	0	0	3	3	0.00	1.500										
PITCHER	IP ERA: 2.3	WLS LOB: 29	BF ER: 0	H R: 0	R ER: 0	ER SO: 2	SO BB: 1	IBB HBP: 0	BLK WP: 0	HR S: 32	P ERA: 2.25	WHIP 0.875												

New York Mets @ Cincinnati Reds
Riverfront Stadium, Cincinnati, OH
Fri Jul 20 1984, 7:05 PM EDT
Att: 17,020 - Unknown

livebaseballscorecards.com

AB 36
R 3
H 8
RBI 3
BB 3
SO 2
LOB 9




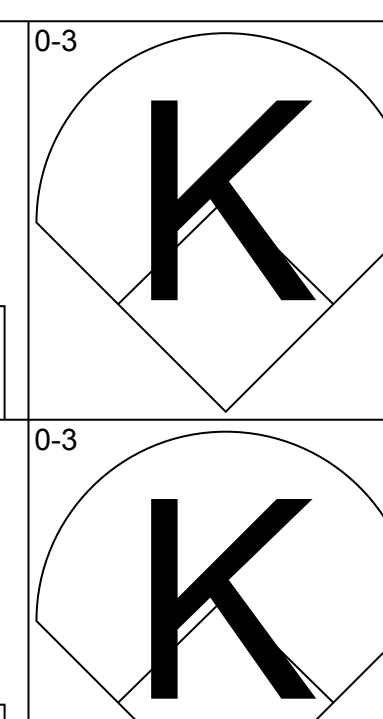
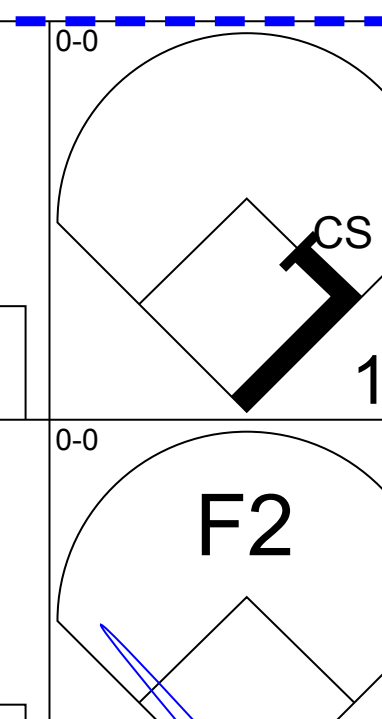
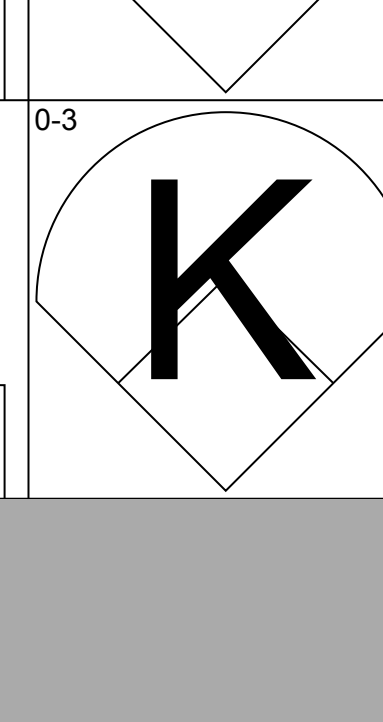
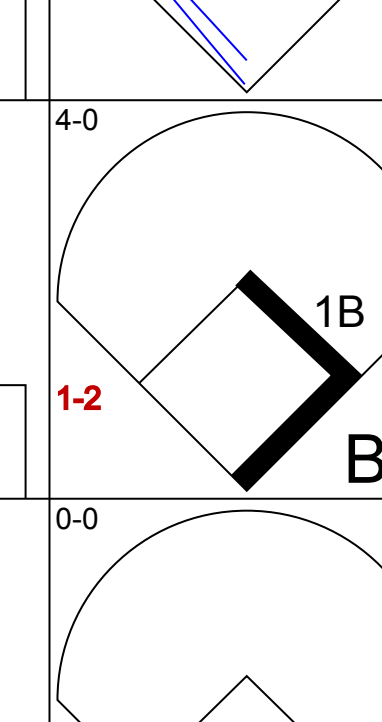

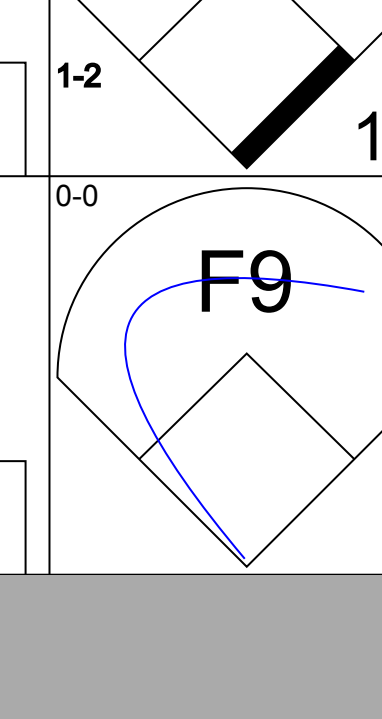
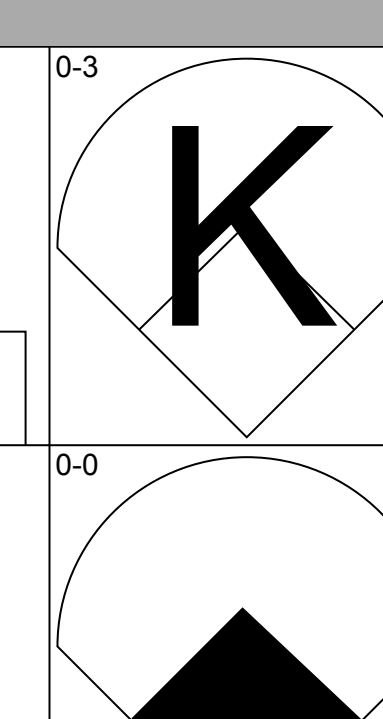

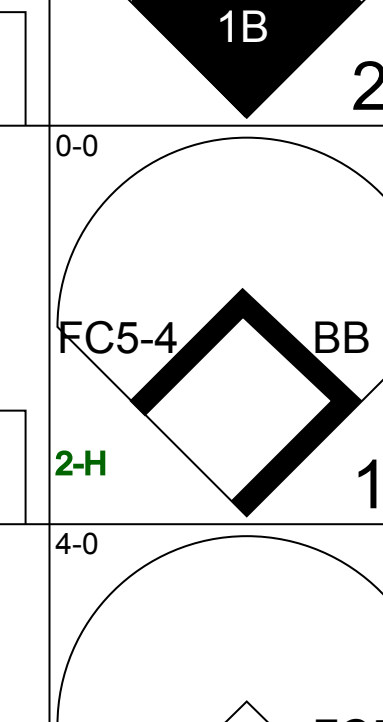

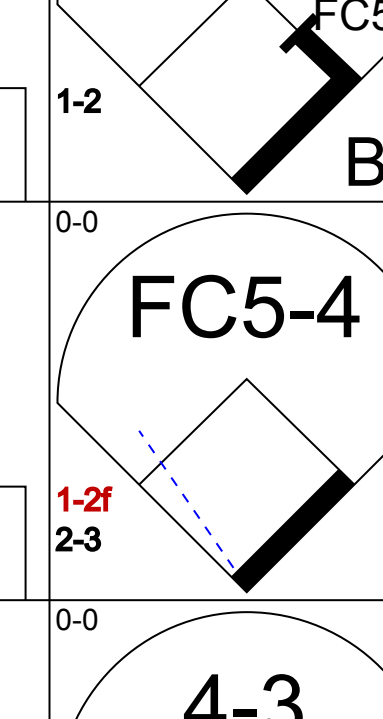
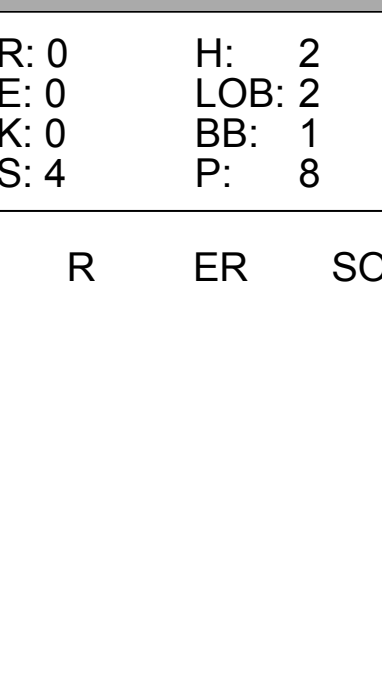
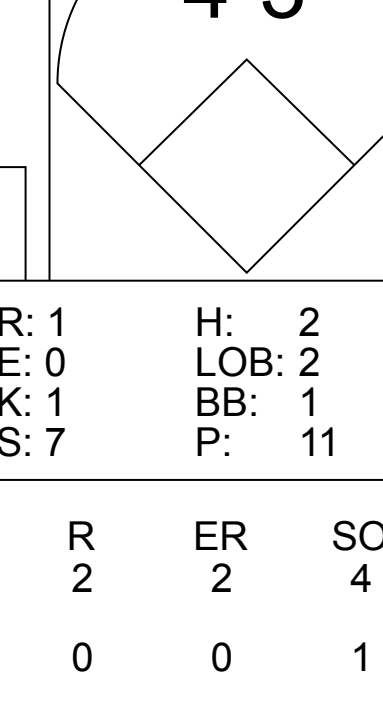
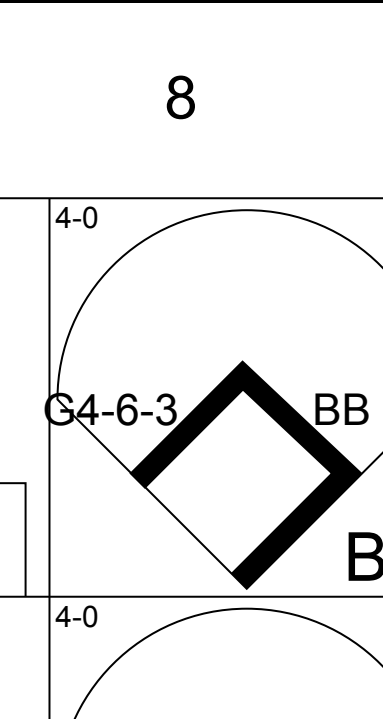
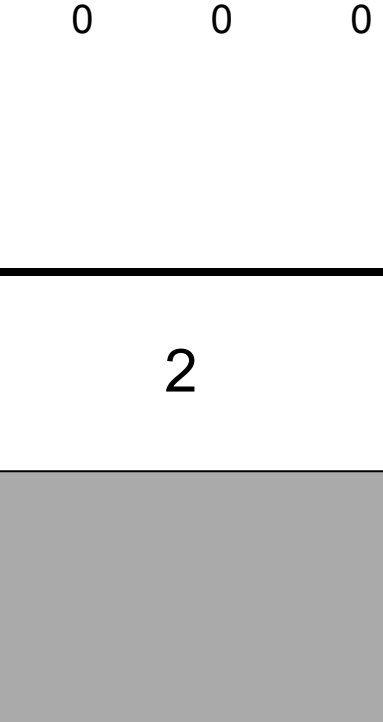
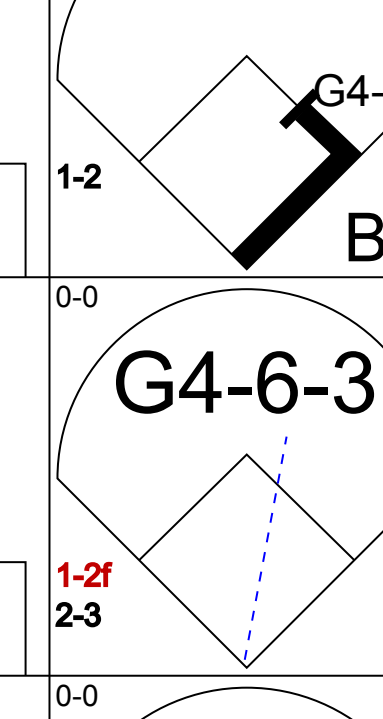

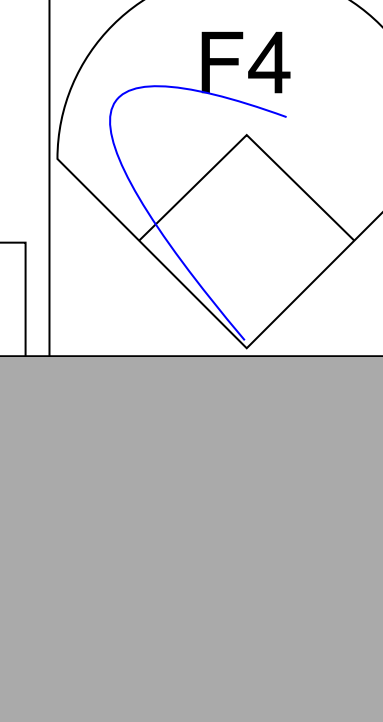

Batter	1	2	3	4	5	6	7	8	9	10	11	AB	R	H	RBI	BB	SO	LOB	BOTTOM					
Duane Walker, L OBP: 0.411, SLG: 0.556 Bob Owchinko, L OBP: 0.231, SLG: 0.182 Dave Vanorder, R OBP: 0.294, SLG: 0.294 (1, 7)	K		F8		F7			SH5-3		K		3	0	0	0	0	1	1						
Ron Oester, S OBP: 0.277, SLG: 0.276 (1, 4)	G4-6-3 1B		3-1			K		1B		F9		5	0	2	1	0	1	0						
Dan Driessen, L OBP: 0.384, SLG: 0.440 (1, 3)	G4-6-3		F8			3-1		K		1B		5	0	1	0	0	1	2						
Dave Parker, L OBP: 0.309, SLG: 0.385 (1, 9)		E5 2B		4-3		E3		F8		1B		5	1	1	0	0	0	1						
Cesar Cedeno, R OBP: 0.314, SLG: 0.436 (1, 8)		S 2B		K		F9		F8		K		5	0	1	1	0	2	3						
Dave Concepcion, R OBP: 0.296, SLG: 0.314 (1, 6)		K		4-3				K		K		5	0	0	0	0	2	3						
Nick Esasky, R OBP: 0.292, SLG: 0.374 (1, 5)		2-3 BB				K		K		K		3	0	0	0	1	3	0						
Brad Gulden, L OBP: 0.271, SLG: 0.339 Skeeter Barnes, R OBP: 0.500, SLG: 0.500 Brad Lesley, R OBP: 0.500, SLG: 0.500 Ted Power, R (1, 2)	F6							F5		K		2	0	0	0	1	0	2						
Jay Tibbs, R Wayne Krenchicki, L OBP: 0.312, SLG: 0.439 Gary Redus, R OBP: 0.351, SLG: 0.364 (1, 1)	K							SH5-3 1B		K S BB		1	0	1	0	0	0	0						
Inning Stats	R: 0 E: 0 K: 1 S: 5	H: 1 LOB: 0 BB: 1 P: 5	R: 1 E: 1 K: 2 S: 9	H: 1 LOB: 2 BB: 1 P: 13	R: 0 E: 0 K: 0 S: 3	H: 0 LOB: 0 BB: 0 P: 3	R: 0 E: 0 K: 1 S: 5	H: 0 LOB: 0 BB: 0 P: 5	R: 0 E: 1 K: 1 S: 6	H: 0 LOB: 1 BB: 0 P: 6	R: 0 E: 0 K: 1 S: 7	H: 0 LOB: 0 BB: 0 P: 5	R: 1 E: 0 K: 1 S: 7	H: 2 LOB: 1 BB: 0 P: 7	R: 0 E: 0 K: 2 S: 7	H: 0 LOB: 0 BB: 0 P: 7	R: 0 E: 0 K: 2 S: 6	H: 0 LOB: 0 BB: 1 P: 10	R: 0 E: 0 K: 1 S: 7	H: 2 LOB: 2 BB: 0 P: 7	1B: 5 2B: 1 3B: 0 HR: 0	SF: 0 SAC: 1 DP: 1 HBP: 0	WP: 0 PB: 0 SB: 2 CS: 0	PA: 42
PITCHER	IP ERA: 2.91	WLS LOB: 8	BF ER: 2	H R: 2	R ER: 0	ER SO: 3	SO BB: 1	IBB HBP: 0	BLK WP: 0	HR S: 54	P ERA: 1.00	WHIP 0.667												
Dwight Gooden, R ERA: 2.91 (1, 1)	2.0	W	8	2	0	0	3	1	0	0	13	17	0.00	1.500										
Jesse Orosco, L ERA: 1.72 (10, 1)	2.0	W	8	2	0	0	3	1	0	0	13	17	0.00	1.500										
PITCHER	IP ERA: 2.91	WLS LOB: 8	BF ER: 2	H R: 2	R ER: 0	ER SO: 3	SO BB: 1	IBB HBP: 0	BLK WP: 0	HR S: 54	P ERA: 1.00	WHIP 0.667												

New York Mets @ Cincinnati Reds
Riverfront Stadium, Cincinnati, OH
Fri Jul 20 1984, 7:05 PM EDT
Att: 17,020 - Unknown

livebaseballscorecards.com

AB 38
R 2
H 6
RBI 2
BB 3
SO 14
LOB 16

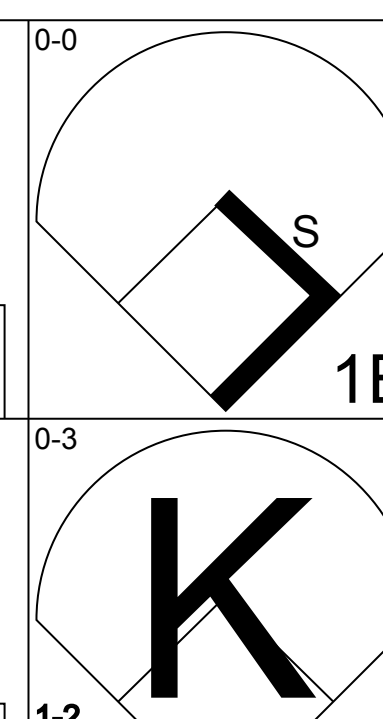
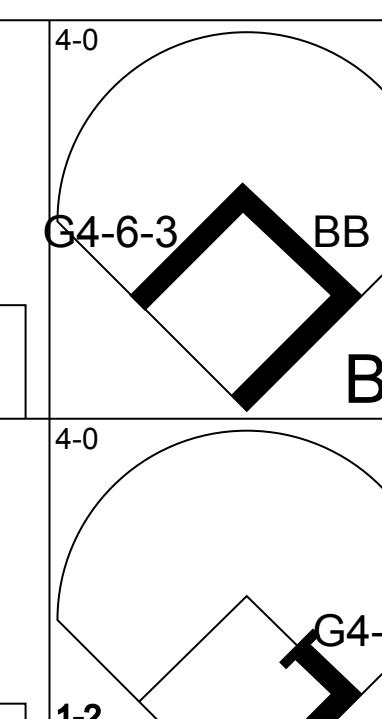
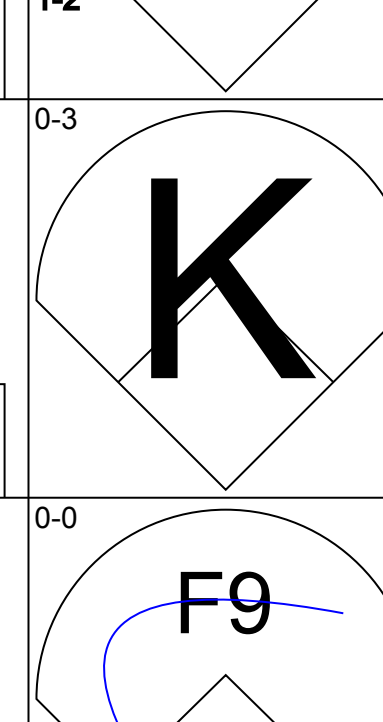
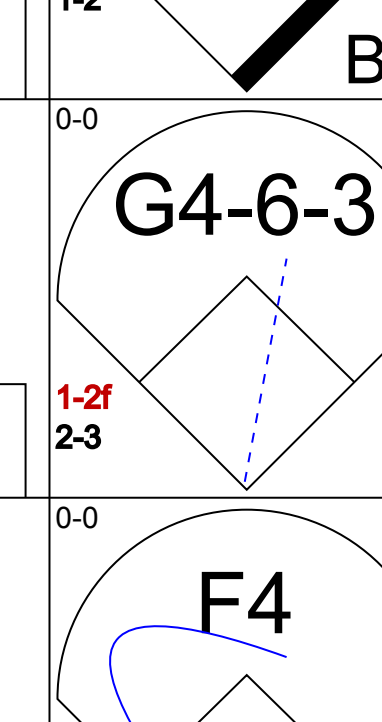




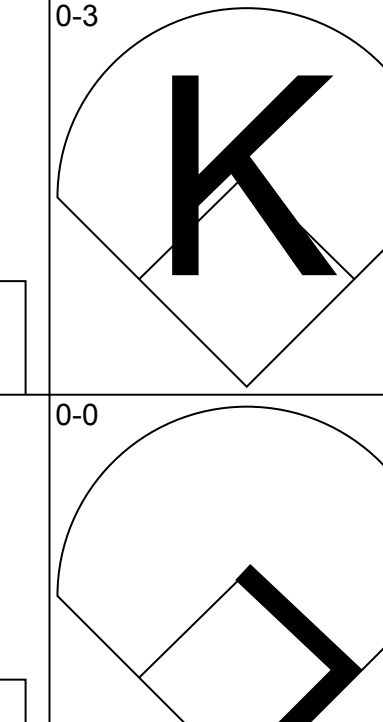

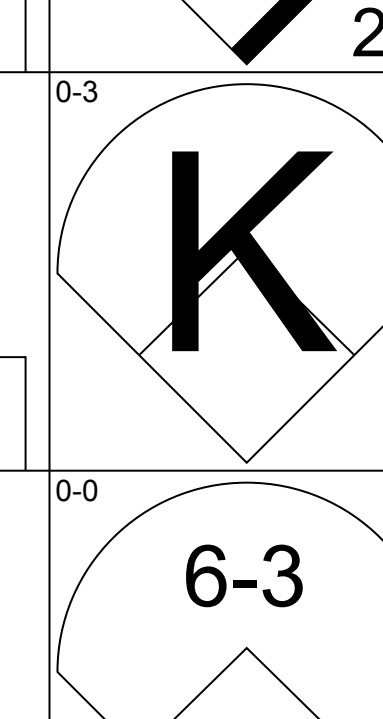






Batter	1	2	3	4	5	6	7	8	9	AB	R	H	RBI	BB	SO	LOB	TOP					
Wally Backman, S (1,4) OBP: 0.371, SLG: 0.349			6-3		FC6-4					4	0	1	0	0	1	1						
Mookie Wilson, S (1,8) OBP: 0.397, SLG: 0.392			4-3							4	1	1	0	0	1	1						
Keith Hernandez, L (1,3) OBP: 0.405, SLG: 0.446			6-3							3	0	0	0	1	1	1						
Darryl Strawberry, L (1,9) OBP: 0.356, SLG: 0.478										4	0	2	1	0	1	0						
George Foster, R (1,7) OBP: 0.287, SLG: 0.419										4	1	1	0	0	0	3						
Hubie Brooks, R (1,5) OBP: 0.371, SLG: 0.458										4	0	1	1	0	0	1						
Ron Hodges, L (1,2) OBP: 0.338, SLG: 0.242										3	0	0	0	1	1	0						
Rafael Santana, R (1,6) OBP: 0.182, SLG: 0.100										4	0	1	0	0	0	2						
Sid Fernandez, L (1,1) OBP: 0.333, SLG: 0.333										3	0	1	0	0	0	2						
Doug Sisk, R (7,1) OBP: 0.100, SLG: 0.100										1	0	0	0	0	0	1						
Inning Stats	R: 0 E: 0 K: 3 S: 9	H: 0 LOB: 0 BB: 0 P: 9	R: 1 E: 0 K: 1 S: 7	H: 2 LOB: 2 BB: 1 P: 11	R: 0 E: 0 K: 0 S: 3	H: 0 LOB: 0 BB: 0 P: 3	R: 0 E: 0 K: 0 S: 3	H: 0 LOB: 0 BB: 0 P: 3	R: 0 E: 0 K: 0 S: 4	H: 1 LOB: 1 BB: 0 P: 4	R: 1 E: 0 K: 0 S: 5	H: 2 LOB: 1 BB: 0 P: 5	R: 0 E: 0 K: 1 S: 5	H: 0 LOB: 0 BB: 0 P: 5	R: 0 E: 0 K: 0 S: 4	H: 2 LOB: 2 BB: 1 P: 8	R: 0 E: 0 K: 0 S: 4	H: 1 LOB: 1 BB: 0 P: 4	1B: 7 2B: 1 3B: 0 HR: 0	SF: 0 SAC: 0 DP: 0 HBP: 0	WP: 0 PB: 0 SB: 1 CS: 1	PA: 36
PITCHER	IP WLS BF H R ER SO BB IBB HBP BLK WP HR S P ERA WHIP																					
Tom Hume, R (1,1) ERA: 5.95	6.0 L 24 5 2 2 4 1 0 0 0 0 0 0 31 35 3.00 1.000																					
Bob Owchinko, L (7,1) ERA: 4.52	1.0 3 0 0 0 1 0 0 0 0 0 0 0 5 5 0.00 0.000																					
Jeff Russell, R (8,1) ERA: 3.68	2.0 9 3 0 0 0 1 0 0 0 0 0 0 8 12 0.00 2.000																					

New York Mets @ Cincinnati Reds
Riverfront Stadium, Cincinnati, OH
Sat Jul 21 1984, 7:05 PM EDT
Att: 27,655 - Unknown

AB 34
R 2
H 8
RBI 2
BB 2
SO 5
LOB 12



Batter	1	2	3	4	5	6	7	8	9	AB	R	H	RBI	BB	SO	LOB	BOTTOM					
Gary Redus, R (1,7) OBP: 0.354, SLG: 0.364			F3							3	0	1	0	1	0	1						
Ron Oester, S (1,4) OBP: 0.280, SLG: 0.279			F9							3	0	1	0	1	1	1						
Dan Driessen, L (1,3) OBP: 0.378, SLG: 0.431										4	0	0	0	0	1	5						
Cesar Cedeno, R (1,8) OBP: 0.307, SLG: 0.425										4	0	0	0	0	0	4						
Dave Parker, L (1,9) OBP: 0.308, SLG: 0.391										4	1	1	1	0	1	0						
Dave Concepcion, R (1,6) OBP: 0.296, SLG: 0.316										4	0	1	0	0	1	0						
Nick Esasky, R (1,5) OBP: 0.291, SLG: 0.381										4	0	1	0	0	2	1						
Dave Vangorder, R (1,2) OBP: 0.263, SLG: 0.263										2	0	0	0	0	1	1						
Duane Walker, L (7, PH) OBP: 0.408, SLG: 0.552										1	0	0	0	0	0	1						
Jeff Russell, R (8,1) OBP: 0.231, SLG: 0.200										0	0	0	0	0	0	0						
Tom Hume, R (1,1) OBP: 0.176, SLG: 0.125										1	0	0	0	0	1	0						
Skeeter Barnes, R (6, PH) OBP: 0.182, SLG: 0.100										1	0	1	0	0	0	0						
Bob Owchinko, L (7,1) OBP: 0.231, SLG: 0.182										0	0	0	0	0	0	0						
Brad Gulden, L (7, PH) OBP: 0.269, SLG: 0.337										1	0	0	0	0	0	1						
Inning Stats	R: 0 E: 0 K: 2 S: 8	H: 1 LOB: 1 BB: 0 P: 8	R: 0 E: 0 K: 2 S: 8	H: 1 LOB: 1 BB: 0 P: 8	R: 0 E: 0 K: 1 S: 5	H: 0 LOB: 0 BB: 0 P: 5	R: 0 E: 0 K: 0 S: 3	H: 0 LOB: 0 BB: 0 P: 3	R: 0 E: 0 K: 0 S: 7	H: 0 LOB: 0 BB: 0 P: 7	R: 0 E: 0 K: 2 S: 5	H: 2 LOB: 2 BB: 0 P: 5	R: 1 E: 0 K: 0 S: 5	H: 0 LOB: 1 BB: 0 P: 5	R: 0 E: 0 K: 0 S: 2	H: 0 LOB: 2 BB: 2 P: 10	R: 0 E: 0 K: 1 S: 5	H: 0 LOB: 0 BB: 0 P: 5	1B: 3 2B: 1 3B: 1 HR: 1	SF: 0 SAC: 0 DP: 1 HBP: 0	WP: 0 PB: 0 SB: 1 CS: 0	PA: 34
PITCHER	IP WLS BF H R ER SO BB IBB HBP BLK WP HR S P ERA WHIP																					
Sid Fernandez, L (1,1) ERA: 2.03	6.1 W 25 6 1 1 7 0 0 0 0 0 0 1 39 39 1.42 0.947																					
Doug Sisk, R (7,1) ERA: 1.42	2.2 S 9 0 0 0 1 2 0 0 0 0 0 0 9 17 0.00 0.750																					

New York Mets @ Cincinnati Reds
Riverfront Stadium, Cincinnati, OH
Sat Jul 21 1984, 7:05 PM EDT
Att: 27,655 - Unknown

AB 32
R 1
H 6
RBI 1
BB 2
SO 8
LOB 15



Batter	1	2	3	4	5	6	7	8	9	AB	R	H	RBI	BB	SO	LOB	TOP					
Mookie Wilson, S (1, 8) OBP: 0.305, SLG: 0.388	0-3 K		0-3 K	0-3 K		4-0 E S 1B BB	0-0 F9			4	1	0	0	1	3	1	New York Mets @ Cincinnati Reds Riverfront Stadium, Cincinnati, OH Sun Jul 22 1984, 3:33 AM EDT Att: 19,420 - Unknown					
Kelvin Chapman, R (1, 4) OBP: 0.427, SLG: 0.377	0-0 4-3		4-0 2B BB	4-0 FC4-6 BB		4-0 1B FC4-6 BB		0-0 HR 1B		2	3	1	0	3	0							
Darryl Strawberry, L (1, 9) OBP: 0.397, SLG: 0.486	0-0 1B		0-3 K	0-0 F2		0-0 F6		0-0 1-H HR		5	1	2	2	0	1	5						
George Foster, R (1, 7) OBP: 0.289, SLG: 0.422	0-0 5-3		0-0 1B 2B	0-0 FC4-6		0-0 FC4-6 1B		0-3 K		5	1	2	2	0	1	3						
Hubie Brooks, R (1, 5)		0-0 WP 1B 2B	4-0 1B BB		0-0 6-3	0-0 FC4-6 BB		0-0 6-3		4	1	1	1	1	0	1						
Jerry Martin, R (1, 3) OBP: 0.119, SLG: 0.195		0-0 6-3	0-0 BB		0-3 K	4-0 BB		0-0 6-3		3	0	1	1	0	1	1						
Danny Heep, L (6, PH) OBP: 0.358, SLG: 0.403										1	0	0	0	1	0	0						
Jesse Orosco, R (8, 1) OBP: 0.667, SLG: 0.333			1-3 2-H 1B			1-2 BB				0	0	0	0	0	0	0						
Mike Fitzgerald, R (1, 2) OBP: 0.308, SLG: 0.311			FC6-4 1B			1B				4	0	2	1	1	0	2						
Rafael Santana, R (1, 6) OBP: 0.188, SLG: 0.133		0-0 FC6-4 1B	0-0 F8			1-2 1B		0-0 4-3		5	0	1	0	0	0	4						
Ron Darling, R (1, 1) OBP: 0.133, SLG: 0.140		0-0 F1						0-3 K		3	0	1	0	0	0	3						
Ron Hodges, L (7, PH) OBP: 0.333, SLG: 0.238										1	0	0	0	0	1	0						
Tom Gorman, L (7, 1) OBP: 0.300, SLG: 0.400										0	0	0	0	0	0	0						
Keith Hernandez, L (8, 3) OBP: 0.404, SLG: 0.445										1	0	0	0	0	0	0						
Inning Stats	R: 0 E: 0 K: 1 S: 6	H: 1 LOB: 1 BB: 0 P: 6	R: 1 E: 0 K: 0 S: 5	H: 2 LOB: 1 BB: 0 P: 5	R: 2 E: 0 K: 2 S: 9	H: 2 LOB: 3 BB: 3 P: 21	R: 0 E: 0 K: 1 S: 6	H: 1 LOB: 2 BB: 1 P: 10	R: 0 E: 0 K: 1 S: 7	H: 2 LOB: 2 BB: 0 P: 7	R: 2 E: 1 K: 0 S: 4	H: 1 LOB: 2 BB: 3 P: 16	R: 0 E: 0 K: 1 S: 5	H: 0 LOB: 0 BB: 0 P: 5	R: 2 E: 0 K: 1 S: 7	H: 2 LOB: 0 BB: 0 P: 7	R: 0 E: 0 K: 0 S: 3	H: 0 LOB: 0 BB: 0 P: 3	1B: 8 2B: 2 3B: 0 HR: 1	SF: 0 SAC: 0 DP: 0 HBP: 0	WP: 1 PB: 0 SB: 1 CS: 0	PA: 45
PITCHER	IP WLS BF H R ER SO BB IBB HBP BLK WP HR S P ERA WHIP	5.0 27 8 3 3 5 3 1 0 0 0 0 0 33 49 5.40 2.200	1.0 7 1 2 2 0 3 0 0 0 0 0 0 4 16 18.00 4.000	2.0 L 8 2 2 2 0 0 0 0 0 0 0 1 12 9.00 1.000	1.0 3 0 0 0 0 0 0 0 0 0 0 0 3 3 0.00 0.000	PITCHER										IP WLS BF H R ER SO BB IBB HBP BLK WP HR S P ERA WHIP	5.0 27 8 3 3 5 3 1 0 0 0 0 0 33 49 5.40 2.200					

Batter	1	2	3	4	5	6	7	8	9	AB	R	H	RBI	BB	SO	LOB	BOTTOM					
Gary Redus, R (1, 7) OBP: 0.358, SLG: 0.379	4-0 CS BB		0-3 K		0-0 F8 S FC4-6 1B	0-0 F3			0-0 HR	4	2	2	1	1	1	3	New York Mets @ Cincinnati Reds Riverfront Stadium, Cincinnati, OH Sun Jul 22 1984, 3:33 AM EDT Att: 19,420 - Unknown					
Ron Oester, S (1, 4) OBP: 0.278, SLG: 0.277	0-0 F7		0-0 F7		0-0 F8		0-0 HR 1B		0-3 K	5	1	1	0	0	1	2						
Dan Driessen, L (1, 3) OBP: 0.382, SLG: 0.444	4-0 1-2 BB		0-0 4-3		4-0 FC4-6 BB		0-0 1-H HR		0-0 F4	3	1	1	2	2	0	0						
Dave Parker, L (1, 9) OBP: 0.307, SLG: 0.387	0-0 4-3		4-0 BB		0-0 FC4-6		0-0 F5		0-0 5-3	4	0	0	1	1	0	2						
Duane Walker, L (1, 8) OBP: 0.405, SLG: 0.544		0-0 2B 1B	0-0 F3		0-0 F8		0-0 F5			4	1	1	0	0	0	2						
Nick Esasky, R (1, 5) OBP: 0.300, SLG: 0.383		4-0 2B 1-2 4-3 BB		4-0 BB		0-0 FC4-6 1B		0-0 F9		2	1	1	0	2	0	0						
Tom Foley, L (1, 6) OBP: 0.339, SLG: 0.400		0-0 BB								3	0	1	1	0	0	2						
Dave Concepcion, R (8, PH) OBP: 0.295, SLG: 0.315		4-3 1-3 2-H 2B								1	0	0	0	0	0	0						
Dave Vangorder, R (1, 2) OBP: 0.261, SLG: 0.227		0-0 4-3								3	0	0	1	1	0	2						
Joe Price, R (1, 1) OBP: 0.194, SLG: 0.172		0-0 F4								2	0	0	0	0	0	2						
Brad Lesley, R (8, 1) OBP: 0.200, SLG: 0.390										0	0	0	0	0	0	0						
Wayne Krenchicki, L (6, PH) OBP: 0.300, SLG: 0.434										1	0	0	0	0	0	2						
Keefe Cato, L (7, 1) OBP: 0.300, SLG: 0.400										0	0	0	0	0	0	0						
Skeeter Barnes, R (8, PH) OBP: 0.100, SLG: 0.000										1	0	0	0	0	0	0						
Ted Power, R (9, 1) ERA: 3.12										0	0	0	0	0	0	0						
Inning Stats	R: 0 E: 0 K: 0 S: 2	H: 0 LOB: 1 BB: 2 P: 10	R: 2 E: 0 K: 1 S: 7	H: 2 LOB: 1 BB: 1 P: 11	R: 0 E: 0 K: 0 S: 3	H: 0 LOB: 1 BB: 1 P: 7	R: 0 E: 0 K: 0 S: 3	H: 0 LOB: 1 BB: 1 P: 7	R: 1 E: 0 K: 0 S: 4	H: 1 LOB: 2 BB: 1 P: 8	R: 0 E: 0 K: 0 S: 4	H: 1 LOB: 2 BB: 1 P: 8	R: 2 E: 0 K: 0 S: 5	H: 2 LOB: 0 BB: 0 P: 5	R: 0 E: 0 K: 0 S: 3	H: 0 LOB: 0 BB: 0 P: 3	R: 1 E: 0 K: 1 S: 6	H: 1 LOB: 0 BB: 0 P: 6	1B: 4 2B: 1 3B: 0 HR: 2	SF: 0 SAC: 0 DP: 0 HBP: 0	WP: 0 PB: 0 SB: 1 CS: 1	PA: 40
PITCHER	IP WLS BF H R ER SO BB IBB HBP BLK WP HR S P ERA WHIP	6.0 28 4 3 3 1 7 0 0 0 0 0 0 23 51 4.50 1.833	1.0 W 5 2 2 2 0 0 0 0 0 0 0 5 5 18.00 2.000	2.0 S 7 1 1 1 1 0 0 0 0 0 0 9 9 4.50 0.500	PITCHER										IP WLS BF H R ER SO BB IBB HBP BLK WP HR S P ERA WHIP	6.0 28 4 3 3 1 7 0 0 0 0 0 0 23 51 4.50 1.833						



Batter	1	2	3	4	5	6	7	8	9	AB	R	H	RBI	BB	SO	LOB	TOP									
Gary Redus, R OBP: 0.357, SLG: 0.390 (1, 8)	F6		HR			F2		E5 4-3 SF7		4	2	1	2	0	0	0	Cincinnati Reds @ San Diego Padres Jack Murphy Stadium, San Diego, CA Tue Jul 24, 1984, 10:05 PM EDT Att: 18,381 - Unknown									
Dan Driessen, L OBP: 0.380, SLG: 0.438 (1, 3)	K		F5			G6-4-3 BB		4-3		3	0	0	0	1	1	1										
Cesar Cedeno, R OBP: 0.301, SLG: 0.418 (1, 7)	F8		K			G6-4-3 1-2		SF7		3	0	0	1	0	1	1										
Dave Parker, L OBP: 0.309, SLG: 0.391 Duane Walker, L OBP: 0.405, SLG: 0.544 (8, 9)		K						4-3		4	1	2	0	0	1	0										
Dave Concepcion, R OBP: 0.303, SLG: 0.326 (1, 6)								2B		0	0	0	0	0	0	0										
Nick Esasky, R OBP: 0.296, SLG: 0.377 Wayne Krenchicki, L OBP: 0.316, SLG: 0.440 (7, 5)								1B		4	0	4	1	0	0	0										
Ron Oester, S OBP: 0.278, SLG: 0.275 (1, 4)								1B		3	0	0	0	0	0	3										
Dave Vangorder, R OBP: 0.296, SLG: 0.240 (1, 2)								1B		1	0	1	0	0	0	0										
Mario Soto, R OBP: 0.218, SLG: 0.345 (1, 1)								1B		3	0	0	0	1	0	2										
Inning Stats	R: 0 E: 0 K: 1 S: 5	H: 0 LOB: 0 BB: 0 P: 5	R: 0 E: 0 K: 1 S: 6	H: 1 LOB: 1 BB: 0 P: 6	R: 2 E: 0 K: 1 S: 7	H: 2 LOB: 0 BB: 0 P: 7	R: 0 E: 0 K: 0 S: 3	H: 2 LOB: 0 BB: 0 P: 3	R: 0 E: 0 K: 0 S: 2	H: 0 LOB: 0 BB: 1 P: 6	R: 1 E: 0 K: 0 S: 5	H: 2 LOB: 2 BB: 1 P: 9	R: 1 E: 1 K: 0 S: 4	H: 0 LOB: 0 BB: 0 P: 4	R: 0 E: 0 K: 0 S: 3	H: 2 LOB: 1 BB: 1 P: 7		1B: 6 2B: 2 3B: 0 HR: 1	SF: 1 SAC: 1 DP: 3 HBP: 0	WP: 0 PB: 0 SB: 1 CS: 1	PA: 35					
PITCHER	IP	WLS	BF	H	R	ER	SO	BB	IBB	HBP	BLK	WP	HR	S	P	ERA		WHIP								
Tim Lollar, L ERA: 3.83 Greg Booker, R ERA: 2.09	(1, 1)	7.0	L	27	7	3	3	3	1	1	0	0	0	1	31	39		3.86	1.143							
PITCHER	IP	WLS	BF	H	R	ER	SO	BB	IBB	HBP	BLK	WP	HR	S	P	ERA	WHIP									
Alan Wiggins, S OBP: 0.338, SLG: 0.311 (1, 4)	3-1																			5	0	1	0	0	0	4
Tony Gwynn, L OBP: 0.419, SLG: 0.463 (1, 9)	6-3																			4	0	0	0	0	0	2
Steve Garvey, R OBP: 0.295, SLG: 0.364 (1, 3)	F7																			4	1	1	0	0	0	1
Graig Nettles, L OBP: 0.327, SLG: 0.390 (1, 5)																				4	0	0	0	0	1	2
Terry Kennedy, L OBP: 0.297, SLG: 0.351 (1, 2)																				3	0	1	0	1	0	0
Carmelo Martinez, R OBP: 0.338, SLG: 0.414 Luis Salazar, R OBP: 0.294, SLG: 0.340 (8, PR) (9, 8)																				4	0	2	1	0	0	1
Bobby Brown, S OBP: 0.297, SLG: 0.359 (9, 7)																				4	0	1	0	0	0	4
Garry Templeton, S OBP: 0.322, SLG: 0.339 (1, 6)																				3	0	0	0	0	0	1
Tim Lollar, L OBP: 0.320, SLG: 0.455 Champ Summers, L OBP: 0.259, SLG: 0.440 Greg Booker, R Tim Flannery, L OBP: 0.352, SLG: 0.439 (7, PH) (8, 1) (9, PH)																				0	1	0	0	2	0	0
Inning Stats	R: 0 E: 0 K: 0 S: 3	H: 0 LOB: 0 BB: 0 P: 3	R: 0 E: 1 K: 0 S: 4	H: 0 LOB: 1 BB: 0 P: 4	R: 0 E: 0 K: 0 S: 3	H: 0 LOB: 1 BB: 1 P: 7	R: 0 E: 0 K: 0 S: 3	H: 0 LOB: 0 BB: 0 P: 3	R: 0 E: 0 K: 1 S: 6	H: 1 LOB: 1 BB: 1 P: 10	R: 0 E: 0 K: 0 S: 5	H: 2 LOB: 3 BB: 0 P: 6	R: 1 E: 0 K: 0 S: 5	H: 2 LOB: 2 BB: 1 P: 9	R: 0 E: 0 K: 0 S: 3	H: 0 LOB: 0 BB: 0 P: 3	1B: 5 2B: 1 3B: 0 HR: 0	SF: 0 SAC: 0 DP: 1 HBP: 1	WP: 0 PB: 0 SB: 0 CS: 0	PA: 37						
PITCHER	IP	WLS	BF	H	R	ER	SO	BB	IBB	HBP	BLK	WP	HR	S	P	ERA	WHIP									
Mario Soto, R ERA: 3.4	(1, 1)	9.0	W	37	6	2	1	1	3	0	1	0	0	35	48	1.00	1.000									

Batter	1	2	3	4	5	6	7	8	9	AB	R	H	RBI	BB	SO	LOB	BOTTOM			
Alan Wiggins, S OBP: 0.338, SLG: 0.311 (1, 4)	3-1									5	0	1	0	0	0	4	Cincinnati Reds @ San Diego Padres Jack Murphy Stadium, San Diego, CA Tue Jul 24, 1984, 10:05 PM EDT Att: 18,381 - Unknown			
Tony Gwynn, L OBP: 0.419, SLG: 0.463 (1, 9)	6-3									4	0	0	0	0	2					
Steve Garvey, R OBP: 0.295, SLG: 0.364 (1, 3)	F7									4	1	1	0	0	1					
Graig Nettles, L OBP: 0.327, SLG: 0.390 (1, 5)										4	0	0	0	0	1	2				
Terry Kennedy, L OBP: 0.297, SLG: 0.351 (1, 2)										3	0	1	0	1	0	0				
Carmelo Martinez, R OBP: 0.338, SLG: 0.414 Luis Salazar, R OBP: 0.294, SLG: 0.340 (8, PR) (9, 8)										4	0	2	1	0	0	1				
Bobby Brown, S OBP: 0.297, SLG: 0.359 (9, 7)										4	0	1	0	0	4					
Garry Templeton, S OBP: 0.322, SLG: 0.339 (1, 6)										3	0	0	0	0	1					
Tim Lollar, L OBP: 0.320, SLG: 0.455 Champ Summers, L OBP: 0.259, SLG: 0.440 Greg Booker, R Tim Flannery, L OBP: 0.352, SLG: 0.439 (7, PH) (8, 1) (9, PH)										0	1	0	0	2	0	0				
Inning Stats	R: 0 E: 0 K: 0 S: 3	H: 0 LOB: 0 BB: 0 P: 3	R: 0 E: 1 K: 0 S: 4	H: 0 LOB: 1 BB: 0 P: 4	R: 0 E: 0 K: 0 S: 3	H: 0 LOB: 1 BB: 1 P: 7	R: 0 E: 0 K: 1 S: 6	H: 1 LOB: 1 BB: 1 P: 10	R: 0 E: 0 K: 0 S: 5	H: 2 LOB: 3 BB: 0 P: 6	R: 1 E: 0 K: 0 S: 5	H: 2 LOB: 2 BB: 1 P: 9	R: 0 E: 0 K: 0 S: 3	H: 0 LOB: 0 BB: 0 P: 3	1B: 5 2B: 1 3B: 0 HR: 0	SF: 0 SAC: 0 DP: 1 HBP: 1		WP: 0 PB: 0 SB: 0 CS: 0	PA: 37	
PITCHER	IP	WLS	BF	H	R	ER	SO	BB	IBB	HBP	BLK	WP	HR	S	P	ERA		WHIP		
Mario Soto, R ERA: 3.4	(1, 1)	9.0	W	37	6	2	1	1	3	0	1	0	0	35	48	1.00		1.000		

Batter	1	2	3	4	5	6	7	8	9	AB	R	H	RBI	BB	SO	LOB	TOP								
Gary Redus, R OBP: 0.355, SLG: 0.392 (1, 8)	0-0 6-3		0-0 F5		0-0 2B		0-0 F5		0-0 SH1-4	4	0	1	0	0	0	1	Cincinnati Reds @ San Diego Padres Jack Murphy Stadium, San Diego, CA Wed Jul 25 1984, 10:05 PM EDT Att: 16,248 - Unknown								
Dave Concepcion, R OBP: 0.304, SLG: 0.327 Tom Foley, L OBP: 0.339, SLG: 0.400 (1, 6) (9, 6)	0-0 1B 1B		0-0 L6-3		0-0 6-3		0-0 4-3		0-0 1B 1B	5	1	2	1	0	0	2									
Cesar Cedeno, R OBP: 0.314, SLG: 0.425 (1, 7)	0-0 1B 1-2 1B			4-0 1B SF7 BB		0-0 5-3		0-0 1B		0-0 1B	4	1	3	0	1	0									
Dave Parker, L OBP: 0.312, SLG: 0.396 (1, 9)	0-0 1B G1-6-3 1-3 2H 1B			0-0 CS 1B		0-0 3B 2B		0-0 F6		0-0 4-3	5	1	3	1	0	0									
Tony Perez, R OBP: 0.277, SLG: 0.337 Dan Driessen, L OBP: 0.378, SLG: 0.436 (1, 3) (6, 3)	0-0 G1-6-3			0-0 SF7		0-0 F7		0-0 F4			2	0	0	1	0	0									
Nick Esasky, R OBP: 0.295, SLG: 0.389 John Franco, L Ted Power, R Bob Owchinko, L Brad Lesley, R Ron Oester, S (1, 5) (8, 1) (8, 1) (6, 1) (9, 1) (1, 4)		0-3 K		0-0 1B		0-0 1B		0-0 E5 1B			4	1	2	1	0	1									
Dave Vangorder, R OBP: 0.290, SLG: 0.214 (1, 2)	0-0 4-3			0-0 F6		0-0 3B 1B		0-0 1B L4-3 1B			4	0	2	1	0	0									
Jay Tibbs, R Wayne Krenchicki, L (1, 1) (8, 5)				0-0 F6		0-0 3H 1B		0-0 L4-3 1B			3	0	0	0	1	0									
				0-0 F9		0-0 4-3		0-0 1B			3	0	1	0	0	0									
				0-0 F9		0-0 4-3		0-0 SH1-4 1B 1B			1	1	1	0	0	0									
Inning Stats	R: 1 E: 0 K: 0 S: 5	H: 3 LOB: 1 BB: 0 P: 5	R: 0 E: 0 K: 1 S: 5	H: 0 LOB: 0 BB: 0 P: 5	R: 0 E: 0 K: 0 S: 3	H: 1 LOB: 0 BB: 0 P: 3	R: 1 E: 0 K: 0 S: 4	H: 2 LOB: 1 BB: 1 P: 8	R: 0 E: 0 K: 0 S: 4	H: 1 LOB: 1 BB: 0 P: 4	R: 2 E: 0 K: 0 S: 6	H: 3 LOB: 2 BB: 1 P: 10	R: 0 E: 0 K: 0 S: 4	H: 1 LOB: 1 BB: 0 P: 4	R: 0 E: 1 K: 0 S: 4	H: 1 LOB: 3 BB: 0 P: 4	R: 0 E: 0 K: 0 S: 5	H: 3 LOB: 1 BB: 0 P: 5	1B: 12 2B: 4 3B: 1 HR: 0	SF: 1 SAC: 1 DP: 3 HBP: 0	WP: 0 PB: 0 SB: 2 CS: 1	PA: 40			
PITCHER	IP WLS BF H R ER SO BB IBB HBP BLK WP HR S P ERA WHIP	IP WLS BF H R ER SO BB IBB HBP BLK WP HR S P ERA WHIP	IP WLS BF H R ER SO BB IBB HBP BLK WP HR S P ERA WHIP	IP WLS BF H R ER SO BB IBB HBP BLK WP HR S P ERA WHIP	IP WLS BF H R ER SO BB IBB HBP BLK WP HR S P ERA WHIP	IP WLS BF H R ER SO BB IBB HBP BLK WP HR S P ERA WHIP	IP WLS BF H R ER SO BB IBB HBP BLK WP HR S P ERA WHIP	IP WLS BF H R ER SO BB IBB HBP BLK WP HR S P ERA WHIP	IP WLS BF H R ER SO BB IBB HBP BLK WP HR S P ERA WHIP	IP WLS BF H R ER SO BB IBB HBP BLK WP HR S P ERA WHIP	IP WLS BF H R ER SO BB IBB HBP BLK WP HR S P ERA WHIP	IP WLS BF H R ER SO BB IBB HBP BLK WP HR S P ERA WHIP	IP WLS BF H R ER SO BB IBB HBP BLK WP HR S P ERA WHIP	IP WLS BF H R ER SO BB IBB HBP BLK WP HR S P ERA WHIP	IP WLS BF H R ER SO BB IBB HBP BLK WP HR S P ERA WHIP	IP WLS BF H R ER SO BB IBB HBP BLK WP HR S P ERA WHIP	IP WLS BF H R ER SO BB IBB HBP BLK WP HR S P ERA WHIP	IP WLS BF H R ER SO BB IBB HBP BLK WP HR S P ERA WHIP	IP WLS BF H R ER SO BB IBB HBP BLK WP HR S P ERA WHIP	IP WLS BF H R ER SO BB IBB HBP BLK WP HR S P ERA WHIP	IP WLS BF H R ER SO BB IBB HBP BLK WP HR S P ERA WHIP	IP WLS BF H R ER SO BB IBB HBP BLK WP HR S P ERA WHIP	IP WLS BF H R ER SO BB IBB HBP BLK WP HR S P ERA WHIP	IP WLS BF H R ER SO BB IBB HBP BLK WP HR S P ERA WHIP	IP WLS BF H R ER SO BB IBB HBP BLK WP HR S P ERA WHIP

AB	36
R	5
H	15
RBI	5
BB	2
SO	1
LOB	13



Batter	1	2	3	4	5	6	7	8	9	AB	R	H	RBI	BB	SO	LOB	BOTTOM								
Alan Wiggins, S OBP: 0.339, SLG: 0.313 (1, 4)	0-0 S 1B 1B		0-0 1B		0-0 G3		0-0 6-3		0-0 6-3	5	1	2	0	0	0	0	Cincinnati Reds @ San Diego Padres Jack Murphy Stadium, San Diego, CA Wed Jul 25 1984, 10:05 PM EDT Att: 16,248 - Unknown								
Tony Gwynn, L OBP: 0.424, SLG: 0.468 (1, 9)	0-0 1B G6-4-3 1-3 1B		0-0 1B		0-0 6-3		0-0 1B 1B		0-0 BB 1B	5	2	4	1	0	0	0									
Steve Garvey, R OBP: 0.296, SLG: 0.364 (1, 3)	0-0 G6-4-3 1-2 1B		0-0 F8		0-0 F8		0-0 1B SF9 1B		0-0 2B 1B	5	2	2	0	0	0	3									
Graig Nettles, L Kurt Bevacqua, R Bruce Bochy, R (1, 5) (8, PH) (9, 2)	4-0 BB		0-0 4-3		0-0 4-3		0-0 K		0-0 2B BB	2	0	0	0	1	0	2									
Terry Kennedy, L Luis Salazar, R (1, 2) (8, PR) (9, 5)	0-0 F5			0-0 F8 E 1B		0-0 HR		0-0 1B S 1B		0-0 1B 2B	4	1	3	2	0	0									
Carmelo Martinez, R OBP: 0.334, SLG: 0.410 (1, 7)		0-0 G3		0-0 F4		0-0 F3		0-0 SF9			3	0	0	1	0	0									
Bobby Brown, S OBP: 0.295, SLG: 0.347 (1, 8)		0-0 F4		0-0 E3		0-0 4-3		0-0 1B BB			3	0	0	0	1	0									
Garry Templeton, S OBP: 0.321, SLG: 0.337 (1, 6)		0-0 F5		0-0 F8		0-0 4-3		0-0 1B			4	0	1	0	0	0									
Dave Dravecky, R Tim Lincecum, L Craig Lefferts, L Chang Summerall, L Kevin McKenry, R Rich Gossage, R (1, 1) (7, PH) (8, PH) (8, PH) (8, PH) (9, 1)			0-0 G3		0-0 4-3		0-0 F8		0-3 K	2	0	0	0	0	0	2									
Inning Stats	R: 1 E: 0 K: 0 S: 4	H: 2 LOB: 1 BB: 1 P: 8	R: 0 E: 0 K: 0 S: 3	H: 0 LOB: 0 BB: 0 P: 3	R: 0 E: 0 K: 0 S: 5	H: 2 LOB: 2 BB: 0 P: 5	R: 0 E: 1 K: 0 S: 4	H: 1 LOB: 0 BB: 0 P: 4	R: 0 E: 0 K: 0 S: 3	H: 0 LOB: 0 BB: 0 P: 3	R: 1 E: 0 K: 0 S: 4	H: 1 LOB: 0 BB: 0 P: 4	R: 0 E: 0 K: 0 S: 3	H: 0 LOB: 0 BB: 0 P: 3	R: 2 E: 0 K: 2 S: 11	H: 4 LOB: 3 BB: 1 P: 15		R: 2 E: 0 K: 0 S: 4	H: 3 LOB: 2 BB: 1 P: 8	1B: 11 2B: 1 3B: 0 HR: 1	SF: 1 SAC: 0 DP: 1 HBP: 0	WP: 0 PB: 0 SB: 2 CS: 0	PA: 41		
PITCHER	IP WLS BF H R ER SO BB IBB HBP BLK WP HR S P ERA WHIP	IP WLS BF H R ER SO BB IBB HBP BLK WP HR S P ERA WHIP	IP WLS BF H R ER SO BB IBB HBP BLK WP HR S P ERA WHIP	IP WLS BF H R ER SO BB IBB HBP BLK WP HR S P ERA WHIP	IP WLS BF H R ER SO BB IBB HBP BLK WP HR S P ERA WHIP	IP WLS BF H R ER SO BB IBB HBP BLK WP HR S P ERA WHIP	IP WLS BF H R ER SO BB IBB HBP BLK WP HR S P ERA WHIP	IP WLS BF H R ER SO BB IBB HBP BLK WP HR S P ERA WHIP	IP WLS BF H R ER SO BB IBB HBP BLK WP HR S P ERA WHIP	IP WLS BF H R ER SO BB IBB HBP BLK WP HR S P ERA WHIP	IP WLS BF H R ER SO BB IBB HBP BLK WP HR S P ERA WHIP	IP WLS BF H R ER SO BB IBB HBP BLK WP HR S P ERA WHIP	IP WLS BF H R ER SO BB IBB HBP BLK WP HR S P ERA WHIP	IP WLS BF H R ER SO BB IBB HBP BLK WP HR S P ERA WHIP	IP WLS BF H R ER SO BB IBB HBP BLK WP HR S P ERA WHIP	IP WLS BF H R ER SO BB IBB HBP BLK WP HR S P ERA WHIP	IP WLS BF H R ER SO BB IBB HBP BLK WP HR S P ERA WHIP	IP WLS BF H R ER SO BB IBB HBP BLK WP HR S P ERA WHIP	IP WLS BF H R ER SO BB IBB HBP BLK WP HR S P ERA WHIP	IP WLS BF H R ER SO BB IBB HBP BLK WP HR S P ERA WHIP	IP WLS BF H R ER SO BB IBB HBP BLK WP HR S P ERA WHIP	IP WLS BF H R ER SO BB IBB HBP BLK WP HR S P ERA WHIP	IP WLS BF H R ER SO BB IBB HBP BLK WP HR S P ERA WHIP	IP WLS BF H R ER SO BB IBB HBP BLK WP HR S P ERA WHIP	IP WLS BF H R ER SO BB IBB HBP BLK WP HR S P ERA WHIP

AB	37
R	6
H	13
RBI	6
BB	3
SO	2
LOB	17



Batter	1	2	3	4	5	6	7	8	9	AB	R	H	RBI	BB	SO	LOB	TOP		
Gary Redus, R OBP: 0.361, SLG: 0.402	0-0 L5-3 1B			0-0 F8		0-0 6-3 1-3 2B		0-0 1B		4	1	3	0	0	0	0	Cincinnati Reds @ San Diego Padres Jack Murphy Stadium, San Diego, CA Thu Jul 26 1984, 6:33 AM EDT Att: 20,924 - Unknown		
Ron Oester, S OBP: 0.277, SLG: 0.274	0-0 L5-3			0-0 F8		0-0 6-3		0-0 F7		4	0	0	1	0	0	3			
Cesar Cedeno, R OBP: 0.307, SLG: 0.416	0-0 F7			0-0 5-3		0-0 5-3		0-0 F8		4	0	0	1	0	0	1			
Dave Parker, L OBP: 0.309, SLG: 0.392		0-0 F7			0-0 F5	0-0 F9			0-3 K	4	0	0	0	0	1	0			
Nick Esasky, R OBP: 0.298, SLG: 0.386		0-0 6-3			0-0 1B		0-0 6-3		0-0 F9	4	0	1	0	0	0	0			
Tony Perez, R OBP: 0.284, SLG: 0.343		0-3 K			0-0 1B		0-0 F9			4	0	2	0	0	1	0			
Dave Vangorder, R OBP: 0.314, SLG: 0.281			0-0 6-3		0-0 1-3 2B		0-0 1B		0-3 K	4	0	2	0	0	1	1			
Tom Foley, L OBP: 0.333, SLG: 0.392			0-0 4-3		0-0 F5		0-0 F3			3	0	0	0	0	0	3			
Jeff Russell, R OBP: 0.225, SLG: 0.194			0-0 F8			0-0 2B 6-3 1B		0-0 G3		1	0	0	0	0	0	0			
Bob Ojchinko, L OBP: 0.231, SLG: 0.192										0	0	0	0	0	0	0			
Dave Conroy, R OBP: 0.240, SLG: 0.250										0	1	1	0	0	0	0			
Keefe Cato, R OBP: 0.240, SLG: 0.250										0	0	0	0	0	0	0			
John Franco, L OBP: 0.220, SLG: 0.242										0	0	0	0	0	0	0			
Wayne Krenchicki, L OBP: 0.220, SLG: 0.242										1	0	0	0	0	0	0			
Brad Lesley, R OBP: 0.260, SLG: 0.300										0	0	0	0	0	0	0			
Inning Stats	R: 0 E: 0 K: 0 S: 3	H: 1 LOB: 0 BB: 0 P: 3	R: 0 E: 0 K: 1 S: 5	H: 0 LOB: 0 BB: 0 P: 5	R: 0 E: 0 K: 0 S: 3	H: 0 LOB: 0 BB: 0 P: 3	R: 0 E: 0 K: 0 S: 3	H: 0 LOB: 0 BB: 0 P: 3	R: 0 E: 0 K: 0 S: 5	H: 3 LOB: 2 BB: 0 P: 5	R: 2 E: 0 K: 0 S: 5	H: 2 LOB: 0 BB: 0 P: 5	R: 0 E: 0 K: 0 S: 4	H: 1 LOB: 1 BB: 0 P: 4	R: 0 E: 0 K: 2 S: 8	H: 1 LOB: 1 BB: 0 P: 8	1B: 7 2B: 3 3B: 0 HR: 0	SF: 0 SAC: 0 DP: 1 HBP: 0	WP: 0 PA: 34
PITCHER	IP WLS BF H R ER SO BB IBB HBP BLK WP HR S P ERA WHIP	IP WLS BF H R ER SO BB IBB HBP BLK WP HR S P ERA WHIP																	
Mark Thurmond, L ERA: 3.43	(1, 1) 7.0 W 26 7 2 2 1 0 0 0 0 0 0 28 28 2.57 1.000	(8, 1) 2.0 8 2 0 0 2 0 0 0 0 0 0 0 12 12 0.00 1.000																	

AB	34
R	2
H	9
RBI	2
BB	0
SO	3
LOB	8



Batter	1	2	3	4	5	6	7	8	9	AB	R	H	RBI	BB	SO	LOB	BOTTOM		
Alan Wiggins, S OBP: 0.338, SLG: 0.313	0-0 E 1B		0-0 E5 S 1B		0-0 E5 1B FC5-4	0-0 SF8				3	3	1	1	0	0	0	Cincinnati Reds @ San Diego Padres Jack Murphy Stadium, San Diego, CA Thu Jul 26 1984, 6:33 AM EDT Att: 20,924 - Unknown		
Tim Flannery, L OBP: 0.347, SLG: 0.433										0	0	0	0	0	0	0			
Tony Gwynn, L OBP: 0.427, SLG: 0.473	0-0 E7 1B		0-0 1B		0-0 F7	0-0 2B				4	1	3	1	0	0	1			
Bobby Brown, S OBP: 0.295, SLG: 0.347	1-3 1B		1-H 1B							0	0	0	0	0	0	0			
Steve Garvey, R OBP: 0.298, SLG: 0.365	0-0 G4-3 1B		0-0 F9		0-0 FC5-4 1B	0-0 5-3				4	0	2	2	0	0	2			
Kurt Bevacqua, R OBP: 0.353, SLG: 0.357	2-H 3-H 1B									0	0	0	0	0	0	0			
Graig Nettles, L OBP: 0.324, SLG: 0.382	0-0 F7		0-0 F7		0-0 FC5-4		0-0 F8			3	0	0	1	0	0	3			
Luis Salazar, R OBP: 0.297, SLG: 0.352	0-0 F7				1-2 3-H K					1	0	0	0	0	0	0			
Terry Kennedy, L OBP: 0.299, SLG: 0.360	0-0 G4-3		0-3 K		0-3 K		0-3 K			4	0	0	0	0	3	3			
Greg Harris, S ERA: 1.66	1-2 G4-3									0	0	0	0	0	0	0			
Carmelo Martinez, R OBP: 0.339, SLG: 0.422		0-0 1B 3B		0-0 F9 2B		0-0 1B 2B BB		0-0 6-3		3	2	2	0	1	0	0			
Kevin McReynolds, R OBP: 0.305, SLG: 0.464		0-0 CS 1B		0-0 F9		0-0 2B SH1-3 1B		0-0 F3		4	1	2	1	0	0	1			
Garry Templeton, S OBP: 0.324, SLG: 0.344		3-H 1B		0-0 K		0-0 SH1-3 SF8 2B		0-0 F7		3	1	2	1	0	1	1			
Mario Ramirez, R OBP: 0.299, SLG: 0.478	1-2 G1-6-3 1B									1	0	0	0	0	0	0			
Mark Thurmond, L OBP: 0.289, SLG: 0.278	0-0 G1-6-3		0-0 F7							2	0	0	1	0	0	3			
Bruce Bochy, R OBP: 0.237, SLG: 0.306	1-2 2-3									1	0	0	0	0	0	0			
Inning Stats	R: 2 E: 1 K: 0 S: 5	H: 3 LOB: 0 BB: 0 P: 5	R: 1 E: 0 K: 0 S: 4	H: 3 LOB: 0 BB: 0 P: 4	R: 1 E: 1 K: 1 S: 7	H: 1 LOB: 1 BB: 0 P: 7	R: 0 E: 0 K: 1 S: 6	H: 1 LOB: 1 BB: 0 P: 6	R: 1 E: 1 K: 1 S: 7	H: 1 LOB: 1 BB: 0 P: 7	R: 3 E: 0 K: 0 S: 6	H: 3 LOB: 1 BB: 1 P: 10	R: 0 E: 0 K: 1 S: 5	H: 0 LOB: 0 BB: 0 P: 5	R: 0 E: 0 K: 0 S: 3	H: 0 LOB: 0 BB: 0 P: 3	1B: 8 2B: 3 3B: 1 HR: 0	SF: 1 SAC: 1 DP: 2 HBP: 0	WP: 0 PA: 36
PITCHER	IP WLS BF H R ER SO BB IBB HBP BLK WP HR S P ERA WHIP	IP WLS BF H R ER SO BB IBB HBP BLK WP HR S P ERA WHIP																	
Jeff Russell, R ERA: 3.84	(1, 1) 2.0 L 11 2 1 0 3 0 0 0 0 0 0 18 18 0.00 0.667	(3, 1) 3.0 4 12 2 1 0 3 0 0 0 0 0 0 18 18 0.00 0.667																	
Bob Ojchinko, L ERA: 4.63	(6, 1) 0.2 6 3 3 3 0 1 0 0 0 0 0 5 9 40.50 6.000	(6, 1) 8.04 4 0 0 0 1 0 0 0 0 0 0 6 6 0.00 0.000																	
John Franco, L ERA: 2.75	(8, 1) 1.0 3 0 0 0 0 0 0 0 0 0 0 3 3 0.00 0.000	(8, 1) 5.14 3 0 0 0 0 0 0 0 0 0 0 3 3 0.00 0.000																	



Batter	1	2	3	4	5	6	7	8	9	AB	R	H	RBI	BB	SO	LOB	TOP								
Gary Redus, R OBP: 0.354, SLG: 0.394 (1, 8)	F3		F8	FC5-4			F9		K	5	0	0	0	0	1	3	Cincinnati Reds @ Los Angeles Dodgers Dodger Stadium, Los Angeles, CA Fri Jul 27 1984, 7:05 PM PDT Att: 37,091 - Unknown livebaseballscorecards.com								
Ron Oester, S OBP: 0.285, SLG: 0.285 (1, 4)	2B		1B	CS	F8		1B		1B	5	2	4	1	0	0	0									
Cesar Cedeno, R OBP: 0.315, SLG: 0.426 (1, 3)	4-3		1B		F8		G4-6-3		F7	5	1	3	1	0	0	3									
Dave Parker, L OBP: 0.311, SLG: 0.393 (1, 9)	4-3		1B		1B				K2-3	4	0	2	1	0	1	1									
Duane Walker, L OBP: 0.407, SLG: 0.540 (1, 7)	FC4-6		1B		1B				F6	3	0	1	1	1	0	2									
Nick Esasky, R OBP: 0.293, SLG: 0.379 Wayne Krenchicki, L OBP: 0.320, SLG: 0.442 (1, 5) (8, 5)	FC4-6		FC4-6		F3				K	4	0	0	0	0	1	6									
Tom Foley, L OBP: 0.331, SLG: 0.389 (1, 6)		L3	G3						FC3-5	4	0	1	0	0	1	2									
Dave Vangorder, R OBP: 0.308, SLG: 0.257 (1, 2)	5-3				F6		6-3		FC3-5	3	1	0	0	1	0	0									
Joe Price, R OBP: 0.200, SLG: 0.182 (1, 1)	6-3				FC5-4		K		FC3-5	4	0	1	0	0	1	2									
Inning Stats	R: 1 E: 0 K: 0 S: 5	H: 2 LOB: 2 BB: 1 P: 9	R: 0 E: 0 K: 0 S: 3	H: 0 LOB: 0 BB: 0 P: 3	R: 2 E: 0 K: 0 S: 7	H: 4 LOB: 2 BB: 0 P: 7	R: 0 E: 0 K: 0 S: 3	H: 1 LOB: 0 BB: 0 P: 3	R: 0 E: 0 K: 0 S: 5	H: 2 LOB: 2 BB: 0 P: 5	R: 0 E: 0 K: 0 S: 3	H: 1 LOB: 0 BB: 0 P: 3	R: 0 E: 0 K: 2 S: 7	H: 0 LOB: 0 BB: 0 P: 7	R: 0 E: 0 K: 2 S: 7	H: 0 LOB: 0 BB: 0 P: 7		R: 0 E: 0 K: 1 S: 5	H: 2 LOB: 2 BB: 1 P: 11	1B: 10 2B: 2 3B: 0 HR: 0	SF: 0 SAC: 0 DP: 1 HBP: 0	WP: 0 PB: 0 SB: 0 CS: 1	PA: 40		
PITCHER	IP	WLS	BF	H	R	ER	SO	BB	IBB	HBP	BLK	WP	HR	S	P	ERA	WHIP								
Alejandro Pena, R ERA: 2.35 (1, 1)	7.0	L	30	10	3	3	2	1	0	0	0	0	0	33	37	3.86	1.571								
Burt Hooton, R ERA: 3.69 (8, 1)	2.0		9	2	1	1	3	1	0	0	0	0	0	14	18	4.50	1.500								

Batter	1	2	3	4	5	6	7	8	9	AB	R	H	RBI	BB	SO	LOB	BOTTOM								
Steve Sax, R OBP: 0.299, SLG: 0.307 (1, 4)	4-3		F9		K		F9			4	0	0	0	0	1	1	Cincinnati Reds @ Los Angeles Dodgers Dodger Stadium, Los Angeles, CA Fri Jul 27 1984, 7:05 PM PDT Att: 37,091 - Unknown livebaseballscorecards.com								
Bill Russell, R OBP: 0.356, SLG: 0.344 (1, 8)	2B		6-3		BB		F4			2	0	0	0	2	0	0									
Candy Maldonado, R OBP: 0.342, SLG: 0.401 (1, 9)	F7		1B		BB				K	3	0	1	0	1	1	1									
Mike Marshall, R OBP: 0.344, SLG: 0.503 (1, 7)	2B		K		K				K	4	0	1	0	0	3	4									
Steve Yeager, R OBP: 0.304, SLG: 0.322 (1, 2)	IBB				F7		F9		F9	3	0	0	0	1	0	0									
Franklin Stubbs, L OBP: 0.296, SLG: 0.395 (1, 3)	4-3		K		L3				F4	4	0	0	0	0	1	3									
Dave Anderson, R OBP: 0.356, SLG: 0.337 (1, 6)			F7		K				K	3	0	0	0	1	2	0									
German Rivera, R OBP: 0.324, SLG: 0.429 (1, 5)			K		BB		F9		F9	3	0	0	0	1	1	1									
Alejandro Pena, R OBP: 0.148, SLG: 0.154 R.J. Reynolds, S OBP: 0.310, SLG: 0.364 Burt Hooton, R (7, PH) (8, 1)	K				SH3-4		1-3			1	0	0	0	0	1	0									
Inning Stats	R: 0 E: 0 K: 0 S: 4	H: 1 LOB: 3 BB: 2 P: 12	R: 0 E: 0 K: 2 S: 7	H: 0 LOB: 0 BB: 0 P: 7	R: 0 E: 0 K: 1 S: 6	H: 1 LOB: 1 BB: 0 P: 6	R: 0 E: 0 K: 2 S: 7	H: 0 LOB: 0 BB: 0 P: 7	R: 0 E: 0 K: 2 S: 7	H: 0 LOB: 3 BB: 3 P: 19	R: 0 E: 0 K: 0 S: 3	H: 0 LOB: 1 BB: 1 P: 7	R: 0 E: 0 K: 0 S: 3	H: 0 LOB: 0 BB: 0 P: 3	R: 0 E: 0 K: 2 S: 7	H: 0 LOB: 0 BB: 0 P: 7		R: 0 E: 0 K: 1 S: 5	H: 0 LOB: 0 BB: 0 P: 5	1B: 1 2B: 1 3B: 0 HR: 0	SF: 0 SAC: 1 DP: 0 HBP: 0	WP: 0 PB: 0 SB: 0 CS: 0	PA: 35		
PITCHER	IP	WLS	BF	H	R	ER	SO	BB	IBB	HBP	BLK	WP	HR	S	P	ERA	WHIP								
Joe Price, L ERA: 4.38 (1, 1)	9.0	W	35	2	0	0	10	5	1	0	0	0	0	49	73	0.00	0.778								

Batter	1	2	3	4	5	6	7	8	9	AB	R	H	RBI	BB	SO	LOB	TOP
Gary Redus, R OBP: 0.356, SLG: 0.395 (1, 8)			5-3			K				4	0	2	0	0	1	0	Cincinnati Reds @ Los Angeles Dodgers Dodger Stadium, Los Angeles, CA Sat Jul 28 1984, 3:33 AM PDT Att: 45,700 - Unknown
Ron Oester, S OBP: 0.282, SLG: 0.282 (1, 4)	K		K			F8				4	0	0	0	0	2	2	
Cesar Cedeno, R OBP: 0.308, SLG: 0.417 (1, 3)	F3				F8					4	0	0	0	0	0	1	
Dave Parker, L OBP: 0.311, SLG: 0.391 (1, 9)					K					2	0	0	0	1	2	0	
Duane Walker, L OBP: 0.406, SLG: 0.533 Ted Power, R (7, 1)					F5					2	0	0	0	1	0	0	
Bob Owchinko, L OBP: 0.231, SLG: 0.182 (8, 1)										0	0	0	0	0	0	0	
Wayne Krenchicki, L OBP: 0.310, SLG: 0.427 (1, 5)			F2			F9			4-3	3	0	0	0	0	0	2	
Tom Foley, L OBP: 0.326, SLG: 0.381 (1, 6)			F5			G3			F9	3	0	0	0	0	0	2	
Brad Gulden, L OBP: 0.265, SLG: 0.331 (1, 2)			4-3			K			5-3	3	0	0	0	0	1	2	
Tom Hume, R OBP: 0.158, SLG: 0.111 Tony Perez, R OBP: 0.282, SLG: 0.339 (7, 3)			K			F4			K	2	0	0	0	0	1	0	
										1	0	0	0	0	1	0	
Inning Stats	R: 0 E: 0 K: 1 S: 5	H: 1 LOB: 0 BB: 0 P: 5	R: 0 E: 0 K: 0 S: 3	H: 0 LOB: 2 BB: 2 P: 11	R: 0 E: 0 K: 2 S: 7	H: 0 LOB: 0 BB: 0 P: 7	R: 0 E: 0 K: 1 S: 5	H: 0 LOB: 0 BB: 0 P: 5	R: 0 E: 0 K: 1 S: 5	H: 0 LOB: 0 BB: 0 P: 5	R: 0 E: 0 K: 0 S: 3	H: 0 LOB: 0 BB: 0 P: 3	R: 0 E: 0 K: 1 S: 6	H: 1 LOB: 1 BB: 0 P: 6	1B: 2 2B: 0 3B: 0 HR: 0	SF: 0 SAC: 0 DP: 0 HBP: 0	WP: 0 PA: 30 PB: 0 SB: 0 CS: 1
PITCHER Bob Welch, R ERA: 3.88 (1, 1)	IP: 9.0 WLS: W BF: 30 H: 2 R: 0 ER: 0 SO: 8 BB: 2 IBB: 0 HBP: 0 BLK: 0 WP: 0 HR: 0 S: 44 P: 52 ERA: 0.00 WHIP: 0.444																

Batter	1	2	3	4	5	6	7	8	9	AB	R	H	RBI	BB	SO	LOB	BOTTOM
Dave Anderson, R OBP: 0.358, SLG: 0.342 (1, 6)			F3				F8			3	1	1	0	1	0	1	Cincinnati Reds @ Los Angeles Dodgers Dodger Stadium, Los Angeles, CA Sat Jul 28 1984, 3:33 AM PDT Att: 45,700 - Unknown
Ed Amelung, L Candy Maldonado, R OBP: 0.341, SLG: 0.399 (8, PH) (9, 9)	L4-3		5-3			SH			K	2	0	0	0	0	0	1	
Franklin Stubbs, L OBP: 0.296, SLG: 0.392 (1, 3)	F4					F6			4-3	4	0	1	0	0	0	2	
Mike Marshall, R OBP: 0.340, SLG: 0.498 R.J. Reynolds, S OBP: 0.310, SLG: 0.364 (9, 7)		F8			FC5-4	SF7			F8	3	0	0	1	0	0	1	
Ken Landreaux, L OBP: 0.326, SLG: 0.377 (1, 8)		F7			F7				F8	0	0	0	0	0	0	0	
Mike Scioscia, L OBP: 0.397, SLG: 0.353 (1, 2)					4-3				F9	3	0	1	0	0	0	3	
Bob Bailor, R OBP: 0.306, SLG: 0.277 (1, 4)									F8	3	0	1	0	0	0	0	
German Rivera, R OBP: 0.333, SLG: 0.446 (1, 5)									F9	3	0	2	0	0	0	2	
Bob Welch, R OBP: 0.143, SLG: 0.091 (1, 1)									F8	3	0	0	0	0	1	2	
									F7								
Inning Stats	R: 0 E: 0 K: 0 S: 2	H: 0 LOB: 0 BB: 1 P: 6	R: 0 E: 0 K: 0 S: 5	H: 2 LOB: 2 BB: 0 P: 5	R: 0 E: 0 K: 0 S: 3	H: 0 LOB: 0 BB: 0 P: 3	R: 0 E: 0 K: 0 S: 4	H: 1 LOB: 1 BB: 0 P: 4	R: 0 E: 0 K: 0 S: 3	H: 1 LOB: 1 BB: 0 P: 3	R: 1 E: 1 K: 0 S: 6	H: 2 LOB: 2 BB: 0 P: 6	R: 0 E: 0 K: 1 S: 5	H: 0 LOB: 0 BB: 0 P: 5	1B: 4 2B: 4 3B: 0 HR: 0	SF: 1 SAC: 1 DP: 1 HBP: 0	WP: 0 PA: 31 PB: 0 SB: 0 CS: 0
PITCHER Tom Hume, R ERA: 5.51 Ted Power, R ERA: 3.09 Bob Owchinko, L ERA: 4.57 (1, 1) (7, 1) (8, 1)	IP: 6.0 WLS: L BF: 24 H: 6 R: 1 ER: 0 SO: 1 BB: 0 IBB: 0 HBP: 0 BLK: 0 WP: 0 HR: 0 S: 23 P: 27 ERA: 0.00 WHIP: 1.167																

AB	28
R	0
H	2
RBI	0
BB	2
SO	8
LOB	9





AB	28
R	1
H	7
RBI	1
BB	1
SO	2
LOB	13





Batter	1	2	3	4	5	6	7	8	9	AB	R	H	RBI	BB	SO	LOB	TOP			
Gary Redus, R (1, 8) OBP: 0.395, SLG: 0.393	F7			L5			K		S 1B	4	0	1	0	0	1	0	Cincinnati Reds @ Los Angeles Dodgers Dodger Stadium, Los Angeles, CA Sun Jul 29 1984, 3:33 AM PDT Att: 33,925 - Unknown livebaseballscorecards.com			
Ron Oester, S (1, 4) OBP: 0.279, SLG: 0.278	4-3			F7			K		K	4	0	0	0	0	2	1				
Cesar Cedeno, R (1, 3) OBP: 0.304, SLG: 0.411	6-3			F7			6-3			3	0	0	0	0	0	0				
Dave Parker, L (1, 9) OBP: 0.309, SLG: 0.388		L4			5-3				F5	3	0	0	0	0	0	0				
Duane Walker, L (1, 7) OBP: 0.399, SLG: 0.523		4-3			3-1				F8	3	0	0	0	0	0	0				
Nick Esasky, R (1, 5) OBP: 0.294, SLG: 0.379				K			K		1B	3	0	1	0	0	2	0				
Tom Foley, L (1, 6) OBP: 0.321, SLG: 0.374					5-3				F9	3	0	0	0	0	0	1				
Dave Vangorder, R (1, 2) Wayne Krenchicki, L (9, PH) OBP: 0.293, SLG: 0.243 OBP: 0.307, SLG: 0.422				6-3			K		1-3	2	0	0	0	0	1	0				
Mario Soto, R (1, 1) Dave Concepcion, R (9, PH) OBP: 0.211, SLG: 0.333 OBP: 0.305, SLG: 0.328				4-3			F1		K	2	0	0	0	0	0	0				
Inning Stats	R: 0 E: 0 K: 0 S: 3	H: 0 LOB: 0 BB: 0 P: 3	R: 0 E: 0 K: 1 S: 5	H: 0 LOB: 0 BB: 0 P: 5	R: 0 E: 0 K: 0 S: 3	H: 0 LOB: 0 BB: 0 P: 3	R: 0 E: 0 K: 0 S: 3	H: 0 LOB: 0 BB: 0 P: 3	R: 0 E: 0 K: 1 S: 5	H: 0 LOB: 0 BB: 0 P: 5	R: 0 E: 0 K: 2 S: 7	H: 0 LOB: 0 BB: 0 P: 7	R: 0 E: 0 K: 0 S: 4	H: 1 LOB: 1 BB: 0 P: 4	R: 0 E: 0 K: 2 S: 8	H: 1 LOB: 1 BB: 0 P: 8		1B: 2 2B: 0 3B: 0 HR: 0	SF: 0 SAC: 0 DP: 0 HBP: 0	WP: 0 PB: 0 SB: 1 CS: 0
PITCHER Orel Hershiser, R (1, 1) ERA: 2.7	IP: 9.0 WLS: W BF: 29 H: 2 R: 0 ER: 0 SO: 7 BB: 0 IBB: 0 HBP: 0 BLK: 0 WP: 0 HR: 0 S: 43 P: 43 ERA: 0.00 WHIP: 0.222																			


Batter	1	2	3	4	5	6	7	8	9	AB	R	H	RBI	BB	SO	LOB	BOTTOM			
Dave Anderson, R (1, 6) OBP: 0.352, SLG: 0.335	6-3		FC5-4 S 1B		F5			K		4	1	0	0	0	1	3	Cincinnati Reds @ Los Angeles Dodgers Dodger Stadium, Los Angeles, CA Sun Jul 29 1984, 3:33 AM PDT Att: 33,925 - Unknown livebaseballscorecards.com			
Ed Amelung, L (1, 9) OBP: 0.333, SLG: 0.333			S 1B				4-3		5-3	4	0	2	1	0	0	1				
Franklin Stubbs, L (1, 3) OBP: 0.291, SLG: 0.386			F9				3-1			3	0	0	0	0	1	2				
Mike Marshall, R (1, 7) OBP: 0.337, SLG: 0.494					6-3				K	3	0	0	0	0	2	1				
Ken Landreaux, L (1, 8) OBP: 0.326, SLG: 0.376		F6					F9			3	0	1	0	0	0	0				
Mike Scioscia, L (1, 2) OBP: 0.392, SLG: 0.347		F8			F7		F3			3	0	0	0	0	0	1				
Bob Bailor, R (1, 4) OBP: 0.297, SLG: 0.269		1-3			E5 FC6-4		F9			3	0	0	0	0	0	0				
German Rivera, R (1, 5) OBP: 0.325, SLG: 0.433			F9		FC6-4 SH3-4				K	3	0	0	0	0	1	1				
Orel Hershiser, R (1, 1) OBP: 0.185, SLG: 0.185			E8 FC5-4		SH3-4				1B	2	0	1	0	0	0	0				
Inning Stats	R: 0 E: 0 K: 2 S: 8	H: 1 LOB: 1 BB: 0 P: 8	R: 0 E: 0 K: 0 S: 3	H: 0 LOB: 0 BB: 0 P: 3	R: 1 E: 1 K: 0 S: 5	H: 1 LOB: 1 BB: 0 P: 5	R: 0 E: 0 K: 0 S: 3	H: 1 LOB: 0 BB: 0 P: 3	R: 0 E: 1 K: 0 S: 4	H: 0 LOB: 1 BB: 0 P: 4	R: 0 E: 0 K: 1 S: 5	H: 0 LOB: 0 BB: 0 P: 5	R: 0 E: 0 K: 0 S: 3	H: 0 LOB: 0 BB: 0 P: 3	R: 0 E: 0 K: 2 S: 8	H: 1 LOB: 1 BB: 0 P: 8		1B: 4 2B: 0 3B: 0 HR: 0	SF: 0 SAC: 1 DP: 0 HBP: 0	WP: 0 PB: 0 SB: 2 CS: 1
PITCHER Mario Soto, R (1, 1) ERA: 3.22	IP: 8.0 WLS: L BF: 29 H: 4 R: 1 ER: 0 SO: 5 BB: 0 IBB: 0 HBP: 0 BLK: 0 WP: 0 HR: 0 S: 39 P: 39 ERA: 0.00 WHIP: 0.500																			


Batter	1	2	3	4	5	6	7	8	9	AB	R	H	RBI	BB	SO	LOB	TOP		
Dan Gladden, R (1.8) OBP: 0.412, SLG: 0.504	F8		K			F9			4-3	4	0	0	0	0	1	0	San Francisco Giants @ Cincinnati Reds Riverfront Stadium, Cincinnati, OH Tue Jul 31 1984, 7:05 PM EDT Att: 12,310 - Unknown AB 27 R 0 H 3 RBI 0 BB 4 SO 4 LOB 8 		
Manny Trillo, R (1.4) OBP: 0.330, SLG: 0.378	6-3			4-3			G4-6-3 BB		6-3	3	0	0	0	1	0	0			
Chili Davis, S (1.9) OBP: 0.330, SLG: 0.467	K			K			G4-6-3 1-2		1B	4	0	1	0	0	2	1			
Jeffrey Leonard, R (1.7) OBP: 0.361, SLG: 0.479		F9		F9			1B		K	4	0	1	0	0	1	1			
Scot Thompson, L (1.3) OBP: 0.423, SLG: 0.388		E BB			G6-4-3 1B		F7			2	0	1	0	1	0	1			
Bob Brenly, R (1.2) OBP: 0.383, SLG: 0.483	F6			G6-4-3 1-2				F8		3	0	0	0	0	0	2			
Joel Youngblood, R (1.5) OBP: 0.354, SLG: 0.387	F7			5-3				BB BB	BB BB	2	0	0	0	1	0	1			
Brad Wellman, R (1.6) OBP: 0.288, SLG: 0.314			3-1			6-3			G6-4-3 1-2 BB	2	0	0	0	0	0	0			
Duane Kuiper, L (8. PH) OBP: 0.258, SLG: 0.165										0	0	0	0	1	0	0			
Johnnie LeMaster, R (8. PR) OBP: 0.258, SLG: 0.287										0	0	0	0	0	0	0			
Jeff Robinson, R (1.1) OBP: 0.125, SLG: 0.087										2	0	0	0	0	0	0			
Gary Lavelle, S (6.1) OBP: 0.400, SLG: 0.372	F6					F3			G6-4-3 1-2	0	0	0	0	0	0	0			
Dusty Baker Jr., R (8. PH) OBP: 0.400, SLG: 0.372										1	0	0	0	0	0	2			
Greg Minton, S (8.1) OBP: 0.125, SLG: 0.067										0	0	0	0	0	0	0			
Inning Stats	R: 0 E: 0 K: 1 S: 5	H: 0 LOB: 0 BB: 0 P: 5	R: 0 E: 1 K: 0 S: 3	H: 0 LOB: 1 BB: 1 P: 7	R: 0 E: 0 K: 1 S: 5	H: 0 LOB: 0 BB: 0 P: 5	R: 0 E: 0 K: 1 S: 5	H: 1 LOB: 0 BB: 0 P: 3	R: 0 E: 0 K: 0 S: 3	H: 0 LOB: 0 BB: 0 P: 3	R: 0 E: 0 K: 0 S: 3	H: 1 LOB: 1 BB: 1 P: 7	R: 0 E: 0 K: 0 S: 2	H: 0 LOB: 2 BB: 2 P: 10	R: 0 E: 0 K: 1 S: 6	H: 1 LOB: 1 BB: 0 P: 6	1B: 3 2B: 0 3B: 0 HR: 0	SF: 0 SAC: 0 DP: 3 HBP: 0	WP: 0 PA: 31 PB: 0 SB: 0 CS: 0
PITCHER Jay Tibbs, R (1.1) ERA: 1.71	IP: 9.0 WLS: W BF: 31 H: 3 R: 0 ER: 0 SO: 4 BB: 4 IBB: 0 HBP: 0 BLK: 0 WP: 0 HR: 0 S: 35 P: 51 ERA: 0.00 WHIP: 0.778																		

Batter	1	2	3	4	5	6	7	8	9	AB	R	H	RBI	BB	SO	LOB	BOTTOM		
Gary Redus, R (1.8) OBP: 0.354, SLG: 0.391	F7		K			CS 1B			K	4	0	1	0	0	2	0	San Francisco Giants @ Cincinnati Reds Riverfront Stadium, Cincinnati, OH Tue Jul 31 1984, 7:05 PM EDT Att: 12,310 - Unknown AB 30 R 3 H 7 RBI 2 BB 2 SO 5 LOB 11 		
Ron Oester, S (1.4) OBP: 0.281, SLG: 0.279	4-3		S BB		CS 1-2	1B FC6-4 1B		F4		3	1	1	0	1	0	0			
Dave Concepcion, R (1.5) OBP: 0.304, SLG: 0.330	6-3		F4 1-2			F9			2B	4	0	1	0	0	0	2			
Dave Parker, L (1.9) OBP: 0.311, SLG: 0.392		4-3 E 2B		4-3		FC6-4 1B		6-3		4	1	2	0	0	0	1			
Nick Esasky, R (1.3) OBP: 0.293, SLG: 0.373		F3		1-3 1B BB		FC6-4 1B 1-2 3-H		6-3		3	1	0	1	1	0	3			
Duane Walker, L (1.7) OBP: 0.398, SLG: 0.519		4-3 2-3		1-3 1-2				6-3		3	0	1	0	0	0	2			
Brad Gulden, L (1.2) OBP: 0.266, SLG: 0.331		E9 3-H			1B 2-H			K		3	0	1	1	0	1	2			
Tom Foley, L (1.6) OBP: 0.316, SLG: 0.367		F3							6-3	3	0	0	0	0	0	1			
Jay Tibbs, R (1.1) OBP: 0.091, SLG: 0.091			4-3						K	3	0	0	0	0	2	0			
Inning Stats	R: 0 E: 0 K: 0 S: 3	H: 0 LOB: 0 BB: 0 P: 3	R: 1 E: 1 K: 0 S: 5	H: 1 LOB: 1 BB: 0 P: 5	R: 0 E: 0 K: 1 S: 5	H: 0 LOB: 1 BB: 1 P: 9	R: 1 E: 0 K: 0 S: 3	H: 1 LOB: 1 BB: 1 P: 7	R: 0 E: 0 K: 1 S: 5	H: 1 LOB: 0 BB: 0 P: 5	R: 1 E: 0 K: 1 S: 8	H: 3 LOB: 2 BB: 0 P: 8	R: 0 E: 0 K: 2 S: 7	H: 0 LOB: 0 BB: 0 P: 7	R: 0 E: 0 K: 0 S: 4	H: 1 LOB: 1 BB: 0 P: 4		1B: 5 2B: 2 3B: 0 HR: 0	SF: 0 SAC: 0 DP: 0 HBP: 0
PITCHER Jeff Robinson, R (1.1) ERA: 4.17	IP: 5.2 WLS: L BF: 24 H: 6 R: 3 ER: 2 SO: 2 BB: 2 IBB: 0 HBP: 0 BLK: 0 WP: 0 HR: 0 S: 26 P: 34 ERA: 3.18 WHIP: 1.412																		
Gary Lavelle, L (6.1) ERA: 2.82	1.1 4 0 0 0 3 0 0 0 0 0 0 10 10 0.00 0.000																		
Greg Minton, R (8.1) ERA: 3.44	1.0 4 1 0 0 0 0 0 0 0 0 0 4 4 0.00 1.000																		

Batter	1	2	3	4	5	6	7	8	9	AB	R	H	RBI	BB	SO	LOB	TOP			
Chili Davis, S OBP: 0.326, SLG: 0.462 (1, 8)	0-0 5-3			0-0 F9		0-0 F3		0-0 F9		4	0	0	0	0	0	0	San Francisco Giants @ Cincinnati Reds Riverfront Stadium, Cincinnati, OH Wed Aug 01 1984, 7:05 PM EDT Att: 10,138 - Unknown AB 30 R 3 H 4 RBI 3 BB 0 SO 7 LOB 3 			
Bob Brenly, R OBP: 0.384, SLG: 0.493 (1, 3)	0-3 K			0-0 1B		0-0 HR		0-3 K		4	1	2	1	0	2	0				
Dusty Baker Jr., R OBP: 0.391, SLG: 0.362 (1, 9)	0-0 F7			0-0 F3		0-0 F9		0-0 F8		4	0	0	0	0	0	1				
Jeffrey Leonard, R OBP: 0.357, SLG: 0.473 (1, 7)		0-0 5-3		0-0 F9		0-3 K		0-0 F8		4	0	0	0	0	1	1				
Joel Youngblood, R OBP: 0.353, SLG: 0.386 (1, 5)		0-0 F7			0-0 2B 1B		0-0 5-3			3	1	1	0	0	0	0				
Steve Nicosia, R OBP: 0.336, SLG: 0.468 (1, 2)		0-3 K2-3			0-0 4-3 1H SF8 2B		0-0 1-3			3	1	1	1	0	1	0				
Johnnie LetMaster, R OBP: 0.250, SLG: 0.264 (1, 6)			0-0 F8		0-0 4-3		0-0 F7			3	0	0	0	0	0	1				
Brad Wellman, R OBP: 0.283, SLG: 0.310 (1, 4)			0-0 5-3		0-0 SF8			0-0 F9		2	0	0	1	0	0	0				
Bill Laskey, R OBP: 0.098, SLG: 0.061 Gary Lavelle, S (7, 1)			0-3 K		0-3 K			0-3 K		2	0	0	0	0	2	0				
Frank Williams, R OBP: 0.188, SLG: 0.133 John Rabb, R OBP: 0.314, SLG: 0.391 Bob Lacey, R (8, 1)										0	0	0	0	0	0	0				
Inning Stats	R: 0 E: 0 K: 1 S: 5	H: 0 LOB: 0 BB: 0 P: 5	R: 0 E: 0 K: 1 S: 5	H: 0 LOB: 0 BB: 0 P: 5	R: 0 E: 0 K: 1 S: 5	H: 0 LOB: 0 BB: 0 P: 5	R: 0 E: 0 K: 0 S: 4	H: 1 LOB: 1 BB: 0 P: 4	R: 2 E: 0 K: 1 S: 7	H: 2 LOB: 0 BB: 0 P: 7	R: 1 E: 0 K: 0 S: 6	H: 1 LOB: 0 BB: 0 P: 6	R: 0 E: 0 K: 0 S: 3	H: 0 LOB: 0 BB: 0 P: 3	R: 0 E: 0 K: 1 S: 5	H: 0 LOB: 0 BB: 0 P: 5	1B: 2 2B: 1 3B: 0 HR: 1	SF: 1 SAC: 0 DP: 0 HBP: 0	WP: 0 PB: 0 SB: 0 CS: 0	PA: 31
PITCHER Joe Price, L ERA: 4.27 (1, 1)	IP: 9.0 WLS: W BF: 31 H: 4 R: 3 ER: 3 SO: 7 BB: 0 IBB: 0 HBP: 0 BLK: 0 WP: 0 HR: 1 S: 45 P: 45 ERA: 3.00 WHIP: 0.444															PITCHER				

Batter	1	2	3	4	5	6	7	8	9	AB	R	H	RBI	BB	SO	LOB	BOTTOM			
Gary Redus, R OBP: 0.355, SLG: 0.404 (1, 8)	0-0 F6		0-0 HR			0-0 F8	0-0 PB 1B			4	1	2	3	0	0	0	San Francisco Giants @ Cincinnati Reds Riverfront Stadium, Cincinnati, OH Wed Aug 01 1984, 7:05 PM EDT Att: 10,138 - Unknown AB 32 R 6 H 11 RBI 5 BB 1 SO 4 LOB 9 			
Ron Oester, S OBP: 0.283, SLG: 0.282 (1, 4)	0-0 F4		0-0 F5			0-0 1B	0-0 PB 1B			4	0	2	0	0	0	0				
Dave Concepcion, R OBP: 0.304, SLG: 0.330 (1, 5)	0-0 F9			0-0 6-3 S 1B		0-0 F8	0-0 F4			4	0	1	0	0	0	3				
Dave Parker, L OBP: 0.310, SLG: 0.391 (1, 9)		0-0 F3		0-0 6-3		0-0 1B		0-0 4-3		4	0	1	0	0	0	1				
Nick Esasky, R OBP: 0.296, SLG: 0.386 (1, 3)		4-0 CS BB		0-3 K		0-0 F9		0-0 HR		3	1	1	1	1	1	1				
Duane Walker, L OBP: 0.395, SLG: 0.519 (1, 7)		0-3 K		0-0 F8		0-0 PB 1B	0-0 4-3			4	1	1	0	0	1	2				
Brad Gulden, L OBP: 0.268, SLG: 0.333 Cesar Cedeno, R OBP: 0.302, SLG: 0.408 Dave Vangorder, R OBP: 0.286, SLG: 0.237 (1, 2)			0-0 SH1-3 HR 1B		0-0 F6		0-3 K	0-3 K		2	1	1	0	0	0	0				
Tom Foley, L OBP: 0.316, SLG: 0.367 (1, 6)			0-0 F7		0-0 F8		0-0 1B 1B			3	1	1	1	0	0	1				
Joe Price, R OBP: 0.216, SLG: 0.200 (1, 1)			0-0 SH1-3		0-0 5-3		0-0 1B PB 1B			2	1	1	0	0	0	0				
Inning Stats	R: 0 E: 0 K: 0 S: 3	H: 0 LOB: 0 BB: 0 P: 3	R: 0 E: 0 K: 1 S: 4	H: 0 LOB: 0 BB: 1 P: 8	R: 2 E: 0 K: 0 S: 5	H: 2 LOB: 0 BB: 0 P: 5	R: 0 E: 0 K: 1 S: 6	H: 1 LOB: 0 BB: 0 P: 6	R: 0 E: 0 K: 0 S: 3	H: 0 LOB: 0 BB: 0 P: 3	R: 0 E: 0 K: 0 S: 4	H: 2 LOB: 2 BB: 0 P: 4	R: 3 E: 0 K: 1 S: 10	H: 5 LOB: 2 BB: 0 P: 10	R: 1 E: 0 K: 1 S: 6	H: 1 LOB: 0 BB: 0 P: 6		1B: 8 2B: 1 3B: 0 HR: 2	SF: 0 SAC: 1 DP: 0 HBP: 0	WP: 0 PB: 2 SB: 1 CS: 1
PITCHER Bill Laskey, R ERA: 3.73 Gary Lavelle, L ERA: 2.94 Frank Williams, R ERA: 3.48 Bob Lacey, L ERA: 6.35 (1, 1)	IP: 6.1 WLS: L BF: 24 H: 6 R: 3 ER: 3 SO: 2 BB: 1 IBB: 0 HBP: 0 BLK: 0 WP: 0 HR: 1 S: 27 P: 31 ERA: 4.26 WHIP: 1.105															PITCHER				

Batter	1	2	3	4	5	6	7	8	9	AB	R	H	RBI	BB	SO	LOB	TOP								
Steve Sax, R OBP: 0.295, SLG: 0.303 (1,4)	F8		F6		F4		K		5-3	5	0	0	0	0	1	1	Los Angeles Dodgers @ Cincinnati Reds Riverfront Stadium, Cincinnati, OH Fri Aug 03 1984, 7:05 PM EDT Att: 18,266 - Unknown AB 35 R 5 H 8 RBI 4 BB 4 SO 8 LOB 16 								
Ed Amelung, L OBP: 0.333, SLG: 0.286 (1,9)	F9		F3			F8 HR 1B		E 1B	BB	4	2	2	0	1	0	0									
Ken Landreaux, L OBP: 0.319, SLG: 0.373 (1,8)	4-3		6-3			F8 1-3		F8	F6	5	0	0	0	0	0	3									
Mike Marshall, R OBP: 0.332, SLG: 0.488 (1,7)		F6		F4		HR		E 1B	K	4	2	1	2	1	1	1									
Mike Scioscia, L OBP: 0.390, SLG: 0.361 (1,2)	K					F3 3-H		E4 1B		4	1	1	0	0	1	1									
Greg Brock, L OBP: 0.304, SLG: 0.416 (1,3)		BB 1B		F4		F8		1B	IBB	3	0	1	0	1	0	1									
German Rivera, R Franklin Stubbs, L OBP: 0.280, SLG: 0.370 Bob Bailor, R OBP: 0.296, SLG: 0.269 (1,5) (8, PH) (8, 5)							F8	K		3	0	1	0	0	1	1									
Dave Anderson, R OBP: 0.347, SLG: 0.327 (1,6)										1	0	0	0	1	3	0									
Bob Welch, R OBP: 0.135, SLG: 0.086 Candy Maldonado, R OBP: 0.340, SLG: 0.398 Tom Niedenfuer, R Ken Howell, R (1,1) (8, PH) (8, 1) (8, 1)										2	0	0	0	0	2	3									
Inning Stats	R: 0 E: 0 K: 0 S: 3	H: 0 LOB: 0 BB: 0 P: 3	R: 0 E: 0 K: 2 S: 9	H: 2 LOB: 3 BB: 1 P: 13	R: 0 E: 0 K: 0 S: 3	H: 0 LOB: 0 BB: 0 P: 3	R: 0 E: 0 K: 1 S: 6	H: 1 LOB: 1 BB: 0 P: 6	R: 0 E: 0 K: 2 S: 7	H: 0 LOB: 0 BB: 0 P: 7	R: 2 E: 0 K: 0 S: 5	H: 2 LOB: 0 BB: 0 P: 5	R: 0 E: 0 K: 1 S: 6	H: 1 LOB: 1 BB: 0 P: 6	R: 3 E: 1 K: 1 S: 8	H: 2 LOB: 2 BB: 2 P: 16		R: 0 E: 0 K: 1 S: 5	H: 0 LOB: 1 BB: 1 P: 9	1B: 7 2B: 0 3B: 0 HR: 1	SF: 0 SAC: 1 DP: 0 HBP: 0	WP: 0 PB: 0 SB: 2 CS: 0	PA: 40		
PITCHER	IP	WLS	BF	H	R	ER	SO	BB	IBB	HBP	BLK	WP	HR	S	P	ERA	WHIP								
Mario Soto, R ERA: 3.18 Ted Power, R ERA: 3.05 John Franco, L ERA: 2.7 (1,1) (8,1) (9,1)	7.2	L	35	8	5	2	7	1	2	0	0	0	1	46	58	2.35	1.174								

Batter	1	2	3	4	5	6	7	8	9	AB	R	H	RBI	BB	SO	LOB	BOTTOM								
Gary Redus, R OBP: 0.352, SLG: 0.397 (1,8)	L5-4 BB		F4			K		SF8		2	0	0	1	1	1	0	Los Angeles Dodgers @ Cincinnati Reds Riverfront Stadium, Cincinnati, OH Fri Aug 03 1984, 7:05 PM EDT Att: 18,266 - Unknown AB 27 R 2 H 3 RBI 2 BB 4 SO 4 LOB 11 								
Ron Oester, S OBP: 0.285, SLG: 0.286 (1,4)			F5			4-3		G3-6-1		4	0	1	0	0	0	2									
Dave Concepcion, R OBP: 0.303, SLG: 0.326 (1,5)	F9				K		F3		6-3	4	0	0	0	0	1	2									
Dave Parker, L OBP: 0.312, SLG: 0.391 (1,9)	L5-4				F7			G5-4-3 1B		4	0	1	0	0	0	2									
Nick Esasky, R OBP: 0.291, SLG: 0.377 (1,3)			F9		F9			G5-4-3		4	0	0	0	0	0	1									
Duane Walker, L OBP: 0.394, SLG: 0.535 (1,7)		4-3				E4 G3-6-1		HR		3	1	1	1	0	0	0									
Dave Vangorder, R OBP: 0.295, SLG: 0.231 Brad Gulden, L OBP: 0.267, SLG: 0.326 (1,2) (8, PH) (9, 2)						G3-6-1		E BB SF8 BB		1	0	0	0	1	0	1									
Tom Foley, L OBP: 0.310, SLG: 0.354 (1,6)			F4			F5		SF8 E BB		2	0	0	0	1	0	1									
Mario Soto, R OBP: 0.203, SLG: 0.322 Ted Power, R Wayne Krenchicki, L OBP: 0.311, SLG: 0.419 John Franco, L (1,1) (8,1) (8, PH) (9,1)					K			E6 G3-6-1		2	0	0	0	0	2	0									
Inning Stats	R: 0 E: 0 K: 0 S: 3	H: 1 LOB: 1 BB: 1 P: 7	R: 0 E: 0 K: 0 S: 3	H: 0 LOB: 1 BB: 1 P: 7	R: 0 E: 0 K: 1 S: 5	H: 0 LOB: 0 BB: 0 P: 5	R: 0 E: 0 K: 1 S: 5	H: 0 LOB: 0 BB: 0 P: 5	R: 0 E: 0 K: 2 S: 7	H: 0 LOB: 0 BB: 0 P: 7	R: 0 E: 0 K: 0 S: 3	H: 1 LOB: 0 BB: 0 P: 3	R: 0 E: 0 K: 0 S: 4	H: 1 LOB: 1 BB: 2 P: 12	R: 0 E: 0 K: 0 S: 3	H: 0 LOB: 0 BB: 0 P: 3		1B: 2 2B: 1 3B: 0 HR: 1	SF: 1 SAC: 0 DP: 4 HBP: 0	WP: 0 PB: 0 SB: 0 CS: 0	PA: 32				
PITCHER	IP	WLS	BF	H	R	ER	SO	BB	IBB	HBP	BLK	WP	HR	S	P	ERA	WHIP								
Bob Welch, R ERA: 3.67 Tom Niedenfuer, R ERA: 2.51 Ken Howell, R ERA: 4.0 (1,1) (8,1) (8,1)	7.0	W	23	2	0	0	4	2	0	0	0	0	1	1	9	0.00	0.571								

Batter	1	2	3	4	5	6	7	8	9	10	11	AB	R	H	RBI	BB	SO	LOB	TOP	
Steve Sax, R OBP: 0.295, SLG: 0.306	1-3		G1-6-3			E6			F8			6	0	2	1	0	0	2		
Ed Amelung, L OBP: 0.278, SLG: 0.235 Candy Maldonado, R (7, PH) OBP: 0.340, SLG: 0.393	4-3			F7		FC6-4	FC5-4			F9		3	0	0	0	0	0	1		
Ken Landreaux, L OBP: 0.313, SLG: 0.365	F7			F3		F8				1-3	F4	6	0	0	0	0	0	4		
Mike Marshall, R OBP: 0.333, SLG: 0.485		1B		1-3			F4			1-3		4	0	1	0	1	0	0		
Mike Scioscia, L OBP: 0.394, SLG: 0.361						F8	BB			F3		3	1	1	0	2	0	1		
Greg Brock, L OBP: 0.313, SLG: 0.436							BB					3	2	1	1	2	1	3		
German Rivera, R OBP: 0.336, SLG: 0.422 Franklin Stubbs, L (7, PH) OBP: 0.294, SLG: 0.370 Bob Bailor, R OBP: 0.308, SLG: 0.291	G6-4-3											2	0	0	0	0	1	4		
Dave Anderson, R OBP: 0.341, SLG: 0.321												4	0	0	1	0	2	6		
Orel Hershiser, R ERA: 3.79 Tom Niedenfuer, R ERA: 2.61 Burt Hooton, R ERA: 3.69 Tony Whitfield, L ERA: 2.99 Ken Howell, R ERA: 3.6 Tony Brewer, R ERA: 3.7 Pat Zachry, R ERA: 3.7												1	0	0	0	0	0	2		
Inning Stats	R: 0 E: 0 K: 0 S: 3	H: 0 LOB: 0 BB: 0 P: 3	R: 0 E: 0 K: 0 S: 4	H: 2 LOB: 1 BB: 0 P: 4	R: 0 E: 0 K: 1 S: 4	H: 0 LOB: 0 BB: 0 P: 5	R: 0 E: 0 K: 0 S: 3	H: 0 LOB: 0 BB: 0 P: 3	R: 0 E: 1 K: 0 S: 3	H: 0 LOB: 0 BB: 0 P: 3	R: 0 E: 0 K: 1 S: 5	H: 1 LOB: 1 BB: 0 P: 6	R: 0 E: 0 K: 0 S: 3	H: 0 LOB: 0 BB: 0 P: 3	R: 2 E: 0 K: 0 S: 7	H: 4 LOB: 3 BB: 1 P: 11	1B: 6 2B: 2 3B: 0 HR: 1	SF: 0 SAC: 1 DP: 2 HBP: 1	WP: 0 PB: 1 SB: 2 CS: 1	PA: 48
PITCHER	IP WLS BF H R ER SO BB IBB HBP BLK WP HR S P ERA WHIP	IP WLS BF H R ER SO BB IBB HBP BLK WP HR S P ERA WHIP	IP WLS BF H R ER SO BB IBB HBP BLK WP HR S P ERA WHIP	IP WLS BF H R ER SO BB IBB HBP BLK WP HR S P ERA WHIP	IP WLS BF H R ER SO BB IBB HBP BLK WP HR S P ERA WHIP	IP WLS BF H R ER SO BB IBB HBP BLK WP HR S P ERA WHIP	IP WLS BF H R ER SO BB IBB HBP BLK WP HR S P ERA WHIP	IP WLS BF H R ER SO BB IBB HBP BLK WP HR S P ERA WHIP	IP WLS BF H R ER SO BB IBB HBP BLK WP HR S P ERA WHIP	IP WLS BF H R ER SO BB IBB HBP BLK WP HR S P ERA WHIP	IP WLS BF H R ER SO BB IBB HBP BLK WP HR S P ERA WHIP	IP WLS BF H R ER SO BB IBB HBP BLK WP HR S P ERA WHIP	IP WLS BF H R ER SO BB IBB HBP BLK WP HR S P ERA WHIP	IP WLS BF H R ER SO BB IBB HBP BLK WP HR S P ERA WHIP	IP WLS BF H R ER SO BB IBB HBP BLK WP HR S P ERA WHIP	IP WLS BF H R ER SO BB IBB HBP BLK WP HR S P ERA WHIP	IP WLS BF H R ER SO BB IBB HBP BLK WP HR S P ERA WHIP	IP WLS BF H R ER SO BB IBB HBP BLK WP HR S P ERA WHIP	IP WLS BF H R ER SO BB IBB HBP BLK WP HR S P ERA WHIP	IP WLS BF H R ER SO BB IBB HBP BLK WP HR S P ERA WHIP

Los Angeles Dodgers @ Cincinnati Reds
Riverfront Stadium, Cincinnati, OH
Sat Aug 04 1984, 3:33 AM EDT
Att: 20,413 - Unknown

livebaseballscorecards.com

AB 39
R 5
H 9
RBI 5
BB 7
SO 4
LOB 26



Batter	1	2	3	4	5	6	7	8	9	10	11	AB	R	H	RBI	BB	SO	LOB	BOTTOM	
Duane Walker, L OBP: 0.392, SLG: 0.532 Gary Redus, R OBP: 0.346, SLG: 0.390	5-3		K		FC6-4					5-3	F2	1	0	0	0	0	0	0		
Ron Oester, S OBP: 0.266, SLG: 0.285												4	1	1	0	1	1	0		
Dave Concepcion, R OBP: 0.301, SLG: 0.322												4	0	0	0	1	0	2		
Dave Parker, L OBP: 0.320, SLG: 0.398												3	1	3	0	2	0	0		
Cesar Cedeno, R OBP: 0.308, SLG: 0.402												2	1	0	0	3	0	2		
Brad Gulden, L OBP: 0.260, SLG: 0.317												5	0	0	1	0	0	8		
Eric Davis, R OBP: 0.277, SLG: 0.363												3	0	2	2	2	1	1		
Tom Foley, L OBP: 0.302, SLG: 0.348 John Franco, L OBP: 0.258, SLG: 0.336 Tony Perez, R OBP: 0.258, SLG: 0.336 Tom Niedenfuer, R ERA: 2.61 Burt Hooton, R ERA: 3.69 Ken Howell, R ERA: 3.6 Tony Brewer, R ERA: 3.7 Pat Zachry, R ERA: 3.7												3	0	0	0	0	0	2		
Jeff Russell, R ERA: 3.79 Ted Power, R ERA: 3.15 Wayne Krenchicki, L OBP: 0.303, SLG: 0.406												1	0	0	0	1	1	0		
Inning Stats	R: 0 E: 0 K: 0 S: 3	H: 1 LOB: 0 BB: 0 P: 3	R: 0 E: 0 K: 1 S: 6	H: 1 LOB: 1 BB: 0 P: 6	R: 0 E: 0 K: 2 S: 7	H: 0 LOB: 0 BB: 0 P: 7	R: 0 E: 0 K: 0 S: 4	H: 1 LOB: 2 BB: 1 P: 8	R: 0 E: 0 K: 0 S: 3	H: 0 LOB: 0 BB: 0 P: 7	R: 0 E: 0 K: 1 S: 5	H: 1 LOB: 1 BB: 1 P: 9	R: 0 E: 0 K: 1 S: 5	H: 0 LOB: 3 BB: 3 P: 17	R: 0 E: 0 K: 0 S: 3	H: 0 LOB: 1 BB: 1 P: 7	1B: 5 2B: 1 3B: 0 HR: 0	SF: 0 SAC: 0 DP: 2 HBP: 0	WP: 1 PB: 0 SB: 1 CS: 1	PA: 46
PITCHER	IP WLS BF H R ER SO BB IBB HBP BLK WP HR S P ERA WHIP	IP WLS BF H R ER SO BB IBB HBP BLK WP HR S P ERA WHIP	IP WLS BF H R ER SO BB IBB HBP BLK WP HR S P ERA WHIP	IP WLS BF H R ER SO BB IBB HBP BLK WP HR S P ERA WHIP	IP WLS BF H R ER SO BB IBB HBP BLK WP HR S P ERA WHIP	IP WLS BF H R ER SO BB IBB HBP BLK WP HR S P ERA WHIP	IP WLS BF H R ER SO BB IBB HBP BLK WP HR S P ERA WHIP	IP WLS BF H R ER SO BB IBB HBP BLK WP HR S P ERA WHIP	IP WLS BF H R ER SO BB IBB HBP BLK WP HR S P ERA WHIP	IP WLS BF H R ER SO BB IBB HBP BLK WP HR S P ERA WHIP	IP WLS BF H R ER SO BB IBB HBP BLK WP HR S P ERA WHIP	IP WLS BF H R ER SO BB IBB HBP BLK WP HR S P ERA WHIP	IP WLS BF H R ER SO BB IBB HBP BLK WP HR S P ERA WHIP	IP WLS BF H R ER SO BB IBB HBP BLK WP HR S P ERA WHIP	IP WLS BF H R ER SO BB IBB HBP BLK WP HR S P ERA WHIP	IP WLS BF H R ER SO BB IBB HBP BLK WP HR S P ERA WHIP	IP WLS BF H R ER SO BB IBB HBP BLK WP HR S P ERA WHIP	IP WLS BF H R ER SO BB IBB HBP BLK WP HR S P ERA WHIP	IP WLS BF H R ER SO BB IBB HBP BLK WP HR S P ERA WHIP	IP WLS BF H R ER SO BB IBB HBP BLK WP HR S P ERA WHIP

Los Angeles Dodgers @ Cincinnati Reds
Riverfront Stadium, Cincinnati, OH
Sat Aug 04 1984, 3:33 AM EDT
Att: 20,413 - Unknown

livebaseballscorecards.com

AB 36
R 3
H 6
RBI 3
BB 10
SO 7
LOB 21



Batter	1	2	3	4	5	6	7	8	9	AB	R	H	RBI	BB	SO	LOB	TOP					
Alan Wiggins, S OBP: 0.331, SLG: 0.302 (1,4)	F3			F7		F7		BB		3	0	0	0	1	0	0	San Diego Padres @ Cincinnati Reds Riverfront Stadium, Cincinnati, OH Mon Aug 06 1984, 7:05 PM EDT Att: 10,798 - Unknown					
Tony Gwynn, L OBP: 0.429, SLG: 0.478 (1,9)	F7			1B 9-2		1B BB		F9		3	0	1	0	1	0	1						
Steve Garvey, R OBP: 0.304, SLG: 0.383 (1,3)	K			1B 1-3		1B 1-2		F2		4	0	2	0	0	1	1						
Carmelo Martinez, R OBP: 0.337, SLG: 0.411 (1,7)		F7		9-2		K			F6	4	0	0	0	0	1	4						
Terry Kennedy, L OBP: 0.297, SLG: 0.352 (1,2)		5-3				K			F9	4	0	1	0	0	1	2						
Kevin McReynolds, R OBP: 0.332, SLG: 0.501 (1,8)		F9								4	1	1	0	0	0	1						
Luis Salazar, R OBP: 0.278, SLG: 0.346 (1,5)				F7		F2			1B 2B	4	0	1	1	0	0	1						
Garry Templeton, S OBP: 0.321, SLG: 0.343 (1,6)				F7		1B 1-2			1B IBB	3	0	1	0	1	1	0						
Mark Thurmond, L OBP: 0.286, SLG: 0.275 (1,1)				K		F7			F3	2	0	0	0	0	1	2						
Mario Ramirez, R OBP: 0.250, SLG: 0.440 (8, PH)									4-3	1	0	0	0	0	0	0						
Rich Gossage, R OBP: 0.222, SLG: 0.176 (8, 1)										1	0	0	0	0	0	2						
Inning Stats	R: 0 E: 0 K: 1 S: 5	H: 0 LOB: 0 BB: 0 P: 5	R: 0 E: 0 K: 0 S: 3	H: 0 LOB: 0 BB: 0 P: 3	R: 0 E: 0 K: 1 S: 5	H: 0 LOB: 0 BB: 0 P: 5	R: 0 E: 0 K: 0 S: 4	H: 2 LOB: 1 BB: 0 P: 4	R: 0 E: 0 K: 0 S: 5	H: 2 LOB: 3 BB: 0 P: 5	R: 0 E: 0 K: 1 S: 8	H: 0 LOB: 0 BB: 0 P: 5	R: 0 E: 0 K: 1 S: 5	H: 0 LOB: 1 BB: 1 P: 12	R: 0 E: 0 K: 0 S: 3	H: 0 LOB: 0 BB: 1 P: 7	R: 1 E: 0 K: 0 S: 5	H: 2 LOB: 2 BB: 1 P: 9	1B: 6 2B: 2 3B: 0 HR: 0	SF: 0 SAC: 0 DP: 1 HBP: 0	WP: 0 PB: 0 SB: 0 CS: 0	PA: 36
PITCHER Joe Price, L ERA: 4.04 (1,1)	IP: 9.0 WLS: L BF: 36 H: 7 R: 1 ER: 1 SO: 5 BB: 2 IBB: 1 HBP: 0 BLK: 0 WP: 0 HR: 0 S: 43 P: 55 ERA: 1.00 WHIP: 1.000															PITCHER						

AB	33
R	1
H	7
RBI	1
BB	3
SO	5
LOB	14



Batter	1	2	3	4	5	6	7	8	9	AB	R	H	RBI	BB	SO	LOB	BOTTOM			
Gary Redus, R OBP: 0.344, SLG: 0.382 (1,8)	4-3									2	0	0	0	1	0	0	San Diego Padres @ Cincinnati Reds Riverfront Stadium, Cincinnati, OH Mon Aug 06 1984, 7:05 PM EDT Att: 10,798 - Unknown			
Eddie Milner, L OBP: 0.361, SLG: 0.387 (8,8)			F2							1	0	0	0	0	0	0				
Dave Concepcion, R OBP: 0.300, SLG: 0.325 (1,6)				6-3		FC6-4 BB				4	0	1	0	0	0	3				
Cesar Cedeno, R OBP: 0.306, SLG: 0.393 (1,7)					5-3					4	0	0	0	0	1	1				
Dave Parker, L OBP: 0.318, SLG: 0.394 (1,9)						4-3				3	0	0	0	1	1	1				
Nick Esasky, R OBP: 0.293, SLG: 0.368 (1,3)					1-3					4	0	0	0	0	0	1				
Skeeter Barnes, R OBP: 0.190, SLG: 0.105 (1,5)										3	0	0	0	0	0	0				
Dave Vangorder, R OBP: 0.289, SLG: 0.213 (1,2)										3	0	1	0	0	0	0				
Tom Foley, L OBP: 0.296, SLG: 0.337 (1,4)					1-3					3	0	0	0	0	0	1				
Joe Price, R OBP: 0.225, SLG: 0.211 (1,1)					F3					3	0	1	0	0	1	0				
Inning Stats	R: 0 E: 0 K: 0 S: 4	H: 1 LOB: 1 BB: 0 P: 4	R: 0 E: 0 K: 0 S: 3	H: 0 LOB: 0 BB: 0 P: 3	R: 0 E: 0 K: 0 S: 3	H: 0 LOB: 0 BB: 0 P: 3	R: 0 E: 0 K: 0 S: 3	H: 0 LOB: 1 BB: 1 P: 7	R: 0 E: 0 K: 0 S: 5	H: 2 LOB: 3 BB: 1 P: 9	R: 0 E: 0 K: 0 S: 3	H: 0 LOB: 0 BB: 0 P: 3	R: 0 E: 0 K: 1 S: 5	H: 0 LOB: 0 BB: 0 P: 5	R: 0 E: 0 K: 2 S: 7	H: 0 LOB: 0 BB: 0 P: 7	1B: 2 2B: 1 3B: 0 HR: 0	SF: 0 SAC: 0 DP: 0 HBP: 0	WP: 0 PB: 0 SB: 0 CS: 0	PA: 32
PITCHER Mark Thurmond, L ERA: 3.04 (1,1)	IP: 7.0 WLS: W BF: 26 H: 3 R: 0 ER: 0 SO: 0 BB: 0 IBB: 0 HBP: 0 BLK: 0 WP: 0 HR: 0 S: 24 P: 32 ERA: 0.00 WHIP: 0.714															PITCHER				
Rich Gossage, R ERA: 2.75 (8,1)	IP: 2.0 WLS: W BF: 6 H: 0 R: 0 ER: 0 SO: 3 BB: 0 IBB: 0 HBP: 0 BLK: 0 WP: 0 HR: 0 S: 12 P: 12 ERA: 0.00 WHIP: 0.000															PITCHER				

AB	30
R	0
H	3
RBI	0
BB	2
SO	3
LOB	7



Batter	1	2	3	4	5	6	7	8	9	AB	R	H	RBI	BB	SO	LOB	TOP			
Alan Wiggins, S OBP: 0.334, SLG: 0.306										4	2	2	1	1	0	0	San Diego Padres @ Cincinnati Reds Riverfront Stadium, Cincinnati, OH Tue Aug 07 1984, 7:05 PM EDT Att: 11,767 - Unknown			
Tony Gwynn, L OBP: 0.431, SLG: 0.480										4	2	2	2	1	0	2				
Steve Garvey, R OBP: 0.305, SLG: 0.384										4	0	2	1	0	1	1				
Graig Nettles, L OBP: 0.314, SLG: 0.359										5	0	1	1	0	1	2				
Terry Kennedy, L OBP: 0.294, SLG: 0.348										4	0	0	0	0	0	2				
Kevin McReynolds, R OBP: 0.321, SLG: 0.497										3	1	0	0	1	0	0				
Bobby Brown, S OBP: 0.297, SLG: 0.386										4	1	2	2	0	1	0				
Garry Templeton, S OBP: 0.324, SLG: 0.348										3	1	2	0	0	0	0				
Kurt Bevacqua, R OBP: 0.368, SLG: 0.375										1	0	0	0	0	1	1				
Mario Ramirez, R OBP: 0.250, SLG: 0.440										0	0	0	0	0	0	0				
Ed Whitson, R OBP: 0.093, SLG: 0.071										2	0	1	0	0	0	1				
Greg Booker, R ERA: 3.62										1	0	0	0	0	0	0				
Craig Lefferts, L ERA: 1.87										0	0	0	0	0	0	0				
Carmelo Martinez, R OBP: 0.337, SLG: 0.410										1	0	0	0	0	1	0				
Greg Harris, S ERA: 2.25										0	0	0	0	0	0	0				
Inning Stats	R: 2 E: 0 K: 0 S: 5	H: 2 LOB: 0 BB: 0 P: 5	R: 0 E: 0 K: 1 S: 6	H: 1 LOB: 1 BB: 0 P: 6	R: 1 E: 0 K: 0 S: 3	H: 2 LOB: 1 BB: 2 P: 11	R: 1 E: 0 K: 0 S: 6	H: 3 LOB: 2 BB: 0 P: 6	R: 0 E: 0 K: 0 S: 3	H: 0 LOB: 0 BB: 0 P: 3	R: 0 E: 0 K: 1 S: 4	H: 0 LOB: 0 BB: 0 P: 5	R: 0 E: 0 K: 1 S: 6	H: 1 LOB: 1 BB: 0 P: 6	R: 1 E: 1 K: 2 S: 9	H: 1 LOB: 1 BB: 0 P: 9	1B: 7 2B: 4 3B: 0 HR: 1	SF: 0 SAC: 1 DP: 2 HBP: 0	WP: 0 PB: 0 SB: 2 CS: 1	PA: 40
PITCHER	IP WLS BF H R ER SO BB IBB HBP BLK WP HR S P ERA WHIP																			
Andy McGaffigan, R ERA: 3.14	(1, 1) 3.2 19 8 4 4 1 0 2 0 0 0 0 0 0 19 27 9.82 2.727																			
Bob Ovwchinko, L ERA: 4.35	(4, 1) 1.1 4 1 0 0 0 0 0 0 0 0 0 0 0 4 4 0.00 0.750																			
Brad Lesley, R ERA: 5.19	(6, 1) 1.0 5 1 2 2 0 1 0 0 0 0 0 1 4 8 18.00 2.000																			
John Franco, L ERA: 2.48	(7, 1) 2.1 10 2 1 0 3 0 0 0 0 0 0 0 16 16 0.00 0.857																			
Ted Power, R ERA: 3.09	(9, 1) 0.2 W 2 0 0 0 1 0 0 0 0 0 0 0 4 4 0.00 0.000																			

AB	36
R	7
H	12
RBI	7
BB	3
SO	5
LOB	9



Batter	1	2	3	4	5	6	7	8	9	AB	R	H	RBI	BB	SO	LOB	BOTTOM					
Gary Redus, R OBP: 0.345, SLG: 0.383										4	2	1	0	1	0	2	San Diego Padres @ Cincinnati Reds Riverfront Stadium, Cincinnati, OH Tue Aug 07 1984, 7:05 PM EDT Att: 11,767 - Unknown					
Ron Oester, S OBP: 0.288, SLG: 0.290										5	0	2	3	0	0	1						
Eric Davis, R OBP: 0.297, SLG: 0.364										4	1	3	1	1	0	0						
Dave Parker, L OBP: 0.319, SLG: 0.401										5	2	2	2	0	1	4						
Dave Concepcion, R OBP: 0.299, SLG: 0.332										4	1	1	1	0	0	3						
Brad Gulden, L OBP: 0.287, SLG: 0.319										4	0	2	0	0	0	0						
Nick Esasky, R OBP: 0.291, SLG: 0.363										3	0	0	1	1	2	2						
Tom Foley, L OBP: 0.295, SLG: 0.335										4	0	1	0	0	0	1						
Andy McGaffigan, R ERA: 3.62										0	0	0	0	0	0	0						
Bob Ovwchinko, L ERA: 4.35										0	0	0	0	0	0	0						
Eddie Miller, R ERA: 2.7										0	1	0	0	0	0	0						
Brad Lesley, R ERA: 5.19										0	0	0	0	0	0	0						
Wayne Krenchicki, L OBP: 0.306, SLG: 0.413										1	1	1	0	0	0	0						
John Franco, L ERA: 2.48										0	0	0	0	0	1	1						
Ted Power, R ERA: 3.09										1	0	0	0	0	0	0						
Inning Stats	R: 0 E: 0 K: 0 S: 5	H: 2 LOB: 2 BB: 0 P: 5	R: 0 E: 0 K: 0 S: 4	H: 1 LOB: 2 BB: 1 P: 8	R: 0 E: 0 K: 1 S: 6	H: 1 LOB: 1 BB: 0 P: 6	R: 0 E: 0 K: 1 S: 5	H: 0 LOB: 0 BB: 0 P: 5	R: 4 E: 0 K: 1 S: 9	H: 4 LOB: 1 BB: 1 P: 13	R: 2 E: 0 K: 0 S: 4	H: 2 LOB: 1 BB: 2 P: 12	R: 1 E: 0 K: 1 S: 7	H: 2 LOB: 1 BB: 0 P: 7	R: 0 E: 0 K: 0 S: 3	H: 0 LOB: 0 BB: 0 P: 3	R: 1 E: 1 K: 0 S: 3	H: 1 LOB: 2 BB: 0 P: 4	1B: 9 2B: 2 3B: 0 HR: 2	SF: 1 SAC: 2 DP: 0 HBP: 1	WP: 0 PB: 0 SB: 1 CS: 0	PA: 43
PITCHER	IP WLS BF H R ER SO BB IBB HBP BLK WP HR S P ERA WHIP																					
Ed Whitson, R ERA: 3.62	(1, 1) 4.1 22 7 4 4 2 1 1 0 0 0 0 0 7 11 8.31 2.077																					
Greg Booker, R ERA: 2.7	(5, 1) 1.0 6 2 2 2 1 1 0 0 0 0 0 0 7 11 18.00 3.000																					
Craig Lefferts, L ERA: 1.87	(6, 1) 2.2 11 3 1 1 1 1 0 0 0 0 0 1 12 16 3.38 1.500																					
Greg Harris, R ERA: 2.25	(9, 1) 0.1 L 4 1 1 0 0 0 0 0 1 0 0 0 0 3 4 0.00 3.000																					

AB	35
R	8
H	13
RBI	8
BB	4
SO	4
LOB	14



Batter	1	2	3	4	5	6	7	8	9	AB	R	H	RBI	BB	SO	LOB	TOP					
Alan Wiggins, S (1,4) OBP: 0.333, SLG: 0.304	F3		F8			1B BB	4-3			3	0	0	0	1	0	2						
Tony Gwynn, L (1,9) OBP: 0.429, SLG: 0.481	F3			2B		F8		4-3		4	1	1	0	0	0	1						
Steve Garvey, R (1,3) Luis Salazar, R (8, PR) OBP: 0.278, SLG: 0.346	F7			2B		F8		4-3 1B		4	0	2	1	0	0	1						
Graig Nettles, L (1,5) OBP: 0.314, SLG: 0.358		F8		F9		1-3 1B		4-3		4	0	1	0	0	0	2						
Terry Kennedy, L (1,2) OBP: 0.291, SLG: 0.345	K		F3			F8		K		4	0	0	0	0	2	5						
Bobby Brown, S (1,8) OBP: 0.296, SLG: 0.381		1B		4-3				F1		4	0	1	0	0	0	1						
Cameloto Martinez, R (1,7) OBP: 0.336, SLG: 0.408	6-3					F5		FC4-6 1B		4	0	1	0	0	1	1						
Garry Templeton, S (1,6) Kevin McReynolds, R (9, PH) Mario Ramirez, R (9, 6) OBP: 0.322, SLG: 0.345			4-3			F3		FC4-6 HBP		3	0	0	0	0	0	1						
Eric Show, R (1,1) Champ Summers, L (9, PH) Rich Gossage, R (9, 1) OBP: 0.222, SLG: 0.176			K			F9		1-2 HBP		2	0	0	0	0	1	0						
Inning Stats	R: 0 E: 0 K: 0 S: 3	H: 0 LOB: 0 BB: 0 P: 3	R: 0 E: 0 K: 1 S: 6	H: 1 LOB: 1 BB: 0 P: 6	R: 0 E: 0 K: 1 S: 5	H: 0 LOB: 0 BB: 0 P: 5	R: 1 E: 0 K: 0 S: 5	H: 2 LOB: 1 BB: 0 P: 5	R: 0 E: 0 K: 0 S: 4	H: 0 LOB: 0 BB: 0 P: 3	R: 0 E: 0 K: 0 S: 4	H: 1 LOB: 2 BB: 1 P: 8	R: 0 E: 0 K: 0 S: 4	H: 1 LOB: 2 BB: 0 P: 5	R: 0 E: 0 K: 1 S: 6	H: 1 LOB: 0 BB: 0 P: 8	R: 1 E: 0 K: 2 S: 8	H: 1 LOB: 0 BB: 0 P: 8	1B: 4 2B: 2 3B: 0 HR: 1	SF: 0 SAC: 0 DP: 0 HBP: 1	WP: 0 PB: 0 SB: 1 CS: 0	PA: 36
PITCHER Mario Soto, R (1,1) ERA: 3.12	IP: 9.0 WLS: W BF: 36 H: 7 R: 2 ER: 2 SO: 5 BB: 1 IBB: 0 HBP: 1 BLK: 0 WP: 0 HR: 1 S: 44 P: 49 ERA: 2.00 WHIP: 0.889															PITCHER						

San Diego Padres @ Cincinnati Reds
Riverfront Stadium, Cincinnati, OH
Wed Aug 08 1984, 7:05 PM EDT
Att: 11,222 - Unknown

AB 34
R 2
H 7
RBI 2
BB 1
SO 5
LOB 14



Batter	1	2	3	4	5	6	7	8	9	AB	R	H	RBI	BB	SO	LOB	BOTTOM					
Gary Redus, R (1,7) OBP: 0.343, SLG: 0.381	F2		F8		S 1B			6-3		4	0	1	0	0	0	0						
Ron Oester, S (1,4) OBP: 0.287, SLG: 0.292	F8			F8 WP 2B	F9 1-2			4-3		4	1	1	0	0	0	1						
Eric Davis, R (1,8) OBP: 0.296, SLG: 0.388	F8			K		F8		HR		4	1	1	1	0	1	1						
Dave Parker, L (1,9) OBP: 0.319, SLG: 0.399		F3		F8		F4		S BB		3	0	0	0	1	0	1						
Dave Concepcion, R (1,5) OBP: 0.299, SLG: 0.330		F8		BB BB		F4		6-3		3	0	0	0	1	0	1						
Brad Gulden, L (1,2) OBP: 0.276, SLG: 0.325				BB BB	1-2 3-H BB	SH5-4 1B				3	0	2	0	1	0	0						
Nick Esasky, R (1,3) Eddie Milner, L (9, PR) OBP: 0.363, SLG: 0.387				K		SH5-4 1-2				3	0	1	0	0	2	3						
Tom Foley, L (1,6) OBP: 0.294, SLG: 0.349			F6		F7					4	1	1	2	0	0	1						
Mario Soto, R (1,1) OBP: 0.194, SLG: 0.306			K		4-3			F2		3	0	0	0	0	1	1						
Inning Stats	R: 0 E: 0 K: 0 S: 3	H: 0 LOB: 0 BB: 0 P: 3	R: 0 E: 0 K: 1 S: 6	H: 1 LOB: 1 BB: 0 P: 6	R: 0 E: 0 K: 1 S: 5	H: 0 LOB: 0 BB: 0 P: 5	R: 1 E: 0 K: 2 S: 8	H: 1 LOB: 2 BB: 0 P: 16	R: 0 E: 0 K: 0 S: 4	H: 1 LOB: 1 BB: 0 P: 4	R: 0 E: 0 K: 0 S: 3	H: 0 LOB: 0 BB: 0 P: 3	R: 0 E: 0 K: 0 S: 4	H: 1 LOB: 1 BB: 0 P: 4	R: 1 E: 0 K: 0 S: 4	H: 1 LOB: 1 BB: 1 P: 8	R: 2 E: 0 K: 0 S: 3	H: 2 LOB: 1 BB: 0 P: 3	1B: 4 2B: 1 3B: 0 HR: 2	SF: 0 SAC: 1 DP: 0 HBP: 0	WP: 1 PB: 0 SB: 2 CS: 0	PA: 35
PITCHER Eric Show, R (1,1) ERA: 3.47 Rich Gossage, R (9, 1) ERA: 2.97	IP: 8.0 WLS: L BF: 32 H: 5 R: 2 ER: 2 SO: 4 BB: 3 IBB: 0 HBP: 0 BLK: 0 WP: 1 HR: 1 S: 37 P: 49 ERA: 2.25 WHIP: 1.000															PITCHER						

San Diego Padres @ Cincinnati Reds
Riverfront Stadium, Cincinnati, OH
Wed Aug 08 1984, 7:05 PM EDT
Att: 11,222 - Unknown

AB 31
R 4
H 7
RBI 3
BB 3
SO 4
LOB 9



Batter	1	2	3	4	5	6	7	8	9	AB	R	H	RBI	BB	SO	LOB	TOP			
Alan Wiggins, S OBP: 0.333, SLG: 0.303 Bobby Brown, S OBP: 0.302, SLG: 0.387	0-0 4-3		4-0 1B BB		0-3 K		0-0 G6-3 1B			2	0	0	0	1	1	1	San Diego Padres @ Cincinnati Reds Riverfront Stadium, Cincinnati, OH Thu Aug 09 1984, 7:05 PM EDT Att: 10,881 - Unknown			
Tony Gwynn, L OBP: 0.429, SLG: 0.480 Mario Ramirez, R OBP: 0.241, SLG: 0.423	0-0 4-3		0-0 1-3 1B		0-0 F7		0-0 G6-3 1-2			3	0	1	0	0	0	1				
Steve Garvey, R Kurt Bevacqua, R OBP: 0.359, SLG: 0.364	0-0 6-3		0-3 K		0-0 F8			0-0 1-3		3	0	0	0	0	1	2				
Kevin McReynolds, R OBP: 0.322, SLG: 0.504		0-0 5-3		0-0 F5		0-0 1B 1B		0-0 F8		4	0	1	0	0	0	0				
Carmelo Martinez, R OBP: 0.335, SLG: 0.404		0-0 4-3		0-0 6-3		0-0 F7		4-0 BB		3	0	0	0	1	0	1				
Tim Flannery, L OBP: 0.386, SLG: 0.419		4-0 BB		4-0 BB		0-0 FC6-4 1B		0-0 F8		2	0	1	0	2	0	1				
Garry Templeton, S Luis Salazar, R OBP: 0.274, SLG: 0.341		0-3 K		0-0 F3		0-0 FC6-4 1-2		0-0 F9		2	0	0	0	0	1	2				
Bruce Bochy, R OBP: 0.239, SLG: 0.318		0-0 4-3		0-0 F6		0-0 6-3		0-0 F7		4	0	0	0	0	0	0				
Tim Lollar, L OBP: 0.305, SLG: 0.404 Champ Summers, L (7, PH) OBP: 0.287, SLG: 0.429 Greg Booker, R (7, PH) Terry Kennedy, L (8, PH) OBP: 0.290, SLG: 0.344		0-0 G1-6-3		4-0 BB		4-0 BB		0-0 F6		1	0	0	0	1	0	0				
Inning Stats	R: 0 E: 0 K: 0 S: 3	H: 0 LOB: 0 BB: 0 P: 3	R: 0 E: 0 K: 1 S: 5	H: 0 LOB: 1 BB: 1 P: 9	R: 0 E: 0 K: 1 S: 6	H: 1 LOB: 2 BB: 1 P: 10	R: 0 E: 0 K: 0 S: 3	H: 0 LOB: 1 BB: 1 P: 7	R: 0 E: 0 K: 1 S: 5	H: 2 LOB: 2 BB: 0 P: 5	R: 0 E: 0 K: 0 S: 4	H: 2 LOB: 1 BB: 0 P: 4	R: 0 E: 0 K: 0 S: 3	H: 0 LOB: 1 BB: 1 P: 7	R: 0 E: 0 K: 0 S: 3	H: 0 LOB: 0 BB: 0 P: 3		1B: 5 2B: 0 3B: 0 HR: 0	SF: 0 SAC: 0 DP: 1 HBP: 0	WP: 0 PB: 0 SB: 0 CS: 0
PITCHER Jeff Russell, R ERA: 3.54	IP: 9.0 WLS: W BF: 36 H: 5 R: 0 ER: 0 SO: 3 BB: 5 IBB: 0 HBP: 0 BLK: 0 WP: 0 HR: 0 S: 37 P: 57 ERA: 0.00 WHIP: 1.111															PITCHER				

AB 31
R 0
H 5
RBI 0
BB 5
SO 3
LOB 12



Batter	1	2	3	4	5	6	7	8	9	AB	R	H	RBI	BB	SO	LOB	BOTTOM	
Gary Redus, R OBP: 0.350, SLG: 0.382	0-0 E 1B	4-0 BB HR BB		0-0 F5		4-0 WP 1B BB		4-0 G3-6-1 BB		2	2	1	0	3	0	0	San Diego Padres @ Cincinnati Reds Riverfront Stadium, Cincinnati, OH Thu Aug 09 1984, 7:05 PM EDT Att: 10,881 - Unknown	
Ron Oester, S OBP: 0.288, SLG: 0.292	0-0 E4 1B	4-0 BB HR BB		0-3 K		0-0 WP 1B		0-0 G3-6-1 1-2		4	2	1	1	1	1	2		
Eric Davis, R OBP: 0.303, SLG: 0.381	0-3 K	4-0 HR BB		0-0 F7		4-0 BB		0-0 F6		2	1	0	0	2	1	1		
Dave Parker, L OBP: 0.320, SLG: 0.406 Eddie Milner, L OBP: 0.363, SLG: 0.387	0-0 BB 1B	0-0 HR		0-0 4-3		0-0 5-3		0-0 F6		4	2	2	5	0	0	3		
Dave Concepcion, R OBP: 0.300, SLG: 0.328	4-0 1B BB	0-0 5-3		4-0 BB		0-0 6-3		0-0 F6		2	0	0	0	2	0	0		
Nick Esasky, R OBP: 0.291, SLG: 0.361	0-0 1B		0-0 F8		0-0 F9		0-0 F6		4	0	1	1	0	0	1			
Dave Vangorder, R OBP: 0.250, SLG: 0.196	0-0 F9		0-3 K		0-0 6-3		0-0 4-3		4	0	0	0	0	1	1			
Tom Foley, L OBP: 0.298, SLG: 0.352		0-0 F7		0-0 F7		0-0 BB 1B		0-0 BB 1B		4	1	2	0	0	0	0		
Jeff Russell, R OBP: 0.217, SLG: 0.171		0-3 K		0-0 5-3		0-3 K		0-0 F4		4	0	0	0	0	2	2		
Inning Stats	R: 3 E: 1 K: 1 S: 8	H: 3 LOB: 1 BB: 1 P: 12	R: 4 E: 0 K: 1 S: 6	H: 1 LOB: 0 BB: 3 P: 18	R: 0 E: 0 K: 1 S: 5	H: 0 LOB: 0 BB: 0 P: 5	R: 0 E: 0 K: 1 S: 5	H: 0 LOB: 0 BB: 0 P: 5	R: 0 E: 0 K: 0 S: 3	H: 2 LOB: 3 BB: 2 P: 15	R: 0 E: 0 K: 0 S: 3	H: 0 LOB: 0 BB: 0 P: 3	R: 0 E: 0 K: 0 S: 3	H: 1 LOB: 1 BB: 1 P: 7	1B: 6 2B: 0 3B: 0 HR: 1	SF: 0 SAC: 0 DP: 1 HBP: 0		WP: 1 PB: 0 SB: 1 CS: 0
PITCHER Tim Lollar, L ERA: 3.71 Greg Booker, R ERA: 2.45	IP: 6.0 WLS: L BF: 31 H: 6 R: 8 ER: 7 SO: 5 BB: 7 IBB: 0 HBP: 0 BLK: 0 WP: 1 HR: 1 S: 34 P: 62 ERA: 10.50 WHIP: 2.167															PITCHER		


AB 30
R 8
H 7
RBI 7
BB 8
SO 5
LOB 10



Batter	1	2	3	4	5	6	7	8	9	10	11	12	AB	R	H	RBI	BB	SO	LOB	TOP							
Bill Doran, S OBP: 0.355, SLG: 0.353 (1.4)	4-0 CS BB		F9		4-3		FC5-6 BB		K		1B		4	0	1	0	2	1	1								
Craig Reynolds, L OBP: 0.294, SLG: 0.384 (1.6)	4-3		F9		6-3		FC5-6 BB		1B		1B		6	0	2	0	0	0	4								
Denny Walling, L OBP: 0.319, SLG: 0.364 Phil Garner, R OBP: 0.333, SLG: 0.349 (1.5)	F7		4-3		F3		F8		1B		1B		5	0	1	0	0	0	2								
Jose Cruz, L OBP: 0.380, SLG: 0.452 (1.7)		K		1B		2B 1B	F8		1B		1B		6	1	3	0	0	1	2								
Jerry Mumphrey, S OBP: 0.355, SLG: 0.395 (1.8)	F1		F8		1B	2B			FC4-6 1B		6-3		6	1	3	0	0	0	1								
Enos Cabell, R OBP: 0.327, SLG: 0.399 (1.3)		1B			E	2B	1B		K		F8		6	1	3	2	0	1	2								
Terry Puhl, L OBP: 0.375, SLG: 0.407 Bill Dawley, R OBP: 0.250, SLG: 0.750 Mike Richardt, R OBP: 0.167, SLG: 0.091 Julio Solano, R (12.1) (12.1)	4-3		E5 1B		1B	1B			K		K		5	1	2	0	0	2	2	AB 48							
Alan Ashby, S OBP: 0.341, SLG: 0.330 (1.2)			K		4-3 SH1-4 1B	F7			FC4-6		F8		5	0	1	1	0	1	2	R 4							
Joe Niekro, R OBP: 0.140 Dave Smith, R (7.1)	F6		F6		SH1-4		FC5-6 BB		K		6-3		1	0	0	0	1	0	0	H 16							
Jim Pankovits, R OBP: 0.315, SLG: 0.385 Frank DiPino, L (9.1)													0	0	0	0	0	0	0	RBI 3							
Kevin Bass, S OBP: 0.268, SLG: 0.332 (10.9)													1	0	0	0	0	0	0	BB 3							
Inning Stats	R: 0 E: 0 K: 0 S: 2	H: 0 LOB: 0 BB: 1 P: 6	R: 0 E: 0 K: 1 S: 6	H: 1 LOB: 1 BB: 0 P: 6	R: 0 E: 0 K: 1 S: 5	H: 0 LOB: 0 BB: 0 P: 5	R: 0 E: 0 K: 0 S: 4	H: 1 LOB: 0 BB: 0 P: 4	R: 2 E: 1 K: 0 S: 6	H: 4 LOB: 1 BB: 0 P: 6	R: 0 E: 0 K: 0 S: 3	H: 0 LOB: 2 BB: 2 P: 11	R: 0 E: 0 K: 2 S: 9	H: 1 LOB: 1 BB: 0 P: 8	R: 0 E: 0 K: 2 S: 9	H: 3 LOB: 2 BB: 0 P: 9	R: 0 E: 0 K: 1 S: 5	H: 2 LOB: 2 BB: 0 P: 5	R: 0 E: 0 K: 0 S: 4	H: 1 LOB: 1 BB: 0 P: 4	1B: 14 2B: 2 3B: 0 HR: 0	SF: 0 SAC: 1 DP: 0 HBP: 0	WP: 0 PA: 52 PB: 0 SB: 0 CS: 1				
PITCHER	IP	WLS	BF	H	R	ER	SO	BB	IBB	HBP	BLK	WP	HR	S	P	ERA	WHIP										
Jay Tibbs, R ERA: 2.17 Bob Owcinko, L ERA: 4.18 Ted Power, R ERA: 3.55 John Franco, L ERA: 2.4 (1.1) (7.1) (10.1) (11.1)	6.0	26	9	4	4	2	0	0	0	0	0	0	0	20	28	0.00	2.000										
	3.0	14	4	0	0	0	0	0	0	0	0	0	0	5	5	0.00	0.000										
	2.0	9	3	0	0	0	0	0	0	0	0	0	0	9	9	0.00	1.500										

Houston Astros @ Cincinnati Reds
Riverfront Stadium, Cincinnati, OH
Fri Aug 10 1984, 7:05 PM EDT
Unknown

AB 48
R 4
H 16
RBI 3
BB 3
SO 7
LOB 19



Batter	1	2	3	4	5	6	7	8	9	10	11	12	AB	R	H	RBI	BB	SO	LOB	BOTTOM								
Gary Redus, R OBP: 0.393, SLG: 0.393 (1.8)	6-3				5-3				6-3 G2-3 BB		K		5	1	2	2	1	1	2									
John Franco, L (11.1)		1B					HR						0	0	0	0	0	0	0									
Ron Oester, S OBP: 0.289, SLG: 0.300 (1.4)	K	3-1			2B 1B		HR		6-3		F4		6	2	2	1	0	1	3									
Cesar Cedeno, R OBP: 0.302, SLG: 0.383 (1.7)	K		F7		F9		F2		IBB		F9		5	0	0	0	1	1	2									
Dave Parker, L OBP: 0.327, SLG: 0.411 Dave Vangorder, R OBP: 0.250, SLG: 0.196 (1.9)	CS BB				1B		2B		IBB		K		3	0	2	1	3	1	0									
Tony Perez, R OBP: 0.276, SLG: 0.330 Eddie Milner, L OBP: 0.363, SLG: 0.387 Skeeter Barnes, R OBP: 0.217, SLG: 0.296 (1.3)	4-3		F3		6-3		F4		G2-3				4	0	1	0	0	0	4									
Wayne Krenchicki, L OBP: 0.307, SLG: 0.406 Eric Davis, R OBP: 0.338, SLG: 0.387 (1.5)		F3	FC6-4						4-3		FC5-4 SH1-4 1B		4	0	1	0	0	0	1									
Brad Gulden, L OBP: 0.276, SLG: 0.320 (1.2)		1B BB			F8		L5-3		F6		SH1-4		3	1	0	0	1	0	1									
Tom Foley, L OBP: 0.306, SLG: 0.302 Bob Owcinko, L OBP: 0.312, SLG: 0.182 Ted Power, R OBP: 0.305, SLG: 0.361 (1.6)													3	0	0	0	0	1	0									
Nick Esasky, R OBP: 0.260, SLG: 0.361 (10.9)		1B			K		F4				FC5-4		0	0	0	0	0	0	0									
Jay Tibbs, R OBP: 0.067, SLG: 0.067 Dave Concepcion, R OBP: 0.298, SLG: 0.325 (7.6)		1B							F7		FC5-4		2	0	0	0	0	1	2									
Inning Stats	R: 0 E: 0 K: 2 S: 8	H: 0 LOB: 2 BB: 1 P: 12	R: 1 E: 0 K: 1 S: 7	H: 2 LOB: 2 BB: 1 P: 11	R: 0 E: 0 K: 1 S: 5	H: 2 LOB: 1 BB: 0 P: 4	R: 0 E: 0 K: 1 S: 5	H: 0 LOB: 0 BB: 0 P: 6	R: 1 E: 0 K: 0 S: 5	H: 2 LOB: 1 BB: 0 P: 5	R: 0 E: 0 K: 0 S: 3	H: 1 LOB: 0 BB: 0 P: 3	R: 2 E: 0 K: 0 S: 5	H: 2 LOB: 1 BB: 1 P: 9	R: 0 E: 0 K: 1 S: 5	H: 0 LOB: 1 BB: 1 P: 9	R: 0 E: 0 K: 0 S: 2	H: 0 LOB: 2 BB: 3 P: 14	R: 0 E: 0 K: 1 S: 5	H: 1 LOB: 2 BB: 1 P: 10	R: 0 E: 0 K: 0 S: 5	H: 0 LOB: 0 BB: 0 P: 5	R: 1 E: 0 K: 0 S: 1	H: 1 LOB: 0 BB: 0 P: 1	1B: 7 2B: 2 3B: 0 HR: 3	SF: 0 SAC: 1 DP: 2 HBP: 0	WP: 1 PA: 50 PB: 1 SB: 2 CS: 1	
PITCHER	IP	WLS	BF	H	R	ER	SO	BB	IBB	HBP	BLK	WP	HR	S	P	ERA	WHIP											
Joe Niekro, R ERA: 2.79 Dave Smith, R ERA: 2.29 Frank DiPino, L ERA: 3.35 Bill Dawley, R ERA: 2.29 Julio Solano, R ERA: 2.29 (1.1)	6.2	31	9	4	4	3	0	0	0	0	0	0	1	2	36	48	5.40	1.800										
	1.1	5	0	0	0	1	0	0	0	0	0	0	0	6	10	0.00	0.750											
	1.1	7	1	0	0	0	1	0	0	0	0	0	0	4	16	0.00	1.500											
	1.2	6	0	0	0	2	1	0	0	0	0	0	0	9	13	0.00	0.600											
	0.0	L	1	1	1	0	0	0	0	0	0	0	0	1	1	∞	∞											

Houston Astros @ Cincinnati Reds
Riverfront Stadium, Cincinnati, OH
Fri Aug 10 1984, 7:05 PM EDT
Unknown

AB 41
R 5
H 11
RBI 5
BB 8
SO 7
LOB 21



Batter	1	2	3	4	5	6	7	8	9	AB	R	H	RBI	BB	SO	LOB	TOP																					
Bill Doran, S OBP: 0.355, SLG: 0.352 (1, 6)	K		K		6-3		F7		1B	6	0	2	1	0	2	1	Houston Astros @ Cincinnati Reds Riverfront Stadium, Cincinnati, OH Fri Aug 10 1984, 7:05 PM EDT Att: 14,558 - Unknown																					
Phil Garner, R OBP: 0.333, SLG: 0.346 (1, 4)	1B			FC4-6 BB		K		F9	F3	5	1	1	0	1	1	4																						
Denny Walling, L OBP: 0.330, SLG: 0.385 (1, 5)	1B	3B		FC4-6 1B		3-1		1B	1B	6	2	4	0	0	0	1																						
Jose Cruz, L OBP: 0.382, SLG: 0.452 (1, 7)	1B	4-3		G3-6-3 1B		S		K	F4	5	2	2	1	1	1	5																						
Jerry Mumphy, S OBP: 0.357, SLG: 0.402 Bill Dawley, R OBP: 0.400, SLG: 0.800 Frank DiPino, L OBP: 0.800, SLG: 0.800 (7, 1) (8, 1)	K	BB		G3-6-3 1B		HR		1B		3	1	1	2	1	1	4																						
Terry Puhl, L OBP: 0.376, SLG: 0.418 (1, 9)	1B	F2				HR		K		1	0	1	1	0	0	0																						
Ray Knight, R OBP: 0.253, SLG: 0.279 (1, 3)	1B	K				F8	FC5-4 1B		1-3	4	2	2	1	1	1	3																						
Mark Bailey, S OBP: 0.315, SLG: 0.344 (1, 2)	1B		4-3			F5		F9	1B	3	2	0	0	2	0	0																						
Bob Knepper, L OBP: 0.230, SLG: 0.250 Kevin Bass, S OBP: 0.270, SLG: 0.333 (7, PH) (7, 8)	1B		F4					F8	1B	3	0	2	2	0	0	0																						
Inning Stats	R: 6 E: 0 K: 2 S: 13	H: 6 LOB: 2 BB: 2 P: 21	R: 0 E: 0 K: 1 S: 6	H: 1 LOB: 2 BB: 1 P: 10	R: 0 E: 0 K: 1 S: 5	H: 0 LOB: 0 BB: 0 P: 5	R: 0 E: 0 K: 0 S: 3	H: 1 LOB: 1 BB: 1 P: 7	R: 1 E: 0 K: 0 S: 5	H: 2 LOB: 1 BB: 0 P: 5	R: 2 E: 0 K: 1 S: 7	H: 2 LOB: 1 BB: 1 P: 11	R: 0 E: 0 K: 0 S: 3	H: 0 LOB: 0 BB: 0 P: 3	R: 1 E: 0 K: 2 S: 9	H: 2 LOB: 1 BB: 0 P: 9		R: 1 E: 1 K: 0 S: 6	H: 3 LOB: 3 BB: 1 P: 10	1B: 14 2B: 0 3B: 1 HR: 2	SF: 0 SAC: 0 DP: 1 HBP: 0	WP: 0 PB: 0 SB: 3 CS: 0	PA: 49															
PITCHER	IP	WLS	BF	H	R	ER	SO	BB	IBB	HBP	BLK	WP	HR	S	P	ERA	WHIP	PITCHER				IP	WLS	BF	H	R	ER	SO	BB	IBB	HBP	BLK	WP	HR	S	P	ERA	WHIP
Frank Pastore, R ERA: 6.34 (1, 1)	0.2	L	9	5	6	6	2	1	1	0	0	0	0	11	19	81.00	9.000																					
Tom Hume, R ERA: 5.58 (1, 1)	5.1		25	7	3	3	3	3	0	0	0	0	2	28	40	5.06	1.875																					
Brad Lesley, R ERA: 5.12 (7, 1)	2.0		8	2	1	1	2	0	0	0	0	0	0	12	12	4.50	1.000																					
Ted Power, R ERA: 3.12 (9, 1)	1.0		7	3	1	1	0	1	0	0	0	0	0	6	10	9.00	4.000																					

Batter	1	2	3	4	5	6	7	8	9	AB	R	H	RBI	BB	SO	LOB	BOTTOM																					
Gary Redus, R OBP: 0.351, SLG: 0.394 (1, 7)	F8		F6	4-3			1B	SF9		4	1	1	1	0	0	0	Houston Astros @ Cincinnati Reds Riverfront Stadium, Cincinnati, OH Fri Aug 10 1984, 7:05 PM EDT Att: 14,558 - Unknown																					
Ron Oester, S OBP: 0.291, SLG: 0.301 Wayne Krenchicki, L OBP: 0.304, SLG: 0.402 (1, 4) (8, 4)	BB		BB	4-3			F6	K		3	1	1	0	1	0	1																						
Dave Concepcion, R OBP: 0.300, SLG: 0.326 Tom Foley, L OBP: 0.302, SLG: 0.355 (1, 6) (9, 6)	G5-3		F8			F9		1B	G5-4-3	3	0	1	1	1	0	1																						
Cesar Cedeno, R OBP: 0.304, SLG: 0.381 (1, 9)	BB		BB	6-3			F9		G5-4-3	4	1	1	0	1	0	2																						
Eric Davis, R OBP: 0.304, SLG: 0.373 (1, 8)	G5-3		BB	4-3			F8		F2	4	1	0	0	1	0	4																						
Nick Esasky, R OBP: 0.300, SLG: 0.372 (1, 3)			BB			FC6-4 BB		E5		3	2	2	3	1	0	0																						
Skeeter Barnes, R OBP: 0.259, SLG: 0.292 (1, 5)	F9		BB			FC6-4		WP	1B	3	1	1	1	1	0	2																						
Dave Vangorder, R OBP: 0.237, SLG: 0.185 Brad Guiden, L OBP: 0.279, SLG: 0.323 (8, PH) (9, 2)	F8		F9			F9		SF9	WP	3	0	0	0	0	0	3																						
Frank Pastore, R OBP: 0.238, SLG: 0.038 Tom Hume, S OBP: 0.274, SLG: 0.100 Tony Pérez, S OBP: 0.328, SLG: 0.328 Brad Lesley, R OBP: 0.302, SLG: 0.500 Dave Parker, L OBP: 0.325, SLG: 0.410 Ted Power, R OBP: 0.410, SLG: 0.410 (1, 1) (1, 1) (6, PH) (7, 1) (8, PH) (9, 1)	K		K			F7		K		0	0	0	0	0	0	0																						
Inning Stats	R: 0 E: 0 K: 0 S: 3	H: 1 LOB: 2 BB: 2 P: 11	R: 0 E: 0 K: 1 S: 6	H: 1 LOB: 0 BB: 0 P: 6	R: 4 E: 0 K: 0 S: 6	H: 3 LOB: 1 BB: 2 P: 14	R: 0 E: 0 K: 1 S: 5	H: 0 LOB: 0 BB: 0 P: 5	R: 0 E: 0 K: 0 S: 3	H: 0 LOB: 1 BB: 1 P: 7	R: 1 E: 0 K: 0 S: 5	H: 2 LOB: 1 BB: 0 P: 5	R: 2 E: 1 K: 2 S: 9	H: 1 LOB: 1 BB: 1 P: 13	R: 0 E: 0 K: 0 S: 3	H: 1 LOB: 0 BB: 0 P: 3		1B: 7 2B: 1 3B: 1 HR: 0	SF: 1 SAC: 0 DP: 2 HBP: 0	WP: 1 PB: 0 SB: 0 CS: 0	PA: 41																	
PITCHER	IP	WLS	BF	H	R	ER	SO	BB	IBB	HBP	BLK	WP	HR	S	P	ERA	WHIP	PITCHER				IP	WLS	BF	H	R	ER	SO	BB	IBB	HBP	BLK	WP	HR	S	P	ERA	WHIP
Bob Knepper, L ERA: 2.91 (1, 1)	6.0	W	27	5	4	4	2	5	0	0	0	0	1	0	11	15	5.40	2.400																				
Bill Dawley, R ERA: 2.37 (7, 1)	1.2		10	3	3	1	1	1	0	0	0	0	0	11	15	5.40	2.400																					
Frank DiPino, L ERA: 3.27 (8, 1)	1.1	S	4	1	0	0	1	0	0	0	0	0	0	6	6	0.00	0.750																					

Batter	1	2	3	4	5	6	7	8	9	AB	R	H	RBI	BB	SO	LOB	TOP					
Bill Doran, S OBP: 0.360, SLG: 0.355 (1, 4)										4	1	2	0	1	2	0	Houston Astros @ Cincinnati Reds Riverfront Stadium, Cincinnati, OH Sun Aug 12 1984, 3:33 AM EDT Att: 17,950 - Unknown					
Craig Reynolds, L OBP: 0.293, SLG: 0.381 (1, 6)										5	1	1	0	0	0	2						
Denny Walling, L OBP: 0.328, SLG: 0.387 (1, 5)										4	0	1	0	0	1	2						
Jose Cruz, L OBP: 0.385, SLG: 0.458 (1, 7)										3	1	1	3	1	0	0						
Jerry Mumphy, S OBP: 0.354, SLG: 0.398 (1, 8)										4	0	0	0	0	3	2						
Enos Cabell, R OBP: 0.326, SLG: 0.398 (1, 3)										4	1	1	0	0	0	2						
Terry Puhl, L OBP: 0.380, SLG: 0.427 (1, 9)										3	1	1	2	1	1	2						
Mark Bailey, S OBP: 0.312, SLG: 0.337 (1, 2)										4	1	1	0	0	2	1						
Nolan Ryan, R OBP: 0.163, SLG: 0.170 Frank DiPino, L (7, 1)										2	0	0	0	0	1	1						
										1	0	0	0	0	1	0						
Inning Stats	R: 0 E: 0 K: 2 S: 7	H: 0 LOB: 0 BB: 0 P: 7	R: 2 E: 1 K: 1 S: 7	H: 2 LOB: 0 BB: 0 P: 7	R: 0 E: 0 K: 1 S: 5	H: 0 LOB: 0 BB: 0 P: 5	R: 0 E: 0 K: 2 S: 7	H: 0 LOB: 1 BB: 1 P: 11	R: 3 E: 0 K: 0 S: 5	H: 2 LOB: 0 BB: 1 P: 9	R: 1 E: 0 K: 1 S: 7	H: 2 LOB: 1 BB: 0 P: 7	R: 0 E: 0 K: 1 S: 6	H: 1 LOB: 2 BB: 1 P: 10	R: 0 E: 0 K: 2 S: 8	H: 1 LOB: 1 BB: 0 P: 8	1B: 5 2B: 1 3B: 0 HR: 2	SF: 0 SAC: 1 DP: 0 HBP: 0	WP: 0 PB: 0 SB: 0 CS: 0	PA: 38		
PITCHER	IP WLS BF H R ER SO BB IBB HBP BLK WP HR S P ERA WHIP	IP WLS BF H R ER SO BB IBB HBP BLK WP HR S P ERA WHIP	IP WLS BF H R ER SO BB IBB HBP BLK WP HR S P ERA WHIP	IP WLS BF H R ER SO BB IBB HBP BLK WP HR S P ERA WHIP	IP WLS BF H R ER SO BB IBB HBP BLK WP HR S P ERA WHIP	IP WLS BF H R ER SO BB IBB HBP BLK WP HR S P ERA WHIP	IP WLS BF H R ER SO BB IBB HBP BLK WP HR S P ERA WHIP	IP WLS BF H R ER SO BB IBB HBP BLK WP HR S P ERA WHIP	IP WLS BF H R ER SO BB IBB HBP BLK WP HR S P ERA WHIP	IP WLS BF H R ER SO BB IBB HBP BLK WP HR S P ERA WHIP	IP WLS BF H R ER SO BB IBB HBP BLK WP HR S P ERA WHIP	IP WLS BF H R ER SO BB IBB HBP BLK WP HR S P ERA WHIP	IP WLS BF H R ER SO BB IBB HBP BLK WP HR S P ERA WHIP	IP WLS BF H R ER SO BB IBB HBP BLK WP HR S P ERA WHIP	IP WLS BF H R ER SO BB IBB HBP BLK WP HR S P ERA WHIP	IP WLS BF H R ER SO BB IBB HBP BLK WP HR S P ERA WHIP	IP WLS BF H R ER SO BB IBB HBP BLK WP HR S P ERA WHIP	IP WLS BF H R ER SO BB IBB HBP BLK WP HR S P ERA WHIP	IP WLS BF H R ER SO BB IBB HBP BLK WP HR S P ERA WHIP	IP WLS BF H R ER SO BB IBB HBP BLK WP HR S P ERA WHIP	IP WLS BF H R ER SO BB IBB HBP BLK WP HR S P ERA WHIP	IP WLS BF H R ER SO BB IBB HBP BLK WP HR S P ERA WHIP

AB	34
R	6
H	8
RBI	5
BB	3
SO	11
LOB	12



Batter	1	2	3	4	5	6	7	8	9	AB	R	H	RBI	BB	SO	LOB	BOTTOM					
Gary Redus, R OBP: 0.351, SLG: 0.400 Ted Power, R (8, 1)										4	0	1	0	0	1	1	Houston Astros @ Cincinnati Reds Riverfront Stadium, Cincinnati, OH Sun Aug 12 1984, 3:33 AM EDT Att: 17,950 - Unknown					
Ron Oester, S OBP: 0.293, SLG: 0.303 (1, 4)										3	0	1	1	1	1	1						
Dave Concepcion, R OBP: 0.299, SLG: 0.322 (1, 5)										3	0	1	0	1	0	0						
Dave Parker, L OBP: 0.323, SLG: 0.404 (1, 9)										4	0	0	0	0	3	4						
Eric Davis, R OBP: 0.311, SLG: 0.360 (8, 7)										2	0	0	0	2	2	0						
Nick Esasky, R OBP: 0.296, SLG: 0.366 (1, 3)										3	0	0	0	1	1	4						
Tom Foley, L OBP: 0.293, SLG: 0.343 (1, 6)										4	0	0	0	0	1	1						
Dave Vangorder, R OBP: 0.298, SLG: 0.190 (1, 2)										4	1	1	0	0	2	0						
Andy McGaffigan, R Skeeter Barnes, R (5, PH) Bob Owchinko, L (6, 1) Eddie Milner, L (7, PH) (8, 8)										1	0	0	0	0	0	0						
										1	0	0	0	0	1	1						
										0	0	0	0	0	0	0						
										2	0	1	0	0	1	0						
Inning Stats	R: 0 E: 0 K: 2 S: 8	H: 1 LOB: 3 BB: 2 P: 16	R: 0 E: 0 K: 1 S: 5	H: 0 LOB: 0 BB: 0 P: 5	R: 0 E: 0 K: 1 S: 5	H: 0 LOB: 0 BB: 0 P: 5	R: 0 E: 0 K: 3 S: 9	H: 0 LOB: 1 BB: 1 P: 13	R: 1 E: 0 K: 2 S: 9	H: 2 LOB: 2 BB: 1 P: 13	R: 0 E: 0 K: 1 S: 6	H: 1 LOB: 1 BB: 0 P: 6	R: 0 E: 0 K: 1 S: 5	H: 0 LOB: 1 BB: 1 P: 9	R: 0 E: 0 K: 1 S: 6	H: 1 LOB: 1 BB: 0 P: 6	1B: 3 2B: 1 3B: 1 HR: 0	SF: 0 SAC: 0 DP: 0 HBP: 0	WP: 1 PB: 0 SB: 0 CS: 0	PA: 37		
PITCHER	IP WLS BF H R ER SO BB IBB HBP BLK WP HR S P ERA WHIP	IP WLS BF H R ER SO BB IBB HBP BLK WP HR S P ERA WHIP	IP WLS BF H R ER SO BB IBB HBP BLK WP HR S P ERA WHIP	IP WLS BF H R ER SO BB IBB HBP BLK WP HR S P ERA WHIP	IP WLS BF H R ER SO BB IBB HBP BLK WP HR S P ERA WHIP	IP WLS BF H R ER SO BB IBB HBP BLK WP HR S P ERA WHIP	IP WLS BF H R ER SO BB IBB HBP BLK WP HR S P ERA WHIP	IP WLS BF H R ER SO BB IBB HBP BLK WP HR S P ERA WHIP	IP WLS BF H R ER SO BB IBB HBP BLK WP HR S P ERA WHIP	IP WLS BF H R ER SO BB IBB HBP BLK WP HR S P ERA WHIP	IP WLS BF H R ER SO BB IBB HBP BLK WP HR S P ERA WHIP	IP WLS BF H R ER SO BB IBB HBP BLK WP HR S P ERA WHIP	IP WLS BF H R ER SO BB IBB HBP BLK WP HR S P ERA WHIP	IP WLS BF H R ER SO BB IBB HBP BLK WP HR S P ERA WHIP	IP WLS BF H R ER SO BB IBB HBP BLK WP HR S P ERA WHIP	IP WLS BF H R ER SO BB IBB HBP BLK WP HR S P ERA WHIP	IP WLS BF H R ER SO BB IBB HBP BLK WP HR S P ERA WHIP	IP WLS BF H R ER SO BB IBB HBP BLK WP HR S P ERA WHIP	IP WLS BF H R ER SO BB IBB HBP BLK WP HR S P ERA WHIP	IP WLS BF H R ER SO BB IBB HBP BLK WP HR S P ERA WHIP	IP WLS BF H R ER SO BB IBB HBP BLK WP HR S P ERA WHIP	IP WLS BF H R ER SO BB IBB HBP BLK WP HR S P ERA WHIP



Batter	1	2	3	4	5	6	7	8	9	AB	R	H	RBI	BB	SO	LOB	TOP								
Gary Redus, R OBP: 0.346, SLG: 0.394 (1, 7)										5	0	0	0	0	0	0	Cincinnati Reds @ St. Louis Cardinals Busch Stadium, St. Louis, MO Mon Aug 13 1984, 7:05 PM CDT Att: 18,440 - Unknown livebaseballscorecards.com								
Ron Oester, S OBP: 0.293, SLG: 0.302 (1, 4)										4	0	1	0	0	0	0									
Dave Concepcion, R OBP: 0.301, SLG: 0.322 (1, 5) (7, 6)										3	1	1	0	1	0	1									
Dave Parker, L OBP: 0.322, SLG: 0.403 (1, 9)										4	1	1	0	0	1	2									
Nick Esasky, R OBP: 0.301, SLG: 0.376 (1, 3)										4	1	2	2	0	1	0									
Eric Davis, R OBP: 0.316, SLG: 0.364 (1, 8)										4	0	2	1	0	0	1									
Dave Vangorder, R OBP: 0.290, SLG: 0.340 (8, PH)										3	0	1	0	0	1	1									
Brad Gulden, L OBP: 0.273, SLG: 0.315 (8, 2)										1	0	0	0	0	0	1									
Tom Foley, L OBP: 0.290, SLG: 0.340 (7, PH)										2	0	0	0	0	1	2									
Skeeter Barnes, R OBP: 0.233, SLG: 0.259 (7, 5)										1	0	0	0	0	0	2									
Eddie Milner, L OBP: 0.365, SLG: 0.387 (9, PH)										1	0	0	0	0	1	0									
Mario Soto, R OBP: 0.188, SLG: 0.297 (7, PH)										2	0	0	0	0	0	1									
Cesar Cedeno, R OBP: 0.303, SLG: 0.379 (7, 1)										1	0	0	0	0	0	2									
Tom Hume, R OBP: 0.143, SLG: 0.100 (9, PH)										0	0	0	0	0	0	0									
Wayne Krenchicki, L OBP: 0.302, SLG: 0.398 (9, PH)										1	0	0	0	0	0	0									
Inning Stats	R: 0 E: 0 K: 0 S: 4	H: 1 LOB: 1 BB: 0 P: 4	R: 0 E: 0 K: 2 S: 8	H: 1 LOB: 1 BB: 0 P: 8	R: 0 E: 0 K: 0 S: 3	H: 0 LOB: 0 BB: 0 P: 3	R: 0 E: 0 K: 1 S: 5	H: 0 LOB: 0 BB: 0 P: 5	R: 0 E: 0 K: 1 S: 4	H: 0 LOB: 1 BB: 1 P: 4	R: 0 E: 0 K: 0 S: 5	H: 0 LOB: 1 BB: 1 P: 9	R: 0 E: 0 K: 0 S: 5	H: 2 LOB: 2 BB: 0 P: 5	R: 3 E: 0 K: 0 S: 7	H: 4 LOB: 1 BB: 0 P: 7	R: 0 E: 0 K: 1 S: 5	H: 0 LOB: 0 BB: 0 P: 5	1B: 7 2B: 0 3B: 1 HR: 0	SF: 0 SAC: 0 DP: 0 HBP: 0	WP: 0 PB: 0 SB: 0 CS: 0	PA: 37			
PITCHER	IP	WLS	BF	H	R	ER	SO	BB	IBB	HBP	BLK	WP	HR	S	P	ERA	WHIP								
Ricky Horton, L ERA: 3.12	(1, 1)	7.2	W	32	7	3	3	4	1	0	0	0	0	39	43	3.52	1.043								
Bruce Sutter, R ERA: 1.39	(8, 1)	1.1	S	5	1	0	0	1	0	0	0	0	0	7	7	0.00	0.750								

Batter	1	2	3	4	5	6	7	8	9	AB	R	H	RBI	BB	SO	LOB	BOTTOM								
Willie McGee, S OBP: 0.321, SLG: 0.399 (1, 8)										3	2	2	0	1	0	1	Cincinnati Reds @ St. Louis Cardinals Busch Stadium, St. Louis, MO Mon Aug 13 1984, 7:05 PM CDT Att: 18,440 - Unknown livebaseballscorecards.com								
Tom Herr, S OBP: 0.318, SLG: 0.324 (1, 4)										3	1	1	1	1	0	2									
Terry Pendleton, S OBP: 0.393, SLG: 0.455 (1, 5)										4	0	1	1	0	1	3									
George Hendrick, R OBP: 0.307, SLG: 0.383 (1, 9)										4	0	0	1	0	1	4									
Andy Van Slyke, L OBP: 0.348, SLG: 0.353 (8, 1)										3	0	2	1	1	0	0									
Bruce Sutter, R ERA: 1.39	(8, 1)	1.1	S	5	1	0	0	1	0	0	0	0	0	0	0	0									
Darrell Porter, L OBP: 0.344, SLG: 0.371 (1, 2)										4	0	0	0	0	2	5									
David Green, R OBP: 0.288, SLG: 0.395 (1, 3)										4	1	1	0	0	0	0									
Chris Speier, R OBP: 0.223, SLG: 0.265 (1, 6)										4	0	2	1	0	1	0									
Ricky Horton, L OBP: 0.125, SLG: 0.087 (8, 7)										3	1	0	0	0	2	2									
Tito Landrum, R OBP: 0.340, SLG: 0.412 (8, 7)										1	0	0	0	0	0	0									
Inning Stats	R: 0 E: 0 K: 0 S: 4	H: 1 LOB: 1 BB: 0 P: 4	R: 0 E: 0 K: 1 S: 5	H: 0 LOB: 0 BB: 0 P: 5	R: 0 E: 0 K: 1 S: 6	H: 1 LOB: 1 BB: 0 P: 6	R: 0 E: 0 K: 1 S: 6	H: 1 LOB: 1 BB: 0 P: 6	R: 4 E: 0 K: 0 S: 8	H: 5 LOB: 2 BB: 1 P: 12	R: 0 E: 0 K: 2 S: 7	H: 0 LOB: 0 BB: 0 P: 7	R: 1 E: 0 K: 2 S: 8	H: 1 LOB: 2 BB: 2 P: 16	R: 0 E: 0 K: 0 S: 3	H: 0 LOB: 0 BB: 0 P: 3	1B: 7 2B: 1 3B: 1 HR: 0	SF: 0 SAC: 0 DP: 0 HBP: 0	WP: 0 PB: 0 SB: 2 CS: 0	PA: 36					
PITCHER	IP	WLS	BF	H	R	ER	SO	BB	IBB	HBP	BLK	WP	HR	S	P	ERA	WHIP								
Mario Soto, R ERA: 3.22	(1, 1)	6.0	L	27	8	4	4	5	1	0	0	0	0	36	40	6.00	1.500								
Tom Hume, R ERA: 5.96	(7, 1)	2.0		9	1	1	1	2	2	0	0	0	0	11	19	4.50	1.500								

Batter	1	2	3	4	5	6	7	8	9	10	11	AB	R	H	RBI	BB	SO	LOB	TOP			
Gary Redus, R OBP: 0.349, SLG: 0.396 Eddie Milner, L OBP: 0.367, SLG: 0.389	5-3		2B		K		FC6-4			2B 1B		4	0	1	0	0	1	2				
Ron Oester, S OBP: 0.293, SLG: 0.305	F6		K			6-3		F7		2B		5	0	1	0	0	1	1				
Dave Concepcion, R OBP: 0.300, SLG: 0.321	BB		5-3			6-3		6-3		F8		4	0	0	0	1	0	3				
Dave Parker, L OBP: 0.316, SLG: 0.395	4-3		F9			4-3		K			K	5	0	0	0	0	2	2				
Nick Esasky, R OBP: 0.302, SLG: 0.381		BB 1B BB			F8		K		1-3		K	4	1	0	0	1	2	0				
Cesar Cedeno, R OBP: 0.299, SLG: 0.381		BB 1B BB 1-2 B3-6 BB			K		S 1B		F9		S 1B	4	2	2	0	1	1	0				
Brad Gulden, L OBP: 0.276, SLG: 0.317					F5		1-3		6-3		E8 FC5 1B 1-3 2-H	5	0	2	2	0	0	1				
Tom Foley, L OBP: 0.300, SLG: 0.343			K		F8		1B IBB			K		3	0	0	0	2	2	2				
Jay Tibbs, R OBP: 0.111, SLG: 0.111 Ted Power, R OBP: 0.299, SLG: 0.384 John Franco, L OBP: 0.299, SLG: 0.384 Wayne Krenchicki, L OBP: 0.299, SLG: 0.384 Tom Hume, R OBP: 0.136, SLG: 0.095		B3-6			K		FC6-4 1B 1-2 2-H		4-3		FC5 2-3f	3	0	1	1	0	1	2				
Inning Stats	R: 0 E: 0 K: 2 S: 3	H: 0 LOB: 1 BB: 1 P: 7	R: 1 E: 0 K: 1 S: 5	H: 1 LOB: 1 BB: 2 P: 13	R: 0 E: 0 K: 1 S: 6	H: 1 LOB: 1 BB: 0 P: 6	R: 0 E: 0 K: 1 S: 5	H: 0 LOB: 0 BB: 0 P: 5	R: 0 E: 0 K: 1 S: 3	H: 0 LOB: 0 BB: 0 P: 3	R: 1 E: 0 K: 1 S: 7	H: 2 LOB: 2 BB: 1 P: 11	R: 0 E: 0 K: 1 S: 5	H: 0 LOB: 0 BB: 0 P: 5	R: 0 E: 0 K: 0 S: 3	H: 0 LOB: 0 BB: 0 P: 3	R: 0 E: 0 K: 1 S: 7	H: 2 LOB: 2 BB: 1 P: 13	1B: 6 2B: 3 3B: 0 HR: 0	SF: 0 SAC: 0 DP: 1 HBP: 0	WP: 0 PB: 0 SB: 2 CS: 0	PA: 45
PITCHER	IP 8.0	WLS 3	BF 31	H 4	R 2	ER 2	SO 7	BB 3	IBB 1	HBP 0	BLK 0	WP 0	HR 0	S 41	P 57	ERA 2.25	WHIP 0.875					
Kurt Kepshire, R ERA: 3.09 Jeff Lahti, R ERA: 3.25 Bruce Sutter, R ERA: 1.46	(1, 1) (9, 1) (10, 1)	1.0 L	3 11	0 4	0 1	0 1	0 3	0 0	0 1	0 0	0 0	0 0	0 0	3 16	3 20	0.00 4.50	0.000 2.000					

Cincinnati Reds @ St. Louis Cardinals
 Busch Stadium, St. Louis, MO
 Wed Aug 15 1984, 7:05 PM CDT
 Att: 22,723 - Unknown

AB	40
R	3
H	8
RBI	3
BB	5
SO	10
LOB	15




Batter	1	2	3	4	5	6	7	8	9	10	11	AB	R	H	RBI	BB	SO	LOB	BOTTOM					
Willie McGee, S OBP: 0.323, SLG: 0.407	K			FC6-5 2B		1B		G6-4-3		K		5	0	2	0	0	2	2						
Tom Herr, S OBP: 0.318, SLG: 0.324	4-3			4-3		F2			1B BB	4-3		5	1	1	0	0	0	2						
Terry Pendleton, S OBP: 0.405, SLG: 0.454	K			FC6-5		F7		F8	BB S FC6-2 1B		S 1B	5	0	2	0	0	1	1						
George Hendrick, R OBP: 0.305, SLG: 0.382		6-3		F5		F8		K	1-2 1-2		F5	5	0	0	0	0	1	4						
Andy Van Slyke, L OBP: 0.345, SLG: 0.350		4-3			K	3-1			FC6-2 IBB		F6	4	0	0	0	1	1	1						
Darrell Porter, L OBP: 0.343, SLG: 0.369 Lonnie Smith, R OBP: 0.359, SLG: 0.342 Bruce Sutter, R OBP: 0.220, SLG: 0.262 Chris Speier, R OBP: 0.220, SLG: 0.262		F9			K			BB 1B	FC6-2 BB		5-3	3	1	1	0	0	1	0						
David Green, R OBP: 0.284, SLG: 0.399				K		6-3		K	1-2 2-3 3-H	FC6-2		4	0	0	0	0	2	4						
Bill Lyons, R OBP: 0.186, SLG: 0.087 Mike Jorgensen, L OBP: 0.192, SLG: 0.132 Tito Landrum, L OBP: 0.192, SLG: 0.132 John Mauer, R OBP: 0.293, SLG: 0.305 Tom Hume, R OBP: 0.136, SLG: 0.095				K		6-3		1B BB		K		2	0	0	0	0	1	0						
Kurt Kepshire, L OBP: 0.063, SLG: 0.063 Steve Braun, L OBP: 0.370, SLG: 0.291 Art Howe, R OBP: 0.317, SLG: 0.291				K		K		G6-4-3 1B 1-3 2-H		F9		2	0	0	0	0	2	0						
Inning Stats	R: 0 E: 0 K: 2 S: 7	H: 0 LOB: 0 BB: 0 P: 7	R: 0 E: 0 K: 0 S: 3	H: 0 LOB: 0 BB: 0 P: 3	R: 0 E: 0 K: 3 S: 9	H: 0 LOB: 0 BB: 0 P: 9	R: 0 E: 0 K: 0 S: 4	H: 1 LOB: 1 BB: 0 P: 4	R: 0 E: 0 K: 2 S: 7	H: 0 LOB: 0 BB: 0 P: 7	R: 0 E: 0 K: 1 S: 6	H: 1 LOB: 1 BB: 0 P: 6	R: 0 E: 0 K: 1 S: 6	H: 2 LOB: 2 BB: 1 P: 10	R: 0 E: 0 K: 2 S: 9	H: 0 LOB: 3 BB: 2 P: 17	R: 0 E: 0 K: 1 S: 5	H: 0 LOB: 0 BB: 0 P: 5	R: 0 E: 0 K: 0 S: 4	H: 1 LOB: 1 BB: 0 P: 4	1B: 6 2B: 1 3B: 0 HR: 0	SF: 0 SAC: 0 DP: 1 HBP: 0	WP: 0 PB: 0 SB: 2 CS: 0	PA: 42
PITCHER	IP 8.0	WLS 0.1	BF 30	H 6	R 0	ER 0	SO 9	BB 1	IBB 0	HBP 0	BLK 0	WP 0	HR 0	S 47	P 51	ERA 2.25	WHIP 0.875							
Jay Tibbs, R ERA: 2.18 Ted Power, R ERA: 3.09 John Franco, L ERA: 2.77 Tom Hume, R ERA: 5.44	(1, 1) (9, 1) (9, 1) (10, 1)	0.1 0.2	2 3	0 0	0 0	0 0	1 1	0 0	0 0	0 0	0 0	0 0	0 0	4 9	8 9	0.00 0.00	1.500 0.500							

Cincinnati Reds @ St. Louis Cardinals
 Busch Stadium, St. Louis, MO
 Wed Aug 15 1984, 7:05 PM CDT
 Att: 22,723 - Unknown

AB	39
R	2
H	7
RBI	2
BB	3
SO	12
LOB	18




Batter	1	2	3	4	5	6	7	8	9	AB	R	H	RBI	BB	SO	LOB	TOP			
Bob Dernier, R (1.8) OBP: 0.383, SLG: 0.387	0-0 23 6-3 1B 2B		0-0 F3		0-0 F9			0-0 F8		4	1	1	0	0	0	0				
23 Ryne Sandberg, R (1.4) OBP: 0.369, SLG: 0.530	0-0 6-3 2-3		0-0 BB HR 1B		0-3 K			0-0 4-3		4	1	1	0	0	1					
Gary Matthews, R (1.7) OBP: 0.399, SLG: 0.396	0-0 G1-6-3 1B		4-0 HR BB		4-0 CS BB			0-0 F3		2	1	1	1	2	0					
Leon Durham, L (1.3) OBP: 0.383, SLG: 0.526	0-0 G1-6-3 1-2		0-0 HR		0-0 F8			4-0 BB		3	1	1	3	1	0	2				
Keith Moreland, R (1.9) OBP: 0.342, SLG: 0.454		0-0 1-3	0-0 F4		0-3 K			0-0 F8		4	0	0	0	0	1	2				
Ron Cey, R (1.5) OBP: 0.311, SLG: 0.413		0-0 F6		0-0 G6-4-3 1B			4-0 BB	0-0 F8		3	0	1	0	1	0	1				
Jody Davis, R (1.2) OBP: 0.325, SLG: 0.452		4-0 BB	0-0 G6-4-3 1-2		0-0 2-3			0-0 F7		3	0	0	0	1	0	3				
Tom Verzyer, R (1.6) OBP: 0.250, SLG: 0.205		0-0 4-3	0-0 6-3		0-0 5-3					3	0	0	0	0	0	2				
Dick Ruthven, R (1.1) OBP: 0.229, SLG: 0.294			0-3 K		0-0 F9			0-3 K		2	0	0	0	0	1	0				
Jay Johnstone, L (7, PH) OBP: 0.368, SLG: 0.391										1	0	0	0	0	1	1				
George Frazier, R (7.1) OBP: 0.200, SLG: 0.200										0	0	0	0	0	0	0				
Inning Stats	R: 1 E: 0 K: 0 S: 4	H: 2 LOB: 0 BB: 0 P: 4	R: 0 E: 0 K: 0 S: 3	H: 0 LOB: 1 BB: 1 P: 7	R: 3 E: 0 K: 1 S: 7	H: 2 LOB: 0 BB: 1 P: 11	R: 0 E: 0 K: 0 S: 3	H: 1 LOB: 0 BB: 0 P: 3	R: 0 E: 0 K: 1 S: 5	H: 0 LOB: 0 BB: 0 P: 5	R: 0 E: 0 K: 1 S: 4	H: 0 LOB: 0 BB: 1 P: 8	R: 0 E: 0 K: 0 S: 5	H: 0 LOB: 1 BB: 1 P: 9	R: 0 E: 0 K: 0 S: 3	H: 0 LOB: 0 BB: 1 P: 7	1B: 3 2B: 1 3B: 0 HR: 1	SF: 0 SAC: 0 DP: 2 HBP: 0	WP: 0 PB: 0 SB: 0 CS: 1	PA: 34
PITCHER Mario Soto, R (1.1) ERA: 3.25	IP: 9.0 WLS: W BF: 34 H: 5 R: 4 ER: 4 SO: 4 BB: 5 IBB: 0 HBP: 0 BLK: 0 WP: 0 HR: 1 S: 37 P: 57 ERA: 4.00 WHIP: 1.111															PITCHER				

Chicago Cubs @ Cincinnati Reds
Riverfront Stadium, Cincinnati, OH
Fri Aug 17 1984, 7:05 PM EDT
Att: 35,038 - Unknown

AB 29
R 4
H 5
RBI 4
BB 5
SO 4
LOB 12



Batter	1	2	3	4	5	6	7	8	9	AB	R	H	RBI	BB	SO	LOB	BOTTOM			
Gary Redus, R (1.8) OBP: 0.346, SLG: 0.394	0-0 S E 1B		0-0 F8		0-0 F9			0-0 6-3		4	1	1	0	0	0	2				
Eddie Milner, L (8.8) OBP: 0.367, SLG: 0.389		0-0 F8		0-0 6-3			0-0 6-3			4	1	2	2	0	0	1				
Pete Rose, S (1.3) OBP: 0.337, SLG: 0.301	0-0 E8 1B	0-0 G4-6-3 1-2		0-0 6-3			0-0 2B			3	1	1	1	1	0	1				
Dave Parker, L (1.9) OBP: 0.316, SLG: 0.401	0-0 F8		0-0 F3		0-0 HR		4-0 IBB			4	1	2	1	0	1	3				
Cesar Cedeno, R (1.7) OBP: 0.313, SLG: 0.397	0-3 K		0-0 HR		0-0 CS 1B		0-0 F5			4	1	2	1	0	0					
Brad Gulden, L (1.2) OBP: 0.279, SLG: 0.321	0-0 2B 1B		0-0 F9		0-0 CS		0-0 CS 1B			4	1	2	1	0	0					
Dave Concepcion, R (1.5) OBP: 0.299, SLG: 0.323	0-0 1B 2B		0-0 6-3		0-0 E5 PO		0-0 4-3			4	0	1	1	0	0	1				
Ron Oester, S (1.4) OBP: 0.295, SLG: 0.305	4-0 BB		0-3 K		0-0 F7			0-0 1B		3	0	1	0	1	1	1				
Tom Foley, L (1.6) OBP: 0.299, SLG: 0.341	0-3 K		0-0 F4		0-0 PO		0-0 SH3-4 2B 1B			4	1	1	0	0	1	3				
Mario Soto, R (1.1) OBP: 0.197, SLG: 0.303		0-0 G4-6-3 1B		0-0 6-3			0-0 SH3-4			2	0	1	0	0	0	0				
Inning Stats	R: 3 E: 1 K: 2 S: 11	H: 4 LOB: 2 BB: 1 P: 15	R: 0 E: 0 K: 0 S: 3	H: 1 LOB: 0 BB: 0 P: 3	R: 1 E: 0 K: 0 S: 4	H: 1 LOB: 0 BB: 0 P: 4	R: 0 E: 0 K: 1 S: 5	H: 0 LOB: 0 BB: 0 P: 5	R: 1 E: 0 K: 0 S: 4	H: 2 LOB: 0 BB: 0 P: 4	R: 0 E: 0 K: 0 S: 3	H: 1 LOB: 0 BB: 0 P: 3	R: 1 E: 0 K: 0 S: 5	H: 2 LOB: 2 BB: 1 P: 9	R: 0 E: 0 K: 0 S: 4	H: 1 LOB: 1 BB: 0 P: 4	1B: 8 2B: 2 3B: 0 HR: 2	SF: 0 SAC: 1 DP: 1 HBP: 0	WP: 0 PB: 0 SB: 1 CS: 2	PA: 37
PITCHER Dick Ruthven, R (1.1) ERA: 4.41	IP: 6.0 WLS: L BF: 25 H: 9 R: 5 ER: 5 SO: 3 BB: 1 IBB: 0 HBP: 0 BLK: 0 WP: 0 HR: 2 S: 30 P: 34 ERA: 7.50 WHIP: 1.667															PITCHER				
George Frazier, R (7.1) ERA: 3.89	IP: 2.0 WLS: 10 BF: 3 H: 1 R: 1 ER: 1 SO: 0 BB: 0 IBB: 1 HBP: 0 BLK: 0 WP: 0 HR: 0 S: 9 P: 13 ERA: 4.50 WHIP: 1.500															PITCHER				

Chicago Cubs @ Cincinnati Reds
Riverfront Stadium, Cincinnati, OH
Fri Aug 17 1984, 7:05 PM EDT
Att: 35,038 - Unknown


AB 32
R 6
H 12
RBI 6
BB 2
SO 3
LOB 12



Batter	1	2	3	4	5	6	7	8	9	AB	R	H	RBI	BB	SO	LOB	TOP					
Bob Dernier, R OBP: 0.382, SLG: 0.386 (1, 8)										6	1	2	0	0	0	1						
23 Ryne Sandberg, R OBP: 0.369, SLG: 0.530 (1, 4)										5	2	2	0	0	1	3						
Gary Matthews, R OBP: 0.403, SLG: 0.401 Henry Cotto, R OBP: 0.343, SLG: 0.323 (8, 7)										3	3	2	1	2	0	1						
Leon Durham, L OBP: 0.386, SLG: 0.528 (1, 3)										4	2	2	3	1	0	2						
Keith Moreland, R OBP: 0.340, SLG: 0.451 (1, 9)										5	1	1	0	0	0	4						
Ron Cey, R OBP: 0.314, SLG: 0.426 Tom Verzyer, R OBP: 0.250, SLG: 0.205 (8, 5)										5	1	3	3	0	0	1						
Jody Davis, R OBP: 0.322, SLG: 0.446 (1, 2)										5	1	0	1	0	1	4						
Larry Bowa, S OBP: 0.264, SLG: 0.265 (1, 6)										5	1	2	0	0	0	1						
Rick Sutcliffe, L OBP: 0.216, SLG: 0.250 Tim Stoddard, R OBP: 0.091, SLG: 0.091 Lee Smith, R OBP: 0.100, SLG: 0.100 (7, 1)										3	0	1	1	0	1	1						
Inning Stats	R: 7 E: 4 K: 1 S: 12	H: 4 LOB: 1 BB: 1 P: 16	R: 1 E: 0 K: 0 S: 4	H: 2 LOB: 1 BB: 1 P: 8	R: 0 E: 0 K: 1 S: 5	H: 0 LOB: 0 BB: 0 P: 5	R: 0 E: 0 K: 0 S: 4	H: 1 LOB: 1 BB: 0 P: 4	R: 0 E: 0 K: 0 S: 4	H: 1 LOB: 1 BB: 0 P: 4	R: 1 E: 0 K: 0 S: 5	H: 3 LOB: 1 BB: 0 P: 5	R: 0 E: 0 K: 0 S: 6	H: 1 LOB: 1 BB: 0 P: 6	R: 4 E: 0 K: 0 S: 6	H: 3 LOB: 1 BB: 1 P: 10	R: 0 E: 0 K: 1 S: 5	H: 0 LOB: 0 BB: 0 P: 5	1B: 9 2B: 5 3B: 0 HR: 1	SF: 0 SAC: 0 DP: 1 HBP: 0	WP: 0 PB: 0 SB: 4 CS: 0	PA: 46
PITCHER	IP WLS BF H R ER SO BB IBB HBP BLK WP HR S P ERA WHIP																					
Ron Robinson, R ERA: 3.86 (1, 1)	0.1 L 9 4 7 1 0 1 0 0 0 0 0 0 8 12 27.00 15.000																					
Bob Ojwachko, L ERA: 4.56 (3, 1)	3.0 11 2 2 0 0 1 0 0 0 0 0 0 13 13 0.00 0.667																					
Frank Pastore, R ERA: 6.26 (6, 1)	2.0 9 4 1 1 1 0 0 0 0 0 0 11 11 4.50 2.000																					
John Franco, L ERA: 2.83 Tom Hume, R ERA: 5.7 (8, 1)	2.0 10 3 4 4 1 0 1 0 0 0 1 11 15 18.00 1.500																					

Chicago Cubs @ Cincinnati Reds
Riverfront Stadium, Cincinnati, OH
Sat Aug 18 1984, 7:05 PM EDT
Att: 32,256 - Unknown


AB 43
R 13
H 15
RBI 9
BB 3
SO 4
LOB 19



Batter	1	2	3	4	5	6	7	8	9	AB	R	H	RBI	BB	SO	LOB	BOTTOM					
Gary Redus, R OBP: 0.350, SLG: 0.394 (1, 8)										3	3	1	1	2	1	1						
Pete Rose, S OBP: 0.340, SLG: 0.306 (1, 3)										6	0	3	2	0	2	2						
Dave Parker, L OBP: 0.322, SLG: 0.405 (1, 9)										6	0	4	3	0	0	1						
Cesar Cedeno, R OBP: 0.317, SLG: 0.395 (1, 7)										4	2	1	1	2	2	6						
Brad Gulden, L OBP: 0.281, SLG: 0.318 (1, 2)										5	1	1	0	1	0	6						
Dave Concepcion, R OBP: 0.300, SLG: 0.322 (1, 5)										4	1	1	1	1	2	3						
Ron Oester, S OBP: 0.296, SLG: 0.307 (1, 4)										4	1	1	1	1	1	3						
Tom Foley, L OBP: 0.309, SLG: 0.356 (1, 6)										5	2	4	0	0	0	1						
Inning Stats	R: 1 E: 0 K: 2 S: 8	H: 1 LOB: 2 BB: 2 P: 16	R: 0 E: 0 K: 2 S: 8	H: 1 LOB: 1 BB: 0 P: 8	R: 0 E: 0 K: 1 S: 6	H: 2 LOB: 1 BB: 0 P: 6	R: 3 E: 0 K: 2 S: 10	H: 3 LOB: 2 BB: 2 P: 18	R: 1 E: 0 K: 1 S: 6	H: 1 LOB: 1 BB: 1 P: 10	R: 0 E: 0 K: 1 S: 5	H: 0 LOB: 0 BB: 0 P: 5	R: 2 E: 0 K: 0 S: 4	H: 2 LOB: 1 BB: 2 P: 12	R: 2 E: 1 K: 1 S: 8	H: 2 LOB: 2 BB: 1 P: 12	R: 2 E: 0 K: 0 S: 7	H: 4 LOB: 2 BB: 0 P: 7	1B: 14 2B: 2 3B: 0 HR: 0	SF: 1 SAC: 0 DP: 2 HBP: 0	WP: 0 PB: 0 SB: 2 CS: 0	PA: 50
PITCHER	IP WLS BF H R ER SO BB IBB HBP BLK WP HR S P ERA WHIP																					
Rick Sutcliffe, R ERA: 4.21 (6, 1)	5.0 W 27 8 5 5 8 5 0 0 0 0 0 0 6 14 9.00 2.600																					
Tim Stoddard, R ERA: 3.45 Lee Smith, R ERA: 3.46 (7, 1)	1.0 6 1 2 2 1 2 0 0 0 0 0 0 6 14 18.00 3.000																					
3.0 S 17 7 4 3 1 1 0 0 0 0 0 0 18 22 9.00 2.667																						

Chicago Cubs @ Cincinnati Reds
Riverfront Stadium, Cincinnati, OH
Sat Aug 18 1984, 7:05 PM EDT
Att: 32,256 - Unknown

AB 41
R 11
H 16
RBI 9
BB 8
SO 10
LOB 27



Batter	1	2	3	4	5	6	7	8	9	AB	R	H	RBI	BB	SO	LOB	TOP					
Willie McGee, S OBP: 0.326, SLG: 0.403 (1, 8)										4	0	1	0	1	1	2	St. Louis Cardinals @ Cincinnati Reds Riverfront Stadium, Cincinnati, OH Mon Aug 20 1984, 7:05 PM EDT Att: 12,999 - Unknown					
Tom Herr, S OBP: 0.316, SLG: 0.323 (1, 4)										4	2	1	0	1	0	3						
Terry Pendleton, S OBP: 0.391, SLG: 0.435 (1, 5)										5	1	3	2	0	0	1						
George Hendrick, R OBP: 0.313, SLG: 0.389 (1, 9)										5	0	2	1	0	2	2						
Lonnie Smith, R OBP: 0.362, SLG: 0.351 Andy Van Slyke, L OBP: 0.343, SLG: 0.344 (5, 7)										3	1	2	1	0	1	1						
Darrell Porter, L OBP: 0.337, SLG: 0.368 (1, 2)											4	1	1	2	1	0		4				
David Green, R OBP: 0.292, SLG: 0.421 (1, 3)										4	2	2	0	0	0	1						
Ozzie Smith, S OBP: 0.347, SLG: 0.347 (1, 6)										4	1	2	0	0	0	2						
Dave LaPoint, L OBP: 0.100, SLG: 0.083 Neil Allen, R OBP: 0.222, SLG: 0.333 Dave Vonohien, L OBP: 1.000, SLG: 1.000 Jeff Lahti, R OBP: 0.200, SLG: 0.200 (6, 1)										2	1	1	3	0	0	1						
Inning Stats	R: 1 E: 0 K: 0 S: 6	H: 4 LOB: 2 BB: 0 P: 6	R: 1 E: 0 K: 1 S: 7	H: 2 LOB: 1 BB: 0 P: 7	R: 0 E: 0 K: 1 S: 6	H: 1 LOB: 1 BB: 0 P: 6	R: 3 E: 0 K: 1 S: 8	H: 3 LOB: 1 BB: 1 P: 12	R: 3 E: 0 K: 0 S: 6	H: 3 LOB: 0 BB: 0 P: 6	R: 1 E: 0 K: 0 S: 4	H: 2 LOB: 1 BB: 0 P: 4	R: 0 E: 0 K: 0 S: 3	H: 0 LOB: 1 BB: 1 P: 7	R: 0 E: 0 K: 1 S: 4	H: 0 LOB: 0 BB: 1 P: 8		R: 0 E: 0 K: 1 S: 4	H: 0 LOB: 0 BB: 1 P: 8	1B: 9 2B: 4 3B: 2 HR: 1	SF: 1 SAC: 0 DP: 3 HBP: 0	WP: 0 PB: 0 SB: 2 CS: 1
PITCHER	IP WLS BF H R ER SO BB IBB HBP BLK WP HR S P ERA WHIP																					
Jay Tibbs, R ERA: 2.81 Ron Robinson, R ERA: 10.8 Frank Pastore, R ERA: 6.15 John Franco, L ERA: 2.78 (9, 1)	4.0 L 22 10 5 5 3 1 0 0 0 0 0 0 27 31 11.25 2.750																					

AB	37
R	9
H	15
RBI	9
BB	4
SO	4
LOB	19



Batter	1	2	3	4	5	6	7	8	9	AB	R	H	RBI	BB	SO	LOB	BOTTOM					
Gary Redus, R OBP: 0.350, SLG: 0.395 John Franco, L (9, 1)										5	1	2	1	0	1	0	St. Louis Cardinals @ Cincinnati Reds Riverfront Stadium, Cincinnati, OH Mon Aug 20 1984, 7:05 PM EDT Att: 12,999 - Unknown					
Ron Oester, S OBP: 0.294, SLG: 0.308 (1, 4)										5	0	1	0	0	0	2						
Dave Parker, L OBP: 0.322, SLG: 0.409 (1, 9)										5	2	3	2	0	0	1						
Cesar Cedeno, R OBP: 0.324, SLG: 0.414 (1, 7)										4	1	1	2	1	2	2						
Nick Esasky, R OBP: 0.300, SLG: 0.375 (1, 3)										4	1	0	0	1	1	2						
Dave Concepcion, R OBP: 0.303, SLG: 0.321 (1, 6)										3	1	0	0	2	1	1						
Skeeter Barnes, R OBP: 0.233, SLG: 0.258 Wayne Krenchicki, L OBP: 0.306, SLG: 0.393 (6, 5)										2	0	1	0	0	0	1						
Dave Vangorder, R OBP: 0.260, SLG: 0.197 Brad Gulden, L OBP: 0.275, SLG: 0.311 (8, 2)										2	1	1	2	1	0	1						
Jay Tibbs, R OBP: 0.158, SLG: 0.158 Tom Gahan, L OBP: 0.267, SLG: 0.349 Ron Robinson, R (5, 1)										1	0	1	0	0	0	0						
Inning Stats	R: 0 E: 0 K: 1 S: 6	H: 1 LOB: 1 BB: 0 P: 6	R: 2 E: 0 K: 0 S: 6	H: 3 LOB: 2 BB: 1 P: 10	R: 0 E: 0 K: 0 S: 3	H: 0 LOB: 1 BB: 1 P: 7	R: 0 E: 0 K: 0 S: 3	H: 1 LOB: 0 BB: 0 P: 3	R: 3 E: 0 K: 1 S: 7	H: 2 LOB: 3 BB: 4 P: 23	R: 1 E: 0 K: 1 S: 7	H: 2 LOB: 1 BB: 0 P: 7	R: 0 E: 0 K: 0 S: 3	H: 1 LOB: 0 BB: 0 P: 3	R: 0 E: 0 K: 0 S: 3	H: 0 LOB: 0 BB: 0 P: 3		R: 1 E: 0 K: 2 S: 8	H: 1 LOB: 0 BB: 0 P: 8	1B: 9 2B: 1 3B: 0 HR: 2	SF: 0 SAC: 0 DP: 2 HBP: 0	WP: 1 PB: 0 SB: 2 CS: 0
PITCHER	IP WLS BF H R ER SO BB IBB HBP BLK WP HR S P ERA WHIP																					
Dave LaPoint, L ERA: 3.72 Neil Allen, R ERA: 3.97 Dave Vonohien, L ERA: 2.54 Jeff Lahti, R ERA: 3.15 (6, 1)	4.2 0 2 0 0 0 2 0 0 0 0 1 0 0 8 9.64 2.357																					

AB	36
R	7
H	11
RBI	7
BB	6
SO	5
LOB	15



Batter	1	2	3	4	5	6	7	8	9	AB	R	H	RBI	BB	SO	LOB	TOP										
Willie McGee, S (1, 8) OBP: 0.327, SLG: 0.411	0-3 K			0-0 1B		0-0 HR		0-3 K		4	1	2	1	0	2	0	St. Louis Cardinals @ Cincinnati Reds Riverfront Stadium, Cincinnati, OH Tue Aug 21 1984, 7:05 PM EDT Att: 14,414 - Unknown livebaseballscorecards.com										
Tom Herr, S (1, 4) OBP: 0.316, SLG: 0.320	0-0 F4			0-0 F9		0-0 F8		0-0 F6		4	0	0	0	0	0	1											
Terry Pendleton, S (1, 5) OBP: 0.380, SLG: 0.422	0-0 4-3			0-0 F7		0-0 F4		0-0 4-3		4	0	0	0	0	0	1											
George Hendrick, R (1, 9) OBP: 0.314, SLG: 0.391		0-0 1B		0-0 F5		0-0 F7			0-0 1B	4	0	2	0	0	0	1											
Lonnie Smith, R (1, 7) OBP: 0.359, SLG: 0.347		0-3 K			0-0 F3		0-0 F8		0-0 F8	4	0	0	0	0	1	1											
David Green, R (1, 3) OBP: 0.291, SLG: 0.419		0-3 K			0-0 F8		0-0 1B		0-0 F9	4	0	1	0	0	1	1											
Tom Nieto, R (1, 2) OBP: 0.339, SLG: 0.411			0-3 K		0-0 BB		0-0 1B		0-3 K	3	0	2	0	0	1	0											
Steve Braun, L (9, PH) OBP: 0.365, SLG: 0.280					0-0 1B		1-2 1B			1	0	0	0	0	1	1											
Ozzie Smith, S (1, 6) OBP: 0.347, SLG: 0.345			0-0 F7		4-0 BB		0-0 F7			2	0	0	0	1	0	2											
Kurt Kephire, L (1, 1) OBP: 0.053, SLG: 0.053			0-0 6-3		0-3 K		0-0 F5			3	0	0	0	0	1	4											
Dave Rucker, L (7, 1) OBP: 0.200, SLG: 0.200										0	0	0	0	0	0	0											
Inning Stats	R: 0 E: 0 K: 1 S: 5	H: 0 LOB: 0 BB: 0 P: 5	R: 0 E: 0 K: 2 S: 7	H: 1 LOB: 0 BB: 0 P: 7	R: 0 E: 0 K: 1 S: 5	H: 0 LOB: 0 BB: 0 P: 5	R: 0 E: 0 K: 0 S: 4	H: 1 LOB: 1 BB: 0 P: 4	R: 0 E: 0 K: 1 S: 6	H: 1 LOB: 2 BB: 1 P: 10	R: 1 E: 0 K: 0 S: 4	H: 1 LOB: 0 BB: 0 P: 4	R: 0 E: 0 K: 0 S: 5	H: 2 LOB: 2 BB: 0 P: 5	R: 0 E: 0 K: 1 S: 6	H: 1 LOB: 1 BB: 0 P: 6	1B: 6 2B: 0 3B: 0 HR: 1	SF: 0 SAC: 0 DP: 0 HBP: 0	WP: 0 PB: 0 SB: 0 CS: 0	PA: 34							
PITCHER	IP	WLS	BF	H	R	ER	SO	BB	IBB	HBP	BLK	WP	HR	S	P	ERA	WHIP										
Joe Price, L (1, 1) ERA: 3.77	7.0	W	27	6	1	1	5	1	0	0	0	0	1	36	40	1.29	1.000										
Ted Power, R (8, 1) ERA: 2.99	2.0	S	7	1	0	0	2	0	0	0	0	0	0	11	11	0.00	0.500										

Batter	1	2	3	4	5	6	7	8	9	AB	R	H	RBI	BB	SO	LOB	BOTTOM										
Eddie Milner, L (1, 8) OBP: 0.367, SLG: 0.398	0-3 K		0-0 F9		4-0 BB		0-0 HR			3	1	1	2	1	1	0	St. Louis Cardinals @ Cincinnati Reds Riverfront Stadium, Cincinnati, OH Tue Aug 21 1984, 7:05 PM EDT Att: 14,414 - Unknown livebaseballscorecards.com										
Pete Rose, S (1, 3) OBP: 0.341, SLG: 0.306	4-0 1B		0-0 5-3		0-0 F8		0-0 G3			3	0	0	0	1	0	3											
Dave Parker, L (1, 9) OBP: 0.321, SLG: 0.414	0-0 F4		0-0 F7			0-0 HR	0-0 1-3			4	1	1	1	0	0	2											
Cesar Cedeno, R (1, 7) OBP: 0.323, SLG: 0.411	0-0 1B			0-0 5-3		0-0 F8		0-0 F3		4	0	1	0	0	0	0											
Brad Gulden, L (1, 2) OBP: 0.275, SLG: 0.306	0-0 F8			4-0 BB		0-0 F8		0-0 4-3		3	0	0	0	1	0	2											
Dave Concepcion, R (1, 5) OBP: 0.300, SLG: 0.318		0-0 5-3		0-0 G6-4-3		0-0 F4		0-0 5-3		4	0	0	0	0	0	1											
Skeeter Barnes, R (9, 5) OBP: 0.235, SLG: 0.258			0-0 G6-4-3		0-0 F6			0-0 5-3		0	0	0	0	0	0	0											
Ron Oester, S (1, 4) OBP: 0.297, SLG: 0.308		4-0 BB			0-0 F6		0-0 SH3			2	1	1	0	1	0	0											
Tom Foley, L (1, 6) OBP: 0.309, SLG: 0.351		0-0 F9			0-0 BB		0-0 SH3			2	0	1	0	0	0	1											
Joe Price, R (1, 1) OBP: 0.205, SLG: 0.190		0-3 K			0-3 K		0-0 HR			2	0	0	0	0	2	2											
Wayne Krenchicki, L (7, PH) OBP: 0.331, SLG: 0.398										1	0	1	1	0	0	0											
Gary Redus, R (7, PH) OBP: 0.350, SLG: 0.395										0	1	0	0	0	0	0											
Ted Power, R (8, 1) ERA: 1.76										0	0	0	0	0	0	0											
Inning Stats	R: 0 E: 0 K: 1 S: 6	H: 1 LOB: 2 BB: 1 P: 10	R: 0 E: 0 K: 1 S: 5	H: 0 LOB: 1 BB: 1 P: 9	R: 0 E: 0 K: 0 S: 3	H: 0 LOB: 0 BB: 0 P: 3	R: 0 E: 0 K: 0 S: 2	H: 0 LOB: 0 BB: 1 P: 6	R: 0 E: 0 K: 1 S: 6	H: 1 LOB: 2 BB: 1 P: 10	R: 1 E: 0 K: 0 S: 4	H: 1 LOB: 0 BB: 0 P: 4	R: 3 E: 0 K: 0 S: 6	H: 3 LOB: 1 BB: 0 P: 6	R: 0 E: 0 K: 0 S: 3	H: 0 LOB: 0 BB: 0 P: 3	1B: 4 2B: 0 3B: 0 HR: 2	SF: 0 SAC: 1 DP: 1 HBP: 0	WP: 0 PB: 0 SB: 1 CS: 0	PA: 33							
PITCHER	IP	WLS	BF	H	R	ER	SO	BB	IBB	HBP	BLK	WP	HR	S	P	ERA	WHIP										
Kurt Kephire, R (1, 1) ERA: 3.36	6.1	L	28	6	4	4	3	4	0	0	0	0	2	30	46	5.68	1.579										
Dave Rucker, L (7, 1) ERA: 1.76	1.2		5	0	0	0	0	0	0	0	0	0	0	5	5	0.00	0.000										

AB 33
R 1
H 7
RBI 1
BB 1
SO 7
LOB 12



AB 28
R 4
H 6
RBI 4
BB 4
SO 3
LOB 11



Batter	1	2	3	4	5	6	7	8	9	AB R H RBI BB SO LOB	TOP									
Willie McGee, S OBP: 0.326, SLG: 0.409	F4		5-3	K			1B		K	5 0 1 0 0 2 1	St. Louis Cardinals @ Cincinnati Reds Riverfront Stadium, Cincinnati, OH Wed Aug 22 1984, 7:05 PM EDT Att: 12,004 - Unknown									
Tom Herr, S OBP: 0.317, SLG: 0.321	HR		1B	1B			F7			4 2 2 0 0 0 2										
Terry Pendleton, S OBP: 0.376, SLG: 0.439	HR		K		6-3		K			4 1 1 2 0 2 2										
George Hendrick, R OBP: 0.314, SLG: 0.389	F7		HR	1B	K		F7			4 1 1 1 0 1 0										
Andy Van Slyke, L OBP: 0.348, SLG: 0.345	1B		HR	BB	K		BB			2 1 1 0 2 1 0										
Mike Jorgensen, L OBP: 0.347, SLG: 0.356	K		HR		K	F8	F7			4 1 1 3 0 1 2										
Darrell Porter, L OBP: 0.333, SLG: 0.363		K	F7		K		4-3			4 0 0 0 0 2 1										
Ozzie Smith, S OBP: 0.343, SLG: 0.340		K		F5		K		5-3		4 0 0 0 0 2 0										
Joaquin Andujar, S OBP: 0.221, SLG: 0.229				K				F1		4 0 0 0 0 3 0										
Bruce Sutter, R ERA: 5.53										0 0 0 0 0 0 0										
Inning Stats	R: 2 E: 0 K: 1 S: 8	H: 3 LOB: 1 BB: 0 P: 8	R: 0 E: 0 K: 3 S: 9	H: 0 LOB: 0 BB: 0 P: 9	R: 4 E: 0 K: 1 S: 8	H: 3 LOB: 0 BB: 1 P: 12	R: 0 E: 0 K: 2 S: 8	H: 0 LOB: 1 BB: 0 P: 8	R: 0 E: 0 K: 2 S: 7	H: 0 LOB: 0 BB: 0 P: 7	R: 0 E: 0 K: 2 S: 8	H: 1 LOB: 1 BB: 0 P: 8	R: 0 E: 0 K: 0 S: 3	H: 0 LOB: 1 BB: 1 P: 7	R: 0 E: 0 K: 1 S: 5	H: 0 LOB: 0 BB: 0 P: 5	1B: 5 2B: 0 3B: 0 HR: 2	SF: 0 SAC: 0 DP: 0 HBP: 0	WP: 0 PB: 1 SB: 1 CS: 0	PA: 37
PITCHER	IP WLS BF H R ER SO BB IBB HBP BLK WP HR S P ERA WHIP											IP WLS BF H R ER SO BB IBB HBP BLK WP HR S P ERA WHIP								
Mario Soto, R ERA: 3.49	3.0 L 16 6 6 6 5 1 0 0 0 0 0 2 25 29 18.00 2.333																			
Bob Ojwachinko, L ERA: 4.37	2.0 7 0 0 0 4 0 0 0 0 0 0 0 15 15 0.00 0.000																			
Ron Robinson, R ERA: 6.75	2.0 7 1 0 0 4 0 0 0 0 0 0 0 15 15 0.00 0.500																			
Andy McGaffigan, R ERA: 3.12	1.0 4 0 0 0 0 1 0 0 0 0 0 0 3 7 0.00 1.000																			
Tom Hume, R ERA: 5.53	1.0 3 0 0 0 1 0 0 0 0 0 0 0 5 5 0.00 0.000																			

Batter	1	2	3	4	5	6	7	8	9	AB R H RBI BB SO LOB	BOTTOM									
Eddie Milner, L OBP: 0.363, SLG: 0.392	F6		FC4-6			F9		F5		4 0 0 0 0 0 1	St. Louis Cardinals @ Cincinnati Reds Riverfront Stadium, Cincinnati, OH Wed Aug 22 1984, 7:05 PM EDT Att: 12,004 - Unknown									
Pete Rose, S OBP: 0.340, SLG: 0.303	5-3		WP			4-3		4-3		3 0 0 0 1 0 0										
Dave Parker, L OBP: 0.320, SLG: 0.412	K		K			4-3		BB	1B	4 1 1 0 0 2 2										
Cesar Cedeno, R OBP: 0.330, SLG: 0.421		G1-6-3		F3		FC3-6		SF7	1B	4 1 3 0 0 0 0										
Brad Gulden, L OBP: 0.274, SLG: 0.302		G1-6-3		F2		FC3-6		SF7	1B	3 1 0 0 1 0 2										
Dave Concepcion, R OBP: 0.298, SLG: 0.316		F4		5-3		F9		SF7		3 0 0 1 0 0 2										
Ron Oester, S OBP: 0.296, SLG: 0.308		3-1			3-1	F3			1B	4 0 1 2 0 0 2										
Tom Foley, L OBP: 0.308, SLG: 0.349			FC1-6		F8		F9	F3		4 0 1 0 0 0 1										
Mario Soto, R ERA: 3.49			FC1-6		F9		F8			0 0 0 0 0 0 0										
Skedder Barnes, R OBP: 0.197, SLG: 0.200										1 0 0 0 0 0 0 1										
Bob Ojwachinko, L OBP: 0.229, SLG: 0.230										0 0 0 0 0 0 0 0										
Nick Esasky, R OBP: 0.296, SLG: 0.374										1 0 0 0 0 0 0 0										
Ron Robinson, R ERA: 6.75										0 0 0 0 0 0 0 0										
Andy McGaffigan, R ERA: 3.12										0 0 0 0 0 0 0 0										
Wayne Krenchicki, L OBP: 0.209, SLG: 0.336										1 0 0 0 0 0 0 0										
Tom Hume, R ERA: 5.53										0 0 0 0 0 0 0 0										
Inning Stats	R: 0 E: 0 K: 1 S: 5	H: 0 LOB: 0 BB: 0 P: 5	R: 0 E: 0 K: 0 S: 4	H: 1 LOB: 1 BB: 0 P: 4	R: 0 E: 0 K: 1 S: 6	H: 1 LOB: 2 BB: 1 P: 10	R: 0 E: 0 K: 0 S: 3	H: 0 LOB: 0 BB: 0 P: 3	R: 0 E: 0 K: 0 S: 4	H: 1 LOB: 1 BB: 0 P: 4	R: 0 E: 0 K: 0 S: 3	H: 0 LOB: 0 BB: 0 P: 3	R: 0 E: 0 K: 0 S: 3	H: 0 LOB: 0 BB: 0 P: 3	R: 3 E: 0 K: 0 S: 6	H: 3 LOB: 1 BB: 1 P: 10	1B: 5 2B: 1 3B: 0 HR: 0	SF: 1 SAC: 0 DP: 0 HBP: 0	WP: 1 PB: 0 SB: 0 CS: 0	PA: 35
PITCHER	IP WLS BF H R ER SO BB IBB HBP BLK WP HR S P ERA WHIP											IP WLS BF H R ER SO BB IBB HBP BLK WP HR S P ERA WHIP								
Joaquin Andujar, R ERA: 3.21	1.1 1 0 0 0 0 0 0 0 0 0 0 0 1 1 0.00 0.000																			
Bruce Sutter, R ERA: 1.4	0.1 S 1 0 0 0 0 0 0 0 0 0 0 0 1 1 0.00 0.000																			

Batter	1	2	3	4	5	6	7	8	9	AB	R	H	RBI	BB	SO	LOB	TOP
Eddie Milner, L (1, 8) OBP: 0.361, SLG: 0.387	0-0 1-3			0-3 K			4-0 SH 1B BB		0-0 G3	3	1	0	0	1	1	0	Cincinnati Reds @ Pittsburgh Pirates Three Rivers Stadium, Pittsburgh, PA Fri Aug 24 1984, 7:05 PM EDT Att: 8,074 - Unknown
Ron Oester, S (1, 4) OBP: 0.297, SLG: 0.306	0-3 K			0-0 F7			0-0 SH 1B E		4-0 S BB	2	1	0	0	1	1	0	
Dave Parker, L (1, 9) OBP: 0.322, SLG: 0.412	0-0 G3			0-3 K			0-0 1B		4-0 1-2 IBB	3	0	1	1	1	1	0	
Cesar Cedeno, R (1, 7) OBP: 0.325, SLG: 0.414		0-3 K			0-0 F7		0-0 P6		0-0 F7	4	0	0	0	0	1	2	
Brad Gulden, L (1, 2) OBP: 0.271, SLG: 0.298		0-0 6-3			0-0 5-3		0-0 4-3			3	0	0	0	0	0	0	
Dave Concepcion, R (1, 5) OBP: 0.296, SLG: 0.314		0-0 L5			0-0 6-3			0-3 K		3	0	0	0	0	1	0	
Nick Esasky, R (1, 3) OBP: 0.297, SLG: 0.370			0-3 K			0-3 K		0-0 F7		3	0	0	0	0	2	0	
Tom Foley, L (1, 6) OBP: 0.304, SLG: 0.345			0-0 4-3			0-0 F8		0-0 G3		3	0	0	0	0	0	0	
Jeff Russell, R (1, 1) OBP: 0.212, SLG: 0.191			0-0 5-3			0-3 K		0-0 F5		3	0	0	0	0	1	0	
Inning Stats	R: 0 E: 0 S: 5	H: 0 LOB: 0 BB: 0 P: 5	R: 0 E: 0 S: 5	H: 0 LOB: 0 BB: 0 P: 5	R: 0 E: 0 S: 5	H: 0 LOB: 0 BB: 0 P: 7	R: 0 E: 0 S: 7	H: 0 LOB: 0 BB: 0 P: 3	R: 2 E: 2 S: 4	H: 1 LOB: 0 BB: 1 P: 8	R: 0 E: 0 S: 5	H: 0 LOB: 0 BB: 0 P: 5	R: 0 E: 0 S: 3	H: 0 LOB: 2 BB: 2 P: 11	1B: 1 2B: 0 3B: 0 HR: 0	SF: 0 SAC: 1 DP: 0 HBP: 0	WP: 0 PA: 31 PB: 0 SB: 1 CS: 0
PITCHER Jose DeLeon, R (1, 1) ERA: 3.39	IP: 9.0 WLS: L BF: 31	H: 1 R: 2 ER: 1 SO: 8	BB: 2 IBB: 1 HBP: 0 BLK: 0	WP: 0 HR: 0 S: 44 P: 56	ERA: 1.00 WHIP: 0.333												

AB	27
R	2
H	1
RBI	1
BB	3
SO	8
LOB	2



Batter	1	2	3	4	5	6	7	8	9	AB	R	H	RBI	BB	SO	LOB	BOTTOM
Marvell Wynne, L (1, 8) OBP: 0.316, SLG: 0.336	0-0 F8		0-3 K			0-0 4-3			0-0 G3	4	0	0	0	0	1	0	Cincinnati Reds @ Pittsburgh Pirates Three Rivers Stadium, Pittsburgh, PA Fri Aug 24 1984, 7:05 PM EDT Att: 8,074 - Unknown
Lee Lacy, R (1, 7) OBP: 0.350, SLG: 0.440	0-0 CS 1B			0-0 5-3			0-0 1B		4-0 BB	3	0	2	0	1	0	0	
Johnny Ray, S (1, 4) OBP: 0.354, SLG: 0.393	0-0 F9			0-0 F7			0-0 F8		0-0 F9	4	0	0	0	0	0	3	
Jason Thompson, L (1, 3) OBP: 0.357, SLG: 0.397		0-0 FC5-4 1B		0-0 4-3			0-0 F8			3	0	1	0	0	0	1	
Tony Peña, R (1, 2) OBP: 0.331, SLG: 0.407		0-0 FC5-4			0-0 P2		0-0 F7			3	0	0	0	0	0	2	
Denny Gonzalez, R (1, 5) OBP: 0.192, SLG: 0.184		0-0 F8			0-0 6-3			0-3 K		2	0	0	0	0	0	1	
Lee Mazzilli, S (8, FH) OBP: 0.341, SLG: 0.340										1	0	0	0	0	1	0	
Jim Morrison, R (9, 5) OBP: 0.292, SLG: 0.424										0	0	0	0	0	0	0	
Doug Frobel, L (1, 9) OBP: 0.256, SLG: 0.402		0-3 K			0-0 P3			0-0 G3		3	0	0	0	0	1	1	
Dale Berra, R (1, 6) OBP: 0.289, SLG: 0.341			0-3 K			0-0 F5		0-0 F8		3	0	0	0	0	1	0	
Jose DeLeon, R (1, 1) OBP: 0.063, SLG: 0.064			0-0 G3			0-3 K			0-3 K	2	0	0	0	0	1	0	
Mitchell Page, L (8, FH) OBP: 0.333, SLG: 0.333										1	0	0	0	0	1	0	
Inning Stats	R: 0 E: 0 S: 3	H: 1 LOB: 0 BB: 0 P: 3	R: 0 E: 0 S: 6	H: 1 LOB: 1 BB: 0 P: 6	R: 0 E: 0 S: 7	H: 0 LOB: 0 BB: 0 P: 7	R: 0 E: 0 S: 3	H: 0 LOB: 0 BB: 0 P: 3	R: 0 E: 0 S: 5	H: 1 LOB: 1 BB: 0 P: 4	R: 0 E: 0 S: 5	H: 0 LOB: 0 BB: 0 P: 5	R: 0 E: 0 S: 3	H: 0 LOB: 1 BB: 1 P: 9	1B: 3 2B: 0 3B: 0 HR: 0	SF: 0 SAC: 0 DP: 0 HBP: 0	WP: 0 PA: 30 PB: 0 SB: 0 CS: 1
PITCHER Jeff Russell, R (1, 1) ERA: 3.96	IP: 9.0 WLS: W BF: 30	H: 3 R: 0 ER: 0 SO: 6	BB: 1 IBB: 0 HBP: 0 BLK: 0	WP: 0 HR: 0 S: 41 P: 45	ERA: 0.00 WHIP: 0.444												

AB	29
R	0
H	3
RBI	0
BB	1
SO	6
LOB	8



Batter	1	2	3	4	5	6	7	8	9	AB	R	H	RBI	BB	SO	LOB	TOP				
Gary Redus, R OBP: 0.345, SLG: 0.390 (1, 8)										5	0	0	0	0	2	6	Cincinnati Reds @ Pittsburgh Pirates Three Rivers Stadium, Pittsburgh, PA Sat Aug 25 1984, 7:05 PM EDT Att: 21,385 - Unknown				
Ron Oester, S OBP: 0.298, SLG: 0.310 (1, 4)										5	1	2	1	0	1	1					
Cesar Cedeno, R OBP: 0.326, SLG: 0.422 (1, 9)										5	0	2	2	0	0	1					
Tony Perez, R OBP: 0.267, SLG: 0.317 (1, 3)										4	0	0	0	0	0	2					
Tom Hume, R OBP: 0.196, SLG: 0.095 (7, 1)										0	0	0	0	0	0	0					
Ron Robinson, R (8, 1)										0	0	0	0	0	0	0					
John Franco, L (8, 1)										0	0	0	0	0	0	0					
Dave Parker, L OBP: 0.321, SLG: 0.411 (9, PH)										1	0	0	0	0	0	1					
Nick Esasky, R OBP: 0.299, SLG: 0.370 (1, 5)										3	0	1	0	1	2	0					
Dave Concepcion, R OBP: 0.298, SLG: 0.316 (1, 6)										4	0	2	0	0	1	1					
Skeeter Barnes, R OBP: 0.216, SLG: 0.235 (1, 7)										2	0	0	0	0	1	1					
Eddie Milner, L OBP: 0.359, SLG: 0.385 (6, PH)										2	0	0	0	0	1	3					
Dave Vangorder, R OBP: 0.280, SLG: 0.221 (1, 2)										2	0	2	0	0	0	0					
Brad Guiden, L OBP: 0.273, SLG: 0.297 (7, PH)										1	1	0	0	1	1	1					
Jay Tibbs, R OBP: 0.190, SLG: 0.150 (1, 1)										1	0	0	0	1	0	1					
Wayne Krenchicki, L OBP: 0.312, SLG: 0.465 (7, PH)										2	1	1	0	0	0	1					
Inning Stats	R: 0 E: 0 K: 1 S: 6	H: 1 LOB: 1 BB: 0 P: 6	R: 0 E: 0 K: 1 S: 7	H: 2 LOB: 3 BB: 1 P: 11	R: 0 E: 0 K: 0 S: 3	H: 0 LOB: 0 BB: 0 P: 3	R: 0 E: 0 K: 2 S: 7	H: 0 LOB: 0 BB: 0 P: 7	R: 0 E: 0 K: 1 S: 6	H: 1 LOB: 2 BB: 1 P: 10	R: 2 E: 0 K: 1 S: 7	H: 2 LOB: 1 BB: 1 P: 11	R: 0 E: 0 K: 2 S: 8	H: 1 LOB: 1 BB: 0 P: 8	R: 1 E: 0 K: 0 S: 5	H: 2 LOB: 1 BB: 0 P: 5	1B: 6 2B: 4 3B: 0 HR: 0	SF: 0 SAC: 0 DP: 0 HBP: 0	WP: 0 PB: 0 SB: 0 CS: 0	PA: 40	
PITCHER	IP	WLS	BF	H	R	ER	SO	BB	IBB	HBP	BLK	WP	HR	S	P	ERA	WHIP				
John Candelaria, L ERA: 2.62 (1, 1)	5.0	W	20	4	0	0	5	1	0	0	0	0	0	29	33	0.00	1.000				
Don Robinson, R ERA: 3.45 (6, 1)	3.2		19	6	3	3	4	2	0	0	0	0	0	25	33	7.36	2.182				
Larry McWilliams, L ERA: 2.51 (9, 1)	0.1	S	1	0	0	0	0	0	0	0	0	0	0	1	1	0.00	0.000				

Batter	1	2	3	4	5	6	7	8	9	AB	R	H	RBI	BB	SO	LOB	BOTTOM				
Marvell Wynne, L OBP: 0.316, SLG: 0.335 (1, 8)										4	1	1	0	1	0	4	Cincinnati Reds @ Pittsburgh Pirates Three Rivers Stadium, Pittsburgh, PA Sat Aug 25 1984, 7:05 PM EDT Att: 21,385 - Unknown				
Lee Mazzilli, S OBP: 0.343, SLG: 0.340 (1, 7)										3	1	1	0	1	1	1					
Doug Frobel, L OBP: 0.256, SLG: 0.402 (8, 9)										0	0	0	0	0	0	0					
Johnny Ray, S OBP: 0.353, SLG: 0.394 (1, 4)										4	0	1	1	0	0	2					
Jason Thompson, L OBP: 0.354, SLG: 0.393 (1, 3)										4	0	0	0	0	0	4					
Tony Peña, R OBP: 0.335, SLG: 0.415 (1, 2)										4	3	3	0	0	0	0					
Lee Lacy, R OBP: 0.354, SLG: 0.450 (1, 9)										4	0	3	3	0	1	1					
Jim Morrison, R OBP: 0.296, SLG: 0.423 (1, 5)										3	0	1	0	1	1	1					
Dale Berra, R OBP: 0.287, SLG: 0.338 (1, 6)										3	0	0	1	0	1	2					
John Candelaria, L OBP: 0.186, SLG: 0.232 (1, 1)										1	0	0	0	0	0	0					
Don Robinson, R OBP: 0.375, SLG: 0.429 (6, 1)										2	0	0	0	0	0	2					
Larry McWilliams, L OBP: 0.155, SLG: 0.155 (9, 1)										0	0	0	0	0	0	0					
Inning Stats	R: 0 E: 1 K: 1 S: 6	H: 1 LOB: 1 BB: 0 P: 6	R: 1 E: 1 K: 0 S: 5	H: 1 LOB: 2 BB: 1 P: 9	R: 2 E: 0 K: 1 S: 8	H: 3 LOB: 1 BB: 0 P: 8	R: 0 E: 0 K: 0 S: 3	H: 0 LOB: 0 BB: 0 P: 3	R: 0 E: 0 K: 1 S: 5	H: 1 LOB: 0 BB: 0 P: 5	R: 1 E: 0 K: 1 S: 6	H: 1 LOB: 2 BB: 2 P: 14	R: 1 E: 0 K: 0 S: 6	H: 3 LOB: 2 BB: 0 P: 6	R: 1 E: 0 K: 0 S: 5	H: 3 LOB: 2 BB: 0 P: 6	1B: 7 2B: 1 3B: 2 HR: 0	SF: 0 SAC: 0 DP: 0 HBP: 0	WP: 0 PB: 0 SB: 1 CS: 1	PA: 37	
PITCHER	IP	WLS	BF	H	R	ER	SO	BB	IBB	HBP	BLK	WP	HR	S	P	ERA	WHIP				
Jay Tibbs, R ERA: 2.83 (1, 1)	6.0	L	25	6	3	2	3	1	0	0	0	0	0	30	34	3.00	1.167				
Tom Hume, R ERA: 5.66 (7, 1)	1.0		9	4	2	2	1	2	0	0	0	0	0	9	17	18.00	6.000				
Ron Robinson, R ERA: 6.0 (8, 1)	0.2		2	0	0	0	0	0	0	0	0	0	0	2	2	0.00	0.000				
John Franco, L ERA: 2.77 (8, 1)	0.1		1	0	0	0	0	0	0	0	0	0	0	1	1	0.00	0.000				

AB	37
R	3
H	10
RBI	3
BB	3
SO	9
LOB	19



AB	32
R	5
H	10
RBI	5
BB	3
SO	4
LOB	17



Batter	1	2	3	4	5	6	7	8	9	AB	R	H	RBI	BB	SO	LOB	TOP		
Eddie Milner, L OBP: 0.355, SLG: 0.379 (1, 8)	F7		G3		K		F7			4	0	0	0	0	1	2	Cincinnati Reds @ Pittsburgh Pirates Three Rivers Stadium, Pittsburgh, PA Sun Aug 26 1984, 3:33 AM EDT Att: 10,831 - Unknown		
Pete Rose, S OBP: 0.339, SLG: 0.303 (1, 3)	5-3		E3			FC6-4 1B		F9		4	0	1	0	0	0	0			
Dave Parker, L OBP: 0.321, SLG: 0.409 (1, 9)			4-3			FC6-4 BB 1-2		F7		3	0	0	0	1	0	2			
Cesar Cedeno, R OBP: 0.321, SLG: 0.415 (1, 7)	CS	5-3			F9	F7		F7		4	0	0	0	0	0	1			
Brad Gulden, L OBP: 0.284, SLG: 0.306 (1, 2)			3B 1B		G6-3 1B					3	1	3	0	1	0	0			
Wayne Krenchicki, L OBP: 0.310, SLG: 0.417 (1, 5)			3B		G6-3 1-2			G4-6-3 1B		4	0	1	1	0	1	4			
Ron Oester, S OBP: 0.300, SLG: 0.314 (1, 4)		P4				6-3 2B		F6		4	0	2	0	0	0	1			
Tom Foley, L OBP: 0.303, SLG: 0.343 (1, 6)		G3				F7		F7		4	0	1	0	0	0	3			
Joe Price, R OBP: 0.268, SLG: 0.186 (4, 1)						6-3		F5		1	0	0	0	0	0	1			
Ron Robinson, R OBP: 0.271, SLG: 0.229 (5, 1)						2-3				0	0	0	0	0	0	0			
Skeeter Barnes, R OBP: 0.241, SLG: 0.162 (5, 1)										0	0	0	0	0	0	0			
Bob Owchinko, L OBP: 0.256, SLG: 0.315 (7, 1)										0	0	0	0	0	0	0			
Tony Peña, R OBP: 0.326, SLG: 0.295 (7, 1)										0	0	0	0	0	0	0			
Tom Hume, R OBP: 0.326, SLG: 0.295 (8, 1)										0	0	0	0	0	0	0			
Ted Power, R OBP: 0.326, SLG: 0.295 (8, 1)										0	0	0	0	0	0	0			
Inning Stats	R: 0 E: 0 K: 0 S: 2	H: 0 LOB: 0 BB: 1 P: 6	R: 1 E: 0 K: 0 S: 5	H: 2 LOB: 1 BB: 0 P: 5	R: 0 E: 1 K: 1 S: 6	H: 0 LOB: 1 BB: 0 P: 6	R: 0 E: 0 K: 0 S: 3	H: 1 LOB: 0 BB: 0 P: 3	R: 0 E: 0 K: 1 S: 6	H: 1 LOB: 1 BB: 0 P: 6	R: 0 E: 0 K: 1 S: 6	H: 1 LOB: 2 BB: 1 P: 10	R: 0 E: 0 K: 0 S: 4	H: 1 LOB: 1 BB: 0 P: 4	R: 0 E: 0 K: 0 S: 3	H: 2 LOB: 1 BB: 0 P: 4	1B: 6 2B: 1 3B: 1 HR: 0	SF: 0 SAC: 0 DP: 2 HBP: 0	WP: 1 PA: 36 CS: 1
PITCHER Rick Rhoden, R ERA: 2.92 (1, 1)	IP: 9.0 WLS: W BF: 35 H: 8 R: 1 ER: 1 SO: 3 BB: 2 IBB: 0 HBP: 0 BLK: 0 WP: 1 HR: 0 S: 39 P: 47 ERA: 1.00 WHIP: 1.111															PITCHER			

AB	33
R	1
H	8
RBI	1
BB	2
SO	3
LOB	15



Batter	1	2	3	4	5	6	7	8	9	AB	R	H	RBI	BB	SO	LOB	BOTTOM		
Marvell Wynne, L OBP: 0.316, SLG: 0.335 (1, 8)	F9	4-3		G4-6-3 1-2		PB 1B				4	0	1	2	0	0	2	Cincinnati Reds @ Pittsburgh Pirates Three Rivers Stadium, Pittsburgh, PA Sun Aug 26 1984, 3:33 AM EDT Att: 10,831 - Unknown		
Lee Lacy, R OBP: 0.350, SLG: 0.445 (1, 9) (7, 7)	F8		P4	6-3		K				4	0	0	0	0	1	1			
Jim Morrison, R OBP: 0.301, SLG: 0.430 (1, 5)					E5 6-4			5-3		4	1	2	0	0	0	0			
Jason Thompson, L OBP: 0.354, SLG: 0.390 (1, 3)			P3		F6			4-3		3	0	0	0	1	0	2			
Tony Peña, R OBP: 0.334, SLG: 0.413 (1, 2)	K		E9 1B		6-4			6-3		4	1	1	1	0	1	3			
Johnny Ray, S OBP: 0.356, SLG: 0.400 (1, 4)						2B 1B		P6		4	3	3	1	0	0	0			
Brian Harper, R OBP: 0.253, SLG: 0.292 (1, 7)										3	1	2	3	0	0	1			
Doug Frobel, L OBP: 0.255, SLG: 0.400 (7, 9)								K		1	0	0	0	0	1	0			
Ron Wotus, R OBP: 0.188, SLG: 0.200 (1, 6)			P4		F9			F8		4	1	1	0	0	0	1			
Rick Rhoden, R OBP: 0.324, SLG: 0.379 (1, 1)		4-3				P5				3	0	1	0	0	0	3			
Inning Stats	R: 0 E: 0 K: 1 S: 6	H: 1 LOB: 2 BB: 1 P: 10	R: 1 E: 0 K: 0 S: 5	H: 2 LOB: 0 BB: 0 P: 5	R: 4 E: 1 K: 0 S: 7	H: 4 LOB: 0 BB: 0 P: 7	R: 0 E: 0 K: 0 S: 3	H: 1 LOB: 0 BB: 0 P: 3	R: 0 E: 1 K: 0 S: 3	H: 0 LOB: 0 BB: 0 P: 3	R: 2 E: 0 K: 1 S: 8	H: 3 LOB: 1 BB: 0 P: 8	R: 0 E: 0 K: 0 S: 3	H: 0 LOB: 0 BB: 0 P: 3	R: 0 E: 0 K: 1 S: 5	H: 0 LOB: 0 BB: 0 P: 5	1B: 7 2B: 4 3B: 0 HR: 1	SF: 0 SAC: 0 DP: 2 HBP: 0	WP: 0 PA: 35 CS: 0
PITCHER Joe Price, L ERA: 4.01 (1, 1)	IP: 3.0 WLS: L BF: 17 H: 7 R: 5 ER: 5 SO: 1 BB: 1 IBB: 0 HBP: 0 BLK: 0 WP: 0 HR: 1 S: 18 P: 22 ERA: 15.00 WHIP: 2.667															PITCHER			
Ron Robinson, R ERA: 5.14 (4, 1)	IP: 1.0 WLS: 0 BF: 3 H: 1 R: 0 ER: 0 SO: 0 BB: 0 IBB: 0 HBP: 0 BLK: 0 WP: 0 HR: 0 S: 3 P: 3 ERA: 0.00 WHIP: 1.000																		
Bob Owchinko, L ERA: 4.48 (5, 1)	IP: 2.0 WLS: 0 BF: 9 H: 3 R: 2 ER: 2 SO: 1 BB: 0 IBB: 0 HBP: 0 BLK: 0 WP: 0 HR: 1 S: 11 P: 11 ERA: 9.00 WHIP: 1.500																		
Tom Hume, R ERA: 5.6 (7, 1)	IP: 1.0 WLS: 0 BF: 3 H: 0 R: 0 ER: 0 SO: 0 BB: 0 IBB: 0 HBP: 0 BLK: 0 WP: 0 HR: 0 S: 3 P: 3 ERA: 0.00 WHIP: 0.000																		
Ted Power, R ERA: 2.96 (8, 1)	IP: 1.0 WLS: 0 BF: 3 H: 0 R: 0 ER: 0 SO: 1 BB: 0 IBB: 0 HBP: 0 BLK: 0 WP: 0 HR: 0 S: 5 P: 5 ERA: 0.00 WHIP: 0.000																		

AB	34
R	7
H	11
RBI	7
BB	1
SO	3
LOB	13



Batter	1	2	3	4	5	6	7	8	9	AB	R	H	RBI	BB	SO	LOB	TOP					
Eddie Milner, L OBP: 0.358, SLG: 0.381 (1, 8)	0-0 CS 1B	4-0 4-3 BB		0-0 F9			0-0 FC5-4 1B		0-0 G3	4	0	2	0	1	0	1	Cincinnati Reds @ Chicago Cubs Wrigley Field, Chicago, IL Tue Aug 28 1984, 3:33 AM CDT Unknown					
Pete Ross, S OBP: 0.337, SLG: 0.301 (1, 3)	0-0 6-3	0-0 4-3			0-0 1B		0-0 F7		0-0 F8	5	0	1	0	0	0	5						
Dave Parker, L OBP: 0.320, SLG: 0.409 (1, 9)	0-0 1B 2B	0-0 F8			0-0 F7		0-3 K			4	1	1	0	0	1	4						
Cesar Cedeno, R OBP: 0.320, SLG: 0.410 (1, 7)	4-0 1B BB		0-0 F9		0-0 P5		0-0 FC5-4			3	1	0	0	1	0	2						
Brad Gulden, L OBP: 0.284, SLG: 0.305 (1, 2)	0-0 1B 1-2 2-H		0-0 6-3		0-0 4-3			0-0 P6		4	0	1	1	0	0	1						
Dave Concepcion, R OBP: 0.299, SLG: 0.317 (1, 6)	0-0 1B 1-3 2-H		0-0			0-3 K		0-0 F8		4	0	2	1	0	1	0						
Ron Oester, S OBP: 0.297, SLG: 0.311 (1, 4)	0-0 P6		0-0 F8			0-0 G3		0-3 K		4	0	0	0	0	1	3						
Wayne Krenchicki, L OBP: 0.323, SLG: 0.429 (1, 5)		0-0 4-3 SH1-4 1B		0-0 F8		0-0 1B		0-0 G3		4	0	3	0	0	0	0						
Andy McGaffigan, R (1, 1)		0-0 SH1-4		0-0 F8		0-0 F8		0-0 F7		1	0	0	0	0	0	0						
Nick Esasky, R OBP: 0.298, SLG: 0.368 (6, PH)										1	0	0	0	0	0	1						
Ron Robinson, R (6, 1)										0	0	0	0	0	0	0						
Tom Foley, L OBP: 0.302, SLG: 0.342 (9, PH)		1-2								1	0	0	0	0	0	1						
Inning Stats	R: 2 E: 0 K: 0 S: 6	H: 4 LOB: 2 BB: 1 P: 10	R: 0 E: 0 K: 0 S: 4	H: 1 LOB: 2 BB: 1 P: 8	R: 0 E: 0 K: 0 S: 4	H: 1 LOB: 0 BB: 0 P: 4	R: 0 E: 0 K: 1 S: 3	H: 0 LOB: 0 BB: 0 P: 3	R: 0 E: 0 K: 0 S: 4	H: 1 LOB: 1 BB: 0 P: 4	R: 0 E: 0 K: 1 S: 6	H: 1 LOB: 1 BB: 0 P: 6	R: 0 E: 0 K: 1 S: 5	H: 0 LOB: 0 BB: 0 P: 5	R: 0 E: 0 K: 0 S: 4	H: 1 LOB: 1 BB: 0 P: 4	1B: 9 2B: 1 3B: 0 HR: 0	SF: 0 SAC: 1 DP: 0 HBP: 0	WP: 0 PB: 0 SB: 0 CS: 1	PA: 38		
PITCHER	IP WLS BF H R ER SO BB IBB HBP BLK WP HR S P ERA WHIP	IP WLS BF H R ER SO BB IBB HBP BLK WP HR S P ERA WHIP	IP WLS BF H R ER SO BB IBB HBP BLK WP HR S P ERA WHIP	IP WLS BF H R ER SO BB IBB HBP BLK WP HR S P ERA WHIP	IP WLS BF H R ER SO BB IBB HBP BLK WP HR S P ERA WHIP	IP WLS BF H R ER SO BB IBB HBP BLK WP HR S P ERA WHIP	IP WLS BF H R ER SO BB IBB HBP BLK WP HR S P ERA WHIP	IP WLS BF H R ER SO BB IBB HBP BLK WP HR S P ERA WHIP	IP WLS BF H R ER SO BB IBB HBP BLK WP HR S P ERA WHIP	IP WLS BF H R ER SO BB IBB HBP BLK WP HR S P ERA WHIP	IP WLS BF H R ER SO BB IBB HBP BLK WP HR S P ERA WHIP	IP WLS BF H R ER SO BB IBB HBP BLK WP HR S P ERA WHIP	IP WLS BF H R ER SO BB IBB HBP BLK WP HR S P ERA WHIP	IP WLS BF H R ER SO BB IBB HBP BLK WP HR S P ERA WHIP	IP WLS BF H R ER SO BB IBB HBP BLK WP HR S P ERA WHIP	IP WLS BF H R ER SO BB IBB HBP BLK WP HR S P ERA WHIP	IP WLS BF H R ER SO BB IBB HBP BLK WP HR S P ERA WHIP	IP WLS BF H R ER SO BB IBB HBP BLK WP HR S P ERA WHIP	IP WLS BF H R ER SO BB IBB HBP BLK WP HR S P ERA WHIP	IP WLS BF H R ER SO BB IBB HBP BLK WP HR S P ERA WHIP	IP WLS BF H R ER SO BB IBB HBP BLK WP HR S P ERA WHIP	IP WLS BF H R ER SO BB IBB HBP BLK WP HR S P ERA WHIP

AB	35
R	2
H	10
RBI	2
BB	2
SO	3
LOB	18



Batter	1	2	3	4	5	6	7	8	9	AB	R	H	RBI	BB	SO	LOB	BOTTOM					
Bob Dernier, R OBP: 0.364, SLG: 0.367 (1, 8)	0-0 5-3	0-0 P4			0-0 6-3		0-3 K			4	0	0	0	0	1	1	Cincinnati Reds @ Chicago Cubs Wrigley Field, Chicago, IL Tue Aug 28 1984, 3:33 AM CDT Unknown					
23 Ryne Sandberg, R OBP: 0.375, SLG: 0.533 (1, 4)	0-0 1B E		0-0 CS 1B		4-0 BB BB		0-0 6-3			3	1	2	0	1	0	0						
Gary Matthews, R OBP: 0.401, SLG: 0.413 (1, 7)	0-0 E3		0-0 F8		0-0 F9			0-0 F2		4	1	1	0	0	0	2						
Henry Cotto, R OBP: 0.343, SLG: 0.323 (9, 7)	0-0 1B 1-H		0-0 1-2		0-0 1-2			0-0 1B		0	0	0	0	0	0	0						
Leon Durham, L OBP: 0.383, SLG: 0.521 (1, 3)	4-0 HR BB		0-0 3B 1B		4-0 1-2 BB			0-0 1B		2	2	2	0	2	0	0						
Keith Moreland, R OBP: 0.339, SLG: 0.454 (1, 9)	0-0 HR		0-0 1-H		0-0 5-3			0-0 F8		4	1	2	4	0	0	3						
Ron Cey, R OBP: 0.319, SLG: 0.440 (1, 5)	0-3 K		0-0 F8			0-3 K		0-0 F7		4	0	0	0	0	2	2						
Jody Davis, R OBP: 0.315, SLG: 0.437 (1, 2)	0-0 6-3			0-3 K		0-0 6-3				3	0	0	0	0	1	0						
Larry Bowa, S OBP: 0.259, SLG: 0.258 (1, 6)		0-3 K		0-0 P6		0-0 4-3				3	0	0	0	0	1	0						
Dennis Eckersley, R OBP: 0.159, SLG: 0.140 (1, 1)		0-3 K		0-0 5-3				0-0 CS 1B		2	0	0	0	0	1	0						
George Frazier, R OBP: 0.286, SLG: 0.286 (7, 1)										1	0	1	0	0	0	0						
Inning Stats	R: 4 E: 1 K: 1 S: 8	H: 3 LOB: 0 BB: 1 P: 12	R: 0 E: 0 K: 2 S: 7	H: 0 LOB: 0 BB: 0 P: 7	R: 1 E: 0 K: 0 S: 5	H: 3 LOB: 1 BB: 0 P: 5	R: 0 E: 0 K: 1 S: 5	H: 0 LOB: 0 BB: 0 P: 5	R: 0 E: 0 K: 1 S: 5	H: 1 LOB: 1 BB: 0 P: 5	R: 0 E: 0 K: 0 S: 4	H: 1 LOB: 1 BB: 0 P: 4	R: 0 E: 0 K: 0 S: 4	H: 0 LOB: 0 BB: 0 P: 4	R: 0 E: 0 K: 0 S: 4	H: 1 LOB: 1 BB: 0 P: 4	1B: 6 2B: 1 3B: 1 HR: 1	SF: 0 SAC: 0 DP: 1 HBP: 0	WP: 0 PB: 0 SB: 0 CS: 2	PA: 33		
PITCHER	IP WLS BF H R ER SO BB IBB HBP BLK WP HR S P ERA WHIP	IP WLS BF H R ER SO BB IBB HBP BLK WP HR S P ERA WHIP	IP WLS BF H R ER SO BB IBB HBP BLK WP HR S P ERA WHIP	IP WLS BF H R ER SO BB IBB HBP BLK WP HR S P ERA WHIP	IP WLS BF H R ER SO BB IBB HBP BLK WP HR S P ERA WHIP	IP WLS BF H R ER SO BB IBB HBP BLK WP HR S P ERA WHIP	IP WLS BF H R ER SO BB IBB HBP BLK WP HR S P ERA WHIP	IP WLS BF H R ER SO BB IBB HBP BLK WP HR S P ERA WHIP	IP WLS BF H R ER SO BB IBB HBP BLK WP HR S P ERA WHIP	IP WLS BF H R ER SO BB IBB HBP BLK WP HR S P ERA WHIP	IP WLS BF H R ER SO BB IBB HBP BLK WP HR S P ERA WHIP	IP WLS BF H R ER SO BB IBB HBP BLK WP HR S P ERA WHIP	IP WLS BF H R ER SO BB IBB HBP BLK WP HR S P ERA WHIP	IP WLS BF H R ER SO BB IBB HBP BLK WP HR S P ERA WHIP	IP WLS BF H R ER SO BB IBB HBP BLK WP HR S P ERA WHIP	IP WLS BF H R ER SO BB IBB HBP BLK WP HR S P ERA WHIP	IP WLS BF H R ER SO BB IBB HBP BLK WP HR S P ERA WHIP	IP WLS BF H R ER SO BB IBB HBP BLK WP HR S P ERA WHIP	IP WLS BF H R ER SO BB IBB HBP BLK WP HR S P ERA WHIP	IP WLS BF H R ER SO BB IBB HBP BLK WP HR S P ERA WHIP	IP WLS BF H R ER SO BB IBB HBP BLK WP HR S P ERA WHIP	IP WLS BF H R ER SO BB IBB HBP BLK WP HR S P ERA WHIP

AB	30
R	5
H	8
RBI	4
BB	3
SO	6
LOB	8



Batter	1	2	3	4	5	6	7	8	9	AB	R	H	RBI	BB	SO	LOB	TOP		
Gary Redus, R OBP: 0.344, SLG: 0.388 (1, 8)										4	0	1	0	0	0	1	Cincinnati Reds @ Chicago Cubs Wrigley Field, Chicago, IL Tue Aug 28 1984, 3:38 AM CDT Att: 32,827 - Unknown		
Ron Oester, S OBP: 0.299, SLG: 0.318 (1, 4)										3	1	1	1	1	1				
Dave Parker, L OBP: 0.321, SLG: 0.409 (1, 9)										3	1	1	0	1	0	1			
Cesar Cedeno, R OBP: 0.319, SLG: 0.412 (1, 7)										4	0	1	0	0	0	2			
Wayne Krenchicki, L OBP: 0.314, SLG: 0.418 (1, 5)										3	0	0	1	0	0	0			
Nick Esasky, R OBP: 0.296, SLG: 0.366 (1, 3)										2	0	0	0	0	0	0			
Bob Owchinko, L OBP: 0.286, SLG: 0.182 (4, 1)										0	0	0	0	0	0	0			
Eddie Milner, L OBP: 0.357, SLG: 0.379 (6, PH)										1	0	0	0	0	0	1			
Tom Hume, R OBP: 0.136, SLG: 0.095 (6, 1)										0	0	0	0	0	0	0			
Pete Rose, S OBP: 0.336, SLG: 0.300 (9, PH)										1	0	0	0	0	0	0			
Tom Foley, L OBP: 0.305, SLG: 0.344 (1, 6)										4	0	2	0	0	0	1			
Dave Vangorder, R OBP: 0.282, SLG: 0.214 (1, 2)										2	0	0	0	1	0	1			
Brad Gulden, L OBP: 0.292, SLG: 0.304 (9, PH)										1	0	0	0	0	0	1			
Frank Pastore, R OBP: 0.103, SLG: 0.071 (1, 1)										1	0	1	0	0	0	0			
Tony Perez, R OBP: 0.261, SLG: 0.310 (4, 3)										2	0	0	0	0	0	1			
Inning Stats	R: 0 E: 0 K: 0 S: 3	H: 1 LOB: 1 BB: 1 P: 7	R: 0 E: 0 K: 0 S: 4	H: 1 LOB: 1 BB: 0 P: 4	R: 0 E: 0 K: 0 S: 4	H: 0 LOB: 0 BB: 0 P: 3	R: 0 E: 0 K: 0 S: 3	H: 1 LOB: 1 BB: 1 P: 7	R: 2 E: 0 K: 0 S: 5	H: 2 LOB: 1 BB: 1 P: 9	R: 0 E: 0 K: 0 S: 3	H: 0 LOB: 0 BB: 0 P: 3	R: 0 E: 0 K: 1 S: 5	H: 0 LOB: 0 BB: 0 P: 5	R: 0 E: 0 K: 0 S: 4	H: 1 LOB: 1 BB: 0 P: 4	1B: 5 2B: 1 3B: 0 HR: 1	SF: 1 SAC: 0 DP: 1 HBP: 0	WP: 0 PA: 36 PB: 0 SB: 0 CS: 1
PITCHER	IP WLS BF H R ER SO BB IBB HBP BLK WP HR S P ERA WHIP	IP WLS BF H R ER SO BB IBB HBP BLK WP HR S P ERA WHIP																	
Dick Ruthven, R ERA: 4.9 (1, 1)	5.0 W 22 6 2 2 0 3 0 0 0 0 1 19 31 3.60 1.800																		
Rich Bordi, R ERA: 2.64 (6, 1)	4.0 S 13 1 0 0 1 0 0 0 0 0 0 15 15 0.00 0.250																		

Batter	1	2	3	4	5	6	7	8	9	AB	R	H	RBI	BB	SO	LOB	BOTTOM			
Henry Cotto, R OBP: 0.338, SLG: 0.318 (1, 8)										5	1	1	0	0	0	2	Cincinnati Reds @ Chicago Cubs Wrigley Field, Chicago, IL Tue Aug 28 1984, 3:38 AM CDT Att: 32,827 - Unknown			
23 Ryne Sandberg, R OBP: 0.377, SLG: 0.538 (1, 4)										4	1	2	1	1	0	1				
Thad Bosley, L OBP: 0.386, SLG: 0.417 (1, 7)										2	2	1	0	1	0	2				
Gary Woods, R OBP: 0.326, SLG: 0.410 (6, 7)										2	0	0	0	0	0	1				
Leon Durham, L OBP: 0.381, SLG: 0.516 (1, 3)										4	0	0	0	1	0	1				
Keith Moreland, R OBP: 0.343, SLG: 0.462 (1, 9)										4	1	3	2	0	1	0				
Ron Cey, R OBP: 0.323, SLG: 0.442 (1, 5)										2	0	1	2	2	0	0				
Steve Lake, R OBP: 0.273, SLG: 0.500 (1, 2)										4	0	2	0	0	0	4				
Tom Veryzer, R OBP: 0.273, SLG: 0.204 (1, 6)										2	0	0	0	1	0	4				
Dick Ruthven, R OBP: 0.211, SLG: 0.270 (1, 1)										3	0	0	0	0	1	4				
Rich Bordi, R OBP: 0.105, SLG: 0.056 (6, 1)										1	0	0	0	0	1	1				
Inning Stats	R: 3 E: 0 K: 0 S: 7	H: 4 LOB: 1 BB: 0 P: 7	R: 0 E: 0 K: 0 S: 3	H: 0 LOB: 2 BB: 1 P: 8	R: 0 E: 0 K: 1 S: 6	H: 2 LOB: 2 BB: 2 P: 14	R: 2 E: 0 K: 0 S: 5	H: 2 LOB: 3 BB: 3 P: 17	R: 0 E: 0 K: 0 S: 4	H: 1 LOB: 1 BB: 0 P: 4	R: 0 E: 0 K: 1 S: 6	H: 0 LOB: 0 BB: 0 P: 5	R: 0 E: 0 K: 1 S: 3	H: 1 LOB: 1 BB: 0 P: 6	R: 0 E: 0 K: 0 S: 3	H: 0 LOB: 0 BB: 0 P: 3		1B: 3 2B: 6 3B: 0 HR: 1	SF: 0 SAC: 0 DP: 0 HBP: 1	WP: 0 PA: 40 PB: 0 SB: 0 CS: 0
PITCHER	IP WLS BF H R ER SO BB IBB HBP BLK WP HR S P ERA WHIP	IP WLS BF H R ER SO BB IBB HBP BLK WP HR S P ERA WHIP																		
Frank Pastore, R ERA: 6.41 (1, 1)	3.1 L 23 8 5 5 1 4 1 0 0 0 1 19 40 13.50 3.600																			
Bob Owchinko, L ERA: 4.4 (4, 1)	1.2 7 1 0 0 0 1 0 0 0 0 0 6 10 0.00 1.200																			
Tom Hume, R ERA: 5.44 (6, 1)	3.0 10 1 0 0 2 0 0 0 0 0 0 14 14 0.00 0.333																			

Batter	1	2	3	4	5	6	7	8	9	AB	R	H	RBI	BB	SO	LOB	TOP										
Eddie Milner, L OBP: 0.352, SLG: 0.373 (1, 8)	0-3 K		0-3 K				0-0 F8		0-0 F7		0-0 1-3						5 0 0 0 0 2 3										
Pete Rose, S OBP: 0.335, SLG: 0.299 John Franco, L (7, 1) Ted Power, R (8, 1)	0-3 K		0-0 3-1						0-0 1-3								4 1 1 0 0 1 0 0 0 0 0 0 0 0 0 0 0 0 0 0 0										
Dave Parker, L OBP: 0.321, SLG: 0.408 (1, 9)	0-0 4-3		0-0 F8						0-0 1B								4 0 1 1 0 1 0										
Cesar Cedeno, R OBP: 0.315, SLG: 0.405 (1, 7)							0-0 F7		0-0 F7		0-0 P4						4 0 0 0 0 0 1										
Brad Gulden, L OBP: 0.286, SLG: 0.308 (1, 2)									0-0 3-1		0-3 K						3 1 1 0 1 1 1										
Dave Concepcion, R OBP: 0.301, SLG: 0.316 (1, 6)									0-0 3-1								2 0 0 0 2 0 1										
Wayne Krenchicki, L OBP: 0.329, SLG: 0.424 (1, 5)									0-0 F7		0-0 4-3						3 0 2 1 1 0 0										
Tom Foley, L OBP: 0.304, SLG: 0.343 (1, 4)									0-0 F8		0-3 K						4 0 1 0 0 1 5										
Jeff Russell, R OBP: 0.228, SLG: 0.188 Bob Ojwachinko, L OBP: 0.289, SLG: 0.182 Tom Hume, R OBP: 0.174, SLG: 0.136 Ron Robinson, R (6, 1) Gary Redus, R OBP: 0.340, SLG: 0.387 Tony Perez, R OBP: 0.229, SLG: 0.307 (7, 3)									0-0 F7		0-0 P3						1 0 0 0 0 0 1 2 0 0 0 0 0 0 0 0 1 0 0 0 0 0 0 0 0 0 0 0 0 0 0 0 1 0 0 0 0 0 0 0 1 0 0 0 0 0 0 0 1 0 0 0 0 0 0 2										
Inning Stats	R: 0 E: 0 K: 2 S: 7	H: 0 LOB: 0 BB: 0 P: 7	R: 1 E: 0 K: 1 S: 7	H: 2 LOB: 2 BB: 1 P: 11	R: 0 E: 0 K: 1 S: 5	H: 0 LOB: 0 BB: 0 P: 5	R: 0 E: 0 K: 0 S: 2	H: 0 LOB: 0 BB: 1 P: 6	R: 0 E: 0 K: 0 S: 4	H: 1 LOB: 1 BB: 0 P: 4	R: 1 E: 0 K: 1 S: 7	H: 2 LOB: 3 BB: 2 P: 15	R: 0 E: 0 K: 0 S: 3	H: 0 LOB: 0 BB: 0 P: 3	R: 0 E: 0 K: 2 S: 7	H: 0 LOB: 0 BB: 0 P: 7	R: 0 E: 0 K: 0 S: 5	H: 2 LOB: 2 BB: 0 P: 5	1B: 6 2B: 1 3B: 0 HR: 0	SF: 0 SAC: 0 DP: 1 HBP: 0	WP: 1 PB: 0 SB: 0 CS: 0	PA: 37					
PITCHER	IP	WLS	BF	H	R	ER	SO	BB	IBB	HBP	BLK	WP	HR	S	P	ERA	WHIP										
Rick Sutcliffe, R ERA: 3.94 Lee Smith, R ERA: 3.49	(1, 1) 8.0	W 32	5	2	2	7	4	0	0	0	0	1	0	42	58	2.25	1.125										
	(9, 1) 1.0		5	2	0	0	0	0	0	0	0	0	0	5	5	0.00	2.000										

Cincinnati Reds @ Chicago Cubs
Wrigley Field, Chicago, IL
Wed Aug 29 1984, 3:33 AM CDT
Att: 26,425 - Unknown

AB 33
R 2
H 7
RBI 2
BB 4
SO 7
LOB 15



Batter	1	2	3	4	5	6	7	8	9	AB	R	H	RBI	BB	SO	LOB	BOTTOM										
Bob Dernier, R OBP: 0.365, SLG: 0.374 (1, 8)	0-0 P6		0-0 HR		0-0 2B				0-0 FC1-6								5 3 2 1 0 0 3										
23 Ryne Sandberg, R OBP: 0.379, SLG: 0.544 (1, 4)	0-0 1B		0-0 4-3		0-0 1B				0-0 F8								5 1 3 0 0 0 1										
Gary Matthews, R OBP: 0.400, SLG: 0.410 Thad Bosley, L OBP: 0.394, SLG: 0.426 (6, PH) (9, 7)	0-0 6-3		0-0 HR		0-0 P3				0-0 5-3								3 1 0 0 1 0 3 1 0 1 1 0 0 0										
Leon Durham, L OBP: 0.385, SLG: 0.525 (1, 3)	0-0 1B		0-0 HR		0-0 1B				0-0 F7								3 1 2 3 2 0 0										
Keith Moreland, R OBP: 0.344, SLG: 0.460 (1, 9)	0-0 1B		0-0 HR		0-0 L6-3				0-0 F8								4 1 1 1 1 0 4										
Ron Cey, R OBP: 0.326, SLG: 0.446 (1, 5)	0-0 FC6-4		0-0 2B		0-0 L6-3				0-0 F8								3 0 2 0 1 0 2										
Jody Davis, R OBP: 0.316, SLG: 0.439 Steve Lake, R OBP: 0.273, SLG: 0.500 (9, 2)			0-0 P5		0-0 2B				0-0 F7								3 0 1 1 1 0 1 0 0 0 0 0 0 0										
Tom Verzyer, R OBP: 0.271, SLG: 0.208 (1, 6)			0-0 F9		0-0 6-3				0-0 PB								4 0 1 0 0 0 4										
Rick Sutcliffe, L OBP: 0.233, SLG: 0.262 Dan Rohn, L OBP: 0.167, SLG: 0.417 Lee Smith, R OBP: 0.100, SLG: 0.100 (8, PH) (9, 1)			0-3 K		0-0 4-3				0-0 K								3 0 0 0 0 2 4 1 0 1 0 0 0 0 0 0 0 0 0 0 0										
Inning Stats	R: 1 E: 0 K: 0 S: 5	H: 2 LOB: 1 BB: 1 P: 9	R: 0 E: 0 K: 1 S: 5	H: 0 LOB: 0 BB: 0 P: 5	R: 4 E: 0 K: 0 S: 6	H: 3 LOB: 3 BB: 3 P: 18	R: 1 E: 0 K: 0 S: 5	H: 3 LOB: 1 BB: 0 P: 5	R: 0 E: 0 K: 1 S: 7	H: 2 LOB: 2 BB: 0 P: 7	R: 0 E: 0 K: 0 S: 3	H: 1 LOB: 0 BB: 0 P: 3	R: 0 E: 0 K: 0 S: 3	H: 1 LOB: 1 BB: 1 P: 7	R: 1 E: 0 K: 0 S: 5	H: 2 LOB: 2 BB: 1 P: 9	1B: 8 2B: 4 3B: 1 HR: 2	SF: 0 SAC: 0 DP: 2 HBP: 0	WP: 0 PB: 1 SB: 1 CS: 0	PA: 41							
PITCHER	IP	WLS	BF	H	R	ER	SO	BB	IBB	HBP	BLK	WP	HR	S	P	ERA	WHIP										
Jeff Russell, R ERA: 4.18 Bob Ojwachinko, L ERA: 4.47 Tom Hume, R ERA: 5.33 Ron Robinson, R ERA: 3.27 John Franco, L ERA: 2.73	(1, 1) 2.1	L 15	4	5	5	1	4	0	0	0	0	0	0	5	5	13.50	4.500										
	(3, 1) 0.2		5	3	1	1	0	0	0	0	0	0	0	5	5	0.00	1.500										
	(4, 1) 2.0		8	3	0	0	1	0	0	0	0	0	0	10	10	0.00	1.000										
	(6, 1) 1.0		3	1	0	0	0	0	0	0	0	0	0	3	3	0.00	1.000										
	(7, 1) 1.0		4	1	0	0	0	0	1	0	0	0	0	3	7	0.00	1.000										
	(8, 1) 1.0		6	2	1	1	0	1	0	0	0	0	0	5	9	9.00	3.000										

Cincinnati Reds @ Chicago Cubs
Wrigley Field, Chicago, IL
Wed Aug 29 1984, 3:33 AM CDT
Att: 26,425 - Unknown

AB 35
R 7
H 14
RBI 7
BB 6
SO 2
LOB 22



Batter	1	2	3	4	5	6	7	8	9	AB	R	H	RBI	BB	SO	LOB	TOP			
Marvell Wynne, L (1, 8) OBP: 0.317, SLG: 0.335	6-3		4-3 SH5-4 BB		0-3 K		0-0 F8			3	0	0	0	1	1	1				
Lee Lacy, R (1, 7) OBP: 0.348, SLG: 0.442	6-3		SH5-4		0-0		0-0			3	0	2	0	0	0	0				
Johnny Ray, S (1, 4) OBP: 0.351, SLG: 0.395	F7		4-3		0-0		0-0			4	0	0	0	0	0	4				
Jason Thompson, L (1, 3) OBP: 0.353, SLG: 0.390		F9	3-1							4	0	1	0	0	0	1				
Tony Peña, R (1, 2) OBP: 0.339, SLG: 0.418	F9			FC4-6 BB		0-3 K				3	0	0	0	1	1	1				
Jim Morrison, R (1, 5) OBP: 0.296, SLG: 0.421		2B		FC4-6 BB		0-3 K				4	1	2	0	0	1	1				
Doug Frobel, L (1, 9) OBP: 0.268, SLG: 0.415		2B		FC4-6 BB		0-3 K				4	0	2	1	0	1	3				
Ron Wotus, R (1, 6) OBP: 0.217, SLG: 0.238				G1-6-3						3	0	0	0	1	0	3				
Jose DeLeon, R (1, 1) OBP: 0.060, SLG: 0.061	4-3									2	0	0	0	0	0	2				
Mitchell Page, L (7, PH) OBP: 0.900, SLG: 0.333										0	0	0	0	1	0	0				
Kent Tekulve, R (7, PH) OBP: 0.312, SLG: 0.284										0	0	0	0	0	0	0				
Milt May, L (9, PH)										1	0	0	0	0	1	0				
Inning Stats	R: 0 E: 0 K: 0 S: 3	H: 0 LOB: 0 BB: 0 P: 3	R: 1 E: 0 K: 0 S: 5	H: 2 LOB: 2 BB: 1 P: 9	R: 0 E: 0 K: 0 S: 3	H: 0 LOB: 1 BB: 1 P: 7	R: 0 E: 0 K: 0 S: 6	H: 1 LOB: 1 BB: 0 P: 6	R: 0 E: 0 K: 3 S: 10	H: 1 LOB: 2 BB: 1 P: 10	R: 0 E: 0 K: 0 S: 4	H: 1 LOB: 2 BB: 1 P: 8	R: 0 E: 0 K: 0 S: 3	H: 0 LOB: 0 BB: 0 P: 3	R: 0 E: 0 K: 1 S: 5	H: 1 LOB: 0 BB: 0 P: 5	1B: 4 2B: 3 3B: 0 HR: 0	SF: 0 SAC: 1 DP: 2 HBP: 0	WP: 0 PB: 0 SB: 0 CS: 0	PA: 36
PITCHER Jay Tibbs, R (1, 1) ERA: 2.6	IP: 9.0 WLS: W BF: 36 H: 7 R: 1 ER: 1 SO: 5 BB: 3 IBB: 1 HBP: 0 BLK: 0 WP: 0 HR: 0 S: 42 P: 58 ERA: 1.00 WHIP: 1.111															PITCHER				

Pittsburgh Pirates @ Cincinnati Reds
Riverfront Stadium, Cincinnati, OH
Thu Aug 30 1984, 7:05 PM EDT
Att: 10,220 - Unknown

AB 31
R 1
H 7
RBI 1
BB 4
SO 5
LOB 16



Batter	1	2	3	4	5	6	7	8	9	AB	R	H	RBI	BB	SO	LOB	BOTTOM
Eddie Milner, L (1, 8) OBP: 0.353, SLG: 0.373	4-3		F9 2B	F7		6-3		1-2 BB		5	1	2	0	0	0	0	
Pete Rose, S (1, 3) OBP: 0.336, SLG: 0.302	1-3		2B WP			6-3		1-3		4	1	1	0	1	0	2	
Dave Parker, L (1, 9) OBP: 0.320, SLG: 0.405	K		F9					F3		3	0	0	0	1	1	2	
Cesar Cedeno, R (1, 7) OBP: 0.317, SLG: 0.410		4-3	WP 2B	6-3				S BB		4	1	2	1	0	0	2	
Brad Gulden, L (1, 2) OBP: 0.293, SLG: 0.307		F3 BB	F7					G3-6-1 BB		1	0	0	0	3	0	2	
Dave Concepcion, R (1, 5) OBP: 0.303, SLG: 0.316		F3 BB	2B BB					F8	G3-6-1	3	1	1	0	1	0	3	
Ron Oester, S (1, 4) OBP: 0.298, SLG: 0.320		F3						F7		4	0	1	2	0	1	3	
Tom Foley, L (1, 6) OBP: 0.304, SLG: 0.339								6-3		3	0	0	0	1	0	2	
Jay Tibbs, R (1, 1) OBP: 0.200, SLG: 0.167	K			4-3				F3		4	0	1	0	0	1	3	
Inning Stats	R: 0 E: 0 K: 1 S: 5	H: 1 LOB: 3 BB: 2 P: 14	R: 4 E: 0 K: 0 S: 6	H: 3 LOB: 1 BB: 2 P: 14	R: 0 E: 0 K: 0 S: 4	H: 1 LOB: 2 BB: 1 P: 8	R: 0 E: 0 K: 0 S: 3	H: 0 LOB: 0 BB: 0 P: 3	R: 0 E: 0 K: 0 S: 3	H: 1 LOB: 1 BB: 1 P: 7	R: 0 E: 0 K: 1 S: 7	H: 2 LOB: 2 BB: 0 P: 7	1B: 5 2B: 3 3B: 0 HR: 0	SF: 0 SAC: 0 DP: 1 HBP: 0	WP: 1 PB: 0 SB: 2 CS: 0	PA: 38	
PITCHER Jose DeLeon, R (1, 1) ERA: 3.49 Kent Tekulve, R (7, 1) ERA: 3.2	IP: 6.0 WLS: L BF: 29 H: 4 R: 4 ER: 4 SO: 2 BB: 4 IBB: 2 HBP: 0 BLK: 0 WP: 1 HR: 0 S: 27 P: 51 ERA: 6.00 WHIP: 1.500															PITCHER	

Pittsburgh Pirates @ Cincinnati Reds
Riverfront Stadium, Cincinnati, OH
Thu Aug 30 1984, 7:05 PM EDT
Att: 10,220 - Unknown

AB 31
R 4
H 8
RBI 3
BB 7
SO 3
LOB 19



Batter	1	2	3	4	5	6	7	8	9	AB	R	H	RBI	BB	SO	LOB	TOP										
Marvell Wynne, L OBP: 0.315, SLG: 0.332 (1, 8)	0-0 4-3		0-0 F9		0-0 F3		0-0 F7		0-3 K	5	0	0	0	0	1	2											
Lee Lacy, R OBP: 0.347, SLG: 0.440 (1, 9) (8, 7)	0-0 5-3			FC5-4 HR 1B	4-3		2-3			4	1	1	0	0	0	1											
Johnny Ray, S OBP: 0.354, SLG: 0.399 (1, 4)	0-0 6-3			FC5-4 BB 1-2		HR 2B	1B			3	1	2	0	1	0	0											
Jim Morrison, R OBP: 0.295, SLG: 0.415 (1, 5)		0-0 F3		FC5-4 HR 1-2 2-3		HR HBP	4-3			3	2	0	0	0	0	3											
Tony Peña, R OBP: 0.341, SLG: 0.432 (1, 2)	0-3 K			1-H 3-H HR		HR		0-3 K		4	2	2	6	0	2	0											
Brian Harper, R OBP: 0.295, SLG: 0.293 (1, 7) Doug Frobel, L OBP: 0.267, SLG: 0.413 (8, PH) (8, 9)	0-0 F8			0-0 F9		FC6-4 1B		0-0 F8		3	0	1	0	0	0	0											
Eddie Vargas, R OBP: 0.143, SLG: 0.190 (1, 3)			0-0 FC1-6 1B		0-3 K		0-0 F3		0-0 6-3	4	0	1	0	0	1	1											
Rafael Belliard, R OBP: 0.176, SLG: 0.176 (1, 6)			0-0 F4		0-3 K	FC6-4 FC5-4 1-2		0-0 4-3		4	0	0	0	0	1	2											
John Candelaria, L OBP: 0.194, SLG: 0.224 (1, 1) Don Robinson, R OBP: 0.385, SLG: 0.435 (8, 1)			0-0 FC1-6 1-2		4-0 BB	FC5-4 1-2		0-3 K		2	0	0	0	1	0	2											
Inning Stats	R: 0 E: 0 K: 0 S: 3	H: 0 LOB: 0 BB: 0 P: 3	R: 0 E: 0 K: 1 S: 5	H: 0 LOB: 0 BB: 0 P: 5	R: 0 E: 0 K: 0 S: 4	H: 1 LOB: 1 BB: 0 P: 4	R: 3 E: 0 K: 1 S: 7	H: 2 LOB: 0 BB: 1 P: 11	R: 0 E: 0 K: 1 S: 5	H: 0 LOB: 1 BB: 1 P: 9	R: 3 E: 0 K: 0 S: 6	H: 3 LOB: 1 BB: 0 P: 7	R: 0 E: 0 K: 0 S: 4	H: 1 LOB: 1 BB: 0 P: 4	R: 0 E: 0 K: 1 S: 5	H: 0 LOB: 0 BB: 0 P: 5	R: 0 E: 0 K: 2 S: 7	H: 0 LOB: 0 BB: 0 P: 7	1B: 4 2B: 1 3B: 0 HR: 2	SF: 0 SAC: 0 DP: 0 HBP: 1	WP: 0 PA: 37 PB: 0 SB: 0 CS: 0						
PITCHER	IP	WLS	BF	H	R	ER	SO	BB	IBB	HBP	BLK	WP	HR	S	P	ERA	WHIP										
Joe Price, L ERA: 4.24 (1, 1)	5.0	L	24	6	6	6	3	2	0	1	0	0	2	27	36	10.80	1.600										
Andy McGaffigan, R ERA: 3.48 (8, 1)	2.0		7	1	0	0	0	0	0	0	0	0	0	7	7	0.00	0.500										
Bob Owchinko, L ERA: 4.36 (8, 1)	2.0		6	0	0	0	3	0	0	0	0	0	0	12	12	0.00	0.000										

Pittsburgh Pirates @ Cincinnati Reds
Riverfront Stadium, Cincinnati, OH
Fri Aug 31 1984, 7:05 PM EDT
Att: 12,954 - Unknown

AB 34
R 6
H 7
RBI 6
BB 2
SO 6
LOB 11



Batter	1	2	3	4	5	6	7	8	9	AB	R	H	RBI	BB	SO	LOB	BOTTOM										
Gary Redus, R OBP: 0.342, SLG: 0.385 (1, 8)	0-0 F9		0-0 CS 1B		0-0 F8		0-0 F8			4	0	1	0	0	0	2											
Dave Concepcion, R OBP: 0.302, SLG: 0.315 (1, 6)	0-0 F9		0-0 F8 1-2			6-3		0-0 FC5 1B		4	0	1	0	0	0	1											
Dave Parker, L OBP: 0.324, SLG: 0.408 (1, 9)				5-3 1B		F3		0-0 FC5 1B		4	0	3	0	0	0	0											
Cesar Cedeno, R OBP: 0.316, SLG: 0.408 (1, 7)	0-0 F3			5-3 1-2		1B		0-0 FC5 G6-4-3 1-2 2-3		4	0	1	0	0	0	4											
Nick Esasky, R OBP: 0.293, SLG: 0.360 (1, 3)		0-3 K		0-3 K		0-0 F4		0-0 G6-4-3 1-2		4	0	0	0	0	2	4											
Ron Oester, S OBP: 0.298, SLG: 0.319 (1, 4)		0-0 2B 1B		0-3 K			5-3		0-3 K	4	1	1	0	0	2	1											
Skeeter Barnes, R OBP: 0.193, SLG: 0.211 (1, 5) Wayne Krenchicki, L OBP: 0.324, SLG: 0.421 (9, PH)	0-0 F8				6-3		F8		0-0 F8	3	0	0	0	0	0	1											
Dave Vangorder, R OBP: 0.296, SLG: 0.247 (1, 2) Brad Guiden, L OBP: 0.232, SLG: 0.306 (9, PH)	0-0 1-H 2B					SH1-4 1B		0-0 E6 1B		3	1	2	1	0	0	0											
Joe Price, R OBP: 0.196, SLG: 0.182 (1, 1) Andy McGaffigan, R (6, 1) Tony Perez, R OBP: 0.265, SLG: 0.313 (7, PH) Bob Owchinko, L OBP: 0.286, SLG: 0.182 (8, 1)			0-3 K		0-0 SH1-4		0-0 SH1-4		0-0 G3-4-1	1	0	0	0	0	1	0											
Inning Stats	R: 0 E: 0 K: 0 S: 4	H: 1 LOB: 1 BB: 0 P: 4	R: 1 E: 0 K: 1 S: 6	H: 2 LOB: 1 BB: 0 P: 6	R: 0 E: 0 K: 1 S: 5	H: 1 LOB: 0 BB: 0 P: 5	R: 0 E: 0 K: 2 S: 8	H: 1 LOB: 1 BB: 0 P: 8	R: 0 E: 0 K: 0 S: 4	H: 1 LOB: 1 BB: 0 P: 4	R: 1 E: 1 K: 0 S: 5	H: 1 LOB: 1 BB: 0 P: 5	R: 0 E: 0 K: 0 S: 4	H: 2 LOB: 1 BB: 0 P: 4	R: 0 E: 0 K: 1 S: 5	H: 0 LOB: 0 BB: 0 P: 5	1B: 9 2B: 1 3B: 0 HR: 0	SF: 0 SAC: 1 DP: 1 HBP: 0	WP: 0 PA: 35 PB: 0 SB: 0 CS: 1								
PITCHER	IP	WLS	BF	H	R	ER	SO	BB	IBB	HBP	BLK	WP	HR	S	P	ERA	WHIP										
John Candelaria, L ERA: 2.56 (1, 1)	7.0	W	30	10	2	1	4	0	0	0	0	0	0	7	7	1.29	1.429										
Don Robinson, R ERA: 3.32 (8, 1)	2.0	S	5	0	0	0	1	0	0	0	0	0	0	7	7	0.00	0.000										

Pittsburgh Pirates @ Cincinnati Reds
Riverfront Stadium, Cincinnati, OH
Fri Aug 31 1984, 7:05 PM EDT
Att: 12,954 - Unknown

AB 34
R 2
H 10
RBI 2
BB 0
SO 5
LOB 13



Batter	1	2	3	4	5	6	7	8	9	AB	R	H	RBI	BB	SO	LOB	TOP		
Marvell Wynne, L OBP: 0.313, SLG: 0.333 Lee Tunnell, R OBP: 0.100, SLG: 0.100	6-3		F3		F8		F7			4	0	0	0	0	0	0			
Lee Lacy, R OBP: 0.351, SLG: 0.442	5-3		4-3 1B		K			G6-4-3 1B		4	0	2	0	0	1	0			
Johnny Ray, S OBP: 0.355, SLG: 0.399	BLK 1B		4-3		4-3			G6-4-3 1B		4	0	2	0	0	0	1			
Jason Thompson, L OBP: 0.351, SLG: 0.384	F9		BB		F9			G6-4-3 1B		3	0	0	0	1	0	3			
Jim Morrison, R OBP: 0.306, SLG: 0.430		HR	K					5-3		4	1	2	1	0	1	3			
Milt May, L OBP: 0.296, SLG: 0.268	F8				K		F7		F4	4	0	0	0	0	1	1			
Doug Frobel, L OBP: 0.262, SLG: 0.400	4-3				FC5-4 BB		F9		K	3	0	0	0	1	1	1			
Ron Wotus, R OBP: 0.259, SLG: 0.292					FC5-4		F8			3	0	1	0	1	0	1			
John Tudor, L OBP: 0.250, SLG: 0.231 Jim Winn, R OBP: 0.167, SLG: 0.130	K		F6				6-3		F3	2	0	0	0	0	1	2			
Inning Stats	R: 0 E: 0 K: 0 S: 4	H: 1 LOB: 1 BB: 0 P: 4	R: 1 E: 0 K: 1 S: 6	H: 1 LOB: 1 BB: 1 P: 10	R: 0 E: 0 K: 1 S: 6	H: 1 LOB: 2 BB: 1 P: 10	R: 0 E: 0 K: 1 S: 5	H: 0 LOB: 1 BB: 1 P: 9	R: 0 E: 0 K: 0 S: 5	H: 1 LOB: 1 BB: 0 P: 4	R: 0 E: 0 K: 0 S: 3	H: 0 LOB: 0 BB: 0 P: 3	R: 0 E: 0 K: 0 S: 4	H: 2 LOB: 1 BB: 0 P: 4	R: 0 E: 0 K: 1 S: 6	H: 1 LOB: 1 BB: 0 P: 6	1B: 5 2B: 1 3B: 0 HR: 1	SF: 0 SAC: 0 DP: 1 HBP: 0	WP: 0 PA: 36
PITCHER Ron Robinson, R ERA: 2.25	IP: 9.0 WLS: W BF: 36 H: 7 R: 1 ER: 1 SO: 5 BB: 3 IBB: 0 HBP: 0 BLK: 1 WP: 0 HR: 1 S: 43 P: 55 ERA: 1.00 WHIP: 1.111															PITCHER			

Pittsburgh Pirates @ Cincinnati Reds
Riverfront Stadium, Cincinnati, OH
Sun Sep 02 1984, 3:33 AM EDT
Att: 13,597 - Unknown

AB 33
R 1
H 7
RBI 1
BB 3
SO 5
LOB 13



Batter	1	2	3	4	5	6	7	8	9	AB	R	H	RBI	BB	SO	LOB	BOTTOM		
Gary Redus, R OBP: 0.345, SLG: 0.387	1B 2B		4-3 SF7 BB		1B BB	4-3		6-3		3	3	1	0	2	0	2			
Eric Davis, R OBP: 0.297, SLG: 0.339	5-3		4-3		E9 BLK 2B		F7			4	1	0	0	0	0	4			
Dave Parker, L OBP: 0.324, SLG: 0.409 Eddie Milner, L OBP: 0.353, SLG: 0.372	2H 1B		SF7		2B BLK 1B		F7			3	1	2	4	0	0	0			
Cesar Cedeno, R OBP: 0.320, SLG: 0.420	E5		5-3		2B					4	0	2	2	0	0	0			
Nick Esasky, R OBP: 0.291, SLG: 0.353	F9				F6		K			4	0	0	0	0	2	3			
Dave Concepcion, R OBP: 0.301, SLG: 0.312			F3		F9			6-3		3	0	0	0	1	0	0			
Ron Oester, S OBP: 0.301, SLG: 0.330					K		4-3			4	1	2	1	0	1	2			
Dave Vangorder, R OBP: 0.306, SLG: 0.250			K				6-3			3	1	1	0	1	1	0			
Ron Robinson, R	4-3				SH2-4 1B		K			3	0	0	0	0	2	2			
Inning Stats	R: 1 E: 1 K: 0 S: 5	H: 2 LOB: 1 BB: 0 P: 5	R: 1 E: 0 K: 1 S: 6	H: 1 LOB: 0 BB: 0 P: 6	R: 1 E: 0 K: 0 S: 3	H: 0 LOB: 0 BB: 1 P: 7	R: 0 E: 0 K: 2 S: 7	H: 0 LOB: 0 BB: 0 P: 7	R: 4 E: 1 K: 0 S: 7	H: 3 LOB: 2 BB: 2 P: 15	R: 0 E: 0 K: 1 S: 5	H: 0 LOB: 0 BB: 0 P: 5	R: 0 E: 0 K: 1 S: 6	H: 1 LOB: 1 BB: 0 P: 6	R: 0 E: 0 K: 1 S: 6	H: 1 LOB: 2 BB: 1 P: 10	1B: 4 2B: 3 3B: 0 HR: 1	SF: 1 SAC: 1 DP: 0 HBP: 0	WP: 1 PA: 37
PITCHER John Tudor, L ERA: 3.61 Jim Winn, R ERA: 2.0 Lee Tunnell, R ERA: 4.83	IP: 4.1 WLS: L BF: 21 H: 5 R: 7 ER: 6 SO: 3 BB: 2 IBB: 0 HBP: 0 BLK: 0 WP: 0 HR: 1 S: 25 P: 33 ERA: 12.46 WHIP: 1.615															PITCHER			

Pittsburgh Pirates @ Cincinnati Reds
Riverfront Stadium, Cincinnati, OH
Sun Sep 02 1984, 3:33 AM EDT
Att: 13,597 - Unknown

AB 31
R 7
H 8
RBI 7
BB 4
SO 6
LOB 13



Batter	1	2	3	4	5	6	7	8	9	AB	R	H	RBI	BB	SO	LOB	TOP										
Gary Redus, R OBP: 0.346, SLG: 0.386 (1, 7)	0-0 3-1 1B		4-0 CS BB		0-3 1-2 K		0-0 6-3		0-3 K	4	0	1	0	1	2	1	Cincinnati Reds @ San Francisco Giants Candlestick Park, San Francisco, CA Mon Sep 03 1984, 6:33 AM EDT Att: 9,061 - Unknown										
Eric Davis, R OBP: 0.293, SLG: 0.356 (1, 8)	0-0 F9		0-0 F5		0-0 2H HR		0-0 F8		0-3 K	5	1	1	2	0	1	2											
Dave Parker, L OBP: 0.325, SLG: 0.407 (1, 9)	0-0 3-1		0-0 3B 1B		0-3 K		0-0 F4		4-0 BB	4	1	1	0	1	1	1											
Cesar Cedeno, R OBP: 0.322, SLG: 0.427 (1, 3)	0-0 F7		0-0 3B		0-0 6-3				0-0 BB SH2-4 1B	5	0	2	1	0	0	2											
Nick Esasky, R OBP: 0.288, SLG: 0.349 (1, 5)		0-3 K	0-3 K				0-0 5-3		0-0 SH2-4	3	0	0	0	0	2	1											
Dave Concepcion, R OBP: 0.302, SLG: 0.312 (1, 6)		0-0 6-3		0-0 F6		0-0 E 1B		4-0 BB IBB		3	0	1	0	1	0	0											
Ron Oester, S OBP: 0.300, SLG: 0.330 (1, 4)		0-0 1B 1B		0-0 1-3		0-3 K		0-3 K		4	0	1	0	0	2	3											
Dave Vangorder, R OBP: 0.315, SLG: 0.253 (1, 2)		0-0 1-2 1B		0-0 5-3		0-0 E6 1-3		4-0 1-2 2-3 BB		3	0	1	0	1	0	1											
Jeff Russell, R OBP: 0.211, SLG: 0.192 John Franco, L (9, 1)		0-3 K		0-0 WP HR 1B		0-3 K		0-3 K		4	1	1	0	0	3	7											
Inning Stats	R: 0 E: 0 K: 0 S: 4	H: 1 LOB: 1 BB: 0 P: 4	R: 0 E: 0 K: 2 S: 9	H: 2 LOB: 2 BB: 0 P: 9	R: 1 E: 0 K: 1 S: 6	H: 2 LOB: 1 BB: 1 P: 10	R: 0 E: 0 K: 0 S: 3	H: 0 LOB: 0 BB: 0 P: 3	R: 2 E: 0 K: 2 S: 9	H: 2 LOB: 0 BB: 0 P: 9	R: 0 E: 1 K: 2 S: 9	H: 1 LOB: 2 BB: 0 P: 9	R: 0 E: 0 K: 0 S: 3	H: 0 LOB: 0 BB: 0 P: 3	R: 0 E: 0 K: 2 S: 8	H: 1 LOB: 3 BB: 2 P: 16	R: 0 E: 0 K: 2 S: 7	H: 0 LOB: 1 BB: 1 P: 11	1B: 7 2B: 0 3B: 1 HR: 1	SF: 0 SAC: 1 DP: 0 HBP: 0	WP: 1 PB: 0 CS: 1 SB: 0	PA: 40					
PITCHER	IP	WLS	BF	H	R	ER	SO	BB	IBB	HBP	BLK	WP	HR	S	P	ERA	WHIP										
George Riley, L ERA: 4.5 (1, 1)	6.0		27	8	3	3	7	1	0	0	0	1	1	40	44	4.50	1.500										
Gary Lavelle, L ERA: 2.66 (7, 1)	2.0		9	1	0	0	2	1	1	0	0	0	0	11	19	0.00	1.000										
Greg Minton, R ERA: 3.62 (9, 1)	1.0	W	4	0	0	0	2	1	0	0	0	0	0	7	11	0.00	1.000										

Batter	1	2	3	4	5	6	7	8	9	AB	R	H	RBI	BB	SO	LOB	BOTTOM										
Dan Gladden, R OBP: 0.385, SLG: 0.441 (1, 8)	0-0 5-3 2B 1B		0-0 F9		0-0 F3		0-3 K			4	1	1	0	0	1	0	Cincinnati Reds @ San Francisco Giants Candlestick Park, San Francisco, CA Mon Sep 03 1984, 6:33 AM EDT Att: 9,061 - Unknown										
Manny Trillo, R OBP: 0.295, SLG: 0.329 (1, 4)	0-0 5-3 1-2		0-3 K		0-0 F5		0-0 F2			4	0	0	0	0	1	1											
Chili Davis, S OBP: 0.294, SLG: 0.497 Greg Minton, S OBP: 0.105, SLG: 0.056 (9, 1)	0-0 2H 1B 2B		0-0 4-3		0-3 K		0-3 K		0-3 K	4	1	1	1	1	0	2											
Jeffrey Leonard, R OBP: 0.361, SLG: 0.500 (1, 7)	0-3 K		0-0 F7		0-3 K		0-0 F3			4	0	0	0	0	2	1											
Bob Brenly, R OBP: 0.373, SLG: 0.505 (1, 2)	0-0 2H 1B 1B		0-0 F3		0-0 2B		0-3 K		0-3 K	4	1	2	1	0	1	0											
Scot Thompson, L OBP: 0.402, SLG: 0.360 (1, 3)	0-0 1H 1B		0-0 2B		0-0 F4		0-0 1B BB 1B			4	1	3	1	0	0	1											
Chris Brown, R Gary Lavelle, S Joel Youngblood, R OBP: 0.335, SLG: 0.368 (9, 9)	0-0 1-3		0-0 6-3		0-3 K		0-0 BB 1B			3	0	0	0	0	1	3											
Johnnie LeMaster, R OBP: 0.271, SLG: 0.287 (1, 6)		0-0 F4		4-0 IBB		0-0 F3		4-0 BB IBB		2	0	0	0	2	0	0											
George Riley, L Fran Mullins, R OBP: 0.294, SLG: 0.346 Duane Kuiper, L OBP: 0.269, SLG: 0.179 Dusty Baker Jr., R OBP: 0.381, SLG: 0.347 (9, PH)		0-3 K		0-0 F7		0-3 K		0-0 1-2 2-3 3H BB		2	0	0	0	0	1	2											
Inning Stats	R: 3 E: 0 K: 1 S: 9	H: 4 LOB: 1 BB: 0 P: 9	R: 0 E: 0 K: 1 S: 5	H: 0 LOB: 0 BB: 0 P: 5	R: 0 E: 0 K: 1 S: 5	H: 0 LOB: 0 BB: 0 P: 5	R: 0 E: 0 K: 0 S: 4	H: 1 LOB: 2 BB: 1 P: 8	R: 0 E: 0 K: 1 S: 5	H: 0 LOB: 0 BB: 0 P: 5	R: 0 E: 0 K: 2 S: 8	H: 1 LOB: 1 BB: 0 P: 8	R: 0 E: 0 K: 2 S: 7	H: 0 LOB: 0 BB: 0 P: 7	R: 0 E: 0 K: 1 S: 5	H: 0 LOB: 0 BB: 0 P: 5	R: 1 E: 0 K: 1 S: 5	H: 2 LOB: 3 BB: 2 P: 13	1B: 5 2B: 3 3B: 0 HR: 0	SF: 0 SAC: 0 DP: 0 HBP: 0	WP: 0 PB: 0 CS: 0 SB: 0	PA: 36					
PITCHER	IP	WLS	BF	H	R	ER	SO	BB	IBB	HBP	BLK	WP	HR	S	P	ERA	WHIP										
Jeff Russell, R ERA: 4.19 (1, 1)	8.1	L	35	8	4	4	10	0	2	0	1	1	0	53	61	4.32	0.960										
John Franco, L ERA: 2.65 (9, 1)	0.0		1	0	0	0	0	1	0	0	0	0	0	0	4	∞	∞										

AB	35
R	3
H	9
RBI	3
BB	4
SO	11
LOB	18



AB	33
R	4
H	8
RBI	4
BB	3
SO	10
LOB	8



Batter	1	2	3	4	5	6	7	8	9	AB	R	H	RBI	BB	SO	LOB	TOP									
Eric Davis, R OBP: 0.297, SLG: 0.401 (1, 8)										5	2	2	4	0	0	0	Cincinnati Reds @ San Francisco Giants Candlestick Park, San Francisco, CA Tue Sep 04 1984, 10:05 PM EDT Att: 3,311 - Unknown									
Pete Rose, S OBP: 0.343, SLG: 0.317 Eddie Milner, L OBP: 0.353, SLG: 0.372 (8, FR)										5	0	3	0	0	0	0										
Dave Parker, L Ted Power, R (1, 9)										5	0	2	0	0	1	3										
Cesar Cedeno, R OBP: 0.320, SLG: 0.423 (8, 3)										5	1	1	0	0	1	5										
Brad Gulden, L OBP: 0.299, SLG: 0.311 (1, 2)										5	0	2	0	0	1	2										
Ron Oester, S OBP: 0.299, SLG: 0.327 (1, 4)										4	1	0	0	1	1	3										
Dave Concepcion, R OBP: 0.301, SLG: 0.313 (8, 5)										5	1	1	1	0	3	3										
Nick Esasky, R OBP: 0.294, SLG: 0.353 Gary Redus, R OBP: 0.346, SLG: 0.386 (8, 7)										3	1	2	1	1	0	0										
Mario Soto, R OBP: 0.188, SLG: 0.290 Wayne Krenchicki, L OBP: 0.352, SLG: 0.417 Tony Perez, R OBP: 0.275, SLG: 0.346 Tom Foley, L OBP: 0.506, SLG: 0.341 (8, PH)										3	0	0	0	0	2	4										
Inning Stats	R: 0 E: 0 K: 1 S: 7	H: 2 LOB: 2 BB: 0 P: 7	R: 0 E: 0 K: 0 S: 3	H: 0 LOB: 0 BB: 0 P: 3	R: 0 E: 0 K: 1 S: 6	H: 1 LOB: 1 BB: 0 P: 6	R: 1 E: 0 K: 3 S: 12	H: 3 LOB: 2 BB: 0 P: 12	R: 1 E: 0 K: 1 S: 6	H: 1 LOB: 0 BB: 0 P: 6	R: 0 E: 0 K: 1 S: 6	H: 1 LOB: 2 BB: 1 P: 10	R: 0 E: 0 K: 0 S: 4	H: 1 LOB: 1 BB: 0 P: 4	R: 6 E: 0 K: 1 S: 10	H: 5 LOB: 2 BB: 1 P: 14		R: 0 E: 0 K: 1 S: 5	H: 0 LOB: 0 BB: 0 P: 5	1B: 9 2B: 3 3B: 0 HR: 2	SF: 0 SAC: 0 DP: 0 HBP: 0	WP: 1 PB: 0 SB: 1 CS: 0	PA: 43			
PITCHER	IP	WLS	BF	H	R	ER	SO	BB	IBB	HBP	BLK	WP	HR	S	P	ERA	WHIP									
Mike Krukow, R ERA: 4.37	(1, 1)	7.0		31	9	2	2	7	0	1	0	0	0	1	44	48	2.57	1.286								
Greg Minton, R ERA: 3.99	(8, 1)	0.1	L	4	2	3	3	0	1	0	0	0	0	0	3	7	81.00	9.000								
Gary Lavelle, L ERA: 2.96	(8, 1)	0.0		3	3	2	2	0	0	0	0	0	1	3	3	∞	∞									
Bob Lacey, L ERA: 4.23	(8, 1)	1.2		5	0	1	1	2	0	0	0	0	1	0	9	9	5.40	0.000								

Batter	1	2	3	4	5	6	7	8	9	AB	R	H	RBI	BB	SO	LOB	BOTTOM									
Dan Gladden, R OBP: 0.397, SLG: 0.442 (1, 8)										4	1	2	0	0	1	1	Cincinnati Reds @ San Francisco Giants Candlestick Park, San Francisco, CA Tue Sep 04 1984, 10:05 PM EDT Att: 3,311 - Unknown									
Manny Trillo, R OBP: 0.294, SLG: 0.328 (1, 4)										4	0	1	1	0	0	1										
Chili Davis, S OBP: 0.355, SLG: 0.497 (1, 9)										4	0	2	1	0	0	2										
Jeffrey Leonard, R OBP: 0.360, SLG: 0.497 (1, 7)										3	0	0	0	1	2	1										
Bob Brenly, R OBP: 0.372, SLG: 0.502 (1, 2)										4	0	1	0	0	0	3										
Scot Thompson, L OBP: 0.399, SLG: 0.373 (1, 3)										4	1	1	1	0	1	3										
Chris Brown, R (1, 5)										4	0	0	0	0	1	0										
Johnnie LeMaster, R OBP: 0.289, SLG: 0.285 Alejandro Sanchez, R (8, PH)										3	0	0	0	0	0	1										
Mike Krukow, R OBP: 0.149, SLG: 0.154 Greg Minton, S OBP: 0.105, SLG: 0.056 Gary Lavelle, S Bob Lacey, R OBP: 0.200, SLG: 0.200 Rob Deer, R (8, PH)										3	1	1	0	0	1	1										
Inning Stats	R: 1 E: 0 K: 1 S: 7	H: 2 LOB: 1 BB: 0 P: 7	R: 1 E: 1 K: 1 S: 7	H: 1 LOB: 1 BB: 0 P: 7	R: 0 E: 0 K: 1 S: 5	H: 0 LOB: 0 BB: 0 P: 5	R: 0 E: 1 K: 1 S: 5	H: 0 LOB: 0 BB: 0 P: 5	R: 0 E: 0 K: 0 S: 4	H: 1 LOB: 2 BB: 1 P: 8	R: 1 E: 0 K: 0 S: 6	H: 3 LOB: 3 BB: 0 P: 6	R: 0 E: 0 K: 0 S: 3	H: 1 LOB: 0 BB: 0 P: 3	R: 0 E: 0 K: 1 S: 5	H: 0 LOB: 0 BB: 0 P: 5		1B: 7 2B: 0 3B: 0 HR: 1	SF: 0 SAC: 0 DP: 1 HBP: 0	WP: 0 PB: 0 SB: 1 CS: 1	PA: 37					
PITCHER	IP	WLS	BF	H	R	ER	SO	BB	IBB	HBP	BLK	WP	HR	S	P	ERA	WHIP									
Mario Soto, R ERA: 3.5	(1, 1)	7.0		30	7	3	3	5	1	0	0	0	0	1	39	43	3.86	1.143								
Ted Power, R ERA: 2.99	(8, 1)	2.0		6	1	0	0	1	0	0	0	0	0	0	8	8	0.00	0.500								

AB	41
R	8
H	14
RBI	7
BB	2
SO	9
LOB	20



AB	35
R	3
H	8
RBI	3
BB	1
SO	6
LOB	13



Batter	1	2	3	4	5	6	7	8	9	AB	R	H	RBI	BB	SO	LOB	TOP								
Eddie Milner, L OBP: 0.352, SLG: 0.368 (1, 8)	3-1		4-3	K		1B S 1B	3-1		1-3	6	1	1	0	0	1	2	Cincinnati Reds @ San Diego Padres Jack Murphy Stadium, San Diego, CA Thu Sep 06 1984, 6:33 AM EDT Att: 11,986 - Unknown AB 39 R 10 H 13 RBI 10 BB 4 SO 4 LOB 14								
Pete Rose, S OBP: 0.351, SLG: 0.323 Nick Esasky, R OBP: 0.291, SLG: 0.349 (1, 3) (6, 3)	HR		1B		L6 HBP	1B		5-3		3	2	3	0	1	0	0									
Eric Davis, R OBP: 0.307, SLG: 0.438 (1, 7) (6, 9)	HR		F3		K	1B		E7 SF7		5	3	2	3	0	1	2									
Dave Parker, L OBP: 0.330, SLG: 0.415 Bob Ovwchinko, L OBP: 0.333, SLG: 0.250 (1, 9) (6, 1)	4-3		F8		HBP	1B		BB		3	1	1	2	0	0	1									
Brad Gulden, L OBP: 0.304, SLG: 0.315 (1, 2)	1B			1B BB FC4-6	L6	2B		SF7		3	1	2	2	1	0	2									
Wayne Krenchicki, L OBP: 0.336, SLG: 0.450 (1, 5)	F9		FC4-6	1B BB		HR		FC4-6		3	1	2	2	2	0	1									
Ron Oester, S OBP: 0.297, SLG: 0.323 (1, 4)	4-3		FC4-6	1B	G3			FC4-6		5	0	1	0	0	1	4									
Tom Foley, L OBP: 0.303, SLG: 0.337 (1, 6)	G3		FC4-6	SH1-3	F6	F9		4-3		5	0	0	1	0	0	2									
Joe Price, R OBP: 0.191, SLG: 0.178 Skeeter Barnes, R OBP: 0.186, SLG: 0.200 Gary Redus, R OBP: 0.347, SLG: 0.391 (1, 1) (6, PH) (6, 7)	K		SH1-3	1-2	E5	5-3		F8		1	0	0	0	0	1	0									
Inning Stats	R: 2 E: 0 K: 0 S: 6	H: 3 LOB: 1 BB: 0 P: 6	R: 0 E: 0 K: 1 S: 5	H: 0 LOB: 0 BB: 0 P: 5	R: 0 E: 0 K: 1 S: 4	H: 1 LOB: 2 BB: 2 P: 4	R: 1 E: 0 K: 1 S: 6	H: 1 LOB: 2 BB: 2 P: 14	R: 0 E: 0 K: 1 S: 5	H: 1 LOB: 0 BB: 0 P: 6	R: 0 E: 0 K: 1 S: 5	H: 1 LOB: 2 BB: 1 P: 16	R: 0 E: 0 K: 0 S: 3	H: 0 LOB: 0 BB: 0 P: 3	R: 1 E: 1 K: 0 S: 5	H: 1 LOB: 2 BB: 1 P: 9		R: 0 E: 0 K: 0 S: 3	H: 0 LOB: 0 BB: 0 P: 3	1B: 10 2B: 2 3B: 0 HR: 2	SF: 1 SAC: 1 DP: 1 HBP: 1	WP: 0 PB: 0 SB: 1 CS: 0	PA: 46		
PITCHER	IP	WLS	BF	H	R	ER	SO	BB	IBB	HBP	BLK	WP	HR	S	P	ERA	WHIP								
Eric Show, R ERA: 3.54 Greg Booker, R ERA: 2.94 Andy Hawkins, R ERA: 4.87 (1, 1) (6, 1) (7, 1)	5.2	L	31	10	9	4	3	2	1	1	0	0	2	33	46	6.35	2.118								


Batter	1	2	3	4	5	6	7	8	9	AB	R	H	RBI	BB	SO	LOB	BOTTOM								
Luis Salazar, R OBP: 0.259, SLG: 0.335 (1, 5)	K		5-3		SH3-4		K		1-2	4	0	1	0	0	2	0	Cincinnati Reds @ San Diego Padres Jack Murphy Stadium, San Diego, CA Thu Sep 06 1984, 6:33 AM EDT Att: 11,986 - Unknown AB 31 R 3 H 7 RBI 3 BB 5 SO 7 LOB 16								
Alan Wiggins, S OBP: 0.336, SLG: 0.320 (1, 4)	S		2B		SF9		5-3		F8	4	0	2	1	0	0	2									
Steve Garvey, R OBP: 0.303, SLG: 0.375 (1, 3)	F8		CS	BB		1B		F8		3	0	1	0	1	0	1									
Kevin McReynolds, R OBP: 0.324, SLG: 0.488 (1, 8)	F7		K		1-3			K		4	0	0	0	0	2	4									
Carmelo Martinez, R OBP: 0.337, SLG: 0.400 (1, 7)	1-3			WP	BB			6-3		3	0	1	0	1	0	0									
Kurt Bevacqua, R OBP: 0.351, SLG: 0.298 (1, 9)	F9		K		FC6	BB		6-3		3	0	0	0	1	1	1									
Bruce Bochy, R OBP: 0.265, SLG: 0.446 (1, 2)	K		F7		F3			F3		4	0	0	0	0	1	3									
Mario Ramirez, R OBP: 0.314, SLG: 0.317 (1, 6)			HR	BB	K2-3			F9		3	1	0	0	1	1	3									
Eric Show, R OBP: 0.262, SLG: 0.433 Greg Booker, R Ron Roenicke, S Andy Hawkins, R Doug Gwosdz, R (1, 1) (6, 1) (6, PH) (7, 1) (6, PH)			HR	BB		E8	SH3-4	SF9	1B	2	2	2	2	0	0	0									
Inning Stats	R: 0 E: 0 K: 1 S: 6	H: 1 LOB: 0 BB: 0 P: 6	R: 0 E: 0 K: 1 S: 5	H: 0 LOB: 0 BB: 0 P: 5	R: 2 E: 0 K: 1 S: 6	H: 2 LOB: 1 BB: 2 P: 14	R: 0 E: 0 K: 2 S: 7	H: 0 LOB: 1 BB: 1 P: 11	R: 1 E: 0 K: 0 S: 5	H: 2 LOB: 1 BB: 0 P: 5	R: 0 E: 0 K: 0 S: 4	H: 1 LOB: 2 BB: 1 P: 8	R: 0 E: 0 K: 1 S: 5	H: 0 LOB: 0 BB: 0 P: 5	R: 0 E: 0 K: 1 S: 5	H: 0 LOB: 0 BB: 0 P: 5		R: 0 E: 0 K: 0 S: 4	H: 1 LOB: 2 BB: 1 P: 8	1B: 5 2B: 2 3B: 0 HR: 1	SF: 1 SAC: 1 DP: 1 HBP: 0	WP: 1 PB: 0 SB: 1 CS: 1	PA: 38		
PITCHER	IP	WLS	BF	H	R	ER	SO	BB	IBB	HBP	BLK	WP	HR	S	P	ERA	WHIP								
Joe Price, L ERA: 4.28 Bob Ovwchinko, L ERA: 4.16 (1, 1) (6, 1)	5.0	W	22	5	3	3	5	3	0	0	0	0	1	29	41	5.40	1.600								


Batter	1	2	3	4	5	6	7	8	9	AB	R	H	RBI	BB	SO	LOB	TOP		
Gary Redus, R OBP: 0.345, SLG: 0.387 (1, 7)	F2		5-3 WP SH1-3 BB	F7			6-3		F9	4	1	0	0	1	0	2	Cincinnati Reds @ Los Angeles Dodgers Dodger Stadium, Los Angeles, CA Sat Sep 08 1984, 7:05 PM PDT Att: 30,738 - Unknown		
Ron Oester, S OBP: 0.297, SLG: 0.322 (1, 4)	5-3		SH1-3		6-3		4-3		1B	4	0	1	0	0	0	0			
Eric Davis, R OBP: 0.309, SLG: 0.429 (1, 8)	1B		E5 5-3 WP 1B		1B BB			1B E 6-3 1B	F8	4	2	2	0	1	0	3			
Cesar Cedeno, R OBP: 0.322, SLG: 0.434 (1, 9)	K		5-3		G4-6-3 1B			F7		4	0	1	1	0	1	3			
Alan Knicely, R OBP: 0.500, SLG: 0.429 (1, 3)		1B FC5-2 1B		FC5-4 1B		G4-6-3 1B		6-3		4	0	2	1	0	0	3			
Dave Concepcion, R OBP: 0.302, SLG: 0.314 (1, 6)		FC5-2 1B	FC5-4		4-3			E 1B		4	0	2	0	0	0	1			
Nick Esasky, R OBP: 0.289, SLG: 0.342 (1, 5)	K			K		F3		K		4	0	0	0	0	3	3			
Dave Vangorder, R OBP: 0.316, SLG: 0.261 (1, 2)		FC5-2 1B		SH5-4 1B		K		6-3		4	0	1	0	0	1	2			
Jeff Russell, R OBP: 0.207, SLG: 0.189 (6, 1)										1	0	0	0	0	0	2			
Carl Willis, L OBP: 0.142, SLG: 0.195 (7, PH)										0	0	0	0	0	0	0			
Skeeter Barnes, R OBP: 0.170, SLG: 0.220 (7, 1)										0	0	0	0	0	0	0			
Frank Pastore, R OBP: 0.251, SLG: 0.351 (9, PH)										1	0	1	0	0	0	0			
Tony Perez, R OBP: 0.251, SLG: 0.351 (9, PH)										0	0	0	0	0	0	0			
Wade Rowdon, R (9, PH)										0	0	0	0	0	0	0			
Inning Stats	R: 0 E: 0 K: 1 S: 6	H: 1 LOB: 1 BB: 0 P: 6	R: 0 E: 0 K: 1 S: 7	H: 2 LOB: 2 BB: 0 P: 7	R: 2 E: 1 K: 0 S: 5	H: 1 LOB: 1 BB: 1 P: 9	R: 0 E: 0 K: 1 S: 6	H: 1 LOB: 1 BB: 0 P: 6	R: 0 E: 0 K: 0 S: 3	H: 0 LOB: 0 BB: 0 P: 5	R: 0 E: 0 K: 1 S: 5	H: 0 LOB: 0 BB: 0 P: 3	R: 1 E: 1 K: 1 S: 7	H: 2 LOB: 1 BB: 0 P: 7	R: 0 E: 0 K: 0 S: 5	H: 2 LOB: 2 BB: 0 P: 5	1B: 10 2B: 0 3B: 0 HR: 0	SF: 0 SAC: 2 DP: 1 HBP: 0	WP: 1 PA: 39 PB: 0 SB: 1 CS: 0
PITCHER Jerry Reuss, L ERA: 4.37 (1, 1)	IP: 9.0 WLS: W BF: 39 H: 10 R: 3 ER: 0 SO: 5 BB: 2 IBB: 0 HBP: 0 BLK: 0 WP: 1 HR: 0 S: 47 P: 55 ERA: 0.00 WHIP: 1.333															PITCHER			



Batter	1	2	3	4	5	6	7	8	9	AB	R	H	RBI	BB	SO	LOB	BOTTOM		
Dave Anderson, R OBP: 0.336, SLG: 0.327 (1, 5) (7, 6)	5-3		4-3 1B		S 1B	CS 1B				4	0	3	2	0	0	0	Cincinnati Reds @ Los Angeles Dodgers Dodger Stadium, Los Angeles, CA Sat Sep 08 1984, 7:05 PM PDT Att: 30,738 - Unknown		
R.J. Reynolds, S OBP: 0.293, SLG: 0.343 (1, 7)	3-1 2B		4-3		F9	CS	F6			4	0	1	1	0	0	2			
Ken Landreaux, L OBP: 0.295, SLG: 0.366 (1, 9)	3-1		6-3		F9			1B		4	0	1	0	0	0	3			
Pedro Guerrero, R OBP: 0.340, SLG: 0.427 (1, 8)	F4			FC5 S 1B		CS 1B	F8			4	0	2	0	0	0	2			
Ed Amelung, L OBP: 0.256, SLG: 0.216 (9, 8)										0	0	0	0	0	0	0			
Greg Brock, L OBP: 0.312, SLG: 0.404 (1, 3)		F8		F8		2B E 1B	K			4	1	1	0	0	1	2			
Mike Stojicia, L OBP: 0.384, SLG: 0.376 (1, 2)		K		F6						4	1	2	0	0	1	1			
Rafael Landestoy, S OBP: 0.170, SLG: 0.220 (8, PH)										0	0	0	0	0	0	0			
Jack Fimple, R OBP: 0.217, SLG: 0.182 (9, 2)										0	0	0	0	0	0	0			
Steve Sax, R OBP: 0.290, SLG: 0.295 (1, 4)		4-3		FC5		E SH3-4 IBB	F9			3	1	0	0	1	0	2			
Bill Russell, R OBP: 0.333, SLG: 0.319 (1, 6)										1	1	0	0	1	0	0			
Sid Bream, L OBP: 0.182, SLG: 0.207 (6, PH)										1	0	0	1	0	0	1			
German Rivera, R OBP: 0.324, SLG: 0.370 (7, 5)			1B SH3-4 4-3 BB		F5	E3 SH3-4 1B		G4-6-3		1	1	0	0	0	0	1			
Jerry Reuss, L OBP: 0.333, SLG: 0.313 (1, 1)			SH3-4		E7 1B	SH3-4				1	1	1	1	0	0	0			
Inning Stats	R: 0 E: 0 K: 0 S: 4	H: 1 LOB: 0 BB: 0 P: 4	R: 0 E: 0 K: 1 S: 5	H: 0 LOB: 0 BB: 0 P: 5	R: 1 E: 0 K: 0 S: 4	H: 1 LOB: 1 BB: 1 P: 8	R: 0 E: 0 K: 0 S: 4	H: 1 LOB: 1 BB: 0 P: 4	R: 1 E: 1 K: 0 S: 5	H: 2 LOB: 1 BB: 0 P: 5	R: 4 E: 1 K: 0 S: 6	H: 4 LOB: 1 BB: 1 P: 10	R: 0 E: 0 K: 1 S: 6	H: 1 LOB: 1 BB: 0 P: 6	R: 0 E: 1 K: 0 S: 3	H: 1 LOB: 0 BB: 0 P: 3	1B: 8 2B: 3 3B: 0 HR: 0	SF: 0 SAC: 2 DP: 1 HBP: 0	WP: 0 PA: 36 PB: 0 SB: 2 CS: 2
PITCHER Jeff Russell, R ERA: 4.22 (1, 1)	IP: 0.2 WLS: L BF: 2 H: 1 R: 0 ER: 0 SO: 0 BB: 0 IBB: 0 HBP: 0 BLK: 0 WP: 0 HR: 0 S: 26 P: 34 ERA: 5.06 WHIP: 1.688															PITCHER			
Carl Willis, R ERA: 6.54 (6, 1)	IP: 0.2 WLS: L BF: 2 H: 1 R: 0 ER: 0 SO: 0 BB: 0 IBB: 0 HBP: 0 BLK: 0 WP: 0 HR: 0 S: 2 P: 2 ERA: 0.00 WHIP: 1.500															PITCHER			
Frank Pastore, R ERA: 6.54 (7, 1)	IP: 2.0 WLS: L BF: 7 H: 2 R: 0 ER: 0 SO: 1 BB: 0 IBB: 0 HBP: 0 BLK: 0 WP: 0 HR: 0 S: 9 P: 9 ERA: 0.00 WHIP: 1.000															PITCHER			



Batter	1	2	3	4	5	6	7	8	9	AB	R	H	RBI	BB	SO	LOB	TOP					
Dan Gladden, R (1, 8) OBP: 0.389, SLG: 0.450	0-0 6-3		0-3 K			4-0 1B HR BB		0-3 K		3	1	0	0	1	2	1	San Francisco Giants @ Cincinnati Reds Riverfront Stadium, Cincinnati, OH Tue Sep 11 1984, 7:05 PM EDT Att: 8,520 - Unknown AB 33 R 3 H 6 RBI 3 BB 1 SO 10 LOB 8 					
Manny Trillo, R (1, 4) OBP: 0.296, SLG: 0.332	0-0 5-3			0-3 K		0-0 1-2 HR 1B		0-0 1B		4	1	2	0	0	1	0						
Chili Davis, S (1, 9) OBP: 0.354, SLG: 0.498	0-0 2-3			0-3 K		0-0 1-H 2-H HR		0-3 K		4	1	1	3	0	2	1						
Scot Thompson, L (1, 3) OBP: 0.389, SLG: 0.363 Gary Lavelle, S (7, 1)		0-0 F8		0-0 6-3		0-0 3-1		0-0 F9		3	0	0	0	0	0	0						
Dusty Baker Jr., R (8, PH) OBP: 0.380, SLG: 0.361 Greg Minton, S (8, 1) Bob Lacey, R (8, 1) Bob Brently, R (1, 2) OBP: 0.365, SLG: 0.488		0-0 F8			0-0 5-3 1B	0-3 K			0-0 4-3	0	0	0	0	0	0	0						
Chris Brown, R (1, 5) OBP: 0.323, SLG: 0.357		0-3 K			0-0 5-3 1-2			0-0 F9		4	0	0	0	0	1	1						
Rob Deer, R (1, 7) OBP: 0.438, SLG: 0.455			0-3 K		0-0 F6			0-3 K		4	0	1	0	0	2	1						
Johnnie LeMaster, R (1, 6) OBP: 0.266, SLG: 0.283			0-0 5-3		0-3 K			0-0 F9		3	0	0	0	0	1	2						
Bill Laskey, R (1, 1) Dwain Gooden, L (6, PH) Randy Lerch, S (8, 1) Mark Davis, L (8, 1) Gene Richards, L (7, PH) John Rabe, R (7, 3) OBP: 0.296, SLG: 0.323			0-0 1B			0-0 5-3		0-0 4-3		1	0	1	0	0	0	0						
Inning Stats	R: 0 E: 0 K: 0 S: 3	H: 0 LOB: 0 BB: 0 P: 3	R: 0 E: 0 K: 1 S: 5	H: 0 LOB: 0 BB: 0 P: 5	R: 0 E: 0 K: 2 S: 8	H: 1 LOB: 1 BB: 0 P: 8	R: 0 E: 0 K: 1 S: 7	H: 0 LOB: 0 BB: 0 P: 7	R: 0 E: 0 K: 1 S: 6	H: 1 LOB: 1 BB: 0 P: 6	R: 3 E: 0 K: 1 S: 7	H: 2 LOB: 0 BB: 1 P: 11	R: 0 E: 0 K: 0 S: 4	H: 1 LOB: 1 BB: 0 P: 4	R: 0 E: 0 K: 2 S: 8	H: 1 LOB: 1 BB: 0 P: 8		R: 0 E: 0 K: 1 S: 5	H: 0 LOB: 0 BB: 0 P: 5	1B: 5 2B: 0 3B: 0 HR: 1	SF: 0 SAC: 0 DP: 0 HBP: 0	WP: 0 PB: 0 SB: 0 CS: 0
PITCHER Mario Soto, R (1, 1) ERA: 3.48	IP: 9.0 WLS: W BF: 34 H: 6 R: 3 ER: 3 SO: 10 BB: 1 IBB: 0 HBP: 0 BLK: 0 WP: 0 HR: 1 S: 53 P: 57 ERA: 3.00 WHIP: 0.778															PITCHER						

Batter	1	2	3	4	5	6	7	8	9	AB	R	H	RBI	BB	SO	LOB	BOTTOM					
Eric Davis, R (1, 8) OBP: 0.315, SLG: 0.469	0-0 1B 2B		0-0 F8			0-0 2B 2B		0-0 F4		0-0 1-H 3-H HR	5	3	3	3	0	2	San Francisco Giants @ Cincinnati Reds Riverfront Stadium, Cincinnati, OH Tue Sep 11 1984, 7:05 PM EDT Att: 8,520 - Unknown AB 34 R 7 H 11 RBI 7 BB 5 SO 3 LOB 22 					
Pete Rose, S (1, 3) OBP: 0.354, SLG: 0.333 Tom Foley, L (8, PR) (9, 6)	0-0 2-H 1B		0-0 4-3		0-0 2-H 2B		0-0 F9		0-0 2B	5	0	3	2	0	0	0						
Dave Parker, L (1, 9) OBP: 0.329, SLG: 0.413	0-0 F7			0-0 1B 2B	0-0 6-3		0-0 F8		0-0 F8	5	0	1	0	0	0	4						
Cesar Cedeno, R (1, 7) OBP: 0.320, SLG: 0.433 (9, 3)	0-0 F8			0-0 F8		0-0 WP FC6-4 2B		0-0 S 1B		4	1	2	0	0	0	2						
Brad Gulden, L (1, 2) Dave Vangorder, R (6, PH) OBP: 0.320, SLG: 0.258 (7, 2)	0-0 F3			0-0 2-3 1B		4-0 FC6-4 1B BB		0-3 K		2	0	1	0	0	0	1						
Dave Concepcion, R (1, 6) OBP: 0.303, SLG: 0.312 (9, 5)		0-0 E6		0-0 F6		4-0 1-2 FC6-4 BB		4-0 CS BB		2	0	0	0	2	0	2						
Wayne Krenchicki, L (1, 5) Nick Esasky, R (6, PH) ERA: 4.28 Gary Redus, R (8, PR) OBP: 0.345, SLG: 0.387 (9, 7)		0-0 9-3		0-3 K		0-0 F4		4-0 E 1-2 HR BB		2	0	0	0	0	1	3						
Ron Oester, S (1, 4) OBP: 0.298, SLG: 0.321		0-0 F7			0-0 F7		0-0 FC6-4 1B		4-0 1-3 HR IBB	3	1	0	1	1	0	2						
Mario Soto, R (1, 1) OBP: 0.192, SLG: 0.288			0-0 F3		0-0 6-3		0-0 1-2 3-H 1B		0-3 K	4	0	1	1	0	1	2						
Inning Stats	R: 1 E: 0 K: 0 S: 5	H: 2 LOB: 1 BB: 0 P: 5	R: 0 E: 1 K: 0 S: 3	H: 0 LOB: 0 BB: 0 P: 3	R: 0 E: 0 K: 0 S: 3	H: 0 LOB: 0 BB: 0 P: 3	R: 0 E: 0 K: 1 S: 7	H: 2 LOB: 2 BB: 0 P: 7	R: 1 E: 0 K: 0 S: 5	H: 2 LOB: 1 BB: 0 P: 5	R: 2 E: 0 K: 0 S: 5	H: 2 LOB: 2 BB: 2 P: 13	R: 0 E: 0 K: 1 S: 6	H: 1 LOB: 1 BB: 0 P: 6	R: 3 E: 1 K: 1 S: 6	H: 2 LOB: 3 BB: 3 P: 18		R: 0 E: 0 K: 0 S: 0	H: 0 LOB: 0 BB: 0 P: 0	1B: 4 2B: 7 3B: 0 HR: 1	SF: 0 SAC: 0 DP: 1 HBP: 0	WP: 1 PB: 0 SB: 1 CS: 1
PITCHER Bill Laskey, R (1, 1) ERA: 4.33 Randy Lerch, L (6, 1) ERA: 4.28 Mark Davis, L (6, 1) ERA: 5.47 Gary Lavelle, L (7, 1) ERA: 2.92 Greg Minton, R (8, 1) ERA: 3.9	IP: 5.0 WLS: L BF: 21 H: 6 R: 2 ER: 2 SO: 2 BB: 2 IBB: 0 HBP: 0 BLK: 0 WP: 1 HR: 0 S: 23 P: 23 ERA: 3.60 WHIP: 1.200															PITCHER Bob Lacey, L (8, 1) ERA: 3.89						

Batter	1	2	3	4	5	6	7	8	9	AB	R	H	RBI	BB	SO	LOB	TOP			
Steve Sax, R OBP: 0.288, SLG: 0.295 (1,4)	0-0 4-6 2B		0-0 6-3	0-0 F7		0-0 1B SF7 1B		0-0 F8		5	1	2	0	0	0	3				
Dave Anderson, R OBP: 0.332, SLG: 0.321 (1,5) (7,6)	0-0 4-6 2-3f		0-0 6-3		0-0 F6	0-0 F8		0-0 S 1B		5	0	1	0	0	0	3				
Ken Landreaux, L OBP: 0.299, SLG: 0.382 (1,9)	4-0 BB		0-0 6-3		0-0 F8	0-0 1-3 2-H 1B		0-0 F8		4	0	1	1	1	0	1				
Pedro Guerrero, R OBP: 0.341, SLG: 0.440 (1,8)	0-0 5-3			0-3 K	4-0 1B 2B BB	0-0 SF7		0-0 F3		3	1	0	1	1	1	2				
Mike Marshall, R OBP: 0.324, SLG: 0.456 (1,7)		0-0 5-3		4-0 1B 6-3 BB	0-0 2B 1B	0-0 F9			0-0 G1-6-3 1B	4	2	2	0	1	0	1				
Mike Scioscia, L OBP: 0.390, SLG: 0.385 (1,2)		0-0 1B S 1B		0-0 6-3 1B	0-0 1-3 1-H 3-H 2B		4-0 BB		0-0 G1-6-3 1-2f 1B	4	0	3	2	1	0	1				
Sid Bream, L OBP: 0.211, SLG: 0.188 (1,3)		0-3 K		4-0 6-3 IBB			0-0 F7		0-0 4-3	3	0	0	0	2	1	2				
Bill Russell, R OBP: 0.331, SLG: 0.314 (1,6)		0-0 FC6-4 1B		0-0 6-3	0-0 F7		0-0 F6			4	0	1	1	0	0	5				
German Rivera, R OBP: 0.321, SLG: 0.367 (7,5)		1-3 1B		1-2 2-3 3-H 4-0 BB			0-0 F9			0	0	0	0	0	0	0				
Orel Hershiser, R OBP: 0.234, SLG: 0.200 (1,1)		0-0 FC6-4 1-2f 1B		4-0 BB		0-0 1B 1B		0-0 F9		3	1	1	0	1	0	3				
Inning Stats	R: 0 E: 0 K: 0 S: 3	H: 1 LOB: 1 BB: 1 P: 7	R: 0 E: 0 K: 1 S: 7	H: 2 LOB: 2 BB: 0 P: 7	R: 0 E: 0 K: 1 S: 6	H: 0 LOB: 0 BB: 3 P: 18	R: 1 E: 0 K: 1 S: 6	H: 1 LOB: 3 BB: 3 P: 18	R: 2 E: 0 K: 0 S: 5	H: 2 LOB: 2 BB: 2 P: 13	R: 2 E: 0 K: 0 S: 6	H: 3 LOB: 1 BB: 0 P: 6	R: 0 E: 0 K: 0 S: 4	H: 1 LOB: 1 BB: 1 P: 7	R: 0 E: 0 K: 0 S: 3	H: 1 LOB: 0 BB: 0 P: 3	1B: 9 2B: 3 3B: 0 HR: 0	SF: 1 SAC: 0 DP: 2 HBP: 0	WP: 0 PA: 43 PB: 0 SB: 2 CS: 0	
PITCHER	IP WLS BF H R ER SO BB IBB HBP BLK WP HR S P ERA WHIP																			
Ron Robinson, R ERA: 2.78 (1,1)	5.1 L 29 8 5 5 2																			
Bob Ovwchinko, L ERA: 4.16 (6,1)	0.0 1 1 0 0 0																			
Frank Pastore, R ERA: 6.5 (6,1)	0.2 2 0 0 0 0																			
Freddie Toliver, R ERA: (7,1)	1.0 4 0 0 0 0																			
Tom Hume, R ERA: 5.52 (8,1)	2.0 7 2 0 0 0																			

Los Angeles Dodgers @ Cincinnati Reds
Riverfront Stadium, Cincinnati, OH
Sat Sep 15 1984, 7:05 PM EDT
Att: 18,783 - Unknown

livebaseballscores.com

AB 35
R 5
H 11
RBI 5
BB 7
SO 2
LOB 21



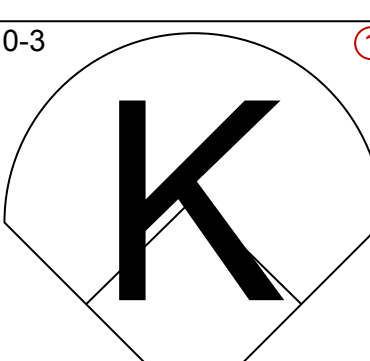
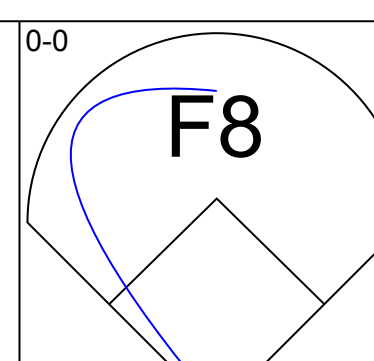
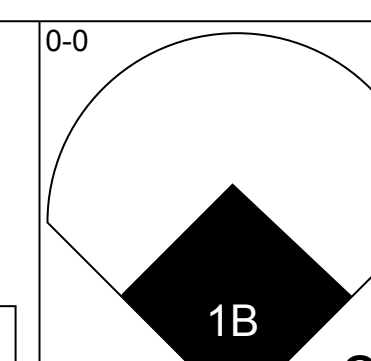
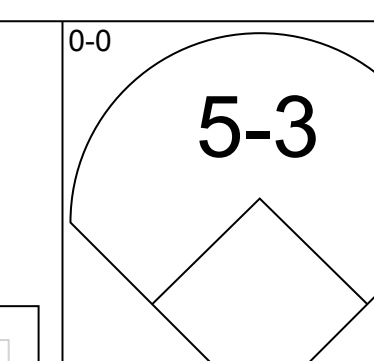
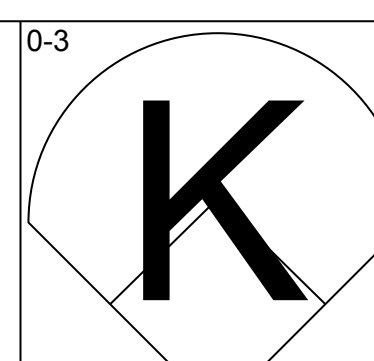
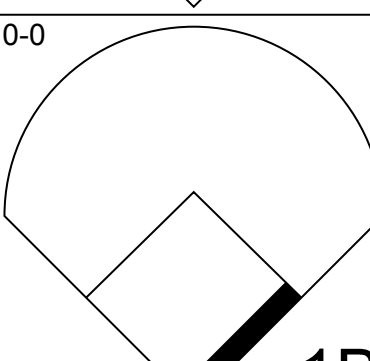
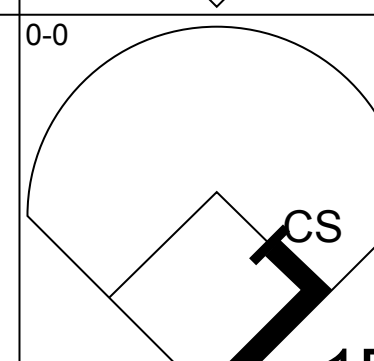
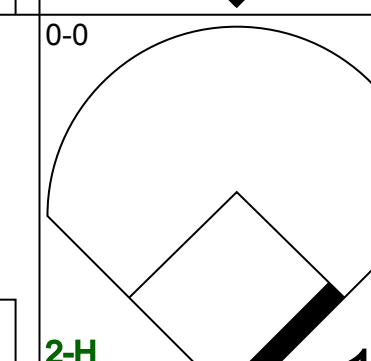

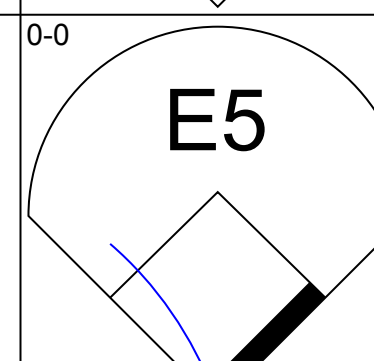
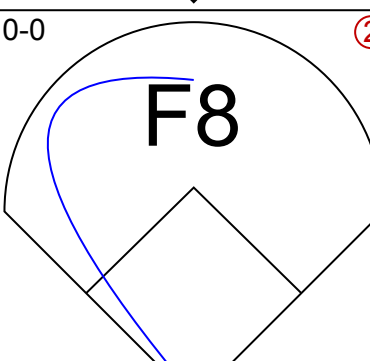
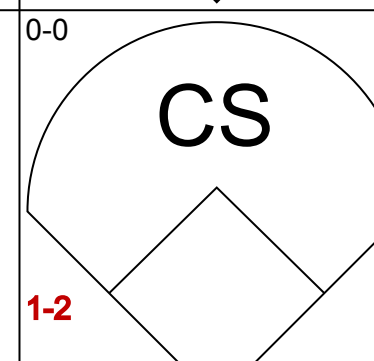
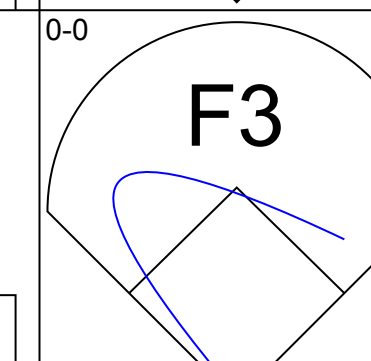

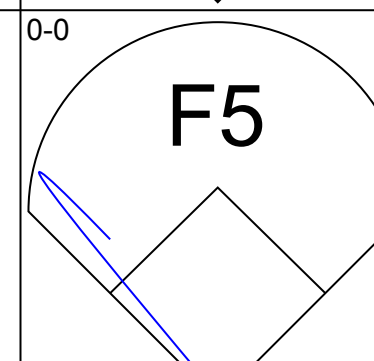
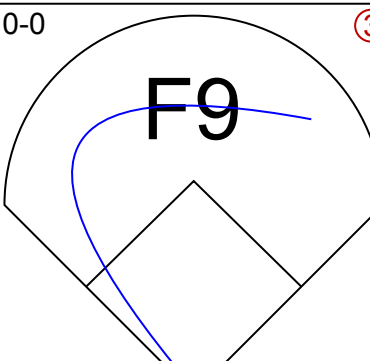
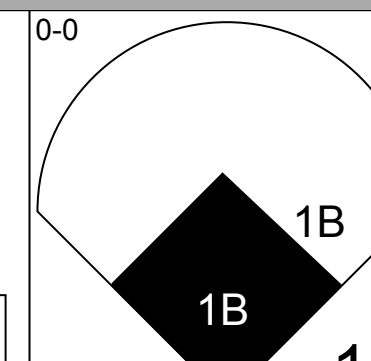
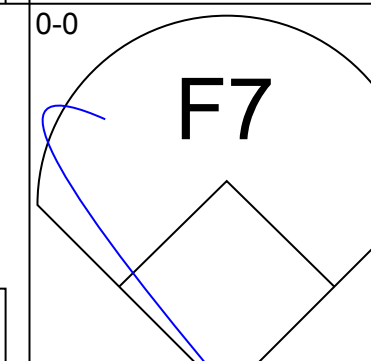


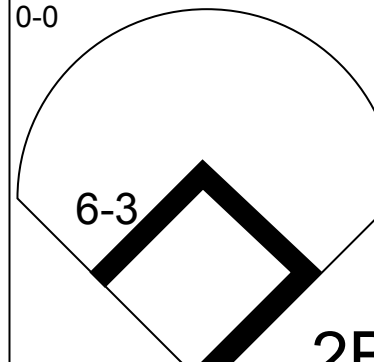
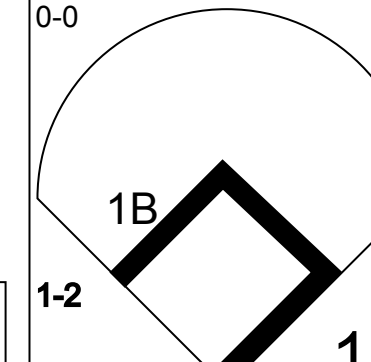
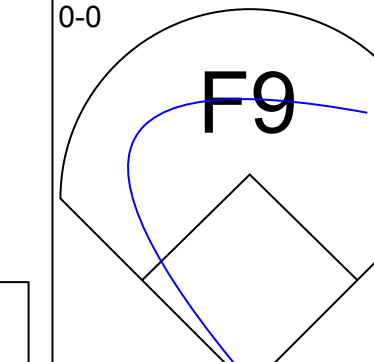
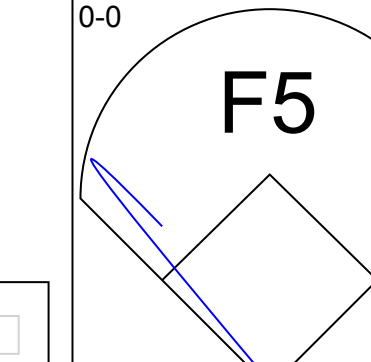

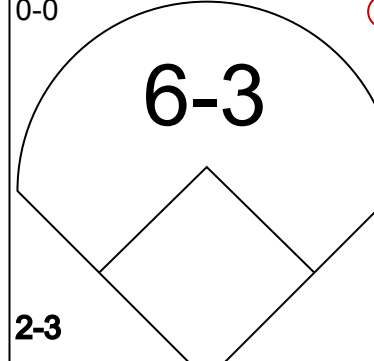
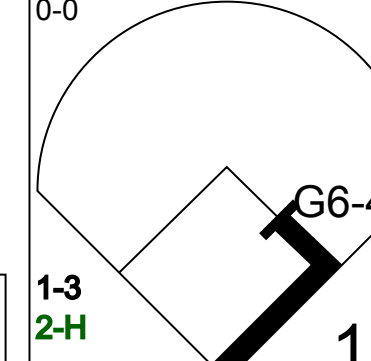
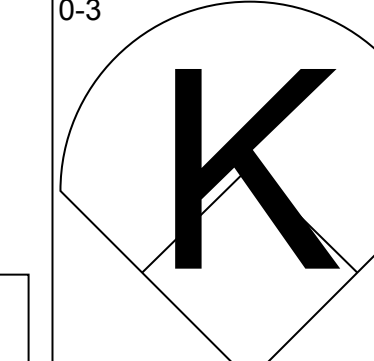
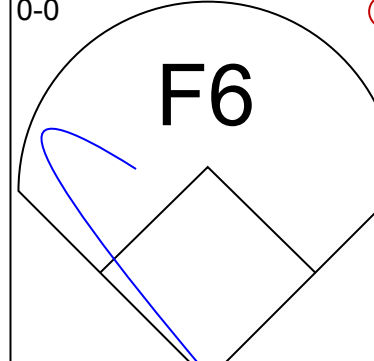

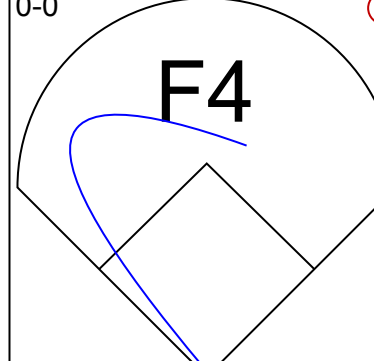
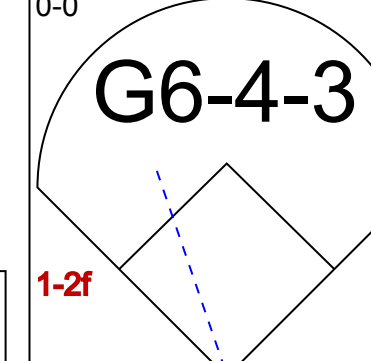
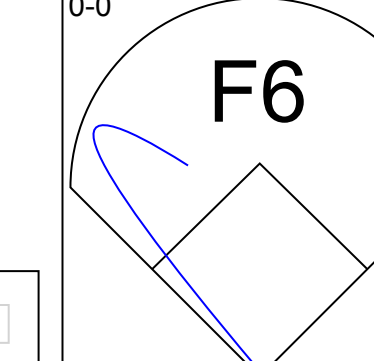
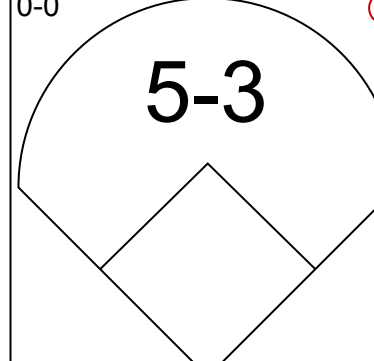

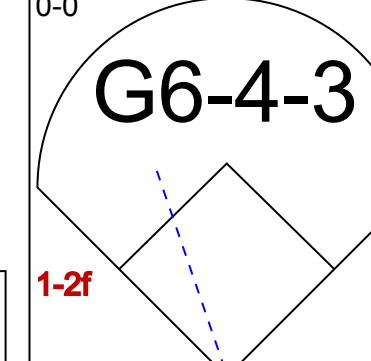
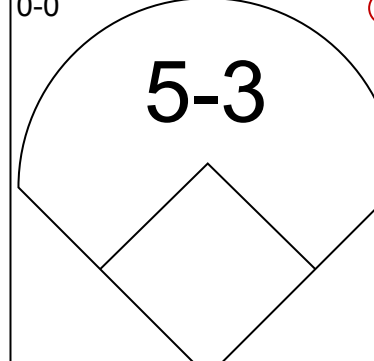

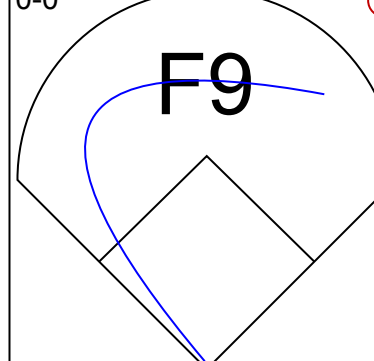
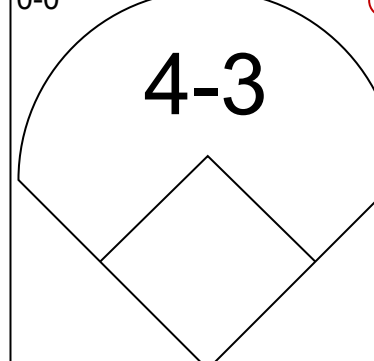

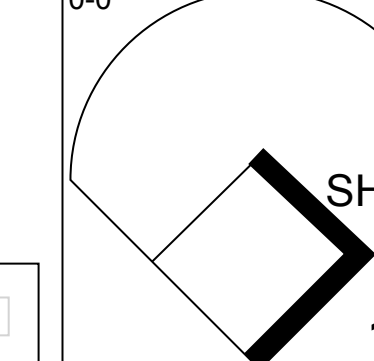

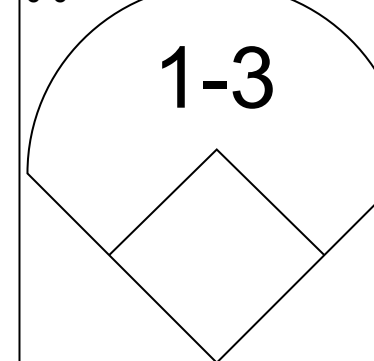
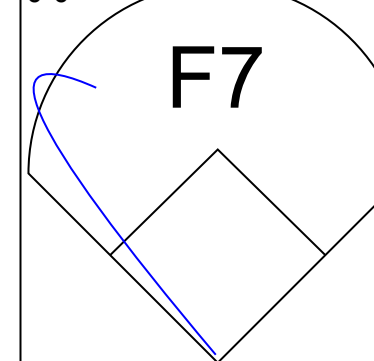
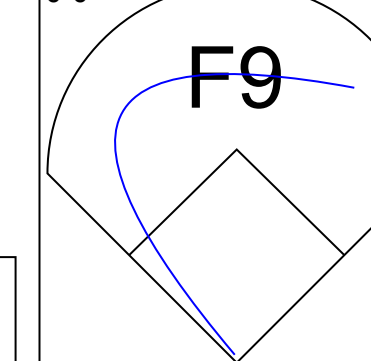
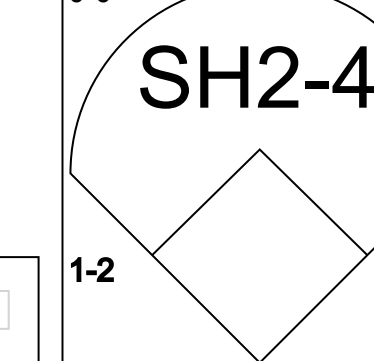
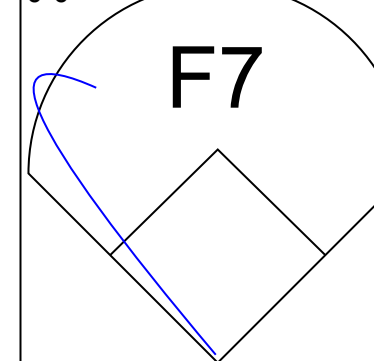
Batter	1	2	3	4	5	6	7	8	9	AB	R	H	RBI	BB	SO	LOB	BOTTOM				
Eddie Milner, L OBP: 0.345, SLG: 0.357 (1,8)	0-0 4-3		0-0 F4			0-0 F8		0-0 4-3		4	0	0	0	0	0	2					
Pete Rose, S OBP: 0.358, SLG: 0.333 (1,3)	0-0 4-3			1-0 FC4-6 HBP		0-0 G3		4-0 1B BB		2	0	0	0	1	0	1					
Gary Redus, R OBP: 0.345, SLG: 0.387 (8,FR) (9,7)				0-0 FC4-6 1-2f 1B		1-2 2-H WP 1B		0-0 G5-4-3 1B		0	0	0	0	0	0	0					
Dave Parker, L OBP: 0.328, SLG: 0.412 (1,9)	0-0 4-3			0-0 FC4-6 1-2f 1B		0-0 5-3		0-0 G5-4-3 1-2f 1B		4	0	2	1	0	0	1					
Cesar Cedeno, R OBP: 0.314, SLG: 0.420 (1,7) (9,3)		0-0 5-3		0-0 F4		0-0 5-3		0-0 G5-4-3 1-2f 1B		4	0	0	0	0	0	4					
Wayne Krenchicki, L OBP: 0.341, SLG: 0.452 (1,5)		0-0 G4-6-3 1B		0-0 F7			0-0 E4 BB		0-0 5-3 SF9 2B	4	1	2	0	0	0	1					
Dave Concepcion, R OBP: 0.304, SLG: 0.313 (1,6)		0-0 G4-6-3 1-2f 1B			0-0 F1		4-0 1-2 BB		0-0 5-3	3	0	0	0	1	0	2					
Alan Knicely, R OBP: 0.294, SLG: 0.250 (1,2)			4-0 FC4-6 BB		0-0 2-3		0-3 K		0-0 SF9	2	0	0	1	1	1	2					
Ron Oester, S OBP: 0.293, SLG: 0.315 (1,4)			0-0 FC4-6 1-2f 1B		0-3 K		0-3 K		0-0 4-3	4	0	0	0	0	2	3					
Ron Robinson, R OBP: 0.333, SLG: 0.280 (6,1)			0-3 K			0-0 G3 1B				1	0	0	0	0	1	1					
Bob Ovwchinko, L OBP: 0.333, SLG: 0.280 (6,1)										0	0	0	0	0	0	0					
Frank Pastore, R OBP: 0.345, SLG: 0.387 (6,FR) (9,7)										0	0	0	0	0	0	0					
Tom Folan, L OBP: 0.293, SLG: 0.295 (6,PH)										0	0	0	0	0	0	0					
Freddie Toliver, R OBP: 0.345, SLG: 0.387 (7,1)										0	0	0	0	0	0	0					
Duane Walker, L OBP: 0.309, SLG: 0.323 (7,PH)										1	0	0	0	0	1	2					
Tom Hume, R OBP: 0.174, SLG: 0.136 (8,1)										0	0	0	0	0	0	0					
Inning Stats	R: 0 E: 0 K: 0 S: 3	H: 0 LOB: 0 BB: 0 P: 3	R: 0 E: 0 K: 0 S: 3	H: 1 LOB: 0 BB: 0 P: 3	R: 0 E: 0 K: 1 S: 5	H: 0 LOB: 1 BB: 1 P: 9	R: 0 E: 0 K: 0 S: 3	H: 0 LOB: 0 BB: 0 P: 4	R: 0 E: 0 K: 0 S: 5	H: 0 LOB: 0 BB: 0 P: 5	R: 1 E: 0 K: 0 S: 5	H: 2 LOB: 1 BB: 0 P: 5	R: 0 E: 1 K: 3 S: 10	H: 0 LOB: 2 BB: 1 P: 14	R: 0 E: 0 K: 0 S: 3	H: 1 LOB: 2 BB: 1 P: 7	R: 1 E: 0 K: 0 S: 4	H: 1 LOB: 0 BB: 0 P: 4	1B: 4 2B: 1 3B: 0 HR: 0	SF: 1 SAC: 0 DP: 2 HBP: 1	WP: 1 PA: 35 PB: 0 SB: 0 CS: 0
PITCHER	IP WLS BF H R ER SO BB IBB HBP BLK WP HR S P ERA WHIP																				
Orel Hershiser, R ERA: 2.49 (1,1)	9.0 W 35 5 2 2 5																				

Los Angeles Dodgers @ Cincinnati Reds
Riverfront Stadium, Cincinnati, OH
Sat Sep 15 1984, 7:05 PM EDT
Att: 18,783 - Unknown

livebaseballscores.com

AB 30
R 2
H 5
RBI 2
BB 3
SO 5
LOB 19

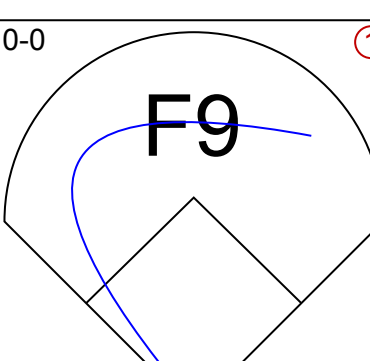
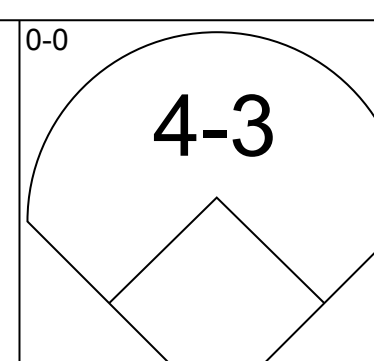
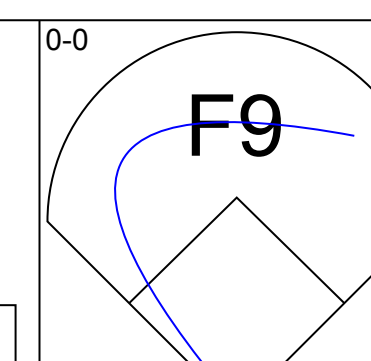

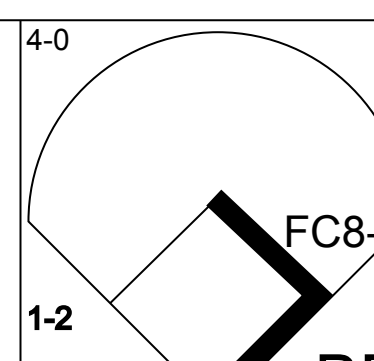
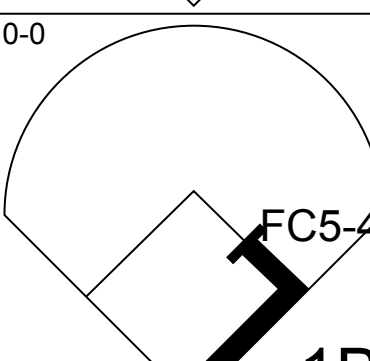
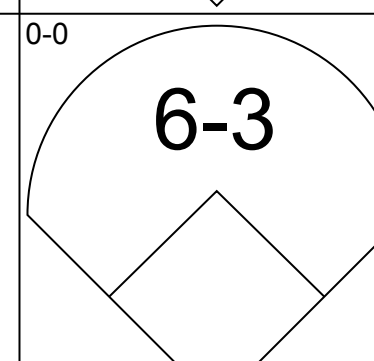
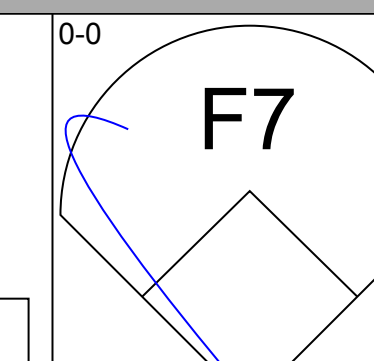
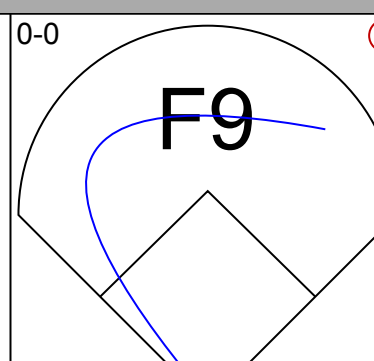
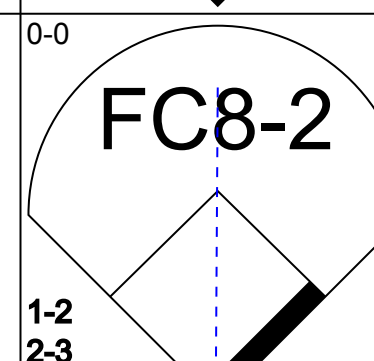
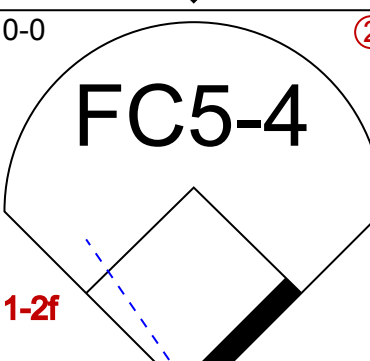
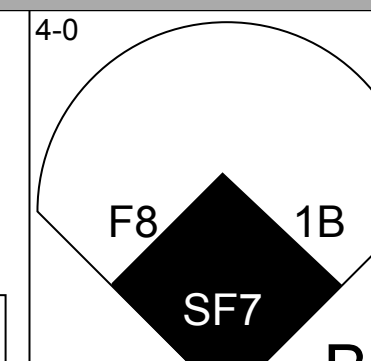
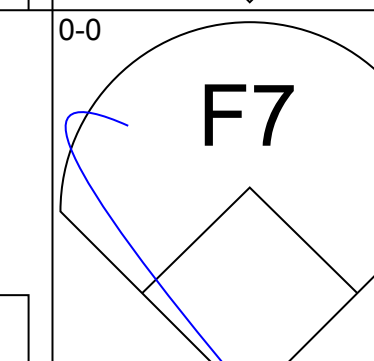
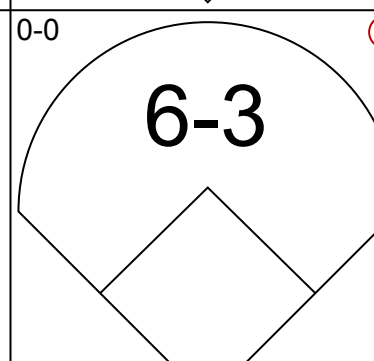
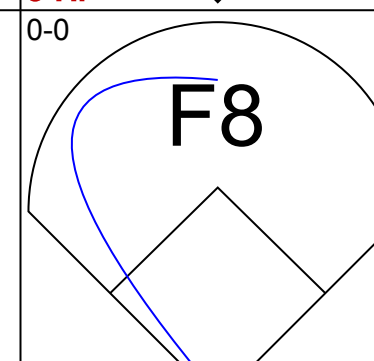
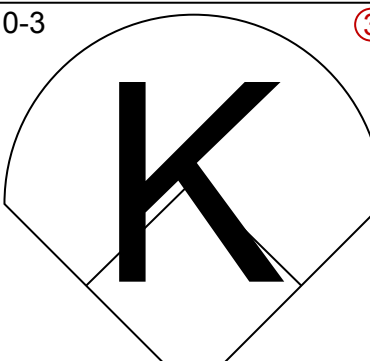
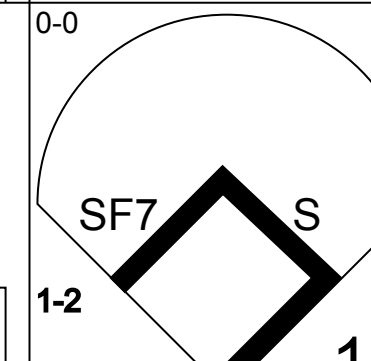
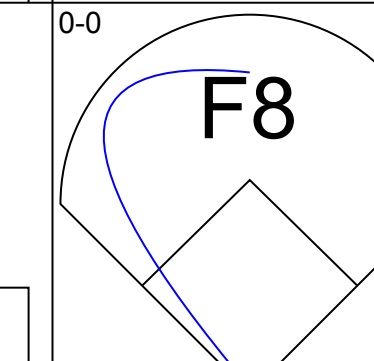
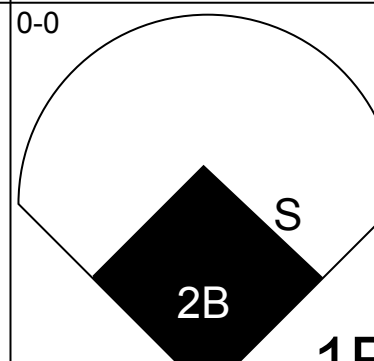

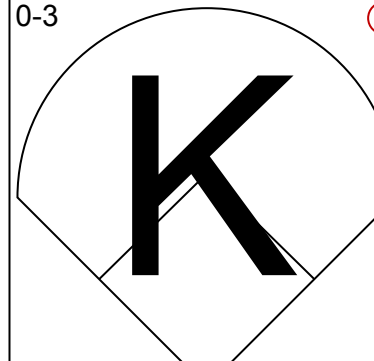
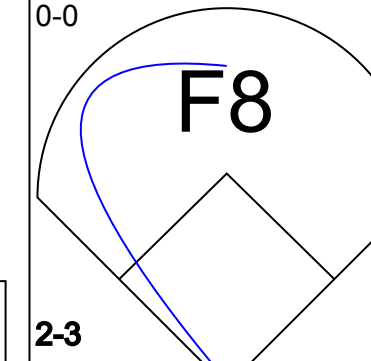
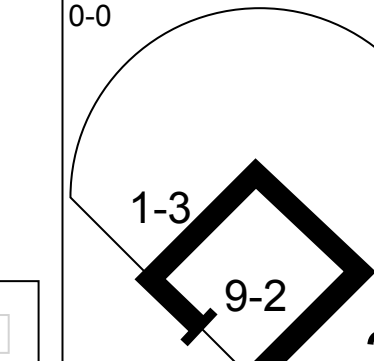
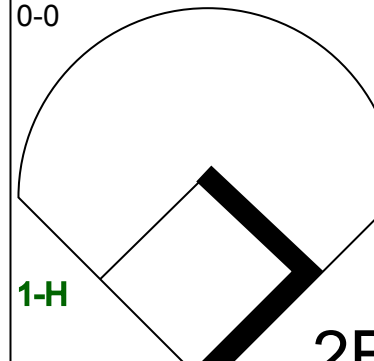

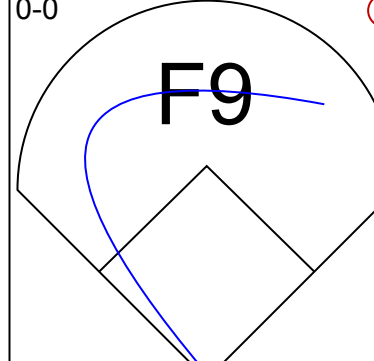
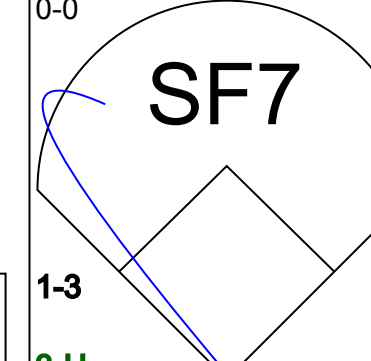
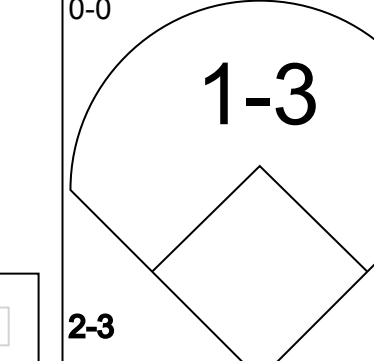
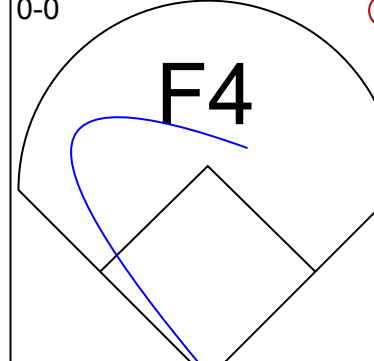

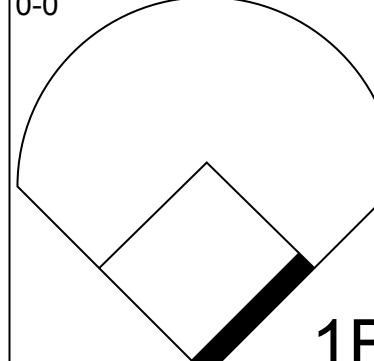
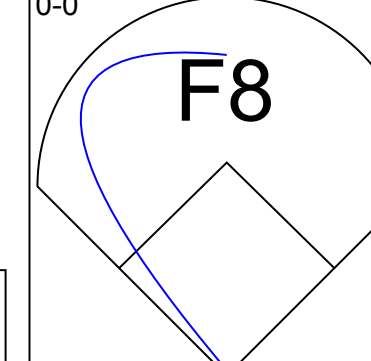
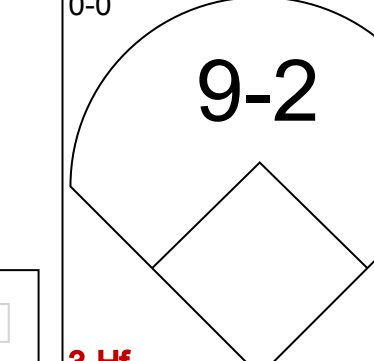
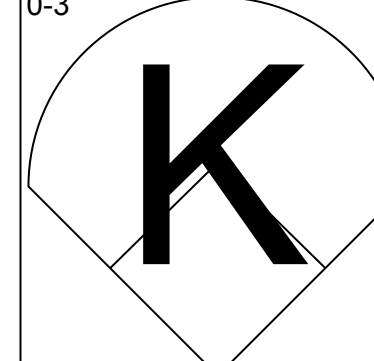
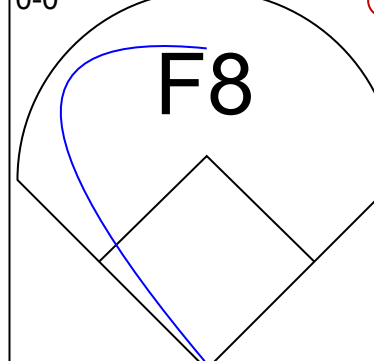
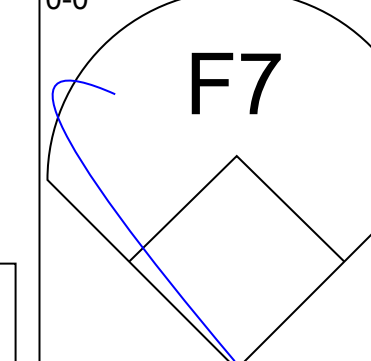

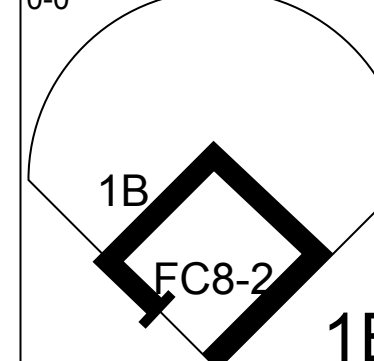
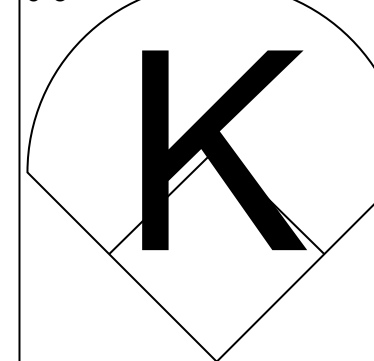
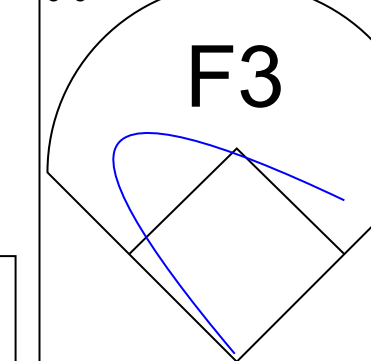

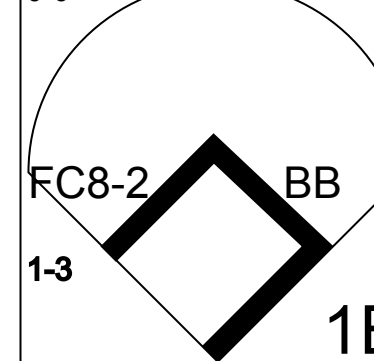
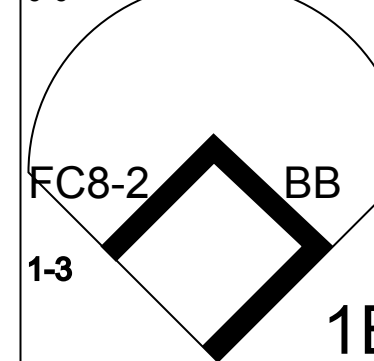
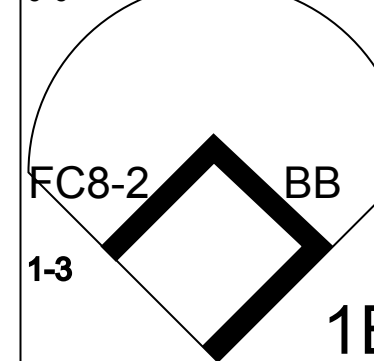
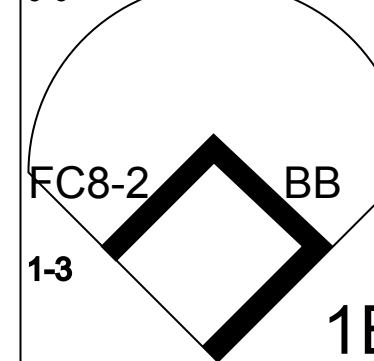
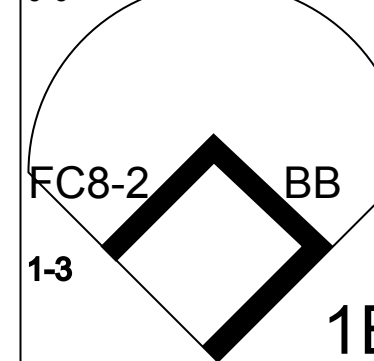


Batter	1	2	3	4	5	6	7	8	9	10	11	AB	R	H	RBI	BB	SO	LOB	TOP					
Alan Wiggins, S OBP: 0.339, SLG: 0.321 (1, 4)												5	1	1	0	0	2	1						
Tony Gwynn, L OBP: 0.414, SLG: 0.453 (1, 9)												5	0	3	1	0	0	0						
Steve Garvey, R OBP: 0.306, SLG: 0.372 (1, 3)												5	1	2	0	0	0	3						
Kevin McReynolds, R OBP: 0.321, SLG: 0.479 (1, 8)												5	1	1	0	0	0	3						
Carmelo Martinez, R OBP: 0.339, SLG: 0.391 (1, 7)													5	0	2	0	0	2						
Terry Kennedy, L OBP: 0.233, SLG: 0.349 (1, 2)													5	0	1	1	0	2						
Luis Salazar, R OBP: 0.255, SLG: 0.325 (1, 5)													4	0	0	0	0	3						
Graig Nettles, L OBP: 0.326, SLG: 0.419 (11, PH)													1	0	1	1	0	0						
Garry Templeton, S OBP: 0.313, SLG: 0.325 (1, 6)													4	0	1	0	0	1						
Rich Gossage, R OBP: 0.217, SLG: 0.182 (9, 1)													1	0	0	0	0	1						
Ed Whitson, R OBP: 0.339, SLG: 0.380 (1, 1)													2	0	0	0	0	0						
Tim Flannery, L (9, 6)													1	0	0	0	0	0						
Inning Stats	R: 0 E: 0 K: 1 S: 6	H: 1 LOB: 1 BB: 0 P: 6	R: 0 E: 0 K: 0 S: 4	H: 1 LOB: 1 BB: 0 P: 4	R: 0 E: 0 K: 0 S: 3	H: 1 LOB: 0 BB: 0 P: 3	R: 1 E: 0 K: 0 S: 5	H: 3 LOB: 1 BB: 0 P: 5	R: 1 E: 0 K: 1 S: 7	H: 2 LOB: 1 BB: 0 P: 7	R: 0 E: 0 K: 0 S: 5	H: 0 LOB: 0 BB: 0 P: 5	R: 0 E: 0 K: 1 S: 4	H: 1 LOB: 1 BB: 0 P: 4	R: 0 E: 0 K: 0 S: 4	H: 0 LOB: 0 BB: 0 P: 4	R: 0 E: 1 K: 1 S: 6	H: 0 LOB: 1 BB: 0 P: 6	R: 1 E: 0 K: 2 S: 9	H: 2 LOB: 1 BB: 0 P: 9	1B: 9 2B: 2 3B: 1 HR: 0	SF: 0 SAC: 1 DP: 1 HBP: 0	WP: 0 PB: 0 SB: 0 CS: 1	PA: 45
PITCHER	IP ERA WLS BF H R ER SO BB IBB HBP BLK WP HR S P ERA WHIP	IP ERA WLS BF H R ER SO BB IBB HBP BLK WP HR S P ERA WHIP																			IP ERA WLS BF H R ER SO BB IBB HBP BLK WP HR S P ERA WHIP			
Tom Browning, L ERA: 1.65 (1, 1)	8.0	2.0	7	0	0	0	1	0	0	0	0	0	0	0	0	9	9	0.00	0.000					
Carl Willis, R ERA: 6.14 (9, 1)	2.0	7	0	0	0	1	0	0	0	0	0	0	0	0	9	9	0.00	0.000						
Ted Power, R ERA: 2.95 (11, 1)	1.0	L	5	2	1	1	2	0	0	0	0	0	0	0	9	9	9.00	2.000						

San Diego Padres @ Cincinnati Reds
Riverfront Stadium, Cincinnati, OH
Mon Sep 17 1984, 7:05 PM EDT
Att: 7,728 - Unknown

AB 43
R 3
H 12
RBI 3
BB 0
SO 6
LOB 16





Batter	1	2	3	4	5	6	7	8	9	10	11	AB	R	H	RBI	BB	SO	LOB	BOTTOM		
Eddie Milner, L OBP: 0.345, SLG: 0.354 (1, 8)												4	0	0	0	1	1	0			
Pete Rose, S OBP: 0.365, SLG: 0.331 (1, 3)												5	0	1	0	0	0	3			
Dave Parker, L OBP: 0.326, SLG: 0.414 (1, 9)												4	1	0	0	1	0	4			
Cesar Cedeno, R OBP: 0.311, SLG: 0.413 (1, 7)												5	1	2	0	0	2	1			
Wayne Krenchicki, L OBP: 0.347, SLG: 0.464 (1, 5)												5	0	2	1	0	1	2			
Dave Concepcion, R OBP: 0.301, SLG: 0.310 (1, 6)												4	0	0	1	0	0	2			
Brad Gulden, L OBP: 0.303, SLG: 0.310 (1, 2)												4	0	1	0	0	1	2			
Ron Oester, S OBP: 0.295, SLG: 0.318 (1, 4)												4	0	1	0	0	0	1			
Tom Browning, L OBP: 0.200, SLG: 0.200 (1, 1)												2	0	0	0	0	1	0			
Duane Walker, L OBP: 0.387, SLG: 0.523 (8, PH)												1	0	0	0	0	0	0			
Carl Willis, L (9, 1)												0	0	0	0	0	0	0			
Tom Foley, L OBP: 0.308, SLG: 0.346 (10, PH)												1	0	1	0	0	0	0			
Ted Power, R (11, 1)												0	0	0	0	0	0	0			
Inning Stats	R: 0 E: 0 K: 1 S: 6	H: 1 LOB: 1 BB: 0 P: 6	R: 0 E: 0 K: 1 S: 6	H: 1 LOB: 1 BB: 0 P: 6	R: 0 E: 0 K: 1 S: 5	H: 0 LOB: 0 BB: 0 P: 5	R: 1 E: 0 K: 0 S: 4	H: 1 LOB: 1 BB: 0 P: 8	R: 0 E: 0 K: 0 S: 3	H: 0 LOB: 0 BB: 0 P: 3	R: 0 E: 0 K: 1 S: 5	H: 0 LOB: 0 BB: 0 P: 5	R: 0 E: 0 K: 1 S: 7	H: 2 LOB: 3 BB: 1 P: 11	R: 0 E: 0 K: 1 S: 5	H: 0 LOB: 0 BB: 0 P: 5	1B: 6 2B: 3 3B: 0 HR: 0	SF: 1 SAC: 0 DP: 1 HBP: 0	WP: 0 PB: 0 SB: 2 CS: 0	PA: 42	
PITCHER	IP ERA WLS BF H R ER SO BB IBB HBP BLK WP HR S P ERA WHIP	IP ERA WLS BF H R ER SO BB IBB HBP BLK WP HR S P ERA WHIP																			IP ERA WLS BF H R ER SO BB IBB HBP BLK WP HR S P ERA WHIP
Ed Whitson, R ERA: 3.36 (1, 1)	8.2	2.1	W	10	2	0	0	2	1	0	0	0	0	0	13	17	0.00	1.286			
Rich Gossage, R ERA: 3.05 (9, 1)	2.1	W	10	2	0	0	2	1	0	0	0	0	0	0	13	17	0.00	1.286			

San Diego Padres @ Cincinnati Reds
Riverfront Stadium, Cincinnati, OH
Mon Sep 17 1984, 7:05 PM EDT
Att: 7,728 - Unknown

AB 39
R 2
H 8
RBI 2
BB 2
SO 6
LOB 15



Batter	1	2	3	4	5	6	7	8	9	AB R H RBI BB SO LOB	TOP												
Alan Wiggins, S (1.4) OBP: 0.340, SLG: 0.322	0-0 2B	4-0 BB			0-0 6-3		0-3 K		0-0 G3	4 0 1 0 1 1 0	San Diego Padres @ Cincinnati Reds Riverfront Stadium, Cincinnati, OH Tue Sep 18 1984, 3:33 AM EDT Att: 10,414 - Unknown AB 34 R 2 H 9 RBI 2 BB 3 SO 4 LOB 19 												
Tony Gwynn, L (1.9) OBP: 0.414, SLG: 0.452	4-0 BB	0-0 F4			0-0 F7		0-0 1B			3 0 1 0 1 0 2													
Steve Garvey, R (1.3) OBP: 0.305, SLG: 0.370	0-0 F4		0-0 F2		4-0 BB		0-0 6-3			3 0 0 0 1 0 3													
Kevin McReynolds, R (1.8) OBP: 0.319, SLG: 0.475	0-0 L4-3		0-0 F6		0-0 F7		0-0 5-3			4 0 0 0 0 0 4													
Carmelo Martinez, R (1.7) OBP: 0.336, SLG: 0.392		0-0 HR	0-0 5-3			0-0 FC4-6		0-0 F8		4 1 2 0 0 0 0													
Terry Kennedy, L (1.2) OBP: 0.286, SLG: 0.358		0-0 HR		0-0 FC1-4		0-0 FC4-6		0-0 G6-4-3		4 1 3 2 0 0 1													
Luis Salazar, R (1.5) OBP: 0.295, SLG: 0.324		0-0 1B		0-3 K		0-3 K		0-0 G6-4-3		4 0 1 0 0 2 3													
Garry Templeton, S (1.6) OBP: 0.312, SLG: 0.324		0-3 K		0-0 FC1-4		0-0 1B		0-0 F8		4 0 1 0 0 1 2													
Dave Dravecky, R (1.1) OBP: 0.171, SLG: 0.158		0-0 F1		0-0 5-3		0-0 F9		0-0 6-3		4 0 0 0 0 0 4													
Inning Stats	R: 0 E: 0 K: 0 S: 3	H: 1 LOB: 1 BB: 1 P: 7	R: 2 E: 0 K: 1 S: 8	H: 3 LOB: 2 BB: 1 P: 12	R: 0 E: 0 K: 1 S: 3	H: 0 LOB: 0 BB: 0 P: 3	R: 0 E: 0 K: 1 S: 6	H: 1 LOB: 1 BB: 0 P: 6	R: 0 E: 0 K: 0 S: 3	H: 0 LOB: 1 BB: 1 P: 7		R: 0 E: 0 K: 1 S: 7	H: 2 LOB: 2 BB: 0 P: 7	R: 0 E: 0 K: 1 S: 6	H: 1 LOB: 1 BB: 0 P: 6	R: 0 E: 0 K: 0 S: 3	H: 1 LOB: 0 BB: 0 P: 3	R: 0 E: 0 K: 0 S: 3	H: 0 LOB: 0 BB: 0 P: 3	1B: 7 2B: 2 3B: 0 HR: 1	SF: 0 SAC: 0 DP: 2 HBP: 0	WP: 0 PB: 0 SB: 2 CS: 0	PA: 37
PITCHER	IP WLS BF H R ER SO BB IBB HBP BLK WP HR S P ERA WHIP											PITCHER	IP WLS BF H R ER SO BB IBB HBP BLK WP HR S P ERA WHIP										
Joe Price, L (1.1) ERA: 4.26	6.0 L 27 7 2 2 3 3 0 0 0 0 0 1 30 42 3.00 1.667																						
Carl Willis, R (7.1) ERA: 5.63	2.0 7 2 0 0 1 0 0 0 0 0 0 0 9 9 0.00 1.000																						
Tom Hume, R (9.1) ERA: 5.47	1.0 3 0 0 0 0 0 0 0 0 0 0 0 3 3 0.00 0.000																						
Batter	1	2	3	4	5	6	7	8	9	AB R H RBI BB SO LOB	BOTTOM												
Gary Redus, R (1.8) OBP: 0.344, SLG: 0.382	0-0 F6			0-0 4-3		0-3 K			0-0 F5	4 0 0 0 0 1 2	San Diego Padres @ Cincinnati Reds Riverfront Stadium, Cincinnati, OH Tue Sep 18 1984, 3:33 AM EDT Att: 10,414 - Unknown AB 29 R 0 H 3 RBI 0 BB 2 SO 3 LOB 9 												
Wade Rowdon, R (1.6) OBP: 0.250, SLG: 0.250	0-0 6-3			0-0 F3		0-0 F9			0-0 1B	4 0 1 0 0 0 2													
Dave Parker, L (1.9) OBP: 0.324, SLG: 0.411	0-0 4-3			0-0 F4		0-3 K			0-0 F7	4 0 0 0 0 1 1													
Cesar Cedeno, R (1.7) OBP: 0.310, SLG: 0.414		0-0 F5		0-3 K		0-0 2B			0-0 F8	4 0 1 0 0 1 1													
Alan Knicely, R (1.3) OBP: 0.217, SLG: 0.167		0-0 F8		0-0 F7		0-0 6-3				3 0 0 0 0 0 1													
Nick Esasky, R (1.5) OBP: 0.291, SLG: 0.339		0-0 F9		0-0 F5		0-0 F9				3 0 0 0 0 0 1													
Dave Vangorder, R (1.2) OBP: 0.321, SLG: 0.258			4-0 G6-4-3		0-0 F8		0-0 6-3			2 0 0 0 1 0 0													
Ron Oester, S (1.4) OBP: 0.296, SLG: 0.320			0-0 G6-4-3		0-0 2B		0-0 5-3			3 0 1 0 0 0 1													
Joe Price, R (1.1) OBP: 0.188, SLG: 0.174			0-0 F2		4-0 2B		0-0 F9			1 0 0 0 0 0 0													
Tony Perez, R (5. PR) OBP: 0.296, SLG: 0.301										0 0 0 0 0 1 0 0													
Skedder Barnes, R (5. PR) OBP: 0.192, SLG: 0.195										0 0 0 0 0 0 0 0													
Carl Willis, L (7.1) OBP: 0.192, SLG: 0.195										0 0 0 0 0 0 0 0													
Dave Concepcion, R (5. PR) OBP: 0.174, SLG: 0.130										1 0 0 0 0 0 0 0													
Tom Hume, R (9.1) OBP: 0.174, SLG: 0.130										0 0 0 0 0 0 0 0													
Inning Stats	R: 0 E: 0 K: 0 S: 3	H: 0 LOB: 0 BB: 0 P: 3	R: 0 E: 0 K: 0 S: 3	H: 0 LOB: 0 BB: 0 P: 3	R: 0 E: 0 K: 0 S: 2	H: 0 LOB: 1 BB: 1 P: 6	R: 0 E: 0 K: 0 S: 3	H: 0 LOB: 0 BB: 0 P: 3	R: 0 E: 0 K: 1 S: 5	H: 0 LOB: 0 BB: 0 P: 5	R: 0 E: 0 K: 1 S: 6	H: 1 LOB: 2 BB: 1 P: 10	R: 0 E: 0 K: 1 S: 6	H: 1 LOB: 1 BB: 0 P: 6	R: 0 E: 0 K: 0 S: 3	H: 0 LOB: 0 BB: 0 P: 3	R: 0 E: 0 K: 0 S: 4	H: 1 LOB: 1 BB: 0 P: 4	1B: 1 2B: 2 3B: 0 HR: 0	SF: 0 SAC: 0 DP: 1 HBP: 0	WP: 0 PB: 0 SB: 0 CS: 0	PA: 31	
PITCHER	IP WLS BF H R ER SO BB IBB HBP BLK WP HR S P ERA WHIP											PITCHER	IP WLS BF H R ER SO BB IBB HBP BLK WP HR S P ERA WHIP										
Dave Dravecky, L (1.1) ERA: 2.92	9.0 W 31 3 0 0 3 2 0 0 0 0 0 0 35 43 0.00 0.556																						

Batter	1	2	3	4	5	6	7	8	9	AB	R	H	RBI	BB	SO	LOB	TOP			
Ron Oester, S (1,4) OBP: 0.297, SLG: 0.323										4	1	2	0	0	2	1	Cincinnati Reds @ Atlanta Braves Atlanta-Fulton County Stadium, Atlanta, GA Wed Sep 19 1984, 7:05 PM EDT Att: 4,891 - Unknown			
Pete Rose, S (1,3) OBP: 0.354, SLG: 0.333 Ted Power, R (8,1)										4	0	1	1	0	0	1				
Dave Parker, L (1,9) OBP: 0.325, SLG: 0.413										4	0	2	0	0	1	0				
Cesar Cedeno, R (1,7) OBP: 0.307, SLG: 0.409										4	1	0	0	0	1	1				
Duane Walker, L (1,8) OBP: 0.385, SLG: 0.533										4	1	1	1	0	2	2				
Dave Concepcion, R (1,6) OBP: 0.298, SLG: 0.307										3	0	0	1	0	1	0				
Wayne Krenchicki, L (1,5) OBP: 0.359, SLG: 0.468										3	0	2	0	1	0	0				
Brad Gulden, L (1,2) OBP: 0.299, SLG: 0.305										4	0	0	0	0	0	3				
Jay Tibbs, R (1,1) OBP: 0.182, SLG: 0.156 Tom Foley, L (8, PH) OBP: 0.311, SLG: 0.359 Gary Redus, R (8,7) OBP: 0.344, SLG: 0.382										2	0	0	0	0	1	1				
Inning Stats	R: 0 E: 0 K: 1 S: 5	H: 1 LOB: 0 BB: 0 P: 5	R: 1 E: 0 K: 1 S: 6	H: 1 LOB: 0 BB: 0 P: 6	R: 1 E: 0 K: 0 S: 5	H: 3 LOB: 2 BB: 0 P: 5	R: 0 E: 0 K: 1 S: 5	H: 0 LOB: 0 BB: 0 P: 5	R: 0 E: 0 K: 2 S: 8	H: 1 LOB: 1 BB: 0 P: 8	R: 0 E: 0 K: 0 S: 2	H: 0 LOB: 0 BB: 1 P: 6	R: 1 E: 0 K: 0 S: 6	H: 1 LOB: 1 BB: 0 P: 6	R: 1 E: 1 K: 0 S: 5	H: 1 LOB: 1 BB: 0 P: 5	1B: 4 2B: 4 3B: 0 HR: 2	SF: 1 SAC: 0 DP: 1 HBP: 0	WP: 0 PB: 0 SB: 0 CS: 1	PA: 35
PITCHER	IP WLS BF H R ER SO BB IBB HBP BLK WP HR S P ERA WHIP																			
Craig McMurtry, R (1,1) ERA: 4.56	7.0 L 26 7 2 2 7 1 0 0 0 0 1 39 43 2.57 1.143																			
Gene Garber, R (8,1) ERA: 3.09	2.0 9 2 2 1 1 0 0 0 0 0 1 11 11 4.50 1.000																			

AB	33
R	4
H	9
RBI	4
BB	1
SO	8
LOB	9



Batter	1	2	3	4	5	6	7	8	9	AB	R	H	RBI	BB	SO	LOB	BOTTOM			
Milt Thompson, L (1,7) OBP: 0.381, SLG: 0.309										5	0	1	1	0	0	1	Cincinnati Reds @ Atlanta Braves Atlanta-Fulton County Stadium, Atlanta, GA Wed Sep 19 1984, 7:05 PM EDT Att: 4,891 - Unknown			
Rafael Ramirez, R (1,6) OBP: 0.295, SLG: 0.317										3	1	1	0	1	0	0				
Brad Komminsk, R (1,9) OBP: 0.261, SLG: 0.299										3	0	0	0	1	1	3				
Dale Murphy, R (1,8) OBP: 0.375, SLG: 0.549										4	0	2	0	0	1	0				
Gerald Perry, L (1,3) OBP: 0.369, SLG: 0.363										3	0	0	0	1	0	1				
Randy Johnson, R (1,5) OBP: 0.330, SLG: 0.380 Albert Hall, S (8, PR) OBP: 0.309, SLG: 0.338 Paul Zuvella, R (9,4) OBP: 0.333, SLG: 0.400										4	0	0	1	0	0	3				
Paul Runge, R (1,4) OBP: 0.391, SLG: 0.393										2	0	0	0	2	0	2				
Alex Trevino, R (1,2) OBP: 0.289, SLG: 0.342										3	0	0	0	1	0	1				
Craig McMurtry, R (1,1) OBP: 0.183, SLG: 0.170 Claudell Washington, L (7, PH) OBP: 0.376, SLG: 0.475 Gene Garber, R (8,1) OBP: 0.343, SLG: 0.443 Chris Chambliss, L (9, PH) OBP: 0.353, SLG: 0.366										2	1	1	0	0	1	3				
Inning Stats	R: 0 E: 0 K: 0 S: 2	H: 0 LOB: 0 BB: 1 P: 6	R: 0 E: 0 K: 1 S: 6	H: 1 LOB: 3 BB: 2 P: 14	R: 0 E: 0 K: 1 S: 5	H: 0 LOB: 0 BB: 0 P: 5	R: 0 E: 0 K: 0 S: 3	H: 0 LOB: 0 BB: 0 P: 3	R: 1 E: 0 K: 0 S: 6	H: 3 LOB: 2 BB: 0 P: 6	R: 0 E: 0 K: 1 S: 5	H: 0 LOB: 1 BB: 1 P: 7	R: 0 E: 0 K: 0 S: 4	H: 1 LOB: 2 BB: 2 P: 12	R: 0 E: 0 K: 0 S: 3	H: 0 LOB: 0 BB: 0 P: 3	1B: 4 2B: 1 3B: 0 HR: 0	SF: 0 SAC: 0 DP: 0 HBP: 0	WP: 0 PB: 0 SB: 2 CS: 1	PA: 38
PITCHER	IP WLS BF H R ER SO BB IBB HBP BLK WP HR S P ERA WHIP																			
Jay Tibbs, R (1,1) ERA: 3.04	7.0 W 28 4 1 1 3 4 0 0 0 0 0 30 46 1.29 1.143																			
Ted Power, R (8,1) ERA: 2.99	2.0 S 9 1 1 1 0 2 0 0 0 0 0 0 7 15 4.50 1.500																			



Batter	1	2	3	4	5	6	7	8	9	AB	R	H	RBI	BB	SO	LOB	TOP		
Eric Davis, R OBP: 0.317, SLG: 0.466 Skeeter Barnes, R OBP: 0.178, SLG: 0.190	0-0 5-3		0-3 K		4-0 FC6-4 E BB		0-0 E7 1B		0-0 5-3	3	1	0	0	1	1	0			
Duane Walker, L OBP: 0.385, SLG: 0.527	0-0 4-3		4-0 FC5-4 1B BB		0-0 E4 FC6-4		0-0 G6-4-3 1B 2H		0-0 F8	4	0	1	1	1	0	1			
Dave Parker, L OBP: 0.326, SLG: 0.414 Gary Redus, R OBP: 0.344, SLG: 0.382	0-0 1B		0-0 FC5-4 1B		0-0 FC6-4 FC4-6 1-2 2-3		0-0 G6-4-3 1-2			4	0	2	0	0	0	3			
Cesar Cedeno, R OBP: 0.304, SLG: 0.405	0-0 F3		0-0 FC5-4 1-2 2-3		0-3 K				0-0 E7 HR	4	1	0	0	0	1	5			
Wayne Krenchicki, L OBP: 0.360, SLG: 0.487		0-0 G6-4-3 1B	0-0 F8		0-0 FC4-6 1-2				0-0 HR	4	1	2	2	0	0	4			
Dave Concepcion, R OBP: 0.298, SLG: 0.307		0-0 G6-4-3 1B		0-0 F8		0-0 4-3			0-0 5-3	4	0	1	0	0	0	0			
Ron Oester, S OBP: 0.295, SLG: 0.320		0-0 G6-4-3 1-2 2-3		0-0 4-3		0-0 F3			0-0 6-3	4	0	0	0	0	0	2			
Brad Gulden, L OBP: 0.302, SLG: 0.307 Freddie Toliver, R (6, PH) Tom Foley, L OBP: 0.310, SLG: 0.358 Andy McGaffigan, R (8, 1)		4-0 FC6-4 BB		0-0 1B		0-0 4-3			0-0 6-3	2	0	1	0	1	0	0			
Jeff Russell, R OBP: 0.203, SLG: 0.185 Nick Esasky, R OBP: 0.290, SLG: 0.338 Tom Hume, R OBP: 0.174, SLG: 0.136 Dann Bilardello, R OBP: 0.302, SLG: 0.290		0-0 FC6-4 1-2		0-0 F5		0-0 5-3			0-0 5-3	1	0	0	0	0	0	2			
Inning Stats	R: 0 E: 0 K: 0 S: 4	H: 1 LOB: 1 BB: 0 P: 4	R: 0 E: 0 K: 0 S: 4	H: 2 LOB: 2 BB: 1 P: 8	R: 0 E: 0 K: 1 S: 6	H: 1 LOB: 1 BB: 0 P: 10	R: 0 E: 0 K: 0 S: 4	H: 0 LOB: 0 BB: 0 P: 3	R: 1 E: 1 K: 0 S: 4	H: 1 LOB: 0 BB: 0 P: 4	R: 2 E: 1 K: 0 S: 5	H: 1 LOB: 0 BB: 0 P: 5	R: 0 E: 0 K: 0 S: 3	H: 0 LOB: 0 BB: 0 P: 3	1B: 6 2B: 0 3B: 0 HR: 1	SF: 0 SAC: 0 DP: 2 HBP: 0	WP: 0 PB: 0 CS: 0	PA: 38	
PITCHER	IP WLS BF H R ER SO BB IBB HBP BLK WP HR S P ERA WHIP	IP WLS BF H R ER SO BB IBB HBP BLK WP HR S P ERA WHIP	IP WLS BF H R ER SO BB IBB HBP BLK WP HR S P ERA WHIP	IP WLS BF H R ER SO BB IBB HBP BLK WP HR S P ERA WHIP	IP WLS BF H R ER SO BB IBB HBP BLK WP HR S P ERA WHIP	IP WLS BF H R ER SO BB IBB HBP BLK WP HR S P ERA WHIP	IP WLS BF H R ER SO BB IBB HBP BLK WP HR S P ERA WHIP	IP WLS BF H R ER SO BB IBB HBP BLK WP HR S P ERA WHIP	IP WLS BF H R ER SO BB IBB HBP BLK WP HR S P ERA WHIP	IP WLS BF H R ER SO BB IBB HBP BLK WP HR S P ERA WHIP	IP WLS BF H R ER SO BB IBB HBP BLK WP HR S P ERA WHIP	IP WLS BF H R ER SO BB IBB HBP BLK WP HR S P ERA WHIP	IP WLS BF H R ER SO BB IBB HBP BLK WP HR S P ERA WHIP	IP WLS BF H R ER SO BB IBB HBP BLK WP HR S P ERA WHIP	IP WLS BF H R ER SO BB IBB HBP BLK WP HR S P ERA WHIP	IP WLS BF H R ER SO BB IBB HBP BLK WP HR S P ERA WHIP	IP WLS BF H R ER SO BB IBB HBP BLK WP HR S P ERA WHIP	IP WLS BF H R ER SO BB IBB HBP BLK WP HR S P ERA WHIP	
Rick Camp, R ERA: 3.27 Jeff Dedmon, R ERA: 3.99	(1, 1) 7.0 W 30 6 1 0 2 3 0 0 0 0 0 0 31 43 0.00 1.286	(8, 1) 2.0 8 1 2 1 0 0 0 0 0 0 0 1 8 8 4.50 0.500																	

Cincinnati Reds @ Atlanta Braves
Atlanta-Fulton County Stadium, Atlanta, GA
Thu Sep 20 1984, 7:05 PM EDT
Att: 4,466 - Unknown

AB 35
R 3
H 7
RBI 3
BB 3
SO 2
LOB 18



Batter	1	2	3	4	5	6	7	8	9	AB	R	H	RBI	BB	SO	LOB	BOTTOM			
Milt Thompson, L OBP: 0.412, SLG: 0.339	0-0 S 1B		0-0 S 1B		0-0 F5	4-0 PB 1B BB		0-0 FC5-4 1B		4	1	3	0	1	0	0				
Alex Trevino, R OBP: 0.291, SLG: 0.341	0-0 F8		4-0 1B HR BB		0-0 E7 2B 1B		0-0 F6	0-0 FC5-4 1-2		4	2	1	0	1	0	4				
Brad Komminsk, R OBP: 0.264, SLG: 0.299	0-0 1-3		0-3 K		4-0 2B BB		0-0 1B			3	1	1	1	1	1	3				
Dale Murphy, R OBP: 0.375, SLG: 0.547	0-0 6-3		0-0 HR 1B 1-3 2H		0-3 K		0-0 F4			4	1	1	1	0	1	3				
Gerald Perry, L OBP: 0.373, SLG: 0.378		4-0 BB	0-0 HR 1-3 3H		0-0 HR 2B 1-1H 2H		0-0 F8			3	2	2	5	1	0	0				
Randy Johnson, R OBP: 0.332, SLG: 0.393		0-0 3	0-3 K		0-0 HR		0-0 1B			4	1	2	2	0	1	1				
Paul Runge, R OBP: 0.364, SLG: 0.375	4-0 S BB		0-0 F5	0-0 F3		0-0 F9				3	0	0	0	1	0	1				
Paul Zuvella, R OBP: 0.300, SLG: 0.250	0-3 K		0-0 4-3		4-0 PB SH3-4 1B BB		0-0 F8			3	1	0	0	1	1	1				
Rick Camp, R OBP: 0.130, SLG: 0.133 Jeff Dedmon, L (8, 1)		0-0 F8	0-0 5-3		0-0 SH3-4		0-0 4-3			2	0	0	0	0	0	0				
Inning Stats	R: 0 E: 0 K: 0 S: 4	H: 1 LOB: 1 BB: 0 P: 4	R: 0 E: 0 K: 1 S: 4	H: 0 LOB: 1 BB: 2 P: 12	R: 4 E: 0 K: 2 S: 10	H: 3 LOB: 0 BB: 1 P: 14	R: 0 E: 0 K: 0 S: 3	H: 0 LOB: 0 BB: 0 P: 3	R: 4 E: 1 K: 1 S: 8	H: 3 LOB: 0 BB: 1 P: 12	R: 1 E: 0 K: 0 S: 3	H: 1 LOB: 2 BB: 2 P: 11	R: 0 E: 0 K: 0 S: 4	H: 1 LOB: 1 BB: 0 P: 4	R: 0 E: 0 K: 0 S: 4	H: 1 LOB: 1 BB: 0 P: 4	1B: 7 2B: 2 3B: 0 HR: 2	SF: 0 SAC: 1 DP: 1 HBP: 0	WP: 0 PB: 1 CS: 3	PA: 38
PITCHER	IP WLS BF H R ER SO BB IBB HBP BLK WP HR S P ERA WHIP	IP WLS BF H R ER SO BB IBB HBP BLK WP HR S P ERA WHIP	IP WLS BF H R ER SO BB IBB HBP BLK WP HR S P ERA WHIP	IP WLS BF H R ER SO BB IBB HBP BLK WP HR S P ERA WHIP	IP WLS BF H R ER SO BB IBB HBP BLK WP HR S P ERA WHIP	IP WLS BF H R ER SO BB IBB HBP BLK WP HR S P ERA WHIP	IP WLS BF H R ER SO BB IBB HBP BLK WP HR S P ERA WHIP	IP WLS BF H R ER SO BB IBB HBP BLK WP HR S P ERA WHIP	IP WLS BF H R ER SO BB IBB HBP BLK WP HR S P ERA WHIP	IP WLS BF H R ER SO BB IBB HBP BLK WP HR S P ERA WHIP	IP WLS BF H R ER SO BB IBB HBP BLK WP HR S P ERA WHIP	IP WLS BF H R ER SO BB IBB HBP BLK WP HR S P ERA WHIP	IP WLS BF H R ER SO BB IBB HBP BLK WP HR S P ERA WHIP	IP WLS BF H R ER SO BB IBB HBP BLK WP HR S P ERA WHIP	IP WLS BF H R ER SO BB IBB HBP BLK WP HR S P ERA WHIP	IP WLS BF H R ER SO BB IBB HBP BLK WP HR S P ERA WHIP	IP WLS BF H R ER SO BB IBB HBP BLK WP HR S P ERA WHIP	IP WLS BF H R ER SO BB IBB HBP BLK WP HR S P ERA WHIP		
Jeff Russell, R ERA: 4.35 Tom Hume, R ERA: 5.69 Freddie Toliver, R ERA: Andy McGaffigan, R ERA: 3.52	(1, 1) 3.0 L 15 4 4 4 3 1 0 0 0 0 0 1 18 30 12.00 2.333	(4, 1) 2.0 10 3 4 4 1 1 0 0 0 0 1 11 15 18.00 2.000	(6, 1) 2.0 9 2 1 0 0 2 0 0 0 0 0 7 15 0.00 2.000	(8, 1) 1.0 4 1 0 0 0 0 0 0 0 0 0 4 4 0.00 1.000																

Cincinnati Reds @ Atlanta Braves
Atlanta-Fulton County Stadium, Atlanta, GA
Thu Sep 20 1984, 7:05 PM EDT
Att: 4,466 - Unknown

AB 31
R 9
H 10
RBI 9
BB 6
SO 4
LOB 13



Batter	1	2	3	4	5	6	7	8	9	AB	R	H	RBI	BB	SO	LOB	TOP																					
Eddie Milner, L OBP: 0.343, SLG: 0.352 (1, 8)	F7	4-3				K		F8		5	0	1	0	0	1	3	Cincinnati Reds @ Houston Astros Astrodome, Houston, TX Fri Sep 21 1984, 8:05 PM EDT Att: 8,676 - Unknown																					
Ron Oester, S OBP: 0.296, SLG: 0.321 (1, 4)	F7		1-3			1B			F2	5	0	2	0	0	0	0																						
Dave Parker, L OBP: 0.327, SLG: 0.415 Ted Power, R (9, 1)	1B	2B	F3			1B		FC6-4	4-3	5	1	2	0	0	0	1																						
Cesar Cedeno, R OBP: 0.310, SLG: 0.422 (7, 3)	2-4	1B				1B		5-3	2B	5	1	4	2	0	0	2																						
Tony Perez, R OBP: 0.285, SLG: 0.343 Gary Redus, R OBP: 0.343, SLG: 0.381 (1, 3) (7, 7)	2-4	1B				6-3		5-3	6-3	3	0	0	0	1	1	2																						
Wayne Krenchicki, L OBP: 0.352, SLG: 0.475 (1, 5)	2-4	1-4-3				5-3		4-3		4	0	0	0	0	0	2																						
Dave Concepcion, R OBP: 0.301, SLG: 0.310 (1, 6)		3-1				1B		4-3	1B	4	3	3	0	0	0	0																						
Brad Gulden, L OBP: 0.302, SLG: 0.306 (1, 2)		3-1				1B		4-3	1B	4	0	1	0	0	0	2																						
Mario Soto, R OBP: 0.200, SLG: 0.304 Duane Walker, L OBP: 0.385, SLG: 0.527 (1, 1) (9, 9)		2B				F1		SF9		3	0	2	3	0	0	0																						
Inning Stats	R: 1 E: 0 K: 0 S: 4	H: 2 LOB: 2 BB: 1 P: 8	R: 1 E: 0 K: 0 S: 5	H: 2 LOB: 1 BB: 0 P: 5	R: 1 E: 0 K: 1 S: 6	H: 1 LOB: 0 BB: 0 P: 6	R: 0 E: 0 K: 0 S: 3	H: 0 LOB: 0 BB: 0 P: 3	R: 0 E: 0 K: 0 S: 5	H: 3 LOB: 2 BB: 0 P: 5	R: 1 E: 0 K: 1 S: 8	H: 3 LOB: 2 BB: 0 P: 8	R: 0 E: 0 K: 0 S: 5	H: 2 LOB: 2 BB: 0 P: 5	R: 1 E: 0 K: 0 S: 4	H: 1 LOB: 0 BB: 0 P: 4		R: 0 E: 0 K: 0 S: 4	H: 1 LOB: 1 BB: 0 P: 4	1B: 11 2B: 3 3B: 0 HR: 1	SF: 1 SAC: 0 DP: 0 HBP: 0	WP: 0 PB: 0 SB: 1 CS: 1	PA: 41															
PITCHER	IP	WLS	BF	H	R	ER	SO	BB	IBB	HBP	BLK	WP	HR	S	P	ERA	WHIP	PITCHER				IP	WLS	BF	H	R	ER	SO	BB	IBB	HBP	BLK	WP	HR	S	P	ERA	WHIP
Joe Niekro, R ERA: 2.97 (1, 1)	6.0	L	29	11	4	4	2	1	0	0	0	0	1	31	35	6.00	2.000					6.0	L	29	11	4	4	2	1	0	0	0	0	1	31	35	6.00	2.000
Dave Smith, R ERA: 2.17 (7, 1)	1.0	S	5	2	0	0	0	0	0	0	0	0	0	5	5	0.00	2.000					1.0	S	5	2	0	0	0	0	0	0	0	5	5	0.00	2.000		
Joe Sambito, L ERA: 3.13 (8, 1)	2.0	S	8	2	1	1	0	0	0	0	0	0	0	8	8	4.50	1.000					2.0	S	8	2	1	1	0	0	0	0	0	8	8	4.50	1.000		

Batter	1	2	3	4	5	6	7	8	9	AB	R	H	RBI	BB	SO	LOB	BOTTOM																					
Bill Doran, S OBP: 0.349, SLG: 0.362 (1, 4)	S		K					4-3		3	0	0	0	1	1	0	Cincinnati Reds @ Houston Astros Astrodome, Houston, TX Fri Sep 21 1984, 8:05 PM EDT Att: 8,676 - Unknown																					
Terry Puhl, L OBP: 0.376, SLG: 0.426 (1, 9)	F8		4-3					FC4-6	BB	3	1	1	0	1	0	1																						
Phil Garner, R OBP: 0.350, SLG: 0.389 (1, 5)	F8		F5					FC4-6	2B	4	1	1	1	0	0	2																						
Jose Cruz, L OBP: 0.377, SLG: 0.453 (1, 7)								2B	2B	3	0	1	1	1	2	1																						
Glenn Davis, R OBP: 0.268, SLG: 0.513 (1, 3)	K							F9		4	0	0	0	0	1	2																						
Kevin Bass, S OBP: 0.287, SLG: 0.362 (1, 8)		K						1-3		4	0	1	0	0	1	0																						
Alan Ashby, S OBP: 0.324, SLG: 0.319 (1, 2)	F8							F5		4	0	1	0	0	0	0																						
Craig Reynolds, L OBP: 0.289, SLG: 0.372 (1, 6)								1-3		4	0	1	0	0	0	2																						
Joe Niekro, R OBP: 0.152, SLG: 0.130 Dave Smith, R (7, 1)								4-3		2	0	0	0	0	0	0																						
Mike Richardt, R OBP: 0.200, SLG: 0.158 Joe Sambito, L (8, 1)								K		1	0	0	0	0	1	0																						
Inning Stats	R: 0 E: 0 K: 1 S: 5	H: 0 LOB: 2 BB: 2 P: 13	R: 0 E: 0 K: 1 S: 6	H: 1 LOB: 1 BB: 0 P: 6	R: 0 E: 0 K: 1 S: 5	H: 0 LOB: 0 BB: 0 P: 5	R: 0 E: 0 K: 1 S: 7	H: 2 LOB: 2 BB: 0 P: 7	R: 1 E: 0 K: 1 S: 7	H: 2 LOB: 1 BB: 0 P: 7	R: 0 E: 0 K: 0 S: 3	H: 0 LOB: 0 BB: 0 P: 3	R: 0 E: 0 K: 1 S: 5	H: 0 LOB: 0 BB: 0 P: 5	R: 1 E: 0 K: 0 S: 3	H: 1 LOB: 0 BB: 1 P: 7	R: 0 E: 0 K: 0 S: 3	H: 0 LOB: 0 BB: 0 P: 3	1B: 2 2B: 2 3B: 2 HR: 0	SF: 0 SAC: 0 DP: 0 HBP: 0	WP: 0 PB: 0 SB: 1 CS: 0	PA: 35																
PITCHER	IP	WLS	BF	H	R	ER	SO	BB	IBB	HBP	BLK	WP	HR	S	P	ERA	WHIP	PITCHER				IP	WLS	BF	H	R	ER	SO	BB	IBB	HBP	BLK	WP	HR	S	P	ERA	WHIP
Mario Soto, R ERA: 3.42 (1, 1)	8.0	W	32	6	2	2	6	3	0	0	0	0	0	41	53	2.25	1.125					8.0	W	32	6	2	2	6	3	0	0	0	0	41	53	2.25	1.125	
Ted Power, R ERA: 2.96 (9, 1)	1.0	S	3	0	0	0	0	0	0	0	0	0	0	3	3	0.00	0.000					1.0	S	3	0	0	0	0	0	0	0	3	3	0.00	0.000			



Batter	1	2	3	4	5	6	7	8	9	AB	R	H	RBI	BB	SO	LOB	TOP
Gary Redus, R (1,7) OBP: 0.340, SLG: 0.377	0-3 K		0-3 K			0-3 K		0-0 L4-3		4	0	0	0	0	3	1	
Eddie Milner, L (1,8) OBP: 0.339, SLG: 0.348	0-3 K		0-3 K			0-0 F3			0-3 K	4	0	0	0	0	3	0	
Cesar Cedeno, R (1,9) OBP: 0.312, SLG: 0.424	0-0 2B			0-0 1-3		0-0 F7			0-0 6-3	4	0	2	0	0	0	0	
Alan Knicely, R (1,3) OBP: 0.188, SLG: 0.148	0-0 F8			0-0 F9			0-0 5-3		0-0 6-3	4	0	0	0	0	0	2	
Dave Concepcion, R (1,6) OBP: 0.299, SLG: 0.307		0-0 F9		0-0 6-3			0-0 6-3		0-3 K	4	0	0	0	0	1	1	
Nick Esasky, R (1,5) OBP: 0.295, SLG: 0.348		HR			4-0 FC6-4 BB		4-0 BB			1	1	1	1	2	0	0	
Ron Oester, S (1,4) OBP: 0.293, SLG: 0.320		0-0 5-3			0-0 F6		0-0 6-3			3	0	0	0	0	0	2	
Dave Vangorder, R (1,2) OBP: 0.313, SLG: 0.250		0-0 F6			0-0 FC6-4 FC6-4			0-0 F3		3	0	0	0	0	0	1	
Joe Price, R (1,1) OBP: 0.180, SLG: 0.167			0-3 K			0-0 FC6-4				2	0	0	0	0	1	1	
Tony Perez, R (8,PH) OBP: 0.295, SLG: 0.348						0-0 FC6-4				1	0	1	0	0	0	0	
Skeeter Barnes, R (8,PR) OBP: 0.178, SLG: 0.190										0	0	0	0	0	0	0	
Tom Hume, R (8,1) OBP: 0.174, SLG: 0.136								0-0 L4-3 1B		0	0	0	0	0	0	0	
Inning Stats	R: 0 E: 0 K: 2 S: 8	H: 1 LOB: 1 BB: 0 P: 8	R: 1 E: 0 K: 0 S: 4	H: 1 LOB: 0 BB: 0 P: 4	R: 0 E: 0 K: 3 S: 9	H: 0 LOB: 0 BB: 0 P: 9	R: 0 E: 0 K: 0 S: 3	H: 0 LOB: 1 BB: 1 P: 7	R: 0 E: 0 K: 1 S: 5	H: 0 LOB: 1 BB: 1 P: 7	R: 0 E: 0 K: 0 S: 3	H: 1 LOB: 1 BB: 0 P: 3	R: 0 E: 0 K: 2 S: 8	H: 1 LOB: 1 BB: 0 P: 8	1B: 2 2B: 2 3B: 0 HR: 1	SF: 0 SAC: 0 DP: 1 HBP: 0	WP: 0 PA: 32 PB: 0 SB: 0 CS: 0
PITCHER Bob Knepper, L (1,1) ERA: 3.23	IP: 9.0 WLS: W BF: 32	H: 4 R: 1 ER: 1 SO: 8	BB: 2 IBB: 0 HBP: 0 BLK: 0	WP: 0 HR: 1 S: 46 P: 54	ERA: 1.00 WHIP: 0.667												

Cincinnati Reds @ Houston Astros
Astrodome, Houston, TX
Sun Sep 23 1984, 8:05 PM EDT
Att: 10,379 - Unknown

AB	30
R	1
H	4
RBI	1
BB	2
SO	8
LOB	8



Batter	1	2	3	4	5	6	7	8	9	AB	R	H	RBI	BB	SO	LOB	BOTTOM		
Bill Doran, S (1,4) OBP: 0.348, SLG: 0.366	0-0 6-3 1B		4-0 CS BB			0-0 HR		0-0 6-3		3	1	2	1	1	0	0			
Kevin Bass, S (1,8) OBP: 0.285, SLG: 0.358	0-0 6-3		0-0 CS	0-0 F7		0-0 6-3		0-0 S 1B		4	0	1	0	0	0	1			
Phil Garner, R (1,5) OBP: 0.353, SLG: 0.387	0-3 K			0-0 1B		0-0 1B		0-0 F8		4	0	2	0	0	1	2			
Jose Cruz, L (1,7) OBP: 0.377, SLG: 0.452	0-0 F7			0-0 1B		0-0 4-3		4-0 FC6-4 IBB		3	0	1	0	1	0	2			
Glenn Davis, R (1,3) OBP: 0.260, SLG: 0.447		0-0 6-3		0-3 K		0-0 F2		0-0 FC6-4		4	0	0	0	0	1	5			
Enos Cabell, R (9,3) OBP: 0.341, SLG: 0.419								1-2 FC6-4		0	0	0	0	0	0	0			
Terry Puhl, L (1,9) OBP: 0.379, SLG: 0.432		0-0 F2		0-0 F8			0-0 HR			3	1	1	1	0	0	2			
Alan Ashby, S (1,2) OBP: 0.316, SLG: 0.310		0-0 1-3			0-0 F7		0-0 F9			3	0	0	0	0	0	0			
Bert Pena, R (1,6) OBP: 0.262, SLG: 0.308			0-3 K		0-0 F8		0-0 F8			3	0	0	0	0	1	0			
Bob Knepper, L (1,1) OBP: 0.235, SLG: 0.230			0-3 K		0-3 K		0-3 K			3	0	0	0	0	3	0			
Inning Stats	R: 0 E: 0 K: 1 S: 6	H: 1 LOB: 1 BB: 0 P: 6	R: 0 E: 0 K: 0 S: 3	H: 0 LOB: 0 BB: 0 P: 3	R: 0 E: 0 K: 2 S: 6	H: 0 LOB: 1 BB: 1 P: 10	R: 0 E: 0 K: 1 S: 7	H: 2 LOB: 2 BB: 0 P: 7	R: 0 E: 0 K: 1 S: 5	H: 0 LOB: 0 BB: 0 P: 5	R: 1 E: 0 K: 0 S: 5	H: 2 LOB: 1 BB: 0 P: 5	R: 1 E: 0 K: 1 S: 6	H: 1 LOB: 0 BB: 0 P: 6	R: 0 E: 0 K: 0 S: 4	H: 1 LOB: 2 BB: 1 P: 8	1B: 5 2B: 0 3B: 0 HR: 2	SF: 0 SAC: 0 DP: 0 HBP: 0	WP: 0 PA: 33 PB: 0 SB: 1 CS: 1
PITCHER Joe Price, L (1,1) ERA: 4.19	IP: 7.0 WLS: L BF: 27	H: 6 R: 2 ER: 2 SO: 6	BB: 1 IBB: 0 HBP: 0 BLK: 0	WP: 0 HR: 2 S: 38 P: 42	ERA: 2.57 WHIP: 1.000														
PITCHER Tom Hume, R (8,1) ERA: 5.64	IP: 1.0 WLS: L BF: 5	H: 1 R: 0 ER: 0 SO: 0	BB: 0 IBB: 1 HBP: 0 BLK: 0	WP: 0 HR: 0 S: 4 P: 8	ERA: 0.00 WHIP: 1.000														

Cincinnati Reds @ Houston Astros
Astrodome, Houston, TX
Sun Sep 23 1984, 8:05 PM EDT
Att: 10,379 - Unknown

AB	30
R	2
H	7
RBI	2
BB	2
SO	6
LOB	12



Batter	1	2	3	4	5	6	7	8	9	AB	R	H	RBI	BB	SO	LOB	TOP		
Milt Thompson, L (1,7) OBP: 0.402, SLG: 0.422										5	1	2	1	0	2	1	Atlanta Braves @ Cincinnati Reds Riverfront Stadium, Cincinnati, OH Wed Sep 26 1984, 7:05 PM EDT Att: 7,030 - Unknown		
Rafael Ramirez, R (1,6) OBP: 0.295, SLG: 0.323										4	1	1	0	0	1	1			
Brad Komminsk, R (1,9) OBP: 0.272, SLG: 0.310										3	0	0	0	1	3	2			
Dale Murphy, R (1,8) OBP: 0.369, SLG: 0.546										4	0	1	1	0	1	2			
Gerald Perry, L (1,3) OBP: 0.376, SLG: 0.380										1	0	0	0	3	0	0			
Randy Johnson, R (1,5) OBP: 0.333, SLG: 0.386										4	0	0	0	0	0	5			
Paul Runge, R (1,4) OBP: 0.359, SLG: 0.341										4	0	1	0	0	0	0			
Bruce Benedict, R (1,2) OBP: 0.296, SLG: 0.293										4	1	2	1	0	0	1			
Pascual Perez, R (1,1) OBP: 0.169, SLG: 0.125										2	0	0	0	0	0	0			
Tony Brizzolara, R (6,1)										0	0	0	0	0	0	0			
Claudell Washington, L (7,PH) OBP: 0.374, SLG: 0.471										1	0	0	0	0	1	0			
Jeff Dedmon, L (7,1)										0	0	0	0	0	0	0			
Chris Chambliss, L (9,PH) OBP: 0.352, SLG: 0.364										1	0	0	0	0	1	1			
Inning Stats	R: 1 E: 0 K: 0 S: 4	H: 1 LOB: 2 BB: 2 P: 12	R: 0 E: 0 K: 0 S: 3	H: 0 LOB: 0 BB: 0 P: 3	R: 1 E: 0 K: 1 S: 7	H: 2 LOB: 2 BB: 1 P: 11	R: 0 E: 0 K: 0 S: 3	H: 1 LOB: 0 BB: 0 P: 3	R: 0 E: 0 K: 2 S: 8	H: 0 LOB: 1 BB: 0 P: 8	R: 0 E: 0 K: 1 S: 10	H: 0 LOB: 0 BB: 0 P: 10	R: 0 E: 0 K: 1 S: 5	H: 0 LOB: 1 BB: 1 P: 9	R: 0 E: 0 K: 2 S: 8	H: 1 LOB: 1 BB: 0 P: 8	1B: 3 2B: 2 3B: 0 HR: 2	SF: 0 SAC: 0 DP: 0 HBP: 0	WP: 0 PA: 37 PB: 0 SB: 2 CS: 0
PITCHER	IP WLS BF H R ER SO BB IBB HBP BLK WP HR S P ERA WHIP																		
Mario Soto, R (1,1) ERA: 3.43	7.0 W 29 6 3 3 6 1 2 0 0 0 2 38 50 3.86 1.000																		
Ted Power, R (8,1) ERA: 2.64	2.0 S 8 1 0 0 3 1 0 0 0 0 0 0 13 17 0.00 1.000																		

AB 33
R 3
H 7
RBI 3
BB 4
SO 9
LOB 13



Batter	1	2	3	4	5	6	7	8	9	AB	R	H	RBI	BB	SO	LOB	BOTTOM		
Ron Oester, S (1,4) OBP: 0.293, SLG: 0.320										5	0	0	0	0	1	7	Atlanta Braves @ Cincinnati Reds Riverfront Stadium, Cincinnati, OH Wed Sep 26 1984, 7:05 PM EDT Att: 7,030 - Unknown		
Pete Rose, S (1,3) OBP: 0.353, SLG: 0.332										5	0	1	0	0	1	1			
Eddie Milner, L (9,8) OBP: 0.336, SLG: 0.344										0	0	0	0	0	0	0			
Dave Parker, L (1,9) OBP: 0.329, SLG: 0.415										5	2	3	0	0	0	1			
Cesar Cedeno, R (1,7) OBP: 0.318, SLG: 0.427										4	2	3	0	1	0	0			
Duane Walker, L (1,8) OBP: 0.386, SLG: 0.513										3	0	1	0	2	0	2			
Wayne Krenchicki, L (1,5) OBP: 0.351, SLG: 0.468										4	1	2	2	1	0	4			
Dave Concepcion, R (1,6) OBP: 0.300, SLG: 0.311										4	1	2	3	0	1	4			
Brad Gulden, L (1,2) OBP: 0.305, SLG: 0.304										3	0	2	0	1	0	0			
Mario Soto, R (1,1) OBP: 0.214, SLG: 0.313										4	0	2	1	0	2	4			
Ted Power, R (8,1) ERA: 3.89										0	0	0	0	0	0	0			
Inning Stats	R: 0 E: 0 K: 0 S: 3	H: 0 LOB: 0 BB: 0 P: 3	R: 2 E: 0 K: 0 S: 7	H: 4 LOB: 2 BB: 0 P: 7	R: 1 E: 0 K: 1 S: 7	H: 2 LOB: 2 BB: 1 P: 11	R: 0 E: 0 K: 0 S: 4	H: 1 LOB: 1 BB: 0 P: 4	R: 2 E: 0 K: 2 S: 9	H: 2 LOB: 3 BB: 3 P: 21	R: 1 E: 0 K: 1 S: 8	H: 4 LOB: 2 BB: 0 P: 8	R: 0 E: 0 K: 1 S: 5	H: 1 LOB: 0 BB: 0 P: 5	R: 0 E: 0 K: 0 S: 4	H: 2 LOB: 2 BB: 1 P: 8	1B: 15 2B: 2 3B: 0 HR: 0	SF: 0 SAC: 0 DP: 2 HBP: 0	WP: 1 PA: 42 PB: 0 SB: 5 CS: 0
PITCHER	IP WLS BF H R ER SO BB IBB HBP BLK WP HR S P ERA WHIP																		
Pascual Perez, R (1,1) ERA: 3.77	5.2 L 33 13 6 6 3 2 2 0 0 0 1 0 35 51 9.53 2.647																		
Tony Brizzolara, R (6,1) ERA: 5.67	0.1 1 0 0 0 1 0 0 0 0 0 1 0 3 3 0.00 0.000																		
Jeff Dedmon, R (7,1) ERA: 3.89	2.0 8 3 0 0 1 1 0 0 0 0 0 0 9 13 0.00 2.000																		

AB 37
R 6
H 16
RBI 6
BB 5
SO 5
LOB 23



Batter	1	2	3	4	5	6	7	8	9	10	AB	R	H	RBI	BB	SO	LOB	TOP			
Milt Thompson, L OBP: 0.392, SLG: 0.492 (1, 7)	F5		F8		F3 2B BB		F8			F4	4	1	0	0	1	0	2				
Rafael Ramirez, R OBP: 0.292, SLG: 0.320 (1, 6)	F2		F4		F3		FC6-4			K	5	0	0	0	0	1	3				
Claudell Washington, L OBP: 0.376, SLG: 0.475 (1, 9)	4-3			F3 1B	2B		F7			FC5-4 1B	5	0	3	1	0	0	0				
Dale Murphy, R OBP: 0.371, SLG: 0.545 (1, 8)		FC5-4 1B		F3 BB	K					FC5-4	3	0	1	0	2	1	2				
Gerald Perry, L OBP: 0.377, SLG: 0.376 (1, 3)		F8		F3							2	0	0	0	2	0	3				
Gene Garber, R OBP: 0.143, SLG: 0.143 (8, 1)				1-2 2-3			CS BB			CS	0	0	0	0	0	0	0				
Randy Johnson, R OBP: 0.332, SLG: 0.382 (1, 5)		K					F4			CS	3	0	0	0	1	1	2				
Paul Runge, R OBP: 0.344, SLG: 0.326 (1, 4)		FC5-4			K		F3				4	0	0	0	0	1	5				
Bruce Benedict, R OBP: 0.296, SLG: 0.292 (1, 2)			K		F7		CS			F8	4	0	1	0	0	1	3				
Zane Smith, L OBP: 0.556, SLG: 0.556 (1, 1)											3	0	2	0	0	0	0				
Chris Chambliss, L OBP: 0.351, SLG: 0.363 (8, 3)					F3					FC6-4 1B	1	0	0	0	0	0	1				
Inning Stats	R: 0 E: 0 K: 0 S: 3	H: 0 LOB: 0 BB: 0 P: 3	R: 0 E: 0 K: 1 S: 6	H: 1 LOB: 1 BB: 0 P: 6	R: 0 E: 0 K: 1 S: 6	H: 1 LOB: 3 BB: 2 P: 14	R: 1 E: 0 K: 1 S: 6	H: 1 LOB: 1 BB: 1 P: 10	R: 0 E: 0 K: 0 S: 2	H: 0 LOB: 0 BB: 1 P: 6	R: 0 E: 0 K: 0 S: 4	H: 1 LOB: 1 BB: 0 P: 4	R: 0 E: 0 K: 0 S: 1	H: 0 LOB: 0 BB: 2 P: 9	R: 0 E: 0 K: 0 S: 4	H: 1 LOB: 1 BB: 0 P: 4	R: 0 E: 0 K: 1 S: 6	H: 1 LOB: 1 BB: 0 P: 6	1B: 6 2B: 1 3B: 0 HR: 0	SF: 0 SAC: 0 DP: 0 HBP: 0	WP: 0 PA: 42
PITCHER	IP 7.0	WLS 29	H 5	R 1	ER 1	SO 4	BB 4	IBB 0	HBP 0	BLK 0	WP 0	HR 0	S 33	P 49	ERA 1.29	WHIP 1.286					
Freddie Toliver, R ERA: 0.9 (1, 1)																					
John Franco, L ERA: 2.61 (8, 1)																					

Atlanta Braves @ Cincinnati Reds
Riverfront Stadium, Cincinnati, OH
Thu Sep 27 1984, 7:05 PM EDT
Att: 5,835 - Unknown

AB	34
R	1
H	7
RBI	1
BB	6
SO	5
LOB	21

Braves

Batter	1	2	3	4	5	6	7	8	9	10	AB	R	H	RBI	BB	SO	LOB	BOTTOM			
Gary Redus, R OBP: 0.341, SLG: 0.380 (1, 8) (8, 7)	FC4-6 3B	F7			BB BB		F1			5-3	4	1	1	0	1	0	3				
Pete Rose, S OBP: 0.355, SLG: 0.331 (1, 3) (8, 1)			K				F9				2	0	0	0	2	1	2				
Tom Foley, L OBP: 0.310, SLG: 0.357 (10, PH)	FC4-6 BB		K		BB BB		2-3			2B 1B	0	0	0	0	0	0	0				
Dave Parker, L OBP: 0.328, SLG: 0.415 (1, 9)	K		K		F6		F3				5	0	1	1	0	2	6				
Cesar Cedeno, R OBP: 0.315, SLG: 0.422 (1, 7) (8, 3)	FC4-6		F4			E6 CS				F8	4	0	0	1	0	0	1				
Dave Concepcion, R OBP: 0.300, SLG: 0.312 (1, 6)	FC4-6			K		F8 2B				F7	4	0	1	0	0	1	1				
Dann Bilardello, R OBP: 0.297, SLG: 0.291 (1, 2)		K		K		F8 2-3				5-3	4	0	0	0	0	2	1				
Ron Oester, S OBP: 0.296, SLG: 0.322 (1, 4)		SH1-4 1B			1B					4-3	3	0	2	0	1	0	0				
Wade Rowdon, R OBP: 0.286, SLG: 0.286 (1, 5)							F8			F8	3	0	1	0	0	1	2				
Wayne Krenchicki, L OBP: 0.349, SLG: 0.466 (9, PH) (10, 5)		SH1-4 1B					K				1	0	0	0	0	0	0				
Freddie Toliver, R (1, 1)							F8				1	0	0	0	0	0	0				
Tony Perez, R OBP: 0.299, SLG: 0.348 (7, PH)		SH1-4								F6	0	0	0	0	1	0	0				
Eddie Milner, L OBP: 0.335, SLG: 0.343 (7, PR) (8, 8)							F9 E BB				1	0	0	0	0	0	0				
Inning Stats	R: 1 E: 0 K: 1 S: 6	H: 1 LOB: 2 BB: 0 P: 10	R: 0 E: 0 K: 1 S: 7	H: 2 LOB: 2 BB: 0 P: 7	R: 0 E: 0 K: 2 S: 7	H: 0 LOB: 0 BB: 0 P: 7	R: 0 E: 0 K: 2 S: 7	H: 1 LOB: 1 BB: 0 P: 7	R: 0 E: 1 K: 0 S: 3	H: 0 LOB: 2 BB: 1 P: 7	R: 0 E: 0 K: 0 S: 3	H: 0 LOB: 0 BB: 0 P: 3	R: 0 E: 0 K: 0 S: 3	H: 0 LOB: 0 BB: 0 P: 3	R: 1 E: 0 K: 0 S: 3	H: 2 LOB: 1 BB: 0 P: 3	R: 0 E: 0 K: 0 S: 3	H: 1 LOB: 1 BB: 0 P: 6	1B: 4 2B: 2 3B: 1 HR: 0	SF: 0 SAC: 1 DP: 0 HBP: 0	WP: 0 PA: 39
PITCHER	IP 7.0	WLS 30	H 5	R 1	ER 1	SO 7	BB 5	IBB 0	HBP 0	BLK 0	WP 0	HR 0	S 39	P 59	ERA 1.29	WHIP 1.429					
Zane Smith, L ERA: 2.25 (1, 1)																					
Gene Garber, R ERA: 3.07 (8, 1)																					

Atlanta Braves @ Cincinnati Reds
Riverfront Stadium, Cincinnati, OH
Thu Sep 27 1984, 7:05 PM EDT
Att: 5,835 - Unknown

AB	33
R	2
H	7
RBI	2
BB	5
SO	7
LOB	16

REDS

Batter	1	2	3	4	5	6	7	8	9	10	AB	R	H	RBI	BB	SO	LOB	TOP									
Bill Doran, S OBP: 0.343, SLG: 0.360 (1, 4)	K	SF9			F5		F7											4	0	1	1	0	1	1			
Kevin Bass, S OBP: 0.284, SLG: 0.365 (1, 8)	2B	K			F8			F8		F7								5	1	1	0	0	1	2			
Terry Puhl, L OBP: 0.377, SLG: 0.428 (1, 9)	1B				F8		F7		4-3									5	2	2	1	0	0	0			
Jose Cruz, L OBP: 0.382, SLG: 0.465 (1, 7)	1B							K										4	1	3	0	1	1	0			
Glenn Davis, R OBP: 0.379, SLG: 0.429 (5, 7)					F8													3	0	0	0	0	1	3			
Jerry Montgomery, S OBP: 0.345, SLG: 0.390 (8, 9)								K										0	0	0	0	1	0	0			
Bill Dawley, R OBP: 0.334, SLG: 0.356 (10, 9)																		0	0	0	0	0	0	0			
Jim Pankovich, R OBP: 0.316, SLG: 0.403 (10, 1)																		1	0	0	0	0	0	1			
Frank DiPino, L OBP: 0.308, SLG: 0.403 (10, 1)																		0	0	0	0	0	0	0			
Phil Garner, R OBP: 0.357, SLG: 0.392 (1, 5)					K													5	0	1	1	0	3	4			
Alan Ashby, S OBP: 0.319, SLG: 0.341 (1, 2)	K																	4	1	2	2	1	2	2			
Craig Reynolds, L OBP: 0.285, SLG: 0.365 (1, 6)					F5													3	0	0	0	0	0	0			
Bob Knepper, L OBP: 0.241, SLG: 0.237 (1, 1)																		2	1	1	0	0	0	0			
Enos Cabell, R OBP: 0.342, SLG: 0.418 (6, 3)																		1	0	0	0	1	0	1			
Inning Stats	R: 2 E: 0 K: 2 S: 10	H: 3 LOB: 2 BB: 1 P: 14	R: 1 E: 1 K: 1 S: 6	H: 1 LOB: 0 BB: 0 P: 6	R: 0 E: 0 K: 1 S: 6	H: 1 LOB: 1 BB: 0 P: 6	R: 0 E: 0 K: 1 S: 5	H: 0 LOB: 0 BB: 0 P: 5	R: 0 E: 0 K: 3 S: 9	H: 0 LOB: 0 BB: 0 P: 9	R: 0 E: 0 K: 0 S: 4	H: 1 LOB: 1 BB: 0 P: 4	R: 0 E: 0 K: 0 S: 4	H: 1 LOB: 2 BB: 1 P: 8	R: 0 E: 0 K: 0 S: 3	H: 1 LOB: 2 BB: 2 P: 11	R: 3 E: 1 K: 1 S: 8	H: 3 LOB: 0 BB: 0 P: 8	1B: 7 2B: 3 3B: 0 HR: 1	SF: 1 SAC: 2 DP: 0 HBP: 0	WP: 0 PB: 0 SB: 1 CS: 0	PA: 44					
PITCHER	IP	WLS	BF	H	R	ER	SO	BB	IBB	HBP	BLK	WP	HR	S	P	ERA	WHIP										
Jeff Russell, R ERA: 4.26 (1, 1)	8.0		34	7	3	2	8	1	2	0	0	0	0	0	47	2.25	1.000										
Bob Owchinko, L ERA: 4.12 (9, 1)	1.0		4	1	0	0	0	0	1	0	0	0	0	3	7	0.00	1.000										
Ted Power, R ERA: 2.82 (10, 1)	1.0	L	6	3	3	0	1	0	0	0	0	0	1	8	8	0.00	3.000										

Houston Astros @ Cincinnati Reds
Riverfront Stadium, Cincinnati, OH
Fri Sep 28 1984, 7:05 PM EDT
Att: 8,431 - Unknown

AB 37
R 6
H 11
RBI 5
BB 4
SO 9
LOB 14



Batter	1	2	3	4	5	6	7	8	9	10	AB	R	H	RBI	BB	SO	LOB	BOTTOM									
Gary Redus, R OBP: 0.338, SLG: 0.377 (1, 8)	4-3																	4	0	0	0	0	0	0			
Duane Walker, L OBP: 0.358, SLG: 0.531 (9, PH)		F9																1	1	1	1	0	0	0			
Tom Foley, L OBP: 0.310, SLG: 0.357 (10, 6)																		0	0	0	0	0	0	0			
Eric Davis, R OBP: 0.320, SLG: 0.466 (10, PH)																		0	0	0	0	1	0	0			
Wade Rowdon, R OBP: 0.286, SLG: 0.286 (10, PR)																		0	0	0	0	0	0	0			
Ron Oester, S OBP: 0.295, SLG: 0.319 (1, 4)	E5																	5	1	0	0	1	1	2			
Dave Parker, L OBP: 0.328, SLG: 0.414 (1, 9)	K																	4	0	1	0	1	2	1			
Cesar Cedeno, R OBP: 0.318, SLG: 0.423 (1, 7)																		4	1	2	0	1	0	2			
Dave Concepcion, R OBP: 0.304, SLG: 0.317 (1, 6)																		4	0	3	2	1	0	0			
Nick Esasky, R OBP: 0.299, SLG: 0.348 (1, 5)																		3	0	1	0	2	0	4			
Ted Power, R (9, 3)																		0	0	0	0	0	0	0			
Ted Power, R (10, 1)																		0	0	0	0	0	0	0			
Alan Knicely, R OBP: 0.200, SLG: 0.138 (8, PH)																		2	0	0	0	1	2	3			
Wayne Krenchicki, L OBP: 0.347, SLG: 0.463 (9, 5)																		1	0	0	0	0	0	1			
Skeeter Barnes, R OBP: 0.196, SLG: 0.190 (10, PH)																		0	0	0	0	1	0	0			
Dann Bilardello, R OBP: 0.293, SLG: 0.287 (8, PH)																		3	0	0	0	0	1	3			
Brad Gulden, L OBP: 0.304, SLG: 0.303 (9, 2)																		1	0	0	0	0	0	1			
Dave Vangorder, R OBP: 0.310, SLG: 0.248 (10, PH)																		1	0	0	0	0	0	1			
Jeff Russell, R OBP: 0.194, SLG: 0.175 (1, 1)																		3	0	0	0	0	2	0			
Bob Owchinko, L OBP: 0.353, SLG: 0.250 (9, PH)																		0	0	0	0	0	0	0			
Eddie Milner, L OBP: 0.334, SLG: 0.342 (10, 8)																		1	0	0	0	0	0	0			
Tony Perez, R OBP: 0.297, SLG: 0.346 (10, PH)																		1	0	0	0	0	0	1			
Inning Stats	R: 1 E: 1 K: 2 S: 9	H: 1 LOB: 3 BB: 2 P: 17	R: 0 E: 0 K: 2 S: 7	H: 0 LOB: 0 BB: 0 P: 7	R: 1 E: 0 K: 2 S: 9	H: 2 LOB: 3 BB: 2 P: 17	R: 0 E: 0 K: 0 S: 4	H: 1 LOB: 2 BB: 1 P: 8	R: 0 E: 0 K: 1 S: 5	H: 1 LOB: 0 BB: 0 P: 5	R: 0 E: 0 K: 0 S: 5	H: 0 LOB: 0 BB: 0 P: 5	R: 0 E: 0 K: 0 S: 3	H: 0 LOB: 0 BB: 0 P: 3	R: 0 E: 0 K: 0 S: 4	H: 1 LOB: 1 BB: 0 P: 4	R: 1 E: 0 K: 0 S: 5	H: 2 LOB: 3 BB: 2 P: 13	R: 0 E: 0 K: 0 S: 3	H: 0 LOB: 2 BB: 2 P: 11	1B: 6 2B: 1 3B: 0 HR: 1	SF: 0 SAC: 0 DP: 1 HBP: 0	WP: 0 PB: 0 SB: 0 CS: 0	PA: 47			
PITCHER	IP	WLS	BF	H	R	ER	SO	BB	IBB	HBP	BLK	WP	HR	S	P	ERA	WHIP										
Bob Knepper, L ERA: 3.2 (1, 1)	5.0		25	5	2	1	7	5	0	0	0	0	0	34	54	1.80	2.000										
Dave Smith, R ERA: 2.27 (6, 1)	2.0		6	0	0	0	1	0	0	0	0	0	0	8	8	0.00	0.000										
Bill Dawley, R ERA: 1.78 (8, 1)	2.0	W	11	3	1	1	0	2	0	0	0	0	1	9	17	4.50	2.500										
Frank DiPino, L ERA: 3.44 (10, 1)	1.0	S	5	0	0	0	0	2	0	0	0	0	0	3	11	0.00	2.000										

Houston Astros @ Cincinnati Reds
Riverfront Stadium, Cincinnati, OH
Fri Sep 28 1984, 7:05 PM EDT
Att: 8,431 - Unknown

AB 38
R 3
H 8
RBI 3
BB 9
SO 8
LOB 19



Batter	1	2	3	4	5	6	7	8	9	AB	R	H	RBI	BB	SO	LOB	TOP					
Bill Doran, S OBP: 0.341, SLG: 0.357 (1.4)	F6		F6		G4-6-3			4-3		4	0	0	0	0	0	3						
Kevin Bass, S OBP: 0.280, SLG: 0.361 (1.8)	K			F3		F7		K		4	0	0	0	0	2	0						
Terry Puhl, L OBP: 0.380, SLG: 0.436 (1.9)	FC6-4 1B			F7		HR		FC3-6 BB		3	1	2	1	1	0	0						
Jose Cruz, L OBP: 0.383, SLG: 0.465 (1.7)	FC6-4 1-2				1B			FC3-6 1-2		3	0	1	0	1	0	2						
Glenn Davis, R OBP: 0.262, SLG: 0.400 (1.3)		F6		F9				F7		4	0	0	0	0	1	2						
Phil Garner, R OBP: 0.356, SLG: 0.391 (1.5)		F9			F8		F9	BB 1B		4	0	1	0	0	0	1						
Alan Ashby, S OBP: 0.318, SLG: 0.339 (1.2)		F8			BB 1B		F7	F8		4	0	1	0	0	0	1						
Craig Reynolds, L OBP: 0.287, SLG: 0.365 (1.6)			F8		BB 1B		F7	BB		3	0	1	0	1	0	0						
Joe Niekro, R OBP: 0.153, SLG: 0.133 (11.1)				5-3			F9	6-3		1	0	0	0	0	0	0						
Jerry Mumphrey, S OBP: 0.236, SLG: 0.390 (5. PH)										0	0	0	0	0	0	0						
Michael LaCoss, R OBP: 0.125, SLG: 0.161 (5.1)										0	0	0	0	0	0	0						
Joe Sambito, L OBP: 0.125, SLG: 0.161 (6.1)										0	0	0	0	0	0	0						
Dave Smith, R OBP: 0.226, SLG: 0.293 (7. PH)										0	0	0	0	0	0	0						
Mike Richardt, R OBP: 0.226, SLG: 0.293 (7. PH)										0	0	0	0	0	0	0						
Jeff Calhoun, L OBP: 0.286, SLG: 0.397 (7.1)										0	0	0	0	0	0	0						
Jim Pankovits, R OBP: 0.286, SLG: 0.397 (9. PH)										0	0	0	0	0	0	2						
Inning Stats	R: 0 E: 0 K: 1 S: 6	H: 1 LOB: 1 BB: 0 P: 6	R: 0 E: 0 K: 0 S: 3	H: 0 LOB: 0 BB: 0 P: 3	R: 0 E: 0 K: 0 S: 3	H: 0 LOB: 0 BB: 0 P: 3	R: 0 E: 0 K: 0 S: 4	H: 1 LOB: 1 BB: 0 P: 4	R: 0 E: 0 K: 0 S: 4	H: 2 LOB: 2 BB: 1 P: 8	R: 1 E: 0 K: 1 S: 6	H: 1 LOB: 1 BB: 1 P: 10	R: 0 E: 0 K: 0 S: 3	H: 0 LOB: 0 BB: 0 P: 3	R: 0 E: 0 K: 1 S: 5	H: 0 LOB: 1 BB: 1 P: 9	R: 0 E: 0 K: 0 S: 4	H: 1 LOB: 2 BB: 1 P: 8	1B: 5 2B: 0 3B: 0 HR: 1	SF: 0 SAC: 0 DP: 1 HBP: 0	WP: 0 PB: 0 SB: 0 CS: 0	PA: 36
PITCHER Jay Tibbs, R ERA: 2.86 (1.1)	IP: 9.0 WLS: W BF: 36 H: 6 R: 1 ER: 1 SO: 3 BB: 4 IBB: 0 HBP: 0 BLK: 0 WP: 0 HR: 1 S: 38 P: 54 ERA: 1.00 WHIP: 1.111															PITCHER	IP: 9.0 WLS: W BF: 36 H: 6 R: 1 ER: 1 SO: 3 BB: 4 IBB: 0 HBP: 0 BLK: 0 WP: 0 HR: 1 S: 38 P: 54 ERA: 1.00 WHIP: 1.111					

Houston Astros @ Cincinnati Reds
Riverfront Stadium, Cincinnati, OH
Sat Sep 29 1984, 3:33 AM EDT
Att: 9,916 - Unknown

AB 32
R 1
H 6
RBI 1
BB 4
SO 3
LOB 11



Batter	1	2	3	4	5	6	7	8	9	AB	R	H	RBI	BB	SO	LOB	BOTTOM			
Dave Concepcion, R OBP: 0.305, SLG: 0.319 (1.6)	F6	5-3		BB 1-2 2-3		2B		F9		4	0	1	0	1	0	0				
Pete Rose, S OBP: 0.356, SLG: 0.331 (1.3)	BB 1B		F8	F6		BB				3	1	1	0	1	0	3				
Dave Parker, L OBP: 0.329, SLG: 0.412 (1.9)	BB 1B	BB 1B	CS BB		5-3	K				2	1	0	0	2	1	2				
Cesar Cedeno, R OBP: 0.318, SLG: 0.421 (1.7)	E8 SF9 1B		F6		6-3	F8				4	1	1	1	0	0	3				
Duane Walker, L OBP: 0.396, SLG: 0.534 (7. PH)	WP S BB			BB 1B	WP S BB		F4			1	1	1	0	2	0	0				
Gary Redus, R OBP: 0.337, SLG: 0.376 (7. PH)				BB 1B	WP S BB					1	0	0	0	0	0	0				
Eddie Milner, L OBP: 0.334, SLG: 0.342 (8.8)				BB 1B	WP S BB					0	0	0	0	0	0	0				
Wayne Krenchicki, L OBP: 0.350, SLG: 0.463 (1.5)	SF9			FC1-5 1B	WP BB		F8			2	0	1	1	1	0	0				
Ron Oester, S OBP: 0.296, SLG: 0.319 (1.4)	F6			BB FC1-5 1B	1-2 2-3	BB		K		3	0	1	1	1	1	1				
Dann Bilardello, R OBP: 0.287, SLG: 0.280 (1.2)		F2		F8	5-3			K		4	0	0	0	0	1	5				
Jay Tibbs, R OBP: 0.162, SLG: 0.139 (1.1)	6-3			FC1-5 BB		K		5-3		4	0	0	0	0	1	2				
Inning Stats	R: 3 E: 1 K: 0 S: 5	H: 2 LOB: 1 BB: 2 P: 13	R: 0 E: 0 K: 0 S: 3	H: 0 LOB: 0 BB: 0 P: 3	R: 0 E: 0 K: 0 S: 2	H: 0 LOB: 0 BB: 1 P: 6	R: 1 E: 0 K: 0 S: 6	H: 3 LOB: 3 BB: 1 P: 10	R: 0 E: 0 K: 0 S: 3	H: 0 LOB: 3 BB: 3 P: 15	R: 0 E: 0 K: 2 S: 8	H: 1 LOB: 2 BB: 1 P: 12	R: 0 E: 0 K: 1 S: 5	H: 0 LOB: 0 BB: 0 P: 5	R: 0 E: 0 K: 1 S: 5	H: 0 LOB: 0 BB: 0 P: 5	1B: 5 2B: 1 3B: 0 HR: 0	SF: 1 SAC: 0 DP: 0 HBP: 0	WP: 2 PB: 0 SB: 2 CS: 1	PA: 37
PITCHER Joe Niekro, R ERA: 3.04 (1.1)	IP: 4.0 WLS: L BF: 20 H: 5 R: 4 ER: 3 SO: 0 BB: 4 IBB: 0 HBP: 0 BLK: 0 WP: 1 HR: 0 S: 16 P: 32 ERA: 6.75 WHIP: 2.250															PITCHER	IP: 4.0 WLS: L BF: 20 H: 5 R: 4 ER: 3 SO: 0 BB: 4 IBB: 0 HBP: 0 BLK: 0 WP: 1 HR: 0 S: 16 P: 32 ERA: 6.75 WHIP: 2.250			
Michael LaCoss, R ERA: 4.02 (5.1)	1.1 9 1 0 0 1 4 0 0 0 1 0 7 23 0.00 3.750																			
Joe Sambito, L ERA: 3.04 (6.1)	0.1 1 0 0 0 1 0 0 0 0 0 3 3 0.00 0.000																			
Dave Smith, R ERA: 2.21 (6.1)	0.1 1 0 0 0 0 0 0 0 0 0 1 1 0.00 0.000																			
Jeff Calhoun, L ERA: 0.6 (7.1)	2.0 6 0 0 0 2 0 0 0 0 0 10 10 0.00 0.000																			

Houston Astros @ Cincinnati Reds
Riverfront Stadium, Cincinnati, OH
Sat Sep 29 1984, 3:33 AM EDT
Att: 9,916 - Unknown

AB 28
R 4
H 6
RBI 3
BB 8
SO 4
LOB 16



Batter	1	2	3	4	5	6	7	8	9	AB	R	H	RBI	BB	SO	LOB	TOP					
Bill Doran, S <small>OBP: 0.341, SLG: 0.356</small> Kevin Bass, S <small>OBP: 0.279, SLG: 0.360</small>	6-3		F4		2B BB	K		SH1-4		2	1	0	0	1	0	0						
Enos Cabell, R <small>OBP: 0.341, SLG: 0.417</small>	6-3		F6		2B	K		4-3		5	0	1	3	0	1	1						
Terry Puht, L <small>OBP: 0.300, SLG: 0.434</small> Bill Dawley, R <small>OBP: 0.330, SLG: 0.556</small> Glenn Davis, R <small>OBP: 0.330, SLG: 0.393</small> Frank DiPino, L <small>OBP: 0.176, SLG: 0.236</small> Jeff Calhoun, L <small>OBP: 0.279, SLG: 0.360</small> Joe Sambito, L	BB		F6		F4	K		K		2	0	0	0	1	0	1						
Jose Cruz, L <small>OBP: 0.381, SLG: 0.462</small>	F4		4-3		F8	F3				4	0	0	0	0	0	1						
Jerry Mumphy, S <small>OBP: 0.355, SLG: 0.391</small>	3-1		K		BB 1B 2B	K		K		4	1	1	0	0	2	0						
Phil Garner, R <small>OBP: 0.355, SLG: 0.388</small>	K		F3		BB 1B BB	F7				3	1	0	0	1	1	0						
Alan Ashby, S <small>OBP: 0.330, SLG: 0.361</small>	BB		BB 1B 2B		1B BB	HR				2	2	2	1	2	0	0						
Craig Reynolds, L <small>OBP: 0.286, SLG: 0.364</small>	5-3		BB 1B		F4	F7				4	1	1	0	0	0	4						
Mike Scott, R <small>OBP: 0.163, SLG: 0.170</small> Mike Richardt, R <small>OBP: 0.240, SLG: 0.250</small> Julio Solano, R <small>OBP: 0.333, SLG: 0.333</small> Jim Pankovits, R <small>OBP: 0.298, SLG: 0.407</small>	4-3		K		1-3 2H 3H 1B	SH1-4 1B				0	0	0	0	0	0	0						
Inning Stats	R: 0 E: 0 K: 0 S: 3	H: 0 LOB: 1 BB: 1 P: 7	R: 0 E: 0 K: 1 S: 5	H: 0 LOB: 1 BB: 1 P: 9	R: 0 E: 0 K: 1 S: 3	H: 0 LOB: 0 BB: 0 P: 3	R: 0 E: 0 K: 1 S: 5	H: 0 LOB: 0 BB: 0 P: 5	R: 3 E: 0 K: 1 S: 8	H: 3 LOB: 1 BB: 1 P: 12	R: 2 E: 0 K: 1 S: 7	H: 2 LOB: 2 BB: 2 P: 15	R: 0 E: 0 K: 2 S: 6	H: 0 LOB: 0 BB: 0 P: 7	R: 1 E: 0 K: 1 S: 6	H: 1 LOB: 0 BB: 0 P: 6	R: 0 E: 0 K: 1 S: 6	H: 1 LOB: 1 BB: 0 P: 6	1B: 4 2B: 2 3B: 0 HR: 1	SF: 0 SAC: 1 DP: 0 HBP: 0	WP: 0 PB: 0 SB: 0 CS: 0	PA: 39
PITCHER	IP WLS BF H R ER SO BB IBB HBP BLK WP HR S P ERA WHIP																					
Mario Soto, R <small>ERA: 3.53</small>	9.0 W 39 7 6 6 8 5 0 0 0 0 1 50 70 6.00 1.333																					

Houston Astros @ Cincinnati Reds
Riverfront Stadium, Cincinnati, OH
Sun Sep 30 1984, 3:33 AM EDT
Att: 21,113 - Unknown

AB 33
R 6
H 7
RBI 6
BB 5
SO 8
LOB 12



Batter	1	2	3	4	5	6	7	8	9	AB	R	H	RBI	BB	SO	LOB	BOTTOM			
Dave Concepcion, R <small>OBP: 0.307, SLG: 0.320</small>	4-3 SF7 1B	1-2 2H 2B 1B		F9		1B BB		5-3		4	2	2	1	1	0	0				
Pete Rose, S <small>OBP: 0.350, SLG: 0.337</small>	4-3	1-3 2H 2B		F7		1-2 2H 1B				5	0	3	3	0	0	1				
Dave Parker, L <small>OBP: 0.328, SLG: 0.410</small>	SF7	4-0 IBB		K		K		4-3		3	0	0	1	1	2	3				
Cesar Cedeno, R <small>OBP: 0.321, SLG: 0.429</small>	E6 1B	K		SF7 3B		5-3		WP SH3-4 SF7 1B		5	2	3	0	0	1	2				
Duane Walker, L <small>OBP: 0.391, SLG: 0.528</small> Gary Redus, R <small>OBP: 0.338, SLG: 0.376</small> Dann Bilardello, R <small>OBP: 0.287, SLG: 0.280</small>	F7		F4		SF7	1B S BB		SH3-4		2	0	0	1	0	0	1				
Wayne Krenchicki, L <small>OBP: 0.358, SLG: 0.470</small> Nick Esasky, R <small>OBP: 0.301, SLG: 0.348</small>	BB 1B	1B		6-3		1-3 1B		WP IBB		4	1	3	0	0	0	0				
Ron Oester, S <small>OBP: 0.295, SLG: 0.316</small>	F7	F7		F7		F7		1-2 2-3 IBB		4	0	0	0	1	1	4				
Brad Gulden, L <small>OBP: 0.307, SLG: 0.308</small> Tony Perez, R <small>OBP: 0.295, SLG: 0.343</small> Eddie Milner, L <small>OBP: 0.333, SLG: 0.342</small>	1B 2B BB	1B		K		1B 2B		SF7		2	2	1	0	1	1	1				
Mario Soto, R <small>OBP: 0.205, SLG: 0.299</small>	K		6-3		F7			K		4	0	0	0	0	2	3				
Inning Stats	R: 1 E: 1 K: 0 S: 5	H: 2 LOB: 1 BB: 0 P: 5	R: 3 E: 0 K: 2 S: 10	H: 3 LOB: 2 BB: 2 P: 18	R: 0 E: 0 K: 1 S: 6	H: 1 LOB: 1 BB: 0 P: 6	R: 0 E: 0 K: 0 S: 3	H: 0 LOB: 0 BB: 0 P: 3	R: 1 E: 0 K: 1 S: 6	H: 1 LOB: 2 BB: 1 P: 6	R: 0 E: 0 K: 1 S: 6	H: 1 LOB: 2 BB: 1 P: 10	R: 0 E: 0 K: 1 S: 6	H: 1 LOB: 1 BB: 0 P: 6	R: 1 E: 0 K: 0 S: 3	H: 1 LOB: 2 BB: 2 P: 11	1B: 9 2B: 2 3B: 1 HR: 0	SF: 3 SAC: 1 DP: 0 HBP: 0	WP: 1 PB: 0 SB: 2 CS: 0	PA: 44
PITCHER	IP WLS BF H R ER SO BB IBB HBP BLK WP HR S P ERA WHIP																			
Mike Scott, R <small>ERA: 4.68</small> Julio Solano, R <small>ERA: 1.95</small> Bill Dawley, R <small>ERA: 1.93</small> Frank DiPino, L <small>ERA: 3.35</small> Jeff Calhoun, L <small>ERA: 1.17</small>	2.0 13 4 4 4 2 1 0 0 0 0 0 0 0 0 0 0 18.00 3.000																			
Joe Sambito, L <small>ERA: 3.02</small>	0.1 1 0 0 0 0 0 0 0 0 0 0 0 0 0 0 0 27.00 3.000																			

Houston Astros @ Cincinnati Reds
Riverfront Stadium, Cincinnati, OH
Sun Sep 30 1984, 3:33 AM EDT
Att: 21,113 - Unknown

AB 34
R 7
H 12
RBI 7
BB 6
SO 7
LOB 17

