

## Cincinnati Reds - 1985









**Montreal Expos @ Cincinnati Reds**  
Riverfront Stadium, Cincinnati, OH







Batter	1				2				3				4				5				6				7				8				9				AB R H RBI BB SO LOB								BOTTOM																																	
<div>Wally Backman, S</div> <div>OBP: 0.182, SLG: 0.182</div> <div>(1, 4)</div> <div>X</div>	<div>0-0</div> <div>F8</div> <div>①</div> <div></div>								<div>0-0</div> <div>FC3-2</div> <div>2-3</div> <div>1B</div> <div></div>								<div>0-0</div> <div>F7</div> <div>①</div> <div></div>								<div>0-0</div> <div>F8</div> <div>②</div> <div></div>												4 0 1 0 0 0 0								<div>Cincinnati Reds @ New York Mets</div> <div>Shea Stadium, Flushing, NY</div> <div>Fri Apr 12 1985, 6:05 PM EST</div> <div>Att. 31,120 - Unknown</div>																																	
<div>Mookie Wilson, S</div> <div>OBP: 0.200, SLG: 0.143</div> <div>(1, 8)</div> <div>X</div>	<div>0-0</div> <div>F8</div> <div>②</div> <div></div>								<div>0-0</div> <div>FC3-2</div> <div>1-2</div> <div>3-H</div> <div>③</div> <div></div>								<div>0-0</div> <div>1-3</div> <div>②</div> <div></div>								<div>4-0</div> <div>S</div> <div>BB</div> <div>③</div> <div>BBB</div>								3 0 0 0 1 0 2																																													
<div>Keith Hernandez, L</div> <div>OBP: 0.467, SLG: 0.429</div> <div>(1, 3)</div> <div>SSS</div>	<div>0-3</div> <div>K</div> <div>③</div> <div></div>								<div>0-0</div> <div>4-3</div> <div>③</div> <div></div>								<div>0-0</div> <div>F6</div> <div>③</div> <div></div>								<div>0-0</div> <div>G3</div> <div>③</div> <div>1-2</div>								4 0 0 0 0 1 3																																													
<div>Gary Carter, R</div> <div>OBP: 0.400, SLG: 0.846</div> <div>(1, 2)</div> <div></div>					<div>0-0</div> <div>F8</div> <div>①</div> <div></div>								<div>0-0</div> <div>HR</div> <div></div>								<div>0-0</div> <div>5-3</div> <div>①</div> <div></div>								<div>0-0</div> <div>5-3</div> <div>①</div> <div></div>								4 1 1 1 0 0 0																																									
<div>Darryl Strawberry, L</div> <div>OBP: 0.375, SLG: 0.286</div> <div>(1, 9)</div> <div></div>					<div>0-0</div> <div>F7</div> <div>②</div> <div></div>								<div>0-0</div> <div>S</div> <div>S</div> <div>1B</div> <div></div>								<div>0-0</div> <div>BB</div> <div>1B</div> <div></div>								<div>0-0</div> <div>4-3</div> <div>②</div> <div></div>								4 0 2 0 0 0 0																																									
<div>George Foster, R</div> <div>OBP: 0.571, SLG: 0.700</div> <div>(1, 7)</div> <div></div>					<div>0-0</div> <div>1B</div> <div></div>								<div>0-0</div> <div>F8</div> <div>①</div> <div></div>								<div>4-0</div> <div>1-2</div> <div>BB</div> <div>BBB</div>								<div>0-0</div> <div>1B</div> <div></div>								3 0 2 0 1 0 1																																									
<div>Howard Johnson, S</div> <div>OBP: 0.231, SLG: 0.091</div> <div>(1, 5)</div> <div>SSS</div>					<div>0-3</div> <div>K</div> <div>③</div> <div></div>								<div>0-0</div> <div>F8</div> <div>②</div> <div>1-2</div>								<div>0-0</div> <div>F8</div> <div>②</div> <div></div>								<div>0-3</div> <div>K</div> <div>③</div> <div>SSS</div>								4 0 0 0 0 2 5																																									
<div>Rafael Santana, R</div> <div>OBP: 0.333, SLG: 0.300</div> <div>(1, 6)</div> <div></div>									<div>0-0</div> <div>1B</div> <div>SH3-4</div> <div>FC3-2</div> <div>1B</div> <div></div>				<div>4-0</div> <div>IBB</div> <div></div>								<div>0-0</div> <div>F3</div> <div>③</div> <div></div>																2 0 1 0 1 0 2																																									
<div>Bruce Berenyi, R</div> <div>(1, 1)</div>									<div>0-0</div> <div>SH3-4</div> <div>①</div> <div></div>				<div>0-0</div> <div>F7</div> <div>③</div> <div></div>												<div>0-0</div> <div>1-3</div> <div>①</div> <div></div>												1 0 0 0 0 0 2								<div>Mets</div>																																	
<div>Terry Blocker, L</div> <div>(7, PH)</div>									<div>1-2</div> <div></div> <div></div>				<div>2-3</div> <div></div> <div></div>																				1 0 0 0 0 0 0																																													
<div>Doug Sisk, R</div> <div>(8, 1)</div>									<div></div> <div></div> <div></div>				<div></div> <div></div> <div></div>																				0 0 0 0 0 0 0																																													
Inning Stats	R: 0 E: 0 K: 1 S: 5				H: 0 LOB: 0 BB: 0 P: 5				R: 0 E: 0 K: 1 S: 6				H: 1 LOB: 1 BB: 0 P: 6				R: 0 E: 0 K: 0 S: 5				H: 2 LOB: 2 BB: 0 P: 5				R: 1 E: 0 K: 0 S: 5				H: 2 LOB: 2 BB: 1 P: 9				R: 0 E: 0 K: 0 S: 3				H: 0 LOB: 0 BB: 0 P: 3				R: 0 E: 0 K: 0 S: 4				H: 1 LOB: 2 BB: 1 P: 8				R: 0 E: 0 K: 0 S: 3				H: 0 LOB: 1 BB: 1 P: 7				R: 0 E: 0 K: 1 S: 6				H: 1 LOB: 1 BB: 0 P: 6				1B: 6 2B: 0 3B: 0 HR: 1				SF: 0 SAC: 1 DP: 0 HBP: 0				WP: 0 PB: 0 SB: 3 CS: 0				PA: 34	
PITCHER	IP	WLS	BF	H	R	ER	SO	BB	IBB	HBP	BLK	WP	HR	S	P	ERA	WHIP	PITCHER																		IP	WLS	BF	H	R	ER	SO	BB	IBB	HBP	BLK	WP	HR	S	P	ERA	WHIP																										
Mario Soto, R	7.0	L	30	6	1	1	2	2	1	0	0	0	1	31	43	1.29	1.143																																																													
Carl Willis, R	1.0		4	1	0	0	1	0	0	0	0	0	0	6	6	0.00	1.000																																																													



Batter	1				2				3				4				5				6				7				8				9				AB R H RBI BB SO LOB				TOP			
<div>Eric Davis, R</div> <div>OBP: 0.125, SLG: 0.133</div> <div>John Franco, L</div> <div>(1, 8)</div> <div>(8, 1)</div>	<div>SS</div>	0-3 <sup>①</sup> <div>K</div>							<div>SS</div>	0-0 <sup>②</sup> <div>F6</div>											<div>SS</div>	0-0 <sup>①</sup> <div>5-3</div>							<div>SS</div>	0-0 <sup>③</sup> <div>F8</div>							4 0 0 0 0 1 0	0 0 0 0 0 0 0						
<div>Pete Rose, S</div> <div>OBP: 0.438, SLG: 0.467</div> <div>Gary Redus, R</div> <div>(1, 3)</div> <div>(9, PR)</div> <div>(9, 7)</div>	<div>SS</div>	0-0 <sup>②</sup> <div>6-3</div>							<div>SS</div>	0-0 <sup>③</sup> <div>4-3</div>											<div>SS</div>	0-0 <sup>②</sup> <div>G3</div>							<div>SS</div>	0-0 <sup>③</sup> <div>G5-4-3</div>			1B	1B	4 0 1 0 0 0 0	0 0 0 0 0 0 0								
<div>Dave Parker, L</div> <div>OBP: 0.375, SLG: 0.286</div> <div>(1, 9)</div>	<div>SS</div>	0-0 <sup>③</sup> <div>F2</div>											<div>SS</div>	4-0 <sup>①</sup> <div>FC5-4</div>			1B	BB	<div>SS</div>	0-0 <sup>③</sup> <div>F8</div>							<div>SS</div>	0-0 <sup>①</sup> <div>1-2</div>			G5-4-3	1B	3 0 1 0 1 0 0											
<div>Cesar Cedeno, R</div> <div>OBP: 0.333, SLG: 0.400</div> <div>(1, 7)</div> <div>(9, 3)</div>					<div>SS</div>	0-0 <sup>①</sup> <div>F7</div>							<div>SS</div>	0-0 <sup>①</sup> <div>1-2</div>			FC5-4	1B	<div>SS</div>					<div>SS</div>	0-0 <sup>①②</sup> <div>G5-4-3</div>			1-2f	2-3	4 0 2 0 0 0 2														
<div>Nick Esasky, R</div> <div>OBP: 0.077, SLG: 0.154</div> <div>(1, 5)</div>					<div>SS</div>	0-0 <sup>①</sup> <div>2B</div>			2B					<div>SS</div>	0-0 <sup>①</sup> <div>1-2f</div>			2-3	<div>SS</div>					<div>SS</div>	0-0 <sup>③</sup> <div>5-3</div>							3 1 1 0 0 0 4												
<div>Dave Concepcion, R</div> <div>OBP: 0.385, SLG: 0.364</div> <div>(1, 6)</div>					<div>SS</div>	0-0 <sup>②</sup> <div>4-3</div>			2B					<div>SS</div>	0-0 <sup>②③</sup> <div>L5</div>			3-H					<div>SS</div>	0-0 <sup>②</sup> <div>1-3</div>			2-3					3 0 1 1 0 0 3												
<div>Ron Oester, S</div> <div>(1, 4)</div>					<div>SS</div>	0-0 <sup>②</sup> <div>4-3</div>			2-3									<div>SS</div>	0-0 <sup>①</sup> <div>F8</div>							<div>SS</div>	0-0 <sup>③</sup> <div>F7</div>							3 0 0 0 0 0 2										
<div>Dann Bilardello, R</div> <div>OBP: 0.182, SLG: 0.100</div> <div>Eddie Milner, L</div> <div>OBP: 0.667, SLG: 1.000</div> <div>(1, 2)</div> <div>(8, PH)</div> <div>(8, 8)</div>					<div>SS</div>	0-0 <sup>③</sup> <div>1-3</div>							<div>SS</div>	0-0 <sup>②</sup> <div>5-3</div>							<div>SS</div>	0-0 <sup>①</sup> <div>3-1</div>							2 0 0 0 0 0 1	1 0 0 0 0 0 0														
<div>Tom Browning, L</div> <div>Duane Walker, L</div> <div>Dave Vangorder, R</div> <div>(1, 1)</div> <div>(8, PH)</div> <div>(8, 2)</div>					<div>SS</div>	0-3 <sup>①</sup> <div>K</div>							<div>SS</div>	0-0 <sup>③</sup> <div>F8</div>							<div>SS</div>	0-3 <sup>②</sup> <div>K</div>							2 0 0 0 0 1 0	1 0 0 0 0 1 0														
<div>Inning Stats</div>	R: 0 E: 0 K: 1 S: 5	H: 0 LOB: 0 BB: 0 P: 5	R: 1 E: 0 K: 0 S: 5	H: 2 LOB: 1 BB: 0 P: 5	R: 0 E: 0 K: 1 S: 5	H: 0 LOB: 0 BB: 0 P: 5	R: 0 E: 0 K: 0 S: 3	H: 1 LOB: 1 BB: 1 P: 7	R: 0 E: 0 K: 0 S: 3	H: 0 LOB: 0 BB: 0 P: 3	R: 0 E: 0 K: 0 S: 3	H: 0 LOB: 0 BB: 0 P: 3	R: 0 E: 0 K: 0 S: 4	H: 1 LOB: 1 BB: 0 P: 4	R: 0 E: 0 K: 1 S: 5	H: 0 LOB: 0 BB: 0 P: 5	R: 0 E: 0 K: 0 S: 4	H: 2 LOB: 2 BB: 0 P: 4	1B: 4 2B: 3 3B: 0 HR: 0	SF: 0 SAC: 1 DP: 2 HBP: 0	WP: 0 PB: 0 SB: 0 CS: 0	PA: 32	<div>REDS</div>																					
<div>PITCHER</div> <div>Ed Lynch, R</div> <div>ERA: 1.29</div> <div>Roger McDowell, R</div> <div>ERA:</div> <div>(1, 1)</div> <div>(8, 1)</div>	IP 7.0 2.0	WLS  W	BF 25 7	H 4 2	R 1 0	ER 1 0	SO 2 1	BB 1 0	IBB 0 0	HBP 0 0	BLK 0 0	WP 0 0	HR 0 0	S 28 9	P 32 9	ERA 1.29 0.00	WHIP 0.714 1.000	PITCHER	IP	WLS	BF	H	R	ER	SO	BB	IBB	HBP	BLK	WP	HR	S	P	ERA	WHIP									





Batter	1				2				3				4				5				6				7				8				9				AB R H RBI BB SO LOB				TOP									
Eddie Milner, L OBP: 0.286, SLG: 0.429 (1, 8)																																	4 0 0 0 0 1 1				<div>Cincinnati Reds @ New York Mets</div> <div>Shea Stadium, Flushing, NY</div> <div>Sun Apr 14 1985, 3:33 AM EST</div> <div>Att. 30,456 - Unknown</div>													
Pete Rose, S OBP: 0.400, SLG: 0.421 (1, 3)																																									4 0 1 0 0 1 0									
Dave Parker, L OBP: 0.400, SLG: 0.294 (1, 9)																																									3 0 1 0 1 0 1									
Cesar Cedeno, R OBP: 0.263, SLG: 0.316 (1, 7)																																									4 0 0 0 0 1 2									
Wayne Krenchicki, L OBP: 0.400, SLG: 0.250 (1, 5)																																									3 0 1 0 1 0 1									
Dave Concepcion, R OBP: 0.294, SLG: 0.267 (1, 6)																																					4 0 0 0 0 3 2				livebaseballscorecards.com									
Ron Oester, S (1, 4)																																					3 0 0 0 0 1 1				AB 31									
Dann Bilardello, R OBP: 0.214, SLG: 0.154 (1, 2)																																					3 0 1 0 0 0 1				R 0									
Jay Tibbs, R (1, 1)																																					2 0 0 0 0 2 1													
Joe Price, R (7, 1)																																	0 0 0 0 0 0 0																	
Tom Foley, L (8, PH)																																	1 0 0 0 0 1 0																	
Tom Hume, R (8, 1)																																	0 0 0 0 0 0 0																	
Inning Stats	R: 0 E: 0 K: 1 S: 6		H: 1 LOB: 1 BB: 0 P: 6		R: 0 E: 0 K: 1 S: 5		H: 0 LOB: 1 BB: 1 P: 9		R: 0 E: 0 K: 1 S: 6		H: 1 LOB: 1 BB: 0 P: 6		R: 0 E: 0 K: 2 S: 7		H: 0 LOB: 0 BB: 0 P: 7		R: 0 E: 0 K: 1 S: 6		H: 1 LOB: 1 BB: 0 P: 6		R: 0 E: 0 K: 0 S: 3		H: 0 LOB: 1 BB: 1 P: 7		R: 0 E: 0 K: 1 S: 5		H: 0 LOB: 0 BB: 0 P: 5		R: 0 E: 0 K: 2 S: 7		H: 0 LOB: 0 BB: 0 P: 7		R: 0 E: 0 K: 1 S: 6		H: 1 LOB: 1 BB: 0 P: 6		1B: 4 2B: 0 3B: 0 HR: 0		SF: 0 SAC: 0 DP: 0 HBP: 0		WP: 0 PB: 0 SB: 1 CS: 0		PA: 33							
PITCHER Dwight Gooden, R ERA: 1.8 (1, 1)	IP	WLS	BF	H	R	ER	SO	BB	IBB	HBP	BLK	WP	HR	S	P	ERA	WHIP	PITCHER																IP	WLS	BF	H	R	ER	SO	BB	IBB	HBP	BLK	WP	HR	S	P	ERA	WHIP



















Batter	1		2		3		4		5		6		7		8		9		AB R H RBI BB SO LOB		BOTTOM							
<div>Claudell Washington, L</div> <div>(1, 9)</div> <div>OBP: 0.367, SLG: 0.444</div>	X	0-0			X	0-0									X	0-0			4	0	0	0	0	1	0	<div>Cincinnati Reds @ Atlanta Braves</div> <div>Atlanta-Fulton County Stadium, Atlanta, GA</div> <div>Wed Apr 17 1985, 3:33 AM EST</div> <div>Att. 13,513 - Unknown</div>		
<div>Rafael Ramirez, R</div> <div>(1, 6)</div> <div>OBP: 0.250, SLG: 0.182</div>	X	0-0			X	0-0								X	0-0			4	0	1	0	0	0	0				
<div>Brad Komminsk, R</div> <div>(1, 7)</div> <div>OBP: 0.343, SLG: 0.281</div>	S	0-3			X	0-0												4	0	0	0	0	1	1				
<div>Dale Murphy, R</div> <div>(1, 8)</div> <div>OBP: 0.543, SLG: 1.097</div>	X	0-0												X	0-0			4	1	2	0	0	0	1				
<div>Bob Horner, R</div> <div>(1, 5)</div> <div>OBP: 0.160, SLG: 0.292</div>					X	0-0								X	0-0			4	0	0	0	0	0	2				
<div>Chris Chambliss, L</div> <div>(1, 3)</div> <div>OBP: 0.308, SLG: 0.320</div>					X	0-0								X	0-0			4	0	1	0	0	0	2				
<div>Rick Cerone, R</div> <div>(1, 2)</div> <div>OBP: 0.444, SLG: 0.538</div>					X	0-0								X	0-0			3	0	2	1	0	0	0				
<div>Glenn Hubbard, R</div> <div>(1, 4)</div> <div>OBP: 0.333, SLG: 0.280</div>					X	0-0								X	0-0			3	0	0	0	0	0	3				
<div>Steve Bedrosian, R</div> <div>(1, 1)</div> <div>Zane Smith, L</div> <div>(6, 1)</div> <div>Terry Harper, R</div> <div>(8, PH)</div> <div>Craig McMurtry, R</div> <div>(9, 1)</div>		0-0				0-0									0-0			2	0	0	0	0	1	2	<div>Braves</div>			
																		0	0	0	0	0	0	0				
																		1	0	0	0	0	0	0				
																		0	0	0	0	0	0	0				
Inning Stats	R: 0 E: 0 K: 1 S: 6	H: 1 LOB: 1 BB: 0 P: 6	R: 0 E: 0 K: 0 S: 5	H: 2 LOB: 2 BB: 0 P: 5	R: 0 E: 0 K: 0 S: 3	H: 0 LOB: 0 BB: 0 P: 3	R: 1 E: 0 K: 0 S: 5	H: 2 LOB: 1 BB: 0 P: 5	R: 0 E: 0 K: 2 S: 7	H: 0 LOB: 0 BB: 0 P: 7	R: 0 E: 0 K: 0 S: 3	H: 0 LOB: 0 BB: 0 P: 3	R: 0 E: 0 K: 0 S: 3	H: 0 LOB: 0 BB: 0 P: 3	R: 0 E: 0 K: 0 S: 3	H: 0 LOB: 0 BB: 0 P: 3	R: 0 E: 0 K: 0 S: 4	H: 1 LOB: 1 BB: 0 P: 4	1B: 5 2B: 1 3B: 0 HR: 0	SF: 0 SAC: 0 DP: 0 HBP: 0	WP: 0 PB: 0 SB: 0 CS: 0	PA: 33						
PITCHER Tom Browning, L	(1, 1)	IP 9.0	WLS W	BF 33	H 6	R 1	ER 1	SO 3	BB 0	IBB 0	HBP 0	BLK 0	WP 0	HR 0	S 39	P 39	ERA 1.00	WHIP 0.667										























Batter	1												2				3				4				5				6				7				8				9				AB R H RBI BB SO LOB												BOTTOM																																																																			
<div>Eric Davis, R</div> <div>OBP: 0.188, SLG: 0.391</div> <div>(1, 8)</div> <div>X</div>	<div>0-0</div> <div>F8</div> <div>1</div> <div></div>																<div>0-0</div> <div>BLK</div> <div>3B</div> <div></div>												<div>0-0</div> <div>E5</div> <div>CS</div> <div></div>								<div>0-3</div> <div>K</div> <div>3</div> <div></div>								4 1 1 0 0 1 0												<div>San Francisco Giants @ Cincinnati Reds</div> <div>Riverfront Stadium, Cincinnati, OH</div> <div>Sun Apr 21 1985, 3:33 AM EST</div> <div>Att. 29,418 - Sunny</div> <div>livebaseballscorecards.com</div> <div><div>AB25</div><div>R1</div><div>H3</div><div>RBI0</div><div>BB2</div><div>SO5</div><div>LOB7</div></div> <div><div>REDS</div></div>																																																																			
<div>Gary Redus, R</div> <div>OBP: 1.000, SLG: 1.000</div> <div>(1, 7)</div> <div>B</div> <div>B</div> <div>B</div> <div>B</div>	<div>4-0</div> <div>1B</div> <div>CS</div> <div>BB</div> <div></div>																<div>0-1</div> <div>CI</div> <div>S</div> <div></div>												<div>0-0</div> <div>FC4-6</div> <div>1-2</div> <div>1B</div> <div></div>												1 0 1 0 1 0 0																																																																																			
<div>Dave Parker, L</div> <div>OBP: 0.364, SLG: 0.350</div> <div>(1, 9)</div> <div>X</div>	<div>0-0</div> <div>1-3</div> <div>1B</div> <div></div>																<div>0-3</div> <div>K</div> <div>3-H</div> <div>3</div> <div></div>												<div>0-0</div> <div>FC4-6</div> <div>1-2f</div> <div>S</div> <div></div>												3 0 1 0 0 1 2																																																																																			
<div>Cesar Cedeno, R</div> <div>OBP: 0.333, SLG: 0.341</div> <div>(1, 3)</div> <div>S</div> <div>S</div> <div>S</div> <div>S</div>	<div>0-3</div> <div>K</div> <div>3-H</div> <div>2</div> <div>3</div> <div></div>																				<div>0-0</div> <div>5-3</div> <div>1</div> <div></div>								<div>0-0</div> <div>F7</div> <div>1-2</div> <div>3</div> <div></div>												3 0 0 0 0 1 3																																																																																			
<div>Nick Esasky, R</div> <div>OBP: 0.325, SLG: 0.459</div> <div>(1, 5)</div> <div>B</div> <div>B</div> <div>B</div> <div>B</div>													<div>4-0</div> <div>FC4-6</div> <div>BB</div> <div></div>								<div>0-3</div> <div>K</div> <div>2</div> <div></div>												<div>0-0</div> <div>6-3</div> <div>1</div> <div></div>								2 0 0 0 1 1 0																																																																																			
<div>Dave Concepcion, R</div> <div>OBP: 0.233, SLG: 0.200</div> <div>(1, 6)</div> <div>X</div>													<div>0-0</div> <div>FC4-6</div> <div>1-2f</div> <div>CS</div> <div></div>								<div>0-3</div> <div>K</div> <div>3</div> <div></div>												<div>0-0</div> <div>F9</div> <div>2</div> <div></div>								3 0 0 0 0 1 1																																																																																			
<div>Dann Bilardello, R</div> <div>OBP: 0.176, SLG: 0.125</div> <div>(1, 2)</div> <div>X</div>													<div>0-0</div> <div>F8</div> <div>2</div> <div></div>												<div>0-0</div> <div>1-3</div> <div>1</div> <div></div>								<div>0-0</div> <div>F9</div> <div>3</div> <div></div>								3 0 0 0 0 0 1																																																																																			
<div>Tom Foley, L</div> <div>(1, 4)</div>													<div>0-0</div> <div>CS</div> <div>1-2</div> <div>3</div> <div>X</div>				<div>0-0</div> <div>4-3</div> <div>1</div> <div></div>								<div>0-0</div> <div>F9</div> <div>2</div> <div></div>								<div>0-0</div> <div>G3</div> <div>1</div> <div></div>								3 0 0 0 0 0 0																																																																																			
<div>Tom Browning, L</div> <div>(1, 1)</div>																	<div>0-0</div> <div>4-3</div> <div>2</div> <div>X</div>																<div>0-0</div> <div>F9</div> <div>2</div> <div>X</div>								2 0 0 0 0 0 0																																																																																			
<div>Tony Perez, R</div> <div>OBP: 0.333, SLG: 0.333</div> <div>(8, PH)</div>																																									1 0 0 0 0 0 0																																																																																			
<div>Ted Power, R</div> <div>(9, 1)</div>																																									0 0 0 0 0 0 0																																																																																			
Inning Stats													R: 0 E: 0 K: 1 S: 5				H: 1 LOB: 2 BB: 1 P: 9				R: 0 E: 0 K: 0 S: 2				H: 0 LOB: 0 BB: 1 P: 6				R: 1 E: 1 K: 1 S: 7				H: 1 LOB: 1 BB: 0 P: 7				R: 0 E: 0 K: 2 S: 7				H: 0 LOB: 0 BB: 0 P: 7				R: 0 E: 0 K: 0 S: 3				H: 0 LOB: 0 BB: 0 P: 3				R: 0 E: 1 K: 0 S: 4				H: 1 LOB: 1 BB: 0 P: 4				R: 0 E: 0 K: 0 S: 3				H: 0 LOB: 0 BB: 0 P: 3				R: 0 E: 0 K: 1 S: 5				H: 0 LOB: 0 BB: 0 P: 5				1B: 2 2B: 1 3B: 1 HR: 0												SF: 0 SAC: 0 DP: 1 HBP: 0												WP: 0 PB: 0 SB: 2 CS: 3												PA: 29											
PITCHER													IP				WLS				BF				H				R				ER				SO				BB				IBB				HBP				BLK				WP				HR				S				P				ERA				WHIP																																															
<div>Atlee Hammaker, L</div> <div>ERA: 2.95</div> <div>(1, 1)</div>													7.0				L				25				3				1				1				4				2				0				0				0				0				0				0				0.00				0.000																																																			
<div>Mark Davis, L</div> <div>ERA: 2.16</div> <div>(8, 1)</div>													1.0				3				0				0				0				1				0				0				0				0				0				0				0				0.00				0.000																																																							



Batter	1				2		3			4			5			6			7			8			9			AB R H RBI BB SO LOB							TOP																																																																																																																																																																																																																																																																																																																																																																																																																																																																																																																																																																																																																																
Eddie Milner, L OBP: 0.400, SLG: 0.500 (1, 8)	X	0-0		F8							X	0-0		BB		1B					X	0-0		F6					BB					3 0 1 0 1 0 0							Cincinnati Reds @ Houston Astros Astrodome, Houston, TX Mon Apr 22 1985, 7:05 PM EST Att. 10,197 - Unknown																																																																																																																																																																																																																																																																																																																																																																																																																																																																																																																																																																																																																										
Pete Rose, S OBP: 0.353, SLG: 0.311 (1, 3)	X	0-0		4-3							B B B B	4-0				BB					X	0-0		F7					BB					3 0 0 0 1 0 1																																																																																																																																																																																																																																																																																																																																																																																																																																																																																																																																																																																																																																	
Dave Parker, L OBP: 0.354, SLG: 0.341 (1, 9)	S S S	0-3		K							X	0-0		F2								X	0-0		4-3								4 0 1 0 0 1 2																																																																																																																																																																																																																																																																																																																																																																																																																																																																																																																																																																																																																																		
Cesar Cedeno, R OBP: 0.308, SLG: 0.313 (1, 7)					X	0-0		F9							S S S	0-3		K								X	0-0		F5					F7		4 0 0 0 0 1 3																																																																																																																																																																																																																																																																																																																																																																																																																																																																																																																																																																																																																															
Wayne Krenchicki, L OBP: 0.300, SLG: 0.222 (1, 5)					X	0-0		G3							X	0-0		F7								X	0-0		4-3					1-2		1B		4 0 1 0 0 0 2																																																																																																																																																																																																																																																																																																																																																																																																																																																																																																																																																																																																																													
Dave Concepcion, R OBP: 0.255, SLG: 0.209 (1, 6)					X	0-0		5-3							X	0-0										B B B B	4-0		BB					X	0-0		F3		3 1 1 0 1 0 2																																																																																																																																																																																																																																																																																																																																																																																																																																																																																																																																																																																																																												
Tom Foley, L OBP: 0.111, SLG: 0.111 (1, 4)					X	0-0		3-1							X	0-0		E		1B		FC6-4		1B					BB					X	0-0		F9		4 0 1 0 0 1 3																																																																																																																																																																																																																																																																																																																																																																																																																																																																																																																																																																																																																												
Dann Bilardello, R OBP: 0.150, SLG: 0.105 (1, 2)					X	0-0		1-3							X	0-0		FC6-4		G6-4-3		1-2f		3-H					BB					X	0-0		F5		3 0 0 1 0 0 1																																																																																																																																																																																																																																																																																																																																																																																																																																																																																																																																																																																																																												
Jay Tibbs, R Duane Walker, L Joe Price, R (1, 1) (8, PH) (8, 1)					S S S	0-3		K							X	0-0		G6-4-3		1-2f								B B S	0-3		K							2 0 0 0 0 1 1 1 0 0 0 0 1 0 0 0 0 0 0 0 0																																																																																																																																																																																																																																																																																																																																																																																																																																																																																																																																																																																																																													
Inning Stats	R: 0 E: 0 K: 1 S: 5		H: 0 LOB: 0 BB: 0 P: 5		R: 0 E: 0 K: 0 S: 3		H: 0 LOB: 0 BB: 0 P: 3		R: 0 E: 0 K: 1 S: 5		H: 0 LOB: 0 BB: 0 P: 5		R: 0 E: 0 K: 1 S: 6		H: 1 LOB: 2 BB: 1 P: 10		R: 1 E: 1 K: 0 S: 4		H: 2 LOB: 0 BB: 0 P: 4		R: 0 E: 0 K: 0 S: 3		H: 0 LOB: 0 BB: 0 P: 3		R: 0 E: 0 K: 1 S: 5		H: 0 LOB: 1 BB: 1 P: 9		R: 0 E: 0 K: 1 S: 5		H: 0 LOB: 1 BB: 1 P: 9		R: 0 E: 0 K: 0 S: 5		H: 2 LOB: 2 BB: 0 P: 5		1B: 5 2B: 0 3B: 0 HR: 0		SF: 0 SAC: 0 DP: 1 HBP: 0		WP: 0 PB: 0 SB: 0 CS: 0		PA: 34																																																																																																																																																																																																																																																																																																																																																																																																																																																																																																																																																																																																																								
PITCHER Mike Scott, R ERA: 1.23 Dave Smith, R ERA:	(1, 1)		IP 8.1	WLS W	BF 32	H 5	R 1	ER 0	SO 5	BB 3	IBB 0	HBP 0	BLK 0	WP 0	HR 0	S 39	P 51	ERA 0.00	WHIP 0.960	(9, 1)		0.2	S	2	0	0	0	0	0	0	0	0	0	0	0	0	0	0	0	0	0	0	0	0	0	0	0	0	0	0	0	0	0	0	0	0	0	0	0	0	0	0	0	0	0	0	0	0	0	0	0	0	0	0	0	0	0	0	0	0	0	0	0	0	0	0	0	0	0	0	0	0	0	0	0	0	0	0	0	0	0	0	0	0	0	0	0	0	0	0	0	0	0	0	0	0	0	0	0	0	0	0	0	0	0	0	0	0	0	0	0	0	0	0	0	0	0	0	0	0	0	0	0	0	0	0	0	0	0	0	0	0	0	0	0	0	0	0	0	0	0	0	0	0	0	0	0	0	0	0	0	0	0	0	0	0	0	0	0	0	0	0	0	0	0	0	0	0	0	0	0	0	0	0	0	0	0	0	0	0	0	0	0	0	0	0	0	0	0	0	0	0	0	0	0	0	0	0	0	0	0	0	0	0	0	0	0	0	0	0	0	0	0	0	0	0	0	0	0	0	0	0	0	0	0	0	0	0	0	0	0	0	0	0	0	0	0	0	0	0	0	0	0	0	0	0	0	0	0	0	0	0	0	0	0	0	0	0	0	0	0	0	0	0	0	0	0	0	0	0	0	0	0	0	0	0	0	0	0	0	0	0	0	0	0	0	0	0	0	0	0	0	0	0	0	0	0	0	0	0	0	0	0	0	0	0	0	0	0	0	0	0	0	0	0	0	0	0	0	0	0	0	0	0	0	0	0	0	0	0	0	0	0	0	0	0	0	0	0	0	0	0	0	0	0	0	0	0	0	0	0	0	0	0	0	0	0	0	0	0	0	0	0	0	0	0	0	0	0	0	0	0	0	0	0	0	0	0	0	0	0	0	0	0	0	0	0	0	0	0	0	0	0	0	0	0	0	0	0	0	0	0	0	0	0	0	0	0	0	0	0	0	0	0	0	0	0	0	0	0	0	0	0	0	0	0	0	0	0	0	0	0	0	0	0	0	0	0	0	0	0	0	0	0	0	0	0	0	0	0	0	0	0	0	0	0	0	0	0	0	0	0	0	0	0	0	0	0	0	0	0	0	0	0	0	0	0	0	0	0	0	0	0	0	0	0	0	0	0	0	0	0	0	0	0	0	0	0	0	0	0	0	0	0	0	0	0	0	0	0	0	0	0	0	0	0	0	0	0	0	0	0	0	0	0	0	0	0	0	0	0	0	0	0	0	0	0	0	0	0	0	0	0	0	0	0	0	0	0	0	0	0	0	0	0	0	0	0	0	0	0	0	0	0	0	0	0	0	0	0	0	0	0	0	0	0	0	0	0	0	0	0	0	0	0	0	0	0	0	0	0	0	0	0	0	0	0	0	0	0	0	0	0	0	0	0	0	0	0	0	0	0	0	0	0	0	0	0	0	0	0	0	0</

AB	31
R	1
H	5
RBI	1
BB	3
SO	5
LOB	15







Cincinnati Reds @ Houston Astros  
Astrodome, Houston, TX  
Tue Apr 23 1985, 7:05 PM EST  
Att. 10,414 - Unknown

Batter	1				2				3				4				5				6				7				8				9				AB R H RBI BB SO LOB												BOTTOM							
<div>Bill Doran, S</div> <div>OBP: 0.309, SLG: 0.314</div> <div>(1, 4)</div> <div>X</div>	<div>0-0</div> <div>E9</div> <div>1B</div> <div>1B</div> <div></div>								<div>0-0</div> <div>E</div> <div>1B</div> <div>1B</div> <div></div>								<div>0-0</div> <div>F5</div> <div></div> <div></div> <div></div>								<div>0-0</div> <div>F8</div> <div></div> <div></div> <div></div>												4 2 2 0 0 0 1												<div>Cincinnati Reds @ Houston Astros</div> <div>Astrodome, Houston, TX</div> <div>Tue Apr 23 1985, 7:05 PM EST</div> <div>Att. 10,414 - Unknown</div> <div>livebaseballscorecards.com</div>							
<div>Kevin Bass, S</div> <div>OBP: 0.346, SLG: 0.600</div> <div>(1, 9)</div> <div>X</div>	<div>0-0</div> <div></div> <div></div> <div>1B</div> <div>2-H</div> <div></div>								<div>0-0</div> <div>E3</div> <div>1B</div> <div>1B</div> <div>1-H</div> <div>3-H</div>								<div>0-0</div> <div></div> <div>HR</div> <div>2-H</div> <div></div>								<div>0-3</div> <div>K</div> <div></div> <div></div> <div></div>												4 2 3 4 0 1 0																			
<div>Denny Walling, L</div> <div>OBP: 0.421, SLG: 0.472</div> <div>(1, 3)</div> <div>X</div>	<div>0-0</div> <div>G3</div> <div></div> <div></div> <div></div>								<div>0-0</div> <div></div> <div>1B</div> <div>2-H</div> <div></div>								<div>0-0</div> <div>1B</div> <div></div> <div>1B</div> <div></div>								<div>0-0</div> <div>4-3</div> <div></div> <div></div> <div></div>												4 0 2 1 0 0 0																			
<div>Jose Cruz, L</div> <div>OBP: 0.410, SLG: 0.456</div> <div>(1, 7)</div> <div>X</div>	<div>0-0</div> <div>F8</div> <div></div> <div></div> <div></div>								<div>0-0</div> <div>F3</div> <div></div> <div></div> <div></div>								<div>0-0</div> <div>1-3</div> <div></div> <div>1B</div> <div></div>								<div>0-0</div> <div></div> <div>BB</div> <div>1B</div> <div>1B</div>												4 0 2 0 0 0 0																			
<div>Jerry Mumphrey, S</div> <div>OBP: 0.351, SLG: 0.400</div> <div>(1, 8)</div> <div></div>					<div>0-0</div> <div></div> <div>1B</div> <div>G4-6-3</div> <div></div>								<div>0-0</div> <div>5-3</div> <div></div> <div></div> <div></div>				<div>0-0</div> <div>F8</div> <div></div> <div></div> <div></div>								<div>0-0</div> <div></div> <div>1-2</div> <div></div> <div>1B</div>												4 0 2 0 0 0 2																			
<div>Phil Garner, R</div> <div>OBP: 0.297, SLG: 0.343</div> <div>(1, 5)</div> <div>X</div>					<div>0-0</div> <div>G4-6-3</div> <div>1-2f</div> <div></div>								<div>0-0</div> <div>5-3</div> <div></div> <div></div> <div></div>								<div>4-0</div> <div></div> <div>G4-3</div> <div>BB</div> <div></div>								<div>0-0</div> <div>4-3</div> <div>1-2f</div> <div></div>												3 0 0 0 1 0 3															
<div>Mark Bailey, S</div> <div>OBP: 0.333, SLG: 0.250</div> <div>(1, 2)</div> <div>X</div>					<div>0-0</div> <div>3-1</div> <div></div> <div></div> <div></div>								<div>0-0</div> <div>F9</div> <div></div> <div></div> <div></div>								<div>0-0</div> <div>G4-3</div> <div>1-2f</div> <div></div>								<div>4-0</div> <div></div> <div>BB</div> <div>IBB</div> <div></div>												3 0 0 0 1 0 1															
<div>Craig Reynolds, L</div> <div>OBP: 0.381, SLG: 0.526</div> <div>(1, 6)</div> <div></div>									<div>4-0</div> <div>1B</div> <div>1B</div> <div>BB</div> <div></div>								<div>0-0</div> <div>SH2-4</div> <div>HR</div> <div>1B</div> <div></div>				<div>0-0</div> <div></div> <div>1B</div> <div></div>								<div>4-0</div> <div></div> <div>1-2</div> <div>2-3</div> <div>BB</div> <div></div>												2 2 2 0 1 0 0															
<div>Jim Pankovits, R</div> <div>OBP: 0.714, SLG: 0.600</div> <div>(8, PH)</div> <div></div>									<div>0-3</div> <div>K</div> <div></div> <div></div> <div></div>								<div>0-0</div> <div>SH2-4</div> <div>1-2</div> <div></div>								<div>0-3</div> <div>K</div> <div></div> <div></div> <div></div>								<div>0-0</div> <div>F7</div> <div></div> <div></div> <div></div>												0 0 0 0 0 1 0 0											
<div>Dickie Thon, R</div> <div>OBP: 0.268, SLG: 0.211</div> <div>(9, 6)</div> <div></div>																																									0 0 0 0 0 0 0 0															
<div>Ron Matthis, R</div> <div>OBP: 0.293, SLG: 0.366</div> <div>(8, PH)</div> <div></div>																																													1 0 0 0 0 0 0 3											
<div>Jeff Calhoun, L</div> <div>OBP: 0.083, SLG: 0.083</div> <div>(8, PH)</div> <div></div>																																													0 0 0 0 0 0 0 0											
<div>Frank DiPino, L</div> <div>OBP: 0.083, SLG: 0.083</div> <div>(9, 1)</div> <div></div>																																													0 0 0 0 0 0 0 0											
<div>Dave Smith, R</div> <div>OBP: 0.083, SLG: 0.083</div> <div>(9, 1)</div> <div></div>																																													0 0 0 0 0 0 0 0											
Inning Stats	R: 1		H: 2		R: 0		H: 1		R: 3		H: 3		R: 0		H: 0		R: 2		H: 4		R: 0		H: 1		R: 0		H: 0		R: 0		H: 2		1B: 12												WP: 0				PA: 36							
E: 1		LOB: 0		E: 0		LOB: 0		E: 0		LOB: 0		E: 0		LOB: 0		E: 0		LOB: 1		E: 0		LOB: 0		E: 0		LOB: 3		2B: 1												PB: 0																
K: 0		BB: 0		K: 0		BB: 0		K: 0		BB: 1		K: 0		BB: 0		K: 1		BB: 1		K: 1		BB: 1		K: 0		BB: 2		3B: 0												SB: 0																
S: 4		P: 4		S: 3		P: 3		S: 7		P: 11		S: 3		P: 3		S: 7		P: 9		S: 5		P: 5		S: 4		P: 12		HR: 1												CS: 0																
PITCHER		IP		WLS		BF		H		R		ER		SO		BB		IBB		HBP		BLK		WP		HR		S		P		ERA		WHIP																						
John Stuper, R		(1, 1)		4.2		L		22		10		6		4		1		1		0		0		0		1		23		27		7.71		2.357																						
Frank Pastore, R		(5, 1)		1.1		5		1		0		0		1		1		0		0		0		0		0		6		10		0.00		1.500																						
Tom Hume, R		(7, 1)		1.0		3		0		0		0		1		0		0		0		0		0		0		5		5		0.00		0.000																						
John Franco, L		(8, 1)		0.2		5		2		0		0		0		1		1		0		0		0		0		3		11		0.00		4.500																						
Carl Willis, R		(8, 1)		0.1		1		0		0		0		0		0		0		0		0		0		0		1		1		0.00		0.000																						



Batter	1												2				3				4				5				6				7				8				9				AB R H RBI BB SO LOB								TOP																										
Eddie Milner, L OBP: 0.304, SLG: 0.364	<div>(1, 8) X</div> <div>0-0</div> <div>6-3</div> <div>1</div> <div>X</div> <div>0-0</div> <div>3-1</div> <div>3</div>																								<div>X</div> <div>0-0</div> <div>F7</div> <div>3</div>								<div>0-3</div> <div>K</div> <div>2</div> <div>X</div> <div>0-0</div> <div>1B</div> <div>1B</div>				5 0 1 2 0 1 0								<div>Cincinnati Reds @ Houston Astros</div> <div>Astrodome, Houston, TX</div> <div>Wed Apr 24 1985, 4:33 AM EST</div> <div>Att. 8,513 - Unknown</div>																																		
Pete Rose, S OBP: 0.339, SLG: 0.300	<div>(1, 3) X</div> <div>0-0</div> <div>6-3</div> <div>2</div>																				<div>X</div> <div>0-0</div> <div>6-3</div> <div>1</div>								<div>0-3</div> <div>K</div> <div>1</div> <div>X</div> <div>0-0</div> <div>F8</div> <div>3</div> <div>X</div> <div>0-0</div> <div>1B</div> <div>1B</div>				5 0 1 1 0 1 0																																														
Dave Parker, L OBP: 0.351, SLG: 0.377	<div>(1, 9) S</div> <div>0-3</div> <div>K</div> <div>3</div>																				<div>X</div> <div>0-0</div> <div>F7</div> <div>2</div>								<div>0-0</div> <div>HR</div> <div>1B</div> <div>1B</div>				5 1 1 0 0 1 2																																														
Ted Power, R	<div>(9, 1)</div>																				<div>S</div> <div>0-3</div> <div>K</div> <div>3</div>								<div>0-0</div> <div>HR</div> <div>1B</div> <div>1B</div>				0 0 0 0 0 0 0																																														
Duane Walker, L OBP: 0.250, SLG: 0.583	<div>(1, 7)</div>												<div>X</div> <div>0-0</div> <div>F9</div> <div>1</div>												<div>X</div> <div>0-0</div> <div>F5</div> <div>1</div>								<div>0-0</div> <div>HR</div> <div>1B</div> <div>1B</div>				3 1 1 2 0 1 0																																										
Eric Davis, R OBP: 0.208, SLG: 0.380	<div>(9, PH)</div> <div>(9, 9)</div>												<div>B</div> <div>4-0</div> <div>S</div> <div>BB</div>								<div>X</div> <div>0-0</div> <div>6-4-3</div> <div>2</div>								<div>0-0</div> <div>HR</div> <div>1B</div> <div>1B</div>				0 1 0 0 1 0 0																																														
Nick Esasky, R OBP: 0.333, SLG: 0.442	<div>(1, 5)</div>												<div>X</div> <div>0-0</div> <div>F4</div> <div>2</div>								<div>X</div> <div>0-0</div> <div>6-3</div> <div>2</div>								<div>0-0</div> <div>SF9</div> <div>2</div>				3 1 1 1 0 0 0																																														
Dave Concepcion, R OBP: 0.255, SLG: 0.260	<div>(1, 6)</div>												<div>B</div> <div>4-0</div> <div>S</div> <div>BB</div>								<div>X</div> <div>0-0</div> <div>6-4-3</div> <div>2</div>								<div>0-0</div> <div>HR</div> <div>1B</div> <div>1B</div>				3 1 1 1 1 0 1																																														
Tom Foley, L OBP: 0.118, SLG: 0.118	<div>(1, 4)</div>												<div>S</div> <div>0-3</div> <div>K</div> <div>3</div>								<div>S</div> <div>0-3</div> <div>K</div> <div>3</div>								<div>0-0</div> <div>E5</div> <div>3</div>				4 1 1 0 0 2 1																																														
Dave Vangorder, R OBP: 0.280, SLG: 0.190	<div>(1, 2)</div>												<div>X</div> <div>0-0</div> <div>F9</div> <div>1</div>												<div>S</div> <div>0-3</div> <div>K</div> <div>1</div> <div>X</div> <div>0-0</div> <div>FC6-4</div> <div>3</div>								<div>4-0</div> <div>BB</div> <div>1B</div> <div>1B</div>				3 0 0 0 0 1 1																																										
Wayne Krenchicki, L OBP: 0.417, SLG: 0.222	<div>(9, PH)</div>												<div>X</div> <div>0-0</div> <div>3-1</div> <div>2</div>												<div>X</div> <div>0-0</div> <div>4-3</div> <div>2</div>								<div>0-0</div> <div>BB</div> <div>1B</div> <div>1B</div>				0 1 0 0 1 0 0																																										
Dann Bilardello, R OBP: 0.174, SLG: 0.136	<div>(9, 2)</div>												<div>X</div> <div>0-0</div> <div>3-1</div> <div>2</div>												<div>X</div> <div>0-0</div> <div>4-3</div> <div>2</div>								<div>4-0</div> <div>BB</div> <div>1B</div> <div>1B</div>				0 0 0 0 0 0 0																																										
Mario Soto, R OBP: 0.214, SLG: 0.154	<div>(1, 1)</div>												<div>X</div> <div>0-0</div> <div>3-1</div> <div>2</div>												<div>X</div> <div>0-0</div> <div>4-3</div> <div>2</div>								<div>0-0</div> <div>3-1</div> <div>1</div>				3 0 0 0 0 0 0																																										
Tony Perez, R OBP: 0.500, SLG: 0.333	<div>(9, PH)</div>												<div>X</div> <div>0-0</div> <div>3-1</div> <div>2</div>																<div>0-0</div> <div>1B</div> <div>1B</div> <div>BB</div>				0 1 0 0 1 0 0																																														
Cesar Cedeno, R OBP: 0.304, SLG: 0.294	<div>(9, 7)</div>												<div>X</div> <div>0-0</div> <div>3-1</div> <div>2</div>																<div>0-0</div> <div>1B</div> <div>1B</div> <div>BB</div>				0 0 0 0 0 0 0																																														
Inning Stats		R: 0 E: 0 K: 1 S: 5				H: 0 LOB: 0 BB: 0 P: 5				R: 0 E: 0 K: 1 S: 5				H: 0 LOB: 1 BB: 1 P: 9				R: 0 E: 0 K: 0 S: 3				H: 0 LOB: 0 BB: 0 P: 3				R: 0 E: 0 K: 1 S: 5				H: 0 LOB: 0 BB: 0 P: 5				R: 0 E: 0 K: 1 S: 5				H: 0 LOB: 0 BB: 0 P: 5				R: 3 E: 1 K: 1 S: 9				H: 3 LOB: 1 BB: 0 P: 9				R: 0 E: 0 K: 1 S: 5				H: 0 LOB: 0 BB: 0 P: 5				R: 5 E: 1 K: 0 S: 7				H: 4 LOB: 2 BB: 3 P: 19				1B: 5 2B: 0 3B: 0 HR: 2				SF: 1 SAC: 0 DP: 0 HBP: 0				WP: 0 PB: 0 SB: 2 CS: 0				PA: 39	
PITCHER		IP WLS BF H R ER SO BB IBB HBP BLK WP HR S P ERA WHIP				PITCHER IP WLS BF H R ER SO BB IBB HBP BLK WP HR S P ERA WHIP																																																																									
Nolan Ryan, R ERA: 3.18		(1, 1) 8.0 L 5 2 3 3 0 1 0 0 1 0 1 4 8 40.50 4.500				(9, 1) 0.2 L 5 2 3 3 0 1 0 0 1 0 1 4 8 40.50 4.500																																																																									
Frank DiPino, L ERA: 4.0		(9, 1) 0.0 4 2 2 2 0 1 1 0 0 0 0 2 10 ∞ ∞				(9, 1) 0.1 1 0 0 0 0 0 0 0 0 0 0 1 1 0.00 0.000																																																																									
Bill Dawley, R ERA: 9.0																																																																															
Jeff Calhoun, L ERA: 3.0																																																																															

Cincinnati Reds @ Houston Astros

Astrodome, Houston, TX

Wed Apr 24 1985, 4:33 AM EST

Att. 8,513 - Unknown

AB	34
R	8
H	7
RBI	7
BB	4
SO	7
LOB	5







Batter		1	2	3	4	5	6	7	8	9	AB R H RBI BB SO LOB	TOP											
Eddie Milner, L OBP: 0.269, SLG: 0.320 Eric Davis, R OBP: 0.204, SLG: 0.373 (1, 8) (8, PH) (8, 8)	X	0-0 F7		0-0 F6			0-0 4-3		0-3 K		3 0 0 0 0 0 1 1 0 0 0 0 1 1	Cincinnati Reds @ San Francisco Giants Candlestick Park, San Francisco, CA  Thu Apr 25 1985, 6:33 AM EST Att. 4,056 - Unknown											
Pete Rose, S OBP: 0.317, SLG: 0.278 Carl Willis, L (1, 3) (8, 1)	X	0-0 F8					0-0 4-3		0-0 5-3		4 0 0 0 0 1 2 0 0 0 0 0 0 0												
Dave Parker, L OBP: 0.344, SLG: 0.368 (1, 9)	X	0-0 1-3						0-0 1B HR 1B	0-0 F7		4 1 1 0 0 0 1												
Cesar Cedeno, R OBP: 0.317, SLG: 0.296 (1, 7) (8, 3)			0-0 F5				0-0 6-3	0-0 1B HR 1B		BB B B B	4-0 FC6-4 BB		3 1 1 0 1 0 0										
Nick Esasky, R OBP: 0.346, SLG: 0.500 (1, 5)			0-0 E5 PB			BB B B B	4-0 G6-4-3 BB	0-0 1B HR		X	0-0 FC6-4 1B 1-2f		3 1 1 3 1 0 1										
Dave Concepcion, R OBP: 0.254, SLG: 0.259 (1, 6)			0-3 K			X	0-0 G6-4-3 1-2f	0-0 F8		X	0-0 1-2 1B		4 0 1 0 0 1 2										
Tom Foley, L OBP: 0.100, SLG: 0.100 Tony Perez, R OBP: 0.400, SLG: 0.250 (1, 4) (9, PH)			0-0 4-3 1-2			X	0-0 G3	0-3 K		S S S S	0-3 K	3 0 0 0 0 1 1 1 0 0 0 0 1 2											
Dave Vangorder, R OBP: 0.241, SLG: 0.160 (1, 2)				0-0 5-3				0-0 F9	0-0 L5		0-3 K	4 0 0 0 0 1 2											
Frank Pastore, R OBP: 0.500, SLG: 1.000 Tom Hume, R Gary Redus, R OBP: 1.000, SLG: 1.000 (1, 1) (7, 1) (8, PH) (8, 7)				0-0 F3				0-0 4-3 2B		B B B B B	4-0 5-3 BB	2 0 1 0 0 0 0 0 0 0 0 0 0 0 0 0 0 0 1 0 0											
Inning Stats		R: 0 E: 0 K: 3	H: 0 LOB: 0 BB: 0 P: 3	R: 0 E: 1 K: 1 S: 6	H: 0 LOB: 1 BB: 0 P: 6	R: 0 E: 0 K: 0 S: 3	H: 0 LOB: 0 BB: 0 P: 3	R: 0 E: 0 K: 1 S: 5	H: 0 LOB: 0 BB: 0 P: 5	R: 0 E: 0 K: 0 S: 2	H: 0 LOB: 0 BB: 1 P: 6	R: 0 E: 0 K: 0 S: 4	H: 1 LOB: 1 BB: 0 P: 4	R: 3 E: 0 K: 1 S: 8	H: 3 LOB: 0 BB: 0 P: 8	R: 0 E: 0 K: 1 S: 5	H: 0 LOB: 1 BB: 1 P: 9	R: 0 E: 0 K: 2 S: 8	H: 1 LOB: 2 BB: 1 P: 12	1B: 3 2B: 1 3B: 0 HR: 1	SF: 0 SAC: 0 DP: 1 HBP: 0	WP: 0 PB: 1 SB: 0 CS: 0	PA: 35
PITCHER Jim Gott, R ERA: 2.87 Mark Davis, L ERA: 2.19	(1, 1) (7, 1)	IP WLS BF H R ER SO BB IBB HBP BLK WP HR S P ERA WHIP	6.0 23 4 3 3 2 1 0 0 0 0 0 1 26 30 4.50 0.833	3.0 12 1 0 0 4 2 0 0 0 0 0 0 18 26 0.00 1.000													PITCHER IP WLS BF H R ER SO BB IBB HBP BLK WP HR S P ERA WHIP						

Batter	1	2	3	4	5	6	7	8	9	AB R H RBI BB SO LOB	BOTTOM							
Dan Gladden, R OBP: 0.339, SLG: 0.362 (1, 8)	X 0-0 1B SF8 1B		X 0-0 F8 1B			X 0-0 SH3-4 S HR 1B	X 0-0 E3 S 2-H			4 2 2 0 0 0 0	Cincinnati Reds @ San Francisco Giants Candlestick Park, San Francisco, CA Thu Apr 25 1985, 6:33 AM EST Att. 4,056 - Unknown							
Manny Trillo, R OBP: 0.353, SLG: 0.311 (1, 4)	X 0-0 G5-4-3 1B		X 0-0 1-3			X 0-0 SH3-4 1-3	X 0-0 F9 1-2			3 0 1 0 0 0 1								
Chili Davis, S OBP: 0.304, SLG: 0.420 (1, 9)	X 0-0 SF8 3-H		S S S 0-3 K			X 0-0 HR 3-H	X 0-0 HR			3 2 2 4 0 1 0								
Jeffrey Leonard, R OBP: 0.179, SLG: 0.273 (1, 7)	X 0-0 G5-4-3 1-2f		S S S 0-3 K			S S S 0-3 K	X 0-0 E S HR 1B			4 1 1 0 0 2 1								
Scot Thompson, L OBP: 0.120, SLG: 0.120 (1, 3)		X 0-0 B5-3		X 0-0 1-3		X 0-0 FC5-4 1B		X 0-3 K		4 0 1 0 0 1 1	livebaseballscorecards.com							
Bob Brenly, R OBP: 0.241, SLG: 0.333 (1, 2)		B B B B 4-0 1B BB		X 0-0 F9		X 0-0 FC5-4 1-2f	X 0-0 HR 1-H			3 1 1 2 1 0 1								
Brad Wellman, R OBP: 0.444, SLG: 0.438 (1, 5)		X 0-0 S 1B			X 0-0 G4-6-3 1B		H 1-0 FC3-6 HBP	X 0-0 G3		3 0 2 0 0 0 0		AB 31 R 7 H 10 RBI 6 BB 1 SO 6 LOB 11						
Jose Uribe, S OBP: 0.194, SLG: 0.226 (1, 6)		X 0-0 F4		X 0-0 G4-6-3 1-2f		X 0-0 FC3-6 BLK E 1-2f	X 0-0 F7			4 1 0 0 0 0 4								
Jim Gott, R OBP: 0.200, SLG: 0.200 Mark Davis, L (7, 1)		S S S 0-3 K 1-2		S S S 0-3 K			X 0-0 B5 1-2			2 0 0 0 0 2 2 1 0 0 0 0 0 1	GIANTS							
Inning Stats	R: 1 E: 0 K: 0 S: 4	H: 2 LOB: 0 BB: 0 P: 4	R: 0 E: 0 K: 1 S: 6	H: 1 LOB: 2 BB: 1 P: 10	R: 0 E: 0 K: 1 S: 5	H: 0 LOB: 0 BB: 0 P: 5	R: 0 E: 0 K: 1 S: 5	H: 1 LOB: 0 BB: 0 P: 5	R: 2 E: 0 K: 1 S: 8	H: 3 LOB: 1 BB: 0 P: 8	R: 1 E: 1 K: 0 S: 4	H: 0 LOB: 1 BB: 0 P: 5	R: 3 E: 0 K: 1 S: 8	H: 3 LOB: 0 BB: 0 P: 8	1B: 7 2B: 0 3B: 0 HR: 3	SF: 1 SAC: 1 DP: 2 HBP: 1	WP: 0 PB: 0 SB: 4 CS: 0	PA: 35
PITCHER	IP WLS BF H R ER SO BB IBB HBP BLK WP HR S P ERA WHIP																	
Frank Pastore, R ERA: 3.68 (1, 1)	6.0 L 5 0 1 0 0 0 0 0 1 1 0 0 4 5 0.00 0.000																	
Tom Hume, R ERA: 1.29 (7, 1)	1.0 6 3 3 3 1 0 0 0 0 0 0 2 8 8 27.00 3.000																	
Carl Willis, R ERA: 4.82 (8, 1)																		







Batter	1				2				3				4				5				6				7				8				9				AB R H RBI BB SO LOB								BOTTOM																					
<div>Dan Gladden, R</div> <div>OBP: 0.343, SLG: 0.413</div> <div>(1, 8)</div> <div>X</div>	0-0 1-3												X 0-0 4-3 1B 6-3 1B								X 0-0 F8								X 0-0 6-3				X 0-0 1-H 2-H HR				5 2 2 3 0 0 0								<div>Cincinnati Reds @ San Francisco Giants</div> <div>Candlestick Park, San Francisco, CA</div> <div>Fri Apr 26 1985, 9:05 PM EST</div> <div>Att. 12,534 - Unknown</div>																					
<div>Manny Trillo, R</div> <div>OBP: 0.364, SLG: 0.313</div> <div>(1, 4)</div> <div>S</div>	0-3 K												X 0-0 6-3 4-3 1-2 1B								B B B B 4-0 BB BB								X 0-0 F7								3 0 1 0 1 1 0																													
<div>Chili Davis, S</div> <div>OBP: 0.300, SLG: 0.426</div> <div>(1, 9)</div> <div>X</div>	0-0 4-3												X 0-0 4-3								X 0-0 F7								X 0-0 1B 2B				4 1 1 0 0 0 3																																	
<div>Jeffrey Leonard, R</div> <div>OBP: 0.200, SLG: 0.276</div> <div>(1, 7)</div> <div>S S S</div>					0-3 K								X 0-0 6-3								B B B B 4-0 1-2 BB								X 0-0 6-3 1B 2B				3 1 1 2 1 1 1																																	
<div>Scot Thompson, L</div> <div>OBP: 0.136, SLG: 0.138</div> <div>(1, 3)</div> <div>S S S</div>					0-3 K								X 0-0 1-3								X 0-0 1-3								X 0-0 1-2 1B 6-3 1B				4 1 1 0 0 1 3																																	
<div>Bob Brenly, R</div> <div>OBP: 0.241, SLG: 0.327</div> <div>(1, 2)</div> <div>X</div>					0-0 6-3												X 0-0 F7								X 0-0 G4-3 1B								X 0-0 6-3				4 0 1 0 0 0 2																													
<div>Brad Wellman, R</div> <div>OBP: 0.409, SLG: 0.400</div> <div>(1, 5)</div> <div>S S S</div>									0-3 K								X 0-0 1-3								X 0-0 G4-3								X 0-0 4-3 1B				4 1 1 2 0 1 1																													
<div>Jose Uribe, S</div> <div>OBP: 0.206, SLG: 0.235</div> <div>(1, 6)</div> <div>X</div>									0-0 F7								X 0-0 1B								X 0-0 F4								X 0-0 4-3				3 0 1 0 0 0 0																													
<div>Joel Youngblood, R</div> <div>OBP: 0.235, SLG: 0.133</div> <div>(9, PH)</div> <div>S S S</div>									0-3 K								X 0-0 5-3												S S S 0-3 K				B B B B 4-0 HR BB				1 0 0 0 0 1 0 1 0 0 0 0 0 1 0 0 0 0 0 0 0 0 0 0 0 0 0 0 1 0 0 0 0 1 0 0 0 0 0 0 0 0 0 1 0 0 1 0 0																													
<div>Atlee Hammaker, S</div> <div>Rob Deer, R</div> <div>Greg Minton, S</div> <div>Frank Williams, R</div> <div>Gary Rajsich, L</div> <div>Vida Blue, S</div> <div>David Green, R</div> <div>OBP: 0.206, SLG: 0.069</div> <div>(1, 1)</div> <div>(5, PH)</div> <div>(6, 1)</div> <div>(8, 1)</div> <div>(9, PH)</div> <div>(9, 1)</div> <div>(9, PH)</div>	R: 0 E: 0 K: 1 S: 5				H: 0 LOB: 0 BB: 0 P: 5				R: 0 E: 0 K: 2 S: 7				H: 0 LOB: 0 BB: 0 P: 7				R: 1 E: 0 K: 0 S: 5				H: 2 LOB: 1 BB: 0 P: 5				R: 0 E: 0 K: 0 S: 4				H: 1 LOB: 1 BB: 0 P: 4				R: 0 E: 0 K: 1 S: 5				H: 0 LOB: 0 BB: 0 P: 5				R: 6 E: 0 K: 0 S: 7				H: 5 LOB: 0 BB: 1 P: 11				1B: 7 2B: 2 3B: 0 HR: 1								SF: 0 SAC: 0 DP: 1 HBP: 0								WP: 0 PA: 37	
Inning Stats		PITCHER		IP		WLS		BF		H		R		ER		SO		BB		IBB		HBP		BLK		WP		HR		S		P		ERA		WHIP																														
		Jay Tibbs, R		(1, 1)		8.0		32		7		4		4		6		2		0		0		0		0		0		1		4		8		40.50		4.500																												
		Ted Power, R		(9, 1)		0.2		5		2		3		3		0		1		0		0		0		0		1		4		8		40.50		4.500																														







Batter	1												2				3				4				5				6				7				8				9				AB R H RBI BB SO LOB												BOTTOM																											
<div>Dan Gladden, R</div> <div>OBP: 0.338, SLG: 0.394</div> <div>(1, 8)</div> <div>BBB</div>	<div>4-0</div> <div></div> <div>BB</div>																<div>x</div> <div>0-0</div> <div>F7</div> <div>③</div> <div></div>												<div>x</div> <div>0-0</div> <div>F2</div> <div>③</div> <div></div>												<div>SSS</div> <div>0-3</div> <div>K</div> <div>②</div> <div></div>				3100110												<div>Cincinnati Reds @ San Francisco Giants</div> <div>Candlestick Park, San Francisco, CA</div> <div>Sat Apr 27 1985, 6:33 AM EST</div> <div>Att. 14,480 - Sunny</div> <div>livebaseballscorecards.com</div>																											
<div>Manny Trillo, R</div> <div>OBP: 0.339, SLG: 0.288</div> <div>(1, 4)</div> <div>SSS</div>	<div>0-3</div> <div>K</div> <div>①</div> <div></div>																				<div>x</div> <div>0-0</div> <div>6-3</div> <div>①</div> <div></div>												<div>x</div> <div>0-0</div> <div>F8</div> <div>①</div> <div></div>								<div>x</div> <div>0-0</div> <div>4-3</div> <div>③</div> <div></div>				4000011																																							
<div>Chili Davis, S</div> <div>OBP: 0.302, SLG: 0.439</div> <div>(1, 9)</div> <div>x</div>	<div>0-0</div> <div></div> <div>2B</div>																												<div>x</div> <div>0-0</div> <div>F6</div> <div>②</div> <div></div>												3011010																																											
<div>Jeffrey Leonard, R</div> <div>OBP: 0.190, SLG: 0.262</div> <div>(1, 7)</div> <div>SSS</div>	<div>0-3</div> <div>K</div> <div>③</div> <div></div>																				<div>x</div> <div>0-0</div> <div>6-3</div> <div>③</div> <div></div>												<div>x</div> <div>0-0</div> <div>F7</div> <div>③</div> <div></div>												3000010																																							
<div>Scot Thompson, L</div> <div>OBP: 0.156, SLG: 0.156</div> <div>(1, 3)</div>													<div>x</div> <div>0-0</div> <div>4-3</div> <div>①</div> <div></div>												<div>x</div> <div>0-0</div> <div>F9</div> <div>①</div> <div></div>												<div>x</div> <div>0-0</div> <div></div> <div>1-3</div> <div>1B</div>				301000000000												<div>AB27</div> <div>R1</div> <div>H2</div> <div>RBI1</div> <div>BB2</div> <div>SO6</div> <div>LOB5</div> <div></div>																															
<div>David Green, R</div> <div>OBP: 0.206, SLG: 0.069</div> <div>(8, PR)</div> <div>(9, 3)</div>																									<div>BBBBS</div> <div>4-0</div> <div></div> <div>G5-4-3</div> <div>BB</div>												<div>x</div> <div>0-0</div> <div>1-3</div> <div>①</div> <div></div>				2000111																																											
<div>Bob Brenly, R</div> <div>OBP: 0.246, SLG: 0.315</div> <div>(1, 2)</div>													<div>SSSS</div> <div>0-3</div> <div>K</div> <div>②</div> <div></div>												<div>x</div> <div>0-0</div> <div>G5-4-3</div> <div>②</div> <div>③</div> <div></div> <div>1-2f</div>												<div>x</div> <div>0-0</div> <div>1-3</div> <div>①</div> <div></div>				200000001000																																											
<div>Brad Wellman, R</div> <div>OBP: 0.360, SLG: 0.348</div> <div>(1, 5)</div>													<div>x</div> <div>0-0</div> <div>L3</div> <div>③</div> <div></div>												<div>x</div> <div>0-0</div> <div>G5-4-3</div> <div>②</div> <div>③</div> <div></div> <div>1-2f</div>												<div>x</div> <div>0-0</div> <div>F4</div> <div>②</div> <div></div>				30000002																																											
<div>Jose Uribe, S</div> <div>OBP: 0.194, SLG: 0.222</div> <div>(1, 6)</div>																	<div>x</div> <div>0-0</div> <div>1-3</div> <div>①</div> <div></div>												<div>x</div> <div>0-0</div> <div>F1</div> <div>①</div> <div></div>												<div>SSSS</div> <div>0-3</div> <div>K</div> <div>③</div> <div></div>				200000001000												<div>WP: 0PA: 29</div> <div>PB: 0</div> <div>SB: 0</div> <div>CS: 0</div>																											
<div>Joel Youngblood, R</div> <div>OBP: 0.222, SLG: 0.125</div> <div>(8, PH)</div> <div>(9, 6)</div>																									<div>x</div> <div>0-0</div> <div>F3</div> <div>②</div> <div></div>												<div>x</div> <div>0-0</div> <div>F6</div> <div>①</div> <div></div>				100000001000																																											
<div>Dave LaPoint, L</div> <div>OBP: 0.429, SLG: 0.429</div> <div>(1, 1)</div>																	<div>x</div> <div>0-0</div> <div>5-3</div> <div>②</div> <div></div>												<div>x</div> <div>0-0</div> <div>F3</div> <div>②</div> <div></div>												<div>x</div> <div>0-0</div> <div>F6</div> <div>①</div> <div></div>				100000000000																																							
<div>Rob Deer, R</div> <div>OBP: 0.333, SLG: 1.333</div> <div>(6, PH)</div>																													<div>x</div> <div>0-0</div> <div>F6</div> <div>①</div> <div></div>				100000000000																																																			
<div>Mark Davis, L</div> <div>(7, 1)</div>																																					00000000																																															
<div>Gary Rajsich, L</div> <div>(9, PH)</div>																																					10000000																																															
Inning Stats	R: 1 E: 0 K: 2 S: 7				H: 1 LOB: 0 BB: 1 P: 11				R: 0 E: 0 K: 1 S: 5				H: 0 LOB: 0 BB: 0 P: 5				R: 0 E: 0 K: 0 S: 3				H: 0 LOB: 0 BB: 0 P: 3				R: 0 E: 0 K: 1 S: 5				H: 0 LOB: 0 BB: 0 P: 5				R: 0 E: 0 K: 0 S: 2				H: 0 LOB: 0 BB: 1 P: 6				R: 0 E: 0 K: 0 S: 3				H: 0 LOB: 0 BB: 0 P: 3				R: 0 E: 0 K: 0 S: 3				H: 0 LOB: 0 BB: 0 P: 3				R: 0 E: 0 K: 1 S: 6				H: 1 LOB: 1 BB: 0 P: 6				R: 0 E: 0 K: 1 S: 5				H: 0 LOB: 0 BB: 0 P: 5				1B: 1 2B: 1 3B: 0 HR: 0				SF: 0 SAC: 0 DP: 1 HBP: 0							
PITCHER John Stuper, R ERA: 4.32 (1, 1)	IP 9.0	WLS W	BF 29	H 2	R 1	ER 1	SO 6	BB 2	IBB 0	HBP 0	BLK 0	WP 0	HR 0	S 39	P 47	ERA 1.00	WHIP 0.444													PITCHER IPWLSBFHRERSOBBIBBHBPBLKWPHRSPERAWHIP																																																						

Batter	1	2	3	4	5	6	7	8	9	10	11	AB R H RBI BB SO LOB	TOP														
<div>Eric Davis, R</div> <div>OBP: 0.188, SLG: 0.364</div> <div>(1, 7)</div> <div>SS</div>	0-3 K		x 0-0 F8	x 0-0 F9			x 0-0 F3		SS 0-3 K			5 0 0 0 0 2 2	<div>Cincinnati Reds @ San Francisco Giants</div> <div>Candlestick Park, San Francisco, CA</div> <div>Sun Apr 28 1985, 6:33 AM EDT</div> <div>Att. 32,963 - Cloudy</div>														
<div>Eddie Milner, L</div> <div>OBP: 0.323, SLG: 0.345</div> <div>(1, 8)</div> <div>BBB</div>	4-0 BB		x 0-0 1B		x 0-0 1B		x 0-0 F9		x 0-0 1-3		4 1 2 0 1 0 0																
<div>Dave Parker, L</div> <div>OBP: 0.320, SLG: 0.338</div> <div>(1, 9)</div> <div>X</div>	0-0 4-3		x 0-0 1B		SS 0-3 K		x 0-0 F9		x 0-0 4-3		5 0 1 0 0 1 2																
<div>Cesar Cedeno, R</div> <div>OBP: 0.342, SLG: 0.328</div> <div>(1, 3)</div> <div>BBB</div>	4-0 BB		x 0-0 L8		x 0-0 FC6-4		BBB 4-0 BB		x 0-0 F4		3 0 1 1 2 0 2																
<div>Nick Esasky, R</div> <div>OBP: 0.328, SLG: 0.509</div> <div>(1, 5)</div> <div>SS</div>	0-3 K		SS 0-3 K		x 0-0 F9		x 0-0 SH2-4		x 0-0 5-3		4 0 0 0 0 2 5																
<div>Dave Concepcion, R</div> <div>OBP: 0.292, SLG: 0.388</div> <div>(1, 6)</div> <td></td> <td>x 0-0 G1-4-3</td> <td></td> <td>x 0-0 E</td> <td></td> <td>x 0-0 FC6-4</td> <td></td> <td>x 0-0 G3</td> <td></td> <td>x 0-0 FC6-4</td> <td></td> <td>5 0 3 0 0 0 2</td> <td rowspan="3"><div>livebaseballscorecards.com</div></td>		x 0-0 G1-4-3		x 0-0 E		x 0-0 FC6-4		x 0-0 G3		x 0-0 FC6-4		5 0 3 0 0 0 2	<div>livebaseballscorecards.com</div>														
<div>Ron Oester, S</div> <div>OBP: 0.294, SLG: 0.289</div> <div>(1, 4)</div> <td></td> <td>x 0-0 G1-4-3</td> <td></td> <td>x 0-0 F8</td> <td></td> <td>SS 0-3 K</td> <td></td> <td>x 0-0 F9</td> <td></td> <td>1-2f 4-0 IBB</td> <td></td> <td>4 0 1 0 1 1 2</td> <td><div>AB 40</div><div>R 1</div><div>H 8</div><div>RBI 1</div><div>BB 4</div><div>SO 8</div><div>LOB 25</div></td>		x 0-0 G1-4-3		x 0-0 F8		SS 0-3 K		x 0-0 F9		1-2f 4-0 IBB		4 0 1 0 1 1 2		<div>AB 40</div> <div>R 1</div> <div>H 8</div> <div>RBI 1</div> <div>BB 4</div> <div>SO 8</div> <div>LOB 25</div>													
<div>Dann Bilardello, R</div> <div>OBP: 0.167, SLG: 0.138</div> <div>(1, 2)</div> <td></td> <td>x 0-0 G1-4-3</td> <td></td> <td>x 0-0 E5</td> <td></td> <td>x 0-0 F9</td> <td></td> <td>x 0-0 6-3</td> <td></td> <td>x 0-0 FC6-4</td> <td></td> <td>3 0 0 0 0 0 3</td> <td rowspan="4"></td>		x 0-0 G1-4-3		x 0-0 E5		x 0-0 F9		x 0-0 6-3		x 0-0 FC6-4		3 0 0 0 0 0 3															
<div>Pete Rose, S</div> <div>OBP: 0.311, SLG: 0.273</div> <div>(9, PH)</div> <td></td> <td>1-2f 2-3 G1-4-3</td> <td></td> <td>2-3 K</td> <td></td> <td>x 0-0 F7</td> <td></td> <td>x 0-0 F7</td> <td></td> <td>x 0-0 F7</td> <td></td> <td>1 0 0 0 0 0 0</td>		1-2f 2-3 G1-4-3		2-3 K		x 0-0 F7		x 0-0 F7		x 0-0 F7		1 0 0 0 0 0 0															
<div>Dave Vangorder, R</div> <div>OBP: 0.206, SLG: 0.133</div> <div>(9, 2)</div> <td></td> <td>0-3 K</td> <td></td> <td>SS 0-3 K</td> <td></td> <td></td> <td></td> <td></td> <td></td> <td></td> <td></td> <td>0 0 0 0 0 0 0</td>		0-3 K		SS 0-3 K								0 0 0 0 0 0 0															
<div>Mario Soto, R</div> <div>OBP: 0.176, SLG: 0.125</div> <div>(9, PH)</div> <td></td> <td>0-3 K</td> <td></td> <td>SS 0-3 K</td> <td></td> <td></td> <td></td> <td></td> <td></td> <td></td> <td></td> <td>1 0 0 0 0 0 0</td>		0-3 K		SS 0-3 K								1 0 0 0 0 0 0															
<div>Duane Walker, L</div> <div>OBP: 0.231, SLG: 0.538</div> <div>(9, PH)</div> <td></td> <td></td> <td></td> <td></td> <td></td> <td></td> <td></td> <td></td> <td></td> <td></td> <td></td> <td>0 0 0 0 0 0 0</td> <td rowspan="3"><div>WP: 0 PA: 45</div><div>PB: 0</div><div>SB: 1</div><div>CS: 0</div></td>												0 0 0 0 0 0 0	<div>WP: 0 PA: 45</div> <div>PB: 0</div> <div>SB: 1</div> <div>CS: 0</div>														
<div>Ted Power, R</div> <div>OBP: 0.206, SLG: 0.133</div> <div>(9, 1)</div> <td></td> <td></td> <td></td> <td></td> <td></td> <td></td> <td></td> <td></td> <td></td> <td></td> <td></td> <td>1 0 0 0 0 0 0</td>												1 0 0 0 0 0 0															
<div>Wayne Krenchicki, L</div> <div>OBP: 0.385, SLG: 0.200</div> <div>(11, PH)</div> <td></td> <td></td> <td></td> <td></td> <td></td> <td></td> <td></td> <td></td> <td></td> <td></td> <td></td> <td>0 0 0 0 0 0 0</td>												0 0 0 0 0 0 0															
<div>Tom Hume, R</div> <div>OBP: 0.385, SLG: 0.200</div> <div>(11, 1)</div> <td></td> <td></td> <td></td> <td></td> <td></td> <td></td> <td></td> <td></td> <td></td> <td></td> <td></td> <td>0 0 0 0 0 0 0</td> <td></td>												0 0 0 0 0 0 0															
<div>Inning Stats</div>	R: 0 E: 0 K: 2 S: 7	H: 0 LOB: 2 BB: 2 P: 15	R: 0 E: 0 K: 1 S: 6	H: 2 LOB: 1 BB: 0 P: 6	R: 0 E: 0 K: 1 S: 7	H: 1 LOB: 2 BB: 0 P: 7	R: 0 E: 1 K: 1 S: 7	H: 0 LOB: 0 BB: 0 P: 5	R: 0 E: 0 K: 0 S: 3	H: 0 LOB: 1 BB: 1 P: 7	R: 0 E: 0 K: 0 S: 3	H: 0 LOB: 0 BB: 0 P: 3	R: 0 E: 0 K: 0 S: 3	H: 0 LOB: 0 BB: 0 P: 3	R: 0 E: 1 K: 0 S: 4	H: 1 LOB: 2 BB: 1 P: 8	1B: 6 2B: 2 3B: 0 HR: 0	SF: 0 SAC: 1 DP: 1 HBP: 0	WP: 0 PB: 0 SB: 1 CS: 0	PA: 45							
<div>PITCHER</div> <div>Mike Krukow, R</div> <div>ERA: 0.53</div> <div>(1, 1)</div>	IP 8.0	WLS	BF 34	H 7	R 1	ER 1	SO 7	BB 3	IBB 0	HBP 0	BLK 0	WP 0	HR 0	S 45	P 57	ERA 1.12	WHIP 1.250										
<div>Scott Garrelts, R</div> <div>ERA: 2.19</div> <div>(9, 1)</div>	2.0		6	0	0	0	1	0	0	0	0	0	0	8	8	0.00	0.000										
<div>Greg Minton, R</div> <div>ERA: 6.75</div> <div>(11, 1)</div>	1.0	W	5	1	0	0	0	0	1	0	0	0	0	4	8	0.00	1.000										





Atlanta Braves @ Cincinnati Reds  
Riverfront Stadium, Cincinnati, OH  
Tue Apr 30 1985, 7:05 PM EDT  
Att. 14,356 - Unknown





Atlanta Braves @ Cincinnati Reds  
Riverfront Stadium, Cincinnati, OH  
Wed May 01 1985, 3:33 AM EDT  
Att. 6,412 - Unknown











New York Mets @ Cincinnati Reds  
Riverfront Stadium, Cincinnati, OH  
Sat May 04 1985, 3:33 AM EDT  
Att. 16,634 - Unknown










Batter	1				2				3				4				5				6				7				8				9				AB R H RBI BB SO LOB				BOTTOM												
<div>Eddie Milner, L</div> <div>OBP: 0.364, SLG: 0.327</div> <div>(1, 8)</div> <div>Tony Perez, R</div> <div>OBP: 0.500, SLG: 0.250</div> <div>(9, PH)</div>	<div>0-0</div> <div>4-3</div> <div>1</div>								<div>0-0</div> <div>F3</div> <div>2</div>								<div>0-0</div> <div>F6</div> <div>1</div>								<div>0-0</div> <div>4-3</div> <div>2</div>								<div>4-0</div> <div>1-2</div> <div>BB</div> <div>2</div>				<div>4 0 0 0 0 0 0</div> <div>0 0 0 0 1 0 0</div>				<div>New York Mets @ Cincinnati Reds</div> <div>Riverfront Stadium, Cincinnati, OH</div> <div>Sun May 05 1985, 3:33 AM EDT</div> <div>Att. 20,179 - Unknown</div>												
<div>Pete Rose, S</div> <div>OBP: 0.373, SLG: 0.319</div> <div>(1, 3)</div>	<div>0-0</div> <div>CS</div> <div>1B</div>								<div>0-0</div> <div>5-3</div> <div>3</div>								<div>0-0</div> <div>BB</div> <div>1B</div>								<div>0-0</div> <div>E4</div> <div>1B</div>								<div>0-0</div> <div>F8</div> <div>2</div>				<div>5 0 3 0 0 0 2</div>																
<div>Dave Parker, L</div> <div>OBP: 0.351, SLG: 0.495</div> <div>(1, 9)</div>	<div>0-3</div> <div>1-2</div> <div>K</div> <div>2</div> <div>3</div>												<div>0-0</div> <div>4-3</div> <div>1</div>				<div>0-0</div> <div>F6</div> <div>2</div>								<div>0-3</div> <div>K</div> <div>3</div>								<div>0-0</div> <div>F6</div> <div>3</div>				<div>5 0 0 0 0 2 5</div>																
<div>Duane Walker, L</div> <div>OBP: 0.304, SLG: 0.524</div> <div>(1, 7)</div> <div>Eric Davis, R</div> <div>OBP: 0.208, SLG: 0.435</div> <div>(8, PH)</div> <div>(9, 7)</div>					<div>0-3</div> <div>K</div> <div>1</div>								<div>4-0</div> <div>1B</div> <div>2B</div> <div>1B</div> <div>BB</div>				<div>4-0</div> <div>1-2</div> <div>BB</div>								<div>0-0</div> <div>F8</div> <div>1</div>								<div>1 1 0 0 2 1 0</div> <div>1 0 0 0 0 0 0</div>																				
<div>Wayne Krenchicki, L</div> <div>OBP: 0.333, SLG: 0.222</div> <div>(1, 5)</div> <div>Nick Esasky, R</div> <div>OBP: 0.325, SLG: 0.486</div> <div>(8, PH)</div> <div>(9, 5)</div>					<div>0-0</div> <div>BB</div> <div>1B</div>								<div>0-0</div> <div>1-2</div> <div>2B</div> <div>1B</div>				<div>0-3</div> <div>K</div> <div>3</div>								<div>0-3</div> <div>K</div> <div>2</div>								<div>3 1 2 0 0 1 2</div> <div>1 0 0 0 0 1 0</div>																				
<div>Ron Oester, S</div> <div>OBP: 0.309, SLG: 0.323</div> <div>(1, 4)</div>					<div>0-0</div> <div>F4</div> <div>2</div>								<div>0-0</div> <div>2B</div> <div>1-2</div> <div>2-3</div> <div>1B</div>								<div>0-3</div> <div>K</div> <div>1</div>								<div>0-0</div> <div>1B</div>				<div>4 0 2 0 0 1 1</div>																				
<div>Tom Foley, L</div> <div>OBP: 0.107, SLG: 0.074</div> <div>(1, 6)</div> <div>Dave Concepcion, R</div> <div>OBP: 0.289, SLG: 0.412</div> <div>(8, PH)</div> <div>(9, 6)</div>					<div>4-0</div> <div>1-2</div> <div>BB</div>								<div>0-3</div> <div>K</div> <div>2</div>								<div>0-0</div> <div>F9</div> <div>2</div>				<div>0-0</div> <div>6-3</div> <div>3</div>								<div>2 0 0 0 1 1 3</div> <div>1 0 0 0 0 0 1</div>																				
<div>Dave Vangorder, R</div> <div>OBP: 0.269, SLG: 0.255</div> <div>(1, 2)</div> <div>Jay Tibbs, R</div> <div>OBP: 0.188, SLG: 0.133</div> <div>(9, PR)</div>					<div>0-0</div> <div>F8</div> <div>3</div>								<div>0-0</div> <div>1-3</div> <div>2-H</div> <div>3-H</div> <div>2B</div>				<div>0-0</div> <div>F7</div> <div>3</div>												<div>0-0</div> <div>E4</div> <div>FC1-6</div>				<div>4 0 1 2 0 0 2</div> <div>0 0 0 0 0 0 0</div>																				
<div>Tom Browning, L</div> <div>OBP: 0.345, SLG: 0.325</div> <div>(1, 1)</div> <div>Cesar Cedeno, R</div> <div>OBP: 0.345, SLG: 0.325</div> <div>(4, PH)</div> <div>Joe Price, R</div> <div>OBP: 0.688, SLG: 0.500</div> <div>(5, 1)</div> <div>Gary Redus, R</div> <div>OBP: 0.688, SLG: 0.500</div> <div>(7, PH)</div> <div>John Franco, L</div> <div>OBP: 0.156, SLG: 0.111</div> <div>(8, 1)</div> <div>Mario Soto, R</div> <div>OBP: 0.156, SLG: 0.111</div> <div>(9, PH)</div>					<div>0-3</div> <div>K</div> <div>1</div>				<div>0-3</div> <div>K</div> <div>3</div>								<div>0-3</div> <div>K</div> <div>1</div>								<div>0-3</div> <div>K</div> <div>1</div>								<div>0-0</div> <div>FC1-6</div> <div>WP</div> <div>1-2f</div> <div>1</div>				<div>1 0 0 0 0 0 1 0</div> <div>1 0 0 0 0 0 1 2</div> <div>0 0 0 0 0 0 0 0</div> <div>1 0 0 0 0 0 1 0</div> <div>0 0 0 0 0 0 0 0</div> <div>1 0 0 0 0 0 0 1</div>																
Inning Stats	R: 0		H: 1		R: 0		H: 1		R: 0		H: 0		R: 2		H: 3		R: 0		H: 1		R: 0		H: 0		R: 0		H: 1		R: 0		H: 0		1B: 7		SF: 0		WP: 1		PA: 39														
E: 0		LOB: 0		E: 0		LOB: 2		E: 0		LOB: 0		E: 0		LOB: 2		E: 0		LOB: 0		E: 1		LOB: 1		E: 0		LOB: 1		E: 0		LOB: 2		2B: 1		SAC: 0		PB: 0																	
K: 1		BB: 0		K: 1		BB: 1		K: 1		BB: 0		K: 2		BB: 1		K: 1		BB: 0		K: 2		BB: 0		K: 1		BB: 1		K: 0		BB: 1		3B: 0		DP: 0		SB: 0																	
S: 5		P: 5		S: 6		P: 10		S: 5		P: 5		S: 10		P: 14		S: 6		P: 10		S: 5		P: 5		S: 8		P: 8		S: 6		P: 6		S: 4		P: 8		HR: 0		CS: 1															
PITCHER				IP	WLS	BF	H	R	ER	SO	BB	IBB	HBP	BLK	WP	HR	S	P	ERA	WHIP	PITCHER														IP	WLS	BF	H	R	ER	SO	BB	IBB	HBP	BLK	WP	HR	S	P	ERA	WHIP		
<div>Dwight Gooden, R</div> <div>ERA: 1.57</div>				(1, 1)	7.0	W	30	7	2	2	9	3	0	0	0	0	0	45	57	2.57	1.429																																
<div>Jesse Orosco, L</div> <div>ERA: 1.8</div>				(8, 1)	2.0	S	9	1	0	0	1	1	0	0	0	1	0	10	14	0.00	1.000																																





Batter	1	2	3	4	5	6	7	8	9	AB R H RBI BB SO LOB	BOTTOM										
Juan Samuel, R OBP: 0.278, SLG: 0.343 (1, 4)	<div><div>0-0</div><div>F8</div><div>1</div></div>		<div><div>0-3</div><div>K</div><div>3</div></div>				<div><div>4-0</div><div>1B S FC3-2 BB</div><div>1</div></div>	<div><div>4-0</div><div>BB</div></div>		<div><div>0-3</div><div>K</div><div>3</div></div>	3 0 0 0 2 2 2	<div>Cincinnati Reds @ Philadelphia Phillies</div> <div>Veterans Stadium, Philadelphia, PA</div> <div>Tue May 07 1985, 7:05 PM EDT</div> <div>Att. 21,902 - Unknown</div> <div>livebaseballscorecards.com</div>									
Jeff Stone, L OBP: 0.341, SLG: 0.421 (1, 7)	<div><div>0-0</div><div>F7</div><div>2</div></div>			<div><div>0-0</div><div>4-3</div><div>1</div></div>		<div><div>0-0</div><div>F7</div><div>1</div></div>	<div><div>0-0</div><div>F7</div><div>3</div></div>			4 0 0 0 0 0 3											
Von Hayes, L OBP: 0.413, SLG: 0.473 (1, 8)	<div><div>0-0</div><div>1B</div></div>			<div><div>0-3</div><div>K</div><div>2</div></div>		<div><div>4-0</div><div>FC3-2 1B BB</div><div>1</div></div>		<div><div>0-0</div><div>6-3</div><div>1</div></div>		3 0 1 0 1 1 0											
Mike Schmidt, R OBP: 0.315, SLG: 0.325 (1, 5)	<div><div>0-0</div><div>F7</div><div>3</div></div>			<div><div>0-0</div><div>1-3</div><div>3</div></div>		<div><div>0-0</div><div>1-2 2-3 FC3-2 1B</div><div>2</div></div>		<div><div>0-0</div><div>F4</div><div>2</div></div>		4 0 1 0 0 0 1											
Tim Corcoran, L OBP: 0.371, SLG: 0.344 (1, 3)		<div><div>4-0</div><div>G6-4-3 BB</div><div>2</div></div>			<div><div>0-0</div><div>BB 1B</div><div>1</div></div>	<div><div>0-0</div><div>FC3-2</div><div>2</div></div>		<div><div>0-3</div><div>K</div><div>3</div></div>		3 0 1 0 1 1 3											
Glenn Wilson, R OBP: 0.295, SLG: 0.470 (1, 9)		<div><div>0-0</div><div>G6-4-3</div><div>1</div></div>			<div><div>0-3</div><div>K</div><div>1</div></div>	<div><div>0-3</div><div>K</div><div>3</div></div>			<div><div>0-0</div><div>F9</div><div>1</div></div>	4 0 0 0 0 2 5											
Ozzie Virgil, R OBP: 0.395, SLG: 0.557 Steve Jeltz, S OBP: 0.254, SLG: 0.210 (1, 2) (9, PR)		<div><div>0-3</div><div>K</div><div>3</div></div>			<div><div>4-0</div><div>1-2 BB</div><div>2</div></div>		<div><div>0-0</div><div>2B</div></div>		<div><div>4-0</div><div>1B BB</div><div>2</div></div>	2 0 1 0 2 1 0 0 0 0 0 0 0 0	<div>AB 31</div> <div>R 0</div> <div>H 5</div> <div>RBI 0</div> <div>BB 6</div> <div>SO 9</div> <div>LOB 21</div>										
Luis Aguayo, R OBP: 0.250, SLG: 0.550 John Wockenfuss, R OBP: 0.200, SLG: 0.111 (1, 6) (9, PH)			<div><div>0-0</div><div>6-3</div><div>1</div></div>		<div><div>0-0</div><div>F7</div><div>2</div></div>		<div><div>0-0</div><div>F9</div><div>1</div></div>		<div><div>0-3</div><div>K</div><div>2</div></div>	3 0 0 0 0 0 3 1 0 0 0 0 1 1											
Kevin Gross, R Greg Gross, L Charles Hudson, S Darren Daulton, L Dave Rucker, L Garry Maddox, R (1, 1) (5, PH) (6, 1) (7, PH) (8, 1) (9, PH)			<div><div>0-0</div><div>1-3</div><div>2</div></div>		<div><div>0-0</div><div>1-3</div><div>3</div></div>		<div><div>0-3</div><div>K</div><div>2</div></div>		<div><div>0-0</div><div>1-2 1B</div><div>1</div></div>	1 0 0 0 0 0 0 1 0 0 0 0 0 2 0 0 0 0 0 0 0 1 0 0 0 0 1 1 0 0 0 0 0 0 0 1 0 1 0 0 0 0	<div></div>										
Inning Stats	R: 0 E: 0 K: 0 S: 4	H: 1 LOB: 1 BB: 0 P: 4	R: 0 E: 0 K: 1 S: 4	H: 0 LOB: 0 BB: 1 P: 8	R: 0 E: 0 K: 1 S: 5	H: 0 LOB: 0 BB: 0 P: 5	R: 0 E: 0 K: 1 S: 6	H: 1 LOB: 2 BB: 1 P: 10	R: 0 E: 0 K: 1 S: 6	H: 1 LOB: 3 BB: 2 P: 14	R: 0 E: 0 K: 1 S: 6	H: 1 LOB: 2 BB: 1 P: 10	R: 0 E: 0 K: 1 S: 5	H: 0 LOB: 0 BB: 0 P: 5	R: 0 E: 0 K: 2 S: 8	H: 1 LOB: 2 BB: 1 P: 12	1B: 4 2B: 1 3B: 0 HR: 0	SF: 0 SAC: 0 DP: 1 HBP: 0	WP: 0 PB: 0 SB: 1 CS: 0	PA: 37	
PITCHER Mario Soto, R ERA: 2.1 John Franco, L ERA: 3.24 Ted Power, R ERA: 3.24	IP 7.0 (1, 1) (8, 1) (9, 1)	WLS W S	BF 29 7 1	H 4 1 0	R 0 0 0	ER 0 0 0	SO 6 2 1	BB 5 1 0	IBB 0 0 0	HBP 0 0 0	BLK 0 0 0	WP 0 0 0	HR 0 0 0	S 36 10 3	P 56 14 3	ERA 0.00 0.00 0.00	WHIP 1.286 1.200 0.000				






Batter	1				2				3				4				5				6				7				8				9				AB R H RBI BB SO LOB								BOTTOM										
Juan Samuel, R OBP: 0.286, SLG: 0.349 (1, 4)	X	0-0							X	0-0			X	0-0							X	0-0															4	1	2	0	0	0	3	Cincinnati Reds @ Philadelphia Phillies Veterans Stadium, Philadelphia, PA Wed May 08 1985, 7:05 PM EDT Att. 22,416 - Unknown  livebaseballscorecards.com											
Jeff Stone, L OBP: 0.349, SLG: 0.418 Pat Zachry, R Kent Tekulve, R (1, 7) (8, 1) (9, 1)	X	0-0							X	0-0							X	0-0							B B B B	4-0											3	1	1	0	1	0	0												
Von Hayes, L OBP: 0.426, SLG: 0.484 (1, 8)	X	0-0							B B B B	4-0							B B B B	4-0							X	0-0											2	0	1	1	2	0	2												
Mike Schmidt, R OBP: 0.302, SLG: 0.309 (1, 5)	X	0-0							S S S S	0-3							X	0-0											S S S S	0-3											4	0	0		1	0	2	3							
Tim Corcoran, L OBP: 0.384, SLG: 0.349 John Russell, R OBP: 0.242, SLG: 0.207 (1, 3) (8, PH) (9, 3)	X	0-0								0-0							B B B B	4-0											S S S S	0-3											2	0	1		0	1	0	1							
Glenn Wilson, R OBP: 0.293, SLG: 0.460 (1, 9)	X	0-0								0-0							X	0-0							X	0-0							S S S S	0-3											4	0	1	0	0	1	2				
Ozzie Virgil, R OBP: 0.388, SLG: 0.541 (1, 2)					X	0-0							X	0-0							X	0-0							X	0-0							S S S S	0-3											4	0	1	0	0	1	1
Steve Jeltz, S OBP: 0.239, SLG: 0.197 (1, 6)					X	0-0							X	0-0							X	0-0							X	0-0							S S S S	0-3											4	0	0	0	0	1	3
John Denny, R OBP: 0.125, SLG: 0.067 Don Carman, L Greg Gross, L OBP: 0.294, SLG: 0.267 (1, 1) (7, 1) (7, PH) (8, 7)					X	0-0							X	0-0							X	0-0							S S S S	0-3															2	0	0	0	0	0	3				
Garry Maddox, R OBP: 0.462, SLG: 0.545 (9, PH)																																					S S S S	0-3											1	0	0	0	0	1	0
Inning Stats	R: 2 E: 0 K: 0 S: 6	H: 3 LOB: 1 BB: 0 P: 6	R: 0 E: 0 K: 0 S: 3	H: 0 LOB: 0 BB: 0 P: 3	R: 0 E: 0 K: 1 S: 5	H: 0 LOB: 1 BB: 1 P: 9	R: 0 E: 0 K: 0 S: 6	H: 3 LOB: 3 BB: 0 P: 6	R: 0 E: 0 K: 0 S: 2	H: 0 LOB: 0 BB: 1 P: 6	R: 0 E: 0 K: 0 S: 2	H: 0 LOB: 0 BB: 1 P: 6	R: 0 E: 0 K: 1 S: 6	H: 1 LOB: 2 BB: 1 P: 10	R: 0 E: 0 K: 3 S: 9	H: 0 LOB: 0 BB: 0 P: 9	R: 0 E: 0 K: 3 S: 9	H: 0 LOB: 0 BB: 0 P: 9	1B: 6 2B: 1 3B: 0 HR: 0	SF: 0 SAC: 0 DP: 2 HBP: 0	WP: 0 PB: 0 SB: 0 CS: 0	PA: 36																																	
PITCHER	IP	WLS	BF	H	R	ER	SO	BB	IBB	HBP	BLK	WP	HR	S	P	ERA	WHIP	PITCHER	IP	WLS	BF	H	R	ER	SO	BB	IBB	HBP	BLK	WP	HR	S	P	ERA	WHIP																				
Jay Tibbs, R ERA: 3.79 Joe Price, L ERA: 3.18 (1, 1) (7, 1)	6.2 2.1	W 7	29 7	7 0	2 0	2 0	2 6	4 0	0 0	0 0	0 0	0 0	0 0	29 19	45 19	2.70 0.00	1.650 0.000																																						



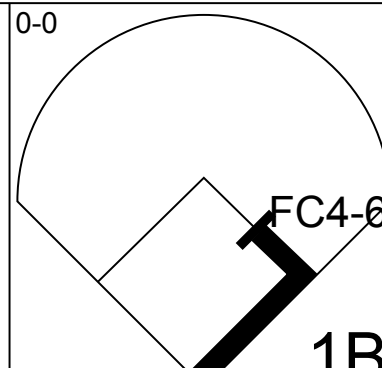
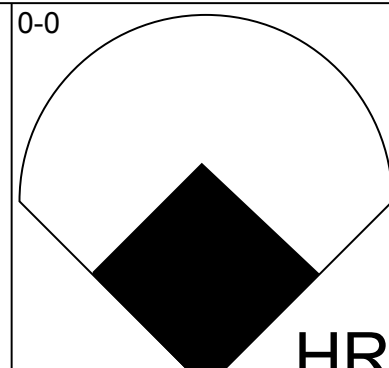
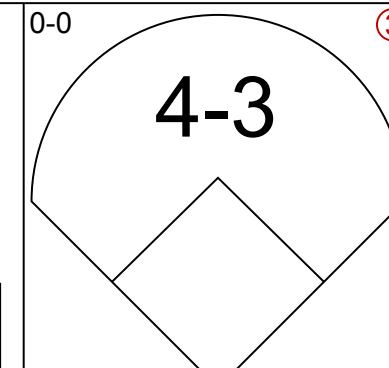
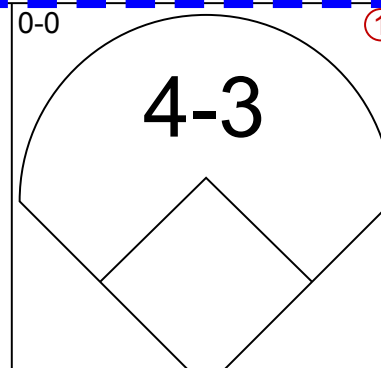
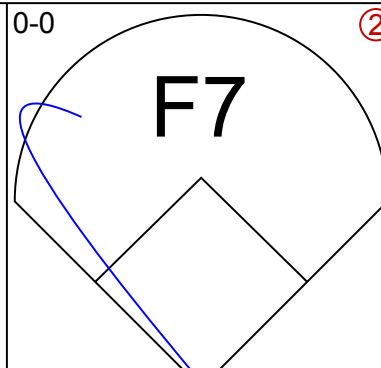

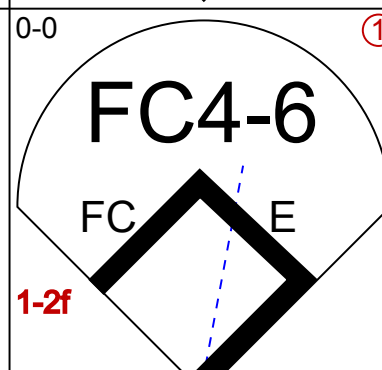
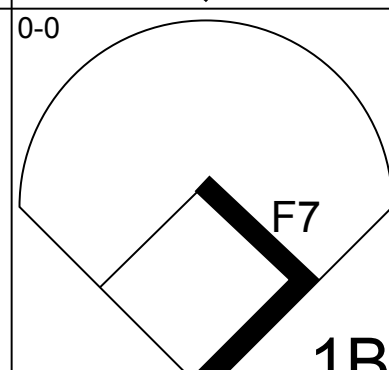
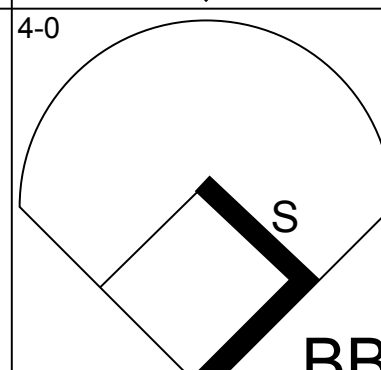
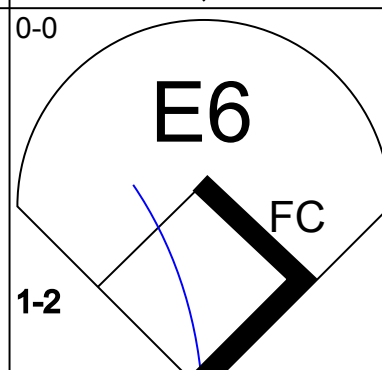
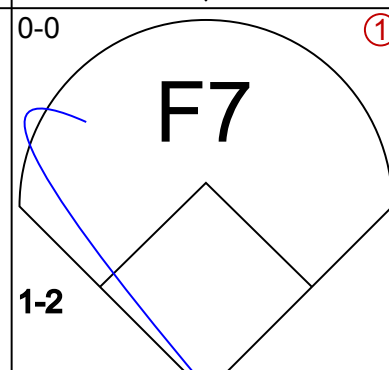
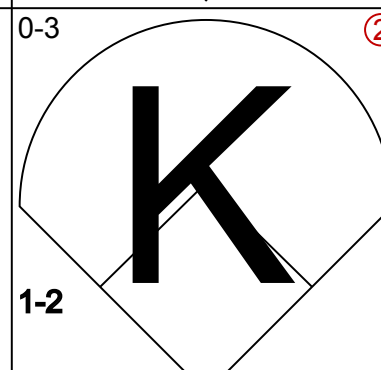
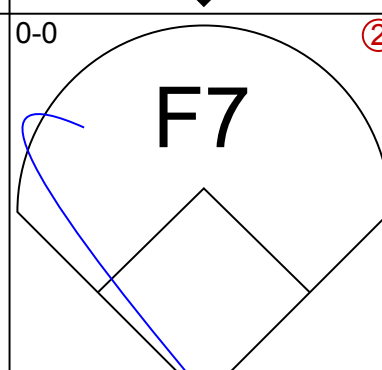
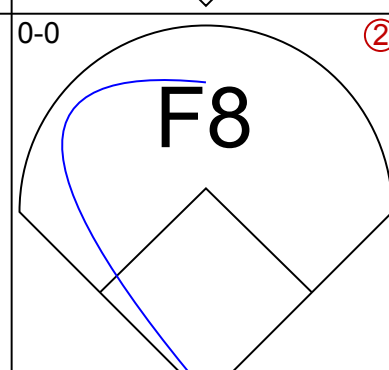
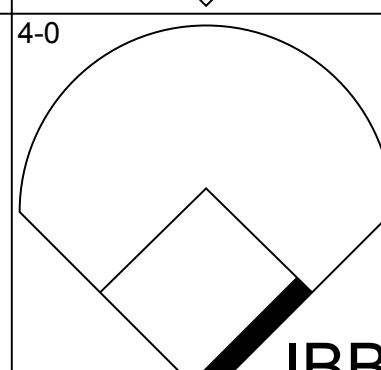
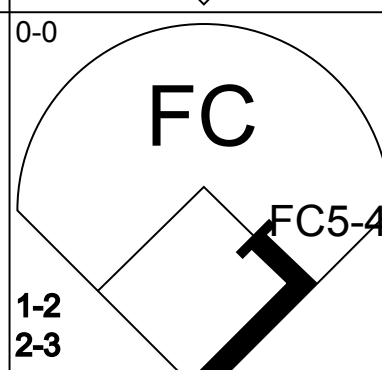
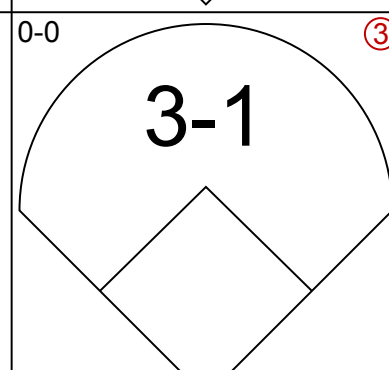
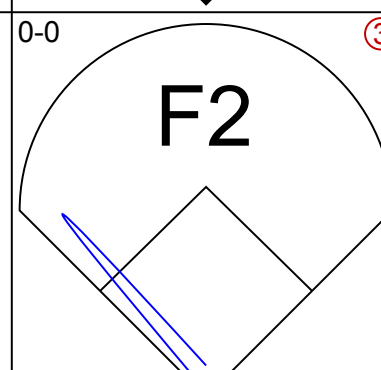
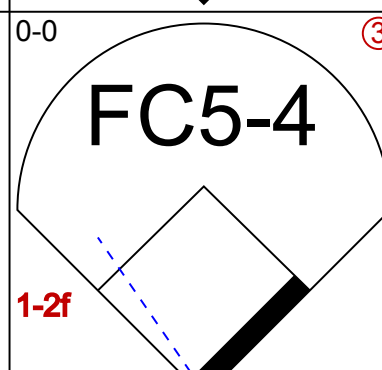















Batter	1				2				3				4				5				6				7				8				9				AB R H RBI BB SO LOB				TOP				
<div>Bill Doran, S</div> <div>OBP: 0.357, SLG: 0.327</div> <div>(1, 4)</div>	<div>0-0</div> <div>E6</div> <div>CS</div>								<div>0-0</div> <div>F9</div>												<div>0-0</div> <div>6-3</div>				<div>0-0</div> <div>5-3 1B</div> <div>1-2 1B 1B</div>								<div>0-0</div> <div>SH5-3 1B</div>				5 2 2 0 0 0 1				<div>Houston Astros @ Cincinnati Reds</div> <div>Riverfront Stadium, Cincinnati, OH</div> <div>Sat May 11 1985, 7:05 PM EDT</div> <div>Att. 26,098 - Unknown</div>				
<div>Terry Puhl, L</div> <div>OBP: 0.426, SLG: 0.409</div> <div>(1, 9)</div>	<div>0-0</div> <div>F5</div> <div>1-2</div>												<div>0-0</div> <div>F8</div>								<div>0-0</div> <div>2B 2B</div>				<div>0-0</div> <div>1B 5-3</div> <div>1-2 2-3 8-2 1B</div>								<div>0-0</div> <div>SH5-3</div> <div>1-2</div>				4 1 2 0 0 0 1								
<div>Denny Walling, L</div> <div>OBP: 0.363, SLG: 0.461</div> <div>(1, 3)</div> <div>Enos Cabell, R</div> <div>OBP: 0.270, SLG: 0.311</div> <div>(7, PH)</div> <div>(7, 3)</div>	<div>0-3</div> <div>K</div>												<div>0-0</div> <div>F5</div>								<div>0-0</div> <div>BB 3B</div> <div>2-H 2B</div>				<div>0-0</div> <div>5-3</div> <div>1-2 2-3 3-H</div>								<div>4-0</div> <div>1B SF8</div> <div>BB</div>				3 1 1 1 0 1 0 1 1 0 1 1 0 2								
<div>Jose Cruz, L</div> <div>OBP: 0.380, SLG: 0.487</div> <div>(1, 7)</div>					<div>0-0</div> <div>1-3</div>								<div>0-0</div> <div>HR</div>								<div>4-0</div> <div>BB 3B</div>				<div>0-0</div> <div>2-3 3-H</div> <div>1B</div>								<div>0-0</div> <div>S</div> <div>1-3 2-H 1B</div>				4 2 3 3 1 0 0								
<div>Jerry Mumphrey, S</div> <div>OBP: 0.312, SLG: 0.323</div> <div>(1, 8)</div>					<div>0-0</div> <div>4-3</div>								<div>0-0</div> <div>E6</div> <div>FC6-4</div>								<div>4-0</div> <div>1-2 2-3 3B</div> <div>BB</div>				<div>0-0</div> <div>8-2</div> <div>3-Hf</div>								<div>0-0</div> <div>SF8</div>				3 1 0 1 1 0 2								
<div>Phil Garner, R</div> <div>OBP: 0.309, SLG: 0.371</div> <div>(1, 5)</div>					<div>0-0</div> <div>6-3</div>								<div>0-0</div> <div>FC6-4</div> <div>1-2f</div>								<div>0-0</div> <div>SH1-3</div> <div>3B</div>								<div>0-0</div> <div>F8</div>				<div>4-0</div> <div>1-2</div> <div>BB</div>				4 1 1 3 1 0 1				<div>livebaseballscorecards.com</div> <div>AB 35</div> <div>R 10</div> <div>H 10</div> <div>RBI 10</div> <div>BB 5</div> <div>SO 5</div> <div>LOB 13</div> <div></div>				
<div>Mark Bailey, S</div> <div>OBP: 0.296, SLG: 0.217</div> <div>(1, 2)</div>									<div>0-0</div> <div>E3</div>								<div>0-0</div> <div>F7</div>				<div>0-0</div> <div>SH1-3</div> <div>3-H</div>								<div>0-0</div> <div>WP</div> <div>1B</div>				<div>0-3</div> <div>K</div>				4 0 1 1 0 1 2								
<div>Craig Reynolds, L</div> <div>OBP: 0.300, SLG: 0.375</div> <div>(1, 6)</div>									<div>0-0</div> <div>F6</div>								<div>0-0</div> <div>F8</div>				<div>0-0</div> <div>F2</div>								<div>0-3</div> <div>K</div>								4 0 0 0 0 1 2								
<div>Mike Scott, R</div> <div>Kevin Bass, S</div> <div>Julio Solano, R</div> <div>Bill Dawley, R</div> <div>Frank DiPino, L</div> <div>Dave Smith, R</div> <div>(1, 1)</div> <div>(3, PH)</div> <div>(3, 1)</div> <div>(6, 1)</div> <div>(8, 1)</div> <div>(8, 1)</div>									<div>0-0</div> <div>F7</div>												<div>4-0</div> <div>1B 5-3</div> <div>BB</div>				<div>0-3</div> <div>K</div>								0 0 0 0 0 0 0 1 0 0 0 0 0 1 1 0 0 0 0 1 0 1 1 0 0 1 1 1 0 0 0 0 0 0 0 0 0 0 0 0 0 0												
Inning Stats		R: 0 E: 1 K: 1 S: 5		H: 0 LOB: 0 BB: 0 P: 5		R: 0 E: 0 K: 0 S: 3		H: 0 LOB: 1 BB: 0 P: 3		R: 0 E: 1 K: 0 S: 4		H: 0 LOB: 1 BB: 0 P: 4		R: 1 E: 1 K: 0 S: 5		H: 1 LOB: 1 BB: 0 P: 5		R: 0 E: 0 K: 1 S: 5		H: 0 LOB: 0 BB: 0 P: 5		R: 5 E: 0 K: 0 S: 6		H: 3 LOB: 0 BB: 2 P: 14		R: 2 E: 0 K: 0 S: 5		H: 3 LOB: 1 BB: 1 P: 9		R: 0 E: 0 K: 2 S: 8		H: 1 LOB: 1 BB: 0 P: 8		R: 2 E: 0 K: 1 S: 7		H: 2 LOB: 2 BB: 2 P: 15		1B: 6 2B: 3 3B: 1 HR: 1		SF: 1 SAC: 2 DP: 1 HBP: 0					WP: 1 PB: 0 SB: 1 CS: 1
PITCHER		IP		WLS		BF		H		R		ER		SO		BB		IBB		HBP		BLK		WP		HR		S		P		ERA		WHIP											
<div>Mario Soto, R</div> <div>ERA: 2.73</div> <div>(1, 1)</div>		6.0		L		26		4		6		6		2		2		0		0		0		0		1		0		13		17		9.00		2.500									
<div>Joe Price, L</div> <div>ERA: 4.05</div> <div>(7, 1)</div>		2.0				10		4		2		2		2		1		0		0		0		1		0		13		17		9.00		2.500											
<div>John Franco, L</div> <div>ERA: 4.82</div> <div>(9, 1)</div>		1.0				7		2		2		2		1		2		0		0		0		0		0		7		15		18.00		4.000											





Batter	1												2												3												4												5												6												7												8												9												AB R H RBI BB SO LOB												TOP											
<div>Bill Doran, S</div> <div>OBP: 0.364, SLG: 0.364</div> <div>Jim Pankovits, R</div> <div>OBP: 0.389, SLG: 0.267</div>	<div>(1, 4)</div> <div>X</div> <div>0-0</div> <div></div> <div>FC4-6</div> <div>1B</div>																								<div>X</div> <div>0-0</div> <div></div> <div>HR</div>												<div>X</div> <div>0-0</div> <div></div> <div>4-3</div>																								<div>X</div> <div>0-0</div> <div></div> <div>4-3</div>																								<div>X</div> <div>0-0</div> <div></div> <div>F7</div>												<div>X</div> <div>0-0</div> <div></div> <div>1B</div>												<div>6 1 3 2 0 0 0</div> <div>0 0 0 0 0 0 0</div>												<div>Houston Astros @ Cincinnati Reds</div> <div>Riverfront Stadium, Cincinnati, OH</div> <div>Sun May 12 1985, 3:33 AM EDT</div> <div>Att. 15,749 - Unknown</div>											
<div>Terry Puhl, L</div> <div>OBP: 0.433, SLG: 0.396</div>	<div>(1, 9)</div> <div>X</div> <div>0-0</div> <div></div> <div>FC4-6</div> <div>1B</div>																								<div>X</div> <div>0-0</div> <div></div> <div>F7</div> <div>1B</div>																								<div>X</div> <div>0-0</div> <div></div> <div>F9</div> <div>BB</div>												<div>4 1 1 0 2 0 2</div>																																																																							
<div>Denny Walling, L</div> <div>OBP: 0.365, SLG: 0.494</div>	<div>(1, 3)</div> <div>X</div> <div>0-0</div> <div></div> <div>E6</div> <div>FC</div>																								<div>X</div> <div>0-0</div> <div></div> <div>F7</div> <div>1B</div>																								<div>X</div> <div>0-0</div> <div></div> <div>2B</div> <div>1B</div>												<div>5 2 2 2 0 1 3</div>																																																																							
<div>Jose Cruz, L</div> <div>OBP: 0.381, SLG: 0.487</div>	<div>(1, 7)</div> <div>X</div> <div>0-0</div> <div></div> <div>F7</div> <div>1B</div>																								<div>X</div> <div>0-0</div> <div></div> <div>F8</div> <div>1B</div>																								<div>X</div> <div>0-0</div> <div></div> <div>1B</div> <div>2B</div>												<div>4 1 1 0 1 0 3</div>																																																																							
<div>Jerry Mumphy, S</div> <div>OBP: 0.307, SLG: 0.310</div>	<div>(1, 8)</div> <div>X</div> <div>0-0</div> <div></div> <div>FC</div> <div>FC5-4</div>																								<div>X</div> <div>0-0</div> <div></div> <div>3-1</div> <div>1B</div>																								<div>X</div> <div>0-0</div> <div></div> <div>E</div> <div>1B</div>												<div>4 0 0 0 1 0 5</div>																																																																							
<div>Phil Garner, R</div> <div>OBP: 0.314, SLG: 0.372</div>	<div>(1, 5)</div> <div>X</div> <div>0-0</div> <div></div> <div>FC5-4</div> <div>1B</div>																								<div>X</div> <div>0-0</div> <div></div> <div>E4</div> <div>1B</div>																								<div>X</div> <div>0-0</div> <div></div> <div>F3</div> <div>1B</div>												<div>5 2 2 1 0 0 3</div>																																																																							
<div>Mark Bailey, S</div> <div>OBP: 0.305, SLG: 0.294</div>	<div>(1, 2)</div> <div>X</div> <div>0-0</div> <div></div> <div>K</div> <div>1B</div>																								<div>X</div> <div>0-0</div> <div></div> <div>K</div> <div>1B</div>																								<div>X</div> <div>0-0</div> <div></div> <div>K</div> <div>1B</div>												<div>5 2 2 2 0 2 2</div>												<div>AB 42</div> <div>R 10</div> <div>H 12</div> <div>RBI 9</div> <div>BB 4</div> <div>SO 4</div> <div>LOB 24</div>																																																											
<div>Craig Reynolds, L</div> <div>OBP: 0.292, SLG: 0.377</div>	<div>(1, 6)</div> <div>X</div> <div>0-0</div> <div></div> <div>4-3</div> <div>1B</div>																								<div>X</div> <div>0-0</div> <div></div> <div>F6</div> <div>1B</div>																								<div>X</div> <div>0-0</div> <div></div> <div>F4</div> <div>1B</div>												<div>5 1 1 1 0 0 3</div>																																																																							
<div>Bob Knepper, L</div> <div>Jeff Calhoun, L</div>	<div>(1, 1)</div> <div>X</div> <div>0-0</div> <div></div> <div>F7</div> <div>1B</div>																								<div>X</div> <div>0-0</div> <div></div> <div>F7</div> <div>1B</div>																								<div>X</div> <div>0-0</div> <div></div> <div>F4</div> <div>1B</div>												<div>3 0 0 0 0 1 3</div> <div>1 0 0 1 0 0 0</div>												<div>WP: 0 PA: 47</div> <div>PB: 0</div> <div>SB: 1</div> <div>CS: 0</div>																																																											
<div>Inning Stats</div>	<div>R: 0 H: 1</div> <div>E: 1 LOB: 3</div> <div>K: 0 BB: 0</div> <div>S: 6 P: 6</div>												<div>R: 0 H: 0</div> <div>E: 0 LOB: 0</div> <div>K: 1 BB: 0</div> <div>S: 5 P: 5</div>												<div>R: 1 H: 2</div> <div>E: 0 LOB: 1</div> <div>K: 0 BB: 0</div> <div>S: 5 P: 5</div>												<div>R: 2 H: 1</div> <div>E: 1 LOB: 0</div> <div>K: 1 BB: 0</div> <div>S: 5 P: 5</div>												<div>R: 2 H: 3</div> <div>E: 1 LOB: 3</div> <div>K: 1 BB: 1</div> <div>S: 9 P: 13</div>												<div>R: 0 H: 0</div> <div>E: 0 LOB: 2</div> <div>K: 1 BB: 2</div> <div>S: 5 P: 13</div>												<div>R: 0 H: 0</div> <div>E: 0 LOB: 0</div> <div>K: 1 BB: 0</div> <div>S: 5 P: 5</div>												<div>R: 2 H: 1</div> <div>E: 0 LOB: 0</div> <div>K: 0 BB: 1</div> <div>S: 4 P: 8</div>												<div>R: 3 H: 4</div> <div>E: 0 LOB: 1</div> <div>K: 0 BB: 0</div> <div>S: 7 P: 7</div>												<div>1B: 7 SF: 1</div> <div>2B: 2 SAC: 0</div> <div>3B: 0 DP: 0</div> <div>HR: 3 HBP: 0</div>																							
<div>PITCHER</div> <div>Jay Tibbs, R</div> <div>ERA: 3.92</div> <div>Tom Hume, R</div> <div>ERA: 2.84</div> <div>Carl Willis, R</div> <div>ERA: 7.24</div>	<div>(1, 1)</div> <div>5.0</div> <div>WLS L</div> <div>BF 27</div> <div>H 7</div> <div>R 5</div> <div>ER 3</div> <div>SO 2</div> <div>BB 0</div> <div>IBB 1</div> <div>HBP 0</div> <div>BLK 0</div> <div>WP 0</div> <div>HR 2</div> <div>S 30</div> <div>P 34</div> <div>ERA 5.40</div> <div>WHIP 1.400</div>												<div>(6, 1)</div> <div>3.0</div> <div>WLS L</div> <div>BF 13</div> <div>H 1</div> <div>R 2</div> <div>ER 2</div> <div>SO 2</div> <div>BB 2</div> <div>IBB 1</div> <div>HBP 0</div> <div>BLK 0</div> <div>WP 0</div> <div>HR 1</div> <div>S 14</div> <div>P 26</div> <div>ERA 6.00</div> <div>WHIP 1.000</div>												<div>(9, 1)</div> <div>1.0</div> <div>WLS L</div> <div>BF 7</div> <div>H 4</div> <div>R 3</div> <div>ER 3</div> <div>SO 0</div> <div>BB 0</div> <div>IBB 0</div> <div>HBP 0</div> <div>BLK 0</div> <div>WP 0</div> <div>HR 0</div> <div>S 7</div> <div>P 7</div> <div>ERA 27.00</div> <div>WHIP 4.000</div>												<div>PITCHER</div> <div>IP WLS BF H R ER SO BB IBB HBP BLK WP HR S P ERA WHIP</div>																																																																																															





























Cincinnati Reds @ Pittsburgh Pirates  
Three Rivers Stadium, Pittsburgh, PA  
Fri May 17 1985, 7:05 PM EDT  
Att. 7,239 - Unknown





Batter	1				2				3				4				5				6				7				8				9				AB R H RBI BB SO LOB				TOP															
Eddie Milner, L OBP: 0.354, SLG: 0.282 (1, 8)	<div>SS</div> <div>0-3</div> <div></div> <div><div></div></div>								<div>X</div> <div>0-0</div> <div><div>F3</div><div></div></div> <div><div>BB</div><div>BB</div><div>BB</div><div>BB</div></div>				<div>4-0</div> <div></div> <div>2B</div> <div>BB</div>								<div>X</div> <div>0-0</div> <div><div>L3</div><div></div></div> <div><div></div></div>								<div>BB</div> <div>BB</div> <div>BB</div> <div>BB</div>				<div>4-0</div> <div><div>BB</div><div>1B</div><div>WP</div><div>BB</div></div> <div><div></div></div>				<div>X</div> <div>0-0</div> <div></div> <div><div></div></div>				<div>BB</div> <div>BB</div> <div>BB</div> <div>BB</div>				<div>0-0</div> <div></div> <div><div>1B</div></div>				4 2 1 0 2 1 0				<div>Cincinnati Reds @ Pittsburgh Pirates</div> <div>Three Rivers Stadium, Pittsburgh, PA</div> <div>Sat May 18 1985, 7:05 PM EDT</div> <div>Att. 9,708 - Unknown</div>			
Pete Rose, S OBP: 0.409, SLG: 0.371 Tom Foley, L OBP: 0.135, SLG: 0.167 (1, 3) (8, 4)	<div>BB</div> <div>BB</div> <div>BB</div> <div>BB</div>				<div>4-0</div> <div><div>BB</div><div>1B</div><div>BB</div></div> <div><div></div></div>								<div>X</div> <div>0-0</div> <div><div>4-3</div><div></div></div> <div><div></div></div>				<div>BB</div> <div>BB</div> <div>BB</div> <div>BB</div>				<div>0-0</div> <div></div> <div><div>1B</div><div>2B</div></div> <div><div>1-H</div><div>2-H</div></div>								<div>X</div> <div>0-0</div> <div><div>F9</div><div></div></div> <div><div></div></div>				<div>BB</div> <div>BB</div> <div>BB</div> <div>BB</div>				<div>0-0</div> <div><div>WP</div><div>BB</div><div>1B</div></div> <div><div>1-2</div></div>								4 1 2 2 1 0 0 0 0 0 0 0 0 0											
Dave Parker, L OBP: 0.384, SLG: 0.601 (1, 9)	<div>X</div> <div>0-0</div> <div><div>BB</div><div>1B</div></div> <div><div>1-2</div></div>								<div>X</div> <div>0-0</div> <div></div> <div><div></div></div>				<div>BB</div> <div>BB</div> <div>BB</div> <div>BB</div>				<div>4-0</div> <div><div>1B</div><div>1B</div><div>IBB</div></div> <div><div></div></div>				<div>X</div> <div>0-0</div> <div></div> <div><div></div></div>				<div>BB</div> <div>BB</div> <div>BB</div> <div>BB</div>				<div>4-0</div> <div><div>WP</div><div>BB</div></div> <div><div>1-2</div><div>2-3</div></div>								3 2 3 1 2 0 0																			
Alan Knicely, R OBP: 0.500, SLG: 0.556 (1, 2)	<div>BB</div> <div>BB</div> <div>BB</div> <div>BB</div>				<div>4-0</div> <div><div>1-2</div><div>2-3</div><div>BB</div></div> <div><div></div></div>								<div>X</div> <div>0-0</div> <div><div>2-H</div><div>1B</div></div> <div><div></div></div>				<div>BB</div> <div>BB</div> <div>BB</div> <div>BB</div>				<div>0-0</div> <div><div>BB</div><div>1B</div></div> <div><div>1-2</div><div>2-H</div></div>								<div>X</div> <div>0-0</div> <div><div>6-3</div><div></div></div> <div><div></div></div>				<div>BB</div> <div>BB</div> <div>BB</div> <div>BB</div>				<div>0-0</div> <div><div>5-3</div><div></div></div> <div><div>1-2</div><div>2-3</div><div>3-H</div></div>								4 0 2 2 1 0 2											
Gary Redus, R OBP: 0.571, SLG: 0.500 (1, 7)	<div>SS</div> <div>SS</div> <div>SS</div> <div>SS</div>				<div>0-3</div> <div><div>K</div></div> <div><div></div></div>								<div>BB</div> <div>BB</div> <div>BB</div> <div>BB</div>				<div>4-0</div> <div><div>1-2</div><div>BB</div></div> <div><div></div></div>				<div>BB</div> <div>BB</div> <div>BB</div> <div>BB</div>				<div>0-0</div> <div><div>1-2</div><div>2-3</div><div>1B</div></div> <div><div></div></div>								<div>X</div> <div>0-0</div> <div><div>F8</div><div></div></div> <div><div></div></div>				<div>BB</div> <div>BB</div> <div>BB</div> <div>BB</div>				<div>4-0</div> <div><div>6-3</div><div>2B</div><div>BB</div></div> <div><div></div></div>				<div>0-0</div> <div><div>6-3</div><div></div></div> <div><div>1-2</div></div>											
Dave Concepcion, R OBP: 0.281, SLG: 0.372 (1, 6)	<div>SS</div> <div>SS</div> <div>SS</div> <div>SS</div>				<div>0-3</div> <div><div>K</div></div> <div><div></div></div>								<div>X</div> <div>0-0</div> <div><div>F9</div><div></div></div> <div><div></div></div>				<div>BB</div> <div>BB</div> <div>BB</div> <div>BB</div>				<div>0-0</div> <div><div>1-3</div><div></div></div> <div><div></div></div>								<div>X</div> <div>0-0</div> <div><div>F9</div><div></div></div> <div><div></div></div>				<div>BB</div> <div>BB</div> <div>BB</div> <div>BB</div>				<div>4-0</div> <div><div>2B</div><div>BB</div></div> <div><div></div></div>				<div>0-0</div> <div><div>6-3</div><div></div></div> <div><div>1-2</div></div>								5 0 0 0 0 1 9							
Nick Esasky, R OBP: 0.299, SLG: 0.398 (1, 5)					<div>X</div> <div>0-0</div> <div><div>F9</div><div></div></div> <div><div></div></div>								<div>BB</div> <div>BB</div> <div>BB</div> <div>BB</div>				<div>0-0</div> <div><div>FC1-6</div><div>1B</div></div> <div><div></div></div>				<div>X</div> <div>0-0</div> <div><div>1-3</div><div></div></div> <div><div></div></div>								<div>X</div> <div>0-0</div> <div><div>F9</div><div></div></div> <div><div></div></div>				<div>BB</div> <div>BB</div> <div>BB</div> <div>BB</div>				<div>4-0</div> <div><div>2B</div><div>BB</div></div> <div><div></div></div>				<div>0-0</div> <div><div>6-3</div><div></div></div> <div><div>1-2</div></div>								4 1 1 0 1 0 0							
Ron Oester, S OBP: 0.377, SLG: 0.396 Cesar Cedeno, R OBP: 0.313, SLG: 0.298 (1, 4) (8, 3)					<div>X</div> <div>0-0</div> <div><div>1-3</div><div></div></div> <div><div></div></div>								<div>BB</div> <div>BB</div> <div>BB</div> <div>BB</div>				<div>0-0</div> <div><div>FC1-6</div><div>2B</div></div> <div><div>SH1-4</div><div>1-2f</div></div>				<div>X</div> <div>0-0</div> <div><div>3-1</div><div></div></div> <div><div></div></div>								<div>X</div> <div>0-0</div> <div><div>F9</div><div></div></div> <div><div></div></div>				<div>BB</div> <div>BB</div> <div>BB</div> <div>BB</div>				<div>0-0</div> <div><div>SH5-4-2</div><div>1B</div></div> <div><div>1-H</div><div>2-H</div></div>				<div>X</div> <div>0-0</div> <div><div>1B</div><div>2B</div></div> <div><div></div></div>								4 1 1 0 0 0 1 1 0 1 2 0 0 0							
Tom Browning, L (1, 1)					<div>SS</div> <div>SS</div> <div>SS</div> <div>SS</div>				<div>0-3</div> <div><div>K</div></div> <div><div></div></div>								<div>BB</div> <div>BB</div> <div>BB</div> <div>BB</div>				<div>0-0</div> <div><div>SH1-4</div><div>1-2</div></div> <div><div></div></div>				<div>X</div> <div>0-0</div> <div><div>F7</div><div></div></div> <div><div></div></div>								<div>X</div> <div>0-0</div> <div><div>SH5-4-2</div><div>1B</div></div> <div><div>1-3f</div></div>				<div>X</div> <div>0-0</div> <div><div>5-3</div><div></div></div> <div><div>1-2</div></div>								3 0 0 0 0 1 1											
Inning Stats	R: 0 E: 0 K: 3 S: 10	H: 1 LOB: 3 BB: 2 P: 18	R: 0 E: 0 K: 1 S: 5	H: 0 LOB: 0 BB: 0 P: 5	R: 1 E: 0 K: 0 S: 5	H: 2 LOB: 2 BB: 1 P: 9	R: 3 E: 0 K: 0 S: 7	H: 4 LOB: 3 BB: 2 P: 15	R: 0 E: 0 K: 0 S: 3	H: 0 LOB: 0 BB: 0 P: 3	R: 1 E: 0 K: 0 S: 4	H: 1 LOB: 0 BB: 0 P: 4	R: 0 E: 0 K: 1 S: 5	H: 0 LOB: 0 BB: 0 P: 5	R: 1 E: 0 K: 0 S: 4	H: 2 LOB: 2 BB: 2 P: 12	R: 2 E: 0 K: 0 S: 4	H: 2 LOB: 2 BB: 2 P: 12	1B: 8 2B: 4 3B: 0 HR: 1	SF: 0 SAC: 2 DP: 1 HBP: 0	WP: 1 PB: 0 SB: 0 CS: 0	PA: 46																																		
PITCHER	IP	WLS	BF	H	R	ER	SO	BB	IBB	HBP	BLK	WP	HR	S	P	ERA	WHIP																																							
Mike Bielecki, R ERA: 5.4 (1, 1)	6.0	L	31	8	5	5	4	4	1	0	0	0	1	0	9	17	4.50	2.000																																						
Cecilio Guante, R ERA: 2.77 (7, 1)	2.0		9	2	1	1	1	2	0	0	0	1	0	9	17	4.50	2.000																																							
Don Robinson, R ERA: 2.86 (9, 1)	1.0		6	2	2	2	0	2	0	0	0	0	0	4	12	18.00	4.000																																							

Cincinnati Reds @ Pittsburgh Pirates  
Three Rivers Stadium, Pittsburgh, PA  
Sat May 18 1985, 7:05 PM EDT  
Att. 9,708 - Unknown

livebaseballscorecards.com





Batter	1				2				3				4				5				6				7				8				9				AB R H RBI BB SO LOB												BOTTOM																															
<div>Bill Almon, R</div> <div>OBP: 0.348, SLG: 0.345</div> <div>(1, 6)</div> <div>SS</div>	0-3 K								4-0 1-2 BB												0-0 G6-4-3 1-2f								0-0 F9								3 0 0 0 1 1 1												<div>Cincinnati Reds @ Pittsburgh Pirates</div> <div>Three Rivers Stadium, Pittsburgh, PA</div> <div>Sat May 18 1985, 7:05 PM EDT</div> <div>Att. 9,708 - Unknown</div>																															
<div>Jim Morrison, R</div> <div>OBP: 0.321, SLG: 0.306</div> <div>(1, 4)</div> <div>SS</div>	0-3 K								0-0 L6												0-0								0-3 K								4 0 1 0 0 2 2																																											
<div>Bill Madlock, R</div> <div>OBP: 0.298, SLG: 0.348</div> <div>(1, 5)</div> <div>X</div>	0-0 6-3												0-0 F8								0-0 6-3												0-0 6-3								4 0 0 0 0 0 1																																							
<div>George Hendrick, R</div> <div>OBP: 0.274, SLG: 0.286</div> <div>(1, 9)</div>					0-0 F8								0-0 F3												0-0 1B 1B								0-0 F3								4 0 1 0 0 0 0																																							
<div>Jason Thompson, L</div> <div>OBP: 0.349, SLG: 0.439</div> <div>(1, 3)</div> <div>SS</div>					0-3 K								0-0 4-3												0-0 1B 1B								0-0 F8								4 0 1 0 0 1 0																																							
<div>Tony Peña, R</div> <div>OBP: 0.266, SLG: 0.305</div> <div>(1, 2)</div>					0-0 F5												0-0 F7								0-0 F7												0-0								3 0 0 0 0 0 2																																			
<div>Sixto Lezcano, R</div> <div>OBP: 0.314, SLG: 0.262</div> <div>(1, 7)</div>					0-0 F9												0-0 6-3												0-0 F8								0-0								3 0 0 0 0 0 2																																			
<div>Marvell Wynne, L</div> <div>OBP: 0.200, SLG: 0.203</div> <div>(1, 8)</div>					0-0 BB 1B								0-0 1-3												0-0 1-2 2-H 1B												0-0 5-3								3 0 2 0 0 0 0												<div>AB30</div> <div>R0</div> <div>H5</div> <div>RBI0</div> <div>BB2</div> <div>SO5</div> <div>LOB9</div>																							
<div>Mike Bielecki, R</div> <div>(1, 1)</div>					0-3 K												4-0 BB												0-0								1 0 0 0 0 1 1												<div>P</div>																															
<div>Tim Foli, R</div> <div>OBP: 0.286, SLG: 0.167</div> <div>(6, PH)</div>																																					0 0 0 0 1 0 0																																											
<div>Cecilio Guante, R</div> <div>(7, 1)</div>																																					0 0 0 0 0 0 0																																											
<div>Rafael Belliard, R</div> <div>OBP: 0.200, SLG: 0.200</div> <div>(8, PH)</div>																																					1 0 0 0 0 0 0																																											
<div>Don Robinson, R</div> <div>(9, 1)</div>																																					0 0 0 0 0 0 0																																											
Inning Stats	R: 0 E: 0 K: 2 S: 7				H: 0 LOB: 0 BB: 0 P: 7				R: 0 E: 0 K: 1 S: 5				H: 0 LOB: 0 BB: 0 P: 5				R: 0 E: 0 K: 1 S: 6				H: 1 LOB: 2 BB: 1 P: 10				R: 0 E: 0 K: 0 S: 3				H: 0 LOB: 0 BB: 0 P: 3				R: 0 E: 0 K: 0 S: 3				H: 1 LOB: 1 BB: 1 P: 7				R: 0 E: 0 K: 0 S: 5				H: 3 LOB: 2 BB: 0 P: 5				R: 0 E: 0 K: 1 S: 5				H: 0 LOB: 0 BB: 0 P: 5				R: 0 E: 0 K: 0 S: 3				H: 0 LOB: 0 BB: 0 P: 3				1B: 5 2B: 0 3B: 0 HR: 0				SF: 0 SAC: 0 DP: 1 HBP: 0				WP: 0 PB: 0 SB: 0 CS: 0				PA: 32			
PITCHER Tom Browning, L ERA: 1.7	IP 9.0 WLS W BF 32 H 5 R 0 ER 0 SO 5								BB 2 IBB 0 HBP 0 BLK 0				WP 0 HR 0 S 40 P 48				ERA 0.00 WHIP 0.778								PITCHER				IP 9.0 WLS W BF 32 H 5 R 0 ER 0 SO 5								BB 2 IBB 0 HBP 0 BLK 0				WP 0 HR 0 S 40 P 48				ERA 0.00 WHIP 0.778								PITCHER				IP 9.0 WLS W BF 32 H 5 R 0 ER 0 SO 5								BB 2 IBB 0 HBP 0 BLK 0				WP 0 HR 0 S 40 P 48				ERA 0.00 WHIP 0.778							

















Batter	1		2		3		4		5		6		7		8		9		AB	R	H	RBI	BB	SO	LOB	BOTTOM																		
<div>Bob Dernier, R</div> <div>OBP: 0.313, SLG: 0.278</div> <div>(1, 8)</div> <div>X</div>	0-0	<div>5-3</div> <div>1</div>			X	0-0	<div><div>23</div><div>G3</div></div> <div>1B</div>			X	0-0	<div>F9</div> <div>2</div>		X	0-0	<div>FC5-4</div> <div>23</div> <div>S</div> <div>1-2f</div> <div>2-3</div> <div>2</div>		X	0-0	<div>F7</div> <div>2</div>	5	0	1	0	0	0	2	<div>Cincinnati Reds @ Chicago Cubs</div> <div>Wrigley Field, Chicago, IL</div> <div>Tue May 21 1985, 3:33 AM CDT</div> <div>Att. 32,007 - Unknown</div>																
<div>23 Ryne Sandberg, R</div> <div>OBP: 0.280, SLG: 0.427</div> <div>(1, 4)</div> <div>(9, 6)</div> <div>X</div>	0-0	<div>F7</div> <div>2</div>			X	0-0	<div>G3</div> <div>1-2</div> <div>1</div>			X	0-0	<div>F7</div> <div>3</div>		X	0-0	<div>4-3</div> <div>1-3</div> <div>3-H</div> <div>3</div>	<div>SSS</div>	0-3	<div>K</div> <div>3</div>	5	0	0	0	0	1	3																		
<div>Davey Lopes, R</div> <div>OBP: 0.431, SLG: 0.429</div> <div>(1, 5)</div> <div>(9, 7)</div> <div>B</div> <div>B</div> <div>B</div> <div>B</div>	4-0	<div>FC6-4</div> <div>BB</div>			B <div>B</div> <div>B</div> <div>B</div> <td>4-0</td> <td><div>BB</div><div>BB</div></td> <td></td> <td></td> <td>X</td> <td>0-0</td> <td><div>G6-3</div><div>1B</div></td> <td></td> <td>B<div>B</div><div>B</div><div>B</div><td>4-0</td><td><div>BB</div><div>S</div><div>BB</div></td><td>1</td><td>0</td><td>1</td><td>0</td><td>3</td><td>0</td><td>0</td></td>	4-0	<div>BB</div> <div>BB</div>			X	0-0	<div>G6-3</div> <div>1B</div>		B <div>B</div> <div>B</div> <div>B</div> <td>4-0</td> <td><div>BB</div><div>S</div><div>BB</div></td> <td>1</td> <td>0</td> <td>1</td> <td>0</td> <td>3</td> <td>0</td> <td>0</td>	4-0	<div>BB</div> <div>S</div> <div>BB</div>	1	0	1	0	3	0	0																					
<div>Keith Moreland, R</div> <div>OBP: 0.380, SLG: 0.383</div> <div>(1, 9)</div> <div>(9, 2)</div> <div>X</div>	0-0	<div>FC6-4</div> <div>1-2f</div> <div>3</div>			X	0-0	<div>F7</div> <div>2</div>			X	0-0	<div>G6-3</div> <div>1-2f</div> <div>1</div> <div>2</div>		B <div>B</div> <div>B</div> <div>B</div> <td>4-0</td> <td><div>BB</div><div>BB</div></td> <td>1-2</td> <td><div>BB</div><div>BB</div></td> <td>3</td> <td>0</td> <td>0</td> <td>0</td> <td>1</td> <td>0</td> <td>4</td>	4-0	<div>BB</div> <div>BB</div>	1-2	<div>BB</div> <div>BB</div>	3	0	0	0	1	0	4																			
<div>Leon Durham, L</div> <div>OBP: 0.306, SLG: 0.396</div> <div>(1, 3)</div>			<div>SSSS</div> <div>0-3</div> <div>1</div>	X	0-0	<div>4-3</div> <div>3</div>			X	0-0	<div>F7</div> <div>3</div>		X	0-0	<div>F8</div> <div>1</div>					4	0	0	0	0	1	4																		
<div>Jody Davis, R</div> <div>OBP: 0.306, SLG: 0.384</div> <div>(1, 2)</div> <td></td> <td></td> <td>X</td> <td>0-0</td> <td><div>FC1-6</div><div>E</div><div>1B</div></td> <td></td> <td></td> <td><div>SSSS</div><div>0-3</div><div>1</div></td> <td></td> <td></td> <td>X</td> <td>0-0</td> <td><div>SH5-4</div><div>1B</div><div>1B</div></td> <td>B<div>B</div><div>B</div><td>4-0</td><td><div>1-2</div><div>2-3</div><div>BB</div></td><td></td><td></td><td></td><td>3</td><td>0</td><td>2</td><td>0</td><td>0</td><td>1</td><td>0</td></td>			X	0-0	<div>FC1-6</div> <div>E</div> <div>1B</div>			<div>SSSS</div> <div>0-3</div> <div>1</div>			X	0-0	<div>SH5-4</div> <div>1B</div> <div>1B</div>	B <div>B</div> <div>B</div> <td>4-0</td> <td><div>1-2</div><div>2-3</div><div>BB</div></td> <td></td> <td></td> <td></td> <td>3</td> <td>0</td> <td>2</td> <td>0</td> <td>0</td> <td>1</td> <td>0</td>	4-0	<div>1-2</div> <div>2-3</div> <div>BB</div>				3	0	2	0	0	1	0																		
<div>Gary Woods, R</div> <div>OBP: 0.364, SLG: 0.125</div> <div>(7, PR)</div> <div>(8, 7)</div> <div>(9, 9)</div>																				0	1	0	0	1	0	0	<div>livebaseballscorecards.com</div>																	
<div>Brian Dayett, R</div> <div>OBP: 0.182, SLG: 0.182</div> <div>(1, 7)</div> <td></td> <td></td> <td>X</td> <td>0-0</td> <td><div>E6</div><div>FC1-6</div><div>1-2</div></td> <td></td> <td></td> <td><div>SSSS</div><div>0-3</div><div>2</div></td> <td></td> <td>X</td> <td>0-0</td> <td><div>FC5-4</div><div>23</div><div>E</div><div>1-2</div><div>1B</div></td> <td><div>SSS</div></td> <td>0-3</td> <td><div>K</div><div>2</div></td> <td></td> <td></td> <td></td> <td>2</td> <td>0</td> <td>0</td> <td>0</td> <td>0</td> <td>1</td> <td>1</td>			X	0-0	<div>E6</div> <div>FC1-6</div> <div>1-2</div>			<div>SSSS</div> <div>0-3</div> <div>2</div>		X	0-0	<div>FC5-4</div> <div>23</div> <div>E</div> <div>1-2</div> <div>1B</div>	<div>SSS</div>	0-3	<div>K</div> <div>2</div>				2	0	0	0	0	1	1																			
<div>Thad Bosley, L</div> <div>OBP: 0.318, SLG: 0.421</div> <div>(7, PH)</div> <td></td> <td></td> <td></td> <td></td> <td></td> <td></td> <td></td> <td></td> <td></td> <td></td> <td></td> <td></td> <td></td> <td></td> <td></td> <td></td> <td></td> <td></td> <td></td> <td>1</td> <td>1</td> <td>1</td> <td>0</td> <td>0</td> <td>0</td> <td>0</td>																				1	1	1	0	0	0	0																		
<div>Steve Lake, R</div> <div>OBP: 0.235, SLG: 0.235</div> <div>(8, 2)</div> <td></td> <td></td> <td></td> <td></td> <td></td> <td></td> <td></td> <td></td> <td></td> <td></td> <td></td> <td></td> <td></td> <td></td> <td></td> <td></td> <td></td> <td></td> <td></td> <td>0</td> <td>0</td> <td>0</td> <td>0</td> <td>0</td> <td>0</td> <td>0</td>																				0	0	0	0	0	0	0																		
<div>Ron Cey, R</div> <div>OBP: 0.303, SLG: 0.354</div> <div>(8, PH)</div> <div>(9, 5)</div>																				1	0	0	0	0	1	3																		
<div>Larry Bowa, S</div> <div>OBP: 0.216, SLG: 0.297</div> <div>(1, 6)</div> <td></td> <td></td> <td>X</td> <td>0-0</td> <td><div>FC1-6</div><div>1-2f</div><div>2-3</div><div>2</div></td> <td></td> <td></td> <td>X</td> <td>0-0</td> <td><div>F2</div><div>3</div></td> <td></td> <td></td> <td>X</td> <td>0-0</td> <td><div>SH5-4</div><div>1-2</div><div>2-3</div></td> <td>X</td> <td>0-0</td> <td><div>F3</div><div>3</div></td> <td></td> <td></td> <td></td> <td>2</td> <td>0</td> <td>0</td> <td>0</td> <td>0</td> <td>0</td> <td>2</td>			X	0-0	<div>FC1-6</div> <div>1-2f</div> <div>2-3</div> <div>2</div>			X	0-0	<div>F2</div> <div>3</div>			X	0-0	<div>SH5-4</div> <div>1-2</div> <div>2-3</div>	X	0-0	<div>F3</div> <div>3</div>				2	0	0	0	0	0	2																
<div>Chico Walker, S</div> <div></div> <div>(8, PH)</div> <div>(9, 4)</div>																				1	0	0	0	0	0	3																		
<div>Ray Fontenot, L</div> <div></div> <div>(1, 1)</div> <td></td> <td></td> <td>X</td> <td>0-0</td> <td><div>6-3</div><div>3</div></td> <td></td> <td></td> <td></td> <td>X</td> <td>0-0</td> <td><div>4-3</div><div>1</div></td> <td></td> <td>X</td> <td>0-0</td> <td><div>FC5-4</div><div>3-H</div><div>1B</div></td> <td></td> <td><div>SSSS</div></td> <td>0-3</td> <td><div>K</div><div>1</div></td> <td>2</td> <td>0</td> <td>0</td> <td>0</td> <td>0</td> <td>0</td> <td>2</td> <td rowspan="5"><div>UBS</div></td>			X	0-0	<div>6-3</div> <div>3</div>				X	0-0	<div>4-3</div> <div>1</div>		X	0-0	<div>FC5-4</div> <div>3-H</div> <div>1B</div>		<div>SSSS</div>	0-3	<div>K</div> <div>1</div>	2	0	0	0	0	0	2	<div>UBS</div>																	
<div>Richie Hebner, L</div> <div>OBP: 0.385, SLG: 0.435</div> <div>(7, PH)</div> <td></td> <td></td> <td></td> <td></td> <td></td> <td></td> <td></td> <td></td> <td></td> <td></td> <td></td> <td></td> <td></td> <td></td> <td></td> <td></td> <td></td> <td></td> <td></td> <td>1</td> <td>0</td> <td>1</td> <td>1</td> <td>0</td> <td>0</td> <td>0</td>																				1	0	1	1	0	0	0																		
<div>George Frazier, R</div> <div></div> <div>(8, 1)</div> <td></td> <td></td> <td></td> <td></td> <td></td> <td></td> <td></td> <td></td> <td></td> <td></td> <td></td> <td></td> <td></td> <td></td> <td></td> <td></td> <td></td> <td></td> <td></td> <td>0</td> <td>0</td> <td>0</td> <td>0</td> <td>0</td> <td>0</td> <td>0</td>																				0	0	0	0	0	0	0																		
<div>Warren Brusstar, R</div> <div></div> <div>(8, 1)</div> <td></td> <td></td> <td></td> <td></td> <td></td> <td></td> <td></td> <td></td> <td></td> <td></td> <td></td> <td></td> <td></td> <td></td> <td></td> <td></td> <td></td> <td></td> <td></td> <td>0</td> <td>0</td> <td>0</td> <td>0</td> <td>0</td> <td>0</td> <td>0</td>																				0	0	0	0	0	0	0																		
<div>Chris Speier, R</div> <div>OBP: 0.393, SLG: 0.300</div> <div>(9, PH)</div> <td></td> <td></td> <td></td> <td></td> <td></td> <td></td> <td></td> <td></td> <td></td> <td></td> <td></td> <td></td> <td></td> <td></td> <td></td> <td></td> <td></td> <td></td> <td></td> <td>1</td> <td>0</td> <td>0</td> <td>0</td> <td>0</td> <td>1</td> <td>0</td>																				1	0	0	0	0	1	0																		
Inning Stats	R: 0 E: 0 K: 0 S: 3	H: 0 LOB: 1 BB: 1 P: 7	R: 0 E: 1 K: 1 S: 7	H: 1 LOB: 2 BB: 0 P: 7	R: 0 E: 0 K: 0 S: 4	H: 0 LOB: 0 BB: 0 P: 7	R: 0 E: 0 K: 0 S: 3	H: 0 LOB: 0 BB: 0 P: 3	R: 0 E: 0 K: 0 S: 3	H: 1 LOB: 0 BB: 0 P: 3	R: 2 E: 0 K: 0 S: 6	H: 3 LOB: 2 BB: 0 P: 6	R: 0 E: 0 K: 1 S: 5	H: 0 LOB: 3 BB: 3 P: 17	R: 0 E: 0 K: 2 S: 7	H: 0 LOB: 0 BB: 0 P: 7	1B: 6 2B: 0 3B: 0 HR: 0	SF: 0 SAC: 1 DP: 1 HBP: 0	WP: 0 PB: 0 SB: 3 CS: 0	PA: 38																								
PITCHER	IP	WLS	BF	H	R	ER	SO	BB	IBB	HBP	BLK	WP	HR	S	P	ERA	WHIP	PITCHER										IP	WLS	BF	H	R	ER	SO	BB	IBB	HBP	BLK	WP	HR	S	P	ERA	WHIP
<div>John Stuper, R</div> <div>ERA: 4.87</div> <div>(1, 1)</div> <td>6.1</td> <td></td> <td>27</td> <td>6</td> <td>2</td> <td>1</td> <td>3</td> <td>2</td> <td>0</td> <td>0</td> <td>0</td> <td>0</td> <td>0</td> <td>31</td> <td>39</td> <td>1.42</td> <td>1.263</td> <td colspan="10"></td> <td></td> <td></td> <td></td> <td></td> <td></td> <td></td> <td></td> <td></td> <td></td> <td></td> <td></td> <td></td> <td></td> <td></td> <td></td>	6.1		27	6	2	1	3	2	0	0	0	0	0	31	39	1.42	1.263																											
<div>Tom Hume, R</div> <div>ERA: 2.2</div> <div>(7, 1)</div> <td>0.2</td> <td>W</td> <td>2</td> <td>0</td> <td>0</td> <td>0</td> <td>0</td> <td>0</td> <td>0</td> <td>0</td> <td>0</td> <td>0</td> <td>0</td> <td>2</td> <td>2</td> <td>0.00</td> <td>0.000</td> <td colspan="10"></td> <td></td> <td></td> <td></td> <td></td> <td></td> <td></td> <td></td> <td></td> <td></td> <td></td> <td></td> <td></td> <td></td> <td></td> <td></td>	0.2	W	2	0	0	0	0	0	0	0	0	0	0	2	2	0.00	0.000																											
<div>Ted Power, R</div> <div>ERA: 1.69</div> <div>(8, 1)</div> <td>2.0</td> <td>S</td> <td>9</td> <td>0</td> <td>0</td> <td>0</td> <td>3</td> <td>3</td> <td>0</td> <td>0</td> <td>0</td> <td>0</td> <td>0</td> <td>12</td> <td>24</td> <td>0.00</td> <td>1.500</td> <td colspan="10"></td> <td></td> <td></td> <td></td> <td></td> <td></td> <td></td> <td></td> <td></td> <td></td> <td></td> <td></td> <td></td> <td></td> <td></td> <td></td> <td></td>	2.0	S	9	0	0	0	3	3	0	0	0	0	0	12	24	0.00	1.500																											





Batter	1		2		3		4		5		6		7		8		9		AB R H RBI BB SO LOB	BOTTOM
<div>Bob Dernier, R</div> <div>OBP: 0.318, SLG: 0.292</div> <div>(1, 8)</div> <div>Gary Woods, R</div> <div>OBP: 0.333, SLG: 0.111</div> <div>(8, PH)</div> <div>(9, 8)</div>	<div>0-0</div> <div></div>	<div>0-0</div> <div></div>							<div>0-0</div> <div></div>	<div>0-3</div> <div></div>					<div>0-3</div> <div></div>			<div>4 1 2 0 0 1 0</div> <div>1 0 0 0 0 1 1</div>	<div>Cincinnati Reds @ Chicago Cubs</div> <div>Wrigley Field, Chicago, IL</div> <div>Wed May 22 1985, 3:33 AM CDT</div> <div>Att. 27,863 - Unknown</div>	
<div>23 Ryne Sandberg, R</div> <div>OBP: 0.286, SLG: 0.425</div> <div>(1, 4)</div> <div>B</div> <div>B</div> <div>B</div> <div>B</div>	<div>4-0</div> <div></div>	<div>0-3</div> <div></div>					<div>0-0</div> <div></div>	<div>0-0</div> <div></div>							<div>3 1 1 0 1 1 1</div>					
<div>Davey Lopes, R</div> <div>OBP: 0.434, SLG: 0.424</div> <div>(1, 7)</div>	<div>0-0</div> <div></div>			<div>0-0</div> <div></div>			<div>4-0</div> <div></div>			<div>0-0</div> <div></div>					<div>3 0 1 1 1 0 0</div>					
<div>Keith Moreland, R</div> <div>OBP: 0.370, SLG: 0.371</div> <div>(1, 9)</div>	<div>0-0</div> <div></div>			<div>0-0</div> <div></div>			<div>0-0</div> <div></div>			<div>0-0</div> <div></div>					<div>4 0 0 0 0 0 4</div>					
<div>Ron Cey, R</div> <div>OBP: 0.309, SLG: 0.353</div> <div>(1, 5)</div> <div>Lee Smith, R</div> <div>(8, 1)</div>	<div>4-0</div> <div></div>			<div>0-0</div> <div></div>			<div>0-0</div> <div></div>			<div>0-3</div> <div></div>					<div>3 0 1 0 1 1 0</div> <div>0 0 0 0 0 0 0</div>					
<div>Jody Davis, R</div> <div>OBP: 0.305, SLG: 0.383</div> <div>(1, 2)</div>	<div>0-0</div> <div></div>			<div>0-0</div> <div></div>			<div>0-0</div> <div></div>			<div>0-0</div> <div></div>					<div>3 1 1 1 0 0 0</div>					
<div>Leon Durham, L</div> <div>OBP: 0.320, SLG: 0.425</div> <div>(1, 3)</div> <div>S</div> <div>S</div> <div>S</div>	<div>0-3</div> <div></div>			<div>4-0</div> <div></div>			<div>4-0</div> <div></div>			<div>0-0</div> <div></div>					<div>2 2 1 1 2 1 2</div>					
<div>Larry Bowa, S</div> <div>OBP: 0.220, SLG: 0.293</div> <div>(1, 6)</div>			<div>0-0</div> <div></div>			<div>0-0</div> <div></div>			<div>0-0</div> <div></div>			<div>0-0</div> <div></div>			<div>4 1 1 0 0 0 4</div>					
<div>Dennis Eckersley, R</div> <div>OBP: 0.190, SLG: 0.105</div> <div>(1, 1)</div> <div>Brian Dayett, R</div> <div>OBP: 0.250, SLG: 0.500</div> <div>(6, PH)</div> <div>Warren Brusstar, R</div> <div>(7, 1)</div> <div>Chris Speier, R</div> <div>OBP: 0.379, SLG: 0.286</div> <div>(8, 5)</div>			<div>0-0</div> <div></div>			<div>0-0</div> <div></div>			<div>0-0</div> <div></div>			<div>0-0</div> <div></div>			<div>2 0 0 0 0 0 0</div> <div>1 1 1 4 0 0 0</div> <div>0 0 0 0 0 0 0</div> <div>1 0 0 0 0 0 1</div>					
Inning Stats	<div>R: 2</div> <div>E: 1</div> <div>K: 1</div> <div>S: 7</div>	<div>H: 2</div> <div>LOB: 2</div> <div>BB: 2</div> <div>P: 15</div>	<div>R: 0</div> <div>E: 0</div> <div>K: 1</div> <div>S: 6</div>	<div>H: 1</div> <div>LOB: 1</div> <div>BB: 0</div> <div>P: 6</div>	<div>R: 0</div> <div>E: 0</div> <div>K: 0</div> <div>S: 3</div>	<div>H: 0</div> <div>LOB: 0</div> <div>BB: 1</div> <div>P: 3</div>	<div>R: 0</div> <div>E: 0</div> <div>K: 0</div> <div>S: 2</div>	<div>H: 0</div> <div>LOB: 0</div> <div>BB: 1</div> <div>P: 6</div>	<div>R: 0</div> <div>E: 0</div> <div>K: 0</div> <div>S: 4</div>	<div>H: 1</div> <div>LOB: 2</div> <div>BB: 1</div> <div>P: 8</div>	<div>R: 4</div> <div>E: 0</div> <div>K: 1</div> <div>S: 8</div>	<div>H: 3</div> <div>LOB: 0</div> <div>BB: 1</div> <div>P: 12</div>	<div>R: 0</div> <div>E: 0</div> <div>K: 1</div> <div>S: 5</div>	<div>H: 0</div> <div>LOB: 0</div> <div>BB: 0</div> <div>P: 5</div>	<div>R: 1</div> <div>E: 0</div> <div>K: 1</div> <div>S: 7</div>	<div>H: 2</div> <div>LOB: 1</div> <div>BB: 0</div> <div>P: 7</div>	<div>1B: 6</div> <div>2B: 1</div> <div>3B: 0</div> <div>HR: 2</div> <div>SF: 1</div> <div>SAC: 0</div> <div>DP: 1</div> <div>HBP: 0</div> <div>WP: 1</div> <div>PA: 37</div>			
PITCHER	IP	WLS	BF	H	R	ER	SO	BB	IBB	HBP	BLK	WP	HR	S	P	ERA	WHIP			
Tom Browning, L	(1, 1)	5.1	L	27	7	6	6	2	4	1	0	0	1	1	26	46	10.12	2.062		
Tom Hume, R	(6, 1)	0.2		2	0	0	0	1	0	0	0	0	0	4	4	0.00	0.000			
Ron Robinson, R	(7, 1)	2.0		8	2	1	1	2	0	0	0	0	1	12	12	4.50	1.000			






Batter	1	2	3	4	5	6	7	8	9	10	11	12	AB	R	H	RBI	BB	SO	LOB	BOTTOM
<div><div><div>Gary Redus, R Tom Hume, R Pete Rose, S Ted Power, R Duane Walker, L John Franco, L</div><div>(1, 7) (8, 1) (8, PH) (9, 1) (11, PH) (12, 1)</div></div></div>	<div><div>X</div><div>0-0</div><div>F4</div><div>1</div></div>		<div><div>X</div><div>0-0</div><div>F8</div><div>3</div></div>		<div><div>X</div><div>0-0</div><div>F7</div><div>3</div></div>		<div><div>X</div><div>0-0</div><div>F8</div><div>3</div></div>	<div><div>X</div><div>4-0</div><div>1-2</div><div>BB</div></div>	<div><div>X</div><div>4-0</div><div>HBP</div><div>IBB</div></div>		<div><div>X</div><div>0-0</div><div>F6</div><div>1</div></div>		<div><div>3</div><div>0</div><div>0</div><div>0</div><div>0</div><div>1</div><div>0</div><div>1</div><div>0</div><div>0</div><div>0</div><div>0</div><div>0</div><div>0</div><div>0</div><div>0</div><div>0</div><div>0</div><div>0</div></div>	<div><div>St. Louis Cardinals @ Cincinnati Reds</div><div>Riverfront Stadium, Cincinnati, OH</div><div>Fri May 24 1985, 7:05 PM EDT</div><div>Att. 20,665 - Unknown</div></div>						
<div><div><div>Dave Concepcion, R</div><div>(1, 6)</div></div></div>	<div><div>X</div><div>0-0</div><div>PB</div><div>1B</div></div>			<div><div>X</div><div>0-0</div><div>G3</div><div>SF8</div><div>2B</div></div>	<div><div>X</div><div>0-0</div><div>G3-6-3</div><div>1B</div></div>	<div><div>X</div><div>0-0</div><div>F8</div><div>3</div></div>	<div><div>X</div><div>1-0</div><div>1-2</div><div>2-3</div><div>3-H</div><div>HBP</div></div>		<div><div>X</div><div>0-0</div><div>5-3</div><div>2</div></div>		<div><div>5</div><div>1</div><div>3</div><div>1</div><div>0</div><div>0</div><div>2</div></div>		<div><div>6</div><div>1</div><div>1</div><div>0</div><div>0</div><div>1</div><div>6</div></div>		<div><div>3</div><div>0</div><div>0</div><div>0</div><div>0</div><div>0</div><div>0</div><div>0</div><div>0</div><div>0</div><div>0</div><div>0</div><div>0</div><div>0</div><div>0</div><div>0</div><div>0</div><div>0</div><div>0</div></div>					
<div><div><div>Dave Parker, L</div><div>(1, 9)</div></div></div>	<div><div>X</div><div>0-3</div><div>K</div><div>1-2</div><div>2</div></div>			<div><div>X</div><div>0-0</div><div>G3</div><div>2-3</div><div>1</div></div>	<div><div>X</div><div>0-0</div><div>G3-6-3</div><div>1-2</div><div>2</div></div>		<div><div>X</div><div>0-0</div><div>E5</div><div>1B</div><div>1-6-3</div><div>G3</div></div>		<div><div>X</div><div>0-0</div><div>1B</div><div>1B</div><div>3</div></div>		<div><div>X</div><div>0-0</div><div>1B</div><div>1B</div><div>3</div></div>		<div><div>6</div><div>1</div><div>1</div><div>0</div><div>0</div><div>1</div><div>6</div></div>		<div><div>3</div><div>0</div><div>2</div><div>1</div><div>0</div><div>0</div><div>1</div><div>0</div><div>0</div><div>0</div><div>0</div><div>0</div><div>0</div><div>0</div><div>0</div><div>0</div><div>0</div><div>0</div><div>0</div></div>					
<div><div><div>Alan Knicely, R Ron Oester, S Wayne Krenchicki, L</div><div>(1, 2) (8, PR) (9, 4)</div></div></div>	<div><div>X</div><div>0-0</div><div>F8</div><div>3</div></div>			<div><div>X</div><div>0-0</div><div>SF8</div><div>3-H</div><div>2</div></div>	<div><div>X</div><div>0-0</div><div>FC5</div><div>2B</div></div>		<div><div>X</div><div>0-0</div><div>1-6-3</div><div>1B</div><div>1B</div><div>1-2</div><div>1B</div><div>1B</div></div>	<div><div>X</div><div>0-0</div><div>4-3</div><div>1</div></div>		<div><div>X</div><div>0-0</div><div>5-3</div><div>2</div></div>		<div><div>X</div><div>0-3</div><div>K</div><div>3</div></div>	<div><div>3</div><div>0</div><div>2</div><div>1</div><div>0</div><div>0</div><div>1</div><div>0</div><div>0</div><div>0</div><div>0</div><div>0</div><div>0</div><div>0</div><div>0</div><div>0</div><div>0</div><div>0</div><div>0</div></div>							
<div><div><div>Tony Perez, R Eddie Milner, L</div><div>(1, 3) (8, PR) (9, 8)</div></div></div>		<div><div>X</div><div>0-0</div><div>F8</div><div>1</div></div>		<div><div>X</div><div>0-0</div><div>HR</div><div>1</div></div>		<div><div>X</div><div>4-0</div><div>BB</div><div>1</div></div>		<div><div>X</div><div>0-0</div><div>1-6-3</div><div>1B</div><div>1B</div><div>1-2</div><div>2-3</div><div>1B</div></div>	<div><div>X</div><div>0-0</div><div>5-3</div><div>2</div></div>		<div><div>X</div><div>0-3</div><div>K</div><div>1</div></div>		<div><div>3</div><div>1</div><div>2</div><div>1</div><div>1</div><div>0</div><div>0</div><div>2</div><div>1</div><div>0</div><div>0</div><div>0</div><div>1</div><div>0</div></div>							
<div><div><div>Eric Davis, R</div><div>(1, 8) (9, 7)</div></div></div>		<div><div>X</div><div>0-0</div><div>F9</div><div>2</div></div>		<div><div>X</div><div>0-0</div><div>F6</div><div>3</div></div>		<div><div>X</div><div>0-0</div><div>FC5</div><div>2-3</div><div>1</div></div>		<div><div>X</div><div>0-0</div><div>1-6-3</div><div>1-2</div><div>2-3</div><div>3-H</div><div>1</div></div>	<div><div>X</div><div>0-3</div><div>K</div><div>3</div></div>		<div><div>X</div><div>0-0</div><div>1B</div><div>1B</div><div>1</div></div>		<div><div>6</div><div>1</div><div>1</div><div>1</div><div>0</div><div>1</div><div>4</div></div>	<div><div>3</div><div>1</div><div>2</div><div>1</div><div>1</div><div>0</div><div>0</div><div>2</div><div>1</div><div>0</div><div>0</div><div>0</div><div>1</div><div>0</div></div>						
<div><div><div>Nick Esasky, R</div><div>(1, 5)</div></div></div>		<div><div>X</div><div>0-0</div><div>F9</div><div>3</div></div>			<div><div>X</div><div>0-0</div><div>2B</div><div>1</div></div>		<div><div>X</div><div>0-0</div><div>4-3</div><div>1</div></div>	<div><div>X</div><div>0-0</div><div>1-3</div><div>2</div></div>		<div><div>X</div><div>0-0</div><div>6-3</div><div>1</div></div>		<div><div>X</div><div>4-0</div><div>1-2</div><div>1B</div><div>IBB</div><div>1</div></div>	<div><div>5</div><div>0</div><div>1</div><div>0</div><div>1</div><div>0</div><div>3</div></div>	<div><div>3</div><div>0</div><div>1</div><div>0</div><div>0</div><div>0</div><div>1</div><div>3</div><div>1</div><div>2</div><div>3</div><div>0</div><div>0</div><div>0</div></div>						
<div><div><div>Tom Foley, L Dave Vangorder, R</div><div>(1, 4) (8, PH) (9, 2)</div></div></div>			<div><div>X</div><div>0-0</div><div>6-3</div><div>1</div></div>		<div><div>X</div><div>0-0</div><div>F1</div><div>1</div></div>		<div><div>X</div><div>0-0</div><div>BB</div><div>1B</div><div>1</div></div>	<div><div>X</div><div>0-0</div><div>2B</div><div>HBP</div><div>1B</div><div>2-H</div><div>3-H</div><div>1B</div></div>		<div><div>X</div><div>0-0</div><div>5-3</div><div>2</div></div>		<div><div>X</div><div>0-0</div><div>1B</div><div>1B</div><div>1</div></div>	<div><div>3</div><div>0</div><div>1</div><div>0</div><div>0</div><div>0</div><div>1</div><div>3</div><div>1</div><div>2</div><div>3</div><div>0</div><div>0</div><div>0</div></div>							
<div><div><div>Mario Soto, R Cesar Cedeno, R</div><div>(1, 1) (7, PH) (8, 7) (9, 3)</div></div></div>			<div><div>X</div><div>0-0</div><div>6-3</div><div>2</div></div>		<div><div>X</div><div>0-3</div><div>K</div><div>2</div></div>		<div><div>X</div><div>0-0</div><div>F8</div><div>2</div></div>	<div><div>X</div><div>0-0</div><div>1-3</div><div>2B</div></div>		<div><div>X</div><div>0-0</div><div>G3</div><div>3</div></div>			<div><div>2</div><div>0</div><div>0</div><div>0</div><div>0</div><div>1</div><div>1</div><div>3</div><div>0</div><div>1</div><div>0</div><div>0</div><div>1</div></div>							
<div><div><div>Inning Stats</div><div>R: 0 E: 0 K: 1 S: 6</div><div>H: 1 LOB: 1 BB: 0 P: 6</div></div></div>	<div><div>R: 0 E: 0 K: 0 S: 3</div><div>H: 0 LOB: 0 BB: 0 P: 3</div></div>	<div><div>R: 0 E: 0 K: 0 S: 3</div><div>H: 0 LOB: 0 BB: 0 P: 3</div></div>	<div><div>R: 0 E: 0 K: 0 S: 3</div><div>H: 0 LOB: 0 BB: 0 P: 3</div></div>	<div><div>R: 2 E: 0 K: 0 S: 5</div><div>H: 2 LOB: 0 BB: 0 P: 5</div></div>	<div><div>R: 0 E: 0 K: 1 S: 6</div><div>H: 1 LOB: 1 BB: 0 P: 6</div></div>	<div><div>R: 0 E: 0 K: 0 S: 4</div><div>H: 2 LOB: 2 BB: 1 P: 8</div></div>	<div><div>R: 0 E: 0 K: 0 S: 4</div><div>H: 1 LOB: 2 BB: 1 P: 8</div></div>	<div><div>R: 4 E: 1 K: 0 S: 8</div><div>H: 4 LOB: 3 BB: 1 P: 13</div></div>	<div><div>R: 0 E: 0 K: 0 S: 5</div><div>H: 0 LOB: 0 BB: 0 P: 5</div></div>	<div><div>R: 0 E: 0 K: 0 S: 3</div><div>H: 0 LOB: 0 BB: 0 P: 3</div></div>	<div><div>R: 0 E: 0 K: 1 S: 6</div><div>H: 1 LOB: 1 BB: 0 P: 6</div></div>	<div><div>R: 1 E: 0 K: 1 S: 5</div><div>H: 2 LOB: 2 BB: 1 P: 9</div></div>	<div><div>1B: 9 2B: 4 3B: 0 HR: 1</div><div>SF: 1 SAC: 0 DP: 1 HBP: 1</div></div>	<div><div>WP: 0 PB: 1 SB: 1 CS: 0</div><div>PA: 53</div></div>	<div><div>REDS</div></div>					
<div><div><div>PITCHER</div><div>John Tudor, L Bill Campbell, R Jeff Lahti, R Ken Dayley, L Neil Allen, R</div><div>(1, 1) (7, 1) (8, 1) (8, 1) (8, 1)</div></div></div>	<div><div>IP 6.2</div><div>WLS 0.2</div><div>BF 28</div><div>H 7</div><div>R 2</div><div>ER 2</div><div>SO 2</div><div>BB 2</div><div>IBB 0</div><div>HBP 0</div><div>BLK 0</div><div>WP 0</div><div>HR 1</div><div>S 30</div><div>P 38</div><div>ERA 2.70</div><div>WHIP 1.350</div></div>							<div><div>PITCHER</div><div>Ricky Horton, L</div><div>(8, 1)</div></div>	<div><div>IP 3.2</div><div>WLS L</div><div>BF 15</div><div>H 3</div><div>R 1</div><div>ER 1</div><div>SO 3</div><div>BB 0</div><div>IBB 1</div><div>HBP 0</div><div>BLK 0</div><div>WP 0</div><div>HR 0</div><div>S 20</div><div>P 24</div><div>ERA 2.46</div><div>WHIP 0.818</div></div>											







Batter		1	2	3	4	5	6	7	8	9	AB R H RBI BB SO LOB	TOP											
Vince Coleman, S OBP: 0.331, SLG: 0.356	(1, 7)	0-0 1-3		4-0 3B BB		0-0 CS 1B		0-0 F9		4-0 S 1B BB	3 2 1 0 2 0 0	St. Louis Cardinals @ Cincinnati Reds Riverfront Stadium, Cincinnati, OH Sun May 26 1985, 3:33 AM EDT Att. 21,349 - Unknown											
Willie McGee, S OBP: 0.374, SLG: 0.512	(1, 8)	0-0 F8		0-0 1-H SF8 3B		4-0 1-2 S BB		0-0 2B 3B	1-H S 1B	4 2 3 2 1 0 0													
Tom Herr, S OBP: 0.457, SLG: 0.466	(1, 4)	0-0 1B		0-0 SF8 3-H		0-0 F8 1-2		0-0 E SH2-4 2B 3-H	4-0 FC5-4 1-2 BB	3 1 2 2 1 0 1													
Jack Clark, R OBP: 0.409, SLG: 0.551	(1, 3)	0-0 F7		0-0 4-3		0-0 5-3		0-0 E6 SH2-4 1B 2-3	0-0 FC5-4 1-2f	5 1 0 0 0 0 5													
Andy Van Slyke, L OBP: 0.397, SLG: 0.513	(1, 9)		4-0 1B SF9 BB	0-3 K			0-0 4-3		0-3 K		2 1 0 0 1 1 0 1 0 0 0 0 1 2	livebaseballscorecards.com											
Tito Landrum, R	(6, 9)		0-0 F9	0-0 4-3			0-0 3-1		0-0 SH2-4		3 0 0 1 0 0 1												
Terry Pendleton, S OBP: 0.283, SLG: 0.307	(1, 5)		0-0 SF9 1-3 1B	0-0 4-3 1B			0-0 F9		0-0 SH2-4 1-2 3-H 1B		4 0 3 1 0 0 0												
Ozzie Smith, S OBP: 0.335, SLG: 0.341	(1, 6)		0-0 SF9 1-2 3-H K	0-0 F7			0-0 F9		0-0 G3		3 0 0 1 0 0 1												
Darrell Porter, L OBP: 0.261, SLG: 0.293	(1, 2)	0-0 SF9 1-2 3-H K	0-3 K	0-0 F8	0-0 4-3	0-0 4-3	0-0 4-3	0-0 F6	0-0 F6	4 0 0 0 0 1 2													
Danny Cox, R OBP: 0.083, SLG: 0.125	(1, 1)																						
Inning Stats		R: 0 E: 0 K: 0 S: 4	H: 1 LOB: 1 BB: 0 P: 4	R: 1 E: 0 K: 1 S: 6	H: 1 LOB: 1 BB: 1 P: 10	R: 2 E: 0 K: 1 S: 6	H: 1 LOB: 0 BB: 1 P: 10	R: 0 E: 0 K: 0 S: 4	H: 1 LOB: 1 BB: 0 P: 4	R: 0 E: 0 K: 0 S: 3	H: 0 LOB: 0 BB: 0 P: 3		R: 0 E: 0 K: 0 S: 3	H: 0 LOB: 0 BB: 0 P: 3	R: 3 E: 1 K: 1 S: 8	H: 3 LOB: 1 BB: 0 P: 8	R: 1 E: 0 K: 0 S: 4	H: 1 LOB: 2 BB: 2 P: 12	1B: 6 2B: 1 3B: 2 HR: 0	SF: 2 SAC: 1 DP: 0 HBP: 0	WP: 0 PB: 0 SB: 3 CS: 1	PA: 40	
PITCHER		IP	WLS	BF	H	R	ER	SO	BB	IBB	HBP		BLK	WP	HR	S	P	ERA	WHIP				
John Stuper, R ERA: 4.83	(1, 1)	6.0	L	25	5	3	3	2	3	0	0		0	0	0	26	38	4.50	1.333				
John Franco, L ERA: 3.86	(7, 1)	2.0		9	3	3	1	1	0	0	0	0	0	0	11	11	4.50	1.500					
Tom Hume, R ERA: 2.37	(9, 1)	1.0		6	1	1	1	0	2	0	0	0	0	0	4	12	9.00	3.000					





Batter	1												2				3				4				5				6				7				8				9				AB R H RBI BB SO LOB												BOTTOM																																																																																																																																																																																																																																																																																																																																																																																																																																																																																																																																																																																																																																																																																																																																																																																																																																																																																																																																																																																																																																															
<div>Eddie Milner, L</div> <div>OBP: 0.328, SLG: 0.250</div> <div>(1, 8)</div> <div>BBB</div>	<div>4-0</div> <div></div>																<div>0-0</div> <div></div>				<div>0-0</div> <div></div>								<div>0-0</div> <div></div>								<div>0-0</div> <div></div>								3 0 2 0 1 0 0												<div>St. Louis Cardinals @ Cincinnati Reds</div> <div>Riverfront Stadium, Cincinnati, OH</div> <div>Sun May 26 1985, 3:33 AM EDT</div> <div>Att. 21,349 - Unknown</div> <div>livebaseballscorecards.com</div>																																																																																																																																																																																																																																																																																																																																																																																																																																																																																																																																																																																																																																																																																																																																																																																																																																																																																																																																																																																																																																															
<div>Pete Rose, S</div> <div>OBP: 0.409, SLG: 0.382</div> <div>(1, 3)</div> <div>X</div>	<div>0-0</div> <div></div>																				<div>0-0</div> <div></div>								<div>0-0</div> <div></div>								<div>0-0</div> <div></div>								4 0 0 0 0 0 3																																																																																																																																																																																																																																																																																																																																																																																																																																																																																																																																																																																																																																																																																																																																																																																																																																																																																																																																																																																																																																																											
<div>Dave Parker, L</div> <div>OBP: 0.380, SLG: 0.575</div> <div>(1, 9)</div> <div>SSS</div>	<div>0-3</div> <div></div>																				<div>0-0</div> <div></div>												<div>0-0</div> <div></div>								<div>0-0</div> <div></div>								4 2 1 1 0 1 1																																																																																																																																																																																																																																																																																																																																																																																																																																																																																																																																																																																																																																																																																																																																																																																																																																																																																																																																																																																																																																																							
<div>Alan Knicely, R</div> <div>OBP: 0.385, SLG: 0.571</div> <div>(1, 2)</div>													<div>0-0</div> <div></div>								<div>0-0</div> <div></div>								<div>0-0</div> <div></div>								<div>0-0</div> <div></div>								3 0 2 1 0 0 0 0 0 0 0 0 0 0 1 0 1 0 0 0 0																																																																																																																																																																																																																																																																																																																																																																																																																																																																																																																																																																																																																																																																																																																																																																																																																																																																																																																																																																																																																																																											
<div>Gary Redus, R</div> <div>OBP: 0.469, SLG: 0.436</div> <div>(1, 7)</div>													<div>0-0</div> <div></div>								<div>0-0</div> <div></div>								<div>0-3</div> <div></div>								<div>0-0</div> <div></div>								4 0 0 0 0 1 3																																																																																																																																																																																																																																																																																																																																																																																																																																																																																																																																																																																																																																																																																																																																																																																																																																																																																																																																																																																																																																																											
<div>Dave Concepcion, R</div> <div>OBP: 0.285, SLG: 0.396</div> <div>(1, 6)</div>													<div>0-3</div> <div></div>												<div>0-0</div> <div></div>								<div>0-0</div> <div></div>								<div>0-0</div> <div></div>								4 0 0 0 0 1 2																																																																																																																																																																																																																																																																																																																																																																																																																																																																																																																																																																																																																																																																																																																																																																																																																																																																																																																																																																																																																																																							
<div>Wayne Krenchicki, L</div> <div>OBP: 0.325, SLG: 0.206</div> <div>(1, 5)</div>													<div>0-3</div> <div></div>												<div>0-3</div> <div></div>								<div>0-0</div> <div></div>								3 0 0 0 0 2 2																																																																																																																																																																																																																																																																																																																																																																																																																																																																																																																																																																																																																																																																																																																																																																																																																																																																																																																																																																																																																																																															
<div>Tom Foley, L</div> <div>OBP: 0.177, SLG: 0.213</div> <div>(1, 4)</div>													<div>0-0</div> <div></div>								<div>0-0</div> <div></div>												<div>0-0</div> <div></div>								3 0 0 0 0 0 0																																																																																																																																																																																																																																																																																																																																																																																																																																																																																																																																																																																																																																																																																																																																																																																																																																																																																																																																																																																																																																																															
<div>John Stuper, R</div> <div>OBP: 0.286, SLG: 0.091</div> <div>(1, 1)</div>													<div>4-0</div> <div></div>												<div>0-0</div> <div></div>								<div>0-3</div> <div></div>								0 0 0 0 1 0 0 1 0 0 0 0 0 0 0 0 0 0 0 0 0 1 0 0 0 0 1 0 0 0 0 0 0 0 0																																																																																																																																																																																																																																																																																																																																																																																																																																																																																																																																																																																																																																																																																																																																																																																																																																																																																																																																																																																																																																																															
<div>Ron Oester, S</div> <div>OBP: 0.371, SLG: 0.388</div> <div>(6, PH)</div>																																																																																																																																																																																																																																																																																																																																																																																																																																																																																																																																																																																																																																																																																																																																																																																																																																																																																																																																																																																																																																																																																																								







Chicago Cubs @ Cincinnati Reds  
Riverfront Stadium, Cincinnati, OH  
Tue May 28 1985, 7:05 PM EDT  
Att. 15,121 - Unknown





Batter	1				2				3				4				5				6				7				8				9				AB R H RBI BB SO LOB								TOP																																									
<div>Bob Dernier, R</div> <div>OBP: 0.320, SLG: 0.311</div> <div>(1, 8)</div> <div>X</div>	<div>0-0</div> <div>F8</div> <div>1</div>								<div>0-3</div> <div>K</div> <div>3</div>								<div>0-0</div> <div>5-3</div> <div>3</div>								<div>0-0</div> <div>F8</div> <div>1</div>								4 0 0 0 0 1 0								<div>Chicago Cubs @ Cincinnati Reds</div> <div>Riverfront Stadium, Cincinnati, OH</div> <div>Wed May 29 1985, 3:33 AM EDT</div> <div>Att. 18,402 - Unknown</div>																																													
<div>23 Ryne Sandberg, R</div> <div>OBP: 0.305, SLG: 0.429</div> <div>(1, 4)</div> <div>X</div>	<div>0-0</div> <div>1B</div>												<div>0-0</div> <div>1-3</div> <div>1</div>								<div>0-0</div> <div>F6</div> <div>1</div>								<div>0-0</div> <div>F5</div> <div>2</div>								4 0 1 0 0 0 0																																																	
<div>Thad Bosley, L</div> <div>OBP: 0.290, SLG: 0.370</div> <div>(1, 7)</div> <div>S</div> <div>S</div> <div>S</div>	<div>0-3</div> <div>K</div> <div>2</div>												<div>0-0</div> <div>F8</div> <div>2</div>				<div>4-0</div> <div>BB</div> <div>BB</div>								<div>0-3</div> <div>K</div> <div>3</div>								3 0 0 0 1 2 1																																																					
<div>Keith Moreland, R</div> <div>OBP: 0.374, SLG: 0.388</div> <div>(1, 9)</div> <div>X</div>	<div>0-0</div> <div>F7</div> <div>3</div>												<div>0-0</div> <div>BB</div> <div>S</div> <div>1B</div>				<div>4-0</div> <div>1-2</div> <div>BB</div>												<div>0-0</div> <div>F7</div> <div>1</div>								3 0 1 0 1 0 1																																																	
<div>Ron Cey, R</div> <div>OBP: 0.325, SLG: 0.475</div> <div>(1, 5)</div>					<div>0-3</div> <div>K</div> <div>1</div>								<div>4-0</div> <div>1-2</div> <div>BB</div> <div>BB</div>				<div>0-3</div> <div>K</div> <div>2</div>								<div>0-0</div> <div>L5</div> <div>2</div>								3 0 0 0 1 2 2																																																					
<div>Leon Durham, L</div> <div>OBP: 0.318, SLG: 0.438</div> <div>(1, 3)</div>					<div>0-3</div> <div>K</div> <div>2</div>								<div>4-0</div> <div>1-2</div> <div>2-3</div> <div>BB</div> <div>FC6-4</div>				<div>0-3</div> <div>K</div> <div>3</div>								<div>0-3</div> <div>K</div> <div>3</div>								3 0 0 0 1 3 2																																																					
<div>Steve Lake, R</div> <div>OBP: 0.217, SLG: 0.348</div> <div>(1, 2)</div>					<div>0-0</div> <div>L5</div> <div>3</div>								<div>0-0</div> <div>FC6-4</div> <div>1-2f</div> <div>3</div>								<div>0-0</div> <div>5-3</div> <div>1</div>								3 0 0 0 0 0 3																																																									
<div>Chris Speier, R</div> <div>OBP: 0.333, SLG: 0.351</div> <div>(1, 6)</div>									<div>0-0</div> <div>F8</div> <div>1</div>								<div>0-0</div> <div>F8</div> <div>1</div>								<div>0-0</div> <div>F3</div> <div>2</div>								3 0 0 0 0 0 0																																																					
<div>Dick Ruthven, R</div> <div>OBP: 0.111, SLG: 0.111</div> <div>(1, 1)</div> <div>X</div>									<div>0-0</div> <div>6-3</div> <div>2</div>								<div>0-3</div> <div>K</div> <div>2</div>								<div>0-0</div> <div>F7</div> <div>3</div>								2 0 0 0 0 1 0																																																					
<div>Brian Dayett, R</div> <div>OBP: 0.294, SLG: 0.438</div> <div>(7, PH)</div>																													1 0 0 0 0 0 0																																																									
<div>Ray Fontenot, L</div> <div>(7, 1)</div>																													0 0 0 0 0 0 0																																																									
Inning Stats	R: 0 E: 0 K: 1 S: 6				H: 1 LOB: 1 BB: 0 P: 6				R: 0 E: 0 K: 2 S: 7				H: 0 LOB: 0 BB: 0 P: 7				R: 0 E: 0 K: 1 S: 5				H: 0 LOB: 0 BB: 0 P: 5				R: 0 E: 0 K: 0 S: 4				H: 1 LOB: 3 BB: 2 P: 12				R: 0 E: 0 K: 1 S: 5				H: 0 LOB: 0 BB: 0 P: 5				R: 0 E: 0 K: 2 S: 7				H: 0 LOB: 2 BB: 2 P: 15				R: 0 E: 0 K: 0 S: 3				H: 0 LOB: 0 BB: 0 P: 3				R: 0 E: 0 K: 1 S: 5				H: 0 LOB: 0 BB: 0 P: 5				R: 0 E: 0 K: 1 S: 5				H: 0 LOB: 0 BB: 0 P: 5				1B: 2 2B: 0 3B: 0 HR: 0				SF: 0 SAC: 0 DP: 0 HBP: 0				WP: 0 PB: 0 SB: 1 CS: 0				PA: 33	
PITCHER	IP WLS BF H R ER SO BB IBB HBP BLK WP HR S P ERA WHIP				Mario Soto, R ERA: 2.47																																																																																	

livebaseballscorecards.com





Batter	1	2	3	4	5	6	7	8	9	AB R H RBI BB SO LOB	BOTTOM												
<div>Gary Redus, R</div> <div>OBP: 0.476, SLG: 0.510</div> <div>(1, 7)</div> <div>X</div> <div>0-0</div> <div>6-3</div> <div>①</div> <div></div> <div></div>			<div>X</div> <div>0-0</div> <div>4-3</div> <div>SF7</div> <div>2B</div> <div></div> <div></div>		<div>X</div> <div>0-0</div> <div>G3</div> <div>S</div> <div>1B</div> <div></div> <div></div>		<div>X</div> <div>0-0</div> <div>5-3</div> <div>③</div> <div></div> <div></div>	4 1 2 0 0 0 0	<div>Chicago Cubs @ Cincinnati Reds</div> <div>Riverfront Stadium, Cincinnati, OH</div> <div>Wed May 29 1985, 3:33 AM EDT</div> <div>Att. 18,402 - Unknown</div> <div>livebaseballscorecards.com</div>														
<div>Eddie Milner, L</div> <div>OBP: 0.316, SLG: 0.235</div> <div>(1, 8)</div> <div>B</div> <div>B</div> <div>B</div> <div>4-0</div> <div>E</div> <div>S</div> <div>BB</div> <div></div> <div></div>		<div>X</div> <div>0-0</div> <div>4-3</div> <div>①</div> <div></div> <div></div>		<div>X</div> <div>0-0</div> <div>G3</div> <div>1-3</div> <div>②</div> <div></div> <div></div>	3 0 0 0 1 0 2																		
<div>Dave Parker, L</div> <div>OBP: 0.359, SLG: 0.542</div> <div>(1, 9)</div> <div>X</div> <div>0-0</div> <div>F6</div> <div>②</div> <div></div> <div></div>		<div>X</div> <div>0-0</div> <div>SF7</div> <div>②</div> <div></div> <div></div>		<div>X</div> <div>0-0</div> <div>G3</div> <div>②</div> <div></div> <div></div>	3 0 0 1 0 1 2																		
<div>Alan Knicely, R</div> <div>OBP: 0.404, SLG: 0.578</div> <div>(1, 2)</div> <div>X</div> <div>0-0</div> <div>F9</div> <div>③</div> <div></div> <div></div>		<div>B</div> <div>B</div> <div>B</div> <div>4-0</div> <div>FC6-4</div> <div>BB</div> <div></div> <div></div>		<div>B</div> <div>B</div> <div>B</div> <div>4-0</div> <div>BB</div> <div></div> <div></div>	2 0 0 0 2 0 1																		
<div>Dave Vangorder, R</div> <div>OBP: 0.276, SLG: 0.296</div> <div>(9, 2)</div> <div></div> <div></div> <div></div>								0 0 0 0 0 0 0															
<div>Tony Perez, R</div> <div>OBP: 0.586, SLG: 1.043</div> <div>(1, 3)</div> <div></div> <div></div> <div></div>		<div>X</div> <div>0-0</div> <div>1B</div> <div>1B</div> <div></div> <div></div>	<div>X</div> <div>0-0</div> <div>FC6-4</div> <div>③</div> <div></div> <div></div>		<div>X</div> <div>0-0</div> <div>F7</div> <div>①</div> <div></div> <div></div>	3 0 1 0 0 0 2																	
<div>Dave Concepcion, R</div> <div>OBP: 0.298, SLG: 0.404</div> <div>(1, 6)</div> <div>X</div> <div>0-0</div> <div>F9</div> <div>①</div> <div></div> <div></div>			<div>X</div> <div>0-0</div> <div>CS</div> <div>1B</div> <div></div> <div></div>	<div>X</div> <div>0-0</div> <div>F8</div> <div>②</div> <div></div> <div></div>	3 0 1 0 0 0 2																		
<div>Ron Oester, S</div> <div>OBP: 0.370, SLG: 0.389</div> <div>(1, 4)</div> <div>X</div> <div>0-0</div> <div>1-2</div> <div>1B</div> <div></div> <div></div>			<div>S</div> <div>S</div> <div>S</div> <div>0-3</div> <div>1-2</div> <div>K</div> <div>①</div> <div>②</div> <div></div> <div></div>	<div>X</div> <div>0-0</div> <div>G3</div> <div>③</div> <div></div> <div></div>	3 0 1 0 0 1 2																		
<div>Wayne Krenchicki, L</div> <div>OBP: 0.353, SLG: 0.279</div> <div>(1, 5)</div> <div>S</div> <div>S</div> <div>S</div> <div>0-3</div> <div>K</div> <div>②</div> <div></div> <div></div>			<div>X</div> <div>0-0</div> <div>4-3</div> <div>③</div> <div></div> <div></div>	<div>X</div> <div>0-0</div> <div>4-3</div> <div>①</div> <div></div> <div></div>	3 0 0 0 0 1 2																		
<div>Mario Soto, R</div> <div>OBP: 0.212, SLG: 0.250</div> <div>(1, 1)</div> <div>S</div> <div>S</div> <div>S</div> <div>0-3</div> <div>K</div> <div>③</div> <div></div> <div></div>			<div>X</div> <div>0-0</div> <div>6-3</div> <div>①</div> <div></div> <div></div>	<div>X</div> <div>0-0</div> <div>6-3</div> <div>②</div> <div></div> <div></div>	3 0 0 0 0 1 2																		
Inning Stats	R: 0 E: 0 K: 0 S: 3	H: 0 LOB: 1 BB: 1 P: 7	R: 0 E: 0 K: 2 S: 9	H: 2 LOB: 2 BB: 0 P: 9	R: 1 E: 0 K: 0 S: 4	H: 1 LOB: 1 BB: 1 P: 8	R: 0 E: 0 K: 1 S: 5	H: 1 LOB: 0 BB: 0 P: 5	R: 0 E: 0 K: 1 S: 6	H: 1 LOB: 1 BB: 0 P: 6	R: 0 E: 0 K: 0 S: 3	H: 0 LOB: 1 BB: 1 P: 7	R: 0 E: 0 K: 0 S: 3	H: 0 LOB: 0 BB: 0 P: 3	R: 0 E: 0 K: 0 S: 3	H: 0 LOB: 0 BB: 0 P: 3	1B: 4 2B: 1 3B: 0 HR: 0	SF: 1 SAC: 0 DP: 0 HBP: 0	WP: 0 PB: 0 SB: 2 CS: 1	PA: 31			
PITCHER	IP WLS BF	WLS L	BF 25	H 5	R 1	ER 1	SO 4	BB 3	IBB 0	HBP 0	BLK 0	WP 0	HR 0	S 30	P 42	ERA 1.50	WHIP 1.333	IP WLS BF	H R ER SO	BB IBB HBP BLK	WP HR S P	ERA WHIP	
<div>Dick Ruthven, R</div> <div>ERA: 3.62</div> <div>(1, 1)</div>	6.0																						
<div>Ray Fontenot, L</div> <div>ERA: 3.76</div> <div>(7, 1)</div>	2.0		6	0	0	0	0	0	0	0	0	0	0	6	6	0.00	0.000						





Batter	1				2				3				4				5				6				7				8				9				AB R H RBI BB SO LOB												BOTTOM																																																																
<div>Vince Coleman, S</div> <div>(1, 7)</div> <div>OBP: 0.333, SLG: 0.364</div>	<div>4-0</div> <div><div>4-3</div><div>BB</div><div>BB</div></div>								<div>0-0</div> <div><div>S</div><div>1B</div><div>SF8</div><div>1B</div></div>				<div>0-0</div> <div><div>F4</div></div>								<div>0-0</div> <div><div>1B</div><div>1B</div></div>				<div>0-0</div> <div><div>S</div><div>1B</div></div>																4 2 3 0 1 0 0				<div>Cincinnati Reds @ St. Louis Cardinals</div> <div>Busch Stadium, St. Louis, MO</div> <div>Fri May 31 1985, 7:05 PM CDT</div> <div>Att. 38,910 - Unknown</div>																																																																				
<div>Willie McGee, S</div> <div>(1, 8)</div> <div>OBP: 0.380, SLG: 0.500</div>	<div>4-0</div> <div><div>4-3</div><div>BB</div></div>								<div>0-0</div> <div><div>SF8</div><div>S</div><div>HR</div><div>1B</div></div>				<div>4-0</div> <div><div>1B</div><div>BB</div></div>								<div>0-0</div> <div><div>S</div><div>1B</div></div>				<div>0-0</div> <div><div>F8</div></div>												3 2 2 0 2 0 1																																																																												
<div>Tom Herr, S</div> <div>(1, 4)</div> <div>OBP: 0.440, SLG: 0.470</div>	<div>0-0</div> <div><div>4-3</div></div>								<div>0-0</div> <div><div>SF8</div></div>				<div>0-0</div> <div><div>1B</div></div>								<div>0-0</div> <div><div>G5-4-3</div><div>1B</div></div>				<div>0-0</div> <div><div>3-1</div></div>								4 0 2 3 0 0 2																																																																																
<div>Jack Clark, R</div> <div>(1, 9)</div> <div>OBP: 0.412, SLG: 0.571</div>	<div>0-0</div> <div><div>F6</div></div>								<div>0-0</div> <div><div>HR</div></div>				<div>0-0</div> <div><div>F8</div></div>								<div>0-0</div> <div><div>G5-4-3</div><div>1B</div></div>				<div>0-0</div> <div><div>4-3</div></div>								5 1 1 2 0 0 5																																																																																
<div>Terry Pendleton, S</div> <div>(1, 5)</div> <div>OBP: 0.300, SLG: 0.320</div>	<div>0-0</div> <div><div>F7</div></div>								<div>0-0</div> <div><div>4-3</div></div>								<div>0-0</div> <div><div>6-3</div><div>F8</div><div>1B</div></div>				<div>0-0</div> <div><div>BB</div><div>1B</div></div>				<div>0-0</div> <div><div>F5</div></div>								5 0 2 0 0 0 2																																																																																
<div>Mike Jorgensen, L</div> <div>(1, 3)</div> <div>OBP: 0.435, SLG: 0.250</div>					<div>0-0</div> <div><div>3-1</div></div>				<div>4-0</div> <div><div>1B</div><div>BB</div></div>								<div>0-0</div> <div><div>F8</div></div>				<div>4-0</div> <div><div>BB</div></div>												2 0 0 0 2 0 1																																																																																
<div>Ozzie Smith, S</div> <div>(1, 6)</div> <div>OBP: 0.337, SLG: 0.338</div>					<div>4-0</div> <div><div>BB</div></div>				<div>0-0</div> <div><div>1-2</div><div>1B</div></div>								<div>0-0</div> <div><div>6-3</div></div>				<div>0-0</div> <div><div>F6</div></div>												3 0 1 0 1 0 3				<div>AB33</div> <div>R5</div> <div>H11</div> <div>RBI5</div> <div>BB7</div> <div>SO2</div> <div>LOB20</div>																																																																												
<div>Darrell Porter, L</div> <div>(1, 2)</div> <div>OBP: 0.257, SLG: 0.274</div>					<div>0-0</div> <div><div>F9</div></div>				<div>0-0</div> <div><div>4-3</div></div>								<div>4-0</div> <div><div>IBB</div></div>								<div>0-3</div> <div><div>K</div></div>												3 0 0 0 1 1 3				<div><div>Cardinals</div></div>																																																																								
<div>Danny Cox, R</div> <div>(1, 1)</div> <div>OBP: 0.071, SLG: 0.107</div>					<div>0-0</div> <div><div>6-3</div></div>								<div>0-0</div> <div><div>5-3</div></div>				<div>0-0</div> <div><div>F9</div></div>								<div>0-3</div> <div><div>K</div></div>								4 0 0 0 0 1 3																																																																																
Inning Stats		R: 0 E: 0 K: 0 S: 3				H: 0 LOB: 2 BB: 2 P: 11				R: 0 E: 0 K: 0 S: 3				H: 0 LOB: 1 BB: 1 P: 7				R: 3 E: 0 K: 0 S: 7				H: 4 LOB: 2 BB: 1 P: 11				R: 0 E: 0 K: 0 S: 4				H: 1 LOB: 2 BB: 1 P: 8				R: 0 E: 0 K: 0 S: 4				H: 1 LOB: 2 BB: 1 P: 8				R: 2 E: 0 K: 0 S: 6				H: 4 LOB: 2 BB: 1 P: 10				R: 0 E: 0 K: 2 S: 8				H: 1 LOB: 1 BB: 0 P: 8				R: 0 E: 0 K: 0 S: 3				H: 0 LOB: 0 BB: 0 P: 3				1B: 10 2B: 0 3B: 0 HR: 1												SF: 1 SAC: 0 DP: 1 HBP: 0												WP: 0 PB: 0 SB: 4 CS: 0												PA: 41											
PITCHER		IPWLSBF				HRRER				SOBBIBBBLK				WP				HR				S				P				ERA				WHIP																																																																															
<div>John Stuper, R</div> <div>(1, 1)</div> <div>ERA: 4.88</div>		5.0L27				6330				5100				0				1				21				45				5.40				2.200																																																																															
<div>Frank Pastore, R</div> <div>(6, 1)</div> <div>ERA: 6.23</div>		3.014				5222				1000				0				0				17				21				6.00				2.000																																																																															

Batter	1		2		3		4		5		6		7		8		9		AB R H RBI BB SO LOB		TOP								
<div>Gary Redus, R</div> <div>OBP: 0.437, SLG: 0.448</div> <div>(1, 7)</div> <div>BBB</div>	<div>4-0</div> <div></div> <div>BB</div>		<div>0-0</div> <div></div> <div>BB</div>	<div>0-0</div> <div></div> <div>BB</div>	<div>0-0</div> <div></div> <div>BB</div>	<div>0-0</div> <div></div> <div>BB</div>	<div>0-0</div> <div></div> <div>BB</div>	<div>0-0</div> <div></div> <div>BB</div>	<div>0-0</div> <div></div> <div>BB</div>	<div>0-0</div> <div></div> <div>BB</div>	<div>0-0</div> <div></div> <div>BB</div>	<div>0-0</div> <div></div> <div>BB</div>	<div>0-0</div> <div></div> <div>BB</div>	<div>0-0</div> <div></div> <div>BB</div>	<div>0-0</div> <div></div> <div>BB</div>	<div>0-0</div> <div></div> <div>BB</div>	<div>0-0</div> <div></div> <div>BB</div>	<div>0-0</div> <div></div> <div>BB</div>	<div>0-0</div> <div></div> <div>BB</div>	<div>0-0</div> <div></div> <div>BB</div>	4	1	0	0	1	0	6	<div>Cincinnati Reds @ St. Louis Cardinals</div> <div>Busch Stadium, St. Louis, MO</div> <div>Sat Jun 01 1985, 3:33 AM CDT</div> <div>Att. 35,586 - Unknown</div>	
<div>Eddie Milner, L</div> <div>OBP: 0.317, SLG: 0.242</div> <div>(1, 8)</div> <div>X</div>	<div>0-0</div> <div></div> <div>1-H</div>		<div>0-0</div> <div></div> <div>1-2 2-H</div>	<div>0-0</div> <div></div> <div>1B</div>			<div>0-0</div> <div></div> <div>1B</div>	<div>0-0</div> <div></div> <div>1B</div>	<div>0-0</div> <div></div> <div>1B</div>	<div>0-0</div> <div></div> <div>1B</div>	<div>0-0</div> <div></div> <div>1B</div>	<div>0-0</div> <div></div> <div>1B</div>	<div>0-0</div> <div></div> <div>1B</div>	<div>0-0</div> <div></div> <div>1B</div>	<div>0-0</div> <div></div> <div>1B</div>	<div>0-0</div> <div></div> <div>1B</div>	<div>0-0</div> <div></div> <div>1B</div>	<div>0-0</div> <div></div> <div>1B</div>	<div>0-0</div> <div></div> <div>1B</div>	5	2	3	1	0	0	0			
<div>Pete Rose, S</div> <div>OBP: 0.395, SLG: 0.363</div> <div>(1, 3)</div> <div>X</div>	<div>0-0</div> <div></div> <div>1-3</div>		<div>0-0</div> <div></div> <div>1-3</div>	<div>0-0</div> <div></div> <div>1B</div>			<div>0-0</div> <div></div> <div>1B</div>	<div>0-0</div> <div></div> <div>1B</div>	<div>0-0</div> <div></div> <div>1B</div>	<div>0-0</div> <div></div> <div>1B</div>	<div>0-0</div> <div></div> <div>1B</div>	<div>0-0</div> <div></div> <div>1B</div>	<div>0-0</div> <div></div> <div>1B</div>	<div>0-0</div> <div></div> <div>1B</div>	<div>0-0</div> <div></div> <div>1B</div>	<div>0-0</div> <div></div> <div>1B</div>	<div>0-0</div> <div></div> <div>1B</div>	<div>0-0</div> <div></div> <div>1B</div>	<div>0-0</div> <div></div> <div>1B</div>	5	1	2	0	0	0	3			
<div>Dave Parker, L</div> <div>OBP: 0.355, SLG: 0.527</div> <div>(1, 9)</div> <div>SSS</div>	<div>0-3</div> <div></div> <div>1-3</div>		<div>0-0</div> <div></div> <div>1-3</div>	<div>0-0</div> <div></div> <div>1B</div>			<div>0-0</div> <div></div> <div>1B</div>	<div>0-0</div> <div></div> <div>1B</div>	<div>0-0</div> <div></div> <div>1B</div>	<div>0-0</div> <div></div> <div>1B</div>	<div>0-0</div> <div></div> <div>1B</div>	<div>0-0</div> <div></div> <div>1B</div>	<div>0-0</div> <div></div> <div>1B</div>	<div>0-0</div> <div></div> <div>1B</div>	<div>0-0</div> <div></div> <div>1B</div>	<div>0-0</div> <div></div> <div>1B</div>	<div>0-0</div> <div></div> <div>1B</div>	<div>0-0</div> <div></div> <div>1B</div>	<div>0-0</div> <div></div> <div>1B</div>	<div>0-0</div> <div></div> <div>1B</div>	4	1	1	1	1	1	3		
<div>Alan Knicely, R</div> <div>OBP: 0.383, SLG: 0.585</div> <div>(1, 2)</div> <div>X</div>		<div>0-0</div> <div></div> <div>1-2</div>		<div>0-0</div> <div></div> <div>1-2</div>	<div>0-0</div> <div></div> <div>1B</div>		<div>0-0</div> <div></div> <div>1B</div>	<div>0-0</div> <div></div> <div>1B</div>	<div>0-0</div> <div></div> <div>1B</div>	<div>0-0</div> <div></div> <div>1B</div>	<div>0-0</div> <div></div> <div>1B</div>	<div>0-0</div> <div></div> <div>1B</div>	<div>0-0</div> <div></div> <div>1B</div>	<div>0-0</div> <div></div> <div>1B</div>	<div>0-0</div> <div></div> <div>1B</div>	<div>0-0</div> <div></div> <div>1B</div>	<div>0-0</div> <div></div> <div>1B</div>	<div>0-0</div> <div></div> <div>1B</div>	<div>0-0</div> <div></div> <div>1B</div>	<div>0-0</div> <div></div> <div>1B</div>	5	2	2	3	0	0	2		
<div>Dave Concepcion, R</div> <div>OBP: 0.307, SLG: 0.411</div> <div>(1, 6)</div> <div>X</div>		<div>0-0</div> <div></div> <div>1-2</div>		<div>0-0</div> <div></div> <div>1-2</div>	<div>0-0</div> <div></div> <div>1B</div>		<div>0-0</div> <div></div> <div>1B</div>	<div>0-0</div> <div></div> <div>1B</div>	<div>0-0</div> <div></div> <div>1B</div>	<div>0-0</div> <div></div> <div>1B</div>	<div>0-0</div> <div></div> <div>1B</div>	<div>0-0</div> <div></div> <div>1B</div>	<div>0-0</div> <div></div> <div>1B</div>	<div>0-0</div> <div></div> <div>1B</div>	<div>0-0</div> <div></div> <div>1B</div>	<div>0-0</div> <div></div> <div>1B</div>	<div>0-0</div> <div></div> <div>1B</div>	<div>0-0</div> <div></div> <div>1B</div>	<div>0-0</div> <div></div> <div>1B</div>	<div>0-0</div> <div></div> <div>1B</div>	4	1	2	0	1	0	0		
<div>Ron Oester, S</div> <div>OBP: 0.363, SLG: 0.392</div> <div>(1, 4)</div> <div>X</div>		<div>0-0</div> <div></div> <div>1-2</div>		<div>0-0</div> <div></div> <div>1-2</div>	<div>0-0</div> <div></div> <div>1B</div>		<div>0-0</div> <div></div> <div>1B</div>	<div>0-0</div> <div></div> <div>1B</div>	<div>0-0</div> <div></div> <div>1B</div>	<div>0-0</div> <div></div> <div>1B</div>	<div>0-0</div> <div></div> <div>1B</div>	<div>0-0</div> <div></div> <div>1B</div>	<div>0-0</div> <div></div> <div>1B</div>	<div>0-0</div> <div></div> <div>1B</div>	<div>0-0</div> <div></div> <div>1B</div>	<div>0-0</div> <div></div> <div>1B</div>	<div>0-0</div> <div></div> <div>1B</div>	<div>0-0</div> <div></div> <div>1B</div>	<div>0-0</div> <div></div> <div>1B</div>	<div>0-0</div> <div></div> <div>1B</div>	4	0	1	1	0	0	1		
<div>Wayne Krenchicki, L</div> <div>OBP: 0.328, SLG: 0.286</div> <div>(1, 5)</div> <div>X</div>		<div>0-0</div> <div></div> <div>1-2</div>		<div>0-0</div> <div></div> <div>1-2</div>	<div>0-0</div> <div></div> <div>1B</div>		<div>0-0</div> <div></div> <div>1B</div>	<div>0-0</div> <div></div> <div>1B</div>	<div>0-0</div> <div></div> <div>1B</div>	<div>0-0</div> <div></div> <div>1B</div>	<div>0-0</div> <div></div> <div>1B</div>	<div>0-0</div> <div></div> <div>1B</div>	<div>0-0</div> <div></div> <div>1B</div>	<div>0-0</div> <div></div> <div>1B</div>	<div>0-0</div> <div></div> <div>1B</div>	<div>0-0</div> <div></div> <div>1B</div>	<div>0-0</div> <div></div> <div>1B</div>	<div>0-0</div> <div></div> <div>1B</div>	<div>0-0</div> <div></div> <div>1B</div>	<div>0-0</div> <div></div> <div>1B</div>	3	1	1	1	0	0	1		
<div>Tom Browning, L</div> <div>OBP: 0.174, SLG: 0.050</div> <div>Tom Hume, R</div> <div>(7, 1)</div> <div>BBB</div>		<div>0-0</div> <div></div> <div>1-2</div>		<div>0-0</div> <div></div> <div>1-2</div>	<div>0-0</div> <div></div> <div>1B</div>		<div>0-0</div> <div></div> <div>1B</div>	<div>0-0</div> <div></div> <div>1B</div>	<div>0-0</div> <div></div> <div>1B</div>	<div>0-0</div> <div></div> <div>1B</div>	<div>0-0</div> <div></div> <div>1B</div>	<div>0-0</div> <div></div> <div>1B</div>	<div>0-0</div> <div></div> <div>1B</div>	<div>0-0</div> <div></div> <div>1B</div>	<div>0-0</div> <div></div> <div>1B</div>	<div>0-0</div> <div></div> <div>1B</div>	<div>0-0</div> <div></div> <div>1B</div>	<div>0-0</div> <div></div> <div>1B</div>	<div>0-0</div> <div></div> <div>1B</div>	<div>0-0</div> <div></div> <div>1B</div>	1	0	1	0	2	0	0		
<div>1</div>	0	0	0	0	1	0	1	0	0	0	0	1	0	0	0	0	0	0	1	<div>REDS</div>									
<div>2</div>	0	0	0	0	1	0	1	0	0	0	1	0	0	0	0	0	0	0	1										
<div>Inning Stats</div>	<div>R: 1</div> <div>E: 1</div> <div>K: 1</div> <div>S: 5</div>	<div>H: 0</div> <div>LOB: 0</div> <div>BB: 1</div> <div>P: 9</div>	<div>R: 0</div> <div>E: 0</div> <div>K: 0</div> <div>S: 3</div>	<div>H: 1</div> <div>LOB: 0</div> <div>BB: 0</div> <div>P: 3</div>	<div>R: 1</div> <div>E: 0</div> <div>K: 0</div> <div>S: 5</div>	<div>H: 2</div> <div>LOB: 2</div> <div>BB: 1</div> <div>P: 9</div>	<div>R: 1</div> <div>E: 0</div> <div>K: 0</div> <div>S: 5</div>	<div>H: 2</div> <div>LOB: 2</div> <div>BB: 1</div> <div>P: 9</div>	<div>R: 0</div> <div>E: 0</div> <div>K: 0</div> <div>S: 4</div>	<div>H: 1</div> <div>LOB: 1</div> <div>BB: 0</div> <div>P: 4</div>	<div>R: 1</div> <div>E: 0</div> <div>K: 0</div> <div>S: 4</div>	<div>H: 2</div> <div>LOB: 1</div> <div>BB: 1</div> <div>P: 8</div>	<div>R: 2</div> <div>E: 0</div> <div>K: 0</div> <div>S: 5</div>	<div>H: 3</div> <div>LOB: 0</div> <div>BB: 0</div> <div>P: 5</div>	<div>R: 0</div> <div>E: 0</div> <div>K: 1</div> <div>S: 6</div>	<div>H: 0</div> <div>LOB: 1</div> <div>BB: 0</div> <div>P: 6</div>	<div>R: 3</div> <div>E: 0</div> <div>K: 0</div> <div>S: 5</div>	<div>H: 2</div> <div>LOB: 0</div> <div>BB: 1</div> <div>P: 9</div>	<div>1B: 9</div> <div>SF: 2</div> <div>2B: 4</div> <div>SAC: 0</div> <div>3B: 0</div> <div>DP: 3</div> <div>HR: 1</div> <div>HBP: 0</div>	<div>WP: 0</div> <div>PB: 1</div> <div>SB: 2</div> <div>CS: 0</div>	<div>PA: 43</div>	<div>ERA</div> <div>WHIP</div>							
<div>PITCHER</div> <div>Kurt Kepshire, R</div> <div>ERA: 6.02</div> <div>(1, 1)</div>	<div>IP</div> <div>5.0</div>	<div>WLS</div> <div>L</div>	<div>BF</div> <div>24</div>	<div>H</div> <div>6</div>	<div>R</div> <div>4</div>	<div>ER</div> <div>3</div>	<div>SO</div> <div>1</div>	<div>BB</div> <div>4</div>	<div>IBB</div> <div>0</div>	<div>HBP</div> <div>0</div>	<div>BLK</div> <div>0</div>	<div>WP</div> <div>0</div>	<div>HR</div> <div>0</div>	<div>S</div> <div>22</div>	<div>P</div> <div>38</div>	<div>ERA</div> <div>5.40</div>	<div>WHIP</div> <div>2.000</div>												
<div>Ken Dayley, L</div> <div>ERA: 1.8</div> <div>(6, 1)</div>	<div>IP</div> <div>1.0</div>	<div>WLS</div> <div></div>	<div>BF</div> <div>7</div>	<div>H</div> <div>5</div>	<div>R</div> <div>2</div>	<div>ER</div> <div>2</div>	<div>SO</div> <div>0</div>	<div>BB</div> <div>0</div>	<div>IBB</div> <div>0</div>	<div>HBP</div> <div>0</div>	<div>BLK</div> <div>0</div>	<div>WP</div> <div>0</div>	<div>HR</div> <div>0</div>	<div>S</div> <div>7</div>	<div>P</div> <div>7</div>	<div>ERA</div> <div>18.00</div>	<div>WHIP</div> <div>5.000</div>												
<div>Neil Allen, R</div> <div>ERA: 4.87</div> <div>(7, 1)</div>	<div>IP</div> <div>2.0</div>	<div>WLS</div> <div></div>	<div>BF</div> <div>6</div>	<div>H</div> <div>0</div>	<div>R</div> <div>0</div>	<div>ER</div> <div>0</div>	<div>SO</div> <div>1</div>	<div>BB</div> <div>0</div>	<div>IBB</div> <div>0</div>	<div>HBP</div> <div>0</div>	<div>BLK</div> <div>0</div>	<div>WP</div> <div>0</div>	<div>HR</div> <div>0</div>	<div>S</div> <div>8</div>	<div>P</div> <div>8</div>	<div>ERA</div> <div>0.00</div>													





[illegible]



Batter	1		2		3		4		5		6		7		8		9		AB	R	H	RBI	BB	SO	LOB	BOTTOM																																																																																																																																																																																																																																																																																																																																																																																																																																																																																																																																																																																																																																																																																																																																																																																																		
Vince Coleman, S OBP: 0.341, SLG: 0.363 (1, 7) BBB	<div>4-0</div> <div><div>E</div><div>1B</div></div> <div>BB</div>				<div>0-3</div> <div><div>K</div></div> <div><div>1</div></div>			<div>0-0</div> <div><div>S</div><div>1B</div></div>			<div>0-0</div> <div><div>F9</div></div> <div><div>3</div></div>							3	1	1	0	1	1	1	<div>Cincinnati Reds @ St. Louis Cardinals</div> <div>Busch Stadium, St. Louis, MO</div> <div>Sun Jun 02 1985, 3:33 AM CDT</div> <div>Att. 33,774 - Unknown</div>																																																																																																																																																																																																																																																																																																																																																																																																																																																																																																																																																																																																																																																																																																																																																																																																			
Willie McGee, S OBP: 0.367, SLG: 0.481 (1, 8) X	<div>0-0</div> <div><div>E3</div><div>1B</div></div> <div>1-3</div>			<div>0-0</div> <div><div>CS</div><div>1B</div></div>			<div>0-0</div> <div><div>F7</div></div> <div>1-2</div>			<div>0-0</div> <div><div>G3</div></div> <div><div>1</div></div>							4	1	1	0	0	0	2																																																																																																																																																																																																																																																																																																																																																																																																																																																																																																																																																																																																																																																																																																																																																																																																					
Tom Herr, S OBP: 0.438, SLG: 0.471 (1, 4) X	<div>0-0</div> <div><div>G5-4-3</div><div>1B</div></div> <div>2-H 3-H</div>			<div>0-3</div> <div><div>K</div></div> <div>1-2</div>			<div>0-0</div> <div><div>FC5-4</div><div>1B</div></div>			<div>0-0</div> <div><div>G3</div></div> <div><div>2</div></div>							4	0	2	2	0	1	1																																																																																																																																																																																																																																																																																																																																																																																																																																																																																																																																																																																																																																																																																																																																																																																																					
Jack Clark, R OBP: 0.411, SLG: 0.565 (1, 9) X	<div>0-0</div> <div><div>F4</div></div>			<div>0-3</div> <div><div>K</div></div>			<div>0-0</div> <div><div>F7</div></div>			<div>0-3</div> <div><div>K</div></div> <div><div>3</div></div>							4	0	0	0	0	2	2																																																																																																																																																																																																																																																																																																																																																																																																																																																																																																																																																																																																																																																																																																																																																																																																					
Terry Pendleton, S OBP: 0.293, SLG: 0.312 (1, 5) X	<div>0-0</div> <div><div>G5-4-3</div></div> <div>1-2f</div>			<div>0-0</div> <div><div>F7</div></div>			<div>0-0</div> <div><div>FC5-4</div><div>FC4-6</div></div> <div>1-2f</div>			<div>0-0</div> <div><div>2B</div><div>1B</div></div>							4	1	1	0	0	0	2																																																																																																																																																																																																																																																																																																																																																																																																																																																																																																																																																																																																																																																																																																																																																																																																					
Mike Jorgensen, L OBP: 0.393, SLG: 0.200 (1, 3)			<div>0-0</div> <div><div>F8</div></div>		<div>4-0</div> <div><div>BB</div></div>		<div>0-0</div> <div><div>FC4-6</div></div> <div>1-2f</div>			<div>0-0</div> <div><div>F5</div></div> <div><div>1</div></div>							3	0	0	0	1	0	2	livebaseballscorecards.com																																																																																																																																																																																																																																																																																																																																																																																																																																																																																																																																																																																																																																																																																																																																																																																																				
Ozzie Smith, S OBP: 0.333, SLG: 0.333 (1, 6)			<div>0-0</div> <div><div>1B</div></div>		<div>0-0</div> <div><div>F4</div></div> <div><div>3</div></div>			<div>0-0</div> <div><div>F7</div></div>			<div>0-0</div> <div><div>F6</div></div> <div><div>FC4-6</div><div>1B</div></div>						4	0	1	0	0	0	2		<div>AB34</div> <div>R3</div> <div>H8</div> <div>RBI3</div> <div>BB2</div> <div>SO4</div> <div>LOB16</div>																																																																																																																																																																																																																																																																																																																																																																																																																																																																																																																																																																																																																																																																																																																																																																																																			
Darrell Porter, L OBP: 0.250, SLG: 0.266 Tom Nieto, R OBP: 0.347, SLG: 0.297 (1, 2) (5, 2)			<div>0-0</div> <div><div>F9</div></div>				<div>0-0</div> <div><div>F6</div></div>			<div>0-0</div> <div><div>F8</div></div> <div><div>2</div></div>							1	0	0	0	0	0	1	<div><div>Cardinals</div></div>																																																																																																																																																																																																																																																																																																																																																																																																																																																																																																																																																																																																																																																																																																																																																																																																				
Bob Forsch, R OBP: 0.235, SLG: 0.412 Ricky Horton, L OBP: 0.308, SLG: 0.385 Tom Lawless, R OBP: 0.286, SLG: 0.208 Neil Allen, R OBP: 0.295, SLG: 0.208 Steve Braun, L OBP: 0.400, SLG: 0.429 Jeff Lahti, R OBP: 0.450, SLG: 0.429 (1, 1) (4, 1) (5, PH) (6, 1) (7, PH) (8, 1) (9, PH)			<div>0-0</div> <div><div>5-3</div></div>								<div>0-0</div> <div><div>FC4-6</div></div> <div>1-2f</div>						1	0	0	0	0	0	1		0	0	0	0	0	0	0	0	0	0	0	0	0	0	0	0	0	0	0	0	0	0	0	0	0	0	0	0	0	0	0	0	0	0	0	0	0	0	0	0	0	0	0	0	0	0	0	0	0	0	0	0	0	0	0	0	0	0	0	0	0	0	0	0	0	0	0	0	0	0	0	0	0	0	0	0	0	0	0	0	0	0	0	0	0	0	0	0	0	0	0	0	0	0	0	0	0	0	0	0	0	0	0	0	0	0	0	0	0	0	0	0	0	0	0	0	0	0	0	0	0	0	0	0	0	0	0	0	0	0	0	0	0	0	0	0	0	0	0	0	0	0	0	0	0	0	0	0	0	0	0	0	0	0	0	0	0	0	0	0	0	0	0	0	0	0	0	0	0	0	0	0	0	0	0	0	0	0	0	0	0	0	0	0	0	0	0	0	0	0	0	0	0	0	0	0	0	0	0	0	0	0	0	0	0	0	0	0	0	0	0	0	0	0	0	0	0	0	0	0	0	0	0	0	0	0	0	0	0	0	0	0	0	0	0	0	0	0	0	0	0	0	0	0	0	0	0	0	0	0	0	0	0	0	0	0	0	0	0	0	0	0	0	0	0	0	0	0	0	0	0	0	0	0	0	0	0	0	0	0	0	0	0	0	0	0	0	0	0	0	0	0	0	0	0	0	0	0	0	0	0	0	0	0	0	0	0	0	0	0	0	0	0	0	0	0	0	0	0	0	0	0	0	0	0	0	0	0	0	0	0	0	0	0	0	0	0	0	0	0	0	0	0	0	0	0	0	0	0	0	0	0	0	0	0	0	0	0	0	0	0	0	0	0	0	0	0	0	0	0	0	0	0	0	0	0	0	0	0	0	0	0	0	0	0	0	0	0	0	0	0	0	0	0	0	0	0	0	0	0	0	0	0	0	0	0	0	0	0	0	0	0	0	0	0	0	0	0	0	0	0	0	0	0	0	0	0	0	0	0	0	0	0	0	0	0	0	0	0	0	0	0	0	0	0	0	0	0	0	0	0	0	0	0	0	0	0	0	0	0	0	0	0	0	0	0	0	0	0	0	0	0	0	0	0	0	0	0	0	0	0	0	0	0	0	0	0	0	0	0	0	0	0	0	0	0	0	0	0	0	0	0	0	0	0	0	0	0	0	0	0	0	0	0	0	0	0	0	0	0	0	0	0	0	0	0	0	0	0	0	0	0	0	0	0	0	0	0	0	0	0	0	0	0	0	0	0	0	0	0	0	0	0	0	0	0	0	0	0	0	0	0	0	0	0	0	0	0	0	0	0	0	0	0	0	0	0	0	0	0	0	0	0	0	0	0	0	0	0	0	0	0	0	0	0	0	0	0	0	0	0	0	0	0	0	0	0	0	0	0	0	0	0	0	0	0	0	0	0	0	0	0	0	0	0	0	0	0	0	0	0	0	0	0	0	0	0	0	0	0	0	0	0	0	0	0	0	0	0	0	0	0	0	0	0	0	0	0	0	0	0	0	0	0	0	0	0	0	0	0	0	0	0	0	0	0	0	0	0	0	0	0	0	0	0	0	0	0	0	0	0	0	0	0	0	0	0	0	0	0	0	0	0	0	0	0	0	0	0	0	0	0	0	0	0	0	0	0	0	0	0	0	0	0	0	0	0	0	0	0	0	0	0	0	0	0	0	0	0	0	0	0	0	0	0	0	0	0	0	0	0	0	0	0	0	0	0	0	0	0	0	0	0	0	0	0	0	0	0	0	0	0

Batter	1												2				3				4				5				6				7				8				9				AB R H RBI BB SO LOB								TOP																									
<div>Johnny Ray, S</div> <div>OBP: 0.316, SLG: 0.373</div> <div>(1, 4)</div>	<div>0-0</div> <div>F7</div> <div>1</div>																<div>0-0</div> <div>F9</div> <div>2</div>								<div>0-0</div> <div>F8</div> <div>3</div>								<div>0-0</div> <div>F3</div> <div>3</div>												4 0 0 0 0 0 3								<div>Pittsburgh Pirates @ Cincinnati Reds</div> <div>Riverfront Stadium, Cincinnati, OH</div> <div>Tue Jun 04 1985, 7:05 PM EDT</div> <div>Att. 13,222 - Unknown</div>																									
<div>Lee Mazzilli, S</div> <div>OBP: 0.508, SLG: 0.444</div> <div>(1, 3)</div>	<div>0-0</div> <div>WP</div> <div>S</div> <div>1B</div>																<div>0-0</div> <div>F7</div> <div>3</div>																<div>0-3</div> <div>K</div> <div>1</div>				<div>BB</div> <div>BB</div> <div>BB</div> <div>BB</div> <div>4-0</div> <div>1B</div> <div>BB</div>				3 1 1 0 1 1 0																																					
<div>Steve Kemp, L</div> <div>OBP: 0.358, SLG: 0.307</div> <div>(1, 7)</div>	<div>0-3</div> <div>K</div> <div>1-2</div>																				<div>0-3</div> <div>K</div> <div>1</div>				<div>BB</div> <div>BB</div> <div>BB</div> <div>BB</div> <div>4-0</div> <div>1B</div> <div>BB</div>				<div>0-3</div> <div>1B</div> <div>BB</div>				2 1 0 0 2 2 1																																													
<div>George Hendrick, R</div> <div>OBP: 0.286, SLG: 0.318</div> <div>(1, 9)</div>	<div>0-0</div> <div>6-3</div> <div>3</div>																<div>0-0</div> <div>F8</div> <div>2</div>								<div>0-0</div> <div>1-H</div> <div>HR</div>								<div>0-3</div> <div>K</div> <div>1</div>				4 1 1 2 0 1 3																																									
<div>Tony Peña, R</div> <div>OBP: 0.290, SLG: 0.335</div> <div>(1, 2)</div>													<div>0-0</div> <div>2B</div>								<div>0-3</div> <div>K</div> <div>3</div>								<div>0-0</div> <div>G5-4-3</div> <div>1B</div>				<div>BB</div> <div>BB</div> <div>BB</div> <div>BB</div> <div>4-0</div> <div>1B</div> <div>BB</div>				4 0 3 1 0 1 0																																									
<div>Bill Madlock, R</div> <div>OBP: 0.301, SLG: 0.352</div> <div>Ray Krawczyk, R</div> <div>(8, 1)</div>													<div>0-0</div> <div>6-3</div> <div>1</div>								<div>0-0</div> <div>WP</div> <div>1B</div>				<div>0-0</div> <div>G5-4-3</div> <div>2</div> <div>3</div>								<div>0-0</div> <div>G6-4-3</div> <div>2</div> <div>3</div>				4 0 1 0 0 0 4 0 0 0 0 0 0 0																																									
<div>Trench Davis, L</div> <div>OBP: 0.250, SLG: 0.250</div> <div>(1, 8)</div>													<div>0-0</div> <div>F9</div> <div>2</div>								<div>0-0</div> <div>F8</div> <div>1</div>																<div>0-0</div> <div>G3</div> <div>1</div>				4 0 1 0 0 0 2								<div>AB 32</div>																													
<div>Johnnie LeMaster, R</div> <div>OBP: 0.135, SLG: 0.100</div> <div>(1, 6)</div>													<div>0-3</div> <div>K</div> <div>3</div>								<div>0-0</div> <div>F8</div> <div>2</div>																<div>0-0</div> <div>6-3</div> <div>2</div>				4 0 0 0 0 2 3								<div>R 3</div>																													
<div>Jim Winn, R</div> <div>Doug Frobel, L</div> <div>Cecilio Guante, R</div> <div>Al Holland, R</div> <div>John Candelaria, L</div> <div>Jim Morrison, R</div> <div>OBP: 0.313, SLG: 0.307</div> <div>(1, 1)</div> <div>(7, PH)</div> <div>(7, 1)</div> <div>(7, 1)</div> <div>(7, 1)</div> <div>(8, 5)</div>													<div>0-3</div> <div>K</div> <div>1</div>								<div>4-0</div> <div>1-2</div> <div>BB</div>								<div>0-0</div> <div>F4</div> <div>2</div>								<div>0-3</div> <div>K</div> <div>3</div>				1 0 0 0 0 1 1 0 1 0 0 0 0 0 0 1 0 1 0 0 0 0 0 1 0								<div>HR 1</div>																													
<div>Inning Stats</div>	<div>R: 0</div> <div>E: 0</div> <div>K: 1</div> <div>S: 6</div>				<div>H: 1</div> <div>LOB: 1</div> <div>BB: 0</div> <div>P: 6</div>				<div>R: 0</div> <div>E: 0</div> <div>K: 1</div> <div>S: 6</div>				<div>H: 1</div> <div>LOB: 1</div> <div>BB: 0</div> <div>P: 6</div>				<div>R: 0</div> <div>E: 0</div> <div>K: 1</div> <div>S: 5</div>				<div>H: 0</div> <div>LOB: 0</div> <div>BB: 0</div> <div>P: 5</div>				<div>R: 0</div> <div>E: 0</div> <div>K: 2</div> <div>S: 7</div>				<div>H: 0</div> <div>LOB: 0</div> <div>BB: 0</div> <div>P: 7</div>				<div>R: 0</div> <div>E: 0</div> <div>K: 0</div> <div>S: 4</div>				<div>H: 1</div> <div>LOB: 2</div> <div>BB: 1</div> <div>P: 8</div>				<div>R: 2</div> <div>E: 0</div> <div>K: 1</div> <div>S: 6</div>				<div>H: 2</div> <div>LOB: 0</div> <div>BB: 1</div> <div>P: 10</div>				<div>R: 0</div> <div>E: 0</div> <div>K: 1</div> <div>S: 6</div>				<div>H: 1</div> <div>LOB: 1</div> <div>BB: 0</div> <div>P: 6</div>				<div>R: 1</div> <div>E: 0</div> <div>K: 1</div> <div>S: 5</div>				<div>H: 1</div> <div>LOB: 1</div> <div>BB: 2</div> <div>P: 13</div>				<div>R: 0</div> <div>E: 0</div> <div>K: 1</div> <div>S: 5</div>				<div>H: 0</div> <div>LOB: 0</div> <div>BB: 0</div> <div>P: 5</div>				<div>1B: 5</div> <div>SF: 0</div> <div>2B: 1</div> <div>SAC: 0</div> <div>3B: 0</div> <div>DP: 2</div> <div>HR: 1</div> <div>HBP: 0</div>				<div>WP: 2</div> <div>PA: 36</div> <div>PB: 0</div> <div>SB: 2</div> <div>CS: 0</div>	
<div>PITCHER</div> <div>Mario Soto, R</div> <div>ERA: 2.48</div> <div>Ted Power, R</div> <div>ERA: 2.57</div> <div>(1, 1)</div> <div>(8, 1)</div>	<div>IP 7.0</div> <div>WLS W</div> <div>BF 28</div> <div>H 6</div> <div>R 2</div> <div>ER 2</div> <div>SO 7</div> <div>BB 2</div> <div>IBB 0</div> <div>HBP 0</div> <div>BLK 0</div> <div>WP 2</div> <div>HR 1</div> <div>S 40</div> <div>P 48</div> <div>ERA 2.57</div> <div>WHIP 1.143</div>				<div>IP 2.0</div> <div>WLS</div> <div>BF 8</div> <div>H 1</div> <div>R 1</div> <div>ER 1</div> <div>SO 2</div> <div>BB 2</div> <div>IBB 0</div> <div>HBP 0</div> <div>BLK 0</div> <div>WP 0</div> <div>HR 0</div> <div>S 10</div> <div>P 18</div> <div>ERA 4.50</div> <div>WHIP 1.500</div>																				<div>PITCHER</div> <div>IP</div> <div>WLS</div> <div>BF</div> <div>H</div> <div>R</div> <div>ER</div> <div>SO</div> <div>BB</div> <div>IBB</div> <div>HBP</div> <div>BLK</div> <div>WP</div> <div>HR</div> <div>S</div> <div>P</div> <div>ERA</div> <div>WHIP</div>																																																					





Batter	1				2				3				4				5				6				7				8				9				AB R H RBI BB SO LOB				TOP			
<div>Johnny Ray, S</div> <div>OBP: 0.323, SLG: 0.379</div> <div>(1, 4)</div>	<div>X</div> <div>0-0</div> <div></div> <div><div></div></div>					<div>X</div> <div>0-0</div> <div></div> <div><div></div></div>	<div>X</div> <div>0-0</div> <div></div> <div><div></div></div>					<div>X</div> <div>0-0</div> <div></div> <div><div></div></div>					<div>X</div> <div>0-0</div> <div></div> <div><div></div></div>					5 2 3 0 0 0 0				<div>Pittsburgh Pirates @ Cincinnati Reds</div> <div>Riverfront Stadium, Cincinnati, OH</div> <div>Wed Jun 05 1985, 7:05 PM EDT</div> <div>Att. 12,540 - Unknown</div>																		
<div>Lee Mazzilli, S</div> <div>OBP: 0.529, SLG: 0.479</div> <div>(1, 3)</div>	<div>X</div> <div>0-0</div> <div></div> <div><div>1-H</div></div>					<div>X</div> <div>0-0</div> <div></div> <div><div>1-3</div></div>	<div>B B B B</div> <div>4-0</div> <div></div> <div><div>1-2</div></div>					<div>B B B B</div> <div>4-0</div> <div></div> <div><div>1-2</div></div>					<div>X</div> <div>0-0</div> <div></div> <div><div></div></div>	3 3 2 0 2 0 0																										
<div>Steve Kemp, L</div> <div>OBP: 0.360, SLG: 0.304</div> <div>(1, 7)</div>	<div>S S S</div> <div>0-3</div> <div></div> <div><div></div></div>					<div>B B B B</div> <div>4-0</div> <div></div> <div><div></div></div>	<div>X</div> <div>0-0</div> <div></div> <div><div></div></div>					<div>S S S</div> <div>0-3</div> <div></div> <div><div></div></div>					<div>X</div> <div>0-0</div> <div></div> <div><div></div></div>	4 0 1 0 1 2 3																										
<div>George Hendrick, R</div> <div>OBP: 0.283, SLG: 0.314</div> <div>(1, 9)</div>	<div>S S S</div> <div>0-3</div> <div></div> <div><div></div></div>					<div>X</div> <div>0-0</div> <div></div> <div><div>1-2 2-H 3-H</div></div>	<div>X</div> <div>0-0</div> <div></div> <div><div>1-2f</div></div>					<div>X</div> <div>0-0</div> <div></div> <div><div>1-2</div></div>					<div>X</div> <div>0-0</div> <div></div> <div><div></div></div>	5 1 1 2 0 1 4																										
<div>Tony Peña, R</div> <div>OBP: 0.304, SLG: 0.355</div> <div>(1, 2)</div>	<div>X</div> <div>0-0</div> <div></div> <div><div>2-H</div></div>					<div>X</div> <div>0-0</div> <div></div> <div><div>1-2 2-3</div></div>					<div>X</div> <div>0-0</div> <div></div> <div><div></div></div>					<div>X</div> <div>0-0</div> <div></div> <div><div>2-3</div></div>					<div>X</div> <div>0-0</div> <div></div> <div><div>1-2f</div></div>	5 1 4 1 0 0 1																						
<div>Bill Madlock, R</div> <div>OBP: 0.299, SLG: 0.350</div> <div>(1, 5)</div>	<div>X</div> <div>0-0</div> <div></div> <div><div></div></div>					<div>X</div> <div>0-0</div> <div></div> <div><div></div></div>					<div>X</div> <div>0-0</div> <div></div> <div><div></div></div>					<div>X</div> <div>0-0</div> <div></div> <div><div>1-2 3-H</div></div>					<div>X</div> <div>0-0</div> <div></div> <div><div>1-2f</div></div>	4 0 1 1 0 0 5																						
<div>Trench Davis, L</div> <div>OBP: 0.143, SLG: 0.143</div> <div>(1, 8)</div>					<div>X</div> <div>0-0</div> <div></div> <div><div></div></div>	<div>X</div> <div>0-0</div> <div></div> <div><div>1-H 2-H 3-Hf</div></div>					<div>X</div> <div>0-0</div> <div></div> <div><div>1-2f</div></div>					<div>X</div> <div>0-0</div> <div></div> <div><div>1-2f</div></div>					3 1 0 0 0 0 2				AB 38																			
<div>Bill Almon, R</div> <div>OBP: 0.323, SLG: 0.342</div> <div>(7, PH)</div>					<div>S S S</div> <div>0-3</div> <div></div> <div><div></div></div>	<div>X</div> <div>0-0</div> <div></div> <div><div>1-H 2-H 3-Hf</div></div>					<div>X</div> <div>0-0</div> <div></div> <div><div>1-2f</div></div>					<div>X</div> <div>0-0</div> <div></div> <div><div>1-2f</div></div>					1 0 0 0 0 0 2				R 9																			
<div>Johnnie LeMaster, R</div> <div>OBP: 0.145, SLG: 0.170</div> <div>(8, PH)</div>					<div>S S S</div> <div>0-3</div> <div></div> <div><div></div></div>	<div>X</div> <div>0-0</div> <div></div> <div><div>1-H 2-H 3-Hf</div></div>					<div>X</div> <div>0-0</div> <div></div> <div><div>1-2f</div></div>					<div>X</div> <div>0-0</div> <div></div> <div><div>1-2f</div></div>					3 1 1 2 0 1 0				H 13																			
<div>Tim Foli, R</div> <div>OBP: 0.263, SLG: 0.176</div> <div>(8, 6)</div>					<div>S S S</div> <div>0-3</div> <div></div> <div><div></div></div>	<div>X</div> <div>0-0</div> <div></div> <div><div>1-H 2-H 3-Hf</div></div>					<div>X</div> <div>0-0</div> <div></div> <div><div>1-2f</div></div>					<div>X</div> <div>0-0</div> <div></div> <div><div>1-2f</div></div>					1 0 0 0 0 0 0				RBI 6																			
<div>Rick Rhoden, R</div> <div>OBP: 0.185, SLG: 0.185</div> <div>(2, 1)</div>					<div>X</div> <div>0-0</div> <div></div> <div><div></div></div>	<div>S S S</div> <div>0-3</div> <div></div> <div><div></div></div>					<div>X</div> <div>0-3</div> <div></div> <div><div></div></div>					<div>X</div> <div>0-3</div> <div></div> <div><div></div></div>					<div>X</div> <div>0-0</div> <div></div> <div><div></div></div>	3 1 1 2 0 1 0				BB 3																		
<div>Don Robinson, R</div> <div>OBP: 0.309, SLG: 0.303</div> <div>(8, PH)</div>					<div>X</div> <div>0-0</div> <div></div> <div><div></div></div>	<div>S S S</div> <div>0-3</div> <div></div> <div><div></div></div>					<div>X</div> <div>0-3</div> <div></div> <div><div></div></div>					<div>X</div> <div>0-3</div> <div></div> <div><div></div></div>					<div>X</div> <div>0-0</div> <div></div> <div><div></div></div>	1 0 0 0 0 1 0				SO 6																		
<div>John Candelaria, L</div> <div>ERA: 3.6</div> <div>(8, 1)</div>					<div>X</div> <div>0-0</div> <div></div> <div><div></div></div>	<div>S S S</div> <div>0-3</div> <div></div> <div><div></div></div>					<div>X</div> <div>0-3</div> <div></div> <div><div></div></div>					<div>X</div> <div>0-3</div> <div></div> <div><div></div></div>					<div>X</div> <div>0-0</div> <div></div> <div><div></div></div>	1 0 0 0 0 0 0				LOB 17																		
<div>John Candelaria, L</div> <div>ERA: 3.6</div> <div>(8, 1)</div>					<div>X</div> <div>0-0</div> <div></div> <div><div></div></div>	<div>S S S</div> <div>0-3</div> <div></div> <div><div></div></div>					<div>X</div> <div>0-3</div> <div></div> <div><div></div></div>					<div>X</div> <div>0-3</div> <div></div> <div><div></div></div>					<div>X</div> <div>0-0</div> <div></div> <div><div></div></div>	0 0 0 0 0 0 0																						
<div>Inning Stats</div>	R: 2 E: 1 K: 2 S: 10	H: 3 LOB: 1 BB: 0 P: 10	R: 0 E: 0 K: 1 S: 5				H: 0 LOB: 0 BB: 0 P: 5	R: 6 E: 1 K: 1 S: 10	H: 5 LOB: 0 BB: 1 P: 14	R: 0 E: 0 K: 0 S: 3				H: 1 LOB: 1 BB: 1 P: 7	R: 0 E: 0 K: 0 S: 3	H: 1 LOB: 0 BB: 0 P: 3	R: 0 E: 0 K: 1 S: 5	H: 0 LOB: 0 BB: 0 P: 5	R: 1 E: 0 K: 1 S: 7	H: 2 LOB: 2 BB: 1 P: 11	R: 0 E: 0 K: 0 S: 3	H: 0 LOB: 0 BB: 0 P: 3	R: 0 E: 0 K: 0 S: 4	H: 1 LOB: 0 BB: 0 P: 4	1B: 10 2B: 2 3B: 0 HR: 1	SF: 0 SAC: 0 DP: 1 HBP: 0	WP: 0 PB: 0 SB: 0 CS: 1	PA: 41																
<div>PITCHER</div>	IP WLS BF H R ER SO BB IBB HBP BLK WP HR S P ERA WHIP	2.0  8 2 1 1 1 1 0 0 0 0 0 1 9 13 4.50 1.500	2.0 W 6 1 0 0 1 0 0 0 0 0 0 8 8 0.00 0.500	3.0 S 13 3 1 1 1 1 0 0 0 0 0 0 14 18 3.00 1.333	<div>PITCHER</div> <div>IP WLS BF H R ER SO BB IBB HBP BLK WP HR S P ERA WHIP</div>																																							
<div>John Stuper, R</div> <div>ERA: 5.65</div> <div>(1, 1)</div>																																												
<div>Ron Robinson, R</div> <div>ERA: 2.61</div> <div>(3, 1)</div>																																												
<div>Frank Pastore, R</div> <div>ERA: 5.59</div> <div>(5, 1)</div>																																												
<div>John Franco, L</div> <div>ERA: 3.6</div> <div>(7, 1)</div>																																												





San Diego Padres @ Cincinnati Reds  
Riverfront Stadium, Cincinnati, OH  
Fri Jun 07 1985, 7:05 PM EDT  
Unknown





Batter	1		2		3		4		5		6		7		8		9		10		11		AB	R	H	RBI	BB	SO	LOB	TOP	
<div>Tim Flannery, L</div> <div>OBP: 0.391, SLG: 0.374</div> <div>(1, 4)</div>	X	0-0 6-3 <sup>①</sup>			X	0-0 6-3 <sup>②</sup>			X	0-0 1B 1B			X	0-0 WP 1B 2B			X	0-0 4-3 <sup>①</sup>			X	0-0 F9 <sup>①</sup>	6	1	2	0	0	0	1	<div>San Diego Padres @ Cincinnati Reds</div> <div>Riverfront Stadium, Cincinnati, OH</div> <div>Fri Jun 07 1985, 7:05 PM EDT</div> <div>Att. 37,753 - Unknown</div>	
<div>Tony Gwynn, L</div> <div>OBP: 0.368, SLG: 0.466</div> <div>(1, 9)</div>	X	0-0 FC6-4 1B			X	0-0 4-3 <sup>③</sup>			X	0-0 1-2 1B			X	4-0 WP 1B IBB			X	0-0 5-3 <sup>②</sup>			X	0-0 HR	5	2	3	1	1	0	1		
<div>Steve Garvey, R</div> <div>OBP: 0.308, SLG: 0.481</div> <div>(1, 3)</div>	X	0-0 FC6-4 1-2f					X	0-0 F4 <sup>①</sup>	X	0-0 6-3 <sup>③</sup>			X	0-0 1-H 2-H 1B			X	0-0 2B				0-3 K <sup>②</sup>	6	0	2	2	0	1	3		
<div>Terry Kennedy, L</div> <div>OBP: 0.328, SLG: 0.458</div> <div>(1, 2)</div>	X	0-0 4-3 <sup>③</sup>					BBBB	4-0 G3 1B BB			X	0-0 G4-3 2B	X	0-0 F5 <sup>③</sup>			X	0-0 4-3 <sup>③</sup>				0-3 K <sup>③</sup>	5	0	1	0	1	1	3		
<div>Kevin McReynolds, R</div> <div>OBP: 0.333, SLG: 0.434</div> <div>(1, 8)</div>			X	0-0 F8 <sup>①</sup>			X	0-0 1-2 G3 1B			X	0-0 G4-3 1B			X	0-0 G6-3 1B			X	0-0 1B 1B				5	0	4	0	0	0	0	<div>livebaseballscorecards.com</div> <div>AB46</div> <div>R3</div> <div>H15</div> <div>RBI3</div> <div>BB3</div> <div>SO4</div> <div>LOB24</div>
<div>Graig Nettles, L</div> <div>OBP: 0.385, SLG: 0.353</div> <div>(1, 5)</div>			X	0-0 6-3 <sup>②</sup>			X	0-0 G3 <sup>②</sup>			X	0-0 G4-3 <sup>①</sup> <sup>②</sup>			X	0-0 G6-3 <sup>①</sup> <sup>②</sup>			X	0-0 F9 <sup>①</sup>				5	0	0	0	0	0	6	
<div>Carmelo Martinez, R</div> <div>OBP: 0.350, SLG: 0.510</div> <div>(1, 7)</div>			X	0-0 F6 <sup>③</sup>			X	0-0 1-3 <sup>③</sup>			SSSS	0-3 K <sup>③</sup>			BBBB	4-0 1B BB			X	0-0 1-3 1B				4	0	1	0	1	1	3	
<div>Garry Templeton, S</div> <div>OBP: 0.314, SLG: 0.394</div> <div>(1, 6)</div>					X	0-0 6-3 S 1B			X	0-0 F9 <sup>①</sup>			X	0-0 1-3 <sup>①</sup>	X	0-0 1-2 1B			X	0-0 F5 <sup>②</sup>				5	0	2	0	0	0	2	
<div>Eric Show, R</div> <div>OBP: 0.083, SLG: 0.083</div> <div>Rich Gossage, R</div> <div>Al Bumbry, L</div> <div>OBP: 0.304, SLG: 0.295</div> <div>Craig Lefferts, L</div> <div>OBP: 0.500, SLG: 0.500</div> <div>(1, 1)</div> <div>(8, 1)</div> <div>(10, PH)</div> <div>(10, 1)</div>					SSSS	0-3 K <sup>①</sup>			X	0-0 4-3 <sup>②</sup>			X	0-0 6-3 <sup>②</sup>	X	0-0 F6 <sup>③</sup>			X	0-0 F8 <sup>③</sup>				4	0	0	0	0	1	3	<div>SD</div>
Inning Stats	R: 0 E: 0 S: 4	H: 1 LOB: 1 BB: 0 P: 4	R: 0 E: 0 S: 3	H: 0 LOB: 0 BB: 0 P: 3	R: 0 E: 0 K: 1 S: 6	H: 1 LOB: 1 BB: 0 P: 6	R: 0 E: 0 K: 0 S: 4	H: 1 LOB: 2 BB: 1 P: 8	R: 0 E: 0 K: 1 S: 5	H: 2 LOB: 2 BB: 0 P: 5	R: 0 E: 0 K: 1 S: 6	H: 2 LOB: 1 BB: 0 P: 6	R: 2 E: 0 K: 0 S: 5	H: 2 LOB: 1 BB: 1 P: 9	R: 0 E: 0 K: 0 S: 4	H: 2 LOB: 2 BB: 1 P: 8	R: 0 E: 0 K: 0 S: 4	H: 1 LOB: 1 BB: 0 P: 4	R: 0 E: 0 K: 2 S: 5	H: 2 LOB: 2 BB: 0 P: 5	R: 1 E: 0 K: 2 S: 8	H: 1 LOB: 0 BB: 0 P: 8	1B: 11 2B: 3 3B: 0 HR: 1	SF: 0 SAC: 0 DP: 2 HBP: 0	WP: 1 PB: 0 SB: 1 CS: 0	PA: 49					
PITCHER	IP	WLS	BF	H	R	ER	SO	BB	IBB	HBP	BLK	WP	HR	S	P	ERA	WHIP														
Jay Tibbs, R	8.0		36	11	2	2	2	2	1	0	0	0	0	37	49	2.25	1.625														
John Franco, L	1.0		4	1	0	0	0	0	0	0	0	0	0	4	4	0.00	1.000														
Ted Power, R	2.0	L	9	3	1	1	2	0	0	0	0	0	1	13	13	4.50	1.500														





















Batter	1		2		3		4		5		6		7		8		9		AB	R	H	RBI	BB	SO	LOB	BOTTOM																																																																																																																																																																																																																																																																																																																																																																																																																																																																																																																																																																																																																																																																																																																																																							
<div>Gary Redus, R</div> <div>OBP: 0.411, SLG: 0.489</div> <div>John Franco, L</div>	(1, 8)	X	0-0	6-3	(1)	X	0-0	F5	(3)					B B B B	4-0	G4-6-3	BB		0-3	(2)							3	0	0	0	1	1	2		<div>Los Angeles Dodgers @ Cincinnati Reds</div> <div>Riverfront Stadium, Cincinnati, OH</div> <div>Mon Jun 10 1985, 7:05 PM EDT</div> <div>Att. 18,064 - Unknown</div>																																																																																																																																																																																																																																																																																																																																																																																																																																																																																																																																																																																																																																																																																																																																														
<div>Dave Concepcion, R</div> <div>OBP: 0.324, SLG: 0.412</div>	(1, 6)	X	0-0	1B	2B			X	0-0	F8	(1)		X	0-0	G4-6-3	(2)	(3)		0-3	(3)							4	1	1	0	0	1	2																																																																																																																																																																																																																																																																																																																																																																																																																																																																																																																																																																																																																																																																																																																																																
<div>Dave Parker, L</div> <div>OBP: 0.360, SLG: 0.521</div>	(1, 9)	S S S S	0-3	K	(2)			X	0-0	F8	(2)		X	0-0	F8	(1)		X	0-0	F8	(1)						4	1	1	0	0	1	1																																																																																																																																																																																																																																																																																																																																																																																																																																																																																																																																																																																																																																																																																																																																																
<div>Tony Perez, R</div> <div>OBP: 0.512, SLG: 0.800</div>	(1, 3)	X	0-0	HR	1B	2-H		X	0-0	F1	(3)		X	0-0	1B	1B	2-H		X	0-0	6-3	(2)				4	1	2	2	0	0	0																																																																																																																																																																																																																																																																																																																																																																																																																																																																																																																																																																																																																																																																																																																																																	
<div>Alan Knicely, R</div> <div>OBP: 0.389, SLG: 0.590</div>	(1, 2)	X	0-0	HR	HR	1-H		X	0-0	F9	(1)			0-3	K	(1)		X	0-0	F8	(3)					4	1	1	2	0	1	1																																																																																																																																																																																																																																																																																																																																																																																																																																																																																																																																																																																																																																																																																																																																																	
<div>Cesar Cedeno, R</div> <div>OBP: 0.320, SLG: 0.338</div> <div>Eddie Milner, L</div> <div>OBP: 0.314, SLG: 0.252</div>	(1, 7)	X	0-0	F5	(3)			X	0-0	FC6-4	1B		X	0-0	G4-6-3	1-2	1B		X	0-0	G4-6-3	(2)	(3)			3	0	2	0	0	0	0		1	0	0	0	0	1	0																																																																																																																																																																																																																																																																																																																																																																																																																																																																																																																																																																																																																																																																																																																																									
<div>Nick Esasky, R</div> <div>OBP: 0.307, SLG: 0.364</div>	(1, 5)				H	1-0	FC3-6	HBP		X	0-0	FC6-4	1-2f	FC6-4	(2)		X	0-0	G4-6-3	(2)	(3)					3	0	0	0	0	1	3																																																																																																																																																																																																																																																																																																																																																																																																																																																																																																																																																																																																																																																																																																																																																	
<div>Ron Oester, S</div> <div>OBP: 0.345, SLG: 0.386</div>	(1, 4)				S S S S	0-3	K	(1)		X	0-0	FC6-4	1-2f		(3)			X	0-0	3-1	(1)				X	0-0	WP	1B		4	0	1	0	0	1	2																																																																																																																																																																																																																																																																																																																																																																																																																																																																																																																																																																																																																																																																																																																																													
<div>John Stuper, R</div> <div>OBP: 0.235, SLG: 0.071</div> <div>Frank Pastore, R</div> <div>OBP: 0.250, SLG: 0.500</div> <div>Max Venable, L</div> <div>OBP: 0.500, SLG: 0.600</div>	(1, 1)				X	0-0	FC3-6	1-2f		X	0-0	6-3	(1)			B B B B			X	0-0	3-1	(3)				X	0-0	1-2		1	0	0	0	0	0	1																																																																																																																																																																																																																																																																																																																																																																																																																																																																																																																																																																																																																																																																																																																																													
Inning Stats	R: 3 E: 0 K: 1 S: 8	H: 3 LOB: 0 BB: 0 P: 8	R: 0 E: 0 K: 1 S: 5	H: 0 LOB: 1 BB: 0 P: 6	R: 0 E: 0 K: 0 S: 3	H: 0 LOB: 0 BB: 0 P: 3	R: 0 E: 0 K: 0 S: 4	H: 1 LOB: 1 BB: 0 P: 4	R: 0 E: 0 K: 0 S: 2	H: 0 LOB: 0 BB: 1 P: 6	R: 1 E: 0 K: 1 S: 7	H: 3 LOB: 1 BB: 0 P: 7	R: 0 E: 0 K: 2 S: 7	H: 0 LOB: 1 BB: 1 P: 11	R: 0 E: 0 K: 0 S: 3	H: 0 LOB: 0 BB: 0 P: 3	R: 0 E: 0 K: 2 S: 8	H: 1 LOB: 1 BB: 0 P: 8	1B: 5 2B: 2 3B: 0 HR: 1	SF: 0 SAC: 0 DP: 2 HBP: 1	WP: 1 PB: 0 SB: 1 CS: 0	PA: 36																																																																																																																																																																																																																																																																																																																																																																																																																																																																																																																																																																																																																																																																																																																																																											
PITCHER	IP	WLS	BF	H	R	ER	SO	BB	IBB	HBP	BLK	WP	HR	S	P	ERA	WHIP	IP	WLS	BF	H	R	ER	SO	BB	IBB	HBP	BLK	WP	HR	S	P	ERA	WHIP																																																																																																																																																																																																																																																																																																																																																																																																																																																																																																																																																																																																																																																																																																																																															
<div>Rick Honeycutt, L</div> <div>ERA: 2.49</div>	(1, 1)			5.1	W	24	7	4	4	3	1	0	1	28	33	6.75	1.500																																																																																																																																																																																																																																																																																																																																																																																																																																																																																																																																																																																																																																																																																																																																																																

Batter	1	2	3	4	5	6	7	8	9	10	11	AB	R	H	RBI	BB	SO	LOB	TOP																						
<div>Gary Redus, R</div> <div>OBP: 0.411, SLG: 0.479</div> <div>(1, 7)</div> <div>X</div> <div>0-0</div> <div>F8</div> <div>1</div>	<div>Eddie Milner, L</div> <div>OBP: 0.309, SLG: 0.248</div> <div>(1, 8)</div> <div>S</div> <div>0-3</div> <div>K</div> <div>2</div>	<div>Pete Rose, S</div> <div>OBP: 0.400, SLG: 0.375</div> <div>(1, 3)</div> <div>X</div> <div>0-0</div> <div>6-3</div> <div>3</div>	<div>Dave Parker, L</div> <div>OBP: 0.361, SLG: 0.532</div> <div>(1, 9)</div> <div>S</div> <div>0-3</div> <div>K</div> <div>1</div>	<div>Duane Walker, L</div> <div>OBP: 0.316, SLG: 0.469</div> <div>(11, 9)</div> <div>X</div> <div>0-0</div> <div>5-3</div> <div>2</div>	<div>Alan Knicely, R</div> <div>OBP: 0.383, SLG: 0.568</div> <div>(1, 2)</div> <div>X</div> <div>0-0</div> <div>5-3</div> <div>2</div>	<div>Max Venable, L</div> <div>OBP: 0.500, SLG: 0.600</div> <div>(10, PR)</div> <div>X</div> <div>0-0</div> <div>5-3</div> <div>2</div>	<div>Dave Vangorder, R</div> <div>OBP: 0.272, SLG: 0.294</div> <div>(10, 2)</div> <div>X</div> <div>0-0</div> <div>6-3</div> <div>3</div>	<div>Ron Oester, S</div> <div>OBP: 0.341, SLG: 0.380</div> <div>(1, 4)</div> <div>X</div> <div>0-0</div> <div>6-3</div> <div>3</div>	<div>Wayne Krenchicki, L</div> <div>OBP: 0.346, SLG: 0.380</div> <div>(1, 5)</div> <div>S</div> <div>0-3</div> <div>K</div> <div>1</div>	<div>Nick Esasky, R</div> <div>OBP: 0.315, SLG: 0.364</div> <div>(10, PH)</div> <div>X</div> <div>0-0</div> <div>L8</div> <div>2</div>	<div>Tom Foley, L</div> <div>OBP: 0.174, SLG: 0.206</div> <div>(1, 6)</div> <div>X</div> <div>0-0</div> <div>5-3</div> <div>2</div>	<div>Ted Power, R</div> <div>(8, 1)</div> <div>X</div> <div>0-0</div> <div>5-3</div> <div>2</div>	<div>Tony Perez, R</div> <div>OBP: 0.500, SLG: 0.778</div> <div>(10, PH)</div> <div>X</div> <div>0-0</div> <div>4-3</div> <div>3</div>	<div>John Franco, L</div> <div>OBP: 0.500, SLG: 0.500</div> <div>(10, 1)</div> <div>X</div> <div>0-0</div> <div>4-3</div> <div>3</div>	<div>Jay Tibbs, R</div> <div>OBP: 0.125, SLG: 0.067</div> <div>(1, 1)</div> <div>X</div> <div>0-0</div> <div>6-3</div> <div>1</div>	<div>Dave Concepcion, R</div> <div>OBP: 0.329, SLG: 0.416</div> <div>(8, 6)</div> <div>S</div> <div>0-3</div> <div>K</div> <div>3</div>	<div>Inning Stats</div>	R: 0 E: 0 K: 1 S: 5	H: 0 LOB: 0 BB: 0 P: 5	R: 0 E: 0 K: 1 S: 5	H: 0 LOB: 0 BB: 0 P: 5	R: 0 E: 0 K: 2 S: 7	H: 0 LOB: 0 BB: 0 P: 7	R: 2 E: 0 K: 0 S: 4	H: 1 LOB: 0 BB: 1 P: 8	R: 0 E: 0 K: 1 S: 5	H: 0 LOB: 0 BB: 0 P: 5	R: 0 E: 0 K: 0 S: 3	H: 0 LOB: 0 BB: 0 P: 3	R: 0 E: 0 K: 0 S: 3	H: 0 LOB: 0 BB: 0 P: 3	R: 0 E: 0 K: 0 S: 3	H: 0 LOB: 0 BB: 0 P: 3	R: 0 E: 0 K: 1 S: 5	H: 0 LOB: 2 BB: 2 P: 13	R: 7 E: 0 K: 1 S: 12	H: 7 LOB: 2 BB: 2 P: 20	1B: 8 2B: 0 3B: 0 HR: 1	SF: 0 SAC: 1 DP: 1 HBP: 0	WP: 0 PB: 0 SB: 3 CS: 0	PA: 47
<div>PITCHER</div> <div>Steve Shields, R</div> <div>ERA: 3.65</div> <div>(1, 1)</div> <div>IP</div> <div>WLS</div> <div>BF</div> <div>H</div> <div>R</div> <div>ER</div> <div>SO</div> <div>BB</div> <div>IBB</div> <div>HBP</div> <div>BLK</div> <div>WP</div> <div>HR</div> <div>S</div> <div>P</div> <div>ERA</div> <div>WHIP</div>	8.0		26	1	2	2	5	1	0	0	0	0	0	1	35	39	2.25	0.250																							
<div>Rick Camp, R</div> <div>ERA: 3.46</div> <div>(9, 1)</div> <div>IP</div> <div>WLS</div> <div>BF</div> <div>H</div> <div>R</div> <div>ER</div> <div>SO</div> <div>BB</div> <div>IBB</div> <div>HBP</div> <div>BLK</div> <div>WP</div> <div>HR</div> <div>S</div> <div>P</div> <div>ERA</div> <div>WHIP</div>	1.0		4	1	0	0	0	0	0	0	0	0	0	0	4	4	0.00	1.000																							
<div>Terry Forster, L</div> <div>ERA: 1.3</div> <div>(10, 1)</div> <div>IP</div> <div>WLS</div> <div>BF</div> <div>H</div> <div>R</div> <div>ER</div> <div>SO</div> <div>BB</div> <div>IBB</div> <div>HBP</div> <div>BLK</div> <div>WP</div> <div>HR</div> <div>S</div> <div>P</div> <div>ERA</div> <div>WHIP</div>	0.2		4	0	0	0	0	1	1	0	0	0	0	0	2	10	0.00	1.500																							
<div>Jeff Dedmon, R</div> <div>ERA: 2.38</div> <div>(10, 1)</div> <div>IP</div> <div>WLS</div> <div>BF</div> <div>H</div> <div>R</div> <div>ER</div> <div>SO</div> <div>BB</div> <div>IBB</div> <div>HBP</div> <div>BLK</div> <div>WP</div> <div>HR</div> <div>S</div> <div>P</div> <div>ERA</div> <div>WHIP</div>	0.1		1	0	0	0	1	0	0	0	0	0	0	0	3	3	0.00	0.000																							
<div>Gene Garber, R</div> <div>ERA: 6.21</div> <div>(11, 1)</div> <div>IP</div> <div>WLS</div> <div>BF</div> <div>H</div> <div>R</div> <div>ER</div> <div>SO</div> <div>BB</div> <div>IBB</div> <div>HBP</div> <div>BLK</div> <div>WP</div> <div>HR</div> <div>S</div> <div>P</div> <div>ERA</div> <div>WHIP</div>	0.1	L	4	2	3	3	0	1	0	0	0	0	0	0	3	7	81.00	9.000																							









Batter	1	2	3	4	5	6	7	8	9	AB R H RBI BB SO LOB	BOTTOM
<div>Brad Komminsk, R(1, 9)<div>OBP: 0.333, SLG: 0.294</div></div> <div><div></div><div>HR</div><div>2B</div></div>	<div>0-0</div> <div><div></div><div>HR</div><div>2B</div></div>		<div>0-0</div> <div><div>F9</div><div></div></div>			<div>0-0</div> <div><div>F4</div><div></div></div>		<div>0-0</div> <div><div>F4</div><div></div></div>		4 1 1 0 0 0 0	<div>Cincinnati Reds @ Atlanta Braves</div> <div>Atlanta-Fulton County Stadium, Atlanta, GA</div> <div>Fri Jun 14 1985, 7:05 PM EDT</div> <div>Att. 26,322 - Unknown</div> <div>livebaseballscorecards.com</div>
<div>Ken Oberkfell, L(1, 5)<div>OBP: 0.313, SLG: 0.370</div></div> <div><div></div><div>HR</div><div></div></div>	<div>0-0</div> <div><div>2-H</div><div>HR</div><div></div></div>		<div>0-0</div> <div><div>L9</div><div></div></div>			<div>0-0</div> <div><div>L9</div><div></div></div>		<div>0-0</div> <div><div>E</div><div>1B</div><div></div></div>		4 2 2 2 0 0 0	
<div>Dale Murphy, R(1, 8)<div>OBP: 0.362, SLG: 0.565</div></div> <div><div></div><div>5-3</div><div></div></div>	<div>0-0</div> <div><div>5-3</div><div></div></div>		<div>0-3</div> <div><div>K</div><div></div></div>			<div>0-0</div> <div><div>L7</div><div></div></div>		<div>0-0</div> <div><div>E5</div><div>HR</div><div>1-H</div></div>		4 1 0 0 0 1 0	
<div>Bob Horner, R(1, 3)<div>OBP: 0.316, SLG: 0.452</div></div> <div><div></div><div>F7</div><div></div></div>	<div>0-0</div> <div><div>F7</div><div></div></div>		<div>0-0</div> <div><div>F8</div><div></div></div>			<div>0-0</div> <div><div>WP</div><div>SF7</div><div>2B</div></div>		<div>0-0</div> <div><div>HR</div><div></div></div>		4 2 2 2 0 0 0	
<div>Terry Harper, R(1, 7)<div>OBP: 0.307, SLG: 0.376</div></div> <div><div>B</div><div>B</div><div>B</div><div>B</div><div>S</div><div>BB</div></div>	<div>4-0</div> <div><div>S</div><div>BB</div><div></div></div>		<div>0-0</div> <div><div>F9</div><div></div></div>			<div>4-0</div> <div><div>BB</div><div>2-3</div><div>BB</div></div>	<div>0-3</div> <div><div>3-H</div><div>K</div><div></div></div>	<div>0-3</div> <div><div>K</div><div></div></div>		2 0 0 0 2 1 0	
<div>Paul Runge, R(1, 6)<div>OBP: 0.273, SLG: 0.111</div></div> <div><div></div><div>5-3</div><div>1-2</div></div>	<div>0-0</div> <div><div>5-3</div><div>1-2</div><div></div></div>		<div>0-0</div> <div><div>F7</div><div></div></div>			<div>0-0</div> <div><div>F4</div><div></div></div>	<div>0-0</div> <div><div>1</div><div>BB</div><div>BB</div><div>BB</div><div>BB</div><div>2B</div><div>BB</div></div>	<div>4-0</div> <div><div>2B</div><div>BB</div><div></div></div>		3 0 0 0 1 0 3	
<div>Glenn Hubbard, R(1, 4)<div>OBP: 0.348, SLG: 0.314</div></div> <div></div>		<div>0-0</div> <div><div>6-3</div><div></div></div>			<div>0-0</div> <div><div>5-3</div><div></div></div>		<div>4-0</div> <div><div>1-2</div><div>BB</div><div></div></div>	<div>0-0</div> <div><div>1-3</div><div>2B</div><div></div></div>		3 0 1 0 1 0 0	<div>AB29</div> <div>R6</div> <div>H6</div> <div>RBI5</div> <div>BB4</div> <div>SO3</div> <div>LOB5</div>
<div>Larry Owen, R(1, 2)<div>OBP: 0.452, SLG: 0.444</div></div> <div>Gerald Perry, L(7, PH)<div>OBP: 0.268, SLG: 0.260</div></div> <div>Rick Cerone, R(8, 2)<div>OBP: 0.299, SLG: 0.302</div></div>		<div>0-0</div> <div><div>F8</div><div></div></div>			<div>0-3</div> <div><div>K</div><div></div></div>		<div>0-0</div> <div><div>SF7</div><div></div></div>			2 0 0 0 0 1 0 0 0 0 1 0 0 0 0 0 0 0 0 0 0	<div>Braves</div>
<div>Zane Smith, L(1, 1)<div></div></div> <div>Chris Chambliss, L(7, PH)<div>OBP: 0.274, SLG: 0.255</div></div> <div>Bruce Sutter, R(8, 1)<div></div></div>		<div>0-0</div> <div><div>F5</div><div></div></div>			<div>0-0</div> <div><div>4-3</div><div></div></div>		<div>0-0</div> <div><div>L8</div><div></div></div>			2 0 0 0 0 0 0 1 0 0 0 0 0 2 0 0 0 0 0 0 0	
<div>Inning Stats</div>	<div>R: 2H: 2E: 0LOB: 1K: 0BB: 1S: 5</div>	<div>R: 0H: 0E: 0LOB: 0K: 0BB: 0S: 3</div>	<div>R: 0H: 0E: 0LOB: 0K: 1BB: 0S: 5</div>	<div>R: 0H: 0E: 0LOB: 0K: 0BB: 0S: 3</div>	<div>R: 0H: 0E: 0LOB: 0K: 1BB: 0P: 5</div>	<div>R: 0H: 0E: 0LOB: 0K: 1BB: 0P: 5</div>	<div>R: 0H: 0E: 0LOB: 0K: 0BB: 0S: 3</div>	<div>R: 1H: 1E: 0LOB: 2K: 0BB: 2S: 4</div>	<div>R: 3H: 3E: 1LOB: 2K: 1BB: 1S: 8</div>	<div>1B: 12B: 33B: 0HR: 2SF: 1SAC: 0DP: 0HBP: 0</div>	<div>WP: 1PB: 0SB: 1CS: 0PA: 34</div>
<div>PITCHERMario Soto, R(1, 1)<div>ERA: 2.93</div></div>	<div>IP8.0WLSLBF34H6R6ER5SO3BB4IBB0HBP0BLK0WP1HR2S36P52ERA5.62WHIP1.250</div>						<div>PITCHER</div>	<div>IPWLSBFBHREERSOBBIBBHBPBLKWPHRSSPERAWHIP</div>			







Batter	1		2		3		4		5		6		7		8		9		10		AB R H RBI BB SO LOB		TOP
<div>Gary Redus, R</div> <div>OBP: 0.410, SLG: 0.519</div> <div>(1, 7)</div>	<div>X</div> <div>0-0</div> <div>F5</div> <div><div></div></div>	<div>X</div> <div>0-0</div> <div><div></div></div> <div>HR</div> <div><div></div></div>		<div>X</div> <div>0-0</div> <div><div></div></div> <div>1-2</div> <div>1B</div> <div><div></div></div>		<div>X</div> <div>0-0</div> <div>FC6-4</div> <div><div></div></div>				<div>X</div> <div>0-0</div> <div>1-3</div> <div>1B</div> <div>2B</div> <div><div></div></div>					<div>X</div> <div>0-0</div> <div>1-3</div> <div>2-3</div> <div><div></div></div>					5 2 3 4 0 0 1	<div>Cincinnati Reds @ Atlanta Braves</div> <div>Atlanta-Fulton County Stadium, Atlanta, GA</div> <div>Sun Jun 16 1985, 3:33 AM EDT</div> <div>Att. 24,863 - Unknown</div>		
<div>Max Venable, L</div> <div>OBP: 0.385, SLG: 0.455</div> <div>(1, 8)</div>	<div>X</div> <div>0-0</div> <div>F8</div> <div><div></div></div>	<div>B</div> <div>0-0</div> <div><div></div></div> <div>CS</div> <div>BB</div> <div><div></div></div>		<div>X</div> <div>0-0</div> <div>F8</div> <div><div></div></div>				<div>X</div> <div>0-0</div> <div>B1-3</div> <div><div></div></div>		<div>X</div> <div>0-0</div> <div>1-3</div> <div>2-3</div> <div><div></div></div>					4 0 0 0 1 0 3								
<div>Pete Rose, S</div> <div>OBP: 0.402, SLG: 0.371</div> <div>(1, 3)</div> <div>Ted Power, R</div> <div>(9, 1)</div> <div>John Franco, L</div> <div>OBP: 0.500, SLG: 0.500</div> <div>(10, 1)</div>	<div>X</div> <div>0-0</div> <div><div></div></div> <div>BB</div> <div>1B</div> <div><div></div></div>	<div>B</div> <div>0-0</div> <div>CS</div> <div>1-2</div> <div><div></div></div>	<div>B</div> <div>4-0</div> <div>4-3</div> <div>BLK</div> <div>BB</div> <div><div></div></div>		<div>X</div> <div>0-0</div> <div>F7</div> <div><div></div></div>		<div>X</div> <div>0-0</div> <div>4-3</div> <div><div></div></div>		<div>X</div> <div>0-0</div> <div>1B</div> <div>1B</div> <div><div></div></div>					4 0 2 1 1 0 0 0 0 0 0 0 0 0 0 0 0 0 0 0 0									
<div>Dave Parker, L</div> <div>OBP: 0.357, SLG: 0.511</div> <div>(1, 9)</div>	<div>B</div> <div>4-0</div> <div><div></div></div> <div>1-2</div> <div>BB</div> <div><div></div></div>		<div>X</div> <div>0-0</div> <div>L4</div> <div><div></div></div>		<div>X</div> <div>0-0</div> <div>4-3</div> <div><div></div></div>		<div>X</div> <div>0-0</div> <div>2-3</div> <div><div></div></div>		<div>X</div> <div>0-0</div> <div>1-3</div> <div>FC5-4</div> <div>1B</div> <div><div></div></div>					4 0 1 0 1 0 1									
<div>Alan Knicely, R</div> <div>OBP: 0.358, SLG: 0.527</div> <div>(1, 2)</div>	<div>S</div> <div>0-3</div> <div>K</div> <div><div></div></div>		<div>X</div> <div>0-0</div> <div>4-3</div> <div>1-3</div> <div><div></div></div>		<div>X</div> <div>0-0</div> <div>1B</div> <div><div></div></div>			<div>S</div> <div>0-3</div> <div>K</div> <div><div></div></div>	<div>X</div> <div>0-0</div> <div>FC5-4</div> <div><div></div></div>					5 0 1 0 0 2 5									
<div>Dave Concepcion, R</div> <div>OBP: 0.335, SLG: 0.425</div> <div>(1, 6)</div>		<div>X</div> <div>0-0</div> <div>4-3</div> <div>1B</div> <div>HR</div> <div>1B</div> <div><div></div></div>	<div>X</div> <div>0-0</div> <div>3-1</div> <div><div></div></div>		<div>X</div> <div>0-0</div> <div>F6</div> <div><div></div></div>		<div>X</div> <div>0-0</div> <div>6-3</div> <div><div></div></div>		<div>X</div> <div>0-0</div> <div>F9</div> <div><div></div></div>					5 1 1 0 0 0 2									
<div>Ron Oester, S</div> <div>OBP: 0.335, SLG: 0.373</div> <div>(1, 4)</div> <div>Tom Foley, L</div> <div>OBP: 0.171, SLG: 0.203</div> <div>(8, 4)</div>		<div>X</div> <div>0-0</div> <div>1-2</div> <div>HR</div> <div>1B</div> <div><div></div></div>		<div>X</div> <div>0-0</div> <div>L3</div> <div><div></div></div>		<div>X</div> <div>0-0</div> <div>F4</div> <div><div></div></div>		<div>X</div> <div>0-0</div> <div>4-3</div> <div><div></div></div>		<div>X</div> <div>0-0</div> <div>F5</div> <div><div></div></div>					4 1 1 0 0 0 0 1 0 0 0 0 0 0								
<div>Wayne Krenchicki, L</div> <div>OBP: 0.345, SLG: 0.360</div> <div>(1, 5)</div> <div>Nick Esasky, R</div> <div>OBP: 0.347, SLG: 0.397</div> <div>(6, PH)</div> <div>(6, 5)</div>		<div>X</div> <div>0-0</div> <div>4-3</div> <div>1-2</div> <div>2-3</div> <div><div></div></div>		<div>X</div> <div>0-0</div> <div>F5</div> <div><div></div></div>		<div>B</div> <div>4-0</div> <div>FC6-4</div> <div>BB</div> <div><div></div></div>			<div>B</div> <div>4-0</div> <div>5-3</div> <div>2B</div> <div>BB</div> <div><div></div></div>	<div>X</div> <div>0-0</div> <div><div></div></div> <div>HR</div> <div><div></div></div>				2 0 0 0 0 0 2 1 2 1 1 2 0 0									
<div>Tom Browning, L</div> <div>OBP: 0.160, SLG: 0.045</div> <div>(1, 1)</div> <div>Ron Robinson, R</div> <div>(3, 1)</div> <div>Cesar Cedeno, R</div> <div>OBP: 0.321, SLG: 0.333</div> <div>(6, PH)</div> <div>Tom Hume, R</div> <div>(6, 1)</div> <div>Tony Perez, R</div> <div>OBP: 0.480, SLG: 0.732</div> <div>(9, PH)</div> <div>(9, 3)</div>		<div>S</div> <div>0-3</div> <div>K</div> <div><div></div></div>		<div>X</div> <div>0-0</div> <div>E6</div> <div><div></div></div>		<div>X</div> <div>0-0</div> <div>F4</div> <div><div></div></div>		<div>X</div> <div>0-0</div> <div>5-3</div> <div>1-2</div> <div><div></div></div>	<div>X</div> <div>0-0</div> <div>F7</div> <div><div></div></div>					1 0 0 0 0 1 2 1 0 0 0 0 0 0 1 0 0 0 0 0 1 0 0 0 0 0 0 0 2 0 0 0 0 0 1									
Inning Stats	R: 0 E: 0 K: 1 S: 6	H: 1 LOB: 2 BB: 1 P: 10	R: 3 E: 0 K: 1 S: 7	H: 3 LOB: 0 BB: 1 P: 11	R: 0 E: 0 K: 0 S: 3	H: 0 LOB: 1 BB: 1 P: 7	R: 0 E: 1 K: 0 S: 5	H: 1 LOB: 2 BB: 0 P: 5	R: 0 E: 0 K: 0 S: 4	H: 1 LOB: 1 BB: 0 P: 4	R: 0 E: 0 K: 0 S: 3	H: 0 LOB: 0 BB: 0 P: 3	R: 0 E: 0 K: 1 S: 5	H: 0 LOB: 0 BB: 0 P: 5	R: 2 E: 0 K: 0 S: 6	H: 3 LOB: 2 BB: 1 P: 10	R: 1 E: 0 K: 0 S: 4	H: 1 LOB: 0 BB: 0 P: 4	1B: 7 2B: 1 3B: 0 HR: 2	SF: 0 SAC: 0 DP: 0 HBP: 0	WP: 0 PB: 0 SB: 0 CS: 1	PA: 46	
PITCHER	IP	WLS	BF	H	R	ER	SO	BB	IBB	HBP	BLK	WP	HR	S	P	ERA	WHIP						
<div>Rick Mahler, R</div> <div>ERA: 3.2</div> <div>(1, 1)</div>	5.0		24	6	3	3	2	3	0	0	1	0	1	25	37	5.40	1.800						
<div>Terry Forster, L</div> <div>ERA: 1.21</div> <div>(6, 1)</div>	2.0		7	0	0	0	0	1	0	0	0	0	0	6	10	0.00	0.500						
<div>Bruce Sutter, R</div> <div>ERA: 3.35</div> <div>(8, 1)</div>	3.0	L	14	4	3	3	1	1	0	0	0	0	1	15	19	9.00	1.667						











Cincinnati Reds @ San Francisco Giants  
Candlestick Park, San Francisco, CA  
Tue Jun 18 1985, 6:33 AM EDT  
Att. 5,961 - Unknown

















Batter	1		2		3		4		5		6		7		8		9		AB	R	H	RBI	BB	SO	LOB	TOP
<div>Claudell Washington, L</div> <div>OBP: 0.324, SLG: 0.433</div> <div>(1, 9)</div> <div>B B B</div>	<div>4-0</div> <div></div> <div>BB</div>	<div>X</div>	<div>0-0</div> <div></div> <div>F7</div>	<div>③</div>		<div>B B B B</div>	<div>4-0</div> <div></div> <div>BB</div>	<div>③</div>		<div>X</div>	<div>0-0</div> <div></div> <div>SF7</div>	<div>3B</div>	<div>X</div>	<div>0-0</div> <div></div> <div>HR</div>	<div>1-H</div>			3	2	2	2	2	0	3	<div>Atlanta Braves @ Cincinnati Reds</div> <div>Riverfront Stadium, Cincinnati, OH</div> <div>Fri Jun 21 1985, 7:05 PM EDT</div> <div>Att. 33,248 - Unknown</div>	
<div>Rafael Ramirez, R</div> <div>OBP: 0.288, SLG: 0.365</div> <div>(1, 6)</div> <div>X</div>	<div>0-0</div> <div></div> <div>5-3</div>	<div>①</div> <div>②</div>		<div>X</div>	<div>0-0</div> <div></div> <div>F6</div>	<div>①</div>	<div>X</div>	<div>0-0</div> <div></div> <div>6-3</div>	<div>③</div>		<div>X</div>	<div>0-0</div> <div></div> <div>SF7</div>	<div>②</div>	<div>3-H</div>	<div>0-0</div> <div></div> <div>FC5-4</div>	<div>1B</div>		4	0	1	1	0	0	3		
<div>Dale Murphy, R</div> <div>OBP: 0.383, SLG: 0.560</div> <div>(1, 8)</div> <div>S S S</div>	<div>0-3</div> <div></div> <div>K</div>	<div>③</div>		<div>X</div>	<div>0-0</div> <div></div> <div>BB</div>	<div>1B</div>		<div>X</div>	<div>0-0</div> <div></div> <div>HR</div>	<div>③</div>	<div>X</div>	<div>0-0</div> <div></div> <div>F9</div>	<div>③</div>		<div>0-0</div> <div></div> <div>FC5-4</div>	<div>①</div>	<div>1-2f</div>	5	1	2	1	0	1	1		
<div>Bob Horner, R</div> <div>OBP: 0.317, SLG: 0.454</div> <div>(1, 3)</div>		<div>X</div>	<div>0-0</div> <div></div> <div>2B</div>	<div>1B</div>	<div>X</div>	<div>0-0</div> <div></div> <div>F8</div>	<div>②</div>		<div>X</div>	<div>0-0</div> <div></div> <div>F9</div>	<div>①</div>		<div>X</div>	<div>0-0</div> <div></div> <div>6-3</div>	<div>①</div>	<div>X</div>	<div>0-0</div> <div></div> <div>F8</div>	<div>②</div>	5	1	1	0	0	0	2	
<div>Terry Harper, R</div> <div>OBP: 0.335, SLG: 0.395</div> <div>(1, 7)</div>		<div>X</div>	<div>0-0</div> <div></div> <div>F9</div>	<div>①</div>	<div>B B B B</div>	<div>4-0</div> <div></div> <div>BB</div>	<div>1-2</div>		<div>B B B B</div>	<div>4-0</div> <div></div> <div>FC4-6</div>	<div>BB</div>	<div>X</div>	<div>0-0</div> <div></div> <div>1B</div>	<div>1B</div>	<div>X</div>	<div>0-0</div> <div></div> <div>F4</div>	<div>③</div>	3	0	1	0	2	0	2		
<div>Ken Oberkfell, L</div> <div>OBP: 0.342, SLG: 0.385</div> <div>(1, 5)</div> <div>X</div>	<div>0-0</div> <div></div> <div>BB</div>	<div>1-3</div>	<div>X</div>	<div>0-0</div> <div></div> <div>G3</div>	<div>③</div>		<div>X</div>	<div>0-0</div> <div></div> <div>FC4-6</div>	<div>②</div>	<div>1-2f</div>	<div>X</div>	<div>0-0</div> <div></div> <div>1B</div>	<div>1B</div>	<div>X</div>	<div>0-0</div> <div></div> <div>4-3</div>	<div>①</div>	5	0	2	0	0	0	3			
<div>Paul Zuvella, R</div> <div>OBP: 0.294, SLG: 0.271</div> <div>(1, 4)</div> <div>X</div>	<div>0-0</div> <div></div> <div>F5</div>	<div>②</div>		<div>X</div>	<div>0-0</div> <div></div> <div>WP</div>	<div>E</div>	<div>X</div>	<div>0-0</div> <div></div> <div>1B</div>	<div>1-2</div>	<div>X</div>	<div>0-0</div> <div></div> <div>1B</div>	<div>1B</div>	<div>X</div>	<div>0-0</div> <div></div> <div>G4-6-3</div>	<div>1B</div>	<div>X</div>	<div>0-0</div> <div></div> <div>F2</div>	<div>②</div>	5	0	3	0	0	0	2	
<div>Bruce Benedict, R</div> <div>OBP: 0.329, SLG: 0.226</div> <div>(1, 2)</div> <div>B B B B</div>	<div>4-0</div> <div></div> <div>BB</div>	<div>IBB</div>		<div>X</div>	<div>0-0</div> <div></div> <div>F7</div>	<div>①</div>	<div>X</div>	<div>0-0</div> <div></div> <div>F8</div>	<div>③</div>		<div>X</div>	<div>0-0</div> <div></div> <div>G4-6-3</div>	<div>②</div> <div>③</div>	<div>1-2f</div>	<div>X</div>	<div>0-0</div> <div></div> <div>F5</div>	<div>③</div>	4	0	0	0	1	0	6		
<div>Rick Camp, R</div> <div>Gerald Perry, L</div> <div>Terry Forster, L</div> <div>Chris Chambliss, L</div> <div>Albert Hall, S</div> <div>Bruce Sutter, R</div> <div>(1, 1)</div> <div>(6, PH)</div> <div>(6, 1)</div> <div>(8, PH)</div> <div>(8, PR)</div> <div>(8, 1)</div>	<div>4-0</div> <div></div> <div>1-2</div>	<div>2-3</div>	<div>B B B B</div>	<div>4-0</div> <div></div> <div>BB</div>	<div>②</div>	<div>B B B B</div>	<div>0-3</div> <div></div> <div>K</div>	<div>②</div>		<div>X</div>	<div>0-0</div> <div></div> <div>F6</div>	<div>①</div>	<div>X</div>	<div>0-0</div> <div></div> <div>HR</div>	<div>1B</div>		1	0	0	1	1	1	1	<div>Braves</div>		
																			1	0	0	0	0		0	0
																			0	0	0	0	0		0	0
																			1	0	1	0	0		0	0
																			0	1	0	0	0		0	0
Inning Stats	R: 0 E: 0 K: 1 S: 4	H: 0 LOB: 0 BB: 1 P: 8	R: 1 E: 0 K: 0 S: 5	H: 2 LOB: 3 BB: 2 P: 13	R: 0 E: 0 K: 0 S: 4	H: 1 LOB: 2 BB: 1 P: 8	R: 0 E: 1 K: 1 S: 6	H: 1 LOB: 2 BB: 1 P: 10	R: 1 E: 0 K: 0 S: 5	H: 2 LOB: 2 BB: 1 P: 9	R: 1 E: 0 K: 0 S: 4	H: 1 LOB: 0 BB: 0 P: 4	R: 0 E: 0 K: 0 S: 5	H: 3 LOB: 2 BB: 0 P: 5	R: 2 E: 0 K: 0 S: 6	H: 3 LOB: 1 BB: 0 P: 6	R: 0 E: 0 K: 0 S: 3	H: 0 LOB: 0 BB: 0 P: 3	1B: 9 2B: 1 3B: 1 HR: 2	SF: 1 SAC: 0 DP: 1 HBP: 0	WP: 1 PB: 0 SB: 0 CS: 1	PA: 44	ERA WHIP			
PITCHER	IP WLS BF H R ER SO BB IBB HBP BLK WP HR S P ERA WHIP	6.0 L 30 7 3 3 2 5 1 0 0 1 1 28 52 4.50 2.000																								
Jay Tibbs, R	(1, 1)																									
Tom Hume, R	(7, 1)	2.0		11	6	2	2	0	0	0	0	0	1	11	11	9.00	3.000									
John Franco, L	(9, 1)	1.0		3	0	0	0	0	0	0	0	0	0	3	3	0.00	0.000									





Batter	1		2		3		4		5		6		7		8		9		AB	R	H	RBI	BB	SO	LOB	TOP							
<div>Brad Komminsk, R</div> <div>OBP: 0.320, SLG: 0.281</div> <div>(1, 9)</div> <div>BBB</div>	4-0		X	0-0		③			X	0-0		①			X	0-0		②								3	0	0	0	1	0	5	
<div>Rafael Ramirez, R</div> <div>OBP: 0.287, SLG: 0.363</div> <div>(1, 6)</div> <div>SSS</div>	0-3		①			X	0-0		①		X	0-0		②		X	0-0										4	0	1	1	0	1	2
<div>Dale Murphy, R</div> <div>OBP: 0.378, SLG: 0.552</div> <div>(1, 8)</div> <div>X</div>	0-0		②			X	0-0		②		X	0-0		③		X	0-0		③								4	0	0	0	0	0	3
<div>Bob Horner, R</div> <div>OBP: 0.321, SLG: 0.487</div> <div>(1, 3)</div> <div>X</div>	0-0		③			X	0-0				X	0-0				X	0-0		①								4	2	2	2	0	0	1
<div>Terry Harper, R</div> <div>OBP: 0.328, SLG: 0.387</div> <div>(1, 7)</div> <div></div>			X	0-0		①	X	0-0		③			X	0-0		①		X	0-0		②						4	0	0	0	0	0	0
<div>Ken Oberkfell, L</div> <div>OBP: 0.339, SLG: 0.382</div> <div>(1, 5)</div> <div></div>			X	0-0					X	0-0		①			X	0-0		②		X	0-0		③				4	0	1	0	0	0	0
<div>Glenn Hubbard, R</div> <div>OBP: 0.338, SLG: 0.329</div> <div>(1, 4)</div> <div>BBB</div>	4-0					X	0-0		②		X	0-0		③					X	0-0		①				2	0	0	0	1	0	0	
<div>Gerald Perry, L</div> <div>OBP: 0.270, SLG: 0.257</div> <div>(9, PH)</div> <div></div>																										1	0	0	0	0	0	0	
<div>Paul Zuvella, R</div> <div>OBP: 0.294, SLG: 0.271</div> <div>(9, 4)</div> <div></div>																										0	0	0	0	0	0	0	
<div>Bruce Benedict, R</div> <div>OBP: 0.329, SLG: 0.219</div> <div>(1, 2)</div> <div></div>																										2	1	0	0	1	0	2	
<div>Chris Chambliss, L</div> <div>OBP: 0.275, SLG: 0.250</div> <div>(9, PH)</div> <div></div>																										1	0	0	0	0	0	0	
<div>Larry Owen, R</div> <div>OBP: 0.326, SLG: 0.300</div> <div>(9, 2)</div> <div></div>																										0	0	0	0	0	0	0	
<div>Zane Smith, L</div> <div>OBP: 0.133, SLG: 0.133</div> <div>(1, 1)</div> <div></div>																																	
<div>Jeff Dedmon, L</div> <div>OBP: 0.250, SLG: 0.250</div> <div>(7, 1)</div> <div></div>																																	
<div>Claudell Washington, L</div> <div>OBP: 0.323, SLG: 0.431</div> <div>(9, PH)</div> <div></div>																																	
<div>Terry Forster, L</div> <div></div> <div>(9, 1)</div> <div></div>																																	
<div>Inning Stats</div>	R: 0 E: 0 K: 1 S: 5	H: 0 LOB: 1 BB: 1 P: 9	R: 0 E: 0 K: 0 S: 5	H: 2 LOB: 3 BB: 1 P: 9	R: 1 E: 0 K: 0 S: 4	H: 1 LOB: 0 BB: 0 P: 4	R: 0 E: 0 K: 0 S: 3	H: 0 LOB: 0 BB: 0 P: 3	R: 0 E: 0 K: 0 S: 4	H: 1 LOB: 1 BB: 0 P: 4	R: 1 E: 0 K: 0 S: 4	H: 1 LOB: 0 BB: 0 P: 4	R: 1 E: 0 K: 0 S: 4	H: 1 LOB: 1 BB: 1 P: 8	R: 0 E: 0 K: 0 S: 3	H: 0 LOB: 0 BB: 0 P: 3	R: 0 E: 0 K: 0 S: 3	H: 0 LOB: 0 BB: 0 P: 3	1B: 4 2B: 0 3B: 0 HR: 2	SF: 0 SAC: 1 DP: 0 HBP: 0	WP: 0 PB: 1 SB: 0 CS: 0	PA: 36											
<div>PITCHER</div> <div>Joe Price, L</div> <div>ERA: 3.15</div> <div>(1, 1)</div>	IP 7.0	WLS	BF 30	H 6	R 3	ER 3	SO 1	BB 3	IBB 0	HBP 0	BLK 0	WP 0	HR 2	S 29	P 41	ERA 3.86	WHIP 1.286																
<div>Ron Robinson, R</div> <div>ERA: 1.86</div> <div>(8, 1)</div>	2.0	W	6	0	0	0	0	0	0	0	0	0	0	6	6	0.00	0.000																

Atlanta Braves @ Cincinnati Reds

Riverfront Stadium, Cincinnati, OH

Sat Jun 22 1985, 3:33 AM EDT

Att. 20,428 - Unknown

livebaseballscorecards.com

AB 32

R 3

H 6

RBI 3

BB 3

SO 1

LOB 13





Batter	1				2				3				4				5				6				7				8				9				AB R H RBI BB SO LOB												BOTTOM											
<div>Gary Redus, R</div> <div>OBP: 0.370, SLG: 0.472</div> <div>Ron Robinson, R</div> <div>Pete Rose, S</div> <div>OBP: 0.407, SLG: 0.362</div>	<div>4-0</div> <div>FC6-4</div> <div>S</div> <div>BB</div>								<div>0-0</div> <div>F3</div>				<div>0-0</div> <div>FC6-4</div> <div>1-2f</div>												<div>0-0</div> <div>5-3</div> <div>2-3</div>								<div>0-0</div> <div>1B</div> <div>BB</div> <div>1-3</div> <div>1B</div>				<div>30000102</div> <div>00000000</div> <div>10100000</div>												<div>Atlanta Braves @ Cincinnati Reds</div> <div>Riverfront Stadium, Cincinnati, OH</div> <div>Sat Jun 22 1985, 3:33 AM EDT</div> <div>Att. 20,428 - Unknown</div> <div>livebaseballscorecards.com</div>											
<div>Dave Concepcion, R</div> <div>OBP: 0.336, SLG: 0.412</div>	<div>0-0</div> <div>FC6-4</div> <div>1-3</div> <div>1B</div>								<div>0-0</div> <div>E</div> <div>E</div> <div>1B</div>								<div>0-0</div> <div>G4-6-3</div> <div>1B</div>								<div>0-0</div> <div>1B</div>								<div>4-0</div> <div>1B</div> <div>BB</div> <div>1-2</div>				<div>4131101</div>																							
<div>Dave Parker, L</div> <div>OBP: 0.369, SLG: 0.524</div>	<div>0-0</div> <div>BB</div> <div>1B</div> <div>2-H</div> <div>1B</div>								<div>0-0</div> <div>E8</div> <div>1B</div> <div>1B</div> <div>1-H</div>								<div>0-0</div> <div>G4-6-3</div> <div>1-2f</div>								<div>0-0</div> <div>F7</div> <div>3-H</div>								<div>0-0</div> <div>1B</div> <div>1-2</div> <div>2-3</div> <div>3-H</div>				<div>5131002</div>																							
<div>Tony Perez, R</div> <div>OBP: 0.413, SLG: 0.593</div>	<div>0-0</div> <div>BB</div> <div>1-2</div> <div>1B</div>								<div>0-0</div> <div>F4</div>								<div>0-0</div> <div>6-3</div>								<div>0-0</div> <div>4-3</div>								<div>4010001</div>				<div>4010001</div>																							
<div>Alan Knicely, R</div> <div>OBP: 0.339, SLG: 0.473</div>	<div>4-0</div> <div>1-2</div> <div>2-3</div> <div>BB</div>								<div>0-0</div> <div>FC5-4</div> <div>2-H</div> <div>1B</div>								<div>0-3</div> <div>K</div>								<div>0-0</div> <div>F8</div>								<div>0-0</div> <div>BB</div>				<div>3011110</div>																							
<div>Nick Esasky, R</div> <div>OBP: 0.335, SLG: 0.386</div>	<div>0-3</div> <div>K</div>								<div>0-0</div> <div>FC5-4</div> <div>1-2f</div>												<div>0-0</div> <div>1-3</div>								<div>0-0</div> <div>2B</div>								<div>4010014</div>																							
<div>Cesar Cedeno, R</div> <div>OBP: 0.308, SLG: 0.314</div>					<div>0-3</div> <div>K</div>								<div>0-0</div> <div>4-3</div>								<div>0-0</div> <div>F7</div>								<div>0-0</div> <div>5-3</div>								<div>4000011</div>												<div>AB34</div> <div>R4</div> <div>H12</div> <div>RBI3</div> <div>BB4</div> <div>SO5</div> <div>LOB12</div>											
<div>Ron Oester, S</div> <div>OBP: 0.338, SLG: 0.372</div>					<div>0-0</div> <div>F9</div>								<div>0-0</div> <div>FC6-4</div> <div>1B</div>												<div>4-0</div> <div>5-3</div> <div>SH1-3</div> <div>1B</div> <div>BB</div>								<div>0-0</div> <div>6-3</div>				<div>3110100</div>																							
<div>Joe Price, R</div> <div>Eddie Milner, L</div> <div>OBP: 0.318, SLG: 0.273</div>					<div>0-3</div> <div>K</div>								<div>0-3</div> <div>K</div>												<div>0-0</div> <div>SH1-3</div> <div>1-2</div>								<div>0-0</div> <div>1B</div> <div>S</div> <div>1B</div> <div>1B</div>				<div>2000021</div> <div>1110000</div>												<div>REDS</div>											
Inning Stats	<div>R: 0H: 2</div> <div>E: 0LOB: 3</div> <div>K: 1BB: 2</div> <div>S: 6P: 14</div>				<div>R: 0H: 0</div> <div>E: 0LOB: 0</div> <div>K: 2BB: 0</div> <div>S: 7P: 7</div>				<div>R: 2H: 3</div> <div>E: 1LOB: 1</div> <div>K: 0BB: 0</div> <div>S: 6P: 6</div>				<div>R: 0H: 1</div> <div>E: 0LOB: 1</div> <div>K: 1BB: 0</div> <div>S: 6P: 6</div>				<div>R: 0H: 1</div> <div>E: 0LOB: 0</div> <div>K: 0BB: 0</div> <div>S: 3P: 3</div>				<div>R: 0H: 0</div> <div>E: 0LOB: 0</div> <div>K: 1BB: 0</div> <div>S: 5P: 5</div>				<div>R: 1H: 1</div> <div>E: 0LOB: 1</div> <div>K: 0BB: 1</div> <div>S: 4P: 8</div>				<div>R: 0H: 1</div> <div>E: 0LOB: 1</div> <div>K: 0BB: 0</div> <div>S: 4P: 4</div>				<div>R: 1H: 3</div> <div>E: 0LOB: 3</div> <div>K: 0BB: 1</div> <div>S: 4P: 8</div>				<div>1B: 11SF: 0</div> <div>2B: 1SAC: 1</div> <div>3B: 0DP: 1</div> <div>HR: 0HBP: 0</div>												<div>WP: 0PA: 39</div> <div>PB: 0</div> <div>SB: 2</div> <div>CS: 0</div>											
PITCHER	IP	WLS	BF	H	R	ER	SO	BB	IBB	HBP	BLK	WP	HR	S	P	ERA	WHIP	PITCHER																		IP	WLS	BF	H	R	ER	SO	BB	IBB	HBP	BLK	WP	HR	S	P	ERA	WHIP								
<div>Zane Smith, L</div> <div>ERA: 4.04</div>	(1, 1)	6.1		7	3	2	5	3	0	0	0	0	0	34	46	2.84	1.579																																											
<div>Jeff Dedmon, R</div> <div>ERA: 1.98</div>	(7, 1)	1.2		7	2	0	0	0	0	0	0	0	0	7	7	0.00	1.200																																											
<div>Terry Forster, L</div> <div>ERA: 1.26</div>	(9, 1)	0.1	L	5	3	1	1	0	1	0	0	0	0	4	8	27.00	12.000																																											











Batter		1	2	3	4	5	6	7	8	9	AB R H RBI BB SO LOB	BOTTOM																																																																																																																																																																																																																																																																																																																																																																																																																																																																																																																																																																																																																																										
<div>Gary Redus, R</div> <div>(1, 8)</div> <div>OBP: 0.361, SLG: 0.451</div> <div>Ted Power, R</div> <div>(9, 1)</div>	<div>SS</div> <div>0-3</div> <div><div>K</div></div> <div><div>1</div></div>		<div>X</div> <div>0-0</div> <div><div><div>1B</div></div></div> <div><div>2</div></div>		<div>X</div> <div>0-0</div> <div><div>F6</div></div> <div><div>2</div></div>		<div>SS</div> <div>0-3</div> <div><div>K</div></div> <div><div>2</div></div>	<div>X</div> <div>0-0</div> <div><div>4-3</div></div> <div><div>2</div></div>		<div>5 0 1 1 0 2 4</div> <div>0 0 0 0 0 0 0</div>	<div>San Francisco Giants @ Cincinnati Reds</div> <div>Riverfront Stadium, Cincinnati, OH</div> <div>Tue Jun 25 1985, 7:05 PM EDT</div> <div>Att. 13,952 - Unknown</div>																																																																																																																																																																																																																																																																																																																																																																																																																																																																																																																																																																																																																																											
<div>Dave Concepcion, R</div> <div>(1, 6)</div> <div>OBP: 0.332, SLG: 0.400</div>	<div>BBB</div> <div>4-0</div> <div><div>HR</div></div> <div><div>BB</div></div>		<div>X</div> <div>0-0</div> <div><div>F9</div></div> <div><div>2</div></div>		<div>X</div> <div>0-0</div> <div><div>F9</div></div> <div><div>3</div></div>		<div>BBB</div> <div>4-0</div> <div><div><div>1-2</div><div>BB</div></div></div> <div><div>3</div></div>	<div>2-3</div> <div>3-H</div> <div>0-0</div> <div><div>6-3</div></div> <div><div>3</div></div>	<div>3 1 0 0 2 0 4</div>																																																																																																																																																																																																																																																																																																																																																																																																																																																																																																																																																																																																																																													
<div>Dave Parker, L</div> <div>(1, 9)</div> <div>OBP: 0.369, SLG: 0.529</div>	<div>X</div> <div>0-0</div> <div><div><div>1-H</div><div>HR</div></div></div>		<div>X</div> <div>0-0</div> <div><div>4-3</div></div> <div><div>3</div></div>		<div>X</div> <div>0-0</div> <div><div><div>1B</div><div>1B</div></div></div> <div><div>1</div></div>	<div>SS</div> <div>0-3</div> <div><div>K</div></div> <div><div>3</div></div>		<div>4 1 2 2 0 1 3</div>																																																																																																																																																																																																																																																																																																																																																																																																																																																																																																																																																																																																																																														
<div>Tony Perez, R</div> <div>(1, 3)</div> <div>OBP: 0.412, SLG: 0.569</div>	<div>X</div> <div>0-0</div> <div><div>F8</div></div> <div><div>2</div></div>			<div>BBB</div> <div>4-0</div> <div><div><div>G6-4-3</div><div>BB</div></div></div> <div><div>2</div></div>		<div>X</div> <div>0-0</div> <div><div><div>1B</div><div>1B</div></div></div> <div><div>1</div></div>		<div>X</div> <div>0-0</div> <div><div>6-3</div></div> <div><div>1</div></div>	<div>3 0 1 0 1 0 0</div>																																																																																																																																																																																																																																																																																																																																																																																																																																																																																																																																																																																																																																													
<div>Alan Knicely, R</div> <div>(1, 2)</div> <div>OBP: 0.344, SLG: 0.461</div>	<div>X</div> <div>0-0</div> <div><div>F8</div></div> <div><div>3</div></div>			<div>X</div> <div>0-0</div> <div><div><div>G6-4-3</div><div>1-2f</div></div></div> <div><div>2</div></div>		<div>X</div> <div>0-0</div> <div><div>F9</div></div> <div><div>2</div></div>		<div>X</div> <div>0-0</div> <div><div><div>HR</div><div>1B</div></div></div> <div><div>2</div></div>	<div>4 1 1 0 0 0 2</div>																																																																																																																																																																																																																																																																																																																																																																																																																																																																																																																																																																																																																																													
<div>Cesar Cedeno, R</div> <div>(1, 7)</div> <div>OBP: 0.307, SLG: 0.331</div>		<div>SS</div> <div>0-3</div> <div><div>K</div></div> <div><div>1</div></div>			<div>SS</div> <div>0-3</div> <div><div>K</div></div> <div><div>3</div></div>		<div>X</div> <div>0-0</div> <div><div>F8</div></div> <div><div>3</div></div>		<div>X</div> <div>0-0</div> <div><div><div>1-H</div><div>HR</div></div></div> <div><div>1</div></div>	<div>4 1 1 2 0 2 1</div>	<div>livebaseballscorecards.com</div>																																																																																																																																																																																																																																																																																																																																																																																																																																																																																																																																																																																																																																											
<div>Nick Esasky, R</div> <div>(1, 5)</div> <div>OBP: 0.342, SLG: 0.399</div>		<div>X</div> <div>0-0</div> <div><div>F9</div></div> <div><div>2</div></div>				<div>X</div> <div>0-0</div> <div><div><div>SH</div><div>1B</div></div></div> <div><div>1</div></div>		<div>X</div> <div>0-0</div> <div><div><div>1B</div><div>2B</div></div></div> <div><div>1</div></div>	<div>X</div> <div>0-0</div> <div><div><div>1B</div><div>E</div></div><div><div>1B</div></div></div>	<div>4 2 3 0 0 0 0</div>	<div>AB 34</div> <div>R 7</div> <div>H 11</div> <div>RBI 7</div> <div>BB 3</div> <div>SO 5</div> <div>LOB 17</div>																																																																																																																																																																																																																																																																																																																																																																																																																																																																																																																																																																																																																																											
<div>Ron Oester, S</div> <div>(1, 4)</div> <div>OBP: 0.340, SLG: 0.372</div>		<div>X</div> <div>0-0</div> <div><div>6-3</div></div> <div><div>3</div></div>				<div>X</div> <div>0-0</div> <div><div>F9</div></div> <div><div>1</div></div>		<div>X</div> <div>0-0</div> <div><div><div>BB</div><div>1B</div></div></div> <div><div>1</div></div>	<div>X</div> <div>0-0</div> <div><div><div>E</div><div>4-3</div></div><div><div>1B</div></div></div>	<div>4 1 2 1 0 0 1</div>																																																																																																																																																																																																																																																																																																																																																																																																																																																																																																																																																																																																																																												
<div>Mario Soto, R</div> <div>(1, 1)</div> <div>OBP: 0.166, SLG: 0.214</div> <div>Ron Robinson, R</div> <div>(7, 1)</div> <div>OBP: 0.431, SLG: 0.361</div> <div>Pete Rose, S</div> <div>(7, PH)</div> <div>OBP: 0.236, SLG: 0.071</div> <div>John Stuper, R</div> <div>(8, 1)</div> <div>OBP: 0.315, SLG: 0.267</div> <div>Eddie Milner, L</div> <div>(8, PH)</div> <div>(9, 8)</div>			<div>X</div> <div>0-0</div> <div><div>F8</div></div> <div><div>1</div></div>		<div>X</div> <div>0-0</div> <div><div>SH</div></div> <div><div>1-2</div></div>		<div>X</div> <div>0-0</div> <div><div><div>F7</div></div></div> <div><div>1</div></div>	<div>X</div> <div>0-0</div> <div><div><div>4-3</div><div>E3</div></div><div><div>1-3</div><div>3-H</div></div></div> <div><div>1</div></div>	<div>1 0 0 0 0 0 0</div> <div>0 0 0 0 0 0 0</div> <div>1 0 0 0 0 0 1</div> <div>0 0 0 0 0 0 0</div> <div>1 0 0 1 0 0 1</div>	<div>REDS</div>																																																																																																																																																																																																																																																																																																																																																																																																																																																																																																																																																																																																																																												
Inning Stats	R: 2 E: 0 K: 1 S: 6	H: 1 LOB: 0 BB: 1 P: 10	R: 0 E: 0 K: 1 S: 5	H: 0 LOB: 0 BB: 0 P: 5	R: 0 E: 0 K: 0 S: 4	H: 1 LOB: 1 BB: 0 P: 4	R: 0 E: 0 K: 1 S: 4	H: 0 LOB: 0 BB: 1 P: 8	R: 0 E: 1 K: 0 S: 5	H: 1 LOB: 2 BB: 0 P: 5	R: 0 E: 0 K: 0 S: 4	H: 2 LOB: 1 BB: 0 P: 4	R: 1 E: 0 K: 2 S: 9	H: 2 LOB: 2 BB: 1 P: 13	R: 4 E: 1 K: 0 S: 8	H: 4 LOB: 1 BB: 0 P: 8	1B: 8 2B: 1 3B: 0 HR: 2	SF: 0 SAC: 1 DP: 1 HBP: 0	WP: 0 PB: 0 SB: 0 CS: 0	PA: 38																																																																																																																																																																																																																																																																																																																																																																																																																																																																																																																																																																																																																																		
PITCHER	IP	WLS	BF	H	R	ER	SO	BB	IBB	HBP	BLK	WP	HR	S	P	ERA	WHIP																																																																																																																																																																																																																																																																																																																																																																																																																																																																																																																																																																																																																																					

Batter	1				2				3				4				5				6				7				8				9				AB R H RBI BB SO LOB								TOP	
<div>Dan Gladden, R</div> <div>OBP: 0.268, SLG: 0.289</div> <div>(1, 8)</div>	<div>0-3</div> <div>1</div> <div>K</div>								<div>0-0</div> <div>1-2</div> <div>1B</div>								<div>0-0</div> <div>4-3</div>								<div>0-0</div> <div>2</div> <div>F8</div>								<div>0-0</div> <div>3</div> <div>F8</div>				5 0 1 0 0 1 0								<div>San Francisco Giants @ Cincinnati Reds</div> <div>Riverfront Stadium, Cincinnati, OH</div> <div>Wed Jun 26 1985, 7:05 PM EDT</div> <div>Att. 19,777 - Unknown</div>	
<div>Manny Trillo, R</div> <div>OBP: 0.288, SLG: 0.263</div> <div>(1, 4)</div>	<div>0-3</div> <div>2</div> <div>K</div>								<div>0-0</div> <div>F9</div>								<div>0-0</div> <div>1B</div> <div>1B</div>								<div>0-0</div> <div>3</div> <div>F9</div>								4 0 1 0 0 1 2													
<div>Chili Davis, S</div> <div>OBP: 0.332, SLG: 0.419</div> <div>(1, 9)</div>	<div>0-0</div> <div>3</div> <div>6-3</div>								<div>0-3</div> <div>3</div> <div>K</div>								<div>0-0</div> <div>1-2</div> <div>1B</div>								<div>0-0</div> <div>1</div> <div>F9</div>								4 0 1 0 0 1 2													
<div>Jeffrey Leonard, R</div> <div>OBP: 0.273, SLG: 0.363</div> <div>(1, 7)</div>					<div>0-0</div> <div>1</div> <div>F9</div>								<div>0-0</div> <div>1</div> <div>6-3</div>				<div>0-0</div> <div>2</div> <div>F9</div>								<div>0-0</div> <div>2</div> <div>6-3</div>								4 0 0 0 0 0 2													
<div>Bob Brenly, R</div> <div>OBP: 0.314, SLG: 0.415</div> <div>(1, 2)</div>					<div>0-0</div> <div>2</div> <div>F7</div>								<div>4-0</div> <div>2B</div> <div>2B</div> <div>BB</div>				<div>0-0</div> <div>3</div> <div>F6</div>								<div>0-0</div> <div>HR</div>								3 2 1 1 1 0 2													
<div>Chris Brown, R</div> <div>OBP: 0.313, SLG: 0.393</div> <div>(1, 5)</div>					<div>4-0</div> <div>BB</div> <div>FC5-4</div>								<div>0-0</div> <div>1-3</div> <div>2B</div> <div>2B</div>				<div>0-0</div> <div>1</div> <div>F4</div>								<div>0-0</div> <div>HR</div>								3 2 2 1 1 0 0													
<div>David Green, R</div> <div>OBP: 0.225, SLG: 0.243</div> <div>(1, 3)</div> <div>Rob Deer, R</div> <div>OBP: 0.290, SLG: 0.345</div> <div>(4, PH)</div> <div>Gary Rajsich, L</div> <div>OBP: 0.292, SLG: 0.222</div> <div>(8, 3)</div>	<div>0-0</div> <div>3</div> <div>FC5-4</div>								<div>0-3</div> <div>2</div> <div>K</div>								<div>0-3</div> <div>2</div> <div>K</div>				<div>0-0</div> <div>3</div> <div>F6</div>				<div>0-0</div> <div>3</div> <div>4-3</div>				1 0 0 0 0 0 1 2 0 0 0 0 2 2 1 0 0 0 0 0 0																	
<div>Jose Uribe, S</div> <div>OBP: 0.256, SLG: 0.330</div> <div>(1, 6)</div>					<div>0-0</div> <div>1</div> <div>F7</div>								<div>0-0</div> <div>2-H</div> <div>3-H</div> <div>2B</div>				<div>0-0</div> <div>3</div> <div>F6</div>								<div>0-0</div> <div>1</div> <div>G3</div>				4 0 1 2 0 0 0																	
<div>Mike Krukow, R</div> <div>OBP: 0.267, SLG: 0.321</div> <div>(1, 1)</div> <div>Joel Youngblood, R</div> <div>OBP: 0.268, SLG: 0.213</div> <div>(7, PH)</div> <div>Frank Williams, R</div> <div>(7, 1)</div> <div>Scot Thompson, L</div> <div>OBP: 0.167, SLG: 0.169</div> <div>(9, PH)</div>					<div>0-0</div> <div>1B</div> <div>1B</div>								<div>0-0</div> <div>3</div> <div>F8</div>								<div>0-0</div> <div>1</div> <div>F9</div>				<div>0-0</div> <div>2</div> <div>5-3</div>				2 0 1 0 0 0 1 1 0 0 0 0 0 0 0 0 0 0 0 0 0 1 0 0 0 0 0 0																	
Inning Stats	R: 0 E: 0 K: 2 S: 7		H: 0 LOB: 0 BB: 0 P: 7		R: 0 E: 0 K: 0 S: 3		H: 0 LOB: 1 BB: 1 P: 7		R: 0 E: 0 K: 1 S: 7		H: 2 LOB: 2 BB: 0 P: 7		R: 2 E: 0 K: 1 S: 7		H: 2 LOB: 1 BB: 1 P: 11		R: 0 E: 0 K: 0 S: 5		H: 2 LOB: 2 BB: 0 P: 5		R: 0 E: 0 K: 1 S: 5		H: 0 LOB: 0 BB: 0 P: 5		R: 0 E: 0 K: 0 S: 3		H: 0 LOB: 0 BB: 0 P: 3		R: 2 E: 0 K: 0 S: 5		H: 2 LOB: 0 BB: 0 P: 5		R: 0 E: 0 K: 0 S: 3		H: 0 LOB: 0 BB: 0 P: 3		1B: 4 2B: 2 3B: 0 HR: 2		SF: 0 SAC: 0 DP: 0 HBP: 0		WP: 0 PB: 0 SB: 0 CS: 0		PA: 37			
PITCHER Tom Browning, L ERA: 3.76 Ted Power, R ERA: 2.05	(1, 1)		IP 7.2 WLS W BF 33 H 8 R 4 ER 4 SO 5 BB 2 IBB 0 HBP 0 BLK 0 WP 0 HR 2 S 41 P 49 ERA 4.70 WHIP 1.304		(8, 1)		1.1 S 4 0 0 0 0 0 0 0 0 0 0 0 0.00 0.000																																							

San Francisco Giants @ Cincinnati Reds

Riverfront Stadium, Cincinnati, OH

Wed Jun 26 1985, 7:05 PM EDT

Att: 19,777 - Unknown

livebaseballscorecards.com

AB 35  
R 4  
H 8  
RBI 4  
BB 2  
SO 5  
LOB 12







Batter		1	2	3	4	5	6	7	8	9	AB	R	H	RBI	BB	SO	LOB	TOP									
Dan Gladden, R OBP: 0.267, SLG: 0.291 (1, 8)	X	0-0 2B		0-0 5-3		0-0 6-3	0-0 F3		0-0 F8		5	0	1	0	0	0	1										
Manny Trillo, R OBP: 0.290, SLG: 0.267 (1, 4)	X	0-0 F9			0-0 E 2B	4-0 3B BB		0-0 F8		0-3 K	4	2	1	0	1	1	0										
Chili Davis, S OBP: 0.337, SLG: 0.432 (1, 9)	X	0-0 1B			0-3 K	0-0 3B 1-H		0-0 HR 1B		0-3 K	5	2	3	1	0	2	1										
Jeffrey Leonard, R OBP: 0.282, SLG: 0.394 (1, 7)	X	0-0 F7			0-0 E4 2B 1B	0-0 3B 3-H		0-0 HR		0-0 2B	5	2	4	3	0	0	1										
Bob Brenly, R OBP: 0.321, SLG: 0.422 (1, 2)			X	0-0 F8	0-0 1-3 1-H 2B	4-0 BB		0-0 FC4-6 1B		0-0 F6	4	0	2	1	1	0	1										
Chris Brown, R OBP: 0.307, SLG: 0.385 (1, 5)			X	0-0 F9	0-0 1-3 2-3	0-3 K		0-0 FC4-6 1-2f			4	0	0	0	0	1	4										
Gary Rajsich, L OBP: 0.290, SLG: 0.214 Greg Minton, S (7, 1)			X	0-0 F9	4-0 BB		0-0 F4	0-3 K			3	0	0	0	1	1	1	AB 38									
Jose Uribe, S OBP: 0.252, SLG: 0.325 Joel Youngblood, R OBP: 0.265, SLG: 0.211 Ricky Adams, R OBP: 0.226, SLG: 0.365 (1, 6) (8, PH) (8, 6)			X	0-0 F8	0-0 F7		0-0 4-3		0-0 F9		3	0	0	0	0	0	2	R 6									
Jim Gott, R OBP: 0.160, SLG: 0.400 Scott Garrelts, R (5, 1) Duane Kuiper, L OBP: 0.667, SLG: 0.600 Mark Davis, L OBP: 0.222, SLG: 0.444 Rob Deer, R OBP: 0.286, SLG: 0.339 (1, 1) (6, PH) (6, 1) (7, 3)				0-3 K		0-0 4-3	0-0 1B		0-3 K		1	0	0	0	0	0	0	H 12									
Inning Stats	R: 0 E: 0 K: 0 S: 4	H: 2 LOB: 1 BB: 0 P: 4	R: 0 E: 0 K: 0 S: 3	H: 0 LOB: 0 BB: 0 P: 3	R: 0 E: 0 K: 1 S: 5	H: 0 LOB: 0 BB: 0 P: 5	R: 2 E: 1 K: 1 S: 8	H: 3 LOB: 2 BB: 1 P: 12	R: 2 E: 0 K: 1 S: 7	H: 2 LOB: 2 BB: 2 P: 15	R: 0 E: 0 K: 0 S: 4	H: 1 LOB: 1 BB: 0 P: 4	R: 2 E: 0 K: 1 S: 8	H: 3 LOB: 1 BB: 0 P: 8	R: 0 E: 0 K: 1 S: 5	H: 0 LOB: 0 BB: 0 P: 5	R: 0 E: 0 K: 2 S: 8	H: 1 LOB: 1 BB: 0 P: 8	1B: 5 2B: 4 3B: 2 HR: 1	SF: 0 SAC: 0 DP: 0 HBP: 0	WP: 0 PB: 0 SB: 0 CS: 0	PA: 41					
PITCHER	IP	WLS	BF	H	R	ER	SO	BB	IBB	HBP	BLK	WP	HR	S	P	ERA	WHIP										
Frank Pastore, R ERA: 3.98 Ron Robinson, R ERA: 1.8 Tom Hume, R ERA: 3.55 John Franco, L ERA: 2.43 Ted Power, R ERA: 2.03 (1, 1) (5, 1) (6, 1) (8, 1) (9, 1)	4.2		23	7	4	4	2	3	0	0	0	0	0	24	36	7.71	2.143										

San Francisco Giants @ Cincinnati Reds

Riverfront Stadium, Cincinnati, OH

Thu Jun 27 1985, 3:33 AM EDT

Att. 17,715 - Unknown

livebaseballscorecards.com

AB 38

R 6

H 12

RBI 5

BB 3

SO 7

LOB 11





Batter	1		2		3		4		5		6		7		8		9		AB	R	H	RBI	BB	SO	LOB	BOTTOM																			
<div>Gary Redus, R</div> <div>OBP: 0.372, SLG: 0.471</div> <div>(1, 7)</div> <div>BBB</div>	4-0		X	0-0					0-3			X	0-0		X	0-0					4	1	1	0	1	1	3	<div>San Francisco Giants @ Cincinnati Reds</div> <div>Riverfront Stadium, Cincinnati, OH</div> <div>Thu Jun 27 1985, 3:33 AM EDT</div> <div>Att. 17,715 - Unknown</div> <div>livebaseballscorecards.com</div>																	
<div>Eddie Milner, L</div> <div>OBP: 0.325, SLG: 0.273</div> <div>(1, 8)</div> <div>X</div>	0-0		X	0-0					4-0				4-0				0-0					3	1	1	0	2	0											2							
<div>Pete Rose, S</div> <div>OBP: 0.404, SLG: 0.354</div> <div>(1, 3)</div> <div>X</div>	0-0		X	0-0					0-0				0-0				0-0					5	0	0	1	0	0											4							
<div>Dave Parker, L</div> <div>OBP: 0.375, SLG: 0.539</div> <div>(1, 9)</div> <div>SSS</div>	0-3								0-0				0-0				4-0					4	1	2	0	1	1											1							
<div>Alan Knicely, R</div> <div>OBP: 0.336, SLG: 0.444</div> <div>(1, 2)</div> <div>X</div>	0-0								0-0				0-0				0-0					5	1	2	1	0	1											3							
<div>Ron Oester, S</div> <div>OBP: 0.341, SLG: 0.377</div> <div>(1, 4)</div> <div>X</div>	0-0								0-0				0-0									4	0	1	0	0	0	1																	
<div>Wayne Krenchicki, L</div> <div>OBP: 0.396, SLG: 0.430</div> <div>(1, 5)</div>			X	0-0					0-0				0-0				0-3					4	2	3	2	0	1	0																	
<div>Tom Foley, L</div> <div>OBP: 0.184, SLG: 0.216</div> <div>(1, 6)</div>			SSS	0-3					0-0				0-0				4-0					3	1	1	2	1	1	2																	
<div>Frank Pastore, R</div> <div>OBP: 0.200, SLG: 0.300</div> <div>(5, 1)</div> <div>Ron Robinson, R</div> <div>OBP: 0.267, SLG: 0.385</div> <div>(5, PH)</div> <div>Duane Walker, L</div> <div>OBP: 0.345, SLG: 0.399</div> <div>(7, PH)</div> <div>Nick Esasky, R</div> <div>OBP: 0.500, SLG: 0.500</div> <div>(8, 1)</div> <div>John Franco, L</div> <div>OBP: 0.500, SLG: 0.500</div> <div>(9, 1)</div> <div>Ted Power, R</div>			X	0-0					0-0				0-3				4-0					1	0	1	0	0	0	0																	
Inning Stats		R: 2 E: 0 K: 1 S: 7	H: 2 LOB: 1 BB: 1 P: 11	R: 1 E: 0 K: 1 S: 8	H: 3 LOB: 2 BB: 0 P: 8	R: 0 E: 0 K: 0 S: 3	H: 0 LOB: 0 BB: 0 P: 3	R: 2 E: 1 K: 1 S: 6	H: 2 LOB: 0 BB: 1 P: 10	R: 2 E: 0 K: 1 S: 9	H: 4 LOB: 2 BB: 0 P: 9	R: 0 E: 0 K: 1 S: 6	H: 1 LOB: 2 BB: 1 P: 10	R: 0 E: 0 K: 1 S: 5	H: 0 LOB: 2 BB: 2 P: 13	R: 0 E: 0 K: 0 S: 3	H: 0 LOB: 1 BB: 1 P: 7	1B: 9 2B: 2 3B: 0 HR: 1		SF: 0 SAC: 1 DP: 0 HBP: 0		WP: 0 PB: 1 SB: 0 CS: 1		PA: 42																					
PITCHER		IP	WLS	BF	H	R	ER	SO	BB	IBB	HBP	BLK	WP	HR	S	P	ERA	WHIP	PITCHER										IP	WLS	BF	H	R	ER	SO	BB	IBB	HBP	BLK	WP	HR	S	P	ERA	WHIP
Jim Gott, R		(1, 1)	4.1	L	23	9	7	6	3	2	0	0	0	0	1	27	35	12.46	2.538																										
Scott Garrelts, R		(5, 1)	0.2		4	2	0	0	1	0	0	0	0	0	6	6	0.00	3.000																											
Mark Davis, L		(6, 1)	1.2		9	1	0	0	2	3	0	0	0	0	10	22	0.00	2.400																											
Greg Minton, R		(7, 1)	1.1		5	0	0	0	0	1	0	0	0	0	4	8	0.00	0.750																											

San Francisco Giants @ Cincinnati Reds


Riverfront Stadium, Cincinnati, OH

Thu Jun 27 1985, 3:33 AM EDT

Att. 17,715 - Unknown

AB	34
R	7
H	12
RBI	6
BB	6
SO	6
LOB	18



Batter		1	2	3	4	5	6	7	8	9	AB R H RBI BB SO LOB	TOP															
Gary Redus, R OBP: 0.382, SLG: 0.465 (1, 7)	X	0-0 6-3		4-0 E BB	4-0 BB 1-2 2-3 3-H BB		4-0 S BB	4-0 S BB		0-3 K	2 2 0 1 4 1 1	<div>Cincinnati Reds @ San Diego Padres</div> <div>Jack Murphy Stadium, San Diego, CA</div> <div>Fri Jun 28 1985, 10:05 PM EDT</div> <div>Att. 30,272 - Unknown</div>															
Eddie Milner, L OBP: 0.321, SLG: 0.270 (1, 8)	X	0-0 F8		0-0 E5 1-H	0-3 K		0-0 1-3 1B	0-0 F7 1-2		0-0 F9	6 0 1 1 0 1 5																
Pete Rose, S OBP: 0.408, SLG: 0.351 (1, 3)	B B B	4-0 BB		0-0 F8		4-0 1B BB	0-0 1-2		4-0 BB		2 1 0 0 3 0 2																
Dave Parker, L OBP: 0.378, SLG: 0.549 (1, 9)	X	0-0 F5			0-0 HR	0-0 1B 1B	1-0 G5-4-3 HBP		0-0 F9		4 2 2 1 0 0 2																
Alan Knicely, R OBP: 0.331, SLG: 0.442 (1, 2)			X	0-0 F9		0-0 1B BB 2B	0-0 F8	0-0 G5-4-3 1-2f		0-3 K	5 1 1 0 0 1 5																
Dave Concepcion, R OBP: 0.325, SLG: 0.390 Ted Power, R (8, 1)			X	0-0 F4		0-0 F3	0-0 1-2 2-H HR 1B		0-0 G3	0-0 F4	5 1 1 1 0 0 2 0 0 0 0 0 0 0	livebaseballscorecards.com															
Ron Oester, S OBP: 0.346, SLG: 0.385 (1, 4)			X	0-0 4-3		4-0 BB 1B BB	0-0 F6		0-0 E8 1B 1B		4 2 2 0 1 0 2	AB 37 R 11 H 12 RBI 10 BB 8 SO 4 LOB 22															
Wayne Krenchicki, L OBP: 0.404, SLG: 0.469 Nick Esasky, R OBP: 0.349, SLG: 0.402 (7, PH) (7, 5)			X	0-0 F9	0-0 1-2 2-3 1B	0-0 1-H 2-H HR		0-0 3-H 2B 1B		0-0 SH3-4 2-3	3 1 2 3 0 0 0 1 1 1 1 0 0 0																
Joe Price, R Ron Robinson, R Cesar Cedeno, R John Franco, L Tom Foley, L OBP: 0.195, SLG: 0.227 (1, 1) (5, 1) (7, PH) (7, 1) (8, 6)			X	0-0 6-3	0-0 F4	0-3 K		0-0 CS 1-H 2B		0-0 1B	3 0 0 0 0 1 3 0 0 0 0 0 0 0 1 0 1 1 0 0 0 0 0 0 0 0 0 0 1 0 1 1 0 0 0																
Inning Stats	R: 0 E: 0 K: 0 S: 3	H: 0 LOB: 1 BB: 1 P: 7	R: 0 E: 0 K: 0 S: 3	H: 0 LOB: 0 BB: 0 P: 3	R: 1 E: 2 K: 0 S: 4	H: 0 LOB: 1 BB: 1 P: 8	R: 2 E: 0 K: 1 S: 8	H: 3 LOB: 3 BB: 2 P: 16	R: 4 E: 0 K: 1 S: 8	H: 3 LOB: 0 BB: 1 P: 12	R: 1 E: 0 K: 0 S: 3	H: 1 LOB: 1 BB: 1 P: 8	R: 2 E: 1 K: 0 S: 5	H: 3 LOB: 1 BB: 1 P: 9	R: 0 E: 0 K: 1 S: 5	H: 0 LOB: 1 BB: 1 P: 9	R: 1 E: 0 K: 1 S: 7	H: 2 LOB: 1 BB: 0 P: 7	1B: 7 2B: 3 3B: 0 HR: 2	SF: 0 SAC: 1 DP: 1 HBP: 1	WP: 0 PB: 0 SB: 3 CS: 1	PA: 47					
PITCHER	IP WLS BF H R ER SO BB IBB HBP BLK WP HR S P ERA WHIP																										
Eric Show, R ERA: 3.34 (1, 1)	5.0	WLS L	BF 27	H 6	R 7	ER 6	SO 2	BB 5	IBB 0	HBP 0	BLK 0	WP 0	HR 2	S 26	P 46	ERA 10.80	WHIP 2.200										
Luis DeLeon, R ERA: 4.35 (6, 1)	0.0		2	1	1	1	0	1	0	0	0	0	0	1	5	∞	∞										
Mark Thurmond, L ERA: 4.73 (6, 1)	1.0		3	0	0	0	0	0	0	1	0	0	0	2	3	0.00	0.000										
Craig Lefferts, L ERA: 3.41 (7, 1)	2.0		10	3	2	2	1	2	0	0	0	0	0	10	18	9.00	2.500										
Tim Stoddard, R ERA: 4.3 (9, 1)	1.0		5	2	1	1	1	0	0	0	0	0	0	7	7	9.00	2.000										

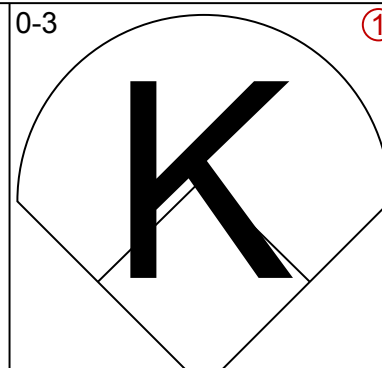
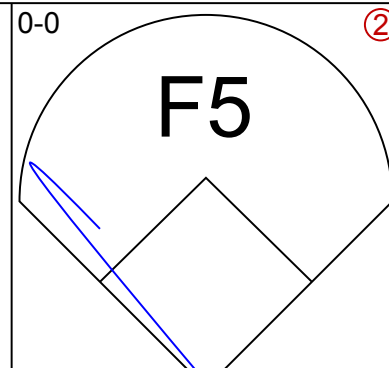
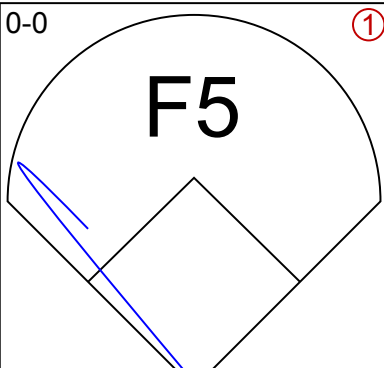
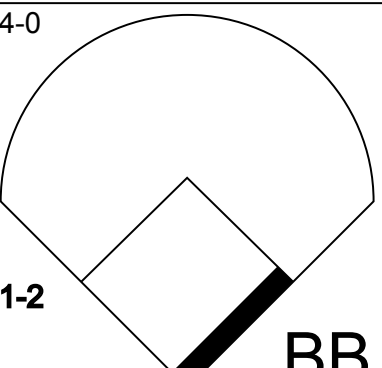
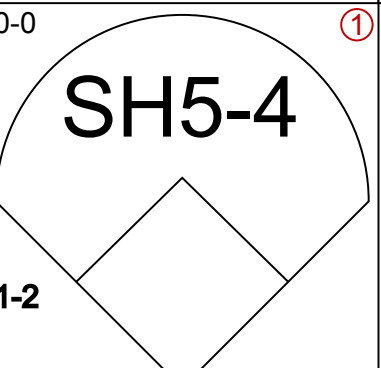
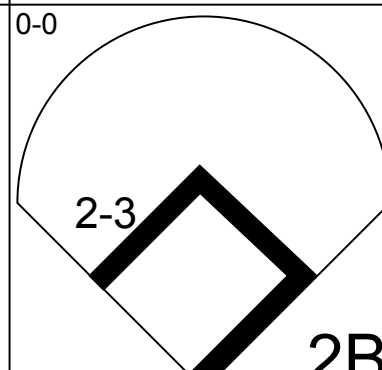
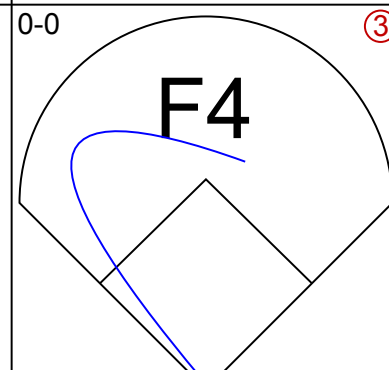
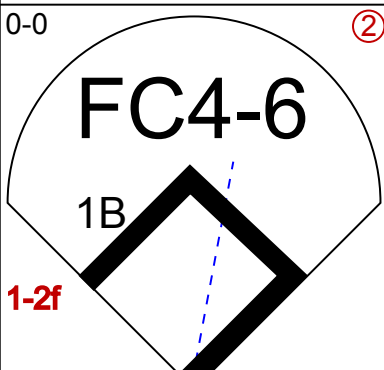
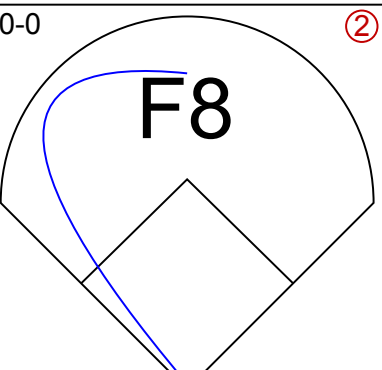
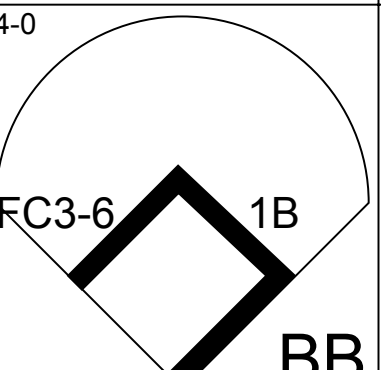
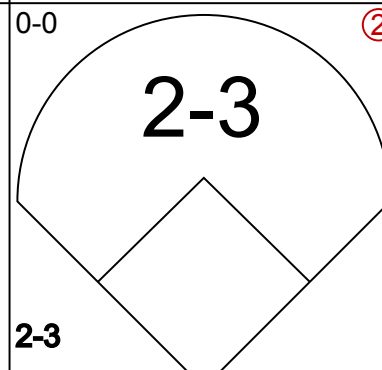
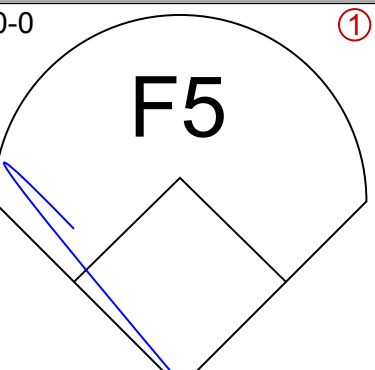
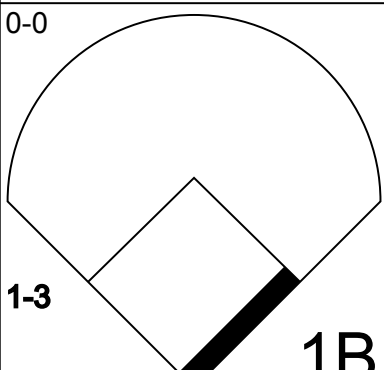
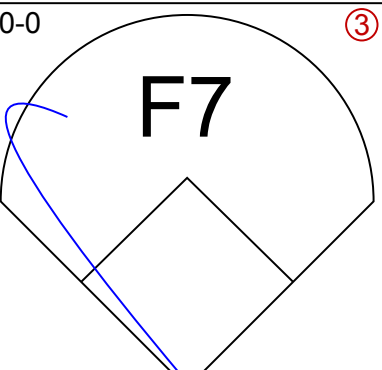
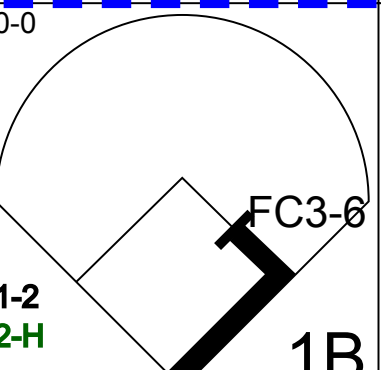
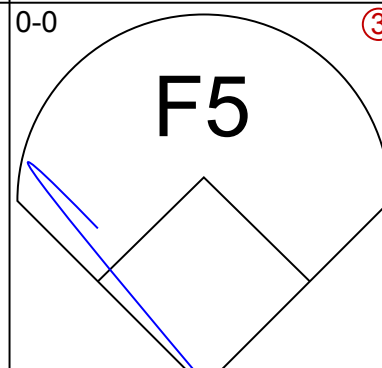
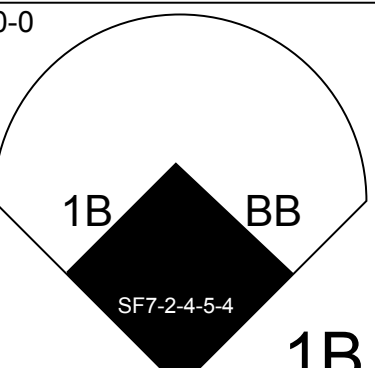
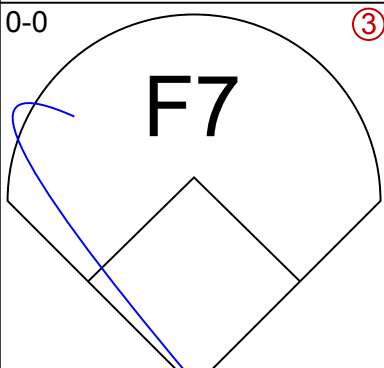
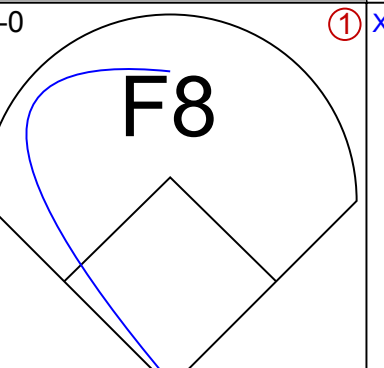
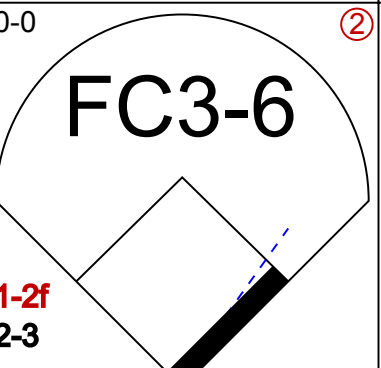
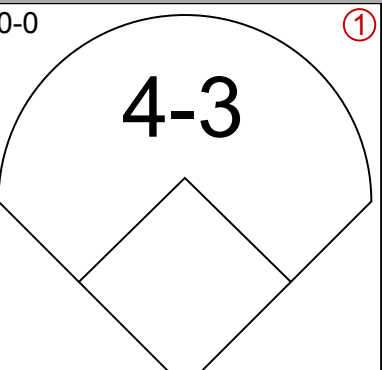
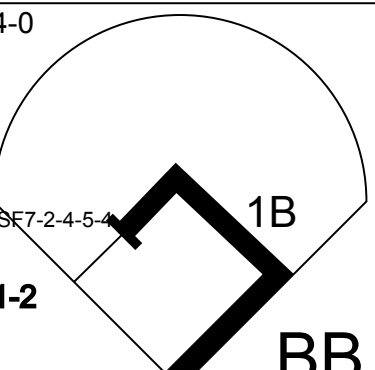
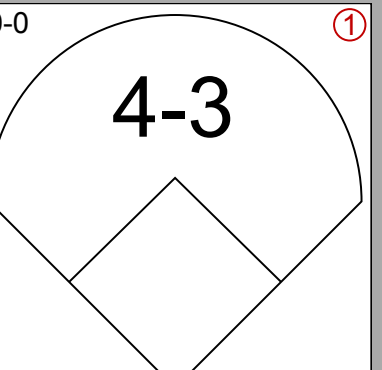
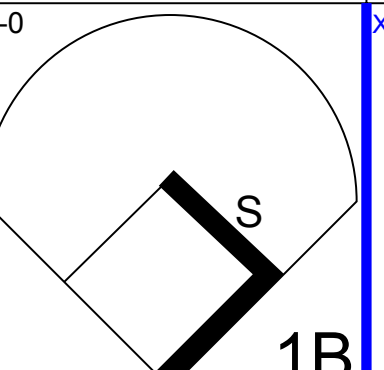
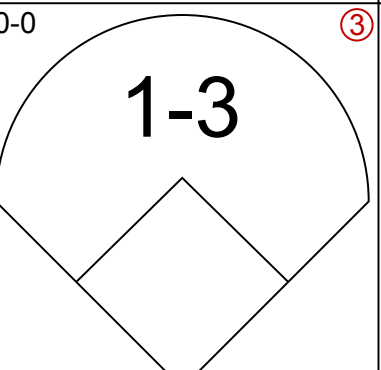
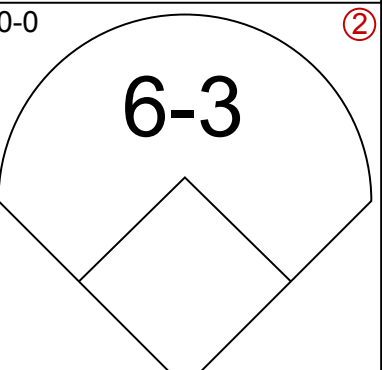
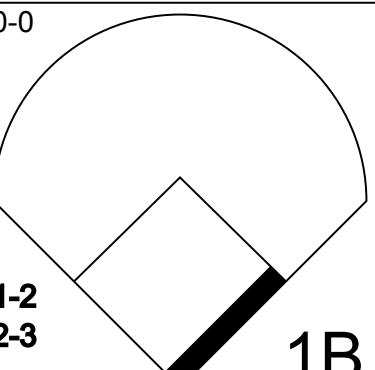
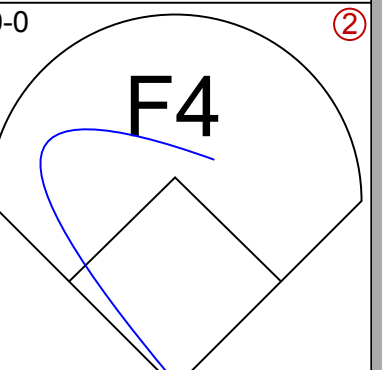
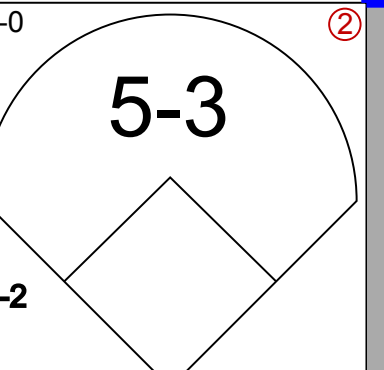
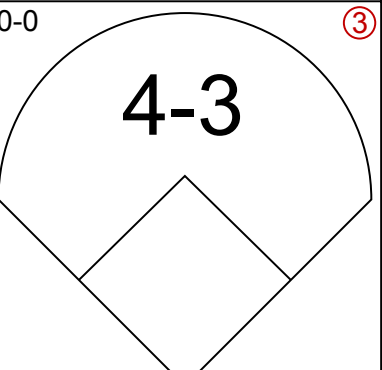
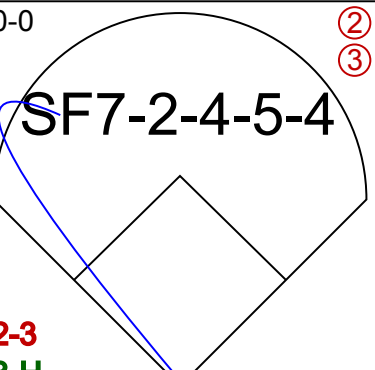
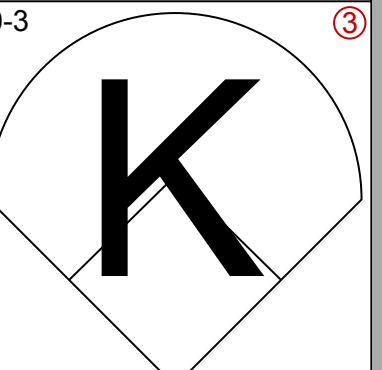
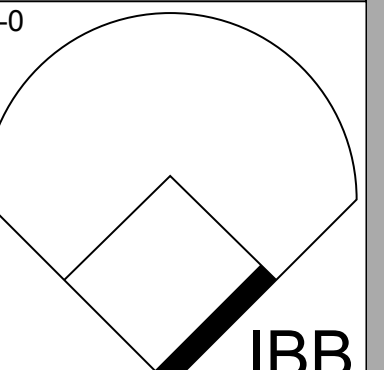
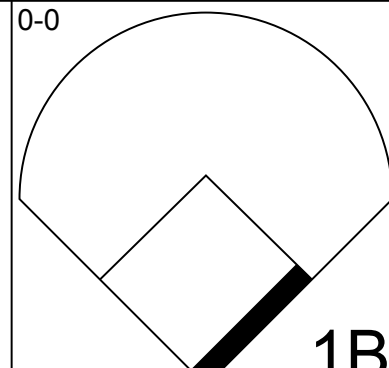
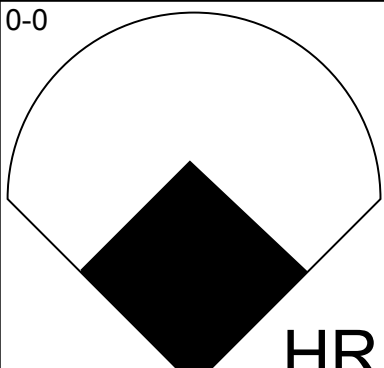
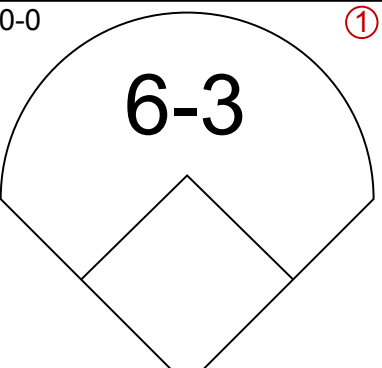
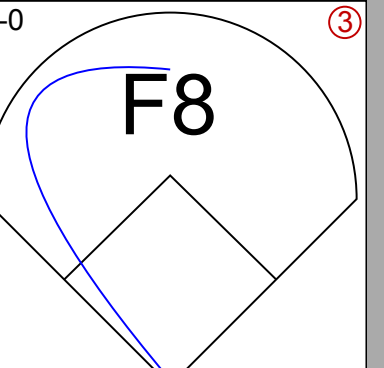
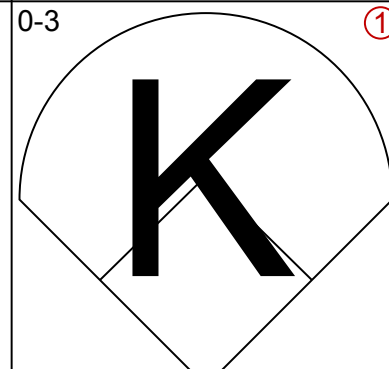
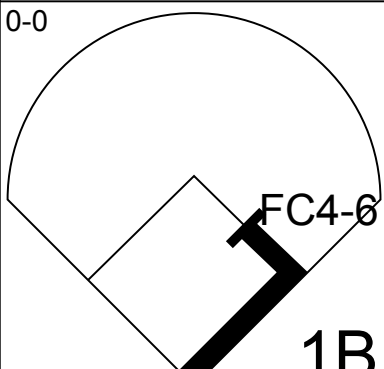
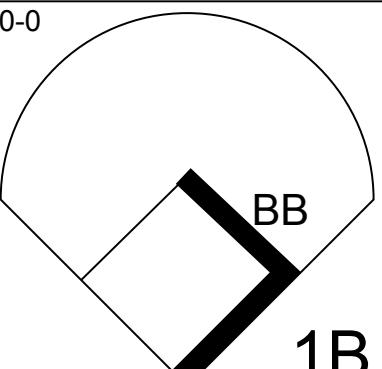
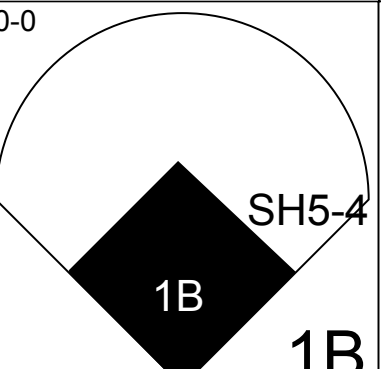
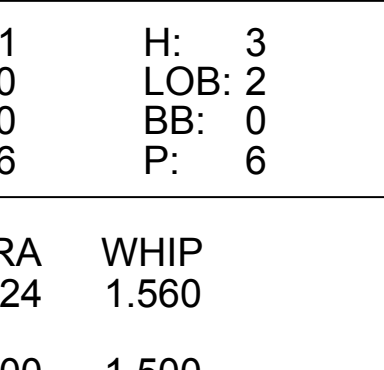
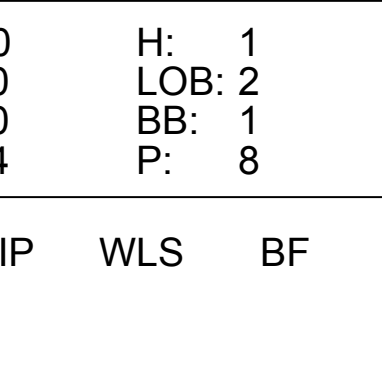
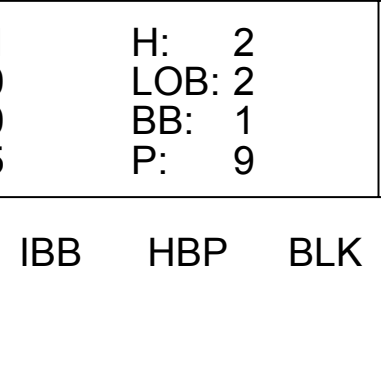


Batter	1				2				3				4				5				6				7				8				9				AB R H RBI BB SO LOB												BOTTOM																																																																																																																																																																																																																																																																																																																																																																																																																																																																																																																																																																																																																																																																																															
Jerry Royster, R OBP: 0.369, SLG: 0.405 Tim Flannery, L OBP: 0.368, SLG: 0.352 (1, 4) (6, PH) (7, 4)	<div>0-0</div> <div>6-3</div> <div>①</div>								<div>0-3</div> <div>K</div> <div>①</div>								<div>0-0</div> <div>2B</div> <div>1B</div>				<div>4-0</div> <div>FC5-4</div> <div>BB</div> <div>1-2 2-3</div>								<div>0-0</div> <div>F6</div> <div>①</div>								<div>3 1 1 0 0 1 0</div> <div>1 0 0 0 1 0 1</div>												<div>Cincinnati Reds @ San Diego Padres</div> <div>Jack Murphy Stadium, San Diego, CA</div> <div>Fri Jun 28 1985, 10:05 PM EDT</div> <div>Att. 30,272 - Unknown</div>																																																																																																																																																																																																																																																																																																																																																																																																																																																																																																																																																																																																																																																																																															
Gerry Davis, R OBP: 0.355, SLG: 0.414 Al Bumbry, L OBP: 0.286, SLG: 0.264 Craig Lefferts, L OBP: 0.333, SLG: 0.333 Bruce Bochy, R OBP: 0.289, SLG: 0.405 (1, 9) (6, PH) (7, 1) (8, PH) (9, 2)	<div>0-0</div> <div>6-3</div> <div>②</div>								<div>0-0</div> <div>F8</div> <div>②</div>								<div>0-0</div> <div>E</div> <div>SF7</div> <div>2B</div> <div>1-H</div>				<div>0-0</div> <div>FC5-4</div> <div>FC6-4</div> <div>BB</div> <div>1-2f 2-3 3-H</div>								<div>0-0</div> <div>FC5-4</div> <div>BB</div> <div>1B</div> <div>1-2f</div>								<div>3 1 1 1 0 0 0</div> <div>1 0 0 1 0 0 2</div> <div>0 0 0 0 0 0 0</div> <div>1 1 0 0 0 0 1</div>																																																																																																																																																																																																																																																																																																																																																																																																																																																																																																																																																																																																																																																																																																											
Steve Garvey, R OBP: 0.299, SLG: 0.452 Tim Stoddard, R (1, 3) (9, 1)	<div>0-0</div> <div>F4</div> <div>③</div>								<div>0-0</div> <div>F7</div> <div>③</div>								<div>4-0</div> <div>E</div> <div>BB</div>				<div>0-0</div> <div>FC6-4</div> <div>1-2f</div>								<div>4-0</div> <div>E</div> <div>1B</div> <div>BB</div> <div>1-2</div>								<div>3 0 0 0 2 0 2</div> <div>0 0 0 0 0 0 0</div>																																																																																																																																																																																																																																																																																																																																																																																																																																																																																																																																																																																																																																																																																																											
Kurt Bevacqua, R OBP: 0.414, SLG: 0.468 (1, 5)					<div>0-0</div> <div>1B</div> <div>2B</div>								<div>0-3</div> <div>K</div> <div>①</div>				<div>0-0</div> <div>E6</div> <div>1-2 2-3</div>								<div>4-0</div> <div>E</div> <div>BB</div>				<div>0-0</div> <div>E8</div> <div>1B</div> <div>1-3 2-H</div>								<div>4 2 2 1 1 1 2</div>																																																																																																																																																																																																																																																																																																																																																																																																																																																																																																																																																																																																																																																																																																											
Kevin McReynolds, R OBP: 0.323, SLG: 0.415 (1, 8)					<div>0-0</div> <div>1B</div> <div>FC5-4</div> <div>1B</div> <div>2-H</div>								<div>0-0</div> <div>5-3</div> <div>②</div>				<div>0-0</div> <div>SF7</div> <div>3-H</div>								<div>0-0</div> <div>E6</div> <div>1-H</div>				<div>0-0</div> <div>4-3</div> <div>③</div>								<div>4 1 1 2 0 0 2</div>																																																																																																																																																																																																																																																																																																																																																																																																																																																																																																																																																																																																																																																																																																											
Terry Kennedy, L OBP: 0.298, SLG: 0.404 (1, 2) (9, 3)					<div>0-0</div> <div>F9</div> <div>①</div>								<div>0-3</div> <div>K</div> <div>③</div>				<div>0-0</div> <div>3-1</div> <div>③</div>								<div>0-3</div> <div>K</div> <div>①</div>								<div>0-0</div> <div>F7</div> <div>①</div>				<div>5 0 0 0 0 2 4</div>												<div>livebaseballscorecards.com</div>																																																																																																																																																																																																																																																																																																																																																																																																																																																																																																																																																																																																																																																																																															
Carmelo Martinez, R OBP: 0.349, SLG: 0.460 (1, 7)					<div>0-0</div> <div>FC5-4</div> <div>1B</div> <div>1-3</div>												<div>0-0</div> <div>5-3</div> <div>①</div>				<div>0-0</div> <div>F4</div> <div>①</div>				<div>0-0</div> <div>F7</div> <div>②</div>								<div>0-0</div> <div>G1-5-3</div> <div>②</div>				<div>5 0 1 0 0 0 1</div>																																																																																																																																																																																																																																																																																																																																																																																																																																																																																																																																																																																																																																																																																																											
Garry Templeton, S OBP: 0.333, SLG: 0.394 (1, 6)					<div>0-0</div> <div>FC5-4</div> <div>1-2f</div> <div>3-H</div>												<div>0-0</div> <div>HR</div> <div>1B</div>				<div>0-0</div> <div>BB</div> <div>FC5-4</div> <div>1B</div>				<div>0-0</div> <div>6-3</div> <div>③</div>								<div>0-0</div> <div>F7</div> <div>③</div>				<div>5 2 2 1 0 0 2</div>																																																																																																																																																																																																																																																																																																																																																																																																																																																																																																																																																																																																																																																																																																											
Eric Show, R OBP: 0.094, SLG: 0.094 Mario Ramirez, R OBP: 0.333, SLG: 0.476 Luis DeLeon, R OBP: 0.200, SLG: 0.200 Mark Thurmond, L Bobby Brown, S OBP: 0.243, SLG: 0.235 (1, 1) (5, PH) (6, 1) (6, 1) (6, PH) (7, 9)					<div>0-0</div> <div>F7</div> <div>③</div>												<div>0-0</div> <div>HR</div> <div>1-H</div>				<div>4-0</div> <div>FC5-4</div> <div>BB</div> <div>1-2</div>								<div>0-0</div> <div>FC5-4</div> <div>1B</div>								<div>1 0 0 0 0 0 1</div> <div>1 1 1 2 0 0 0</div> <div>0 0 0 0 0 0 0</div> <div>0 0 0 0 0 0 0</div> <div>1 0 1 0 1 0 0</div>												<div>SD</div>																																																																																																																																																																																																																																																																																																																																																																																																																																																																																																																																																																																																																																																																																															
Inning Stats	R: 0 E: 0 K: 0 S: 3				H: 0 LOB: 0 BB: 0 P: 3				R: 2 E: 0 K: 0 S: 6				H: 3 LOB: 1 BB: 0 P: 6				R: 0 E: 0 K: 1 S: 5				H: 0 LOB: 0 BB: 0 P: 5				R: 0 E: 0 K: 2 S: 7				H: 0 LOB: 0 BB: 0 P: 7				R: 4 E: 1 K: 0 S: 8				H: 4 LOB: 2 BB: 1 P: 12				R: 1 E: 0 K: 0 S: 4				H: 1 LOB: 2 BB: 2 P: 12				R: 1 E: 1 K: 1 S: 6				H: 0 LOB: 1 BB: 1 P: 10				R: 1 E: 1 K: 0 S: 5				H: 2 LOB: 2 BB: 1 P: 9				R: 0 E: 0 K: 0 S: 3				H: 0 LOB: 0 BB: 0 P: 3				1B: 7 2B: 2 3B: 0 HR: 1												SF: 1 SAC: 0 DP: 0 HBP: 0				WP: 0 PB: 0 SB: 0 CS: 0		PA: 44																																																																																																																																																																																																																																																																																																																																																																																																																																																																																																																																																																																																																																																					
PITCHER	IP WLS BF H R ER SO BB IBB HBP BLK WP HR S P ERA WHIP				PITCHER IP WLS BF H R ER SO BB IBB HBP BLK WP HR S P ERA WHIP																																																																																																																																																																																																																																																																																																																																																																																																																																																																																																																																																																																																																																																																																																																																											
Joe Price, L ERA: 3.86 Ron Robinson, R ERA: 2.08 John Franco, L ERA: 2.59 Ted Power, R ERA: 1.95 (1, 1) (5, 1) (7, 1) (8, 1)	4.1 W 10 S				7 1 2 0				6 1 0 0				5 0 0 0				3 2 0 0				0 0 0 0				0 0 0 0				0 0 0 0				0 0 0 0				0 0 0 0				0 0 0 0				0 0 0 0				0 0 0 0				0 0 0 0				0 0 0 0				0 0 0 0				0 0 0 0				0 0 0 0				0 0 0 0				0 0 0 0				0 0 0 0				0 0 0 0				0 0 0 0				0 0 0 0				0 0 0 0				0 0 0 0				0 0 0 0				0 0 0 0				0 0 0 0				0 0 0 0				0 0 0 0				0 0 0 0				0 0 0 0				0 0 0 0				0 0 0 0				0 0 0 0				0 0 0 0				0 0 0 0				0 0 0 0				0 0 0 0				0 0 0 0				0 0 0 0				0 0 0 0				0 0 0 0				0 0 0 0				0 0 0 0				0 0 0 0				0 0 0 0				0 0 0 0				0 0 0 0				0 0 0 0				0 0 0 0				0 0 0 0				0 0 0 0				0 0 0 0				0 0 0 0				0 0 0 0				0 0 0 0				0 0 0 0				0 0 0 0				0 0 0 0				0 0 0 0				0 0 0 0				0 0 0 0				0 0 0 0				0 0 0 0				0 0 0 0				0 0 0 0				0 0 0 0				0 0 0 0				0 0 0 0				0 0 0 0				0 0 0 0				0 0 0 0				0 0 0 0				0 0 0 0				0 0 0 0				0 0 0 0				0 0 0 0				0 0 0 0				0 0 0 0				0 0 0 0				0 0 0 0				0 0 0 0				0 0 0 0				0 0 0 0				0 0 0 0				0 0 0 0				0 0 0 0				0 0 0 0				0 0 0 0				0 0 0 0				0 0 0 0				0 0 0 0				0 0 0 0				0 0 0 0				0 0 0 0				0 0 0 0				0 0 0 0				0 0 0 0				0 0 0 0				0 0 0 0				0 0 0 0				0 0 0 0				0 0 0 0				0 0 0 0				0 0 0 0				0 0 0 0				0 0 0 0				0 0 0 0				0 0 0 0				0 0 0 0				0 0 0 0				0 0 0 0				0 0 0 0				0 0 0 0				0 0 0 0				0 0 0 0				0 0 0 0				0 0 0 0				0 0 0 0				0 0 0 0				0 0 0 0				0 0 0 0				0 0 0 0				0 0 0 0				0 0 0 0				0 0 0 0				0 0 0 0				0 0 0 0				0 0 0 0				0 0 0 0				0 0 0 0				0 0 0 0				0 0 0 0				0 0 0 0				0 0 0 0				0 0 0 0				0 0 0 0				0 0 0 0				0 0 0 0				0 0 0 0				0 0 0 0				0 0 0 0				0 0 0 0				0 0 0 0				0 0 0 0				0 0 0 0				0 0 0 0				0 0 0 0				0 0 0 0				0 0 0 0				0 0 0 0				0 0 0 0				0 0 0 0				0 0 0 0				0 0 0 0				0 0 0 0				0 0 0 0				0 0 0 0				0 0 0 0				0 0 0 0				0 0 0 0				0 0 0 0				0 0 0 0				0 0 0 0				0 0 0 0				0 0 0 0				0 0 0 0				0 0 0 0				0 0 0 0				0 0 0 0				0 0 0 0				0 0 0 0				0 0 0 0				0 0 0 0				0 0 0 0				0 0 0 0				0 0 0 0				0 0 0 			





Batter	1				2				3				4				5				6				7				8				9				AB R H RBI BB SO LOB												BOTTOM																													
<div>Tim Flannery, L</div> <div>OBP: 0.376, SLG: 0.366</div> <div>(1, 4)</div> <div>SS</div>	<div>0-3</div> <div>K</div> <div>1</div>												<div>4-0</div> <div>G5-4-3</div> <div>BB</div> <div>1B</div> <div>3B</div>								<div>0-0</div> <div>1B</div> <div>3B</div>								<div>4-0</div> <div>G4-6-3</div> <div>BB</div>								2 1 1 1 2 1 0												<div>Cincinnati Reds @ San Diego Padres</div> <div>Jack Murphy Stadium, San Diego, CA</div> <div>Sat Jun 29 1985, 10:05 PM EDT</div> <div>Att. 52,383 - Unknown</div> <div>livebaseballscorecards.com</div> <div><div>AB27</div><div>R3</div><div>H5</div><div>RBI3</div><div>BB3</div><div>SO5</div><div>LOB10</div></div> <div>SD</div>																													
<div>Tony Gwynn, L</div> <div>OBP: 0.350, SLG: 0.442</div> <div>(1, 9)</div> <div>X</div>	<div>0-0</div> <div>F7</div> <div>2</div>												<div>0-0</div> <div>F8</div> <div>1</div>								<div>0-0</div> <div>3-H</div> <div>S</div> <div>1B</div>								<div>0-0</div> <div>G4-6-3</div> <div>1-2f</div> <div>1</div> <div>2</div>								4 0 1 1 0 0 2																																									
<div>Steve Garvey, R</div> <div>OBP: 0.296, SLG: 0.446</div> <div>(1, 3)</div> <div>X</div>	<div>0-0</div> <div>F4</div> <div>3</div>												<div>0-0</div> <div>G5-4-3</div> <div>1-2f</div> <div>2</div> <div>3</div>								<div>0-0</div> <div>3-H</div> <div>F9</div> <div>2</div>								<div>0-0</div> <div>6-3</div> <div>3</div>								4 0 0 0 0 0 2																																									
<div>Terry Kennedy, L</div> <div>OBP: 0.302, SLG: 0.405</div> <div>(1, 2)</div>					<div>0-0</div> <div>G1-4-3</div> <div>1</div>												<div>0-0</div> <div>FC4</div> <div>1B</div>								<div>4-0</div> <div>1-2</div> <div>IBB</div>								2 0 1 0 1 0 0																																													
<div>Kevin McReynolds, R</div> <div>OBP: 0.320, SLG: 0.410</div> <div>(1, 8)</div>									<div>0-0</div> <div>F4</div> <div>2</div>								<div>0-3</div> <div>K</div> <div>1</div>								<div>0-0</div> <div>F9</div> <div>3</div>								3 0 0 0 0 1 3																																													
<div>Graig Nettles, L</div> <div>OBP: 0.366, SLG: 0.380</div> <div>(1, 5)</div> <div>X</div>									<div>0-0</div> <div>F8</div> <div>3</div>								<div>0-3</div> <div>K</div> <div>2</div>												<div>0-0</div> <div>F5</div> <div>1</div>								3 0 0 0 0 1 1																																									
<div>Carmelo Martinez, R</div> <div>OBP: 0.349, SLG: 0.472</div> <div>(1, 7)</div> <div>SS</div>									<div>0-3</div> <div>K</div> <div>2</div>								<div>0-0</div> <div>FC4</div> <div>1-2f</div> <div>3</div>												<div>0-0</div> <div>HR</div> <div>2</div>								3 1 1 1 0 1 1																																									
<div>Garry Templeton, S</div> <div>OBP: 0.333, SLG: 0.401</div> <div>(1, 6)</div> <div>X</div>									<div>0-0</div> <div>G3</div> <div>2</div>												<div>0-0</div> <div>3B</div> <div>3B</div>								<div>0-0</div> <div>F5</div> <div>2</div>								3 1 1 0 0 0 0																																									
<div>Dave Dravecky, R</div> <div>OBP: 0.147, SLG: 0.125</div> <div>(1, 1)</div> <div>SS</div>									<div>0-3</div> <div>K</div> <div>3</div>												<div>0-0</div> <div>G3</div> <div>1</div> <div>X</div>								<div>0-0</div> <div>6-3</div> <div>3</div>								3 0 0 0 0 1 1																																									
Inning Stats	R: 0 E: 0 K: 1 S: 5				H: 0 LOB: 0 BB: 0 P: 5				R: 0 E: 0 K: 0 S: 3				H: 0 LOB: 0 BB: 0 P: 3				R: 0 E: 0 K: 2 S: 7				H: 0 LOB: 0 BB: 0 P: 7				R: 0 E: 0 K: 0 S: 2				H: 1 LOB: 1 BB: 0 P: 8				R: 2 E: 0 K: 0 S: 6				H: 3 LOB: 2 BB: 1 P: 10				R: 1 E: 0 K: 0 S: 4				H: 1 LOB: 0 BB: 0 P: 4				R: 0 E: 0 K: 0 S: 2				H: 0 LOB: 0 BB: 1 P: 6				1B: 2 2B: 0 3B: 2 HR: 1												SF: 0 SAC: 0 DP: 2 HBP: 0				WP: 0 PB: 0 SB: 1 CS: 0				PA: 30	
PITCHER	IP				WLS				BF				H				R				ER				SO				BB				IBB				HBP				BLK				WP				HR				S				P				ERA				WHIP													
<div>Mario Soto, R</div> <div>ERA: 3.2</div> <div>(1, 1)</div>	6.0				L				23				4				2				2				5				1				1				0				0				0				0				1				6				10				3.00				0.833									
<div>Tom Hume, R</div> <div>ERA: 3.6</div> <div>(7, 1)</div>	2.0								7				1				1				1				0				1				0				0				0				0				1				6				10				4.50				1.000													

Batter	1		2		3		4		5		6		7		8		9		AB	R	H	RBI	BB	SO	LOB	TOP																			
<div>Gary Redus, R</div> <div>OBP: 0.382, SLG: 0.453</div> <div>(1, 7)</div> <div>SS</div>	0-3				0-0				0-0				4-0				0-0		3	0	0	0	1	1	2	<div>Cincinnati Reds @ San Diego Padres</div> <div>Jack Murphy Stadium, San Diego, CA</div> <div>Sun Jun 30 1985, 6:33 AM EDT</div> <div>Att. 26,895 - Unknown</div>																			
<div>Eddie Milner, L</div> <div>OBP: 0.323, SLG: 0.275</div> <div>(1, 8)</div> <div>X</div>	0-0				0-0				0-0				0-0				4-0		4	0	1	0	1	0	4																				
<div>Pete Rose, S</div> <div>OBP: 0.408, SLG: 0.352</div> <div>(1, 3)</div> <div>X</div>	0-0						0-0		1	0-0				0-0				0-0		5	0	2	1	0	0			3																	
<div>Dave Parker, L</div> <div>OBP: 0.374, SLG: 0.539</div> <div>(1, 9)</div> <div>X</div>	0-0						0-0		1	0-0						0-0		1	0-0		5	1	1	0	0			0	5																
<div>Wayne Krenchicki, L</div> <div>OBP: 0.407, SLG: 0.465</div> <div>Max Venable, L</div> <div>OBP: 0.353, SLG: 0.467</div> <div>John Franco, L</div> <div>OBP: 0.333, SLG: 0.333</div> <div>(1, 5)</div> <div>(8, PR)</div> <div>(8, 1)</div> <div>X</div>			0-0				4-0		1			0-0				0-0		1	0-0		3	0	1	0	1			0	0																
<div>Dave Concepcion, R</div> <div>OBP: 0.326, SLG: 0.393</div> <div>(1, 6)</div> <div>X</div>			0-0				0-0		1	0-0				0-0				0-0			4	0	1	0	0	0	1	<div>livebaseballscorecards.com</div>																	
<div>Ron Oester, S</div> <div>OBP: 0.343, SLG: 0.379</div> <div>(1, 4)</div> <div>X</div>			0-0				0-0		2	0-0				4-0						2	0	0	1	1	1	0																			
<div>Dave Vangorder, R</div> <div>OBP: 0.269, SLG: 0.320</div> <div>(1, 2)</div> <div>X</div>			0-0						0-0				0-0				0-0		4	1	2	1	0	0	2	<div>AB 35</div> <div>R 3</div> <div>H 11</div> <div>RBI 3</div> <div>BB 4</div> <div>SO 3</div> <div>LOB 20</div>																			
<div>Tom Browning, L</div> <div>OBP: 0.206, SLG: 0.194</div> <div>Nick Esasky, R</div> <div>OBP: 0.355, SLG: 0.401</div> <div>(1, 1)</div> <div>(8, 5)</div> <div>SS</div>	0-3								0-0				0-0				0-0		3	0	2	0	0	1	1			<div>REDS</div>																	
<div>1B</div> <div>FC4-6</div> <div>1B</div>									0-0				0-0				0-0		1	1	1	0	0	0	0																				
Inning Stats	R: 0 E: 0 K: 1 S: 6	H: 1 LOB: 1 BB: 0 P: 6	R: 0 E: 0 K: 0 S: 3	H: 0 LOB: 0 BB: 0 P: 3	R: 0 E: 0 K: 1 S: 6	H: 1 LOB: 1 BB: 0 P: 6	R: 1 E: 0 K: 0 S: 4	H: 2 LOB: 1 BB: 1 P: 8	R: 1 E: 0 K: 0 S: 6	H: 3 LOB: 2 BB: 0 P: 6	R: 0 E: 0 K: 1 S: 5	H: 0 LOB: 0 BB: 0 P: 5	R: 0 E: 0 K: 0 S: 4	H: 1 LOB: 2 BB: 1 P: 8	R: 0 E: 0 K: 0 S: 4	H: 1 LOB: 2 BB: 1 P: 8	R: 1 E: 0 K: 0 S: 5	H: 2 LOB: 2 BB: 1 P: 9	1B: 9 2B: 2 3B: 0 HR: 1	SF: 1 SAC: 1 DP: 1 HBP: 0	WP: 0 PB: 0 SB: 1 CS: 0	PA: 41																							
PITCHER	IP	WLS	BF	H	R	ER	SO	BB	IBB	HBP	BLK	WP	HR	S	P	ERA	WHIP											PITCHER	IP	WLS	BF	H	R	ER	SO	BB	IBB	HBP	BLK	WP	HR	S	P	ERA	WHIP
<div>Andy Hawkins, R</div> <div>ERA: 3.1</div> <div>Rich Gossage, R</div> <div>ERA: 1.99</div> <div>(1, 1)</div> <div>(9, 1)</div>	8.1	L	38	10	3	3	3	3	1	0	0	0	1	40	56	3.24	1.560																												

Cincinnati Reds @ San Diego Padres

Jack Murphy Stadium, San Diego, CA

Sun Jun 30 1985, 6:33 AM EDT

Att. 26,895 - Unknown

AB 35

R 3

H 11

RBI 3

BB 4

SO 3

LOB 20











Batter		1	2	3	4	5	6	7	8	9	AB R H RBI BB SO LOB	BOTTOM																
Dave Anderson, R OBP: 0.324, SLG: 0.288	(1, 5) BBB	4-0 BB BB BB	x 0-0 HR			BBB 4-0 2B BB	x 0-0 F7		BBB 4-0 G5-3 1B BB		2 2 1 1 3 0 2	<div>Cincinnati Reds @ Los Angeles Dodgers</div> <div>Dodger Stadium, Los Angeles, CA</div> <div>Mon Jul 01 1985, 7:05 PM PDT</div> <div>Att. 23,296 - Unknown</div>																
Mariano Duncan, R OBP: 0.293, SLG: 0.323	(1, 6) BBB	4-0 E 1-2 PB BB	x 0-0 2-3			x 0-0 4-3 1-H 2B		x 0-0 F7	x 0-0 F8		4 1 1 1 1 0 1																	
Ken Landreaux, L OBP: 0.276, SLG: 0.366	(1, 8) x	0-0 F8		x 0-0 F6		x 0-0 4-3 2-3		x 0-0 S HR 1B	x 0-0 1-2 1B		5 1 2 0 0 0 3																	
Pedro Guerrero, R OBP: 0.391, SLG: 0.555 Candy Maldonado, R OBP: 0.235, SLG: 0.267	(1, 7) BBB (8, 7)	4-0 1B 1-H 2-3 BB		SS 0-3 K		x 0-0 4-3		BBB 4-0 1-2 HR BB	x 0-0 G5-3 2-3f		2 2 0 0 2 1 1 1 0 0 0 0 0 2																	
Greg Brock, L OBP: 0.332, SLG: 0.476	(1, 3) x	0-0 1B 1-3 1B		x 0-0 4-3			BBB 4-0 1B FC3-2-5 BB	x 0-0 1-H 2-H HR			3 1 2 3 1 0 0																	
R.J. Reynolds, S OBP: 0.314, SLG: 0.353	(1, 9) x	0-0 1-2 3-H 1B			x 0-0 L3		x 0-0 1-3 FC3-2-5 1B	0-3 K			4 1 2 1 0 1 0	livebaseballscorecards.com																
Mike Scioscia, L OBP: 0.373, SLG: 0.372	(1, 2) x	0-0 6-3		x 0-0 G3		x 0-0 G3	x 0-0 FC3-2-5 E 1-2 3-H 1B	x 0-0 1B 1B			4 0 1 0 0 0 4	AB 33 R 8 H 10 RBI 6 BB 7 SO 2 LOB 18																
Steve Sax, R OBP: 0.312, SLG: 0.251	(1, 4)		x 0-0 F4		x 0-0 4-3		x 0-0 E4 1-2 2-H	x 0-0 1-2 1B			4 0 1 0 0 0 1																	
Orel Hershisier, R OBP: 0.200, SLG: 0.206	(1, 1)		x 0-0 F8			x 0-0 F5	x 0-0 F8	x 0-0 F9			4 0 0 0 0 0 4																	
Inning Stats	R: 2 E: 1 K: 4	H: 2 LOB: 2 BB: 3 P: 16	R: 1 E: 0 K: 4 S: 4	H: 1 LOB: 0 BB: 0 P: 4	R: 0 E: 0 K: 1 S: 5	H: 0 LOB: 0 BB: 0 P: 5	R: 0 E: 0 K: 0 S: 3	H: 0 LOB: 0 BB: 0 P: 3	R: 1 E: 0 K: 0 S: 4	H: 1 LOB: 1 BB: 1 P: 8	R: 1 E: 1 K: 0 S: 5	H: 1 LOB: 2 BB: 1 P: 9	R: 3 E: 0 K: 1 S: 9	H: 4 LOB: 2 BB: 1 P: 13	R: 0 E: 0 K: 0 S: 3	H: 1 LOB: 1 BB: 1 P: 7	1B: 7 2B: 1 3B: 0 HR: 2	SF: 0 SAC: 0 DP: 1 HBP: 0	WP: 0 PB: 1 SB: 1 CS: 0	PA: 40								
PITCHER	IP WLS BF H R ER SO BB IBB HBP BLK WP HR S P ERA WHIP																											
Jay Tibbs, R ERA: 4.6	(1, 1)	5.0	L	22	4	4	4	1	4	0	0	0	0	1	20	36	7.20	1.600										
Ron Robinson, R ERA: 3.04	(6, 1)	2.0		14	5	4	3	1	2	0	0	0	0	1	14	22	13.50	3.500										
John Stuper, R ERA: 5.14	(8, 1)	1.0		4	1	0	0	0	1	0	0	0	0	0	3	7	0.00	2.000										













Batter		1	2	3	4	5	6	7	8	9	AB R H RBI BB SO LOB	TOP							
<div>Gary Redus, R</div> <div>OBP: 0.361, SLG: 0.417</div> <div>(1, 8)</div> <div>(7, 7)</div>	X	0-0 6-3		X 0-0 1-3			X 0-0 P6	X 0-0 P2			4 0 0 0 0 0 2	<div>Cincinnati Reds @ Philadelphia Phillies</div> <div>Veterans Stadium, Philadelphia, PA</div> <div>Fri Jul 05 1985, 7:05 PM EDT</div> <div>Att. 25,001 - Unknown</div>							
<div>Ron Oester, S</div> <div>OBP: 0.337, SLG: 0.370</div> <div>(1, 4)</div> <div>SS</div>	S	0-3 K			X 0-0 F9		X 0-0 1B		X 0-0 G5-4-3 1B		4 0 2 0 0 1 0								
<div>Dave Parker, L</div> <div>OBP: 0.365, SLG: 0.525</div> <div>(1, 9)</div>	X	0-0 1B			X 0-0 1-2-3		X 0-0 F8		X 0-0 G5-4-3 1-2f		4 0 1 0 0 0 2								
<div>Tony Perez, R</div> <div>OBP: 0.392, SLG: 0.536</div> <div>(1, 3)</div> <div><div>Eddie Milner, L</div><div>OBP: 0.323, SLG: 0.270</div><div>(7, PR)</div><div>(7, 8)</div></div>	X	0-0 F8		X 0-0 F8			X 0-0 HR 2B	X 0-0 4-3			3 0 1 0 0 0 1 1 1 0 0 0 0 0								
<div>Nick Esasky, R</div> <div>OBP: 0.353, SLG: 0.410</div> <div>(1, 5)</div>			X 0-0 F8		SS X 0-3 K		X 0-0 HR		X 0-0 4-3		4 1 1 2 0 1 0								
<div>Dave Concepcion, R</div> <div>OBP: 0.316, SLG: 0.375</div> <div>(1, 6)</div>			X 0-0 4-3		X 0-0 F9		X 0-0 F9		BBB X 4-0 BB		3 0 0 0 1 0 1								
<div>Cesar Cedeno, R</div> <div>OBP: 0.312, SLG: 0.337</div> <div>(1, 7)</div> <div>(7, 3)</div>			X 0-0 PO 1B		H X 1-0 HBP		X 0-0 WP S 1B		X 0-0 F8		3 0 2 0 0 0 1								
<div>Dave Vangorder, R</div> <div>OBP: 0.277, SLG: 0.327</div> <div>(1, 2)</div> <div><div>Pete Rose, S</div><div>OBP: 0.403, SLG: 0.343</div><div>(9, PH)</div></div>			0-0 PO 1-2	X 0-0 5-3	X 0-0 F8		BBB X 4-0 WP BB		X 0-0 F9		2 0 0 0 1 0 1 1 0 0 0 0 0 1								
<div>Tom Browning, L</div> <div>OBP: 0.189, SLG: 0.176</div> <div>(1, 1)</div> <div><div>Tom Hume, R</div></div> <div>(7, 1)</div>			X 0-0 1-3		SS X 0-3 K		SS X 0-3 K 1-2 2-3				3 0 0 0 0 2 2 0 0 0 0 0 0 0								
Inning Stats	R: 0 E: 0 K: 1 S: 6	H: 1 LOB: 1 BB: 0 P: 6	R: 0 E: 0 K: 0 S: 3	H: 1 LOB: 0 BB: 0 P: 3	R: 0 E: 0 K: 0 S: 3	H: 0 LOB: 0 BB: 0 P: 3	R: 0 E: 0 K: 1 S: 5	H: 0 LOB: 1 BB: 0 P: 6	R: 2 E: 0 K: 1 S: 8	H: 3 LOB: 2 BB: 1 P: 12	R: 0 E: 0 K: 0 S: 3	H: 1 LOB: 0 BB: 0 P: 3	R: 0 E: 0 K: 0 S: 3	H: 0 LOB: 1 BB: 7 P: 7	1B: 5 2B: 1 3B: 0 HR: 1	SF: 0 SAC: 0 DP: 1 HBP: 1	WP: 1 PB: 0 SB: 1 CS: 0	PA: 36	
PITCHER	IP WLS BF H R ER SO BB IBB HBP BLK WP HR S P ERA WHIP	6.2 0.1 2.0	WLS 27 1 7	H 6 0 1	R 2 0 0	ER 2 0 0	SO 4 0 0	BB 1 0 1	IBB 0 0 0	HBP 1 0 0	BLK 0 0 0	WP 1 0 0	HR 1 0 0	S 33 1 6	P 38 1 10	ERA 2.70 0.00 0.00	WHIP 1.050 0.000 1.000		
<div>Jerry Koosman, L</div> <div>ERA: 2.73</div> <div>(1, 1)</div>																			
<div>Larry Andersen, R</div> <div>ERA: 3.57</div> <div>(7, 1)</div>																			
<div>Don Carman, L</div> <div>ERA: 1.76</div> <div>(8, 1)</div>																			



Batter	1				2				3				4				5				6				7				8				9				AB R H RBI BB SO LOB												BOTTOM																			
Juan Samuel, R OBP: 0.289, SLG: 0.405 (1, 4)	<div>0-0</div> <div>F9</div> <div></div>								<div>0-0</div> <div>F9</div> <div></div>								<div>0-0</div> <div>1-3</div> <div></div>				<div>0-0</div> <div>5-3</div> <div></div>												4 0 0 0 0 0 1				<div>Cincinnati Reds @ Philadelphia Phillies</div> <div>Veterans Stadium, Philadelphia, PA</div> <div>Fri Jul 05 1985, 7:05 PM EDT</div> <div>Att. 25,001 - Unknown</div>																															
Rick Schu, R OBP: 0.295, SLG: 0.311 (1, 5)	<div>0-0</div> <div>F7</div> <div></div>								<div>0-0</div> <div>F8</div> <div></div>								<div>0-0</div> <div>F9</div> <div></div>								<div>0-0</div> <div>P6</div> <div></div>				4 0 0 0 0 0 0																																							
Mike Schmidt, R OBP: 0.321, SLG: 0.412 (1, 3)	<div>0-0</div> <div>HR</div> <div></div>												<div>0-0</div> <div>P4</div> <div></div>								<div>0-0</div> <div>2B 1B</div> <div></div>				<div>0-0</div> <div>5-3</div> <div></div>				4 2 2 1 0 0 0																																							
Glenn Wilson, R OBP: 0.296, SLG: 0.446 (1, 9)	<div>0-0</div> <div>L6</div> <div></div>												<div>0-0</div> <div>F9</div> <div></div>								<div>0-0</div> <div>1-H E 2B</div> <div></div>				<div>0-3</div> <div>K</div> <div></div>				4 1 1 1 0 1 0																																							
Ozzie Virgil, R OBP: 0.366, SLG: 0.484 (1, 2)					<div>0-3</div> <div>K</div> <div></div>								<div>0-0</div> <div>F3</div> <div></div>												<div>0-0</div> <div>E5 HR</div> <div></div>								3 1 0 0 0 1 0				<div>livebaseballscorecards.com</div> <div>AB 31</div> <div>R 5</div> <div>H 6</div> <div>RBI 4</div> <div>BB 0</div> <div>SO 4</div> <div>LOB 5</div>																															
Garry Maddox, R OBP: 0.323, SLG: 0.390 (1, 8)					<div>0-0</div> <div>2B</div> <div></div>												<div>0-0</div> <div>F8</div> <div></div>								<div>0-0</div> <div>6-3</div> <div></div>								3 0 1 0 0 0 1																																			
John Russell, R OBP: 0.318, SLG: 0.333 Don Carman, L (8, 1)					<div>0-0</div> <div>5-3</div> <div></div>												<div>0-3</div> <div>K</div> <div></div>								<div>0-0</div> <div>2-H HR</div> <div></div>								3 1 1 2 0 1 1 0 0 0 0 0 0 0																																			
Steve Jeltz, S OBP: 0.256, SLG: 0.216 (1, 6)					<div>0-3</div> <div>K</div> <div></div>												<div>0-0</div> <div>1-3</div> <div></div>												<div>0-0</div> <div>2B</div> <div></div>				3 0 1 0 0 1 1																																			
Jerry Koosman, R OBP: 0.100, SLG: 0.100 Larry Andersen, R (7, 1)									<div>0-0</div> <div>4-3</div> <div></div>												<div>0-0</div> <div>G3</div> <div></div>				<div>0-0</div> <div>F7</div> <div></div>								2 0 1 0 0 0 0 0 1				<div>Phillies</div>																															
John Wockenfuss, R OBP: 0.316, SLG: 0.133 Greg Gross, L OBP: 0.370, SLG: 0.337 (8, 7)																																																	<div>WP: 0 PA: 31</div> <div>PB: 0</div> <div>SB: 0</div> <div>CS: 0</div>																			
Inning Stats	R: 1 E: 0 K: 0 S: 4				H: 1 LOB: 0 BB: 0 P: 4				R: 0 E: 0 K: 2 S: 8				H: 1 LOB: 1 BB: 0 P: 8				R: 0 E: 0 K: 0 S: 3				H: 0 LOB: 0 BB: 0 P: 3				R: 0 E: 0 K: 1 S: 5				H: 0 LOB: 0 BB: 0 P: 5				R: 0 E: 1 K: 0 S: 8				H: 4 LOB: 1 BB: 0 P: 8				R: 0 E: 0 K: 1 S: 5				H: 0 LOB: 0 BB: 0 P: 5				1B: 1 2B: 3 3B: 0 HR: 2				SF: 0 SAC: 0 DP: 0 HBP: 0															
PITCHER	IP WLS BF H R ER SO BB IBB HBP BLK WP HR S P ERA WHIP																PITCHER				IP WLS BF H R ER SO BB IBB HBP BLK WP HR S P ERA WHIP																																															
Tom Browning, L ERA: 3.71	(1, 1) 6.1 L 26 6 5 4 3 0 0 0 0 0 0 2 32 32 5.68 0.947																																																																			
Tom Hume, R ERA: 3.53	(7, 1) 1.2 5 0 0 0 1 0 0 0 0 0 0 7 7 0.00 0.000																																																																			







Batter	1				2				3				4				5				6				7				8				9				AB R H RBI BB SO LOB				TOP								
Lenny Dykstra, L OBP: 0.356, SLG: 0.355 (1, 8)	X	0-0 F8							X	0-0 F7							X	0-0 F8							X	0-0 6-3			X	0-0 5-3			X	0-0 FC6 1B			6	0	1	2	0	0	4	<div>New York Mets @ Cincinnati Reds</div> <div>Riverfront Stadium, Cincinnati, OH</div> <div>Tue Jul 09 1985, 7:05 PM EDT</div> <div>Att. 21,787 - Unknown</div>					
Wally Backman, S OBP: 0.326, SLG: 0.329 (1, 4)	X	0-0 S 1B							X	0-0 BB 1B							X	0-0 F8							X	0-0 4-3			X	0-0 6-3			X	0-0 FC6 1-2f			6	0	2	0	0	0	5						
Keith Hernandez, L OBP: 0.364, SLG: 0.404 (1, 3)	S S	0-3 K 1-2							B B B	4-0 BB							X	0-0 1-H HR								B B B			4-0 BB WP BB	B B B	4-0 1B 1B BB			2	3	1	2	3	1	1									
Gary Carter, R OBP: 0.372, SLG: 0.429 Ronn Reynolds, R OBP: 0.316, SLG: 0.421 (1, 2) (9, 2)	S S	0-3 K							X	0-0 BB							B B B	4-0 BB								B B B			4-0 BB SF7 BB	X	0-0 1-3 1B 1B			3	2	1	0	2	1	4									
Darryl Strawberry, L OBP: 0.338, SLG: 0.427 (1, 9)					B B B				4-0 CS BB					X	0-0 F9							X	0-0 5-3							B B B	4-0 SF7 E BB	B B B	4-0 1B 1B BB			2	2	0	0	3	1	1							
George Foster, R OBP: 0.320, SLG: 0.491 (1, 7)		X			0-0 F8 1-2								X	0-0 HR							X	0-0 F5							B B B	4-0 E 5-3 BB	X	0-0 1-3 2-H 3-H 1B 1B			4	3	2	4	1	0	1								
Howard Johnson, S OBP: 0.264, SLG: 0.295 (1, 5)		X			0-0 F9								S S	0-3 K							X	0-0 F8							X	0-0 SF7			X	0-0 G5-4-3 1B			4	0	1	2	0	1	0						
Rafael Santana, R OBP: 0.285, SLG: 0.296 (1, 6)									B B B	4-0 BB 1B BB							S S	0-3 K							X	0-0 F8			X	0-0 E9 5-3 E			X	0-0 G5-4-3 1-2f			4	0	0	0	1	1	3						
Dwight Gooden, R OBP: 0.259, SLG: 0.184 Rusty Staub, L OBP: 0.367, SLG: 0.440 Jesse Orosco, R OBP: 0.500, SLG: 0.500 (1, 1) (9, PH) (9, 1)									S S	0-3 K							X	0-0 HR 1B							X	0-0 4-3			X	0-0 E1 5-3			B B B	4-0 1B BB			4	1	1	0	0	1	3	<div></div>					
Inning Stats	R: 0 E: 0 K: 2 S: 8		H: 1 LOB: 1 BB: 0 P: 8		R: 0 E: 0 K: 0 S: 2		H: 0 LOB: 0 BB: 1 P: 6		R: 0 E: 0 K: 1 S: 6		H: 1 LOB: 3 BB: 2 P: 14		R: 1 E: 0 K: 2 S: 8		H: 1 LOB: 0 BB: 0 P: 8		R: 2 E: 0 K: 1 S: 7		H: 2 LOB: 1 BB: 1 P: 11		R: 0 E: 0 K: 0 S: 3		H: 0 LOB: 0 BB: 0 P: 3		R: 0 E: 0 K: 0 S: 3		H: 0 LOB: 0 BB: 0 P: 3		R: 4 E: 2 K: 0 S: 5		H: 0 LOB: 2 BB: 4 P: 21		R: 4 E: 0 K: 0 S: 6		H: 4 LOB: 2 BB: 3 P: 18		1B: 7 2B: 0 3B: 0 HR: 2		SF: 1 SAC: 0 DP: 1 HBP: 0		WP: 1 PB: 0 SB: 1 CS: 1		PA: 47						
PITCHER	IP	WLS	BF	H	R	ER	SO	BB	IBB	HBP	BLK	WP	HR	S	P	ERA	WHIP	PITCHER										IP	WLS	BF	H	R	ER	SO	BB	IBB	HBP	BLK	WP	HR	S	P	ERA					WHIP	
Mario Soto, R ERA: 3.38 (1, 1)	7.0	L	32	5	6	5	6	7	0	0	0	1	2	37	65	6.43	1.714																																
Tom Hume, R ERA: 3.63 (8, 1)	1.0		6	0	1	0	0	1	0	0	0	0	0	5	9	0.00	1.000																																
John Stuper, R ERA: 5.5 (9, 1)	1.0		9	4	4	4	0	3	0	0	0	0	0	6	18	36.00	7.000																																





Batter	1												2				3				4				5				6				7				8				9				AB R H RBI BB SO LOB												BOTTOM													
<div>Eddie Milner, L</div> <div>OBP: 0.325, SLG: 0.271</div> <div>(1, 8)</div> <div>SS</div>	<div>0-3</div> <div>1</div> <div>K</div>																				<div>X</div> <div>0-0</div> <div>1</div> <div>5-3</div>								<div>X</div> <div>0-0</div> <div>3</div> <div>1-3</div>								<div>X</div> <div>0-0</div> <div>2</div> <div>3-1</div>								4 0 0 0 0 1 1												<div>New York Mets @ Cincinnati Reds</div> <div>Riverfront Stadium, Cincinnati, OH</div> <div>Tue Jul 09 1985, 7:05 PM EDT</div> <div>Att. 21,787 - Unknown</div> <div>livebaseballscorecards.com</div>													
<div>Max Venable, L</div> <div>OBP: 0.333, SLG: 0.464</div> <div>(1, 7)</div> <div>X</div>	<div>0-0</div> <div>2</div> <div>F8</div>																				<div>X</div> <div>0-0</div> <div>6-3</div> <div>1B</div>								<div>X</div> <div>0-0</div> <div>1</div> <div>G3</div>				<div>X</div> <div>0-0</div> <div>3-H</div> <div>1B</div>								4 0 2 1 0 0 0																													
<div>Pete Rose, S</div> <div>OBP: 0.397, SLG: 0.338</div> <div>(1, 3)</div> <div>X</div>	<div>0-0</div> <div>3</div> <div>3-1</div>																				<div>X</div> <div>0-0</div> <div>2</div> <div>3</div> <div>6-3</div> <div>1-2</div>								<div>B</div> <div>B</div> <div>B</div> <div>B</div> <div>4-0</div> <div>1B</div> <div>BB</div>				<div>X</div> <div>0-0</div> <div>3</div> <div>F5</div>								3 0 0 0 1 0 2																													
<div>Dave Parker, L</div> <div>OBP: 0.364, SLG: 0.524</div> <div>(1, 9)</div>													<div>X</div> <div>0-0</div> <div>1</div> <div>4-3</div>												<div>B</div> <div>B</div> <div>B</div> <div>B</div> <div>4-0</div> <div>BB</div>								<div>X</div> <div>0-0</div> <div>1-2</div> <div>1B</div>								<div>X</div> <div>0-0</div> <div>1</div> <div>F6</div>								3 0 1 0 1 0 0																					
<div>Wayne Krenchicki, L</div> <div>OBP: 0.370, SLG: 0.414</div> <div>(1, 5)</div>													<div>X</div> <div>0-0</div> <div>2</div> <div>4-3</div>												<div>X</div> <div>0-0</div> <div>1</div> <div>F8</div>								<div>X</div> <div>0-0</div> <div>2</div> <div>F6</div>								<div>X</div> <div>0-0</div> <div>2</div> <div>F9</div>								4 0 0 0 0 0 3																					
<div>Alan Knicely, R</div> <div>OBP: 0.333, SLG: 0.427</div> <div>(1, 2)</div> <div>SS</div>													<div>SS</div> <div>0-3</div> <div>3</div> <div>K</div>												<div>SS</div> <div>0-3</div> <div>2</div> <div>K</div>								<div>SS</div> <div>0-3</div> <div>3</div> <div>K</div>								<div>X</div> <div>0-0</div> <div>3</div> <div>F8</div>								4 0 0 0 0 3 3																					
<div>Ron Oester, S</div> <div>OBP: 0.333, SLG: 0.372</div> <div>(1, 4)</div>																	<div>X</div> <div>0-0</div> <div>1</div> <div>3-1</div>												<div>X</div> <div>0-0</div> <div>3</div> <div>F4</div>												<div>X</div> <div>0-0</div> <div>1</div> <div>4-3</div>								3 0 0 0 0 0 1																					
<div>Tom Foley, L</div> <div>OBP: 0.217, SLG: 0.259</div> <div>(1, 6)</div> <div>X</div>																	<div>X</div> <div>0-0</div> <div>2</div> <div>F8</div>																<div>X</div> <div>0-0</div> <div>1</div> <div>1-3</div>								<div>X</div> <div>0-0</div> <div>2B</div> <div>2B</div>								3 1 1 0 0 0 0																					
<div>Mario Soto, R</div> <div>OBP: 0.163, SLG: 0.188</div> <div>(1, 1)</div> <div>Tom Hume, R</div> <div>(8, 1)</div> <div>Duane Walker, L</div> <div>OBP: 0.255, SLG: 0.378</div> <div>(8, PH)</div> <div>John Stuper, R</div> <div>OBP: 0.235, SLG: 0.071</div> <div>(9, 1)</div>													<div>X</div> <div>0-0</div> <div>3</div> <div>F8</div>																<div>SS</div> <div>0-3</div> <div>2</div> <div>K</div>								<div>X</div> <div>0-0</div> <div>2-H</div> <div>1B</div> <div>2B</div>								2 0 0 0 0 1 0																									
Inning Stats												R: 0 E: 0 K: 1 S: 5	H: 0 LOB: 0 BB: 0 P: 5	R: 0 E: 0 K: 1 S: 5	H: 0 LOB: 0 BB: 0 P: 5	R: 0 E: 0 K: 0 S: 3	H: 0 LOB: 0 BB: 0 P: 3	R: 0 E: 0 K: 0 S: 3	H: 1 LOB: 0 BB: 0 P: 3	R: 0 E: 0 K: 1 S: 5	H: 0 LOB: 1 BB: 1 P: 9	R: 0 E: 0 K: 1 S: 5	H: 0 LOB: 0 BB: 0 P: 5	R: 0 E: 0 K: 1 S: 6	H: 1 LOB: 2 BB: 1 P: 10	R: 2 E: 0 K: 0 S: 6	H: 3 LOB: 1 BB: 0 P: 6	R: 0 E: 0 K: 0 S: 3	H: 0 LOB: 0 BB: 0 P: 3	1B: 3 2B: 2 3B: 0 HR: 0	SF: 0 SAC: 0 DP: 0 HBP: 0	WP: 0 PB: 0 SB: 0 CS: 0	PA: 33																																					
PITCHER												IP	WLS	BF	H	R	ER	SO	BB	IBB	HBP	BLK	WP	HR	S	P	ERA	WHIP	PITCHER												IP	WLS	BF	H	R	ER	SO	BB	IBB	HBP	BLK	WP	HR	S	P	ERA	WHIP													
<div>Dwight Gooden, R</div> <div>ERA: 1.78</div> <div>(1, 1)</div>												8.0	W	30	5	2	2	5	2	0	0	0	0	0	0	38	46	2.25	0.875	<div>Jesse Orosco, L</div> <div>ERA: 3.54</div> <div>(9, 1)</div>												1.0		3	0	0	0	0	0	0	0	0	0	0	3	3	0.00	0.000												








Batter	1												2				3				4				5				6				7				8				9				AB R H RBI BB SO LOB												TOP																																																																																																																																																																																																																																																																																																																																																																																																																																																																																																																																																																																																																																																																																														
Tim Raines, S OBP: 0.366, SLG: 0.430 (1, 7)	<div>0-3</div> <div>1</div> <div>K</div> <div>SS</div>																				<div>x</div> <div>0-0</div> <div>1B</div> <div>S</div>								<div>x</div> <div>0-0</div> <div>3</div> <div>F7</div>												<div>x</div> <div>0-0</div> <div>1</div> <div>4-3</div>				4 0 1 0 0 1 0												<div>Montreal Expos @ Cincinnati Reds</div> <div>Riverfront Stadium, Cincinnati, OH</div> <div>Thu Jul 11 1985, 7:05 PM EDT</div> <div>Att. 21,150 - Unknown</div>																																																																																																																																																																																																																																																																																																																																																																																																																																																																																																																																																																																																																																																																																														
Vance Law, R OBP: 0.342, SLG: 0.370 (1, 4)	<div>x</div> <div>0-0</div> <div>2</div> <div>F7</div>																<div>SS</div> <div>0-3</div> <div>1</div> <div>K</div> <div>1-2</div>												<div>x</div> <div>0-0</div> <div>1</div> <div>F9</div>								<div>x</div> <div>0-0</div> <div>1</div> <div>G6-4-3</div> <div>1B</div>				4 0 1 0 0 1 1																																																																																																																																																																																																																																																																																																																																																																																																																																																																																																																																																																																																																																																																																																														
Hubie Brooks, R OBP: 0.297, SLG: 0.368 (1, 6)	<div>x</div> <div>0-0</div> <div>3</div> <div>F9</div>																<div>x</div> <div>0-0</div> <div>2</div> <div>6-3</div>								<div>x</div> <div>0-0</div> <div>2</div> <div>G4-6-3</div> <div>1B</div>								<div>x</div> <div>0-0</div> <div>2</div> <div>G6-4-3</div> <div>1-2f</div>				4 0 1 0 0 0 2																																																																																																																																																																																																																																																																																																																																																																																																																																																																																																																																																																																																																																																																																																																		
Dan Driessen, L OBP: 0.330, SLG: 0.383 (1, 3)													<div>x</div> <div>0-0</div> <div>1</div> <div>F6</div>								<div>x</div> <div>0-0</div> <div>3</div> <div>F7</div>								<div>x</div> <div>0-0</div> <div>2</div> <div>G4-6-3</div> <div>1-2f</div>								3 0 0 0 0 0 2																																																																																																																																																																																																																																																																																																																																																																																																																																																																																																																																																																																																																																																																																																																		
Tim Wallach, R OBP: 0.330, SLG: 0.451 (1, 5)													<div>SS</div> <div>0-3</div> <div>2</div> <div>K</div>								<div>x</div> <div>0-0</div> <div>1</div> <div>G3</div>								<div>x</div> <div>0-0</div> <div>2</div> <div>1B</div> <div>2B</div>								3 0 1 0 0 1 0																																																																																																																																																																																																																																																																																																																																																																																																																																																																																																																																																																																																																																																																																																																		
Mitch Webster, S OBP: 0.246, SLG: 0.424 (1, 8)													<div>x</div> <div>0-0</div> <div>1B</div> <div>CS</div>								<div>x</div> <div>0-0</div> <div>1B</div> <div>CS</div>								<div>SS</div> <div>0-3</div> <div>1</div> <div>K</div>								3 0 2 0 0 1 1																																																																																																																																																																																																																																																																																																																																																																																																																																																																																																																																																																																																																																																																																																																		
Skeeter Barnes, R OBP: 0.174, SLG: 0.217 (1, 9)													<div>1-2</div> <div>3</div> <div>CS</div>				<div>x</div> <div>0-0</div> <div>1</div> <div>6-3</div>								<div>x</div> <div>0-0</div> <div>2</div> <div>F9</div> <div>1-2</div>								<div>x</div> <div>0-0</div> <div>2</div> <div>1B</div> <div>FC6-4</div>								3 0 1 0 0 0 1																																																																																																																																																																																																																																																																																																																																																																																																																																																																																																																																																																																																																																																																																																														
Mike Fitzgerald, R OBP: 0.306, SLG: 0.293 (1, 2)																	<div>SS</div> <div>0-3</div> <div>2</div> <div>K</div>												<div>SS</div> <div>0-3</div> <div>2</div> <div>K</div>								3 0 0 0 0 2 2																																																																																																																																																																																																																																																																																																																																																																																																																																																																																																																																																																																																																																																																																																																		
Joe Hesketh, R OBP: 0.188, SLG: 0.133 Andre Dawson, R OBP: 0.302, SLG: 0.425 Gary Lucas, L (8, 1)													<div>SS</div> <div>0-3</div> <div>3</div> <div>K</div>												<div>x</div> <div>0-0</div> <div>1</div> <div>E6</div> <div>B3-6-4</div>								<div>x</div> <div>0-0</div> <div>3</div> <div>FC6-4</div> <div>1-2f</div>								2 0 0 0 0 1 1																																																																																																																																																																																																																																																																																																																																																																																																																																																																																																																																																																																																																																																																																																														
Inning Stats												R: 0 E: 0 K: 1 S: 5	H: 0 LOB: 0 BB: 0 P: 5	R: 0 E: 0 K: 1 S: 5	H: 1 LOB: 0 BB: 0 P: 5	R: 0 E: 0 K: 2 S: 7	H: 0 LOB: 0 BB: 0 P: 7	R: 0 E: 0 K: 1 S: 6	H: 1 LOB: 1 BB: 0 P: 6	R: 0 E: 0 K: 0 S: 3	H: 1 LOB: 0 BB: 0 P: 3	R: 0 E: 1 K: 0 S: 3	H: 0 LOB: 0 BB: 0 P: 3	R: 0 E: 0 K: 0 S: 3	H: 1 LOB: 0 BB: 0 P: 3	R: 0 E: 0 K: 2 S: 9	H: 2 LOB: 2 BB: 0 P: 9	R: 0 E: 0 K: 0 S: 3	H: 1 LOB: 0 BB: 0 P: 3	1B: 6 2B: 1 3B: 0 HR: 0	SF: 0 SAC: 0 DP: 3 HBP: 0	WP: 0 PB: 0 SB: 1 CS: 2	PA: 31																																																																																																																																																																																																																																																																																																																																																																																																																																																																																																																																																																																																																																																																																																																						
PITCHER												IP	WLS	BF	H	R	ER	SO	BB	IBB	HBP	BLK	WP	HR	S	P	ERA	WHIP	PITCHER												IP	WLS	BF	H	R	ER	SO	BB	IBB	HBP	BLK	WP	HR	S	P	ERA	WHIP																																																																																																																																																																																																																																																																																																																																																																																																																																																																																																																																																																																																																																																																																														
Ron Robinson, R ERA: 2.43												(1, 1)	7.1	W	25	6	0	0	6	0	0	0	0	0	37	37	0.00	0.818																																																																																																																																																																																																																																																																																																																																																																																																																																																																																																																																																																																																																																																																																																																											

**Montreal Expos @ Cincinnati Reds**  
Riverfront Stadium, Cincinnati, OH  
Thu Jul 11 1985, 7:05 PM EDT  
Att. 21,150 - Unknown

livebaseballscorecards.com

AB	30
R	0
H	7
RBI	0
BB	0
SO	7
LOB	12









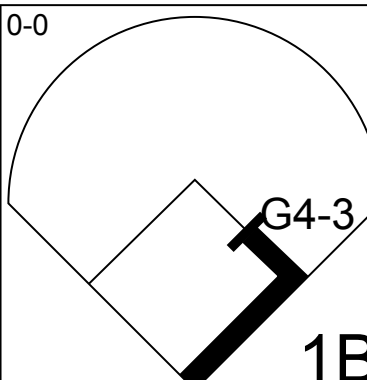
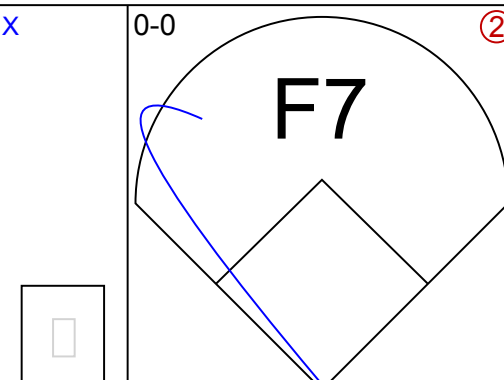
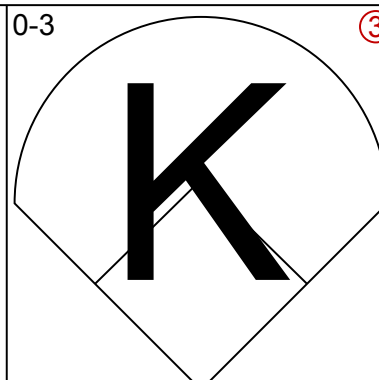
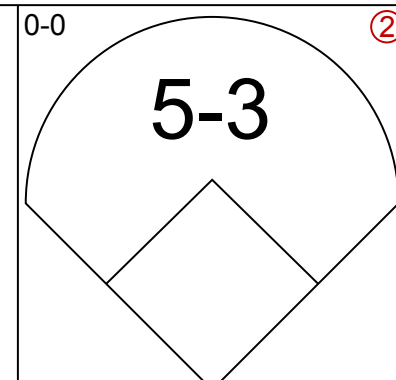
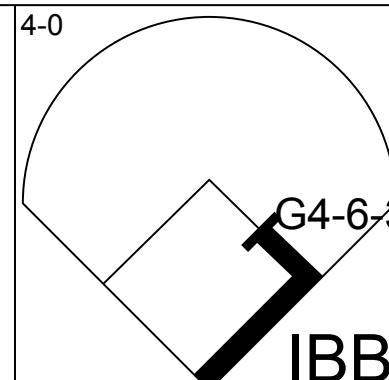
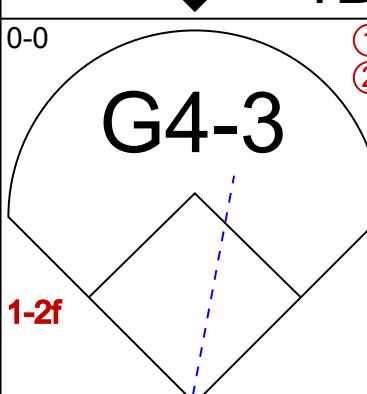
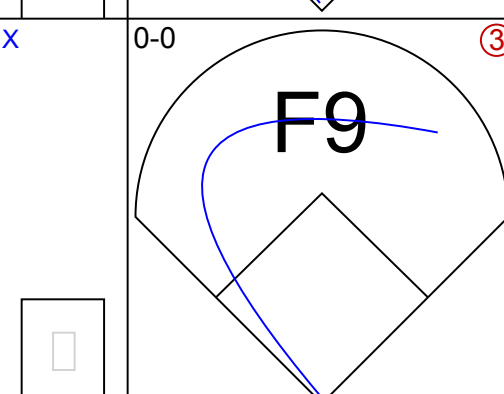
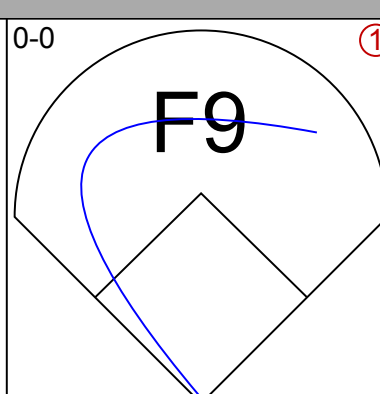
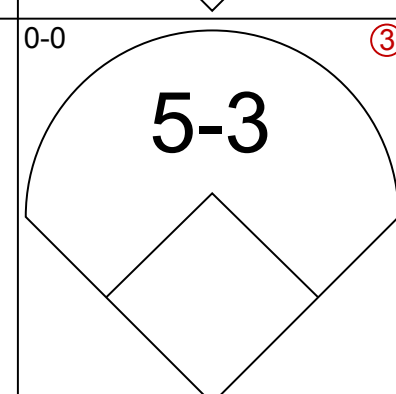
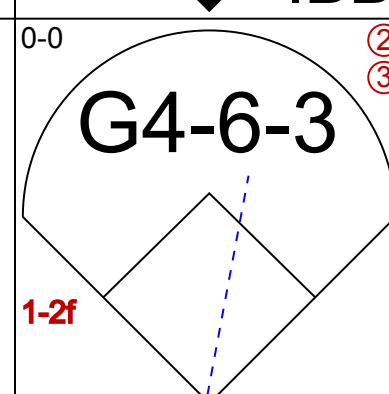
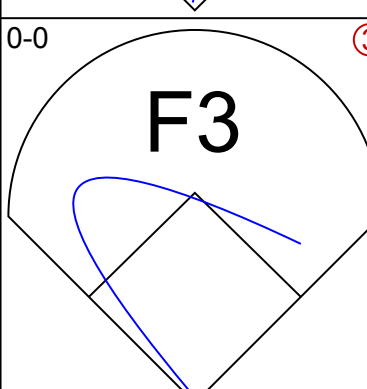
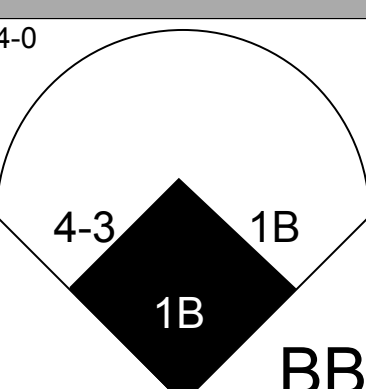
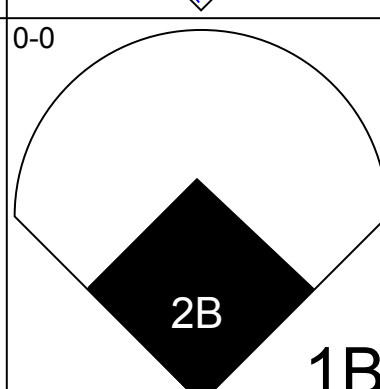
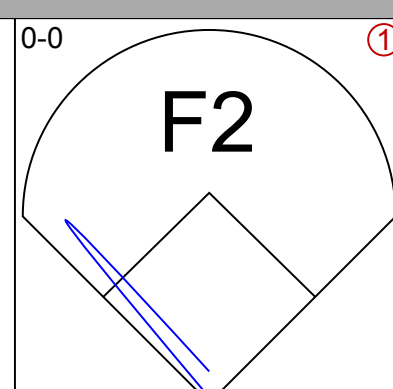
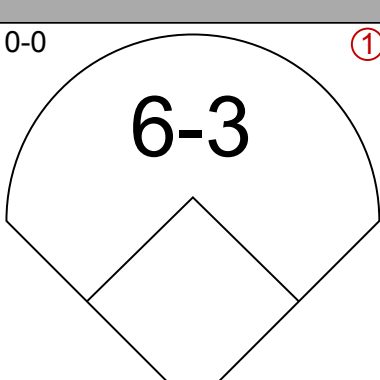
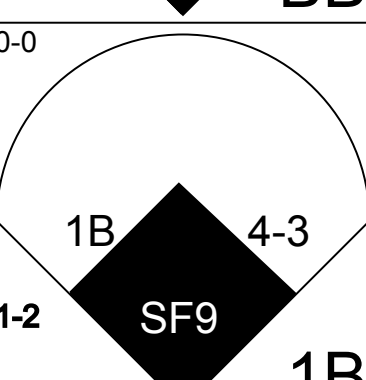
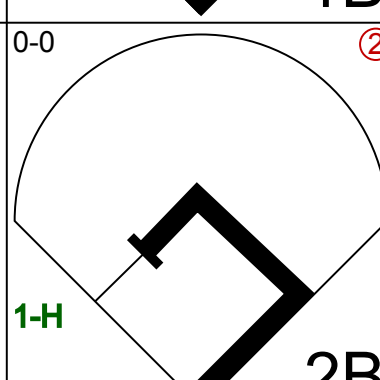
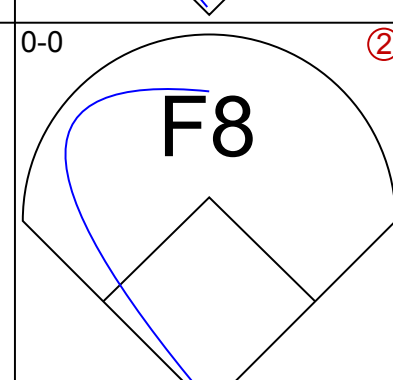
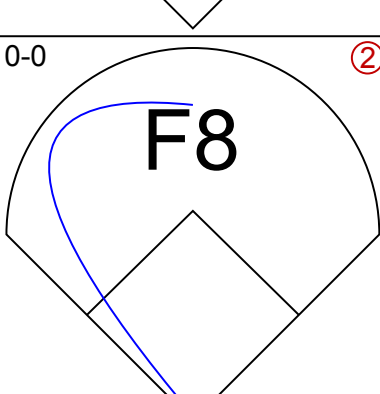
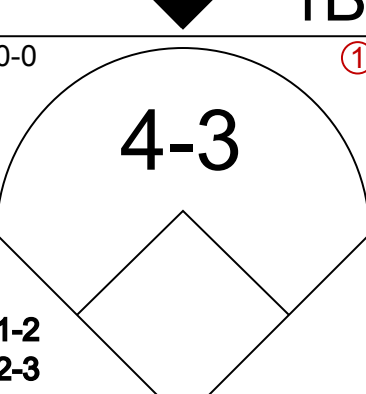
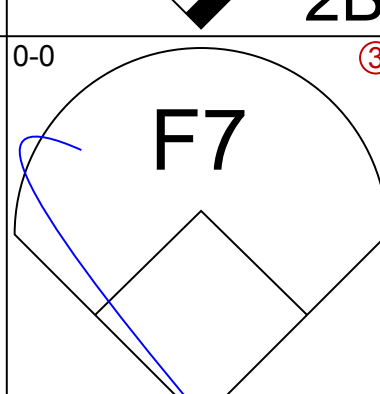
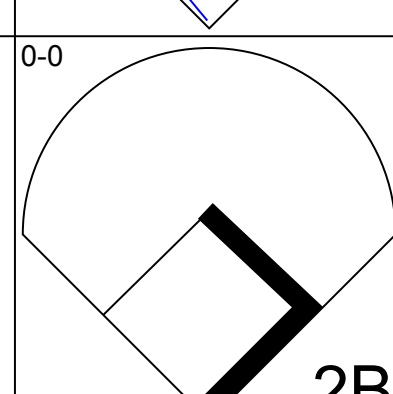
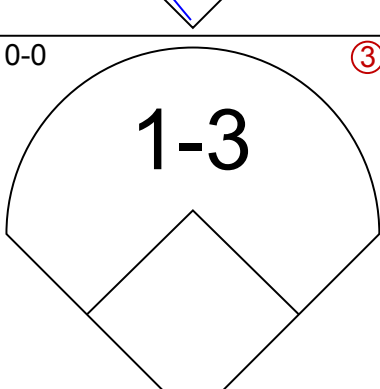
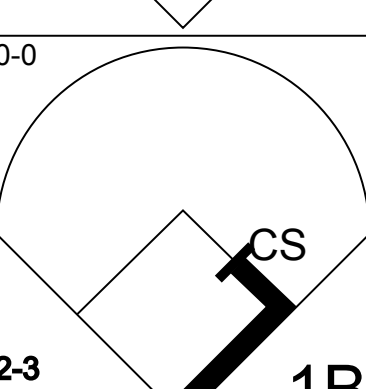
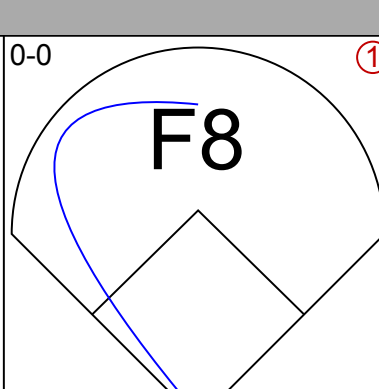
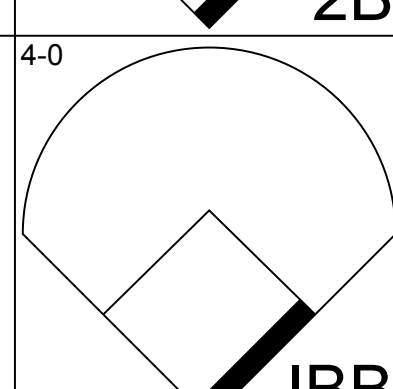
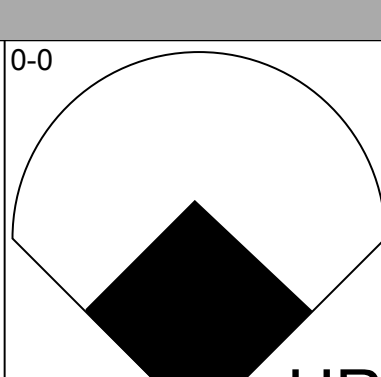
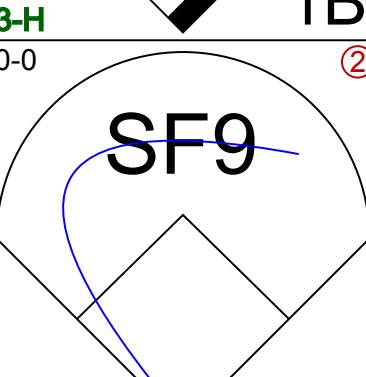
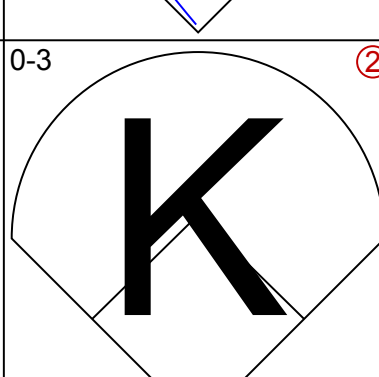
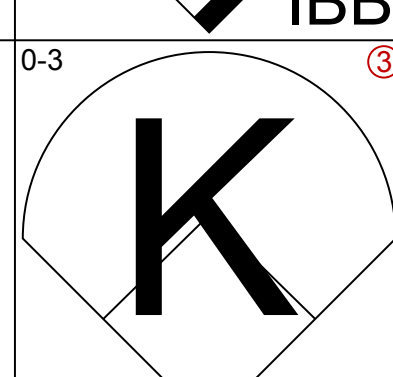
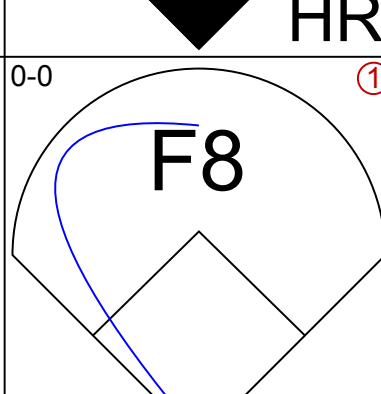
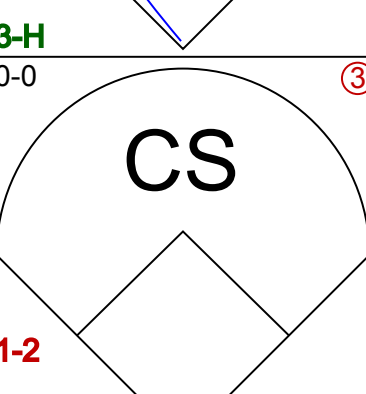
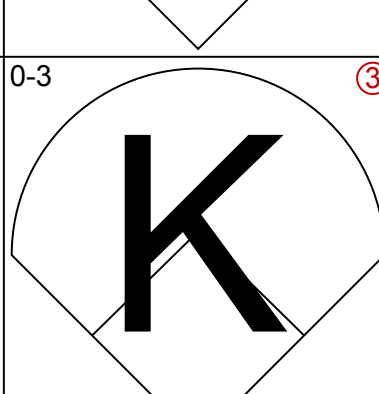
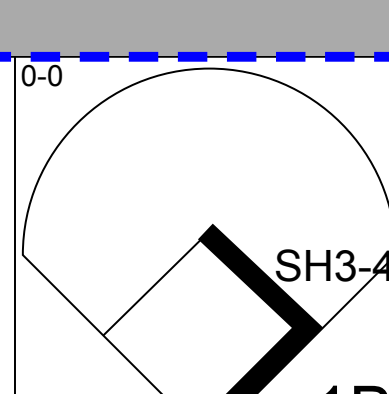
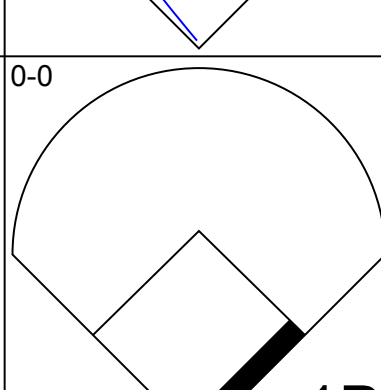
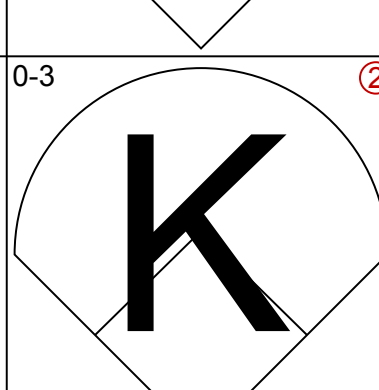
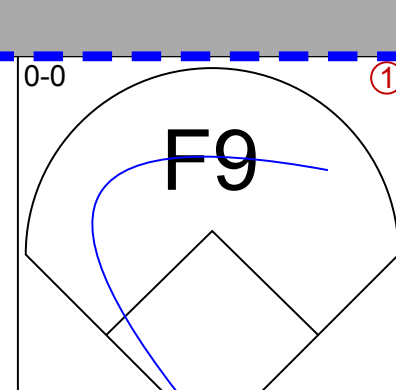
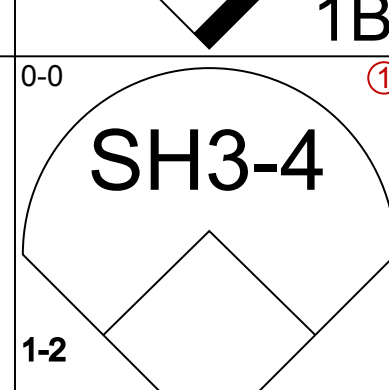










Batter	1				2				3				4				5				6				7				8				9				10				AB R H RBI BB SO LOB												TOP																																												
<div>Tim Raines, S</div> <div>OBP: 0.361, SLG: 0.420</div> <div>(1, 7)</div>	<div>X</div> <div>0-0</div> <div></div>								<div>X</div> <div>0-0</div> <div></div>								<div>SS</div> <div>0-3</div> <div></div>												<div>X</div> <div>0-0</div> <div></div>								<div>X</div> <div>0-0</div> <div></div>				4 0 1 0 1 1 1												<div>Montreal Expos @ Cincinnati Reds</div> <div>Riverfront Stadium, Cincinnati, OH</div> <div>Sun Jul 14 1985, 3:33 AM EDT</div> <div>Att. 19,824 - Unknown</div>																																												
<div>Vance Law, R</div> <div>OBP: 0.344, SLG: 0.378</div> <div>(1, 4)</div>	<div>X</div> <div>0-0</div> <div></div>								<div>X</div> <div>0-0</div> <div></div>												<div>X</div> <div>0-0</div> <div></div>								<div>X</div> <div>0-0</div> <div></div>				<div>X</div> <div>0-0</div> <div></div>				5 0 0 0 0 0 4 0 0 0 0 0 0 0																																																												
<div>Hubie Brooks, R</div> <div>OBP: 0.304, SLG: 0.378</div> <div>(1, 6)</div>	<div>X</div> <div>0-0</div> <div></div>												<div>BBB</div> <div>4-0</div> <div></div>								<div>X</div> <div>0-0</div> <div></div>								<div>X</div> <div>0-0</div> <div></div>				3 2 1 0 1 0 0																																																																
<div>Tim Wallach, R</div> <div>OBP: 0.326, SLG: 0.443</div> <div>(1, 5)</div>					<div>X</div> <div>0-0</div> <div></div>								<div>X</div> <div>0-0</div> <div></div>								<div>X</div> <div>0-0</div> <div></div>								<div>X</div> <div>0-0</div> <div></div>				4 1 2 1 0 0 0																																																																
<div>Dan Driessen, L</div> <div>OBP: 0.336, SLG: 0.393</div> <div>(1, 3)</div>					<div>X</div> <div>0-0</div> <div></div>								<div>X</div> <div>0-0</div> <div></div>								<div>X</div> <div>0-0</div> <div></div>								<div>X</div> <div>0-0</div> <div></div>				4 0 1 0 0 0 2																																																																
<div>Jim Wohlford, R</div> <div>OBP: 0.262, SLG: 0.239</div> <div>(1, 9)</div>					<div>X</div> <div>0-0</div> <div></div>								<div>X</div> <div>0-0</div> <div></div>								<div>X</div> <div>0-0</div> <div></div>								<div>X</div> <div>4-0</div> <div></div>				3 0 1 1 1 0 0 0 0 0 0 0 0 0																																																																
<div>Mitch Webster, S</div> <div>OBP: 0.234, SLG: 0.405</div> <div>(9, PR)</div>																																																																																																	
<div>Herm Winningham, L</div> <div>OBP: 0.333, SLG: 0.358</div> <div>(1, 8)</div>									<div>X</div> <div>0-0</div> <div></div>								<div>X</div> <div>0-0</div> <div></div>								<div>SS</div> <div>0-3</div> <div></div>								<div>SS</div> <div>0-3</div> <div></div>				3 1 1 2 0 2 2												<div>AB 33</div>																																																
<div>Mike Fitzgerald, R</div> <div>OBP: 0.208, SLG: 0.298</div> <div>(1, 2)</div>									<div>X</div> <div>0-0</div> <div></div>								<div>X</div> <div>0-0</div> <div></div>								<div>SS</div> <div>0-3</div> <div></div>								<div>X</div> <div>0-0</div> <div></div>				3 0 0 0 0 0 1 0 0 0 0 0 0 0 0 0 0 0 0 0 0 0 0 0 1 0 1 0 0 0 0 0 0 0 0 0 0 0 0 0												<div>R 4</div>																																																
<div>Bert Roberge, R</div> <div>OBP: 0.250, SLG: 0.250</div> <div>(7, 1)</div>																																																																																																	
<div>Tim Burke, R</div> <div>OBP: 0.306, SLG: 0.310</div> <div>(9, 1)</div>																																																																																																	
<div>Terry Francona, L</div> <div>OBP: 0.118, SLG: 0.176</div> <div>(10, PH)</div>																																																																																																	
<div>Al Newman, S</div> <div>OBP: 0.118, SLG: 0.176</div> <div>(10, PR)</div>																																																																																																	
<div>Bryn Smith, R</div> <div>OBP: 0.227, SLG: 0.233</div> <div>(1, 1)</div>									<div>X</div> <div>0-0</div> <div></div>								<div>SS</div> <div>0-3</div> <div></div>												<div>X</div> <div>0-0</div> <div></div>								<div>X</div> <div>0-0</div> <div></div>				2 0 1 0 0 1 0 1 0 0 0 0 0 0												<div>H 9</div>																																												
<div>Steve Nicosia, R</div> <div>OBP: 0.264, SLG: 0.229</div> <div>(7, 2)</div>																																																	<div>RBI 4</div>																																																
Inning Stats														R: 0 E: 0 K: 0 S: 3				H: 1 LOB: 0 BB: 0 P: 3				R: 0 E: 0 K: 0 S: 3				H: 0 LOB: 0 BB: 0 P: 3				R: 1 E: 0 K: 0 S: 5				H: 2 LOB: 1 BB: 0 P: 5				R: 2 E: 0 K: 0 S: 4				H: 2 LOB: 0 BB: 1 P: 8				R: 0 E: 0 K: 2 S: 7				H: 0 LOB: 0 BB: 0 P: 7				R: 1 E: 0 K: 0 S: 4				H: 2 LOB: 0 BB: 0 P: 4				R: 0 E: 0 K: 2 S: 7				H: 0 LOB: 0 BB: 0 P: 7				R: 0 E: 0 K: 0 S: 3				H: 0 LOB: 2 BB: 1 P: 10				R: 0 E: 0 K: 0 S: 3				H: 1 LOB: 2 BB: 1 P: 7				1B: 6 2B: 2 3B: 0 HR: 1				SF: 1 SAC: 1 DP: 2 HBP: 0				WP: 0 PB: 0 SB: 0 CS: 1		PA: 39	
PITCHER														IP WLS BF H R ER SO				BB IBB HBP BLK				WP HR S P				ERA WHIP																																																																							
Tom Browning, L														(1, 1) 7.0				WLS 26				H 7				R 4				ER 4				SO 4				BB 1				IBB 0				HBP 0				BLK 0				WP 0				HR 1				S 33				P 37				ERA 5.14				WHIP 1.143																							
John Franco, L														(8, 1) 2.0								8				1				0				0				1				0				1				0				0				0				0				0.00				0.500																											
Ted Power, R														(10, 1) 1.0				W				4				1				0				0				0				0				0				0				0				0.00				1.000																																			





Batter	1				2				3				4				5				6				7				8				9				AB R H RBI BB SO LOB												TOP			
Juan Samuel, R OBP: 0.297, SLG: 0.416 (1, 4)	<div>0-0</div> <div><div>S</div><div>2B</div></div> <div>2B</div>				<div>0-0</div> <div><div></div><div>2-H</div></div> <div>3B</div>								<div>0-3</div> <div><div>K</div></div> <div></div>								<div>0-0</div> <div><div>F2</div></div> <div></div>								<div>0-0</div> <div><div>CS</div><div>S</div></div> <div>1B</div>								5 1 3 2 0 1 2												<div>Philadelphia Phillies @ Cincinnati Reds</div> <div>Riverfront Stadium, Cincinnati, OH</div> <div>Thu Jul 18 1985, 7:05 PM EDT</div> <div>Att. 25,447 - Unknown</div>			
Von Hayes, L OBP: 0.366, SLG: 0.436 (1, 7)	<div>4-0</div> <div><div>S</div><div>2B</div></div> <div>BB</div>				<div>0-0</div> <div><div>F9</div></div> <div></div>												<div>0-3</div> <div><div>K</div></div> <div></div>				<div>0-0</div> <div><div></div><div>1-2</div><div>2-H</div></div> <div>1B</div>								<div>4-0</div> <div><div>CS</div></div> <div>IBB</div>								3 1 1 1 2 1 1															
Mike Schmidt, R OBP: 0.323, SLG: 0.430 (1, 3)	<div>0-3</div> <div><div>K</div></div> <div>1-2 2-3</div>								<div>4-0</div> <div><div></div><div>BB</div></div> <div>BB</div>								<div>0-0</div> <div><div></div><div>HR</div></div> <div></div>				<div>0-0</div> <div><div>F8</div></div> <div></div>								<div>0-0</div> <div><div>F8</div></div> <div>1-2 2-3</div>								4 1 1 1 1 1 6															
Glenn Wilson, R OBP: 0.301, SLG: 0.434 (1, 9)	<div>0-0</div> <div><div></div><div>2-H</div><div>3-H</div></div> <div>2B</div>								<div>4-0</div> <div><div></div><div>1-2</div></div> <div>BB</div>								<div>0-0</div> <div><div>F9</div></div> <div></div>												<div>0-0</div> <div><div>F9</div></div> <div></div>								4 0 1 2 1 0 0															
Ozzie Virgil, R OBP: 0.359, SLG: 0.457 (1, 2)	<div>0-3</div> <div><div>K</div></div> <div></div>								<div>0-0</div> <div><div>F7</div></div> <div></div>								<div>0-0</div> <div><div></div><div>1B</div></div> <div></div>												<div>0-0</div> <div><div></div><div>G1-6-3</div></div> <div>1B</div>								5 0 2 0 0 2 3															
Garry Maddox, R OBP: 0.312, SLG: 0.371 (1, 8)	<div>0-0</div> <div><div>F5</div></div> <div></div>								<div>0-0</div> <div><div>F4</div></div> <div></div>								<div>0-0</div> <div><div>F8</div></div> <div></div>								<div>0-0</div> <div><div>E</div><div>S</div></div> <div>1B</div>								<div>0-0</div> <div><div>G1-6-3</div></div> <div></div>								5 0 1 0 0 0 5											
Rick Schu, R OBP: 0.318, SLG: 0.354 (1, 5)					<div>0-0</div> <div><div>S</div><div>3B</div></div> <div>1B</div>								<div>0-3</div> <div><div>K</div></div> <div></div>								<div>0-0</div> <div><div>FC6</div><div>BB</div></div> <div>1B</div>												<div>0-0</div> <div><div>F7</div></div> <div>1-3</div>								4 1 2 0 0 1 3											
Steve Jeltz, S OBP: 0.271, SLG: 0.222 (1, 6)					<div>0-3</div> <div><div>K</div></div> <div>1-2</div>								<div>0-3</div> <div><div>K</div></div> <div></div>								<div>4-0</div> <div><div>FC6</div><div>1B</div></div> <div>BB</div>								<div>0-0</div> <div><div>S</div><div>1B</div></div> <div>1B</div>								3 2 1 0 1 2 1															
Jerry Koosman, R OBP: 0.083, SLG: 0.083 Kent Tekulve, R (8, 1)					<div>0-0</div> <div><div>5-3</div></div> <div></div>								<div>0-0</div> <div><div>6-3</div></div> <div></div>								<div>0-0</div> <div><div>FC6</div><div>1B</div></div> <div>1-2 2-3f</div>								<div>0-3</div> <div><div>K</div></div> <div></div>								4 0 0 0 0 1 4 0 0 0 0 0 0 0															
Inning Stats	R: 2 E: 0 K: 2 S: 9		H: 2 LOB: 1 BB: 1 P: 13		R: 1 E: 0 K: 1 S: 7		H: 2 LOB: 1 BB: 0 P: 7		R: 0 E: 0 K: 1 S: 5		H: 0 LOB: 2 BB: 2 P: 13		R: 0 E: 0 K: 2 S: 7		H: 0 LOB: 0 BB: 0 P: 7		R: 1 E: 0 K: 1 S: 7		H: 2 LOB: 1 BB: 0 P: 7		R: 1 E: 0 K: 0 S: 5		H: 2 LOB: 2 BB: 1 P: 9		R: 0 E: 0 K: 1 S: 6		H: 1 LOB: 1 BB: 0 P: 6		R: 1 E: 0 K: 1 S: 6		H: 2 LOB: 1 BB: 1 P: 10		R: 0 E: 0 K: 0 S: 3		H: 1 LOB: 0 BB: 0 P: 3		1B: 8 2B: 2 3B: 1 HR: 1		SF: 0 SAC: 0 DP: 1 HBP: 0		WP: 0 PB: 0 SB: 6 CS: 2		PA: 42									
PITCHER Mario Soto, R ERA: 3.63 Tom Hume, R ERA: 3.33	(1, 1)		IP 7.1 WLS L BF 37		H 11 R 6 ER 6		SO 9		BB 4		IBB 0		HBP 0		BLK 0		WP 0		HR 1		S 51		P 67		ERA 7.36		WHIP 2.045																									





Batter	1		2		3		4		5		6		7		8		9		AB	R	H	RBI	BB	SO	LOB	TOP						
Juan Samuel, R OBP: 0.293, SLG: 0.410 (1, 4)	X	0-0 F9			X	0-0 F9			X	0-0 F9			X	0-0 F4			0-3 K	5	0	0	0	0	1	3	<div>Philadelphia Phillies @ Cincinnati Reds</div> <div>Riverfront Stadium, Cincinnati, OH</div> <div>Fri Jul 19 1985, 7:05 PM EDT</div> <div>Att. 28,929 - Unknown</div>							
Von Hayes, L OBP: 0.364, SLG: 0.435 Kent Tekulve, R (1, 7) (9, 1)	X	0-0 F8			X	0-0 F9			0-3 K			X	0-0 2B	1-H 2-H			0-3 K	5	0	1	2	0	2	1			0	0	0			
Mike Schmidt, R OBP: 0.325, SLG: 0.428 (1, 3)	X	0-0 F5			X	0-0 F8					B B B B	4-0 BB	B B B B	4-0 BB				2	0	0	0	2	0	0			4	0	0	0	0	3
Glenn Wilson, R OBP: 0.297, SLG: 0.429 (1, 9)			X	0-0 F3			X	0-0 F8			X	0-0 F9	X	0-0 5-3				4	0	0	0	0	0	3			4	0	0	0	0	1
Ozzie Virgil, R OBP: 0.361, SLG: 0.462 (1, 2)			X	0-0 BB 2B			X	0-0 1B 1B			X	0-0 F9			X	0-0 4-3		4	0	2	0	0	0	1			4	0	0	0	0	3
Garry Maddox, R OBP: 0.304, SLG: 0.361 (1, 8)			X	0-0 F8			X	0-0 F4			X	0-0 F8			X	0-0 4-3		4	0	0	0	0	0	3	2	1	1	0	2	0	0	
Rick Schu, R OBP: 0.329, SLG: 0.356 (1, 5)			B B B B	4-0 BB BB			X	0-0 FC4 1-3 1B			B B B B	4-0 1B 2B BB	X	0-0 F9				2	1	1	0	2	0	0	1	0	0	0	1	0	2	
Steve Jeltz, S OBP: 0.273, SLG: 0.221 John Russell, R OBP: 0.312, SLG: 0.329 Don Carman, L (7, PH) (7, 1) Derrel Thomas, S OBP: 0.266, SLG: 0.317 (9, PH) (9, 7)			B B B B	4-0 1-2 2-3 BB			X	0-0 FC4 1-2f			X	0-0 F7			X	0-0 SH1-4 1B	1	0	0	0	1	0	2	1	0	0	0	0	0	0	0	
Kevin Gross, R OBP: 0.162, SLG: 0.139 John Wockenfuss, R OBP: 0.333, SLG: 0.176 Luis Aguayo, R OBP: 0.361, SLG: 0.392 (7, PR) (7, 6)			0-3 K	0-3 K			X	0-0 4-3			X	0-0 2B 1B			X	0-0 SH1-4	2	0	0	0	0	1	3	1	0	1	0	0	0	0	0	
Inning Stats	R: 0 E: 0 K: 0 S: 3	H: 0 LOB: 0 BB: 0 P: 3	R: 0 E: 0 K: 1 S: 6	H: 1 LOB: 3 BB: 2 P: 14	R: 0 E: 0 K: 0 S: 3	H: 0 LOB: 0 BB: 0 P: 3	R: 0 E: 0 K: 0 S: 5	H: 2 LOB: 2 BB: 0 P: 5	R: 0 E: 0 K: 1 S: 5	H: 0 LOB: 0 BB: 0 P: 5	R: 0 E: 0 K: 0 S: 3	H: 0 LOB: 1 BB: 1 P: 7	R: 2 E: 0 K: 0 S: 5	H: 2 LOB: 2 BB: 2 P: 13	R: 0 E: 0 K: 0 S: 3	H: 0 LOB: 0 BB: 0 P: 3	R: 0 E: 0 K: 2 S: 8	H: 1 LOB: 1 BB: 0 P: 8	1B: 4 2B: 2 3B: 0 HR: 0	SF: 0 SAC: 1 DP: 0 HBP: 0	WP: 0 PB: 0 SB: 0 CS: 0	PA: 38	ERA WHIP									
PITCHER Tom Browning, L ERA: 3.68 Tom Hume, R ERA: 3.31 John Franco, L ERA: 1.75	IP 6.2 WLS 2 BF 29	H 5 R 2 ER 2 SO 2	BB 4 IBB 0 HBP 0 BLK 0	WP 0 HR 0 S 29 P 45	ERA 2.70 WHIP 1.350	IP 0.1 WLS 0 BF 2	H 0 R 0 ER 0 SO 0	BB 1 IBB 0 HBP 0 BLK 0	WP 0 HR 0 S 1 P 5	ERA 0.00 WHIP 3.000	IP 2.0 WLS 1 BF 7	H 1 R 0 ER 0 SO 2	BB 0 IBB 0 HBP 0 BLK 0	WP 0 HR 0 S 2 P 11	ERA 0.00 WHIP 0.500	IP 0.0 WLS 0 BF 0	H 0 R 0 ER 0 SO 0	BB 0 IBB 0 HBP 0 BLK 0	WP 0 HR 0 S 0 P 0	ERA 0.00 WHIP 0.000	IP 0.0 WLS 0 BF 0	H 0 R 0 ER 0 SO 0	BB 0 IBB 0 HBP 0 BLK 0	WP 0 HR 0 S 0 P 0	ERA 0.00 WHIP 0.000	IP 0.0 WLS 0 BF 0	H 0 R 0 ER 0 SO 0	BB 0 IBB 0 HBP 0 BLK 0	WP 0 HR 0 S 0 P 0	ERA 0.00 WHIP 0.000		



Batter	1				2				3				4				5				6				7				8				9				AB R H RBI BB SO LOB												BOTTOM																																							
<div>Eddie Milner, L</div> <div>OBP: 0.317, SLG: 0.277</div> <div>(1, 8)</div> <div>BBB</div>	<div>4-0</div> <div></div> <div>1B</div> <div>SF9</div> <div>BB</div>				<div>X</div> <div>0-0</div> <div></div> <div>F9</div> <div>③</div>												<div>X</div> <div>0-0</div> <div></div> <div>F9</div> <div>①</div>								<div>X</div> <div>0-0</div> <div></div> <div>FC5-6</div> <div>1B</div> <div>1-2f</div> <div>①</div>												3 1 0 0 1 0 4				<div>Philadelphia Phillies @ Cincinnati Reds</div> <div>Riverfront Stadium, Cincinnati, OH</div> <div>Fri Jul 19 1985, 7:05 PM EDT</div> <div>Att. 28,929 - Unknown</div> <div>livebaseballscorecards.com</div>																																															
<div>Max Venable, L</div> <div>OBP: 0.320, SLG: 0.383</div> <div>(1, 7)</div> <div>Cesar Cedeno, R</div> <div>OBP: 0.317, SLG: 0.359</div> <div>(7, PH)</div> <div>(8, 3)</div>	<div>X</div> <div>0-0</div> <div></div> <div>FC6</div> <div>1B</div> <div>1-3</div>								<div>X</div> <div>0-0</div> <div></div> <div>3-1</div> <div>①</div>								<div>X</div> <div>0-0</div> <div></div> <div>E3</div> <div>S</div> <div>1-3</div>								<div>X</div> <div>0-0</div> <div></div> <div>G4-6-3</div> <div>1B</div> <div>1-2</div> <div>②</div> <div>③</div>								3 0 1 0 0 0 1																																																							
<div>Pete Rose, S</div> <div>OBP: 0.392, SLG: 0.320</div> <div>(1, 3)</div> <div>John Franco, L</div> <div>OBP: 0.333, SLG: 0.333</div> <div>(8, 1)</div>	<div>X</div> <div>0-0</div> <div></div> <div>SF9</div> <div>①</div> <div>3-H</div>								<div>X</div> <div>0-0</div> <div></div> <div>F7</div> <div>②</div>								<div>X</div> <div>0-0</div> <div></div> <div>SF8</div> <div>②</div> <div>3-H</div>								<div>X</div> <div>0-0</div> <div></div> <div>G4-6-3</div> <div>1-2f</div> <div>②</div> <div>③</div>								2 0 0 2 0 0 2																																																							
<div>Dave Parker, L</div> <div>OBP: 0.360, SLG: 0.520</div> <div>(1, 9)</div>	<div>X</div> <div>0-0</div> <div></div> <div>FC6</div> <div>FC6-4</div> <div>1-2f</div> <div>②</div>								<div>H</div> <div>1-0</div> <div></div> <div>HBP</div> <div>③</div>								<div>X</div> <div>0-0</div> <div></div> <div>4-3</div> <div>1-2</div> <div>③</div>								<div>SSSS</div> <div>0-3</div> <div></div> <div>K</div> <div>①</div>								3 0 0 0 0 1 2																																																							
<div>Buddy Bell, R</div> <div>OBP: 0.307, SLG: 0.334</div> <div>(1, 5)</div>	<div>X</div> <div>0-0</div> <div></div> <div>FC6-4</div> <div>1-2f</div> <div>③</div>								<div>X</div> <div>0-0</div> <div></div> <div>F9</div> <div>③</div>												<div>X</div> <div>0-0</div> <div></div> <div>CS</div> <div>1B</div> <div>②</div> <div>③</div>								4 0 1 0 0 0 2																																																											
<div>Dave Concepcion, R</div> <div>OBP: 0.321, SLG: 0.363</div> <div>(1, 6)</div>					<div>X</div> <div>0-0</div> <div></div> <div>6-3</div> <div>①</div>								<div>X</div> <div>0-0</div> <div></div> <div>G6-3</div> <div>1B</div> <div>①</div>								<div>X</div> <div>0-0</div> <div></div> <div>F8</div> <div>②</div>								<div>X</div> <div>0-0</div> <div></div> <div>F9</div> <div>②</div> <div>③</div> <div>1-2</div>								4 0 1 0 0 0 1																																																			
<div>Ron Oester, S</div> <div>OBP: 0.340, SLG: 0.372</div> <div>(1, 4)</div>					<div>BBBB</div> <div>4-0</div> <div></div> <div>SH5-4</div> <div>BB</div> <div>E</div>								<div>X</div> <div>0-0</div> <div></div> <div>F7</div> <div>①</div>								<div>X</div> <div>0-0</div> <div></div> <div>1B</div> <div>②</div> <div>③</div>								<div>SSSS</div> <div>0-3</div> <div></div> <div>K</div> <div>③</div>								<div>X</div> <div>0-0</div> <div></div> <div>SH3-4</div> <div>2B</div> <div>1B</div> <div>①</div>				3 1 2 0 1 0 1				<div>AB 28</div> <div>R 3</div> <div>H 8</div> <div>RBI 3</div> <div>BB 3</div> <div>SO 2</div> <div>LOB 16</div>																																											
<div>Dann Bilardello, R</div> <div>OBP: 0.167, SLG: 0.151</div> <div>(1, 2)</div>					<div>X</div> <div>0-0</div> <div></div> <div>E5</div> <div>SH5-4</div> <div>1-2</div> <div>②</div>								<div>X</div> <div>0-0</div> <div></div> <div>G6-3</div> <div>1-2f</div> <div>②</div> <div>③</div>												<div>X</div> <div>0-0</div> <div></div> <div>SH3-4</div> <div>1-2</div> <div>①</div>				3 0 0 0 0 1 3																																																											
<div>Tom Browning, L</div> <div>OBP: 0.238, SLG: 0.231</div> <div>(1, 1)</div> <div>Tom Hume, R</div> <div>Gary Redus, R</div> <div>OBP: 0.360, SLG: 0.413</div> <div>(7, PH)</div> <div>(8, 7)</div>					<div>X</div> <div>0-0</div> <div></div> <div>SH5-4</div> <div>1-2</div> <div>2-3</div> <div>②</div>								<div>X</div> <div>0-0</div> <div></div> <div>E</div> <div>SF8</div> <div>1B</div> <div>②</div>												<div>BBBB</div> <div>4-0</div> <div></div> <div>FC5-6</div> <div>BB</div> <div>2-H</div>								<div>X</div> <div>0-0</div> <div></div> <div>2B</div> <div>②</div> <div>③</div> <div>2-H</div>				1 1 1 0 0 0 0				<div>REDS</div>																																															
Inning Stats	R: 1 E: 0 K: 0 S: 4				H: 1 LOB: 1 BB: 1 P: 8				R: 0 E: 1 K: 0 S: 4				H: 0 LOB: 2 BB: 1 P: 8				R: 0 E: 0 K: 0 S: 3				H: 1 LOB: 0 BB: 0 P: 4				R: 0 E: 0 K: 0 S: 3				H: 1 LOB: 1 BB: 0 P: 3				R: 1 E: 1 K: 0 S: 5				H: 1 LOB: 1 BB: 0 P: 5				R: 0 E: 0 K: 1 S: 6				H: 1 LOB: 1 BB: 0 P: 6				R: 0 E: 0 K: 0 S: 3				H: 1 LOB: 1 BB: 1 P: 7				R: 0 E: 0 K: 1 S: 5				H: 1 LOB: 0 BB: 0 P: 5				R: 1 E: 0 K: 0 S: 3				H: 2 LOB: 1 BB: 0 P: 3				1B: 7 2B: 1 3B: 0 HR: 0				SF: 2 SAC: 2 DP: 2 HBP: 1				WP: 0 PB: 0 SB: 1 CS: 1				PA: 36			
PITCHER	IP WLS BF H R ER SO BB IBB HBP BLK WP HR S P ERA WHIP				PITCHER IP WLS BF H R ER SO BB IBB HBP BLK WP HR S P ERA WHIP																																																																																			
<div>Kevin Gross, R</div> <div>ERA: 3.29</div> <div>(1, 1)</div> <div>Don Carman, L</div> <div>ERA: 2.63</div> <div>(7, 1)</div> <div>Kent Tekulve, R</div> <div>ERA: 4.03</div> <div>(9, 1)</div>	6.0 0 26 4 2 1 1 2 0 1 0 0 0 25 34 1.50 1.000				2.0 0 7 2 0 0 1 1 0 0 0 0 8 12 0.00 1.500																																																																																			
	0.1 L 3 2 1 1 0 0 0 0 0 0 0 0 3 3 27.00 6.000																																																																																							











Batter	1				2				3				4				5				6				7				8				9				AB R H RBI BB SO LOB												BOTTOM																																																																																																																																																																																																																																																																																																																																																																																																																																																																																																																																																																																																																																																																																																																																																																																																																																																																																																																																																																																																																																																																																																																																																																																																																																																
<div>Eddie Milner, L</div> <div>OBP: 0.321, SLG: 0.282</div> <div>(1, 8)</div> <div>X</div> <div>0-0</div> <div><div>FC4-6</div><div>1B</div></div>									<div>X</div> <div>0-0</div> <div><div>FC6-4</div><div>1B</div></div> <div>2-H</div>									<div>X</div> <div>0-0</div> <div><div>FC3-5</div><div>1B</div></div> <div>2-3</div>					<div>B</div> <div>B</div> <div>B</div> <div>B</div> <div>4-0</div> <div><div>CS</div><div>BB</div></div>													3 0 2 1 0 0 1								<div>Philadelphia Phillies @ Cincinnati Reds</div> <div>Riverfront Stadium, Cincinnati, OH</div> <div>Sun Jul 21 1985, 3:33 AM EDT</div> <div>Att. 30,327 - Unknown</div>																																																																																																																																																																																																																																																																																																																																																																																																																																																																																																																																																																																																																																																																																																																																																																																																																																																																																																																																																																																																																																																																																																																																																																																																																																																					
<div>Max Venable, L</div> <div>OBP: 0.321, SLG: 0.380</div> <div>(1, 7)</div> <div>X</div> <div>0-0</div> <div><div>FC4-6</div><div>S</div></div> <div>1-2f</div>									<div>X</div> <div>0-0</div> <div><div>FC6-4</div><div>1B</div></div> <div>1-2f</div>									<div>X</div> <div>0-0</div> <div><div>BB</div><div>1B</div></div> <div>1-3</div>					<div>X</div> <div>0-0</div> <div><div>F9</div><div>1-2</div></div>									3 0 1 0 0 0 2				1 0 0 0 0 0 1																																																																																																																																																																																																																																																																																																																																																																																																																																																																																																																																																																																																																																																																																																																																																																																																																																																																																																																																																																																																																																																																																																																																																																																																																																																													
<div>Pete Rose, S</div> <div>OBP: 0.393, SLG: 0.321</div> <div>(1, 3)</div> <div>X</div> <div>0-0</div> <div><div>F4</div><div>1-2</div></div>									<div>X</div> <div>0-0</div> <div><div>F8</div></div>									<div>B</div> <div>B</div> <div>B</div> <div>B</div> <div>4-0</div> <div><div>G4-6-3</div><div>BB</div></div> <div>1-2</div>					<div>X</div> <div>0-0</div> <div><div>HR</div><div>1B</div></div>									3 1 1 0 1 0 2																																																																																																																																																																																																																																																																																																																																																																																																																																																																																																																																																																																																																																																																																																																																																																																																																																																																																																																																																																																																																																																																																																																																																																																																																																																																	
<div>Dave Parker, L</div> <div>OBP: 0.357, SLG: 0.521</div> <div>(1, 9)</div> <div>S</div> <div>0-3</div> <div><div>K</div></div>													<div>X</div> <div>0-0</div> <div><div>3B</div><div>1B</div></div>					<div>X</div> <div>0-0</div> <div><div>G4-6-3</div><div>1-2f</div></div>					<div>X</div> <div>0-0</div> <div><div>HR</div></div> <div>1-H</div>									4 2 2 2 0 1 4																																																																																																																																																																																																																																																																																																																																																																																																																																																																																																																																																																																																																																																																																																																																																																																																																																																																																																																																																																																																																																																																																																																																																																																																																																																																	
<div>Buddy Bell, R</div> <div>OBP: 0.308, SLG: 0.336</div> <div>(1, 5)</div> <td colspan="4"></td> <td><div>X</div><div>0-0</div><div><div>6-3</div></div></td> <td colspan="4"></td> <td colspan="4"></td> <td><div>X</div><div>0-0</div><div><div>G4-6-3</div><div>3B</div></div><div>1-H</div></td> <td colspan="4"></td> <td colspan="4"></td> <td><div>S</div><div>S</div><div>S</div><div>0-3</div><div><div>K</div></div></td> <td colspan="4"></td> <td><div>S</div><div>S</div><div>S</div><div>0-3</div><div><div>K</div></div></td> <td colspan="4"></td> <td colspan="4">4 1 1 1 0 2 0</td> <td colspan="4"></td> <td colspan="12"></td>					<div>X</div> <div>0-0</div> <div><div>6-3</div></div>									<div>X</div> <div>0-0</div> <div><div>G4-6-3</div><div>3B</div></div> <div>1-H</div>									<div>S</div> <div>S</div> <div>S</div> <div>0-3</div> <div><div>K</div></div>					<div>S</div> <div>S</div> <div>S</div> <div>0-3</div> <div><div>K</div></div>					4 1 1 1 0 2 0																																																																																																																																																																																																																																																																																																																																																																																																																																																																																																																																																																																																																																																																																																																																																																																																																																																																																																																																																																																																																																																																																																																																																																																																																																																																
<div>Dave Concepcion, R</div> <div>OBP: 0.319, SLG: 0.357</div> <div>(1, 6)</div> <td colspan="4"></td> <td><div>X</div><div>0-0</div><div><div>5-3</div></div></td> <td colspan="4"></td> <td colspan="4"></td> <td><div>B</div><div>B</div><div>B</div><div>B</div><div>4-0</div><div><div>G4-6-3</div><div>BB</div></div></td> <td colspan="4"></td> <td colspan="4"></td> <td><div>X</div><div>0-0</div><div><div>5-3</div></div></td> <td colspan="4"></td> <td><div>S</div><div>S</div><div>S</div><div>0-3</div><div><div>K</div></div></td> <td colspan="4"></td> <td colspan="4">3 0 0 0 1 1 0</td> <td colspan="4"></td> <td colspan="12"></td>					<div>X</div> <div>0-0</div> <div><div>5-3</div></div>									<div>B</div> <div>B</div> <div>B</div> <div>B</div> <div>4-0</div> <div><div>G4-6-3</div><div>BB</div></div>									<div>X</div> <div>0-0</div> <div><div>5-3</div></div>					<div>S</div> <div>S</div> <div>S</div> <div>0-3</div> <div><div>K</div></div>					3 0 0 0 1 1 0																																																																																																																																																																																																																																																																																																																																																																																																																																																																																																																																																																																																																																																																																																																																																																																																																																																																																																																																																																																																																																																																																																																																																																																																																																																																
<div>Ron Oester, S</div> <div>OBP: 0.341, SLG: 0.372</div> <div>(1, 4)</div> <td colspan="4"></td> <td><div>X</div><div>0-0</div><div><div>4-3</div></div></td> <td colspan="4"></td> <td colspan="4"></td> <td><div>X</div><div>0-0</div><div><div>G4-6-3</div><div>1-2f</div></div><div>3-H</div></td> <td colspan="4"></td> <td colspan="4"></td> <td><div>X</div><div>0-0</div><div><div>HR</div><div>1B</div></div></td> <td colspan="4"></td> <td><div>X</div><div>0-0</div><div><div>F7</div></div></td> <td colspan="4"></td> <td colspan="4">4 1 1 0 0 0 1</td> <td colspan="4"></td> <td colspan="12"><div>AB 31</div><div>R 7</div><div>H 11</div><div>RBI 6</div><div>BB 3</div><div>SO 5</div><div>LOB 11</div></td>					<div>X</div> <div>0-0</div> <div><div>4-3</div></div>									<div>X</div> <div>0-0</div> <div><div>G4-6-3</div><div>1-2f</div></div> <div>3-H</div>									<div>X</div> <div>0-0</div> <div><div>HR</div><div>1B</div></div>					<div>X</div> <div>0-0</div> <div><div>F7</div></div>					4 1 1 0 0 0 1								<div>AB 31</div> <div>R 7</div> <div>H 11</div> <div>RBI 6</div> <div>BB 3</div> <div>SO 5</div> <div>LOB 11</div>																																																																																																																																																																																																																																																																																																																																																																																																																																																																																																																																																																																																																																																																																																																																																																																																																																																																																																																																																																																																																																																																																																																																																																																																																																																								
<div>Dann Bilardello, R</div> <div>OBP: 0.210, SLG: 0.246</div> <div>(1, 2)</div> <td colspan="4"></td> <td colspan="4"></td> <td><div>X</div><div>0-0</div><div><div>SH3-4</div><div>1B</div></div></td> <td colspan="4"></td> <td><div>X</div><div>0-0</div><div><div>6-3</div></div></td> <td colspan="4"></td> <td colspan="4"></td> <td><div>X</div><div>0-0</div><div><div>HR</div></div><div>1-H</div></td> <td colspan="4"></td> <td><div>S</div><div>S</div><div>S</div><div>0-3</div><div><div>K</div></div></td> <td colspan="4"></td> <td colspan="4">4 2 2 2 0 1 0</td> <td colspan="4"></td> <td colspan="12"></td>									<div>X</div> <div>0-0</div> <div><div>SH3-4</div><div>1B</div></div>					<div>X</div> <div>0-0</div> <div><div>6-3</div></div>									<div>X</div> <div>0-0</div> <div><div>HR</div></div> <div>1-H</div>					<div>S</div> <div>S</div> <div>S</div> <div>0-3</div> <div><div>K</div></div>					4 2 2 2 0 1 0																																																																																																																																																																																																																																																																																																																																																																																																																																																																																																																																																																																																																																																																																																																																																																																																																																																																																																																																																																																																																																																																																																																																																																																																																																																																
<div>Joe Price, R</div> <div>(1, 1)</div> <div>John Stuper, R</div> <div>OBP: 0.235, SLG: 0.071</div> <div>(3, 1)</div> <div>Tom Foley, L</div> <div>OBP: 0.222, SLG: 0.264</div> <div>(5, PH)</div> <div>Bob Buchanan, L</div> <div>(6, 1)</div> <div>John Franco, L</div> <div>OBP: 0.333, SLG: 0.333</div> <div>(7, 1)</div> <div>Ted Power, R</div> <div>(9, 1)</div> <div>Wayne Krenchicki, L</div> <div>OBP: 0.392, SLG: 0.445</div> <div>(9, 4)</div> <td colspan="4"></td> <td><div>X</div><div>0-0</div><div><div>SH3-4</div><div>1-2</div></div></td> <td colspan="4"></td> <td colspan="4"></td> <td colspan="4"></td> <td><div>X</div><div>0-0</div><div><div>FC3-5</div><div>2B</div></div></td> <td colspan="4"></td> <td><div>X</div><div>0-0</div><div><div>G3</div></div></td> <td colspan="4"></td> <td colspan="4"></td> <td colspan="4">0 0 0 0 0 0 0</td> <td colspan="4">0 0 0 0 0 0 0</td> <td colspan="4">1 0 1 0 0 0 0</td> <td colspan="4">1 0 0 0 0 0 0</td> <td colspan="4">0 0 0 0 0 0 0</td> <td colspan="4">0 0 0 0 0 0 0</td> <td colspan="4">0 0 0 0 0 0 0</td> <td colspan="12"></td>					<div>X</div> <div>0-0</div> <div><div>SH3-4</div><div>1-2</div></div>													<div>X</div> <div>0-0</div> <div><div>FC3-5</div><div>2B</div></div>					<div>X</div> <div>0-0</div> <div><div>G3</div></div>									0 0 0 0 0 0 0				0 0 0 0 0 0 0				1 0 1 0 0 0 0				1 0 0 0 0 0 0				0 0 0 0 0 0 0				0 0 0 0 0 0 0				0 0 0 0 0 0 0																																																																																																																																																																																																																																																																																																																																																																																																																																																																																																																																																																																																																																																																																																																																																																																																																																																																																																																																																																																																																																																																																																																																																																																																																																									
Inning Stats		R: 0 H: 1 E: 0 K: 1 S: 6				H: 1 LOB: 1 BB: 0 P: 6				R: 0 H: 0 E: 0 K: 0 S: 3				H: 0 LOB: 0 BB: 0 P: 3				R: 1 H: 2 E: 0 K: 0 S: 5				H: 2 LOB: 1 BB: 0 P: 5				R: 2 H: 2 E: 0 K: 0 S: 4				H: 2 LOB: 0 BB: 1 P: 8				R: 0 H: 2 E: 0 K: 1 S: 4				H: 2 LOB: 0 BB: 0 P: 7				R: 2 H: 2 E: 0 K: 1 S: 6				H: 0 LOB: 0 BB: 0 P: 7								1B: 7 2B: 1 3B: 1 HR: 2				SF: 0 SAC: 1 DP: 2 HBP: 0				WP: 0 PB: 0 SB: 1 CS: 1				PA: 35																																																																																																																																																																																																																																																																																																																																																																																																																																																																																																																																																																																																																																																																																																																																																																																																																																																																																																																																																																																																																																																																																																																																																																																																																															
PITCHER		IP WLS BF H R ER SO BB IBB HBP BLK WP HR S P ERA WHIP				John Denny, R ERA: 3.85				(1, 1) 6.0 L 27 9 5 5 2 2 0 0 0 0 0 1 29 37 7.50 1.833				Don Carman, L ERA: 2.88				(7, 1) 2.0 L 8 2 2 2 3 1 0 0 0 0 0 1 13 17 9.00 1.500																																																																																																																																																																																																																																																																																																																																																																																																																																																																																																																																																																																																																																																																																																																																																																																																																																																																																																																																																																																																																																																																																																																																																																																																																																																																															













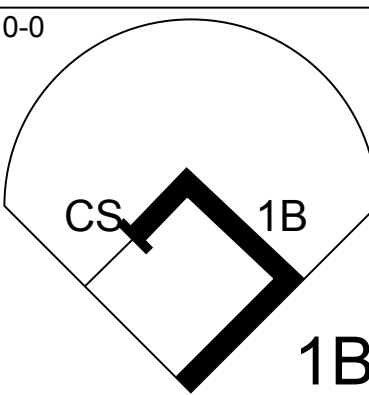
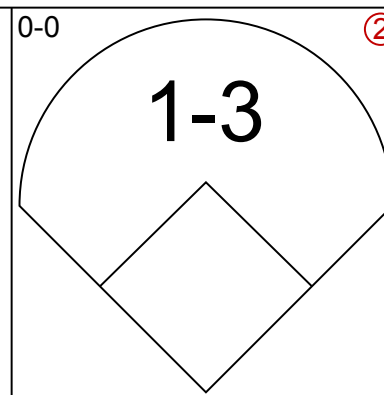
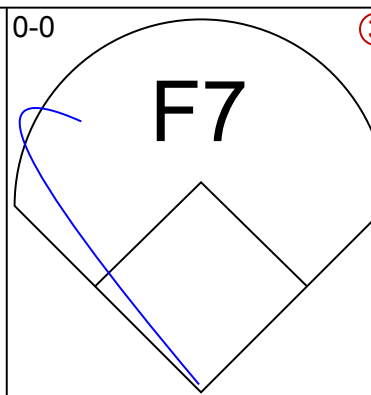
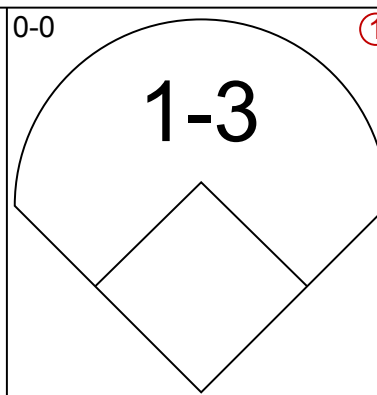
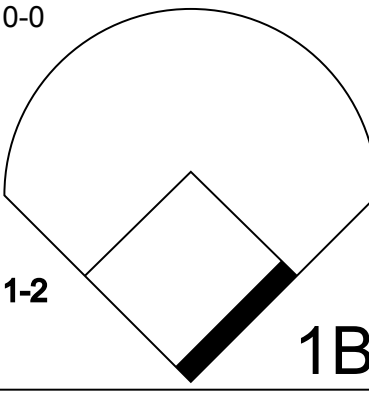
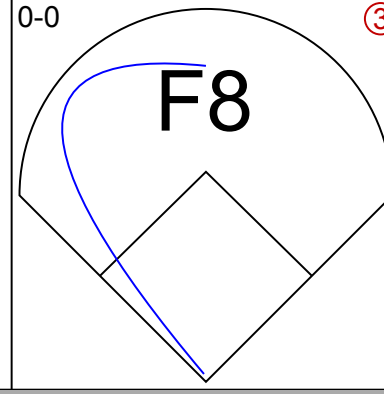
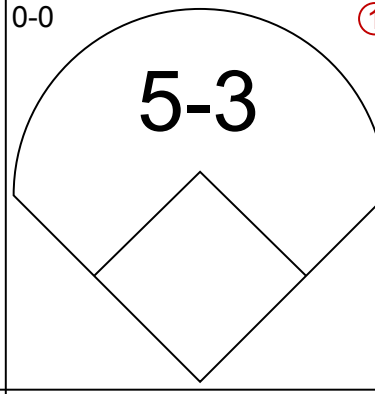
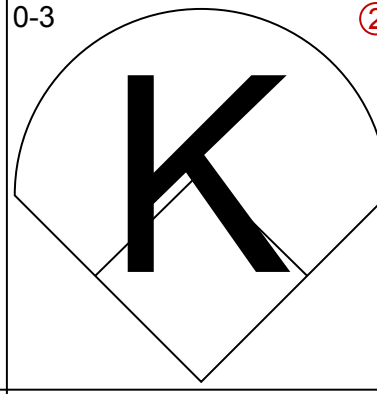
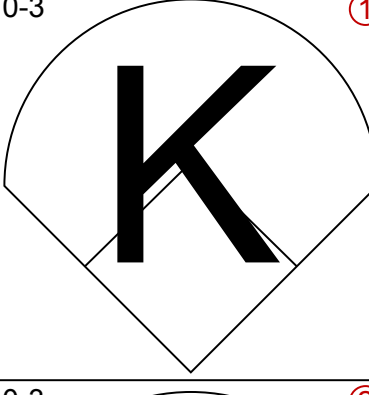
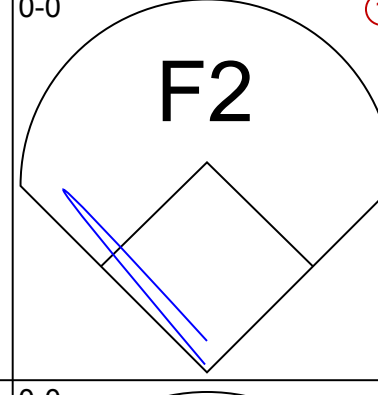
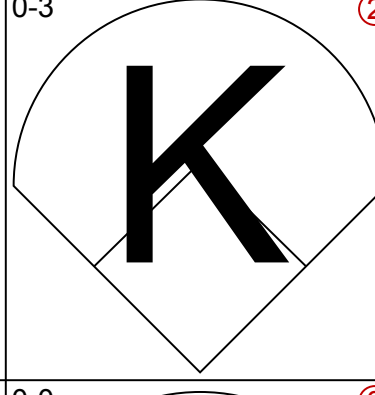
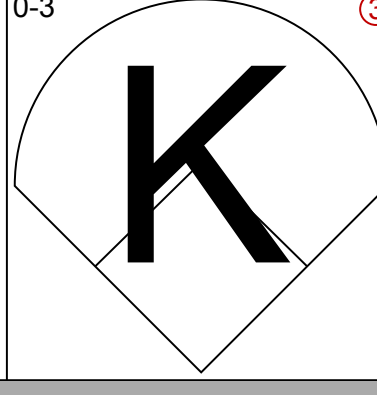
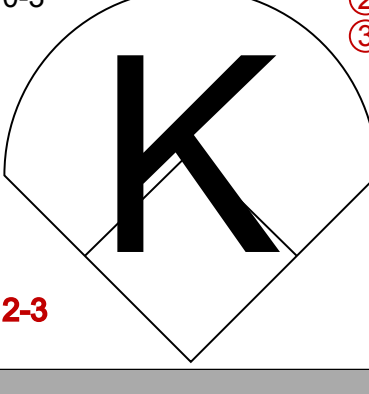
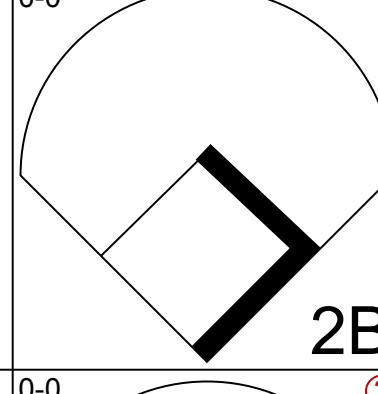
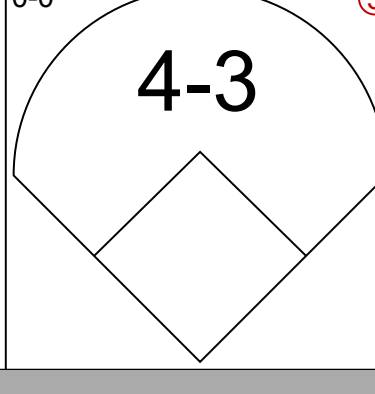
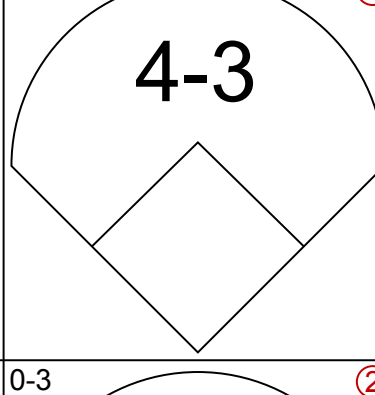
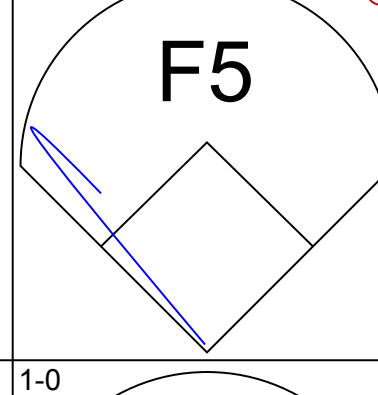
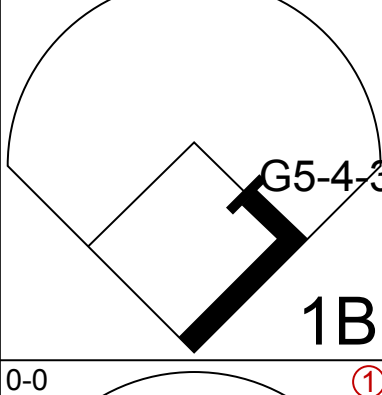
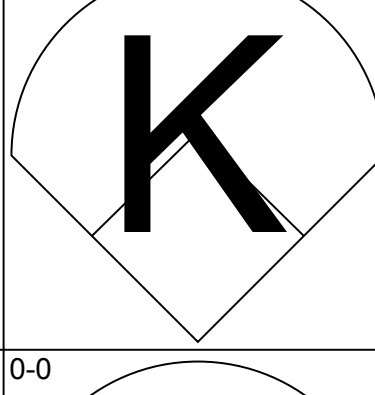
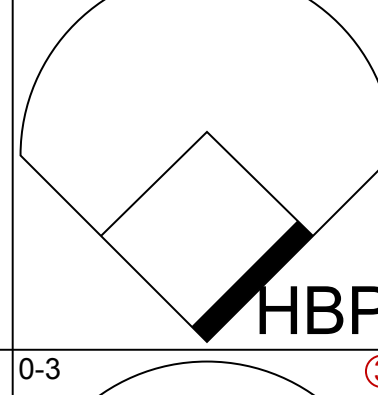
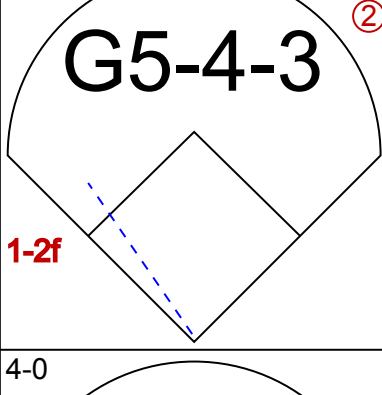
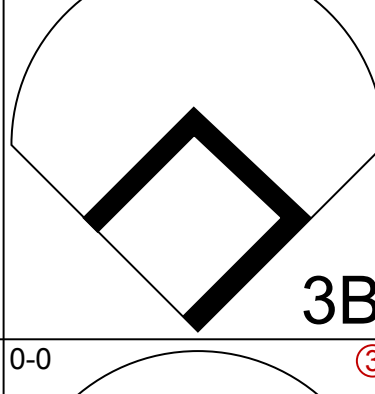
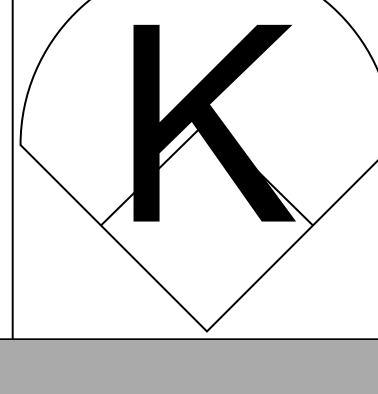
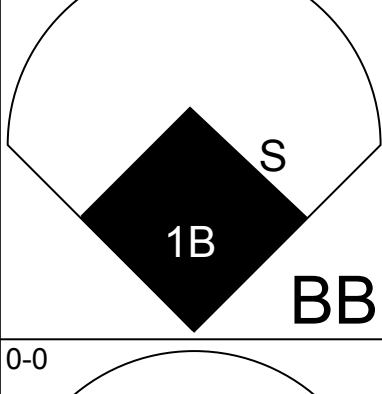
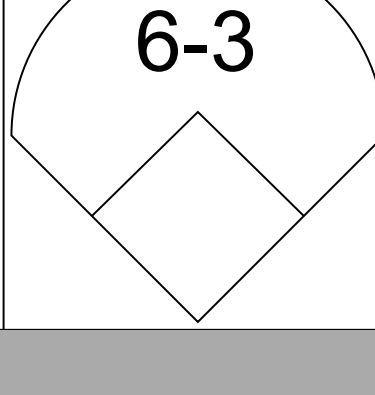
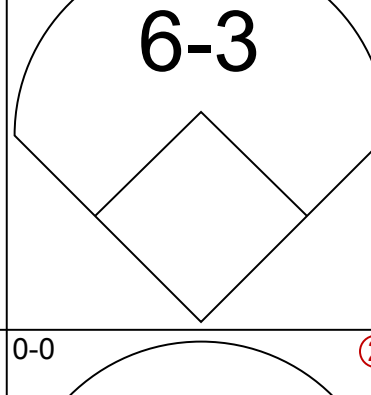
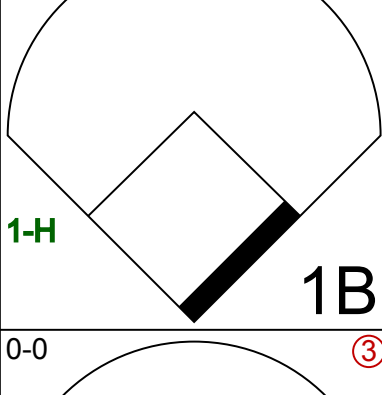
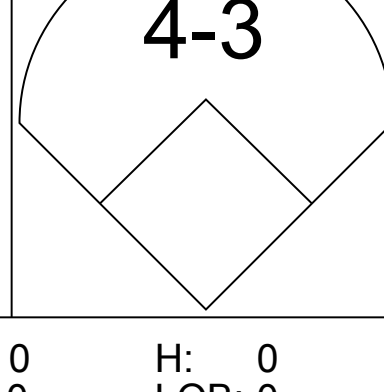
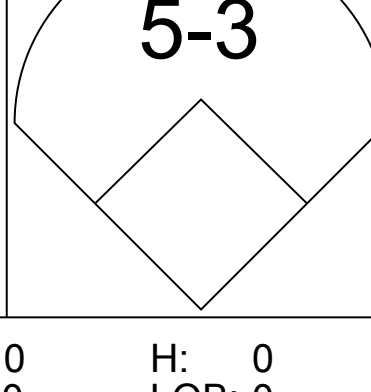
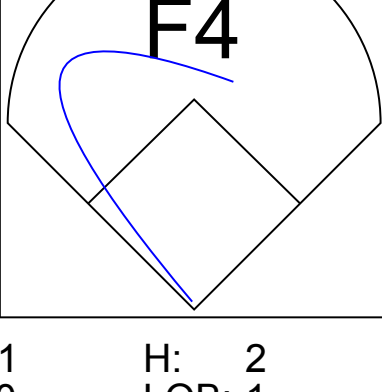






Cincinnati Reds @ Montreal Expos  
Olympic Stadium, Montreal, QB  
Thu Jul 25 1985, 7:05 PM EDT  
Att. 22,366 - Unknown



Batter	1											2				3				4				5				6				7				8				9				AB R H RBI BB SO LOB											BOTTOM			
<div>Tim Raines, S</div> <div>OBP: 0.375, SLG: 0.416</div> <div>(1, 7)</div> <div>X</div>	<div>0-0</div> <div></div> <div>1B</div>															<div>X</div> <div>0-0</div> <div>1-3</div> <div></div>								<div>X</div> <div>0-0</div> <div>F7</div> <div></div>								<div>X</div> <div>0-0</div> <div>1-3</div> <div></div>								4 0 1 0 0 0 0											<div>Cincinnati Reds @ Montreal Expos</div> <div>Olympic Stadium, Montreal, QB</div> <div>Thu Jul 25 1985, 7:05 PM EDT</div> <div>Att. 22,366 - Unknown</div>							
<div>Vance Law, R</div> <div>OBP: 0.356, SLG: 0.395</div> <div>(1, 4)</div> <div>X</div>	<div>0-0</div> <div></div> <div>1B</div>															<div>X</div> <div>0-0</div> <div>F8</div> <div></div>								<div>X</div> <div>0-0</div> <div>5-3</div> <div></div>				<div>S</div> <div>S</div> <div>0-3</div> <div></div>				4 0 1 0 0 1 0																										
<div>Andre Dawson, R</div> <div>OBP: 0.306, SLG: 0.409</div> <div>(1, 9)</div> <div>S</div> <div>S</div>	<div>0-3</div> <div></div>															<div>X</div> <div>0-0</div> <div>F2</div> <div></div>								<div>S</div> <div>S</div> <div>0-3</div> <div></div>				<div>S</div> <div>S</div> <div>0-3</div> <div></div>				4 0 0 0 0 3 2																										
<div>Hubie Brooks, R</div> <div>OBP: 0.295, SLG: 0.369</div> <div>(1, 6)</div> <div>S</div> <div>S</div>	<div>0-3</div> <div></div> <div>2-3</div>															<div>X</div> <div>0-0</div> <div></div> <div>2B</div>								<div>X</div> <div>0-0</div> <div>4-3</div> <div></div>								3 0 1 0 0 1 2																										
<div>Dan Driessen, L</div> <div>OBP: 0.328, SLG: 0.374</div> <div>(1, 3)</div>												<div>X</div> <div>0-0</div> <div>4-3</div> <div></div>								<div>X</div> <div>0-0</div> <div>F5</div> <div></div>								<div>X</div> <div>0-0</div> <div></div> <div>G5-4-3</div> <div>1B</div>				3 0 1 0 0 0 1																										
<div>Tim Wallach, R</div> <div>OBP: 0.324, SLG: 0.439</div> <div>(1, 5)</div>												<div>S</div> <div>S</div> <div>0-3</div> <div></div>								<div>H</div> <div>1-0</div> <div></div> <div>HBP</div>								<div>X</div> <div>0-0</div> <div>G5-4-3</div> <div></div> <div>1-2f</div>				2 0 0 0 0 1 1																										
<div>Herm Winningham, L</div> <div>OBP: 0.337, SLG: 0.367</div> <div>(1, 8)</div>												<div>X</div> <div>0-0</div> <div></div> <div>3B</div>								<div>S</div> <div>S</div> <div>0-3</div> <div></div>								<div>B</div> <div>B</div> <div>B</div> <div>B</div> <div>4-0</div> <div></div> <div>S</div> <div>1B</div> <div>BB</div>				2 1 1 0 1 1 2																										
<div>Mike Fitzgerald, R</div> <div>OBP: 0.295, SLG: 0.284</div> <div>Razor Shines, S</div> <div>OBP: 0.174, SLG: 0.174</div> <div>Sal Butera, R</div> <div>OBP: 0.275, SLG: 0.234</div> <div>(1, 2)</div> <div>(7, PH)</div> <div>(8, 2)</div> <div>X</div>	<div>0-0</div> <div></div>																			<div>X</div> <div>0-0</div> <div>6-3</div> <div></div>								<div>X</div> <div>0-0</div> <div></div> <div>1-H</div> <div>1B</div>				2 0 0 0 0 0 1																										
<div>Bill Gullickson, R</div> <div>OBP: 0.143, SLG: 0.171</div> <div>Jeff Reardon, R</div> <div>OBP: 0.250, SLG: 0.250</div> <div>(1, 1)</div> <div>(8, 1)</div> <div>X</div>												<div>X</div> <div>0-0</div> <div>4-3</div> <div></div>								<div>X</div> <div>0-0</div> <div>5-3</div> <div></div>								<div>X</div> <div>0-0</div> <div>F4</div> <div></div>				1 0 1 1 0 0 0																										
																															0 0 0 0 0 0 0																											
Inning Stats											R: 0 E: 0 K: 2 S: 8	H: 2 LOB: 2 BB: 0 P: 8	R: 0 E: 0 K: 1 S: 6	H: 1 LOB: 1 BB: 0 P: 6	R: 0 E: 0 K: 0 S: 3	H: 0 LOB: 0 BB: 0 P: 3	R: 0 E: 0 K: 1 S: 6	H: 1 LOB: 2 BB: 0 P: 7	R: 0 E: 0 K: 0 S: 3	H: 0 LOB: 0 BB: 0 P: 3	R: 0 E: 0 K: 1 S: 5	H: 0 LOB: 0 BB: 0 P: 5	R: 1 E: 0 K: 0 S: 4	H: 2 LOB: 1 BB: 1 P: 8	R: 0 E: 0 K: 2 S: 7	H: 0 LOB: 0 BB: 0 P: 7	1B: 4 2B: 2 3B: 1 HR: 0											SF: 0 SAC: 0 DP: 2 HBP: 1	WP: 0 PB: 0 SB: 1 CS: 1	PA: 30																		
PITCHER											IP	WLS	BF	H	R	ER	SO	BB	IBB	HBP	BLK	WP	HR	S	P	ERA	WHIP	PITCHER											IP	WLS	BF	H	R	ER	SO	BB	IBB	HBP	BLK	WP	HR	S	P	ERA	WHIP			
Andy McGaffigan, R											(1, 1)	6.0		22	4	0	0	5	0	0	1	0	0	0	31	32	0.00	0.667																														
Tom Hume, R											(7, 1)	2.0	L	8	2	1	1	2	1	0	0	0	0	0	11	15	4.50	1.500																														





Batter	1		2		3		4		5		6		7		8		9		10		11		AB R H RBI BB SO LOB		BOTTOM	
<div>Tim Raines, S</div> <div>OBP: 0.375, SLG: 0.413</div> <div>(1, 7)</div>	X	0-0			X	0-0					B B B B B	4-0			X	0-0	S S S	0-3			X	0-0		5 2 1 0 1 1 0	<div>Cincinnati Reds @ Montreal Expos</div> <div>Olympic Stadium, Montreal, QB</div> <div>Fri Jul 26 1985, 7:05 PM EDT</div> <div>Att: 23,047 - Unknown</div>	
<div>Vance Law, R</div> <div>OBP: 0.358, SLG: 0.395</div> <div>(1, 4)</div>	X	0-0									X	0-0			B B B B B	4-0	X	0-0			X	0-0		5 1 2 1 1 1 0		
<div>Andre Dawson, R</div> <div>OBP: 0.310, SLG: 0.412</div> <div>(1, 9)</div>	X	0-0									X	0-0			X	0-0	X	0-0						5 1 3 0 0 0 2		
<div>Hubie Brooks, R</div> <div>OBP: 0.294, SLG: 0.366</div> <div>(1, 6)</div>		0-3										0-3			X	0-0								5 1 1 2 0 3 3		
<div>Dan Driessen, L</div> <div>OBP: 0.325, SLG: 0.370</div> <div>(1, 3)</div> <div>Jim Wohlford, R</div> <div>OBP: 0.260, SLG: 0.237</div> <div>(8, PH)</div> <div>Terry Francona, L</div> <div>OBP: 0.320, SLG: 0.333</div> <div>(9, 3)</div>		0-0									X	0-0			X	0-0								3 0 0 0 0 1 2		
<div>Tim Wallach, R</div> <div>OBP: 0.325, SLG: 0.438</div> <div>(1, 5)</div>		0-3										0-3			X	0-0								0 0 0 0 0 0 0		
<div>Herm Winningham, L</div> <div>OBP: 0.328, SLG: 0.357</div> <div>(1, 8)</div>		0-3										0-3			X	0-0								2 1 2 2 0 0 0		
<div>Sal Butera, R</div> <div>OBP: 0.276, SLG: 0.224</div> <div>(8, 1)</div> <div>Bert Roberge, R</div> <div>OBP: 0.365, SLG: 0.430</div> <div>(8, PH)</div> <div>U L Washington, S</div> <div>OBP: 0.200, SLG: 0.200</div> <div>(9, 1)</div> <div>Tim Burke, R</div> <div>OBP: 0.256, SLG: 0.460</div> <div>(10, PH)</div> <div>Mitch Webster, S</div> <div>OBP: 0.250, SLG: 0.250</div> <div>(11, 1)</div>	X	0-0									B B B B B	4-0			X	0-0								5 0 2 1 0 1 0		
<div>Dan Schatzeder, L</div> <div>OBP: 0.211, SLG: 0.389</div> <div>(1, 1)</div> <div>Razor Shines, S</div> <div>OBP: 0.167, SLG: 0.167</div> <div>(5, PH)</div> <div>Randy St. Claire, R</div> <div>OBP: 0.400, SLG: 0.230</div> <div>(6, 1)</div> <div>Steve Nicosia, R</div> <div>OBP: 0.246, SLG: 0.212</div> <div>(8, 2)</div>		0-3									X	0-0			X	0-0								5 0 0 0 0 2 3		
					</																					

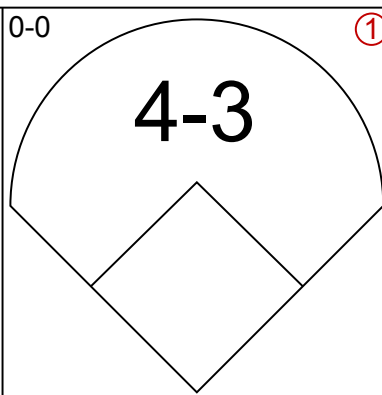

Batter		1		2		3		4		5		6		7		8		9		AB	R	H	RBI	BB	SO	LOB	TOP
Eddie Milner, L OBP: 0.330, SLG: 0.298	(1, 8)	X	0-0	1B	1B			X	0-0	F7	0-0	L4-6				X	0-0	F6		5	2	2	0	0	0	3	Cincinnati Reds @ Montreal Expos Olympic Stadium, Montreal, QB Sat Jul 27 1985, 3:33 AM EDT Att. 25,422 - Unknown
Max Venable, L OBP: 0.306, SLG: 0.358	(1, 7)	X	0-0	S	1B			X	0-0	6-3			X	0-0	F9	X	0-0	F9		4	2	1	0	1	0	0	
Pete Rose, S OBP: 0.406, SLG: 0.332	(1, 3)	B B B B	4-0	1B	G6-4-3			X	0-0				X	0-0		X	0-0	1-3		4	2	3	0	1	0	0	
Dave Parker, L OBP: 0.360, SLG: 0.519	(1, 9)	X	0-0		G6-4-3			X	0-0				X	0-0	FC4-6					5	0	2	3	0	0	2	
Buddy Bell, R OBP: 0.310, SLG: 0.332	(1, 5)	B B B B	4-0		G6-4-3			X	0-0		E6	BB	X	0-0	F5	X	0-0	6-3		4	1	1	1	1	0	1	
Dave Concepcion, R OBP: 0.326, SLG: 0.366	(1, 6)	X	0-0	G6-4-3				X	0-0		F8					X	0-0			5	0	1	0	0	0	4	
Ron Oester, S OBP: 0.350, SLG: 0.380	(1, 4)	B B B B	4-0					X	0-0			SH	1B				0-3	K		2	0	1	0	3	1	0	
John Franco, L OBP: 0.333, SLG: 0.333	(9, 1)											BB								0	0	0	0	0	0	0	
Tom Hume, R	(9, 1)																			0	0	0	0	0	0	0	
Dann Bilardello, R OBP: 0.224, SLG: 0.213	(1, 2)	X	0-0	F2				X	0-0	F8		L4-6	SH			X	0-0			5	0	2	1	0	0	5	
Tom Browning, L OBP: 0.204, SLG: 0.196	(1, 1)								0-0	B5-6-4		SH				X	0-0			3	0	0	0	0	1	2	REDS
Ted Power, R	(8, 1)																			0	0	0	0	0	0	0	
Tom Foley, L OBP: 0.228, SLG: 0.261	(9, 4)																			0	0	0	0	0	0	0	
Inning Stats		R: 3 E: 0 K: 0 S: 5	H: 3 LOB: 2 BB: 3 P: 17	R: 3 E: 0 K: 1 S: 8	H: 4 LOB: 1 BB: 1 P: 12	R: 0 E: 0 K: 0 S: 3	H: 1 LOB: 0 BB: 0 P: 3	R: 0 E: 0 K: 0 S: 4	H: 1 LOB: 1 BB: 0 P: 4	R: 1 E: 2 K: 0 S: 5	H: 1 LOB: 2 BB: 1 P: 9	R: 0 E: 0 K: 0 S: 4	H: 1 LOB: 1 BB: 0 P: 4	R: 0 E: 0 K: 1 S: 6	H: 1 LOB: 1 BB: 0 P: 6	R: 0 E: 0 K: 0 S: 3	H: 0 LOB: 0 BB: 0 P: 3	R: 0 E: 0 K: 0 S: 4	H: 1 LOB: 2 BB: 1 P: 8	1B: 12 2B: 2 3B: 0 HR: 0	SF: 0 SAC: 1 DP: 3 HBP: 0	WP: 0 PB: 0 SB: 2 CS: 0	PA: 44				
PITCHER		IP	WLS	BF	H	R	ER	SO	BB	IBB	HBP	BLK	WP	HR	S	P	ERA	WHIP									
David Palmer, R ERA: 3.78	(1, 1)	1.1	L	13	6	6	6	1	4	0	0	0	0	0	11	27	40.50	7.500									
Gary Lucas, L ERA: 3.0	(2, 1)	3.2		15	4	1	0	0	1	0	0	0	0	0	14	18	0.00	1.364									
Bert Roberge, R ERA: 2.12	(6, 1)	2.0		8	2	0	0	1	0	0	0	0	0	0	10	10	0.00	1.000									
Randy St. Claire, R ERA: 2.56	(8, 1)	2.0		8	1	0	0	0	1	0	0	0	0	0	7	11	0.00	1.000									





Cincinnati Reds @ Montreal Expos  
Olympic Stadium, Montreal, QB  
Sun Jul 28 1985, 3:33 AM EDT  
Att. 27,321 - Unknown



Batter	1				2				3				4				5				6				7				8				9				AB R H RBI BB SO LOB												BOTTOM																																																																																																																																																																																																																																																																																																																																																																																																																																																																																																																																																																																																																																																																																																																																																																																																																																																																																																																																																																																																																																																																																																																																																																																																																																																																																																											
<div>Tim Raines, S</div> <div>OBP: 0.375, SLG: 0.422</div> <div>(1, 7)</div> <div>X</div> <div>0-0</div> <div>①</div> <div></div> <div></div>																																																																																																																																																																																																																																																																																																																																																																																																																																																																																																																																																																																																																																																																																																																																																																																																																																																																																																																																																																																																																																																																																																																																																																																																																																																																																																																																																												

Batter	1				2				3				4				5				6				7				8				9				AB R H RBI BB SO LOB				TOP																																															
<div>Bill Doran, S</div> <div>OBP: 0.355, SLG: 0.414</div> <div>(1, 4)</div> <div>SS</div>	<div>0-3</div> <div>1</div> <div>X</div> <div>K</div>				<div>0-0</div> <div>3</div> <div>F6</div>								<div>X</div> <div>0-0</div> <div>2</div> <div>3-1</div>								<div>X</div> <div>0-0</div> <div>2</div> <div>F8</div>								<div>X</div> <div>0-0</div> <div>3</div> <div>4-3</div>				<div>5</div> <div>0</div> <div>0</div> <div>0</div> <div>0</div> <div>0</div> <div>1</div> <div>4</div>				<div>Houston Astros @ Cincinnati Reds</div> <div>Riverfront Stadium, Cincinnati, OH</div> <div>Tue Jul 30 1985, 7:05 PM EDT</div> <div>Att. 26,822 - Unknown</div> <div>livebaseballscorecards.com</div>																																																			
<div>Craig Reynolds, L</div> <div>OBP: 0.310, SLG: 0.399</div> <div>(1, 6)</div> <div>X</div>	<div>0-0</div> <div>1B</div> <div>1B</div>								<div>X</div> <div>0-0</div> <div>1</div> <div>G3</div>								<div>X</div> <div>0-0</div> <div>3</div> <div>F8</div>								<div>4</div> <div>0</div> <div>2</div> <div>0</div> <div>0</div> <div>0</div> <div>0</div> <div>2</div>																																																															
<div>Kevin Bass, S</div> <div>OBP: 0.288, SLG: 0.392</div> <div>(1, 9)</div> <div>X</div>	<div>0-0</div> <div>F9</div>								<div>B</div> <div>B</div> <div>B</div> <div>B</div> <div>4-0</div> <div>CS</div> <div>BB</div>												<div>0-3</div> <div>1</div> <div>K</div>								<div>3</div> <div>0</div> <div>0</div> <div>0</div> <div>0</div> <div>1</div> <div>1</div> <div>2</div>																																																											
<div>Jose Cruz, L</div> <div>OBP: 0.331, SLG: 0.405</div> <div>(1, 7)</div> <div>X</div>	<div>0-0</div> <div>1-3</div> <div>1B</div>								<div>B</div> <div>B</div> <div>B</div> <div>B</div> <div>4-0</div> <div>1-2</div> <div>BB</div>								<div>X</div> <div>0-0</div> <div>1</div> <div>4-3</div>								<div>X</div> <div>0-0</div> <div>2</div> <div>2B</div>								<div>3</div> <div>0</div> <div>2</div> <div>0</div> <div>0</div> <div>1</div> <div>0</div> <div>0</div>																																																							
<div>Jerry Mumphrey, S</div> <div>OBP: 0.337, SLG: 0.403</div> <div>(1, 8)</div> <div>SS</div> <div>SS</div>	<div>0-3</div> <div>3</div> <div>K</div>								<div>0-3</div> <div>3</div> <div>K</div>								<div>X</div> <div>0-0</div> <div>2</div> <div>G5-4-3</div> <div>BB</div>								<div>X</div> <div>0-0</div> <div>3</div> <div>3-1</div>								<div>3</div> <div>0</div> <div>0</div> <div>0</div> <div>0</div> <div>1</div> <div>2</div> <div>4</div>																																																							
<div>Glenn Davis, R</div> <div>OBP: 0.311, SLG: 0.434</div> <div>(1, 3)</div> <div>X</div>					<div>0-0</div> <div>1</div> <div>F7</div>								<div>X</div> <div>0-0</div> <div>1</div> <div>F4</div>								<div>X</div> <div>0-0</div> <div>2</div> <div>G5-4-3</div> <div>1-2f</div>								<div>0-3</div> <div>3</div> <div>K</div>								<div>4</div> <div>0</div> <div>0</div> <div>0</div> <div>0</div> <div>0</div> <div>1</div> <div>2</div>																																																			
<div>Mark Bailey, S</div> <div>OBP: 0.386, SLG: 0.412</div> <div>(1, 2)</div> <div>BB</div> <div>BB</div> <div>B</div>					<div>4-0</div> <div>2B</div> <div>SF8</div> <div>BB</div>								<div>X</div> <div>0-0</div> <div>2</div> <div>1-3</div>								<div>SS</div> <div>SS</div> <div>SS</div> <div>SS</div> <div>0-3</div> <div>1</div> <div>K</div>								<div>X</div> <div>0-0</div> <div>1</div> <div>F9</div>								<div>1</div> <div>1</div> <div>0</div> <div>0</div> <div>0</div> <div>1</div> <div>0</div> <div>0</div>				<div>AB</div> <div>31</div>																																															
<div>John Mizerock, L</div> <div>OBP: 0.250, SLG: 0.182</div> <div>(6, 2)</div> <div>X</div>																																	<div>2</div> <div>0</div> <div>0</div> <div>0</div> <div>0</div> <div>0</div> <div>1</div> <div>0</div>				<div>R</div> <div>1</div>																																																			
<div>German Rivera, R</div> <div>OBP: 0.235, SLG: 0.200</div> <div>(1, 5)</div> <div>X</div>					<div>0-0</div> <div>1-3</div> <div>2B</div>								<div>0-3</div> <div>3</div> <div>K</div>								<div>B</div> <div>B</div> <div>B</div> <div>B</div> <div>4-0</div> <div>2B</div> <div>BB</div>								<div>X</div> <div>0-0</div> <div>2</div> <div>1B</div>								<div>2</div> <div>0</div> <div>1</div> <div>0</div> <div>0</div> <div>1</div> <div>1</div> <div>0</div>				<div>RBI</div> <div>1</div>																																															
<div>Chris Jones, L</div> <div>OBP: 0.250, SLG: 0.182</div> <div>(9, PH)</div> <div>X</div>																																	<div>1</div> <div>0</div> <div>1</div> <div>0</div> <div>0</div> <div>0</div> <div>0</div> <div>0</div>				<div>BB</div> <div>5</div>																																																			
<div>Nolan Ryan, R</div> <div>OBP: 0.104, SLG: 0.067</div> <div>(1, 1)</div> <div>X</div>					<div>0-0</div> <div>2B</div>								<div>0-0</div> <div>2</div> <div>SF8</div>								<div>X</div> <div>0-0</div> <div>3</div> <div>F7</div>								<div>X</div> <div>0-0</div> <div>2</div> <div>K</div>								<div>0</div> <div>0</div> <div>0</div> <div>0</div> <div>0</div> <div>0</div> <div>0</div> <div>0</div>				<div>SO</div> <div>8</div>																																															
<div>Denny Walling, L</div> <div>OBP: 0.309, SLG: 0.381</div> <div>(7, PH)</div> <div>X</div>																																	<div>1</div> <div>0</div> <div>0</div> <div>0</div> <div>0</div> <div>0</div> <div>0</div> <div>0</div>				<div>LOB</div> <div>15</div>																																																			
<div>Jeff Calhoun, L</div> <div>OBP: 0.250, SLG: 0.182</div> <div>(7, 1)</div> <div>X</div>																																									<div>HOUSTON ASTROS</div>																																															
<div>Bill Dawley, R</div> <div>OBP: 0.250, SLG: 0.182</div> <div>(7, 1)</div> <div>X</div>																																																																																								
<div>Harry Spilman, L</div> <div>OBP: 0.183, SLG: 0.211</div> <div>(9, PH)</div> <div>X</div>																																																																																								
<div>Inning Stats</div>	<div>R: 0</div> <div>E: 0</div> <div>K: 2</div> <div>S: 9</div>				<div>H: 2</div> <div>LOB: 2</div> <div>BB: 0</div> <div>P: 9</div>				<div>R: 1</div> <div>E: 0</div> <div>K: 0</div> <div>S: 4</div>				<div>H: 1</div> <div>LOB: 1</div> <div>BB: 1</div> <div>P: 8</div>				<div>R: 0</div> <div>E: 0</div> <div>K: 1</div> <div>S: 4</div>				<div>H: 0</div> <div>LOB: 1</div> <div>BB: 2</div> <div>P: 12</div>				<div>R: 0</div> <div>E: 0</div> <div>K: 1</div> <div>S: 5</div>				<div>H: 0</div> <div>LOB: 0</div> <div>BB: 0</div> <div>P: 5</div>				<div>R: 0</div> <div>E: 0</div> <div>K: 0</div> <div>S: 4</div>				<div>H: 1</div> <div>LOB: 1</div> <div>BB: 0</div> <div>P: 4</div>								<div>R: 0</div> <div>E: 0</div> <div>K: 0</div> <div>S: 2</div>				<div>H: 0</div> <div>LOB: 0</div> <div>BB: 1</div> <div>P: 6</div>				<div>R: 0</div> <div>E: 0</div> <div>K: 1</div> <div>S: 6</div>				<div>H: 1</div> <div>LOB: 2</div> <div>BB: 1</div> <div>P: 10</div>				<div>R: 0</div> <div>E: 0</div> <div>K: 2</div> <div>S: 8</div>				<div>H: 1</div> <div>LOB: 1</div> <div>BB: 0</div> <div>P: 8</div>				<div>R: 0</div> <div>E: 0</div> <div>K: 1</div> <div>S: 6</div>				<div>H: 1</div> <div>LOB: 1</div> <div>BB: 0</div> <div>P: 6</div>				<div>1B: 3</div> <div>2B: 4</div> <div>3B: 0</div> <div>HR: 0</div>				<div>SF: 1</div> <div>SAC: 0</div> <div>DP: 1</div> <div>HBP: 0</div>				<div>WP: 0</div> <div>PB: 0</div> <div>SB: 0</div> <div>CS: 1</div>			
<div>PITCHER</div> <div>Mario Soto, R</div> <div>(1, 1)</div> <div>ERA: 3.3</div>	<div>IP</div> <div>9.0</div>				<div>WLS</div> <div>W</div>				<div>BF</div> <div>37</div>				<div>H</div> <div>7</div>				<div>R</div> <div>1</div>				<div>ER</div> <div>1</div>				<div>SO</div> <div>8</div>				<div>BB</div> <div>5</div>				<div>IBB</div> <div>0</div>				<div>HBP</div> <div>0</div>				<div>BLK</div> <div>0</div>				<div>WP</div> <div>0</div>				<div>HR</div> <div>0</div>				<div>S</div> <div>48</div>				<div>P</div> <div>68</div>				<div>ERA</div> <div>1.00</div>				<div>WHIP</div> <div>1.333</div>																							

Houston Astros @ Cincinnati Reds

Riverfront Stadium, Cincinnati, OH

Tue Jul 30 1985, 7:05 PM EDT

Att. 26,822 - Unknown

livebaseballscorecards.com

AB 31

R 1

H 7

RBI 1

BB 5

SO 8

LOB 15







Batter	1											2				3				4				5				6				7				8				9				AB R H RBI BB SO LOB				TOP			
<div>Bill Doran, S</div> <div>OBP: 0.355, SLG: 0.412</div> <div>(1, 4)</div>	<div>X</div> <div>0-0</div> <div><div></div><div>1B</div></div>															<div>X</div> <div>0-0</div> <div><div>F7</div></div>								<div>X</div> <div>0-0</div> <div><div>F7</div></div>				<div>X</div> <div>0-0</div> <div><div>1B</div><div>BB</div></div>								<div>X</div> <div>0-0</div> <div><div>6-3</div></div>								4 0 1 0 1 0 0				<div>Houston Astros @ Cincinnati Reds</div> <div>Riverfront Stadium, Cincinnati, OH</div> <div>Wed Jul 31 1985, 7:05 PM EDT</div> <div>Att. 20,758 - Unknown</div>			
<div>Dickie Thon, R</div> <div>OBP: 0.277, SLG: 0.329</div> <div>(1, 6)</div>	<div>X</div> <div>0-0</div> <div><div>F8</div></div>															<div>X</div> <div>0-0</div> <div><div>6-3</div></div>								<div>X</div> <div>0-0</div> <div><div>F9</div></div>				<div>X</div> <div>0-0</div> <div><div>1-2</div><div>1B</div></div>								<div>X</div> <div>0-0</div> <div><div>1-3</div></div>				5 0 1 0 0 0 1											
<div>Kevin Bass, S</div> <div>OBP: 0.287, SLG: 0.389</div> <div>(1, 9)</div>	<div>X</div> <div>0-0</div> <div><div>F9</div></div>																			<div>X</div> <div>0-0</div> <div><div>F8</div></div>				<div>X</div> <div>0-0</div> <div><div>F8</div></div>								<div>X</div> <div>0-0</div> <div><div>F8</div></div>				5 1 1 0 0 0 3															
<div>Jose Cruz, L</div> <div>OBP: 0.334, SLG: 0.408</div> <div>(1, 7)</div>	<div>X</div> <div>0-0</div> <div><div>4-3</div></div>																			<div>X</div> <div>0-0</div> <div><div>1B</div><div>HR</div></div>				<div>X</div> <div>0-0</div> <div><div>1B</div><div>2B</div></div>				<div>X</div> <div>0-0</div> <div><div>WP</div><div>1B</div></div>								<div>X</div> <div>0-0</div> <div><div>4-3</div></div>				5 3 3 0 0 0 1				<div>livebaseballscorecards.com</div>							
<div>Jerry Mumphrey, S</div> <div>OBP: 0.331, SLG: 0.395</div> <div>(1, 8)</div>												<div>X</div> <div>0-0</div> <div><div>4-3</div></div>								<div>X</div> <div>0-0</div> <div><div>F8</div></div>								<div>X</div> <div>0-0</div> <div><div>F3</div></div>				<div>X</div> <div>0-0</div> <div><div>E4</div><div>1B</div><div>WP</div></div>				<div>X</div> <div>0-0</div> <div><div>4-3</div></div>				5 0 0 0 0 0 4											
<div>Glenn Davis, R</div> <div>OBP: 0.324, SLG: 0.464</div> <div>(1, 3)</div>	<div>0-0</div> <div><div>K</div></div>											<div>X</div> <div>0-3</div> <div><div>1-H</div><div>3-H</div><div>HR</div></div>								<div>X</div> <div>0-0</div> <div><div>1B</div><div>IBB</div></div>				<div>X</div> <div>0-0</div> <div><div>1-3</div><div>2-H</div><div>1B</div></div>												3 2 2 4 1 1 0															
<div>German Rivera, R</div> <div>OBP: 0.286, SLG: 0.263</div> <div>(1, 5)</div>												<div>X</div> <div>0-0</div> <div><div>1B</div></div>								<div>X</div> <div>0-0</div> <div><div>F9</div></div>								<div>X</div> <div>0-0</div> <div><div>2B</div><div>1B</div></div>				<div>X</div> <div>0-0</div> <div><div>FC1-2</div><div>G6-4-3</div></div>				<div>X</div> <div>0-0</div> <div><div>1-2</div><div>3-H</div></div>				<div>X</div> <div>0-0</div> <div><div>FC1-2</div></div>				4 1 2 0 0 0 2				<div>AB 39</div>			
<div>John Mizerock, L</div> <div>OBP: 0.167, SLG: 0.333</div> <div>(1, 2)</div>												<div>X</div> <div>0-0</div> <div><div>4-3</div></div>								<div>X</div> <div>0-0</div> <div><div>F7</div></div>								<div>X</div> <div>0-0</div> <div><div>1B</div><div>2B</div></div>				<div>X</div> <div>0-0</div> <div><div>G6-4-3</div></div>				<div>X</div> <div>0-0</div> <div><div>1-2</div><div>2-3</div></div>				<div>X</div> <div>0-0</div> <div><div>1B</div><div>2B</div></div>				4 1 1 3 0 0 3				<div>R 9</div>			
<div>Mike Scott, R</div> <div>OBP: 0.217, SLG: 0.268</div> <div>(1, 1)</div>																<div>X</div> <div>0-0</div> <div><div>F5</div></div>																								<div>1B: 10</div>				<div>SF: 0</div>				<div>HOUSTON ASTROS</div>			
<div>Chris Jones, L</div> <div>OBP: 0.240, SLG: 0.174</div> <div>(8, PH)</div>																																				<div>2B: 1</div>				<div>SAC: 0</div>				<div>WP: 2</div>							
<div>Frank DiPino, L</div> <div>OBP: 0.286, SLG: 0.286</div> <div>(8, 1)</div>																																				<div>3B: 0</div>				<div>DP: 1</div>				<div>PB: 0</div>							
Inning Stats		R: 0 E: 0 K: 0 S: 4		H: 1 LOB: 1 BB: 0 P: 4		R: 0 E: 0 K: 1 S: 6		H: 1 LOB: 1 BB: 0 P: 6		R: 0 E: 0 K: 0 S: 3		H: 0 LOB: 0 BB: 0 P: 3		R: 3 E: 0 K: 0 S: 6		H: 3 LOB: 0 BB: 0 P: 6		R: 1 E: 0 K: 0 S: 4		H: 1 LOB: 0 BB: 0 P: 4		R: 4 E: 1 K: 0 S: 7		H: 5 LOB: 2 BB: 2 P: 15		R: 1 E: 1 K: 0 S: 5		H: 2 LOB: 1 BB: 0 P: 5		R: 0 E: 0 K: 1 S: 5		H: 0 LOB: 0 BB: 0 P: 5		R: 0 E: 0 K: 0 S: 3		H: 0 LOB: 0 BB: 0 P: 3		1B: 10 2B: 1 3B: 0 HR: 2		SF: 0 SAC: 0 DP: 1 HBP: 0		WP: 2 PB: 0 SB: 0 CS: 0		PA: 41							
PITCHER		IP		WLS		BF		H		R		ER		SO		BB		IBB		HBP		BLK		WP		HR		S		P		ERA		WHIP																	
<div>Tom Browning, L</div> <div>ERA: 3.81</div> <div>(1, 1)</div>		5.1		WLS L		25		8		7		7		SO 1		BB 0		IBB 1		HBP 0		BLK 0		WP 0		HR 2		S 26		P 30		11.81		1.500																	
<div>Bob Buchanan, L</div> <div>ERA: 4.91</div> <div>(6, 1)</div>		0.0		3		2		1		1		0		1		0		0		0		0		1		0		2		6		∞		∞																	
<div>Tom Hume, R</div> <div>ERA: 3.29</div> <div>(6, 1)</div>		0.2		2		1		0		0		0		0		0		0		0		0		0		0		2		2		0.00		1.500																	
<div>John Stuper, R</div> <div>ERA: 5.16</div> <div>(7, 1)</div>		3.0		11		2		1		0		1		0		0		0		0		0		1		0		13		13		0.00		0.667																	

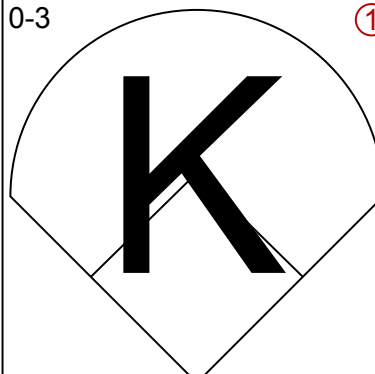
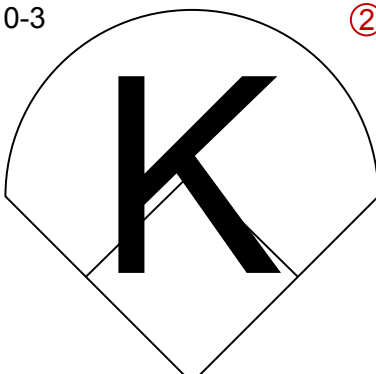
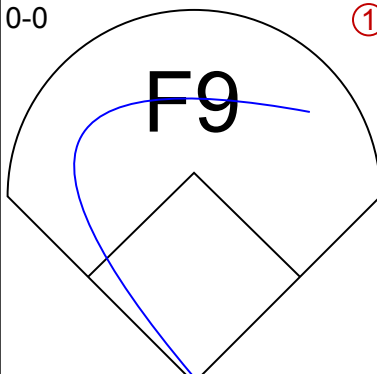
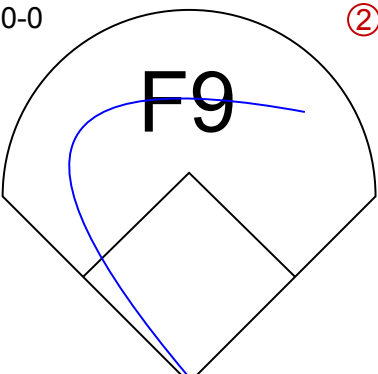
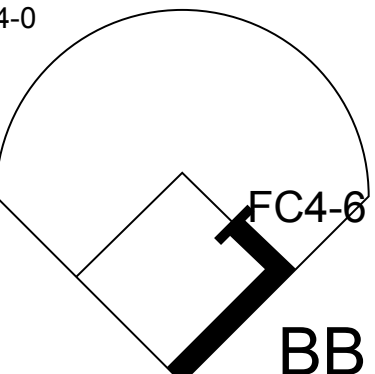
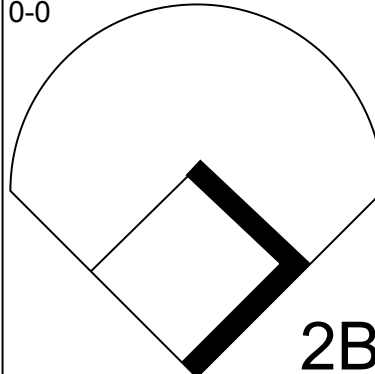
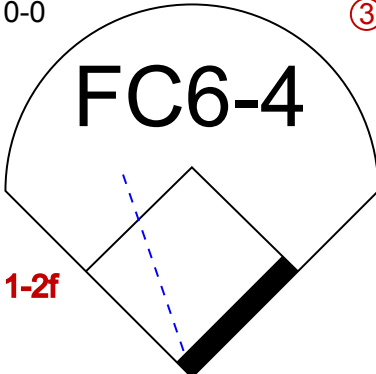
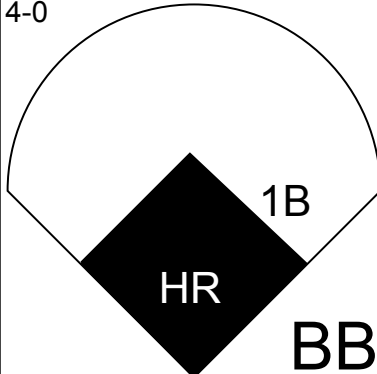
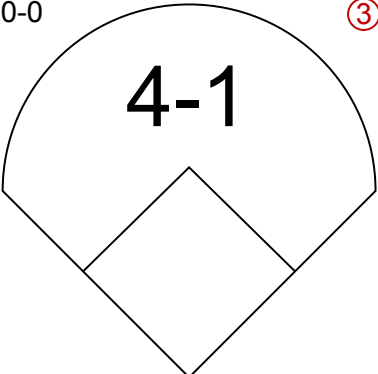
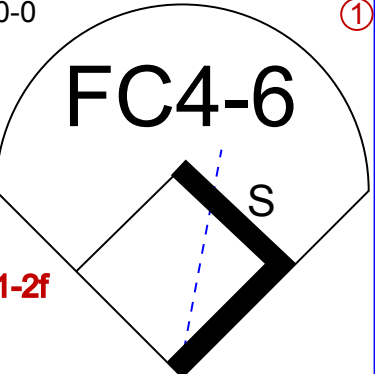
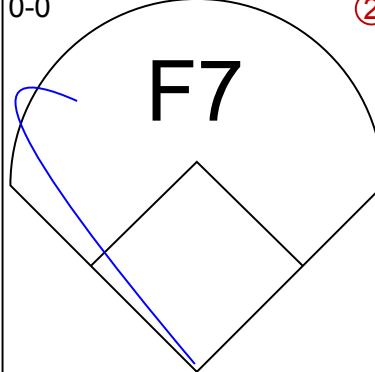
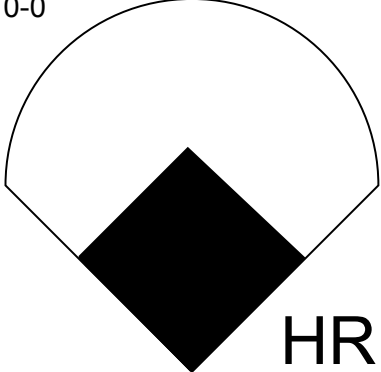
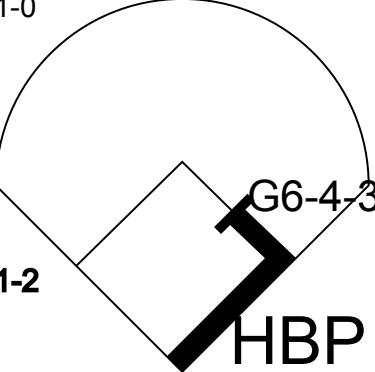
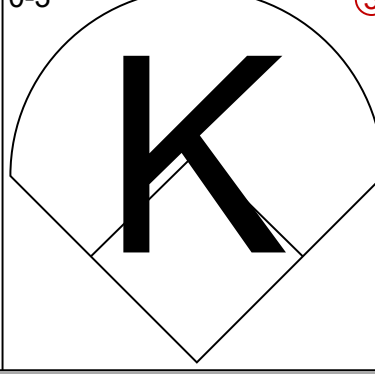
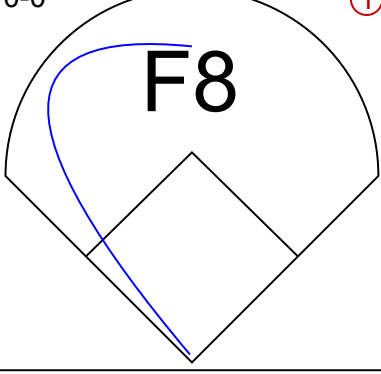
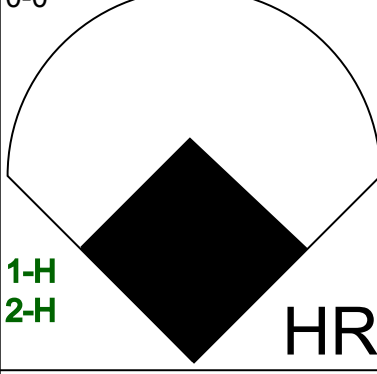
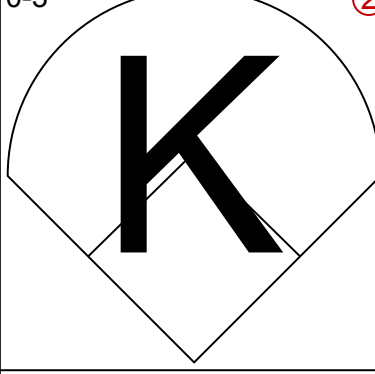
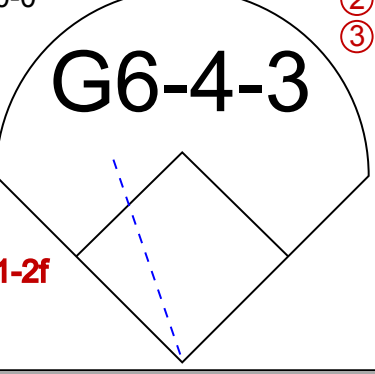
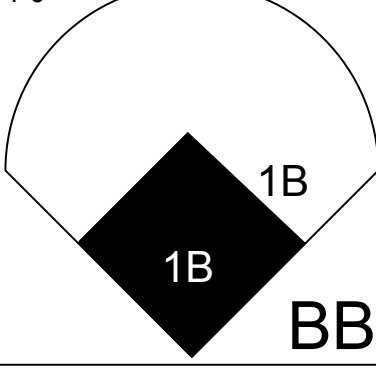
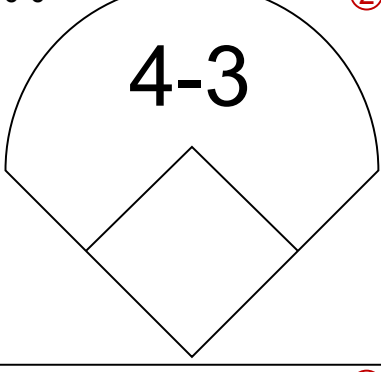
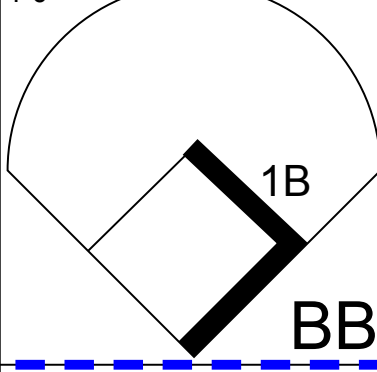
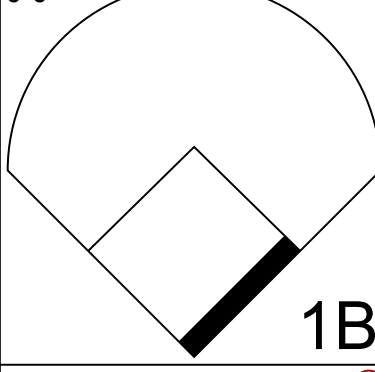
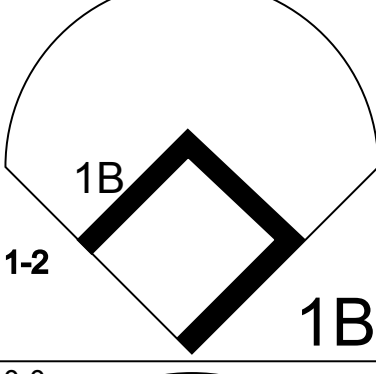
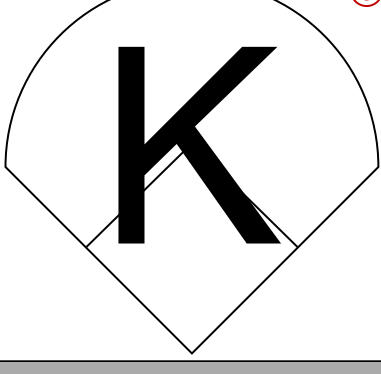
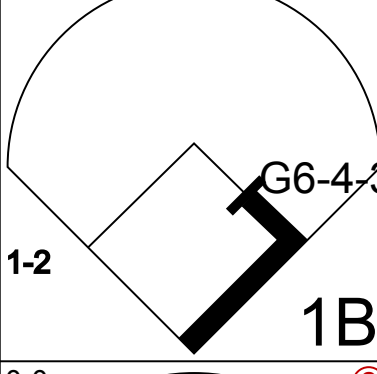
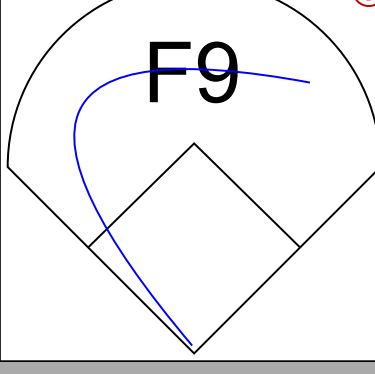
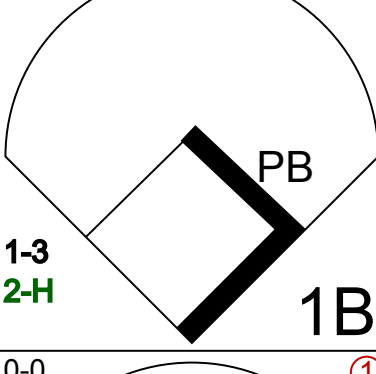
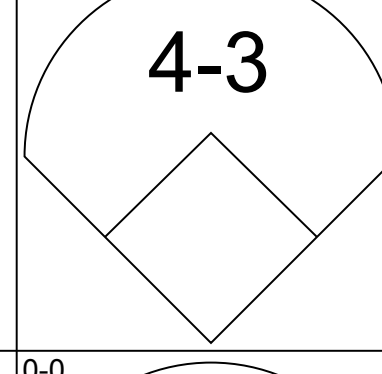
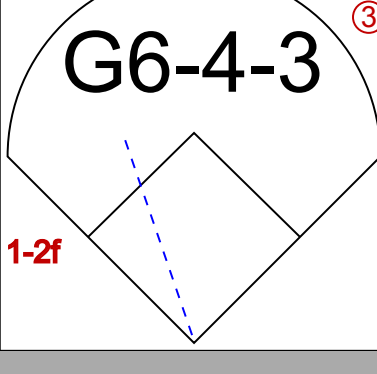
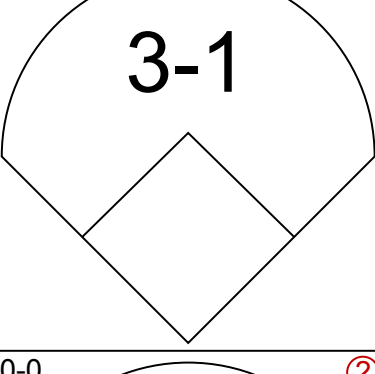
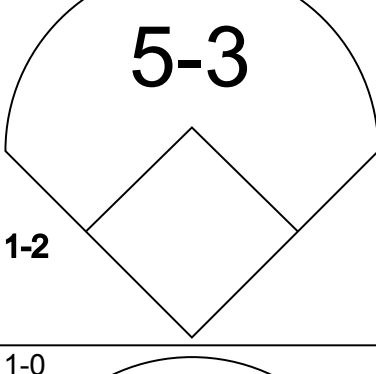
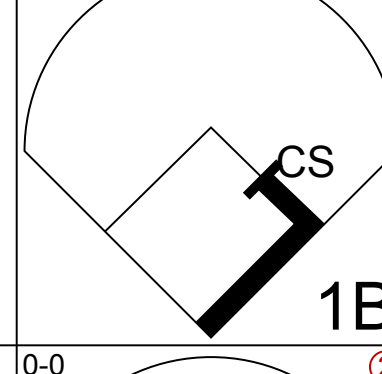
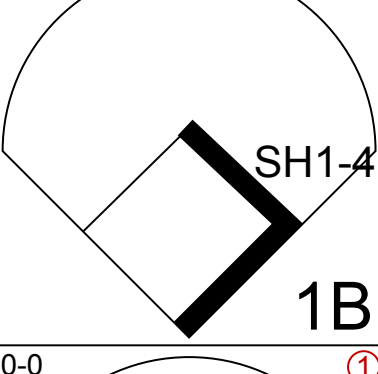
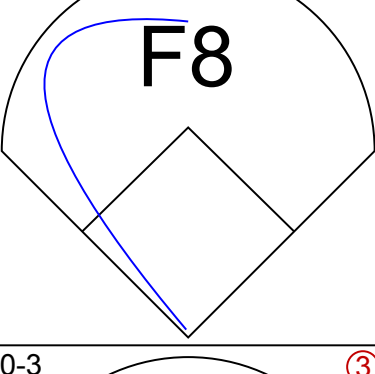
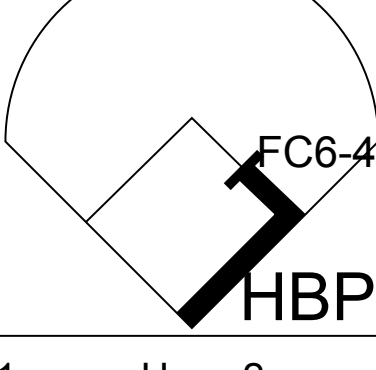
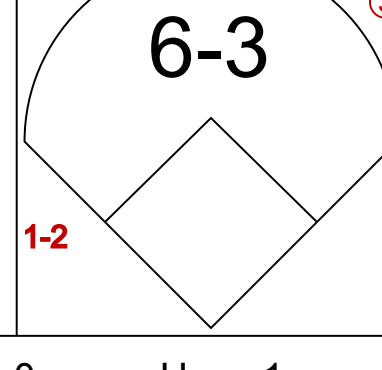
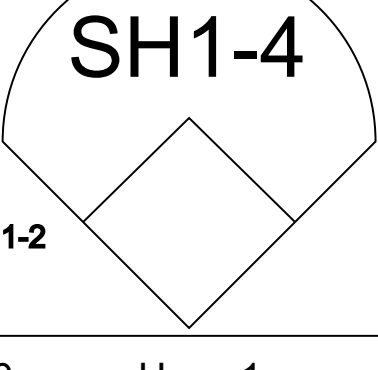
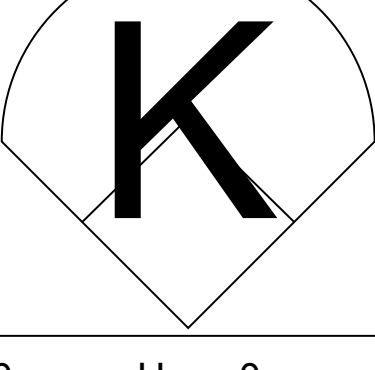




Houston Astros @ Cincinnati Reds  
Riverfront Stadium, Cincinnati, OH  
Thu Aug 01 1985, 7:05 PM EDT  
Att. 20,608 - Unknown





Batter	1				2				3				4				5				6				7				8				9				AB R H RBI BB SO LOB				TOP				
Mariano Duncan, R OBP: 0.286, SLG: 0.330	(1, 6)																																					4 0 0 0 1 2 4				<div>Los Angeles Dodgers @ Cincinnati Reds</div> <div>Riverfront Stadium, Cincinnati, OH</div> <div>Fri Aug 02 1985, 7:05 PM EDT</div> <div>Unknown</div>			
Enos Cabell, R OBP: 0.321, SLG: 0.337 Bob Bailor, R OBP: 0.250, SLG: 0.276	(1, 5) (9, 5)																																					4 1 1 0 1 0 5 0 0 0 0 0 0 0							
Ken Landreaux, L OBP: 0.309, SLG: 0.423	(1, 8)																																	4 2 2 1 0 0 1											
Pedro Guerrero, R OBP: 0.422, SLG: 0.608	(1, 7)																																					5 1 1 3 0 2 3							
Greg Brock, L OBP: 0.342, SLG: 0.473	(1, 3)																																					2 1 1 0 2 0 0							
Mike Marshall, R OBP: 0.337, SLG: 0.469	(1, 9)																																	4 0 2 0 0 1 1											
Mike Scioscia, L OBP: 0.381, SLG: 0.392	(1, 2)																																	4 0 1 1 0 0 2											
Steve Sax, R OBP: 0.340, SLG: 0.302	(1, 4)																																					4 0 2 0 0 0 2							
Orel Hershiser, R OBP: 0.250, SLG: 0.222 Bill Russell, R OBP: 0.348, SLG: 0.324 Tom Niedenfuer, R OBP: 0.125, SLG: 0.125	(1, 1) (8, PH) (8, 1)																																					1 0 0 0 0 0 1 1 0 0 0 0 1 0 0 0 0 0 0 0 0							
Inning Stats		R: 0 E: 0 K: 2 S: 8		H: 1 LOB: 1 BB: 0 P: 8		R: 1 E: 0 K: 1 S: 7		H: 2 LOB: 3 BB: 1 P: 12		R: 1 E: 0 K: 1 S: 6		H: 1 LOB: 0 BB: 0 P: 6		R: 0 E: 0 K: 0 S: 3		H: 1 LOB: 0 BB: 0 P: 3		R: 3 E: 0 K: 0 S: 5		H: 3 LOB: 1 BB: 2 P: 13		R: 0 E: 0 K: 0 S: 4		H: 1 LOB: 1 BB: 0 P: 4		R: 0 E: 0 K: 1 S: 6		H: 1 LOB: 1 BB: 0 P: 6		R: 0 E: 0 K: 1 S: 5		H: 0 LOB: 0 BB: 0 P: 5		R: 0 E: 0 K: 0 S: 2		H: 0 LOB: 1 BB: 1 P: 7		1B: 7 2B: 1 3B: 0 HR: 2		SF: 0 SAC: 1 DP: 2 HBP: 2		WP: 0 PB: 1 SB: 1 CS: 1		PA: 40	
PITCHER		IP		WLS		BF		H		R		ER		SO		BB		IBB		HBP		BLK		WP		HR		S		P		ERA		WHIP											
Ron Robinson, R ERA: 4.74		(1, 1)		4.1		L		23		7		5		5		4		3		0		0		0		2		27		40		10.38		2.308											
Tom Hume, R ERA: 3.25		(5, 1)		0.2				2		1		0		0		0		0		0		0		0		0		2		2		0.00		1.500											
John Stuper, R ERA: 5.04		(6, 1)		2.0				8		2		0		0		1		0		0		0		0		0		10		10		0.00		1.000											
John Franco, L ERA: 2.19		(8, 1)		2.0				7		0		0		0		1		1		0		1		0		0		7		12		0.00		0.500											



Batter	1		2		3		4		5		6		7		8		9		AB	R	H	RBI	BB	SO	LOB	BOTTOM																																																																																																																																																																																																																																																																																																																																																																																																																																																																																																																																																																																																																																																																																																																																																																																																																																																																																																																																																																																																																																																																																																																									
<div>Eddie Milner, L</div> <div>OBP: 0.331, SLG: 0.310</div> <div>(1, 8)</div> <div>X</div> <div>0-0</div> <div>F9</div> <div>1</div> <div></div> <div></div>					<div>X</div> <div>0-0</div> <div>F8</div> <div>2</div> <div></div> <div></div>				<div>X</div> <div>0-0</div> <div>E1</div> <div>SF9</div> <div>1-3</div> <div>1B</div> <div></div> <div></div>			<div>X</div> <div>0-0</div> <div>4-3</div> <div>1-3</div> <div></div> <div></div>			<div>S</div> <div>S</div> <div>S</div> <div>0-3</div> <div>K</div> <div>1-2</div> <div></div> <div></div>	5	0	1	0	0	1	3	<div>Los Angeles Dodgers @ Cincinnati Reds</div> <div>Riverfront Stadium, Cincinnati, OH</div> <div>Fri Aug 02 1985, 7:05 PM EDT</div> <div>Unknown</div> <div>livebaseballscorecards.com</div>																																																																																																																																																																																																																																																																																																																																																																																																																																																																																																																																																																																																																																																																																																																																																																																																																																																																																																																																																																																																																																																																																																																												
<div>Max Venable, L</div> <div>OBP: 0.305, SLG: 0.382</div> <div>John Stuper, R</div> <div>OBP: 0.235, SLG: 0.071</div> <div>Wayne Krenchicki, L</div> <div>OBP: 0.388, SLG: 0.435</div> <div>John Franco, L</div> <div>OBP: 0.333, SLG: 0.333</div> <div>(1, 7)</div> <div>(6, 1)</div> <div>(7, PH)</div> <div>(8, 1)</div> <div>X</div> <div>0-0</div> <div>4-3</div> <div></div> <div></div>			<div>X</div> <div>0-0</div> <div>E</div> <div>1-2</div> <div>1B</div> <div></div> <div></div>	<div>X</div> <div>0-0</div> <div>SF9</div> <div>2-3</div> <div>3-H</div> <div></div> <div></div>	<div>X</div> <div>0-0</div> <div>G1-4-3</div> <div>3-H</div> <div></div> <div></div>	2	0	1	1	0	0	0	0	0	0	0	0	0	0	0	0	0											0	0	0	0	0	0	0	0	0	0	0	0	0	0	0	0	0	0	0	0	0	0	0	0	0	0	0	0	0	0	0	0	0	0	0	0	0	0	0	0	0	0	0	0	0	0	0	0	0	0	0	0	0	0	0	0	0	0	0	0	0	0	0	0	0	0	0	0	0	0	0	0	0	0	0	0	0	0	0	0	0	0	0	0	0	0	0	0	0	0	0	0	0	0	0	0	0	0	0	0	0	0	0	0	0	0	0	0	0	0	0	0	0	0	0	0	0	0	0	0	0	0	0	0	0	0	0	0	0	0	0	0	0	0	0	0	0	0	0	0	0	0	0	0	0	0	0	0	0	0	0	0	0	0	0	0	0	0	0	0	0	0	0	0	0	0	0	0	0	0	0	0	0	0	0	0	0	0	0	0	0	0	0	0	0	0	0	0	0	0	0	0	0	0	0	0	0	0	0	0	0	0	0	0	0	0	0	0	0	0	0	0	0	0	0	0	0	0	0	0	0	0	0	0	0	0	0	0	0	0	0	0	0	0	0	0	0	0	0	0	0	0	0	0	0	0	0	0	0	0	0	0	0	0	0	0	0	0	0	0	0	0	0	0	0	0	0	0	0	0	0	0	0	0	0	0	0	0	0	0	0	0	0	0	0	0	0	0	0	0	0	0	0	0	0	0	0	0	0	0	0	0	0	0	0	0	0	0	0	0	0	0	0	0	0	0	0	0	0	0	0	0	0	0	0	0	0	0	0	0	0	0	0	0	0	0	0	0	0	0	0	0	0	0	0	0	0	0	0	0	0	0	0	0	0	0	0	0	0	0	0	0	0	0	0	0	0	0	0	0	0	0	0	0	0	0	0	0	0	0	0	0	0	0	0	0	0	0	0	0	0	0	0	0	0	0	0	0	0	0	0	0	0	0	0	0	0	0	0	0	0	0	0	0	0	0	0	0	0	0	0	0	0	0	0	0	0	0	0	0	0	0	0	0	0	0	0	0	0	0	0	0	0	0	0	0	0	0	0	0	0	0	0	0	0	0	0	0	0	0	0	0	0	0	0	0	0	0	0	0	0	0	0	0	0	0	0	0	0	0	0	0	0	0	0	0	0	0	0	0	0	0	0	0	0	0	0	0	0	0	0	0	0	0	0	0	0	0	0	0	0	0	0	0	0	0	0	0	0	0	0	0	0	0	0	0	0	0	0	0	0	0	0	0	0	0	0	0	0	0	0	0	0	0	0	0	0	0	0	0	0	0	0	0	0	0	0	0	0	0	0	0	0	0	0	0	0	0	0	0	0	0	0	0	0	0	0	0	0	0	0	0	0	0	0	0	0	0	0	0	0	0	0	0	0	0	0	0	0	0	0	0	0	0	0	0	0	0	0	0	0	0	0	0	0	0	0	0	0	0	0	0	0	0	0	0	0	0	0	0	0	0	0	0	0	0	0	0	0	0	0	0	0	0	0	0	0	0	0	0	0	0	0	0	0	0	0	0	0	0	0	0	0	0	0	0	0	0	0	0	0	0	0	0	0	0	0	0	0	0	0	0	0	0	0	0	0	0	0	0	0	0	0	0	0	0	0	0	0	0	0	0	0	0	0	0	0	0	0	0	0	0	0	0	0	0	0	0	0	0	0	0	0	0	0	0	0	0	0	0	0	0	0	0	0	0	0	0	0	0	0	0	0	0	0	0	0	0	0	0	0	0	0	0	0	0	0	0	0	0	0	0	0	0	0	0	0	0	0	0	0	0	0	0	0	0	0	0	0	0	0	0	0	0	0	0	0	0	0	0	0	0	0	0	0	0	0	0	0	0	0	0	0	0	0	0	0	0	0	0	0	0	0	0	0	0	0	0	0	0	0	0	0	0	0	0	0	0	0	0	0	0	0	0	0	0	0	0	0	0	0	0	0	0	0	0	0	0	0	0	0	0	0	0	0	0	0	0	0	0	0	0	0	0	0	0	0	0	0	0	0	0	0	0	0	0	0	0	0	0	0	0	0	0	0	0	0	0	0	0	0	0	0	0	0	0	0	0	0	0	0	0	0	0	0	0	0	0	0	0	0	0	0	0	0	0	0	0	0	0	0	0	0	0	0	0	0	0	0	0	0	0	0	0	0	0	0	0	0	0	0	0	0	0	0	0	0	0	0	0	0	0	0	0	0	0	0	0	0	0	0	0	0	0	0	0	0	0	0	0	0	0	0	0	0	0	0	0	0	0	0	0	0	0	0	0	0	0	0	0	0	0	0	0	0	0	0	0	0	0	0	0	0	0	0	0	0	0	0	0	0	0	0	0	0	0	0	0	0	0	0	0	0	0	0	0	0	0	0	0	0	0	0	0	0	0	0	0	0	0	0	0	0	0	0	0	0	0	0	0	0	0	0	0	0	0	0	0	0	0	0	0	0	0	0	0	0	0	0	0	0	0	0	0	0







Batter		1				2				3				4				5				6				7				8				9				AB R H RBI BB SO LOB				TOP																																							
<div>Mariano Duncan, R</div> <div>(1, 6)</div> <div>OBP: 0.279, SLG: 0.322</div>		<div>0-3</div> <div>1</div> <div>K</div>								<div>X</div> <div>0-0</div> <div>3</div> <div>F8</div>								<div>X</div> <div>0-0</div> <div>2</div> <div>F9</div>								<div>S</div> <div>0-3</div> <div>3</div> <div>K</div>								4 0 0 0 0 2 1				<div>Los Angeles Dodgers @ Cincinnati Reds</div> <div>Riverfront Stadium, Cincinnati, OH</div> <div>Sat Aug 03 1985, 7:05 PM EDT</div> <div>Att. 38,474 - Unknown</div>																																											
<div>Enos Cabell, R</div> <div>(1, 5)</div> <div>OBP: 0.310, SLG: 0.324</div> <div>Bob Bailor, R</div> <div>(9, 5)</div> <div>OBP: 0.250, SLG: 0.276</div>		<div>X</div> <div>0-0</div> <div>2</div> <div>5-3</div>								<div>X</div> <div>0-0</div> <div>1</div> <div>6-3</div>								<div>X</div> <div>0-0</div> <div>3</div> <div>F8</div>								<div>X</div> <div>0-0</div> <div>1</div> <div>4-3</div>				4 0 0 0 0 0 0 0 0 0 0 0 0 0																																																			
<div>Ken Landreaux, L</div> <div>(1, 8)</div> <div>OBP: 0.302, SLG: 0.412</div>		<div>X</div> <div>0-0</div> <div>3</div> <div>F8</div>								<div>X</div> <div>0-0</div> <div>2</div> <div>F9</div>								<div>X</div> <div>0-0</div> <div>1</div> <div>F8</div>								<div>X</div> <div>0-0</div> <div>2</div> <div>F8</div>				4 0 0 0 0 0 0																																																			
<div>Pedro Guerrero, R</div> <div>(1, 7)</div> <div>OBP: 0.421, SLG: 0.620</div> <div>Candy Maldonado, R</div> <div>(9, 7)</div> <div>OBP: 0.264, SLG: 0.305</div>						<div>S</div> <div>0-3</div> <div>1</div> <div>K</div>								<div>X</div> <div>0-0</div> <div>3</div> <div>6-3</div>								<div>X</div> <div>0-0</div> <div>2</div> <div>F5</div>								<div>X</div> <div>0-0</div> <div>1</div> <div>HR</div>				4 1 1 1 0 1 0 0 0 0 0 0 0 0																																															
<div>Greg Brock, L</div> <div>(1, 3)</div> <div>OBP: 0.340, SLG: 0.469</div>						<div>X</div> <div>0-0</div> <div>2</div> <div>4-3</div>								<div>X</div> <div>0-0</div> <div>1</div> <div>F9</div>								<div>B</div> <div>4-0</div> <div>BB</div>								<div>X</div> <div>0-0</div> <div>3</div> <div>1-3</div>				3 0 0 0 1 0 0				<div>livebaseballscorecards.com</div> <div>AB 30</div> <div>R 2</div> <div>H 4</div> <div>RBI 2</div> <div>BB 1</div> <div>SO 7</div> <div>LOB 4</div>																																											
<div>Mike Marshall, R</div> <div>(1, 9)</div> <div>OBP: 0.339, SLG: 0.473</div>						<div>S</div> <div>0-3</div> <div>3</div> <div>K</div>								<div>X</div> <div>0-0</div> <div>2B</div>								<div>S</div> <div>0-3</div> <div>3</div> <div>K</div>								3 0 1 0 0 2 1																																																			
<div>Mike Scioscia, L</div> <div>(1, 2)</div> <div>OBP: 0.377, SLG: 0.398</div>										<div>X</div> <div>0-0</div> <div>HR</div>								<div>S</div> <div>0-3</div> <div>2</div> <div>K</div>								<div>X</div> <div>0-0</div> <div>1</div> <div>F7</div>				3 1 1 1 0 1 1																																																			
<div>Steve Sax, R</div> <div>(1, 4)</div> <div>OBP: 0.339, SLG: 0.302</div>										<div>S</div> <div>0-3</div> <div>1</div> <div>K</div>								<div>X</div> <div>0-0</div> <div>3</div> <div>5-3</div>								<div>X</div> <div>0-0</div> <div>SH3</div> <div>1B</div>				3 0 1 0 0 1 1																																																			
<div>Bob Welch, R</div> <div>(1, 1)</div> <div>OBP: 0.273, SLG: 0.200</div>										<div>X</div> <div>0-0</div> <div>2</div> <div>6-3</div>								<div>X</div> <div>0-0</div> <div>1</div> <div>4-3</div>								<div>X</div> <div>0-0</div> <div>2</div> <div>SH3</div> <div>1-2</div>				2 0 0 0 0 0 0				<div>Dodgers</div>																																															
Inning Stats		R: 0 E: 0 K: 1 S: 5				H: 0 LOB: 0 BB: 0 P: 5				R: 0 E: 0 K: 2 S: 7				H: 0 LOB: 0 BB: 0 P: 7				R: 1 E: 0 K: 1 S: 6				H: 1 LOB: 0 BB: 0 P: 6				R: 0 E: 0 K: 1 S: 6				H: 1 LOB: 1 BB: 0 P: 6				R: 0 E: 0 K: 0 S: 3				H: 0 LOB: 0 BB: 0 P: 3				R: 0 E: 0 K: 1 S: 5				H: 0 LOB: 1 BB: 1 P: 9				R: 0 E: 0 K: 1 S: 6				H: 1 LOB: 1 BB: 0 P: 6				R: 1 E: 0 K: 0 S: 4				H: 1 LOB: 0 BB: 0 P: 4				1B: 1 2B: 1 3B: 0 HR: 2				SF: 0 SAC: 1 DP: 0 HBP: 0				WP: 0 PB: 0 SB: 0 CS: 0				PA: 32			
PITCHER Mario Soto, R ERA: 3.24		IP 9.0 WLS L BF 32 H 4 R 2 ER 2 SO 7				BB 1 IBB 0 HBP 0 BLK 0				WP 0 HR 2 S 45 P 49				ERA 2.00 WHIP 0.556				PITCHER IP WLS BF H R ER SO BB IBB HBP BLK WP HR S P ERA WHIP																																																															











San Diego Padres @ Cincinnati Reds  
Riverfront Stadium, Cincinnati, OH





Batter	1				2				3				4				5				6				7				8				9				10				11				12				13				AB R H RBI BB SO LOB				TOP			
<div>Eddie Milner, L<div>(1, 8)</div><div>OBP: 0.335, SLG: 0.313</div></div>	<div><div>BB</div><div>BB</div><div>BB</div></div> <div>4-0</div> <div><div>FC4</div><div>BB</div></div>				<div>X</div> <div>0-0</div> <div>F4</div>								<div>X</div> <div>0-0</div> <div>4-3</div>								<div>X</div> <div>0-0</div> <div>G4-6-3</div> <div>1B</div>								<div>H</div> <div>1-0</div> <div><div>E</div><div>S</div><div>HBP</div></div>								<div>X</div> <div>0-0</div> <div>F9</div>								<div>X</div> <div>0-0</div> <div>4-3</div>				<div>5010101</div>				<div>Cincinnati Reds @ Los Angeles Dodgers</div> <div>Dodger Stadium, Los Angeles, CA</div> <div>Thu Aug 08 1985, 7:05 PM PDT</div> <div>Att: 37,479 - Unknown</div>							
<div>Pete Rose, S<div>(1, 3)</div><div>OBP: 0.393, SLG: 0.325</div></div> <div>Ron Robinson, R<div>(13, 1)</div></div>	<div>X</div> <div>0-0</div> <div>FC4</div> <div>BB</div> <div>1B</div> <div>1-2f</div>				<div>X</div> <div>0-0</div> <div>F7</div>								<div>X</div> <div>0-0</div> <div>G1-6-3</div> <div>1B</div>								<div>X</div> <div>0-0</div> <div>G4-6-3</div> <div>1-2f</div>								<div>X</div> <div>0-0</div> <div>F7</div>								<div>S</div> <div>0-3</div> <div>K</div>								<div>X</div> <div>0-0</div> <div>1B</div>				<div>7121014</div> <div>00000000</div>											
<div>Dave Parker, L<div>(1, 9)</div><div>OBP: 0.359, SLG: 0.536</div></div>	<div>S</div> <div>S</div> <div>S</div> <div>0-3</div> <div>K</div> <div>1-2</div>				<div>X</div> <div>0-0</div> <div>L3</div>								<div>X</div> <div>0-0</div> <div>G1-6-3</div> <div>1-2f</div>								<div>I</div> <div>4-0</div> <div>1-3</div> <div>IBB</div>								<div>X</div> <div>0-0</div> <div>2B</div>								<div>X</div> <div>0-0</div> <div>G3</div>								<div>6120113</div>															
<div>Buddy Bell, R<div>(1, 5)</div><div>OBP: 0.316, SLG: 0.337</div></div>	<div>BB</div> <div>BB</div> <div>BB</div> <div>4-0</div> <div>1B</div> <div>BB</div>				<div>X</div> <div>0-0</div> <div>6-3</div>								<div>BB</div> <div>BB</div> <div>BB</div> <div>4-0</div> <div>E</div> <div>BB</div>								<div>S</div> <div>0-3</div> <div>K</div>								<div>S</div> <div>0-3</div> <div>K</div>								<div>X</div> <div>0-0</div> <div>6-3</div>								<div>4100224</div>															
<div>Nick Esasky, R<div>(1, 7)</div><div>OBP: 0.346, SLG: 0.455</div></div>	<div>BB</div> <div>BB</div> <div>BB</div> <div>4-0</div> <div>1B</div> <div>1-2</div> <div>2-3</div> <div>BB</div>				<div>X</div> <div>0-0</div> <div>F9</div>								<div>X</div> <div>0-0</div> <div>E5</div> <div>1-3</div>								<div>X</div> <div>0-0</div> <div>FC</div> <div>1B</div> <div>E</div> <div>1B</div>								<div>S</div> <div>0-3</div> <div>K</div>								<div>S</div> <div>0-3</div> <div>K</div>								<div>5110123</div>															
<div>Ron Oester, S<div>(1, 4)</div><div>OBP: 0.346, SLG: 0.373</div></div>	<div>X</div> <div>0-0</div> <div>1-3</div> <div>2-H</div> <div>3-H</div> <div>1B</div>				<div>X</div> <div>0-0</div> <div>1-3</div>								<div>BB</div> <div>BB</div> <div>BB</div> <div>4-0</div> <div>BB</div>								<div>X</div> <div>0-0</div> <div>E</div> <div>4-3</div> <div>1B</div> <div>1-2</div> <div>2-3</div>								<div>S</div> <div>0-3</div> <div>K</div>								<div>X</div> <div>0-0</div> <div>5-3</div>								<div>5122110</div>															
<div>Dave Concepcion, R<div>(1, 6)</div><div>OBP: 0.328, SLG: 0.347</div></div>	<div>X</div> <div>0-0</div> <div>5-3</div>				<div>X</div> <div>0-0</div> <div>4-3</div>								<div>X</div> <div>0-0</div> <div>G3</div>								<div>X</div> <div>0-0</div> <div>FC</div> <div>4-3</div> <div>1-3</div> <div>2-H</div> <div>3-H</div>								<div>X</div> <div>0-0</div> <div>6-3</div>								<div>S</div> <div>0-3</div> <div>K</div>								<div>S</div> <div>0-3</div> <div>K</div>				<div>6001016</div>											
<div>Bo Diaz, R<div>(1, 2)</div><div>OBP: 0.264, SLG: 0.370</div></div> <div>Gary Redus, R<div>(10, PR)</div><div>OBP: 0.387, SLG: 0.443</div></div> <div>Dave Vangorder, R<div>(10, 2)</div><div>OBP: 0.264, SLG: 0.319</div></div>					<div>X</div> <div>0-0</div> <div>F8</div>								<div>X</div> <div>0-0</div> <div>F8</div>												<div>X</div> <div>0-0</div> <div>L5</div>								<div>X</div> <div>0-0</div> <div>4-3</div>								<div>X</div> <div>0-0</div> <div>6-3</div>				<div>501110001</div> <div>00000000</div> <div>10000000</div>															
<div>Mario Soto, R<div>(1, 13)</div><div>OBP: 0.232, SLG: 0.344</div></div> <div>Max Verasile, L<div>(17, PR)</div><div>OBP: 0.232, SLG: 0.344</div></div> <div>Tom Hume, R<div>(17, 1)</div><div>OBP: 0.232, SLG: 0.344</div></div> <div>Joe Price, S<div>(17, 1)</div><div>OBP: 0.232, SLG: 0.344</div></div> <div>Wayne Krenzchick, L<div>(18, PR)</div><div>OBP: 0.232, SLG: 0.344</div></div> <div>John Franco, L<div>(18, 1)</div><div>OBP: 0.232, SLG: 0.344</div></div> <div>Tommy Martinez, R<div>(18, PR)</div><div>OBP: 0.232, SLG: 0.344</div></div> <div>Ted Power, R<div>(18, 1)</div><div>OBP: 0.232, SLG: 0.344</div></div> <div>Cesar Cadenas, R<div>(18, PR)</div><div>OBP: 0.232, SLG: 0.344</div></div>					<div>X</div> <div>0-0</div> <div>5-3</div>								<div>S</div> <div>0-3</div> <div>K</div>												<div>X</div> <div>0-0</div> <div>2-3</div> <div>3-H</div>								<div>X</div> <div>0-0</div> <div>F8</div>								<div>X</div> <div>0-0</div> <div>F8</div>								<div>X</div> <div>0-0</div> <div>1B</div>											
<div>Inning Stats</div>				R: 2 E: 0 K: 1 S: 6	H: 1 LOB: 2 BB: 3 P: 18	R: 0 E: 0 K: 0 S: 3	H: 0 LOB: 0 BB: 0 P: 3	R: 0 E: 0 K: 0 S: 3	H: 0 LOB: 0 BB: 0 P: 3	R: 0 E: 0 K: 1 S: 5	H: 0 LOB: 0 BB: 0 P: 5	R: 0 E: 1 K: 0 S: 4	H: 1 LOB: 3 BB: 2 P: 12	R: 0 E: 0 K: 0 S: 4	H: 2 LOB: 1 BB: 0 P: 4	R: 3 E: 1 K: 1 S: 9	H: 3 LOB: 1 BB: 0 P: 9	R: 0 E: 0 K: 2 S: 7	H: 0 LOB: 2 BB: 1 P: 12	R: 0 E: 0 K: 1 S: 6	H: 1 LOB: 2 BB: 0 P: 6	R: 0 E: 0 K: 1 S: 6	H: 1 LOB: 1 BB: 0 P: 6	R: 0 E: 0 K: 2 S: 7	H: 0 LOB: 0 BB: 0 P: 7	R: 1 E: 0 K: 0 S: 5	H: 2 LOB: 1 BB: 0 P: 5	1B: 9 2B: 2 3B: 0 HR: 0	SF: 0 SAC: 0 DP: 2 HBP: 1	WP: 0 PB: 0 SB: 4 CS: 0	PA: 57																													
<div>PITCHER</div> <div>Orel Hershiser, R<div>(1, 1)</div><div>ERA: 2.43</div></div>				IP 6.1	WLS 28	BF 4	H 4	R 2	ER 2	SO 2	BB 5	IBB 0	HBP 0	BLK 0	WP 0	HR 0	S 27	P 47	ERA 2.84	WHIP 1.421																																								
<div>Ken Howell, R<div>(7, 1)</div></div>								1.2	8	3	3	1	1	0	0	0	0	10	10	5.40	1.800																																							
<div>Tom Niedenfuer, R<div>(9, 1)</div></div>								3.0	13	2	0	0	4	0	1	1	0	0	0	19	24	0.00	0.667																																					
<div>Carlos Diaz, L<div>(12, 1)</div></div>								2.0	L	8	2	1	1	2	0	0	0	0	12	12	4.50	1.000																																						

Cincinnati Reds @ Los Angeles Dodgers

Dodger Stadium, Los Angeles, CA

Thu Aug 08 1985, 7:05 PM PDT

Att. 37,479 - Unknown

livebaseballscorecards.com

AB	50
R	6
H	11
RBI	5
BB	6
SO	9
LOB	24













Batter	1				2				3				4				5				6				7				8				9				AB R H RBI BB SO LOB								TOP																										
<div>Gary Redus, R</div> <div>OBP: 0.381, SLG: 0.435</div> <div>(1, 8)</div>	<div>0-3</div> <div>1</div> <div>K</div>								<div>0-3</div> <div>3</div> <div>K</div>								<div>0-0</div> <div>2</div> <div>FC5-2</div>								<div>0-0</div> <div>1</div> <div>1-3</div>								4 0 0 0 0 2 2								<div>Cincinnati Reds @ Los Angeles Dodgers</div> <div>Dodger Stadium, Los Angeles, CA</div> <div>Sat Aug 10 1985, 7:05 PM PDT</div> <div>Att. 48,410 - Unknown</div>																														
<div>Dave Concepcion, R</div> <div>OBP: 0.324, SLG: 0.342</div> <div>(1, 6)</div>	<div>0-0</div> <div>2</div> <div>F9</div>												<div>0-0</div> <div>1</div> <div>F8</div>				<div>0-3</div> <div>3</div> <div>K</div>								<div>0-0</div> <div>2</div> <div>1-3</div>								4 0 0 0 0 1 2																																						
<div>Dave Parker, L</div> <div>OBP: 0.359, SLG: 0.533</div> <div>(1, 9)</div>	<div>0-3</div> <div>3</div> <div>K</div>												<div>0-3</div> <div>2</div> <div>K</div>								<div>0-0</div> <div>1</div> <div>F5</div>								<div>0-0</div> <div>3</div> <div>4-3</div>								4 0 0 0 0 2 0																																		
<div>Buddy Bell, R</div> <div>OBP: 0.315, SLG: 0.333</div> <div>(1, 5)</div>					<div>0-0</div> <div>1</div> <div>1-4-3</div>								<div>4-0</div> <div>BB</div>								<div>0-0</div> <div>2</div> <div>5-3</div>								<div>0-0</div> <div>1</div> <div>6-3</div>								3 0 1 0 1 0 0																																		
<div>Tony Perez, R</div> <div>OBP: 0.391, SLG: 0.504</div> <div>(1, 3)</div> <div>Max Venable, L</div> <div>OBP: 0.302, SLG: 0.375</div> <div>(9, PR)</div>					<div>0-3</div> <div>2</div> <div>K</div>								<div>0-0</div> <div>3</div> <div>F8</div>								<div>0-0</div> <div>2</div> <div>5-3</div>								<div>4-0</div> <div>BB</div> <div>F7</div>								3 0 0 0 1 1 2																																		
<div>Nick Esasky, R</div> <div>OBP: 0.355, SLG: 0.471</div> <div>(1, 7)</div>					<div>0-0</div> <div>1B</div>												<div>0-0</div> <div>3</div> <div>4-3</div>								<div>0-0</div> <div>1B</div> <div>FC6-4</div>								4 1 3 0 0 0 1																																						
<div>Bo Diaz, R</div> <div>OBP: 0.263, SLG: 0.352</div> <div>(1, 2)</div>					<div>0-0</div> <div>3</div> <div>4-3</div>								<div>4-0</div> <div>BB</div> <div>WP</div> <div>FC5-2</div>								<div>0-3</div> <div>1</div> <div>K</div>								<div>0-0</div> <div>2</div> <div>F7</div>								3 0 0 0 1 1 3																																		
<div>Ron Oester, S</div> <div>OBP: 0.339, SLG: 0.365</div> <div>(1, 4)</div>									<div>0-0</div> <div>1</div> <div>F9</div>								<div>0-0</div> <div>2</div> <div>E6</div>								<div>0-0</div> <div>3</div> <div>FC6-4</div>								4 0 0 0 0 0 4																																						
<div>Jay Tibbs, R</div> <div>OBP: 0.122, SLG: 0.077</div> <div>(1, 1)</div> <div>Tom Runnells, S</div> <div>(7, PH)</div> <div>John Franco, L</div> <div>OBP: 0.333, SLG: 0.333</div> <div>(7, 1)</div>									<div>0-3</div> <div>2</div> <div>K</div>								<div>0-0</div> <div>1</div> <div>4-3</div>																2 0 0 0 0 1 2																																						
																																				1 0 0 0 0 0 0																																			
																																				0 0 0 0 0 0 0																																			
Inning Stats		R: 0 E: 0 K: 2 S: 7		H: 0 LOB: 0 BB: 0 P: 7		R: 0 E: 0 K: 1 S: 6		H: 1 LOB: 1 BB: 0 P: 6		R: 0 E: 0 K: 2 S: 7		H: 0 LOB: 0 BB: 0 P: 7		R: 0 E: 0 K: 1 S: 5		H: 0 LOB: 1 BB: 1 P: 9		R: 1 E: 1 K: 1 S: 7		H: 1 LOB: 2 BB: 1 P: 11		R: 0 E: 0 K: 0 S: 4		H: 1 LOB: 1 BB: 0 P: 4		R: 0 E: 0 K: 1 S: 5		H: 0 LOB: 0 BB: 0 P: 5		R: 0 E: 0 K: 0 S: 3		H: 0 LOB: 0 BB: 0 P: 3		R: 0 E: 0 K: 0 S: 4		H: 1 LOB: 2 BB: 1 P: 8		1B: 4 2B: 0 3B: 0 HR: 0		SF: 0 SAC: 0 DP: 0 HBP: 0		WP: 1 PB: 0 SB: 0 CS: 0		PA: 35																											
PITCHER				IP				WLS				BF				H				R				ER				SO				BB				IBB				HBP				BLK				WP				HR				S				P				ERA				WHIP			
Fernando Valenzuela, L				(1, 1)				9.0				W				35				4				1				0				8				3				0				0				0				0				2.15															





Batter	1										2										3										4										5										6										7										8										9										AB R H RBI BB SO LOB										TOP																																																																																																																																																																																																																																																																																																																																																																																																																																																																																																																																																																																																																																																																																																																																																																																																																																																																																																																																																																																																																																																																																																																																																																																																																																																																																																																																																																																																																																																																																																																																																																																																																																																																																																																																																																																																																																																																																																																																																																																																																																																																																																																																																																																																																																																																																																																																																		
<div>Gary Redus, R</div> <div>(1, 8)</div> <div>OBP: 0.378, SLG: 0.431</div>	<div>X</div> <div>0-0</div> <div>F7</div> <div><div></div></div>																				<div>X</div> <div>0-0</div> <div>F8</div> <div><div></div></div>																														<div>X</div> <div>0-0</div> <div>F8</div> <div><div></div></div>																														<div>X</div> <div>0-0</div> <div><div>4-3</div><div>1B</div><div>1B</div></div> <div><div></div></div>										4 0 1 0 0 0 0										<div>Cincinnati Reds @ Los Angeles Dodgers</div> <div>Dodger Stadium, Los Angeles, CA</div> <div>Sun Aug 11 1985, 3:33 AM PDT</div> <div>Att. 41,188 - Unknown</div> <div>livebaseballscorecards.com</div>																																																																																																																																																																																																																																																																																																																																																																																																																																																																																																																																																																																																																																																																																																																																																																																																																																																																																																																																																																																																																																																																																																																																																																																																																																																																																																																																																																																																																																																																																																																																																																																																																																																																																																																																																																																																																																																																																																																																																																																																																																																																																																																																																																																																																																																																																																																																																		
<div>Tom Runnells, S</div> <div>(1, 4)</div> <div>OBP: 0.400, SLG: 0.400</div>	<div>X</div> <div>0-0</div> <div>5-3</div> <div><div></div></div>																														<div>X</div> <div>0-0</div> <div>5-3</div> <div><div></div></div>																				<div>X</div> <div>0-0</div> <div><div>1B</div><div>1B</div></div> <div><div></div></div>										4 0 2 0 0 0 0																																																																																																																																																																																																																																																																																																																																																																																																																																																																																																																																																																																																																																																																																																																																																																																																																																																																																																																																																																																																																																																																																																																																																																																																																																																																																																																																																																																																																																																																																																																																																																																																																																																																																																																																																																																																																																																																																																																																																																																																																																																																																																																																																																																																																																																																																																																																																																																										
<div>Dave Parker, L</div> <div>(1, 9)</div> <div>OBP: 0.356, SLG: 0.528</div>	<div>X</div> <div>0-0</div> <div>F8</div> <div><div></div></div>																				<div>X</div> <div>0-0</div> <div>F5</div> <div><div></div></div>																				<div>X</div> <div>0-0</div> <div>F8</div> <div><div></div></div>																				<div>X</div> <div>0-0</div> <div><div>4-3</div><div>1B</div></div> <div><div></div></div>										4 0 0 0 0 0 3																																																																																																																																																																																																																																																																																																																																																																																																																																																																																																																																																																																																																																																																																																																																																																																																																																																																																																																																																																																																																																																																																																																																																																																																																																																																																																																																																																																																																																																																																																																																																																																																																																																																																																																																																																																																																																																																																																																																																																																																																																																																																																																																																																																																																																																																																																																																																																																
<div>Buddy Bell, R</div> <div>(1, 5)</div> <div>OBP: 0.314, SLG: 0.331</div>											<div>B B B B</div> <div>4-0</div> <div><div>FC6-4</div><div>1B</div><div>BB</div></div> <div><div></div></div>																				<div>X</div> <div>0-0</div> <div>L6</div> <div><div></div></div>																				<div>X</div> <div>0-0</div> <div>F9</div> <div><div></div></div>																				<div>X</div> <div>0-3</div> <div>K</div> <div><div></div></div>										3 0 0 0 1 1 3																																																																																																																																																																																																																																																																																																																																																																																																																																																																																																																																																																																																																																																																																																																																																																																																																																																																																																																																																																																																																																																																																																																																																																																																																																																																																																																																																																																																																																																																																																																																																																																																																																																																																																																																																																																																																																																																																																																																																																																																																																																																																																																																																																																																																																																																																																																																																																						
<div>Tony Perez, R</div> <div>(1, 3)</div> <div>OBP: 0.397, SLG: 0.509</div>											<div>X</div> <div>0-0</div> <div><div>FC6-4</div><div>1-2</div><div>1B</div></div> <div><div></div></div>																				<div>X</div> <div>0-3</div> <div>K</div> <div><div></div></div>																				<div>X</div> <div>0-0</div> <div><div>CS</div><div>1-3</div><div>1B</div></div> <div><div></div></div>										3 0 2 0 0 1 0																																																																																																																																																																																																																																																																																																																																																																																																																																																																																																																																																																																																																																																																																																																																																																																																																																																																																																																																																																																																																																																																																																																																																																																																																																																																																																																																																																																																																																																																																																																																																																																																																																																																																																																																																																																																																																																																																																																																																																																																																																																																																																																																																																																																																																																																																																																																																																																										
<div>Nick Esasky, R</div> <div>(1, 7)</div> <div>OBP: 0.355, SLG: 0.470</div>											<div>X</div> <div>0-0</div> <div><div>FC6-4</div><div>1-2f</div><div>2-3</div></div> <div><div></div></div>																				<div>X</div> <div>0-0</div> <div><div>G5-4-3</div><div>1B</div></div> <div><div></div></div>																				<div>X</div> <div>0-0</div> <div><div>CS</div><div>1-2</div></div> <div><div></div></div>										3 0 1 0 0 1 2																																																																																																																																																																																																																																																																																																																																																																																																																																																																																																																																																																																																																																																																																																																																																																																																																																																																																																																																																																																																																																																																																																																																																																																																																																																																																																																																																																																																																																																																																																																																																																																																																																																																																																																																																																																																																																																																																																																																																																																																																																																																																																																																																																																																																																																																																																																																																																																										
<div>Dave Concepcion, R</div> <div>(1, 6)</div> <div>OBP: 0.321, SLG: 0.340</div>											<div>X</div> <div>0-0</div> <div>3</div> <div><div></div></div>																				<div>X</div> <div>0-0</div> <div><div>G5-4-3</div><div>1-2f</div></div> <div><div></div></div>																				<div>X</div> <div>0-0</div> <div><div>1-4-3</div></div> <div><div></div></div>										3 0 0 0 0 0 3																																																																																																																																																																																																																																																																																																																																																																																																																																																																																																																																																																																																																																																																																																																																																																																																																																																																																																																																																																																																																																																																																																																																																																																																																																																																																																																																																																																																																																																																																																																																																																																																																																																																																																																																																																																																																																																																																																																																																																																																																																																																																																																																																																																																																																																																																																																																																																																										
<div>Bo Diaz, R</div> <div>(1, 2)</div> <div>OBP: 0.255, SLG: 0.341</div>											<div>X</div> <div>0-0</div> <div>5-3</div> <div><div></div></div>																				<div>X</div> <div>0-3</div> <div>K</div> <div><div></div></div>																				<div>X</div> <div>0-0</div> <div><div>F9</div></div> <div><div></div></div>										3 0 0 0 0 0 0																																																																																																																																																																																																																																																																																																																																																																																																																																																																																																																																																																																																																																																																																																																																																																																																																																																																																																																																																																																																																																																																																																																																																																																																																																																																																																																																																																																																																																																																																																																																																																																																																																																																																																																																																																																																																																																																																																																																																																																																																																																																																																																																																																																																																																																																																																																																																																																										
<div>Andy McGaffigan, R</div> <div>(1, 1)</div> <div>Joe Price, R</div> <div>(7, 1)</div> <div>Tom Hume, R</div> <div>(7, 1)</div> <div>Ted Power, R</div> <div>(8, 1)</div> <div>Cesar Cedeno, R</div> <div>(9, PH)</div> <div>OBP: 0.311, SLG: 0.347</div>											<div>S O S</div> <div>0-3</div> <div>K</div> <div><div></div></div>																				<div>S O S</div> <div>0-3</div> <div>K</div> <div><div></div></div>																				<div>X</div> <div>0-0</div> <div>5-3</div> <div><div></div></div>										2 0 0 0 0 2 0																																																																																																																																																																																																																																																																																																																																																																																																																																																																																																																																																																																																																																																																																																																																																																																																																																																																																																																																																																																																																																																																																																																																																																																																																																																																																																																																																																																																																																																																																																																																																																																																																																																																																																																																																																																																																																																																																																																																																																																																																																																																																																																																																																																																																																																																																																																																																																																										
Inning Stats										R: 0 E: 0 K: 0 S: 3										H: 0 LOB: 0 BB: 0 P: 3										R: 0 E: 0 K: 0 S: 3										H: 1 LOB: 1 BB: 1 P: 7										R: 0 E: 0 K: 1 S: 5										H: 0 LOB: 0 BB: 0 P: 5										R: 0 E: 0 K: 0 S: 3										H: 0 LOB: 0 BB: 0 P: 3										R: 0 E: 0 K: 1 S: 5										H: 1 LOB: 0 BB: 0 P: 5										R: 0 E: 0 K: 0 S: 4										H: 2 LOB: 1 BB: 0 P: 4										R: 0 E: 0 K: 1 S: 7										H: 0 LOB: 0 BB: 0 P: 5										R: 0 E: 0 K: 1 S: 7										H: 2 LOB: 2 BB: 0 P: 7										1B: 6 2B: 1 3B: 0 HR: 0										SF: 0 SAC: 0 DP: 2 HBP: 0										WP: 0 PB: 0 SB: 0 CS: 1										PA: 32																																																																																																																																																																																																																																																																																																																																																																																																																																																																																																																																																																																																																																																																																																																																																																																																																																																																																																																																																																																																																																																																																																																																																																																																																																																																																																																																																																																																																																																																																																																																																																																																																																																																																																																																																																																																																																																																																																																																																																																																																																																																																																																																																																																																																																															
PITCHER										IP										WLS										BF										H										R										ER										SO										BB										IBB										HBP										BLK										WP										HR										S										P										ERA										WHIP																																																																																																																																																																																																																																																																																																																																																																																																																																																																																																																																																																																																																																																																																																																																																																																																																																																																																																																																																																																																																																																																																																																																																																																																																																																																																																																																																																																																																																																																																																																																																																																																																																																																																																																																																																																																																																																																																																																																																																																																																																																																																																																																																																																																																																																																													
<div>Jerry Reuss, L</div> <div>(1, 1)</div> <div>ERA: 2.98</div>										9.0										W										31										6										0										0										5										1										0										0										0										0										0										0										0										0										0										0										0										0										0										0										0										0										0										0										0										0										0										0										0										0										0										0										0										0										0										0										0										0										0										0										0										0										0										0										0										0										0										0										0										0										0										0										0										0										0										0										0										0										0										0										0										0										0										0										0										0										0										0										0										0										0										0										0										0										0										0										0										0										0										0										0										0										0										0										0										0										0										0										0										0										0										0										0										0										0										0										0										0										0										0										0										0										0										0										0										0										0										0										0										0										0										0										0										0										0										0										0										0										0										0										0										0										0										0										0										0										0										0										0										0										0										0										0										0										0										0										0										0										0										0										0										0										0										0										0										0										0										0										0										0										0										0										0										0										0										0										0										0										0										0										0										0										0										0										0										0										0										0										0										0										0										0										0										0										0										0										0										0										0										0										0										0										0										0										0										0										0										0										0										0										0										0										0										0										0										0										0										0										0										0										0										0										0										0										0										0										0										0										0										0										0										0										0										0										0										0										0										0										0										0										0										0										0										0										0										0										0										0										0										0										0										0										0									



Batter	1												2				3				4				5				6				7				8				9												BOTTOM											
Mariano Duncan, R OBP: 0.285, SLG: 0.328	<div>0-3</div> <div>K</div> <div>1</div>																<div>0-0</div> <div>6-3</div> <div>1</div>								<div>0-0</div> <div>2B</div> <div>1B</div>								<div>0-0</div> <div>F4</div> <div>1</div>				<div>0-0</div> <div>1B</div> <div>1B</div>																5 1 2 0 0 1 0											
Enos Cabell, R OBP: 0.329, SLG: 0.355	<div>0-0</div> <div>F5</div> <div>2</div>																<div>0-0</div> <div>F7</div> <div>2</div>								<div>0-0</div> <div>1-H</div> <div>2B</div> <div>3</div>								<div>0-0</div> <div>1B</div> <div>2B</div>				<div>0-0</div> <div>G1-6-3</div> <div>1B</div>																5 1 3 2 0 0 0											
Ken Landreaux, L OBP: 0.305, SLG: 0.421	<div>0-0</div> <div>S</div> <div>1B</div>																<div>0-0</div> <div>1B</div> <div>3</div>																<div>0-0</div> <div>G1-6-3</div> <div>2</div> <div>3</div>																5 1 3 1 0 0 4															
Pedro Guerrero, R OBP: 0.427, SLG: 0.633 Candy Maldonado, R OBP: 0.263, SLG: 0.292	<div>0-3</div> <div>K</div> <div>1-2</div> <div>3</div>																<div>0-0</div> <div>6-3</div> <div>3</div>												<div>0-0</div> <div>CS</div> <div>1-3</div> <div>1B</div>				<div>0-0</div> <div>2-H</div> <div>1B</div> <div>2</div>																4 0 2 1 0 1 2 0 0 0 0 0 0 0															
Greg Brock, L OBP: 0.326, SLG: 0.447													<div>0-3</div> <div>K</div> <div>1</div>								<div>0-0</div> <div>L6</div> <div>1</div>								<div>0-0</div> <div>1-3</div> <div>1</div>				<div>0-0</div> <div>F8</div> <div>2</div>																4 0 0 0 0 1 2															
Mike Marshall, R OBP: 0.336, SLG: 0.456													<div>0-0</div> <div>BB</div> <div>1B</div> <div>1</div>								<div>0-0</div> <div>F7</div> <div>2</div>								<div>4-0</div> <div>2B</div> <div>BB</div> <div>2-3</div> <div>2</div>				<div>0-0</div> <div>6-3</div> <div>3</div>																3 0 1 0 1 0 1															
Mike Scioscia, L OBP: 0.380, SLG: 0.396													<div>4-0</div> <div>1-2</div> <div>BB</div> <div>1</div>								<div>0-0</div> <div>4-3</div> <div>3</div>								<div>0-0</div> <div>1-3</div> <div>2B</div> <div>1</div>				<div>0-0</div> <div>1B</div> <div>1B</div> <div>1B</div> <div>1B</div> <div>1</div>																3 1 2 0 1 0 0															
Steve Sax, R OBP: 0.333, SLG: 0.296													<div>0-0</div> <div>F9</div> <div>2</div>												<div>0-3</div> <div>K</div> <div>1</div>				<div>4-0</div> <div>IBB</div> <div>3</div>				<div>0-0</div> <div>1B</div> <div>1B</div> <div>1B</div> <div>1</div>																3 0 1 0 1 1 2															
Jerry Reuss, L OBP: 0.185, SLG: 0.170													<div>0-3</div> <div>K</div> <div>3</div>								<div>0-0</div> <div>4-3</div> <div>2</div> <div>3</div>				<div>0-3</div> <div>K</div> <div>3</div>								<div>0-3</div> <div>K</div> <div>1</div>																4 0 0 0 0 3 7															
Inning Stats	R: 0 E: 0 K: 2 S: 8 H: 1 LOB: 1 BB: 0 P: 8												R: 0 E: 0 K: 2 S: 8 H: 1 LOB: 2 BB: 1 P: 12				R: 0 E: 0 K: 0 S: 4 H: 1 LOB: 1 BB: 0 P: 4				R: 0 E: 0 K: 0 S: 3 H: 0 LOB: 0 BB: 0 P: 3				R: 1 E: 0 K: 1 S: 7 H: 2 LOB: 1 BB: 0 P: 7				R: 0 E: 0 K: 1 S: 6 H: 2 LOB: 3 BB: 2 P: 14				R: 2 E: 0 K: 0 S: 6 H: 3 LOB: 1 BB: 0 P: 6				R: 1 E: 0 K: 1 S: 8 H: 4 LOB: 2 BB: 0 P: 8				1B: 11 2B: 3 3B: 0 HR: 0 SF: 0 SAC: 0 DP: 1 HBP: 0 WP: 0 PB: 0 SB: 1 CS: 1 PA: 39																							
PITCHER	IP WLS BF H R ER SO BB IBB HBP BLK WP HR S P ERA WHIP												PITCHER IP WLS BF H R ER SO BB IBB HBP BLK WP HR S P ERA WHIP																																																			
Andy McGaffigan, R ERA: 3.47	(1, 1) 6.1 L 31 10 3 3 6 2 1 0 0 0 0 0 40 52 4.26 1.895												(1, 1) 6.1 L 31 10 3 3 6 2 1 0 0 0 0 0 40 52 4.26 1.895																																																			
Joe Price, L ERA: 4.2	(7, 1) 0.1 1 0 0 0 0 0 0 0 0 0 0 1 1 0.00 0.000												(7, 1) 0.1 1 0 0 0 0 0 0 0 0 0 0 1 1 0.00 0.000																																																			
Tom Hume, R ERA: 3.48	(7, 1) 0.2 5 3 1 1 1 0 0 0 0 0 0 7 7 13.50 4.500												(7, 1) 0.2 5 3 1 1 1 0 0 0 0 0 0 7 7 13.50 4.500																																																			
Ted Power, R ERA: 1.58	(8, 1) 0.2 2 1 0 0 0 0 0 0 0 0 0 2 2 0.00 1.500												(8, 1) 0.2 2 1 0 0 0 0 0 0 0 0 0 2 2 0.00 1.500																																																			

Batter	1				2				3				4				5				6				7				8				9				AB R H RBI BB SO LOB								TOP			
<div>Gary Redus, R</div> <div>OBP: 0.374, SLG: 0.425</div> <div>(1, 8)</div> <div>Max Venable, L</div> <div>OBP: 0.310, SLG: 0.375</div> <div>(8, PH)</div> <div>John Franco, L</div> <div>OBP: 0.333, SLG: 0.333</div> <div>(8, 1)</div>	<div>0-0</div> <div>5-3</div> <div>1</div>								<div>0-0</div> <div>FC5-4</div> <div>1-2f</div> <div>CS</div> <div>1</div>												<div>0-0</div> <div>3-1</div> <div>1</div>								<div>4-0</div> <div>BB</div> <div>BB</div> <div>BB</div> <div>BB</div> <div>3</div>								<div>3 0 0 0 0 0 1</div> <div>0 0 0 0 1 0 0</div> <div>0 0 0 0 0 0 0</div>								<div>Cincinnati Reds @ San Diego Padres</div> <div>Jack Murphy Stadium, San Diego, CA</div> <div>Mon Aug 12 1985, 10:05 PM EDT</div> <div>Att: 35,521 - Unknown</div>			
<div>Tom Runnells, S</div> <div>OBP: 0.222, SLG: 0.222</div> <div>(1, 6)</div>	<div>0-0</div> <div>1-3</div> <div>2</div>								<div>0-0</div> <div>F8</div> <div>1-2</div> <div>2</div> <div>3</div>												<div>0-0</div> <div>L6</div> <div>2</div>												<div>4 0 0 0 0 0 2</div>															
<div>Dave Parker, L</div> <div>OBP: 0.360, SLG: 0.533</div> <div>(1, 9)</div>	<div>0-0</div> <div>FC5</div> <div>1B</div> <div>1B</div>												<div>0-0</div> <div>CS</div> <div>1B</div>								<div>0-0</div> <div>F8</div> <div>3</div>								<div>0-0</div> <div>2B</div>				<div>4 0 3 0 0 0 0</div>															
<div>Tony Perez, R</div> <div>OBP: 0.400, SLG: 0.508</div> <div>(1, 3)</div>	<div>0-0</div> <div>1-2</div> <div>1B</div>												<div>0-0</div> <div>F9</div> <div>1</div>																<div>0-3</div> <div>K</div> <div>1</div> <div>SS</div>				<div>4 0 2 0 0 1 2</div>															
<div>Nick Esasky, R</div> <div>OBP: 0.349, SLG: 0.462</div> <div>(1, 7)</div>	<div>0-0</div> <div>FC5</div> <div>2-3f</div> <div>3</div>												<div>0-0</div> <div>5-3</div> <div>1-2</div> <div>2</div> <div>3</div>												<div>0-0</div> <div>F7</div> <div>1</div>								<div>0-0</div> <div>F7</div> <div>2</div>				<div>4 0 0 0 0 0 5</div>											
<div>Buddy Bell, R</div> <div>OBP: 0.314, SLG: 0.330</div> <div>(1, 5)</div>					<div>0-0</div> <div>G5-4-3</div> <div>1B</div> <div>1</div> <div>2</div>												<div>0-0</div> <div>F8</div> <div>1</div>																<div>0-0</div> <div>F9</div> <div>2</div>								<div>4 0 1 0 0 0 2</div>							
<div>Bo Diaz, R</div> <div>OBP: 0.248, SLG: 0.330</div> <div>(1, 2)</div>					<div>0-0</div> <div>G5-4-3</div> <div>1-2f</div> <div>1</div> <div>2</div>												<div>0-0</div> <div>P4</div> <div>2</div>																				<div>3 0 0 0 0 0 2</div>								<div>AB 32</div> <div>R 0</div> <div>H 8</div> <div>RBI 0</div> <div>BB 1</div> <div>SO 1</div> <div>LOB 15</div>			
<div>Ron Oester, S</div> <div>OBP: 0.339, SLG: 0.367</div> <div>(1, 4)</div>					<div>0-0</div> <div>F9</div> <div>3</div>												<div>0-0</div> <div>2B</div> <div>3</div>												<div>0-0</div> <div>G3</div> <div>1</div>								<div>3 0 1 0 0 0 0</div>											
<div>Mario Soto, R</div> <div>OBP: 0.157, SLG: 0.174</div> <div>(1, 1)</div> <div>Eddie Milner, L</div> <div>OBP: 0.332, SLG: 0.307</div> <div>(8, PH)</div> <div>(8, 8)</div>									<div>0-0</div> <div>FC5-4</div> <div>1B</div>								<div>0-0</div> <div>4-3</div> <div>3</div>												<div>0-0</div> <div>3-1</div> <div>2</div>								<div>2 0 1 0 0 0 1</div> <div>1 0 0 0 0 0 0</div>								<div>REDS</div>			
Inning Stats		R: 0 E: 0 K: 0 S: 5		H: 2 LOB: 2 BB: 0 P: 5		R: 0 E: 0 K: 0 S: 3		H: 1 LOB: 0 BB: 0 P: 3		R: 0 E: 0 K: 0 S: 3		H: 1 LOB: 0 BB: 0 P: 3		R: 0 E: 0 K: 0 S: 3		H: 1 LOB: 1 BB: 0 P: 4		R: 0 E: 0 K: 0 S: 3		H: 0 LOB: 0 BB: 0 P: 3		R: 0 E: 0 K: 0 S: 4		H: 1 LOB: 1 BB: 0 P: 4		R: 0 E: 0 K: 0 S: 3		H: 0 LOB: 1 BB: 1 P: 7		R: 0 E: 0 K: 1 S: 6		H: 1 LOB: 1 BB: 0 P: 6		1B: 6 2B: 2 3B: 0 HR: 0		SF: 0 SAC: 0 DP: 1 HBP: 0		WP: 0 PB: 0 SB: 0 CS: 2		PA: 33								
PITCHER		IP		WLS		BF		H		R		ER		SO		BB		IBB		HBP		BLK		WP		HR		S		P		ERA		WHIP														
<div>Mark Thurmond, L</div> <div>ERA: 4.47</div> <div>(1, 1)</div>		6.1		W		23		7		0		0		0		0		0		0		0		0		0		23		23		0.00		1.105														
<div>Lance McCullers, R</div> <div>ERA:</div> <div>(7, 1)</div>		2.2		S		10		1		0		0		1		1		0		0		0		0		0		11		15		0.00		0.750														

livebaseballscorecards.com





Batter	1												2				3				4				5		6		7		8				9				AB R H RBI BB SO LOB																BOTTOM																																					
Miguel Dilone, S OBP: 0.266, SLG: 0.277 (1, 8)	<div>0-0</div> <div>L3</div> <div>1</div>																<div>0-3</div> <div>K</div> <div>3</div>										<div>0-0</div> <div>F7</div> <div>1</div>				<div>0-0</div> <div>6-3</div> <div>1</div>								4 0 0 0 0 1 2																<div>Cincinnati Reds @ San Diego Padres</div> <div>Jack Murphy Stadium, San Diego, CA</div> <div>Mon Aug 12 1985, 10:05 PM EDT</div> <div>Att. 35,521 - Unknown</div>																																					
Garry Templeton, S OBP: 0.345, SLG: 0.390 (1, 6)	<div>0-0</div> <div>F7</div> <div>2</div>																				<div>0-0</div> <div>4-3</div> <div>1</div>				<div>0-0</div> <div>FC6-4</div> <div>2</div>		<div>CS</div> <div>1B</div>						4 1 1 0 0 0 1																																																											
Tony Gwynn, L OBP: 0.349, SLG: 0.404 (1, 9)	<div>0-0</div> <div>1-3</div> <div>3</div>																				<div>0-0</div> <div>F8</div> <div>2</div>		<div>BB</div> <div>2B</div>				<div>0-0</div> <div>F7</div> <div>2</div> <div>3</div>								3 1 0 0 1 0 1																																																									
Steve Garvey, R OBP: 0.306, SLG: 0.438 (1, 3)													<div>0-0</div> <div>1B</div> <div>1</div>								<div>0-0</div> <div>1B</div>				<div>0-0</div> <div>2B</div> <div>1-H</div> <div>2-H</div>								3 0 3 2 0 0 0																																																											
Terry Kennedy, L OBP: 0.299, SLG: 0.403 (1, 2)													<div>0-3</div> <div>K</div> <div>2</div>								<div>0-0</div> <div>G3</div> <div>3</div>				<div>0-0</div> <div>P4</div> <div>3</div>								3 0 0 0 0 1 2																																																											
Graig Nettles, L OBP: 0.375, SLG: 0.421 (1, 5)													<div>0-3</div> <div>K</div> <div>3</div>										<div>0-0</div> <div>G6-4-3</div> <div>1B</div>				<div>0-0</div> <div>F8</div> <div>1</div>								3 0 1 0 0 1 0																																																									
Carmelo Martinez, R OBP: 0.346, SLG: 0.438 (1, 7)													<div>0-0</div> <div>6-3</div> <div>1</div>								<div>0-0</div> <div>G6-4-3</div> <div>1</div> <div>2</div>				<div>4-0</div> <div>BB</div>								2 0 0 0 1 0 1																																																											
Tim Flannery, L OBP: 0.386, SLG: 0.357 (1, 4)													<div>4-0</div> <div>SH1-4</div> <div>BB</div>								<div>0-0</div> <div>F9</div> <div>3</div>				<div>0-0</div> <div>F8</div> <div>2</div>								2 0 0 0 1 0 1																																																											
Mark Thurmond, L OBP: 0.100, SLG: 0.056 Lance McCullers, S (1, 1) (7, 1)													<div>0-0</div> <div>SH1-4</div> <div>2</div>										<div>0-0</div> <div>FC6-4</div> <div>1B</div>		<div>0-3</div> <div>K</div> <div>3</div>								1 0 1 0 0 0 0 1 0 0 0 0 1 1																																																											
Inning Stats	R: 0 E: 0 K: 0 S: 3				H: 0 LOB: 0 BB: 0 P: 3				R: 0 E: 0 K: 2 S: 7				H: 1 LOB: 0 BB: 0 P: 7				R: 0 E: 0 K: 1 S: 5				H: 0 LOB: 1 BB: 1 P: 9				R: 0 E: 0 K: 0 S: 4				H: 1 LOB: 1 BB: 0 P: 4				R: 0 E: 0 K: 0 S: 3				H: 1 LOB: 0 BB: 0 P: 3				R: 2 E: 0 K: 0 S: 5				H: 2 LOB: 1 BB: 1 P: 9				R: 0 E: 0 K: 1 S: 5				H: 0 LOB: 1 BB: 1 P: 9				R: 0 E: 0 K: 0 S: 3				H: 1 LOB: 0 BB: 0 P: 3				1B: 5 2B: 1 3B: 0 HR: 0																SF: 0 SAC: 1 DP: 1 HBP: 0				WP: 0 PB: 0 SB: 1 CS: 1				PA: 30			
PITCHER	IP				WLS				BF				H				R				ER				SO				BB				IBB				HBP				BLK				WP				HR				S				P				ERA				WHIP																											
Mario Soto, R ERA: 3.3 John Franco, L ERA: 1.95	(1, 1) 7.0				L				27				5				2				2				4				3				0				0				0				0				0				0				3				3				0.00				1.000																							







Batter	1				2				3				4				5				6				7				8				9				AB R H RBI BB SO LOB												TOP																					
<div>Cesar Cedeno, R</div> <div>OBP: 0.310, SLG: 0.341</div> <div>(1, 8)</div> <div>BB BB BB</div>	<div>4-0</div> <div></div>								<div>0-0</div> <div>5-3</div> <div></div>								<div>0-0</div> <div>F7</div> <div></div>								<div>0-0</div> <div>6-3</div> <div></div>								3 1 0 0 1 0 0												<div>Cincinnati Reds @ San Diego Padres</div> <div>Jack Murphy Stadium, San Diego, CA</div> <div>Wed Aug 14 1985, 10:05 PM EDT</div> <div>Att: 21,028 - Unknown</div>																									
<div>Dave Concepcion, R</div> <div>OBP: 0.321, SLG: 0.339</div> <div>(1, 6)</div> <div>SS SS</div>	<div>0-3</div> <div>K</div> <div>1-2</div> <div></div>								<div>0-0</div> <div></div> <div>1B</div>								<div>0-3</div> <div>K</div> <div>SS SS</div>				<div>0-3</div> <div>K</div> <div>SS SS</div>				<div>0-0</div> <div>G1</div> <div></div>								4 0 1 0 0 2 1																																					
<div>Dave Parker, L</div> <div>OBP: 0.358, SLG: 0.534</div> <div>(1, 9)</div> <div>X</div>	<div>0-0</div> <div></div> <div>2-H</div> <div>1B</div>								<div>0-3</div> <div>K</div> <div>SS SS</div>								<div>0-3</div> <div>K</div> <div>SS SS</div>				<div>0-0</div> <div>F8</div> <div></div>								4 0 1 1 0 2 1																																									
<div>Tony Perez, R</div> <div>OBP: 0.403, SLG: 0.504</div> <div>(1, 3)</div> <div>X</div>	<div>0-0</div> <div>F9</div> <div></div>								<div>0-0</div> <div>6-3</div> <div></div>								<div>0-0</div> <div></div> <div>1B</div>								<div>4-0</div> <div></div> <div>FC5-4</div> <div>BB</div>								3 0 1 0 1 0 1																																					
<div>Nick Esasky, R</div> <div>OBP: 0.343, SLG: 0.450</div> <div>(1, 7)</div> <div>SS SS</div>	<div>0-3</div> <div>K</div> <div></div>								<div>0-0</div> <div>5-3</div> <div></div>								<div>0-0</div> <div>F3</div> <div></div>								<div>0-0</div> <div>F7</div> <div></div>								4 0 0 0 0 1 3																																					
<div>Buddy Bell, R</div> <div>OBP: 0.315, SLG: 0.331</div> <div>(1, 5)</div>					<div>0-0</div> <div></div> <div>G6-4-3</div> <div>1B</div>								<div>0-0</div> <div></div> <div>1B</div>								<div>0-3</div> <div>K</div> <div>SS SS</div>								<div>0-0</div> <div>FC5-4</div> <div></div> <div>FC6-4</div> <div>1-2f</div>								4 0 2 0 0 1 1																																	
<div>Bo Diaz, R</div> <div>OBP: 0.248, SLG: 0.317</div> <div>(1, 2)</div>					<div>0-0</div> <div>G6-4-3</div> <div></div> <div>1-2f</div>								<div>0-0</div> <div>F9</div> <div></div>								<div>0-0</div> <div></div> <div>BB</div>								<div>0-0</div> <div>FC6-4</div> <div></div> <div>1-2f</div>								3 0 0 0 1 0 3																																	
<div>Ron Oester, S</div> <div>OBP: 0.335, SLG: 0.363</div> <div>(1, 4)</div>					<div>0-0</div> <div>5-3</div> <div></div>								<div>0-0</div> <div>4-3</div> <div></div>								<div>0-0</div> <div>P6</div> <div></div>								3 0 0 0 0 0 1																																									
<div>Jay Tibbs, R</div> <div>OBP: 0.116, SLG: 0.073</div> <div>(1, 1)</div>									<div>0-0</div> <div>5-3</div> <div></div>								<div>0-3</div> <div>K</div> <div>SS SS</div>								<div>0-0</div> <div>F8</div> <div></div>								2 0 0 0 0 1 0																																					
<div>Gary Redus, R</div> <div>OBP: 0.373, SLG: 0.423</div> <div>(7, PH)</div>																													1 0 0 0 0 0 1																																									
<div>Ron Robinson, R</div> <div>(7, 1)</div>																													0 0 0 0 0 0 0																																									
Inning Stats	R: 1 E: 0 K: 2 S: 8		H: 1 LOB: 1 BB: 1 P: 12		R: 0 E: 0 K: 0 S: 3		H: 1 LOB: 0 BB: 0 P: 3		R: 0 E: 0 K: 1 S: 6		H: 1 LOB: 1 BB: 0 P: 6		R: 0 E: 0 K: 0 S: 4		H: 1 LOB: 1 BB: 0 P: 4		R: 0 E: 0 K: 1 S: 5		H: 0 LOB: 0 BB: 0 P: 5		R: 0 E: 0 K: 2 S: 8		H: 1 LOB: 1 BB: 0 P: 8		R: 0 E: 0 K: 1 S: 5		H: 0 LOB: 1 BB: 1 P: 9		R: 0 E: 0 K: 0 S: 3		H: 0 LOB: 0 BB: 0 P: 3		R: 0 E: 0 K: 0 S: 3		H: 0 LOB: 1 BB: 1 P: 7		1B: 5 2B: 0 3B: 0 HR: 0		SF: 0 SAC: 0 DP: 1 HBP: 0		WP: 0 PB: 0 SB: 1 CS: 0		PA: 34																											
PITCHER Dave Dravecky, L ERA: 2.17	IP 9.0		WLS W		BF 34		H 5		R 1		ER 1		SO 7		BB 3		IBB 0		HBP 0		BLK 0		WP 0		HR 0		S 45		P 57		ERA 1.00		WHIP 0.889		PITCHER		IP		WLS		BF		H		R		ER		SO		BB		IBB		HBP		BLK		WP		HR		S		P		ERA		WHIP	





Batter	1	2	3	4	5	6	7	8	9	10	AB R H RBI BB SO LOB	TOP																																				
<div>Eddie Milner, L<div>(1, 8)</div><div>OBP: 0.333, SLG: 0.316</div><div>Cesar Cedeno, R<div>(10, PH)</div><div>OBP: 0.309, SLG: 0.340</div><div>(10, 9)</div></div></div>	<div>0-0</div> <div></div> <div>1B</div>		<div>0-0</div> <div></div> <div>4-3</div>		<div>0-0</div> <div></div> <div>4-3</div>			<div>0-0</div> <div></div> <div>3B</div>		<div>0-0</div> <div></div> <div>3-1</div>	<div>4 2 2 1 0 0 1</div> <div>1 0 0 0 0 0 1</div>	<div>Cincinnati Reds @ San Diego Padres</div> <div>Jack Murphy Stadium, San Diego, CA</div> <div>Thu Aug 15 1985, 6:33 AM EDT</div> <div>Att. 19,973 - Unknown</div> <div>livebaseballscorecards.com</div>																																				
<div>Pete Rose, S<div>(1, 3)</div></div>	<div>0-0</div> <div></div>		<div>0-0</div> <div></div>			<div>0-0</div> <div></div>		<div>4-0</div> <div></div> <div>BB</div>		<div>4-0</div> <div></div> <div>1B</div> <div>IBB</div>	<div>3 0 0 0 2 0 1</div>																																					
<div>Dave Parker, L<div>(1, 9)</div><div>OBP: 0.359, SLG: 0.540</div><div>Max Venable, L<div>(8, 9)</div><div>OBP: 0.310, SLG: 0.375</div><div>Tony Perez, R<div>(10, PH)</div><div>OBP: 0.407, SLG: 0.508</div><div>Gary Redus, R<div>(10, PR)</div><div>OBP: 0.373, SLG: 0.423</div><div>(10, 8)</div></div></div></div></div>	<div>0-0</div> <div></div> <div>HR</div>			<div>4-0</div> <div></div> <div>G4-6-3</div> <div>BB</div>		<div>0-3</div> <div></div>		<div>0-3</div> <div></div>	<div>3 1 1 2 1 2 1</div> <div>0 0 0 0 0 0 0</div> <div>1 0 1 1 0 0 0</div> <div>0 0 0 0 0 0 0</div>																																							
<div>Buddy Bell, R<div>(1, 5)</div><div>OBP: 0.312, SLG: 0.327</div><div>Joe Price, R<div>(10, 1)</div></div></div>	<div>0-0</div> <div></div>			<div>0-0</div> <div></div> <div>G4-6-3</div>		<div>0-0</div> <div></div>		<div>0-0</div> <div></div>		<div>0-0</div> <div></div> <div>FC6-4</div>	<div>5 0 0 0 0 0 4</div> <div>0 0 0 0 0 0 0</div>																																					
<div>Nick Esasky, R<div>(1, 7)</div><div>OBP: 0.342, SLG: 0.447</div></div>	<div>0-3</div> <div></div>			<div>0-0</div> <div></div>			<div>0-0</div> <div></div> <div>CS</div> <div>1B</div>		<div>0-0</div> <div></div> <div>E6</div> <div>CS</div>	<div>4 0 1 0 0 1 1</div>																																						
<div>Dave Concepcion, R<div>(1, 6)</div><div>OBP: 0.318, SLG: 0.335</div><div>John Franco, L<div>(9, 1)</div><div>OBP: 0.250, SLG: 0.250</div><div>Tom Hume, R<div>(10, 1)</div></div><div>Wayne Krenchicki, L<div>(10, 5)</div><div>OBP: 0.363, SLG: 0.429</div></div></div></div>		<div>0-0</div> <div></div>		<div>0-0</div> <div></div>			<div>0-0</div> <div></div> <div>P6</div>		<div>0-0</div> <div></div> <div>6-3</div>	<div>4 0 0 0 0 0 3</div> <div>0 0 0 0 0 0 0</div> <div>0 0 0 0 0 0 0</div> <div>0 0 0 0 0 0 0</div>																																						
<div>Bo Diaz, R<div>(1, 2)</div><div>OBP: 0.239, SLG: 0.305</div></div>		<div>0-0</div> <div></div> <div>P5</div>			<div>0-0</div> <div></div>		<div>0-0</div> <div></div> <div>6-3</div>		<div>0-0</div> <div></div> <div>6-3</div>	<div>4 0 0 0 0 0 0</div>																																						
<div>Ron Oester, S<div>(1, 4)</div><div>OBP: 0.337, SLG: 0.364</div></div>		<div>0-0</div> <div></div>			<div>0-0</div> <div></div> <div>SH3-4</div> <div>1B</div>			<div>0-0</div> <div></div> <div>E4</div> <div>3B</div>		<div>0-0</div> <div></div> <div>3-1</div> <div>SH1-4</div> <div>1B</div> <div>1B</div>	<div>4 2 2 0 0 0 0</div>																																					
<div>Andy McGaffigan, R<div>(1, 1)</div><div>OBP: 0.154, SLG: 0.154</div><div>Ted Power, R<div>(9, 1)</div></div><div>Tom Runnells, S<div>(9, 6)</div><div>OBP: 0.154, SLG: 0.154</div></div></div>			<div>0-3</div> <div></div>		<div>0-0</div> <div></div> <div>SH3-4</div>			<div>0-3</div> <div></div> <div>K</div>		<div>0-0</div> <div></div>	<div>2 0 0 0 0 2 1</div> <div>0 0 0 0 0 0 0</div> <div>0 0 0 0 0 0 0</div>																																					
<div>Inning Stats</div>	<div>R: 2</div> <div>E: 0</div> <div>K: 1</div> <div>S: 7</div> <div>H: 2</div> <div>LOB: 0</div> <div>BB: 0</div> <div>P: 7</div>	<div>R: 0</div> <div>E: 0</div> <div>K: 0</div> <div>S: 3</div> <div>H: 0</div> <div>LOB: 0</div> <div>BB: 0</div> <div>P: 3</div>	<div>R: 0</div> <div>E: 0</div> <div>K: 1</div> <div>S: 5</div> <div>H: 0</div> <div>LOB: 0</div> <div>BB: 0</div> <div>P: 5</div>	<div>R: 0</div> <div>E: 0</div> <div>K: 0</div> <div>S: 3</div> <div>H: 0</div> <div>LOB: 1</div> <div>BB: 1</div> <div>P: 7</div>	<div>R: 0</div> <div>E: 0</div> <div>K: 0</div> <div>S: 4</div> <div>H: 1</div> <div>LOB: 1</div> <div>BB: 0</div> <div>P: 4</div>	<div>R: 0</div> <div>E: 0</div> <div>K: 1</div> <div>S: 5</div> <div>H: 0</div> <div>LOB: 0</div> <div>BB: 0</div> <div>P: 5</div>	<div>R: 0</div> <div>E: 0</div> <div>K: 0</div> <div>S: 3</div> <div>H: 1</div> <div>LOB: 0</div> <div>BB: 0</div> <div>P: 3</div>	<div>R: 2</div> <div>E: 1</div> <div>K: 2</div> <div>S: 9</div> <div>H: 1</div> <div>LOB: 1</div> <div>BB: 1</div> <div>P: 13</div>	<div>R: 0</div> <div>E: 1</div> <div>K: 0</div> <div>S: 3</div> <div>H: 0</div> <div>LOB: 0</div> <div>BB: 0</div> <div>P: 3</div>	<div>R: 1</div> <div>E: 0</div> <div>K: 0</div> <div>S: 5</div> <div>H: 2</div> <div>LOB: 2</div> <div>BB: 1</div> <div>P: 9</div>	<div>1B: 5</div> <div>2B: 0</div> <div>3B: 1</div> <div>HR: 1</div> <div>SF: 0</div> <div>SAC: 2</div> <div>DP: 0</div> <div>HBP: 0</div>	<div>WP: 1</div> <div>PB: 0</div> <div>SB: 2</div> <div>CS: 2</div> <div>PA: 40</div>																																				
<div>PITCHER</div> <div>Eric Show, R<div>(1, 1)</div><div>ERA: 3.35</div><div>Craig Lefferts, L<div>(8, 1)</div><div>ERA: 3.29</div><div>Tim Stoddard, R<div>(9, 1)</div><div>ERA: 4.4</div><div>Gene Walter, L<div>(10, 1)</div><div>ERA: 2.45</div><div>Roy Lee Jackson, R<div>(10, 1)</div><div>ERA: 2.65</div></div></div></div></div></div>	<div>IP</div> <div>7.1</div> <div>WLS</div> <div></div> <div>BF</div> <div>29</div> <div>H</div> <div>5</div> <div>R</div> <div>4</div> <div>ER</div> <div>2</div> <div>SO</div> <div>4</div> <div>BB</div> <div>2</div> <div>IBB</div> <div>0</div> <div>HBP</div> <div>0</div> <div>BLK</div> <div>0</div> <div>WP</div> <div>0</div> <div>HR</div> <div>1</div> <div>S</div> <div>35</div> <div>P</div> <div>43</div> <div>ERA</div> <div>2.46</div> <div>WHIP</div> <div>0.955</div>	<div>H</div> <div>5</div> <div>R</div> <div>4</div> <div>ER</div> <div>2</div> <div>SO</div> <div>4</div> <div>BB</div> <div>2</div> <div>IBB</div> <div>0</div> <div>HBP</div> <div>0</div> <div>BLK</div> <div>0</div> <div>WP</div> <div>0</div> <div>HR</div> <div>1</div> <div>S</div> <div>35</div> <div>P</div> <div>43</div> <div>ERA</div> <div>2.46</div> <div>WHIP</div> <div>0.955</div>	<div>H</div> <div>5</div> <div>R</div> <div>4</div> <div>ER</div> <div>2</div> <div>SO</div> <div>4</div> <div>BB</div> <div>2</div> <div>IBB</div> <div>0</div> <div>HBP</div> <div>0</div> <div>BLK</div> <div>0</div> <div>WP</div> <div>0</div> <div>HR</div> <div>1</div> <div>S</div> <div>35</div> <div>P</div> <div>43</div> <div>ERA</div> <div>2.46</div> <div>WHIP</div> <div>0.955</div>	<div>H</div> <div>5</div> <div>R</div> <div>4</div> <div>ER</div> <div>2</div> <div>SO</div> <div>4</div> <div>BB</div> <div>2</div> <div>IBB</div> <div>0</div> <div>HBP</div> <div>0</div> <div>BLK</div> <div>0</div> <div>WP</div> <div>0</div> <div>HR</div> <div>1</div> <div>S</div> <div>35</div> <div>P</div> <div>43</div> <div>ERA</div> <div>2.46</div> <div>WHIP</div> <div>0.955</div>	<div>H</div> <div>5</div> <div>R</div> <div>4</div> <div>ER</div> <div>2</div> <div>SO</div> <div>4</div> <div>BB</div> <div>2</div> <div>IBB</div> <div>0</div> <div>HBP</div> <div>0</div> <div>BLK</div> <div>0</div> <div>WP</div> <div>0</div> <div>HR</div> <div>1</div> <div>S</div> <div>35</div> <div>P</div> <div>43</div> <div>ERA</div> <div>2.46</div> <div>WHIP</div> <div>0.955</div>	<div>H</div> <div>5</div> <div>R</div> <div>4</div> <div>ER</div> <div>2</div> <div>SO</div> <div>4</div> <div>BB</div> <div>2</div> <div>IBB</div> <div>0</div> <div>HBP</div> <div>0</div> <div>BLK</div> <div>0</div> <div>WP</div> <div>0</div> <div>HR</div> <div>1</div> <div>S</div> <div>35</div> <div>P</div> <div>43</div> <div>ERA</div> <div>2.46</div> <div>WHIP</div> <div>0.955</div>	<div>H</div> <div>5</div> <div>R</div> <div>4</div> <div>ER</div> <div>2</div> <div>SO</div> <div>4</div> <div>BB</div> <div>2</div> <div>IBB</div> <div>0</div> <div>HBP</div> <div>0</div> <div>BLK</div> <div>0</div> <div>WP</div> <div>0</div> <div>HR</div> <div>1</div> <div>S</div> <div>35</div> <div>P</div> <div>43</div> <div>ERA</div> <div>2.46</div> <div>WHIP</div> <div>0.955</div>	<div>H</div> <div>5</div> <div>R</div> <div>4</div> <div>ER</div> <div>2</div> <div>SO</div> <div>4</div> <div>BB</div> <div>2</div> <div>IBB</div> <div>0</div> <div>HBP</div> <div>0</div> <div>BLK</div> <div>0</div> <div>WP</div> <div>0</div> <div>HR</div> <div>1</div> <div>S</div> <div>35</div> <div>P</div> <div>43</div> <div>ERA</div> <div>2.46</div> <div>WHIP</div> <div>0.955</div>	<div>H</div> <div>5</div> <div>R</div> <div>4</div> <div>ER</div> <div>2</div> <div>SO</div> <div>4</div> <div>BB</div> <div>2</div> <div>IBB</div> <div>0</div> <div>HBP</div> <div>0</div> <div>BLK</div> <div>0</div> <div>WP</div> <div>0</div> <div>HR</div> <div>1</div> <div>S</div> <div>35</div> <div>P</div> <div>43</div> <div>ERA</div> <div>2.46</div> <div>WHIP</div> <div>0.955</div>	<div>H</div> <div>5</div> <div>R</div> <div>4</div> <div>ER</div> <div>2</div> <div>SO</div> <div>4</div> <div>BB</div> <div>2</div> <div>IBB</div> <div>0</div> <div>HBP</div> <div>0</div> <div>BLK</div> <div>0</div> <div>WP</div> <div>0</div> <div>HR</div> <div>1</div> <div>S</div> <div>35</div> <div>P</div> <div>43</div> <div>ERA</div> <div>2.46</div> <div>WHIP</div> <div>0.955</div>	<div>H</div> <div>5</div> <div>R</div> <div>4</div> <div>ER</div> <div>2</div> <div>SO</div> <div>4</div> <div>BB</div> <div>2</div> <div>IBB</div> <div>0</div> <div>HBP</div> <div>0</div> <div>BLK</div> <div>0</div> <div>WP</div> <div>0</div> <div>HR</div> <div>1</div> <div>S</div> <div>35</div> <div>P</div> <div>43</div> <div>ERA</div> <div>2.46</div> <div>WHIP</div> <div>0.955</div>	<div>H</div> <div>5</div> <div>R</div> <div>4</div> <div>ER</div> <div>2</div> <div>SO</div> <div>4</div> <div>BB</div> <div>2</div> <div>IBB</div> <div>0</div> <div>HBP</div> <div>0</div> <div>BLK</div> <div>0</div> <div>WP</div> <div>0</div> <div>HR</div> <div>1</div> <div>S</div> <div>35</div> <div>P</div> <div>43</div> <div>ERA</div> <div>2.46</div> <div>WHIP</div> <div>0.955</div>	<div>H</div> <div>5</div> <div>R</div> <div>4</div> <div>ER</div> <div>2</div> <div>SO</div> <div>4</div> <div>BB</div> <div>2</div> <div>IBB</div> <div>0</div> <div>HBP</div> <div>0</div> <div>BLK</div> <div>0</div> <div>WP</div> <div>0</div> <div>HR</div> <div>1</div> <div>S</div> <div>35</div> <div>P</div> <div>43</div> <div>ERA</div> <div>2.46</div> <div>WHIP</div> <div>0.955</div>	<div>H</div> <div>5</div> <div>R</div> <div>4</div> <div>ER</div> <div>2</div> <div>SO</div> <div>4</div> <div>BB</div> <div>2</div> <div>IBB</div> <div>0</div> <div>HBP</div> <div>0</div> <div>BLK</div> <div>0</div> <div>WP</div> <div>0</div> <div>HR</div> <div>1</div> <div>S</div> <div>35</div> <div>P</div> <div>43</div> <div>ERA</div> <div>2.46</div> <div>WHIP</div> <div>0.955</div>	<div>H</div> <div>5</div> <div>R</div> <div>4</div> <div>ER</div> <div>2</div> <div>SO</div> <div>4</div> <div>BB</div> <div>2</div> <div>IBB</div> <div>0</div> <div>HBP</div> <div>0</div> <div>BLK</div> <div>0</div> <div>WP</div> <div>0</div> <div>HR</div> <div>1</div> <div>S</div> <div>35</div> <div>P</div> <div>43</div> <div>ERA</div> <div>2.46</div> <div>WHIP</div> <div>0.955</div>	<div>H</div> <div>5</div> <div>R</div> <div>4</div> <div>ER</div> <div>2</div> <div>SO</div> <div>4</div> <div>BB</div> <div>2</div> <div>IBB</div> <div>0</div> <div>HBP</div> <div>0</div> <div>BLK</div> <div>0</div> <div>WP</div> <div>0</div> <div>HR</div> <div>1</div> <div>S</div> <div>35</div> <div>P</div> <div>43</div> <div>ERA</div> <div>2.46</div> <div>WHIP</div> <div>0.955</div>	<div>H</div> <div>5</div> <div>R</div> <div>4</div> <div>ER</div> <div>2</div> <div>SO</div> <div>4</div> <div>BB</div> <div>2</div> <div>IBB</div> <div>0</div> <div>HBP</div> <div>0</div> <div>BLK</div> <div>0</div> <div>WP</div> <div>0</div> <div>HR</div> <div>1</div> <div>S</div> <div>35</div> <div>P</div> <div>43</div> <div>ERA</div> <div>2.46</div> <div>WHIP</div> <div>0.955</div>	<div>H</div> <div>5</div> <div>R</div> <div>4</div> <div>ER</div> <div>2</div> <div>SO</div> <div>4</div> <div>BB</div> <div>2</div> <div>IBB</div> <div>0</div> <div>HBP</div> <div>0</div> <div>BLK</div> <div>0</div> <div>WP</div> <div>0</div> <div>HR</div> <div>1</div> <div>S</div> <div>35</div> <div>P</div> <div>43</div> <div>ERA</div> <div>2.46</div> <div>WHIP</div> <div>0.955</div>	<div>H</div> <div>5</div> <div>R</div> <div>4</div> <div>ER</div> <div>2</div> <div>SO</div> <div>4</div> <div>BB</div> <div>2</div> <div>IBB</div> <div>0</div> <div>HBP</div> <div>0</div> <div>BLK</div> <div>0</div> <div>WP</div> <div>0</div> <div>HR</div> <div>1</div> <div>S</div> <div>35</div> <div>P</div> <div>43</div> <div>ERA</div> <div>2.46</div> <div>WHIP</div> <div>0.955</div>	<div>H</div> <div>5</div> <div>R</div> <div>4</div> <div>ER</div> <div>2</div> <div>SO</div> <div>4</div> <div>BB</div> <div>2</div> <div>IBB</div> <div>0</div> <div>HBP</div> <div>0</div> <div>BLK</div> <div>0</div> <div>WP</div> <div>0</div> <div>HR</div> <div>1</div> <div>S</div> <div>35</div> <div>P</div> <div>43</div> <div>ERA</div> <div>2.46</div> <div>WHIP</div> <div>0.955</div>	<div>H</div> <div>5</div> <div>R</div> <div>4</div> <div>ER</div> <div>2</div> <div>SO</div> <div>4</div> <div>BB</div> <div>2</div> <div>IBB</div> <div>0</div> <div>HBP</div> <div>0</div> <div>BLK</div> <div>0</div> <div>WP</div> <div>0</div> <div>HR</div> <div>1</div> <div>S</div> <div>35</div> <div>P</div> <div>43</div> <div>ERA</div> <div>2.46</div> <div>WHIP</div> <div>0.955</div>	<div>H</div> <div>5</div> <div>R</div> <div>4</div> <div>ER</div> <div>2</div> <div>SO</div> <div>4</div> <div>BB</div> <div>2</div> <div>IBB</div> <div>0</div> <div>HBP</div> <div>0</div> <div>BLK</div> <div>0</div> <div>WP</div> <div>0</div> <div>HR</div> <div>1</div> <div>S</div> <div>35</div> <div>P</div> <div>43</div> <div>ERA</div> <div>2.46</div> <div>WHIP</div> <div>0.955</div>	<div>H</div> <div>5</div> <div>R</div> <div>4</div> <div>ER</div> <div>2</div> <div>SO</div> <div>4</div> <div>BB</div> <div>2</div> <div>IBB</div> <div>0</div> <div>HBP</div> <div>0</div> <div>BLK</div> <div>0</div> <div>WP</div> <div>0</div> <div>HR</div> <div>1</div> <div>S</div> <div>35</div> <div>P</div> <div>43</div> <div>ERA</div> <div>2.46</div> <div>WHIP</div> <div>0.955</div>	<div>H</div> <div>5</div> <div>R</div> <div>4</div> <div>ER</div> <div>2</div> <div>SO</div> <div>4</div> <div>BB</div> <div>2</div> <div>IBB</div> <div>0</div> <div>HBP</div> <div>0</div> <div>BLK</div> <div>0</div> <div>WP</div> <div>0</div> <div>HR</div> <div>1</div> <div>S</div> <div>35</div> <div>P</div> <div>43</div> <div>ERA</div> <div>2.46</div> <div>WHIP</div> <div>0.955</div>	<div>H</div> <div>5</div> <div>R</div> <div>4</div> <div>ER</div> <div>2</div> <div>SO</div> <div>4</div> <div>BB</div> <div>2</div> <div>IBB</div> <div>0</div> <div>HBP</div> <div>0</div> <div>BLK</div> <div>0</div> <div>WP</div> <div>0</div> <div>HR</div> <div>1</div> <div>S</div> <div>35</div> <div>P</div> <div>43</div> <div>ERA</div> <div>2.46</div> <div>WHIP</div> <div>0.955</div>	<div>H</div> <div>5</div> <div>R</div> <div>4</div> <div>ER</div> <div>2</div> <div>SO</div> <div>4</div> <div>BB</div> <div>2</div> <div>IBB</div> <div>0</div> <div>HBP</div> <div>0</div> <div>BLK</div> <div>0</div> <div>WP</div> <div>0</div> <div>HR</div> <div>1</div> <div>S</div> <div>35</div> <div>P</div> <div>43</div> <div>ERA</div> <div>2.46</div> <div>WHIP</div> <div>0.955</div>	<div>H</div> <div>5</div> <div>R</div> <div>4</div> <div>ER</div> <div>2</div> <div>SO</div> <div>4</div> <div>BB</div> <div>2</div> <div>IBB</div> <div>0</div> <div>HBP</div> <div>0</div> <div>BLK</div> <div>0</div> <div>WP</div> <div>0</div> <div>HR</div> <div>1</div> <div>S</div> <div>35</div> <div>P</div> <div>43</div> <div>ERA</div> <div>2.46</div> <div>WHIP</div> <div>0.955</div>	<div>H</div> <div>5</div> <div>R</div> <div>4</div> <div>ER</div> <div>2</div> <div>SO</div> <div>4</div> <div>BB</div> <div>2</div> <div>IBB</div> <div>0</div> <div>HBP</div> <div>0</div> <div>BLK</div> <div>0</div> <div>WP</div> <div>0</div> <div>HR</div> <div>1</div> <div>S</div> <div>35</div> <div>P</div> <div>43</div> <div>ERA</div> <div>2.46</div> <div>WHIP</div> <div>0.955</div>	<div>H</div> <div>5</div> <div>R</div> <div>4</div> <div>ER</div> <div>2</div> <div>SO</div> <div>4</div> <div>BB</div> <div>2</div> <div>IBB</div> <div>0</div> <div>HBP</div> <div>0</div> <div>BLK</div> <div>0</div> <div>WP</div> <div>0</div> <div>HR</div> <div>1</div> <div>S</div> <div>35</div> <div>P</div> <div>43</div> <div>ERA</div> <div>2.46</div> <div>WHIP</div> <div>0.955</div>	<div>H</div> <div>5</div> <div>R</div> <div>4</div> <div>ER</div> <div>2</div> <div>SO</div> <div>4</div> <div>BB</div> <div>2</div> <div>IBB</div> <div>0</div> <div>HBP</div> <div>0</div> <div>BLK</div> <div>0</div> <div>WP</div> <div>0</div> <div>HR</div> <div>1</div> <div>S</div> <div>35</div> <div>P</div> <div>43</div> <div>ERA</div> <div>2.46</div> <div>WHIP</div> <div>0.955</div>	<div>H</div> <div>5</div> <div>R</div> <div>4</div> <div>ER</div> <div>2</div> <div>SO</div> <div>4</div> <div>BB</div> <div>2</div> <div>IBB</div> <div>0</div> <div>HBP</div> <div>0</div> <div>BLK</div> <div>0</div> <div>WP</div> <div>0</div> <div>HR</div> <div>1</div> <div>S</div> <div>35</div> <div>P</div> <div>43</div> <div>ERA</div> <div>2.46</div> <div>WHIP</div> <div>0.955</div>	<div>H</div> <div>5</div> <div>R</div> <div>4</div> <div>ER</div> <div>2</div> <div>SO</div> <div>4</div> <div>BB</div> <div>2</div> <div>IBB</div> <div>0</div> <div>HBP</div> <div>0</div> <div>BLK</div> <div>0</div> <div>WP</div> <div>0</div> <div>HR</div> <div>1</div> <div>S</div> <div>35</div> <div>P</div> <div>43</div> <div>ERA</div> <div>2.46</div> <div>WHIP</div> <div>0.955</div>	<div>H</div> <div>5</div> <div>R</div> <div>4</div> <div>ER</div> <div>2</div> <div>SO</div> <div>4</div> <div>BB</div> <div>2</div> <div>IBB</div> <div>0</div> <div>HBP</div> <div>0</div> <div>BLK</div> <div>0</div> <div>WP</div> <div>0</div> <div>HR</div> <div>1</div> <div>S</div> <div>35</div> <div>P</div> <div>43</div> <div>ERA</div> <div>2.46</div> <div>WHIP</div> <div>0.955</div>	<div>H</div> <div>5</div> <div>R</div> <div>4</div> <div>ER</div> <div>2</div> <div>SO</div> <div>4</div> <div>BB</div> <div>2</div> <div>IBB</div> <div>0</div> <div>HBP</div> <div>0</div> <div>BLK</div> <div>0</div> <div>WP</div> <div>0</div> <div>HR</div> <div>1</div> <div>S</div> <div>35</div> <div>P</div> <div>43</div> <div>ERA</div> <div>2.46</div> <div>WHIP</div> <div>0.955</div>	<div>H</div> <div>5</div> <div>R</div> <div>4</div> <div>ER</div> <div>2</div> <div>SO</div> <div>4</div> <div>BB</div> <div>2</div> <div>IBB</div> <div>0</div> <div>HBP</div> <div>0</div> <div>BLK</div> <div>0</div> <div>WP</div> <div>0</div> <div>HR</div> <div>1</div> <div>S</div> <div>35</div> <div>P</div> <div>43</div> <div>ERA</div> <div>2.46</div> <div>WHIP</div> <div>0.955</div>	<div>H</div> <div>5</div> <div>R</div> <div>4</div> <div>ER</div> <div>2</div> <div>SO</div> <div>4</div> <div>BB</div> <div>2</div> <div>IBB</div> <div>0</div> <div>HBP</div> <div>0</div> <div>BLK</div> <div>0</div> <div>WP</div> <div>0</div> <div>HR</div> <div>1</div> <div>S</div> <div>35</div> <div>P</div> <div>43</div> <div>ERA</div> <div>2.46</div> <div>WHIP</div> <div>0.955</div>	<div>H</div> <div>5</div> <div>R</div> <div>4</div> <div>ER</div> <div>2</div> <div>SO</div> <div>4</div> <div>BB</div> <div>2</div> <div>IBB</div> <div>0</div> <div>HBP</div> <div>0</div> <div>BLK</div> <div>0</div> <div>WP</div> <div>0</div> <div>HR</div> <div>1</div> <div>S</div> <div>35</div> <div>P</div> <div>43</div> <div>ERA</div> <div>2.46</div> <div>WHIP</div> <div>0.955</div>	<div>H</div> <div>5</div> <div>R</div> <div>4</div> <div>ER</div> <div>2</div> <div>SO</div> <div>4</div> <div>BB</div> <div>2</div> <div>IBB</div> <div>0</div> <div>HBP</div> <div>0</div> <div>BLK</div> <div>0</div> <div>WP</div> <div>0</div> <div>HR</div> <div>1</div> <div>S</div> <div>35</div> <div>P</div> <div>43</div> <div>ERA</div> <div>2.46</div> <div>WHIP</div> <div>0.955</div>	<div>H</div> <div>5</div> <div>R</div> <div>4</div> <div>ER</div> <div>2</div> <div>SO</div> <div>4</div> <div>BB</div> <div>2</div> <div>IBB</div> <div>0</div> <div>HBP</div> <div>0</div> <div>BLK</div> <div>0</div> <div>WP</div> <div>0</div> <div>HR</div> <div>1</div> <div>S</div> <div>35</div> <div>P</div> <div>43</div> <div>ERA</div> <div>2.46</div> <div>WHIP</div> <div>0.955</div>	<div>H</div> <div>5</div> <div>R</div> <div>4</div> <div>ER</div> <div>2</div> <div>SO</div> <div>4</div> <div>BB</div> <div>2</div> <div>IBB</div> <div>0</div> <div>HBP</div> <div>0</div> <div>BLK</div> <div>0</div> <div>WP</div> <div>0</div> <div>HR</div> <div>1</div> <div>S</div> <div>35</div> <div>P</div> <div>43</div> <div>ERA</div> <div>2.46</div> <div>WHIP</div> <div>0.955</div>	<div>H</div> <div>5</div> <div>R</div> <div>4</div> <div>ER</div> <div>2</div> <div>SO</div> <div>4</div> <div>BB</div> <div>2</div> <div>IBB</div> <div>0</div> <div>HBP</div> <div>0</div> <div>BLK</div> <div>0</div> <div>WP</div> <div>0</div> <div>HR</div> <div>1</div> <div>S</div> <div>35</div> <div>P</div> <div>43</div> <div>ERA</div> <div>2.46</div> <div>WHIP</div> <div>0.955</div>	<div>H</div> <div>5</div> <div>R</div> <div>4</div> <div>ER</div> <div>2</div> <div>SO</div> <div>4</div> <div>BB</div> <div>2</div> <div>IBB</div> <div>0</div> <div>HBP</div> <div>0</div> <div>BLK</div> <div>0</div> <div>WP</div> <div>0</div> <div>HR</div> <div>1</div> <div>S</div> <div>35</div> <div>P</div> <div>43</div> <div>ERA</div> <div>2.46</div> <div>WHIP</div> <div>0.955</div>	<div>H</div> <div>5</div> <div>R</div> <div>4</div> <div>ER</div> <div>2</div> <div>SO</div> <div>4</div> <div>BB</div> <div>2</div> <div>IBB</div> <div>0</div> <div>HBP</div> <div>0</div> <div>BLK</div> <div>0</div> <div>WP</div> <div>0</div> <div>HR</div> <div>1</div> <div>S</div> <div>35</div> <div>P</div> <div>43</div> <div>ERA</div> <div>2.46</div> <div>WHIP</div> <div>0.955</div>	<div>H</div> <div>5</div> <div>R</div> <div>4</div> <div>ER</div> <div>2</div> <div>SO</div> <div>4</div> <div>BB</div> <div>2</div> <div>IBB</div> <div>0</div> <div>HBP</div> <div>0</div> <div>BLK</div> <div>0</div> <div>WP</div> <div>0</div> <div>HR</div> <div>1</div> <div>S</div> <div>35</div> <div>P</div> <div>43</div> <div>ERA</div> <div>2.46</div> <div>WHIP</div> <div>0.955</div>	<div>H</div> <div>5</div> <div>R</div> <div>4</div> <div>ER</div> <div>2</div> <div>SO</div> <div>4</div> <div>BB</div> <div>2</div> <div>IBB</div> <div>0</div> <div>HBP</div> <div>0</div> <div>BLK</div> <div>0</div> <div>WP</div> <div>0</div> <div>HR</div> <div>1</div> <div>S</div> <div>35</div> <div>P</div> <div>43</div> <div>ERA</div> <div>2.46</div> <div>WHIP</div> <div>0.955</div>	<div>H</div> <div>5</div> <div>R</div> <div>4</div> <div>ER</div> <div>2</div> <div>SO</div> <div>4</div> <div>BB</div> <div>2</div> <div>IBB</div> <div>0</div> <div>HBP</div> <div>0</div> <div>BLK</div> <div>0</div> <div>WP</div> <div>0</div> <div>HR</div> <div>1</div> <div>S</div> <div>35</div> <div>P</div> <div>43</div> <div>ERA</div> <div>2.46</div> <div>WHIP</div> <div>0.955</div>	<div>H</div> <div>5</div> <div>R</div> <div>4</div> <div>ER</div> <div>2</div> <div>SO</div> <div>4</div> <div>BB</div> <div>2</div> <div>IBB</div> <div>0</div> <div>HBP</div> <div>0</div> <div>BLK</div> <div>0</div> <div>WP</div> <div>0</div> <div>HR</div> <div>1</div> <div>S</div> <div>35</div> <div>P</div> <div>43</div> <div>ERA</div> <div>2.46</div> <div>WHIP</div> <div>0.955</div>	<div>H</div> <div>5</div> <div>R</div> <div>4</div> <div>ER</div> <div>2</div> <div>SO</div> <div>4</div> <div>BB</div> <div>2</div> <div>IBB</div> <div>0</div> <div>HBP</div> <div>0</div> <div>BLK</div> <div>0</div> <div>WP</div> <div>0</div> <div>HR</div> <div>1</div> <div>S</div> <div>35</div> <div>P</div> <div>43</div> <div>ERA</div> <div>2.46</div> <div>WHIP</div> <div></div>









Batter	1		2		3		4		5		6		7		8		9		AB	R	H	RBI	BB	SO	LOB	BOTTOM						
<div>Bill Doran, S</div> <div>OBP: 0.364, SLG: 0.439</div> <div>(1, 4)</div> <div>SS</div>	0-3	<div>K</div> <div>①</div>			x	0-0	<div>4-3</div> <div>①</div>			x	0-0	<div>F8</div> <div>②</div>			BBB	4-0	<div><div>S</div><div>BB</div></div> <div>②</div>			x	0-0	<div>SH</div> <div>1B</div> <div>①</div> <div>1-2</div> <div>2-3</div>	3	0	0	0	1	1	0	<div>Cincinnati Reds @ Houston Astros</div> <div>Astrodome, Houston, TX</div> <div>Fri Aug 16 1985, 8:05 PM EDT</div> <div>Att. 17,483 - Unknown</div>		
<div>Craig Reynolds, L</div> <div>OBP: 0.304, SLG: 0.393</div> <div>(1, 6)</div> <div>X</div>	0-0	<div>F7</div> <div>②</div>			x	0-0	<div>F9</div> <div>②</div>			x	0-0	<div>4-3</div> <div>③</div>			X	0-0	<div>F5</div> <div>②</div>			x	0-0	<div>F5</div> <div>①</div>	5	0	0	0	0	0	4			
<div>Denny Walling, L</div> <div>OBP: 0.300, SLG: 0.369</div> <div>Phil Garner, R</div> <div>OBP: 0.296, SLG: 0.359</div> <div>(1, 5)</div> <div>(7, PH)</div> <div>(8, 5)</div> <div>X</div>	0-0	<div>3-1</div> <div>③</div>			x	0-0	<div>4-3</div> <div>③</div>			x	0-0	<div>HR</div> <div>③</div>		SSS	0-3	<div>K</div> <div>③</div>			x	0-0	<div><div>1-2</div><div>2-3</div><div>3-H</div></div> <div>1B</div> <div>③</div>	3	1	1	1	0	0	0				
<div>Jose Cruz, L</div> <div>OBP: 0.341, SLG: 0.418</div> <div>(1, 7)</div> <div>X</div>			x	0-0	<div><div>S</div><div>S</div><div>1B</div></div> <div>①</div>			x	0-0	<div>F8</div> <div>①</div>			SSS	0-3	<div>K</div> <div>①</div>			x	0-0	<div>5-3</div> <div>①</div>			4	0	1	0	0	1	0			
<div>Jerry Mumphrey, S</div> <div>OBP: 0.334, SLG: 0.401</div> <div>(1, 9)</div> <div>SSSS</div>			0-3	<div>K</div> <div>①</div> <div>1-2</div>			x	0-0	<div><div>2B</div></div> <div>①</div>			BBB	4-0	<div><div>S</div><div>HR</div><div>BB</div></div> <div>②</div>			SSSS	0-3	<div>K</div> <div>②</div>			3	1	1	0	1	2	1				
<div>Glenn Davis, R</div> <div>OBP: 0.311, SLG: 0.430</div> <div>(1, 3)</div> <div>BBBB</div>			4-0	<div><div>1-3</div><div>BB</div></div> <div>②</div>			x	0-0	<div>F4</div> <div>②</div>			SSS	0-3	<div>K</div> <div>②</div> <div>1-2</div>			x	0-0	<div><div>1B</div></div> <div>②</div>			3	0	1	0	1	1	2				
<div>Kevin Bass, S</div> <div>OBP: 0.295, SLG: 0.395</div> <div>(1, 8)</div> <div>X</div>			0-0	<div>1-3</div> <div>②</div> <div>1-2</div>			x	0-0	<div>F8</div> <div>③</div>			X	0-0	<div><div>2-H</div><div>HR</div></div> <div>③</div>			x	0-0	<div>F4</div> <div>③</div>			4	1	1	2	0	0	4				
<div>Mark Bailey, S</div> <div>OBP: 0.382, SLG: 0.424</div> <div>Dickie Thon, R</div> <div>OBP: 0.289, SLG: 0.350</div> <div>(1, 2)</div> <div>(9, PR)</div> <div>-</div>			4-0	<div><div>IBB</div></div> <div>③</div>			x	0-0	<div><div>HR</div></div> <div>③</div>			X	0-0	<div>G3</div> <div>③</div>			x	0-0	<div><div>SH</div><div>1B</div><div>2B</div></div> <div>③</div>	3	1	2	1	1	0	0	0					
<div>Bob Knepper, L</div> <div>OBP: 0.169, SLG: 0.224</div> <div>Dave Smith, R</div> <div>OBP: 0.289, SLG: 0.350</div> <div>Terry Puhl, L</div> <div>OBP: 0.340, SLG: 0.404</div> <div>(1, 1)</div> <div>(7, 1)</div> <div>(9, PH)</div> <div>SSSS</div>			0-3	<div>K</div> <div>③</div>			x	0-3	<div>K</div> <div>①</div>			SSSS			X	0-0	<div>4-3</div> <div>①</div>			x	4-0	<div><div>1B</div><div>SH</div><div>IBB</div></div> <div>③</div>	2	0	0	0	0	2	3	0		
Inning Stats	R: 0 E: 0 K: 1 S: 5	H: 0 LOB: 0 BB: 0 P: 5	R: 0 E: 0 K: 2 S: 8	H: 1 LOB: 3 BB: 2 P: 16	R: 0 E: 0 K: 0 S: 3	H: 0 LOB: 0 BB: 0 P: 3	R: 0 E: 0 K: 0 S: 4	H: 1 LOB: 1 BB: 0 P: 4	R: 1 E: 0 K: 1 S: 6	H: 1 LOB: 0 BB: 0 P: 6	R: 3 E: 0 K: 2 S: 9	H: 2 LOB: 0 BB: 1 P: 13	R: 0 E: 0 K: 1 S: 5	H: 0 LOB: 1 BB: 1 P: 9	R: 0 E: 0 K: 1 S: 6	H: 1 LOB: 1 BB: 0 P: 6	R: 1 E: 1 K: 0 S: 4	H: 2 LOB: 3 BB: 1 P: 8	1B: 3 2B: 2 3B: 0 HR: 3	SF: 0 SAC: 1 DP: 0 HBP: 0	WP: 0 PB: 0 SB: 4 CS: 0	PA: 39										
PITCHER	IP	WLS	BF	H	R	ER	SO	BB	IBB	HBP	BLK	WP	HR	S	P	ERA	WHIP															
Mario Soto, R	(1, 1)			6.0				26	5	4	4	6	2	1	0	0	0	0	0	0	0	0	0	0	0	0	0	0	0	0	0	0
John Franco, L	(7, 1)			2.0				8	1	0	0	2	1	0	0	0	0	0	0	0	0	0	0	0	0	0	0	0	0	0	0	0
Ted Power, R	(9, 1)			0.1	L			5	2	1	1	0	0	0	1	0	0	0	0	0	0	0	0	0	0	0	0	0	0	0	0	0



Cincinnati Reds @ Houston Astros  
Astrodome, Houston, TX  
Sat Aug 17 1985, 8:05 PM EDT  
Att. 22,703 - Unknown



Batter	1												2				3				4				5				6				7				8				9				AB R H RBI BB SO LOB												BOTTOM																																						
<div>Bill Doran, S</div> <div>OBP: 0.362, SLG: 0.436</div> <div>Bill Dawley, R</div> <div>(8, 9)</div> <div>Tim Tolman, R</div> <div>OBP: 0.125, SLG: 0.130</div>	<div>0-0</div> <div>F7</div> <div>1</div>																<div>0-0</div> <div>5-3</div> <div>3</div>												<div>0-3</div> <div>K</div> <div>2</div>								<div>0-0</div> <div>1B</div> <div>1B</div>				<div>3 0 0 0 0 1 2</div> <div>0 0 0 0 0 0 0</div> <div>1 0 1 0 0 0 0</div>												<div>Cincinnati Reds @ Houston Astros</div> <div>Astrodome, Houston, TX</div> <div>Sat Aug 17 1985, 8:05 PM EDT</div> <div>Att. 22,703 - Unknown</div> <div>livebaseballscorecards.com</div>																																										
<div>Phil Garner, R</div> <div>OBP: 0.298, SLG: 0.360</div> <div>(7, 4)</div>	<div>0-0</div> <div>F9</div> <div>2</div>																				<div>0-0</div> <div>F8</div> <div>1</div>								<div>0-0</div> <div>1B</div> <div>1-2</div> <div>1B</div> <div>3</div>				<div>0-0</div> <div>1B</div> <div>1-3</div>				<div>4 0 2 0 0 0 0</div>																																																										
<div>Kevin Bass, S</div> <div>OBP: 0.292, SLG: 0.390</div> <div>(1, 8)</div>	<div>0-0</div> <div>F7</div> <div>3</div>																<div>0-3</div> <div>K</div> <div>2</div>				<div>0-0</div> <div>F8</div> <div>3</div>								<div>0-0</div> <div>E4</div> <div>G4-6-3</div> <div>2-3</div>				<div>4 0 0 0 0 1 3</div>																																																														
<div>Jose Cruz, L</div> <div>OBP: 0.338, SLG: 0.414</div> <div>(1, 7)</div>													<div>0-0</div> <div>F9</div> <div>1</div>								<div>0-0</div> <div>5-3</div> <div>3</div>				<div>0-0</div> <div>F8</div> <div>1</div>				<div>0-0</div> <div>G4-6-3</div> <div>1-2f</div> <div>2-3</div> <div>3</div>				<div>4 0 0 0 0 0 2</div>																																																														
<div>Jerry Mumphrey, S</div> <div>OBP: 0.331, SLG: 0.397</div> <div>Frank DiPino, L</div> <div>OBP: 0.286, SLG: 0.286</div> <div>(8, 1)</div>													<div>0-0</div> <div>F7</div> <div>2</div>								<div>0-0</div> <div>E8</div> <div>G6-4-3</div> <div>1</div> <div>2</div>				<div>0-3</div> <div>K</div> <div>2</div>								<div>3 0 0 0 0 1 0</div> <div>0 0 0 0 0 0 0</div>																																																														
<div>Glenn Davis, R</div> <div>OBP: 0.306, SLG: 0.423</div> <div>(1, 3)</div>													<div>0-0</div> <div>F9</div> <div>3</div>								<div>0-0</div> <div>G6-4-3</div> <div>1-2f</div> <div>1</div> <div>2</div>				<div>0-0</div> <div>F4</div> <div>3</div>								<div>3 0 0 0 0 0 1</div>																																																														
<div>Dickie Thon, R</div> <div>OBP: 0.290, SLG: 0.350</div> <div>(1, 6)</div>													<div>0-0</div> <div>F9</div> <div>1</div>												<div>0-0</div> <div>F4</div> <div>3</div>				<div>0-0</div> <div>G5-4-3</div> <div>1B</div> <div>1</div>				<div>3 0 1 0 0 0 0</div>																																																														
<div>John Mizerock, L</div> <div>OBP: 0.222, SLG: 0.333</div> <div>(1, 2)</div>													<div>0-3</div> <div>K</div> <div>2</div>												<div>0-0</div> <div>1B</div> <div>1B</div> <div>1</div>				<div>0-0</div> <div>F6</div> <div>1</div>				<div>3 0 1 0 0 1 1</div>																																																														
<div>Joe Niekro, R</div> <div>OBP: 0.262, SLG: 0.271</div> <div>Mike Madden, L</div> <div>German Rivera, R</div> <div>OBP: 0.261, SLG: 0.238</div> <div>(7, 5)</div>													<div>0-0</div> <div>1B</div>												<div>0-0</div> <div>F8</div> <div>1</div>				<div>0-0</div> <div>G5-4-3</div> <div>1-2f</div> <div>2</div> <div>3</div>				<div>1 0 1 0 0 0 0</div> <div>0 0 0 0 0 0 0</div> <div>2 0 0 0 0 0 2</div>																																																														
Inning Stats														R: 0 E: 0 K: 0 S: 3				H: 0 LOB: 0 BB: 0 P: 3				R: 0 E: 0 K: 1 S: 6				H: 1 LOB: 1 BB: 0 P: 6				R: 0 E: 0 K: 1 S: 5				H: 0 LOB: 0 BB: 0 P: 5				R: 0 E: 1 K: 0 S: 3				H: 0 LOB: 0 BB: 0 P: 3				R: 0 E: 0 K: 1 S: 7				H: 2 LOB: 2 BB: 0 P: 7				R: 0 E: 0 K: 1 S: 5				H: 0 LOB: 0 BB: 0 P: 5				R: 0 E: 0 K: 0 S: 3				H: 1 LOB: 0 BB: 0 P: 3				R: 0 E: 1 K: 0 S: 4				H: 2 LOB: 1 BB: 0 P: 4				1B: 6 2B: 0 3B: 0 HR: 0				SF: 0 SAC: 0 DP: 3 HBP: 0				WP: 0 PB: 0 SB: 0 CS: 0				PA: 31					
PITCHER Tom Browning, L ERA: 3.56														IP 9.0				WLS W				BF 31				H 6				R 0				ER 0				SO 4				BB 0				IBB 0				HBP 0				BLK 0				WP 0				HR 0				S 39				P 39				ERA 0.00				WHIP 0.667																	

Batter	1				2				3				4				5				6				7				8				9				AB R H RBI BB SO LOB								TOP			
<div>Eddie Milner, L</div> <div>OBP: 0.330, SLG: 0.311</div> <div>(1, 8)</div> <div>X</div> <div>0-0</div> <div>F9</div> <div>1</div> <div></div>													<div>X</div> <div>0-0</div> <div>4-3</div> <div>1</div> <div></div>					<div>X</div> <div>0-0</div> <div>E</div> <div>1B</div> <div>1-H</div> <div></div>					<div>X</div> <div>0-0</div> <div>G3</div> <div>3</div> <div></div>					<div>0-0</div> <div>4-3</div> <div>3</div> <div></div>													5	1	1	1	0	0	2	<div>Cincinnati Reds @ Houston Astros</div> <div>Astrodome, Houston, TX</div> <div>Sun Aug 18 1985, 8:05 PM EDT</div> <div>Att. 14,216 - Unknown</div>
<div>Pete Rose, S</div> <div>OBP: 0.398, SLG: 0.331</div> <div>(1, 3)</div> <div>S</div> <div>0-3</div> <div>K</div> <div>2</div> <div></div>													<div>X</div> <div>0-0</div> <div>F7</div> <div>2</div> <div></div>					<div>X</div> <div>0-0</div> <div>E2</div> <div>1B</div> <div>1-H</div> <div></div>									<div>B</div> <div>4-0</div> <div>3B</div> <div>BB</div> <div></div>	<div>X</div> <div>0-0</div> <div>G5-4-3</div> <div>1B</div> <div></div>									4	2	2	1	1	1	0					
<div>Dave Parker, L</div> <div>OBP: 0.356, SLG: 0.534</div> <div>(1, 9)</div> <div>X</div> <div>0-0</div> <div>G3</div> <div>3</div> <div></div>													<div>S</div> <div>0-3</div> <div>K</div> <div>3</div> <div></div>					<div>S</div> <div>4-0</div> <div>1B</div> <div>1B</div> <div>IBB</div> <div></div>									<div>X</div> <div>0-0</div> <div>1B</div> <div>3B</div> <div>1-H</div> <div></div>	<div>X</div> <div>0-0</div> <div>F7</div> <div>1</div> <div></div>									4	2	1	1	1	1	1					
<div>Buddy Bell, R</div> <div>OBP: 0.313, SLG: 0.323</div> <div>(1, 5)</div> <td colspan="4"></td> <td colspan="4"></td> <td colspan="4"></td> <td colspan="4"></td> <td><div>B</div><div>4-0</div><div>G6-4-3</div><div>BB</div><div></div></td> <td colspan="4"></td> <td colspan="4"></td> <td colspan="4"></td> <td><div>X</div><div>0-0</div><div>F3</div><div>1</div><div></div></td> <td><div>X</div><div>0-0</div><div>G5-4-3</div><div>2</div><div>1-2f</div><div>3</div><div></div></td> <td colspan="8"></td> <td>3</td> <td>0</td> <td>1</td> <td>1</td> <td>2</td> <td>0</td> <td>2</td>																	<div>B</div> <div>4-0</div> <div>G6-4-3</div> <div>BB</div> <div></div>													<div>X</div> <div>0-0</div> <div>F3</div> <div>1</div> <div></div>	<div>X</div> <div>0-0</div> <div>G5-4-3</div> <div>2</div> <div>1-2f</div> <div>3</div> <div></div>									3	0	1	1	2	0	2		
<div>Nick Esasky, R</div> <div>OBP: 0.344, SLG: 0.471</div> <div>(1, 7)</div> <td colspan="4"></td> <td colspan="4"></td> <td colspan="4"></td> <td colspan="4"></td> <td><div>S</div><div>0-3</div><div>K</div><div>1</div><div></div></td> <td colspan="4"></td> <td><div>X</div><div>0-0</div><div>2-3</div><div>BB</div><div>1-2</div><div></div></td> <td><div>X</div><div>0-0</div><div>1B</div><div>1-2</div><div>3-H</div><div></div></td> <td colspan="4"></td> <td colspan="4"></td> <td><div>X</div><div>0-0</div><div>S</div><div>E</div><div>1B</div><div>3-H</div><div></div></td> <td colspan="8"></td> <td>4</td> <td>0</td> <td>2</td> <td>2</td> <td>0</td> <td>1</td> <td>2</td>																	<div>S</div> <div>0-3</div> <div>K</div> <div>1</div> <div></div>					<div>X</div> <div>0-0</div> <div>2-3</div> <div>BB</div> <div>1-2</div> <div></div>	<div>X</div> <div>0-0</div> <div>1B</div> <div>1-2</div> <div>3-H</div> <div></div>									<div>X</div> <div>0-0</div> <div>S</div> <div>E</div> <div>1B</div> <div>3-H</div> <div></div>									4	0	2	2	0	1	2	
<div>Gary Redus, R</div> <div>OBP: 0.373, SLG: 0.423</div> <div>(8, PR)</div> <div>(8, 7)</div> <td colspan="4"></td> <td colspan="4"></td> <td colspan="4"></td> <td colspan="4"></td> <td><div>S</div><div>0-0</div><div>K</div><div>2</div><div></div></td> <td colspan="4"></td> <td><div>X</div><div>0-0</div><div>6-3</div><div>2</div><div></div></td> <td><div>X</div><div>0-0</div><div>F9</div><div>2</div><div></div></td> <td colspan="4"></td> <td colspan="4"></td> <td colspan="8"></td> <td>4</td> <td>1</td> <td>1</td> <td>1</td> <td>0</td> <td>0</td> <td>4</td>																	<div>S</div> <div>0-0</div> <div>K</div> <div>2</div> <div></div>					<div>X</div> <div>0-0</div> <div>6-3</div> <div>2</div> <div></div>	<div>X</div> <div>0-0</div> <div>F9</div> <div>2</div> <div></div>																	4	1	1	1	0	0	4		
<div>Dave Concepcion, R</div> <div>OBP: 0.318, SLG: 0.344</div> <div>(1, 6)</div> <td colspan="4"></td> <td colspan="4"></td> <td colspan="4"></td> <td colspan="4"></td> <td><div>X</div><div>0-0</div><div>G6-4-3</div><div>2</div><div>1-2f</div><div>3</div><div></div></td> <td colspan="4"></td> <td><div>X</div><div>0-0</div><div>5-6-3</div><div>3</div><div></div></td> <td><div>S</div><div>0-3</div><div>K</div><div>3</div><div></div></td> <td colspan="4"></td> <td colspan="4"></td> <td><div>X</div><div>0-0</div><div>5-3</div><div>2</div><div></div></td> <td colspan="8"></td> <td>4</td> <td>0</td> <td>0</td> <td>0</td> <td>0</td> <td>1</td> <td>5</td>																	<div>X</div> <div>0-0</div> <div>G6-4-3</div> <div>2</div> <div>1-2f</div> <div>3</div> <div></div>					<div>X</div> <div>0-0</div> <div>5-6-3</div> <div>3</div> <div></div>	<div>S</div> <div>0-3</div> <div>K</div> <div>3</div> <div></div>									<div>X</div> <div>0-0</div> <div>5-3</div> <div>2</div> <div></div>									4	0	0	0	0	1	5	
<div>Bo Diaz, R</div> <div>OBP: 0.234, SLG: 0.296</div> <div>(1, 2)</div> <td colspan="4"></td> <td colspan="4"></td> <td colspan="4"></td> <td colspan="4"></td> <td><div>X</div><div>0-0</div><div>F4</div><div>1</div><div></div></td> <td colspan="4"></td> <td colspan="4"></td> <td colspan="4"></td> <td><div>X</div><div>0-0</div><div>6-3</div><div>1</div><div></div></td> <td><div>X</div><div>0-0</div><div>G3</div><div>1</div><div></div></td> <td><div>4-0</div><div>E</div><div>IBB</div><div></div></td> <td colspan="8"></td> <td>3</td> <td>0</td> <td>0</td> <td>0</td> <td>1</td> <td>1</td> <td>0</td>																	<div>X</div> <div>0-0</div> <div>F4</div> <div>1</div> <div></div>													<div>X</div> <div>0-0</div> <div>6-3</div> <div>1</div> <div></div>	<div>X</div> <div>0-0</div> <div>G3</div> <div>1</div> <div></div>	<div>4-0</div> <div>E</div> <div>IBB</div> <div></div>									3	0	0	0	1	1	0	
<div>Ron Oester, S</div> <div>OBP: 0.342, SLG: 0.367</div> <div>(1, 4)</div> <div>S</div> <div>0-3</div> <div>K</div> <div>2</div> <div></div>																	<div>S</div> <div>0-3</div> <div>K</div> <div>3</div> <div></div>					<div>X</div> <div>0-0</div> <div>E4</div> <div>1B</div> <div>1-2</div> <div>2-H</div> <div></div>																	1	0	0	0	0	1	0			
<div>Jay Tibbs, R</div> <div>OBP: 0.114, SLG: 0.071</div> <div>(1, 1)</div> <td colspan="4"></td> <td colspan="4"></td> <td colspan="4"></td> <td colspan="4"></td> <td><div>S</div><div>0-3</div><div>K</div><div>3</div><div></div></td> <td colspan="4"></td> <td colspan="4"></td> <td colspan="4"></td> <td colspan="4"></td> <td colspan="8"></td> <td>1</td> <td>1</td> <td>1</td> <td>0</td> <td>0</td> <td>0</td> <td>0</td>																	<div>S</div> <div>0-3</div> <div>K</div> <div>3</div> <div></div>																									1	1	1	0	0	0	
<div>Max Venable, L</div> <div>OBP: 0.315, SLG: 0.378</div> <div>(6, PH)</div> <td colspan="4"></td> <td colspan="4"></td> <td colspan="4"></td> <td colspan="4"></td> <td colspan="4"></td> <td colspan="4"></td> <td colspan="4"></td> <td colspan="4"></td> <td colspan="8"></td> <td>0</td> <td>0</td> <td>0</td> <td>0</td> <td>0</td> <td>0</td> <td>0</td>																																									0	0	0	0	0	0	0	
<div>Joe Price, R</div> <div>OBP: 0.306, SLG: 0.336</div> <div>(6, 1)</div> <td colspan="4"></td> <td colspan="4"></td> <td colspan="4"></td> <td colspan="4"></td> <td colspan="4"></td> <td colspan="4"></td> <td colspan="4"></td> <td colspan="4"></td> <td colspan="8"></td> <td>1</td> <td>0</td> <td>0</td> <td>0</td> <td>0</td> <td>1</td> <td>0</td>																																									1	0	0	0	0	1	0	
<div>Cesar Cedeno, R</div> <div>OBP: 0.200, SLG: 0.200</div> <div>(7, PH)</div> <td colspan="4"></td> <td colspan="4"></td> <td colspan="4"></td> <td colspan="4"></td> <td colspan="4"></td> <td colspan="4"></td> <td colspan="4"></td> <td colspan="4"></td> <td colspan="8"></td> <td>1</td> <td>0</td> <td>0</td> <td>0</td> <td>0</td> <td>0</td> <td>1</td>																																									1	0	0	0	0	0	1	
<div>John Franco, L</div> <div>OBP: 0.200, SLG: 0.200</div> <div>(7, 1)</div> <td colspan="4"></td> <td colspan="4"></td> <td colspan="4"></td> <td colspan="4"></td> <td colspan="4"></td> <td colspan="4"></td> <td colspan="4"></td> <td colspan="4"></td> <td colspan="8"></td> <td>1</td> <td>0</td> <td>0</td> <td>0</td> <td>0</td> <td>0</td> <td>1</td>																																									1	0	0	0	0	0	1	
Inning Stats	R: 0 E: 0 K: 1 S: 5	H: 0 LOB: 0 BB: 0 P: 5	R: 0 E: 0 K: 1 S: 4	H: 0 LOB: 0 BB: 1 P: 8	R: 0 E: 0 K: 2 S: 7	H: 0 LOB: 0 BB: 0 P: 7	R: 0 E: 0 K: 1 S: 5	H: 0 LOB: 0 BB: 0 P: 5	R: 0 E: 0 K: 0 S: 3	H: 0 LOB: 1 BB: 1 P: 7	R: 4 E: 2 K: 1 S: 10	H: 5 LOB: 2 BB: 1 P: 14	R: 0 E: 0 K: 1 S: 5	H: 0 LOB: 0 BB: 0 P: 5	R: 4 E: 2 K: 0 S: 7	H: 3 LOB: 2 BB: 2 P: 15	R: 0 E: 0 K: 0 S: 3	H: 1 LOB: 0 BB: 0 P: 3	1B: 8 2B: 0 3B: 1 HR: 0	SF: 0 SAC: 0 DP: 2 HBP: 0	WP: 0 PB: 0 SB: 2 CS: 0	PA: 40																										
PITCHER	IP	WLS	BF	H	R	ER	SO	BB	IBB	HBP	BLK	WP	HR	S	P	ERA	WHIP											IP	WLS	BF	H	R	ER	SO	BB	IBB	HBP	BLK	WP	HR	S	P	ERA	WHIP				
<div>Nolan Ryan, R</div> <div>ERA: 4.05</div> <div>(1, 1)</div>	7.1	L	32	7	7	7	7	3	1	0	0	0	0	42	58	8.59	1.364																															
<div>Dave Smith, R</div> <div>ERA: 2.41</div> <div>(8, 1)</div>	0.2		5	1	1	0	0	0	1	0	0	0	0	4	8	0.00	1.500																															
<div>Jeff Calhoun, L</div> <div>ERA: 2.2</div> <div>(9, 1)</div>	1.0		3	1	0	0	0	0	0	0	0	0	0	3	3	0.00	1.000																															





Batter	1				2				3				4				5				6				7				8				9				AB R H RBI BB SO LOB				BOTTOM																			
<div>Bill Doran, S</div> <div>OBP: 0.364, SLG: 0.441</div> <div>(1, 4)</div>	X	0-0	4-3	①					X	0-0	F8	①					X	0-0	SF8	3B		X	0-0	1B	FC4-6	1B		B B B B	4-0	3-1	BB	4	2	2	0	1	0	1	<div>Cincinnati Reds @ Houston Astros</div> <div>Astrodome, Houston, TX</div> <div>Sun Aug 18 1985, 8:05 PM EDT</div> <div>Att. 14,216 - Unknown</div>																					
<div>Terry Puhl, L</div> <div>OBP: 0.337, SLG: 0.403</div> <div>(1, 9)</div>	X	0-0	F7	②					X	0-0	1-3	2B					X	0-0	E4	2B		X	0-0	F9	①		X	0-0	3-1	①	5	1	1	0	0	0	3																							
<div>Denny Walling, L</div> <div>OBP: 0.301, SLG: 0.370</div> <div>(1, 5)</div> <div>Phil Garner, R</div> <div>OBP: 0.299, SLG: 0.361</div> <div>(7, PH)</div> <div>(8, 5)</div>	X	0-0	1B						X	0-0	F6	②					X	0-0	SF8	②		X	0-0	FC4-6	BB	1B		X	0-0	F9	②	2	0	1	1	0	0	2																						
																																2	0	1	0	0	0	1																						
<div>Jose Cruz, L</div> <div>OBP: 0.343, SLG: 0.418</div> <div>(1, 7)</div>	X	0-0	1-3							4-0							X	0-0					B B B B	4-0	1-2	FC4-6	BB		X	0-0	4-3	③	3	0	2	1	2	0	1																					
<div>Jerry Mumphrey, S</div> <div>OBP: 0.330, SLG: 0.393</div> <div>(1, 8)</div>	X	0-0	F8	③						0-3	K	③						4-0							FC4-6													3	0	0	1	1	1	7																
<div>Glenn Davis, R</div> <div>OBP: 0.300, SLG: 0.413</div> <div>(1, 3)</div>									X	0-0	F9	①	X	0-0	1-6-3	③		0-0					X	0-0																4	0	0	0	0	1	4														
<div>Mark Bailey, S</div> <div>OBP: 0.376, SLG: 0.417</div> <div>(1, 2)</div>									X	0-0	4-3	②					X	0-0	K				X	0-0	6-3	①		X	0-0	F8	①											4	0	0	0	0	1	0												
<div>Dickie Thon, R</div> <div>OBP: 0.283, SLG: 0.341</div> <div>(1, 6)</div>									X	0-3	K	③					X	0-0	5-3	③			X	0-0	5-3	②			S S S S	0-3	K	②											4	0	0	0	0	2	0											
<div>Nolan Ryan, R</div> <div>OBP: 0.143, SLG: 0.135</div> <div>(1, 1)</div> <div>Dave Smith, R</div> <div>(8, 1)</div> <div>Tim Tolman, R</div> <div>OBP: 0.120, SLG: 0.125</div> <div>(8, PH)</div> <div>Jeff Calhoun, L</div> <div>(9, 1)</div>										4-0	2B					X	0-0	4-3	①	S S S S			0-3	K	③		S S S S	0-3	K	③													2	0	0	0	1	1	0											
																																														0	0	0	0	0	0	0								
																																														1	0	0	0	0	1	0								
																																														0	0	0	0	0	0	0								
Inning Stats	R: 0 E: 0 K: 0 S: 5	H: 2 LOB: 2 BB: 0 P: 5	R: 0 E: 0 K: 2 S: 7	H: 0 LOB: 0 BB: 0 P: 7	R: 0 E: 0 K: 1 S: 6	H: 1 LOB: 3 BB: 2 P: 14	R: 0 E: 0 K: 1 S: 5	H: 0 LOB: 0 BB: 0 P: 5	R: 2 E: 1 K: 1 S: 6	H: 2 LOB: 2 BB: 1 P: 10	R: 0 E: 0 K: 1 S: 5	H: 0 LOB: 0 BB: 0 P: 5	R: 1 E: 0 K: 0 S: 5	H: 2 LOB: 2 BB: 1 P: 9	R: 0 E: 0 K: 2 S: 7	H: 0 LOB: 0 BB: 0 P: 7	R: 0 E: 0 K: 0 S: 3	H: 0 LOB: 1 BB: 1 P: 7	1B: 4 2B: 2 3B: 1 HR: 0	SF: 1 SAC: 0 DP: 0 HBP: 0	WP: 0 PB: 0 SB: 0 CS: 0	PA: 40																																						
PITCHER	IP	WLS	BF	H	R	ER	SO	BB	IBB	HBP	BLK	WP	HR	S	P	ERA	WHIP	PITCHER																		IP	WLS	BF	H	R	ER	SO	BB	IBB	HBP	BLK	WP	HR	S	P	ERA	WHIP								
Jay Tibbs, R	(1, 1)			5	2	0	4	1	2	0	0	0	0	29	41	0.00	1.200																																											
Joe Price, L	(6, 1)			0	0	0	1	0	0	0	0	0	0	5	5	0.00	0.000																																											
John Franco, L	(7, 1)		S	2	1	1	2	2	0	0	0	0	0	15	23	3.00	1.333																																											

Batter	1	2	3	4	5	6	7	8	9	AB R H RBI BB SO LOB	TOP
Eddie Milner, L OBP: 0.331, SLG: 0.315 (1, 8) X	0-0 4-3 ① 		0-0 1B CS ② 			0-0 2B BB ③ 	0-0 P4 ③ 		0-0 3-1 ③ 	5 0 2 0 0 0 3	<div>Cincinnati Reds @ Pittsburgh Pirates</div> <div>Three Rivers Stadium, Pittsburgh, PA</div> <div>Tue Aug 20 1985, 7:05 PM EDT</div> <div>Att. 7,827 - Unknown</div>
Pete Rose, S OBP: 0.397, SLG: 0.328 (1, 3) S S S	0-3 K ② 		0-0 6-3 ② ③ 			4-0 BB BB ③ 		0-0 G3 ① 		3 0 0 0 1 1 1	
Dave Parker, L OBP: 0.353, SLG: 0.530 (1, 9) X	0-0 G3 ③ 			0-0 E3 CS 		0-0 F7 ① 		0-0 4-3 ② 		4 0 0 0 0 0 2	
Buddy Bell, R OBP: 0.312, SLG: 0.321 (1, 5)		0-0 E5 1B 1B 		0-3 K ① 		4-0 FC6-4 1-2 2-3 BB 		0-0 F9 ③ 		3 1 0 0 1 1 1	
Nick Esasky, R OBP: 0.346, SLG: 0.469 (1, 7) S S S		0-3 K ① 		4-0 FC6 1-2 BB 		0-3 K ② 			0-0 1B E 1B 	3 1 1 0 1 2 4	
Dave Concepcion, R OBP: 0.320, SLG: 0.345 (1, 6) X		0-0 1B 1-2 1B 		0-0 FC6 1-2f 		0-0 FC6-4 1-2f 			0-0 1B E 1B 1-2 	4 0 2 0 0 0 4	
Bo Diaz, R OBP: 0.236, SLG: 0.297 Max Venable, L OBP: 0.311, SLG: 0.373 (1, 2) (9, PH) X		0-0 G4-6-3 1-2 2-H 1B 			0-0 6-3 ① 		0-0 5-3 ① 		0-0 F7 ① 	3 0 1 1 0 0 0 1 0 0 0 0 0 2	
Ron Oester, S OBP: 0.341, SLG: 0.366 (1, 4) X		0-0 G4-6-3 1-2f 			0-0 F9 ② 		0-0 1B 		0-0 E4 1-2 2-H 	4 0 1 0 0 0 3	
Mario Soto, R OBP: 0.149, SLG: 0.164 Wayne Krenchicki, L OBP: 0.378, SLG: 0.422 Tom Hume, R Tony Perez, R OBP: 0.407, SLG: 0.500 (1, 1) (7, PH) (7, 1) (9, PH) S S S			0-3 K ① 		0-3 K ③ 		0-3 K ② 		0-3 K ② 	2 0 0 0 0 2 0 1 0 0 0 0 1 1 0 0 0 0 0 0 0 1 0 0 0 0 1 2	
Inning Stats	R: 0 E: 0 K: 1 S: 5 H: 0 LOB: 0 BB: 0 P: 5	R: 1 E: 1 K: 1 S: 7 H: 2 LOB: 1 BB: 0 P: 7	R: 0 E: 0 K: 1 S: 5 H: 1 LOB: 0 BB: 0 P: 5	R: 0 E: 1 K: 1 S: 5 H: 0 LOB: 1 BB: 1 P: 9	R: 0 E: 0 K: 1 S: 5 H: 0 LOB: 0 BB: 0 P: 5	R: 0 E: 0 K: 1 S: 6 H: 1 LOB: 3 BB: 2 P: 14	R: 0 E: 0 K: 1 S: 6 H: 1 LOB: 1 BB: 0 P: 6	R: 0 E: 0 K: 0 S: 3 H: 0 LOB: 0 BB: 0 P: 3	R: 1 E: 1 K: 1 S: 8 H: 2 LOB: 2 BB: 0 P: 8	1B: 6 2B: 1 3B: 0 HR: 0 SF: 0 SAC: 0 DP: 1 HBP: 0	WP: 0 PB: 0 SB: 0 CS: 2 PA: 37
PITCHER Rick Reuschel, R ERA: 2.73 (1, 1)	IP 9.0 WLS W BF 37 H 7 R 2 ER 0 SO 8 BB 3 IBB 0 HBP 0 BLK 0 WP 0 HR 0 S 50 P 62 ERA 0.00 WHIP 1.111										

Cincinnati Reds @ Pittsburgh Pirates

Three Rivers Stadium, Pittsburgh, PA

Tue Aug 20 1985, 7:05 PM EDT

Att. 7,827 - Unknown

livebaseballscorecards.com

AB 34  
R 2  
H 7  
RBI 1  
BB 3  
SO 8  
LOB 23











Batter		1	2	3	4	5	6	7	8	9	AB R H RBI BB SO LOB	BOTTOM																																																																																																																																																																																																																																																																																																																																																																																																																																																																																																																																																																																																																																												
Denny Gonzalez, R OBP: 0.296, SLG: 0.577	(1, 7)	<div>0-0</div> <div></div> <div>HR</div>		<div>0-0</div> <div></div> <div>CS 1B</div>	<div>0-0</div> <div></div> <div>FC6-4 1-2f</div>			<div>0-0</div> <div></div> <div>F8</div>		<div>0-0</div> <div></div> <div>4-3</div>	5 1 2 1 0 0 3	<div>Cincinnati Reds @ Pittsburgh Pirates</div> <div>Three Rivers Stadium, Pittsburgh, PA</div> <div>Wed Aug 21 1985, 7:05 PM EDT</div> <div>Att. 17,198 - Unknown</div>																																																																																																																																																																																																																																																																																																																																																																																																																																																																																																																																																																																																																																												
Johnny Ray, S OBP: 0.298, SLG: 0.360	(1, 4)	<div>0-3</div> <div></div> <div>K</div>		<div>0-0</div> <div></div> <div>4-3 1-2</div>			<div>4-0</div> <div></div> <div>4-3 1B</div>	<div>0-0</div> <div></div> <div>4-3</div>	4 1 0 0 1 1 1																																																																																																																																																																																																																																																																																																																																																																																																																																																																																																																																																																																																																																															
Bill Madlock, R OBP: 0.328, SLG: 0.397	(1, 5)	<div>4-0</div> <div></div> <div>E BB</div>		<div>0-0</div> <div></div> <div>F9</div>			<div>1-0</div> <div></div> <div>1B 4-3</div>	<div>4-0</div> <div></div> <div>1B BB</div>	2 0 0 0 1 0 0 0 0 0 0 1 0 0																																																																																																																																																																																																																																																																																																																																																																																																																																																																																																																																																																																																																																															
Jim Morrison, R OBP: 0.276, SLG: 0.330	(7, PR)							<div>1-2</div> <div></div> <div>1-2 2-3 HBP</div>																																																																																																																																																																																																																																																																																																																																																																																																																																																																																																																																																																																																																																																
Mike Brown, R OBP: 0.300, SLG: 0.420	(1, 9)	<div>0-0</div> <div></div> <div>E5 1-2</div>			<div>0-0</div> <div></div> <div>2B 1B</div>			<div>0-0</div> <div></div> <div>4-3</div>	<div>0-0</div> <div></div> <div>1-2 FC6-4</div>	5 1 3 1 0 0 3																																																																																																																																																																																																																																																																																																																																																																																																																																																																																																																																																																																																																																														
Jason Thompson, L OBP: 0.383, SLG: 0.411	(1, 3)	<div>0-0</div> <div></div> <div>4-3</div>			<div>0-0</div> <div></div> <div>1B SF9</div>	<div>0-3</div> <div></div> <div>K</div>		<div>0-0</div> <div></div> <div>2-3 3-H</div>	<div>0-0</div> <div></div> <div>2-3 1B</div>	5 1 2 1 0 1 4																																																																																																																																																																																																																																																																																																																																																																																																																																																																																																																																																																																																																																														
Tony Peña, R OBP: 0.287, SLG: 0.344	(1, 2)		<div>0-0</div> <div></div> <div>F9</div>		<div>0-0</div> <div></div> <div>SF9 1B</div>		<div>4-0</div> <div></div> <div>L4 BB</div>	<div>0-0</div> <div></div> <div>F9</div>		3 0 1 1 1 0 2																																																																																																																																																																																																																																																																																																																																																																																																																																																																																																																																																																																																																																														
Sam Khalifa, R OBP: 0.289, SLG: 0.318	(1, 6)		<div>0-0</div> <div></div> <div>2B</div>		<div>0-0</div> <div></div> <div>SF9 1-2</div>		<div>0-3</div> <div></div> <div>K</div>		<div>0-0</div> <div></div> <div>4-3</div>	3 0 1 1 0 1 1	<div>AB 34</div> <div>R 5</div> <div>H 10</div> <div>RBI 5</div> <div>BB 5</div> <div>SO 4</div> <div>LOB 18</div>																																																																																																																																																																																																																																																																																																																																																																																																																																																																																																																																																																																																																																													
Marvell Wynne, L OBP: 0.256, SLG: 0.268	(1, 8)		<div>0-0</div> <div></div> <div>P4</div>		<div>0-3</div> <div></div> <div>K</div>		<div>0-0</div> <div></div> <div>L4 1-2</div>		<div>0-0</div> <div></div> <div>P4</div>	3 0 0 0 0 1 3 1 0 0 0 0 0 0																																																																																																																																																																																																																																																																																																																																																																																																																																																																																																																																																																																																																																														
Bill Almon, R OBP: 0.344, SLG: 0.422	(8, PH)																																																																																																																																																																																																																																																																																																																																																																																																																																																																																																																																																																																																																																																							
Bob Walk, R OBP: 0.350, SLG: 0.341	(1, 1)																																																																																																																																																																																																																																																																																																																																																																																																																																																																																																																																																																																																																																																							
Sixto Lezcano, R OBP: 0.147, SLG: 0.065	(4, PH)																																																																																																																																																																																																																																																																																																																																																																																																																																																																																																																																																																																																																																																							
Jose DeLeon, R OBP: 0.350, SLG: 0.341	(5, 1)																																																																																																																																																																																																																																																																																																																																																																																																																																																																																																																																																																																																																																																							
Steve Kemp, L OBP: 0.350, SLG: 0.341	(7, PH)																																																																																																																																																																																																																																																																																																																																																																																																																																																																																																																																																																																																																																																							
Pat Clements, R OBP: 0.425, SLG: 0.382	(8, 1)																																																																																																																																																																																																																																																																																																																																																																																																																																																																																																																																																																																																																																																							
Lee Mazzilli, S OBP: 0.083, SLG: 0.083	(8, PH)																																																																																																																																																																																																																																																																																																																																																																																																																																																																																																																																																																																																																																																							
Cecilio Guante, R OBP: 0.083, SLG: 0.083	(9, 1)																																																																																																																																																																																																																																																																																																																																																																																																																																																																																																																																																																																																																																																							
Rod Scurry, L	(9, 1)																																																																																																																																																																																																																																																																																																																																																																																																																																																																																																																																																																																																																																																							
Inning Stats		R: 1 E: 1 K: 1 S: 6	H: 1 LOB: 1 BB: 1 P: 10	R: 0 E: 0 K: 0 S: 4	H: 1 LOB: 1 BB: 0 P: 4	R: 0 E: 0 K: 0 S: 3	H: 1 LOB: 0 BB: 0 P: 3	R: 2 E: 0 K: 1 S: 8	H: 3 LOB: 2 BB: 1 P: 12	R: 0 E: 0 K: 1 S: 6	H: 1 LOB: 1 BB: 0 P: 6	R: 0 E: 0 K: 1 S: 4	H: 0 LOB: 0 BB: 1 P: 8	R: 2 E: 0 K: 0 S: 5	H: 2 LOB: 2 BB: 1 P: 10	R: 0 E: 0 K: 0 S: 3	H: 0 LOB: 0 BB: 0 P: 3	R: 0 E: 0 K: 0 S: 4	H: 1 LOB: 2 BB: 1 P: 8	1B: 5 2B: 5 3B: 0 HR: 1	SF: 1 SAC: 0 DP: 1 HBP: 1	WP: 0 PB: 0 SB: 0 CS: 1	PA: 41																																																																																																																																																																																																																																																																																																																																																																																																																																																																																																																																																																																																																																	
PITCHER		IP WLS BF H R ER SO BB IBB HBP BLK WP HR S P ERA WHIP																																																																																																																																																																																																																																																																																																																																																																																																																																																																																																																																																																																																																																																						</





Batter	1				2				3				4				5				6				7				8				9				AB R H RBI BB SO LOB												BOTTOM																																		
<div>Joe Orsulak, L</div> <div>OBP: 0.323, SLG: 0.353</div> <div>(1, 8)</div> <div>(7, 7)</div> <div><div></div></div>	0-0 3-1								0-0 F9												0-0 3B 1B				0-0 SH1-3												3 1 1 1 0 0 1												<div>Cincinnati Reds @ Pittsburgh Pirates</div> <div>Three Rivers Stadium, Pittsburgh, PA</div> <div>Thu Aug 22 1985, 7:05 PM EDT</div> <div>Att. 10,437 - Unknown</div>																																		
<div>Johnny Ray, S</div> <div>OBP: 0.298, SLG: 0.364</div> <div>(1, 4)</div> <div><div></div></div>	0-0 5-3								0-0 F9												0-0 1B 3B				0-0 E9												4 1 1 1 0 0 1																																														
<div>Bill Madlock, R</div> <div>OBP: 0.328, SLG: 0.397</div> <div>(1, 5)</div> <div><div>Marvell Wynne, L</div><div>OBP: 0.255, SLG: 0.267</div><div>(7, 8)</div><div><div></div></div></div>	0-0 6-3								0-3 K												0-0 5-3 1B				0-3 K												3 0 1 1 0 1 1																																														
<div>Jason Thompson, L</div> <div>OBP: 0.380, SLG: 0.406</div> <div>(1, 3)</div> <div><div></div></div>					0-0 G3								0-0 4-3								0-3 K								0-0 4-3								4 0 0 0 0 1 1																																														
<div>Mike Brown, R</div> <div>OBP: 0.304, SLG: 0.422</div> <div>(1, 9)</div> <div><div></div></div>					0-0 5-3 1B								0-0 6-3								0-0 5-3								0-0 BB 1B								4 0 2 0 0 0 1																																														
<div>Tony Peña, R</div> <div>OBP: 0.287, SLG: 0.342</div> <div>(1, 2)</div> <div><div></div></div>					0-0 5-3								0-0 6-3								0-0 5-3								4-0 BB				1-2 BB				3 0 0 0 1 0 2																																														
<div>Denny Gonzalez, R</div> <div>OBP: 0.290, SLG: 0.533</div> <div>(1, 7)</div> <div>(7, 5)</div> <div><div></div></div>					0-0 6-3												0-0 6-3												0-0 1B SH1-3 1B				0-3 K				4 1 1 0 0 1 3																																														
<div>Sam Khalifa, R</div> <div>OBP: 0.289, SLG: 0.322</div> <div>(1, 6)</div> <div><div></div></div>									0-0 1B 2B								0-0 6-3												0-3 K				0-3 K				4 1 1 0 0 2 3																																														
<div>Rick Rhoden, R</div> <div>OBP: 0.228, SLG: 0.255</div> <div>Rod Scurry, L</div> <div>(9, 1)</div> <div><div></div></div>					0-0 WP 1B								0-0 4-3												0-0 SH1-3								3 1 2 1 0 0 0																																																		
Inning Stats												R: 0 E: 0 K: 0 S: 3				H: 0 LOB: 0 BB: 0 P: 3				R: 0 E: 0 K: 0 S: 4				H: 1 LOB: 1 BB: 0 P: 4				R: 1 E: 0 K: 1 S: 7				H: 2 LOB: 1 BB: 0 P: 7				R: 0 E: 0 K: 0 S: 3				H: 0 LOB: 0 BB: 0 P: 3				R: 2 E: 0 K: 1 S: 8				H: 3 LOB: 1 BB: 0 P: 8				R: 2 E: 1 K: 2 S: 10				H: 2 LOB: 1 BB: 0 P: 10				R: 0 E: 0 K: 2 S: 8				H: 1 LOB: 2 BB: 1 P: 12				1B: 7 2B: 1 3B: 1 HR: 0				SF: 0 SAC: 1 DP: 0 HBP: 0				WP: 1 PB: 0 SB: 0 CS: 0				PA: 35			
PITCHER												IP WLS BF				H R ER SO				BB IBB HBP BLK				WP HR S P				ERA WHIP				PITCHER												IP WLS BF				H R ER SO				BB IBB HBP BLK				WP HR S P				ERA WHIP																							
Jay Tibbs, R												(1, 1) 6.1 L 27				8 5 4 3				0 0 0 0				1 0 33 33				5.68 1.263																																																							
Joe Price, L												(7, 1) 0.2				3 0 0 1				0 0 0 0				0 0 5 5				0.00 0.000																																																							
Ted Power, R												(8, 1) 1.0				5 1 0 2				1 0 0 0				0 0 8 12				0.00 2.000																																																							













Chicago Cubs @ Cincinnati Reds  
Riverfront Stadium, Cincinnati, OH  
Sun Aug 25 1985, 3:33 AM EDT  
Att. 35,038 - Unknown


















Batter	1				2				3				4				5				6				7				8				9				AB R H RBI BB SO LOB								BOTTOM																												
<div>Gary Redus, R<div>(1, 8)<div>OBP: 0.375, SLG: 0.423</div></div></div> <div>Wayne Krenchicki, L<div>(9, 7)<div>OBP: 0.374, SLG: 0.407</div></div></div> <div><div>1-2</div><div>5-3</div><div>1</div></div> <div><div>1B</div><div>CS</div></div>									<div>Buddy Bell, R<div>(1, 5)<div>OBP: 0.307, SLG: 0.321</div></div></div> <div><div>1-2</div><div>F8</div><div>2</div></div> <div><div>1B</div><div>FC6</div></div>													<div>Dave Parker, L<div>(1, 9)<div>OBP: 0.348, SLG: 0.516</div></div></div> <div><div>1-2f</div><div>F8</div><div>3</div></div> <div><div>1B</div><div>FC6</div></div>									<div>Nick Esasky, R<div>(1, 7)<div>OBP: 0.343, SLG: 0.472</div></div></div> <div><div>1-2</div><div>BB</div><div>1B</div><div>1B</div></div> <div><div>1B</div><div>BB</div></div>					<div>Tony Perez, R<div>(1, 3)<div>OBP: 0.405, SLG: 0.489</div></div></div> <div><div>1-2</div><div>1B</div><div>1B</div><div>E</div><div>BB</div></div> <div><div>1B</div><div>BB</div></div>					<div>Dave Concepcion, R<div>(1, 6)<div>OBP: 0.315, SLG: 0.339</div></div></div> <div><div>1-2</div><div>2-H</div><div>E</div><div>1B</div></div> <div><div>1B</div><div>E</div></div>					<div>Bo Diaz, R<div>(1, 2)<div>OBP: 0.266, SLG: 0.313</div></div></div> <div><div>1-3</div><div>2-H</div><div>E8</div><div>G1-6-3</div><div>1B</div></div> <div><div>1B</div><div>G1-6-3</div></div>					<div>Ron Oester, S<div>(1, 4)<div>OBP: 0.349, SLG: 0.374</div></div></div> <div><div>1-2f</div><div>G1-6-3</div><div>2</div><div>3</div></div> <div><div>1B</div><div>G1-6-3</div></div>					<div>Andy McGaffigan, R<div>(1, 1)<div>OBP: 0.310, SLG: 0.339</div></div></div> <div><div>1-2</div><div>7, PH</div><div>Cesar Cedeno, R</div><div>Ted Power, R</div><div>John Franco, L<div>(8, 1)<div>OBP: 0.333, SLG: 0.333</div></div></div><div><div>1-2</div><div>9, PH</div><div>Max Venable, L</div></div></div> <div><div>1-2</div><div>0-3</div><div>K</div></div> <div><div>1B</div><div>K</div></div>					<div>R: 0 E: 0 K: 0 S: 3</div> <div>H: 0 LOB: 0 BB: 0 P: 3</div>	<div>R: 1 E: 1 K: 0 S: 4</div> <div>H: 3 LOB: 1 BB: 1 P: 8</div>	<div>R: 0 E: 0 K: 1 S: 5</div> <div>H: 1 LOB: 1 BB: 1 P: 9</div>	<div>R: 0 E: 0 K: 1 S: 5</div> <div>H: 0 LOB: 0 BB: 0 P: 5</div>	<div>R: 0 E: 0 K: 1 S: 5</div> <div>H: 0 LOB: 0 BB: 0 P: 5</div>	<div>R: 1 E: 0 K: 3 S: 10</div> <div>H: 1 LOB: 0 BB: 0 P: 10</div>	<div>R: 2 E: 0 K: 0 S: 6</div> <div>H: 3 LOB: 2 BB: 1 P: 10</div>	<div>R: 0 E: 0 K: 0 S: 4</div> <div>H: 2 LOB: 2 BB: 0 P: 4</div>	<div>R: 0 E: 0 K: 0 S: 4</div> <div>H: 1 LOB: 2 BB: 1 P: 8</div>	<div>1B: 9 2B: 1 3B: 0 HR: 1</div> <div>SF: 0 SAC: 0 DP: 2 HBP: 0</div>	<div>WP: 0 PB: 0 SB: 0 CS: 1</div> <div>PA: 38</div>		
<div>PITCHER</div> <div>John Tudor, L<div>(1, 1)<div>ERA: 2.12</div></div></div> <div>Bill Campbell, R<div>(7, 1)<div>ERA: 3.96</div></div></div> <div>Ricky Horton, L<div>(8, 1)<div>ERA: 3.05</div></div></div> <div>Jeff Lahti, R<div>(8, 1)<div>ERA: 2.15</div></div></div>	<div>IP</div> <div>6.2</div> <div>WLS</div> <div>W</div> <div>BF</div> <div>28</div> <div>H</div> <div>8</div> <div>R</div> <div>4</div> <div>ER</div> <div>3</div> <div>SO</div> <div>6</div> <div>BB</div> <div>3</div> <div>IBB</div> <div>0</div> <div>HBP</div> <div>0</div> <div>BLK</div> <div>0</div> <div>WP</div> <div>0</div> <div>HR</div> <div>1</div> <div>S</div> <div>37</div> <div>P</div> <div>49</div> <div>ERA</div> <div>4.05</div> <div>WHIP</div> <div>1.650</div>	<div>IP</div> <div>0.1</div> <div>WLS</div> <div></div> <div>BF</div> <div>1</div> <div>H</div> <div>0</div> <div>R</div> <div>0</div> <div>ER</div> <div>0</div> <div>SO</div> <div>0</div> <div>BB</div> <div>0</div> <div>IBB</div> <div>0</div> <div>HBP</div> <div>0</div> <div>BLK</div> <div>0</div> <div>WP</div> <div>0</div> <div>HR</div> <div>0</div> <div>S</div> <div>1</div> <div>P</div> <div>1</div> <div>ERA</div> <div>0.00</div> <div>WHIP</div> <div>0.000</div>	<div>IP</div> <div>0.0</div> <div>WLS</div> <div></div> <div>BF</div> <div>1</div> <div>H</div> <div>1</div> <div>R</div> <div>0</div> <div>ER</div> <div>0</div> <div>SO</div> <div>0</div> <div>BB</div> <div>0</div> <div>IBB</div> <div>0</div> <div>HBP</div> <div>0</div> <div>BLK</div> <div>0</div> <div>WP</div> <div>0</div> <div>HR</div> <div>0</div> <div>S</div> <div>1</div> <div>P</div> <div>1</div> <div>ERA</div> <div>∞</div> <div>WHIP</div> <div>∞</div>	<div>IP</div> <div>2.0</div> <div>WLS</div> <div>S</div> <div>BF</div> <div>8</div> <div>H</div> <div>2</div> <div>R</div> <div>0</div> <div>ER</div> <div>0</div> <div>SO</div> <div>0</div> <div>BB</div> <div>1</div> <div>IBB</div> <div>0</div> <div>HBP</div> <div>0</div> <div>BLK</div> <div>0</div> <div>WP</div> <div>0</div> <div>HR</div> <div>0</div> <div>S</div> <div>7</div> <div>P</div> <div>11</div> <div>ERA</div> <div>0.00</div> <div>WHIP</div> <div>1.500</div>																																																																					





Batter	1	2	3	4	5	6	7	8	9	10	11	12	AB	R	H	RBI	BB	SO	LOB	BOTTOM																																																																																																																																																																																																																																																																																																																																																																																													
<div>Eddie Milner, L<div>(1, 8)</div><div>OBP: 0.346, SLG: 0.330</div></div> <div>Gary Redus, R<div>(9, PH)</div><div>OBP: 0.372, SLG: 0.420</div></div> <div>Ted Power, R<div>(11, 1)</div></div> <div>Tony Perez, R<div>(12, PH)</div><div>OBP: 0.409, SLG: 0.489</div></div> <div>Pete Rose, S<div>(1, 3)</div><div>OBP: 0.392, SLG: 0.323</div></div> <div>Dave Parker, L<div>(1, 9)</div><div>OBP: 0.346, SLG: 0.513</div></div> <div>Nick Esasky, R<div>(1, 7)</div><div>OBP: 0.342, SLG: 0.473</div></div> <div>Buddy Bell, R<div>(1, 5)</div><div>OBP: 0.304, SLG: 0.318</div></div> <div>John Franco, L<div>(8, 1)</div><div>OBP: 0.333, SLG: 0.333</div></div> <div>Cesar Cedeno, R<div>(10, PH)</div><div>OBP: 0.307, SLG: 0.336</div></div> <div>Dave Concepcion, R<div>(1, 6)</div><div>OBP: 0.320, SLG: 0.344</div></div> <div>Bo Diaz, R<div>(1, 2)</div><div>OBP: 0.277, SLG: 0.319</div></div> <div>Tom Browning, L<div>(10, PR)</div><div>OBP: 0.188, SLG: 0.180</div></div> <div>Dave Vangorder, R<div>(11, 2)</div><div>OBP: 0.263, SLG: 0.315</div></div> <div>Ron Oester, S<div>(1, 4)</div><div>OBP: 0.353, SLG: 0.377</div></div> <div>Mario Soto, R<div>(1, 1)</div><div>OBP: 0.156, SLG: 0.173</div></div> <div>Ron Robinson, R<div>(3, 1)</div></div> <div>Tom Runnels, S<div>(5, PH)</div><div>OBP: 0.235, SLG: 0.133</div></div> <div>John Supler, R<div>(6, 1)</div><div>OBP: 0.235, SLG: 0.071</div></div> <div>Max Venable, L<div>(6, PH)</div><div>OBP: 0.016, SLG: 0.389</div></div> <div>Joe Price, R<div>(7, 1)</div></div> <div>Wayne Krenchicki, L<div>(8, 5)</div><div>OBP: 0.373, SLG: 0.401</div></div> <tr><td>Inning Stats</td><td>R: 0 E: 0 K: 0 S: 3</td><td>H: 0 LOB: 0 BB: 0 P: 3</td><td>R: 0 E: 0 K: 0 S: 4</td><td>H: 1 LOB: 2 BB: 1 P: 8</td><td>R: 0 E: 0 K: 2 S: 8</td><td>H: 1 LOB: 1 BB: 0 P: 8</td><td>R: 0 E: 0 K: 0 S: 4</td><td>H: 1 LOB: 1 BB: 0 P: 4</td><td>R: 0 E: 0 K: 0 S: 2</td><td>H: 0 LOB: 1 BB: 2 P: 10</td><td>R: 6 E: 0 K: 0 S: 9</td><td>H: 6 LOB: 1 BB: 0 P: 10</td><td>R: 0 E: 0 K: 0 S: 3</td><td>H: 0 LOB: 0 BB: 0 P: 3</td><td>R: 0 E: 0 K: 0 S: 4</td><td>H: 1 LOB: 0 BB: 0 P: 4</td><td>R: 0 E: 0 K: 2 S: 9</td><td>H: 2 LOB: 3 BB: 1 P: 13</td><td>R: 0 E: 0 K: 0 S: 4</td><td>H: 2 LOB: 1 BB: 0 P: 4</td><td>R: 1 E: 0 K: 0 S: 4</td><td>H: 2 LOB: 3 BB: 2 P: 12</td><td>1B: 13 2B: 4 3B: 0 HR: 0</td><td>SF: 0 SAC: 0 DP: 3 HBP: 1</td><td>WP: 0 PB: 0 SB: 0 CS: 0</td><td>PA: 56</td></tr> <tr><td>PITCHER</td><td>IP</td><td>WLS</td><td>BF</td><td>H</td><td>R</td><td>ER</td><td>SO</td><td>BB</td><td>IBB</td><td>HBP</td><td>BLK</td><td>WP</td><td>HR</td><td>S</td><td>P</td><td>ERA</td><td>WHIP</td><td colspan="10"></td></tr> <tr><td>Joaquin Andujar, R<div>(1, 1)</div><div>ERA: 2.93</div></td><td>5.1</td><td></td><td>27</td><td>8</td><td>6</td><td>6</td><td>2</td><td>3</td><td>0</td><td>1</td><td>0</td><td>0</td><td>0</td><td>27</td><td>40</td><td>10.12</td><td>2.062</td><td colspan="10"></td></tr> <tr><td>Todd Worrell, R<div>(6, 1)</div><div>ERA:</div></td><td>1.2</td><td></td><td>6</td><td>1</td><td>0</td><td>0</td><td>0</td><td>0</td><td>0</td><td>0</td><td>0</td><td>0</td><td>0</td><td>6</td><td>6</td><td>0.00</td><td>0.600</td><td colspan="10"></td></tr> <tr><td>Bob Forsch, R<div>(8, 1)</div><div>ERA: 4.22</div></td><td>0.1</td><td></td><td>2</td><td>1</td><td>0</td><td>0</td><td>0</td><td>0</td><td>0</td><td>0</td><td>0</td><td>0</td><td>0</td><td>2</td><td>2</td><td>0.00</td><td>3.000</td><td colspan="10"></td></tr> <tr><td>Ken Dayley, L<div>(8, 1)</div><div>ERA: 2.25</div></td><td>1.2</td><td></td><td>5</td><td>1</td><td>0</td><td>0</td><td>0</td><td>0</td><td>0</td><td>0</td><td>0</td><td>0</td><td>0</td><td>5</td><td>5</td><td>0.00</td><td>0.600</td><td colspan="10"></td></tr> <tr><td>Jeff Lahti, R<div>(10, 1)</div><div>ERA: 2.24</div></td><td>2.0</td><td>L</td><td>12</td><td>6</td><td>1</td><td>1</td><td>2</td><td>0</td><td>1</td><td>0</td><td>0</td><td>0</td><td>0</td><td>15</td><td>19</td><td>4.50</td><td>3.000</td><td colspan="10"></td></tr> <tr><td>PITCHER</td><td>IP</td><td>WLS</td><td>BF</td><td>H</td><td>R</td><td>ER</td><td>SO</td><td>BB</td><td>IBB</td><td>HBP</td><td>BLK</td><td>WP</td><td>HR</td><td>S</td><td>P</td><td>ERA</td><td>WHIP</td><td colspan="10"></td></tr> <tr><td>Ricky Horton, L<div>(12, 1)</div><div>ERA: 3.02</div></td><td>0.2</td><td></td><td>4</td><td>0</td><td>0</td><td>0</td><td>0</td><td>1</td><td>1</td><td>0</td><td>0</td><td>0</td><td>0</td><td>2</td><td>10</td><td>0.00</td><td>1.500</td><td colspan="10"></td></tr> <tr><td colspan="21">St. Louis Cardinals @ Cincinnati Reds</td><td colspan="2">livebaseballscorecards.com</td><td colspan="2">AB 49</td><td colspan="2">R 7</td><td colspan="2">H 17</td><td colspan="2">RBI 7</td><td colspan="2">BB 6</td><td colspan="2">SO 4</td><td colspan="2">LOB 23</td><td colspan="2"></td></tr> <tr><td colspan="21">Riverfront Stadium, Cincinnati, OH</td><td colspan="2"></td><td colspan="2"></td><td colspan="2"></td><td colspan="2"></td><td colspan="2"></td><td colspan="2"></td><td colspan="2"></td><td colspan="2"></td></tr> <tr><td colspan="21">Wed Aug 28 1985, 7:05 PM EDT</td><td colspan="2"></td><td colspan="2"></td><td colspan="2"></td><td colspan="2"></td><td colspan="2"></td><td colspan="2"></td><td colspan="2"></td><td colspan="2"></td></tr> <tr><td colspan="21">Att. 21,049 - Unknown</td><td colspan="2"></td><td colspan="2"></td><td colspan="2"></td><td colspan="2"></td><td colspan="2"></td><td colspan="2"></td><td colspan="2"></td><td colspan="2"></td></tr>	Inning Stats	R: 0 E: 0 K: 0 S: 3	H: 0 LOB: 0 BB: 0 P: 3	R: 0 E: 0 K: 0 S: 4	H: 1 LOB: 2 BB: 1 P: 8	R: 0 E: 0 K: 2 S: 8	H: 1 LOB: 1 BB: 0 P: 8	R: 0 E: 0 K: 0 S: 4	H: 1 LOB: 1 BB: 0 P: 4	R: 0 E: 0 K: 0 S: 2	H: 0 LOB: 1 BB: 2 P: 10	R: 6 E: 0 K: 0 S: 9	H: 6 LOB: 1 BB: 0 P: 10	R: 0 E: 0 K: 0 S: 3	H: 0 LOB: 0 BB: 0 P: 3	R: 0 E: 0 K: 0 S: 4	H: 1 LOB: 0 BB: 0 P: 4	R: 0 E: 0 K: 2 S: 9	H: 2 LOB: 3 BB: 1 P: 13	R: 0 E: 0 K: 0 S: 4	H: 2 LOB: 1 BB: 0 P: 4	R: 1 E: 0 K: 0 S: 4	H: 2 LOB: 3 BB: 2 P: 12	1B: 13 2B: 4 3B: 0 HR: 0	SF: 0 SAC: 0 DP: 3 HBP: 1	WP: 0 PB: 0 SB: 0 CS: 0	PA: 56	PITCHER	IP	WLS	BF	H	R	ER	SO	BB	IBB	HBP	BLK	WP	HR	S	P	ERA	WHIP											Joaquin Andujar, R <div>(1, 1)</div> <div>ERA: 2.93</div>	5.1		27	8	6	6	2	3	0	1	0	0	0	27	40	10.12	2.062											Todd Worrell, R <div>(6, 1)</div> <div>ERA:</div>	1.2		6	1	0	0	0	0	0	0	0	0	0	6	6	0.00	0.600											Bob Forsch, R <div>(8, 1)</div> <div>ERA: 4.22</div>	0.1		2	1	0	0	0	0	0	0	0	0	0	2	2	0.00	3.000											Ken Dayley, L <div>(8, 1)</div> <div>ERA: 2.25</div>	1.2		5	1	0	0	0	0	0	0	0	0	0	5	5	0.00	0.600											Jeff Lahti, R <div>(10, 1)</div> <div>ERA: 2.24</div>	2.0	L	12	6	1	1	2	0	1	0	0	0	0	15	19	4.50	3.000											PITCHER	IP	WLS	BF	H	R	ER	SO	BB	IBB	HBP	BLK	WP	HR	S	P	ERA	WHIP											Ricky Horton, L <div>(12, 1)</div> <div>ERA: 3.02</div>	0.2		4	0	0	0	0	1	1	0	0	0	0	2	10	0.00	1.500											St. Louis Cardinals @ Cincinnati Reds																					livebaseballscorecards.com		AB 49		R 7		H 17		RBI 7		BB 6		SO 4		LOB 23				Riverfront Stadium, Cincinnati, OH																																					Wed Aug 28 1985, 7:05 PM EDT																																					Att. 21,049 - Unknown																																				
Inning Stats	R: 0 E: 0 K: 0 S: 3	H: 0 LOB: 0 BB: 0 P: 3	R: 0 E: 0 K: 0 S: 4	H: 1 LOB: 2 BB: 1 P: 8	R: 0 E: 0 K: 2 S: 8	H: 1 LOB: 1 BB: 0 P: 8	R: 0 E: 0 K: 0 S: 4	H: 1 LOB: 1 BB: 0 P: 4	R: 0 E: 0 K: 0 S: 2	H: 0 LOB: 1 BB: 2 P: 10	R: 6 E: 0 K: 0 S: 9	H: 6 LOB: 1 BB: 0 P: 10	R: 0 E: 0 K: 0 S: 3	H: 0 LOB: 0 BB: 0 P: 3	R: 0 E: 0 K: 0 S: 4	H: 1 LOB: 0 BB: 0 P: 4	R: 0 E: 0 K: 2 S: 9	H: 2 LOB: 3 BB: 1 P: 13	R: 0 E: 0 K: 0 S: 4	H: 2 LOB: 1 BB: 0 P: 4	R: 1 E: 0 K: 0 S: 4	H: 2 LOB: 3 BB: 2 P: 12	1B: 13 2B: 4 3B: 0 HR: 0	SF: 0 SAC: 0 DP: 3 HBP: 1	WP: 0 PB: 0 SB: 0 CS: 0	PA: 56																																																																																																																																																																																																																																																																																																																																																																																							
PITCHER	IP	WLS	BF	H	R	ER	SO	BB	IBB	HBP	BLK	WP	HR	S	P	ERA	WHIP																																																																																																																																																																																																																																																																																																																																																																																																
Joaquin Andujar, R <div>(1, 1)</div> <div>ERA: 2.93</div>	5.1		27	8	6	6	2	3	0	1	0	0	0	27	40	10.12	2.062																																																																																																																																																																																																																																																																																																																																																																																																
Todd Worrell, R <div>(6, 1)</div> <div>ERA:</div>	1.2		6	1	0	0	0	0	0	0	0	0	0	6	6	0.00	0.600																																																																																																																																																																																																																																																																																																																																																																																																
Bob Forsch, R <div>(8, 1)</div> <div>ERA: 4.22</div>	0.1		2	1	0	0	0	0	0	0	0	0	0	2	2	0.00	3.000																																																																																																																																																																																																																																																																																																																																																																																																
Ken Dayley, L <div>(8, 1)</div> <div>ERA: 2.25</div>	1.2		5	1	0	0	0	0	0	0	0	0	0	5	5	0.00	0.600																																																																																																																																																																																																																																																																																																																																																																																																
Jeff Lahti, R <div>(10, 1)</div> <div>ERA: 2.24</div>	2.0	L	12	6	1	1	2	0	1	0	0	0	0	15	19	4.50	3.000																																																																																																																																																																																																																																																																																																																																																																																																
PITCHER	IP	WLS	BF	H	R	ER	SO	BB	IBB	HBP	BLK	WP	HR	S	P	ERA	WHIP																																																																																																																																																																																																																																																																																																																																																																																																
Ricky Horton, L <div>(12, 1)</div> <div>ERA: 3.02</div>	0.2		4	0	0	0	0	1	1	0	0	0	0	2	10	0.00	1.500																																																																																																																																																																																																																																																																																																																																																																																																
St. Louis Cardinals @ Cincinnati Reds																					livebaseballscorecards.com		AB 49		R 7		H 17		RBI 7		BB 6		SO 4		LOB 23																																																																																																																																																																																																																																																																																																																																																																														
Riverfront Stadium, Cincinnati, OH																																																																																																																																																																																																																																																																																																																																																																																																																	
Wed Aug 28 1985, 7:05 PM EDT																																																																																																																																																																																																																																																																																																																																																																																																																	
Att. 21,049 - Unknown																																																																																																																																																																																																																																																																																																																																																																																																																	

Pittsburgh Pirates @ Cincinnati Reds  
Riverfront Stadium, Cincinnati, OH





Batter	1				2		3		4		5		6		7		8		9		AB R H RBI BB SO LOB		TOP				
<div>Joe Orsulak, L</div> <div>OBP: 0.320, SLG: 0.342</div> <div>(1, 8)</div>	<div>0-3</div> <div>K</div> <div>0-0 0</div>					<div>x</div> <div>0-0</div> <div>F9</div> <div>0-0 0</div>			<div>x</div> <div>0-0</div> <div>4-3</div> <div>0-0 0</div>			<div>x</div> <div>0-0</div> <div>4-3</div> <div>0-0 0</div>					<div>x</div> <div>0-0</div> <div>4-3</div> <div>1-2</div>	<div>4 0 0 0 0 1 1</div>		<div>Pittsburgh Pirates @ Cincinnati Reds</div> <div>Riverfront Stadium, Cincinnati, OH</div> <div>Fri Aug 30 1985, 7:05 PM EDT</div> <div>Att. 21,253 - Unknown</div>							
<div>Johnny Ray, S</div> <div>OBP: 0.301, SLG: 0.363</div> <div>(1, 4)</div>	<div>x</div> <div>0-0</div> <div>F7</div> <div>0-0 0</div>					<div>x</div> <div>0-0</div> <div>4-3</div> <div>0-0 0</div>			<div>x</div> <div>0-0</div> <div>G4-6-3</div> <div>1B</div>					<div>x</div> <div>0-0</div> <div>4-3</div> <div>2-3</div>	<div>4 0 1 0 0 0 1</div>												
<div>Bill Madlock, R</div> <div>OBP: 0.323, SLG: 0.388</div> <div>(1, 5)</div>	<div>x</div> <div>0-0</div> <div>6-3</div> <div>0-0 0</div>					<div>x</div> <div>0-0</div> <div>6-3</div> <div>0-0 0</div>			<div>x</div> <div>0-0</div> <div>F7</div> <div>0-0 0</div>					<div>x</div> <div>0-0</div> <div>1-3</div> <div>0-0 0</div>	<div>4 0 0 0 0 0 2</div>												
<div>Jason Thompson, L</div> <div>OBP: 0.377, SLG: 0.398</div> <div>(1, 3)</div>					<div>x</div> <div>0-0</div> <div>5-3</div> <div>0-0 0</div>			<div>x</div> <div>0-0</div> <div>F8</div> <div>0-0 0</div>			<div>x</div> <div>0-0</div> <div>G4-6-3</div> <div>1-2f</div>					<div>3 0 0 0 0 0 1</div>		<div>livebaseballscorecards.com</div> <div>AB 30</div> <div>R 0</div> <div>H 5</div> <div>RBI 0</div> <div>BB 0</div> <div>SO 3</div> <div>LOB 9</div>									
<div>Mike Brown, R</div> <div>OBP: 0.321, SLG: 0.432</div> <div>(1, 9)</div>					<div>x</div> <div>0-0</div> <div>5-3</div> <div>0-0 0</div>			<div>x</div> <div>0-0</div> <div>FC4-6</div> <div>1B</div>			<div>x</div> <div>0-0</div> <div>4-3</div> <div>0-0 0</div>					<div>3 0 1 0 0 0 0</div>											
<div>Tony Peña, R</div> <div>OBP: 0.287, SLG: 0.343</div> <div>(1, 2)</div>					<div>0-0 0</div> <div>K2-3</div> <div>0-0 0</div>			<div>x</div> <div>0-0</div> <div>FC4-6</div> <div>1-2f</div>			<div>x</div> <div>0-0</div> <div>4-3</div> <div>0-0 0</div>					<div>3 0 0 0 0 1 1</div>											
<div>Denny Gonzalez, R</div> <div>OBP: 0.279, SLG: 0.439</div> <div>(1, 7)</div>					<div>x</div> <div>0-0</div> <div>F4</div> <div>1B</div>			<div>x</div> <div>0-0</div> <div>F9</div> <div>0-0 0</div>			<div>x</div> <div>0-0</div> <div>2B</div> <div>0-0 0</div>					<div>3 0 2 0 0 0 1</div>		<div>P</div>									
<div>Sam Khalifa, R</div> <div>OBP: 0.276, SLG: 0.313</div> <div>(1, 6)</div>					<div>x</div> <div>0-0</div> <div>F4</div> <div>1-2</div>			<div>x</div> <div>0-0</div> <div>F9</div> <div>0-0 0</div>			<div>x</div> <div>0-0</div> <div>6-3</div> <div>0-0 0</div>					<div>3 0 0 0 0 0 2</div>											
<div>Rick Reuschel, R</div> <div>OBP: 0.222, SLG: 0.318</div> <div>(1, 1)</div>					<div>x</div> <div>0-0</div> <div>6-3</div> <div>0-0 0</div>			<div>0-3</div> <div>K</div> <div>0-0 0</div>			<div>x</div> <div>0-0</div> <div>4-3</div> <div>1B</div>					<div>3 0 1 0 0 1 0</div>											
Inning Stats	R: 0 E: 0 K: 1 S: 5	H: 0 LOB: 0 BB: 0 P: 5	R: 0 E: 0 K: 1 S: 5	H: 0 LOB: 0 BB: 0 P: 5	R: 0 E: 0 K: 0 S: 3	H: 1 LOB: 0 BB: 0 P: 3	R: 0 E: 0 K: 0 S: 3	H: 0 LOB: 0 BB: 0 P: 3	R: 0 E: 0 K: 0 S: 4	H: 1 LOB: 1 BB: 0 P: 4	R: 0 E: 0 K: 1 S: 5	H: 0 LOB: 0 BB: 0 P: 5	R: 0 E: 0 K: 0 S: 3	H: 1 LOB: 0 BB: 0 P: 3	R: 0 E: 0 K: 0 S: 4	H: 1 LOB: 1 BB: 0 P: 4	R: 0 E: 0 K: 0 S: 4	H: 1 LOB: 1 BB: 0 P: 4	1B: 4 2B: 1 3B: 0 HR: 0	SF: 0 SAC: 0 DP: 1 HBP: 0	WP: 0 PB: 0 SB: 0 CS: 0	PA: 30	ERA WHIP				
<div>PITCHER</div> <div>Jay Tibbs, R</div> <div>ERA: 3.89</div> <div>(1, 1)</div>	IP 9.0	WLS W	BF 30	H 5	R 0	ER 0	SO 3	BB 0	IBB 0	HBP 0	BLK 0	WP 0	HR 0	S 36	P 36	ERA 0.00	WHIP 0.556										















Batter	1												2				3				4				5				6				7				8				9				AB R H RBI BB SO LOB												BOTTOM																																																																																																																																																																																																																																																																																																																																																																																																																																																																																																																																																																																																																																																																																																																																																																																																																																																																																																																																																																																																																																																																																																																																																																																																																																																																																																																																																																																																																																																																																																																																																																																																																																																																																																																																														
<div>Eddie Milner, L</div> <div>OBP: 0.339, SLG: 0.327</div> <div>(1, 8)</div> <div>Tony Perez, R</div> <div>OBP: 0.413, SLG: 0.493</div> <div>(8, PH)</div> <div>Gary Redus, R</div> <div>OBP: 0.372, SLG: 0.420</div> <div>(8, PR)</div> <div>(9, 8)</div> <div>(9, 7)</div>	0-0												0-0				0-0				0-0				0-0				0-0				0-0				0-0				3 0 0 0 0 0 1				<div>Pittsburgh Pirates @ Cincinnati Reds</div> <div>Riverfront Stadium, Cincinnati, OH</div> <div>Sun Sep 01 1985, 3:33 AM EDT</div> <div>Att. 30,062 - Unknown</div>																																																																																																																																																																																																																																																																																																																																																																																																																																																																																																																																																																																																																																																																																																																																																																																																																																																																																																																																																																																																																																																																																																																																																																																																																																																																																																																																																																																																																																																																																																																																																																																																																																																																																																																																																										
<div>Pete Rose, S</div> <div>OBP: 0.391, SLG: 0.319</div> <div>(1, 3)</div>	6-3												6-3				4-3				6-3				6-3				6-3				1B				4 0 2 1 0 0 0																																																																																																																																																																																																																																																																																																																																																																																																																																																																																																																																																																																																																																																																																																																																																																																																																																																																																																																																																																																																																																																																																																																																																																																																																																																																																																																																																																																																																																																																																																																																																																																																																																																																																																																																																																		
<div>Dave Parker, L</div> <div>OBP: 0.345, SLG: 0.507</div> <div>(1, 9)</div>	6-3												6-3				F9				F9				F9				F9				1B				4 0 1 1 0 0 1																																																																																																																																																																																																																																																																																																																																																																																																																																																																																																																																																																																																																																																																																																																																																																																																																																																																																																																																																																																																																																																																																																																																																																																																																																																																																																																																																																																																																																																																																																																																																																																																																																																																																																																																																																		
<div>Nick Esasky, R</div> <div>OBP: 0.338, SLG: 0.458</div> <div>(1, 7)</div> <div>John Franco, L</div> <div>OBP: 0.333, SLG: 0.333</div> <div>(9, 1)</div>	F9												F9				K				K				K				K				1B				4 0 0 0 0 3 3																																																																																																																																																																																																																																																																																																																																																																																																																																																																																																																																																																																																																																																																																																																																																																																																																																																																																																																																																																																																																																																																																																																																																																																																																																																																																																																																																																																																																																																																																																																																																																																																																																																																																																																																																																		
<div>Buddy Bell, R</div> <div>OBP: 0.306, SLG: 0.328</div> <div>(1, 5)</div>	F6												F6				4-3				4-3				4-3				F8				3				4 0 0 0 0 0 3																																																																																																																																																																																																																																																																																																																																																																																																																																																																																																																																																																																																																																																																																																																																																																																																																																																																																																																																																																																																																																																																																																																																																																																																																																																																																																																																																																																																																																																																																																																																																																																																																																																																																																																																																																		
<div>Ron Oester, S</div> <div>OBP: 0.353, SLG: 0.377</div> <div>(1, 4)</div>	G3												G3				F7				F7				K				K				K				0				3 0 0 0 0 1 0																																																																																																																																																																																																																																																																																																																																																																																																																																																																																																																																																																																																																																																																																																																																																																																																																																																																																																																																																																																																																																																																																																																																																																																																																																																																																																																																																																																																																																																																																																																																																																																																																																																																																																																																																														
<div>Bo Diaz, R</div> <div>OBP: 0.290, SLG: 0.351</div> <div>(1, 2)</div>	SH3-4												SH3-4				BB				BB				BB				BB				HR				2 1 2 1 1 0 0				<div>AB 29</div> <div>R 3</div> <div>H 7</div> <div>RBI 3</div> <div>BB 1</div> <div>SO 5</div> <div>LOB 10</div>																																																																																																																																																																																																																																																																																																																																																																																																																																																																																																																																																																																																																																																																																																																																																																																																																																																																																																																																																																																																																																																																																																																																																																																																																																																																																																																																																																																																																																																																																																																																																																																																																																																																																																																																																														
<div>Tom Runnells, S</div> <div>OBP: 0.200, SLG: 0.111</div> <div>(1, 6)</div> <div>Max Venable, L</div> <div>OBP: 0.330, SLG: 0.413</div> <div>(8, PH)</div> <div>Dave Concepcion, R</div> <div>OBP: 0.320, SLG: 0.341</div> <div>(9, 6)</div>	F8												F8				K				K				K				K				1B				2 0 0 0 0 1 2																																																																																																																																																																																																																																																																																																																																																																																																																																																																																																																																																																																																																																																																																																																																																																																																																																																																																																																																																																																																																																																																																																																																																																																																																																																																																																																																																																																																																																																																																																																																																																																																																																																																																																																																																																		
<div>Mario Soto, R</div> <div>OBP: 0.156, SLG: 0.171</div> <div>(1, 1)</div> <div>Ted Power, R</div> <div>(9, 1)</div> <div>Eric Davis, R</div> <div>OBP: 0.215, SLG: 0.422</div> <div>(9, 8)</div>	SH3-4												SH3-4				F9				F9				F9				F9				1B				1 0 0 0 0 0 0																																																																																																																																																																																																																																																																																																																																																																																																																																																																																																																																																																																																																																																																																																																																																																																																																																																																																																																																																																																																																																																																																																																																																																																																																																																																																																																																																																																																																																																																																																																																																																																																																																																																																																																																																																		
Inning Stats												R: 0 E: 0 K: 0 S: 3				H: 0 LOB: 0 BB: 0 P: 3				R: 0 E: 0 K: 0 S: 3				H: 0 LOB: 0 BB: 0 P: 3				R: 0 E: 0 K: 0 S: 4				H: 1 LOB: 1 BB: 0 P: 4				R: 0 E: 0 K: 1 S: 5				H: 0 LOB: 0 BB: 0 P: 5				R: 0 E: 0 K: 1 S: 5				H: 0 LOB: 1 BB: 1 P: 9				R: 0 E: 0 K: 0 S: 4				H: 1 LOB: 1 BB: 0 P: 4				R: 0 E: 0 K: 2 S: 7				H: 0 LOB: 0 BB: 0 P: 7				R: 3 E: 1 K: 1 S: 10				H: 5 LOB: 3 BB: 0 P: 10				1B: 6 2B: 0 3B: 0 HR: 1				SF: 0 SAC: 2 DP: 0 HBP: 0				WP: 0 PB: 0 SB: 0 CS: 0				PA: 32																																																																																																																																																																																																																																																																																																																																																																																																																																																																																																																																																																																																																																																																																																																																																																																																																																																																																																																																																																																																																																																																																																																																																																																																																																																																																																																																																																																																																																																																																																																																																																																																																																																																																																															
PITCHER												IP				WLS				BF				H				R				ER				SO				BB				IBB				HBP				BLK				WP				HR				S				P				ERA				WHIP																																																																																																																																																																																																																																																																																																																																																																																																																																																																																																																																																																																																																																																																																																																																																																																																																																																																																																																																																																																																																																																																																																																																																																																																																																																																																																																																																																																																																																																																																																																																																																																																																																																																																																																											
Rick Rhoden, R												7.1				L				3				3				1				1				0				0				0				0				0				0				0				0				0				0				0				0				0				0				0				0				0				0				0				0				0				0				0				0				0				0				0				0				0				0				0				0				0				0				0				0				0				0				0				0				0				0				0				0				0				0				0				0				0				0				0				0				0				0				0				0				0				0				0				0				0				0				0				0				0				0				0				0				0				0				0				0				0				0				0				0				0				0				0				0				0				0				0				0				0				0				0				0				0				0				0				0				0				0				0				0				0				0				0				0				0				0				0				0				0				0				0				0				0				0				0				0				0				0				0				0				0				0				0				0				0				0				0				0				0				0				0				0				0				0				0				0				0				0				0				0				0				0				0				0				0				0				0				0				0				0				0				0				0				0				0				0				0				0				0				0				0				0				0				0				0				0				0				0				0				0				0				0				0				0				0				0				0				0				0				0				0				0				0				0				0				0				0				0				0				0				0				0				0				0				0				0				0				0				0				0				0				0				0				0				0				0				0				0				0				0				0				0				0				0				0				0				0				0				0				0				0				0				0				0				0				0				0				0				0				0				0				0				0				0				0				0				0				0				0				0				0				0				0				0				0				0				0				0				0				0				0				0				0				0				0				0				0				0				0				0				0				0				0				0				0				0				0				0				0				0				0				0				0				0				0				0				0				0				0				0				0				0				0				0				0				0				0				0				0				0				0				0				0				0				0				0				0				0				0				0				0				0				0				0				0				0				0				0				0				0				0				0				0				0				0				0				0				0				0				0				0				0				0				0				0				0				0				0				0				0				0				0				0				0				0				0				0				0				0				0				0				0				0				0				0				0				0				0				0				0				0				0				0				0				0				0				0				0				0				0				0				0				0				0				0				0				0				0				0				0				0				0				0				0				0				0				0				0				0				0				0				0				0				0				0				0				0				0				0				0				0				0				0				0				0				0				0				0				0				0				0				0				0				0				0				0				0				0				0				0				0				0				0				0				0				0				0				0				0				0				0				0				0				0				0				0				0				0				0</			







Batter	1				2				3				4				5				6				7				8				9				AB R H RBI BB SO LOB				TOP				
Eddie Milner, L OBP: 0.340, SLG: 0.329 Gary Redus, R OBP: 0.369, SLG: 0.416																																					2 1 1 0 1 0 0 2 0 0 0 0 1 3				Cincinnati Reds @ St. Louis Cardinals Busch Stadium, St. Louis, MO Tue Sep 03 1985, 7:05 PM CDT Att. 19,261 - Unknown				
Max Venable, L OBP: 0.327, SLG: 0.414 Eric Davis, R OBP: 0.211, SLG: 0.413																																					3 0 1 1 0 0 1 2 0 0 0 0 1 3								
Dave Parker, L OBP: 0.349, SLG: 0.518																																					4 0 2 3 0 1 1								
Tony Perez, R OBP: 0.409, SLG: 0.483 Tom Hume, R																																					3 0 0 0 1 0 3 0								
John Franco, L OBP: 0.333, SLG: 0.333 Dann Bilardello, R OBP: 0.210, SLG: 0.200																																					4 0 0 0 0 0 3								
Buddy Bell, R OBP: 0.304, SLG: 0.327																																					4 0 1 0 0 1 0								
Dave Concepcion, R OBP: 0.319, SLG: 0.342																																					3 0 1 0 0 0 0 0 1 0 0 0 0 0 0 0 0 0 0 0 0 1 0 1 0 0 0 0 0 0 0 0 0 0 0								
Bo Diaz, R OBP: 0.290, SLG: 0.348 Tom Runnells, S OBP: 0.200, SLG: 0.111 Dave Vangorder, R OBP: 0.263, SLG: 0.315 Paul O'Neill, L OBP: 1.000, SLG: 1.000 Ron Robinson, R																																	3 1 1 0 1 0 2												
Ron Oester, S OBP: 0.354, SLG: 0.376																																					2 1 1 0 0 1 1 0 0 0 0 0 0 0 0 0 0 0 0 0 0 2 0 1 0 0 1 0								
Jay Tibbs, R OBP: 0.113, SLG: 0.078 Bob Buchanan, L																																													
Wayne Krenchicki, L OBP: 0.371, SLG: 0.399 Nick Esasky, R OBP: 0.339, SLG: 0.458																																													
Inning Stats		R: 0 E: 0 K: 1 S: 5		H: 0 LOB: 0 BB: 0 P: 5		R: 0 E: 0 K: 0 S: 3		H: 0 LOB: 0 BB: 0 P: 3		R: 2 E: 0 K: 0 S: 6		H: 3 LOB: 3 BB: 2 P: 14		R: 0 E: 0 K: 2 S: 8		H: 1 LOB: 1 BB: 0 P: 8		R: 0 E: 0 K: 0 S: 3		H: 1 LOB: 0 BB: 0 P: 3		R: 0 E: 0 K: 0 S: 3		H: 0 LOB: 0 BB: 0 P: 3		R: 2 E: 0 K: 2 S: 10		H: 3 LOB: 3 BB: 1 P: 14		R: 0 E: 0 K: 0 S: 4		H: 2 LOB: 1 BB: 0 P: 4		R: 0 E: 0 K: 1 S: 5		H: 0 LOB: 0 BB: 0 P: 5		1B: 9 2B: 1 3B: 0 HR: 0		SF: 0 SAC: 0 DP: 2 HBP: 0		WP: 0 PB: 0 SB: 0 CS: 0		PA: 38	
PITCHER		IP		WLS		BF		H		R		ER		SO		BB		IBB		HBP		BLK		WP		HR		S		P		ERA		WHIP											
Bob Forsch, R ERA: 4.28		(1, 1)		6.0		WLS		26		H		6		R		4		ER		4		SO		3		BB		3		IBB		0		BLK		0		WP		0					
Ricky Horton, L ERA: 3.05		(7, 1)		0.0		WLS		1		H		1		R		0		ER		0		SO		0		BB		0		IBB		0		BLK		0		WP		0					
Todd Worrell, R ERA: 2.25		(7, 1)		0.1		WLS		1		H		0		R		0		ER		0		SO		1		BB		0		IBB		0		BLK		0		WP		0					
Ken Dayley, L ERA: 2.15		(7, 1)		0.1		WLS		2		H		1		R		0		ER		0		SO		1		BB		0		IBB		0		BLK		0		WP		0					
Jeff Lahti, R ERA: 2.14		(7, 1)		2.1		WLS		8		H		2		R		0		ER		0		SO		1		BB		0		IBB		0		BLK		0		WP		0					



Batter	1		2		3		4		5		6		7		8		9		AB	R	H	RBI	BB	SO	LOB	BOTTOM		
Vince Coleman, S OBP: 0.322, SLG: 0.347 (1, 7)	X	0-0 G3-6-3 1B			0-3 K			X	0-0 1B			X	0-0 SH1-4 1-2							3	0	2	1	0	1	0	Cincinnati Reds @ St. Louis Cardinals Busch Stadium, St. Louis, MO Tue Sep 03 1985, 7:05 PM CDT Att. 19,261 - Unknown	
Willie McGee, S OBP: 0.394, SLG: 0.534 (1, 8)	X	0-0 G3-6-3 1-2f			X	0-0 L3	X	0-0 1-3 1B			X	0-3 K							4	0	1	0	0	1	2			
Tom Herr, S OBP: 0.392, SLG: 0.426 (1, 4)	X	0-0 F3			X	0-0 HR 1B	X	0-0 G3			X	4-0 2B IBB							3	2	1	0	1	0	2			
Darrell Porter, L OBP: 0.325, SLG: 0.399 Brian Harper, R OBP: 0.341, SLG: 0.405 Tom Nieto, R OBP: 0.293, SLG: 0.261 (1, 2) (7, PH) (8, 2)			X	0-0 3-1	X	0-0 L6			X	0-0 1B G6-4-3 2B	X	0-0 1-H 2-H 2B							3	1	1	0	0	0	1			
Andy Van Slyke, L OBP: 0.338, SLG: 0.463 (1, 9)			X	0-0 1-3 2B	X	0-0 1-H HR			X	0-0 2-3 1B G6-4-3	X	0-0 4-3							4	1	3	2	0	0	1			
Terry Pendleton, S OBP: 0.271, SLG: 0.292 (1, 5)			X	0-0 1-3 2-3	X	0-0 F8			X	0-0 G6-4-3 1-2f 3-H			0-3 K							4	0	0	0	0	1	2		
Mike Jorgensen, L OBP: 0.409, SLG: 0.304 Jeff Lahti, R (1, 3) (7, 1)			X	0-0 4-3	X	0-0 4-3 BB			X	0-0 1B 4-3 1B BB	X	0-3 K							2	1	1	0	1	0	1	livebaseballscorecards.com AB 32 R 5 H 12 RBI 5 BB 2 SO 4 LOB 11		
Ozzie Smith, S OBP: 0.331, SLG: 0.342 (1, 6)			X	0-0 4-3	X	0-0 6-3			X	0-0 1-2 1B	X	0-0 FC6-4 1-2f			0-0 F7					4	0	0	0	0	0		2	
Bob Forsch, R OBP: 0.310, SLG: 0.448 Ricky Horton, L (1, 1) (7, 1) Todd Worrell, R (7, 1) Ken Dayley, L OBP: 0.250, SLG: 0.250 Cesar Cedeno, R OBP: 0.311, SLG: 0.361 (7, 3)			X	0-0 6-3					X	0-0 1B									2	0	1	0	0	0	0			
																				0	0	0	0	0	0		0	
																				0	0	0	0	0	0		0	
																				0	0	0	0	0	0	0		
																				1	0	1	0	0	0	0		
Inning Stats		R: 0 E: 0 K: 0 S: 3	H: 1 LOB: 0 BB: 0 P: 3	R: 0 E: 0 K: 0 S: 4	H: 1 LOB: 1 BB: 0 P: 4	R: 0 E: 0 K: 1 S: 5	H: 0 LOB: 0 BB: 0 P: 5	R: 2 E: 0 K: 0 S: 5	H: 2 LOB: 0 BB: 0 P: 5	R: 1 E: 0 K: 0 S: 5	H: 3 LOB: 2 BB: 1 P: 9	R: 1 E: 0 K: 0 S: 5	H: 3 LOB: 1 BB: 0 P: 5	R: 2 E: 0 K: 1 S: 7	H: 2 LOB: 1 BB: 1 P: 11	R: 0 E: 0 K: 2 S: 7	H: 0 LOB: 0 BB: 0 P: 7	1B: 8 2B: 3 3B: 0 HR: 1		SF: 0 SAC: 1 DP: 2 HBP: 0		WP: 0 PB: 0 SB: 0 CS: 0		PA: 35				
PITCHER		IP	WLS	BF	H	R	ER	SO	BB	IBB	HBP	BLK	WP	HR	S	P	ERA	WHIP										
Jay Tibbs, R ERA: 3.98		(1, 1)		23	9	4	4	1	1	0	0	0	0	1	24	28	7.20	2.000										
Bob Buchanan, L ERA: 6.3		(6, 1)		3	1	0	0	0	0	0	0	0	0	0	3	3	0.00	1.000										
Tom Hume, R ERA: 3.79		(7, 1)	L	4	1	2	2	1	0	1	0	0	0	0	5	9	27.00	1.500										
John Franco, L ERA: 1.48		(7, 1)		2	1	0	0	0	0	0	0	0	0	0	2	2	0.00	3.000										
Ron Robinson, R ERA: 4.11		(8, 1)		3	0	0	0	2	0	0	0	0	0	0	7	7	0.00	0.000										

[illegible]



Batter	1		2		3		4		5		6		7		8		9		AB	R	H	RBI	BB	SO	LOB	BOTTOM		
Vince Coleman, S OBP: 0.323, SLG: 0.349 Ken Dayley, L OBP: 0.250, SLG: 0.250 Todd Worrell, R (8, 1)	(1, 7)		(1, 8)				(1, 4)				(1, 2)		(1, 9)		(1, 5)		(1, 3)		(1, 6)		(1, 1)		(7, PH)		(8, 7)			
Willie McGee, S OBP: 0.391, SLG: 0.529	(1, 8)		(1, 4)		(1, 2)		(1, 9)		(1, 5)		(1, 3)		(1, 6)		(1, 1)		(7, PH)		(8, 7)		(1, 1)		(7, PH)		(8, 7)			
Tom Herr, S OBP: 0.393, SLG: 0.424	(1, 4)		(1, 2)		(1, 9)		(1, 5)		(1, 3)		(1, 6)		(1, 1)		(7, PH)		(8, 7)		(1, 1)		(7, PH)		(8, 7)		(1, 1)			
Darrell Porter, L OBP: 0.318, SLG: 0.389	(1, 2)		(1, 9)		(1, 5)		(1, 3)		(1, 6)		(1, 1)		(7, PH)		(8, 7)		(1, 1)		(7, PH)		(8, 7)		(1, 1)		(7, PH)			
Andy Van Slyke, L OBP: 0.339, SLG: 0.465	(1, 9)		(1, 5)		(1, 3)		(1, 6)		(1, 1)		(7, PH)		(8, 7)		(1, 1)		(7, PH)		(8, 7)		(1, 1)		(7, PH)		(8, 7)			
Terry Pendleton, S OBP: 0.273, SLG: 0.294	(1, 5)		(1, 3)		(1, 6)		(1, 1)		(7, PH)		(8, 7)		(1, 1)		(7, PH)		(8, 7)		(1, 1)		(7, PH)		(8, 7)		(1, 1)			
Mike Jorgensen, L OBP: 0.424, SLG: 0.319	(1, 3)		(1, 6)		(1, 1)		(7, PH)		(8, 7)		(1, 1)		(7, PH)		(8, 7)		(1, 1)		(7, PH)		(8, 7)		(1, 1)		(7, PH)			
Ozzie Smith, S OBP: 0.331, SLG: 0.342	(1, 6)		(1, 1)		(7, PH)		(8, 7)		(1, 1)		(7, PH)		(8, 7)		(1, 1)		(7, PH)		(8, 7)		(1, 1)		(7, PH)		(8, 7)			
Kurt Kepshire, L OBP: 0.135, SLG: 0.180 Steve Braun, L OBP: 0.323, SLG: 0.358 Tito Landrum, R OBP: 0.363, SLG: 0.459	(1, 1)		(7, PH)		(8, 7)		(1, 1)		(7, PH)		(8, 7)		(1, 1)		(7, PH)		(8, 7)		(1, 1)		(7, PH)		(8, 7)		(1, 1)			
Inning Stats	R: 1 E: 0 K: 1 S: 6	H: 2 LOB: 2 BB: 2 P: 14	R: 0 E: 0 K: 1 S: 5	H: 0 LOB: 1 BB: 1 P: 9	R: 0 E: 0 K: 0 S: 3	H: 0 LOB: 1 BB: 1 P: 7	R: 1 E: 0 K: 0 S: 5	H: 3 LOB: 1 BB: 0 P: 5	R: 0 E: 0 K: 1 S: 5	H: 0 LOB: 0 BB: 0 P: 5	R: 0 E: 0 K: 0 S: 3	H: 0 LOB: 0 BB: 0 P: 3	R: 0 E: 0 K: 0 S: 3	H: 1 LOB: 0 BB: 0 P: 3	R: 0 E: 0 K: 1 S: 5	H: 0 LOB: 0 BB: 0 P: 5	R: 2 E: 1 K: 0 S: 3	H: 2 LOB: 1 BB: 0 P: 3	1B: 7 2B: 1 3B: 0 HR: 0	SF: 0 SAC: 1 DP: 0 HBP: 0	WP: 0 PB: 0 SB: 4 CS: 1	PA: 35						
PITCHER Andy McGaffigan, R ERA: 3.67 Ron Robinson, R ERA: 4.12	(1, 1)	IP 6.0 WLS L BF 25 ER 2 SO 3	(7, 1)	IP 2.0 WLS L BF 9 ER 2 SO 1																								

Batter	1				2				3				4				5				6				7				8				9				AB R H RBI BB SO LOB								TOP																																																																																																																																																																																																																																																																																																																																																																																																																																																																																																																				
<div>Eddie Milner, L</div> <div>OBP: 0.341, SLG: 0.335</div> <div>(1, 8)</div>	X	0-0		X	0-0		HR	3B					X	0-0						X	0-0						X	0-0																																																																																																																																																																																																																																																																																																																																																																																																																																																																																																																																					
<div>Pete Rose, S</div> <div>OBP: 0.391, SLG: 0.327</div> <div>(1, 3)</div>	SSS	0-3		X	0-0		HR					X	0-0						X	0-0										SSS	0-3																																																																																																																																																																																																																																																																																																																																																																																																																																																																																																																																		
<div>Dave Parker, L</div> <div>OBP: 0.356, SLG: 0.529</div> <div>(1, 9)</div>	X	0-0		X	0-0		HBP	1B					X	0-0						X	0-0										H	1-0																																																																																																																																																																																																																																																																																																																																																																																																																																																																																																																																	
<div>Nick Esasky, R</div> <div>OBP: 0.336, SLG: 0.451</div> <div>(1, 7)</div> <div>Max Venable, L</div> <div>OBP: 0.327, SLG: 0.412</div> <div>(9, 7)</div>	X	0-0		H	1-0		FC6-4	HBP					X	0-0						SSS	0-3						X	0-0																																																																																																																																																																																																																																																																																																																																																																																																																																																																																																																																					
<div>Buddy Bell, R</div> <div>OBP: 0.304, SLG: 0.324</div> <div>(1, 5)</div>	SSS	0-3		X	0-0		FC6-4									X	0-0						SSS	0-3						X	0-0																																																																																																																																																																																																																																																																																																																																																																																																																																																																																																																																		
<div>Dave Concepcion, R</div> <div>OBP: 0.318, SLG: 0.341</div> <div>(1, 6)</div>					X	0-0		CS	1B					X	0-0		PB	1B																																																																																																																																																																																																																																																																																																																																																																																																																																																																																																																																															
<div>Bo Diaz, R</div> <div>OBP: 0.294, SLG: 0.350</div> <div>(1, 2)</div>					X	0-0		FC1-5	BB	1B					SSS	0-3		1-2	K					X	0-0		1B																																																																																																																																																																																																																																																																																																																																																																																																																																																																																																																																						
<div>Ron Oester, S</div> <div>OBP: 0.356, SLG: 0.384</div> <div>(1, 4)</div>					BBB	4-0		FC1-5	BB	3B					X	0-0						X	0-0		HR					X	0-0																																																																																																																																																																																																																																																																																																																																																																																																																																																																																																																																		
<div>Mario Soto, R</div> <div>OBP: 0.148, SLG: 0.163</div> <div>(1, 1)</div>					X	0-0		FC1-5	3B					SSS	0-3						SSS	0-3						SSS	0-3																																																																																																																																																																																																																																																																																																																																																																																																																																																																																																																																				
Inning Stats	R: 1 E: 0 K: 2 S: 9	H: 2 LOB: 1 BB: 0 P: 9					R: 4 E: 0 K: 0 S: 7	H: 5 LOB: 2 BB: 1 P: 12					R: 0 E: 0 K: 2 S: 8	H: 1 LOB: 1 BB: 0 P: 8					R: 0 E: 0 K: 0 S: 4	H: 1 LOB: 1 BB: 0 P: 4					R: 2 E: 0 K: 1 S: 7	H: 2 LOB: 0 BB: 0 P: 7					R: 0 E: 0 K: 1 S: 5	H: 0 LOB: 0 BB: 0 P: 5					R: 0 E: 0 K: 1 S: 5	H: 0 LOB: 1 BB: 0 P: 6					1B: 8 2B: 1 3B: 1 HR: 2	SF: 0 SAC: 0 DP: 0 HBP: 2	WP: 0 PB: 1 SB: 0 CS: 1	PA: 41																																																																																																																																																																																																																																																																																																																																																																																																																																																																																																																			
PITCHER	IP	WLS	BF	H	R	ER	SO	BB	IBB	HBP	BLK	WP	HR	S	P	ERA	WHIP																			PITCHER	IP	WLS	BF	H	R	ER	SO	BB	IBB	HBP	BLK	WP	HR	S	P	ERA	WHIP																																																																																																																																																																																																																																																																																																																																																																																																																																																																																																												
<div>Derek Botelho, R</div> <div>ERA: 5.77</div> <div>(1, 1)</div>	1.2	L	13	7	5	5	2	1	0	1	0	0	1	15	20	27.00	4.800																																																																																																																																																																																																																																																																																																																																																																																																																																																																																																																																																

Cincinnati Reds @ Chicago Cubs  
Wrigley Field, Chicago, IL  
Fri Sep 06 1985, 3:33 AM CDT  
Att. 17,026 - Unknown

livebaseballscorecards.com











Batter	1				2				3				4				5				6				7				8				9				AB R H RBI BB SO LOB												BOTTOM											
<div>Bob Dernier, R</div> <div>OBP: 0.310, SLG: 0.324</div> <div>(1, 8)</div> <div>X</div>	<div>0-0</div> <div>F8</div> <div>1</div> <div>X</div>				<div>0-0</div> <div>F6</div> <div>3</div> <div>X</div>												<div>H</div> <div>1-0</div> <div>S</div> <div>HBP</div> <div>X</div>								<div>X</div> <div>0-0</div> <div>HR</div> <div>1B</div> <div>X</div> <div>3-H</div>				<div>X</div> <div>0-0</div> <div>5-3</div> <div>2</div> <div>X</div>								4 1 1 1 0 0 1												<div>Cincinnati Reds @ Chicago Cubs</div> <div>Wrigley Field, Chicago, IL</div> <div>Sat Sep 07 1985, 3:33 AM CDT</div> <div>Att. 30,300 - Unknown</div> <div>livebaseballscorecards.com</div>											
<div>Gary Matthews, R</div> <div>OBP: 0.355, SLG: 0.390</div> <div>(1, 7)</div> <div>X</div>	<div>0-0</div> <div>BB</div> <div>23 BB</div> <div>FC5-4</div> <div>1B</div> <div>X</div>								<div>SS</div> <div>0-3</div> <div>K</div> <div>1</div> <div>X</div>								<div>X</div> <div>0-0</div> <div>F9</div> <div>2</div> <div>X</div> <div>1-2</div>								<div>X</div> <div>0-0</div> <div>HR</div> <div>1B</div> <div>X</div> <div>1-H</div>				<div>X</div> <div>0-0</div> <div>6-3</div> <div>3</div> <div>X</div>				4 2 2 2 0 1 1 1 0 0 0 0 0 1																											
<div>23 Ryne Sandberg, R</div> <div>OBP: 0.359, SLG: 0.505</div> <div>(1, 4)</div> <div>B</div> <div>B</div> <div>B</div> <div>B</div>	<div>4-0</div> <div>FC5-4</div> <div>BB</div> <div>1-2</div> <div>BB</div> <div>X</div>								<div>X</div> <div>0-0</div> <div>F7</div> <div>2</div> <div>X</div>								<div>X</div> <div>0-0</div> <div>F8</div> <div>3</div> <div>X</div>								<div>X</div> <div>0-0</div> <div>HR</div> <div>S</div> <div>1B</div> <div>X</div>				3 1 1 0 1 0 1																															
<div>Keith Moreland, R</div> <div>OBP: 0.361, SLG: 0.422</div> <div>(1, 9)</div> <div>B</div> <div>B</div> <div>B</div> <div>B</div>	<div>4-0</div> <div>FC5-4</div> <div>BB</div> <div>1-2</div> <div>2-3</div> <div>X</div>								<div>X</div> <div>0-0</div> <div>F7</div> <div>3</div> <div>X</div>								<div>X</div> <div>0-0</div> <div>F4</div> <div>1</div> <div>X</div>				<div>X</div> <div>0-0</div> <div>F4</div> <div>2</div> <div>X</div>				3 0 0 0 1 0 1																																			
<div>Ron Cey, R</div> <div>OBP: 0.329, SLG: 0.428</div> <div>(1, 5)</div> <div>X</div>	<div>0-0</div> <div>FC5-4</div> <div>2</div> <div>X</div>												<div>X</div> <div>0-0</div> <div>HR</div> <div>X</div>				<div>X</div> <div>0-0</div> <div>F8</div> <div>2</div> <div>X</div> <div>B</div> <div>B</div> <div>B</div> <div>B</div>				<div>4-0</div> <div>1-2</div> <div>HR</div> <div>BB</div> <div>X</div>				3 2 1 2 1 0 2 0 0 0 0 0 0 0																																			
<div>Steve Lake, R</div> <div>OBP: 0.178, SLG: 0.196</div> <div>(8, 2)</div>	<div>1-2r</div> <div>2-3</div> <div>3-H</div> <div>X</div>																												4 1 2 3 0 1 2																															
<div>Leon Durham, L</div> <div>OBP: 0.365, SLG: 0.473</div> <div>(1, 3)</div> <div>X</div>	<div>0-0</div> <div>1-3</div> <div>3</div> <div>X</div>								<div>SS</div> <div>0-3</div> <div>K</div> <div>1</div> <div>X</div>								<div>X</div> <div>0-0</div> <div>1B</div> <div>3</div> <div>X</div>				<div>X</div> <div>0-0</div> <div>HR</div> <div>1-H</div> <div>2-H</div> <div>X</div>								4 0 0 0 0 1 1 0 0 0 0 0 0 0 0 0 0 0 0 0 0																															
<div>Jody Davis, R</div> <div>OBP: 0.286, SLG: 0.372</div> <div>(1, 2)</div>					<div>X</div> <div>0-0</div> <div>F4</div> <div>1</div> <div>X</div>								<div>SS</div> <div>0-3</div> <div>K</div> <div>2</div> <div>X</div>				<div>X</div> <div>0-0</div> <div>F8</div> <div>3</div> <div>X</div>				<div>X</div> <div>0-0</div> <div>1-3</div> <div>3</div> <div>X</div>								4 1 2 0 0 0 0																															
<div>Lary Sorensen, R</div> <div>(8, 1)</div>																																									<div>AB 33</div> <div>R 9</div> <div>H 10</div> <div>RBI 9</div> <div>BB 3</div> <div>SO 4</div> <div>LOB 11</div>																			
<div>Lee Smith, R</div> <div>(9, 1)</div>																																																												
<div>Shawon Dunston, R</div> <div>OBP: 0.274, SLG: 0.322</div> <div>(1, 6)</div>					<div>X</div> <div>0-0</div> <div>6-3</div> <div>2</div> <div>X</div>								<div>X</div> <div>0-0</div> <div>F6</div> <div>3</div> <div>X</div>								<div>X</div> <div>0-0</div> <div>SH1-4</div> <div>1B</div> <div>2B</div> <div>X</div>				<div>X</div> <div>0-0</div> <div>6-3</div> <div>1B</div> <div>X</div>				1 1 1 1 0 0 0 1 0 0 0 0 1 0 1 0 0 0 0 0 1												<div>CUBS</div>																			
<div>Dennis Eckersley, R</div> <div>OBP: 0.220, SLG: 0.182</div> <div>(1, 1)</div>					<div>X</div> <div>0-0</div> <div>HR</div> <div>X</div>								<div>SS</div> <div>0-3</div> <div>K</div> <div>1</div> <div>X</div>								<div>X</div> <div>0-0</div> <div>SH1-4</div> <div>2-3</div> <div>X</div>				<div>X</div> <div>0-0</div> <div>6-3</div> <div>1-2</div> <div>X</div>																																			
<div>Jay Baller, R</div> <div>(5, 1)</div>																																																												
<div>Billy Hatcher, R</div> <div>OBP: 0.315, SLG: 0.398</div> <div>(7, PH)</div> <div>(8, 7)</div>																	<div>SS</div> <div>0-0</div> <div>K</div> <div>1</div> <div>X</div>																																											
Inning Stats	R: 1 E: 0 K: 0 S: 4		H: 1 LOB: 2 BB: 2 P: 12		R: 1 E: 0 K: 0 S: 4		H: 1 LOB: 0 BB: 0 P: 4		R: 0 E: 0 K: 1 S: 5		H: 0 LOB: 0 BB: 0 P: 5		R: 1 E: 0 K: 2 S: 8		H: 1 LOB: 0 BB: 0 P: 8		R: 0 E: 0 K: 1 S: 5		H: 0 LOB: 1 BB: 0 P: 6		R: 0 E: 0 K: 0 S: 4		H: 1 LOB: 1 BB: 0 P: 4		R: 6 E: 0 K: 0 S: 8		H: 5 LOB: 0 BB: 1 P: 12		R: 0 E: 0 K: 0 S: 4		H: 1 LOB: 1 BB: 0 P: 4		1B: 5 2B: 1 3B: 0 HR: 4				SF: 0 SAC: 1 DP: 0 HBP: 1				WP: 0 PA: 38																			
PITCHER	IP	WLS	BF	H	R	ER	SO	BB	IBB	HBP	BLK	WP	HR	S	P	ERA	WHIP	PITCHER																		IP	WLS	BF	H	R	ER	SO	BB	IBB	HBP	BLK	WP	HR	S	P	ERA	WHIP								
Tom Browning, L	(1, 1)		6.0	4	3	3	4	2	0	1	0	0	2	30	39	4.50	1.000																																											
John Franco, L	(7, 1)		0.1	5	4	4	0	0	0	0	0	0	1	5	5	108.00	12.000																																											
Tom Hume, R	(7, 1)		0.1	2	0	0	0	1	0	0	0	0	0	1	5	0.00	3.000																																											
Bob Buchanan, L	(7, 1)		0.1	2	1	2	0	0	0	0	0	0	1	2	2	54.00	3.000																																											
John Stuper, R	(8, 1)		1.0	4	1	0	0	0	0	0	0	0	0	4	4	0.00	1.000																																											


Cincinnati Reds @ Chicago Cubs  
Wrigley Field, Chicago, IL  
Sun Sep 08 1985, 3:33 AM CDT  
Att: 28,269 - Unknown

AB	39
R	5
H	13
RBI	5
BB	1
SO	6
LOB	18





Batter		1				2				3				4				5				6				7				8				9				AB R H RBI BB SO LOB				BOTTOM																																							
<div>Bob Demier, R</div> <div>OBP: 0.311, SLG: 0.328</div> <div>(1, 8)</div>		<div>X</div> <div>0-0</div> <div>F9</div> <div>1</div>								<div>X</div> <div>0-0</div> <div>23 4-3</div> <div>1B</div> <div>2B</div>				<div>X</div> <div>0-0</div> <div>G4-3</div> <div>1B</div> <div>2-3</div>								<div>X</div> <div>0-0</div> <div>F8</div> <div>3</div>								<div>X</div> <div>0-0</div> <div>FC6-4</div> <div>1-2f</div> <div>3</div>								5 1 2 0 0 0 3				<div>Cincinnati Reds @ Chicago Cubs</div> <div>Wrigley Field, Chicago, IL</div> <div>Sun Sep 08 1985, 3:33 AM CDT</div> <div>Att. 28,269 - Unknown</div>																																							
<div>Gary Matthews, R</div> <div>OBP: 0.353, SLG: 0.386</div> <div>(1, 7)</div> <div>Gary Woods, R</div> <div>OBP: 0.356, SLG: 0.270</div> <div>(8, 7)</div>		<div>B B B B</div> <div>4-0</div> <div>23 1B</div> <div>3B</div> <div>BB</div>				<div>S S S</div> <div>0-3</div> <div>K</div> <div>1</div>				<div>X</div> <div>0-0</div> <div>G4-3</div> <div>2</div> <div>3</div>								<div>X</div> <div>0-0</div> <div>F8</div> <div>1</div>								<div>X</div> <div>0-0</div> <div>F6</div> <div>1</div>				3 1 0 0 1 1 3 1 0 0 0 0 0 0																																																			
<div>23 Ryne Sandberg, R</div> <div>OBP: 0.358, SLG: 0.502</div> <div>(1, 4)</div>		<div>X</div> <div>0-0</div> <div>1-2</div> <div>3B</div> <div>1B</div>				<div>X</div> <div>0-0</div> <div>4-3</div> <div>2-3</div>								<div>X</div> <div>0-0</div> <div>5-3</div> <div>1</div>								<div>X</div> <div>0-0</div> <div>F8</div> <div>2</div>								<div>X</div> <div>0-0</div> <div>6-3</div> <div>2</div>				5 1 1 0 0 0 1																																															
<div>Keith Moreland, R</div> <div>OBP: 0.363, SLG: 0.428</div> <div>(1, 9)</div>		<div>X</div> <div>0-0</div> <div>1-H 2-H</div> <div>1B</div> <div>3B</div>				<div>X</div> <div>0-0</div> <div>BLK</div> <div>1B</div> <div>1B</div>				<div>B B B B</div> <div>4-0</div> <div>1B</div> <div>1-2</div> <div>BB</div>				<div>X</div> <div>0-0</div> <div>4-3</div> <div>2</div>								<div>X</div> <div>0-0</div> <div>FC6-4</div> <div>1B</div> <div>3</div>				<div>S S S</div> <div>0-3</div> <div>K</div> <div>3</div>				5 2 3 3 0 1 0																																																			
<div>Ron Cey, R</div> <div>OBP: 0.333, SLG: 0.430</div> <div>(1, 5)</div> <div>Chris Speier, R</div> <div>OBP: 0.286, SLG: 0.340</div> <div>(9, 5)</div>		<div>X</div> <div>0-0</div> <div>G4-6-3</div> <div>1B</div> <div>3-H</div>				<div>B B B B</div> <div>4-0</div> <div>1B</div> <div>1-2</div> <div>BB</div>				<div>X</div> <div>0-0</div> <div>1-3 2-H</div> <div>1B</div> <div>2</div> <div>3</div>				<div>X</div> <div>0-0</div> <div>F8</div> <div>3</div>																3 0 2 1 1 0 1 0 0 0 0 0 0 0																																																			
<div>Leon Durham, L</div> <div>OBP: 0.364, SLG: 0.471</div> <div>(1, 3)</div>		<div>X</div> <div>0-0</div> <div>G4-6-3</div> <div>1-2f</div> <div>2</div> <div>3</div>								<div>X</div> <div>0-0</div> <div>1-3 2-H</div> <div>1B</div> <div>3</div>				<div>X</div> <div>0-0</div> <div>F8</div> <div>3</div>								<div>X</div> <div>0-0</div> <div>4-3</div> <div>1</div>								4 0 1 1 0 0 2																																																			
<div>Jody Davis, R</div> <div>OBP: 0.285, SLG: 0.370</div> <div>(1, 2)</div> <div>Billy Hatcher, R</div> <div>OBP: 0.315, SLG: 0.398</div> <div>(8, PR)</div> <div>Steve Lake, R</div> <div>OBP: 0.178, SLG: 0.196</div> <div>(9, 2)</div>						<div>X</div> <div>0-0</div> <div>3-1</div> <div>1</div>				<div>X</div> <div>0-0</div> <div>F2</div> <div>3</div>								<div>X</div> <div>0-0</div> <div>F4</div> <div>1</div>								<div>X</div> <div>0-0</div> <div>1B</div> <div>1B</div>				4 0 1 0 0 0 2 0 0 0 0 0 0 0 0 0 0 0 0 0 0																																																			
<div>Shawon Dunston, R</div> <div>OBP: 0.286, SLG: 0.333</div> <div>(1, 6)</div>						<div>X</div> <div>0-0</div> <div>6-3</div> <div>2</div>								<div>X</div> <div>0-0</div> <div>1B</div> <div>SH1-4</div> <div>1B</div>				<div>X</div> <div>0-0</div> <div>SH1-4</div> <div>1B</div>								<div>X</div> <div>0-0</div> <div>FC6-4</div> <div>1-2</div> <div>1B</div>				4 0 3 0 0 0 0																																																			
<div>Reggie Patterson, R</div> <div>(1, 1)</div> <div>Lary Sorensen, R</div> <div>(6, 1)</div> <div>Thad Bosley, L</div> <div>OBP: 0.394, SLG: 0.538</div> <div>(8, PH)</div> <div>Davey Lopes, R</div> <div>OBP: 0.382, SLG: 0.436</div> <div>(8, PH)</div> <div>Lee Smith, R</div> <div>(9, 1)</div>		<div>0 0 0 0</div> <div>0-3</div> <div>K</div> <div>3</div>								<div>X</div> <div>0-0</div> <div>SH1-4</div> <div>1</div>				<div>X</div> <div>0-0</div> <div>SH1-4</div> <div>2</div>								<div>X</div> <div>0-0</div> <div>F8</div> <div>2</div>				1 0 0 0 0 1 0 0 0 0 0 0 0 0 0 0 0 0 0 0 0 1 0 0 0 0 0 2 0 0 0 0 0 0 0																																																							
Inning Stats		R: 3 E: 0 K: 0 S: 5				H: 3 LOB: 0 BB: 1 P: 9				R: 0 E: 0 K: 1 S: 5				H: 0 LOB: 0 BB: 0 P: 5				R: 2 E: 0 K: 1 S: 8				H: 3 LOB: 2 BB: 1 P: 12				R: 0 E: 0 K: 0 S: 4				H: 2 LOB: 1 BB: 0 P: 4				R: 0 E: 0 K: 0 S: 4				H: 1 LOB: 1 BB: 0 P: 4				R: 0 E: 0 K: 0 S: 4				H: 1 LOB: 1 BB: 0 P: 4				R: 0 E: 0 K: 0 S: 5				H: 2 LOB: 2 BB: 0 P: 5				R: 0 E: 0 K: 1 S: 5				H: 0 LOB: 0 BB: 0 P: 5				1B: 11 2B: 1 3B: 1 HR: 0				SF: 0 SAC: 2 DP: 2 HBP: 0				WP: 0 PB: 0 SB: 0 CS: 0				PA: 40			
PITCHER		IP WLS BF H R ER SO BB IBB HBP BLK WP HR S P ERA WHIP				PITCHER IP WLS BF H R ER SO BB IBB HBP BLK WP HR S P ERA WHIP																																																																											
<div>Jay Tibbs, R</div> <div>ERA: 4.17</div> <div>(1, 1)</div>		3.0 0 16 6 5 5 2 2 0 0 0 0 0 0 15.00 2.667																																																																															
<div>John Stuper, R</div> <div>ERA: 4.75</div> <div>(4, 1)</div>		2.0 0 8 3 0 0 0 0 0 0 0 0 0 0 0.00 1.500																																																																															
<div>Tom Hume, R</div> <div>ERA: 3.78</div> <div>(6, 1)</div>		2.1 0 11 4 0 0 0 0 0 0 0 0 0 0 0.00 1.714																																																																															
<div>Bob Buchanan, L</div> <div>ERA: 6.55</div> <div>(8, 1)</div>		0.2 0 2 0 0 0 0 0 0 0 0 0 0 0 0.00 0.000																																																																															
<div>Ted Power, R</div> <div>ERA: 2.76</div> <div>(9, </div>																																																																																	

Batter	1												2				3				4				5				6				7				8				9				AB R H RBI BB SO LOB												TOP																																																																																																																																																																																																																																																																																																																																																																																																																																																																																																																																																																																																																		
<div>Garry Templeton, S</div> <div>OBP: 0.327, SLG: 0.369</div> <div>(1, 6)</div> <div>SS</div>	<div>0-3</div> <div>1</div> <div>K</div>																<div>0-0</div> <div>3</div> <div>4-3</div>												<div>0-0</div> <div>1</div> <div>4-3</div>								<div>0-0</div> <div>2</div> <div>G3</div>								4 0 0 0 0 1 2												<div>San Diego Padres @ Cincinnati Reds</div> <div>Riverfront Stadium, Cincinnati, OH</div> <div>Mon Sep 09 1985, 7:05 PM EDT</div> <div>Att: 29,289 - Unknown</div> <div>livebaseballscorecards.com</div> <div><div>AB28</div><div>R1</div><div>H4</div><div>RBI1</div><div>BB2</div><div>SO5</div><div>LOB8</div><div></div></div>																																																																																																																																																																																																																																																																																																																																																																																																																																																																																																																																																																																																																		
<div>Tony Gwynn, L</div> <div>OBP: 0.347, SLG: 0.398</div> <div>(1, 9)</div> <div>X</div>	<div>0-0</div> <div>G5-4-3</div> <div>1B</div>																				<div>0-0</div> <div>1</div> <div>F7</div>												<div>0-0</div> <div>2</div> <div>3-1</div>								<div>0-0</div> <div>3</div> <div>4-3</div>								4 0 1 0 0 0 1																																																																																																																																																																																																																																																																																																																																																																																																																																																																																																																																																																																																																										
<div>Steve Garvey, R</div> <div>OBP: 0.308, SLG: 0.435</div> <div>(1, 3)</div> <div>X</div>	<div>0-0</div> <div>2</div> <div>3</div> <div>G5-4-3</div> <div>1-2f</div>																				<div>0-3</div> <div>2</div> <div>K</div>												<div>0-0</div> <div>X</div> <div>1B</div>								<div>0-0</div> <div>1</div> <div>5-3</div>								4 0 1 0 0 1 1																																																																																																																																																																																																																																																																																																																																																																																																																																																																																																																																																																																																																										
<div>Graig Nettles, L</div> <div>OBP: 0.360, SLG: 0.412</div> <div>(1, 5)</div> <div>X</div>													<div>0-0</div> <div>1</div> <div>4-3</div>												<div>0-0</div> <div>3</div> <div>F7</div>												<div>0-0</div> <div>2</div> <div>F8</div>								4 0 0 0 0 1 1																																																																																																																																																																																																																																																																																																																																																																																																																																																																																																																																																																																																																														
<div>Bruce Bochy, R</div> <div>OBP: 0.310, SLG: 0.488</div> <div>(1, 2)</div> <div>X</div>													<div>0-0</div> <div>2</div> <div>5-3</div>																<div>0-0</div> <div>X</div> <div>2B</div> <div>1B</div>								<div>0-0</div> <div>3</div> <div>F6</div>								<div>0-0</div> <div>3</div> <div>F6</div>								4 1 1 0 0 0 0																																																																																																																																																																																																																																																																																																																																																																																																																																																																																																																																																																																																																						
<div>Carmelo Martinez, R</div> <div>OBP: 0.347, SLG: 0.426</div> <div>(1, 7)</div> <div>X</div>													<div>0-0</div> <div>3</div> <div>F7</div>																<div>0-0</div> <div>X</div> <div>1-2</div>								<div>0-0</div> <div>2</div> <div>F7</div>												3 0 0 0 0 0 1																																																																																																																																																																																																																																																																																																																																																																																																																																																																																																																																																																																																																										
<div>Kevin McReynolds, R</div> <div>OBP: 0.290, SLG: 0.373</div> <div>(1, 8)</div> <div>SS</div>																	<div>0-3</div> <div>1</div> <div>K</div>												<div>0-0</div> <div>X</div> <div>2B</div> <div>2-H</div>								<div>0-0</div> <div>3</div> <div>F8</div>								3 0 1 1 0 1 0																																																																																																																																																																																																																																																																																																																																																																																																																																																																																																																																																																																																																														
<div>Tim Flannery, L</div> <div>OBP: 0.382, SLG: 0.351</div> <div>(1, 4)</div> <div>B</div> <div>B</div> <div>B</div> <div>B</div>													<div>4-0</div> <div>SH1-3</div> <div>BB</div>																<div>0-0</div> <div>X</div> <div>2B</div>								<div>4-0</div> <div>B</div> <div>B</div> <div>B</div> <div>B</div> <div>G3</div> <div>SH5-4</div> <div>BB</div>								1 0 0 0 2 0 1																																																																																																																																																																																																																																																																																																																																																																																																																																																																																																																																																																																																																														
<div>Dave Dravecky, R</div> <div>OBP: 0.161, SLG: 0.121</div> <div>(1, 1)</div> <div>X</div>													<div>0-0</div> <div>2</div> <div>SH1-3</div>																<div>0-3</div> <div>3</div> <div>K</div>								<div>0-0</div> <div>1</div> <div>SH5-4</div>								1 0 0 0 0 1 1																																																																																																																																																																																																																																																																																																																																																																																																																																																																																																																																																																																																																														
<div>Lance McCullers, S</div> <div>(7, 1)</div>																																													0 0 0 0 0 0 0																																																																																																																																																																																																																																																																																																																																																																																																																																																																																																																																																																																																																														
<div>Al Bumbry, L</div> <div>OBP: 0.269, SLG: 0.287</div> <div>(8, PH)</div>																																													0 0 0 0 0 0 0																																																																																																																																																																																																																																																																																																																																																																																																																																																																																																																																																																																																																														
<div>Rich Gossage, R</div> <div>(8, 1)</div>																																													0 0 0 0 0 0 0																																																																																																																																																																																																																																																																																																																																																																																																																																																																																																																																																																																																																														
Inning Stats		R: 0 E: 0 K: 1 S: 5				H: 1 LOB: 0 BB: 0 P: 5				R: 0 E: 0 K: 0 S: 3				H: 0 LOB: 0 BB: 0 P: 3				R: 0 E: 0 K: 1 S: 5				H: 0 LOB: 1 BB: 1 P: 9				R: 0 E: 0 K: 1 S: 5				H: 0 LOB: 0 BB: 0 P: 5				R: 1 E: 0 K: 1 S: 7				H: 2 LOB: 1 BB: 0 P: 7				R: 0 E: 0 K: 1 S: 6				H: 1 LOB: 1 BB: 0 P: 6				R: 0 E: 0 K: 0 S: 3				H: 0 LOB: 0 BB: 0 P: 3				R: 0 E: 0 K: 0 S: 3				H: 0 LOB: 1 BB: 1 P: 7				R: 0 E: 0 K: 0 S: 3				H: 0 LOB: 0 BB: 0 P: 3				1B: 3 2B: 1 3B: 0 HR: 0				SF: 0 SAC: 2 DP: 1 HBP: 0				WP: 0 PB: 0 SB: 0 CS: 0		PA: 32																																																																																																																																																																																																																																																																																																																																																																																																																																																																																																																																																																																							
PITCHER		IP		WLS		BF		H		R		ER		SO		BB		IBB		HBP		BLK		WP		HR		S		P		ERA		WHIP		PITCHER		IP		WLS		BF		H		R		ER		SO		BB		IBB		HBP		BLK		WP		HR		S		P		ERA		WHIP																																																																																																																																																																																																																																																																																																																																																																																																																																																																																																																																																																																																					
<div>Andy McGaffigan, R</div> <div>ERA: 3.36</div> <div>(1, 1)</div>		8.0		W		29		4		1		1		5		2		0		0		0		0		0		37		45		1.12		0.750		<div>John Franco, L</div> <div>ERA: 1.88</div> <div>(9, 1)</div>		1.0		W		3		0		0		0		0		0		0		3		3		0.00		0.000																																																																																																																																																																																																																																																																																																																																																																																																																																																																																																																																																																																																													



Batter	1				2				3				4				5				6				7				8				9				AB R H RBI BB SO LOB								BOTTOM																																																																																																																																																																																																																																																																																																																																																																																																																																																																																																																																																																																																																																																																																																																																																																																																																																																																																																																																																																																																																																																																																																																																																																																																																																																																																																																																																																																
<div>Gary Redus, R</div> <div>OBP: 0.370, SLG: 0.413</div> <div>(1, 8)</div> <div>(8, 7)</div> <div>Eddie Milner, L</div> <div>OBP: 0.341, SLG: 0.344</div> <div>(8, PH)</div> <div>John Franco, L</div> <div>OBP: 0.333, SLG: 0.333</div> <div>(9, 1)</div>	X	0-0	F8	1					X	0-0	4-3	3							B	4-0	S	1B	BB		X	0-0	E9	1-3	1B	3																																																																																																																																																																																																																																																																																																																																																																																																																																																																																																																																																																																																																																																																																																																																																																																																																																																																																																																																																																																																																																																																																																																																																																																																																																																																																																																																																																																															











[illegible]

Batter	1	2	3	4	5	6	7	8	9	AB R H RBI BB SO LOB	TOP
Garry Templeton, S OBP: 0.326, SLG: 0.370 (1, 6) X	0-0 G3 1		0-3 K 2		0-0 4-3 2		0-0 6-3 3			4 0 0 0 0 1 1	
Tony Gwynn, L OBP: 0.348, SLG: 0.397 (1, 9) X	0-0 4-3 2		0-0 6-3 3		0-0 FC5-4 1B 3-H			4-0 G5-4-3 BB		3 0 1 1 1 0 0	
Steve Garvey, R OBP: 0.308, SLG: 0.429 (1, 3) BBB	4-0 BB			0-0 F9 1	0-0 FC5-4 3			0-0 G5-4-3 1 2		3 0 0 0 1 0 2	
Graig Nettles, L OBP: 0.356, SLG: 0.406 (1, 5) X	0-0 F5 3			0-3 K 2		0-0 1B 1B		0-0 F9 3		4 0 1 0 0 1 1	
Terry Kennedy, L OBP: 0.298, SLG: 0.385 Miguel Dilone, S OBP: 0.260, SLG: 0.250 (1, 2) (9, PR)		0-3 K 1		0-0 1B 1B		0-0 G6-4-3 1B 1-3		0-0 S 1B		4 0 3 0 0 1 0 0 0 0 0 0 0 0	
Carmelo Martinez, R OBP: 0.341, SLG: 0.418 (1, 7)		0-0 F9 2		0-0 1-2 1B		0-0 F2 1		0-3 K 1 2		4 0 1 0 0 1 3	
Kevin McReynolds, R OBP: 0.288, SLG: 0.371 (1, 8)		0-0 2B		0-0 F8 3		0-0 G6-4-3 2 3 1-2f		0-3 K 2		4 0 1 0 0 1 6	
Tim Flannery, L OBP: 0.382, SLG: 0.352 (1, 4)		0-3 K 3			0-0 4-3 1B SH3-4		0-0 4-3 1		0-0 F7 3	4 1 1 0 0 1 3	
Andy Hawkins, R OBP: 0.114, SLG: 0.088 (1, 1)			0-0 4-3 1		0-0 SH3-4 1		0-0 F1 2			2 0 0 0 0 0 0	
Inning Stats	R: 0 E: 0 K: 0 S: 3 H: 0 LOB: 1 BB: 1 P: 7	R: 0 E: 0 K: 2 S: 8 H: 1 LOB: 1 BB: 0 P: 8	R: 0 E: 0 K: 1 S: 5 H: 0 LOB: 0 BB: 0 P: 5	R: 0 E: 0 K: 1 S: 7 H: 2 LOB: 2 BB: 0 P: 7	R: 1 E: 0 K: 0 S: 5 H: 2 LOB: 1 BB: 0 P: 5	R: 0 E: 0 K: 0 S: 4 H: 2 LOB: 1 BB: 0 P: 4	R: 0 E: 0 K: 0 S: 3 H: 0 LOB: 0 BB: 0 P: 3	R: 0 E: 0 K: 0 S: 2 H: 0 LOB: 0 BB: 1 P: 6	R: 0 E: 0 K: 2 S: 8 H: 1 LOB: 2 BB: 0 P: 8	1B: 7 2B: 1 3B: 0 HR: 0 SF: 0 SAC: 1 DP: 2 HBP: 0	WP: 0 PB: 0 SB: 1 CS: 0 PA: 35
PITCHER	IP WLS BF H R ER SO BB IBB HBP BLK WP HR S P ERA WHIP	PITCHER IP WLS BF H R ER SO BB IBB HBP BLK WP HR S P ERA WHIP									
Jay Tibbs, R ERA: 4.04 (1, 1)	8.0 W 31 7 1 1 4 2 0 0 0 0 0 0 37 45 1.12 1.125										
John Franco, L ERA: 1.83 (9, 1)	0.1 2 1 0 0 1 0 0 0 0 0 0 4 4 0.00 3.000										
Ted Power, R ERA: 2.67 (9, 1)	0.2 S 2 0 0 0 1 0 0 0 0 0 0 4 4 0.00 0.000										

San Diego Padres @ Cincinnati Reds

Riverfront Stadium, Cincinnati, OH

Thu Sep 12 1985, 7:05 PM EDT

Att: 13,418 - Unknown

livebaseballscorecards.com

AB 32

R 1

H 8

RBI 1

BB 2

SO 6

LOB 16





Batter	1	2	3	4	5	6	7	8	9	AB R H RBI BB SO LOB	BOTTOM
Eddie Milner, L OBP: 0.334, SLG: 0.336 (1, 8)	<div>0-0</div> <div></div> <div>2B 1B</div>		<div>0-0</div> <div></div> <div>F5</div>			<div>0-0</div> <div></div> <div>1-3</div>		<div>0-0</div> <div></div> <div>F2</div>		4 1 1 0 0 0 1	<div>San Diego Padres @ Cincinnati Reds</div> <div>Riverfront Stadium, Cincinnati, OH</div> <div>Thu Sep 12 1985, 7:05 PM EDT</div> <div>Att. 13,418 - Unknown</div> <div>livebaseballscorecards.com</div>
Buddy Bell, R OBP: 0.302, SLG: 0.339 (1, 5)	<div>0-0</div> <div></div> <div>1B 2B</div>		<div>0-0</div> <div></div> <div>F8</div>				<div>0-0</div> <div></div> <div>F8</div>	<div>0-0</div> <div></div> <div>5-3</div>		4 1 1 1 0 0 0	
Dave Parker, L OBP: 0.361, SLG: 0.538 (1, 9)	<div>0-0</div> <div></div> <div>F3</div>		<div>0-0</div> <div></div> <div>F2</div>				<div>0-0</div> <div></div> <div>3-1</div>			3 0 0 0 0 0 1	
Tony Perez, R OBP: 0.412, SLG: 0.483 (1, 3)	<div>0-0</div> <div></div> <div>1B</div>			<div>0-0</div> <div></div> <div>4-3</div>		<div>0-0</div> <div></div> <div>1B</div>				3 0 2 1 0 0 0	
Nick Esasky, R OBP: 0.322, SLG: 0.431 Eric Davis, R OBP: 0.211, SLG: 0.413 (1, 7) (9, 7)	<div>0-0</div> <div></div> <div>F8</div>			<div>0-0</div> <div></div> <div>1B</div>		<div>0-0</div> <div></div> <div>F4</div>				3 0 1 0 0 0 2 0 0 0 0 0 0 0	
Dave Concepcion, R OBP: 0.315, SLG: 0.335 (1, 6)	<div>0-0</div> <div></div> <div>F9</div>			<div>0-0</div> <div></div> <div>G6-4-3</div>			<div>0-0</div> <div></div> <div>F9</div>			3 0 0 0 0 0 2	
Bo Diaz, R OBP: 0.284, SLG: 0.335 (1, 2)		<div>0-0</div> <div></div> <div>F4</div>			<div>0-0</div> <div></div> <div>F9</div>		<div>0-0</div> <div></div> <div>6-3</div>			3 0 0 0 0 0 0	<div>AB 28</div> <div>R 2</div> <div>H 6</div> <div>RBI 2</div> <div>BB 0</div> <div>SO 1</div> <div>LOB 6</div>
Ron Oester, S OBP: 0.360, SLG: 0.385 (1, 4)		<div>0-0</div> <div></div> <div>6-3</div>			<div>0-0</div> <div></div> <div>SH1-4</div>		<div>0-0</div> <div></div> <div>4-3</div>			3 0 1 0 0 0 0	
Jay Tibbs, R OBP: 0.109, SLG: 0.075 Max Venable, L OBP: 0.333, SLG: 0.415 John Franco, L OBP: 0.333, SLG: 0.333 Ted Power, R (1, 1) (8, PH) (9, 1) (9, 1)		<div>0-3</div> <div></div> <div>K</div>			<div>0-0</div> <div></div> <div>SH1-4</div>			<div>0-0</div> <div></div> <div>F9</div>		1 0 0 0 0 1 0 1 0	
Inning Stats	R: 2 E: 0 K: 0 S: 6 H: 3 LOB: 1 BB: 0 P: 6	R: 0 E: 0 K: 1 S: 5 H: 0 LOB: 0 BB: 0 P: 5	R: 0 E: 0 K: 0 S: 3 H: 0 LOB: 0 BB: 0 P: 3	R: 0 E: 0 K: 0 S: 3 H: 1 LOB: 0 BB: 0 P: 3	R: 0 E: 0 K: 0 S: 4 H: 1 LOB: 1 BB: 0 P: 4	R: 0 E: 0 K: 0 S: 4 H: 1 LOB: 1 BB: 0 P: 4	R: 0 E: 0 K: 0 S: 3 H: 0 LOB: 0 BB: 0 P: 3	R: 0 E: 0 K: 0 S: 3 H: 0 LOB: 0 BB: 0 P: 3		1B: 5 2B: 1 3B: 0 HR: 0 SF: 0 SAC: 1 DP: 1 HBP: 0	WP: 0 PB: 0 SB: 0 CS: 0 PA: 29
PITCHER Andy Hawkins, R ERA: 2.94 (1, 1)	IP 8.0 WLS L BF 29 H 6 R 2 ER 2 SO 1	H 6 R 2 ER 2 SO 1	BB 0 IBB 0 HBP 0 BLK 0	WP 0 HR 0 S 31 P 31	ERA 2.25 WHIP 0.750	PITCHER	IP 8.0 WLS L BF 29 H 6 R 2 ER 2 SO 1	BB 0 IBB 0 HBP 0 BLK 0	WP 0 HR 0 S 31 P 31	ERA 2.25 WHIP 0.750	






[illegible]







Batter	1		2		3		4		5		6		7		8		9		AB	R	H	RBI	BB	SO	LOB	TOP				
Mariano Duncan, R OBP: 0.295, SLG: 0.343	(1, 6)	X	0-0		X	0-0			X	0-0			X	0-0			X	0-0	5	3	4	0	0	0	0	Los Angeles Dodgers @ Cincinnati Reds Riverfront Stadium, Cincinnati, OH Sat Sep 14 1985, 7:05 PM EDT Att. 29,771 - Unknown				
Ken Landreaux, L OBP: 0.316, SLG: 0.420	(1, 8)	X	0-0		X	0-0			X	0-0			X	0-0			X	0-0	4	1	2	2	0	0	2					
Mike Marshall, R OBP: 0.343, SLG: 0.493	(1, 9)	SSS	0-3		X	0-0			SSS	0-3			X	0-0			X	0-0	5	1	2	2	0	2	3					
Greg Brock, L Enos Cabell, R OBP: 0.327, SLG: 0.437 OBP: 0.316, SLG: 0.333	(1, 3) (7, PH) (7, 3)	X	0-0		SSS	0-3			X	0-0			X	0-0			SSS	0-3	3	0	0	0	0	1	2					
Bill Madlock, R Dave Anderson, R OBP: 0.332, SLG: 0.396 OBP: 0.315, SLG: 0.294	(1, 5) (9, PR) (9, 5)			SSS	0-3			BBB					X	0-0			X	0-0	4	1	1	0	1	1	0	livebaseballscores.com				
Mike Scioscia, L OBP: 0.421, SLG: 0.441	(1, 2)	X	0-0		X	0-0			X	0-0			X	0-0			X	0-0	5	0	3	0	0	0	0					
Len Matuszek, L Candy Maldonado, R OBP: 0.272, SLG: 0.345 OBP: 0.275, SLG: 0.322	(1, 7) (8, PH) (8, 7)			BBB	4-0			SSS					X	0-0			X	0-0	2	0	1	0	1	1	2					
Steve Sax, R OBP: 0.354, SLG: 0.317	(1, 4)	X	0-0		X	0-0			X	0-0			X	0-0			X	0-0	3	0	1	0	1	0	2					
Bob Welch, R OBP: 0.233, SLG: 0.200	(1, 1)				X	0-0			X	0-0			SSS	0-3			X	0-0	4	1	1	0	0	1	4					
Inning Stats		R: 0 E: 2 K: 1 S: 6	H: 1 LOB: 1 BB: 0 P: 6		R: 0 E: 0 K: 1 S: 5	H: 0 LOB: 1 BB: 1 P: 9		R: 1 E: 0 K: 1 S: 7	H: 3 LOB: 1 BB: 0 P: 7		R: 1 E: 1 K: 1 S: 6	H: 2 LOB: 1 BB: 1 P: 10		R: 0 E: 0 K: 1 S: 6	H: 1 LOB: 2 BB: 1 P: 10		R: 1 E: 0 K: 0 S: 4	H: 2 LOB: 1 BB: 0 P: 4		R: 0 E: 0 K: 0 S: 4	H: 1 LOB: 1 BB: 0 P: 4		R: 3 E: 1 K: 1 S: 9	H: 5 LOB: 3 BB: 0 P: 9	1B: 10 2B: 5 3B: 1 HR: 1	SF: 1 SAC: 0 DP: 1 HBP: 0	WP: 3 PB: 0 SB: 0 CS: 1	PA: 42		
PITCHER		IP	WLS	BF	H	R	ER	SO	BB	IBB	HBP	BLK	WP	HR	S	P	ERA	WHIP												
Ron Robinson, R ERA: 4.05	(1, 1)	6.0	L	27	8	3	2	6	2	1	0	0	1	0	36	48	3.00	1.667												
Bob Buchanan, L ERA: 7.36	(7, 1)	2.0		8	3	1	1	0	0	0	0	0	0	0	8	8	4.50	1.500												
John Stuper, R ERA: 4.95	(9, 1)	1.0		7	5	3	3	1	0	0	0	0	0	1	9	9	27.00	5.000												





Los Angeles Dodgers @ Cincinnati Reds  
Riverfront Stadium, Cincinnati, OH















Batter		1	2	3	4	5	6	7	8	9	AB R H RBI BB SO LOB	BOTTOM								
<div>Gary Redus, R</div> <div>OBP: 0.369, SLG: 0.421</div> <div>(1, 8)</div> <div>(8, 7)</div>	<div>X</div> <div>0-3</div> <div>K</div> <div>1B</div>	<div>X</div> <div>0-0</div> <div>S</div> <div>2B</div>		<div>X</div> <div>0-0</div> <div>F9</div>		<div>X</div> <div>0-3</div> <div>K</div>		<div>X</div> <div>0-0</div> <div>FC6-4</div> <div>1-2f</div>		5 0 1 0 0 2 2	<div>San Francisco Giants @ Cincinnati Reds</div> <div>Riverfront Stadium, Cincinnati, OH</div> <div>Tue Sep 17 1985, 3:33 AM EDT</div> <div>Att. 11,521 - Unknown</div>									
<div>Eric Davis, R</div> <div>OBP: 0.225, SLG: 0.414</div> <div>(1, 9)</div>	<div>X</div> <div>0-0</div> <div>S</div> <div>1B</div> <div>1B</div>	<div>X</div> <div>0-3</div> <div>K</div> <div>2-3</div>		<div>X</div> <div>0-0</div> <div>6-3</div>		<div>X</div> <div>0-3</div> <div>K</div>			4 1 1 0 0 2 1											
<div>Nick Esasky, R</div> <div>OBP: 0.314, SLG: 0.433</div> <div>(1, 7)</div> <div>Eddie Milner, L</div> <div>OBP: 0.338, SLG: 0.343</div> <div>(8, 8)</div>	<div>X</div> <div>0-0</div> <div>1B</div> <div>1-2</div> <div>1B</div>	<div>X</div> <div>0-3</div> <div>K</div>			<div>X</div> <div>0-0</div> <div>HR</div>		<div>X</div> <div>0-0</div> <div>6-3</div>	<div>4 2 2 1 0 1 1</div> <div>0 0 0 0 0 0 0</div>												
<div>Tony Perez, R</div> <div>OBP: 0.412, SLG: 0.478</div> <div>(1, 3)</div>	<div>X</div> <div>0-0</div> <div>1B</div> <div>1-3</div> <div>1B</div>	<div>X</div> <div>0-0</div> <div>1-3</div>			<div>X</div> <div>0-0</div> <div>4-3</div> <div>1B</div> <div>2B</div>		<div>X</div> <div>0-0</div> <div>G3</div>	<div>4 2 2 1 0 0 1</div>												
<div>Buddy Bell, R</div> <div>OBP: 0.301, SLG: 0.334</div> <div>(1, 5)</div>	<div>X</div> <div>0-0</div> <div>1B</div> <div>1-2</div> <div>SF9</div> <div>1B</div>		<div>X</div> <div>0-0</div> <div>G6-3</div> <div>1B</div>		<div>X</div> <div>0-0</div> <div>4-3</div> <div>2-3</div>		<div>X</div> <div>0-0</div> <div>F7</div>	<div>4 1 2 1 0 0 1</div>												
<div>Dave Concepcion, R</div> <div>OBP: 0.316, SLG: 0.337</div> <div>(1, 6)</div>	<div>X</div> <div>0-0</div> <div>1B</div> <div>1-3</div> <div>2-H</div> <div>1B</div>		<div>X</div> <div>0-0</div> <div>G6-3</div> <div>1-2f</div>		<div>X</div> <div>0-0</div> <div>4-3</div>		<div>X</div> <div>0-0</div> <div>BB</div> <div>1B</div>	<div>4 0 2 1 0 0 2</div>												
<div>Bo Diaz, R</div> <div>OBP: 0.296, SLG: 0.357</div> <div>(1, 2)</div>	<div>X</div> <div>0-0</div> <div>SF9</div> <div>3-H</div>		<div>X</div> <div>0-0</div> <div>1B</div>		<div>X</div> <div>0-0</div> <div>FC6-4</div> <div>1B</div>		<div>X</div> <div>0-3</div> <div>K</div>	<div>3 0 2 2 0 1 1</div>												
<div>Ron Oester, S</div> <div>OBP: 0.356, SLG: 0.377</div> <div>(1, 4)</div>	<div>X</div> <div>0-0</div> <div>1-2</div> <div>1B</div>		<div>X</div> <div>0-0</div> <div>L3</div>		<div>X</div> <div>0-0</div> <div>FC6-4</div> <div>1-2f</div>		<div>X</div> <div>0-0</div> <div>F5</div>	<div>4 0 1 0 0 0 3</div>												
<div>Andy McGaffigan, R</div> <div>(1, 1)</div>	<div>X</div> <div>0-0</div> <div>1-3</div>			<div>X</div> <div>0-0</div> <div>5-3</div>		<div>X</div> <div>0-0</div> <div>L4</div>	<div>B</div> <div>B</div> <div>B</div> <div>B</div>	<div>4-0</div> <div>1-2</div> <div>FC6-4</div> <div>BB</div>	<div>3 0 0 0 1 0 2</div>											
Inning Stats	R: 4 E: 0 K: 1 S: 11	H: 6 LOB: 2 BB: 0 P: 11	R: 0 E: 0 K: 2 S: 8	H: 1 LOB: 1 BB: 0 P: 8	R: 0 E: 0 K: 0 S: 4	H: 2 LOB: 1 BB: 0 P: 4	R: 0 E: 0 K: 0 S: 3	H: 0 LOB: 0 BB: 0 P: 3	R: 2 E: 0 K: 0 S: 6	H: 3 LOB: 1 BB: 0 P: 6	R: 0 E: 0 K: 2 S: 7	H: 0 LOB: 0 BB: 0 P: 7	R: 0 E: 0 K: 0 S: 3	H: 0 LOB: 0 BB: 0 P: 3	R: 0 E: 0 K: 1 S: 6	H: 1 LOB: 2 BB: 1 P: 10	1B: 10 2B: 2 3B: 0 HR: 1	SF: 1 SAC: 0 DP: 1 HBP: 0	WP: 0 PB: 0 SB: 2 CS: 0	PA: 37
PITCHER	IP WLS BF H R ER SO BB IBB HBP BLK WP HR S P ERA WHIP																			
<div>Dave LaPoint, L</div> <div>ERA: 3.26</div> <div>(1, 1)</div>	5.0 L 26 12 6 6 3 0 0 0 0 0 0 1 32 32 10.80 2.400																			
<div>Bobby Moore, R</div> <div>ERA: 4.26</div> <div>(6, 1)</div>	2.0 6 0 0 0 2 0 0 0 0 0 0 10 10 0.00 0.000																			
<div>Scott Garrelts, R</div> <div>ERA: 2.07</div> <div>(8, 1)</div>	1.0 5 1 0 0 1 1 0 0 0 0 0 6 10 0.00 2.000																			

Batter		1		2		3		4		5		6		7		8		9		AB	R	H	RBI	BB	SO	LOB	TOP								
<div>Eddie Milner, L</div> <div>(1, 8)</div> <div>OBP: 0.344, SLG: 0.346</div>	<div>BB</div> <div>BB</div> <div>BB</div>	4-0		X	0-0	4-3	<div>①</div> X	0-0		<div>BB</div> <div>BB</div> <div>BB</div>	4-0		<div>BB</div> <div>BB</div> <div>BB</div>	X	0-0		<div>BB</div> <div>BB</div> <div>BB</div>	4-0		3	1	2	0	3	0	0	<div>Cincinnati Reds @ Atlanta Braves</div> <div>Atlanta-Fulton County Stadium, Atlanta, GA</div> <div>Wed Sep 18 1985, 7:05 PM EDT</div> <div>Att. 6,581 - Unknown</div>								
<div>Pete Rose, S</div> <div>(1, 3)</div> <div>OBP: 0.393, SLG: 0.326</div>	<div>BB</div> <div>BB</div> <div>BB</div>	4-0		X	0-0		X	0-0	G4-6-3	<div>②</div> <div>③</div>	0-0		X	0-0	L4	<div>③</div>	X	0-0	F6	5	2	2	0	1	0	8									
<div>Dave Parker, L</div> <div>(1, 9)</div> <div>OBP: 0.363, SLG: 0.535</div>	X	0-0		X	0-0		<div>②</div>	0-0		X	0-0	G4-6-3	<div>②</div> <div>③</div>	<div>BB</div> <div>BB</div> <div>BB</div>	<div>BB</div> <div>BB</div> <div>BB</div>	0-3	K	<div>①</div> X	X	0-0	1-3	6	1	3	0	0		1	6						
<div>Nick Esasky, R</div> <div>(1, 7)</div> <div>OBP: 0.317, SLG: 0.446</div> <div>Eric Davis, R</div> <div>(8, 7)</div> <div>OBP: 0.225, SLG: 0.414</div>	X	0-0		X	0-0		<div>②</div>	0-0		X	0-0	5-3	<div>①</div>	<div>BB</div> <div>BB</div> <div>BB</div>	<div>BB</div> <div>BB</div> <div>BB</div>	0-0		X	0-0		5	2	3	4	0	0		1							
<div>Buddy Bell, R</div> <div>(1, 5)</div> <div>OBP: 0.302, SLG: 0.333</div>	X	0-0		<div>①</div> X	0-0		<div>③</div>	0-0		<div>BB</div> <div>BB</div> <div>BB</div>	4-0		<div>②</div>	X	0-0	4-3	<div>②</div>	X	0-0		4	0	1	0	1	0		3							
<div>Dave Concepcion, R</div> <div>(1, 6)</div> <div>OBP: 0.313, SLG: 0.333</div>	X	0-0	5-3	<div>②</div>	<div>BB</div> <div>BB</div> <div>BB</div>	<div>BB</div> <div>BB</div> <div>BB</div>	X	0-0	E6	<div>②</div>	0-0		<div>③</div>	X	0-0	6-3	<div>③</div>	X	0-0	G5-4-3	5	1	0	1	0	0		4							
<div>Bo Diaz, R</div> <div>(1, 2)</div> <div>OBP: 0.307, SLG: 0.378</div> <div>Max Venable, L</div> <div>(9, PR)</div> <div>OBP: 0.328, SLG: 0.407</div> <div>Dave Vangorder, R</div> <div>(9, 2)</div> <div>OBP: 0.273, SLG: 0.318</div>	X	0-0		X	0-0		<div>③</div>	0-0		X	0-0	FC6-4	<div>③</div>	X	0-0		X	0-0		5	0	4	1	0	0	2		<div>AB39</div> <div>R7</div> <div>H17</div> <div>RBI7</div> <div>BB7</div> <div>SO1</div> <div>LOB30</div>							
<div>Ron Oester, S</div> <div>(1, 4)</div> <div>OBP: 0.361, SLG: 0.378</div>	<div>BB</div> <div>BB</div> <div>BB</div>	4-0		<div>③</div>	0-0		<div>③</div>	0-0		X	0-0		X	0-0		<div>①</div>	X	0-0		3	0	2	0	2	0	1	<div>REDS</div>								
<div>Ron Robinson, R</div> <div>(1, 1)</div> <div>OBP: 0.059, SLG: 0.059</div> <div>Tom Runnells, S</div> <div>(9, PH)</div> <div>OBP: 0.222, SLG: 0.160</div> <div>Ted Power, R</div> <div>(9, 1)</div> <div>OBP: 0.273, SLG: 0.318</div>	X	0-0		<div>③</div>	0-0		<div>①</div>	0-0		X	0-0	SH1-4	<div>①</div>	X	0-0		<div>②</div>	X	0-0	SH3-4	3	0	0	1	0	0			5						
Inning Stats	R: 4 E: 0 K: 0 S: 6	H: 3 LOB: 2 BB: 3 P: 18	R: 1 E: 0 K: 0 S: 5	H: 3 LOB: 1 BB: 0 P: 5	R: 1 E: 1 K: 0 S: 6	H: 3 LOB: 2 BB: 0 P: 6	R: 0 E: 0 K: 0 S: 4	H: 1 LOB: 2 BB: 1 P: 8	R: 0 E: 0 K: 0 S: 4	H: 2 LOB: 2 BB: 1 P: 8	R: 0 E: 0 K: 0 S: 3	H: 0 LOB: 0 BB: 0 P: 3	R: 0 E: 0 K: 0 S: 5	H: 2 LOB: 2 BB: 0 P: 5	R: 1 E: 0 K: 1 S: 6	H: 2 LOB: 0 BB: 0 P: 6	R: 0 E: 0 K: 0 S: 4	H: 1 LOB: 3 BB: 2 P: 12	1B: 13 2B: 3 3B: 0 HR: 1	SF: 0 SAC: 2 DP: 3 HBP: 0	WP: 1 PB: 0 SB: 1 CS: 0	PA: 48													
PITCHER	IP	WLS	BF	H	R	ER	SO	BB	IBB	HBP	BLK	WP	HR	S	P	ERA	WHIP	IP	WLS	BF	H	R	ER	SO	BB	IBB	HBP	BLK	WP	HR	S	P	ERA	WHIP	
<div>Len Barker, R</div> <div>(1, 1)</div> <div>ERA: 6.35</div>	0.0	L	4	2	4	4	0	2	0	0	0	0	0	2	10	∞	∞																		
<div>Steve Shields, R</div> <div>(1, 1)</div> <div>ERA: 4.5</div>	5.0		26	10	2	1	0	2	1	0	0	1	0	23	35	1.80	2.400																		
<div>Jeff Dedmon, R</div> <div>(6, 1)</div> <div>ERA: 3.72</div>	2.0		8	2	0	0	0	0	0	0	0	0	0	8	8	0.00	1.000																		
<div>Bruce Sutter, R</div> <div>(8, 1)</div> <div>ERA: 4.21</div>	2.0		10	3	1	1	1	1	1	0	0	0	1	10	18	4.50	2.000																		





Batter	1				2				3				4				5				6				7				8				9				AB R H RBI BB SO LOB				TOP									
<div>Eddie Milner, L</div> <div>OBP: 0.344, SLG: 0.344</div> <div>(1, 8)</div> <div>X</div>	0-0	<div>4-3</div> <div>①</div>							0-0	<div>L8</div> <div>①</div>							0-0	<div>1B</div> <div>FC6-4</div> <div>BLK</div> <div>1B</div>			X	0-0	<div>6-3</div> <div>③</div>							4-0	<div>1B</div> <div>IBB</div>			X	0-0	<div>FC4</div> <div>CI</div> <div>HR</div> <div>1-2 2-3 3-H</div>			5	2	1	0	1	0	3	<div>Cincinnati Reds @ Atlanta Braves</div> <div>Atlanta-Fulton County Stadium, Atlanta, GA</div> <div>Thu Sep 19 1985, 3:33 AM EDT</div> <div>Att. 5,160 - Unknown</div>				
<div>Pete Rose, S</div> <div>OBP: 0.397, SLG: 0.331</div> <div>(1, 3)</div> <div>X</div>	0-0	<div>G3</div> <div>②</div>							B	B	B	B					4-0	<div>FC6-4</div> <div>S</div> <div>1-3</div> <div>1B</div>			X	0-0	<div>2B</div> <div>HR</div> <div>1B</div>							X	0-0	<div>1-2 2-H</div> <div>1B</div>			S	0-1	<div>CI</div> <div>HR</div> <div>1-2 2-3 3-H</div>			4	2	3	2	1	0					0
<div>Dave Parker, L</div> <div>OBP: 0.363, SLG: 0.539</div> <div>Max Venable, L</div> <div>OBP: 0.328, SLG: 0.407</div> <div>(1, 9)</div> <div>(9, 9)</div> <div>X</div>	0-0	<div>1-3</div> <div>③</div>							0-3	<div>K</div> <div>②</div>							0-3	<div>K</div> <div>1-2</div> <div>①</div>			X	0-0	<div>1-3</div> <div>HR</div> <div>2B</div>							X	0-0	<div>L9</div> <div>②</div> <div>X</div>			X	0-0	<div>HR</div> <div>1-H 2-H 3-H</div>			6	2	2	4	0	2					5
<div>Nick Esasky, R</div> <div>OBP: 0.321, SLG: 0.455</div> <div>Eric Davis, R</div> <div>OBP: 0.233, SLG: 0.440</div> <div>(1, 7)</div> <div>(8, 7)</div>					0-0	<div>1B</div> <div>E</div> <div>1B</div>			0-0	<div>4-3</div> <div>③</div>			4-0	<div>FC6-4</div> <div>IBB</div>			X	0-0	<div>2-H 3-H</div> <div>HR</div>			0-3	<div>K</div> <div>③</div> <div>X</div>			0-0	<div>1B</div> <div>3B</div>			4	2	2	3	1	1	3														
<div>Buddy Bell, R</div> <div>OBP: 0.304, SLG: 0.337</div> <div>(1, 5)</div>					0-3	<div>K</div> <div>①</div>							0-3	<div>K</div> <div>①</div> <div>X</div>			0-0	<div>FC6-4</div> <div>FC6-4</div> <div>1-2f 2-3 3-H</div> <div>②</div>			X	0-0	<div>G5-4-3</div> <div>1B</div>			0-0	<div>SH</div> <div>1B</div> <div>2B</div>			6	2	3	2	0	2	3														
<div>Dave Concepcion, R</div> <div>OBP: 0.317, SLG: 0.336</div> <div>(1, 6)</div>					0-0	<div>E</div> <div>1-2</div> <div>1B</div>							0-0	<div>FC6-4</div> <div>1B</div>			0-0	<div>FC6-4</div> <div>1-2f</div> <div>③</div>			X	0-0	<div>F9</div> <div>①</div>			0-0	<div>SH</div> <div>FC4-2</div> <div>BB</div>			5	0	3	0	1	0	3														
<div>Bo Diaz, R</div> <div>OBP: 0.309, SLG: 0.383</div> <div>(1, 2)</div> <div>X</div>	0-0	<div>E5</div> <div>1-2 2-H</div>			0-0	<div>FC6-4</div> <div>②</div> <div>X</div>							0-0	<div>G4-3</div> <div>2B</div>			X	0-0	<div>G5-4-3</div> <div>②</div> <div>③</div>			0-0	<div>SH</div> <div>FC4-2</div> <div>1B</div> <div>E</div> <div>1-2 2-3 3-H</div>			5	1	2	1	0	0	3	<div>AB 45</div> <div>R 15</div> <div>H 19</div> <div>RBI 13</div> <div>BB 6</div> <div>SO 8</div> <div>LOB 35</div>																	
<div>Ron Oester, S</div> <div>OBP: 0.364, SLG: 0.380</div> <div>(1, 4)</div>	0-3	<div>K</div> <div>②</div>			0-3	<div>K</div> <div>②</div>							4-0	<div>FC6-4</div> <div>IBB</div>			B	B	B	B	4-0	<div>G4-3</div> <div>BB</div>			X	0-0	<div>SH3-4</div> <div>1B</div> <div>1B</div>			4	2	2					1	2	2	4										
<div>Tom Browning, L</div> <div>OBP: 0.198, SLG: 0.205</div> <div>Wayne Krenchicki, L</div> <div>OBP: 0.363, SLG: 0.390</div> <div>John Franco, L</div> <div>OBP: 0.333, SLG: 0.333</div> <div>(1, 1)</div> <div>(9, PH)</div> <div>(9, 1)</div>	0-3	<div>K</div> <div>③</div>			0-0	<div>FC6-4</div> <div>③</div> <div>X</div>							0-0	<div>G4-3</div> <div>①</div> <div>②</div>			X	0-0	<div>SH3-4</div> <div>①</div>			0-0	<div>FC4-2</div> <div>CI</div> <div>E</div> <div>HR</div> <div>1-2 2-3 3-H</div>			3	0	0	0	0	1	6					<div>REDS</div>													
<div>Inning Stats</div>	R: 0 E: 0 K: 0 S: 3	H: 0 LOB: 0 BB: 0 P: 3	R: 1 E: 1 K: 3 S: 12	H: 2 LOB: 2 BB: 0 P: 12	R: 0 E: 0 K: 1 S: 5	H: 0 LOB: 1 BB: 1 P: 9	R: 0 E: 1 K: 1 S: 6	H: 1 LOB: 2 BB: 1 P: 10	R: 1 E: 0 K: 1 S: 7	H: 2 LOB: 2 BB: 1 P: 11	R: 0 E: 0 K: 0 S: 3	H: 1 LOB: 1 BB: 1 P: 7	R: 3 E: 0 K: 0 S: 6	H: 4 LOB: 0 BB: 0 P: 6	R: 1 E: 0 K: 1 S: 7	H: 2 LOB: 2 BB: 1 P: 11	R: 9 E: 3 K: 1 S: 15	H: 7 LOB: 2 BB: 1 P: 19	1B: 13 2B: 3 HR: 2	SF: 0 SAC: 2 HBP: 0	WP: 0 PB: 0 SB: 1 CS: 0	PA: 54	ERA	WHIP																										
<div>PITCHER</div> <div>Pascual Perez, R</div> <div>ERA: 5.82</div> <div>Gene Garber, R</div> <div>ERA: 3.95</div> <div>Rick Camp, R</div> <div>ERA: 4.26</div> <div>Bruce Sutter, R</div> <div>ERA: 4.48</div>	IP	WLS	BF	H	R	ER	SO	BB	IBB	HBP	BLK	WP	HR	S	P	ERA	WHIP																																	
	6.0	L	30	8	4	3	6	2	2	0	1	0	0	38	54	4.50	1.667																																	
	2.0		10	4	2	2	1	0	1	0	0	0	1	11	15	9.00	2.000																																	
	0.1		7	2	6	4	0	1	0	0	0	0	0	6	10	108.00	9.000																																	
	0.2		7	5	3	0	1	0	0	0	0	0	1	9	9	0.00	7.500																																	













Batter		1	2	3	4	5	6	7	8	9	AB R H RBI BB SO LOB	TOP																
Eddie Milner, L OBP: 0.345, SLG: 0.352 Eric Davis, R OBP: 0.231, SLG: 0.436 John Franco, L OBP: 0.333, SLG: 0.333 John Stuper, R OBP: 0.235, SLG: 0.071 Max Venable, L OBP: 0.331, SLG: 0.418	(1, 8) (7, PH)	F9		G4-6-3			HR	K		FC4	3 1 1 1 0 0 1 1 0 0 0 0 1 0 0 0 0 0 0 0 0 0 0 0 0 0 0 0 1 0 0 0 0 0 1	Cincinnati Reds @ Houston Astros Astrodome, Houston, TX Sat Sep 21 1985, 4:33 AM EDT Att. 9,582 - Unknown																
Pete Rose, S OBP: 0.394, SLG: 0.327	(1, 3)	4-3			F7		HR		F4		4 1 1 0 0 0 0																	
Dave Parker, L OBP: 0.363, SLG: 0.542	(1, 9)	1-3					F7				4 2 2 1 0 0 1																	
Nick Esasky, R OBP: 0.322, SLG: 0.452	(1, 7)				F4		F8				3 0 1 0 1 0 1																	
Buddy Bell, R OBP: 0.307, SLG: 0.346	(1, 5)				E5						4 1 2 3 0 0 1																	
Dave Concepcion, R OBP: 0.316, SLG: 0.333	(1, 6)				F9						3 0 0 0 1 1 3	livebaseballscorecards.com																
Bo Diaz, R OBP: 0.303, SLG: 0.371	(1, 2)				K		4-3	4-3		6-3	4 0 0 0 0 1 2	AB 34 R 5 H 7 RBI 5 BB 3 SO 5 LOB 11																
Ron Oester, S OBP: 0.361, SLG: 0.374	(1, 4)				E4			K		3-1	4 0 0 0 0 1 0	REDS																
Andy McGaffigan, R Bob Buchanan, L Gary Redus, R OBP: 0.370, SLG: 0.420	(1, 1) (6, 1) (7, PH) (7, 8)				K		5-3		6-3	FC4 BB	2 0 0 0 0 1 1 0 0 0 0 0 0 0 1 0 0 0 1 0 0																	
Inning Stats		R: 0 E: 0 K: 0 S: 3	H: 0 LOB: 0 BB: 0 P: 3	R: 0 E: 0 K: 1 S: 6	H: 1 LOB: 1 BB: 0 P: 6	R: 0 E: 1 K: 1 S: 5	H: 0 LOB: 0 BB: 0 P: 5	R: 1 E: 1 K: 1 S: 7	H: 1 LOB: 1 BB: 0 P: 7	R: 0 E: 0 K: 0 S: 3	H: 0 LOB: 0 BB: 0 P: 3		R: 3 E: 0 K: 0 S: 6	H: 3 LOB: 1 BB: 1 P: 10	R: 0 E: 0 K: 2 S: 7	H: 0 LOB: 0 BB: 0 P: 7	R: 1 E: 0 K: 0 S: 4	H: 2 LOB: 1 BB: 1 P: 8	R: 0 E: 0 K: 0 S: 3	H: 0 LOB: 1 BB: 1 P: 7	1B: 3 2B: 1 3B: 0 HR: 3	SF: 0 SAC: 0 DP: 1 HBP: 0	WP: 0 PB: 1 SB: 0 CS: 0	PA: 37				
PITCHER		IP WLS BF H R ER SO BB IBB HBP BLK WP HR S P ERA WHIP																										
Jeff Heathcock, R ERA: 3.83	(1, 1)	5.2		24	5	4	4	3	1	0	0	0	0	3	29	33	6.35	1.059										
Frank DiPino, L ERA: 3.84	(6, 1)	0.1		1	0	0	0	0	0	0	0	0	0	1	1	0.00	0.000											
Jeff Calhoun, L ERA: 2.18	(7, 1)	1.1		6	1	1	1	2	1	0	0	0	0	0	9	13	6.75	1.500										
Dave Smith, R ERA: 2.4	(8, 1)	1.2	W	6	1	0	0	0	1	0	0	0	0	0	5	9	0.00	1.200										



Batter	1		2		3		4		5		6		7		8		9		AB	R	H	RBI	BB	SO	LOB	BOTTOM
Bill Doran, S OBP: 0.372, SLG: 0.445 (1, 4)	X	0-0 1-3			X	0-0 2B			X	0-0 F8		4-0 IBB			X	0-0 1B 3B			4	2	2	0	1	0	0	Cincinnati Reds @ Houston Astros Astrodome, Houston, TX Sat Sep 21 1985, 4:33 AM EDT Att. 9,582 - Unknown
Craig Reynolds, L OBP: 0.296, SLG: 0.398 (1, 6)	X	0-0 4-3			X	0-0 4-3 WP 2B 2-H			X	0-0 F9		0-0 F8			X	0-0 1B			5	1	2	2	0	0	3	
Phil Garner, R OBP: 0.306, SLG: 0.380 (1, 5)	S S S	0-3 K			X	0-0 5-3			X	0-0 5-3				X	0-0 6-3	S S S	0-3 K		5	0	0	0	0	2	2	
Jose Cruz, L OBP: 0.348, SLG: 0.410 (1, 7)			B B B B	4-0 1B BB	X	0-0 4-3			X	0-0 1B S		6-3		X	0-0 6-3	X	0-0 F6		4	2	1	0	1	0	2	
Jerry Mumphrey, S OBP: 0.325, SLG: 0.400 (1, 9)			X	0-0 F8	S S S	0-3 K				X	0-0 F7		1-2	X	0-0 2B	X	0-0 G3		5	0	1	0	0	1	3	
Glenn Davis, R OBP: 0.327, SLG: 0.471 Dave Smith, R (8, 1)			B B B B	4-0 1B BB				X	0-0 6-3		X	0-0 1B BB	2-H		0-3 K				3	1	1	1	1	1	1	
Kevin Bass, S OBP: 0.315, SLG: 0.417 (1, 8)			S S S	0-3 K				X	0-0 S		B B B B	4-0 1B BB	1-2			X	0-0 E6		3	1	2	0	1	1	2	livebaseballscorecards.com
Mark Bailey, S OBP: 0.400, SLG: 0.415 Jim Pankovits, R OBP: 0.340, SLG: 0.350 John Mizerock, L OBP: 0.303, SLG: 0.355 (1, 2) (6, PH) (7, 2)			X	0-0 1B				S S S	0-3 K			0-0 F4			X	0-0 HR		2	0	1	1	0	1	1		
Jeff Heathcock, R Frank DiPino, L OBP: 0.200, SLG: 0.200 Bert Pena, R OBP: 0.300, SLG: 0.368 Jeff Calhoun, L Tim Tolman, R OBP: 0.167, SLG: 0.379 (1, 1) (6, 1) (6, PH) (7, 1) (8, 3)			S S S	0-3 K				S S S	0-3 K			0-0 1B	1-3 2-H			X	0-0 HR		1	0	0	0	0	0	0	
Inning Stats	R: 0 E: 0 K: 1 S: 5	H: 0 LOB: 0 BB: 0 P: 5	R: 1 E: 0 K: 2 S: 8	H: 1 LOB: 2 BB: 2 P: 16	R: 2 E: 0 K: 1 S: 7	H: 2 LOB: 0 BB: 0 P: 7	R: 0 E: 0 K: 2 S: 8	H: 1 LOB: 1 BB: 0 P: 8	R: 0 E: 0 K: 0 S: 3	H: 0 LOB: 0 BB: 0 P: 3	R: 2 E: 0 K: 0 S: 6	H: 3 LOB: 3 BB: 2 P: 14	R: 0 E: 0 K: 1 S: 6	H: 1 LOB: 1 BB: 0 P: 6	R: 4 E: 1 K: 1 S: 10	H: 5 LOB: 1 BB: 0 P: 10	1B: 8 2B: 3 3B: 1 HR: 1	SF: 0 SAC: 0 DP: 0 HBP: 0	WP: 1 PB: 0 SB: 2 CS: 0	PA: 41	ERA WHIP					
PITCHER	IP WLS BF	WLS BF	H R ER SO	H R ER SO	BB IBB HBP BLK	WP HR S P	ERA WHIP	PITCHER	IP WLS BF	H R ER SO	BB IBB HBP BLK	WP HR S P	ERA WHIP													
Andy McGaffigan, R ERA: 3.55 (1, 1)	5.1		6 5 5 6	6 5 5 6	3 0 0 0	1 0 3 46	8.44 1.688																			
Bob Buchanan, L ERA: 7.04 (6, 1)	0.2	4	1 0 0 0	1 0 0 0	0 1 0 0	0 0 3 7	0.00 1.500																			
John Franco, L ERA: 2.31 (7, 1)	1.0	L 8	5 4 4 1	4 4 4 1	0 0 0 0	0 1 10 10	36.00 5.000																			
John Stuper, R ERA: 4.84 (8, 1)	1.0	4	1 0 0 1	1 0 0 1	0 0 0 0	0 0 6 6	0.00 1.000																			



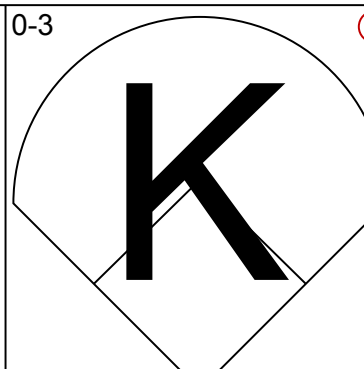
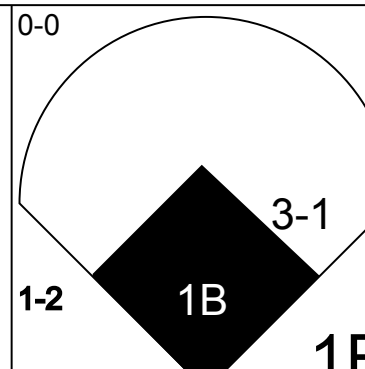
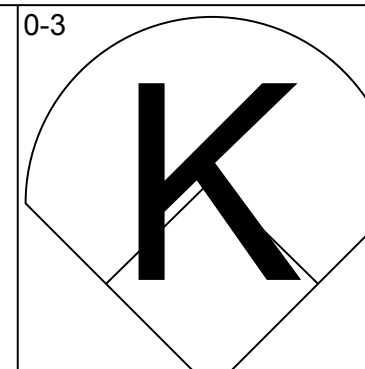
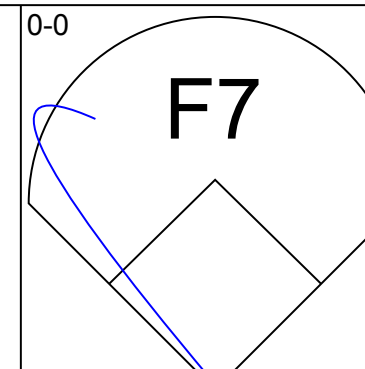
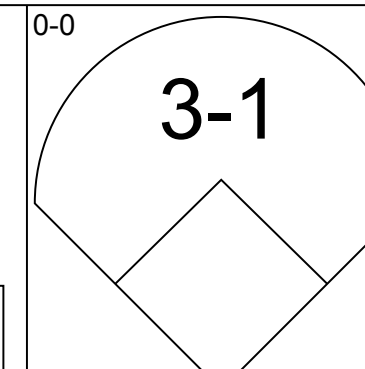
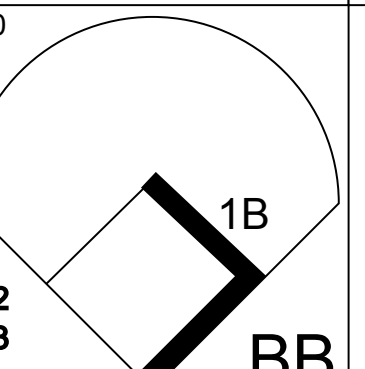
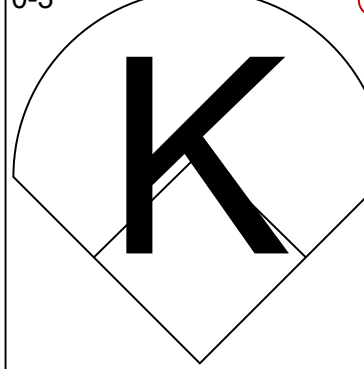
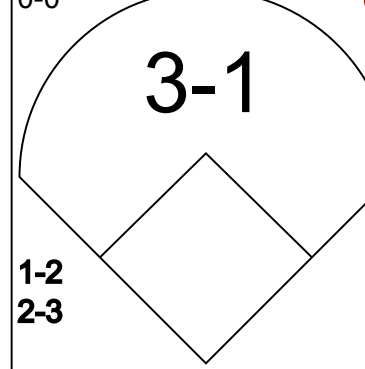
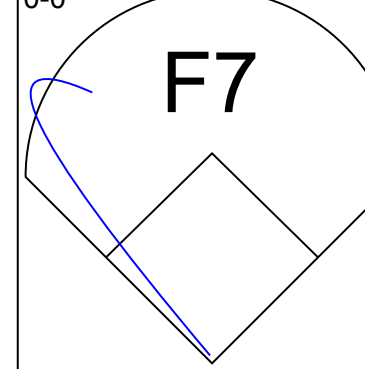
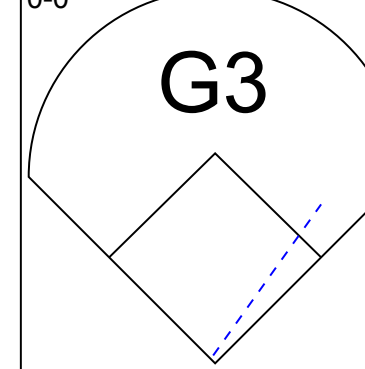
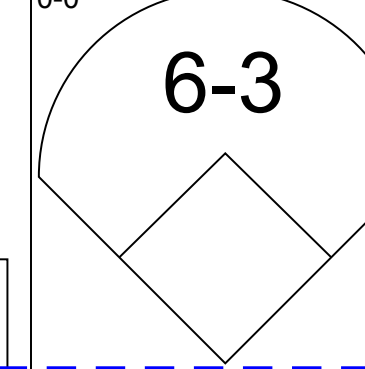
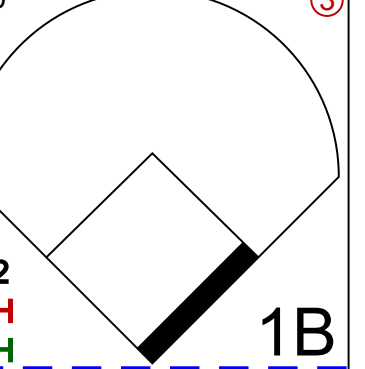
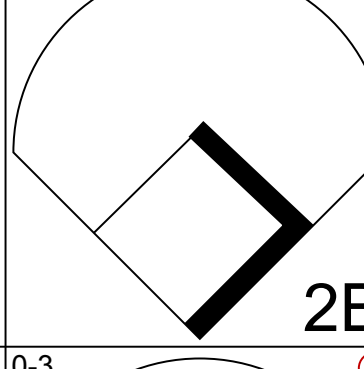
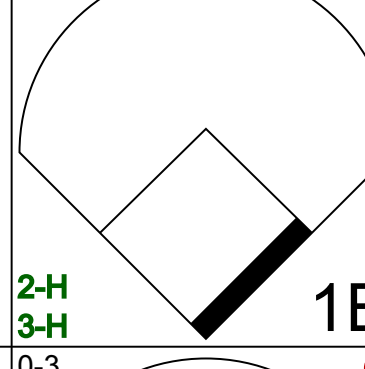
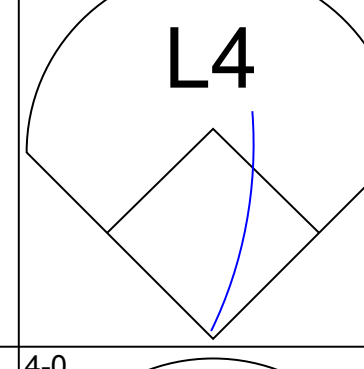
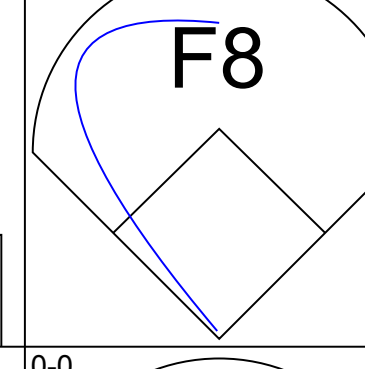
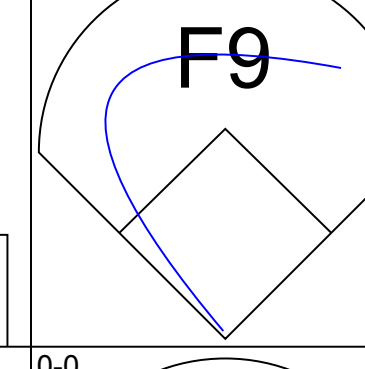


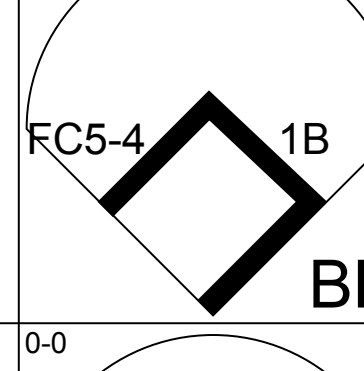
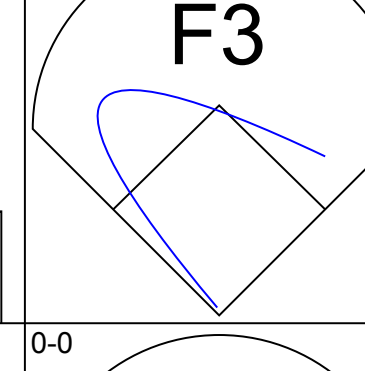
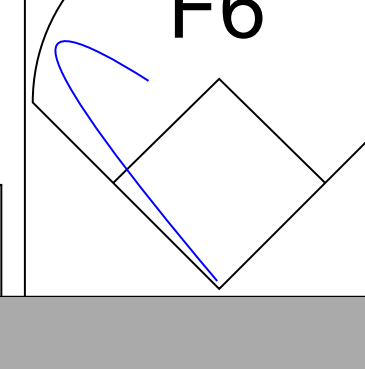

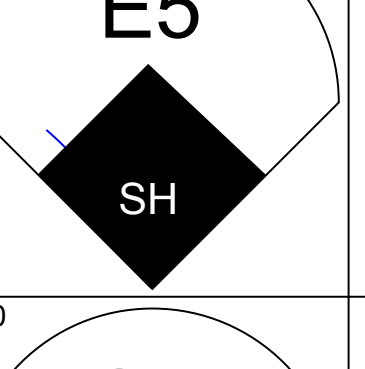
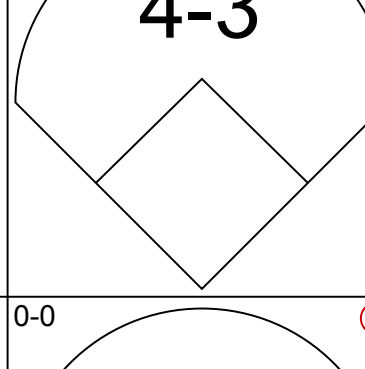
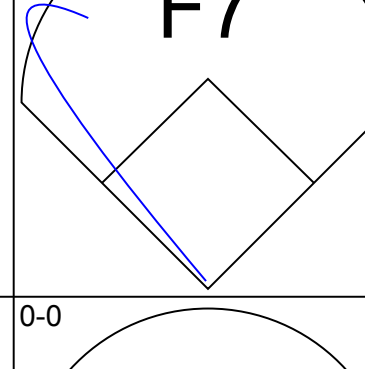
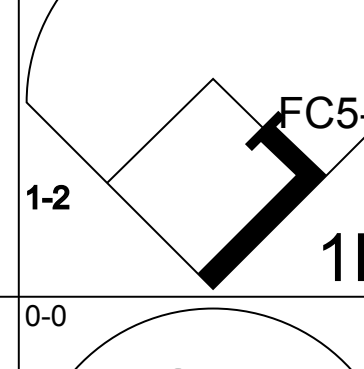
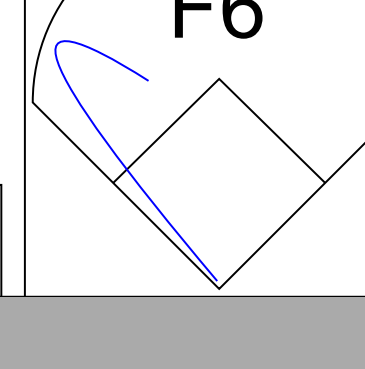
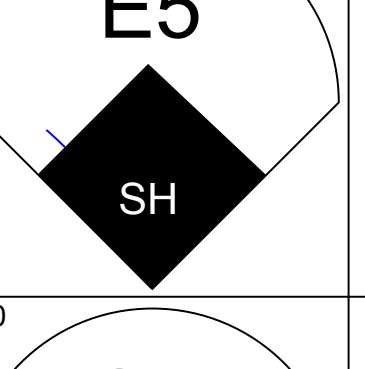
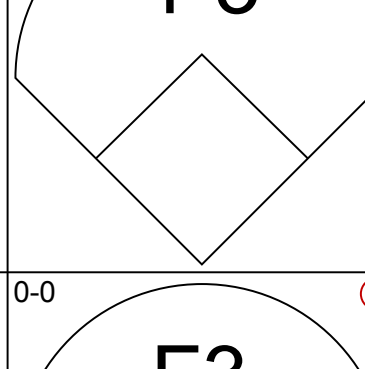
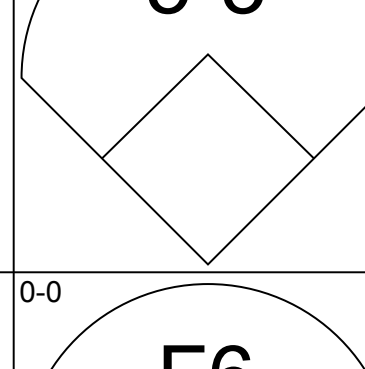
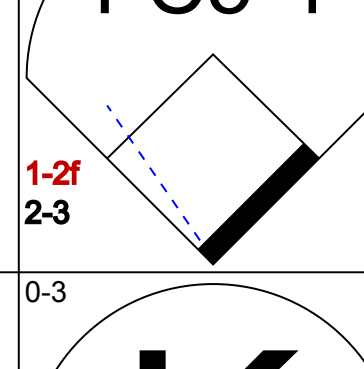
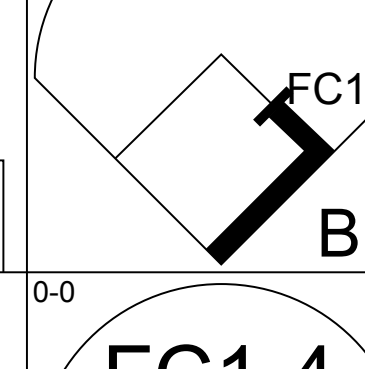
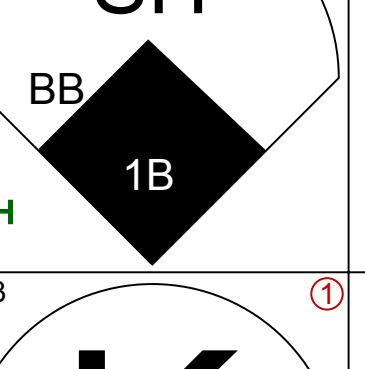
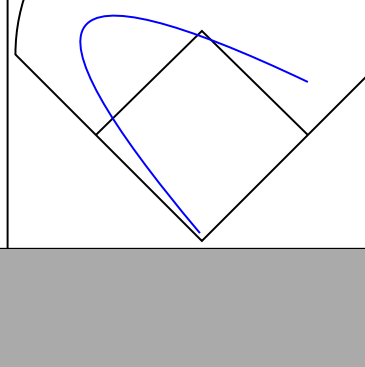
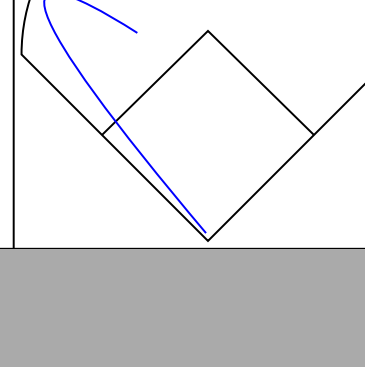

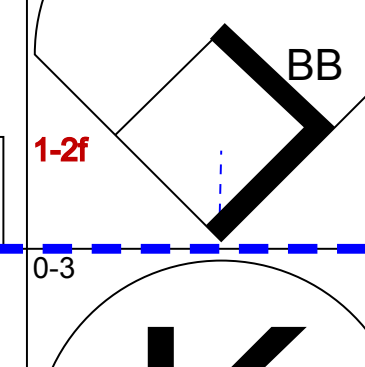
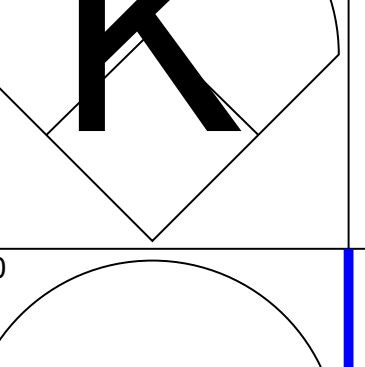
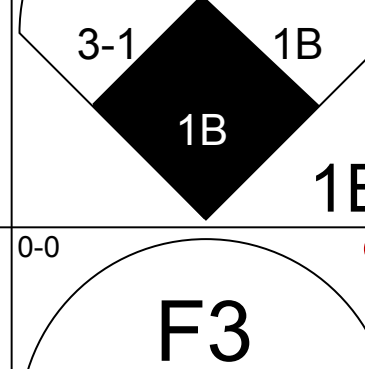
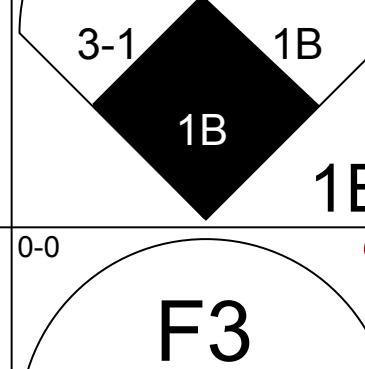
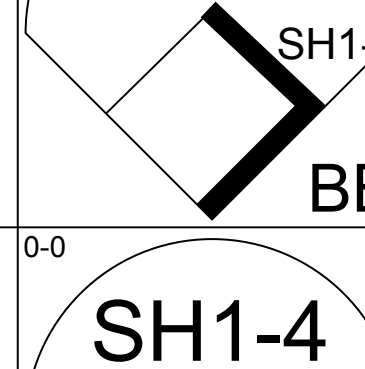
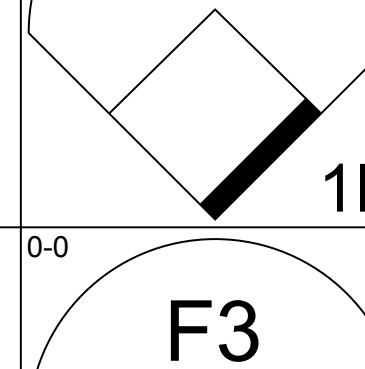
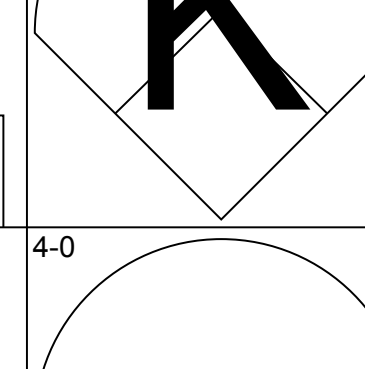
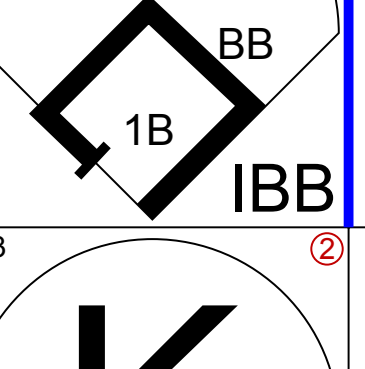
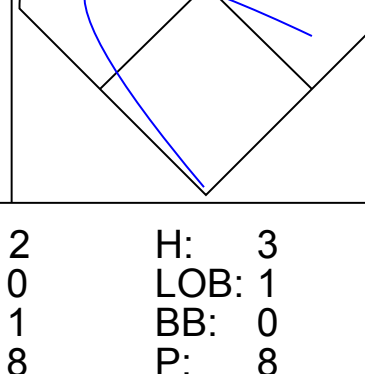
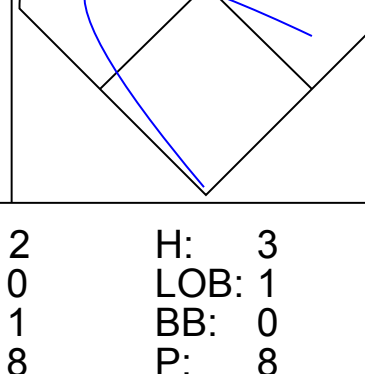
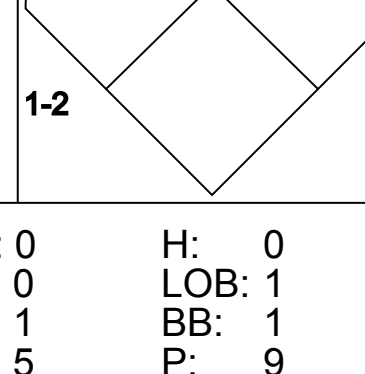
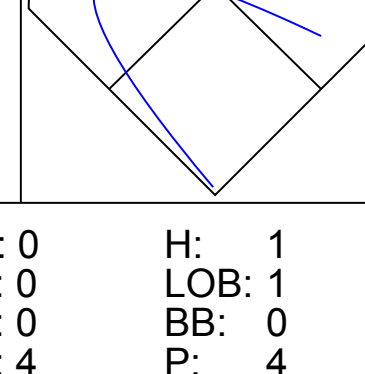
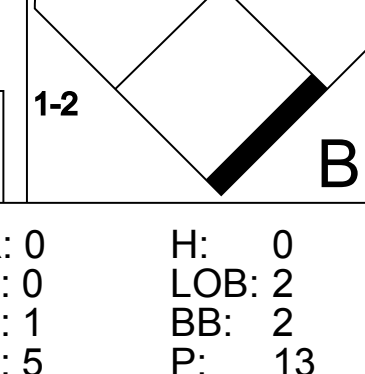
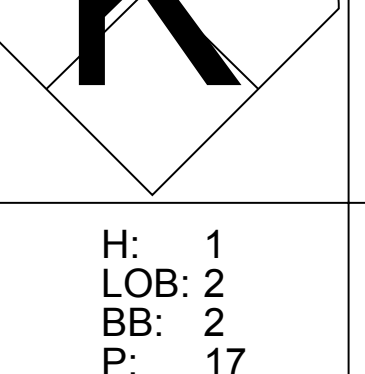










Batter	1		2		3		4		5		6		7		8		9		10		11		AB R H RBI BB SO LOB		TOP								
Milt Thompson, L OBP: 0.319, SLG: 0.344 Rick Cerone, R OBP: 0.284, SLG: 0.280 (9, 2)	0-3				X	0-0			0-3				X	0-0				X	0-0				B B B B	4-0		4 1 1 0 0 2 2 1 0 0 0 1 0 2	Atlanta Braves @ Cincinnati Reds Riverfront Stadium, Cincinnati, OH Wed Sep 25 1985, 7:05 PM EDT Att. 14,981 - Unknown						
Ken Oberkfell, L OBP: 0.361, SLG: 0.366 (1, 5)	0-3				X	0-0			0-0				X	0-0				X	0-0		X	0-0		6 0 1 1 0 1 4									
Dale Murphy, R OBP: 0.383, SLG: 0.545 (1, 8)	0-0				X	0-0							X	0-0				X	0-0				X	0-0		5 0 2 2 0 0 0							
Bob Horner, R OBP: 0.345, SLG: 0.524 (1, 3)	0-3				S S S	0-3			B B B B	4-0			X	0-0		X	0-0		X	0-0				X	0-0				4 0 0 0 1 2 2				
Claudell Washington, L OBP: 0.346, SLG: 0.453 (1, 9)			X	0-0			X	0-0			X	0-0				X	0-0					X	0-0		5 1 1 0 0 0 0	livebaseballscorecards.com							
Glenn Hubbard, R OBP: 0.319, SLG: 0.316 (1, 4)			X	0-0			X	0-0			X	0-0				X	0-0				X	0-0		3 1 0 0 1 0 2									
Bruce Benedict, R OBP: 0.291, SLG: 0.236 Andres Thomas, R (9, 6)			X	0-0			X	0-0			S S S	0-3				X	0-0				X	0-3		4 0 0 0 0 1 3 1 0 0 0 0 1 1									
Paul Zuvella, R OBP: 0.276, SLG: 0.270 Gerald Perry, L OBP: 0.282, SLG: 0.278 Gene Garber, R OBP: 0.250, SLG: 0.250 Chris Chambliss, L OBP: 0.298, SLG: 0.321 Rick Camp, R OBP: 0.286, SLG: 0.462 (11, 1)	0-0		X			0-0			B B B B	4-0			X	0-0				X	0-3				X	4-0		2 1 2 0 1 0 0 1 0 0 0 0 1 1 0 0 0 0 0 0 0 0 0 0 0 1 0 0 0 0 0 0 0 0 0	Braves						
Rick Mahler, R OBP: 0.191, SLG: 0.176 Terry Harper, R OBP: 0.324, SLG: 0.405 (9, 7)	0-0		X			0-0			X	0-0			X	0-0				X	4-0				X	0-3		2 0 0 0 0 0 2 1 0 0 0 1 1 2							
Inning Stats	R: 0 E: 0 K: 3 S: 10	H: 1 LOB: 1 BB: 0 P: 10	R: 0 E: 0 S: 3	H: 0 LOB: 0 BB: 0 P: 3	R: 2 E: 0 K: 1 S: 8	H: 3 LOB: 1 BB: 0 P: 8	R: 0 E: 0 K: 0 S: 3	H: 0 LOB: 0 BB: 0 P: 3	R: 0 E: 0 K: 1 S: 5	H: 0 LOB: 1 BB: 1 P: 9	R: 0 E: 0 K: 1 S: 6	H: 1 LOB: 2 BB: 1 P: 10	R: 0 E: 0 K: 0 S: 4	H: 1 LOB: 1 BB: 0 P: 4	R: 0 E: 0 K: 0 S: 3	H: 0 LOB: 0 BB: 0 P: 3	R: 0 E: 0 K: 1 S: 5	H: 0 LOB: 2 BB: 2 P: 13	R: 0 E: 0 K: 0 S: 3	H: 0 LOB: 0 BB: 0 P: 3	R: 2 E: 2 K: 2 S: 9	H: 1 LOB: 2 BB: 2 P: 17	1B: 6 2B: 1 3B: 0 HR: 0	SF: 0 SAC: 2 DP: 0 HBP: 0	WP: 0 PB: 0 SB: 0 CS: 0	PA: 47							
PITCHER	IP	WLS	BF	H	R	ER	SO	BB	IBB	HBP	BLK	WP	HR	S	P	ERA	WHIP																
Jay Tibbs, R ERA: 4.08	(1, 1)	7.0		29	6	2	2	6	2	0	0	0	0	39	47	2.57	1.143																
Tom Hume, R ERA: 3.32	(8, 1)	1.1		5	0	0	0	0	1	0	0	0	0	4	8	0.00	0.750																
John Franco, L ERA: 2.27	(9, 1)	1.0		4	0	0	0	1	1	0	0	0	0	5	9	0.00	1.000																
Ted Power, R ERA: 2.35	(10, 1)	1.2	L	9	1	2	0	2	1	1	0	0	0	0	11	19	0.00	1.200															

















Houston Astros @ Cincinnati Reds  
Riverfront Stadium, Cincinnati, OH  
Sat Sep 28 1985, 3:33 AM EDT  
Att. 19,088 - Unknown



Batter	1		2		3		4		5		6		7		8		9		AB R H RBI BB SO LOB	BOTTOM														
<div>Eddie Milner, L</div> <div>OBP: 0.343, SLG: 0.352</div> <div>(1, 8)</div> <div>SS</div>	<div>0-3</div> <div>K</div> <div>SS</div>	<div>0-0</div> <div>F6</div> <div>SS</div>	<div>0-0</div> <div>4-3</div> <div>SS</div>			<div>0-3</div> <div>K</div> <div>SS</div>			<div>0-3</div> <div>K</div> <div>SS</div>	<div>0-3</div> <div>K</div> <div>SS</div>	<div>0-0</div> <div>4-3</div> <div>SS</div>			<div>0-0</div> <div>4-3</div> <div>SS</div>			5 0 0 0 0 2 5	<div>Houston Astros @ Cincinnati Reds</div> <div>Riverfront Stadium, Cincinnati, OH</div> <div>Sat Sep 28 1985, 3:33 AM EDT</div> <div>Att. 19,088 - Unknown</div>																
<div>Max Venable, L</div> <div>OBP: 0.324, SLG: 0.435</div> <div>(1, 7)</div> <div>Eric Davis, R</div> <div>OBP: 0.236, SLG: 0.431</div> <div>(6, PH)</div> <div>(7, 7)</div> <div>X</div>	<div>0-0</div> <div>4-3</div> <div>SS</div>			<div>0-0</div> <div>1B</div> <div>2B</div> <div>1B</div> <div>SS</div>	<div>0-3</div> <div>K</div> <div>SS</div>			<div>4-0</div> <div>BB</div> <div>1-2</div> <div>BB</div> <div>SS</div>	<div>0-0</div> <div>F9</div> <div>SS</div>			3 1 1 0 0 1 0	1 0 0 0 1 0 0																					
<div>Pete Rose, S</div> <div>OBP: 0.396, SLG: 0.321</div> <div>(1, 3)</div> <div>BBB</div>	<div>4-0</div> <div>BB</div> <div>SS</div>			<div>0-0</div> <div>2B</div> <div>1-3</div> <div>HR</div> <div>1B</div> <div>SS</div>	<div>0-0</div> <div>F9</div> <div>SS</div>			<div>4-0</div> <div>G6-4-3</div> <div>1-2</div> <div>2-3</div> <div>BB</div> <div>SS</div>			2 1 1 0 2 0 0																							
<div>Dave Parker, L</div> <div>OBP: 0.365, SLG: 0.544</div> <div>(1, 9)</div> <div>X</div>	<div>0-0</div> <div>F9</div> <div>SS</div>			<div>0-0</div> <div>1-3</div> <div>HR</div> <div>2B</div> <div>SS</div>	<div>0-0</div> <div>F6</div> <div>SS</div>			<div>0-0</div> <div>G6-4-3</div> <div>1-2</div> <div>SS</div>			4 1 1 1 0 0 4																							
<div>Buddy Bell, R</div> <div>OBP: 0.311, SLG: 0.351</div> <div>(1, 5)</div> <div>X</div>			<div>0-0</div> <div>6-3</div> <div>SS</div>	<div>0-0</div> <div>2-H</div> <div>3-H</div> <div>HR</div> <div>SS</div>			<div>0-0</div> <div>5-3</div> <div>SS</div>			<div>0-3</div> <div>K</div> <div>SS</div>			4 1 1 3 0 1 0																					
<div>Dave Concepcion, R</div> <div>OBP: 0.319, SLG: 0.336</div> <div>(1, 6)</div> <div>X</div>			<div>0-0</div> <div>1B</div> <div>3B</div> <div>SS</div>	<div>0-0</div> <div>F8</div> <div>SS</div>			<div>0-3</div> <div>K</div> <div>SS</div>			<div>0-0</div> <div>6-3</div> <div>SS</div>			4 1 1 0 0 1 0																					
<div>Dave Vangorder, R</div> <div>OBP: 0.291, SLG: 0.338</div> <div>(1, 2)</div> <div>Ted Power, R</div> <div>(8, 1)</div> <div>X</div>			<div>0-0</div> <div>BB</div> <div>1B</div> <div>3-H</div> <div>SS</div>	<div>0-0</div> <div>2B</div> <div>SS</div>			<div>0-0</div> <div>1B</div> <div>SS</div>			<div>0-3</div> <div>K</div> <div>SS</div>			4 0 3 1 0 1 0	0 0 0 0 0 0 0																				
<div>Ron Oester, S</div> <div>OBP: 0.359, SLG: 0.370</div> <div>(1, 4)</div> <div>X</div>			<div>0-0</div> <div>F4</div> <div>SS</div>	<div>0-0</div> <div>F9</div> <div>SS</div>			<div>0-3</div> <div>K</div> <div>SS</div>			<div>0-0</div> <div>4-3</div> <div>SS</div>			4 0 0 0 0 1 4																					
<div>Tom Browning, L</div> <div>OBP: 0.230, SLG: 0.241</div> <div>(1, 1)</div> <div>Bo Diaz, R</div> <div>OBP: 0.295, SLG: 0.352</div> <div>(8, 2)</div> <div>BBB</div>			<div>4-0</div> <div>1-2</div> <div>BB</div> <div>SS</div>	<div>0-0</div> <div>1B</div> <div>SS</div>			<div>0-0</div> <div>BB</div> <div>BB</div> <div>1B</div> <div>SS</div>			<div>0-0</div> <div>F7</div> <div>SS</div>			2 0 2 0 1 0 0	1 0 0 0 0 0 0																				
Inning Stats	R: 0 E: 0 K: 1 S: 5	H: 0 LOB: 1 BB: 1 P: 9	R: 1 E: 0 K: 0 S: 5	H: 2 LOB: 2 BB: 1 P: 9	R: 4 E: 0 K: 0 S: 9	H: 6 LOB: 2 BB: 0 P: 9	R: 0 E: 0 K: 1 S: 5	H: 0 LOB: 0 BB: 0 P: 5	R: 0 E: 0 K: 2 S: 8	H: 1 LOB: 1 BB: 0 P: 8	R: 0 E: 0 K: 1 S: 5	H: 1 LOB: 2 BB: 2 P: 13	R: 0 E: 0 K: 2 S: 8	H: 0 LOB: 1 BB: 0 P: 8	R: 0 E: 0 K: 0 S: 3	H: 0 LOB: 0 BB: 0 P: 3	1B: 6 2B: 2 3B: 1 HR: 1	SF: 0 SAC: 0 DP: 1 HBP: 0	WP: 1 PB: 0 SB: 0 CS: 0	PA: 38														
PITCHER	IP	WLS	BF	H	R	ER	SO	BB	IBB	HBP	BLK	WP	HR	S	P	ERA	WHIP	IP	WLS	BF	H	R	ER	SO	BB	IBB	HBP	BLK	WP	HR	S	P	ERA	WHIP
Mike Scott, R	2.1	L	16	7	5	5	1	2	0	0	0	0	1	16	24	19.29	3.857																	
Jim Deshaies, L	1.2		6	1	0	0	1	0	0	0	0	0	0	8	8	0.00	0.600																	
Mike Madden, L	2.0		9	2	0	0	3	2	0	0	0	0	0	13	21	0.00	2.000																	
Julio Solano, R	2.0		7	0	0	0	2	0	0	0	0	1	0	11	11	0.00	0.000																	

Batter		1	2	3	4	5	6	7	8	9	AB R H RBI BB SO LOB	TOP												
Bill Doran, S OBP: 0.365, SLG: 0.440	(1, 4)	<div><div>0-0</div><div>F5</div><div></div></div>					<div><div>0-3</div><div>K</div><div></div></div>			<div><div>0-0</div><div>F9</div><div></div></div>	4 0 1 0 0 1 0	<div>Houston Astros @ Cincinnati Reds</div> <div>Riverfront Stadium, Cincinnati, OH</div> <div>Sun Sep 29 1985, 3:33 AM EDT</div> <div>Att. 33,317 - Unknown</div>												
Kevin Bass, S OBP: 0.315, SLG: 0.413	(1, 8)	<div><div>0-0</div><div>F9</div><div></div></div>			<div><div>0-0</div><div>4-3</div><div>1B</div></div>			<div><div>0-0</div><div>4-3</div><div></div></div>	4 0 0 0 0 0 1															
Jose Cruz, L OBP: 0.348, SLG: 0.414	(1, 7)	<div><div>0-0</div><div>F8</div><div></div></div>			<div><div>0-0</div><div>F7</div><div></div></div>		<div><div>0-0</div><div>F4</div><div></div></div>	<div><div>0-0</div><div></div><div>3B</div></div>	4 0 1 0 0 0 1															
Glenn Davis, R OBP: 0.332, SLG: 0.478	(1, 3)		<div><div>0-3</div><div>K</div><div></div></div>		<div><div>0-0</div><div>6-3</div><div></div></div>		<div><div>0-0</div><div></div><div>1B</div></div>	<div><div>0-3</div><div>K</div><div></div></div>	4 0 1 0 0 2 2															
Jerry Mumphrey, S OBP: 0.326, SLG: 0.399 Julio Solano, R	(1, 9) (7, 1)		<div><div>0-0</div><div></div><div>G4-6-3 1B</div></div>		<div><div>0-0</div><div>F6</div><div></div></div>		<div><div>0-0</div><div>F7</div><div></div></div>		3 0 1 0 0 0 1 0 0 0 0 0 0 0															
Phil Garner, R OBP: 0.309, SLG: 0.377	(1, 5)		<div><div>0-0</div><div>G4-6-3</div><div>1-2f</div></div>		<div><div>0-0</div><div>6-3</div><div></div></div>			<div><div>0-3</div><div>K</div><div></div></div>	3 0 0 0 0 1 1	livebaseballscorecards.com														
Mark Bailey, S OBP: 0.390, SLG: 0.402	(1, 2)			<div><div>0-0</div><div>4-3</div><div></div></div>		<div><div>0-3</div><div>K</div><div></div></div>		<div><div>0-0</div><div>F9</div><div></div></div>	3 0 0 0 0 1 0	AB 31 R 0 H 5 RBI 0 BB 0 SO 7 LOB 7														
Dickie Thon, R OBP: 0.286, SLG: 0.356	(1, 6)			<div><div>0-3</div><div>K</div><div></div></div>			<div><div>0-0</div><div>F8</div><div></div></div>	<div><div>0-0</div><div></div><div>1B</div></div>	3 0 1 0 0 1 0															
Bob Knepper, L OBP: 0.167, SLG: 0.197 Eric Bullock, L OBP: 0.250, SLG: 0.267	(1, 1) (7, 9)			<div><div>0-3</div><div>K</div><div></div></div>		<div><div>0-0</div><div>4-3</div><div></div></div>	<div><div>0-0</div><div>F8</div><div></div></div>	2 0 0 0 0 1 0 1 0 0 0 0 0 1																
Inning Stats	R: 0 E: 0 K: 3	H: 0 LOB: 0 BB: 0 P: 3	R: 0 E: 0 K: 1 S: 5	H: 1 LOB: 0 BB: 0 P: 5	R: 0 E: 0 K: 2 S: 7	H: 0 LOB: 0 BB: 0 P: 7	R: 0 E: 0 K: 1 S: 4	H: 1 LOB: 1 BB: 0 P: 4	R: 0 E: 0 K: 0 S: 5	H: 0 LOB: 0 BB: 0 P: 5	R: 0 E: 0 K: 1 S: 5	H: 0 LOB: 0 BB: 0 P: 5	R: 0 E: 0 K: 0 S: 4	H: 1 LOB: 1 BB: 0 P: 4	R: 0 E: 0 K: 1 S: 6	H: 1 LOB: 1 BB: 0 P: 6	R: 0 E: 0 K: 1 S: 6	H: 1 LOB: 1 BB: 0 P: 6	1B: 4 2B: 0 3B: 1 HR: 0	SF: 0 SAC: 0 DP: 1 HBP: 0	WP: 0 PB: 0 SB: 0 CS: 0	PA: 31		
PITCHER Jay Tibbs, R ERA: 3.91	(1, 1)	IP 9.0 WLS W BF 31	H 5 R 0 ER 0 SO 7	BB 0 IBB 0 HBP 0 BLK 0	WP 0 HR 0 S 45 P 45	ERA 0.00 WHIP 0.556	PITCHER	IP	WLS	BF	H	R	ER	SO	BB	IBB	HBP	BLK	WP	HR	S	P	ERA	WHIP











Batter		1	2	3	4	5	6	7	8	9	AB	R	H	RBI	BB	SO	LOB	TOP										
<div>Eric Davis, R</div> <div>OBP: 0.277, SLG: 0.504</div> <div>(1, 8)</div>	X	0-0 <div>HR</div>		X 0-0 <div>5-3</div>		X 0-0 <div>6-3</div>	X 0-0 <div>S</div> <div>1B</div>		X 0-0 <div>1B</div>		5	1	3	4	0	0	0											
<div>Buddy Bell, R</div> <div>OBP: 0.310, SLG: 0.351</div> <div>(1, 5)</div>	X	0-0 <div>4-3</div>		B 0-0 <div>BB</div>		B 0-0 <div>BB</div>	X 0-0 <div>F9</div>		X 0-0 <div>F6</div>		3	0	0	0	2	0	3											
<div>Dave Parker, L</div> <div>OBP: 0.364, SLG: 0.543</div> <div>(1, 9)</div>	X	0-0 <div>HR</div>		X 0-0 <div>4-3</div>		X 0-0 <div>F7</div>		X 0-0 <div>1B</div>		X 4-0 <div>IBB</div>		4	1	2	1	1	0	2										
<div>Tony Perez, R</div> <div>OBP: 0.397, SLG: 0.457</div> <div>(1, 3)</div> <div>John Franco, L</div> <div>OBP: 0.333, SLG: 0.333</div> <div>(8, 1)</div>	X	0-0 <div>4-3</div>			X 0-0 <div>F8</div> <div>1B</div> <div>FC</div> <div>1B</div>	X 0-0 <div>1B</div>		X 0-0 <div>G6-4-3</div>		X 0-3 <div>K</div>		5	1	2	0	0	1	4										
<div>Nick Esasky, R</div> <div>OBP: 0.324, SLG: 0.458</div> <div>(1, 7)</div> <div>(8, 3)</div>	X	0-0 <div>4-3</div>			X 0-0 <div>FC</div> <div>1B</div>	X 0-3 <div>K</div>		X 0-0 <div>6-3</div>		X 0-3 <div>K</div>		5	0	1	0	0	2	2										
<div>Dave Concepcion, R</div> <div>OBP: 0.317, SLG: 0.334</div> <div>(1, 6)</div>			X 0-0 <div>G4-3</div> <div>1B</div>		X 0-0 <div>F8</div>		X 0-0 <div>1B</div> <div>BB</div> <div>G4-6-3</div> <div>1B</div>		X 0-0 <div>BB</div> <div>WP</div> <div>1B</div>		5	2	3	0	0	0	2											
<div>Bo Diaz, R</div> <div>OBP: 0.302, SLG: 0.350</div> <div>(1, 2)</div> <div>Gary Redus, R</div> <div>OBP: 0.366, SLG: 0.415</div> <div>(8, PR)</div> <div>(8, 7)</div>			X 0-0 <div>G4-3</div>		X 0-0 <div>FC</div>		B 0-0 <div>G4-6-3</div> <div>1B</div> <div>BB</div>		B 4-0 <div>1B</div> <div>BB</div>	X 0-0 <div>1-3</div>		2	1	0	1	2	0	2										
<div>Ron Oester, S</div> <div>OBP: 0.359, SLG: 0.369</div> <div>(1, 4)</div>			X 0-0 <div>F3</div>				X 0-0 <div>G4-6-3</div> <div>1B</div>		S 0-3 <div>K</div>		3	0	1	0	1	1	2											
<div>Andy McGaffigan, R</div> <div>OBP: 0.067, SLG: 0.069</div> <div>(1, 1)</div> <div>Ron Robinson, R</div> <div>OBP: 0.048, SLG: 0.048</div> <div>(4, 1)</div> <div>Max Venable, L</div> <div>OBP: 0.321, SLG: 0.432</div> <div>(6, PH)</div> <div>Tom Hume, R</div> <div>(6, 1)</div> <div>Wayne Krenchicki, L</div> <div>OBP: 0.375, SLG: 0.383</div> <div>(8, PH)</div> <div>Tom Runnels, S</div> <div>OBP: 0.250, SLG: 0.231</div> <div>(8, PR)</div> <div>Dave Vangorder, R</div> <div>OBP: 0.289, SLG: 0.336</div> <div>(8, 2)</div>			X 0-0 <div>6-3</div>		X 0-3 <div>K</div>		X 0-0 <div>G4-6-3</div>		B 4-0 <div>1B</div> <div>BB</div>		2	0	0	0	0	1	2											
Inning Stats	R: 2 E: 0 K: 0 S: 5	H: 2 LOB: 0 BB: 0 P: 5	R: 0 E: 0 K: 0 S: 3	H: 1 LOB: 0 BB: 0 P: 3	R: 0 E: 0 K: 0 S: 3	H: 0 LOB: 1 BB: 1 P: 7	R: 1 E: 0 K: 1 S: 7	H: 2 LOB: 2 BB: 1 P: 11	R: 0 E: 0 K: 1 S: 6	H: 1 LOB: 2 BB: 1 P: 10	R: 2 E: 0 K: 0 S: 5	H: 3 LOB: 1 BB: 1 P: 9	R: 0 E: 0 K: 0 S: 3	H: 1 LOB: 0 BB: 0 P: 3	R: 2 E: 0 K: 2 S: 9	H: 2 LOB: 3 BB: 3 P: 21	R: 0 E: 0 K: 1 S: 5	H: 0 LOB: 0 BB: 0 P: 5	1B: 10 2B: 0 3B: 0 HR: 2	SF: 0 SAC: 0 DP: 3 HBP: 0	WP: 1 PB: 0 SB: 2 CS: 0	PA: 43						
PITCHER	IP	WLS	BF	H	R	ER	SO	BB	IBB	HBP	BLK	WP	HR	S	P	ERA	WHIP											
Atlee Hammaker, L	(1, 1)			4.0				18	5	3	3	1	1	1	0	0	0											
Jeff Robinson, R	(5, 1)			1.2				10	4	2	2	1	2	0	0	0	0											
Bobby Moore, R	(6, 1)			1.1				4	1	0	0	0	0	0	0	0	0											
Scott Garrelts, R	(8, 1)		L	0.1				5	2	2	2	1	2	0	0	0	0											
Frank Williams, R	(8, 1)			1.2				6	0	0	0	2	0	1	0	0	0											

Cincinnati Reds @ San Francisco Giants

Candlestick Park, San Francisco, CA

Tue Oct 01 1985, 6:33 AM EDT

Att. 2,483 - Unknown

livebaseballscorecards.com

AB 36

R 7

H 12

RBI 6

BB 7

SO 5

LOB 21

REDS

Cincinnati Reds @ San Francisco Giants

Candlestick Park, San Francisco, CA

Tue Oct 01 1985, 6:33 AM EDT

Att. 2,483 - Unknown

AB 36  
R 7  
H 12  
RBI 6  
BB 7  
SO 5  
LOB 21













Batter	1				2				3				4				5				6				7				8				9				AB R H RBI BB SO LOB				TOP							
Eddie Milner, L OBP: 0.346, SLG: 0.351 (1, 8)																																									4 0 2 1 1 0 1				<div>Cincinnati Reds @ San Diego Padres</div> <div>Jack Murphy Stadium, San Diego, CA</div> <div>Thu Oct 03 1985, 6:33 AM EDT</div> <div>Att. 8,698 - Unknown</div> <div>livebaseballscorecards.com</div>			
Paul O'Neill, L OBP: 0.375, SLG: 0.500 (1, 7)																																					5 1 2 1 0 0 3											
Dave Parker, L OBP: 0.363, SLG: 0.544 (1, 9)																																					4 1 1 2 0 0 2											
Nick Esasky, R OBP: 0.325, SLG: 0.463 (1, 3)																																					3 0 0 0 1 1 0											
Wayne Krenchicki, L OBP: 0.371, SLG: 0.377 (1, 5)																																					4 0 1 0 0 0 1											
Ron Oester, S OBP: 0.357, SLG: 0.366 (1, 4)																																					4 0 0 0 0 0 1											
Dave Vangorder, R OBP: 0.288, SLG: 0.329 (1, 2)																																					3 1 0 0 1 0 0											
Tom Runnels, S OBP: 0.281, SLG: 0.241 (1, 6)																																					3 1 1 0 1 0 0											
Jay Tibbs, R OBP: 0.119, SLG: 0.092 Dave Concepcion, R (7, PH) OBP: 0.315, SLG: 0.331 Bob Buchanan, L (7, 1) Mike Smith, R (7, 1) Max Venable, L (9, PH) OBP: 0.317, SLG: 0.425																																					1 0 1 0 0 0 0 1 0 1 0 0 0 0 0 2											
Inning Stats	R: 2 E: 0 K: 1 S: 8	H: 3 LOB: 1 BB: 0 P: 8	R: 1 E: 0 K: 0 S: 4	H: 1 LOB: 2 BB: 2 P: 12	R: 0 E: 0 K: 0 S: 3	H: 0 LOB: 0 BB: 0 P: 3	R: 0 E: 0 K: 0 S: 4	H: 1 LOB: 1 BB: 0 P: 4	R: 0 E: 0 K: 0 S: 3	H: 0 LOB: 0 BB: 0 P: 3	R: 0 E: 0 K: 0 S: 3	H: 0 LOB: 0 BB: 0 P: 3	R: 0 E: 0 K: 0 S: 4	H: 1 LOB: 1 BB: 0 P: 4	R: 0 E: 0 K: 0 S: 2	H: 0 LOB: 0 BB: 1 P: 6	R: 1 E: 0 K: 0 S: 5	H: 2 LOB: 2 BB: 1 P: 9	1B: 6 2B: 2 3B: 0 HR: 1	SF: 0 SAC: 1 DP: 1 HBP: 0	WP: 0 PB: 0 SB: 0 CS: 0	PA: 38																										
PITCHER Andy Hawkins, R ERA: 3.15 (1, 1)	IP 9.0	WLS W	BF 38	H 8	R 4	ER 4	SO 1	BB 4	IBB 0	HBP 0	BLK 0	WP 0	HR 1	S 36	P 52	ERA 4.00	WHIP 1.333	PITCHER	IP	WLS	BF	H	R	ER	SO	BB	IBB	HBP	BLK	WP	HR	S	P	ERA	WHIP													










Batter	1				2				3				4				5				6				7				8				9				AB R H RBI BB SO LOB								BOTTOM										
Steve Sax, R OBP: 0.355, SLG: 0.320 (1, 4)	0-0 4-3												0-0 6-3								0-0 4-3								4-0 2B SF7 BB				3 1 0 0 1 0 0								<div>Cincinnati Reds @ Los Angeles Dodgers</div> <div>Dodger Stadium, Los Angeles, CA</div> <div>Fri Oct 04 1985, 7:05 PM PDT</div> <div>Att. 43,309 - Unknown</div> <div>livebaseballscorecards.com</div>														
Ken Landreaux, L OBP: 0.310, SLG: 0.404 Jose Gonzalez, R OBP: 0.273, SLG: 0.455 (1, 8) (7, 8)	0-3 K												0-0 F7								0-0 F8								0-0 SF7 1-3 2B				3 0 0 0 0 1 0 1 0 1 0 0 0 0																						
Bill Madlock, R OBP: 0.344, SLG: 0.401 Bobby Castillo, R OBP: 0.182, SLG: 0.100 Alejandro Pena, R (1, 5) (5, 1) (6, 1)	0-0 3-1												0-0 F8								0-0 F4								0-0 F5				2 0 1 0 0 0 0 0 0 1 0 0 0 0 0 2																						
Jay Johnstone, L OBP: 0.200, SLG: 0.214 Ralph Bryant, L OBP: 0.333, SLG: 0.333 (7, PH) (8, 7)					0-0 F9												0-0 F9								0-0 F8								0-0 SF7				3 0 0 0 0 0 0 0 0 0 1 0 0 0																		
Pedro Guerrero, R OBP: 0.422, SLG: 0.581 Stu Pederson, L (1, 7) (8, 9)					0-0 F9												0-0 BB 1B								0-0 HR								0-0 F8				3 1 2 1 0 0 0 0 0 0 0 0 0 0 1 0 0 0 0 0 1																		
Mike Scioscia, L OBP: 0.409, SLG: 0.421 Rick Honeycutt, L OBP: 0.195, SLG: 0.158 (1, 2) (8, 1)					0-0 6-3												0-0 F8								0-0 F3												3 0 0 0 0 0 1 0 0 0 0 0 0 0																		
Greg Brock, L OBP: 0.331, SLG: 0.435 (1, 3)									4-0 BB BB BB BB				4-0 G6-4-3 BB				4-0 1-2 BB								0-0 F8												1 0 0 0 2 0 0																		
Dave Anderson, R OBP: 0.308, SLG: 0.281 (1, 6)									0-0 G6-4-3 1-2f				0-0 F4												0-0 4-3								3 0 0 0 0 0 3																						
Fernando Valenzuela, L OBP: 0.214, SLG: 0.268 Bob Bailor, R OBP: 0.264, SLG: 0.282 (1, 1) (5, 5)					0-0 F7												0-0 6-3								0-0 5-3								1 0 0 0 0 0 0 2 0 0 0 0 0 0																						
Inning Stats	R: 0 E: 0 K: 1 S: 5		H: 0 LOB: 0 BB: 0 P: 5		R: 0 E: 0 K: 0 S: 3		H: 0 LOB: 0 BB: 0 P: 3		R: 0 E: 0 K: 0 S: 2		H: 0 LOB: 0 BB: 1 P: 6		R: 0 E: 0 K: 0 S: 3		H: 0 LOB: 0 BB: 0 P: 3		R: 0 E: 0 K: 0 S: 4		H: 1 LOB: 2 BB: 1 P: 8		R: 0 E: 0 K: 0 S: 3		H: 0 LOB: 0 BB: 0 P: 3		R: 1 E: 0 K: 0 S: 4		H: 1 LOB: 0 BB: 0 P: 4		R: 0 E: 0 K: 0 S: 3		H: 0 LOB: 0 BB: 0 P: 3		R: 1 E: 0 K: 0 S: 4		H: 1 LOB: 1 BB: 1 P: 8		1B: 1 2B: 1 3B: 0 HR: 1		SF: 1 SAC: 0 DP: 1 HBP: 0		WP: 0 PB: 0 SB: 0 CS: 0		PA: 32												
PITCHER	IP	WLS	BF	H	R	ER	SO	BB	IBB	HBP	BLK	WP	HR	S	P	ERA	WHIP	PITCHER																		IP	WLS	BF	H	R	ER	SO	BB	IBB	HBP	BLK	WP	HR	S	P	ERA	WHIP			
John Stuper, R ERA: 4.55 (1, 1)	6.0	W	20	1	0	0	1	2	0	0	0	0	0	20	28	0.00	0.500																																						
Mike Smith, R ERA: 5.4 (7, 1)	2.0		7	1	1	1	0	0	0	0	0	0	1	7	7	4.50	0.500																																						
Ted Power, R ERA: 2.53 (9, 1)	1.0	S	5	1	1	1	0	1	0	0	0	0	0	4	8	9.00	2.000																																						






Batter	1				2				3				4				5				6				7				8				9				AB R H RBI BB SO LOB												BOTTOM																																																																																							
Mariano Duncan, R OBP: 0.295, SLG: 0.342 (1, 6)	<div>X</div> <div>0-0</div> <div>F4</div> <div>①</div> <div></div>												<div>X</div> <div>0-0</div> <div>F4</div> <div>①</div> <div></div>								<div>X</div> <div>0-0</div> <div>1-3 S</div> <div>1B</div> <div></div>								<div>X</div> <div>0-0</div> <div>F4</div> <div>②</div> <div>③</div> <div>1-2</div> <div></div>								4 0 1 0 0 0 1												<div>Cincinnati Reds @ Los Angeles Dodgers</div> <div>Dodger Stadium, Los Angeles, CA</div> <div>Sat Oct 05 1985, 3:33 AM PDT</div> <div>Att. 35,861 - Unknown</div> <div>livebaseballscorecards.com</div> <div><div>AB26</div><div>R3</div><div>H5</div><div>RBI2</div><div>BB1</div><div>SO5</div><div>LOB6</div></div> <div><div></div></div>																																																																																							
Ken Landreaux, L OBP: 0.310, SLG: 0.403 Jose Gonzalez, R OBP: 0.273, SLG: 0.455 (1, 8) (9, 8)	<div>X</div> <div>0-0</div> <div>F7</div> <div>②</div> <div></div>												<div>X</div> <div>0-0</div> <div>1B</div> <div>1B</div> <div>1B</div> <div></div>								<div>X</div> <div>0-0</div> <div>1-3</div> <div>1-3</div> <div></div>								3 1 1 0 0 0 1 0 0 0 0 0 0 0																																																																																																											
Pedro Guerrero, R OBP: 0.422, SLG: 0.580 Tom Niedenfuer, R OBP: 0.111, SLG: 0.111 (1, 7) (9, 1)	<div>S</div> <div>S</div> <div>S</div> <div>0-3</div> <div>K</div> <div>③</div> <div></div>												<div>X</div> <div>0-0</div> <div>1B</div> <div>E</div> <div>1B</div> <div></div>								<div>X</div> <div>0-0</div> <div>F8</div> <div>②</div> <div></div>								3 1 1 0 0 1 1 0 0 0 0 0 0 0																																																																																																											
Greg Brock, L OBP: 0.331, SLG: 0.435 (1, 3)					<div>X</div> <div>0-0</div> <div>3-1</div> <div>①</div> <div></div>								<div>X</div> <div>0-0</div> <div>E8</div> <div>SF9</div> <div>1B</div> <div></div>								<div>X</div> <div>0-0</div> <div>F5</div> <div>③</div> <div></div>								3 1 1 1 0 0 1																																																																																																											
Mike Marshall, R OBP: 0.342, SLG: 0.515 (1, 9)					<div>S</div> <div>S</div> <div>S</div> <div>0-3</div> <div>K</div> <div>②</div> <div></div>								<div>X</div> <div>0-0</div> <div>SF9</div> <div>②</div> <div></div>								<div>X</div> <div>0-0</div> <div>F4</div> <div>①</div> <div></div>								2 0 0 1 0 1 0																																																																																																											
Mike Scioscia, L OBP: 0.407, SLG: 0.418 Gilberto Reyes, R (1, 2) (8, 2)					<div>X</div> <div>0-0</div> <div>4-3</div> <div>③</div> <div></div>								<div>X</div> <div>0-0</div> <div>6-3</div> <div>③</div> <div></div>								<div>X</div> <div>0-0</div> <div>F7</div> <div>②</div> <div></div>								3 0 0 0 0 0 0 0 0 0 0 0 0 0																																																																																																											
Enos Cabell, R OBP: 0.331, SLG: 0.352 Bob Bailor, R OBP: 0.264, SLG: 0.282 (1, 5) (8, 5)					<div>X</div> <div>0-0</div> <div>F3</div> <div>①</div> <div></div>								<div>X</div> <div>0-0</div> <div>CS</div> <div>1B</div> <div></div>								<div>X</div> <div>0-0</div> <div>F7</div> <div>③</div> <div></div>								3 0 1 0 0 0 0 0 0 0 0 0 0 0																																																																																																											
Dave Anderson, R OBP: 0.309, SLG: 0.279 (1, 4)					<div>S</div> <div>S</div> <div>S</div> <div>0-3</div> <div>K</div> <div>②</div> <div></div>								<div>X</div> <div>0-0</div> <div>F9</div> <div>①</div> <div>②</div> <div>1-2</div> <div></div>								<div>B</div> <div>B</div> <div>B</div> <div>B</div> <div>4-0</div> <div>CS</div> <div>BB</div> <div></div>								2 0 0 0 1 1 1																																																																																																											
Bob Welch, R OBP: 0.226, SLG: 0.200 Reggie Williams, R OBP: 0.375, SLG: 0.375 (1, 1) (8, PH) (9, 7)					<div>S</div> <div>S</div> <div>S</div> <div>0-3</div> <div>K</div> <div>③</div> <div></div>								<div>X</div> <div>0-0</div> <div>1-3</div> <div>③</div> <div></div>								<div>S</div> <div>S</div> <div>S</div> <div>0-3</div> <div>K</div> <div>①</div> <div></div>								2 0 0 0 0 1 0 1 0 0 0 0 1 1																																																																																																											
Inning Stats	R: 0 E: 0 K: 1 S: 5				H: 0 LOB: 0 BB: 0 P: 5				R: 0 E: 0 K: 1 S: 5				H: 0 LOB: 0 BB: 0 P: 5				R: 0 E: 0 K: 2 S: 7				H: 0 LOB: 0 BB: 0 P: 7				R: 3 E: 1 K: 0 S: 6				H: 3 LOB: 0 BB: 0 P: 6				R: 0 E: 0 K: 0 S: 3				H: 1 LOB: 0 BB: 0 P: 3				R: 0 E: 0 K: 0 S: 4				H: 1 LOB: 1 BB: 0 P: 4				R: 0 E: 0 K: 0 S: 3				H: 0 LOB: 0 BB: 0 P: 3				R: 0 E: 0 K: 1 S: 4				H: 0 LOB: 0 BB: 1 P: 8				1B: 5 2B: 0 3B: 0 HR: 0				SF: 1 SAC: 0 DP: 0 HBP: 0				WP: 0 PB: 0 SB: 1 CS: 2				PA: 28																																																											
PITCHER Ron Robinson, R ERA: 3.99 Rob Murphy, L ERA: 6.0 (1, 1) (7, 1)	IP 6.0				WLS L				BF 22				H 5				R 3				ER 2				SO 4				BB 0				IBB 0				HBP 0				BLK 0				WP 0				HR 0				S 30				P 30				ERA 3.00				WHIP 0.833				IP 2.0				WLS L				BF 6				H 0				R 0				ER 0				SO 1				BB 1				IBB 0				HBP 0				BLK 0				WP 0				HR 0				S 7				P 11				ERA 0.00				WHIP 0.500			





Batter	1		2		3		4		5		6		7		8		9		AB R H RBI BB SO LOB		BOTTOM	
Mariano Duncan, R OBP: 0.293, SLG: 0.340 Ken Howell, R (8, 1) Tom Niedenfuer, R OBP: 0.111, SLG: 0.111 Ken Landreaux, L OBP: 0.311, SLG: 0.405 (9, PH)	(1, 6)	0-3 K	(1, 6)	0-3 K					X	0-0 F2			(1, 6)	0-3 K			X	0-0 1B 1B	4 0 0 0 0 3 2 0 0 0 0 0 0 0 0 0 0 0 0 0 0 1 0 1 0 0 0 0	<div>Cincinnati Reds @ Los Angeles Dodgers</div> <div>Dodger Stadium, Los Angeles, CA</div> <div>Sun Oct 06 1985, 3:33 AM PDT</div> <div>Att. 45,778 - Unknown</div> <div>livebaseballscorecards.com</div> <div>AB 37 R 5 H 12 RBI 5 BB 2 SO 6 LOB 16</div> <div></div>		
Enos Cabell, R OBP: 0.332, SLG: 0.352 (1, 3)	X	0-0 2B 1B			X	0-0 FC5-4 1B			X	0-0 F4			X	0-0 F3			X	0-0 F7	5 0 2 0 0 0 2			
Pedro Guerrero, R OBP: 0.422, SLG: 0.577 (1, 7)	X	0-0 F8			X	0-0 FC5-4 1-2f					B B B B	4-0 F9 1B BB			X	0-0 F8	X	0-0 1-2 1B	4 1 1 0 1 0 2			
Mike Marshall, R OBP: 0.342, SLG: 0.515 Jose Gonzalez, R OBP: 0.333, SLG: 0.455 (9, 8) Jay Johnstone, L OBP: 0.188, SLG: 0.200 (9, PH)	X	0-0 1-H 2B			X	0-0 F8			X	0-0 F9					B B B B	4-0 2B SF7 BB	X	0-0 6-3	3 0 1 0 0 0 2 0 1 0 0 1 0 0 1 0 0 0 0 0 2			
Bill Madlock, R OBP: 0.345, SLG: 0.402 Bob Bailor, R OBP: 0.270, SLG: 0.288 Greg Brock, L OBP: 0.332, SLG: 0.438 Steve Yeager, R OBP: 0.246, SLG: 0.256 (9, 2)			X	0-0 2B 1B	X	0-0 FC5-4 1-2f			X	0-0 5-3 1B 3-H					X	0-0 1-3 1B 2B			2 1 1 0 0 0 1 1 0 1 1 0 0 0 1 1 1 0 0 0 0 0 0 0 0 0 0 0			
Mike Scioscia, L OBP: 0.407, SLG: 0.420 Gilberto Reyes, R OBP: 0.274, SLG: 0.350 (8, PH) (9, 5)			X	0-0 1-3 1B 2B			X	0-0 F9	X	0-0 5-3 1-2					X	0-0 SF7 3-H			3 1 1 0 0 0 1 0 0 0 0 0 0 0 0 0 0 1 0 0 0			
Candy Maldonado, R OBP: 0.288, SLG: 0.338 Terry Whitfield, L OBP: 0.300, SLG: 0.413 Bill Russell, R OBP: 0.333, SLG: 0.308 Stu Pederson, L (9, 9)			X	0-0 2-H 3-H 1B			X	0-0 F9	X	0-3 K					X	0-0 2-H 1B			3 0 1 2 0 1 1 1 0 1 1 0 0 0 0 0 0 0 0 0 0 0 0 0 0 0 0 0			
Steve Sax, R OBP: 0.352, SLG: 0.318 (1, 4)			X	0-0 F9			X	0-0 1-3					X	0-0 F9	X	0-0 F5			4 0 0 0 0 0 2			
Dennis Powell, R Carlos Diaz, R Reggie Williams, R Orel Hershiser, R Dave Anderson, R (8, 8)	(1, 1) (5, 1) (5, PH) (6, 1) (7, PH) (8, 8)	0-3 K	(1, 1) (5, 1) (5, PH) (6, 1) (7, PH) (8, 8)	0-3 K					(1, 1) (5, 1) (5, PH) (6, 1) (7, PH) (8, 8)	0-3 K					X	0-0 S 1B	X	0-0 F5	1 0 0 0 0 0 1 1 0 0 0 0 0 0 0 0 1 0 0 0 0 0 1 0 0 0 0 0 0 0 0 0 2 0 1 0 0 0 0 0			
Inning Stats	R: 0 E: 0 K: 1 S: 6 H: 2 LOB: 2 BB: 0 P: 6		R: 2 E: 0 K: 2 S: 10 H: 3 LOB: 1 BB: 0 P: 10		R: 0 E: 0 K: 0 S: 4 H: 1 LOB: 1 BB: 0 P: 4		R: 0 E: 0 K: 0 S: 3 H: 0 LOB: 0 BB: 0 P: 3		R: 0 E: 0 K: 1 S: 5 H: 0 LOB: 0 BB: 0 P: 5		R: 1 E: 0 K: 1 S: 6 H: 1 LOB: 1 BB: 1 P: 10		R: 0 E: 0 K: 1 S: 6 H: 1 LOB: 1 BB: 0 P: 6		R: 2 E: 0 K: 0 S: 5 H: 2 LOB: 1 BB: 1 P: 9		R: 0 E: 0 K: 0 S: 5 H: 2 LOB: 2 BB: 0 P: 5		1B: 9 2B: 3 3B: 0 HR: 0 SF: 1 SAC: 0 DP: 0 HBP: 0	WP: 0 PB: 0 SB: 2 CS: 0 PA: 40 ERA WHIP		
PITCHER Tom Browning, L ERA: 3.55 Ted Power, R ERA: 2.7 John Franco, L ERA: 2.18	(1, 1) (8, 1) (9, 1)	IP 7.0 WLS 1.2 0.1	WLS S	BF 29 10 1	H 8 4 0	R 3 2 0	ER 3 2 0	SO 6 0 0	BB 1 0 0	IBB 0 0 0	HBP 0 0 0	BLK 0 0 0	WP 0 0 0	HR 0 0 0	S 40 9 1	P 44 13 1	ERA 3.86 10.80 0.00	WHIP 1.286 3.000 0.000				