

# Cincinnati Reds - 1985

Batter	1	2	3	4	5	6	7	8	9	AB	R	H	RBI	BB	SO	LOB	TOP					
Tim Raines, S (1,7)	G3		F4			K		FC5-4		4	0	0	0	0	1	2	<b>Montreal Expos @ Cincinnati Reds</b> Riverfront Stadium, Cincinnati, OH Mon Apr 08 1985, 3:33 AM EST Att: 52,971 - Unknown					
Herm Winningham, L (1,8)	F4			5-3		BB		BB		2	0	0	0	2	0							
Andre Dawson, R (1,9)	K			F7		K		F9		4	0	0	0	0	2							
Dan Driessen, L (1,3)		F7		2B		K		CS	F4	4	0	1	0	0	1							
Hubie Brooks, R (1,6)		F7		5-3					K	4	1	1	0	0	1							
Vance Law, R (1,4)		4-3			FC6-5	1B	BB	5-3	F4	3	0	0	0	1	0							
Tim Wallach, R (1,5)			4-3	2B		CS	FC6-5	1B	6-3	3	0	2	1	0	0							
Mike Fitzgerald, R (1,2)			K			FC6-5	1B	F8		3	0	0	0	0	1							
Steve Rogers, R (1,1)			4-3			1-3		FC5-4	BB	2	0	0	0	0	0							
Tim Burke, R (5,1)			4-3			1-3				0	0	0	0	0	0							
Miguel Dilone, S (8,PH)										0	0	0	0	1	0							
Bert Roberge, R (8,1)			2-3			2-3				0	0	0	0	0	0							
<b>Inning Stats</b>	R: 0 E: 0 K: 1 S: 5	H: 0 LOB: 0 BB: 0 P: 5	R: 0 E: 0 K: 0 S: 3	H: 0 LOB: 0 BB: 0 P: 3	R: 0 E: 0 K: 1 S: 6	H: 1 LOB: 1 BB: 0 P: 6	R: 0 E: 0 K: 0 S: 4	H: 1 LOB: 1 BB: 0 P: 4	R: 0 E: 0 K: 0 S: 3	H: 1 LOB: 1 BB: 1 P: 7	R: 0 E: 0 K: 3 S: 9	H: 0 LOB: 1 BB: 1 P: 13	R: 1 E: 0 K: 0 S: 4	H: 1 LOB: 0 BB: 0 P: 4	R: 0 E: 0 K: 0 S: 2	H: 0 LOB: 1 BB: 2 P: 10	R: 0 E: 0 K: 1 S: 5	H: 0 LOB: 0 BB: 0 P: 5	1B: 1 2B: 2 3B: 1 HR: 0	SF: 0 SAC: 0 DP: 0 HBP: 0	WP: 0 PB: 0 SB: 0 CS: 2	PA: 34
<b>PITCHER</b>	IP WLS BF H R ER SO BB IBB HBP BLK WP HR S P ERA WHIP																					
Mario Soto, R (1,1)	7.0 W 26 4 1 1 5 2 0 0 0 0 0 0 34 42 1.29 0.857																					
Carl Willis, R (8,1)	2.0 S 7 0 0 0 1 2 0 0 0 0 0 0 7 15 0.00 1.000																					

AB	29
R	1
H	4
RBI	1
BB	4
SO	6
LOB	14



Batter	1	2	3	4	5	6	7	8	9	AB	R	H	RBI	BB	SO	LOB	BOTTOM			
Eric Davis, R (1,8)	G3		K							3	2	1	0	1	1	<b>Montreal Expos @ Cincinnati Reds</b> Riverfront Stadium, Cincinnati, OH Mon Apr 08 1985, 3:33 AM EST Att: 52,971 - Unknown				
Pete Rose, S (1,3)	4-0		1-3							3	1	2	3	1	0					
Eddie Milner, L (7,FR)	1B									0	0	0	0	0	0					
Dave Parker, L (1,9)	1-2									3	0	2	1	1	0					
Cesar Cedeno, R (1,7)	G6-4-3									4	0	2	0	0	4					
Nick Esasky, R (1,5)		5-3								4	0	0	0	0	2					
Dave Concepcion, R (1,6)		F9								3	0	1	0	1	0					
Ron Oester, S (1,4)		G3								3	0	0	0	1	0					
Dann Bilardello, R (1,2)			K							4	0	1	0	0	2					
Mario Soto, R (1,1)										3	1	2	0	0	0					
Carl Willis, L (8,1)					2B					1	0	0	0	0	2					
<b>Inning Stats</b>	R: 0 E: 0 K: 0 S: 3	H: 1 LOB: 1 BB: 1 P: 7	R: 0 E: 0 K: 0 S: 3	H: 0 LOB: 0 BB: 0 P: 3	R: 0 E: 0 K: 2 S: 8	H: 1 LOB: 1 BB: 0 P: 8	R: 0 E: 0 K: 0 S: 4	H: 2 LOB: 2 BB: 0 P: 4	R: 3 E: 0 K: 1 S: 8	H: 4 LOB: 0 BB: 0 P: 8	R: 0 E: 0 K: 1 S: 6	H: 1 LOB: 2 BB: 1 P: 10	R: 1 E: 0 K: 0 S: 3	H: 1 LOB: 1 BB: 2 P: 11	R: 0 E: 0 K: 1 S: 6	H: 1 LOB: 2 BB: 1 P: 10	1B: 8 2B: 3 3B: 0 HR: 0	SF: 0 SAC: 0 DP: 2 HBP: 0	WP: 0 PB: 0 SB: 0 CS: 1	PA: 37
<b>PITCHER</b>	IP WLS BF H R ER SO BB IBB HBP BLK WP HR S P ERA WHIP																			
Steve Rogers, R (1,1)	4.2 L 21 8 3 3 3 1 0 0 0 0 0 0 9 21 3.86 1.286																			
Tim Burke, R (5,1)	2.1 10 2 1 1 1 1 2 0 0 0 0 0 9 21 3.86 1.286																			
Bert Roberge, R (8,1)	1.0 5 1 0 0 1 1 0 0 0 0 0 0 6 10 0.00 2.000																			

AB	31
R	4
H	11
RBI	4
BB	5
SO	5
LOB	14





Batter	1	2	3	4	5	6	7	8	9	AB	R	H	RBI	BB	SO	LOB	TOP								
Tim Raines, S (1,7) OBP: 0.375, SLG: 0.625										4	2	3	0	0	0	1									
Herm Winningham, L (1,8)										4	0	0	0	0	1	3									
Andre Dawson, R (1,9) OBP: 0.250, SLG: 0.250 Dan Schatzeder, L (8,1) Jeff Reardon, R (9,1)										4	1	2	0	0	1	1									
Dan Driessen, L (1,3) OBP: 0.375, SLG: 0.429										3	0	1	0	1	0	2									
Hubie Brooks, R (1,6) OBP: 0.375, SLG: 0.714										3	0	2	3	0	0	0									
Vance Law, R (1,4)										3	1	0	0	1	0	3									
Tim Wallach, R (1,5) OBP: 0.429, SLG: 0.571										4	0	1	0	0	0	1									
Mike Fitzgerald, R (1,2)										3	0	0	0	1	1	2									
Bill Gullickson, R (1,1) OBP: 0.333, SLG: 0.333 Roy Johnson, L (8,9)										3	0	1	1	0	1	1									
<b>Inning Stats</b>	R: 1 E: 0 K: 0 S: 5	H: 3 LOB: 2 BB: 0 P: 5	R: 1 E: 0 K: 0 S: 4	H: 1 LOB: 1 BB: 1 P: 8	R: 0 E: 0 K: 1 S: 5	H: 0 LOB: 0 BB: 0 P: 5	R: 0 E: 1 K: 0 S: 3	H: 0 LOB: 0 BB: 0 P: 3	R: 0 E: 0 K: 0 S: 4	H: 1 LOB: 1 BB: 0 P: 4	R: 1 E: 0 K: 0 S: 4	H: 2 LOB: 0 BB: 0 P: 4	R: 0 E: 0 K: 1 S: 4	H: 0 LOB: 0 BB: 1 P: 8	R: 1 E: 0 K: 1 S: 7	H: 2 LOB: 2 BB: 1 P: 11	R: 0 E: 0 K: 1 S: 5	H: 1 LOB: 0 BB: 0 P: 5	1B: 9 2B: 1 3B: 1 HR: 0	SF: 1 SAC: 0 DP: 2 HBP: 0	WP: 0 PB: 0 SB: 2 CS: 2	PA: 37			
<b>PITCHER</b>	IP	WLS	BF	H	R	ER	SO	BB	IBB	HBP	BLK	WP	HR	S	P	ERA	WHIP								
Jay Tibbs, R (1,1) ERA: 4.5	6.0	L	24	7	3	3	1	1	0	0	0	0	0	25	29	4.50	1.333								
Tom Hume, R (7,1) ERA: 4.5	2.0		9	2	1	1	2	1	1	0	0	0	0	11	19	4.50	1.500								
Ted Power, R (9,1) ERA:	1.0		3	1	0	0	1	0	0	0	0	0	0	5	5	0.00	1.000								

**Montreal Expos @ Cincinnati Reds**  
Riverfront Stadium, Cincinnati, OH  
Wed Apr 10 1985, 3:33 AM EST  
Att: 10,491 - Unknown

AB 32  
R 4  
H 10  
RBI 4  
BB 3  
SO 4  
LOB 14



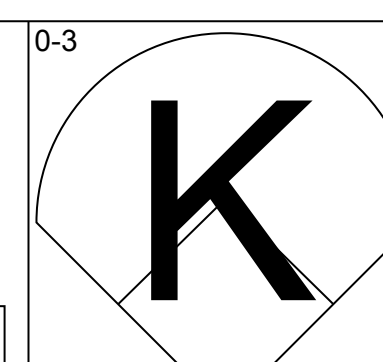
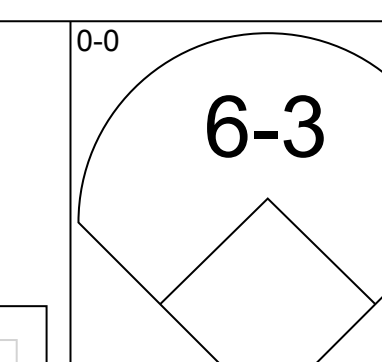
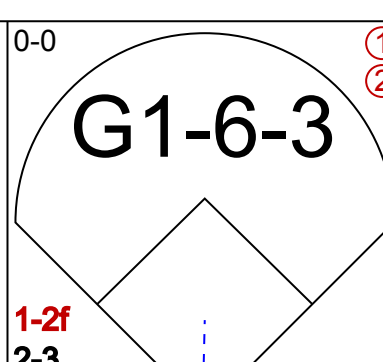
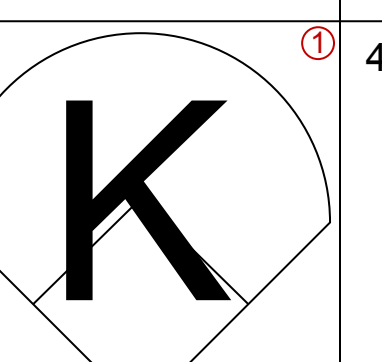


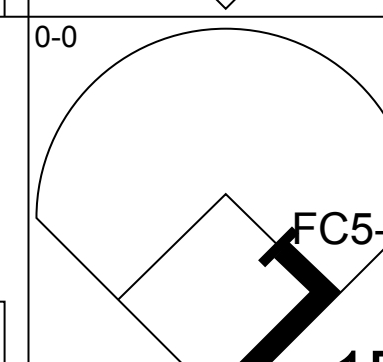
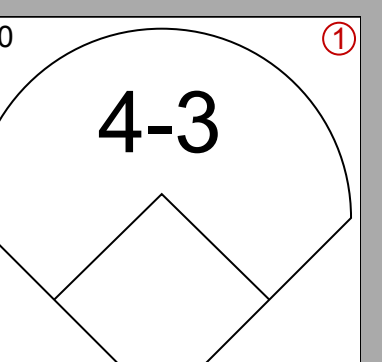
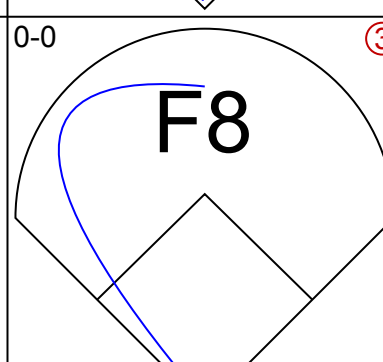
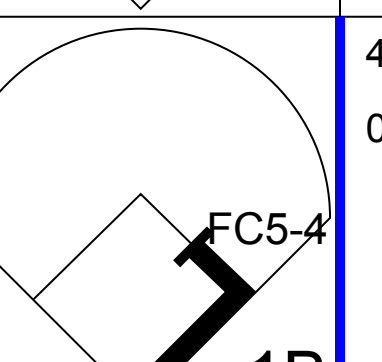
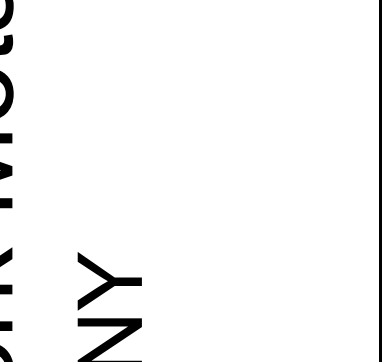
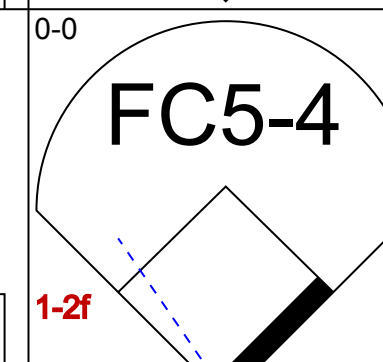
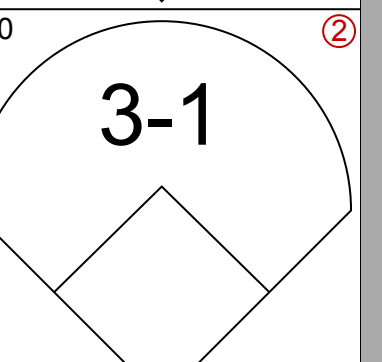

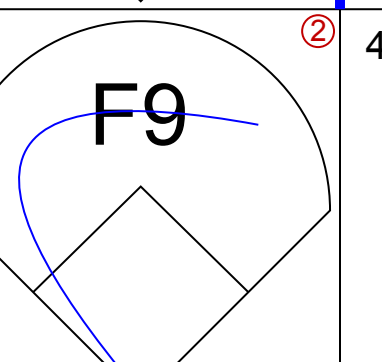

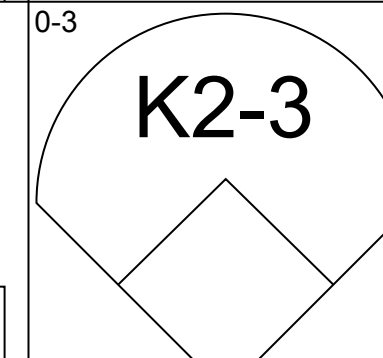
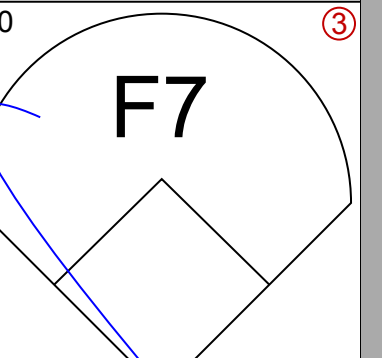

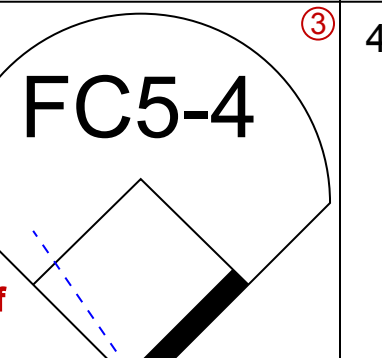
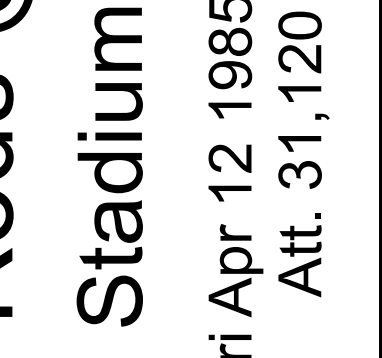
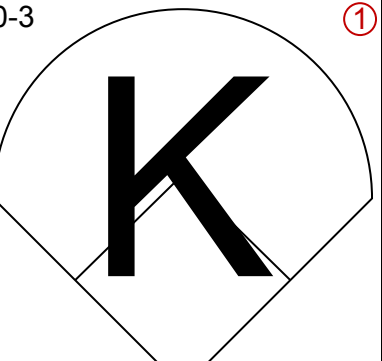
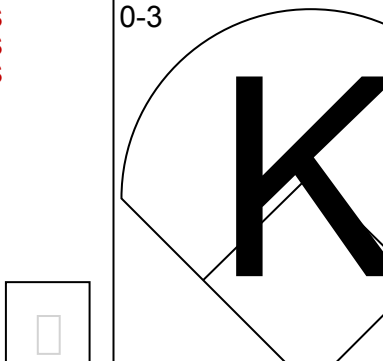
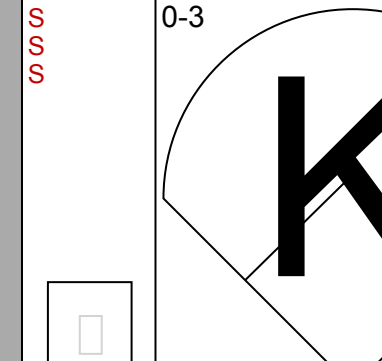
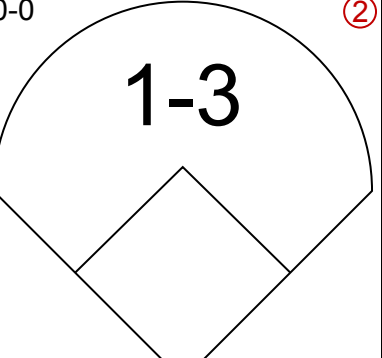
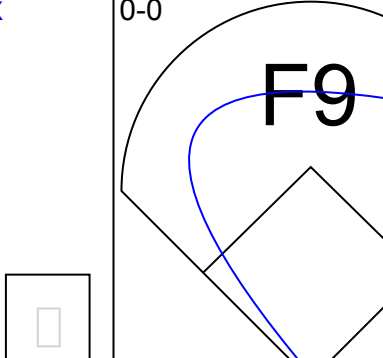
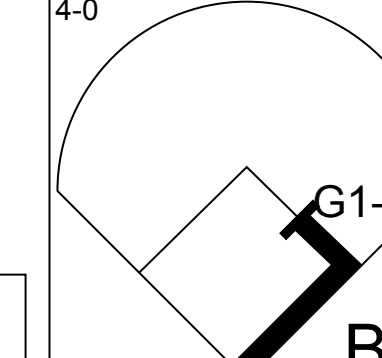

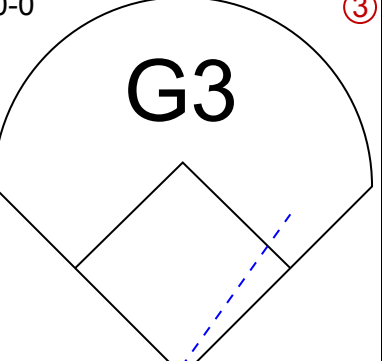
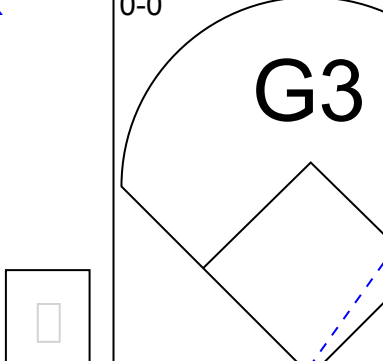
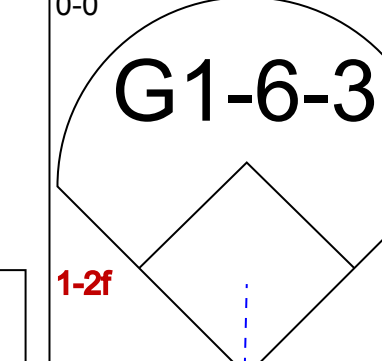

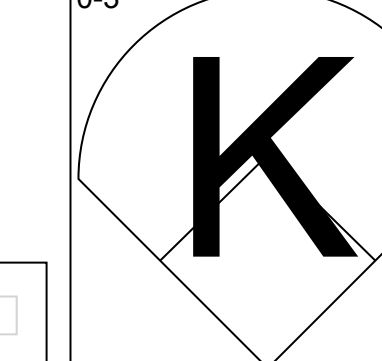
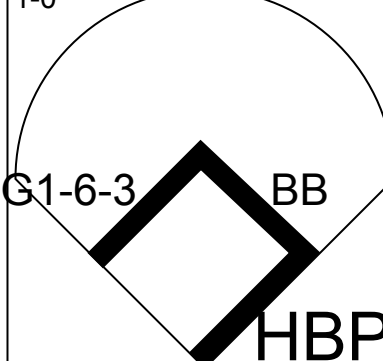
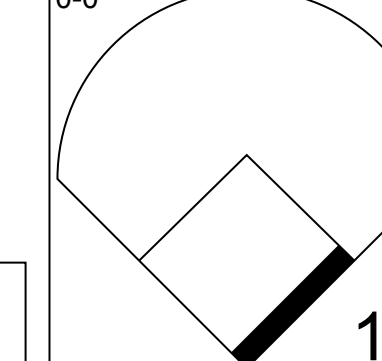

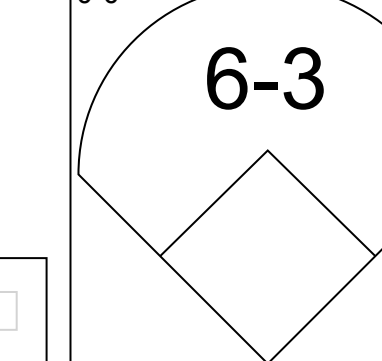
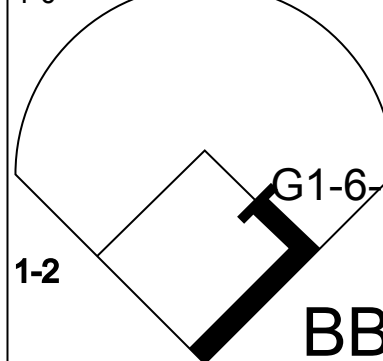
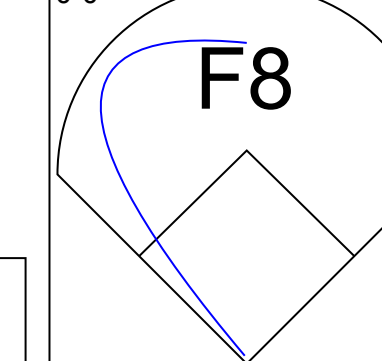

Batter	1	2	3	4	5	6	7	8	9	AB	R	H	RBI	BB	SO	LOB	BOTTOM								
Eric Davis, R (1,8) OBP: 0.250, SLG: 0.286										4	0	0	0	0	3	1									
Pete Rose, S (1,3) OBP: 0.500, SLG: 0.571										4	0	1	1	0	0	0									
Dave Parker, L (1,9) OBP: 0.500, SLG: 0.429										4	0	1	0	0	0	0									
Cesar Cedeno, R (1,7) OBP: 0.429, SLG: 0.571										3	0	1	0	0	0	2									
Nick Esasky, R (1,5)										3	0	0	0	0	0	1									
Dave Concepcion, R (1,6) OBP: 0.429, SLG: 0.333										3	0	1	0	0	0	0									
Ron Oester, S (1,4)										3	0	0	0	0	1	1									
Dann Bilardello, R (1,2) OBP: 0.143, SLG: 0.143										3	0	0	0	0	2	0									
Jay Tibbs, R (1,1) Wayne Krenchicki, L (6,PH) Tom Hume, R (7,1) Ted Power, R (9,1) Eddie Milner, L (9,PH) OBP: 1.000, SLG: 2.000										1	0	0	0	0	0	0									
<b>Inning Stats</b>	R: 0 E: 0 K: 1 S: 5	H: 0 LOB: 0 BB: 0 P: 5	R: 0 E: 0 K: 0 S: 4	H: 1 LOB: 1 BB: 0 P: 4	R: 0 E: 0 K: 2 S: 7	H: 0 LOB: 0 BB: 0 P: 7	R: 0 E: 0 K: 0 S: 3	H: 1 LOB: 0 BB: 0 P: 3	R: 0 E: 0 K: 0 S: 3	H: 0 LOB: 0 BB: 0 P: 3	R: 0 E: 0 K: 2 S: 7	H: 0 LOB: 1 BB: 0 P: 4	R: 0 E: 0 K: 1 S: 5	H: 0 LOB: 0 BB: 0 P: 5	R: 1 E: 0 K: 1 S: 6	H: 1 LOB: 0 BB: 0 P: 6	1B: 4 2B: 2 3B: 0 HR: 0	SF: 0 SAC: 0 DP: 1 HBP: 0	WP: 1 PB: 0 SB: 1 CS: 1	PA: 31					
<b>PITCHER</b>	IP	WLS	BF	H	R	ER	SO	BB	IBB	HBP	BLK	WP	HR	S	P	ERA	WHIP								
Bill Gullickson, R (1,1) ERA:	7.0		23	4	0	0	5	0	0	0	1	0	0	33	33	0.00	0.571								
Dan Schatzeder, L (8,1) ERA:	1.0		3	0	0	0	1	0	0	0	0	0	0	5	5	0.00	0.000								
Jeff Reardon, R (9,1) ERA: 9.0	1.0		4	1	1	1	1	0	0	0	0	1	0	6	6	9.00	1.000								

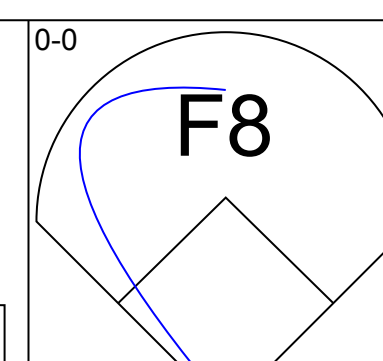
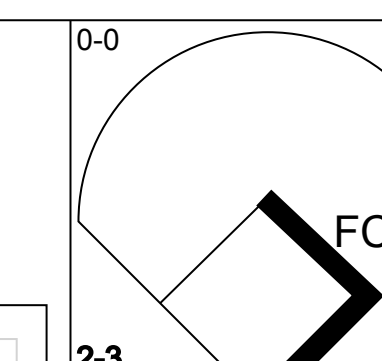
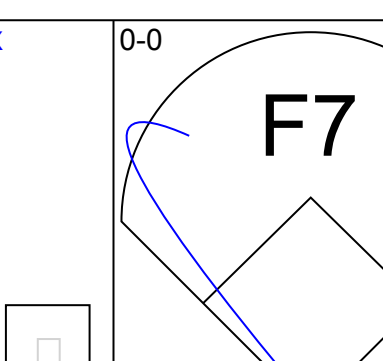
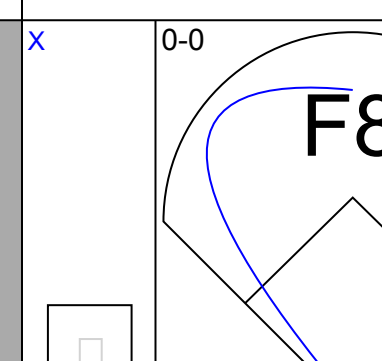

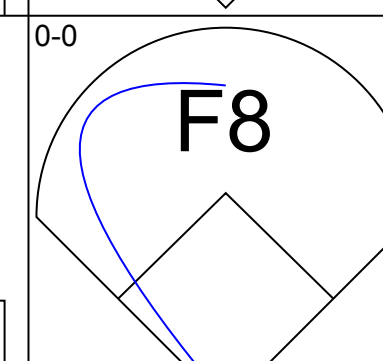
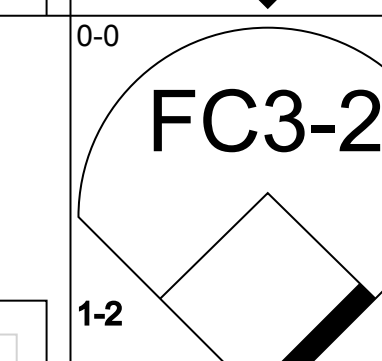
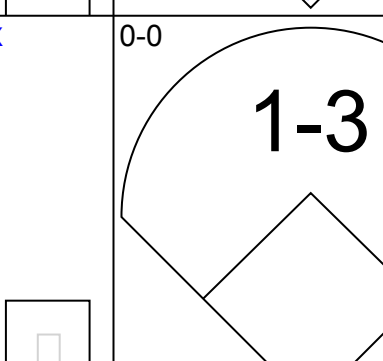
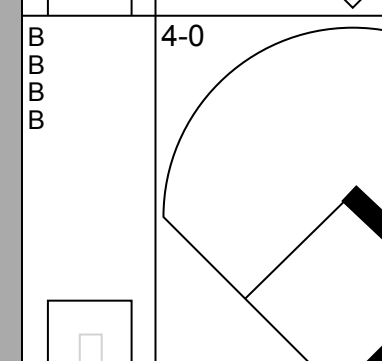
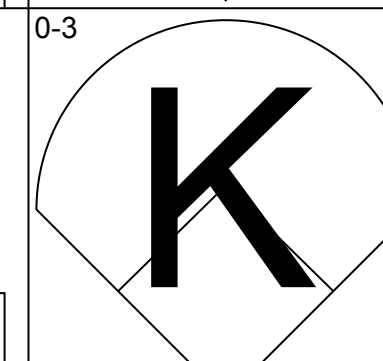
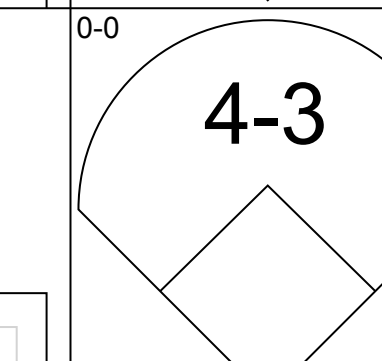
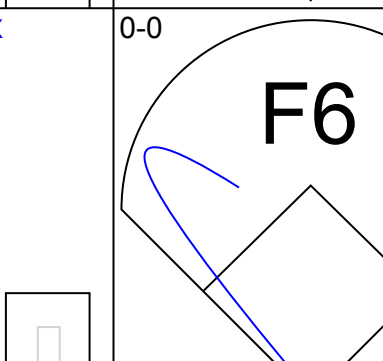
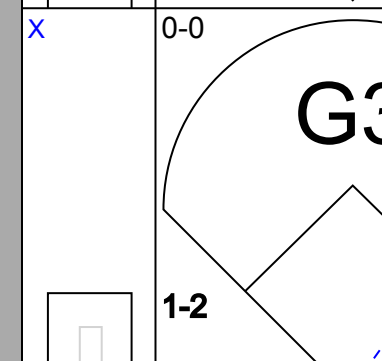
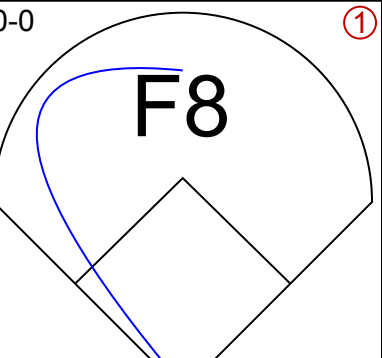
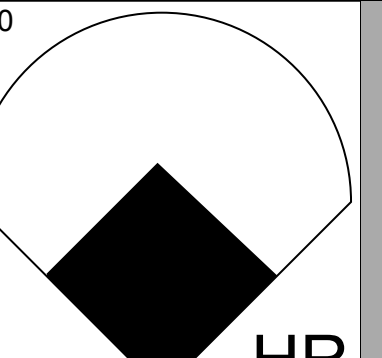
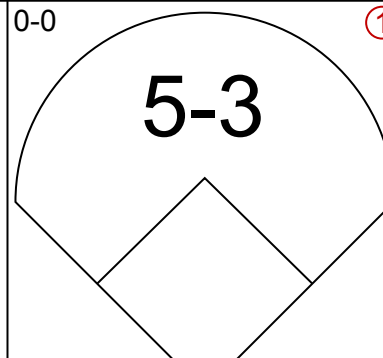
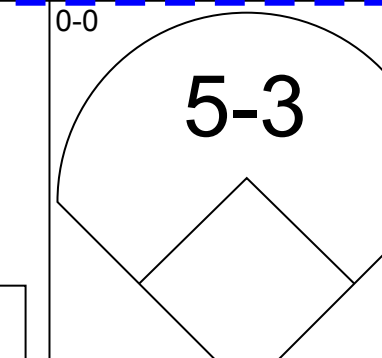
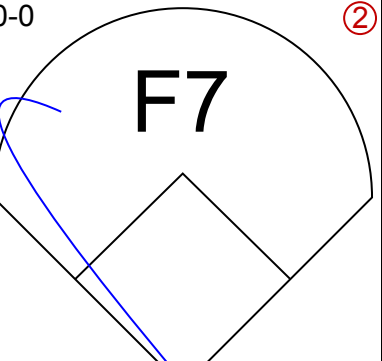
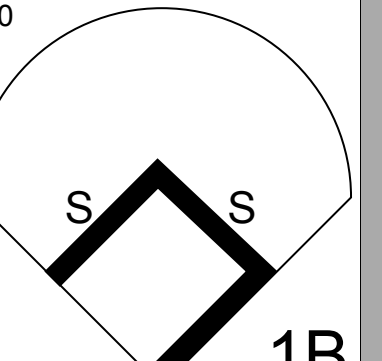
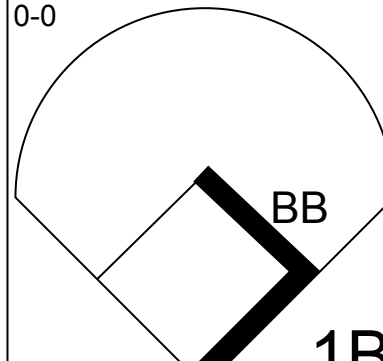
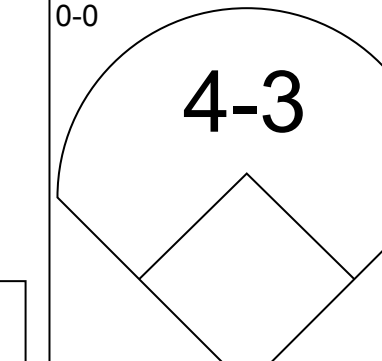
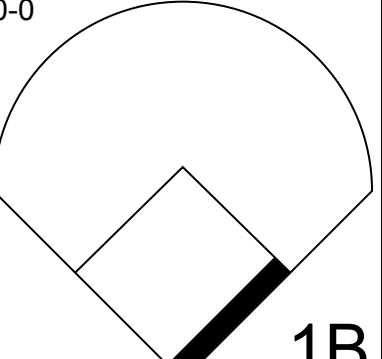
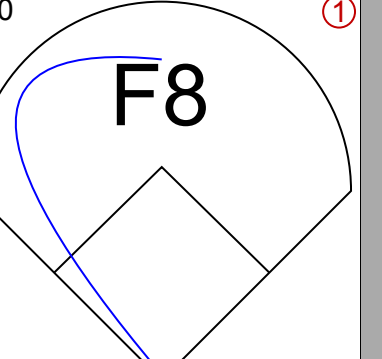
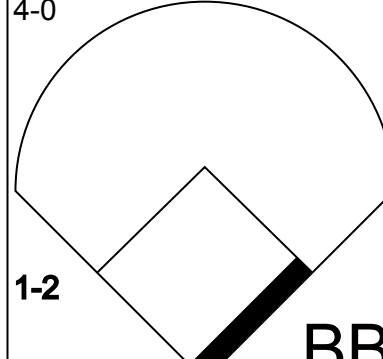
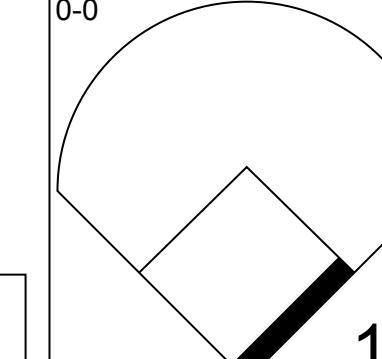
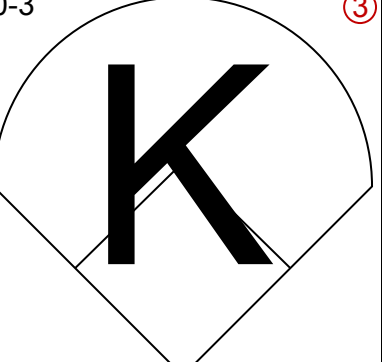
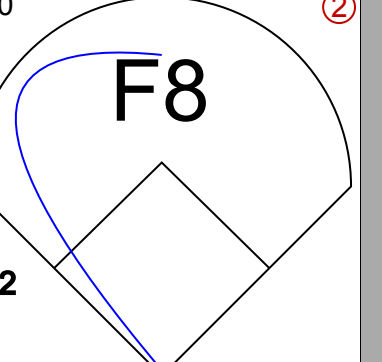
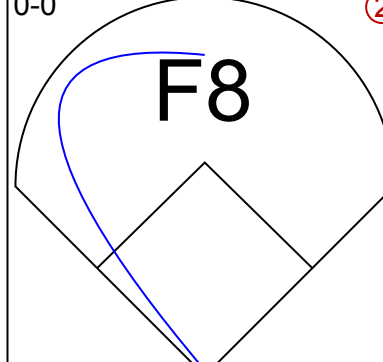
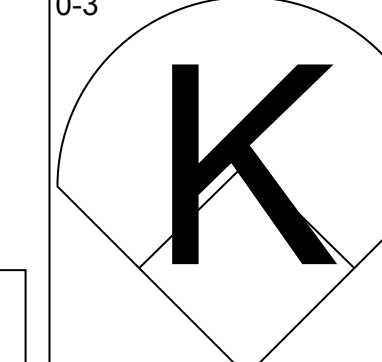
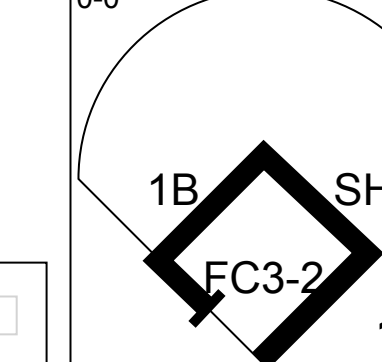
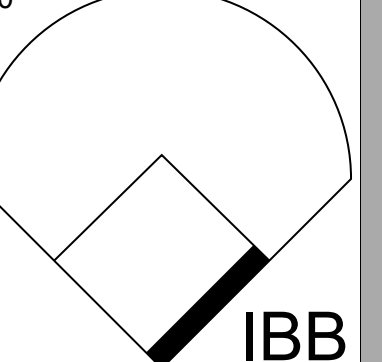
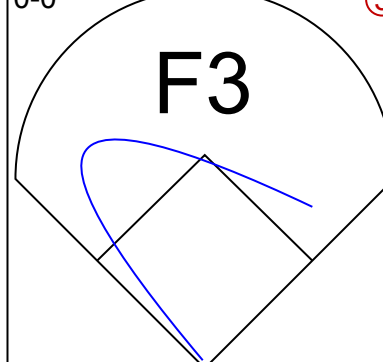
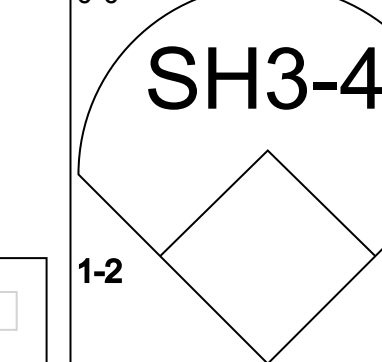
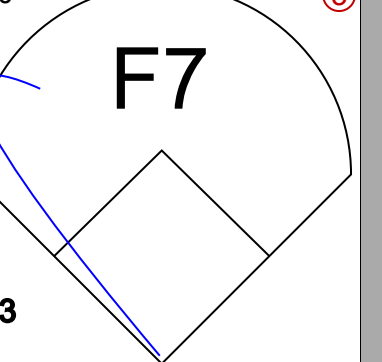

**Montreal Expos @ Cincinnati Reds**  
Riverfront Stadium, Cincinnati, OH  
Wed Apr 10 1985, 3:33 AM EST  
Att: 10,491 - Unknown

AB 30  
R 1  
H 5  
RBI 1  
BB 0  
SO 7  
LOB 5





Batter	1	2	3	4	5	6	7	8	9	AB	R	H	RBI	BB	SO	LOB	TOP										
Eric Davis, R (1, 8) OBP: 0.167, SLG: 0.182										4	0	0	0	0	2	2	<p>Cincinnati Reds @ New York Mets Shea Stadium, Flushing, NY Fri Apr 12 1985, 6:05 PM EST Att: 31,120 - Unknown</p> <p>livebaseballscores.com</p> <p>AB 28 R 0 H 3 RBI 0 BB 2 SO 7 LOB 9</p> 										
Pete Rose, S (1, 3) OBP: 0.500, SLG: 0.545 Gary Redus, R (9, FR)										4	0	2	0	0	0	1											
Dave Parker, L (1, 9) OBP: 0.333, SLG: 0.273										4	0	0	0	0	0	2											
Cesar Cedeno, R (1, 7) OBP: 0.273, SLG: 0.364										4	0	0	0	0	1	2											
Nick Esasky, R (1, 5)										3	0	0	0	0	3	0											
Dave Concepcion, R (1, 6) OBP: 0.400, SLG: 0.250										2	0	0	0	1	0	0											
Ron Oester, S (1, 4)										3	0	0	0	0	0	1											
Dann Bilardello, R (1, 2) OBP: 0.222, SLG: 0.125 Eddie Milner, L (8, PH) Dave Vangorder, R (8, 2)										1	0	0	0	0	1	0											
Mario Soto, R (1, 1) OBP: 0.600, SLG: 0.500 Duane Walker, L (8, PH) Carl Willis, L (8, 1)										1	0	0	0	1	0	0											
<b>Inning Stats</b>	R: 0 E: 0 K: 2 S: 8	H: 1 LOB: 1 BB: 0 P: 8	R: 0 E: 0 K: 1 S: 5	H: 0 LOB: 0 BB: 0 P: 5	R: 0 E: 0 K: 1 S: 5	H: 0 LOB: 0 BB: 0 P: 5	R: 0 E: 0 K: 0 S: 3	H: 0 LOB: 0 BB: 0 P: 3	R: 0 E: 0 K: 1 S: 5	H: 0 LOB: 0 BB: 0 P: 5	R: 0 E: 0 K: 1 S: 5	H: 0 LOB: 0 BB: 0 P: 5	R: 0 E: 0 K: 0 S: 3	H: 0 LOB: 0 BB: 0 P: 3	R: 0 E: 0 K: 0 S: 2	H: 0 LOB: 1 BB: 1 P: 7		R: 0 E: 0 K: 1 S: 5	H: 0 LOB: 0 BB: 0 P: 5	R: 0 E: 0 K: 0 S: 3	H: 1 LOB: 1 BB: 1 P: 7	R: 0 E: 0 K: 1 S: 6	H: 1 LOB: 1 BB: 0 P: 6	1B: 3 2B: 0 3B: 0 HR: 0	SF: 0 SAC: 0 DP: 2 HBP: 1	WP: 0 PB: 0 CS: 0	PA: 31
<b>PITCHER</b>	IP	WLS	BF	H	R	ER	SO	BB	IBB	HBP	BLK	WP	HR	S	P	ERA	WHIP										
Bruce Berenyi, R (1, 1) ERA: 0.00	7.0	W	23	1	0	0	6	1	0	1	0	0	0	33	38	0.00	0.286										
Doug Sisk, R (8, 1) ERA: 1.6	2.0	S	8	2	0	0	1	1	0	0	0	0	0	9	13	0.00	1.500										

Batter	1	2	3	4	5	6	7	8	9	AB	R	H	RBI	BB	SO	LOB	BOTTOM										
Wally Backman, S (1, 4) OBP: 0.182, SLG: 0.182										4	0	1	0	0	0	0	<p>Cincinnati Reds @ New York Mets Shea Stadium, Flushing, NY Fri Apr 12 1985, 6:05 PM EST Att: 31,120 - Unknown</p> <p>livebaseballscores.com</p> <p>AB 30 R 1 H 7 RBI 1 BB 3 SO 3 LOB 15</p> 										
Mookie Wilson, S (1, 8) OBP: 0.200, SLG: 0.143										3	0	0	0	1	0	2											
Keith Hernandez, L (1, 3) OBP: 0.467, SLG: 0.429										4	0	0	0	0	1	3											
Gary Carter, R (1, 2) OBP: 0.400, SLG: 0.846										4	1	1	1	0	0	0											
Darryl Strawberry, L (1, 9) OBP: 0.375, SLG: 0.286										4	0	2	0	0	0	0											
George Foster, R (1, 7) OBP: 0.571, SLG: 0.700										3	0	2	0	1	0	1											
Howard Johnson, S (1, 5) OBP: 0.231, SLG: 0.091										4	0	0	0	0	2	5											
Rafael Santana, R (1, 6) OBP: 0.333, SLG: 0.300										2	0	1	0	1	0	2											
Bruce Berenyi, R (1, 1) Terry Blocker, L (7, PH) Doug Sisk, R (8, 1)										1	0	0	0	0	0	2											
<b>Inning Stats</b>	R: 0 E: 0 K: 1 S: 5	H: 0 LOB: 0 BB: 0 P: 5	R: 0 E: 0 K: 1 S: 6	H: 1 LOB: 1 BB: 0 P: 6	R: 0 E: 0 K: 0 S: 5	H: 2 LOB: 2 BB: 0 P: 5	R: 1 E: 0 K: 0 S: 5	H: 2 LOB: 2 BB: 1 P: 9	R: 0 E: 0 K: 0 S: 3	H: 0 LOB: 0 BB: 0 P: 3	R: 0 E: 0 K: 0 S: 4	H: 1 LOB: 1 BB: 1 P: 8	R: 0 E: 0 K: 0 S: 3	H: 0 LOB: 1 BB: 1 P: 7	R: 0 E: 0 K: 1 S: 6	H: 1 LOB: 1 BB: 0 P: 6		1B: 6 2B: 0 3B: 0 HR: 1	SF: 0 SAC: 1 DP: 0 HBP: 0	WP: 0 PB: 0 CS: 0	PA: 34						
<b>PITCHER</b>	IP	WLS	BF	H	R	ER	SO	BB	IBB	HBP	BLK	WP	HR	S	P	ERA	WHIP										
Mario Soto, R (1, 1) ERA: 1.29	7.0	L	30	6	1	1	2	2	1	0	0	0	0	31	43	1.29	1.143										
Carl Willis, R (8, 1) ERA: 0.00	1.0		4	1	0	0	1	0	0	0	0	0	0	6	6	0.00	1.000										



Batter	1	2	3	4	5	6	7	8	9	AB	R	H	RBI	BB	SO	LOB	TOP					
Eric Davis, R OBP: 0.125, SLG: 0.133 John Franco, L (8, 1)										4	0	0	0	0	1	0						
Pete Rose, S OBP: 0.438, SLG: 0.467 Gary Redus, R (9, FR) (9, 7)										4	0	1	0	0	0	0						
Dave Parker, L OBP: 0.375, SLG: 0.286 (1, 9)										3	0	1	0	1	0	0						
Cesar Cedeno, R OBP: 0.333, SLG: 0.400 (1, 7) (9, 3)										4	0	2	0	0	0	2						
Nick Esasky, R OBP: 0.077, SLG: 0.154 (1, 5)										3	1	1	0	0	0	4						
Dave Concepcion, R OBP: 0.385, SLG: 0.364 (1, 6)										3	0	1	1	0	0	3						
Ron Oester, S (1, 4)										3	0	0	0	0	0	2						
Dann Bilardello, R OBP: 0.182, SLG: 0.100 Eddie Milner, L OBP: 0.697, SLG: 1.000 (8, PH) (8, 8)										2	0	0	0	0	0	1						
Tom Browning, L (1, 1) Duane Walker, L (8, PH) Dave Vangorder, R (8, 2)										2	0	0	0	0	1	0						
<b>Inning Stats</b>	R: 0 E: 0 K: 1 S: 5	H: 0 LOB: 0 BB: 0 P: 5	R: 1 E: 0 K: 0 S: 5	H: 2 LOB: 1 BB: 0 P: 5	R: 0 E: 0 K: 1 S: 5	H: 0 LOB: 0 BB: 0 P: 5	R: 0 E: 0 K: 0 S: 3	H: 1 LOB: 1 BB: 1 P: 7	R: 0 E: 0 K: 0 S: 3	H: 0 LOB: 0 BB: 0 P: 3	R: 0 E: 0 K: 0 S: 3	H: 0 LOB: 0 BB: 0 P: 3	R: 0 E: 0 K: 0 S: 4	H: 1 LOB: 1 BB: 0 P: 4	R: 0 E: 0 K: 1 S: 5	H: 0 LOB: 0 BB: 0 P: 5	R: 0 E: 0 K: 0 S: 4	H: 2 LOB: 2 BB: 0 P: 4	1B: 4 2B: 3 3B: 0 HR: 0	SF: 0 SAC: 1 DP: 2 HBP: 0	WP: 0 PB: 0 CS: 0	PA: 32
<b>PITCHER</b>	IP	WLS	BF	H	R	ER	SO	BB	IBB	HBP	BLK	WP	HR	S	P	ERA	WHIP					
Ed Lynch, R ERA: 1.29 Roger McDowell, R ERA:	7.0		25	4	1	1	2	1	0	0	0	0	0	28	32	1.29	0.714					
	2.0	W	7	2	0	0	1	0	0	0	0	0	0	9	9	0.00	1.000					

Cincinnati Reds @ New York Mets  
Shea Stadium, Flushing, NY  
Sat Apr 13 1985, 3:33 AM EST  
Att: 26,212 - Unknown

AB 30  
R 1  
H 6  
RBI 1  
BB 1  
SO 3  
LOB 12

Batter	1	2	3	4	5	6	7	8	9	AB	R	H	RBI	BB	SO	LOB	BOTTOM					
Mookie Wilson, S OBP: 0.316, SLG: 0.235 (1, 8)										3	0	2	0	1	0	0						
Kevin Chapman, R (1, 4)										3	1	0	0	0	0	1						
Keith Hernandez, L OBP: 0.421, SLG: 0.375 (1, 3)										2	0	0	1	1	0	1						
Gary Carter, R OBP: 0.368, SLG: 0.706 (1, 2)										4	0	1	0	0	0	3						
Darryl Strawberry, L OBP: 0.417, SLG: 0.636 (1, 9)										4	1	2	1	0	0	1						
George Foster, R OBP: 0.471, SLG: 0.538 Terry Blocker, L (7, FR) (8, 7)										3	0	0	0	0	1	2						
Howard Johnson, S OBP: 0.188, SLG: 0.071 (1, 5)										3	0	0	0	0	1	1						
Rafael Santana, R OBP: 0.267, SLG: 0.231 (1, 6)										3	0	0	0	0	0	1						
Ed Lynch, R (1, 1) Ron Gardenhire, R (7, PH) Roger McDowell, R (8, 1)										2	0	0	0	0	2	0						
<b>Inning Stats</b>	R: 0 E: 0 K: 0 S: 3	H: 0 LOB: 1 BB: 1 P: 7	R: 0 E: 0 K: 1 S: 5	H: 0 LOB: 0 BB: 0 P: 5	R: 0 E: 0 K: 1 S: 5	H: 1 LOB: 0 BB: 0 P: 5	R: 0 E: 1 K: 0 S: 5	H: 2 LOB: 2 BB: 0 P: 5	R: 0 E: 0 K: 1 S: 5	H: 0 LOB: 0 BB: 0 P: 5	R: 1 E: 2 K: 0 S: 8	H: 0 LOB: 1 BB: 0 P: 5	R: 0 E: 1 K: 2 S: 8	H: 0 LOB: 1 BB: 0 P: 8	R: 0 E: 0 K: 0 S: 3	H: 1 LOB: 1 BB: 1 P: 7	R: 1 E: 0 K: 0 S: 1	H: 1 LOB: 0 BB: 0 P: 1	1B: 4 2B: 0 3B: 0 HR: 1	SF: 1 SAC: 1 DP: 1 HBP: 0	WP: 0 PB: 0 CS: 1	PA: 33
<b>PITCHER</b>	IP	WLS	BF	H	R	ER	SO	BB	IBB	HBP	BLK	WP	HR	S	P	ERA	WHIP					
Tom Browning, L ERA: John Franco, L ERA: 9.0	7.0		27	3	1	0	5	1	0	0	0	0	1	4	8	9.00	3.000					
	1.0	L	5	2	1	1	0	1	0	0	0	0	1	4	8	9.00	3.000					

Cincinnati Reds @ New York Mets  
Shea Stadium, Flushing, NY  
Sat Apr 13 1985, 3:33 AM EST  
Att: 26,212 - Unknown

AB 28  
R 2  
H 5  
RBI 2  
BB 2  
SO 5  
LOB 11



Batter	1	2	3	4	5	6	7	8	9	AB	R	H	RBI	BB	SO	LOB	TOP					
Eddie Milner, L (1, 8) OBP: 0.286, SLG: 0.429	F7		1-3		5-3			K		4	0	0	0	0	1	1	<b>Cincinnati Reds @ New York Mets</b> Shea Stadium, Flushing, NY Sun Apr 14 1985, 3:33 AM EST Att: 30,456 - Unknown					
Pete Rose, S (1, 3) OBP: 0.400, SLG: 0.421	K		FC1-4 1B		F8			6-3		4	0	1	0	0	1	0						
Dave Parker, L (1, 9) OBP: 0.400, SLG: 0.294	1B		FC1-4		BB			F8		3	0	1	0	1	0	1						
Cesar Cedeno, R (1, 7) OBP: 0.263, SLG: 0.316	F5			K				1-3		4	0	0	0	0	1	2						
Wayne Krenchicki, L (1, 5) OBP: 0.400, SLG: 0.250		FC6-4 BB		L1				F8		3	0	1	0	1	0	1						
Dave Concepcion, R (1, 6) OBP: 0.294, SLG: 0.267	F8			K				K		4	0	0	0	0	3	2						
Ron Oester, S (1, 4)	K				L6			G3		3	0	0	0	0	1	1						
Dann Bilardello, R (1, 2) OBP: 0.214, SLG: 0.154	FC6-4							F9		3	0	1	0	0	0	1						
Jay Tibbs, R (1, 1)										2	0	0	0	0	2	1						
Joe Price, R (7, 1)										0	0	0	0	0	0	0						
Tom Foley, L (8, PH)										1	0	0	0	0	1	0						
Tom Hume, R (8, 1)								K		0	0	0	0	0	0	0						
<b>Inning Stats</b>	R: 0 E: 0 K: 1 S: 6	H: 1 LOB: 1 BB: 0 P: 6	R: 0 E: 0 K: 1 S: 5	H: 0 LOB: 1 BB: 1 P: 9	R: 0 E: 0 K: 1 S: 6	H: 1 LOB: 1 BB: 0 P: 6	R: 0 E: 0 K: 2 S: 7	H: 0 LOB: 0 BB: 0 P: 7	R: 0 E: 0 K: 1 S: 6	H: 1 LOB: 1 BB: 0 P: 6	R: 0 E: 0 K: 1 S: 3	H: 0 LOB: 1 BB: 1 P: 7	R: 0 E: 0 K: 1 S: 5	H: 0 LOB: 0 BB: 0 P: 5	R: 0 E: 0 K: 2 S: 7	H: 0 LOB: 0 BB: 0 P: 7	R: 0 E: 0 K: 1 S: 6	H: 1 LOB: 1 BB: 0 P: 6	1B: 4 2B: 0 3B: 0 HR: 0	SF: 0 SAC: 0 DP: 0 HBP: 0	WP: 0 PB: 0 SB: 1 CS: 0	PA: 33
<b>PITCHER</b> Dwight Gooden, R (1, 1) ERA: 1.8	IP: 9.0 WLS: W BF: 33 H: 4 R: 0 ER: 0 SO: 10 BB: 2 IBB: 0 HBP: 0 BLK: 0 WP: 0 HR: 0 S: 51 P: 59 ERA: 0.00 WHIP: 0.667															<b>PITCHER</b>	IP: WLS: BF: H: R: ER: SO: BB: IBB: HBP: BLK: WP: HR: S: P: ERA: WHIP:					

Batter	1	2	3	4	5	6	7	8	9	AB	R	H	RBI	BB	SO	LOB	BOTTOM					
Wally Backman, S (1, 4) OBP: 0.267, SLG: 0.357	B5	G4-6-3								3	1	1	0	1	0	3	<b>Cincinnati Reds @ New York Mets</b> Shea Stadium, Flushing, NY Sun Apr 14 1985, 3:33 AM EST Att: 30,456 - Unknown					
Mookie Wilson, S (1, 8) OBP: 0.348, SLG: 0.381	2B		F6		F8			G3 SF8 2B		4	1	2	1	0	0	1						
Keith Hernandez, L (1, 3) OBP: 0.348, SLG: 0.300	F7		3-1		G3			G3		4	0	0	0	0	0	3						
Gary Carter, R (1, 2) OBP: 0.435, SLG: 0.895	BB							SF8		2	1	2	2	1	0	0						
Darryl Strawberry, L (1, 9) OBP: 0.375, SLG: 0.500	4-3							K		3	1	0	0	1	2	3						
George Foster, R (1, 7) OBP: 0.429, SLG: 0.471		FC4-6 1B			K			F6		4	0	1	0	0	2	1						
Howard Johnson, S (1, 5) OBP: 0.200, SLG: 0.059		FC4-6 1B BB			F8			F3		3	0	0	0	1	0	2						
Ron Gardenhire, R (1, 6) OBP: 0.333, SLG: 0.200	1B				1-3			K		3	0	1	1	1	1	1						
Dwight Gooden, R (1, 1) OBP: 0.286, SLG: 0.286		G4-6-3 1B			4-3			1-3		4	0	1	0	0	0	2						
<b>Inning Stats</b>	R: 0 E: 0 K: 0 S: 4	H: 1 LOB: 2 BB: 1 P: 8	R: 0 E: 0 K: 0 S: 4	H: 2 LOB: 2 BB: 1 P: 8	R: 0 E: 0 K: 1 S: 6	H: 1 LOB: 1 BB: 0 P: 6	R: 0 E: 0 K: 1 S: 5	H: 0 LOB: 0 BB: 0 P: 5	R: 0 E: 0 K: 0 S: 3	H: 0 LOB: 1 BB: 1 P: 7	R: 2 E: 0 K: 0 S: 5	H: 2 LOB: 1 BB: 1 P: 9	R: 2 E: 0 K: 1 S: 7	H: 2 LOB: 0 BB: 0 P: 7	R: 0 E: 0 K: 2 S: 7	H: 0 LOB: 1 BB: 1 P: 11		R: 0 E: 0 K: 2 S: 7	H: 0 LOB: 1 BB: 1 P: 11	1B: 4 2B: 2 3B: 1 HR: 1	SF: 1 SAC: 0 DP: 1 HBP: 0	WP: 0 PB: 0 SB: 2 CS: 0
<b>PITCHER</b> Jay Tibbs, R (1, 1) ERA: 5.25 Joe Price, L (7, 1) ERA: Tom Hume, R (8, 1) ERA: 3.0	IP: 6.0 WLS: L BF: 29 H: 8 R: 4 ER: 4 SO: 2 BB: 4 IBB: 0 HBP: 0 BLK: 0 WP: 0 HR: 1 S: 29 P: 45 ERA: 6.00 WHIP: 2.000															<b>PITCHER</b>	IP: WLS: BF: H: R: ER: SO: BB: IBB: HBP: BLK: WP: HR: S: P: ERA: WHIP:					



Batter	1	2	3	4	5	6	7	8	9	AB	R	H	RBI	BB	SO	LOB	TOP			
<b>Eric Davis, R</b> OBP: 0.136, SLG: 0.143 (1, 8)										6	1	1	0	0	2	6	<b>Cincinnati Reds @ Atlanta Braves</b> Atlanta-Fulton County Stadium, Atlanta, GA Mon Apr 15 1985, 6:05 PM EST Att: 7,404 - Unknown			
<b>Pete Rose, S</b> OBP: 0.400, SLG: 0.391 <b>Eddie Milner, L</b> OBP: 0.286, SLG: 0.429 (1, 3)										4	1	1	0	1	0	0				
<b>Dave Parker, L</b> OBP: 0.360, SLG: 0.273 (1, 9)										5	0	1	1	0	1	3				
<b>Cesar Cedeno, R</b> OBP: 0.333, SLG: 0.348 (1, 7)										4	2	2	1	0	0	0				
<b>Nick Esasky, R</b> OBP: 0.278, SLG: 0.529 (1, 5)										4	3	3	2	1	0	2				
<b>Dave Concepcion, R</b> OBP: 0.318, SLG: 0.263 (1, 6)										4	2	1	0	1	0	3				
<b>Ron Oester, S</b> OBP: 0.143, SLG: 0.053 (1, 4)										4	0	1	2	1	2	0				
<b>Dave Vangorder, R</b> OBP: 0.600, SLG: 0.600 (1, 2)										5	0	3	3	0	0	0				
<b>John Stuper, R</b> <b>Joe Price, R</b> <b>Carl Willis, L</b> <b>Ted Power, R</b> (1, 1)										2	0	0	0	0	2	2				
<b>Inning Stats</b>	R: 5 E: 0 K: 1 S: 10	H: 5 LOB: 2 BB: 2 P: 18	R: 0 E: 0 K: 0 S: 3	H: 0 LOB: 0 BB: 0 P: 3	R: 2 E: 0 K: 1 S: 8	H: 3 LOB: 2 BB: 2 P: 16	R: 2 E: 0 K: 1 S: 6	H: 1 LOB: 0 BB: 0 P: 7	R: 0 E: 0 K: 1 S: 5	H: 1 LOB: 1 BB: 0 P: 6	R: 0 E: 0 K: 0 S: 3	H: 0 LOB: 1 BB: 1 P: 7	R: 0 E: 0 K: 0 S: 5	H: 2 LOB: 2 BB: 0 P: 5	R: 0 E: 0 K: 2 S: 8	H: 1 LOB: 1 BB: 0 P: 8		1B: 11 2B: 3 3B: 0 HR: 1	SF: 0 SAC: 2 DP: 0 HBP: 1	WP: 0 PB: 0 SB: 0 CS: 0
<b>PITCHER</b>	IP WLS BF H R ER SO BB IBB HBP BLK WP HR S P ERA WHIP	0.1 L 7 4 5 5 0 2 0 0 0 0 0 5 13 135.00 18.000	2.2 16 5 4 4 2 2 0 1 0 0 1 17 26 13.50 2.625	3.0 10 1 0 0 3 0 0 0 0 0 0 16 26 0.00 0.333	2.0 9 2 0 0 0 1 0 0 0 0 0 8 12 0.00 1.500	1.0 4 1 0 0 2 0 0 0 0 0 0 8 8 0.00 1.000														

Batter	1	2	3	4	5	6	7	8	9	AB	R	H	RBI	BB	SO	LOB	BOTTOM					
<b>Claudell Washington, L</b> OBP: 0.455, SLG: 0.600 (1, 9)										4	1	1	0	1	1	0	<b>Cincinnati Reds @ Atlanta Braves</b> Atlanta-Fulton County Stadium, Atlanta, GA Mon Apr 15 1985, 6:05 PM EST Att: 7,404 - Unknown					
<b>Rafael Ramirez, R</b> OBP: 0.250, SLG: 0.160 (1, 6)										4	1	1	0	1	0	4						
<b>Brad Komminsk, R</b> OBP: 0.407, SLG: 0.333 (1, 7)										5	2	2	1	0	1	1						
<b>Dale Murphy, R</b> OBP: 0.556, SLG: 1.130 (1, 8)										5	2	2	3	0	0	2						
<b>Bob Horner, R</b> OBP: 0.190, SLG: 0.350 (1, 5)										5	1	1	1	0	1	2						
<b>Gerald Perry, L</b> OBP: 0.250, SLG: 0.250 (1, 3)										5	0	1	0	0	0	1						
<b>Rick Cerone, R</b> OBP: 0.400, SLG: 0.526 (1, 2)										5	1	4	2	0	0	0						
<b>Glenn Hubbard, R</b> OBP: 0.375, SLG: 0.350 (1, 4)										5	0	1	0	0	1	3						
<b>Pascual Perez, R</b> OBP: 0.520, SLG: 0.850 <b>Craig McMurry, R</b> <b>Zane Smith, L</b> <b>Chris Chambliss, L</b> <b>Terry Forster, L</b> <b>Ken Oberkell, L</b> <b>Gene Garber, R</b> (1, 1)										0	0	0	0	0	0	0						
<b>Inning Stats</b>	R: 1 E: 0 K: 0 S: 5	H: 2 LOB: 1 BB: 0 P: 5	R: 0 E: 0 K: 0 S: 3	H: 0 LOB: 0 BB: 0 P: 3	R: 3 E: 0 K: 1 S: 8	H: 3 LOB: 1 BB: 1 P: 12	R: 1 E: 0 K: 0 S: 4	H: 1 LOB: 0 BB: 0 P: 4	R: 0 E: 0 K: 1 S: 6	H: 1 LOB: 1 BB: 0 P: 6	R: 0 E: 0 K: 0 S: 5	H: 2 LOB: 3 BB: 1 P: 9	R: 0 E: 0 K: 1 S: 5	H: 0 LOB: 0 BB: 0 P: 5	R: 0 E: 0 K: 0 S: 4	H: 1 LOB: 1 BB: 0 P: 4		R: 3 E: 2 K: 1 S: 10	H: 3 LOB: 2 BB: 0 P: 10	1B: 9 2B: 3 3B: 0 HR: 1	SF: 0 SAC: 0 DP: 0 HBP: 0	WP: 0 PB: 0 SB: 0 CS: 0
<b>PITCHER</b>	IP WLS BF H R ER SO BB IBB HBP BLK WP HR S P ERA WHIP	5.1 W 26 9 5 5 2 1 0 0 0 0 0 1 29 33 8.44 1.875	0.1 2 0 0 0 0 1 0 0 0 0 0 1 5 0.00 3.000	3.0 14 3 3 0 1 0 0 0 0 0 0 16 16 0.00 1.000	0.1 S 2 1 0 0 1 0 0 0 0 0 0 4 4 0.00 3.000																	



Batter	1	2	3	4	5	6	7	8	9	AB	R	H	RBI	BB	SO	LOB	TOP										
<b>Eric Davis, R</b> OBP: 0.154, SLG: 0.280 (1, 8)										4	1	1	1	0	2	0	<b>Cincinnati Reds @ Atlanta Braves</b> Atlanta-Fulton County Stadium, Atlanta, GA Tue Apr 16 1985, 6:05 PM EST Att: 15,175 - Unknown										
<b>Pete Rose, S</b> OBP: 0.345, SLG: 0.333 <b>Eddie Milner, L</b> OBP: 0.286, SLG: 0.429 (1, 3)										4	0	0	0	0	0	0											
<b>Dave Parker, L</b> OBP: 0.310, SLG: 0.231 (1, 9)										4	0	0	0	0	0	0											
<b>Cesar Cedeno, R</b> OBP: 0.321, SLG: 0.308 (1, 7)										3	0	0	0	1	1	0											
<b>Nick Esasky, R</b> OBP: 0.273, SLG: 0.476 (1, 5)										4	0	1	0	0	2	1											
<b>Dave Concepcion, R</b> OBP: 0.320, SLG: 0.273 (1, 6)										3	1	1	0	0	0	1											
<b>Ron Oester, S</b> OBP: 0.167, SLG: 0.136 (1, 4)										3	0	1	1	0	0	1											
<b>Dave Vangorder, R</b> OBP: 0.375, SLG: 0.375 (1, 2)										3	0	0	0	0	1	2											
<b>Mario Soto, R</b> OBP: 0.375, SLG: 0.286 (1, 1)										3	0	0	0	0	1	1											
<b>Inning Stats</b>	R: 0 E: 0 S: 5	H: 0 LOB: 0 BB: 0 P: 5	R: 1 E: 0 S: 9	H: 2 LOB: 1 BB: 0 P: 9	R: 0 E: 0 S: 5	H: 0 LOB: 0 BB: 0 P: 5	R: 0 E: 0 S: 6	H: 1 LOB: 1 BB: 0 P: 6	R: 1 E: 0 S: 4	H: 1 LOB: 0 BB: 0 P: 4	R: 0 E: 0 S: 5	H: 0 LOB: 0 BB: 0 P: 5	R: 0 E: 0 S: 3	H: 0 LOB: 0 BB: 0 P: 3	R: 0 E: 0 S: 3	H: 0 LOB: 1 BB: 1 P: 7	1B: 2 2B: 1 3B: 0 HR: 1	SF: 0 SAC: 0 DP: 0 HBP: 0	WP: 0 PB: 0 CS: 0	PA: 32							
<b>PITCHER</b>	IP	WLS	BF	H	R	ER	SO	BB	IBB	HBP	BLK	WP	HR	S	P	ERA	WHIP										
<b>Len Barker, R</b> ERA: 1.8 (1, 1)	5.0		18	3	1	1	6	0	0	0	0	0	0	30	30	1.80	0.600										
<b>Rick Camp, R</b> ERA: 7.5 (6, 1)	2.0	L	7	1	1	1	1	0	0	0	0	0	1	9	9	4.50	0.500										
<b>Terry Forster, L</b> ERA: (8, 1)	2.0		7	0	0	0	0	1	0	0	0	0	0	6	10	0.00	0.500										

Batter	1	2	3	4	5	6	7	8	9	AB	R	H	RBI	BB	SO	LOB	BOTTOM										
<b>Claudell Washington, L</b> OBP: 0.423, SLG: 0.522 (1, 9)										3	0	0	0	1	2	3	<b>Cincinnati Reds @ Atlanta Braves</b> Atlanta-Fulton County Stadium, Atlanta, GA Tue Apr 16 1985, 6:05 PM EST Att: 15,175 - Unknown										
<b>Rafael Ramirez, R</b> OBP: 0.250, SLG: 0.172 (1, 6)										4	0	1	0	0	0	1											
<b>Brad Komminsk, R</b> OBP: 0.387, SLG: 0.321 (1, 7)										4	0	1	0	0	2	1											
<b>Dale Murphy, R</b> OBP: 0.548, SLG: 1.148 (1, 8)										4	1	2	1	0	1	2											
<b>Chris Chambliss, L</b> OBP: 0.318, SLG: 0.333 (1, 3)											4	0	0	0	0	2		1									
<b>Ken Oberkfell, L</b> OBP: 0.091, SLG: 0.091 (1, 5)											4	0	1	0	0	0		1									
<b>Rick Cerone, R</b> OBP: 0.417, SLG: 0.522 (1, 2)											4	0	2	0	0	0		0									
<b>Glenn Hubbard, R</b> OBP: 0.370, SLG: 0.318 (1, 4)											2	0	0	0	1	0		1									
<b>Len Barker, R</b> (1, 1)											1	0	0	0	0	1	0										
<b>Albert Hall, S</b> (5, PH)											1	0	0	0	0	0	0										
<b>Rick Camp, R</b> (6, 1)											0	0	0	0	0	0	0										
<b>Gerald Perry, L</b> OBP: 0.231, SLG: 0.231 (7, PH)											1	0	0	0	0	3	0										
<b>Terry Forster, L</b> (8, 1)											0	0	0	0	0	0	0										
<b>Inning Stats</b>	R: 0 E: 0 S: 7	H: 0 LOB: 0 BB: 0 P: 7	R: 1 E: 0 S: 7	H: 2 LOB: 1 BB: 0 P: 7	R: 0 E: 0 S: 4	H: 0 LOB: 0 BB: 1 P: 8	R: 0 E: 0 S: 6	H: 1 LOB: 1 BB: 0 P: 6	R: 0 E: 0 S: 3	H: 0 LOB: 0 BB: 0 P: 3	R: 0 E: 0 S: 8	H: 1 LOB: 1 BB: 0 P: 8	R: 0 E: 0 S: 7	H: 2 LOB: 3 BB: 1 P: 11	R: 0 E: 0 S: 3	H: 1 LOB: 0 BB: 0 P: 3	R: 0 E: 0 S: 3	H: 0 LOB: 0 BB: 0 P: 3	1B: 6 2B: 0 3B: 0 HR: 1	SF: 0 SAC: 0 DP: 2 HBP: 0	WP: 0 PB: 0 CS: 0	PA: 34					
<b>PITCHER</b>	IP	WLS	BF	H	R	ER	SO	BB	IBB	HBP	BLK	WP	HR	S	P	ERA	WHIP										
<b>Mario Soto, R</b> ERA: 1.17 (1, 1)	9.0	W	34	7	1	1	8	2	0	0	0	0	1	48	56	1.00	1.000										

AB	31
R	2
H	4
RBI	2
BB	1
SO	7
LOB	6



AB	32
R	1
H	7
RBI	1
BB	2
SO	8
LOB	13





Batter	1	2	3	4	5	6	7	8	9	AB	R	H	RBI	BB	SO	LOB	TOP					
<b>Eric Davis, R</b> OBP: 0.161, SLG: 0.367 (1, 8)	F9		F8		F3		F8		HR	5	1	1	1	0	0	1	<b>Cincinnati Reds @ Atlanta Braves</b> Atlanta-Fulton County Stadium, Atlanta, GA Wed Apr 17 1985, 3:33 AM EST Att: 13,513 - Unknown					
<b>Pete Rose, S</b> OBP: 0.324, SLG: 0.313 (1, 3)	6-3			1B	F8		5-3		6-3	5	1	1	0	0	0							
<b>Dave Parker, L</b> OBP: 0.344, SLG: 0.310 <b>Eddie Milner, L</b> OBP: 0.333, SLG: 0.444 (7, PH) (7, 8)	F7			1B	FC4-2	1B			4-3	3	1	2	0	0	0							
<b>Cesar Cedeno, R</b> OBP: 0.303, SLG: 0.290 (1, 7)		K		K		1B	F4		4-3	5	1	1	0	0	2	3						
<b>Nick Esasky, R</b> OBP: 0.346, SLG: 0.520 (1, 5)	K			E5	FC4-2	1B				4	2	3	2	0	1	0						
<b>Dave Concepcion, R</b> OBP: 0.310, SLG: 0.269 (1, 6)	G3			FC4-2	WP				G5-4-3	4	0	1	1	0	0	3						
<b>Ron Oester, S</b> OBP: 0.222, SLG: 0.167 (1, 4)			4-3			SH1-3				2	0	1	0	1	0	0						
<b>Dave Vangorder, R</b> OBP: 0.417, SLG: 0.400 (1, 2)				G3		SF8				2	0	1	1	1	0	2						
<b>Tom Browning, L</b> (1, 1)			K		6-3	K			F8	4	0	0	0	0	2	4						
<b>Inning Stats</b>	R: 0 E: 0 K: 0 S: 3	H: 0 LOB: 0 BB: 0 P: 3	R: 0 E: 0 K: 2 S: 7	H: 0 LOB: 0 BB: 0 P: 7	R: 0 E: 0 K: 1 S: 6	H: 1 LOB: 1 BB: 1 P: 6	R: 2 E: 1 K: 1 S: 8	H: 3 LOB: 2 BB: 1 P: 12	R: 0 E: 0 K: 0 S: 3	H: 0 LOB: 0 BB: 0 P: 3	R: 3 E: 0 K: 1 S: 9	H: 4 LOB: 1 BB: 0 P: 9	R: 0 E: 0 K: 0 S: 4	H: 1 LOB: 1 BB: 0 P: 4	R: 0 E: 0 K: 0 S: 4	H: 2 LOB: 2 BB: 1 P: 8		R: 1 E: 0 K: 0 S: 4	H: 1 LOB: 0 BB: 0 P: 4	1B: 10 2B: 1 3B: 0 HR: 1	SF: 1 SAC: 1 DP: 1 HBP: 0	WP: 1 PB: 0 CS: 0
<b>PITCHER</b>	IP	WLS	BF	H	R	ER	SO	BB	IBB	HBP	BLK	WP	HR	S	P	ERA	WHIP					
<b>Steve Bedrosian, R</b> ERA: 3.6 (1, 1)	5.0	L	24	8	5	4	4	1	0	0	0	1	0	31	35	7.20	1.800					
<b>Zane Smith, L</b> ERA: (6, 1)	3.0		12	3	0	0	1	1	0	0	0	0	0	13	17	0.00	1.333					
<b>Craig McMurtry, R</b> ERA: 13.5 (9, 1)	1.0		4	1	1	1	0	0	0	0	0	0	1	4	4	9.00	1.000					



Batter	1	2	3	4	5	6	7	8	9	AB	R	H	RBI	BB	SO	LOB	BOTTOM					
<b>Claudell Washington, L</b> OBP: 0.367, SLG: 0.444 (1, 9)	G3		F9		K			G3		4	0	0	0	0	1	0	<b>Cincinnati Reds @ Atlanta Braves</b> Atlanta-Fulton County Stadium, Atlanta, GA Wed Apr 17 1985, 3:33 AM EST Att: 13,513 - Unknown					
<b>Rafael Ramirez, R</b> OBP: 0.250, SLG: 0.182 (1, 6)			5-3		F8			F7		4	0	1	0	0	0	0						
<b>Brad Komminsk, R</b> OBP: 0.343, SLG: 0.281 (1, 7)	K		1-3			6-3			F9	4	0	0	0	0	1	1						
<b>Dale Murphy, R</b> OBP: 0.543, SLG: 1.097 (1, 8)	F9				F8	1B	2B			4	1	2	0	0	0	1						
<b>Bob Horner, R</b> OBP: 0.160, SLG: 0.292 (1, 5)		6-3			F8		F4		F8	4	0	0	0	0	0	2						
<b>Chris Chambliss, L</b> OBP: 0.308, SLG: 0.320 (1, 3)				F6				F9		4	0	1	0	0	0	2						
<b>Rick Cerone, R</b> OBP: 0.444, SLG: 0.538 (1, 2)								F7		3	0	2	1	0	0	0						
<b>Glenn Hubbard, R</b> OBP: 0.333, SLG: 0.280 (1, 4)								F3		3	0	0	0	0	0	3						
<b>Steve Bedrosian, R</b> (1, 1)										2	0	0	0	0	1	2						
<b>Zane Smith, L</b> (6, 1)										0	0	0	0	0	0	0						
<b>Terry Harper, R</b> (8, PH)										1	0	0	0	0	0	0						
<b>Craig McMurtry, R</b> (9, 1)										0	0	0	0	0	0	0						
<b>Inning Stats</b>	R: 0 E: 0 K: 1 S: 6	H: 1 LOB: 1 BB: 0 P: 6	R: 0 E: 0 K: 0 S: 5	H: 2 LOB: 2 BB: 0 P: 5	R: 0 E: 0 K: 0 S: 3	H: 0 LOB: 0 BB: 0 P: 3	R: 1 E: 0 K: 0 S: 5	H: 2 LOB: 1 BB: 0 P: 5	R: 0 E: 0 K: 2 S: 7	H: 0 LOB: 0 BB: 0 P: 7	R: 0 E: 0 K: 0 S: 3	H: 0 LOB: 0 BB: 0 P: 3	R: 0 E: 0 K: 0 S: 3	H: 0 LOB: 0 BB: 0 P: 3	R: 0 E: 0 K: 0 S: 4	H: 0 LOB: 0 BB: 0 P: 4	R: 0 E: 0 K: 0 S: 4	H: 1 LOB: 1 BB: 0 P: 4	1B: 5 2B: 1 3B: 0 HR: 0	SF: 0 SAC: 0 DP: 0 HBP: 0	WP: 0 PB: 0 CS: 0	PA: 33
<b>PITCHER</b>	IP	WLS	BF	H	R	ER	SO	BB	IBB	HBP	BLK	WP	HR	S	P	ERA	WHIP					
<b>Tom Browning, L</b> ERA: 0.56 (1, 1)	9.0	W	33	6	1	1	3	0	0	0	0	0	0	39	39	1.00	0.667					





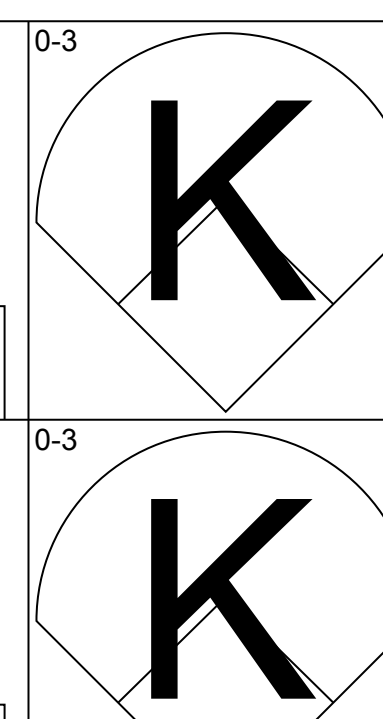
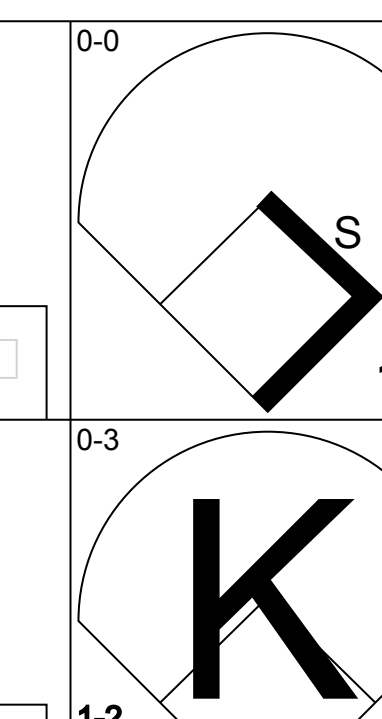
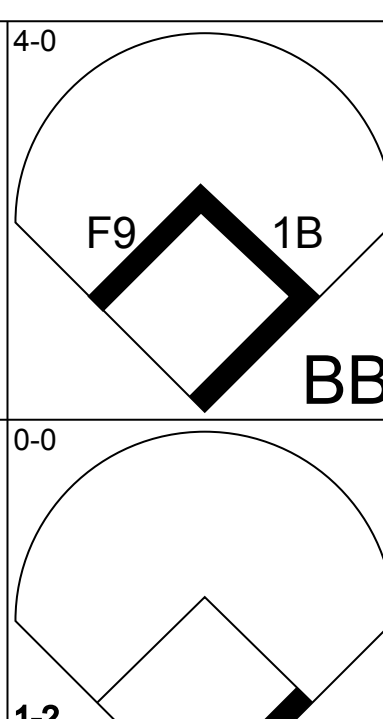
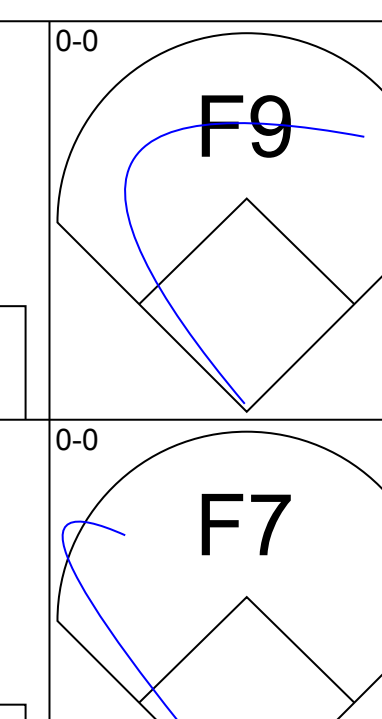
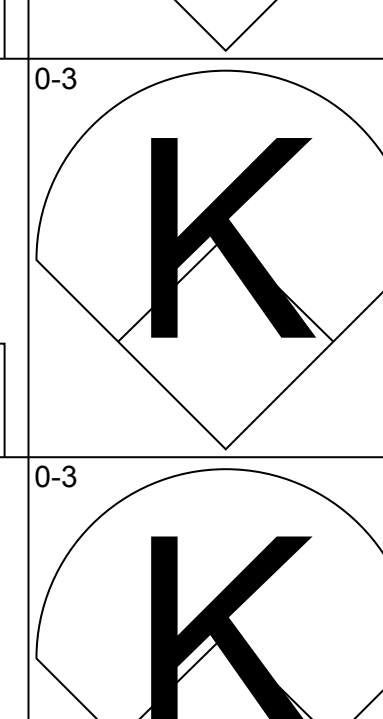
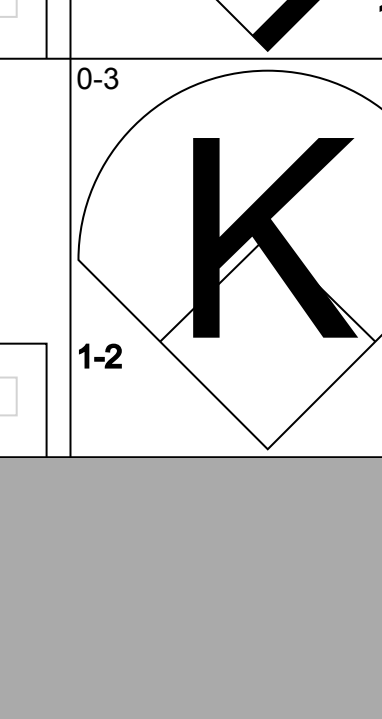
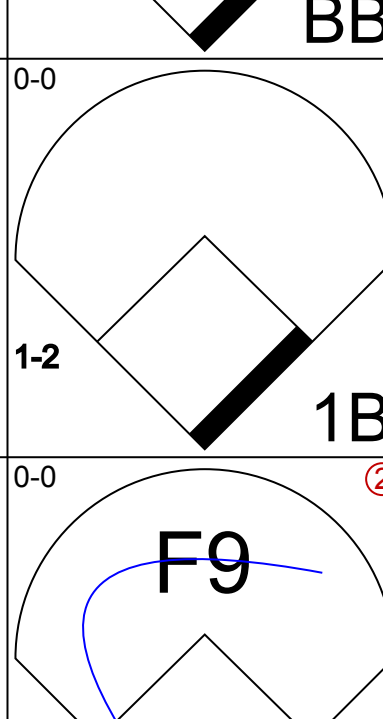
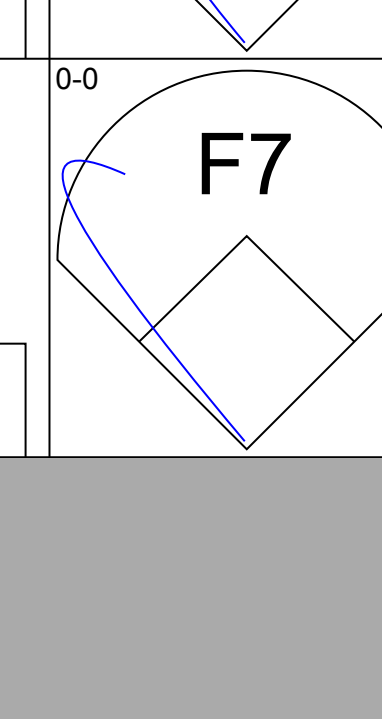
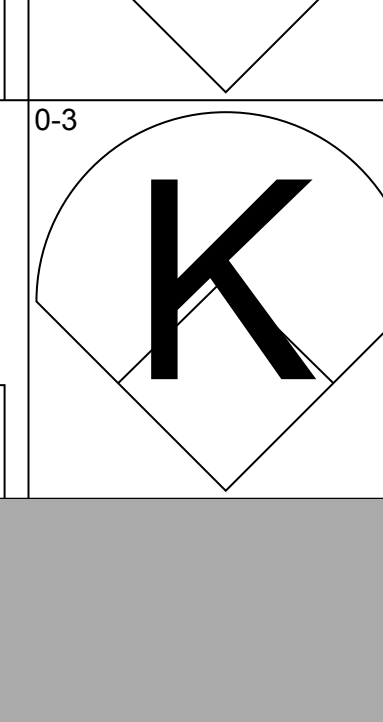
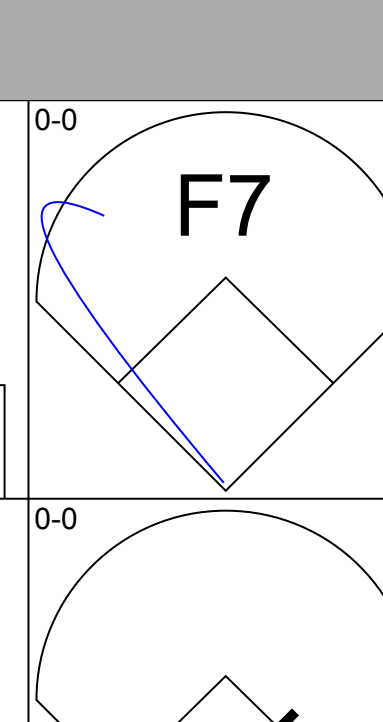
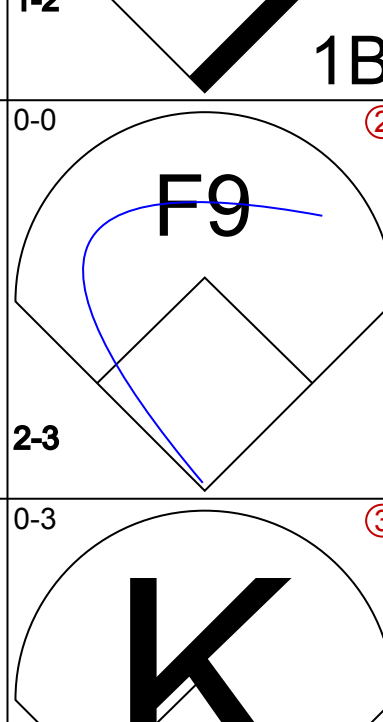
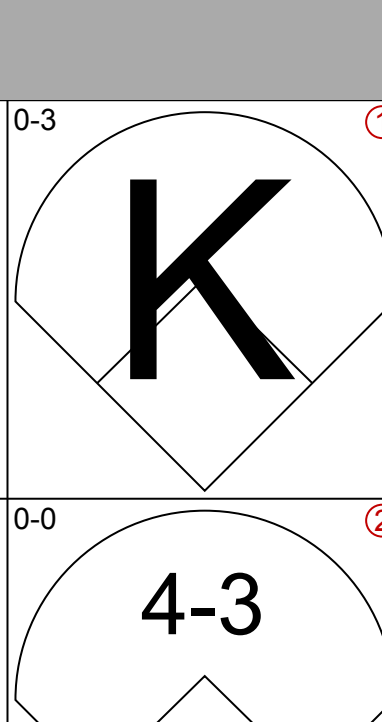
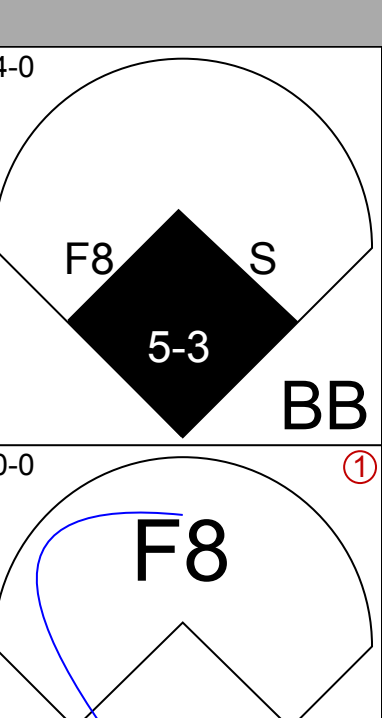
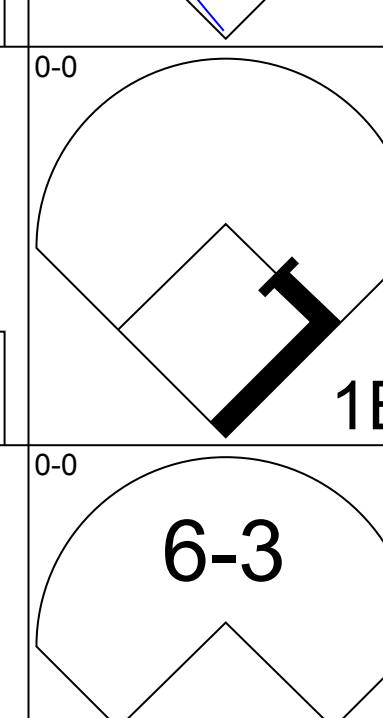

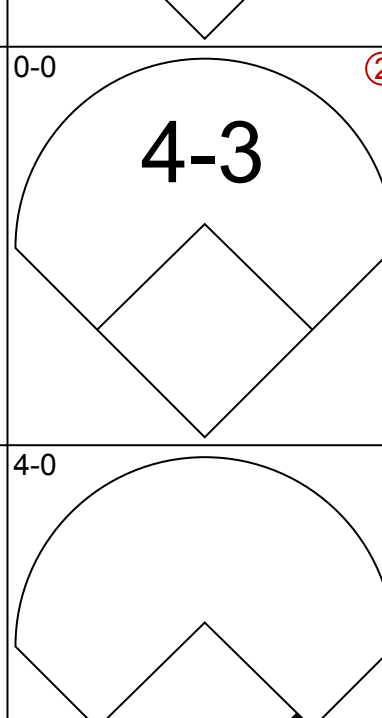
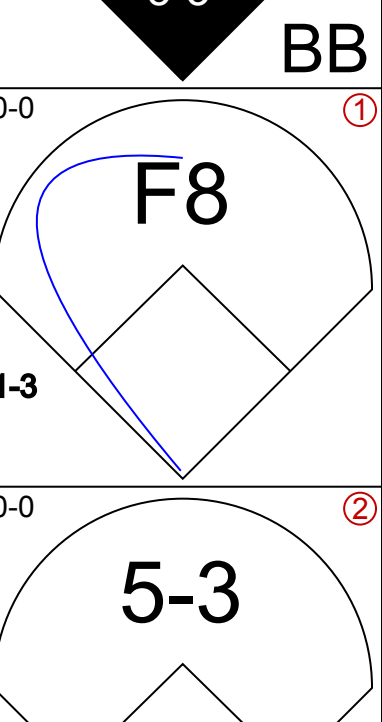
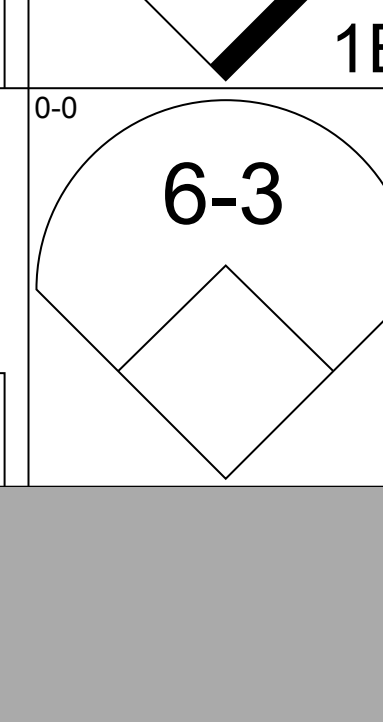
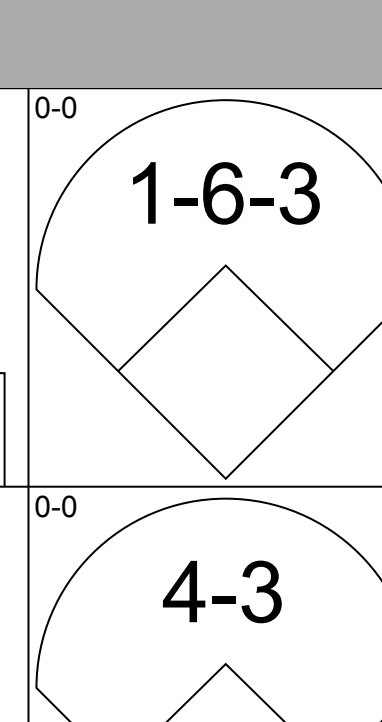
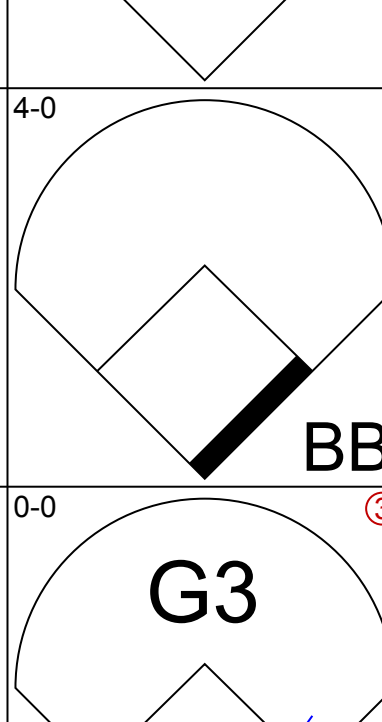
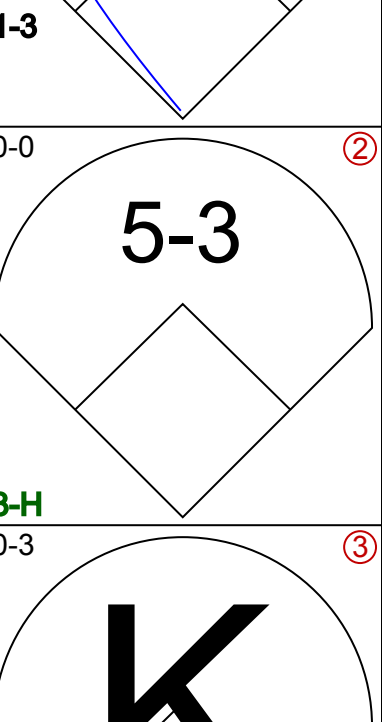
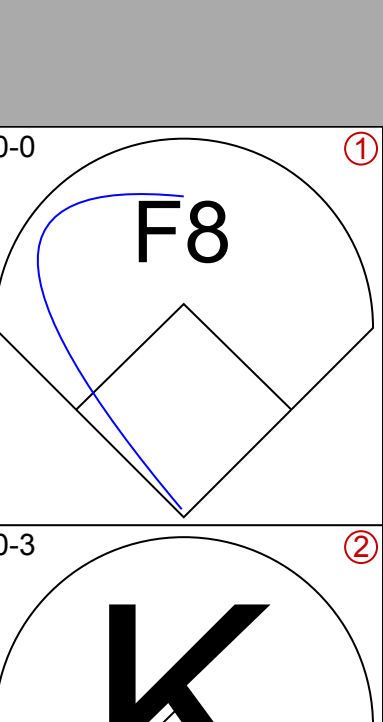
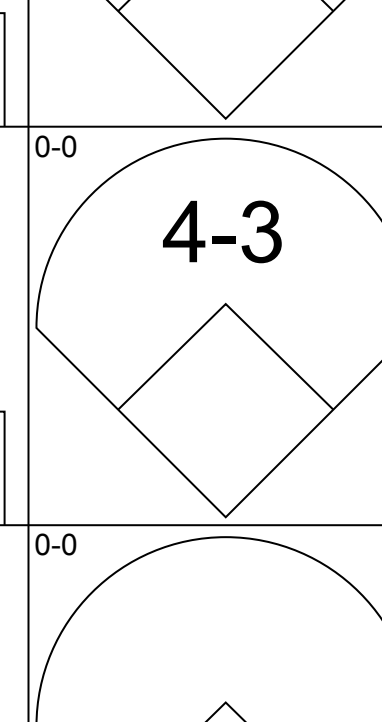
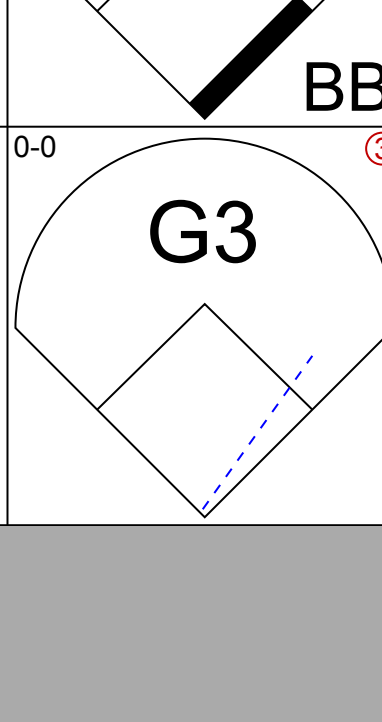
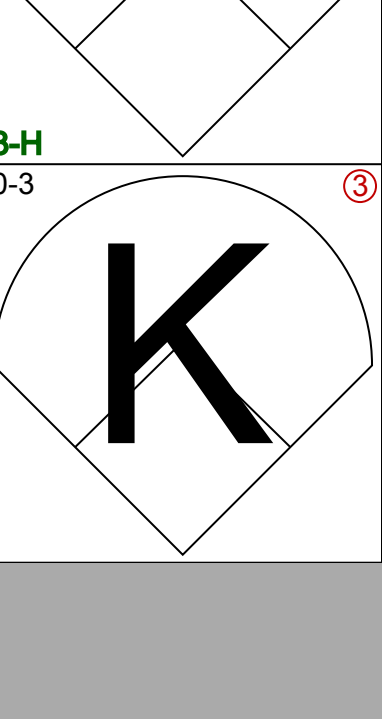
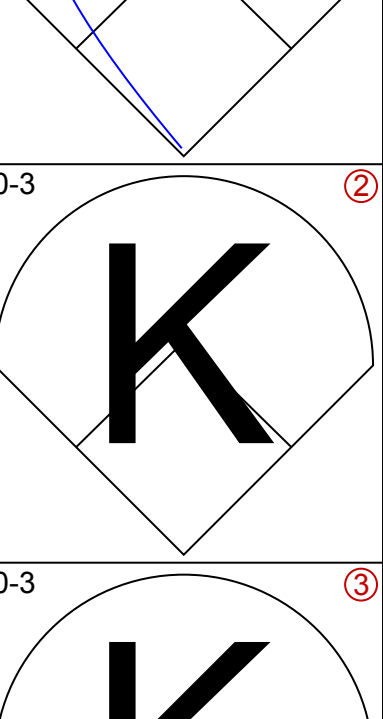
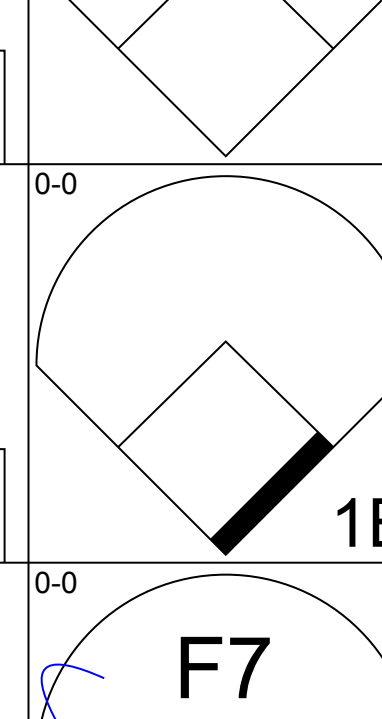
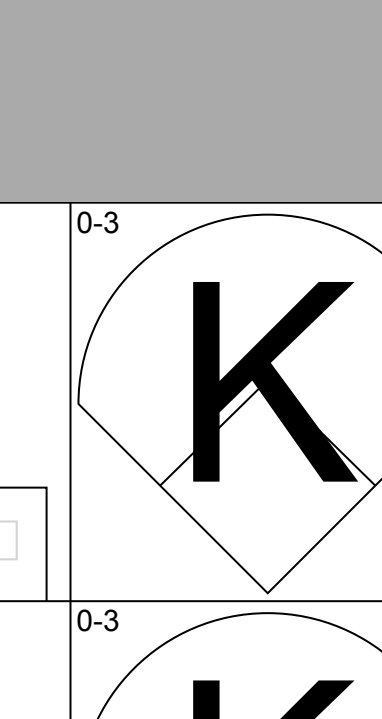
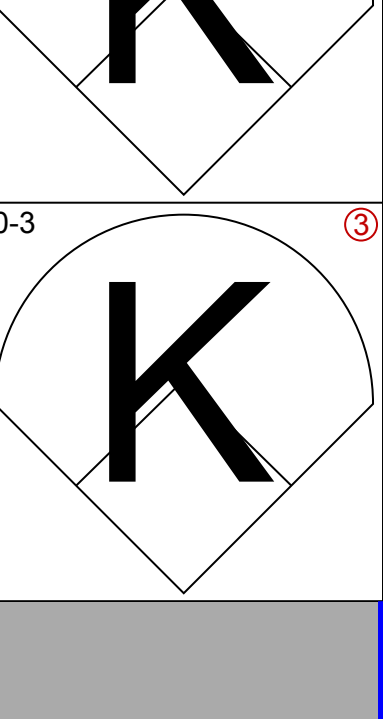
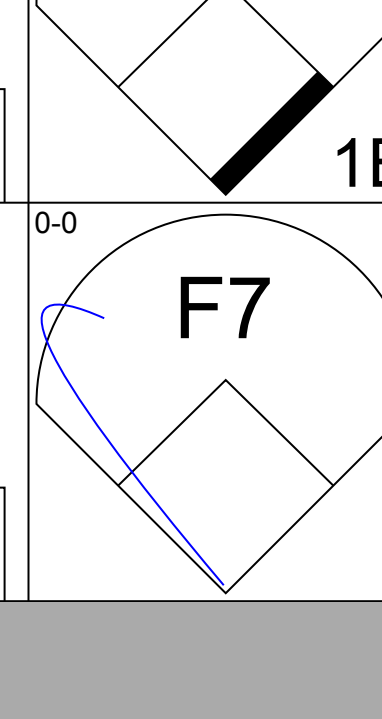
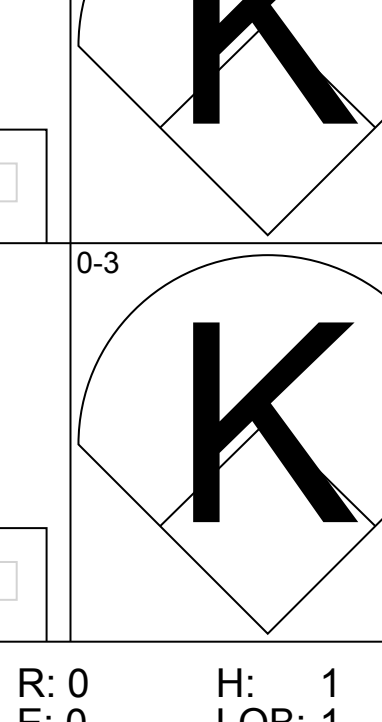
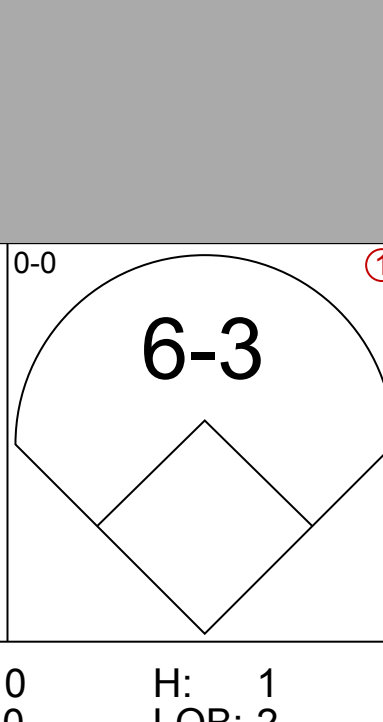
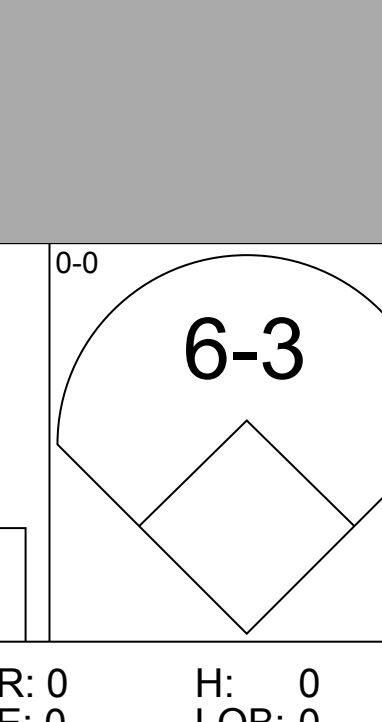




Batter	1	2	3	4	5	6	7	8	9	AB	R	H	RBI	BB	SO	LOB	TOP			
Dan Gladden, R OBP: 0.324, SLG: 0.400 (1, 8)	0-0 5-3		0-0 S BLK 1B		0-0 6-3		0-3 K			4	1	1	0	0	1	0	<b>San Francisco Giants @ Cincinnati Reds</b> Riverfront Stadium, Cincinnati, OH Fri Apr 19 1985, 6:05 PM EST Att: 24,839 - Unknown <a href="http://livebaseballscores.com">livebaseballscores.com</a>			
Manny Trillo, R OBP: 0.375, SLG: 0.357 (1, 4)	0-0 F4		0-0 1B		4-0 FC5 1B BB		0-0 F6			3	0	1	1	1	0	0				
Chili Davis, S OBP: 0.284, SLG: 0.250 (1, 9)	4-0 S 2B BB		0-0 F8		0-0 1-2 1B		0-0 1-3			3	1	1	0	1	0	1				
Jeffrey Leonard, R OBP: 0.189, SLG: 0.306 (1, 7)	0-0 1-H 2B		0-0 1-2 1B		0-0 FC5 2-3f		0-0 F8			4	0	2	1	0	0	2				
Bob Brenly, R OBP: 0.200, SLG: 0.219 (1, 2)	0-3 K		0-0 4-3		0-0 5-3		0-0 F8			4	0	0	0	0	1	3				
David Green, R OBP: 0.180, SLG: 0.045 (1, 3)		0-0 6-3		0-3 K		0-0 5-3		0-0 F8		4	0	0	0	0	1	0				
Chris Brown, R OBP: 0.424, SLG: 0.483 (1, 5)		0-0 F6		0-0 F4		0-0 1B		0-0 F8		4	0	1	0	0	0	0				
Jose Uribe, S OBP: 0.313, SLG: 0.375 Mark Davis, L Frank Williams, R Gary Rajcich, L (9, PH)	0-0 1-3		0-0 F8		0-0 F9		0-0 4-3			3	0	0	0	0	0	1				
Bill Laskey, R Johnnie LeMaster, R (6, 6)			0-3 K		0-0 4-3		0-0 F5			2	0	0	0	0	1	0				
<b>Inning Stats</b>	R: 1 E: 0 K: 1 S: 6	H: 1 LOB: 1 BB: 1 P: 10	R: 0 E: 0 K: 0 S: 3	H: 0 LOB: 0 BB: 0 P: 3	R: 1 E: 0 K: 1 S: 8	H: 3 LOB: 2 BB: 0 P: 8	R: 0 E: 0 K: 1 S: 5	H: 0 LOB: 0 BB: 1 P: 5	R: 0 E: 0 K: 0 S: 4	H: 1 LOB: 1 BB: 0 P: 4	R: 0 E: 0 K: 1 S: 5	H: 0 LOB: 0 BB: 0 P: 5	R: 0 E: 0 K: 0 S: 3	H: 0 LOB: 0 BB: 0 P: 3	R: 0 E: 0 K: 0 S: 3	H: 0 LOB: 0 BB: 0 P: 3		1B: 5 2B: 1 3B: 0 HR: 0	SF: 0 SAC: 0 DP: 0 HBP: 0	WP: 0 PB: 0 SB: 2 CS: 0
<b>PITCHER</b>	IP WLS BF H R ER SO BB IBB HBP BLK WP HR S P ERA WHIP	IP WLS BF H R ER SO BB IBB HBP BLK WP HR S P ERA WHIP																		
John Stuper, R ERA: 5.56 Tom Hume, R ERA: 1.5 Ted Power, R ERA:	(1, 1) 6.0 W 26 6 2 2 3 2 0 0 0 1 0 0 30 38 3.00 1.333	(7, 1) 2.0 6 0 0 0 1 0 0 0 0 0 0 8 8 0.00 0.000	(9, 1) 1.0 S 3 0 0 0 0 0 0 0 0 0 3 3 0.00 0.000																	

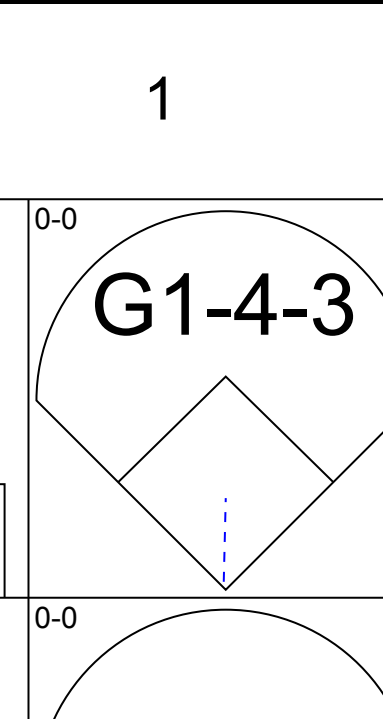
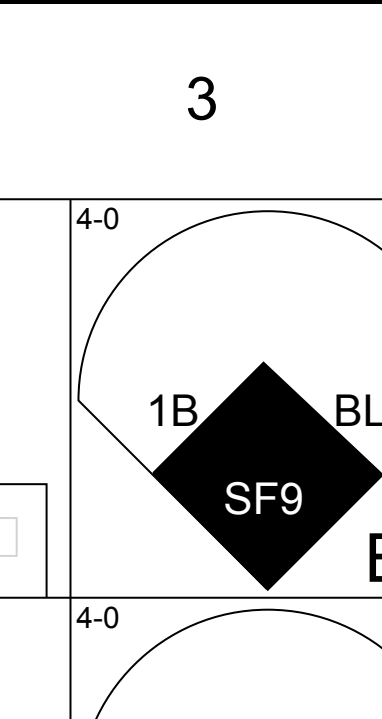
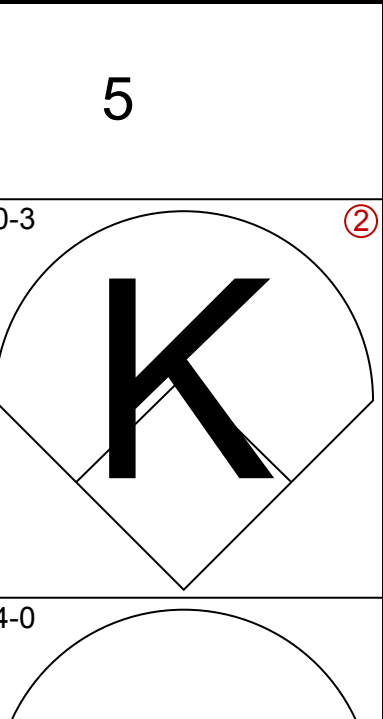
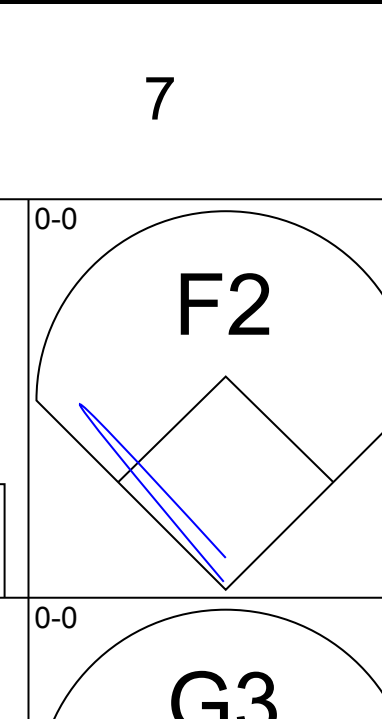
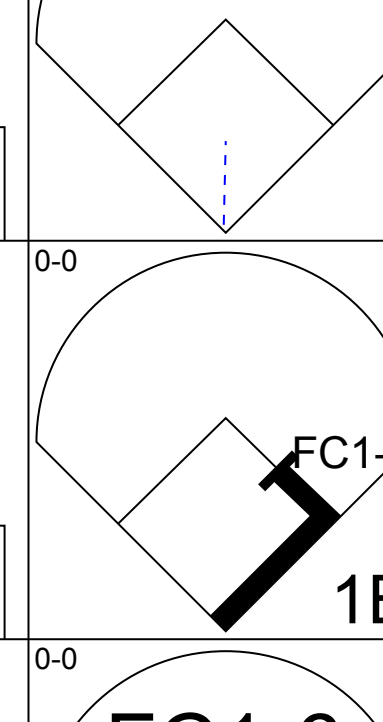
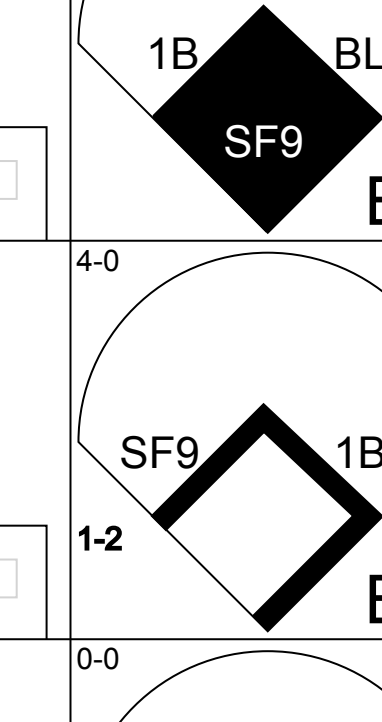
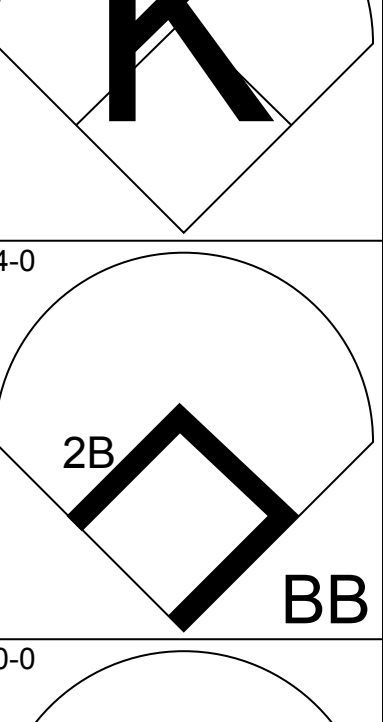
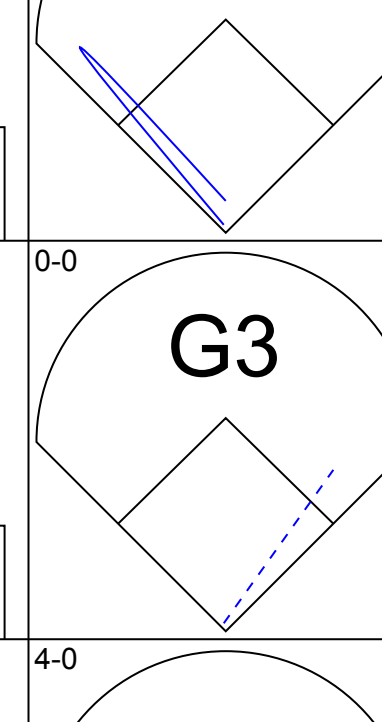
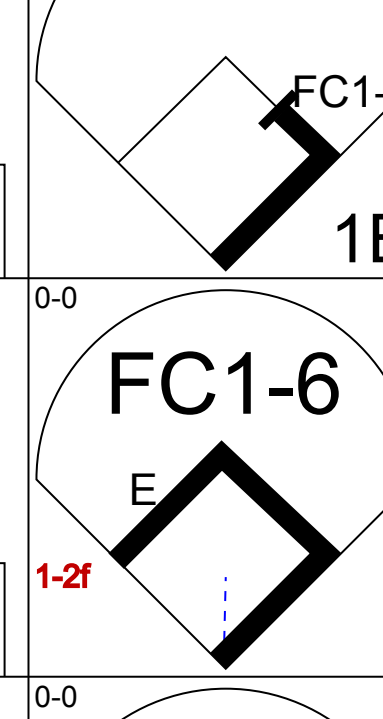
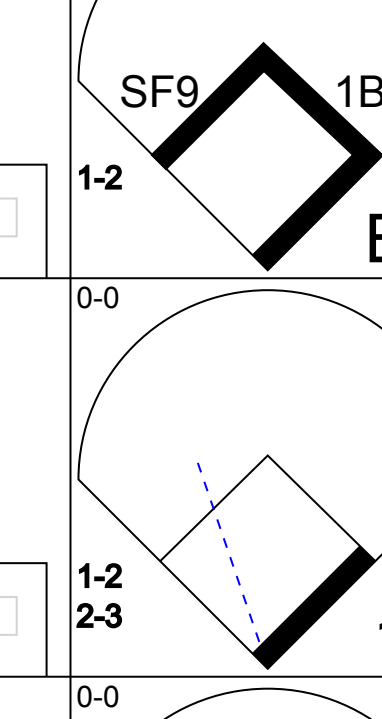
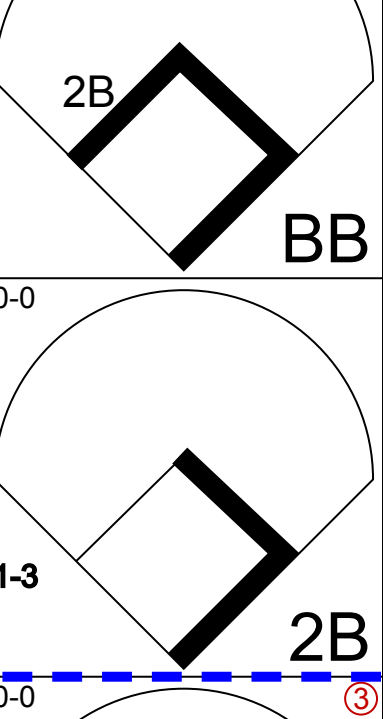
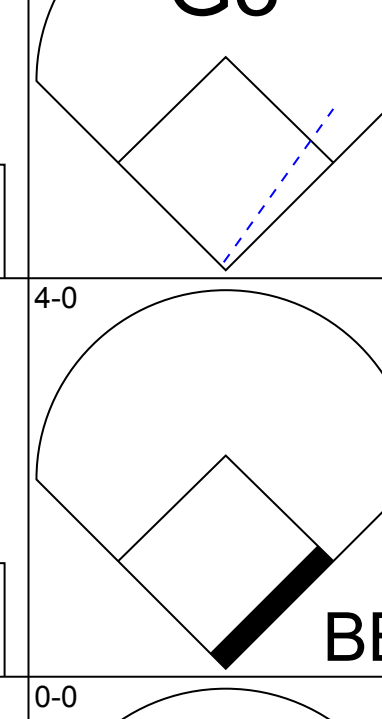
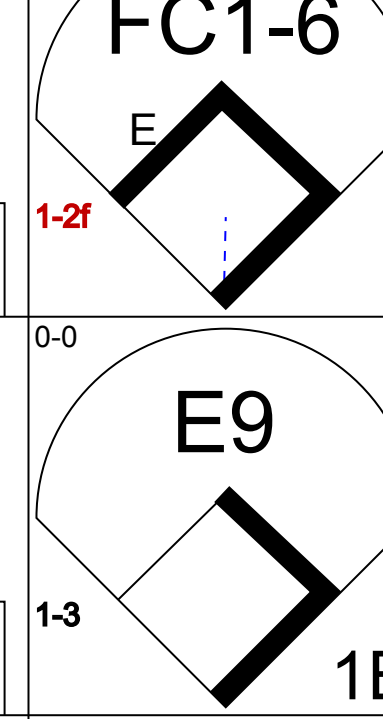
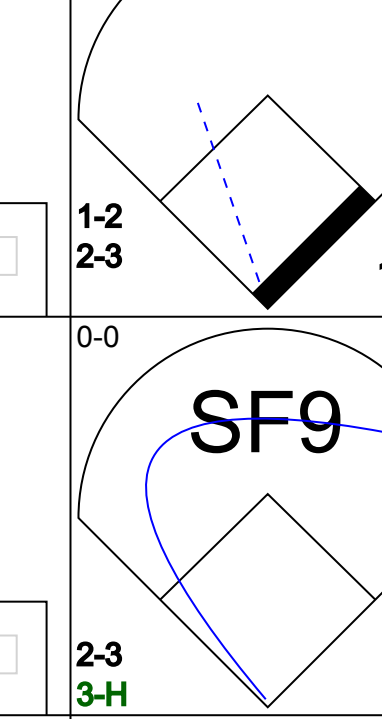
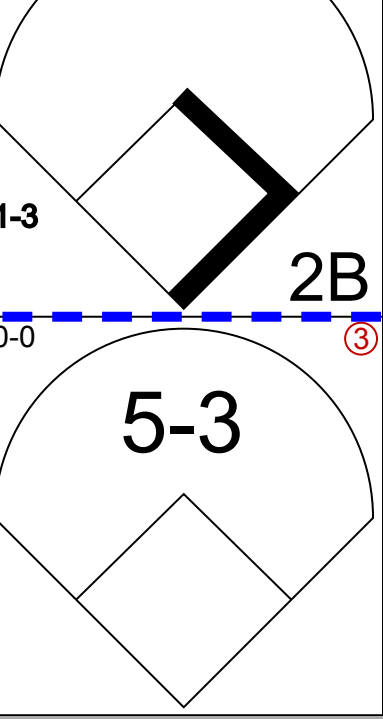
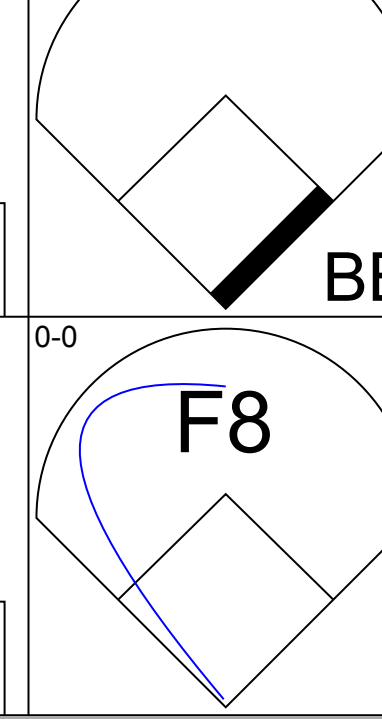
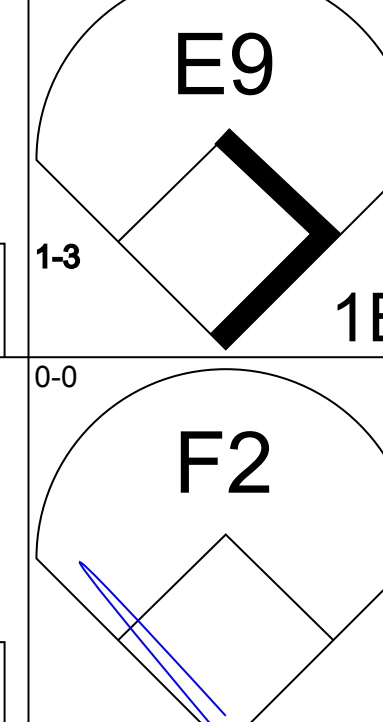
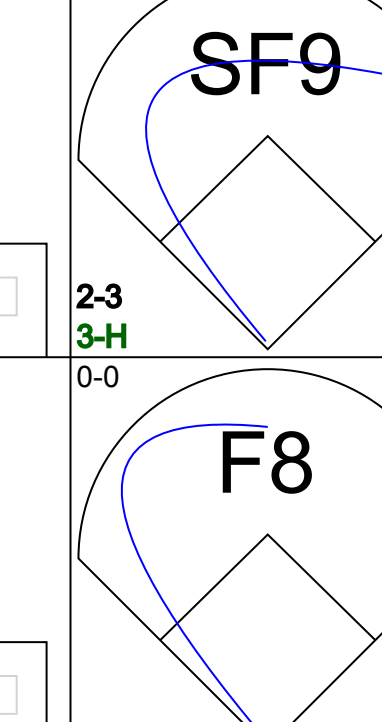
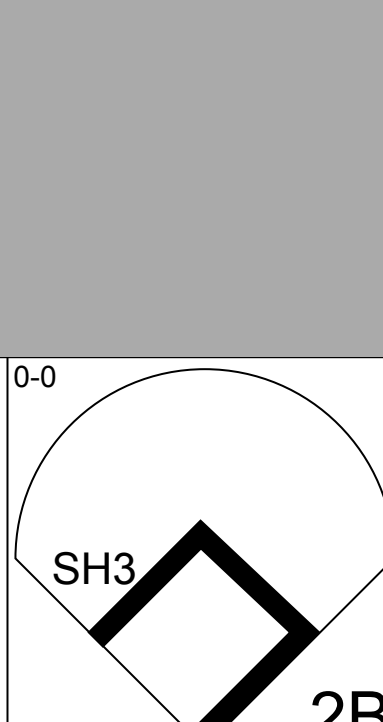
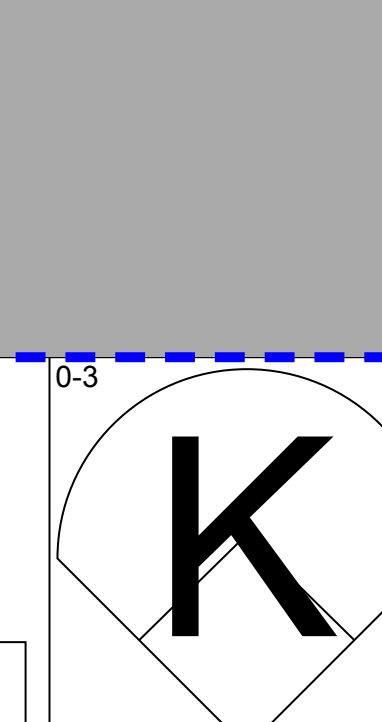
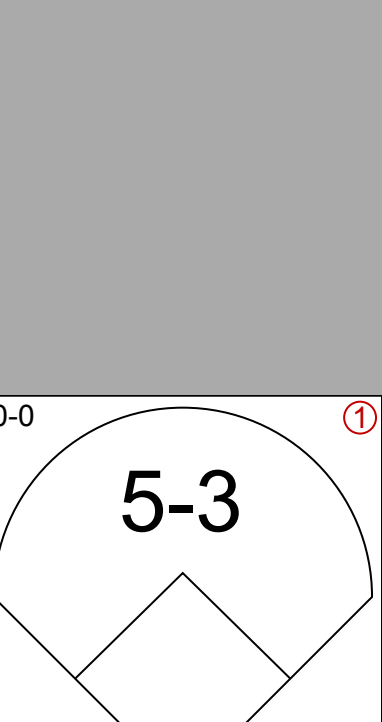
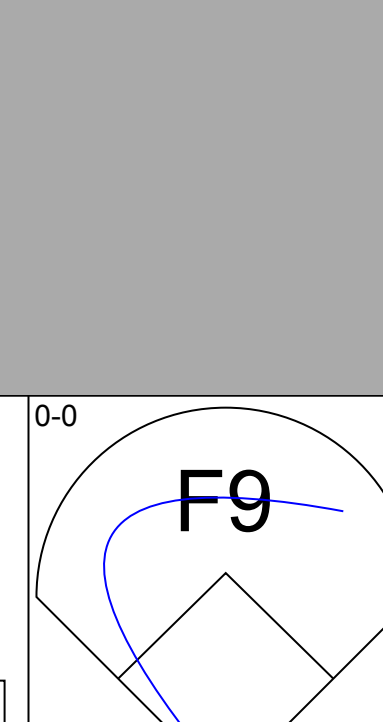
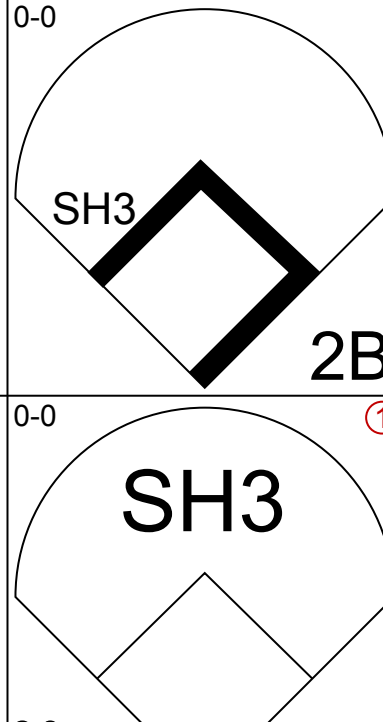
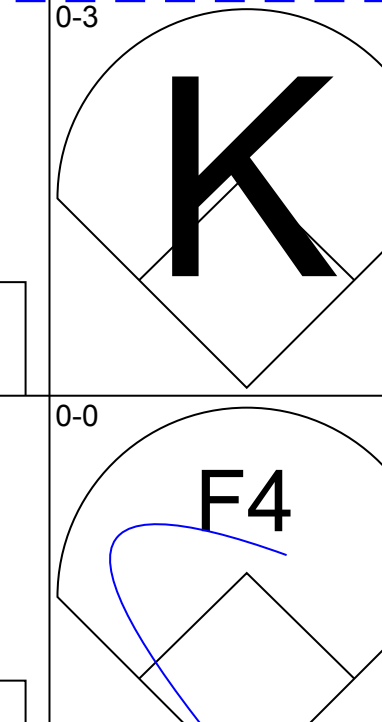
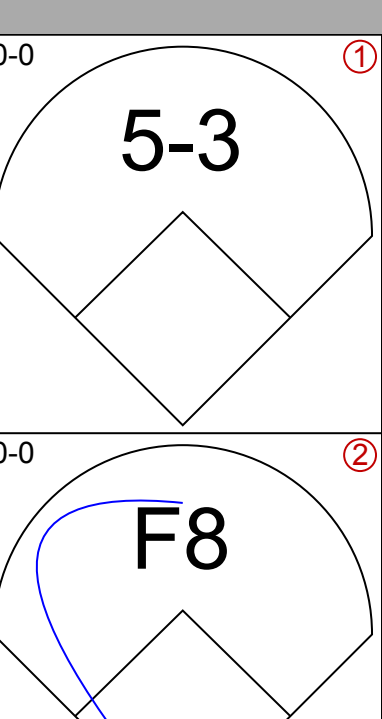
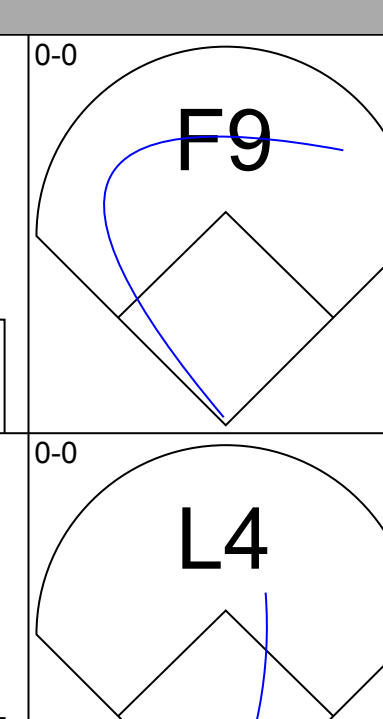
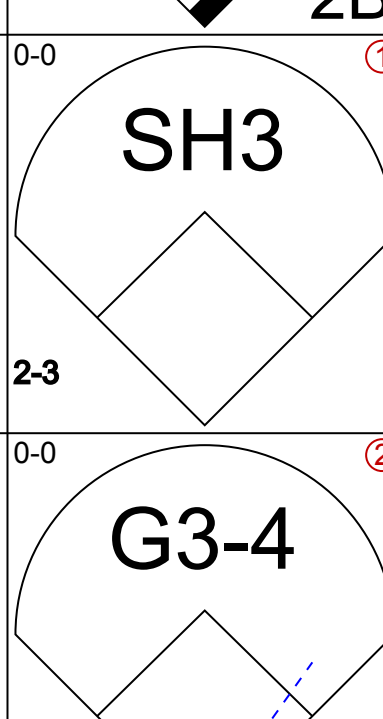
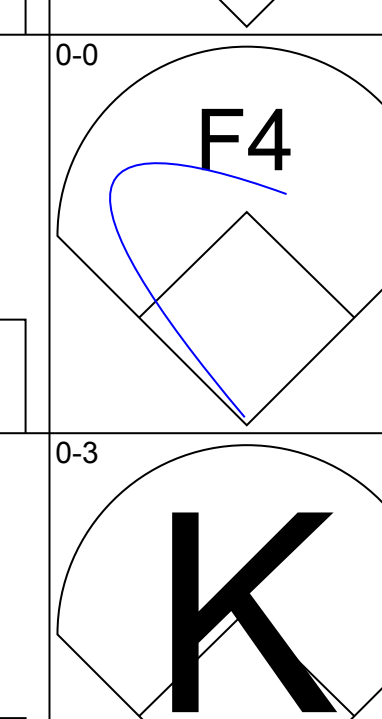
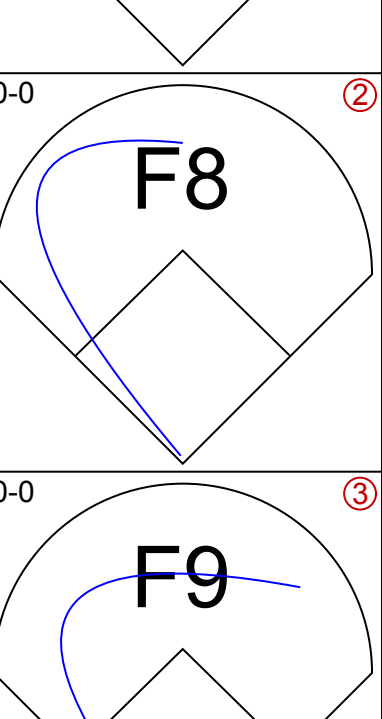
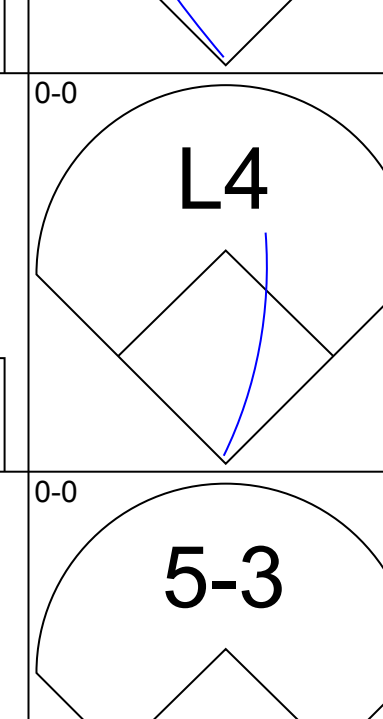
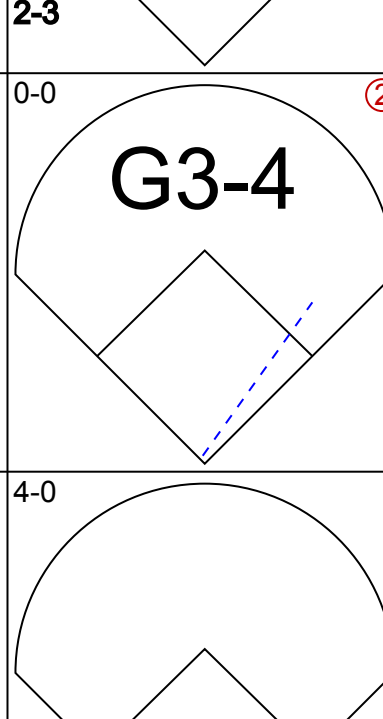
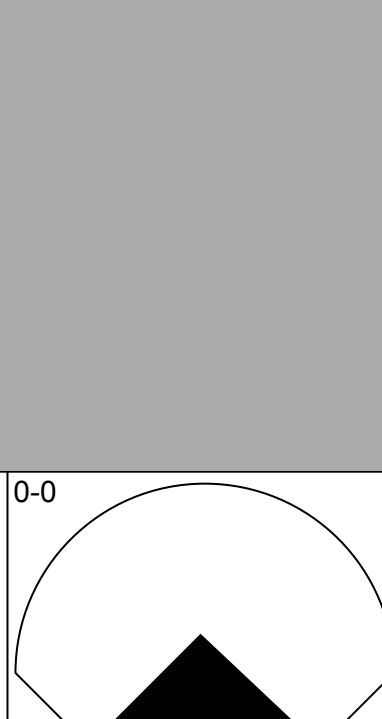
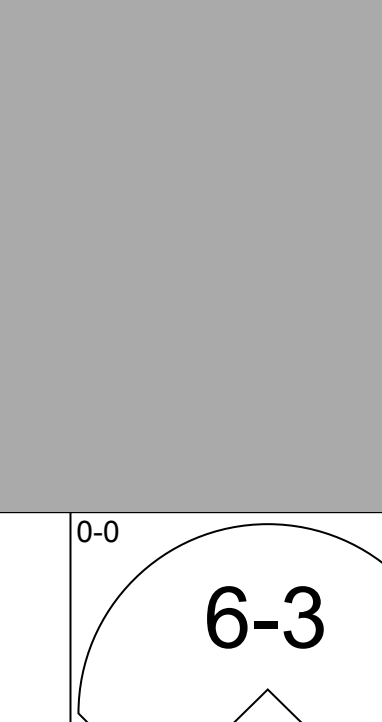

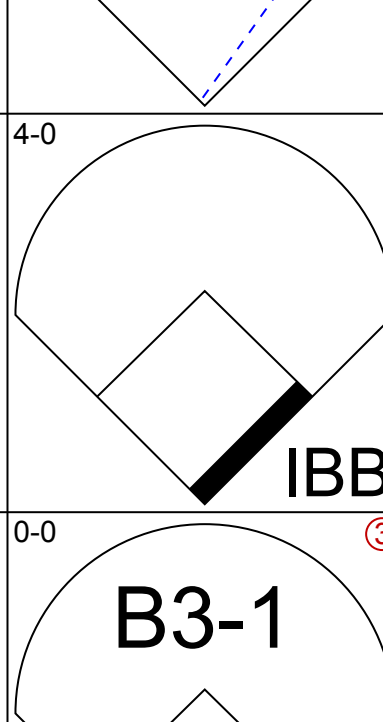
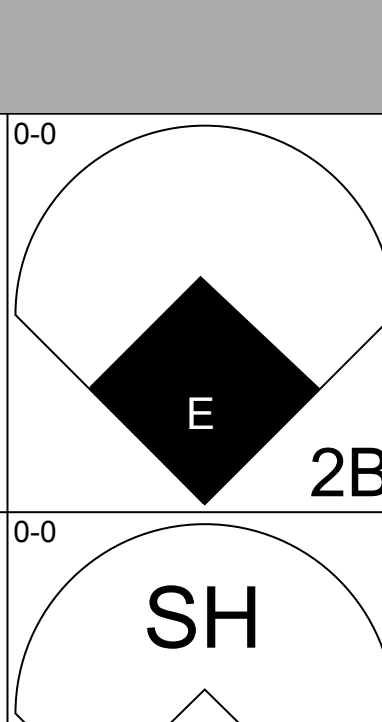
Batter	1	2	3	4	5	6	7	8	9	AB	R	H	RBI	BB	SO	LOB	BOTTOM			
Eric Davis, R OBP: 0.175, SLG: 0.385 (1, 8)	0-0 4-3 3B		0-3 K		0-0 S 1B		0-3 K			4	1	2	1	0	2	1	<b>San Francisco Giants @ Cincinnati Reds</b> Riverfront Stadium, Cincinnati, OH Fri Apr 19 1985, 6:05 PM EST Att: 24,839 - Unknown <a href="http://livebaseballscores.com">livebaseballscores.com</a>			
Pete Rose, S OBP: 0.326, SLG: 0.325 (1, 3)	0-0 4-3		0-0 FC1-5 2B		0-0 F9		0-0 F8			4	0	1	1	0	0	1				
Dave Parker, L OBP: 0.324, SLG: 0.294 (1, 9)	0-0 E4 CS		0-0 FC1-5 1B		0-0 4-3		0-3 K			4	0	0	0	0	1	1				
Cesar Cedeno, R OBP: 0.366, SLG: 0.368 (1, 7)	0-0 1-2 2B		0-0 1-2 1B		0-0 1-3		0-0 F8			4	1	2	0	0	0	0				
Nick Esasky, R OBP: 0.333, SLG: 0.484 (1, 5)	0-0 2-H 2B		0-0 F8		4-0 FC6-4 BB		0-0 F7			3	0	1	1	1	0	2				
Dave Concepcion, R OBP: 0.270, SLG: 0.235 (1, 6)	0-0 F8		0-3 K		0-0 FC6-4		0-0 6-3			4	0	0	0	0	1	4				
Ron Oester, S OBP: 0.314, SLG: 0.323 (1, 4)		0-0 1-3		0-0 SH3 1B		0-0 F9 BLK 2B		0-0 2B		4	2	3	0	0	0	0				
Dave Vangorder, R OBP: 0.316, SLG: 0.250 (1, 2)		0-0 6-3		0-3 K		0-0 F9		4-0 IBB		3	0	0	0	1	1	2				
John Stuper, R Eddie Miller, L Tony Martinez, L Tom Hume, R Duane Walker, L Ted Power, R (5, PH) (5, PH) (7, 1) (8, PH) (9, 1)	0-0 S 1B		0-0 SH3		0-0 1-2		0-3 K		0-0 F8		1	0	1	0	0	0				
<b>Inning Stats</b>	R: 2 E: 1 K: 0 S: 6	H: 3 LOB: 1 BB: 0 P: 6	R: 0 E: 0 K: 1 S: 6	H: 1 LOB: 1 BB: 0 P: 6	R: 0 E: 0 K: 1 S: 7	H: 2 LOB: 0 BB: 0 P: 7	R: 1 E: 0 K: 1 S: 7	H: 2 LOB: 1 BB: 0 P: 7	R: 0 E: 0 K: 0 S: 3	H: 0 LOB: 1 BB: 1 P: 7	R: 1 E: 0 K: 2 S: 8	H: 1 LOB: 0 BB: 0 P: 8	R: 0 E: 0 K: 1 S: 5	H: 0 LOB: 0 BB: 0 P: 5	R: 0 E: 0 K: 0 S: 4	H: 1 LOB: 2 BB: 1 P: 8		1B: 4 2B: 5 3B: 1 HR: 0	SF: 0 SAC: 1 DP: 0 HBP: 0	WP: 0 PB: 0 SB: 2 CS: 1
<b>PITCHER</b>	IP WLS BF H R ER SO BB IBB HBP BLK WP HR S P ERA WHIP	IP WLS BF H R ER SO BB IBB HBP BLK WP HR S P ERA WHIP																		
Bill Laskey, R Mark Davis, L Frank Williams, R ERA: 3.09 ERA: 2.45 ERA: 13.5	(1, 1) 5.1 L 5 0 0 0 3 0 0 0 1 0 0 11 11 0.00 0.000	(6, 1) 1.2 5 0 0 0 3 0 0 0 0 0 0 4 8 0.00 1.000	(8, 1) 1.0 5 1 0 0 0 0 1 0 0 0 0 0 4 8 0.00 1.000																	

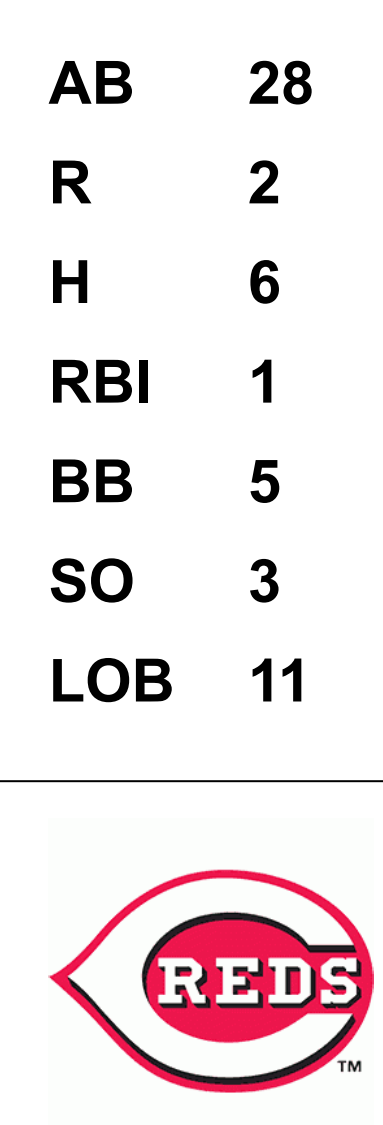


Batter	1	2	3	4	5	6	7	8	9	AB	R	H	RBI	BB	SO	LOB	TOP					
Dan Gladden, R (1, 8) OBP: 0.341, SLG: 0.395										3	0	1	0	1	1	0	<b>San Francisco Giants @ Cincinnati Reds</b> Riverfront Stadium, Cincinnati, OH Sat Apr 20 1985, 3:33 AM EST Att: 18,115 - Unknown					
Brad Wellman, R (1, 4) OBP: 0.444, SLG: 0.500										4	0	1	0	0	2	1						
Jeffrey Leonard, R (1, 7) OBP: 0.171, SLG: 0.275										4	0	0	0	0	2	2						
Chili Davis, S (1, 9) OBP: 0.316, SLG: 0.257										3	1	1	0	1	1	2						
Chris Brown, R (1, 5) OBP: 0.405, SLG: 0.438										3	0	0	0	1	0	1						
Scot Thompson, L (1, 3) OBP: 0.105, SLG: 0.105										4	0	0	1	0	0	1						
Alex Trevino, R (1, 2) OBP: 0.333, SLG: 0.333										3	0	1	0	0	2	0						
Jose Uribe, S (1, 6) OBP: 0.263, SLG: 0.316										3	0	0	0	0	2	1						
Jim Gott, R (1, 1) OBP: 0.333, SLG: 0.333										1	0	0	0	0	1	0						
Scott Garrelts, R (5, 1)										1	0	0	0	0	0	0						
Joel Youngblood, R (8, PH)										1	0	0	0	0	0	0						
Frank Williams, R (8, 1)										0	0	0	0	0	0	0						
<b>Inning Stats</b>	R: 0 E: 0 K: 3 S: 9	H: 0 LOB: 0 BB: 0 P: 9	R: 1 E: 0 K: 1 S: 5	H: 0 LOB: 0 BB: 1 P: 9	R: 0 E: 0 K: 3 S: 10	H: 1 LOB: 1 BB: 0 P: 10	R: 0 E: 0 K: 0 S: 3	H: 1 LOB: 0 BB: 0 P: 3	R: 0 E: 0 K: 2 S: 7	H: 0 LOB: 0 BB: 0 P: 7	R: 0 E: 0 K: 1 S: 6	H: 1 LOB: 2 BB: 1 P: 10	R: 0 E: 0 K: 0 S: 4	H: 1 LOB: 1 BB: 0 P: 4	R: 0 E: 0 K: 0 S: 3	H: 0 LOB: 0 BB: 0 P: 3	R: 0 E: 0 K: 1 S: 5	H: 0 LOB: 1 BB: 1 P: 9	1B: 4 2B: 0 3B: 0 HR: 0	SF: 0 SAC: 0 DP: 0 HBP: 0	WP: 0 PB: 0 SB: 2 CS: 0	PA: 33
<b>PITCHER</b> Mario Soto, R (1, 1) ERA: 1.13	IP: 9.0 WLS: W BF: 33	H: 4 R: 1 ER: 1 SO: 11	BB: 3 IBB: 0 HBP: 0 BLK: 0	WP: 0 HR: 0 S: 52 P: 64	ERA: 1.00 WHIP: 0.778	<b>PITCHER</b>										IP: 9.0 WLS: W BF: 33	H: 4 R: 1 ER: 1 SO: 11	BB: 3 IBB: 0 HBP: 0 BLK: 0	WP: 0 HR: 0 S: 52 P: 64	ERA: 1.00 WHIP: 0.778		

AB	30
R	1
H	4
RBI	1
BB	3
SO	11
LOB	8



Batter	1	2	3	4	5	6	7	8	9	AB	R	H	RBI	BB	SO	LOB	BOTTOM					
Eric Davis, R (1, 8) OBP: 0.182, SLG: 0.357										3	1	0	0	1	1	0	<b>San Francisco Giants @ Cincinnati Reds</b> Riverfront Stadium, Cincinnati, OH Sat Apr 20 1985, 3:33 AM EST Att: 18,115 - Unknown					
Pete Rose, S (1, 3) OBP: 0.362, SLG: 0.333										2	0	1	0	2	0	0						
Dave Parker, L (1, 9) OBP: 0.366, SLG: 0.351										3	0	2	0	1	0	1						
Cesar Cedeno, R (1, 7) OBP: 0.356, SLG: 0.366										3	0	1	1	0	0	3						
Nick Esasky, R (1, 5) OBP: 0.324, SLG: 0.486										4	0	1	0	0	1	4						
Dave Concepcion, R (1, 6) OBP: 0.250, SLG: 0.216										3	0	0	0	0	0	0						
Ron Oester, S (1, 4) OBP: 0.269, SLG: 0.294										3	0	0	0	0	0	1						
Tom Foley, L (8, PH) (9, 4)										1	0	0	0	0	1	0						
Dave Vangorder, R (1, 2) OBP: 0.318, SLG: 0.222										2	0	0	0	1	0	0						
Eddie Milner, L (9, PH) OBP: 0.364, SLG: 0.545										1	1	1	0	0	0	0						
Mario Soto, R (1, 1) OBP: 0.273, SLG: 0.200										3	0	0	0	0	0	2						
<b>Inning Stats</b>	R: 0 E: 1 K: 0 S: 5	H: 2 LOB: 2 BB: 0 P: 5	R: 0 E: 0 K: 0 S: 3	H: 0 LOB: 0 BB: 0 P: 3	R: 1 E: 0 K: 0 S: 4	H: 1 LOB: 2 BB: 2 P: 12	R: 0 E: 0 K: 0 S: 3	H: 0 LOB: 0 BB: 0 P: 3	R: 0 E: 0 K: 1 S: 6	H: 1 LOB: 2 BB: 1 P: 10	R: 0 E: 0 K: 0 S: 4	H: 1 LOB: 2 BB: 1 P: 8	R: 0 E: 0 K: 2 S: 7	H: 0 LOB: 1 BB: 0 P: 7	R: 0 E: 0 K: 0 S: 3	H: 0 LOB: 0 BB: 0 P: 7	R: 1 E: 1 K: 0 S: 2	H: 1 LOB: 1 BB: 0 P: 2	1B: 3 2B: 3 3B: 0 HR: 0	SF: 1 SAC: 2 DP: 0 HBP: 0	WP: 0 PB: 0 SB: 0 CS: 0	PA: 36
<b>PITCHER</b> Jim Gott, R (1, 1) ERA: 1.86	IP: 4.2 WLS: 10 BF: 21	H: 4 R: 1 ER: 1 SO: 1	BB: 3 IBB: 0 HBP: 0 BLK: 0	WP: 0 HR: 0 S: 20 P: 32	ERA: 1.93 WHIP: 1.500	<b>PITCHER</b>										IP: 4.2 WLS: 10 BF: 21	H: 4 R: 1 ER: 1 SO: 1	BB: 3 IBB: 0 HBP: 0 BLK: 0	WP: 0 HR: 0 S: 20 P: 32	ERA: 1.93 WHIP: 1.500		
Scott Garrelts, R (5, 1) ERA: 4.05	2.1	1	0	0	0	1	1	0	0	0	0	8	16	0.00	0.857							
Frank Williams, R (8, 1) ERA: 10.38	1.0	L	5	1	1	0	2	0	0	0	0	9	9	0.00	1.000							





Batter	1	2	3	4	5	6	7	8	9	AB	R	H	RBI	BB	SO	LOB	TOP										
Dan Gladden, R (1, 8) OBP: 0.356, SLG: 0.405	0-3 K		0-0 F3			0-0 CS 1B		0-0 5-3 1B		4	0	2	0	0	1	0	<b>San Francisco Giants @ Cincinnati Reds</b> Riverfront Stadium, Cincinnati, OH Sun Apr 21 1985, 3:33 AM EST Att: 29,418 - Sunny										
Manny Trillo, R (1, 4) OBP: 0.361, SLG: 0.344	0-0 E5				0-0 G5-4-3 1B	0-0 F6 1-2		0-0 5-3 1-2		4	0	1	0	0	0	2											
Joel Youngblood, R (1, 9) OBP: 0.182, SLG: 0.100	0-3 K				0-0 G5-4-3 1-2			0-0 F7		4	0	1	0	0	1	3											
Jeffrey Leonard, R (1, 7) OBP: 0.178, SLG: 0.295	0-3 K				0-0 2B	0-0 F9			0-3 K		4	0	1	0	0	2		2									
Chris Brown, R (1, 5) OBP: 0.415, SLG: 0.412		0-3 K			4-0 FC6-4 BB				0-0 6-3		2	0	0	0	2	1		0									
Bob Brenly, R (1, 2) OBP: 0.205, SLG: 0.200		0-0 5-3			0-0 FC6-4 1-2			0-0 F9		3	0	0	0	1	0	3											
David Green, R (1, 3) OBP: 0.143, SLG: 0.040 Chili Davis, S (8, PH) OBP: 0.308, SLG: 0.250								0-0 F9																			
Johnnie LeMaster, R (1, 6)					0-0 5-3				0-0 K		3	0	0	0	0	1		1									
Atlee Hammaker, S (1, 1) Brad Wellman, R (8, PH) Mark Davis, L (8, 1)					0-0 1-3				0-0 F6		3	0	0	0	0	1	1										
					0-0 5-3				0-0 F8		1	0	0	0	0	0	0										
											0	0	0	0	0	0											
<b>Inning Stats</b>	R: 0 E: 1 K: 3 S: 10	H: 0 LOB: 1 BB: 0 P: 10	R: 0 E: 0 K: 1 S: 5	H: 0 LOB: 0 BB: 0 P: 5	R: 0 E: 0 K: 0 S: 3	H: 0 LOB: 0 BB: 0 P: 3	R: 0 E: 0 K: 0 S: 4	H: 2 LOB: 2 BB: 1 P: 8	R: 0 E: 0 K: 2 S: 7	H: 0 LOB: 0 BB: 0 P: 7	R: 0 E: 0 K: 0 S: 4	H: 2 LOB: 1 BB: 0 P: 4	R: 0 E: 0 K: 0 S: 3	H: 0 LOB: 1 BB: 1 P: 7	R: 0 E: 0 K: 0 S: 4	H: 1 LOB: 1 BB: 0 P: 4	R: 0 E: 0 K: 1 S: 5	H: 0 LOB: 1 BB: 1 P: 9	1B: 4 2B: 1 3B: 0 HR: 0	SF: 0 SAC: 0 DP: 1 HBP: 0	WP: 0 PB: 0 SB: 0 CS: 1	PA: 34					
<b>PITCHER</b>	IP	WLS	BF	H	R	ER	SO	BB	IBB	HBP	BLK	WP	HR	S	P	ERA	WHIP										
Tom Browning, L (1, 1) ERA: 0.38	8.0	W	30	5	0	0	6	2	0	0	0	0	0	40	48	0.00	0.875										
Ted Power, R (8, 1) ERA:	1.0	S	4	0	0	0	1	1	0	0	0	0	0	5	9	0.00	1.000										

AB 31  
R 0  
H 5  
RBI 0  
BB 3  
SO 7  
LOB 13



Batter	1	2	3	4	5	6	7	8	9	AB	R	H	RBI	BB	SO	LOB	BOTTOM										
Eric Davis, R (1, 8) OBP: 0.188, SLG: 0.391	0-0 F8		0-0 BLK 3B			0-0 E5 CS		0-3 K		4	1	1	0	0	1	0	<b>San Francisco Giants @ Cincinnati Reds</b> Riverfront Stadium, Cincinnati, OH Sun Apr 21 1985, 3:33 AM EST Att: 29,418 - Sunny										
Gary Redus, R (1, 7) OBP: 1.000, SLG: 1.000	4-0 1B CS BB		0-1 CI S			0-0 FC4-6 1B 1-2				1	0	1	0	1	0	0											
Dave Parker, L (1, 9) OBP: 0.364, SLG: 0.350	0-0 1-3 1B		0-3 3H K 1-2			0-0 FC4-6 S 1-2				3	0	1	0	0	1	2											
Cesar Cedeno, R (1, 3) OBP: 0.333, SLG: 0.341	0-3 K 3H				0-0 5-3			0-0 F7 1-2		3	0	0	0	0	1	3											
Nick Esasky, R (1, 5) OBP: 0.325, SLG: 0.459		4-0 FC4-6 BB			0-3 K			0-0 6-3		2	0	0	0	1	1	0											
Dave Concepcion, R (1, 6) OBP: 0.233, SLG: 0.200		0-0 FC4-6 CS 1-2			0-3 K			0-0 F9		3	0	0	0	0	1	1											
Dann Bilardello, R (1, 2) OBP: 0.176, SLG: 0.125		0-0 F8			0-0 1-3			0-0 F9		3	0	0	0	0	0	1											
Tom Foley, L (1, 4)		0-0 CS 1-2		0-0 4-3		0-0 F9			0-0 G3		3	0	0	0	0	0											
Tom Browning, L (1, 1) Tony Perez, R (8, PH) Ted Power, R (8, 1)					0-0 4-3				0-0 F9		2	0	0	0	0	0											
											0	0	0	0	0	0											
<b>Inning Stats</b>	R: 0 E: 0 K: 1 S: 5	H: 1 LOB: 2 BB: 1 P: 9	R: 0 E: 0 K: 0 S: 2	H: 0 LOB: 0 BB: 1 P: 6	R: 1 E: 1 K: 1 S: 7	H: 1 LOB: 1 BB: 0 P: 7	R: 0 E: 0 K: 2 S: 7	H: 0 LOB: 0 BB: 0 P: 7	R: 0 E: 1 K: 0 S: 4	H: 0 LOB: 0 BB: 0 P: 4	R: 0 E: 0 K: 0 S: 3	H: 0 LOB: 0 BB: 0 P: 3	R: 0 E: 0 K: 0 S: 3	H: 0 LOB: 0 BB: 0 P: 3	R: 0 E: 0 K: 1 S: 5	H: 0 LOB: 0 BB: 0 P: 5	R: 0 E: 0 K: 1 S: 5	H: 0 LOB: 0 BB: 0 P: 5	1B: 2 2B: 1 3B: 1 HR: 0	SF: 0 SAC: 0 DP: 1 HBP: 0	WP: 0 PB: 0 SB: 2 CS: 3	PA: 29					
<b>PITCHER</b>	IP	WLS	BF	H	R	ER	SO	BB	IBB	HBP	BLK	WP	HR	S	P	ERA	WHIP										
Atlee Hammaker, L (1, 1) ERA: 2.95	7.0	L	25	3	1	1	4	2	0	0	1	0	0	31	39	1.29	0.714										
Mark Davis, L (8, 1) ERA: 2.16	1.0		3	0	0	0	1	0	0	0	0	0	0	5	5	0.00	0.000										

AB 25  
R 1  
H 3  
RBI 0  
BB 2  
SO 5  
LOB 7






Batter	1	2	3	4	5	6	7	8	9	AB	R	H	RBI	BB	SO	LOB	TOP				
<b>Eddie Milner, L</b> (1, 8) OBP: 0.400, SLG: 0.500	F8					F6											3 0 1 0 1 0 0				
<b>Pete Rose, S</b> (1, 3) OBP: 0.353, SLG: 0.311	4-3					F7											3 0 0 0 1 0 1				
<b>Dave Parker, L</b> (1, 9) OBP: 0.354, SLG: 0.341	K					4-3											4 0 1 0 0 1 2				
<b>Cesar Cedeno, R</b> (1, 7) OBP: 0.308, SLG: 0.313																	4 0 0 0 0 1 3				
<b>Wayne Krenchicki, L</b> (1, 5) OBP: 0.300, SLG: 0.222	G3					F7											4 0 1 0 0 0 2				
<b>Dave Concepcion, R</b> (1, 6) OBP: 0.285, SLG: 0.209	5-3																3 1 1 0 1 0 2				
<b>Tom Foley, L</b> (1, 4) OBP: 0.111, SLG: 0.111																	4 0 1 0 0 1 3				
<b>Dann Bilardello, R</b> (1, 2) OBP: 0.150, SLG: 0.105																	3 0 0 1 0 0 1				
<b>Jay Tibbs, R</b> (1, 1) <b>Duane Walker, L</b> (8, PH) <b>Joe Price, R</b> (8, 1)																	2 0 0 0 0 1 1 1 0 0 0 0 1 0 0 0 0 0 0 0 0				
<b>Inning Stats</b>	R: 0 E: 0 K: 1 S: 5	H: 0 LOB: 0 BB: 0 P: 5	R: 0 E: 0 K: 0 S: 3	H: 0 LOB: 0 BB: 0 P: 3	R: 0 E: 0 K: 1 S: 5	H: 0 LOB: 0 BB: 0 P: 5	R: 0 E: 0 K: 1 S: 6	H: 1 LOB: 2 BB: 1 P: 10	R: 1 E: 1 K: 0 S: 4	H: 2 LOB: 0 BB: 0 P: 4	R: 0 E: 0 K: 0 S: 3	H: 0 LOB: 1 BB: 1 P: 9	R: 0 E: 0 K: 1 S: 5	H: 0 LOB: 1 BB: 1 P: 9	R: 0 E: 0 K: 0 S: 5	H: 2 LOB: 2 BB: 0 P: 5	1B: 5 2B: 0 3B: 0 HR: 0	SF: 0 SAC: 0 DP: 1 HBP: 0	WP: 0 PB: 0 SB: 0 CS: 0	PA: 34	
<b>PITCHER</b>	IP	WLS	BF	H	R	ER	SO	BB	IBB	HBP	BLK	WP	HR	S	P	ERA	WHIP				
<b>Mike Scott, R</b> (1, 1) ERA: 1.23	8.1	W	32	5	1	0	5	3	0	0	0	0	0	39	51	0.00	0.960				
<b>Dave Smith, R</b> (9, 1) ERA:	0.2	S	2	0	0	0	0	0	0	0	0	0	0	2	2	0.00	0.000				

**Cincinnati Reds @ Houston Astros**  
Astrodome, Houston, TX  
Mon Apr 22 1985, 7:05 PM EST  
Att: 10,197 - Unknown


AB 31  
R 1  
H 5  
RBI 1  
BB 3  
SO 5  
LOB 15



Batter	1	2	3	4	5	6	7	8	9	AB	R	H	RBI	BB	SO	LOB	BOTTOM				
<b>Bill Doran, S</b> (1, 4) OBP: 0.294, SLG: 0.298	K																4 1 1 0 0 2 1				
<b>Kevin Bass, S</b> (1, 9) OBP: 0.273, SLG: 0.429	4-3																4 1 1 1 0 0 1				
<b>Denny Walling, L</b> (1, 3) OBP: 0.412, SLG: 0.469	4-3																4 1 1 1 0 0 0				
<b>Jose Cruz, L</b> (1, 7) OBP: 0.404, SLG: 0.453																	4 0 1 0 0 0 1				
<b>Jerry Mumphrey, S</b> (1, 8) OBP: 0.340, SLG: 0.391																	3 1 1 1 0 0 1				
<b>Phil Garner, R</b> (1, 5) OBP: 0.303, SLG: 0.375																	3 0 1 0 0 0 1				
<b>Alan Ashby, S</b> (1, 2) OBP: 0.314, SLG: 0.406																	2 0 0 0 1 2 0				
<b>Craig Reynolds, L</b> (1, 6) OBP: 0.278, SLG: 0.471																	2 0 1 1 1 0 2				
<b>Mike Scott, R</b> (1, 1) <b>Dave Smith, R</b> (9, 1)																	3 0 0 0 0 1 4 0 0 0 0 0 0 0				
<b>Inning Stats</b>	R: 0 E: 0 K: 1 S: 5	H: 1 LOB: 0 BB: 0 P: 3	R: 0 E: 0 K: 0 S: 3	H: 1 LOB: 0 BB: 0 P: 3	R: 0 E: 0 K: 1 S: 6	H: 1 LOB: 0 BB: 0 P: 6	R: 0 E: 0 K: 0 S: 3	H: 0 LOB: 0 BB: 0 P: 3	R: 1 E: 1 K: 0 S: 4	H: 1 LOB: 1 BB: 1 P: 8	R: 2 E: 0 K: 0 S: 6	H: 3 LOB: 1 BB: 0 P: 6	R: 0 E: 0 K: 2 S: 6	H: 0 LOB: 1 BB: 1 P: 10	R: 1 E: 0 K: 1 S: 6	H: 1 LOB: 0 BB: 0 P: 6	1B: 3 2B: 2 3B: 1 HR: 1	SF: 0 SAC: 0 DP: 1 HBP: 0	WP: 0 PB: 0 SB: 0 CS: 3	PA: 31	
<b>PITCHER</b>	IP	WLS	BF	H	R	ER	SO	BB	IBB	HBP	BLK	WP	HR	S	P	ERA	WHIP				
<b>Jay Tibbs, R</b> (1, 1) ERA: 3.33	7.0	L	27	6	3	2	4	2	0	0	0	0	0	33	41	2.57	1.143				
<b>Joe Price, L</b> (8, 1) ERA: 3.86	1.0		4	1	1	1	1	0	0	0	0	0	1	6	6	9.00	1.000				

**Cincinnati Reds @ Houston Astros**  
Astrodome, Houston, TX  
Mon Apr 22 1985, 7:05 PM EST  
Att: 10,197 - Unknown

AB 29  
R 4  
H 7  
RBI 4  
BB 2  
SO 5  
LOB 11





Batter	1	2	3	4	5	6	7	8	9	AB	R	H	RBI	BB	SO	LOB	TOP		
Eric Davis, R OBP: 0.192, SLG: 0.380 (1, 7)										4	1	1	0	0	2	0	<b>Cincinnati Reds @ Houston Astros</b> Astrodome, Houston, TX Tue Apr 23 1985, 7:05 PM EST Att: 10,414 - Unknown		
Eddie Milner, L OBP: 0.333, SLG: 0.412 Gary Redus, R OBP: 1.000, SLG: 1.000 (8, PH)										3	0	0	0	0	0	0			
Dave Parker, L OBP: 0.365, SLG: 0.396 (1, 9)										4	0	2	1	0	0	0			
Cesar Cedeno, R OBP: 0.304, SLG: 0.294 (1, 3)										3	0	0	0	1	0	1			
Nick Esasky, R OBP: 0.341, SLG: 0.450 John Franco, L Carl Willis, L (8, 1)										3	0	1	0	1	0	2			
Dave Concepcion, R OBP: 0.235, SLG: 0.191 (1, 6)										4	0	0	0	0	0	2			
Tom Foley, L OBP: 0.077, SLG: 0.077 (1, 4)										4	0	0	0	0	1	1			
Dann Bilardello, R OBP: 0.174, SLG: 0.136 Duane Walker, L OBP: 0.222, SLG: 0.333 (9, PH)										3	1	1	0	0	0	1			
John Stuper, R OBP: 0.200, SLG: 0.200 Frank Pastore, R Tom Hume, R Wayne Krenchicki, L OBP: 0.364, SLG: 0.222 (8, PH)										2	0	0	0	0	2	0			
<b>Inning Stats</b>	R: 0 E: 0 K: 1 S: 6	H: 1 LOB: 1 BB: 0 P: 6	R: 0 E: 0 K: 0 S: 3	H: 0 LOB: 1 BB: 1 P: 7	R: 0 E: 0 K: 1 S: 5	H: 0 LOB: 0 BB: 0 P: 5	R: 0 E: 0 K: 1 S: 5	H: 0 LOB: 0 BB: 0 P: 5	R: 0 E: 0 K: 1 S: 5	H: 0 LOB: 0 BB: 0 P: 3	R: 4 E: 0 K: 1 S: 8	H: 4 LOB: 1 BB: 2 P: 16	R: 0 E: 0 K: 1 S: 5	H: 0 LOB: 0 BB: 0 P: 5	1B: 4 2B: 2 3B: 0 HR: 0	SF: 0 SAC: 0 DP: 1 HBP: 0		WP: 2 PB: 0 SB: 0 CS: 0	PA: 35
<b>PITCHER</b>	IP WLS BF H R ER SO BB IBB HBP BLK WP HR S P ERA WHIP																		
Ron Mathis, R ERA: 5.02 Jeff Calhoun, L ERA: 3.19 Frank DiPino, L ERA: 1.08 Dave Smith, R ERA:	(1, 1) (8, 1) (8, 1) (9, 1)	7.1 0.0 0.2 1.0	W 2 3 S	BF 27 2 3	H 3 2 0	R 2 0 0	ER 2 0 2	SO 5 0 0	BB 2 0 1	IBB 0 0 0	HBP 0 0 0	BLK 0 0 0	WP 1 0 1	HR 0 0 2	S 35 2 6	P 43 2 6	ERA 2.46 ∞ 27.00 0.00	WHIP 0.682 ∞ 3.000 0.000	

Batter	1	2	3	4	5	6	7	8	9	AB	R	H	RBI	BB	SO	LOB	BOTTOM			
Bill Doran, S OBP: 0.309, SLG: 0.314 (1, 4)										4	2	2	0	0	0	1	<b>Cincinnati Reds @ Houston Astros</b> Astrodome, Houston, TX Tue Apr 23 1985, 7:05 PM EST Att: 10,414 - Unknown			
Kevin Bass, S OBP: 0.346, SLG: 0.600 (1, 9)										4	2	3	4	0	1	0				
Denny Walling, L OBP: 0.421, SLG: 0.472 (1, 3)										4	0	2	1	0	0	0				
Jose Cruz, L OBP: 0.410, SLG: 0.456 (1, 7)										4	0	2	0	0	0	0				
Jerry Mumphrey, S OBP: 0.351, SLG: 0.400 (1, 8)										4	0	2	0	0	0	2				
Phil Garner, R OBP: 0.297, SLG: 0.343 (1, 5)										3	0	0	0	1	0	3				
Mark Bailey, S OBP: 0.333, SLG: 0.250 (1, 2)										3	0	0	0	1	0	1				
Craig Reynolds, L OBP: 0.381, SLG: 0.526 Jim Pankovits, R OBP: 0.714, SLG: 0.600 Dickie Thon, R OBP: 0.268, SLG: 0.211 (8, PH)										2	2	2	0	1	0	0				
Ron Mathis, R Jeff Calhoun, L Frank DiPino, L Enos Cabell, R Harry Spilman, L Dave Smith, R (8, PH)	(1, 1) (8, 1) (8, 1) (8, PH) (8, PH) (9, 1)	4.2 1.1 1.0 0.2 0.1	L 5 3 5 1	WLS 22 1 0 0	BF 22 1 0 0	H 10 1 0 0	R 6 0 0 0	ER 4 0 0 0	SO 1 0 0 0	BB 1 0 0 0	IBB 0 0 0 0	HBP 0 0 0 0	BLK 0 0 0 0	WP 0 0 0 0	HR 1 0 0 0	S 23 6 5 3		P 27 10 5 11	ERA 7.71 0.00 0.00 0.00 0.00	WHIP 2.357 1.500 0.000 4.500 0.000
<b>Inning Stats</b>	R: 1 E: 1 K: 0 S: 4	H: 2 LOB: 0 BB: 0 P: 4	R: 0 E: 0 K: 0 S: 3	H: 1 LOB: 0 BB: 0 P: 3	R: 3 E: 1 K: 1 S: 7	H: 3 LOB: 0 BB: 1 P: 11	R: 0 E: 0 K: 0 S: 3	H: 0 LOB: 0 BB: 0 P: 3	R: 2 E: 0 K: 1 S: 5	H: 4 LOB: 2 BB: 0 P: 7	R: 0 E: 0 K: 1 S: 5	H: 1 LOB: 1 BB: 1 P: 9	R: 0 E: 0 K: 1 S: 5	H: 0 LOB: 0 BB: 0 P: 5	R: 0 E: 0 K: 0 S: 4	H: 2 LOB: 3 BB: 2 P: 12		1B: 12 2B: 1 3B: 0 HR: 1	SF: 0 SAC: 1 DP: 3 HBP: 0	WP: 0 PB: 0 SB: 0 CS: 0
<b>PITCHER</b>	IP WLS BF H R ER SO BB IBB HBP BLK WP HR S P ERA WHIP																			
John Stuper, R ERA: 6.19 Frank Pastore, R Tom Hume, R John Franco, L Carl Willis, R ERA: 2.16	(1, 1) (5, 1) (7, 1) (8, 1) (8, 1)	4.2 1.1 1.0 0.2 0.1	L 5 3 5 1	WLS 22 1 0 0	BF 22 1 0 0	H 10 1 0 0	R 6 0 0 0	ER 4 0 0 0	SO 1 0 0 0	BB 1 0 0 0	IBB 0 0 0 0	HBP 0 0 0 0	BLK 0 0 0 0	WP 0 0 0 0	HR 1 0 0 0	S 23 6 5 3	P 27 10 5 11	ERA 7.71 0.00 0.00 0.00 0.00	WHIP 2.357 1.500 0.000 4.500 0.000	





Batter	1	2	3	4	5	6	7	8	9	AB	R	H	RBI	BB	SO	LOB	TOP								
<b>Eddie Milner, L</b> OBP: 0.304, SLG: 0.364 (1, 8)	0-0 6-3		0-0 3-1			0-0 F7		0-3 K	0-0 1B	5	0	1	2	0	1	0									
<b>Pete Rose, S</b> OBP: 0.339, SLG: 0.300 (1, 3)	0-0 6-3			0-0 6-3			0-3 K	0-0 F8	0-0 1B	5	0	1	1	0	1	0									
<b>Dave Parker, L</b> OBP: 0.351, SLG: 0.377 <b>Ted Power, R</b> (9, 1)	0-3 K			0-0 F7			0-0 HR		0-0 F8	5	1	1	0	0	0	1	2								
<b>Duane Walker, L</b> OBP: 0.250, SLG: 0.583 <b>Eric Davis, R</b> OBP: 0.206, SLG: 0.380 (9, PH) (9, 9)		0-0 F9		0-3 K			0-0 HR		4-0 BLK S	3	1	1	2	0	1	0									
<b>Nick Esasky, R</b> OBP: 0.333, SLG: 0.442 (1, 5)		0-0 F4			0-0 F5		0-0 HR		0-0 SF9	3	1	1	1	0	0	0									
<b>Dave Concepcion, R</b> OBP: 0.255, SLG: 0.260 (1, 6)		4-0 S			0-0 6-3		0-0 6-4-3		0-0 HR	3	1	1	1	1	0	1									
<b>Tom Foley, L</b> OBP: 0.118, SLG: 0.118 (1, 4)		0-3 K			0-3 K		0-0 E5		0-0 E8	4	1	1	0	0	2	1									
<b>Dave Vangorder, R</b> OBP: 0.280, SLG: 0.190 <b>Wayne Krenchicki, L</b> OBP: 0.417, SLG: 0.222 <b>Dann Bilardello, R</b> OBP: 0.174, SLG: 0.136 (9, PH) (9, 2)			0-0 F9			0-3 K		0-0 FC6-4	4-0 BB	3	0	0	0	0	1	1									
<b>Mario Soto, R</b> OBP: 0.214, SLG: 0.154 <b>Tony Perez, R</b> OBP: 0.500, SLG: 0.333 <b>Cesar Cedeno, R</b> OBP: 0.304, SLG: 0.294 (9, PH) (9, 7)			0-0 3-1			0-0 4-3			0-0 3-1	3	0	0	0	0	0	0									
<b>Inning Stats</b>	R: 0 E: 0 K: 1 S: 5	H: 0 LOB: 0 BB: 0 P: 5	R: 0 E: 0 K: 1 S: 5	H: 0 LOB: 1 BB: 1 P: 9	R: 0 E: 0 K: 0 S: 3	H: 0 LOB: 0 BB: 0 P: 3	R: 0 E: 0 K: 1 S: 5	H: 0 LOB: 0 BB: 0 P: 5	R: 0 E: 0 K: 1 S: 5	H: 0 LOB: 0 BB: 0 P: 5	R: 3 E: 1 K: 1 S: 9	H: 3 LOB: 1 BB: 0 P: 9	R: 0 E: 0 K: 1 S: 5	H: 0 LOB: 0 BB: 0 P: 5	R: 5 E: 1 K: 0 S: 7	H: 4 LOB: 2 BB: 3 P: 19	1B: 5 2B: 0 3B: 0 HR: 2	SF: 1 SAC: 0 DP: 0 HBP: 0	WP: 0 PB: 0 SB: 2 CS: 0	PA: 39					
<b>PITCHER</b>	IP	WLS	BF	H	R	ER	SO	BB	IBB	HBP	BLK	WP	HR	S	P	ERA	WHIP								
<b>Nolan Ryan, R</b> ERA: 3.18	8.0		29	3	3	2	7	1	0	0	0	0	1	42	46	2.25	4.500								
<b>Frank DiPino, L</b> ERA: 4.0	0.2	L	5	2	3	3	0	1	0	0	1	0	1	4	8	40.50	4.500								
<b>Bill Dawley, R</b> ERA: 9.0	0.0		4	2	2	2	0	1	1	0	0	0	0	2	10	∞	∞								
<b>Jeff Calhoun, L</b> ERA: 3.0	0.1		1	0	0	0	0	0	0	0	0	0	0	1	1	0.00	0.000								

Cincinnati Reds @ Houston Astros  
Astrodome, Houston, TX  
Wed Apr 24 1985, 4:33 AM EST  
Att: 8,513 - Unknown

AB 34  
R 8  
H 7  
RBI 7  
BB 4  
SO 7  
LOB 5



Batter	1	2	3	4	5	6	7	8	9	AB	R	H	RBI	BB	SO	LOB	BOTTOM								
<b>Bill Doran, S</b> OBP: 0.317, SLG: 0.296 (1, 4)	0-0 F7		4-0 BB			0-0 3-1		0-0 F8	4-0 BB	3	0	0	0	2	0	1									
<b>Kevin Bass, S</b> OBP: 0.323, SLG: 0.517 (1, 9)	0-0 F6		0-0 4-3			0-0 4-3		4-0 BB	0-0 F7	4	1	0	0	1	0	5									
<b>Denny Walling, L</b> OBP: 0.429, SLG: 0.462 (1, 3)	0-0 G4-1			0-0 F3		0-0 1B		4-0 BB		3	0	1	0	1	0	0									
<b>Jose Cruz, L</b> OBP: 0.400, SLG: 0.443 (1, 7)		0-0 F3		0-0 6-3		0-3 K		0-0 1B		4	0	1	2	0	1	1									
<b>Jerry Mumphrey, S</b> OBP: 0.344, SLG: 0.389 <b>Frank DiPino, L</b> (9, 1)		0-0 CS		0-0 F7			0-0 F7	0-0 F8		4	0	1	0	0	0	2									
<b>Bill Dawley, R</b> <b>Jeff Calhoun, L</b> (9, 1)		0-0 1B								0	0	0	0	0	0	0									
<b>Phil Garner, R</b> OBP: 0.317, SLG: 0.368 (1, 5)	0-3 K				0-0 2B		0-0 F2		4-0 FC4-6	3	1	1	0	1	1	1									
<b>Alan Ashby, S</b> OBP: 0.333, SLG: 0.429 (1, 2)			4-0 SH3-4		0-0 2B		0-0 F8		0-0 FC4-6	3	0	1	1	1	0	1									
<b>Craig Reynolds, L</b> OBP: 0.360, SLG: 0.478 (1, 6)			0-3 K		0-0 2B		0-0 F8		0-0 FC3-6	4	0	1	0	0	1	3									
<b>Nolan Ryan, R</b> <b>Ty Gainey, L</b> (8, PH) (9, 8)			0-0 SH3-4		0-0 6-4			0-0 FC3-6	1-0 HBP	1	0	0	0	0	0	1									
<b>Inning Stats</b>	R: 0 E: 0 K: 0 S: 3	H: 1 LOB: 0 BB: 0 P: 3	R: 0 E: 0 K: 1 S: 5	H: 1 LOB: 1 BB: 0 P: 5	R: 0 E: 0 K: 1 S: 5	H: 0 LOB: 2 BB: 2 P: 13	R: 0 E: 0 K: 0 S: 3	H: 0 LOB: 0 BB: 0 P: 3	R: 1 E: 0 K: 0 S: 4	H: 2 LOB: 0 BB: 0 P: 4	R: 0 E: 0 K: 1 S: 6	H: 1 LOB: 1 BB: 0 P: 6	R: 0 E: 0 K: 0 S: 3	H: 0 LOB: 0 BB: 0 P: 3	R: 2 E: 0 K: 0 S: 5	H: 2 LOB: 2 BB: 2 P: 13	R: 0 E: 0 K: 0 S: 3	H: 0 LOB: 3 BB: 2 P: 12	1B: 4 2B: 4 3B: 0 HR: 0	SF: 0 SAC: 1 DP: 2 HBP: 1	WP: 0 PB: 0 SB: 0 CS: 1	PA: 38			
<b>PITCHER</b>	IP	WLS	BF	H	R	ER	SO	BB	IBB	HBP	BLK	WP	HR	S	P	ERA	WHIP								
<b>Mario Soto, R</b> ERA: 1.58	8.0	W	32	6	3	3	3	4	0	0	0	0	0	34	50	3.38	1.250								
<b>Ted Power, R</b> ERA:	1.0		6	0	0	0	0	2	0	1	0	0	0	3	12	0.00	2.000								

Cincinnati Reds @ Houston Astros  
Astrodome, Houston, TX  
Wed Apr 24 1985, 4:33 AM EST  
Att: 8,513 - Unknown

AB 30  
R 3  
H 6  
RBI 3  
BB 6  
SO 3  
LOB 16






Batter	1	2	3	4	5	6	7	8	9	AB	R	H	RBI	BB	SO	LOB	TOP								
Eddie Milner, L (1, 8) OBP: 0.269, SLG: 0.320 Eric Davis, R (8, PH) OBP: 0.204, SLG: 0.373	F7		F6			4-3		K		3	0	0	0	0	0	1	<b>Cincinnati Reds @ San Francisco Giants</b> Candlestick Park, San Francisco, CA Thu Apr 25 1985, 6:33 AM EST Att: 4,056 - Unknown								
Pete Rose, S (1, 3) OBP: 0.317, SLG: 0.278 Carl Willis, L (8, 1)	F8			K		4-3		5-3		4	0	0	0	0	1	2									
Dave Parker, L (1, 9) OBP: 0.344, SLG: 0.368	1-3			5-3			1B HR	F7		4	1	1	0	0	0	1									
Cesar Cedeno, R (1, 7) OBP: 0.317, SLG: 0.296		F5		6-3			1B HR	FC6-4 BB		3	1	1	0	1	0	0									
Nick Esasky, R (1, 5) OBP: 0.346, SLG: 0.500	E5 PB				4-0 BB		1B HR	FC6-4 1B		3	1	1	3	1	0	1									
Dave Concepcion, R (1, 6) OBP: 0.254, SLG: 0.259	K			G6-4-3 BB			1-2 HR			4	0	1	0	0	1	2									
Tom Foley, L (1, 4) OBP: 0.100, SLG: 0.100 Tony Perez, R (8, PH) OBP: 0.400, SLG: 0.250	4-3			G3			F8	1B		3	0	0	0	0	1	1									
Dave Vangorder, R (1, 2) OBP: 0.241, SLG: 0.160			5-3				F9	L5		4	0	0	0	0	1	2									
Frank Pastore, R (1, 1) OBP: 0.500, SLG: 1.000 Tom Hume, R (7, 1)			F3							2	0	1	0	0	0	0									
Gary Redus, R (8, PH) OBP: 1.000, SLG: 1.000						4-3 2B		5-3 BB		0	0	0	0	0	0	0									
<b>Inning Stats</b>	R: 0 E: 0 K: 0 S: 3	H: 0 LOB: 0 BB: 0 P: 3	R: 0 E: 1 K: 1 S: 6	H: 0 LOB: 1 BB: 0 P: 6	R: 0 E: 0 K: 0 S: 3	H: 0 LOB: 0 BB: 0 P: 3	R: 0 E: 0 K: 1 S: 5	H: 0 LOB: 0 BB: 0 P: 5	R: 0 E: 0 K: 0 S: 2	H: 0 LOB: 0 BB: 1 P: 6	R: 0 E: 0 K: 0 S: 4	H: 1 LOB: 1 BB: 0 P: 4	R: 3 E: 0 K: 1 S: 8	H: 3 LOB: 0 BB: 0 P: 8	R: 0 E: 0 K: 1 S: 5	H: 0 LOB: 1 BB: 1 P: 9	R: 0 E: 0 K: 2 S: 8	H: 1 LOB: 2 BB: 1 P: 12	1B: 3 2B: 1 3B: 0 HR: 1	SF: 0 SAC: 0 DP: 1 HBP: 0	WP: 0 PB: 1 SB: 0 CS: 0	PA: 35			
<b>PITCHER</b>	IP	WLS	BF	H	R	ER	SO	BB	IBB	HBP	BLK	WP	HR	S	P	ERA	WHIP								
Jim Gott, R (1, 1) ERA: 2.87	6.0		23	4	3	3	2	1	0	0	0	0	1	26	30	4.50	0.833								
Mark Davis, L (7, 1) ERA: 2.19	3.0	W	12	1	0	0	4	2	0	0	0	0	0	18	26	0.00	1.000								




Batter	1	2	3	4	5	6	7	8	9	AB	R	H	RBI	BB	SO	LOB	BOTTOM								
Dan Gladden, R (1, 8) OBP: 0.339, SLG: 0.362	1B SF8 1B		F8			SH3-4 HR 1B	E3 S			4	2	2	0	0	0	0	<b>Cincinnati Reds @ San Francisco Giants</b> Candlestick Park, San Francisco, CA Thu Apr 25 1985, 6:33 AM EST Att: 4,056 - Unknown								
Manny Trillo, R (1, 4) OBP: 0.353, SLG: 0.311	G5-4-3 1B		1-3			SH3-4	F9			3	0	1	0	0	0	1									
Chili Davis, S (1, 9) OBP: 0.304, SLG: 0.420	SF8		K			HR		HR		3	2	2	4	0	1	0									
Jeffrey Leonard, R (1, 7) OBP: 0.179, SLG: 0.273	G5-4-3			K		K		E S HR 1B		4	1	1	0	0	2	1									
Scot Thompson, L (1, 3) OBP: 0.120, SLG: 0.120	B5-3			1-3		FC5-4 1B		K		4	0	1	0	0	1	1									
Bob Brenly, R (1, 2) OBP: 0.241, SLG: 0.333	1B BB			F9		FC5-4		HR		3	1	1	2	1	0	1									
Brad Wellman, R (1, 5) OBP: 0.444, SLG: 0.438	S 1B				G4-6-3 1B		FC3-6 HBP	G3		3	0	2	0	0	0	0									
Jose Uribe, S (1, 6) OBP: 0.194, SLG: 0.226	F4			G4-6-3		FC3-6 BLK E	F7			4	1	0	0	0	0	4									
Jim Gott, R (1, 1) OBP: 0.200, SLG: 0.200 Mark Davis, L (7, 1)	K			K		B5				2	0	0	0	0	2	2									
<b>Inning Stats</b>	R: 1 E: 0 K: 0 S: 4	H: 2 LOB: 0 BB: 0 P: 4	R: 0 E: 0 K: 1 S: 6	H: 1 LOB: 2 BB: 1 P: 10	R: 0 E: 0 K: 1 S: 5	H: 0 LOB: 0 BB: 0 P: 5	R: 0 E: 0 K: 1 S: 5	H: 0 LOB: 0 BB: 0 P: 5	R: 2 E: 0 K: 1 S: 8	H: 3 LOB: 1 BB: 0 P: 8	R: 1 E: 1 K: 0 S: 4	H: 0 LOB: 1 BB: 0 P: 5	R: 3 E: 0 K: 1 S: 8	H: 3 LOB: 0 BB: 0 P: 8	R: 0 E: 0 K: 1 S: 8	H: 0 LOB: 0 BB: 0 P: 8		1B: 7 2B: 0 3B: 0 HR: 3	SF: 1 SAC: 1 DP: 2 HBP: 1	WP: 0 PB: 0 SB: 4 CS: 0	PA: 35				
<b>PITCHER</b>	IP	WLS	BF	H	R	ER	SO	BB	IBB	HBP	BLK	WP	HR	S	P	ERA	WHIP								
Frank Pastore, R (1, 1) ERA: 3.68	6.0		24	7	3	3	5	1	0	0	0	0	0	33	37	4.50	1.333								
Tom Hume, R (7, 1) ERA: 1.29	1.0	L	5	0	1	0	0	0	0	1	1	0	0	4	5	0.00	0.000								
Carl Willis, R (8, 1) ERA: 4.82	1.0		6	3	3	3	1	0	0	0	0	0	2	8	8	27.00	3.000								





Batter	1	2	3	4	5	6	7	8	9	AB	R	H	RBI	BB	SO	LOB	TOP			
Eric Davis, R OBP: 0.203, SLG: 0.357 (1, 8)	6-3		K	K					F9	5	0	1	0	0	2	2	<p>Cincinnati Reds @ San Francisco Giants</p> <p>Candlestick Park, San Francisco, CA</p> <p>Fri Apr 26 1985, 9:05 PM EST Att: 12,534 - Unknown</p> <p>livebaseballscores.com</p> <p>AB 36 R 6 H 10 RBI 6 BB 2 SO 10 LOB 12</p> 			
Gary Redus, R OBP: 0.270, SLG: 0.400 (1, 7)									K	3	0	0	0	2	1	2				
Dave Parker, L OBP: 0.333, SLG: 0.355 (1, 9)									F5	5	0	1	0	0	1	3				
Cesar Cedeno, R OBP: 0.328, SLG: 0.345 (1, 3)										4	2	2	0	0	0	2				
Nick Esasky, R OBP: 0.357, SLG: 0.580 (1, 5)										4	2	2	3	0	2	0				
Dave Concepcion, R OBP: 0.270, SLG: 0.328 (1, 6)										4	2	2	1	0	0	1				
Ron Oester, S OBP: 0.262, SLG: 0.270 (1, 4)										3	0	0	1	0	1	1				
Dave Vangorder, R OBP: 0.212, SLG: 0.138 (1, 2)										4	0	0	0	0	2	1				
Jay Tibbs, R OBP: 0.200, SLG: 0.200 Ted Power, R (9, 1)										4	0	2	1	0	1	0				
										0	0	0	0	0	0	0				
<b>Inning Stats</b>	R: 0 E: 0 K: 1 S: 5	H: 0 LOB: 1 BB: 1 P: 9	R: 1 E: 0 K: 2 S: 8	H: 1 LOB: 0 BB: 0 P: 8	R: 0 E: 0 K: 2 S: 7	H: 0 LOB: 1 BB: 1 P: 11	R: 3 E: 1 K: 2 S: 11	H: 3 LOB: 1 BB: 0 P: 11	R: 2 E: 0 K: 0 S: 6	H: 3 LOB: 1 BB: 0 P: 6	R: 0 E: 0 K: 1 S: 5	H: 1 LOB: 0 BB: 0 P: 5	R: 0 E: 0 K: 1 S: 5	H: 0 LOB: 0 BB: 0 P: 5	R: 0 E: 0 K: 1 S: 6	H: 1 LOB: 1 BB: 0 P: 6	1B: 5 2B: 3 3B: 0 HR: 2	SF: 1 SAC: 0 DP: 1 HBP: 0	WP: 0 PB: 0 SB: 3 CS: 0	PA: 39
<b>PITCHER</b>	IP WLS BF H R ER SO BB IBB HBP BLK WP HR S P ERA WHIP																			
Atee Hammaker, L ERA: 3.86 Greg Minton, R ERA: 8.31 Frank Williams, R ERA: 8.44 Vida Blue, L ERA:	(1, 1) (6, 1) (8, 1) (9, 1)	5.0 2.0 1.0 1.0	WLS 7 3 4	BF 25 7 4	H 7 2 1	R 6 0 0	ER 4 0 0	SO 7 1 1	BB 2 0 0	IBB 0 0 0	HBP 0 0 0	BLK 0 0 0	WP 0 0 0	HR 2 0 5	S 37 9 5	P 45 9 9	ERA 7.20 0.00 0.00 0.00	WHIP 1.800 1.000 0.000 1.000		

Batter	1	2	3	4	5	6	7	8	9	AB	R	H	RBI	BB	SO	LOB	BOTTOM					
Dan Gladden, R OBP: 0.343, SLG: 0.413 (1, 8)	1-3									5	2	2	3	0	0	0	<p>Cincinnati Reds @ San Francisco Giants</p> <p>Candlestick Park, San Francisco, CA</p> <p>Fri Apr 26 1985, 9:05 PM EST Att: 12,534 - Unknown</p> <p>livebaseballscores.com</p> <p>AB 34 R 7 H 9 RBI 7 BB 3 SO 6 LOB 12</p> 					
Manny Trillo, R OBP: 0.364, SLG: 0.313 (1, 4)										3	0	1	0	1	1	0						
Chili Davis, S OBP: 0.300, SLG: 0.426 (1, 9)										4	1	1	0	0	0	3						
Jeffrey Leonard, R OBP: 0.200, SLG: 0.276 (1, 7)										3	1	1	2	1	1	1						
Scot Thompson, L OBP: 0.138, SLG: 0.138 (1, 3)										4	1	1	0	0	1	3						
Bob Brenly, R OBP: 0.241, SLG: 0.327 (1, 2)										4	0	1	0	0	0	2						
Brad Wellman, R OBP: 0.409, SLG: 0.400 (1, 5)										4	1	1	2	0	1	1						
Jose Uribe, S OBP: 0.206, SLG: 0.235 Joel Youngblood, R OBP: 0.235, SLG: 0.133 (9, PH)										3	0	1	0	0	0	0						
Atee Hammaker, S Rob Deer, R Greg Minton, S Frank Williams, R Gary Rajsch, L Vida Blue, S David Green, R	(1, 1) (5, PH) (8, 1) (8, PH) (8, PH) (9, PH) (9, PH)	8.0 0.2	L	5	2	3	3	0	1	0	0	0	0	0	0	0	1					
<b>Inning Stats</b>	R: 0 E: 0 K: 1 S: 5	H: 0 LOB: 0 BB: 0 P: 5	R: 0 E: 0 K: 2 S: 7	H: 0 LOB: 0 BB: 0 P: 7	R: 0 E: 0 K: 2 S: 7	H: 0 LOB: 0 BB: 0 P: 7	R: 1 E: 0 K: 0 S: 5	H: 2 LOB: 1 BB: 0 P: 5	R: 0 E: 0 K: 0 S: 4	H: 1 LOB: 1 BB: 0 P: 4	R: 0 E: 0 K: 0 S: 3	H: 0 LOB: 2 BB: 2 P: 11	R: 0 E: 0 K: 0 S: 3	H: 1 LOB: 0 BB: 0 P: 3	R: 0 E: 0 K: 1 S: 5	H: 0 LOB: 0 BB: 0 P: 5	R: 6 E: 0 K: 0 S: 7	H: 5 LOB: 0 BB: 1 P: 11	1B: 7 2B: 2 3B: 0 HR: 1	SF: 0 SAC: 0 DP: 1 HBP: 0	WP: 0 PB: 0 SB: 0 CS: 0	PA: 37
<b>PITCHER</b>	IP WLS BF H R ER SO BB IBB HBP BLK WP HR S P ERA WHIP																					
Jay Tibbs, R ERA: 3.6 Ted Power, R ERA: 5.4	(1, 1) (9, 1)	8.0 0.2	L	5	2	3	3	0	1	0	0	0	0	0	0	1	4	8	40.50	4.500		



Batter	1	2	3	4	5	6	7	8	9	AB R H RBI BB SO LOB	TOP													
Eric Davis, R (1, 8) OBP: 0.203, SLG: 0.393	0-0 HR	0-0 6-3			0-3 K	0-0 5-3			0-0 F8	5 1 1 1 0 1 3	<b>Cincinnati Reds @ San Francisco Giants</b> Candlestick Park, San Francisco, CA Sat Apr 27 1985, 6:33 AM EST Att: 14,480 - Sunny													
Gary Redus, R (1, 7) OBP: 0.714, SLG: 0.500	0-0 5-3		0-0 CS 1B		4-0 BB 1-2 BB		0-0 1B			3 0 2 0 1 0 0														
Dave Parker, L (1, 9) OBP: 0.329, SLG: 0.348	0-0 1B		0-0 4-3		0-0 F2		0-0 9-3			4 0 1 0 0 0 4														
Cesar Cedeno, R (1, 3) OBP: 0.324, SLG: 0.328	0-3 K		0-3 K		4-0 FC6-4 1-2 2-3 BB		0-0 4-3			3 0 0 0 1 2 1														
Nick Esasky, R (1, 5) OBP: 0.350, SLG: 0.547	4-0 1-2 BB		0-0 F3		0-0 FC6-4 1-2		0-3 K			3 0 0 0 1 1 3														
Dave Concepcion, R (1, 6) OBP: 0.289, SLG: 0.339	0-0 G3		0-0 F8		0-0 1B 2B		0-0 F7			4 1 1 0 0 0 2														
Ron Oester, S (1, 4) OBP: 0.283, SLG: 0.293		0-0 SH1-3 1B		0-0 1B		0-0 B1		0-3 K		4 0 2 0 0 1 1														
Dann Bilardello, R (1, 2) OBP: 0.185, SLG: 0.154		0-0 F8		0-0 4-3		0-0 4-3 2H 1B		0-3 K		4 0 1 1 0 1 2														
John Stuper, R (1, 1) OBP: 0.250, SLG: 0.143		0-0 SH1-3 1-2		0-0 BB BB BB		4-0 4-3		0-3 K		2 0 0 0 1 1 1														
<b>Inning Stats</b>	R: 1 E: 0 K: 1 S: 7	H: 2 LOB: 2 BB: 1 P: 11	R: 0 E: 0 K: 0 S: 4	H: 1 LOB: 1 BB: 0 P: 4	R: 0 E: 0 K: 1 S: 5	H: 1 LOB: 0 BB: 0 P: 5	R: 0 E: 0 K: 0 S: 4	H: 1 LOB: 1 BB: 0 P: 4	R: 0 E: 0 K: 1 S: 5	H: 0 LOB: 3 BB: 3 P: 17	R: 1 E: 0 K: 0 S: 5	H: 2 LOB: 1 BB: 0 P: 5	R: 0 E: 0 K: 0 S: 3	H: 1 LOB: 0 BB: 0 P: 3	R: 0 E: 0 K: 2 S: 7	H: 0 LOB: 0 BB: 0 P: 7	R: 0 E: 0 K: 2 S: 7	H: 0 LOB: 0 BB: 0 P: 7	R: 0 E: 0 K: 1 S: 7	H: 0 LOB: 0 BB: 0 P: 7	1B: 6 2B: 2 3B: 0 HR: 1	SF: 0 SAC: 1 DP: 1 HBP: 0	WP: 0 PB: 0 SB: 1 CS: 1	PA: 37
<b>PITCHER</b>	IP WLS BF H R ER SO BB IBB HBP BLK WP HR S P ERA WHIP																							
Dave LaPoint, L (1, 1) ERA: 2.22	6.0 L 28 7 2 2 3 4 0 0 0 0 0 1 30 46 3.00 1.833																							
Mark Davis, L (7, 1) ERA: 1.75	3.0 9 1 0 0 4 0 0 0 0 0 0 0 17 17 0.00 0.333																							

AB	32
R	2
H	8
RBI	2
BB	4
SO	7
LOB	17



Batter	1	2	3	4	5	6	7	8	9	AB R H RBI BB SO LOB	BOTTOM									
Dan Gladden, R (1, 8) OBP: 0.338, SLG: 0.394	4-0 2B BB		0-0 F7			0-0 F2			0-3 K	3 1 0 0 1 1 0	<b>Cincinnati Reds @ San Francisco Giants</b> Candlestick Park, San Francisco, CA Sat Apr 27 1985, 6:33 AM EST Att: 14,480 - Sunny									
Manny Trillo, R (1, 4) OBP: 0.339, SLG: 0.288	0-3 K		0-0 6-3			0-0 F8		0-0 4-3		4 0 0 0 0 1 1										
Chili Davis, S (1, 9) OBP: 0.302, SLG: 0.439	0-0 1H 2B		0-3 K			0-0 F6				3 0 1 1 0 1 0										
Jeffrey Leonard, R (1, 7) OBP: 0.190, SLG: 0.262	0-3 K		0-0 6-3			0-0 F7				3 0 0 0 0 1 0										
Scott Thompson, L (1, 3) OBP: 0.156, SLG: 0.156		0-0 4-3			0-0 F9			0-0 1-3 1B		3 0 1 0 0 0 0										
David Green, R (8, PH) OBP: 0.206, SLG: 0.069										0 0 0 0 0 0 0										
Bob Brenly, R (1, 2) OBP: 0.246, SLG: 0.315		0-3 K			4-0 G5-4-3 BB		0-0 1-3			2 0 0 0 1 1 1										
Brad Wellman, R (1, 5) OBP: 0.360, SLG: 0.348		0-0 L3			0-0 G5-4-3 1-2		0-0 F4			3 0 0 0 0 0 2										
Jose Uribe, S (1, 6) OBP: 0.194, SLG: 0.222			0-0 1-3			0-0 F1		0-3 K		2 0 0 0 0 0 0										
Joel Youngblood, R (8, PH) OBP: 0.222, SLG: 0.125										1 0 0 0 0 1 1										
Johnnie LeMaster, R (9, 6)										0 0 0 0 0 0 0										
Dave LaPoint, L (1, 1) OBP: 0.429, SLG: 0.429			0-0 5-3			0-0 F3			0-0 F6	1 0 0 0 0 0 0										
Rob Deer, R (6, PH) OBP: 0.333, SLG: 1.333										1 0 0 0 0 0 0										
Mark Davis, L (7, 1) ERA: 1.75										0 0 0 0 0 0 0										
Gary Rajlich, L (9, PH)										1 0 0 0 0 0 0										
<b>Inning Stats</b>	R: 1 E: 0 K: 2 S: 7	H: 1 LOB: 0 BB: 1 P: 11	R: 0 E: 0 K: 1 S: 5	H: 0 LOB: 0 BB: 0 P: 5	R: 0 E: 0 K: 1 S: 5	H: 0 LOB: 0 BB: 0 P: 5	R: 0 E: 0 K: 0 S: 2	H: 0 LOB: 0 BB: 1 P: 6	R: 0 E: 0 K: 0 S: 3	H: 0 LOB: 0 BB: 0 P: 3	R: 0 E: 0 K: 1 S: 6	H: 1 LOB: 1 BB: 0 P: 6	R: 0 E: 0 K: 1 S: 5	H: 0 LOB: 0 BB: 0 P: 5	R: 0 E: 0 K: 1 S: 5	H: 0 LOB: 0 BB: 0 P: 5	1B: 1 2B: 1 3B: 0 HR: 0	SF: 0 SAC: 0 DP: 1 HBP: 0	WP: 0 PB: 0 SB: 0 CS: 0	PA: 29
<b>PITCHER</b>	IP WLS BF H R ER SO BB IBB HBP BLK WP HR S P ERA WHIP																			
John Stuper, R (1, 1) ERA: 4.32	9.0 W 29 2 1 1 6 2 0 0 0 0 0 0 39 47 1.00 0.444																			

AB	27
R	1
H	2
RBI	1
BB	2
SO	6
LOB	5













Batter	1	2	3	4	5	6	7	8	9	AB	R	H	RBI	BB	SO	LOB	TOP				
Claudell Washington, L OBP: 0.351, SLG: 0.400 (1, 9)	6-3	0-0		6-3		F8		G1-6-3		6	1	2	3	0	0	2					
Rafael Ramirez, R OBP: 0.286, SLG: 0.341 (1, 6)		1-3 2-H 3-H	2B			5-3		G1-6-3		6	1	3	2	0	0	4					
Brad Komminsk, R OBP: 0.313, SLG: 0.270 (1, 7)			K							6	2	3	1	0	3	2					
Dale Murphy, R OBP: 0.466, SLG: 0.895 Albert Hall, S OBP: 0.333, SLG: 0.333 (8, 8)		1-3 2-H 3-H	2B	2B	SF7	6-3		K		5	4	3	3	1	1	1					
Chris Chambliss, L OBP: 0.313, SLG: 0.339 (1, 3)										6	1	4	1	0	0	1					
Rick Cerone, R OBP: 0.343, SLG: 0.387 (1, 2)										6	2	3	1	0	0	3					
Ken Oberkfell, L OBP: 0.268, SLG: 0.297 (1, 5)										5	2	2	3	0	0	3					
Glenn Hubbard, R OBP: 0.381, SLG: 0.327 (1, 4)										5	2	2	2	1	1	4					
Rick Mahler, R OBP: 0.250, SLG: 0.250 Gene Garber, R OBP: 1.000, SLG: 1.000 (6, 1)										4	1	2	1	0	1	0					
<b>Inning Stats</b>	R: 6 E: 0 K: 0 S: 11	H: 8 LOB: 2 BB: 0 P: 11	R: 6 E: 0 K: 2 S: 14	H: 7 LOB: 1 BB: 0 P: 14	R: 1 E: 0 K: 1 S: 6	H: 1 LOB: 1 BB: 1 P: 10	R: 0 E: 0 K: 2 S: 8	H: 1 LOB: 1 BB: 0 P: 8	R: 0 E: 1 K: 0 S: 5	H: 2 LOB: 2 BB: 0 P: 5	R: 0 E: 0 K: 0 S: 3	H: 0 LOB: 0 BB: 0 P: 3	R: 2 E: 0 K: 0 S: 5	H: 2 LOB: 0 BB: 0 P: 5	R: 2 E: 0 K: 1 S: 7	H: 3 LOB: 1 BB: 1 P: 11	R: 0 E: 0 K: 0 S: 4	H: 1 LOB: 1 BB: 0 P: 4	1B: 19 2B: 5 3B: 0 HR: 1	SF: 1 SAC: 0 DP: 1 HBP: 0	WP: 0 PA: 53 PB: 0 SB: 0 CS: 0
<b>PITCHER</b>	IP WLS BF H R ER SO BB IBB HBP BLK WP HR S P ERA WHIP	IP WLS BF H R ER SO BB IBB HBP BLK WP HR S P ERA WHIP	IP WLS BF H R ER SO BB IBB HBP BLK WP HR S P ERA WHIP	IP WLS BF H R ER SO BB IBB HBP BLK WP HR S P ERA WHIP	IP WLS BF H R ER SO BB IBB HBP BLK WP HR S P ERA WHIP	IP WLS BF H R ER SO BB IBB HBP BLK WP HR S P ERA WHIP	IP WLS BF H R ER SO BB IBB HBP BLK WP HR S P ERA WHIP	IP WLS BF H R ER SO BB IBB HBP BLK WP HR S P ERA WHIP	IP WLS BF H R ER SO BB IBB HBP BLK WP HR S P ERA WHIP	IP WLS BF H R ER SO BB IBB HBP BLK WP HR S P ERA WHIP	IP WLS BF H R ER SO BB IBB HBP BLK WP HR S P ERA WHIP	IP WLS BF H R ER SO BB IBB HBP BLK WP HR S P ERA WHIP	IP WLS BF H R ER SO BB IBB HBP BLK WP HR S P ERA WHIP	IP WLS BF H R ER SO BB IBB HBP BLK WP HR S P ERA WHIP	IP WLS BF H R ER SO BB IBB HBP BLK WP HR S P ERA WHIP	IP WLS BF H R ER SO BB IBB HBP BLK WP HR S P ERA WHIP	IP WLS BF H R ER SO BB IBB HBP BLK WP HR S P ERA WHIP	IP WLS BF H R ER SO BB IBB HBP BLK WP HR S P ERA WHIP	IP WLS BF H R ER SO BB IBB HBP BLK WP HR S P ERA WHIP	IP WLS BF H R ER SO BB IBB HBP BLK WP HR S P ERA WHIP	IP WLS BF H R ER SO BB IBB HBP BLK WP HR S P ERA WHIP

Atlanta Braves @ Cincinnati Reds  
Riverfront Stadium, Cincinnati, OH  
Wed May 01 1985, 3:33 AM EDT  
Att: 6,412 - Unknown

AB 50  
R 17  
H 25  
RBI 17  
BB 2  
SO 6  
LOB 20



Batter	1	2	3	4	5	6	7	8	9	AB	R	H	RBI	BB	SO	LOB	BOTTOM				
Eddie Milner, L OBP: 0.366, SLG: 0.351 (1, 8)	4-3		4-3		6-3		F7		HR	4	2	1	0	1	0	1					
Pete Rose, S OBP: 0.333, SLG: 0.279 Carl Willis, L (6, 1)	5-3		4-3						L5	2	0	0	0	1	0	2					
Eric Davis, R OBP: 0.200, SLG: 0.418 Ron Oester, S OBP: 0.268, SLG: 0.260 (7, PH)										1	1	1	1	0	0	0					
Dave Parker, L OBP: 0.333, SLG: 0.413 (1, 9)	F7									5	2	3	4	0	0	2					
Duane Walker, L OBP: 0.278, SLG: 0.611 (1, 7)		F7	F9						4-3	5	1	2	1	0	0	1					
Nick Esasky, R OBP: 0.325, SLG: 0.477 (6, 3)		F6			6-3				K	5	1	1	1	0	1	1					
Dave Concepcion, R OBP: 0.300, SLG: 0.413 John Franco, L (8, 1)					K					4	1	2	1	0	1	1					
Tom Foley, L OBP: 0.083, SLG: 0.083 (8, 6)					L1					4	0	0	0	0	0	2					
Dave Vangorder, R OBP: 0.275, SLG: 0.250 (1, 2)										4	0	2	1	0	0	0					
John Stuper, R OBP: 0.250, SLG: 0.143 Frank Pastore, R OBP: 0.200, SLG: 1.000 Joe Price, R (2, 1)										0	0	0	0	0	0	0					
Gary Redus, R OBP: 0.225, SLG: 0.558 Tom Hume, R (4, 1)										1	1	1	0	0	0	0					
Wayne Krenchicki, L OBP: 0.204, SLG: 0.143 (8, 9)										3	0	0	0	0	0	2					
<b>Inning Stats</b>	R: 0 E: 0 K: 0 S: 3	H: 0 LOB: 0 BB: 0 P: 3	R: 0 E: 0 K: 0 S: 4	H: 1 LOB: 1 BB: 0 P: 4	R: 2 E: 0 K: 0 S: 5	H: 2 LOB: 1 BB: 1 P: 9	R: 0 E: 0 K: 1 S: 5	H: 0 LOB: 0 BB: 0 P: 5	R: 0 E: 0 K: 0 S: 4	H: 1 LOB: 2 BB: 1 P: 8	R: 3 E: 1 K: 0 S: 6	H: 4 LOB: 0 BB: 0 P: 6	R: 2 E: 0 K: 0 S: 6	H: 3 LOB: 1 BB: 0 P: 6	R: 0 E: 0 K: 0 S: 3	H: 0 LOB: 0 BB: 0 P: 3	R: 2 E: 0 K: 1 S: 7	H: 2 LOB: 0 BB: 0 P: 7	1B: 5 2B: 5 3B: 1 HR: 2	SF: 0 SAC: 0 DP: 1 HBP: 0	WP: 1 PA: 41 PB: 0 SB: 0 CS: 0
<b>PITCHER</b>	IP WLS BF H R ER SO BB IBB HBP BLK WP HR S P ERA WHIP	IP WLS BF H R ER SO BB IBB HBP BLK WP HR S P ERA WHIP	IP WLS BF H R ER SO BB IBB HBP BLK WP HR S P ERA WHIP	IP WLS BF H R ER SO BB IBB HBP BLK WP HR S P ERA WHIP	IP WLS BF H R ER SO BB IBB HBP BLK WP HR S P ERA WHIP	IP WLS BF H R ER SO BB IBB HBP BLK WP HR S P ERA WHIP	IP WLS BF H R ER SO BB IBB HBP BLK WP HR S P ERA WHIP	IP WLS BF H R ER SO BB IBB HBP BLK WP HR S P ERA WHIP	IP WLS BF H R ER SO BB IBB HBP BLK WP HR S P ERA WHIP	IP WLS BF H R ER SO BB IBB HBP BLK WP HR S P ERA WHIP	IP WLS BF H R ER SO BB IBB HBP BLK WP HR S P ERA WHIP	IP WLS BF H R ER SO BB IBB HBP BLK WP HR S P ERA WHIP	IP WLS BF H R ER SO BB IBB HBP BLK WP HR S P ERA WHIP	IP WLS BF H R ER SO BB IBB HBP BLK WP HR S P ERA WHIP	IP WLS BF H R ER SO BB IBB HBP BLK WP HR S P ERA WHIP	IP WLS BF H R ER SO BB IBB HBP BLK WP HR S P ERA WHIP	IP WLS BF H R ER SO BB IBB HBP BLK WP HR S P ERA WHIP	IP WLS BF H R ER SO BB IBB HBP BLK WP HR S P ERA WHIP	IP WLS BF H R ER SO BB IBB HBP BLK WP HR S P ERA WHIP	IP WLS BF H R ER SO BB IBB HBP BLK WP HR S P ERA WHIP	IP WLS BF H R ER SO BB IBB HBP BLK WP HR S P ERA WHIP

Atlanta Braves @ Cincinnati Reds  
Riverfront Stadium, Cincinnati, OH  
Wed May 01 1985, 3:33 AM EDT  
Att: 6,412 - Unknown

AB 39  
R 9  
H 13  
RBI 9  
BB 2  
SO 2  
LOB 13









Batter	1	2	3	4	5	6	7	8	9	AB	R	H	RBI	BB	SO	LOB	TOP		
Lenny Dykstra, L OBP: 0.375, SLG: 0.750 (1, 8)	4-3		SH3			F8		WP 1B		3	0	1	0	0	0	0			
Wally Backman, S OBP: 0.364, SLG: 0.373 (1, 4)	S BB		4-3			4-3		F8		3	0	0	0	1	0	2			
Keith Hernandez, L OBP: 0.449, SLG: 0.392 John Christensen, R OBP: 0.250, SLG: 0.286 (1, 3) (7, 7)	BB		6-3			HR 1B		6-3		2	1	1	0	1	0	1			
Gary Carter, R OBP: 0.357, SLG: 0.456 (1, 2)	F5				F9	HR 1H				3	1	1	2	0	0	2			
Darryl Strawberry, L OBP: 0.299, SLG: 0.506 (1, 9)	F7				F7	F8				4	0	0	0	0	0	2			
Danny Heep, L OBP: 0.350, SLG: 0.389 (1, 7) (7, 3)		1-3			F8			G6-4-3 1B		3	0	1	0	1	0	0			
Howard Johnson, S OBP: 0.242, SLG: 0.148 (1, 5)		4-3			G3			F8		4	0	0	0	0	0	2			
Rafael Santana, R OBP: 0.229, SLG: 0.246 (1, 6)			K		K			G6-4-3 1-2		3	0	0	0	0	2	1			
Roger McDowell, R Doug Sisk, R Joe Sambito, L Calvin Schiraldi, R Clint Hurdle, L OBP: 0.262, SLG: 0.333 Rusty Staub, L OBP: 0.300, SLG: 0.444 (1, 1) (6, 1) (6, 1) (6, 1) (6, 2) (6, 9)			WP SH3 BB		5-3			6-3		1	0	0	0	1	0	0			
<b>Inning Stats</b>	R: 0 E: 0 K: 0 S: 3	H: 0 LOB: 2 BB: 2 P: 11	R: 0 E: 0 K: 1 S: 5	H: 0 LOB: 0 BB: 0 P: 5	R: 0 E: 0 K: 0 S: 3	H: 0 LOB: 1 BB: 1 P: 7	R: 0 E: 0 K: 0 S: 3	H: 0 LOB: 0 BB: 0 P: 3	R: 2 E: 0 K: 0 S: 5	H: 2 LOB: 0 BB: 0 P: 5	R: 0 E: 0 K: 0 S: 3	H: 1 LOB: 0 BB: 0 P: 3	R: 0 E: 0 K: 0 S: 4	H: 1 LOB: 1 BB: 0 P: 4	R: 0 E: 0 K: 0 S: 3	H: 0 LOB: 1 BB: 1 P: 7	1B: 3 2B: 0 3B: 0 HR: 1	SF: 0 SAC: 1 DP: 1 HBP: 0	WP: 2 PA: 34 PB: 0 SB: 1 CS: 0
<b>PITCHER</b> Jay Tibbs, R ERA: 3.93 (1, 1)	IP: 9.0 WLS: W BF: 34 H: 4 R: 2 ER: 2 SO: 2 BB: 4 IBB: 0 HBP: 0 BLK: 0 WP: 2 HR: 1 S: 34 P: 50 ERA: 2.00 WHIP: 0.889															<b>PITCHER</b>			

New York Mets @ Cincinnati Reds  
Riverfront Stadium, Cincinnati, OH  
Sat May 04 1985, 3:33 AM EDT  
Att: 16,634 - Unknown

AB 29  
R 2  
H 4  
RBI 2  
BB 4  
SO 2  
LOB 11



Batter	1	2	3	4	5	6	7	8	9	AB	R	H	RBI	BB	SO	LOB	BOTTOM		
Eddie Milner, L OBP: 0.392, SLG: 0.356 (1, 8)	1-3			CS BB		HR 1B		K		3	2	1	0	2	1	2			
Pete Rose, S OBP: 0.359, SLG: 0.299 Eric Davis, R OBP: 0.211, SLG: 0.441 (1, 3) (7, 9)	FC3-6 1B			FC4-6 HBP		HR BB		1-1 2-H		1	2	1	1	2	0	0			
Dave Parker, L OBP: 0.370, SLG: 0.523 Duane Walker, L OBP: 0.250, SLG: 0.550 (1, 9) (7, 7)	FC3-6 CS 1-2			FC4-6 FC5-4		HR 2B		F5		4	1	2	3	0	0	2			
Cesar Cedeno, R OBP: 0.349, SLG: 0.329 (1, 7) (7, 3)	CS 1-2	K		FC5-4		HR 1B		G4-6-3 1B		4	1	2	1	1	1	1			
Nick Esasky, R OBP: 0.325, SLG: 0.493 (1, 5)		K			1B 1B	HR K		K		5	2	2	4	0	3	3			
Dave Concepcion, R OBP: 0.292, SLG: 0.417 (1, 6)		6-3			1B G4-6-3 1B	HR 3B K		G4-6-3 1-2		5	2	2	0	0	1	3			
Ron Oester, S OBP: 0.297, SLG: 0.310 (1, 4)			F7			G4-6-3 1B		4-3 BB 2B		4	2	3	2	0	0	0			
Dave Vangorder, R OBP: 0.271, SLG: 0.233 (1, 2)			6-3		G4-6-3	3-H 1B		4-3 2B		3	1	0	0	1	0	2			
Jay Tibbs, R OBP: 0.188, SLG: 0.133 (1, 1)			K		4-3	3-H 1B		BB BB 1B		3	1	0	0	1	2	2			
<b>Inning Stats</b>	R: 0 E: 0 K: 0 S: 3	H: 1 LOB: 0 BB: 0 P: 3	R: 0 E: 0 K: 2 S: 7	H: 0 LOB: 0 BB: 0 P: 7	R: 0 E: 0 K: 1 S: 5	H: 0 LOB: 0 BB: 0 P: 5	R: 0 E: 0 K: 0 S: 2	H: 0 LOB: 1 BB: 1 P: 7	R: 2 E: 0 K: 0 S: 5	H: 3 LOB: 0 BB: 0 P: 5	R: 10 E: 1 K: 2 S: 14	H: 7 LOB: 2 BB: 5 P: 34	R: 2 E: 0 K: 2 S: 9	H: 2 LOB: 1 BB: 1 P: 13	R: 0 E: 0 K: 1 S: 5	H: 1 LOB: 0 BB: 0 P: 5	1B: 9 2B: 3 3B: 1 HR: 1	SF: 0 SAC: 0 DP: 2 HBP: 1	WP: 1 PA: 43 PB: 0 SB: 0 CS: 2
<b>PITCHER</b> Roger McDowell, R ERA: 6.23 Doug Sisk, R ERA: 8.53 Joe Sambito, L ERA: 10.8 Calvin Schiraldi, R ERA: 6.75 (1, 1) (6, 1) (6, 1) (6, 1)	IP: 5.0 WLS: L BF: 22 H: 6 R: 6 ER: 6 SO: 3 BB: 2 IBB: 1 HBP: 0 BLK: 0 WP: 0 HR: 0 S: 24 P: 37 ERA: 10.80 WHIP: 1.600															<b>PITCHER</b>			

New York Mets @ Cincinnati Reds  
Riverfront Stadium, Cincinnati, OH  
Sat May 04 1985, 3:33 AM EDT  
Att: 16,634 - Unknown

AB 34  
R 14  
H 14  
RBI 13  
BB 7  
SO 8  
LOB 16





Batter	1	2	3	4	5	6	7	8	9	AB	R	H	RBI	BB	SO	LOB	TOP			
Lenny Dykstra, L (1,8) OBP: 0.417, SLG: 0.667	F6		1B		G6-4-3		F8			4	0	2	1	0	0	0	<b>New York Mets @ Cincinnati Reds</b> Riverfront Stadium, Cincinnati, OH Sun May 05 1985, 3:33 AM EDT Att: 20,179 - Unknown			
Kelvin Chapman, R (1,4) OBP: 0.175, SLG: 0.135	1B		F8		F4		F3			4	0	1	0	0	0	2				
Keith Hernandez, L (1,3) OBP: 0.390, SLG: 0.373	G6-4-3			3-1	G6-4-3			F4		4	0	0	0	0	0	2				
Gary Carter, R (1,2) OBP: 0.352, SLG: 0.458		5-3		L4		2B		F7		4	0	1	0	0	0	0				
Ronn Reynolds, R (8,2) OBP: 0.500, SLG: 0.500										0	0	0	0	0	0	0				
Darryl Strawberry, L (1,9) OBP: 0.308, SLG: 0.500	K			2B	E	1B		F5	FC6-4	3	1	1	0	1	1	1				
Ray Knight, R (1,5) OBP: 0.267, SLG: 0.240	F3			E7	1B			F3	BB	4	1	1	0	0	0	2				
Jesse Orosco, R (8,1)				1B	2B			FC6-4	1-2	0	0	0	0	0	0	0				
John Christensen, R (1,7) OBP: 0.289, SLG: 0.292			F6	1B					6-3	3	0	1	1	1	0	0				
Rafael Santana, R (1,6) OBP: 0.243, SLG: 0.250			SH1-4	1B	1B			F4		3	1	1	0	1	1	2				
Dwight Gooden, R (1,1) OBP: 0.250, SLG: 0.143			SH1-4		3-1					2	0	0	0	0	0	2				
Howard Johnson, S (8,5) OBP: 0.238, SLG: 0.145								F7		1	0	0	0	0	1	0				
<b>Inning Stats</b>	R: 0 E: 0 K: 0 S: 3	H: 1 LOB: 0 BB: 0 P: 3	R: 0 E: 0 K: 1 S: 5	H: 0 LOB: 0 BB: 0 P: 5	R: 1 E: 0 K: 0 S: 4	H: 1 LOB: 1 BB: 1 P: 8	R: 2 E: 1 K: 0 S: 7	H: 4 LOB: 2 BB: 0 P: 7	R: 0 E: 0 K: 0 S: 4	H: 1 LOB: 2 BB: 1 P: 8	R: 0 E: 0 K: 0 S: 3	H: 0 LOB: 0 BB: 0 P: 3	R: 0 E: 0 K: 0 S: 3	H: 0 LOB: 1 BB: 1 P: 7	R: 0 E: 0 K: 2 S: 7	H: 0 LOB: 0 BB: 0 P: 7	1B: 6 2B: 2 3B: 0 HR: 0	SF: 0 SAC: 1 DP: 2 HBP: 0	WP: 0 PB: 0 SB: 0 CS: 0	PA: 36
<b>PITCHER</b>	IP WLS BF H R ER SO	IP WLS BF H R ER SO	IP WLS BF H R ER SO	IP WLS BF H R ER SO	IP WLS BF H R ER SO	IP WLS BF H R ER SO	IP WLS BF H R ER SO	IP WLS BF H R ER SO	IP WLS BF H R ER SO	IP WLS BF H R ER SO	IP WLS BF H R ER SO	IP WLS BF H R ER SO	IP WLS BF H R ER SO	IP WLS BF H R ER SO	IP WLS BF H R ER SO	IP WLS BF H R ER SO	ERA WHIP	ERA WHIP		
Tom Browning, L (1,1) ERA: 1.29	4.0	L	18	6	3	3	1	1	0	0	0	0	0	0	0	0	0	6.75	1.750	
Joe Price, L (5,1) ERA: 4.0	3.0		11	2	0	0	0	0	1	0	0	0	0	0	10	14	0.00	0.667		
John Franco, L (8,1) ERA: 4.05	2.0		7	0	0	0	2	1	0	0	0	0	0	0	10	14	0.00	0.500		

Batter	1	2	3	4	5	6	7	8	9	AB	R	H	RBI	BB	SO	LOB	BOTTOM					
Eddie Milner, L (1,8) OBP: 0.364, SLG: 0.327	4-3				F6		4-3			4	0	0	0	0	0	0	<b>New York Mets @ Cincinnati Reds</b> Riverfront Stadium, Cincinnati, OH Sun May 05 1985, 3:33 AM EDT Att: 20,179 - Unknown					
Tony Perez, R (9, PH) OBP: 0.500, SLG: 0.250			F3						1-2	0	0	0	0	1	0	0						
Pete Rose, S (1,3) OBP: 0.573, SLG: 0.319			5-3		BB	1B			F8	5	0	3	0	0	0	2						
Dave Parker, L (1,9) OBP: 0.351, SLG: 0.495	K			4-3	F6		K		F6	5	0	0	0	0	2	5						
Duane Walker, L (1,7) OBP: 0.304, SLG: 0.524		K								1	1	0	0	2	1	0						
Eric Davis, R (8, PH) OBP: 0.206, SLG: 0.435				1B	2B	BB	1-2	BB	F8	1	0	0	0	0	0	0						
Wayne Krenchicki, L (1,5) OBP: 0.333, SLG: 0.222										3	1	2	0	0	1	2						
Nick Esasky, R (8, PH) OBP: 0.325, SLG: 0.486		BB	1B						K	1	0	0	0	0	1	0						
Ron Oester, S (1,4) OBP: 0.305, SLG: 0.323		F4			2B	1B				4	0	2	0	0	1	1						
Tom Foley, L (1,6) OBP: 0.107, SLG: 0.074										2	0	0	0	1	1	3						
Dave Concepcion, R (8, PH) OBP: 0.289, SLG: 0.412					K				F9	1	0	0	0	0	0	1						
Dave Vangorder, R (1,2) OBP: 0.269, SLG: 0.255										4	0	1	2	0	0	2						
Jay Tibbs, R (9, PR) OBP: 0.188, SLG: 0.133		F8							F7	0	0	0	0	0	0	0						
Tom Browning, L (1,1) Cesar Cedeno, R (4, PH) Joe Price, R (5,1) Gary Redus, R (7, PH) John Franco, L (8,1) Mario Soto, R (9, PH)										1	0	0	0	0	1	0						
										1	0	0	0	0	1	2						
										1	0	0	0	0	0	0						
										1	0	0	0	0	1	0						
										1	0	0	0	0	0	1						
<b>Inning Stats</b>	R: 0 E: 0 K: 1 S: 5	H: 1 LOB: 0 BB: 0 P: 5	R: 0 E: 0 K: 1 S: 6	H: 1 LOB: 2 BB: 1 P: 10	R: 0 E: 0 K: 1 S: 5	H: 0 LOB: 0 BB: 0 P: 5	R: 2 E: 0 K: 2 S: 10	H: 3 LOB: 2 BB: 1 P: 14	R: 0 E: 0 K: 1 S: 6	H: 1 LOB: 0 BB: 0 P: 10	R: 0 E: 0 K: 1 S: 5	H: 0 LOB: 0 BB: 0 P: 5	R: 0 E: 0 K: 2 S: 8	H: 1 LOB: 1 BB: 0 P: 8	R: 0 E: 0 K: 1 S: 6	H: 1 LOB: 1 BB: 0 P: 6	R: 0 E: 1 K: 0 S: 4	H: 0 LOB: 2 BB: 1 P: 8	1B: 7 2B: 1 3B: 0 HR: 0	SF: 0 SAC: 0 DP: 0 HBP: 0	WP: 1 PB: 0 SB: 0 CS: 1	PA: 39
<b>PITCHER</b>	IP WLS BF H R ER SO	IP WLS BF H R ER SO	IP WLS BF H R ER SO	IP WLS BF H R ER SO	IP WLS BF H R ER SO	IP WLS BF H R ER SO	IP WLS BF H R ER SO	IP WLS BF H R ER SO	IP WLS BF H R ER SO	IP WLS BF H R ER SO	IP WLS BF H R ER SO	IP WLS BF H R ER SO	IP WLS BF H R ER SO	IP WLS BF H R ER SO	IP WLS BF H R ER SO	IP WLS BF H R ER SO	ERA WHIP	ERA WHIP				
Dwight Gooden, R (1,1) ERA: 1.57	7.0	W	30	7	2	2	9	3	0	0	0	0	0	0	45	57	2.57	1.429				
Jesse Orosco, L (8,1) ERA: 1.6	2.0	S	9	1	0	0	1	1	0	0	0	0	1	0	10	14	0.00	1.000				



Batter	1	2	3	4	5	6	7	8	9	AB	R	H	RBI	BB	SO	LOB	TOP								
<b>Eddie Milner, L</b> (1, 8) OBP: 0.373, SLG: 0.327										3	1	1	0	1	0	1	<b>Cincinnati Reds @ Philadelphia Phillies</b> Veterans Stadium, Philadelphia, PA Tue May 07 1985, 7:05 PM EDT Att: 21,902 - Unknown								
<b>Pete Rose, S</b> (1, 3) OBP: 0.368, SLG: 0.307										3	0	0	0	1	0	2									
<b>Dave Parker, L</b> (1, 9) OBP: 0.337, SLG: 0.474										4	0	0	0	0	0	4									
<b>Cesar Cedeno, R</b> (1, 7) OBP: 0.341, SLG: 0.321										4	0	1	1	0	2	1									
<b>Nick Esasky, R</b> (1, 5) OBP: 0.322, SLG: 0.474										4	1	1	0	0	0	0									
<b>Dave Concepcion, R</b> (1, 6) OBP: 0.277, SLG: 0.393										4	0	0	0	0	2	1									
<b>Ron Oester, S</b> (1, 4) OBP: 0.333, SLG: 0.359										2	0	1	1	2	0	0									
<b>Dave Vangorder, R</b> (1, 2) OBP: 0.260, SLG: 0.235										4	0	0	0	0	1	3									
<b>Mario Soto, R</b> (1, 1) OBP: 0.182, SLG: 0.143										3	0	1	0	0	1	0									
<b>John Franco, L</b> (8, 1)										0	0	0	0	0	0	0									
<b>Ted Power, R</b> (9, 1)										0	0	0	0	0	0	0									
<b>Inning Stats</b>	R: 0 E: 0 K: 1 S: 4	H: 0 LOB: 1 BB: 2 P: 12	R: 0 E: 0 K: 0 S: 3	H: 0 LOB: 1 BB: 1 P: 7	R: 0 E: 0 K: 0 S: 4	H: 1 LOB: 1 BB: 0 P: 4	R: 1 E: 0 K: 0 S: 5	H: 2 LOB: 1 BB: 0 P: 5	R: 1 E: 0 K: 1 S: 7	H: 2 LOB: 2 BB: 0 P: 7	R: 0 E: 0 K: 1 S: 5	H: 0 LOB: 0 BB: 0 P: 5	R: 0 E: 0 K: 1 S: 5	H: 0 LOB: 0 BB: 0 P: 5	R: 0 E: 0 K: 1 S: 5	H: 0 LOB: 0 BB: 0 P: 5	R: 0 E: 0 K: 1 S: 5	H: 0 LOB: 0 BB: 0 P: 9	1B: 4 2B: 0 3B: 1 HR: 0	SF: 0 SAC: 0 DP: 0 HBP: 0	WP: 0 PB: 0 SB: 3 CS: 1	PA: 35			
<b>PITCHER</b>	IP	WLS	BF	H	R	ER	SO	BB	IBB	HBP	BLK	WP	HR	S	P	ERA	WHIP								
<b>Kevin Gross, R</b> (1, 1) ERA: 3.04	5.0	L	22	5	2	2	2	3	0	0	0	0	0	23	35	3.60	1.600								
<b>Charles Hudson, R</b> (6, 1) ERA: 2.79	2.0		6	0	0	0	2	0	0	0	0	0	0	10	10	0.00	0.000								
<b>Dave Rucker, L</b> (8, 1) ERA:	2.0		7	0	0	0	2	1	0	0	0	0	0	10	14	0.00	0.500								

Batter	1	2	3	4	5	6	7	8	9	AB	R	H	RBI	BB	SO	LOB	BOTTOM								
<b>Juan Samuel, R</b> (1, 4) OBP: 0.278, SLG: 0.343										3	0	0	0	2	2	2	<b>Cincinnati Reds @ Philadelphia Phillies</b> Veterans Stadium, Philadelphia, PA Tue May 07 1985, 7:05 PM EDT Att: 21,902 - Unknown								
<b>Jeff Stone, L</b> (1, 7) OBP: 0.341, SLG: 0.421										4	0	0	0	0	0	3									
<b>Von Hayes, L</b> (1, 8) OBP: 0.413, SLG: 0.473										3	0	1	0	1	1	0									
<b>Mike Schmidt, R</b> (1, 5) OBP: 0.315, SLG: 0.325										4	0	1	0	0	0	1									
<b>Tim Corcoran, L</b> (1, 3) OBP: 0.371, SLG: 0.344										3	0	1	0	1	1	3									
<b>Glenn Wilson, R</b> (1, 9) OBP: 0.295, SLG: 0.470										4	0	0	0	0	2	5									
<b>Ozzie Virgil, R</b> (1, 2) OBP: 0.395, SLG: 0.557										2	0	1	0	2	1	0									
<b>Steve Jeltz, S</b> (9, PR) OBP: 0.254, SLG: 0.210										0	0	0	0	0	0	0									
<b>Luis Aguayo, R</b> (1, 6) OBP: 0.250, SLG: 0.550										3	0	0	0	0	0	3									
<b>John Wockenfuss, R</b> (9, PH) OBP: 0.200, SLG: 0.111										1	0	0	0	0	1	1									
<b>Kevin Gross, R</b> (1, 1) ERA: 3.04										1	0	0	0	0	0	0									
<b>Greg Gross, L</b> (5, PH) OBP: 0.209, SLG: 0.276										1	0	0	0	0	0	2									
<b>Charles Hudson, S</b> (6, 1) ERA: 2.79										0	0	0	0	0	0	0									
<b>Darren Daulton, L</b> (7, PH) OBP: 0.316, SLG: 0.133										1	0	0	0	0	1	1									
<b>Dave Rucker, L</b> (8, 1) ERA:										0	0	0	0	0	0	0									
<b>Garry Maddox, R</b> (9, PH) OBP: 0.440, SLG: 0.571										1	0	1	0	0	0	0									
<b>Inning Stats</b>	R: 0 E: 0 K: 0 S: 4	H: 1 LOB: 1 BB: 0 P: 4	R: 0 E: 0 K: 1 S: 4	H: 0 LOB: 0 BB: 1 P: 8	R: 0 E: 0 K: 1 S: 5	H: 0 LOB: 0 BB: 0 P: 5	R: 0 E: 0 K: 1 S: 5	H: 0 LOB: 0 BB: 0 P: 5	R: 0 E: 0 K: 1 S: 6	H: 1 LOB: 2 BB: 1 P: 10	R: 0 E: 0 K: 1 S: 6	H: 1 LOB: 2 BB: 1 P: 14	R: 0 E: 0 K: 1 S: 6	H: 1 LOB: 2 BB: 1 P: 10	R: 0 E: 0 K: 2 S: 8	H: 1 LOB: 2 BB: 1 P: 12	1B: 4 2B: 1 3B: 0 HR: 0	SF: 0 SAC: 0 DP: 1 HBP: 0	WP: 0 PB: 0 SB: 1 CS: 0	PA: 37					
<b>PITCHER</b>	IP	WLS	BF	H	R	ER	SO	BB	IBB	HBP	BLK	WP	HR	S	P	ERA	WHIP								
<b>Mario Soto, R</b> (1, 1) ERA: 2.1	7.0	W	29	4	0	0	6	5	0	0	0	0	0	36	56	0.00	1.286								
<b>John Franco, L</b> (8, 1) ERA: 3.24	1.2		7	1	0	0	2	1	0	0	0	0	0	10	14	0.00	1.200								
<b>Ted Power, R</b> (9, 1) ERA: 3.24	0.1	S	1	0	0	0	1	0	0	0	0	0	0	3	3	0.00	0.000								

AB	31
R	2
H	5
RBI	2
BB	4
SO	6
LOB	12



AB	31
R	0
H	5
RBI	0
BB	6
SO	9
LOB	21





Batter	1	2	3	4	5	6	7	8	9	AB	R	H	RBI	BB	SO	LOB	TOP									
<b>Eddie Milner, L</b> OBP: 0.344, SLG: 0.298 (1, 8)	0-0 4-3		0-0 4-3		0-0 6-3		0-0 F6	0-0 4-3		5	0	0	0	0	0	2	<b>Cincinnati Reds @ Philadelphia Phillies</b> Veterans Stadium, Philadelphia, PA Wed May 08 1985, 7:05 PM EDT Att: 22,416 - Unknown									
<b>Pete Rose, S</b> OBP: 0.380, SLG: 0.321 <b>Gary Redus, R</b> OBP: 0.688, SLG: 0.500 (1, 3) (9, 7)	4-0 E		0-0 2B		0-0 F8		4-0 E	0-0 G3	0-0 G3	3	3	1	0	2	0	1										
<b>Dave Parker, L</b> OBP: 0.340, SLG: 0.480 <b>Eric Davis, R</b> OBP: 0.208, SLG: 0.435 (1, 9) (9, 9)	0-0 E9		0-0 2B		0-0 F8		0-0 F9	0-0 G3	0-0 G3	5	0	2	1	0	0	1										
<b>Cesar Cedeno, R</b> OBP: 0.333, SLG: 0.306 (1, 7) (9, 3)	0-0 F8		0-0 6-3		0-0 4-3		4-0 E	0-0 F8	0-0 F8	4	1	0	0	1	0	2										
<b>Nick Esasky, R</b> OBP: 0.319, SLG: 0.463 (1, 5)	0-0 FC6-4		0-0 F9		0-0 1B		0-0 E5	0-0 1B	0-0 1B	4	1	1	0	0	0	1										
<b>Dave Concepcion, R</b> OBP: 0.276, SLG: 0.387 (1, 6)		0-0 6-3		0-0 4-3		0-0 1B	0-0 F9	0-0 F9	0-0 F9	4	1	1	0	0	0	1										
<b>Ron Oester, S</b> OBP: 0.342, SLG: 0.368 (1, 4)		0-0 4-3		0-0 G3		0-0 HR	0-0 1B	0-0 G6-4-3	0-0 G6-4-3	4	1	2	1	0	0	0										
<b>Dave Vangorder, R</b> OBP: 0.267, SLG: 0.309 (1, 2)		0-3 K		0-0 SH3		0-0 HR	0-0 G6-4-3	0-0 G6-4-3	0-0 G6-4-3	4	1	2	3	0	1	1										
<b>Jay Tibbs, R</b> OBP: 0.167, SLG: 0.118 <b>Joe Price, R</b> (7, 1)			0-0 6-3		0-0 SH3		0-0 5-3	0-0 BB	0-0 BB	2	0	0	0	0	0	0										
<b>Inning Stats</b>	R: 1 E: 1 K: 0 S: 4	H: 1 LOB: 1 BB: 1 P: 8	R: 0 E: 0 K: 1 S: 5	H: 0 LOB: 0 BB: 0 P: 5	R: 1 E: 0 K: 0 S: 5	H: 2 LOB: 1 BB: 0 P: 5	R: 0 E: 0 K: 0 S: 3	H: 0 LOB: 0 BB: 0 P: 3	R: 0 E: 0 K: 0 S: 4	H: 1 LOB: 1 BB: 0 P: 4	R: 4 E: 0 K: 0 S: 7	H: 4 LOB: 0 BB: 0 P: 7	R: 2 E: 1 K: 0 S: 4	H: 0 LOB: 1 BB: 2 P: 12	R: 0 E: 0 K: 0 S: 3	H: 1 LOB: 1 BB: 1 P: 7	R: 0 E: 0 K: 0 S: 3	H: 0 LOB: 0 BB: 0 P: 3	1B: 6 2B: 2 3B: 0 HR: 1	SF: 0 SAC: 1 DP: 1 HBP: 0	WP: 0 PB: 0 SB: 1 CS: 0	PA: 40				
<b>PITCHER</b>	IP	WLS	BF	H	R	ER	SO	BB	IBB	HBP	BLK	WP	HR	S	P	ERA	WHIP									
<b>John Denny, R</b> ERA: 4.74	(1, 1)	6.1	L	29	8	7	6	1	2	0	0	0	0	1	29	37	8.53	1.579								
<b>Don Carman, L</b> ERA:	(7, 1)	0.2		4	0	1	0	0	1	0	0	0	0	0	3	7	0.00	1.500								
<b>Pat Zachry, R</b> ERA: 4.32	(8, 1)	1.0		4	1	0	0	0	1	0	0	0	0	0	3	7	0.00	2.000								
<b>Kent Tekulve, R</b> ERA: 5.14	(9, 1)	1.0		3	0	0	0	0	0	0	0	0	0	0	3	3	0.00	0.000								

Batter	1	2	3	4	5	6	7	8	9	AB	R	H	RBI	BB	SO	LOB	BOTTOM									
<b>Juan Samuel, R</b> OBP: 0.286, SLG: 0.349 (1, 4)	0-0 1B		0-0 F5	0-0 FC6-4			0-0 BB			4	1	2	0	0	0	3	<b>Cincinnati Reds @ Philadelphia Phillies</b> Veterans Stadium, Philadelphia, PA Wed May 08 1985, 7:05 PM EDT Att: 22,416 - Unknown									
<b>Jeff Stone, L</b> OBP: 0.349, SLG: 0.418 <b>Pat Zachry, R</b> <b>Kent Tekulve, R</b> (1, 7) (8, 1) (9, 1)	0-0 2B		0-0 G3		0-0 4-3		4-0 BB			3	1	1	0	1	0	0										
<b>Von Hayes, L</b> OBP: 0.426, SLG: 0.484 (1, 8)	0-0 F8		4-0 BB		4-0 G6-4-3		0-0 BB	0-0 F6		2	0	1	1	2	0	2										
<b>Mike Schmidt, R</b> OBP: 0.302, SLG: 0.309 (1, 5)	0-0 6-3		0-3 K		0-0 G6-4-3		0-3 K	0-3 K	0-3 K	4	0	0	1	0	2	3										
<b>Tim Corcoran, L</b> OBP: 0.384, SLG: 0.349 <b>John Russell, R</b> OBP: 0.242, SLG: 0.207 (1, 3) (8, PH) (9, 3)	0-0 F8		0-0 1B	0-0 FC5-2		4-0 FC6-4	0-3 K	0-3 K	0-3 K	2	0	1	0	1	0	1										
<b>Glenn Wilson, R</b> OBP: 0.293, SLG: 0.460 (1, 9)	0-0 F9		0-0 1B	0-0 FC5-2		0-0 FC6-4	0-3 K	0-3 K	0-3 K	4	0	1	0	0	1	2										
<b>Ozzie Virgil, R</b> OBP: 0.368, SLG: 0.541 (1, 2)		0-0 4-3		0-0 FC3-2	0-0 FC5-2	0-0 G6-4-3	0-0 K	0-3 K	0-3 K	4	0	1	0	0	1	1										
<b>Steve Jeltz, S</b> OBP: 0.239, SLG: 0.197 (1, 6)		0-0 F8		0-0 FC5-2	0-0 FC3-2	0-0 F9	0-3 K	0-3 K	0-3 K	4	0	0	0	0	1	3										
<b>John Denny, R</b> OBP: 0.125, SLG: 0.067 <b>Don Carman, L</b> <b>Greg Gross, L</b> OBP: 0.294, SLG: 0.267 (1, 1) (7, 1) (7, PH) (8, 7)	0-0 6-3		0-0 FC3-2		0-3 K		0-3 K	0-3 K	0-3 K	2	0	0	0	0	0	3										
<b>Garry Maddox, R</b> OBP: 0.462, SLG: 0.545 (9, PH)			1-2 2-3 3-H		0-0 K		0-3 K	0-3 K	0-3 K	1	0	0	0	0	1	0										
<b>Inning Stats</b>	R: 2 E: 0 K: 0 S: 6	H: 3 LOB: 1 BB: 0 P: 6	R: 0 E: 0 K: 0 S: 3	H: 0 LOB: 0 BB: 0 P: 3	R: 0 E: 0 K: 1 S: 5	H: 0 LOB: 1 BB: 1 P: 9	R: 0 E: 0 K: 0 S: 6	H: 3 LOB: 3 BB: 0 P: 6	R: 0 E: 0 K: 0 S: 2	H: 0 LOB: 0 BB: 1 P: 6	R: 0 E: 0 K: 0 S: 2	H: 0 LOB: 0 BB: 1 P: 6	R: 0 E: 0 K: 1 S: 6	H: 1 LOB: 2 BB: 1 P: 10	R: 0 E: 0 K: 3 S: 9	H: 0 LOB: 0 BB: 0 P: 9	R: 0 E: 0 K: 3 S: 9	H: 0 LOB: 0 BB: 0 P: 9	1B: 6 2B: 1 3B: 0 HR: 0	SF: 0 SAC: 0 DP: 2 HBP: 0	WP: 0 PB: 0 SB: 0 CS: 0	PA: 36				
<b>PITCHER</b>	IP	WLS	BF	H	R	ER	SO	BB	IBB	HBP	BLK	WP	HR	S	P	ERA	WHIP									
<b>Jay Tibbs, R</b> ERA: 3.79	(1, 1)	6.2	W	29	7	2	2	2	4	0	0	0	0	0	29	45	2.70	1.650								
<b>Joe Price, L</b> ERA: 3.16	(7, 1)	2.1		7	0	0	0	6	0	0	0	0	0	19	19	0.00	0.000									















Batter	1	2	3	4	5	6	7	8	9	AB	R	H	RBI	BB	SO	LOB	TOP					
Juan Samuel, R (1.4) OBP: 0.258, SLG: 0.320	6-3		FC6-4				F6			4	0	1	1	0	0	2	<b>Philadelphia Phillies @ Cincinnati Reds</b> Riverfront Stadium, Cincinnati, OH Mon May 13 1985, 7:05 PM EDT Att: 12,068 - Unknown					
Jeff Stone, L (1.7) OBP: 0.313, SLG: 0.370	4-3		F7				6-3		F8	4	0	0	0	0	0	2						
Mike Schmidt, R (1.5) OBP: 0.286, SLG: 0.313	F7								F9	4	1	1	1	0	0	0						
Von Hayes, L (1.8) OBP: 0.435, SLG: 0.486		L3							4-3	3	1	1	0	1	0	0						
Tim Corcoran, L (1.3) OBP: 0.381, SLG: 0.333	4-3								F8	3	0	1	1	1	0	1						
Glenn Wilson, R (1.9) OBP: 0.276, SLG: 0.444	F8								4-3	4	0	0	0	0	0	3						
Darren Daulton, L (1.2) OBP: 0.333, SLG: 0.190									F8	3	1	1	0	1	1	0						
Luis Aguayo, R (1.6) OBP: 0.294, SLG: 0.419										3	0	1	0	0	0	0						
Greg Gross, L (9, PH) OBP: 0.265, SLG: 0.243									G4-6-3	1	0	0	0	0	0	2						
John Denny, R (1.1) OBP: 0.111, SLG: 0.059										2	0	0	0	0	1	2						
Dave Rucker, L (6.1)										0	0	0	0	0	0	0						
John Russell, R (7, PH) OBP: 0.289, SLG: 0.194										0	0	0	0	1	0	0						
Larry Andersen, R (7.1)										0	0	0	0	0	0	0						
<b>Inning Stats</b>	R: 0 E: 0 K: 0 S: 3	H: 0 LOB: 0 BB: 0 P: 3	R: 0 E: 0 K: 0 S: 3	H: 0 LOB: 0 BB: 0 P: 3	R: 1 E: 0 K: 0 S: 5	H: 2 LOB: 1 BB: 0 P: 5	R: 2 E: 0 K: 0 S: 5	H: 3 LOB: 1 BB: 0 P: 5	R: 0 E: 0 K: 1 S: 6	H: 1 LOB: 1 BB: 0 P: 6	R: 0 E: 0 K: 0 S: 3	H: 0 LOB: 1 BB: 1 P: 7	R: 0 E: 0 K: 1 S: 5	H: 0 LOB: 1 BB: 1 P: 9	R: 0 E: 0 K: 0 S: 3	H: 0 LOB: 0 BB: 0 P: 3	R: 0 E: 0 K: 0 S: 2	H: 0 LOB: 1 BB: 2 P: 10	1B: 2 2B: 3 3B: 0 HR: 1	SF: 0 SAC: 0 DP: 2 HBP: 0	WP: 0 PB: 0 SB: 0 CS: 0	PA: 35
<b>PITCHER</b>	IP WLS BF H R ER SO BB IBB HBP BLK WP HR S P ERA WHIP																					
John Stuper, R (1.1) ERA: 5.74	6.0 W 24 6 3 3 1 1 0 0 0 0 1 25 29 4.50 1.167																					
John Franco, L (7.1) ERA: 4.35	1.0 4 0 0 0 1 1 0 0 0 0 0 5 9 0.00 1.000																					
Ted Power, R (8.1) ERA: 2.38	2.0 7 0 0 0 0 2 0 0 0 0 0 5 13 0.00 1.000																					

Batter	1	2	3	4	5	6	7	8	9	AB	R	H	RBI	BB	SO	LOB	BOTTOM			
Eddie Milner, L (1.8) OBP: 0.368, SLG: 0.308			4-3			4-3				3	1	1	0	1	0	0	<b>Philadelphia Phillies @ Cincinnati Reds</b> Riverfront Stadium, Cincinnati, OH Mon May 13 1985, 7:05 PM EDT Att: 12,068 - Unknown			
Pete Rose, S (1.3) OBP: 0.396, SLG: 0.345										4	1	2	0	0	0	3				
John Franco, L (7.1)										0	0	0	0	0	0	0				
Ted Power, R (8.1)										0	0	0	0	0	0	0				
Dave Parker, L (1.9) OBP: 0.347, SLG: 0.513			F2			F7				4	0	1	2	0	0	1				
Cesar Cedeno, R (1.7) OBP: 0.325, SLG: 0.304			FC6-2-5			F2				4	0	0	0	0	0	2				
Nick Esasky, R (1.5) OBP: 0.312, SLG: 0.444			6-3			F6				4	0	0	0	0	0	1				
Dave Concepcion, R (1.6) OBP: 0.310, SLG: 0.413			F8			F7				4	0	0	0	0	0	1				
Ron Oester, S (1.4) OBP: 0.362, SLG: 0.381			5-3			4-3				3	2	1	0	1	0	1				
Dave Vangorder, R (1.2) OBP: 0.274, SLG: 0.299			5-3			1B				3	1	1	0	1	0	0				
John Stuper, R (1.1) OBP: 0.222, SLG: 0.125			4-3			1-3				4	1	2	1	0	0	0				
Wayne Krenchicki, L (6, PH) OBP: 0.391, SLG: 0.263										1	0	0	0	0	0	0				
Tony Perez, R (6, PH) OBP: 0.462, SLG: 0.636										2	1	1	4	0	1	0				
<b>Inning Stats</b>	R: 2 E: 0 K: 0 S: 6	H: 3 LOB: 1 BB: 0 P: 6	R: 0 E: 0 K: 0 S: 3	H: 0 LOB: 0 BB: 0 P: 3	R: 0 E: 0 K: 0 S: 4	H: 1 LOB: 1 BB: 0 P: 4	R: 1 E: 0 K: 0 S: 6	H: 3 LOB: 3 BB: 1 P: 10	R: 0 E: 0 K: 0 S: 3	H: 0 LOB: 0 BB: 0 P: 3	R: 4 E: 0 K: 0 S: 5	H: 2 LOB: 0 BB: 2 P: 13	R: 0 E: 0 K: 0 S: 3	H: 0 LOB: 0 BB: 0 P: 3	R: 0 E: 0 K: 1 S: 5	H: 0 LOB: 0 BB: 0 P: 5	1B: 6 2B: 0 3B: 2 HR: 1	SF: 0 SAC: 1 DP: 0 HBP: 0	WP: 0 PB: 0 SB: 0 CS: 0	PA: 36
<b>PITCHER</b>	IP WLS BF H R ER SO BB IBB HBP BLK WP HR S P ERA WHIP																			
John Denny, R (1.1) ERA: 5.36	5.0 L 26 8 6 6 0 0 0 0 0 0 0 1 4 4 9.00 1.000																			
Dave Rucker, L (6.1) ERA: 3.39	1.0 4 1 1 1 0 0 0 0 0 0 0 1 4 4 9.00 1.000																			
Larry Andersen, R (7.1) ERA: 2.95	2.0 6 0 0 0 0 1 0 0 0 0 0 0 8 8 0.00 0.000																			



Batter	1	2	3	4	5	6	7	8	9	AB	R	H	RBI	BB	SO	LOB	TOP								
Juan Samuel, R (1,4) OBP: 0.263, SLG: 0.346	F8		K		HR			6-3	1B	5	1	2	5	0	1	0	<b>Philadelphia Phillies @ Cincinnati Reds</b> Riverfront Stadium, Cincinnati, OH Tue May 14 1985, 3:33 AM EDT Att: 10,079 - Unknown <a href="http://livebaseballscorecards.com">livebaseballscorecards.com</a>								
Von Hayes, L (1,7) OBP: 0.434, SLG: 0.482	K			4-3	4-3			BB	1B	5	0	2	1	0	1	0									
Mike Schmidt, R (1,5) OBP: 0.291, SLG: 0.340	F6			F4			HR	BB	F3	4	1	1	1	1	0	2									
John Wockenfuss, R (1,3) OBP: 0.214, SLG: 0.154 Tim Corcoran, L (8,PH) OBP: 0.372, SLG: 0.324 (8,3)	F8			1B			K	K	F8	3	0	1	0	0	1	0									
Glenn Wilson, R (1,9) OBP: 0.275, SLG: 0.431	F8			F9			G5-4-3	BB		3	0	0	0	1	0	3									
Ozzie Virgil, R (1,2) OBP: 0.374, SLG: 0.500	1B				5-3		G5-4-3	BB	FC4-3	4	0	2	0	0	0	1									
Garry Maddox, R (1,8) OBP: 0.400, SLG: 0.433	F4			SH1-4	HR		F4	FC4-3	BB	3	2	1	0	1	0	1									
Luis Aguayo, R (1,6) OBP: 0.316, SLG: 0.412			F3		SH1-4		F7	FC4-3	BB	3	2	1	0	1	0	0									
Charles Hudson, S (1,1) Jeff Stone, L (8,PH) OBP: 0.310, SLG: 0.366 Don Carman, L (9,1)	K		K		SH1-4		F9	FC4-3	BB	2	0	0	0	0	1	0									
				1-2	2-3			1B	1B	0	0	0	0	0	0	0									
<b>Inning Stats</b>	R: 0 E: 0 K: 1 S: 5	H: 0 LOB: 0 BB: 0 P: 5	R: 0 E: 0 K: 0 S: 4	H: 1 LOB: 1 BB: 0 P: 4	R: 0 E: 0 K: 2 S: 7	H: 0 LOB: 0 BB: 0 P: 7	R: 0 E: 0 K: 0 S: 4	H: 1 LOB: 1 BB: 0 P: 4	R: 3 E: 0 K: 0 S: 6	H: 3 LOB: 0 BB: 0 P: 6	R: 1 E: 0 K: 1 S: 5	H: 1 LOB: 0 BB: 1 P: 9	R: 0 E: 0 K: 0 S: 3	H: 0 LOB: 0 BB: 0 P: 3	R: 0 E: 0 K: 1 S: 6	H: 1 LOB: 2 BB: 1 P: 10	R: 3 E: 0 K: 0 S: 6	H: 3 LOB: 2 BB: 2 P: 14	1B: 8 2B: 0 3B: 0 HR: 2	SF: 0 SAC: 1 DP: 1 HBP: 0	WP: 0 PB: 0 SB: 0 CS: 0	PA: 40			
<b>PITCHER</b>	IP	WLS	BF	H	R	ER	SO	BB	IBB	HBP	BLK	WP	HR	S	P	ERA	WHIP								
Tom Browning, L (1,1) ERA: 2.05	8.0	L	32	7	4	4	5	2	0	0	0	0	2	40	48	4.50	1.125								
Carl Willis, R (9,1) ERA: 9.22	0.0		3	1	3	3	0	2	0	0	0	0	0	1	9	∞	∞								
Frank Pastore, R (9,1) ERA: 8.44	1.0		5	2	0	0	0	0	0	0	0	0	0	5	5	0.00	2.000								

Batter	1	2	3	4	5	6	7	8	9	AB	R	H	RBI	BB	SO	LOB	BOTTOM								
Eddie Milner, L (1,8) OBP: 0.363, SLG: 0.304	4-3		F4			F2			2B	4	1	1	0	0	0	2	<b>Philadelphia Phillies @ Cincinnati Reds</b> Riverfront Stadium, Cincinnati, OH Tue May 14 1985, 3:33 AM EDT Att: 10,079 - Unknown <a href="http://livebaseballscorecards.com">livebaseballscorecards.com</a>								
Pete Rose, S (1,3) OBP: 0.382, SLG: 0.330	4-3		K			4-3			K	4	0	0	0	0	2	3									
Dave Parker, L (1,9) OBP: 0.352, SLG: 0.520	4-3			1B		F5			2B	4	0	2	0	0	0	0									
Cesar Cedeno, R (1,7) OBP: 0.314, SLG: 0.295	F8			4-3		F7			SF8	3	0	0	1	0	0	1									
Nick Esasky, R (1,5) OBP: 0.310, SLG: 0.431	6-3			FC6-4		6-3			K	3	0	0	0	1	1	1									
Dave Concepcion, R (1,6) OBP: 0.303, SLG: 0.402	K			FC6-4		F9				3	0	0	0	0	1	1									
Ron Oester, S (1,4) OBP: 0.361, SLG: 0.372			BB			F4			F5	2	0	0	0	1	0	0									
Dave Vangorder, R (1,2) OBP: 0.267, SLG: 0.290 Wayne Krenchicki, L (8,PH) OBP: 0.375, SLG: 0.250 Dann Bliardello, R (9,2) OBP: 0.152, SLG: 0.125	K		K			F9				2	0	0	0	0	2	1									
Tom Browning, L (1,1) Duane Walker, L (8,PH) OBP: 0.320, SLG: 0.652 Carl Willis, L (9,1) Frank Pastore, R (9,1) OBP: 0.500, SLG: 1.000				BB		K			5-3	1	0	0	0	0	0	0									
				1-2						0	0	0	0	0	0	0									
<b>Inning Stats</b>	R: 0 E: 0 K: 0 S: 3	H: 0 LOB: 0 BB: 0 P: 3	R: 0 E: 0 K: 1 S: 5	H: 0 LOB: 0 BB: 0 P: 5	R: 0 E: 0 K: 2 S: 7	H: 0 LOB: 2 BB: 2 P: 15	R: 0 E: 0 K: 0 S: 3	H: 1 LOB: 1 BB: 1 P: 7	R: 0 E: 0 K: 2 S: 7	H: 0 LOB: 0 BB: 0 P: 7	R: 0 E: 0 K: 0 S: 3	H: 0 LOB: 0 BB: 0 P: 3	R: 0 E: 0 K: 0 S: 3	H: 0 LOB: 0 BB: 0 P: 3	R: 0 E: 0 K: 0 S: 3	H: 0 LOB: 0 BB: 0 P: 3	R: 1 E: 0 K: 2 S: 9	H: 2 LOB: 1 BB: 0 P: 9	1B: 2 2B: 2 3B: 0 HR: 0	SF: 1 SAC: 0 DP: 1 HBP: 0	WP: 0 PB: 0 SB: 0 CS: 0	PA: 32			
<b>PITCHER</b>	IP	WLS	BF	H	R	ER	SO	BB	IBB	HBP	BLK	WP	HR	S	P	ERA	WHIP								
Charles Hudson, R (1,1) ERA: 1.78	8.0	W	27	1	0	0	5	3	0	0	0	0	0	34	46	0.00	0.500								
Don Carman, L (9,1) ERA: 0.82	1.0		5	2	1	1	2	0	0	0	0	0	0	9	9	9.00	2.000								



Batter	1	2	3	4	5	6	7	8	9	AB	R	H	RBI	BB	SO	LOB	TOP	
Eddie Milner, L (1, 8) OBP: 0.357, SLG: 0.301										4	1	1	1	0	0	1	<b>Cincinnati Reds @ Montreal Expos</b> Olympic Stadium, Montreal, QB Wed May 15 1985, 7:05 PM EDT Att: 23,198 - Unknown	
Pete Rose, S (1, 3) Eric Davis, R (7, 7) OBP: 0.386, SLG: 0.337 OBP: 0.205, SLG: 0.429										4	0	2	0	0	1	1		
Dave Parker, L (1, 9) OBP: 0.348, SLG: 0.512										4	0	1	1	0	0	1		
Cesar Cedeno, R (1, 7) OBP: 0.311, SLG: 0.287										3	0	0	0	1	1	2		
Wayne Krenchicki, L (1, 5) OBP: 0.357, SLG: 0.217										3	0	0	0	1	1	2		
Dave Concepcion, R (1, 6) OBP: 0.293, SLG: 0.388										4	0	0	0	0	0	1		
Ron Oester, S (1, 4) OBP: 0.366, SLG: 0.400										4	1	2	0	0	1	0		
Dave Vangorder, R (1, 2) OBP: 0.266, SLG: 0.288										4	0	1	0	0	0	2		
Joe Price, R (1, 1) Duane Walker, L (9, PH) Ted Power, R (9, 1) OBP: 0.308, SLG: 0.625										3	0	0	0	0	2	2		
<b>Inning Stats</b>	R: 0 E: 0 K: 0 S: 4	H: 1 LOB: 2 BB: 1 P: 8	R: 0 E: 0 K: 1 S: 5	H: 0 LOB: 0 BB: 0 P: 5	R: 0 E: 0 K: 2 S: 7	H: 0 LOB: 1 BB: 1 P: 9	R: 2 E: 0 K: 0 S: 7	H: 4 LOB: 2 BB: 0 P: 7	R: 0 E: 0 K: 1 S: 6	H: 1 LOB: 1 BB: 0 P: 6	R: 0 E: 0 K: 0 S: 3	H: 0 LOB: 0 BB: 0 P: 3	R: 0 E: 0 K: 1 S: 6	H: 1 LOB: 1 BB: 0 P: 6	1B: 5 2B: 2 3B: 0 HR: 0	SF: 0 SAC: 0 DP: 0 HBP: 0		WP: 0 PB: 0 SB: 0 CS: 0
<b>PITCHER</b>	IP WLS BF H R ER SO BB IBB HBP BLK WP HR S P ERA WHIP																	
Bryn Smith, R (1, 1) ERA: 2.05	8.0 L 32 6 2 2 6 2 0 0 0 0 0 0 0 42 50 2.25 1.000																	
Bert Roberge, R (9, 1) ERA: 1.06	1.0 4 1 0 0 1 0 0 0 0 0 0 0 0 6 6 0.00 1.000																	

Batter	1	2	3	4	5	6	7	8	9	AB	R	H	RBI	BB	SO	LOB	BOTTOM			
Tim Raines, S (1, 7) OBP: 0.305, SLG: 0.370										4	0	0	0	0	1	3	<b>Cincinnati Reds @ Montreal Expos</b> Olympic Stadium, Montreal, QB Wed May 15 1985, 7:05 PM EDT Att: 23,198 - Unknown			
Vance Law, R (1, 4) OBP: 0.355, SLG: 0.325										4	0	0	0	0	2	0				
Andre Dawson, R (1, 8) OBP: 0.314, SLG: 0.491										4	0	1	0	0	0	0				
Tim Wallach, R (1, 5) OBP: 0.347, SLG: 0.418										4	0	0	0	0	2	1				
Dan Driessen, L (1, 3) OBP: 0.357, SLG: 0.500										4	1	1	0	0	0	1				
Jim Wehlford, R (1, 9) OBP: 0.316, SLG: 0.313										2	0	0	0	1	1	0				
U L Washington, S (1, 6) OBP: 0.309, SLG: 0.370										3	0	1	1	0	0	0				
Mike Fitzgerald, R (1, 2) OBP: 0.306, SLG: 0.305										2	0	0	0	1	0	0				
Bryn Smith, R (1, 1) Miguel Dilone, S (8, PH) Bert Roberge, R (9, 1) OBP: 0.250, SLG: 0.313										2	0	0	0	0	1	3				
<b>Inning Stats</b>	R: 0 E: 0 K: 1 S: 5	H: 0 LOB: 0 BB: 0 P: 5	R: 1 E: 0 K: 1 S: 7	H: 2 LOB: 3 BB: 2 P: 15	R: 0 E: 0 K: 2 S: 8	H: 1 LOB: 1 BB: 0 P: 8	R: 0 E: 0 K: 1 S: 5	H: 0 LOB: 0 BB: 0 P: 5	R: 0 E: 0 K: 0 S: 3	H: 0 LOB: 0 BB: 0 P: 3	R: 0 E: 0 K: 0 S: 3	H: 0 LOB: 0 BB: 0 P: 3	R: 0 E: 0 K: 1 S: 5	H: 0 LOB: 0 BB: 0 P: 5	R: 0 E: 0 K: 0 S: 3	H: 0 LOB: 0 BB: 0 P: 3		1B: 1 2B: 2 3B: 0 HR: 0	SF: 0 SAC: 0 DP: 0 HBP: 0	WP: 0 PB: 0 SB: 0 CS: 0
<b>PITCHER</b>	IP WLS BF H R ER SO BB IBB HBP BLK WP HR S P ERA WHIP																			
Joe Price, L (1, 1) ERA: 2.95	8.0 W 29 3 1 1 8 2 0 0 0 0 0 0 0 43 51 1.12 0.625																			
Ted Power, R (9, 1) ERA: 2.19	1.0 S 3 0 0 0 0 0 0 0 0 0 0 0 0 3 3 0.00 0.000																			







Batter	1	2	3	4	5	6	7	8	9	AB	R	H	RBI	BB	SO	LOB	TOP			
<b>Eddie Milner, L</b> OBP: 0.344, SLG: 0.284 (1, 8)	F8		4-3	F3		4-3		3-1 S BB		4	0	0	0	1	0	3	<b>Cincinnati Reds @ Pittsburgh Pirates</b> Three Rivers Stadium, Pittsburgh, PA Fri May 17 1985, 7:05 PM EDT Att: 7,239 - Unknown			
<b>Pete Rose, S</b> OBP: 0.402, SLG: 0.356 <b>Cesar Cedeno, R</b> OBP: 0.307, SLG: 0.283 (1, 3) (7, 3)	F8							F7		3	2	2	0	1	0	0				
<b>Dave Parker, L</b> OBP: 0.362, SLG: 0.563 (1, 9)			F8					3-1		5	2	3	2	0	0	2				
<b>Alan Knicely, R</b> OBP: 0.400, SLG: 0.600 <b>Ted Power, R</b> (8, 1)	K							6-3		5	2	2	2	0	1	2				
<b>Duane Walker, L</b> OBP: 0.345, SLG: 0.600 <b>Eric Davis, R</b> OBP: 0.200, SLG: 0.417 (7, PH) (7, 7)		K						K		1	0	0	0	2	1	0				
<b>Nick Esasky, R</b> OBP: 0.295, SLG: 0.404 (1, 5)		K						6-3		2	0	0	0	0	2	1				
<b>Ron Oester, S</b> OBP: 0.382, SLG: 0.402 (1, 4)								F8		3	0	1	0	2	0	1				
<b>Tom Foley, L</b> OBP: 0.135, SLG: 0.167 (1, 6)										4	0	0	0	0	2	7				
<b>John Stuper, R</b> OBP: 0.231, SLG: 0.091 <b>John Franco, L</b> (7, 1)										3	0	0	1	1	2	3				
<b>Dave Vangorder, R</b> OBP: 0.253, SLG: 0.273 (8, 2)										0	0	0	0	0	0	0				
<b>Inning Stats</b>	R: 0 E: 0 K: 1 S: 6	H: 1 LOB: 1 BB: 0 P: 6	R: 0 E: 0 K: 3 S: 9	H: 0 LOB: 1 BB: 1 P: 13	R: 0 E: 0 K: 1 S: 5	H: 0 LOB: 1 BB: 1 P: 9	R: 1 E: 0 K: 2 S: 8	H: 1 LOB: 3 BB: 3 P: 20	R: 3 E: 1 K: 0 S: 5	H: 3 LOB: 0 BB: 1 P: 9	R: 2 E: 1 K: 1 S: 9	H: 3 LOB: 3 BB: 1 P: 13	R: 0 E: 0 K: 1 S: 3	H: 0 LOB: 0 BB: 1 P: 7	R: 0 E: 0 K: 1 S: 5	H: 0 LOB: 0 BB: 0 P: 5	1B: 4 2B: 3 3B: 0 HR: 1	SF: 1 SAC: 0 DP: 1 HBP: 0	WP: 0 PA: 43 PB: 0 SB: 1 CS: 0	
<b>PITCHER</b>	IP	WLS	BF	H	R	ER	SO	BB	IBB	HBP	BLK	WP	HR	S	P	ERA	WHIP			
<b>Jose DeLeon, R</b> ERA: 5.47 (1, 1)	6.0	L	28	5	4	3	8	6	0	0	0	0	0	38	62	4.50	1.833			
<b>Rod Scumly, L</b> ERA: 8.23 (7, 1)	0.1		5	2	2	2	1	1	0	0	0	0	1	6	10	54.00	9.000			
<b>Cecilio Guante, R</b> ERA: 2.63 (7, 1)	0.2		3	1	0	0	0	0	0	0	0	0	0	3	3	0.00	1.500			
<b>Al Holland, L</b> ERA: 1.23 (8, 1)	2.0		7	0	0	0	1	1	0	0	0	0	0	8	12	0.00	0.500			

AB	34
R	6
H	8
RBI	6
BB	8
SO	10
LOB	22



Batter	1	2	3	4	5	6	7	8	9	AB	R	H	RBI	BB	SO	LOB	BOTTOM			
<b>Marvell Wynne, L</b> OBP: 0.177, SLG: 0.180 (1, 8)	F8		4-3			FC4 1B	F7			4	0	0	0	0	0	4	<b>Cincinnati Reds @ Pittsburgh Pirates</b> Three Rivers Stadium, Pittsburgh, PA Fri May 17 1985, 7:05 PM EDT Att: 7,239 - Unknown			
<b>Johnny Ray, S</b> OBP: 0.306, SLG: 0.368 (1, 4)	4-3									4	0	2	1	0	0	0				
<b>Bill Madlock, R</b> OBP: 0.308, SLG: 0.360 (1, 5)										3	0	0	0	1	1	3				
<b>Jason Thompson, L</b> OBP: 0.352, SLG: 0.447 (1, 3)										2	1	0	0	2	1	1				
<b>George Hendrick, R</b> OBP: 0.274, SLG: 0.287 (1, 9)										3	0	0	0	1	0	2				
<b>Tony Peña, R</b> OBP: 0.272, SLG: 0.313 (1, 2)										4	0	0	0	0	0	2				
<b>Steve Kemp, L</b> OBP: 0.322, SLG: 0.333 (1, 7)										3	1	0	0	1	2	0				
<b>Bill Almon, R</b> OBP: 0.352, SLG: 0.358 (1, 6)										4	1	3	1	0	0	0				
<b>Jose DeLeon, R</b> OBP: 0.231, SLG: 0.091 <b>Tim Foli, R</b> OBP: 0.299, SLG: 0.167 <b>Rod Scumly, L</b> <b>Cecilio Guante, R</b> <b>Lee Mazzilli, S</b> OBP: 0.308, SLG: 0.632 <b>Al Holland, R</b> (1, 1) (6, PH) (7, 1) (7, 1) (7, PH) (8, 1)										1	0	0	0	0	0	1				
<b>Inning Stats</b>	R: 0 E: 0 K: 1 S: 5	H: 0 LOB: 0 BB: 1 P: 9	R: 0 E: 0 K: 1 S: 5	H: 0 LOB: 0 BB: 0 P: 5	R: 0 E: 0 K: 0 S: 3	H: 0 LOB: 0 BB: 0 P: 3	R: 0 E: 0 K: 0 S: 3	H: 0 LOB: 0 BB: 0 P: 3	R: 1 E: 0 K: 0 S: 5	H: 3 LOB: 1 BB: 0 P: 5	R: 2 E: 1 K: 0 S: 4	H: 2 LOB: 2 BB: 3 P: 16	R: 0 E: 0 K: 1 S: 5	H: 1 LOB: 1 BB: 1 P: 9	R: 0 E: 0 K: 1 S: 5	H: 0 LOB: 0 BB: 0 P: 5		1B: 7 2B: 1 3B: 0 HR: 0	SF: 0 SAC: 0 DP: 3 HBP: 0	WP: 1 PA: 35 PB: 0 SB: 0 CS: 1
<b>PITCHER</b>	IP	WLS	BF	H	R	ER	SO	BB	IBB	HBP	BLK	WP	HR	S	P	ERA	WHIP			
<b>John Stuper, R</b> ERA: 5.45 (1, 1)	6.2	W	26	5	3	3	2	4	0	0	0	0	0	26	42	4.05	1.350			
<b>John Franco, L</b> ERA: 4.09 (7, 1)	0.2		5	2	0	0	1	1	0	0	0	1	0	6	10	0.00	4.500			
<b>Ted Power, R</b> ERA: 1.93 (8, 1)	1.2	S	4	0	0	0	1	0	0	0	0	0	0	6	6	0.00	0.000			



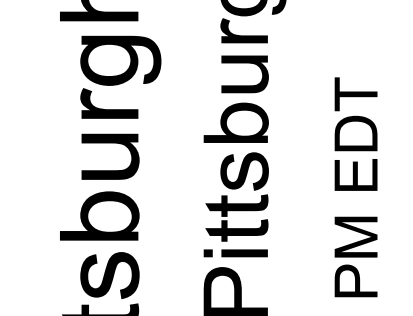


Batter	1	2	3	4	5	6	7	8	9	AB	R	H	RBI	BB	SO	LOB	TOP										
<b>Eddie Milner, L</b> (1, 8) OBP: 0.354, SLG: 0.282	0-3 K		0-0 F3	4-0 2B BB		0-0 L3		4-0 BB 1B WP BB	0-0 1B	4	2	1	0	2	1	0	<b>Cincinnati Reds @ Pittsburgh Pirates</b> Three Rivers Stadium, Pittsburgh, PA Sat May 18 1985, 7:05 PM EDT Att: 9,708 - Unknown										
<b>Pete Rose, S</b> (1, 3) OBP: 0.409, SLG: 0.371 <b>Tom Foley, L</b> (8, 4) OBP: 0.135, SLG: 0.167	4-0 BB 1B BB		0-0 4-3	0-0 1B 2B		0-0 F9		0-0 WP BB 1B		4	1	2	2	1	0	0											
<b>Dave Parker, L</b> (1, 9) OBP: 0.384, SLG: 0.601	0-0 1B		0-0 1B 2B	4-0 1B 1B IBB		0-0 HR		4-0 WP BB		3	2	3	1	2	0	0											
<b>Alan Knicely, R</b> (1, 2) OBP: 0.500, SLG: 0.556	4-0 1B		0-0 BB 1B	0-0 1B		0-0 6-3		0-0 5-3		4	0	2	2	1	0	2											
<b>Gary Redus, R</b> (1, 7) OBP: 0.571, SLG: 0.500	0-3 K		4-0 BB	0-0 1B 2B			0-3 K		4-0 6-3 2B BB	3	1	1	0	2	2	3											
<b>Dave Concepcion, R</b> (1, 6) OBP: 0.281, SLG: 0.372	0-3 K		0-0 F9	0-0 1-3			0-0 F8		0-0 6-3	5	0	0	0	0	1	9											
<b>Nick Esasky, R</b> (1, 5) OBP: 0.299, SLG: 0.398		0-0 F9		0-0 FC1-6 1B	0-0 1-3		0-0 F9		4-0 2B BB	4	1	1	0	1	0	0											
<b>Ron Oester, S</b> (1, 4) OBP: 0.377, SLG: 0.396 <b>Cesar Cedeno, R</b> (8, 3) OBP: 0.313, SLG: 0.298		0-0 1-3		0-0 FC1-6 SH1-4 2B	0-0 3-1			0-0 SH4-4 1B	0-0 1B 2B	4	1	1	0	0	0	1											
<b>Tom Browning, L</b> (1, 1)	0-3 K		0-0 SH1-4	0-0 F7				0-0 SH5-4-2 1B	0-0 5-3	3	0	0	0	0	1	1											
<b>Inning Stats</b>	R: 0 E: 0 K: 3 S: 10	H: 1 LOB: 3 BB: 2 P: 18	R: 0 E: 0 K: 1 S: 5	H: 0 LOB: 0 BB: 0 P: 5	R: 1 E: 0 K: 0 S: 5	H: 2 LOB: 2 BB: 1 P: 9	R: 3 E: 0 K: 0 S: 7	H: 4 LOB: 3 BB: 2 P: 15	R: 0 E: 0 K: 0 S: 3	H: 0 LOB: 0 BB: 0 P: 3	R: 1 E: 0 K: 0 S: 4	H: 1 LOB: 0 BB: 0 P: 4	R: 0 E: 0 K: 1 S: 5	H: 0 LOB: 0 BB: 0 P: 5	R: 1 E: 0 K: 0 S: 4	H: 2 LOB: 2 BB: 2 P: 12		R: 2 E: 0 K: 0 S: 4	H: 2 LOB: 2 BB: 2 P: 12	1B: 8 2B: 4 3B: 0 HR: 1	SF: 0 SAC: 2 DP: 1 HBP: 0	WP: 1 PB: 0 SB: 0 CS: 0	PA: 46				
<b>PITCHER</b>	IP	WLS	BF	H	R	ER	SO	BB	IBB	HBP	BLK	WP	HR	S	P	ERA	WHIP										
<b>Mike Bielecki, R</b> (1, 1) ERA: 5.4	6.0	L	31	8	5	5	4	4	1	0	0	0	1	34	54	7.50	2.000										
<b>Cecilio Guante, R</b> (7, 1) ERA: 2.77	2.0		9	2	1	1	1	2	0	0	0	1	0	9	17	4.50	2.000										
<b>Don Robinson, R</b> (9, 1) ERA: 2.86	1.0		6	2	2	2	0	2	0	0	0	0	0	4	12	18.00	4.000										
Batter	1	2	3	4	5	6	7	8	9	AB	R	H	RBI	BB	SO	LOB	BOTTOM										
<b>Bill Almon, R</b> (1, 6) OBP: 0.348, SLG: 0.345	0-3 K		4-0 BB			0-0 G6-4-3		0-0 F9		3	0	0	0	1	1	1	<b>Cincinnati Reds @ Pittsburgh Pirates</b> Three Rivers Stadium, Pittsburgh, PA Sat May 18 1985, 7:05 PM EDT Att: 9,708 - Unknown										
<b>Jim Morrison, R</b> (1, 4) OBP: 0.321, SLG: 0.306	0-3 K		0-0 L6			0-0 1B		0-3 K		4	0	1	0	0	2	2											
<b>Bill Madlock, R</b> (1, 5) OBP: 0.298, SLG: 0.348	0-0 6-3			0-0 F8		0-0 6-3			0-0 6-3	4	0	0	0	0	0	1											
<b>George Hendrick, R</b> (1, 9) OBP: 0.274, SLG: 0.286		0-0 F8		0-0 F3			0-0 1B 1B		0-0 F3	4	0	1	0	0	0	0											
<b>Jason Thompson, L</b> (1, 3) OBP: 0.349, SLG: 0.439		0-3 K		0-0 4-3			0-0 1B		0-0 F8	4	0	1	0	0	1	0											
<b>Tony Peña, R</b> (1, 2) OBP: 0.266, SLG: 0.305		0-0 F5			0-0 F7		0-0 F7			3	0	0	0	0	0	2											
<b>Sixto Lezcano, R</b> (1, 7) OBP: 0.314, SLG: 0.262			0-0 F9		0-0 6-3		0-0 F8			3	0	0	0	0	0	2											
<b>Marvell Wynne, L</b> (1, 8) OBP: 0.200, SLG: 0.203				0-0 BB 1B		0-0 1-3				3	0	2	0	0	0	0											
<b>Mike Bielecki, R</b> (1, 1)			0-3 K			4-0 BB		0-0 5-3		1	0	0	0	0	1	1											
<b>Tim Foli, R</b> (6, PH) OBP: 0.286, SLG: 0.167 <b>Cecilio Guante, R</b> (7, 1) ERA: 2.77 <b>Rafael Belliard, R</b> (8, PH) OBP: 0.200, SLG: 0.200 <b>Don Robinson, R</b> (9, 1) ERA: 2.86										0	0	0	0	0	0	0											
<b>Inning Stats</b>	R: 0 E: 0 K: 2 S: 7	H: 0 LOB: 0 BB: 0 P: 7	R: 0 E: 0 K: 1 S: 5	H: 0 LOB: 0 BB: 0 P: 5	R: 0 E: 0 K: 1 S: 6	H: 1 LOB: 2 BB: 1 P: 10	R: 0 E: 0 K: 0 S: 3	H: 0 LOB: 0 BB: 0 P: 3	R: 0 E: 0 K: 0 S: 3	H: 0 LOB: 0 BB: 0 P: 3	R: 0 E: 0 K: 0 S: 3	H: 1 LOB: 1 BB: 1 P: 7	R: 0 E: 0 K: 0 S: 5	H: 3 LOB: 2 BB: 0 P: 5	R: 0 E: 0 K: 1 S: 5	H: 0 LOB: 0 BB: 0 P: 5	R: 0 E: 0 K: 0 S: 3	H: 0 LOB: 0 BB: 0 P: 3	1B: 5 2B: 0 3B: 0 HR: 0	SF: 0 SAC: 0 DP: 1 HBP: 0	WP: 0 PB: 0 SB: 0 CS: 0	PA: 32					
<b>PITCHER</b>	IP	WLS	BF	H	R	ER	SO	BB	IBB	HBP	BLK	WP	HR	S	P	ERA	WHIP										
<b>Tom Browning, L</b> (1, 1) ERA: 1.7	9.0	W	32	5	0	0	5	2	0	0	0	0	0	40	48	0.00	0.778										

AB 35  
R 8  
H 12  
RBI 7  
BB 9  
SO 5  
LOB 16



AB 30  
R 0  
H 5  
RBI 0  
BB 2  
SO 5  
LOB 9





Batter	1	2	3	4	5	6	7	8	9	AB	R	H	RBI	BB	SO	LOB	TOP					
<b>Eddie Milner, L</b> OBP: 0.346, SLG: 0.270 (1, 8)	F9		K	S BB			G3		6-3	4	0	0	0	1	1	3	<b>Cincinnati Reds @ Pittsburgh Pirates</b> Three Rivers Stadium, Pittsburgh, PA Sun May 19 1985, 3:33 AM EDT Att: 11,990 - Unknown					
<b>Pete Rose, S</b> OBP: 0.405, SLG: 0.361 <b>Eric Davis, R</b> OBP: 0.211, SLG: 0.466 (1, 3) (7, 7)	4-3				L5		F7		HR	3	0	0	0	1	0	1						
<b>Dave Parker, L</b> OBP: 0.391, SLG: 0.596 (1, 9)	F9								F8	3	0	1	1	2	0	0						
<b>Alan Knicely, R</b> OBP: 0.333, SLG: 0.357 (1, 2)		F3	K		F4		CS		K	5	0	0	0	0	3	4						
<b>Cesar Cedeno, R</b> OBP: 0.303, SLG: 0.288 (1, 7) (7, 3)		K	F6		6-3				K	4	0	0	0	0	2	4						
<b>Nick Esasky, R</b> OBP: 0.305, SLG: 0.397 (1, 5)	F4				HR		F6		FC6-4 BB	3	1	1	0	1	0	0						
<b>Dave Concepcion, R</b> OBP: 0.288, SLG: 0.400 (1, 6)			1B	1B	HR		6-3		FC6-4	4	2	2	2	0	0	1						
<b>Tom Foley, L</b> OBP: 0.195, SLG: 0.250 (1, 4)			1B	BB	1B		F9		3B	4	2	3	0	0	0	0						
<b>Mario Soto, R</b> OBP: 0.250, SLG: 0.296 (1, 1)			BB	BB	1B		6-3		HR	4	1	2	2	0	1	1						
<b>Inning Stats</b>	R: 0 E: 0 K: 0 S: 3	H: 0 LOB: 0 BB: 0 P: 3	R: 0 E: 0 K: 1 S: 5	H: 0 LOB: 0 BB: 0 P: 5	R: 2 E: 0 K: 2 S: 10	H: 3 LOB: 3 BB: 2 P: 18	R: 2 E: 0 K: 0 S: 5	H: 2 LOB: 1 BB: 1 P: 9	R: 0 E: 0 K: 0 S: 3	H: 1 LOB: 0 BB: 0 P: 3	R: 0 E: 0 K: 1 S: 6	H: 1 LOB: 1 BB: 0 P: 6	R: 0 E: 0 K: 0 S: 2	H: 0 LOB: 0 BB: 1 P: 6	R: 0 E: 0 K: 2 S: 7	H: 0 LOB: 1 BB: 0 P: 11		R: 3 E: 0 K: 1 S: 8	H: 3 LOB: 0 BB: 0 P: 8	1B: 6 2B: 1 3B: 1 HR: 2	SF: 0 SAC: 0 DP: 0 HBP: 0	WP: 0 PB: 0 SB: 1 CS: 2
<b>PITCHER</b>	IP	WLS	BF	H	R	ER	SO	BB	IBB	HBP	BLK	WP	HR	S	P	ERA	WHIP					
<b>Lee Tunnell, R</b> ERA: 4.6 (1, 1)	5.0	L	23	6	4	4	3	3	0	0	0	0	1	26	38	7.20	1.800					
<b>Cecilio Guante, R</b> ERA: 2.48 (6, 1)	3.0		11	1	0	0	3	2	0	0	0	0	0	15	23	0.00	1.000					
<b>John Candelaria, L</b> ERA: 3.18 (9, 1)	1.0		6	3	3	3	1	0	0	0	0	0	1	8	8	27.00	3.000					
<b>Batter</b>	<b>1</b>	<b>2</b>	<b>3</b>	<b>4</b>	<b>5</b>	<b>6</b>	<b>7</b>	<b>8</b>	<b>9</b>	<b>AB</b>	<b>R</b>	<b>H</b>	<b>RBI</b>	<b>BB</b>	<b>SO</b>	<b>LOB</b>	<b>BOTTOM</b>					
<b>Marvell Wynne, L</b> OBP: 0.188, SLG: 0.191 (1, 8)	F7		4-3		F7			F6		4	0	0	0	0	0	1	<b>Cincinnati Reds @ Pittsburgh Pirates</b> Three Rivers Stadium, Pittsburgh, PA Sun May 19 1985, 3:33 AM EDT Att: 11,990 - Unknown					
<b>Johnny Ray, S</b> OBP: 0.306, SLG: 0.364 (1, 4)	6-3		S 1B		F5		F9			4	0	1	0	0	0	0						
<b>Bill Madlock, R</b> OBP: 0.289, SLG: 0.336 (1, 5)	F8		F4		F7		F2			4	0	0	0	0	0	1						
<b>Jason Thompson, L</b> OBP: 0.338, SLG: 0.423 (1, 3)		K			F6		F5			4	0	0	0	0	1	0						
<b>George Hendrick, R</b> OBP: 0.289, SLG: 0.303 (1, 9)		FC5 1B			6-3		1B		1B BB	4	1	3	0	0	0	0						
<b>Steve Kemp, L</b> OBP: 0.333, SLG: 0.333 (1, 7)		FC5 1B			K		K		BB 1B	3	0	1	0	1	2	1						
<b>Tim Foli, R</b> OBP: 0.281, SLG: 0.179 (1, 6)		FC5			F6		F9		BB	4	0	1	0	0	0	3						
<b>Junior Ortiz, R</b> OBP: 0.222, SLG: 0.222 <b>Lee Mazzilli, S</b> OBP: 0.556, SLG: 0.632 (9, PH)		K			4-3		1-3		BB	3	0	0	0	0	1	3						
<b>Lee Tunnell, R</b> OBP: 0.125, SLG: 0.125 <b>Doug Frobel, L</b> OBP: 0.314, SLG: 0.304 <b>Cecilio Guante, R</b> OBP: 0.306, SLG: 0.364 <b>Joe Orsulak, L</b> OBP: 0.306, SLG: 0.301 <b>John Candelaria, L</b> OBP: 0.310, SLG: 0.300 (1, 1) (5, PH) (6, 1) (8, PH) (9, 1) (9, PH)			6-3		BB				K	1	0	0	0	0	0	0						
<b>Inning Stats</b>	R: 0 E: 0 K: 0 S: 3	H: 0 LOB: 0 BB: 0 P: 3	R: 0 E: 0 K: 2 S: 9	H: 2 LOB: 2 BB: 0 P: 9	R: 0 E: 0 K: 0 S: 4	H: 1 LOB: 1 BB: 0 P: 4	R: 0 E: 0 K: 1 S: 5	H: 0 LOB: 0 BB: 0 P: 5	R: 0 E: 0 K: 0 S: 3	H: 0 LOB: 1 BB: 1 P: 7	R: 0 E: 0 K: 0 S: 3	H: 0 LOB: 0 BB: 0 P: 3	R: 0 E: 0 K: 1 S: 6	H: 1 LOB: 1 BB: 0 P: 6	R: 0 E: 0 K: 1 S: 5	H: 0 LOB: 0 BB: 0 P: 5		R: 1 E: 0 K: 1 S: 7	H: 2 LOB: 3 BB: 2 P: 15	1B: 6 2B: 0 3B: 0 HR: 0	SF: 0 SAC: 0 DP: 0 HBP: 0	WP: 0 PB: 0 SB: 1 CS: 0
<b>PITCHER</b>	IP	WLS	BF	H	R	ER	SO	BB	IBB	HBP	BLK	WP	HR	S	P	ERA	WHIP					
<b>Mario Soto, R</b> ERA: 2.52 (1, 1)	9.0	W	36	6	1	1	6	3	0	0	0	0	0	45	57	1.00	1.000					







Batter	1	2	3	4	5	6	7	8	9	AB	R	H	RBI	BB	SO	LOB	TOP		
<b>Gary Redus, R</b> OBP: 0.545, SLG: 0.542 (1, 7)										4	0	1	1	1	0	2	<b>Cincinnati Reds @ Chicago Cubs</b> Wrigley Field, Chicago, IL Tue May 21 1985, 3:33 AM CDT Att: 32,007 - Unknown		
<b>Dave Concepcion, R</b> OBP: 0.279, SLG: 0.383 (1, 6)										5	1	1	0	0	1	2			
<b>Dave Parker, L</b> OBP: 0.394, SLG: 0.588 (1, 9)										4	1	1	1	1	0	0			
<b>Alan Knicely, R</b> OBP: 0.292, SLG: 0.238 (1, 2)										4	0	0	0	1	1	2			
<b>Tony Perez, R</b> OBP: 0.471, SLG: 0.786 (1, 3)										3	1	1	2	1	0	0			
<b>Eric Davis, R</b> OBP: 0.214, SLG: 0.444 (1, 8)										4	0	1	0	0	0	3			
<b>Nick Esasky, R</b> OBP: 0.369, SLG: 0.385 <b>Ted Power, R</b> (8, 1)										2	0	0	1	2	0	1			
<b>Tom Foley, L</b> OBP: 0.188, SLG: 0.234 (1, 4)										4	1	1	0	0	0	5			
<b>John Stuper, R</b> OBP: 0.231, SLG: 0.091 <b>Tom Hume, R</b> (7, 1)										0	0	0	0	0	0	0			
<b>Eddie Milner, L</b> OBP: 0.339, SLG: 0.258 <b>Wayne Krenchicki, L</b> OBP: 0.367, SLG: 0.240 (8, 5)										0	0	0	0	0	0	0			
<b>Inning Stats</b>	R: 0 E: 0 K: 0 S: 3	H: 0 LOB: 0 BB: 0 P: 3	R: 0 E: 0 K: 1 S: 5	H: 0 LOB: 0 BB: 0 P: 5	R: 1 E: 0 K: 0 S: 5	H: 2 LOB: 1 BB: 0 P: 5	R: 1 E: 0 K: 0 S: 4	H: 1 LOB: 0 BB: 0 P: 4	R: 0 E: 0 K: 0 S: 3	H: 0 LOB: 0 BB: 0 P: 3	R: 0 E: 0 K: 0 S: 4	H: 1 LOB: 1 BB: 0 P: 4	R: 3 E: 0 K: 0 S: 5	H: 2 LOB: 3 BB: 4 P: 21	R: 0 E: 0 K: 1 S: 5	H: 0 LOB: 2 BB: 2 P: 13	1B: 3 2B: 1 3B: 1 HR: 1	SF: 0 SAC: 2 DP: 0 HBP: 0	WP: 0 PA: 40 PB: 0 SB: 3 CS: 0
<b>PITCHER</b>	IP	WLS	BF	H	R	ER	SO	BB	IBB	HBP	BLK	WP	HR	S	P	ERA	WHIP		
<b>Ray Fontenot, L</b> ERA: 2.79 (1, 1)	7.0		26	4	2	2	1	1	0	0	0	0	1	27	31	2.57	0.714		
<b>George Frazier, R</b> ERA: 6.39 (8, 1)	0.1	L	6	2	3	3	0	2	1	0	0	0	0	3	15	81.00	12.000		
<b>Warren Brusstar, R</b> ERA: 1.04 (8, 1)	1.2		8	0	0	0	1	2	1	0	0	0	0	7	19	0.00	1.200		

AB	31
R	5
H	6
RBI	5
BB	7
SO	2
LOB	15



Batter	1	2	3	4	5	6	7	8	9	AB	R	H	RBI	BB	SO	LOB	BOTTOM		
<b>Bob Dernier, R</b> OBP: 0.313, SLG: 0.278 (1, 8)										5	0	1	0	0	0	2	<b>Cincinnati Reds @ Chicago Cubs</b> Wrigley Field, Chicago, IL Tue May 21 1985, 3:33 AM CDT Att: 32,007 - Unknown		
<b>23 Ryne Sandberg, R</b> OBP: 0.280, SLG: 0.427 (1, 4) (9, 6)										5	0	0	0	0	1	3			
<b>Davey Lopes, R</b> OBP: 0.431, SLG: 0.429 (1, 5) (9, 7)										1	0	1	0	3	0	0			
<b>Keith Moreland, R</b> OBP: 0.380, SLG: 0.383 (1, 9) (9, 2)										3	0	0	0	1	0	4			
<b>Leon Durham, L</b> OBP: 0.306, SLG: 0.396 (1, 3)										4	0	0	0	0	1	4			
<b>Jody Davis, R</b> OBP: 0.306, SLG: 0.384 <b>Gary Woods, R</b> OBP: 0.364, SLG: 0.125 (7, PR) (8, 7) (9, 9)										3	0	2	0	0	1	0			
<b>Brian Dayett, R</b> OBP: 0.182, SLG: 0.182 <b>Thad Bosley, L</b> OBP: 0.318, SLG: 0.421 <b>Steve Lake, R</b> OBP: 0.235, SLG: 0.235 <b>Ron Cox, R</b> OBP: 0.303, SLG: 0.354 (1, 7) (7, PH) (8, 2) (8, PH) (9, 5)										2	0	0	0	0	1	1			
<b>Larry Bowa, S</b> OBP: 0.216, SLG: 0.297 <b>Chico Walker, S</b> (8, PH) (9, 4)										2	0	0	0	0	2	1			
<b>Ray Fontenot, L</b> <b>Richie Hebner, L</b> OBP: 0.385, SLG: 0.435 <b>George Frazier, R</b> <b>Warren Brusstar, R</b> <b>Chris Speier, R</b> OBP: 0.393, SLG: 0.300 (1, 1) (7, PH) (8, 1) (8, 1) (9, PH)										2	0	0	0	0	2	1			
<b>Inning Stats</b>	R: 0 E: 0 K: 0 S: 3	H: 1 LOB: 1 BB: 1 P: 7	R: 0 E: 1 K: 1 S: 7	H: 1 LOB: 2 BB: 0 P: 7	R: 0 E: 0 K: 2 S: 7	H: 0 LOB: 0 BB: 0 P: 7	R: 0 E: 0 K: 0 S: 3	H: 1 LOB: 0 BB: 0 P: 3	R: 2 E: 0 K: 0 S: 6	H: 3 LOB: 2 BB: 0 P: 6	R: 0 E: 0 K: 1 S: 5	H: 0 LOB: 3 BB: 3 P: 17	R: 0 E: 0 K: 2 S: 7	H: 0 LOB: 0 BB: 0 P: 7	1B: 6 2B: 0 3B: 0 HR: 0	SF: 0 SAC: 1 DP: 1 HBP: 0		WP: 0 PA: 38 PB: 0 SB: 3 CS: 0	
<b>PITCHER</b>	IP	WLS	BF	H	R	ER	SO	BB	IBB	HBP	BLK	WP	HR	S	P	ERA	WHIP		
<b>John Stuper, R</b> ERA: 4.87 (1, 1)	6.1		27	6	2	1	3	2	0	0	0	0	0	31	39	1.42	1.263		
<b>Tom Hume, R</b> ERA: 2.2 (7, 1)	0.2	W	2	0	0	0	0	0	0	0	0	0	0	2	2	0.00	0.000		
<b>Ted Power, R</b> ERA: 1.69 (8, 1)	2.0	S	9	0	0	0	3	3	0	0	0	0	0	12	24	0.00	1.500		

AB	32
R	2
H	6
RBI	1
BB	5
SO	6
LOB	24





Batter	1	2	3	4	5	6	7	8	9	AB	R	H	RBI	BB	SO	LOB	TOP									
<b>Eddie Milner, L</b> OBP: 0.333, SLG: 0.255 (1, 8)	0-0 4-3		0-0 1B		0-0 4-3		0-0 L4		0-0 F8	5	1	1	0	0	0	1	<b>Cincinnati Reds @ Chicago Cubs</b> Wrigley Field, Chicago, IL Wed May 22 1985, 3:33 AM CDT Att: 27,863 - Unknown									
<b>Pete Rose, S</b> OBP: 0.403, SLG: 0.388 (1, 3)	0-0 E6 1B		0-3 K		0-0 2B HR		0-3 K			4	1	2	0	0	2	2										
<b>Dave Parker, L</b> OBP: 0.396, SLG: 0.592 (1, 9)	0-0 6-3		0-0 2H 1B		0-0 HR				0-0 3-1	4	1	2	1	0	0	1										
<b>Alan Knicely, R</b> OBP: 0.321, SLG: 0.400 (1, 2)	0-3 K		0-3 K		0-0 HR				0-0 1B 1B	4	1	2	3	0	2	2										
<b>Gary Redus, R</b> OBP: 0.541, SLG: 0.536 (1, 7)		0-0 5-3		0-0 CS S 1B		0-3 K		0-0 1B 1B		4	0	2	0	0	1	0										
<b>Nick Esasky, R</b> OBP: 0.301, SLG: 0.373 (1, 5)		0-3 K		0-0 1-3		0-3 K		0-0 F9		4	0	0	0	0	2	3										
<b>Dave Concepcion, R</b> OBP: 0.278, SLG: 0.375 (1, 6)		4-0 BB		0-3 K		0-0 F8		0-0 G3		3	0	0	0	1	1	2										
<b>Tom Foley, L</b> OBP: 0.173, SLG: 0.216 (1, 4)		0-0 F7				0-0 4-3			0-3 K	4	0	0	0	0	1	1										
<b>Tom Browning, L</b> (1, 1)			0-3 K		0-3 K				0-3 K	2	0	0	0	0	2	0										
<b>Tom Hume, R</b> (6, 1)										0	0	0	0	0	0	0										
<b>Wayne Krenchicki, L</b> OBP: 0.387, SLG: 0.289 (7, PH)										1	0	1	0	0	0	0										
<b>Ron Robinson, R</b> (7, 1)										0	0	0	0	0	0	0										
<b>Duane Walker, L</b> OBP: 0.333, SLG: 0.577 (9, PH)										1	0	0	0	0	1	0										
<b>Inning Stats</b>	R: 0 E: 1 K: 1 S: 6	H: 1 LOB: 1 BB: 0 P: 6	R: 0 E: 0 K: 1 S: 5	H: 0 LOB: 1 BB: 1 P: 9	R: 1 E: 0 K: 3 S: 11	H: 2 LOB: 1 BB: 0 P: 11	R: 0 E: 0 K: 1 S: 5	H: 1 LOB: 0 BB: 0 P: 5	R: 0 E: 0 K: 1 S: 5	H: 0 LOB: 0 BB: 0 P: 5	R: 3 E: 0 K: 2 S: 10	H: 3 LOB: 0 BB: 0 P: 10	R: 0 E: 0 K: 1 S: 6	H: 1 LOB: 1 BB: 0 P: 6	R: 0 E: 0 K: 0 S: 5	H: 2 LOB: 2 BB: 0 P: 5	R: 0 E: 0 K: 2 S: 7	H: 0 LOB: 0 BB: 0 P: 7	1B: 8 2B: 1 3B: 0 HR: 1	SF: 0 SAC: 0 DP: 0 HBP: 0	WP: 0 PB: 0 SB: 2 CS: 1	PA: 37				
<b>PITCHER</b>	IP	WLS	BF	H	R	ER	SO	BB	IBB	HBP	BLK	WP	HR	S	P	ERA	WHIP									
<b>Dennis Eckersley, R</b> ERA: 2.89	(1, 1)	6.0	W	25	7	4	4	9	1	0	0	0	0	1	42	46	6.00	1.333								
<b>Warren Brusstar, R</b> ERA: 0.93	(7, 1)	1.0		4	1	0	0	1	0	0	0	0	0	0	6	6	0.00	1.000								
<b>Lee Smith, R</b> ERA: 2.36	(8, 1)	2.0	S	8	2	0	0	2	0	0	0	0	0	0	12	12	0.00	1.000								

Batter	1	2	3	4	5	6	7	8	9	AB	R	H	RBI	BB	SO	LOB	BOTTOM									
<b>Bob Dernier, R</b> OBP: 0.318, SLG: 0.292 (1, 8)	0-0 1B				0-0 6-3		0-3 K		0-3 K	4	1	2	0	0	1	0	<b>Cincinnati Reds @ Chicago Cubs</b> Wrigley Field, Chicago, IL Wed May 22 1985, 3:33 AM CDT Att: 27,863 - Unknown									
<b>Gary Woods, R</b> OBP: 0.333, SLG: 0.111 (8, PH)		0-0 1B								1	0	0	0	0	1	1										
<b>23 Ryne Sandberg, R</b> OBP: 0.286, SLG: 0.425 (1, 4)	4-0 E SF9 BB	0-3 K			0-0 WP S 1B		0-0 F2			3	1	1	0	1	1	1										
<b>Davey Lopes, R</b> OBP: 0.434, SLG: 0.424 (1, 7)	0-0 E2 S 1-3 2H 1B			0-0 F8		4-0 WP BB		0-0 6-3		3	0	1	1	1	0	0										
<b>Keith Moreland, R</b> OBP: 0.370, SLG: 0.371 (1, 9)	0-0 1-3			0-0 F8		0-0 5-3		0-0 L3		4	0	0	0	0	0	4										
<b>Ron Cey, R</b> OBP: 0.309, SLG: 0.353 (1, 5)	4-0 IBB			0-0 L5		0-0 BB FC5-2 1B		0-3 K		3	0	1	0	1	1	0										
<b>Lee Smith, R</b> (8, 1)										0	0	0	0	0	0	0										
<b>Jody Davis, R</b> OBP: 0.305, SLG: 0.383 (1, 2)	0-0 SF9			0-0 5-3		0-0 FC5-2 BB HR 1B		0-0 F7		3	1	1	1	0	0	0										
<b>Leon Durham, L</b> OBP: 0.320, SLG: 0.425 (1, 3)	0-3 K			4-0 G4-3 BB		4-0 HR BB		0-0 HR		2	2	1	1	2	1	2										
<b>Larry Bowa, S</b> OBP: 0.220, SLG: 0.293 (1, 6)		0-0 F6		0-0 G4-3		0-0 FC5-2 HR		0-0 1B		4	1	1	0	0	0	4										
<b>Dennis Eckersley, R</b> OBP: 0.190, SLG: 0.105 (1, 1)		0-0 6-3				0-0 F8		0-0 F8		2	0	0	0	0	0	0										
<b>Brian Dayett, R</b> OBP: 0.250, SLG: 0.500 (6, PH)										1	1	1	4	0	0	0										
<b>Warren Brusstar, R</b> (7, 1)										0	0	0	0	0	0	0										
<b>Chris Speier, R</b> OBP: 0.379, SLG: 0.286 (8, 5)						1-1 2-H 2-H HR				1	0	0	0	0	0	1										
<b>Inning Stats</b>	R: 2 E: 1 K: 1 S: 7	H: 2 LOB: 2 BB: 2 P: 15	R: 0 E: 0 K: 1 S: 6	H: 1 LOB: 0 BB: 0 P: 6	R: 0 E: 0 K: 0 S: 3	H: 0 LOB: 0 BB: 0 P: 3	R: 0 E: 0 K: 0 S: 2	H: 0 LOB: 0 BB: 1 P: 6	R: 0 E: 0 K: 0 S: 4	H: 1 LOB: 2 BB: 1 P: 8	R: 4 E: 0 K: 1 S: 8	H: 3 LOB: 0 BB: 1 P: 12	R: 0 E: 0 K: 1 S: 5	H: 0 LOB: 0 BB: 0 P: 5	R: 1 E: 0 K: 1 S: 7	H: 2 LOB: 1 BB: 0 P: 7	1B: 6 2B: 1 3B: 0 HR: 2	SF: 1 SAC: 0 DP: 1 HBP: 0	WP: 1 PB: 0 SB: 2 CS: 0	PA: 37						
<b>PITCHER</b>	IP	WLS	BF	H	R	ER	SO	BB	IBB	HBP	BLK	WP	HR	S	P	ERA	WHIP									
<b>Tom Browning, L</b> ERA: 2.47	(1, 1)	5.1	L	27	7	6	6	2	4	1	0	0	0	0	26	46	10.12	2.062								
<b>Tom Hume, R</b> ERA: 2.12	(6, 1)	0.2		2	0	0	0	1	0	0	0	0	0	4	4	0.00	0.000									
<b>Ron Robinson, R</b> ERA: 2.25	(7, 1)	2.0		8	2	1	1	2	0	0	0	0	0	1	12	12	4.50	1.000								


AB	36
R	4
H	10
RBI	4
BB	1
SO	12
LOB	12










Batter	1	2	3	4	5	6	7	8	9	AB R H RBI BB SO LOB	TOP											
Vince Coleman, S (1, 7) OBP: 0.322, SLG: 0.356	4-0 1B SF9 BB	4-0 1B BB		0-3 K		0-0 1B		0-0 1-3		3 1 1 0 2 1 0	<b>St. Louis Cardinals @ Cincinnati Reds</b> Riverfront Stadium, Cincinnati, OH Sat May 25 1985, 7:05 PM EDT Att: 24,846 - Unknown  <b>AB 35</b> <b>R 6</b> <b>H 9</b> <b>RBI 6</b> <b>BB 4</b> <b>SO 7</b> <b>LOB 13</b> 											
Willie McGee, S (1, 8) OBP: 0.358, SLG: 0.472	0-0 4-3 1-2	0-3 K		0-0 HR		0-3 K		0-0 4-3		5 1 1 1 0 2 5												
Tom Herr, S (1, 4) OBP: 0.453, SLG: 0.455	0-0 1B	0-0 1B		0-0 1B			0-0 G3		0-0 F9	5 0 3 2 0 0 0												
Jack Clark, R (1, 3) OBP: 0.420, SLG: 0.570	0-0 SF9			0-0 L4			0-0 1B		0-0 F4	3 1 1 1 1 0 1												
Andy Van Slyke, L (1, 9) OBP: 0.398, SLG: 0.523	0-0 F8	0-0 F8			0-0 F8		0-3 K			4 0 0 0 0 1 5												
Terry Pendleton, S (1, 5) OBP: 0.286, SLG: 0.313		0-0 WP 1B G3	0-0 5-3		0-0 F8		0-0 1B			4 1 2 1 0 0 0												
Ozzie Smith, S (1, 6) OBP: 0.325, SLG: 0.328		0-0 G3	0-0 F5		0-3 K		0-0 F4			4 0 0 0 0 1 2												
Tom Nieto, R (1, 2) OBP: 0.345, SLG: 0.286		0-0 BB 1B WP	0-0 5-3		0-0 4-3		0-0 5-3			4 1 1 1 0 0 0												
Joaquin Andujar, S (1, 1) OBP: 0.167, SLG: 0.172 Ken Dayley, L (9, 1) OBP: 0.500, SLG: 0.500	4-0 1B BB			0-3 K		0-3 K		0-0 5-3		3 1 0 0 1 2 0 0 0 0 0 0 0 0												
<b>Inning Stats</b>	R: 1 E: 0 K: 0 S: 4	H: 1 LOB: 1 BB: 1 P: 8	R: 3 E: 0 K: 1 S: 8	H: 3 LOB: 3 BB: 3 P: 20	R: 0 E: 0 K: 0 S: 3	H: 0 LOB: 0 BB: 0 P: 3	R: 1 E: 0 K: 2 S: 9	H: 2 LOB: 1 BB: 0 P: 9	R: 0 E: 0 K: 1 S: 5	H: 0 LOB: 0 BB: 0 P: 5	R: 0 E: 0 K: 2 S: 8	H: 1 LOB: 1 BB: 0 P: 8	R: 1 E: 0 K: 1 S: 7	H: 2 LOB: 1 BB: 0 P: 7	R: 0 E: 0 K: 0 S: 3	H: 0 LOB: 0 BB: 0 P: 3	R: 0 E: 0 K: 0 S: 3	H: 0 LOB: 0 BB: 0 P: 3	1B: 7 2B: 1 3B: 0 HR: 1	SF: 1 SAC: 0 DP: 0 HBP: 0	WP: 2 PB: 0 SB: 0 CS: 0	PA: 40
<b>PITCHER</b>	IP WLS BF H R ER SO BB IBB HBP BLK WP HR S P ERA WHIP																					
Jay Tibbs, R (1, 1) ERA: 4.66	1.1 L 10 3 4 4 0 3 0 0 0 0 2 0 7 19 27.00 4.500																					
Joe Price, L (2, 1) ERA: 3.0	2.2 3 1 1 1 3 0 1 0 0 0 0 1 17 21 3.38 1.125																					
Frank Pastore, R (5, 1) ERA: 7.11	2.0 7 1 0 0 3 0 0 0 0 0 0 0 13 21 0.00 0.500																					
Ron Robinson, R (7, 1) ERA: 2.57	3.0 11 2 1 1 1 0 0 0 0 0 0 0 13 13 3.00 0.667																					

Batter	1	2	3	4	5	6	7	8	9	AB R H RBI BB SO LOB	BOTTOM											
Eddie Milner, L (1, 8) OBP: 0.314, SLG: 0.238	0-0 F5		0-0 4-3	0-0 F7		0-0 G3			0-0 F9	5 0 0 0 0 0 3	<b>St. Louis Cardinals @ Cincinnati Reds</b> Riverfront Stadium, Cincinnati, OH Sat May 25 1985, 7:05 PM EDT Att: 24,846 - Unknown  <b>AB 34</b> <b>R 4</b> <b>H 9</b> <b>RBI 4</b> <b>BB 4</b> <b>SO 2</b> <b>LOB 13</b> 											
Pete Rose, S (1, 3) OBP: 0.421, SLG: 0.395 Eric Davis, R (9, FR) OBP: 0.211, SLG: 0.425	1-0 HBP		0-0 1B 2B		4-0 BB G4-6-3		0-0 F7		0-0 1B	3 1 2 0 1 0 0 0 0 0 0 0 0 0												
Dave Parker, L (1, 9) OBP: 0.383, SLG: 0.564	0-0 G1-6-3		0-0 2B 1B		0-0 G4-6-3		0-0 4-3		0-0 F8	5 1 1 0 0 0 4												
Alan Knicely, R (1, 2) OBP: 0.361, SLG: 0.500		0-0 BB 1B	0-0 1B 2B		0-0 F7		0-0 F8			4 0 2 1 0 0 0												
Gary Redus, R (1, 7) OBP: 0.511, SLG: 0.486		0-0 F9	0-0 S 1B		0-0 HR 1B		0-0 5-3			4 1 2 1 0 0 1												
Dave Concepcion, R (1, 6) OBP: 0.292, SLG: 0.407		0-0 F8	0-0 6-3		0-0 HR		0-0 6-3			4 1 1 2 0 0 3												
Wayne Krenchicki, L (1, 5) OBP: 0.351, SLG: 0.226		4-0 1B BB		0-0 F9		0-3 K G3		0-0 6-3		3 0 0 0 1 1 0												
Tom Foley, L (1, 4) OBP: 0.186, SLG: 0.224		0-0 1B		0-3 K		0-0 G3		0-0 G3		4 0 1 0 0 1 1												
Jay Tibbs, R (1, 1) OBP: 0.167, SLG: 0.172 Joe Price, L (2, 1) ERA: 3.0 Nick Esasky, R (4, PH) OBP: 0.207, SLG: 0.374 Frank Pastore, R (5, 1) OBP: 0.398, SLG: 0.523 Ron Robinson, R (7, 1) ERA: 2.57 Duane Walker, L (9, PH) OBP: 0.345, SLG: 0.550			0-0 F8		4-0 BB		0-0 5-3		4-0 1B BB	0 0 0 0 0 0 0 1 0 0 0 0 0 0 0 0 0 0 1 0 0 1 0 0 0 0 0 0 1 0 0 0 0 0 1 0 0 0 0 1 0 0 0 0 0 0 1 0 0												
<b>Inning Stats</b>	R: 0 E: 0 K: 0 S: 2	H: 0 LOB: 0 BB: 0 P: 3	R: 0 E: 0 K: 0 S: 4	H: 2 LOB: 2 BB: 1 P: 8	R: 2 E: 0 K: 0 S: 7	H: 4 LOB: 2 BB: 0 P: 7	R: 0 E: 0 K: 1 S: 5	H: 0 LOB: 1 BB: 1 P: 9	R: 0 E: 0 K: 0 S: 2	H: 0 LOB: 0 BB: 1 P: 6	R: 2 E: 0 K: 1 S: 8	H: 2 LOB: 1 BB: 0 P: 8	R: 0 E: 0 K: 0 S: 3	H: 0 LOB: 0 BB: 0 P: 3	R: 0 E: 0 K: 0 S: 3	H: 0 LOB: 0 BB: 0 P: 3	R: 0 E: 0 K: 0 S: 4	H: 1 LOB: 2 BB: 1 P: 8	1B: 7 2B: 1 3B: 0 HR: 1	SF: 0 SAC: 0 DP: 2 HBP: 1	WP: 1 PB: 0 SB: 2 CS: 0	PA: 39
<b>PITCHER</b>	IP WLS BF H R ER SO BB IBB HBP BLK WP HR S P ERA WHIP																					
Joaquin Andujar, R (1, 1) ERA: 3.1	8.2 W 38 9 4 4 0 4 0 1 0 0 1 1 37 54 4.15 1.500																					
Ken Dayley, L (9, 1) ERA: 0.95	0.1 S 1 0 0 0 0 0 0 0 0 0 0 0 1 1 0.00 0.000																					



Batter	1	2	3	4	5	6	7	8	9	AB	R	H	RBI	BB	SO	LOB	TOP				
Vince Coleman, S (1, 7) OBP: 0.331, SLG: 0.356	1-3		3B BB		1B		F9		1B BB	3	2	1	0	2	0	0					
Willie McGee, S (1, 8) OBP: 0.374, SLG: 0.512	F8		1-H SF8 3B		1-2 BB			2B 3B	1-H 1B	4	2	3	2	1	0	0					
Tom Herr, S (1, 4) OBP: 0.457, SLG: 0.466			SF8		F8			E SH2-4 2B	FC5-4 BB	3	1	2	2	1	0	1					
Jack Clark, R (1, 3) OBP: 0.409, SLG: 0.551	F7		3-H 4-3		5-3			E6 SH2-4 1B	FC5-4	5	1	0	0	0	0	5					
Andy Van Slyke, L (1, 9) Titto Landrum, R (6, 9) OBP: 0.397, SLG: 0.513		1B SF9 BB	K		4-3			K		2	1	0	0	1	1	0					
Terry Pendleton, S (1, 5) OBP: 0.283, SLG: 0.307		F9			4-3			SH2-4		3	0	0	1	0	0	1					
Ozzie Smith, S (1, 6) OBP: 0.335, SLG: 0.341		SF9 1B			1B			F9		4	0	3	1	0	0	0					
Darrell Porter, L (1, 2) OBP: 0.261, SLG: 0.293		SF9 1-2 3-H			F7			4-3		3	0	0	1	0	0	1					
Danny Cox, R (1, 1) OBP: 0.083, SLG: 0.125		K			F8			4-3		4	0	0	0	0	1	2					
<b>Inning Stats</b>	R: 0 E: 0 K: 0 S: 4	H: 1 LOB: 1 BB: 0 P: 4	R: 1 E: 0 K: 1 S: 6	H: 1 LOB: 1 BB: 1 P: 10	R: 2 E: 0 K: 1 S: 6	H: 1 LOB: 0 BB: 1 P: 10	R: 0 E: 0 K: 0 S: 4	H: 1 LOB: 1 BB: 0 P: 4	R: 0 E: 0 K: 0 S: 3	H: 0 LOB: 0 BB: 0 P: 3	R: 0 E: 0 K: 0 S: 3	H: 0 LOB: 0 BB: 0 P: 3	R: 3 E: 1 K: 1 S: 8	H: 3 LOB: 1 BB: 0 P: 8	R: 1 E: 0 K: 0 S: 4	H: 1 LOB: 2 BB: 2 P: 12	1B: 6 2B: 1 3B: 2 HR: 0	SF: 2 SAC: 1 DP: 0 HBP: 0	WP: 0 PB: 0 SB: 3 CS: 1	PA: 40	
<b>PITCHER</b>	IP	WLS	BF	H	R	ER	SO	BB	IBB	HBP	BLK	WP	HR	S	P	ERA	WHIP				
John Stuper, R (1, 1) ERA: 4.83	6.0	L	25	5	3	3	2	3	0	0	0	0	0	26	38	4.50	1.333				
John Franco, L (7, 1) ERA: 3.89	2.0		9	3	3	1	1	0	0	0	0	0	0	11	11	4.50	1.500				
Tom Hume, R (9, 1) ERA: 2.37	1.0		6	1	1	1	0	2	0	0	0	0	0	4	12	9.00	3.000				

St. Louis Cardinals @ Cincinnati Reds  
Riverfront Stadium, Cincinnati, OH  
Sun May 26 1985, 3:33 AM EDT  
Att: 21,349 - Unknown

AB 32  
R 7  
H 9  
RBI 7  
BB 5  
SO 3  
LOB 12



Batter	1	2	3	4	5	6	7	8	9	AB	R	H	RBI	BB	SO	LOB	BOTTOM					
Eddie Milner, L (1, 8) OBP: 0.328, SLG: 0.250	G4-6-3 BB		CS 1-2	CS 1B		F8		1B		3	0	2	0	1	0	0						
Pete Rose, S (1, 3) OBP: 0.409, SLG: 0.382	G4-6-3 1-2			E7 FC4-6		F7		L6		4	0	0	0	0	0	3						
Dave Parker, L (1, 9) OBP: 0.380, SLG: 0.575			K	FC4-6 2B			HR		F8	4	2	1	1	0	1	1						
Alan Knicely, R (1, 2) OBP: 0.385, SLG: 0.571										3	0	2	1	0	0	0						
Cesar Cedeno, R (7, PR) OBP: 0.304, SLG: 0.298		4-3								0	0	0	0	0	0	0						
Dave Vangorder, R (8, 2) OBP: 0.276, SLG: 0.296				1-H 2B				FC4-6 1B		1	0	1	0	0	0	0						
Gary Redus, R (1, 7) OBP: 0.469, SLG: 0.436		5-3			F5			K		4	0	0	0	0	1	3						
Dave Concepcion, R (1, 6) OBP: 0.285, SLG: 0.396			K			6-3				4	0	0	0	0	1	2						
Wayne Krenchicki, L (1, 5) OBP: 0.325, SLG: 0.296			K			K				3	0	0	0	0	2	2						
Tom Foley, L (1, 4) OBP: 0.177, SLG: 0.213				4-3		F5				3	0	0	0	0	0	0						
John Stuper, R (1, 1) OBP: 0.286, SLG: 0.091										0	0	0	0	1	0	0						
Ron Oester, S (6, PH) OBP: 0.371, SLG: 0.388										1	0	0	0	0	0	0						
John Franco, L (7, 1)										0	0	0	0	0	0	0						
Duane Walker, L (8, PH) OBP: 0.333, SLG: 0.536										1	0	0	0	0	1	0						
Tom Hume, R (9, 1)										0	0	0	0	0	0	0						
<b>Inning Stats</b>	R: 0 E: 0 K: 1 S: 4	H: 0 LOB: 0 BB: 1 P: 8	R: 0 E: 0 K: 1 S: 5	H: 0 LOB: 0 BB: 0 P: 5	R: 0 E: 0 K: 1 S: 4	H: 0 LOB: 0 BB: 1 P: 8	R: 1 E: 1 K: 0 S: 5	H: 2 LOB: 1 BB: 0 P: 5	R: 0 E: 0 K: 1 S: 5	H: 0 LOB: 0 BB: 0 P: 5	R: 0 E: 0 K: 0 S: 3	H: 0 LOB: 0 BB: 0 P: 3	R: 1 E: 0 K: 1 S: 7	H: 2 LOB: 2 BB: 0 P: 7	R: 0 E: 0 K: 1 S: 6	H: 1 LOB: 1 BB: 0 P: 6	R: 0 E: 0 K: 0 S: 4	H: 1 LOB: 1 BB: 0 P: 4	1B: 3 2B: 2 3B: 0 HR: 1	SF: 0 SAC: 0 DP: 1 HBP: 0	WP: 0 PB: 0 SB: 0 CS: 2	PA: 34
<b>PITCHER</b>	IP	WLS	BF	H	R	ER	SO	BB	IBB	HBP	BLK	WP	HR	S	P	ERA	WHIP					
Danny Cox, R (1, 1) ERA: 2.93	9.0	W	33	6	2	1	6	2	0	0	0	0	1	43	51	1.00	0.889					

St. Louis Cardinals @ Cincinnati Reds  
Riverfront Stadium, Cincinnati, OH  
Sun May 26 1985, 3:33 AM EDT  
Att: 21,349 - Unknown

AB 31  
R 2  
H 6  
RBI 2  
BB 2  
SO 6  
LOB 11





Batter	1	2	3	4	5	6	7	8	9	AB	R	H	RBI	BB	SO	LOB	TOP									
Bob Dernier, R OBP: 0.322, SLG: 0.312 (1, 8)	F6			FC5-4 1B	2B		5-3			4	0	2	2	0	0	0	<b>Chicago Cubs @ Cincinnati Reds</b> Riverfront Stadium, Cincinnati, OH Mon May 27 1985, 7:05 PM EDT Att: 20,046 - Unknown									
23 Ryne Sandberg, R OBP: 0.298, SLG: 0.431 (1, 4)	F8		FC5-4 1B CS	5-3				S 2B 1B		4	1	1	0	0	0	3										
Davey Lopes, R OBP: 0.443, SLG: 0.500 Gary Woods, R OBP: 0.308, SLG: 0.100 (1, 7) (7, 7)	6-3			F7		S 2B 1B		5-3		3	1	1	0	0	0	1										
								1-2		1	0	0	0	0	0	1										
Keith Moreland, R OBP: 0.364, SLG: 0.374 (1, 9)		G5-4-3 1B		1B		1-H 2B		F8		4	0	3	1	0	0	1										
Ron Cey, R OBP: 0.325, SLG: 0.450 (1, 5)		G5-4-3 1-2		CS	K	F8				4	0	1	1	0	1	2										
Jody Davis, R OBP: 0.300, SLG: 0.373 (1, 2)		F8			6-3	F7		2-H 2B		4	0	0	0	0	0	2										
Leon Durham, L OBP: 0.310, SLG: 0.419 (1, 3)			6-3		BB 2B 1B	K		F8		4	1	1	0	0	1	1	AB 35									
Larry Bowa, S OBP: 0.208, SLG: 0.271 (1, 6)		5-3			BB 2B 1B		K	F9		4	1	1	0	0	1	0	R 4									
Dennis Eckersley, R OBP: 0.200, SLG: 0.091 Lee Smith, R (9, 1)			K		2B BB	F9		K		3	0	0	0	1	2	0	H 10									
					1-2 2-3					0	0	0	0	0	0	0	RBI 4									
																	BB 1									
																	SO 5									
																	LOB 11									
<b>Inning Stats</b>	R: 0 E: 0 K: 0 S: 3	H: 0 LOB: 0 BB: 0 P: 3	R: 0 E: 0 K: 0 S: 3	H: 1 LOB: 0 BB: 0 P: 3	R: 0 E: 0 K: 1 S: 5	H: 0 LOB: 0 BB: 0 P: 5	R: 0 E: 0 K: 0 S: 4	H: 2 LOB: 1 BB: 0 P: 4	R: 2 E: 0 K: 1 S: 8	H: 3 LOB: 2 BB: 1 P: 12	R: 1 E: 0 K: 1 S: 7	H: 2 LOB: 1 BB: 0 P: 7	R: 0 E: 0 K: 1 S: 5	H: 0 LOB: 0 BB: 0 P: 5	R: 1 E: 0 K: 0 S: 6	H: 2 LOB: 1 BB: 0 P: 5	R: 0 E: 0 K: 1 S: 5	H: 0 LOB: 0 BB: 0 P: 5	1B: 7 2B: 3 3B: 0 HR: 0	SF: 0 SAC: 0 DP: 1 HBP: 0	WP: 0 PA: 37 PB: 0 SB: 3 CS: 1					
<b>PITCHER</b>	IP WLS BF H R ER SO BB IBB HBP BLK WP HR S P ERA WHIP																									
Tom Browning, L ERA: 2.73 Ron Robinson, R ERA: 2.16	(1, 1) (8, 1)	7.2 1.1	L 4	32 0	10 0	4 0	4 0	4 1	4 0	4 0	1 0	0 0	0 0	0 0	0 0	0 0	0 6	6 6	0.00 0.00	0.00 0.00						

Batter	1	2	3	4	5	6	7	8	9	AB	R	H	RBI	BB	SO	LOB	BOTTOM							
Eddie Milner, L OBP: 0.318, SLG: 0.241 (1, 8)	F9		F9			F8		F8		4	0	0	0	0	0	3	<b>Chicago Cubs @ Cincinnati Reds</b> Riverfront Stadium, Cincinnati, OH Mon May 27 1985, 7:05 PM EDT Att: 20,046 - Unknown							
Pete Rose, S OBP: 0.405, SLG: 0.373 (1, 3)	F8		2-3	1-2 HBP		4-3		G3		3	0	0	0	0	0	1								
Dave Parker, L OBP: 0.372, SLG: 0.561 (1, 9)	L4		4-3			4-3		K		4	0	0	0	0	1	4								
Alan Knicely, R OBP: 0.372, SLG: 0.615 (1, 2)		K		L5		5-3		HR		4	1	1	1	0	1	0								
Gary Redus, R OBP: 0.453, SLG: 0.405 (1, 7)		K		K		L6		S 1B BB		3	1	0	0	1	2	0								
Dave Concepcion, R OBP: 0.290, SLG: 0.405 (1, 6)		K		K		2B		S 1B		4	1	2	0	0	2	0								
Nick Esasky, R OBP: 0.371, SLG: 0.379 Wayne Krenchicki, L OBP: 0.326, SLG: 0.243 (1, 5) (3, PR) (4, 5)			FC6 1B		F6		2-H 2B	4-3		1	0	1	0	0	0	0								
			1B					1-3 2-H		3	0	1	1	0	0	1								
Ron Oester, S OBP: 0.370, SLG: 0.387 Ron Robinson, R (8, 1) Duane Walker, L OBP: 0.324, SLG: 0.517 (9, PH)			F9 FC6 1B		3-1	F5		K		3	0	1	0	0	0	1								
Tom Browning, L (1, 1) Tom Foley, L OBP: 0.188, SLG: 0.222 (8, 4)			FC6 HBP		4-3			G3 1B		2	0	0	0	0	0	2								
<b>Inning Stats</b>	R: 0 E: 0 K: 0 S: 3	H: 0 LOB: 0 BB: 0 P: 3	R: 0 E: 0 K: 3 S: 9	H: 0 LOB: 0 BB: 0 P: 9	R: 0 E: 0 K: 0 S: 5	H: 2 LOB: 3 BB: 0 P: 6	R: 0 E: 0 K: 2 S: 7	H: 0 LOB: 0 BB: 0 P: 7	R: 0 E: 0 K: 0 S: 3	H: 0 LOB: 0 BB: 0 P: 3	R: 0 E: 0 K: 0 S: 3	H: 0 LOB: 0 BB: 0 P: 3	R: 1 E: 0 K: 0 S: 5	H: 2 LOB: 1 BB: 0 P: 5	R: 0 E: 0 K: 1 S: 6	H: 1 LOB: 1 BB: 0 P: 6	R: 2 E: 0 K: 1 S: 7	H: 2 LOB: 1 BB: 1 P: 11	1B: 4 2B: 2 3B: 0 HR: 1	SF: 0 SAC: 0 DP: 0 HBP: 1	WP: 0 PA: 36 PB: 0 SB: 3 CS: 0			
<b>PITCHER</b>	IP WLS BF H R ER SO BB IBB HBP BLK WP HR S P ERA WHIP																							
Dennis Eckersley, R ERA: 2.64 Lee Smith, R ERA: 2.3	(1, 1) (9, 1)	8.0 1.0	W S	31 5	6 1	2 1	2 0	6 1	6 0	0 1	0 0	0 0	0 0	0 0	0 6	10 10	2.25 0.00	0.750 2.000						








Batter	1	2	3	4	5	6	7	8	9	AB	R	H	RBI	BB	SO	LOB	TOP					
Bob Dernier, R OBP: 0.320, SLG: 0.311 (1, 8)	F8		K		5-3			F8		4	0	0	0	0	1	0						
23 Ryne Sandberg, R OBP: 0.305, SLG: 0.429 (1, 4)	1B				1-3			F5		4	0	1	0	0	0	0						
Thad Bosley, L OBP: 0.290, SLG: 0.370 (1, 7)	K				F8			K		3	0	0	0	1	2	1						
Keith Moreland, R OBP: 0.374, SLG: 0.388 (1, 9)	F7				BB S			BB		3	0	1	0	1	0	1						
Ron Cey, R OBP: 0.325, SLG: 0.475 (1, 5)		K			BB			L5		3	0	0	0	1	2	2						
Leon Durham, L OBP: 0.318, SLG: 0.438 (1, 3)	K				BB			K		3	0	0	0	1	3	2						
Steve Lake, R OBP: 0.217, SLG: 0.348 (1, 2)	L5				BB					3	0	0	0	0	0	3						
Chris Speier, R OBP: 0.333, SLG: 0.351 (1, 6)			F8		F8			F3		3	0	0	0	0	0	0						
Dick Ruthven, R OBP: 0.111, SLG: 0.111 (7, PH)			6-3		K			F7		2	0	0	0	0	1	0						
Brian Dayett, R OBP: 0.284, SLG: 0.438 (7, 1)										1	0	0	0	0	0	0						
Ray Fontenot, L (7, 1)										0	0	0	0	0	0	0						
<b>Inning Stats</b>	R: 0 E: 0 K: 1 S: 6	H: 1 LOB: 1 BB: 0 P: 6	R: 0 E: 0 K: 2 S: 7	H: 0 LOB: 0 BB: 0 P: 7	R: 0 E: 0 K: 1 S: 5	H: 0 LOB: 0 BB: 0 P: 5	R: 0 E: 0 K: 0 S: 4	H: 1 LOB: 3 BB: 2 P: 12	R: 0 E: 0 K: 1 S: 5	H: 0 LOB: 0 BB: 0 P: 5	R: 0 E: 0 K: 2 S: 7	H: 0 LOB: 2 BB: 2 P: 15	R: 0 E: 0 K: 0 S: 3	H: 0 LOB: 0 BB: 0 P: 3	R: 0 E: 0 K: 1 S: 5	H: 0 LOB: 0 BB: 0 P: 5	R: 0 E: 0 K: 1 S: 5	H: 0 LOB: 0 BB: 0 P: 5	1B: 2 2B: 0 3B: 0 HR: 0	SF: 0 SAC: 0 DP: 0 HBP: 0	WP: 0 PB: 0 SB: 1 CS: 0	PA: 33
<b>PITCHER</b> Mario Soto, R ERA: 2.47 (1, 1)	IP: 9.0 WLS: W BF: 33	H: 2 R: 0 ER: 0 SO: 9	BB: 4 IBB: 0 HBP: 0 BLK: 0	WP: 0 HR: 0 S: 47 P: 63	ERA: 0.00 WHIP: 0.667																	

Chicago Cubs @ Cincinnati Reds  
Riverfront Stadium, Cincinnati, OH  
Wed May 29 1985, 3:33 AM EDT  
Att: 18,402 - Unknown


AB	29
R	0
H	2
RBI	0
BB	4
SO	9
LOB	9



Batter	1	2	3	4	5	6	7	8	9	AB	R	H	RBI	BB	SO	LOB	BOTTOM					
Gary Redus, R OBP: 0.476, SLG: 0.510 (1, 7)	6-3		SF7		G3 S			5-3		4	1	2	0	0	0	0						
Eddie Milner, L OBP: 0.316, SLG: 0.235 (1, 8)	BB		4-3		G3			4-3		3	0	0	0	1	0	2						
Dave Parker, L OBP: 0.359, SLG: 0.542 (1, 9)	F6		SF7		K			G3		3	0	0	1	0	1	2						
Alan Knicely, R OBP: 0.404, SLG: 0.578 (1, 2)	F9		FC6-4		BB			1-3		2	0	0	0	2	0	1						
Dave Vangorder, R OBP: 0.276, SLG: 0.296 (9, 2)			BB							0	0	0	0	0	0	0						
Tony Perez, R OBP: 0.586, SLG: 1.043 (1, 3)		1B	FC6-4		F7					3	0	1	0	0	0	2						
Dave Concepcion, R OBP: 0.298, SLG: 0.404 (1, 6)		F9			CS			F8		3	0	1	0	0	0	2						
Ron Oester, S OBP: 0.370, SLG: 0.389 (1, 4)		1B			K			G3		3	0	1	0	0	1	2						
Wayne Krenchicki, L OBP: 0.353, SLG: 0.279 (1, 5)		K			4-3			4-3		3	0	0	0	0	1	2						
Mario Soto, R OBP: 0.212, SLG: 0.250 (1, 1)		K			6-3			6-3		3	0	0	0	0	1	2						
<b>Inning Stats</b>	R: 0 E: 0 K: 0 S: 3	H: 0 LOB: 1 BB: 1 P: 7	R: 0 E: 0 K: 2 S: 9	H: 2 LOB: 2 BB: 0 P: 9	R: 1 E: 0 K: 0 S: 4	H: 1 LOB: 1 BB: 1 P: 8	R: 0 E: 0 K: 1 S: 5	H: 1 LOB: 0 BB: 0 P: 5	R: 0 E: 0 K: 1 S: 6	H: 1 LOB: 1 BB: 0 P: 6	R: 0 E: 0 K: 0 S: 3	H: 0 LOB: 1 BB: 1 P: 7	R: 0 E: 0 K: 0 S: 3	H: 0 LOB: 0 BB: 0 P: 3	R: 0 E: 0 K: 0 S: 3	H: 0 LOB: 0 BB: 0 P: 3	R: 0 E: 0 K: 0 S: 3	H: 0 LOB: 0 BB: 0 P: 3	1B: 4 2B: 1 3B: 0 HR: 0	SF: 1 SAC: 0 DP: 0 HBP: 0	WP: 0 PB: 0 SB: 2 CS: 1	PA: 31
<b>PITCHER</b> Dick Ruthven, R ERA: 3.62 (1, 1)	IP: 6.0 WLS: L BF: 25	H: 5 R: 1 ER: 1 SO: 4	BB: 3 IBB: 0 HBP: 0 BLK: 0	WP: 0 HR: 0 S: 30 P: 42	ERA: 1.50 WHIP: 1.333																	
Ray Fontenot, L ERA: 3.75 (7, 1)	IP: 2.0 WLS: L BF: 6	H: 0 R: 0 ER: 0 SO: 0	BB: 0 IBB: 0 HBP: 0 BLK: 0	WP: 0 HR: 0 S: 6 P: 6	ERA: 0.00 WHIP: 0.000																	

Chicago Cubs @ Cincinnati Reds  
Riverfront Stadium, Cincinnati, OH  
Wed May 29 1985, 3:33 AM EDT  
Att: 18,402 - Unknown

AB	27
R	1
H	5
RBI	1
BB	3
SO	4
LOB	15





Batter	1	2	3	4	5	6	7	8	9	AB	R	H	RBI	BB	SO	LOB	TOP		
<b>Eddie Milner, L</b> OBP: 0.307, SLG: 0.227 (1, 8)	0-0 4-3			0-0 F5			0-0 F8		0-0 F7	4	0	0	0	0	0	0			
<b>Pete Rose, S</b> OBP: 0.395, SLG: 0.362 (1, 3)	0-0 4-3			0-0 6-3			0-0 4-3		0-0 F7	4	0	0	0	0	0	0			
<b>Dave Parker, L</b> OBP: 0.354, SLG: 0.533 (1, 9)	0-0 5-3			0-0 F5			0-0 6-3			3	0	0	0	0	0	0			
<b>Alan Knicely, R</b> OBP: 0.382, SLG: 0.542 (1, 2)		0-0 F2			0-3 K				0-0 F3	3	0	0	0	0	1	0			
<b>Gary Redus, R</b> OBP: 0.455, SLG: 0.481 (1, 7)		0-0 F8			0-0 F4				0-3 K	3	0	0	0	0	1	0			
<b>Dave Concepcion, R</b> OBP: 0.299, SLG: 0.402 (1, 6)		0-0 6-3			0-0 F9				0-0 1B	3	0	1	0	0	0	0			
<b>Ron Oester, S</b> OBP: 0.369, SLG: 0.388 (1, 4)			0-0 G3			0-0 F8			0-0 1B	3	0	1	0	0	0	0			
<b>Wayne Krenchicki, L</b> OBP: 0.333, SLG: 0.261 (1, 5)			0-0 G3			0-0 4-3			0-0 G3	3	0	0	0	0	0	2			
<b>John Stuper, R</b> OBP: 0.267, SLG: 0.083 (1, 1)			0-3 K			0-0 1-3			0-0 4-3	1	0	0	0	0	1	0			
<b>Tom Foley, L</b> OBP: 0.185, SLG: 0.219 (6, PH)										1	0	0	0	0	0	0			
<b>Frank Pastore, R</b> OBP: 0.333, SLG: 0.667 (6, PH)										0	0	0	0	0	0	0			
<b>Duane Walker, L</b> OBP: 0.306, SLG: 0.484 (9, PH)										1	0	0	0	0	0	0			
<b>Inning Stats</b>	R: 0 E: 0 K: 0 S: 3	H: 0 LOB: 0 BB: 0 P: 3	R: 0 E: 0 K: 0 S: 3	H: 0 LOB: 0 BB: 0 P: 3	R: 0 E: 0 K: 1 S: 5	H: 0 LOB: 0 BB: 0 P: 5	R: 0 E: 0 K: 0 S: 3	H: 0 LOB: 0 BB: 0 P: 3	R: 0 E: 0 K: 0 S: 5	H: 0 LOB: 0 BB: 0 P: 5	R: 0 E: 0 K: 0 S: 3	H: 0 LOB: 0 BB: 0 P: 3	R: 0 E: 0 K: 1 S: 7	H: 2 LOB: 2 BB: 0 P: 7	R: 0 E: 0 K: 0 S: 3	H: 0 LOB: 0 BB: 0 P: 3	1B: 2 2B: 0 3B: 0 HR: 0	SF: 0 SAC: 0 DP: 0 HBP: 0	WP: 0 PA: 29 PB: 0 SB: 0 CS: 0
<b>PITCHER</b> <b>Danny Cox, R</b> ERA: 2.56 (1, 1)	IP: 9.0 WLS: W BF: 29 H: 2 R: 0 ER: 0 SO: 3 BB: 0 IBB: 0 HBP: 0 BLK: 0 WP: 0 HR: 0 S: 35 P: 35 ERA: 0.00 WHIP: 0.222																		

**Cincinnati Reds @ St. Louis Cardinals**  
 Busch Stadium, St. Louis, MO  
 Fri May 31 1985, 7:05 PM CDT  
 Att: 38,910 - Unknown

livebaseballscorecards.com

**AB 29**  
**R 0**  
**H 2**  
**RBI 0**  
**BB 0**  
**SO 3**  
**LOB 2**



Batter	1	2	3	4	5	6	7	8	9	AB	R	H	RBI	BB	SO	LOB	BOTTOM
<b>Vince Coleman, S</b> OBP: 0.333, SLG: 0.364 (1, 7)	4-0 4-3 BB		0-0 S 1B SF8	0-0 F4		0-0 1B	0-0 S			4	2	3	0	1	0	0	
<b>Willie McGee, S</b> OBP: 0.380, SLG: 0.500 (1, 8)	4-0 1-2 BB		0-0 SF8 S HR	4-0 1B BB		0-0 1B	0-0 F8			3	2	2	0	2	0	1	
<b>Tom Herr, S</b> OBP: 0.440, SLG: 0.470 (1, 4)	0-0 1-2 2-3		0-0 SF8	0-0 1-3 2-H 1B		0-0 1B	G5-4-3 1B		0-0 3-1	4	0	2	3	0	0	2	
<b>Jack Clark, R</b> OBP: 0.412, SLG: 0.571 (1, 9)	0-0 F6		0-0 HR	0-0 F8		0-0 G5-4-3 1B			0-0 4-3	5	1	1	2	0	0	5	
<b>Terry Pendleton, S</b> OBP: 0.300, SLG: 0.320 (1, 5)	0-0 F7		0-0 4-3		0-0 6-3 F8 1B	0-0 BB 1B			0-0 F5	5	0	2	0	0	0	2	
<b>Mike Jorgensen, L</b> OBP: 0.435, SLG: 0.250 (1, 3)		0-0 3-1	4-0 1B BB		0-0 F8 1-2	4-0 1B BB				2	0	0	0	2	0	1	
<b>Ozzie Smith, S</b> OBP: 0.337, SLG: 0.338 (1, 6)		4-0 BB	0-0 1-2 1B		0-0 6-3 2-3	0-0 F6				3	0	1	0	1	0	3	
<b>Darrell Porter, L</b> OBP: 0.257, SLG: 0.274 (1, 2)		0-0 F9	0-0 4-3		4-0 IBB		0-3 K			3	0	0	0	1	1	3	
<b>Danny Cox, R</b> OBP: 0.071, SLG: 0.107 (1, 1)		0-0 6-3		0-0 5-3		0-3 K				4	0	0	0	0	1	3	
<b>Inning Stats</b>	R: 0 E: 0 K: 0 S: 3	H: 0 LOB: 2 BB: 2 P: 11	R: 0 E: 0 K: 0 S: 3	H: 0 LOB: 1 BB: 1 P: 7	R: 3 E: 0 K: 0 S: 7	H: 4 LOB: 2 BB: 1 P: 11	R: 0 E: 0 K: 0 S: 4	H: 1 LOB: 2 BB: 1 P: 8	R: 0 E: 0 K: 0 S: 6	H: 4 LOB: 2 BB: 1 P: 10	R: 0 E: 0 K: 2 S: 8	H: 1 LOB: 1 BB: 0 P: 8	R: 0 E: 0 K: 0 S: 3	H: 0 LOB: 0 BB: 0 P: 3	1B: 10 2B: 0 3B: 0 HR: 1	SF: 1 SAC: 0 DP: 1 HBP: 0	WP: 0 PA: 41 PB: 0 SB: 4 CS: 0
<b>PITCHER</b> <b>John Stuper, R</b> ERA: 4.88 (1, 1)	IP: 5.0 WLS: L BF: 27 H: 6 R: 3 ER: 3 SO: 3 BB: 5 IBB: 1 HBP: 0 BLK: 0 WP: 0 HR: 1 S: 21 P: 45 ERA: 5.40 WHIP: 2.200																
<b>Frank Pastore, R</b> ERA: 6.23 (6, 1)	IP: 3.0 WLS: L BF: 14 H: 5 R: 2 ER: 2 SO: 2 BB: 1 IBB: 0 HBP: 0 BLK: 0 WP: 0 HR: 0 S: 17 P: 21 ERA: 6.00 WHIP: 2.000																

**Cincinnati Reds @ St. Louis Cardinals**  
 Busch Stadium, St. Louis, MO  
 Fri May 31 1985, 7:05 PM CDT  
 Att: 38,910 - Unknown

livebaseballscorecards.com

**AB 33**  
**R 5**  
**H 11**  
**RBI 5**  
**BB 7**  
**SO 2**  
**LOB 20**





Batter	1	2	3	4	5	6	7	8	9	AB	R	H	RBI	BB	SO	LOB	TOP					
<b>Gary Redus, R</b> OBP: 0.437, SLG: 0.448 (1, 7)										4	1	0	0	1	0	6	<b>Cincinnati Reds @ St. Louis Cardinals</b> Busch Stadium, St. Louis, MO Sat Jun 01 1985, 3:33 AM CDT Att: 35,586 - Unknown					
<b>Eddie Milner, L</b> OBP: 0.317, SLG: 0.242 (1, 8)										5	2	3	1	0	0							
<b>Pete Rose, S</b> OBP: 0.395, SLG: 0.363 (1, 3)										5	1	2	0	0	0	3						
<b>Dave Parker, L</b> OBP: 0.355, SLG: 0.527 (1, 9)										4	1	1	1	1	1	3						
<b>Alan Knicely, R</b> OBP: 0.383, SLG: 0.585 (1, 2)										5	2	2	3	0	0	2						
<b>Dave Concepcion, R</b> OBP: 0.307, SLG: 0.411 (1, 6)										4	1	2	0	1	0	0						
<b>Ron Oester, S</b> OBP: 0.363, SLG: 0.392 (1, 4)										4	0	1	1	0	0	1						
<b>Wayne Krenchicki, L</b> OBP: 0.328, SLG: 0.286 (1, 5)										3	1	1	1	0	0	1						
<b>Tom Browning, L</b> OBP: 0.174, SLG: 0.050 <b>Tom Hume, R</b> (7, 1)										1	0	1	0	2	0	0						
<b>Inning Stats</b>	R: 1 E: 1 K: 1 S: 5	H: 0 LOB: 0 BB: 1 P: 9	R: 0 E: 0 K: 0 S: 3	H: 1 LOB: 0 BB: 0 P: 3	R: 1 E: 0 K: 0 S: 5	H: 2 LOB: 2 BB: 1 P: 9	R: 1 E: 0 K: 0 S: 5	H: 2 LOB: 2 BB: 1 P: 9	R: 0 E: 0 K: 0 S: 4	H: 1 LOB: 1 BB: 0 P: 4	R: 1 E: 0 K: 0 S: 4	H: 2 LOB: 1 BB: 1 P: 8	R: 2 E: 0 K: 0 S: 5	H: 3 LOB: 0 BB: 0 P: 5	R: 0 E: 0 K: 1 S: 6	H: 0 LOB: 1 BB: 0 P: 6	R: 3 E: 0 K: 0 S: 5	H: 2 LOB: 0 BB: 1 P: 9	1B: 9 2B: 4 3B: 0 HR: 1	SF: 2 SAC: 0 DP: 3 HBP: 0	WP: 0 PB: 1 SB: 2 CS: 0	PA: 43
<b>PITCHER</b>	IP WLS BF H R ER SO BB IBB HBP BLK WP HR S P ERA WHIP																					
<b>Kurt Kephshire, R</b> ERA: 6.02 <b>Ken Dayley, L</b> ERA: 1.8 <b>Neil Allen, R</b> ERA: 4.87 <b>Bill Campbell, R</b> ERA: 3.47	(1, 1) (6, 1) (7, 1) (9, 1)	5.0 1.0 2.0 1.0	L 7 6 6	24 5 0 2	6 2 0 3	4 2 0 3	1 2 1 0	4 0 0 1	0 0 0 0	0 0 0 0	0 0 0 0	0 0 0 0	0 0 0 0	1 7 8 9	0 0 0 5	22 7 8 5	38 7 8 9	5.40 18.00 0.00 27.00	2.000 5.000 0.000 2.000			

AB	36
R	9
H	13
RBI	7
BB	5
SO	2
LOB	16



Batter	1	2	3	4	5	6	7	8	9	AB	R	H	RBI	BB	SO	LOB	BOTTOM					
<b>Vince Coleman, S</b> OBP: 0.337, SLG: 0.363 (1, 7)										3	2	1	0	1	1	1	<b>Cincinnati Reds @ St. Louis Cardinals</b> Busch Stadium, St. Louis, MO Sat Jun 01 1985, 3:33 AM CDT Att: 35,586 - Unknown					
<b>Willie McGee, S</b> OBP: 0.370, SLG: 0.487 (1, 8)										4	0	0	0	0	1	3						
<b>Tom Herr, S</b> OBP: 0.437, SLG: 0.470 (1, 4)										4	1	1	0	0	0	2						
<b>Jack Clark, R</b> OBP: 0.419, SLG: 0.578 <b>Bill Campbell, R</b> (9, 1)										3	0	2	2	1	0	0						
<b>Terry Pendleton, S</b> OBP: 0.294, SLG: 0.313 (1, 5)										4	0	0	0	0	0	4						
<b>Tito Landrum, R</b> OBP: 0.417, SLG: 1.000 <b>Steve Braun, L</b> OBP: 0.296, SLG: 0.217 (7, FH) (8, 9)										2	0	1	0	0	1	0						
<b>Ozzie Smith, S</b> OBP: 0.335, SLG: 0.335 (1, 6)										4	0	1	0	0	1	2						
<b>Tom Nieto, R</b> OBP: 0.333, SLG: 0.262 <b>Darrell Porter, L</b> OBP: 0.253, SLG: 0.270 (1, 2) (9, 2)										3	0	0	0	0	1	2						
<b>Kurt Kephshire, L</b> OBP: 0.143, SLG: 0.154 <b>Ken Dayley, L</b> OBP: 0.500, SLG: 0.500 <b>Neil Allen, R</b> <b>Mike Jorgensen, L</b> OBP: 0.417, SLG: 0.235 (8, FH) (9, 3)										2	0	1	0	0	1	0						
<b>Inning Stats</b>	R: 1 E: 0 K: 1 S: 6	H: 1 LOB: 1 BB: 1 P: 10	R: 0 E: 0 K: 2 S: 7	H: 1 LOB: 0 BB: 0 P: 7	R: 0 E: 0 K: 1 S: 6	H: 1 LOB: 1 BB: 0 P: 6	R: 0 E: 0 K: 1 S: 5	H: 0 LOB: 0 BB: 0 P: 5	R: 0 E: 0 K: 0 S: 5	H: 1 LOB: 0 BB: 0 P: 5	R: 1 E: 0 K: 0 S: 5	H: 2 LOB: 1 BB: 0 P: 5	R: 0 E: 0 K: 0 S: 2	H: 0 LOB: 0 BB: 1 P: 6	R: 1 E: 1 K: 0 S: 5	H: 1 LOB: 2 BB: 1 P: 9	R: 0 E: 0 K: 0 S: 3	H: 0 LOB: 0 BB: 0 P: 3	1B: 4 2B: 4 3B: 0 HR: 0	SF: 0 SAC: 0 DP: 2 HBP: 0	WP: 0 PB: 0 SB: 3 CS: 1	PA: 35
<b>PITCHER</b>	IP WLS BF H R ER SO BB IBB HBP BLK WP HR S P ERA WHIP																					
<b>Tom Browning, L</b> ERA: 2.75 <b>Tom Hume, R</b> ERA: 3.35	(1, 1) (7, 1)	6.0 3.0	W S	23 12	6 1	2 1	2 0	0 0	0 0	0 2	0 0	0 0	0 0	0 10	0 18	3.00 0.00	1.167 1.000					

AB	32
R	3
H	7
RBI	2
BB	3
SO	6
LOB	14





Batter	1	2	3	4	5	6	7	8	9	AB	R	H	RBI	BB	SO	LOB	TOP								
<b>Gary Redus, R</b> OBP: 0.447, SLG: 0.484 (1, 7)	F6			BB			1B 3B	F4		4	2	2	0	1	0	1	<b>Cincinnati Reds @ St. Louis Cardinals</b> Busch Stadium, St. Louis, MO Sun Jun 02 1985, 3:33 AM CDT Att: 33,774 - Unknown								
<b>Eddie Milner, L</b> OBP: 0.313, SLG: 0.234 (1, 8)	F9			BB			4-3		K	4	1	0	0	1	2	1									
<b>Pete Rose, S</b> OBP: 0.404, SLG: 0.388 <b>Cesar Cedeno, R</b> OBP: 0.305, SLG: 0.302 (7, PR) (7, 3)	4-3			BB			1B 2B		K	4	2	3	2	0	0	0									
<b>Dave Parker, L</b> OBP: 0.351, SLG: 0.518 (1, 9)		G3		BB			1B 2B		K	0	0	0	0	0	0	0									
<b>Alan Knicely, R</b> OBP: 0.391, SLG: 0.579 (1, 2)	F7			BB			1B		L6	5	1	1	1	0	0	2									
<b>Dave Concepcion, R</b> OBP: 0.311, SLG: 0.419 (1, 6)				BB			1B			4	0	2	1	0	1	2									
<b>Ron Oester, S</b> OBP: 0.360, SLG: 0.387 (1, 4)	CS			BB			1B			4	1	2	2	0	0	3									
<b>Wayne Krenchicki, L</b> OBP: 0.339, SLG: 0.321 (1, 5)				BB			1B			4	1	1	0	0	0	0									
<b>Jay Tibbs, R</b> OBP: 0.143, SLG: 0.077 (1, 1)				BB			1B			4	0	2	1	0	0	0									
<b>Jay Tibbs, R</b> OBP: 0.143, SLG: 0.077 (1, 1)				BB			1B			3	0	0	1	0	2	1									
<b>Inning Stats</b>	R: 0 E: 0 K: 0 S: 3	H: 0 LOB: 0 BB: 0 P: 3	R: 0 E: 0 K: 0 S: 3	H: 1 LOB: 0 BB: 0 P: 3	R: 0 E: 0 K: 0 S: 3	H: 0 LOB: 0 BB: 0 P: 3	R: 6 E: 0 K: 1 S: 10	H: 6 LOB: 1 BB: 2 P: 18	R: 1 E: 0 K: 1 S: 7	H: 2 LOB: 1 BB: 0 P: 7	R: 0 E: 0 K: 0 S: 5	H: 0 LOB: 0 BB: 0 P: 5	R: 1 E: 0 K: 0 S: 6	H: 3 LOB: 2 BB: 0 P: 6	R: 0 E: 0 K: 1 S: 6	H: 1 LOB: 1 BB: 0 P: 6	R: 0 E: 0 K: 2 S: 7	H: 0 LOB: 0 BB: 0 P: 7	1B: 8 2B: 4 3B: 1 HR: 0	SF: 0 SAC: 1 DP: 0 HBP: 0	WP: 0 PB: 0 SB: 1 CS: 2	PA: 42			
<b>PITCHER</b>	IP	WLS	BF	H	R	ER	SO	BB	IBB	HBP	BLK	WP	HR	S	P	ERA	WHIP								
<b>Bob Forsch, R</b> ERA: 4.5 (1, 1)	3.1	L	15	4	5	2	1	2	0	0	0	0	0	15	23	13.50	1.800								
<b>Ricky Horton, L</b> ERA: 1.42 (4, 1)	1.2		9	5	2	2	1	0	0	0	0	0	0	11	11	10.80	3.000								
<b>Neil Allen, R</b> ERA: 4.84 (6, 1)	2.0		9	3	1	1	1	0	0	0	0	0	0	11	11	4.50	1.500								
<b>Jeff Lahti, R</b> ERA: 2.87 (8, 1)	2.0		7	1	0	0	3	0	0	0	0	0	0	13	13	0.00	0.500								

AB	36
R	8
H	13
RBI	8
BB	2
SO	5
LOB	10



Batter	1	2	3	4	5	6	7	8	9	AB	R	H	RBI	BB	SO	LOB	BOTTOM								
<b>Vince Coleman, S</b> OBP: 0.341, SLG: 0.363 (1, 7)	E							F9		3	1	1	0	1	1	1	<b>Cincinnati Reds @ St. Louis Cardinals</b> Busch Stadium, St. Louis, MO Sun Jun 02 1985, 3:33 AM CDT Att: 33,774 - Unknown								
<b>Willie McGee, S</b> OBP: 0.397, SLG: 0.481 (1, 8)	E3								G3	4	1	1	0	0	0	2									
<b>Tom Herr, S</b> OBP: 0.438, SLG: 0.471 (1, 4)									G3	4	0	2	2	0	1	1									
<b>Jack Clark, R</b> OBP: 0.411, SLG: 0.565 (1, 9)	F4								K	4	0	0	0	0	2	2									
<b>Terry Pendleton, S</b> OBP: 0.293, SLG: 0.312 (1, 5)	G5-4-3									4	1	1	0	0	0	2									
<b>Mike Jorgensen, L</b> OBP: 0.393, SLG: 0.200 (1, 3)										3	0	0	0	1	0	2									
<b>Ozzie Smith, S</b> OBP: 0.333, SLG: 0.333 (1, 6)										4	0	1	0	0	0	2									
<b>Darrell Porter, L</b> OBP: 0.260, SLG: 0.266 (1, 2)										1	0	0	0	0	0	1									
<b>Tom Nieto, R</b> OBP: 0.347, SLG: 0.297 (5, 2)										3	0	2	1	0	0	0									
<b>Bob Forsch, R</b> OBP: 0.226, SLG: 0.412 (4, 1)										1	0	0	0	0	0	1									
<b>Ricky Horton, L</b> OBP: 0.326, SLG: 0.385 (5, PH)										0	0	0	0	0	0	0									
<b>Tom Lawless, R</b> OBP: 0.298, SLG: 0.385 (5, PH)										1	0	0	0	0	0	0									
<b>Neil Allen, R</b> OBP: 0.326, SLG: 0.326 (8, 1)										0	0	0	0	0	0	1									
<b>Steve Braun, L</b> OBP: 0.298, SLG: 0.298 (8, 1)										0	0	0	0	0	0	0									
<b>Jeff Lahti, R</b> OBP: 0.298, SLG: 0.298 (8, 1)										1	0	0	0	0	0	1									
<b>Brian Harper, R</b> OBP: 0.298, SLG: 0.429 (9, PH)										1	0	0	0	0	0	1									
<b>Inning Stats</b>	R: 2 E: 1 K: 0 S: 4	H: 1 LOB: 0 BB: 1 P: 8	R: 0 E: 0 K: 0 S: 4	H: 1 LOB: 0 BB: 0 P: 4	R: 0 E: 0 K: 2 S: 7	H: 1 LOB: 0 BB: 0 P: 7	R: 0 E: 0 K: 1 S: 5	H: 0 LOB: 1 BB: 1 P: 9	R: 0 E: 0 K: 0 S: 4	H: 1 LOB: 1 BB: 0 P: 4	R: 0 E: 0 K: 0 S: 4	H: 1 LOB: 1 BB: 0 P: 4	R: 0 E: 0 K: 0 S: 4	H: 1 LOB: 0 BB: 0 P: 4	R: 0 E: 0 K: 1 S: 5	H: 0 LOB: 1 BB: 0 P: 5	R: 1 E: 0 K: 0 S: 5	H: 2 LOB: 1 BB: 0 P: 5	1B: 7 2B: 1 3B: 0 HR: 0	SF: 0 SAC: 0 DP: 1 HBP: 0	WP: 0 PB: 0 SB: 1 CS: 1	PA: 36			
<b>PITCHER</b>	IP	WLS	BF	H	R	ER	SO	BB	IBB	HBP	BLK	WP	HR	S	P	ERA	WHIP								
<b>Jay Tibbs, R</b> ERA: 4.88 (1, 1)	9.0	W	36	8	3	2	4	2	0	0	0	0	0	42	50	2.00	1.111								

AB	34
R	3
H	8
RBI	3
BB	2
SO	4
LOB	16









Batter	1	2	3	4	5	6	7	8	9	AB	R	H	RBI	BB	SO	LOB	TOP																
<b>Johnny Ray, S</b> OBP: 0.323, SLG: 0.379 (1, 4)										5	2	3	0	0	0	0																	
<b>Lee Mazzilli, S</b> OBP: 0.529, SLG: 0.479 (1, 3)										3	3	2	0	2	0	0																	
<b>Steve Kemp, L</b> OBP: 0.360, SLG: 0.304 (1, 7)										4	0	1	0	1	2	3																	
<b>George Hendrick, R</b> OBP: 0.283, SLG: 0.314 (1, 9)										5	1	1	2	0	1	4																	
<b>Tony Peña, R</b> OBP: 0.304, SLG: 0.355 (1, 2)										5	1	4	1	0	0	1																	
<b>Bill Madlock, R</b> OBP: 0.299, SLG: 0.350 (1, 5)										4	0	1	1	0	0	5																	
<b>Trench Davis, L</b> OBP: 0.143, SLG: 0.143 (7, PH)										3	1	0	0	0	0	2																	
<b>Bill Almon, R</b> OBP: 0.323, SLG: 0.342 (7, 8)										1	0	0	0	0	0	2																	
<b>Johnnie LeMaster, R</b> OBP: 0.145, SLG: 0.170 (8, PH)										3	1	1	2	0	1	0																	
<b>Tim Foli, R</b> OBP: 0.263, SLG: 0.176 (8, 6)										1	0	0	0	0	0	0																	
<b>Rick Rhoden, R</b> OBP: 0.185, SLG: 0.185 (2, 1)										1	0	0	0	0	0	0																	
<b>Don Robinson, R</b> OBP: 0.309, SLG: 0.303 (8, PH)										1	0	0	0	0	1	0																	
<b>John Candelaria, L</b> OBP: 0.309, SLG: 0.303 (8, 1)										0	0	0	0	0	0	0																	
<b>Inning Stats</b>	R: 2 E: 1 K: 2 S: 10	H: 3 LOB: 1 BB: 0 P: 10	R: 0 E: 0 K: 1 S: 5	H: 0 LOB: 0 BB: 0 P: 5	R: 6 E: 1 K: 1 S: 10	H: 5 LOB: 0 BB: 1 P: 14	R: 0 E: 0 K: 0 S: 3	H: 1 LOB: 1 BB: 1 P: 7	R: 0 E: 0 K: 0 S: 3	H: 1 LOB: 0 BB: 0 P: 3	R: 0 E: 0 K: 1 S: 5	H: 0 LOB: 0 BB: 0 P: 5	R: 1 E: 0 K: 1 S: 7	H: 2 LOB: 2 BB: 1 P: 11	R: 0 E: 0 K: 0 S: 3	H: 0 LOB: 1 BB: 0 P: 3	R: 0 E: 0 K: 0 S: 4	H: 1 LOB: 1 BB: 0 P: 4	1B: 10 2B: 2 3B: 0 HR: 1	SF: 0 SAC: 0 DP: 1 HBP: 0	WP: 0 PB: 0 SB: 0 CS: 1	PA: 41											
<b>PITCHER</b>	IP WLS BF H R ER SO BB IBB HBP BLK WP HR S P ERA WHIP																	<b>PITCHER</b>	IP WLS BF H R ER SO BB IBB HBP BLK WP HR S P ERA WHIP														
<b>John Stuper, R</b> ERA: 5.65 (1, 1)	2.0	14	7	7	6	3	1	0	0	0	0	0	0	19	23	27.00	4.000																
<b>Ron Robinson, R</b> ERA: 2.51 (3, 1)	2.0	8	2	1	1	1	1	0	0	0	0	0	1	9	13	4.50	1.500																
<b>Frank Pastore, R</b> ERA: 5.59 (5, 1)	2.0	W	6	1	0	0	1	0	0	0	0	0	0	8	8	0.00	0.500																
<b>John Franco, L</b> ERA: 3.6 (7, 1)	3.0	S	13	3	1	1	1	1	0	0	0	0	0	14	18	3.00	1.333																

Pittsburgh Pirates @ Cincinnati Reds  
Riverfront Stadium, Cincinnati, OH  
Wed Jun 05 1985, 7:05 PM EDT  
Att: 12,540 - Unknown

AB 38  
R 9  
H 13  
RBI 6  
BB 3  
SO 6  
LOB 17



Batter	1	2	3	4	5	6	7	8	9	AB	R	H	RBI	BB	SO	LOB	BOTTOM																
<b>Gary Redus, R</b> OBP: 0.430, SLG: 0.528 (1, 7)										5	0	1	2	0	2	1																	
<b>Eddie Milner, L</b> OBP: 0.312, SLG: 0.241 (1, 8)										4	1	1	0	1	1	1																	
<b>Pete Rose, S</b> OBP: 0.406, SLG: 0.388 (1, 3)										4	3	1	0	1	0	3																	
<b>Dave Parker, L</b> OBP: 0.360, SLG: 0.538 (1, 9)										4	2	2	2	1	1	2																	
<b>Alan Knicely, R</b> OBP: 0.403, SLG: 0.603 (1, 2)										4	1	1	3	1	2	1																	
<b>Dave Concepcion, R</b> OBP: 0.314, SLG: 0.413 (1, 6)										3	1	1	1	1	0	2																	
<b>Ron Oester, S</b> OBP: 0.367, SLG: 0.402 (1, 4)										4	1	2	1	0	1	1																	
<b>Wayne Krenchicki, L</b> OBP: 0.362, SLG: 0.400 (1, 5)										4	1	2	1	0	1	2																	
<b>John Stuper, R</b> OBP: 0.286, SLG: 0.077 (3, 1)										1	0	0	0	0	0	2																	
<b>Ron Robinson, R</b> OBP: 0.303, SLG: 0.299 (4, PH)										0	0	0	0	0	0	0																	
<b>Cesar Cedeno, R</b> OBP: 0.303, SLG: 0.607 (5, 1)										0	0	0	0	0	0	1																	
<b>Frank Pastore, R</b> OBP: 0.303, SLG: 0.607 (5, 1)										0	0	0	0	0	0	0																	
<b>Max Venable, L</b> OBP: 0.302, SLG: 2.000 (6, PH)										1	1	1	0	0	0	0																	
<b>John Franco, L</b> (7, 1)										1	0	0	0	0	0	0																	
<b>Inning Stats</b>	R: 2 E: 0 K: 2 S: 9	H: 2 LOB: 0 BB: 0 P: 9	R: 3 E: 0 K: 0 S: 5	H: 3 LOB: 1 BB: 2 P: 13	R: 0 E: 0 K: 1 S: 5	H: 0 LOB: 0 BB: 0 P: 5	R: 0 E: 0 K: 0 S: 4	H: 1 LOB: 1 BB: 0 P: 4	R: 2 E: 0 K: 2 S: 9	H: 2 LOB: 2 BB: 2 P: 17	R: 4 E: 1 K: 1 S: 9	H: 3 LOB: 1 BB: 1 P: 13	R: 0 E: 0 K: 1 S: 5	H: 0 LOB: 0 BB: 0 P: 5	R: 0 E: 0 K: 1 S: 6	H: 1 LOB: 1 BB: 0 P: 6	1B: 7 2B: 3 3B: 0 HR: 2	SF: 0 SAC: 0 DP: 0 HBP: 0	WP: 0 PB: 0 SB: 0 CS: 1	PA: 41													
<b>PITCHER</b>	IP WLS BF H R ER SO BB IBB HBP BLK WP HR S P ERA WHIP																	<b>PITCHER</b>	IP WLS BF H R ER SO BB IBB HBP BLK WP HR S P ERA WHIP														
<b>Rick Rhoden, R</b> ERA: 4.29 (1, 1)	1.1	10	5	5	5	2	1	0	0	0	0	0	0	13	17	33.75	4.500																
<b>Rod Scurry, L</b> ERA: 4.18 (2, 1)	3.0	12	2	2	2	2	2	0	0	0	0	0	0	14	22	6.00	1.333																
<b>Don Robinson, R</b> ERA: 2.43 (5, 1)	2.2	L	15	4	4	0	3	1	1	0	0	0	1	19	27	0.00	1.875																
<b>John Candelaria, L</b> ERA: 4.23 (8, 1)	1.0	4	1	0	0	1	0	0	0	0	0	0	0	6	6	0.00	1.000																

Pittsburgh Pirates @ Cincinnati Reds  
Riverfront Stadium, Cincinnati, OH  
Wed Jun 05 1985, 7:05 PM EDT  
Att: 12,540 - Unknown

AB 36  
R 11  
H 12  
RBI 10  
BB 5  
SO 8  
LOB 16





Batter	1	2	3	4	5	6	7	8	9	AB	R	H	RBI	BB	SO	LOB	TOP										
<b>Jerry Royster, R</b> OBP: 0.301, SLG: 0.351 (1,4) (8,5)																	4 0 2 0 1 0 1										
<b>Tony Gwynn, L</b> OBP: 0.359, SLG: 0.448 <b>Bobby Brown, S</b> OBP: 0.182, SLG: 0.238 (1,9) (8,PH) (8,9) (9,8)																	3 1 0 0 1 0 2 1 0 0 0 0 1 1										
<b>Steve Garvey, R</b> OBP: 0.307, SLG: 0.481 <b>Al Bumbry, L</b> OBP: 0.311, SLG: 0.302 (1,3) (8,PH) (8,8) (9,7)																	3 2 1 0 1 0 2 1 0 0 0 0 0 1										
<b>Kevin McReynolds, R</b> OBP: 0.322, SLG: 0.424 <b>Mario Ramirez, R</b> OBP: 0.231, SLG: 0.231 (1,8) (8,4)																	5 2 3 1 0 0 2 0 0 0 0 0 0 0										
<b>Carmelo Martinez, R</b> OBP: 0.349, SLG: 0.517 <b>Gery Davis, R</b> OBP: 0.354, SLG: 0.429 (1,7) (9,9)																	4 2 1 3 1 1 1 0 0 0 0 0 0 0										
<b>Kurt Bevacqua, R</b> OBP: 0.423, SLG: 0.478 (1,5) (8,3)																	5 2 2 4 0 0 1										
<b>Bruce Bochy, R</b> OBP: 0.241, SLG: 0.321 (1,2)																	4 0 1 0 1 0 1										
<b>Garry Templeton, S</b> OBP: 0.312, SLG: 0.394 (1,6)																	4 0 2 1 0 0 2										
<b>Mark Thurmond, L</b> (1,1)																	3 0 0 0 0 1 2 1 0 0 0 0 1 2										
<b>Luis DeLeon, R</b> OBP: 0.200, SLG: 0.200 (6,1)																											
<b>Inning Stats</b>	R: 0 E: 0 K: 0 S: 4	H: 1 LOB: 1 BB: 0 P: 4	R: 0 E: 0 K: 1 S: 6	H: 1 LOB: 1 BB: 0 P: 6	R: 4 E: 0 K: 0 S: 6	H: 3 LOB: 0 BB: 1 P: 10	R: 0 E: 0 K: 0 S: 4	H: 1 LOB: 1 BB: 0 P: 4	R: 4 E: 0 K: 1 S: 8	H: 3 LOB: 1 BB: 2 P: 16	R: 0 E: 1 K: 0 S: 3	H: 1 LOB: 0 BB: 0 P: 3	R: 1 E: 0 K: 1 S: 7	H: 2 LOB: 2 BB: 1 P: 11	R: 0 E: 0 K: 1 S: 5	H: 0 LOB: 1 BB: 1 P: 9	R: 0 E: 0 K: 0 S: 3	H: 0 LOB: 0 BB: 0 P: 3	1B: 8 2B: 2 3B: 0 HR: 2	SF: 0 SAC: 0 DP: 1 HBP: 0	WP: 0 PB: 0 SB: 1 CS: 1	PA: 43					
<b>PITCHER</b>	IP	WLS	BF	H	R	ER	SO	BB	IBB	HBP	BLK	WP	HR	S	P	ERA	WHIP										
<b>Tom Browning, L</b> ERA: 3.54 (1,1)	4.1	L	24	8	8	8	1	2	1	0	0	0	2	23	35	16.61	2.308										
<b>Frank Pastore, R</b> ERA: 5.4 (5,1)	0.2		3	1	0	0	1	0	0	0	0	0	0	5	5	0.00	1.500										
<b>Ron Robinson, R</b> ERA: 2.92 (6,1)	2.0		9	3	1	1	1	1	0	0	0	0	0	10	14	4.50	2.000										
<b>John Stupper, R</b> ERA: 5.46 (8,1)	2.0		7	0	0	0	1	1	0	0	0	0	0	8	12	0.00	0.500										

San Diego Padres @ Cincinnati Reds  
Riverfront Stadium, Cincinnati, OH  
Fri Jun 07 1985, 7:05 PM EDT  
Unknown

AB	38
R	9
H	12
RBI	9
BB	5
SO	4
LOB	18



Batter	1	2	3	4	5	6	7	8	9	AB	R	H	RBI	BB	SO	LOB	BOTTOM										
<b>Gary Redus, R</b> OBP: 0.427, SLG: 0.514 <b>Max Venable, L</b> OBP: 0.500, SLG: 1.000 (1,8) (8,PH) (9,8)																	2 1 0 0 0 0 0 1 0 0 0 0 0 0										
<b>Dave Concepcion, R</b> OBP: 0.318, SLG: 0.415 (1,6)																	4 0 2 1 0 0 1										
<b>Dave Parker, L</b> OBP: 0.358, SLG: 0.530 (1,9)																	3 0 0 0 1 0 2										
<b>Tony Perez, R</b> OBP: 0.543, SLG: 0.893 (1,3)																	3 0 0 0 1 0 1										
<b>Cesar Cedeno, R</b> OBP: 0.301, SLG: 0.305 (1,7)																	4 0 1 0 0 1 2										
<b>Nick Easkey, R</b> OBP: 0.310, SLG: 0.375 (1,5)																	4 1 1 0 0 2 1										
<b>Ron Oester, S</b> OBP: 0.364, SLG: 0.412 (1,4)																	4 1 1 1 0 0 1										
<b>Dave Vangorder, R</b> OBP: 0.264, SLG: 0.286 <b>Tom Foley, L</b> OBP: 0.182, SLG: 0.215 (1,2) (9,PH)																	2 0 0 1 0 1 0 1 0 0 0 0 0 1										
<b>Tom Browning, L</b> OBP: 0.167, SLG: 0.048 <b>Frank Pastore, R</b> OBP: 0.333, SLG: 0.687 <b>Eddie Miller, R</b> OBP: 0.316, SLG: 0.239 <b>Ron Robinson, R</b> OBP: 0.307, SLG: 0.325 <b>Wayne Krenchicki, L</b> <b>John Stupper, R</b> OBP: 0.200, SLG: 0.277 (1,1) (5,1) (5,PH) (8,1) (7,PH) (8,1)																	1 0 0 0 0 1 0 0 0 0 0 0 0 0 1 0 0 0 0 0 0 0 0 0 0 0 0 0 1 0 0 0 0 1 0 0 0 0 0 0 0 0										
<b>Inning Stats</b>	R: 0 E: 1 K: 1 S: 5	H: 1 LOB: 2 BB: 2 P: 13	R: 0 E: 0 K: 1 S: 5	H: 0 LOB: 0 BB: 0 P: 5	R: 0 E: 0 K: 1 S: 5	H: 0 LOB: 0 BB: 0 P: 5	R: 0 E: 0 K: 0 S: 3	H: 0 LOB: 0 BB: 0 P: 3	R: 3 E: 0 K: 0 S: 6	H: 3 LOB: 1 BB: 0 P: 7	R: 0 E: 0 K: 1 S: 5	H: 0 LOB: 0 BB: 0 P: 5	R: 0 E: 0 K: 2 S: 7	H: 0 LOB: 0 BB: 0 P: 7	R: 0 E: 1 K: 0 S: 4	H: 0 LOB: 1 BB: 0 P: 4	R: 0 E: 0 K: 0 S: 4	H: 1 LOB: 1 BB: 0 P: 4	1B: 3 2B: 1 3B: 1 HR: 0	SF: 1 SAC: 0 DP: 0 HBP: 1	WP: 0 PB: 0 SB: 1 CS: 1	PA: 35					
<b>PITCHER</b>	IP	WLS	BF	H	R	ER	SO	BB	IBB	HBP	BLK	WP	HR	S	P	ERA	WHIP										
<b>Mark Thurmond, L</b> ERA: 4.08 (1,1)	5.0	W	21	4	3	3	3	2	0	1	0	0	0	24	33	5.40	1.200										
<b>Luis DeLeon, R</b> ERA: 3.45 (6,1)	4.0	S	14	1	0	0	3	0	0	0	0	0	0	20	20	0.00	0.250										

San Diego Padres @ Cincinnati Reds  
Riverfront Stadium, Cincinnati, OH  
Fri Jun 07 1985, 7:05 PM EDT  
Unknown

AB	31
R	3
H	5
RBI	3
BB	2
SO	6
LOB	9





Batter	1	2	3	4	5	6	7	8	9	10	11	AB	R	H	RBI	BB	SO	LOB	TOP							
Tim Flannery, L OBP: 0.391, SLG: 0.374 (1, 4)	6-3 ①		6-3 ②		1B 1B		1B 2B		4-3 ①		F9 ①	6	1	2	0	0	0	1								
Tony Gwynn, L OBP: 0.368, SLG: 0.466 (1, 9)	FC6-4 1B		4-3 ③		1B		1B IBB		5-3 ②		HR	5	2	3	1	1	0	1								
Steve Garvey, R OBP: 0.308, SLG: 0.481 (1, 3)	FC6-4 1-2			F4 ①	6-3 ③		1B 1H 2H		2B		K ②	6	0	2	2	0	1	3								
Terry Kennedy, L OBP: 0.328, SLG: 0.458 (1, 2)	4-3 ③			G3 1B BB		G4-3 2B		F5 ③	4-3 ③		K ③	5	0	1	0	1	1	3								
Kevin McReynolds, R OBP: 0.333, SLG: 0.434 (1, 8)		F8 ①		G3 1B		G4-3 1B		G6-3 1B		1B 1B		5	0	4	0	0	0	0								
Graig Nettles, L OBP: 0.365, SLG: 0.353 (1, 5)	6-3 ②			G3		G4-3 ②		G6-3 ②		F9 ①		5	0	0	0	0	0	6								
Carmelo Martinez, R OBP: 0.350, SLG: 0.610 (1, 7)	F6 ③			1-3		K ③		1B BB		1B 1-3		4	0	1	0	1	1	3								
Garry Templeton, S OBP: 0.314, SLG: 0.394 (1, 6)				6-3 S 1B		F9 ①		1-3 ①		F5 ②		5	0	2	0	0	0	2								
Eric Show, R OBP: 0.083, SLG: 0.083 Rich Gossage, R (8, 1)				K ①		4-3 ②		6-3 ②		F6 ③		4	0	0	0	0	1	3								
Al Bumbry, L OBP: 0.394, SLG: 0.295 Craig Lefferts, L OBP: 0.500, SLG: 0.500 (10, PH)											F8 ③	1	0	0	0	0	0	2								
												0	0	0	0	0	0	0								
<b>Inning Stats</b>	R: 0 E: 0 K: 0 S: 4	H: 1 LOB: 1 BB: 0 P: 4	R: 0 E: 0 K: 0 S: 3	H: 0 LOB: 0 BB: 0 P: 3	R: 0 E: 0 K: 1 S: 6	H: 1 LOB: 1 BB: 0 P: 6	R: 0 E: 0 K: 0 S: 4	H: 1 LOB: 2 BB: 1 P: 8	R: 0 E: 0 K: 0 S: 5	H: 2 LOB: 2 BB: 0 P: 5	R: 0 E: 0 K: 1 S: 6	H: 2 LOB: 1 BB: 0 P: 6	R: 2 E: 0 K: 0 S: 5	H: 2 LOB: 1 BB: 1 P: 9	R: 0 E: 0 K: 0 S: 4	H: 2 LOB: 2 BB: 1 P: 8	R: 0 E: 0 K: 0 S: 5	H: 2 LOB: 2 BB: 0 P: 5	R: 1 E: 0 K: 2 S: 8	H: 1 LOB: 0 BB: 0 P: 8	1B: 11 2B: 3 3B: 0 HR: 1	SF: 0 SAC: 0 DP: 2 HBP: 0	WP: 1 PB: 0 SB: 1 CS: 0	PA: 49		
<b>PITCHER</b>	IP ERA WLS BF H R ER SO BB IBB HBP BLK WP HR S P ERA WHIP	8.0 4.66 1.0 4 1 0 0 0 0 0 0 0 0 0 0 4 4 0.00 1.000	2.0 L 9 3 1 1 2 0 0 0 0 0 0 1 13 13 4.50 1.500																							

San Diego Padres @ Cincinnati Reds  
Riverfront Stadium, Cincinnati, OH  
Fri Jun 07 1985, 7:05 PM EDT  
Att: 37,753 - Unknown

AB 46  
R 3  
H 15  
RBI 3  
BB 3  
SO 4  
LOB 24



Batter	1	2	3	4	5	6	7	8	9	10	11	AB	R	H	RBI	BB	SO	LOB	BOTTOM			
Gary Redus, R OBP: 0.415, SLG: 0.506 (1, 7)	F8 ①		2B		F2 ③			F8 ①	K ③			5	0	1	0	0	1	3				
Eddie Milner, L OBP: 0.307, SLG: 0.238 (1, 8)	F5 ②		F7 ③			F9 ①		G4-6-3 1B		4-3 ①		5	0	1	0	0	0	1				
Pete Rose, S OBP: 0.406, SLG: 0.384 (1, 3)	1B			BB BB		F7 ②		G4-6-3 1B		6-3 ②		4	0	1	0	1	0	2				
Dave Parker, L OBP: 0.359, SLG: 0.522 (1, 9)	F9 ③			BB BB		CS BB		4-3 ③		4-3 ③		3	0	0	0	2	1	1				
Alan Knicely, R OBP: 0.403, SLG: 0.603 Cesar Cedeno, R OBP: 0.301, SLG: 0.305 (11, PR)		K ①		K ①		CS ③		F8 ②		F8 ②		5	0	2	0	0	2	2				
Dave Concepcion, R OBP: 0.315, SLG: 0.410 (10, 5)	5-3 ②			F9 ②		2B		F9 ①		E 2B 1B		5	1	1	0	0	0	4				
Ron Oester, S OBP: 0.353, SLG: 0.397 (1, 4)	4-3 ③			F2 ③		F6 ②		F6 ②		E6 2B		5	1	0	0	0	1	5				
Wayne Krenchicki, L OBP: 0.351, SLG: 0.400 Tom Foley, L OBP: 0.182, SLG: 0.215 (9, PR)			G3 ①			F8 ①		K ③		1H 2H 2B		4	0	1	2	0	1	1				
Jay Tibbs, R OBP: 0.133, SLG: 0.071 Max Venable, L OBP: 0.667, SLG: 1.000 John Franco, L OBP: 0.324, SLG: 0.484 Duane Walker, L OBP: 0.324, SLG: 0.484 Ted Power, R (10, 1)				K ②		K ②		1B 1B		1B IBB		2	0	0	0	0	2	0				
												1	0	1	0	0	0	0				
												0	0	0	0	0	0	0				
												0	0	0	0	0	0	0				
												0	0	0	0	0	0	0				
<b>Inning Stats</b>	R: 0 E: 0 K: 0 S: 4	H: 1 LOB: 1 BB: 0 P: 4	R: 0 E: 0 K: 1 S: 5	H: 0 LOB: 0 BB: 0 P: 5	R: 0 E: 0 K: 1 S: 6	H: 1 LOB: 1 BB: 0 P: 6	R: 0 E: 0 K: 1 S: 5	H: 0 LOB: 2 BB: 2 P: 13	R: 0 E: 0 K: 1 S: 5	H: 1 LOB: 1 BB: 0 P: 6	R: 0 E: 0 K: 0 S: 4	H: 2 LOB: 2 BB: 1 P: 4	R: 2 E: 1 K: 1 S: 8	H: 2 LOB: 2 BB: 1 P: 12	R: 0 E: 0 K: 1 S: 5	H: 0 LOB: 0 BB: 0 P: 5	R: 0 E: 0 K: 1 S: 5	H: 1 LOB: 1 BB: 0 P: 5	1B: 5 2B: 3 3B: 0 HR: 0	SF: 0 SAC: 0 DP: 1 HBP: 0	WP: 0 PB: 0 SB: 0 CS: 2	PA: 44
<b>PITCHER</b>	IP ERA WLS BF H R ER SO BB IBB HBP BLK WP HR S P ERA WHIP	7.1 3.23 1.2 8 2 2 0 1 0 0 0 0 0 0 9 13 0.00 1.200	2.0 W 6 1 0 0 2 0 0 0 0 0 0 0 10 10 0.00 0.500																			

San Diego Padres @ Cincinnati Reds  
Riverfront Stadium, Cincinnati, OH  
Fri Jun 07 1985, 7:05 PM EDT  
Att: 37,753 - Unknown

AB 39  
R 2  
H 8  
RBI 2  
BB 4  
SO 8  
LOB 19





Batter	1	2	3	4	5	6	7	8	9	AB	R	H	RBI	BB	SO	LOB	TOP								
Jerry Royster, R OBP: 0.318, SLG: 0.366 (1, 4)	F3		K		SF7 PB 1B		2B 1B		1B	5	2	3	1	0	1	0	<b>San Diego Padres @ Cincinnati Reds</b> Riverfront Stadium, Cincinnati, OH Sat Jun 08 1985, 3:33 AM EDT Att: 27,865 - Unknown								
Tony Gwynn, L OBP: 0.385, SLG: 0.469 (1, 9)	F7		6-3		PB 1B		2B		4-3	5	0	2	1	0	0	1									
Steve Garvey, R OBP: 0.303, SLG: 0.475 (1, 3)	K			F8	SF7		K			3	0	0	1	0	2	1									
Kevin McReynolds, R OBP: 0.332, SLG: 0.430 (1, 8)		F3			F5				F9	4	0	1	0	0	0	1									
Carmelo Martinez, R OBP: 0.359, SLG: 0.513 (1, 7)		1B 1B		F7		G4-6-3 1B		G3 BB		3	0	2	0	1	0	1									
Kurt Bevacqua, R OBP: 0.406, SLG: 0.444 (1, 5)		1B		F8		G4-6-3 1-2		G3 1-2		4	0	1	0	0	0	3									
Bruce Bochy, R OBP: 0.250, SLG: 0.355 Terry Kennedy, L OBP: 0.326, SLG: 0.455 (8, PH)	K				1B 1B 2B		5-3		4-3	3	1	1	0	0	1	2									
Mario Ramirez, R OBP: 0.200, SLG: 0.200 Tim Flannery, L OBP: 0.385, SLG: 0.368 (7, PH)	F1				F9			G3	G3	2	0	0	0	0	0	3									
Dave Dravecky, R Bobby Brown, S Tim Stoddard, R Al Bumbry, L Greg Booker, R Gerry Davis, R (5, PH)			5-3		1B 1B SF7 1B			4-3	6-3	1	0	0	0	0	0	0									
Inning Stats	R: 0 E: 0 K: 1 S: 5	H: 0 LOB: 0 BB: 0 P: 5	R: 0 E: 0 K: 1 S: 7	H: 2 LOB: 2 BB: 0 P: 7	R: 0 E: 0 K: 1 S: 5	H: 0 LOB: 0 BB: 0 P: 5	R: 0 E: 0 K: 0 S: 4	H: 1 LOB: 1 BB: 0 P: 4	R: 3 E: 0 K: 0 S: 7	H: 4 LOB: 1 BB: 0 P: 7	R: 0 E: 0 K: 0 S: 3	H: 1 LOB: 0 BB: 0 P: 3	R: 1 E: 0 K: 1 S: 7	H: 2 LOB: 1 BB: 0 P: 7	R: 0 E: 0 K: 0 S: 3	H: 0 LOB: 1 BB: 1 P: 7		R: 0 E: 0 K: 0 S: 4	H: 1 LOB: 1 BB: 0 P: 4	1B: 9 2B: 2 3B: 0 HR: 0	SF: 1 SAC: 0 DP: 1 HBP: 0	WP: 0 PB: 1 SB: 0 CS: 0	PA: 38		
PITCHER	IP	WLS	BF	H	R	ER	SO	BB	IBB	HBP	BLK	WP	HR	S	P	ERA	WHIP								
Joe Price, L ERA: 3.1 (1, 1)	5.0	W	22	7	3	2	3	0	0	0	0	0	0	28	28	3.60	1.400								
Tom Hume, R ERA: 3.33 (6, 1)	3.0		12	3	1	1	1	1	0	0	0	0	0	13	17	3.00	1.333								
John Franco, L ERA: 3.27 (9, 1)	1.0	S	4	1	0	0	0	0	0	0	0	0	0	4	4	0.00	1.000								

AB	36
R	4
H	11
RBI	3
BB	1
SO	4
LOB	13

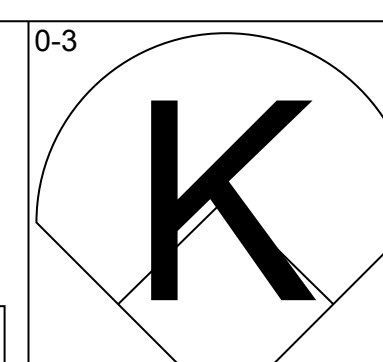
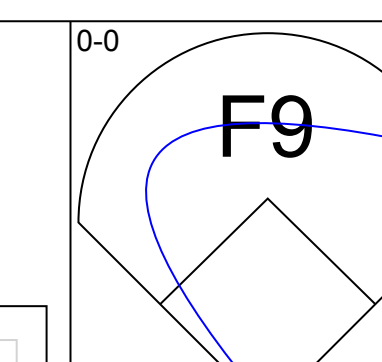
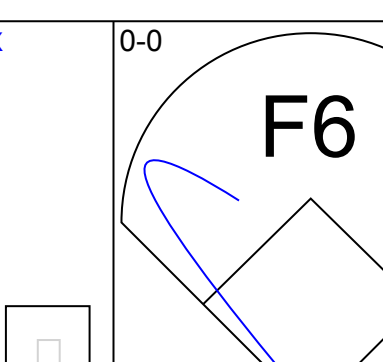
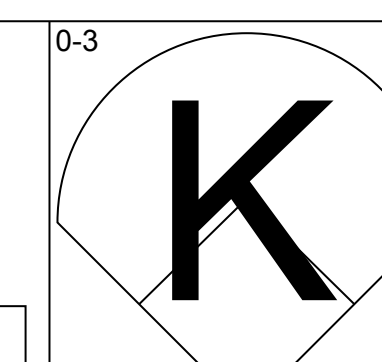
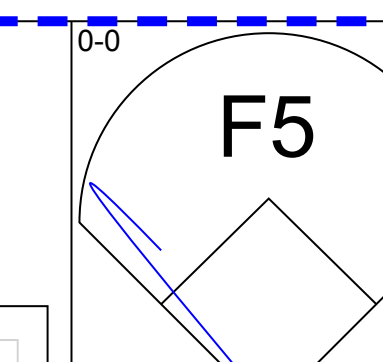
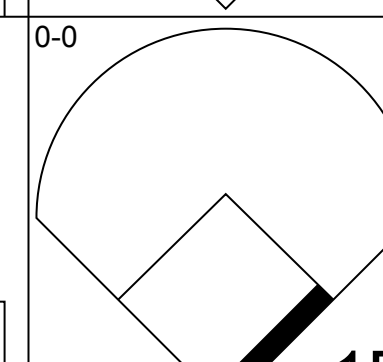
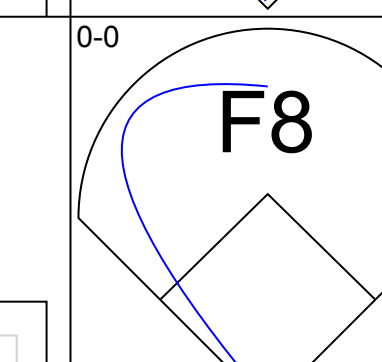
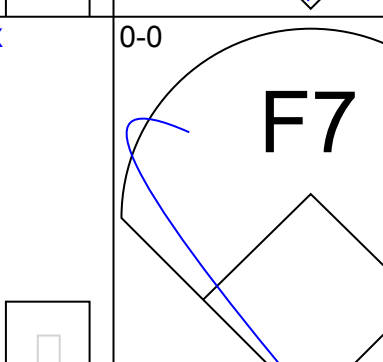
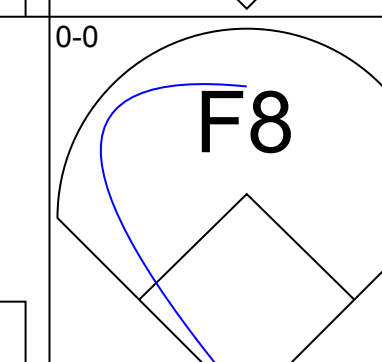
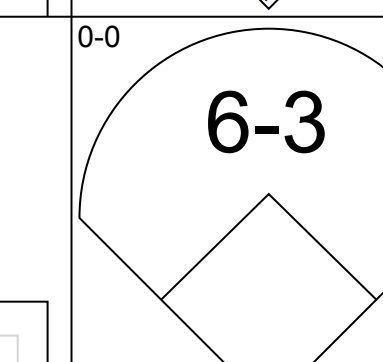
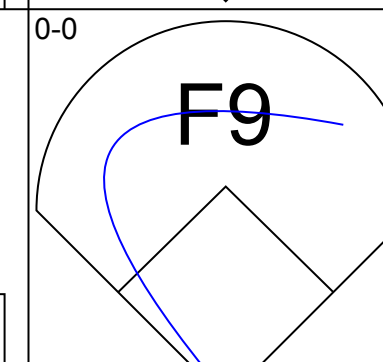
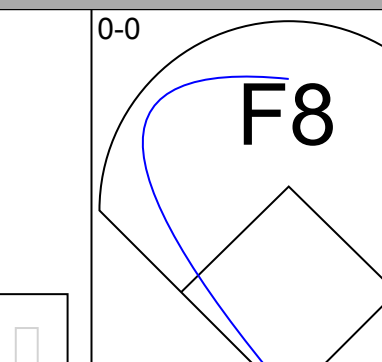
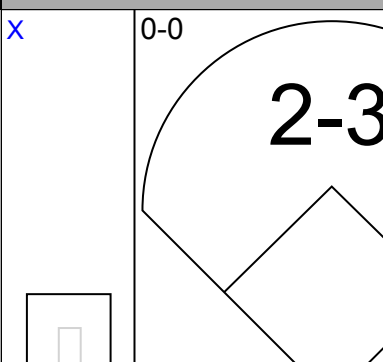
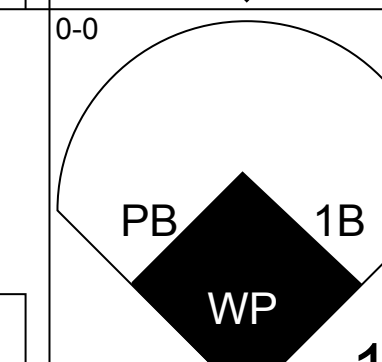
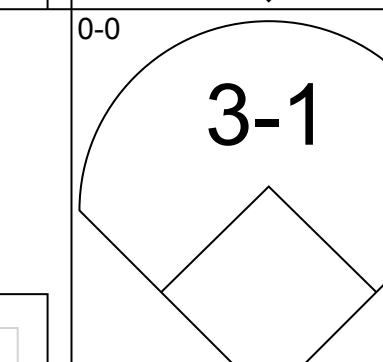
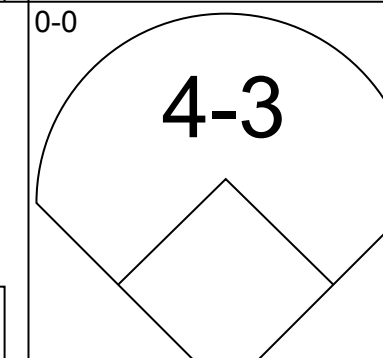
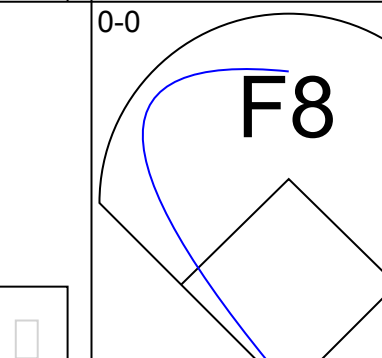
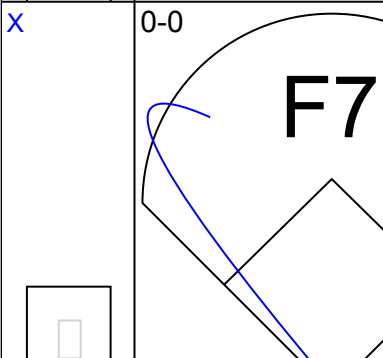
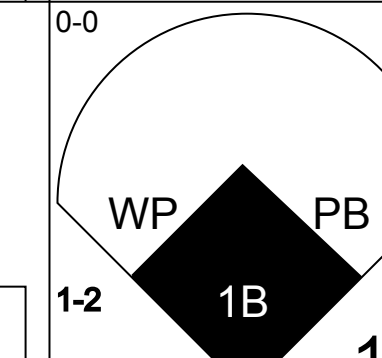
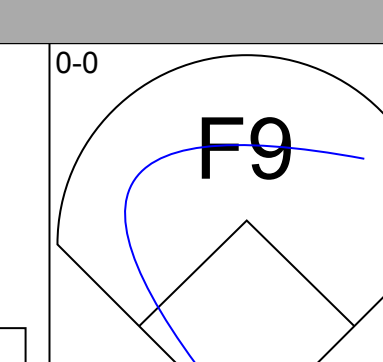
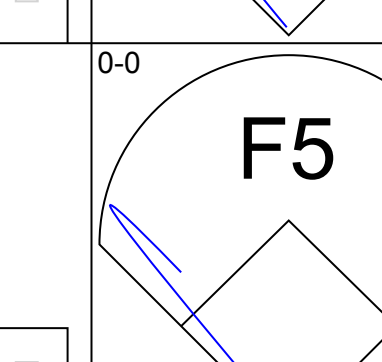
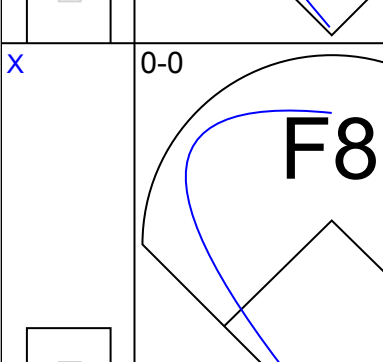
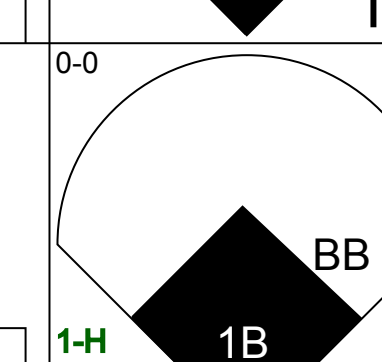
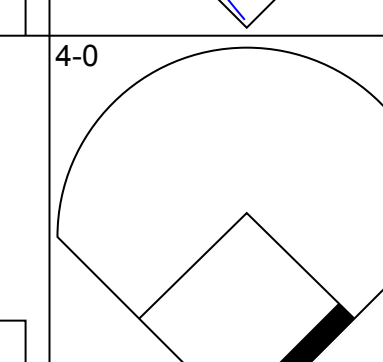
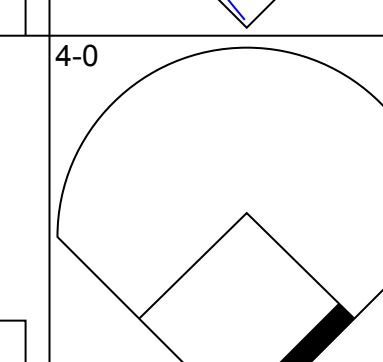
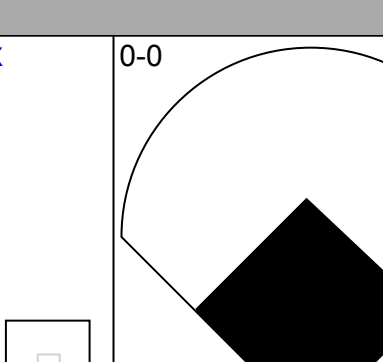
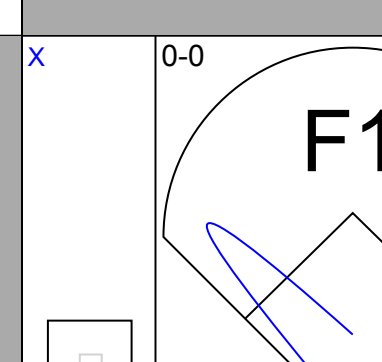
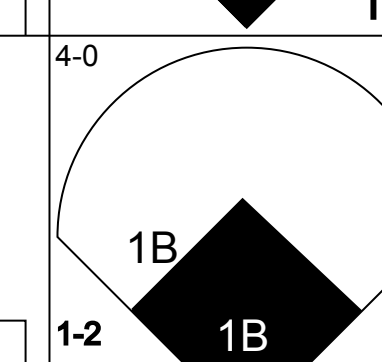
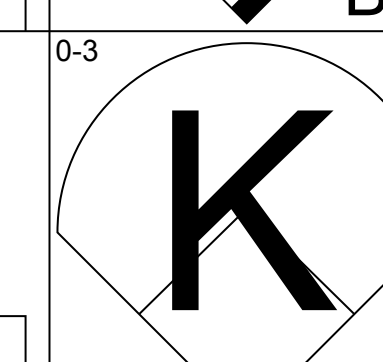
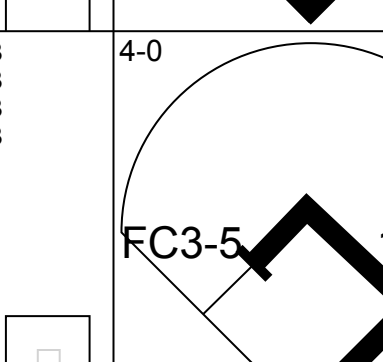
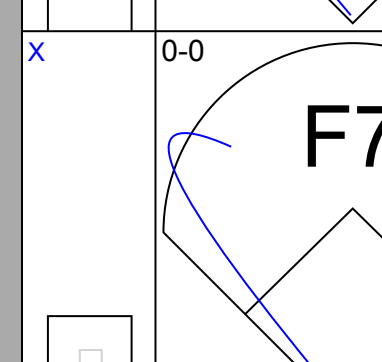
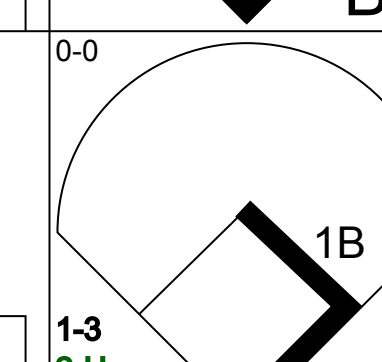
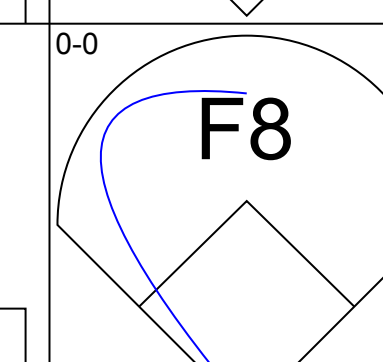
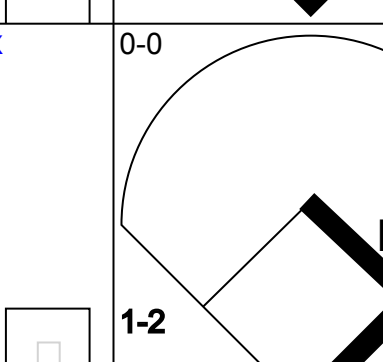
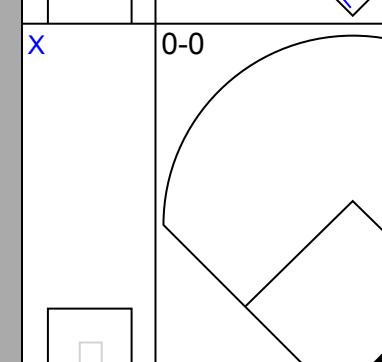
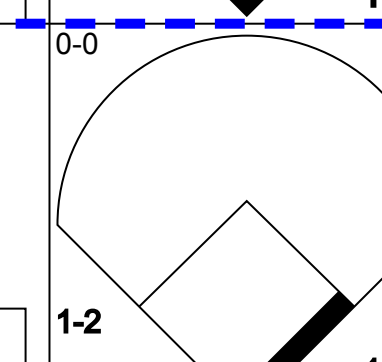
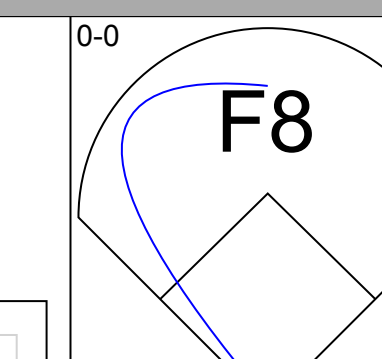
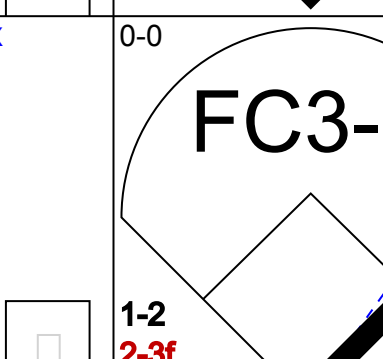
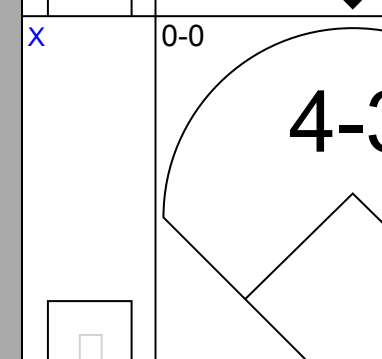
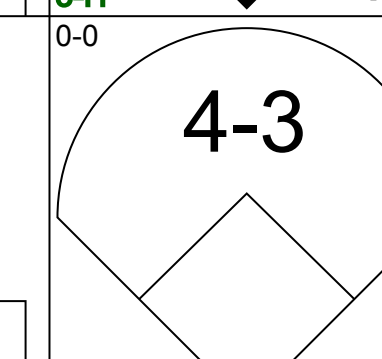
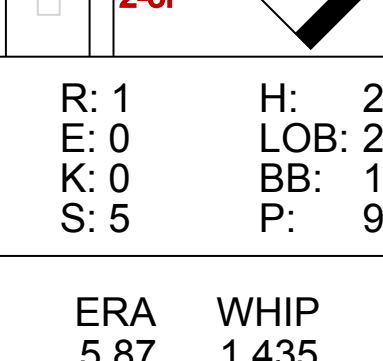


Batter	1	2	3	4	5	6	7	8	9	AB	R	H	RBI	BB	SO	LOB	BOTTOM								
Gary Redus, R OBP: 0.418, SLG: 0.506 (1, 8)	S 1B		F8		F4		WP SF8 1B			4	2	2	0	0	0	0	<b>San Diego Padres @ Cincinnati Reds</b> Riverfront Stadium, Cincinnati, OH Sat Jun 08 1985, 3:33 AM EDT Att: 27,865 - Unknown								
Dave Concepcion, R OBP: 0.324, SLG: 0.411 (1, 6)	1B SF8 BB		6-3		FC5-4 1B		S BB			2	1	1	0	2	0	0									
Dave Parker, L OBP: 0.361, SLG: 0.522 (1, 9)	CS 1B			HR BB	FC5-4		SF8			2	1	1	2	1	0	1									
Tony Perez, R OBP: 0.513, SLG: 0.839 Eddie Milner, L OBP: 0.307, SLG: 0.238 (1, 3)	SF8			HR 1B		4-3	6-3			3	1	1	1	0	0	1									
Alan Knicely, R OBP: 0.395, SLG: 0.577 (1, 2)	K			F5		K		G6-4-3 WP BB		3	0	0	0	1	2	3									
Cesar Cedeno, R OBP: 0.313, SLG: 0.331 (1, 7)	F6			HR		E S 1B BB		G6-4-3 BB		2	2	1	3	2	0	0									
Nick Esasky, R OBP: 0.308, SLG: 0.371 (1, 5)	K			F4		1B		G6-4-3		4	0	1	1	0	1	2									
Ron Oester, S OBP: 0.344, SLG: 0.386 (1, 4)	F9			F8		F7		F8		4	0	0	0	0	0	2									
Joe Price, R Max Venable, L Tom Hume, R John Franco, L (1, 1)	F6			F6		5-3				1	0	0	0	0	0	0									
Inning Stats	R: 2 E: 0 K: 1 S: 6	H: 2 LOB: 1 BB: 1 P: 10	R: 0 E: 0 K: 1 S: 5	H: 0 LOB: 0 BB: 0 P: 5	R: 0 E: 0 K: 0 S: 3	H: 0 LOB: 0 BB: 0 P: 3	R: 3 E: 0 K: 0 S: 5	H: 2 LOB: 1 BB: 1 P: 9	R: 0 E: 0 K: 0 S: 4	H: 1 LOB: 1 BB: 0 P: 4	R: 1 E: 0 K: 1 S: 6	H: 1 LOB: 1 BB: 1 P: 10	R: 1 E: 0 K: 0 S: 4	H: 1 LOB: 1 BB: 1 P: 8	R: 0 E: 0 K: 0 S: 2	H: 0 LOB: 2 BB: 2 P: 10		1B: 6 2B: 1 3B: 0 HR: 1	SF: 2 SAC: 0 DP: 2 HBP: 0	WP: 2 PB: 0 SB: 4 CS: 1	PA: 35				
PITCHER	IP	WLS	BF	H	R	ER	SO	BB	IBB	HBP	BLK	WP	HR	S	P	ERA	WHIP								
Dave Dravecky, L ERA: 2.95 (1, 1)	4.0	L	17	4	5	5	2	2	0	0	0	0	0	19	27	11.25	1.500								
Tim Stoddard, R ERA: 5.4 (5, 1)	2.0		9	2	1	1	1	1	0	0	0	0	0	10	14	4.50	1.500								
Greg Booker, R ERA: 4.91 (7, 1)	2.0		9	1	1	1	0	3	0	0	0	2	0	6	18	4.50	2.000								

AB	27
R	7
H	7
RBI	7
BB	6
SO	3
LOB	9

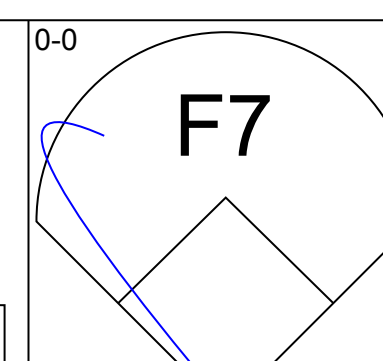
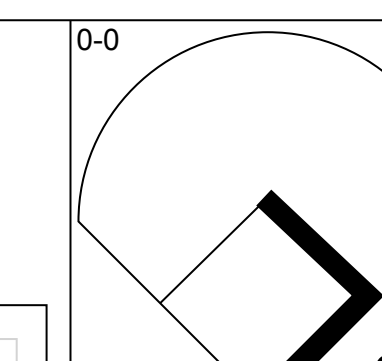
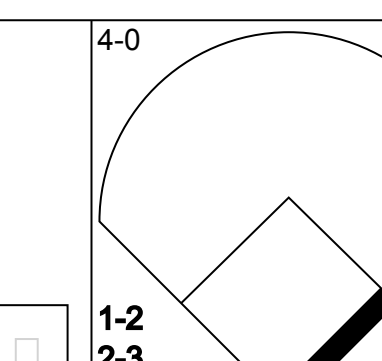
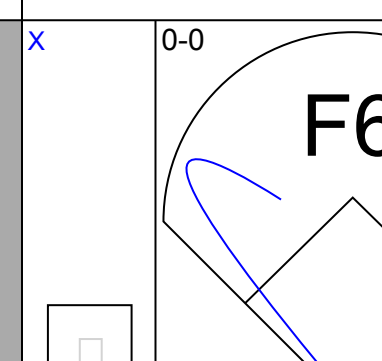
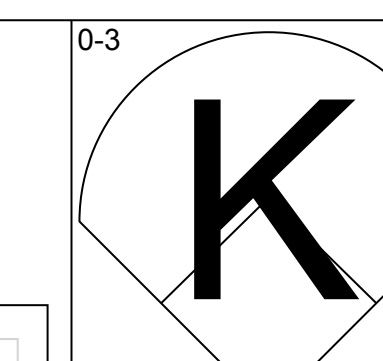
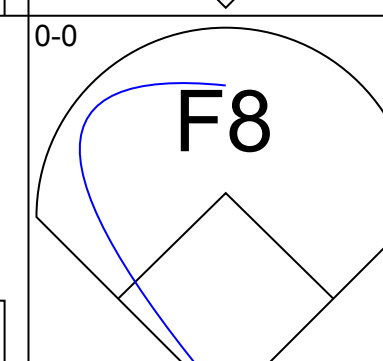
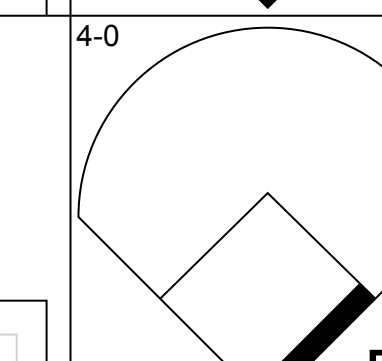
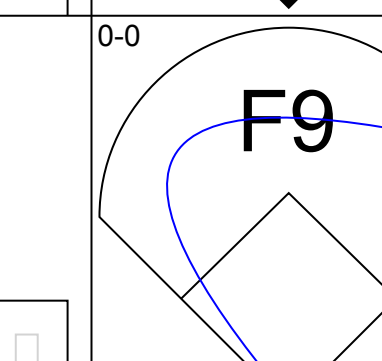
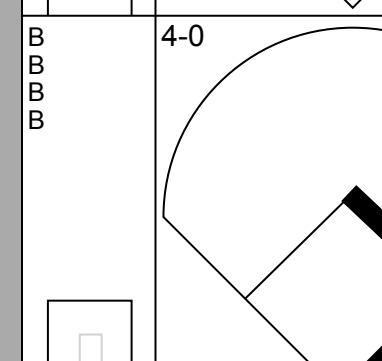
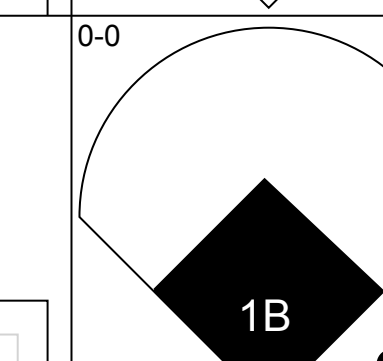
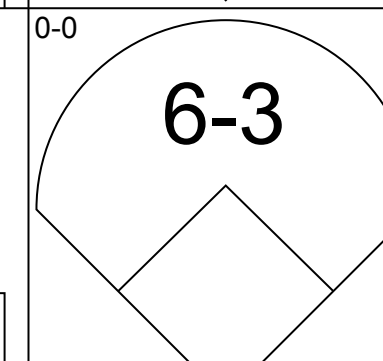
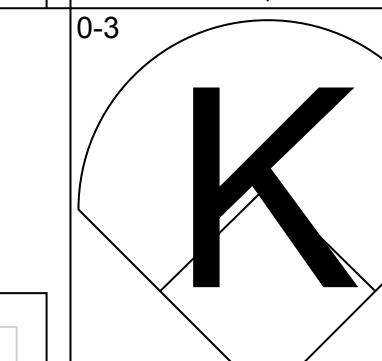
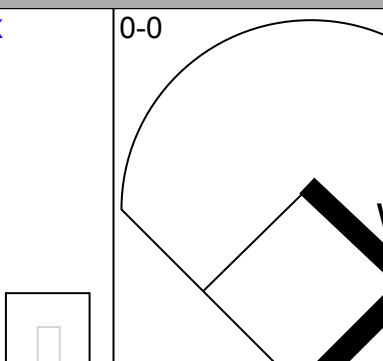
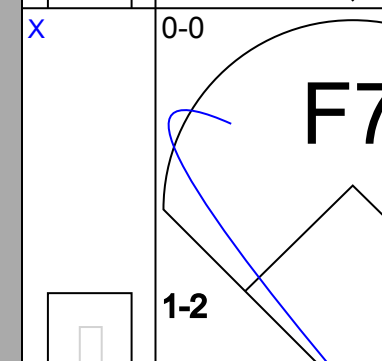
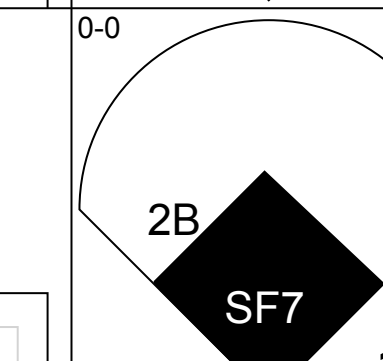
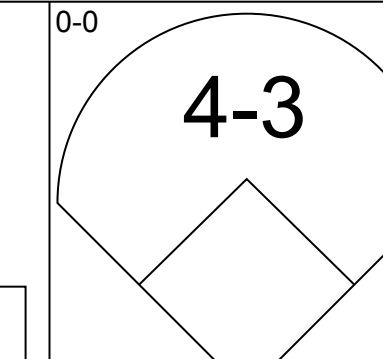
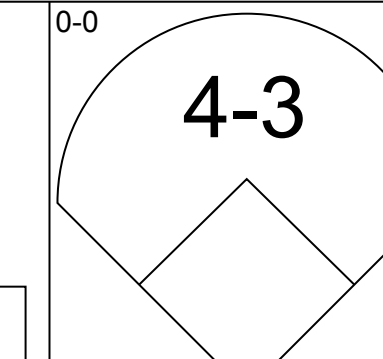
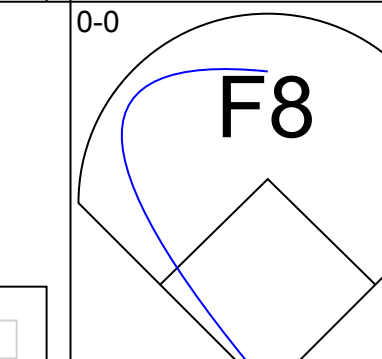
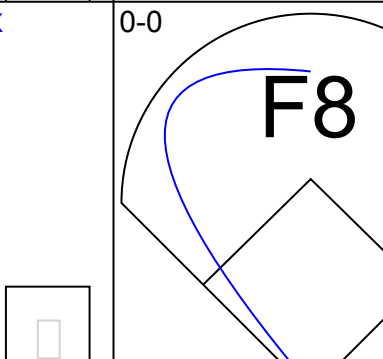
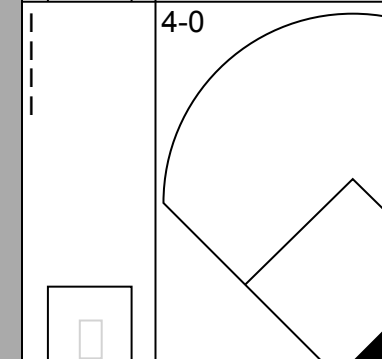
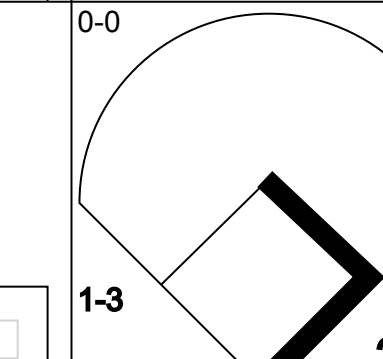
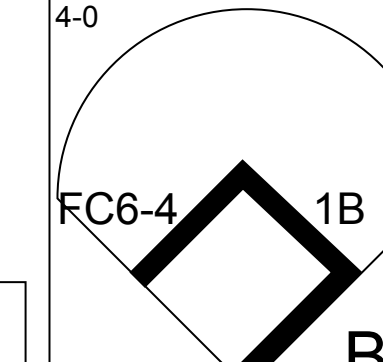
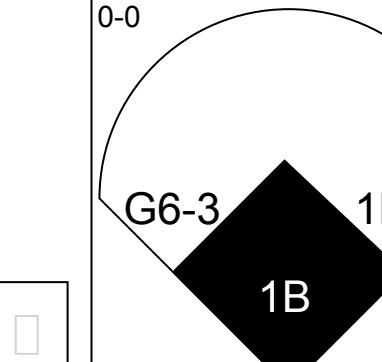
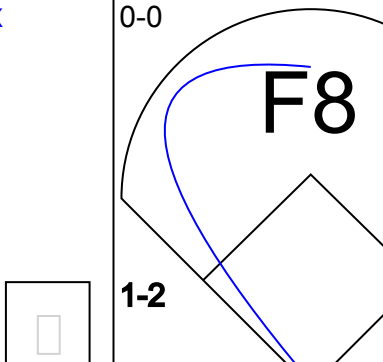
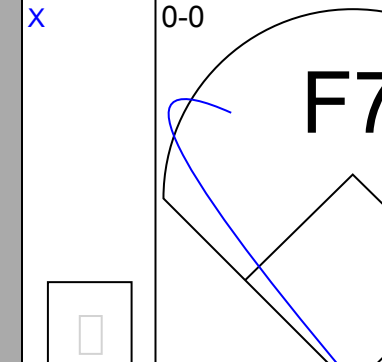
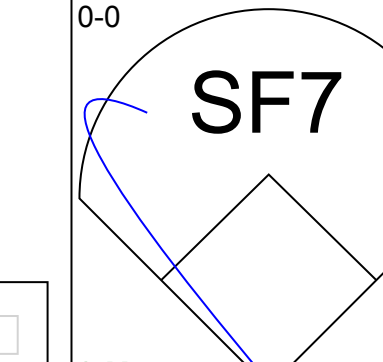
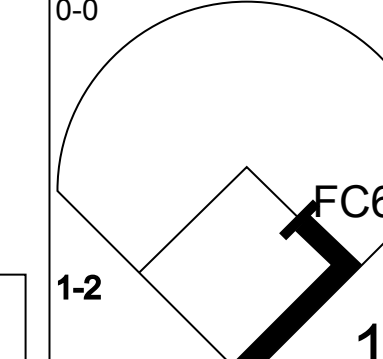
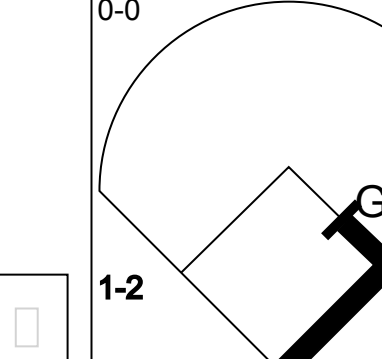
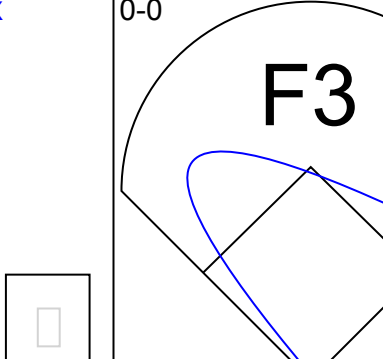
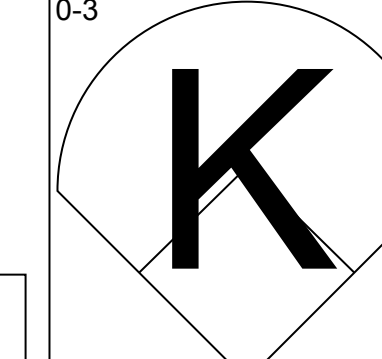
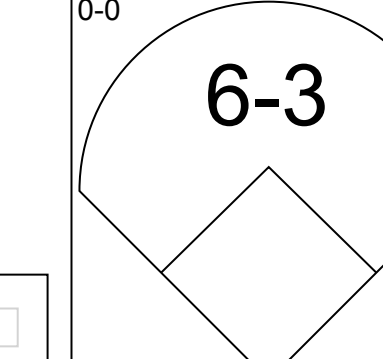
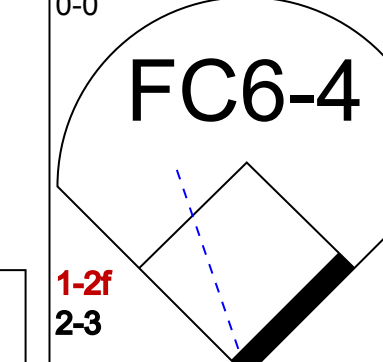
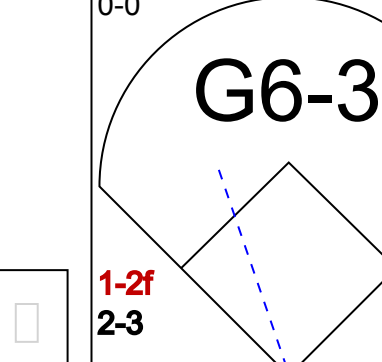
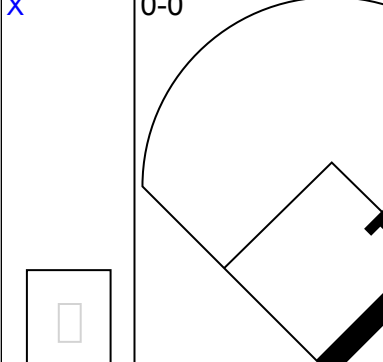
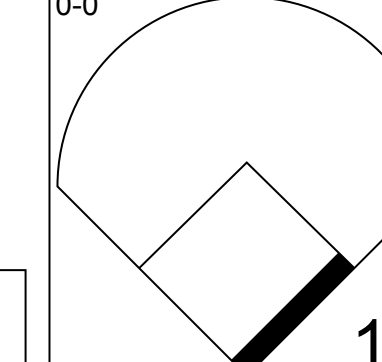
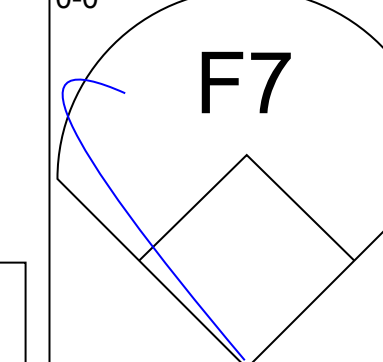
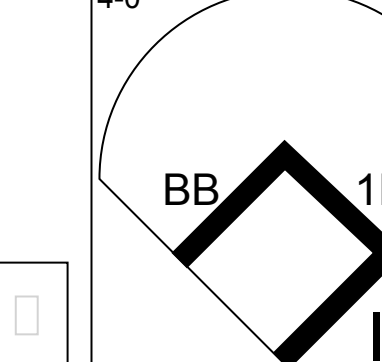
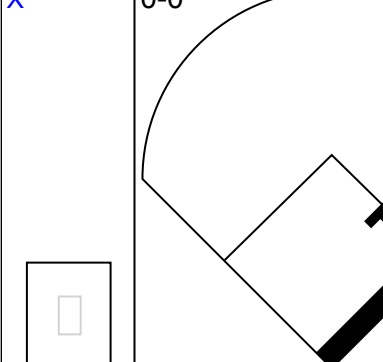
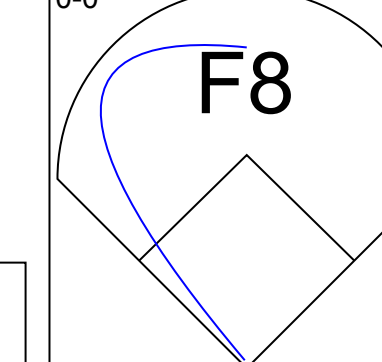
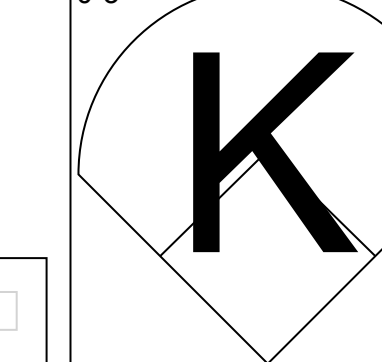
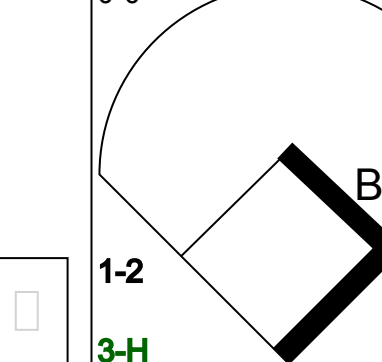
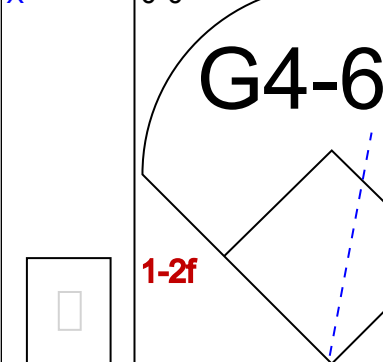
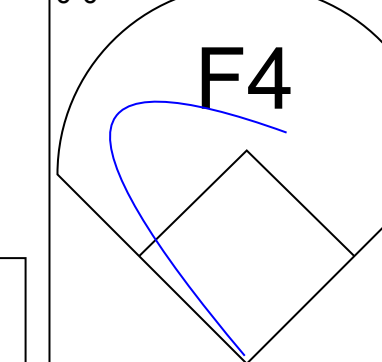
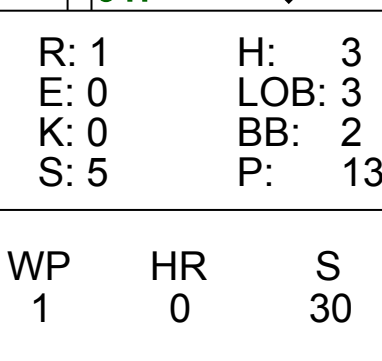




Batter	1	2	3	4	5	6	7	8	9	AB	R	H	RBI	BB	SO	LOB	TOP					
Tim Flannery, L (1.4) OBP: 0.371, SLG: 0.352										5	0	0	0	0	2	2	<b>San Diego Padres @ Cincinnati Reds</b> Riverfront Stadium, Cincinnati, OH Sun Jun 09 1985, 3:33 AM EDT Att: 28,971 - Unknown					
Tony Gwynn, L (1.9) OBP: 0.395, SLG: 0.463										5	0	1	0	0	0	2						
Steve Garvey, R (1.3) OBP: 0.300, SLG: 0.469										5	1	1	0	0	0	1						
Terry Kennedy, L (1.2) OBP: 0.325, SLG: 0.451										4	1	1	0	0	0	1						
Kevin McReynolds, R (1.8) OBP: 0.330, SLG: 0.426										4	1	1	1	0	0	0						
Graig Nettles, L (1.5) OBP: 0.393, SLG: 0.378										2	2	1	1	2	0	0						
Carmelo Martinez, R (1.7) OBP: 0.362, SLG: 0.599										3	0	1	1	1	1	1						
Garry Templeton, S (1.6) OBP: 0.323, SLG: 0.402										4	0	3	1	0	0	1						
Andy Hawkins, R (1.1) OBP: 0.161, SLG: 0.133										3	0	0	0	0	0	3						
Al Bumbry, L (8, PH) OBP: 0.292, SLG: 0.283										1	0	0	0	0	0	2						
Rich Gossage, R (8, 1)										0	0	0	0	0	0	0						
<b>Inning Stats</b>	R: 0 E: 0 K: 1 S: 6	H: 1 LOB: 1 BB: 0 P: 6	R: 0 E: 0 K: 1 S: 5	H: 0 LOB: 1 BB: 1 P: 9	R: 0 E: 0 K: 0 S: 3	H: 0 LOB: 0 BB: 0 P: 3	R: 0 E: 0 K: 0 S: 3	H: 0 LOB: 0 BB: 0 P: 3	R: 1 E: 0 K: 0 S: 5	H: 2 LOB: 2 BB: 1 P: 9	R: 0 E: 0 K: 0 S: 3	H: 0 LOB: 0 BB: 0 P: 3	R: 0 E: 0 K: 0 S: 4	H: 1 LOB: 1 BB: 0 P: 4	R: 4 E: 0 K: 1 S: 10	H: 5 LOB: 2 BB: 1 P: 14	R: 0 E: 0 K: 0 S: 3	H: 0 LOB: 0 BB: 0 P: 3	1B: 8 2B: 0 3B: 0 HR: 1	SF: 0 SAC: 0 DP: 0 HBP: 0	WP: 1 PB: 1 SB: 0 CS: 0	PA: 39
<b>PITCHER</b>	IP WLS BF H R ER SO BB IBB HBP BLK WP HR S P ERA WHIP																					
Mario Soto, R (1.1) ERA: 2.73	7.2 L 34 8 5 5 3 3 0 0 0 0 1 1 37 49 5.87 1.435																					
Ron Robinson, R (8, 1) ERA: 2.94	0.1 2 1 0 0 0 0 0 0 0 0 0 0 2 2 0.00 3.000																					
Frank Pastore, R (9, 1) ERA: 5.14	1.0 3 0 0 0 0 0 0 0 0 0 0 0 3 3 0.00 0.000																					

AB	36
R	5
H	9
RBI	4
BB	3
SO	3
LOB	13



Batter	1	2	3	4	5	6	7	8	9	AB	R	H	RBI	BB	SO	LOB	BOTTOM			
Gary Redus, R (1.7) OBP: 0.417, SLG: 0.506										4	0	1	0	1	1	0	<b>San Diego Padres @ Cincinnati Reds</b> Riverfront Stadium, Cincinnati, OH Sun Jun 09 1985, 3:33 AM EDT Att: 28,971 - Unknown			
Eddie Milner, L (1.8) OBP: 0.315, SLG: 0.253										3	1	1	0	2	0	3				
Pete Rose, S (1.3) OBP: 0.405, SLG: 0.385										5	1	2	1	0	1	3				
Dave Parker, L (1.9) OBP: 0.362, SLG: 0.521										4	0	1	0	1	0	3				
Alan Knicely, R (1.2) OBP: 0.395, SLG: 0.568											3	1	1	1	1	0		3		
Dave Concepcion, R (1.6) OBP: 0.325, SLG: 0.410										5	0	2	0	0	1	2				
Ron Oester, S (1.4) OBP: 0.348, SLG: 0.389										4	0	2	0	0	0	4				
Wayne Krenchicki, L (1.5) OBP: 0.359, SLG: 0.397										3	0	1	0	1	0	3				
Mario Soto, R (1.1) OBP: 0.211, SLG: 0.243										3	0	1	1	0	1	1				
Ron Robinson, R (8, 1) OBP: 0.316, SLG: 0.469										0	0	0	0	0	0	0				
Duane Walker, L (8, PH) OBP: 0.333, SLG: 0.667										0	0	0	0	0	0	0				
Frank Pastore, R (9, 1) OBP: 0.333, SLG: 0.667										0	0	0	0	0	0	0				
<b>Inning Stats</b>	R: 0 E: 0 K: 0 S: 3	H: 0 LOB: 0 BB: 0 P: 3	R: 0 E: 0 K: 2 S: 8	H: 1 LOB: 2 BB: 1 P: 8	R: 0 E: 0 K: 0 S: 5	H: 1 LOB: 3 BB: 2 P: 13	R: 0 E: 0 K: 0 S: 4	H: 1 LOB: 1 BB: 0 P: 4	R: 0 E: 0 K: 0 S: 3	H: 2 LOB: 0 BB: 0 P: 3	R: 0 E: 0 K: 0 S: 3	H: 0 LOB: 2 BB: 2 P: 11	R: 0 E: 0 K: 1 S: 6	H: 1 LOB: 1 BB: 0 P: 6	R: 2 E: 0 K: 1 S: 8	H: 3 LOB: 1 BB: 0 P: 8	1B: 9 2B: 2 3B: 1 HR: 0	SF: 1 SAC: 0 DP: 2 HBP: 0	WP: 1 PB: 0 SB: 1 CS: 0	PA: 42
<b>PITCHER</b>	IP WLS BF H R ER SO BB IBB HBP BLK WP HR S P ERA WHIP																			
Andy Hawkins, R (1.1) ERA: 2.79	7.0 W 32 4 2 2 2 4 2 0 0 0 0 0 30 54 1.29 1.714																			
Rich Gossage, R (8, 1) ERA: 2.57	2.0 10 4 2 2 2 0 0 0 0 0 0 0 14 14 9.00 2.000																			

AB	35
R	3
H	12
RBI	3
BB	6
SO	4
LOB	23













Batter	1	2	3	4	5	6	7	8	9	AB	R	H	RBI	BB	SO	LOB	TOP				
Gary Redus, R OBP: 0.402, SLG: 0.475 (1, 8)	F9		F4		K		F9		1-3 2B	5	0	1	1	0	1	0	<b>Cincinnati Reds @ Atlanta Braves</b> Atlanta-Fulton County Stadium, Atlanta, GA Fri Jun 14 1985, 7:05 PM EDT Att: 26,322 - Unknown				
Dave Concepcion, R OBP: 0.335, SLG: 0.429 (1, 6)	5-3		HR		BB		BB		L4	3	1	1	1	2	0	1					
Dave Parker, L OBP: 0.359, SLG: 0.522 (1, 9)	F9		CS BB		K		4-3		1-3	4	0	0	0	1	1	3					
Tony Perez, R OBP: 0.500, SLG: 0.769 Eddie Milner, L OBP: 0.307, SLG: 0.247 (8, PR) (8, 8)		2B	F9		K				SH1-3 BB	3	1	1	0	1	1	2					
Alan Knicely, R OBP: 0.381, SLG: 0.571 Dave Vangorder, R OBP: 0.272, SLG: 0.294 (8, 2) (8, 2)		4-3 1B 2B			5-3		5-3		SH1-3	3	1	1	1	0	0	0					
Cesar Cedeno, R OBP: 0.318, SLG: 0.331 (1, 7) (8, 3)	4-3		FC4-6 1B BB		3-1		F7			3	0	0	0	1	0	3					
Nick Esasky, R OBP: 0.331, SLG: 0.372 (1, 5)	S 1B		FC4-6 1B		BB		BB			2	0	2	1	2	0	0					
Ron Oester, S OBP: 0.333, SLG: 0.370 (1, 4)	K		FC4-6 FC6-4		FC4		F8			4	0	0	0	0	1	6					
Mario Soto, R OBP: 0.195, SLG: 0.225 Max Venable, L OBP: 0.571, SLG: 0.833 (9, PH) (9, PH)	F2		FC6-4		6-3				2B	3	0	0	0	0	0	3					
Inning Stats	R: 0 E: 0 K: 0 S: 3	H: 0 LOB: 0 BB: 0 P: 3	R: 2 E: 0 K: 1 S: 8	H: 3 LOB: 1 BB: 0 P: 8	R: 1 E: 0 K: 0 S: 3	H: 1 LOB: 2 BB: 1 P: 7	R: 0 E: 0 K: 0 S: 4	H: 1 LOB: 1 BB: 1 P: 8	R: 0 E: 0 K: 0 S: 9	H: 0 LOB: 1 BB: 1 P: 13	R: 0 E: 0 K: 0 S: 3	H: 0 LOB: 1 BB: 1 P: 7	R: 0 E: 0 K: 0 S: 3	H: 0 LOB: 2 BB: 2 P: 11	R: 1 E: 0 K: 0 S: 5	H: 2 LOB: 1 BB: 0 P: 5		1B: 2 2B: 4 3B: 0 HR: 1	SF: 0 SAC: 1 DP: 0 HBP: 0	WP: 0 PB: 0 SB: 2 CS: 1	PA: 40
PITCHER	IP	WLS	BF	H	R	ER	SO	BB	IBB	HBP	BLK	WP	HR	S	P	ERA	WHIP				
Zane Smith, L ERA: 4.56 Bruce Sutter, R ERA: 2.89	(1, 1)	7.0	30	5	3	3	4	5	0	0	0	0	1	33	53	3.86	1.429				
(8, 1)	2.0	W	10	2	1	1	0	2	0	0	0	0	0	8	16	4.50	2.000				


AB	32
R	4
H	7
RBI	4
BB	7
SO	4
LOB	19




Batter	1	2	3	4	5	6	7	8	9	AB	R	H	RBI	BB	SO	LOB	BOTTOM				
Brad Komminsk, R OBP: 0.333, SLG: 0.294 (1, 9)	HR 2B		F9			F4		F4		4	1	1	0	0	0	0	<b>Cincinnati Reds @ Atlanta Braves</b> Atlanta-Fulton County Stadium, Atlanta, GA Fri Jun 14 1985, 7:05 PM EDT Att: 26,322 - Unknown				
Ken Oberkfell, L OBP: 0.313, SLG: 0.370 (1, 5)	HR		L9			L9		E 1B		4	2	2	2	0	0	0					
Dale Murphy, R OBP: 0.382, SLG: 0.565 (1, 8)	5-3		K			L7		E5 HR		4	1	0	0	0	1	0					
Bob Horner, R OBP: 0.316, SLG: 0.452 (1, 3)	F7				F8		WP SF7 2B	HR		4	2	2	2	0	0	0					
Terry Harper, R OBP: 0.307, SLG: 0.376 (1, 7)	S BB				F9		BB BB	K		2	0	0	0	2	1	0					
Paul Runge, R OBP: 0.273, SLG: 0.111 (1, 6)	5-3				F7		F4	2B BB		3	0	0	0	1	0	3					
Glenn Hubbard, R OBP: 0.348, SLG: 0.314 (1, 4)			6-3			5-3		BB BB		3	0	1	0	1	0	0					
Larry Owen, R OBP: 0.452, SLG: 0.444 Gerald Perry, L OBP: 0.285, SLG: 0.260 Rick Cerone, R OBP: 0.299, SLG: 0.302 (7, PH) (8, 2) (8, 2)			F8			K		SF7		2	0	0	0	0	1	0					
Zane Smith, L Chris Chambliss, L OBP: 0.274, SLG: 0.255 Bruce Sutter, R (7, PH) (8, 1)			F5			4-3		L8		2	0	0	0	0	0	0					
Inning Stats	R: 2 E: 0 K: 0 S: 5	H: 2 LOB: 1 BB: 1 P: 9	R: 0 E: 0 K: 0 S: 3	H: 0 LOB: 0 BB: 0 P: 3	R: 0 E: 0 K: 1 S: 5	H: 0 LOB: 0 BB: 0 P: 5	R: 0 E: 0 K: 0 S: 3	H: 0 LOB: 0 BB: 0 P: 3	R: 0 E: 0 K: 0 S: 3	H: 0 LOB: 0 BB: 0 P: 3	R: 1 E: 0 K: 0 S: 4	H: 1 LOB: 2 BB: 2 P: 12	R: 3 E: 1 K: 1 S: 8	H: 3 LOB: 2 BB: 1 P: 12	1B: 1 2B: 3 3B: 0 HR: 2	SF: 1 SAC: 0 DP: 0 HBP: 0		WP: 1 PB: 0 SB: 1 CS: 0	PA: 34		
PITCHER	IP	WLS	BF	H	R	ER	SO	BB	IBB	HBP	BLK	WP	HR	S	P	ERA	WHIP				
Mario Soto, R ERA: 2.93	(1, 1)	8.0	L	34	6	6	5	3	4	0	0	0	1	2	36	5.62	1.250				





Batter	1	2	3	4	5	6	7	8	9	AB	R	H	RBI	BB	SO	LOB	TOP				
<b>Eddie Milner, L</b> OBP: 0.300, SLG: 0.241 (1, 8)	F5		5-3		F2		FC6-4			4	0	0	0	0	0	5	<b>Cincinnati Reds @ Atlanta Braves</b> Atlanta-Fulton County Stadium, Atlanta, GA Sat Jun 15 1985, 7:05 PM EDT Att: 29,635 - Unknown				
<b>Pete Rose, S</b> OBP: 0.597, SLG: 0.368 (1, 3)	F8		FC6 BB		F8			1-3	3	0	0	0	1	0	2						
<b>Dave Parker, L</b> OBP: 0.356, SLG: 0.515 (1, 9)	F8		FC6			G6-4-3 BB		K	3	0	0	0	1	1	2						
<b>Alan Knicely, R</b> OBP: 0.366, SLG: 0.545 (1, 2)		6-3		F9		G6-4-3		F3	4	0	0	0	0	0	1						
<b>Duane Walker, L</b> OBP: 0.286, SLG: 0.417 (1, 7)	F9			K		K			4	0	0	0	0	3	0						
<b>Dave Concepcion, R</b> OBP: 0.338, SLG: 0.431 (1, 6)				6-3			K	BB WP 1B	4	0	2	0	0	1	0						
<b>Ron Oester, S</b> OBP: 0.337, SLG: 0.376 (1, 4)	FC6-4				3-1			BB 1B	3	0	1	0	1	0	1						
<b>Wayne Krenchicki, L</b> OBP: 0.353, SLG: 0.370 (1, 5)			F9		1B BB		K	G3-6-1 BB	2	0	0	0	2	1	1						
<b>Joe Price, R</b> <b>Cesar Cedeno, R</b> <b>Ron Robinson, R</b> <b>Nick Esasky, R</b> <b>John Stuper, R</b> <b>Max Venable, L</b> (1, 1) (5, PH) (5, 1) (7, PH) (7, 1) (9, PH)			E6		1-2 1B		FC6-4 HBP	G3-6-1 1-2 2-3	1	0	0	0	0	0	0						
<b>Inning Stats</b>	R: 0 E: 0 K: 0 S: 3	H: 0 LOB: 0 BB: 0 P: 3	R: 0 E: 0 K: 0 S: 4	H: 1 LOB: 1 BB: 0 P: 4	R: 0 E: 1 K: 0 S: 4	H: 0 LOB: 2 BB: 1 P: 8	R: 0 E: 0 K: 1 S: 5	H: 0 LOB: 0 BB: 0 P: 5	R: 0 E: 0 K: 1 S: 4	H: 1 LOB: 2 BB: 1 P: 8	R: 0 E: 0 K: 2 S: 8	H: 1 LOB: 2 BB: 0 P: 9	R: 0 E: 0 K: 1 S: 5	H: 0 LOB: 0 BB: 0 P: 5	R: 0 E: 0 K: 1 S: 5	H: 1 LOB: 2 BB: 2 P: 13	1B: 3 2B: 1 3B: 0 HR: 0	SF: 0 SAC: 0 DP: 2 HBP: 1	WP: 1 PB: 0 CS: 0	PA: 36	
<b>PITCHER</b>	IP	WLS	BF	H	R	ER	SO	BB	IBB	HBP	BLK	WP	HR	S	P	ERA	WHIP				
<b>Steve Bedrosian, R</b> ERA: 2.62 <b>Jeff Dedmon, R</b> ERA: 2.19	(1, 1)	7.0	W	28	3	0	0	4	3	0	1	0	0	32	45	0.00	0.857				
(8, 1)	2.0		8	1	0	0	2	2	0	0	0	1	0	10	18	0.00	1.500				

Batter	1	2	3	4	5	6	7	8	9	AB	R	H	RBI	BB	SO	LOB	BOTTOM				
<b>Brad Komminsk, R</b> OBP: 0.324, SLG: 0.285 (1, 9)	K		E5 2B SF7	K			FC1-6 FC4-6			4	1	0	0	0	2	3	<b>Cincinnati Reds @ Atlanta Braves</b> Atlanta-Fulton County Stadium, Atlanta, GA Sat Jun 15 1985, 7:05 PM EDT Att: 29,635 - Unknown				
<b>Glenn Hubbard, R</b> OBP: 0.345, SLG: 0.322 (1, 4)	K		HR		6-3		SF8		3	1	1	2	0	1	0						
<b>Dale Murphy, R</b> OBP: 0.380, SLG: 0.557 (1, 8)	K		HR IBB		3-1		FC4-6		3	1	0	0	1	1	1						
<b>Bob Horner, R</b> OBP: 0.309, SLG: 0.444 (1, 3)		F3	SF7		K			6-3	3	0	0	1	0	1	0						
<b>Terry Harper, R</b> OBP: 0.318, SLG: 0.405 (1, 7)			3-H	HR		6-3		1B SF8 1B	4	2	3	3	0	0	0						
<b>Ken Oberkfell, L</b> OBP: 0.326, SLG: 0.377 (1, 5)	F4		1B	HR		G1-6-3 BB		BB 1B	3	0	2	0	1	0	1						
<b>Larry Owen, R</b> OBP: 0.400, SLG: 0.490 (1, 2)	K		F4			G1-6-3		SF8	3	0	0	1	0	1	3						
<b>Paul Runge, R</b> OBP: 0.300, SLG: 0.182 (1, 6)			WP 2B BB		6-3		FC1-6 1B SF8 1B	1-2 BB	2	2	1	0	2	0	0						
<b>Steve Bedrosian, R</b> OBP: 0.040, SLG: 0.040 <b>Gerald Perry, L</b> OBP: 0.273, SLG: 0.265 <b>Jeff Dedmon, L</b> OBP: 0.250, SLG: 0.250 (1, 1) (7, PH) (8, 1)			K		5-3		FC1-6 1B	4-3	2	0	0	0	0	1	1						
<b>Inning Stats</b>	R: 0 E: 0 K: 3 S: 9	H: 0 LOB: 0 BB: 0 P: 9	R: 0 E: 0 K: 1 S: 6	H: 1 LOB: 1 BB: 0 P: 6	R: 5 E: 1 K: 1 S: 9	H: 3 LOB: 1 BB: 2 P: 17	R: 0 E: 0 K: 1 S: 5	H: 0 LOB: 0 BB: 0 P: 5	R: 0 E: 0 K: 0 S: 2	H: 0 LOB: 0 BB: 1 P: 6	R: 1 E: 0 K: 0 S: 5	H: 2 LOB: 1 BB: 0 P: 5	R: 0 E: 0 K: 0 S: 5	H: 2 LOB: 2 BB: 1 P: 9	1B: 6 2B: 1 3B: 0 HR: 1	SF: 3 SAC: 0 DP: 1 HBP: 0	WP: 1 PB: 0 CS: 0	PA: 36			
<b>PITCHER</b>	IP	WLS	BF	H	R	ER	SO	BB	IBB	HBP	BLK	WP	HR	S	P	ERA	WHIP				
<b>Joe Price, L</b> ERA: 3.0 <b>Ron Robinson, R</b> ERA: 2.45 <b>John Stuper, R</b> ERA: 5.45	(1, 1)	4.0	L	19	4	5	1	6	1	0	0	0	0	7	11	0.00	0.500				
(7, 1)	2.0		11	4	2	2	0	1	0	0	0	0	0	10	14	9.00	2.500				



Batter	1	2	3	4	5	6	7	8	9	10	AB	R	H	RBI	BB	SO	LOB	TOP	
<b>Gary Redus, R</b> OBP: 0.410, SLG: 0.519 (1, 7)	F5	HR		1B		FC6-4			1B		5	2	3	4	0	0	1	<b>Cincinnati Reds @ Atlanta Braves</b> Atlanta-Fulton County Stadium, Atlanta, GA Sun Jun 16 1985, 3:33 AM EDT Att: 24,863 - Unknown	
<b>Max Venable, L</b> OBP: 0.385, SLG: 0.455 (1, 8)	F8	CS		F8			B1-3		1-3		4	0	0	0	1	0	3		
<b>Pete Rose, S</b> OBP: 0.402, SLG: 0.371 <b>Ted Power, R</b> (9, 1)		CS				F7		4-3			4	0	2	1	1	0	0		
<b>John Franco, L</b> OBP: 0.500, SLG: 0.500 (10, 1)	BB			4-3				4-3			0	0	0	0	0	0	0		
<b>Dave Parker, L</b> OBP: 0.357, SLG: 0.511 (1, 9)	BB			L4				2-3			4	0	1	0	1	0	1		
<b>Alan Knicely, R</b> OBP: 0.358, SLG: 0.527 (1, 2)	K			4-3				K			5	0	1	0	0	2	5		
<b>Dave Concepcion, R</b> OBP: 0.335, SLG: 0.425 (1, 6)		HR		3-1				6-3			5	1	1	0	0	0	2		
<b>Ron Oester, S</b> OBP: 0.335, SLG: 0.373 <b>Tom Foley, L</b> OBP: 0.171, SLG: 0.203 (8, 4)		HR		L3				4-3			4	1	1	0	0	0	0		
<b>Wayne Krenchicki, L</b> OBP: 0.345, SLG: 0.360 <b>Nick Esasky, R</b> OBP: 0.347, SLG: 0.397 (6, PH)		4-3		F5							2	0	0	0	0	0	2		
<b>Tom Browning, L</b> OBP: 0.148, SLG: 0.045 <b>Ron Robinson, R</b> OBP: 0.321, SLG: 0.333 <b>Tom Hume, R</b> OBP: 0.480, SLG: 0.732 (9, PH)		K		E6				F4			1	0	0	0	0	1	2		
<b>Inning Stats</b>	R: 0 E: 0 K: 1 S: 6	H: 1 LOB: 2 BB: 1 P: 10	R: 3 E: 0 K: 1 S: 7	H: 3 LOB: 0 BB: 1 P: 11	R: 0 E: 0 K: 0 S: 3	H: 0 LOB: 1 BB: 1 P: 7	R: 0 E: 1 K: 0 S: 5	H: 1 LOB: 2 BB: 0 P: 5	R: 0 E: 0 K: 0 S: 3	H: 0 LOB: 0 BB: 0 P: 3	R: 0 E: 0 K: 1 S: 5	H: 0 LOB: 0 BB: 0 P: 5	R: 2 E: 0 K: 0 S: 6	H: 3 LOB: 2 BB: 1 P: 10	R: 1 E: 0 K: 0 S: 4	H: 1 LOB: 0 BB: 0 P: 4	1B: 7 2B: 1 3B: 0 HR: 2	SF: 0 SAC: 0 DP: 0 HBP: 0	WP: 0 PA: 46
<b>PITCHER</b>	IP WLS BF H R ER SO	IP WLS BF H R ER SO	IP WLS BF H R ER SO	IP WLS BF H R ER SO	IP WLS BF H R ER SO	IP WLS BF H R ER SO	IP WLS BF H R ER SO	IP WLS BF H R ER SO	IP WLS BF H R ER SO	IP WLS BF H R ER SO	IP WLS BF H R ER SO	IP WLS BF H R ER SO	IP WLS BF H R ER SO	IP WLS BF H R ER SO	IP WLS BF H R ER SO	IP WLS BF H R ER SO	ERA WHIP	ERA WHIP	
<b>Rick Mahler, R</b> ERA: 3.2 (1, 1)	5.0	24	6	3	3	2	3	0	0	1	25	37	5.40	1.800					
<b>Terry Forster, L</b> ERA: 1.21 (6, 1)	2.0	7	0	0	0	0	1	0	0	0	6	10	0.00	0.500					
<b>Bruce Sutter, R</b> ERA: 3.35 (8, 1)	3.0	14	4	3	3	1	1	0	0	0	1	15	9.00	1.667					

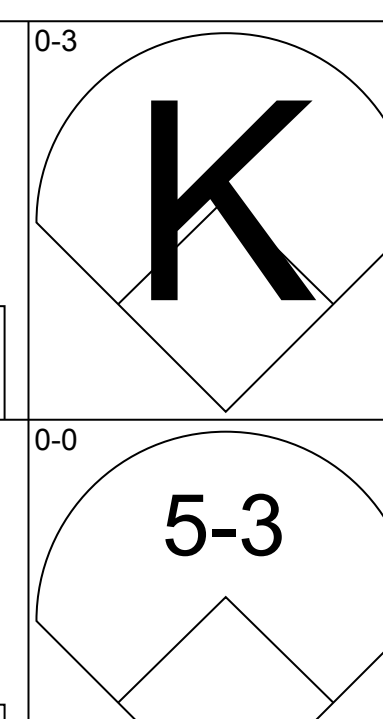
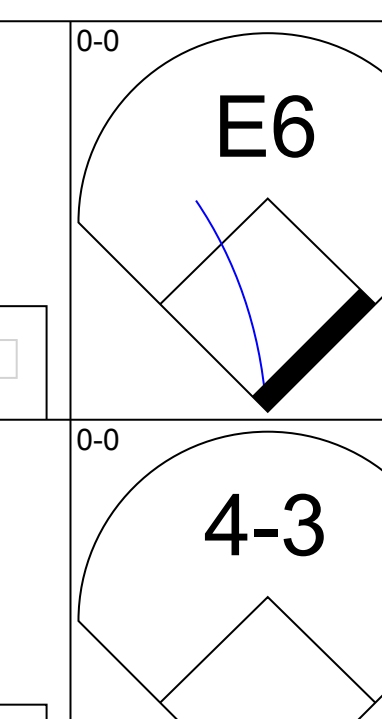
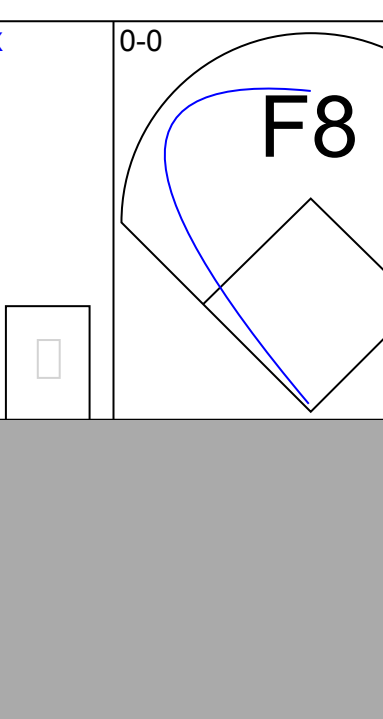
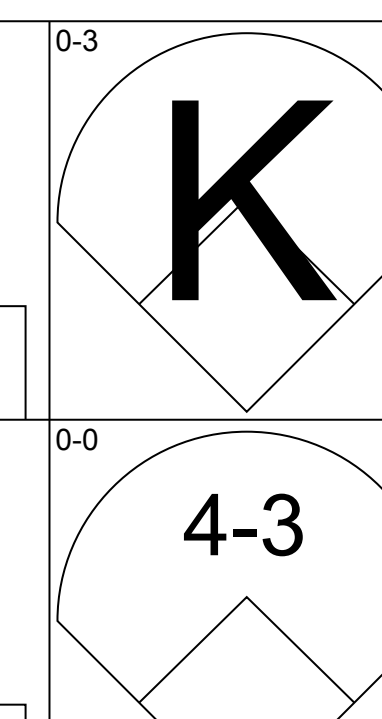
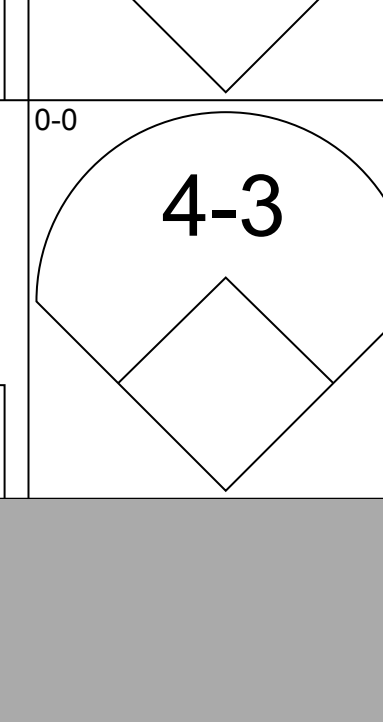

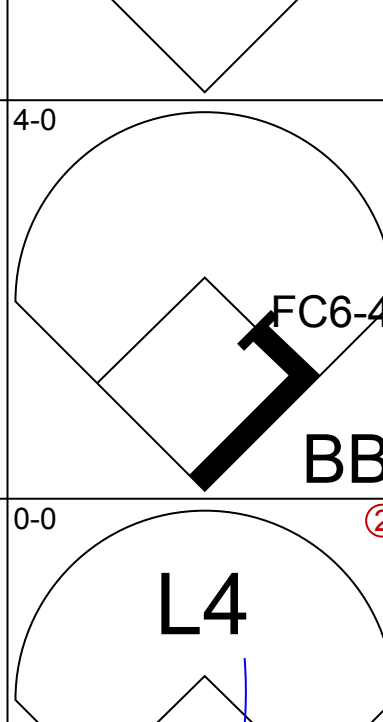
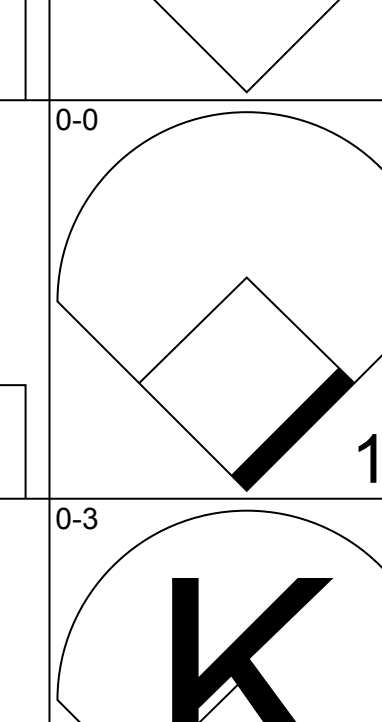

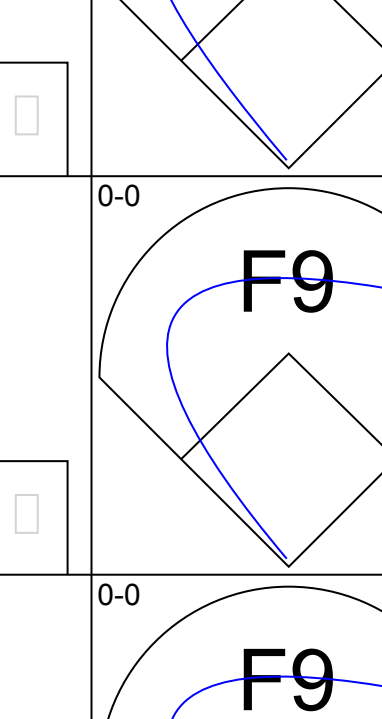
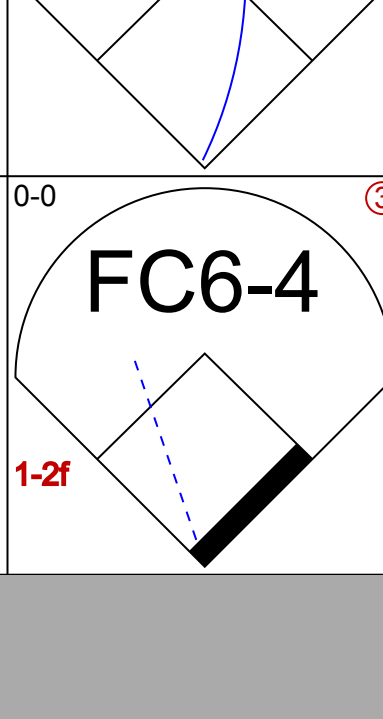

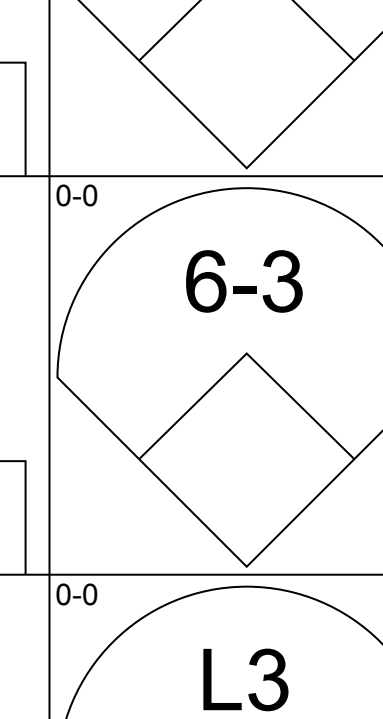
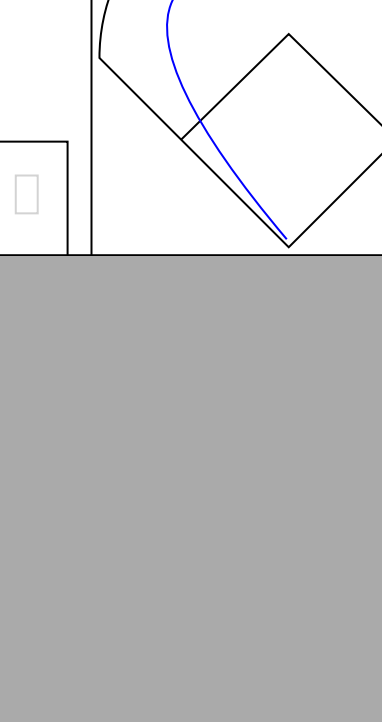


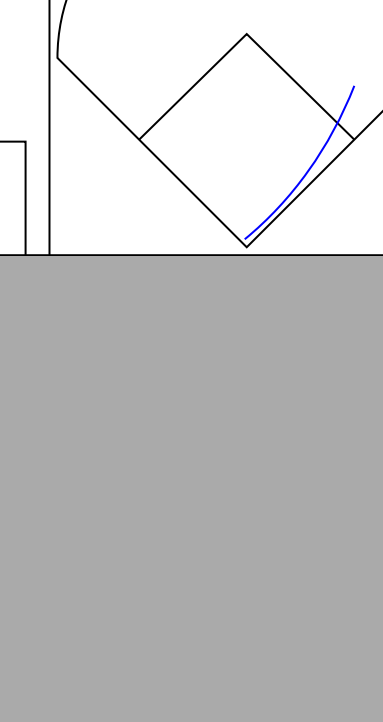


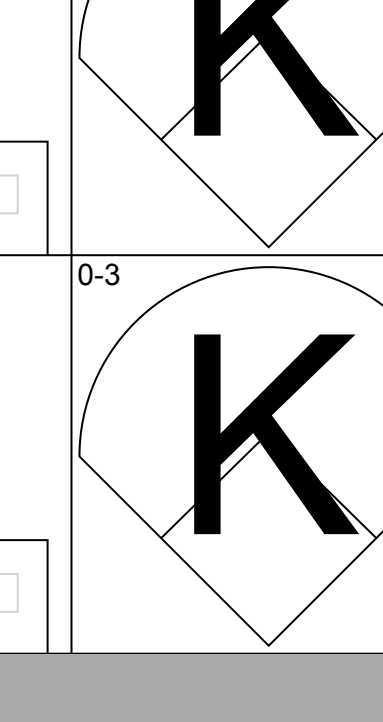

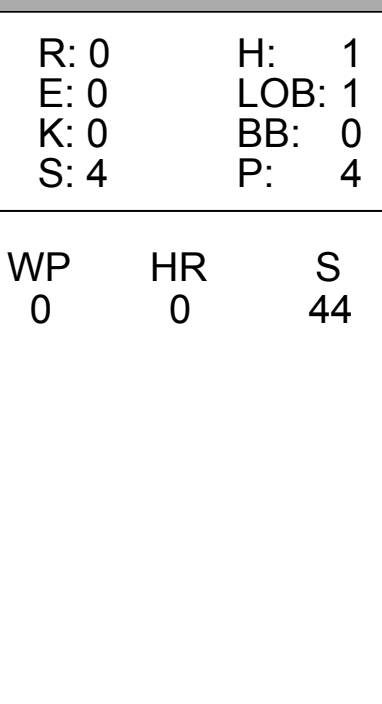
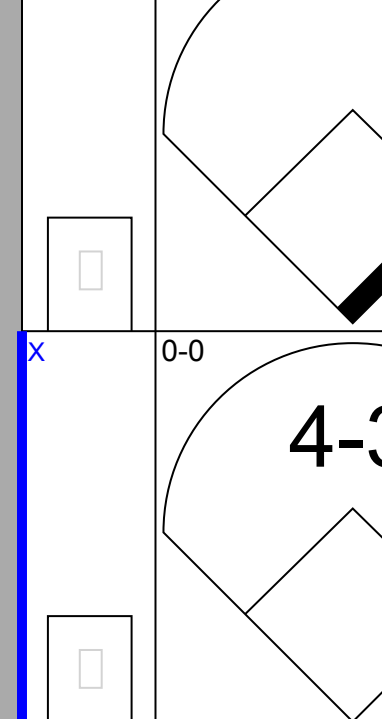

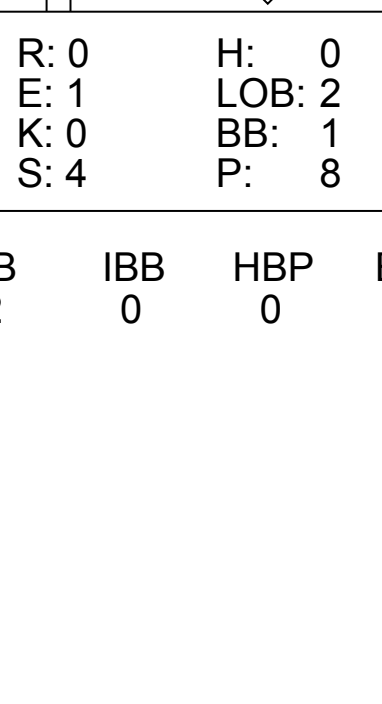
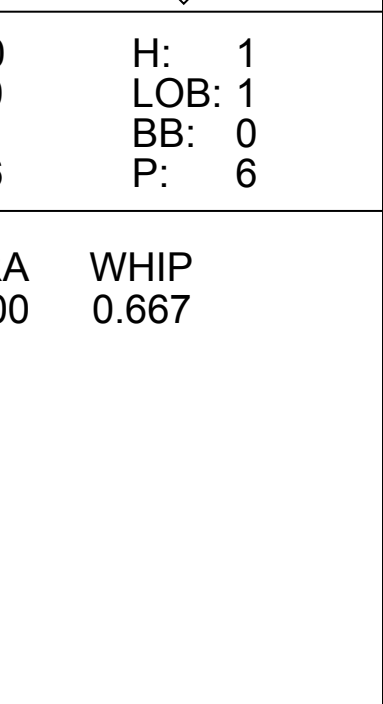
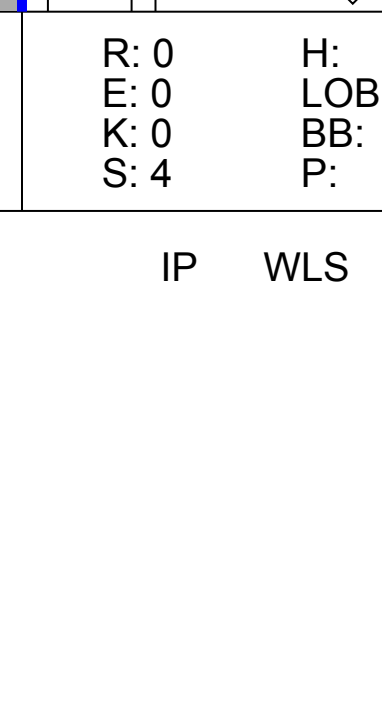
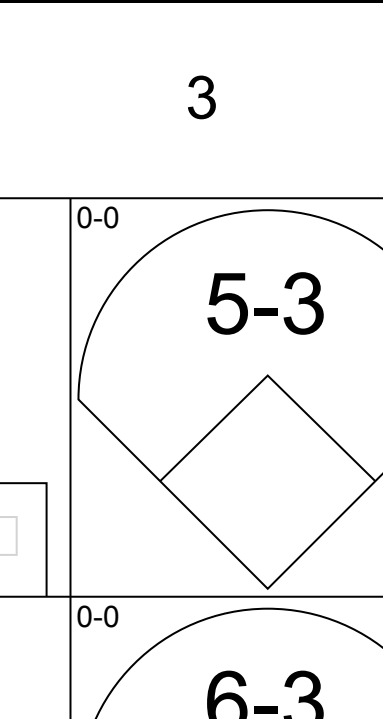
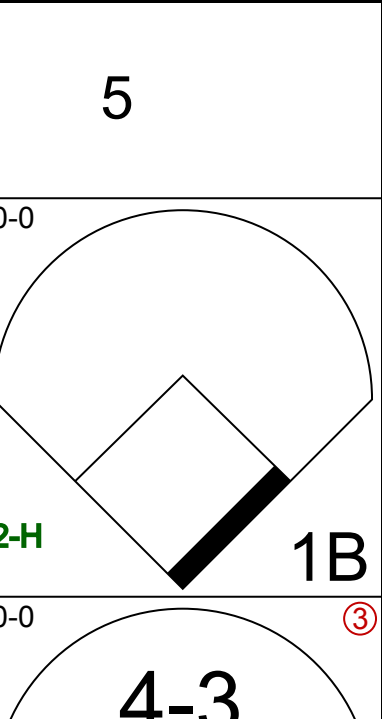
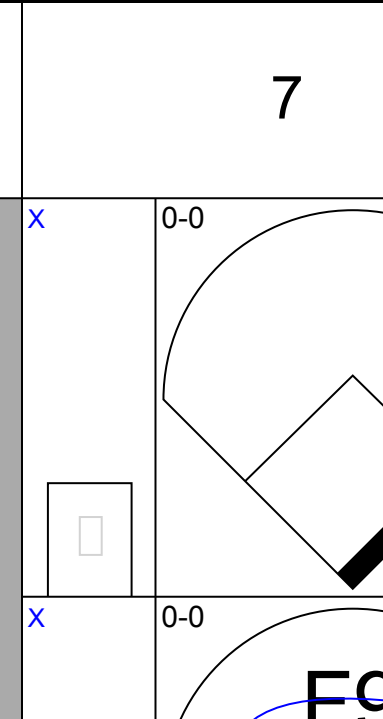
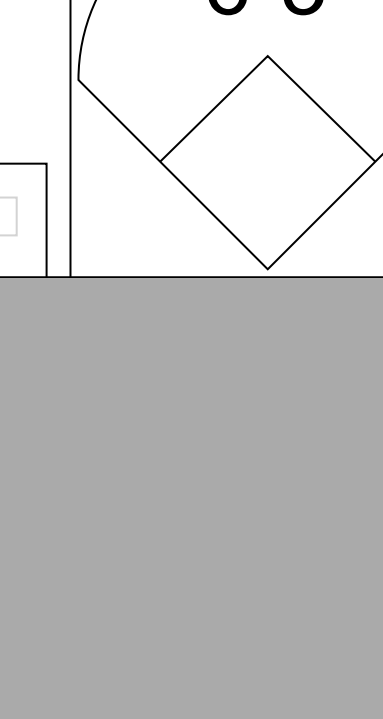
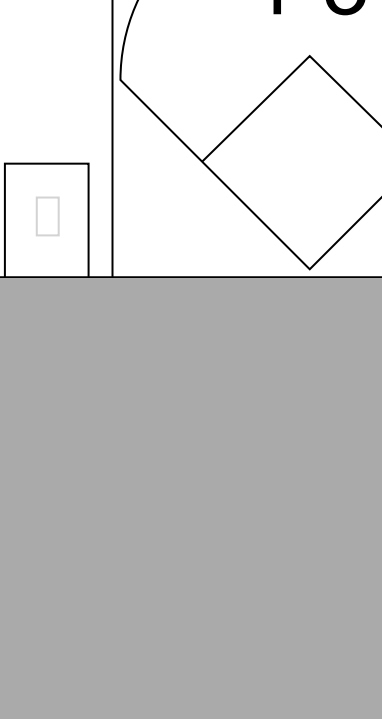
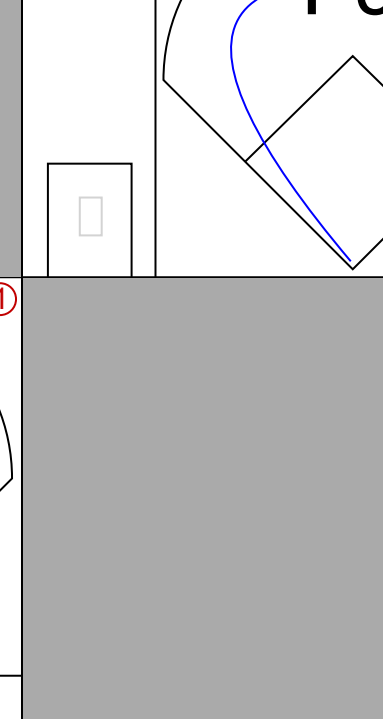
AB	40
R	6
H	10
RBI	6
BB	5
SO	3
LOB	18

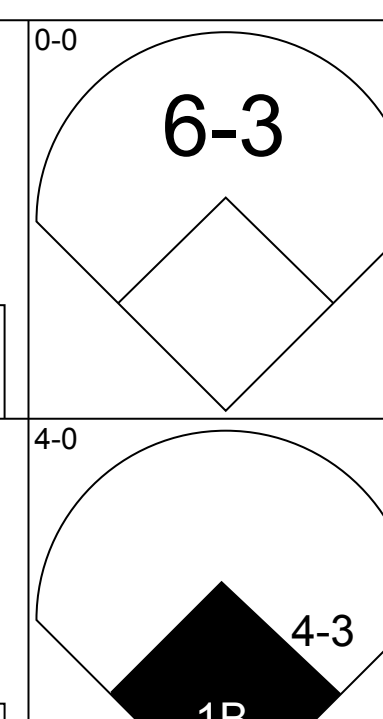
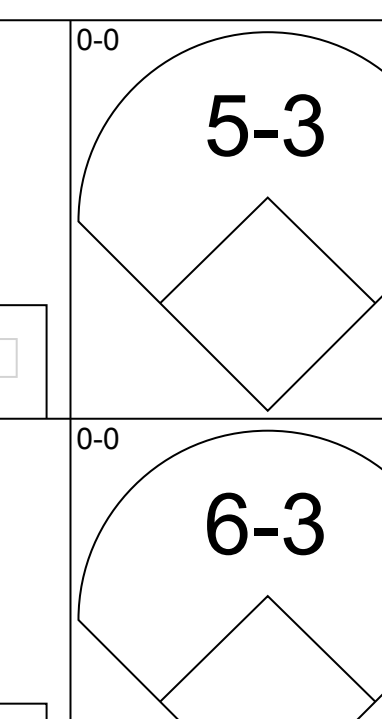
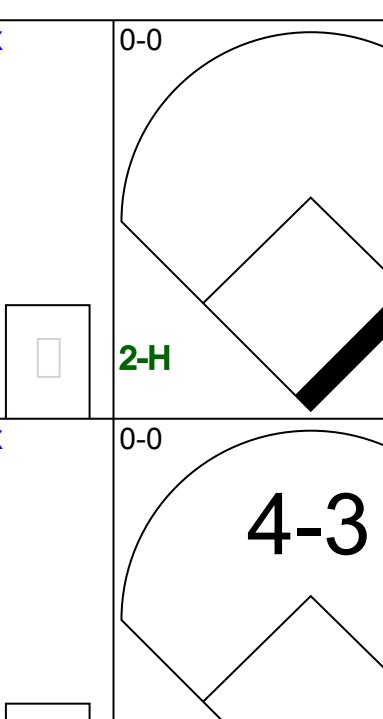
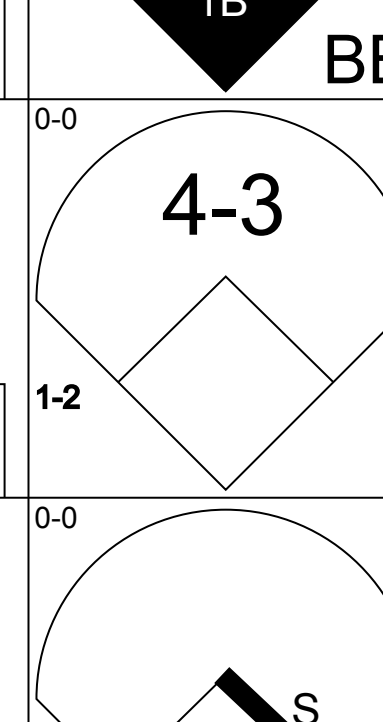



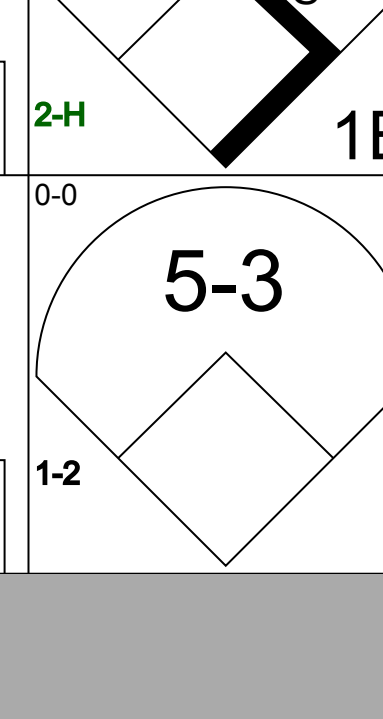
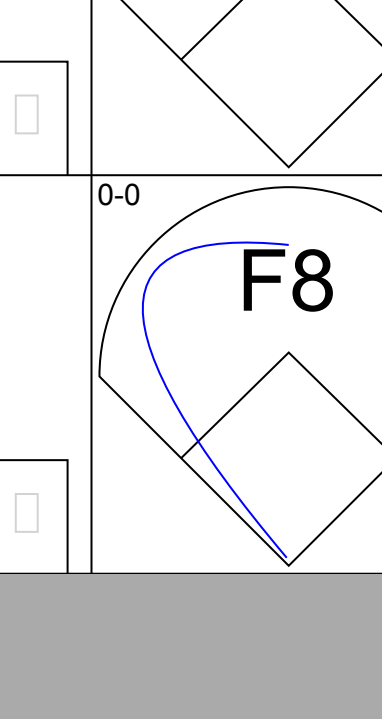
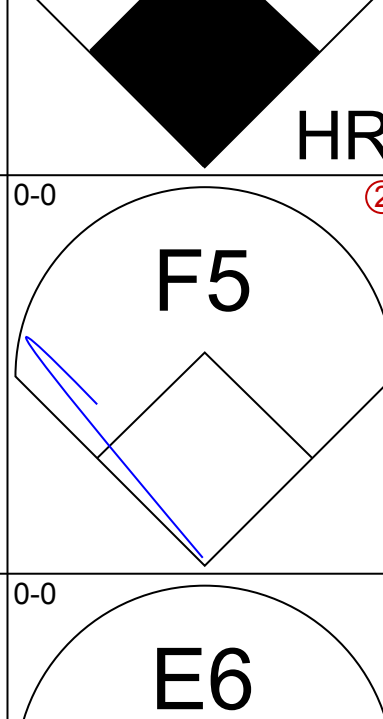
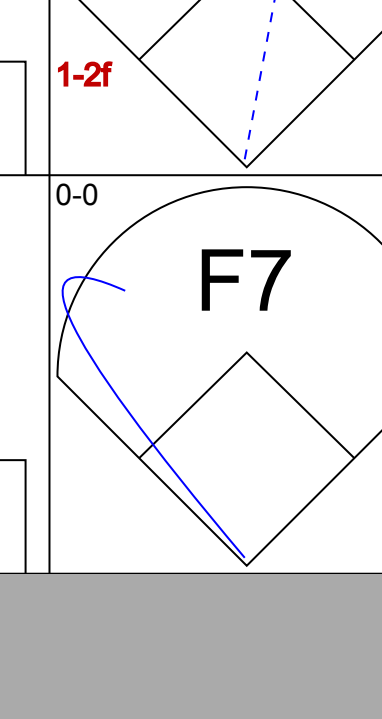


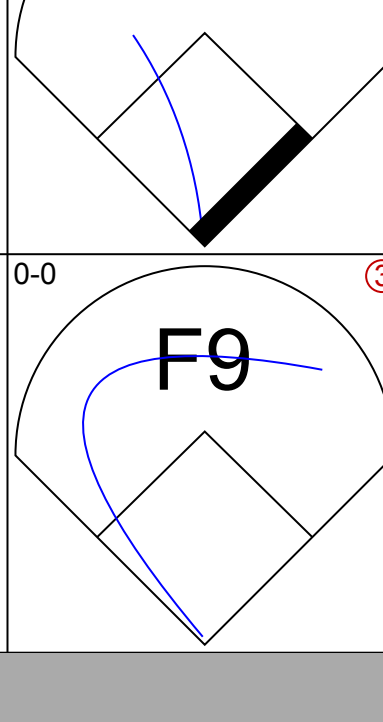





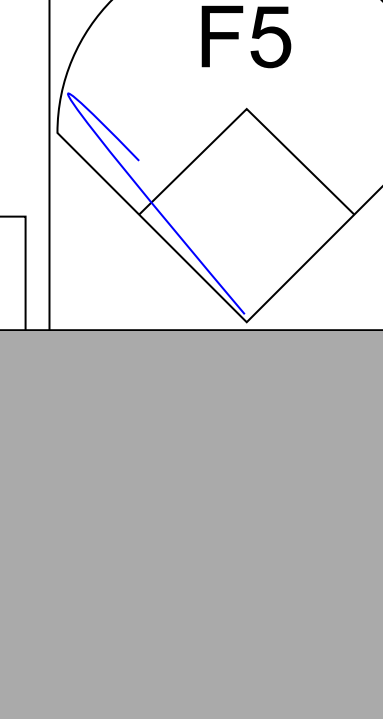
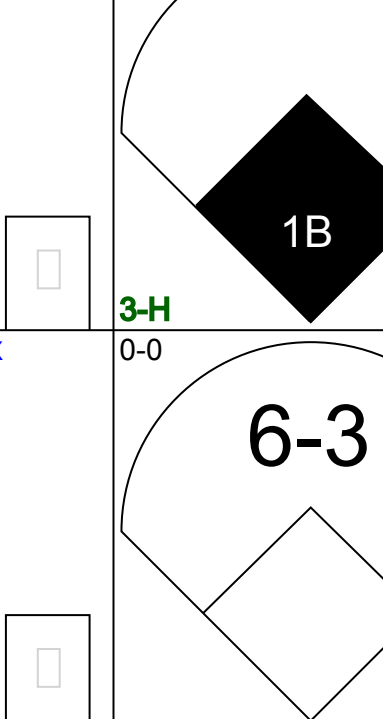

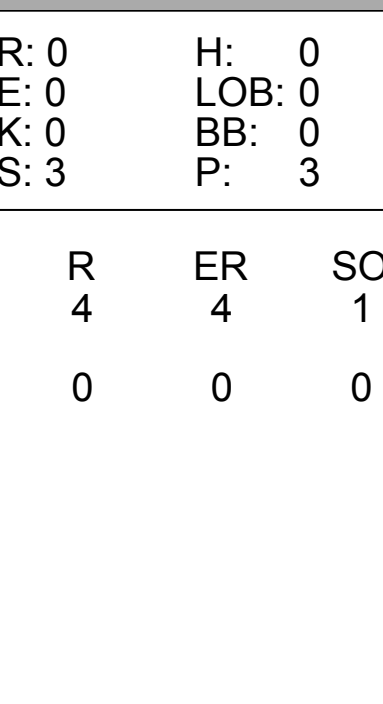
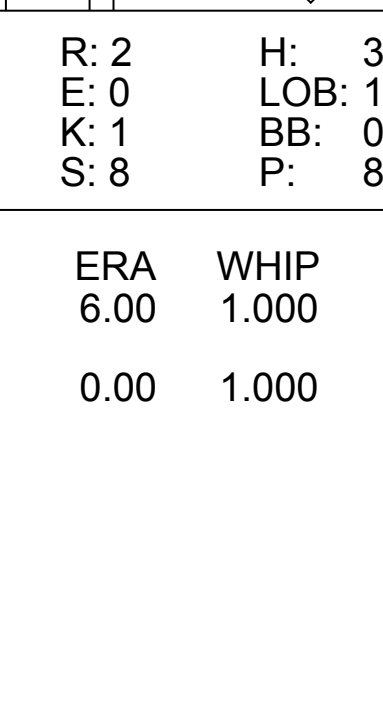
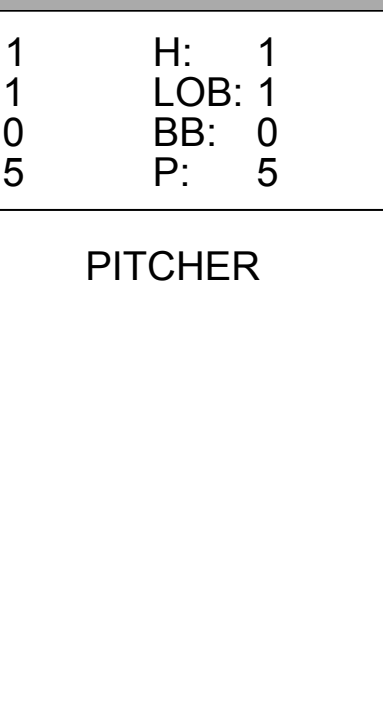


Batter	1	2	3	4	5	6	7	8	9	10	AB	R	H	RBI	BB	SO	LOB	BOTTOM	
<b>Brad Kommsink, R</b> OBP: 0.314, SLG: 0.274 (1, 9)	F4		E6	4-3		5-3			5-3		5	1	0	0	0	2		<b>Cincinnati Reds @ Atlanta Braves</b> Atlanta-Fulton County Stadium, Atlanta, GA Sun Jun 16 1985, 3:33 AM EDT Att: 24,863 - Unknown	
<b>Glenn Hubbard, R</b> OBP: 0.349, SLG: 0.322 (1, 4)	K		SH1-4	5-3				G5-4-3			3	0	1	0	1	1	1		
<b>Dale Murphy, R</b> OBP: 0.376, SLG: 0.549 (1, 8)	K		2B	K				G5-4-3			5	1	1	1	0	2	3		
<b>Bob Horner, R</b> OBP: 0.317, SLG: 0.461 <b>Albert Hall, S</b> OBP: 0.240, SLG: 0.174 (10, PR)		G3	BB	5-3				F9			5	2	3	2	0	0	0		
<b>Terry Harper, R</b> OBP: 0.326, SLG: 0.404 (1, 7)		G3	BB	G3				K			3	0	1	0	2	1	1		
<b>Ken Oberkfell, L</b> OBP: 0.321, SLG: 0.365 (1, 5)		K		G3				4-3			4	0	0	0	1	1	5		
<b>Rick Cerone, R</b> OBP: 0.295, SLG: 0.300 (1, 2)		1B		SF7				F4			4	0	1	2	0	0	4		
<b>Paul Runge, R</b> OBP: 0.316, SLG: 0.133 (1, 6)		K		F7				K			4	0	0	0	0	2	3		
<b>Rick Mahler, R</b> OBP: 0.256, SLG: 0.250 <b>Terry Forster, L</b> (6, 1)				SH1-4				6-3			0	1	0	0	2	0	0		
<b>Bruce Sutter, R</b> (8, 1)				4-3							1	0	0	0	0	0	0		
<b>Inning Stats</b>	R: 0 E: 0 K: 2 S: 7	H: 0 LOB: 0 BB: 0 P: 7	R: 1 E: 0 K: 2 S: 9	H: 2 LOB: 1 BB: 0 P: 9	R: 4 E: 1 K: 0 S: 6	H: 2 LOB: 2 BB: 3 P: 18	R: 0 E: 0 K: 1 S: 5	H: 0 LOB: 1 BB: 1 P: 9	R: 0 E: 0 K: 0 S: 4	H: 1 LOB: 1 BB: 0 P: 4	R: 0 E: 0 K: 1 S: 5	H: 0 LOB: 0 BB: 0 P: 5	R: 0 E: 0 K: 1 S: 5	H: 0 LOB: 0 BB: 0 P: 5	R: 0 E: 0 K: 0 S: 4	H: 1 LOB: 3 BB: 2 P: 12	1B: 5 2B: 2 3B: 0 HR: 0	SF: 1 SAC: 1 DP: 1 HBP: 0	WP: 0 PA: 43
<b>PITCHER</b>	IP WLS BF H R ER SO	IP WLS BF H R ER SO	IP WLS BF H R ER SO	IP WLS BF H R ER SO	IP WLS BF H R ER SO	IP WLS BF H R ER SO	IP WLS BF H R ER SO	IP WLS BF H R ER SO	IP WLS BF H R ER SO	IP WLS BF H R ER SO	IP WLS BF H R ER SO	IP WLS BF H R ER SO	IP WLS BF H R ER SO	IP WLS BF H R ER SO	IP WLS BF H R ER SO	IP WLS BF H R ER SO	ERA WHIP	ERA WHIP	
<b>Tom Browning, L</b> ERA: 3.78 (1, 1)	2.1	15	4	5	3	4	3	0	0	0	20	32	11.57	3.000					
<b>Ron Robinson, R</b> ERA: 2.08 (3, 1)	2.2	10	1	0	0	1	1	0	0	0	11	15	0.00	0.750					
<b>Tom Hume, R</b> ERA: 3.0 (6, 1)	3.0	9	1	0	0	2	0	0	0	0	13	13	0.00	0.333					
<b>Ted Power, R</b> ERA: 2.45 (9, 1)	1.1	7	1	0	0	1	1	1	0	0	7	15	0.00	1.500					
<b>John Franco, L</b> ERA: 2.7 (10, 1)	0.2	2	0	0	0	0	0	0	0	0	2	2	0.00	0.000					





Batter	1	2	3	4	5	6	7	8	9	AB	R	H	RBI	BB	SO	LOB	TOP					
<b>Gary Redus, R</b> OBP: 0.397, SLG: 0.500 (1, 8)										4	0	0	0	0	2	2	<b>Cincinnati Reds @ San Francisco Giants</b> Candlestick Park, San Francisco, CA Mon Jun 17 1985, 6:33 AM EDT Att: 4,916 - Unknown					
<b>Dave Concepcion, R</b> OBP: 0.328, SLG: 0.417 (1, 6)										4	0	0	0	0	0	2						
<b>Dave Parker, L</b> OBP: 0.363, SLG: 0.517 (1, 9)										3	0	2	0	1	0	0						
<b>Tony Perez, R</b> OBP: 0.444, SLG: 0.667 (1, 3)										4	0	0	0	0	1	3						
<b>Alan Knicely, R</b> OBP: 0.345, SLG: 0.505 (1, 2)										4	0	0	0	0	0	2						
<b>Cesar Cedeno, R</b> OBP: 0.313, SLG: 0.324 (1, 7)										4	0	0	0	0	1	1						
<b>Nick Esasky, R</b> OBP: 0.345, SLG: 0.393 (1, 5)										4	0	1	0	0	1	0						
<b>Ron Oester, S</b> OBP: 0.340, SLG: 0.374 (1, 4)										2	0	1	0	1	0	1						
<b>Jay Tibbs, R</b> OBP: 0.121, SLG: 0.065 (7, PH)										1	0	0	0	0	1	1						
<b>Dave Vangorder, R</b> OBP: 0.289, SLG: 0.291 (7, 1)										1	0	0	0	0	0	1						
<b>John Stuper, R</b> OBP: 0.235, SLG: 0.071 (7, 1)										0	0	0	0	0	0	0						
<b>Inning Stats</b>	R: 0 E: 0 K: 1 S: 5	H: 0 LOB: 0 BB: 0 P: 5	R: 0 E: 0 K: 0 S: 3	H: 0 LOB: 0 BB: 0 P: 3	R: 0 E: 1 K: 0 S: 4	H: 0 LOB: 2 BB: 1 P: 8	R: 0 E: 0 K: 0 S: 4	H: 1 LOB: 1 BB: 0 P: 4	R: 0 E: 0 K: 1 S: 6	H: 1 LOB: 1 BB: 0 P: 6	R: 0 E: 0 K: 0 S: 3	H: 0 LOB: 1 BB: 1 P: 7	R: 0 E: 0 K: 0 S: 4	H: 1 LOB: 1 BB: 0 P: 4	R: 0 E: 0 K: 2 S: 8	H: 1 LOB: 1 BB: 0 P: 8	R: 0 E: 0 K: 2 S: 7	H: 0 LOB: 0 BB: 0 P: 7	1B: 3 2B: 1 3B: 0 HR: 0	SF: 0 SAC: 1 DP: 0 HBP: 0	WP: 0 PB: 0 SB: 1 CS: 0	PA: 34
<b>PITCHER</b> <b>Atlee Hammaker, L</b> ERA: 2.98 (1, 1)	IP: 9.0 WLS: W BF: 34 H: 4 R: 0 ER: 0 SO: 6 BB: 2 IBB: 0 HBP: 0 BLK: 0 WP: 0 HR: 0 S: 44 P: 52 ERA: 0.00 WHIP: 0.667															<b>PITCHER</b>						

Batter	1	2	3	4	5	6	7	8	9	AB	R	H	RBI	BB	SO	LOB	BOTTOM			
<b>Joel Youngblood, R</b> OBP: 0.292, SLG: 0.237 (1, 8)										4	0	2	1	0	0	0	<b>Cincinnati Reds @ San Francisco Giants</b> Candlestick Park, San Francisco, CA Mon Jun 17 1985, 6:33 AM EDT Att: 4,916 - Unknown			
<b>Manny Trillo, R</b> OBP: 0.288, SLG: 0.257 (1, 4)										3	1	0	0	1	0	2				
<b>Chili Davis, S</b> OBP: 0.336, SLG: 0.425 (1, 9)										4	0	1	0	0	0	1				
<b>Jeffrey Leonard, R</b> OBP: 0.267, SLG: 0.350 (1, 7)										4	1	2	2	0	0	1				
<b>Bob Brenly, R</b> OBP: 0.294, SLG: 0.354 (1, 2)										4	0	0	0	0	0	1				
<b>David Green, R</b> OBP: 0.288, SLG: 0.288 (1, 3)										3	0	0	0	0	1	0				
<b>Ricky Adams, R</b> OBP: 0.273, SLG: 0.406 (1, 5)										3	1	1	0	0	0	1				
<b>Jose Uribe, S</b> OBP: 0.249, SLG: 0.317 (1, 6)										3	1	1	1	0	0	0				
<b>Atlee Hammaker, S</b> (1, 1)										3	0	0	0	0	0	1				
<b>Inning Stats</b>	R: 1 E: 0 K: 0 S: 4	H: 1 LOB: 1 BB: 1 P: 8	R: 0 E: 0 K: 0 S: 3	H: 0 LOB: 0 BB: 0 P: 3	R: 0 E: 0 K: 0 S: 3	H: 0 LOB: 0 BB: 0 P: 3	R: 0 E: 0 K: 0 S: 3	H: 0 LOB: 0 BB: 0 P: 3	R: 2 E: 0 K: 1 S: 8	H: 3 LOB: 1 BB: 0 P: 8	R: 1 E: 1 K: 0 S: 5	H: 1 LOB: 1 BB: 0 P: 5	R: 0 E: 0 K: 0 S: 4	H: 1 LOB: 1 BB: 0 P: 4	R: 0 E: 0 K: 0 S: 3	H: 1 LOB: 0 BB: 0 P: 3	1B: 4 2B: 1 3B: 1 HR: 1	SF: 0 SAC: 0 DP: 1 HBP: 0	WP: 0 PB: 0 SB: 1 CS: 0	PA: 32
<b>PITCHER</b> <b>Jay Tibbs, R</b> ERA: 4.49 (7, 1)	IP: 6.0 WLS: L BF: 25 H: 5 R: 4 ER: 4 SO: 4 BB: 1 IBB: 0 HBP: 0 BLK: 0 WP: 0 HR: 1 S: 26 P: 30 ERA: 6.00 WHIP: 1.000															<b>PITCHER</b>				
<b>John Stuper, R</b> ERA: 5.29 (7, 1)	IP: 2.0 WLS: 7 BF: 2 H: 2 R: 0 ER: 0 SO: 0 BB: 0 IBB: 0 HBP: 0 BLK: 0 WP: 0 HR: 0 S: 7 P: 7 ERA: 0.00 WHIP: 1.000															<b>PITCHER</b>				





Batter	1	2	3	4	5	6	7	8	9	AB	R	H	RBI	BB	SO	LOB	TOP					
<b>Gary Redus, R</b> OBP: 0.389, SLG: 0.500 (1, 7)	F7		L6			2B	SF8		5-3	4	1	1	1	0	0	0	<b>Cincinnati Reds @ San Francisco Giants</b> Candlestick Park, San Francisco, CA Tue Jun 18 1985, 6:33 AM EDT Att: 5,961 - Unknown <a href="http://livebaseballscorecards.com">livebaseballscorecards.com</a>					
<b>Eddie Milner, L</b> OBP: 0.308, SLG: 0.258 (1, 8)	F7		F4			E	BB		4-3	5	1	3	1	0	0	0						
<b>Pete Rose, S</b> OBP: 0.402, SLG: 0.365 (1, 3)	BB			5-3		L5			4-3	3	0	0	1	2	0	2						
<b>Dave Parker, L</b> OBP: 0.364, SLG: 0.515 (1, 9)	4-3			F4		E8	SF9			3	1	1	2	1	0	1						
<b>Alan Knicely, R</b> OBP: 0.339, SLG: 0.490 (1, 2)		K		F6		1B	G3		F3	5	0	1	1	0	1	4						
<b>Dave Concepcion, R</b> OBP: 0.328, SLG: 0.414 (1, 6)		G3			4-3	F9			4-3	4	0	1	0	0	0	1						
<b>Ron Oester, S</b> OBP: 0.333, SLG: 0.366 (1, 4)		G3			6-3		E4		4-3	4	1	0	0	0	0	1						
<b>Wayne Krenchicki, L</b> OBP: 0.352, SLG: 0.359 (1, 5)		4-3			G3		1B		FC6-4	3	1	1	0	1	0	1						
<b>Frank Pastore, R</b> OBP: 0.143, SLG: 0.286 (1, 1)			K			1-3	SH		FC6-4	3	1	0	0	0	1	1						
<b>Inning Stats</b>	R: 0 E: 0 K: 0 S: 3	H: 0 LOB: 1 BB: 1 P: 7	R: 0 E: 0 K: 1 S: 6	H: 1 LOB: 1 BB: 0 P: 6	R: 0 E: 0 K: 1 S: 5	H: 0 LOB: 0 BB: 0 P: 5	R: 0 E: 0 K: 0 S: 3	H: 0 LOB: 0 BB: 0 P: 3	R: 0 E: 0 K: 0 S: 3	H: 0 LOB: 0 BB: 0 P: 3	R: 3 E: 1 K: 0 S: 7	H: 4 LOB: 1 BB: 0 P: 7	R: 3 E: 1 K: 0 S: 6	H: 1 LOB: 2 BB: 2 P: 14	R: 0 E: 0 K: 0 S: 4	H: 1 LOB: 1 BB: 0 P: 4	R: 0 E: 0 K: 0 S: 4	H: 1 LOB: 2 BB: 1 P: 8	1B: 6 2B: 2 3B: 0 HR: 0	SF: 2 SAC: 1 DP: 0 HBP: 0	WP: 0 PB: 0 SB: 1 CS: 0	PA: 41
<b>PITCHER</b>	IP	WLS	BF	H	R	ER	SO	BB	IBB	HBP	BLK	WP	HR	S	P	ERA	WHIP					
<b>Bill Laskey, R</b> ERA: 4.04 (1, 1)	6.1	L	29	6	6	2	2	2	0	0	0	0	0	31	39	2.84	1.263					
<b>Frank Williams, R</b> ERA: 3.46 (7, 1)	1.2		7	1	0	0	0	1	0	0	0	0	0	6	10	0.00	1.200					
<b>Scott Garrelts, R</b> ERA: 1.18 (9, 1)	1.0		5	1	0	0	0	0	1	0	0	0	0	4	8	0.00	1.000					

Batter	1	2	3	4	5	6	7	8	9	AB	R	H	RBI	BB	SO	LOB	BOTTOM				
<b>Joel Youngblood, R</b> OBP: 0.275, SLG: 0.222 (1, 8)	F3		5-3		6-3			F8		4	0	0	0	0	0	2	<b>Cincinnati Reds @ San Francisco Giants</b> Candlestick Park, San Francisco, CA Tue Jun 18 1985, 6:33 AM EDT Att: 5,961 - Unknown <a href="http://livebaseballscorecards.com">livebaseballscorecards.com</a>				
<b>Manny Trillo, R</b> OBP: 0.292, SLG: 0.261 (1, 4)	WP					P3		4-3		4	0	2	1	0	0	1					
<b>Chili Davis, S</b> OBP: 0.330, SLG: 0.416 (1, 9)	FC1-6-5-6-5					F3			F8	4	0	0	0	0	1	2					
<b>Jeffrey Leonard, R</b> OBP: 0.263, SLG: 0.345 (1, 7)	F9		K			F8			K	4	0	0	0	0	2	1					
<b>Bob Brenly, R</b> OBP: 0.293, SLG: 0.348 (1, 2)		6-3				5-3			F5	3	0	0	0	1	0	0					
<b>David Green, R</b> OBP: 0.252, SLG: 0.281 (1, 3)		6-3				4-3				3	0	0	0	0	0	1					
<b>Ricky Adams, R</b> OBP: 0.250, SLG: 0.371 (1, 5)		F7				1-3				3	0	0	0	0	0	1					
<b>Jose Uribe, S</b> OBP: 0.255, SLG: 0.323 (1, 6)						F8				3	1	2	0	0	0	0					
<b>Bill Laskey, R</b> OBP: 0.176, SLG: 0.125 (1, 1)									F2	1	0	0	0	0	0	0					
<b>Frank Williams, R</b> (7, 1)										0	0	0	0	0	0	0					
<b>Gary Rajsich, L</b> OBP: 0.295, SLG: 0.240 (6, PH)										1	0	0	0	0	0	1					
<b>Scott Garrelts, R</b> (9, 1)										0	0	0	0	0	0	0					
<b>Inning Stats</b>	R: 0 E: 0 K: 0 S: 4	H: 1 LOB: 1 BB: 0 P: 4	R: 0 E: 0 K: 0 S: 3	H: 0 LOB: 0 BB: 0 P: 3	R: 1 E: 0 K: 1 S: 7	H: 2 LOB: 1 BB: 0 P: 7	R: 0 E: 0 K: 1 S: 5	H: 0 LOB: 1 BB: 1 P: 9	R: 0 E: 0 K: 0 S: 3	H: 0 LOB: 0 BB: 0 P: 3	R: 0 E: 0 K: 0 S: 3	H: 0 LOB: 0 BB: 0 P: 3	R: 0 E: 0 K: 0 S: 4	H: 1 LOB: 1 BB: 0 P: 4	R: 0 E: 0 K: 1 S: 5	H: 0 LOB: 0 BB: 0 P: 5	1B: 4 2B: 0 3B: 0 HR: 0	SF: 0 SAC: 1 DP: 0 HBP: 0	WP: 1 PB: 0 SB: 1 CS: 0	PA: 32	
<b>PITCHER</b>	IP	WLS	BF	H	R	ER	SO	BB	IBB	HBP	BLK	WP	HR	S	P	ERA	WHIP				
<b>Frank Pastore, R</b> ERA: 3.62 (1, 1)	9.0	W	32	4	1	1	3	1	0	0	0	1	0	37	41	1.00	0.556				











Batter	1	2	3	4	5	6	7	8	9	AB	R	H	RBI	BB	SO	LOB	TOP																					
<b>Claudel Washington, L</b> OBP: 0.324, SLG: 0.433 (1, 9)	4-0 CS BB	0-0 F7	0-0	4-0 1-3 BB	0-0	SF7 3B		0-0 1-H HR		3	2	2	2	2	0	3																						
<b>Rafael Ramirez, R</b> OBP: 0.288, SLG: 0.365 (1, 6)	0-0 5-3 1-2		0-0 F6	0-0 6-3		SF7		0-0 FC5-4 1B		4	0	1	1	0	0	3																						
<b>Dale Murphy, R</b> OBP: 0.383, SLG: 0.560 (1, 8)	0-3 K		0-0 BB 1B		0-0 HR		0-0 F9	0-0 FC5-4 1-2		5	1	2	1	0	1	1																						
<b>Bob Horner, R</b> OBP: 0.317, SLG: 0.454 (1, 3)		0-0 2B BB 1B	0-0 F8		0-0 F9		0-0 6-3	0-0 F8		5	1	1	0	0	0	2																						
<b>Terry Harper, R</b> OBP: 0.335, SLG: 0.395 (1, 7)		0-0 F9	0-0 F9	4-0 1-2 BB	4-0 FC4-6 BB		0-0 1B 1B 1B	0-0 F4		3	0	1	0	2	0	2																						
<b>Ken Oberkfell, L</b> OBP: 0.342, SLG: 0.385 (1, 5)		0-0 BB 2B	0-0 G3		0-0 FC4-6 1B		0-0 1B 1B	0-0 4-3		5	0	2	0	0	0	3																						
<b>Paul Zuvella, R</b> OBP: 0.294, SLG: 0.271 (1, 4)		0-0 F5		0-0 WP E 1B	0-0 1-2 1B		0-0 1-2 2-3 1B	0-0 F2		5	0	3	0	0	0	2																						
<b>Bruce Benedict, R</b> OBP: 0.329, SLG: 0.226 (1, 2)		4-0 BB IBB	0-0 F7	0-0 F8		0-0 G4-6-3 1B		0-0 F5		4	0	0	0	1	0	6																						
<b>Rick Camp, R</b> OBP: 0.272, SLG: 0.259 (5, PH)		4-0 1-2 2-3 3-H BB		0-3 K		0-0 F6		0-0 HR 1B		1	0	0	1	1	1	1																						
<b>Gerard Perry, L</b> OBP: 0.272, SLG: 0.259 (5, PH)										1	0	0	0	0	0	0																						
<b>Terry Forster, L</b> OBP: 0.272, SLG: 0.259 (5, PH)										0	0	0	0	0	0	0																						
<b>Chris Chambliss, L</b> OBP: 0.272, SLG: 0.259 (5, PH)										0	0	0	0	0	0	0																						
<b>Albet Hall, S</b> OBP: 0.272, SLG: 0.259 (5, PH)										0	1	0	0	0	0	0																						
<b>Bruce Sutter, R</b> OBP: 0.272, SLG: 0.259 (5, PH)										0	0	1	0	0	0	0																						
<b>Inning Stats</b>	R: 0 E: 0 K: 1 S: 4	H: 0 LOB: 0 BB: 1 P: 8	R: 1 E: 0 K: 0 S: 5	H: 2 LOB: 3 BB: 2 P: 13	R: 0 E: 0 K: 0 S: 4	H: 1 LOB: 2 BB: 1 P: 8	R: 0 E: 1 K: 1 S: 6	H: 1 LOB: 2 BB: 1 P: 10	R: 1 E: 0 K: 0 S: 5	H: 2 LOB: 2 BB: 1 P: 9	R: 1 E: 0 K: 0 S: 4	H: 1 LOB: 0 BB: 0 P: 4	R: 0 E: 0 K: 0 S: 5	H: 3 LOB: 2 BB: 0 P: 5	R: 2 E: 0 K: 0 S: 6	H: 3 LOB: 1 BB: 0 P: 6	R: 0 E: 0 K: 0 S: 3	H: 0 LOB: 0 BB: 0 P: 3	1B: 9 2B: 1 3B: 1 HR: 2	SF: 1 SAC: 0 DP: 1 HBP: 0	WP: 1 PA: 44 PB: 0 SB: 0 CS: 1																	
<b>PITCHER</b>	IP	WLS	BF	H	R	ER	SO	BB	IBB	HBP	BLK	WP	HR	S	P	ERA	WHIP	<b>PITCHER</b>				IP	WLS	BF	H	R	ER	SO	BB	IBB	HBP	BLK	WP	HR	S	P	ERA	WHIP
<b>Jay Tibbs, R</b> ERA: 4.49 (1, 1)	6.0	L	30	7	3	3	2	5	1	0	0	1	1	28	52	4.50	2.000																					
<b>Tom Hume, R</b> ERA: 3.44 (7, 1)	2.0		11	6	2	2	0	0	0	0	0	0	1	11	11	9.00	3.000																					
<b>John Franco, L</b> ERA: 2.6 (9, 1)	1.0		3	0	0	0	0	0	0	0	0	0	0	3	3	0.00	0.000																					

Atlanta Braves @ Cincinnati Reds  
Riverfront Stadium, Cincinnati, OH  
Fri Jun 21 1985, 7:05 PM EDT  
Att: 33,248 - Unknown

AB 37  
R 5  
H 13  
RBI 5  
BB 6  
SO 2  
LOB 23



Batter	1	2	3	4	5	6	7	8	9	AB	R	H	RBI	BB	SO	LOB	BOTTOM																					
<b>Eddie Milner, L</b> OBP: 0.314, SLG: 0.269 (1, 8)	0-0 G3	0-0 1B		4-0 1-2 BB		0-0 6-3		0-0 F9		4	0	1	0	1	0	0																						
<b>Max Venable, L</b> OBP: 0.353, SLG: 0.467 (1, 7)	0-0 1B	0-0 F8		0-0 F8		4-0 E S BB		0-0 1B 3B		3	1	1	0	0	0	3																						
<b>Gary Redus, R</b> OBP: 0.373, SLG: 0.484 (7, PH)	0-0 2B			0-0 F8		0-0 E S BB		0-0 1B 3B		1	1	1	0	1	0	0																						
<b>Pete Rose, S</b> OBP: 0.404, SLG: 0.358 (1, 3)	4-0 BB FC6-5 BB		0-3 K		4-0 G1-6-3 BB		0-0 4-3	0-0 FC5-4 1B		3	1	1	1	2	1	1																						
<b>Dave Parker, L</b> OBP: 0.365, SLG: 0.522 (1, 9)	0-0 FC6-5 BB 1B		0-0 6-3 2B		0-0 G1-6-3 1-2 2-H		0-0 G3	0-0 FC5-4 1-2		5	0	2	1	0	0	3																						
<b>Wayne Krenchicki, L</b> OBP: 0.380, SLG: 0.361 (1, 5)	4-0 1-2 2-3 BB		0-0 6-3 2B		0-0 1-3		0-0 2B SF8 1B	0-0 G3		4	1	1	0	1	0	2																						
<b>Ron Oester, S</b> OBP: 0.335, SLG: 0.373 (1, 4)	0-0 FC6-5 1-2 2-3 3-H BB		0-3 K		0-0 F5		0-0 2B			4	0	1	1	0	1	3																						
<b>Tom Foley, L</b> OBP: 0.187, SLG: 0.197 (1, 6)	0-0 F8			0-0 4-3		4-0 FC5 S BB		0-0 SF8		2	0	0	0	0	0	2																						
<b>Dave Concepcion, R</b> OBP: 0.327, SLG: 0.406 (6, PH)				0-0 4-3		0-0 FC5 S BB		0-0 SF8		0	0	0	1	1	0	0																						
<b>Dave Vangorder, R</b> OBP: 0.265, SLG: 0.286 (8, PH)		0-0 F3		0-0 K		0-0 FC5 FC6-4		0-0 F8		3	0	0	0	0	1	1																						
<b>Alan Krively, R</b> OBP: 0.335, SLG: 0.477 (9, 2)				0-0 K		0-0 FC5 FC6-4		0-0 F8		1	0	0	0	0	0	1																						
<b>Jay Tibbs, R</b> OBP: 0.143, SLG: 0.091 (1, 1)		0-0 F6		0-0 BB 1B		0-0 FC6-4		0-0 6-3		2	0	1	0	0	0	0																						
<b>Cesar Cedeno, R</b> OBP: 0.315, SLG: 0.322 (6, PH)				0-0 BB 1B		0-0 FC6-4		0-0 6-3		1	0	0	0	0	0	1																						
<b>Tom Hume, R</b> ERA: 3.44 (7, 1)				0-0 BB 1B		0-0 FC6-4		0-0 6-3		0	0	0	0	0	0	0																						
<b>Tony Perez, R</b> OBP: 0.424, SLG: 0.620 (8, PH)				0-0 BB 1B		0-0 FC6-4		0-0 6-3		1	0	0	0	0	1	1																						
<b>John Franco, L</b> OBP: 0.335, SLG: 0.500 (9, 1)				0-0 BB 1B		0-0 FC6-4		0-0 6-3		0	0	0	0	0	0	1																						
<b>Inning Stats</b>	R: 2 E: 0 K: 0 S: 5	H: 2 LOB: 2 BB: 2 P: 13	R: 0 E: 0 K: 0 S: 4	H: 1 LOB: 1 BB: 0 P: 4	R: 0 E: 0 K: 2 S: 8	H: 1 LOB: 1 BB: 0 P: 8	R: 0 E: 0 K: 1 S: 6	H: 1 LOB: 2 BB: 1 P: 10	R: 0 E: 0 K: 0 S: 2	H: 0 LOB: 0 BB: 1 P: 6	R: 0 E: 0 K: 0 S: 3	H: 0 LOB: 1 BB: 1 P: 7	R: 0 E: 0 K: 0 S: 3	H: 0 LOB: 1 BB: 1 P: 7	R: 1 E: 0 K: 0 S: 5	H: 2 LOB: 1 BB: 0 P: 5	R: 1 E: 1 K: 0 S: 5	H: 2 LOB: 1 BB: 0 P: 5	1B: 5 2B: 3 3B: 1 HR: 0	SF: 1 SAC: 0 DP: 1 HBP: 0	WP: 0 PA: 41 PB: 0 SB: 2 CS: 0																	
<b>PITCHER</b>	IP	WLS	BF	H	R	ER	SO	BB	IBB	HBP	BLK	WP	HR	S	P	ERA	WHIP	<b>PITCHER</b>				IP	WLS	BF	H	R	ER	SO	BB	IBB	HBP	BLK	WP	HR	S	P	ERA	WHIP
<b>Rick Camp, R</b> ERA: 3.59 (1, 1)	5.0	W	23	5	2	2	3	4	0	0	0	0	0	25	41	3.60	1.800																					
<b>Terry Forster, L</b> ERA: 1.02 (6, 1)	2.0		8	0	0	0	0	2	0	0	0	0	0	6	14	0.00	1.000																					
<b>Bruce Sutter, R</b> ERA: 3.65 (8, 1)	2.0	S	10	4	2	2	0	0	0	0	0	0	0	10	10	9.00	2.000																					

Atlanta Braves @ Cincinnati Reds  
Riverfront Stadium, Cincinnati, OH  
Fri Jun 21 1985, 7:05 PM EDT  
Att: 33,248 - Unknown

AB 34  
R 4  
H 9  
RBI 4  
BB 6  
SO 3  
LOB 18





Batter	1	2	3	4	5	6	7	8	9	AB	R	H	RBI	BB	SO	LOB	TOP				
<b>Brad Komminsk, R</b> OBP: 0.320, SLG: 0.281 (1, 9)										3	0	0	0	1	0	5	<b>Atlanta Braves @ Cincinnati Reds</b> Riverfront Stadium, Cincinnati, OH Sat Jun 22 1985, 3:33 AM EDT Att: 20,428 - Unknown <a href="http://livebaseballscorecards.com">livebaseballscorecards.com</a>				
<b>Rafael Ramirez, R</b> OBP: 0.287, SLG: 0.363 (1, 6)										4	0	1	1	0	1	2					
<b>Dale Murphy, R</b> OBP: 0.376, SLG: 0.552 (1, 8)										4	0	0	0	0	0	3					
<b>Bob Horner, R</b> OBP: 0.321, SLG: 0.487 (1, 3)										4	2	2	2	0	0	1					
<b>Terry Harper, R</b> OBP: 0.328, SLG: 0.387 (1, 7)										4	0	0	0	0	0	0					
<b>Ken Oberkfell, L</b> OBP: 0.339, SLG: 0.382 (1, 5)										4	0	1	0	0	0	0					
<b>Glenn Hubbard, R</b> OBP: 0.329, SLG: 0.329 (9, PH)										2	0	0	0	1	0	0					
<b>Gerald Perry, L</b> OBP: 0.270, SLG: 0.257 (9, 4)										2	1	0	0	1	0	2					
<b>Paul Zuvella, R</b> OBP: 0.294, SLG: 0.271 (9, 2)									2	0	2	0	0	0	0	0					
<b>Zane Smith, L</b> OBP: 0.133, SLG: 0.133 (7, 1)										0	0	0	0	0	0	0					
<b>Jeff Dedmon, L</b> OBP: 0.250, SLG: 0.250 (9, PH)										0	0	0	0	0	0	0					
<b>Claudell Washington, L</b> OBP: 0.333, SLG: 0.431 (9, 1)										0	0	0	0	0	0	0					
<b>Terry Forster, L</b> (9, 1)										0	0	0	0	0	0	0					
<b>Inning Stats</b>	R: 0 E: 0 K: 1 S: 5	H: 0 LOB: 1 BB: 1 P: 9	R: 0 E: 0 K: 0 S: 5	H: 2 LOB: 3 BB: 1 P: 9	R: 1 E: 0 K: 0 S: 4	H: 1 LOB: 0 BB: 0 P: 4	R: 0 E: 0 K: 0 S: 3	H: 0 LOB: 0 BB: 0 P: 3	R: 0 E: 0 K: 0 S: 4	H: 1 LOB: 0 BB: 0 P: 4	R: 1 E: 0 K: 0 S: 4	H: 1 LOB: 0 BB: 0 P: 4	R: 1 E: 0 K: 0 S: 4	H: 1 LOB: 1 BB: 1 P: 8	R: 0 E: 0 K: 0 S: 3	H: 0 LOB: 0 BB: 0 P: 3	R: 0 E: 0 K: 0 S: 3	H: 0 LOB: 0 BB: 0 P: 3	1B: 4 2B: 0 3B: 0 HR: 2	SF: 0 SAC: 1 DP: 0 HBP: 0	WP: 0 PA: 36 PB: 1 SB: 0 CS: 0
<b>PITCHER</b>	IP	WLS	BF	H	R	ER	SO	BB	IBB	HBP	BLK	WP	HR	S	P	ERA	WHIP				
<b>Joe Price, L</b> ERA: 3.15	7.0		30	6	3	3	1	3	0	0	0	0	2	29	41	3.86	1.286				
<b>Ron Robinson, R</b> ERA: 1.86	2.0	W	6	0	0	0	0	0	0	0	0	0	0	6	6	0.00	0.000				

Batter	1	2	3	4	5	6	7	8	9	AB	R	H	RBI	BB	SO	LOB	BOTTOM				
<b>Gary Redus, R</b> OBP: 0.370, SLG: 0.472 (1, 8)										3	0	0	0	1	0	2	<b>Atlanta Braves @ Cincinnati Reds</b> Riverfront Stadium, Cincinnati, OH Sat Jun 22 1985, 3:33 AM EDT Att: 20,428 - Unknown <a href="http://livebaseballscorecards.com">livebaseballscorecards.com</a>				
<b>Ron Robinson, R</b> (8, 1)										0	0	0	0	0	0	0					
<b>Pete Rose, S</b> OBP: 0.407, SLG: 0.362 (9, PH)										4	1	3	1	1	0	1					
<b>Dave Concepcion, R</b> OBP: 0.336, SLG: 0.412 (1, 6)										5	1	3	1	0	0	2					
<b>Dave Parker, L</b> OBP: 0.369, SLG: 0.524 (1, 9)										4	0	1	0	0	0	1					
<b>Tony Perez, R</b> OBP: 0.413, SLG: 0.593 (1, 3)										4	0	1	0	0	0	1					
<b>Alan Knicely, R</b> OBP: 0.339, SLG: 0.473 (1, 2)										3	0	1	1	1	1	0					
<b>Nick Esasky, R</b> OBP: 0.335, SLG: 0.386 (1, 5)										4	0	1	0	0	1	4					
<b>Cesar Cedeno, R</b> OBP: 0.308, SLG: 0.314 (1, 7)										4	0	0	0	0	1	1					
<b>Ron Oester, S</b> OBP: 0.338, SLG: 0.372 (1, 4)										3	1	1	0	1	0	0					
<b>Joe Price, R</b> (1, 1)										2	0	0	0	0	2	1					
<b>Eddie Milner, L</b> OBP: 0.318, SLG: 0.273 (7, PH)										1	1	1	0	0	0	0					
<b>Inning Stats</b>	R: 0 E: 0 K: 1 S: 6	H: 2 LOB: 3 BB: 2 P: 14	R: 0 E: 0 K: 2 S: 7	H: 0 LOB: 0 BB: 0 P: 7	R: 2 E: 1 K: 0 S: 6	H: 3 LOB: 1 BB: 0 P: 6	R: 0 E: 0 K: 1 S: 6	H: 1 LOB: 1 BB: 0 P: 6	R: 0 E: 0 K: 0 S: 3	H: 1 LOB: 0 BB: 0 P: 3	R: 0 E: 0 K: 1 S: 5	H: 0 LOB: 0 BB: 0 P: 5	R: 1 E: 0 K: 0 S: 4	H: 1 LOB: 1 BB: 1 P: 8	R: 0 E: 0 K: 0 S: 4	H: 1 LOB: 1 BB: 0 P: 4	R: 1 E: 0 K: 0 S: 4	H: 3 LOB: 3 BB: 1 P: 8	1B: 11 2B: 1 3B: 0 HR: 0	SF: 0 SAC: 1 DP: 1 HBP: 0	WP: 0 PA: 39 PB: 0 SB: 2 CS: 0
<b>PITCHER</b>	IP	WLS	BF	H	R	ER	SO	BB	IBB	HBP	BLK	WP	HR	S	P	ERA	WHIP				
<b>Zane Smith, L</b> ERA: 4.04	6.1		27	7	3	2	5	3	0	0	0	0	0	7	7	0.00	1.200				
<b>Jeff Dedmon, R</b> ERA: 1.98	1.2		7	2	0	0	0	0	0	0	0	0	0	7	7	0.00	1.200				
<b>Terry Forster, L</b> ERA: 1.26	0.1	L	5	3	1	1	0	1	0	0	0	0	0	4	8	27.00	12.000				



Batter	1	2	3	4	5	6	7	8	9	AB	R	H	RBI	BB	SO	LOB	TOP			
Rafael Ramirez, R (1, 6) OBP: 0.290, SLG: 0.368	6-3		4-3 SF8 2B	F8			1B		E1 SH5-3	5	1	2	0	0	0	2	<b>Atlanta Braves @ Cincinnati Reds</b> Riverfront Stadium, Cincinnati, OH Sun Jun 23 1985, 3:33 AM EDT Att: 24,538 - Unknown			
Ken Oberkfell, L (1, 5) OBP: 0.345, SLG: 0.377	BB		4-3		G6-4-3 BB		F6		SH5-3	2	0	0	0	2	0	2				
Dale Murphy, R (1, 8) OBP: 0.375, SLG: 0.545	K		SF8		K		F6		FC6-4 IBB	3	0	0	1	1	2	3				
Bob Horner, R (1, 3) OBP: 0.318, SLG: 0.479	F2		1B		G6-4-3 1-2		5-3		F7	5	0	1	0	0	0	6				
Terry Harper, R (1, 7) OBP: 0.521, SLG: 0.376		4-3	F9			4-3		K	FC6-4 1-2	5	0	0	0	0	1	4				
Brad Komminsk, R (1, 9) OBP: 0.330, SLG: 0.288		E S 1B			6-3		S 1B			3	0	2	0	1	0	0				
Glenn Hubbard, R (1, 4) Bruce Sutter, R (8, 1)	E1				2B BB		F9		F8	3	1	0	0	1	0	3				
Larry Owen, R (1, 2) OBP: 0.340, SLG: 0.326	F4				1-H 2B		1-2 IBB		F6	3	0	1	1	1	0	3				
Steve Bedrosian, R (1, 1) Rick Camp, R (7, 1)	1-3				F9		4-3			3	0	0	0	0	0	5				
Paul Zuvella, R (8, 4) OBP: 0.308, SLG: 0.286									SH5-3 E 1B	0	0	0	0	0	0	0				
<b>Inning Stats</b>	R: 0 E: 0 K: 1 S: 5	H: 0 LOB: 1 BB: 1 P: 9	R: 0 E: 1 K: 0 S: 5	H: 1 LOB: 2 BB: 0 P: 5	R: 1 E: 0 K: 0 S: 5	H: 2 LOB: 1 BB: 0 P: 5	R: 1 E: 0 K: 0 S: 4	H: 1 LOB: 1 BB: 1 P: 8	R: 0 E: 0 K: 0 S: 4	H: 0 LOB: 0 BB: 1 P: 8	R: 0 E: 0 K: 0 S: 4	H: 1 LOB: 1 BB: 0 P: 4	R: 0 E: 0 K: 1 S: 5	H: 0 LOB: 1 BB: 1 P: 9	R: 0 E: 1 K: 0 S: 5	H: 1 LOB: 3 BB: 1 P: 9	1B: 5 2B: 2 3B: 0 HR: 0	SF: 1 SAC: 1 DP: 1 HBP: 0	WP: 0 PB: 0 SB: 4 CS: 0	PA: 41
<b>PITCHER</b>	IP WLS BF H R ER SO BB IBB HBP BLK WP HR S P ERA WHIP																			
Frank Pastore, R (1, 1) ERA: 3.52	6.0 L 28 6 2 2 2 3 1 0 0 0 0 0 28 44 3.00 1.500																			
Tom Hume, R (7, 1) ERA: 3.25	2.0 7 0 0 0 1 1 0 0 0 0 0 0 8 12 0.00 0.500																			
John Franco, L (9, 1) ERA: 2.57	0.1 4 1 0 0 0 0 0 0 0 0 0 0 3 7 0.00 3.000																			
Ted Power, R (9, 1) ERA: 2.22	0.2 2 0 0 0 0 0 0 0 0 0 0 0 2 2 0.00 0.000																			

AB	33
R	2
H	7
RBI	2
BB	6
SO	3
LOB	28



Batter	1	2	3	4	5	6	7	8	9	AB	R	H	RBI	BB	SO	LOB	BOTTOM					
Gary Redus, R (1, 7) OBP: 0.367, SLG: 0.461	F7		F8			G3-2-3 BB	F4			3	0	0	0	1	0	3	<b>Atlanta Braves @ Cincinnati Reds</b> Riverfront Stadium, Cincinnati, OH Sun Jun 23 1985, 3:33 AM EDT Att: 24,538 - Unknown					
Eddie Milner, L (1, 8) OBP: 0.317, SLG: 0.269	K		F7			F7		E 1B BB 3-1		3	1	0	0	1	1	2						
Pete Rose, S (1, 3) OBP: 0.413, SLG: 0.363	F8				G4-6-3 BB			E2 3-1 1B		2	0	1	0	2	0	0						
Dave Parker, L (1, 9) OBP: 0.367, SLG: 0.518		4-3			G4-6-3 1-2			3-1		3	0	0	1	1	0	2						
Alan Knicely, R (1, 2) OBP: 0.346, SLG: 0.468										1	0	0	0	2	0	3						
John Franco, L (9, 1) OBP: 0.500, SLG: 0.500										0	0	0	0	0	0	0						
Ted Power, R (9, 1)										0	0	0	0	0	0	0						
Dave Concepcion, R (1, 6) OBP: 0.331, SLG: 0.405		F9								4	0	0	0	0	0	3						
Ron Oester, S (1, 4) OBP: 0.336, SLG: 0.370		F8								4	0	1	0	0	0	1						
Wayne Krenchicki, L (1, 5) OBP: 0.388, SLG: 0.384										3	0	2	0	0	1	0						
Nick Esasky, R (7, PR) OBP: 0.333, SLG: 0.384										1	0	0	0	0	0	0						
Frank Pastore, R (1, 1) OBP: 0.111, SLG: 0.222										2	0	0	0	0	2	1						
Tom Hume, R (7, 1)										0	0	0	0	0	0	0						
Dave Vangorder, R (7, 2) OBP: 0.283, SLG: 0.283										1	0	0	0	0	0	2						
Tony Perez, R (8, PH) OBP: 0.406, SLG: 0.582										1	0	0	0	0	0	1						
Duane Walker, L (9, PH) OBP: 0.273, SLG: 0.395										1	0	0	0	0	0	1						
<b>Inning Stats</b>	R: 0 E: 0 K: 1 S: 5	H: 0 LOB: 0 BB: 0 P: 5	R: 0 E: 0 K: 0 S: 3	H: 0 LOB: 1 BB: 1 P: 7	R: 0 E: 0 K: 1 S: 6	H: 1 LOB: 0 BB: 0 P: 6	R: 0 E: 0 K: 0 S: 2	H: 0 LOB: 1 BB: 2 P: 10	R: 0 E: 0 K: 2 S: 7	H: 0 LOB: 0 BB: 0 P: 7	R: 0 E: 0 K: 0 S: 2	H: 0 LOB: 2 BB: 3 P: 14	R: 0 E: 1 K: 0 S: 4	H: 2 LOB: 2 BB: 0 P: 5	R: 1 E: 0 K: 0 S: 4	H: 1 LOB: 1 BB: 1 P: 8	R: 0 E: 0 K: 0 S: 3	H: 0 LOB: 0 BB: 0 P: 3	1B: 3 2B: 1 3B: 0 HR: 0	SF: 0 SAC: 0 DP: 2 HBP: 0	WP: 0 PB: 0 SB: 3 CS: 0	PA: 36
<b>PITCHER</b>	IP WLS BF H R ER SO BB IBB HBP BLK WP HR S P ERA WHIP																					
Steve Bedrosian, R (1, 1) ERA: 2.77	6.1 W 26 3 0 0 4 5 1 0 0 0 0 0 28 52 0.00 1.263																					
Rick Camp, R (7, 1) ERA: 3.54	0.2 S 8 1 1 0 0 0 0 0 0 0 0 0 2 2 0.00 0.000																					
Bruce Sutter, R (8, 1) ERA: 3.5	2.0 S 8 1 1 0 0 1 0 0 0 0 0 0 7 11 0.00 1.000																					





Batter	1	2	3	4	5	6	7	8	9	AB	R	H	RBI	BB	SO	LOB	TOP		
Joel Youngblood, R (1, 8) OBP: 0.271, SLG: 0.216	0-3 K	0-0 E5 2B		0-0 L6			0-0 F7		0-0 F3	5	1	0	0	0	1	1	<b>San Francisco Giants @ Cincinnati Reds</b> Riverfront Stadium, Cincinnati, OH Tue Jun 25 1985, 7:05 PM EDT Att: 13,952 - Unknown <a href="http://livebaseballscorecards.com">livebaseballscorecards.com</a>		
Manny Trillo, R (1, 4) OBP: 0.289, SLG: 0.264	0-0 BB SF8	0-0 BB 2B			0-3 K		0-0 BB 1B		0-0 6-3	5	2	3	1	0	1	0			
Chili Davis, S (1, 9) OBP: 0.333, SLG: 0.422	4-0 BB 1-2	0-0 BB 2B			0-0 4-3		0-0 F8		0-0 1B	4	0	2	1	1	0	2			
Jeffrey Leonard, R (1, 7) OBP: 0.277, SLG: 0.369	4-0 BB 1-2 2-3	0-3 K			0-0 6-3		0-0 BB 1B		0-0 1B	4	0	2	0	1	1	1			
Bob Brently, R (1, 2) OBP: 0.311, SLG: 0.400	0-0 SF8			0-0 4-3			0-3 K		0-0 F8	3	0	0	2	1	1	2			
Gary Raisich, L (1, 3) OBP: 0.295, SLG: 0.225	0-3 K			0-3 K			0-0 G3		0-0 F7	4	0	0	0	0	2	5			
Mark Davis, L (7, 1) OBP: 0.222, SLG: 0.444										0	0	0	0	0	0	0			
Greg Minton, S (8, 1)										0	0	0	0	0	0	0			
Chris Brown, R (1, 5) OBP: 0.305, SLG: 0.367		0-0 HR		0-0 4-3			0-0 6-3		0-3 K	4	1	1	1	0	1	0			
Jose Uribe, S (1, 6) OBP: 0.256, SLG: 0.327		0-3 K			0-0 F9			0-0 4-3		4	1	1	0	0	1	0			
Dave LaPoint, L (1, 1) OBP: 0.333, SLG: 0.296		0-0 F7			0-3 K			0-0 4-3		3	1	1	1	0	1	0			
Scott Garretts, R (7, 1)										0	0	0	0	0	0	0			
Scott Thompson, L (7, 3) OBP: 0.169, SLG: 0.171							0-0 1B BB 1B		0-0 4-3	1	0	0	0	0	0	0			
<b>Inning Stats</b>	R: 1 E: 0 K: 2 S: 8	H: 1 LOB: 2 BB: 2 P: 16	R: 3 E: 1 K: 2 S: 11	H: 3 LOB: 1 BB: 0 P: 11	R: 0 E: 0 K: 1 S: 5	H: 0 LOB: 0 BB: 0 P: 5	R: 0 E: 0 K: 1 S: 5	H: 0 LOB: 0 BB: 0 P: 5	R: 0 E: 0 K: 1 S: 5	H: 0 LOB: 0 BB: 0 P: 5	R: 2 E: 0 K: 0 S: 7	H: 4 LOB: 3 BB: 1 P: 11	R: 0 E: 0 K: 1 S: 5	H: 0 LOB: 0 BB: 0 P: 5	R: 0 E: 0 K: 0 S: 5	H: 2 LOB: 2 BB: 0 P: 5	1B: 6 2B: 2 3B: 1 HR: 1	SF: 1 SAC: 0 DP: 0 HBP: 0	WP: 0 PA: 41 PB: 0 SB: 0 CS: 0
<b>PITCHER</b>	IP WLS BF H R ER SO BB IBB HBP BLK WP HR S P ERA WHIP	IP WLS BF H R ER SO BB IBB HBP BLK WP HR S P ERA WHIP	IP WLS BF H R ER SO BB IBB HBP BLK WP HR S P ERA WHIP	IP WLS BF H R ER SO BB IBB HBP BLK WP HR S P ERA WHIP	IP WLS BF H R ER SO BB IBB HBP BLK WP HR S P ERA WHIP	IP WLS BF H R ER SO BB IBB HBP BLK WP HR S P ERA WHIP	IP WLS BF H R ER SO BB IBB HBP BLK WP HR S P ERA WHIP	IP WLS BF H R ER SO BB IBB HBP BLK WP HR S P ERA WHIP	IP WLS BF H R ER SO BB IBB HBP BLK WP HR S P ERA WHIP	IP WLS BF H R ER SO BB IBB HBP BLK WP HR S P ERA WHIP	IP WLS BF H R ER SO BB IBB HBP BLK WP HR S P ERA WHIP	IP WLS BF H R ER SO BB IBB HBP BLK WP HR S P ERA WHIP	IP WLS BF H R ER SO BB IBB HBP BLK WP HR S P ERA WHIP	IP WLS BF H R ER SO BB IBB HBP BLK WP HR S P ERA WHIP	IP WLS BF H R ER SO BB IBB HBP BLK WP HR S P ERA WHIP	IP WLS BF H R ER SO BB IBB HBP BLK WP HR S P ERA WHIP	IP WLS BF H R ER SO BB IBB HBP BLK WP HR S P ERA WHIP		
Mario Soto, R (1, 1) ERA: 3.21	6.2	32	8	6	4	8	3	0	0	0	0	0	0	0	1	45	57	5.40	1.650
Ron Robinson, R (7, 1) ERA: 1.83	0.1	1	0	0	0	0	0	0	0	0	0	0	0	0	1	1	0.00	0.000	
John Stuper, R (8, 1) ERA: 5.22	1.0	W	3	0	0	1	0	0	0	0	0	0	0	5	5	0.00	0.000		
Ted Power, R (9, 1) ERA: 2.15	1.0	S	5	2	0	0	0	0	0	0	0	0	0	5	5	0.00	2.000		

Batter	1	2	3	4	5	6	7	8	9	AB	R	H	RBI	BB	SO	LOB	BOTTOM		
Gary Redus, R (1, 8) OBP: 0.361, SLG: 0.451	0-3 K		0-0 1B		0-0 F6		0-3 K	0-0 4-3		5	0	1	1	0	2	4	<b>San Francisco Giants @ Cincinnati Reds</b> Riverfront Stadium, Cincinnati, OH Tue Jun 25 1985, 7:05 PM EDT Att: 13,952 - Unknown <a href="http://livebaseballscorecards.com">livebaseballscorecards.com</a>		
Ted Power, R (9, 1)										0	0	0	0	0	0	0			
Dave Concepcion, R (1, 6) OBP: 0.332, SLG: 0.400	4-0 BB HR		0-0 F9		0-0 F9		4-0 BB	0-0 6-3		3	1	0	0	2	0	4			
Dave Parker, L (1, 9) OBP: 0.369, SLG: 0.529	0-0 1H HR		0-0 4-3			0-0 1B	0-3 K			4	1	2	2	0	1	3			
Tony Perez, R (1, 3) OBP: 0.412, SLG: 0.569	0-0 F8			4-0 BB G6-4-3		0-0 1B		0-0 6-3		3	0	1	0	1	0	0			
Alan Knicely, R (1, 2) OBP: 0.344, SLG: 0.461	0-0 F8			0-0 G6-4-3 1-2		0-0 F9		0-0 HR 1B		4	1	1	0	0	0	2			
Cesar Cedeno, R (1, 7) OBP: 0.307, SLG: 0.331		0-3 K		0-3 K			0-0 F8		0-0 HR	4	1	1	2	0	2	1			
Nick Esasky, R (1, 5) OBP: 0.342, SLG: 0.399		0-0 F9			0-0 SH 1B			0-0 1B 2B	0-0 1B E 1B	4	2	3	0	0	0	0			
Ron Oester, S (1, 4) OBP: 0.340, SLG: 0.372		0-0 6-3			0-0 F9			0-0 E 4-3 1B		4	1	2	1	0	0	1			
Mario Soto, R (1, 1) ERA: 3.21	6.0	26	7	3	3	3	2	0	0	0	0	0	0	0	0	0			
Pete Rose, S (7, 1) ERA: 1.05	0.2	L	7	4	4	3	1	0	0	0	0	0	0	0	0	0			
John Stuper, R (8, 1) ERA: 5.22	1.0	W	3	0	0	1	0	0	0	0	0	0	0	5	5	0.00			
Eddie Milner, L (8, 1) ERA: 3.02	1.0	S	5	2	0	0	0	0	0	0	0	0	0	5	5	0.00			
<b>Inning Stats</b>	R: 2 E: 0 K: 1 S: 6	H: 1 LOB: 0 BB: 1 P: 10	R: 0 E: 0 K: 1 S: 5	H: 0 LOB: 0 BB: 0 P: 5	R: 0 E: 0 K: 1 S: 4	H: 1 LOB: 1 BB: 0 P: 4	R: 0 E: 0 K: 1 S: 4	H: 0 LOB: 0 BB: 1 P: 8	R: 0 E: 0 K: 0 S: 5	H: 1 LOB: 2 BB: 0 P: 5	R: 0 E: 0 K: 0 S: 4	H: 2 LOB: 1 BB: 0 P: 4	R: 1 E: 0 K: 2 S: 9	H: 2 LOB: 2 BB: 1 P: 13	R: 4 E: 1 K: 0 S: 8	H: 4 LOB: 1 BB: 0 P: 8	1B: 8 2B: 1 3B: 0 HR: 2	SF: 0 SAC: 1 DP: 1 HBP: 0	WP: 0 PA: 38 PB: 0 SB: 0 CS: 0
<b>PITCHER</b>	IP WLS BF H R ER SO BB IBB HBP BLK WP HR S P ERA WHIP	IP WLS BF H R ER SO BB IBB HBP BLK WP HR S P ERA WHIP	IP WLS BF H R ER SO BB IBB HBP BLK WP HR S P ERA WHIP	IP WLS BF H R ER SO BB IBB HBP BLK WP HR S P ERA WHIP	IP WLS BF H R ER SO BB IBB HBP BLK WP HR S P ERA WHIP	IP WLS BF H R ER SO BB IBB HBP BLK WP HR S P ERA WHIP	IP WLS BF H R ER SO BB IBB HBP BLK WP HR S P ERA WHIP	IP WLS BF H R ER SO BB IBB HBP BLK WP HR S P ERA WHIP	IP WLS BF H R ER SO BB IBB HBP BLK WP HR S P ERA WHIP	IP WLS BF H R ER SO BB IBB HBP BLK WP HR S P ERA WHIP	IP WLS BF H R ER SO BB IBB HBP BLK WP HR S P ERA WHIP	IP WLS BF H R ER SO BB IBB HBP BLK WP HR S P ERA WHIP	IP WLS BF H R ER SO BB IBB HBP BLK WP HR S P ERA WHIP	IP WLS BF H R ER SO BB IBB HBP BLK WP HR S P ERA WHIP	IP WLS BF H R ER SO BB IBB HBP BLK WP HR S P ERA WHIP	IP WLS BF H R ER SO BB IBB HBP BLK WP HR S P ERA WHIP			
Dave LaPoint, L (1, 1) ERA: 2.46	6.0	26	7	3	3	3	2	0	0	0	0	0	0	0	0	0			
Scott Garretts, R (7, 1) ERA: 1.05	0.2	3	0	0	0	1	1	0	0	0	0	0	0	4	8	0.00			
Mark Davis, L (7, 1) ERA: 2.45	0.2	L	7	4	4	3	1	0	0	0	0	0	0	9	9	40.50			
Greg Minton, R (8, 1) ERA: 3.02	0.2	2	0	0	0	0	0	0	0	0	0	0	0	2	2	0.00			



Batter	1	2	3	4	5	6	7	8	9	AB	R	H	RBI	BB	SO	LOB	TOP			
Dan Gladden, R (1, 8) OBP: 0.288, SLG: 0.289	0-3 K		0-0 1-2 1B		0-0 4-3		0-0 F8		0-0 F8	5	0	1	0	0	1	0				
Manny Trillo, R (1, 4) OBP: 0.288, SLG: 0.263	0-3 K		0-0 F9		0-0 1B		0-0 F9			4	0	1	0	0	1	2				
Chili Davis, S (1, 9) OBP: 0.332, SLG: 0.419	0-0 6-3		0-3 K		0-0 1-2 1B				0-0 F9	4	0	1	0	0	1	2				
Jeffrey Leonard, R (1, 7) OBP: 0.273, SLG: 0.363		0-0 F9		0-0 6-3	0-0 F9				0-0 6-3	4	0	0	0	0	0	2				
Bob Brently, R (1, 2) OBP: 0.314, SLG: 0.415		0-0 F7		4-0 2B 2B BB	0-0 F6				0-0 HR	3	2	1	1	1	0	2				
Chris Brown, R (1, 5) OBP: 0.313, SLG: 0.393		4-0 FC5-4 BB		0-0 2B 2B		0-0 F4			0-0 HR	3	2	2	1	1	0	0				
David Green, R (1, 3) OBP: 0.225, SLG: 0.243				0-3 K		0-3 K			0-0 4-3	1	0	0	0	0	0	1				
Rob Deer, R (4, PH) OBP: 0.290, SLG: 0.345										2	0	0	0	0	2	2				
Gary Rajsich, L (8, PH) OBP: 0.292, SLG: 0.222										1	0	0	0	0	0	0				
Jose Uribe, S (1, 6) OBP: 0.256, SLG: 0.330			0-0 F7	0-0 2B		0-0 F6			0-0 G3	4	0	1	2	0	0	0				
Mike Krukow, R (1, 1) OBP: 0.267, SLG: 0.321			0-0 F7	0-0 2B					0-0 5-3	2	0	1	0	0	0	1				
Joel Youngblood, R (7, PH) OBP: 0.288, SLG: 0.213										1	0	0	0	0	0	0				
Frank Williams, R (7, 1)										0	0	0	0	0	0	0				
Scot Thompson, L (8, PH) OBP: 0.167, SLG: 0.169										1	0	0	0	0	0	0				
<b>Inning Stats</b>	R: 0 E: 0 K: 2 S: 7	H: 0 LOB: 0 BB: 0 P: 7	R: 0 E: 0 K: 0 S: 3	H: 0 LOB: 1 BB: 1 P: 7	R: 0 E: 0 K: 1 S: 7	H: 2 LOB: 2 BB: 0 P: 7	R: 2 E: 0 K: 1 S: 7	H: 2 LOB: 1 BB: 1 P: 11	R: 0 E: 0 K: 0 S: 5	H: 0 LOB: 0 BB: 0 P: 5	R: 0 E: 0 K: 0 S: 3	H: 0 LOB: 0 BB: 0 P: 3	R: 2 E: 0 K: 0 S: 5	H: 2 LOB: 0 BB: 0 P: 5	R: 0 E: 0 K: 0 S: 3	H: 0 LOB: 0 BB: 0 P: 3	1B: 4 2B: 2 3B: 0 HR: 2	SF: 0 SAC: 0 DP: 0 HBP: 0	WP: 0 PA: 37 PB: 0 SB: 0 CS: 0	
<b>PITCHER</b>	IP	WLS	BF	H	R	ER	SO	BB	IBB	HBP	BLK	WP	HR	S	P	ERA	WHIP			
Tom Browning, L (1, 1) ERA: 3.76	7.2	W	33	8	4	4	5	2	0	0	0	0	2	41	49	4.70	1.304			
Ted Power, R (8, 1) ERA: 2.05	1.1	S	4	0	0	0	0	0	0	0	0	0	0	4	4	0.00	0.000			

San Francisco Giants @ Cincinnati Reds  
Riverfront Stadium, Cincinnati, OH  
Wed Jun 26 1985, 7:05 PM EDT  
Att: 19,777 - Unknown

AB 35  
R 4  
H 8  
RBI 4  
BB 2  
SO 5  
LOB 12



Batter	1	2	3	4	5	6	7	8	9	AB	R	H	RBI	BB	SO	LOB	BOTTOM			
Gary Redus, R (1, 7) OBP: 0.371, SLG: 0.478	0-0 HR		4-0 1B BB	0-0 F6			0-0 1B			3	3	2	1	1	0	1				
Eddie Milner, L (1, 8) OBP: 0.319, SLG: 0.272	0-0 F8		0-0 1B 1H 3H		0-0 F9		0-0 CS 1B			4	1	2	3	0	0	0				
Pete Rose, S (1, 3) OBP: 0.413, SLG: 0.364	0-0 4-3		0-0 1B 1H		0-0 G4-6-3 1B		0-3 K 1-2			4	0	2	1	0	1	1				
Dave Parker, L (1, 9) OBP: 0.371, SLG: 0.540	0-0 1B		0-3 K		0-0 G4-6-3 1B		0-0 HR			4	1	2	1	0	1	2				
Alan Knicely, R (1, 2) OBP: 0.333, SLG: 0.445	0-0 F4		0-3 K			0-0 F8	0-0 F7			4	0	0	0	0	1	2				
Dave Concepcion, R (1, 6) OBP: 0.327, SLG: 0.393		0-3 K	0-0 1-3			0-0 F8		0-0 F9		4	0	0	0	0	1	1				
Ron Oester, S (1, 4) OBP: 0.342, SLG: 0.380		0-0 4-3		0-0 G3 FC1-2 2B		0-0 BB 1B		0-0 4-3		4	0	2	0	0	0	0				
Wayne Krenchicki, L (1, 5) OBP: 0.383, SLG: 0.371		0-3 K		0-0 G3		4-0 BB 1B		0-0 4-3		3	0	0	0	1	1	1				
Tom Browning, L (1, 1) OBP: 0.161, SLG: 0.143			0-0 1B 3B	0-0 FC1-2		0-3 K				3	1	1	0	0	1	3				
Ted Power, R (8, 1) ERA: 3.77										0	0	0	0	0	0	0				
<b>Inning Stats</b>	R: 1 E: 0 K: 0 S: 5	H: 2 LOB: 1 BB: 0 P: 5	R: 0 E: 0 K: 2 S: 7	H: 0 LOB: 0 BB: 0 P: 7	R: 3 E: 0 K: 2 S: 10	H: 3 LOB: 1 BB: 1 P: 14	R: 0 E: 0 K: 0 S: 4	H: 1 LOB: 0 BB: 0 P: 4	R: 0 E: 0 K: 1 S: 6	H: 1 LOB: 2 BB: 1 P: 10	R: 2 E: 0 K: 1 S: 7	H: 3 LOB: 0 BB: 0 P: 7	R: 0 E: 0 K: 0 S: 3	H: 0 LOB: 0 BB: 0 P: 3	1B: 7 2B: 1 3B: 1 HR: 2	SF: 0 SAC: 0 DP: 1 HBP: 0	WP: 0 PA: 35 PB: 0 SB: 3 CS: 1			
<b>PITCHER</b>	IP	WLS	BF	H	R	ER	SO	BB	IBB	HBP	BLK	WP	HR	S	P	ERA	WHIP			
Mike Krukow, R (1, 1) ERA: 2.99	6.0	L	27	8	4	4	5	2	0	0	0	0	1	35	43	6.00	1.667			
Frank Williams, R (7, 1) ERA: 3.77	2.0		8	3	2	2	1	0	0	0	0	0	1	10	10	9.00	1.500			

San Francisco Giants @ Cincinnati Reds  
Riverfront Stadium, Cincinnati, OH  
Wed Jun 26 1985, 7:05 PM EDT  
Att: 19,777 - Unknown

AB 33  
R 6  
H 11  
RBI 6  
BB 2  
SO 6  
LOB 11





Batter	1	2	3	4	5	6	7	8	9	AB	R	H	RBI	BB	SO	LOB	TOP																				
Dan Gladden, R OBP: 0.267, SLG: 0.291	0-0 2B		5-3		6-3	F3		F8		5	0	1	0	0	0	1																					
Manny Trillo, R OBP: 0.290, SLG: 0.267	0-0 F9			E	3B		F8		K	4	2	1	0	1	1	0																					
Chili Davis, S OBP: 0.337, SLG: 0.432	0-0 1B			K	3B				K	5	2	3	1	0	2	1																					
Jeffrey Leonard, R OBP: 0.282, SLG: 0.394	0-0 F7			E4 2B	1B					5	2	4	3	0	0	1																					
Bob Brently, R OBP: 0.321, SLG: 0.422		0-0 F8		1-3 1-H	2B				F6	4	0	2	1	1	0	1																					
Chris Brown, R OBP: 0.307, SLG: 0.385		0-0 F9		1-3	BB					4	0	0	0	0	1	4																					
Gary Rajsich, L OBP: 0.290, SLG: 0.214		0-0 F9			BB		F4			3	0	0	0	1	1	1																					
Greg Minton, S (7, 1)							K			0	0	0	0	0	0	0																					
Jose Uribe, S OBP: 0.252, SLG: 0.325			0-0 F8		F7				F9	3	0	0	0	0	0	2																					
Joel Youngblood, R OBP: 0.265, SLG: 0.211							4-3			1	0	0	0	0	0	0																					
Ricky Adams, R OBP: 0.226, SLG: 0.365										0	0	0	0	0	0	0																					
Jim Gott, R OBP: 0.160, SLG: 0.400			0-3 K				4-3			2	0	0	0	0	1	0																					
Scott Garrelts, R (5, 1)										0	0	0	0	0	0	0																					
Duane Kuiper, L OBP: 0.667, SLG: 0.600										1	0	1	0	0	0	0																					
Mark Davis, L OBP: 0.222, SLG: 0.444										0	0	0	0	0	0	0																					
Rob Deer, R OBP: 0.286, SLG: 0.339							1B			1	0	0	0	0	1	0																					
<b>Inning Stats</b>	R: 0 E: 0 K: 0 S: 4	H: 2 LOB: 1 BB: 0 P: 4	R: 0 E: 0 K: 0 S: 3	H: 0 LOB: 0 BB: 0 P: 3	R: 0 E: 0 K: 1 S: 5	H: 0 LOB: 0 BB: 1 P: 5	R: 2 E: 1 K: 1 S: 8	H: 3 LOB: 2 BB: 2 P: 12	R: 2 E: 0 K: 1 S: 7	H: 2 LOB: 2 BB: 0 P: 15	R: 0 E: 0 K: 0 S: 4	H: 1 LOB: 0 BB: 0 P: 4	R: 2 E: 0 K: 1 S: 8	H: 3 LOB: 1 BB: 0 P: 8	R: 0 E: 0 K: 1 S: 5	H: 0 LOB: 0 BB: 0 P: 5	R: 0 E: 0 K: 2 S: 8	H: 1 LOB: 1 BB: 0 P: 8	1B: 5 2B: 4 3B: 2 HR: 1	SF: 0 SAC: 0 DP: 0 HBP: 0	WP: 0 PA: 41 PB: 0 CS: 0 SB: 0																
<b>PITCHER</b>	IP WLS BF H R ER SO BB IBB HBP BLK WP HR S P ERA WHIP																																				
Frank Pastore, R ERA: 3.98	(1, 1) 4.2	23	7	4	4	2	3	0	0	0	0	0	0	0	24	36	7.71	2.143																			
Ron Robinson, R ERA: 1.8	(5, 1) 0.1	W	1	0	0	1	0	0	0	0	0	0	0	0	3	3	0.00	0.000																			
Tom Hume, R ERA: 3.55	(6, 1) 2.0		10	4	2	2	1	0	0	0	0	0	0	1	12	12	9.00	2.000																			
John Franco, L ERA: 2.43	(8, 1) 1.2		6	1	0	0	3	0	0	0	0	0	0	0	12	12	0.00	0.600																			
Ted Power, R ERA: 2.03	(9, 1) 0.1	S	1	0	0	0	0	0	0	0	0	0	0	0	1	1	0.00	0.000																			

San Francisco Giants @ Cincinnati Reds  
Riverfront Stadium, Cincinnati, OH  
Thu Jun 27 1985, 3:33 AM EDT  
Att: 17,715 - Unknown

AB 38  
R 6  
H 12  
RBI 5  
BB 3  
SO 7  
LOB 11



Batter	1	2	3	4	5	6	7	8	9	AB	R	H	RBI	BB	SO	LOB	BOTTOM																				
Gary Redus, R OBP: 0.372, SLG: 0.471	4-0 1B 6-3 BB	0-0 FC3-6 1B		K		F6	F6			4	1	1	0	1	1	3																					
Eddie Milner, L OBP: 0.325, SLG: 0.273	0-0 1B 1-3	0-0 FC3-6 1-2 2-3		CS BB		1B BB		F7		3	1	1	0	2	0	2																					
Pete Rose, S OBP: 0.404, SLG: 0.354	0-0 1-2 3-H	0-0 F7		CS	6-3	F8		6-3		5	0	0	1	0	0	4																					
Dave Parker, L OBP: 0.375, SLG: 0.539	0-3 K		0-0 F8		1B 1B					4	1	2	0	1	1	1																					
Alan Knicely, R OBP: 0.336, SLG: 0.444	0-0 2-H		0-0 F4		1B FC5 1B					5	1	2	1	0	1	3																					
Ron Oester, S OBP: 0.341, SLG: 0.377	0-0 L3		0-0 4-3		FC5 1B			F8		4	0	1	0	0	0	1																					
Wayne Krenchicki, L OBP: 0.396, SLG: 0.430		0-0 HR		E9 2B	FC5 1B			K		4	2	3	2	0	1	0																					
Tom Foley, L OBP: 0.184, SLG: 0.216		0-3 K		SH1-4 PB 2B	FC5 1B					3	1	1	2	1	1	2																					
Frank Pastore, R OBP: 0.206, SLG: 0.300										1	0	1	0	0	0	0																					
Ron Robinson, R OBP: 0.265, SLG: 0.211										0	0	0	0	0	0	0																					
Duane Walker, L OBP: 0.267, SLG: 0.385										1	0	0	0	0	1	2																					
Tom Hume, R ERA: 3.55										0	0	0	0	0	0	0																					
Nick Esasky, R OBP: 0.346, SLG: 0.390										0	0	0	0	1	0	0																					
John Franco, L OBP: 0.222, SLG: 0.444										0	0	0	0	0	0	0																					
Ted Power, R ERA: 2.03										0	0	0	0	0	0	0																					
<b>Inning Stats</b>	R: 2 E: 0 K: 1 S: 7	H: 2 LOB: 1 BB: 1 P: 11	R: 1 E: 0 K: 1 S: 8	H: 3 LOB: 2 BB: 0 P: 8	R: 0 E: 0 K: 0 S: 3	H: 0 LOB: 0 BB: 0 P: 3	R: 2 E: 1 K: 1 S: 6	H: 2 LOB: 0 BB: 1 P: 10	R: 2 E: 0 K: 1 S: 9	H: 4 LOB: 2 BB: 0 P: 9	R: 0 E: 0 K: 1 S: 6	H: 1 LOB: 2 BB: 1 P: 10	R: 0 E: 0 K: 1 S: 5	H: 0 LOB: 2 BB: 2 P: 13	R: 0 E: 0 K: 0 S: 3	H: 0 LOB: 1 BB: 1 P: 7	R: 0 E: 0 K: 0 S: 3	H: 0 LOB: 1 BB: 1 P: 7	1B: 9 2B: 2 3B: 0 HR: 1	SF: 0 SAC: 1 DP: 0 HBP: 0	WP: 0 PA: 42 PB: 1 CS: 1 SB: 0																
<b>PITCHER</b>	IP WLS BF H R ER SO BB IBB HBP BLK WP HR S P ERA WHIP																																				
Jim Gott, R ERA: 3.41	(1, 1) 4.1	L	23	9	7	6	3	2	0	0	0	0	0	0	27	35	12.46	2.538																			
Scott Garrelts, R ERA: 1.04	(5, 1) 0.2		4	2	0	0	1	0	0	0	0	0	0	6	6	0.00	3.000																				
Mark Davis, L ERA: 2.38	(6, 1) 1.2		9	1	0	0	2	3	0	0	0	0	0	10	22	0.00	2.400																				
Greg Minton, R ERA: 2.93	(7, 1) 1.1		5	0	0	0	0	1	0	0	0	0	0	4	8	0.00	0.750																				

San Francisco Giants @ Cincinnati Reds  
Riverfront Stadium, Cincinnati, OH  
Thu Jun 27 1985, 3:33 AM EDT  
Att: 17,715 - Unknown

AB 34  
R 7  
H 12  
RBI 6  
BB 6  
SO 6  
LOB 18





Batter	1	2	3	4	5	6	7	8	9	AB	R	H	RBI	BB	SO	LOB	TOP					
Gary Redus, R OBP: 0.382, SLG: 0.465 (1, 7)	6-3		E			S			K	2	2	0	1	4	1	1	<b>Cincinnati Reds @ San Diego Padres</b> Jack Murphy Stadium, San Diego, CA Fri Jun 28 1985, 10:05 PM EDT Att: 30,272 - Unknown					
Eddie Milner, L OBP: 0.321, SLG: 0.270 (1, 8)	F8		E5						F9	6	0	1	1	0	1	5						
Pete Rose, S OBP: 0.408, SLG: 0.351 (1, 3)			F8			1-3				2	1	0	0	3	0	2						
Dave Parker, L OBP: 0.378, SLG: 0.549 (1, 9)	F5								F9	4	2	2	1	0	0	2						
Alan Knicely, R OBP: 0.331, SLG: 0.442 (1, 2)			F9			F8			K	5	1	1	0	0	1	5						
Dave Concepcion, R OBP: 0.325, SLG: 0.390 Ted Power, R (8, 1)	F4								F4	5	1	1	1	0	0	2						
Ron Oester, S OBP: 0.346, SLG: 0.385 (1, 4)			4-3							4	2	2	0	1	0	2						
Wayne Krenchicki, L OBP: 0.404, SLG: 0.469 Nick Esasky, R OBP: 0.349, SLG: 0.402 (7, PH) (7, 5)			F9						SH3-4	3	1	2	3	0	0	0						
Joe Price, R (1, 1)									SH3-4	1	1	1	1	0	0	0						
Ron Robinson, R (5, 1)			6-3							3	0	0	0	0	1	3						
Cesar Cedeno, R OBP: 0.311, SLG: 0.342 John Franco, L OBP: 0.500, SLG: 0.500 Tom Foley, L OBP: 0.195, SLG: 0.227 (7, PH) (7, 1) (8, 6)			F4			K				0	0	0	0	0	0	0						
										1	0	1	1	0	0	0						
<b>Inning Stats</b>	R: 0 E: 0 K: 0 S: 3	H: 0 LOB: 1 BB: 1 P: 7	R: 0 E: 0 K: 0 S: 3	H: 0 LOB: 0 BB: 0 P: 3	R: 1 E: 2 K: 0 S: 4	H: 0 LOB: 1 BB: 1 P: 8	R: 2 E: 0 K: 1 S: 8	H: 3 LOB: 3 BB: 2 P: 16	R: 4 E: 0 K: 1 S: 8	H: 3 LOB: 0 BB: 1 P: 12	R: 1 E: 0 K: 0 S: 3	H: 1 LOB: 1 BB: 1 P: 8	R: 2 E: 1 K: 0 S: 5	H: 3 LOB: 1 BB: 1 P: 9	R: 0 E: 0 K: 1 S: 5	H: 0 LOB: 1 BB: 1 P: 9	R: 1 E: 0 K: 1 S: 7	H: 2 LOB: 1 BB: 0 P: 7	1B: 7 2B: 3 3B: 0 HR: 2	SF: 0 SAC: 1 DP: 1 HBP: 1	WP: 0 PB: 0 SB: 3 CS: 1	PA: 47
<b>PITCHER</b>	IP WLS BF H R ER SO BB IBB HBP BLK WP HR S P ERA WHIP	5.0 L 27 6 7 6 2 5 0 0 0 0 0 2 26 46 10.80 2.200	0.0 2 1 1 1 0 1 0 0 0 0 0 0 1 5 ∞ ∞	1.0 3 0 0 0 0 0 0 0 1 0 0 0 2 3 0.00 0.000	2.0 10 3 2 2 1 2 0 0 0 0 0 0 10 18 9.00 2.500	1.0 5 2 1 1 1 0 0 0 0 0 0 0 7 7 9.00 2.000											IP WLS BF H R ER SO BB IBB HBP BLK WP HR S P ERA WHIP					

AB	37
R	11
H	12
RBI	10
BB	8
SO	4
LOB	22



Batter	1	2	3	4	5	6	7	8	9	AB	R	H	RBI	BB	SO	LOB	BOTTOM					
Jerry Royster, R OBP: 0.369, SLG: 0.405 Tim Flannery, L OBP: 0.368, SLG: 0.352 (1, 4) (6, PH) (7, 4)	6-3		K						F6	3	1	1	0	0	1	0	<b>Cincinnati Reds @ San Diego Padres</b> Jack Murphy Stadium, San Diego, CA Fri Jun 28 1985, 10:05 PM EDT Att: 30,272 - Unknown					
Gerry Davis, R OBP: 0.355, SLG: 0.414 Al Bumbry, L OBP: 0.286, SLG: 0.264 Craig Lefferts, L OBP: 0.333, SLG: 0.333 Bruce Bochy, R OBP: 0.289, SLG: 0.405 (1, 9) (6, PH) (7, 1) (8, PH) (9, 2)	6-3		F8						FC5-4	3	1	1	1	0	0	0						
Steve Garvey, R OBP: 0.299, SLG: 0.452 Tim Stoddard, R (1, 3) (9, 1)	F4		F7							3	0	0	0	2	0	2						
Kurt Bevacqua, R OBP: 0.414, SLG: 0.468 (1, 5)									E8	4	2	2	1	1	1	2						
Kevin McReynolds, R OBP: 0.323, SLG: 0.415 (1, 8)									4-3	4	1	1	2	0	0	2						
Terry Kennedy, L OBP: 0.298, SLG: 0.404 (1, 2) (9, 3)			F9						F7	5	0	0	0	0	2	4						
Camelo Martinez, R OBP: 0.349, SLG: 0.460 (1, 7)									G1-5-3	5	0	1	0	0	0	1						
Garry Templeton, S OBP: 0.333, SLG: 0.394 (1, 6)			FC5-4						F7	5	2	2	1	0	0	2						
Eric Show, R OBP: 0.264, SLG: 0.204 Mario Martinez, S OBP: 0.333, SLG: 0.476 Luis Delgado, L OBP: 0.201, SLG: 0.220 Mark Thurmond, L OBP: 0.200, SLG: 0.220 Bobby Brown, S OBP: 0.243, SLG: 0.235 (1, 1) (5, PH) (5, 1) (8, 1) (5, PH) (7, 9)			F7							1	0	0	0	0	0	1						
										1	1	1	2	0	0	0						
<b>Inning Stats</b>	R: 0 E: 0 K: 0 S: 3	H: 0 LOB: 0 BB: 0 P: 3	R: 2 E: 0 K: 0 S: 6	H: 3 LOB: 0 BB: 0 P: 6	R: 0 E: 0 K: 1 S: 5	H: 0 LOB: 0 BB: 0 P: 5	R: 0 E: 0 K: 2 S: 7	H: 0 LOB: 0 BB: 0 P: 7	R: 4 E: 1 K: 0 S: 8	H: 4 LOB: 2 BB: 1 P: 12	R: 1 E: 0 K: 0 S: 4	H: 1 LOB: 2 BB: 2 P: 12	R: 1 E: 1 K: 1 S: 6	H: 0 LOB: 1 BB: 1 P: 10	R: 1 E: 1 K: 0 S: 5	H: 2 LOB: 2 BB: 1 P: 9	R: 0 E: 0 K: 0 S: 3	H: 0 LOB: 0 BB: 0 P: 3	1B: 7 2B: 2 3B: 0 HR: 1	SF: 1 SAC: 0 DP: 0 HBP: 0	WP: 0 PB: 0 SB: 0 CS: 0	PA: 44
<b>PITCHER</b>	IP WLS BF H R ER SO BB IBB HBP BLK WP HR S P ERA WHIP	4.1 W 9 1 1 1 0 2 0 0 0 0 0 0 7 15 5.40 1.846	1.2 9 1 1 1 0 2 0 0 0 0 0 0 7 15 5.40 1.846	1.2 10 2 2 2 1 2 0 0 0 0 0 0 10 18 5.40 2.400	1.1 S 4 0 0 0 0 0 0 0 0 0 0 0 4 4 0.00 0.000											IP WLS BF H R ER SO BB IBB HBP BLK WP HR S P ERA WHIP						

AB	38
R	9
H	10
RBI	8
BB	5
SO	4
LOB	18





Batter	1	2	3	4	5	6	7	8	9	AB	R	H	RBI	BB	SO	LOB	TOP			
<b>Gary Redus, R</b> OBP: 0.385, SLG: 0.462 (1, 8)										3	0	1	0	1	1	1	<b>Cincinnati Reds @ San Diego Padres</b> Jack Murphy Stadium, San Diego, CA Sat Jun 29 1985, 10:05 PM EDT Att: 52,383 - Unknown			
<b>Dave Concepcion, R</b> OBP: 0.327, SLG: 0.395 (1, 6)										4	0	2	0	0	0	1				
<b>Dave Parker, L</b> OBP: 0.377, SLG: 0.545 (1, 9)										4	0	1	0	0	1	2				
<b>Tony Perez, R</b> OBP: 0.403, SLG: 0.548 (1, 3)										4	0	1	0	0	0	1				
<b>Alan Knicely, R</b> OBP: 0.329, SLG: 0.436 (1, 2)										4	0	1	0	0	1	1				
<b>Cesar Cedeno, R</b> OBP: 0.309, SLG: 0.340 (1, 7)										4	0	1	0	0	0	1				
<b>Nick Esasky, R</b> OBP: 0.352, SLG: 0.398 (1, 5)										2	0	0	0	2	0	1				
<b>Ron Oester, S</b> OBP: 0.345, SLG: 0.382 (1, 4)										4	0	1	0	0	1	5				
<b>Mario Soto, R</b> OBP: 0.178, SLG: 0.205 (7, PH)										2	0	0	0	0	0	0				
<b>Dave Vangorder, R</b> OBP: 0.280, SLG: 0.280 (7, PH)										1	0	0	0	0	0	1				
<b>Tom Hume, R</b> (7, 1)										0	0	0	0	0	0	0				
<b>Inning Stats</b>	R: 0 E: 0 K: 0 S: 4	H: 1 LOB: 1 BB: 0 P: 4	R: 0 E: 0 K: 1 S: 5	H: 0 LOB: 1 BB: 1 P: 9	R: 0 E: 0 K: 0 S: 3	H: 0 LOB: 1 BB: 1 P: 7	R: 0 E: 1 K: 0 S: 4	H: 2 LOB: 2 BB: 0 P: 8	R: 0 E: 0 K: 0 S: 3	H: 3 LOB: 2 BB: 0 P: 4	R: 0 E: 0 K: 0 S: 6	H: 1 LOB: 1 BB: 0 P: 6	R: 0 E: 0 K: 1 S: 5	H: 0 LOB: 0 BB: 0 P: 5	R: 0 E: 0 K: 1 S: 6	H: 1 LOB: 1 BB: 0 P: 6	1B: 7 2B: 1 3B: 0 HR: 0	SF: 0 SAC: 0 DP: 1 HBP: 0	WP: 0 PB: 0 SB: 1 CS: 1	PA: 35
<b>PITCHER</b> <b>Dave Dravecky, L</b> ERA: 2.02 (1, 1)	IP: 9.0 WLS: W BF: 35 H: 8 R: 0 ER: 0 SO: 4 BB: 3 IBB: 0 HBP: 0 BLK: 0 WP: 0 HR: 0 S: 40 P: 52 ERA: 0.00 WHIP: 1.222															<b>PITCHER</b>				

AB	32
R	0
H	8
RBI	0
BB	3
SO	4
LOB	14



Batter	1	2	3	4	5	6	7	8	9	AB	R	H	RBI	BB	SO	LOB	BOTTOM			
<b>Tim Flannery, L</b> OBP: 0.376, SLG: 0.366 (1, 4)										2	1	1	1	2	1	0	<b>Cincinnati Reds @ San Diego Padres</b> Jack Murphy Stadium, San Diego, CA Sat Jun 29 1985, 10:05 PM EDT Att: 52,383 - Unknown			
<b>Tony Gwynn, L</b> OBP: 0.350, SLG: 0.442 (1, 9)										4	0	1	1	0	0	2				
<b>Steve Garvey, R</b> OBP: 0.296, SLG: 0.446 (1, 3)										4	0	0	0	0	0	2				
<b>Terry Kennedy, L</b> OBP: 0.302, SLG: 0.405 (1, 2)										2	0	1	0	1	0	0				
<b>Kevin McReynolds, R</b> OBP: 0.320, SLG: 0.410 (1, 8)										3	0	0	0	0	1	3				
<b>Graig Nettles, L</b> OBP: 0.396, SLG: 0.380 (1, 5)										3	0	0	0	0	1	1				
<b>Camelo Martinez, R</b> OBP: 0.349, SLG: 0.472 (1, 7)										3	1	1	1	0	1	1				
<b>Garry Templeton, S</b> OBP: 0.333, SLG: 0.401 (1, 6)										3	1	1	0	0	0	0				
<b>Dave Dravecky, R</b> OBP: 0.147, SLG: 0.125 (1, 1)										3	0	0	0	0	1	1				
<b>Inning Stats</b>	R: 0 E: 0 K: 1 S: 5	H: 0 LOB: 0 BB: 0 P: 5	R: 0 E: 0 K: 0 S: 3	H: 0 LOB: 0 BB: 0 P: 3	R: 0 E: 0 K: 2 S: 7	H: 0 LOB: 0 BB: 0 P: 7	R: 0 E: 0 K: 0 S: 2	H: 0 LOB: 1 BB: 1 P: 6	R: 0 E: 0 K: 0 S: 8	H: 1 LOB: 1 BB: 0 P: 8	R: 2 E: 0 K: 0 S: 6	H: 3 LOB: 2 BB: 1 P: 10	R: 1 E: 0 K: 0 S: 4	H: 1 LOB: 0 BB: 0 P: 4	R: 0 E: 0 K: 0 S: 2	H: 0 LOB: 1 BB: 1 P: 6	1B: 2 2B: 0 3B: 2 HR: 1	SF: 0 SAC: 0 DP: 2 HBP: 0	WP: 0 PB: 0 SB: 1 CS: 0	PA: 30
<b>PITCHER</b> <b>Mario Soto, R</b> ERA: 3.2 (1, 1)	IP: 6.0 WLS: L BF: 23 H: 4 R: 2 ER: 2 SO: 5 BB: 1 IBB: 1 HBP: 0 BLK: 0 WP: 0 HR: 0 S: 31 P: 39 ERA: 3.00 WHIP: 0.833															<b>PITCHER</b>				
<b>Tom Hume, R</b> ERA: 3.6 (7, 1)	IP: 2.0 WLS: 7 BF: 7 H: 1 R: 1 ER: 1 SO: 0 BB: 1 IBB: 0 HBP: 0 BLK: 0 WP: 0 HR: 1 S: 6 P: 10 ERA: 4.50 WHIP: 1.000															<b>PITCHER</b>				

AB	27
R	3
H	5
RBI	3
BB	3
SO	5
LOB	10





Batter	1	2	3	4	5	6	7	8	9	AB	R	H	RBI	BB	SO	LOB	TOP							
Gary Redus, R (1, 7) OBP: 0.382, SLG: 0.453	0-3 K		0-0 F5		0-0 F5		4-0 BB		0-0 SH5-4	3	0	0	0	1	1	2	<b>Cincinnati Reds @ San Diego Padres</b> Jack Murphy Stadium, San Diego, CA Sun Jun 30 1985, 6:33 AM EDT Att: 26,895 - Unknown							
Eddie Milner, L (1, 8) OBP: 0.323, SLG: 0.275	0-0 2B		0-0 F4		0-0 FC4-6 1B		0-0 F8		4-0 FC3-6 1B BB	4	0	1	0	1	0	4								
Pete Rose, S (1, 3) OBP: 0.408, SLG: 0.352	0-0 2-3				0-0 F5		0-0 F7		0-0 FC3-6 1B	5	0	2	1	0	0	3								
Dave Parker, L (1, 9) OBP: 0.374, SLG: 0.539	0-0 F5				0-0 1B BB 1B		0-0 F7		0-0 FC3-6 1B	5	1	1	0	0	0	5								
Wayne Krenchicki, L (1, 5) OBP: 0.407, SLG: 0.465		0-0 4-3			4-0 1B BB		0-0 4-3		0-0 1-3	3	0	1	0	1	0	0								
Max Venable, L (8, PR) OBP: 0.353, SLG: 0.467					0-0 1B BB				0-0 1-3	0	0	0	0	0	0	0								
John Franco, L (8, 1) OBP: 0.333, SLG: 0.333					0-0 1B BB				0-0 1-3	1	0	0	0	0	0	2								
Dave Concepcion, R (1, 6) OBP: 0.326, SLG: 0.393		0-0 6-3			0-0 1B		0-0 F4		0-0 5-3	4	0	1	0	0	0	1								
Ron Oester, S (1, 4) OBP: 0.343, SLG: 0.379		0-0 4-3			0-0 SF7-2-4-5-4		0-3 K		4-0 IBB	2	0	0	1	1	1	0								
Dave Vangorder, R (1, 2) OBP: 0.269, SLG: 0.320					0-0 1B		0-0 HR		0-0 F8	4	1	2	1	0	0	2								
Tom Browning, L (1, 1) OBP: 0.206, SLG: 0.194					0-3 K		0-0 FC4-6 1B		0-0 SH5-4 1B	3	0	2	0	0	1	1								
Nick Esasky, R (8, 5) OBP: 0.355, SLG: 0.401										1	1	1	0	0	0	0								
<b>Inning Stats</b>	R: 0 E: 0 K: 1 S: 6	H: 1 LOB: 1 BB: 0 P: 6	R: 0 E: 0 K: 0 S: 3	H: 0 LOB: 0 BB: 0 P: 3	R: 0 E: 0 K: 1 S: 6	H: 1 LOB: 1 BB: 0 P: 6	R: 1 E: 0 K: 0 S: 4	H: 2 LOB: 1 BB: 1 P: 8	R: 1 E: 0 K: 0 S: 6	H: 3 LOB: 2 BB: 0 P: 6	R: 0 E: 0 K: 1 S: 5	H: 0 LOB: 0 BB: 0 P: 5	R: 0 E: 0 K: 0 S: 4	H: 1 LOB: 2 BB: 1 P: 8	R: 0 E: 0 K: 0 S: 4	H: 1 LOB: 2 BB: 1 P: 8	R: 1 E: 0 K: 0 S: 5	H: 2 LOB: 2 BB: 1 P: 9	1B: 9 2B: 2 3B: 0 HR: 1	SF: 1 SAC: 1 DP: 1 HBP: 0	WP: 0 PB: 0 SB: 1 CS: 0	PA: 41		
<b>PITCHER</b>	IP WLS BF H R ER SO BB IBB HBP BLK WP HR S P ERA WHIP	8.1 L 38 10 3 3 3 3 3 1 0 0 0 1 40 56 3.24 1.560	0.2 3 1 0 0 0 0 0 0 0 0 0 0 0 3 3 0.00 1.500																					

AB	35
R	3
H	11
RBI	3
BB	4
SO	3
LOB	20



Batter	1	2	3	4	5	6	7	8	9	AB	R	H	RBI	BB	SO	LOB	BOTTOM						
Jerry Royster, R (1, 4) OBP: 0.378, SLG: 0.412	4-0 BB S BB				0-0 F3				0-0 1-3	3	0	1	1	2	0	2	<b>Cincinnati Reds @ San Diego Padres</b> Jack Murphy Stadium, San Diego, CA Sun Jun 30 1985, 6:33 AM EDT Att: 26,895 - Unknown						
Tony Gwynn, L (1, 9) OBP: 0.346, SLG: 0.436	0-0 F8				0-0 F5		0-0 FC6-4 BB		0-0 FC6-4 BB	4	0	0	0	0	0	3							
Steve Garvey, R (1, 3) OBP: 0.292, SLG: 0.440	0-3 K				0-0 F9		0-0 F8		0-0 F9	4	0	0	0	0	1	2							
Kurt Bevacqua, R (1, 5) OBP: 0.419, SLG: 0.449	4-0 BB BB				0-0 F9		4-0 FC5-4 BB		0-0 F9	2	0	0	0	2	0	0							
Kevin McReynolds, R (1, 8) OBP: 0.319, SLG: 0.406	4-0 1-2 2-3 BB				0-0 5-3		0-0 FC5-4		0-0 1-3	3	0	0	0	1	0	1							
Terry Kennedy, L (1, 2) OBP: 0.297, SLG: 0.398	0-3 K				0-0 E8 6-3 1B		0-3 K		0-0 F4	4	1	0	0	0	2	3							
Camelo Martinez, R (1, 7) OBP: 0.347, SLG: 0.466		4-0 SH1-4 2B BB			0-0 6-3		0-0 F8		0-0 6-3	3	1	0	0	1	0	1							
Garry Templeton, S (1, 6) OBP: 0.332, SLG: 0.398		0-0 F9			0-0 SH1 1B		0-0 1-3		0-0 F9	4	0	1	1	0	0	1							
Andy Hawkins, R (1, 1) OBP: 0.125, SLG: 0.103		0-0 SH1-4			0-0 SH1				0-0 F9	1	0	0	0	0	1	0							
Rich Gossage, R (9, 1) Gerry Davis, R (9, PH) OBP: 0.375, SLG: 0.433					0-0 SH1		0-3 K		0-0 1B	0	0	0	0	0	0	0							
<b>Inning Stats</b>	R: 0 E: 0 K: 2 S: 7	H: 0 LOB: 3 BB: 3 P: 19	R: 1 E: 0 K: 0 S: 4	H: 1 LOB: 1 BB: 1 P: 8	R: 0 E: 0 K: 0 S: 3	H: 0 LOB: 0 BB: 0 P: 3	R: 1 E: 1 K: 0 S: 5	H: 1 LOB: 1 BB: 0 P: 5	R: 0 E: 0 K: 0 S: 3	H: 0 LOB: 1 BB: 1 P: 7	R: 0 E: 0 K: 1 S: 5	H: 0 LOB: 0 BB: 0 P: 5	R: 0 E: 0 K: 0 S: 5	H: 0 LOB: 1 BB: 1 P: 9	R: 0 E: 0 K: 0 S: 3	H: 0 LOB: 0 BB: 0 P: 3	R: 0 E: 0 K: 0 S: 4	H: 1 LOB: 1 BB: 0 P: 4	1B: 2 2B: 1 3B: 0 HR: 0	SF: 0 SAC: 2 DP: 0 HBP: 0	WP: 0 PB: 0 SB: 1 CS: 0	PA: 37	
<b>PITCHER</b>	IP WLS BF H R ER SO BB IBB HBP BLK WP HR S P ERA WHIP	7.0 W 30 2 2 1 4 6 0 0 0 0 0 0 7 7 1.29 1.143	2.0 W 7 1 0 0 0 0 0 0 0 0 0 0 7 7 0.00 0.500																				









Batter	1	2	3	4	5	6	7	8	9	AB	R	H	RBI	BB	SO	LOB	TOP			
<b>Gary Redus, R</b> OBP: 0.371, SLG: 0.436 (1, 8)	F3		K		K			6-3		4	0	1	0	0	1	0	<b>Cincinnati Reds @ Los Angeles Dodgers</b> Dodger Stadium, Los Angeles, CA Tue Jul 02 1985, 7:05 PM PDT Att: 49,207 - Unknown <a href="http://livebaseballscorecards.com">livebaseballscorecards.com</a>			
<b>Dave Concepcion, R</b> OBP: 0.321, SLG: 0.383 (1, 6)	K		K			G3		K		4	0	0	0	0	3	1				
<b>Dave Parker, L</b> OBP: 0.368, SLG: 0.526 (1, 9)	BB		G3			4-3		F8		3	0	0	0	1	0	1				
<b>Tony Perez, R</b> OBP: 0.395, SLG: 0.530 (1, 3)	K			FC4-6 1B		5-3		F5		4	0	1	0	0	1	1				
<b>Cesar Cedeno, R</b> OBP: 0.303, SLG: 0.331 (1, 7)		4-3		FC4-6 1B			K	5-3		4	0	0	0	0	1	1				
<b>Nick Esasky, R</b> OBP: 0.355, SLG: 0.396 (1, 5)	K			F8			BB			2	0	0	0	1	1	1				
<b>Dave Vangorder, R</b> OBP: 0.271, SLG: 0.320 (1, 2)				F9			F7			3	0	1	0	0	0	2				
<b>Ron Oester, S</b> OBP: 0.335, SLG: 0.368 (1, 4)		FC6-4 1B					F2			3	0	0	0	0	0	2				
<b>Joe Price, R</b> (8, PH)										2	0	0	0	0	1	0				
<b>Pete Rose, S</b> OBP: 0.407, SLG: 0.350 (8, PH)										1	0	0	0	0	0	0				
<b>Tom Hume, R</b> (8, 1)										0	0	0	0	0	0	0				
<b>John Franco, L</b> OBP: 0.333, SLG: 0.333 (8, 1)										0	0	0	0	0	0	0				
<b>Inning Stats</b>	R: 0 E: 0 K: 2 S: 7	H: 0 LOB: 1 BB: 1 P: 11	R: 0 E: 0 K: 1 S: 6	H: 1 LOB: 1 BB: 0 P: 6	R: 0 E: 0 K: 2 S: 8	H: 1 LOB: 1 BB: 0 P: 8	R: 0 E: 0 K: 0 S: 4	H: 1 LOB: 0 BB: 0 P: 4	R: 0 E: 0 K: 1 S: 5	H: 0 LOB: 0 BB: 1 P: 5	R: 0 E: 0 K: 1 S: 5	H: 0 LOB: 1 BB: 1 P: 9	R: 0 E: 0 K: 1 S: 5	H: 0 LOB: 0 BB: 0 P: 5	R: 0 E: 0 K: 0 S: 3	H: 0 LOB: 0 BB: 0 P: 3	1B: 3 2B: 0 3B: 0 HR: 0	SF: 0 SAC: 0 DP: 0 HBP: 0	WP: 0 PB: 0 SB: 1 CS: 0	PA: 32
<b>PITCHER</b> <b>Fernando Valenzuela, L</b> ERA: 2.34 (1, 1)	IP: 9.0 WLS: W BF: 32 H: 3 R: 0 ER: 0 SO: 8 BB: 2 IBB: 0 HBP: 0 BLK: 0 WP: 0 HR: 0 S: 46 P: 54 ERA: 0.00 WHIP: 0.556																			

Batter	1	2	3	4	5	6	7	8	9	AB	R	H	RBI	BB	SO	LOB	BOTTOM					
<b>Dave Anderson, R</b> OBP: 0.322, SLG: 0.287 (1, 5)	F9 1B		F7		K			K		4	0	1	0	0	2	1	<b>Cincinnati Reds @ Los Angeles Dodgers</b> Dodger Stadium, Los Angeles, CA Tue Jul 02 1985, 7:05 PM PDT Att: 49,207 - Unknown <a href="http://livebaseballscorecards.com">livebaseballscorecards.com</a>					
<b>Mariano Duncan, R</b> OBP: 0.297, SLG: 0.326 (1, 6)	K			CS 1B	F8			WP 1B 4-3		4	1	2	0	0	1	2						
<b>R.J. Reynolds, S</b> OBP: 0.312, SLG: 0.356 (1, 9)	F9			1B	K			4-3		4	1	1	0	0	1	3						
<b>Pedro Guerrero, R</b> OBP: 0.396, SLG: 0.558 (1, 7)	4-3			2B SF9	1B			BB 1B		4	1	3	2	0	0	1						
<b>Greg Brock, L</b> OBP: 0.335, SLG: 0.479 (1, 3)		F9		SF9 2B		G4-6-3 1B		BB 1B		3	0	1	0	1	0	1						
<b>Candy Maldonado, R</b> OBP: 0.238, SLG: 0.261 (1, 8)		6-3						BB		2	0	0	0	1	0	0						
<b>Ken Landreaux, L</b> OBP: 0.274, SLG: 0.364 (8, PH)								F3		1	0	0	0	0	0	2						
<b>Mike Scioscia, L</b> OBP: 0.369, SLG: 0.369 (1, 2)	F6			SF9				F4		2	0	0	1	0	0	0						
<b>Steve Sax, R</b> OBP: 0.308, SLG: 0.247 (1, 4)			F4		F8			F9		3	0	0	0	0	0	2						
<b>Fernando Valenzuela, L</b> OBP: 0.208, SLG: 0.229 (1, 1)			6-3					F8		3	0	1	0	0	0	0						
<b>Inning Stats</b>	R: 0 E: 0 K: 1 S: 6	H: 1 LOB: 0 BB: 0 P: 6	R: 0 E: 0 K: 0 S: 3	H: 0 LOB: 0 BB: 0 P: 3	R: 0 E: 0 K: 0 S: 3	H: 0 LOB: 0 BB: 0 P: 3	R: 2 E: 0 K: 0 S: 6	H: 4 LOB: 2 BB: 1 P: 10	R: 0 E: 0 K: 2 S: 8	H: 1 LOB: 1 BB: 0 P: 8	R: 0 E: 0 K: 0 S: 3	H: 0 LOB: 0 BB: 0 P: 3	R: 0 E: 0 K: 1 S: 7	H: 2 LOB: 2 BB: 1 P: 11	R: 1 E: 0 K: 1 S: 7	H: 2 LOB: 2 BB: 1 P: 11	1B: 7 2B: 2 3B: 0 HR: 0	SF: 1 SAC: 0 DP: 1 HBP: 0	WP: 1 PB: 0 SB: 0 CS: 1	PA: 33		
<b>PITCHER</b> <b>Joe Price, L</b> ERA: 3.68 (1, 1)	IP: 7.0 WLS: L BF: 27 H: 7 R: 2 ER: 2 SO: 3 BB: 0 IBB: 0 HBP: 0 BLK: 0 WP: 0 HR: 0 S: 32 P: 36 ERA: 2.57 WHIP: 1.000																					
<b>Tom Hume, R</b> ERA: 3.75 (8, 1)	0.2	5	2	1	1	1	1	0	0	0	0	0	0	0	0	0	1	0	6	10	13.50	4.500
<b>John Franco, L</b> ERA: 2.41 (8, 1)	0.1	1	0	0	0	0	0	0	0	0	0	0	0	0	0	0	0	0	1	1	0.00	0.000



Batter	1	2	3	4	5	6	7	8	9	AB	R	H	RBI	BB	SO	LOB	TOP			
Gary Redus, R OBP: 0.368, SLG: 0.428 (1, 7)	4-0 FC4-6 BB		0-0 F7		0-3 K			0-0 1-3		3	0	0	0	1	1	0				
Eddie Milner, L OBP: 0.325, SLG: 0.271 Tom Hume, R (8, 1)	0-0 FC4-6 BB		0-0 F6			4-0 BB		0-0 F9		3	0	0	0	1	0	1				
Pete Rose, S OBP: 0.405, SLG: 0.345 (1, 3)	4-0 1-2 BB		0-0 4-3			0-0 4-3			0-0 4-3	3	0	0	0	1	0	1				
Dave Parker, L OBP: 0.366, SLG: 0.529 (1, 9)	0-0 F6			0-0 SF8 3B		0-3 K			0-3 K	4	1	1	0	0	2	2				
Wayne Krenchicki, L OBP: 0.392, SLG: 0.443 (1, 5)	0-0 F9			0-0 F6			0-0 F9		0-0 F7	4	0	0	0	0	0	3				
Dave Concepcion, R OBP: 0.317, SLG: 0.380 (1, 6)		0-0 6-3		0-0 SF8			0-0 F7			2	0	0	1	0	0	0				
Ron Oester, S OBP: 0.335, SLG: 0.368 (1, 4)		0-0 3-1		0-0 3-H 6-3 K						3	0	1	0	0	1	0				
Dave Vangorder, R OBP: 0.275, SLG: 0.333 Duane Walker, L OBP: 0.255, SLG: 0.366 Alan Knicely, R OBP: 0.327, SLG: 0.431 (7, PH) (7, 2)			0-0 2B		0-0 F4			0-0 F8		2	0	1	0	0	0	0				
Mario Soto, R OBP: 0.170, SLG: 0.196 Max Venable, L OBP: 0.316, SLG: 0.412 (8, PH) (8, 8)		0-0 4-3			0-0 1-3				0-0 F3	2	0	0	0	0	0	1				
<b>Inning Stats</b>	R: 0 E: 0 K: 0 S: 3	H: 0 LOB: 2 BB: 2 P: 11	R: 0 E: 0 K: 0 S: 4	H: 1 LOB: 1 BB: 0 P: 4	R: 0 E: 0 K: 0 S: 3	H: 0 LOB: 0 BB: 0 P: 3	R: 1 E: 0 K: 1 S: 6	H: 1 LOB: 0 BB: 0 P: 6	R: 0 E: 0 K: 1 S: 5	H: 0 LOB: 0 BB: 1 P: 5	R: 0 E: 0 K: 0 S: 4	H: 1 LOB: 1 BB: 0 P: 4	R: 0 E: 0 K: 0 S: 3	H: 0 LOB: 0 BB: 0 P: 3	R: 0 E: 0 K: 1 S: 5	H: 0 LOB: 0 BB: 0 P: 5	1B: 1 2B: 1 3B: 1 HR: 0	SF: 1 SAC: 0 DP: 0 HBP: 0	WP: 0 PB: 0 SB: 0 CS: 0	PA: 32
<b>PITCHER</b> Kevin Gross, R ERA: 2.99 (1, 1)	IP: 9.0 WLS: W BF: 32 H: 3 R: 1 ER: 1 SO: 4 BB: 3 IBB: 0 HBP: 0 BLK: 0 WP: 0 HR: 0 S: 37 P: 49 ERA: 1.00 WHIP: 0.667															<b>PITCHER</b>				

Cincinnati Reds @ Philadelphia Phillies  
Veterans Stadium, Philadelphia, PA  
Thu Jul 04 1985, 3:33 AM EDT  
Att: 21,291 - Unknown

AB	28
R	1
H	3
RBI	1
BB	3
SO	4
LOB	9



Batter	1	2	3	4	5	6	7	8	9	AB	R	H	RBI	BB	SO	LOB	BOTTOM			
Juan Samuel, R OBP: 0.292, SLG: 0.410 (1, 4)	0-0 HR		0-0 F7		0-0 FC5 2-3f		0-3 K			4	1	1	1	0	1	4				
Greg Gross, L OBP: 0.373, SLG: 0.340 Tim Corcoran, L OBP: 0.322, SLG: 0.276 (1, 3) (8, 3)	0-0 F8		0-0 F8 6-3 1B		0-3 K		4-0 BB			3	0	1	0	1	1	0				
Von Hayes, L OBP: 0.369, SLG: 0.427 (1, 7)	0-0 HR		0-0 6-3 1-2		0-0 3-1		0-0 4-3			4	1	1	1	0	0	2				
Mike Schmidt, R OBP: 0.319, SLG: 0.399 (1, 5)	0-0 G5-4-3 1B		0-0 F8 2-3		0-0 F3			0-3 K		4	0	1	0	0	1	1				
Glenn Wilson, R OBP: 0.297, SLG: 0.446 (1, 9)	0-0 G5-4-3 1-2f		0-0 6-3			0-3 K		4-0 FC6-4 BB		3	0	0	0	1	1	2				
Ozzie Virgil, R OBP: 0.370, SLG: 0.491 (1, 2)		0-0 2B 1B		4-0 FC5 1B BB		0-0 HR		0-0 F8		3	1	2	1	1	0	1				
Garry Maddox, R OBP: 0.323, SLG: 0.383 (1, 8)		0-0 1-3 2B		0-0 F5		0-0 6-3		0-0 FC6-4 1-2f		4	0	1	0	0	0	2				
Derrel Thomas, S OBP: 0.289, SLG: 0.366 Steve Jeltz, S OBP: 0.255, SLG: 0.207 (7, 6)		0-0 6-3		0-0 1-2 1B		0-0 F7				3	0	1	0	0	0	2				
Kevin Gross, R OBP: 0.200, SLG: 0.172 (1, 1)		0-3 K		0-3 K		0-3 K				3	0	0	0	0	3	4				
<b>Inning Stats</b>	R: 2 E: 0 K: 0 S: 5	H: 3 LOB: 2 BB: 0 P: 5	R: 0 E: 0 K: 1 S: 7	H: 2 LOB: 2 BB: 0 P: 7	R: 0 E: 0 K: 0 S: 4	H: 1 LOB: 1 BB: 0 P: 4	R: 0 E: 0 K: 1 S: 6	H: 1 LOB: 1 BB: 1 P: 10	R: 0 E: 0 K: 1 S: 5	H: 0 LOB: 0 BB: 0 P: 5	R: 1 E: 0 K: 1 S: 6	H: 1 LOB: 0 BB: 0 P: 6	R: 0 E: 0 K: 2 S: 7	H: 0 LOB: 1 BB: 1 P: 11	R: 0 E: 0 K: 1 S: 5	H: 0 LOB: 1 BB: 1 P: 9	1B: 4 2B: 1 3B: 0 HR: 3	SF: 0 SAC: 0 DP: 1 HBP: 0	WP: 0 PB: 0 SB: 0 CS: 0	PA: 34
<b>PITCHER</b> Mario Soto, R ERA: 3.23 Tom Hume, R ERA: 3.67 (1, 1) (8, 1)	IP: 7.0 WLS: L BF: 30 H: 8 R: 3 ER: 3 SO: 6 BB: 2 IBB: 0 HBP: 0 BLK: 0 WP: 0 HR: 3 S: 40 P: 48 ERA: 3.86 WHIP: 1.429															<b>PITCHER</b>				

Cincinnati Reds @ Philadelphia Phillies  
Veterans Stadium, Philadelphia, PA  
Thu Jul 04 1985, 3:33 AM EDT  
Att: 21,291 - Unknown

AB	31
R	3
H	8
RBI	3
BB	3
SO	7
LOB	18





Batter	1	2	3	4	5	6	7	8	9	AB	R	H	RBI	BB	SO	LOB	TOP															
Gary Redus, R OBP: 0.361, SLG: 0.417 (1, 8)	6-3		1-3			P6	P2			4	0	0	0	0	0	2	<b>Cincinnati Reds @ Philadelphia Phillies</b> Veterans Stadium, Philadelphia, PA Fri Jul 05 1985, 7:05 PM EDT Att: 25,001 - Unknown															
Ron Oester, S OBP: 0.337, SLG: 0.370 (1, 4)	K				F9					4	0	2	0	0	1	0																
Dave Parker, L OBP: 0.365, SLG: 0.525 (1, 9)					1-2-3					4	0	1	0	0	0	2																
Tony Perez, R OBP: 0.392, SLG: 0.536 Eddie Milner, L OBP: 0.323, SLG: 0.270 (7, PR) (7, 8)	F8				F8					3	0	1	0	0	0	1																
Nick Esasky, R OBP: 0.353, SLG: 0.410 (1, 5)						K				4	1	1	2	0	1	0																
Dave Concepcion, R OBP: 0.316, SLG: 0.375 (1, 6)						F9				3	0	0	0	1	0	1																
Cesar Cedeno, R OBP: 0.312, SLG: 0.337 (1, 7) (7, 3)										3	0	2	0	0	0	1																
Dave Vangorder, R OBP: 0.277, SLG: 0.327 Pete Rose, S OBP: 0.403, SLG: 0.343 (9, PH) (1, 2)						F8				2	0	0	0	1	0	1																
Tom Browning, L OBP: 0.189, SLG: 0.176 Tom Hume, R (7, 1) (1, 1)										3	0	0	0	0	2	2																
										0	0	0	0	0	0	0																
<b>Inning Stats</b>	R: 0 E: 0 K: 1 S: 6	H: 1 LOB: 1 BB: 0 P: 6	R: 0 E: 0 K: 0 S: 3	H: 1 LOB: 0 BB: 0 P: 3	R: 0 E: 0 K: 0 S: 3	H: 0 LOB: 0 BB: 0 P: 3	R: 0 E: 0 K: 0 S: 3	H: 0 LOB: 0 BB: 0 P: 3	R: 0 E: 0 K: 1 S: 5	H: 1 LOB: 1 BB: 0 P: 6	R: 2 E: 0 K: 1 S: 8	H: 3 LOB: 2 BB: 1 P: 12	R: 0 E: 0 K: 0 S: 3	H: 1 LOB: 0 BB: 0 P: 3	R: 0 E: 0 K: 0 S: 3	H: 0 LOB: 1 BB: 1 P: 7	1B: 5 2B: 1 3B: 0 HR: 1	SF: 0 SAC: 0 DP: 1 HBP: 1	WP: 1 PB: 0 SB: 1 CS: 0	PA: 36												
<b>PITCHER</b>	IP WLS BF H R ER SO BB IBB HBP BLK WP HR S P ERA WHIP																															
Jerry Koosman, L ERA: 2.73 (1, 1)	6.2	27	6	2	2	4	1	0	1	0	1	1	33	38	2.70	1.050																
Larry Andersen, R ERA: 3.57 (7, 1)	0.1	W	1	0	0	0	0	0	0	0	0	0	1	1	0.00	0.000																
Don Carman, L ERA: 1.76 (8, 1)	2.0	S	7	1	0	0	0	1	0	0	0	0	6	10	0.00	1.000																

AB	32
R	2
H	7
RBI	2
BB	2
SO	4
LOB	11



Batter	1	2	3	4	5	6	7	8	9	AB	R	H	RBI	BB	SO	LOB	BOTTOM																
Juan Samuel, R OBP: 0.289, SLG: 0.405 (1, 4)	F9		F9			1-3	5-3			4	0	0	0	0	0	1	<b>Cincinnati Reds @ Philadelphia Phillies</b> Veterans Stadium, Philadelphia, PA Fri Jul 05 1985, 7:05 PM EDT Att: 25,001 - Unknown																
Rick Schu, R OBP: 0.295, SLG: 0.311 (1, 5)	F7		F8			F9				4	0	0	0	0	0	0																	
Mike Schmidt, R OBP: 0.321, SLG: 0.412 (1, 3)						P4				4	2	2	1	0	0	0																	
Glenn Wilson, R OBP: 0.296, SLG: 0.446 (1, 9)	L6					F9				4	1	1	1	0	1	0																	
Ozzie Virgil, R OBP: 0.366, SLG: 0.484 (1, 2)						F3				3	1	0	0	0	1	0																	
Gary Maddox, R OBP: 0.323, SLG: 0.390 (1, 8)										3	0	1	0	0	0	1																	
John Russell, R OBP: 0.316, SLG: 0.133 Don Carman, L (8, 1) (1, 7)										3	1	1	2	0	1	1																	
Steve Jeltz, S OBP: 0.256, SLG: 0.216 (1, 6)										0	0	0	0	0	0	0																	
Jerry Koosman, R OBP: 0.100, SLG: 0.100 Larry Andersen, R (7, 1) (1, 1)										2	0	0	0	0	0	0																	
John Wockenfuss, R OBP: 0.316, SLG: 0.133 Greg Gross, L OBP: 0.370, SLG: 0.337 (7, PH) (8, 7)										0	0	0	0	0	0	0																	
										1	0	0	0	0	0	1																	
<b>Inning Stats</b>	R: 1 E: 0 K: 0 S: 4	H: 1 LOB: 0 BB: 0 P: 4	R: 0 E: 0 K: 2 S: 8	H: 1 LOB: 0 BB: 0 P: 8	R: 0 E: 0 K: 0 S: 3	H: 0 LOB: 0 BB: 0 P: 3	R: 0 E: 0 K: 0 S: 3	H: 0 LOB: 0 BB: 0 P: 3	R: 0 E: 0 K: 1 S: 5	H: 0 LOB: 0 BB: 0 P: 5	R: 4 E: 1 K: 0 S: 8	H: 4 LOB: 1 BB: 0 P: 8	R: 0 E: 0 K: 1 S: 5	H: 0 LOB: 0 BB: 0 P: 5	R: 0 E: 0 K: 0 S: 3	H: 0 LOB: 0 BB: 0 P: 5	1B: 1 2B: 3 3B: 0 HR: 2	SF: 0 SAC: 0 DP: 0 HBP: 0	WP: 0 PB: 0 SB: 0 CS: 0	PA: 31													
<b>PITCHER</b>	IP WLS BF H R ER SO BB IBB HBP BLK WP HR S P ERA WHIP																																
Tom Browning, L ERA: 3.71 (1, 1)	6.1	L	26	6	5	4	3	0	0	0	0	0	2	32	32	5.68	0.947																
Tom Hume, R ERA: 3.53 (7, 1)	1.2		5	0	0	0	1	0	0	0	0	0	7	7	0.00	0.000																	

AB	31
R	5
H	6
RBI	4
BB	0
SO	4
LOB	5





Batter	1	2	3	4	5	6	7	8	9	AB	R	H	RBI	BB	SO	LOB	TOP											
Lenny Dykstra, L (1,8) OBP: 0.373, SLG: 0.375										4	1	1	0	1	0	3	<b>New York Mets @ Cincinnati Reds</b> Riverfront Stadium, Cincinnati, OH Mon Jul 08 1985, 7:05 PM EDT Att: 20,391 - Unknown											
Kevin Chapman, R (1,4) Wally Backman, S (7,PH) OBP: 0.237, SLG: 0.203 OBP: 0.326, SLG: 0.329										3	0	0	0	0	0	2												
Keith Hernandez, L (1,3) OBP: 0.358, SLG: 0.393										5	2	4	3	0	0	0												
Gary Carter, R (1,2) OBP: 0.368, SLG: 0.430										4	0	0	0	1	0	2												
George Foster, R (1,7) OBP: 0.314, SLG: 0.477										5	1	2	2	0	2	3												
Darryl Strawberry, L (1,9) OBP: 0.329, SLG: 0.434										4	1	1	1	1	1	3												
Howard Johnson, S (1,5)										5	1	1	1	0	1	2												
Rafael Santana, R (1,6) OBP: 0.286, SLG: 0.301										4	0	2	0	0	0	0												
Ed Lynch, R (1,1) Tom Gorman, L (7,1) Terry Leach, R (8,1) Jesse Orosco, R (9,1) OBP: 0.176, SLG: 0.097 ERA: 4.51 OBP: 0.500, SLG: 0.500										3	0	1	0	0	1	0												
<b>Inning Stats</b>	R: 0 E: 0 K: 1 S: 7	H: 2 LOB: 3 BB: 1 P: 11	R: 0 E: 0 K: 1 S: 5	H: 0 LOB: 0 BB: 0 P: 5	R: 0 E: 0 K: 0 S: 4	H: 1 LOB: 1 BB: 0 P: 4	R: 1 E: 0 K: 1 S: 6	H: 1 LOB: 0 BB: 0 P: 6	R: 2 E: 0 K: 0 S: 4	H: 1 LOB: 0 BB: 1 P: 8	R: 1 E: 0 K: 1 S: 8	H: 3 LOB: 2 BB: 0 P: 8	R: 3 E: 0 K: 1 S: 8	H: 3 LOB: 0 BB: 0 P: 8	R: 0 E: 0 K: 0 S: 4	H: 1 LOB: 1 BB: 0 P: 4	R: 0 E: 0 K: 0 S: 4	H: 1 LOB: 2 BB: 1 P: 8	1B: 5 2B: 4 3B: 0 HR: 4	SF: 0 SAC: 1 DP: 0 HBP: 0	WP: 0 PB: 0 SB: 1 CS: 0	PA: 43						
<b>PITCHER</b>	IP	WLS	BF	H	R	ER	SO	BB	IBB	HBP	BLK	WP	HR	S	P	ERA	WHIP											
Joe Price, L (1,1) ERA: 3.92	6.0		28	8	4	4	4	2	0	0	0	0	0	3	34	42	6.00	1.667										
Jay Tibbs, R (7,1) ERA: 4.51	0.1	L	4	3	3	3	0	0	0	0	0	0	0	1	4	4	81.00	9.000										
John Franco, L (7,1) ERA: 2.06	1.2		6	1	0	0	1	0	0	0	0	0	0	0	8	8	0.00	0.600										
John Stupper, R (9,1) ERA: 5.07	1.0		5	1	0	0	0	0	1	0	0	0	0	0	4	8	0.00	1.000										

Batter	1	2	3	4	5	6	7	8	9	AB	R	H	RBI	BB	SO	LOB	BOTTOM											
Eddie Milner, L (1,8) OBP: 0.331, SLG: 0.277										4	2	1	0	1	0	1	<b>New York Mets @ Cincinnati Reds</b> Riverfront Stadium, Cincinnati, OH Mon Jul 08 1985, 7:05 PM EDT Att: 20,391 - Unknown											
Max Venable, L (1,7) Gary Redus, R (7,PH) OBP: 0.308, SLG: 0.458 OBP: 0.360, SLG: 0.414										3	0	1	1	0	0	1												
Pete Rose, S (1,3) OBP: 0.399, SLG: 0.343										5	0	1	1	0	0	2												
Dave Parker, L (1,9) OBP: 0.363, SLG: 0.526										4	0	0	0	0	0	3												
Wayne Krenchicki, L (1,5) Dave Concepcion, R (8,PH) OBP: 0.382, SLG: 0.429 OBP: 0.320, SLG: 0.371										3	0	0	0	0	0	2												
Alan Kneisley, R (1,2) OBP: 0.341, SLG: 0.438										4	2	2	0	0	0	0												
Ron Oester, S (1,4) OBP: 0.337, SLG: 0.377										4	1	3	0	0	0	1												
Tom Foley, L (1,6) Nick Esasky, R (8,PH) OBP: 0.213, SLG: 0.244 OBP: 0.355, SLG: 0.413										3	0	2	2	0	0	1												
Joe Price, R (1,1) Cesar Cedeno, R (6,PH) Jay Tibbs, R (7,1) John Franco, L (7,1) Tony Perez, R (8,PH) John Stupper, R (9,1) OBP: 0.309, SLG: 0.349 OBP: 0.198, SLG: 0.333 OBP: 0.333, SLG: 0.333 OBP: 0.500, SLG: 0.500 OBP: 0.205, SLG: 0.271										1	0	0	0	0	1	1												
<b>Inning Stats</b>	R: 1 E: 0 K: 0 S: 4	H: 1 LOB: 1 BB: 1 P: 8	R: 1 E: 0 K: 0 S: 5	H: 3 LOB: 0 BB: 0 P: 5	R: 0 E: 0 K: 0 S: 3	H: 0 LOB: 0 BB: 0 P: 3	R: 1 E: 0 K: 1 S: 7	H: 2 LOB: 1 BB: 0 P: 7	R: 1 E: 0 K: 0 S: 5	H: 2 LOB: 1 BB: 0 P: 5	R: 0 E: 0 K: 1 S: 6	H: 1 LOB: 1 BB: 0 P: 6	R: 0 E: 0 K: 0 S: 4	H: 1 LOB: 1 BB: 0 P: 4	R: 1 E: 0 K: 0 S: 5	H: 2 LOB: 1 BB: 0 P: 5	R: 0 E: 0 K: 1 S: 5	H: 0 LOB: 0 BB: 0 P: 5	1B: 7 2B: 5 3B: 0 HR: 0	SF: 0 SAC: 1 DP: 0 HBP: 0	WP: 0 PB: 0 SB: 1 CS: 0	PA: 39						
<b>PITCHER</b>	IP	WLS	BF	H	R	ER	SO	BB	IBB	HBP	BLK	WP	HR	S	P	ERA	WHIP											
Ed Lynch, R (1,1) ERA: 3.09	6.0	W	27	9	4	4	2	1	0	0	0	0	0	0	30	34	6.00	1.667										
Tom Gorman, L (7,1) ERA: 4.7	1.2		8	3	1	1	0	0	0	0	0	0	0	0	8	8	5.40	1.800										
Terry Leach, R (8,1) ERA: 1.54	0.1		1	0	0	0	0	0	0	0	0	0	0	1	1	0.00	0.000											
Jesse Orosco, L (9,1) ERA: 3.63	1.0	S	3	0	0	0	1	0	0	0	0	0	0	5	5	0.00	0.000											



Batter	1	2	3	4	5	6	7	8	9	AB	R	H	RBI	BB	SO	LOB	TOP				
Lenny Dykstra, L (1, 8) OBP: 0.356, SLG: 0.355	F8		F7		F8		6-3	5-3	FC6	6	0	1	2	0	0	4	<b>New York Mets @ Cincinnati Reds</b> Riverfront Stadium, Cincinnati, OH Tue Jul 09 1985, 7:05 PM EDT Att: 21,787 - Unknown				
Wally Backman, S (1, 4) OBP: 0.326, SLG: 0.329	S		BB		F8		4-3	6-3	FC6	6	0	2	0	0	0	5					
Keith Hernandez, L (1, 3) OBP: 0.364, SLG: 0.404	K								BB WP	2	3	1	2	3	1	1					
Gary Carter, R (1, 2) OBP: 0.372, SLG: 0.429	K								BB BB	3	2	1	0	2	1	4					
Ronn Reynolds, R (9, 2) OBP: 0.316, SLG: 0.421	K		6-3						BB BB	0	0	0	0	0	0	0					
Darryl Strawberry, L (1, 9) OBP: 0.338, SLG: 0.427									BB BB	2	2	0	0	3	1	1					
George Foster, R (1, 7) OBP: 0.320, SLG: 0.491	F8								BB BB	4	3	2	4	1	0	1					
Howard Johnson, S (1, 5) OBP: 0.264, SLG: 0.295	F9								BB BB	4	0	1	2	0	1	0					
Rafael Santana, R (1, 6) OBP: 0.285, SLG: 0.296									BB BB	4	0	0	0	1	1	3					
Dwight Gooden, R (1, 1) OBP: 0.259, SLG: 0.184									BB BB	4	1	1	0	0	1	3					
Rusty Staub, L (9, PH) OBP: 0.367, SLG: 0.440									BB BB	0	0	0	0	1	0	0					
Jesse Orosco, R (9, 1) OBP: 0.500, SLG: 0.500									BB BB	0	0	0	0	0	0	0					
<b>Inning Stats</b>	R: 0 E: 0 K: 2 S: 8	H: 1 LOB: 1 BB: 0 P: 8	R: 0 E: 0 K: 0 S: 2	H: 0 LOB: 0 BB: 1 P: 6	R: 0 E: 0 K: 1 S: 6	H: 1 LOB: 3 BB: 2 P: 14	R: 1 E: 0 K: 2 S: 8	H: 1 LOB: 0 BB: 0 P: 8	R: 2 E: 0 K: 1 S: 7	H: 2 LOB: 1 BB: 1 P: 11	R: 0 E: 0 K: 0 S: 3	H: 0 LOB: 0 BB: 0 P: 3	R: 0 E: 0 K: 0 S: 3	H: 0 LOB: 0 BB: 0 P: 3	R: 4 E: 2 K: 0 S: 5	H: 0 LOB: 4 BB: 0 P: 21	R: 4 E: 0 K: 0 S: 6	H: 4 LOB: 2 BB: 3 P: 18	1B: 7 2B: 0 3B: 0 HR: 2	SF: 1 SAC: 0 DP: 1 HBP: 0	WP: 1 PA: 47 PB: 0 SB: 1 CS: 1
<b>PITCHER</b>	IP WLS BF H R ER SO BB IBB HBP BLK WP HR S P ERA WHIP	7.0 L 32 5 6 5 6 7 0 0 0 0 1 2 37 65 6.43 1.714	1.0 6 0 1 0 0 1 0 0 0 0 0 5 9 0.00 1.000	1.0 9 4 4 4 0 3 0 0 0 0 0 6 18 36.00 7.000	<b>PITCHER</b>																

Batter	1	2	3	4	5	6	7	8	9	AB	R	H	RBI	BB	SO	LOB	BOTTOM				
Eddie Milner, L (1, 8) OBP: 0.325, SLG: 0.271	K									4	0	0	0	0	1	1	<b>New York Mets @ Cincinnati Reds</b> Riverfront Stadium, Cincinnati, OH Tue Jul 09 1985, 7:05 PM EDT Att: 21,787 - Unknown				
Max Venable, L (1, 7) OBP: 0.333, SLG: 0.464	F8									4	0	2	1	0	0	0					
Pete Rose, S (1, 3) OBP: 0.397, SLG: 0.338	3-1									3	0	0	0	1	0	2					
Dave Parker, L (1, 9) OBP: 0.364, SLG: 0.524										3	0	1	0	1	0	0					
Wayne Krenchicki, L (1, 5) OBP: 0.370, SLG: 0.414	4-3									4	0	0	0	0	0	3					
Alan Kneisely, R (1, 2) OBP: 0.333, SLG: 0.427	K									4	0	0	0	0	3	3					
Ron Oester, S (1, 4) OBP: 0.333, SLG: 0.372										3	0	0	0	0	0	1					
Tom Foley, L (1, 6) OBP: 0.217, SLG: 0.259										3	1	1	0	0	0	0					
Mario Soto, R (1, 1) OBP: 0.163, SLG: 0.188										2	0	0	0	0	1	0					
Tom Hume, R (8, 1)										0	0	0	0	0	0	0					
Duane Walker, L (8, PH) OBP: 0.255, SLG: 0.378										1	1	1	1	0	0	0					
John Stuper, R (9, 1) OBP: 0.235, SLG: 0.071										0	0	0	0	0	0	0					
<b>Inning Stats</b>	R: 0 E: 0 K: 1 S: 5	H: 0 LOB: 0 BB: 0 P: 5	R: 0 E: 0 K: 1 S: 5	H: 0 LOB: 0 BB: 0 P: 5	R: 0 E: 0 K: 0 S: 3	H: 0 LOB: 0 BB: 0 P: 3	R: 0 E: 0 K: 0 S: 3	H: 1 LOB: 0 BB: 0 P: 3	R: 0 E: 0 K: 1 S: 5	H: 0 LOB: 0 BB: 0 P: 9	R: 0 E: 0 K: 1 S: 5	H: 0 LOB: 0 BB: 0 P: 5	R: 0 E: 0 K: 1 S: 6	H: 1 LOB: 2 BB: 1 P: 10	R: 2 E: 0 K: 0 S: 6	H: 3 LOB: 1 BB: 0 P: 6	R: 0 E: 0 K: 0 S: 3	H: 0 LOB: 0 BB: 0 P: 3	1B: 3 2B: 2 3B: 0 HR: 0	SF: 0 SAC: 0 DP: 0 HBP: 0	WP: 0 PA: 33 PB: 0 SB: 0 CS: 0
<b>PITCHER</b>	IP WLS BF H R ER SO BB IBB HBP BLK WP HR S P ERA WHIP	8.0 W 30 5 2 2 5 2 0 0 0 0 0 38 46 2.25 0.875	1.0 3 0 0 0 0 0 0 0 0 0 0 3 3 0.00 0.000	<b>PITCHER</b>																	







Batter	1	2	3	4	5	6	7	8	9	AB	R	H	RBI	BB	SO	LOB	TOP					
Tim Raines, S (1, 7) OBP: 0.366, SLG: 0.430										4	0	1	0	0	1	0	<b>Montreal Expos @ Cincinnati Reds</b> Riverfront Stadium, Cincinnati, OH Thu Jul 11 1985, 7:05 PM EDT Att: 21,150 - Unknown					
Vance Law, R (1, 4) OBP: 0.342, SLG: 0.370										4	0	1	0	0	1	1						
Hubie Brooks, R (1, 6) OBP: 0.297, SLG: 0.368										4	0	1	0	0	0	2						
Dan Driessen, L (1, 3)										3	0	0	0	0	0	2						
Tim Wallach, R (1, 5) OBP: 0.330, SLG: 0.451										3	0	1	0	0	1	0						
Mitch Webster, S (1, 8)										3	0	2	0	0	1	1						
Skeeter Barnes, R (1, 9) OBP: 0.174, SLG: 0.217										3	0	1	0	0	0	1						
Mike Fitzgerald, R (1, 2) OBP: 0.306, SLG: 0.293										3	0	0	0	0	2	2						
Joe Hesketh, R (1, 1) OBP: 0.188, SLG: 0.133										2	0	0	0	0	1	1						
Andre Dawson, R (8, PH) OBP: 0.302, SLG: 0.425										1	0	0	0	0	0	2						
Gary Lucas, L (8, 1)										0	0	0	0	0	0	0						
<b>Inning Stats</b>	R: 0 E: 0 K: 1 S: 5	H: 0 LOB: 0 BB: 0 P: 5	R: 0 E: 0 K: 1 S: 5	H: 1 LOB: 0 BB: 0 P: 5	R: 0 E: 0 K: 2 S: 7	H: 0 LOB: 0 BB: 0 P: 7	R: 0 E: 0 K: 1 S: 6	H: 1 LOB: 1 BB: 0 P: 6	R: 0 E: 0 K: 0 S: 3	H: 0 LOB: 0 BB: 0 P: 3	R: 0 E: 1 K: 0 S: 3	H: 0 LOB: 0 BB: 0 P: 3	R: 0 E: 0 K: 0 S: 3	H: 1 LOB: 0 BB: 0 P: 3	R: 0 E: 0 K: 2 S: 9	H: 2 LOB: 2 BB: 0 P: 9	R: 0 E: 0 K: 0 S: 3	H: 1 LOB: 0 BB: 0 P: 3	1B: 6 2B: 1 3B: 0 HR: 0	SF: 0 SAC: 0 DP: 3 HBP: 0	WP: 0 PB: 0 SB: 1 CS: 2	PA: 31
<b>PITCHER</b>	IP WLS BF H R ER SO BB IBB HBP BLK WP HR S P ERA WHIP																					
Ron Robinson, R (1, 1) ERA: 2.43	7.1 W 25 6 0 0 6 0 0 0 0 0 0 0 0 0 0.00 0.818																					
Ted Power, R (8, 1) ERA: 1.72	1.2 S 5 1 0 0 1 0 0 0 0 0 0 0 0 0 0.00 0.600																					

Batter	1	2	3	4	5	6	7	8	9	AB	R	H	RBI	BB	SO	LOB	BOTTOM			
Gary Redus, R (1, 7) OBP: 0.358, SLG: 0.410										4	0	1	1	0	2	1	<b>Montreal Expos @ Cincinnati Reds</b> Riverfront Stadium, Cincinnati, OH Thu Jul 11 1985, 7:05 PM EDT Att: 21,150 - Unknown			
Eddie Milner, L (1, 8) OBP: 0.315, SLG: 0.261										4	0	0	0	0	0	2				
Dave Parker, L (1, 9) OBP: 0.359, SLG: 0.523										4	0	0	0	0	2	0				
Tony Perez, R (1, 3) OBP: 0.382, SLG: 0.506										4	0	1	0	0	2	0				
Nick Esasky, R (1, 5) OBP: 0.353, SLG: 0.415										4	0	1	0	0	1	1				
Dave Concepcion, R (1, 6) OBP: 0.325, SLG: 0.371										2	1	1	0	2	0	1				
Ron Oester, S (1, 4) OBP: 0.333, SLG: 0.368										2	1	1	0	1	0	0				
Dann Bilardello, R (1, 2) OBP: 0.184, SLG: 0.162										3	0	2	1	0	0	2				
Ron Robinson, R (1, 1) OBP: 0.333, SLG: 0.368										2	0	0	0	0	1	2				
Ted Power, R (8, 1) ERA: 1.72										0	0	0	0	0	0	0				
<b>Inning Stats</b>	R: 0 E: 0 K: 1 S: 5	H: 0 LOB: 0 BB: 2 P: 5	R: 0 E: 0 K: 1 S: 5	H: 0 LOB: 2 BB: 2 P: 13	R: 0 E: 0 K: 1 S: 5	H: 0 LOB: 0 BB: 0 P: 5	R: 0 E: 0 K: 0 S: 4	H: 1 LOB: 1 BB: 0 P: 4	R: 0 E: 0 K: 1 S: 6	H: 1 LOB: 1 BB: 0 P: 6	R: 0 E: 0 K: 1 S: 5	H: 0 LOB: 0 BB: 0 P: 5	R: 2 E: 0 K: 2 S: 11	H: 4 LOB: 2 BB: 0 P: 11	R: 0 E: 0 K: 1 S: 5	H: 1 LOB: 1 BB: 1 P: 9	1B: 6 2B: 1 3B: 0 HR: 0	SF: 0 SAC: 1 DP: 0 HBP: 0	WP: 0 PB: 0 SB: 0 CS: 0	PA: 34
<b>PITCHER</b>	IP WLS BF H R ER SO BB IBB HBP BLK WP HR S P ERA WHIP																			
Joe Hesketh, L (1, 1) ERA: 2.57	7.0 L 29 6 2 2 7 2 0 0 0 0 0 0 0 0 2.57 1.143																			
Gary Lucas, L (8, 1) ERA: 2.93	1.0 4 1 0 0 1 0 1 0 0 0 0 0 0 5 9 0.00 1.000																			







Batter	1	2	3	4	5	6	7	8	9	AB	R	H	RBI	BB	SO	LOB	TOP			
Herm Winningham, L (1.8) OBP: 0.335, SLG: 0.340	F6		SH HR 1B		4-3			S S E 1B	F8	5	2	2	0	0	0	1				
Vance Law, R (1.4) OBP: 0.350, SLG: 0.385	S 1B E BB		SH HR 1-3		F7			F8	FC6-4 BB	2	2	0	0	2	0	1				
Hubie Brooks, R (1.6) OBP: 0.302, SLG: 0.378	S 1-2 1B		1-H 3-H HR		5-3			2B FC5-2 BB	FC6-4	4	1	2	3	1	0	2				
Dan Driessen, L (1.3) OBP: 0.337, SLG: 0.391	K 1-3 2-H		F5		4-3			FC5-2 1B 2B		4	1	1	0	0	1	1				
Tim Wallach, R (1.5) OBP: 0.324, SLG: 0.439	K		F9		K			FC5-2 1B		4	0	0	0	0	2	3				
Terry Francona, L (1.7) OBP: 0.300, SLG: 0.304		F8	F5		CS 1B			1-2 3-H 1B		4	0	2	1	0	0	0				
Mitch Webster, S (1.9) OBP: 0.234, SLG: 0.405	F7			K		CS 1-2		F9		4	0	0	0	0	1	2				
Mike Fitzgerald, R (1.2) OBP: 0.312, SLG: 0.302										2	0	1	0	0	0	0				
Skeeter Barnes, R (7. PR) OBP: 0.197, SLG: 0.208				6-3						0	0	0	0	0	0	0				
Sal Butera, R (7.2) OBP: 0.255, SLG: 0.227								CS HBP	BB 1B	1	0	1	0	0	0	0				
Bill Gullickson, R (1.1) OBP: 0.143, SLG: 0.179										3	0	0	0	0	2	2				
Jeff Reardon, R (8.1) OBP: 0.250, SLG: 0.250	K			G3						0	0	0	0	0	0	0				
Gary Lucas, L (8.1) OBP: 0.250, SLG: 0.250										1	0	0	0	0	1	1				
Tim Burke, R (9.1) OBP: 0.250, SLG: 0.250										0	0	0	0	0	0	0				
<b>Inning Stats</b>	R: 1 E: 1 K: 2 S: 8	H: 1 LOB: 1 BB: 1 P: 12	R: 0 E: 0 K: 1 S: 6	H: 1 LOB: 1 BB: 0 P: 6	R: 3 E: 1 K: 0 S: 6	H: 2 LOB: 0 BB: 0 P: 6	R: 0 E: 0 K: 1 S: 5	H: 0 LOB: 0 BB: 0 P: 5	R: 0 E: 0 K: 1 S: 3	H: 1 LOB: 0 BB: 0 P: 5	R: 0 E: 0 K: 1 S: 4	H: 0 LOB: 1 BB: 0 P: 5	R: 2 E: 0 K: 0 S: 6	H: 3 LOB: 2 BB: 1 P: 10	R: 0 E: 0 K: 1 S: 6	H: 1 LOB: 2 BB: 1 P: 10	1B: 6 2B: 2 3B: 0 HR: 1	SF: 0 SAC: 1 DP: 0 HBP: 1	WP: 0 PB: 0 SB: 6 CS: 2	PA: 40
<b>PITCHER</b>	IP WLS BF H R ER SO BB IBB HBP BLK WP HR S P ERA WHIP																			
Mario Soto, R (1.1) ERA: 3.45	7.2 L 33 8 6 4 6 2 0 1 0 0 1 42 51 4.70 1.304																			
Bob Buchanan, L (8.1) ERA:	1.1 6 1 0 0 1 1 0 0 0 0 0 7 11 0.00 1.500																			

**Montreal Expos @ Cincinnati Reds**  
Riverfront Stadium, Cincinnati, OH  
Sat Jul 13 1985, 7:05 PM EDT  
Att: 31,167 - Unknown

AB	34
R	6
H	9
RBI	4
BB	3
SO	7
LOB	13



Batter	1	2	3	4	5	6	7	8	9	AB	R	H	RBI	BB	SO	LOB	BOTTOM					
Eddie Milner, L (1.8) OBP: 0.318, SLG: 0.269	F4		F7		1B 2B				BB BB	4	1	1	0	0	0	1						
Cesar Cedeno, R (9. PH) OBP: 0.311, SLG: 0.349									BB BB	0	0	0	0	1	0	0						
Max Venable, L (1.7) OBP: 0.326, SLG: 0.400	1-3				5-3				F7	4	0	1	0	0	0	1						
Tony Perez, R (9. PH) OBP: 0.378, SLG: 0.500			1-2 1B							0	0	0	0	0	0	0						
Duane Walker, L (9. PH) OBP: 0.264, SLG: 0.383										1	0	0	0	0	0	2						
Pete Rose, S (1.3) OBP: 0.401, SLG: 0.329	1B BB		F9		1B BB				BB BB	2	0	0	0	3	1	2						
Dave Parker, L (1.9) OBP: 0.362, SLG: 0.527	1-2 1B		4-3		F8				BB	4	1	2	2	1	0	4						
Wayne Krenchicki, L (1.5) OBP: 0.389, SLG: 0.448	F7				1B				HR BB	3	0	2	1	0	0	2						
Nick Esasky, R (8. PH) OBP: 0.352, SLG: 0.412					1-2 2-H 1B				F5	2	0	0	0	0	0	3						
Dave Concepcion, R (1.6) OBP: 0.321, SLG: 0.365		F8			5-3				K	5	0	1	0	0	1	5						
Ron Oester, S (1.4) OBP: 0.337, SLG: 0.373	F7									4	0	1	0	0	0	2						
Dann Bilardello, R (1.2) OBP: 0.191, SLG: 0.174	F6				K					4	0	0	0	0	1	3						
Mario Soto, R (1.1) OBP: 0.154, SLG: 0.176					5-3					3	0	0	0	0	0	2						
Bob Buchanan, L (8.1) ERA:										0	0	0	0	0	0	0						
Gary Redus, R (9. PH) OBP: 0.361, SLG: 0.414			E6 1B		5-3				BB BB 1B	1	1	1	0	0	0	0						
<b>Inning Stats</b>	R: 0 E: 0 K: 0 S: 4	H: 1 LOB: 2 BB: 1 P: 8	R: 0 E: 0 K: 0 S: 3	H: 0 LOB: 0 BB: 0 P: 3	R: 0 E: 1 K: 0 S: 5	H: 1 LOB: 2 BB: 0 P: 5	R: 0 E: 0 K: 1 S: 7	H: 2 LOB: 2 BB: 0 P: 7	R: 1 E: 0 K: 0 S: 5	H: 2 LOB: 2 BB: 1 P: 9	R: 0 E: 0 K: 1 S: 3	H: 0 LOB: 0 BB: 0 P: 3	R: 0 E: 0 K: 1 S: 5	H: 0 LOB: 0 BB: 0 P: 5	R: 1 E: 0 K: 0 S: 5	H: 2 LOB: 1 BB: 0 P: 5	R: 1 E: 0 K: 1 S: 6	H: 1 LOB: 3 BB: 3 P: 18	1B: 6 2B: 2 3B: 0 HR: 1	SF: 0 SAC: 0 DP: 0 HBP: 0	WP: 0 PB: 0 SB: 0 CS: 0	PA: 42
<b>PITCHER</b>	IP WLS BF H R ER SO BB IBB HBP BLK WP HR S P ERA WHIP																					
Bill Gullickson, R (1.1) ERA: 3.75	7.0 30 1 1 1 2 2 0 0 0 0 0 1 1 1 1.29 1.143																					
Jeff Reardon, R (8.1) ERA: 2.52	0.0 1 1 1 1 0 0 0 0 0 0 0 1 1 1 0.00 0.000																					
Gary Lucas, L (8.1) ERA: 3.14	1.0 6 2 1 1 0 1 0 0 0 0 0 0 5 9 9.00 3.000																					
Tim Burke, R (9.1) ERA: 1.41	1.0 S 5 0 0 0 1 2 0 0 0 0 0 0 5 13 0.00 2.000																					

**Montreal Expos @ Cincinnati Reds**  
Riverfront Stadium, Cincinnati, OH  
Sat Jul 13 1985, 7:05 PM EDT  
Att: 31,167 - Unknown

AB	37
R	3
H	9
RBI	3
BB	5
SO	3
LOB	27





Batter	1	2	3	4	5	6	7	8	9	10	AB	R	H	RBI	BB	SO	LOB	TOP				
Tim Raines, S OBP: 0.361, SLG: 0.420 (1, 7)											4	0	1	0	1	1	1	<b>Montreal Expos @ Cincinnati Reds</b> Riverfront Stadium, Cincinnati, OH Sun Jul 14 1986, 3:33 AM EDT Att: 19,824 - Unknown				
Vance Law, R OBP: 0.344, SLG: 0.378 Gary Lucas, L (10, 1)											5	0	0	0	0	0	4					
Hubie Brooks, R OBP: 0.304, SLG: 0.378 (1, 6)											3	2	1	0	1	0	0					
Tim Wallach, R OBP: 0.326, SLG: 0.443 (1, 5)											4	1	2	1	0	0	0					
Dan Driessen, L OBP: 0.336, SLG: 0.393 (1, 3)											4	0	1	0	0	0	2					
Jim Wohlford, R OBP: 0.262, SLG: 0.239 Mitch Webster, S OBP: 0.234, SLG: 0.405 (9, PR) (9, 9)											3	0	1	1	1	0	0					
Herm Winningham, L OBP: 0.333, SLG: 0.358 (1, 8)											3	1	1	2	0	2	2					
Mike Fitzgerald, R OBP: 0.266, SLG: 0.298 Bert Roberge, R (7, 1) Tim Burke, R OBP: 0.300, SLG: 0.290 Terry Francona, L OBP: 0.262, SLG: 0.240 Al Newman, L OBP: 0.176, SLG: 0.176 (10, PH) (10, PH) (10, 4)											3	0	0	0	0	1	0					
Bryn Smith, R OBP: 0.227, SLG: 0.233 Steve Nicosia, R OBP: 0.264, SLG: 0.229 (7, 2)											2	0	1	0	0	1	0					
<b>Inning Stats</b>	R: 0 E: 0 K: 1 S: 3	H: 1 LOB: 0 BB: 0 P: 3	R: 0 E: 0 K: 0 S: 3	H: 0 LOB: 0 BB: 0 P: 3	R: 1 E: 0 K: 0 S: 5	H: 2 LOB: 1 BB: 0 P: 5	R: 2 E: 0 K: 0 S: 4	H: 2 LOB: 0 BB: 1 P: 8	R: 0 E: 0 K: 2 S: 7	H: 0 LOB: 0 BB: 0 P: 7	R: 1 E: 0 K: 0 S: 4	H: 2 LOB: 0 BB: 0 P: 4	R: 0 E: 0 K: 2 S: 7	H: 0 LOB: 0 BB: 0 P: 3	R: 0 E: 0 K: 1 S: 6	H: 1 LOB: 2 BB: 1 P: 10	R: 0 E: 0 K: 0 S: 3		H: 1 LOB: 2 BB: 1 P: 7	1B: 6 2B: 2 3B: 0 HR: 1	SF: 1 SAC: 1 DP: 2 HBP: 0	WP: 0 PB: 0 SB: 0 CS: 1
<b>PITCHER</b>	IP 7.0	WLS 26	BF 7	H 4	R 4	ER 4	SO 4	BB 1	IBB 0	HBP 0	BLK 0	WP 0	HR 1	S 33	P 37	ERA 5.14	WHIP 1.143					
Tom Browning, L ERA: 3.73 (1, 1)	John Franco, L ERA: 1.83 (8, 1)	Ted Power, R ERA: 1.56 (10, 1)																				

AB	33
R	4
H	9
RBI	4
BB	3
SO	5
LOB	9



Batter	1	2	3	4	5	6	7	8	9	10	AB	R	H	RBI	BB	SO	LOB	BOTTOM				
Eddie Milner, L OBP: 0.319, SLG: 0.281 (1, 8)											4	0	2	1	0	1	0	<b>Montreal Expos @ Cincinnati Reds</b> Riverfront Stadium, Cincinnati, OH Sun Jul 14 1986, 3:33 AM EDT Att: 19,824 - Unknown				
Max Venable, L OBP: 0.319, SLG: 0.386 Cesar Cedeno, R OBP: 0.315, SLG: 0.352 (10, PH)											4	0	1	0	0	1	2					
Pete Rose, S OBP: 0.397, SLG: 0.323 (1, 3)											4	0	0	0	1	0	3					
Dave Parker, L OBP: 0.362, SLG: 0.528 (1, 9)											5	1	2	1	0	1	0					
Wayne Krenchicki, L OBP: 0.388, SLG: 0.445 Gary Redus, R OBP: 0.361, SLG: 0.414 Alan Knicely, R OBP: 0.331, SLG: 0.416 (9, PR) (10, 2)											3	0	1	0	0	0	0					
Dave Concepcion, R OBP: 0.323, SLG: 0.386 (10, 5)											4	1	2	2	0	1	0					
Ron Oester, S OBP: 0.336, SLG: 0.371 (1, 4)											4	1	1	0	0	0	2					
Dann Bilardello, R OBP: 0.180, SLG: 0.163 Tom Foley, L OBP: 0.213, SLG: 0.244 (9, PH) (10, 6)											3	0	0	0	0	1	0					
Tom Browning, L OBP: 0.220, SLG: 0.211 Duane Walker, L OBP: 0.259, SLG: 0.375 John Franco, L OBP: 0.333, SLG: 0.333 Tony Perez, R OBP: 0.374, SLG: 0.494 Ted Power, R (10, 1)											2	0	1	1	0	0	0					
<b>Inning Stats</b>	R: 0 E: 0 K: 1 S: 5	H: 0 LOB: 0 BB: 0 P: 5	R: 1 E: 0 K: 0 S: 4	H: 1 LOB: 1 BB: 0 P: 4	R: 0 E: 0 K: 1 S: 6	H: 1 LOB: 1 BB: 0 P: 6	R: 0 E: 0 K: 0 S: 3	H: 0 LOB: 0 BB: 0 P: 3	R: 2 E: 0 K: 0 S: 7	H: 4 LOB: 2 BB: 0 P: 7	R: 0 E: 0 K: 1 S: 5	H: 0 LOB: 0 BB: 0 P: 5	R: 0 E: 0 K: 0 S: 3	H: 1 LOB: 0 BB: 0 P: 3	R: 1 E: 1 K: 1 S: 7	H: 2 LOB: 2 BB: 1 P: 11	R: 1 E: 0 K: 1 S: 5		H: 2 LOB: 2 BB: 1 P: 9	1B: 9 2B: 2 3B: 1 HR: 0	SF: 1 SAC: 1 DP: 1 HBP: 0	WP: 0 PB: 0 SB: 2 CS: 0
<b>PITCHER</b>	IP 6.0	WLS 24	BF 6	H 3	R 3	ER 3	SO 3	BB 0	IBB 0	HBP 0	BLK 0	WP 0	HR 0	S 30	P 30	ERA 4.50	WHIP 1.000					
Bryn Smith, R ERA: 3.0 (7, 1)	Bert Roberge, R ERA: 2.1 (9, 1)	Tim Burke, R ERA: 1.4 (10, 1)	Gary Lucas, L ERA: 3.41 (10, 1)																			

AB	36
R	5
H	11
RBI	5
BB	2
SO	6
LOB	11





Batter	1	2	3	4	5	6	7	8	9	AB	R	H	RBI	BB	SO	LOB	TOP			
Juan Samuel, R (1,4) OBP: 0.297, SLG: 0.416										5	1	3	2	0	1	2	Philadelphia Phillies @ Cincinnati Reds Riverfront Stadium, Cincinnati, OH Thu Jul 18 1985, 7:05 PM EDT Att: 25,447 - Unknown			
Von Hayes, L (1,7) OBP: 0.366, SLG: 0.436										3	1	1	1	2	1	1				
Mike Schmidt, R (1,3) OBP: 0.323, SLG: 0.430										4	1	1	1	1	1	6				
Glenn Wilson, R (1,9) OBP: 0.301, SLG: 0.434										4	0	1	2	1	0	0				
Ozzie Virgil, R (1,2) OBP: 0.359, SLG: 0.457										5	0	2	0	0	2	3				
Gary Maddox, R (1,8) OBP: 0.312, SLG: 0.371										5	0	1	0	0	0	5				
Rick Schu, R (1,5) OBP: 0.318, SLG: 0.354										4	1	2	0	0	1	3				
Steve Jeltz, S (1,6) OBP: 0.271, SLG: 0.222										3	2	1	0	1	2	1				
Jerry Koosman, R (1,1) OBP: 0.083, SLG: 0.083										4	0	0	0	0	1	4				
Kent Tekulve, R (8,1)										0	0	0	0	0	0	0				
<b>Inning Stats</b>	R: 2 E: 0 K: 2 S: 9	H: 2 LOB: 1 BB: 1 P: 13	R: 1 E: 0 K: 1 S: 7	H: 2 LOB: 1 BB: 0 P: 7	R: 0 E: 0 K: 1 S: 5	H: 0 LOB: 2 BB: 2 P: 13	R: 0 E: 0 K: 2 S: 7	H: 0 LOB: 0 BB: 0 P: 7	R: 1 E: 0 K: 1 S: 7	H: 2 LOB: 1 BB: 0 P: 7	R: 0 E: 0 K: 1 S: 6	H: 1 LOB: 1 BB: 0 P: 6	R: 1 E: 0 K: 1 S: 6	H: 2 LOB: 1 BB: 1 P: 10	R: 0 E: 0 K: 0 S: 3	H: 1 LOB: 0 BB: 0 P: 3	1B: 8 2B: 2 3B: 1 HR: 1	SF: 0 SAC: 0 DP: 1 HBP: 0	WP: 0 PB: 0 SB: 6 CS: 2	PA: 42
<b>PITCHER</b>	IP WLS BF H R ER SO BB IBB HBP BLK WP HR S P ERA WHIP																			
Mario Soto, R (1,1) ERA: 3.63	7.1 L 37 11 6 6 9 4 0 0 0 0 1 51 67 7.36 2.045																			
Tom Hume, R (8,1) ERA: 3.33	1.2 5 1 0 0 0 0 1 0 0 0 0 4 8 0.00 0.600																			

Batter	1	2	3	4	5	6	7	8	9	AB	R	H	RBI	BB	SO	LOB	BOTTOM			
Gary Redus, R (1,8) OBP: 0.354, SLG: 0.404										4	0	0	0	0	1	3	Philadelphia Phillies @ Cincinnati Reds Riverfront Stadium, Cincinnati, OH Thu Jul 18 1985, 7:05 PM EDT Att: 25,447 - Unknown			
Cesar Cedeno, R (1,7) OBP: 0.313, SLG: 0.356										4	1	1	0	0	0	0				
Dave Parker, L (1,9) OBP: 0.361, SLG: 0.525										4	0	1	1	0	0	0				
Tony Perez, R (1,3) OBP: 0.368, SLG: 0.482										4	0	1	0	0	1	0				
Max Venable, L (8, PR) OBP: 0.319, SLG: 0.386										0	0	0	0	0	0	0				
Nick Esasky, R (1,5) OBP: 0.354, SLG: 0.429										4	2	2	1	0	0	2				
Dave Concepcion, R (1,6) OBP: 0.322, SLG: 0.365										4	0	1	0	0	0	0				
Alan Knicely, R (1,2) OBP: 0.326, SLG: 0.410										3	0	0	0	0	1	2				
Tom Hume, R (8,1) Eddie Milner, L (9, PH) OBP: 0.318, SLG: 0.280										0	0	0	0	0	0	0				
Ron Oester, S (1,4) OBP: 0.334, SLG: 0.369										4	0	1	0	0	1	1				
Mario Soto, R (1,1) OBP: 0.170, SLG: 0.192										1	0	1	1	0	0	0				
Dann Bilardello, R (8,2) OBP: 0.176, SLG: 0.160										1	0	0	0	0	0	0				
<b>Inning Stats</b>	R: 0 E: 0 K: 1 S: 5	H: 0 LOB: 0 BB: 0 P: 5	R: 0 E: 0 K: 1 S: 5	H: 0 LOB: 0 BB: 0 P: 5	R: 0 E: 0 K: 1 S: 6	H: 1 LOB: 1 BB: 0 P: 6	R: 0 E: 0 K: 0 S: 3	H: 0 LOB: 0 BB: 0 P: 3	R: 0 E: 0 K: 0 S: 3	H: 0 LOB: 0 BB: 0 P: 3	R: 1 E: 1 K: 0 S: 4	H: 1 LOB: 0 BB: 0 P: 4	R: 1 E: 0 K: 0 S: 6	H: 3 LOB: 2 BB: 0 P: 6	R: 0 E: 0 K: 0 S: 3	H: 0 LOB: 0 BB: 0 P: 3	1B: 6 2B: 2 3B: 0 HR: 1	SF: 0 SAC: 1 DP: 1 HBP: 0	WP: 0 PB: 0 SB: 0 CS: 0	PA: 35
<b>PITCHER</b>	IP WLS BF H R ER SO BB IBB HBP BLK WP HR S P ERA WHIP																			
Jerry Koosman, L (1,1) ERA: 3.45	7.2 W 30 7 3 3 4 0 0 0 0 0 1 38 38 3.52 0.913																			
Kent Tekulve, R (8,1) ERA: 3.66	1.1 S 5 1 0 0 0 0 0 0 0 0 0 5 5 0.00 0.750																			



Batter	1	2	3	4	5	6	7	8	9	AB	R	H	RBI	BB	SO	LOB	TOP																			
Juan Samuel, R OBP: 0.293, SLG: 0.410 (1, 4)	F9		F9		F9		F4		K	5	0	0	0	0	1	3																				
Von Hayes, L OBP: 0.384, SLG: 0.435 Kent Tekulve, R (9, 1)	F8		F9		K				K	5	0	1	2	0	2	1																				
Mike Schmidt, R OBP: 0.325, SLG: 0.428 (1, 3)	F5		F8							2	0	0	0	2	0	0																				
Glenn Wilson, R OBP: 0.297, SLG: 0.429 (1, 9)		F3		F8		F9			5-3	4	0	0	0	0	0	3																				
Ozzie Virgil, R OBP: 0.361, SLG: 0.462 (1, 2)		BB		1B		F9			4-3	4	0	2	0	0	0	1																				
Gary Maddox, R OBP: 0.304, SLG: 0.361 (1, 8)		F8		F4		F8			4-3	4	0	0	0	0	0	3																				
Rick Schu, R OBP: 0.329, SLG: 0.356 (1, 5)				FC4					F9	2	1	1	0	2	0	0																				
Steve Jeltz, S OBP: 0.273, SLG: 0.221 John Russell, R OBP: 0.333, SLG: 0.329 Don Carman, L (7, PH)				FC4						1	0	0	0	1	0	2																				
Derrel Thomas, S OBP: 0.266, SLG: 0.317 (9, PH)										1	0	0	0	0	0	0																				
Kevin Gross, R OBP: 0.162, SLG: 0.139 John Wockenfuss, R OBP: 0.333, SLG: 0.176 Luis Aquayo, R OBP: 0.361, SLG: 0.392 (7, PR)										1	0	1	0	0	0	0																				
Inning Stats	R: 0 E: 0 K: 0 S: 3	H: 0 LOB: 0 BB: 0 P: 3	R: 0 E: 0 K: 1 S: 6	H: 1 LOB: 3 BB: 2 P: 14	R: 0 E: 0 K: 0 S: 3	H: 0 LOB: 0 BB: 0 P: 3	R: 0 E: 0 K: 0 S: 5	H: 2 LOB: 2 BB: 0 P: 5	R: 0 E: 0 K: 1 S: 5	H: 0 LOB: 1 BB: 1 P: 7	R: 2 E: 0 K: 0 S: 5	H: 2 LOB: 2 BB: 2 P: 13	R: 0 E: 0 K: 0 S: 3	H: 0 LOB: 0 BB: 0 P: 3	R: 0 E: 0 K: 2 S: 8	H: 1 LOB: 1 BB: 0 P: 8	1B: 4 2B: 2 3B: 0 HR: 0	SF: 0 SAC: 1 DP: 0 HBP: 0	WP: 0 PA: 38 PB: 0 CS: 0 SB: 0																	
PITCHER	IP	WLS	BF	H	R	ER	SO	BB	IBB	HBP	BLK	WP	HR	S	P	ERA	WHIP	PITCHER		IP	WLS	BF	H	R	ER	SO	BB	IBB	HBP	BLK	WP	HR	S	P	ERA	WHIP
Tom Browning, L ERA: 3.68 (1, 1)	6.2		29	5	2	2	2	4	0	0	0	0	0	29	45	2.70	1.350																			
Tom Hume, R ERA: 3.31 (7, 1)	0.1		2	0	0	0	0	1	0	0	0	0	0	1	5	0.00	3.000																			
John Franco, L ERA: 1.75 (8, 1)	2.0	W	7	1	0	0	2	0	0	0	0	0	0	11	11	0.00	0.500																			

Philadelphia Phillies @ Cincinnati Reds  
Riverfront Stadium, Cincinnati, OH  
Fri Jul 19 1985, 7:05 PM EDT  
Att: 28,929 - Unknown

AB	32
R	2
H	6
RBI	2
BB	5
SO	4
LOB	17



Batter	1	2	3	4	5	6	7	8	9	AB	R	H	RBI	BB	SO	LOB	BOTTOM																			
Eddie Milner, L OBP: 0.317, SLG: 0.277 (1, 8)	1B	F9			F9		FC5-6			3	1	0	0	1	0	4																				
Max Venable, L OBP: 0.320, SLG: 0.383 Cesar Cedeno, R OBP: 0.317, SLG: 0.359 (7, PH)				3-1		E3				3	0	1	0	0	0	1																				
Pete Rose, S OBP: 0.392, SLG: 0.320 John Franco, L OBP: 0.333, SLG: 0.333 (8, 1)					F7		SF8			2	0	0	2	0	0	2																				
Dave Parker, L OBP: 0.360, SLG: 0.520 (1, 9)										3	0	0	0	0	1	2																				
Buddy Bell, R OBP: 0.307, SLG: 0.334 (1, 5)					F9					4	0	1	0	0	0	2																				
Dave Concepcion, R OBP: 0.321, SLG: 0.363 (1, 6)										4	0	1	0	0	0	1																				
Ron Oester, S OBP: 0.340, SLG: 0.372 (1, 4)										3	1	2	0	1	0	1																				
Dann Bilardello, R OBP: 0.167, SLG: 0.151 (1, 2)										3	0	0	0	0	1	3																				
Tom Browning, L OBP: 0.238, SLG: 0.231 Tom Hume, R (7, 1)										1	1	1	0	0	0	0																				
Gary Redus, R OBP: 0.360, SLG: 0.413 (7, PH)										1	0	1	1	1	0	0																				
Inning Stats	R: 1 E: 0 K: 0 S: 4	H: 1 LOB: 1 BB: 1 P: 8	R: 0 E: 1 K: 0 S: 4	H: 0 LOB: 2 BB: 1 P: 8	R: 0 E: 0 K: 0 S: 3	H: 0 LOB: 0 BB: 0 P: 4	R: 0 E: 0 K: 0 S: 3	H: 1 LOB: 0 BB: 0 P: 3	R: 1 E: 1 K: 0 S: 5	H: 1 LOB: 1 BB: 0 P: 5	R: 0 E: 0 K: 1 S: 6	H: 1 LOB: 1 BB: 0 P: 6	R: 0 E: 0 K: 0 S: 3	H: 1 LOB: 1 BB: 1 P: 7	R: 0 E: 0 K: 1 S: 5	H: 2 LOB: 1 BB: 0 P: 3	1B: 7 2B: 1 3B: 0 HR: 0	SF: 2 SAC: 2 DP: 2 HBP: 1	WP: 0 PA: 36 PB: 0 CS: 1 SB: 1																	
PITCHER	IP	WLS	BF	H	R	ER	SO	BB	IBB	HBP	BLK	WP	HR	S	P	ERA	WHIP	PITCHER		IP	WLS	BF	H	R	ER	SO	BB	IBB	HBP	BLK	WP	HR	S	P	ERA	WHIP
Kevin Gross, R ERA: 3.29 Don Carman, L ERA: 2.63 Kent Tekulve, R ERA: 4.03 (9, 1)	6.0		26	4	2	1	1	2	0	1	0	0	0	25	34	1.50	1.000																			
	2.0		7	2	0	0	1	1	0	0	0	0	0	8	12	0.00	1.500																			
	0.1	L	3	2	1	1	0	0	0	0	0	0	0	3	3	27.00	6.000																			

Philadelphia Phillies @ Cincinnati Reds  
Riverfront Stadium, Cincinnati, OH  
Fri Jul 19 1985, 7:05 PM EDT  
Att: 28,929 - Unknown

AB	28
R	3
H	8
RBI	3
BB	3
SO	2
LOB	16





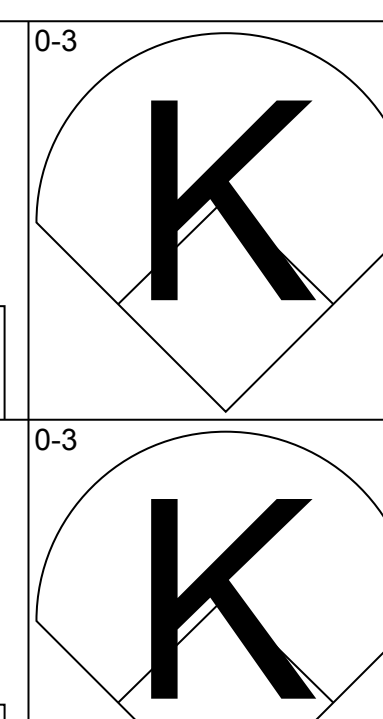
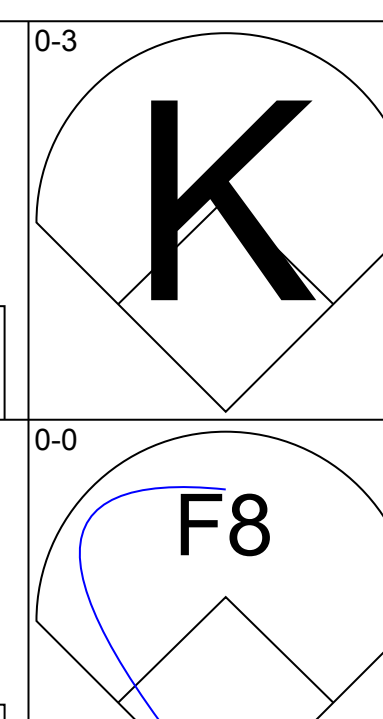
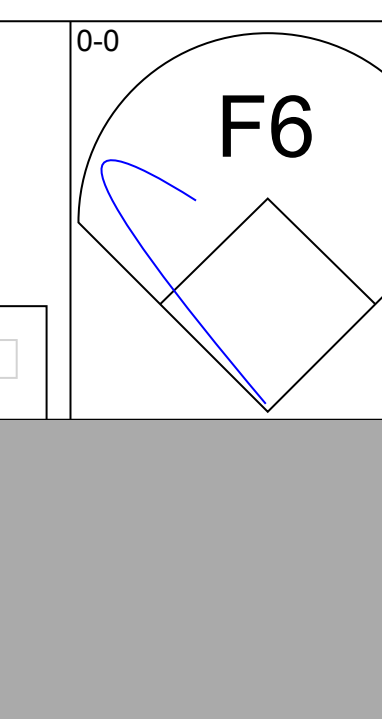
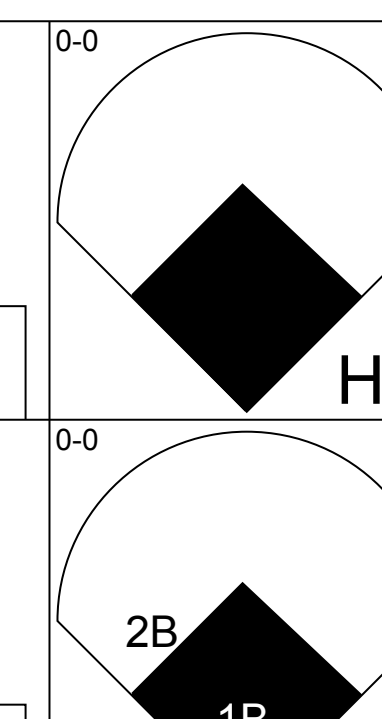
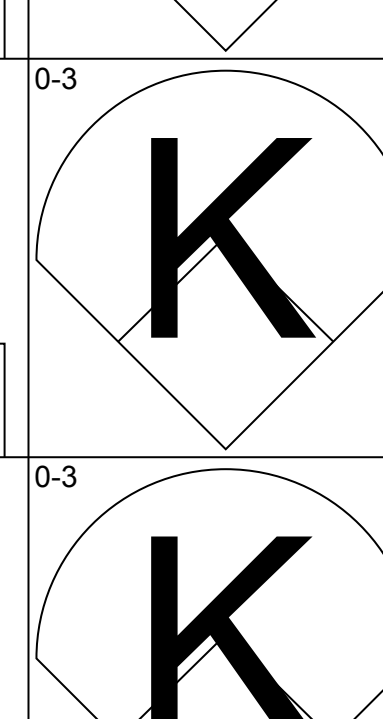
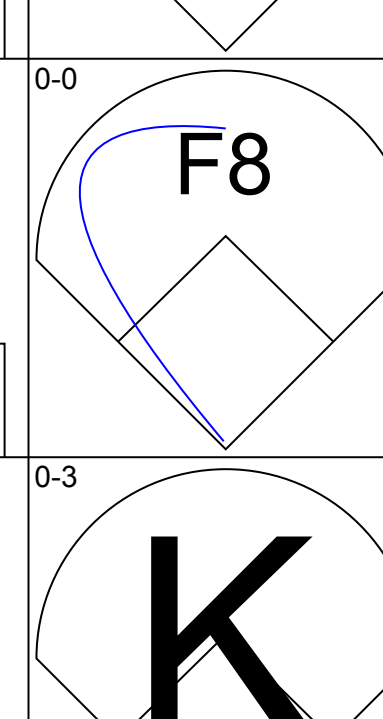
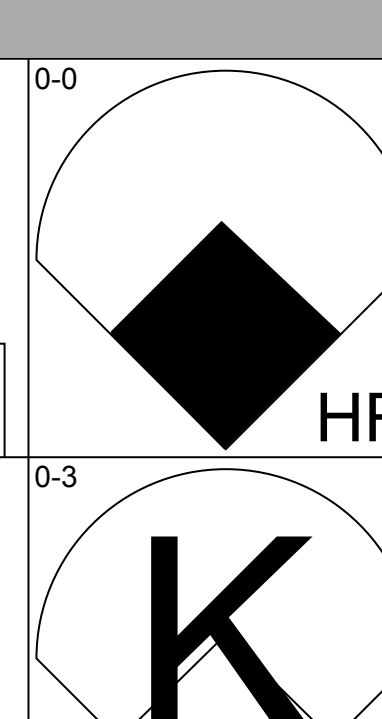
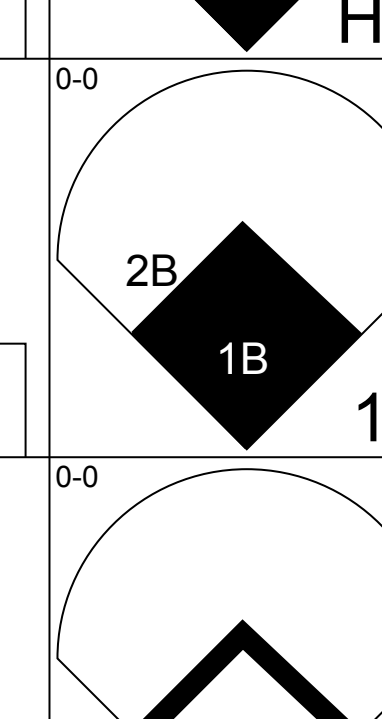

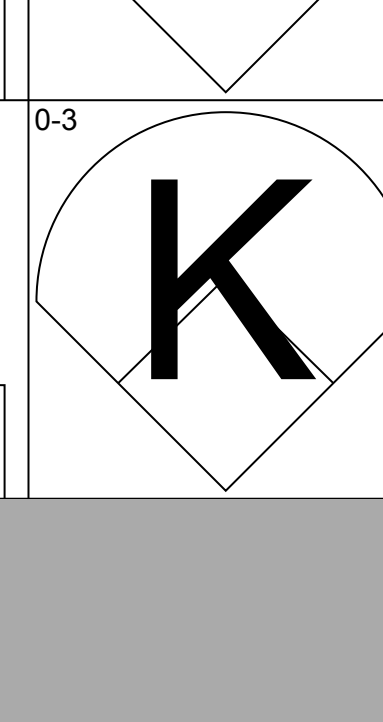
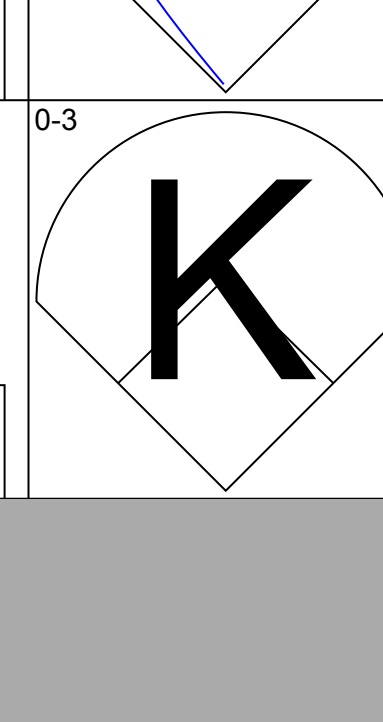
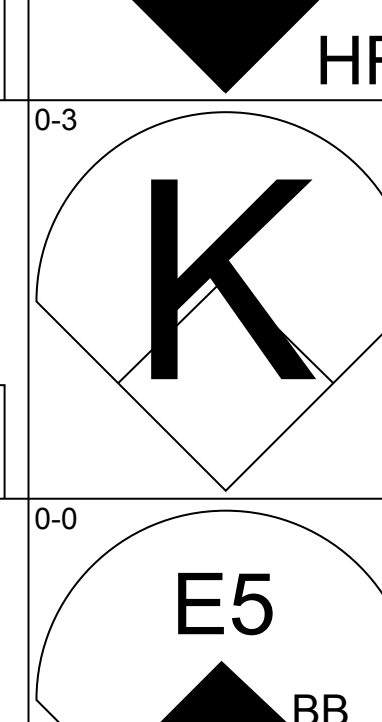
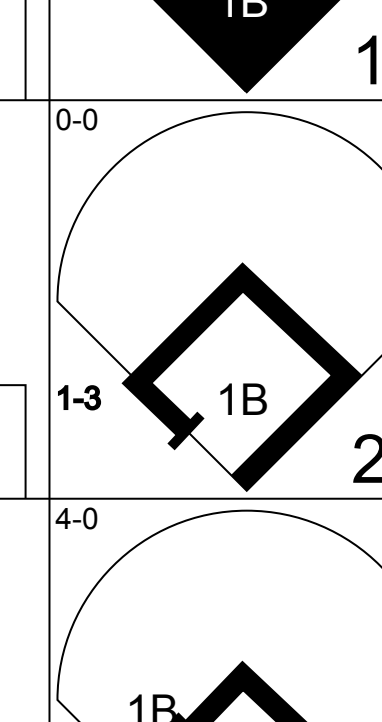

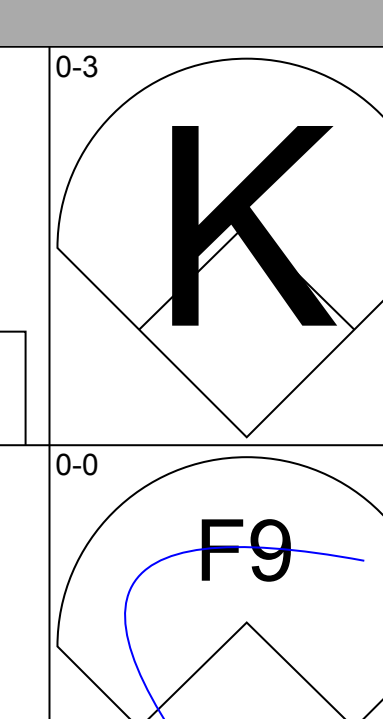
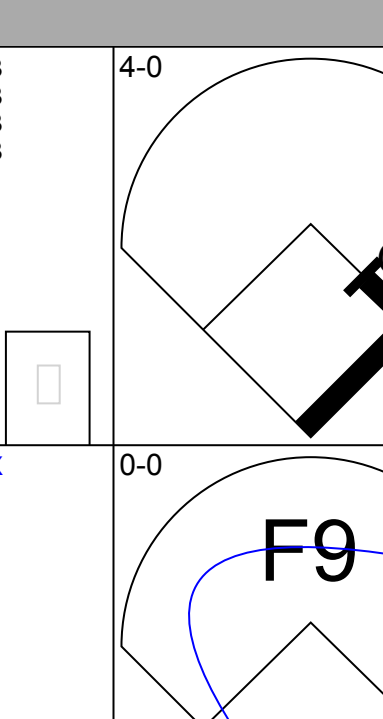
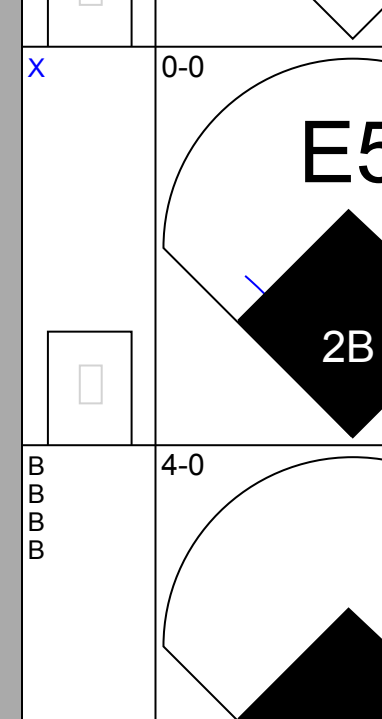
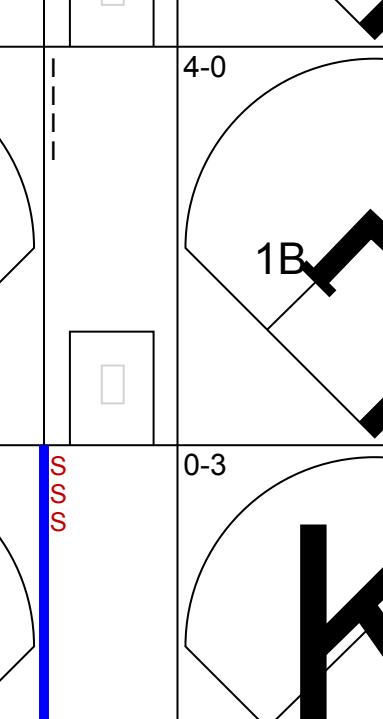
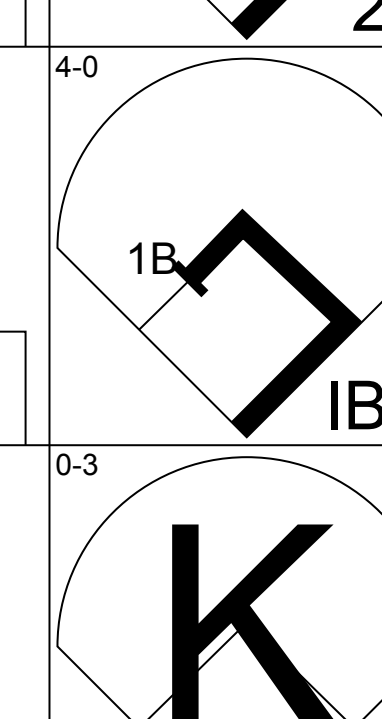

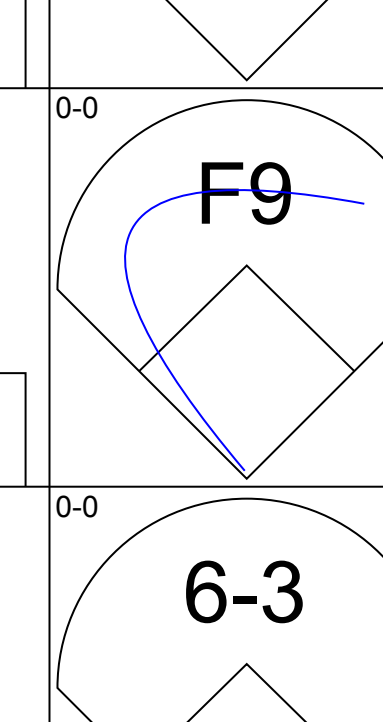
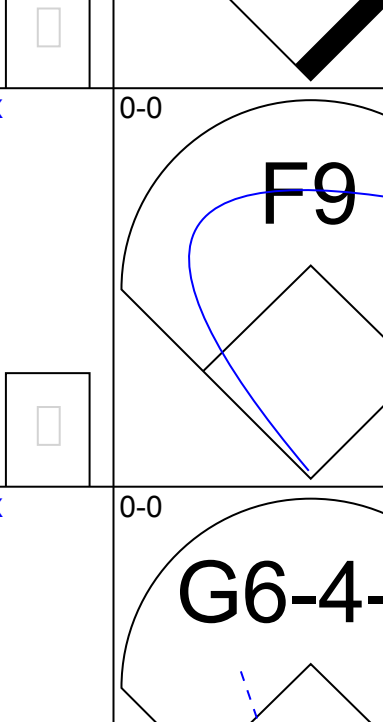
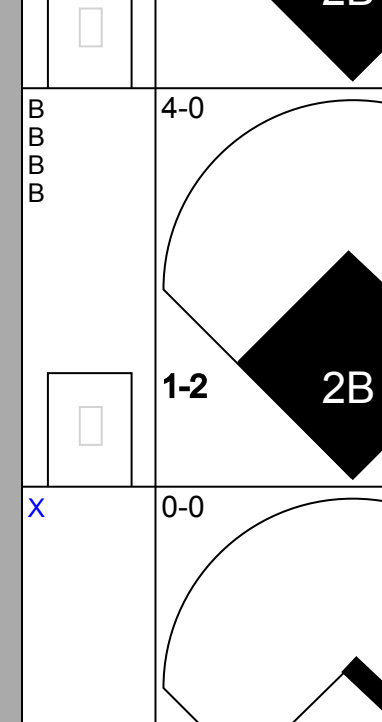
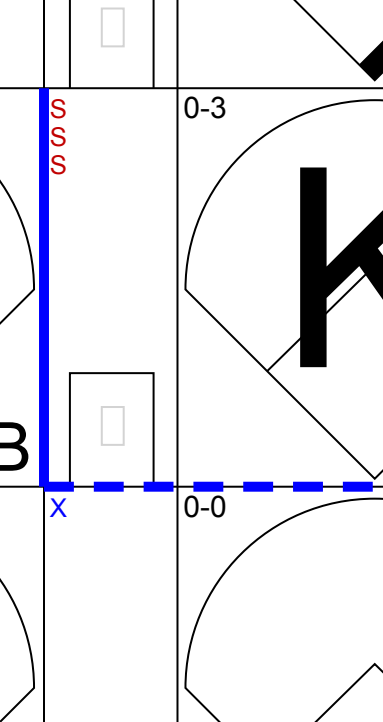
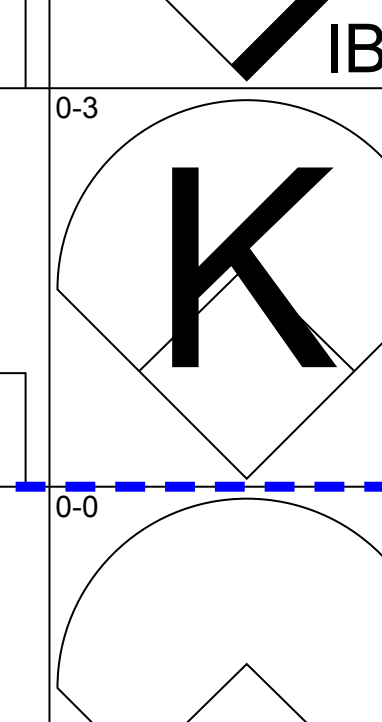
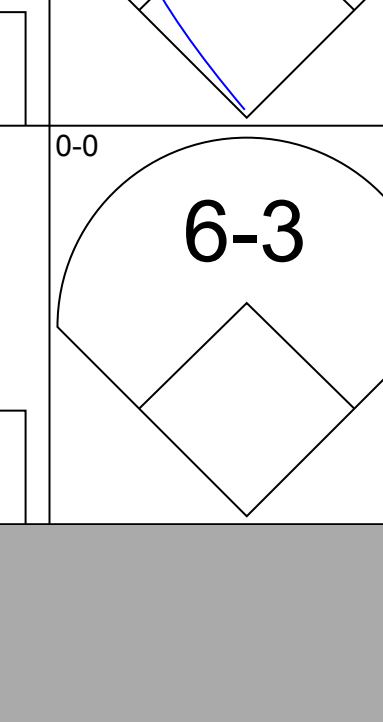
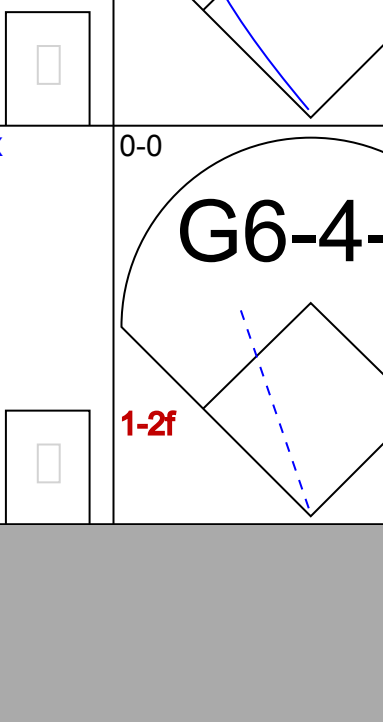
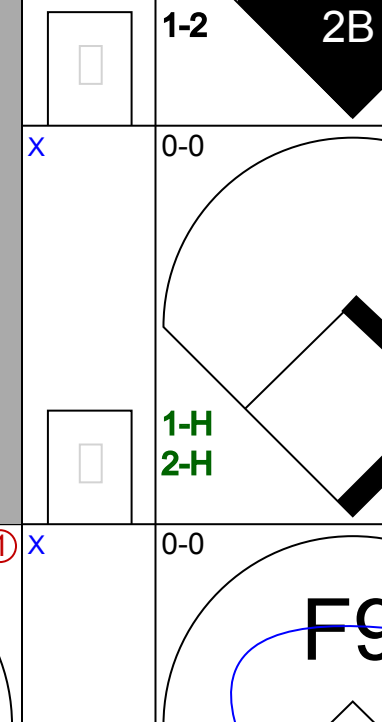
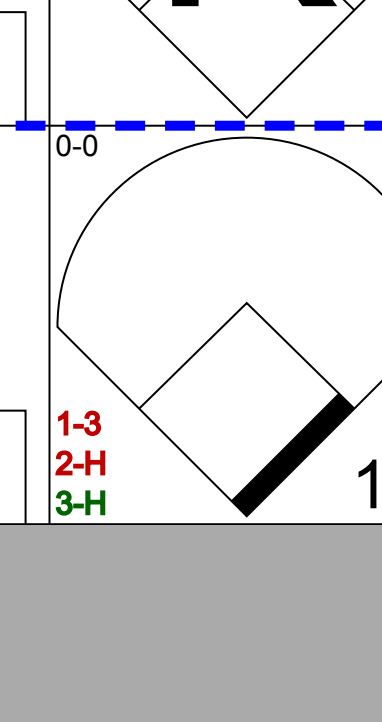
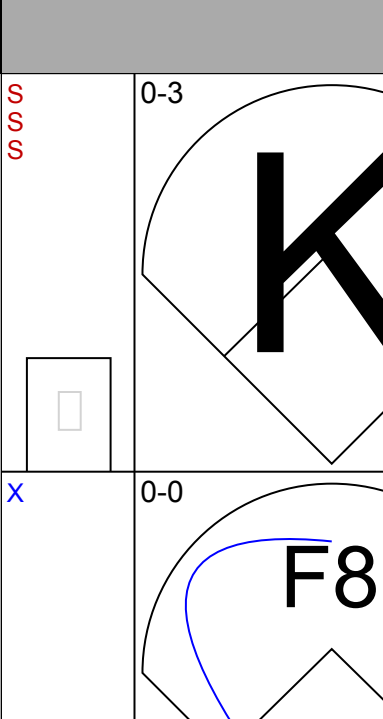
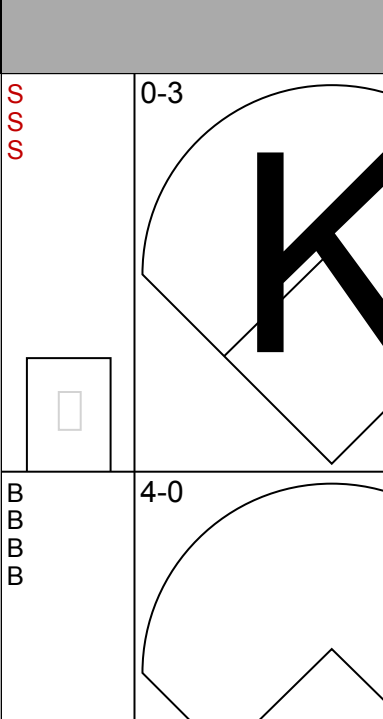
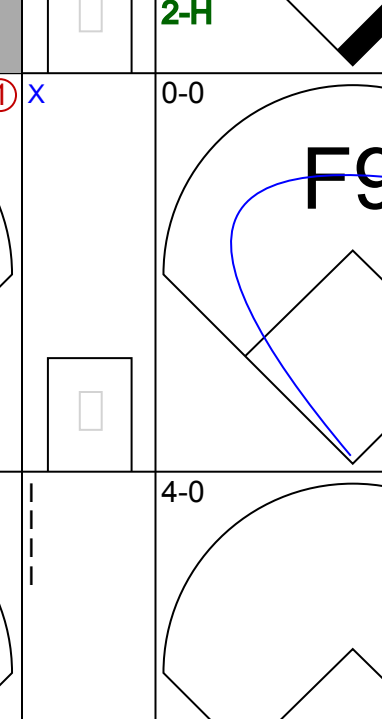
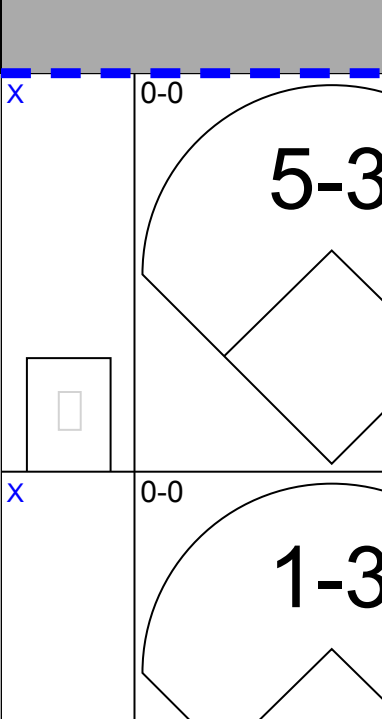
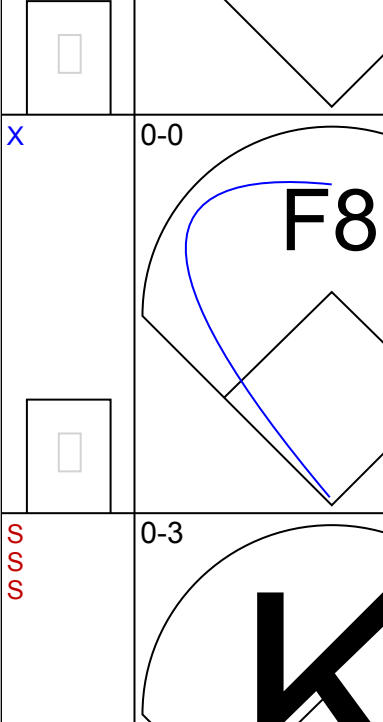
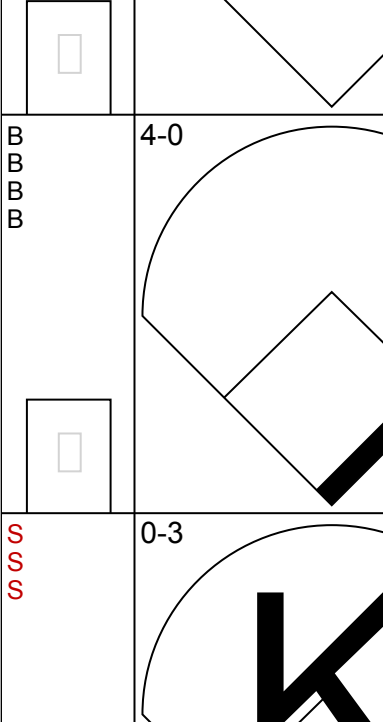
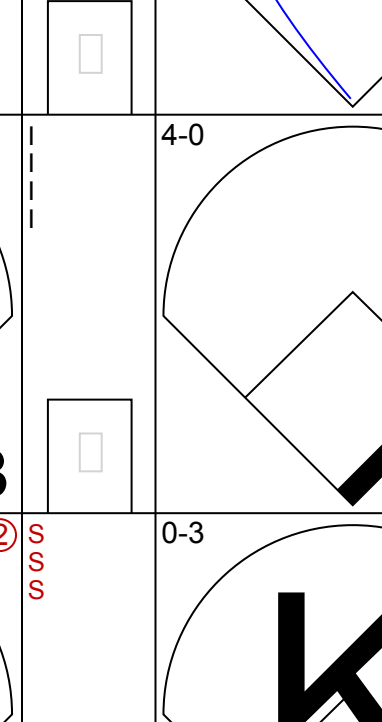
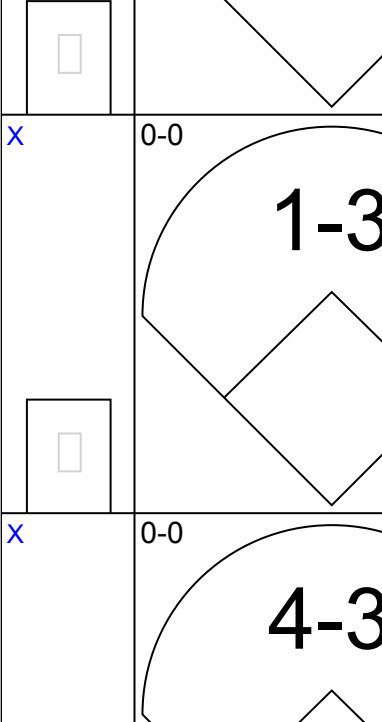
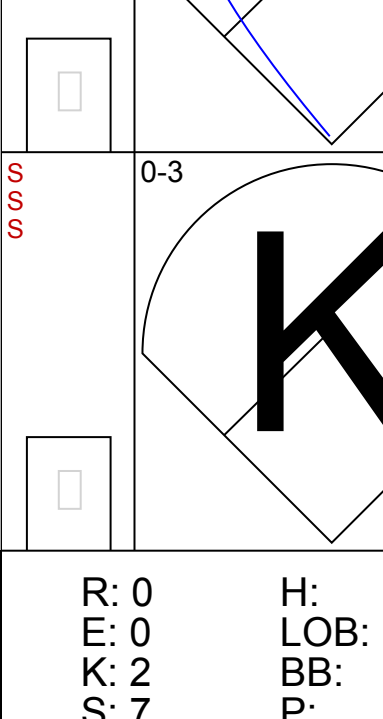
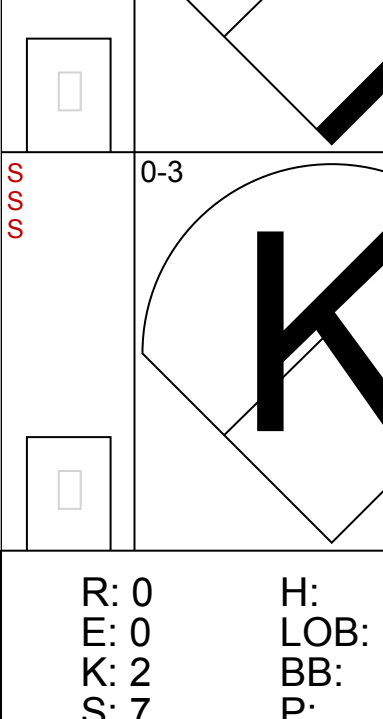
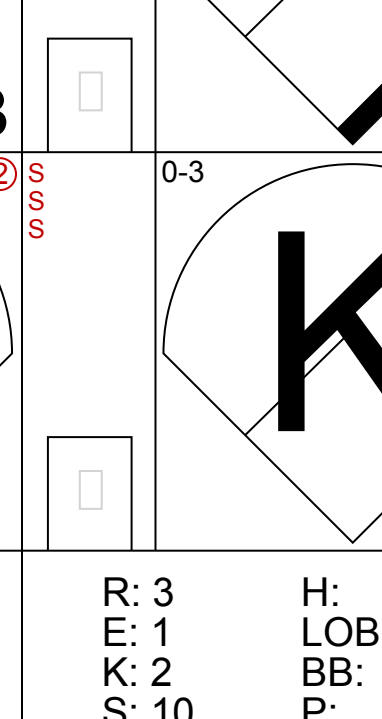
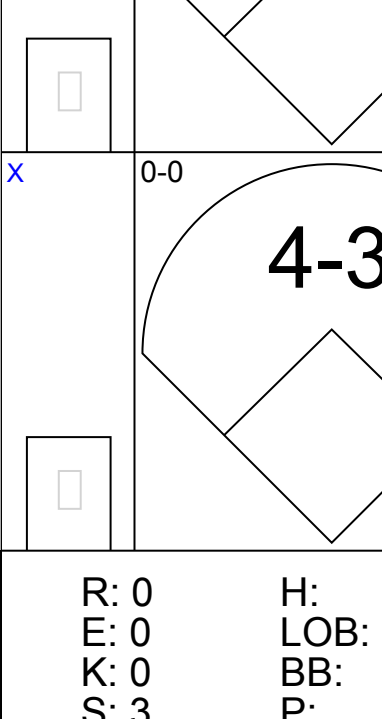




Batter	1	2	3	4	5	6	7	8	9	AB	R	H	RBI	BB	SO	LOB	TOP								
Juan Samuel, R (1,4) OBP: 0.301, SLG: 0.433										4	1	2	1	1	1	2	<b>Philadelphia Phillies @ Cincinnati Reds</b> Riverfront Stadium, Cincinnati, OH Sun Jul 21 1985, 3:33 AM EDT Att: 30,327 - Unknown								
Von Hayes, L (1,8) OBP: 0.356, SLG: 0.422										4	0	0	0	1	1	2									
Mike Schmidt, R (1,3) OBP: 0.324, SLG: 0.420										4	0	0	0	1	2	4									
Glenn Wilson, R (1,9) OBP: 0.303, SLG: 0.438										5	1	2	1	0	0	1									
Bo Diaz, R (1,2) OBP: 0.273, SLG: 0.300										3	1	1	0	1	1	1									
Derrel Thomas, S (7, PR) OBP: 0.266, SLG: 0.317										0	1	0	0	0	0	0									
Don Carman, L (7, 1)										0	0	0	0	0	0	0									
Greg Gross, L (9, PH) OBP: 0.364, SLG: 0.325										1	0	0	0	0	1	0									
John Russell, R (1,7) OBP: 0.320, SLG: 0.337										4	0	2	1	0	0	1									
Rick Schu, R (1,5) OBP: 0.341, SLG: 0.379										4	2	2	1	0	0	4									
Steve Jeltz, S (1,6) OBP: 0.277, SLG: 0.222										3	0	1	1	0	0	2									
Luis Aguayo, R (8, PH) OBP: 0.350, SLG: 0.350										1	0	0	0	0	1	0									
John Denny, R (1,1) OBP: 0.196, SLG: 0.167										3	0	1	1	0	0	1									
Ozzie Virgil, R (7,2) OBP: 0.364, SLG: 0.465										0	0	0	0	1	0	0									
<b>Inning Stats</b>	R: 1 E: 0 K: 0 S: 4	H: 1 LOB: 0 BB: 0 P: 4	R: 2 E: 0 K: 1 S: 7	H: 2 LOB: 3 BB: 3 P: 19	R: 0 E: 0 K: 0 S: 5	H: 2 LOB: 2 BB: 0 P: 5	R: 0 E: 0 K: 1 S: 6	H: 1 LOB: 1 BB: 0 P: 6	R: 0 E: 0 K: 1 S: 5	H: 0 LOB: 0 BB: 0 P: 5	R: 1 E: 0 K: 0 S: 4	H: 2 LOB: 0 BB: 0 P: 4	R: 2 E: 0 K: 0 S: 6	H: 3 LOB: 2 BB: 0 P: 6	R: 0 E: 0 K: 3 S: 9	H: 0 LOB: 1 BB: 1 P: 13	R: 0 E: 0 K: 1 S: 4	H: 0 LOB: 0 BB: 1 P: 8	1B: 7 2B: 0 3B: 1 HR: 3	SF: 0 SAC: 0 DP: 2 HBP: 0	WP: 0 PB: 0 SB: 0 CS: 0	PA: 41			
<b>PITCHER</b>	IP WLS BF H R ER SO BB IBB HBP BLK WP HR S P ERA WHIP																								
Joe Price, L (1,1) ERA: 4.25	2.0	12	3	3	3	1	2	1	0	0	0	0	0	0	1	11	23	13.50	2.500						
John Stuper, R (3,1) ERA: 5.57	3.0	12	3	0	0	2	0	0	0	0	0	0	0	0	0	16	16	0.00	1.000						
Bob Buchanan, L (6,1) ERA: 6.23	1.2	8	4	3	3	0	0	0	0	0	0	2	8	8	16.20	2.400									
John Franco, L (7,1) ERA: 1.7	1.1	W	7	1	0	0	3	2	0	0	0	0	0	11	19	0.00	2.250								
Ted Power, R (9,1) ERA: 1.49	1.0	S	2	0	0	0	1	0	0	0	0	0	0	4	4	0.00	0.000								

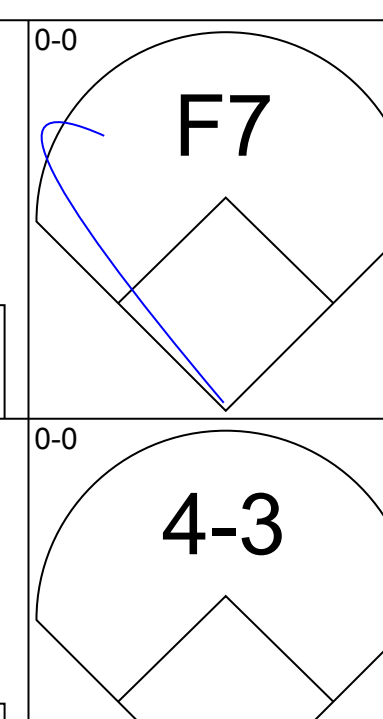
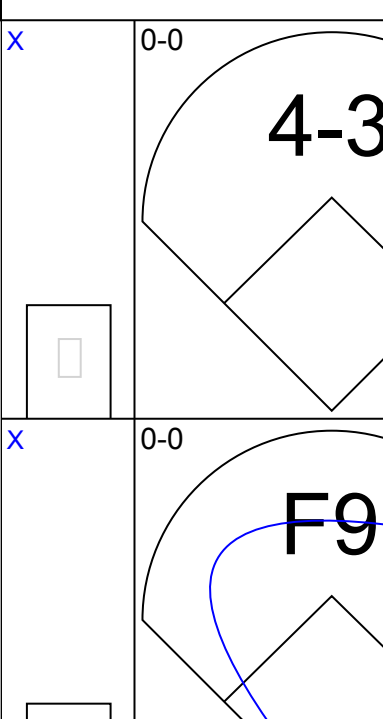
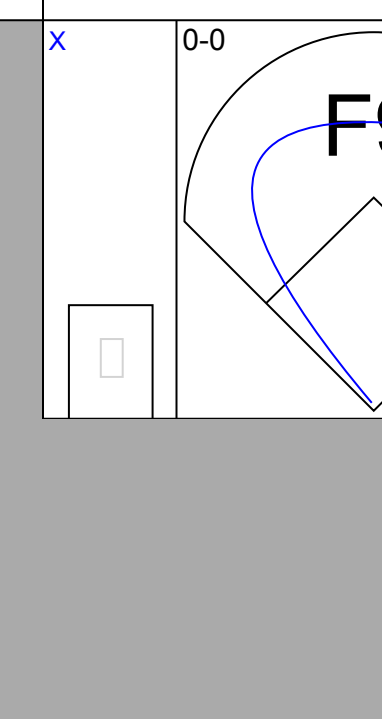
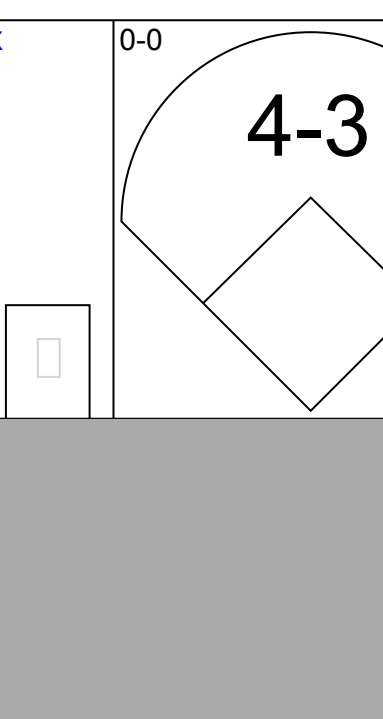
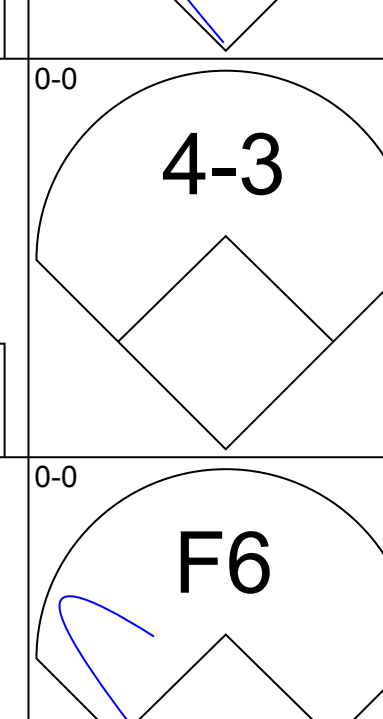
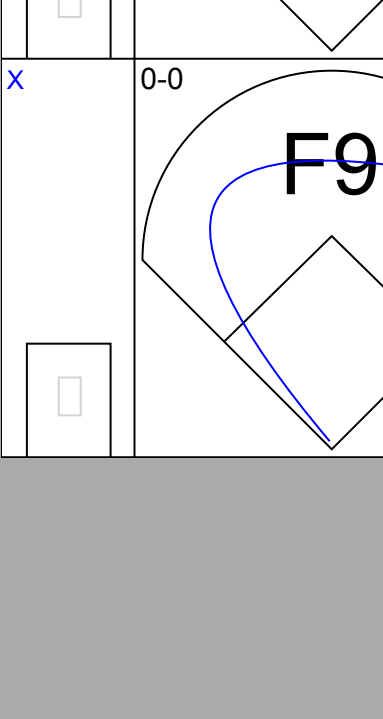
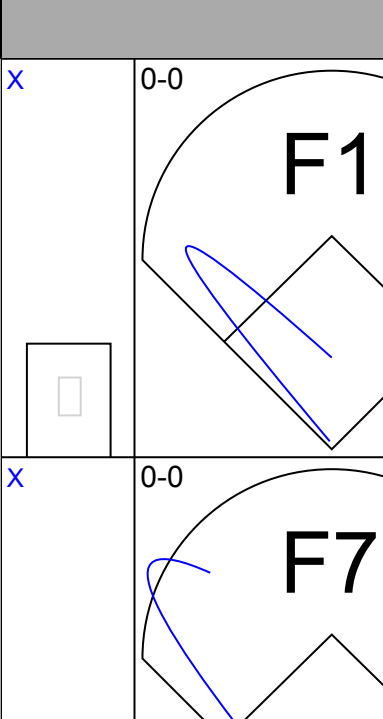
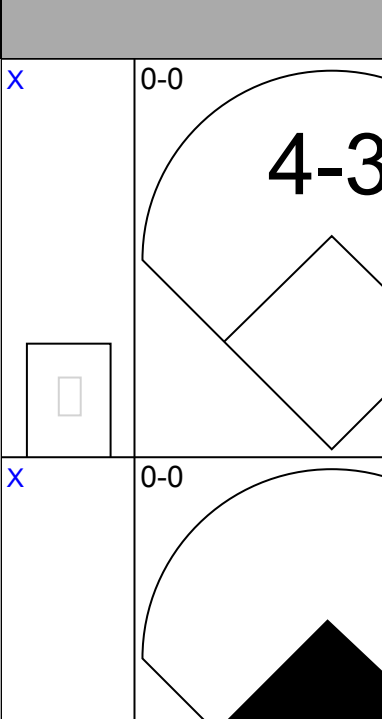
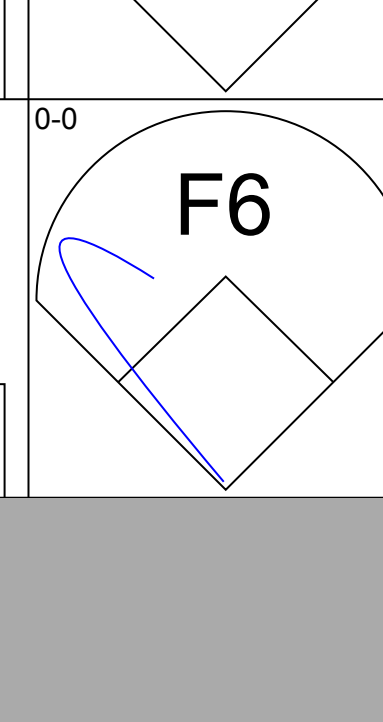
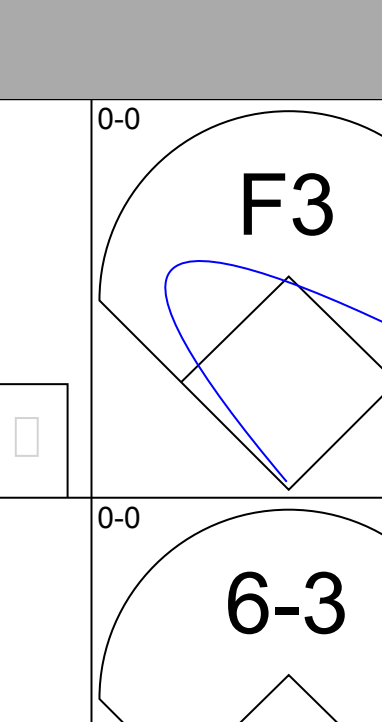
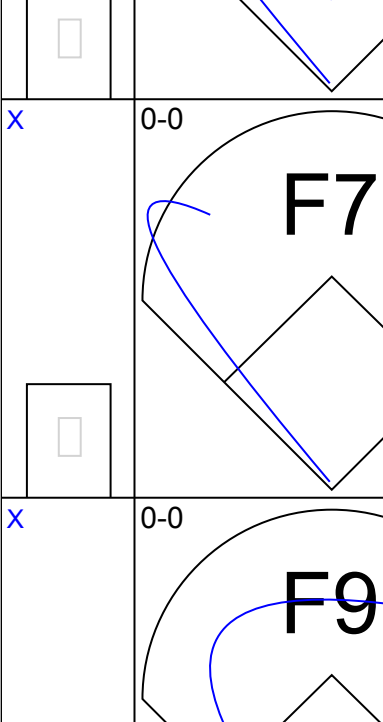

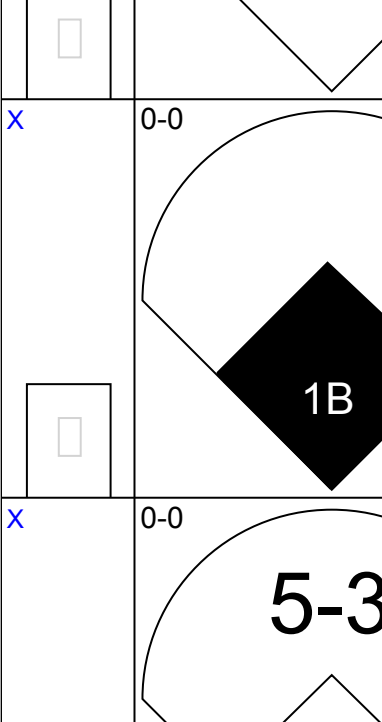
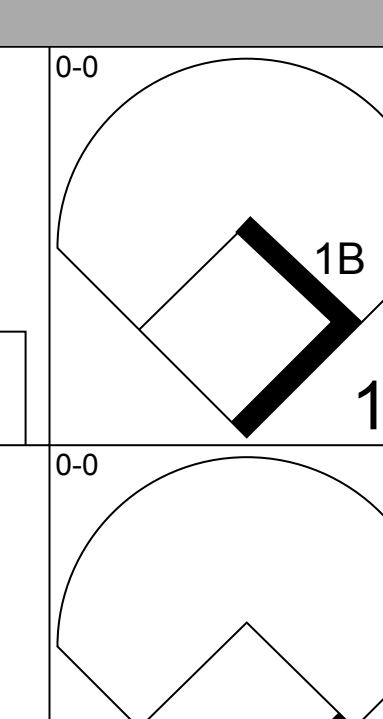
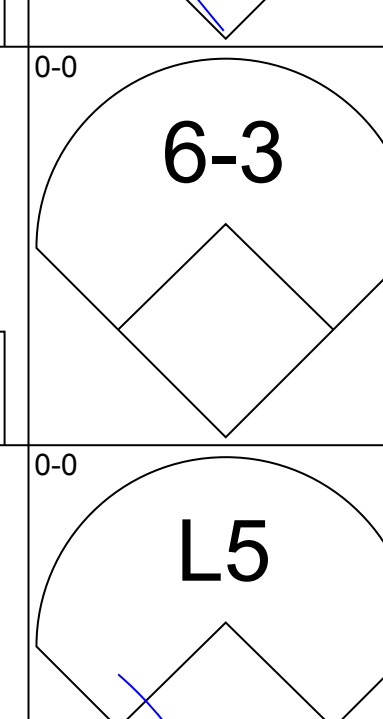
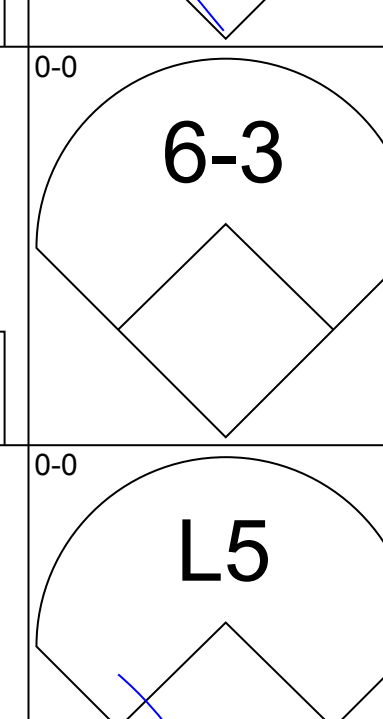
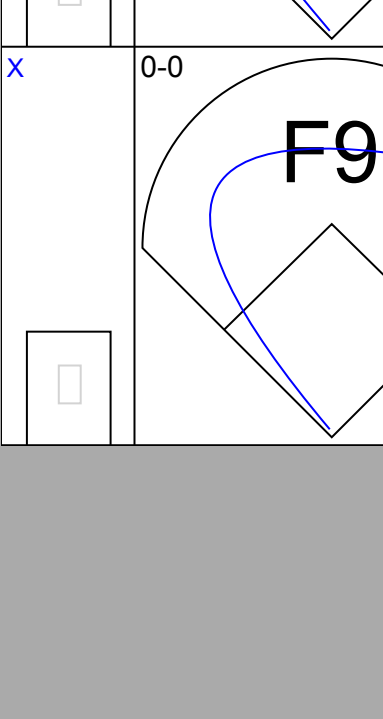

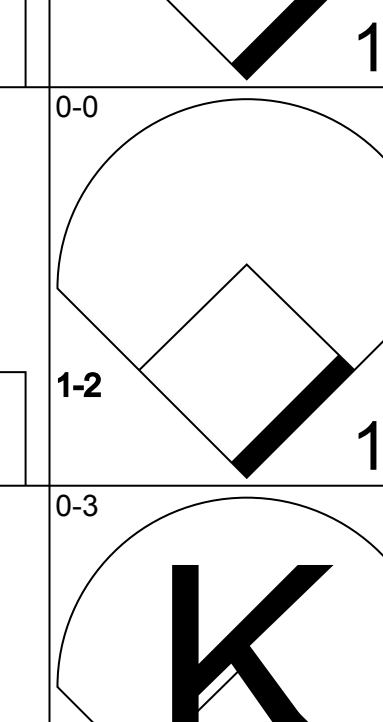
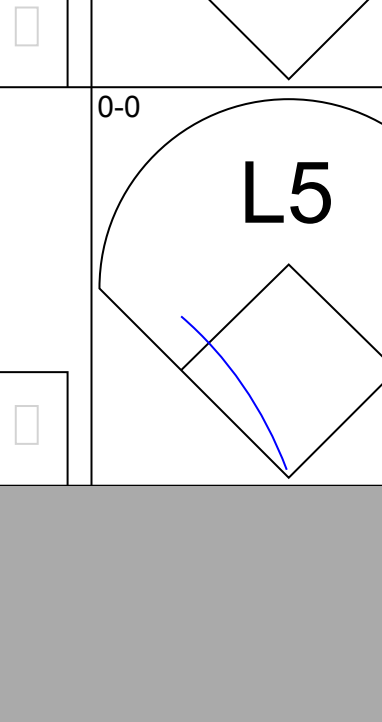
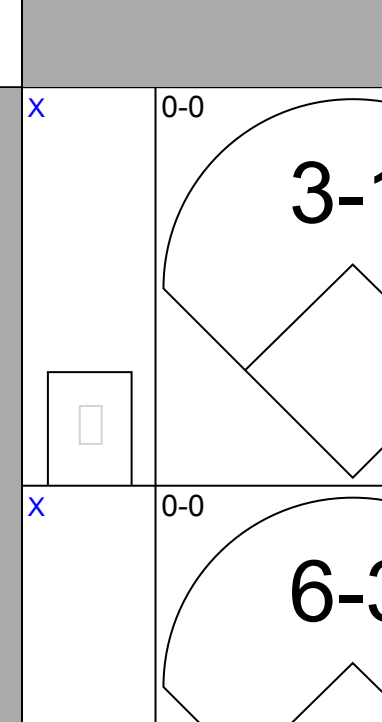

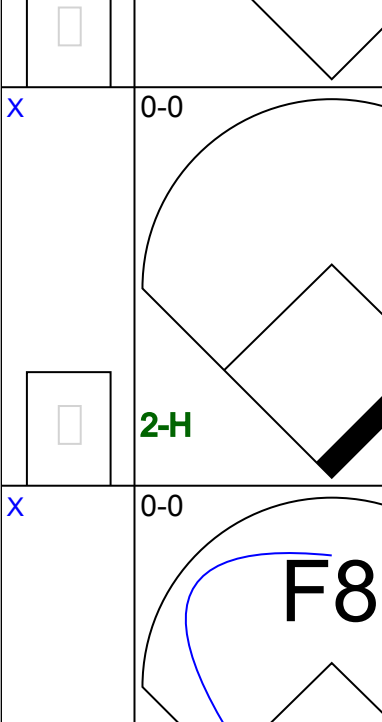
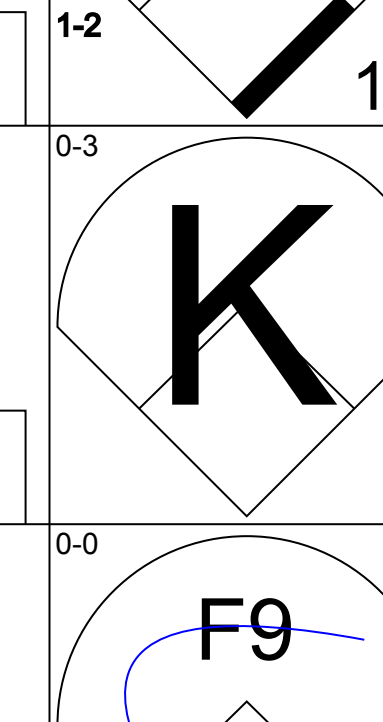
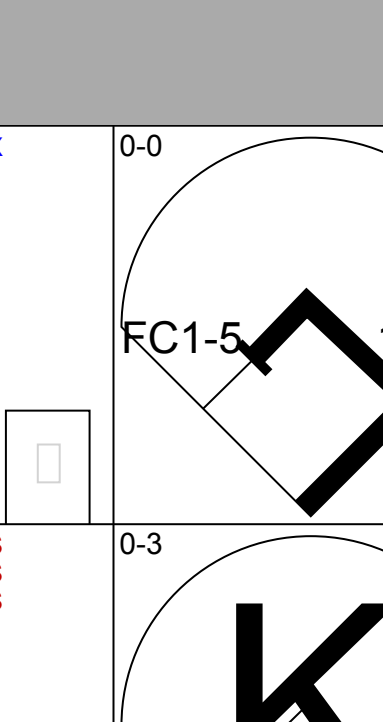

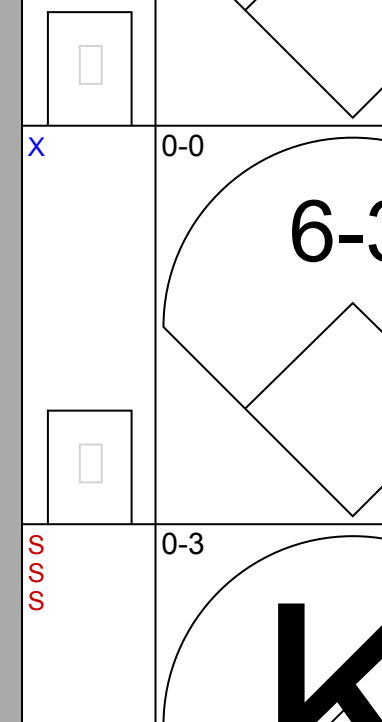

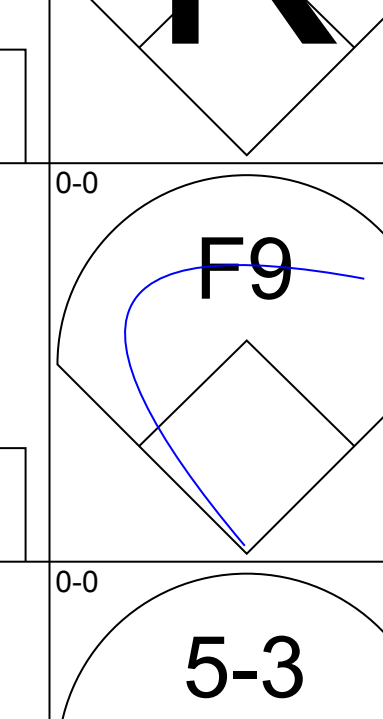
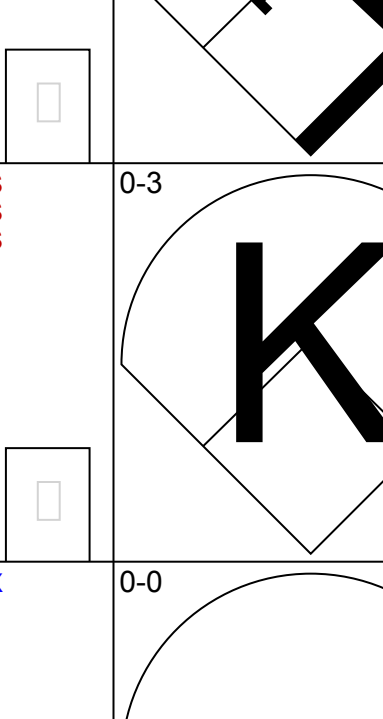
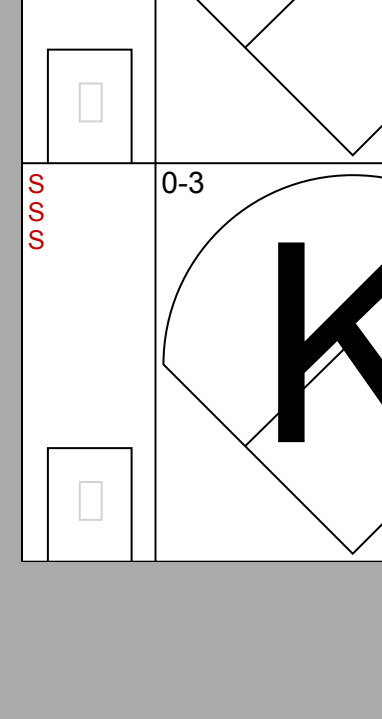
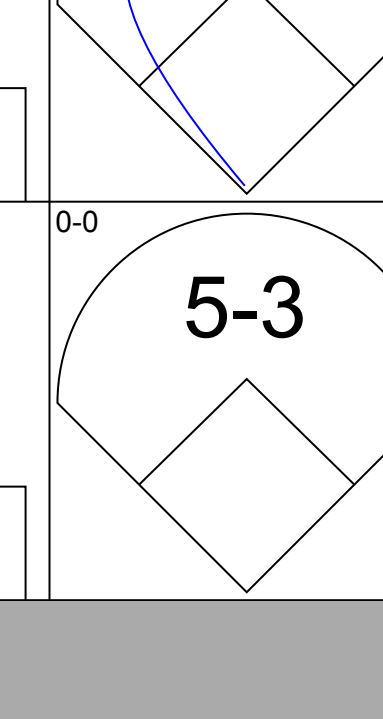
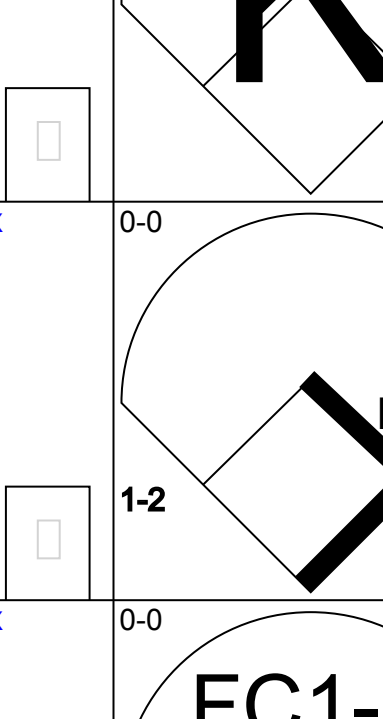

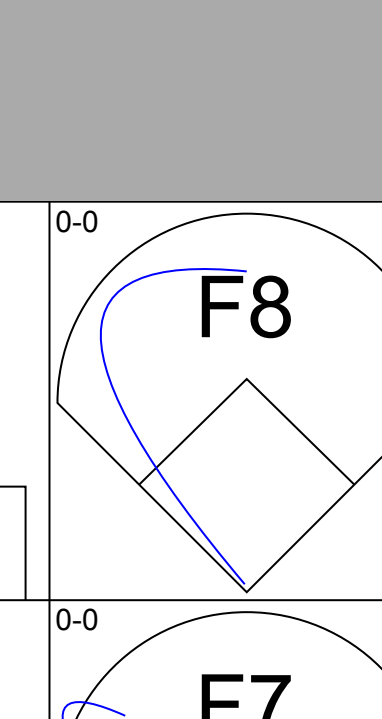
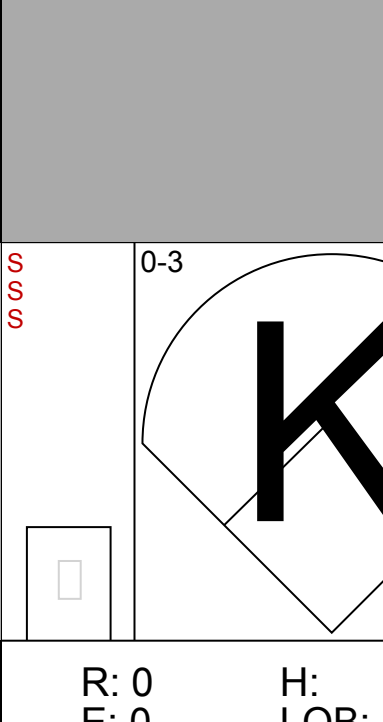
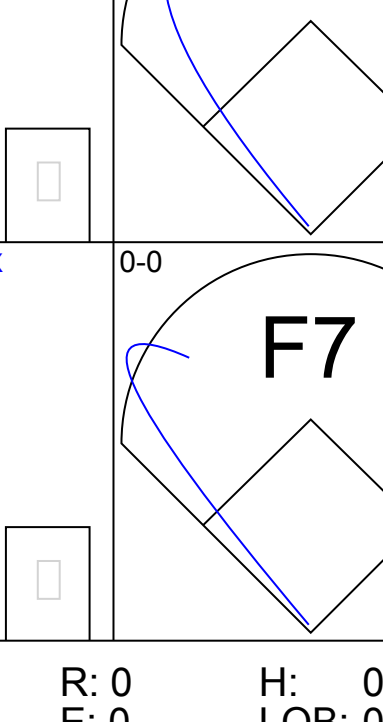
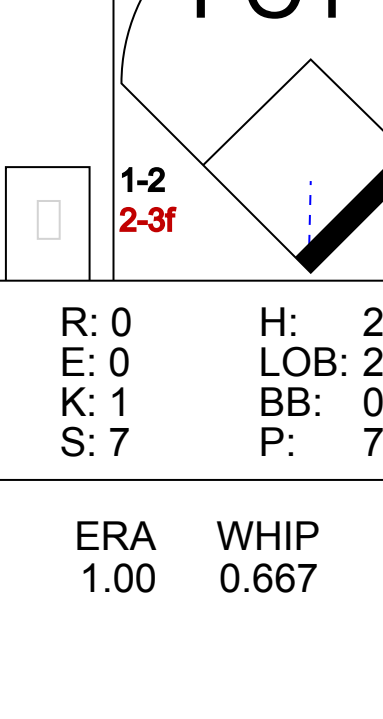
Batter	1	2	3	4	5	6	7	8	9	AB	R	H	RBI	BB	SO	LOB	BOTTOM						
Eddie Milner, L (1,8) OBP: 0.321, SLG: 0.282										3	0	2	1	0	0	1	<b>Philadelphia Phillies @ Cincinnati Reds</b> Riverfront Stadium, Cincinnati, OH Sun Jul 21 1985, 3:33 AM EDT Att: 30,327 - Unknown						
Gary Redus, R (7, PH) OBP: 0.373, SLG: 0.414										0	0	0	0	1	0	0							
Max Venable, L (1,7) OBP: 0.321, SLG: 0.380										3	0	1	0	0	0	2							
Cesar Cedeno, R (7, PH) OBP: 0.317, SLG: 0.355										1	0	0	0	0	0	1							
Pete Rose, S (1,3) OBP: 0.393, SLG: 0.321										3	1	1	0	1	0	2							
Dave Parker, L (1,9) OBP: 0.357, SLG: 0.521										4	2	2	2	0	1	4							
Buddy Bell, R (1,5) OBP: 0.308, SLG: 0.336										4	1	1	1	0	2	0							
Dave Concepcion, R (1,6) OBP: 0.319, SLG: 0.357										3	0	0	0	1	1	0							
Ron Oester, S (1,4) OBP: 0.341, SLG: 0.372										4	1	1	0	0	0	1							
Dann Bilardello, R (1,2) OBP: 0.210, SLG: 0.246										4	2	2	2	0	1	0							
Joe Price, R (1,1) ERA: 4.25										0	0	0	0	0	0	0							
John Stuper, R (3,1) ERA: 5.57										0	0	0	0	0	0	0							
Tom Power, L (5, PH) OBP: 0.222, SLG: 0.264										1	0	1	0	0	0	0							
Bob Buchanan, L (6,1) ERA: 6.23										1	0	0	0	0	0	0							
John Franco, L (7,1) ERA: 1.7										0	0	0	0	0	0	0							
Ted Power, R (9,1) ERA: 1.49										0	0	0	0	0	0	0							
Wayne Krenchicki, L (9,4) OBP: 0.362, SLG: 0.446										0	0	0	0	0	0	0							
<b>Inning Stats</b>	R: 0 E: 0 K: 1 S: 6	H: 1 LOB: 1 BB: 0 P: 6	R: 0 E: 0 K: 0 S: 3	H: 0 LOB: 0 BB: 0 P: 3	R: 1 E: 0 K: 0 S: 5	H: 2 LOB: 1 BB: 0 P: 5	R: 2 E: 0 K: 0 S: 4	H: 2 LOB: 0 BB: 1 P: 8	R: 0 E: 0 K: 0 S: 4	H: 2 LOB: 2 BB: 1 P: 8	R: 2 E: 0 K: 1 S: 7	H: 2 LOB: 0 BB: 0 P: 7	R: 2 E: 0 K: 1 S: 6	H: 2 LOB: 0 BB: 1 P: 10	R: 0 E: 0 K: 2 S: 7	H: 0 LOB: 0 BB: 0 P: 7	1B: 7 2B: 1 3B: 1 HR: 2	SF: 0 SAC: 1 DP: 2 HBP: 0	WP: 0 PB: 0 SB: 1 CS: 1	PA: 35			
<b>PITCHER</b>	IP WLS BF H R ER SO BB IBB HBP BLK WP HR S P ERA WHIP																						
John Denny, R (1,1) ERA: 3.85	6.0	27	9	5	5	2	2	0	0	0	0	0	1	29	37	9.00	1.833						
Don Carman, L (7,1) ERA: 2.88	2.0	L	8	2	2	2	3	1	0	0	0	0	1	13	17	9.00	1.500						



Batter	1	2	3	4	5	6	7	8	9	AB	R	H	RBI	BB	SO	LOB	TOP			
<b>Gary Redus, R</b> OBP: 0.371, SLG: 0.427 (1, 8)										4	1	1	1	0	2	1	<b>Cincinnati Reds @ New York Mets</b> Shea Stadium, Flushing, NY Mon Jul 22 1985, 7:05 PM EDT Att: 27,471 - Unknown			
<b>Dave Concepcion, R</b> OBP: 0.321, SLG: 0.369 (1, 6)								 		4	2	2	1	0	1	0				
<b>Dave Parker, L</b> OBP: 0.355, SLG: 0.521 (1, 9)								 		4	0	1	0	0	3	0				
<b>Buddy Bell, R</b> OBP: 0.310, SLG: 0.334 (1, 5)					 G6-4-3		 	 		2	1	0	0	2	1	0				
<b>Tony Perez, R</b> OBP: 0.379, SLG: 0.511 <b>Eddie Milner, L</b> OBP: 0.320, SLG: 0.280 (8, PH) (8, 8)							 			2	1	0	0	0	1	0				
<b>Cesar Cedeno, R</b> OBP: 0.321, SLG: 0.363 (8, 3)					 1-2		 1-H 2-H	 1-3 2-H 3-H		4	0	2	3	0	0	1				
<b>Ron Oester, S</b> OBP: 0.337, SLG: 0.367 (1, 4)										4	0	0	0	0	2	1				
<b>Dann Bilardello, R</b> OBP: 0.227, SLG: 0.238 (1, 2)										2	0	0	0	2	0	0				
<b>Mario Soto, R</b> OBP: 0.158, SLG: 0.179 (1, 1)										4	0	0	0	0	3	3				
<b>Inning Stats</b>	R: 0 E: 0 K: 3 S: 9	H: 0 LOB: 0 BB: 0 P: 9	R: 0 E: 0 K: 1 S: 5	H: 0 LOB: 0 BB: 0 P: 5	R: 0 E: 0 K: 2 S: 7	H: 0 LOB: 0 BB: 0 P: 7	R: 0 E: 0 K: 2 S: 7	H: 0 LOB: 0 BB: 0 P: 7	R: 0 E: 0 K: 0 S: 2	H: 0 LOB: 0 BB: 1 P: 6	R: 3 E: 1 K: 2 S: 10	H: 2 LOB: 2 BB: 2 P: 18	R: 2 E: 0 K: 1 S: 7	H: 4 LOB: 2 BB: 1 P: 11	R: 0 E: 0 K: 0 S: 3	H: 0 LOB: 0 BB: 0 P: 3	1B: 2 2B: 2 3B: 0 HR: 2	SF: 0 SAC: 0 DP: 1 HBP: 0	WP: 0 PB: 0 SB: 0 CS: 0	PA: 36
<b>PITCHER</b>	IP	WLS	BF	H	R	ER	SO	BB	IBB	HBP	BLK	WP	HR	S	P	ERA	WHIP			
<b>Sid Fernandez, L</b> ERA: 2.74 (1, 1)	7.1	L	32	5	5	4	13	3	2	0	0	0	2	53	73	4.91	1.091			
<b>Doug Sisk, R</b> ERA: 6.09 (8, 1)	0.2		1	1	0	0	0	0	0	0	0	0	0	1	1	0.00	1.500			
<b>Tom Gorman, L</b> ERA: 5.53 (9, 1)	1.0		3	0	0	0	0	0	0	0	0	0	0	3	3	0.00	0.000			

AB	31
R	5
H	6
RBI	5
BB	5
SO	13
LOB	10



Batter	1	2	3	4	5	6	7	8	9	AB	R	H	RBI	BB	SO	LOB	BOTTOM			
<b>Lenny Dykstra, L</b> OBP: 0.328, SLG: 0.317 (1, 8)										4	0	0	0	0	0	2	<b>Cincinnati Reds @ New York Mets</b> Shea Stadium, Flushing, NY Mon Jul 22 1985, 7:05 PM EDT Att: 27,471 - Unknown			
<b>Wally Backman, S</b> OBP: 0.325, SLG: 0.328 (1, 4)										4	0	0	0	0	0	0				
<b>Keith Hernandez, L</b> OBP: 0.379, SLG: 0.426 (1, 3)								 		4	1	1	0	0	0	0				
<b>Gary Carter, R</b> OBP: 0.365, SLG: 0.409 (1, 2)		 								4	0	1	0	0	0	1				
<b>Darryl Strawberry, L</b> OBP: 0.357, SLG: 0.482 (1, 9)		 1-2						 		4	0	2	1	0	0	0				
<b>George Foster, R</b> OBP: 0.328, SLG: 0.490 (1, 7)					 					4	0	1	0	0	1	3				
<b>Howard Johnson, S</b> OBP: 0.280, SLG: 0.347 (1, 5)										3	0	0	0	0	2	3				
<b>Rafael Santana, R</b> OBP: 0.278, SLG: 0.286 (1, 6)					 					3	0	1	0	0	0	2				
<b>Sid Fernandez, L</b> OBP: 0.148, SLG: 0.148 (1, 1)										2	0	0	0	0	1	2				
<b>Doug Sisk, R</b> (8, 1)										0	0	0	0	0	0	0				
<b>Rusty Staub, L</b> OBP: 0.361, SLG: 0.379 (8, PH)										1	0	0	0	0	0	0				
<b>Tom Gorman, L</b> (9, 1)					 2-3					0	0	0	0	0	0	0				
<b>Inning Stats</b>	R: 0 E: 0 K: 0 S: 3	H: 0 LOB: 0 BB: 0 P: 3	R: 0 E: 0 K: 1 S: 7	H: 2 LOB: 2 BB: 0 P: 7	R: 0 E: 0 K: 1 S: 5	H: 0 LOB: 0 BB: 0 P: 5	R: 0 E: 0 K: 0 S: 3	H: 0 LOB: 0 BB: 0 P: 3	R: 0 E: 0 K: 0 S: 3	H: 0 LOB: 0 BB: 0 P: 3	R: 0 E: 0 K: 1 S: 5	H: 0 LOB: 0 BB: 0 P: 5	R: 0 E: 0 K: 0 S: 3	H: 2 LOB: 1 BB: 0 P: 5	R: 1 E: 0 K: 0 S: 5	H: 2 LOB: 1 BB: 0 P: 5	1B: 5 2B: 1 3B: 0 HR: 0	SF: 0 SAC: 0 DP: 0 HBP: 0	WP: 0 PB: 0 SB: 0 CS: 0	PA: 33
<b>PITCHER</b>	IP	WLS	BF	H	R	ER	SO	BB	IBB	HBP	BLK	WP	HR	S	P	ERA	WHIP			
<b>Mario Soto, R</b> ERA: 3.49 (1, 1)	9.0	W	33	6	1	1	4	0	0	0	0	0	0	41	41	1.00	0.667			





Batter	1	2	3	4	5	6	7	8	9	AB	R	H	RBI	BB	SO	LOB	TOP				
<b>Eddie Milner, L</b> (1, 8) OBP: 0.318, SLG: 0.279	0-3 K	0-0 4-3		0-0 FC4			0-0 FC4-6 1B		0-0 4-3	5	0	1	0	0	1	4					
<b>Max Venable, L</b> (1, 7) OBP: 0.310, SLG: 0.352	0-0 F6		4-0 HR BB	0-0 PO	0-3 K		0-0 FC4-6 2B		0-0 3-1	4	2	0	0	1	1	1					
<b>Pete Rose, S</b> (1, 3) OBP: 0.395, SLG: 0.325	0-0 F7		0-3 K		4-0 FC4-6 BB		0-0 FC4-6 2B			3	0	1	1	1	1	1					
<b>Dave Parker, L</b> (1, 9) OBP: 0.357, SLG: 0.528		0-0 F4	0-0 HR		0-0 FC4-6		4-0 FC4-6 IBB			3	1	1	2	1	0	1					
<b>Buddy Bell, R</b> (1, 5) OBP: 0.309, SLG: 0.333		0-0 1B 1B	0-0 5-3		0-3 K		0-0 F4			4	1	1	0	0	1	3					
<b>Dave Concepcion, R</b> (1, 6) OBP: 0.326, SLG: 0.373		0-0 E 1B 1B	0-0 2B 1B		0-0 G6-3 1B		0-0 4-3			4	0	3	0	0	0	0					
<b>Ron Oester, S</b> (1, 4) OBP: 0.339, SLG: 0.372		0-0 E 1B	0-0 2B		0-0 G6-3		0-0 4-3			4	0	2	1	0	0	1					
<b>Dann Bilardello, R</b> (1, 2) OBP: 0.243, SLG: 0.231		4-0 1-2 2-3 BB		4-0 FC2-6 BB		0-0 6-3	0-3 K			2	0	0	0	2	1	0					
<b>Tom Browning, L</b> (1, 1) OBP: 0.217, SLG: 0.209	0-3 K		0-0 FC2-6 FC4		0-0 F5		0-0 1-3			4	0	0	0	0	1	4					
<b>Inning Stats</b>	R: 0 E: 0 K: 1 S: 5	H: 0 LOB: 0 BB: 0 P: 5	R: 1 E: 1 K: 1 S: 8	H: 3 LOB: 3 BB: 1 P: 12	R: 2 E: 0 K: 1 S: 7	H: 3 LOB: 2 BB: 1 P: 11	R: 0 E: 0 K: 0 S: 2	H: 0 LOB: 0 BB: 1 P: 6	R: 0 E: 0 K: 2 S: 7	H: 1 LOB: 1 BB: 0 P: 3	R: 1 E: 0 K: 0 S: 5	H: 2 LOB: 2 BB: 1 P: 9	R: 0 E: 0 K: 1 S: 5	H: 0 LOB: 0 BB: 0 P: 5	R: 0 E: 0 K: 0 S: 3	H: 0 LOB: 0 BB: 0 P: 3	1B: 6 2B: 2 3B: 0 HR: 1	SF: 0 SAC: 0 DP: 1 HBP: 0	WP: 0 PB: 0 SB: 1 CS: 0	PA: 39	
<b>PITCHER</b>	IP	WLS	BF	H	R	ER	SO	BB	IBB	HBP	BLK	WP	HR	S	P	ERA	WHIP				
<b>Ron Darling, R</b> (1, 1) ERA: 2.74	7.0	L	32	9	4	4	5	4	1	0	0	0	1	37	57	5.14	1.857				
<b>Doug Sisk, R</b> (8, 1) ERA: 5.99	1.0		3	0	0	0	1	0	0	0	0	0	0	5	5	0.00	0.000				
<b>Tom Gorman, L</b> (9, 1) ERA: 5.4	1.0		3	0	0	0	0	0	0	0	0	0	0	3	3	0.00	0.000				

**Cincinnati Reds @ New York Mets**  
Shea Stadium, Flushing, NY  
Tue Jul 23 1985, 7:05 PM EDT  
Att: 34,720 - Unknown

AB	33
R	4
H	9
RBI	4
BB	5
SO	6
LOB	15



Batter	1	2	3	4	5	6	7	8	9	AB	R	H	RBI	BB	SO	LOB	BOTTOM					
<b>Lenny Dykstra, L</b> (1, 8) OBP: 0.317, SLG: 0.306	0-0 6-3		0-0 F6		0-0 F9			0-0 F8		4	0	0	0	0	0	2						
<b>Kelvin Chapman, R</b> (1, 4) OBP: 0.232, SLG: 0.196	0-0 F6		0-0 F6		0-0 F7			0-0 F8		4	0	0	0	0	0	2						
<b>Keith Hernandez, L</b> (1, 3) OBP: 0.378, SLG: 0.423	0-0 1B			0-3 K		0-0 L3		0-0 L5		4	0	1	0	0	1	0						
<b>Gary Carter, R</b> (1, 2) OBP: 0.364, SLG: 0.407	0-0 F9			0-0 F9 1B 1B		0-0 F7		0-0 F6		4	0	1	0	0	0	1						
<b>Darryl Strawberry, L</b> (1, 9) OBP: 0.355, SLG: 0.476		0-0 F5		0-0 1-2 1B		0-3 K		0-3 K		4	0	1	0	0	2	0						
<b>George Foster, R</b> (1, 7) OBP: 0.324, SLG: 0.485		0-0 4-3		0-0 F9		0-3 K				3	0	0	0	0	1	2						
<b>Howard Johnson, S</b> (1, 5) OBP: 0.276, SLG: 0.342		0-0 F2		0-0 5-3		0-0 F6				3	0	0	0	0	2							
<b>Rafael Santana, R</b> (1, 6) OBP: 0.282, SLG: 0.289			0-0 SH2-4 1B		0-0 SH3 1B		0-3 K			3	0	2	0	0	1	0						
<b>Ron Darling, R</b> (1, 1) OBP: 0.196, SLG: 0.240			0-0 SH2-4		0-0 SH3					0	0	0	0	0	0	0						
<b>Doug Sisk, R</b> (8, 1)										0	0	0	0	0	0	0						
<b>Wally Backman, S</b> (6, PH) OBP: 0.324, SLG: 0.327										1	0	0	0	0	0	0						
<b>Tom Gorman, L</b> (9, 1)										0	0	0	0	0	0	0						
<b>Inning Stats</b>	R: 0 E: 0 K: 0 S: 4	H: 1 LOB: 1 BB: 0 P: 4	R: 0 E: 0 K: 0 S: 3	H: 0 LOB: 0 BB: 0 P: 3	R: 0 E: 0 K: 1 S: 4	H: 1 LOB: 1 BB: 0 P: 4	R: 0 E: 0 K: 1 S: 7	H: 2 LOB: 2 BB: 0 P: 7	R: 0 E: 0 K: 0 S: 4	H: 1 LOB: 1 BB: 0 P: 4	R: 0 E: 0 K: 1 S: 5	H: 0 LOB: 0 BB: 0 P: 5	R: 0 E: 0 K: 2 S: 7	H: 0 LOB: 0 BB: 0 P: 7	R: 0 E: 0 K: 0 S: 3	H: 0 LOB: 0 BB: 0 P: 3	R: 0 E: 0 K: 1 S: 5	H: 0 LOB: 0 BB: 0 P: 5	1B: 5 2B: 0 3B: 0 HR: 0	SF: 0 SAC: 2 DP: 0 HBP: 0	WP: 0 PB: 0 SB: 0 CS: 0	PA: 32
<b>PITCHER</b>	IP	WLS	BF	H	R	ER	SO	BB	IBB	HBP	BLK	WP	HR	S	P	ERA	WHIP					
<b>Tom Browning, L</b> (1, 1) ERA: 3.43	9.0	W	32	5	0	0	5	0	0	0	0	0	0	42	42	0.00	0.556					

**Cincinnati Reds @ New York Mets**  
Shea Stadium, Flushing, NY  
Tue Jul 23 1985, 7:05 PM EDT  
Att: 34,720 - Unknown

AB	30
R	0
H	5
RBI	0
BB	0
SO	5
LOB	9





Batter	1	2	3	4	5	6	7	8	9	AB	R	H	RBI	BB	SO	LOB	TOP										
<b>Eddie Milner, L</b> (1, 8) OBP: 0.323, SLG: 0.286	4-0 S 1B BB		0-0 2B		0-0 F9		0-0 F8		0-0 WP 1B	4	2	2	1	1	0	1	<b>Cincinnati Reds @ New York Mets</b> Shea Stadium, Flushing, NY Wed Jul 24 1985, 3:33 AM EDT Att: 30,154 - Unknown										
<b>Max Venable, L</b> (1, 7) OBP: 0.317, SLG: 0.390	0-3 K		0-0 2B		0-0 2B		0-0 4-3		0-3 K	5	0	2	1	0	2	4											
<b>Pete Rose, S</b> (1, 3) OBP: 0.396, SLG: 0.328	0-0		0-0 F7		0-3 K					4	0	2	1	0	1	2											
<b>Gary Redus, R</b> (8, PR) OBP: 0.371, SLG: 0.427										0	0	0	0	0	0	0											
<b>Cesar Cedeno, R</b> (8, 3) OBP: 0.321, SLG: 0.363	2-H 1B									0	0	0	0	0	0	0											
<b>Dave Parker, L</b> (1, 9) OBP: 0.356, SLG: 0.524	0-3 K		4-0 BB		0-0 F9		0-0 FC1-6-4		0-0 FC6-4 G6-4-3	3	0	0	0	1	1	2											
<b>Buddy Bell, R</b> (1, 5) OBP: 0.309, SLG: 0.330	0-3 K		0-0 F3		4-0 FC6-4 BB		0-0 G6-4-3		0-0 G6-4-3	3	0	0	0	1	1	4											
<b>Dave Concepcion, R</b> (1, 6) OBP: 0.328, SLG: 0.373		0-0 CS 1B		0-0 F8		0-0 FC6-4 FC4-6		0-0 CS BB	3	0	1	0	1	0	1												
<b>Ron Oester, S</b> (1, 4) OBP: 0.334, SLG: 0.367	0-3 K		0-0 4-3		0-0 4-3		0-0 FC4-6		0-0 3-1	4	0	0	0	0	1	3											
<b>Dann Bilardello, R</b> (1, 2) OBP: 0.230, SLG: 0.217	0-0 G3		0-0 F4		0-0 F7		0-0 F7		0-0 E6 BB 1B	4	1	0	0	0	0	0											
<b>Ron Robinson, R</b> (1, 1) OBP: 0.231, SLG: 0.254			0-0 6-3		0-3 K		4-0 BB		4-0 WP 1B BB	2	0	0	0	0	1	0											
<b>Tom Foley, L</b> (7, PH) OBP: 0.231, SLG: 0.254										0	0	0	0	1	0	0											
<b>John Franco, L</b> (7, 1) OBP: 0.333, SLG: 0.333										0	0	0	0	0	0	0											
<b>Wayne Krenchicki, L</b> (8, PH) OBP: 0.396, SLG: 0.445										0	0	0	0	1	0	0											
<b>Ted Power, R</b> (9, 1) OBP: 0.396, SLG: 0.445										0	0	0	0	0	0	0											
<b>Inning Stats</b>	R: 1 E: 0 K: 3 S: 10	H: 1 LOB: 1 BB: 1 P: 14	R: 0 E: 0 K: 1 S: 5	H: 1 LOB: 0 BB: 0 P: 5	R: 1 E: 0 K: 0 S: 5	H: 2 LOB: 2 BB: 1 P: 9	R: 0 E: 0 K: 0 S: 3	H: 0 LOB: 0 BB: 0 P: 3	R: 0 E: 0 K: 2 S: 8	H: 1 LOB: 1 BB: 1 P: 8	R: 0 E: 0 K: 0 S: 3	H: 0 LOB: 1 BB: 1 P: 7	R: 0 E: 0 K: 0 S: 3	H: 0 LOB: 1 BB: 0 P: 7	R: 0 E: 0 K: 0 S: 3	H: 1 LOB: 1 BB: 0 P: 3	R: 1 E: 1 K: 1 S: 6	H: 1 LOB: 2 BB: 2 P: 14	1B: 4 2B: 3 3B: 0 HR: 0	SF: 0 SAC: 0 DP: 1 HBP: 0	WP: 1 PB: 0 SB: 1 CS: 2	PA: 38					
<b>PITCHER</b>	IP	WLS	BF	H	R	ER	SO	BB	IBB	HBP	BLK	WP	HR	S	P	ERA	WHIP										
<b>Rick Aguilera, R</b> (1, 1) ERA: 2.14	7.0		29	5	2	2	6	4	0	0	0	0	0	37	53	2.57	1.286										
<b>Roger McDowell, R</b> (8, 1) ERA: 2.89	2.0	L	9	2	1	0	1	2	0	0	0	1	0	9	17	0.00	2.000										
Batter	1	2	3	4	5	6	7	8	9	AB	R	H	RBI	BB	SO	LOB	BOTTOM										
<b>Lenny Dykstra, L</b> (1, 8) OBP: 0.305, SLG: 0.292	0-0 5-3		0-0 F9		0-0 F5		0-3 K		0-0 F7	5	0	0	0	0	1	3	<b>Cincinnati Reds @ New York Mets</b> Shea Stadium, Flushing, NY Wed Jul 24 1985, 3:33 AM EDT Att: 30,154 - Unknown										
<b>Wally Backman, S</b> (1, 4) OBP: 0.319, SLG: 0.321	0-3 K		0-0 4-3		0-0 4-3		0-0 5-3			4	0	0	0	0	1	2											
<b>Keith Hernandez, L</b> (1, 3) OBP: 0.379, SLG: 0.432	4-0 BB		0-0 F7		0-0 HR		0-0 F5		0-0 F5	3	1	1	1	1	0	0											
<b>Darryl Strawberry, L</b> (1, 9) OBP: 0.353, SLG: 0.471	0-0 F7		0-0 4-3		0-0 CS S 1B		0-0 F7		0-0 F7	4	0	1	0	0	0	1											
<b>Danny Heep, L</b> (1, 7) OBP: 0.318, SLG: 0.415		0-0 F8		0-0 2B		0-0 F6		4-0 FC6-4 BB	3	0	1	0	0	0	1	0											
<b>George Foster, R</b> (8, PH) OBP: 0.326, SLG: 0.485										0	0	0	0	1	0	0											
<b>Clint Hurdle, L</b> (1, 2) OBP: 0.361, SLG: 0.471	0-3 K		0-0 F7		4-0 1B BB		0-0 FC6-4		0-0 FC6-4	2	0	0	0	1	1	1											
<b>Gary Carter, R</b> (8, PH) OBP: 0.363, SLG: 0.406										1	0	0	0	0	0	1											
<b>Howard Johnson, S</b> (1, 5) OBP: 0.284, SLG: 0.351	0-0 F7		0-0 2B 2B		0-0 2B 2B		0-0 FC5-4 1B		4-0 SH1-4 BB	3	1	2	0	1	0	0											
<b>Rafael Santana, R</b> (1, 6) OBP: 0.286, SLG: 0.300			0-0 1B 2B		0-0 2B 2B		0-0 FC5-4		0-0 SH1-4	3	0	2	1	0	0	2											
<b>Rick Aguilera, R</b> (1, 1) OBP: 0.286, SLG: 0.308			0-0 1B		0-0 K		0-0 6-3		0-0 F3	2	0	1	0	0	1	1											
<b>Kelvin Chapman, R</b> (7, PH) OBP: 0.231, SLG: 0.194										1	0	0	0	0	0	0											
<b>Roger McDowell, R</b> (8, 1) OBP: 0.154, SLG: 0.083										0	0	0	0	0	0	0											
<b>Rusty Staub, L</b> (8, PH) OBP: 0.351, SLG: 0.367			2-H 1B							1	0	0	0	0	0	1											
<b>Inning Stats</b>	R: 0 E: 0 K: 1 S: 5	H: 0 LOB: 1 BB: 1 P: 9	R: 0 E: 0 K: 1 S: 5	H: 0 LOB: 0 BB: 0 P: 5	R: 0 E: 0 K: 0 S: 4	H: 2 LOB: 1 BB: 0 P: 4	R: 0 E: 0 K: 0 S: 4	H: 1 LOB: 1 BB: 0 P: 4	R: 1 E: 0 K: 1 S: 7	H: 2 LOB: 1 BB: 0 P: 7	R: 1 E: 0 K: 0 S: 5	H: 3 LOB: 2 BB: 1 P: 9	R: 0 E: 0 K: 1 S: 3	H: 0 LOB: 0 BB: 1 P: 7	R: 0 E: 0 K: 0 S: 3	H: 0 LOB: 1 BB: 1 P: 7	R: 0 E: 0 K: 0 S: 3	H: 0 LOB: 1 BB: 1 P: 7	1B: 3 2B: 4 3B: 0 HR: 1	SF: 0 SAC: 1 DP: 0 HBP: 0	WP: 0 PB: 0 SB: 1 CS: 1	PA: 37					
<b>PITCHER</b>	IP	WLS	BF	H	R	ER	SO	BB	IBB	HBP	BLK	WP	HR	S	P	ERA	WHIP										
<b>Ron Robinson, R</b> (1, 1) ERA: 3.51	6.0		26	8	2	2	3	2	0	0	0	0	0	30	38	3.00	1.667										
<b>John Franco, L</b> (7, 1) ERA: 1.63	2.0	W	7	0	0	0	1	1	0	0	0	0	0	8	12	0.00	0.500										
<b>Ted Power, R</b> (9, 1) ERA: 1.45	1.0	S	4	0	0	0	0	1	0	0	0	0	0	3	7	0.00	1.000										



Batter	1	2	3	4	5	6	7	8	9	AB	R	H	RBI	BB	SO	LOB	TOP					
<b>Eddie Milner, L</b> OBP: 0.325, SLG: 0.287 (1, 8)	F9		4-3 BB		CS 1B			F9		3	0	1	0	1	0	0	<b>Cincinnati Reds @ Montreal Expos</b> Olympic Stadium, Montreal, QB Thu Jul 25 1985, 7:05 PM EDT Att: 22,366 - Unknown					
<b>Max Venable, L</b> OBP: 0.299, SLG: 0.365 (1, 7)	G3		4-3		CS	F7		F9		4	0	0	0	0	0	1						
<b>Pete Rose, S</b> OBP: 0.401, SLG: 0.326 (1, 3)			L6							1	0	0	0	3	0	1						
<b>Gary Redus, R</b> OBP: 0.371, SLG: 0.427 (8, PR)			1B							0	0	0	0	0	0	0						
<b>Cesar Cedeno, R</b> OBP: 0.321, SLG: 0.363 (8, 3)			BB							0	0	0	0	0	0	0						
<b>Dave Parker, L</b> OBP: 0.357, SLG: 0.522 (1, 9)										3	0	1	0	1	0	2						
<b>Buddy Bell, R</b> OBP: 0.311, SLG: 0.332 (1, 5)	FC6-4									4	0	2	0	0	0	4						
<b>Dave Concepcion, R</b> OBP: 0.328, SLG: 0.371 (1, 6)										2	0	0	0	1	0	1						
<b>Ron Oester, S</b> OBP: 0.333, SLG: 0.363 (1, 4)			F5							3	0	0	0	1	0	1						
<b>Dann Bilardello, R</b> OBP: 0.224, SLG: 0.211 (1, 2)			L6							2	0	0	0	0	0	1						
<b>Tom Foley, L</b> OBP: 0.223, SLG: 0.261 (7, PH)										1	0	0	0	0	1	2						
<b>Dave Vangorder, R</b> OBP: 0.277, SLG: 0.327 (7, 2)										0	0	0	0	0	0	0						
<b>Nick Esasky, R</b> OBP: 0.353, SLG: 0.427 (9, PH)										1	0	0	0	0	1	0						
<b>Andy McGaffigan, R</b> OBP: 0.353, SLG: 0.427 (1, 1)										2	0	0	0	0	2	1						
<b>Wayne Krenchicki, L</b> OBP: 0.393, SLG: 0.442 (7, PH)										1	0	0	0	0	0	2						
<b>Tom Hume, R</b> OBP: 0.393, SLG: 0.442 (7, 1)										0	0	0	0	0	0	0						
<b>Inning Stats</b>	R: 0 E: 0 K: 0 S: 4	H: 1 LOB: 2 BB: 1 P: 8	R: 0 E: 0 K: 1 S: 5	H: 0 LOB: 1 BB: 1 P: 9	R: 0 E: 0 K: 0 S: 3	H: 0 LOB: 1 BB: 1 P: 7	R: 0 E: 0 K: 0 S: 3	H: 1 LOB: 0 BB: 0 P: 3	R: 0 E: 0 K: 1 S: 5	H: 1 LOB: 0 BB: 0 P: 5	R: 0 E: 0 K: 0 S: 2	H: 0 LOB: 0 BB: 1 P: 6	R: 0 E: 0 K: 1 S: 6	H: 1 LOB: 2 BB: 1 P: 10	R: 0 E: 0 K: 0 S: 3	H: 0 LOB: 3 BB: 2 P: 11	R: 0 E: 0 K: 1 S: 5	H: 0 LOB: 0 BB: 0 P: 5	1B: 4 2B: 0 3B: 0 HR: 0	SF: 0 SAC: 1 DP: 2 HBP: 0	WP: 0 PB: 0 SB: 3 CS: 1	PA: 36
<b>PITCHER</b>	IP WLS BF H R ER SO BB IBB HBP BLK WP HR S P ERA WHIP																					
<b>Bill Gullickson, R</b> ERA: 3.2 (1, 1)	7.2 W 31 4 0 0 3 5 2 0 0 0 0 0 30 58 0.00 1.174																					
<b>Jeff Reardon, R</b> ERA: 2.36 (8, 1)	1.1 S 4 0 0 0 1 0 0 0 0 0 0 0 6 6 0.00 0.000																					

AB 27  
R 0  
H 4  
RBI 0  
BB 7  
SO 4  
LOB 16



Batter	1	2	3	4	5	6	7	8	9	AB	R	H	RBI	BB	SO	LOB	BOTTOM			
<b>Tim Raines, S</b> OBP: 0.375, SLG: 0.416 (1, 7)	CS 1B		1-3					1-3		4	0	1	0	0	0	0	<b>Cincinnati Reds @ Montreal Expos</b> Olympic Stadium, Montreal, QB Thu Jul 25 1985, 7:05 PM EDT Att: 22,366 - Unknown			
<b>Vance Law, R</b> OBP: 0.356, SLG: 0.395 (1, 4)			F8							4	0	1	0	0	1	0				
<b>Andre Dawson, R</b> OBP: 0.306, SLG: 0.409 (1, 9)										4	0	0	0	0	3	2				
<b>Hubie Brooks, R</b> OBP: 0.295, SLG: 0.369 (1, 6)										3	0	1	0	0	1	2				
<b>Dan Driessen, L</b> OBP: 0.328, SLG: 0.374 (1, 3)			4-3							3	0	1	0	0	0	1				
<b>Tim Lincecum, R</b> OBP: 0.324, SLG: 0.439 (1, 5)										2	0	0	0	0	1	1				
<b>Herm Winningham, L</b> OBP: 0.337, SLG: 0.367 (1, 8)										2	1	1	0	1	1	2				
<b>Mike Fitzgerald, R</b> OBP: 0.295, SLG: 0.284 (1, 2)										2	0	0	0	0	0	1				
<b>Razor Shines, S</b> OBP: 0.174, SLG: 0.174 (7, PH)										1	0	1	1	0	0	0				
<b>Sal Butera, R</b> OBP: 0.275, SLG: 0.234 (8, 2)										0	0	0	0	0	0	0				
<b>Bill Gullickson, R</b> OBP: 0.143, SLG: 0.171 (1, 1)										3	0	0	0	0	0	1				
<b>Jeff Reardon, R</b> OBP: 0.250, SLG: 0.250 (8, 1)										0	0	0	0	0	0	0				
<b>Inning Stats</b>	R: 0 E: 0 K: 2 S: 8	H: 2 LOB: 2 BB: 0 P: 8	R: 0 E: 0 K: 1 S: 6	H: 1 LOB: 0 BB: 0 P: 6	R: 0 E: 0 K: 0 S: 3	H: 0 LOB: 0 BB: 0 P: 3	R: 0 E: 0 K: 1 S: 6	H: 1 LOB: 2 BB: 0 P: 7	R: 0 E: 0 K: 0 S: 3	H: 0 LOB: 0 BB: 0 P: 3	R: 0 E: 0 K: 1 S: 5	H: 0 LOB: 0 BB: 0 P: 5	R: 1 E: 0 K: 0 S: 4	H: 2 LOB: 1 BB: 1 P: 8	R: 0 E: 0 K: 2 S: 7	H: 0 LOB: 0 BB: 0 P: 7	1B: 4 2B: 2 3B: 1 HR: 0	SF: 0 SAC: 0 DP: 2 HBP: 1	WP: 0 PB: 0 SB: 1 CS: 1	PA: 30
<b>PITCHER</b>	IP WLS BF H R ER SO BB IBB HBP BLK WP HR S P ERA WHIP																			
<b>Andy McGaffigan, R</b> ERA: 3.35 (1, 1)	6.0 L 8 2 1 1 2 1 0 0 0 0 0 0 31 32 0.00 0.667																			
<b>Tom Hume, R</b> ERA: 4.50 (7, 1)	2.0 L 8 2 1 1 2 1 0 0 0 0 0 0 11 15 4.50 1.500																			

AB 28  
R 1  
H 6  
RBI 1  
BB 1  
SO 7  
LOB 10





Batter	1	2	3	4	5	6	7	8	9	10	11	AB	R	H	RBI	BB	SO	LOB	TOP							
<b>Gary Redus, R</b> OBP: 0.374, SLG: 0.432 (1, 8) BB: 8 S: 7	4-0 E S G3-2 BB		0-0 E 1B 2B	0-0 F7		0-0 F5		0-0 5-3		0-0 FC5-4 1B		5	1	2	0	1	0	5								
<b>Dave Concepcion, R</b> OBP: 0.328, SLG: 0.358 (1, 6) S: 6	0-3 K 1-3		0-0 FC BB 1B		0-0 G4-6-3 1B	4-0 G4-6-3 1B 1-2 2-3 3-H		0-0 6-3		0-0 FC5-4 1B		5	0	1	1	1	1	5								
<b>Dave Parker, L</b> OBP: 0.359, SLG: 0.520 (1, 9) S: 9	0-0 G3-2		0-0 BB 1B		0-0 G4-6-3	0-0 F5		0-0 1B		0-0 1B		5	0	2	2	1	0	5								
<b>Buddy Bell, R</b> OBP: 0.309, SLG: 0.333 (8, 1) Ted Power, R		0-0 5-3		0-0 F9		0-0 F9		0-0 5-3		0-0 G3-2-3		5	1	1	0	0	0	3								
<b>Pete Rose, S</b> OBP: 0.399, SLG: 0.325 (10, PH) Bob Buchanan, L		0-0 5-3		0-0 F8		0-0 F9		0-0 5-3		0-0 G3-2-3		0	0	0	0	0	0	0								
<b>Tony Perez, R</b> OBP: 0.303, SLG: 0.511 (7, 1) John Franco, L Nick Esasky, R OBP: 0.354, SLG: 0.443		4-0 E BB	4-0 1-2 2-3 BB		0-0 2B 1B	0-0 5-3		0-0 K		0-0 HR		2	2	1	0	2	0	1								
<b>Cesar Cedeno, R</b> OBP: 0.312, SLG: 0.352 (7, 3) S: 3	0-0 F3		0-0 F8		0-0 K	0-0 5-3		0-0 L6		0-0 F8		6	0	0	0	0	1	6								
<b>Ron Oester, S</b> OBP: 0.343, SLG: 0.380 (1, 4) S: 4	0-0 E8 1-H		0-0 FC5-4 1B		0-0 1B BB 2B	0-0 2-H 1B		0-0 2B		0-0 1B		6	1	5	2	0	0	0								
<b>Dann Bilardello, R</b> OBP: 0.215, SLG: 0.200 (9, PH) Wayne Krenchicki, L Dave Vangorder, R OBP: 0.274, SLG: 0.324	0-0 F7		0-0 FC5-4		0-0 E5 BB 1B	0-0 5-3		0-0 F7		0-0 F8		4	0	0	0	0	0	4								
<b>Mario Soto, R</b> OBP: 0.186 (1, 1) Eddie Milner, L OBP: 0.329, SLG: 0.292 (7, 8) S: 8		0-3 K		0-0 F8		0-0 BB 1B		0-0 6-3 1B 2B		0-0 FC5-4 1B G3-2-3 BB		3	0	1	0	0	1	1								
<b>Inning Stats</b>	R: 0 E: 0 K: 1 S: 4	H: 0 LOB: 0 BB: 1 P: 8	R: 1 E: 1 K: 0 S: 4	H: 0 LOB: 1 BB: 1 P: 8	R: 1 E: 1 K: 1 S: 8	H: 2 LOB: 3 BB: 1 P: 12	R: 0 E: 0 K: 0 S: 4	H: 1 LOB: 1 BB: 0 P: 4	R: 0 E: 0 K: 0 S: 3	H: 1 LOB: 0 BB: 0 P: 3	R: 2 E: 1 K: 1 S: 9	H: 3 LOB: 3 BB: 1 P: 13	R: 1 E: 0 K: 0 S: 5	H: 2 LOB: 1 BB: 0 P: 5	R: 1 E: 0 K: 0 S: 5	H: 2 LOB: 1 BB: 0 P: 5	R: 0 E: 0 K: 1 S: 6	H: 1 LOB: 1 BB: 0 P: 6	R: 0 E: 0 K: 0 S: 3	H: 1 LOB: 2 BB: 2 P: 11	R: 1 E: 0 K: 0 S: 5	H: 2 LOB: 1 BB: 0 P: 5	1B: 9 2B: 6 3B: 0 HR: 1	SF: 0 SAC: 0 DP: 3 HBP: 0	WP: 0 PB: 0 SB: 1 CS: 0	PA: 54
<b>PITCHER</b>	IP 5.0	WLS 22	BF 4	H 2	R 0	ER 0	SO 2	BB 3	IBB 0	HBP 0	BLK 0	WP 0	HR 0	S 23	P 35	ERA 0.00	WHIP 1.400									
<b>Dan Schatzeder, L</b> ERA: 3.57																										
<b>Randy St. Claire, R</b> ERA: 2.7																										
<b>Bert Roberge, R</b> ERA: 2.25																										
<b>Tim Burke, R</b> ERA: 1.39																										
<b>Jeff Reardon, R</b> ERA: 2.48																										

Cincinnati Reds @ Montreal Expos  
Olympic Stadium, Montreal, QB  
Fri Jul 26 1985, 7:05 PM EDT  
Att: 23,047 - Unknown

AB 48  
R 7  
H 15  
RBI 6  
BB 6  
SO 4  
LOB 36



Batter	1	2	3	4	5	6	7	8	9	10	11	AB	R	H	RBI	BB	SO	LOB	BOTTOM			
<b>Tim Raines, S</b> OBP: 0.375, SLG: 0.413 (1, 7) S: 7	0-0 F5		0-0 4-3			4-0 S 1B BB		0-0 1B BB 1B		0-3 K		5	2	1	0	1	1	0				
<b>Vance Law, R</b> OBP: 0.359, SLG: 0.395 (1, 4) S: 4	0-0 F8			0-3 K		0-0 1B		4-0 1-2 1B BB		0-0 1B		5	1	2	1	1	1	0				
<b>Andre Dawson, R</b> OBP: 0.310, SLG: 0.412 (1, 9) S: 9	0-0 1B			0-0 S 1B		0-0 F7		0-0 1B 2B 1B		0-0 F7		5	1	3	0	0	0	2				
<b>Hubie Brooks, R</b> OBP: 0.294, SLG: 0.366 (1, 6) S: 6	0-3 K			0-3 K		0-3 K		0-0 1-3 2-H 3-H 1B		0-0 F9		5	1	1	2	0	3	3				
<b>Dan Driessen, L</b> OBP: 0.215, SLG: 0.370 (8, PH) Jim Wohlford, R Terry Francona, L OBP: 0.320, SLG: 0.333 (9, 3) S: 3		0-0 F8		0-3 K		0-0 G3		0-0 1-H 3-H 2B		0-0 1B 1B		3	0	0	0	0	1	2				
<b>Tim Wallach, R</b> OBP: 0.325, SLG: 0.438 (1, 5) S: 5		0-3 K		0-3 K		0-0 F3		0-0 2-H 1B		0-0 1B		5	0	2	1	0	1	0				
<b>Herm Winningham, L</b> OBP: 0.328, SLG: 0.357 (1, 8) S: 8		0-3 K		0-0 K		0-0 G3		0-0 B1-3		0-3 K		5	0	0	0	0	2	3				
<b>Sal Butera, R</b> OBP: 0.254, SLG: 0.224 (8, 1) Bert Roberge, R U L Washington, S Tim Burke, R Mickey Vernon, S John Winters, R Jeff Reardon, R OBP: 0.250, SLG: 0.250 (11, 1) S: 11			0-0 F7		4-0 BB		0-0 5-3		0-0 4-3		0-0 6-3		2	0	0	0	1	0				
<b>Dan Schatzeder, L</b> OBP: 0.215, SLG: 0.389 (5, PH) Randy St. Claire, R Steve Nicosia, R OBP: 0.246, SLG: 0.212 (8, 2) S: 8			0-3 K		0-0 G3		0-0 5-3		0-0 6-3		0-0 F9		1	0	0	0	1	0				
<b>Inning Stats</b>	R: 0 E: 0 K: 1 S: 6	H: 1 LOB: 1 BB: 0 P: 6	R: 0 E: 0 K: 2 S: 7	H: 0 LOB: 0 BB: 0 P: 7	R: 0 E: 0 K: 1 S: 5	H: 0 LOB: 0 BB: 0 P: 5	R: 0 E: 0 K: 3 S: 10	H: 1 LOB: 1 BB: 0 P: 10	R: 0 E: 0 K: 0 S: 3	H: 0 LOB: 0 BB: 0 P: 3	R: 5 E: 0 K: 1 S: 10	H: 5 LOB: 1 BB: 1 P: 14	R: 0 E: 0 K: 0 S: 5	H: 2 LOB: 1 BB: 0 P: 6	R: 0 E: 0 K: 0 S: 5	H: 2 LOB: 2 BB: 0 P: 5	R: 0 E: 0 K: 0 S: 3	H: 0 LOB: 0 BB: 0 P: 3	1B: 10 2B: 1 3B: 0 HR: 0	SF: 0 SAC: 0 DP: 0 HBP: 0	WP: 0 PB: 0 SB: 2 CS: 0	PA: 47
<b>PITCHER</b>	IP 6.0	WLS 1.1	BF 8	H 3	R 4	ER 1	SO 8	BB 2	IBB 0	HBP 0	BLK 0	WP 0	HR 0	S 37	P 45	ERA 1.50	WHIP 0.833					
<b>Mario Soto, R</b> ERA: 3.42																						
<b>John Franco, L</b> ERA: 2.29																						
<b>Ted Power, R</b> ERA: 1.6																						
<b>Bob Buchanan, L</b> ERA: 4.26																						

Cincinnati Reds @ Montreal Expos  
Olympic Stadium, Montreal, QB  
Fri Jul 26 1985, 7:05 PM EDT  
Att: 23,047 - Unknown

AB 44  
R 6  
H 11  
RBI 6  
BB 3  
SO 10  
LOB 14









Batter	1	2	3	4	5	6	7	8	9	AB	R	H	RBI	BB	SO	LOB	TOP			
<b>Eddie Milner, L</b> (1, 8) OBP: 0.332, SLG: 0.302	0-0 CS 1B		0-0 BB 1B			0-3 K		0-0 G3		4	0	2	0	0	1	0				
<b>Dave Concepcion, R</b> (1, 6) OBP: 0.331, SLG: 0.364	4-0 BB BB 1-2 BB		4-0 BB BB G6-4-3 BB			0-0 6-3			4-0 BB BB 1B	1	0	0	0	3	0	0				
<b>Buddy Bell, R</b> (1, 5) OBP: 0.307, SLG: 0.329	0-3 K		0-0 G6-4-3 1-2			0-0 L5			0-0 F9	4	0	0	0	0	1	4				
<b>Tony Perez, R</b> (1, 3) OBP: 0.396, SLG: 0.505	4-0 BB BB 1-2 BB			0-0 F8					0-0 F8	3	0	1	0	1	0	0				
<b>Nick Esasky, R</b> (1, 7) OBP: 0.348, SLG: 0.434	0-0 F8			0-3 K					0-0 6-3	4	0	0	0	0	1	4				
<b>Cesar Cedeno, R</b> (1, 9) OBP: 0.312, SLG: 0.348		0-0 6-3		0-0 F8					4-0 FC6-4 BB	2	0	0	0	1	0	0				
<b>Ron Oester, S</b> (1, 4) OBP: 0.350, SLG: 0.380		0-0 G6-4-3 1B			0-0 1-3				0-0 FC6-4 1-2	3	0	1	0	0	0	1				
<b>Dann Bilardello, R</b> (1, 2) OBP: 0.216, SLG: 0.205		0-0 G6-4-3 1-2			0-0 L5				0-0 F9	3	0	0	0	0	0	1				
<b>Ron Robinson, R</b> (1, 1) OBP: 0.272, SLG: 0.321			0-0 6-3			0-3 K			0-0 5-3	1	0	0	0	0	0	0				
<b>Dave Vangorder, R</b> (5, PH) OBP: 0.235, SLG: 0.071										1	0	0	0	0	1	0				
<b>John Sluper, R</b> (5, 1) OBP: 0.322, SLG: 0.405										0	0	0	0	0	0	0				
<b>Alan Knicely, R</b> (8, PH) OBP: 0.322, SLG: 0.405										1	0	0	0	0	0	0				
<b>Bob Buchanan, L</b> (8, 1)										0	0	0	0	0	0	0				
<b>Inning Stats</b>	R: 0 E: 0 K: 1 S: 5	H: 1 LOB: 2 BB: 2 P: 13	R: 0 E: 0 K: 0 S: 3	H: 1 LOB: 0 BB: 0 P: 3	R: 0 E: 0 K: 0 S: 3	H: 1 LOB: 1 BB: 1 P: 7	R: 0 E: 0 K: 1 S: 5	H: 0 LOB: 0 BB: 0 P: 5	R: 0 E: 0 K: 1 S: 5	H: 0 LOB: 0 BB: 0 P: 5	R: 0 E: 0 K: 0 S: 3	H: 0 LOB: 1 BB: 1 P: 7	R: 0 E: 0 K: 0 S: 3	H: 0 LOB: 0 BB: 0 P: 3	R: 0 E: 0 K: 0 S: 3	H: 1 LOB: 1 BB: 1 P: 7	1B: 4 2B: 0 3B: 0 HR: 0	SF: 0 SAC: 0 DP: 3 HBP: 0	WP: 0 PB: 0 SB: 0 CS: 1	PA: 32
<b>PITCHER</b> <b>Joe Hesketh, L</b> (1, 1) ERA: 2.25	IP: 9.0 WLS: W BF: 32 H: 4 R: 0 ER: 0 SO: 4 BB: 5 IBB: 0 HBP: 0 BLK: 0 WP: 0 HR: 0 S: 35 P: 55 ERA: 0.00 WHIP: 1.000															<b>PITCHER</b>				

Cincinnati Reds @ Montreal Expos  
Olympic Stadium, Montreal, QB  
Sun Jul 28 1985, 3:33 AM EDT  
Att: 27,321 - Unknown

AB	27
R	0
H	4
RBI	0
BB	5
SO	4
LOB	10



Batter	1	2	3	4	5	6	7	8	9	AB	R	H	RBI	BB	SO	LOB	BOTTOM			
<b>Tim Raines, S</b> (1, 7) OBP: 0.375, SLG: 0.422	0-0 4-3		0-0 2B 2B	0-0 FC4-6 1-2			0-0 4-3	0-0 FC6-4 1-2 2-3		5	1	1	0	0	0	3				
<b>U L Washington, S</b> (1, 6) OBP: 0.362, SLG: 0.454	0-3 K		0-0 HR 2B	0-0 4-3			0-0 1B 1B			4	1	2	1	0	1	1				
<b>Andre Dawson, R</b> (1, 9) OBP: 0.308, SLG: 0.416	0-0 5-3		0-0 HR 2B		0-3 K		0-0 1B 1B			4	1	2	2	0	1	0				
<b>Tim Wallach, R</b> (1, 5) OBP: 0.321, SLG: 0.431		0-0 6-3	0-0 F9		0-0 F7		0-0 F5			4	0	0	0	0	0	2				
<b>Dan Driessen, L</b> (1, 3) OBP: 0.326, SLG: 0.372		0-0 F7		0-0 1B 2B	0-3 K		0-0 F7			4	1	1	0	0	1	2				
<b>Vance Law, R</b> (1, 4) OBP: 0.364, SLG: 0.400		4-0 BB		0-0 3B 1B		0-0 4-3		0-0 6-3		3	1	1	1	1	0	0				
<b>Herm Winningham, L</b> (1, 8) OBP: 0.332, SLG: 0.371		0-0 4-3		0-0 SH 3B		0-0 G3		0-0 FC1-5 1B 1B		4	1	2	1	0	0	1				
<b>Mike Fitzgerald, R</b> (1, 2) OBP: 0.297, SLG: 0.283			0-0 B1-3	0-0 F8		4-0 BB		0-0 FC6-4 FC1-5 1B		3	0	1	0	1	0	1				
<b>Joe Hesketh, R</b> (1, 1) OBP: 0.150, SLG: 0.105			0-3 K	0-0 SH FC4-6		0-3 K		0-0 FC1-5 FC6-4		3	0	0	1	0	2	3				
<b>Inning Stats</b>	R: 0 E: 0 K: 1 S: 5	H: 0 LOB: 0 BB: 0 P: 5	R: 0 E: 0 K: 0 S: 3	H: 0 LOB: 1 BB: 1 P: 7	R: 3 E: 0 K: 1 S: 8	H: 3 LOB: 0 BB: 0 P: 8	R: 0 E: 0 K: 2 S: 7	H: 0 LOB: 0 BB: 0 P: 7	R: 0 E: 0 K: 1 S: 5	H: 0 LOB: 1 BB: 1 P: 9	R: 0 E: 0 K: 0 S: 5	H: 2 LOB: 2 BB: 0 P: 5	R: 0 E: 0 K: 0 S: 5	H: 2 LOB: 2 BB: 0 P: 5	R: 0 E: 0 K: 0 S: 5	H: 2 LOB: 2 BB: 0 P: 5	1B: 5 2B: 3 3B: 1 HR: 1	SF: 0 SAC: 1 DP: 0 HBP: 0	WP: 0 PB: 0 SB: 0 CS: 0	PA: 37
<b>PITCHER</b> <b>Ron Robinson, R</b> (1, 1) ERA: 4.27	IP: 4.0 WLS: L BF: 20 H: 6 R: 6 ER: 6 SO: 2 BB: 1 IBB: 6 HBP: 6 BLK: 2 WP: 1 HR: 1 S: 23 P: 27 ERA: 13.50 WHIP: 1.750															<b>PITCHER</b>				
<b>John Sluper, R</b> (5, 1) ERA: 5.55	3.0 WLS: L BF: 12 H: 2 R: 0 ER: 0 SO: 3 BB: 1 IBB: 0 HBP: 0 BLK: 0 WP: 0 HR: 0 S: 17 P: 21 ERA: 0.00 WHIP: 1.000															<b>PITCHER</b>				
<b>Bob Buchanan, L</b> (8, 1) ERA: 3.68	1.0 WLS: L BF: 5 H: 2 R: 0 ER: 0 SO: 0 BB: 0 IBB: 0 HBP: 0 BLK: 0 WP: 0 HR: 0 S: 5 P: 5 ERA: 0.00 WHIP: 2.000															<b>PITCHER</b>				

Cincinnati Reds @ Montreal Expos  
Olympic Stadium, Montreal, QB  
Sun Jul 28 1985, 3:33 AM EDT  
Att: 27,321 - Unknown

AB	34
R	6
H	10
RBI	6
BB	2
SO	5
LOB	13





Batter	1	2	3	4	5	6	7	8	9	AB	R	H	RBI	BB	SO	LOB	TOP					
<b>Bill Doran, S</b> OBP: 0.355, SLG: 0.414 (1,4)										5	0	0	0	0	1	4						
<b>Craig Reynolds, L</b> OBP: 0.310, SLG: 0.399 (1,6)										4	0	2	0	0	0	2						
<b>Kevin Bass, S</b> OBP: 0.288, SLG: 0.392 (1,9)										3	0	0	0	1	1	2						
<b>Jose Cruz, L</b> OBP: 0.331, SLG: 0.405 (1,7)										3	0	2	0	1	0	0						
<b>Jerry Mumphy, S</b> OBP: 0.337, SLG: 0.403 (1,8)										3	0	0	0	1	2	4						
<b>Glenn Davis, R</b> OBP: 0.311, SLG: 0.434 (1,3)										4	0	0	0	0	1	2						
<b>Mark Bailey, S</b> OBP: 0.366, SLG: 0.412 (1,2)										1	1	0	0	1	0	0						
<b>John Mizerock, L</b> (6,2)										2	0	0	0	0	1	0						
<b>German Rivera, R</b> OBP: 0.235, SLG: 0.200 (1,5)										2	0	1	0	1	1	0						
<b>Chris Jones, L</b> OBP: 0.250, SLG: 0.182 (9,PH)										1	0	1	0	0	0	0						
<b>Nolan Ryan, R</b> OBP: 0.104, SLG: 0.067 (1,1)										1	0	0	1	0	0	0						
<b>Denny Walling, L</b> OBP: 0.309, SLG: 0.381 (7,PH)										1	0	1	0	0	0	0						
<b>Jeff Calhoun, L</b> (7,1)										0	0	0	0	0	0	0						
<b>Bill Dawley, R</b> (7,1)										0	0	0	0	0	0	0						
<b>Harry Spilman, L</b> OBP: 0.183, SLG: 0.211 (9,PH)										1	0	0	0	0	1	1						
<b>Inning Stats</b>	R: 0 E: 0 K: 2 S: 9	H: 2 LOB: 2 BB: 0 P: 9	R: 1 E: 0 K: 0 S: 4	H: 1 LOB: 1 BB: 1 P: 8	R: 0 E: 0 K: 1 S: 4	H: 0 LOB: 1 BB: 2 P: 12	R: 0 E: 0 K: 1 S: 5	H: 0 LOB: 0 BB: 0 P: 5	R: 0 E: 0 K: 0 S: 4	H: 1 LOB: 1 BB: 0 P: 4	R: 0 E: 0 K: 0 S: 2	H: 0 LOB: 0 BB: 1 P: 6	R: 0 E: 0 K: 1 S: 6	H: 1 LOB: 2 BB: 1 P: 10	R: 0 E: 0 K: 2 S: 8	H: 1 LOB: 1 BB: 0 P: 8	R: 0 E: 0 K: 1 S: 6	H: 1 LOB: 1 BB: 0 P: 6	1B: 3 2B: 4 3B: 0 HR: 0	SF: 1 SAC: 0 DP: 1 HBP: 0	WP: 0 PB: 0 SB: 0 CS: 1	PA: 37
<b>PITCHER</b>	IP	WLS	BF	H	R	ER	SO	BB	IBB	HBP	BLK	WP	HR	S	P	ERA	WHIP					
<b>Mario Soto, R</b> ERA: 3.3 (1,1)	9.0	W	37	7	1	1	8	5	0	0	0	0	0	48	68	1.00	1.333					

**Houston Astros @ Cincinnati Reds**  
Riverfront Stadium, Cincinnati, OH  
Tue Jul 30 1985, 7:05 PM EDT  
Att: 26,822 - Unknown

**AB 31**  
**R 1**  
**H 7**  
**RBI 1**  
**BB 5**  
**SO 8**  
**LOB 15**



Batter	1	2	3	4	5	6	7	8	9	AB	R	H	RBI	BB	SO	LOB	BOTTOM				
<b>Eddie Milner, L</b> OBP: 0.338, SLG: 0.317 (1,8)										3	1	2	0	1	0	0					
<b>Max Venable, L</b> OBP: 0.293, SLG: 0.343 (1,7)										3	1	0	0	0	1	2					
<b>Pete Rose, S</b> OBP: 0.404, SLG: 0.331 (1,3)										4	1	1	0	0	2	1					
<b>Dave Parker, L</b> OBP: 0.361, SLG: 0.519 (1,9)										4	1	2	1	0	0	3					
<b>Buddy Bell, R</b> OBP: 0.309, SLG: 0.331 (1,5)										4	0	2	2	0	1	1					
<b>Dave Concepcion, R</b> OBP: 0.332, SLG: 0.364 (1,6)										3	0	1	1	1	0	1					
<b>Ron Oester, S</b> OBP: 0.351, SLG: 0.380 (1,4)										3	0	1	0	1	0	2					
<b>Dann Bilardello, R</b> OBP: 0.207, SLG: 0.195 (1,2)										4	0	0	0	0	1	4					
<b>Mario Soto, R</b> OBP: 0.156, SLG: 0.175 (1,1)										4	0	0	0	0	2	4					
<b>Inning Stats</b>	R: 2 E: 0 K: 1 S: 9	H: 4 LOB: 2 BB: 0 P: 9	R: 0 E: 0 K: 2 S: 8	H: 1 LOB: 0 BB: 0 P: 8	R: 0 E: 0 K: 1 S: 5	H: 0 LOB: 0 BB: 0 P: 5	R: 0 E: 0 K: 1 S: 6	H: 1 LOB: 3 BB: 2 P: 14	R: 2 E: 1 K: 0 S: 5	H: 2 LOB: 1 BB: 1 P: 9	R: 0 E: 0 K: 0 S: 3	H: 0 LOB: 0 BB: 0 P: 3	1B: 7 2B: 1 3B: 1 HR: 0	SF: 0 SAC: 1 DP: 0 HBP: 0	WP: 0 PB: 0 SB: 1 CS: 0	PA: 36					
<b>PITCHER</b>	IP	WLS	BF	H	R	ER	SO	BB	IBB	HBP	BLK	WP	HR	S	P	ERA	WHIP				
<b>Nolan Ryan, R</b> ERA: 3.62 (1,1)	6.0	L	27	7	2	2	7	2	0	0	0	0	0	39	47	3.00	1.500				
<b>Jeff Calhoun, L</b> ERA: 2.43 (7,1)	0.1		4	1	2	1	0	1	0	0	0	0	0	3	7	27.00	6.000				
<b>Bill Dawley, R</b> ERA: 4.72 (7,1)	1.2		5	1	0	0	0	0	0	0	0	0	0	5	5	0.00	0.600				

**Houston Astros @ Cincinnati Reds**  
Riverfront Stadium, Cincinnati, OH  
Tue Jul 30 1985, 7:05 PM EDT  
Att: 26,822 - Unknown

**AB 32**  
**R 4**  
**H 9**  
**RBI 4**  
**BB 3**  
**SO 7**  
**LOB 18**





Batter	1	2	3	4	5	6	7	8	9	AB	R	H	RBI	BB	SO	LOB	TOP					
<b>Bill Doran, S</b> OBP: 0.355, SLG: 0.412 (1, 4)										4	0	1	0	1	0	0	<b>Houston Astros @ Cincinnati Reds</b> Riverfront Stadium, Cincinnati, OH Wed Jul 31 1985, 7:05 PM EDT Att: 20,758 - Unknown					
<b>Dickie Thorn, R</b> OBP: 0.277, SLG: 0.329 (1, 6)										5	0	1	0	0	0	1						
<b>Kevin Bass, S</b> OBP: 0.287, SLG: 0.389 (1, 9)										5	1	1	0	0	0	3						
<b>Jose Cruz, L</b> OBP: 0.334, SLG: 0.408 (1, 7)										5	3	3	0	0	0	1						
<b>Jerry Mumphy, S</b> OBP: 0.331, SLG: 0.395 (1, 8)										5	0	0	0	0	0	4						
<b>Glenn Davis, R</b> OBP: 0.324, SLG: 0.464 (1, 3)										3	2	2	4	1	1	0						
<b>German Rivera, R</b> OBP: 0.286, SLG: 0.263 (1, 5)										4	1	2	0	0	0	2						
<b>John Mizerock, L</b> OBP: 0.167, SLG: 0.333 (1, 2)										4	1	1	3	0	0	3						
<b>Mike Scott, R</b> OBP: 0.217, SLG: 0.268 (8, PH)										3	1	2	2	0	0	0						
<b>Chris Jones, L</b> OBP: 0.240, SLG: 0.174 (8, PH)										1	0	0	0	0	1	0						
<b>Frank DiPino, L</b> OBP: 0.286, SLG: 0.286 (8, 1)										0	0	0	0	0	0	0						
<b>Inning Stats</b>	R: 0 E: 0 K: 0 S: 4	H: 1 LOB: 1 BB: 0 P: 4	R: 0 E: 0 K: 1 S: 6	H: 1 LOB: 1 BB: 0 P: 6	R: 0 E: 0 K: 0 S: 3	H: 0 LOB: 0 BB: 0 P: 3	R: 3 E: 0 K: 0 S: 6	H: 3 LOB: 0 BB: 0 P: 6	R: 1 E: 0 K: 0 S: 4	H: 1 LOB: 0 BB: 0 P: 4	R: 4 E: 1 K: 0 S: 7	H: 5 LOB: 2 BB: 2 P: 15	R: 1 E: 1 K: 0 S: 5	H: 2 LOB: 1 BB: 0 P: 5	R: 0 E: 0 K: 1 S: 5	H: 0 LOB: 0 BB: 0 P: 5	R: 0 E: 0 K: 0 S: 3	H: 0 LOB: 0 BB: 0 P: 3	1B: 10 2B: 1 3B: 0 HR: 2	SF: 0 SAC: 0 DP: 1 HBP: 0	WP: 2 PB: 0 SB: 0 CS: 0	PA: 41
<b>PITCHER</b>	IP WLS BF H R ER SO BB IBB HBP BLK WP HR S P ERA WHIP																					
<b>Tom Browning, L</b> ERA: 3.81 (1, 1)	5.1 L 25 8 7 7 1 0 0 0 0 0 0 2 26 30 11.81 1.500																					
<b>Bob Buchanan, L</b> ERA: 4.91 (6, 1)	0.0 3 2 1 1 0 1 0 0 0 0 1 0 2 6 ∞ ∞																					
<b>Tom Hume, R</b> ERA: 3.29 (6, 1)	0.2 2 1 0 0 0 0 0 0 0 0 0 0 2 2 0.00 1.500																					
<b>John Stuper, R</b> ERA: 5.16 (7, 1)	3.0 11 2 1 0 1 0 0 0 0 0 1 0 13 13 0.00 0.667																					

Batter	1	2	3	4	5	6	7	8	9	AB	R	H	RBI	BB	SO	LOB	BOTTOM					
<b>Eddie Milner, L</b> OBP: 0.333, SLG: 0.312 (1, 8)										4	0	0	0	0	0	2	<b>Houston Astros @ Cincinnati Reds</b> Riverfront Stadium, Cincinnati, OH Wed Jul 31 1985, 7:05 PM EDT Att: 20,758 - Unknown					
<b>Cesar Cedeno, R</b> OBP: 0.311, SLG: 0.347 (9, PH)										1	0	0	0	0	0	0						
<b>Max Venable, L</b> OBP: 0.304, SLG: 0.378 (1, 7)										4	1	2	0	0	0	0						
<b>Pete Rose, S</b> OBP: 0.405, SLG: 0.337 (1, 3)										4	0	2	1	0	0	1						
<b>Dave Parker, L</b> OBP: 0.360, SLG: 0.524 (1, 9)										4	1	1	1	0	1	2						
<b>Buddy Bell, R</b> OBP: 0.311, SLG: 0.335 (1, 5)										4	0	2	0	0	0	1						
<b>Dave Concepcion, R</b> OBP: 0.332, SLG: 0.361 (1, 6)										3	0	0	0	1	0	1						
<b>Ron Oester, S</b> OBP: 0.353, SLG: 0.381 (1, 4)										4	0	2	0	0	1	2						
<b>Dann Bilardello, R</b> OBP: 0.208, SLG: 0.198 (1, 2)										4	0	1	0	0	1	2						
<b>Tom Browning, L</b> OBP: 0.220, SLG: 0.199 (6, 1)										1	0	0	0	0	1	2						
<b>Bob Buchanan, L</b> OBP: 0.279, SLG: 0.279 (6, 1)										0	0	0	0	0	0	0						
<b>Tom Hume, R</b> OBP: 0.279, SLG: 0.279 (6, 1)										0	0	0	0	0	0	0						
<b>Tom Foley, L</b> OBP: 0.226, SLG: 0.226 (6, PH)										0	0	0	0	0	0	0						
<b>John Stuper, R</b> OBP: 0.226, SLG: 0.226 (7, 1)										0	0	0	0	0	0	0						
<b>Gary Redus, R</b> OBP: 0.226, SLG: 0.226 (6, PH)										0	0	0	0	0	0	0						
<b>Gary Redus, R</b> OBP: 0.226, SLG: 0.226 (6, PH)										1	0	0	0	0	1	0						
<b>Inning Stats</b>	R: 0 E: 0 K: 0 S: 4	H: 1 LOB: 1 BB: 0 P: 4	R: 0 E: 0 K: 2 S: 9	H: 2 LOB: 2 BB: 0 P: 9	R: 1 E: 0 K: 1 S: 7	H: 2 LOB: 1 BB: 0 P: 7	R: 0 E: 0 K: 0 S: 5	H: 2 LOB: 2 BB: 0 P: 5	R: 1 E: 0 K: 1 S: 7	H: 2 LOB: 2 BB: 1 P: 11	R: 0 E: 0 K: 0 S: 3	H: 0 LOB: 0 BB: 0 P: 3	R: 0 E: 0 K: 0 S: 3	H: 1 LOB: 0 BB: 0 P: 3	R: 0 E: 0 K: 0 S: 3	H: 0 LOB: 0 BB: 0 P: 3	R: 0 E: 0 K: 1 S: 5	H: 0 LOB: 0 BB: 0 P: 5	1B: 6 2B: 2 3B: 1 HR: 1	SF: 0 SAC: 1 DP: 1 HBP: 0	WP: 0 PB: 0 SB: 0 CS: 0	PA: 37
<b>PITCHER</b>	IP WLS BF H R ER SO BB IBB HBP BLK WP HR S P ERA WHIP																					
<b>Mike Scott, R</b> ERA: 2.79 (1, 1)	7.0 W 31 10 2 2 4 0 0 0 0 0 0 0 38 42 2.57 1.571																					
<b>Frank DiPino, L</b> ERA: 3.45 (8, 1)	2.0 6 0 0 0 1 0 0 0 0 0 0 0 8 8 0.00 0.000																					



Batter	1	2	3	4	5	6	7	8	9	AB	R	H	RBI	BB	SO	LOB	TOP					
<b>Bill Doran, S</b> OBP: 0.356, SLG: 0.411 (1,4)	0-0 1B	4-0 2B		0-3 K			0-0 G3		0-3 K	4	0	1	0	1	2	2	<b>Houston Astros @ Cincinnati Reds</b> Riverfront Stadium, Cincinnati, OH Thu Aug 01 1985, 7:05 PM EDT Att: 20,608 - Unknown					
<b>Craig Reynolds, L</b> OBP: 0.316, SLG: 0.407 (1,6)	0-0 1B	0-0 2B		0-0 FC4			0-0 4-3 1B		0-0 F6	5	0	3	0	0	0	2						
<b>Denny Walling, L</b> OBP: 0.304, SLG: 0.374 (1,5)	0-3 K	0-0 4-3		0-0 F7			0-0 4-3			4	0	0	0	0	1	6						
<b>Jose Cruz, L</b> OBP: 0.333, SLG: 0.409 (1,7)	0-0 F8			0-0 2B			0-0 F8			4	0	1	0	0	1	3						
<b>Jerry Mumphrey, S</b> OBP: 0.327, SLG: 0.390 (1,9)	0-0 3-1			0-3 K			0-0 F7		0-0 6-3	4	0	0	0	0	1	3						
<b>Glenn Davis, R</b> OBP: 0.322, SLG: 0.453 (1,3)		0-3 K	1-0 HBP				0-0 1-3		0-0 6-3	3	0	0	0	0	1	0						
<b>Kevin Bass, S</b> OBP: 0.287, SLG: 0.387 (1,8)		0-0 HR 1B	0-3 K				0-0 F2		0-0 F5	4	1	1	0	0	1	2						
<b>Mark Bailey, S</b> OBP: 0.383, SLG: 0.424 (1,2)		0-0 HR 1B	0-3 K				0-0 4-3		0-3 K	4	1	1	2	0	2	2						
<b>Bob Knepper, L</b> OBP: 0.176, SLG: 0.240 (1,1)		0-3 K		0-0 FC4 1B			0-3 K		4-0 BB	3	0	1	0	0	2	0						
<b>Charlie Kerfeld, R</b> (8,1)										0	0	0	0	0	0	0						
<b>Chris Jones, L</b> OBP: 0.269, SLG: 0.174 (9, PH)										0	0	0	0	0	1	0						
<b>Inning Stats</b>	R: 0 E: 0 K: 1 S: 7	H: 2 LOB: 2 BB: 0 P: 7	R: 2 E: 0 K: 2 S: 10	H: 3 LOB: 2 BB: 1 P: 14	R: 0 E: 0 K: 3 S: 10	H: 1 LOB: 2 BB: 0 P: 11	R: 0 E: 0 K: 1 S: 6	H: 1 LOB: 0 BB: 0 P: 6	R: 0 E: 0 K: 0 S: 3	H: 0 LOB: 0 BB: 0 P: 3	R: 0 E: 0 K: 1 S: 5	H: 0 LOB: 0 BB: 0 P: 5	R: 0 E: 0 K: 0 S: 6	H: 1 LOB: 1 BB: 0 P: 6	R: 0 E: 0 K: 0 S: 3	H: 0 LOB: 0 BB: 0 P: 3	R: 0 E: 0 K: 2 S: 7	H: 0 LOB: 1 BB: 1 P: 11	1B: 5 2B: 2 3B: 0 HR: 1	SF: 0 SAC: 0 DP: 0 HBP: 1	WP: 0 PB: 0 SB: 0 CS: 0	PA: 38
<b>PITCHER</b> <b>Andy McGaffigan, R</b> ERA: 1.2 (1,1)	IP: 9.0 WLS: W BF: 38 H: 8 R: 2 ER: 2 SO: 11 BB: 2 IBB: 0 HBP: 1 BLK: 0 WP: 0 HR: 1 S: 57 P: 66 ERA: 2.00 WHIP: 1.111															<b>PITCHER</b>						

Batter	1	2	3	4	5	6	7	8	9	AB	R	H	RBI	BB	SO	LOB	BOTTOM			
<b>Gary Redus, R</b> OBP: 0.371, SLG: 0.436 (1,8)	0-0 5-3		0-0 F7		0-0 SF7 3B		0-0 F2			4	1	1	0	0	0	0	<b>Houston Astros @ Cincinnati Reds</b> Riverfront Stadium, Cincinnati, OH Thu Aug 01 1985, 7:05 PM EDT Att: 20,608 - Unknown			
<b>Dave Concepcion, R</b> OBP: 0.336, SLG: 0.362 (1,6)	0-0 CS 1B			4-0 2B 5-3 BB	4-0 BB		0-0 6-3			2	1	1	0	2	0	0				
<b>Dave Parker, L</b> OBP: 0.357, SLG: 0.519 (1,9)	0-0 4-3			0-3 K	0-0 SF7		0-0 F8			3	0	0	1	0	1	2				
<b>Buddy Bell, R</b> OBP: 0.313, SLG: 0.340 (1,5)		0-0 F6		0-0 HR 2B	0-0 F4			0-0 G4-3 1B		4	1	2	0	0	0	1				
<b>Tony Perez, R</b> OBP: 0.400, SLG: 0.505 (1,3)		0-0 FC5-4 1B		0-0 5-3		0-0 5-3 1B		0-3 K		4	1	2	1	0	1	2				
<b>Nick Esasky, R</b> OBP: 0.346, SLG: 0.446 (1,7)		0-0 FC5-4		0-0 HR		0-0 5-3		0-0 G4-3		4	1	1	2	0	0	3				
<b>Eddie Milner, L</b> OBP: 0.333, SLG: 0.312 (9,8)		0-0 FC5-4		0-0 HR		0-0 5-3		0-0 G4-3		0	0	0	0	0	0	0				
<b>Ron Oester, S</b> OBP: 0.353, SLG: 0.381 (1,4)		0-3 K		0-0 FC6-4 1B		0-0 5-3				3	0	1	0	0	1	2				
<b>Dann Bilardello, R</b> OBP: 0.212, SLG: 0.202 (1,2)			0-0 6-3	0-0 FC6-4		0-0 5-3		0-0 2H 1B		3	0	1	1	0	0	1				
<b>Andy McGaffigan, R</b> (1,1)			0-3 K		0-3 K		0-3 K			3	0	0	0	0	3	1				
<b>Inning Stats</b>	R: 0 E: 0 K: 0 S: 3	H: 1 LOB: 0 BB: 0 P: 3	R: 0 E: 0 K: 1 S: 6	H: 1 LOB: 1 BB: 0 P: 6	R: 0 E: 0 K: 1 S: 5	H: 0 LOB: 0 BB: 0 P: 5	R: 3 E: 0 K: 1 S: 8	H: 3 LOB: 1 BB: 1 P: 12	R: 1 E: 0 K: 1 S: 6	H: 1 LOB: 1 BB: 1 P: 10	R: 1 E: 0 K: 1 S: 7	H: 2 LOB: 1 BB: 0 P: 7	R: 0 E: 0 K: 0 S: 3	H: 0 LOB: 0 BB: 0 P: 3	R: 0 E: 0 K: 1 S: 5	H: 1 LOB: 0 BB: 0 P: 5	1B: 6 2B: 1 3B: 1 HR: 1	SF: 1 SAC: 0 DP: 1 HBP: 0	WP: 0 PB: 0 SB: 0 CS: 1	PA: 33
<b>PITCHER</b> <b>Bob Knepper, L</b> ERA: 3.69 (1,1)	IP: 7.0 WLS: L BF: 30 H: 8 R: 5 ER: 5 SO: 5 BB: 2 IBB: 0 HBP: 0 BLK: 0 WP: 0 HR: 1 S: 38 P: 46 ERA: 6.43 WHIP: 1.429															<b>PITCHER</b>				
<b>Charlie Kerfeld, R</b> ERA: 12.46 (8,1)	IP: 1.0 WLS: 3 BF: 1 H: 0 R: 0 ER: 0 SO: 1 BB: 0 IBB: 0 HBP: 0 BLK: 0 WP: 0 HR: 0 S: 5 P: 5 ERA: 0.00 WHIP: 1.000															<b>PITCHER</b>				

AB	35
R	2
H	8
RBI	2
BB	2
SO	11
LOB	20



AB	30
R	5
H	9
RBI	5
BB	2
SO	6
LOB	12









Batter	1	2	3	4	5	6	7	8	9	AB	R	H	RBI	BB	SO	LOB	TOP			
Mariano Duncan, R OBP: 0.282, SLG: 0.326	F9		K		F3		K			4	0	0	0	0	2	2	<b>Los Angeles Dodgers @ Cincinnati Reds</b> Riverfront Stadium, Cincinnati, OH Fri Aug 02 1985, 7:05 PM EDT Att: 40,236 - Unknown			
Enos Cabell, R OBP: 0.316, SLG: 0.330	4-3		4-3		5-3			4-3		4	0	0	0	0	0	2				
Ken Landreaux, L OBP: 0.306, SLG: 0.417	F7			4-3	F4			F4		4	0	0	0	0	0	0				
Pedro Guerrero, R OBP: 0.423, SLG: 0.616		F9		HR		1B		K		4	1	2	1	0	1	0				
Greg Brock, L OBP: 0.341, SLG: 0.474	F7		3-1 E	2B		F6			4-3	4	1	1	0	0	0	1				
Mike Marshall, R OBP: 0.339, SLG: 0.471	K		E	3-1 BB		F7			2B	3	0	1	0	1	1	1				
Steve Yeager, R OBP: 0.281, SLG: 0.276			SH3	1B BB	3-1				K	0	0	0	0	0	1	0		0		
Mike Scioscia, L OBP: 0.377, SLG: 0.388			SH3	1B BB	1-2 2-3				K	3	0	0	0	0	1	4				
Steve Sax, R OBP: 0.339, SLG: 0.302			SH3	1B	E1				5-3	4	0	1	0	0	0	2				
Rick Honeycutt, L OBP: 0.138, SLG: 0.111			SH3	1-2 2-3	4-3				F8	0	0	0	0	0	0	0				
Bobby Castillo, R OBP: 0.222, SLG: 0.125										0	0	0	0	0	0	0				
Terry Whitfield, R OBP: 0.321, SLG: 0.429										1	0	0	0	0	0	2				
Carlos Diaz, L OBP: 0.306, SLG: 0.354										0	0	0	0	0	0	0				
R.J. Reynolds, S OBP: 0.296, SLG: 0.354										1	0	0	0	0	0	0				
Dennis Powell, R OBP: 0.282, SLG: 0.326										0	0	0	0	0	0	0				
<b>Inning Stats</b>	R: 0 E: 0 K: 0 S: 3	H: 0 LOB: 0 BB: 0 P: 3	R: 0 E: 0 K: 1 S: 5	H: 0 LOB: 0 BB: 0 P: 5	R: 0 E: 0 K: 1 S: 6	H: 1 LOB: 2 BB: 1 P: 10	R: 2 E: 1 K: 0 S: 6	H: 2 LOB: 2 BB: 1 P: 10	R: 0 E: 0 K: 0 S: 4	H: 0 LOB: 1 BB: 0 P: 4	R: 0 E: 0 K: 1 S: 5	H: 0 LOB: 0 BB: 0 P: 5	R: 0 E: 0 K: 1 S: 6	H: 1 LOB: 1 BB: 0 P: 6	R: 0 E: 0 K: 1 S: 6	H: 1 LOB: 1 BB: 0 P: 6	1B: 2 2B: 2 3B: 0 HR: 1	SF: 0 SAC: 1 DP: 0 HBP: 0	WP: 0 PB: 0 SB: 0 CS: 0	PA: 35
<b>PITCHER</b> Jay Tibbs, R ERA: 4.55	IP: 9.0 WLS: W BF: 35 H: 5 R: 2 ER: 1 SO: 5 BB: 2 IBB: 0 HBP: 0 BLK: 0 WP: 0 HR: 1 S: 43 P: 51 ERA: 1.00 WHIP: 0.778																			

Batter	1	2	3	4	5	6	7	8	9	AB	R	H	RBI	BB	SO	LOB	BOTTOM			
Gary Redus, R OBP: 0.385, SLG: 0.448	1-3 S		CS	1B	1-3		G6-4-3			3	0	2	0	1	0	0	<b>Los Angeles Dodgers @ Cincinnati Reds</b> Riverfront Stadium, Cincinnati, OH Fri Aug 02 1985, 7:05 PM EDT Att: 40,236 - Unknown			
Dave Concepcion, R OBP: 0.337, SLG: 0.359	1-3 BB		1B	2B BB		F7	G6-4-3			2	1	0	0	2	0	1				
Dave Parker, L OBP: 0.355, SLG: 0.514	1-3		1-3	2B	1B		F8		4-3	4	1	1	0	0	0	2				
Buddy Bell, R OBP: 0.316, SLG: 0.347	F5		1-3	1B	2B		FC5-4		1B BB	3	1	2	2	1	0	2				
Tony Perez, R OBP: 0.395, SLG: 0.495	4-3		HR	1B		FC5-4			F9	4	1	1	1	0	0	4				
Nick Esasky, R OBP: 0.345, SLG: 0.461		K		HR						4	1	2	2	0	2	0				
Eddie Milner, L OBP: 0.331, SLG: 0.310									1B	0	0	0	0	0	0	0				
Ron Oester, S OBP: 0.345, SLG: 0.371		5-3		1-3					5-3	4	0	0	0	0	0	2				
Dave Vangorder, R OBP: 0.265, SLG: 0.312		6-3							F7	3	0	0	0	0	0	0				
Jay Tibbs, R OBP: 0.128, SLG: 0.081				6-3					K	3	0	0	0	0	2	0				
<b>Inning Stats</b>	R: 0 E: 0 K: 0 S: 3	H: 0 LOB: 2 BB: 2 P: 11	R: 0 E: 0 K: 1 S: 5	H: 0 LOB: 0 BB: 0 P: 5	R: 5 E: 0 K: 0 S: 7	H: 5 LOB: 0 BB: 1 P: 11	R: 0 E: 0 K: 1 S: 5	H: 0 LOB: 0 BB: 0 P: 5	R: 0 E: 0 K: 1 S: 5	H: 0 LOB: 0 BB: 0 P: 5	R: 0 E: 0 K: 1 S: 5	H: 1 LOB: 0 BB: 1 P: 5	R: 0 E: 0 K: 0 S: 4	H: 1 LOB: 2 BB: 1 P: 8	R: 0 E: 0 K: 1 S: 6	H: 1 LOB: 1 BB: 0 P: 6	1B: 6 2B: 1 3B: 0 HR: 1	SF: 0 SAC: 0 DP: 1 HBP: 0	WP: 0 PB: 0 SB: 1 CS: 1	PA: 34
<b>PITCHER</b> Rick Honeycutt, L ERA: 3.61	IP: 2.2 WLS: L BF: 14 H: 4 R: 4 ER: 4 SO: 1 BB: 3 IBB: 0 HBP: 0 BLK: 0 WP: 0 HR: 0 S: 13 P: 25 ERA: 13.50 WHIP: 2.625																			
<b>PITCHER</b> Bobby Castillo, R ERA: 6.02	IP: 0.1 WLS: L BF: 2 H: 1 R: 1 ER: 1 SO: 0 BB: 0 IBB: 0 HBP: 0 BLK: 0 WP: 0 HR: 1 S: 2 P: 2 ERA: 27.00 WHIP: 3.000																			
<b>PITCHER</b> Carlos Diaz, L ERA: 1.71	IP: 3.0 WLS: W BF: 10 H: 1 R: 0 ER: 0 SO: 2 BB: 0 IBB: 0 HBP: 0 BLK: 0 WP: 0 HR: 0 S: 14 P: 14 ERA: 0.00 WHIP: 0.333																			
<b>PITCHER</b> Dennis Powell, L ERA: 5.52	IP: 2.0 WLS: W BF: 8 H: 2 R: 0 ER: 0 SO: 1 BB: 1 IBB: 0 HBP: 0 BLK: 0 WP: 0 HR: 0 S: 9 P: 13 ERA: 0.00 WHIP: 1.500																			



Batter	1	2	3	4	5	6	7	8	9	AB	R	H	RBI	BB	SO	LOB	TOP			
Mariano Duncan, R (1, 6) OBP: 0.279, SLG: 0.322	0-3 K		0-0 F8			0-0 F9		0-3 K		4	0	0	0	0	2	1				
Enos Cabell, R (1, 5) OBP: 0.310, SLG: 0.324	0-0 5-3			0-0 6-3		0-0 F8			0-0 4-3	4	0	0	0	0	0	0				
Bob Bailor, R (9, 5) OBP: 0.250, SLG: 0.276										0	0	0	0	0	0	0				
Ken Landreaux, L (1, 8) OBP: 0.302, SLG: 0.412	0-0 F8			0-0 F9			0-0 F8		0-0 F8	4	0	0	0	0	0	0				
Pedro Guerrero, R (1, 7) OBP: 0.421, SLG: 0.620		0-3 K			0-0 6-3		0-0 F5		0-0 HR	4	1	1	1	0	1	0				
Candy Maldonado, R (9, 7) OBP: 0.294, SLG: 0.395										0	0	0	0	0	0	0				
Greg Brock, L (1, 3) OBP: 0.340, SLG: 0.469		0-0 4-3				0-0 F9		4-0 BB	0-0 1-3	3	0	0	0	1	0	0				
Mike Marshall, R (1, 9) OBP: 0.339, SLG: 0.473	0-3 K				0-0 2B		0-3 K			3	0	1	0	0	2	1				
Mike Scioscia, L (1, 2) OBP: 0.377, SLG: 0.398			0-0 HR		0-3 K			0-0 F7		3	1	1	1	0	1	1				
Steve Sax, R (1, 4) OBP: 0.339, SLG: 0.302			0-3 K			0-0 5-3			0-0 SH3 1B	3	0	1	0	0	1	1				
Bob Welch, R (1, 1) OBP: 0.273, SLG: 0.200				0-0 6-3			0-0 4-3		0-0 SH3	2	0	0	0	0	0	0				
<b>Inning Stats</b>	R: 0 E: 0 K: 1 S: 5	H: 0 LOB: 0 BB: 0 P: 5	R: 0 E: 0 K: 2 S: 7	H: 0 LOB: 0 BB: 0 P: 7	R: 1 E: 0 K: 1 S: 6	H: 1 LOB: 0 BB: 0 P: 6	R: 0 E: 0 K: 0 S: 3	H: 0 LOB: 0 BB: 0 P: 3	R: 0 E: 0 K: 1 S: 6	H: 1 LOB: 1 BB: 0 P: 6	R: 0 E: 0 K: 1 S: 5	H: 0 LOB: 1 BB: 1 P: 9	R: 0 E: 0 K: 1 S: 6	H: 1 LOB: 1 BB: 0 P: 6	R: 1 E: 0 K: 0 S: 4	H: 1 LOB: 0 BB: 0 P: 4	1B: 1 2B: 1 3B: 0 HR: 2	SF: 0 SAC: 1 DP: 0 HBP: 0	WP: 0 PA: 32 PB: 0 SB: 0 CS: 0	
<b>PITCHER</b> Mario Soto, R (1, 1) ERA: 3.24	IP: 9.0 WLS: L BF: 32	H: 4 R: 2 ER: 2 SO: 7	BB: 1 IBB: 0 HBP: 0 BLK: 0	WP: 0 HR: 2 S: 45 P: 49	ERA: 2.00 WHIP: 0.556	<b>PITCHER</b>					IP: 9.0 WLS: L BF: 32	H: 4 R: 2 ER: 2 SO: 7	BB: 1 IBB: 0 HBP: 0 BLK: 0	WP: 0 HR: 2 S: 45 P: 49	ERA: 2.00 WHIP: 0.556					

Los Angeles Dodgers @ Cincinnati Reds  
Riverfront Stadium, Cincinnati, OH  
Sat Aug 03 1985, 7:05 PM EDT  
Att: 38,474 - Unknown

livebaseballscores.com

AB 30  
R 2  
H 4  
RBI 2  
BB 1  
SO 7  
LOB 4



Batter	1	2	3	4	5	6	7	8	9	AB	R	H	RBI	BB	SO	LOB	BOTTOM			
Eddie Milner, L (1, 8) OBP: 0.333, SLG: 0.314	0-0 F3		0-0 3-1			0-0 2B			4-0 BB	3	0	1	0	1	0	0				
Pete Rose, S (1, 3) OBP: 0.395, SLG: 0.327	0-0 F8			0-0 1-3		0-0 F8			0-0 F7	4	0	0	0	0	0	2				
Dave Parker, L (1, 9) OBP: 0.352, SLG: 0.509	0-0 F2			0-0 F8			0-0 3-1		0-0 F8	4	0	0	0	0	0	1				
Buddy Bell, R (1, 5) OBP: 0.317, SLG: 0.345		4-0 G6-4-3 BB BB		0-3 K		0-0 F3				2	0	0	0	1	1	0				
Nick Esasky, R (1, 7) OBP: 0.349, SLG: 0.457		4-0 G6-4-3 1-2 BB			0-3 K		0-0 F7			2	0	0	0	1	1	0				
Dave Concepcion, R (1, 6) OBP: 0.337, SLG: 0.358		0-0 G6-4-3 1-2 2-3			0-0 CS 1B			0-0 F4		3	0	1	0	0	0	2				
Ron Oester, S (1, 4) OBP: 0.342, SLG: 0.368		0-0 F1			0-0 F2			0-3 K		3	0	0	0	0	1	2				
Dann Bilardello, R (1, 2) OBP: 0.212, SLG: 0.202			0-0 F6			0-0 F9		0-3 K		2	0	0	0	0	0	0				
Max Venable, L (8, PH) OBP: 0.301, SLG: 0.377										1	0	0	0	0	1	0				
Dave Vangorder, R (9, 2) OBP: 0.285, SLG: 0.312										0	0	0	0	0	0	0				
Mario Soto, R (1, 1) OBP: 0.152, SLG: 0.189			0-3 K			0-0 F5				2	0	0	0	0	1	0				
Wayne Krenchicki, L (9, PH) OBP: 0.399, SLG: 0.432									0-0 F6	1	0	0	0	0	0	0				
<b>Inning Stats</b>	R: 0 E: 0 K: 0 S: 3	H: 0 LOB: 0 BB: 0 P: 3	R: 0 E: 0 K: 0 S: 2	H: 0 LOB: 1 BB: 2 P: 10	R: 0 E: 0 K: 1 S: 5	H: 0 LOB: 0 BB: 0 P: 5	R: 0 E: 0 K: 1 S: 5	H: 0 LOB: 0 BB: 0 P: 5	R: 0 E: 0 K: 0 S: 4	H: 1 LOB: 1 BB: 0 P: 4	R: 0 E: 0 K: 0 S: 3	H: 0 LOB: 0 BB: 0 P: 3	R: 0 E: 0 K: 2 S: 7	H: 0 LOB: 0 BB: 0 P: 7	R: 0 E: 0 K: 0 S: 3	H: 0 LOB: 1 BB: 1 P: 7	1B: 1 2B: 1 3B: 0 HR: 0	SF: 0 SAC: 0 DP: 1 HBP: 0	WP: 0 PA: 30 PB: 0 SB: 0 CS: 1	
<b>PITCHER</b> Bob Welch, R (1, 1) ERA: 1.94	IP: 9.0 WLS: W BF: 30	H: 2 R: 0 ER: 0 SO: 5	BB: 3 IBB: 0 HBP: 0 BLK: 0	WP: 0 HR: 0 S: 37 P: 49	ERA: 0.00 WHIP: 0.556	<b>PITCHER</b>					IP: 9.0 WLS: W BF: 30	H: 2 R: 0 ER: 0 SO: 5	BB: 3 IBB: 0 HBP: 0 BLK: 0	WP: 0 HR: 0 S: 37 P: 49	ERA: 0.00 WHIP: 0.556					

Los Angeles Dodgers @ Cincinnati Reds  
Riverfront Stadium, Cincinnati, OH  
Sat Aug 03 1985, 7:05 PM EDT  
Att: 38,474 - Unknown

livebaseballscores.com

AB 27  
R 0  
H 2  
RBI 0  
BB 3  
SO 5  
LOB 7





Batter	1	2	3	4	5	6	7	8	9	AB	R	H	RBI	BB	SO	LOB	TOP															
Mariano Duncan, R (1, 6) OBP: 0.279, SLG: 0.321 Greg Brock, L (9, PH) OBP: 0.339, SLG: 0.467	K		F7		5-3			G1-5-3 HR 1B	K	4	1	1	0	0	1	0	<b>Los Angeles Dodgers @ Cincinnati Reds</b> Riverfront Stadium, Cincinnati, OH Sun Aug 04 1985, 3:33 AM EDT Att: 39,049 - Unknown <a href="http://livebaseballscorecards.com">livebaseballscorecards.com</a>															
R.J. Reynolds, S (1, 7) OBP: 0.308, SLG: 0.352	F4		6-3		F1			G1-5-3 HR 1B	BB 1B BB	4	1	1	0	1	0	0																
Enos Cabell, R (1, 5) OBP: 0.312, SLG: 0.330	2B		F8		6-3			G1-5-3 1-2 2-3	BB 1B	5	0	2	0	0	0	2																
Pedro Guerrero, R (1, 3) OBP: 0.424, SLG: 0.626	IBB		F8		5-3			G1-5-3 HR 2B 3B	1-2 2-3 BB	3	1	1	3	2	0	0																
Mike Marshall, R (1, 9) OBP: 0.337, SLG: 0.469	F9		F9	E 1B	F9			E5 2B	F3	5	1	1	0	0	0	5																
Candy Maldonado, R (1, 8) OBP: 0.285, SLG: 0.301 Ken Landreaux, L (8, PH) OBP: 0.304, SLG: 0.417		G5-4-3 BB	K		F7			2B		2	0	0	0	1	1	1																
Steve Yeager, R (1, 2) Mike Scioscia, L (8, PH) OBP: 0.379, SLG: 0.398		G5-4-3 1-2	E8		F7			FC6-4 IBB		3	0	0	0	0	0	2																
Steve Sax, R (1, 4) Ken Howell, R (8, 1)		1B	F9		6-3			FC6-4 1-2		4	0	1	0	0	0	4																
Fernando Valenzuela, L (1, 1) Bill Russell, R (8, PH) OBP: 0.346, SLG: 0.322 Terry Whitfield, L (9, PH) OBP: 0.317, SLG: 0.423		F8			F9			F7	F4	2	0	0	0	0	0	1																
										1	0	0	0	0	0	0																
<b>Inning Stats</b>	R: 0 E: 0 K: 1 S: 6	H: 1 LOB: 2 BB: 1 P: 10	R: 0 E: 0 K: 0 S: 3	H: 1 LOB: 1 BB: 1 P: 7	R: 0 E: 0 K: 0 S: 3	H: 0 LOB: 0 BB: 0 P: 3	R: 0 E: 1 K: 1 S: 7	H: 1 LOB: 2 BB: 0 P: 7	R: 0 E: 0 K: 0 S: 3	H: 0 LOB: 0 BB: 0 P: 3	R: 0 E: 0 K: 0 S: 3	H: 0 LOB: 0 BB: 0 P: 3	R: 0 E: 0 K: 0 S: 3	H: 0 LOB: 0 BB: 0 P: 3	R: 4 E: 1 K: 0 S: 8	H: 4 LOB: 2 BB: 1 P: 12	R: 0 E: 0 K: 1 S: 6	H: 1 LOB: 3 BB: 2 P: 14	1B: 5 2B: 2 3B: 0 HR: 1	SF: 0 SAC: 0 DP: 1 HBP: 0	WP: 0 PA: 41 PB: 0 SB: 0 CS: 0											
<b>PITCHER</b>	IP WLS BF H R ER SO BB IBB HBP BLK WP HR S P ERA WHIP																															
Tom Browning, L (1, 1) ERA: 3.79	7.2	31	6	3	3	2	1	1	0	0	0	1	33	41	3.52	0.913																
Ted Power, R (8, 1) ERA: 1.71	1.1	W 10	2	1	0	1	2	1	0	0	0	0	9	21	0.00	3.000																

Batter	1	2	3	4	5	6	7	8	9	AB	R	H	RBI	BB	SO	LOB	BOTTOM															
Gary Redus, R (1, 8) OBP: 0.397, SLG: 0.443	HR BB		F4		F4			BB		2	1	0	0	2	0	0	<b>Los Angeles Dodgers @ Cincinnati Reds</b> Riverfront Stadium, Cincinnati, OH Sun Aug 04 1985, 3:33 AM EDT Att: 39,049 - Unknown <a href="http://livebaseballscorecards.com">livebaseballscorecards.com</a>															
Dave Concepcion, R (1, 6) OBP: 0.333, SLG: 0.354	F8		6-3		5-3			K		4	0	0	0	0	1	3																
Dave Parker, L (1, 9) OBP: 0.353, SLG: 0.519	1-H HR		4-3		F4			SH1-3 1B 2B		4	2	2	2	0	0	0																
Buddy Bell, R (1, 5) OBP: 0.314, SLG: 0.342	5-3		K		G3			SH1-3 2-3		3	0	0	0	0	1	0																
Tony Perez, R (1, 3) OBP: 0.398, SLG: 0.523 Cesar Cedeno, R (8, PR) OBP: 0.311, SLG: 0.347	4-3		HR		K			CS 1B		4	1	2	2	0	1	0																
Nick Esasky, R (1, 7) OBP: 0.348, SLG: 0.460 Eddie Milner, L (7, PR) OBP: 0.332, SLG: 0.313	F8		E6 1B		2B 2B			F6		3	0	1	0	0	0	0																
Ron Oester, S (1, 4) OBP: 0.342, SLG: 0.367	F3		1B		5-3			CS		3	0	1	0	0	0	1																
Dave Vangorder, R (1, 2) OBP: 0.267, SLG: 0.321	F7		5-3		2B			2B		3	0	1	1	0	0	2																
Tom Browning, L (1, 1) OBP: 0.189, SLG: 0.180 Ted Power, R (8, 1)			K		K			F9		3	0	0	0	0	2	1																
										0	0	0	0	0	0	0																
<b>Inning Stats</b>	R: 2 E: 0 K: 0 S: 4	H: 1 LOB: 0 BB: 1 P: 8	R: 0 E: 0 K: 0 S: 3	H: 0 LOB: 0 BB: 0 P: 3	R: 0 E: 0 K: 1 S: 5	H: 0 LOB: 0 BB: 0 P: 5	R: 1 E: 1 K: 1 S: 8	H: 2 LOB: 2 BB: 0 P: 8	R: 0 E: 0 K: 1 S: 5	H: 0 LOB: 0 BB: 0 P: 5	R: 0 E: 0 K: 1 S: 5	H: 0 LOB: 0 BB: 0 P: 5	R: 1 E: 0 K: 1 S: 7	H: 2 LOB: 2 BB: 1 P: 11	R: 1 E: 0 K: 0 S: 4	H: 2 LOB: 1 BB: 0 P: 4	1B: 2 2B: 3 3B: 0 HR: 2	SF: 0 SAC: 1 DP: 0 HBP: 0	WP: 0 PA: 34 PB: 0 SB: 0 CS: 1													
<b>PITCHER</b>	IP WLS BF H R ER SO BB IBB HBP BLK WP HR S P ERA WHIP																															
Fernando Valenzuela, L (1, 1) ERA: 2.28	7.0	29	5	4	4	5	2	0	0	0	0	0	37	45	5.14	1.000																
Ken Howell, R (8, 1) ERA: 3.07	1.0	L 4	2	1	1	0	0	0	0	0	0	0	4	4	9.00	2.000																



Batter	1	2	3	4	5	6	7	8	9	AB	R	H	RBI	BB	SO	LOB	TOP	
<b>Al Bumby, L</b> (1, 8) <small>OBP: 0.296, SLG: 0.320</small> <b>Kurt Bevacqua, R</b> (8, PH) <small>OBP: 0.344, SLG: 0.355</small> <b>Craig Lefferts, L</b> (8, 1) <small>OBP: 0.333, SLG: 0.333</small>										4	0	1	0	0	0	1	<b>San Diego Padres @ Cincinnati Reds</b> Riverfront Stadium, Cincinnati, OH Mon Aug 05 1985, 7:05 PM EDT Att: 24,622 - Unknown	
<b>Gary Templeton, S</b> (1, 6) <small>OBP: 0.348, SLG: 0.390</small>										5	2	3	1	0	0	0		
<b>Tony Gwynn, L</b> (1, 9) <small>OBP: 0.348, SLG: 0.411</small>										4	1	2	1	1	1	2		
<b>Steve Garvey, R</b> (1, 3) <small>OBP: 0.293, SLG: 0.426</small> <b>Bobby Brown, S</b> (9, PR) <small>OBP: 0.221, SLG: 0.206</small>										5	1	2	1	0	1	4		
<b>Graig Nettles, L</b> (1, 5) <small>OBP: 0.394, SLG: 0.445</small>										5	0	2	1	0	0	2		
<b>Terry Kennedy, L</b> (1, 2) <small>OBP: 0.303, SLG: 0.405</small>										3	1	0	1	2	0	3		
<b>Carmelo Martinez, R</b> (1, 7) <small>OBP: 0.340, SLG: 0.431</small>										5	1	1	0	0	1	4		
<b>Tim Flannery, L</b> (1, 4) <small>OBP: 0.385, SLG: 0.359</small> <b>Jerry Royster, R</b> (5, PH) <small>OBP: 0.356, SLG: 0.375</small>										2	1	1	1	0	0	0		
<b>Andy Hawkins, R</b> (1, 1) <small>OBP: 0.148, SLG: 0.115</small> <b>Tim Stoddard, R</b> (3, 1) <small>ERA: 4.59</small> <b>Gerry Davis, R</b> (5, PH) <small>OBP: 0.341, SLG: 0.385</small> <b>Roy Lee Jackson, R</b> (5, 1) <small>ERA: 3.38</small> <b>Mario Ramirez, R</b> (8, PH) <small>OBP: 0.306, SLG: 0.337</small>										1	0	0	1	0	0	1		
<b>Inning Stats</b>	R: 0 E: 0 K: 1 S: 7	H: 2 LOB: 2 BB: 0 P: 7	R: 4 E: 0 K: 0 S: 7	H: 4 LOB: 1 BB: 1 P: 11	R: 0 E: 0 K: 1 S: 5	H: 0 LOB: 0 BB: 0 P: 5	R: 0 E: 0 K: 1 S: 5	H: 0 LOB: 0 BB: 0 P: 5	R: 3 E: 0 K: 0 S: 6	H: 3 LOB: 2 BB: 2 P: 14	R: 0 E: 0 K: 0 S: 4	H: 1 LOB: 1 BB: 1 P: 4	R: 0 E: 0 K: 0 S: 3	H: 0 LOB: 1 BB: 1 P: 7	R: 0 E: 0 K: 1 S: 5	H: 0 LOB: 2 BB: 0 P: 5		1B: 10 2B: 2 3B: 0 HR: 0 SF: 0 SAC: 0 DP: 0 HBP: 0 WP: 0 HR: 0 S: 11 P: 11 ERA: 0.00 WHIP: 1.200
<b>PITCHER</b> <b>Andy McGaffigan, R</b> (1, 1) <small>ERA: 3.18</small> <b>John Stuper, R</b> (3, 1) <small>ERA: 4.59</small> <b>Bob Buchanan, L</b> (4, 1) <small>ERA: 7.0</small> <b>Tom Hume, R</b> (5, 1) <small>ERA: 3.23</small> <b>Ron Robinson, R</b> (6, 1) <small>ERA: 4.59</small>	IP	WLS	BF	H	R	ER	SO	BB	IBB	HBP	BLK	WP	HR	S	P	ERA	WHIP	
<b>PITCHER</b> <b>John Franco, L</b> (8, 1) <small>ERA: 2.13</small> <b>Ted Power, R</b> (9, 1) <small>ERA: 1.7</small>	IP	WLS	BF	H	R	ER	SO	BB	IBB	HBP	BLK	WP	HR	S	P	ERA	WHIP	
<b>AB</b> 39 <b>R</b> 7 <b>H</b> 12 <b>RBI</b> 7 <b>BB</b> 4 <b>SO</b> 5 <b>LOB</b> 20																		








Batter	1	2	3	4	5	6	7	8	9	AB	R	H	RBI	BB	SO	LOB	TOP			
<b>Eddie Milner, L</b> OBP: 0.333, SLG: 0.308 (1,8)	F4	L4		BB	BB		F8		F4	4	0	0	0	1	0	2				
<b>Pete Rose, S</b> OBP: 0.391, SLG: 0.324 (1,3)	FC5-4 1B		6-3	1-3			F6			4	0	1	0	0	0	2				
<b>Dave Parker, L</b> OBP: 0.362, SLG: 0.538 (1,9)	F2		BLK 1B				1B			4	0	3	0	0	0	1				
<b>Buddy Bell, R</b> OBP: 0.313, SLG: 0.333 (1,5)	FC5-4 1-2		F7				F8		F7	4	0	0	0	0	0	4				
<b>Nick Esasky, R</b> OBP: 0.349, SLG: 0.466 (1,7)		HR	BB	1-2 BB			K		5-3	3	1	1	1	1	1	1				
<b>Ron Oester, S</b> OBP: 0.342, SLG: 0.369 (1,4)	4-3		F7				F9		6-3	4	0	0	0	0	0	3				
<b>Dave Concepcion, R</b> OBP: 0.327, SLG: 0.346 (1,6)	4-3			CS 1B			F8		F7	4	0	1	0	0	0	0				
<b>Bo Diaz, R</b> OBP: 0.264, SLG: 0.365 (1,2)	E 1B			K 1-2			5-3		5-3	4	0	1	0	0	1	1				
<b>Tom Browning, L</b> OBP: 0.196, SLG: 0.189 (1,1)	E6			BB 1B			3-1		4-3	3	0	1	0	0	0	1				
<b>Max Venable, L</b> OBP: 0.302, SLG: 0.375 (9, PH)										1	0	0	0	0	0	0				
<b>Inning Stats</b>	R: 0 E: 0 K: 0 S: 4	H: 1 LOB: 1 BB: 0 P: 4	R: 1 E: 1 K: 0 S: 6	H: 2 LOB: 2 BB: 0 P: 6	R: 0 E: 0 K: 1 S: 4	H: 1 LOB: 2 BB: 1 P: 8	R: 0 E: 0 K: 1 S: 6	H: 2 LOB: 2 BB: 0 P: 10	R: 0 E: 0 K: 1 S: 3	H: 0 LOB: 0 BB: 0 P: 3	R: 0 E: 0 K: 0 S: 4	H: 1 LOB: 1 BB: 0 P: 4	R: 0 E: 0 K: 0 S: 3	H: 0 LOB: 0 BB: 0 P: 3	R: 0 E: 0 K: 0 S: 3	H: 0 LOB: 0 BB: 0 P: 3	1B: 7 2B: 0 3B: 0 HR: 1	SF: 0 SAC: 0 DP: 0 HBP: 0	WP: 0 PB: 0 SB: 0 CS: 1	PA: 37
<b>PITCHER</b> <b>Bob Welch, R</b> ERA: 1.84 (1,1)	IP: 9.0 WLS: W BF: 37 H: 8 R: 1 ER: 1 SO: 2 BB: 2 IBB: 0 HBP: 0 BLK: 1 WP: 0 HR: 1 S: 39 P: 47 ERA: 1.00 WHIP: 1.111																			

Cincinnati Reds @ Los Angeles Dodgers  
Dodger Stadium, Los Angeles, CA  
Fri Aug 09 1985, 7:05 PM PDT  
Att: 44,935 - Unknown


AB	35
R	1
H	8
RBI	1
BB	2
SO	2
LOB	15



Batter	1	2	3	4	5	6	7	8	9	AB	R	H	RBI	BB	SO	LOB	BOTTOM			
<b>Mariano Duncan, R</b> OBP: 0.281, SLG: 0.322 (1,6)	1B HR	F4			F9		F4			4	1	1	0	0	0	0				
<b>Enos Cabell, R</b> OBP: 0.321, SLG: 0.341 (1,5)	HR 1B		FC6-4 1B		F8		1B			4	1	3	0	0	0	0				
<b>Pedro Guerrero, R</b> OBP: 0.428, SLG: 0.640 (1,7)	1H 3H HR		FC6-4 1-2		BB		F2			3	1	1	3	1	0	2				
<b>Mike Marshall, R</b> OBP: 0.332, SLG: 0.458 (1,9)	1B		K		K		E5			4	0	1	0	0	2	2				
<b>Greg Brock, L</b> OBP: 0.327, SLG: 0.452 (1,3)	F8		4-3		4-3		B1			4	0	0	0	0	0	3				
<b>Candy Maldonado, R</b> OBP: 0.285, SLG: 0.294 (1,8)	F7			6-3	BB		F7		F7	3	0	0	0	1	0	2				
<b>Steve Yeager, R</b> OBP: 0.287, SLG: 0.260 (1,2)	K			1B	F7		5-3			4	0	1	0	0	1	3				
<b>Steve Sax, R</b> OBP: 0.331, SLG: 0.296 (1,4)		F7		F9	F1					3	0	0	0	0	0	2				
<b>Bob Welch, R</b> OBP: 0.240, SLG: 0.174 (1,1)	G3			5-3	K					3	0	0	0	0	1	1				
<b>Inning Stats</b>	R: 3 E: 0 K: 1 S: 9	H: 4 LOB: 1 BB: 0 P: 9	R: 0 E: 0 K: 0 S: 3	H: 0 LOB: 0 BB: 0 P: 3	R: 0 E: 0 K: 1 S: 6	H: 1 LOB: 1 BB: 0 P: 6	R: 0 E: 0 K: 0 S: 4	H: 1 LOB: 1 BB: 0 P: 4	R: 0 E: 0 K: 0 S: 5	H: 0 LOB: 1 BB: 1 P: 9	R: 0 E: 0 K: 0 S: 3	H: 0 LOB: 1 BB: 1 P: 7	R: 0 E: 0 K: 1 S: 6	H: 1 LOB: 1 BB: 0 P: 6	R: 0 E: 0 K: 0 S: 4	H: 0 LOB: 0 BB: 0 P: 4	1B: 6 2B: 0 3B: 0 HR: 1	SF: 0 SAC: 0 DP: 0 HBP: 0	WP: 0 PB: 0 SB: 0 CS: 0	PA: 34
<b>PITCHER</b> <b>Tom Browning, L</b> ERA: 3.77 (1,1)	IP: 8.0 WLS: L BF: 34 H: 7 R: 3 ER: 3 SO: 4 BB: 2 IBB: 0 HBP: 0 BLK: 0 WP: 0 HR: 1 S: 40 P: 48 ERA: 3.38 WHIP: 1.125																			

Cincinnati Reds @ Los Angeles Dodgers  
Dodger Stadium, Los Angeles, CA  
Fri Aug 09 1985, 7:05 PM PDT  
Att: 44,935 - Unknown

AB	32
R	3
H	7
RBI	3
BB	2
SO	4
LOB	15









Batter	1	2	3	4	5	6	7	8	9	AB	R	H	RBI	BB	SO	LOB	TOP			
<b>Gary Redus, R</b> OBP: 0.378, SLG: 0.431 (1, 8)										4	0	1	0	0	0	0	<b>Cincinnati Reds @ Los Angeles Dodgers</b> Dodger Stadium, Los Angeles, CA Sun Aug 11 1985, 3:33 AM PDT Att: 41,188 - Unknown <a href="http://livebaseballscorecards.com">livebaseballscorecards.com</a>			
<b>Tom Runnels, S</b> OBP: 0.400, SLG: 0.400 (1, 4)										4	0	2	0	0	0	0				
<b>Dave Parker, L</b> OBP: 0.356, SLG: 0.528 (1, 9)										4	0	0	0	0	0	3				
<b>Buddy Bell, R</b> OBP: 0.314, SLG: 0.331 (1, 5)										3	0	0	0	1	1	3				
<b>Tony Perez, R</b> OBP: 0.397, SLG: 0.509 (1, 3)										3	0	2	0	0	1	0				
<b>Nick Esasky, R</b> OBP: 0.355, SLG: 0.470 (1, 7)										3	0	1	0	0	1	2				
<b>Dave Concepcion, R</b> OBP: 0.321, SLG: 0.340 (1, 6)										3	0	0	0	0	0	3				
<b>Bo Diaz, R</b> OBP: 0.255, SLG: 0.341 (1, 2)										3	0	0	0	0	0	0				
<b>Andy McGaffigan, R</b> (1, 1)										2	0	0	0	0	2	0				
<b>Joe Price, R</b> (7, 1)										0	0	0	0	0	0	0				
<b>Tom Hume, R</b> (7, 1)										0	0	0	0	0	0	0				
<b>Ted Power, R</b> (8, 1)										0	0	0	0	0	0	0				
<b>Cesar Cedeno, R</b> (9, PH)										1	0	0	0	0	0	0				
<b>Inning Stats</b>	R: 0 E: 0 K: 0 S: 3	H: 0 LOB: 0 BB: 0 P: 3	R: 0 E: 0 K: 0 S: 3	H: 1 LOB: 1 BB: 1 P: 7	R: 0 E: 0 K: 1 S: 5	H: 0 LOB: 0 BB: 0 P: 5	R: 0 E: 0 K: 0 S: 3	H: 0 LOB: 0 BB: 0 P: 3	R: 0 E: 0 K: 1 S: 5	H: 1 LOB: 0 BB: 0 P: 5	R: 0 E: 0 K: 1 S: 5	H: 0 LOB: 0 BB: 0 P: 5	R: 0 E: 0 K: 0 S: 4	H: 2 LOB: 1 BB: 0 P: 4	R: 0 E: 0 K: 1 S: 5	H: 0 LOB: 2 BB: 0 P: 7	1B: 6 2B: 1 3B: 0 HR: 0	SF: 0 SAC: 0 DP: 2 HBP: 0	WP: 0 PB: 0 SB: 0 CS: 1	PA: 32
<b>PITCHER</b> <b>Jerry Reuss, L</b> ERA: 2.98 (1, 1)	IP: 9.0 WLS: W BF: 31 H: 6 R: 0 ER: 0 SO: 5 BB: 1 IBB: 0 HBP: 0 BLK: 0 WP: 0 HR: 0 S: 40 P: 44 ERA: 0.00 WHIP: 0.778															<b>PITCHER</b>				

Batter	1	2	3	4	5	6	7	8	9	AB	R	H	RBI	BB	SO	LOB	BOTTOM			
<b>Mariano Duncan, R</b> OBP: 0.285, SLG: 0.328 (1, 6)										5	1	2	0	0	1	0	<b>Cincinnati Reds @ Los Angeles Dodgers</b> Dodger Stadium, Los Angeles, CA Sun Aug 11 1985, 3:33 AM PDT Att: 41,188 - Unknown <a href="http://livebaseballscorecards.com">livebaseballscorecards.com</a>			
<b>Enos Cabell, R</b> OBP: 0.329, SLG: 0.355 (1, 5)										5	1	3	2	0	0	0				
<b>Ken Landreaux, L</b> OBP: 0.305, SLG: 0.421 (1, 8)										5	1	3	1	0	0	4				
<b>Pedro Guerrero, R</b> OBP: 0.427, SLG: 0.633 (1, 7)										4	0	2	1	0	1	2				
<b>Candy Maldonado, R</b> OBP: 0.293, SLG: 0.292 (8, 7)										0	0	0	0	0	0	0				
<b>Greg Brock, L</b> OBP: 0.326, SLG: 0.447 (1, 3)										4	0	0	0	0	1	2				
<b>Mike Marshall, R</b> OBP: 0.336, SLG: 0.456 (1, 9)										3	0	1	0	1	0	1				
<b>Mike Scioscia, L</b> OBP: 0.380, SLG: 0.396 (1, 2)										3	1	2	0	1	0	0				
<b>Steve Sax, R</b> OBP: 0.333, SLG: 0.296 (1, 4)										3	0	1	0	1	1	2				
<b>Jerry Reuss, L</b> OBP: 0.185, SLG: 0.170 (1, 1)										4	0	0	0	0	3	7				
<b>Inning Stats</b>	R: 0 E: 0 K: 2 S: 8	H: 1 LOB: 1 BB: 0 P: 8	R: 0 E: 0 K: 2 S: 8	H: 1 LOB: 2 BB: 1 P: 12	R: 0 E: 0 K: 0 S: 4	H: 1 LOB: 1 BB: 0 P: 4	R: 0 E: 0 K: 0 S: 3	H: 0 LOB: 0 BB: 0 P: 3	R: 1 E: 0 K: 1 S: 7	H: 2 LOB: 1 BB: 0 P: 7	R: 0 E: 0 K: 1 S: 6	H: 2 LOB: 2 BB: 2 P: 14	R: 2 E: 0 K: 0 S: 6	H: 3 LOB: 1 BB: 0 P: 6	R: 1 E: 0 K: 1 S: 8	H: 4 LOB: 2 BB: 0 P: 8	1B: 11 2B: 3 3B: 0 HR: 0	SF: 0 SAC: 0 DP: 1 HBP: 0	WP: 0 PB: 0 SB: 1 CS: 1	PA: 39
<b>PITCHER</b> <b>Andy McGaffigan, R</b> ERA: 3.47 (1, 1)	IP: 6.1 WLS: L BF: 31 H: 10 R: 3 ER: 3 SO: 6 BB: 2 IBB: 1 HBP: 0 BLK: 0 WP: 0 HR: 0 S: 40 P: 52 ERA: 4.26 WHIP: 1.895															<b>PITCHER</b>				
<b>Joe Price, L</b> ERA: 4.2 (7, 1)	0.1	1	0	0	0	0	0	0	0	0	0	1	1	0.00	0.000					
<b>Tom Hume, R</b> ERA: 3.48 (7, 1)	0.2	5	3	1	1	1	0	0	0	0	0	7	7	13.50	4.500					
<b>Ted Power, R</b> ERA: 1.58 (8, 1)	0.2	2	1	0	0	0	0	0	0	0	0	2	2	0.00	1.500					



Batter	1	2	3	4	5	6	7	8	9	AB	R	H	RBI	BB	SO	LOB	TOP
Gary Redus, R (1, 8) OBP: 0.374, SLG: 0.425 Max Venable, L (8, PH) OBP: 0.310, SLG: 0.375 John Franco, L (8, 1) OBP: 0.333, SLG: 0.333	5-3		FC5-4			3-1		BB		3	0	0	0	0	0	1	
Tom Runnels, S (1, 6) OBP: 0.222, SLG: 0.222	1-3		F8			L6		F7		4	0	0	0	0	0	2	
Dave Parker, L (1, 9) OBP: 0.360, SLG: 0.533	FC5 1B			CS 1B		F8			2B	4	0	3	0	0	0	0	
Tony Perez, R (1, 3) OBP: 0.400, SLG: 0.508	1B			F9					K	4	0	2	0	0	1	2	
Nick Esasky, R (1, 7) OBP: 0.349, SLG: 0.462	FC5			5-3		F7		F7		4	0	0	0	0	0	5	
Buddy Bell, R (1, 5) OBP: 0.314, SLG: 0.330		G5-4-3 1B				F8		F9		4	0	1	0	0	0	2	
Bo Diaz, R (1, 2) OBP: 0.248, SLG: 0.330		G5-4-3		P4				P5		3	0	0	0	0	0	2	
Ron Oester, S (1, 4) OBP: 0.339, SLG: 0.367		F9						G3		3	0	1	0	0	0	0	
Mario Soto, R (1, 1) OBP: 0.157, SLG: 0.174 Eddie Milner, L (8, PH) OBP: 0.332, SLG: 0.307						4-3		3-1		2	0	1	0	0	0	1	
			FC5-4 1B							1	0	0	0	0	0	0	
<b>Inning Stats</b>	R: 0 E: 0 K: 0 S: 5	H: 2 LOB: 2 BB: 0 P: 5	R: 0 E: 0 K: 0 S: 3	H: 1 LOB: 0 BB: 0 P: 3	R: 0 E: 0 K: 0 S: 3	H: 1 LOB: 0 BB: 0 P: 3	R: 0 E: 0 K: 0 S: 4	H: 1 LOB: 1 BB: 0 P: 4	R: 0 E: 0 K: 0 S: 3	H: 1 LOB: 1 BB: 0 P: 4	R: 0 E: 0 K: 0 S: 3	H: 0 LOB: 1 BB: 1 P: 7	R: 0 E: 0 K: 1 S: 6	H: 1 LOB: 1 BB: 0 P: 6	1B: 6 2B: 2 3B: 0 HR: 0	SF: 0 SAC: 0 DP: 1 HBP: 0	WP: 0 PA: 33 PB: 0 SB: 0 CS: 2
<b>PITCHER</b>	IP WLS BF H R ER SO BB IBB HBP BLK WP HR S P ERA WHIP																
Mark Thurmond, L (1, 1) ERA: 4.47 Lance McCullers, R (7, 1) ERA:	6.1 W 23 7 0 0 0 0 0 0 0 0 0 0 23 23 0.00 1.105																
2.2 S 10 1 0 0 1 1 0 0 0 0 0 0 11 15 0.00 0.750																	

Cincinnati Reds @ San Diego Padres  
Jack Murphy Stadium, San Diego, CA  
Mon Aug 12 1985, 10:05 PM EDT  
Att: 35,521 - Unknown

AB	32
R	0
H	8
RBI	0
BB	1
SO	1
LOB	15



Batter	1	2	3	4	5	6	7	8	9	AB	R	H	RBI	BB	SO	LOB	BOTTOM		
Miguel Dilone, S (1, 8) OBP: 0.266, SLG: 0.277	L3		K			F7		6-3		4	0	0	0	0	1	2			
Gary Templeton, S (1, 6) OBP: 0.345, SLG: 0.390	F7			4-3		FC6-4		CS 1B		4	1	1	0	0	0	1			
Tony Gwynn, L (1, 9) OBP: 0.349, SLG: 0.404	1-3			F8		2B		F7		3	1	0	0	1	0	1			
Steve Garvey, R (1, 3) OBP: 0.306, SLG: 0.438		1B				2B				3	0	3	2	0	0	0			
Terry Kennedy, L (1, 2) OBP: 0.299, SLG: 0.403		K		G3		P4				3	0	0	0	0	1	2			
Graig Nettles, L (1, 5) OBP: 0.375, SLG: 0.421		K						F8		3	0	1	0	0	1	0			
Carmelo Martinez, R (1, 7) OBP: 0.346, SLG: 0.438						G6-4-3				2	0	0	0	1	0	1			
Tim Flannery, L (1, 4) OBP: 0.386, SLG: 0.357						F9		F8		2	0	0	0	1	0	1			
Mark Thurmond, L (1, 1) OBP: 0.100, SLG: 0.056 Lance McCullers, S (7, 1) ERA:				SH1-4						1	0	1	0	0	0	0			
				SH1-4		FC6-4		K		1	0	0	0	0	1	1			
<b>Inning Stats</b>	R: 0 E: 0 K: 0 S: 3	H: 0 LOB: 0 BB: 0 P: 3	R: 0 E: 0 K: 2 S: 7	H: 1 LOB: 0 BB: 0 P: 7	R: 0 E: 0 K: 1 S: 5	H: 0 LOB: 1 BB: 1 P: 9	R: 0 E: 0 K: 0 S: 4	H: 1 LOB: 1 BB: 0 P: 4	R: 0 E: 0 K: 0 S: 3	H: 1 LOB: 0 BB: 0 P: 3	R: 2 E: 0 K: 0 S: 5	H: 2 LOB: 1 BB: 1 P: 9	R: 0 E: 0 K: 1 S: 5	H: 0 LOB: 1 BB: 1 P: 9	R: 0 E: 0 K: 0 S: 3	H: 1 LOB: 0 BB: 0 P: 3	1B: 5 2B: 1 3B: 0 HR: 0	SF: 0 SAC: 1 DP: 1 HBP: 0	WP: 0 PA: 30 PB: 0 SB: 1 CS: 1
<b>PITCHER</b>	IP WLS BF H R ER SO BB IBB HBP BLK WP HR S P ERA WHIP																		
Mario Soto, R (1, 1) ERA: 3.3 John Franco, L (8, 1) ERA: 1.95	7.0 L 27 5 2 2 4 0 0 0 0 0 0 3 3 2.57 1.143																		
1.0 3 1 0 0 0 0 0 0 0 0 3 3 0.00 1.000																			

Cincinnati Reds @ San Diego Padres  
Jack Murphy Stadium, San Diego, CA  
Mon Aug 12 1985, 10:05 PM EDT  
Att: 35,521 - Unknown

AB	26
R	2
H	6
RBI	2
BB	3
SO	4
LOB	9





Batter	1	2	3	4	5	6	7	8	9	AB	R	H	RBI	BB	SO	LOB	TOP			
<b>Eddie Milner, L</b> OBP: 0.331, SLG: 0.306 (1, 8)										4	0	1	0	0	0	3	<b>Cincinnati Reds @ San Diego Padres</b> Jack Murphy Stadium, San Diego, CA Tue Aug 13 1985, 10:05 PM EDT Att: 22,582 - Unknown			
<b>Tom Runnels, S</b> OBP: 0.154, SLG: 0.154 (1, 6)										4	0	0	0	0	0	4				
<b>Pete Rose, S</b> OBP: 0.390, SLG: 0.323 (1, 3)										4	0	1	0	0	0	2				
<b>Dave Parker, L</b> OBP: 0.359, SLG: 0.537 (1, 9)										4	1	1	1	0	2	2				
<b>Nick Esasky, R</b> OBP: 0.348, SLG: 0.458 (1, 7)										4	1	1	0	0	2	1				
<b>Buddy Bell, R</b> OBP: 0.313, SLG: 0.329 (1, 5)										4	1	1	0	0	0	1				
<b>Bo Diaz, R</b> OBP: 0.248, SLG: 0.327 (1, 2)										4	0	1	0	0	1	2				
<b>Ron Oester, S</b> OBP: 0.338, SLG: 0.366 (1, 4)										4	0	1	1	0	0	1				
<b>Tom Browning, L</b> OBP: 0.207, SLG: 0.200 (1, 1)										2	0	1	1	0	0	0				
<b>John Franco, L</b> OBP: 0.250, SLG: 0.250 (7, 1)										1	0	0	0	0	0	0				
<b>Inning Stats</b>	R: 0 E: 0 K: 0 S: 4	H: 1 LOB: 1 BB: 0 P: 4	R: 0 E: 0 K: 1 S: 6	H: 1 LOB: 1 BB: 0 P: 6	R: 0 E: 0 K: 0 S: 4	H: 1 LOB: 2 BB: 0 P: 4	R: 3 E: 0 K: 1 S: 10	H: 4 LOB: 2 BB: 0 P: 10	R: 0 E: 0 K: 0 S: 3	H: 0 LOB: 0 BB: 0 P: 3	R: 0 E: 0 K: 0 S: 3	H: 0 LOB: 0 BB: 0 P: 3	R: 0 E: 0 K: 2 S: 7	H: 0 LOB: 0 BB: 0 P: 7	R: 0 E: 0 K: 0 S: 3	H: 0 LOB: 0 BB: 0 P: 3	1B: 7 2B: 0 3B: 0 HR: 1	SF: 0 SAC: 1 DP: 0 HBP: 0	WP: 0 PB: 0 SB: 2 CS: 0	PA: 36
<b>PITCHER</b>	IP WLS BF H R ER SO BB IBB HBP BLK WP HR S P ERA WHIP	IP WLS BF H R ER SO BB IBB HBP BLK WP HR S P ERA WHIP																		
<b>LaMarr Hoyt, R</b> ERA: 3.52 (1, 1)	4.0 L 20 7 3 3 2 0 0 0 0 0 1 24 24 6.75 1.750																			
<b>Craig Lefferts, L</b> ERA: 3.32 (5, 1)	2.0 7 1 0 0 1 0 0 0 0 0 0 9 9 0.00 0.500																			
<b>Roy Lee Jackson, R</b> ERA: 2.7 (7, 1)	3.0 9 0 0 0 2 0 0 0 0 0 0 13 13 0.00 0.000																			

AB	35
R	3
H	8
RBI	3
BB	0
SO	5
LOB	16





Batter	1	2	3	4	5	6	7	8	9	AB	R	H	RBI	BB	SO	LOB	BOTTOM					
<b>Miguel Dilone, S</b> OBP: 0.272, SLG: 0.269 (1, 8)										3	0	0	0	2	1	0	<b>Cincinnati Reds @ San Diego Padres</b> Jack Murphy Stadium, San Diego, CA Tue Aug 13 1985, 10:05 PM EDT Att: 22,582 - Unknown					
<b>Garry Templeton, S</b> OBP: 0.346, SLG: 0.391 (1, 6)										5	0	2	0	0	2	2						
<b>Tony Gwynn, L</b> OBP: 0.348, SLG: 0.401 (1, 9)										5	0	1	0	0	0	3						
<b>Steve Garvey, R</b> OBP: 0.304, SLG: 0.434 (1, 3)										4	0	0	0	0	0	2						
<b>Kurt Bevacqua, R</b> OBP: 0.364, SLG: 0.375 (8, PR) (9, 7)										4	0	2	0	0	0	0						
<b>Al Bumbry, L</b> OBP: 0.279, SLG: 0.300 (8, PR) (9, 7)										0	0	0	0	0	0	0						
<b>Carmelo Martinez, R</b> OBP: 0.350, SLG: 0.441 (8, PR) (9, 4)										4	0	3	0	0	1	0						
<b>Tim Flannery, L</b> OBP: 0.380, SLG: 0.357 (8, PR) (9, 4)										0	0	0	0	0	0	0						
<b>Jerry Royster, R</b> OBP: 0.357, SLG: 0.381 (9, 5)										4	1	1	0	0	2	5						
<b>Bruce Bochy, R</b> OBP: 0.310, SLG: 0.507 (1, 2)										3	1	1	2	1	1	3						
<b>LaMarr Hoyt, R</b> OBP: 0.284, SLG: 0.277 (4, PR) (5, 1)										1	0	0	0	0	1	0						
<b>Kevin McReynolds, R</b> OBP: 0.295, SLG: 0.360 (5, 1)										1	0	0	0	0	1	3						
<b>Craig Lefferts, L</b> OBP: 0.333, SLG: 0.333 (6, PR) (7, 1)										0	0	0	0	0	0	0						
<b>Mario Ramirez, S</b> OBP: 0.286, SLG: 0.322 (7, 1)										1	0	0	0	0	1	0						
<b>Roy Lee Jackson, R</b> OBP: 0.311, SLG: 0.203 (9, PR)										1	0	0	0	0	1	0						
<b>Inning Stats</b>	R: 0 E: 1 K: 1 S: 5	H: 0 LOB: 1 BB: 1 P: 9	R: 0 E: 0 K: 1 S: 6	H: 1 LOB: 1 BB: 0 P: 6	R: 0 E: 0 K: 2 S: 8	H: 1 LOB: 1 BB: 0 P: 8	R: 0 E: 0 K: 2 S: 9	H: 2 LOB: 3 BB: 1 P: 13	R: 0 E: 0 K: 0 S: 4	H: 1 LOB: 1 BB: 0 P: 4	R: 2 E: 0 K: 2 S: 9	H: 2 LOB: 0 BB: 0 P: 9	R: 0 E: 0 K: 1 S: 4	H: 0 LOB: 0 BB: 1 P: 8	R: 0 E: 0 K: 1 S: 7	H: 2 LOB: 2 BB: 0 P: 7	R: 0 E: 0 K: 1 S: 6	H: 1 LOB: 1 BB: 0 P: 6	1B: 7 2B: 3 3B: 0 HR: 1	SF: 0 SAC: 0 DP: 1 HBP: 0	WP: 0 PB: 0 SB: 0 CS: 2	PA: 39
<b>PITCHER</b>	IP WLS BF H R ER SO BB IBB HBP BLK WP HR S P ERA WHIP	IP WLS BF H R ER SO BB IBB HBP BLK WP HR S P ERA WHIP																				
<b>Tom Browning, L</b> ERA: 3.74 (1, 1)	6.0 W 28 7 2 2 8 3 0 0 0 0 1 41 53 3.00 1.667																					
<b>John Franco, L</b> ERA: 1.89 (7, 1)	3.0 S 11 3 0 0 3 0 0 0 0 0 0 17 17 0.00 1.000																					

AB	36
R	2
H	10
RBI	2
BB	3
SO	11
LOB	18





Batter	1	2	3	4	5	6	7	8	9	AB	R	H	RBI	BB	SO	LOB	TOP			
<b>Cesar Cedeno, R</b> (1, 8) OBP: 0.310, SLG: 0.341	4-0 1B BB		0-0 5-3		0-0 F7			0-0 6-3		3	1	0	0	1	0	0	<b>Cincinnati Reds @ San Diego Padres</b> Jack Murphy Stadium, San Diego, CA Wed Aug 14 1985, 10:05 PM EDT Att: 21,028 - Unknown  livebaseballscores.com  <b>AB</b> 31 <b>R</b> 1 <b>H</b> 5 <b>RBI</b> 1 <b>BB</b> 3 <b>SO</b> 7 <b>LOB</b> 12  			
<b>Dave Concepcion, R</b> (1, 6) OBP: 0.321, SLG: 0.339	0-3 K		0-0		0-3 K			0-0 G1		4	0	1	0	0	2	1				
<b>Dave Parker, L</b> (1, 9) OBP: 0.358, SLG: 0.534	0-0 2H 1B		0-3 K		0-3 K			0-0 F8		4	0	1	1	0	2	1				
<b>Tony Perez, R</b> (1, 3) OBP: 0.403, SLG: 0.504	0-0 F9			0-0 6-3				0-0 1B		3	0	1	0	1	0	1				
<b>Nick Esasky, R</b> (1, 7) OBP: 0.343, SLG: 0.450	0-3 K			0-0 5-3				0-0 F7		4	0	0	0	0	1	3				
<b>Buddy Bell, R</b> (1, 5) OBP: 0.315, SLG: 0.331		0-0 G6-4-3 1B		0-0 1B				0-3 K		4	0	2	0	0	1	1				
<b>Bo Diaz, R</b> (1, 2) OBP: 0.248, SLG: 0.317		0-0 G6-4-3 1-2		0-0 F9				4-0 BB		3	0	0	0	1	0	3				
<b>Ron Oester, S</b> (1, 4) OBP: 0.335, SLG: 0.363		0-0 5-3			0-0 4-3			0-0 P6		3	0	0	0	0	0	1				
<b>Jay Tibbs, R</b> (1, 1) OBP: 0.116, SLG: 0.073			0-0 5-3		0-3 K			0-0 F8		2	0	0	0	0	1	0				
<b>Gary Redus, R</b> (7, PH) OBP: 0.373, SLG: 0.423										1	0	0	0	0	0	1				
<b>Ron Robinson, R</b> (7, 1)										0	0	0	0	0	0	0				
<b>Inning Stats</b>	R: 1 E: 0 K: 2 S: 8	H: 1 LOB: 1 BB: 1 P: 12	R: 0 E: 0 K: 0 S: 3	H: 1 LOB: 0 BB: 0 P: 3	R: 0 E: 0 K: 1 S: 6	H: 1 LOB: 1 BB: 0 P: 6	R: 0 E: 0 K: 0 S: 4	H: 1 LOB: 1 BB: 0 P: 4	R: 0 E: 0 K: 1 S: 5	H: 0 LOB: 0 BB: 0 P: 5	R: 0 E: 0 K: 2 S: 8	H: 1 LOB: 1 BB: 0 P: 8	R: 0 E: 0 K: 1 S: 5	H: 0 LOB: 1 BB: 1 P: 9	R: 0 E: 0 K: 0 S: 3	H: 0 LOB: 1 BB: 1 P: 7	1B: 5 2B: 0 3B: 0 HR: 0	SF: 0 SAC: 0 DP: 1 HBP: 0	WP: 0 PB: 0 SB: 1 CS: 0	PA: 34
<b>PITCHER</b> <b>Dave Dravecky, L</b> (1, 1) ERA: 2.17	IP: 9.0 WLS: W BF: 34 H: 5 R: 1 ER: 1 SO: 7 BB: 3 IBB: 0 HBP: 0 BLK: 0 WP: 0 HR: 0 S: 45 P: 57 ERA: 1.00 WHIP: 0.889															<b>PITCHER</b>				

Batter	1	2	3	4	5	6	7	8	9	AB	R	H	RBI	BB	SO	LOB	BOTTOM	
<b>Garry Templeton, S</b> (1, 6) OBP: 0.345, SLG: 0.389	0-0 4-3		0-0 1B 1B		0-0 F8		0-3 K			4	1	1	0	0	1	1	<b>Cincinnati Reds @ San Diego Padres</b> Jack Murphy Stadium, San Diego, CA Wed Aug 14 1985, 10:05 PM EDT Att: 21,028 - Unknown  livebaseballscores.com  <b>AB</b> 27 <b>R</b> 4 <b>H</b> 4 <b>RBI</b> 4 <b>BB</b> 4 <b>SO</b> 6 <b>LOB</b> 10  	
<b>Tony Gwynn, L</b> (1, 9) OBP: 0.347, SLG: 0.400	0-0 F7		0-0 F7		0-0 F7			0-0 6-3 1B		4	0	1	0	0	0	2		
<b>Steve Garvey, R</b> (1, 3) OBP: 0.301, SLG: 0.431	0-0 6-3		0-0 E6 1B 2B		0-0 G3			0-0 6-3		4	1	0	0	0	0	3		
<b>Terry Kennedy, L</b> (1, 2) OBP: 0.301, SLG: 0.402		0-0 4-3	0-0 2B 1B		0-0 F9			4-0 G1-6-3 BB		3	1	1	2	1	0	0		
<b>Graig Nettles, L</b> (1, 5) OBP: 0.373, SLG: 0.422		0-3 K	0-0 2B		0-3 K			0-0 G1-6-3		4	0	1	2	0	2	2		
<b>Carmelo Martinez, R</b> (1, 7) OBP: 0.350, SLG: 0.439		4-0 BB	0-3 K		0-3 K			0-3 K		2	0	0	0	1	2	1		
<b>Kevin McReynolds, R</b> (1, 8) OBP: 0.283, SLG: 0.365		0-0 F9		0-0 P6			0-3 K			3	0	0	0	0	1	1		
<b>Tim Flannery, L</b> (1, 4) OBP: 0.385, SLG: 0.354			0-0 F7	0-0 4-3			4-0 SH1-4 BB			2	0	0	0	1	0	0		
<b>Dave Dravecky, R</b> (1, 1) OBP: 0.173, SLG: 0.125			4-0 E 1B BB	0-0 6-3			0-0 SH1-4			1	1	0	0	1	0	0		
<b>Inning Stats</b>	R: 0 E: 0 K: 0 S: 3	H: 0 LOB: 0 BB: 0 P: 3	R: 0 E: 0 K: 1 S: 5	H: 0 LOB: 1 BB: 1 P: 9	R: 4 E: 1 K: 1 S: 9	H: 3 LOB: 1 BB: 1 P: 13	R: 0 E: 0 K: 0 S: 3	H: 0 LOB: 0 BB: 0 P: 3	R: 0 E: 0 K: 2 S: 7	H: 0 LOB: 0 BB: 0 P: 7	R: 0 E: 0 K: 2 S: 7	H: 0 LOB: 1 BB: 1 P: 11	R: 0 E: 0 K: 0 S: 3	H: 1 LOB: 1 BB: 1 P: 7	1B: 3 2B: 1 3B: 0 HR: 0	SF: 0 SAC: 1 DP: 1 HBP: 0	WP: 0 PB: 0 SB: 0 CS: 0	PA: 32
<b>PITCHER</b> <b>Jay Tibbs, R</b> (1, 1) ERA: 4.29	IP: 6.0 WLS: L BF: 24 H: 3 R: 4 ER: 0 SO: 4 BB: 3 IBB: 4 HBP: 0 BLK: 0 WP: 0 HR: 0 S: 30 P: 38 ERA: 0.00 WHIP: 0.833															<b>PITCHER</b>		
<b>Ron Robinson, R</b> (7, 1) ERA: 4.35	IP: 2.0 WLS: L BF: 8 H: 1 R: 0 ER: 0 SO: 2 BB: 2 IBB: 0 HBP: 0 BLK: 0 WP: 0 HR: 0 S: 10 P: 18 ERA: 0.00 WHIP: 1.500															<b>PITCHER</b>		



Batter	1	2	3	4	5	6	7	8	9	10	AB	R	H	RBI	BB	SO	LOB	TOP				
<b>Eddie Milner, L</b> OBP: 0.333, SLG: 0.316 <b>Cesar Cedeno, R</b> OBP: 0.309, SLG: 0.340	0-0 HR 1B		4-3		4-3			0-0 S 3B		0-0 3-1	4	2	2	1	0	0	1	<b>Cincinnati Reds @ San Diego Padres</b> Jack Murphy Stadium, San Diego, CA Thu Aug 15 1985, 6:33 AM EDT Att: 19,973 - Unknown				
<b>Pete Rose, S</b> OBP: 0.390, SLG: 0.319	0-0 F8		0-0 F7		0-0 F7		4-0 WP S BB		4-0 1B IBB	3	0	0	0	2	0	1						
<b>Dave Parker, L</b> OBP: 0.359, SLG: 0.540 <b>Max Venable, L</b> OBP: 0.310, SLG: 0.375 <b>Tony Perez, R</b> OBP: 0.407, SLG: 0.508 <b>Gary Redus, R</b> OBP: 0.373, SLG: 0.423	0-0 HR			4-0 G4-6-3 BB		0-3 K		0-3 K		0-0 FC6-4 1B	3	1	1	2	1	2	1					
<b>Buddy Bell, R</b> OBP: 0.312, SLG: 0.327 <b>Joe Price, R</b> OBP: 0.373, SLG: 0.423	0-0 F3			0-0 G4-6-3		0-0 F7		0-0 F3		0-0 FC6-4 1B	5	0	0	0	0	0	4					
<b>Nick Esasky, R</b> OBP: 0.342, SLG: 0.447	0-3 K			0-0 F8		0-0 F8		0-0 CS 1B		0-0 E6 CS	4	0	1	0	0	1	1					
<b>Dave Concepcion, R</b> OBP: 0.318, SLG: 0.335 <b>John Franco, L</b> OBP: 0.250, SLG: 0.250 <b>Tom Hume, R</b> OBP: 0.383, SLG: 0.429		0-0 F8		0-0 F9		0-0 F8		0-0 P6		0-0 6-3	4	0	0	0	0	0	3					
<b>Bo Diaz, R</b> OBP: 0.239, SLG: 0.305		0-0 P5				0-0 F8		0-0 6-3		0-0 6-3	4	0	0	0	0	0	0					
<b>Ron Oester, S</b> OBP: 0.337, SLG: 0.364		0-0 F7				0-0 SH3-4 1B		0-0 E4 3B		0-0 3-1 SH1-4 1B	4	2	2	0	0	0	0					
<b>Andy McGaffigan, R</b> <b>Ted Power, R</b> <b>Tom Runnels, S</b>			0-3 K			0-0 SH3-4		0-3 K		0-0 SH1-4	2	0	0	0	0	2	1					
<b>Inning Stats</b>	R: 2 E: 0 K: 1 S: 7	H: 2 LOB: 0 BB: 0 P: 7	R: 0 E: 0 K: 0 S: 3	H: 0 LOB: 0 BB: 0 P: 3	R: 0 E: 0 K: 1 S: 5	H: 0 LOB: 1 BB: 1 P: 5	R: 0 E: 0 K: 0 S: 4	H: 1 LOB: 1 BB: 0 P: 4	R: 0 E: 0 K: 1 S: 5	H: 0 LOB: 0 BB: 0 P: 5	R: 0 E: 0 K: 0 S: 3	H: 1 LOB: 0 BB: 0 P: 3	R: 2 E: 1 K: 2 S: 9	H: 1 LOB: 1 BB: 1 P: 13	R: 0 E: 1 K: 0 S: 3	H: 0 LOB: 0 BB: 0 P: 3	R: 1 E: 0 K: 0 S: 5		H: 2 LOB: 2 BB: 1 P: 9	1B: 5 2B: 0 3B: 1 HR: 1	SF: 0 SAC: 2 DP: 0 HBP: 0	WP: 1 PB: 0 SB: 2 CS: 2
<b>PITCHER</b>	IP	WLS	BF	H	R	ER	SO	BB	IBB	HBP	BLK	WP	HR	S	P	ERA	WHIP					
<b>Eric Show, R</b> ERA: 3.35	7.1		29	5	4	2	4	2	0	0	0	1	0	1	35	2.46	0.955					
<b>Craig Leferts, L</b> ERA: 3.29	0.2		2	0	0	0	1	0	0	0	0	1	0	4	4	0.00	0.000					
<b>Tim Stoddard, R</b> ERA: 4.4	1.0		3	0	0	0	0	0	0	0	0	0	0	3	3	0.00	0.000					
<b>Gene Walter, L</b> ERA: 2.45	0.2	L	4	1	1	1	0	0	1	0	0	0	0	3	7	13.50	1.500					
<b>Roy Lee Jackson, R</b> ERA: 2.65	0.1		2	1	0	0	0	0	0	0	0	0	0	2	2	0.00	3.000					

AB	35
R	5
H	7
RBI	4
BB	3
SO	5
LOB	13



Batter	1	2	3	4	5	6	7	8	9	10	AB	R	H	RBI	BB	SO	LOB	BOTTOM				
<b>Gary Templeton, S</b> OBP: 0.346, SLG: 0.388	0-0 4-3		0-3 K2-3			0-0 6-3			4-0 WP S 1B SF9 BB	0-0 G4-6-3 1B	4	1	1	0	1	1	1	<b>Cincinnati Reds @ San Diego Padres</b> Jack Murphy Stadium, San Diego, CA Thu Aug 15 1985, 6:33 AM EDT Att: 19,973 - Unknown				
<b>Tony Gwynn, L</b> OBP: 0.347, SLG: 0.400	0-3 K2-3			0-0 6-3		0-0 3-1			0-0 WP 2B 1B	0-0 G4-6-3 1B	5	1	2	0	0	1	0					
<b>Steve Garvey, R</b> OBP: 0.298, SLG: 0.427	0-0 P2			0-0 L4					0-0 SF9	0-0 G4-6-3	4	0	0	1	0	0	2					
<b>Terry Kennedy, L</b> OBP: 0.298, SLG: 0.397		0-0 6-3		0-3 K					0-0 F7	0-3 K	5	0	0	0	0	3	2					
<b>Graig Nettles, L</b> OBP: 0.372, SLG: 0.423		0-0 F8			0-0 G3				0-0 F7		4	1	1	1	0	0	0					
<b>Carmelo Martinez, R</b> OBP: 0.348, SLG: 0.440 <b>Bobby Brown, S</b> OBP: 0.217, SLG: 0.203		0-0 F7			0-0 1-3				2H 2B	0-0 2B	4	0	1	1	0	1	0					
<b>Kevin McReynolds, R</b> OBP: 0.287, SLG: 0.372			0-3 K			0-0 1B			2H 1B	0-0 2B	4	0	3	1	0	1	0					
<b>Tim Flannery, L</b> OBP: 0.383, SLG: 0.350				0-0 F7		0-0 F8			2B G3	4-0 1B	3	0	0	0	1	0	2					
<b>Eric Show, R</b> ERA: 3.11 <b>Craig Leferts, L</b> ERA: 3.33 <b>Kurt Bevacqua, R</b> ERA: 3.370 <b>Tim Stoddard, R</b> ERA: 4.4 <b>Al Bumbry, L</b> OBP: 0.306, SLG: 0.300 <b>Jerry Royster, R</b> OBP: 0.279, SLG: 0.379 <b>Gene Walter, L</b> ERA: 2.45 <b>Roy Lee Jackson, R</b> ERA: 2.65				0-0 1B		0-3 K			2B G3	0-0 G3	2	0	1	0	0	1	0					
<b>Inning Stats</b>	R: 0 E: 0 K: 1 S: 5	H: 0 LOB: 0 BB: 0 P: 5	R: 0 E: 0 K: 0 S: 3	H: 0 LOB: 0 BB: 0 P: 3	R: 0 E: 0 K: 2 S: 8	H: 1 LOB: 1 BB: 0 P: 8	R: 0 E: 0 K: 1 S: 5	H: 0 LOB: 0 BB: 0 P: 5	R: 0 E: 0 K: 0 S: 4	H: 1 LOB: 1 BB: 0 P: 4	R: 0 E: 0 K: 1 S: 5	H: 0 LOB: 0 BB: 0 P: 5	R: 0 E: 0 K: 2 S: 8	H: 1 LOB: 1 BB: 0 P: 8	R: 4 E: 0 K: 0 S: 7	H: 4 LOB: 2 BB: 2 P: 15	R: 0 E: 0 K: 1 S: 6		H: 2 LOB: 1 BB: 0 P: 6	1B: 6 2B: 3 3B: 0 HR: 0	SF: 1 SAC: 0 DP: 1 HBP: 0	WP: 1 PB: 0 SB: 0 CS: 0
<b>PITCHER</b>	IP	WLS	BF	H	R	ER	SO	BB	IBB	HBP	BLK	WP	HR	S	P	ERA	WHIP					
<b>Andy McGaffigan, R</b> ERA: 3.16	8.0		29	4	2	2	8	1	0	0	0	0	1	0	44	2.25	0.625					
<b>Ted Power, R</b> ERA: 1.9	0.2		6	3	2	2	0	1	0	0	0	1	0	5	9	27.00	6.000					
<b>John Franco, L</b> ERA: 1.85	0.1	W	3	2	0	0	0	0	0	0	0	0	0	3	3	0.00	6.000					
<b>Tom Hume, R</b> ERA: 3.44	0.2		1	0	0	0	0	0	0	0	0	0	0	1	1	0.00	0.000					
<b>Joe Price, L</b> ERA: 4.19	0.1	S	1	0	0	0	1	0	0	0	0	0	0	3	3	0.00	0.000					

AB	37
R	4
H	9
RBI	4
BB	2
SO	9
LOB	10





Batter	1	2	3	4	5	6	7	8	9	AB	R	H	RBI	BB	SO	LOB	TOP		
<b>Cesar Cedeno, R</b> OBP: 0.308, SLG: 0.338 (1, 8)	0-0 5-3		0-0 CS		0-0 F7			0-0 F4		4	0	1	1	0	0	1	<b>Cincinnati Reds @ Houston Astros</b> Astrodome, Houston, TX Fri Aug 16 1985, 8:05 PM EDT Att: 17,483 - Unknown		
<b>Ron Oester, S</b> OBP: 0.338, SLG: 0.366 (1, 4)	0-0 F8		0-0 CS	0-0 1B G5-4-3		0-0 F8		0-0 G4-3-6 1B		4	1	2	0	0	0	0			
<b>Dave Parker, L</b> OBP: 0.358, SLG: 0.537 (1, 9)	0-0 4-3			0-0 G5-4-3 1B		0-3 K		0-0 G4-3-6 1B		4	0	1	0	0	1	1			
<b>Tony Perez, R</b> OBP: 0.410, SLG: 0.504 <b>Gary Redus, R</b> OBP: 0.373, SLG: 0.423 (1, 3) (9, 8)		0-0 5-3		0-0 G5-4-3 1B		0-0 F9			4-0 G5-4-3 BB	3	0	1	0	1	0	0			
<b>Buddy Bell, R</b> OBP: 0.311, SLG: 0.326 (1, 5)	0-0 G6-4-3 1B		0-0 G5-4-3				0-3 K		0-0 G5-4-3	4	0	1	0	0	1	3			
<b>Nick Esasky, R</b> OBP: 0.340, SLG: 0.456 (1, 7)	0-0 G6-4-3		0-3 K				0-0 E5 2B		0-0 HR	4	2	1	1	0	1	2			
<b>Dave Concepcion, R</b> <b>Ted Power, R</b> (1, 6) (9, 1)			0-0 F8		0-0 1-3		0-0 2B		0-0 6-3	4	0	1	1	0	0	0			
<b>Bo Diaz, R</b> OBP: 0.250, SLG: 0.318 (1, 2)			0-0 F9 1B		4-0 BB		0-0 6-3			2	1	1	0	1	0	1			
<b>Mario Soto, R</b> OBP: 0.153, SLG: 0.169 <b>Wayne Krenchicki, L</b> OBP: 0.351, SLG: 0.425 <b>John Franco, L</b> OBP: 0.250, SLG: 0.250 <b>Tom Runnels, S</b> OBP: 0.154, SLG: 0.154 (1, 1) (7, PH) (7, 1) (9, 6)			0-0 F9		0-3 K		0-0 G3			2	0	0	0	0	1	2			
<b>Inning Stats</b>	R: 0 E: 0 K: 0 S: 3	H: 0 LOB: 0 BB: 0 P: 3	R: 0 E: 0 K: 0 S: 3	H: 1 LOB: 0 BB: 0 P: 3	R: 1 E: 0 K: 0 S: 4	H: 2 LOB: 0 BB: 0 P: 4	R: 1 E: 0 K: 1 S: 7	H: 3 LOB: 1 BB: 0 P: 7	R: 0 E: 0 K: 1 S: 5	H: 0 LOB: 0 BB: 0 P: 5	R: 1 E: 1 K: 1 S: 7	H: 1 LOB: 1 BB: 0 P: 7	R: 0 E: 0 K: 0 S: 3	H: 1 LOB: 0 BB: 0 P: 3	R: 1 E: 0 K: 0 S: 3	H: 1 LOB: 0 BB: 1 P: 7		1B: 6 2B: 2 3B: 0 HR: 1	SF: 0 SAC: 0 DP: 4 HBP: 0
<b>PITCHER</b>	IP	WLS	BF	H	R	ER	SO	BB	IBB	HBP	BLK	WP	HR	S	P	ERA	WHIP		
<b>Bob Knepper, L</b> ERA: 3.53 <b>Dave Smith, R</b> ERA: 2.44 (1, 1) (7, 1)	6.1		25	7	3	2	4	1	0	0	0	0	0	32	36	2.84	1.263		

Batter	1	2	3	4	5	6	7	8	9	AB	R	H	RBI	BB	SO	LOB	BOTTOM				
<b>Bill Doran, S</b> OBP: 0.364, SLG: 0.439 (1, 4)	0-3 K		0-0 4-3		0-0 F8		4-0 S BB		0-0 SH 1B	3	0	0	0	1	1	0	<b>Cincinnati Reds @ Houston Astros</b> Astrodome, Houston, TX Fri Aug 16 1985, 8:05 PM EDT Att: 17,483 - Unknown				
<b>Craig Reynolds, L</b> OBP: 0.304, SLG: 0.393 (1, 6)	0-0 F7		0-0 F9		0-0 4-3		0-0 F5		0-0 F5	5	0	0	0	0	0	4					
<b>Denny Walling, L</b> OBP: 0.300, SLG: 0.369 <b>Phil Garner, R</b> OBP: 0.296, SLG: 0.359 (1, 5) (7, PH) (8, 5)	0-0 3-1		0-0 4-3			0-0 HR	0-3 K		0-0 1B	3	1	1	1	0	0	0					
<b>Jose Cruz, L</b> OBP: 0.341, SLG: 0.418 (1, 7)		0-0 S S 1B		0-0 F8		0-3 K		0-0 5-3		4	0	1	0	0	1	0					
<b>Jerry Mumphy, S</b> OBP: 0.334, SLG: 0.401 (1, 9)		0-3 K		0-0 2B		4-0 S HR BB		0-3 K		3	1	1	0	1	2	1					
<b>Glenn Davis, R</b> OBP: 0.311, SLG: 0.430 (1, 3)		4-0 2-3 BB		0-0 F4		0-3 K		0-0 1B		3	0	1	0	1	1	2					
<b>Kevin Bass, S</b> OBP: 0.295, SLG: 0.395 (1, 8)		0-0 1-3		0-0 F8		0-0 HR		0-0 F4		4	1	1	2	0	0	4					
<b>Mark Bailey, S</b> OBP: 0.382, SLG: 0.424 <b>Dickie Thon, R</b> OBP: 0.289, SLG: 0.350 (1, 2) (9, PR)		4-0 IBB			0-0 HR	0-0 G3		0-0 SH 1B 2B		3	1	2	1	1	0	0					
<b>Bob Knepper, L</b> OBP: 0.169, SLG: 0.224 <b>Dave Smith, R</b> OBP: 0.340, SLG: 0.404 (1, 1) (7, 1) (9, PH)		0-3 K		0-3 K		0-0 4-3		4-0 1B SH IBB		2	0	0	0	0	2	3					
<b>Inning Stats</b>	R: 0 E: 0 K: 1 S: 5	H: 0 LOB: 0 BB: 0 P: 5	R: 0 E: 0 K: 2 S: 8	H: 1 LOB: 2 BB: 2 P: 16	R: 0 E: 0 K: 0 S: 3	H: 0 LOB: 0 BB: 0 P: 3	R: 0 E: 0 K: 0 S: 4	H: 1 LOB: 0 BB: 0 P: 4	R: 1 E: 0 K: 1 S: 6	H: 1 LOB: 0 BB: 0 P: 6	R: 3 E: 0 K: 2 S: 9	H: 2 LOB: 1 BB: 1 P: 13	R: 0 E: 0 K: 1 S: 5	H: 0 LOB: 1 BB: 1 P: 9	R: 0 E: 0 K: 1 S: 6	H: 1 LOB: 0 BB: 0 P: 6		R: 1 E: 1 K: 0 S: 4	H: 2 LOB: 3 BB: 1 P: 8	1B: 3 2B: 2 3B: 0 HR: 3	SF: 0 SAC: 1 DP: 0 HBP: 0
<b>PITCHER</b>	IP	WLS	BF	H	R	ER	SO	BB	IBB	HBP	BLK	WP	HR	S	P	ERA	WHIP				
<b>Mario Soto, R</b> ERA: 3.38 <b>John Franco, L</b> ERA: 1.79 <b>Ted Power, R</b> ERA: 2.06 (1, 1) (7, 1) (9, 1)	6.0		26	4	4	4	6	2	1	0	0	0	0	3	35	47	6.00	1.167			



Batter	1	2	3	4	5	6	7	8	9	AB	R	H	RBI	BB	SO	LOB	TOP								
<b>Eddie Milner, L</b> OBP: 0.331, SLG: 0.313 (1, 8)										3	1	0	1	1	1	2	<b>Cincinnati Reds @ Houston Astros</b> Astrodome, Houston, TX Sat Aug 17 1985, 8:05 PM EDT Att: 22,703 - Unknown								
<b>Pete Rose, S</b> OBP: 0.395, SLG: 0.329 (1, 3)										4	1	3	2	1	1	1									
<b>Dave Parker, L</b> OBP: 0.355, SLG: 0.532 <b>Max Venable, L</b> OBP: 0.307, SLG: 0.370 (1, 9) (8, 9)										4	0	0	0	0	1	4									
<b>Buddy Bell, R</b> OBP: 0.310, SLG: 0.323 (1, 5)										4	1	0	0	1	0	2									
<b>Nick Esasky, R</b> OBP: 0.341, SLG: 0.471 (1, 7)										5	1	2	1	0	1	4									
<b>Dave Concepcion, R</b> OBP: 0.318, SLG: 0.345 (1, 6)										3	1	1	4	1	1	0									
<b>Bo Diaz, R</b> OBP: 0.242, SLG: 0.306 (1, 2)										4	0	0	0	0	1	2									
<b>Ron Oester, S</b> OBP: 0.343, SLG: 0.370 (1, 4)										4	2	3	0	0	0	0									
<b>Tom Browning, L</b> OBP: 0.197, SLG: 0.190 (1, 1)										3	1	0	0	0	0	2									
<b>Inning Stats</b>	R: 4 E: 0 K: 1 S: 6	H: 1 LOB: 0 BB: 3 P: 18	R: 0 E: 0 K: 1 S: 6	H: 1 LOB: 1 BB: 0 P: 6	R: 0 E: 0 K: 0 S: 4	H: 1 LOB: 2 BB: 1 P: 8	R: 1 E: 0 K: 1 S: 7	H: 2 LOB: 1 BB: 0 P: 7	R: 1 E: 0 K: 0 S: 4	H: 1 LOB: 0 BB: 0 P: 4	R: 2 E: 1 K: 1 S: 8	H: 2 LOB: 1 BB: 0 P: 8	R: 0 E: 0 K: 1 S: 5	H: 0 LOB: 0 BB: 0 P: 5	R: 0 E: 0 K: 0 S: 3	H: 0 LOB: 0 BB: 0 P: 3	R: 0 E: 0 K: 1 S: 6	H: 1 LOB: 1 BB: 0 P: 6	1B: 5 2B: 2 3B: 0 HR: 2	SF: 1 SAC: 1 DP: 0 HBP: 0	WP: 1 PB: 1 SB: 0 CS: 0	PA: 41			
<b>PITCHER</b>	IP	WLS	BF	H	R	ER	SO	BB	IBB	HBP	BLK	WP	HR	S	P	ERA	WHIP								
<b>Joe Niekro, R</b> ERA: 3.49 <b>Mike Madden, L</b> ERA: 4.91 <b>Bill Dawley, R</b> ERA: 4.42 <b>Frank DiPino, L</b> ERA: 3.36	(1, 1) (6, 1) (7, 1) (8, 1)	5.1 0.2 1.0 2.0	L 2 3 7	29 0 0 1	8 0 0 0	7 0 0 0	3 0 1 1	4 0 0 0	0 0 0 0	0 0 0 0	0 0 0 0	1 0 0 0	2 4 5 9	31 4 5 9	47 4 5 9	11.81 0.00 0.00 0.00	2.250 0.000 0.000 0.500								

AB	35
R	8
H	9
RBI	8
BB	4
SO	6
LOB	18



Batter	1	2	3	4	5	6	7	8	9	AB	R	H	RBI	BB	SO	LOB	BOTTOM								
<b>Bill Doran, S</b> OBP: 0.362, SLG: 0.436 <b>Bill Dawley, R</b> OBP: 0.125, SLG: 0.130 (1, 4) (7, 1) (8, 9)										3	0	0	0	0	1	2	<b>Cincinnati Reds @ Houston Astros</b> Astrodome, Houston, TX Sat Aug 17 1985, 8:05 PM EDT Att: 22,703 - Unknown								
<b>Phil Garner, R</b> OBP: 0.298, SLG: 0.360 (1, 5) (7, 4)										4	0	2	0	0	0	0									
<b>Kevin Bass, S</b> OBP: 0.292, SLG: 0.390 (1, 8)										4	0	0	0	0	1	3									
<b>Jose Cruz, L</b> OBP: 0.338, SLG: 0.414 (1, 7)										4	0	0	0	0	0	2									
<b>Jerry Mumphrey, S</b> OBP: 0.331, SLG: 0.397 <b>Frank DiPino, L</b> OBP: 0.286, SLG: 0.286 (1, 9) (8, 1)										3	0	0	0	0	1	0									
<b>Glenn Davis, R</b> OBP: 0.306, SLG: 0.423 (1, 3)										3	0	0	0	0	0	1									
<b>Dickie Thon, R</b> OBP: 0.290, SLG: 0.350 (1, 6)										3	0	1	0	0	0	0									
<b>John Mizerock, L</b> OBP: 0.222, SLG: 0.333 (1, 2)										3	0	1	0	0	1	1									
<b>Joe Niekro, R</b> OBP: 0.262, SLG: 0.271 <b>Mike Madden, L</b> <b>German Rivera, R</b> OBP: 0.261, SLG: 0.238 (1, 1) (6, 1) (6, PH) (7, 5)										1 0 0 2	1 0 0 0	1 0 0 0	0 0 0 0	0 0 0 0	0 0 0 2	0 0 0 0									
<b>Inning Stats</b>	R: 0 E: 0 K: 0 S: 3	H: 0 LOB: 0 BB: 0 P: 3	R: 0 E: 0 K: 0 S: 3	H: 0 LOB: 0 BB: 0 P: 3	R: 0 E: 0 K: 1 S: 6	H: 1 LOB: 1 BB: 0 P: 6	R: 0 E: 0 K: 1 S: 5	H: 0 LOB: 0 BB: 0 P: 5	R: 0 E: 0 K: 1 S: 3	H: 0 LOB: 0 BB: 0 P: 3	R: 0 E: 0 K: 1 S: 7	H: 2 LOB: 2 BB: 0 P: 7	R: 0 E: 0 K: 1 S: 5	H: 0 LOB: 0 BB: 0 P: 5	R: 0 E: 0 K: 0 S: 3	H: 1 LOB: 0 BB: 0 P: 3	R: 0 E: 1 K: 0 S: 4	H: 2 LOB: 1 BB: 0 P: 4	1B: 6 2B: 0 3B: 0 HR: 0	SF: 0 SAC: 0 DP: 3 HBP: 0	WP: 0 PB: 0 SB: 0 CS: 0	PA: 31			
<b>PITCHER</b>	IP	WLS	BF	H	R	ER	SO	BB	IBB	HBP	BLK	WP	HR	S	P	ERA	WHIP								
<b>Tom Browning, L</b> ERA: 3.56	(1, 1)	9.0	W	31	6	0	0	4	0	0	0	0	0	39	39	0.00	0.667								

AB	31
R	0
H	6
RBI	0
BB	0
SO	4
LOB	11





Batter	1	2	3	4	5	6	7	8	9	AB	R	H	RBI	BB	SO	LOB	TOP					
Eddie Milner, L (1, 8) OBP: 0.330, SLG: 0.311	F9			4-3		E	G3	4-3		5	1	1	1	0	0	2	<b>Cincinnati Reds @ Houston Astros</b> Astrodome, Houston, TX Sun Aug 18 1985, 8:05 PM EDT Att: 14,216 - Unknown					
Pete Rose, S (1, 3) OBP: 0.396, SLG: 0.331	K			F7		E2		3B	G5-4-3	4	2	2	1	1	1	0						
Dave Parker, L (1, 9) OBP: 0.356, SLG: 0.534	G3			K		1B		1B	F7	4	2	1	1	1	1	1						
Buddy Bell, R (1, 5) OBP: 0.313, SLG: 0.323		G6-4-3			2-3	1B		F3	G5-4-3	3	0	1	1	2	0	2						
Nick Esasky, R (1, 7) OBP: 0.344, SLG: 0.471		K			2-3	1B				4	0	2	2	0	1	2						
Gary Redus, R (8, PR) OBP: 0.373, SLG: 0.423					1-2	1B				0	1	0	0	0	0	0						
Dave Concepcion, R (1, 6) OBP: 0.318, SLG: 0.344		G6-4-3			6-3	F9		E7		4	1	1	1	0	0	4						
Bo Diaz, R (1, 2) OBP: 0.234, SLG: 0.296				F4	5-6-3	K		5-3		4	0	0	0	0	1	5						
Ron Oester, S (1, 4) OBP: 0.342, SLG: 0.367				K		6-3	G3	E		3	0	0	0	1	1	0						
Jay Tibbs, R (1, 1) OBP: 0.114, SLG: 0.071				K			K	E4		1	0	0	0	0	1	0						
Max Venable, L (6, PH) OBP: 0.315, SLG: 0.378						S				1	1	1	0	0	0	0						
Joe Price, R (6, PH) OBP: 0.306, SLG: 0.336						1B				0	0	0	0	0	0	0						
Cesar Cedeno, R (7, PH) OBP: 0.306, SLG: 0.336										1	0	0	0	0	1	0						
John Franco, L (7, 1) OBP: 0.200, SLG: 0.200						1B				1	0	0	0	0	0	1						
<b>Inning Stats</b>	R: 0 E: 0 K: 1 S: 5	H: 0 LOB: 0 BB: 0 P: 5	R: 0 E: 0 K: 1 S: 4	H: 0 LOB: 0 BB: 1 P: 8	R: 0 E: 0 K: 2 S: 7	H: 0 LOB: 0 BB: 0 P: 7	R: 0 E: 0 K: 1 S: 5	H: 0 LOB: 0 BB: 0 P: 5	R: 0 E: 0 K: 0 S: 3	H: 0 LOB: 1 BB: 1 P: 7	R: 4 E: 2 K: 1 S: 10	H: 5 LOB: 2 BB: 1 P: 14	R: 0 E: 0 K: 1 S: 5	H: 0 LOB: 0 BB: 0 P: 5	R: 4 E: 2 K: 0 S: 7	H: 3 LOB: 2 BB: 2 P: 15	R: 0 E: 0 K: 0 S: 3	H: 1 LOB: 0 BB: 0 P: 3	1B: 8 2B: 0 3B: 1 HR: 0	SF: 0 SAC: 0 DP: 2 HBP: 0	WP: 0 PB: 0 SB: 2 CS: 0	PA: 40
<b>PITCHER</b>	IP WLS BF H R ER SO BB IBB HBP BLK WP HR S P ERA WHIP																					
Nolan Ryan, R (1, 1) ERA: 4.05	7.1 L 32 7 7 7 7 3 1 0 0 0 0 42 58 8.59 1.364																					
Dave Smith, R (8, 1) ERA: 2.41	0.2 5 1 1 0 0 0 1 0 0 0 0 4 8 0.00 1.500																					
Jeff Calhoun, L (9, 1) ERA: 2.2	1.0 3 1 0 0 0 0 0 0 0 0 0 3 3 0.00 1.000																					

AB 35  
R 8  
H 9  
RBI 7  
BB 5  
SO 7  
LOB 17



Batter	1	2	3	4	5	6	7	8	9	AB	R	H	RBI	BB	SO	LOB	BOTTOM					
Bill Doran, S (1, 4) OBP: 0.364, SLG: 0.441	4-3		F8		SF8	3B	1B	FC4-6	3-1	4	2	2	0	1	0	1	<b>Cincinnati Reds @ Houston Astros</b> Astrodome, Houston, TX Sun Aug 18 1985, 8:05 PM EDT Att: 14,216 - Unknown					
Terry Puhl, L (1, 9) OBP: 0.337, SLG: 0.403	F7				E4	2B	F9		3-1	5	1	1	0	0	0	3						
Denny Walling, L (1, 5) OBP: 0.301, SLG: 0.370						2B				2	0	1	1	0	0	2						
Phil Garner, R (7, PH) OBP: 0.299, SLG: 0.361	1B		F6		SF8		FC4-6	BB	F9	2	0	1	0	0	0	1						
Jose Cruz, L (1, 7) OBP: 0.343, SLG: 0.418						3H		1B		3	0	2	1	2	0	1						
Jerry Mumphrey, S (1, 8) OBP: 0.330, SLG: 0.393						1H		BB		3	0	0	1	1	1	7						
Glenn Davis, R (1, 3) OBP: 0.300, SLG: 0.413		K			F9		L5			4	0	0	0	0	1	4						
Mark Bailey, S (1, 2) OBP: 0.376, SLG: 0.417		4-3			K		6-3		F8	4	0	0	0	0	1	0						
Dickie Thon, R (1, 6) OBP: 0.283, SLG: 0.341							5-3		K	4	0	0	0	0	2	0						
Nolan Ryan, R (1, 1) OBP: 0.143, SLG: 0.135							4-3		K	2	0	0	0	1	1	0						
Dave Smith, R (8, 1) ERA: 4.11										0	0	0	0	0	0	0						
Tim Tolman, R (6, PH) OBP: 0.120, SLG: 0.125										1	0	0	0	0	1	0						
Jeff Calhoun, L (9, 1) ERA: 1.84										0	0	0	0	0	0	0						
<b>Inning Stats</b>	R: 0 E: 0 K: 0 S: 5	H: 2 LOB: 2 BB: 0 P: 5	R: 0 E: 0 K: 2 S: 7	H: 0 LOB: 0 BB: 0 P: 7	R: 0 E: 0 K: 1 S: 6	H: 1 LOB: 3 BB: 2 P: 14	R: 0 E: 0 K: 1 S: 5	H: 0 LOB: 0 BB: 0 P: 5	R: 2 E: 1 K: 0 S: 6	H: 2 LOB: 2 BB: 1 P: 10	R: 0 E: 0 K: 1 S: 5	H: 0 LOB: 0 BB: 0 P: 5	R: 1 E: 0 K: 0 S: 5	H: 2 LOB: 2 BB: 1 P: 9	R: 0 E: 0 K: 2 S: 7	H: 0 LOB: 0 BB: 0 P: 7	R: 0 E: 0 K: 0 S: 3	H: 0 LOB: 1 BB: 1 P: 7	1B: 4 2B: 2 3B: 1 HR: 0	SF: 1 SAC: 0 DP: 0 HBP: 0	WP: 0 PB: 0 SB: 0 CS: 0	PA: 40
<b>PITCHER</b>	IP WLS BF H R ER SO BB IBB HBP BLK WP HR S P ERA WHIP																					
Jay Tibbs, R (1, 1) ERA: 4.14	5.0 W 24 5 2 0 4 1 0 0 0 0 0 29 41 0.00 1.200																					
Joe Price, L (6, 1) ERA: 4.11	1.0 3 0 0 0 1 0 0 0 0 0 0 5 5 0.00 0.000																					
John Franco, L (7, 1) ERA: 1.84	3.0 S 13 2 1 1 2 2 0 0 0 0 0 15 23 3.00 1.333																					

AB 34  
R 3  
H 7  
RBI 3  
BB 5  
SO 7  
LOB 19





Batter	1	2	3	4	5	6	7	8	9	AB	R	H	RBI	BB	SO	LOB	TOP			
<b>Eddie Milner, L</b> OBP: 0.331, SLG: 0.315 (1, 8)	0-0 4-3		0-0 CS 1B			0-0 BB 2B	0-0 P4		0-0 3-1	5	0	2	0	0	0	3	<b>Cincinnati Reds @ Pittsburgh Pirates</b> Three Rivers Stadium, Pittsburgh, PA Tue Aug 20 1985, 7:05 PM EDT Att: 7,827 - Unknown			
<b>Pete Ross, S</b> OBP: 0.397, SLG: 0.328 (1, 3)	0-3 K		0-0 6-3			4-0 BB BB		0-0 G3		3	0	0	0	1	1					
<b>Dave Parker, L</b> OBP: 0.353, SLG: 0.530 (1, 9)	0-0 G3			0-0 E3		0-0 F7		0-0 4-3		4	0	0	0	0	2					
<b>Buddy Bell, R</b> OBP: 0.312, SLG: 0.321 (1, 5)		0-0 E5 1B		0-3 K		4-0 FC6-4 BB		0-0 F9		3	1	0	0	1	1					
<b>Nick Esasky, R</b> OBP: 0.346, SLG: 0.469 (1, 7)	0-3 K		0-0 6-3	4-0 FC6 BB		0-3 K		0-0 1B E 1B		3	1	1	0	1	2	4				
<b>Dave Concepcion, R</b> OBP: 0.320, SLG: 0.345 (1, 6)	0-0 1B		0-0 1B	0-0 FC6		0-0 FC6-4		0-0 1B		4	0	2	0	0	4					
<b>Bo Diaz, R</b> OBP: 0.236, SLG: 0.297 (1, 2)	0-0 G4-6-3 1B		0-0 6-3			0-0 5-3		0-0 F7		3	0	1	1	0	0	0				
<b>Max Venable, L</b> OBP: 0.311, SLG: 0.373 (9, PH)	1-2 2-H 1B		0-0 F9			0-0 1B		0-0 E4		4	0	1	0	0	0	3				
<b>Ron Oester, S</b> OBP: 0.341, SLG: 0.366 (1, 4)	0-0 G4-6-3 1B		0-3 K			0-3 K		0-3 K		2	0	0	0	0	2	0				
<b>Mario Soto, R</b> OBP: 0.149, SLG: 0.164 (1, 1)										1	0	0	0	0	1	1				
<b>Wayne Krenchicki, L</b> OBP: 0.379, SLG: 0.422 (7, PH)										0	0	0	0	0	0	0				
<b>Tom Hume, R</b> OBP: 0.407, SLG: 0.500 (9, PH)										1	0	0	0	0	1	2				
<b>Inning Stats</b>	R: 0 E: 0 K: 1 S: 5	H: 0 LOB: 0 BB: 0 P: 5	R: 1 E: 1 K: 1 S: 7	H: 2 LOB: 1 BB: 0 P: 7	R: 0 E: 0 K: 1 S: 5	H: 1 LOB: 0 BB: 0 P: 5	R: 0 E: 0 K: 1 S: 5	H: 0 LOB: 0 BB: 0 P: 5	R: 0 E: 0 K: 1 S: 6	H: 1 LOB: 3 BB: 2 P: 14	R: 0 E: 0 K: 1 S: 6	H: 1 LOB: 1 BB: 0 P: 6	R: 0 E: 0 K: 0 S: 3	H: 0 LOB: 0 BB: 0 P: 3	R: 1 E: 1 K: 1 S: 8	H: 2 LOB: 2 BB: 0 P: 8	1B: 6 2B: 1 3B: 0 HR: 0	SF: 0 SAC: 0 DP: 1 HBP: 0	WP: 0 PB: 0 SB: 0 CS: 2	PA: 37
<b>PITCHER</b> <b>Rick Reuschel, R</b> ERA: 2.73 (1, 1)	IP: 9.0 WLS: W BF: 37 H: 7 R: 2 ER: 0 SO: 8 BB: 3 IBB: 0 HBP: 0 BLK: 0 WP: 0 HR: 0 S: 50 P: 62 ERA: 0.00 WHIP: 1.111																			

AB	34
R	2
H	7
RBI	1
BB	3
SO	8
LOB	23



Batter	1	2	3	4	5	6	7	8	9	AB	R	H	RBI	BB	SO	LOB	BOTTOM			
<b>Joe Orsulak, L</b> OBP: 0.323, SLG: 0.353 (1, 8)	0-0 F8 SF8 2B		0-0 F8			0-0 6-3		0-0 3-1		4	1	1	0	0	0	1	<b>Cincinnati Reds @ Pittsburgh Pirates</b> Three Rivers Stadium, Pittsburgh, PA Tue Aug 20 1985, 7:05 PM EDT Att: 7,827 - Unknown			
<b>Johnny Ray, S</b> OBP: 0.300, SLG: 0.364 (1, 4)	0-0 F8		0-0 FC5-4 1B		0-0 CS 1B		0-0 G5-4-3 1B			4	0	3	1	0	0	1				
<b>Bill Madlock, R</b> OBP: 0.326, SLG: 0.399 (1, 5)	0-0 SF8		0-0 FC5-4		0-0 CS		0-0 G5-4-3		0-0 F5	3	0	1	1	0	0	2				
<b>Jason Thompson, L</b> OBP: 0.383, SLG: 0.408 (1, 3)	0-0 1B			0-0 HR		4-0 BB 1B		0-0 F5		3	1	2	1	1	0	0				
<b>Mike Brown, R</b> OBP: 0.293, SLG: 0.410 (1, 9)	0-0 6-3		0-3 K		0-3 K		0-3 K			3	0	0	0	0	2	3				
<b>Tony Peña, R</b> OBP: 0.285, SLG: 0.344 (1, 2)		0-0 5-3		0-0 F9		0-0 P4				3	0	0	0	0	0	2				
<b>Denny Gonzalez, R</b> OBP: 0.273, SLG: 0.476 (1, 7)		0-3 K		0-0 1-3		0-0 F4				3	0	0	0	0	1	2				
<b>Marvell Wynne, L</b> OBP: 0.258, SLG: 0.270 (7, 8)										0	0	0	0	0	0	0				
<b>Sam Khalifa, R</b> OBP: 0.290, SLG: 0.312 (1, 6)		0-3 K		0-0 6-3 SH2-4 1B		0-0 F9				3	1	1	0	0	1	0				
<b>Rick Reuschel, R</b> OBP: 0.184, SLG: 0.189 (1, 1)			0-0 1-3		0-0 SH2-4		0-0 F8			2	0	0	0	0	0	0				
<b>Inning Stats</b>	R: 1 E: 0 K: 0 S: 5	H: 2 LOB: 1 BB: 0 P: 5	R: 0 E: 0 K: 2 S: 7	H: 0 LOB: 0 BB: 0 P: 7	R: 0 E: 0 K: 0 S: 4	H: 1 LOB: 1 BB: 0 P: 4	R: 1 E: 0 K: 1 S: 6	H: 1 LOB: 0 BB: 0 P: 6	R: 1 E: 0 K: 0 S: 4	H: 2 LOB: 0 BB: 0 P: 4	R: 0 E: 0 K: 1 S: 6	H: 1 LOB: 2 BB: 1 P: 10	R: 0 E: 0 K: 0 S: 3	H: 0 LOB: 0 BB: 0 P: 3	R: 0 E: 0 K: 0 S: 3	H: 1 LOB: 0 BB: 0 P: 3	1B: 6 2B: 1 3B: 0 HR: 1	SF: 1 SAC: 1 DP: 1 HBP: 0	WP: 0 PB: 0 SB: 0 CS: 1	PA: 32
<b>PITCHER</b> <b>Mario Soto, R</b> ERA: 3.41 (1, 1)	IP: 6.0 WLS: L BF: 25 H: 7 R: 3 ER: 3 SO: 4 BB: 1 IBB: 0 HBP: 0 BLK: 0 WP: 0 HR: 1 S: 32 P: 36 ERA: 4.50 WHIP: 1.333																			
<b>Tom Hume, R</b> ERA: 3.32 (7, 1)	IP: 2.0 WLS: 6 BF: 1 H: 0 R: 0 ER: 0 SO: 0 BB: 0 IBB: 0 HBP: 0 BLK: 0 WP: 0 HR: 0 S: 6 P: 6 ERA: 0.00 WHIP: 0.500																			

AB	28
R	3
H	8
RBI	3
BB	1
SO	4
LOB	11





Batter	1	2	3	4	5	6	7	8	9	AB	R	H	RBI	BB	SO	LOB	TOP											
<b>Eddie Milner, L</b> OBP: 0.339, SLG: 0.325 (1, 8)	0-0 WP 4-3 1B		0-0 3-1 3B	0-0 F3		4-0 E 4-3 BB		4-0 1-2 BB	4-0 FC6-4 BB	3	2	1	3	0	1		<b>Cincinnati Reds @ Pittsburgh Pirates</b> Three Rivers Stadium, Pittsburgh, PA Wed Aug 21 1985, 7:05 PM EDT Att: 17,198 - Unknown											
<b>Pete Rose, S</b> OBP: 0.393, SLG: 0.325 (1, 3)	0-0 4-3 1-2		0-0 3-1	0-0 1B		0-0 FC1 4-3		0-0 F9 2-3	0-0 FC6-4 1-2	6	0	1	2	0	7													
<b>Dave Parker, L</b> OBP: 0.351, SLG: 0.526 (1, 9)	0-3 K 2-3		0-0 HR 1B	0-0 F7		0-0 4-3 1-2		0-3 K		5	1	1	1	0	2	5												
<b>Buddy Bell, R</b> OBP: 0.309, SLG: 0.317 (1, 5)	0-0 P6		0-3 K		0-3 K		0-0 F8		0-0 F8	5	0	0	0	0	2	3												
<b>Nick Esasky, R</b> OBP: 0.350, SLG: 0.481 <b>Gary Redus, R</b> OBP: 0.373, SLG: 0.423 (9, PR)		0-0 6-3	0-0 HR		1-0 HBP		0-0 F6		0-0 BB 1B BB	4	1	2	2	0	0	0												
<b>Dave Concepcion, R</b> OBP: 0.318, SLG: 0.343 (1, 6)		0-0 6-3	0-0 S 1B		0-0 F8		0-0 F7		0-0 F8	5	0	1	0	0	0	2												
<b>Bo Diaz, R</b> OBP: 0.289, SLG: 0.289 <b>John Franco, L</b> OBP: 0.333, SLG: 0.333 (7, 1)		4-0 1B BB	0-3 K		0-3 K		0-3 K		0-0 BB BB 1B	3	0	0	0	1	3	2												
<b>Ron Oester, S</b> OBP: 0.349, SLG: 0.373 (1, 4)		0-0 1-2 1B		0-0 WP SH5-4 1B 1B		0-0 FC1 BB E 1B		0-0 F9 BB 1B	4	2	4	0	1	0	0													
<b>Tom Browning, L</b> OBP: 0.194, SLG: 0.186 <b>Max Venable, L</b> OBP: 0.308, SLG: 0.369 <b>Tom Hume, R</b> <b>Dave Vangorder, R</b> OBP: 0.288, SLG: 0.316 (6, PH)		0-3 K		0-0 SH5-4		0-3 K		0-3 K	1-2 2-3 3-H BB	1	0	0	0	0	1	2												
<b>Inning Stats</b>	R: 0 E: 0 K: 1 S: 6	H: 1 LOB: 1 BB: 0 P: 6	R: 0 E: 0 K: 1 S: 6	H: 1 LOB: 2 BB: 1 P: 10	R: 3 E: 0 K: 2 S: 11	H: 4 LOB: 1 BB: 0 P: 11	R: 1 E: 0 K: 0 S: 5	H: 2 LOB: 1 BB: 0 P: 5	R: 0 E: 0 K: 2 S: 7	H: 0 LOB: 0 BB: 0 P: 8	R: 2 E: 1 K: 1 S: 7	H: 1 LOB: 1 BB: 1 P: 11	R: 0 E: 0 K: 1 S: 5	H: 0 LOB: 0 BB: 0 P: 5	R: 0 E: 0 K: 2 S: 8	H: 1 LOB: 2 BB: 3 P: 12		R: 2 E: 0 K: 0 S: 5	H: 2 LOB: 3 BB: 3 P: 17	1B: 10 2B: 0 3B: 1 HR: 1	SF: 0 SAC: 1 DP: 0 HBP: 1	WP: 2 PB: 0 SB: 1 CS: 0	PA: 47					
<b>PITCHER</b>	IP	WLS	BF	H	R	ER	SO	BB	IBB	HBP	BLK	WP	HR	S	P	ERA	WHIP											
<b>Bob Walk, R</b> ERA: 6.3	(1, 1)	4.0	L	21	8	4	4	4	1	0	0	0	2	1	28	32	9.00	2.250										
<b>Jose DeLeon, R</b> ERA: 4.51	(5, 1)	3.0		13	1	2	1	4	1	0	1	0	0	0	19	24	3.00	0.667										
<b>Pat Clements, L</b> ERA: 2.91	(8, 1)	1.0		5	1	0	0	2	1	0	0	0	0	0	8	12	0.00	2.000										
<b>Cecilio Guante, R</b> ERA: 2.81	(9, 1)	0.2		7	2	2	2	0	3	0	0	0	0	0	4	16	27.00	7.500										
<b>Rod Scurrey, L</b> ERA: 3.5	(9, 1)	0.1		1	0	0	0	0	0	0	0	0	0	0	1	1	0.00	0.000										
Batter	1	2	3	4	5	6	7	8	9	AB	R	H	RBI	BB	SO	LOB	BOTTOM											
<b>Denny Gonzalez, R</b> OBP: 0.296, SLG: 0.577 (1, 7)	0-0 HR		0-0 CS 1B	0-0 1-2		0-0 FC6-4		0-0 F8	0-0 4-3	5	1	2	1	0	0	3	<b>Cincinnati Reds @ Pittsburgh Pirates</b> Three Rivers Stadium, Pittsburgh, PA Wed Aug 21 1985, 7:05 PM EDT Att: 17,198 - Unknown											
<b>Johnny Ray, S</b> OBP: 0.236, SLG: 0.360 (1, 4)	0-3 K		0-0 4-3 1-2		0-0 6-3		4-0 4-3 HBP BB		0-0 4-3	4	1	0	0	1	1	1												
<b>Bill Madlock, R</b> OBP: 0.328, SLG: 0.397 <b>Jim Morrison, R</b> OBP: 0.276, SLG: 0.330 (7, PR)	4-0 E BB		0-0 F9		0-0 6-3		1-0 1B 4-3 HBP		4-0 1B BB	2	0	0	0	1	0	0												
<b>Mike Brown, R</b> OBP: 0.300, SLG: 0.420 (1, 9)	0-0 E5 1-2		0-0 2B 1B 2B		0-0 1B		0-0 4-3		0-0 FC6-4 1B	5	1	3	1	0	0	3												
<b>Jason Thompson, L</b> OBP: 0.383, SLG: 0.411 (1, 3)	0-0 4-3		0-0 1B SF9 2B		0-3 K		0-0 1B 2-3 3-H		0-0 FC6-4 1-2	5	1	2	1	0	1	4												
<b>Tony Peña, R</b> OBP: 0.287, SLG: 0.344 (1, 2)		0-0 F9		0-0 SF9 1B		4-0 L4 BB		0-0 F9		3	0	1	1	1	0	2												
<b>Sam Khalifa, R</b> OBP: 0.289, SLG: 0.318 (1, 6)		0-0 2B		0-0 SF9 1-2 3-H		0-3 K		0-0 4-3		3	0	1	1	0	1	1												
<b>Marvell Wynne, L</b> OBP: 0.256, SLG: 0.268 <b>Bill Almon, R</b> OBP: 0.344, SLG: 0.422 (8, PH)		0-0 P4		0-0 K		0-0 L4 1-2		0-0 P4		3	0	0	0	0	1	3												
<b>Bob Walk, R</b> <b>Sixto Lezcano, R</b> <b>Jose DeLeon, R</b> <b>Steve Kemp, R</b> <b>Pat Clements, L</b> <b>Lee Mazzilli, S</b> <b>Cecilio Guante, R</b> <b>Rod Scurrey, L</b> (4, PH)		0-0 4-3		4-0 FC6-4 BB		0-0 4-3 2B		0-0 4-3		1	0	0	0	0	0	1												
<b>Inning Stats</b>	R: 1 E: 1 K: 1 S: 6	H: 1 LOB: 1 BB: 1 P: 10	R: 0 E: 0 K: 0 S: 4	H: 1 LOB: 0 BB: 0 P: 4	R: 0 E: 0 K: 0 S: 3	H: 1 LOB: 0 BB: 0 P: 3	R: 2 E: 0 K: 1 S: 8	H: 3 LOB: 2 BB: 1 P: 12	R: 0 E: 0 K: 1 S: 6	H: 1 LOB: 1 BB: 0 P: 6	R: 0 E: 0 K: 1 S: 4	H: 0 LOB: 0 BB: 1 P: 8	R: 2 E: 0 K: 0 S: 5	H: 2 LOB: 2 BB: 1 P: 10	R: 0 E: 0 K: 0 S: 3	H: 0 LOB: 0 BB: 0 P: 3		R: 0 E: 0 K: 0 S: 4	H: 1 LOB: 2 BB: 1 P: 8	1B: 5 2B: 5 3B: 0 HR: 1	SF: 1 SAC: 0 DP: 1 HBP: 1	WP: 0 PB: 0 SB: 0 CS: 1	PA: 41					
<b>PITCHER</b>	IP	WLS	BF	H	R	ER	SO	BB	IBB	HBP	BLK	WP	HR	S	P	ERA	WHIP											
<b>Tom Browning, L</b> ERA: 3.61	(1, 1)	5.0	W	23	7	3	3	3	2	0	0	0	0	1	27	35	5.40	1.800										
<b>Tom Hume, R</b> ERA: 3.53	(6, 1)	1.2		8	1	2	2	1	2	0	1	0	0	0	7	16	10.80	1.800										
<b>John Franco, L</b> ERA: 1.78	(7, 1)	2.1	S	10	2	0	0	0	1	0	0	0	0	0	9	13	0.00	1.286										

AB	39
R	8
H	12
RBI	7
BB	6
SO	10
LOB	24





Batter	1	2	3	4	5	6	7	8	9	AB	R	H	RBI	BB	SO	LOB	TOP								
<b>Eddie Milner, L</b> OBP: 0.341, SLG: 0.327 (1, 8)										4	0	2	0	0	0	1	<b>Cincinnati Reds @ Pittsburgh Pirates</b> Three Rivers Stadium, Pittsburgh, PA Thu Aug 22 1985, 7:05 PM EDT Att: 10,437 - Unknown								
<b>Pete Rose, S</b> OBP: 0.394, SLG: 0.325 (1, 3)										3	1	1	0	1	1										
<b>Dave Parker, L</b> OBP: 0.352, SLG: 0.527 (1, 9)										3	0	1	0	1	0	2									
<b>Nick Esasky, R</b> OBP: 0.349, SLG: 0.478 (1, 7)										4	0	1	0	0	1	2									
<b>Wayne Krenchicki, L</b> OBP: 0.371, SLG: 0.311 <b>Tony Perez, R</b> OBP: 0.404, SLG: 0.500 (8, PH)										3	0	0	0	0	0	1									
<b>Dave Concepcion, R</b> OBP: 0.315, SLG: 0.340 (1, 6)										4	0	0	0	0	1	2									
<b>Dave Vangorder, R</b> OBP: 0.284, SLG: 0.311 <b>Tom Runnels, S</b> OBP: 0.214, SLG: 0.154 <b>Bo Diaz, R</b> OBP: 0.242, SLG: 0.289 (8, 2)										2	0	0	0	0	0	0									
<b>Ron Oester, S</b> OBP: 0.345, SLG: 0.369 (1, 4)										4	0	0	0	0	2	4									
<b>Jay Tibbs, R</b> OBP: 0.109, SLG: 0.068 <b>Joe Price, R</b> (7, 1)										2	0	0	0	0	2	0									
<b>Max Venable, L</b> OBP: 0.315, SLG: 0.376 <b>Ted Power, R</b> (8, 1)										0	0	0	0	0	0	0									
<b>Inning Stats</b>	R: 0 E: 0 K: 1 S: 6	H: 1 LOB: 1 BB: 0 P: 6	R: 0 E: 0 K: 0 S: 3	H: 0 LOB: 0 BB: 0 P: 3	R: 0 E: 0 K: 1 S: 5	H: 0 LOB: 0 BB: 0 P: 5	R: 0 E: 0 K: 1 S: 6	H: 1 LOB: 1 BB: 0 P: 6	R: 0 E: 0 K: 1 S: 5	H: 0 LOB: 0 BB: 0 P: 5	R: 0 E: 0 K: 1 S: 6	H: 2 LOB: 1 BB: 0 P: 6	R: 0 E: 0 K: 0 S: 3	H: 0 LOB: 0 BB: 0 P: 3	R: 0 E: 0 K: 1 S: 5	H: 1 LOB: 1 BB: 3 P: 9	R: 1 E: 0 K: 1 S: 6	H: 1 LOB: 3 BB: 3 P: 18	1B: 5 2B: 1 3B: 0 HR: 0	SF: 1 SAC: 0 DP: 0 HBP: 0	WP: 0 PB: 0 SB: 1 CS: 1	PA: 35			
<b>PITCHER</b>	IP	WLS	BF	H	R	ER	SO	BB	IBB	HBP	BLK	WP	HR	S	P	ERA	WHIP								
<b>Rick Rhoden, R</b> ERA: 4.12 <b>Rod Scurry, L</b> ERA: 3.22	(1, 1)	8.0	W	31	6	1	6	3	0	0	0	0	0	40	52	1.12	1.125								
(9, 1)	1.0	S	4	0	0	0	1	1	0	0	0	0	0	5	9	0.00	1.000								

AB	30
R	1
H	6
RBI	1
BB	4
SO	7
LOB	13



Batter	1	2	3	4	5	6	7	8	9	AB	R	H	RBI	BB	SO	LOB	BOTTOM								
<b>Joe Orsulak, L</b> OBP: 0.323, SLG: 0.353 (7, 7)										3	1	1	1	0	0	1	<b>Cincinnati Reds @ Pittsburgh Pirates</b> Three Rivers Stadium, Pittsburgh, PA Thu Aug 22 1985, 7:05 PM EDT Att: 10,437 - Unknown								
<b>Johnny Ray, S</b> OBP: 0.296, SLG: 0.364 (1, 4)										4	1	1	1	0	0	1									
<b>Bill Madlock, R</b> OBP: 0.328, SLG: 0.397 <b>Marvell Wynne, L</b> OBP: 0.255, SLG: 0.267 (7, 8)										3	0	1	1	0	1	1									
<b>Jason Thompson, L</b> OBP: 0.380, SLG: 0.406 (1, 3)										4	0	0	0	0	1	1									
<b>Mike Brown, R</b> OBP: 0.304, SLG: 0.422 (1, 9)										4	0	2	0	0	0	1									
<b>Tony Peña, R</b> OBP: 0.287, SLG: 0.342 (1, 2)										3	0	0	0	1	0	2									
<b>Denny Gonzalez, R</b> OBP: 0.290, SLG: 0.533 (7, 5)										4	1	1	0	0	1	3									
<b>Sam Khalifa, R</b> OBP: 0.289, SLG: 0.322 (1, 6)										4	1	1	0	0	2	3									
<b>Rick Rhoden, R</b> OBP: 0.228, SLG: 0.255 <b>Rod Scurry, L</b> (9, 1)										3	1	2	1	0	0	0									
<b>Inning Stats</b>	R: 0 E: 0 K: 0 S: 3	H: 0 LOB: 0 BB: 0 P: 3	R: 0 E: 0 K: 0 S: 4	H: 1 LOB: 1 BB: 0 P: 4	R: 1 E: 0 K: 1 S: 7	H: 2 LOB: 1 BB: 0 P: 7	R: 0 E: 0 K: 0 S: 3	H: 0 LOB: 0 BB: 0 P: 3	R: 0 E: 0 K: 1 S: 8	H: 3 LOB: 1 BB: 0 P: 8	R: 2 E: 1 K: 2 S: 10	H: 2 LOB: 1 BB: 0 P: 10	R: 0 E: 0 K: 2 S: 8	H: 1 LOB: 2 BB: 1 P: 12	1B: 7 2B: 1 3B: 1 HR: 0	SF: 0 SAC: 1 DP: 0 HBP: 0		WP: 1 PB: 0 SB: 0 CS: 0	PA: 35						
<b>PITCHER</b>	IP	WLS	BF	H	R	ER	SO	BB	IBB	HBP	BLK	WP	HR	S	P	ERA	WHIP								
<b>Jay Tibbs, R</b> ERA: 4.2 <b>Joe Price, L</b> ERA: 4.06 <b>Ted Power, R</b> ERA: 2.03	(1, 1)	6.1	L	27	8	5	4	3	0	0	0	0	0	33	33	5.68	1.263								
(7, 1)	0.2		3	0	0	0	1	0	0	0	0	0	0	5	5	0.00	0.000								
(8, 1)	1.0		5	1	0	0	2	1	0	0	0	0	0	8	12	0.00	2.000								





Batter	1	2	3	4	5	6	7	8	9	AB	R	H	RBI	BB	SO	LOB	TOP														
Bob Dernier, R OBP: 0.305, SLG: 0.317 (1, 8)										4	1	2	0	0	0	0															
Gary Matthews, R OBP: 0.371, SLG: 0.396 (1, 7)										4	0	0	0	0	0	2	3														
23 Ryne Sandberg, R OBP: 0.342, SLG: 0.482 (1, 4)										4	1	1	1	0	1	1															
Keith Moreland, R OBP: 0.369, SLG: 0.427 (1, 9)										4	0	0	0	0	1	1															
Ron Cey, R OBP: 0.321, SLG: 0.405 Dave Owen, S (8, PR) (8, 5)										2	0	1	0	2	0	0															
Leon Durham, L OBP: 0.381, SLG: 0.456 (1, 3)										3	0	1	1	1	2	1															
Jody Davis, R OBP: 0.292, SLG: 0.390 (1, 2)										3	0	0	0	1	0	3															
Shawon Dunston, R OBP: 0.227, SLG: 0.291 (1, 6)										4	0	0	0	0	0	3															
Jay Baller, R (1, 1)										2	0	0	0	0	1	0															
Gary Woods, R OBP: 0.325, SLG: 0.246 Ron Meridith, L (7, PH) (7, 1)										1	0	1	0	0	0	0															
Davey Lopes, R OBP: 0.390, SLG: 0.432 Lary Sorensen, R (9, 1)										0	0	0	0	0	0	0															
<b>Inning Stats</b>	R: 2 E: 0 K: 1 S: 8	H: 3 LOB: 2 BB: 1 P: 12	R: 0 E: 0 K: 1 S: 5	H: 0 LOB: 0 BB: 0 P: 5	R: 0 E: 0 K: 2 S: 7	H: 0 LOB: 0 BB: 0 P: 7	R: 0 E: 0 K: 1 S: 5	H: 0 LOB: 0 BB: 0 P: 5	R: 0 E: 0 K: 0 S: 4	H: 1 LOB: 1 BB: 2 P: 4	R: 0 E: 0 K: 1 S: 6	H: 1 LOB: 3 BB: 2 P: 14	R: 0 E: 0 K: 0 S: 4	H: 1 LOB: 1 BB: 0 P: 4	R: 0 E: 0 K: 1 S: 5	H: 0 LOB: 1 BB: 1 P: 9	R: 0 E: 0 K: 0 S: 3	H: 0 LOB: 0 BB: 0 P: 3	1B: 4 2B: 2 3B: 0 HR: 0	SF: 0 SAC: 1 DP: 0 HBP: 0	WP: 1 PB: 0 SB: 1 CS: 0	PA: 37									
<b>PITCHER</b>	IP WLS BF H R ER SO BB IBB HBP BLK WP HR S P ERA WHIP																														
Andy McGaffigan, R ERA: 3.13 John Franco, L ERA: 1.71	(1, 1) (7, 1)	6.0 W 3.0	26 11	5 1	2 0	2 0	6 1	2 1	1 0	0 0	0 0	1 12	47 16	3.00 0.00	1.167 0.667																

Chicago Cubs @ Cincinnati Reds  
Riverfront Stadium, Cincinnati, OH  
Fri Aug 23 1985, 7:05 PM EDT  
Att: 34,283 - Unknown



AB 32  
R 2  
H 6  
RBI 2  
BB 4  
SO 7  
LOB 12

Batter	1	2	3	4	5	6	7	8	9	AB	R	H	RBI	BB	SO	LOB	BOTTOM											
Eddie Milner, L OBP: 0.338, SLG: 0.324 Gary Redus, R OBP: 0.371, SLG: 0.421 (8, 8)										3	0	0	0	0	0	0												
Pete Rose, S OBP: 0.393, SLG: 0.324 (1, 3)										4	1	1	0	0	0	0												
Dave Parker, L OBP: 0.354, SLG: 0.527 (1, 9)										4	0	2	0	0	1	0												
Nick Esasky, R OBP: 0.347, SLG: 0.474 (1, 7)										4	0	1	1	0	0	1												
Wayne Krenchicki, L OBP: 0.370, SLG: 0.407 Tom Runnels, S OBP: 0.267, SLG: 0.154 (6, PR) (7, 6)										2	0	0	0	1	0	2												
Dave Concepcion, R OBP: 0.316, SLG: 0.340 (1, 6) (7, 5)										3	1	1	0	0	1	3												
Dave Vangorder, R OBP: 0.283, SLG: 0.317 (1, 2)										4	0	1	1	0	0	3												
Ron Oester, S OBP: 0.349, SLG: 0.375 (1, 4)										2	1	1	0	2	0	0												
Andy McGaffigan, R (1, 1)										2	0	0	0	0	1	2												
Max Venable, L OBP: 0.312, SLG: 0.372 John Franco, L OBP: 0.333, SLG: 0.333 Cesar Cedeno, R OBP: 0.309, SLG: 0.340 (6, PH) (7, 1) (9, PH)										1	0	0	0	0	0	0												
<b>Inning Stats</b>	R: 0 E: 0 K: 0 S: 3	H: 0 LOB: 0 BB: 0 P: 3	R: 1 E: 0 K: 0 S: 5	H: 2 LOB: 2 BB: 1 P: 9	R: 1 E: 0 K: 1 S: 8	H: 3 LOB: 2 BB: 0 P: 8	R: 0 E: 0 K: 1 S: 5	H: 0 LOB: 0 BB: 0 P: 5	R: 0 E: 0 K: 0 S: 4	H: 1 LOB: 1 BB: 0 P: 4	R: 0 E: 0 K: 0 S: 3	H: 0 LOB: 2 BB: 2 P: 11	R: 0 E: 0 K: 2 S: 7	H: 0 LOB: 0 BB: 0 P: 7	R: 0 E: 0 K: 0 S: 3	H: 0 LOB: 1 BB: 1 P: 7	R: 1 E: 0 K: 0 S: 2	H: 2 LOB: 1 BB: 0 P: 2	1B: 6 2B: 1 3B: 1 HR: 0	SF: 0 SAC: 1 DP: 0 HBP: 0	WP: 0 PB: 0 SB: 0 CS: 0	PA: 36						
<b>PITCHER</b>	IP WLS BF H R ER SO BB IBB HBP BLK WP HR S P ERA WHIP																											
Jay Baller, R ERA: 4.63 Ron Meridith, L ERA: 2.78 Lary Sorensen, R ERA: 5.16	(1, 1) (7, 1) (9, 1)	6.0 7 0.0	27 0 2	2 0 2	2 0 1	2 0 1	2 2 0	0 0 0	0 10 2	14 14 2	0.00 0.00 ∞	0.500 0.500 ∞																

Chicago Cubs @ Cincinnati Reds  
Riverfront Stadium, Cincinnati, OH  
Fri Aug 23 1985, 7:05 PM EDT  
Att: 34,283 - Unknown



AB 31  
R 3  
H 8  
RBI 3  
BB 4  
SO 4  
LOB 13







Batter	1	2	3	4	5	6	7	8	9	AB	R	H	RBI	BB	SO	LOB	TOP										
Bob Dernier, R OBP: 0.306, SLG: 0.315 (1, 8)	F9		23 1B BB		SH5-3		G4-3		F7	3	0	0	0	1	0	2											
Gary Matthews, R OBP: 0.363, SLG: 0.386 (1, 7)	F9		F9		6-3		23 FC6-4 1B			4	0	1	0	0	0	2											
23 Ryne Sandberg, R OBP: 0.343, SLG: 0.483 (1, 4)	K		1B		2B		FC6-4			4	0	2	1	0	1	1											
Keith Moreland, R OBP: 0.369, SLG: 0.426 (1, 9)		2B WP 1B	F9		F2			G6-4-3 1B		4	1	2	0	0	0	3											
Ron Cey, R OBP: 0.324, SLG: 0.420 (1, 5)		WP FC1-2 2B		F6		HR		G6-4-3		4	1	2	1	0	0	1											
Leon Durham, L OBP: 0.359, SLG: 0.453 (1, 3)	K		K		F8			3-1		4	0	0	0	0	2	1											
Chris Speier, R OBP: 0.293, SLG: 0.356 (1, 6)	FC1-2		1B		F8			F2		4	0	1	0	0	0	1											
Steve Lake, R OBP: 0.156, SLG: 0.187 (1, 2)	4-3				F9					3	0	0	0	0	0	2											
Davey Lopes, R OBP: 0.391, SLG: 0.437 (9, PH)								2B		1	0	1	0	0	0	0											
Ray Fontenot, L OBP: 0.061, SLG: 0.061 (1, 1)										2	1	1	0	0	0	0											
Warren Brusstar, R OBP: 0.250, SLG: 0.143 (5, 1)			B5-3							0	0	0	0	0	0	0											
Gary Woods, R OBP: 0.333, SLG: 0.246 (7, PH)					6-3 23 2B SH5-3					0	0	0	0	1	0	0											
Lary Sorensen, R OBP: 0.292, SLG: 0.389 (7, 1)							G4-3			0	0	0	0	0	0	0											
Jody Davis, R OBP: 0.391, SLG: 0.437 (9, PH)										1	0	0	0	0	0	1											
<b>Inning Stats</b>	R: 0 E: 0 K: 1 S: 5	H: 0 LOB: 0 BB: 0 P: 5	R: 1 E: 0 K: 1 S: 7	H: 2 LOB: 1 BB: 0 P: 7	R: 0 E: 0 K: 0 S: 4	H: 1 LOB: 2 BB: 1 P: 8	R: 0 E: 0 K: 1 S: 6	H: 1 LOB: 1 BB: 0 P: 6	R: 1 E: 0 K: 0 S: 5	H: 2 LOB: 1 BB: 0 P: 5	R: 1 E: 0 K: 0 S: 4	H: 1 LOB: 0 BB: 0 P: 4	R: 0 E: 0 K: 0 S: 3	H: 1 LOB: 0 BB: 1 P: 7	R: 0 E: 0 K: 0 S: 3	H: 1 LOB: 0 BB: 0 P: 3	R: 0 E: 0 K: 0 S: 4	H: 1 LOB: 1 BB: 0 P: 4	1B: 6 2B: 3 3B: 0 HR: 1	SF: 0 SAC: 1 DP: 2 HBP: 0	WP: 1 PB: 0 SB: 0 CS: 0	PA: 37					
<b>PITCHER</b>	IP	WLS	BF	H	R	ER	SO	BB	IBB	HBP	BLK	WP	HR	S	P	ERA	WHIP										
Tom Browning, L ERA: 3.63 (1, 1)	6.0	W	26	7	3	3	3	1	0	0	0	1	1	31	35	4.50	1.333										
John Franco, L ERA: 1.64 (7, 1)	3.0	S	11	3	0	0	0	1	0	0	0	0	0	10	14	0.00	1.333										

Chicago Cubs @ Cincinnati Reds  
Riverfront Stadium, Cincinnati, OH  
Sun Aug 25 1985, 3:33 AM EDT  
Att: 35,038 - Unknown

AB	34
R	3
H	10
RBI	2
BB	2
SO	3
LOB	14



Batter	1	2	3	4	5	6	7	8	9	AB	R	H	RBI	BB	SO	LOB	BOTTOM										
Gary Redus, R OBP: 0.373, SLG: 0.425 (1, 8)	6-3 1B BB		5-3			2B		F7		3	1	1	0	1	0	0											
Buddy Bell, R OBP: 0.306, SLG: 0.318 (1, 5)	6-3 1B		F4		1B 2B		5-3			4	1	2	1	0	0	0											
Nick Esasky, R OBP: 0.348, SLG: 0.482 (1, 7)	F7		HR		1B 2B		F7			4	1	2	2	0	0	2											
Tony Perez, R OBP: 0.403, SLG: 0.493 (1, 3)	6-3		F8		1B			CS		4	0	2	0	0	0	2											
Cesar Cedeno, R OBP: 0.307, SLG: 0.336 (5, PH)	5-3			5-3				CS		2	0	0	0	0	0	2											
Dave Parker, L OBP: 0.349, SLG: 0.520 (6, 9)					K					2	0	0	0	0	1	2											
Dave Concepcion, R OBP: 0.319, SLG: 0.343 (1, 6)		E 1B		K		2B 1B		5-3		4	1	2	0	0	1	0											
Bo Diaz, R OBP: 0.241, SLG: 0.294 (1, 2)	6-3			6-3		SH5-3 1H SF9 2B		5-3		4	1	1	1	0	0	1											
Ron Oester, S OBP: 0.348, SLG: 0.371 (1, 4)		6-3			1-3	SH5-3				2	0	0	0	0	0	1											
Tom Browning, L OBP: 0.188, SLG: 0.180 (1, 1)					4-3					2	0	0	0	0	0	1											
Max Venable, L OBP: 0.305, SLG: 0.368 (6, PH)										0	0	0	1	0	0	0											
John Franco, L OBP: 0.333, SLG: 0.333 (7, 1)										0	0	0	0	0	0	0											
<b>Inning Stats</b>	R: 0 E: 0 K: 0 S: 4	H: 1 LOB: 2 BB: 1 P: 8	R: 0 E: 0 K: 0 S: 4	H: 1 LOB: 1 BB: 0 P: 4	R: 1 E: 0 K: 0 S: 4	H: 1 LOB: 0 BB: 0 P: 4	R: 0 E: 0 K: 1 S: 5	H: 0 LOB: 0 BB: 0 P: 5	R: 2 E: 0 K: 0 S: 5	H: 4 LOB: 2 BB: 0 P: 9	R: 2 E: 0 K: 0 S: 3	H: 2 LOB: 0 BB: 0 P: 5	R: 0 E: 0 K: 0 S: 3	H: 1 LOB: 0 BB: 0 P: 3	R: 0 E: 0 K: 0 S: 3	H: 0 LOB: 0 BB: 0 P: 3	R: 0 E: 0 K: 0 S: 3	H: 0 LOB: 0 BB: 0 P: 3	1B: 6 2B: 3 3B: 0 HR: 1	SF: 1 SAC: 1 DP: 0 HBP: 0	WP: 0 PB: 0 SB: 0 CS: 1	PA: 35					
<b>PITCHER</b>	IP	WLS	BF	H	R	ER	SO	BB	IBB	HBP	BLK	WP	HR	S	P	ERA	WHIP										
Ray Fontenot, L ERA: 3.43 (1, 1)	4.2	L	6	2	2	2	1	0	0	0	0	0	0	8	8	13.50	1.500										
Warren Brusstar, R ERA: 5.24 (5, 1)	1.1		6	2	2	2	1	0	0	0	0	0	0	8	8	13.50	1.500										
Lary Sorensen, R ERA: 5.0 (7, 1)	2.0		6	1	0	0	0	0	0	0	0	0	0	6	6	0.00	0.500										

Chicago Cubs @ Cincinnati Reds  
Riverfront Stadium, Cincinnati, OH  
Sun Aug 25 1985, 3:33 AM EDT  
Att: 35,038 - Unknown

AB	31
R	5
H	10
RBI	5
BB	1
SO	2
LOB	11





Batter	1	2	3	4	5	6	7	8	9	AB	R	H	RBI	BB	SO	LOB	TOP								
Vince Coleman, S (1, 7) OBP: 0.324, SLG: 0.355	0-3 K		0-0 1-3		0-0 CS 1B		0-0 4-3			4	0	1	0	0	1	1	<b>St. Louis Cardinals @ Cincinnati Reds</b> Riverfront Stadium, Cincinnati, OH Mon Aug 26 1985, 7:05 PM EDT Att: 28,071 - Unknown								
Willie McGee, S (1, 8) OBP: 0.388, SLG: 0.517	0-0 1-3		0-0 5-3		0-0 1-2 1B			0-0 1-3		4	0	1	0	0	0	0									
Tom Herr, S (1, 4) OBP: 0.396, SLG: 0.436	0-0 4-3		4-0 BB		0-0 F5			0-0 F6		3	0	0	0	1	0	1									
Darrell Porter, L (1, 2) OBP: 0.309, SLG: 0.407		0-0 2B 1B	0-0 F5			0-3 K		0-3 K		4	1	1	0	0	2	1									
Andy Van Slyke, L (1, 9) OBP: 0.332, SLG: 0.452	0-0 1B E				0-0 6 1B			0-0 3-1		3	1	2	0	0	0	0									
Tito Landrum, R (9, PH) OBP: 0.358, SLG: 0.472	1-3 2B							0-0 K		1	0	0	0	0	1	0									
Terry Pendleton, S (1, 5) OBP: 0.271, SLG: 0.293	0-0 G3 SH1-3		0-0 6		0-0 1-2 1B		0-0 6-3		0-0 1B	4	1	2	1	0	0	1									
Mike Jorgensen, L (1, 3) OBP: 0.329, SLG: 0.308	0-0 G3		4-0 BB			4-0 FC6-4 BB		0-0 F9		2	0	0	0	2	0	2									
Ozzie Smith, S (1, 6) OBP: 0.332, SLG: 0.345	1-3 3-H SH1-3		0-0 4-3			0-0 FC6-4 SH1-4		0-0 F2		3	0	0	1	0	0	3									
Danny Cox, R (1, 1) OBP: 0.214, SLG: 0.169	0-3 K				0-0 4-3			0-0 SH1-4		2	0	0	0	0	1	0									
<b>Inning Stats</b>	R: 0 E: 0 K: 1 S: 5	H: 0 LOB: 0 BB: 0 P: 5	R: 3 E: 1 K: 1 S: 8	H: 3 LOB: 0 BB: 0 P: 8	R: 0 E: 0 K: 0 S: 3	H: 0 LOB: 1 BB: 1 P: 7	R: 0 E: 0 K: 0 S: 3	H: 1 LOB: 1 BB: 1 P: 7	R: 0 E: 0 K: 0 S: 4	H: 2 LOB: 1 BB: 0 P: 4	R: 0 E: 0 K: 1 S: 5	H: 0 LOB: 0 BB: 0 P: 5	R: 0 E: 0 K: 0 S: 3	H: 0 LOB: 1 BB: 1 P: 7	R: 0 E: 0 K: 1 S: 6	H: 1 LOB: 1 BB: 0 P: 6	1B: 6 2B: 2 3B: 0 HR: 0	SF: 0 SAC: 2 DP: 1 HBP: 0	WP: 0 PB: 0 SB: 0 CS: 1	PA: 35					
<b>PITCHER</b>	IP	WLS	BF	H	R	ER	SO	BB	IBB	HBP	BLK	WP	HR	S	P	ERA	WHIP								
Jay Tibbs, R (1, 1) ERA: 4.11	8.0	L	31	6	3	2	4	3	0	0	0	0	0	36	48	2.25	1.125								
Joe Price, L (9, 1) ERA: 3.96	1.0		4	1	0	0	1	0	0	0	0	0	0	6	6	0.00	1.000								

AB	30
R	3
H	7
RBI	2
BB	3
SO	5
LOB	9



Batter	1	2	3	4	5	6	7	8	9	AB	R	H	RBI	BB	SO	LOB	BOTTOM								
Eddie Milner, L (1, 8) OBP: 0.341, SLG: 0.327	4-0 G4-6-3 1B BB		0-0 F5		4-0 CS BB			0-0 4-3		2	0	0	0	2	0	1	<b>St. Louis Cardinals @ Cincinnati Reds</b> Riverfront Stadium, Cincinnati, OH Mon Aug 26 1985, 7:05 PM EDT Att: 28,071 - Unknown								
Pete Rose, S (1, 3) OBP: 0.391, SLG: 0.323	0-0 G4-6-3 1B		0-0 5-3		0-0 6-3			0-0 F7		4	0	1	0	0	0	2									
Dave Parker, L (1, 9) OBP: 0.349, SLG: 0.518	0-0 G4-6-3		0-0 4-3			0-0 G5-4-3 1B		0-0 F7		4	0	1	0	0	0	3									
Nick Esasky, R (1, 7) OBP: 0.344, SLG: 0.476	0-0 F8			0-0 5-3		0-0 F7		0-0 F7		4	0	0	0	0	0	2									
Buddy Bell, R (1, 5) OBP: 0.306, SLG: 0.315		0-0 5-3		0-0 E5		0-0 G5-4-3		0-0 F5		4	0	0	0	0	0	1									
Dave Concepcion, R (1, 6) OBP: 0.316, SLG: 0.340		0-0 F8		0-0 4-3			0-0 F8		0-0 3-1	4	0	0	0	0	0	1									
Bo Diaz, R (1, 2) OBP: 0.257, SLG: 0.305		0-0 1B 1B		4-0 BB			0-0 1B			2	0	2	0	1	0	0									
Ron Oester, S (1, 4) OBP: 0.348, SLG: 0.370		0-0 1B		0-0 2-3			0-0 G3			3	0	1	0	0	0	2									
Jay Tibbs, R (1, 1) OBP: 0.104, SLG: 0.065	0-3 K				0-0 3-1			0-0 4-3 1B		2	0	0	0	0	1	2									
Max Venable, L (8, PH) OBP: 0.313, SLG: 0.375										1	0	1	0	0	0	0									
Joe Price, R (9, 1) ERA: 2.83										0	0	0	0	0	0	0									
<b>Inning Stats</b>	R: 0 E: 0 K: 0 S: 3	H: 1 LOB: 1 BB: 1 P: 7	R: 0 E: 0 K: 1 S: 7	H: 2 LOB: 2 BB: 0 P: 7	R: 0 E: 0 K: 0 S: 3	H: 0 LOB: 0 BB: 0 P: 3	R: 0 E: 1 K: 0 S: 4	H: 0 LOB: 2 BB: 1 P: 8	R: 0 E: 0 K: 0 S: 2	H: 0 LOB: 0 BB: 1 P: 6	R: 0 E: 0 K: 0 S: 3	H: 1 LOB: 0 BB: 0 P: 3	R: 0 E: 0 K: 0 S: 3	H: 1 LOB: 1 BB: 0 P: 3	R: 0 E: 0 K: 0 S: 4	H: 1 LOB: 0 BB: 0 P: 4	R: 0 E: 0 K: 0 S: 3	H: 0 LOB: 0 BB: 0 P: 3	1B: 6 2B: 0 3B: 0 HR: 0	SF: 0 SAC: 0 DP: 2 HBP: 0	WP: 0 PB: 0 SB: 0 CS: 1	PA: 33			
<b>PITCHER</b>	IP	WLS	BF	H	R	ER	SO	BB	IBB	HBP	BLK	WP	HR	S	P	ERA	WHIP								
Danny Cox, R (1, 1) ERA: 2.83	9.0	W	33	6	0	0	1	3	0	0	0	0	0	32	44	0.00	1.000								





Batter	1	2	3	4	5	6	7	8	9	AB	R	H	RBI	BB	SO	LOB	TOP																	
Vince Coleman, S (1, 7) OBP: 0.324, SLG: 0.354	5-3		6-3		K			3B		4	1	1	0	0	1	2	<b>St. Louis Cardinals @ Cincinnati Reds</b> Riverfront Stadium, Cincinnati, OH Tue Aug 27 1985, 7:05 PM EDT Att: 22,268 - Unknown																	
Willie McGee, S (1, 8) OBP: 0.388, SLG: 0.521	6-3			BB	FC3-6		F6	1B		4	2	2	2	0	0	1																		
Tom Herr, S (1, 4) OBP: 0.397, SLG: 0.435	K			FC3-6	BB			6-3		3	1	1	0	1	1	2																		
Darrell Porter, L (1, 2) OBP: 0.309, SLG: 0.401		G3		FC3-6						2	0	0	0	1	0	1																		
Tito Landrum, R (8, PH) OBP: 0.363, SLG: 0.476				BB						1	0	1	1	0	0	0																		
Ricky Horton, L (8, 1)				FC3-6						0	0	0	0	0	0	0																		
Jeff Lahti, R (8, 1)				BB						0	0	0	0	0	0	0																		
Andy Van Slyke, L (1, 9) OBP: 0.331, SLG: 0.449				FC3-6	S			G3		4	1	1	1	0	0	4																		
Terry Pendleton, S (1, 5) OBP: 0.271, SLG: 0.293		G4-6-3		FC3-6	S					4	0	1	0	0	1	3																		
Mike Jorgensen, L (1, 3) OBP: 0.425, SLG: 0.309			4-3							3	0	1	2	0	0	0																		
Ozzie Smith, S (1, 6) OBP: 0.331, SLG: 0.345			6-3							4	0	1	0	0	0	1																		
John Tudor, L (1, 1) OBP: 0.189, SLG: 0.214										1	0	1	0	0	0	0																		
Bill Campbell, R (7, 1) OBP: 0.625, SLG: 0.400										0	0	0	0	0	0	0																		
Steve Braun, L (8, PH) OBP: 0.333, SLG: 0.373										1	0	1	0	0	0	0																		
Tom Lawless, R (8, PR) OBP: 0.228, SLG: 0.208										0	1	0	0	0	0	0																		
Tom Nieto, R (8, 2) OBP: 0.293, SLG: 0.264				PB				1B		1	0	0	0	0	0	1																		
<b>Inning Stats</b>	R: 0 E: 0 K: 1 S: 5	H: 0 LOB: 0 BB: 0 P: 5	R: 0 E: 0 K: 0 S: 3	H: 1 LOB: 0 BB: 0 P: 3	R: 0 E: 0 K: 0 S: 4	H: 1 LOB: 1 BB: 0 P: 4	R: 3 E: 0 K: 1 S: 7	H: 3 LOB: 1 BB: 1 P: 11	R: 0 E: 0 K: 1 S: 6	H: 1 LOB: 1 BB: 0 P: 6	R: 0 E: 0 K: 0 S: 2	H: 0 LOB: 0 BB: 0 P: 6	R: 0 E: 0 K: 0 S: 3	H: 0 LOB: 0 BB: 0 P: 3	R: 3 E: 0 K: 0 S: 6	H: 4 LOB: 1 BB: 0 P: 6	R: 0 E: 0 K: 0 S: 4	H: 1 LOB: 1 BB: 0 P: 4	1B: 8 2B: 3 3B: 1 HR: 0	SF: 0 SAC: 2 DP: 2 HBP: 0	WP: 0 PB: 1 SB: 2 CS: 1	PA: 36												
<b>PITCHER</b>	IP WLS BF H R ER SO BB IBB HBP BLK WP HR S P ERA WHIP																																	
Andy McGaffigan, R (1, 1) ERA: 3.25	7.0		26	6	3	3	3	2	0	0	0	0	0	0	30	38	3.86	1.143																
Ted Power, R (8, 1) ERA: 2.98	0.0	L	3	3	3	3	0	0	0	0	0	0	0	0	3	3	∞	∞																
John Franco, L (8, 1) ERA: 1.6	2.0		7	2	0	0	0	0	0	0	0	0	0	0	7	7	0.00	1.000																

Batter	1	2	3	4	5	6	7	8	9	AB	R	H	RBI	BB	SO	LOB	BOTTOM																	
Gary Redus, R (1, 8) OBP: 0.375, SLG: 0.423	5-3					K				3	0	1	0	1	1	0	<b>St. Louis Cardinals @ Cincinnati Reds</b> Riverfront Stadium, Cincinnati, OH Tue Aug 27 1985, 7:05 PM EDT Att: 22,268 - Unknown																	
Wayne Krenchicki, L (9, PH) OBP: 0.374, SLG: 0.407										0	0	0	0	1	0	0																		
Buddy Bell, R (1, 5) OBP: 0.307, SLG: 0.321	F8									4	1	1	1	1	0	4																		
Dave Parker, L (1, 9) OBP: 0.348, SLG: 0.516	F8									4	0	1	0	0	1	1																		
Nick Esasky, R (1, 7) OBP: 0.343, SLG: 0.472										4	0	1	0	0	2	1																		
Tony Perez, R (1, 3) OBP: 0.405, SLG: 0.489										3	1	1	0	1	0	0																		
Eddie Milner, L (8, PR) OBP: 0.341, SLG: 0.327										0	0	0	0	0	0	0																		
Dave Concepcion, R (1, 6) OBP: 0.315, SLG: 0.339										4	0	1	0	0	0	2																		
Bo Diaz, R (1, 2) OBP: 0.266, SLG: 0.313										3	0	2	0	0	0	0																		
Tom Runnels, S (7, PR) OBP: 0.250, SLG: 0.143										0	1	0	0	0	0	0																		
Dave Vangorder, R (8, 2) OBP: 0.287, SLG: 0.310										1	0	0	0	0	0	0																		
Ron Oester, S (1, 4) OBP: 0.349, SLG: 0.374										4	1	2	0	0	0	2																		
Andy McGaffigan, R (1, 1) ERA: 2.12										2	0	0	0	0	2	0																		
Cesar Cedeno, R (7, PH) OBP: 0.310, SLG: 0.339										1	0	1	2	0	0	0																		
Ted Power, R (8, 1) ERA: 3.05										0	0	0	0	0	0	0																		
John Franco, L (8, 1) OBP: 0.333, SLG: 0.333										0	0	0	0	0	0	0																		
Max Venable, L (9, PH) OBP: 0.289, SLG: 0.371										1	0	0	0	0	0	1																		
<b>Inning Stats</b>	R: 0 E: 0 K: 0 S: 3	H: 0 LOB: 0 BB: 0 P: 3	R: 1 E: 1 K: 0 S: 4	H: 3 LOB: 1 BB: 1 P: 8	R: 0 E: 0 K: 1 S: 5	H: 1 LOB: 1 BB: 1 P: 9	R: 0 E: 0 K: 1 S: 5	H: 0 LOB: 0 BB: 0 P: 5	R: 0 E: 0 K: 1 S: 5	H: 0 LOB: 0 BB: 0 P: 5	R: 1 E: 0 K: 3 S: 10	H: 1 LOB: 0 BB: 0 P: 10	R: 2 E: 0 K: 0 S: 6	H: 3 LOB: 2 BB: 1 P: 10	R: 0 E: 0 K: 0 S: 4	H: 2 LOB: 2 BB: 0 P: 4	R: 0 E: 0 K: 0 S: 4	H: 1 LOB: 2 BB: 1 P: 8	1B: 9 2B: 1 3B: 0 HR: 1	SF: 0 SAC: 0 DP: 2 HBP: 0	WP: 0 PB: 0 SB: 0 CS: 1	PA: 38												
<b>PITCHER</b>	IP WLS BF H R ER SO BB IBB HBP BLK WP HR S P ERA WHIP																																	
John Tudor, L (1, 1) ERA: 2.12	6.2		28	8	4	3	6	3	0	0	0	0	0	0	37	49	4.05	1.650																
Bill Campbell, R (7, 1) ERA: 3.96	0.1	W	1	0	0	0	0	0	0	0	0	0	0	0	1	1	0.00	0.000																
Ricky Horton, L (8, 1) ERA: 3.05	0.0		1	1	0	0	0	0	0	0	0	0	0	0	1	1	∞	∞																
Jeff Lahti, R (8, 1) ERA: 2.15	2.0	S	8	2	0	0	0	1	0	0	0	0	0	7	11	0.00	1.500																	



Batter	1	2	3	4	5	6	7	8	9	10	11	12	AB	R	H	RBI	BB	SO	LOB	TOP							
Vince Coleman, S OBP: 0.324, SLG: 0.351 (1.7)	K		S 1B BB	5-3		F9		5-3			CS BB		4	1	0	0	2	1	1								
Willie McGee, S OBP: 0.390, SLG: 0.521 (1.8)	6-3		BB 1B BB	1B				K			F8		6	1	3	2	0	1	1								
Tom Herr, S OBP: 0.394, SLG: 0.431 (1.4)	3-1		BB 1B BB	F7		K					F9		6	1	1	0	0	1	4								
Darrell Porter, L OBP: 0.321, SLG: 0.400 (1.2)		S BB	BB 1B BB	1B		CS	1B BB		K		CS	F7	3	1	1	0	3	1	0								
Andy Van Slyke, L OBP: 0.332, SLG: 0.446 (7. PH) Tito Landrum, R OBP: 0.362, SLG: 0.472 (7.9)	F8		BB 1B BB	1-3			K		K			1B 1B	2	1	0	1	1	0	3								
Terry Pendleton, S OBP: 0.272, SLG: 0.296 (1.5)	K		BB 1B BB			F7		F8		SH5-4 2B	F7	6	0	2	2	0	1	3									
Mike Jorgensen, L OBP: 0.423, SLG: 0.317 (1.3)	K		BB 1B BB	F8		F7		1-3 1B		SH5-4		5	0	2	0	0	1	3									
Ozzie Smith, S OBP: 0.331, SLG: 0.344 (1.6)			BB 1B BB			4-3		K		F9	F7	6	1	2	1	0	1	5									
Joaquin Andujar, S OBP: 0.346, SLG: 0.330 (8. PH) Gary Redus, R OBP: 0.372, SLG: 0.420 (10.8) Ted Power, R (11.1) Tony Perez, R OBP: 0.409, SLG: 0.489 (12. PH) Pete Rose, S OBP: 0.392, SLG: 0.323 (1.3)	F8			1B		BB	BB	2-3 3-H 1B		6-3	F7	BB IBB	3	0	2	1	1	0	0								
Dave Parker, L OBP: 0.346, SLG: 0.513 (1.9)	4-3			G3		FC4 1B	FC4 1B	FC4 FC5-4		FC4 FC5-4	G4-6-3 1B	1-2 2-3 3-H BB	6	1	1	0	0	4									
Nick Esasky, R OBP: 0.342, SLG: 0.473 (1.7)		1-3		F7		1B 2B	F7	F7		FC5-4		1B	6	1	2	0	0	1									
Buddy Bell, R OBP: 0.304, SLG: 0.318 (8.1) John Franco, L OBP: 0.333, SLG: 0.333 (10. PH) Cesar Cedeno, R OBP: 0.307, SLG: 0.336 (11.8)		G3		F9		F9	F8	F8		K	F6		4	0	0	0	0	2									
Dave Concepcion, R OBP: 0.320, SLG: 0.344 (1.6)						1B 1B HBP	F8	F8		K		6-3 1B BB	5	2	3	0	0	1	0								
Bo Diaz, R OBP: 0.277, SLG: 0.319 (10. PR) Tom Browning, L OBP: 0.188, SLG: 0.190 (11.2) Dave Vanorder, R OBP: 0.263, SLG: 0.315 (1.4)				G3		1B 2B 1B		F8		1B 1B	1B	1-2 BB 6-3 1B	4	1	2	1	1	0	1								
Ron Oester, S OBP: 0.353, SLG: 0.377 (1.4)	F8					G4-6-3 BB	G4-6-3 1B	G4-6-3 1B				F5	5	1	3	2	1	0	4								
Mario Soto, R OBP: 0.346, SLG: 0.330 (8. PH) Gary Redus, R OBP: 0.372, SLG: 0.420 (10.8) Ted Power, R (11.1) Tony Perez, R OBP: 0.409, SLG: 0.489 (12. PH) Pete Rose, S OBP: 0.392, SLG: 0.323 (1.3)				K		G4-6-3	G4-6-3	G4-6-3				6-3	0	0	0	0	0	0									
Inning Stats	R: 0 E: 0 K: 1 S: 5	H: 0 LOB: 0 BB: 0 P: 5	R: 0 E: 0 K: 2 S: 7	H: 1 LOB: 1 BB: 1 P: 11	R: 6 E: 0 K: 1 S: 10	H: 5 LOB: 2 BB: 3 P: 22	R: 0 E: 0 K: 0 S: 4	H: 1 LOB: 0 BB: 0 P: 4	R: 0 E: 0 K: 0 S: 2	H: 0 LOB: 1 BB: 2 P: 10	R: 6 E: 0 K: 2 S: 9	H: 6 LOB: 1 BB: 0 P: 10	R: 0 E: 0 K: 0 S: 3	H: 0 LOB: 0 BB: 0 P: 3	R: 0 E: 0 K: 2 S: 7	H: 1 LOB: 1 BB: 0 P: 7	R: 0 E: 0 K: 0 S: 4	H: 2 LOB: 3 BB: 1 P: 13	R: 0 E: 0 K: 0 S: 2	H: 2 LOB: 1 BB: 0 P: 6	R: 0 E: 0 K: 0 S: 5	H: 2 LOB: 2 BB: 0 P: 6	1B: 12 2B: 1 3B: 0 HR: 0	SF: 0 SAC: 2 DP: 0 HBP: 0	WP: 0 PB: 0 SB: 3 CS: 2	PA: 55	
PITCHER	IP	WLS	BF	H	R	ER	SO	BB	IBB	HBP	BLK	WP	HR	S	P	ERA	WHIP										
Mario Soto, R ERA: 3.5	(1.1)	2.1	15	4	6	6	3	4	0	0	0	0	0	13	13	0.00	1.125										
Ron Robinson, R ERA: 4.18	(3.1)	2.2	11	3	0	0	1	0	0	0	0	0	0	6	6	0.00	2.000										
John Stuper, R ERA: 4.92	(6.1)	1.0	4	2	0	0	1	0	0	0	0	0	0	8	12	0.00	2.000										
Joe Price, L ERA: 3.9	(7.1)	1.0	5	1	0	0	2	1	0	0	0	0	0	8	12	0.00	2.000										
John Franco, L ERA: 1.54	(8.1)	3.0	10	1	0	0	3	0	0	0	0	0	0	16	16	0.00	0.333										
PITCHER	IP	WLS	BF	H	R	ER	SO	BB	IBB	HBP	BLK	WP	HR	S	P	ERA	WHIP										
Ted Power, R ERA: 2.88	(11.1)	2.0	8	2	0	0	0	1	0	0	0	0	0	7	11	0.00	1.500										

St. Louis Cardinals @ Cincinnati Reds  
Riverfront Stadium, Cincinnati, OH  
Wed Aug 28 1985, 7:05 PM EDT  
Alt. 21.049 - Unknown

AB	45
R	6
H	13
RBI	6
BB	6
SO	10
LOB	24



Batter	1	2	3	4	5	6	7	8	9	10	11	12	AB	R	H	RBI	BB	SO	LOB	BOTTOM							
Eddie Milner, L OBP: 0.346, SLG: 0.330 (8. PH) Gary Redus, R OBP: 0.372, SLG: 0.420 (10.8) Ted Power, R (11.1) Tony Perez, R OBP: 0.409, SLG: 0.489 (12. PH) Pete Rose, S OBP: 0.392, SLG: 0.323 (1.3)	F8			1B		BB	BB	2-3 3-H 1B		6-3	F7	BB IBB	3	0	2	1	1	0	0								
Dave Parker, L OBP: 0.346, SLG: 0.513 (1.9)	4-3			G3		FC4 1B	FC4 1B	FC4 FC5-4		FC4 FC5-4	G4-6-3 1B	1-2 2-3 3-H BB	6	1	1	0	0	4									
Nick Esasky, R OBP: 0.342, SLG: 0.473 (1.7)		1-3		F7		1B 2B	F7	F7		FC5-4		1B	6	1	2	0	0	1									
Buddy Bell, R OBP: 0.304, SLG: 0.318 (8.1) John Franco, L OBP: 0.333, SLG: 0.333 (10. PH) Cesar Cedeno, R OBP: 0.307, SLG: 0.336 (11.8)		G3		F9		F9	F8	F8		K	F6		4	0	0	0	0	2									
Dave Concepcion, R OBP: 0.320, SLG: 0.344 (1.6)						1B 1B HBP	F8	F8		K		6-3 1B BB	5	2	3	0	0	1	0								
Bo Diaz, R OBP: 0.277, SLG: 0.319 (10. PR) Tom Browning, L OBP: 0.188, SLG: 0.190 (11.2) Dave Vanorder, R OBP: 0.263, SLG: 0.315 (1.4)				G3		1B 2B 1B		F8		1B 1B	1B	1-2 BB 6-3 1B	4	1	2	1	1	0	1								
Ron Oester, S OBP: 0.353, SLG: 0.377 (1.4)	F8					G4-6-3 BB	G4-6-3 1B	G4-6-3 1B				F5	5	1	3	2	1	0	4								
Mario Soto, R OBP: 0.346, SLG: 0.330 (8. PH) Gary Redus, R OBP: 0.372, SLG: 0.420 (10.8) Ted Power, R (11.1) Tony Perez, R OBP: 0.409, SLG: 0.489 (12. PH) Pete Rose, S OBP: 0.392, SLG: 0.323 (1.3)				K		G4-6-3	G4-6-3	G4-6-3				6-3	0	0	0	0	0	0									
Inning Stats	R: 0 E: 0 K: 0 S: 3	H: 0 LOB: 0 BB: 0 P: 3	R: 0 E: 0 K: 0 S: 4	H: 1 LOB: 2 BB: 1 P: 8	R: 0 E: 0 K: 0 S: 4	H: 1 LOB: 1 BB: 0 P: 8	R: 0 E: 0 K: 0 S: 4	H: 1 LOB: 0 BB: 0 P: 4	R: 0 E: 0 K: 0 S: 2	H: 0 LOB: 1 BB: 2 P: 10	R: 6 E: 0 K: 2 S: 9	H: 6 LOB: 1 BB: 0 P: 10	R: 0 E: 0 K: 0 S: 3	H: 0 LOB: 0 BB: 0 P: 3	R: 0 E: 0 K: 2 S: 7	H: 1 LOB: 1 BB: 0 P: 7	R: 0 E: 0 K: 0 S: 4	H: 2 LOB: 3 BB: 1 P: 13	R: 0 E: 0 K: 0 S: 2	H: 2 LOB: 1 BB: 0 P: 6	R: 0 E: 0 K: 0 S: 5	H: 2 LOB: 2 BB: 0 P: 6	1B: 13 2B: 4 3B: 0 HR: 0	SF: 0 SAC: 0 DP: 3 HBP: 1	WP: 0 PB: 0 SB: 0 CS: 0	PA: 56	
PITCHER	IP	WLS	BF	H	R	ER	SO	BB	IBB	HBP	BLK	WP	HR	S	P	ERA	WHIP										
Joaquin Andujar, R ERA: 2.93	(1.1)	5.1	27	8	6	6	2	3	0	0	0	0	0	27	40	10.12	2.062										
Todd Worrell, R ERA: 4.22	(6.1)	1.2	6	1	0	0	0	0	0	0	0	0	0	6	6	0.00	0.600										
Bob Forsch, R ERA: 2.25	(8.1)	0.1	2	1	0	0	0	0	0	0	0	0	0	2	2	0.00	3.000										
Ken Dayley, L ERA: 2.25	(8.1)	1.2	5	1	0	0	0	0	0	0	0	0	0	5	5	0.00	0.600										
Jeff Lahti, R ERA: 2.24	(10.1)	2.0	12	6	1	1	2	0	1	0	0	0	0	15	19	4.50	3.000										
PITCHER	IP	WLS	BF	H	R	ER	SO	BB	IBB	HBP	BLK	WP	HR	S	P	ERA	WHIP										
Ricky Horton, L ERA: 3.02	(12.1)	0.2	4	0	0	0	0	1	1	0	0	0	0	2	10	0.00	1.500										

St. Louis Cardinals @ Cincinnati Reds  
Riverfront Stadium, Cincinnati, OH  
Wed Aug 28 1985, 7:05 PM EDT  
Alt. 21.049 - Unknown

AB	49
R	7
H	17
RBI	7
BB	6
SO	4
LOB	23





Batter	1	2	3	4	5	6	7	8	9	AB	R	H	RBI	BB	SO	LOB	TOP					
Bill Almon, R OBP: 0.338, SLG: 0.414 (1, 7)										4	0	0	0	0	2	1	Pittsburgh Pirates @ Cincinnati Reds Riverfront Stadium, Cincinnati, OH Thu Aug 29 1985, 7:05 PM EDT Att: 18,789 - Unknown					
Denny Gonzalez, R OBP: 0.259, SLG: 0.407 (1, 4)										4	0	1	0	0	0	1						
Jim Morrison, R OBP: 0.277, SLG: 0.326 (1, 5)										4	0	1	0	0	0	1						
Mike Brown, R OBP: 0.321, SLG: 0.433 (1, 9)										4	0	2	0	0	0	1						
Jason Thompson, L OBP: 0.380, SLG: 0.401 (1, 3)										3	0	0	0	1	0	1						
Tony Peña, R OBP: 0.289, SLG: 0.346 (1, 2)										4	0	2	0	0	1	1						
Sam Khalifa, R OBP: 0.279, SLG: 0.317 (1, 6)										4	0	0	0	0	0	6						
Joe Orsulak, L OBP: 0.324, SLG: 0.347 (1, 8)										3	0	1	0	0	0	1						
Jose DeLeon, R OBP: 0.139, SLG: 0.061 (8, PH)										1	0	0	0	0	1	0						
Sixto Lezcano, R OBP: 0.396, SLG: 0.318 (8, PH)										1	0	0	0	0	0	0						
Rod Scurry, L OBP: 0.279, SLG: 0.317 (8, 1)										0	0	0	0	0	0	0						
<b>Inning Stats</b>	R: 0 E: 0 K: 1 S: 6	H: 1 LOB: 1 BB: 0 P: 6	R: 0 E: 0 K: 1 S: 5	H: 0 LOB: 0 BB: 0 P: 5	R: 0 E: 0 K: 1 S: 6	H: 1 LOB: 1 BB: 0 P: 6	R: 0 E: 1 K: 0 S: 4	H: 2 LOB: 2 BB: 1 P: 8	R: 0 E: 0 K: 1 S: 5	H: 0 LOB: 0 BB: 0 P: 5	R: 0 E: 0 K: 0 S: 3	H: 1 LOB: 1 BB: 0 P: 3	R: 0 E: 0 K: 0 S: 4	H: 1 LOB: 1 BB: 0 P: 4	R: 0 E: 0 K: 0 S: 3	H: 0 LOB: 0 BB: 0 P: 3	R: 0 E: 1 K: 0 S: 5	H: 1 LOB: 2 BB: 0 P: 5	1B: 7 2B: 1 3B: 0 HR: 0	SF: 0 SAC: 1 DP: 2 HBP: 0	WP: 0 PB: 0 SB: 0 CS: 0	PA: 34
<b>PITCHER</b> Tom Browning, L ERA: 3.47 (1, 1)	IP: 9.0 WLS: W BF: 34 H: 7 R: 0 ER: 0 SO: 4 BB: 1 IBB: 0 HBP: 0 BLK: 0 WP: 0 HR: 0 S: 41 P: 45 ERA: 0.00 WHIP: 0.889															<b>PITCHER</b>						

Batter	1	2	3	4	5	6	7	8	9	AB	R	H	RBI	BB	SO	LOB	BOTTOM			
Eddie Milner, L OBP: 0.344, SLG: 0.328 (1, 8)										5	1	1	0	0	0	2	Pittsburgh Pirates @ Cincinnati Reds Riverfront Stadium, Cincinnati, OH Thu Aug 29 1985, 7:05 PM EDT Att: 18,789 - Unknown			
Pete Rose, S OBP: 0.394, SLG: 0.323 (1, 3)										3	2	1	0	2	0	1				
Dave Parker, L OBP: 0.349, SLG: 0.515 (1, 9)										2	2	1	1	2	0	1				
Nick Esasky, R OBP: 0.338, SLG: 0.467 (1, 7)										4	0	0	0	0	1	6				
Buddy Bell, R OBP: 0.310, SLG: 0.332 (1, 5)										3	1	3	5	1	0	0				
Dave Concepcion, R OBP: 0.321, SLG: 0.344 (1, 6)										3	0	1	0	1	0	2				
Bo Diaz, R OBP: 0.276, SLG: 0.317 (1, 2)										4	0	1	0	0	0	3				
Ron Oester, S OBP: 0.352, SLG: 0.374 (1, 4)										3	0	0	0	1	2	4				
Tom Browning, L OBP: 0.191, SLG: 0.185 (1, 1)										4	0	1	0	0	2	1				
<b>Inning Stats</b>	R: 0 E: 0 K: 0 S: 2	H: 0 LOB: 0 BB: 1 P: 6	R: 0 E: 0 K: 1 S: 7	H: 2 LOB: 2 BB: 0 P: 7	R: 3 E: 0 K: 0 S: 7	H: 4 LOB: 1 BB: 0 P: 7	R: 0 E: 0 K: 1 S: 5	H: 0 LOB: 1 BB: 1 P: 9	R: 3 E: 0 K: 0 S: 4	H: 1 LOB: 1 BB: 3 P: 16	R: 0 E: 0 K: 1 S: 6	H: 1 LOB: 2 BB: 1 P: 10	R: 0 E: 0 K: 1 S: 5	H: 1 LOB: 1 BB: 1 P: 9	R: 0 E: 0 K: 1 S: 5	H: 0 LOB: 0 BB: 0 P: 5		1B: 6 2B: 2 3B: 0 HR: 1	SF: 0 SAC: 0 DP: 2 HBP: 0	WP: 0 PB: 0 SB: 0 CS: 0
<b>PITCHER</b> Jose DeLeon, R ERA: 4.98 (8, 1)	IP: 7.0 WLS: L BF: 35 H: 9 R: 6 ER: 6 SO: 4 BB: 6 IBB: 1 HBP: 0 BLK: 0 WP: 0 HR: 1 S: 36 P: 64 ERA: 7.71 WHIP: 2.143															<b>PITCHER</b>				
Rod Scurry, L ERA: 3.02 (8, 1)	IP: 1.0 WLS: 3 BF: 0 H: 0 R: 0 ER: 0 SO: 1 BB: 0 IBB: 0 HBP: 0 BLK: 0 WP: 0 HR: 0 S: 5 P: 5 ERA: 0.00 WHIP: 0.000															<b>PITCHER</b>				



Batter	1	2	3	4	5	6	7	8	9	AB	R	H	RBI	BB	SO	LOB	TOP					
Joe Orsulak L (1, 8) OBP: 0.320, SLG: 0.342	0-3 K			0-0 F9		0-0 4-3			0-0 4-3	4	0	0	0	0	1	1	<b>Pittsburgh Pirates @ Cincinnati Reds</b> Riverfront Stadium, Cincinnati, OH Fri Aug 30 1985, 7:05 PM EDT Att: 21,253 - Unknown					
Johnny Ray S (1, 4) OBP: 0.301, SLG: 0.363	0-0 F7			0-0 4-3			0-0 G4-6-3 1B		0-0 4-3	4	0	1	0	0	0	1						
Bill Madlock R (1, 5) OBP: 0.323, SLG: 0.388	0-0 6-3			0-0 6-3			0-0 F7		0-0 1-3	4	0	0	0	0	0	2						
Jason Thompson L (1, 3) OBP: 0.377, SLG: 0.398		0-0 5-3			0-0 F8		0-0 G4-6-3 1-2			3	0	0	0	0	0	1						
Mike Brown R (1, 9) OBP: 0.321, SLG: 0.432		0-0 5-3			0-0 FC4-6 1B			0-0 4-3		3	0	1	0	0	0	0						
Tony Peña R (1, 2) OBP: 0.287, SLG: 0.343	0-3 K2-3			0-0 FC4-6 1-2			0-0 4-3			3	0	0	0	0	1	1						
Denny Gonzalez R (1, 7) OBP: 0.279, SLG: 0.439			0-0 F4 1B		0-0 F9			0-0 2B		3	0	2	0	0	0	1						
Sam Khalifa R (1, 6) OBP: 0.276, SLG: 0.313			0-0 F4 1-2		0-0 F9			0-0 6-3		3	0	0	0	0	0	2						
Rick Reuschel R (1, 1) OBP: 0.222, SLG: 0.318	0-0 6-3			0-3 K				0-0 4-3 4-3 1B		3	0	1	0	0	1	0	<b>P</b>					
<b>Inning Stats</b>	R: 0 E: 0 K: 1 S: 5	H: 0 LOB: 0 BB: 0 P: 5	R: 0 E: 0 K: 1 S: 5	H: 0 LOB: 0 BB: 0 P: 5	R: 0 E: 0 K: 0 S: 3	H: 1 LOB: 0 BB: 0 P: 3	R: 0 E: 0 K: 0 S: 3	H: 0 LOB: 0 BB: 0 P: 3	R: 0 E: 0 K: 0 S: 4	H: 1 LOB: 1 BB: 0 P: 4	R: 0 E: 0 K: 1 S: 5	H: 0 LOB: 0 BB: 0 P: 5	R: 0 E: 0 K: 0 S: 3	H: 1 LOB: 0 BB: 0 P: 3	R: 0 E: 0 K: 0 S: 4	H: 1 LOB: 1 BB: 0 P: 4	R: 0 E: 0 K: 0 S: 4	H: 1 LOB: 1 BB: 0 P: 4	1B: 4 2B: 1 3B: 0 HR: 0	SF: 0 SAC: 0 DP: 1 HBP: 0	WP: 0 PB: 0 SB: 0 CS: 0	PA: 30
<b>PITCHER</b> Jay Tibbs R (1, 1) ERA: 3.89	IP: 9.0 WLS: W BF: 30 H: 5 R: 0 ER: 0 SO: 3 BB: 0 IBB: 0 HBP: 0 BLK: 0 WP: 0 HR: 0 S: 36 P: 36 ERA: 0.00 WHIP: 0.556															<b>PITCHER</b>	IP: 9.0 WLS: W BF: 30 H: 5 R: 0 ER: 0 SO: 3 BB: 0 IBB: 0 HBP: 0 BLK: 0 WP: 0 HR: 0 S: 36 P: 36 ERA: 0.00 WHIP: 0.556					

Batter	1	2	3	4	5	6	7	8	9	AB	R	H	RBI	BB	SO	LOB	BOTTOM					
Eddie Milner L (1, 8) OBP: 0.345, SLG: 0.333	0-0 SH1-3 FC1-2 2B		0-0 6-3		0-0 1-3		0-0 G4-6-3 1B			4	0	2	0	0	0	2	<b>Pittsburgh Pirates @ Cincinnati Reds</b> Riverfront Stadium, Cincinnati, OH Fri Aug 30 1985, 7:05 PM EDT Att: 21,253 - Unknown					
Pete Rose S (1, 3) OBP: 0.394, SLG: 0.321	0-0 SH1-3 2-3		4-0 BB		0-0 5-3		0-0 G4-6-3 1-2			2	0	0	0	1	0	4						
Dave Parker L (1, 9) OBP: 0.348, SLG: 0.513	0-0 FC1-5-2 3H		0-0 1-3			0-0 1-3		0-0 1-3 1B		4	0	1	0	0	0	2						
Nick Esasky R (1, 7) OBP: 0.340, SLG: 0.465	0-0 4-3			4-0 CS BB		0-0 6-3 BB 1B		0-0 1-3		3	0	1	0	1	0	2						
Buddy Bell R (1, 5) OBP: 0.309, SLG: 0.330		0-3 K		0-0 F8 1-2		4-0 6-3 BB		0-0 F8		3	0	0	0	1	1	2						
Dave Concepcion R (1, 6) OBP: 0.319, SLG: 0.341		0-0 6-3		0-0 5-3		0-0 6-3 1-2 2-3		0-0 F4		4	0	0	0	0	0	3						
Bo Diaz R (1, 2) OBP: 0.276, SLG: 0.315		0-0 1B			0-3 K		0-0 F8		0-0 6-3	4	0	1	0	0	1	2						
Ron Oester S (1, 4) OBP: 0.356, SLG: 0.381		0-3 K			0-0 1-3 E 1B		0-0 1B 1B		0-0 2B 2B	4	1	3	0	0	1	1						
Jay Tibbs R (1, 1) OBP: 0.098, SLG: 0.061 Max Venable L (9, PH) OBP: 0.323, SLG: 0.407			0-3 K		0-0 E3 1-2		0-3 K		0-0 2B	3	0	0	0	0	2	2	<b>REDS</b>					
<b>Inning Stats</b>	R: 0 E: 0 K: 0 S: 4	H: 1 LOB: 1 BB: 0 P: 4	R: 0 E: 0 K: 2 S: 8	H: 1 LOB: 1 BB: 0 P: 8	R: 0 E: 0 K: 1 S: 5	H: 0 LOB: 1 BB: 1 P: 9	R: 0 E: 0 K: 0 S: 2	H: 0 LOB: 0 BB: 1 P: 6	R: 0 E: 1 K: 1 S: 7	H: 1 LOB: 2 BB: 0 P: 7	R: 0 E: 0 K: 0 S: 4	H: 1 LOB: 2 BB: 1 P: 8	R: 0 E: 0 K: 1 S: 6	H: 2 LOB: 1 BB: 0 P: 6	R: 0 E: 0 K: 0 S: 4	H: 1 LOB: 1 BB: 0 P: 4	R: 1 E: 0 K: 0 S: 3	H: 2 LOB: 1 BB: 0 P: 3	1B: 6 2B: 3 3B: 0 HR: 0	SF: 0 SAC: 1 DP: 1 HBP: 0	WP: 0 PB: 0 SB: 0 CS: 1	PA: 36
<b>PITCHER</b> Rick Reuschel R (1, 1) ERA: 2.52	IP: 8.1 WLS: L BF: 36 H: 9 R: 1 ER: 1 SO: 5 BB: 3 IBB: 0 HBP: 0 BLK: 0 WP: 0 HR: 0 S: 43 P: 55 ERA: 1.08 WHIP: 1.440															<b>PITCHER</b>	IP: 8.1 WLS: L BF: 36 H: 9 R: 1 ER: 1 SO: 5 BB: 3 IBB: 0 HBP: 0 BLK: 0 WP: 0 HR: 0 S: 43 P: 55 ERA: 1.08 WHIP: 1.440					



Batter	1	2	3	4	5	6	7	8	9	AB	R	H	RBI	BB	SO	LOB	TOP								
Joe Orsulak, L (1.8) OBP: 0.322, SLG: 0.344										4	2	2	0	0	0	0									
Denny Gonzalez, R (1.5) OBP: 0.292, SLG: 0.459										4	1	2	1	0	0	1									
Johnny Ray, S (1.4) OBP: 0.302, SLG: 0.367										4	1	2	1	0	0	1									
Jason Thompson, L (1.3) OBP: 0.376, SLG: 0.396										4	0	1	1	0	0	1									
Mike Brown, R (1.9) OBP: 0.320, SLG: 0.429										4	1	1	0	0	1	2									
Tony Peña, R (1.2) OBP: 0.287, SLG: 0.349										4	1	1	3	0	3	2									
Steve Kemp, L (1.7) OBP: 0.301, SLG: 0.332										4	0	0	0	0	2	2									
Sam Khalifa, R (1.6) OBP: 0.275, SLG: 0.308										3	0	0	0	1	0	0									
Bob Walk, R (1.1) OBP: 0.275, SLG: 0.308										4	0	0	0	0	2	1									
<b>Inning Stats</b>	R: 4 E: 0 K: 0 S: 7	H: 4 LOB: 0 BB: 0 P: 7	R: 0 E: 0 K: 0 S: 2	H: 0 LOB: 0 BB: 1 P: 6	R: 0 E: 0 K: 3 S: 3	H: 0 LOB: 0 BB: 0 P: 3	R: 0 E: 0 K: 3 S: 9	H: 0 LOB: 0 BB: 0 P: 9	R: 0 E: 0 K: 0 S: 3	H: 0 LOB: 0 BB: 0 P: 3	R: 1 E: 0 K: 1 S: 8	H: 3 LOB: 2 BB: 0 P: 8	R: 1 E: 0 K: 1 S: 7	H: 2 LOB: 1 BB: 0 P: 7	R: 0 E: 0 K: 1 S: 5	H: 0 LOB: 0 BB: 0 P: 5	R: 0 E: 0 K: 2 S: 7	H: 0 LOB: 0 BB: 0 P: 7	1B: 6 2B: 3 3B: 0 HR: 1	SF: 0 SAC: 0 DP: 1 HBP: 0	WP: 0 PB: 0 SB: 2 CS: 0	PA: 36			
<b>PITCHER</b>	IP	WLS	BF	H	R	ER	SO	BB	IBB	HBP	BLK	WP	HR	S	P	ERA	WHIP								
Andy McGaffigan, R (1.1) ERA: 3.75	6.0	L	25	7	5	5	4	1	0	0	0	0	1	32	36	7.50	1.333								
Tom Hume, R (7.1) ERA: 3.54	2.0		8	2	1	1	2	0	0	0	0	0	0	12	12	4.50	1.000								
Ted Power, R (9.1) ERA: 2.83	1.0		3	0	0	0	2	0	0	0	0	0	0	7	7	0.00	0.000								

Pittsburgh Pirates @ Cincinnati Reds  
Riverfront Stadium, Cincinnati, OH  
Sat Aug 31 1985, 7:05 PM EDT  
Att: 28,656 - Unknown

AB 35  
R 6  
H 9  
RBI 6  
BB 1  
SO 8  
LOB 10



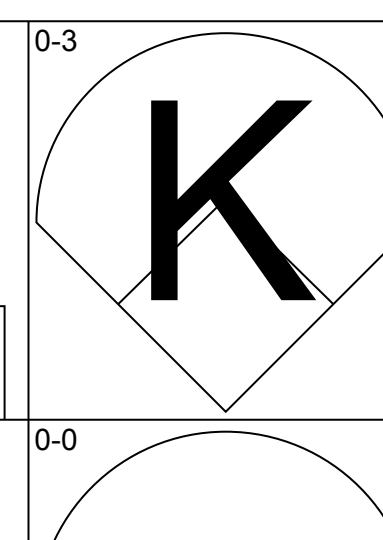
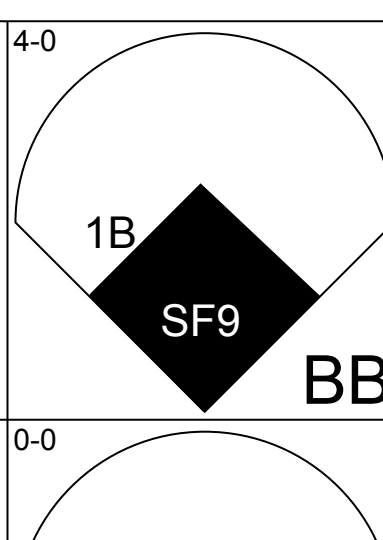
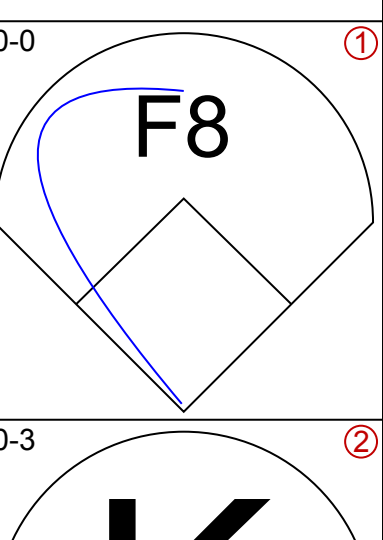
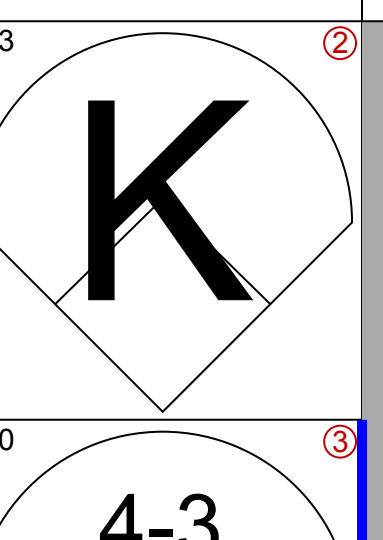
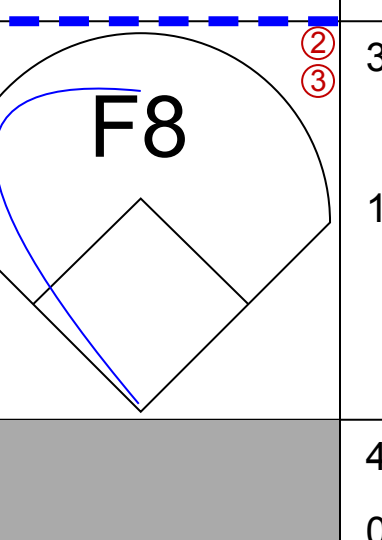
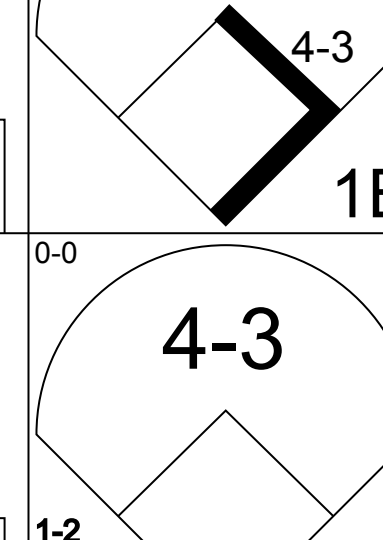
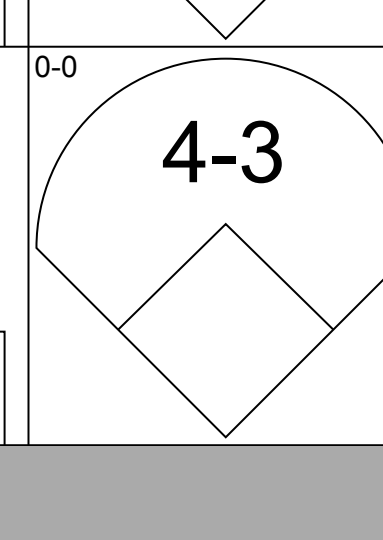
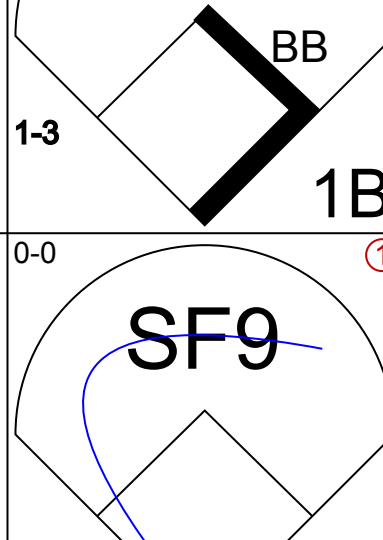
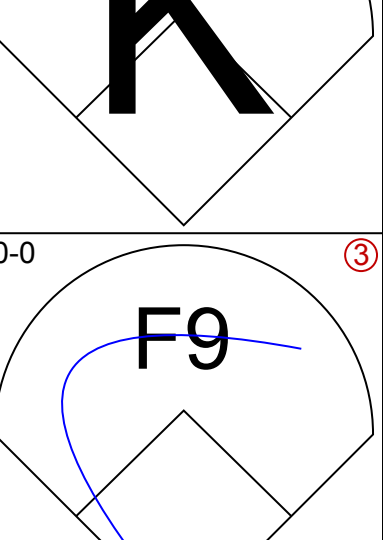
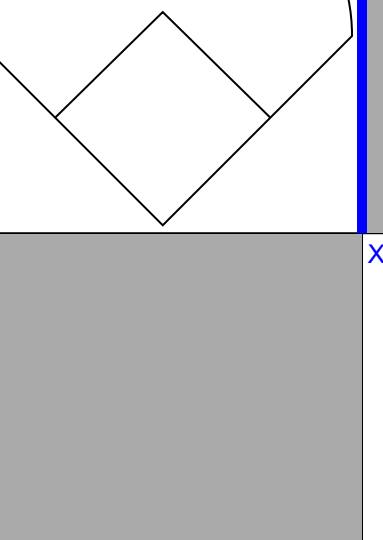

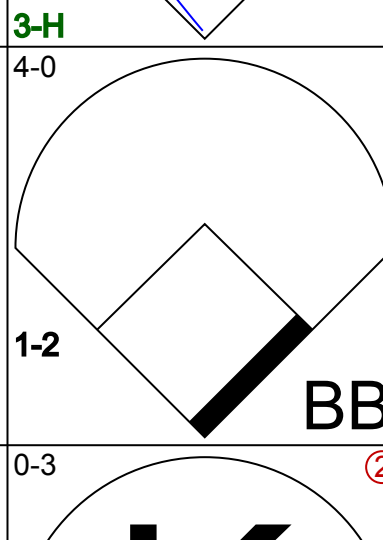


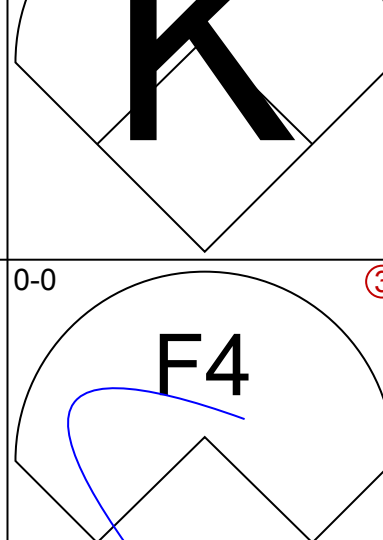

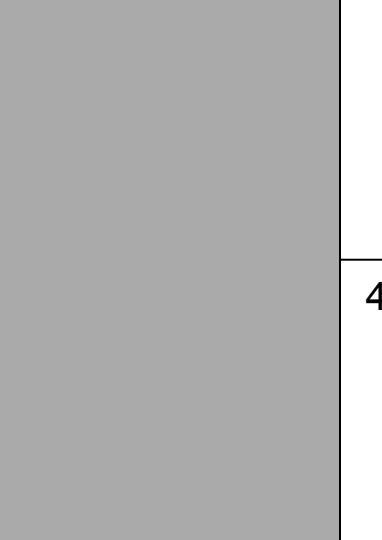


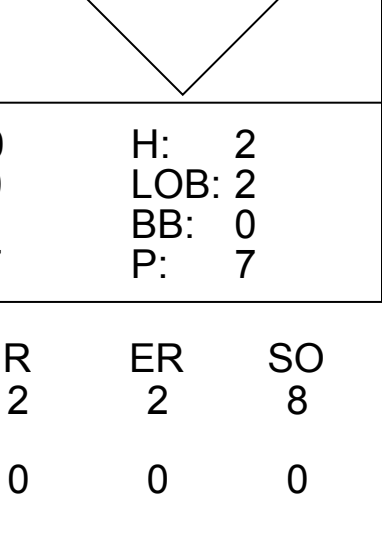

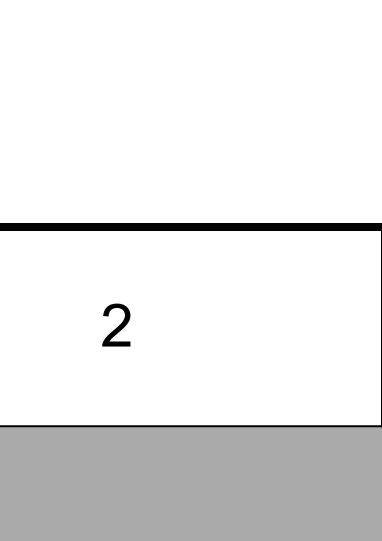
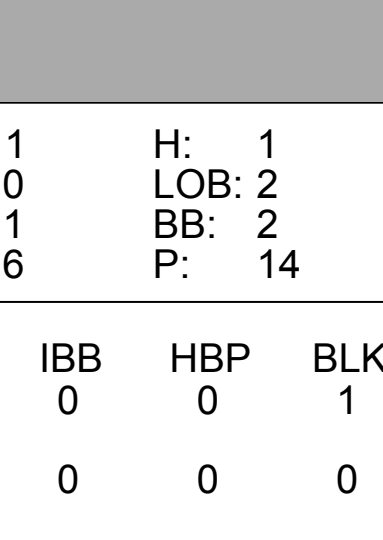

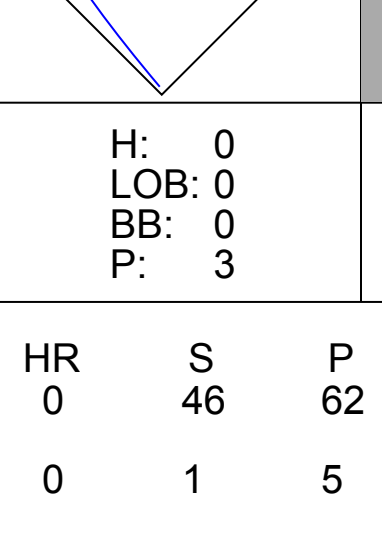

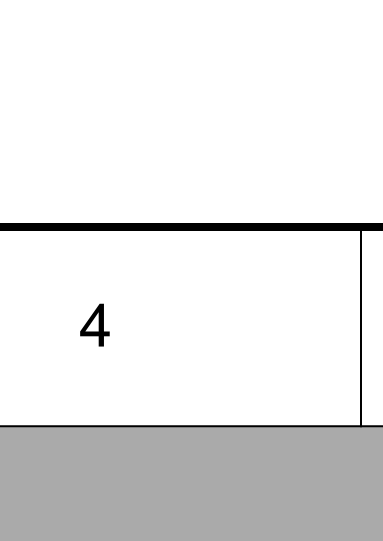
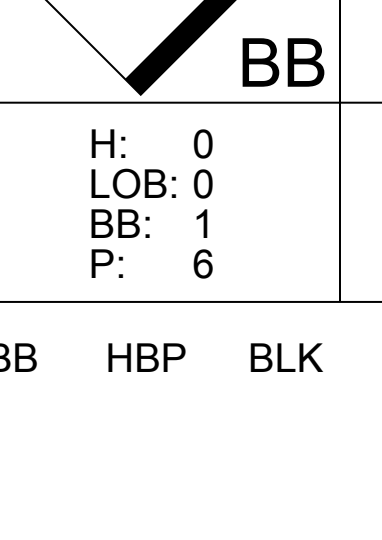
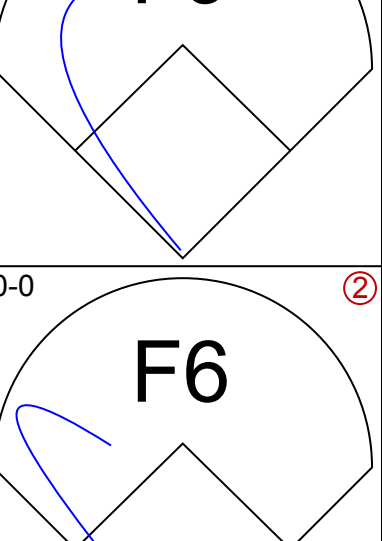
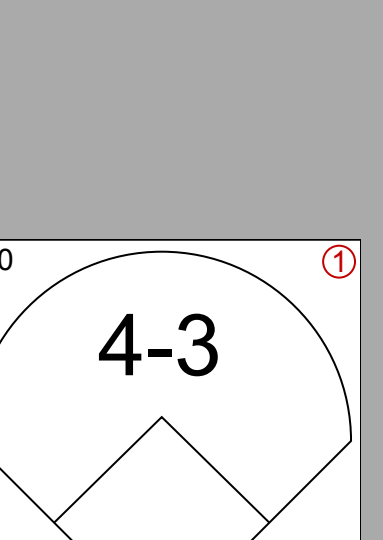


Batter	1	2	3	4	5	6	7	8	9	AB	R	H	RBI	BB	SO	LOB	BOTTOM								
Eddie Milner, L (1.8) OBP: 0.342, SLG: 0.329										4	0	0	0	0	1	3									
Pete Rose, S (1.3) OBP: 0.390, SLG: 0.317										4	0	0	0	0	1	1									
Dave Parker, L (1.9) OBP: 0.346, SLG: 0.509										4	0	0	0	0	1	0									
Nick Esasky, R (1.7) OBP: 0.342, SLG: 0.464										3	0	1	0	1	1	0									
Buddy Bell, R (1.5) OBP: 0.309, SLG: 0.331										4	0	1	0	0	0	1									
Dave Concepcion, R (1.6) OBP: 0.320, SLG: 0.341										3	0	1	0	1	1	2									
Bo Diaz, R (1.2) OBP: 0.277, SLG: 0.322										3	0	1	0	0	1	1									
Ron Oester, S (1.4) OBP: 0.356, SLG: 0.380										3	0	1	0	0	0	2									
Andy McGaffigan, R (1.1) Tom Runnels, S (6. PH) Tom Hume, R (7.1) Wayne Krenchicki, L (8. PH) Ted Power, R (9.1)										1	0	0	0	0	1	0									
										1	0	0	0	0	0	1									
										0	0	0	0	0	0	0									
										0	0	0	0	0	0	2									
										0	0	0	0	0	0	0									
										0	0	0	0	0	0	0									
<b>Inning Stats</b>	R: 0 E: 0 K: 0 S: 3	H: 0 LOB: 0 BB: 1 P: 3	R: 0 E: 0 K: 0 S: 2	H: 0 LOB: 0 BB: 1 P: 6	R: 0 E: 0 K: 1 S: 5	H: 0 LOB: 0 BB: 0 P: 5	R: 0 E: 0 K: 1 S: 5	H: 0 LOB: 0 BB: 0 P: 5	R: 0 E: 0 K: 1 S: 5	H: 0 LOB: 1 BB: 0 P: 4	R: 0 E: 0 K: 2 S: 7	H: 0 LOB: 0 BB: 0 P: 7	R: 0 E: 0 K: 1 S: 7	H: 2 LOB: 2 BB: 0 P: 7	R: 0 E: 0 K: 1 S: 7	H: 2 LOB: 2 BB: 0 P: 7	1B: 3 2B: 2 3B: 0 HR: 0	SF: 0 SAC: 0 DP: 1 HBP: 0	WP: 0 PB: 0 SB: 0 CS: 0	PA: 33					
<b>PITCHER</b>	IP	WLS	BF	H	R	ER	SO	BB	IBB	HBP	BLK	WP	HR	S	P	ERA	WHIP								
Bob Walk, R (1.1) ERA: 2.77	9.0	W	33	5	0	0	7	2	0	0	0	0	0	45	53	0.00	0.778								

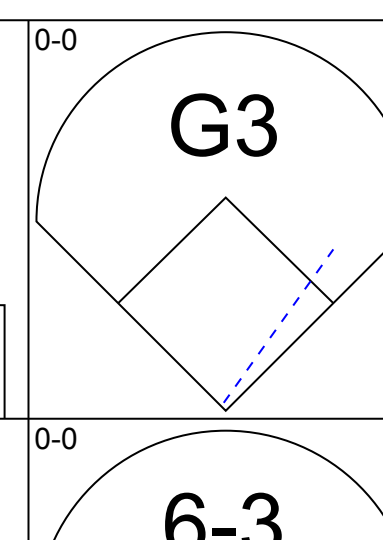
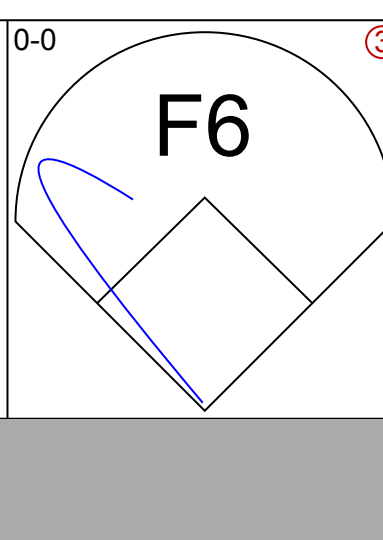

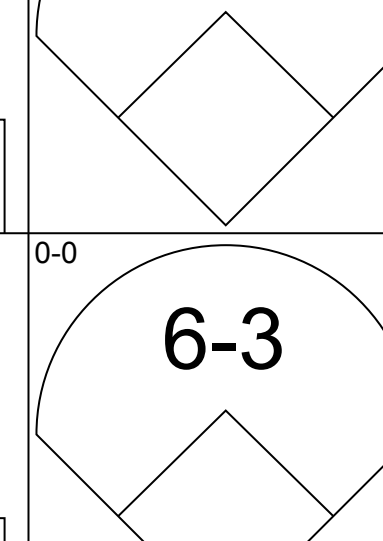
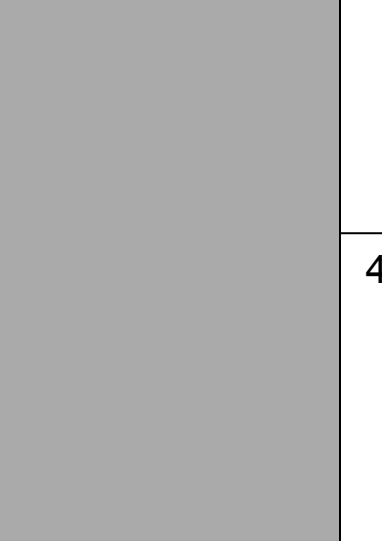

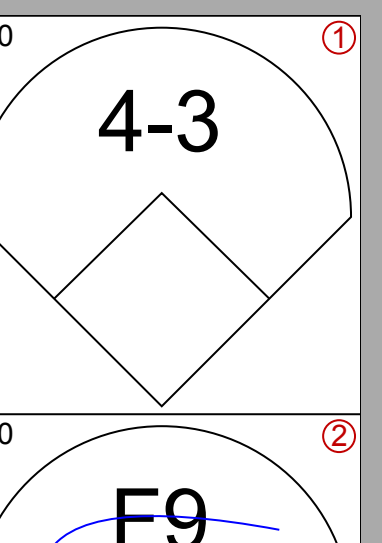
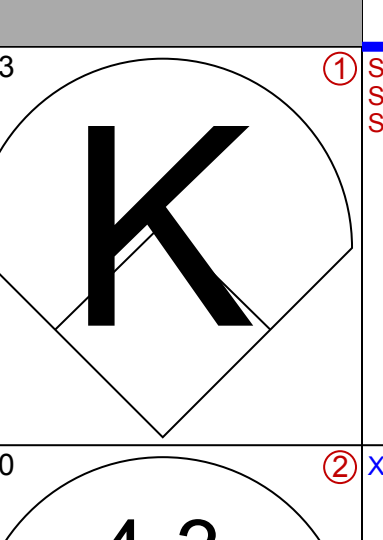

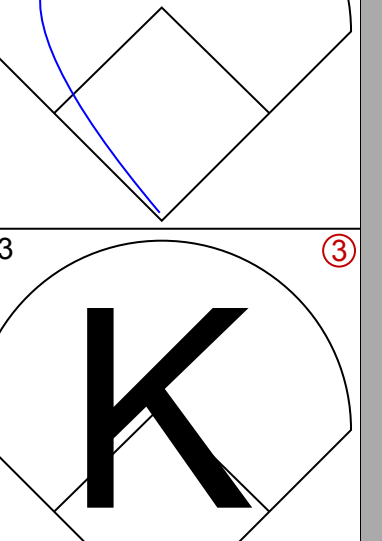
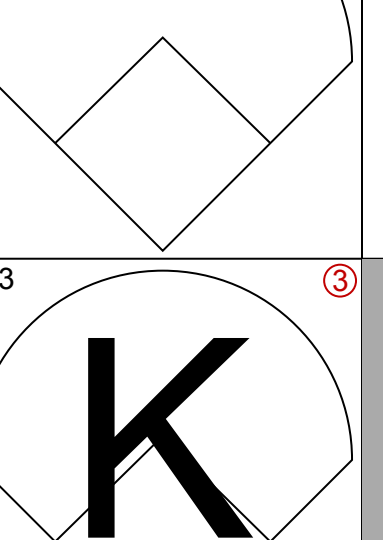




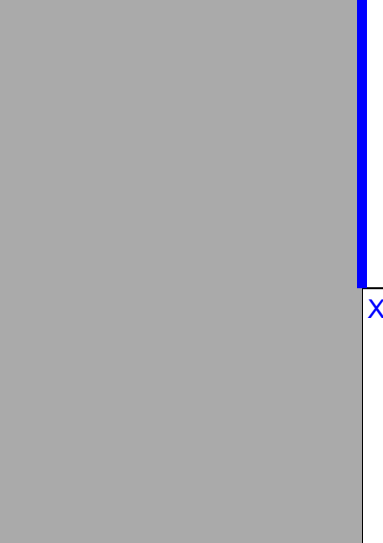
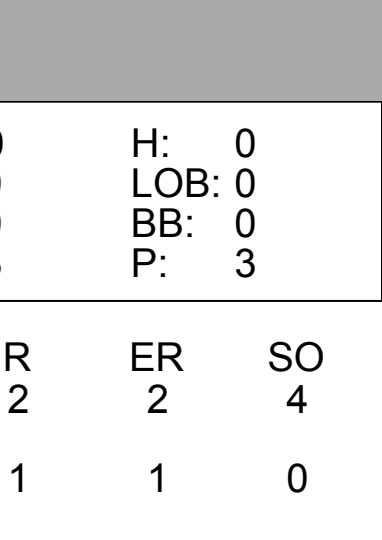
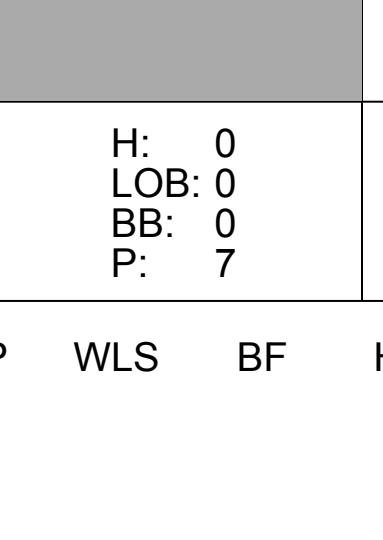



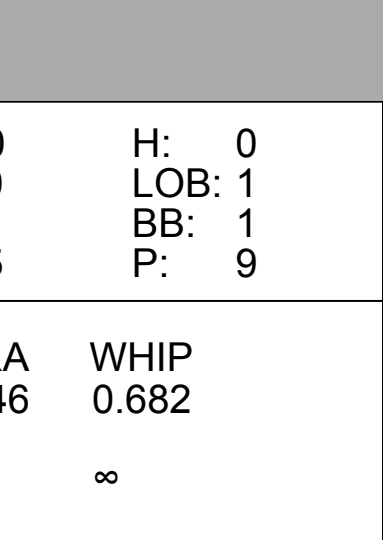

Pittsburgh Pirates @ Cincinnati Reds  
Riverfront Stadium, Cincinnati, OH  
Sat Aug 31 1985, 7:05 PM EDT  
Att: 28,656 - Unknown

AB 31  
R 0  
H 5  
RBI 0  
BB 2  
SO 7  
LOB 13





Batter	1	2	3	4	5	6	7	8	9	AB	R	H	RBI	BB	SO	LOB	TOP		
Joe Orsulak, L (1, 8) OBP: 0.321, SLG: 0.341										3	1	0	0	1	2	0	<b>Pittsburgh Pirates @ Cincinnati Reds</b> Riverfront Stadium, Cincinnati, OH Sun Sep 01 1985, 3:33 AM EDT Att: 30,062 - Unknown		
Sixto Lezcano, R (9, PH) OBP: 0.393, SLG: 0.315										1	0	0	0	0	0	1			
Steve Kemp, L (1, 7) OBP: 0.305, SLG: 0.335										4	0	2	0	0	1	0			
Marvell Wynne, L (7, 8) OBP: 0.252, SLG: 0.264										0	0	0	0	0	0	0			
Johnny Ray, S (1, 4) OBP: 0.300, SLG: 0.364										3	0	0	1	0	0	1			
Jason Thompson, L (1, 3) OBP: 0.375, SLG: 0.393										3	0	0	0	1	0	1			
Mike Brown, R (1, 9) OBP: 0.327, SLG: 0.433										2	1	1	0	2	1	2			
Tony Peña, R (1, 2) OBP: 0.289, SLG: 0.353										4	0	2	1	0	0	3			
Jim Morrison, R (1, 5) OBP: 0.277, SLG: 0.324										4	0	1	0	0	1	3			
Sam Khalifa, R (1, 6) OBP: 0.270, SLG: 0.302										4	0	0	0	0	2	4			
Rick Rhoden, R (1, 1) OBP: 0.234, SLG: 0.258										3	0	0	0	0	1	2			
Rod Scurry, L (8, 1)										0	0	0	0	0	0	0			
Don Robinson, R (8, 1) OBP: 0.250, SLG: 0.316										0	0	0	0	0	0	0			
Lee Mazzilli, S (9, PH) OBP: 0.420, SLG: 0.371										0	0	0	0	1	0	0			
<b>Inning Stats</b>	R: 0 E: 0 K: 1 S: 6	H: 1 LOB: 1 BB: 0 P: 6	R: 0 E: 0 K: 1 S: 7	H: 2 LOB: 2 BB: 7 P: 7	R: 1 E: 0 K: 1 S: 6	H: 1 LOB: 2 BB: 2 P: 14	R: 0 E: 0 K: 0 S: 3	H: 0 LOB: 0 BB: 0 P: 3	R: 0 E: 0 K: 1 S: 5	H: 1 LOB: 2 BB: 1 P: 10	R: 0 E: 0 K: 2 S: 7	H: 0 LOB: 0 BB: 0 P: 7	R: 1 E: 0 K: 1 S: 6	H: 1 LOB: 1 BB: 1 P: 10	R: 0 E: 0 K: 0 S: 2	H: 0 LOB: 0 BB: 1 P: 6	1B: 4 2B: 2 3B: 0 HR: 0	SF: 1 SAC: 0 DP: 0 HBP: 0	WP: 0 PA: 37 PB: 0 SB: 0 CS: 1
<b>PITCHER</b>	IP WLS BF H R ER SO BB IBB HBP BLK WP HR S P ERA WHIP																		
Mario Soto, R (1, 1) ERA: 3.46	8.0 W 34 6 2 2 8 4 0 0 0 0 0 0 46 62 2.25 1.250																		
Ted Power, R (9, 1) ERA: 2.51	0.1 2 0 0 0 0 1 0 0 0 0 0 0 1 5 0.00 3.000																		
John Franco, L (9, 1) ERA: 1.53	0.2 S 1 0 0 0 0 0 0 0 0 0 0 0 1 1 0.00 0.000																		

Batter	1	2	3	4	5	6	7	8	9	AB	R	H	RBI	BB	SO	LOB	BOTTOM
Eddie Milner, L (1, 8) OBP: 0.339, SLG: 0.327										3	0	0	0	0	0	1	<b>Pittsburgh Pirates @ Cincinnati Reds</b> Riverfront Stadium, Cincinnati, OH Sun Sep 01 1985, 3:33 AM EDT Att: 30,062 - Unknown
Tony Perez, R (8, PH) OBP: 0.413, SLG: 0.493										1	0	1	0	0	0	0	
Gary Redus, R (8, PR) OBP: 0.372, SLG: 0.420										4	0	2	1	0	0	0	
Pete Rose, S (1, 3) OBP: 0.391, SLG: 0.319										4	0	1	1	0	0	1	
Dave Parker, L (1, 9) OBP: 0.345, SLG: 0.507										4	0	0	0	0	3	3	
Nick Esasky, R (1, 7) OBP: 0.338, SLG: 0.458										0	0	0	0	0	0	0	
John Franco, L (9, 1) OBP: 0.333, SLG: 0.333										0	0	0	0	0	0	0	
Buddy Bell, R (1, 5) OBP: 0.306, SLG: 0.328										4	0	0	0	0	0	3	
Ron Oester, S (1, 4) OBP: 0.353, SLG: 0.377										3	0	0	0	0	1	0	
Bo Diaz, R (1, 2) OBP: 0.290, SLG: 0.351										2	1	2	1	1	0	0	
Tom Runnels, S (1, 6) OBP: 0.200, SLG: 0.111										2	0	0	0	0	1	2	
Max Venabie, L (8, PH) OBP: 0.330, SLG: 0.413										1	1	1	0	0	0	0	
Dave Concepcion, R (9, 6) OBP: 0.320, SLG: 0.341										0	0	0	0	0	0	0	
Mario Soto, R (1, 1) OBP: 0.156, SLG: 0.171										1	0	0	0	0	0	0	
Ted Power, R (9, 1)										0	0	0	0	0	0	0	
Eric Davis, R (9, 8) OBP: 0.215, SLG: 0.422										0	0	0	0	0	0	0	
<b>Inning Stats</b>	R: 0 E: 0 K: 0 S: 3	H: 0 LOB: 0 BB: 0 P: 3	R: 0 E: 0 K: 0 S: 3	H: 0 LOB: 0 BB: 0 P: 3	R: 0 E: 0 K: 0 S: 4	H: 1 LOB: 1 BB: 0 P: 4	R: 0 E: 0 K: 1 S: 5	H: 0 LOB: 0 BB: 0 P: 5	R: 0 E: 0 K: 1 S: 5	H: 1 LOB: 1 BB: 1 P: 9	R: 0 E: 0 K: 2 S: 7	H: 0 LOB: 0 BB: 0 P: 7	R: 3 E: 1 K: 1 S: 10	H: 5 LOB: 3 BB: 0 P: 10	1B: 6 2B: 0 3B: 0 HR: 1	SF: 0 SAC: 2 DP: 0 HBP: 0	WP: 0 PA: 32 PB: 0 SB: 0 CS: 0
<b>PITCHER</b>	IP WLS BF H R ER SO BB IBB HBP BLK WP HR S P ERA WHIP																
Rick Rhoden, R (1, 1) ERA: 4.05	7.1 27 4 2 2 2 4 0 0 0 0 0 0 34 38 2.46 0.682																
Rod Scurry, L (8, 1) ERA: 3.21	0.0 L 3 3 1 1 0 0 0 0 0 0 0 0 3 3 ∞ ∞																
Don Robinson, R (8, 1) ERA: 4.31	0.2 2 0 0 0 0 1 0 0 0 0 0 0 4 4 0.00 0.000																

AB 31  
R 2  
H 6  
RBI 2  
BB 5  
SO 8  
LOB 17



AB 29  
R 3  
H 7  
RBI 3  
BB 1  
SO 5  
LOB 10





Batter	1	2	3	4	5	6	7	8	9	AB	R	H	RBI	BB	SO	LOB	TOP								
<b>Eddie Milner, L</b> (1.8) OBP: 0.338, SLG: 0.328	0-0 4-3		0-0 2B		0-0 G6-3		0-0 4-3		0-0 4-3	5	1	1	0	0	0	2									
<b>Max Venable, L</b> (1.7) OBP: 0.327, SLG: 0.417	0-0 F5		0-0 2B		0-0 F9				0-0 3-1	4	0	1	1	0	0	0									
<b>Pete Rose, S</b> (1.3) OBP: 0.390, SLG: 0.316	0-3 K		0-0 F7			4-0 HR			0-0 4-3	3	1	0	0	1	1	1									
<b>Dave Parker, L</b> (1.9) OBP: 0.348, SLG: 0.516		0-0 F9	4-0 IBB			0-0 HR			0-0 2B	3	2	2	2	1	0	0									
<b>Buddy Bell, R</b> (1.5) OBP: 0.306, SLG: 0.330		0-0 4-3	0-0 6-3			0-0 F8			0-0 2B	4	0	1	1	0	0	2									
<b>Dave Concepcion, R</b> (1.6) OBP: 0.320, SLG: 0.342		0-0 1B		0-0 6-3		0-0 4-3			0-3 K	4	0	1	0	0	1	1									
<b>Bo Diaz, R</b> (1.2) OBP: 0.289, SLG: 0.349		0-0 2B		0-0 6-3		0-0 5-3			0-0 F8	4	0	1	0	0	0	0									
<b>Ron Oester, S</b> (1.4) OBP: 0.353, SLG: 0.376	0-3 K		0-0 4-3				0-0 3-1		0-0 SH2-4	4	0	1	0	0	1	2									
<b>Tom Browning, L</b> (1.1) OBP: 0.197, SLG: 0.191			0-0 4-3						0-0 SH2-4	3	0	1	0	0	0	0									
<b>John Franco, L</b> (7.1) OBP: 0.333, SLG: 0.333					0-0 G6-3				1-2	0	0	0	0	0	0	0									
<b>Inning Stats</b>	R: 0 E: 0 K: 1 S: 5	H: 0 LOB: 0 BB: 0 P: 5	R: 0 E: 0 K: 1 S: 7	H: 2 LOB: 2 BB: 0 P: 7	R: 1 E: 0 K: 0 S: 5	H: 2 LOB: 2 BB: 1 P: 9	R: 0 E: 0 K: 0 S: 3	H: 0 LOB: 0 BB: 0 P: 3	R: 0 E: 0 K: 0 S: 3	H: 0 LOB: 0 BB: 0 P: 3	R: 2 E: 0 K: 0 S: 4	H: 1 LOB: 0 BB: 1 P: 8	R: 0 E: 0 K: 0 S: 3	H: 0 LOB: 0 BB: 0 P: 3	R: 1 E: 0 K: 1 S: 7	H: 2 LOB: 1 BB: 0 P: 7	R: 0 E: 0 K: 0 S: 4	H: 1 LOB: 1 BB: 0 P: 4	1B: 3 2B: 5 3B: 0 HR: 1	SF: 0 SAC: 1 DP: 1 HBP: 0	WP: 0 PB: 0 SB: 0 CS: 0	PA: 37			
<b>PITCHER</b>	IP	WLS	BF	H	R	ER	SO	BB	IBB	HBP	BLK	WP	HR	S	P	ERA	WHIP								
<b>Joaquin Andujar, R</b> (1.1) ERA: 2.97	6.0	L	25	6	3	3	2	1	1	0	0	0	1	27	35	4.50	1.167								
<b>Todd Worrell, R</b> (7.1) ERA: 2.45	2.0		8	2	1	1	1	0	0	0	0	0	0	10	10	4.50	1.000								
<b>Bill Campbell, R</b> (9.1) ERA: 3.76	1.0		4	1	0	0	0	0	0	0	0	0	0	4	4	0.00	1.000								

Cincinnati Reds @ St. Louis Cardinals  
 Busch Stadium, St. Louis, MO  
 Mon Sep 02 1985, 7:05 PM CDT  
 Att: 29,026 - Unknown

AB	34
R	4
H	9
RBI	4
BB	2
SO	3
LOB	8



Batter	1	2	3	4	5	6	7	8	9	AB	R	H	RBI	BB	SO	LOB	BOTTOM								
<b>Vince Coleman, S</b> (1.7) OBP: 0.320, SLG: 0.345	0-0 F8			0-3 K		4-0 G5-4-3		0-0 1B		3	0	1	0	1	1	0									
<b>Ozzie Smith, S</b> (1.6) OBP: 0.333, SLG: 0.346	0-3 K			0-0 4-3		0-0 G5-4-3		0-3 K		4	0	0	0	0	2	4									
<b>Tom Herr, S</b> (1.4) OBP: 0.391, SLG: 0.426	0-0 6-3			0-0 F7			0-0 F9	0-0 G5-4-3		4	0	1	0	0	0	0									
<b>Cesar Cedeno, R</b> (1.3) OBP: 0.308, SLG: 0.358		0-0 6-3			0-0 2B		0-3 K	0-0 G5-4-3		4	0	1	0	0	1	3									
<b>Willie McGee, S</b> (1.8) OBP: 0.395, SLG: 0.536		0-3 K			0-0 1B		0-0 HR		0-0 4-3	4	1	2	1	0	1	0									
<b>Tito Landrum, R</b> (1.9) OBP: 0.383, SLG: 0.459		0-0 5-3			0-0 2B		4-0 HR		0-0 5-3	3	0	1	0	1	0	0									
<b>Terry Pendleton, S</b> (1.5) OBP: 0.273, SLG: 0.294			0-0 6-3		0-0 3-4		0-0 1B		4-0 FC6-4	3	0	1	0	1	0	2									
<b>Tom Nieto, R</b> (1.2) OBP: 0.293, SLG: 0.261			0-0 F9			4-0 BB		0-0 F9	0-0 FC6-4	3	0	0	0	1	0	3									
<b>Joaquin Andujar, S</b> (1.1) OBP: 0.170, SLG: 0.145			0-3 K			0-0 F4		0-0 1B		1	0	0	0	0	1	0									
<b>Ivan De Jesus, R</b> (6, PH) OBP: 0.273, SLG: 0.306										1	0	0	0	0	0	1									
<b>Todd Worrell, R</b> (7.1)										0	0	0	0	0	0	0									
<b>Brian Harper, R</b> (8, PH) OBP: 0.326, SLG: 0.366										1	0	1	0	0	0	0									
<b>Bill Campbell, R</b> (9.1) OBP: 0.625, SLG: 0.400										0	0	0	0	0	0	0									
<b>Inning Stats</b>	R: 0 E: 0 K: 1 S: 5	H: 0 LOB: 0 BB: 0 P: 5	R: 0 E: 0 K: 1 S: 5	H: 0 LOB: 0 BB: 0 P: 5	R: 0 E: 0 K: 1 S: 5	H: 0 LOB: 0 BB: 0 P: 5	R: 0 E: 0 K: 0 S: 4	H: 3 LOB: 1 BB: 0 P: 4	R: 0 E: 0 K: 0 S: 2	H: 0 LOB: 1 BB: 2 P: 10	R: 1 E: 0 K: 1 S: 7	H: 2 LOB: 2 BB: 1 P: 11	R: 0 E: 0 K: 1 S: 7	H: 3 LOB: 2 BB: 0 P: 7	R: 0 E: 0 K: 0 S: 3	H: 0 LOB: 1 BB: 1 P: 7	1B: 5 2B: 3 3B: 0 HR: 1	SF: 0 SAC: 0 DP: 3 HBP: 0	WP: 0 PB: 0 SB: 0 CS: 0	PA: 35					
<b>PITCHER</b>	IP	WLS	BF	H	R	ER	SO	BB	IBB	HBP	BLK	WP	HR	S	P	ERA	WHIP								
<b>Tom Browning, L</b> (1.1) ERA: 3.4	6.2	W	24	4	1	1	5	3	0	0	0	0	1	31	43	1.35	1.050								
<b>John Franco, L</b> (7.1) ERA: 1.49	2.1	S	11	4	0	0	1	1	0	0	0	0	0	12	16	0.00	2.143								

Cincinnati Reds @ St. Louis Cardinals  
 Busch Stadium, St. Louis, MO  
 Mon Sep 02 1985, 7:05 PM CDT  
 Att: 29,026 - Unknown

AB	31
R	1
H	8
RBI	1
BB	4
SO	6
LOB	13









Batter	1	2	3	4	5	6	7	8	9	AB	R	H	RBI	BB	SO	LOB	TOP																				
Eddie Milner, L (1, 8) Gary Redus, R (8, PH) OBP: 0.340, SLG: 0.329 OBP: 0.370, SLG: 0.417	F4		1B			5-3		1B	K	3	0	1	0	0	0	0	<b>Cincinnati Reds @ St. Louis Cardinals</b> Busch Stadium, St. Louis, MO Wed Sep 04 1985, 7:05 PM CDT Att: 25,425 - Unknown																				
Max Venable, L (1, 7) Nick Esasky, R (8, PH) OBP: 0.338, SLG: 0.457	CS		F8			F8		K		3	0	1	0	0	0	2																					
Pete Rose, S (1, 3) Eric Davis, R (8, PR) OBP: 0.391, SLG: 0.317 OBP: 0.211, SLG: 0.413	K				F7	BB		1B	SF8	3	0	1	0	1	1	1																					
Dave Parker, L (1, 9) OBP: 0.352, SLG: 0.525		1-3			HR			1B	SF8	4	1	3	2	0	0	0																					
Buddy Bell, R (1, 5) OBP: 0.307, SLG: 0.328	G6-3				5-3			1B	FC4	2	0	1	0	2	0	0																					
Dave Concepcion, R (1, 6) OBP: 0.317, SLG: 0.339	G6-3				K			1B	SF8	3	0	0	1	0	1	4																					
Bo Diaz, R (1, 2) OBP: 0.289, SLG: 0.346			6-3			G1-6-3		K	FC4	4	0	1	0	0	1	2																					
Ron Oester, S (1, 4) OBP: 0.355, SLG: 0.377			1B			G1-6-3			K	4	0	2	0	0	1	1																					
Andy McGaffigan, R (1, 1) Wayne Krenchicki, L (7, PH) Ron Robinson, R (7, 1) OBP: 0.369, SLG: 0.396	K		K			K		G3-6-3	K	2	0	0	0	0	2	1																					
<b>Inning Stats</b>	R: 0 E: 0 K: 1 S: 5	H: 1 LOB: 0 BB: 0 P: 5	R: 0 E: 0 K: 0 S: 3	H: 1 LOB: 0 BB: 0 P: 3	R: 0 E: 0 K: 1 S: 7	H: 2 LOB: 2 BB: 0 P: 7	R: 1 E: 0 K: 1 S: 6	H: 1 LOB: 0 BB: 0 P: 6	R: 0 E: 0 K: 1 S: 5	H: 1 LOB: 3 BB: 2 P: 12	R: 0 E: 0 K: 1 S: 5	H: 1 LOB: 0 BB: 0 P: 5	R: 2 E: 0 K: 3 S: 8	H: 3 LOB: 2 BB: 1 P: 12	R: 0 E: 0 K: 3 S: 9	H: 0 LOB: 0 BB: 0 P: 9	1B: 10 2B: 0 3B: 0 HR: 1	SF: 1 SAC: 0 DP: 3 HBP: 0	WP: 0 PA: 37 PB: 0 SB: 0 CS: 1																		
<b>PITCHER</b>	IP	WLS	BF	H	R	ER	SO	BB	IBB	HBP	BLK	WP	HR	S	P	ERA	WHIP	<b>PITCHER</b>		IP	WLS	BF	H	R	ER	SO	BB	IBB	HBP	BLK	WP	HR	S	P	ERA	WHIP	
Kurt Kephire, R (1, 1) ERA: 4.38	7.0		27	8	1	1	5	2	0	0	0	0	1	35	43	1.29	1.429																				
Ken Dayley, L (8, 1) ERA: 2.47	0.1		4	3	2	2	1	0	0	0	0	0	0	6	6	54.00	9.000																				
Todd Worrell, R (8, 1) ERA: 1.59	1.2	W	6	0	0	0	3	0	1	0	0	0	0	11	15	0.00	0.000																				



Batter	1	2	3	4	5	6	7	8	9	AB	R	H	RBI	BB	SO	LOB	BOTTOM																				
Vince Coleman, S (1, 7) Ken Dayley, L (8, 1) Todd Worrell, R (8, 1) OBP: 0.323, SLG: 0.349 OBP: 0.250, SLG: 0.250	S	K		4-3			CS			4	1	2	0	0	1	2	<b>Cincinnati Reds @ St. Louis Cardinals</b> Busch Stadium, St. Louis, MO Wed Sep 04 1985, 7:05 PM CDT Att: 25,425 - Unknown																				
Willie McGee, S (1, 8) OBP: 0.391, SLG: 0.529	F7		G3			K	CS	F7		4	0	0	0	0	1	1																					
Tom Herr, S (1, 4) OBP: 0.393, SLG: 0.424	S					F5		F8		2	0	0	0	2	0	0																					
Darrell Porter, L (1, 2) OBP: 0.318, SLG: 0.389	K		F8			F8		K		4	0	0	0	0	2	3																					
Andy Van Slyke, L (1, 9) OBP: 0.339, SLG: 0.465	1B		4-3			F8			E	3	1	1	0	1	0	1																					
Terry Pendleton, S (1, 5) OBP: 0.273, SLG: 0.294	1B					5-3		E6		4	2	2	1	0	0	0																					
Mike Jorgensen, L (1, 3) OBP: 0.424, SLG: 0.319	S					F8			1B	3	0	2	1	1	0	0																					
Ozzie Smith, S (1, 6) OBP: 0.331, SLG: 0.342	F9					SH1-4		3-1		3	0	1	1	0	0	1																					
Kurt Kephire, L (1, 1) Steve Braun, L (7, PH) Tito Landrum, R (8, 7) OBP: 0.135, SLG: 0.180 OBP: 0.323, SLG: 0.358	F3					1-3				1	0	0	0	0	0	0																					
<b>Inning Stats</b>	R: 1 E: 0 K: 1 S: 6	H: 2 LOB: 2 BB: 2 P: 14	R: 0 E: 0 K: 1 S: 5	H: 0 LOB: 1 BB: 1 P: 9	R: 0 E: 0 K: 0 S: 3	H: 0 LOB: 1 BB: 1 P: 7	R: 1 E: 0 K: 0 S: 5	H: 3 LOB: 1 BB: 0 P: 5	R: 0 E: 0 K: 1 S: 5	H: 0 LOB: 0 BB: 0 P: 5	R: 0 E: 0 K: 0 S: 3	H: 1 LOB: 0 BB: 0 P: 3	R: 0 E: 0 K: 1 S: 5	H: 0 LOB: 0 BB: 0 P: 5	R: 2 E: 1 K: 0 S: 3	H: 2 LOB: 1 BB: 0 P: 3	1B: 7 2B: 1 3B: 0 HR: 0	SF: 0 SAC: 1 DP: 0 HBP: 0	WP: 0 PA: 35 PB: 0 SB: 4 CS: 1																		
<b>PITCHER</b>	IP	WLS	BF	H	R	ER	SO	BB	IBB	HBP	BLK	WP	HR	S	P	ERA	WHIP	<b>PITCHER</b>		IP	WLS	BF	H	R	ER	SO	BB	IBB	HBP	BLK	WP	HR	S	P	ERA	WHIP	
Andy McGaffigan, R (1, 1) ERA: 3.67	6.0		25	5	2	2	3	3	1	0	0	0	0	27	43	3.00	1.333																				
Ron Robinson, R (7, 1) ERA: 4.12	2.0	L	9	3	2	1	1	0	0	0	0	0	0	11	11	4.50	1.500																				






Batter	1	2	3	4	5	6	7	8	9	AB	R	H	RBI	BB	SO	LOB	TOP				
<b>Eddie Milner, L</b> OBP: 0.341, SLG: 0.335 (1, 8)										5	2	2	2	0	0	0					
<b>Pete Rose, S</b> OBP: 0.391, SLG: 0.327 (1, 3)										5	1	2	2	0	2	1					
<b>Dave Parker, L</b> OBP: 0.356, SLG: 0.529 (1, 9)										4	0	3	1	0	0	1					
<b>Nick Esasky, R</b> OBP: 0.336, SLG: 0.451 <b>Max Venable, L</b> OBP: 0.327, SLG: 0.412 (1, 7) (9, 7)										4	0	0	0	0	1	4					
<b>Buddy Bell, R</b> OBP: 0.304, SLG: 0.324 (1, 5)										5	0	0	0	0	2	4					
<b>Dave Concepcion, R</b> OBP: 0.318, SLG: 0.341 (1, 6)										4	0	2	0	0	0	0					
<b>Bo Diaz, R</b> OBP: 0.294, SLG: 0.350 (1, 2)										4	1	2	0	0	1	1					
<b>Ron Oester, S</b> OBP: 0.356, SLG: 0.384 (1, 4)										3	2	1	2	1	0	1					
<b>Mario Soto, R</b> OBP: 0.148, SLG: 0.163 (1, 1)										4	1	0	0	0	3	3					
<b>Inning Stats</b>	R: 1 E: 0 K: 2 S: 9	H: 2 LOB: 1 BB: 0 P: 9	R: 4 E: 0 K: 0 S: 7	H: 5 LOB: 2 BB: 1 P: 12	R: 0 E: 0 K: 2 S: 8	H: 1 LOB: 1 BB: 0 P: 8	R: 0 E: 0 K: 0 S: 4	H: 1 LOB: 1 BB: 0 P: 4	R: 2 E: 0 K: 1 S: 7	H: 2 LOB: 0 BB: 0 P: 7	R: 0 E: 0 K: 1 S: 6	H: 0 LOB: 0 BB: 0 P: 5	R: 0 E: 0 K: 1 S: 5	H: 0 LOB: 1 BB: 0 P: 5	R: 0 E: 0 K: 1 S: 5	H: 0 LOB: 1 BB: 0 P: 6	1B: 8 2B: 1 3B: 1 HR: 2	SF: 0 SAC: 0 DP: 0 HBP: 2	WP: 0 PB: 1 SB: 0 CS: 1	PA: 41	
<b>PITCHER</b>	IP	WLS	BF	H	R	ER	SO	BB	IBB	HBP	BLK	WP	HR	S	P	ERA	WHIP				
<b>Derek Boteho, R</b> ERA: 5.77 (1, 1)	1.2	L	13	7	5	5	2	1	0	1	0	0	1	15	20	27.00	4.800				
<b>Jon Perlman, R</b> ERA: 5.4 (2, 1)	3.1		14	4	2	2	3	0	0	0	0	0	1	20	20	5.40	1.200				
<b>Reggie Patterson, R</b> ERA: (6, 1)	2.0		7	1	0	0	2	0	0	0	0	0	0	11	11	0.00	0.500				
<b>Ron Meredith, L</b> ERA: 4.66 (8, 1)	2.0		7	0	0	0	2	0	0	1	0	0	0	10	11	0.00	0.000				

Cincinnati Reds @ Chicago Cubs  
Wrigley Field, Chicago, IL  
Fri Sep 06 1985, 3:33 AM CDT  
Att: 17,026 - Unknown


AB 38  
R 7  
H 12  
RBI 7  
BB 1  
SO 9  
LOB 15



Batter	1	2	3	4	5	6	7	8	9	AB	R	H	RBI	BB	SO	LOB	BOTTOM				
<b>Billy Hatcher, R</b> OBP: 0.318, SLG: 0.402 (1, 8)										4	0	0	0	0	0	1					
<b>Shawon Dunston, R</b> OBP: 0.285, SLG: 0.310 (1, 6)										4	0	0	0	0	3	1					
<b>23 Ryne Sandberg, R</b> OBP: 0.358, SLG: 0.506 (1, 4)										4	1	3	0	0	0	0					
<b>Keith Moreland, R</b> OBP: 0.362, SLG: 0.425 (1, 9)										3	1	0	0	1	0	2					
<b>Ron Cey, R</b> OBP: 0.328, SLG: 0.421 (1, 5)										4	1	1	3	0	2	1					
<b>Leon Durham, L</b> OBP: 0.364, SLG: 0.466 (1, 3)										4	1	1	1	0	1	1					
<b>Thad Bosley, L</b> OBP: 0.394, SLG: 0.538 (1, 7)										4	1	1	1	0	0	0					
<b>Jody Davis, R</b> OBP: 0.288, SLG: 0.375 (1, 2)										4	0	0	0	0	2	0					
<b>Derek Boteho, R</b> OBP: 0.230, SLG: 0.143 (2, 1) <b>Jon Perlman, L</b> OBP: 0.365, SLG: 0.579 (5, PH) <b>Gary Woods, R</b> OBP: 0.365, SLG: 0.579 (6, PH) <b>Reggie Patterson, R</b> (8, PH) <b>Dave Owen, S</b> (7, PH) <b>Ron Meredith, L</b> (8, PH)										0	0	0	0	0	0	0					
<b>Inning Stats</b>	R: 0 E: 0 K: 1 S: 5	H: 0 LOB: 0 BB: 0 P: 5	R: 1 E: 0 K: 0 S: 4	H: 1 LOB: 0 BB: 0 P: 4	R: 0 E: 0 K: 2 S: 7	H: 0 LOB: 0 BB: 0 P: 7	R: 3 E: 0 K: 0 S: 5	H: 2 LOB: 1 BB: 1 P: 9	R: 0 E: 0 K: 1 S: 6	H: 1 LOB: 1 BB: 0 P: 6	R: 0 E: 0 K: 2 S: 8	H: 0 LOB: 0 BB: 0 P: 7	R: 0 E: 0 K: 1 S: 6	H: 1 LOB: 1 BB: 0 P: 6	R: 1 E: 0 K: 1 S: 6	H: 1 LOB: 0 BB: 0 P: 6	1B: 3 2B: 0 3B: 1 HR: 3	SF: 0 SAC: 0 DP: 0 HBP: 0	WP: 0 PB: 0 SB: 0 CS: 0	PA: 35	
<b>PITCHER</b>	IP	WLS	BF	H	R	ER	SO	BB	IBB	HBP	BLK	WP	HR	S	P	ERA	WHIP				
<b>Mario Soto, R</b> ERA: 3.52 (1, 1)	9.0	W	35	7	5	5	10	1	0	0	0	0	3	54	58	5.00	0.889				

Cincinnati Reds @ Chicago Cubs  
Wrigley Field, Chicago, IL  
Fri Sep 06 1985, 3:33 AM CDT  
Att: 17,026 - Unknown

AB 34  
R 5  
H 7  
RBI 5  
BB 1  
SO 10  
LOB 6





Batter	1	2	3	4	5	6	7	8	9	AB	R	H	RBI	BB	SO	LOB	TOP								
<b>Eddie Milner, L</b> OBP: 0.339, SLG: 0.342 (1, 8)										5	1	1	1	0	0	4	<b>Cincinnati Reds @ Chicago Cubs</b> Wrigley Field, Chicago, IL Sat Sep 07 1985, 3:33 AM CDT Att: 30,300 - Unknown								
<b>Pete Rose, S</b> OBP: 0.389, SLG: 0.323 (1, 3)										4	1	0	0	1	2	2									
<b>Dave Parker, L</b> OBP: 0.358, SLG: 0.543 (1, 9)										5	3	3	5	0	0	0									
<b>Nick Esasky, R</b> OBP: 0.337, SLG: 0.453 (1, 7)										5	0	2	1	0	1	0									
<b>Buddy Bell, R</b> OBP: 0.304, SLG: 0.326 (1, 5)										4	0	1	0	0	0	2									
<b>Dave Concepcion, R</b> OBP: 0.317, SLG: 0.338 (1, 6)										3	0	0	0	1	0	2									
<b>Bo Diaz, R</b> OBP: 0.293, SLG: 0.347 (1, 2)										4	1	1	0	0	0	3									
<b>Ron Oester, S</b> OBP: 0.356, SLG: 0.385 (1, 4)										4	1	2	0	0	1	0									
<b>Tom Browning, L</b> OBP: 0.226, SLG: 0.200 (7, PH)										2	0	1	0	0	0	0									
<b>Tom Hummel, S</b> OBP: 0.200, SLG: 0.111 (7, PH)										0	0	0	0	0	0	0									
<b>John Franco, R</b> OBP: 0.333, SLG: 0.333 (7, 1)										0	0	0	0	0	0	0									
<b>Tom Hume, R</b> OBP: 0.285, SLG: 0.271 (7, 1)										0	0	0	0	0	0	0									
<b>Bob Buchanan, L</b> OBP: 0.206, SLG: 0.071 (8, 1)										0	0	0	0	0	0	0									
<b>John Stuper, R</b> OBP: 0.295, SLG: 0.271 (8, 1)										0	0	0	0	0	0	0									
<b>Wayne Krenchicki, L</b> OBP: 0.301, SLG: 0.326 (9, PH)										1	0	0	0	0	0	2									
<b>Inning Stats</b>	R: 1 E: 0 K: 0 S: 4	H: 1 LOB: 0 BB: 0 P: 4	R: 0 E: 0 K: 0 S: 3	H: 0 LOB: 0 BB: 0 P: 3	R: 0 E: 0 K: 1 S: 6	H: 1 LOB: 1 BB: 0 P: 6	R: 1 E: 0 K: 1 S: 7	H: 2 LOB: 1 BB: 0 P: 7	R: 0 E: 0 K: 1 S: 5	H: 0 LOB: 2 BB: 1 P: 5	R: 1 E: 0 K: 0 S: 5	H: 2 LOB: 2 BB: 1 P: 9	R: 0 E: 0 K: 1 S: 6	H: 1 LOB: 1 BB: 0 P: 6	R: 0 E: 0 K: 0 S: 4	H: 1 LOB: 1 BB: 0 P: 4	R: 4 E: 0 K: 0 S: 6	H: 3 LOB: 0 BB: 1 P: 10	1B: 5 2B: 3 3B: 0 HR: 3	SF: 0 SAC: 1 DP: 0 HBP: 0	WP: 0 PB: 0 SB: 0 CS: 0	PA: 40			
<b>PITCHER</b>	IP	WLS	BF	H	R	ER	SO	BB	IBB	HBP	BLK	WP	HR	S	P	ERA	WHIP								
<b>Dennis Eckersley, R</b> ERA: 2.74 (1, 1)	4.0		16	4	2	2	2	0	0	0	0	0	2	20	20	4.50	1.000								
<b>Jay Baller, R</b> ERA: 4.56 (5, 1)	3.0	W	13	3	1	1	2	1	0	0	0	0	0	16	20	3.00	1.333								
<b>Lary Sorensen, R</b> ERA: 5.0 (8, 1)	1.0		4	1	0	0	0	0	0	0	0	0	0	4	4	0.00	1.000								
<b>Lee Smith, R</b> ERA: 3.22 (9, 1)	1.0		7	3	4	4	0	1	0	0	0	0	1	6	10	36.00	4.000								

AB	37
R	7
H	11
RBI	7
BB	2
SO	4
LOB	15



Batter	1	2	3	4	5	6	7	8	9	AB	R	H	RBI	BB	SO	LOB	BOTTOM									
<b>Bob Dernier, R</b> OBP: 0.310, SLG: 0.324 (1, 8)										4	1	1	1	0	0	1	<b>Cincinnati Reds @ Chicago Cubs</b> Wrigley Field, Chicago, IL Sat Sep 07 1985, 3:33 AM CDT Att: 30,300 - Unknown									
<b>Gary Matthews, R</b> OBP: 0.335, SLG: 0.390 (1, 7)										4	2	2	2	0	1	1										
<b>Chris Speier, R</b> OBP: 0.286, SLG: 0.340 (8, 5)										1	0	0	0	0	0	1										
<b>23 Ryne Sandberg, R</b> OBP: 0.359, SLG: 0.505 (1, 4)										3	1	1	0	1	0	1										
<b>Keith Moreland, R</b> OBP: 0.361, SLG: 0.422 (1, 9)										3	0	0	0	1	0	1										
<b>Ron Cey, R</b> OBP: 0.329, SLG: 0.428 (1, 5)										3	2	1	2	1	0	2										
<b>Steve Lake, R</b> OBP: 0.178, SLG: 0.196 (8, 2)										0	0	0	0	0	0	0										
<b>Leon Durham, L</b> OBP: 0.385, SLG: 0.473 (1, 3)										4	1	2	3	0	1	2										
<b>Jody Davis, R</b> OBP: 0.286, SLG: 0.372 (1, 2)										4	0	0	0	0	1	1										
<b>Lary Sorensen, R</b> ERA: 5.0 (8, 1)										0	0	0	0	0	0	0										
<b>Lee Smith, R</b> ERA: 3.22 (9, 1)										0	0	0	0	0	0	0										
<b>Shawon Dunston, R</b> OBP: 0.274, SLG: 0.322 (1, 6)										4	1	2	0	0	0	0										
<b>Dennis Eckersley, R</b> OBP: 0.220, SLG: 0.182 (1, 1)										1	1	1	1	0	0	0										
<b>Jay Baller, R</b> ERA: 4.56 (5, 1)										1	0	0	0	0	1	0										
<b>Billy Hatcher, R</b> OBP: 0.315, SLG: 0.398 (7, PH)										1	0	0	0	0	0	1										
<b>Inning Stats</b>	R: 1 E: 0 K: 0 S: 4	H: 1 LOB: 2 BB: 2 P: 12	R: 1 E: 0 K: 0 S: 4	H: 1 LOB: 0 BB: 0 P: 4	R: 0 E: 0 K: 1 S: 5	H: 0 LOB: 0 BB: 0 P: 5	R: 1 E: 0 K: 2 S: 8	H: 1 LOB: 0 BB: 0 P: 8	R: 0 E: 0 K: 1 S: 5	H: 0 LOB: 1 BB: 0 P: 6	R: 0 E: 0 K: 0 S: 4	H: 1 LOB: 1 BB: 0 P: 4	R: 6 E: 0 K: 0 S: 8	H: 5 LOB: 0 BB: 1 P: 12	R: 0 E: 0 K: 0 S: 4	H: 1 LOB: 1 BB: 0 P: 4	1B: 5 2B: 1 3B: 0 HR: 4	SF: 0 SAC: 1 DP: 0 HBP: 1	WP: 0 PB: 0 SB: 2 CS: 0	PA: 38						
<b>PITCHER</b>	IP	WLS	BF	H	R	ER	SO	BB	IBB	HBP	BLK	WP	HR	S	P	ERA	WHIP									
<b>Tom Browning, L</b> ERA: 3.43 (1, 1)	6.0		25	4	3	3	4	2	0	1	0	0	1	5	5	108.00	12.000									
<b>John Franco, L</b> ERA: 1.5 (7, 1)	0.1	L	5	4	4	4	0	0	0	0	0	0	0	1	5	5	108.00	12.000								
<b>Tom Hume, R</b> ERA: 3.92 (7, 1)	0.1		2	0	0	0	0	1	0	0	0	0	0	1	5	0.00	3.000									
<b>Bob Buchanan, L</b> ERA: 6.97 (7, 1)	0.1		2	1	2	2	0	0	0	0	0	0	1	2	2	54.00	3.000									
<b>John Stuper, R</b> ERA: 4.88 (8, 1)	1.0		4	1	0	0	0	0	0	0	0	0	0	4	4	0.00	1.000									





Batter	1	2	3	4	5	6	7	8	9	AB	R	H	RBI	BB	SO	LOB	TOP								
Eddie Milner, L OBP: 0.340, SLG: 0.342 (1, 8)	0-0 4-3		0-0 E S 4-3 1B		0-0 F6	0-0 F8			0-0 1-2 2-H 1B	5	1	2	1	0	0	1	<b>Cincinnati Reds @ Chicago Cubs</b> Wrigley Field, Chicago, IL Sun Sep 08 1985, 3:33 AM CDT Att: 28,269 - Unknown								
Pete Rose, S OBP: 0.389, SLG: 0.324 (1, 3)	0-0 1B		0-0 4-3		0-0 FC6-4 BB HR 1B		0-0 6-3		0-3 K	5	1	2	1	0	1	2									
Dave Parker, L OBP: 0.358, SLG: 0.541 (1, 9)	0-0 S 1-3 1B		0-0 4-3		4-0 FC6-4 BB 1-2		0-0 1-3		0-3 K	4	0	1	0	1	1	2									
Nick Esasky, R OBP: 0.332, SLG: 0.446 Ted Power, R (9, 1)	0-3 K		0-0 F7		0-0 FC6-4 HR 1-2 2-3		0-3 K		0-3 K	5	1	0	0	0	3	6									
Buddy Bell, R OBP: 0.303, SLG: 0.331 (1, 5)	0-0 F7			0-3 K	0-0 HR			0-0 4-3		4	1	1	3	0	1	2									
Dave Concepcion, R OBP: 0.317, SLG: 0.338 (1, 6)		0-0 1B		0-0 F9	0-0 F6			0-0 6-3		4	0	1	0	0	0	0									
Dave Vangorder, R OBP: 0.284, SLG: 0.315 Wayne Krenchicki, L OBP: 0.371, SLG: 0.397 Gary Redus, R OBP: 0.370, SLG: 0.417 Dann Bilardello, R OBP: 0.210, SLG: 0.200 (1, 2) (8, PH) (8, PR) (8, 2)	0-0 F4		0-0 1B		0-0 6-3			0-0 CS 1B		3	0	1	0	0	0	1									
Ron Oester, S OBP: 0.359, SLG: 0.386 (1, 4)	0-0 F8		0-0 FC6 1B		0-0 6-3			0-0 CS 1-2 1B	0-0 1B 1B	4	1	2	0	0	0	1									
Jay Tibbs, R OBP: 0.111, SLG: 0.077 Paul O'Neill, L OBP: 0.506, SLG: 0.500 John Stuper, L OBP: 0.322, SLG: 0.071 Tom Runnalls, R OBP: 0.152, SLG: 0.158 Tom Hume, R OBP: 0.178, SLG: 0.196 Bob Buchanan, L OBP: 0.333, SLG: 0.417 (1, 1) (4, PH) (4, 1) (6, PH) (6, 1) (8, 1) (9, PH) (9, 7)	0-0 2-3		0-0 FC6 1-2		0-0 1B			0-0 1B	0-0 1B	1	0	0	0	0	0	1									
<b>Inning Stats</b>	R: 0 E: 0 K: 1 S: 7	H: 2 LOB: 2 BB: 7	R: 0 E: 0 K: 0 S: 4	H: 1 LOB: 1 BB: 4	R: 1 E: 0 K: 0 S: 4	H: 1 LOB: 0 BB: 4	R: 0 E: 0 K: 1 S: 7	H: 2 LOB: 2 BB: 7	R: 3 E: 0 K: 0 S: 5	H: 2 LOB: 0 BB: 1 P: 9	R: 0 E: 0 K: 0 S: 4	H: 1 LOB: 1 BB: 4	R: 0 E: 0 K: 1 S: 5	H: 0 LOB: 0 BB: 5	R: 0 E: 0 K: 0 S: 3	H: 1 LOB: 1 BB: 3		R: 1 E: 0 K: 3 S: 12	H: 3 LOB: 2 BB: 12	1B: 12 2B: 0 3B: 0 HR: 1	SF: 0 SAC: 0 DP: 0 HBP: 0	WP: 0 PB: 0 CS: 2	PA: 41		
<b>PITCHER</b>	IP WLS BF H R ER SO BB IBB HBP BLK WP HR S P ERA WHIP	5.0 4.5 24 8 4 4 2 1 0 0 0 0 1 27 31 7.20 1.800	3.0 4.9 10 2 0 0 1 0 0 0 0 0 0 12 12 0.00 0.667	1.0 3.29 6 3 1 1 3 0 0 0 0 0 0 12 12 9.00 3.000																					

AB	39
R	5
H	13
RBI	5
BB	1
SO	6
LOB	18

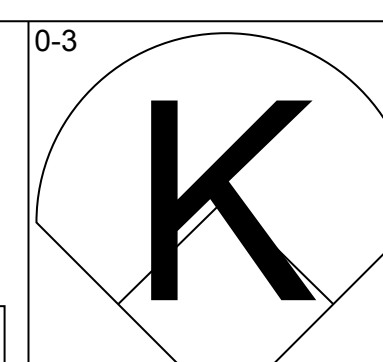
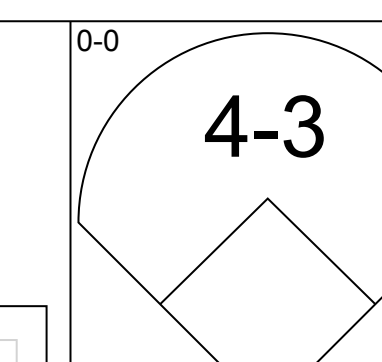
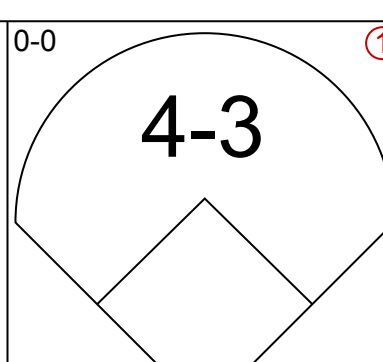
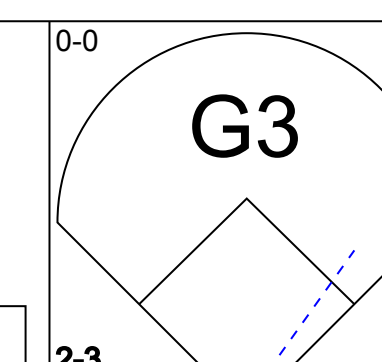
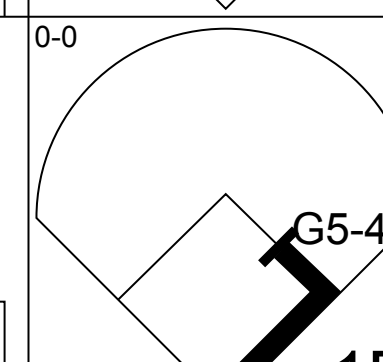
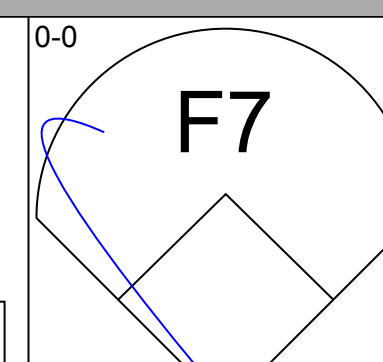
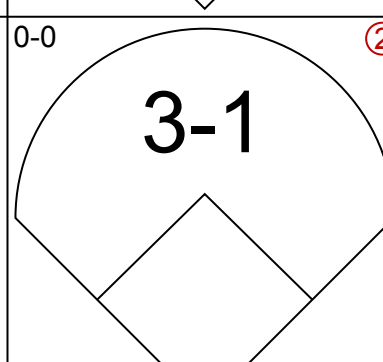
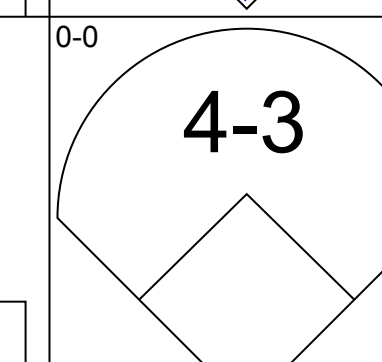
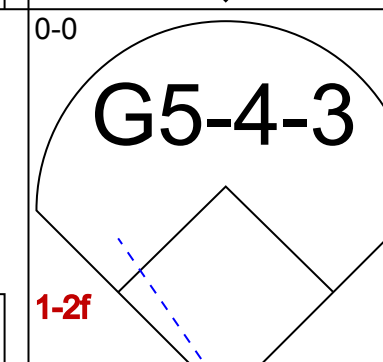
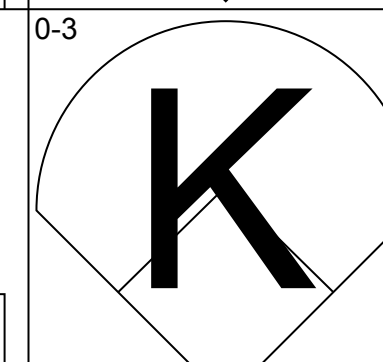
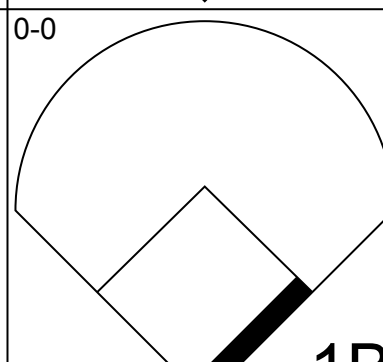
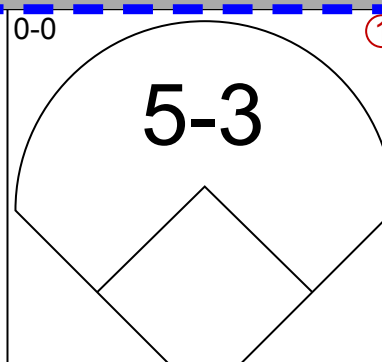
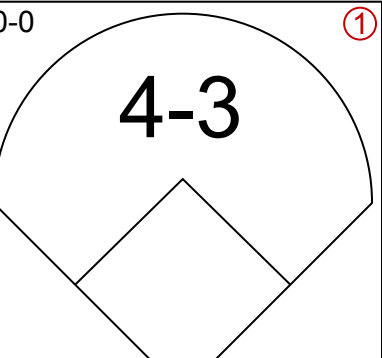
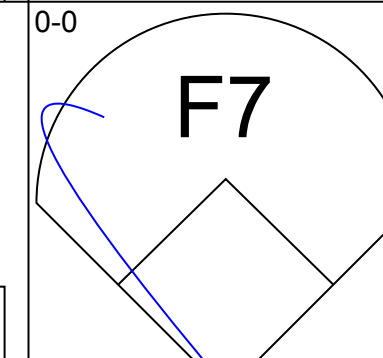
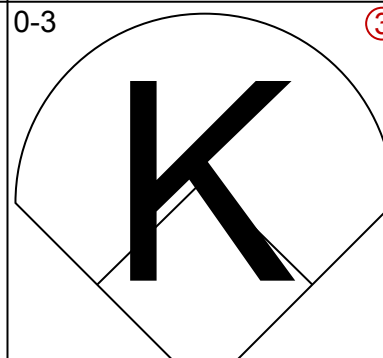
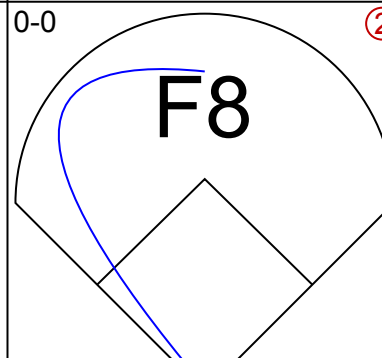
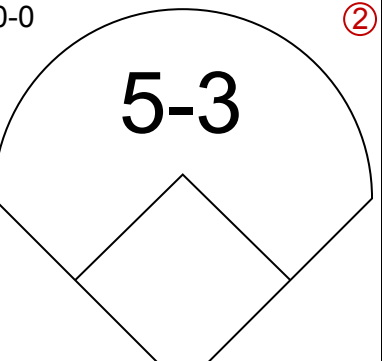
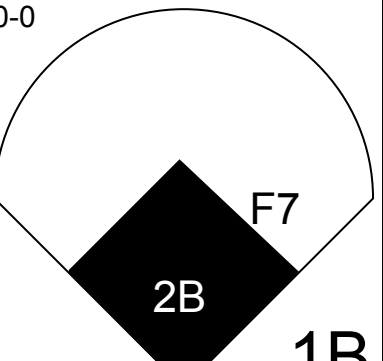
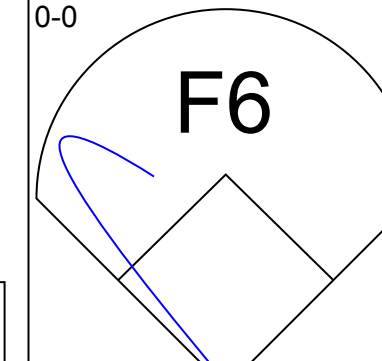
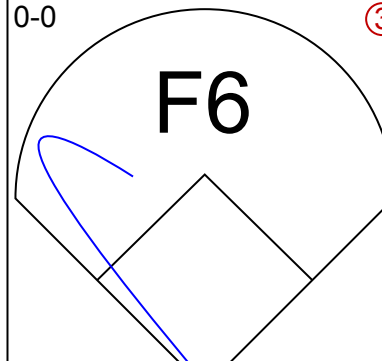
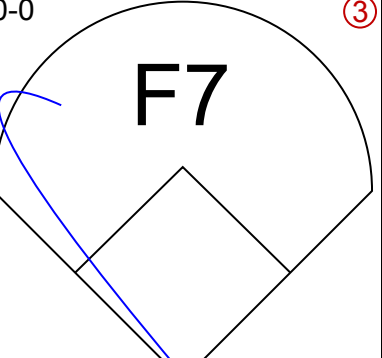
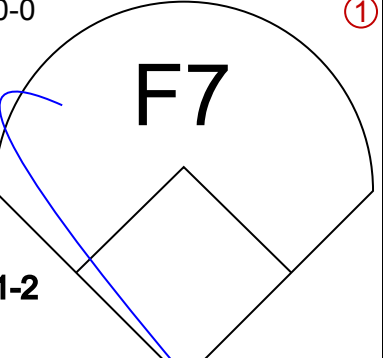
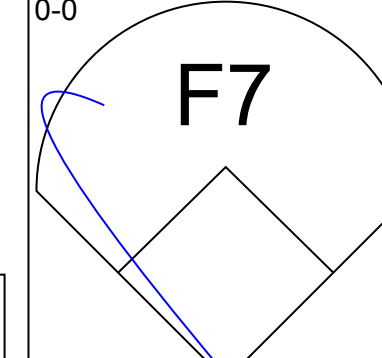
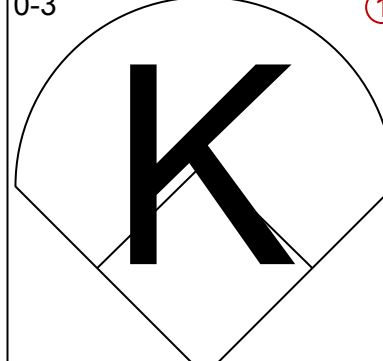
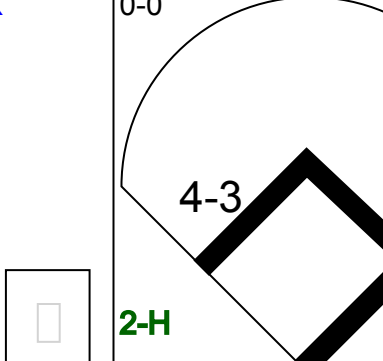
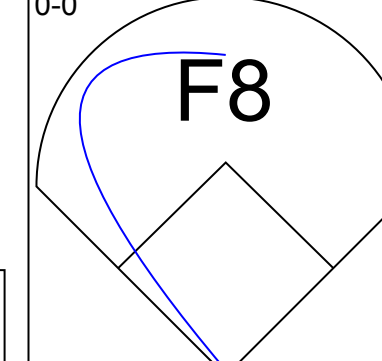
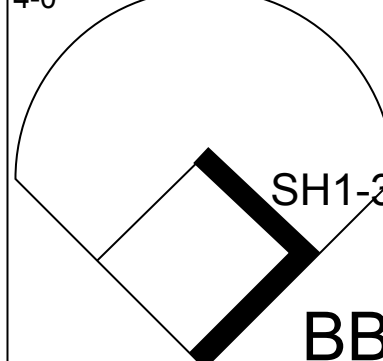
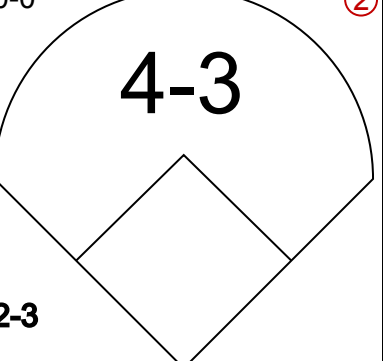
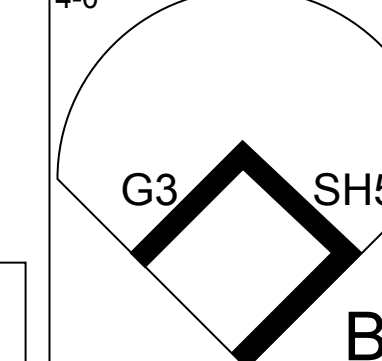
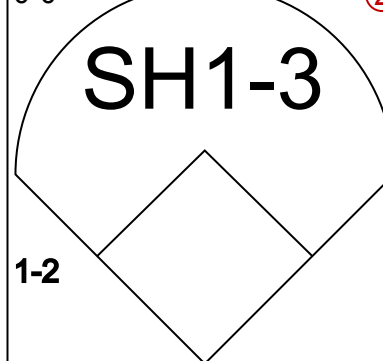
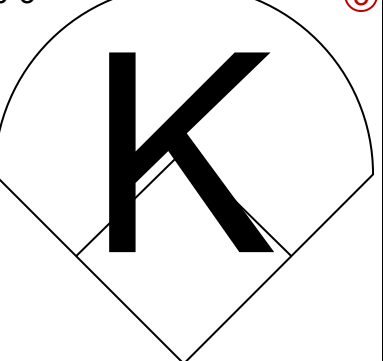
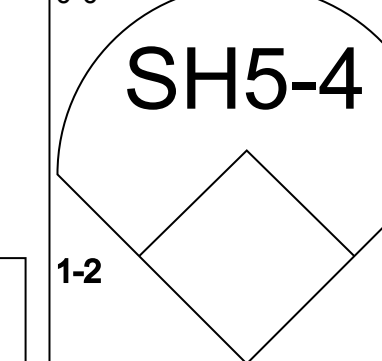



Batter	1	2	3	4	5	6	7	8	9	AB	R	H	RBI	BB	SO	LOB	BOTTOM								
Bob Dernier, R OBP: 0.311, SLG: 0.328 (1, 8)	0-0 F9		0-0 23 4-3 1B 2B	0-0 G4-3 1B		0-0 F8		0-0 FC6-4 1-2		5	1	2	0	0	0	3	<b>Cincinnati Reds @ Chicago Cubs</b> Wrigley Field, Chicago, IL Sun Sep 08 1985, 3:33 AM CDT Att: 28,269 - Unknown								
Gary Matthews, R OBP: 0.353, SLG: 0.386 Gary Woods, R OBP: 0.356, SLG: 0.270 (1, 7) (8, 7)	4-0 23 1B 3B BB		0-3 K	0-0 G4-3 1-2		0-0 F8		0-0 F6		3	1	0	0	1	1	3									
23 Ryne Sandberg, R OBP: 0.358, SLG: 0.502 (1, 4)	0-0 1-2 3B 1B		0-0 4-3		0-0 5-3		0-0 F8		0-0 6-3	5	1	1	0	0	0	1									
Keith Moreland, R OBP: 0.363, SLG: 0.428 (1, 9)	0-0 1-2 2-H 2-H 1B 3B		0-0 BLK 1B 1B		0-0 4-3		0-0 FC6-4 1B		0-3 K	5	2	3	3	0	1	0									
Ron Cey, R OBP: 0.333, SLG: 0.430 Chris Speier, R OBP: 0.286, SLG: 0.340 (1, 5) (9, 5)	0-0 G4-6-3 1B		4-0 1B BB		0-0 1B		0-0 FC6-4 1-2			3	0	2	1	1	0	1									
Leon Durham, L OBP: 0.364, SLG: 0.471 (1, 3)	0-0 G4-6-3 1-2		0-0 1-3 2-H 1B		0-0 F8			0-0 4-3		4	0	1	1	0	0	2									
Jody Davis, R OBP: 0.285, SLG: 0.370 Billy Hatcher, R OBP: 0.315, SLG: 0.398 Steve Lake, R OBP: 0.178, SLG: 0.196 (1, 2) (8, PR) (9, 2)		0-0 3-1	0-0 F2		0-0 F4		0-0 1B 1B			4	0	1	0	0	0	2									
Shawon Dunston, R OBP: 0.286, SLG: 0.333 (1, 6)	0-0 6-3		0-0 1B SH1-4 1B		0-0 SH1-4 1B		0-0 SH1-4 1B		0-0 FC6-4 1-2 1B	4	0	3	0	0	0	0									
Reggie Patterson, R Lary Sorensen, R Thad Bosley, L OBP: 0.538, SLG: 0.538 Davey Lopes, R OBP: 0.582, SLG: 0.436 Lee Smith, R (1, 1) (6, 1) (8, PH) (8, PH) (9, 1)	0-3 K		0-0 SH1-4		0-0 SH1-4		0-0 F8			1	0	0	0	0	1	0									
<b>Inning Stats</b>	R: 3 E: 0 K: 0 S: 5	H: 3 LOB: 0 BB: 1 P: 9	R: 0 E: 0 K: 1 S: 5	H: 0 LOB: 0 BB: 5	R: 2 E: 0 K: 1 S: 8	H: 3 LOB: 2 BB: 1 P: 12	R: 0 E: 0 K: 0 S: 4	H: 2 LOB: 1 BB: 0 P: 4	R: 0 E: 0 K: 0 S: 4	H: 1 LOB: 1 BB: 0 P: 4	R: 0 E: 0 K: 0 S: 4	H: 1 LOB: 1 BB: 0 P: 4	R: 0 E: 0 K: 0 S: 5	H: 2 LOB: 2 BB: 5	R: 0 E: 0 K: 1 S: 5	H: 0 LOB: 0 BB: 5		R: 0 E: 0 K: 1 S: 5	1B: 11 2B: 1 3B: 1 HR: 0	SF: 0 SAC: 2 DP: 2 HBP: 0	WP: 0 PB: 0 SB: 0 CS: 0	PA: 40			
<b>PITCHER</b>	IP WLS BF H R ER SO BB IBB HBP BLK WP HR S P ERA WHIP	3.0 4.17 8 3 0 0 0 2 0 0 0 0 0 8 8 0.00 1.500	2.0 4.75 8 3 0 0 0 0 0 0 0 0 0 8 8 0.00 1.500	2.1 3.78 11 4 0 0 0 0 0 0 0 0 11 11 0.00 1.714	0.2 6.55 2 0 0 0 0 0 0 0 0 0 2 2 0.00 0.000	1.0 2.76 3 0 0 0 1 0 0 0 0 0 5 5 0.00 0.000																			

AB	36
R	5
H	13
RBI	5
BB	2
SO	3
LOB	14

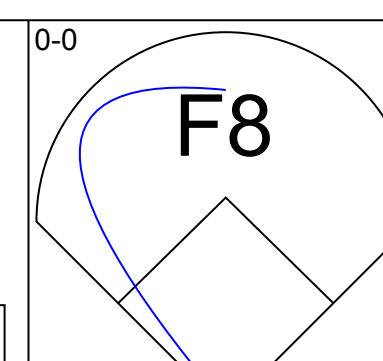
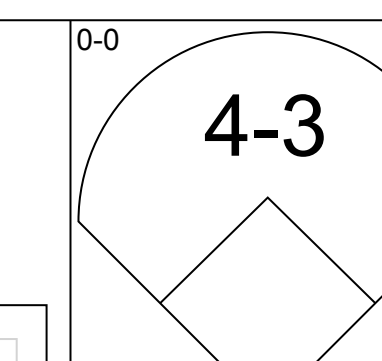
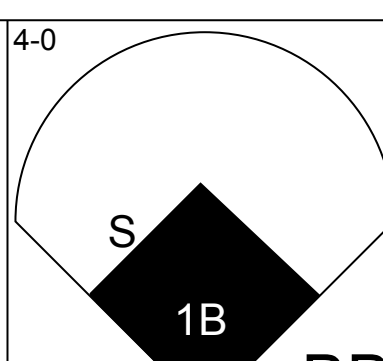
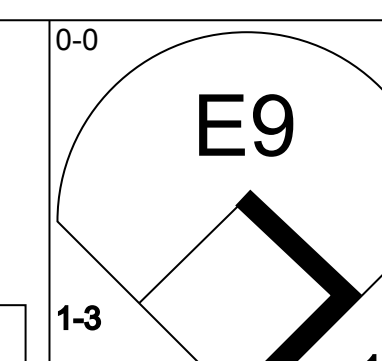
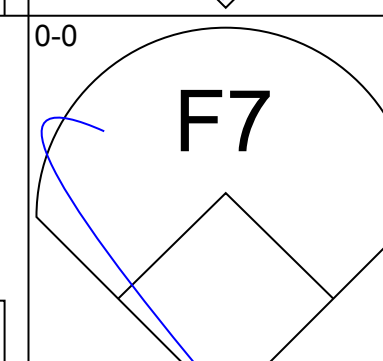
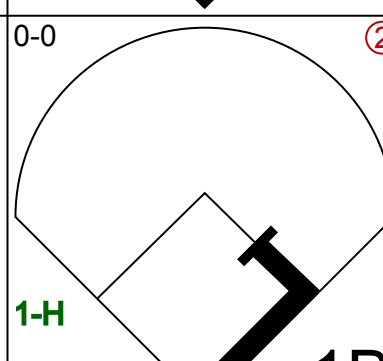
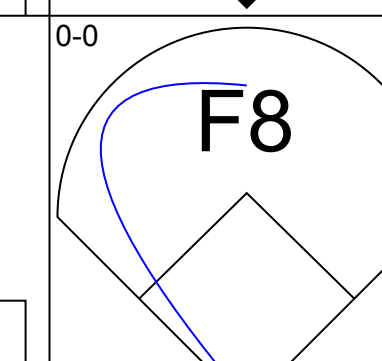
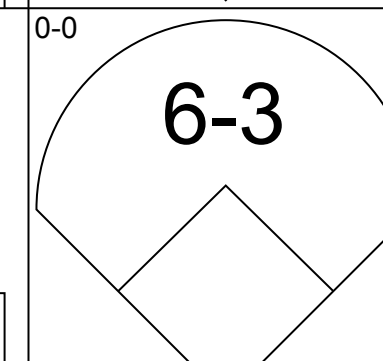
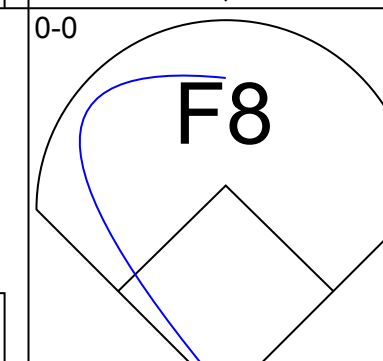
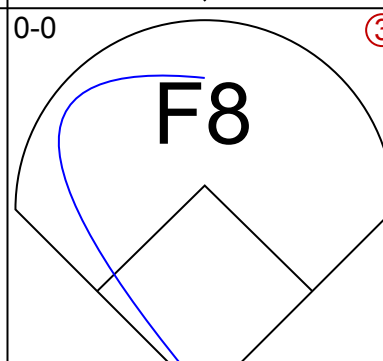


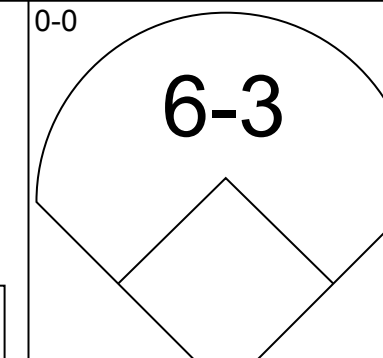

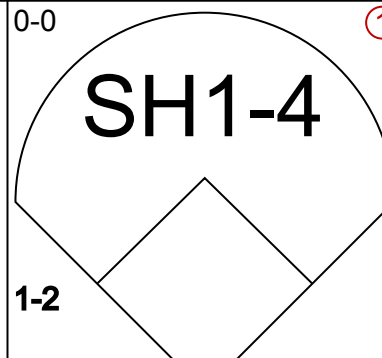
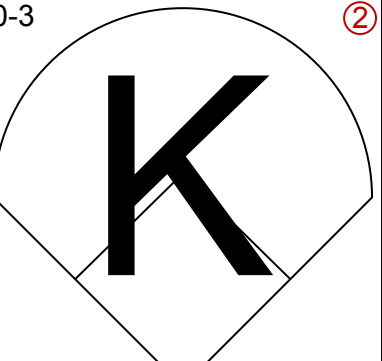

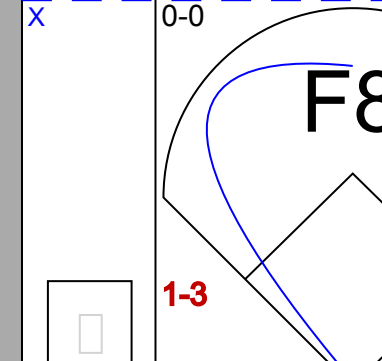
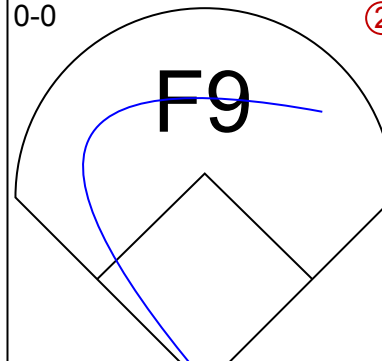
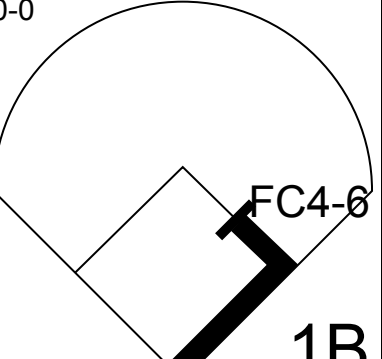
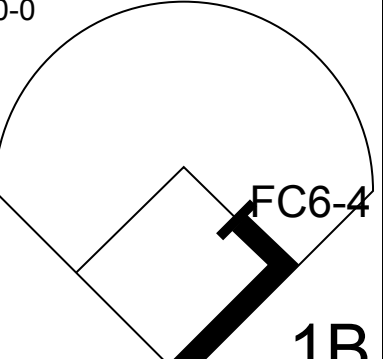
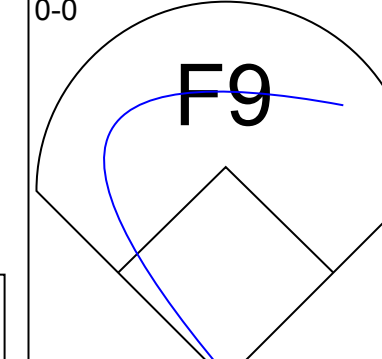
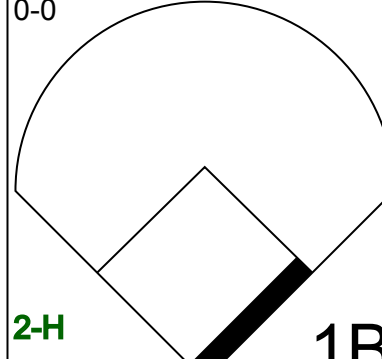
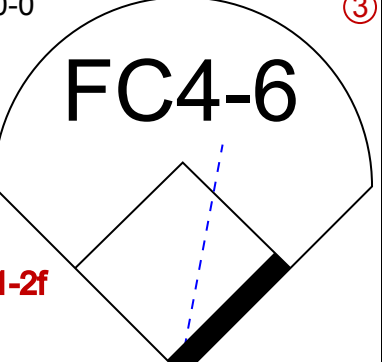
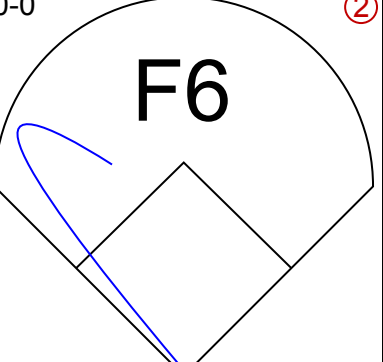



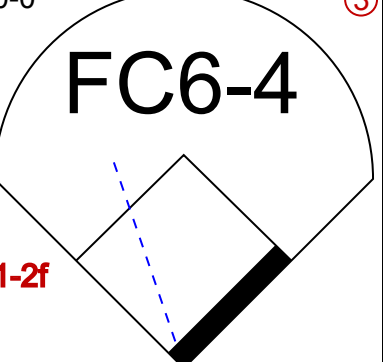
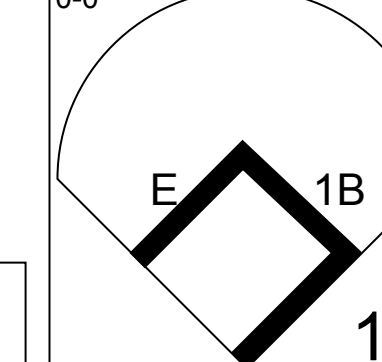
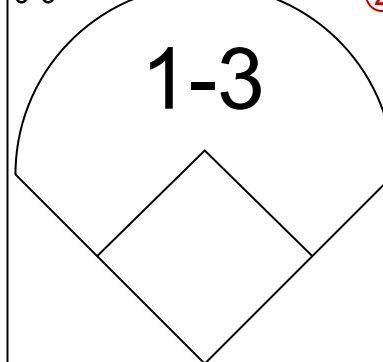

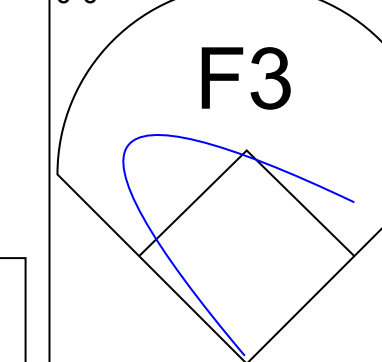
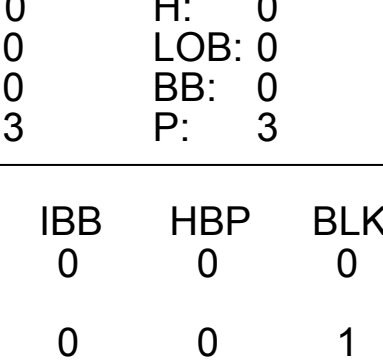
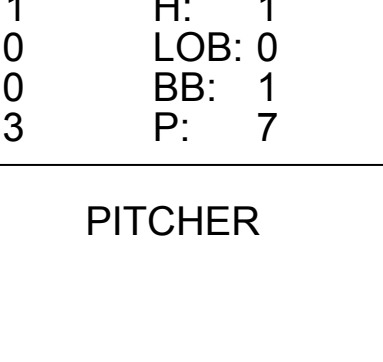
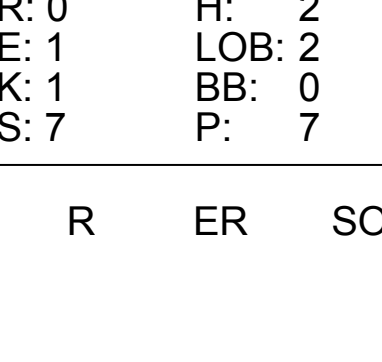




Batter	1	2	3	4	5	6	7	8	9	AB	R	H	RBI	BB	SO	LOB	TOP				
Gary Templeton, S OBP: 0.327, SLG: 0.369 (1, 6)										4	0	0	0	0	1	2	<b>San Diego Padres @ Cincinnati Reds</b> Riverfront Stadium, Cincinnati, OH Mon Sep 09 1985, 7:05 PM EDT Att: 29,289 - Unknown				
Tony Gwynn, L OBP: 0.347, SLG: 0.398 (1, 9)										4	0	1	0	0	0	1					
Steve Garvey, R OBP: 0.308, SLG: 0.435 (1, 3)										4	0	1	0	0	1	1					
Graig Nettles, L OBP: 0.360, SLG: 0.412 (1, 5)										4	0	0	0	0	1	1					
Bruce Bochy, R OBP: 0.310, SLG: 0.488 (1, 2)										4	1	1	0	0	0	0					
Carmelo Martinez, R OBP: 0.347, SLG: 0.426 (1, 7)										3	0	0	0	0	0	1					
Kevin McReynolds, R OBP: 0.290, SLG: 0.373 (1, 8)										3	0	1	1	0	1	0					
Tim Flannery, L OBP: 0.382, SLG: 0.351 (1, 4)										1	0	0	0	2	0	1					
Dave Dravecky, R OBP: 0.161, SLG: 0.121 Lance McCullers, S (7, 1)										1	0	0	0	0	1	1					
Al Bumbry, L OBP: 0.269, SLG: 0.287 Rich Gossage, R (8, 1)										0	0	0	0	0	0	0					
<b>Inning Stats</b>	R: 0 E: 0 K: 1 S: 5	H: 1 LOB: 0 BB: 0 P: 5	R: 0 E: 0 K: 0 S: 3	H: 0 LOB: 0 BB: 0 P: 3	R: 0 E: 0 K: 1 S: 5	H: 0 LOB: 1 BB: 1 P: 9	R: 0 E: 0 K: 1 S: 5	H: 0 LOB: 0 BB: 0 P: 5	R: 1 E: 0 K: 1 S: 7	H: 2 LOB: 1 BB: 0 P: 7	R: 0 E: 0 K: 0 S: 6	H: 1 LOB: 1 BB: 0 P: 6	R: 0 E: 0 K: 0 S: 3	H: 0 LOB: 0 BB: 0 P: 3	R: 0 E: 0 K: 0 S: 3	H: 0 LOB: 0 BB: 0 P: 3	1B: 3 2B: 1 3B: 0 HR: 0	SF: 0 SAC: 2 DP: 1 HBP: 0	WP: 0 PB: 0 SB: 0 CS: 0	PA: 32	
<b>PITCHER</b>	IP	WLS	BF	H	R	ER	SO	BB	IBB	HBP	BLK	WP	HR	S	P	ERA	WHIP				
Andy McGaffigan, R ERA: 3.36 John Franco, L ERA: 1.89	8.0		29	4	1	1	5	2	0	0	0	0	0	37	45	1.12	0.750				
	1.0	W	3	0	0	0	0	0	0	0	0	0	0	3	3	0.00	0.000				

AB	28
R	1
H	4
RBI	1
BB	2
SO	5
LOB	8



Batter	1	2	3	4	5	6	7	8	9	AB	R	H	RBI	BB	SO	LOB	BOTTOM				
Gary Redus, R OBP: 0.370, SLG: 0.413 (1, 8)										2	1	0	0	1	0	0	<b>San Diego Padres @ Cincinnati Reds</b> Riverfront Stadium, Cincinnati, OH Mon Sep 09 1985, 7:05 PM EDT Att: 29,289 - Unknown				
Eddie Milner, L OBP: 0.341, SLG: 0.344 John Franco, L OBP: 0.333, SLG: 0.333 (8, PH)										1	0	1	0	0	0	0					
Buddy Bell, R OBP: 0.303, SLG: 0.331 (1, 5)										4	0	1	1	0	0	2					
Dave Parker, L OBP: 0.358, SLG: 0.539 (1, 9)										4	1	1	0	0	0	0					
Tony Perez, R OBP: 0.407, SLG: 0.479 Eric Davis, R OBP: 0.211, SLG: 0.413 (7, PR)										3	0	1	0	0	0	0					
Nick Esasky, R OBP: 0.325, SLG: 0.441 (8, 3)										4	0	0	0	0	1	2					
Dave Concepcion, R OBP: 0.320, SLG: 0.341 (1, 6)										4	0	3	1	0	0	1					
Bo Diaz, R OBP: 0.288, SLG: 0.341 (1, 2)										3	0	0	0	0	1	2					
Ron Oester, S OBP: 0.359, SLG: 0.386 (1, 4)										3	0	1	0	0	0	1					
Andy McGaffigan, R Max Venable, L OBP: 0.330, SLG: 0.413 (8, PH)										2	0	0	0	0	0	0					
<b>Inning Stats</b>	R: 0 E: 0 K: 0 S: 3	H: 0 LOB: 0 BB: 0 P: 3	R: 0 E: 0 K: 1 S: 6	H: 1 LOB: 1 BB: 0 P: 6	R: 0 E: 0 K: 0 S: 3	H: 0 LOB: 0 BB: 0 P: 3	R: 0 E: 0 K: 0 S: 3	H: 0 LOB: 0 BB: 0 P: 3	R: 1 E: 0 K: 0 S: 3	H: 1 LOB: 1 BB: 1 P: 7	R: 0 E: 0 K: 0 S: 3	H: 1 LOB: 1 BB: 0 P: 3	R: 0 E: 1 K: 1 S: 7	H: 2 LOB: 2 BB: 0 P: 7	R: 1 E: 0 K: 0 S: 4	H: 2 LOB: 1 BB: 0 P: 4	1B: 8 2B: 0 3B: 0 HR: 0	SF: 0 SAC: 1 DP: 0 HBP: 0	WP: 0 PB: 0 SB: 0 CS: 1	PA: 33	
<b>PITCHER</b>	IP	WLS	BF	H	R	ER	SO	BB	IBB	HBP	BLK	WP	HR	S	P	ERA	WHIP				
Dave Dravecky, L ERA: 2.54 Lance McCullers, R ERA: 1.29 Rich Gossage, R ERA: 1.78	6.0		22	4	1	1	1	1	0	0	0	0	0	23	27	1.50	0.833				
	1.0		2	0	0	0	0	0	0	0	1	0	0	2	2	0.00	0.000				
	1.2	L	9	4	1	1	1	0	0	0	0	0	0	11	11	5.40	2.400				

AB	31
R	2
H	8
RBI	2
BB	1
SO	2
LOB	9





Batter	1	2	3	4	5	6	7	8	9	AB	R	H	RBI	BB	SO	LOB	TOP					
<b>Garry Templeton, S</b> OBP: 0.331, SLG: 0.376 (1, 6)										5	1	4	1	0	0	1	<b>San Diego Padres @ Cincinnati Reds</b> Riverfront Stadium, Cincinnati, OH Tue Sep 10 1985, 7:05 PM EDT Att: 51,045 - Unknown					
<b>Tony Gwynn, L</b> OBP: 0.347, SLG: 0.399 (1, 9)										5	1	2	0	0	0	3						
<b>Steve Garvey, R</b> OBP: 0.311, SLG: 0.434 (1, 3)										3	0	1	1	2	0	2						
<b>Graig Nettles, L</b> OBP: 0.357, SLG: 0.408 (1, 5)										4	0	0	1	0	0	5						
<b>Bruce Bochy, R</b> OBP: 0.295, SLG: 0.464 (1, 2)										4	0	0	0	0	1	2						
<b>Carmelo Martinez, R</b> OBP: 0.344, SLG: 0.422 (1, 7)										4	0	0	0	0	0	2						
<b>Kevin McReynolds, R</b> OBP: 0.289, SLG: 0.370 (1, 8)										4	0	0	0	0	1	0						
<b>Tim Flannery, L</b> OBP: 0.383, SLG: 0.353 (1, 4)										4	1	2	0	0	0	0						
<b>LaMarr Hoyt, R</b> OBP: 0.288, SLG: 0.071 (7, PH)										2	0	0	0	0	0	2						
<b>Al Bumbry, L</b> OBP: 0.227, SLG: 0.287 (7, 1)										0	0	0	0	1	0	0						
<b>Lance McCullers, S</b> OBP: 0.256, SLG: 0.250 (8, 1)										0	0	0	0	0	0	0						
<b>Craig Lefferts, L</b> OBP: 0.197, SLG: 0.183 (9, PH)										0	0	0	0	0	0	0						
<b>Bobby Brown, S</b> OBP: 0.197, SLG: 0.183 (9, 1)										0	0	0	0	0	0	0						
<b>Rich Gossage, R</b> OBP: 0.197, SLG: 0.183 (9, 1)										0	0	0	0	0	0	0						
<b>Inning Stats</b>	R: 2 E: 1 K: 0 S: 6	H: 3 LOB: 1 BB: 0 P: 6	R: 0 E: 1 K: 0 S: 4	H: 0 LOB: 1 BB: 0 P: 4	R: 0 E: 0 K: 0 S: 3	H: 0 LOB: 0 BB: 0 P: 3	R: 0 E: 0 K: 1 S: 5	H: 0 LOB: 0 BB: 0 P: 5	R: 0 E: 0 K: 0 S: 4	H: 2 LOB: 1 BB: 0 P: 4	R: 0 E: 0 K: 0 S: 3	H: 0 LOB: 1 BB: 1 P: 7	R: 1 E: 0 K: 0 S: 5	H: 2 LOB: 3 BB: 2 P: 13	R: 0 E: 0 K: 1 S: 5	H: 0 LOB: 0 BB: 0 P: 5	R: 0 E: 0 K: 0 S: 5	H: 2 LOB: 2 BB: 0 P: 5	1B: 8 2B: 1 3B: 0 HR: 0	SF: 0 SAC: 0 DP: 0 HBP: 0	WP: 1 PB: 0 SB: 0 CS: 1	PA: 39
<b>PITCHER</b>	IP	WLS	BF	H	R	ER	SO	BB	IBB	HBP	BLK	WP	HR	S	P	ERA	WHIP					
<b>Ron Robinson, R</b> ERA: 4.14 (1, 1)	6.1	L	28	7	3	3	1	2	0	0	0	0	0	28	36	4.26	1.421					
<b>John Franco, L</b> ERA: 1.94 (7, 1)	1.2		6	0	0	0	1	0	1	0	0	1	0	7	11	0.00	0.000					
<b>Ted Power, R</b> ERA: 2.72 (9, 1)	1.0	S	5	2	0	0	0	0	0	0	0	0	0	5	5	0.00	2.000					

AB	36
R	3
H	9
RBI	3
BB	3
SO	2
LOB	17



Batter	1	2	3	4	5	6	7	8	9	AB	R	H	RBI	BB	SO	LOB	BOTTOM					
<b>Eddie Milner, L</b> OBP: 0.339, SLG: 0.341 (1, 8)										3	0	0	0	0	1	2	<b>San Diego Padres @ Cincinnati Reds</b> Riverfront Stadium, Cincinnati, OH Tue Sep 10 1985, 7:05 PM EDT Att: 51,045 - Unknown					
<b>Pete Rose, S</b> OBP: 0.385, SLG: 0.320 (1, 3)										4	0	0	0	0	0	1						
<b>Dave Parker, L</b> OBP: 0.358, SLG: 0.540 (1, 9)										4	0	2	0	0	0	1						
<b>Nick Esasky, R</b> OBP: 0.325, SLG: 0.436 (1, 7)										4	1	0	0	0	2	2						
<b>Buddy Bell, R</b> OBP: 0.303, SLG: 0.336 (1, 5)										4	1	1	2	0	0	1						
<b>Dave Concepcion, R</b> OBP: 0.318, SLG: 0.338 (1, 6)										4	0	0	0	0	1	0						
<b>Bo Diaz, R</b> OBP: 0.283, SLG: 0.335 (1, 2)										3	0	0	0	0	1	0						
<b>Ron Oester, S</b> OBP: 0.358, SLG: 0.385 (1, 4)										3	0	1	0	0	0	0						
<b>Ron Robinson, R</b> OBP: 0.077, SLG: 0.077 (1, 1)										1	0	1	0	0	0	0						
<b>John Franco, L</b> OBP: 0.333, SLG: 0.333 (7, 1)										0	0	0	0	0	0	0						
<b>Max Venable, L</b> OBP: 0.336, SLG: 0.419 (6, PH)										1	0	1	0	0	0	0						
<b>Ted Power, R</b> ERA: 1.76 (9, 1)										0	0	0	0	0	0	0						
<b>Inning Stats</b>	R: 0 E: 0 K: 0 S: 3	H: 0 LOB: 0 BB: 0 P: 3	R: 0 E: 0 K: 0 S: 3	H: 0 LOB: 0 BB: 0 P: 3	R: 0 E: 0 K: 0 S: 4	H: 1 LOB: 1 BB: 0 P: 4	R: 2 E: 0 K: 0 S: 5	H: 2 LOB: 0 BB: 0 P: 5	R: 0 E: 0 K: 1 S: 6	H: 1 LOB: 1 BB: 0 P: 6	R: 0 E: 0 K: 1 S: 6	H: 1 LOB: 1 BB: 0 P: 6	R: 0 E: 0 K: 2 S: 7	H: 0 LOB: 0 BB: 0 P: 7	R: 0 E: 0 K: 0 S: 4	H: 1 LOB: 1 BB: 0 P: 4	R: 0 E: 0 K: 1 S: 5	H: 0 LOB: 0 BB: 0 P: 5	1B: 4 2B: 1 3B: 0 HR: 1	SF: 0 SAC: 2 DP: 0 HBP: 0	WP: 0 PB: 0 SB: 0 CS: 0	PA: 33
<b>PITCHER</b>	IP	WLS	BF	H	R	ER	SO	BB	IBB	HBP	BLK	WP	HR	S	P	ERA	WHIP					
<b>LaMarr Hoyt, R</b> ERA: 3.69 (1, 1)	6.0	W	23	5	2	2	2	2	0	0	0	0	0	10	10	0.00	0.600					
<b>Lance McCullers, R</b> ERA: 1.19 (7, 1)	1.2		6	1	0	0	2	0	0	0	0	0	0	10	10	0.00	0.600					
<b>Craig Lefferts, L</b> ERA: 3.12 (8, 1)	0.1		1	0	0	0	0	0	0	0	0	0	0	1	1	0.00	0.000					
<b>Rich Gossage, R</b> ERA: 1.76 (9, 1)	1.0	S	3	0	0	0	1	0	0	0	0	0	0	5	5	0.00	0.000					






Batter	1	2	3	4	5	6	7	8	9	AB	R	H	RBI	BB	SO	LOB	TOP										
<b>Garry Templeton, S</b> (1,6) OBP: 0.329, SLG: 0.373	0-3 K		0-0 F8			0-0 F9		0-0 4-3	4 0 0 0 0 1 0																		
<b>Jerry Royster, R</b> (1,4) OBP: 0.354, SLG: 0.403	0-0 5-3			0-0 F2		0-0 F4		0-0 1B	4 0 1 0 0 0 0																		
<b>Tony Gwynn, L</b> (1,9) OBP: 0.347, SLG: 0.397	0-0 4-3			0-0 F4			0-0 1B	0-0 F8	4 0 1 0 0 0 1																		
<b>Steve Garvey, R</b> (1,3) OBP: 0.309, SLG: 0.431		0-0 6-3		0-3 K			0-0 F9	0-0 3-1	4 0 0 0 0 1 2																		
<b>Carmelo Martinez, R</b> (1,7) OBP: 0.342, SLG: 0.419		0-3 K			0-3 K		0-0 F8		3 0 0 0 0 2 1																		
<b>Kevin McReynolds, R</b> (1,8) OBP: 0.286, SLG: 0.370		0-0 1B			0-0 F8		0-0 F8		3 0 1 0 0 0 1																		
<b>Bruce Bochy, R</b> (1,2) OBP: 0.297, SLG: 0.460		0-3 K			0-0 FC5-4 1B			0-0 F9	3 0 1 0 0 1 1																		
<b>Kurt Bevacqua, R</b> (1,5) OBP: 0.357, SLG: 0.365			0-0 F6		0-0 FC5-4			0-0 G6-4-3 1B	3 0 1 0 0 0 1																		
<b>Eric Show, R</b> (1,1) OBP: 0.111, SLG: 0.097			0-3 K			0-0 5-3		0-0 G6-4-3	2 0 0 0 0 1 0																		
<b>Gerry Davis, R</b> (8,PH) OBP: 0.311, SLG: 0.349									1 0 0 0 0 0 1																		
<b>Roy Lee Jackson, R</b> (8,1) OBP: 0.311, SLG: 0.349									0 0 0 0 0 0 0																		
<b>Gene Walter, L</b> (8,1) OBP: 0.311, SLG: 0.349									0 0 0 0 0 0 0																		
<b>Inning Stats</b>	R: 0 E: 0 K: 1 S: 5	H: 0 LOB: 0 BB: 0 P: 5	R: 0 E: 0 K: 2 S: 8	H: 1 LOB: 1 BB: 0 P: 8	R: 0 E: 0 K: 1 S: 5	H: 0 LOB: 0 BB: 0 P: 5	R: 0 E: 0 K: 1 S: 5	H: 0 LOB: 0 BB: 0 P: 5	R: 0 E: 0 K: 0 S: 3	H: 0 LOB: 0 BB: 0 P: 3	R: 0 E: 0 K: 0 S: 4	H: 1 LOB: 1 BB: 0 P: 4	R: 0 E: 0 K: 0 S: 3	H: 1 LOB: 0 BB: 0 P: 3	R: 0 E: 0 K: 0 S: 4	H: 1 LOB: 1 BB: 0 P: 4	1B: 5 2B: 0 3B: 0 HR: 0	SF: 0 SAC: 0 DP: 1 HBP: 0	WP: 0 PA: 31 PB: 0 SB: 1 CS: 0								
<b>PITCHER</b>	IP	WLS	BF	H	R	ER	SO	BB	IBB	HBP	BLK	WP	HR	S	P	ERA	WHIP										
<b>Tom Browning, L</b> (1,1) ERA: 3.3	8.1	W	29	5	0	0	6	0	0	0	0	0	0	41	41	0.00	0.600										
<b>John Franco, L</b> (9,1) ERA: 1.53	0.1		1	0	0	0	0	0	0	0	0	0	0	1	1	0.00	0.000										
<b>Ted Power, R</b> (9,1) ERA: 2.7	0.1	S	1	0	0	0	0	0	0	0	0	0	0	1	1	0.00	0.000										

**San Diego Padres @ Cincinnati Reds**  
Riverfront Stadium, Cincinnati, OH  
Wed Sep 11 1985, 7:05 PM EDT  
Att: 47,237 - Unknown


**AB 31**  
**R 0**  
**H 5**  
**RBI 0**  
**BB 0**  
**SO 6**  
**LOB 8**



Batter	1	2	3	4	5	6	7	8	9	AB	R	H	RBI	BB	SO	LOB	BOTTOM										
<b>Eddie Milner, L</b> (1,8) OBP: 0.335, SLG: 0.337	0-0 F5		0-0 F9		0-0 F8		0-0 6-3	0-3 K	5 0 0 0 0 1 2																		
<b>Pete Rose, S</b> (1,3) OBP: 0.389, SLG: 0.329	0-0 FC6-4 1B		4-0 1B FC4-6 BB		0-0 F7		0-0 SF8 3B		3 2 2 0 1 0 1																		
<b>Dave Parker, L</b> (1,9) OBP: 0.363, SLG: 0.541	4-0 FC6-4 1-2 BB		0-0 FC4-6 1-3 1B		4-0 FC6 1B		4-0 2B IBB		1 0 1 0 3 0 0																		
<b>Nick Esasky, R</b> (1,7) OBP: 0.322, SLG: 0.432	0-0 FC6-4		0-0 FC4-6		0-0 FC6		0-0 SF8		3 0 0 2 0 0 5																		
<b>Max Venable, L</b> (8,7) OBP: 0.336, SLG: 0.419	1-2 2-3		1-2 3-H		1-2		3-H		0 0 0 0 0 0 0																		
<b>Buddy Bell, R</b> (1,5) OBP: 0.302, SLG: 0.337	0-0 F7		0-3 K		0-0 5-3		0-0 2B		4 0 1 0 0 1 3																		
<b>Dave Concepcion, R</b> (1,6) OBP: 0.317, SLG: 0.338		0-0 1B		0-0 E1 G6-4-3		0-0 4-3	0-0 F9		4 0 1 0 0 0 2																		
<b>Bo Diaz, R</b> (1,2) OBP: 0.288, SLG: 0.341		0-0 F7		0-0 G6-4-3		0-0 2B		4-0 CS BB	3 0 1 0 1 0 2																		
<b>Gary Redus, R</b> (8,PR) OBP: 0.370, SLG: 0.413				1-2					0 0 0 0 0 0 0																		
<b>Dave Vangorder, R</b> (9,2) OBP: 0.284, SLG: 0.315									0 0 0 0 0 0 0																		
<b>Ron Oester, S</b> (1,4) OBP: 0.360, SLG: 0.385		0-0 F7		0-0 G3		4-0 IBB		0-0 1B	3 0 1 0 1 0 1																		
<b>Tom Browning, L</b> (1,1) OBP: 0.208, SLG: 0.216		0-0 F5			0-0 F8 2B			0-3 K	4 0 1 0 0 1 4																		
<b>John Franco, L</b> (9,1) OBP: 0.333, SLG: 0.333									0 0 0 0 0 0 0																		
<b>Ted Power, R</b> (9,1) ERA: 2.57									0 0 0 0 0 0 0																		
<b>Inning Stats</b>	R: 0 E: 0 K: 0 S: 4	H: 1 LOB: 2 BB: 1 P: 8	R: 0 E: 0 K: 0 S: 4	H: 1 LOB: 0 BB: 0 P: 4	R: 1 E: 0 K: 1 S: 6	H: 1 LOB: 1 BB: 1 P: 10	R: 0 E: 1 K: 0 S: 3	H: 0 LOB: 0 BB: 0 P: 3	R: 0 E: 0 K: 0 S: 4	H: 1 LOB: 2 BB: 1 P: 8	R: 0 E: 0 K: 0 S: 4	H: 1 LOB: 2 BB: 1 P: 9	R: 0 E: 0 K: 2 S: 7	H: 1 LOB: 1 BB: 1 P: 11	R: 0 E: 0 K: 2 S: 7	H: 1 LOB: 1 BB: 1 P: 11	1B: 4 2B: 3 3B: 1 HR: 0	SF: 1 SAC: 0 DP: 1 HBP: 0	WP: 0 PA: 37 PB: 0 SB: 0 CS: 1								
<b>PITCHER</b>	IP	WLS	BF	H	R	ER	SO	BB	IBB	HBP	BLK	WP	HR	S	P	ERA	WHIP										
<b>Eric Show, R</b> (1,1) ERA: 3.22	7.0	L	33	7	2	2	1	2	3	0	0	0	0	30	50	2.57	1.286										
<b>Roy Lee Jackson, R</b> (8,1) ERA: 3.27	0.1		2	1	0	0	0	1	0	0	0	0	0	1	5	0.00	6.000										
<b>Gene Walter, L</b> (8,1) ERA: 2.57	0.2		2	0	0	0	2	0	0	0	0	0	0	6	6	0.00	0.000										

**San Diego Padres @ Cincinnati Reds**  
Riverfront Stadium, Cincinnati, OH  
Wed Sep 11 1985, 7:05 PM EDT  
Att: 47,237 - Unknown

**AB 30**  
**R 2**  
**H 8**  
**RBI 2**  
**BB 6**  
**SO 3**  
**LOB 20**





Batter	1	2	3	4	5	6	7	8	9	AB	R	H	RBI	BB	SO	LOB	TOP				
<b>Garry Templeton, S</b> OBP: 0.326, SLG: 0.370 (1, 6)	G3		K		4-3		6-3			4	0	0	0	0	1	1	<b>San Diego Padres @ Cincinnati Reds</b> Riverfront Stadium, Cincinnati, OH Thu Sep 12 1985, 7:05 PM EDT Att: 13,418 - Unknown				
<b>Tony Gwynn, L</b> OBP: 0.348, SLG: 0.397 (1, 9)	4-3		6-3			FC5-4		G5-4-3		3	0	1	1	1	0	0					
<b>Steve Garvey, R</b> OBP: 0.308, SLG: 0.429 (1, 3)					F9	FC5-4		G5-4-3		3	0	0	0	1	0	2					
<b>Graig Nettles, L</b> OBP: 0.356, SLG: 0.406 (1, 5)	F5				K			F9		4	0	1	0	0	1	1					
<b>Terry Kennedy, L</b> OBP: 0.298, SLG: 0.385 <b>Miguel Dilone, S</b> OBP: 0.260, SLG: 0.250 (9, PR)			K							4	0	3	0	0	1	0					
<b>Carmelo Martinez, R</b> OBP: 0.341, SLG: 0.418 (1, 7)					1B					0	0	0	0	0	0	0					
<b>Kevin McReynolds, R</b> OBP: 0.289, SLG: 0.371 (1, 8)										4	0	1	0	0	1	3					
<b>Tim Flannery, L</b> OBP: 0.382, SLG: 0.352 (1, 4)										4	0	1	0	0	1	6					
<b>Andy Hawkins, R</b> OBP: 0.114, SLG: 0.088 (1, 1)					4-3					2	0	0	0	0	0	0					
<b>Inning Stats</b>	R: 0 E: 0 K: 2 S: 3	H: 0 LOB: 1 BB: 1 P: 7	R: 0 E: 0 K: 2 S: 8	H: 1 LOB: 1 BB: 0 P: 8	R: 0 E: 0 K: 1 S: 5	H: 0 LOB: 0 BB: 0 P: 5	R: 0 E: 0 K: 1 S: 7	H: 2 LOB: 2 BB: 0 P: 7	R: 1 E: 0 K: 0 S: 5	H: 2 LOB: 1 BB: 0 P: 5	R: 0 E: 0 K: 0 S: 4	H: 2 LOB: 0 BB: 0 P: 4	R: 0 E: 0 K: 0 S: 3	H: 0 LOB: 0 BB: 0 P: 3	R: 0 E: 0 K: 2 S: 2	H: 1 LOB: 2 BB: 0 P: 8	1B: 7 2B: 1 3B: 0 HR: 0	SF: 0 SAC: 1 DP: 2 HBP: 0	WP: 0 PB: 0 SB: 1 CS: 0	PA: 35	
<b>PITCHER</b>	IP	WLS	BF	H	R	ER	SO	BB	IBB	HBP	BLK	WP	HR	S	P	ERA	WHIP				
<b>Jay Tibbs, R</b> ERA: 4.04 (1, 1)	8.0	W	31	7	1	1	4	2	0	0	0	0	0	37	45	1.12	1.125				
<b>John Franco, L</b> ERA: 1.83 (9, 1)	0.1		2	1	0	0	1	0	0	0	0	0	0	4	4	0.00	3.000				
<b>Ted Power, R</b> ERA: 2.67 (9, 1)	0.2	S	2	0	0	0	1	0	0	0	0	0	0	4	4	0.00	0.000				

AB	32
R	1
H	8
RBI	1
BB	2
SO	6
LOB	16



Batter	1	2	3	4	5	6	7	8	9	AB	R	H	RBI	BB	SO	LOB	BOTTOM				
<b>Eddie Milner, L</b> OBP: 0.334, SLG: 0.336 (1, 8)			F5					F2		4	1	1	0	0	0	1	<b>San Diego Padres @ Cincinnati Reds</b> Riverfront Stadium, Cincinnati, OH Thu Sep 12 1985, 7:05 PM EDT Att: 13,418 - Unknown				
<b>Buddy Bell, R</b> OBP: 0.302, SLG: 0.339 (1, 5)			F8					5-3		4	1	1	1	0	0	0					
<b>Dave Parker, L</b> OBP: 0.361, SLG: 0.538 (1, 9)			F3							3	0	0	0	0	0	1					
<b>Tony Perez, R</b> OBP: 0.412, SLG: 0.483 (1, 3)					4-3					3	0	2	1	0	0	0					
<b>Nick Esasky, R</b> OBP: 0.322, SLG: 0.431 <b>Eric Davis, R</b> OBP: 0.211, SLG: 0.413 (9, 7)			F8							3	0	1	0	0	0	2					
<b>Dave Concepcion, R</b> OBP: 0.315, SLG: 0.335 (1, 6)			F9		G6-4-3					0	0	0	0	0	0	0					
<b>Bo Diaz, R</b> OBP: 0.284, SLG: 0.335 (1, 2)										3	0	0	0	0	0	0					
<b>Ron Oester, S</b> OBP: 0.360, SLG: 0.385 (1, 4)										3	0	1	0	0	0	0					
<b>Jay Tibbs, R</b> OBP: 0.109, SLG: 0.075 <b>Max Venable, L</b> OBP: 0.333, SLG: 0.415 <b>John Franco, L</b> OBP: 0.333, SLG: 0.333 <b>Ted Power, R</b> (9, 1)										1	0	0	0	0	1	0					
<b>Inning Stats</b>	R: 2 E: 0 K: 0 S: 6	H: 3 LOB: 1 BB: 0 P: 6	R: 0 E: 0 K: 1 S: 5	H: 0 LOB: 0 BB: 0 P: 5	R: 0 E: 0 K: 0 S: 3	H: 0 LOB: 0 BB: 0 P: 3	R: 0 E: 0 K: 0 S: 3	H: 1 LOB: 0 BB: 0 P: 3	R: 0 E: 0 K: 0 S: 4	H: 1 LOB: 1 BB: 0 P: 4	R: 0 E: 0 K: 0 S: 4	H: 1 LOB: 1 BB: 0 P: 4	R: 0 E: 0 K: 0 S: 3	H: 0 LOB: 0 BB: 0 P: 3	R: 0 E: 0 K: 0 S: 3	H: 0 LOB: 0 BB: 0 P: 3	1B: 5 2B: 1 3B: 0 HR: 0	SF: 0 SAC: 1 DP: 1 HBP: 0	WP: 0 PB: 0 SB: 0 CS: 0	PA: 29	
<b>PITCHER</b>	IP	WLS	BF	H	R	ER	SO	BB	IBB	HBP	BLK	WP	HR	S	P	ERA	WHIP				
<b>Andy Hawkins, R</b> ERA: 2.94 (1, 1)	8.0	L	29	6	2	2	1	0	0	0	0	0	0	31	31	2.25	0.750				

AB	28
R	2
H	6
RBI	2
BB	0
SO	1
LOB	6







Batter	1	2	3	4	5	6	7	8	9	AB	R	H	RBI	BB	SO	LOB	TOP					
Mariano Duncan, R OBP: 0.289, SLG: 0.336										5	0	2	1	0	1	4	<b>Los Angeles Dodgers @ Cincinnati Reds</b> Riverfront Stadium, Cincinnati, OH Fri Sep 13 1985, 7:05 PM EDT Unknown					
Ken Landreaux, L OBP: 0.316, SLG: 0.421 Reggie Williams, R (8, 7)										4	1	1	1	1	0	3						
Mike Marshall, R OBP: 0.344, SLG: 0.490 Tom Niedenfuer, R OBP: 0.111, SLG: 0.111										5	2	2	3	0	3	1						
Greg Brock, L OBP: 0.328, SLG: 0.442										3	0	0	0	2	0	0						
Bill Madlock, R OBP: 0.330, SLG: 0.396 Dave Anderson, R OBP: 0.315, SLG: 0.294										4	1	1	0	0	1	1						
Mike Scioscia, L OBP: 0.418, SLG: 0.437										3	2	1	0	2	0	1						
Len Matuszek, L OBP: 0.278, SLG: 0.326 Candy Maldonado, R OBP: 0.278, SLG: 0.326										1	0	0	0	1	1	1						
Steve Sax, R OBP: 0.351, SLG: 0.311										4	1	1	2	1	0	2						
Orel Hershiser, R OBP: 0.232, SLG: 0.200 Jose Gonzalez, R (9, 9)										3	1	2	0	1	0	1						
<b>Inning Stats</b>	R: 0 E: 0 K: 2 S: 7	H: 0 LOB: 0 BB: 0 P: 7	R: 0 E: 0 K: 1 S: 6	H: 1 LOB: 1 BB: 0 P: 6	R: 1 E: 0 K: 1 S: 6	H: 1 LOB: 1 BB: 1 P: 10	R: 2 E: 1 K: 0 S: 5	H: 3 LOB: 2 BB: 2 P: 13	R: 0 E: 0 K: 1 S: 5	H: 0 LOB: 0 BB: 0 P: 5	R: 0 E: 0 K: 1 S: 5	H: 0 LOB: 0 BB: 0 P: 5	R: 3 E: 0 K: 0 S: 4	H: 2 LOB: 1 BB: 3 P: 16	R: 0 E: 0 K: 0 S: 5	H: 2 LOB: 2 BB: 1 P: 9		R: 2 E: 0 K: 0 S: 5	H: 2 LOB: 1 BB: 1 P: 9	1B: 6 2B: 2 3B: 1 HR: 2	SF: 0 SAC: 0 DP: 1 HBP: 0	WP: 0 PB: 0 SB: 1 CS: 0
<b>PITCHER</b>	IP	WLS	BF	H	R	ER	SO	BB	IBB	HBP	BLK	WP	HR	S	P	ERA	WHIP					
Andy McGaffigan, R ERA: 3.5	(1, 1)	5.0	L	22	5	3	3	5	2	1	0	0	0	0	29	41	5.40	1.400				
Bob Buchanan, L ERA: 7.92	(6, 1)	1.2		9	2	3	3	1	3	0	0	0	0	1	8	20	16.20	3.000				
Tom Hume, R ERA: 3.76	(7, 1)	0.1		1	0	0	0	0	0	0	0	0	0	1	1	1	0.00	0.000				
John Stuper, R ERA: 4.7	(8, 1)	1.0		6	2	0	0	0	1	0	0	0	0	0	5	9	0.00	3.000				
Rob Murphy, L ERA: 18.0	(9, 1)	1.0		6	2	2	2	0	1	0	0	0	0	1	5	9	18.00	3.000				

Batter	1	2	3	4	5	6	7	8	9	AB	R	H	RBI	BB	SO	LOB	BOTTOM					
Eddie Milner, L OBP: 0.330, SLG: 0.332										5	0	0	0	0	0	2	<b>Los Angeles Dodgers @ Cincinnati Reds</b> Riverfront Stadium, Cincinnati, OH Fri Sep 13 1985, 7:05 PM EDT Unknown					
Pete Rose, S OBP: 0.390, SLG: 0.327										2	1	0	0	2	0	0						
Dave Parker, L OBP: 0.360, SLG: 0.536										4	0	1	0	0	0	3						
Nick Esasky, R OBP: 0.321, SLG: 0.429										4	0	1	0	0	0	2						
Wayne Krenchicki, L OBP: 0.368, SLG: 0.396										3	0	1	1	0	0	1						
Ron Oester, S OBP: 0.361, SLG: 0.386										4	0	2	0	0	1	2						
Bo Diaz, R OBP: 0.288, SLG: 0.355										4	1	2	1	0	0	3						
Tom Runnels, S OBP: 0.200, SLG: 0.130										4	0	0	0	0	1	3						
Andy McGaffigan, R Gary Redus, R Bob Buchanan, L Tom Hume, R Max Venable, L John Stuper, R Rob Murphy, L Paul O'Neill, L	(1, 1)	(5, PH)	(8, 1)	(7, 1)	(7, PH)	(8, 1)	(9, 1)	(9, PH)		1	0	0	0	0	1	0						
<b>Inning Stats</b>	R: 0 E: 0 K: 0 S: 3	H: 0 LOB: 0 BB: 0 P: 3	R: 0 E: 0 K: 1 S: 7	H: 2 LOB: 2 BB: 0 P: 7	R: 0 E: 0 K: 1 S: 5	H: 0 LOB: 0 BB: 0 P: 5	R: 0 E: 0 K: 1 S: 6	H: 1 LOB: 1 BB: 0 P: 6	R: 0 E: 0 K: 0 S: 4	H: 1 LOB: 3 BB: 2 P: 12	R: 0 E: 0 K: 0 S: 4	H: 1 LOB: 1 BB: 0 P: 4	R: 0 E: 0 K: 0 S: 3	H: 0 LOB: 0 BB: 0 P: 3	R: 0 E: 0 K: 0 S: 4	H: 1 LOB: 1 BB: 1 P: 8		R: 1 E: 0 K: 1 S: 6	H: 1 LOB: 0 BB: 0 P: 6	1B: 6 2B: 0 3B: 0 HR: 1	SF: 1 SAC: 0 DP: 0 HBP: 0	WP: 0 PB: 0 SB: 0 CS: 0
<b>PITCHER</b>	IP	WLS	BF	H	R	ER	SO	BB	IBB	HBP	BLK	WP	HR	S	P	ERA	WHIP					
Orel Hershiser, R ERA: 2.09	(1, 1)	8.0	W	33	6	1	1	3	3	0	0	0	0	0	36	48	1.12	1.125				
Tom Niedenfuer, R ERA: 2.45	(9, 1)	1.0		4	1	1	1	1	0	0	0	0	0	1	6	6	9.00	1.000				



Batter	1	2	3	4	5	6	7	8	9	AB	R	H	RBI	BB	SO	LOB	TOP										
Mariano Duncan, R OBP: 0.290, SLG: 0.334 (1, 6)	G1-4-3		1B			K		K		3	1	0	0	2	2	1	<b>Los Angeles Dodgers @ Cincinnati Reds</b> Riverfront Stadium, Cincinnati, OH Fri Sep 13 1985, 7:05 PM EDT Att: 28,961 - Unknown  <b>AB 32</b> <b>R 5</b> <b>H 7</b> <b>RBI 4</b> <b>BB 8</b> <b>SO 7</b> <b>LOB 15</b> 										
Enos Cabell, R OBP: 0.315, SLG: 0.332 (1, 5)	1B		6-3			K			4-3	5	0	2	1	0	1												
Ken Landreaux, L OBP: 0.315, SLG: 0.417 (1, 8)	1B		6-3						F8	4	0	0	0	1	0												
Mike Marshall, R OBP: 0.342, SLG: 0.485 (1, 9)	G5-4-3		6-3						F6	4	0	0	0	1	0												
Greg Brock, L OBP: 0.330, SLG: 0.440 (1, 3)			F4							2	1	0	0	2	1												
Mike Scioscia, L OBP: 0.419, SLG: 0.436 (1, 2)			1B						K	3	1	1	0	1	1												
Len Matuszek, L OBP: 0.287, SLG: 0.338 Ken Howell, R (5, 1)	6-3								6-3	2	1	1	2	1	0												
Candy Maldonado, R OBP: 0.276, SLG: 0.324 (8, PH)	1B									0	0	0	0	0	0												
Steve Sax, R OBP: 0.353, SLG: 0.317 (1, 4)	4-3									4	1	2	0	0	1												
Alejandro Pena, R Dennis Powell, R Reggie Williams, R Bill Madlock, R Jose Gonzalez, R Tom Niedenfuer, R (1, 1) (3, 1) (5, 7) (8, PH) (8, PH) (8, 1)	4-3								1B	1	0	0	0	0	0												
<b>Inning Stats</b>	R: 0 E: 0 K: 0 S: 3	H: 1 LOB: 1 BB: 1 P: 7	R: 1 E: 0 K: 0 S: 4	H: 1 LOB: 1 BB: 1 P: 8	R: 1 E: 0 K: 0 S: 4	H: 1 LOB: 1 BB: 1 P: 8	R: 2 E: 0 K: 1 S: 6	H: 2 LOB: 1 BB: 2 P: 14	R: 0 E: 0 K: 1 S: 5	H: 0 LOB: 0 BB: 3 P: 17	R: 0 E: 0 K: 2 S: 7	H: 0 LOB: 0 BB: 0 P: 7	R: 0 E: 0 K: 1 S: 5	H: 0 LOB: 0 BB: 0 P: 5	R: 1 E: 0 K: 2 S: 9	H: 2 LOB: 1 BB: 0 P: 9	R: 0 E: 0 K: 0 S: 3	H: 0 LOB: 0 BB: 0 P: 3	1B: 5 2B: 0 3B: 1 HR: 1	SF: 0 SAC: 0 DP: 1 HBP: 0	WP: 1 PB: 0 SB: 2 CS: 2	PA: 40					
<b>PITCHER</b>	IP	WLS	BF	H	R	ER	SO	BB	IBB	HBP	BLK	WP	HR	S	P	ERA	WHIP										
Mario Soto, R ERA: 3.6 (1, 1)	4.0		20	5	4	4	1	5	0	0	0	1	1	17	37	9.00	2.500										
Tom Hume, R ERA: 3.85 (5, 1)	2.0		9	0	0	0	3	2	1	0	0	0	0	12	24	0.00	1.000										
John Franco, L ERA: 1.89 (7, 1)	2.0		8	2	1	1	3	0	0	0	0	0	0	14	14	4.50	1.000										
Ted Power, R ERA: 2.63 (9, 1)	1.0	W	3	0	0	0	0	0	0	0	0	0	0	3	3	0.00	0.000										

Batter	1	2	3	4	5	6	7	8	9	AB	R	H	RBI	BB	SO	LOB	BOTTOM										
Eddie Milner, L OBP: 0.336, SLG: 0.331 (1, 8)	1B		1B			1-3				1	3	0	0	4	0	<b>Los Angeles Dodgers @ Cincinnati Reds</b> Riverfront Stadium, Cincinnati, OH Fri Sep 13 1985, 7:05 PM EDT Att: 28,961 - Unknown  <b>AB 31</b> <b>R 6</b> <b>H 6</b> <b>RBI 6</b> <b>BB 8</b> <b>SO 6</b> <b>LOB 15</b> 											
Buddy Bell, R OBP: 0.303, SLG: 0.339 (1, 5)	FC1-6-5		1B						F9	5	0	2	1	0	1												
Dave Parker, L OBP: 0.359, SLG: 0.532 (1, 9)	F7		K							4	1	0	0	1	1												
Tony Perez, R OBP: 0.414, SLG: 0.480 Eric Davis, R OBP: 0.219, SLG: 0.419 (7, PR) (8, 7)	F9		6-3							3	1	1	1	1	0												
Nick Esasky, R OBP: 0.321, SLG: 0.436 (8, 3)	6-3									4	1	1	3	0	1												
Dave Concepcion, R OBP: 0.315, SLG: 0.333 (1, 6)	F4									3	0	0	0	1	0												
Dave Vangorder, R OBP: 0.273, SLG: 0.318 Tom Runnels, S OBP: 0.192, SLG: 0.125 Bo Diaz, R OBP: 0.288, SLG: 0.355 (1, 2) (6, PH) (9, 2)	1B								FC1-6	2	0	1	0	0	0												
Ron Oester, S OBP: 0.360, SLG: 0.383 (1, 4)	F9									3	0	0	0	1	0												
Mario Soto, R Gary Nields, R Tom Hume, R Wayne Krenchicki, L John Franco, L Max Venable, L Ted Power, R (1, 1) (4, PH) (5, 1) (6, PH) (7, 1) (8, PH) (8, 1)	K		K						K	1	0	0	0	0	1												
<b>Inning Stats</b>	R: 0 E: 0 K: 0 S: 3	H: 0 LOB: 1 BB: 1 P: 7	R: 0 E: 0 K: 0 S: 4	H: 1 LOB: 0 BB: 0 P: 4	R: 1 E: 1 K: 2 S: 8	H: 1 LOB: 1 BB: 1 P: 12	R: 0 E: 0 K: 1 S: 5	H: 0 LOB: 2 BB: 1 P: 10	R: 4 E: 0 K: 0 S: 6	H: 3 LOB: 0 BB: 1 P: 10	R: 0 E: 0 K: 0 S: 3	H: 0 LOB: 0 BB: 0 P: 3	R: 0 E: 0 K: 2 S: 7	H: 0 LOB: 1 BB: 1 P: 11	R: 0 E: 0 K: 1 S: 5		H: 0 LOB: 1 BB: 1 P: 9	R: 1 E: 0 K: 0 S: 2	H: 1 LOB: 2 BB: 2 P: 10	1B: 5 2B: 0 3B: 0 HR: 1	SF: 0 SAC: 0 DP: 0 HBP: 1	WP: 0 PB: 0 SB: 2 CS: 0	PA: 40				
<b>PITCHER</b>	IP	WLS	BF	H	R	ER	SO	BB	IBB	HBP	BLK	WP	HR	S	P	ERA	WHIP										
Alejandro Pena, R ERA: 4.38 (1, 1)	2.1		11	2	0	0	0	2	0	0	0	0	0	11	20	9.00	1.500										
Dennis Powell, L ERA: 4.38 (3, 1)	2.0		10	1	2	2	2	2	0	1	0	0	0	11	20	9.00	1.500										
Ken Howell, R ERA: 3.26 (5, 1)	2.2		11	2	2	2	2	1	0	0	0	0	1	14	18	6.75	1.125										
Tom Niedenfuer, R ERA: 2.51 (8, 1)	1.1	L	8	1	1	1	1	2	1	0	0	0	0	7	19	6.75	2.250										



Batter	1	2	3	4	5	6	7	8	9	AB	R	H	RBI	BB	SO	LOB	TOP			
Mariano Duncan, R OBP: 0.295, SLG: 0.343 (1, 6)										5	3	4	0	0	0	0	<b>Los Angeles Dodgers @ Cincinnati Reds</b> Riverfront Stadium, Cincinnati, OH Sat Sep 14 1985, 7:05 PM EDT Att: 29,771 - Unknown			
Ken Landreaux, L OBP: 0.316, SLG: 0.420 (1, 8)										4	1	2	2	0	0	2				
Mike Marshall, R OBP: 0.343, SLG: 0.493 (1, 9)										5	1	2	2	0	2	3				
Greg Brock, L OBP: 0.327, SLG: 0.437 Enos Cabell, R OBP: 0.316, SLG: 0.333 (7, PH) (7, 3)										3	0	0	0	0	1	2				
Bill Madlock, R OBP: 0.332, SLG: 0.396 Dave Anderson, R OBP: 0.315, SLG: 0.294 (9, PR) (9, 5)										4	1	1	0	1	1	0				
Mike Scioscia, L OBP: 0.421, SLG: 0.441 (1, 2)										5	0	3	0	0	0	0				
Len Matuszek, L OBP: 0.272, SLG: 0.345 Candy Maldonado, R OBP: 0.275, SLG: 0.322 (8, PH) (8, 7)										2	0	1	0	1	1	2				
Steve Sax, R OBP: 0.354, SLG: 0.317 (1, 4)										3	0	1	0	1	0	2				
Bob Welch, R OBP: 0.233, SLG: 0.200 (1, 1)										4	1	1	0	0	1	4				
<b>Inning Stats</b>	R: 0 E: 2 K: 1 S: 6	H: 1 LOB: 1 BB: 0 P: 6	R: 0 E: 0 K: 1 S: 5	H: 0 LOB: 1 BB: 1 P: 9	R: 1 E: 0 K: 1 S: 7	H: 3 LOB: 1 BB: 0 P: 7	R: 1 E: 1 K: 1 S: 6	H: 2 LOB: 1 BB: 0 P: 10	R: 1 E: 0 K: 1 S: 6	H: 1 LOB: 2 BB: 1 P: 10	R: 1 E: 0 K: 0 S: 4	H: 2 LOB: 1 BB: 0 P: 4	R: 0 E: 0 K: 0 S: 4	H: 1 LOB: 1 BB: 0 P: 4	R: 3 E: 1 K: 1 S: 9	H: 5 LOB: 3 BB: 0 P: 9		1B: 10 2B: 5 3B: 1 HR: 1	SF: 1 SAC: 0 DP: 1 HBP: 0	WP: 3 PB: 0 SB: 0 CS: 1
<b>PITCHER</b>	IP WLS BF H R ER SO BB IBB HBP BLK WP HR S P ERA WHIP																			
Ron Robinson, R ERA: 4.05 (1, 1)	6.0 L 27 8 3 2 6 2 1 0 0 0 1 0 36 48 3.00 1.667																			
Bob Buchanan, L ERA: 7.35 (7, 1)	2.0 8 3 1 1 0 0 0 0 0 0 0 0 8 8 4.50 1.500																			
John Stuper, R ERA: 4.95 (9, 1)	1.0 7 5 3 3 1 0 0 0 0 0 0 1 9 9 27.00 5.000																			

AB	38
R	7
H	16
RBI	5
BB	3
SO	7
LOB	16



Batter	1	2	3	4	5	6	7	8	9	AB	R	H	RBI	BB	SO	LOB	BOTTOM			
Eddie Milner, L OBP: 0.335, SLG: 0.335 (1, 8)										4	0	1	0	0	0	2	<b>Los Angeles Dodgers @ Cincinnati Reds</b> Riverfront Stadium, Cincinnati, OH Sat Sep 14 1985, 7:05 PM EDT Att: 29,771 - Unknown			
Pete Rose, S OBP: 0.388, SLG: 0.326 (1, 3)										4	0	1	0	0	0	2				
Dave Parker, L OBP: 0.360, SLG: 0.532 (1, 9)										4	0	2	0	0	0	2				
Nick Esasky, R OBP: 0.317, SLG: 0.431 (1, 7)										4	0	0	0	0	1	4				
Buddy Bell, R OBP: 0.301, SLG: 0.337 (1, 5)										4	0	0	0	0	0	1				
Dave Concepcion, R OBP: 0.313, SLG: 0.331 (1, 6)										4	0	0	0	0	1	1				
Bo Diaz, R OBP: 0.284, SLG: 0.349 (1, 2)										3	0	0	0	0	0	0				
Ron Oester, S OBP: 0.358, SLG: 0.381 (1, 4)										3	0	0	0	0	0	0				
Ron Robinson, R OBP: 0.071, SLG: 0.071 Tom Runnels, S OBP: 0.222, SLG: 0.160 Bob Buchanan, L (7, 1) Wayne Krenchicki, L OBP: 0.369, SLG: 0.397 John Stuper, R OBP: 0.255, SLG: 0.071 (9, 1)										1	0	0	0	0	1	0				
<b>Inning Stats</b>	R: 0 E: 0 K: 1 S: 6	H: 1 LOB: 1 BB: 0 P: 6	R: 0 E: 0 K: 1 S: 5	H: 0 LOB: 0 BB: 0 P: 5	R: 0 E: 0 K: 1 S: 6	H: 1 LOB: 1 BB: 0 P: 6	R: 0 E: 0 K: 0 S: 3	H: 0 LOB: 0 BB: 0 P: 3	R: 0 E: 0 K: 0 S: 3	H: 2 LOB: 2 BB: 0 P: 5	R: 0 E: 0 K: 0 S: 3	H: 0 LOB: 0 BB: 0 P: 3	R: 0 E: 0 K: 0 S: 4	H: 1 LOB: 1 BB: 0 P: 4	R: 0 E: 0 K: 0 S: 4	H: 1 LOB: 1 BB: 0 P: 4		1B: 5 2B: 0 3B: 1 HR: 0	SF: 0 SAC: 0 DP: 0 HBP: 0	WP: 0 PB: 0 SB: 0 CS: 0
<b>PITCHER</b>	IP WLS BF H R ER SO BB IBB HBP BLK WP HR S P ERA WHIP																			
Bob Welch, R ERA: 2.17 (1, 1)	9.0 W 33 6 0 0 3 0 0 0 0 0 0 0 39 39 0.00 0.667																			









Batter	1	2	3	4	5	6	7	8	9	10	11	AB	R	H	RBI	BB	SO	LOB	TOP					
Mike Woodard, L OBP: 0.379, SLG: 0.357 (1, 4)	1-3	F7			L6					2-3		6	2	2	1	0	0	3						
Ron Roenicke, S OBP: 0.435, SLG: 0.444 (1, 9)	K						5-3					5	0	2	2	1	1	1						
Chili Davis, S OBP: 0.349, SLG: 0.412 Dan Gladden, R OBP: 0.295, SLG: 0.313 (1, 8)	F9											0	0	0	0	0	0	0						
Dan Driessen, L OBP: 0.318, SLG: 0.357 (1, 3)		K										5	0	1	1	0	1	3						
Chris Brown, R OBP: 0.353, SLG: 0.457 (1, 5)												4	1	1	1	1	0	0						
Rob Dier, R OBP: 0.278, SLG: 0.348 Craig Milmon, R OBP: 0.299, SLG: 0.417 Mark Davis, L OBP: 0.331, SLG: 0.354 David Green, R OBP: 0.286, SLG: 0.352 (8, PH)												2	1	2	0	2	0	0						
Matt Nokes, L OBP: 0.267, SLG: 0.433 Bob Brenly, R OBP: 0.311, SLG: 0.398 (7, PH)												3	0	1	1	0	0	2						
Ricky Adams, R OBP: 0.233, SLG: 0.304 (1, 6)												6	1	1	0	0	2	4						
Jim Gott, R OBP: 0.312, SLG: 0.412 Frank Williams, R OBP: 0.278, SLG: 0.317 Bobby Moore, R OBP: 0.316, SLG: 0.333 (7, PH)												1	0	1	0	0	0	0						
<b>Inning Stats</b>	R: 0 E: 0 K: 1 S: 5	H: 0 LOB: 0 BB: 0 P: 5	R: 2 E: 0 K: 2 S: 11	H: 4 LOB: 2 BB: 0 P: 11	R: 0 E: 0 K: 0 S: 3	H: 1 LOB: 0 BB: 0 P: 3	R: 0 E: 0 K: 0 S: 3	H: 0 LOB: 1 BB: 1 P: 7	R: 0 E: 0 K: 0 S: 4	H: 1 LOB: 1 BB: 0 P: 4	R: 3 E: 0 K: 0 S: 7	H: 4 LOB: 3 BB: 2 P: 15	R: 1 E: 0 K: 0 S: 5	H: 2 LOB: 2 BB: 1 P: 9	R: 0 E: 0 K: 0 S: 3	H: 0 LOB: 2 BB: 0 P: 3	R: 0 E: 0 K: 1 S: 5	H: 0 LOB: 2 BB: 2 P: 13	R: 0 E: 0 K: 0 S: 4	H: 1 LOB: 2 BB: 1 P: 8	1B: 11 2B: 2 3B: 0 HR: 1	SF: 0 SAC: 1 DP: 1 HBP: 0	WP: 0 PB: 0 SB: 0 CS: 0	PA: 53
<b>PITCHER</b>	IP ERA WLS BF H R ER SO BB IBB HBP BLK WP HR S P ERA WHIP	1 4.15 1.0 6 1 0 0 0 1 1 0 0 0 0 4 12 0.00 2.000	7 1.87 3.0 14 2 1 1 1 2 1 0 0 0 0 13 25 3.00 1.333	11 4.89 1.0 5 1 0 0 0 0 1 0 0 0 0 4 8 0.00 1.000																				

San Francisco Giants @ Cincinnati Reds  
Riverfront Stadium, Cincinnati, OH  
Mon Sep 16 1985, 7:05 PM EDT  
Att: 13,045 - Unknown

AB 45  
R 6  
H 14  
RBI 6  
BB 7  
SO 4  
LOB 21



Batter	1	2	3	4	5	6	7	8	9	10	11	AB	R	H	RBI	BB	SO	LOB	BOTTOM					
Eddie Milner, L OBP: 0.338, SLG: 0.343 Ted Power, R (8, 1)												5	3	3	0	0	1	2						
Tom Runnells, S OBP: 0.222, SLG: 0.160 John Stuper, R OBP: 0.235, SLG: 0.071 (10, PH)												0	0	0	0	0	0	0						
Pete Rose, S OBP: 0.391, SLG: 0.325 Eric Davis, R OBP: 0.224, SLG: 0.421 (6, PR)												1	0	0	0	2	0	1						
Dave Parker, L OBP: 0.362, SLG: 0.535 (1, 9)												6	0	3	4	0	1	3						
Nick Esasky, R OBP: 0.312, SLG: 0.424 (7, 3)												6	0	0	0	0	2	5						
Buddy Bell, R OBP: 0.300, SLG: 0.333 Gary Redus, R OBP: 0.372, SLG: 0.422 (7, PR)												2	0	0	0	2	0	2						
Dave Concepcion, R OBP: 0.315, SLG: 0.335 (1, 6)												5	1	2	0	1	1	1						
Bo Diaz, R OBP: 0.292, SLG: 0.352 (1, 2)												3	1	1	0	1	0	1						
Ron Oester, S OBP: 0.357, SLG: 0.378 (1, 4)												2	0	0	1	2	2	2						
Jay Tibbs, R OBP: 0.303, SLG: 0.071 John Franco, L OBP: 0.273, SLG: 0.333 Wally Pfister, R OBP: 0.367, SLG: 0.386 (7, PH)												3	0	0	0	0	3	3						
Wade Rowdon, R (8, PH)												0	0	0	0	1	0	0						
<b>Inning Stats</b>	R: 1 E: 0 K: 0 S: 4	H: 2 LOB: 1 BB: 1 P: 8	R: 3 E: 0 K: 1 S: 8	H: 4 LOB: 2 BB: 0 P: 9	R: 0 E: 0 K: 2 S: 7	H: 0 LOB: 2 BB: 2 P: 15	R: 1 E: 0 K: 1 S: 7	H: 2 LOB: 1 BB: 0 P: 7	R: 0 E: 0 K: 1 S: 6	H: 0 LOB: 2 BB: 1 P: 11	R: 1 E: 0 K: 0 S: 3	H: 0 LOB: 2 BB: 3 P: 15	R: 0 E: 0 K: 1 S: 6	H: 0 LOB: 1 BB: 0 P: 6	R: 0 E: 0 K: 1 S: 5	H: 0 LOB: 0 BB: 0 P: 5	R: 0 E: 0 K: 1 S: 5	H: 0 LOB: 1 BB: 1 P: 9	R: 1 E: 0 K: 1 S: 3	H: 0 LOB: 0 BB: 0 P: 7	1B: 5 2B: 5 3B: 0 HR: 0	SF: 1 SAC: 2 DP: 1 HBP: 1	WP: 2 PB: 0 SB: 4 CS: 0	PA: 51
<b>PITCHER</b>	IP ERA WLS BF H R ER SO BB IBB HBP BLK WP HR S P ERA WHIP	1 3.88 3.0 15 4 2 2 4 2 0 1 0 1 0 20 29 6.00 2.000	5 1.83 2.0 9 1 0 0 3 1 1 0 0 0 0 13 21 0.00 1.000	7 1.83 1.0 7 1 1 1 0 2 1 0 0 0 0 4 16 9.00 3.000	8 2.77 3.1 13 0 1 1 4 2 0 0 0 1 0 18 26 2.70 0.600																			

San Francisco Giants @ Cincinnati Reds  
Riverfront Stadium, Cincinnati, OH  
Mon Sep 16 1985, 7:05 PM EDT  
Att: 13,045 - Unknown

AB 37  
R 7  
H 10  
RBI 6  
BB 10  
SO 11  
LOB 24





Batter	1	2	3	4	5	6	7	8	9	AB	R	H	RBI	BB	SO	LOB	TOP			
Dan Gladden, R OBP: 0.295, SLG: 0.312	F8		L3			F4		FC4-6 1B		4	0	1	0	0	0	0	<b>San Francisco Giants @ Cincinnati Reds</b> Riverfront Stadium, Cincinnati, OH Tue Sep 17 1985, 3:33 AM EDT Att: 11,521 - Unknown			
Mike Woodard, L OBP: 0.394, SLG: 0.344	F8					F9		FC4-6 1-2		4	0	1	0	0	0	1				
Ron Roenicke, S OBP: 0.429, SLG: 0.436	K			F2		E1 1B		F8		4	1	1	0	0	1	2				
Dan Driessen, L OBP: 0.321, SLG: 0.360				K						4	0	3	1	0	1	1				
Chris Brown, R OBP: 0.350, SLG: 0.453				K						4	0	0	0	0	3	4				
Jeffrey Leonard, R OBP: 0.276, SLG: 0.403										4	0	1	0	0	2	2				
Matt Nokes, L OBP: 0.235, SLG: 0.382										4	0	0	0	0	2	4				
Ricky Adams, R OBP: 0.227, SLG: 0.296				5-3						3	0	0	0	0	0	2				
Dave LaPoint, L OBP: 0.246, SLG: 0.196				6-3						1	0	0	0	0	0	0				
Rob Deer, R OBP: 0.277, SLG: 0.345										1	0	0	0	0	1	0				
Bobby Moore, R OBP: 0.344, SLG: 0.332										0	0	0	0	0	0	0				
Joel Youngblood, R OBP: 0.300, SLG: 0.333										0	0	0	0	0	0	0				
<b>Inning Stats</b>	R: 0 E: 0 K: 1 S: 5	H: 0 LOB: 0 BB: 0 P: 5	R: 0 E: 0 K: 2 S: 8	H: 1 LOB: 1 BB: 0 P: 8	R: 0 E: 0 K: 0 S: 3	H: 0 LOB: 0 BB: 0 P: 3	R: 0 E: 0 K: 0 S: 8	H: 1 LOB: 1 BB: 0 P: 8	R: 0 E: 0 K: 1 S: 5	H: 0 LOB: 0 BB: 0 P: 5	R: 1 E: 1 K: 2 S: 10	H: 3 LOB: 2 BB: 0 P: 10	R: 0 E: 0 K: 0 S: 4	H: 1 LOB: 1 BB: 0 P: 4	R: 0 E: 0 K: 2 S: 8	H: 1 LOB: 1 BB: 0 P: 8	1B: 6 2B: 1 3B: 0 HR: 0	SF: 0 SAC: 0 DP: 0 HBP: 0	WP: 0 PB: 0 SB: 0 CS: 0	PA: 34
<b>PITCHER</b> Andy McGaffigan, R ERA: 3.22	IP: 9.0 WLS: W BF: 34 H: 7 R: 1 ER: 1 SO: 10 BB: 0 IBB: 0 HBP: 0 BLK: 0 WP: 0 HR: 0 S: 54 P: 54 ERA: 1.00 WHIP: 0.778															<b>PITCHER</b>				

Batter	1	2	3	4	5	6	7	8	9	AB	R	H	RBI	BB	SO	LOB	BOTTOM			
Gary Redus, R OBP: 0.369, SLG: 0.421	K			F9		K		FC6-4 1-2		5	0	1	0	0	2	2	<b>San Francisco Giants @ Cincinnati Reds</b> Riverfront Stadium, Cincinnati, OH Tue Sep 17 1985, 3:33 AM EDT Att: 11,521 - Unknown			
Eric Davis, R OBP: 0.225, SLG: 0.414				6-3		K				4	1	1	0	0	2	1				
Nick Esasky, R OBP: 0.314, SLG: 0.433										4	2	2	1	0	1	1				
Eddie Milner, L OBP: 0.338, SLG: 0.343										0	0	0	0	0	0	0				
Tony Perez, R OBP: 0.412, SLG: 0.478										4	2	2	1	0	0	1				
Buddy Bell, R OBP: 0.301, SLG: 0.334										4	1	2	1	0	0	1				
Dave Concepcion, R OBP: 0.316, SLG: 0.337										4	0	2	1	0	0	2				
Bo Diaz, R OBP: 0.296, SLG: 0.357										3	0	2	2	0	1	1				
Ron Oester, S OBP: 0.356, SLG: 0.377										4	0	1	0	0	0	3				
Andy McGaffigan, R										3	0	0	0	1	0	2				
<b>Inning Stats</b>	R: 4 E: 0 K: 1 S: 11	H: 6 LOB: 2 BB: 0 P: 11	R: 0 E: 0 K: 2 S: 8	H: 1 LOB: 1 BB: 0 P: 8	R: 0 E: 0 K: 0 S: 4	H: 2 LOB: 1 BB: 0 P: 4	R: 0 E: 0 K: 0 S: 3	H: 0 LOB: 0 BB: 0 P: 3	R: 2 E: 0 K: 0 S: 6	H: 3 LOB: 1 BB: 0 P: 6	R: 0 E: 0 K: 2 S: 7	H: 0 LOB: 0 BB: 0 P: 7	R: 0 E: 0 K: 0 S: 3	H: 0 LOB: 0 BB: 0 P: 3	R: 0 E: 0 K: 1 S: 6	H: 1 LOB: 2 BB: 1 P: 10	1B: 10 2B: 2 3B: 0 HR: 1	SF: 1 SAC: 0 DP: 1 HBP: 0	WP: 0 PB: 0 SB: 2 CS: 0	PA: 37
<b>PITCHER</b> Dave LaPoint, L ERA: 3.26	IP: 5.0 WLS: L BF: 26 H: 12 R: 6 ER: 6 SO: 6 BB: 0 IBB: 0 HBP: 0 BLK: 0 WP: 0 HR: 1 S: 32 P: 32 ERA: 10.80 WHIP: 2.400															<b>PITCHER</b>				
Bobby Moore, R ERA: 4.29	IP: 2.0 WLS: 0 BF: 6 H: 0 R: 0 ER: 0 SO: 2 BB: 0 IBB: 0 HBP: 0 BLK: 0 WP: 0 HR: 0 S: 10 P: 10 ERA: 0.00 WHIP: 0.000															<b>PITCHER</b>				
Scott Garrelts, R ERA: 2.07	IP: 1.0 WLS: 0 BF: 5 H: 1 R: 0 ER: 0 SO: 1 BB: 1 IBB: 0 HBP: 0 BLK: 0 WP: 0 HR: 0 S: 6 P: 10 ERA: 0.00 WHIP: 2.000															<b>PITCHER</b>				

AB 34  
R 1  
H 7  
RBI 1  
BB 0  
SO 10  
LOB 16



AB 35  
R 6  
H 13  
RBI 6  
BB 1  
SO 6  
LOB 14





Batter	1	2	3	4	5	6	7	8	9	AB	R	H	RBI	BB	SO	LOB	TOP			
<b>Eddie Milner, L</b> OBP: 0.344, SLG: 0.346 (1, 8)	4-0 1B 2B S BB	0-0 4-3	0-0 G4-6-3 1B		4-0 1B BB		0-0 2-3 1B		4-0 IBB	3	1	2	0	3	0	0	<b>Cincinnati Reds @ Atlanta Braves</b> Atlanta-Fulton County Stadium, Atlanta, GA Wed Sep 18 1985, 7:05 PM EDT Att: 6,581 - Unknown			
<b>Pete Rose, S</b> OBP: 0.393, SLG: 0.326 (1, 3)	4-0 1B 2B BB	0-0 1B 1B	0-0 G4-6-3 1-2 2-3 1B		0-0 G4-6-3 1-2 2-3 1B		0-0 L4		0-0 F6	5	2	2	0	1	0	8				
<b>Dave Parker, L</b> OBP: 0.363, SLG: 0.535 (1, 9)	0-0 2B 5-3 1-2 2-3 1B	0-0 1-3 1B		0-0 WP 1B	0-0 G4-6-3 1-2 2-3 1B			0-3 K	0-0 1-3	6	1	3	0	0	1	6				
<b>Nick Esasky, R</b> OBP: 0.317, SLG: 0.446 (1, 7)	0-0 5-3 2B 1-3 2-H 3-H 2B	0-0 1B		0-0 F8		0-0 5-3		0-0 HR		5	2	3	4	0	0	1				
<b>Eric Davis, R</b> OBP: 0.225, SLG: 0.414 (8, 7)	0-0 5-3 2B 1-3 2-H 3-H 2B	0-0 1B		0-0 F8		0-0 5-3		0-0 HR		0	0	0	0	0	0	0				
<b>Buddy Bell, R</b> OBP: 0.302, SLG: 0.333 (1, 5)	0-0 F9	0-0 F9		4-0 FC6-4 1-2 BB		0-0 4-3		0-0 G5-4-3 1B		4	0	1	0	1	0	3				
<b>Dave Concepcion, R</b> OBP: 0.313, SLG: 0.333 (1, 6)	0-0 5-3		0-0 E6 1B 1B FC5	0-0 F9		0-0 6-3		0-0 G5-4-3 1-2		5	1	0	1	0	0	4				
<b>Bo Diaz, R</b> OBP: 0.307, SLG: 0.378 (1, 2)	0-0 2-3 3-H 2B		0-0 FC5 1B 1-2 1B	0-0 FC6-4 1-2 1B			0-0 1B 2B		0-0 SH3-4 BB 1B	5	0	4	1	0	0	2				
<b>Max Venable, L</b> OBP: 0.328, SLG: 0.407 (9, PR)	0-0 2B		0-0 FC5 1B 1-2 1B	0-0 FC6-4 1-2 1B			0-0 1B 2B		0-0 SH3-4 BB 1B	0	0	0	0	0	0	0				
<b>Dave Vangorder, R</b> OBP: 0.273, SLG: 0.318 (9, 2)	0-0 3-H 2B		0-0 FC5 1B 1-2 1B	0-0 FC6-4 1-2 1B			0-0 1B 2B		0-0 SH3-4 BB 1B	0	0	0	0	0	0	0				
<b>Ron Oester, S</b> OBP: 0.361, SLG: 0.378 (1, 4)	4-0 IBB		0-0 1B FC5 1B 1-2 2-3 1B	0-0 1B SH1-4 1B		0-0 6-3		4-0 SH3-4 BB	3	0	2	0	2	0	1					
<b>Ron Robinson, R</b> OBP: 0.059, SLG: 0.059 (1, 1)	0-0 F4		0-0 FC5 1B 1-2 2-3 1B	0-0 SH1-4 1B		0-0 1-3		0-0 SH3-4 1-2 2-3	3	0	0	1	0	0	5					
<b>Tom Runnels, S</b> OBP: 0.222, SLG: 0.160 (9, PH)			0-0 FC5 1B 1-2 2-3 1B	0-0 SH1-4 1B		0-0 1-3		0-0 SH3-4 1-2 2-3	0	0	0	0	0	0	0					
<b>Ted Power, R</b> (9, 1)			0-0 FC5 1B 1-2 2-3 1B	0-0 SH1-4 1B		0-0 1-3		0-0 SH3-4 1-2 2-3	0	0	0	0	0	0	0					
<b>Inning Stats</b>	R: 4 E: 0 K: 0 S: 6	H: 3 LOB: 2 BB: 3 P: 18	R: 1 E: 0 K: 0 S: 5	H: 3 LOB: 1 BB: 0 P: 5	R: 1 E: 1 K: 0 S: 6	H: 3 LOB: 2 BB: 0 P: 6	R: 0 E: 0 K: 0 S: 4	H: 1 LOB: 2 BB: 1 P: 8	R: 0 E: 0 K: 0 S: 3	H: 0 LOB: 0 BB: 0 P: 3	R: 0 E: 0 K: 0 S: 5	H: 2 LOB: 2 BB: 0 P: 5	R: 1 E: 0 K: 1 S: 6	H: 2 LOB: 0 BB: 0 P: 6	R: 0 E: 0 K: 0 S: 4	H: 1 LOB: 3 BB: 2 P: 12	1B: 13 2B: 3 3B: 0 HR: 1	SF: 0 SAC: 2 DP: 3 HBP: 0	WP: 1 PB: 0 SB: 1 CS: 0	PA: 48
<b>PITCHER</b>	IP WLS BF H R ER SO BB IBB HBP BLK WP HR S P ERA WHIP																			
<b>Len Barker, R</b> ERA: 6.35 (1, 1)	0.0 L 4 2 4 4 0 2 0 0 0 0 0 0 2 10 ∞ ∞																			
<b>Steve Shields, R</b> ERA: 4.5 (6, 1)	5.0 26 10 2 1 0 2 1 0 0 1 0 23 35 1.80 2.400																			
<b>Jeff Dedmon, R</b> ERA: 3.72 (8, 1)	2.0 8 2 0 0 0 0 0 0 0 0 0 8 8 0.00 1.000																			
<b>Bruce Sutter, R</b> ERA: 4.21 (8, 1)	2.0 10 3 1 1 1 1 1 0 0 0 1 10 18 4.50 2.000																			

Batter	1	2	3	4	5	6	7	8	9	AB	R	H	RBI	BB	SO	LOB	BOTTOM			
<b>Milt Thompson, L</b> OBP: 0.317, SLG: 0.355 (1, 7)	0-0 6-3	0-0 FC6-4			0-0 6-3		0-0 F8			3	0	0	0	0	0	2	<b>Cincinnati Reds @ Atlanta Braves</b> Atlanta-Fulton County Stadium, Atlanta, GA Wed Sep 18 1985, 7:05 PM EDT Att: 6,581 - Unknown			
<b>Jeff Dedmon, L</b> OBP: 0.200, SLG: 0.111 (6, 1)	0-0 6-3	0-0 FC6-4			0-0 6-3		0-0 F8			0	0	0	0	0	0	0				
<b>Chris Chambliss, L</b> OBP: 0.292, SLG: 0.319 (7, PH)	0-0 6-3	0-0 FC6-4			0-0 6-3		0-0 F8			1	0	0	0	0	0	0				
<b>Bruce Sutter, R</b> (8, 1)	0-0 6-3	0-0 FC6-4			0-0 6-3		0-0 F8			0	0	0	0	0	0	0				
<b>Rafael Ramirez, R</b> OBP: 0.276, SLG: 0.342 (1, 6)	0-3 K		0-0 F9		0-0 HR			0-0 5-3		4	1	1	1	0	1	0				
<b>Dale Murphy, R</b> OBP: 0.387, SLG: 0.553 (1, 8)	0-0 HR		0-0 4-3		0-3 K			0-0 6-3		4	1	1	1	0	1	0				
<b>Bob Horner, R</b> OBP: 0.345, SLG: 0.515 (1, 3)	0-0 F8		0-0 4-3			0-0 F2		0-0 L6		4	0	0	0	0	0	0				
<b>Claudell Washington, L</b> OBP: 0.347, SLG: 0.454 (1, 9)		0-0 E6 2B		0-0 1B		0-0 E9 1B			0-0 6-3	4	1	2	0	0	0	0				
<b>Glenn Hubbard, R</b> OBP: 0.320, SLG: 0.319 (1, 4)		0-0 WP 1-H 2B		0-0 F9		0-0 F7		0-3 K		4	0	1	1	0	1	2				
<b>Paul Runge, R</b> OBP: 0.347, SLG: 0.279 (1, 5)		0-3 K		0-3 K		0-0 F8			4-0 BB	3	0	0	0	1	2	3				
<b>Bruce Benedict, R</b> OBP: 0.299, SLG: 0.243 (1, 2)		0-3 K		0-0 F9			0-0 F8		0-0 F4	4	0	0	0	0	1	3				
<b>Len Barker, R</b> (1, 1)		4-0 BB			0-3 K		0-3 K			0	0	0	0	0	0	0				
<b>Steve Shields, R</b> OBP: 0.198, SLG: 0.133 (1, 1)					0-3 K		0-3 K			0	0	0	0	1	0	0				
<b>Albert Hall, S</b> OBP: 0.238, SLG: 0.189 (6, 7)					0-0 FC6-4 BB					2	0	0	0	0	2	0				
<b>Inning Stats</b>	R: 1 E: 0 K: 1 S: 6	H: 1 LOB: 0 BB: 0 P: 6	R: 1 E: 1 K: 2 S: 9	H: 1 LOB: 2 BB: 1 P: 13	R: 0 E: 0 K: 0 S: 3	H: 0 LOB: 0 BB: 0 P: 3	R: 0 E: 0 K: 1 S: 6	H: 1 LOB: 1 BB: 0 P: 6	R: 1 E: 0 K: 2 S: 8	H: 1 LOB: 0 BB: 0 P: 8	R: 0 E: 1 K: 0 S: 4	H: 1 LOB: 1 BB: 0 P: 4	R: 0 E: 0 K: 1 S: 5	H: 0 LOB: 0 BB: 0 P: 5	R: 0 E: 0 K: 0 S: 3	H: 0 LOB: 1 BB: 1 P: 9	1B: 2 2B: 1 3B: 0 HR: 2	SF: 0 SAC: 0 DP: 0 HBP: 0	WP: 1 PB: 0 SB: 0 CS: 0	PA: 35
<b>PITCHER</b>	IP WLS BF H R ER SO BB IBB HBP BLK WP HR S P ERA WHIP																			
<b>Ron Robinson, R</b> ERA: 3.89 (1, 1)	1.0 W 4 0 0 0 0 1 0 0 0 0 0 5 9 0.00 1.000																			
<b>Ted Power, R</b> ERA: 2.59 (9, 1)	1.0 4 0 0 0 0 1 1 0 0 0 0 5 9 0.00 1.000																			

AB	39
R	7
H	17
RBI	7
BB	7
SO	1
LOB	30



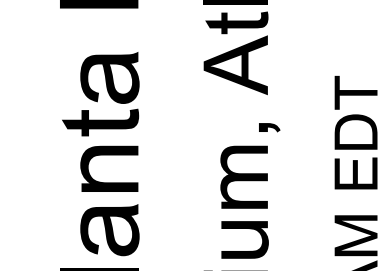


Batter	1	2	3	4	5	6	7	8	9	AB	R	H	RBI	BB	SO	LOB	TOP					
<b>Eddie Milner, L</b> OBP: 0.344, SLG: 0.344 (1, 8)	4-3		L8		1B BLK FC6-4	6-3		1B	FC4 HR	5	2	1	0	1	0	3	<b>Cincinnati Reds @ Atlanta Braves</b> Atlanta-Fulton County Stadium, Atlanta, GA Thu Sep 19 1985, 3:33 AM EDT Att: 5,160 - Unknown					
<b>Pete Rose, S</b> OBP: 0.397, SLG: 0.331 (1, 3)	G3				FC6-4 1B		2B HR	1B	CI HR	4	2	3	2	1	0	0						
<b>Dave Parker, L</b> OBP: 0.363, SLG: 0.539 <b>Max Venable, L</b> OBP: 0.328, SLG: 0.407 (1, 9) (9, 9)	1-3		K		K		HR	L9	HR	6	2	2	4	0	2	5						
<b>Nick Esasky, R</b> OBP: 0.321, SLG: 0.455 <b>Eric Davis, R</b> OBP: 0.323, SLG: 0.440 (1, 7) (8, 7)		1B E	4-3		FC6-4 IBB		HR	K	HR	4	2	2	3	1	1	3						
<b>Buddy Bell, R</b> OBP: 0.304, SLG: 0.337 (1, 5)		K			FC6-4 IBB		HR		3B	6	2	3	2	0	2	3						
<b>Dave Concepcion, R</b> OBP: 0.317, SLG: 0.336 (1, 6)		E			FC6-4 1B		F9			5	0	3	0	1	0	3						
<b>Bo Diaz, R</b> OBP: 0.309, SLG: 0.383 (1, 2)	E5				FC6-4		G5-4-3			5	1	2	1	0	0	3						
<b>Ron Oester, S</b> OBP: 0.364, SLG: 0.380 (1, 4)	K				FC6-4 IBB		G4-3		SH3-4	4	2	2	1	2	2	4						
<b>Tom Browning, L</b> OBP: 0.198, SLG: 0.205 <b>Wayne Krenchicki, L</b> OBP: 0.363, SLG: 0.350 <b>John Franco, L</b> OBP: 0.333, SLG: 0.333 (1, 1) (9, PH) (9, 1)	K				FC6-4		G4-3		SH3-4	3	0	0	0	0	1	6						
<b>Inning Stats</b>	R: 0 E: 0 K: 0 S: 3	H: 0 LOB: 0 BB: 0 P: 3	R: 1 E: 1 K: 3 S: 12	H: 2 LOB: 2 BB: 0 P: 12	R: 0 E: 0 K: 1 S: 5	H: 0 LOB: 1 BB: 1 P: 9	R: 0 E: 1 K: 1 S: 6	H: 1 LOB: 2 BB: 1 P: 10	R: 1 E: 0 K: 0 S: 7	H: 2 LOB: 2 BB: 1 P: 11	R: 3 E: 0 K: 0 S: 6	H: 4 LOB: 0 BB: 0 P: 6	R: 1 E: 0 K: 1 S: 7	H: 2 LOB: 2 BB: 1 P: 11	R: 9 E: 3 K: 1 S: 15	H: 7 LOB: 2 BB: 1 P: 19		1B: 13 2B: 3 3B: 1 HR: 2	SF: 0 SAC: 2 DP: 2 HBP: 0	WP: 0 PB: 0 SB: 1 CS: 0	PA: 54	
<b>PITCHER</b>	IP WLS BF H R ER SO BB IBB HBP BLK WP HR S P ERA WHIP	IP WLS BF H R ER SO BB IBB HBP BLK WP HR S P ERA WHIP																				
<b>Pascual Perez, R</b> ERA: 5.82 (1, 1)	6.0 L 30 8 4 3 6 2 2 0 0 0 0 38 54 4.50 1.667																					
<b>Gene Garber, R</b> ERA: 3.95 (7, 1)	2.0 10 4 2 2 1 0 1 0 0 0 1 11 15 9.00 2.000																					
<b>Rick Camp, R</b> ERA: 4.26 (9, 1)	0.1 7 2 6 4 0 1 0 0 0 0 0 6 10 108.00 9.000																					
<b>Bruce Sutter, R</b> ERA: 4.48 (9, 1)	0.2 7 5 3 0 1 0 0 0 0 0 1 9 9 0.00 7.500																					
Batter	1	2	3	4	5	6	7	8	9	AB	R	H	RBI	BB	SO	LOB	BOTTOM					
<b>Rafael Ramirez, R</b> OBP: 0.277, SLG: 0.343 (1, 6)	F8		1B		1B		F8		6-3	5	0	2	0	0	0	0	<b>Cincinnati Reds @ Atlanta Braves</b> Atlanta-Fulton County Stadium, Atlanta, GA Thu Sep 19 1985, 3:33 AM EDT Att: 5,160 - Unknown					
<b>Glenn Hubbard, R</b> OBP: 0.319, SLG: 0.318 (1, 4)	F9		1B		F6		5-3		6-3	5	0	1	0	0	0	1						
<b>Dale Murphy, R</b> OBP: 0.386, SLG: 0.551 (1, 8)	1B		F8		F5		F4			4	0	1	0	0	0	3						
<b>Bob Horner, R</b> OBP: 0.346, SLG: 0.522 (1, 3)	K				E8 2B		F9		HR	4	2	2	1	0	1	2						
<b>Terry Harper, R</b> OBP: 0.323, SLG: 0.407 (1, 7)		F6			SH1 2H		F9 HR		F3	4	1	2	1	0	0	0						
<b>Paul Runge, R</b> OBP: 0.338, SLG: 0.270 (1, 5)	4-3				SH1		SH1-4		F6	2	0	0	0	0	0	0						
<b>Brad Komminsk, R</b> OBP: 0.250, SLG: 0.321 <b>Bruce Sutter, R</b> OBP: 0.286, SLG: 0.462 (1, 9) (9, 1)	F9				F9		F9		F3	4	0	0	0	0	0	2						
<b>Larry Owen, R</b> OBP: 0.343, SLG: 0.424 (1, 2)			F7		IBB		HR		HR	3	2	2	3	1	0	0						
<b>Pascual Perez, R</b> OBP: 0.200, SLG: 0.130 <b>Gene Garber, R</b> OBP: 0.250, SLG: 0.250 <b>Rick Camp, R</b> OBP: 0.286, SLG: 0.462 <b>Albert Hall, S</b> OBP: 0.233, SLG: 0.184 (1, 1) (7, 1) (9, 1) (9, 9)			K		K		K		4-3	3	0	0	0	0	0	0						
<b>Inning Stats</b>	R: 0 E: 0 K: 1 S: 6	H: 1 LOB: 1 BB: 0 P: 6	R: 0 E: 0 K: 0 S: 3	H: 0 LOB: 0 BB: 0 P: 3	R: 0 E: 0 K: 1 S: 7	H: 2 LOB: 2 BB: 0 P: 7	R: 1 E: 1 K: 1 S: 7	H: 2 LOB: 2 BB: 1 P: 11	R: 0 E: 0 K: 0 S: 4	H: 1 LOB: 1 BB: 0 P: 4	R: 2 E: 0 K: 1 S: 7	H: 2 LOB: 0 BB: 0 P: 7	R: 0 E: 0 K: 0 S: 3	H: 0 LOB: 0 BB: 0 P: 3	R: 1 E: 0 K: 0 S: 4	H: 1 LOB: 0 BB: 0 P: 4		R: 1 E: 0 K: 0 S: 4	H: 1 LOB: 0 BB: 0 P: 4	1B: 6 2B: 1 3B: 0 HR: 3	SF: 0 SAC: 2 DP: 0 HBP: 0	WP: 0 PB: 0 SB: 0 CS: 0
<b>PITCHER</b>	IP WLS BF H R ER SO BB IBB HBP BLK WP HR S P ERA WHIP	IP WLS BF H R ER SO BB IBB HBP BLK WP HR S P ERA WHIP																				
<b>Tom Browning, L</b> ERA: 3.49 (1, 1)	8.0 W 34 9 4 4 4 0 0 0 0 0 2 41 45 4.50 1.125																					
<b>John Franco, L</b> ERA: 1.94 (9, 1)	1.0 4 1 1 1 0 0 0 0 0 0 1 4 4 9.00 1.000																					

AB 45  
R 15  
H 19  
RBI 13  
BB 6  
SO 8  
LOB 35



AB 35  
R 5  
H 10  
RBI 5  
BB 1  
SO 4  
LOB 10





Batter	1	2	3	4	5	6	7	8	9	AB	R	H	RBI	BB	SO	LOB	TOP			
<b>Eddie Milner, L</b> OBP: 0.345, SLG: 0.345 (1, 8)										5	1	2	2	0	1	0	<b>Cincinnati Reds @ Houston Astros</b> Astrodome, Houston, TX Fri Sep 20 1985, 8:05 PM EDT Att: 14,776 - Unknown			
<b>Pete Rose, S</b> OBP: 0.395, SLG: 0.328 (1, 3)										3	0	0	1	1	0	1				
<b>Dave Parker, L</b> OBP: 0.362, SLG: 0.537 (1, 9)										4	0	1	0	0	1	1				
<b>Nick Esasky, R</b> OBP: 0.320, SLG: 0.453 <b>Eric Davis, R</b> OBP: 0.293, SLG: 0.440 (8, 7)										4	1	1	0	0	1	1				
<b>Buddy Bell, R</b> OBP: 0.305, SLG: 0.337 (1, 5)										3	0	1	0	1	0	1				
<b>Dave Concepcion, R</b> OBP: 0.317, SLG: 0.335 (1, 6)										4	1	1	1	0	2	3				
<b>Bo Diaz, R</b> OBP: 0.308, SLG: 0.378 (1, 2)										3	0	0	0	1	0	1				
<b>Ron Oester, S</b> OBP: 0.363, SLG: 0.377 (1, 4)										3	1	0	0	1	1	2				
<b>Jay Tibbs, R</b> OBP: 0.100, SLG: 0.069 <b>Max Venable, L</b> OBP: 0.333, SLG: 0.422 <b>Tom Hume, R</b> (6, PH) <b>Wayne Krenchicki, L</b> OBP: 0.361, SLG: 0.387 <b>Ted Power, R</b> (9, PH)										2	0	0	0	0	0	0				
<b>Inning Stats</b>	R: 1 E: 1 K: 0 S: 5	H: 2 LOB: 2 BB: 1 P: 9	R: 0 E: 0 K: 0 S: 3	H: 0 LOB: 0 BB: 0 P: 3	R: 0 E: 0 K: 1 S: 6	H: 1 LOB: 2 BB: 1 P: 10	R: 0 E: 0 K: 1 S: 5	H: 0 LOB: 1 BB: 1 P: 9	R: 4 E: 0 K: 0 S: 7	H: 4 LOB: 1 BB: 1 P: 11	R: 0 E: 0 K: 1 S: 5	H: 0 LOB: 0 BB: 0 P: 5	R: 0 E: 0 K: 2 S: 7	H: 0 LOB: 0 BB: 0 P: 7	R: 0 E: 0 K: 1 S: 5	H: 0 LOB: 0 BB: 0 P: 5		1B: 6 2B: 1 3B: 0 HR: 0	SF: 1 SAC: 0 DP: 0 HBP: 0	WP: 0 PB: 1 SB: 0 CS: 0
<b>PITCHER</b>	IP WLS BF H R ER SO BB IBB HBP BLK WP HR S P ERA WHIP																			
<b>Nolan Ryan, R</b> ERA: 3.86 <b>Bill Dawley, R</b> ERA: 3.6	(1, 1) (7, 1)	6.0 9	L 29	7 0	5 0	5 0	2 4	3 0	1 0	0 0	0 0	0 0	0 0	0 17	29 17	45 17	7.50 0.00	1.667 0.000		

AB	33
R	5
H	7
RBI	5
BB	4
SO	6
LOB	10



Batter	1	2	3	4	5	6	7	8	9	AB	R	H	RBI	BB	SO	LOB	BOTTOM					
<b>Bill Doran, S</b> OBP: 0.370, SLG: 0.439 (1, 4)										4	0	0	0	1	1	4	<b>Cincinnati Reds @ Houston Astros</b> Astrodome, Houston, TX Fri Sep 20 1985, 8:05 PM EDT Att: 14,776 - Unknown					
<b>Craig Reynolds, L</b> OBP: 0.295, SLG: 0.396 (1, 6)										5	0	1	0	0	1	3						
<b>Phil Garner, R</b> OBP: 0.310, SLG: 0.384 (1, 5)										5	0	0	0	0	0	3						
<b>Jose Cruz, L</b> OBP: 0.347, SLG: 0.412 (1, 7)										3	0	1	0	1	0	2						
<b>Jerry Mumphy, S</b> OBP: 0.327, SLG: 0.400 (1, 9)										4	1	1	1	0	0	2						
<b>Glenn Davis, R</b> OBP: 0.325, SLG: 0.473 (1, 3)										4	2	2	1	0	1	1						
<b>Kevin Bass, S</b> OBP: 0.312, SLG: 0.415 (1, 8)										2	0	2	0	2	0	0						
<b>Mark Bailey, S</b> OBP: 0.399, SLG: 0.415 (1, 2)										3	0	0	0	1	1	4						
<b>Nolan Ryan, R</b> OBP: 0.143, SLG: 0.121 <b>Eric Bullock, L</b> OBP: 0.222, SLG: 0.333 <b>Bill Dawley, R</b> OBP: 0.222, SLG: 0.125 <b>Denny Walling, L</b> OBP: 0.320, SLG: 0.400 (1, 1) (6, PH) (7, 1) (9, PH)										1	0	0	1	1	0	2						
<b>Inning Stats</b>	R: 0 E: 0 K: 1 S: 5	H: 0 LOB: 0 BB: 0 P: 5	R: 0 E: 0 K: 0 S: 4	H: 1 LOB: 2 BB: 1 P: 8	R: 0 E: 0 K: 0 S: 4	H: 1 LOB: 2 BB: 1 P: 8	R: 2 E: 0 K: 0 S: 6	H: 3 LOB: 2 BB: 1 P: 10	R: 0 E: 0 K: 0 S: 2	H: 0 LOB: 0 BB: 1 P: 6	R: 1 E: 0 K: 0 S: 5	H: 3 LOB: 1 BB: 0 P: 5	R: 0 E: 0 K: 1 S: 5	H: 0 LOB: 0 BB: 0 P: 5	R: 0 E: 0 K: 2 S: 7	H: 0 LOB: 1 BB: 1 P: 11		R: 0 E: 0 K: 0 S: 3	H: 0 LOB: 1 BB: 1 P: 7	1B: 6 2B: 0 3B: 0 HR: 2	SF: 0 SAC: 0 DP: 2 HBP: 0	WP: 1 PB: 0 SB: 0 CS: 0
<b>PITCHER</b>	IP WLS BF H R ER SO BB IBB HBP BLK WP HR S P ERA WHIP																					
<b>Jay Tibbs, R</b> ERA: 4.13 <b>Tom Hume, R</b> ERA: 3.5 <b>Ted Power, R</b> ERA: 2.54	(1, 1) (6, 1) (9, 1)	5.0 3.0 1.0	W 12 S	23 3	2 1	2 1	2 3	0 1	0 1	0 0	0 0	0 0	0 0	0 1	21 17	37 21	3.60 3.00	1.800 1.333				

AB	33
R	3
H	8
RBI	3
BB	6
SO	4
LOB	21





Batter	1	2	3	4	5	6	7	8	9	AB	R	H	RBI	BB	SO	LOB	TOP										
Eddie Milner, L (1.8) OBP: 0.345, SLG: 0.352	F9		G4-6-3			HR	K		FC4	3	1	1	1	0	0	1	<b>Cincinnati Reds @ Houston Astros</b> Astrodome, Houston, TX Sat Sep 21 1985, 4:33 AM EDT Att: 9,582 - Unknown										
Eric Davis, R (7, PH) OBP: 0.231, SLG: 0.436										1	0	0	0	0	1	0											
John Franco, L (7.1) OBP: 0.333, SLG: 0.333										0	0	0	0	0	0	0											
John Stuper, R (8.1) OBP: 0.235, SLG: 0.071										0	0	0	0	0	0	0											
Max Venable, L (9, PH) OBP: 0.331, SLG: 0.418										1	0	0	0	0	0	1											
Pete Rose, S (1.3) OBP: 0.394, SLG: 0.327	4-3					HR				4	1	1	0	0	0	0											
Dave Parker, L (1.9) OBP: 0.363, SLG: 0.542	1-3									4	2	2	1	0	0	1											
Nick Esasky, R (1.7) OBP: 0.322, SLG: 0.452										3	0	1	0	1	0	1											
Buddy Bell, R (1.5) OBP: 0.307, SLG: 0.346										4	1	2	3	0	0	1											
Dave Concepcion, R (1.6) OBP: 0.316, SLG: 0.333										3	0	0	0	1	1	3											
Bo Diaz, R (1.2) OBP: 0.303, SLG: 0.371										4	0	0	0	0	1	2											
Ron Oester, S (1.4) OBP: 0.361, SLG: 0.374										4	0	0	0	0	1	0											
Andy McGaffigan, R (1.1)										2	0	0	0	0	1	1											
Bob Buchanan, L (6.1)										0	0	0	0	0	0	0											
Gary Redus, R (7, PH) OBP: 0.370, SLG: 0.420										1	0	0	0	1	0	0											
<b>Inning Stats</b>	R: 0 E: 0 K: 0 S: 3	H: 0 LOB: 0 BB: 0 P: 3	R: 0 E: 0 K: 1 S: 6	H: 1 LOB: 1 BB: 0 P: 6	R: 0 E: 1 K: 1 S: 5	H: 0 LOB: 0 BB: 0 P: 5	R: 1 E: 1 K: 1 S: 7	H: 1 LOB: 1 BB: 0 P: 7	R: 0 E: 0 K: 0 S: 3	H: 0 LOB: 0 BB: 0 P: 3	R: 3 E: 0 K: 0 S: 6	H: 3 LOB: 1 BB: 1 P: 10	R: 0 E: 0 K: 2 S: 7	H: 0 LOB: 0 BB: 0 P: 7	R: 1 E: 0 K: 0 S: 4	H: 2 LOB: 1 BB: 1 P: 8	R: 0 E: 0 K: 0 S: 3	H: 0 LOB: 1 BB: 1 P: 7	1B: 3 2B: 1 3B: 0 HR: 3	SF: 0 SAC: 0 DP: 1 HBP: 0	WP: 0 PA: 37 PB: 1 SB: 0 CS: 0						
<b>PITCHER</b>	IP	WLS	BF	H	R	ER	SO	BB	IBB	HBP	BLK	WP	HR	S	P	ERA	WHIP	<b>PITCHER</b>									
Jeff Heathcock, R (1.1) ERA: 3.83	5.2		24	5	4	4	3	1	0	0	0	0	3	29	33	6.35	1.059										
Frank DiPino, L (6.1) ERA: 3.94	0.1		1	0	0	0	0	0	0	0	0	0	0	1	1	0.00	0.000										
Jeff Calhoun, L (7.1) ERA: 2.18	1.1		6	1	1	1	2	1	0	0	0	0	0	9	13	6.75	1.500										
Dave Smith, R (8.1) ERA: 2.4	1.2	W	6	1	0	0	0	1	0	0	0	0	0	5	9	0.00	1.200										

Batter	1	2	3	4	5	6	7	8	9	AB	R	H	RBI	BB	SO	LOB	BOTTOM										
Bill Doran, S (1.4) OBP: 0.372, SLG: 0.445	1-3									4	2	2	0	1	0	0	<b>Cincinnati Reds @ Houston Astros</b> Astrodome, Houston, TX Sat Sep 21 1985, 4:33 AM EDT Att: 9,582 - Unknown										
Craig Reynolds, L (1.6) OBP: 0.296, SLG: 0.398										5	1	2	2	0	0	3											
Phil Garner, R (1.5) OBP: 0.306, SLG: 0.380										5	0	0	0	0	2	2											
Jose Cruz, L (1.7) OBP: 0.348, SLG: 0.410										4	2	1	0	1	0	2											
Jerry Mumphy, S (1.9) OBP: 0.325, SLG: 0.400										5	0	1	0	0	1	3											
Glenn Davis, R (1.3) OBP: 0.327, SLG: 0.471										3	1	1	1	1	1	1											
Dave Smith, R (8.1)										0	0	0	0	0	0	0											
Kevin Bass, S (1.8) OBP: 0.315, SLG: 0.417										3	1	2	0	1	1	2											
Mark Bailey, S (1.2) OBP: 0.400, SLG: 0.415										2	0	1	1	0	1	1											
Jim Parkovits, R (6, PH) OBP: 0.340, SLG: 0.350										1	0	0	0	0	0	2											
John Mizerock, L (7.2) OBP: 0.303, SLG: 0.355										1	1	1	0	0	0	0											
Jeff Heathcock, R (1.1) OBP: 0.200, SLG: 0.200										2	0	0	0	0	2	3											
Frank DiPino, L (6.1) OBP: 0.300, SLG: 0.368										0	0	0	0	0	0	0											
Bert Pena, R (6, PH) OBP: 0.300, SLG: 0.368										1	0	1	1	0	0	0											
Jeff Calhoun, L (7.1) OBP: 0.167, SLG: 0.379										0	0	0	0	0	0	0											
Tim Tolman, R (8.3)										1	1	1	3	0	0	0											
<b>Inning Stats</b>	R: 0 E: 0 K: 1 S: 5	H: 0 LOB: 0 BB: 0 P: 5	R: 1 E: 0 K: 2 S: 8	H: 1 LOB: 2 BB: 2 P: 16	R: 2 E: 0 K: 1 S: 7	H: 2 LOB: 0 BB: 0 P: 7	R: 0 E: 0 K: 2 S: 8	H: 1 LOB: 1 BB: 0 P: 8	R: 0 E: 0 K: 0 S: 3	H: 0 LOB: 0 BB: 0 P: 3	R: 2 E: 0 K: 0 S: 6	H: 3 LOB: 3 BB: 2 P: 14	R: 0 E: 0 K: 1 S: 6	H: 1 LOB: 1 BB: 0 P: 6	R: 4 E: 1 K: 1 S: 10	H: 5 LOB: 1 BB: 0 P: 10	1B: 8 2B: 3 3B: 1 HR: 1	SF: 0 SAC: 0 DP: 0 HBP: 0	WP: 1 PA: 41 PB: 0 SB: 2 CS: 0								
<b>PITCHER</b>	IP	WLS	BF	H	R	ER	SO	BB	IBB	HBP	BLK	WP	HR	S	P	ERA	WHIP	<b>PITCHER</b>									
Andy McGaffigan, R (1.1) ERA: 3.55	5.1		25	6	5	5	6	3	0	0	0	0	3	34	4	8.44	1.688										
Bob Buchanan, L (6.1) ERA: 7.04	0.2		4	1	0	0	0	0	1	0	0	0	0	3	7	0.00	1.500										
John Franco, L (7.1) ERA: 2.31	1.0	L	8	5	4	4	1	0	0	0	0	0	1	10	10	36.00	5.000										
John Stuper, R (8.1) ERA: 4.84	1.0		4	1	0	0	1	0	0	0	0	0	0	6	6	0.00	1.000										







Batter	1	2	3	4	5	6	7	8	9	AB	R	H	RBI	BB	SO	LOB	TOP							
Rafael Ramirez, R OBP: 0.271, SLG: 0.335 Claudell Washington, L OBP: 0.346, SLG: 0.457 Gene Garber, R OBP: 0.250, SLG: 0.250	0-3 K	0-0 F8		0-0 F8			0-0 F3	0-3 K		4	0	0	0	0	1	2								
Glenn Hubbard, R OBP: 0.319, SLG: 0.319 Chris Chambliss, L OBP: 0.294, SLG: 0.321 Andres Thomas, R OBP: 0.294, SLG: 0.321	0-0 FC6-4 1B		0-0 4-3		0-0 2B		4-0 1B	0-0 1B	0-0 1B	3	2	2	0	1	0	0								
Dale Murphy, R OBP: 0.383, SLG: 0.545	0-3 K		0-0 E5 HR		0-0 2B		0-0 1B	0-0 1B	0-0 G4-3 1B	5	1	3	1	0	1	1								
Bob Horner, R OBP: 0.347, SLG: 0.529	0-0 FC6-4 1-2		0-0 HR		0-0 K		0-0 F3	0-0 F7	0-0 G4-3	5	1	1	2	0	1	6								
Terry Harper, R OBP: 0.523, SLG: 0.406		0-3 K	0-0 1B		0-0 F9		0-0 1B	0-0 G4-3		5	0	2	1	0	1	3								
Ken Oberkfell, L OBP: 0.363, SLG: 0.369		0-0 BB 1B	0-3 K		0-0 F7		0-0 1-3			4	1	1	0	0	1	4								
Rick Cerone, R OBP: 0.283, SLG: 0.281		4-0 SH3-4 1B BB	0-0 F5		0-0 5-3		0-0 5-3			3	0	0	0	1	0	1								
Brad Komminsk, R OBP: 0.316, SLG: 0.322 Milt Thompson, L OBP: 0.321, SLG: 0.347		0-0 SH3-4 1B		0-0 F9		0-0 F9		4-0 BB		3	0	1	1	0	0	0								
Pascual Perez, R OBP: 0.200, SLG: 0.130 Steve Shields, R OBP: 0.158, SLG: 0.111 Rick Camp, R OBP: 0.286, SLG: 0.462 Gerald Perry, L OBP: 0.283, SLG: 0.279 Paul Zuvella, R OBP: 0.293, SLG: 0.260		0-0 SH3-4		0-0 4-3		0-0 4-3		0-0 F8		0	0	0	0	0	0	0								
<b>Inning Stats</b>	R: 0 E: 0 K: 2 S: 8	H: 1 LOB: 1 BB: 0 P: 8	R: 1 E: 0 K: 1 S: 7	H: 2 LOB: 2 BB: 1 P: 11	R: 2 E: 1 K: 1 S: 8	H: 2 LOB: 1 BB: 0 P: 8	R: 0 E: 0 K: 0 S: 3	H: 0 LOB: 0 BB: 0 P: 3	R: 1 E: 0 K: 1 S: 7	H: 2 LOB: 1 BB: 0 P: 7	R: 0 E: 0 K: 0 S: 3	H: 0 LOB: 0 BB: 0 P: 3	R: 1 E: 0 K: 0 S: 5	H: 2 LOB: 2 BB: 1 P: 9	R: 0 E: 0 K: 1 S: 5	H: 0 LOB: 1 BB: 1 P: 9	R: 0 E: 0 K: 0 S: 4	H: 2 LOB: 2 BB: 0 P: 4	1B: 8 2B: 2 3B: 0 HR: 1	SF: 0 SAC: 1 DP: 1 HBP: 0	WP: 0 PB: 0 SB: 0 CS: 0	PA: 41		
<b>PITCHER</b>	IP WLS BF H R ER SO BB IBB HBP BLK WP HR S P ERA WHIP	6.1 W 30 8 5 4 5 2 0 0 0 0 1 38 46 5.68 1.579	0.1 L 2 1 0 0 0 0 0 0 0 0 0 2 2 0.00 3.000	0.1 L 1 0 0 0 0 0 0 0 0 0 0 1 1 0.00 0.000	2.0 S 8 2 0 0 1 1 0 0 0 0 0 9 13 0.00 1.500																			

Atlanta Braves @ Cincinnati Reds  
Riverfront Stadium, Cincinnati, OH  
Tue Sep 24 1985, 7:05 PM EDT  
Att: 14,947 - Unknown

AB 37  
R 5  
H 11  
RBI 5  
BB 3  
SO 6  
LOB 19



Batter	1	2	3	4	5	6	7	8	9	AB	R	H	RBI	BB	SO	LOB	BOTTOM						
Eddie Milner, L OBP: 0.348, SLG: 0.362	0-0 G3	0-0 HR	0-0 2B			4-0 1B		0-0 4-3		4	2	2	2	1	0	0							
Max Venable, L OBP: 0.331, SLG: 0.431	0-0 F9	0-0 6-3	0-3 K			0-0 1B		0-0 1-3		5	2	2	0	0	1	1							
Pete Rose, S OBP: 0.394, SLG: 0.324	4-0 BB 1B	0-0 6-3		0-0 4-3 1B		4-0 1B		0-0 F8		3	1	1	1	2	0	0							
Dave Parker, L OBP: 0.364, SLG: 0.542	0-0 1B	4-0 2B		0-0 4-3		0-0 G6-4-3		0-0 F8		3	1	1	0	1	0	2							
Buddy Bell, R OBP: 0.310, SLG: 0.348	4-0 1B	0-0 2B		0-0 F8		0-0 F3				3	0	1	1	1	0	1							
Dave Concepcion, R OBP: 0.318, SLG: 0.335	0-0 1B	4-0 IBB		0-0 6-3			0-0 F8			3	0	1	1	1	0	1							
Bo Diaz, R OBP: 0.296, SLG: 0.359	0-0 F3	0-0 F8			0-0 6-3		0-3 K2-3			4	0	0	0	0	1	5							
Ron Oester, S OBP: 0.363, SLG: 0.377		0-0 4-3	0-0 G3		0-0 F7		0-0 2B			4	0	1	0	0	0	0							
Tom Browning, L OBP: 0.202, SLG: 0.222 Tom Hume, R OBP: 0.333, SLG: 0.333 John Franco, L OBP: 0.359, SLG: 0.385 Wayne Krenchicki, L OBP: 0.359, SLG: 0.385 Ted Power, R OBP: 0.359, SLG: 0.385		0-0 HR 2B		0-0 6-3		0-0 F7		0-0 6-3		3	1	1	0	0	0	0							
<b>Inning Stats</b>	R: 1 E: 0 K: 0 S: 5	H: 2 LOB: 3 BB: 2 P: 13	R: 4 E: 0 K: 0 S: 7	H: 4 LOB: 2 BB: 2 P: 15	R: 0 E: 0 K: 1 S: 6	H: 1 LOB: 1 BB: 0 P: 6	R: 0 E: 0 K: 0 S: 4	H: 1 LOB: 1 BB: 0 P: 4	R: 0 E: 0 K: 0 S: 3	H: 0 LOB: 0 BB: 0 P: 3	R: 2 E: 0 K: 0 S: 3	H: 1 LOB: 0 BB: 2 P: 11	R: 0 E: 0 K: 1 S: 6	H: 1 LOB: 1 BB: 0 P: 6	R: 0 E: 0 K: 0 S: 3	H: 0 LOB: 0 BB: 0 P: 3	1B: 4 2B: 4 3B: 1 HR: 1	SF: 0 SAC: 0 DP: 1 HBP: 0	WP: 0 PB: 0 SB: 3 CS: 0	PA: 39			
<b>PITCHER</b>	IP WLS BF H R ER SO BB IBB HBP BLK WP HR S P ERA WHIP	1.2 L 14 6 5 5 0 3 0 0 0 0 1 11 23 27.00 5.400	3.1 L 16 3 2 1 1 2 1 0 0 0 0 15 27 2.70 1.500	2.0 L 6 1 0 0 1 0 0 0 0 0 0 8 8 0.00 0.500	1.0 L 3 0 0 0 0 0 0 0 0 0 0 3 3 0.00 0.000																		

Atlanta Braves @ Cincinnati Reds  
Riverfront Stadium, Cincinnati, OH  
Tue Sep 24 1985, 7:05 PM EDT  
Att: 14,947 - Unknown

AB 33  
R 7  
H 10  
RBI 5  
BB 6  
SO 2  
LOB 11





Batter	1	2	3	4	5	6	7	8	9	10	11	AB	R	H	RBI	BB	SO	LOB	TOP							
Milt Thompson, L OBP: 0.319, SLG: 0.344 Rick Carone, R OBP: 0.284, SLG: 0.280 (9, 2)	K		3-1 1B		K		F7		3-1		1B BB	4	1	1	0	0	2	2								
Ken Oberkfell, L OBP: 0.361, SLG: 0.366 (1, 5)	K		3-1		F7		G3			6-3	1B BB	6	0	1	1	0	1	4								
Dale Murphy, R OBP: 0.383, SLG: 0.545 (1, 8)	2B		1B			L4		F8		F9	1B	5	0	2	2	0	0	0								
Bob Horner, R OBP: 0.345, SLG: 0.524 (1, 3)	K		K			FC5-4 BB		F3		6-3		4	0	0	0	1	2	2								
Claudell Washington, L OBP: 0.348, SLG: 0.453 (1, 9)		4-3			F7		FC5-4 1B		F6		E5 SH	5	1	1	0	0	0	0								
Glenn Hubbard, R OBP: 0.319, SLG: 0.316 (1, 4)		4-3			5-3		FC5-4				SH BB 1B	3	1	0	0	1	0	2								
Bruce Benedict, R OBP: 0.291, SLG: 0.236 Andres Thomas, R (9, PR) (9, 6)		F3			F6		K		FC1-4 BB		K	4	0	0	0	0	1	3								
Paul Zuvella, R OBP: 0.276, SLG: 0.270 Gerald Perry, L OBP: 0.282, SLG: 0.278 Gene Garber, R OBP: 0.250, SLG: 0.250 Chris Chambliss, L OBP: 0.298, SLG: 0.321 Rick Camp, R OBP: 0.286, SLG: 0.462 (1, 6) (9, PH) (9, 1) (11, PH) (11, 1)			3-1 1B			SH1-4 BB			K		1B BB IBB	2	1	2	0	1	0	0								
Rick Mahler, R OBP: 0.191, SLG: 0.176 Terry Harper, R OBP: 0.324, SLG: 0.405 (1, 1) (9, PH) (9, 7)			F3		SH1-4		F3		1B		K	2	0	0	0	0	2									
<b>Inning Stats</b>	R: 0 E: 0 K: 3 S: 10	H: 1 LOB: 1 BB: 0 P: 10	R: 0 E: 0 K: 0 S: 3	H: 0 LOB: 0 BB: 0 P: 3	R: 2 E: 0 K: 1 S: 8	H: 3 LOB: 1 BB: 0 P: 8	R: 0 E: 0 K: 0 S: 3	H: 0 LOB: 0 BB: 0 P: 3	R: 0 E: 0 K: 1 S: 5	H: 1 LOB: 2 BB: 1 P: 10	R: 0 E: 0 K: 0 S: 4	H: 1 LOB: 1 BB: 0 P: 4	R: 0 E: 0 K: 0 S: 3	H: 0 LOB: 0 BB: 0 P: 3	R: 0 E: 0 K: 1 S: 5	H: 0 LOB: 2 BB: 2 P: 13	R: 0 E: 0 K: 0 S: 3	H: 0 LOB: 0 BB: 0 P: 3	R: 2 E: 2 K: 2 S: 9	H: 1 LOB: 2 BB: 2 P: 17	1B: 6 2B: 1 3B: 0 HR: 0	SF: 0 SAC: 2 DP: 0 HBP: 0	WP: 0 PB: 0 SB: 0 CS: 0	PA: 47		
<b>PITCHER</b>	IP ERA: 4.08	WLS LOB: 1	BF 29	H 6	R 2	ER 2	SO 6	BB 2	IBB 0	HBP 0	BLK 0	WP 0	HR 0	S 39	P 47	ERA 2.57	WHIP 1.143									
Jay Tibbs, R ERA: 4.08 Tom Hume, R ERA: 3.32 John Franco, L ERA: 2.27 Ted Power, R ERA: 2.35 (1, 1) (8, 1) (9, 1) (10, 1)	1.1	5	0	0	0	0	1	0	0	0	0	0	0	4	8	0.00	0.750									
	1.0	4	0	0	0	1	1	0	0	0	0	0	0	5	9	0.00	1.000									
	1.2	L	9	1	2	0	2	1	1	0	0	0	0	0	11	19	0.00	1.200								

Atlanta Braves @ Cincinnati Reds  
Riverfront Stadium, Cincinnati, OH  
Wed Sep 25 1995, 7:05 PM EDT  
Att: 14,981 - Unknown

AB 39  
R 4  
H 7  
RBI 3  
BB 6  
SO 9  
LOB 21



Batter	1	2	3	4	5	6	7	8	9	10	11	AB	R	H	RBI	BB	SO	LOB	BOTTOM							
Eddie Milner, L OBP: 0.344, SLG: 0.357 (1, 8)	6-3		1-3		K			F8		G1		5	0	0	0	0	1	0								
Max Venable, L OBP: 0.333, SLG: 0.455 (1, 7)	F7 2B			4-3		G3		F8			3B	5	0	2	0	0	0	0								
Pete Rose, S OBP: 0.392, SLG: 0.321 (1, 3)	F7			4-3		6-3		4-3			FC5 IBB IBB	4	0	0	0	1	0	1								
Dave Parker, L OBP: 0.365, SLG: 0.541 (1, 9)	4-3			1B 2B		F8		K			IBB	4	1	1	0	1	1	1								
Wayne Krenchicki, L OBP: 0.366, SLG: 0.382 Gary Redus, R OBP: 0.368, SLG: 0.416 Wade Rowland, R (1, 5) (7, PR) (8, 5)		3-1			1B BB		1B BB	F9		FC5		1	0	0	0	2	0	0								
Dave Concepcion, R OBP: 0.319, SLG: 0.334 (1, 6)		6-3			1B		F4		BB		K	4	0	1	1	1	1	1								
Bo Diaz, R OBP: 0.296, SLG: 0.359 Eric Davis, R OBP: 0.231, SLG: 0.436 Dave Vanorder, R OBP: 0.278, SLG: 0.318 Ted Power, R (1, 2) (7, PR) (8, 2) (10, 1)		F6			F4			1B 1B			F8 2B	3	0	1	0	0	0	2								
Tom Runnells, S OBP: 0.250, SLG: 0.231 (11, PH)								1B				1	0	1	0	0	0	0								
Ron Oester, S OBP: 0.361, SLG: 0.375 (1, 4)			1-4-3		F7		G4-3 1B		G3		F8	5	0	1	1	0	0	3								
Jay Tibbs, R OBP: 0.344, SLG: 0.357 Iony Torres, R OBP: 0.273, SLG: 0.475 Tom Hume, R OBP: 0.333, SLG: 0.333 John Franco, L OBP: 0.298, SLG: 0.321 Nick Esasky, R OBP: 0.250, SLG: 0.462 (1, 1) (7, PR) (8, 1) (8, 1) (10, 2) (11, PH)			5-3		4-3		G4-3			6-3	K	2	0	0	0	0	0	0								
<b>Inning Stats</b>	R: 0 E: 0 K: 0 S: 4	H: 1 LOB: 1 BB: 0 P: 4	R: 0 E: 0 K: 0 S: 3	H: 0 LOB: 0 BB: 0 P: 3	R: 0 E: 0 K: 0 S: 3	H: 0 LOB: 0 BB: 0 P: 3	R: 1 E: 0 K: 0 S: 5	H: 2 LOB: 2 BB: 1 P: 9	R: 0 E: 0 K: 0 S: 3	H: 0 LOB: 0 BB: 0 P: 3	R: 1 E: 0 K: 0 S: 4	H: 2 LOB: 2 BB: 1 P: 8	R: 0 E: 0 K: 0 S: 3	H: 0 LOB: 0 BB: 0 P: 3	R: 0 E: 0 K: 1 S: 5	H: 0 LOB: 2 BB: 2 P: 13	R: 0 E: 0 K: 0 S: 4	H: 1 LOB: 3 BB: 2 P: 12	R: 0 E: 0 K: 2 S: 8	H: 1 LOB: 1 BB: 0 P: 8	1B: 3 2B: 3 3B: 1 HR: 0	SF: 0 SAC: 0 DP: 1 HBP: 0	WP: 0 PB: 0 SB: 0 CS: 0	PA: 45		
<b>PITCHER</b>	IP ERA: 3.6	WLS LOB: 1	BF 30	H 5	R 2	ER 2	SO 1	BB 2	IBB 0	HBP 0	BLK 0	WP 0	HR 0	S 30	P 38	ERA 2.25	WHIP 0.875									
Rick Mahler, R ERA: 3.6 Gene Garber, R ERA: 3.99 Rick Camp, R ERA: 4.12 (1, 1) (9, 1) (11, 1)	8.0	W	11	1	0	0	1	2	2	0	0	0	0	0	9	25	0.00	1.500								
	1.0	S	4	1	0	0	2	0	0	0	0	0	0	0	8	8	0.00	1.000								

Atlanta Braves @ Cincinnati Reds  
Riverfront Stadium, Cincinnati, OH  
Wed Sep 25 1995, 7:05 PM EDT  
Att: 14,981 - Unknown

AB 39  
R 2  
H 7  
RBI 2  
BB 6  
SO 4  
LOB 14





Batter	1	2	3	4	5	6	7	8	9	AB	R	H	RBI	BB	SO	LOB	TOP			
Milt Thompson, L (1, 9) OBP: 0.325, SLG: 0.346 Brad Kommink, R (8, FH) OBP: 0.315, SLG: 0.320	0-0 S 1B		4-0 BB 1-2 BB		0-0 F7			0-0 F8		2	0	1	0	1	0	0	2			
Ken Oberkfell, L (1, 5) OBP: 0.360, SLG: 0.364	0-0 F8		4-0 BB 1-2 2-3		0-0 F7			0-0 3-1		3	0	0	0	1	0	3	3			
Dale Murphy, R (1, 8) OBP: 0.383, SLG: 0.543	0-3 K 1-2		0-3 K		0-3 K			0-0 1B		4	0	1	1	0	3	4	4			
Bob Horner, R (1, 3) OBP: 0.343, SLG: 0.520 Gene Garber, R (8, 1) OBP: 0.250, SLG: 0.250	0-3 K		0-0 F8		0-0 5-3			0-0 F5		4	0	0	0	0	1	6	0			
Terry Harper, R (1, 7) OBP: 0.523, SLG: 0.404		0-0 G5-4-3 1B		0-0 6-3				0-0 F6		4	0	1	0	0	0	0	0			
Glenn Hubbard, R (1, 4) OBP: 0.316, SLG: 0.313		0-0 G5-4-3 1-2		0-0 6-3				0-0 F8		4	0	0	0	0	0	1	1			
Bruce Benedict, R (1, 2) Jeff Dedmon, L (7, 1) Terry Forster, L (8, 1) Gerald Perry, L (8, 3) Paul Zuvella, R (1, 6) Chris Chambliss, L (8, FH) Andres Thomas, R (8, 6)	0-0 L3		0-0 K		0-0 F7			0-0 3-1 BB 1B		2	0	1	0	0	0	0	0			
Steve Bedrosian, R (1, 1) Rick Cerone, R (7, 2) OBP: 0.287, SLG: 0.280			0-3 K		0-0 6-3			4-0 1B 3-1 BB		2	0	0	0	0	1	1	0			
<b>Inning Stats</b>	R: 0 E: 0 K: 2 S: 8	H: 1 LOB: 1 BB: 0 P: 8	R: 0 E: 0 K: 0 S: 3	H: 1 LOB: 0 BB: 3 P: 3	R: 0 E: 0 K: 2 S: 8	H: 1 LOB: 3 BB: 2 P: 16	R: 0 E: 0 K: 1 S: 5	H: 0 LOB: 0 BB: 0 P: 5	R: 0 E: 0 K: 1 S: 5	H: 0 LOB: 0 BB: 0 P: 5	R: 0 E: 0 K: 1 S: 5	H: 0 LOB: 0 BB: 0 P: 5	R: 1 E: 0 K: 0 S: 5	H: 2 LOB: 2 BB: 1 P: 9	R: 0 E: 0 K: 1 S: 5	H: 0 LOB: 0 BB: 0 P: 5	1B: 5 2B: 0 3B: 0 HR: 0	SF: 0 SAC: 0 DP: 1 HBP: 0	WP: 0 PA: 34 PB: 0 SB: 2 CS: 0	
<b>PITCHER</b>	IP WLS BF H R ER SO BB IBB HBP BLK WP HR S P ERA WHIP	7.0 W 27 4 1 1 7 3 0 0 0 0 0 0 38 50 1.29 1.000	0.2 3 1 0 0 0 0 0 0 0 0 0 0 3 3 0.00 1.500	1.1 S 4 0 0 0 1 0 0 0 0 0 0 6 6 0.00 0.000	<b>PITCHER</b>															

Atlanta Braves @ Cincinnati Reds  
Riverfront Stadium, Cincinnati, OH  
Thu Sep 26 1985, 3:33 AM EDT  
Att: 10,454 - Unknown

AB 31  
R 1  
H 5  
RBI 1  
BB 3  
SO 8  
LOB 17



Batter	1	2	3	4	5	6	7	8	9	AB	R	H	RBI	BB	SO	LOB	BOTTOM				
Eddie Milner, L (1, 8) OBP: 0.347, SLG: 0.357	0-0 E6 4-3 S FC1-2		0-0 S 1B		4-0 S 1B BB			4-0 S 1B IBB		3	2	1	0	2	0	0	0				
Max Venable, L (1, 7) OBP: 0.323, SLG: 0.440 Tony Perez, R (8, FH) Eric Davis, R (9, 7) OBP: 0.411, SLG: 0.472 OBP: 0.231, SLG: 0.436	0-0 4-3		0-3 K		0-0 F6			0-3 K		4	0	0	0	0	1	4	1				
Pete Rose, S (1, 3) OBP: 0.392, SLG: 0.318	4-0 FC1-2 BB		0-0 4-3		0-3 K			4-0 BB 1B IBB		3	0	0	0	2	1	1	1				
Dave Parker, L (1, 9) OBP: 0.367, SLG: 0.541	0-0 FC1-2 FC4-6		0-0 4-3		4-0 1B HBP IBB			0-0 1B 1B		4	2	2	2	1	0	2	2				
Wayne Krenchicki, L (1, 5) OBP: 0.376, SLG: 0.388	0-0 FC4-6		4-0 BB		0-0 HBP BB 1B			4-0 1B 1B		3	0	2	1	2	0	2	2				
Dave Concepcion, R (1, 6) OBP: 0.320, SLG: 0.333		0-0 6-3		0-0 F8				0-0 FC5-4		4	0	1	1	1	0	4	4				
Bo Diaz, R (1, 2) OBP: 0.296, SLG: 0.354 Ted Power, R (8, 1) OBP: 0.278, SLG: 0.318		0-0 4-3		0-0 F7				0-0 G6-4-3		3	0	0	1	0	0	2	2				
Ron Oester, S (1, 4) OBP: 0.362, SLG: 0.375		4-0 2B BB		0-0 F8				0-0 S SH1-4 1B		3	2	1	0	1	1	3	3				
Andy McGaffigan, R (1, 1) OBP: 0.071, SLG: 0.074 John Franco, L (8, 1) OBP: 0.333, SLG: 0.333 Dave Vangorder, R (8, 2) OBP: 0.278, SLG: 0.318		0-0 1B 2B		0-0 1-3				0-0 SH1-4		3	0	1	1	0	0	0	0				
<b>Inning Stats</b>	R: 0 E: 1 K: 0 S: 4	H: 0 LOB: 2 BB: 1 P: 8	R: 1 E: 0 K: 1 S: 7	H: 2 LOB: 2 BB: 1 P: 11	R: 0 E: 0 K: 0 S: 3	H: 0 LOB: 1 BB: 1 P: 7	R: 0 E: 0 K: 0 S: 3	H: 0 LOB: 0 BB: 0 P: 3	R: 2 E: 0 K: 2 S: 8	H: 1 LOB: 3 BB: 3 P: 21	R: 0 E: 0 K: 0 S: 3	H: 0 LOB: 0 BB: 0 P: 3	R: 1 E: 0 K: 0 S: 5	H: 3 LOB: 1 BB: 0 P: 5	R: 2 E: 0 K: 1 S: 7	H: 2 LOB: 3 BB: 3 P: 19	1B: 7 2B: 1 3B: 0 HR: 0	SF: 0 SAC: 1 DP: 1 HBP: 1	WP: 0 PA: 42 PB: 0 SB: 5 CS: 0		
<b>PITCHER</b>	IP WLS BF H R ER SO BB IBB HBP BLK WP HR S P ERA WHIP	6.1 L 33 6 4 4 3 5 1 0 0 0 0 3 7 5.68 1.737	1.0 4 1 2 2 0 0 0 1 0 0 0 0 3 7 18.00 1.000	0.1 4 1 0 0 1 1 1 0 0 0 0 0 4 12 0.00 6.000	0.1 1 0 0 0 0 0 0 0 0 0 0 0 1 1 0.00 0.000	<b>PITCHER</b>															

Atlanta Braves @ Cincinnati Reds  
Riverfront Stadium, Cincinnati, OH  
Thu Sep 26 1985, 3:33 AM EDT  
Att: 10,454 - Unknown

AB 31  
R 6  
H 8  
RBI 6  
BB 9  
SO 4  
LOB 20





Batter	1	2	3	4	5	6	7	8	9	AB	R	H	RBI	BB	SO	LOB	TOP			
Bill Doran, S OBP: 0.367, SLG: 0.444 (1,4)										4	1	1	2	0	0	0	<b>Houston Astros @ Cincinnati Reds</b> Riverfront Stadium, Cincinnati, OH Fri Sep 27 1985, 7:05 PM EDT Att: 19,178 - Unknown			
Craig Reynolds, L OBP: 0.294, SLG: 0.395 (1,6)										4	1	1	0	0	0	0				
Kevin Bass, S OBP: 0.314, SLG: 0.415 (1,8)										4	0	2	1	0	0	0				
Jose Cruz, L OBP: 0.350, SLG: 0.413 (1,7)										4	0	1	0	0	1	1				
Jerry Mumphrey, S OBP: 0.325, SLG: 0.399 (9, PH)										3	0	1	0	0	0	2				
Jim Pankovits, R OBP: 0.329, SLG: 0.333 (9, PH)										1	0	0	0	0	1	0				
Glenn Davis, R OBP: 0.331, SLG: 0.483 (1,3)										3	0	0	0	1	2	1				
Phil Garner, R OBP: 0.305, SLG: 0.373 (1,5)										3	0	0	0	0	1	1				
Mark Bailey, S OBP: 0.397, SLG: 0.411 (1,2)										3	0	0	0	0	1	1				
Jeff Heathcock, R OBP: 0.235, SLG: 0.071 (1,1)										3	1	1	0	0	1	0				
Jeff Calhoun, L (8,1)										0	0	0	0	0	0	0				
<b>Inning Stats</b>	R: 1 E: 0 K: 1 S: 6	H: 2 LOB: 1 BB: 0 P: 6	R: 0 E: 0 K: 1 S: 5	H: 0 LOB: 0 BB: 0 P: 5	R: 2 E: 0 K: 0 S: 7	H: 4 LOB: 2 BB: 0 P: 7	R: 0 E: 0 K: 1 S: 4	H: 0 LOB: 0 BB: 1 P: 8	R: 0 E: 0 K: 1 S: 5	H: 1 LOB: 0 BB: 0 P: 4	R: 0 E: 0 K: 1 S: 5	H: 0 LOB: 0 BB: 0 P: 5	R: 0 E: 0 K: 2 S: 7	H: 0 LOB: 0 BB: 0 P: 7	R: 0 E: 0 K: 0 S: 7	H: 0 LOB: 0 BB: 0 P: 7	1B: 6 2B: 1 3B: 0 HR: 1	SF: 0 SAC: 0 DP: 2 HBP: 0	WP: 0 PB: 0 SB: 1 CS: 1	PA: 33
<b>PITCHER</b>	IP WLS BF H R ER SO BB IBB HBP BLK WP HR S P ERA WHIP	IP WLS BF H R ER SO BB IBB HBP BLK WP HR S P ERA WHIP																		
Ron Robinson, R ERA: 4.1 (1,1)	8.0	W	30	7	3	3	5	1	0	0	0	0	0	0	0	0	3.38	1.000		
John Franco, L ERA: 2.23 (9,1)	1.0	S	3	0	0	0	2	0	0	0	0	0	0	0	7	7	0.00	0.000		

Batter	1	2	3	4	5	6	7	8	9	AB	R	H	RBI	BB	SO	LOB	BOTTOM			
Eddie Milner, L OBP: 0.346, SLG: 0.356 (1,8)										4	1	1	0	0	0	2	<b>Houston Astros @ Cincinnati Reds</b> Riverfront Stadium, Cincinnati, OH Fri Sep 27 1985, 7:05 PM EDT Att: 19,178 - Unknown			
Max Venable, L OBP: 0.324, SLG: 0.438 (1,7)										3	1	1	0	0	0	0				
Tony Perez, R OBP: 0.409, SLG: 0.469 (8, PH)										1	0	0	0	0	0	1				
Pete Rose, S OBP: 0.363, SLG: 0.320 (1,3)										4	0	2	0	0	0	1				
Gary Redus, R OBP: 0.368, SLG: 0.416 (8, PR)										0	1	0	0	0	0	0				
Dave Parker, L OBP: 0.366, SLG: 0.544 (1,9)										4	1	1	4	0	0	1				
Buddy Bell, R OBP: 0.312, SLG: 0.346 (1,5)										2	0	0	0	2	0	1				
John Franco, L OBP: 0.333, SLG: 0.333 (9,1)										0	0	0	0	0	0	0				
Dave Concepcion, R OBP: 0.320, SLG: 0.333 (1,6)										3	0	1	0	0	1	2				
Bo Diaz, R OBP: 0.296, SLG: 0.354 (1,2)										3	0	1	0	0	0	1				
Ron Oester, S OBP: 0.362, SLG: 0.373 (1,4)										2	0	0	0	1	0	2				
Ron Robinson, R OBP: 0.048, SLG: 0.048 (1,1)										2	0	0	0	0	2	2				
Wayne Krenchicki, L OBP: 0.374, SLG: 0.365 (8, PH)										1	0	0	0	0	0	0				
Jeff Calhoun, L ERA: 2.63 (8,1)																				
<b>Inning Stats</b>	R: 0 E: 0 K: 0 S: 3	H: 0 LOB: 0 BB: 0 P: 3	R: 0 E: 0 K: 0 S: 2	H: 0 LOB: 1 BB: 1 P: 6	R: 0 E: 0 K: 1 S: 5	H: 0 LOB: 1 BB: 1 P: 9	R: 1 E: 1 K: 1 S: 6	H: 1 LOB: 1 BB: 1 P: 10	R: 0 E: 0 K: 1 S: 3	H: 1 LOB: 0 BB: 0 P: 3	R: 0 E: 0 K: 0 S: 4	H: 1 LOB: 1 BB: 0 P: 4	R: 3 E: 0 K: 0 S: 6	H: 3 LOB: 1 BB: 0 P: 6	R: 0 E: 0 K: 0 S: 6	H: 0 LOB: 0 BB: 0 P: 6	1B: 6 2B: 0 3B: 0 HR: 1	SF: 0 SAC: 0 DP: 2 HBP: 0	WP: 0 PB: 0 SB: 0 CS: 0	PA: 32
<b>PITCHER</b>	IP WLS BF H R ER SO BB IBB HBP BLK WP HR S P ERA WHIP	IP WLS BF H R ER SO BB IBB HBP BLK WP HR S P ERA WHIP																		
Jeff Heathcock, R ERA: 3.44 (1,1)	7.1	L	28	5	2	1	3	3	0	0	0	0	0	0	0	0	1.23	1.091		
Jeff Calhoun, L ERA: 2.63 (8,1)	0.2	L	4	2	2	2	0	0	0	0	0	0	0	0	0	0	27.00	3.000		



Batter	1	2	3	4	5	6	7	8	9	AB	R	H	RBI	BB	SO	LOB	TOP					
Bill Doran, S (1,4) OBP: 0.365, SLG: 0.442	F8		F4		F6		K		F8	3	0	0	0	0	0	1	<b>Houston Astros @ Cincinnati Reds</b> Riverfront Stadium, Cincinnati, OH Sat Sep 28 1985, 3:33 AM EDT Att: 19,088 - Unknown					
Mike Madden, L (5,1) German Rivera, R (7,PH) OBP: 0.275, SLG: 0.306	F8		F4		F6		K		F8	0	0	0	0	0	0	0						
Julio Solano, R (7,1) Denny Walling, L (9,PH) OBP: 0.317, SLG: 0.397	F8		F4		F6		K		F8	1	0	0	0	0	1	0						
Jim Pankovits, R (1,9) OBP: 0.321, SLG: 0.325	K		1-3		5-3		F7			4	0	0	0	0	1	1						
Kevin Bass, S (1,8) OBP: 0.317, SLG: 0.417	1B		F8		BB				BB	3	1	2	0	1	0	0						
Jose Cruz, L (1,7) OBP: 0.348, SLG: 0.412	K				F8				F8	2	0	0	0	0	2	1						
Tim Tolman, R (4,7) OBP: 0.200, SLG: 0.364	K				F8				F8	2	0	0	0	0	0	3						
Glenn Davis, R (1,3) OBP: 0.333, SLG: 0.481		6-3			K					3	0	1	0	1	1	0						
Phil Garner, R (1,5) OBP: 0.311, SLG: 0.380		5-3			BB				BB	3	0	3	1	1	0	0						
Mark Bailey, S (1,2) OBP: 0.393, SLG: 0.406		5-3			K					4	0	0	0	0	1	6						
Dickie Thon, R (1,6) OBP: 0.286, SLG: 0.357		IBB			HR				F8	3	1	1	1	1	0	1						
Mike Scott, R (1,1) OBP: 0.200, SLG: 0.246		1-3							F9	1	0	0	0	0	0	2						
Jim Deshaies, L (3,1) Bert Pena, R (5,PH) OBP: 0.308, SLG: 0.400		1-3							F9	0	0	0	0	0	0	0						
Craig Reynolds, L (9,PH) OBP: 0.293, SLG: 0.394		1-2			2B					1	0	0	0	0	0	0						
<b>Inning Stats</b>	R: 0 E: 0 K: 2 S: 8	H: 1 LOB: 1 BB: 0 P: 8	R: 0 E: 0 K: 0 S: 4	H: 1 LOB: 2 BB: 1 P: 8	R: 0 E: 0 K: 0 S: 3	H: 0 LOB: 0 BB: 0 P: 3	R: 0 E: 0 K: 3 S: 9	H: 0 LOB: 1 BB: 1 P: 13	R: 1 E: 0 K: 0 S: 5	H: 2 LOB: 2 BB: 1 P: 9	R: 0 E: 0 K: 0 S: 4	H: 2 LOB: 1 BB: 0 P: 4	R: 0 E: 0 K: 1 S: 5	H: 0 LOB: 0 BB: 0 P: 5	R: 1 E: 0 K: 0 S: 4	H: 2 LOB: 1 BB: 1 P: 8		R: 0 E: 0 K: 0 S: 3	H: 0 LOB: 0 BB: 0 P: 3	1B: 5 2B: 2 3B: 0 HR: 1	SF: 0 SAC: 0 DP: 2 HBP: 0	WP: 0 PA: 37 PB: 0 SB: 2 CS: 0
<b>PITCHER</b>	IP WLS BF H R ER SO BB IBB HBP BLK WP HR S P ERA WHIP																					
Tom Browning, L (1,1) ERA: 3.52	7.1 W 32 7 2 2 6 3 1 0 0 0 1 40 56 2.46 1.364																					
Ted Power, R (8,1) ERA: 2.26	1.2 S 5 1 0 0 0 0 0 0 0 0 0 5 5 0.00 0.600																					

AB 33  
R 2  
H 8  
RBI 2  
BB 4  
SO 6  
LOB 15



Batter	1	2	3	4	5	6	7	8	9	AB	R	H	RBI	BB	SO	LOB	BOTTOM			
Eddie Milner, L (1,8) OBP: 0.343, SLG: 0.352	K	F6	4-3			K		4-3		5	0	0	0	0	2	5	<b>Houston Astros @ Cincinnati Reds</b> Riverfront Stadium, Cincinnati, OH Sat Sep 28 1985, 3:33 AM EDT Att: 19,088 - Unknown			
Max Venable, L (1,7) OBP: 0.324, SLG: 0.435	4-3				K					3	1	1	0	0	1	0				
Eric Davis, R (6,PH) OBP: 0.236, SLG: 0.431	4-3		1B		K				F9	1	0	0	0	1	0	0				
Pete Rose, S (1,3) OBP: 0.396, SLG: 0.321	BB		2B		F9					2	1	1	0	2	0	0				
Dave Parker, L (1,9) OBP: 0.365, SLG: 0.544	F9		HR		F6				G6-4-3	4	1	1	1	0	0	4				
Buddy Bell, R (1,5) OBP: 0.311, SLG: 0.351		6-3			5-3				K	4	1	1	3	0	1	0				
Dave Concepcion, R (1,6) OBP: 0.319, SLG: 0.336		1B			F8				6-3	4	1	1	0	0	1	0				
Dave Vangorder, R (1,2) OBP: 0.291, SLG: 0.338		3B							K	4	0	3	1	0	1	0				
Ted Power, R (8,1) OBP: 0.359, SLG: 0.370		1B			2B				K	0	0	0	0	0	0	0				
Ron Oester, S (1,4) OBP: 0.359, SLG: 0.370		F4			F9				4-3	4	0	0	0	0	1	4				
Tom Browning, L (1,1) OBP: 0.230, SLG: 0.241		BB							F7	2	0	2	0	1	0	0				
Bo Diaz, R (8,2) OBP: 0.295, SLG: 0.352		BB			1B					1	0	0	0	0	0	0				
<b>Inning Stats</b>	R: 0 E: 0 K: 1 S: 5	H: 0 LOB: 1 BB: 1 P: 9	R: 1 E: 0 K: 0 S: 5	H: 2 LOB: 2 BB: 1 P: 9	R: 4 E: 0 K: 0 S: 9	H: 6 LOB: 2 BB: 0 P: 9	R: 0 E: 0 K: 1 S: 5	H: 0 LOB: 0 BB: 0 P: 5	R: 0 E: 0 K: 2 S: 8	H: 1 LOB: 1 BB: 0 P: 8	R: 0 E: 0 K: 1 S: 5	H: 1 LOB: 2 BB: 2 P: 13	R: 0 E: 0 K: 2 S: 8	H: 0 LOB: 1 BB: 0 P: 8	R: 0 E: 0 K: 0 S: 3	H: 0 LOB: 0 BB: 0 P: 3		1B: 6 2B: 2 3B: 1 HR: 1	SF: 0 SAC: 0 DP: 1 HBP: 0	WP: 1 PA: 38 PB: 0 SB: 0 CS: 0
<b>PITCHER</b>	IP WLS BF H R ER SO BB IBB HBP BLK WP HR S P ERA WHIP																			
Mike Scott, R (1,1) ERA: 3.16	2.1 L 16 7 5 1 6 2 0 0 0 0 0 8 8 0.00 0.600																			
Jim Deshaies, L (3,1) ERA: 4.26	1.2 6 1 0 0 1 0 0 0 0 0 0 8 8 0.00 2.000																			
Mike Madden, L (5,1) ERA: 4.26	2.0 9 2 0 0 3 2 0 0 0 0 0 13 21 0.00 0.000																			
Julio Solano, R (7,1) ERA: 3.73	2.0 7 0 0 0 2 0 0 0 0 0 1 0 11 11 0.00 0.000																			

AB 34  
R 5  
H 10  
RBI 5  
BB 4  
SO 7  
LOB 13





Batter	1	2	3	4	5	6	7	8	9	AB	R	H	RBI	BB	SO	LOB	TOP			
Bill Doran, S OBP: 0.365, SLG: 0.440 (1, 4)	F5					K			F9	4	0	1	0	0	1	0	<b>Houston Astros @ Cincinnati Reds</b> Riverfront Stadium, Cincinnati, OH Sun Sep 29 1985, 3:33 AM EDT Att: 33,317 - Unknown			
Kevin Bass, S OBP: 0.315, SLG: 0.413 (1, 8)	F9					4-3			4-3	4	0	0	0	0	0	1				
Jose Cruz, L OBP: 0.348, SLG: 0.414 (1, 7)	F8					F7			F4	4	0	1	0	0	0	1				
Glenn Davis, R OBP: 0.332, SLG: 0.478 (1, 3)		K				6-3			1B	4	0	1	0	0	2	2				
Jerry Mumphy, S OBP: 0.326, SLG: 0.399 Julio Solano, R (7, 1)						F6			F7	3	0	1	0	0	0	1				
Phil Garner, R OBP: 0.309, SLG: 0.377 (1, 5)						6-3			K	3	0	0	0	0	1	1				
Mark Bailey, S OBP: 0.390, SLG: 0.402 (1, 2)						4-3			F9	3	0	0	0	0	1	0				
Dickie Thon, R OBP: 0.286, SLG: 0.356 (1, 6)						K			F8	3	0	1	0	0	1	0				
Bob Knepper, L OBP: 0.167, SLG: 0.197 Eric Bullock, L OBP: 0.250, SLG: 0.267 (1, 1) (7, 9)						K			4-3	2	0	0	0	0	1	0				
									F8	1	0	0	0	0	0	1				
<b>Inning Stats</b>	R: 0 E: 0 K: 0 S: 3	H: 0 LOB: 0 BB: 0 P: 3	R: 0 E: 0 K: 1 S: 5	H: 1 LOB: 0 BB: 0 P: 5	R: 0 E: 0 K: 2 S: 7	H: 0 LOB: 0 BB: 0 P: 7	R: 0 E: 0 K: 0 S: 4	H: 1 LOB: 1 BB: 0 P: 4	R: 0 E: 0 K: 1 S: 5	H: 0 LOB: 0 BB: 0 P: 5	R: 0 E: 0 K: 0 S: 4	H: 1 LOB: 1 BB: 0 P: 4	R: 0 E: 0 K: 1 S: 6	H: 1 LOB: 1 BB: 0 P: 6	R: 0 E: 0 K: 1 S: 6	H: 1 LOB: 1 BB: 0 P: 6	1B: 4 2B: 0 3B: 1 HR: 0	SF: 0 SAC: 0 DP: 1 HBP: 0	WP: 0 PB: 0 SB: 0 CS: 0	PA: 31
<b>PITCHER</b> Jay Tibbs, R ERA: 3.91 (1, 1)	IP: 9.0 WLS: W BF: 31 H: 5 R: 0 ER: 0 SO: 7 BB: 0 IBB: 0 HBP: 0 BLK: 0 WP: 0 HR: 0 S: 45 P: 45 ERA: 0.00 WHIP: 0.556															<b>PITCHER</b>				

Batter	1	2	3	4	5	6	7	8	9	AB	R	H	RBI	BB	SO	LOB	BOTTOM			
Eric Davis, R OBP: 0.245, SLG: 0.443 (1, 8) (7, 7)	3B					5-3			K	4	1	2	0	0	1	3	<b>Houston Astros @ Cincinnati Reds</b> Riverfront Stadium, Cincinnati, OH Sun Sep 29 1985, 3:33 AM EDT Att: 33,317 - Unknown			
Buddy Bell, R OBP: 0.311, SLG: 0.355 (1, 5)	1B					F8				3	1	1	2	0	0	0				
Dave Parker, L OBP: 0.364, SLG: 0.542 (1, 9)	1-3					K			2B	4	0	1	0	0	1	2				
Tony Perez, R OBP: 0.405, SLG: 0.470 (1, 3)	FC					F9			6-3	4	0	1	1	0	0	0				
Nick Esasky, R OBP: 0.326, SLG: 0.456 Eddie Milner, L OBP: 0.342, SLG: 0.351 (1, 7) (6, PR) (7, 8)	3H					F6			F8	3	0	2	0	0	0	0				
Dave Concepcion, R OBP: 0.317, SLG: 0.334 (1, 6)	1-2					1B			1B	1	1	0	0	0	0	2				
Dave Vangorder, R OBP: 0.289, SLG: 0.336 (1, 2)	F9					4-3			6-3	4	0	0	0	0	0	5				
Dave Vangorder, R OBP: 0.289, SLG: 0.336 (1, 2)	5-3					6-3			6-3	4	1	1	1	0	0	2				
Ron Oester, S OBP: 0.360, SLG: 0.371 (1, 4)						6-3			1B	4	1	2	0	0	0	0				
Jay Tibbs, R OBP: 0.106, SLG: 0.078 (1, 1)						2B			1B	4	0	1	1	0	2	1				
						K			6-3	4	0	1	1	0	2	1				
<b>Inning Stats</b>	R: 2 E: 0 K: 0 S: 7	H: 3 LOB: 2 BB: 0 P: 7	R: 1 E: 0 K: 1 S: 7	H: 2 LOB: 1 BB: 0 P: 7	R: 0 E: 0 K: 0 S: 3	H: 0 LOB: 0 BB: 0 P: 3	R: 0 E: 0 K: 1 S: 5	H: 0 LOB: 0 BB: 0 P: 5	R: 0 E: 0 K: 1 S: 5	H: 0 LOB: 0 BB: 0 P: 5	R: 2 E: 0 K: 0 S: 9	H: 4 LOB: 3 BB: 0 P: 9	R: 0 E: 0 K: 0 S: 5	H: 2 LOB: 2 BB: 0 P: 5	R: 0 E: 0 K: 0 S: 3	H: 0 LOB: 0 BB: 0 P: 3	1B: 7 2B: 3 3B: 1 HR: 0	SF: 1 SAC: 0 DP: 0 HBP: 0	WP: 0 PB: 0 SB: 0 CS: 0	PA: 36
<b>PITCHER</b> Bob Knepper, L ERA: 3.52 Julio Solano, R ERA: 3.51 (1, 1) (7, 1)	IP: 6.0 WLS: L BF: 28 H: 9 R: 5 ER: 5 SO: 4 BB: 0 IBB: 0 HBP: 0 BLK: 0 WP: 0 HR: 0 S: 36 P: 36 ERA: 7.50 WHIP: 1.500															<b>PITCHER</b>				





Batter	1	2	3	4	5	6	7	8	9	AB	R	H	RBI	BB	SO	LOB	TOP				
<b>Eric Davis, R</b> OBP: 0.263, SLG: 0.472 (1, 8)	0-0 4-3		0-0 HR		4-0 CS BB			4-0 SF7 BB		2	2	1	1	2	0	0	<b>Cincinnati Reds @ San Francisco Giants</b> Candlestick Park, San Francisco, CA Mon Sep 30 1985, 6:33 AM EDT Att: 2,152 - Unknown				
<b>Buddy Bell, R</b> OBP: 0.309, SLG: 0.353 <b>Ted Power, R</b> (8, 1)	0-0 6-3		0-0 F9		0-0 F9 1-2			0-0 SF7 1-H		3	0	0	1	0	0	1					
<b>Dave Parker, L</b> OBP: 0.362, SLG: 0.538 (1, 9)	0-3 K		0-3 K		0-0 F6			0-3 K		4	0	0	0	0	3	0					
<b>Tony Perez, R</b> OBP: 0.397, SLG: 0.459 (1, 3)		0-0 6-3		0-0 F8		0-3 K		0-0 5-3		4	0	0	0	0	1	0					
<b>Nick Esasky, R</b> OBP: 0.326, SLG: 0.462 (1, 7)		0-0 HR		0-0 F8		0-3 K		0-3 K		4	1	1	1	0	2	0					
<b>Dave Concepcion, R</b> OBP: 0.315, SLG: 0.331 (1, 6)		0-0 5-3		0-0 E5 1B			0-0 5-3		0-0 F8		4	0	0	0	0	0					
<b>Bo Diaz, R</b> OBP: 0.299, SLG: 0.353 (1, 2)		4-0 BB		0-0 1-2 1B		0-0 6-3				2	0	1	0	1	0	0					
<b>Ron Oester, S</b> OBP: 0.356, SLG: 0.369 (1, 4)		0-3 K		0-0 F9		0-3 K		0-3 K		3	0	0	0	0	2	3					
<b>Mario Soto, R</b> OBP: 0.143, SLG: 0.157 <b>Wayne Krenchicki, L</b> OBP: 0.372, SLG: 0.363 (8, PH) (8, 5)			0-0 F9		0-0 F9			0-3 K2-3		2	0	0	0	0	0	0					
<b>Inning Stats</b>	R: 0 E: 0 K: 1 S: 5	H: 0 LOB: 0 BB: 0 P: 5	R: 1 E: 0 K: 1 S: 6	H: 1 LOB: 1 BB: 1 P: 10	R: 1 E: 0 K: 1 S: 6	H: 1 LOB: 0 BB: 0 P: 6	R: 0 E: 1 K: 0 S: 5	H: 1 LOB: 2 BB: 1 P: 6	R: 0 E: 0 K: 2 S: 7	H: 0 LOB: 0 BB: 0 P: 7	R: 0 E: 0 K: 1 S: 5	H: 0 LOB: 0 BB: 0 P: 5	R: 1 E: 0 K: 2 S: 7	H: 0 LOB: 0 BB: 1 P: 11	R: 0 E: 0 K: 1 S: 5	H: 0 LOB: 0 BB: 0 P: 5	1B: 1 2B: 0 3B: 0 HR: 2	SF: 1 SAC: 0 DP: 0 HBP: 0	WP: 0 PB: 0 SB: 1 CS: 1	PA: 33	
<b>PITCHER</b>	IP	WLS	BF	H	R	ER	SO	BB	IBB	HBP	BLK	WP	HR	S	P	ERA	WHIP				
<b>Vida Blue, L</b> ERA: 4.72 (1, 1)	5.0		20	3	2	2	3	2	0	0	0	0	2	24	32	3.60	1.000				
<b>Frank Williams, R</b> ERA: 4.41 (6, 1)	3.0		10	0	1	0	5	1	0	0	0	0	0	19	23	0.00	0.333				
<b>Scott Garrelts, R</b> ERA: 1.97 (9, 1)	1.0	W	3	0	0	0	1	0	0	0	0	0	0	5	5	0.00	0.000				

Batter	1	2	3	4	5	6	7	8	9	AB	R	H	RBI	BB	SO	LOB	BOTTOM				
<b>Dan Gladden, R</b> OBP: 0.298, SLG: 0.319 (1, 8)	4-0 E S BB		0-3 K		0-0 F4			0-0 SH3-4	0-0 1-2 1B	3	0	1	1	1	1	0	<b>Cincinnati Reds @ San Francisco Giants</b> Candlestick Park, San Francisco, CA Mon Sep 30 1985, 6:33 AM EDT Att: 2,152 - Unknown				
<b>Mike Woodard, L</b> OBP: 0.300, SLG: 0.284 (1, 4)	0-0 F7		0-0 1-3		0-3 K		0-0 G3		0-0 2-3 3-H 1B	4	0	0	0	0	1	2					
<b>Ron Roenicke, S</b> OBP: 0.404, SLG: 0.413 (1, 9)	4-0 1-2 BB		0-3 K		0-3 K		0-0 F2	4-0 1B BB		2	0	0	0	2	2	0					
<b>Bob Brenly, R</b> OBP: 0.309, SLG: 0.395 (1, 5)	0-3 K		0-3 K		0-0 F2		0-0 1-3 3-H 1B			4	0	1	1	0	2	2					
<b>Rob Deer, R</b> OBP: 0.279, SLG: 0.376 <b>Scott Garrelts, R</b> OBP: 0.300, SLG: 0.333 (9, 1)	0-3 K		0-3 K		0-3 K2-3		0-3 K			4	0	0	0	0	4	4					
<b>Dan Driessen, L</b> OBP: 0.317, SLG: 0.351 (1, 3)		0-3 K		0-0 F8		0-0 HR 1B		0-0 F6		4	1	1	0	0	1	0					
<b>Matt Nokes, L</b> OBP: 0.245, SLG: 0.396 <b>Brad Wellman, R</b> OBP: 0.270, SLG: 0.314 (9, PR)		0-0 4-3		0-3 K		0-0 1-H HR		0-0 FC4-6 1B		4	1	2	2	0	1	0					
<b>Jose Uribe, S</b> OBP: 0.283, SLG: 0.317 (1, 6)		0-3 K		0-0 1B		0-0 F2		0-0 FC4-6 1B		4	0	2	0	0	1	0					
<b>Vida Blue, S</b> OBP: 0.172, SLG: 0.111 <b>Jeffrey Leonard, R</b> OBP: 0.275, SLG: 0.399 <b>Frank Williams, R</b> (6, 1) <b>Chris Brown, R</b> OBP: 0.343, SLG: 0.440 <b>David Green, R</b> OBP: 0.301, SLG: 0.348 (9, 7)		0-3 K		0-3 K		0-0 G3 SH3-4 1B		0-0 FC4-6 1B	0-0 1-2 2-3	1	0	0	0	0	1	0					
<b>Inning Stats</b>	R: 0 E: 1 K: 2 S: 7	H: 0 LOB: 2 BB: 2 P: 15	R: 0 E: 0 K: 2 S: 7	H: 0 LOB: 0 BB: 0 P: 7	R: 0 E: 0 K: 3 S: 9	H: 0 LOB: 0 BB: 0 P: 9	R: 0 E: 0 K: 2 S: 8	H: 1 LOB: 1 BB: 0 P: 8	R: 0 E: 0 K: 2 S: 7	H: 0 LOB: 0 BB: 0 P: 7	R: 2 E: 0 K: 1 S: 7	H: 2 LOB: 0 BB: 0 P: 7	R: 1 E: 0 K: 1 S: 7	H: 2 LOB: 2 BB: 1 P: 11	R: 1 E: 0 K: 0 S: 5	H: 3 LOB: 3 BB: 0 P: 5	1B: 7 2B: 0 3B: 0 HR: 1	SF: 0 SAC: 1 DP: 0 HBP: 0	WP: 0 PB: 0 SB: 1 CS: 0	PA: 37	
<b>PITCHER</b>	IP	WLS	BF	H	R	ER	SO	BB	IBB	HBP	BLK	WP	HR	S	P	ERA	WHIP				
<b>Mario Soto, R</b> ERA: 3.58 (1, 1)	7.0		26	3	2	2	14	2	0	0	0	0	0	52	60	2.57	0.714				
<b>Ted Power, R</b> ERA: 2.44 (8, 1)	1.2	L	11	5	2	2	1	1	0	0	0	0	0	12	16	10.80	3.600				









Batter	1	2	3	4	5	6	7	8	9	AB	R	H	RBI	BB	SO	LOB	TOP										
<b>Eddie Milner, L</b> (1, 8) OBP: 0.343, SLG: 0.350	4-0 CS BB			0-0 F9			0-0 P5			2	1	0	0	2	0	2	<b>Cincinnati Reds @ San Diego Padres</b> Jack Murphy Stadium, San Diego, CA Wed Oct 02 1985, 10:05 PM EDT Att: 12,373 - Unknown										
<b>Pete Rose, S</b> (1, 3) OBP: 0.395, SLG: 0.319	0-0 F8			4-0 G3-6-1 BB			0-0 F8		0-3 K	3	0	0	0	1	1	2											
<b>Dave Parker, L</b> (1, 9) OBP: 0.363, SLG: 0.541	0-3 K			0-0 G3-6-1			0-0 1B		0-0 4-3	4	0	1	0	0	1	1											
<b>Nick Esasky, R</b> (1, 7) OBP: 0.326, SLG: 0.466		0-0 3-1			0-0 HR		0-0 FC6-4 1B		0-3 K	4	1	2	2	0	1	0											
<b>Buddy Bell, R</b> (1, 5) OBP: 0.309, SLG: 0.350		0-0 F7			0-0 G4-6-3 1B		0-0 FC6-4		0-0 5-3	4	0	1	0	0	0	2											
<b>Dave Concepcion, R</b> (1, 6) OBP: 0.315, SLG: 0.332		0-3 K			0-0 G4-6-3		0-0 F8		0-0 6-3	4	0	0	0	0	1	1											
<b>Bo Diaz, R</b> (1, 2) OBP: 0.307, SLG: 0.371			0-0 6-3		0-0 HR		0-0 S 1B		0-0 F8	3	1	2	1	0	0	0											
<b>Gary Redus, R</b> (7, PR) OBP: 0.366, SLG: 0.415										0	1	0	0	0	0	0											
<b>Dave Vancorder, R</b> (7, PH) OBP: 0.289, SLG: 0.336										0	0	0	0	0	0	0											
<b>Wayne Krenchicki, L</b> (8, PH) OBP: 0.373, SLG: 0.360										1	0	0	0	0	0	0											
<b>Ron Oester, S</b> (1, 4) OBP: 0.359, SLG: 0.369			0-0 1-3		0-0 G3-4-1		0-0 2H 1B			3	0	1	1	0	0	0											
<b>Tom Browning, L</b> (1, 1) OBP: 0.225, SLG: 0.235			0-0 4-3				0-0 F7		0-0 F5	2	0	0	0	0	0	0											
<b>Max Venable, L</b> (7, PH) OBP: 0.319, SLG: 0.429										1	0	0	0	0	0	2											
<b>Tom Hume, R</b> (7, 1)										0	0	0	0	0	0	0											
<b>Inning Stats</b>	R: 0 E: 0 K: 1 S: 4	H: 0 LOB: 0 BB: 1 P: 8	R: 0 E: 0 K: 1 S: 5	H: 0 LOB: 0 BB: 0 P: 5	R: 0 E: 0 K: 0 S: 3	H: 0 LOB: 0 BB: 0 P: 3	R: 0 E: 0 K: 0 S: 2	H: 0 LOB: 0 BB: 0 P: 6	R: 2 E: 0 K: 0 S: 5	H: 3 LOB: 0 BB: 0 P: 5	R: 1 E: 0 K: 0 S: 5	H: 2 LOB: 2 BB: 1 P: 9	R: 1 E: 0 K: 0 S: 5	H: 2 LOB: 0 BB: 0 P: 5	R: 0 E: 0 K: 2 S: 7	H: 0 LOB: 0 BB: 0 P: 7	R: 0 E: 0 K: 0 S: 3	H: 0 LOB: 0 BB: 0 P: 3	1B: 4 2B: 1 3B: 0 HR: 2	SF: 0 SAC: 0 DP: 2 HBP: 0	WP: 0 PB: 0 SB: 1 CS: 1	PA: 34					
<b>PITCHER</b>	IP	WLS	BF	H	R	ER	SO	BB	IBB	HBP	BLK	WP	HR	S	P	ERA	WHIP										
<b>Eric Show, R</b> (1, 1) ERA: 2.97	5.2		21	4	3	3	2	3	0	0	0	0	2	22	34	4.76	1.235										
<b>Lance McCullers, R</b> (6, 1) ERA: 1.95	1.1		7	3	1	1	0	0	0	0	0	0	0	7	7	6.75	2.250										
<b>Rich Gossage, R</b> (8, 1) ERA: 1.86	2.0	W	6	0	0	0	2	0	0	0	0	0	0	10	10	0.00	0.000										

AB	31
R	4
H	7
RBI	4
BB	3
SO	4
LOB	10



Batter	1	2	3	4	5	6	7	8	9	AB	R	H	RBI	BB	SO	LOB	BOTTOM										
<b>Jerry Royster, R</b> (1, 4) OBP: 0.369, SLG: 0.413	0-3 K		0-0 5-3		0-0 FC1-6 1B		0-0 F9			4	0	1	0	0	1	0	<b>Cincinnati Reds @ San Diego Padres</b> Jack Murphy Stadium, San Diego, CA Wed Oct 02 1985, 10:05 PM EDT Att: 12,373 - Unknown										
<b>Tony Gwynn, L</b> (1, 9) OBP: 0.383, SLG: 0.404	4-0 2B BB		0-0 6-3 1B		0-0 FC1-6 E S SF7		0-0 F7			3	2	1	0	1	0	1											
<b>Steve Garvey, R</b> (1, 3) OBP: 0.312, SLG: 0.420	0-0 1H 2B		0-0 6-3		0-0 SF7				0-3 K	3	0	1	2	0	1	1											
<b>Carmelo Martinez, R</b> (1, 7) OBP: 0.360, SLG: 0.431	0-0 E5		0-0 F7		0-0 6-3				0-0 HR	4	1	1	1	0	0	1											
<b>Kevin McReynolds, R</b> (1, 8) OBP: 0.294, SLG: 0.378	0-0 1-3			0-0 F8		0-0 FC6-4 1B			0-0 6-3	4	0	1	0	0	0	1											
<b>Kurt Bevacqua, R</b> (1, 5) OBP: 0.344, SLG: 0.343		0-0 P4		4-0 HR BB		0-0 F7			0-0 P4	2	1	0	0	1	0	1											
<b>Graig Nettles, L</b> (8, PH) OBP: 0.355, SLG: 0.414										1	0	0	0	0	0	0											
<b>Bruce Bochy, R</b> (1, 2) OBP: 0.305, SLG: 0.446		0-3 K		0-0 1H HR		0-0 F8			0-0 F8	3	1	1	2	0	1	1											
<b>Mario Ramirez, R</b> (1, 6) OBP: 0.314, SLG: 0.333		0-0 1B		0-0 F8		0-0 FC6-4				3	0	1	0	0	0	1											
<b>Eric Show, R</b> (1, 1) OBP: 0.130, SLG: 0.158		0-3 K		0-0 K					0-3 K	2	0	0	0	0	2	1											
<b>Lance McCullers, S</b> (6, 1)										0	0	0	0	0	0	0											
<b>Tim Flannery, L</b> (7, PH) OBP: 0.378, SLG: 0.346										1	0	0	0	0	1	0											
<b>Rich Gossage, R</b> (8, 1)										0	0	0	0	0	0	0											
<b>Inning Stats</b>	R: 1 E: 1 K: 1 S: 6	H: 1 LOB: 1 BB: 1 P: 10	R: 0 E: 0 K: 2 S: 8	H: 1 LOB: 1 BB: 0 P: 8	R: 0 E: 0 K: 0 S: 4	H: 1 LOB: 0 BB: 0 P: 4	R: 2 E: 0 K: 1 S: 6	H: 1 LOB: 0 BB: 1 P: 10	R: 1 E: 0 K: 0 S: 4	H: 1 LOB: 0 BB: 0 P: 4	R: 0 E: 0 K: 0 S: 4	H: 1 LOB: 0 BB: 0 P: 4	R: 0 E: 0 K: 1 S: 5	H: 0 LOB: 0 BB: 0 P: 5	R: 1 E: 0 K: 1 S: 6	H: 1 LOB: 0 BB: 0 P: 6	1B: 4 2B: 1 3B: 0 HR: 2	SF: 1 SAC: 0 DP: 0 HBP: 0	WP: 0 PB: 0 SB: 1 CS: 0	PA: 33							
<b>PITCHER</b>	IP	WLS	BF	H	R	ER	SO	BB	IBB	HBP	BLK	WP	HR	S	P	ERA	WHIP										
<b>Tom Browning, L</b> (1, 1) ERA: 3.54	6.0		26	6	4	3	4	2	0	0	0	0	1	32	40	4.50	1.333										
<b>Tom Hume, R</b> (7, 1) ERA: 3.26	2.0	L	7	1	1	1	2	0	0	0	0	0	1	11	11	4.50	0.500										

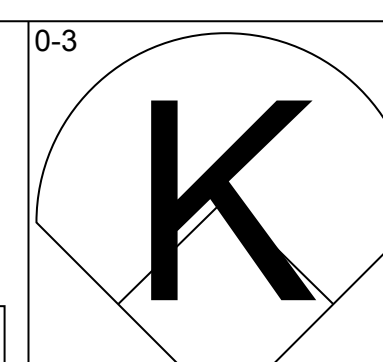
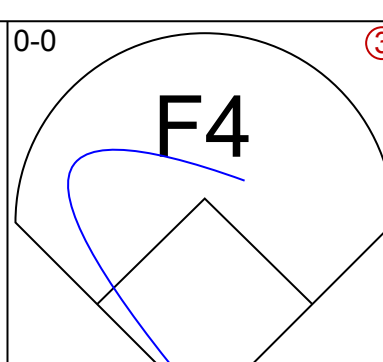
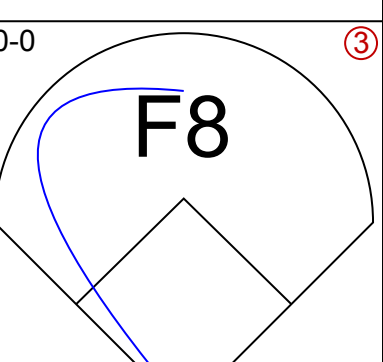
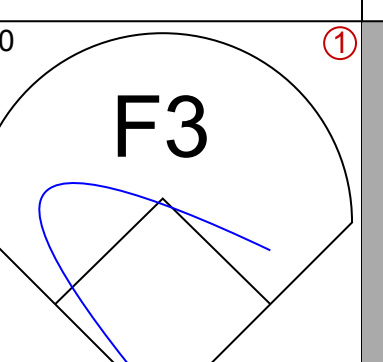
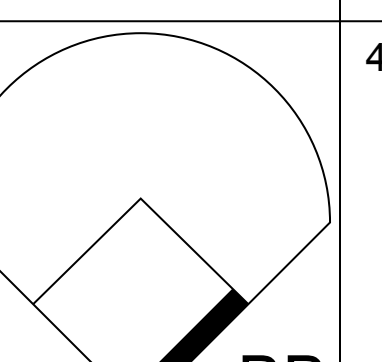
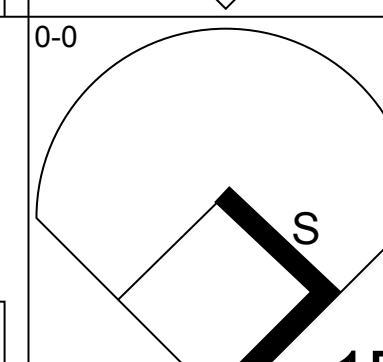
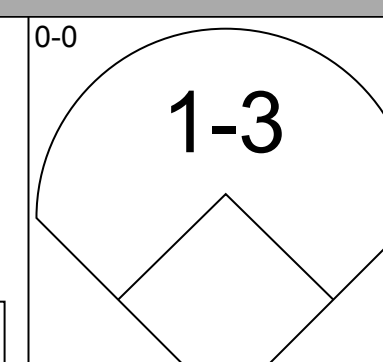
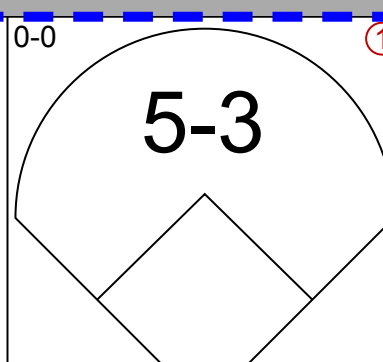

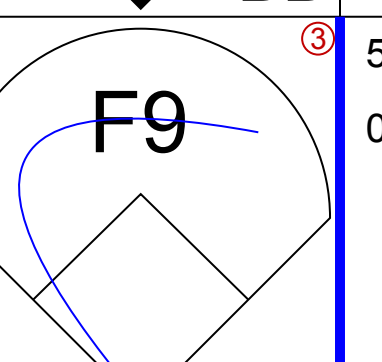
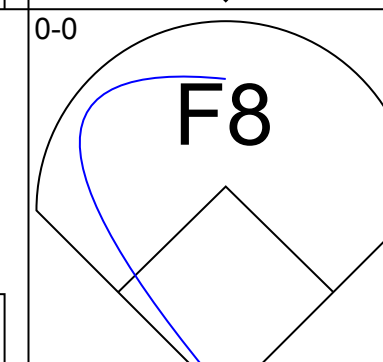
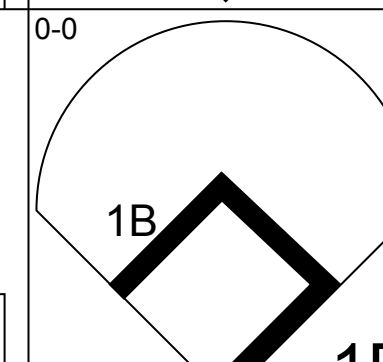
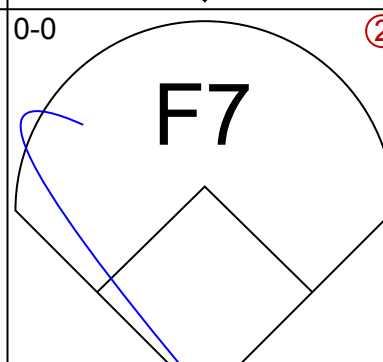
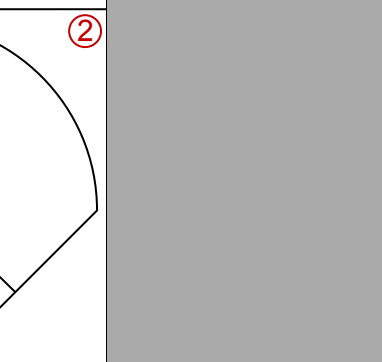
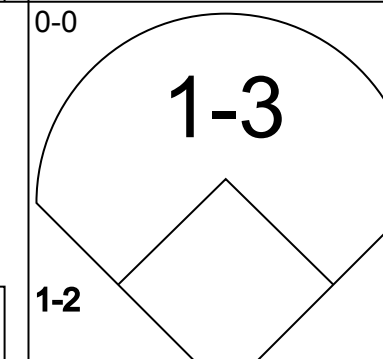
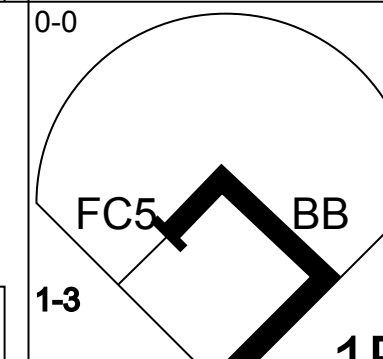
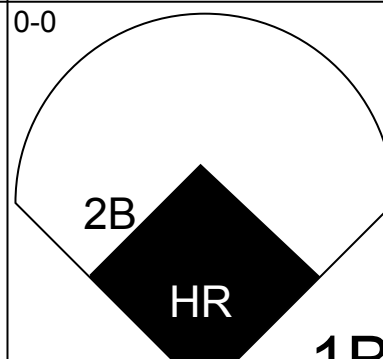
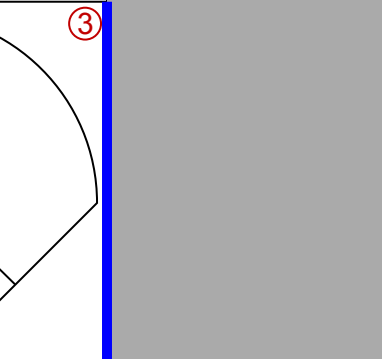

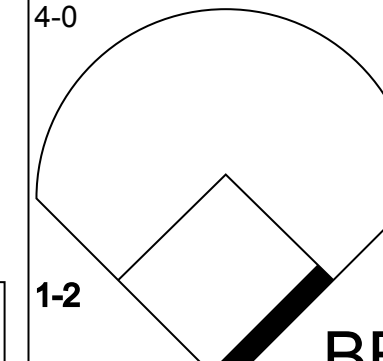
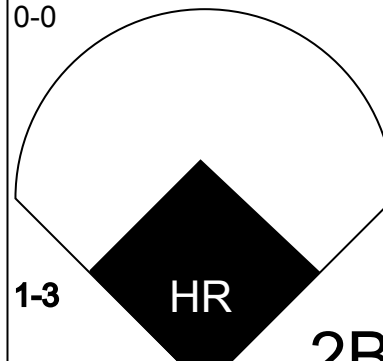
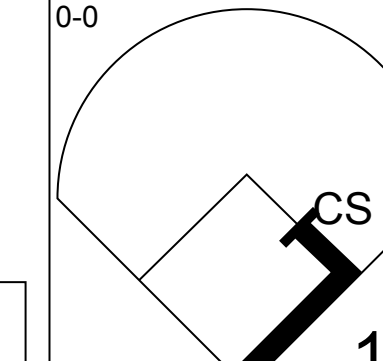
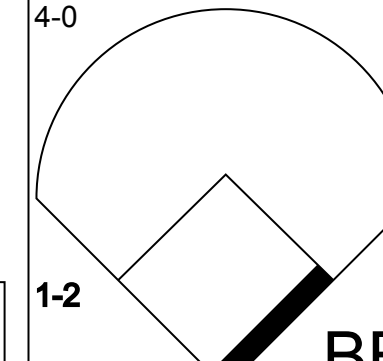
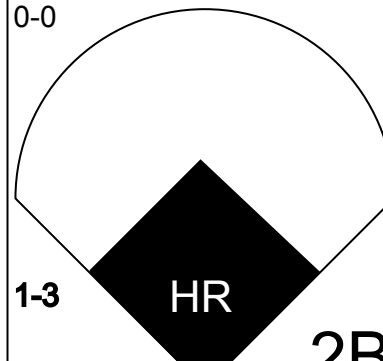
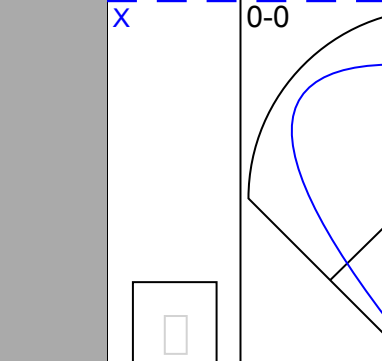
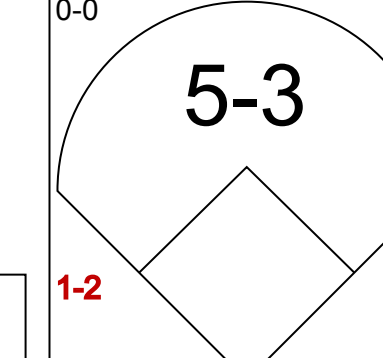
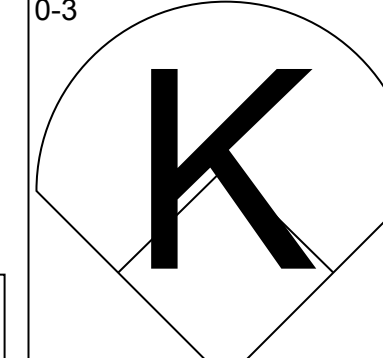
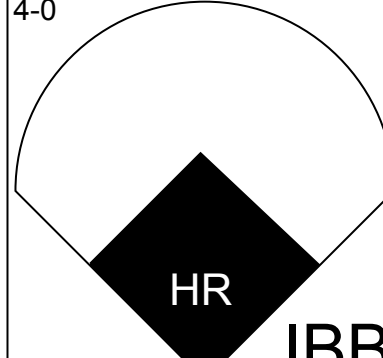
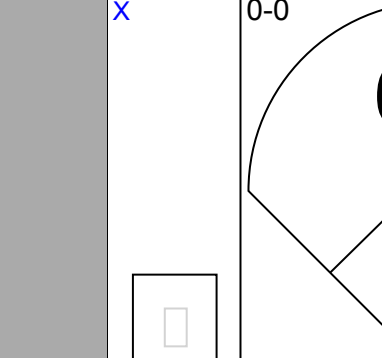

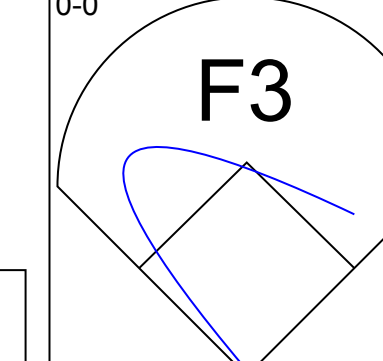
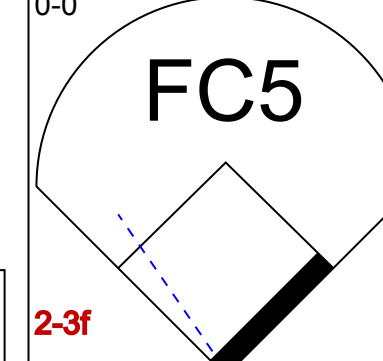
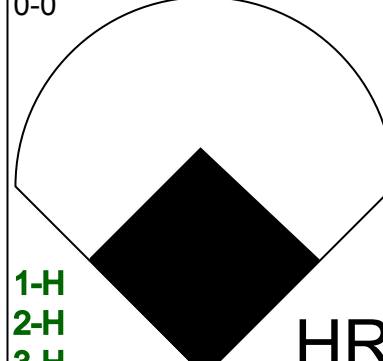
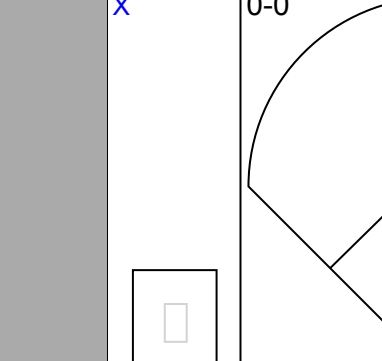

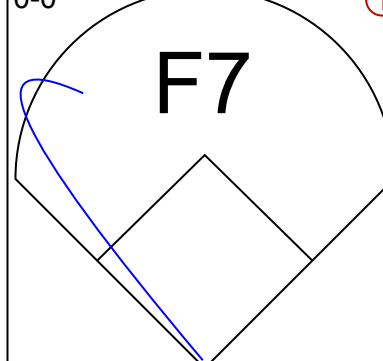
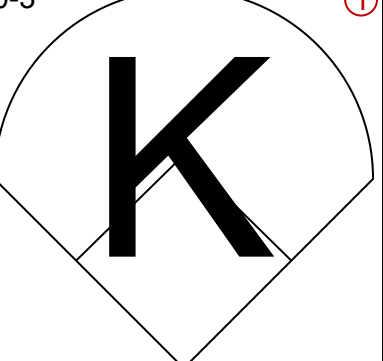
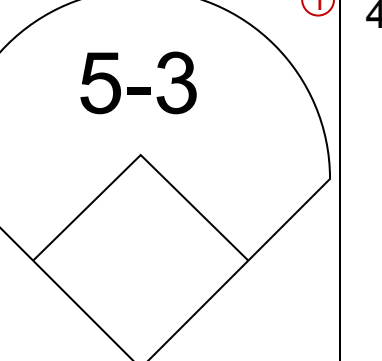

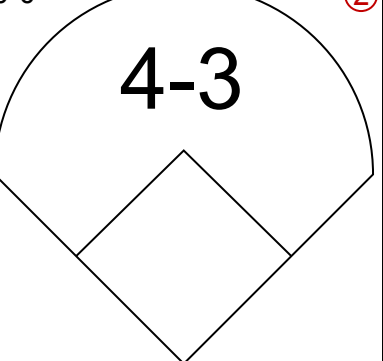

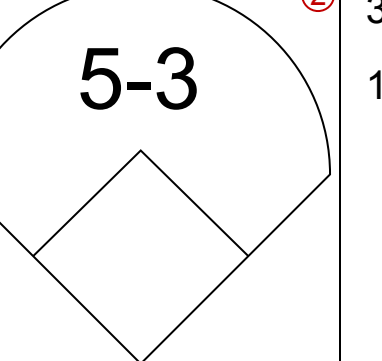


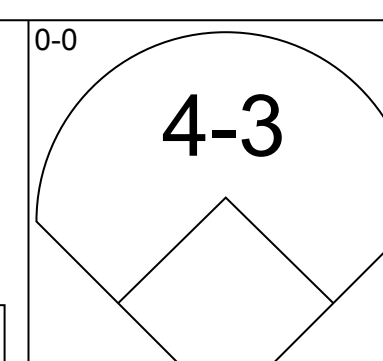
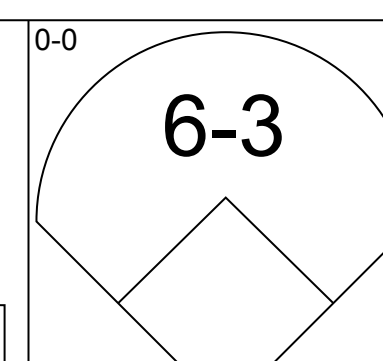
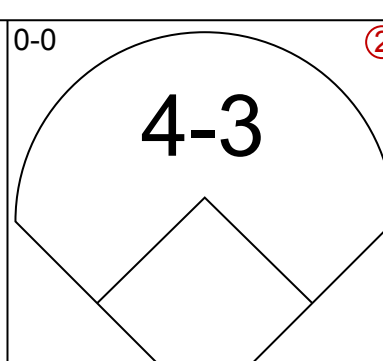
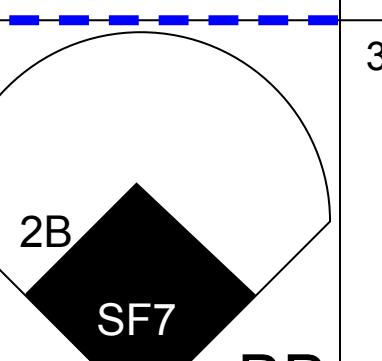
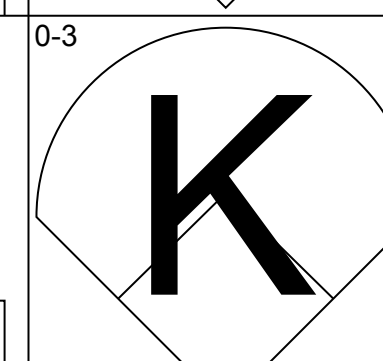
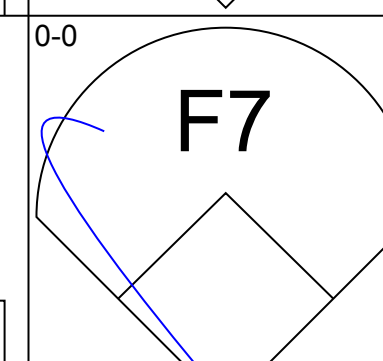
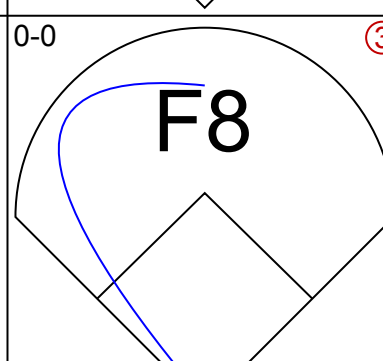
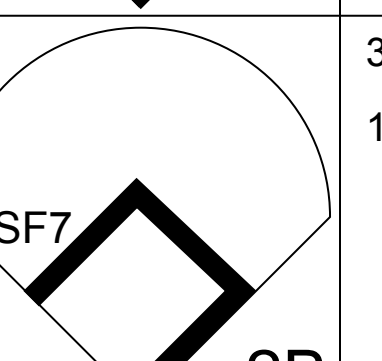
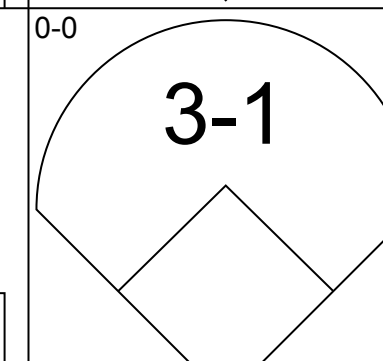
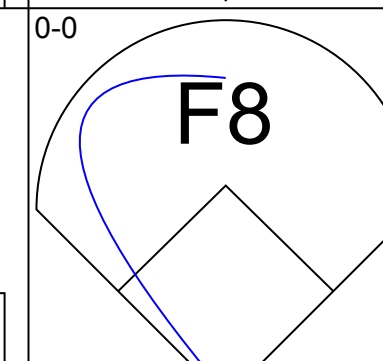
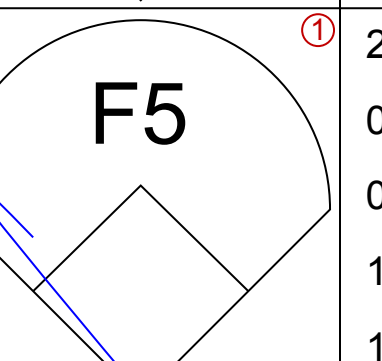
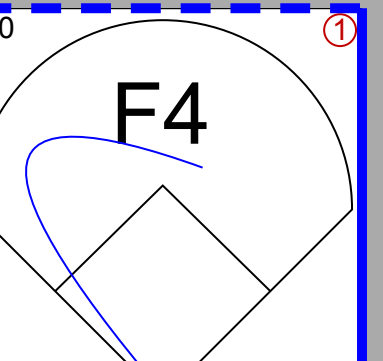
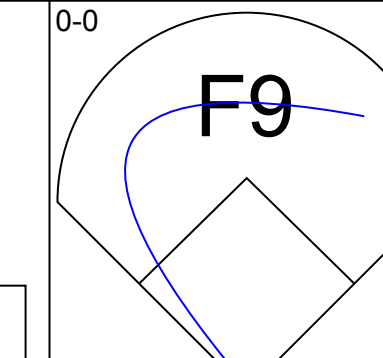
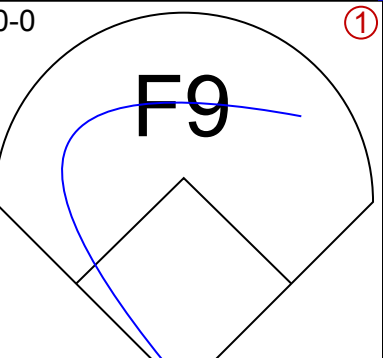
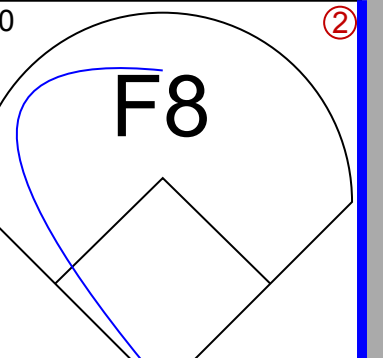
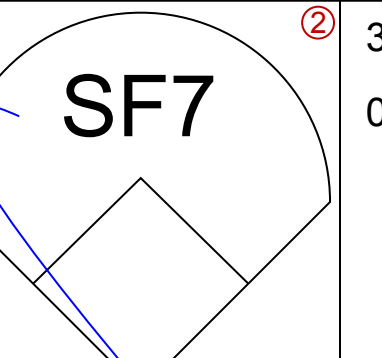
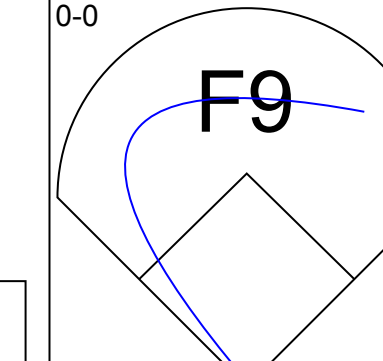
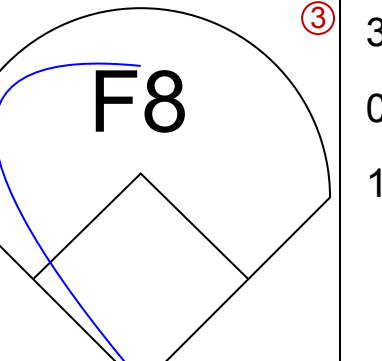
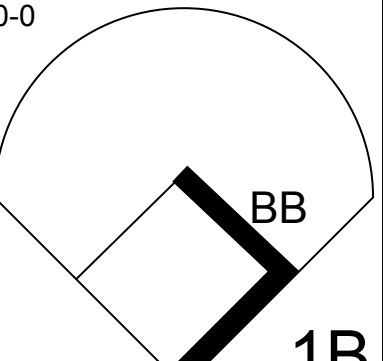
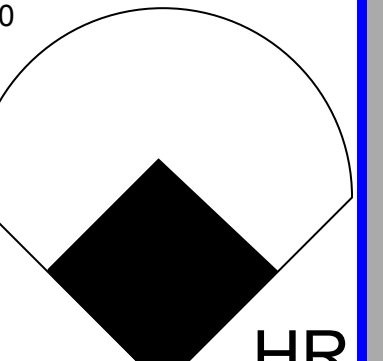
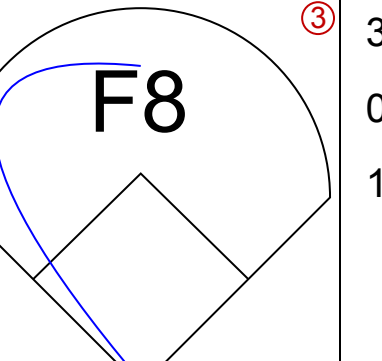
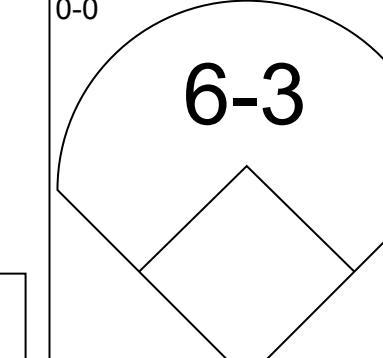
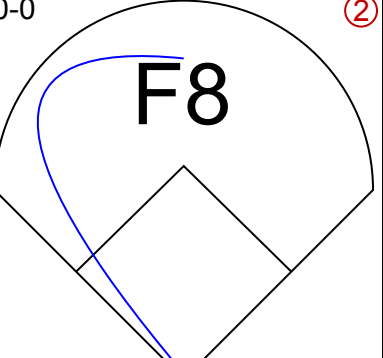
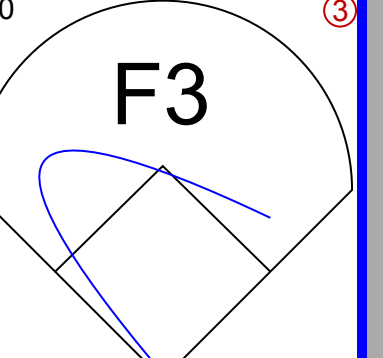
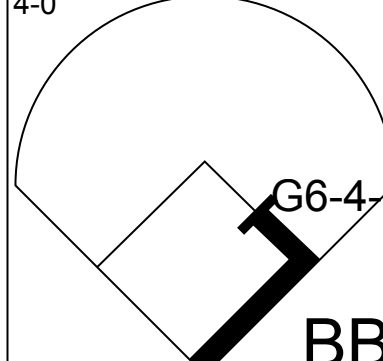
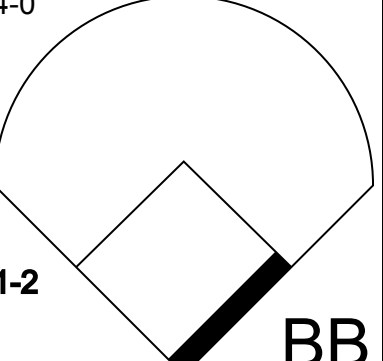

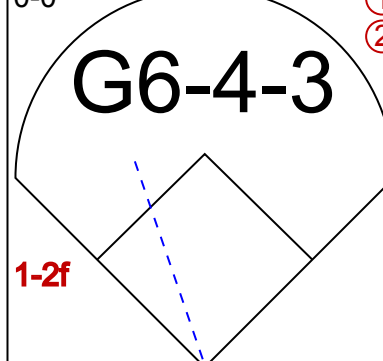
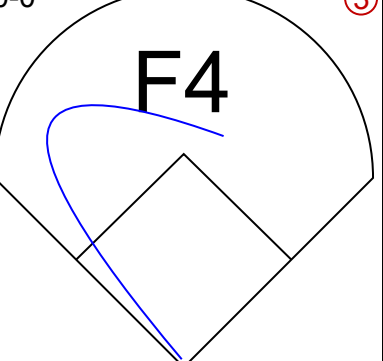

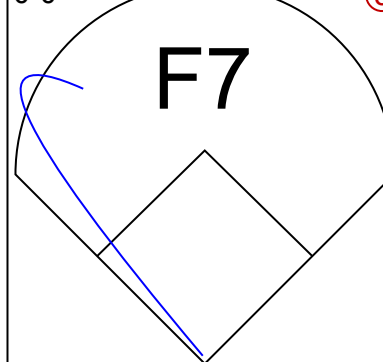
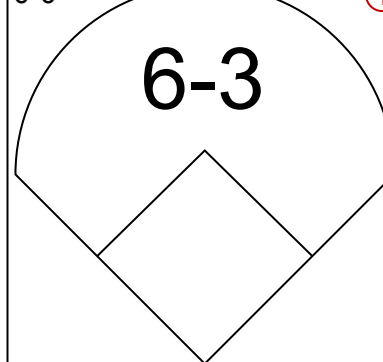


Batter	1	2	3	4	5	6	7	8	9	AB	R	H	RBI	BB	SO	LOB	TOP			
<b>Eddie Milner, L</b> (1, 8) OBP: 0.346, SLG: 0.351	4-3	1B BB		G3			1B		1-3 2-H 1B	4	0	2	1	1	0	1	<b>Cincinnati Reds @ San Diego Padres</b> Jack Murphy Stadium, San Diego, CA Thu Oct 03 1985, 6:33 AM EDT Att: 8,698 - Unknown <a href="http://livebaseballscorecards.com">livebaseballscorecards.com</a>			
<b>Paul O'Neill, L</b> (1, 7) OBP: 0.375, SLG: 0.500	HR	2B	1-3 2-H 1B		F7		F7		F7	5	1	2	1	0	0	3				
<b>Dave Parker, L</b> (1, 9) OBP: 0.363, SLG: 0.544	2-H HR		F2		F8			P5		4	1	1	2	0	0	2				
<b>Nick Esasky, R</b> (1, 3) OBP: 0.325, SLG: 0.463	K			F7		F8			L3 BB	3	0	0	0	1	1	0				
<b>Wayne Krenchicki, L</b> (1, 5) OBP: 0.371, SLG: 0.377	1B			F8			F9		L3 BB	4	0	1	0	0	0	1				
<b>Ron Oester, S</b> (1, 4) OBP: 0.357, SLG: 0.366	1-3			4-3			F8			4	0	0	0	0	0	1				
<b>Dave Vanorder, R</b> (1, 2) OBP: 0.288, SLG: 0.329					5-3					3	1	0	0	1	0	0				
<b>Tom Runnels, S</b> (1, 6) OBP: 0.281, SLG: 0.241		SH3 1B BB			6-3		G3			3	1	1	0	1	0	0				
<b>Jay Tibbs, R</b> (1, 1) OBP: 0.119, SLG: 0.092										1	0	1	0	0	0	0				
<b>Dave Concepcion, R</b> (7, PH) OBP: 0.315, SLG: 0.331		SH3					F8			1	0	0	0	0	0	0				
<b>Bob Buchanan, L</b> (7, 1)										0	0	0	0	0	0	0				
<b>Mike Smith, R</b> (7, 1)										0	0	0	0	0	0	0				
<b>Max Venable, L</b> (9, PH) OBP: 0.317, SLG: 0.425		1-2								1	0	0	0	0	0	2				
<b>Inning Stats</b>	R: 2 E: 0 K: 1 S: 8	H: 3 LOB: 1 BB: 0 P: 8	R: 1 E: 0 K: 0 S: 4	H: 1 LOB: 2 BB: 2 P: 12	R: 0 E: 0 K: 0 S: 3	H: 0 LOB: 0 BB: 0 P: 3	R: 0 E: 0 K: 0 S: 4	H: 1 LOB: 1 BB: 0 P: 4	R: 0 E: 0 K: 0 S: 3	H: 0 LOB: 0 BB: 0 P: 3	R: 0 E: 0 K: 0 S: 4	H: 1 LOB: 1 BB: 0 P: 4	R: 0 E: 0 K: 0 S: 2	H: 0 LOB: 0 BB: 1 P: 6	R: 1 E: 0 K: 0 S: 5	H: 2 LOB: 2 BB: 1 P: 9	1B: 6 2B: 2 3B: 0 HR: 1	SF: 0 SAC: 1 DP: 1 HBP: 0	WP: 0 PB: 0 SB: 0 CS: 0	PA: 38
<b>PITCHER</b> <b>Andy Hawkins, R</b> (1, 1) ERA: 3.15	IP: 9.0 WLS: W BF: 38 H: 8 R: 4 ER: 4 SO: 1 BB: 4 IBB: 0 HBP: 0 BLK: 0 WP: 0 HR: 1 S: 36 P: 52 ERA: 4.00 WHIP: 1.333															<b>PITCHER</b>				

Batter	1	2	3	4	5	6	7	8	9	AB	R	H	RBI	BB	SO	LOB	BOTTOM			
<b>Tim Flannery, L</b> (1, 4) OBP: 0.383, SLG: 0.345	HR									1	3	0	0	4	1	1	<b>Cincinnati Reds @ San Diego Padres</b> Jack Murphy Stadium, San Diego, CA Thu Oct 03 1985, 6:33 AM EDT Att: 8,698 - Unknown <a href="http://livebaseballscorecards.com">livebaseballscorecards.com</a>			
<b>Tony Gwynn, L</b> (1, 9) OBP: 0.394, SLG: 0.411	HR		FC4-6				F8 1B		K	5	3	3	2	0	0	2				
<b>Steve Garvey, R</b> (1, 3) OBP: 0.313, SLG: 0.420	HR		FC4-6				BB E		FC1-6-4	4	1	2	1	0	0	3				
<b>Graig Nettles, L</b> (1, 5) OBP: 0.356, SLG: 0.413	HR		1-2				1B			3	0	1	2	1	0	3				
<b>Terry Kennedy, L</b> (1, 2) OBP: 0.305, SLG: 0.378			1-2				F8			3	1	1	0	1	1	3				
<b>Carmelo Martinez, R</b> (1, 7) OBP: 0.383, SLG: 0.439										4	1	3	4	0	0	0				
<b>Kevin McReynolds, R</b> (1, 8) OBP: 0.292, SLG: 0.375										4	0	0	0	0	0	2				
<b>Mario Ramirez, R</b> (1, 6) OBP: 0.291, SLG: 0.308										4	0	0	0	0	1	1				
<b>Andy Hawkins, R</b> (1, 1) OBP: 0.113, SLG: 0.078										3	0	0	0	1	0	0				
<b>Inning Stats</b>	R: 2 E: 0 K: 0 S: 4	H: 2 LOB: 0 BB: 1 P: 8	R: 0 E: 0 K: 0 S: 3	H: 0 LOB: 0 BB: 0 P: 3	R: 0 E: 0 K: 0 S: 4	H: 1 LOB: 2 BB: 1 P: 8	R: 0 E: 0 K: 0 S: 3	H: 1 LOB: 1 BB: 1 P: 7	R: 3 E: 1 K: 1 S: 7	H: 2 LOB: 2 BB: 2 P: 15	R: 0 E: 0 K: 0 S: 3	H: 0 LOB: 0 BB: 0 P: 3	R: 4 E: 0 K: 0 S: 6	H: 4 LOB: 0 BB: 1 P: 10	R: 0 E: 0 K: 2 S: 7	H: 0 LOB: 1 BB: 1 P: 11		1B: 8 2B: 0 3B: 0 HR: 2	SF: 0 SAC: 0 DP: 2 HBP: 0	WP: 0 PB: 0 SB: 0 CS: 0
<b>PITCHER</b> <b>Jay Tibbs, R</b> (1, 1) ERA: 3.92	IP: 6.0 WLS: L BF: 27 H: 6 R: 5 ER: 3 SO: 1 BB: 5 IBB: 0 HBP: 0 BLK: 0 WP: 0 HR: 1 S: 24 P: 44 ERA: 4.50 WHIP: 1.833															<b>PITCHER</b>				
<b>Bob Buchanan, L</b> (7, 1) ERA: 8.44	0.2	5	3	3	3	0	1	0	0	0	0	4	8	40.50	6.000					
<b>Mike Smith, R</b> (7, 1) ERA: 6.75	1.1	6	1	1	1	2	1	0	0	0	0	1	9	6.75	1.500					



Batter	1	2	3	4	5	6	7	8	9	AB	R	H	RBI	BB	SO	LOB	TOP																					
Eric Davis, R OBP: 0.274, SLG: 0.487 (1, 8)										4	0	0	0	1	1	0	<p>Cincinnati Reds @ Los Angeles Dodgers Dodger Stadium, Los Angeles, CA Fri Oct 04 1985, 7:05 PM PDT Att: 43,309 - Unknown</p>																					
Dave Concepcion, R OBP: 0.315, SLG: 0.332 Ted Power, R (1, 6)										5	0	2	0	0	0	1																						
Dave Parker, L OBP: 0.362, SLG: 0.542 (1, 9)										4	0	1	0	0	0	2																						
Tony Perez, R OBP: 0.399, SLG: 0.458 Mike Smith, R (7, 1)										4	1	2	0	0	0	2																						
Tom Runnels, S OBP: 0.281, SLG: 0.241 (9, 6)										0	0	0	0	0	0	0																						
Nick Esasky, R OBP: 0.326, SLG: 0.467 (7, 3)										3	1	2	0	1	0	0																						
Ron Oester, S OBP: 0.356, SLG: 0.364 (1, 4)										3	1	0	0	1	1	4																						
Dave Vangorder, R OBP: 0.285, SLG: 0.334 Wayne Krenchicki, L OBP: 0.374, SLG: 0.399 Dann Bilardello, R OBP: 0.206, SLG: 0.196 (6, 2)										2	0	0	0	0	0	3																						
Wade Rowdon, R OBP: 0.333, SLG: 0.143 (1, 5)										4	0	1	0	0	1	0																						
John Stuper, R OBP: 0.200, SLG: 0.059 Eddie Milner, L OBP: 0.345, SLG: 0.350 (7, 8)										3	0	0	0	0	2	1																						
<b>Inning Stats</b>	R: 0 E: 0 K: 1 S: 6	H: 1 LOB: 1 BB: 0 P: 6	R: 0 E: 0 K: 0 S: 3	H: 1 LOB: 0 BB: 0 P: 3	R: 0 E: 0 K: 1 S: 5	H: 0 LOB: 0 BB: 0 P: 5	R: 0 E: 0 K: 1 S: 7	H: 2 LOB: 3 BB: 1 P: 11	R: 0 E: 0 K: 1 S: 5	H: 0 LOB: 0 BB: 0 P: 5	R: 4 E: 0 K: 1 S: 9	H: 4 LOB: 1 BB: 1 P: 13	R: 0 E: 0 K: 0 S: 4	H: 1 LOB: 1 BB: 0 P: 4	R: 0 E: 0 K: 0 S: 3	H: 0 LOB: 0 BB: 0 P: 3	R: 0 E: 0 K: 0 S: 3	H: 0 LOB: 0 BB: 1 P: 7	1B: 7 2B: 1 3B: 0 HR: 1	SF: 0 SAC: 0 DP: 0 HBP: 0	WP: 0 PA: 38 PB: 0 SB: 1 CS: 1																	
<b>PITCHER</b>	IP	WLS	BF	H	R	ER	SO	BB	IBB	HBP	BLK	WP	HR	S	P	ERA	WHIP	<b>PITCHER</b>				IP	WLS	BF	H	R	ER	SO	BB	IBB	HBP	BLK	WP	HR	S	P	ERA	WHIP
Fernando Valenzuela, L ERA: 2.45 (1, 1)	4.0	16	4	0	0	3	1	0	0	0	0	0	0	21	25	0.00	1.250																					
Bobby Castillo, R ERA: 5.43 (5, 1)	1.0	3	0	0	0	1	0	0	0	0	0	0	0	5	5	0.00	0.000																					
Alejandro Pena, R ERA: 8.31 (6, 1)	2.0	L 12	5	4	4	1	0	1	0	0	0	0	1	13	17	18.00	2.500																					
Rick Honeycutt, L ERA: 3.42 (8, 1)	2.0	7	0	0	0	0	1	0	0	0	0	0	0	6	10	0.00	0.500																					

Batter	1	2	3	4	5	6	7	8	9	AB	R	H	RBI	BB	SO	LOB	BOTTOM																					
Steve Sax, R OBP: 0.355, SLG: 0.320 (1, 4)										3	1	0	0	1	0	0	<p>Cincinnati Reds @ Los Angeles Dodgers Dodger Stadium, Los Angeles, CA Fri Oct 04 1985, 7:05 PM PDT Att: 43,309 - Unknown</p>																					
Ken Landreaux, L OBP: 0.310, SLG: 0.404 Jose Gonzalez, R OBP: 0.273, SLG: 0.455 (1, 8)										3	0	0	0	0	1	0																						
Bill Madlock, R OBP: 0.344, SLG: 0.401 Bobby Castillo, R OBP: 0.182, SLG: 0.100 Alejandro Pena, R (6, 1)										2	0	0	0	0	0	0																						
Jay Johnstone, L OBP: 0.200, SLG: 0.214 Ralph Bryant, L OBP: 0.333, SLG: 0.333 (7, PH)										0	0	0	0	0	0	0																						
Pedro Guerrero, R OBP: 0.422, SLG: 0.581 Stu Pederson, L (8, 9)										3	0	0	0	0	0	0																						
Mike Marshall, R OBP: 0.344, SLG: 0.517 Gilberto Reyes, R (8, 2)										3	1	2	1	0	0	0																						
Terry Whitfield, L OBP: 0.294, SLG: 0.408 (9, PH)										0	0	0	0	0	0	1																						
Mike Scioscia, L OBP: 0.409, SLG: 0.421 Rick Honeycutt, L OBP: 0.195, SLG: 0.158 (8, 1)										3	0	0	0	0	0	1																						
Greg Brock, L OBP: 0.331, SLG: 0.435 (1, 3)										1	0	0	0	2	0	0																						
Dave Anderson, R OBP: 0.308, SLG: 0.281 (1, 6)										3	0	0	0	0	0	3																						
Fernando Valenzuela, L OBP: 0.214, SLG: 0.288 Bob Ballor, R OBP: 0.254, SLG: 0.282 (5, 5)										1	0	0	0	0	0	0																						
<b>Inning Stats</b>	R: 0 E: 0 K: 1 S: 5	H: 0 LOB: 0 BB: 0 P: 5	R: 0 E: 0 K: 0 S: 3	H: 0 LOB: 0 BB: 0 P: 3	R: 0 E: 0 K: 0 S: 2	H: 0 LOB: 1 BB: 1 P: 6	R: 0 E: 0 K: 0 S: 3	H: 0 LOB: 0 BB: 0 P: 3	R: 0 E: 0 K: 0 S: 4	H: 1 LOB: 2 BB: 1 P: 8	R: 0 E: 0 K: 0 S: 3	H: 0 LOB: 0 BB: 0 P: 3	R: 1 E: 0 K: 0 S: 4	H: 1 LOB: 0 BB: 0 P: 4	R: 0 E: 0 K: 0 S: 3	H: 0 LOB: 0 BB: 0 P: 3	R: 1 E: 0 K: 0 S: 4	H: 1 LOB: 1 BB: 1 P: 8	1B: 1 2B: 1 3B: 0 HR: 1	SF: 1 SAC: 0 DP: 1 HBP: 0	WP: 0 PA: 32 PB: 0 SB: 0 CS: 0																	
<b>PITCHER</b>	IP	WLS	BF	H	R	ER	SO	BB	IBB	HBP	BLK	WP	HR	S	P	ERA	WHIP	<b>PITCHER</b>				IP	WLS	BF	H	R	ER	SO	BB	IBB	HBP	BLK	WP	HR	S	P	ERA	WHIP
John Stuper, R ERA: 4.55 (1, 1)	6.0	W 20	1	0	0	1	2	0	0	0	0	0	0	1	7	7	4.50	0.500																				
Mike Smith, R ERA: 5.4 (7, 1)	2.0	7	1	1	1	0	0	0	0	0	0	0	1	7	7	4.50	0.500																					
Ted Power, R ERA: 2.53 (9, 1)	1.0	S 5	1	1	1	0	1	0	0	0	0	0	0	4	8	9.00	2.000																					

AB	35
R	4
H	9
RBI	4
BB	3
SO	5
LOB	13



AB	28
R	2
H	3
RBI	2
BB	3
SO	1
LOB	7





Batter	1	2	3	4	5	6	7	8	9	AB	R	H	RBI	BB	SO	LOB	TOP				
<b>Eddie Milner, L</b> (1, 8) OBP: 0.342, SLG: 0.347	F7		K		F5			1-3		4	0	0	0	0	1	2					
<b>Paul O'Neill, L</b> (1, 7) OBP: 0.333, SLG: 0.417	K		G3					3-1		4	0	1	0	0	1	1					
<b>Dave Parker, L</b> (1, 9) OBP: 0.364, SLG: 0.548	HR							1B		4	1	3	1	0	1	2					
<b>Nick Esasky, R</b> (1, 3) OBP: 0.330, SLG: 0.466	F5							1B		3	0	1	0	1	1	0					
<b>Wayne Krenchicki, L</b> (1, 5) OBP: 0.371, SLG: 0.395			G3					K		4	0	1	0	0	1	2					
<b>Ron Oester, S</b> (1, 4) OBP: 0.355, SLG: 0.363										4	0	1	0	0	2	2					
<b>Dave Vangorder, R</b> (1, 2) <b>Max Venable, L</b> (9, PH) OBP: 0.315, SLG: 0.422			G4-3					K		3	0	0	0	0	0	3					
<b>Tom Runnels, S</b> (1, 6) OBP: 0.278, SLG: 0.242								F2		1	0	0	0	0	1	0					
<b>Ron Robinson, R</b> (1, 1) OBP: 0.091, SLG: 0.091 <b>Dave Concepcion, R</b> (7, PH) <b>Rob Murphy, L</b> (7, 1)			G4-3					6-3		4	0	1	0	0	1	0					
<b>Inning Stats</b>	R: 1 E: 0 K: 1 S: 6	H: 1 LOB: 0 BB: 0 P: 6	R: 0 E: 0 K: 0 S: 3	H: 1 LOB: 0 BB: 0 P: 3	R: 0 E: 0 K: 1 S: 6	H: 1 LOB: 1 BB: 0 P: 6	R: 0 E: 0 K: 1 S: 6	H: 2 LOB: 2 BB: 1 P: 10	R: 0 E: 0 K: 2 S: 7	H: 0 LOB: 0 BB: 0 P: 7	R: 0 E: 0 K: 0 S: 3	H: 0 LOB: 0 BB: 0 P: 3	R: 0 E: 0 K: 1 S: 7	H: 2 LOB: 2 BB: 0 P: 7	R: 0 E: 0 K: 1 S: 5	H: 0 LOB: 0 BB: 0 P: 5	1B: 8 2B: 0 3B: 0 HR: 1	SF: 0 SAC: 1 DP: 1 HBP: 0	WP: 0 PB: 0 SB: 0 CS: 1	PA: 35	
<b>PITCHER</b>	IP	WLS	BF	H	R	ER	SO	BB	IBB	HBP	BLK	WP	HR	S	P	ERA	WHIP				
<b>Bob Welch, R</b> (1, 1) ERA: 2.31	8.0	W	32	9	1	1	8	1	0	0	0	0	1	47	51	1.12	1.250				
<b>Tom Niedenfuer, R</b> (9, 1) ERA: 2.65	1.0	S	3	0	0	0	1	0	0	0	0	0	0	5	5	0.00	0.000				

Cincinnati Reds @ Los Angeles Dodgers  
 Dodger Stadium, Los Angeles, CA  
 Sat Oct 05 1985, 3:33 AM PDT  
 Att: 35,861 - Unknown

AB	33
R	1
H	9
RBI	1
BB	1
SO	9
LOB	12



Batter	1	2	3	4	5	6	7	8	9	AB	R	H	RBI	BB	SO	LOB	BOTTOM				
<b>Mariano Duncan, R</b> (1, 6) OBP: 0.295, SLG: 0.342	F4							F4		4	0	1	0	0	0	1					
<b>Ken Landreaux, L</b> (1, 8) <b>Jose Gonzalez, R</b> (9, 8) OBP: 0.273, SLG: 0.455	F7									3	1	1	0	0	0	1					
<b>Pedro Guerrero, R</b> (1, 7) <b>Tom Niedenfuer, R</b> (9, 1) OBP: 0.111, SLG: 0.111	K									3	1	1	0	0	1	1					
<b>Greg Brock, L</b> (1, 3) OBP: 0.331, SLG: 0.435										3	1	1	1	0	0	1					
<b>Mike Marshall, R</b> (1, 9) OBP: 0.342, SLG: 0.515										2	0	0	1	0	1	0					
<b>Mike Scioscia, L</b> (1, 2) <b>Gilberto Reyes, R</b> (8, 2)										3	0	0	0	0	0	0					
<b>Enos Cabell, R</b> (1, 5) <b>Bob Bailor, R</b> (8, 5) OBP: 0.264, SLG: 0.282										3	0	1	0	0	0	0					
<b>Dave Anderson, R</b> (1, 4) OBP: 0.309, SLG: 0.279										2	0	0	0	1	1	1					
<b>Bob Welch, R</b> (1, 1) OBP: 0.226, SLG: 0.200 <b>Reggie Williams, R</b> (8, PH) <b>Rob Murphy, L</b> (9, 7)										2	0	0	0	0	1	0					
<b>Inning Stats</b>	R: 0 E: 0 K: 1 S: 5	H: 0 LOB: 0 BB: 0 P: 5	R: 0 E: 0 K: 1 S: 5	H: 0 LOB: 0 BB: 0 P: 5	R: 0 E: 0 K: 2 S: 7	H: 0 LOB: 0 BB: 0 P: 7	R: 3 E: 1 K: 0 S: 6	H: 3 LOB: 0 BB: 0 P: 6	R: 0 E: 0 K: 0 S: 3	H: 1 LOB: 1 BB: 0 P: 4	R: 0 E: 0 K: 0 S: 3	H: 0 LOB: 0 BB: 0 P: 3	R: 0 E: 0 K: 1 S: 4	H: 0 LOB: 0 BB: 1 P: 8	1B: 5 2B: 0 3B: 0 HR: 0	SF: 1 SAC: 0 DP: 0 HBP: 0	WP: 0 PB: 0 SB: 1 CS: 2	PA: 28			
<b>PITCHER</b>	IP	WLS	BF	H	R	ER	SO	BB	IBB	HBP	BLK	WP	HR	S	P	ERA	WHIP				
<b>Ron Robinson, R</b> (1, 1) ERA: 3.99	6.0	L	22	5	3	2	4	0	0	0	0	0	0	30	30	3.00	0.833				
<b>Rob Murphy, L</b> (7, 1) ERA: 6.0	2.0		6	0	0	0	1	1	0	0	0	0	0	7	11	0.00	0.500				

Cincinnati Reds @ Los Angeles Dodgers  
 Dodger Stadium, Los Angeles, CA  
 Sat Oct 05 1985, 3:33 AM PDT  
 Att: 35,861 - Unknown

AB	26
R	3
H	5
RBI	2
BB	1
SO	5
LOB	6





Batter	1	2	3	4	5	6	7	8	9	AB	R	H	RBI	BB	SO	LOB	TOP										
Ron Oester, S OBP: 0.354, SLG: 0.361 (1, 4)	4-3		6-3		K		BB 1B		B5-3	5	0	1	0	0	1	0	<b>Cincinnati Reds @ Los Angeles Dodgers</b> Dodger Stadium, Los Angeles, CA Sun Oct 06 1985, 3:33 AM PDT Att: 45,778 - Unknown										
Eric Davis, R OBP: 0.287, SLG: 0.516 (1, 8) (7, 7)	K		HR		1B		BB		6-3	5	1	3	1	0	1	0											
Dave Parker, L OBP: 0.365, SLG: 0.551 (1, 9)	F7		5-3		F3		BB		HR	4	1	1	1	1	0	1											
Tony Perez, R OBP: 0.396, SLG: 0.470 Eddie Milner, L OBP: 0.342, SLG: 0.347 (7, 8)		F9	HR		K		F9		F2	4	1	1	1	0	1	3											
Nick Esasky, R OBP: 0.332, SLG: 0.465 (1, 7) (7, 3)		2B E 1B	F9		F7				SH1-4 BLK BB	3	2	1	0	1	0	0											
Dave Concepcion, R OBP: 0.314, SLG: 0.330 (1, 6) (7, 5)	K				K		E6		BLK SH1-4 1B	4	0	1	0	0	2	1											
Dave Vangorder, R OBP: 0.280, SLG: 0.325 (1, 2)		E 2B			F7		F5		SH1-4	3	1	1	0	0	0	1											
Wade Rowdon, R OBP: 0.364, SLG: 0.222 Tom Runnels, S OBP: 0.293, SLG: 0.229 (7, PH) (7, 6)		E7 1B 1B			F8		K2-3		F7	2	0	1	2	0	0	0											
Tom Browning, L OBP: 0.228, SLG: 0.239 Wayne Krenchicki, L OBP: 0.369, SLG: 0.393 Ted Power, R OBP: 0.333, SLG: 0.333 (8, PH) (8, 1) (9, 1)					K		6-3		F8	3	0	1	0	0	1	0											
Inning Stats	R: 0 E: 0 K: 1 S: 5	H: 0 LOB: 0 BB: 0 P: 5	R: 2 E: 1 K: 1 S: 8	H: 4 LOB: 2 BB: 0 P: 8	R: 2 E: 0 K: 0 S: 5	H: 2 LOB: 0 BB: 0 P: 5	R: 0 E: 0 K: 1 S: 5	H: 0 LOB: 0 BB: 0 P: 5	R: 0 E: 0 K: 1 S: 6	H: 1 LOB: 1 BB: 0 P: 8	R: 0 E: 0 K: 1 S: 6	H: 0 LOB: 1 BB: 0 P: 6	R: 0 E: 0 K: 1 S: 7	H: 2 LOB: 3 BB: 1 P: 11	R: 1 E: 0 K: 0 S: 4	H: 1 LOB: 1 BB: 1 P: 8		R: 1 E: 0 K: 0 S: 4	H: 1 LOB: 0 BB: 0 P: 4	1B: 7 2B: 1 3B: 0 HR: 3	SF: 0 SAC: 1 DP: 0 HBP: 0	WP: 0 PB: 0 SB: 0 CS: 0	PA: 40				
PITCHER	IP	WLS	BF	H	R	ER	SO	BB	IBB	HBP	BLK	WP	HR	S	P	ERA	WHIP										
Dennis Powell, L ERA: 5.22 Carlos Diaz, L ERA: 2.51 Orel Hershiser, R ERA: 2.03 Ken Howell, R ERA: 3.77 Tom Niedenfuer, R ERA: 2.71	4.0		17	6	4	4	3	0	0	0	0	0	2	23	23	9.00	1.500										

Batter	1	2	3	4	5	6	7	8	9	AB	R	H	RBI	BB	SO	LOB	BOTTOM										
Mariano Duncan, R OBP: 0.293, SLG: 0.340 Ken Howell, R OBP: 0.311, SLG: 0.111 Tom Niedenfuer, R OBP: 0.111, SLG: 0.111 Ken Landreaux, L OBP: 0.311, SLG: 0.405 (1, 6) (8, 1) (9, 1) (9, PH)	K	K			F2		K		1B	4	0	0	0	0	3	2	<b>Cincinnati Reds @ Los Angeles Dodgers</b> Dodger Stadium, Los Angeles, CA Sun Oct 06 1985, 3:33 AM PDT Att: 45,778 - Unknown										
Enos Cabell, R OBP: 0.332, SLG: 0.352 (1, 3)	2B 1B		FC5-4 1B		F4		F3		F7	5	0	2	0	0	2												
Pedro Guerrero, R OBP: 0.422, SLG: 0.577 (1, 7)	F8		FC5-4 FC5-4		F9 S 1B BB		F8		1B	4	1	1	0	1	0	2											
Mike Marshall, R OBP: 0.342, SLG: 0.515 Jose Gonzalez, R OBP: 0.333, SLG: 0.455 (1, 9) (7, 9) (9, 8)			F8		F9		F9		6-3	3	0	1	0	0	2												
Jay Johnstone, L OBP: 0.188, SLG: 0.200 (9, PH)	1-H 2B				1-3		2B SF7 BB			1	0	0	0	0	2												
Bill Madlock, R OBP: 0.345, SLG: 0.402 Bob Bailor, R OBP: 0.270, SLG: 0.288 Greg Brock, L OBP: 0.332, SLG: 0.438 Steve Yeager, R OBP: 0.246, SLG: 0.256 (1, 5) (4, 5) (8, PH) (9, 2)		2B 1B 1B	FC5-4		5-3 1B		1-3 1B 2B			2	1	1	0	0	1												
Mike Scioscia, L OBP: 0.407, SLG: 0.420 Gilberto Reyes, R OBP: 0.274, SLG: 0.350 (1, 2) (7, 2) (8, PH) (9, 5)					F9		5-3		SF7	3	1	1	0	0	1												
Len Matuszek, L OBP: 0.274, SLG: 0.350 (8, PH) (9, 5)		1B 2B			F9		K		1B	0	0	0	1	0	0												
Candy Maldonado, R OBP: 0.286, SLG: 0.338 Terry Whitfield, L OBP: 0.300, SLG: 0.413 Bill Russell, R OBP: 0.333, SLG: 0.308 Stu Pederson, L OBP: 0.333, SLG: 0.333 (1, 8) (6, PH) (8, FPR) (9, 9)					F9		K		1B	3	0	1	2	0	1												
Steve Sax, R OBP: 0.352, SLG: 0.318 (1, 4)		F9			1-3		F9		F5	4	0	0	0	0	2												
Dennis Powell, R Carlos Diaz, R Reggie Williams, R Orel Hershiser, R Eddie Milner, L Dave Anderson, R OBP: 0.310, SLG: 0.329 (1, 1) (5, 1) (6, PH) (8, 1) (7, PH) (8, 6)		K			K				F5	1	0	0	0	0	1												
Inning Stats	R: 0 E: 0 K: 1 S: 6	H: 2 LOB: 2 BB: 0 P: 6	R: 2 E: 0 K: 2 S: 10	H: 3 LOB: 1 BB: 0 P: 10	R: 0 E: 0 K: 0 S: 4	H: 1 LOB: 1 BB: 0 P: 4	R: 0 E: 0 K: 0 S: 3	H: 0 LOB: 0 BB: 0 P: 3	R: 0 E: 0 K: 1 S: 5	H: 0 LOB: 0 BB: 0 P: 5	R: 1 E: 0 K: 1 S: 6	H: 1 LOB: 1 BB: 1 P: 10	R: 0 E: 0 K: 1 S: 6	H: 1 LOB: 1 BB: 0 P: 6	R: 2 E: 0 K: 0 S: 5	H: 2 LOB: 1 BB: 1 P: 9	R: 0 E: 0 K: 0 S: 5	H: 2 LOB: 2 BB: 0 P: 5	1B: 9 2B: 3 3B: 0 HR: 0	SF: 1 SAC: 0 DP: 0 HBP: 0	WP: 0 PB: 0 SB: 2 CS: 0	PA: 40					
PITCHER	IP	WLS	BF	H	R	ER	SO	BB	IBB	HBP	BLK	WP	HR	S	P	ERA	WHIP										
Tom Browning, L ERA: 3.55 Ted Power, R ERA: 2.7 John Franco, L ERA: 2.18	7.0		29	8	3	3	6	1	0	0	0	0	0	9	13	10.80	3.000										

