Cincinnati Reds - 1986

Batter	1	2	3	4	5	6	7	8	9	AB	R	H	RBI	BB	SO	LOB
Gary Redus, R (1, 7) OBP: 0.200, SLG: 0.400	0-0 SH, SF8, 2B	0-0 G3 ①		0-0 5-3 ③			0-3 K ①		0-0 F4 ③	5	1	1	0	0	1	0
Milt Thompson, L (1, 8)	0-0 SH, S, 2B 2-3	0-0 6-3 ②			0-0 6-3 ①		0-0 1-3 ②			3	1	0	0	0	0	0
Juan Samuel, R (1, 4)	0-0 5-3 ① 1-2	0-0 F7 ③			0-0 F8 ②		0-0 F7 ③			4	0	0	0	0	0	2
Mike Schmidt, R (1, 5) OBP: 0.750, SLG: 2.000	4-0 2B, IBB		0-0 HR		0-0 F4 ③			0-0 3-1 2B		3	2	2	1	1	0	0
Glenn Wilson, R (1, 9)	0-0 SF8 ② 3-H		0-0 F9 ①			0-0 6-3 ①		0-0 3-1 ① 2-3		3	0	0	1	0	0	1
Von Hayes, L (1, 3) OBP: 0.500, SLG: 1.000	0-0 1B, 2B 1-H 2-H		0-0 F3 ②			0-0 F8, 2B		0-0 1-3 ②		4	0	2	2	0	0	1
Darren Daulton, L (1, 2)	4-0 1B, BB B B B B		0-0 4-3 ③			0-0 F8 ② 2-3		0-0 F8 ③		3	0	0	0	1	0	2
Steve Jeltz, S (1, 6) OBP: 0.750, SLG: 0.667	0-0 1B 1-2 2-3			0-0 G4-6-3 1B		4-0 BB B B B B			0-3 K ① S S S	3	0	2	0	1	1	0
Steve Carlton, L (1, 1)	0-0 F9 ③			0-0 G4-6-3 ①② 1-2f		0-0 G3 ③			0-0 4-3 ②	2	0	0	0	0	0	4
Larry Andersen, R (5, 1)										0	0	0	0	0	0	0
Joe Lefebvre, L (6, PH)										1	0	0	0	0	0	2
Charles Hudson, S (6, 1)										0	0	0	0	0	0	0
Greg Gross, L (9, PH)										1	0	0	0	0	0	0
Inning Stats	R: 3 E: 1 K: 0 S: 7 H: 3 LOB: 3 BB: 2 P: 15	R: 0 E: 0 K: 0 S: 3 H: 0 LOB: 0 BB: 0 P: 3	R: 1 E: 0 K: 0 S: 4 H: 1 LOB: 0 BB: 0 P: 4	R: 0 E: 0 K: 0 S: 3 H: 1 LOB: 0 BB: 0 P: 3	R: 0 E: 0 K: 0 S: 3 H: 0 LOB: 0 BB: 0 P: 3	R: 0 E: 0 K: 0 S: 4 H: 1 LOB: 2 BB: 1 P: 8	R: 0 E: 0 K: 1 S: 5 H: 0 LOB: 0 BB: 0 P: 5	R: 0 E: 0 K: 0 S: 4 H: 1 LOB: 1 BB: 0 P: 4	R: 0 E: 0 K: 1 S: 5 H: 0 LOB: 0 BB: 0 P: 5	1B: 2 2B: 4 3B: 0 HR: 1 SF: 1 SAC: 1 DP: 1 HBP: 0						

TOP

Philadelphia Phillies @ Cincinnati Reds

Riverfront Stadium, Cincinnati, OH

Mon Apr 07 1986, 3:33 AM EST

Att. 54,960 - Unknown

livebaseballscorecards.com

AB	32
R	4
H	7
RBI	4
BB	3
SO	2
LOB	12

PITCHER		IP	WLS	BF	H	R	ER	SO	BB	IBB	HBP	BLK	WP	HR	S	P	ERA	WHIP
Mario Soto, R ERA: 1.59	(1, 1)	5.2	W	26	6	4	1	0	2	1	0	0	0	1	23	35	1.59	1.412
Ron Robinson, R ERA:	(6, 1)	3.1	S	11	1	0	0	2	0	0	0	0	0	0	15	15	0.00	0.300

PITCHER		IP	WLS	BF	H	R	ER	SO	BB	IBB	HBP	BLK	WP	HR	S	P	ERA	WHIP

BOTTOM

Philadelphia Phillies @ Cincinnati Reds

Riverfront Stadium, Cincinnati, OH

Mon Apr 07 1986, 3:33 AM EST

Att. 54,960 - Unknown

livebaseballscorecards.com

Batter	1	2	3	4	5	6	7	8	9	AB	R	H	RBI	BB	SO	LOB
Eric Davis, R (1, 8) (6, 7) OBP: 0.200, SLG: 0.800	5-3	1-H 3-H HR		6-3		F5		G6-4-3 1-2f		5	1	1	3	0	0	2
Buddy Bell, R (1, 5) OBP: 0.250, SLG: 0.250	F4	1B		L7		F8				4	0	1	0	0	0	0
Dave Parker, L (1, 9) OBP: 0.750, SLG: 2.000	2B	4-3			HR		F8 FC3-2 2B			4	1	3	1	0	0	1
Nick Esasky, R (1, 3)	6-3		F8		BBBB 4-0 1B 1B BB		F8 2-3			3	1	0	0	1	0	2
Tracy Jones, R (1, 7) OBP: 0.667, SLG: 0.500 Eddie Milner, L (6, 8)		F8	BBBB 4-0 F9 S 1B BB		1B 1-2 FC3-2 1B		FC3-2 3-H			2 1	1 0	1 0	0 0	1 0	0 0	0 1
Dave Concepcion, R (1, 6) OBP: 0.500, SLG: 0.500	1B 1B 1B	F9 1-3			CS FC3-2 1-3 2-H 1B		6-3			4	1	2	1	0	0	2
Bo Diaz, R (1, 2) OBP: 0.750, SLG: 0.750		FC5-6 1B 1-2 HR 1B	FC6-4 3-H 1B		FC3-2 1-2 3-H			F9 1B 1B		4	1	3	1	0	0	2
Ron Oester, S (1, 4) OBP: 0.500, SLG: 0.500		FC5-6 1-2 2-H 1B	FC6-4 1-2f		SSS 0-3 K 2-3			G6-4-3 1-2 1B		4	0	2	1	0	1	3
Mario Soto, R (1, 1) Ron Robinson, R (6, 1)		FC5-6 1-2f 2-3 HR		5-3		4-3		F9 2-3		2 2	1 0	0 0	0 0	0 0	0 0	2 2
Inning Stats	R: 0 E: 0 K: 0 S: 4 H: 1 LOB: 1 BB: 0 P: 4	R: 4 E: 0 K: 0 S: 8 H: 5 LOB: 1 BB: 0 P: 8	R: 1 E: 0 K: 0 S: 4 H: 1 LOB: 1 BB: 1 P: 8	R: 0 E: 0 K: 0 S: 3 H: 0 LOB: 0 BB: 0 P: 3	R: 2 E: 0 K: 1 S: 7 H: 3 LOB: 2 BB: 1 P: 11	R: 0 E: 0 K: 0 S: 3 H: 0 LOB: 0 BB: 0 P: 3	R: 0 E: 0 K: 0 S: 4 H: 1 LOB: 1 BB: 0 P: 4	R: 0 E: 0 K: 0 S: 4 H: 2 LOB: 1 BB: 0 P: 4		1B: 9 2B: 3 3B: 0 HR: 2	SF: 0 SAC: 0 DP: 2 HBP: 0					

AB	35
R	7
H	13
RBI	7
BB	2
SO	1
LOB	17

WP: 0 PB: 0 SB: 1 CS: 1 PA: 37

PITCHER		IP	WLS	BF	H	R	ER	SO	BB	IBB	HBP	BLK	WP	HR	S	P	ERA	WHIP
Steve Carlton, L ERA: 15.75	(1, 1)	4.0	L	23	9	7	7	0	2	0	0	0	0	2	21	29	15.75	2.750
Larry Andersen, R ERA:	(5, 1)	1.0		3	1	0	0	1	0	0	0	0	0	0	5	5	0.00	1.000
Charles Hudson, R ERA:	(6, 1)	3.0		11	3	0	0	0	0	0	0	0	0	0	11	11	0.00	1.000

PITCHER	IP	WLS	BF	H	R	ER	SO	BB	IBB	HBP	BLK	WP	HR	S	P	ERA	WHIP

Batter	1	2	3	4	5	6	7	8	9	10	11	AB	R	H	RBI	BB	SO	LOB
Gary Redus, R (1, 7) OBP: 0.273, SLG: 0.364	F7		G1-6-3 1B 1-2 2-H			6-3			1B SH2-3 1B	K2-1-2 3-Hf	FC6-4 1-2f	6	0	2	1	0	1	4
Milt Thompson, L (1, 8) Garry Maddox, R (11, PH) OBP: 1.000, SLG: 1.000 (11, 8)	4-3		G1-6-3 1-2f			4-3			SH2-3 1-2		F7 1B SF8 1B	3 1	0 1	0 1	0 1	0 0	0 0	2 0
Juan Samuel, R (1, 4) OBP: 0.111, SLG: 0.111	K			F8		F7			F8		SF8 F7 E 1B 1-2	5	1	1	0	0	1	1
Mike Schmidt, R (1, 5) OBP: 0.556, SLG: 1.000		F9		BB			F9		1B IBB		F7 1-2 2-3	3	0	0	0	2	0	2
Glenn Wilson, R (1, 9) OBP: 0.111, SLG: 0.143		6-3		F9			F7		1B 1-2 2-3		SF8 2-3 3-H	4	0	1	1	0	0	1
Von Hayes, L (1, 3) Greg Gross, L (11, PR) OBP: 0.222, SLG: 0.444 (11, 3)		G3		F5			F8		1-3		E5 HR 3-H	5 0	0 1	0 0	0 0	0 0	0 0	4 0
John Russell, R (1, 2) OBP: 0.400, SLG: 1.000			K		K			F5		WP SH1-4 K2-1-2 1B	HR 1-H	5	1	2	2	0	2	0
Steve Jeltz, S (1, 6) OBP: 0.625, SLG: 0.400			SH 1B BB		6-3			F8		SH1-4 1-2	BB	2	1	0	0	2	0	0
Shane Rawley, R (1, 1) Luis Aguayo, R (10, PH) Steve Bedrosian, R (1, 1)			SH 1B 1-2		1-3			K		BB 2-3	FC6-4 1-2	2 0 0	0 0 0	0 0 0	0 0 0	1 1 1	0 0 0	0 0 0
Inning Stats	R: 0 E: 0 K: 1 S: 5 H: 0 LOB: 0 BB: 0 P: 5	R: 0 E: 0 K: 0 S: 3 H: 0 LOB: 0 BB: 0 P: 3	R: 1 E: 1 K: 1 S: 6 H: 1 LOB: 1 BB: 1 P: 10	R: 0 E: 0 K: 0 S: 3 H: 0 LOB: 1 BB: 1 P: 7	R: 0 E: 0 K: 1 S: 5 H: 0 LOB: 0 BB: 0 P: 5	R: 0 E: 0 K: 0 S: 3 H: 0 LOB: 0 BB: 0 P: 3	R: 0 E: 0 K: 0 S: 3 H: 0 LOB: 0 BB: 0 P: 3	R: 0 E: 0 K: 1 S: 5 H: 0 LOB: 0 BB: 0 P: 5	R: 0 E: 0 K: 0 S: 5 H: 2 LOB: 3 BB: 1 P: 9	R: 0 E: 0 K: 1 S: 5 H: 1 LOB: 2 BB: 1 P: 9	R: 4 E: 1 K: 0 S: 7 H: 3 LOB: 2 BB: 2 P: 15	1B: 6 2B: 1 3B: 0 HR: 1	SF: 1 SAC: 3 DP: 2 HBP: 0					

PITCHER		IP	WLS	BF	H	R	ER	SO	BB	IBB	HBP	BLK	WP	HR	S	P	ERA	WHIP
Tom Browning, L ERA: 1.13	(1, 1)	8.0		27	1	1	1	4	2	0	0	0	0	0	33	41	1.12	0.375
John Franco, L ERA:	(9, 1)	2.0		10	3	0	0	1	1	1	0	0	1	0	10	18	0.00	2.000
Ted Power, R ERA: 13.5	(11, 1)	0.2	L	8	3	4	1	0	2	0	0	0	0	1	6	14	13.50	7.500
Scott Terry, R ERA:	(11, 1)	0.1		1	0	0	0	0	0	0	0	0	0	0	1	1	0.00	0.000

PITCHER	IP	WLS	BF	H	R	ER	SO	BB	IBB	HBP	BLK	WP	HR	S	P	ERA	WHIP

TOP

Philadelphia Phillies @ Cincinnati Reds

Riverfront Stadium, Cincinnati, OH

Wed Apr 09 1986, 6:05 PM EST

Att. 11,411 - Unknown

livebaseballscorecards.com

AB	36
R	5
H	7
RBI	4
BB	6
SO	5
LOB	14
PA	46

WP: 1	PB: 0	SB: 0	CS: 0

Batter	1	2	3	4	5	6	7	8	9	10	11	AB	R	H	RBI	BB	SO	LOB
Eric Davis, R (1, 8) OBP: 0.200, SLG: 0.800	HR		F3			F9		F8		6-3		5	1	1	1	0	0	1
Buddy Bell, R (1, 5) OBP: 0.111, SLG: 0.111	F9		5-3			F3		F3		F9		5	0	0	0	0	0	1
Dave Parker, L (1, 9) OBP: 0.444, SLG: 1.000	K			K		E1		G3			BB 1B 1B	5	1	1	0	0	2	0
Nick Esasky, R (1, 3) OBP: 0.333, SLG: 0.143	4-3			F9		BB E			F8		1-2 BB 1B	4	1	1	0	1	0	0
Tracy Jones, R (1, 7) OBP: 0.571, SLG: 0.667 Kal Daniels, L (11, PH)		5-3 1B		5-3		E5 1-2 2-3			2B		FC1-5 1B 1-2 2-3 BB	4 0	0 0	2 0	0 0	0 1	0 0	2 0
Dave Concepcion, R (1, 6) OBP: 0.444, SLG: 0.375		F9	G3			6-3			G5-4-3 IBB		FC1-5 1B 1-2 2-H 3-H	4	0	1	2	1	0	4
Bo Diaz, R (1, 2) OBP: 0.444, SLG: 0.444 Max Venable, L (11, PR)	5-3 1-2		FC5-4 1B				6-3		G5-4-3 1-2f		FC1-5 1-2 2-3f	5 0	0 0	1 0	0 0	0 0	0 0	5 0
Ron Oester, S (1, 4) OBP: 0.333, SLG: 0.333	4-3		FC5-4 FC6-4 1-2f				F9			S 1B	K	5	0	1	0	0	1	4
Tom Browning, L (1, 1) John Franco, L (9, 1) Eddie Milner, L (10, PH) Ted Power, R (11, 1) Scott Terry, R (11, 1) Paul O'Neill, L (11, PH)			K		FC6-4 1-2f		K			B2	K	3 0 1 0 0 1	0 0 0 0 0 0	0 0 0 0 0 1	0 0 0 0 0 0	0 0 0 0 0 1	2 0 0 0 0 1	1 0 1 0 0 2
Inning Stats	R: 1 H: 1 E: 0 LOB: 0 K: 1 BB: 0 S: 6 P: 6	R: 0 H: 1 E: 0 LOB: 1 K: 0 BB: 0 S: 4 P: 4	R: 0 H: 0 E: 0 LOB: 0 K: 1 BB: 0 S: 5 P: 5	R: 0 H: 0 E: 0 LOB: 0 K: 1 BB: 0 S: 5 P: 5	R: 0 H: 0 E: 0 LOB: 1 K: 0 BB: 0 S: 4 P: 4	R: 0 H: 0 E: 2 LOB: 3 K: 0 BB: 1 S: 5 P: 9	R: 0 H: 0 E: 0 LOB: 0 K: 1 BB: 0 S: 5 P: 5	R: 0 H: 0 E: 0 LOB: 0 K: 0 BB: 0 S: 3 P: 3	R: 0 H: 1 E: 0 LOB: 1 K: 0 BB: 1 S: 3 P: 7	R: 0 H: 1 E: 0 LOB: 1 K: 0 BB: 0 S: 4 P: 4	R: 2 H: 3 E: 0 LOB: 2 K: 2 BB: 1 S: 10 P: 14	1B: 6 SF: 0 2B: 1 SAC: 0 3B: 0 DP: 1 HR: 1 HBP: 0						

PITCHER	IP	WLS	BF	H	R	ER	SO	BB	IBB	HBP	BLK	WP	HR	S	P	ERA	WHIP
Shane Rawley, L (1, 1) ERA: 1.0	9.0		34	4	1	1	4	1	1	0	0	0	1	40	48	1.00	0.556
Steve Bedrosian, R (10, 1) ERA: 9.0	2.0	W	11	4	2	2	2	1	0	0	0	0	0	14	18	9.00	2.500

PITCHER	IP	WLS	BF	H	R	ER	SO	BB	IBB	HBP	BLK	WP	HR	S	P	ERA	WHIP

BOTTOM

Philadelphia Phillies @ Cincinnati Reds

Riverfront Stadium, Cincinnati, OH

Wed Apr 09 1986, 6:05 PM EST

Att. 11,411 - Unknown

livebaseballscorecards.com

AB	42
R	3
H	8
RBI	3
BB	3
SO	6
LOB	21

WP: 0	PA: 45		
PB: 0			
SB: 1			
CS: 0			

Cincinnati Reds @ San Diego Padres

Jack Murphy Stadium, San Diego, CA

Fri Apr 11 1986, 9:05 PM EST

Att. 52,934 - Unknown

TOP

livebaseballscorecards.com

Batter	1	2	3	4	5	6	7	8	9	10	11	AB	R	H	RBI	BB	SO	LOB
Eric Davis, R (1, 8) OBP: 0.188, SLG: 0.563	K		CS S 1B		6-3		CS 1-2	F8		K	K	6	0	1	0	0	3	3
Kal Daniels, L (1, 7) OBP: 0.750, SLG: 0.500	S 1B		HR 1-3 BB		K			BB 1B		4-3		2	1	1	0	1	1	0
Tracy Jones, R (8, PH) OBP: 0.625, SLG: 0.667												0	0	0	0	0	1	0
(8, 7)												0	0	0	0	0	0	0
Max Venable, L (10, PH)												1	0	0	0	0	0	0
(10, 7)																		
Dave Parker, L (1, 9) OBP: 0.429, SLG: 1.000	F5		HR 1-H			G3		K		BB		4	1	1	2	1	1	2
Nick Esasky, R (1, 3) OBP: 0.429, SLG: 0.273	BB 1-2		2-3			E6 5-3 1B		1-2 1B		K		4	0	2	0	1	1	1
Buddy Bell, R (1, 5) OBP: 0.071, SLG: 0.071	F3			6-3		5-3 2-3		F2				5	0	0	0	0	0	5
Dave Concepcion, R (1, 6) OBP: 0.286, SLG: 0.231		5-3		6-3		K			5-3		K	5	0	0	0	0	2	1
Bo Diaz, R (1, 2) OBP: 0.500, SLG: 0.714		F3		FC5-4 1B			F9		HR		BB 1B	5	1	3	1	0	0	0
Eddie Milner, L (11, PR)												0	0	0	0	0	0	0
Sal Butera, R (11, 2)												0	0	0	0	0	0	0
Ron Oester, S (1, 4) OBP: 0.357, SLG: 0.357		F7		FC5-4 1-2f			FC2-6 1B		5-3		BB 1-2 1B	5	0	2	0	0	0	1
John Denny, R (1, 1)			K		F9		FC2-6 CS 1-2f		5-3		BB 1-2 2-3	4	0	0	0	0	1	1
John Franco, L (9, 1)												0	0	0	0	0	0	0
Paul O'Neill, L (11, PH)												0	0	0	0	1	0	0
Ted Power, R (11, 1)												0	0	0	0	0	0	0
Inning Stats	R: 0 E: 0 K: 1 S: 6 H: 1 LOB: 2 BB: 1 P: 10	R: 0 E: 0 K: 0 S: 3 H: 0 LOB: 0 BB: 0 P: 3	R: 2 E: 0 K: 1 S: 6 H: 2 LOB: 0 BB: 1 P: 10	R: 0 E: 0 K: 0 S: 4 H: 1 LOB: 1 BB: 0 P: 4	R: 0 E: 0 K: 1 S: 5 H: 0 LOB: 0 BB: 0 P: 5	R: 0 E: 1 K: 1 S: 6 H: 1 LOB: 1 BB: 0 P: 6	R: 0 E: 0 K: 0 S: 3 H: 1 LOB: 0 BB: 0 P: 3	R: 0 E: 0 K: 1 S: 6 H: 1 LOB: 2 BB: 1 P: 10	R: 1 E: 0 K: 0 S: 4 H: 1 LOB: 0 BB: 0 P: 4	R: 0 E: 0 K: 2 S: 7 H: 0 LOB: 1 BB: 1 P: 11	R: 0 E: 0 K: 2 S: 9 H: 2 LOB: 3 BB: 1 P: 13	1B: 8 2B: 0 3B: 0 HR: 2 SF: 0 SAC: 0 DP: 0 HBP: 0	WP: 0 PB: 0 SB: 2 CS: 2	PA: 47					

PITCHER		IP	WLS	BF	H	R	ER	SO	BB	IBB	HBP	BLK	WP	HR	S	P	ERA	WHIP
Eric Show, R ERA: 2.57	(1, 1)	7.0		27	6	2	2	4	2	0	0	0	0	1	33	41	2.57	1.143
Craig Lefferts, L ERA: 2.7	(8, 1)	2.0		9	2	1	1	1	1	0	0	0	0	1	10	14	4.50	1.500
Rich Gossage, R ERA:	(10, 1)	1.0		4	0	0	0	2	1	0	0	0	0	0	7	11	0.00	1.000
Tim Stoddard, R ERA:	(11, 1)	1.0	W	6	2	0	0	2	1	0	0	0	0	0	9	13	0.00	3.000

PITCHER	IP	WLS	BF	H	R	ER	SO	BB	IBB	HBP	BLK	WP	HR	S	P	ERA	WHIP

AB	41
R	3
H	10
RBI	3
BB	5
SO	9
LOB	14

Batter	1	2	3	4	5	6	7	8	9	10	11	AB	R	H	RBI	BB	SO	LOB
Tim Flannery, L (1, 4) OBP: 0.267, SLG: 0.267	K		G3		G3			F8	F6		1B 1-2 2-3 3-H	6	0	1	1	0	1	3
Tony Gwynn, L (1, 9) OBP: 0.261, SLG: 0.227	1B		HR 1B		4-3			F8		F8		5	1	2	0	0	0	0
Kevin McReynolds, R (1, 8) OBP: 0.364, SLG: 0.500 (10, 7)	F9		1-H HR			F8		5-3		CS 1B		5	1	2	2	0	0	1
Steve Garvey, R (1, 3) OBP: 0.200, SLG: 0.158	K		6-3			L5			6-3	BB 1-2		4	0	0	0	1	1	1
Terry Kennedy, L (1, 2) OBP: 0.278, SLG: 0.235		3-1		1-3		K			1B E	4-3		4	0	1	0	0	1	0
Bip Roberts, S (9, PR)												0	1	0	0	0	0	0
Rich Gossage, R (10, 1)												0	0	0	0	0	0	0
Mark Thurmond, L (10, PH) OBP: 0.500, SLG: 0.500												1	0	0	0	0	0	1
Tim Stoddard, R (11, 1)												0	0	0	0	0	0	0
Carmelo Martinez, R (1, 7) OBP: 0.333, SLG: 0.438		K		K		K		E4 4-3 1B 1-2		E 1B FC6-2	1B	3	0	0	0	0	3	0
Dane Iorg, L (9, PH)												1	0	0	0	0	0	1
Dave Dravecky, R (9, PR) OBP: 0.250, SLG: 0.250												0	0	0	0	0	0	0
Marvell Wynne, L (9, PR) OBP: 0.500, SLG: 0.500												1	0	1	0	0	0	0
(10, 8)																		
Graig Nettles, L (1, 5) OBP: 0.333, SLG: 0.111		BB		1B		K		4-3 1-2 2-H		E1 FC6-2 IBB 1-3 1B	1B	2	0	1	0	1	1	0
Jerry Royster, R (9, PH) OBP: 0.500, SLG: 0.625												2	1	2	1	0	0	0
(10, 5)																		
Garry Templeton, S (1, 6) OBP: 0.350, SLG: 0.316		K		K		1B		4-3 1-2 2-3		1B FC6-2 1-2 IBB		4	0	1	0	1	2	4
Eric Show, R (1, 1) OBP: 0.250, SLG: 0.250			6-3		5-3	F7		IBB		FC6-2 1-2 2-3 3-Hf	1B	2	0	0	0	0	0	0
John Kruk, L (7, PH)												1	0	0	0	0	0	1
Craig Lefferts, L (8, 1)												0	0	0	0	0	0	0
Bruce Bochy, R (9, PH)												1	0	0	0	1	0	3
(10, 2)																		
Inning Stats	R: 0 H: 1 E: 0 LOB: 1 K: 2 BB: 0 S: 8 P: 8	R: 0 H: 0 E: 0 LOB: 1 K: 2 BB: 1 S: 7 P: 11	R: 2 H: 2 E: 0 LOB: 0 K: 0 BB: 0 S: 5 P: 5	R: 0 H: 1 E: 0 LOB: 1 K: 2 BB: 0 S: 8 P: 8	R: 0 H: 0 E: 0 LOB: 0 K: 0 BB: 0 S: 3 P: 3	R: 0 H: 0 E: 0 LOB: 0 K: 1 BB: 0 S: 5 P: 5	R: 0 H: 1 E: 0 LOB: 1 K: 2 BB: 0 S: 8 P: 8	R: 0 H: 0 E: 0 LOB: 0 K: 0 BB: 0 S: 3 P: 3	R: 1 H: 2 E: 1 LOB: 3 K: 0 BB: 1 S: 6 P: 10	R: 0 H: 1 E: 0 LOB: 1 K: 0 BB: 1 S: 3 P: 7	R: 1 H: 3 E: 1 LOB: 3 K: 0 BB: 1 S: 4 P: 8	1B: 10 SF: 0 2B: 0 SAC: 0 3B: 0 DP: 0 HR: 1 HBP: 0						

PITCHER		IP	WLS	BF	H	R	ER	SO	BB	IBB	HBP	BLK	WP	HR	S	P	ERA	WHIP
John Denny, R ERA: 2.16	(1, 1)	8.1		33	6	3	2	9	1	0	0	0	0	1	50	54	2.16	0.840
John Franco, L ERA:	(9, 1)	1.2		8	2	0	0	0	1	1	0	0	0	0	6	14	0.00	1.800
Ted Power, R ERA: 18.0	(11, 1)	0.1	L	5	3	1	1	0	0	1	0	0	0	0	4	8	27.00	9.000

PITCHER	IP	WLS	BF	H	R	ER	SO	BB	IBB	HBP	BLK	WP	HR	S	P	ERA	WHIP

BOTTOM

Cincinnati Reds @ San Diego Padres

Jack Murphy Stadium, San Diego, CA

Fri Apr 11 1986, 9:05 PM EST

Att. 52,934 - Unknown

livebaseballscorecards.com

AB	42
R	4
H	11
RBI	4
BB	4
SO	9
LOB	15

WP: 0 PA: 46
PB: 0
SB: 0
CS: 1

Batter	1	2	3	4	5	6	7	8	9	AB	R	H	RBI	BB	SO	LOB
Eric Davis, R (1, 8) OBP: 0.150, SLG: 0.450	5-3		4-3			4-3			F8	4	0	0	0	0	0	0
Tracy Jones, R (1, 7) OBP: 0.455, SLG: 0.444	5-3			6-3			F6		2B	3	0	0	0	0	0	0
Max Venable, L (9, PH) OBP: 0.500, SLG: 1.000 (9, 7)									2B	1	1	1	0	0	0	0
Dave Parker, L (1, 9) OBP: 0.500, SLG: 1.059	2B			G4-6-3 1B			K		WP HR 2-H 2B	4	1	3	1	0	1	0
Nick Esasky, R (1, 3) OBP: 0.389, SLG: 0.467	K			G4-6-3 1-2f			F9		2-H HR	4	1	1	2	0	1	2
Buddy Bell, R (1, 5) OBP: 0.056, SLG: 0.056		F8			F8			F8	F8	4	0	0	0	0	0	0
Dave Concepcion, R (1, 6) OBP: 0.333, SLG: 0.353		G6-4-3 1B			K			2B	1-3	4	0	2	0	0	1	0
Bo Diaz, R (1, 2) OBP: 0.412, SLG: 0.588		G6-4-3 1-2f			4-3			F7		3	0	0	0	0	0	2
Ron Oester, S (1, 4) OBP: 0.353, SLG: 0.313			5-3			6-3		BB		2	0	0	0	1	0	0
Mario Soto, R (1, 1)			1-3			5-3		L4		2	0	0	0	0	0	0
Tony Perez, R (8, PH)										1	0	0	0	0	0	2
Ron Robinson, R (8, 1)										0	0	0	0	0	0	0
Inning Stats	R: 0 E: 0 K: 1 S: 6 H: 1 LOB: 1 BB: 0 P: 6	R: 0 E: 0 K: 0 S: 3 H: 1 LOB: 0 BB: 0 P: 3	R: 0 E: 0 K: 0 S: 3 H: 0 LOB: 0 BB: 0 P: 3	R: 0 E: 0 K: 0 S: 3 H: 1 LOB: 0 BB: 0 P: 3	R: 0 E: 0 K: 1 S: 5 H: 0 LOB: 0 BB: 0 P: 5	R: 0 E: 0 K: 0 S: 3 H: 0 LOB: 0 BB: 0 P: 3	R: 0 E: 0 K: 1 S: 5 H: 0 LOB: 0 BB: 0 P: 5	R: 0 E: 0 K: 0 S: 4 H: 1 LOB: 2 BB: 1 P: 8	R: 3 E: 0 K: 0 S: 6 H: 3 LOB: 0 BB: 0 P: 6	1B: 2 2B: 4 3B: 0 HR: 1	SF: 0 SAC: 0 DP: 2 HBP: 0						

PITCHER		IP	WLS	BF	H	R	ER	SO	BB	IBB	HBP	BLK	WP	HR	S	P	ERA	WHIP
Dave Dravecky, L ERA:	(1, 1)	7.2		26	4	0	0	3	1	0	0	0	0	0	31	35	0.00	0.652
Lance McCullers, R ERA: 5.4	(8, 1)	0.2		3	1	1	1	0	0	0	0	0	0	0	3	3	13.50	1.500
Craig Lefferts, L ERA: 5.4	(9, 1)	0.0		1	1	0	0	0	0	0	0	0	0	0	1	1	∞	∞
Tim Stoddard, R ERA: 5.4	(9, 1)	0.2	L	3	1	2	2	0	0	0	0	0	1	1	3	3	27.00	1.500

PITCHER		IP	WLS	BF	H	R	ER	SO	BB	IBB	HBP	BLK	WP	HR	S	P	ERA	WHIP

TOP

Cincinnati Reds @ San Diego Padres

Jack Murphy Stadium, San Diego, CA

Sat Apr 12 1986, 9:05 PM EST

Att. 21,796 - Unknown

livebaseballscorecards.com

AB	32
R	3
H	7
RBI	3
BB	1
SO	3
LOB	6

PA: 33

WP: 1 PB: 0 SB: 0 CS: 0

Batter	1	2	3	4	5	6	7	8	9	AB	R	H	RBI	BB	SO	LOB
Tim Flannery, L (1, 4) OBP: 0.263, SLG: 0.263	6-3	1-3 1B			F8		F7			4	0	1	0	0	0	0
Tony Gwynn, L (1, 9) OBP: 0.296, SLG: 0.308	1B PB 1B	K			F7			1-3 2B		4	0	2	0	0	1	2
Kevin McReynolds, R (1, 8) (9, 7) OBP: 0.308, SLG: 0.423	5-3 1-2		F3		5-3			1-3 2-3		4	0	0	0	0	0	2
Steve Garvey, R (1, 3) OBP: 0.250, SLG: 0.348	2-3 1B		2-3			HR		5-3		4	1	2	1	0	0	1
Terry Kennedy, L (1, 2) OBP: 0.273, SLG: 0.200	F7		K			F7		IBB		3	0	0	0	1	1	2
Carmelo Martinez, R (1, 7) OBP: 0.318, SLG: 0.450 Marvell Wynne, L (9, 8) OBP: 0.500, SLG: 0.500		1B 2B		F6		K		G3		4 0	1 0	1 0	0 0	0 0	1 0	2 0
Graig Nettles, L (1, 5) OBP: 0.313, SLG: 0.083		K		F8		CS BB			F7	3	0	0	0	1	1	1
Garry Templeton, S (1, 6) OBP: 0.333, SLG: 0.304		K		1B		CS 1-2	F5		K	4	0	1	0	0	2	1
Dave Dravecky, R (1, 1) OBP: 0.286, SLG: 0.286 Lance McCullers, S (8, 1) Craig Lefferts, L (9, 1) Tim Stoddard, R (9, 1) John Kruk, L (9, PH)		1B 2-H 1B		K			5-3		K	3 0 0 0 1	0 0 0 0 0	1 0 0 0 0	1 0 0 0 0	0 0 0 0 0	1 0 0 0 1	1 0 0 0 0
Inning Stats	R: 0 H: 2 E: 0 LOB: 2 K: 0 BB: 0 S: 5 P: 5	R: 1 H: 3 E: 0 LOB: 2 K: 3 BB: 0 S: 12 P: 12	R: 0 H: 0 E: 0 LOB: 0 K: 1 BB: 0 S: 5 P: 5	R: 0 H: 1 E: 0 LOB: 1 K: 1 BB: 0 S: 6 P: 6	R: 0 H: 0 E: 0 LOB: 0 K: 0 BB: 0 S: 3 P: 3	R: 1 H: 1 E: 0 LOB: 0 K: 1 BB: 1 S: 5 P: 9	R: 0 H: 0 E: 0 LOB: 0 K: 0 BB: 0 S: 3 P: 3	R: 0 H: 1 E: 0 LOB: 2 K: 0 BB: 1 S: 4 P: 8	R: 0 H: 0 E: 0 LOB: 0 K: 2 BB: 0 S: 7 P: 7	1B: 5 SF: 0 2B: 2 SAC: 0 3B: 0 DP: 0 HR: 1 HBP: 0						

PITCHER	IP	WLS	BF	H	R	ER	SO	BB	IBB	HBP	BLK	WP	HR	S	P	ERA	WHIP
Mario Soto, R (1, 1) ERA: 2.13	7.0		28	7	2	2	6	1	0	0	0	0	1	39	43	2.57	1.143
Ron Robinson, R (8, 1) ERA:	2.0	W	8	1	0	0	2	0	1	0	0	0	0	11	15	0.00	0.500

PITCHER	IP	WLS	BF	H	R	ER	SO	BB	IBB	HBP	BLK	WP	HR	S	P	ERA	WHIP

Cincinnati Reds @ San Diego Padres

Jack Murphy Stadium, San Diego, CA

Sat Apr 12 1986, 9:05 PM EST

Att. 21,796 - Unknown

BOTTOM

livebaseballscorecards.com

AB	34
R	2
H	8
RBI	2
BB	2
SO	8
LOB	12

WP: 0 PA: 37
PB: 1
SB: 0
CS: 1

Batter	1	2	3	4	5	6	7	8	9	AB	R	H	RBI	BB	SO	LOB
Eddie Milner, L (1, 8) OBP: 0.429, SLG: 0.500	HBP BB 2B	FC1-4 S HR 1-2f		2B 1B		BBB PO BB		1-3		4	3	2	0	1	0	3
Kal Daniels, L (1, 7) OBP: 0.556, SLG: 1.000	F7	6-3 1-2		S 2B 1-H		PO 1-2	1-3		HR	5	1	2	2	0	0	2
Dave Parker, L (1, 9) OBP: 0.522, SLG: 1.095	BB HBP BB BB	HR 2-H		SSS K 2-3			SSS K		1B	4	2	2	2	1	2	1
Eric Davis, R (9, PR) OBP: 0.150, SLG: 0.450										0	0	0	0	0	0	0
(9, 9)																
Nick Esasky, R (1, 3) OBP: 0.409, SLG: 0.500	BB BB FC5-2 HBP 1-2 2-3	5-3		SSS K					S 1B 1-3	3	0	1	0	0	1	1
John Franco, L (7, 1)										0	0	0	0	0	0	0
Max Venable, L (9, PH) OBP: 0.667, SLG: 1.000										1	0	1	0	0	0	0
Joe Price, R (9, 1)							2B			0	0	0	0	0	0	0
Bo Diaz, R (1, 2) OBP: 0.364, SLG: 0.476	FC5-2 BB BB 1-2 2-3 3-H		6-3		6-3		SSS K		K 1-2	4	0	0	1	1	2	3
Dave Concepcion, R (1, 5) OBP: 0.304, SLG: 0.286	FC5-2 BB 1-2 2-3 3-H		F9		SSS K			SSS K	SSS K	4	0	0	1	1	3	3
Kurt Stillwell, S (1, 6) OBP: 0.400, SLG: 0.250	FC5-2 1-2 2-3 3-H		BBB BB	F8				1B 1B	F8	4	0	1	0	1	0	6
Ron Oester, S (1, 4) OBP: 0.286, SLG: 0.250	SSS K		G3			SSS K		F7		4	0	0	0	0	2	5
Tom Browning, L (1, 1) OBP: 0.167, SLG: 0.167		FC1-4 1B		1-3		SSS K		1-2 1B		3	0	1	0	0	1	0
Tony Perez, R (7, 3) OBP: 0.500, SLG: 0.500										1	0	1	0	0	0	0
Inning Stats	R: 2 E: 0 K: 1 S: 6 / H: 1 LOB: 3 BB: 3 P: 19	R: 2 E: 0 K: 0 S: 5 / H: 2 LOB: 0 BB: 0 P: 5	R: 0 E: 0 K: 0 S: 3 / H: 0 LOB: 1 BB: 1 P: 7	R: 1 E: 0 K: 2 S: 9 / H: 2 LOB: 1 BB: 0 P: 9	R: 0 E: 0 K: 1 S: 5 / H: 0 LOB: 0 BB: 0 P: 5	R: 0 E: 0 K: 2 S: 6 / H: 0 LOB: 0 BB: 1 P: 10	R: 0 E: 0 K: 2 S: 8 / H: 1 LOB: 1 BB: 0 P: 8	R: 0 E: 0 K: 1 S: 7 / H: 2 LOB: 2 BB: 0 P: 7	R: 1 E: 0 K: 2 S: 10 / H: 3 LOB: 3 BB: 0 P: 10	1B: 6 2B: 3 3B: 0 HR: 2 / SF: 0 SAC: 0 DP: 0 HBP: 1							

TOP

Cincinnati Reds @ San Diego Padres

Jack Murphy Stadium, San Diego, CA

Sun Apr 13 1986, 6:33 AM EST

Att. 23,546 - Unknown

livebaseballscorecards.com

AB	37
R	6
H	11
RBI	6
BB	5
SO	11
LOB	24

PITCHER		IP	WLS	BF	H	R	ER	SO	BB	IBB	HBP	BLK	WP	HR	S	P	ERA	WHIP
Andy Hawkins, R ERA: 5.23	(1, 1)	3.1		20	5	5	5	1	4	0	1	0	0	1	17	34	13.50	2.700
Gene Walter, L ERA:	(4, 1)	3.2		12	1	0	0	7	1	0	0	0	0	0	25	29	0.00	0.545
Rich Gossage, R ERA: 1.8	(8, 1)	2.0	W	11	5	1	1	3	0	0	0	0	0	1	17	17	4.50	2.500

PITCHER	IP	WLS	BF	H	R	ER	SO	BB	IBB	HBP	BLK	WP	HR	S	P	ERA	WHIP

BOTTOM

Cincinnati Reds @ San Diego Padres

Jack Murphy Stadium, San Diego, CA

Sun Apr 13 1986, 6:33 AM EST

Att. 23,546 - Unknown

livebaseballscorecards.com

Batter	1	2	3	4	5	6	7	8	9	AB	R	H	RBI	BB	SO	LOB
Tim Flannery, L (1, 4) OBP: 0.261, SLG: 0.304	4-3 ①		2B		4-3 ② 3-H		B3 ①			4	0	1	1	0	0	0
Tony Gwynn, L (1, 9) OBP: 0.355, SLG: 0.467	HR		K ②		WP S 1B 1B		HR 1B			4	3	3	1	0	1	1
Kevin McReynolds, R (1, 8) (8, 7) OBP: 0.333, SLG: 0.533	K ②		4-3 ③		FC6-4 1-H 1B		1-H HR			4	1	2	3	0	1	1
Steve Garvey, R (1, 3) OBP: 0.214, SLG: 0.296	1-3 ③			F2 ①	FC6-4 ③ 1-2f		F7 ②			4	0	0	0	0	0	1
Carmelo Martinez, R (1, 7) OBP: 0.346, SLG: 0.409 Rich Gossage, R (8, 1)		5-3 ①		BB		2B BB	K ③			2	0	0	0	2	1	0
										0	0	0	0	0	0	0
Garry Templeton, S (1, 6) OBP: 0.321, SLG: 0.296		1B		F9 ②		F9 ①		6-3 ①		4	0	1	0	0	0	2
Jerry Royster, R (1, 5) OBP: 0.417, SLG: 0.583		F7 ②		F2 ③		1-H 2B		F5 ②		4	0	1	0	0	0	2
Bruce Bochy, R (1, 2) OBP: 0.286, SLG: 0.333		5-3 ③			6-3 4-3 2B	F7 ③		K ③		4	1	1	0	0	1	2
Andy Hawkins, R (1, 1) OBP: 0.333, SLG: 0.333			K ①		6-3 ① 2-3		HR		HR	1	0	0	0	0	1	0
Gene Walter, L (4, 1)										1	0	0	0	0	0	1
Marvell Wynne, L (7, PH) (8, 8) OBP: 0.750, SLG: 2.250										2	2	2	2	0	0	0

	AB	34
	R	7
	H	11
	RBI	7
	BB	2
	SO	5
	LOB	10

Inning Stats	1	2	3	4	5	6	7	8	9
	R: 1 E: 0 K: 1 S: 6	H: 1 LOB: 0 BB: 0 P: 6	R: 0 E: 0 K: 0 S: 4	H: 1 LOB: 1 BB: 0 P: 4	R: 0 E: 0 K: 2 S: 8	H: 1 LOB: 1 BB: 0 P: 8	R: 0 E: 0 K: 0 S: 3	H: 0 LOB: 1 BB: 1 P: 7	R: 2 E: 0 K: 0 S: 6	H: 3 LOB: 1 BB: 0 P: 6
	R: 0 E: 0 K: 0 S: 3	H: 1 LOB: 1 BB: 1 P: 7	R: 3 E: 0 K: 1 S: 8	H: 3 LOB: 0 BB: 0 P: 8	R: 0 E: 0 K: 1 S: 5	H: 0 LOB: 0 BB: 0 P: 5	R: 1 E: 0 K: 0 S: 1	H: 1 LOB: 0 BB: 0 P: 1		

	1B: 4	SF: 0	WP: 1	PA: 36
	2B: 3	SAC: 0	PB: 0	
	3B: 0	DP: 0	SB: 1	
	HR: 4	HBP: 0	CS: 0	

PITCHER		IP	WLS	BF	H	R	ER	SO	BB	IBB	HBP	BLK	WP	HR	S	P	ERA	WHIP
Tom Browning, L ERA: 3.77	(1, 1)	6.1		29	9	5	5	3	2	0	0	0	1	2	33	41	7.11	1.737
John Franco, L ERA: 1.69	(7, 1)	1.2		6	1	1	1	2	0	0	0	0	0	1	10	10	5.40	0.600
Joe Price, L ERA:	(9, 1)	0.0	L	1	1	1	1	0	0	0	0	0	0	1	1	1	∞	∞

PITCHER	IP	WLS	BF	H	R	ER	SO	BB	IBB	HBP	BLK	WP	HR	S	P	ERA	WHIP

Cincinnati Reds @ Atlanta Braves

Atlanta-Fulton County Stadium, Atlanta, GA

Tue Apr 15 1986, 6:05 PM EST

Att. 12,981 - Unknown

TOP

livebaseballscorecards.com

Batter	1	2	3	4	5	6	7	8	9	AB	R	H	RBI	BB	SO	LOB
Eric Davis, R (1, 8) OBP: 0.160, SLG: 0.375	E4	F9			K			BB	6-3	4	2	0	0	1	1	2
Buddy Bell, R (1, 5) Kurt Stillwell, S (8, PR) OBP: 0.400, SLG: 0.250 (8, 6)	SF9 1-H		G3 2B		4-3			FC6 1-3		3 0	0 1	1 0	1 0	0 0	0 0	1 0
Dave Parker, L (1, 9) OBP: 0.519, SLG: 1.120	F9		G3 2-3			G4-6-3 1B		1-H 3-H HR		4	1	2	3	0	0	1
Nick Esasky, R (1, 7) OBP: 0.385, SLG: 0.545 (8, 3)	3B		K			F8		K		4	0	1	0	0	2	3
Tony Perez, R (1, 3) OBP: 0.167, SLG: 0.167 Max Venable, L (8, 7) OBP: 0.667, SLG: 1.000	K		6-3			G4-6-3 1-2f		K		4 0	0 0	0 0	0 0	0 0	2 0	4 0
Dave Concepcion, R (1, 6) OBP: 0.259, SLG: 0.240 (8, 5)		K		6-3			F8	4-3		4	0	0	0	0	1	1
Bo Diaz, R (1, 2) OBP: 0.400, SLG: 0.478 Eddie Milner, L (7, PR) OBP: 0.429, SLG: 0.500 Sal Butera, R (7, 2) OBP: 1.000, SLG: 4.000		FC2-5 BB		5-3			1B		HR	2 0 1	0 0 1	1 0 1	0 0 1	1 0 0	0 0 0	0 0 0
Ron Oester, S (1, 4) OBP: 0.280, SLG: 0.217		FC2-5 1-2 BB		1-3	K			4-3		3	0	0	0	1	1	1
Bill Gullickson, R (1, 1) Tracy Jones, R (7, PH) OBP: 0.417, SLG: 0.400 Ron Robinson, R (7, 1) John Franco, L (9, 1)		FC2-5 1-2 2-3f			4-3		1-3	1-3		2 1 1 0	0 0 0 0	0 0 0 0	0 0 0 0	0 0 0 0	0 0 0 0	2 1 0 0

	AB	R	H	RBI	BB	SO	LOB
AB	33						
R	5						
H	6						
RBI	5						
BB	3						
SO	7						
LOB	16						

Inning Stats	1	2	3	4	5	6	7	8	9	1B: 2 SF: 1	WP: 0 PA: 37
R	1	0	0	0	0	0	0	3	1	2B: 1 SAC: 0	PB: 0
E	1	0	0	0	0	0	0	0	0	3B: 1 DP: 1	SB: 2
K	1	1	1	0	1	0	1	2	0	HR: 2 HBP: 0	CS: 0
S	7	5	6	3	5	3	6	9	4		
H	1	0	1	0	0	1	1	1	1		
LOB	1	2	0	0	0	0	1	1	0		
BB	0	2	0	0	0	0	0	1	0		
P	7	13	6	3	5	3	6	13	4		

PITCHER		IP	WLS	BF	H	R	ER	SO	BB	IBB	HBP	BLK	WP	HR	S	P	ERA	WHIP
Zane Smith, L ERA: 1.38	(1, 1)	7.0		28	4	2	1	5	3	0	0	0	0	0	35	47	1.29	1.000
Jeff Dedmon, R ERA: 11.25	(8, 1)	2.0	L	9	2	3	3	2	0	0	0	0	0	2	13	13	13.50	1.000

PITCHER	IP	WLS	BF	H	R	ER	SO	BB	IBB	HBP	BLK	WP	HR	S	P	ERA	WHIP

Cincinnati Reds @ Atlanta Braves

Atlanta-Fulton County Stadium, Atlanta, GA

Tue Apr 15 1986, 6:05 PM EST

Att. 12,981 - Unknown

BOTTOM

Batter	1	2	3	4	5	6	7	8	9	AB	R	H	RBI	BB	SO	LOB
Claudell Washington, L (1, 9) OBP: 0.261, SLG: 0.318	4-3		CS 1B		4-3		1B		K	5	0	2	0	0	1	1
Ken Oberkfell, L (1, 5) OBP: 0.500, SLG: 0.389	FC6-4 BB		1-2 BB		G3		1-3		F9	2	0	0	0	2	0	1
Ted Simmons, S (9, PH) OBP: 0.375, SLG: 0.375										1	0	0	0	0	0	1
Dale Murphy, R (1, 8) OBP: 0.400, SLG: 0.714	FC6-4 1-2f		K			4-3		HR		4	1	1	1	0	1	2
Bob Horner, R (1, 3)	F7			F9		5-3 BB		K		3	0	0	0	1	1	1
Terry Harper, R (1, 7) OBP: 0.263, SLG: 0.200		6-3		4-3		5-3 1-2		2B		4	0	1	0	0	0	1
Glenn Hubbard, R (1, 4) OBP: 0.429, SLG: 0.313		5-3 BB		HR BB		1B		1B		2	1	2	0	2	0	0
Ozzie Virgil, R (1, 2) OBP: 0.105, SLG: 0.263		5-3 1-2		1-H HR		F8		K		4	1	1	2	0	1	4
Andres Thomas, R (1, 6)		4-3		5-3			F4		F6	3	0	0	0	0	0	1
Omar Moreno, L (9, PH) OBP: 0.250, SLG: 0.429										1	0	0	0	0	0	0
Zane Smith, L (1, 1)			G3		F8		3-1		1B	3	0	0	0	0	0	0
Jeff Dedmon, L (8, 1)										0	0	0	0	0	0	0
Chris Chambliss, L (9, PH) OBP: 0.875, SLG: 1.286										1	0	1	0	0	0	0
Rafael Ramirez, R (9, PR) OBP: 0.227, SLG: 0.333										0	0	0	0	0	0	0
Inning Stats	R: 0 E: 1 K: 0 S: 3 H: 0 LOB: 1 BB: 1 P: 7	R: 0 E: 0 K: 0 S: 3 H: 0 LOB: 1 BB: 1 P: 7	R: 0 E: 0 K: 1 S: 5 H: 1 LOB: 1 BB: 1 P: 9	R: 2 E: 0 K: 0 S: 4 H: 1 LOB: 0 BB: 1 P: 8	R: 0 E: 0 K: 0 S: 3 H: 0 LOB: 0 BB: 0 P: 3	R: 0 E: 0 K: 0 S: 4 H: 1 LOB: 2 BB: 1 P: 8	R: 0 E: 0 K: 0 S: 4 H: 1 LOB: 1 BB: 0 P: 4	R: 1 E: 0 K: 2 S: 9 H: 3 LOB: 1 BB: 0 P: 9	R: 0 E: 0 K: 1 S: 6 H: 1 LOB: 1 BB: 0 P: 6	1B: 5 2B: 1 3B: 0 HR: 2 SF: 0 SAC: 0 DP: 0 HBP: 0							

livebaseballscorecards.com

AB	33
R	3
H	8
RBI	3
BB	5
SO	4
LOB	12

PITCHER	IP	WLS	BF	H	R	ER	SO	BB	IBB	HBP	BLK	WP	HR	S	P	ERA	WHIP
Bill Gullickson, R (1, 1) ERA: 3.0	6.0		25	3	2	2	1	5	0	0	0	0	1	22	42	3.00	1.333
Ron Robinson, R (7, 1) ERA: 1.17	2.1	W	11	5	1	1	2	0	0	0	0	0	1	15	15	3.86	2.143
John Franco, L (9, 1) ERA: 1.5	0.2	S	2	0	0	0	1	0	0	0	0	0	0	4	4	0.00	0.000

PITCHER	IP	WLS	BF	H	R	ER	SO	BB	IBB	HBP	BLK	WP	HR	S	P	ERA	WHIP

Batter	1	2	3	4	5	6	7	8	9	AB	R	H	RBI	BB	SO	LOB
Kal Daniels, L (1, 7) OBP: 0.429, SLG: 0.667	S S S 0-3 ① K		x 0-0 ③ F8		x 0-0 ② F8		x 0-0 1-2 1B		S S S 0-3 ③ K	5	0	1	0	0	2	2
Eddie Milner, L (1, 8) OBP: 0.364, SLG: 0.400	S S S 0-3 ② K			x 0-0 ① 6-3	0-0 ③ CS 1-2	x 0-0 1B 1B	x 0-0 ② F8			4	0	1	0	0	1	2
Scott Terry, R (7, 1)										0	0	0	0	0	0	0
John Franco, L (9, 1)										0	0	0	0	0	0	0
Dave Parker, L (1, 9) OBP: 0.484, SLG: 1.000	x 0-0 ③ 4-3			x 0-0 BB E 1B		S S S 0-3 ① K	S S S 0-3 ③ K			4	1	1	0	0	2	3
Nick Esasky, R (1, 3) OBP: 0.400, SLG: 0.520		x 0-0 ① F8		B B B 4-0 E 1-2 6-3 BB		x 0-0 G6-4-3 1-3 1B		S S S 0-3 ① K		3	1	1	0	1	1	0
Buddy Bell, R (1, 5) OBP: 0.115, SLG: 0.160		x 0-0 CS 1B		x 0-0 E7 1-3 2-H		x 0-0 ②③ G6-4-3 1-2f		S S S 0-3 ② K		4	0	1	0	0	1	3
Dave Concepcion, R (1, 6) OBP: 0.290, SLG: 0.483		x 0-0 ②③ 5-3 1-2		x 0-0 ② 6-3 3-H			x 0-0 HR	x 0-0 HR		4	2	2	3	0	0	2
Bo Diaz, R (1, 2) OBP: 0.429, SLG: 0.500			x 0-0 FC1-6 1B	x 0-0 ③ P6			x 0-0 1B SF8 1B	S S S 0-3 ③ K		3	0	2	0	0	0	1
Eric Davis, R (7, PR) OBP: 0.154, SLG: 0.360										1	1	0	0	0	1	0
(7, 8)																
Ron Oester, S (1, 4) OBP: 0.276, SLG: 0.222			x 0-0 ① FC1-6 SH2-4 1-2f		S S S 0-3 ① K		x 0-0 1B 1-3 1B		S S S 0-3 ① K	4	0	1	0	0	2	1
John Denny, R (1, 1)			x 0-0 ② SH2-4 1-2		B B B 4-0 CS BB		x 0-0 ① SF8 3-H		x 0-0 ② F7	0	0	0	0	1	0	0
Max Venable, L (7, PH) OBP: 0.667, SLG: 1.000										0	0	0	0	0	0	0
Tracy Jones, R (7, PH) OBP: 0.385, SLG: 0.400										0	0	0	1	0	0	0
Sal Butera, R (7, 2) OBP: 0.500, SLG: 2.000										1	0	0	0	0	0	0
Inning Stats	R: 0 E: 0 K: 2 S: 7 H: 0 LOB: 0 BB: 0 P: 7	R: 0 E: 0 K: 0 S: 3 H: 1 LOB: 0 BB: 0 P: 3	R: 0 E: 0 K: 0 S: 4 H: 1 LOB: 0 BB: 0 P: 4	R: 2 E: 1 K: 0 S: 5 H: 1 LOB: 1 BB: 1 P: 9	R: 0 E: 0 K: 1 S: 4 H: 0 LOB: 0 BB: 1 P: 8	R: 0 E: 0 K: 1 S: 6 H: 2 LOB: 1 BB: 0 P: 6	R: 2 E: 0 K: 1 S: 9 H: 4 LOB: 2 BB: 0 P: 9	R: 1 E: 0 K: 3 S: 10 H: 1 LOB: 0 BB: 0 P: 10	R: 0 E: 0 K: 2 S: 7 H: 0 LOB: 0 BB: 0 P: 7	1B: 8 2B: 0 3B: 0 HR: 2	SF: 1 SAC: 1 DP: 1 HBP: 0						

TOP

Cincinnati Reds @ Atlanta Braves

Atlanta-Fulton County Stadium, Atlanta, GA

Wed Apr 16 1986, 6:05 PM EST

Att. 7,927 - Unknown

livebaseballscorecards.com

AB	33
R	5
H	10
RBI	4
BB	2
SO	10
LOB	14

WP: 0 PB: 0 SB: 0 CS: 2 PA: 38

PITCHER		IP	WLS	BF	H	R	ER	SO	BB	IBB	HBP	BLK	WP	HR	S	P	ERA	WHIP
Rick Mahler, R ERA: 2.61	(1, 1)	6.0	L	26	8	4	2	4	2	0	0	0	0	1	32	40	3.00	1.667
Paul Assenmacher, L ERA:	(7, 1)	1.0		4	1	0	0	1	0	0	0	0	0	0	6	6	0.00	1.000
Bruce Sutter, R ERA: 7.2	(8, 1)	2.0		7	1	1	1	5	0	0	0	0	0	1	17	17	4.50	0.500

PITCHER	IP	WLS	BF	H	R	ER	SO	BB	IBB	HBP	BLK	WP	HR	S	P	ERA	WHIP

Cincinnati Reds @ Atlanta Braves

Atlanta-Fulton County Stadium, Atlanta, GA

Wed Apr 16 1986, 6:05 PM EST

Att. 7,927 - Unknown

livebaseballscorecards.com

BOTTOM

Batter	1	2	3	4	5	6	7	8	9	AB	R	H	RBI	BB	SO	LOB
Claudell Washington, L (1, 9) OBP: 0.259, SLG: 0.308	G1-4-3, 1B 1B	G4-6-3 1-2f			F7		K 1-3			4	0	1	0	0	1	2
Rafael Ramirez, R (1, 6) OBP: 0.231, SLG: 0.320	G1-4-3 1-2 1B		4-3		P6		6-3			4	0	1	0	0	0	1
Dale Murphy, R (1, 8) OBP: 0.414, SLG: 0.652	G1-4-3 1-2f 2-3		1-3		BB			BB		2	0	0	0	2	0	2
Bob Horner, R (1, 3)	F9		6-3		6-3			F3		4	0	0	0	0	0	3
Terry Harper, R (1, 7) OBP: 0.261, SLG: 0.167		E3 2B		K		K		L3 1-2 BB		3	1	0	0	1	2	0
Ozzie Virgil, R (1, 2) OBP: 0.130, SLG: 0.227		2B SH3 BB		1-3		K		L3 1-2		3	1	0	0	1	1	2
Ken Oberkfell, L (1, 5) OBP: 0.500, SLG: 0.455		SH3 1-3 2-H 1B 2B		1B 1B		3-1			G1-4-3	4	1	2	1	0	0	0
Glenn Hubbard, R (1, 4) OBP: 0.458, SLG: 0.368		SH3 2-3 3-H		1-2 1B			FC4-6 1B		F8	3	0	2	1	0	0	0
Rick Mahler, R (1, 1) OBP: 0.250, SLG: 0.250 Paul Assenmacher, L (7, 1) Omar Moreno, L (7, PH) OBP: 0.222, SLG: 0.375 Bruce Sutter, R (8, 1) Bill Sample, R (9, PH) OBP: 0.429, SLG: 0.857		G4-6-3 3-H 1B		K			FC4-6 WP S 1-2f		4-3	2 0 1 0 1	0 0 0 0 0	1 0 0 0 0	1 0 0 0 0	0 0 0 0 0	1 0 0 0 0	2 0 1 0 1
Inning Stats	R: 0 E: 0 K: 0 S: 4 H: 2 LOB: 1 BB: 0 P: 4	R: 3 E: 1 K: 0 S: 5 H: 2 LOB: 0 BB: 1 P: 9	R: 0 E: 0 K: 0 S: 3 H: 0 LOB: 0 BB: 0 P: 3	R: 0 E: 0 K: 2 S: 9 H: 2 LOB: 2 BB: 0 P: 9	R: 0 E: 0 K: 0 S: 3 H: 0 LOB: 1 BB: 1 P: 7	R: 0 E: 0 K: 2 S: 7 H: 0 LOB: 0 BB: 0 P: 7	R: 0 E: 0 K: 1 S: 6 H: 1 LOB: 1 BB: 0 P: 6	R: 0 E: 0 K: 0 S: 2 H: 0 LOB: 1 BB: 2 P: 10	R: 0 E: 0 K: 0 S: 3 H: 0 LOB: 0 BB: 0 P: 3	1B: 6 2B: 2 3B: 0 HR: 0	SF: 0 SAC: 1 DP: 3 HBP: 0						

	AB	31
	R	3
	H	7
	RBI	3
	BB	4
	SO	5
	LOB	13

WP: 1 PB: 0 SB: 1 CS: 0 PA: 36

PITCHER		IP	WLS	BF	H	R	ER	SO	BB	IBB	HBP	BLK	WP	HR	S	P	ERA	WHIP
John Denny, R ERA: 2.51	(1, 1)	6.0	W	25	6	3	2	4	2	0	0	0	0	0	31	39	3.00	1.333
Scott Terry, R ERA:	(7, 1)	2.0		8	1	0	0	1	2	0	0	0	1	0	8	16	0.00	1.500
John Franco, L ERA: 1.29	(9, 1)	1.0	S	3	0	0	0	0	0	0	0	0	0	0	3	3	0.00	0.000

PITCHER	IP	WLS	BF	H	R	ER	SO	BB	IBB	HBP	BLK	WP	HR	S	P	ERA	WHIP

Houston Astros @ Cincinnati Reds

Riverfront Stadium, Cincinnati, OH

Fri Apr 18 1986, 6:05 PM EST

Att. 26,126 - Unknown

TOP

livebaseballscorecards.com

Batter	1	2	3	4	5	6	7	8	9	AB	R	H	RBI	BB	SO	LOB
Bill Doran, S (1, 4) OBP: 0.538, SLG: 0.464	G3		F8 BB		BB S SF8 1B		4-3 S BB		F6	3	1	1	0	2	0	0
Terry Puhl, L (1, 9) Tony Walker, R (8, 8) OBP: 0.222, SLG: 0.333	F7		F8 1-2		E BB 1-2 BB		K 1-2		K	3	0	0	0	1	1	2
										1	0	0	0	0	1	0
Phil Garner, R (1, 5) OBP: 0.619, SLG: 1.278	HR			K	E 1-2 2-3 BB		4-3 2-3		S 1B	4	1	2	1	1	1	1
Glenn Davis, R (1, 3) OBP: 0.184, SLG: 0.429	5-3			F8	SF8 1-2 2-3 3-H		BB		K 1-2	3	0	0	1	1	1	1
Kevin Bass, S (1, 8) (8, 9) OBP: 0.371, SLG: 0.500		3-1		E PB 1B	K		F8			4	1	1	0	0	1	4
Denny Walling, L (1, 7) OBP: 0.444, SLG: 0.478		FC3-6 1B		E8 PB HR 1-3 1B		HR		4-3		4	2	3	1	0	0	0
Mark Bailey, S (1, 2) OBP: 0.148, SLG: 0.154		FC3-6 1-2f		2-H 3-H HR		4-3		F3		0	0	0	0	0	0	0
Alan Ashby, S (1, 2) OBP: 0.273, SLG: 0.500										4	1	1	2	0	0	1
Dickie Thon, R (1, 6) OBP: 0.394, SLG: 0.429		K		F7		F4		1B		4	0	1	0	0	1	1
Mike Scott, R (1, 1)			K		K	K		K		4	0	0	0	0	4	1
Dave Smith, R (9, 1)										0	0	0	0	0	0	0
Inning Stats	R: 1 E: 0 K: 0 S: 4 / H: 1 LOB: 0 BB: 0 P: 4	R: 0 E: 0 K: 1 S: 6 / H: 1 LOB: 1 BB: 0 P: 6	R: 0 E: 0 K: 1 S: 4 / H: 0 LOB: 0 BB: 1 P: 8	R: 3 E: 1 K: 1 S: 8 / H: 3 LOB: 0 BB: 0 P: 8	R: 1 E: 1 K: 2 S: 8 / H: 1 LOB: 2 BB: 2 P: 16	R: 1 E: 0 K: 1 S: 6 / H: 1 LOB: 0 BB: 0 P: 6	R: 0 E: 0 K: 1 S: 5 / H: 0 LOB: 2 BB: 2 P: 13	R: 0 E: 0 K: 1 S: 6 / H: 1 LOB: 1 BB: 0 P: 6	R: 0 E: 0 K: 2 S: 8 / H: 1 LOB: 1 BB: 0 P: 8	1B: 6 2B: 0 3B: 0 HR: 3 / SF: 1 SAC: 0 DP: 0 HBP: 0							

	AB	34
	R	6
	H	9
	RBI	5
	BB	5
	SO	10
	LOB	11

WP: 0 PB: 1 SB: 3 CS: 0 PA: 40

PITCHER		IP	WLS	BF	H	R	ER	SO	BB	IBB	HBP	BLK	WP	HR	S	P	ERA	WHIP
Mario Soto, R ERA: 4.08	(1, 1)	5.0	L	23	6	5	5	5	3	0	0	0	0	2	30	42	9.00	1.800
Scott Terry, R ERA: 2.08	(6, 1)	2.0		9	1	1	1	2	2	0	0	0	0	1	11	19	4.50	1.500
Joe Price, L ERA: 9.0	(8, 1)	1.0		4	1	0	0	1	0	0	0	0	0	0	6	6	0.00	1.000
Ted Power, R ERA: 9.0	(9, 1)	1.0		4	1	0	0	2	0	0	0	0	0	0	8	8	0.00	1.000

Houston Astros @ Cincinnati Reds

Riverfront Stadium, Cincinnati, OH

Fri Apr 18 1986, 6:05 PM EST

Att. 26,126 - Unknown

BOTTOM

Batter	1	2	3	4	5	6	7	8	9	AB	R	H	RBI	BB	SO	LOB
Kal Daniels, L (1, 7) OBP: 0.389, SLG: 0.563	K		1B 3-H 1B			K		6-3		4	0	1	1	0	2	0
Eric Davis, R (1, 8) OBP: 0.200, SLG: 0.357	F7		G3-6-3 1-3 1B			S BB			K	3	0	1	0	1	1	0
Dave Parker, L (1, 9) OBP: 0.457, SLG: 0.909	3-1		G3-6-3 1-2f			F2			HR 1B	4	1	1	0	0	0	3
Nick Esasky, R (1, 3) OBP: 0.412, SLG: 0.655		3-1 SF7 2B		K		K 1-2			1-H HR	4	2	2	2	0	2	1
Buddy Bell, R (1, 5) OBP: 0.100, SLG: 0.138		3-1 2-3		K			K		F7	4	0	0	0	0	2	1
Dave Concepcion, R (1, 6) OBP: 0.257, SLG: 0.438		SF7 3-H		6-3			5-3		K	3	0	0	1	0	1	0
Bo Diaz, R (1, 2) OBP: 0.387, SLG: 0.448		5-3		L6			1-3			3	0	0	0	0	0	0
Ron Oester, S (1, 4) OBP: 0.281, SLG: 0.267			SH1-4 1B 2B	F6				F9		3	1	1	0	0	0	0
Mario Soto, R (1, 1) Eddie Milner, L (5, PH) OBP: 0.333, SLG: 0.364 Scott Terry, R (6, 1) Joe Price, R (8, 1) Max Venable, L (8, PH) OBP: 0.500, SLG: 0.750 Ted Power, R (9, 1)			SH1-4 2-3		K			K		0 1 0 0 1 0	0 0 0 0 0 0	0 0 0 0 0 0	0 0 0 0 0 0	0 1 0 0 0 0	0 0 0 0 1 0	0 0 0 0 0 0
Inning Stats	R: 0 E: 0 K: 1 S: 5 H: 0 LOB: 0 BB: 0 P: 5	R: 1 E: 0 K: 0 S: 4 H: 1 LOB: 0 BB: 0 P: 4	R: 1 E: 0 K: 0 S: 5 H: 3 LOB: 1 BB: 0 P: 5	R: 0 E: 0 K: 2 S: 7 H: 0 LOB: 0 BB: 0 P: 7	R: 0 E: 0 K: 1 S: 5 H: 0 LOB: 0 BB: 0 P: 5	R: 0 E: 0 K: 2 S: 7 H: 0 LOB: 1 BB: 1 P: 11	R: 0 E: 0 K: 1 S: 5 H: 0 LOB: 0 BB: 0 P: 5	R: 0 E: 0 K: 1 S: 5 H: 0 LOB: 0 BB: 0 P: 5	R: 2 E: 0 K: 2 S: 9 H: 2 LOB: 0 BB: 0 P: 9	1B: 3 2B: 2 3B: 0 HR: 1	SF: 1 SAC: 1 DP: 1 HBP: 0					

livebaseballscorecards.com

AB	30
R	4
H	6
RBI	4
BB	1
SO	10
LOB	5

WP: 0 PB: 0 SB: 1 CS: 0 PA: 33

PITCHER		IP	WLS	BF	H	R	ER	SO	BB	IBB	HBP	BLK	WP	HR	S	P	ERA	WHIP
Mike Scott, R ERA: 5.89	(1, 1)	8.1	W	31	6	4	4	9	1	0	0	0	0	1	48	52	4.32	0.840
Dave Smith, R ERA: 1.8	(9, 1)	0.2	S	2	0	0	0	1	0	0	0	0	0	0	4	4	0.00	0.000

PITCHER	IP	WLS	BF	H	R	ER	SO	BB	IBB	HBP	BLK	WP	HR	S	P	ERA	WHIP

Batter	1	2	3	4	5	6	7	8	9	AB	R	H	RBI	BB	SO	LOB
Bill Doran, S (1, 4) OBP: 0.523, SLG: 0.455	0-0 1B 2B 1B	0-0 F7			0-0 F7		0-0 FC4-6 1B 1-3 1B		0-0 F8	5	1	2	0	0	0	1
Billy Hatcher, R (1, 7) OBP: 0.238, SLG: 0.200	0-0 2B 1B 1-3	0-0 1-3			0-3 K SSS		0-0 FC4-6 1-2f			4	1	1	0	0	1	2
Phil Garner, R (1, 5) OBP: 0.600, SLG: 1.182	0-0 SF8 2B 1-H 3-H		0-0 5-3			0-0 CS 1B		0-3 K SSS		4	1	2	2	0	1	0
Glenn Davis, R (1, 3) OBP: 0.167, SLG: 0.395	0-0 SF8 3-H		0-0 5-3			0-0 F9		0-0 F2		3	0	0	1	0	0	1
Kevin Bass, S (1, 9) OBP: 0.410, SLG: 0.600	0-0 HR		0-0 F7			4-0 S BB 1-2 BBBB		0-0 1B		3	1	2	1	1	0	0
Dickie Thon, R (1, 6) OBP: 0.378, SLG: 0.406	0-0 1B			0-3 K SSS		0-0 F9 1-2		0-0 F7		4	0	1	0	0	1	2
Alan Ashby, S (1, 2) OBP: 0.267, SLG: 0.429	0-0 F8			0-0 6-3			0-0 1B 1B		0-0 1-3	4	0	1	0	0	0	1
Tony Walker, R (1, 8) OBP: 0.154, SLG: 0.231	0-3 K SSS			0-0 6-3			0-0 F8		0-0 L5	4	0	0	0	0	1	2
Bob Knepper, L (1, 1) Charlie Kerfeld, R (6, 1) Denny Walling, L (9, PH) OBP: 0.464, SLG: 0.500 Dave Smith, R (9, 1)		0-3 K SSS			0-0 F3		0-3 K SSS		0-0 1B	2 1 1 0	0 0 0 0	0 0 1 0	0 0 0 0	0 0 0 0	1 1 0 0	0 1 0 0
Inning Stats	R: 4 H: 5 E: 0 LOB: 1 K: 1 BB: 0 S: 10 P: 10	R: 0 H: 0 E: 0 LOB: 0 K: 1 BB: 0 S: 5 P: 5	R: 0 H: 0 E: 0 LOB: 0 K: 0 BB: 0 S: 3 P: 3	R: 0 H: 0 E: 0 LOB: 0 K: 1 BB: 0 S: 5 P: 5	R: 0 H: 0 E: 0 LOB: 0 K: 1 BB: 0 S: 5 P: 5	R: 0 H: 1 E: 0 LOB: 1 K: 0 BB: 1 S: 3 P: 7	R: 0 H: 2 E: 0 LOB: 2 K: 1 BB: 0 S: 7 P: 7	R: 0 H: 1 E: 0 LOB: 1 K: 1 BB: 0 S: 6 P: 6	R: 0 H: 1 E: 0 LOB: 1 K: 0 BB: 0 S: 4 P: 4	1B: 8 SF: 1 2B: 1 SAC: 0 3B: 0 DP: 0 HR: 1 HBP: 0						

PITCHER		IP	WLS	BF	H	R	ER	SO	BB	IBB	HBP	BLK	WP	HR	S	P	ERA	WHIP
Tom Browning, L ERA: 6.14	(1, 1)	0.1	L	6	5	4	4	0	0	0	0	0	0	1	6	6	108.00	15.000
Ron Robinson, R ERA: 0.73	(1, 1)	4.2		14	0	0	0	4	0	0	0	0	0	0	22	22	0.00	0.000
Scott Terry, R ERA: 1.42	(6, 1)	2.0		9	3	0	0	1	1	0	0	0	0	0	10	14	0.00	2.000
Joe Price, L ERA: 4.5	(8, 1)	1.0		4	1	0	0	1	0	0	0	0	0	0	6	6	0.00	1.000
John Franco, L ERA: 1.13	(9, 1)	1.0		4	1	0	0	0	0	0	0	0	0	0	4	4	0.00	1.000

PITCHER	IP	WLS	BF	H	R	ER	SO	BB	IBB	HBP	BLK	WP	HR	S	P	ERA	WHIP

TOP

Houston Astros @ Cincinnati Reds

Riverfront Stadium, Cincinnati, OH

Sat Apr 19 1986, 3:33 AM EST

Att. 17,564 - Unknown

livebaseballscorecards.com

AB	35
R	4
H	10
RBI	4
BB	1
SO	6
LOB	10

WP: 0 PA: 37
PB: 0
SB: 1
CS: 1

Houston Astros @ Cincinnati Reds

Riverfront Stadium, Cincinnati, OH

Sat Apr 19 1986, 3:33 AM EST

Att. 17,564 - Unknown

BOTTOM

Batter	1	2	3	4	5	6	7	8	9	AB	R	H	RBI	BB	SO	LOB
Eric Davis, R (1, 8) (9, 7) OBP: 0.257, SLG: 0.375	G5-4-3 1B		6-3			1B S 1B		WP S E BB	G6-4-3 1-2f	4	1	2	0	1	0	1
Buddy Bell, R (1, 5) OBP: 0.118, SLG: 0.152	G5-4-3 1-2f			K		1-3 1B		F8 1-2		4	0	1	0	0	1	2
Dave Parker, L (1, 9) OBP: 0.410, SLG: 0.811	F8			4-3		F9		K 2-3		4	0	0	0	0	1	3
Nick Esasky, R (1, 7) (9, 3) OBP: 0.368, SLG: 0.576		F9		K		K		E6 1B 3-H		4	1	0	0	0	2	2
Tony Perez, R (1, 3) OBP: 0.300, SLG: 0.222		BB			F8	5-3		2-H 1B		3	0	1	1	1	0	2
Eddie Milner, L (8, PR) (9, 8) OBP: 0.333, SLG: 0.364										0	0	0	0	0	0	0
Dave Concepcion, R (1, 6) OBP: 0.231, SLG: 0.389		F8			6-3		1-3	F8		4	0	0	0	0	0	2
Bo Diaz, R (1, 2) OBP: 0.400, SLG: 0.576		F7				2B	4-3		HR	4	1	2	1	0	0	1
Ron Oester, S (1, 4) OBP: 0.306, SLG: 0.303			K		BB		2B		F8	3	0	1	0	1	1	0
Tom Browning, L (1, 1) OBP: 0.167, SLG: 0.167			3-1		K		4-1		G6-4-3 1B	0	0	0	0	0	0	0
Ron Robinson, R (1, 1)										1	0	0	0	0	0	0
Tracy Jones, R (5, PH) OBP: 0.357, SLG: 0.364										1	0	0	0	0	1	2
Scott Terry, R (6, 1)										0	0	0	0	0	0	0
Max Venable, L (7, PH) OBP: 0.400, SLG: 0.600										1	0	0	0	0	0	1
Joe Price, R (8, 1)										0	0	0	0	0	0	0
John Franco, L (9, 1)										0	0	0	0	0	0	0
Kal Daniels, L (9, PH) OBP: 0.421, SLG: 0.588										1	0	1	0	0	0	0
Inning Stats	R: 0 E: 0 K: 0 S: 3 H: 1 LOB: 0 BB: 0 P: 3	R: 0 E: 0 K: 0 S: 3 H: 0 LOB: 1 BB: 1 P: 7	R: 0 E: 0 K: 1 S: 5 H: 0 LOB: 0 BB: 0 P: 5	R: 0 E: 0 K: 2 S: 7 H: 0 LOB: 0 BB: 0 P: 7	R: 0 E: 0 K: 1 S: 6 H: 1 LOB: 2 BB: 1 P: 10	R: 0 E: 0 K: 1 S: 7 H: 2 LOB: 2 BB: 0 P: 7	R: 0 E: 0 K: 0 S: 4 H: 1 LOB: 1 BB: 0 P: 4	R: 2 E: 1 K: 1 S: 7 H: 1 LOB: 1 BB: 1 P: 11	R: 1 E: 0 K: 0 S: 4 H: 2 LOB: 0 BB: 0 P: 4	1B: 5 2B: 2 3B: 0 HR: 1	SF: 0 SAC: 0 DP: 2 HBP: 0						

livebaseballscorecards.com

AB	34
R	3
H	8
RBI	2
BB	3
SO	6
LOB	16

WP: 1 PB: 0 SB: 2 CS: 0 PA: 37

PITCHER		IP	WLS	BF	H	R	ER	SO	BB	IBB	HBP	BLK	WP	HR	S	P	ERA	WHIP
Bob Knepper, L ERA: 1.4	(1, 1)	5.1	W	21	4	0	0	4	2	0	0	0	0	0	27	35	0.00	1.125
Charlie Kerfeld, R ERA:	(6, 1)	2.2		12	2	2	0	2	1	0	0	0	1	0	15	19	0.00	1.125
Dave Smith, R ERA: 3.0	(9, 1)	1.0	S	4	2	1	1	0	0	0	0	0	0	1	4	4	9.00	2.000

PITCHER	IP	WLS	BF	H	R	ER	SO	BB	IBB	HBP	BLK	WP	HR	S	P	ERA	WHIP

Batter	1	2	3	4	5	6	7	8	9	AB	R	H	RBI	BB	SO	LOB
Bill Doran, S (1, 4) OBP: 0.510, SLG: 0.447	SH1-3 1B		CS 1-3 1B		F4		F4		K	5	0	2	0	0	1	0
Terry Puhl, L (1, 9) Tony Walker, R (9, PH) (9, 8) OBP: 0.143, SLG: 0.214	SH1-3 1-2		SF9 3-H		BB		K		F7	1 1	0 0	0 0	1 0	1 0	1 0	0 0
Phil Garner, R (1, 5) OBP: 0.552, SLG: 1.154	F7		CS 1-2	HR	F8		K			4	1	1	1	0	1	2
Jose Cruz, L (1, 7) OBP: 0.333, SLG: 0.667 Billy Hatcher, R (6, PR) (6, 7) OBP: 0.273, SLG: 0.238	F4			F9		1B 2B		BLK 2B 1B		3 1	0 2	1 1	0 0	0 0	0 0	1 0
Glenn Davis, R (1, 3) OBP: 0.174, SLG: 0.381		1-3		F4		1B 2-H 1B		K 1-2		4	0	1	1	0	1	1
Kevin Bass, S (1, 8) (9, 9) OBP: 0.419, SLG: 0.615		F7		HR 1B		F8		2B 2-H		4	1	2	1	0	0	2
Alan Ashby, S (1, 2) OBP: 0.263, SLG: 0.556		F6		HR 1-H		F9		5-3		4	1	1	2	0	0	3
Craig Reynolds, L (1, 6) OBP: 0.615, SLG: 0.818			1B SF9 1B	F8		1B 1-2		3-1		4	1	2	0	0	0	1
Jim Deshaies, L (1, 1) Mike Madden, L (3, 1) Julio Solano, R (6, 1) Jeff Calhoun, L (9, 1) Charlie Kerfeld, R (9, 1)		F5			K	K			K	1 2 1 0 0	0 0 0 0 0	0 0 0 0 0	0 0 0 0 0	0 2 1 0 0	0 2 0 0 0	1 2 0 0 0
Inning Stats	R: 0 E: 0 K: 0 S: 4 H: 1 LOB: 1 BB: 0 P: 4	R: 0 E: 0 K: 0 S: 3 H: 0 LOB: 0 BB: 0 P: 3	R: 1 E: 0 K: 0 S: 4 H: 2 LOB: 0 BB: 0 P: 4	R: 3 E: 0 K: 0 S: 6 H: 3 LOB: 0 BB: 0 P: 6	R: 0 E: 0 K: 1 S: 5 H: 0 LOB: 1 BB: 1 P: 9	R: 1 E: 0 K: 1 S: 8 H: 3 LOB: 2 BB: 0 P: 8	R: 0 E: 0 K: 2 S: 7 H: 0 LOB: 0 BB: 0 P: 7	R: 1 E: 0 K: 1 S: 7 H: 2 LOB: 1 BB: 0 P: 7	R: 0 E: 0 K: 2 S: 7 H: 0 LOB: 0 BB: 0 P: 7	1B: 7 2B: 2 3B: 0 HR: 2	SF: 1 SAC: 1 DP: 0 HBP: 0						

PITCHER	IP	WLS	BF	H	R	ER	SO	BB	IBB	HBP	BLK	WP	HR	S	P	ERA	WHIP
Bill Gullickson, R (1, 1) ERA: 5.4	5.2	L	26	9	5	5	1	1	0	0	0	0	2	27	31	7.94	1.765
Joe Price, L (6, 1) ERA: 2.7	1.1		4	0	0	0	3	0	0	0	0	0	0	10	10	0.00	0.000
John Franco, L (8, 1) ERA: 1.8	2.0		8	2	1	1	3	0	0	0	1	0	0	14	14	4.50	1.000

PITCHER	IP	WLS	BF	H	R	ER	SO	BB	IBB	HBP	BLK	WP	HR	S	P	ERA	WHIP

Houston Astros @ Cincinnati Reds

Riverfront Stadium, Cincinnati, OH

Sun Apr 20 1986, 3:33 AM EST

Att. 17,878 - Unknown

TOP

livebaseballscorecards.com

AB	35
R	6
H	11
RBI	6
BB	1
SO	7
LOB	13

WP: 0 PB: 0 SB: 0 CS: 1 PA: 39

Houston Astros @ Cincinnati Reds

Riverfront Stadium, Cincinnati, OH

Sun Apr 20 1986, 3:33 AM EST

Att. 17,878 - Unknown

BOTTOM

Batter	1	2	3	4	5	6	7	8	9	AB	R	H	RBI	BB	SO	LOB
Eric Davis, R (1, 8) OBP: 0.325, SLG: 0.471	BBBB 4-0 4-3 S 1B BB		x 0-0 1-H HR		BBBB 4-0 BB		x 0-0 ① 5-3		BBBB 4-0 BB BB	2	2	1	2	3	0	1
Tracy Jones, R (1, 7) OBP: 0.278, SLG: 0.267	x 0-0 ① 4-3 1-3		x 0-0 ① L4		x 0-0 ③ 5-3		x 0-0 ② F8		x 0-0 ① F2	4	0	0	0	0	0	3
John Franco, L (8, 1)										0	0	0	0	0	0	0
Max Venable, L (9, PH) OBP: 0.333, SLG: 0.500										1	0	0	0	0	0	1
Dave Parker, L (1, 9) OBP: 0.409, SLG: 0.756	x 0-0 CS 3-H 1B		x 0-0 ② F9			x 0-0 ① G3	IIII 4-0 BB IBB		x 0-0 ② F4	4	0	1	1	1	0	1
Nick Esasky, R (1, 3) OBP: 0.372, SLG: 0.528	SSS 0-3 ② K		SSS 0-3 ③ K			x 0-0 ② F9	BBBB 4-0 1-2 2-3 BB		BBBB 4-0 1-2 BB	3	0	0	0	2	2	1
Bo Diaz, R (1, 2) OBP: 0.395, SLG: 0.583	0-0 ③ CS 1-2	x 0-0 ① F7		x 0-0 ① 5-3		x 0-0 1B 2B	x 0-0 ③ F3		x 0-0 ③ 4-3	3	0	1	0	0	0	0
Eddie Milner, L (6, PR) OBP: 0.333, SLG: 0.364										0	1	0	0	0	0	0
Sal Butera, R (7, 2) OBP: 0.333, SLG: 1.333										1	0	0	0	0	0	3
Paul O'Neill, L (9, PH)										1	0	0	0	0	0	2
Dave Concepcion, R (1, 6) OBP: 0.233, SLG: 0.375		x 0-0 ② F4		x 0-0 ② 6-3		x 0-0 BLK HBP 2-H 1B		x 0-0 ① 6-3		4	0	1	1	0	0	0
Buddy Bell, R (1, 5) OBP: 0.158, SLG: 0.194		x 0-0 2B		x 0-0 ③ 5-3		H 1-0 BLK 1-2 HBP		x 0-0 ② F7		3	0	1	0	0	0	0
Ron Oester, S (1, 4) OBP: 0.300, SLG: 0.297		x 0-0 ③ L6			x 0-0 ① 5-3	x 0-0 ③ 4-3 1-2 2-3		x 0-0 1B		4	0	1	0	0	0	3
Bill Gullickson, R (1, 1) OBP: 0.250, SLG: 0.250			x 0-0 HR 1B		x 0-0 ② F9		x 0-0 BB 2B	x 0-0 ③ F2		2	1	1	0	0	0	0
Joe Price, R (6, 1)										0	0	0	0	0	0	0
Kal Daniels, L (7, PH) OBP: 0.429, SLG: 0.632										2	0	1	0	0	0	1
(8, 7)																
Inning Stats	R: 1 H: 1 E: 0 LOB: 0 K: 1 BB: 1 S: 5 P: 9	R: 0 H: 1 E: 0 LOB: 1 K: 0 BB: 0 S: 4 P: 4	R: 2 H: 2 E: 0 LOB: 0 K: 1 BB: 0 S: 7 P: 7	R: 0 H: 0 E: 0 LOB: 0 K: 0 BB: 0 S: 3 P: 3	R: 0 H: 0 E: 0 LOB: 1 K: 0 BB: 1 S: 3 P: 7	R: 1 H: 2 E: 0 LOB: 2 K: 0 BB: 0 S: 5 P: 6	R: 0 H: 1 E: 0 LOB: 3 K: 0 BB: 2 S: 4 P: 12	R: 0 H: 1 E: 0 LOB: 1 K: 0 BB: 0 S: 4 P: 4	R: 0 H: 0 E: 0 LOB: 2 K: 0 BB: 2 S: 3 P: 11	1B: 4 SF: 0 2B: 3 SAC: 0 3B: 0 DP: 0 HR: 1 HBP: 1						WP: 0 PA: 42 PB: 0 SB: 1 CS: 1	

livebaseballscorecards.com

AB	34
R	4
H	8
RBI	4
BB	6
SO	2
LOB	16

PITCHER		IP	WLS	BF	H	R	ER	SO	BB	IBB	HBP	BLK	WP	HR	S	P	ERA	WHIP
Jim Deshaies, L ERA: 4.15	(1, 1)	2.2		12	4	3	3	1	1	0	0	0	0	1	13	17	10.12	1.875
Mike Madden, L ERA: 3.6	(3, 1)	3.0	W	12	2	1	1	1	1	0	0	0	0	0	13	17	3.00	1.000
Julio Solano, R ERA:	(6, 1)	2.2		14	2	0	0	0	2	1	1	1	0	0	10	23	0.00	1.500
Jeff Calhoun, L ERA: 3.0	(9, 1)	0.1		1	0	0	0	0	0	0	0	0	0	0	1	1	0.00	0.000
Charlie Kerfeld, R ERA:	(9, 1)	0.1	S	2	0	0	0	0	1	0	0	0	0	0	1	5	0.00	3.000

PITCHER	IP	WLS	BF	H	R	ER	SO	BB	IBB	HBP	BLK	WP	HR	S	P	ERA	WHIP

Batter	1	2	3	4	5	6	7	8	9	AB	R	H	RBI	BB	SO	LOB
Tim Flannery, L (1, 4) OBP: 0.320, SLG: 0.404	FC4-2 3B	G6-4-3 1-2f		1B 1-3 2B		F7		F5		5	0	2	0	0	0	3
Tony Gwynn, L (1, 9) OBP: 0.338, SLG: 0.393	F7		F8	1B IBB			6-3		BBBB G6-4-3 BB	3	0	0	0	2	0	1
Kevin McReynolds, R (1, 8) OBP: 0.288, SLG: 0.344 (8, 7)	FC4-2 2B 3-H		F4	1-2 2-3 3-H 1B			1-3		G6-4-3 1-2f	5	1	1	1	0	0	2
Steve Garvey, R (1, 3) OBP: 0.213, SLG: 0.356	1B 1-H 2B		G3	F4			F5		F8	5	1	1	1	0	0	3
Terry Kennedy, L (1, 2) OBP: 0.302, SLG: 0.362	1B 2-H 1B			2B 3B	F5			F5		4	1	2	1	0	0	0
Carmelo Martinez, R (1, 7) OBP: 0.405, SLG: 0.515 Marvell Wynne, L (8, PR) OBP: 0.278, SLG: 0.688 (8, 8)	2-3 1B			F9 3-H 1B 2B	SSS K			3B 2B		4 0	1 1	3 0	1 0	0 0	1 0	0 0
Graig Nettles, L (1, 5) OBP: 0.263, SLG: 0.100 Jerry Royster, R (8, PH) OBP: 0.308, SLG: 0.400 (8, 5)	3-1			F9 2-3	L4			SSS K		3 1	0 0	0 0	0 0	0 0	0 1	3 1
Garry Templeton, S (1, 6) OBP: 0.328, SLG: 0.264		F9		SSS K		6-3		3B IBB		3	1	0	0	1	1	1
Andy Hawkins, R (1, 1) OBP: 0.429, SLG: 0.429 Gene Walter, L (7, 1) OBP: 0.667, SLG: 1.000 LaMarr Hoyt, R (7, 1) Dane Iorg, L (8, PH) OBP: 0.300, SLG: 0.500 Craig Lefferts, L (8, 1) Rich Gossage, R (9, 1)		G6-4-3 1B		2B 1B 3-H		SSS K		1-H 2-H 3B		3 0 0 1 0 0	1 0 0 0 0 0	2 0 0 1 0 0	1 0 0 2 0 0	0 0 0 0 0 0	1 0 0 0 0 0	0 0 0 0 0 0
Inning Stats	R: 2 H: 4 E: 0 LOB: 2 K: 0 BB: 0 S: 7 P: 7	R: 0 H: 1 E: 0 LOB: 0 K: 0 BB: 0 S: 3 P: 3	R: 0 H: 0 E: 0 LOB: 0 K: 0 BB: 0 S: 3 P: 3	R: 3 H: 5 E: 0 LOB: 3 K: 1 BB: 1 S: 10 P: 14	R: 0 H: 0 E: 0 LOB: 0 K: 1 BB: 0 S: 5 P: 5	R: 0 H: 0 E: 0 LOB: 0 K: 1 BB: 0 S: 5 P: 5	R: 0 H: 0 E: 0 LOB: 0 K: 0 BB: 0 S: 3 P: 3	R: 2 H: 2 E: 0 LOB: 2 K: 1 BB: 1 S: 7 P: 11	R: 0 H: 0 E: 0 LOB: 0 K: 0 BB: 1 S: 2 P: 6	1B: 5 SF: 0 2B: 4 SAC: 0 3B: 3 DP: 2 HR: 0 HBP: 0						

TOP

San Diego Padres @ Cincinnati Reds

Riverfront Stadium, Cincinnati, OH

Wed Apr 23 1986, 3:33 AM EST
Att. 11,937 - Unknown

livebaseballscorecards.com

AB	37
R	7
H	12
RBI	7
BB	3
SO	4
LOB	14

WP: 0 PA: 40
PB: 0
SB: 0
CS: 0

PITCHER		IP	WLS	BF	H	R	ER	SO	BB	IBB	HBP	BLK	WP	HR	S	P	ERA	WHIP
John Denny, R ERA: 4.5	(1, 1)	3.2	L	19	9	5	5	1	0	0	0	0	0	0	21	21	12.27	2.455
Ron Robinson, R ERA: 0.57	(4, 1)	3.1		12	1	0	0	2	0	1	0	0	0	0	15	19	0.00	0.300
John Franco, L ERA: 3.27	(8, 1)	1.0		6	2	2	2	1	0	1	0	0	0	0	7	11	18.00	2.000
Ted Power, R ERA: 6.0	(9, 1)	1.0		3	0	0	0	0	1	0	0	0	0	0	2	6	0.00	1.000

PITCHER	IP	WLS	BF	H	R	ER	SO	BB	IBB	HBP	BLK	WP	HR	S	P	ERA	WHIP

Batter	1	2	3	4	5	6	7	8	9	AB	R	H	RBI	BB	SO	LOB
Eric Davis, R (1, 8) (8, 7) OBP: 0.289, SLG: 0.410	F4		K		6-3		K		FC6-4 1-2f	5	0	0	0	0	2	6
Kal Daniels, L (1, 7) OBP: 0.360, SLG: 0.522	4-3		E5 1-2 2-3 HR		F4		K			4	1	0	0	0	1	4
John Franco, L (8, 1)										0	0	0	0	0	0	0
Ted Power, R (9, 1)										0	0	0	0	0	0	0
Dave Parker, L (1, 9) OBP: 0.396, SLG: 0.778	F7		1-H 2-H 3-H HR		K			F8		4	1	1	4	0	1	0
Nick Esasky, R (1, 3) OBP: 0.362, SLG: 0.487		FC6 BB	K			K		K		3	0	0	0	1	3	0
Bo Diaz, R (1, 2) OBP: 0.357, SLG: 0.525		F7	4-3			5-3		F9		4	0	0	0	0	0	1
Kurt Stillwell, S (1, 6) OBP: 0.444, SLG: 0.286		K		FC7-6-4 1B		K			1B BB	3	0	1	0	1	2	1
Buddy Bell, R (1, 5) OBP: 0.167, SLG: 0.179		FC6 1-2f		F3				SH1-4 BB	F9	3	0	0	0	1	0	3
Ron Oester, S (1, 4) OBP: 0.302, SLG: 0.300			E 1B HR 1B	FC7-6-4 1-2f				SH1-4 1-2	F7	3	1	1	0	0	0	2
John Denny, R (1, 1) OBP: 0.333, SLG: 0.200			E HR 1B 1-2	6-3					FC6-4 1B 1-2	1	1	1	0	0	0	0
Ron Robinson, R (4, 1)										1	0	0	0	0	0	1
Max Venable, L (7, PH) OBP: 0.333, SLG: 0.500										0	0	0	0	0	0	0
Tony Perez, R (7, PH) OBP: 0.364, SLG: 0.222										0	0	0	0	1	0	0
Eddie Milner, L (7, PR) (8, 8) OBP: 0.385, SLG: 0.417										1	0	1	0	0	0	0
Inning Stats	R: 0 E: 0 K: 0 S: 3 H: 0 LOB: 0 BB: 0 P: 3	R: 0 E: 0 K: 1 S: 5 H: 0 LOB: 1 BB: 1 P: 9	R: 4 E: 1 K: 2 S: 11 H: 3 LOB: 0 BB: 0 P: 11	R: 0 E: 0 K: 0 S: 4 H: 1 LOB: 1 BB: 0 P: 4	R: 0 E: 0 K: 1 S: 5 H: 0 LOB: 0 BB: 0 P: 5	R: 0 E: 0 K: 2 S: 7 H: 0 LOB: 0 BB: 0 P: 7	R: 0 E: 0 K: 2 S: 7 H: 0 LOB: 2 BB: 2 P: 15	R: 0 E: 0 K: 1 S: 5 H: 0 LOB: 0 BB: 0 P: 5	R: 0 E: 0 K: 0 S: 4 H: 1 LOB: 2 BB: 1 P: 8	1B: 4 2B: 0 3B: 0 HR: 1	SF: 0 SAC: 1 DP: 0 HBP: 0						

PITCHER		IP	WLS	BF	H	R	ER	SO	BB	IBB	HBP	BLK	WP	HR	S	P	ERA	WHIP
Andy Hawkins, R ERA: 5.4	(1, 1)	6.1	W	26	4	4	3	6	2	0	0	0	0	1	36	44	4.26	0.947
Gene Walter, L ERA:	(7, 1)	0.0		1	0	0	0	0	1	0	0	0	0	0	0	4	∞	∞
LaMarr Hoyt, R ERA:	(7, 1)	0.2		2	0	0	0	2	0	0	0	0	0	0	6	6	0.00	0.000
Craig Lefferts, L ERA: 3.0	(8, 1)	1.0		4	0	0	0	1	1	0	0	0	0	0	5	9	0.00	1.000
Rich Gossage, R ERA: 1.29	(9, 1)	1.0	S	4	1	0	0	0	0	0	0	0	0	0	4	4	0.00	1.000

PITCHER	IP	WLS	BF	H	R	ER	SO	BB	IBB	HBP	BLK	WP	HR	S	P	ERA	WHIP

BOTTOM

San Diego Padres @ Cincinnati Reds

Riverfront Stadium, Cincinnati, OH

Wed Apr 23 1986, 3:33 AM EST

Att. 11,937 - Unknown

livebaseballscorecards.com

AB	32
R	4
H	5
RBI	4
BB	4
SO	9
LOB	18

Cincinnati Reds @ Houston Astros

Astrodome, Houston, TX

Thu Apr 24 1986, 7:05 PM EST

Att. 10,245 - Unknown

TOP

livebaseballscorecards.com

Batter	1	2	3	4	5	6	7	8	9	AB	R	H	RBI	BB	SO	LOB
Eric Davis, R (1, 8) OBP: 0.320, SLG: 0.429	F9		S, E, 2B		BBBB, 4-0, 1-2, 1B, BB		BBBB, 4-0, 1-2, FC3-6, BB	1-3		3	1	1	0	2	0	2
Tracy Jones, R (1, 7) OBP: 0.304, SLG: 0.300	1B		SSS, 0-3, K, 2-3		0-0, 1-2, 2-3, 1B		F9		5-3	5	0	2	0	0	1	3
Dave Parker, L (1, 9) OBP: 0.358, SLG: 0.700	SSS, 0-3, K		E4, CS, 3-H		L1-5, 3-H		FC3-6, 1-2f, 2-3		F6	5	0	0	0	0	1	6
Nick Esasky, R (1, 3) OBP: 0.346, SLG: 0.523	F9		CS, 1-2	HR	F9		F8		F8	5	1	1	1	0	0	5
Bo Diaz, R (1, 2) OBP: 0.326, SLG: 0.477		L1		5-3		F8		5-3		4	0	0	0	0	0	0
Dave Concepcion, R (1, 6) OBP: 0.234, SLG: 0.364		4-3		6-3		SSS, 0-3, K		S, 1B, 1B		4	1	1	0	0	1	0
Buddy Bell, R (1, 5) OBP: 0.217, SLG: 0.195		1B		BBBB, 4-0, BB		E5		BBBB, 4-0, 1B, 1-2, BB		2	0	1	0	2	0	0
Ron Oester, S (1, 4) OBP: 0.298, SLG: 0.295		SSS, 0-3, K		SSS, 0-3, K		4-3		SH1-3, 1-3, 2-H		4	0	1	1	0	2	3
Mario Soto, R (1, 1) OBP: 0.143, SLG: 0.143			5-3		1B, BB, L1-5		E3, FC3-6, BB	SH1-3, 1-2		3	0	1	0	0	0	0

	AB	35
	R	3
	H	8
	RBI	2
	BB	4
	SO	5
	LOB	19

Inning Stats																								
	R: 0	E: 0	K: 1	S: 6	H: 1	LOB: 1	BB: 0	P: 6	R: 0	E: 0	K: 1	S: 6	H: 1	LOB: 1	BB: 0	P: 6	R: 1	E: 1	K: 1	S: 6	H: 1	LOB: 1	BB: 0	P: 6
	R: 1	E: 0	K: 1	S: 6	H: 1	LOB: 1	BB: 1	P: 10	R: 0	E: 0	K: 0	S: 4	H: 2	LOB: 2	BB: 1	P: 8	R: 0	E: 1	K: 1	S: 6	H: 0	LOB: 1	BB: 0	P: 6
	R: 0	E: 1	K: 0	S: 4	H: 0	LOB: 2	BB: 1	P: 8	R: 1	E: 0	K: 0	S: 5	H: 2	LOB: 2	BB: 1	P: 9	R: 0	E: 0	K: 0	S: 3	H: 0	LOB: 0	BB: 0	P: 3
	1B: 6	2B: 2	3B: 0	HR: 1	SF: 0	SAC: 1	DP: 1	HBP: 0	WP: 0	PB: 0	SB: 2	CS: 1	PA: 41											

PITCHER		IP	WLS	BF	H	R	ER	SO	BB	IBB	HBP	BLK	WP	HR	S	P	ERA	WHIP
Mike Madden, L ERA: 3.0	(1, 1)	4.0	L	20	6	2	1	4	2	0	0	0	0	1	26	34	2.25	2.000
Frank DiPino, L ERA: 2.0	(5, 1)	2.2		10	0	0	0	1	1	0	0	0	0	0	11	15	0.00	0.375
Julio Solano, R ERA: 3.0	(7, 1)	1.1		7	2	1	1	0	1	0	0	0	0	0	6	10	6.75	2.250
Jeff Calhoun, L ERA: 1.8	(9, 1)	1.0		3	0	0	0	0	0	0	0	0	0	0	3	3	0.00	0.000

PITCHER		IP	WLS	BF	H	R	ER	SO	BB	IBB	HBP	BLK	WP	HR	S	P	ERA	WHIP

Batter	1	2	3	4	5	6	7	8	9	AB	R	H	RBI	BB	SO	LOB
Bill Doran, S (1, 4) OBP: 0.455, SLG: 0.365	F8		4-3			F6		BB		3	0	0	0	1	0	1
Terry Puhl, L (1, 9) OBP: 0.174, SLG: 0.105	F9			F8		F8		F9		4	0	0	0	0	0	2
Phil Garner, R (1, 5) OBP: 0.422, SLG: 0.786	K			F9		K			G3 1B	4	0	1	0	0	2	0
Jose Cruz, L (1, 7) OBP: 0.222, SLG: 0.188		G3		BB			F9		F3	3	0	0	0	1	0	1
Glenn Davis, R (1, 3) OBP: 0.194, SLG: 0.351		5-3		BB 1-2			F7		G3 1-2	3	0	0	0	1	0	1
Kevin Bass, S (1, 8) OBP: 0.356, SLG: 0.481		F7		F7			4-3		K	4	0	0	0	0	1	3
Alan Ashby, S (1, 2) OBP: 0.324, SLG: 0.567			4-3		G3			K		3	0	0	0	0	1	0
Craig Reynolds, L (1, 6) OBP: 0.571, SLG: 0.737			SH1-4 1B		F6			BB 1B		3	0	2	0	0	0	0
Mike Madden, L (1, 1)			SH1-4 1-2		K			F6		0	0	0	0	0	0	0
Frank DiPino, L (5, 1)										1	0	0	0	0	1	0
Julio Solano, R (7, 1)										0	0	0	0	0	0	0
Denny Walling, L (8, PH) OBP: 0.433, SLG: 0.462										1	0	0	0	0	0	1
Jeff Calhoun, L (9, 1)										0	0	0	0	0	0	0
Inning Stats	R: 0 H: 0 E: 0 LOB: 0 K: 1 BB: 0 S: 5 P: 5	R: 0 H: 0 E: 0 LOB: 0 K: 0 BB: 0 S: 3 P: 3	R: 0 H: 1 E: 0 LOB: 1 K: 0 BB: 0 S: 4 P: 4	R: 0 H: 0 E: 0 LOB: 2 K: 0 BB: 2 S: 3 P: 11	R: 0 H: 0 E: 0 LOB: 0 K: 1 BB: 0 S: 5 P: 5	R: 0 H: 0 E: 0 LOB: 0 K: 1 BB: 0 S: 5 P: 5	R: 0 H: 0 E: 0 LOB: 0 K: 0 BB: 0 S: 3 P: 3	R: 0 H: 1 E: 0 LOB: 2 K: 1 BB: 1 S: 6 P: 10	R: 0 H: 1 E: 0 LOB: 1 K: 1 BB: 0 S: 6 P: 6	1B: 3 SF: 0 2B: 0 SAC: 1 3B: 0 DP: 0 HR: 0 HBP: 0						

PITCHER	IP	WLS	BF	H	R	ER	SO	BB	IBB	HBP	BLK	WP	HR	S	P	ERA	WHIP
Mario Soto, R (1, 1) ERA: 2.7	9.0	W	33	3	0	0	5	3	0	0	0	0	0	40	52	0.00	0.667

PITCHER	IP	WLS	BF	H	R	ER	SO	BB	IBB	HBP	BLK	WP	HR	S	P	ERA	WHIP

Cincinnati Reds @ Houston Astros

Astrodome, Houston, TX

Thu Apr 24 1986, 7:05 PM EST

Att. 10,245 - Unknown

BOTTOM

livebaseballscorecards.com

AB	29
R	0
H	3
RBI	0
BB	3
SO	5
LOB	9

WP: 0 PB: 0 SB: 0 CS: 0 PA: 33

Cincinnati Reds @ Houston Astros

Astrodome, Houston, TX

Fri Apr 25 1986, 7:05 PM EST

Att. 16,296 - Unknown

Batter	1	2	3	4	5	6	7	8	9	AB	R	H	RBI	BB	SO	LOB
Eddie Milner, L (1, 8) OBP: 0.353, SLG: 0.375	F9		4-3		4-3		S 1B 2-H			4	0	1	1	0	0	0
John Franco, L (7, 1)										0	0	0	0	0	0	0
Pete Rose, S (1, 3)	G3		1B BB			G3 1B BB	F8 1-2			2	0	0	0	2	0	1
Dave Parker, L (1, 9) OBP: 0.368, SLG: 0.685	4-3		G4-6-3 1-2 1B			G3 1-2 1B		K2-3		4	0	2	0	0	1	0
Kal Daniels, L (1, 7) OBP: 0.345, SLG: 0.481		HBP S 1B	G4-6-3 1-2f			G3 1-2 2-3		F7		4	0	1	0	0	0	4
Bo Diaz, R (1, 2) OBP: 0.320, SLG: 0.447		HBP 1-2 BB		6-3		F6		K		3	0	0	0	1	1	2
Dave Concepcion, R (1, 6) OBP: 0.216, SLG: 0.333		K		6-3		K			5-3	4	0	0	0	0	2	4
Buddy Bell, R (1, 5) OBP: 0.240, SLG: 0.227		1-2 2-3 HBP		F9			1B 2B		F8	3	1	1	0	0	0	0
Ron Oester, S (1, 4) OBP: 0.275, SLG: 0.271		F5			K		F4		F9	4	0	0	0	0	1	4
Tom Browning, L (1, 1) OBP: 0.125, SLG: 0.125		K			G3		K			2	0	0	0	0	1	3
Max Venable, L (7, PH) OBP: 0.286, SLG: 0.429 (7, 8)										1	0	0	0	0	1	1

Inning Stats	1	2	3	4	5	6	7	8	9	
	R: 0 H: 0 E: 0 LOB: 0 K: 0 BB: 0 S: 3 P: 3	R: 0 H: 1 E: 0 LOB: 3 K: 2 BB: 1 S: 8 P: 13	R: 0 H: 1 E: 0 LOB: 1 K: 0 BB: 1 S: 3 P: 7	R: 0 H: 0 E: 0 LOB: 0 K: 0 BB: 0 S: 3 P: 3	R: 0 H: 0 E: 0 LOB: 0 K: 1 BB: 0 S: 5 P: 5	R: 0 H: 1 E: 0 LOB: 2 K: 1 BB: 1 S: 6 P: 10	R: 1 H: 2 E: 0 LOB: 1 K: 1 BB: 0 S: 7 P: 7	R: 0 H: 0 E: 0 LOB: 0 K: 2 BB: 0 S: 7 P: 7	R: 0 H: 0 E: 0 LOB: 0 K: 0 BB: 0 S: 3 P: 3	1B: 4 SF: 0 2B: 1 SAC: 0 3B: 0 DP: 1 HR: 0 HBP: 1	WP: 0 PA: 35 PB: 0 SB: 2 CS: 0

PITCHER	IP	WLS	BF	H	R	ER	SO	BB	IBB	HBP	BLK	WP	HR	S	P	ERA	WHIP
Nolan Ryan, R (1, 1) ERA: 4.09	9.0	W	35	5	1	1	7	3	0	1	0	0	0	45	58	1.00	0.889

PITCHER	IP	WLS	BF	H	R	ER	SO	BB	IBB	HBP	BLK	WP	HR	S	P	ERA	WHIP

TOP

livebaseballscorecards.com

AB	31
R	1
H	5
RBI	1
BB	3
SO	7
LOB	19

Batter	1	2	3	4	5	6	7	8	9	AB	R	H	RBI	BB	SO	LOB
Bill Doran, S (1, 4) OBP: 0.449, SLG: 0.382	2B		F4			G3		SH, G6-4-3 1-2 3-H		3	1	1	1	0	0	0
Dickie Thon, R (1, 6) OBP: 0.333, SLG: 0.372	3-1 1B 2-H 2B		5-3			F9		G6-4-3 1-2f		4	1	1	1	0	0	2
Phil Garner, R (1, 5) OBP: 0.396, SLG: 0.733	3-1 2-3		6-3			F8				3	0	0	0	0	0	1
Glenn Davis, R (1, 3) OBP: 0.200, SLG: 0.350	G6-4-3 3-H 1B			F9			K			3	0	1	1	0	1	0
Kevin Bass, S (1, 9) OBP: 0.339, SLG: 0.456	G6-4-3 1-2f			F7			6-3			3	0	0	0	0	0	1
Jose Cruz, L (1, 7) OBP: 0.190, SLG: 0.158		1-6-3		K			K			3	0	0	0	0	2	0
Alan Ashby, S (1, 2) OBP: 0.324, SLG: 0.545		1B			F8			1-3		3	0	1	0	0	0	0
Tony Walker, R (1, 8) OBP: 0.176, SLG: 0.188		F3			F7			BB, 1B, S, SH		2	1	0	0	1	0	1
Nolan Ryan, R (1, 1) OBP: 0.231, SLG: 0.231		K			K			SH 1-3 1B		3	0	1	0	0	2	1
Inning Stats	R: 2 E: 0 K: 0 S: 5 H: 3 LOB: 0 BB: 0 P: 5	R: 0 E: 0 K: 1 S: 6 H: 1 LOB: 1 BB: 0 P: 6	R: 0 E: 0 K: 0 S: 3 H: 0 LOB: 0 BB: 0 P: 3	R: 0 E: 0 K: 1 S: 5 H: 0 LOB: 0 BB: 0 P: 5	R: 0 E: 0 K: 1 S: 5 H: 0 LOB: 0 BB: 0 P: 5	R: 0 E: 0 K: 0 S: 3 H: 0 LOB: 0 BB: 0 P: 3	R: 0 E: 0 K: 2 S: 7 H: 0 LOB: 0 BB: 0 P: 7	R: 1 E: 0 K: 0 S: 4 H: 1 LOB: 1 BB: 1 P: 8		1B: 3 2B: 2 3B: 0 HR: 0 SF: 0 SAC: 1 DP: 2 HBP: 0						

PITCHER		IP	WLS	BF	H	R	ER	SO	BB	IBB	HBP	BLK	WP	HR	S	P	ERA	WHIP
Tom Browning, L ERA: 5.23	(1, 1)	6.0	L	21	4	2	2	3	0	0	0	0	0	0	27	27	3.00	0.667
John Franco, L ERA: 3.46	(7, 1)	2.0		8	1	1	1	2	1	0	0	0	0	0	11	15	4.50	1.000

PITCHER	IP	WLS	BF	H	R	ER	SO	BB	IBB	HBP	BLK	WP	HR	S	P	ERA	WHIP

BOTTOM

Cincinnati Reds @ Houston Astros

Astrodome, Houston, TX

Fri Apr 25 1986, 7:05 PM EST

Att. 16,296 - Unknown

livebaseballscorecards.com

AB	27
R	3
H	5
RBI	3
BB	1
SO	5
LOB	6

WP: 0 PA: 29
PB: 0
SB: 1
CS: 0

Batter	1	2	3	4	5	6	7	8	9	AB	R	H	RBI	BB	SO	LOB
Eddie Milner, L (1, 8) OBP: 0.286, SLG: 0.300	F8		F4			F8			G3	4	0	0	0	0	0	0
Max Venable, L (1, 7) OBP: 0.364, SLG: 0.500	G3 2B			3-1		K			BB	3	0	1	0	1	1	0
Dave Parker, L (1, 9) OBP: 0.344, SLG: 0.638	G3 2-3			3-1			F9		F7	4	0	0	0	0	0	2
Nick Esasky, R (1, 3) OBP: 0.321, SLG: 0.479	F5			F4			K		F9	4	0	0	0	0	1	2
Buddy Bell, R (1, 5) OBP: 0.245, SLG: 0.255		6-3			F9		2B			3	0	1	0	0	0	0
Kurt Stillwell, S (1, 6) OBP: 0.500, SLG: 0.400		1B			WP 1B		F9			3	0	2	0	0	0	1
Sal Butera, R (1, 2) OBP: 0.200, SLG: 0.800		5-3			K 1-2			G3		2	0	0	0	0	1	1
Pete Rose, S (8, PH)										1	0	0	0	0	0	0
Bo Diaz, R (8, 2) OBP: 0.320, SLG: 0.447										0	0	0	0	0	0	0
Ron Oester, S (1, 4) OBP: 0.259, SLG: 0.255			L4		K			G3		3	0	0	0	0	1	1
Bill Gullickson, R (1, 1) OBP: 0.143, SLG: 0.143			6-3			5-3		K		3	0	0	0	0	1	0
Inning Stats	R: 0 H: 1 E: 0 LOB: 1 K: 0 BB: 0 S: 4 P: 4	R: 0 H: 1 E: 0 LOB: 0 K: 0 BB: 0 S: 3 P: 3	R: 0 H: 0 E: 0 LOB: 0 K: 0 BB: 0 S: 3 P: 3	R: 0 H: 0 E: 0 LOB: 0 K: 0 BB: 0 S: 3 P: 3	R: 0 H: 1 E: 0 LOB: 1 K: 2 BB: 0 S: 8 P: 8	R: 0 H: 0 E: 0 LOB: 0 K: 1 BB: 0 S: 5 P: 5	R: 0 H: 1 E: 0 LOB: 1 K: 1 BB: 0 S: 6 P: 6	R: 0 H: 0 E: 0 LOB: 0 K: 1 BB: 0 S: 5 P: 5	R: 0 H: 0 E: 0 LOB: 1 K: 0 BB: 1 S: 3 P: 7	1B: 2 SF: 0 2B: 2 SAC: 0 3B: 0 DP: 0 HR: 0 HBP: 0						WP: 1 PA: 31 PB: 0 SB: 0 CS: 0

PITCHER	IP	WLS	BF	H	R	ER	SO	BB	IBB	HBP	BLK	WP	HR	S	P	ERA	WHIP
Mike Scott, R (1, 1) ERA: 3.78	9.0	W	31	4	0	0	5	1	0	0	0	1	0	40	44	0.00	0.556

PITCHER	IP	WLS	BF	H	R	ER	SO	BB	IBB	HBP	BLK	WP	HR	S	P	ERA	WHIP

TOP

Cincinnati Reds @ Houston Astros

Astrodome, Houston, TX

Sat Apr 26 1986, 7:05 PM EST

Att. 38,442 - Unknown

livebaseballscorecards.com

AB	30
R	0
H	4
RBI	0
BB	1
SO	5
LOB	7

BOTTOM

Cincinnati Reds @ Houston Astros

Astrodome, Houston, TX

Sat Apr 26 1986, 7:05 PM EST

Att. 38,442 - Unknown

Batter	1	2	3	4	5	6	7	8	9	AB	R	H	RBI	BB	SO	LOB
Bill Doran, S (1, 4) OBP: 0.425, SLG: 0.356	F6		F9			F8		1-3		4	0	0	0	0	0	0
Terry Puhl, L (1, 9) OBP: 0.185, SLG: 0.130	6-3		F6			1B		F7		4	0	1	0	0	0	0
Jose Cruz, L (1, 7) OBP: 0.200, SLG: 0.174	4-3			4-3		6-3			FC4-6 S PB 1B	4	0	1	0	0	0	1
Billy Hatcher, R (9, PR) OBP: 0.250, SLG: 0.222										0	1	0	0	0	0	0
Glenn Davis, R (1, 3) OBP: 0.217, SLG: 0.375		FC3-6 1B		F4			2B		F9	4	0	2	0	0	0	1
Kevin Bass, S (1, 8) OBP: 0.333, SLG: 0.433		F8		G3			F4		FC4-6 IBB 1-2	3	0	0	0	1	0	2
Denny Walling, L (1, 5) OBP: 0.382, SLG: 0.400		FC3-6 S 1-2f			F8		F8		FC4-6 1-2f 2-3	4	0	0	0	0	0	4
Alan Ashby, S (1, 2) OBP: 0.350, SLG: 0.529		BB 1-2			F8		IBB		PB 3-H	2	0	0	0	2	0	1
Dickie Thon, R (1, 6) OBP: 0.320, SLG: 0.356		F8			4-3		F5			2	0	0	0	0	0	2
Craig Reynolds, L (7, PH) OBP: 0.545, SLG: 0.700										1	0	0	0	0	0	2
(8, 6)																
Mike Scott, R (1, 1)			K			F9		6-3		3	0	0	0	0	1	0

	AB	31
	R	1
	H	4
	RBI	0
	BB	3
	SO	1
	LOB	13

Inning Stats	1	2	3	4	5	6	7	8	9	1B: 3	SF: 0	WP: 0	PA: 34
R:	0	0	0	0	0	0	0	0	1	2B: 1	SAC: 0	PB: 1	
E:	0	0	0	0	0	1	0	0	0	3B: 0	DP: 0	SB: 2	
H:	0	1	0	0	0	1	1	0	1	HR: 0	HBP: 0	CS: 0	
K:	0	0	1	0	0	0	0	0	0				
LOB:	0	2	0	0	0	1	2	0	1				
BB:	0	1	0	0	0	0	1	0	1				
S:	3	4	5	3	3	4	4	3	3				
P:	3	8	5	3	3	4	8	3	7				

PITCHER		IP	WLS	BF	H	R	ER	SO	BB	IBB	HBP	BLK	WP	HR	S	P	ERA	WHIP
Bill Gullickson, R ERA: 3.1	(1, 1)	8.2	L	34	4	1	0	1	1	2	0	0	0	0	32	44	0.00	0.577

PITCHER		IP	WLS	BF	H	R	ER	SO	BB	IBB	HBP	BLK	WP	HR	S	P	ERA	WHIP

livebaseballscorecards.com

Batter	1	2	3	4	5	6	7	8	9	AB	R	H	RBI	BB	SO	LOB
Eric Davis, R (1, 8) OBP: 0.315, SLG: 0.413	1-3			F9		F8		E4 1B		4	0	1	0	0	0	0
Ted Power, R (8, 1)										0	0	0	0	0	0	0
Kurt Stillwell, S (1, 6) OBP: 0.375, SLG: 0.286	4-3			5-3		K		1-3		4	0	0	0	0	1	1
Dave Parker, L (1, 9) OBP: 0.338, SLG: 0.613	4-3			1B		K			K	4	0	1	0	0	2	0
Nick Esasky, R (1, 3) OBP: 0.317, SLG: 0.451 (8, 7)		6-3		F8			5-3		BBBB G6-4-3 BB	3	0	0	0	1	0	1
Tracy Jones, R (1, 7) OBP: 0.333, SLG: 0.333 (8, 8)		6-3			FC6-4 1B		FC5-4 1B		G6-4-3 1-2f	4	0	2	0	0	0	1
Buddy Bell, R (1, 5) OBP: 0.232, SLG: 0.240		5-3			FC6-4 FC5-4 BB 1-2f		F8			3	0	0	0	0	0	2
Bo Diaz, R (1, 2) OBP: 0.321, SLG: 0.429			F8		BBBB 4-0 FC5-4 1-2 BB		FC5-4 1-2f			2	0	0	0	1	0	1
Ron Oester, S (1, 4) OBP: 0.246, SLG: 0.241			4-3		FC5-4 1-2f 2-3			SSS K		3	0	0	0	0	1	2
John Denny, R (1, 1) OBP: 0.286, SLG: 0.167			6-3		1-3			F8		1	0	0	0	0	0	0
Dave Concepcion, R (5, PH) OBP: 0.212, SLG: 0.327										1	0	0	0	0	0	2
Joe Price, R (5, 1)										0	0	0	0	0	0	0
Tony Perez, R (8, PH) OBP: 0.333, SLG: 0.200 (8, 3)										1	0	0	0	0	0	0
Inning Stats	R: 0 E: 0 K: 0 S: 3 H: 0 LOB: 0 BB: 0 P: 3	R: 0 E: 0 K: 0 S: 3 H: 0 LOB: 0 BB: 0 P: 3	R: 0 E: 0 K: 0 S: 3 H: 0 LOB: 0 BB: 0 P: 3	R: 0 E: 0 K: 0 S: 4 H: 1 LOB: 1 BB: 0 P: 4	R: 0 E: 0 K: 0 S: 4 H: 1 LOB: 2 BB: 1 P: 8	R: 0 E: 0 K: 2 S: 7 H: 0 LOB: 0 BB: 0 P: 7	R: 0 E: 0 K: 0 S: 4 H: 1 LOB: 1 BB: 0 P: 4	R: 0 E: 1 K: 1 S: 6 H: 1 LOB: 1 BB: 0 P: 6	R: 0 E: 0 K: 1 S: 4 H: 0 LOB: 0 BB: 1 P: 8	1B: 4 2B: 0 3B: 0 HR: 0	SF: 0 SAC: 0 DP: 1 HBP: 0					

PITCHER	IP	WLS	BF	H	R	ER	SO	BB	IBB	HBP	BLK	WP	HR	S	P	ERA	WHIP
Bob Knepper, L (1, 1) ERA: 1.27	9.0	W	32	4	0	0	4	2	0	0	0	0	0	38	46	0.00	0.667

PITCHER	IP	WLS	BF	H	R	ER	SO	BB	IBB	HBP	BLK	WP	HR	S	P	ERA	WHIP

TOP

Cincinnati Reds @ Houston Astros

Astrodome, Houston, TX

Sun Apr 27 1986, 4:33 AM EDT

Att. 12,185 - Unknown

livebaseballscorecards.com

AB	30
R	0
H	4
RBI	0
BB	2
SO	4
LOB	10

Batter	1	2	3	4	5	6	7	8	9	AB	R	H	RBI	BB	SO	LOB
Bill Doran, S (1, 4) OBP: 0.423, SLG: 0.359	E E 1B	E9 S 1-3		F8 ①		1-4-3 ③		1-3 2-H 1B		5	1	2	1	0	0	1
Craig Reynolds, L (1, 6) OBP: 0.500, SLG: 0.750	E6 E 1-3 G4-6-3	4-3 ③ 1-2 3-H		HR			K ①			4	2	1	1	0	1	2
Jose Cruz, L (1, 7) OBP: 0.207, SLG: 0.154 Billy Hatcher, R (9, 7) OBP: 0.250, SLG: 0.222	E4 G4-6-3 1-3 3-H		BBB 1B 1B SF8 BB	6-3 ②			K ②			3 0	1 0	0 0	1 0	1 0	1 0	1 0
Glenn Davis, R (1, 3) OBP: 0.247, SLG: 0.388	G4-6-3 1B		G4-6-3 1B 1-2 1B	5-3 ③			BBBB BB			3	0	2	0	1	0	0
Kevin Bass, S (1, 8) OBP: 0.329, SLG: 0.422 (9, 9)	G4-6-3 ①② 1-2f 2-3 3-H		G4-6-3 1-2 2-3 1B		5-3 ①		F5 ③			4	0	1	0	0	0	3
Denny Walling, L (1, 5) OBP: 0.368, SLG: 0.424	4-3 ③		SF8 ① 3-H		F7 ②			1B 2B		3	1	1	1	0	0	1
Terry Puhl, L (1, 9) OBP: 0.226, SLG: 0.154 Tony Walker, R (9, 8) OBP: 0.176, SLG: 0.188		E E 1B	G4-6-3 ② 1-2 2-3		4-3 ③			BBBB 1B BB		3 0	1 0	1 0	0 0	1 0	0 0	2 0
John Mizerock, L (1, 2)		F9 ①	IBB			F8 ①		F8 ①		3	0	0	0	1	0	3
Bob Knepper, L (1, 1) OBP: 0.071, SLG: 0.071		F5 ②	5-3 ③			SSS K ②		SSS K ②		4	0	0	0	0	2	6
Inning Stats	R: 2 E: 2 K: 0 S: 6 H: 2 LOB: 1 BB: 0 P: 6	R: 1 E: 1 K: 0 S: 5 H: 1 LOB: 1 BB: 0 P: 5	R: 1 E: 0 K: 0 S: 5 H: 2 LOB: 3 BB: 2 P: 13	R: 1 E: 0 K: 0 S: 4 H: 1 LOB: 0 BB: 0 P: 4	R: 0 E: 0 K: 0 S: 3 H: 0 LOB: 0 BB: 0 P: 3	R: 0 E: 0 K: 1 S: 5 H: 0 LOB: 0 BB: 0 P: 5	R: 0 E: 0 K: 2 S: 7 H: 0 LOB: 1 BB: 1 P: 11	R: 1 E: 0 K: 1 S: 6 H: 2 LOB: 2 BB: 1 P: 10		1B: 6 2B: 1 3B: 0 HR: 1 SF: 1 SAC: 0 DP: 1 HBP: 0				WP: 0 PB: 0 SB: 1 CS: 0 PA: 37		

PITCHER		IP	WLS	BF	H	R	ER	SO	BB	IBB	HBP	BLK	WP	HR	S	P	ERA	WHIP
John Denny, R ERA: 4.5	(1, 1)	4.0	L	22	6	5	2	0	1	1	0	0	0	1	20	28	4.50	1.750
Joe Price, L ERA: 1.42	(5, 1)	3.0		10	0	0	0	3	1	0	0	0	0	0	15	19	0.00	0.333
Ted Power, R ERA: 6.75	(8, 1)	1.0		5	2	1	1	1	1	0	0	0	0	0	6	10	9.00	3.000

PITCHER	IP	WLS	BF	H	R	ER	SO	BB	IBB	HBP	BLK	WP	HR	S	P	ERA	WHIP

BOTTOM

Cincinnati Reds @ Houston Astros

Astrodome, Houston, TX

Sun Apr 27 1986, 4:33 AM EDT

Att. 12,185 - Unknown

livebaseballscorecards.com

AB	32
R	6
H	8
RBI	4
BB	4
SO	4
LOB	19

Batter	1	2	3	4	5	6	7	8	9	AB	R	H	RBI	BB	SO	LOB
Tim Raines, S (1, 7) OBP: 0.357, SLG: 0.435	F9		BB	1B BB		2B			2B	3	1	2	0	2	0	0
Herm Winningham, L (1, 8) OBP: 0.385, SLG: 0.381	CS 1B		K	1-3 1B		B1-4-3-5-6 2-3f			K	5	0	2	0	0	2	4
Andre Dawson, R (1, 9) OBP: 0.403, SLG: 0.710	CS 1B 1-2		HR	K		6-3			6-3 2-H 2B	4	1	2	1	0	1	2
Mitch Webster, S (7, 9) OBP: 0.304, SLG: 0.400										1	0	1	1	0	0	0
Hubie Brooks, R (1, 6) OBP: 0.370, SLG: 0.589	CS 1-2	K		HR	1B BB		K		6-3 2-3	4	2	1	1	1	2	1
Jason Thompson, L (1, 3) OBP: 0.447, SLG: 0.379		CS 1B	K	K	F8		4-3		K	4	0	1	0	0	1	1
Andres Galarraga, R (7, 3) OBP: 0.489, SLG: 0.703										1	0	0	0	0	1	1
Tim Wallach, R (1, 5) OBP: 0.382, SLG: 0.508		F4		HR	1B 1-2		K			4	1	2	1	0	1	1
Al Newman, S (1, 4) OBP: 0.333, SLG: 0.286		CS 1-2	1-3	HR S	F8			CS 1B		4	1	2	0	0	0	2
Mike Fitzgerald, R (1, 2) OBP: 0.250, SLG: 0.750			F6	HR 1-H	1B 1-3 2-H			4-3 1-2		4	1	2	3	0	0	1
Bryn Smith, R (1, 1)			BB	F6	F9			6-3		3	0	0	0	1	0	2
Tim Burke, R (9, 1)										0	0	0	0	0	0	0
Inning Stats	R: 0 E: 0 K: 0 S: 3 H: 2 LOB: 0 BB: 0 P: 3	R: 0 E: 0 K: 1 S: 5 H: 1 LOB: 0 BB: 0 P: 5	R: 0 E: 0 K: 1 S: 5 H: 0 LOB: 2 BB: 2 P: 13	R: 5 E: 0 K: 2 S: 13 H: 6 LOB: 2 BB: 1 P: 17	R: 1 E: 0 K: 0 S: 5 H: 2 LOB: 2 BB: 1 P: 9	R: 0 E: 0 K: 0 S: 3 H: 1 LOB: 0 BB: 0 P: 3	R: 0 E: 0 K: 2 S: 7 H: 0 LOB: 0 BB: 0 P: 7	R: 0 E: 0 K: 0 S: 3 H: 1 LOB: 0 BB: 0 P: 3	R: 1 E: 0 K: 2 S: 9 H: 2 LOB: 1 BB: 0 P: 9	1B: 8 2B: 4 3B: 0 HR: 4 SF: 0 SAC: 0 DP: 1 HBP: 0							

TOP

Montreal Expos @ Cincinnati Reds

Riverfront Stadium, Cincinnati, OH

Tue Apr 29 1986, 7:05 PM EDT

Att. 13,289 - Unknown

livebaseballscorecards.com

AB	37
R	7
H	15
RBI	7
BB	4
SO	8
LOB	15

WP: 0 PB: 0 SB: 1 CS: 4 PA: 43

PITCHER	IP	WLS	BF	H	R	ER	SO	BB	IBB	HBP	BLK	WP	HR	S	P	ERA	WHIP
Mario Soto, R (1, 1) ERA: 3.86	3.2	L	19	8	5	5	3	3	0	0	0	0	4	22	34	12.27	3.000
Joe Price, L (4, 1) ERA: 2.35	1.1		8	3	1	1	1	1	0	0	0	0	0	9	13	6.75	3.000
Ron Robinson, R (6, 1) ERA: 0.48	3.0		9	2	0	0	2	0	0	0	0	0	0	13	13	0.00	0.667
Ted Power, R (9, 1) ERA: 7.2	1.0		5	2	1	1	2	0	0	0	0	0	0	9	9	9.00	2.000

Batter	1	2	3	4	5	6	7	8	9	AB	R	H	RBI	BB	SO	LOB
Eric Davis, R (1, 8) OBP: 0.293, SLG: 0.380	5-3		K			F3		6-3		4	0	0	0	0	1	0
Pete Rose, S (1, 3)	4-3		K			4-3			K	4	0	0	0	0	2	0
Dave Parker, L (1, 9) OBP: 0.333, SLG: 0.591	4-3			F7		K			HR 1B	4	1	1	0	0	1	0
Kal Daniels, L (1, 7) OBP: 0.394, SLG: 0.677		FC4-6 1B		K			1B 3B		1-H HR	4	2	3	2	0	1	0
Bo Diaz, R (1, 2) OBP: 0.316, SLG: 0.415		F8		F7			L3 1B 3-H		K	4	0	1	1	0	1	1
Dave Concepcion, R (1, 5) OBP: 0.196, SLG: 0.302		FC4-6 1B 1-2f			4-3		F9		5-3	4	1	0	0	0	0	2
Kurt Stillwell, S (1, 6) OBP: 0.421, SLG: 0.353		1B 2-H			FC6-4 1B		L3 1-2			3	0	2	1	0	0	1
Ron Oester, S (1, 4) OBP: 0.233, SLG: 0.228		4-3			K			4-3		3	0	0	0	0	1	2
Mario Soto, R (1, 1) OBP: 0.125, SLG: 0.125 Joe Price, R (4, 1) Buddy Bell, R (5, PH) OBP: 0.228, SLG: 0.235 Ron Robinson, R (6, 1) Eddie Milner, L (8, PH) OBP: 0.273, SLG: 0.286 Ted Power, R (9, 1)			K		FC6-4 1-2f			K		1 0 1 0 1 0	0 0 0 0 0 0	0 0 0 0 0 0	0 0 0 0 0 0	0 0 0 0 0 0	1 0 0 0 1 0	0 0 1 0 0 0
Inning Stats	R: 0 E: 0 K: 0 S: 3 H: 0 LOB: 0 BB: 0 P: 3	R: 1 E: 1 K: 0 S: 5 H: 2 LOB: 1 BB: 0 P: 5	R: 0 E: 0 K: 3 S: 9 H: 0 LOB: 0 BB: 0 P: 9	R: 0 E: 0 K: 1 S: 5 H: 0 LOB: 0 BB: 0 P: 5	R: 0 E: 0 K: 1 S: 6 H: 1 LOB: 1 BB: 0 P: 6	R: 0 E: 0 K: 1 S: 5 H: 0 LOB: 0 BB: 0 P: 5	R: 1 E: 0 K: 0 S: 4 H: 2 LOB: 0 BB: 0 P: 4	R: 0 E: 0 K: 1 S: 5 H: 0 LOB: 0 BB: 0 P: 5	R: 2 E: 0 K: 2 S: 9 H: 2 LOB: 0 BB: 0 P: 9	1B: 5 2B: 1 3B: 1 HR: 1 SF: 0 SAC: 0 DP: 1 HBP: 0						

PITCHER	IP	WLS	BF	H	R	ER	SO	BB	IBB	HBP	BLK	WP	HR	S	P	ERA	WHIP
Bryn Smith, R (1, 1) ERA: 3.58	8.1	W	31	7	4	3	8	0	0	0	0	0	1	47	47	3.24	0.840
Tim Burke, R (9, 1) ERA: 0.96	0.2		2	0	0	0	1	0	0	0	0	0	0	4	4	0.00	0.000

PITCHER	IP	WLS	BF	H	R	ER	SO	BB	IBB	HBP	BLK	WP	HR	S	P	ERA	WHIP

BOTTOM

Montreal Expos @ Cincinnati Reds

Riverfront Stadium, Cincinnati, OH

Tue Apr 29 1986, 7:05 PM EDT

Att. 13,289 - Unknown

AB	33
R	4
H	7
RBI	4
BB	0
SO	9
LOB	7

WP: 0 PB: 0 SB: 0 CS: 0 PA: 33

livebaseballscorecards.com

Batter	1	2	3	4	5	6	7	8	9	AB	R	H	RBI	BB	SO	LOB
Tim Raines, S (1, 7) OBP: 0.382, SLG: 0.473	0-0 F8 BB 6-3 1B	0-0 G5-4-3 1B		0-0 G1-2-3 E 1-2 1B 1B		0-0 ① 6-3		0-0 1-3 1B 2B		5	3	4	0	0	0	0
Mitch Webster, S (1, 8) (6, 9) OBP: 0.297, SLG: 0.377	B B B B 4-0 6-3 BB 1-2 1B BB	0-0 ① ② G5-4-3 1-2f		0-0 E7 G1-2-3 1-2 2-3 1B		S S S 0-3 ② K		0-0 ① 6-3		4	2	0	0	1	1	5
Andre Dawson, R (1, 9) OBP: 0.395, SLG: 0.697 Herm Winningham, L (6, 8) OBP: 0.407, SLG: 0.381	0-0 ① F8 2-3	0-0 2B		0-0 ① ② G1-2-3 1-2 2-3 3-Hf		0-0 ③ F7		4-0 1B IBB		4 0	0 0	1 0	0 0	0 1	0 0	5 0
Hubie Brooks, R (1, 6) OBP: 0.384, SLG: 0.584	B B B B 4-0 6-3 1B 1-2 BB	0-0 ③ 6-3		0-0 1B 2-H 3-H 1B			0-0 ① F3	0-0 G6-4-3 1-2 2-H 3-H 1B		4	1	2	4	1	0	1
Tim Wallach, R (1, 5) OBP: 0.384, SLG: 0.547	0-0 ② 6-3 1-2 2-3 3-H		0-0 HR	0-0 FC6-4 1-2 1B			0-0 ② L6	0-0 ② ③ G6-4-3 1-2f		5	1	2	2	0	0	4
Andres Galarraga, R (1, 3) OBP: 0.500, SLG: 0.683	I I I I 4-0 1B IBB	0-0 ① F7		0-0 ③ FC6-4 1-2f			0-0 BB 1B		0-0 G1-6-3 1B 1B	4	0	2	0	1	0	2
Vance Law, R (1, 4) OBP: 0.311, SLG: 0.333	0-0 BB 1-3 2-H 3-H 1B	0-0 ② L6			0-0 ① F9		B B B B 4-0 1-2 BB		0-0 G1-6-3 1-2 1B	4	0	2	2	1	0	0
Dann Bilardello, R (1, 2) OBP: 0.250, SLG: 0.440	B B B B 4-0 1-2 BB	0-0 ③ 5-3			0-0 ② F6		0-0 ③ F9		0-0 ① ② G1-6-3 1-2f 2-3	4	0	0	0	1	0	4
Jay Tibbs, R (1, 1) OBP: 0.231, SLG: 0.091	S S S 0-3 ③ K			B B B B 4-0 E 1B G1-2-3 BB	0-0 ③ 5-3			B B B B 4-0 2B 1B BB	S S S 0-3 ③ K	3	1	0	0	2	2	4
Inning Stats	R: 3 E: 0 K: 1 S: 7 H: 2 LOB: 3 BB: 4 P: 23	R: 0 E: 0 K: 0 S: 4 H: 2 LOB: 1 BB: 0 P: 4	R: 1 E: 0 K: 0 S: 4 H: 1 LOB: 0 BB: 0 P: 4	R: 2 E: 1 K: 0 S: 6 H: 3 LOB: 2 BB: 1 P: 10	R: 0 E: 0 K: 0 S: 3 H: 0 LOB: 0 BB: 0 P: 3	R: 0 E: 0 K: 1 S: 5 H: 0 LOB: 0 BB: 0 P: 5	R: 0 E: 0 K: 0 S: 4 H: 1 LOB: 2 BB: 1 P: 8	R: 2 E: 0 K: 0 S: 4 H: 2 LOB: 1 BB: 2 P: 12	R: 0 E: 0 K: 1 S: 6 H: 2 LOB: 1 BB: 0 P: 6	1B: 10 2B: 2 3B: 0 HR: 1 SF: 0 SAC: 0 DP: 4 HBP: 0							

Montreal Expos @ Cincinnati Reds

Riverfront Stadium, Cincinnati, OH

Wed Apr 30 1986, 3:33 AM EDT

Att. 13,453 - Unknown

TOP

livebaseballscorecards.com

AB	37
R	8
H	13
RBI	8
BB	8
SO	3
LOB	25

PITCHER		IP	WLS	BF	H	R	ER	SO	BB	IBB	HBP	BLK	WP	HR	S	P	ERA	WHIP
Tom Browning, L ERA: 6.08	(1, 1)	3.0	L	20	6	6	4	1	4	1	0	0	0	1	17	37	12.00	3.333
Scott Terry, R ERA: 1.08	(4, 1)	2.0		7	2	0	0	0	0	0	0	0	0	0	7	7	0.00	1.000
Joe Price, L ERA: 1.86	(6, 1)	2.0		8	1	0	0	1	1	0	0	0	0	0	9	13	0.00	1.000
Ron Robinson, R ERA: 1.37	(8, 1)	1.0		6	2	2	2	0	1	1	0	0	0	0	4	12	18.00	3.000
Ted Power, R ERA: 6.0	(9, 1)	1.0		4	2	0	0	1	0	0	0	0	0	0	6	6	0.00	2.000

PITCHER	IP	WLS	BF	H	R	ER	SO	BB	IBB	HBP	BLK	WP	HR	S	P	ERA	WHIP

WP: 0 PB: 0 SB: 0 CS: 0 PA: 45

Batter	1	2	3	4	5	6	7	8	9	AB	R	H	RBI	BB	SO	LOB
Eric Davis, R (1, 8) OBP: 0.290, SLG: 0.370	S S S 0-3 ① K		x 0-0 ③ 6-3		x 0-0 S 1B		x 0-0 ③ F6			4	0	1	0	0	1	1
Pete Rose, S (1, 3)	x 0-0 ② 1-3			x 0-0 ① 5-3	B B B B 4-0 1-2 BB			x 0-0 ① F8		3	0	0	0	1	0	0
Dave Parker, L (1, 9) OBP: 0.315, SLG: 0.557	x 0-0 ③ 6-3			x 0-0 ② G3	x 0-0 ③ 4-3			S S S 0-3 ② K		4	0	0	0	0	1	2
Kal Daniels, L (1, 7) OBP: 0.405, SLG: 0.647 Ted Power, R (9, 1)		x 0-0 ① F8		B B B B 4-0 1B BLK BB		x 0-0 1B		S S S 0-3 ③ K		3 0	0 0	1 0	0 0	1 0	1 0	0 0
Bo Diaz, R (1, 2) OBP: 0.311, SLG: 0.393		x 0-0 ② 6-3		B B B B 4-0 1B 1-2 BB		S S S 0-3 ① K			x 0-0 ① F8	3	0	0	0	1	1	1
Dave Concepcion, R (1, 5) OBP: 0.200, SLG: 0.298		x 0-0 ③ 1-3		x 0-0 1-2 2-3 1B		S S S 0-3 ② K			x 0-0 ② 6-3	4	0	1	0	0	1	1
Kurt Stillwell, S (1, 6) OBP: 0.348, SLG: 0.286			S S S 0-3 ① K	S S S 0-3 ③ K		S S S 0-3 ③ K			x 0-0 ③ F8	4	0	0	0	0	3	4
Ron Oester, S (1, 4) OBP: 0.238, SLG: 0.233			x 0-0 SH5-4 1B		x 0-0 ① 4-3		x 0-0 ① G3			3	0	1	0	0	0	0
Tom Browning, L (1, 1) OBP: 0.125, SLG: 0.125 Scott Terry, R (4, 1) Tracy Jones, R (5, PH) OBP: 0.321, SLG: 0.320 Joe Price, R (6, 1) Eddie Milner, L (7, PH) OBP: 0.261, SLG: 0.273 Ron Robinson, R (8, 1) Max Venable, L (9, 7) OBP: 0.364, SLG: 0.500			x 0-0 ② SH5-4 1-2		x 0-0 ② 6-3		x 0-0 ② L6			0 0 1 0 0 1 0 0	0 0 0 0 0 0 0 0	0 0 0 0 0 0 0 0	0 0 0 0 0 0 0 0	0 0 0 0 0 0 0 0	0 0 0 0 0 0 0 0	0 0 0 0 0 0 0 0
Inning Stats	R: 0 H: 0 E: 0 LOB: 0 K: 1 BB: 0 S: 5 P: 5	R: 0 H: 0 E: 0 LOB: 0 K: 0 BB: 0 S: 3 P: 3	R: 0 H: 1 E: 0 LOB: 1 K: 1 BB: 0 S: 6 P: 6	R: 0 H: 1 E: 0 LOB: 3 K: 1 BB: 2 S: 6 P: 14	R: 0 H: 1 E: 0 LOB: 2 K: 0 BB: 1 S: 4 P: 8	R: 0 H: 1 E: 0 LOB: 1 K: 3 BB: 0 S: 10 P: 10	R: 0 H: 0 E: 0 LOB: 0 K: 0 BB: 0 S: 3 P: 3	R: 0 H: 0 E: 0 LOB: 0 K: 2 BB: 0 S: 7 P: 7	R: 0 H: 0 E: 0 LOB: 0 K: 0 BB: 0 S: 3 P: 3	1B: 4 2B: 0 3B: 0 HR: 0	SF: 0 SAC: 1 DP: 0 HBP: 0			WP: 0 PB: 0 SB: 1 CS: 0	PA: 34		

PITCHER	IP	WLS	BF	H	R	ER	SO	BB	IBB	HBP	BLK	WP	HR	S	P	ERA	WHIP
Jay Tibbs, R (1, 1) ERA: 1.25	9.0	W	34	4	0	0	8	3	0	0	1	0	0	47	59	0.00	0.778

PITCHER	IP	WLS	BF	H	R	ER	SO	BB	IBB	HBP	BLK	WP	HR	S	P	ERA	WHIP

Montreal Expos @ Cincinnati Reds

Riverfront Stadium, Cincinnati, OH

Wed Apr 30 1986, 3:33 AM EDT

Att. 13,453 - Unknown

BOTTOM

livebaseballscorecards.com

AB	30
R	0
H	4
RBI	0
BB	3
SO	8
LOB	9

Batter	1	2	3	4	5	6	7	8	9	AB	R	H	RBI	BB	SO	LOB
Lenny Dykstra, L (1, 8) OBP: 0.391, SLG: 0.400	BBBB 4-0 1B 2B BB	x 0-0 ② 4-3		x 0-0 ③ F7			x 0-0 ① F9	x 0-0 ③ G3		4	1	0	0	1	0	1
Wally Backman, S (1, 4) OBP: 0.413, SLG: 0.439	x 0-0 S 1-3 2B 1B	x 0-0 ③ F8			x 0-0 ① 4-3		x 0-0 ② 6-3		x 0-0 CS 1B	5	1	2	0	0	0	0
Keith Hernandez, L (1, 3) OBP: 0.395, SLG: 0.405	x 0-0 1-H 3-H 1B 2B		x 0-0 ① 4-3		x 0-0 ② F9		x 0-0 ③ F7		BBBB 4-0 ① 1-2 G6-4-3 BB	4	1	1	2	1	0	0
Gary Carter, R (1, 2) OBP: 0.360, SLG: 0.429	x 0-0 ① F7		BBBB 4-0 1B 1B BB		x 0-0 ③ F8			x 0-0 E1 2B	x 0-0 ②③ 1-2f G6-4-3	4	2	0	0	1	0	2
Darryl Strawberry, L (1, 9) OBP: 0.398, SLG: 0.514	IIII 4-0 1B IBB		x 0-0 ① 1B 1-3 SF4-2-3 1B			x 0-0 ① 3-1		BBBB 4-0 2B E BB		2	2	1	0	2	0	0
George Foster, R (1, 7) OBP: 0.367, SLG: 0.364	SSS 0-3 ② K		x 0-0 SF4-2-3 1-3 3-H 1B			x 0-0 E5 4-3		SSS 0-3 ① K		4	0	1	1	0	2	4
Ray Knight, R (1, 5) OBP: 0.365, SLG: 0.691	x 0-0 1-2 2-H 1B		x 0-0 ②③ SF4-2-3 1-2 3-H			x 0-0 ② 4-3 1-2		x 0-0 ② F8		3	0	1	2	0	0	3
Howard Johnson, S (1, 6) OBP: 0.429, SLG: 0.548	SSS 0-3 ③ K			x 0-0 ① F7		4-0 IBB		x 0-0 1-3 2-H E 2B		3	1	1	1	1	1	2
Sid Fernandez, L (1, 1) OBP: 0.364, SLG: 0.300 Roger McDowell, R (6, 1) OBP: 0.500, SLG: 0.500 Jesse Orosco, R (8, 1)		x 0-0 ① F8		SSS 0-3 ② K		SSS 0-3 ③ K		x 0-0 E7 2-H 3-H 1B		3 1 0	0 0 0	0 1 0	0 2 0	0 0 0	2 0 0	2 0 0
Inning Stats	R: 3 H: 3 E: 0 LOB: 2 K: 2 BB: 2 S: 10 P: 18	R: 0 H: 0 E: 0 LOB: 0 K: 0 BB: 0 S: 3 P: 3	R: 2 H: 2 E: 0 LOB: 0 K: 0 BB: 1 S: 4 P: 8	R: 0 H: 0 E: 0 LOB: 0 K: 1 BB: 0 S: 5 P: 5	R: 0 H: 0 E: 0 LOB: 0 K: 0 BB: 0 S: 3 P: 3	R: 0 H: 0 E: 1 LOB: 2 K: 1 BB: 1 S: 6 P: 10	R: 0 H: 0 E: 0 LOB: 0 K: 0 BB: 0 S: 3 P: 3	R: 3 H: 2 E: 2 LOB: 1 K: 1 BB: 1 S: 8 P: 12	R: 0 H: 1 E: 0 LOB: 0 K: 0 BB: 1 S: 2 P: 6	1B: 6 SF: 1 2B: 3 SAC: 0 3B: 0 DP: 2 HR: 0 HBP: 0						

PITCHER		IP	WLS	BF	H	R	ER	SO	BB	IBB	HBP	BLK	WP	HR	S	P	ERA	WHIP
Bill Gullickson, R ERA: 4.1	(1, 1)	6.0	L	27	5	5	5	4	2	2	0	0	0	0	31	47	7.50	1.167
Joe Price, L ERA: 1.69	(7, 1)	1.0		3	0	0	0	0	0	0	0	0	0	0	3	3	0.00	0.000
John Franco, L ERA: 3.21	(8, 1)	1.0		7	2	3	0	1	1	0	0	0	0	0	8	12	0.00	3.000
Ted Power, R ERA: 5.14	(9, 1)	1.0		3	1	0	0	0	1	0	0	0	0	0	2	6	0.00	2.000

PITCHER	IP	WLS	BF	H	R	ER	SO	BB	IBB	HBP	BLK	WP	HR	S	P	ERA	WHIP

TOP

New York Mets @ Cincinnati Reds

Riverfront Stadium, Cincinnati, OH

Fri May 02 1986, 7:05 PM EDT
Att. 20,677 - Unknown

livebaseballscorecards.com

AB	33
R	8
H	8
RBI	8
BB	6
SO	5
LOB	14

BOTTOM

New York Mets @ Cincinnati Reds

Riverfront Stadium, Cincinnati, OH

Fri May 02 1986, 7:05 PM EDT

Att. 20,677 - Unknown

livebaseballscorecards.com

Batter	1	2	3	4	5	6	7	8	9	AB	R	H	RBI	BB	SO	LOB
Eric Davis, R (1, 8) OBP: 0.284, SLG: 0.356	F9	K		K		K		1B S WP 2-H 3-H 1B		5	1	1	2	0	3	5
Dave Concepcion, R (1, 6) OBP: 0.231, SLG: 0.300 (9, 3)	BB 1B BB BB	G6-4-3 1-2f			4-3 G3 BB		6-3	WP S 1-3 1B		3	1	1	0	2	0	2
Dave Parker, L (1, 9) OBP: 0.308, SLG: 0.533	BB BB 1B 1-2 1B		K		G3 1-2		G3	K 1-2		5	1	1	0	0	2	3
Tony Perez, R (1, 3) OBP: 0.375, SLG: 0.167 John Franco, L (8, 1) Bo Diaz, R (8, PH) OBP: 0.323, SLG: 0.393 (9, 2)	BB 1B BB 1-2 2-3 BB		BB		4-3 2-3		6-3	BB 2-3 3-H BB		2 0 0	0 0 0	0 0 0	0 0 0	2 0 1	0 0 0	1 0 0
Nick Esasky, R (1, 7) OBP: 0.323, SLG: 0.426 (8, 3) Ted Power, R (9, 1)	1B 1-2 2-3 3-H BB	F9		1-3		FC1-4 BB F6		3	0	0	1	2	0	4		
Buddy Bell, R (1, 5) OBP: 0.226, SLG: 0.218	K	F4				FC6-4 1B BB		FC1-4 1B 1-2f E	F7	4	1	0	0	1	1	5
Sal Butera, R (1, 2) OBP: 0.375, SLG: 0.750 Eddie Milner, L (8, PH) OBP: 0.292, SLG: 0.304 Kurt Stillwell, S (9, 6) OBP: 0.333, SLG: 0.273	1-2 2-H 3-H 1B			K		FC6-4 1-2 1B		E7 1-H 2B 1B	K	3 1 1	0 1 0	2 1 0	1 0 0	0 0 0	1 0 1	0 0 0
Ron Oester, S (1, 4) OBP: 0.250, SLG: 0.262		SH 2B		K		FC6-4 1-2f 2-3		2B 2-3 1B	6-3	5	1	2	0	0	1	2
Bill Gullickson, R (1, 1) OBP: 0.250, SLG: 0.250 Tracy Jones, R (6, PH) OBP: 0.321, SLG: 0.320 Kal Daniels, L (6, PH) OBP: 0.395, SLG: 0.629 Joe Price, R (7, 1) Max Venable, L (8, 7) OBP: 0.417, SLG: 0.636		SH G6-4-3 2-3		1B		K		1-3 3-H 1B 2B		1 0 1 0 1	0 0 0 0 1	1 0 0 0 1	0 0 0 0 1	0 0 0 0 0	0 0 1 0 0	0 0 2 0 0
Inning Stats	R: 2 H: 2 E: 0 LOB: 2 K: 1 BB: 3 S: 6 P: 18	R: 0 H: 1 E: 0 LOB: 1 K: 1 BB: 0 S: 6 P: 6	R: 0 H: 0 E: 0 LOB: 1 K: 1 BB: 1 S: 5 P: 9	R: 0 H: 1 E: 0 LOB: 1 K: 3 BB: 0 S: 10 P: 10	R: 0 H: 0 E: 0 LOB: 1 K: 0 BB: 1 S: 3 P: 7	R: 0 H: 1 E: 0 LOB: 2 K: 2 BB: 1 S: 8 P: 12	R: 0 H: 0 E: 0 LOB: 0 K: 0 BB: 0 S: 3 P: 3	R: 5 H: 5 E: 1 LOB: 2 K: 1 BB: 2 S: 10 P: 18	R: 0 H: 0 E: 0 LOB: 0 K: 1 BB: 0 S: 5 P: 5	1B: 8 2B: 2 3B: 0 HR: 0	SF: 0 SAC: 1 DP: 1 HBP: 0					

	AB	35
	R	7
	H	10
	RBI	5
	BB	8
	SO	10
	LOB	24

PITCHER		IP	WLS	BF	H	R	ER	SO	BB	IBB	HBP	BLK	WP	HR	S	P	ERA	WHIP
Sid Fernandez, L ERA: 2.81	(1, 1)	5.1	W	26	5	2	2	6	6	0	0	0	0	0	32	56	3.38	2.062
Roger McDowell, R ERA: 5.17	(6, 1)	2.0		12	5	5	5	2	1	0	0	0	0	0	15	19	22.50	3.000
Jesse Orosco, L ERA:	(8, 1)	1.2	S	6	0	0	0	2	1	0	0	0	1	0	9	13	0.00	0.600

PITCHER	IP	WLS	BF	H	R	ER	SO	BB	IBB	HBP	BLK	WP	HR	S	P	ERA	WHIP

New York Mets @ Cincinnati Reds

Riverfront Stadium, Cincinnati, OH

Sat May 03 1986, 3:33 AM EDT

Att. 20,268 - Unknown

livebaseballscorecards.com

Batter	1	2	3	4	5	6	7	8	9	AB	R	H	RBI	BB	SO	LOB
Lenny Dykstra, L (1, 8) OBP: 0.392, SLG: 0.422	F9		4-3		BBB 4-0 4-3 BB		0-0 HR 3B		3-1	4	1	1	0	1	0	0
Wally Backman, S (1, 4) OBP: 0.380, SLG: 0.400	G3		6-3		0-0 4-3 1-2		G3			4	0	0	0	0	0	2
Keith Hernandez, L (1, 3) OBP: 0.411, SLG: 0.474	2B		BB 1B		F7		3-H HR			4	1	3	2	0	0	1
Darryl Strawberry, L (1, 9) OBP: 0.402, SLG: 0.500	3-1		BBB 4-0 1-2 BB		H 1-0 HBP		4-3			2	0	0	0	1	0	1
Danny Heep, L (1, 7) OBP: 0.375, SLG: 0.609		1B G3 1B	4-3		SSS 0-3 K			3-1		4	1	1	0	0	1	4
Ray Knight, R (1, 5) OBP: 0.388, SLG: 0.695		E G3 1-3 5-3 1B		G3 1B		1-3		G4-6-3 1B		4	1	3	0	0	0	0
Howard Johnson, S (1, 6) OBP: 0.410, SLG: 0.514		G3 1-3 3-H		G3 1-2		CS 1B		G4-6-3 1-2f		4	0	1	1	0	0	3
Jesse Orosco, R (8, 1)										0	0	0	0	0	0	0
Barry Lyons, R (1, 2)		5-3 3-H		F7		F7 1-2			G3	4	0	0	1	0	0	2
Bob Ojeda, L (1, 1) OBP: 0.167, SLG: 0.167		SSS 0-3 K		1-3			4-3		6-3	3	0	0	0	0	1	1
Rafael Santana, R (8, 6) OBP: 0.224, SLG: 0.192										1	0	0	0	0	0	0
Inning Stats	R: 0 E: 0 K: 0 S: 4 H: 1 LOB: 1 BB: 0 P: 4	R: 2 E: 1 K: 1 S: 7 H: 2 LOB: 0 BB: 0 P: 7	R: 0 E: 0 K: 0 S: 4 H: 1 LOB: 2 BB: 1 P: 8	R: 0 E: 0 K: 0 S: 4 H: 1 LOB: 1 BB: 0 P: 4	R: 0 E: 0 K: 1 S: 5 H: 0 LOB: 2 BB: 1 P: 10	R: 0 E: 0 K: 0 S: 3 H: 1 LOB: 0 BB: 0 P: 3	R: 2 E: 0 K: 0 S: 5 H: 2 LOB: 0 BB: 0 P: 5	R: 0 E: 0 K: 0 S: 3 H: 1 LOB: 0 BB: 0 P: 3	R: 0 E: 0 K: 0 S: 3 H: 0 LOB: 0 BB: 0 P: 3	1B: 6 2B: 1 3B: 1 HR: 1	SF: 0 SAC: 0 DP: 1 HBP: 1						

AB	34
R	4
H	9
RBI	4
BB	2
SO	2
LOB	14

WP: 0 PB: 0 SB: 0 CS: 1 PA: 37

PITCHER		IP	WLS	BF	H	R	ER	SO	BB	IBB	HBP	BLK	WP	HR	S	P	ERA	WHIP
John Denny, R ERA: 4.34	(1, 1)	7.0	L	31	8	4	3	2	2	0	1	0	0	1	32	41	3.86	1.429
John Franco, L ERA: 2.81	(8, 1)	2.0		6	1	0	0	0	0	0	0	0	0	0	6	6	0.00	0.500

PITCHER		IP	WLS	BF	H	R	ER	SO	BB	IBB	HBP	BLK	WP	HR	S	P	ERA	WHIP

New York Mets @ Cincinnati Reds

Riverfront Stadium, Cincinnati, OH

Sat May 03 1986, 3:33 AM EDT

Att. 20,268 - Unknown

livebaseballscorecards.com

BOTTOM

Batter	1	2	3	4	5	6	7	8	9	AB	R	H	RBI	BB	SO	LOB
Eric Davis, R (1, 8) OBP: 0.292, SLG: 0.349	4-3		4-3		5-3		E 1B 1-2		S BB B B B	4	0	1	0	1	0	0
Dave Concepcion, R (1, 6) (8, 3) OBP: 0.243, SLG: 0.308	S 1B		4-3		S 1B		E4 1-2 2-3		F8 1-2	5	0	2	0	0	0	3
Dave Parker, L (1, 9) OBP: 0.305, SLG: 0.519	K 1-2		BB BB 1B		F2		F5			4	0	1	0	0	1	5
Nick Esasky, R (1, 3) OBP: 0.333, SLG: 0.411 John Franco, L (8, 1)	FC6-4 BB B B B		BB 1-2 B B B		K 1-2 S S S		F7			2 0	0 0	0 0	0 0	2 0	1 0	4 0
Tracy Jones, R (1, 7) OBP: 0.313, SLG: 0.286	FC6-4 1-2f		BB 1-2 2-3 B B B			F8		F8		3	0	0	0	1	0	2
Buddy Bell, R (1, 5) OBP: 0.242, SLG: 0.224		E1 1B 1B	F9			F8		G6-4-3 BB B B B		3	1	1	0	1	0	3
Sal Butera, R (1, 2) OBP: 0.333, SLG: 0.583		FC6-4 1B 3-H		F9		F9		G6-4-3 1-2f		4	0	1	1	0	0	1
Ron Oester, S (1, 4) OBP: 0.236, SLG: 0.246		FC6-4 G5-4-3 1-2f		1-3			5-3		K S S S	4	0	0	0	0	1	1
John Denny, R (1, 1) OBP: 0.222, SLG: 0.125 Kurt Stillwell, S (7, PH) (8, 6) OBP: 0.346, SLG: 0.261		G5-4-3 1-2f		5-3			E 1B BB B B B		K S S S	2 1	0 0	0 0	0 0	0 1	0 1	1 0

	AB	32
	R	1
	H	6
	RBI	1
	BB	6
	SO	4
	LOB	20

Inning Stats	1	2	3	4	5	6	7	8	9	1B	SF	WP	PA
R	0	1	0	0	0	0	0	0	0	6	0	0	38
E	0	1	0	0	0	0	1	0	0	2B 0	SAC 0	PB 0	
K	1	0	0	0	1	0	0	2	0	3B 0	DP 2	SB 3	
S	6	4	4	3	6	3	5	2	7	HR 0	HBP 0	CS 0	
H	1	2	1	0	1	0	1	0	0				
LOB	2	0	3	0	1	0	3	0	1				
BB	1	0	2	0	0	0	1	1	1				
P	10	4	12	3	6	3	9	6	11				

PITCHER		IP	WLS	BF	H	R	ER	SO	BB	IBB	HBP	BLK	WP	HR	S	P	ERA	WHIP
Bob Ojeda, L ERA: 1.59	(1, 1)	7.0	W	31	6	1	0	2	4	0	0	0	0	0	31	47	0.00	1.429
Jesse Orosco, L ERA:	(8, 1)	2.0	S	7	0	0	0	2	2	0	0	0	0	0	9	17	0.00	1.000

PITCHER	IP	WLS	BF	H	R	ER	SO	BB	IBB	HBP	BLK	WP	HR	S	P	ERA	WHIP

Batter	1	2	3	4	5	6	7	8	9	AB	R	H	RBI	BB	SO	LOB
Lenny Dykstra, L (1, 8) OBP: 0.380, SLG: 0.406	F7	4-3		F7		S 1B		F8		5	1	1	0	0	0	2
Wally Backman, S (1, 4) OBP: 0.418, SLG: 0.480	HR 2B	F8			1B 1B	1-H 1B			1B BB 2B	5	2	4	1	0	0	0
Tim Teufel, R (9, PR) (9, 4) OBP: 0.327, SLG: 0.390										0	1	0	0	0	0	0
Keith Hernandez, L (1, 3) OBP: 0.411, SLG: 0.470	F9		K		1-3 1B		4-3		BB 2-3 1B	5	0	2	0	0	1	1
Darryl Strawberry, L (1, 9) OBP: 0.413, SLG: 0.579	2-H HR		HR		K		K		BB IBB	4	2	2	3	1	2	2
Gary Carter, R (1, 2) OBP: 0.363, SLG: 0.432	1B 2B		K		F9		BB		K	4	1	1	0	1	2	5
Danny Heep, L (1, 7) OBP: 0.393, SLG: 0.577	1B IBB		4-3		1-2 3-H 1B		4-3		K	3	0	1	1	1	0	1
Ray Knight, R (1, 5) OBP: 0.403, SLG: 0.683	1-2 2-H 1B			F8	1-3			1B	1-2 2-3 3-H BB	4	0	2	2	1	0	2
Howard Johnson, S (1, 6) OBP: 0.372, SLG: 0.462	F4			3-1		F8		F8	L5	4	0	0	0	0	0	3
Rafael Santana, R (8, 6) OBP: 0.220, SLG: 0.189										1	0	0	0	0	0	3
Ron Darling, R (1, 1) OBP: 0.154, SLG: 0.083		5-3			1B	1-3		K		3	0	1	0	0	0	0
Randy Niemann, L (7, 1)										0	0	0	0	0	0	0
Roger McDowell, R (7, 1) OBP: 0.333, SLG: 0.333										1	0	0	0	0	1	3
Kevin Mitchell, R (7, 7) OBP: 0.345, SLG: 0.536										1	0	0	0	0	1	1
Inning Stats	R: 3 E: 0 K: 0 S: 7 H: 4 LOB: 2 BB: 1 P: 11	R: 0 E: 0 K: 0 S: 3 H: 0 LOB: 0 BB: 0 P: 3	R: 1 E: 0 K: 2 S: 8 H: 1 LOB: 0 BB: 0 P: 8	R: 0 E: 0 K: 0 S: 4 H: 1 LOB: 1 BB: 0 P: 4	R: 1 E: 0 K: 1 S: 8 H: 3 LOB: 2 BB: 0 P: 8	R: 1 E: 0 K: 0 S: 4 H: 2 LOB: 1 BB: 0 P: 4	R: 0 E: 0 K: 1 S: 5 H: 0 LOB: 1 BB: 1 P: 9	R: 0 E: 0 K: 1 S: 6 H: 1 LOB: 1 BB: 0 P: 6	R: 1 E: 0 K: 2 S: 9 H: 2 LOB: 3 BB: 2 P: 17	1B: 9 2B: 3 3B: 0 HR: 2 SF: 0 SAC: 0 DP: 0 HBP: 0						

TOP

New York Mets @ Cincinnati Reds

Riverfront Stadium, Cincinnati, OH

Sun May 04 1986, 3:33 AM EDT

Att. 25,407 - Unknown

livebaseballscorecards.com

AB	40
R	7
H	14
RBI	7
BB	4
SO	7
LOB	23

WP: 0 PB: 0 SB: 1 CS: 0 PA: 44

PITCHER		IP	WLS	BF	H	R	ER	SO	BB	IBB	HBP	BLK	WP	HR	S	P	ERA	WHIP
Mario Soto, R ERA: 4.58	(1, 1)	5.0	L	25	9	5	5	3	0	1	0	0	0	2	30	34	9.00	1.800
Scott Terry, R ERA: 1.74	(6, 1)	2.0		8	2	1	1	1	1	0	0	0	0	0	9	13	4.50	1.500
Ted Power, R ERA: 5.0	(8, 1)	2.0		11	3	1	1	3	1	1	0	0	0	0	15	23	4.50	2.000

PITCHER	IP	WLS	BF	H	R	ER	SO	BB	IBB	HBP	BLK	WP	HR	S	P	ERA	WHIP

New York Mets @ Cincinnati Reds

Riverfront Stadium, Cincinnati, OH

Sun May 04 1986, 3:33 AM EDT

Att. 25,407 - Unknown

livebaseballscorecards.com

BOTTOM

Batter	1	2	3	4	5	6	7	8	9	AB	R	H	RBI	BB	SO	LOB
Eddie Milner, L (1, 8) OBP: 0.345, SLG: 0.308	F9 ①		2B BB		1B SF8 1B		BB 1B BB		3-1 ②	3	2	1	0	2	0	0
Pete Rose, S (1, 3) OBP: 0.278, SLG: 0.071	4-3 ②		F6 ②		1-3 1B		BB 1B 1-2 BB		4-3 ③	4	0	1	0	1	0	1
Dave Parker, L (1, 9) OBP: 0.326, SLG: 0.543	BB		1-3 2B		SF8 ② 3-H		BB 1B 1-2 2-H			2	0	2	2	1	0	0
Kal Daniels, L (1, 7) OBP: 0.405, SLG: 0.595	4-3 ③		BB		G3 ③		BB 1-2 2-3			2	0	0	0	2	0	2
Dave Concepcion, R (1, 5) (5, 4) OBP: 0.243, SLG: 0.304		K ①	1-3 ③			G3-6-3 1B	F8 ③			4	0	1	0	0	1	6
Kurt Stillwell, S (1, 6) OBP: 0.300, SLG: 0.222		4-3 ②		F7 ①		G3-6-3 ① ② 1-2f		4-3 ①		4	0	0	0	0	0	1
Bo Diaz, R (1, 2) OBP: 0.318, SLG: 0.373		BB		F9 ②		F6 ③		6-3 ②		3	0	0	0	1	0	0
Ron Oester, S (1, 4) OBP: 0.230, SLG: 0.239 Buddy Bell, R (5, 5) OBP: 0.235, SLG: 0.217		F8 ③		K ③			6-3 ①	F8 ③		2 2	0 0	0 0	0 0	0 0	1 0	1 0
Mario Soto, R (1, 1) OBP: 0.111, SLG: 0.111 Tracy Jones, R (5, PH) OBP: 0.303, SLG: 0.276 Scott Terry, R (6, 1) Eric Davis, R (7, PH) OBP: 0.288, SLG: 0.344 Ted Power, R (8, 1) Max Venable, L (9, PH) OBP: 0.385, SLG: 0.583			K ①		K ①		K ②		F4 ①	1 1 0 1 0 1	0 0 0 0 0 0	0 0 0 0 0 0	0 0 0 0 0 0	0 1 0 0 0 0	1 0 0 0 0 0	0 0 0 0 0 0
Inning Stats	R: 0 H: 0 E: 0 LOB: 1 K: 0 BB: 1 S: 3 P: 7	R: 0 H: 0 E: 0 LOB: 1 K: 1 BB: 1 S: 5 P: 9	R: 0 H: 1 E: 0 LOB: 3 K: 1 BB: 2 S: 6 P: 14	R: 0 H: 0 E: 0 LOB: 0 K: 1 BB: 0 S: 5 P: 5	R: 1 H: 2 E: 0 LOB: 1 K: 1 BB: 0 S: 7 P: 7	R: 0 H: 1 E: 0 LOB: 0 K: 0 BB: 0 S: 3 P: 3	R: 1 H: 1 E: 0 LOB: 3 K: 1 BB: 3 S: 6 P: 18	R: 0 H: 0 E: 0 LOB: 0 K: 0 BB: 0 S: 3 P: 3	R: 0 H: 0 E: 0 LOB: 0 K: 0 BB: 0 S: 3 P: 3	1B: 4 2B: 1 3B: 0 HR: 0	SF: 1 SAC: 0 DP: 1 HBP: 0			WP: 0 PB: 0 SB: 0 CS: 0	PA: 38		

	AB	30
	R	2
	H	5
	RBI	2
	BB	7
	SO	5
	LOB	11

PITCHER		IP	WLS	BF	H	R	ER	SO	BB	IBB	HBP	BLK	WP	HR	S	P	ERA	WHIP
Ron Darling, R ERA: 5.74	(1, 1)	6.2	W	29	4	2	2	5	6	0	0	0	0	0	33	57	2.70	1.500
Randy Niemann, L ERA: 7.71	(7, 1)	0.0		2	1	0	0	0	1	0	0	0	0	0	1	5	∞	∞
Roger McDowell, R ERA: 4.5	(7, 1)	2.1	S	7	0	0	0	0	0	0	0	0	0	0	7	7	0.00	0.000

PITCHER	IP	WLS	BF	H	R	ER	SO	BB	IBB	HBP	BLK	WP	HR	S	P	ERA	WHIP

Batter	1	2	3	4	5	6	7	8	9	10	11	AB	R	H	RBI	BB	SO	LOB
Bill Sample, R (1, 9) OBP: 0.303, SLG: 0.375	0-0 SF4 1B	0-3 K			0-0 SH5-3 1-2		0-0 F6			0-0 F9		4	1	1	0	0	1	1
Paul Assenmacher, L (10, 1)												0	0	0	0	0	0	0
Gene Garber, R (11, 1)												0	0	0	0	0	0	0
Rafael Ramirez, R (1, 5) OBP: 0.292, SLG: 0.383	0-0 1B 1-2 1B		0-0 6-3		0-0 F5			0-0 5-3		0-0 1-3		5	1	1	0	0	0	1
Dale Murphy, R (1, 8) OBP: 0.408, SLG: 0.605	0-0 1B 1-2 2-3 1B		0-0 F5		0-0 F8			0-0 G5-4-3 1B			0-0 HR 2B	5	1	3	0	0	0	1
Bob Horner, R (1, 3) OBP: 0.316, SLG: 0.420	0-0 SF4 3-H		0-3 K			0-0 F7		0-0 G5-4-3 1-2f			0-0 HR 2-H	4	1	1	3	0	1	1
Terry Harper, R (1, 7) OBP: 0.315, SLG: 0.325	0-0 F7			0-0 F8		0-0 F9			0-0 6-3		0-0 F3	5	0	0	0	0	0	2
Andres Thomas, R (1, 6) OBP: 0.394, SLG: 0.563	0-0 1B 1-2 2-H			0-0 5-3		0-0 F9			0-0 F7		0-0 4-3	5	0	1	1	0	0	0
Ozzie Virgil, R (1, 2) OBP: 0.254, SLG: 0.264	0-3 K			0-0 1B			0-0 F9		4-0 PB BB		0-0 3-1	4	0	1	0	1	1	2
Glenn Hubbard, R (1, 4) OBP: 0.360, SLG: 0.408		0-0 F8		0-0 F8			0-0 E6		0-3 K 1-2			4	0	0	0	0	1	2
Zane Smith, L (1, 1) OBP: 0.053, SLG: 0.053		0-0 5-3			0-0 SH5-3 1B		0-3 K			0-0 4-3		3	0	1	0	0	1	1
Jeff Dedmon, L (9, 1)												0	0	0	0	0	0	0
Craig McMurtry, R (9, 1)												0	0	0	0	0	0	0
Claudell Washington, L (10, PH) OBP: 0.278, SLG: 0.380												1	0	0	0	0	0	0
(10, 9)																		
Inning Stats	R: 2 E: 0 K: 1 S: 9 H: 4 LOB: 2 BB: 0 P: 9	R: 0 E: 0 K: 1 S: 5 H: 0 LOB: 0 BB: 0 P: 5	R: 0 E: 0 K: 1 S: 5 H: 0 LOB: 0 BB: 0 P: 5	R: 0 E: 0 K: 0 S: 4 H: 1 LOB: 1 BB: 0 P: 4	R: 0 E: 0 K: 0 S: 4 H: 1 LOB: 1 BB: 0 P: 4	R: 0 E: 0 K: 0 S: 3 H: 0 LOB: 0 BB: 0 P: 3	R: 0 E: 1 K: 1 S: 6 H: 0 LOB: 1 BB: 0 P: 6	R: 0 E: 0 K: 0 S: 3 H: 1 LOB: 0 BB: 0 P: 3	R: 0 E: 0 K: 1 S: 5 H: 0 LOB: 1 BB: 1 P: 9	R: 0 E: 0 K: 0 S: 3 H: 0 LOB: 0 BB: 0 P: 3	R: 2 E: 0 K: 0 S: 5 H: 2 LOB: 0 BB: 0 P: 5	1B: 7 2B: 1 3B: 0 HR: 1 SF: 1 SAC: 1 DP: 1 HBP: 0	WP: 0 PB: 1 SB: 0 CS: 0	PA: 43					

PITCHER	IP	WLS	BF	H	R	ER	SO	BB	IBB	HBP	BLK	WP	HR	S	P	ERA	WHIP
Tom Browning, L (1, 1) ERA: 5.12	8.0		31	7	2	2	4	0	0	0	0	0	0	39	39	2.25	0.875
John Franco, L (9, 1) ERA: 2.5	2.0		7	0	0	0	1	1	0	0	0	0	0	8	12	0.00	0.500
Ted Power, R (11, 1) ERA: 6.3	1.0	L	5	2	2	2	0	0	0	0	0	0	1	5	5	18.00	2.000

PITCHER	IP	WLS	BF	H	R	ER	SO	BB	IBB	HBP	BLK	WP	HR	S	P	ERA	WHIP

TOP

Atlanta Braves @ Cincinnati Reds

Riverfront Stadium, Cincinnati, OH

Mon May 05 1986, 7:05 PM EDT

Att. 11,808 - Unknown

livebaseballscorecards.com

AB	40
R	4
H	9
RBI	4
BB	1
SO	5
LOB	11

Atlanta Braves @ Cincinnati Reds

Riverfront Stadium, Cincinnati, OH

Mon May 05 1986, 7:05 PM EDT

Att. 11,808 - Unknown

livebaseballscorecards.com

BOTTOM

Batter	1	2	3	4	5	6	7	8	9	10	11	AB	R	H	RBI	BB	SO	LOB
Kurt Stillwell, S (1, 6) OBP: 0.286, SLG: 0.250	4-3		4-3			1B G4-6-3 2B		5-3		5-3		5	1	1	0	0	0	1
Dave Concepcion, R (1, 5) OBP: 0.266, SLG: 0.351	2B		4-3			G4-6-3 2-3 1B			WP 1B 2B	F9		5	1	3	0	0	0	1
Dave Parker, L (1, 9) OBP: 0.330, SLG: 0.529	K			L6-3 1B		G4-6-3 1-2f 3-H			2-3 BB		F8	4	0	1	0	1	1	2
Nick Esasky, R (1, 3) OBP: 0.311, SLG: 0.377	K			K		1-3			K		6-3	5	0	0	0	0	3	4
Tracy Jones, R (1, 7) OBP: 0.342, SLG: 0.324		G4-6-3 1B		L6-3 1-2			L5		1-2 3-H 1B		1B 1B	5	1	3	1	0	0	1
Eric Davis, R (1, 8) OBP: 0.289, SLG: 0.343		G4-6-3 1-2f			5-3		CS 1B		F9		1-2 1B	3	0	1	0	0	0	1
Max Venable, L (9, PH) (10, 8)												1	0	0	0	0	0	2
Buddy Bell, R (11, PH) OBP: 0.246, SLG: 0.230												1	0	1	0	0	0	0
Bo Diaz, R (1, 2) OBP: 0.338, SLG: 0.397		FC6-4 BB			2B		K 1-2		K2-3		1-3 2-H 1B	4	0	2	1	1	2	3
Ron Oester, S (1, 4) OBP: 0.228, SLG: 0.227		FC6-4 1-2f			6-3			K		S BB	4-3	4	0	0	0	1	1	4
Tom Browning, L (1, 1) OBP: 0.100, SLG: 0.100			K		K			5-3		L4 1-2		2	0	0	0	0	2	1
Tony Perez, R (8, PH) OBP: 0.353, SLG: 0.154												1	0	0	0	0	0	0
John Franco, L (9, 1)												0	0	0	0	0	0	0
Sal Butera, R (10, PH) OBP: 0.308, SLG: 0.538												1	0	0	0	0	0	1
Ted Power, R (11, 1)												0	0	0	0	0	0	0
Inning Stats	R: 0 H: 1 E: 0 LOB: 1 K: 2 BB: 0 S: 8 P: 8	R: 0 H: 1 E: 0 LOB: 1 K: 0 BB: 1 S: 3 P: 7	R: 0 H: 0 E: 0 LOB: 0 K: 1 BB: 0 S: 5 P: 5	R: 0 H: 1 E: 0 LOB: 0 K: 1 BB: 0 S: 5 P: 5	R: 0 H: 1 E: 0 LOB: 0 K: 1 BB: 0 S: 6 P: 6	R: 1 H: 2 E: 0 LOB: 0 K: 0 BB: 0 S: 4 P: 4	R: 0 H: 1 E: 0 LOB: 0 K: 1 BB: 0 S: 5 P: 5	R: 0 H: 0 E: 0 LOB: 0 K: 1 BB: 0 S: 5 P: 5	R: 1 H: 2 E: 0 LOB: 2 K: 2 BB: 1 S: 9 P: 13	R: 0 H: 0 E: 0 LOB: 1 K: 0 BB: 1 S: 3 P: 7	R: 1 H: 3 E: 0 LOB: 2 K: 0 BB: 0 S: 6 P: 6	1B: 8 SF: 0 2B: 5 SAC: 0 3B: 0 DP: 3 HR: 0 HBP: 0						

	AB	41
	R	3
	H	12
	RBI	2
	BB	3
	SO	9
	LOB	21

WP: 1 PA: 44
PB: 0
SB: 1
CS: 1

PITCHER		IP	WLS	BF	H	R	ER	SO	BB	IBB	HBP	BLK	WP	HR	S	P	ERA	WHIP
Zane Smith, L ERA: 2.49	(1, 1)	8.0		30	8	2	2	7	2	0	0	0	1	0	42	50	2.25	1.250
Jeff Dedmon, R ERA: 6.75	(9, 1)	0.1		2	1	0	0	1	0	0	0	0	0	0	4	4	0.00	3.000
Craig McMurtry, R ERA: 5.06	(9, 1)	0.2		2	0	0	0	1	0	0	0	0	0	0	4	4	0.00	0.000
Paul Assenmacher, L ERA: 2.38	(10, 1)	1.2	W	8	2	1	1	0	1	0	0	0	0	0	7	11	5.40	1.800
Gene Garber, R ERA: 2.61	(11, 1)	0.1	S	2	1	0	0	0	0	0	0	0	0	0	2	2	0.00	3.000

PITCHER	IP	WLS	BF	H	R	ER	SO	BB	IBB	HBP	BLK	WP	HR	S	P	ERA	WHIP

Atlanta Braves @ Cincinnati Reds

Riverfront Stadium, Cincinnati, OH

Tue May 06 1986, 7:05 PM EDT

Att. 11,563 - Unknown

TOP

livebaseballscorecards.com

Batter	1	2	3	4	5	6	7	8	9	AB	R	H	RBI	BB	SO	LOB
Claudell Washington, L (1, 9) OBP: 0.289, SLG: 0.400	F8		S 1B		1B 2B			FC4-6 G6-4-3 1-2f		4	0	2	0	0	0	1
Rafael Ramirez, R (1, 6) OBP: 0.290, SLG: 0.378	F8		5-3 1-2		2-H 1B			G6-4-3 1-2f		4	0	1	0	0	0	2
Bruce Sutter, R (8, 1)										0	0	0	0	0	0	0
Dale Murphy, R (1, 8) OBP: 0.392, SLG: 0.578	F8			F8		5-3			6-3	4	0	0	0	0	0	0
Bob Horner, R (1, 3) OBP: 0.313, SLG: 0.424		F4		2B		K			K	4	0	1	0	0	2	0
Terry Harper, R (1, 7) OBP: 0.312, SLG: 0.321		F4		4-3		6-3			FC6-4 1B	4	0	1	0	0	0	1
Ken Oberkfell, L (1, 5) OBP: 0.422, SLG: 0.382		BB		BB			4-3		FC6-4 1-2f	1	0	0	0	2	0	0
Ted Simmons, S (9, PH) OBP: 0.323, SLG: 0.259										1	0	0	0	0	0	1
Ozzie Virgil, R (1, 2) OBP: 0.242, SLG: 0.250		L1		F7			4-3			3	0	0	0	0	0	3
Glenn Hubbard, R (1, 4) OBP: 0.348, SLG: 0.392			F9		F9		K			3	0	0	0	0	1	0
David Palmer, R (1, 1)										2	0	0	0	0	1	0
Duane Ward, R (7, 1)										0	0	0	0	0	0	0
Andres Thomas, R (8, PH) OBP: 0.412, SLG: 0.576			F4		K			FC4-6 1B		1	0	1	0	0	0	0
(8, 6)																

Inning Stats	1	2	3	4	5	6	7	8	9
	R: 0 E: 0 K: 0 S: 3	H: 0 LOB: 0 BB: 0 P: 3	R: 0 E: 0 K: 0 S: 3	H: 0 LOB: 1 BB: 1 P: 7	R: 0 E: 0 K: 0 S: 4	H: 1 LOB: 1 BB: 0 P: 4	R: 0 E: 0 K: 0 S: 4	H: 1 LOB: 2 BB: 1 P: 8	R: 0 E: 0 K: 1 S: 6	H: 2 LOB: 2 BB: 0 P: 6	R: 0 E: 0 K: 1 S: 5	H: 0 LOB: 0 BB: 0 P: 5	R: 0 E: 0 K: 1 S: 5	H: 0 LOB: 0 BB: 0 P: 5	R: 0 E: 0 K: 0 S: 3	H: 1 LOB: 0 BB: 0 P: 3	R: 0 E: 0 K: 1 S: 6	H: 1 LOB: 1 BB: 0 P: 6

| | | | | | | | | | | | | | | | |

Atlanta Braves @ Cincinnati Reds

Riverfront Stadium, Cincinnati, OH

Tue May 06 1986, 7:05 PM EDT

Att. 11,563 - Unknown

livebaseballscorecards.com

BOTTOM

Batter	1	2	3	4	5	6	7	8	9	AB	R	H	RBI	BB	SO	LOB
Eddie Milner, L (1, 8) OBP: 0.333, SLG: 0.276	1-3		F8		K		BB			3	0	0	0	1	1	0
Pete Rose, S (1, 3) OBP: 0.364, SLG: 0.235	1-3			FC3-6 1B		4-3 2B	1-2 2-3 BB			3	0	2	0	1	0	0
Dave Parker, L (1, 9) OBP: 0.326, SLG: 0.551	HR			FC3-6 FC4-6 1-2f	K	K	F7			4	1	1	1	0	1	5
John Franco, L (8, 1)										0	0	0	0	0	0	0
Kal Daniels, L (1, 7) OBP: 0.370, SLG: 0.537	G3			FC4-6 BB S 1-2f		4-3 2-3		K		4	0	0	0	0	1	2
Dave Concepcion, R (1, 5) OBP: 0.277, SLG: 0.342		K		BB 1-2		6-3		G3 S BB		2	0	0	0	2	1	1
Kurt Stillwell, S (1, 6) OBP: 0.282, SLG: 0.229		4-3		1-2 2-3 BB			K	G3 1-3		3	0	0	0	1	1	1
Bo Diaz, R (1, 2) OBP: 0.333, SLG: 0.403		5-3		K			1B 2B	F9		4	1	1	0	0	1	4
Ron Oester, S (1, 4) OBP: 0.220, SLG: 0.218			K		K		F8			3	0	0	0	0	2	1
Bill Gullickson, R (1, 1) OBP: 0.200, SLG: 0.200			K		6-3		BB 2-H 1B			2	0	0	0	0	1	0
Tracy Jones, R (7, PH) OBP: 0.359, SLG: 0.343										1	0	1	1	0	0	0
Eric Davis, R (8, 9) OBP: 0.289, SLG: 0.343										0	0	0	0	0	0	0
Inning Stats	R: 1 E: 0 K: 0 S: 4 H: 1 LOB: 0 BB: 0 P: 4	R: 0 E: 0 K: 1 S: 5 H: 0 LOB: 0 BB: 0 P: 5	R: 0 E: 0 K: 2 S: 7 H: 0 LOB: 0 BB: 0 P: 7	R: 0 E: 0 K: 1 S: 6 H: 1 LOB: 3 BB: 2 P: 14	R: 0 E: 0 K: 2 S: 7 H: 0 LOB: 0 BB: 0 P: 7	R: 0 E: 0 K: 1 S: 6 H: 1 LOB: 1 BB: 0 P: 6	R: 1 E: 0 K: 1 S: 7 H: 2 LOB: 3 BB: 2 P: 15	R: 0 E: 0 K: 1 S: 5 H: 0 LOB: 1 BB: 1 P: 9		1B: 2 2B: 2 3B: 0 HR: 1 SF: 0 SAC: 0 DP: 0 HBP: 0						

	AB	29
	R	2
	H	5
	RBI	2
	BB	5
	SO	9
	LOB	14

WP: 0 PB: 0 SB: 2 CS: 0 PA: 34

PITCHER		IP	WLS	BF	H	R	ER	SO	BB	IBB	HBP	BLK	WP	HR	S	P	ERA	WHIP
David Palmer, R ERA: 2.72	(1, 1)	6.2	L	28	5	2	2	8	3	0	0	0	0	1	41	53	2.70	1.200
Duane Ward, R ERA: 5.0	(7, 1)	0.1		2	0	0	0	0	1	0	0	0	0	0	1	5	0.00	3.000
Bruce Sutter, R ERA: 4.0	(8, 1)	1.0		4	0	0	0	1	1	0	0	0	0	0	5	9	0.00	1.000

PITCHER	IP	WLS	BF	H	R	ER	SO	BB	IBB	HBP	BLK	WP	HR	S	P	ERA	WHIP

Batter	1	2	3	4	5	6	7	8	9	AB	R	H	RBI	BB	SO	LOB
Claudell Washington, L (1, 9) OBP: 0.295, SLG: 0.405	B B B B 4-0 1B HR BB	x 0-0 1-3 2B 2B		x 0-0 ① 6-3		S S S 0-3 ① K		x 0-0 ② F5		4	2	1	0	1	1	0
Rafael Ramirez, R (1, 6) OBP: 0.305, SLG: 0.398	x 0-0 1-2 HR 1B	x 0-0 2-H 3-H 2B		x 0-0 ② F4		S S S 0-3 ② K		x 0-0 S HR 1B		5	2	3	2	0	1	0
Dale Murphy, R (1, 8) OBP: 0.393, SLG: 0.632	x 0-0 1-H 2-H HR	x 0-0 ② F7		x 0-0 ③ 4-3		x 0-0 ③ 4-3		x 0-0 1-H HR		5	2	2	5	0	0	1
Bob Horner, R (1, 3) OBP: 0.320, SLG: 0.465 Chris Chambliss, L (2, PH) OBP: 0.625, SLG: 0.700 (2, 3)	x 0-0 HR I N T	4-0 IBB			x 0-0 BB 1B 1B		x 0-0 CS 1B	x 0-0 CS 1B		1 3	1 0	1 3	1 0	0 1	0 0	0 0
Terry Harper, R (1, 7) OBP: 0.306, SLG: 0.306	S S S 0-3 ① K	x 0-0 ③ L5			x 0-0 ① F7		x 0-0 ① F4	0-0 ③ 1-2 CS	B B B B 4-0 HR BB	4	1	0	0	1	1	4
Ken Oberkfell, L (1, 5) OBP: 0.420, SLG: 0.384	x 0-0 ② G3		S S S 0-3 ① K		x 0-0 1-2 BB 1B		x 0-0 ② 1-2 BB 1B		x 0-0 ① F7	5	0	2	0	0	1	1
Ozzie Virgil, R (1, 2) OBP: 0.254, SLG: 0.300	x 0-0 ③ 5-3		x 0-0 ② F3		x 0-0 ② F5		B B B B 4-0 1-2 BB		x 0-0 1-H HR	4	1	1	2	1	0	2
Glenn Hubbard, R (1, 4) OBP: 0.351, SLG: 0.397		x 0-0 ① 1-3	x 0-0 2B		B B B B 4-0 1-2 2-3 BB		x 0-0 ③ 5-3		x 0-0 ② F9	4	0	1	0	1	0	2
Rick Mahler, R (1, 1) OBP: 0.316, SLG: 0.333 Craig McMurtry, R (5, 1) Paul Assenmacher, L (8, 1)		x 0-0 2B 2B 1B	S S S 0-3 ③ K		x 0-0 ③ L9			S S S 0-3 ① K	x 0-0 ③ 1-3	3 1 1	1 0 0	1 0 0	0 0 0	0 0 0	1 1 0	4 0 0
Inning Stats	R: 4 H: 3 E: 0 LOB: 0 K: 1 BB: 1 S: 8 P: 12	R: 2 H: 3 E: 0 LOB: 2 K: 0 BB: 1 S: 6 P: 10	R: 0 H: 1 E: 0 LOB: 1 K: 2 BB: 0 S: 8 P: 8	R: 0 H: 0 E: 0 LOB: 0 K: 0 BB: 0 S: 3 P: 3	R: 0 H: 2 E: 0 LOB: 3 K: 0 BB: 1 S: 5 P: 9	R: 0 H: 0 E: 0 LOB: 0 K: 2 BB: 0 S: 7 P: 7	R: 0 H: 2 E: 0 LOB: 2 K: 0 BB: 1 S: 4 P: 8	R: 2 H: 3 E: 0 LOB: 0 K: 1 BB: 0 S: 7 P: 7	R: 2 H: 1 E: 0 LOB: 0 K: 0 BB: 1 S: 4 P: 8	1B: 8 SF: 0 2B: 3 SAC: 0 3B: 0 DP: 0 HR: 4 HBP: 0						

PITCHER		IP	WLS	BF	H	R	ER	SO	BB	IBB	HBP	BLK	WP	HR	S	P	ERA	WHIP
John Denny, R ERA: 5.63	(1, 1)	3.0	L	18	7	6	6	3	1	1	0	0	0	2	22	30	18.00	2.667
Scott Terry, R ERA: 1.35	(4, 1)	3.0		12	2	0	0	2	1	0	0	0	0	0	15	19	0.00	1.000
Ron Robinson, R ERA: 2.08	(7, 1)	2.0		10	5	2	2	1	1	0	0	0	0	1	11	15	9.00	3.000
Ted Power, R ERA: 7.36	(9, 1)	1.0		5	1	2	2	0	1	0	0	0	0	1	4	8	18.00	2.000

PITCHER	IP	WLS	BF	H	R	ER	SO	BB	IBB	HBP	BLK	WP	HR	S	P	ERA	WHIP

TOP

Atlanta Braves @ Cincinnati Reds

Riverfront Stadium, Cincinnati, OH

Thu May 08 1986, 3:33 AM EDT

Att. 16,621 - Unknown

livebaseballscorecards.com

AB	40
R	10
H	15
RBI	10
BB	5
SO	6
LOB	14

WP: 0	PA: 46		
PB: 0			
SB: 1			
CS: 2			

BOTTOM

Atlanta Braves @ Cincinnati Reds

Riverfront Stadium, Cincinnati, OH

Thu May 08 1986, 3:33 AM EDT

Att. 16,621 - Unknown

Batter	1	2	3	4	5	6	7	8	9	AB	R	H	RBI	BB	SO	LOB
Eddie Milner, L (1, 8) OBP: 0.378, SLG: 0.394 Tracy Jones, R (9, PH) OBP: 0.375, SLG: 0.343	E SF7 1B		4-3 3B 1-H 2-H	1B		K 1-2			G4-6-3 BB	4 0	2 0	3 0	2 0	0 1	1 0	1 0
Pete Rose, S (1, 3) OBP: 0.296, SLG: 0.190	SF7 1-H		4-3 3-H	F7		4-3			K	4	0	0	2	0	1	3
Dave Parker, L (1, 9) OBP: 0.310, SLG: 0.521	K		K		4-3		F8		G4-6-3 1-2f	5	0	0	0	0	2	1
Kal Daniels, L (1, 7) OBP: 0.380, SLG: 0.523	E6 CS		1B 1B		S BB		F8			3	0	1	0	1	0	0
Dave Concepcion, R (1, 5) OBP: 0.287, SLG: 0.342	CS 1-2	K	1-2 1B		1-2 BB		F8			3	0	1	0	1	1	0
Kurt Stillwell, S (1, 6) OBP: 0.279, SLG: 0.211		K	K		F2			G6-4-3 BB		3	0	0	0	1	2	4
Bo Diaz, R (1, 2) OBP: 0.329, SLG: 0.386		K	K	K	K			G6-4-3 1-2		3	0	0	0	1	3	2
Ron Oester, S (1, 4) OBP: 0.244, SLG: 0.272			1B 3B 1B	HR		S BB		G6-4-3 1-2f 2-3		3	2	2	1	1	0	2
John Denny, R (1, 1) OBP: 0.222, SLG: 0.125 Buddy Bell, R (3, PH) OBP: 0.257, SLG: 0.242 Scott Terry, R (4, 1) Eric Davis, R (6, PH) OBP: 0.286, SLG: 0.338 Ron Robinson, R (7, 1) Nick Esasky, R (8, PH) OBP: 0.297, SLG: 0.371 Ted Power, R (9, 1)			1-2 3B 1B	K		K			K	0 1 1 1 0 1 0	0 1 0 0 0 0 0	0 1 0 0 0 0 0	0 0 0 0 0 0 0	0 0 0 1 1 0 1	0 0 1 0 1 0 1	0 0 0 1 1 0 0
Inning Stats	R: 1 E: 1 K: 1 S: 6 H: 1 LOB: 0 BB: 0 P: 6	R: 0 E: 0 K: 3 S: 9 H: 0 LOB: 0 BB: 0 P: 9	R: 3 E: 0 K: 2 S: 12 H: 5 LOB: 2 BB: 0 P: 12	R: 1 E: 0 K: 2 S: 9 H: 2 LOB: 1 BB: 0 P: 9	R: 0 E: 0 K: 1 S: 5 H: 0 LOB: 2 BB: 2 P: 13	R: 0 E: 0 K: 2 S: 7 H: 0 LOB: 1 BB: 1 P: 11	R: 0 E: 0 K: 0 S: 3 H: 0 LOB: 0 BB: 0 P: 3	R: 0 E: 0 K: 1 S: 4 H: 0 LOB: 1 BB: 2 P: 12	R: 0 E: 0 K: 1 S: 4 H: 0 LOB: 0 BB: 1 P: 8	1B: 6 2B: 0 3B: 1 HR: 1	SF: 1 SAC: 0 DP: 2 HBP: 0		WP: 0 PB: 0 SB: 3 CS: 1	PA: 40			

livebaseballscorecards.com

AB	32
R	5
H	8
RBI	5
BB	6
SO	13
LOB	15

PITCHER		IP	WLS	BF	H	R	ER	SO	BB	IBB	HBP	BLK	WP	HR	S	P	ERA	WHIP
Rick Mahler, R ERA: 5.65	(1, 1)	4.1		22	8	5	4	8	1	0	0	0	0	1	37	41	8.31	2.077
Craig McMurtry, R ERA: 4.05	(5, 1)	2.2	W	12	0	0	0	3	4	0	0	0	0	0	14	30	0.00	1.500
Paul Assenmacher, L ERA: 2.03	(8, 1)	2.0	S	5	0	0	0	2	1	0	0	0	0	0	8	12	0.00	0.500

PITCHER	IP	WLS	BF	H	R	ER	SO	BB	IBB	HBP	BLK	WP	HR	S	P	ERA	WHIP

Cincinnati Reds @ New York Mets

Shea Stadium, Flushing, NY

Fri May 09 1986, 7:05 PM EDT

Att. 40,774 - Unknown

TOP

livebaseballscorecards.com

Batter	1	2	3	4	5	6	7	8	9	AB	R	H	RBI	BB	SO	LOB
Tracy Jones, R (1, 7) OBP: 0.341, SLG: 0.308	K		F8			5-3		6-3		4	0	0	0	0	1	1
Dave Concepcion, R (1, 6) OBP: 0.308, SLG: 0.361	CS 1B			1-3		WP 1B		1B		4	0	3	0	0	0	0
Dave Parker, L (1, 9) OBP: 0.298, SLG: 0.500	K			4-3		K 1-2		F8		4	0	0	0	0	2	3
Tony Perez, R (1, 3) OBP: 0.286, SLG: 0.118	CS 1-2	K		K		5-3			1-3	4	0	0	0	0	2	1
Buddy Bell, R (1, 5) OBP: 0.257, SLG: 0.258		K			F9 SF9 2B		K		5-3	4	1	1	0	0	2	0
Eric Davis, R (1, 8) Max Venable, L (9, PH) OBP: 0.333, SLG: 0.500		K			F9 2-3		K		4-3	3 1	0 0	0 0	0 0	0 0	2 0	1 0
Bo Diaz, R (1, 2) OBP: 0.354, SLG: 0.403			FC5-4 1B		BB		FC6-4 1B			2	0	2	0	1	0	0
Ron Oester, S (1, 4) OBP: 0.236, SLG: 0.265			FC5-4 SH1-4 1-2f		SF9 3-H		FC6-4 1-2f			2	0	0	1	0	0	2
Mario Soto, R (1, 1) OBP: 0.100, SLG: 0.100 Kurt Stillwell, S (8, PH) OBP: 0.273, SLG: 0.205 John Franco, L (8, 1)			SH1-4 1-2		5-3			K		1 1 0	0 0 0	0 0 0	0 0 0	0 1 0	0 0 0	1 0 0
Inning Stats	R: 0 E: 0 K: 2 S: 7 H: 1 LOB: 0 BB: 0 P: 7	R: 0 E: 0 K: 3 S: 9 H: 0 LOB: 0 BB: 0 P: 9	R: 0 E: 0 K: 0 S: 4 H: 1 LOB: 0 BB: 0 P: 4	R: 0 E: 0 K: 1 S: 5 H: 0 LOB: 0 BB: 0 P: 5	R: 1 E: 0 K: 0 S: 4 H: 1 LOB: 1 BB: 1 P: 8	R: 0 E: 0 K: 1 S: 6 H: 1 LOB: 1 BB: 0 P: 6	R: 0 E: 0 K: 2 S: 8 H: 1 LOB: 1 BB: 0 P: 8	R: 0 E: 0 K: 1 S: 6 H: 1 LOB: 1 BB: 0 P: 6	R: 0 E: 0 K: 0 S: 3 H: 0 LOB: 0 BB: 0 P: 3	1B: 5 2B: 1 3B: 0 HR: 0	SF: 1 SAC: 1 DP: 0 HBP: 0					

	AB	30
	R	1
	H	6
	RBI	1
	BB	1
	SO	10
	LOB	9

WP: 1 PB: 0 SB: 0 CS: 1 PA: 34

PITCHER		IP	WLS	BF	H	R	ER	SO	BB	IBB	HBP	BLK	WP	HR	S	P	ERA	WHIP
Bob Ojeda, L ERA: 1.49	(1, 1)	8.0	W	30	6	1	1	10	1	0	0	0	1	0	49	53	1.12	0.875
Roger McDowell, R ERA: 4.05	(9, 1)	1.0	S	3	0	0	0	0	0	0	0	0	0	0	3	3	0.00	0.000

PITCHER	IP	WLS	BF	H	R	ER	SO	BB	IBB	HBP	BLK	WP	HR	S	P	ERA	WHIP

Cincinnati Reds @ New York Mets

Shea Stadium, Flushing, NY

Fri May 09 1986, 7:05 PM EDT

Att. 40,774 - Unknown

livebaseballscorecards.com

BOTTOM

Batter	1	2	3	4	5	6	7	8	9	AB	R	H	RBI	BB	SO	LOB
Lenny Dykstra, L (1, 8) OBP: 0.379, SLG: 0.408	F7		6-3			BB 2B SF7 1-2		1-3		3	1	0	0	1	0	0
Howard Johnson, S (1, 6) OBP: 0.373, SLG: 0.478	P5			1-3		2B 1-3 2-H		K		4	0	1	1	0	1	0
Keith Hernandez, L (1, 3) OBP: 0.425, SLG: 0.467	F7			F8		IBB FC6-4 4-0				2	0	0	0	1	0	0
Darryl Strawberry, L (1, 9) OBP: 0.379, SLG: 0.558		F7		F9		SF7 3-H				2	0	0	1	0	0	0
Gary Carter, R (1, 2) OBP: 0.343, SLG: 0.393		P4			P4	FC6-4 1-2f				3	0	0	0	0	0	2
Danny Heep, L (1, 7) OBP: 0.387, SLG: 0.552					F8		3-1			3	0	1	0	0	0	0
Roger McDowell, R (9, 1) OBP: 0.250, SLG: 0.250		1B								0	0	0	0	0	0	0
Ray Knight, R (1, 5) OBP: 0.373, SLG: 0.622		K			F8		6-3			3	0	0	0	0	1	1
Tim Teufel, R (1, 4) OBP: 0.317, SLG: 0.373			F8			BB 2B 1B	6-3			3	1	1	0	0	0	0
Bob Ojeda, L (1, 1) OBP: 0.143, SLG: 0.143			4-3			F3		4-3		2	0	0	0	0	0	1
Mookie Wilson, S (8, PH) (9, 7)										1	0	0	0	0	0	0
Inning Stats	R: 0 E: 0 K: 0 S: 3 H: 0 LOB: 0 BB: 0 P: 3	R: 0 E: 0 K: 1 S: 6 H: 1 LOB: 1 BB: 0 P: 6	R: 0 E: 0 K: 0 S: 3 H: 0 LOB: 0 BB: 0 P: 3	R: 0 E: 0 K: 0 S: 3 H: 0 LOB: 0 BB: 0 P: 3	R: 0 E: 0 K: 0 S: 3 H: 0 LOB: 0 BB: 0 P: 3	R: 2 E: 0 K: 0 S: 5 H: 2 LOB: 2 BB: 2 P: 13	R: 0 E: 0 K: 0 S: 3 H: 0 LOB: 0 BB: 0 P: 3	R: 0 E: 0 K: 1 S: 5 H: 0 LOB: 0 BB: 0 P: 5		1B: 2 2B: 1 3B: 0 HR: 0 SF: 1 SAC: 0 DP: 0 HBP: 0				WP: 0 PB: 0 SB: 0 CS: 0 PA: 29		

PITCHER		IP	WLS	BF	H	R	ER	SO	BB	IBB	HBP	BLK	WP	HR	S	P	ERA	WHIP
Mario Soto, R ERA: 4.25	(1, 1)	7.0	L	26	3	2	2	1	1	1	0	0	0	0	26	34	2.57	0.571
John Franco, L ERA: 2.14	(8, 1)	1.0		3	0	0	0	1	0	0	0	0	0	0	5	5	0.00	0.000

PITCHER	IP	WLS	BF	H	R	ER	SO	BB	IBB	HBP	BLK	WP	HR	S	P	ERA	WHIP

Cincinnati Reds @ New York Mets

Shea Stadium, Flushing, NY

Sat May 10 1986, 3:33 AM EDT

Att. 45,303 - Unknown

TOP

livebaseballscorecards.com

Batter	1	2	3	4	5	6	7	8	9	AB	R	H	RBI	BB	SO	LOB
Eddie Milner, L (1, 8) OBP: 0.366, SLG: 0.361	F8		4-3			4-3		BB		3	0	0	0	1	0	0
Pete Rose, S (1, 3) OBP: 0.290, SLG: 0.167	FC6-4, BB		F8			F7		4-3		3	0	0	0	1	0	1
Max Venable, L (1, 7) OBP: 0.333, SLG: 0.471	FC6-4, BB, 1-2f			3-1			E1, F9, 6-3, 1B		6-3, BB	3	1	1	0	0	0	1
Tracy Jones, R (9, PH) OBP: 0.356, SLG: 0.308										0	0	0	0	1	0	0
Dave Parker, L (1, 9) OBP: 0.296, SLG: 0.485	1-2, BB			5-3			F9, 2-3		K	3	0	0	0	1	1	2
Dave Concepcion, R (1, 6) OBP: 0.295, SLG: 0.345	F9			F8			6-3, 3-H		6-3, 1-2	4	0	0	1	0	0	3
Buddy Bell, R (1, 5) OBP: 0.269, SLG: 0.271		5-3			G1-6-3, 1B		FC6-4, 1B		F7	4	0	2	0	0	0	1
Bo Diaz, R (1, 2) OBP: 0.341, SLG: 0.387		K			G1-6-3, 1-2f		FC6-4, 1-2f			3	0	0	0	0	1	2
Ron Oester, S (1, 4) OBP: 0.228, SLG: 0.256		1-3			K			4-3		3	0	0	0	0	1	0
Tom Browning, L (1, 1) OBP: 0.083, SLG: 0.083			K			F7		K		2	0	0	0	0	1	0
Kal Daniels, L (8, PH) OBP: 0.373, SLG: 0.511										1	0	0	0	0	1	0
Joe Price, R (8, 1)										0	0	0	0	0	0	0
Ron Robinson, R (8, 1)										0	0	0	0	0	0	0
Inning Stats	R: 0 E: 0 K: 0 S: 3 H: 0 LOB: 2 BB: 2 P: 11	R: 0 E: 0 K: 1 S: 5 H: 0 LOB: 0 BB: 0 P: 5	R: 0 E: 0 K: 1 S: 5 H: 0 LOB: 0 BB: 0 P: 5	R: 0 E: 0 K: 0 S: 3 H: 0 LOB: 0 BB: 0 P: 3	R: 0 E: 0 K: 1 S: 5 H: 1 LOB: 0 BB: 0 P: 5	R: 0 E: 0 K: 0 S: 3 H: 0 LOB: 0 BB: 0 P: 3	R: 1 E: 1 K: 0 S: 5 H: 2 LOB: 1 BB: 0 P: 5	R: 0 E: 0 K: 1 S: 5 H: 0 LOB: 1 BB: 1 P: 9	R: 0 E: 0 K: 1 S: 5 H: 0 LOB: 1 BB: 1 P: 9	1B: 3 2B: 0 3B: 0 HR: 0 SF: 0 SAC: 0 DP: 1 HBP: 0	WP: 0 PB: 0 SB: 0 CS: 0	PA: 33				

	AB	29
	R	1
	H	3
	RBI	1
	BB	4
	SO	5
	LOB	10

PITCHER		IP	WLS	BF	H	R	ER	SO	BB	IBB	HBP	BLK	WP	HR	S	P	ERA	WHIP
Ron Darling, R ERA: 4.41	(1, 1)	8.0	W	29	3	1	0	4	3	0	0	0	0	0	34	46	0.00	0.750
Jesse Orosco, L ERA:	(9, 1)	1.0		4	0	0	0	1	1	0	0	0	0	0	5	9	0.00	1.000

PITCHER		IP	WLS	BF	H	R	ER	SO	BB	IBB	HBP	BLK	WP	HR	S	P	ERA	WHIP

Cincinnati Reds @ New York Mets

Shea Stadium, Flushing, NY

Sat May 10 1986, 3:33 AM EDT

Att. 45,303 - Unknown

BOTTOM

livebaseballscorecards.com

Batter	1	2	3	4	5	6	7	8	9	AB	R	H	RBI	BB	SO	LOB
Mookie Wilson, S (1, 8) (9, 7) OBP: 0.333, SLG: 0.600	G3		3B		1-3		K	BB 1-2 2-3 3-H		4	0	1	1	1	1	0
Kevin Mitchell, R (1, 6) OBP: 0.316, SLG: 0.486	F7		K		1B 2B		6-3	K		5	1	1	0	0	2	4
Keith Hernandez, L (1, 3) OBP: 0.436, SLG: 0.479	1B		F7		2-H 1B			HR 1B		4	1	3	1	0	0	1
Gary Carter, R (1, 2) OBP: 0.340, SLG: 0.420	4-3		K		F7			1-H HR		4	1	1	2	0	1	3
Darryl Strawberry, L (1, 9) OBP: 0.364, SLG: 0.533		F8		K	F7			K		4	0	0	0	0	2	1
George Foster, R (1, 7) OBP: 0.347, SLG: 0.424		F8		HR		F2		E6 BB 1B BB		4	1	1	1	0	0	0
Lenny Dykstra, L (8, PR) OBP: 0.379, SLG: 0.408 (9, 8)										0	1	0	0	0	0	0
Ray Knight, R (1, 5) OBP: 0.368, SLG: 0.615		2B		F7		F9		P6		4	0	1	0	0	0	1
Tim Teufel, R (1, 4) OBP: 0.344, SLG: 0.377		IBB		BB		F9		BB BB 1-2 1B		2	0	1	0	2	0	0
Ron Darling, R (1, 1) OBP: 0.125, SLG: 0.067		F9		4-3			K	BB 1-2 2-3		3	0	0	0	0	1	3
Howard Johnson, S (8, PH) OBP: 0.385, SLG: 0.478										0	0	0	0	1	0	0
Jesse Orosco, R (9, 1)										0	0	0	0	0	0	0
Inning Stats	R: 0 E: 0 K: 0 S: 4 H: 1 LOB: 1 BB: 0 P: 4	R: 0 E: 0 K: 0 S: 4 H: 1 LOB: 2 BB: 1 P: 8	R: 0 E: 0 K: 2 S: 8 H: 1 LOB: 1 BB: 0 P: 8	R: 1 E: 0 K: 1 S: 6 H: 1 LOB: 1 BB: 1 P: 10	R: 1 E: 0 K: 0 S: 5 H: 2 LOB: 1 BB: 0 P: 5	R: 0 E: 0 K: 0 S: 3 H: 0 LOB: 0 BB: 0 P: 3	R: 0 E: 0 K: 2 S: 7 H: 0 LOB: 0 BB: 0 P: 7	R: 3 E: 1 K: 2 S: 11 H: 3 LOB: 3 BB: 2 P: 19		1B: 4 2B: 2 3B: 1 HR: 2 SF: 0 SAC: 0 DP: 0 HBP: 0						

	AB	34
	R	5
	H	9
	RBI	5
	BB	4
	SO	7
	LOB	13

WP: 0 PB: 0 SB: 0 CS: 0 PA: 38

PITCHER		IP	WLS	BF	H	R	ER	SO	BB	IBB	HBP	BLK	WP	HR	S	P	ERA	WHIP
Tom Browning, L ERA: 4.66	(1, 1)	7.0	L	29	6	2	2	5	1	1	0	0	0	1	37	45	2.57	1.000
Joe Price, L ERA: 3.18	(8, 1)	0.2		7	3	3	2	1	1	0	0	0	0	1	8	12	27.00	6.000
Ron Robinson, R ERA: 2.05	(8, 1)	0.1		2	0	0	0	1	1	0	0	0	0	0	3	7	0.00	3.000

PITCHER	IP	WLS	BF	H	R	ER	SO	BB	IBB	HBP	BLK	WP	HR	S	P	ERA	WHIP

Batter	1	2	3	4	5	6	7	8	9	AB	R	H	RBI	BB	SO	LOB
Eddie Milner, L (1, 8) OBP: 0.391, SLG: 0.359	F8 1B 1B	BBB 1B 1B BB		1-3		BBB BB			SSS K	3	1	1	0	2	1	1
Pete Rose, S (1, 3) OBP: 0.306, SLG: 0.207	1-2 1B	1-H 2-H 3-H 1B			4-3	SSS K			4-3	5	0	2	3	0	1	3
Max Venable, L (1, 7) OBP: 0.261, SLG: 0.364	F8 2-3	4-3			F8		3-1		4-3	5	0	0	0	0	0	3
Dave Parker, L (1, 9) OBP: 0.304, SLG: 0.486	SSS K		G6-4-3 1B		1B		1-3			4	0	2	0	0	1	2
Dave Concepcion, R (1, 6) OBP: 0.283, SLG: 0.330	SSS K		G6-4-3 1-2f		L4		6-3			4	0	0	0	0	1	4
Buddy Bell, R (1, 5) OBP: 0.280, SLG: 0.264		F9	L6			H SH1-4 BB HBP		BBB 4-3 BB		2	0	0	0	1	0	0
Bo Diaz, R (1, 2) OBP: 0.348, SLG: 0.405		1B 1B 1B		1-3 2B		F9		F7		4	1	2	0	0	0	2
Ron Oester, S (1, 4) OBP: 0.240, SLG: 0.258		1-3 1B 1B		SSS K		BBB SH1-4 1-2 BB		1-2 4-3		3	1	1	0	1	1	2
Bill Gullickson, R (1, 1) OBP: 0.167, SLG: 0.167		4-3		1-3 2-3		SH1-4 1-2 2-3		4-3		2	0	0	0	0	0	3
Joe Price, R (6, 1)										0	0	0	0	0	0	0
Ron Robinson, R (6, 1)										0	0	0	0	0	0	0
Kal Daniels, L (8, PH) OBP: 0.365, SLG: 0.500										1	0	0	0	0	0	1
John Franco, L (8, 1)										0	0	0	0	0	0	0
Inning Stats	R: 0 E: 0 K: 2 S: 9 H: 2 LOB: 2 BB: 0 P: 9	R: 3 E: 0 K: 0 S: 6 H: 3 LOB: 1 BB: 1 P: 10	R: 0 E: 0 K: 0 S: 3 H: 1 LOB: 0 BB: 0 P: 3	R: 0 E: 0 K: 1 S: 6 H: 1 LOB: 1 BB: 0 P: 6	R: 0 E: 0 K: 0 S: 4 H: 1 LOB: 1 BB: 0 P: 4	R: 0 E: 0 K: 1 S: 5 H: 0 LOB: 3 BB: 2 P: 14	R: 0 E: 0 K: 0 S: 3 H: 0 LOB: 0 BB: 0 P: 3	R: 0 E: 0 K: 0 S: 3 H: 0 LOB: 1 BB: 1 P: 7	R: 0 E: 0 K: 1 S: 5 H: 0 LOB: 0 BB: 0 P: 5	1B: 7 2B: 1 3B: 0 HR: 0 SF: 0 SAC: 1 DP: 1 HBP: 1				WP: 0 PB: 0 SB: 0 CS: 0	PA: 39	

PITCHER		IP	WLS	BF	H	R	ER	SO	BB	IBB	HBP	BLK	WP	HR	S	P	ERA	WHIP
Dwight Gooden, R ERA: 1.42	(1, 1)	5.0	L	23	8	3	3	3	1	0	0	0	0	0	28	32	5.40	1.800
Rick Aguilera, R ERA: 7.88	(6, 1)	0.2		5	0	0	0	0	2	0	1	0	0	0	2	11	0.00	3.000
Randy Niemann, L ERA: 6.0	(6, 1)	1.1		4	0	0	0	1	0	0	0	0	0	0	6	6	0.00	0.000
Roger McDowell, R ERA: 3.68	(8, 1)	2.0		7	0	0	0	1	1	0	0	0	0	0	8	12	0.00	0.500

PITCHER	IP	WLS	BF	H	R	ER	SO	BB	IBB	HBP	BLK	WP	HR	S	P	ERA	WHIP

TOP

Cincinnati Reds @ New York Mets

Shea Stadium, Flushing, NY

Sun May 11 1986, 3:33 AM EDT

Att. 44,236 - Unknown

livebaseballscorecards.com

AB	33
R	3
H	8
RBI	3
BB	4
SO	5
LOB	21

Batter	1	2	3	4	5	6	7	8	9	AB	R	H	RBI	BB	SO	LOB
Lenny Dykstra, L (1, 8) OBP: 0.374, SLG: 0.392	4-3			BB L5-4	F7		F9			3	0	0	0	1	0	3
Howard Johnson, S (1, 6) OBP: 0.393, SLG: 0.458	F8			BB 1-2		BB 2B SF8		K		2	1	0	0	2	1	0
Keith Hernandez, L (1, 3) OBP: 0.430, SLG: 0.480	6-3			L5-4 2-3		2B 1-3		4-3		4	0	1	0	0	0	2
Darryl Strawberry, L (1, 9) OBP: 0.360, SLG: 0.522		K		F7		SF8 3-H		HBP BB		2	0	0	1	0	1	1
Gary Carter, R (1, 2) OBP: 0.345, SLG: 0.418		F7			1B 1B	K		BB 1-2		3	1	1	0	1	1	1
George Foster, R (1, 7) OBP: 0.329, SLG: 0.400		F5			F9	K		K		4	0	0	0	0	2	4
Ray Knight, R (1, 5) OBP: 0.363, SLG: 0.598			G3		1B 1-2		5-3		6-3	4	0	1	0	0	0	0
Tim Teufel, R (1, 4) OBP: 0.324, SLG: 0.351			6-3		P6		K		5-3	4	0	0	0	0	1	2
Dwight Gooden, R (1, 1) OBP: 0.222, SLG: 0.333			5-3		1B 1-3 2-H		1B		K	1	0	0	0	0	0	0
Danny Heep, L (5, PH) OBP: 0.406, SLG: 0.567										1	0	1	1	0	0	0
Rick Aguilera, R (6, 1)										0	0	0	0	0	0	0
Randy Niemann, L (6, 1)										0	0	0	0	0	0	0
Mookie Wilson, S (7, PH) OBP: 0.429, SLG: 0.667										1	0	1	0	0	0	0
Roger McDowell, R (8, 1) OBP: 0.250, SLG: 0.250										0	0	0	0	0	0	0
Kevin Mitchell, R (9, PH) OBP: 0.308, SLG: 0.474										1	0	0	0	0	1	0
Inning Stats	R: 0 E: 0 K: 0 S: 3 H: 0 LOB: 0 BB: 0 P: 3	R: 0 E: 0 K: 1 S: 5 H: 0 LOB: 0 BB: 0 P: 5	R: 0 E: 0 K: 0 S: 3 H: 0 LOB: 0 BB: 0 P: 3	R: 0 E: 0 K: 0 S: 2 H: 0 LOB: 1 BB: 2 P: 10	R: 1 E: 0 K: 0 S: 6 H: 3 LOB: 2 BB: 0 P: 6	R: 1 E: 0 K: 2 S: 8 H: 1 LOB: 1 BB: 1 P: 12	R: 0 E: 0 K: 1 S: 6 H: 1 LOB: 1 BB: 0 P: 6	R: 0 E: 0 K: 2 S: 7 H: 0 LOB: 2 BB: 1 P: 12	R: 0 E: 0 K: 1 S: 5 H: 0 LOB: 0 BB: 0 P: 5	1B: 4 2B: 2 3B: 0 HR: 0 SF: 1 SAC: 0 DP: 1 HBP: 1						

PITCHER		IP	WLS	BF	H	R	ER	SO	BB	IBB	HBP	BLK	WP	HR	S	P	ERA	WHIP
Bill Gullickson, R ERA: 3.29	(1, 1)	5.0	W	21	4	2	2	1	3	0	0	0	0	0	20	32	3.60	1.400
Joe Price, L ERA: 3.09	(6, 1)	0.1		1	0	0	0	0	0	0	0	0	0	0	1	1	0.00	0.000
Ron Robinson, R ERA: 1.9	(6, 1)	1.2		6	1	0	0	3	0	0	0	0	0	0	12	12	0.00	0.600
John Franco, L ERA: 1.96	(8, 1)	2.0	S	8	0	0	0	3	1	0	1	0	0	0	12	17	0.00	0.500

PITCHER	IP	WLS	BF	H	R	ER	SO	BB	IBB	HBP	BLK	WP	HR	S	P	ERA	WHIP

Cincinnati Reds @ New York Mets

Shea Stadium, Flushing, NY

Sun May 11 1986, 3:33 AM EDT

Att. 44,236 - Unknown

BOTTOM

livebaseballscorecards.com

AB	30
R	2
H	5
RBI	2
BB	4
SO	7
LOB	13

WP: 0	PB: 0	SB: 0	CS: 0
PA: 36			

Cincinnati Reds @ Montreal Expos

Olympic Stadium, Montreal, QB

Mon May 12 1986, 7:05 PM EDT

Att. 11,911 - Unknown

TOP

livebaseballscorecards.com

Batter	1	2	3	4	5	6	7	8	9	AB	R	H	RBI	BB	SO	LOB
Eddie Milner, L (1, 8) OBP: 0.392, SLG: 0.432	F8		F7		FC4-6 2-H 1B	4-3			HR	5	1	2	2	0	0	1
Pete Rose, S (1, 3) OBP: 0.268, SLG: 0.176	6-3		K		FC4-6 1B 1-2f BB		F9		G3	5	1	0	0	0	1	1
Dave Parker, L (1, 9) OBP: 0.310, SLG: 0.486	F8		K		BB BB 1-3 1B		5-3-5 1B			4	0	2	0	0	1	0
Nick Esasky, R (1, 7) OBP: 0.304, SLG: 0.354		F8		F8	BB 1-2 BB		5-3-5 1-3f			3	0	0	0	1	0	1
Dave Concepcion, R (1, 6) OBP: 0.291, SLG: 0.323		1B FC5-2 BB		F3	1-2 2-3 3-H BB			F9		2	0	0	1	2	0	0
Buddy Bell, R (1, 5) OBP: 0.291, SLG: 0.276 Ted Power, R (8, 1)		FC5-2 BB 1-3 BLK 1B		1B	F4			F8		4 0	1 0	2 0	0 0	0 0	0 0	3 0
Bo Diaz, R (1, 2) OBP: 0.344, SLG: 0.390		BLK FC5-2 1-2 BB		F9		F7		K		3	0	0	0	1	1	1
Ron Oester, S (1, 4) OBP: 0.250, SLG: 0.253		FC5-2 BLK 1-2 2-3 3-Hf			BLK SH3-4 1B BB	SH3-4 BB			F5	2	1	0	0	2	0	3
John Denny, R (1, 1) OBP: 0.200, SLG: 0.111 Joe Price, R (8, 1) Tom Runnells, S (8, 5)		F8 1-2 2-3 3-H			SH3-4 1-2	SH3-4 1-2			F7	1 0 1	0 0 0	0 0 0	0 0 0	0 0 0	0 0 0	2 0 0

Inning Stats									
	R: 0 E: 0 K: 0 S: 3	H: 0 LOB: 0 BB: 0 P: 3	R: 1 E: 0 K: 0 S: 4	H: 1 LOB: 2 BB: 2 P: 12	R: 0 E: 0 K: 2 S: 7	H: 0 LOB: 0 BB: 0 P: 7	R: 0 E: 0 K: 0 S: 4	H: 1 LOB: 1 BB: 0 P: 4	R: 2 E: 0 K: 0 S: 5	H: 2 LOB: 3 BB: 3 P: 17
	R: 0 E: 0 K: 0 S: 3	H: 0 LOB: 1 BB: 1 P: 7	R: 0 E: 0 K: 0 S: 3	H: 1 LOB: 0 BB: 0 P: 3	R: 0 E: 0 K: 1 S: 5	H: 0 LOB: 0 BB: 0 P: 5	R: 1 E: 0 K: 0 S: 4	H: 1 LOB: 0 BB: 0 P: 4	1B: 5 2B: 1 3B: 0 HR: 1	SF: 0 SAC: 2 DP: 1 HBP: 0

TOP	
AB	30
R	4
H	6
RBI	3
BB	6
SO	3
LOB	12

WP: 0 PA: 38
PB: 0
SB: 0
CS: 0

PITCHER		IP	WLS	BF	H	R	ER	SO	BB	IBB	HBP	BLK	WP	HR	S	P	ERA	WHIP
Andy McGaffigan, R ERA: 3.9	(1, 1)	6.0		28	4	3	3	2	6	0	0	2	0	0	26	50	4.50	1.667
Dan Schatzeder, L ERA: 2.08	(7, 1)	2.0		6	1	0	0	1	0	0	0	0	0	0	8	8	0.00	0.500
Bert Roberge, R ERA: 9.0	(9, 1)	1.0	L	4	1	1	1	0	0	0	0	0	0	1	4	4	9.00	1.000

PITCHER	IP	WLS	BF	H	R	ER	SO	BB	IBB	HBP	BLK	WP	HR	S	P	ERA	WHIP

Cincinnati Reds @ Montreal Expos

Olympic Stadium, Montreal, QB

Mon May 12 1986, 7:05 PM EDT

Att. 11,911 - Unknown

livebaseballscorecards.com

BOTTOM

Batter	1	2	3	4	5	6	7	8	9	AB	R	H	RBI	BB	SO	LOB
Tim Raines, S (1, 7) OBP: 0.420, SLG: 0.500	FC2-5 1B 1B		1B 1B BB		4-3 S 5-3 1B		K		4-3	4	2	2	0	1	1	0
Mitch Webster, S (1, 8) OBP: 0.345, SLG: 0.426	CS FC2-5 1-2 1B		1B 1-3 1B		4-3 1-3		F8		F7	5	0	2	0	0	0	1
Andre Dawson, R (1, 9) OBP: 0.368, SLG: 0.596	FC2-5 CS 1-2 2-3f		FC5-4 1-2 3-H 1B		5-3 3-H		1-3		F9	5	0	1	2	0	0	2
Tim Wallach, R (1, 5) OBP: 0.398, SLG: 0.524	K 1-2 2-3		FC5-4 1-2f		1B			BB BB SF7 HBP		3	1	1	0	0	1	4
Andres Galarraga, R (1, 3) OBP: 0.432, SLG: 0.571		K	K	K	F9			BB 1-2 BB		3	0	0	0	1	2	1
Vance Law, R (1, 4) OBP: 0.336, SLG: 0.389		5-3	1B 1B	1B 1B		SH5-3 1B		1-2 2-3 BB		3	0	2	0	1	0	0
Al Newman, S (1, 6) OBP: 0.375, SLG: 0.367		K	S 1-3 1B	S 1-3 1B		SH5-3 1-2		SF7 3-H		2	0	1	1	0	1	0
Dann Bilardello, R (1, 2) OBP: 0.256, SLG: 0.342 Jason Thompson, L (6, PH) OBP: 0.423, SLG: 0.333 Mike Fitzgerald, R (7, 2) OBP: 0.257, SLG: 0.500			4-3	K 1-2		K		K		2 1 1	0 0 0	0 0 0	0 0 0	0 0 0	1 1 1	2 1 2
Andy McGaffigan, R (1, 1) Dan Schatzeder, L (6, PH) OBP: 0.545, SLG: 0.800 (7, 1) Wayne Krenchicki, L (8, PH) OBP: 0.174, SLG: 0.300 Bert Roberge, R (9, 1)			K	K		K		4-3		2 1 1 0	0 0 0 0	0 0 0 0	0 0 0 0	0 0 0 0	2 1 0 0	2 1 2 0

Inning Stats																								
	R: 0	H: 2		R: 0	H: 0		R: 1	H: 2		R: 0	H: 2		R: 1	H: 2		R: 0	H: 1		R: 0	H: 0		R: 1	H: 0		R: 0	H: 0	
	E: 0	LOB: 1		E: 0	LOB: 0		E: 0	LOB: 2		E: 0	LOB: 2		E: 0	LOB: 1		E: 0	LOB: 1		E: 0	LOB: 0		E: 0	LOB: 2		E: 0	LOB: 0	
	K: 1	BB: 0		K: 2	BB: 0		K: 1	BB: 1		K: 3	BB: 0		K: 0	BB: 0		K: 2	BB: 0		K: 1	BB: 0		K: 5	BB: 2		K: 0	BB: 0	
	S: 6	P: 6		S: 7	P: 7		S: 7	P: 11		S: 11	P: 11		S: 5	P: 5		S: 8	P: 8		S: 5	P: 5		S: 5	P: 14		S: 3	P: 3	

1B: 9	SF: 1	WP: 0	PA: 39
2B: 0	SAC: 1	PB: 0	
3B: 0	DP: 0	SB: 2	
HR: 0	HBP: 1	CS: 2	

	AB	33
	R	3
	H	9
	RBI	3
	BB	3
	SO	11
	LOB	18

PITCHER		IP	WLS	BF	H	R	ER	SO	BB	IBB	HBP	BLK	WP	HR	S	P	ERA	WHIP
John Denny, R ERA: 5.31	(1, 1)	7.0		33	9	3	3	10	3	0	1	0	0	0	49	62	3.86	1.714
Joe Price, L ERA: 3.0	(8, 1)	0.1		1	0	0	0	0	0	0	0	0	0	0	1	1	0.00	0.000
Ted Power, R ERA: 6.39	(8, 1)	1.2	W	5	0	0	0	1	0	0	0	0	0	0	7	7	0.00	0.000

PITCHER		IP	WLS	BF	H	R	ER	SO	BB	IBB	HBP	BLK	WP	HR	S	P	ERA	WHIP

Cincinnati Reds @ Montreal Expos

Olympic Stadium, Montreal, QB

Tue May 13 1986, 3:33 AM EDT

Att. 9,790 - Unknown

TOP

livebaseballscorecards.com

Batter	1	2	3	4	5	6	7	8	9	AB	R	H	RBI	BB	SO	LOB
Eddie Milner, L (1, 8) OBP: 0.370, SLG: 0.404	4-3		4-3		3-1	4-3			L3	3	0	0	0	0	0	0
Tracy Jones, R (6, PH) OBP: 0.340, SLG: 0.293										2	0	0	0	0	0	2
(6, 8)																
(7, 7)																
Pete Rose, S (1, 3) OBP: 0.250, SLG: 0.162	K		K		5-3		5-3		K	3	0	0	0	0	2	0
Tony Perez, R (7, PH) OBP: 0.273, SLG: 0.111										1	0	0	0	0	0	0
Eric Davis, R (7, 8) OBP: 0.272, SLG: 0.319										1	0	0	0	0	1	0
Dave Parker, L (1, 9) OBP: 0.325, SLG: 0.504	1B		G3		2B		L1-6 BB			4	0	3	0	0	0	0
Nick Esasky, R (1, 7) OBP: 0.337, SLG: 0.373	1-2 1B			BB 1B	BB		1-2 BB			2	1	2	0	2	0	0
(7, 3)																
Dave Concepcion, R (1, 6) OBP: 0.290, SLG: 0.313	F3			1B SF9 1-2 BB	F8		L1-6 2-3			3	1	0	0	1	0	6
Buddy Bell, R (1, 5) OBP: 0.300, SLG: 0.278		6-3		FC6-4 1-3 2-H 1B		1B BB		F3		3	0	1	1	1	0	0
Bo Diaz, R (1, 2) OBP: 0.340, SLG: 0.400		2B		SF9 3-H		F7		4-3		3	0	1	1	0	0	1
Ron Oester, S (1, 4) OBP: 0.250, SLG: 0.253		K		FC6-4 FC6-4 1-2f		1-3 SH3-1-4 1B		K		4	0	1	0	0	2	2
Mario Soto, R (1, 1) OBP: 0.083, SLG: 0.083		K		FC6-4 1-2f		1-2 SH3-1-4			G3	2	0	0	0	0	1	2
Ted Power, R (8, 1)										0	0	0	0	0	0	0
Max Venable, L (9, PH) OBP: 0.250, SLG: 0.348										1	0	0	0	0	0	0

Inning Stats	1	2	3	4	5	6	7	8	9
R:	0	0	0	2	0	0	0	0	0
E:	0	0	0	0	0	0	0	0	0
K:	1	2	1	0	0	0	0	1	1
S:	7	8	5	5	4	4	3	5	5
H:	2	1	0	2	1	1	1	0	0
LOB:	2	1	0	1	2	1	1	0	0
BB:	0	0	0	1	1	1	1	0	0
P:	7	8	5	9	8	8	7	5	5

1B:	6	SF:	1	WP:	0	PA:	38
2B:	3	SAC:	1	PB:	0		
3B:	0	DP:	1	SB:	0		
HR:	0	HBP:	0	CS:	0		

AB	32
R	2
H	8
RBI	2
BB	4
SO	6
LOB	13

PITCHER	IP	WLS	BF	H	R	ER	SO	BB	IBB	HBP	BLK	WP	HR	S	P	ERA	WHIP
Floyd Youmans, R (1, 1) ERA: 5.71	5.1	W	26	7	2	2	4	3	0	0	0	0	0	31	43	3.38	1.875
Dan Schatzeder, L (6, 1) ERA: 2.0	1.0		4	1	0	0	0	0	0	0	0	0	0	4	4	0.00	1.000
Tim Burke, R (7, 1) ERA: 0.94	0.2		2	0	0	0	0	1	0	0	0	0	0	1	5	0.00	1.500
Jeff Reardon, R (8, 1) ERA: 2.55	2.0	S	6	0	0	0	2	0	0	0	0	0	0	10	10	0.00	0.000

PITCHER	IP	WLS	BF	H	R	ER	SO	BB	IBB	HBP	BLK	WP	HR	S	P	ERA	WHIP

Batter	1	2	3	4	5	6	7	8	9	AB	R	H	RBI	BB	SO	LOB
Tim Raines, S (1, 7) OBP: 0.423, SLG: 0.496	6-3		F9 S 1B		K		BB			3	0	1	0	1	1	1
Mitch Webster, S (1, 8) (8, 9) OBP: 0.342, SLG: 0.419	F8		F9 1-3		S 1B 1-3 1B		F8			4	1	1	0	0	0	3
Andre Dawson, R (1, 9) OBP: 0.364, SLG: 0.583	K		K				G3			4	0	1	2	0	2	3
Jeff Reardon, R (8, 1)					1-H 3-H 1B					0	0	0	0	0	0	0
Wayne Krenchicki, L (1, 5) OBP: 0.154, SLG: 0.261		G3	G3		K			F9		3	0	0	0	0	1	2
Dan Schatzeder, L (6, 1) OBP: 0.545, SLG: 0.800										0	0	0	0	0	0	0
Tim Burke, R (7, 1)										0	0	0	0	0	0	0
Herm Winningham, L (8, 8) OBP: 0.380, SLG: 0.476										1	0	0	0	0	0	0
Andres Galarraga, R (1, 3) OBP: 0.435, SLG: 0.568		1B S 4-3 1B		K		1-3		E5 1B 1B		4	2	2	0	0	1	0
Vance Law, R (1, 4) OBP: 0.342, SLG: 0.394		E 1-3 1B		K		F9		1B 2-H 1B		4	0	2	1	0	1	0
Al Newman, S (1, 6) OBP: 0.361, SLG: 0.353		4-3 1-3 3-H		F5		6-3		2-3 1B		4	0	1	1	0	0	1
Mike Fitzgerald, R (1, 2) OBP: 0.308, SLG: 0.500		IBB			F3		WP 1B	G6-3 BB		2	0	1	0	2	0	0
Floyd Youmans, R (1, 1) OBP: 0.182, SLG: 0.100		K			1B 1B		6-3 1-2	G6-3 1-2f		2	1	1	0	0	1	2
Tim Wallach, R (6, 5) OBP: 0.392, SLG: 0.514										2	0	0	0	0	0	4
Inning Stats	R: 0 E: 0 K: 1 S: 5 H: 0 LOB: 0 BB: 0 P: 5	R: 1 E: 1 K: 1 S: 7 H: 2 LOB: 2 BB: 1 P: 11	R: 0 E: 0 K: 1 S: 6 H: 1 LOB: 1 BB: 0 P: 6	R: 0 E: 0 K: 2 S: 7 H: 0 LOB: 0 BB: 0 P: 7	R: 2 E: 0 K: 2 S: 10 H: 3 LOB: 1 BB: 0 P: 10	R: 0 E: 0 K: 0 S: 3 H: 0 LOB: 0 BB: 0 P: 3	R: 0 E: 0 K: 0 S: 4 H: 1 LOB: 2 BB: 1 P: 8	R: 1 E: 1 K: 0 S: 5 H: 3 LOB: 2 BB: 1 P: 9		1B: 10 2B: 0 3B: 0 HR: 0	SF: 0 SAC: 0 DP: 1 HBP: 0						

PITCHER		IP	WLS	BF	H	R	ER	SO	BB	IBB	HBP	BLK	WP	HR	S	P	ERA	WHIP
Mario Soto, R ERA: 4.35	(1, 1)	7.1	L	35	10	4	4	7	2	1	0	0	1	0	46	58	4.91	1.636
Ted Power, R ERA: 6.08	(8, 1)	0.2		1	0	0	0	0	0	0	0	0	0	0	1	1	0.00	0.000

PITCHER	IP	WLS	BF	H	R	ER	SO	BB	IBB	HBP	BLK	WP	HR	S	P	ERA	WHIP

Cincinnati Reds @ Montreal Expos

Olympic Stadium, Montreal, QB

Tue May 13 1986, 3:33 AM EDT

Att. 9,790 - Unknown

BOTTOM

livebaseballscorecards.com

AB	33
R	4
H	10
RBI	4
BB	3
SO	7
LOB	16

1B: 10	SF: 0	WP: 1	PA: 36
2B: 0	SAC: 0	PB: 0	
3B: 0	DP: 1	SB: 3	
HR: 0	HBP: 0	CS: 0	

Cincinnati Reds @ Philadelphia Phillies

Veterans Stadium, Philadelphia, PA

Wed May 14 1986, 7:05 PM EDT

Att. 21,877 - Unknown

TOP

livebaseballscorecards.com

Batter	1	2	3	4	5	6	7	8	9	AB	R	H	RBI	BB	SO	LOB
Eddie Milner, L (1, 8) OBP: 0.356, SLG: 0.385	F4	4-3		1-3		BB, 1B		F9		5	1	1	0	0	0	2
Pete Rose, S (1, 3) OBP: 0.245, SLG: 0.146	4-3		4-3	1-3		BBBB, 1B, 1-2		FC6-4, 1-2f		4	0	0	0	1	0	1
Dave Parker, L (1, 9) OBP: 0.336, SLG: 0.508	1B, 1B		HR	SSS, K		1-3, 2-H			1-3	5	2	3	1	0	1	0
Nick Esasky, R (1, 7) OBP: 0.341, SLG: 0.417	1B, 1-2		1-H, HR		F3	F4			F9	5	1	2	2	0	0	2
Dave Concepcion, R (1, 6) OBP: 0.304, SLG: 0.320	1-2, 2-H		BBBB, 1B, BB		1B		6-3		SSS, K	4	1	2	1	1	1	0
Buddy Bell, R (1, 5) OBP: 0.298, SLG: 0.277	F8		G3, 1B, 1-3		SSS, K		SSS, K			4	1	1	0	0	2	3
Bo Diaz, R (1, 2) OBP: 0.337, SLG: 0.393		3-1	G3, 1-2, 3-H		5-3		5-3			4	0	1	1	0	0	1
Ron Oester, S (1, 4) OBP: 0.259, SLG: 0.273		2B	G3, 1-2, 2-3			F3		FC6-4, 1B		4	0	2	0	0	0	2
Tom Browning, L (1, 1) OBP: 0.133, SLG: 0.133		F8	2-H, 3-H, 1B			6-3		B1		3	0	1	1	0	0	1
John Franco, L (7, 1)										1	0	0	0	0	0	1
Ted Power, R (8, 1)										0	0	0	0	0	0	0

AB	39
R	6
H	13
RBI	6
BB	2
SO	4
LOB	13

Inning Stats	1	2	3	4	5	6	7	8	9
	R: 1 E: 0 K: 0 S: 6	H: 3 LOB: 2 BB: 0 P: 6	R: 0 E: 0 K: 0 S: 4	H: 1 LOB: 1 BB: 0 P: 4	R: 4 E: 0 K: 0 S: 7	H: 5 LOB: 2 BB: 1 P: 11	R: 0 E: 0 K: 1 S: 5	H: 0 LOB: 0 BB: 0 P: 5	R: 0 E: 0 K: 1 S: 6	H: 1 LOB: 1 BB: 0 P: 6	R: 1 E: 0 K: 0 S: 5	H: 2 LOB: 2 BB: 1 P: 9	R: 0 E: 0 K: 1 S: 5	H: 0 LOB: 0 BB: 0 P: 5	R: 0 E: 0 K: 0 S: 4	H: 1 LOB: 1 BB: 0 P: 4	R: 0 E: 0 K: 1 S: 5	H: 0 LOB: 0 BB: 0 P: 5

1B: 11	SF: 0	WP: 0	PA: 41
2B: 1	SAC: 0	PB: 0	
3B: 0	DP: 0	SB: 0	
HR: 1	HBP: 0	CS: 0	

PITCHER		IP	WLS	BF	H	R	ER	SO	BB	IBB	HBP	BLK	WP	HR	S	P	ERA	WHIP
Kevin Gross, R ERA: 5.09	(1, 1)	2.1		16	8	5	5	0	1	0	0	0	0	1	15	19	19.29	3.857
Tom Hume, R ERA:	(3, 1)	2.2		9	2	0	0	2	0	0	0	0	0	0	13	13	0.00	0.750
Dave Rucker, L ERA: 2.35	(6, 1)	2.0		9	2	1	1	1	1	0	0	0	0	0	10	14	4.50	1.500
Don Carman, L ERA: 5.79	(8, 1)	1.0	W	4	1	0	0	0	0	0	0	0	0	0	4	4	0.00	1.000
Steve Bedrosian, R ERA: 5.28	(9, 1)	1.0	S	3	0	0	0	1	0	0	0	0	0	0	5	5	0.00	0.000

PITCHER	IP	WLS	BF	H	R	ER	SO	BB	IBB	HBP	BLK	WP	HR	S	P	ERA	WHIP

BOTTOM

Cincinnati Reds @ Philadelphia Phillies

Veterans Stadium, Philadelphia, PA

Wed May 14 1986, 7:05 PM EDT

Att. 21,877 - Unknown

livebaseballscorecards.com

Batter	1	2	3	4	5	6	7	8	9	AB	R	H	RBI	BB	SO	LOB
Milt Thompson, L (1, 8) OBP: 0.243, SLG: 0.264 Mike Schmidt, R (8, PH) OBP: 0.388, SLG: 0.510 (9, 3)	B3		F8		1B		K	E4 SF9 1B 1-H 2-H 3-H		4 1	0 1	1 1	0 1	0 0	1 0	1 0
Ron Roenicke, S (1, 7) OBP: 0.353, SLG: 0.267	K		1B BB		K		1B FC4 1B BB 1-2	G3		3	1	0	0	2	2	2
Juan Samuel, R (1, 4) OBP: 0.324, SLG: 0.359	F3		1-2 1B			K	FC4 1B 1-2 2-3	SF9 3-H		4	0	2	1	0	1	0
Glenn Wilson, R (1, 9) OBP: 0.252, SLG: 0.204		F7	F5			HR 1B	FC4 1-2 2-3 3-H	K		5	1	2	1	0	1	2
Von Hayes, L (1, 3) (9, 8) OBP: 0.392, SLG: 0.446		1B 1B		7-6-3 1B		1-H HR	FC4 1-2f 2-3 3-H			4	1	3	3	0	0	2
John Russell, R (1, 2) OBP: 0.340, SLG: 0.364		1-3 1B	K			F8	K			4	0	1	0	0	2	3
Rick Schu, R (1, 5) OBP: 0.333, SLG: 0.426		K	7-6-3 1-2f			1B		BB 1B 1B BB		3	1	1	0	1	1	3
Steve Jeltz, S (1, 6) OBP: 0.333, SLG: 0.298		K			G4-6-3 1B	K		1B BB E 1B 1-2		4	1	2	0	0	2	3
Kevin Gross, R (1, 1) OBP: 0.125, SLG: 0.188 Tom Hume, R (3, 1) Tom Foley, L (5, PH) OBP: 0.500, SLG: 0.500 Dave Rucker, L (6, 1) Greg Gross, L (7, PH) OBP: 0.458, SLG: 0.368 Don Carman, L (8, 1) Luis Aguayo, R (8, PH) OBP: 0.233, SLG: 0.296 Steve Bedrosian, R (9, 1)			F8		G4-6-3 1-2f		1B BB 1B BB	E E BB 1-2 2-3		0 1 1 0 0 0 0 0 0	0 0 0 0 1 0 1 0 0	0 0 0 0 0 0 0 1 0	0 0 0 0 0 0 0 0 0	0 0 0 0 1 1 0 0 0	0 0 0 0 0 0 0 0 0	0 0 0 0 0 0 0 0 0
Inning Stats	R: 0 E: 0 K: 1 S: 5 H: 0 LOB: 0 BB: 0 P: 5	R: 0 E: 0 K: 2 S: 9 H: 2 LOB: 2 BB: 0 P: 9	R: 0 E: 0 K: 0 S: 4 H: 1 LOB: 2 BB: 1 P: 8	R: 0 E: 0 K: 1 S: 5 H: 1 LOB: 0 BB: 0 P: 5	R: 0 E: 0 K: 1 S: 6 H: 2 LOB: 1 BB: 0 P: 6	R: 2 E: 0 K: 2 S: 10 H: 3 LOB: 1 BB: 0 P: 10	R: 2 E: 0 K: 2 S: 9 H: 2 LOB: 2 BB: 2 P: 17	R: 4 E: 1 K: 1 S: 7 H: 2 LOB: 0 BB: 2 P: 15		1B: 12 2B: 1 3B: 0 HR: 1	SF: 1 SAC: 0 DP: 2 HBP: 0			WP: 0 PB: 0 SB: 0 CS: 0	PA: 40	

	AB	34
	R	8
	H	13
	RBI	6
	BB	5
	SO	10
	LOB	17

PITCHER		IP	WLS	BF	H	R	ER	SO	BB	IBB	HBP	BLK	WP	HR	S	P	ERA	WHIP
Tom Browning, L ERA: 4.63	(1, 1)	6.0		27	9	3	3	7	2	0	0	0	0	1	39	47	4.50	1.833
John Franco, L ERA: 3.0	(7, 1)	1.0	L	9	3	4	3	2	3	0	0	0	0	0	10	22	27.00	6.000
Ted Power, R ERA: 5.65	(8, 1)	1.0		4	1	1	0	1	0	0	0	0	0	0	6	6	0.00	1.000

PITCHER		IP	WLS	BF	H	R	ER	SO	BB	IBB	HBP	BLK	WP	HR	S	P	ERA	WHIP

Batter	1	2	3	4	5	6	7	8	9	AB	R	H	RBI	BB	SO	LOB
Eddie Milner, L (1, 8) OBP: 0.355, SLG: 0.370	F5		BB		3-1		K		6-3	2	1	0	0	1	0	0
Tony Perez, R (7, PH) OBP: 0.261, SLG: 0.105										1	0	0	0	0	1	2
Ron Robinson, R (7, 1)										1	0	0	0	0	0	1
Pete Rose, S (1, 3) OBP: 0.245, SLG: 0.156	4-3		FC5 1B 1-3 2-H			K		L4		4	0	1	1	0	1	0
Dave Parker, L (1, 9) OBP: 0.333, SLG: 0.500	K		1-2 3-H			F5		F6		4	0	1	1	0	1	0
Nick Esasky, R (1, 7) OBP: 0.326, SLG: 0.395		F3	FC5 2-3f			F9		F9		4	0	0	0	0	0	2
Eric Davis, R (9, 8) OBP: 0.272, SLG: 0.319										0	0	0	0	0	0	0
Dave Concepcion, R (1, 6) OBP: 0.302, SLG: 0.317		K		F4			F8		F9 HR 1B	4	1	1	0	0	1	0
Buddy Bell, R (1, 5) OBP: 0.306, SLG: 0.279		F7		5-3			BB 1B		1-2 HR 1B	3	1	1	0	1	0	0
Tom Runnells, S (9, PR)										0	1	0	0	0	0	0
(9, 5)																
Sal Butera, R (1, 2) OBP: 0.313, SLG: 0.467			L5	6-3			FC5-4 1B 1-2		F9 2-3	2	0	0	0	1	0	0
Max Venable, L (9, PH) OBP: 0.240, SLG: 0.333							BB			1	0	0	0	0	0	2
(9, 8)																
(9, 7)																
Ron Oester, S (1, 4) OBP: 0.268, SLG: 0.311			3-1		F6		FC5-4 1-2 2-H		1-H 3-H	4	1	2	4	0	0	0
Bill Gullickson, R (1, 1) OBP: 0.143, SLG: 0.143			E5 BB 1B		F9		1B		F8	2	1	0	0	0	0	0
Scott Terry, R (6, 1)							1-2f 2-3			0	0	0	0	0	0	0
Joe Price, R (6, 1)										0	0	0	0	0	0	0
Tracy Jones, R (7, PH) OBP: 0.327, SLG: 0.279										2	0	0	0	0	0	3
(7, 8)																
Bo Diaz, R (9, 2) OBP: 0.337, SLG: 0.393										0	0	0	0	0	0	0
Inning Stats	R: 0 E: 0 K: 1 S: 5 H: 0 LOB: 0 BB: 0 P: 5	R: 0 E: 0 K: 1 S: 5 H: 0 LOB: 0 BB: 0 P: 5	R: 2 E: 1 K: 0 S: 6 H: 2 LOB: 2 BB: 1 P: 10	R: 0 E: 0 K: 0 S: 3 H: 0 LOB: 0 BB: 0 P: 3	R: 0 E: 0 K: 0 S: 3 H: 0 LOB: 0 BB: 0 P: 3	R: 0 E: 0 K: 1 S: 5 H: 0 LOB: 0 BB: 0 P: 5	R: 1 E: 0 K: 1 S: 6 H: 1 LOB: 2 BB: 2 P: 14	R: 0 E: 0 K: 0 S: 3 H: 0 LOB: 0 BB: 0 P: 3	R: 3 E: 0 K: 0 S: 6 H: 3 LOB: 1 BB: 0 P: 6	1B: 5 2B: 0 3B: 0 HR: 1 SF: 0 SAC: 0 DP: 0 HBP: 0	WP: 0 PB: 0 SB: 0 CS: 0 PA: 37					

PITCHER		IP	WLS	BF	H	R	ER	SO	BB	IBB	HBP	BLK	WP	HR	S	P	ERA	WHIP
Charles Hudson, R ERA: 3.24	(1, 1)	6.1		25	2	3	1	3	3	0	0	0	0	0	28	40	1.42	0.789
Don Carman, L ERA: 6.32	(7, 1)	1.2		8	3	2	2	1	0	0	0	0	0	0	10	10	10.80	1.800
Steve Bedrosian, R ERA: 5.51	(9, 1)	1.0	L	4	1	1	1	0	0	0	0	0	0	1	4	4	9.00	1.000

PITCHER	IP	WLS	BF	H	R	ER	SO	BB	IBB	HBP	BLK	WP	HR	S	P	ERA	WHIP

Cincinnati Reds @ Philadelphia Phillies

Veterans Stadium, Philadelphia, PA

Thu May 15 1986, 7:05 PM EDT

Att. 20,767 - Unknown

TOP

livebaseballscorecards.com

AB	34
R	6
H	6
RBI	6
BB	3
SO	4
LOB	10

Batter	1	2	3	4	5	6	7	8	9	AB	R	H	RBI	BB	SO	LOB
Milt Thompson, L (1, 8) OBP: 0.242, SLG: 0.270	0-0 1B SF9 2B		0-0 4-3 ①		0-0 4-3 ①	0-0 F8 ②		SSS 0-3 K ②		5	1	1	0	0	1	1
Ron Roenicke, S (1, 7) OBP: 0.455, SLG: 0.421	0-0 F8 S 2-3 1B		0-0 F9 ②		BBBB 4-0 FC5-4 1B 2B BB	0-0 1-H 1B 2B		0-0 1B		4	2	3	1	1	0	0
Juan Samuel, R (1, 4) OBP: 0.342, SLG: 0.382	0-0 SF9 ① 3-H		0-0 S 1B 1B		0-0 FC5-4 1-2 1B	0-0 S 2-H 1B		0-0 F7 ③		4	1	3	2	0	0	1
Glenn Wilson, R (1, 9) OBP: 0.258, SLG: 0.206	0-0 F8 ② 1-3		0-0 1-H 1B		0-0 FC5-4 ② 2B 1-2f 2-3	BBBB 4-0 1-2 BB			0-0 L5 ①	4	0	1	1	1	0	3
Von Hayes, L (1, 3) OBP: 0.392, SLG: 0.448	SSS 0-3 K ③		0-0 G3 ③		0-0 1-3 3-H 2B	0-0 F4 ③			BBBB 4-0 BB	4	0	1	1	1	1	4
Darren Daulton, L (1, 2) OBP: 0.392, SLG: 0.417		0-0 4-3 ①		0-0 F6 ①	4-0 IBB		0-0 4-3 ①		0-0 F5 ②	4	0	0	0	1	0	1
Rick Schu, R (1, 5) OBP: 0.329, SLG: 0.431 Mike Schmidt, R (9, PH) OBP: 0.385, SLG: 0.505		0-0 2B		0-0 F8 ②	0-0 F7 ③		0-0 6-3 ②		SSS 0-3 K ③	4 1	0 0	1 0	0 0	0 0	0 1	3 1
Steve Jeltz, S (1, 6) OBP: 0.339, SLG: 0.299		0-0 6-3 ②		0-0 1B		BBBB 4-0 2B BB	0-0 F9 ③			3	1	1	0	1	0	1
Charles Hudson, S (1, 1) Don Carman, L (7, 1) Steve Bedrosian, R (9, 1)		0-0 5-3 ③		0-0 F7 ③		SSS 0-3 K ①		SSS 0-3 K ①		3 1 0	0 0 0	0 0 0	0 0 0	0 0 0	1 1 0	3 0 0
Inning Stats	R: 1 H: 2 E: 0 LOB: 1 K: 1 BB: 0 S: 7 P: 7	R: 0 H: 1 E: 0 LOB: 1 K: 0 BB: 0 S: 4 P: 4	R: 1 H: 2 E: 0 LOB: 1 K: 0 BB: 0 S: 5 P: 5	R: 0 H: 1 E: 0 LOB: 1 K: 0 BB: 0 S: 4 P: 4	R: 1 H: 2 E: 0 LOB: 3 K: 0 BB: 2 S: 5 P: 13	R: 2 H: 2 E: 0 LOB: 2 K: 1 BB: 2 S: 7 P: 15	R: 0 H: 0 E: 0 LOB: 0 K: 0 BB: 0 S: 3 P: 3	R: 0 H: 1 E: 0 LOB: 1 K: 2 BB: 0 S: 8 P: 8	R: 0 H: 0 E: 0 LOB: 1 K: 1 BB: 1 S: 5 P: 9	1B: 7 SF: 1 2B: 4 SAC: 0 3B: 0 DP: 0 HR: 0 HBP: 0						

PITCHER		IP	WLS	BF	H	R	ER	SO	BB	IBB	HBP	BLK	WP	HR	S	P	ERA	WHIP
Bill Gullickson, R ERA: 3.89	(1, 1)	5.2		30	10	5	5	2	2	1	0	0	0	0	31	43	7.94	2.118
Scott Terry, R ERA: 1.35	(6, 1)	0.0		1	0	0	0	0	1	0	0	0	0	0	0	4	∞	∞
Joe Price, L ERA: 2.92	(6, 1)	0.1		1	0	0	0	0	0	0	0	0	0	0	1	1	0.00	0.000
Ron Robinson, R ERA: 1.69	(7, 1)	3.0	W	11	1	0	0	3	1	0	0	0	0	0	16	20	0.00	0.667

PITCHER	IP	WLS	BF	H	R	ER	SO	BB	IBB	HBP	BLK	WP	HR	S	P	ERA	WHIP

BOTTOM

Cincinnati Reds @ Philadelphia Phillies

Veterans Stadium, Philadelphia, PA

Thu May 15 1986, 7:05 PM EDT

Att. 20,767 - Unknown

livebaseballscorecards.com

AB	37
R	5
H	11
RBI	5
BB	5
SO	5
LOB	18

WP: 0 PA: 43
PB: 0
SB: 3
CS: 0

Batter	1	2	3	4	5	6	7	8	9	AB	R	H	RBI	BB	SO	LOB
Joe Orsulak, L (1, 8) OBP: 0.286, SLG: 0.356	0-0 ① 4-3		S S S 0-3 ③ K		x 0-0 ② F7		x 0-0 ② F7		x 0-0 ② G3 1-2 2-3	5	0	0	0	0	1	4
R.J. Reynolds, S (1, 7) OBP: 0.359, SLG: 0.443	x 0-0 ② 5-3			S S S 0-3 K BB 1B G3	x 0-0 1-2 1B		x 0-0 ③ 6-3		S S S 0-3 ③ K	5	1	1	0	0	2	3
Johnny Ray, S (1, 4) OBP: 0.420, SLG: 0.455	x 0-0 1B			x 0-0 G3 BB 1-2 1B	x 0-0 ③ G3			x 0-0 ① F7		4	0	2	0	0	0	2
Sid Bream, L (1, 3) OBP: 0.378, SLG: 0.578	x 0-0 ③ G3			B B B 4-0 G3 1-2 2-3 BB		x 0-0 G6-4-3 1B		x 0-0 ② 4-3		3	0	1	0	1	0	1
Mike Brown, R (1, 9) OBP: 0.360, SLG: 0.390		S S S 0-3 ① K		x 0-0 ① G3 1-2 2-3 3-H		x 0-0 ① ② G6-4-3 1-2f		x 0-0 1B		4	0	1	1	0	1	3
Tony Peña, R (1, 2) OBP: 0.292, SLG: 0.311		S S S 0-3 ② K		S S S 0-3 ② K		x 0-0 ③ 5-3		S S S 0-3 ③ K		4	0	0	0	0	3	3
Jim Morrison, R (1, 5) OBP: 0.314, SLG: 0.463		x 0-0 ③ 1-3		x 0-0 ③ 5-3			B B B B 4-0 2B BB		x 0-0 ① F7	3	1	0	0	1	0	2
Sam Khalifa, R (1, 6) OBP: 0.282, SLG: 0.210 Trench Davis, L (7, PH) OBP: 0.111, SLG: 0.118 Bill Almon, R (7, PH) OBP: 0.358, SLG: 0.667 (7, 6)		S S S 0-3 ① K		B B B B 4-0 1B BB			S S S 0-3 ① K		B B B B 4-0 G3 BB	1	0	0	0	1	1	0
										0	0	0	0	0	0	0
										1	0	0	0	1	1	1
Rick Rhoden, R (1, 1) OBP: 0.250, SLG: 0.143 Mike Diaz, R (7, PH) OBP: 0.333, SLG: 0.292 Jose DeLeon, R (7, 1) Cecilio Guante, R (7, 1) Lee Mazzilli, S (9, PH) OBP: 0.435, SLG: 0.212		S S S 0-3 ② K		x 0-0 ① F8			x 0-0 1-H 2B		B B B B 4-0 G3 1-2 BB	2	0	0	0	0	1	1
										1	0	1	1	0	0	0
										0	0	0	0	0	0	0
										0	0	0	0	0	0	0
										0	0	0	0	1	0	0
Inning Stats	R: 0 E: 0 K: 0 S: 4 H: 1 LOB: 1 BB: 0 P: 4	R: 0 E: 0 K: 2 S: 7 H: 0 LOB: 0 BB: 0 P: 7	R: 0 E: 0 K: 3 S: 9 H: 0 LOB: 0 BB: 0 P: 9	R: 1 E: 0 K: 2 S: 9 H: 1 LOB: 2 BB: 1 P: 13	R: 0 E: 0 K: 0 S: 4 H: 1 LOB: 2 BB: 1 P: 8	R: 0 E: 0 K: 0 S: 3 H: 1 LOB: 0 BB: 0 P: 3	R: 1 E: 0 K: 1 S: 6 H: 1 LOB: 1 BB: 1 P: 10	R: 0 E: 0 K: 1 S: 6 H: 1 LOB: 1 BB: 0 P: 6	R: 0 E: 0 K: 1 S: 5 H: 0 LOB: 2 BB: 2 P: 13	1B: 5 2B: 1 3B: 0 HR: 0		SF: 0 SAC: 0 DP: 1 HBP: 0				

TOP

Pittsburgh Pirates @ Cincinnati Reds

Riverfront Stadium, Cincinnati, OH

Fri May 16 1986, 7:05 PM EDT

Att. 21,097 - Unknown

livebaseballscorecards.com

AB	33
R	2
H	6
RBI	2
BB	5
SO	10
LOB	20

WP: 1 PB: 0 SB: 0 CS: 0 PA: 38

PITCHER		IP	WLS	BF	H	R	ER	SO	BB	IBB	HBP	BLK	WP	HR	S	P	ERA	WHIP
John Denny, R ERA: 5.0	(1, 1)	6.0	W	25	4	2	2	7	3	0	0	0	1	0	36	48	3.00	1.167
John Franco, L ERA: 2.67	(7, 1)	3.0	S	13	2	0	0	3	2	0	0	0	0	0	17	25	0.00	1.333

PITCHER	IP	WLS	BF	H	R	ER	SO	BB	IBB	HBP	BLK	WP	HR	S	P	ERA	WHIP

BOTTOM

Pittsburgh Pirates @ Cincinnati Reds

Riverfront Stadium, Cincinnati, OH

Fri May 16 1986, 7:05 PM EDT

Att. 21,097 - Unknown

Batter	1	2	3	4	5	6	7	8	9	AB	R	H	RBI	BB	SO	LOB
Eddie Milner, L (1, 8) OBP: 0.358, SLG: 0.362	F8	BB		G3		CS 1B		F8		4	0	1	0	1	0	0
Pete Rose, S (1, 3) OBP: 0.259, SLG: 0.163	G3 1B	4-3		F7		CS	4-3	1B BB		4	0	1	0	1	0	3
Dave Parker, L (1, 9) OBP: 0.346, SLG: 0.512	G3		1B 2B 1B	BB			E CS 2B	F4		3	2	2	0	1	0	1
Max Venable, L (8, 7) OBP: 0.231, SLG: 0.320										1	0	0	0	0	0	1
Nick Esasky, R (1, 7) OBP: 0.333, SLG: 0.392	F9		2B 1B	F2			E CS BB	1B		3	1	1	0	1	0	2
Eric Davis, R (7, PR) OBP: 0.280, SLG: 0.329										1	1	1	0	0	0	0
(8, 9)																
Dave Concepcion, R (1, 6) OBP: 0.289, SLG: 0.303		6-3	K		F8		E1 CS 3B	F9		5	1	0	0	0	1	6
Buddy Bell, R (1, 5) OBP: 0.324, SLG: 0.326		2B 1B BB	6-3 1B 2B		6-3		FC6-2 3B			3	2	2	3	1	0	0
Sal Butera, R (1, 2) OBP: 0.300, SLG: 0.474		1B 2B	6-3		4-3		FC6-2 1B			4	0	1	0	0	0	3
Ron Oester, S (1, 4) OBP: 0.284, SLG: 0.327		BB 1B	1B			G3	1B			4	0	3	2	0	0	0
John Denny, R (1, 1) OBP: 0.154, SLG: 0.083		K	F3			K	G1			3	0	0	0	0	2	3
John Franco, L (7, 1)										1	0	0	0	0	0	2
Inning Stats	R: 0 E: 0 K: 0 S: 4 H: 1 LOB: 1 BB: 0 P: 4	R: 1 E: 0 K: 1 S: 7 H: 2 LOB: 3 BB: 2 P: 15	R: 3 E: 0 K: 1 S: 9 H: 4 LOB: 1 BB: 0 P: 9	R: 0 E: 0 K: 0 S: 3 H: 0 LOB: 1 BB: 1 P: 7	R: 0 E: 0 K: 0 S: 3 H: 0 LOB: 0 BB: 0 P: 3	R: 0 E: 0 K: 1 S: 5 H: 1 LOB: 0 BB: 0 P: 5	R: 3 E: 1 K: 0 S: 7 H: 3 LOB: 2 BB: 1 P: 11	R: 0 E: 0 K: 0 S: 4 H: 1 LOB: 2 BB: 1 P: 8		1B: 8 2B: 3 3B: 1 HR: 0 SF: 0 SAC: 0 DP: 0 HBP: 0						

	AB	36
	R	7
	H	12
	RBI	5
	BB	5
	SO	3
	LOB	21

WP: 0 PB: 0 SB: 0 CS: 4 PA: 42

livebaseballscorecards.com

PITCHER		IP	WLS	BF	H	R	ER	SO	BB	IBB	HBP	BLK	WP	HR	S	P	ERA	WHIP
Rick Rhoden, R ERA: 2.98	(1, 1)	6.0	L	28	8	4	4	3	3	0	0	0	0	0	31	43	6.00	1.833
Jose DeLeon, R ERA: 3.6	(7, 1)	0.1		5	2	3	2	0	1	0	0	0	0	0	4	8	54.00	9.000
Cecilio Guante, R ERA: 1.11	(7, 1)	1.2		8	2	0	0	0	1	0	0	0	0	0	7	11	0.00	1.800

PITCHER	IP	WLS	BF	H	R	ER	SO	BB	IBB	HBP	BLK	WP	HR	S	P	ERA	WHIP

Batter	1	2	3	4	5	6	7	8	9	AB	R	H	RBI	BB	SO	LOB
Joe Orsulak, L (1, 8) OBP: 0.299, SLG: 0.370	0-0 4-3 CS 2B		BBB 4-0 G6-3 BB		x 0-0 ② F7		x 0-0 ③ F7		x 0-0 S 2B 2-H 1B	4	1	2	1	1	0	2
R.J. Reynolds, S (1, 7) OBP: 0.361, SLG: 0.445	0-0 ① F8		x 0-0 ② ③ G6-3 1-2f		x 0-0 ③ F8			BBBB 4-0 BB BB	x 0-0 1-H 2B	4	0	1	1	1	0	4
Johnny Ray, S (1, 4) OBP: 0.427, SLG: 0.452	0-0 ② 4-3 2-3			x 0-0 FC6-4 1B		BBBB 4-0 1B FC3-2 BB		BBBB 4-0 ① S 2B 1-2 BB	x 0-0 ③ 4-3	3	1	1	0	2	0	2
Sid Bream, L (1, 3) OBP: 0.390, SLG: 0.590	BBBB 4-0 BB			SSS 0-3 ① K		x 0-0 FC3-2 1B 1-3 1B		x 0-0 4-3 1-H 2B		3	1	2	1	1	1	1
Mike Brown, R (1, 9) OBP: 0.356, SLG: 0.394	0-0 ③ CS 3-H	x 0-0 G3 2B		x 0-0 ② FC6-4 1-2f		x 0-0 ① FC3-2 1B 1-2 3-H		x 0-0 ② 4-3 2-3		4	0	1	0	0	0	4
Tony Peña, R (1, 2) OBP: 0.291, SLG: 0.308		x 0-0 ① G3 2-3		x 0-0 ③ F6		x 0-0 ② 1-3 2-H 1B		x 0-0 ③ 5-3		4	0	1	1	0	0	3
Jim Morrison, R (1, 5) OBP: 0.312, SLG: 0.465		SSS 0-3 ② K			x 0-0 2B	x 0-0 ③ F8			x 0-0 ① F8	4	0	1	0	0	1	2
Sam Khalifa, R (1, 6) OBP: 0.280, SLG: 0.212		x 0-0 ③ F9			SSS 0-3 ① K		x 0-0 ① 5-3		x 0-0 SH3-4 1B 1B	4	1	1	0	0	1	2
Rick Reuschel, R (1, 1) OBP: 0.176, SLG: 0.235			x 0-0 ① 5-3		x 0-0 E5		x 0-0 ② F7		x 0-0 ② SH3-4 1-2	3	0	0	0	0	0	1
Inning Stats	R: 0 E: 0 K: 0 S: 3 H: 1 LOB: 1 BB: 1 P: 7	R: 0 E: 0 K: 1 S: 6 H: 1 LOB: 1 BB: 0 P: 6	R: 0 E: 0 K: 0 S: 2 H: 0 LOB: 0 BB: 1 P: 6	R: 0 E: 0 K: 1 S: 6 H: 1 LOB: 1 BB: 0 P: 6	R: 0 E: 1 K: 1 S: 7 H: 1 LOB: 2 BB: 0 P: 7	R: 1 E: 0 K: 0 S: 4 H: 2 LOB: 1 BB: 1 P: 8	R: 0 E: 0 K: 0 S: 3 H: 0 LOB: 0 BB: 0 P: 3	R: 1 E: 0 K: 0 S: 3 H: 1 LOB: 1 BB: 2 P: 11	R: 2 E: 0 K: 0 S: 6 H: 3 LOB: 1 BB: 0 P: 6	1B: 5 2B: 5 3B: 0 HR: 0	SF: 0 SAC: 1 DP: 1 HBP: 0						

PITCHER		IP	WLS	BF	H	R	ER	SO	BB	IBB	HBP	BLK	WP	HR	S	P	ERA	WHIP
Mario Soto, R ERA: 4.11	(1, 1)	7.1	L	31	7	2	2	3	5	0	0	0	0	0	32	52	2.46	1.636
Ron Robinson, R ERA: 1.65	(8, 1)	0.2		2	0	0	0	0	0	0	0	0	0	0	2	2	0.00	0.000
Ted Power, R ERA: 6.46	(9, 1)	1.0		6	3	2	2	0	0	0	0	0	0	0	6	6	18.00	3.000

PITCHER	IP	WLS	BF	H	R	ER	SO	BB	IBB	HBP	BLK	WP	HR	S	P	ERA	WHIP

TOP

Pittsburgh Pirates @ Cincinnati Reds

Riverfront Stadium, Cincinnati, OH

Sat May 17 1986, 7:05 PM EDT
Att. 32,204 - Unknown

livebaseballscorecards.com

AB	33
R	4
H	10
RBI	4
BB	5
SO	3
LOB	21

1B: 5	SF: 0	WP: 0	PA: 40
2B: 5	SAC: 1	PB: 0	
3B: 0	DP: 1	SB: 2	
HR: 0	HBP: 0	CS: 1	

Batter	1	2	3	4	5	6	7	8	9	AB	R	H	RBI	BB	SO	LOB
Eddie Milner, L (1, 8) OBP: 0.352, SLG: 0.355	FC3-6 1B			4-3		FC3-6 FC4 1-2f			4-3	4	0	1	0	0	0	1
Pete Rose, S (1, 3) OBP: 0.258, SLG: 0.170	FC3-6 L5-3 1-2f			K		FC4 1-2f			1B	4	0	1	0	0	1	2
Dave Parker, L (1, 9) OBP: 0.336, SLG: 0.496	L5-3 1-2			4-3			3-1		K	4	0	0	0	0	1	2
Nick Esasky, R (1, 7) OBP: 0.330, SLG: 0.398		3-1			4-3 2B		F9		K	4	0	1	0	0	1	1
Dave Concepcion, R (1, 6) OBP: 0.282, SLG: 0.295		5-3			F7		6-3			3	0	0	0	0	0	1
Buddy Bell, R (1, 5) OBP: 0.314, SLG: 0.315		5-3			4-3 2-3			5-3		3	0	0	0	0	0	1
Sal Butera, R (1, 2) OBP: 0.273, SLG: 0.429		K			1-3			4-3		2	0	0	0	0	1	1
Tom Runnells, S (8, PH)										1	0	0	0	0	0	0
Bo Diaz, R (9, 2) OBP: 0.337, SLG: 0.393										0	0	0	0	0	0	0
Ron Oester, S (1, 4) OBP: 0.294, SLG: 0.345		K				FC3-6 1B		2B		3	0	2	0	0	1	0
Mario Soto, R (1, 1) OBP: 0.071, SLG: 0.071		6-3				K		3-1		2	0	0	0	0	1	1
Ron Robinson, R (8, 1)										0	0	0	0	0	0	0
Max Venable, L (8, PH) OBP: 0.222, SLG: 0.308										1	0	0	0	0	0	1
Ted Power, R (9, 1)										0	0	0	0	0	0	0
Inning Stats	R: 0 E: 0 K: 0 S: 3 H: 1 LOB: 0 BB: 0 P: 3	R: 0 E: 0 K: 0 S: 3 H: 0 LOB: 0 BB: 0 P: 3	R: 0 E: 0 K: 2 S: 7 H: 0 LOB: 0 BB: 0 P: 7	R: 0 E: 0 K: 1 S: 5 H: 0 LOB: 0 BB: 0 P: 5	R: 0 E: 0 K: 0 S: 4 H: 1 LOB: 1 BB: 0 P: 4	R: 0 E: 0 K: 1 S: 6 H: 1 LOB: 1 BB: 0 P: 6	R: 0 E: 0 K: 0 S: 3 H: 0 LOB: 0 BB: 0 P: 3	R: 0 E: 0 K: 0 S: 4 H: 1 LOB: 1 BB: 0 P: 4	R: 0 E: 0 K: 2 S: 8 H: 1 LOB: 1 BB: 0 P: 8	1B: 3 2B: 3 3B: 0 HR: 0	SF: 0 SAC: 0 DP: 1 HBP: 0						

PITCHER	IP	WLS	BF	H	R	ER	SO	BB	IBB	HBP	BLK	WP	HR	S	P	ERA	WHIP
Rick Reuschel, R (1, 1) ERA: 3.66	9.0	W	31	5	0	0	6	0	0	0	0	0	0	43	43	0.00	0.556

PITCHER	IP	WLS	BF	H	R	ER	SO	BB	IBB	HBP	BLK	WP	HR	S	P	ERA	WHIP

BOTTOM

Pittsburgh Pirates @ Cincinnati Reds

Riverfront Stadium, Cincinnati, OH

Sat May 17 1986, 7:05 PM EDT

Att. 32,204 - Unknown

livebaseballscorecards.com

AB	31
R	0
H	5
RBI	0
BB	0
SO	6
LOB	11

1B: 3 2B: 3 3B: 0 HR: 0 | SF: 0 SAC: 0 DP: 1 HBP: 0

WP: 0 PB: 0 SB: 0 CS: 0 | PA: 31

Batter	1	2	3	4	5	6	7	8	9	AB	R	H	RBI	BB	SO	LOB
Bill Almon, R (1, 7) (8, 6) OBP: 0.328, SLG: 0.600	x 0-0 ① F8		x 0-0 ① L5	S S S 0-3 ③ K		S S S 0-3 ② K		x 0-0 ③ F8		5	0	0	0	0	2	2
R.J. Reynolds, S (1, 8) (8, 7) OBP: 0.354, SLG: 0.435	S S S 0-3 ② K		S S S 0-3 ② K		x 0-0 2B 1B	x 0-0 ③ F8			x 0-0 ① 4-3	5	1	1	0	0	2	1
Johnny Ray, S (1, 4) OBP: 0.432, SLG: 0.469	B B B B 4-0 BB 1B BB		x 0-0 BB 2B		x 0-0 1-H E 2B		x 0-0 ① F7		x 0-0 ② 4-3	4	1	2	1	1	0	0
Mike Brown, R (1, 9) OBP: 0.366, SLG: 0.393	x 0-0 BB 1-2 1B		B B B B 4-0 BB BB		x 0-0 ① F9		B B B B 4-0 BB		S S S 0-3 ③ K	3	0	1	0	2	1	1
Sid Bream, L (1, 3) OBP: 0.394, SLG: 0.579	B B B B 4-0 1-2 2-3 BB		B B B B 4-0 1-2 2-3 BB		x 0-0 ② F7		x 0-0 ② F7			2	0	0	0	2	0	2
Tony Peña, R (1, 2) OBP: 0.281, SLG: 0.297	x 0-0 ③ 1-3		x 0-0 ③ F9		x 0-0 E3 2-H		x 0-0 ③ F8			4	0	0	0	0	0	7
Jim Morrison, R (1, 5) OBP: 0.310, SLG: 0.485		x 0-0 ① F8		x 0-0 ① F7	x 0-0 ③ L5			x 0-0 HR		4	1	1	1	0	0	1
Sam Khalifa, R (1, 6) OBP: 0.295, SLG: 0.232 Joe Orsulak, L (8, PH) (8, 8) OBP: 0.297, SLG: 0.367		x 0-0 ② 6-3		x 0-0 SH1-4 1B		x 0-0 SH1-4 1B		x 0-0 ① F9		3 1	0 0	2 0	0 0	0 0	0 0	0 0
Mike Bielecki, R (1, 1) Larry McWilliams, L (1, 1) OBP: 0.182, SLG: 0.273 Cecilio Guante, R (6, 1) Trench Davis, L (8, PH) OBP: 0.105, SLG: 0.111 Jim Winn, R (8, 1)		S S S 0-3 ③ K		x 0-0 ② SH1-4 1-2		x 0-0 ① SH1-4 1-2		S S S 0-3 ② K		0 1 0 1 0	0 0 0 0 0	0 0 0 0 0	0 0 0 0 0	0 1 0 0 0	0 0 0 1 0	0 0 0 0 0
Inning Stats	R: 0 E: 0 K: 1 S: 6 H: 1 LOB: 3 BB: 2 P: 14	R: 0 E: 0 K: 1 S: 5 H: 0 LOB: 0 BB: 0 P: 5	R: 0 E: 0 K: 1 S: 6 H: 1 LOB: 3 BB: 2 P: 14	R: 0 E: 0 K: 1 S: 6 H: 1 LOB: 1 BB: 0 P: 6	R: 2 E: 1 K: 0 S: 6 H: 2 LOB: 1 BB: 0 P: 6	R: 0 E: 0 K: 1 S: 6 H: 1 LOB: 1 BB: 0 P: 6	R: 0 E: 0 K: 0 S: 3 H: 0 LOB: 1 BB: 1 P: 7	R: 1 E: 0 K: 1 S: 6 H: 1 LOB: 0 BB: 0 P: 6	R: 0 E: 0 K: 1 S: 5 H: 0 LOB: 0 BB: 0 P: 5	1B: 4 2B: 2 3B: 0 HR: 1	SF: 0 SAC: 2 DP: 0 HBP: 0						

TOP

Pittsburgh Pirates @ Cincinnati Reds

Riverfront Stadium, Cincinnati, OH

Sun May 18 1986, 3:33 AM EDT

Att. 22,962 - Unknown

livebaseballscorecards.com

AB	33
R	3
H	7
RBI	2
BB	5
SO	7
LOB	14

WP: 0 PB: 0 SB: 0 CS: 0 PA: 40

PITCHER		IP	WLS	BF	H	R	ER	SO	BB	IBB	HBP	BLK	WP	HR	S	P	ERA	WHIP
Tom Browning, L ERA: 4.26	(1, 1)	6.0	W	29	6	2	1	5	4	0	0	0	0	0	35	51	1.50	1.667
Ron Robinson, R ERA: 1.78	(7, 1)	3.0	S	11	1	1	1	2	1	0	0	0	0	1	14	18	3.00	0.667

PITCHER	IP	WLS	BF	H	R	ER	SO	BB	IBB	HBP	BLK	WP	HR	S	P	ERA	WHIP

Pittsburgh Pirates @ Cincinnati Reds

Riverfront Stadium, Cincinnati, OH

Sun May 18 1986, 3:33 AM EDT

Att. 22,962 - Unknown

BOTTOM

Batter	1	2	3	4	5	6	7	8	9	AB	R	H	RBI	BB	SO	LOB
Eddie Milner, L (1, 8) OBP: 0.360, SLG: 0.400	BBBB 4-0 1B HR BB	x 0-0 ① 6-3			SSS 0-3 ① K		x 0-0 HR			3	2	1	1	1	1	0
Max Venable, L (1, 7) OBP: 0.226, SLG: 0.300	x 0-0 1-3 HR 1B	SSS 0-3 ② K			x 0-0 ② B2-3		SSS 0-3 ① K			4	1	1	0	0	2	0
Dave Parker, L (1, 9) OBP: 0.333, SLG: 0.511	x 0-0 1-H 3-H HR	SSS 0-3 ③ K			x 0-0 ③ G3		x 0-0 ② F8			4	1	1	3	0	1	0
Nick Esasky, R (1, 3) OBP: 0.337, SLG: 0.395	x 0-0 ① F9		x 0-0 G4-6-3 1B			BBBB 4-0 WP 1B BB	x 0-0 ③ 5-3			3	1	1	0	1	0	0
Buddy Bell, R (1, 5) OBP: 0.321, SLG: 0.316	BBBB 4-0 CS WP BB		x 0-0 ① F7			x 0-0 FC1-4 1-H 1B		x 0-0 ① 5-3		3	0	1	1	1	0	1
Kurt Stillwell, S (1, 6) OBP: 0.271, SLG: 0.190	BBBB 4-0 BB CS 1-2 BB		x 0-0 ②③ G4-6-3 1-2f			x 0-0 ① FC1-4 BB 1-2f		SSS 0-3 ② K		3	0	0	0	1	1	2
Sal Butera, R (1, 2) OBP: 0.269, SLG: 0.375	BBBB 4-0 ② BB 1-2 2-3 BB			x 0-0 ① 3-1		x 0-0 ② F6		x 0-0 E6 HR		3	1	0	0	1	0	1
Ron Oester, S (1, 4) OBP: 0.309, SLG: 0.375	BBBB 4-0 1-2 2-3 BB			x 0-0 ② 5-3		BBBB 4-0 1-2 BB		x 0-0 1-H HR		2	1	1	2	2	0	0
Tom Browning, L (1, 1) OBP: 0.118, SLG: 0.118 Tom Runnells, S (6, PH) Ron Robinson, R (7, 1)	x 0-0 ③ F8			SSS 0-3 ③ K		x 0-0 ③ F8		SSS 0-3 ③ K		2 1 1	0 0 0	0 0 0	0 0 0	0 0 0	1 0 1	3 2 0
Inning Stats	R: 3 E: 0 K: 0 S: 4 H: 2 LOB: 3 BB: 5 P: 24	R: 0 E: 0 K: 2 S: 7 H: 0 LOB: 0 BB: 0 P: 7	R: 0 E: 0 K: 0 S: 3 H: 1 LOB: 0 BB: 0 P: 3	R: 0 E: 0 K: 1 S: 5 H: 0 LOB: 0 BB: 0 P: 5	R: 0 E: 0 K: 0 S: 5 H: 0 LOB: 0 BB: 0 P: 5	R: 1 E: 0 K: 0 S: 4 H: 1 LOB: 2 BB: 2 P: 12	R: 1 E: 0 K: 1 S: 6 H: 1 LOB: 0 BB: 0 P: 6	R: 2 E: 1 K: 2 S: 9 H: 1 LOB: 0 BB: 0 P: 9		1B: 3 2B: 0 3B: 0 HR: 3 SF: 0 SAC: 0 DP: 1 HBP: 0					

livebaseballscorecards.com

AB	29
R	7
H	6
RBI	7
BB	7
SO	7
LOB	9

WP: 2 PA: 36
PB: 0
SB: 0
CS: 2

PITCHER		IP	WLS	BF	H	R	ER	SO	BB	IBB	HBP	BLK	WP	HR	S	P	ERA	WHIP
Mike Bielecki, R ERA: 5.29	(1, 1)	0.2	L	7	2	3	3	0	4	0	0	0	1	1	3	19	40.50	9.000
Larry McWilliams, L ERA: 4.72	(1, 1)	4.2		17	2	1	1	4	2	0	0	0	1	0	23	31	1.93	0.857
Cecilio Guante, R ERA: 1.38	(6, 1)	1.2		7	1	1	1	1	1	0	0	0	0	1	8	12	5.40	1.200
Jim Winn, R ERA: 4.5	(8, 1)	1.0		5	1	2	0	2	0	0	0	0	0	1	9	9	0.00	1.000

PITCHER	IP	WLS	BF	H	R	ER	SO	BB	IBB	HBP	BLK	WP	HR	S	P	ERA	WHIP

Cincinnati Reds @ St. Louis Cardinals

Busch Stadium, St. Louis, MO

Tue May 20 1986, 7:05 PM CDT

Att. 24,403 - Unknown

TOP

livebaseballscorecards.com

Batter	1	2	3	4	5	6	7	8	9	AB	R	H	RBI	BB	SO	LOB
Tracy Jones, R (1, 7) OBP: 0.370, SLG: 0.396	HR		5-3		B2-5-4 1B 1-2		SH1-4 S HR 1B		1B	5	2	4	1	0	0	0
Dave Concepcion, R (1, 6) OBP: 0.281, SLG: 0.293	F9		1B		B2-5-4 1-2 2-3f		SH1-4 1-3		F8	4	0	1	0	0	0	3
Dave Parker, L (1, 9) OBP: 0.329, SLG: 0.522	4-3		F8		F8		3-H HR		F6	5	1	1	2	0	0	3
Nick Esasky, R (1, 3) OBP: 0.343, SLG: 0.404	BB			G1		4-3 SF8 2B	K			3	1	1	0	1	1	0
Buddy Bell, R (1, 5) OBP: 0.319, SLG: 0.323	F3			PB 1B 2B		4-3 2-3	5-3			4	1	1	0	0	0	2
Eric Davis, R (1, 8) OBP: 0.267, SLG: 0.316		K		5-3 2-3		SF8 3-H		5-3		3	0	0	1	0	1	1
Bo Diaz, R (1, 2) OBP: 0.343, SLG: 0.398		F7		3-H 1B		BB 1B		6-3		4	0	2	1	0	0	0
Ron Oester, S (1, 4) OBP: 0.307, SLG: 0.365		K		F9		1-2 BB		F8		3	0	0	0	1	1	1
Bill Gullickson, R (1, 1) OBP: 0.111, SLG: 0.111			K		E6 B2-5-4 1B	F3			1-3	4	0	0	0	0	1	2
John Franco, L (9, 1)										0	0	0	0	0	0	0

	AB	35
	R	5
	H	10
	RBI	5
	BB	2
	SO	4
	LOB	12

Inning Stats	1	2	3	4	5	6	7	8	9	1B: 6	SF: 1	WP: 0	PA: 39
	R: 1 H: 1 E: 0 LOB: 1 K: 0 BB: 1 S: 4 P: 8	R: 0 H: 0 E: 0 LOB: 0 K: 2 BB: 0 S: 7 P: 7	R: 0 H: 1 E: 0 LOB: 1 K: 1 BB: 0 S: 6 P: 6	R: 1 H: 2 E: 0 LOB: 1 K: 0 BB: 0 S: 5 P: 5	R: 0 H: 1 E: 1 LOB: 1 K: 0 BB: 0 S: 4 P: 4	R: 1 H: 2 E: 0 LOB: 2 K: 0 BB: 1 S: 5 P: 9	R: 2 H: 2 E: 0 LOB: 0 K: 1 BB: 0 S: 7 P: 7	R: 0 H: 0 E: 0 LOB: 0 K: 0 BB: 0 S: 3 P: 3	R: 0 H: 1 E: 0 LOB: 1 K: 0 BB: 0 S: 4 P: 4	2B: 2 SAC: 1	3B: 0 DP: 1	PB: 1	
										HR: 2	HBP: 0	SB: 1	
												CS: 0	

PITCHER		IP	WLS	BF	H	R	ER	SO	BB	IBB	HBP	BLK	WP	HR	S	P	ERA	WHIP
Tim Conroy, L ERA: 2.94	(1, 1)	5.2		26	7	3	2	3	2	0	0	0	0	1	30	38	3.18	1.588
Greg Bargar, R ERA: 4.63	(6, 1)	0.2	L	3	1	1	1	0	0	0	0	0	0	0	3	3	13.50	1.500
Ricky Horton, L ERA: 4.02	(7, 1)	0.2		3	1	1	1	1	0	0	0	0	0	1	5	5	13.50	1.500
Ray Burris, R ERA: 3.0	(8, 1)	2.0		7	1	0	0	0	0	0	0	0	0	0	7	7	0.00	0.500

PITCHER		IP	WLS	BF	H	R	ER	SO	BB	IBB	HBP	BLK	WP	HR	S	P	ERA	WHIP

BOTTOM

Cincinnati Reds @ St. Louis Cardinals

Busch Stadium, St. Louis, MO

Tue May 20 1986, 7:05 PM CDT

Att. 24,403 - Unknown

livebaseballscorecards.com

Batter	1	2	3	4	5	6	7	8	9	AB	R	H	RBI	BB	SO	LOB
Vince Coleman, S (1, 7) OBP: 0.304, SLG: 0.321	0-0 1-3 S PB 1B	0-0 ③ B1-3			0-0 CS 2-3 1B			0-0 ① 4-3		4	1	2	0	0	0	0
Willie McGee, S (1, 8) OBP: 0.287, SLG: 0.304	0-0 ① 1-3 1-3		0-0 CS 1B		0-0 ①② FC4-2-5 1-2 3-H			0-0 ② 4-3		4	0	1	0	0	0	3
Tom Herr, S (1, 4) OBP: 0.254, SLG: 0.193	0-0 1B 1B 3-H 1B		0-0 ①② G3 1-2		S S S 0-3 ③ K			0-0 ③ 6-3		4	1	1	0	0	1	2
Jack Clark, R (1, 3) OBP: 0.377, SLG: 0.449	0-0 1B SF7 1-3 1B		0-0 ③ 6-3			0-0 ① 5-3			0-0 BB 1B 1B	4	1	2	0	0	0	0
Andy Van Slyke, L (1, 9) OBP: 0.326, SLG: 0.293 Tito Landrum, R (9, PH) OBP: 0.233, SLG: 0.286	0-0 1-3 3-H 1B			0-0 S 1B		0-0 ② F8			0-0 ① F6	3 1	0 0	2 0	1 0	0 0	0 0	0 1
Terry Pendleton, S (1, 5) OBP: 0.252, SLG: 0.202	0-0 ② SF7 3-H			0-0 ① F8		0-0 ③ F7			0-0 BB 1-2 1B	3	0	1	1	0	0	1
Mike Heath, R (1, 2) OBP: 0.269, SLG: 0.218	0-0 ③ 4-3			B B B 4-0 G6-4-3 1-2 BB		0-0 FC5-4 1B			S S S 0-3 ② K	3	0	1	0	1	1	3
Ozzie Smith, S (1, 6) OBP: 0.391, SLG: 0.378		0-0 ① G3		0-0 ②③ G6-4-3 1-2f		0-0 ① FC5-4 G1-6-3 1-2f			B B B B B 4-0 1-2 2-3 BB	3	0	0	0	1	0	3
Tim Conroy, L (1, 1) OBP: 0.500, SLG: 0.714 Greg Bargar, R (6, 1) Ricky Horton, L (7, 1) OBP: 0.167, SLG: 0.167 José Oquendo, S (7, PH) OBP: 0.516, SLG: 0.538 Ray Burris, R (8, 1) OBP: 0.333, SLG: 0.667 Jerry White, S (9, PH) OBP: 0.143, SLG: 0.263		S S S 0-3 ② K			0-0 1B FC4-2-5 2B		0-0 ②③ G1-6-3 1-2f		S S S 0-3 ③ K	2 0 0 1 0 1	0 0 0 0 0 0	1 0 0 0 0 3	0 0 0 0 0 1	0 0 0 0 0 0	1 0 0 0 0 1	0 0 0 1 0 3
Inning Stats	R: 3 H: 4 E: 0 LOB: 1 K: 0 BB: 0 S: 7 P: 7	R: 0 H: 0 E: 0 LOB: 0 K: 1 BB: 0 S: 5 P: 5	R: 0 H: 1 E: 0 LOB: 0 K: 0 BB: 0 S: 3 P: 3	R: 0 H: 1 E: 0 LOB: 1 K: 0 BB: 1 S: 3 P: 7	R: 0 H: 2 E: 0 LOB: 1 K: 1 BB: 0 S: 6 P: 6	R: 0 H: 0 E: 0 LOB: 0 K: 0 BB: 0 S: 3 P: 3	R: 0 H: 1 E: 0 LOB: 0 K: 0 BB: 0 S: 3 P: 3	R: 0 H: 0 E: 0 LOB: 0 K: 0 BB: 0 S: 3 P: 3	R: 0 H: 2 E: 0 LOB: 3 K: 2 BB: 1 S: 9 P: 13	1B: 10 2B: 1 3B: 0 HR: 0	SF: 1 SAC: 0 DP: 2 HBP: 0			WP: 0 PB: 1 SB: 2 CS: 2		PA: 36	

PITCHER		IP	WLS	BF	H	R	ER	SO	BB	IBB	HBP	BLK	WP	HR	S	P	ERA	WHIP
Bill Gullickson, R ERA: 3.46	(1, 1)	8.0	W	31	10	3	1	2	1	0	0	0	0	0	34	38	1.12	1.375
John Franco, L ERA: 2.57	(9, 1)	1.0	S	5	1	0	0	2	1	0	0	0	0	0	8	12	0.00	2.000

PITCHER	IP	WLS	BF	H	R	ER	SO	BB	IBB	HBP	BLK	WP	HR	S	P	ERA	WHIP

Batter	1	2	3	4	5	6	7	8	9	AB	R	H	RBI	BB	SO	LOB
Tracy Jones, R (1, 7) OBP: 0.390, SLG: 0.415	S 2B 1B	2B 1B 2-3		6-3	F8			G4-6-3 1B		5	1	3	0	0	0	3
Eddie Milner, L (1, 8) OBP: 0.354, SLG: 0.406	F2 1-2	1-3 2B 3-H		K	F5			G4-6-3 1-2f		4	0	1	1	0	1	1
Eric Davis, R (8, PH) OBP: 0.264, SLG: 0.312 (8, 8)										1	0	0	0	0	0	1
Dave Parker, L (1, 9) OBP: 0.338, SLG: 0.518	2B 5-3 IBB	G1-2-3 IBB		1B	F5				4-3	3	1	1	0	2	0	0
Nick Esasky, R (1, 3) OBP: 0.345, SLG: 0.415	5-3 2B 1-3 2-H	G1-2-3 1-2f		F7	1B				F9	5	0	2	1	0	0	4
Buddy Bell, R (1, 5) OBP: 0.322, SLG: 0.337	5-3 2-3 3-H	6-3 FC4-2 2B		1B 5-3 1B	F5				6-3	5	0	2	1	0	0	2
Dave Concepcion, R (1, 6) OBP: 0.280, SLG: 0.286	BB	6-3 2-3		5-3 1-2		K				3	0	0	0	1	1	2
Bo Diaz, R (1, 2) OBP: 0.330, SLG: 0.381	4-3	FC4-2 1B 3-H		6-3		G3				4	0	0	0	0	0	4
Ron Oester, S (1, 4) OBP: 0.313, SLG: 0.364		F9 1-2		1B IBB		4-3				3	0	1	0	1	0	0
Ted Power, R (7, 1)		1B								0	0	0	0	0	0	0
John Denny, R (1, 1) OBP: 0.188, SLG: 0.133		E4 1B 2B	S S S K	1-2 2-3 1B				G3		3	1	1	0	0	1	2
Joe Price, R (6, 1)										0	0	0	0	0	0	0
Tom Runnells, S (7, 4)										1	0	0	0	0	0	0

Inning Stats	1	2	3	4	5	6	7	8	9
R	2	1	0	0	0	0	0	0	0
E	0	1	0	0	0	0	0	0	0
K	0	0	1	1	0	0	1	0	0
S	5	5	7	6	5	4	5	3	3
H	2	2	2	1	2	1	0	1	0
LOB	2	2	2	1	3	1	0	0	0
BB	2	1	0	0	1	0	0	0	0
P	13	9	7	6	9	4	5	3	3

PITCHER		IP	WLS	BF	H	R	ER	SO	BB	IBB	HBP	BLK	WP	HR	S	P	ERA	WHIP
Bob Forsch, R ERA: 2.5	(1, 1)	6.0	W	32	10	3	2	2	1	3	0	0	0	0	32	48	3.00	1.833
Ken Dayley, L ERA: 5.85	(7, 1)	3.0	S	9	1	0	0	1	0	0	0	0	0	0	11	11	0.00	0.333

PITCHER	IP	WLS	BF	H	R	ER	SO	BB	IBB	HBP	BLK	WP	HR	S	P	ERA	WHIP

TOP

Cincinnati Reds @ St. Louis Cardinals

Busch Stadium, St. Louis, MO

Wed May 21 1986, 7:05 PM CDT

Att. 24,160 - Unknown

livebaseballscorecards.com

AB	37
R	3
H	11
RBI	3
BB	4
SO	3
LOB	19

1B: 8	SF: 0	WP: 0	PA: 41
2B: 3	SAC: 0	PB: 0	
3B: 0	DP: 2	SB: 1	
HR: 0	HBP: 0	CS: 0	

Batter	1	2	3	4	5	6	7	8	9	AB	R	H	RBI	BB	SO	LOB
Vince Coleman, S (1, 7) OBP: 0.301, SLG: 0.317	G3		S 1B		F8	K		K		5	0	1	0	0	2	2
Willie McGee, S (1, 8) OBP: 0.284, SLG: 0.296	5-3		BBBB 4-0 FC4-6 1-2 BB		6-3	6-3		E5		4	0	0	0	1	0	2
Tom Herr, S (1, 4) OBP: 0.259, SLG: 0.203	2B		FC4-6 1-2f			4-3	BBBB 4-0 BB 1B	K		4	1	1	0	1	1	3
Jack Clark, R (1, 3) OBP: 0.378, SLG: 0.443	K			BBBB 4-0 1-3 1B 4-3 BB		HR 1B	0-0 F9	K		4	2	1	0	1	2	3
Andy Van Slyke, L (1, 9) OBP: 0.344, SLG: 0.341		1-3		4-3 1-3 1-2 1B		1-H HR	BBBB 4-0 1B 1-2 1B BB			3	2	2	2	1	0	0
Terry Pendleton, S (1, 5) OBP: 0.259, SLG: 0.219	3-1			1-3 1-2 2-3		2B 2B	1-3 2-H 1B 1B			4	2	2	1	0	0	2
Mike Heath, R (1, 2) OBP: 0.278, SLG: 0.235	F7			4-3 2-3 3-H		2-H 2B 2B	BBBB 4-0 CS 1B BB			3	1	1	2	1	0	1
Ozzie Smith, S (1, 6) OBP: 0.394, SLG: 0.377			F7	4-3		H 1-0 2B HBP	0-0 1-2 2-H 3-H 1B			3	0	1	2	0	0	1
Bob Forsch, R (1, 1) OBP: 0.158, SLG: 0.263 Clint Hurdle, L (6, PH) OBP: 0.263, SLG: 0.257 Tito Landrum, R (6, PH) OBP: 0.246, SLG: 0.316 Ken Dayley, L (7, 1) OBP: 0.333, SLG: 0.200			SSS 0-3 K		6-3	1-3 2-H 2B	SSS 0-3 K 2-3			2 0 1 1	0 0 0 0	0 0 1 0	0 0 1 0	0 0 0 1	1 0 0 2	0 0 0 2
Inning Stats	R: 0 E: 0 K: 1 S: 6 H: 1 LOB: 1 BB: 0 P: 6	R: 0 E: 0 K: 0 S: 3 H: 0 LOB: 0 BB: 0 P: 3	R: 0 E: 0 K: 1 S: 6 H: 1 LOB: 2 BB: 1 P: 10	R: 1 E: 0 K: 0 S: 4 H: 1 LOB: 1 BB: 1 P: 8	R: 0 E: 0 K: 0 S: 3 H: 0 LOB: 0 BB: 0 P: 3	R: 4 E: 0 K: 1 S: 10 H: 5 LOB: 2 BB: 0 P: 11	R: 3 E: 0 K: 1 S: 6 H: 2 LOB: 1 BB: 3 P: 18	R: 0 E: 1 K: 3 S: 10 H: 0 LOB: 1 BB: 0 P: 10		1B: 5 2B: 4 3B: 0 HR: 1	SF: 0 SAC: 0 DP: 0 HBP: 1					

PITCHER	IP	WLS	BF	H	R	ER	SO	BB	IBB	HBP	BLK	WP	HR	S	P	ERA	WHIP
John Denny, R (1, 1) ERA: 5.36	5.1	L	26	7	5	5	2	2	0	1	0	0	1	27	36	8.44	1.688
Joe Price, L (6, 1) ERA: 4.73	1.0		7	2	3	3	1	2	0	0	0	0	0	7	15	27.00	4.000
Ted Power, R (7, 1) ERA: 5.82	1.2		7	1	0	0	4	1	0	0	0	0	0	14	18	0.00	1.200

PITCHER	IP	WLS	BF	H	R	ER	SO	BB	IBB	HBP	BLK	WP	HR	S	P	ERA	WHIP

BOTTOM

Cincinnati Reds @ St. Louis Cardinals

Busch Stadium, St. Louis, MO

Wed May 21 1986, 7:05 PM CDT

Att. 24,160 - Unknown

livebaseballscorecards.com

AB	34
R	8
H	10
RBI	8
BB	5
SO	7
LOB	16

WP: 0 PB: 0 SB: 1 CS: 1 PA: 40

Cincinnati Reds @ St. Louis Cardinals

Busch Stadium, St. Louis, MO

Thu May 22 1986, 3:33 AM CDT

Att. 26,791 - Unknown

TOP

livebaseballscorecards.com

Batter	1	2	3	4	5	6	7	8	9	AB	R	H	RBI	BB	SO	LOB
Tracy Jones, R (1, 7) OBP: 0.397, SLG: 0.429	BBBB 4-0 4-3 S WP BB		x 0-0 ③ 5-3			x 0-0 ① 5-3	x 0-0 1-H 2-H 3-H 2B			3	1	1	3	1	0	0
Eric Davis, R (7, PR) OBP: 0.264, SLG: 0.312										0	0	0	0	0	0	0
Ron Robinson, R (7, 1)										0	0	0	0	0	0	0
Tom Runnells, S (9, 4)										0	0	0	0	0	0	0
John Franco, L (9, 1)										0	0	0	0	0	0	0
Eddie Milner, L (1, 8) OBP: 0.337, SLG: 0.384	x 0-0 ① 4-3 1-3			SSS 0-3 ① K		x 0-0 ② F8	x 0-0 ③ 4-3			4	0	0	0	0	1	2
Dave Parker, L (1, 9) OBP: 0.335, SLG: 0.507	BBBB 4-0 G5-4-3 3-H BB			x 0-0 ② G3		x 0-0 ③ F7		x 0-0 ① F7		3	0	0	0	1	0	0
Nick Esasky, R (1, 3) OBP: 0.333, SLG: 0.398	x 0-0 ② ③ G5-4-3 1-2f			SSS 0-3 ③ K			x 0-0 ① 5-3	x 0-0 ② F3		4	0	0	0	0	1	1
Buddy Bell, R (1, 5) OBP: 0.311, SLG: 0.324		x 0-0 ① 6-3			SSS 0-3 ① K		x 0-0 ② 6-3	x 0-0 ③ 1-3		4	0	0	0	0	1	0
Dave Concepcion, R (1, 6) OBP: 0.287, SLG: 0.295		x 0-0 ② F8			BBBB 4-0 1B SF7 BB		x 0-0 E 2B		x 0-0 ① F8	3	2	1	0	1	0	0
Bo Diaz, R (1, 2) OBP: 0.336, SLG: 0.386		x 0-0 ③ F7			x 0-0 FC5-4 1-3 1B		x 0-0 E7 BB 2-H 2B 1B		x 0-0 ② 5-3	4	1	2	1	0	0	0
Ron Oester, S (1, 4) OBP: 0.319, SLG: 0.367			x 0-0 ① 6-3		x 0-0 ② SF7 3-H		4-0 BB 2B IBB		x 0-0 1B	2	1	1	1	1	0	0
Mario Soto, R (1, 1) OBP: 0.063, SLG: 0.063			x 0-0 ② 5-3		x 0-0 ③ FC5-4 1-2f	BBBB 4-0 1-2 2-3 2B BB			x 0-0 ③ F5	2	0	0	0	0	0	1
Max Venable, L (7, PH) OBP: 0.242, SLG: 0.290										1	1	0	0	1	0	1
(7, 7)																

Inning Stats																																	
	R: 1	H: 0	R: 0	H: 0	R: 0	H: 0	R: 0	H: 0	R: 1	H: 1	R: 0	H: 0	R: 4	H: 3	R: 0	H: 0	R: 0	H: 1	1B: 3	SF: 1	WP: 1	PA: 36
	E: 0	LOB: 0	E: 0	LOB: 0	E: 0	LOB: 0	E: 0	LOB: 0	E: 0	LOB: 1	E: 0	LOB: 0	E: 1	LOB: 1	E: 0	LOB: 0	E: 0	LOB: 1	2B: 2	SAC: 0	PB: 0	
	K: 0	BB: 0	K: 0	BB: 0	K: 0	BB: 0	K: 2	BB: 0	K: 1	BB: 1	K: 0	BB: 0	K: 0	BB: 2	K: 0	BB: 0	K: 0	BB: 0	3B: 0	DP: 1	SB: 1	
	S: 2	P: 10	S: 3	P: 3	S: 3	P: 3	S: 7	P: 7	S: 6	P: 10	S: 3	P: 3	S: 6	P: 14	S: 3	P: 3	S: 4	P: 4	HR: 0	HBP: 0	CS: 0	

PITCHER		IP	WLS	BF	H	R	ER	SO	BB	IBB	HBP	BLK	WP	HR	S	P	ERA	WHIP
Danny Cox, R ERA: 4.17	(1, 1)	6.2	L	28	4	6	6	3	4	1	0	0	1	0	29	49	8.10	1.200
Ricky Horton, L ERA: 3.98	(7, 1)	0.1		1	0	0	0	0	0	0	0	0	0	0	1	1	0.00	0.000
Greg Bargar, R ERA: 3.95	(8, 1)	2.0		7	1	0	0	0	0	0	0	0	0	0	7	7	0.00	0.500

PITCHER	IP	WLS	BF	H	R	ER	SO	BB	IBB	HBP	BLK	WP	HR	S	P	ERA	WHIP

AB	30
R	6
H	5
RBI	5
BB	5
SO	3
LOB	5

BOTTOM

Batter	1	2	3	4	5	6	7	8	9	AB	R	H	RBI	BB	SO	LOB
Vince Coleman, S (1, 7) OBP: 0.310, SLG: 0.340	F6		3B 2-H 3B		4-3		4-3 S 2-3 1B		1-2 1B	5	1	3	1	0	0	0
Willie McGee, S (1, 8) OBP: 0.287, SLG: 0.318	2B		4-3 3-H 3B		K		4-3 1-3 3-H		K	5	1	2	2	0	2	3
Tom Herr, S (1, 4) OBP: 0.250, SLG: 0.195	F5		4-3 3-H			F8	6-3		F9 2-3	5	0	0	1	0	0	4
Jack Clark, R (1, 3) OBP: 0.378, SLG: 0.432	BB		F4			BB		K	K	3	0	0	0	2	2	2
Andy Van Slyke, L (1, 9) OBP: 0.340, SLG: 0.330	F8		F6			BB 1-2		1-3		3	0	0	0	1	0	2
Terry Pendleton, S (1, 5) OBP: 0.259, SLG: 0.227		K		4-3		F7		2B		4	0	1	0	0	1	2
Michael LaValliere, L (1, 2) OBP: 0.316, SLG: 0.235		1B		F2		G3		BB		3	0	1	0	1	0	2
Tom Lawless, R (8, PR)										0	0	0	0	0	0	0
Mike Heath, R (9, 2) OBP: 0.278, SLG: 0.235										0	0	0	0	0	0	0
Ozzie Smith, S (1, 6) OBP: 0.390, SLG: 0.381		G3		K			1B 4-3 2B	F8		4	1	1	0	0	1	2
Danny Cox, R (1, 1) OBP: 0.250, SLG: 0.500			3B 2B		G3		F9		F9 1B BB	2	1	1	0	0	0	0
Ricky Horton, L (7, 1) OBP: 0.167, SLG: 0.167										0	0	0	0	0	0	0
Clint Hurdle, L (7, PH) OBP: 0.256, SLG: 0.250										1	0	0	0	0	0	1
Greg Bargar, R (8, 1)										0	0	0	0	0	0	0
Jerry White, S (9, PH) OBP: 0.182, SLG: 0.263										0	0	0	0	1	0	0
Inning Stats	R: 0 E: 0 K: 0 S: 4 H: 1 LOB: 2 BB: 1 P: 8	R: 0 E: 0 K: 1 S: 5 H: 1 LOB: 0 BB: 0 P: 5	R: 3 E: 0 K: 0 S: 6 H: 3 LOB: 0 BB: 0 P: 6	R: 0 E: 0 K: 1 S: 5 H: 0 LOB: 0 BB: 0 P: 5	R: 0 E: 0 K: 1 S: 5 H: 0 LOB: 0 BB: 0 P: 5	R: 0 E: 0 K: 0 S: 3 H: 0 LOB: 2 BB: 2 P: 11	R: 1 E: 0 K: 0 S: 5 H: 2 LOB: 1 BB: 0 P: 5	R: 0 E: 0 K: 1 S: 6 H: 1 LOB: 2 BB: 1 P: 10	R: 0 E: 0 K: 2 S: 8 H: 1 LOB: 2 BB: 1 P: 12	1B: 3 2B: 4 3B: 2 HR: 0 SF: 0 SAC: 0 DP: 0 HBP: 0						

PITCHER		IP	WLS	BF	H	R	ER	SO	BB	IBB	HBP	BLK	WP	HR	S	P	ERA	WHIP
Mario Soto, R ERA: 4.14	(1, 1)	6.0	W	25	5	3	3	3	3	0	0	0	0	0	28	40	4.50	1.333
Ron Robinson, R ERA: 1.95	(7, 1)	2.0		11	3	1	1	1	2	0	0	0	0	0	11	19	4.50	2.500
John Franco, L ERA: 2.48	(9, 1)	1.0	S	4	1	0	0	2	0	0	0	0	0	0	8	8	0.00	1.000

PITCHER	IP	WLS	BF	H	R	ER	SO	BB	IBB	HBP	BLK	WP	HR	S	P	ERA	WHIP

Cincinnati Reds @ St. Louis Cardinals

Busch Stadium, St. Louis, MO

Thu May 22 1986, 3:33 AM CDT

Att. 26,791 - Unknown

livebaseballscorecards.com

AB	35
R	4
H	9
RBI	4
BB	5
SO	6
LOB	18

Batter	1	2	3	4	5	6	7	8	9	10	11	12	AB	R	H	RBI	BB	SO	LOB
Eric Davis, R (1, 8) (7, 7) OBP: 0.277, SLG: 0.313	5-3		6-3	2B 1B 2-3	1B 1B 1-2 2-H		K		F3			BB G3 S 3B	6	2	2	1	1	1	0
Dave Concepcion, R (1, 6) OBP: 0.308, SLG: 0.328	BB 1B 1B		2B 2B	HR 2B 1-H 3-H	1B 1B 1-2 2-3		S 1B		P4			G3 1-3	6	3	4	2	1	0	1
Dave Parker, L (1, 9) OBP: 0.346, SLG: 0.530	F3		2B 2B 2-H	HR 2-H	K		BB 1-2			P6		IBB BB 3B	5	2	2	3	2	1	4
Nick Esasky, R (1, 7) (7, 3) OBP: 0.331, SLG: 0.385	1B 1B 1-3		F9	K	K		F8			5-3		BB 1-2 3B	6	1	1	0	1	2	6
Tony Perez, R (1, 3) OBP: 0.286, SLG: 0.130 Eddie Milner, L (7, 8) OBP: 0.341, SLG: 0.413	FC6-4 1B 1-2 3-H	BB			F7	K	K			F7		3B 1-H 2-H 3-H	4 2	0 0	1 1	1 3	1 0	2 0	2 0
Buddy Bell, R (1, 5) OBP: 0.315, SLG: 0.348 Sal Butera, R (11, 2) OBP: 0.259, SLG: 0.360	FC6-4 1-2f		F9		HR	FC6-4 PB BB		K	K			F8	4 1	1 0	1 0	1 0	1 0	1 1	4 1
Bo Diaz, R (1, 2) OBP: 0.353, SLG: 0.385 Kurt Stillwell, S (11, PR) OBP: 0.271, SLG: 0.190 Ted Power, R (11, 1)		F7		1B 6-3 2B BB	BB 1B BB	FC6-4 1-2 BB		6-3			G1-6-3 1B		3 0 0	2 0 0	1 0 0	0 0 0	3 0 0	0 0 0	0 0 0
Ron Oester, S (1, 4) OBP: 0.312, SLG: 0.352		5-3		6-3 1-2	1B 1-2 BB	FC6-4 1-2f 2-3		F9			G1-6-3 1-2f		5	1	0	0	1	0	4
Tom Browning, L (1, 1) OBP: 0.105, SLG: 0.105 Joe Price, R (4, 1) OBP: 0.500, SLG: 0.500 Scott Terry, R (6, 1) John Franco, L (8, 1) Tom Runnells, S (8, 5) Max Venable, L (11, PH) OBP: 0.235, SLG: 0.281	K		K	K	1B 1B 1-2 2-H	1-3			K			K	2 2 0 0 2 1	0 0 0 0 0 0	0 1 0 0 0 0	0 1 0 0 0 0	0 0 0 0 0 0	2 0 0 0 2 1	1 2 0 0 0 0
Inning Stats	R: 1 H: 2 E: 0 LOB: 2 K: 0 BB: 1 S: 5 P: 9	R: 0 H: 0 E: 0 LOB: 0 K: 1 BB: 0 S: 5 P: 5	R: 1 H: 2 E: 0 LOB: 2 K: 0 BB: 1 S: 5 P: 9	R: 4 H: 3 E: 0 LOB: 0 K: 2 BB: 1 S: 10 P: 14	R: 3 H: 4 E: 0 LOB: 3 K: 2 BB: 2 S: 11 P: 19	R: 0 H: 0 E: 0 LOB: 2 K: 1 BB: 2 S: 5 P: 13	R: 0 H: 1 E: 0 LOB: 2 K: 2 BB: 1 S: 8 P: 12	R: 0 H: 0 E: 0 LOB: 0 K: 1 BB: 0 S: 5 P: 5	R: 0 H: 0 E: 0 LOB: 0 K: 1 BB: 0 S: 5 P: 5	R: 0 H: 0 E: 0 LOB: 0 K: 0 BB: 0 S: 3 P: 3	R: 0 H: 1 E: 0 LOB: 1 K: 1 BB: 0 S: 5 P: 5	R: 3 H: 1 E: 0 LOB: 1 K: 1 BB: 3 S: 6 P: 18	1B: 8 2B: 3 3B: 1 HR: 2	SF: 0 SAC: 0 DP: 1 HBP: 0	WP: 0 PB: 1 SB: 2 CS: 0	PA: 60		

PITCHER		IP	WLS	BF	H	R	ER	SO	BB	IBB	HBP	BLK	WP	HR	S	P	ERA	WHIP
Larry McWilliams, L ERA: 5.63	(1, 1)	4.0		22	7	6	6	3	3	0	0	0	0	1	25	37	13.50	2.500
Cecilio Guante, R ERA: 2.39	(5, 1)	0.1		6	3	3	3	0	2	0	0	0	0	1	4	12	81.00	15.000
Jim Winn, R ERA: 4.24	(5, 1)	1.0		6	1	0	0	3	2	0	0	0	0	0	10	18	0.00	3.000
Pat Clements, L ERA: 3.78	(6, 1)	2.2		10	1	0	0	3	1	0	0	0	0	0	15	19	0.00	0.750
Bob Walk, R ERA: 1.98	(9, 1)	3.0		9	1	0	0	2	0	0	0	0	0	0	13	13	0.00	0.333

PITCHER		IP	WLS	BF	H	R	ER	SO	BB	IBB	HBP	BLK	WP	HR	S	P	ERA	WHIP
Jose DeLeon, R ERA: 6.43	(12, 1)	1.0	L	7	1	3	3	1	2	1	0	0	0	0	6	18	27.00	3.000

TOP

Cincinnati Reds @ Pittsburgh Pirates

Three Rivers Stadium, Pittsburgh, PA

Fri May 23 1986, 7:05 PM EDT

Att. 12,833 - Unknown

livebaseballscorecards.com

AB	49
R	12
H	14
RBI	12
BB	11
SO	12
LOB	25

Batter	1	2	3	4	5	6	7	8	9	10	11	12	AB	R	H	RBI	BB	SO	LOB
Bill Almon, R (1, 7) (8, 6) (9, 5) OBP: 0.362, SLG: 0.586	K	K2-3		SF8 2-3 3-H		G3 1B 1-2 BB		CI SH SF8 1-2 1B		SH1-4 BB		F9	4	2	1	1	2	2	2
R.J. Reynolds, S (1, 8) (8, 7) OBP: 0.340, SLG: 0.406	6-3		E 4-3 BB	1-H 3-H 1B		G3 1-2 2-3		SH CI 1-2 2-3		SH1-4 1-2		K	4	1	1	1	1	1	2
Johnny Ray, S (1, 4) OBP: 0.417, SLG: 0.441	BB		F7 1-3	F2		2-H 3-H 1B		CI 1-2 2-3 3-H		B2-6-1 IBB		K	4	0	1	3	2	1	2
Mike Brown, R (1, 9) OBP: 0.340, SLG: 0.387	F7		4-3 3-H		1B 1B	F7		SF8 3-H		B2-6-1 1-2f			5	0	1	2	0	0	4
Sid Bream, L (1, 3) OBP: 0.379, SLG: 0.557		6-3	K		P4		F7	K			F8		6	0	0	0	0	2	3
Jim Morrison, R (1, 5) OBP: 0.315, SLG: 0.458	1B E 1B			F7	G6-4-3 1-3 1B		F8	K2-3			WP S BB		5	1	2	0	0	1	2
Bob Walk, R (9, 1) OBP: 0.375, SLG: 0.625													0	0	0	0	0	0	0
Lee Mazzilli, S (11, PH) OBP: 0.442, SLG: 0.237													0	0	0	0	1	0	0
Jose DeLeon, R (12, 1)													0	0	0	0	0	0	0
Tony Peña, R (1, 2) OBP: 0.298, SLG: 0.333	E CS 1-3 1B			BB SF8 2B	G6-4-3 1-2f		BB	K			K		5	1	2	0	1	2	3
Sam Khalifa, R (1, 6) OBP: 0.303, SLG: 0.253	E6 BB 1-3 3-H			SF8 BB CS BB		G3 BB 1B 1B	4-3			CS 1B		WP 1-2 IBB	2	2	1	1	1	0	1
Joe Orsulak, L (7, PH) (8, 8) OBP: 0.302, SLG: 0.361													2	0	1	0	1	0	1
Larry McWilliams, L (1, 1) OBP: 0.259, SLG: 0.273	BB 1-2 3-H			1-2 2-3 CS 1B BB		K		SH 1B CI 1B			F8 1-2 2-3		0	0	0	0	1	0	0
Mike Diaz, R (4, PH) OBP: 0.345, SLG: 0.280													0	1	0	0	1	0	0
Cecilio Guante, R (5, 1)													0	0	0	0	0	0	0
Jim Winn, R (5, 1)													0	0	0	0	0	0	0
Pat Clements, R (6, 1)													1	0	0	0	0	1	1
Trench Davis, L (8, PH) OBP: 0.143, SLG: 0.150													1	1	1	0	0	0	0
Rafael Belliard, R (9, 6) OBP: 0.225, SLG: 0.211													2	0	0	0	0	1	3
Inning Stats	R: 0 E: 0 K: 1 S: 5 H: 0 LOB: 1 BB: 1 P: 9	R: 1 E: 1 K: 1 S: 7 H: 2 LOB: 2 BB: 1 P: 11	R: 1 E: 1 K: 1 S: 5 H: 0 LOB: 0 BB: 1 P: 9	R: 3 E: 0 K: 0 S: 5 H: 2 LOB: 1 BB: 2 P: 13	R: 0 E: 0 K: 0 S: 4 H: 2 LOB: 1 BB: 0 P: 4	R: 2 E: 0 K: 1 S: 7 H: 2 LOB: 1 BB: 1 P: 11	R: 0 E: 0 K: 0 S: 3 H: 0 LOB: 1 BB: 1 P: 7	R: 2 E: 2 K: 2 S: 11 H: 2 LOB: 2 BB: 0 P: 11	R: 0 E: 0 K: 2 S: 7 H: 1 LOB: 0 BB: 0 P: 7	R: 0 E: 0 K: 0 S: 2 H: 0 LOB: 1 BB: 2 P: 10	R: 0 E: 0 K: 1 S: 5 H: 0 LOB: 2 BB: 2 P: 13	R: 0 E: 0 K: 2 S: 7 H: 0 LOB: 0 BB: 0 P: 7	1B: 10 2B: 1 3B: 0 HR: 0 SF: 2 SAC: 2 DP: 2 HBP: 0	WP: 1 PB: 0 SB: 1 CS: 4 PA: 57					

PITCHER	IP	WLS	BF	H	R	ER	SO	BB	IBB	HBP	BLK	WP	HR	S	P	ERA	WHIP
Tom Browning, L (1, 1) ERA: 4.33	3.1		18	3	5	2	3	5	0	0	0	0	0	19	39	5.40	2.400
Joe Price, L (4, 1) ERA: 5.17	2.1		12	5	2	2	1	1	0	0	0	0	0	13	17	7.71	2.571
Scott Terry, R (6, 1) ERA: 1.84	1.1		8	2	2	1	0	1	0	0	0	0	0	7	11	6.75	2.250
John Franco, L (8, 1) ERA: 2.25	3.0		11	1	0	0	4	1	1	0	0	0	0	17	25	0.00	0.667
Ted Power, R (11, 1) ERA: 5.21	2.0	W	8	0	0	0	3	1	1	0	0	1	0	12	20	0.00	0.500

PITCHER	IP	WLS	BF	H	R	ER	SO	BB	IBB	HBP	BLK	WP	HR	S	P	ERA	WHIP

BOTTOM

Cincinnati Reds @ Pittsburgh Pirates

Three Rivers Stadium, Pittsburgh, PA

Fri May 23 1986, 7:05 PM EDT

Att. 12,833 - Unknown

AB	41
R	9
H	11
RBI	8
BB	11
SO	11
LOB	24

livebaseballscorecards.com

Cincinnati Reds @ Pittsburgh Pirates

Three Rivers Stadium, Pittsburgh, PA

Sat May 24 1986, 7:05 PM EDT

Att. 18,631 - Unknown

TOP

livebaseballscorecards.com

Batter	1	2	3	4	5	6	7	8	9	AB	R	H	RBI	BB	SO	LOB
Eddie Milner, L (1, 8) OBP: 0.333, SLG: 0.392	P6	K			1B S BB		P4		4-3	4	1	0	0	1	1	2
Pete Rose, S (1, 3) OBP: 0.254, SLG: 0.172	F7		G1		BB 1-H 1B		F7		6-3	5	0	1	1	0	0	1
Dave Parker, L (1, 9) OBP: 0.343, SLG: 0.520	4-3		3-1		BB IBB		F8			3	0	0	0	1	0	0
Nick Esasky, R (1, 7) OBP: 0.336, SLG: 0.383 Eric Davis, R (8, 7) OBP: 0.277, SLG: 0.313		1B 3B 1B	F9		BB 1-2 2-3			K		3 0	1 0	1 0	0 0	1 0	1 0	0 0
Buddy Bell, R (1, 5) OBP: 0.313, SLG: 0.345		1-2 3B 1B		4-3	K			1-3		4	1	1	0	0	1	3
Kurt Stillwell, S (1, 6) OBP: 0.288, SLG: 0.244		1-H 2-H FC 3B		F2		K		BB		3	1	1	2	1	1	0
Bo Diaz, R (1, 2) OBP: 0.341, SLG: 0.370		6-3		5-3		K		5-3		4	0	0	0	0	1	2
Ron Oester, S (1, 4) OBP: 0.306, SLG: 0.344 Tom Runnells, S (7, 4) OBP: 0.143, SLG: 0.286		FC FC1-6 3-H			K	E6			SH3-4 2B	3 1	0 0	0 1	1 0	0 1	1 0	0 0
Bill Gullickson, R (1, 1) OBP: 0.095, SLG: 0.095		FC1-6 1-2f			F8	F8			SH3-4 2-3	3	0	0	0	0	0	2
Inning Stats	R: 0 E: 0 K: 0 S: 3 H: 0 LOB: 0 BB: 0 P: 3	R: 3 E: 0 K: 1 S: 9 H: 3 LOB: 1 BB: 0 P: 9	R: 0 E: 0 K: 0 S: 3 H: 0 LOB: 0 BB: 0 P: 3	R: 0 E: 0 K: 0 S: 3 H: 0 LOB: 0 BB: 0 P: 3	R: 1 E: 0 K: 2 S: 8 H: 1 LOB: 3 BB: 3 P: 20	R: 0 E: 1 K: 2 S: 8 H: 0 LOB: 1 BB: 0 P: 8	R: 0 E: 0 K: 0 S: 3 H: 0 LOB: 0 BB: 0 P: 3	R: 0 E: 0 K: 1 S: 5 H: 0 LOB: 1 BB: 1 P: 9	R: 0 E: 0 K: 0 S: 4 H: 1 LOB: 1 BB: 0 P: 4	1B: 3 2B: 1 3B: 1 HR: 0	SF: 0 SAC: 1 DP: 0 HBP: 0						

	AB	33
	R	4
	H	5
	RBI	4
	BB	4
	SO	6
	LOB	10

WP: 0 PB: 0 SB: 1 CS: 0 PA: 38

PITCHER		IP	WLS	BF	H	R	ER	SO	BB	IBB	HBP	BLK	WP	HR	S	P	ERA	WHIP
Mike Bielecki, R ERA: 5.54	(1, 1)	5.0	L	23	4	4	4	3	2	1	0	0	0	0	26	38	7.20	1.200
Cecilio Guante, R ERA: 2.22	(6, 1)	2.0		7	0	0	0	2	0	0	0	0	0	0	11	11	0.00	0.000
Pat Clements, L ERA: 3.38	(8, 1)	2.0		8	1	0	0	1	1	0	0	0	0	0	9	13	0.00	1.000

PITCHER	IP	WLS	BF	H	R	ER	SO	BB	IBB	HBP	BLK	WP	HR	S	P	ERA	WHIP

Batter	1	2	3	4	5	6	7	8	9	AB	R	H	RBI	BB	SO	LOB
Joe Orsulak, L (1, 8) OBP: 0.293, SLG: 0.350	P4		1-3		P6			G3		4	0	0	0	0	0	0
R.J. Reynolds, S (1, 7) OBP: 0.345, SLG: 0.432	CS 1B		K		6-3			HR		4	1	2	1	0	1	0
Johnny Ray, S (1, 4) OBP: 0.419, SLG: 0.449	1-2 2B		4-3			1B G5-4-3 1B		F8		4	1	2	0	0	0	0
Sid Bream, L (1, 3) OBP: 0.383, SLG: 0.552	FC6-4 IBB			F7		1-3 G5-4-3 1B		4-3		3	0	1	0	1	0	0
Mike Brown, R (1, 9) OBP: 0.331, SLG: 0.375	FC6-4 1-2f			5-3		G5-4-3 1-2f 3-H			F8	4	0	0	0	0	0	3
Jim Morrison, R (1, 5) OBP: 0.313, SLG: 0.446		6-3		BBBB 1B BB		6-3			F9	3	0	0	0	1	0	0
Junior Ortiz, R (1, 2) OBP: 0.226, SLG: 0.300 Lee Mazzilli, S (9, PH) OBP: 0.434, SLG: 0.231		FC4-6 1B		1-2 1B			P4		SSS K	3 1	0 0	2 0	0 0	0 0	0 1	0 0
Sam Khalifa, R (1, 6) OBP: 0.293, SLG: 0.244		FC4-6 1-2f		SSS K			1-3			3	0	0	0	0	1	3
Mike Bielecki, R (1, 1) Trench Davis, L (5, PH) OBP: 0.136, SLG: 0.143 Cecilio Guante, R (6, 1) Mike Diaz, R (7, PH) OBP: 0.333, SLG: 0.269 Pat Clements, R (8, 1)		4-3			F7		F3			1 1 0 1 0	0 0 0 0 0	0 0 0 0 0	0 0 0 0 0	0 0 0 0 0	0 0 0 0 0	1 0 0 0 0
Inning Stats	R: 0 H: 2 E: 0 LOB: 2 K: 0 BB: 1 S: 4 P: 8	R: 0 H: 1 E: 0 LOB: 1 K: 0 BB: 0 S: 4 P: 4	R: 0 H: 0 E: 0 LOB: 0 K: 1 BB: 0 S: 5 P: 5	R: 0 H: 1 E: 0 LOB: 2 K: 1 BB: 1 S: 6 P: 10	R: 0 H: 0 E: 0 LOB: 0 K: 0 BB: 0 S: 3 P: 3	R: 1 H: 2 E: 0 LOB: 0 K: 0 BB: 0 S: 4 P: 4	R: 0 H: 0 E: 0 LOB: 0 K: 0 BB: 0 S: 3 P: 3	R: 1 H: 1 E: 0 LOB: 0 K: 0 BB: 0 S: 4 P: 4	R: 0 H: 0 E: 0 LOB: 0 K: 1 BB: 0 S: 5 P: 5	1B: 5 SF: 0 2B: 1 SAC: 0 3B: 0 DP: 1 HR: 1 HBP: 0						WP: 0 PA: 34 PB: 0 SB: 0 CS: 1

PITCHER	IP	WLS	BF	H	R	ER	SO	BB	IBB	HBP	BLK	WP	HR	S	P	ERA	WHIP
Bill Gullickson, R (1, 1) ERA: 3.25	9.0	W	34	7	2	2	3	1	1	0	0	0	1	38	46	2.00	0.889

PITCHER	IP	WLS	BF	H	R	ER	SO	BB	IBB	HBP	BLK	WP	HR	S	P	ERA	WHIP

BOTTOM

Cincinnati Reds @ Pittsburgh Pirates

Three Rivers Stadium, Pittsburgh, PA

Sat May 24 1986, 7:05 PM EDT

Att. 18,631 - Unknown

livebaseballscorecards.com

AB	32
R	2
H	7
RBI	1
BB	2
SO	3
LOB	7

Cincinnati Reds @ Pittsburgh Pirates

Three Rivers Stadium, Pittsburgh, PA

Sun May 25 1986, 3:33 AM EDT

Att. 19,568 - Unknown

livebaseballscorecards.com

Batter	1	2	3	4	5	6	7	8	9	AB	R	H	RBI	BB	SO	LOB
Eric Davis, R (1, 8) (6, 7) OBP: 0.283, SLG: 0.345	K		BB		F3		HR	6-3		4	2	1	1	1	1	1
Dave Concepcion, R (1, 4) OBP: 0.304, SLG: 0.321	F8		SF9 1-H		BB 1-2		F9	F8		3	0	0	1	1	0	0
Dave Parker, L (1, 9) OBP: 0.345, SLG: 0.522	G3		1B		F8		K	2B		5	0	2	0	0	1	1
Tony Perez, R (1, 3) OBP: 0.303, SLG: 0.179		1B 1B	L7			F3	1B 1B	P4		5	1	2	0	0	0	2
Buddy Bell, R (1, 5) OBP: 0.316, SLG: 0.347		P4		4-3		K	1B 2B 1-3		1B G1-2-3	5	1	2	0	0	1	1
Kurt Stillwell, S (1, 6) OBP: 0.351, SLG: 0.292		1B 1-2		BB		WP 2B BB	2B 1-2 3-H	1B	BB 1-3	3	2	3	1	2	0	0
Wade Rowdon, R (1, 7) OBP: 0.333, SLG: 0.667		F2		F9		1-H 2B	1B 1-H 2-H	2B	F9	3	0	1	1	0	0	3
Eddie Milner, L (6, PR) (6, 8) OBP: 0.337, SLG: 0.407										2	1	1	2	0	0	2
Sal Butera, R (1, 2) OBP: 0.313, SLG: 0.333		L5		G3		IBB	1B IBB		BB 1-2	2	0	0	0	3	0	3
John Denny, R (1, 1) OBP: 0.250, SLG: 0.211			K		CS 1B					4	0	2	1	0	1	2
Ron Robinson, R (8, 1)						4-3	1-3 2-H 1B		G1-2-3 3-Hf	1	0	0	0	0	0	3

	AB	37
	R	7
	H	14
	RBI	7
	BB	7
	SO	4
	LOB	18

Inning Stats	1	2	3	4	5	6	7	8	9
	R: 0 E: 0 K: 1 S: 5	H: 0 LOB: 0 BB: 0 P: 5	R: 0 E: 0 K: 0 S: 5	H: 2 LOB: 2 BB: 0 P: 5	R: 1 E: 0 K: 1 S: 6	H: 1 LOB: 1 BB: 1 P: 10	R: 0 E: 0 K: 0 S: 3	H: 0 LOB: 1 BB: 1 P: 7	R: 0 E: 0 K: 0 S: 3	H: 1 LOB: 1 BB: 1 P: 7	R: 1 E: 0 K: 1 S: 6	H: 1 LOB: 2 BB: 2 P: 14	R: 5 E: 0 K: 1 S: 10	H: 6 LOB: 2 BB: 1 P: 14	R: 0 E: 0 K: 0 S: 4	H: 1 LOB: 1 BB: 0 P: 4	R: 0 E: 0 K: 0 S: 4	H: 2 LOB: 2 BB: 1 P: 8

	1B: 10	SF: 1
	2B: 3	SAC: 0
	3B: 0	DP: 1
	HR: 1	HBP: 0

	WP: 1	PA: 45
	PB: 0	
	SB: 1	
	CS: 1	

PITCHER		IP	WLS	BF	H	R	ER	SO	BB	IBB	HBP	BLK	WP	HR	S	P	ERA	WHIP
Bob Kipper, L ERA: 5.27	(1, 1)	6.2	L	32	8	5	5	4	4	1	0	0	1	1	35	55	6.75	1.800
Larry McWilliams, L ERA: 6.05	(7, 1)	0.1		4	3	2	2	0	0	1	0	0	0	0	3	7	54.00	9.000
Jose DeLeon, R ERA: 5.0	(8, 1)	2.0		9	3	0	0	0	1	0	0	0	0	0	8	12	0.00	2.000

PITCHER	IP	WLS	BF	H	R	ER	SO	BB	IBB	HBP	BLK	WP	HR	S	P	ERA	WHIP

Cincinnati Reds @ Pittsburgh Pirates

Three Rivers Stadium, Pittsburgh, PA

Sun May 25 1986, 3:33 AM EDT

Att. 19,568 - Unknown

BOTTOM

Batter	1	2	3	4	5	6	7	8	9	AB	R	H	RBI	BB	SO	LOB
Joe Orsulak, L (1, 8) OBP: 0.297, SLG: 0.359	P4		4-3 2B		1B		G3		F1	5	0	2	0	0	0	1
R.J. Reynolds, S (1, 7) OBP: 0.340, SLG: 0.431	K		4-3 2-3		G3			2B 2B	G6-4-3 1-2f	5	1	1	0	0	1	3
Johnny Ray, S (1, 4) OBP: 0.421, SLG: 0.477	5-3		1-3			HR		3B 2B 2-H		4	2	2	2	0	0	1
Sid Bream, L (1, 3) OBP: 0.386, SLG: 0.563		FC6-4 1B BB		G3		4-3		6-3 3B 2-H		3	1	1	1	1	0	0
Mike Brown, R (1, 9) OBP: 0.336, SLG: 0.379		FC6-4 1B 1-2		5-3		1B 1B		6-3 3-H		4	0	2	1	0	0	0
Jim Morrison, R (1, 5) OBP: 0.319, SLG: 0.444		F9		BB		G5-4-3 1-2		K		3	0	1	0	1	1	2
Tony Peña, R (1, 2) OBP: 0.296, SLG: 0.325		FC6-4 1-2f 2-3		F9		G5-4-3 1-2f		BB		3	0	0	0	1	0	5
Rafael Belliard, R (1, 6) OBP: 0.214, SLG: 0.200		4-3			K2-3		P4	F9		2	0	0	0	0	1	2
Bill Almon, R (7, PH) OBP: 0.352, SLG: 0.567 (8, 6)										2	0	0	0	0	0	1
Bob Kipper, R (1, 1)			K		4-3		1-3		G6-4-3 BB	2	0	0	0	0	1	0
Larry McWilliams, L (7, 1) OBP: 0.250, SLG: 0.273										0	0	0	0	0	0	0
Trench Davis, L (7, PH) OBP: 0.130, SLG: 0.136										1	0	0	0	0	0	0
Jose DeLeon, R (8, 1)										0	0	0	0	0	0	0
Lee Mazzilli, S (9, PH) OBP: 0.444, SLG: 0.231										0	0	0	0	1	0	0
Inning Stats	R: 0 H: 0 E: 0 LOB: 0 K: 1 BB: 0 S: 5 P: 5	R: 0 H: 1 E: 0 LOB: 2 K: 0 BB: 1 S: 4 P: 8	R: 0 H: 1 E: 0 LOB: 1 K: 1 BB: 0 S: 6 P: 6	R: 0 H: 0 E: 0 LOB: 1 K: 0 BB: 1 S: 3 P: 7	R: 0 H: 1 E: 0 LOB: 1 K: 1 BB: 0 S: 6 P: 6	R: 1 H: 3 E: 0 LOB: 1 K: 0 BB: 0 S: 5 P: 5	R: 0 H: 0 E: 0 LOB: 0 K: 0 BB: 0 S: 3 P: 3	R: 3 H: 3 E: 0 LOB: 1 K: 1 BB: 1 S: 8 P: 12	R: 0 H: 0 E: 0 LOB: 0 K: 0 BB: 1 S: 2 P: 6	1B: 4 SF: 0 2B: 3 SAC: 0 3B: 1 DP: 2 HR: 1 HBP: 0						

livebaseballscorecards.com

AB	34
R	4
H	9
RBI	4
BB	4
SO	4
LOB	15

WP: 0 PA: 38
PB: 0
SB: 0
CS: 0

PITCHER		IP	WLS	BF	H	R	ER	SO	BB	IBB	HBP	BLK	WP	HR	S	P	ERA	WHIP
John Denny, R ERA: 5.34	(1, 1)	7.0	W	31	9	4	4	3	2	0	0	0	0	1	35	43	5.14	1.571
Ron Robinson, R ERA: 1.83	(8, 1)	2.0		7	0	0	0	1	2	0	0	0	0	0	7	15	0.00	1.000

PITCHER		IP	WLS	BF	H	R	ER	SO	BB	IBB	HBP	BLK	WP	HR	S	P	ERA	WHIP

Cincinnati Reds @ Chicago Cubs

Wrigley Field, Chicago, IL

Mon May 26 1986, 3:33 AM CDT

Att. 25,723 - Unknown

TOP

livebaseballscorecards.com

Batter	1	2	3	4	5	6	7	8	9	AB	R	H	RBI	BB	SO	LOB
Eddie Milner, L (1, 8) OBP: 0.340, SLG: 0.400	4-3	2B HR 1B 1-2 2-H		F5			F4		BBBB 1B BB 4-0 1-2	4	1	1	1	1	0	1
Pete Rose, S (1, 3) OBP: 0.268, SLG: 0.197 Ted Power, R (7, 1) Max Venable, L (9, PH) OBP: 0.257, SLG: 0.303	SSS K 0-3	HR 2B 1-3 2-H			5-3		BBBB BB 4-0 1-2		X G1-6-3 1B 0-0 1-2 2-H	3	1	1	1	1	1	0
										0	0	0	0	0	0	0
										1	0	1	1	0	0	0
Dave Parker, L (1, 9) OBP: 0.347, SLG: 0.537	BB 1B 0-0	HR 0-0 2-H 3-H			3-1		F8		SSS K 0-3	5	1	2	3	0	1	4
Nick Esasky, R (1, 7) OBP: 0.338, SLG: 0.378	BBBB BB 4-0 1-2	F3			SSS K 0-3			BB BB 1B 0-0	G1-6-3 0-0 1-2f	4	0	1	0	1	1	2
Buddy Bell, R (1, 5) OBP: 0.314, SLG: 0.339	F9 0-0	F9 0-0				6-3 0-0		BBBB BB 4-0 1-2		3	0	0	0	1	0	2
Dave Concepcion, R (1, 4) OBP: 0.309, SLG: 0.321 (7, 3)	BB 1B 0-0	L3 0-0				SSS K 0-3		BBBB G6-3 4-0 1-2 2-3		3	1	1	0	1	1	0
Kurt Stillwell, S (1, 6) OBP: 0.328, SLG: 0.269	F6 0-0	F7 0-0				F5 0-0		SSS K 0-3		4	0	0	0	0	1	4
Bo Diaz, R (1, 2) OBP: 0.339, SLG: 0.366	F8 0-0	1-3 0-0					BB 1B 0-0	G6-3 0-0 1-2f		4	0	1	0	0	0	4
Mario Soto, R (1, 1) OBP: 0.063, SLG: 0.063 Scott Terry, R (1, 1) Wade Rowdon, R (4, PH) OBP: 0.250, SLG: 0.500 Joe Price, R (4, 1) OBP: 0.500, SLG: 0.500 Ron Oester, S (7, PH) OBP: 0.308, SLG: 0.341 (7, 4)	BBBB 1B BB 4-0 1-2	SSS K 0-3					F2 0-0		BBBB BB 1B 4-0	0	0	0	0	0	0	0
										0	1	0	0	1	0	0
										1	0	0	0	0	1	0
										0	0	0	0	0	0	0
										1	1	0	0	1	0	1
Inning Stats	R: 0 E: 0 K: 1 S: 6 H: 1 LOB: 2 BB: 1 P: 10	R: 5 E: 0 K: 0 S: 7 H: 4 LOB: 0 BB: 1 P: 11	R: 0 E: 0 K: 0 S: 3 H: 0 LOB: 0 BB: 0 P: 3	R: 0 E: 0 K: 1 S: 5 H: 0 LOB: 0 BB: 0 P: 5	R: 0 E: 0 K: 1 S: 5 H: 0 LOB: 0 BB: 0 P: 5	R: 0 E: 0 K: 1 S: 5 H: 0 LOB: 0 BB: 0 P: 5	R: 0 E: 0 K: 0 S: 4 H: 1 LOB: 2 BB: 1 P: 8	R: 0 E: 0 K: 1 S: 5 H: 1 LOB: 2 BB: 2 P: 13	R: 1 E: 0 K: 1 S: 5 H: 1 LOB: 1 BB: 2 P: 13	1B: 6 2B: 1 3B: 0 HR: 1	SF: 0 SAC: 0 DP: 2 HBP: 0						

	AB	33
	R	6
	H	8
	RBI	6
	BB	7
	SO	6
	LOB	18

PITCHER		IP	WLS	BF	H	R	ER	SO	BB	IBB	HBP	BLK	WP	HR	S	P	ERA	WHIP
Dennis Eckersley, R ERA: 5.65	(1, 1)	7.0	W	32	7	5	5	4	4	0	0	0	0	1	36	52	6.43	1.571
George Frazier, R ERA: 2.67	(8, 1)	0.0		1	0	0	0	0	1	0	0	0	0	0	0	4	∞	∞
Lee Smith, R ERA: 3.8	(8, 1)	2.0	S	7	1	1	1	2	2	0	0	0	0	0	9	17	4.50	1.500

PITCHER	IP	WLS	BF	H	R	ER	SO	BB	IBB	HBP	BLK	WP	HR	S	P	ERA	WHIP

Cincinnati Reds @ Chicago Cubs

Wrigley Field, Chicago, IL

Mon May 26 1986, 3:33 AM CDT

Att. 25,723 - Unknown

livebaseballscorecards.com

BOTTOM

Batter	1	2	3	4	5	6	7	8	9	AB	R	H	RBI	BB	SO	LOB
Shawon Dunston, R (1, 6) OBP: 0.322, SLG: 0.485	0-0 ① 5-3	0-0 ② 6-3	0-0 ③ 4-3			0-0 23 1B 2B		S S S 0-3 ③ K		5	0	1	0	0	1	0
Davey Lopes, R (1, 7) OBP: 0.412, SLG: 0.426	B B B B 4-0 BB 23 1B 1B BB	0-0 23 S 1B		0-0 23 FC6-4 1B		0-0 ② L5				3	1	2	0	1	0	1
23 Ryne Sandberg, R (1, 4) OBP: 0.342, SLG: 0.412	0-0 BB 1-2 1B 1B	S S S 0-3 ③ K 1-2		0-0 ① FC6-4 1-2f		0-0 2-3 1B				4	1	2	0	0	1	2
Keith Moreland, R (1, 9) OBP: 0.346, SLG: 0.404	B B B B 4-0 1B HR 1-2 2-3 BB		0-0 ① F4	0-0 ② F8		0-0 ③ F8				3	1	0	0	1	0	3
Leon Durham, L (1, 3) OBP: 0.345, SLG: 0.419	0-0 HR 1-3 2-H 3-H 1B		B B B B 4-0 BB 2B BB	0-0 ③ F7			0-0 ① 4-3			3	2	1	2	1	0	1
Jerry Mumphrey, S (1, 8) OBP: 0.363, SLG: 0.371	0-0 ② F7		B B B B 4-0 1-2 2B BB		B B B B 4-0 G6-4-3 BB		S S S 0-3 ② K			2	1	0	0	2	1	2
Jody Davis, R (1, 2) OBP: 0.303, SLG: 0.474	0-0 1-H 3-H HR		0-0 ② F7		0-0 ① F8		0-0 ③ F8			4	1	1	3	0	0	3
Manny Trillo, R (1, 5) OBP: 0.297, SLG: 0.273	0-0 ③ 5-3		0-0 1-H 2-H HR 2B		0-0 ② ③ G6-4-3 1-2f			0-0 ① F8		4	1	1	2	0	0	1
Dennis Eckersley, R (1, 1) OBP: 0.227, SLG: 0.500 George Frazier, R (8, 1) Lee Smith, R (8, 1) Bob Dernier, R (8, 8) OBP: 0.257, SLG: 0.252		0-0 ① 5-3	0-0 2-H HR			S S S 0-3 ① K		0-0 ② F8		3 0 0 1	1 0 0 0	1 0 0 0	2 0 0 0	0 0 0 0	1 0 0 0	0 0 0 0
Inning Stats	R: 5 E: 0 K: 0 S: 6 H: 3 LOB: 0 BB: 2 P: 14	R: 0 E: 0 K: 1 S: 6 H: 1 LOB: 1 BB: 0 P: 6	R: 4 E: 0 K: 0 S: 5 H: 2 LOB: 0 BB: 2 P: 13	R: 0 E: 0 K: 0 S: 4 H: 1 LOB: 1 BB: 0 P: 4	R: 0 E: 0 K: 0 S: 2 H: 0 LOB: 0 BB: 1 P: 6	R: 0 E: 0 K: 1 S: 7 H: 2 LOB: 2 BB: 0 P: 7	R: 0 E: 0 K: 1 S: 5 H: 0 LOB: 0 BB: 0 P: 5	R: 0 E: 0 K: 1 S: 5 H: 0 LOB: 0 BB: 0 P: 5		1B: 5 2B: 2 3B: 0 HR: 2	SF: 0 SAC: 0 DP: 1 HBP: 0					

	AB	32
	R	9
	H	9
	RBI	9
	BB	5
	SO	4
	LOB	13

WP: 0 PB: 0 SB: 1 CS: 0 PA: 37

PITCHER		IP	WLS	BF	H	R	ER	SO	BB	IBB	HBP	BLK	WP	HR	S	P	ERA	WHIP
Mario Soto, R ERA: 4.14	(1, 1)	0.0		0	0	0	0	0	0	0	0	0	0	0	0	0	∞	∞
Scott Terry, R ERA: 6.11	(1, 1)	3.0	L	19	6	9	9	1	4	0	0	0	0	2	17	33	27.00	3.333
Joe Price, L ERA: 4.34	(4, 1)	3.0		12	3	0	0	1	1	0	0	0	0	0	13	17	0.00	1.333
Ted Power, R ERA: 4.71	(7, 1)	2.0		6	0	0	0	2	0	0	0	0	0	0	10	10	0.00	0.000

PITCHER	IP	WLS	BF	H	R	ER	SO	BB	IBB	HBP	BLK	WP	HR	S	P	ERA	WHIP

Cincinnati Reds @ Chicago Cubs

Wrigley Field, Chicago, IL

Tue May 27 1986, 3:33 AM CDT

Att. 13,291 - Unknown

TOP

livebaseballscorecards.com

Batter	1	2	3	4	5	6	7	8	9	AB	R	H	RBI	BB	SO	LOB
Kurt Stillwell, S (1, 6) OBP: 0.318, SLG: 0.250	6-3		4-3		6-3		K	FC6 1-2 BB		4	0	0	0	1	1	0
Dave Concepcion, R (1, 4) OBP: 0.312, SLG: 0.319	F7		6-3		S 1B BB		1B E 1B	FC6 1-2f		4	2	1	0	1	0	2
Dave Parker, L (1, 9) OBP: 0.359, SLG: 0.545	1B			WP G3 6-3 1B	1-H 1B		E6 E 1-H 1B		K	5	1	4	1	0	1	0
Tony Perez, R (1, 3) OBP: 0.263, SLG: 0.152	6-3			G3 1-2	K		F3		K	5	0	0	0	0	2	4
Buddy Bell, R (1, 5) OBP: 0.310, SLG: 0.333		6-3		6-3 2-H		FC1-4-6 1B	E5 FC5-4 2-3		6-3	5	0	1	1	0	0	1
Eric Davis, R (1, 8) OBP: 0.291, SLG: 0.367 (6, 7) Ron Robinson, R (7, 1)		SF8 3B		S BB		FC1-4-6 E 1-2f SF9	FC5-4 1-2f			3	2	1	0	1	0	3
										0	0	0	0	0	0	0
Bo Diaz, R (1, 2) OBP: 0.336, SLG: 0.360		SF8 3-H		1-2 BB		E5 1-3		4-3		2	0	0	1	1	0	1
Wade Rowdon, R (1, 7) OBP: 0.143, SLG: 0.333 Eddie Milner, L (6, 8) OBP: 0.337, SLG: 0.395		5-3		F8		SF9 3-H		G3		2	0	0	1	0	0	2
										1	0	0	0	0	0	0
Tom Browning, L (1, 1) OBP: 0.091, SLG: 0.091 Max Venable, L (7, 7) OBP: 0.278, SLG: 0.324			6-3		3-1	1-3		BLK 1B		3	0	0	0	0	0	1
										1	0	1	0	0	0	0

	AB	35
	R	5
	H	8
	RBI	4
	BB	4
	SO	4
	LOB	14

Inning Stats																																		
	R: 0	H: 1	R: 1	H: 1	R: 0	H: 0	R: 1	H: 1	R: 1	H: 1	R: 1	H: 1	R: 1	H: 2	R: 0	H: 1	R: 0	H: 0	1B: 7	SF: 2	WP: 1	PA: 41
	E: 0	LOB: 1	E: 0	LOB: 0	E: 0	LOB: 0	E: 0	LOB: 2	E: 1	LOB: 1	E: 2	LOB: 2	E: 0	LOB: 2	E: 0	LOB: 0			2B: 0	SAC: 0	PB: 0	
	K: 0	BB: 0	K: 0	BB: 0	K: 0	BB: 0	K: 0	BB: 2	K: 0	BB: 0	K: 1	BB: 0	K: 1	BB: 0	K: 0	BB: 1	E: 0	LOB: 0	3B: 1	DP: 0	SB: 2	
	S: 4	P: 4	S: 4	P: 4	S: 3	P: 3	S: 4	P: 12	S: 5	P: 5	S: 8	P: 8	S: 4	P: 8	K: 2	BB: 0			HR: 0	HBP: 0	CS: 0	
															S: 7	P: 7						

PITCHER		IP	WLS	BF	H	R	ER	SO	BB	IBB	HBP	BLK	WP	HR	S	P	ERA	WHIP
Steve Trout, L ERA: 5.06	(1, 1)	6.0	L	27	5	4	3	1	3	0	0	0	1	0	26	38	4.50	1.333
Matt Keough, R ERA: 4.74	(7, 1)	1.0		6	2	1	0	1	0	0	0	0	0	0	8	8	0.00	2.000
Jay Baller, R ERA: 4.7	(8, 1)	2.0		8	1	0	0	2	1	0	0	1	0	0	11	15	0.00	1.000

PITCHER	IP	WLS	BF	H	R	ER	SO	BB	IBB	HBP	BLK	WP	HR	S	P	ERA	WHIP

Batter	1	2	3	4	5	6	7	8	9	AB	R	H	RBI	BB	SO	LOB
Shawon Dunston, R (1, 6) OBP: 0.324, SLG: 0.482	K		FC6-4 1B		6-3		1-2 2-H 1B		K	5	0	2	1	0	2	1
Davey Lopes, R (1, 7) OBP: 0.417, SLG: 0.483	HR		FC6-4 23 1B			23 G6-4-3 1B	F8			4	1	2	1	0	0	4
Jay Baller, R (8, 1)			1-2f 2-3							0	0	0	0	0	0	0
23 Ryne Sandberg, R (1, 4) OBP: 0.340, SLG: 0.408	L1		1-2 3-H 1B			G6-4-3 1-2f		4-3		4	0	1	1	0	0	1
Keith Moreland, R (1, 9) OBP: 0.344, SLG: 0.396	5-3		5-3			F9		BB		3	0	0	0	1	0	2
Ron Cey, R (1, 5) OBP: 0.344, SLG: 0.422		F3		F8			1B SF9 2B	K		4	1	1	0	0	1	1
Leon Durham, L (1, 3) OBP: 0.349, SLG: 0.421		F9		G1-4-3 1B			2-3 1B 1B	K		4	1	2	0	0	1	1
Jody Davis, R (1, 2) OBP: 0.296, SLG: 0.465		F9		G1-4-3 1-2f			SF9 3-H	K	K	3	0	0	1	0	1	1
Bob Dernier, R (1, 8) OBP: 0.260, SLG: 0.255			FC6-4 23 1B 1B		4-3		1-2 1B	K	K	2	1	1	0	0	0	0
Jerry Mumphrey, S (7, PH) OBP: 0.366, SLG: 0.375 (8, 8)										2	0	1	0	0	1	0
Steve Trout, L (1, 1) OBP: 0.158, SLG: 0.211			K		F7		K		BB	2	0	0	0	0	1	1
Matt Keough, R (7, 1) OBP: 0.250, SLG: 0.250										0	0	0	0	0	0	0
Thad Bosley, L (7, PH) OBP: 0.326, SLG: 0.243 (8, 7)										1	0	0	0	1	1	2
Inning Stats	R: 1 E: 0 K: 1 S: 6 H: 1 LOB: 0 BB: 0 P: 6	R: 0 E: 0 K: 0 S: 3 H: 0 LOB: 0 BB: 0 P: 3	R: 1 E: 0 K: 1 S: 8 H: 3 LOB: 2 BB: 0 P: 8	R: 0 E: 0 K: 0 S: 3 H: 1 LOB: 0 BB: 0 P: 3	R: 0 E: 0 K: 0 S: 3 H: 0 LOB: 0 BB: 0 P: 3	R: 0 E: 0 K: 0 S: 3 H: 1 LOB: 0 BB: 0 P: 3	R: 2 E: 0 K: 1 S: 9 H: 4 LOB: 2 BB: 0 P: 9	R: 0 E: 0 K: 2 S: 7 H: 0 LOB: 1 BB: 1 P: 11	R: 0 E: 0 K: 3 S: 9 H: 0 LOB: 1 BB: 1 P: 13	1B: 8 2B: 1 3B: 0 HR: 1	SF: 1 SAC: 0 DP: 2 HBP: 0						

PITCHER	IP	WLS	BF	H	R	ER	SO	BB	IBB	HBP	BLK	WP	HR	S	P	ERA	WHIP
Tom Browning, L (1, 1) ERA: 4.48	6.1	W	25	8	4	4	2	0	0	0	0	0	1	29	29	5.68	1.263
Ron Robinson, R (7, 1) ERA: 1.7	2.2	S	12	2	0	0	6	2	0	0	0	0	0	22	30	0.00	1.500

PITCHER	IP	WLS	BF	H	R	ER	SO	BB	IBB	HBP	BLK	WP	HR	S	P	ERA	WHIP

BOTTOM

Cincinnati Reds @ Chicago Cubs

Wrigley Field, Chicago, IL

Tue May 27 1986, 3:33 AM CDT

Att. 13,291 - Unknown

AB	34
R	4
H	10
RBI	4
BB	2
SO	8
LOB	14

livebaseballscorecards.com

Batter	1	2	3	4	5	6	7	8	9	AB	R	H	RBI	BB	SO	LOB
Eddie Milner, L (1, 8) OBP: 0.333, SLG: 0.411	0-0 FC1-5-2-6 3B		0-0 ① F7		SSS 0-3 ③ K2-3			x 0-0 ① 4-3		4	0	1	0	0	1	0
Pete Rose, S (1, 3) OBP: 0.267, SLG: 0.200	0-0 ① FC1-5-2-6 BB 3-H		0-0 ② 4-3			x 0-0 4-3 1B		x 0-0 ② F7		4	0	1	0	0	0	1
Max Venable, L (1, 7) OBP: 0.250, SLG: 0.289	0-0 ② 6-3		0-0 ③ F3			x 0-0 ① F8		x 0-0 ③ 4-3		4	0	0	0	0	0	2
Dave Parker, L (1, 9) OBP: 0.357, SLG: 0.535	I I I I 4-0 BB IBB			SSS 0-3 ① K		x 0-0 ② 4-3 1-2			x 0-0 ① F8	3	0	0	0	1	1	1
Buddy Bell, R (1, 5) OBP: 0.309, SLG: 0.326	B B B B 4-0 FC6 1-2 2-3 BB			x 0-0 ② F8		SSS 0-3 ③ K			x 0-0 ② F9	3	0	0	0	1	1	1
Dave Concepcion, R (1, 6) OBP: 0.311, SLG: 0.317	x 0-0 ③ FC6 1-2f			x 0-0 1B			x 0-0 ① F9		x 0-0 ③ F8	4	0	1	0	0	0	3
Bo Diaz, R (1, 2) OBP: 0.328, SLG: 0.350		x 0-0 ① F9		x 0-0 ③ 6-3			x 0-0 ② 6-3			3	0	0	0	0	0	1
Ron Oester, S (1, 4) OBP: 0.309, SLG: 0.341		SSS 0-3 ② K			SSS 0-3 ① K		x 0-0 1B			3	0	1	0	0	2	0
Bill Gullickson, R (1, 1) OBP: 0.091, SLG: 0.091		x 0-0 ③ F8			x 0-0 ② F7		x 0-0 ③ 6-3			1	0	0	0	0	0	0
Tom Runnells, S (5, PH) OBP: 0.125, SLG: 0.250										1	0	0	0	0	0	0
Joe Price, R (5, 1) OBP: 0.500, SLG: 0.500										0	0	0	0	0	0	0
Tony Perez, R (7, PH) OBP: 0.256, SLG: 0.147										1	0	0	0	0	0	1
Scott Terry, R (7, 1)										0	0	0	0	0	0	0
Inning Stats	R: 0 E: 0 K: 0 S: 4 H: 1 LOB: 3 BB: 2 P: 12	R: 0 E: 0 K: 1 S: 5 H: 0 LOB: 0 BB: 0 P: 5	R: 0 E: 0 K: 0 S: 3 H: 0 LOB: 0 BB: 0 P: 3	R: 0 E: 0 K: 1 S: 6 H: 1 LOB: 1 BB: 0 P: 6	R: 0 E: 0 K: 2 S: 7 H: 0 LOB: 0 BB: 0 P: 7	R: 0 E: 0 K: 1 S: 6 H: 1 LOB: 1 BB: 0 P: 6	R: 0 E: 0 K: 0 S: 4 H: 1 LOB: 1 BB: 0 P: 4	R: 0 E: 0 K: 0 S: 3 H: 0 LOB: 0 BB: 0 P: 3	R: 0 E: 0 K: 0 S: 3 H: 0 LOB: 0 BB: 0 P: 3	1B: 3 2B: 0 3B: 1 HR: 0	SF: 0 SAC: 0 DP: 0 HBP: 0						

PITCHER		IP	WLS	BF	H	R	ER	SO	BB	IBB	HBP	BLK	WP	HR	S	P	ERA	WHIP
Rick Sutcliffe, R ERA: 3.87	(1, 1)	9.0	W	33	4	0	0	5	1	1	0	0	0	0	41	49	0.00	0.556

PITCHER		IP	WLS	BF	H	R	ER	SO	BB	IBB	HBP	BLK	WP	HR	S	P	ERA	WHIP

TOP

Cincinnati Reds @ Chicago Cubs

Wrigley Field, Chicago, IL

Wed May 28 1986, 3:33 AM CDT

Att. 27,850 - Unknown

livebaseballscorecards.com

AB	31
R	0
H	4
RBI	0
BB	2
SO	5
LOB	10

WP: 0 PB: 0 SB: 0 CS: 0 PA: 33

Batter	1	2	3	4	5	6	7	8	9	AB	R	H	RBI	BB	SO	LOB
Shawon Dunston, R (1, 6) OBP: 0.322, SLG: 0.477	E S SF9 1B	FC1-2 23 SF9 1B 1-2 2-3 3-Hf		F9		K				4	1	1	0	0	1	3
Davey Lopes, R (1, 7) OBP: 0.421, SLG: 0.492 Bob Dernier, R (8, 8) OBP: 0.260, SLG: 0.255	SF9 1-H	S 1B 1-2 2-3 3-H		23 S 1B			K			3 0	0 0	2 0	2 0	0 0	1 0	0 0
23 Ryne Sandberg, R (1, 4) OBP: 0.338, SLG: 0.407	2B 1B	SF9 2-3 3-H		6-3 1-2			F8			3	1	1	1	0	0	1
Keith Moreland, R (1, 9) OBP: 0.348, SLG: 0.401	4-3 1-H 2B	F9 1-2			G4-6-3 BB		E4 FC6-4			3	0	1	1	1	0	2
Leon Durham, L (1, 3) OBP: 0.340, SLG: 0.409	4-3 2-3	F4			G4-6-3 1-2f		FC6-4 1-2f			4	0	0	0	0	0	3
Jerry Mumphrey, S (1, 8) OBP: 0.360, SLG: 0.368 (8, 7)	4-3	F7			FC5-4 1B			4-3		4	0	1	0	0	0	1
Jody Davis, R (1, 2) OBP: 0.301, SLG: 0.481		1B 1B FC1-2 BB	HR		FC5-4 1-2f					3	1	1	1	1	1	1
Manny Trillo, R (1, 5) OBP: 0.293, SLG: 0.270		FC1-2 1B 1B 1-2	F9			F7				4	1	1	0	0	1	0
Rick Sutcliffe, L (1, 1) OBP: 0.227, SLG: 0.455		1B FC1-2 23 SF9 1B 1-2 2-3		F8		G3				3	1	1	0	0	0	0
Inning Stats	R: 2 E: 0 K: 0 S: 6 H: 3 LOB: 1 BB: 0 P: 6	R: 2 E: 0 K: 0 S: 6 H: 3 LOB: 2 BB: 1 P: 10	R: 1 E: 0 K: 0 S: 4 H: 1 LOB: 0 BB: 0 P: 4	R: 0 E: 0 K: 0 S: 4 H: 1 LOB: 1 BB: 0 P: 4	R: 0 E: 0 K: 0 S: 3 H: 1 LOB: 1 BB: 1 P: 7	R: 0 E: 0 K: 1 S: 5 H: 0 LOB: 0 BB: 0 P: 5	R: 0 E: 1 K: 1 S: 6 H: 0 LOB: 1 BB: 0 P: 6	R: 0 E: 0 K: 2 S: 7 H: 0 LOB: 0 BB: 0 P: 7		1B: 7 2B: 1 3B: 0 HR: 1 SF: 2 SAC: 0 DP: 1 HBP: 0						

PITCHER		IP	WLS	BF	H	R	ER	SO	BB	IBB	HBP	BLK	WP	HR	S	P	ERA	WHIP
Bill Gullickson, R ERA: 3.74	(1, 1)	4.0	L	21	8	5	5	0	1	0	0	0	0	1	20	24	11.25	2.250
Joe Price, L ERA: 3.92	(5, 1)	2.0		7	1	0	0	1	1	0	0	0	0	0	8	12	0.00	1.000
Scott Terry, R ERA: 5.49	(7, 1)	2.0		7	0	0	0	3	0	0	0	0	0	0	13	13	0.00	0.000

PITCHER	IP	WLS	BF	H	R	ER	SO	BB	IBB	HBP	BLK	WP	HR	S	P	ERA	WHIP

Cincinnati Reds @ Chicago Cubs

Wrigley Field, Chicago, IL

Wed May 28 1986, 3:33 AM CDT

Att. 27,850 - Unknown

BOTTOM

livebaseballscorecards.com

AB	31
R	5
H	9
RBI	5
BB	2
SO	4
LOB	11

St. Louis Cardinals @ Cincinnati Reds

Riverfront Stadium, Cincinnati, OH

Fri May 30 1986, 7:05 PM EDT

Att. 24,331 - Unknown

TOP

livebaseballscorecards.com

Batter	1	2	3	4	5	6	7	8	9	AB	R	H	RBI	BB	SO	LOB
Vince Coleman, S (1, 7) OBP: 0.339, SLG: 0.357	0-0 1B		0-0 FC6-5 2B, 2-3	4-0 S BB			0-0 4-3		0-0 2-H 1B	4	1	2	1	1	0	1
Willie McGee, S (1, 8) OBP: 0.279, SLG: 0.319	0-0 3-1 BLK, 1-2 1B		0-0 1B, 1-H 2B	0-0 6-3, 1-2			0-3 K		0-0 1-3	5	1	2	1	0	1	2
Andy Van Slyke, L (1, 9) OBP: 0.316, SLG: 0.297	0-0 3-1, 1-3		0-0 2B SF7, 2-3 1B		0-0 F6		0-0 1-3			4	1	1	0	0	0	1
Jack Clark, R (1, 3) OBP: 0.375, SLG: 0.415	K		0-0 1-3, 3-H 2B		0-0 6-3			0-0 6-3		4	0	1	1	0	1	1
Tom Herr, S (1, 4) OBP: 0.268, SLG: 0.224		0-0 4-3	4-0 FC6-4 IBB		0-0 6-3			0-3 K		3	0	0	0	1	1	0
Terry Pendleton, S (1, 5) OBP: 0.272, SLG: 0.252		4-0 2B 7-2 BB	0-0 SF7, 3-H			0-0 F8		0-0 6-3		2	0	0	1	1	0	0
Ozzie Smith, S (1, 6) OBP: 0.410, SLG: 0.398		0-0 1-3 2B	0-0 FC6-4, 1-2f			4-0 BB			0-0 5-3 1B 1B	3	1	2	0	1	0	2
Mike Heath, R (1, 2) OBP: 0.280, SLG: 0.265		0-0 7-2, 3-Hf		0-0 F9		0-0 F7			0-0 5-3, 1-2	4	0	0	0	0	0	4
Ray Burris, R (1, 1) OBP: 0.444, SLG: 0.778			0-0 FC6-5 2B	0-3 K		0-3 K			0-0 6-3	3	0	1	0	0	2	1
Rick Ownbey, R (6, 1)										0	0	0	0	0	0	0
Pat Perry, L (7, 1)										0	0	0	0	0	0	0
Greg Bargar, R (7, 1)										0	0	0	0	0	0	0
Tito Landrum, R (7, 9) OBP: 0.240, SLG: 0.290										1	0	0	0	0	0	1

	AB	33
	R	4
	H	9
	RBI	4
	BB	4
	SO	5
	LOB	13

Inning Stats										
	R: 0 E: 0 K: 1 S: 6	H: 2 LOB: 1 BB: 0 P: 6	R: 0 E: 0 K: 0 S: 3	H: 1 LOB: 1 BB: 1 P: 7	R: 3 E: 0 K: 0 S: 7	H: 4 LOB: 2 BB: 1 P: 11	R: 0 E: 0 K: 1 S: 5	H: 0 LOB: 1 BB: 1 P: 9	R: 0 E: 0 K: 0 S: 3	H: 0 LOB: 0 BB: 0 P: 3
	R: 0 E: 0 K: 1 S: 5	H: 0 LOB: 1 BB: 1 P: 9	R: 0 E: 0 K: 1 S: 5	H: 0 LOB: 0 BB: 0 P: 5	R: 0 E: 0 K: 1 S: 5	H: 0 LOB: 0 BB: 0 P: 5	R: 1 E: 0 K: 0 S: 5	H: 2 LOB: 1 BB: 0 P: 5	1B: 5 2B: 5 3B: 0 HR: 0	SF: 1 SAC: 0 DP: 1 HBP: 0
	WP: 0 PB: 0 SB: 1 CS: 0	PA: 38								

PITCHER		IP	WLS	BF	H	R	ER	SO	BB	IBB	HBP	BLK	WP	HR	S	P	ERA	WHIP
John Denny, R ERA: 5.58	(1, 1)	2.1		13	7	3	3	1	1	0	0	1	0	0	14	18	11.57	3.429
Joe Price, L ERA: 3.33	(3, 1)	3.2	W	14	0	0	0	2	2	1	0	0	0	0	15	27	0.00	0.545
John Franco, L ERA: 2.31	(7, 1)	3.0	S	11	2	1	1	2	0	0	0	0	0	0	15	15	3.00	0.667

PITCHER	IP	WLS	BF	H	R	ER	SO	BB	IBB	HBP	BLK	WP	HR	S	P	ERA	WHIP

St. Louis Cardinals @ Cincinnati Reds

Riverfront Stadium, Cincinnati, OH

Fri May 30 1986, 7:05 PM EDT

Att. 24,331 - Unknown

BOTTOM

livebaseballscorecards.com

Batter	1	2	3	4	5	6	7	8	9	AB	R	H	RBI	BB	SO	LOB
Eddie Milner, L (1, 8) OBP: 0.330, SLG: 0.404	S 1B		G3		1-3		F9			4	0	1	0	0	0	1
Pete Rose, S (1, 3) OBP: 0.278, SLG: 0.206	L8 1-2		F8			1B 2B HBP	BB 1B 1-2 1B			3	1	1	0	0	0	1
Dave Parker, L (1, 9) OBP: 0.365, SLG: 0.538	BBBB G6-4-3 BB			F8		1-3 1B	BB 1-2 2-3 1B			3	0	2	0	1	0	0
Nick Esasky, R (1, 7) OBP: 0.338, SLG: 0.386 Eric Davis, R (6, PR) OBP: 0.298, SLG: 0.367 (7, 7)	G6-4-3 1-2f			L5		FC5 3-H 2B	BBBB 1-2 2-3 3-H BB			3 0	0 0	1 0	1 1	0 1	0 0	2 0
Buddy Bell, R (1, 5) OBP: 0.301, SLG: 0.316		F9		F8		FC5 2-3 1B	F3			4	0	0	0	0	0	4
Dave Concepcion, R (1, 6) OBP: 0.311, SLG: 0.317 John Franco, L (7, 1)		L4			F3	1-2 1B	6-3			3 1	0 0	1 0	0 0	0 0	0 3	0
Bo Diaz, R (1, 2) OBP: 0.341, SLG: 0.383	HR				BBBB HR BB	SSS K	G4-3 1B			3	2	2	1	1	1	2
Ron Oester, S (1, 4) OBP: 0.314, SLG: 0.390	SSSS K				1-H HR	HR	G4-3 1-2f			4	2	2	3	0	1	1
John Denny, R (1, 1) OBP: 0.250, SLG: 0.211 Joe Price, R (3, 1) OBP: 0.250, SLG: 0.250 Kurt Stillwell, S (7, 6) OBP: 0.324, SLG: 0.259			4-3		5-3		1B BB 1B 1B			0 2 2	0 0 1	0 0 1	0 0 0	0 0 0	0 0 0	0 0 0
Inning Stats	R: 0 H: 1 E: 0 LOB: 1 K: 0 BB: 1 S: 3 P: 7	R: 1 H: 1 E: 0 LOB: 0 K: 1 BB: 0 S: 6 P: 6	R: 0 H: 0 E: 0 LOB: 0 K: 0 BB: 0 S: 3 P: 3	R: 0 H: 0 E: 0 LOB: 0 K: 0 BB: 0 S: 3 P: 3	R: 2 H: 1 E: 0 LOB: 0 K: 0 BB: 1 S: 4 P: 8	R: 1 H: 3 E: 0 LOB: 2 K: 1 BB: 0 S: 7 P: 8	R: 2 H: 4 E: 0 LOB: 3 K: 0 BB: 1 S: 7 P: 11	R: 0 H: 1 E: 0 LOB: 0 K: 0 BB: 0 S: 3 P: 3		1B: 7 SF: 0 2B: 1 SAC: 0 3B: 0 DP: 2 HR: 3 HBP: 1						WP: 0 PA: 36 PB: 0 SB: 1 CS: 0

	AB	32
	R	6
	H	11
	RBI	6
	BB	3
	SO	2
	LOB	14

PITCHER		IP	WLS	BF	H	R	ER	SO	BB	IBB	HBP	BLK	WP	HR	S	P	ERA	WHIP
Ray Burris, R ERA: 3.92	(1, 1)	5.2	L	24	6	4	4	1	2	0	1	0	0	2	23	32	6.35	1.412
Rick Ownbey, R ERA: 3.04	(6, 1)	0.2		5	3	2	2	1	0	0	0	0	0	1	7	7	27.00	4.500
Pat Perry, L ERA: 4.5	(7, 1)	0.0		2	1	0	0	0	1	0	0	0	0	0	1	5	∞	∞
Greg Bargar, R ERA: 3.71	(7, 1)	1.2		5	1	0	0	0	0	0	0	0	0	0	5	5	0.00	0.600

PITCHER	IP	WLS	BF	H	R	ER	SO	BB	IBB	HBP	BLK	WP	HR	S	P	ERA	WHIP

Batter	1	2	3	4	5	6	7	8	9	AB	R	H	RBI	BB	SO	LOB
Vince Coleman, S (1, 7) OBP: 0.345, SLG: 0.360	BBBB 4-0 G3 S 1B BB	x 0-0 ② 4-3 3-H		x 0-0 1B HR 1B 2-H	SSS 0-3 ③ K			x 0-0 3B 1B		4	3	2	2	1	1	3
Willie McGee, S (1, 8) OBP: 0.282, SLG: 0.332 Tito Landrum, R (8, PR) OBP: 0.240, SLG: 0.290 (8, 9)	x 0-0 ① G3 1-3	x 0-0 ③ 4-3		x 0-0 HR 1-2 1B		SSS 0-3 ① K		x 0-0 1-H 3B		5 0	1 0	2 0	1 0	0 0	1 0	1 0
Andy Van Slyke, L (1, 9) OBP: 0.319, SLG: 0.330 (8, 8)	x 0-0 4-3 1B 1B 1B 3-H		x 0-0 ① F4	x 0-0 1-H 2-H HR		x 0-0 ② L4		x 0-0 ③ F8		5	2	2	4	0	0	1
Jack Clark, R (1, 3) OBP: 0.376, SLG: 0.414	x 0-0 4-3 1-2 1B 1B		x 0-0 HR 1B	x 0-0 ② F8		x 0-0 ③ F7			x 0-0 ① F8	5	2	2	0	0	0	0
Tom Herr, S (1, 4) OBP: 0.262, SLG: 0.219 José Oquendo, S (7, 4) OBP: 0.514, SLG: 0.500	x 0-0 ② 4-3 1-2 2-3		SSS 0-3 ② K	SSS 0-3 ③ K			x 0-0 ① 4-3		x 0-0 G6-4-3 1B	4 1	0 0	0 1	0 0	0 0	2 0	3 0
Mike Heath, R (1, 2) OBP: 0.293, SLG: 0.308	x 0-0 WP 2-H 1B 3-H		x 0-0 1-H HR		x 0-0 FC3-6 1B		SSS 0-3 ② K		x 0-0 ②③ G6-4-3 1-2f	5	1	3	4	0	1	1
Ozzie Smith, S (1, 6) OBP: 0.400, SLG: 0.387	x 0-0 ③ F7 2-3		x 0-0 ③ 4-3		x 0-0 ① FC3-6 SH1-4 1B 1-2f		x 0-0 ③ 4-3			4	0	0	0	0	0	2
Terry Pendleton, S (1, 5) OBP: 0.285, SLG: 0.273 Tom Lawless, R (5, PR) (5, 5)		x 0-0 SH1-4 4-3 2B		x 0-0 SH3-4 1B 1B	x 0-0 SH1-4 1-2 1B			x 0-0 ① 6-3		3 1	2 0	3 0	0 0	0 0	0 0	0 0
Bob Forsch, R (1, 1) OBP: 0.143, SLG: 0.238		x 0-0 ① SH1-4 2-3		x 0-0 ① SH3-4 1-2	x 0-0 ② SH1-4 1-2 2-3			x 0-0 ② 4-3		1	0	0	0	0	0	0
Inning Stats	R: 3 H: 3 E: 0 LOB: 1 K: 0 BB: 1 S: 6 P: 10	R: 1 H: 1 E: 0 LOB: 0 K: 0 BB: 0 S: 4 P: 4	R: 2 H: 2 E: 0 LOB: 0 K: 1 BB: 0 S: 7 P: 7	R: 4 H: 4 E: 0 LOB: 0 K: 1 BB: 0 S: 9 P: 9	R: 0 H: 2 E: 0 LOB: 3 K: 1 BB: 0 S: 7 P: 7	R: 0 H: 0 E: 0 LOB: 0 K: 1 BB: 0 S: 5 P: 5	R: 0 H: 0 E: 0 LOB: 0 K: 1 BB: 0 S: 5 P: 5	R: 1 H: 2 E: 0 LOB: 1 K: 0 BB: 0 S: 5 P: 5	R: 0 H: 1 E: 0 LOB: 0 K: 0 BB: 0 S: 3 P: 3	1B: 11 SF: 0 2B: 1 SAC: 3 3B: 1 DP: 1 HR: 2 HBP: 0						WP: 1 PA: 42 PB: 0 SB: 1 CS: 0	

TOP

St. Louis Cardinals @ Cincinnati Reds

Riverfront Stadium, Cincinnati, OH

Sat May 31 1986, 3:33 AM EDT

Att. 23,071 - Unknown

livebaseballscorecards.com

AB	38
R	11
H	15
RBI	11
BB	1
SO	5
LOB	11

PITCHER		IP	WLS	BF	H	R	ER	SO	BB	IBB	HBP	BLK	WP	HR	S	P	ERA	WHIP
Tom Browning, L ERA: 5.12	(1, 1)	3.0	L	16	6	6	6	1	1	0	0	0	1	1	17	21	18.00	2.333
Scott Terry, R ERA: 6.2	(4, 1)	5.0		23	8	5	5	4	0	0	0	0	0	1	31	31	9.00	1.600
Ted Power, R ERA: 4.5	(9, 1)	1.0		3	1	0	0	0	0	0	0	0	0	0	3	3	0.00	1.000

PITCHER	IP	WLS	BF	H	R	ER	SO	BB	IBB	HBP	BLK	WP	HR	S	P	ERA	WHIP

Batter	1	2	3	4	5	6	7	8	9	AB	R	H	RBI	BB	SO	LOB
Eddie Milner, L (1, 8) OBP: 0.318, SLG: 0.388	G3			4-3			K		F6	4	0	0	0	0	1	0
Pete Rose, S (1, 3) OBP: 0.265, SLG: 0.194	1-3			K			4-3		F8	4	0	0	0	0	1	0
Dave Parker, L (1, 9) OBP: 0.368, SLG: 0.551	F7			G3			BB, 1B, 1B		HR	3	2	1	1	1	0	0
Max Venable, L (1, 7) OBP: 0.273, SLG: 0.293		1-3			BB, G5-4-3		1-3, 1B		F8	3	0	1	0	1	0	0
Buddy Bell, R (1, 5) OBP: 0.308, SLG: 0.324		G6-4-3, 1B			G5-4-3, 1-2f		1-2, 3-H, 1B			3	0	2	1	0	0	1
Dave Concepcion, R (1, 6) OBP: 0.307, SLG: 0.313 Kurt Stillwell, S (7, 6) OBP: 0.319, SLG: 0.254		G6-4-3, 1-2f			K		F9			2 1	0 0	0 0	0 0	0 0	1 0	1 2
Bo Diaz, R (1, 2) OBP: 0.336, SLG: 0.377 Sal Butera, R (7, 2) OBP: 0.303, SLG: 0.321			F5			L4		L6		2 1	0 0	0 0	0 0	0 0	0 0	0 0
Ron Oester, S (1, 4) OBP: 0.310, SLG: 0.384 Tom Runnells, S (7, 4) OBP: 0.111, SLG: 0.222			F7			F8		1-3		2 1	0 0	0 0	0 0	0 0	0 0	0 0
Tom Browning, L (1, 1) OBP: 0.091, SLG: 0.091 Wade Rowdon, R (3, PH) OBP: 0.125, SLG: 0.286 Scott Terry, R (4, 1) Tony Perez, R (8, PH) OBP: 0.250, SLG: 0.143 Ted Power, R (9, 1)			K			F3		F9		0 1 1 1 0	0 0 0 0 0	0 0 0 0 0	0 0 0 0 0	0 1 0 0 0	0 0 0 0 0	0 0 0 0 0
Inning Stats	R: 0 E: 0 K: 0 S: 3 H: 0 LOB: 0 BB: 0 P: 3	R: 0 E: 0 K: 0 S: 3 H: 1 LOB: 0 BB: 0 P: 3	R: 0 E: 0 K: 1 S: 5 H: 0 LOB: 0 BB: 0 P: 5	R: 0 E: 0 K: 1 S: 5 H: 0 LOB: 0 BB: 0 P: 5	R: 0 E: 0 K: 1 S: 4 H: 0 LOB: 0 BB: 1 P: 8	R: 0 E: 0 K: 0 S: 3 H: 0 LOB: 0 BB: 0 P: 3	R: 1 E: 0 K: 1 S: 7 H: 2 LOB: 2 BB: 1 P: 11	R: 0 E: 0 K: 0 S: 3 H: 0 LOB: 0 BB: 0 P: 3	R: 1 E: 0 K: 0 S: 4 H: 1 LOB: 0 BB: 0 P: 4	1B: 3 2B: 0 3B: 0 HR: 1 SF: 0 SAC: 0 DP: 2 HBP: 0						

PITCHER	IP	WLS	BF	H	R	ER	SO	BB	IBB	HBP	BLK	WP	HR	S	P	ERA	WHIP
Bob Forsch, R (1, 1) ERA: 2.81	9.0	W	31	4	2	2	4	2	0	0	0	0	1	37	45	2.00	0.667

PITCHER	IP	WLS	BF	H	R	ER	SO	BB	IBB	HBP	BLK	WP	HR	S	P	ERA	WHIP

BOTTOM

St. Louis Cardinals @ Cincinnati Reds

Riverfront Stadium, Cincinnati, OH

Sat May 31 1986, 3:33 AM EDT

Att. 23,071 - Unknown

livebaseballscorecards.com

AB	29
R	2
H	4
RBI	2
BB	2
SO	4
LOB	4

Batter	1	2	3	4	5	6	7	8	9	AB	R	H	RBI	BB	SO	LOB
Vince Coleman, S (1, 7) OBP: 0.354, SLG: 0.366	BBBB 4-0 S 9-2-5 BB	x 0-0 ②③ G5-4-3 1-2f			x 0-0 S 1B		x 0-0 CS 1B			3	0	2	0	1	0	1
Willie McGee, S (1, 8) OBP: 0.282, SLG: 0.326	BBBB 4-0 9-2-5 1-3 1B BB		x 0-0 ① 3-1		SSS 0-3 ② K		x 0-0 ③ CS 1-2	x 0-0 ① F9		3	1	0	0	1	1	1
Andy Van Slyke, L (1, 9) OBP: 0.317, SLG: 0.327	x 0-0 ①② 9-2-5 1-2 3-Hf	x 0-0 ② F8			x 0-0 ③ F6 1-2			x 0-0 BLK 1B		4	0	1	0	0	0	3
Jack Clark, R (1, 3) OBP: 0.373, SLG: 0.406	H 1-0 1B HBP	x 0-0 ③ 5-3				x 0-0 ① F4		x 0-0 ② F3 1-2		3	0	0	0	0	0	1
Tom Herr, S (1, 4) OBP: 0.273, SLG: 0.234	x 0-0 1-2 2-H 1B			BBBB 4-0 G4-6-3 1B BB		x 0-0 S 2B		x 0-0 ③ F7		3	0	2	1	1	0	1
Mike Heath, R (1, 2) OBP: 0.291, SLG: 0.306	x 0-0 ③ 5-3			x 0-0 G4-6-3 1-2 1B	SSS 0-3 ② K 2-3				x 0-0 ① 6-3	4	0	1	0	0	1	3
Ozzie Smith, S (1, 6) OBP: 0.402, SLG: 0.390		x 0-0 S 1B 1B		x 0-0 ①② G4-6-3 1-2f 2-3	x 0-0 ③ F7			x 0-0 CS 1B		4	1	2	0	0	0	3
Terry Pendleton, S (1, 5) OBP: 0.278, SLG: 0.266		SSS 0-3 ① K 1-2		x 0-0 ③ 6-3			x 0-0 ① F8		x 0-0 ②③ 3-1 1-2	4	0	0	0	0	1	3
Danny Cox, R (1, 1) OBP: 0.250, SLG: 0.417 Pat Perry, L (6, 1) Todd Worrell, R (7, 1)		x 0-0 G5-4-3 2-H 1B			x 0-0 ① 4-3		x 0-0 ② 4-3			2 1 0	0 0 0	1 0 0	1 0 0	0 0 0	0 0 0	0 0 0
Inning Stats	R: 1 E: 0 K: 0 S: 3 H: 1 LOB: 2 BB: 2 P: 12	R: 1 E: 0 K: 1 S: 6 H: 2 LOB: 0 BB: 0 P: 6	R: 0 E: 0 K: 0 S: 3 H: 0 LOB: 0 BB: 0 P: 3	R: 0 E: 0 K: 0 S: 3 H: 1 LOB: 1 BB: 1 P: 7	R: 0 E: 0 K: 1 S: 6 H: 1 LOB: 1 BB: 0 P: 6	R: 0 E: 0 K: 1 S: 6 H: 1 LOB: 1 BB: 0 P: 6	R: 0 E: 0 K: 0 S: 3 H: 1 LOB: 0 BB: 0 P: 3	R: 0 E: 0 K: 0 S: 4 H: 1 LOB: 1 BB: 0 P: 4	R: 0 E: 0 K: 0 S: 3 H: 1 LOB: 0 BB: 0 P: 3	1B: 8 2B: 2 3B: 0 HR: 0 SF: 0 SAC: 0 DP: 3 HBP: 1						

PITCHER		IP	WLS	BF	H	R	ER	SO	BB	IBB	HBP	BLK	WP	HR	S	P	ERA	WHIP
Chris Welsh, L ERA: 2.57	(1, 1)	7.0	L	28	7	2	2	3	3	0	1	0	0	0	30	43	2.57	1.429
John Franco, L ERA: 2.19	(8, 1)	2.0		7	2	0	0	0	0	0	0	1	0	0	7	7	0.00	1.000

PITCHER	IP	WLS	BF	H	R	ER	SO	BB	IBB	HBP	BLK	WP	HR	S	P	ERA	WHIP

TOP

St. Louis Cardinals @ Cincinnati Reds

Riverfront Stadium, Cincinnati, OH

Sun Jun 01 1986, 3:33 AM EDT
Att. 26,165 - Unknown

livebaseballscorecards.com

AB	31
R	2
H	9
RBI	2
BB	3
SO	3
LOB	16

1B: 8	SF: 0
2B: 2	SAC: 0
3B: 0	DP: 3
HR: 0	HBP: 1

WP: 0	PA: 36
PB: 0	
SB: 5	
CS: 2	

BOTTOM

Batter	1	2	3	4	5	6	7	8	9	AB	R	H	RBI	BB	SO	LOB
Eddie Milner, L (1, 8) OBP: 0.322, SLG: 0.388	0-0 BLK 1B 1B		0-0 4-3		0-0 1-2 2-H 1B		0-0 F9		0-0 4-3	5	1	2	0	0	0	3
Pete Rose, S (1, 3) OBP: 0.276, SLG: 0.200	0-0 1-H 1B		0-0 6-3			0-0 F9		BBBB 4-0 1B G3-4-3 BB		3	0	1	1	1	0	0
Dave Parker, L (1, 9) OBP: 0.360, SLG: 0.539	0-0 G3			0-0 6-3		0-0 F2		0-0 G3-4-3 1-2		4	0	0	0	0	0	1
Max Venable, L (1, 7) OBP: 0.271, SLG: 0.273	0-0 E1			0-0 F8		0-0 F7		BBBB 4-0 1B BB		3	0	0	0	1	0	0
Buddy Bell, R (1, 5) OBP: 0.300, SLG: 0.315	0-0 6-3			0-0 5-3			0-0 L5	0-0 F4		4	0	0	0	0	0	3
Dave Concepcion, R (1, 6) OBP: 0.315, SLG: 0.322		0-0 FC4-6 1B			0-0 1B 1B 1B		BBBB 4-0 E 1B BB	0-0 1-2 2-3 1B		2	0	2	0	0	0	0
Kurt Stillwell, S (6, 6) OBP: 0.338, SLG: 0.267										1	0	1	0	1	0	0
Bo Diaz, R (1, 2) OBP: 0.326, SLG: 0.365		0-0 FC4-6 L4-3 1-2f			0-0 F8		0-0 F7	0-0 F9		4	0	0	0	0	0	6
Ron Oester, S (1, 4) OBP: 0.314, SLG: 0.387		0-0 L4-3 1-2			0-0 1-2 1B		0-0 1-2 E 1B		SSS 0-3 K	4	0	2	0	0	1	1
Chris Welsh, L (1, 1)			0-0 F7		0-0 B5		BBBB 4-0 1-2 2-3 BB		SSS 0-3 K	2	0	0	0	0	0	2
Tony Perez, R (7, PH) OBP: 0.268, SLG: 0.143										0	0	0	0	1	0	0
John Franco, L (8, 1)										0	0	0	0	0	0	0
Nick Esasky, R (9, PH) OBP: 0.336, SLG: 0.383										1	0	0	0	0	1	0
Inning Stats	R: 1 H: 2 E: 1 LOB: 1 K: 0 BB: 0 S: 5 P: 5	R: 0 H: 1 E: 0 LOB: 0 K: 0 BB: 0 S: 3 P: 3	R: 0 H: 0 E: 0 LOB: 0 K: 0 BB: 0 S: 3 P: 3	R: 0 H: 0 E: 0 LOB: 0 K: 0 BB: 0 S: 3 P: 3	R: 0 H: 3 E: 0 LOB: 2 K: 0 BB: 0 S: 5 P: 5	R: 0 H: 0 E: 0 LOB: 0 K: 0 BB: 0 S: 3 P: 3	R: 0 H: 1 E: 1 LOB: 3 K: 0 BB: 2 S: 4 P: 12	R: 0 H: 1 E: 0 LOB: 3 K: 0 BB: 2 S: 4 P: 12	R: 0 H: 0 E: 0 LOB: 0 K: 2 BB: 0 S: 7 P: 7	1B: 8 SF: 0 2B: 1 SAC: 0 3B: 0 DP: 1 HR: 0 HBP: 0						

PITCHER	IP	WLS	BF	H	R	ER	SO	BB	IBB	HBP	BLK	WP	HR	S	P	ERA	WHIP
Danny Cox, R (1, 1) ERA: 3.86	5.0	W	19	6	1	1	0	0	0	0	1	0	0	19	19	1.80	1.200
Pat Perry, L (6, 1) ERA: 4.02	1.2		7	1	0	0	0	1	0	0	0	0	0	6	10	0.00	1.200
Todd Worrell, R (7, 1) ERA: 1.25	2.1	S	11	1	0	0	2	3	0	0	0	0	0	12	24	0.00	1.714

PITCHER	IP	WLS	BF	H	R	ER	SO	BB	IBB	HBP	BLK	WP	HR	S	P	ERA	WHIP

St. Louis Cardinals @ Cincinnati Reds

Riverfront Stadium, Cincinnati, OH

Sun Jun 01 1986, 3:33 AM EDT

Att. 26,165 - Unknown

AB	33
R	1
H	8
RBI	1
BB	4
SO	2
LOB	16

livebaseballscorecards.com

WP: 0 PA: 37
PB: 0
SB: 0
CS: 0

Batter	1	2	3	4	5	6	7	8	9	AB	R	H	RBI	BB	SO	LOB
Shawon Dunston, R (1, 6) OBP: 0.323, SLG: 0.471	F3		K		F9		23 HR 1-3 3-H 2B		K	5	1	1	1	0	2	0
Davey Lopes, R (1, 5) OBP: 0.415, SLG: 0.447	6-3			23 1B 1B 1B	4-3		6-3		4-3	5	1	1	0	0	0	2
23 Ryne Sandberg, R (1, 4) OBP: 0.363, SLG: 0.482	K			1B 1B 1-2 1B		K	2-H 3-H HR			4	2	2	3	0	2	0
Keith Moreland, R (1, 9) OBP: 0.348, SLG: 0.393		5-3		1B E 1-2 2-H 1B		1B	4-3			4	1	2	1	0	0	0
Leon Durham, L (1, 3) OBP: 0.347, SLG: 0.399		S 1B		E8 SH3-4 1-H 2-H 1B		F5		BB S		3	1	2	1	1	0	1
Jerry Mumphrey, S (1, 7) OBP: 0.354, SLG: 0.364		F8		K		F8		F8		4	0	0	0	0	1	4
Lee Smith, R (8, 1)										0	0	0	0	0	0	0
Jody Davis, R (1, 2) OBP: 0.291, SLG: 0.454		K 1-2		SH3-4 3-H			1B 2B 1B	F8 1-2		3	1	1	1	0	1	2
Bob Dernier, R (1, 8) OBP: 0.247, SLG: 0.242			K	K			F6	K		4	0	0	0	0	3	2
Rick Sutcliffe, L (1, 1) OBP: 0.240, SLG: 0.440			3-1		4-3		2B 23 HR 1-3 1B		L5	3	1	1	0	0	0	0
Jay Baller, R (7, 1)										0	0	0	0	0	0	0
Thad Bosley, L (8, 7) OBP: 0.327, SLG: 0.250										1	0	0	0	0	0	0
Inning Stats	R: 0 E: 0 K: 1 S: 5 H: 0 LOB: 0 BB: 0 P: 5	R: 0 E: 0 K: 1 S: 6 H: 1 LOB: 1 BB: 0 P: 6	R: 0 E: 0 K: 2 S: 7 H: 0 LOB: 0 BB: 0 P: 7	R: 4 E: 1 K: 2 S: 11 H: 4 LOB: 0 BB: 0 P: 11	R: 0 E: 0 K: 0 S: 3 H: 0 LOB: 0 BB: 0 P: 3	R: 0 E: 0 K: 1 S: 6 H: 1 LOB: 1 BB: 0 P: 6	R: 4 E: 0 K: 0 S: 7 H: 4 LOB: 0 BB: 0 P: 7	R: 0 E: 0 K: 1 S: 5 H: 0 LOB: 1 BB: 1 P: 9	R: 0 E: 0 K: 1 S: 5 H: 0 LOB: 0 BB: 0 P: 5	1B: 8 2B: 1 3B: 0 HR: 1	SF: 0 SAC: 1 DP: 0 HBP: 0						

TOP

Chicago Cubs @ Cincinnati Reds

Riverfront Stadium, Cincinnati, OH

Mon Jun 02 1986, 7:05 PM EDT

Att. 17,406 - Unknown

livebaseballscorecards.com

AB	36
R	8
H	10
RBI	7
BB	1
SO	9
LOB	11

PITCHER		IP	WLS	BF	H	R	ER	SO	BB	IBB	HBP	BLK	WP	HR	S	P	ERA	WHIP
Bill Gullickson, R ERA: 3.73	(1, 1)	5.0	L	20	5	4	2	6	0	0	0	0	0	0	32	32	3.60	1.000
Joe Price, L ERA: 4.44	(6, 1)	2.0		11	5	4	4	1	0	0	0	0	0	1	13	13	18.00	2.500
Ron Robinson, R ERA: 1.62	(8, 1)	2.0		7	0	0	0	2	1	0	0	0	0	0	10	14	0.00	0.500

PITCHER	IP	WLS	BF	H	R	ER	SO	BB	IBB	HBP	BLK	WP	HR	S	P	ERA	WHIP

Batter	1	2	3	4	5	6	7	8	9	AB	R	H	RBI	BB	SO	LOB
Eddie Milner, L (1, 8) OBP: 0.308, SLG: 0.370	S S S 0-3 ① K	x 0-0 ③ F7 1-2 2-3			x 0-0 ② 4-3		x 0-0 ② 4-3	x 0-0 ③ 5-3		5	0	0	0	0	1	3
Pete Rose, S (1, 3) OBP: 0.293, SLG: 0.195	H 1-0 WP HBP		x 0-0 ① 4-3		B B B 4-0 BB		B B B 4-0 WP HR BB		x 0-0 ① F7	2	1	0	0	2	0	0
Dave Parker, L (1, 9) OBP: 0.356, SLG: 0.527	S S S 0-3 ② K 1-2		x 0-0 ② 4-3		x 0-0 ③ L3		B B B 4-0 1-2 HR BB		S S S 0-3 ② K	4	1	0	0	1	2	2
Nick Esasky, R (1, 7) OBP: 0.345, SLG: 0.420	B B B B 4-0 BB		x 0-0 ③ F6			x 0-0 HR 2B	x 0-0 1-H 2-H HR		x 0-0 ③ L5	4	2	2	3	1	0	0
Buddy Bell, R (1, 5) OBP: 0.305, SLG: 0.340 Ron Robinson, R (8, 1)	x 0-0 ③ F4			x 0-0 1B		x 0-0 2-H HR	x 0-0 ③ 6-3			4 0	1 0	2 0	2 0	0 0	0 0	2 0
Kurt Stillwell, S (1, 6) OBP: 0.320, SLG: 0.250		x 0-0 ① F9		x 0-0 ① F8		x 0-0 ① L4		x 0-0 ① F9		4	0	0	0	0	0	1
Bo Diaz, R (1, 2) OBP: 0.324, SLG: 0.362		x 0-0 E BB 1B		x 0-0 ② F8		x 0-0 ② F7		x 0-0 ② F4		4	0	1	0	0	0	1
Ron Oester, S (1, 4) OBP: 0.313, SLG: 0.384		S S S 0-3 ② K		x 0-0 ③ 4-3		x 0-0 ③ F8		x 0-0 3B 1B		4	1	1	0	0	1	2
Bill Gullickson, R (1, 1) OBP: 0.130, SLG: 0.091 Tom Runnells, S (5, PH) OBP: 0.100, SLG: 0.200 Joe Price, R (6, 1) OBP: 0.250, SLG: 0.250 Dave Concepcion, R (7, PH) OBP: 0.318, SLG: 0.338 (8, 5)		B B B 4-0 E 1-2 BB			x 0-0 ① F8		x 0-0 ① 4-3	x 0-0 ① 1-H 3B		0 1 0 2	0 0 0 0	0 0 0 1	0 0 0 1	1 0 0 0	0 0 0 0	0 0 0 0
Inning Stats	R: 0 E: 0 K: 2 S: 7 H: 0 LOB: 2 BB: 1 P: 12	R: 0 E: 1 K: 1 S: 6 H: 1 LOB: 2 BB: 1 P: 10	R: 0 E: 0 K: 0 S: 3 H: 0 LOB: 0 BB: 0 P: 3	R: 0 E: 0 K: 0 S: 4 H: 1 LOB: 1 BB: 0 P: 4	R: 0 E: 0 K: 0 S: 3 H: 0 LOB: 1 BB: 1 P: 7	R: 2 E: 0 K: 0 S: 5 H: 2 LOB: 0 BB: 0 P: 5	R: 3 E: 0 K: 0 S: 4 H: 1 LOB: 0 BB: 2 P: 12	R: 1 E: 0 K: 0 S: 5 H: 2 LOB: 1 BB: 0 P: 5	R: 0 E: 0 K: 1 S: 5 H: 0 LOB: 0 BB: 0 P: 5	1B: 3 2B: 1 3B: 1 HR: 2	SF: 0 SAC: 0 DP: 0 HBP: 1			WP: 2 PB: 0 SB: 0 CS: 0		PA: 40	

PITCHER		IP	WLS	BF	H	R	ER	SO	BB	IBB	HBP	BLK	WP	HR	S	P	ERA	WHIP
Rick Sutcliffe, R ERA: 4.11	(1, 1)	6.2	W	31	5	5	5	3	5	0	1	0	2	2	31	52	6.75	1.500
Jay Baller, R ERA: 4.54	(7, 1)	1.0		5	2	1	1	0	0	0	0	0	0	0	5	5	9.00	2.000
Lee Smith, R ERA: 3.6	(8, 1)	1.1	S	4	0	0	0	1	0	0	0	0	0	0	6	6	0.00	0.000

PITCHER	IP	WLS	BF	H	R	ER	SO	BB	IBB	HBP	BLK	WP	HR	S	P	ERA	WHIP

BOTTOM

Chicago Cubs @ Cincinnati Reds

Riverfront Stadium, Cincinnati, OH

Mon Jun 02 1986, 7:05 PM EDT

Att. 17,406 - Unknown

livebaseballscorecards.com

AB	34
R	6
H	7
RBI	6
BB	5
SO	4
LOB	11

Chicago Cubs @ Cincinnati Reds

Riverfront Stadium, Cincinnati, OH

Tue Jun 03 1986, 7:05 PM EDT

Att. 17,508 - Unknown

TOP

livebaseballscorecards.com

Batter	1	2	3	4	5	6	7	8	9	AB	R	H	RBI	BB	SO	LOB
Shawon Dunston, R (1, 6) OBP: 0.330, SLG: 0.469	BBBB 4-0 23 S 23 E BB		x 0-0 23 1B 6-3 SF8 1B		x 0-0 ① B1		BBBB 4-0 23 G4-6-3 1-2 BB		x 0-0 ③ FC6-4 1-2f	3	2	1	0	2	0	1
Terry Francona, L (1, 7) OBP: 0.205, SLG: 0.205	x 0-0 ① F8		x 0-0 ① 6-3 1-2		x 0-0 ② 5-3		x 0-0 ① F9			4	0	0	0	0	0	4
23 Ryne Sandberg, R (1, 4) OBP: 0.361, SLG: 0.477	x 0-0 ② F7 1-H		x 0-0 2-3 1B		x 0-0 ③ 5-3		x 0-0 ②③ G4-6-3 1-2f			4	0	1	0	0	0	2
Keith Moreland, R (1, 9) OBP: 0.346, SLG: 0.392	x 0-0 ③ F8		x 0-0 ② SF8 3-H			x 0-0 1B 1B		x 0-0 ① 6-3		3	0	1	1	0	0	0
Leon Durham, L (1, 3) OBP: 0.345, SLG: 0.395		x 0-0 ① F7	x 0-0 ③ 4-3			x 0-0 ① 6-3 1-3 1B		SSS 0-3 ② K		4	0	1	0	0	1	1
Ron Cey, R (1, 5) OBP: 0.354, SLG: 0.442 Jay Baller, R (6, 1)		x 0-0 2B 2B		x 0-0 G5-4-3 1B		x 0-0 ② 6-3 1-2		x 0-0 ③ 6-3		3 1	1 0	2 0	0 0	0 0	0 0	1 0
Jody Davis, R (1, 2) OBP: 0.301, SLG: 0.463		x 0-0 2-H 2B		x 0-0 ①② G5-4-3 1-2f		4-0 IBB			x 0-0 FC6-4 1B	3	0	2	1	1	0	1
Bob Dernier, R (1, 8) OBP: 0.248, SLG: 0.238 Jerry Mumphrey, S (9, PH) OBP: 0.350, SLG: 0.360		x 0-0 ② F7		BBBB 4-0 BB		x 0-0 ③ L7			x 0-0 ① L8	2 1	0 0	0 0	0 0	1 0	0 0	3 1
Steve Trout, L (1, 1) OBP: 0.143, SLG: 0.190 George Frazier, R (6, 1) Chris Speier, R (6, 5) OBP: 0.419, SLG: 0.400		x 0-0 ③ L5		SSS 0-3 ③ K			x 0-0 BB 1B		x 0-0 ② FC6-4 FC6-4 1-2f	2 0 2	0 0 0	0 0 1	0 0 0	0 0 0	1 0 0	2 0 1
Inning Stats	R: 1 E: 0 K: 0 S: 3 H: 0 LOB: 0 BB: 1 P: 7	R: 1 E: 0 K: 0 S: 5 H: 2 LOB: 1 BB: 0 P: 5	R: 1 E: 0 K: 0 S: 5 H: 2 LOB: 1 BB: 0 P: 5	R: 0 E: 0 K: 1 S: 5 H: 1 LOB: 1 BB: 1 P: 9	R: 0 E: 0 K: 0 S: 3 H: 0 LOB: 0 BB: 0 P: 3	R: 0 E: 0 K: 0 S: 4 H: 2 LOB: 2 BB: 1 P: 8	R: 0 E: 0 K: 0 S: 3 H: 1 LOB: 1 BB: 1 P: 7	R: 0 E: 0 K: 1 S: 5 H: 0 LOB: 0 BB: 0 P: 5	R: 0 E: 0 K: 0 S: 4 H: 1 LOB: 1 BB: 0 P: 4	1B: 7 2B: 2 3B: 0 HR: 0	SF: 1 SAC: 0 DP: 2 HBP: 0						

	AB	32
	R	3
	H	9
	RBI	2
	BB	4
	SO	2
	LOB	17

WP: 0 PB: 0 SB: 1 CS: 0 PA: 37

PITCHER		IP	WLS	BF	H	R	ER	SO	BB	IBB	HBP	BLK	WP	HR	S	P	ERA	WHIP
John Denny, R ERA: 5.35	(1, 1)	6.0		26	7	3	2	1	2	1	0	0	0	0	25	37	3.00	1.500
Ted Power, R ERA: 4.13	(7, 1)	2.0	W	8	2	0	0	1	1	0	0	0	0	0	9	13	0.00	1.500
John Franco, L ERA: 2.13	(9, 1)	1.0	S	3	0	0	0	0	0	0	0	0	0	0	3	3	0.00	0.000

PITCHER	IP	WLS	BF	H	R	ER	SO	BB	IBB	HBP	BLK	WP	HR	S	P	ERA	WHIP

Chicago Cubs @ Cincinnati Reds

Riverfront Stadium, Cincinnati, OH

Tue Jun 03 1986, 7:05 PM EDT

Att. 17,508 - Unknown

BOTTOM

Batter	1	2	3	4	5	6	7	8	9	AB	R	H	RBI	BB	SO	LOB
Kurt Stillwell, S (1, 6) OBP: 0.316, SLG: 0.250	F7		FC5-4 1-2f			1-2 E 1B	F8			4	1	1	0	0	0	1
Eddie Milner, L (1, 8) OBP: 0.306, SLG: 0.384	4-3			6-3		L7		1B 3B		4	1	1	0	0	0	2
Dave Parker, L (1, 9) OBP: 0.359, SLG: 0.532	4-3			6-3		E6 1-H 2-H 2B		HR 3-H 1B		4	1	2	3	0	0	0
Nick Esasky, R (1, 7) (7, 3) OBP: 0.342, SLG: 0.439		F4		F7		SSS K		1-H HR		4	1	1	2	0	1	1
Buddy Bell, R (1, 5) OBP: 0.304, SLG: 0.333		6-3			5-3	BBBB 4-0 BB BB		5-3		3	0	0	0	1	0	0
Tony Perez, R (1, 3) OBP: 0.273, SLG: 0.135 Ted Power, R (7, 1) John Franco, L (9, 1)	SSS 0-3 K				6-3	BBBB 4-0 FC6 1-2 BB		SSS 0-3 K		2 1 0	0 0 0	0 0 0	0 0 0	1 0 0	1 1 0	0 0 0
Sal Butera, R (1, 2) OBP: 0.314, SLG: 0.310 Max Venable, L (6, PH) OBP: 0.260, SLG: 0.261 (7, 7)			F9		BBBB 4-0 BB	0-0 FC6 1-2f		SSS 0-3 K		1 2	0 0	0 0	0 0	1 0	0 1	0 3
Ron Oester, S (1, 4) OBP: 0.307, SLG: 0.376			SSS 0-3 K		G3		F7			3	0	0	0	0	1	1
John Denny, R (1, 1) OBP: 0.286, SLG: 0.250 Wade Rowdon, R (6, PH) OBP: 0.222, SLG: 0.375 Bo Diaz, R (7, 2) OBP: 0.322, SLG: 0.359			FC5-4 1B			1B E 1B	F7			1 1 1	0 1 0	1 1 0	0 0 0	0 0 0	0 0 0	0 0 0
Inning Stats	R: 0 H: 0 E: 0 LOB: 0 K: 0 BB: 0 S: 3 P: 3	R: 0 H: 0 E: 0 LOB: 0 K: 1 BB: 0 S: 5 P: 5	R: 0 H: 1 E: 0 LOB: 1 K: 1 BB: 0 S: 6 P: 6	R: 0 H: 0 E: 0 LOB: 0 K: 0 BB: 0 S: 3 P: 3	R: 0 H: 0 E: 0 LOB: 1 K: 0 BB: 1 S: 3 P: 7	R: 2 H: 3 E: 1 LOB: 3 K: 1 BB: 2 S: 8 P: 16	R: 0 H: 0 E: 0 LOB: 0 K: 0 BB: 0 S: 3 P: 3	R: 3 H: 3 E: 0 LOB: 0 K: 2 BB: 0 S: 10 P: 10		1B: 4 SF: 0 2B: 1 SAC: 0 3B: 1 DP: 0 HR: 1 HBP: 0						

livebaseballscorecards.com

AB	31
R	5
H	7
RBI	5
BB	3
SO	5
LOB	8

WP: 0 PA: 34
PB: 0
SB: 0
CS: 0

PITCHER		IP	WLS	BF	H	R	ER	SO	BB	IBB	HBP	BLK	WP	HR	S	P	ERA	WHIP
Steve Trout, L ERA: 4.92	(1, 1)	5.1		21	4	2	2	2	1	0	0	0	0	0	24	28	3.38	0.938
George Frazier, R ERA: 3.18	(6, 1)	0.1		3	0	0	0	1	2	0	0	0	0	0	3	11	0.00	6.000
Jay Baller, R ERA: 5.0	(6, 1)	2.1	L	10	3	3	3	2	0	0	0	0	0	1	14	14	11.57	1.286

PITCHER	IP	WLS	BF	H	R	ER	SO	BB	IBB	HBP	BLK	WP	HR	S	P	ERA	WHIP

Batter	1	2	3	4	5	6	7	8	9	AB	R	H	RBI	BB	SO	LOB
Shawon Dunston, R (1, 6) OBP: 0.324, SLG: 0.459	SSS 0-3 ① K		x 0-0 ② F9			x 0-0 ② F8			SSS 0-3 ② K	4	0	0	0	0	2	0
Davey Lopes, R (1, 7) OBP: 0.398, SLG: 0.425	SSS 0-3 ② K		x 0-0 ③ 5-3			x 0-0 ③ F7			x 0-0 ③ F9	4	0	0	0	0	1	0
23 Ryne Sandberg, R (1, 4) OBP: 0.356, SLG: 0.470	x 0-0 ③ F4			x 0-0 ① F8			SSS 0-3 ① K			3	0	0	0	0	1	0
Keith Moreland, R (1, 9) OBP: 0.346, SLG: 0.388		x 0-0 ① 6-3		x 0-0 ② F8			BBB 4-0 G5-4-3 BB			2	0	0	0	1	0	0
Ron Cey, R (1, 5) OBP: 0.343, SLG: 0.427		x 0-0 ② F7		SSS 0-3 ③ K			x 0-0 ②③ G5-4-3 1-2f			3	0	0	0	0	1	1
Leon Durham, L (1, 3) OBP: 0.345, SLG: 0.390		BBBB 4-0 1B BB			x 0-0 ① G3			SSS 0-3 ① K		2	0	0	0	1	1	0
Jody Davis, R (1, 2) OBP: 0.301, SLG: 0.461		x 0-0 1-2 1B			x 0-0 ② F9			SSS 0-3 ② K		3	0	1	0	0	1	0
Bob Dernier, R (1, 8) OBP: 0.246, SLG: 0.235 Gary Matthews, R (8, PH) OBP: 0.342, SLG: 0.390 Jerry Mumphrey, S (8, 8) OBP: 0.350, SLG: 0.360		x 0-0 ③ F9			x 0-0 ③ F9			x 0-0 ③ 5-3		2 1 0	0 0 0	0 0 0	0 0 0	0 0 0	0 0 0	2 0 0
Scott Sanderson, R (1, 1) OBP: 0.100, SLG: 0.053 Ray Fontenot, L (7, 1) OBP: 1.000, SLG: 1.000 Chris Speier, R (9, PH) OBP: 0.406, SLG: 0.385			SSS 0-3 ① K			SSS 0-3 ① K			x 0-0 ① F4	2 0 1	0 0 0	0 0 0	0 0 0	0 0 0	2 0 0	0 0 0
Inning Stats	R: 0 H: 0 E: 0 LOB: 0 K: 2 BB: 0 S: 7 P: 7	R: 0 H: 1 E: 0 LOB: 2 K: 0 BB: 1 S: 4 P: 8	R: 0 H: 0 E: 0 LOB: 0 K: 1 BB: 0 S: 5 P: 5	R: 0 H: 0 E: 0 LOB: 0 K: 1 BB: 0 S: 5 P: 5	R: 0 H: 0 E: 0 LOB: 0 K: 0 BB: 0 S: 3 P: 3	R: 0 H: 0 E: 0 LOB: 0 K: 1 BB: 0 S: 5 P: 5	R: 0 H: 0 E: 0 LOB: 0 K: 1 BB: 1 S: 4 P: 8	R: 0 H: 0 E: 0 LOB: 0 K: 2 BB: 0 S: 7 P: 7	R: 0 H: 0 E: 0 LOB: 0 K: 1 BB: 0 S: 5 P: 5	1B: 1 2B: 0 3B: 0 HR: 0	SF: 0 SAC: 0 DP: 1 HBP: 0					

PITCHER	IP	WLS	BF	H	R	ER	SO	BB	IBB	HBP	BLK	WP	HR	S	P	ERA	WHIP
Tom Browning, L (1, 1) ERA: 4.48	9.0	W	29	1	0	0	9	2	0	0	0	0	0	45	53	0.00	0.333

PITCHER	IP	WLS	BF	H	R	ER	SO	BB	IBB	HBP	BLK	WP	HR	S	P	ERA	WHIP

TOP

Chicago Cubs @ Cincinnati Reds

Riverfront Stadium, Cincinnati, OH

Wed Jun 04 1986, 7:05 PM EDT

Att. 17,039 - Unknown

livebaseballscorecards.com

AB	27
R	0
H	1
RBI	0
BB	2
SO	9
LOB	3

PA: 29

WP: 0
PB: 0
SB: 0
CS: 0

Batter	1	2	3	4	5	6	7	8	9	AB	R	H	RBI	BB	SO	LOB
Eddie Milner, L (1, 8) OBP: 0.305, SLG: 0.374	G3		F8		6-3		BBBB 4-0 1-2 2-3 BB			3	0	0	0	1	0	1
Pete Rose, S (1, 3) OBP: 0.302, SLG: 0.213	BBBB 4-0 G6-3 BB			1B SF8 2B		4-3	SSS 0-3 K			3	1	1	0	1	1	3
Dave Parker, L (1, 9) OBP: 0.362, SLG: 0.531	G6-3 1-2f			FC5-4 2-3 1B		SSS 0-3 K		CS 1B		4	0	2	0	0	1	1
Nick Esasky, R (1, 7) OBP: 0.340, SLG: 0.437		F6		SF8 3-H		F8		L5-4 BB 1-2 1B		3	0	1	1	0	0	0
Max Venable, L (8, PR) (9, 7) OBP: 0.260, SLG: 0.261										0	0	0	0	0	0	0
Buddy Bell, R (1, 5) OBP: 0.308, SLG: 0.329		F8		FC5-4 1B 1-2f			BBBB 4-0 FC3-6 1B 1B BB	BBBB 4-0 1-2 BB		2	1	0	0	2	0	1
Kurt Stillwell, S (1, 6) OBP: 0.313, SLG: 0.250		SSS 0-3 K		1-3 1B			0-0 F8	2-3 L5-4		4	0	1	0	0	1	3
Bo Diaz, R (1, 2) OBP: 0.322, SLG: 0.358		6-3		F8			0-0 1-2 FC3-6 1B			3	0	1	0	0	0	2
Ron Oester, S (1, 4) OBP: 0.302, SLG: 0.368		SSS 0-3 K			G3		0-0 FC3-6 BB 1B 1-2f 2-3			3	0	0	0	0	1	2
Tom Browning, L (1, 1) OBP: 0.160, SLG: 0.160		1B			B5-3		0-0 BB 1-2 3-H 1B			3	0	2	1	0	0	0
Inning Stats	R: 0 E: 0 K: 0 S: 2 H: 0 LOB: 0 BB: 1 P: 6	R: 0 E: 0 K: 1 S: 5 H: 0 LOB: 0 BB: 0 P: 5	R: 0 E: 0 K: 1 S: 6 H: 1 LOB: 1 BB: 0 P: 6	R: 1 E: 0 K: 0 S: 6 H: 3 LOB: 2 BB: 0 P: 6	R: 0 E: 0 K: 0 S: 3 H: 0 LOB: 0 BB: 0 P: 3	R: 0 E: 0 K: 1 S: 5 H: 0 LOB: 0 BB: 0 P: 5	R: 1 E: 0 K: 1 S: 7 H: 2 LOB: 3 BB: 2 P: 15	R: 0 E: 0 K: 0 S: 3 H: 2 LOB: 1 BB: 1 P: 7		1B: 7 2B: 2 3B: 0 HR: 0	SF: 1 SAC: 0 DP: 2 HBP: 0					

PITCHER		IP	WLS	BF	H	R	ER	SO	BB	IBB	HBP	BLK	WP	HR	S	P	ERA	WHIP
Scott Sanderson, R ERA: 4.03	(1, 1)	6.2	L	27	6	2	2	3	2	0	0	0	0	0	31	39	2.70	1.200
Ray Fontenot, L ERA: 1.56	(7, 1)	1.1		6	2	0	0	1	2	0	0	0	0	0	6	14	0.00	3.000

PITCHER	IP	WLS	BF	H	R	ER	SO	BB	IBB	HBP	BLK	WP	HR	S	P	ERA	WHIP

BOTTOM

Chicago Cubs @ Cincinnati Reds

Riverfront Stadium, Cincinnati, OH

Wed Jun 04 1986, 7:05 PM EDT

Att. 17,039 - Unknown

livebaseballscorecards.com

AB	28
R	2
H	8
RBI	2
BB	4
SO	4
LOB	13

Batter	1	2	3	4	5	6	7	8	9	AB	R	H	RBI	BB	SO	LOB
Eddie Milner, L (1, 8) OBP: 0.303, SLG: 0.370	6-3	S 2-3 1B			3-1			F5		4	0	1	0	0	0	0
Pete Rose, S (1, 3) OBP: 0.310, SLG: 0.217	K	BB 1-2 3-H			5-3			1B 1B 1B		3	1	1	0	1	1	0
Dave Parker, L (1, 9) OBP: 0.355, SLG: 0.520	F8	F8			1-3			K		4	0	0	0	0	1	3
Nick Esasky, R (1, 7) OBP: 0.344, SLG: 0.438		BB E 1B	K			K		1B 1-2 1B		4	1	2	0	0	2	0
Max Venable, L (8, PR) OBP: 0.260, SLG: 0.261 (8, 7)										0	0	0	0	0	0	0
Buddy Bell, R (1, 5) OBP: 0.313, SLG: 0.329		E 6-3 1-2 BB	6-3		5-3			1-3 2-H 1B		3	1	1	1	1	0	0
Kurt Stillwell, S (1, 6) OBP: 0.310, SLG: 0.250		E9 6-3 1-3 2-H 1B	F9		G3			F9		4	1	1	1	0	0	2
Bo Diaz, R (1, 2) OBP: 0.314, SLG: 0.348		6-3 2-3 3-H		6-3		6-3		F3		4	0	0	1	0	0	1
Ron Oester, S (1, 4) OBP: 0.306, SLG: 0.372		1B SH3-4 E 3-H 1B		4-3		G4-6-3 1B		K		4	1	2	1	0	1	0
Chris Welsh, L (1, 1)		SH3-4 1-2		K		G4-6-3 1-2f		K		1	0	0	0	0	1	0
Tom Runnells, S (7, PH) OBP: 0.091, SLG: 0.182										1	0	0	0	0	0	1
Ron Robinson, R (7, 1)										1	0	0	0	0	1	0
Inning Stats	R: 0 E: 0 K: 1 S: 5 H: 0 LOB: 0 BB: 0 P: 5	R: 4 E: 1 K: 0 S: 7 H: 4 LOB: 2 BB: 2 P: 15	R: 0 E: 0 K: 1 S: 5 H: 0 LOB: 0 BB: 0 P: 5	R: 0 E: 0 K: 1 S: 5 H: 0 LOB: 0 BB: 0 P: 5	R: 0 E: 0 K: 0 S: 3 H: 0 LOB: 0 BB: 0 P: 3	R: 0 E: 0 K: 1 S: 5 H: 0 LOB: 0 BB: 0 P: 5	R: 0 E: 0 K: 0 S: 3 H: 1 LOB: 0 BB: 0 P: 3	R: 1 E: 0 K: 1 S: 8 H: 3 LOB: 2 BB: 0 P: 8	R: 0 E: 0 K: 2 S: 7 H: 0 LOB: 0 BB: 0 P: 7	1B: 8 2B: 0 3B: 0 HR: 0	SF: 0 SAC: 1 DP: 1 HBP: 0					

PITCHER	IP	WLS	BF	H	R	ER	SO	BB	IBB	HBP	BLK	WP	HR	S	P	ERA	WHIP
Scott Garrelts, R (1, 1) ERA: 3.6	6.0	L	24	4	4	3	4	2	0	0	0	0	0	30	38	4.50	1.000
Juan Berenguer, R (7, 1) ERA: 3.16	3.0		12	4	1	1	3	0	0	0	0	0	0	18	18	3.00	1.333

PITCHER	IP	WLS	BF	H	R	ER	SO	BB	IBB	HBP	BLK	WP	HR	S	P	ERA	WHIP

Cincinnati Reds @ San Francisco Giants

Candlestick Park, San Francisco, CA

Fri Jun 06 1986, 10:05 PM EDT

Att. 13,626 - Unknown

TOP

AB	33
R	5
H	8
RBI	4
BB	2
SO	7
LOB	7

WP: 0 PB: 0 SB: 1 CS: 0 PA: 36

livebaseballscorecards.com

Cincinnati Reds @ San Francisco Giants

Candlestick Park, San Francisco, CA

Fri Jun 06 1986, 10:05 PM EDT

Att. 13,626 - Unknown

livebaseballscorecards.com

BOTTOM

Batter	1	2	3	4	5	6	7	8	9	AB	R	H	RBI	BB	SO	LOB
Candy Maldonado, R (1, 9) OBP: 0.290, SLG: 0.519	2-3	2B 2-H 3-H			FC1-5-6-1 2B	F9	3-1			5	0	2	2	0	0	0
Mike Aldrete, L (1, 3) OBP: 0.292, SLG: 0.200	1-4-3	F7			FC1-5-6-1 4-3 2-3		E G3 4-2 1B			4	0	1	0	0	0	2
Chris Brown, R (1, 5) OBP: 0.387, SLG: 0.460	1B		L4		4-3 1-2		G3 1-2			4	0	1	0	0	0	2
Jeffrey Leonard, R (1, 7) OBP: 0.357, SLG: 0.461	F4		F2		1-3		4-2 E HBP			3	0	0	0	0	0	2
Chili Davis, S (1, 8) OBP: 0.332, SLG: 0.423		F7	6-3			6-3	4-2 1-3 2-H	K S S S		4	0	0	0	0	1	0
Bob Melvin, R (1, 2) OBP: 0.213, SLG: 0.316 Chris Jones, L (6, PR) Bob Brenly, R (7, 2) OBP: 0.375, SLG: 0.324		2B 1B 1B		4-3 2B		1B 1B		6-3		3 0 1	1 0 0	3 0 0	0 0 0	0 0 0	0 0 0	0 0 0
Robby Thompson, R (1, 4) OBP: 0.344, SLG: 0.379		SH3-4 1-3 2B 2B		4-3 2-3		F8		F8		4	1	1	0	0	0	2
Jose Uribe, S (1, 6) OBP: 0.343, SLG: 0.313		SH3-4 2B 3-H 1B		L6		1-2 1B			6-3	4	1	2	1	0	0	1
Scott Garrelts, R (1, 1) OBP: 0.160, SLG: 0.200 Joel Youngblood, R (6, PH) OBP: 0.375, SLG: 0.382 Juan Berenguer, R (7, 1) Mike Woodard, L (9, PH) OBP: 0.304, SLG: 0.211		SH3-4 1-2 2-3		5-3		F8			F8	1 1 0 1	0 0 0 0	0 0 0 0	0 0 0 0	0 0 0 0	0 0 0 0	1 2 0 0

Inning Stats	1	2	3	4	5	6	7	8	9
	R: 0 E: 0 K: 0 S: 4	R: 3 E: 0 K: 0 S: 7	R: 0 E: 0 K: 0 S: 3	R: 0 E: 0 K: 0 S: 4	R: 0 E: 0 K: 0 S: 4	R: 0 E: 0 K: 0 S: 5	R: 0 E: 1 K: 0 S: 3	R: 0 E: 0 K: 1 S: 5	R: 0 E: 0 K: 0 S: 3
	H: 1 LOB: 1 BB: 0 P: 4	H: 4 LOB: 1 BB: 0 P: 7	H: 0 LOB: 0 BB: 0 P: 3	H: 1 LOB: 1 BB: 0 P: 4	H: 1 LOB: 1 BB: 0 P: 4	H: 2 LOB: 2 BB: 0 P: 5	H: 1 LOB: 2 BB: 0 P: 4	H: 0 LOB: 0 BB: 0 P: 5	H: 0 LOB: 0 BB: 0 P: 3

AB	35
R	3
H	10
RBI	3
BB	0
SO	1
LOB	12

1B: 6 2B: 4 3B: 0 HR: 0	SF: 0 SAC: 1 DP: 0 HBP: 1	WP: 0 PB: 0 SB: 0 CS: 0	PA: 37
---	---	---	---

PITCHER		IP	WLS	BF	H	R	ER	SO	BB	IBB	HBP	BLK	WP	HR	S	P	ERA	WHIP
Chris Welsh, L ERA: 3.46	(1, 1)	6.0	W	27	9	3	3	0	0	0	0	0	0	0	27	27	4.50	1.500
Ron Robinson, R ERA: 1.5	(7, 1)	3.0	S	11	1	0	0	1	0	0	1	0	0	0	11	12	0.00	0.333

PITCHER	IP	WLS	BF	H	R	ER	SO	BB	IBB	HBP	BLK	WP	HR	S	P	ERA	WHIP

Batter	1	2	3	4	5	6	7	8	9	AB	R	H	RBI	BB	SO	LOB
Eddie Milner, L (1, 8) OBP: 0.309, SLG: 0.398	F7		HR			FC4-6 1B		F8		4	1	2	1	0	0	0
Pete Rose, S (1, 3) OBP: 0.308, SLG: 0.218	FC3-6 1B		K			FC4-6 1-2		F7		4	0	1	0	0	1	1
Dave Parker, L (1, 9) OBP: 0.349, SLG: 0.510	FC3-6 1-2			G3		K		K		4	0	0	0	0	2	2
Nick Esasky, R (1, 7) OBP: 0.335, SLG: 0.425	K			F3		5-3			K	4	0	0	0	0	2	2
Buddy Bell, R (1, 5) OBP: 0.317, SLG: 0.352		F5		F8			1B 1B		HR	4	1	2	1	0	0	0
Kurt Stillwell, S (1, 6) OBP: 0.319, SLG: 0.263		F7			K		1-2 1B		1B	4	0	2	0	0	1	0
Bo Diaz, R (1, 2) OBP: 0.313, SLG: 0.345		F8			FC4-6 1B		K		F9	4	0	1	0	0	1	3
Ron Oester, S (1, 4) OBP: 0.299, SLG: 0.363			F9		FC4-6 1-2		K		G3	4	0	0	0	0	1	4
Bill Gullickson, R (1, 1) OBP: 0.120, SLG: 0.083			F3		6-3		G3			2	0	0	0	0	0	1
Max Venable, L (7, PH) OBP: 0.255, SLG: 0.255										1	0	0	0	0	0	2
Ted Power, R (7, 1)										0	0	0	0	0	0	0

TOP

Cincinnati Reds @ San Francisco Giants

Candlestick Park, San Francisco, CA

Sat Jun 07 1986, 6:33 AM EDT

Att. 14,506 - Unknown

livebaseballscorecards.com

AB	35
R	2
H	8
RBI	2
BB	0
SO	8
LOB	15

Inning Stats	1	2	3	4	5	6	7	8	9
	R: 0 E: 0 K: 1 S: 6	H: 1 LOB: 1 BB: 0 P: 6	R: 0 E: 0 K: 0 S: 3	H: 0 LOB: 0 BB: 0 P: 3	R: 1 E: 0 K: 1 S: 6	H: 1 LOB: 0 BB: 0 P: 6	R: 0 E: 0 K: 0 S: 3	H: 0 LOB: 0 BB: 0 P: 3	R: 0 E: 0 K: 1 S: 6	H: 1 LOB: 1 BB: 0 P: 6	R: 0 E: 0 K: 1 S: 6	H: 1 LOB: 1 BB: 0 P: 6	R: 0 E: 0 K: 2 S: 9	H: 2 LOB: 2 BB: 0 P: 9	R: 0 E: 0 K: 1 S: 5	H: 0 LOB: 0 BB: 0 P: 5	R: 1 E: 0 K: 1 S: 7	H: 2 LOB: 1 BB: 0 P: 7

| | | | | | | | | | |

Batter	1	2	3	4	5	6	7	8	9	AB	R	H	RBI	BB	SO	LOB
Candy Maldonado, R (1, 9) OBP: 0.279, SLG: 0.500	5-3		6-3		F7		F9			4	0	0	0	0	0	1
Mike Aldrete, L (1, 3) OBP: 0.321, SLG: 0.217	F7			BBBB 4-0 1B 1B BB	4-3		BB 1B 1B			3	2	1	0	1	0	0
Chris Brown, R (1, 5) OBP: 0.390, SLG: 0.479	F4			F9	HR		BBBB 4-0 1B 1-2 BB			3	1	1	1	1	0	1
Jeffrey Leonard, R (1, 7) OBP: 0.360, SLG: 0.462		F4		1B 1-3 HR 1B	WP 1B		SSS 0-3 K			4	1	2	0	0	1	2
Chili Davis, S (1, 8) OBP: 0.335, SLG: 0.424		G3		1-3 3-H HR 1B	6-3 1-2		1-2 2-H 1B			4	1	2	2	0	0	1
Bob Brenly, R (1, 2) OBP: 0.378, SLG: 0.349		5-3		1-H 3-H HR		FC1-6 1B	F8			4	1	2	3	0	0	2
Robby Thompson, R (1, 4) OBP: 0.342, SLG: 0.381			F3			FC1-6 1-2		F2		4	0	1	0	0	0	1
Jose Uribe, S (1, 6) OBP: 0.341, SLG: 0.311			F8 S 1B	F7		F9		F9		4	0	1	0	0	0	2
Mike Krukow, R (1, 1) OBP: 0.212, SLG: 0.188			F8 1-3	L6		5-3		F8		4	0	0	0	0	0	3
Inning Stats	R: 0 E: 0 K: 0 S: 3 H: 0 LOB: 0 BB: 0 P: 3	R: 0 E: 0 K: 0 S: 3 H: 0 LOB: 0 BB: 0 P: 3	R: 0 E: 0 K: 0 S: 4 H: 1 LOB: 1 BB: 0 P: 4	R: 4 E: 0 K: 0 S: 7 H: 4 LOB: 1 BB: 1 P: 11	R: 1 E: 0 K: 0 S: 5 H: 2 LOB: 1 BB: 0 P: 5	R: 0 E: 0 K: 0 S: 4 H: 1 LOB: 1 BB: 0 P: 4	R: 1 E: 0 K: 1 S: 7 H: 2 LOB: 2 BB: 1 P: 11	R: 0 E: 0 K: 0 S: 3 H: 0 LOB: 0 BB: 0 P: 3		1B: 7 2B: 1 3B: 0 HR: 2	SF: 0 SAC: 0 DP: 0 HBP: 0						

PITCHER	IP	WLS	BF	H	R	ER	SO	BB	IBB	HBP	BLK	WP	HR	S	P	ERA	WHIP
Bill Gullickson, R (1, 1) ERA: 4.03	6.0	L	27	8	5	5	0	1	0	0	0	1	2	26	30	7.50	1.500
Ted Power, R (7, 1) ERA: 4.15	2.0		9	2	1	1	1	1	0	0	0	0	0	10	14	4.50	1.500

PITCHER	IP	WLS	BF	H	R	ER	SO	BB	IBB	HBP	BLK	WP	HR	S	P	ERA	WHIP

BOTTOM

Cincinnati Reds @ San Francisco Giants

Candlestick Park, San Francisco, CA

Sat Jun 07 1986, 6:33 AM EDT

Att. 14,506 - Unknown

livebaseballscorecards.com

AB	34
R	6
H	10
RBI	6
BB	2
SO	1
LOB	13

1B: 7	SF: 0	WP: 1	PA: 36
2B: 1	SAC: 0	PB: 0	
3B: 0	DP: 0	SB: 1	
HR: 2	HBP: 0	CS: 0	

Cincinnati Reds @ San Francisco Giants

Candlestick Park, San Francisco, CA

Sun Jun 08 1986, 6:33 AM EDT

Unknown

TOP

livebaseballscorecards.com

Batter	1	2	3	4	5	6	7	8	9	AB	R	H	RBI	BB	SO	LOB
Eddie Milner, L (1, 8) OBP: 0.305, SLG: 0.386	4-3		L4		F7			BB: G4-6-3	FC4-2-5 (1-2, 2-H, 3B)	4	1	0	0	1	0	2
Pete Rose, S (1, 3) OBP: 0.303, SLG: 0.239	6-3		4-3		3-1			G4-6-3 (1-2f)	1-H, 2-H, 3B	5	0	1	2	0	0	1
Max Venable, L (1, 7) OBP: 0.268, SLG: 0.294	BB: HR		4-3			4-3		2B, 3B	F7	4	2	1	0	1	0	2
Dave Parker, L (1, 9) OBP: 0.360, SLG: 0.537	1-H: HR			1B: 4-3, 1B		BB: 1B		2B	3-H: 2B	3	2	3	3	1	0	0
Buddy Bell, R (1, 5) OBP: 0.326, SLG: 0.368	2B			1-3: FC5-4, 1B		1-2: G4-6-3, 1B		K		4	0	3	0	0	1	1
Kurt Stillwell, S (1, 6) OBP: 0.305, SLG: 0.250	K			1-2: FC5-4, 4-3		1-2f: G4-6-3			K	4	0	0	0	0	2	5
Bo Diaz, R (1, 2) OBP: 0.317, SLG: 0.356		1B: G4-6-3		3-H: 4-3, 1-2			6-3		E: 1B, 2B	4	1	2	1	0	0	1
Ron Oester, S (1, 4) OBP: 0.298, SLG: 0.360		1-2f: G4-6-3		G3			L4		WP, E: 2-3, FC4-2-5, 1B	4	0	1	0	0	0	2
John Denny, R (1, 1)		F7			F8		5-3		1-2: E1, FC4-2-5, 3B, 3-H	3	0	0	0	0	0	0
Ron Robinson, R (8, 1)										0	0	0	0	0	0	0
Tony Perez, R (9, PH) OBP: 0.267, SLG: 0.132										1	0	0	1	0	0	1
Eric Davis, R (9, PR) OBP: 0.298, SLG: 0.367										0	1	0	0	0	0	0
John Franco, L (9, 1)										0	0	0	0	0	0	0

Inning Stats	1	2	3	4	5	6	7	8	9
	R: 2 E: 0 K: 1 S: 7	H: 2 LOB: 1 BB: 1 P: 11	R: 0 E: 0 K: 0 S: 3	H: 1 LOB: 0 BB: 0 P: 3	R: 0 E: 0 K: 0 S: 3	H: 0 LOB: 0 BB: 0 P: 3	R: 1 E: 0 K: 0 S: 5	H: 2 LOB: 1 BB: 0 P: 5	R: 0 E: 0 K: 0 S: 3	H: 0 LOB: 0 BB: 0 P: 3	R: 0 E: 0 K: 0 S: 3	H: 1 LOB: 1 BB: 1 P: 7	R: 0 E: 0 K: 0 S: 3	H: 0 LOB: 0 BB: 0 P: 3	R: 1 E: 0 K: 1 S: 6	H: 2 LOB: 1 BB: 1 P: 10	R: 3 E: 1 K: 1 S: 9	H: 3 LOB: 2 BB: 0 P: 9

	AB	36
	R	7
	H	11
	RBI	7
	BB	3
	SO	3
	LOB	15

	1B: 5	SF: 0	WP: 1	PA: 39
	2B: 3	SAC: 0	PB: 0	
	3B: 2	DP: 3	SB: 0	
	HR: 1	HBP: 0	CS: 0	

PITCHER		IP	WLS	BF	H	R	ER	SO	BB	IBB	HBP	BLK	WP	HR	S	P	ERA	WHIP
Michael LaCoss, R (1, 1) ERA: 2.77		7.2	L	30	7	4	4	1	3	0	0	0	0	1	29	41	4.70	1.304
Mark Davis, L (8, 1) ERA: 2.22		0.1		2	1	0	0	1	0	0	0	0	0	0	4	4	0.00	3.000
Greg Minton, R (9, 1) ERA: 4.33		1.0		7	3	3	1	1	0	0	0	0	1	0	9	9	9.00	3.000

PITCHER	IP	WLS	BF	H	R	ER	SO	BB	IBB	HBP	BLK	WP	HR	S	P	ERA	WHIP

Batter	1	2	3	4	5	6	7	8	9	AB	R	H	RBI	BB	SO	LOB
Candy Maldonado, R (1, 9) OBP: 0.278, SLG: 0.491	G4-6-3 1B		K			K		K		4	0	1	0	0	3	1
Mike Aldrete, L (1, 3) OBP: 0.344, SLG: 0.346	G4-6-3 1-2f			HR		F8		G5-3 1B 1-2 BB		3	1	1	1	1	0	1
Chris Brown, R (1, 5) OBP: 0.393, SLG: 0.479 Luis Quinones, S (8, PR) OBP: 0.320, SLG: 0.520 (9, 5)	1-3			K		E4 1B		1-2 2-H 1B		4 0	0 0	2 0	1 0	0 0	1 0	0 0
Jeffrey Leonard, R (1, 7) OBP: 0.353, SLG: 0.453		K		K		K		G5-3 2-3f		4	0	0	0	0	3	3
Chili Davis, S (1, 8) OBP: 0.343, SLG: 0.432		E 1B		1B			SH1-3 1B		K	4	1	3	0	0	1	0
Bob Brenly, R (1, 2) OBP: 0.372, SLG: 0.342		5-3 1-H		K			SH1-3 1-2		K	3	0	0	0	0	2	1
Robby Thompson, R (1, 4) OBP: 0.335, SLG: 0.373		F9			K		F9		4-3	4	0	0	0	0	1	1
Jose Uribe, S (1, 6) OBP: 0.335, SLG: 0.305			6-3		G3		4-3			3	0	0	0	0	0	1
Michael LaCoss, R (1, 1) OBP: 0.292, SLG: 0.304 Mark Davis, L (8, 1) Mike Woodard, L (8, PH) OBP: 0.333, SLG: 0.211 Greg Minton, S (9, 1)			K		K			BB 1B BB		2 0 0 0	0 0 1 0	0 0 0 0	0 0 0 0	0 0 1 0	2 0 0 0	0 0 0 0
Inning Stats	R: 0 E: 0 K: 0 S: 3 H: 1 LOB: 0 BB: 0 P: 3	R: 1 E: 1 K: 1 S: 6 H: 1 LOB: 0 BB: 0 P: 6	R: 0 E: 0 K: 2 S: 7 H: 0 LOB: 0 BB: 0 P: 7	R: 1 E: 0 K: 3 S: 11 H: 2 LOB: 1 BB: 0 P: 11	R: 0 E: 0 K: 2 S: 7 H: 0 LOB: 0 BB: 0 P: 7	R: 0 E: 1 K: 2 S: 8 H: 1 LOB: 1 BB: 0 P: 8	R: 0 E: 0 K: 0 S: 4 H: 1 LOB: 1 BB: 0 P: 4	R: 1 E: 0 K: 1 S: 5 H: 1 LOB: 1 BB: 2 P: 13	R: 0 E: 0 K: 2 S: 7 H: 0 LOB: 0 BB: 0 P: 7	1B: 6 2B: 0 3B: 0 HR: 1	SF: 0 SAC: 1 DP: 2 HBP: 0						

PITCHER		IP	WLS	BF	H	R	ER	SO	BB	IBB	HBP	BLK	WP	HR	S	P	ERA	WHIP
John Denny, R ERA: 4.95	(1, 1)	7.0	W	26	6	2	1	10	0	0	0	0	0	1	46	46	1.29	0.857
Ron Robinson, R ERA: 1.67	(8, 1)	1.0		5	1	1	1	1	2	0	0	0	0	0	5	13	9.00	3.000
John Franco, L ERA: 2.08	(9, 1)	1.0		3	0	0	0	2	0	0	0	0	0	0	7	7	0.00	0.000

PITCHER	IP	WLS	BF	H	R	ER	SO	BB	IBB	HBP	BLK	WP	HR	S	P	ERA	WHIP

BOTTOM

Cincinnati Reds @ San Francisco Giants

Candlestick Park, San Francisco, CA

Sun Jun 08 1986, 6:33 AM EDT

Unknown

livebaseballscorecards.com

AB	31
R	3
H	7
RBI	2
BB	2
SO	13
LOB	8

PA: 34

WP: 0 PB: 0 SB: 0 CS: 0

Cincinnati Reds @ San Francisco Giants

Candlestick Park, San Francisco, CA

Sun Jun 08 1986, 6:38 AM EDT

Att. 37,353 - Unknown

TOP

livebaseballscorecards.com

Batter	1	2	3	4	5	6	7	8	9	AB	R	H	RBI	BB	SO	LOB
Eric Davis, R (1, 8) (8, 7) OBP: 0.306, SLG: 0.376	6-3		S 2B		BBB 1B BB 2-3			1-3		3	0	1	0	1	0	0
Dave Concepcion, R (1, 6) OBP: 0.322, SLG: 0.342	4-3		SSS K 2-3		1-3 3-H 1B			1B		4	0	2	1	0	1	1
Dave Parker, L (1, 9) OBP: 0.363, SLG: 0.534	BBBB BB			6-3	F9			G5-4-3 1-3 1B		3	0	1	0	1	0	2
Nick Esasky, R (1, 7) OBP: 0.333, SLG: 0.416	SSS K			BBBB E BB		5-3		G5-4-3 1-2f		3	0	0	0	1	1	3
Ted Power, R (8, 1)										0	0	0	0	0	0	0
Buddy Bell, R (1, 5) OBP: 0.319, SLG: 0.359		F9		6-3 1-3		SSS K			F9	4	0	0	0	0	1	1
Tony Perez, R (1, 3) OBP: 0.265, SLG: 0.167		SSS K		6-3		SSS K			2B	4	0	1	0	0	2	1
Kurt Stillwell, S (9, PR) OBP: 0.305, SLG: 0.250										0	0	0	0	0	0	0
Bo Diaz, R (1, 2) OBP: 0.315, SLG: 0.353		5-3			S SH3-4 1B 1B		F8		SSS K	4	1	1	0	0	1	1
Ron Oester, S (1, 4) OBP: 0.292, SLG: 0.351			SSS K		L5		6-3		SSS K	4	0	0	0	0	2	2
Mario Soto, R (1, 1) OBP: 0.056, SLG: 0.056			B5-3		SH3-4 1-2		1-3			2	0	0	0	0	0	0
Eddie Milner, L (8, 8) OBP: 0.305, SLG: 0.386										0	0	0	0	0	0	0

	AB	31
	R	1
	H	6
	RBI	1
	BB	3
	SO	8
	LOB	11

Inning Stats	1	2	3	4	5	6	7	8	9
	R: 0 E: 0 K: 1 S: 5	H: 0 LOB: 1 BB: 1 P: 9	R: 0 E: 0 K: 1 S: 5	H: 0 LOB: 0 BB: 0 P: 5	R: 0 E: 0 K: 2 S: 8	H: 1 LOB: 1 BB: 0 P: 8	R: 0 E: 1 K: 0 S: 3	H: 0 LOB: 1 BB: 1 P: 7	R: 1 E: 0 K: 0 S: 5	H: 2 LOB: 2 BB: 1 P: 9	R: 0 E: 0 K: 2 S: 7	H: 0 LOB: 0 BB: 0 P: 7	R: 0 E: 0 K: 0 S: 3	H: 0 LOB: 0 BB: 0 P: 3	R: 0 E: 0 K: 0 S: 4	H: 2 LOB: 1 BB: 0 P: 4	R: 0 E: 0 K: 2 S: 8	H: 1 LOB: 1 BB: 0 P: 8

	1B: 4	SF: 0	WP: 0	PA: 35
	2B: 2	SAC: 1	PB: 0	
	3B: 0	DP: 1	SB: 2	
	HR: 0	HBP: 0	CS: 0	

PITCHER		IP	WLS	BF	H	R	ER	SO	BB	IBB	HBP	BLK	WP	HR	S	P	ERA	WHIP
Terry Mulholland, L ERA: 1.23	(1, 1)	7.1		30	5	1	1	6	3	0	0	0	0	0	39	51	1.23	1.091
Jeff Robinson, R ERA: 3.26	(8, 1)	1.2	W	5	1	0	0	2	0	0	0	0	0	0	9	9	0.00	0.600

PITCHER		IP	WLS	BF	H	R	ER	SO	BB	IBB	HBP	BLK	WP	HR	S	P	ERA	WHIP

Batter	1	2	3	4	5	6	7	8	9	AB	R	H	RBI	BB	SO	LOB
Joel Youngblood, R (1, 9) OBP: 0.364, SLG: 0.351	BBBB 4-0 1-3 BB		x 0-0 F4 ②	x 0-0 6-3 ①	x 0-0 L5 ③					3	0	0	0	1	0	1
Mike Aldrete, L (1, 3) OBP: 0.361, SLG: 0.379	x 0-0 F7 ①		BBBB 4-0 1-2 BB	x 0-0 6-3 ②				x 0-0 SH1-4 1B 2B		3	1	1	0	1	0	1
Chris Brown, R (1, 5) OBP: 0.389, SLG: 0.470 Luis Quinones, S (8, PR) OBP: 0.320, SLG: 0.520 (9, 5)	x 0-0 1-3 ② 1-2		x 0-0 F4 ③		x 0-0 F9 ③			BBBB 4-0 1B SH1-4 SH1-3 BB		3 0	0 1	0 0	0 0	1 0	0 0	3 0
Jeffrey Leonard, R (1, 7) OBP: 0.357, SLG: 0.466	x 0-0 F4 ③			x 0-0 2B 1B		x 0-0 3B		x 0-0 SH1-4 ① 1-2 2-3		3	1	2	0	0	0	1
Chili Davis, S (1, 8) OBP: 0.347, SLG: 0.436		x 0-0 5-3 ①		x 0-0 1-H 2B	SSS 0-3 K ①			IIII 4-0 SH1-3 1B IBB		3	0	1	1	1	1	1
Bob Melvin, R (1, 2) OBP: 0.217, SLG: 0.317 Mike Woodard, L (8, PH) OBP: 0.360, SLG: 0.250 Bob Brenly, R (9, 2) OBP: 0.372, SLG: 0.342		x 0-0 CS 1B		SSS 0-3 K ①	SSS 0-3 K ②			x 0-0 SH1-3 1-2 2-3 3-H 1B		3 1 0	0 0 0	1 1 0	0 1 0	0 0 0	2 0 0	2 0 0
Robby Thompson, R (1, 4) OBP: 0.330, SLG: 0.367		x 0-0 F8 ②③ 1-2		x 0-0 F8 ②	x 0-0 F4 ③			x 0-0 SH1-3 ② 1-2 2-3 3-H		3	0	0	1	0	0	3
Jose Uribe, S (1, 6) OBP: 0.344, SLG: 0.308			x 0-0 S 1B	4-0 IBB			x 0-0 G3 ①	4-0 IBB		2	0	1	0	2	0	0
Terry Mulholland, R (1, 1) Jeff Robinson, R (8, 1) OBP: 0.143, SLG: 0.167			SSS 0-3 K ①	SSS 0-3 K ③			SSS 0-3 K ②	x 0-0 F5 ③		3 1	0 0	0 0	0 0	0 0	3 0	3 3
Inning Stats	R: 0 H: 0 E: 0 LOB: 1 K: 0 BB: 1 S: 3 P: 7	R: 0 H: 1 E: 0 LOB: 0 K: 0 BB: 0 S: 3 P: 3	R: 0 H: 1 E: 0 LOB: 2 K: 1 BB: 1 S: 6 P: 10	R: 1 H: 2 E: 0 LOB: 2 K: 2 BB: 1 S: 9 P: 13	R: 0 H: 0 E: 0 LOB: 0 K: 0 BB: 0 S: 3 P: 3	R: 0 H: 1 E: 0 LOB: 1 K: 2 BB: 0 S: 8 P: 8	R: 0 H: 0 E: 0 LOB: 0 K: 1 BB: 0 S: 5 P: 5	R: 2 H: 2 E: 0 LOB: 3 K: 0 BB: 3 S: 5 P: 17		1B: 4 SF: 0 2B: 2 SAC: 2 3B: 1 DP: 0 HR: 0 HBP: 0						

PITCHER		IP	WLS	BF	H	R	ER	SO	BB	IBB	HBP	BLK	WP	HR	S	P	ERA	WHIP
Mario Soto, R ERA: 3.86	(1, 1)	7.0		28	5	1	1	6	2	1	0	0	0	0	37	49	1.29	1.000
Ted Power, R ERA: 4.67	(8, 1)	1.0	L	8	2	2	2	0	1	2	0	0	0	0	5	17	18.00	3.000

PITCHER	IP	WLS	BF	H	R	ER	SO	BB	IBB	HBP	BLK	WP	HR	S	P	ERA	WHIP

BOTTOM

Cincinnati Reds @ San Francisco Giants

Candlestick Park, San Francisco, CA

Sun Jun 08 1986, 6:38 AM EDT

Att. 37,353 - Unknown

livebaseballscorecards.com

AB	28
R	3
H	7
RBI	3
BB	6
SO	6
LOB	18

Batter	1	2	3	4	5	6	7	8	9	AB	R	H	RBI	BB	SO	LOB
Eddie Milner, L (1, 8) OBP: 0.315, SLG: 0.389	0-0 1B FC3-6 1B		0-0 ① F7	0-0 E9 1-H 1B	0-0 ② F2			BBBB 4-0 K BB		4	2	2	1	1	0	3
Pete Rose, S (1, 3) OBP: 0.307, SLG: 0.247	0-0 FC3-6 1-3 1B		0-0 ② F7	0-0 2B 3-H 1B	0-0 ③ 4-3			SSS 0-3 ②③ K 1-2		5	0	2	1	0	1	4
Max Venable, L (1, 7) OBP: 0.279, SLG: 0.339	0-0 ① FC3-6 1-2f 3-H		0-0 1B 2B	0-0 1-3 2B		SSS 0-3 ① K			0-0 ① F6	5	1	2	1	0	1	1
Dave Parker, L (1, 9) OBP: 0.364, SLG: 0.529	0-0 ② F7		0-0 2B 2-H 1B	4-0 IBB		SSS 0-3 ② K			SSS 0-3 ② K	4	1	1	1	1	2	1
Buddy Bell, R (1, 5) OBP: 0.316, SLG: 0.360	0-0 ③ 6-3		0-0 1-H 2B	0-0 ③ 5-3		0-0 ③ F4			0-0 ③ F4	5	0	1	1	0	0	4
Dave Concepcion, R (1, 6) OBP: 0.320, SLG: 0.340		0-0 ① 5-3	SSS 0-3 ③ K		0-0 1B S 1B		0-0 ① F9			4	0	1	0	0	1	1
Bo Diaz, R (1, 2) OBP: 0.308, SLG: 0.344		SSS 0-3 ② K		0-0 E5 G4-6-3	SSS 0-3 ① K2-3 1-2		0-0 ② F9			4	0	0	0	0	2	1
Ron Oester, S (1, 4) OBP: 0.296, SLG: 0.360		0-0 E8 2B		0-0 ①② G4-6-3 1-2f	0-0 1B 2-3 1B		0-0 ③ F9			4	0	2	0	0	0	1
Tom Browning, L (1, 1) OBP: 0.214, SLG: 0.214		0-0 ③ 6-3		0-0 S E 1B	0-0 1-2 1B			0-0 ① 4-3		3	1	2	0	0	0	1
Ron Robinson, R (7, 1)										0	0	0	0	0	0	0
Kurt Stillwell, S (8, PH) OBP: 0.302, SLG: 0.247										1	0	0	0	0	0	0
Joe Price, R (8, 1) OBP: 0.250, SLG: 0.250										0	0	0	0	0	0	0

TOP

Cincinnati Reds @ Los Angeles Dodgers

Dodger Stadium, Los Angeles, CA

Mon Jun 09 1986, 7:05 PM PDT

Att. 33,032 - Unknown

livebaseballscorecards.com

AB	39
R	5
H	13
RBI	5
BB	2
SO	7
LOB	17

Inning Stats	1	2	3	4	5	6	7	8	9
R	1	0	2	2	0	0	0	0	0
E	0	1	0	2	0	0	0	0	0
K	0	1	1	0	1	2	0	1	1
S	5	6	8	7	8	7	3	4	5
H	2	1	3	4	3	0	0	0	0
LOB	1	1	1	3	3	0	0	1	0
BB	0	0	0	1	0	0	0	1	0
P	5	6	8	11	8	7	3	8	5

1B	9
2B	4
3B	0
HR	0
SF	0
SAC	0
DP	1
HBP	0
WP	0
PB	0
SB	2
CS	0
PA	41

PITCHER		IP	WLS	BF	H	R	ER	SO	BB	IBB	HBP	BLK	WP	HR	S	P	ERA	WHIP
Orel Hershiser, R ERA: 2.98	(1, 1)	4.1		26	12	5	5	3	0	1	0	0	0	0	31	35	10.38	2.769
Tom Niedenfuer, R ERA: 3.6	(5, 1)	2.2	W	9	1	0	0	2	0	0	0	0	0	0	13	13	0.00	0.375
Ken Howell, R ERA: 1.56	(8, 1)	2.0	S	6	0	0	0	2	1	0	0	0	0	0	9	13	0.00	0.500

PITCHER	IP	WLS	BF	H	R	ER	SO	BB	IBB	HBP	BLK	WP	HR	S	P	ERA	WHIP

Batter	1	2	3	4	5	6	7	8	9	AB	R	H	RBI	BB	SO	LOB
Mariano Duncan, R (1, 6) OBP: 0.291, SLG: 0.310	F3		6-3		IHR		E7 2-H 1B			4	1	2	2	0	0	0
Steve Sax, R (1, 4) OBP: 0.376, SLG: 0.442	1B		4-3		6-3		5-3			4	0	1	0	0	0	1
Enos Cabell, R (1, 3) OBP: 0.286, SLG: 0.264	F9			HR 1B	F9			5-3		4	1	1	0	0	0	1
Bill Madlock, R (1, 5) OBP: 0.262, SLG: 0.287	F7			1-H HR		6-3		BBB BB		3	1	1	2	1	0	1
Dave Anderson, R (8, PR) OBP: 0.287, SLG: 0.284 (9, 5)										0	0	0	0	0	0	0
Mike Marshall, R (1, 9) OBP: 0.319, SLG: 0.519		HR		HR		5-3		F6		4	2	2	2	0	0	1
Franklin Stubbs, L (1, 7) OBP: 0.310, SLG: 0.531		1-3		F4		4-3		F9		4	0	0	0	0	0	1
Reggie Williams, R (1, 8) OBP: 0.333, SLG: 0.386		6-3		CS 1B			S SH3-4 E 1B			3	1	2	0	0	0	0
Mike Scioscia, L (1, 2) OBP: 0.407, SLG: 0.367		F9		F7 1-2			SH3-4 1-2			2	0	0	0	0	0	1
Tom Niedenfuer, R (5, 1) OBP: 0.500, SLG: 0.500										0	0	0	0	0	0	0
Bill Russell, R (7, PH) OBP: 0.261, SLG: 0.295										0	0	0	0	0	0	0
Ken Howell, R (8, 1)										0	0	0	0	0	0	0
Orel Hershiser, R (1, 1) OBP: 0.280, SLG: 0.292			F8		K		K			1	0	0	0	0	0	0
Alex Trevino, R (5, 2) OBP: 0.261, SLG: 0.214										2	0	0	0	0	2	1
Inning Stats	R: 0 E: 0 K: 0 S: 4 H: 1 LOB: 1 BB: 0 P: 4	R: 1 E: 0 K: 0 S: 4 H: 1 LOB: 0 BB: 0 P: 4	R: 0 E: 0 K: 0 S: 3 H: 0 LOB: 0 BB: 0 P: 3	R: 3 E: 0 K: 0 S: 6 H: 4 LOB: 0 BB: 0 P: 6	R: 1 E: 0 K: 1 S: 6 H: 1 LOB: 0 BB: 0 P: 6	R: 0 E: 0 K: 0 S: 3 H: 0 LOB: 0 BB: 0 P: 3	R: 1 E: 1 K: 1 S: 7 H: 2 LOB: 1 BB: 0 P: 7	R: 0 E: 0 K: 0 S: 3 H: 0 LOB: 1 BB: 1 P: 7		1B: 5 2B: 0 3B: 0 HR: 4	SF: 0 SAC: 1 DP: 0 HBP: 0						

PITCHER	IP	WLS	BF	H	R	ER	SO	BB	IBB	HBP	BLK	WP	HR	S	P	ERA	WHIP
Tom Browning, L (1, 1) ERA: 4.78	6.2	L	28	9	6	6	2	0	0	0	0	0	3	32	32	8.10	1.350
Ron Robinson, R (7, 1) ERA: 1.66	0.1		1	0	0	0	0	0	0	0	0	0	0	1	1	0.00	0.000
Joe Price, L (8, 1) ERA: 4.28	1.0		4	0	0	0	0	1	0	0	0	0	0	3	7	0.00	1.000

PITCHER	IP	WLS	BF	H	R	ER	SO	BB	IBB	HBP	BLK	WP	HR	S	P	ERA	WHIP

BOTTOM

Cincinnati Reds @ Los Angeles Dodgers

Dodger Stadium, Los Angeles, CA

Mon Jun 09 1986, 7:05 PM PDT

Att. 33,032 - Unknown

livebaseballscorecards.com

AB	31
R	6
H	9
RBI	6
BB	1
SO	2
LOB	7

1B: 5	SF: 0
2B: 0	SAC: 1
3B: 0	DP: 0
HR: 4	HBP: 0

WP: 0	PA: 33
PB: 0	
SB: 1	
CS: 1	

Batter	1	2	3	4	5	6	7	8	9	AB	R	H	RBI	BB	SO	LOB
Eric Davis, R (1, 8) OBP: 0.297, SLG: 0.365	4-3			5-3		F9			K	3	0	0	0	0	0	0
Eddie Milner, L (9, PH) OBP: 0.313, SLG: 0.386 (9, 8)										1	0	0	0	0	1	0
Dave Concepcion, R (1, 6) OBP: 0.319, SLG: 0.337	G3-6-1, 1B			6-3		5-3			4-3	4	0	1	0	0	0	0
Dave Parker, L (1, 9) OBP: 0.357, SLG: 0.519	G3-6-1, 1-2f			4-3			F7		F7	4	0	0	0	0	0	1
Buddy Bell, R (1, 5) OBP: 0.311, SLG: 0.354		E5, G5-4-3			5-3		F8			3	0	0	0	0	0	0
Tony Perez, R (1, 3) OBP: 0.269, SLG: 0.178		G5-4-3, 1-2f			FC5, 1B		6-3			3	0	1	0	0	0	1
Wade Rowdon, R (1, 7) OBP: 0.333, SLG: 0.455		F9			1-2, 1B			SH2-4, 1B		3	0	2	0	0	0	0
Max Venable, L (8, PR) OBP: 0.279, SLG: 0.339 (8, 7)										0	0	0	0	0	0	0
Bo Diaz, R (1, 2) OBP: 0.310, SLG: 0.346			FC4, 1B		F7			SH2-4, 1-2		2	0	1	0	0	0	2
Ron Oester, S (1, 4) OBP: 0.292, SLG: 0.354			FC4, CS, 1-2f		FC5, 2-3f			F6		3	0	0	0	0	0	5
Chris Welsh, L (1, 1)			K, 1-2			K		1-3		2	0	0	0	0	2	1
Kurt Stillwell, S (8, PH) OBP: 0.299, SLG: 0.244										1	0	0	0	0	0	2
John Franco, L (8, 1)										0	0	0	0	0	0	0
Inning Stats	R: 0 E: 0 K: 0 S: 3	H: 1 LOB: 0 BB: 0 P: 3	R: 0 E: 1 K: 0 S: 3	H: 0 LOB: 0 BB: 0 P: 3	R: 0 E: 0 K: 1 S: 5	H: 1 LOB: 1 BB: 0 P: 5	R: 0 E: 0 K: 0 S: 3	H: 0 LOB: 0 BB: 0 P: 3	R: 0 E: 0 K: 0 S: 5	H: 2 LOB: 2 BB: 0 P: 5	R: 0 E: 0 K: 1 S: 5	H: 0 LOB: 0 BB: 0 P: 5	R: 0 E: 0 K: 0 S: 3	H: 0 LOB: 0 BB: 0 P: 3	R: 0 E: 0 K: 0 S: 4	H: 1 LOB: 2 BB: 0 P: 4	R: 0 E: 0 K: 1 S: 5	H: 0 LOB: 0 BB: 0 P: 5

1B: 5 SF: 0 WP: 0 PA: 30
2B: 1 SAC: 1 PB: 0
3B: 0 DP: 3 SB: 0
HR: 0 HBP: 0 CS: 1

PITCHER		IP	WLS	BF	H	R	ER	SO	BB	IBB	HBP	BLK	WP	HR	S	P	ERA	WHIP
Rick Honeycutt, L ERA: 2.28	(1, 1)	8.0		27	5	0	0	2	0	0	0	0	0	0	31	31	0.00	0.625
Tom Niedenfuer, R ERA: 3.5	(9, 1)	1.0	W	3	0	0	0	1	0	0	0	0	0	0	5	5	0.00	0.000

PITCHER		IP	WLS	BF	H	R	ER	SO	BB	IBB	HBP	BLK	WP	HR	S	P	ERA	WHIP

TOP

Cincinnati Reds @ Los Angeles Dodgers

Dodger Stadium, Los Angeles, CA

Tue Jun 10 1986, 7:05 PM PDT

Att. 32,137 - Unknown

livebaseballscorecards.com

AB	29
R	0
H	5
RBI	0
BB	0
SO	3
LOB	12

Batter	1	2	3	4	5	6	7	8	9	AB	R	H	RBI	BB	SO	LOB
Mariano Duncan, R (1, 6) OBP: 0.294, SLG: 0.313	B2-3			6-3		E 1B			SH1-4 FC5-4 1B	4	1	2	0	0	0	0
Steve Sax, R (1, 4) OBP: 0.371, SLG: 0.436	6-3			4-3		6-3 (1-2)			SH1-4 (1-2)	3	0	0	0	0	0	1
Enos Cabell, R (1, 3) OBP: 0.284, SLG: 0.255	4-3			4-3			G1-4-3		FC5-4 IBB	3	0	0	0	1	0	0
Bill Madlock, R (1, 5) OBP: 0.262, SLG: 0.286		5-3			3-1		1B		FC5-4 (1-2f, 2-H)	4	0	1	0	0	0	1
Mike Marshall, R (1, 9) OBP: 0.323, SLG: 0.521		5-3			SH5-3		L4-3 (1-2)			3	0	2	0	0	0	0
Alex Trevino, R (1, 2) OBP: 0.250, SLG: 0.205		K			SH5-3 (1-2)		L4-3 (1-2)			2	0	0	0	0	1	2
Franklin Stubbs, L (1, 7) OBP: 0.303, SLG: 0.519			F8		4-3			4-3		3	0	0	0	0	0	1
Reggie Williams, R (1, 8) OBP: 0.321, SLG: 0.370			F8			6-3		K		3	0	0	0	0	1	0
Rick Honeycutt, L (1, 1)			K			6-3		K		2	0	0	0	0	1	0
Bill Russell, R (8, PH) OBP: 0.255, SLG: 0.289										1	0	0	0	0	1	0
Tom Niedenfuer, R (9, 1) OBP: 0.500, SLG: 0.500										0	0	0	0	0	0	0
Inning Stats	R: 0 E: 0 K: 0 S: 3 H: 0 LOB: 0 BB: 0 P: 3	R: 0 E: 0 K: 1 S: 5 H: 0 LOB: 0 BB: 0 P: 5	R: 0 E: 0 K: 1 S: 5 H: 0 LOB: 0 BB: 0 P: 5	R: 0 E: 0 K: 0 S: 3 H: 0 LOB: 0 BB: 0 P: 3	R: 0 E: 0 K: 0 S: 4 H: 1 LOB: 1 BB: 0 P: 4	R: 0 E: 1 K: 0 S: 4 H: 1 LOB: 1 BB: 0 P: 4	R: 0 E: 0 K: 0 S: 4 H: 2 LOB: 1 BB: 0 P: 4	R: 0 E: 0 K: 2 S: 7 H: 0 LOB: 0 BB: 0 P: 7	R: 1 E: 0 K: 0 S: 3 H: 1 LOB: 2 BB: 1 P: 7	1B: 5 2B: 1 3B: 0 HR: 0	SF: 0 SAC: 2 DP: 1 HBP: 0						

PITCHER		IP	WLS	BF	H	R	ER	SO	BB	IBB	HBP	BLK	WP	HR	S	P	ERA	WHIP
Chris Welsh, L ERA: 2.25	(1, 1)	7.0		24	4	0	0	2	0	0	0	0	0	0	28	28	0.00	0.571
John Franco, L ERA: 2.21	(8, 1)	1.2	L	7	1	1	1	2	0	1	0	0	0	0	10	14	5.40	0.600

PITCHER	IP	WLS	BF	H	R	ER	SO	BB	IBB	HBP	BLK	WP	HR	S	P	ERA	WHIP

BOTTOM

Cincinnati Reds @ Los Angeles Dodgers

Dodger Stadium, Los Angeles, CA

Tue Jun 10 1986, 7:05 PM PDT

Att. 32,137 - Unknown

livebaseballscorecards.com

AB	28
R	1
H	5
RBI	0
BB	1
SO	4
LOB	5

1B: 5	SF: 0	WP: 0	PA: 31
2B: 1	SAC: 2	PB: 0	
3B: 0	DP: 1	SB: 0	
HR: 0	HBP: 0	CS: 0	

Batter	1	2	3	4	5	6	7	8	9	10	11	AB	R	H	RBI	BB	SO	LOB
Eddie Milner, L (1, 8) OBP: 0.309, SLG: 0.380	FC3-6 6-3 BB 1B		K			2-3		F7		5-3		5	1	1	0	0	1	1
Pete Rose, S (1, 3) OBP: 0.314, SLG: 0.250	BBBB FC3-6 1-2 BB		6-3			F7		1-2 1B		CS 1B		3	0	1	0	1	0	0
Eric Davis, R (8, PR) OBP: 0.304, SLG: 0.371 (8, 7)												1	0	1	0	0	0	0
Max Venable, L (1, 7) OBP: 0.277, SLG: 0.333	FC3-6 6-3 1-2f 2-3			E S SF9 1B		F7		F3		F7 1-2		4	1	1	0	0	0	4
Ron Robinson, R (8, 1)												0	0	0	0	0	0	0
Tony Perez, R (9, 3) OBP: 0.264, SLG: 0.174												1	0	0	0	0	0	1
Dave Parker, L (1, 9) OBP: 0.358, SLG: 0.530	6-3 1-2 3-H			F7			HR	4-3			FC3-6 1B	5	1	2	2	0	0	4
Buddy Bell, R (1, 5) OBP: 0.313, SLG: 0.354	F9			SF9 1-H			1B		BBBB E 1B 6-3 BB		FC3-6 CS 1-2f	3	1	1	1	1	0	2
Dave Concepcion, R (1, 6) OBP: 0.321, SLG: 0.339 (8, 3) (9, 6)		F8		F9			F9		E1 1-3 1B		1B 1-2 1B	5	0	2	0	0	0	1
Bo Diaz, R (1, 2) OBP: 0.307, SLG: 0.342		F8			5-3		F6		6-3 3-H		1-3 1B	5	0	1	1	0	0	2
Ron Oester, S (1, 4) OBP: 0.289, SLG: 0.350		F5			1B		F9		SSS K		5-3	5	0	1	0	0	1	4
Bill Gullickson, R (1, 1) OBP: 0.111, SLG: 0.077			5-3		F8			E4 1B	F7			2	0	0	0	0	0	0
Kurt Stillwell, S (8, PH) OBP: 0.293, SLG: 0.239 (8, 6)												2	0	0	0	0	0	1
John Franco, L (9, 1)												0	0	0	0	0	0	0
Inning Stats	R: 1 E: 0 K: 0 S: 4 H: 1 LOB: 1 BB: 1 P: 8	R: 0 E: 0 K: 0 S: 3 H: 0 LOB: 0 BB: 0 P: 3	R: 0 E: 0 K: 1 S: 5 H: 0 LOB: 0 BB: 0 P: 5	R: 1 E: 0 K: 0 S: 4 H: 1 LOB: 0 BB: 0 P: 4	R: 0 E: 0 K: 0 S: 3 H: 1 LOB: 0 BB: 0 P: 3	R: 0 E: 0 K: 0 S: 3 H: 0 LOB: 0 BB: 0 P: 3	R: 1 E: 0 K: 0 S: 5 H: 2 LOB: 1 BB: 0 P: 5	R: 0 E: 1 K: 0 S: 5 H: 1 LOB: 2 BB: 0 P: 5	R: 1 E: 1 K: 1 S: 6 H: 1 LOB: 1 BB: 1 P: 10	R: 0 E: 0 K: 0 S: 3 H: 1 LOB: 0 BB: 0 P: 3	R: 0 E: 0 K: 0 S: 5 H: 3 LOB: 2 BB: 0 P: 5	1B: 10 2B: 0 3B: 0 HR: 1 SF: 1 SAC: 0 DP: 0 HBP: 0						

PITCHER	IP	WLS	BF	H	R	ER	SO	BB	IBB	HBP	BLK	WP	HR	S	P	ERA	WHIP
Bob Welch, R (1, 1) ERA: 3.89	7.0		26	5	3	2	1	1	0	0	0	0	1	27	31	2.57	0.857
Ken Howell, R (8, 1) ERA: 1.49	2.0		10	2	1	0	1	1	0	0	0	0	0	11	15	0.00	1.500
Ed Vande Berg, L (10, 1) ERA: 3.12	2.0	W	8	4	0	0	0	0	0	0	0	0	0	8	8	0.00	2.000

PITCHER	IP	WLS	BF	H	R	ER	SO	BB	IBB	HBP	BLK	WP	HR	S	P	ERA	WHIP

TOP

Cincinnati Reds @ Los Angeles Dodgers

Dodger Stadium, Los Angeles, CA

Wed Jun 11 1986, 7:05 PM PDT

Att. 39,389 - Unknown

livebaseballscorecards.com

AB	41
R	4
H	11
RBI	4
BB	2
SO	2
LOB	20

PA: 44

WP: 0 PB: 0 SB: 1 CS: 2

Cincinnati Reds @ Los Angeles Dodgers

Dodger Stadium, Los Angeles, CA

Wed Jun 11 1986, 7:05 PM PDT

Att. 39,389 - Unknown

livebaseballscorecards.com

Batter	1	2	3	4	5	6	7	8	9	10	11	AB	R	H	RBI	BB	SO	LOB
Mariano Duncan, R (1, 6) OBP: 0.291, SLG: 0.309	4-3		4-3		F5		G3		G3 2-3		E7 1B 1B	6	1	1	0	0	0	1
Steve Sax, R (1, 4) OBP: 0.382, SLG: 0.444	1-3		3-1 2B		HR BB		E1 G5-3 1B		IBB BB		1B IBB	3	1	2	0	3	0	0
Franklin Stubbs, L (1, 7) OBP: 0.325, SLG: 0.548	1B 1B		3-1 2-3		1-H HR		IBB		1-2 IBB		1-2 2-H 1B	4	1	3	3	2	0	1
Bill Madlock, R (1, 5) OBP: 0.261, SLG: 0.285 Ken Howell, R (8, 1) Len Matuszek, L (9, PH) OBP: 0.500, SLG: 0.875 Bill Russell, R (9, PH) OBP: 0.250, SLG: 0.283 Ed Vande Berg, R (10, 1)	1-3 1B		6-3		K		G5-3 2-3f		5-3			4 0 0 1 0	0 0 0 0 0	1 0 0 0 0	0 0 0 0 0	0 0 0 0 0	1 0 0 0 0	3 0 0 3 0
Mike Marshall, R (1, 9) OBP: 0.316, SLG: 0.509	F7			5-3	F3			5-3		F9		5	0	0	0	0	0	2
Greg Brock, L (1, 3) OBP: 0.302, SLG: 0.385		4-3		FC6-4 1B		4-3		F7		4-3		5	0	1	0	0	0	0
Alex Trevino, R (1, 2) OBP: 0.264, SLG: 0.286		1B		FC6-4 1-2f 1B		HR		6-3		G3		5	2	2	1	0	0	1
Reggie Williams, R (1, 8) OBP: 0.313, SLG: 0.359		F9		2-H 1B		B5-3			K		F8	5	0	1	1	0	1	1
Bob Welch, R (1, 1) OBP: 0.097, SLG: 0.167 Dave Anderson, R (8, 5) OBP: 0.291, SLG: 0.299		L6		G3		F9			G3 2B		B1-3	3 2	0 0	0 1	0 0	0 0	0 0	2 0
Inning Stats	R: 0 H: 2 E: 0 LOB: 2 K: 0 BB: 0 S: 5 P: 5	R: 0 H: 1 E: 0 LOB: 1 K: 0 BB: 0 S: 4 P: 4	R: 0 H: 1 E: 0 LOB: 1 K: 0 BB: 0 S: 4 P: 4	R: 1 H: 2 E: 1 LOB: 1 K: 0 BB: 0 S: 5 P: 5	R: 2 H: 1 E: 0 LOB: 0 K: 1 BB: 1 S: 6 P: 10	R: 1 H: 1 E: 0 LOB: 0 K: 0 BB: 0 S: 4 P: 4	R: 0 H: 1 E: 1 LOB: 1 K: 0 BB: 1 S: 3 P: 7	R: 0 H: 0 E: 0 LOB: 0 K: 0 BB: 0 S: 3 P: 3	R: 0 H: 1 E: 0 LOB: 3 K: 1 BB: 2 S: 6 P: 14	R: 0 H: 0 E: 0 LOB: 0 K: 0 BB: 0 S: 3 P: 3	R: 1 H: 2 E: 1 LOB: 2 K: 0 BB: 1 S: 4 P: 8	1B: 8 SF: 0 2B: 2 SAC: 0 3B: 0 DP: 1 HR: 2 HBP: 0						WP: 0 PA: 48 PB: 0 SB: 0 CS: 0

PITCHER		IP	WLS	BF	H	R	ER	SO	BB	IBB	HBP	BLK	WP	HR	S	P	ERA	WHIP
Bill Gullickson, R ERA: 4.01	(1, 1)	7.0		31	9	4	3	1	1	1	0	0	0	2	31	39	3.86	1.429
Ron Robinson, R ERA: 1.6	(8, 1)	1.2		8	1	0	0	1	1	1	0	0	0	0	8	16	0.00	1.200
John Franco, L ERA: 2.32	(9, 1)	2.0	L	9	2	1	1	0	0	1	0	0	0	0	8	12	4.50	1.000

PITCHER	IP	WLS	BF	H	R	ER	SO	BB	IBB	HBP	BLK	WP	HR	S	P	ERA	WHIP

AB	43
R	5
H	12
RBI	5
BB	5
SO	2
LOB	14

Batter	1	2	3	4	5	6	7	8	9	AB	R	H	RBI	BB	SO	LOB
Eddie Milner, L (1, 8) OBP: 0.308, SLG: 0.383	4-3		1B 2B 1-3		F5			6-3		4	1	1	0	0	0	1
Pete Rose, S (1, 3) OBP: 0.311, SLG: 0.250	4-3		2-H 3-H 1B			F8			6-3	4	0	1	2	0	0	0
Dave Parker, L (1, 9) OBP: 0.357, SLG: 0.523	F8		K			K			WP S BB	3	0	0	0	1	2	1
Eric Davis, R (9, PR) OBP: 0.304, SLG: 0.371										0	0	0	0	0	0	0
Nick Esasky, R (1, 7) OBP: 0.331, SLG: 0.407		G6-3 BB		F8		K			K 1-3	3	0	0	0	1	2	1
Buddy Bell, R (1, 5) OBP: 0.317, SLG: 0.357		F9		G5-4-3 1B			G4-6-3 1B		4-3	4	0	2	0	0	0	3
Dave Concepcion, R (1, 6) OBP: 0.316, SLG: 0.333		G6-3 1-2f		G5-4-3 1-2f			G4-6-3 1-2f			3	0	0	0	0	0	3
Bo Diaz, R (1, 2) OBP: 0.308, SLG: 0.341			FC1-6 1B		1-3		F4			3	0	1	0	0	0	0
Ron Oester, S (1, 4) OBP: 0.290, SLG: 0.350			L9		1B			4-3		3	0	1	0	0	0	1
John Denny, R (1, 1) OBP: 0.231, SLG: 0.200			FC1-6 2B 1B 1-2f		B2			5-3		2	1	0	0	0	0	2
Max Venable, L (8, PH) OBP: 0.273, SLG: 0.328										1	0	0	0	0	0	0
Joe Price, R (8, 1) OBP: 0.250, SLG: 0.250										0	0	0	0	0	0	0
Ted Power, R (8, 1)										0	0	0	0	0	0	0
Inning Stats	R: 0 E: 0 K: 0 S: 3 H: 0 LOB: 0 BB: 0 P: 3	R: 0 E: 0 K: 0 S: 2 H: 0 LOB: 0 BB: 1 P: 6	R: 2 E: 0 K: 1 S: 8 H: 3 LOB: 1 BB: 0 P: 8	R: 0 E: 0 K: 0 S: 3 H: 1 LOB: 0 BB: 0 P: 3	R: 0 E: 0 K: 0 S: 4 H: 1 LOB: 1 BB: 0 P: 4	R: 0 E: 0 K: 2 S: 7 H: 0 LOB: 0 BB: 0 P: 7	R: 0 E: 0 K: 0 S: 3 H: 1 LOB: 0 BB: 0 P: 3	R: 0 E: 0 K: 0 S: 3 H: 0 LOB: 0 BB: 0 P: 3	R: 0 E: 0 K: 1 S: 5 H: 0 LOB: 2 BB: 1 P: 9	1B: 5 2B: 1 3B: 0 HR: 0	SF: 0 SAC: 0 DP: 3 HBP: 0						

PITCHER	IP	WLS	BF	H	R	ER	SO	BB	IBB	HBP	BLK	WP	HR	S	P	ERA	WHIP
Rick Mahler, R (1, 1) ERA: 4.42	8.1	W	30	6	2	2	3	2	0	0	0	0	0	34	42	2.16	0.960
Gene Garber, R (9, 1) ERA: 1.11	0.2	S	2	0	0	0	1	0	0	0	0	1	0	4	4	0.00	0.000

PITCHER	IP	WLS	BF	H	R	ER	SO	BB	IBB	HBP	BLK	WP	HR	S	P	ERA	WHIP

TOP

Cincinnati Reds @ Atlanta Braves

Atlanta-Fulton County Stadium, Atlanta, GA

Fri Jun 13 1986, 7:05 PM EDT

Att. 38,280 - Unknown

livebaseballscorecards.com

AB	30
R	2
H	6
RBI	2
BB	2
SO	4
LOB	12

WP: 1	PA: 32		
PB: 0			
SB: 1			
CS: 0			

Batter	1	2	3	4	5	6	7	8	9	AB	R	H	RBI	BB	SO	LOB
Omar Moreno, L (1, 9) OBP: 0.317, SLG: 0.443	K	4-3			SH1-4, 1B, BB		CS, SH3, 1B			3	1	1	0	1	1	1
Rafael Ramirez, R (1, 6) OBP: 0.261, SLG: 0.372	2B, 1B		K		SH1-4 1-2		SH3 1-2			2	0	1	0	0	1	0
Dale Murphy, R (1, 8) OBP: 0.385, SLG: 0.476	1-2 2B		CS, BB		1B, BB		CS, IBB			1	0	1	0	3	0	0
Bob Horner, R (1, 3) OBP: 0.332, SLG: 0.454	F8		F8		G4-6-3 1-2 2-H 1B		F7 1-2 2-3			4	0	1	1	0	0	4
Gerald Perry, L (1, 7) OBP: 0.370, SLG: 0.391		HR	CS 1-2	F5	G4-6-3 1-2f			4-3, 2B		3	1	1	1	0	0	2
Terry Harper, R (8, 7) OBP: 0.289, SLG: 0.326										1	0	1	0	0	0	0
Ken Oberkfell, L (1, 5) OBP: 0.374, SLG: 0.373		4-3		L3		F9		4-3 2-3		4	0	0	0	0	0	1
Ozzie Virgil, R (1, 2) OBP: 0.325, SLG: 0.421		HR		WP, 1B		F4		BB		3	1	2	1	1	0	0
Glenn Hubbard, R (1, 4) OBP: 0.348, SLG: 0.335		HBP		1-2 IBB		E6		B5		2	0	0	0	1	0	2
Rick Mahler, R (1, 1) OBP: 0.225, SLG: 0.256		K		1-3		5-3		K		4	0	0	0	0	2	6
Gene Garber, R (9, 1)										0	0	0	0	0	0	0
Inning Stats	R: 0 E: 0 K: 1 S: 6 H: 2 LOB: 1 BB: 0 P: 6	R: 2 E: 0 K: 1 S: 7 H: 2 LOB: 1 BB: 0 P: 8	R: 0 E: 0 K: 1 S: 4 H: 0 LOB: 0 BB: 1 P: 8	R: 0 E: 0 K: 0 S: 4 H: 1 LOB: 2 BB: 1 P: 8	R: 1 E: 0 K: 0 S: 3 H: 1 LOB: 1 BB: 2 P: 11	R: 0 E: 1 K: 0 S: 4 H: 0 LOB: 1 BB: 0 P: 4	R: 0 E: 0 K: 0 S: 3 H: 1 LOB: 1 BB: 1 P: 7	R: 0 E: 0 K: 1 S: 6 H: 1 LOB: 2 BB: 1 P: 10		1B: 4 2B: 2 3B: 0 HR: 2 SF: 0 SAC: 2 DP: 1 HBP: 1				WP: 1 PB: 0 SB: 0 CS: 3 PA: 37		

PITCHER		IP	WLS	BF	H	R	ER	SO	BB	IBB	HBP	BLK	WP	HR	S	P	ERA	WHIP
John Denny, R ERA: 4.86	(1, 1)	7.0	L	31	7	3	3	3	3	2	1	0	1	2	31	52	3.86	1.429
Joe Price, L ERA: 4.23	(8, 1)	0.1		2	1	0	0	0	0	0	0	0	0	0	2	2	0.00	3.000
Ted Power, R ERA: 4.55	(8, 1)	0.2		3	0	0	0	1	1	0	0	0	0	0	4	8	0.00	1.500

PITCHER	IP	WLS	BF	H	R	ER	SO	BB	IBB	HBP	BLK	WP	HR	S	P	ERA	WHIP

BOTTOM

Cincinnati Reds @ Atlanta Braves

Atlanta-Fulton County Stadium, Atlanta, GA

Fri Jun 13 1986, 7:05 PM EDT

Att. 38,280 - Unknown

livebaseballscorecards.com

AB	27
R	3
H	8
RBI	3
BB	6
SO	4
LOB	16

Batter	1	2	3	4	5	6	7	8	9	AB	R	H	RBI	BB	SO	LOB
Eddie Milner, L (1, 8) OBP: 0.300, SLG: 0.372	3-1		1-3 2-3		F6 2-3			K		4	0	0	0	0	1	2
Pete Rose, S (1, 3) OBP: 0.302, SLG: 0.241	4-3		1-3		5-3			6-3		4	0	0	0	0	0	2
Dave Parker, L (1, 9) OBP: 0.355, SLG: 0.518	5-3			4-3		CS 1B		K		4	0	1	0	0	1	0
Nick Esasky, R (1, 7) OBP: 0.337, SLG: 0.420 Eric Davis, R (6, 7) OBP: 0.310, SLG: 0.378		FC4-6 1B		2B		F5			S E SH1-3 1B	3 1	0 1	2 1	0 0	0 0	0 0	1 0
Buddy Bell, R (1, 5) OBP: 0.313, SLG: 0.351		K		5-3		F8 1-2			SH1-3 1-2	3	0	0	0	0	1	3
Kurt Stillwell, S (1, 6) OBP: 0.282, SLG: 0.228 John Franco, L (9, 1)		K		K			K		5-3 2-H	4 0	0 0	0 0	0 0	0 0	3 0	2 0
Bo Diaz, R (1, 2) OBP: 0.312, SLG: 0.341		FC4-6 1-2f			2B 6-3 BB		1B		6-3	3	1	1	0	1	0	1
Ron Oester, S (1, 4) OBP: 0.296, SLG: 0.360			1-3 SH1-4 1B		WP 1-3 2B		F7			3	0	2	0	0	0	1
Mario Soto, R (1, 1) OBP: 0.053, SLG: 0.053 Max Venable, L (7, PH) OBP: 0.269, SLG: 0.323 Ron Robinson, R (7, 1) Dave Concepcion, R (9, 6) OBP: 0.316, SLG: 0.333			SH1-4 1-2		6-3 3-H		K			1 1 0 0	0 0 0 0	0 0 0 0	1 0 0 0	0 0 0 0	0 1 0 0	1 1 0 0
Inning Stats	R: 0 E: 0 K: 0 S: 3 H: 0 LOB: 0 BB: 0 P: 3	R: 0 E: 0 K: 2 S: 8 H: 1 LOB: 1 BB: 0 P: 8	R: 0 E: 0 K: 0 S: 4 H: 1 LOB: 0 BB: 0 P: 4	R: 0 E: 0 K: 1 S: 6 H: 1 LOB: 1 BB: 0 P: 6	R: 1 E: 0 K: 0 S: 4 H: 1 LOB: 1 BB: 1 P: 8	R: 0 E: 0 K: 0 S: 3 H: 1 LOB: 0 BB: 0 P: 3	R: 0 E: 0 K: 2 S: 8 H: 1 LOB: 1 BB: 0 P: 8	R: 0 E: 0 K: 2 S: 7 H: 0 LOB: 0 BB: 0 P: 7	R: 1 E: 0 K: 0 S: 4 H: 1 LOB: 0 BB: 0 P: 4	1B: 5 2B: 2 3B: 0 HR: 0 SF: 0 SAC: 2 DP: 0 HBP: 0						

PITCHER		IP	WLS	BF	H	R	ER	SO	BB	IBB	HBP	BLK	WP	HR	S	P	ERA	WHIP
Joe Johnson, R ERA: 4.28	(1, 1)	4.1		18	4	1	1	3	1	0	0	0	0	0	23	27	2.08	1.154
Ed Olwine, L ERA: 2.25	(5, 1)	0.2		3	1	0	0	0	0	0	0	0	1	0	3	3	0.00	1.500
Jeff Dedmon, R ERA: 3.54	(6, 1)	2.0		6	1	0	0	2	0	0	0	0	0	0	10	10	0.00	0.500
Paul Assenmacher, L ERA: 1.2	(8, 1)	2.0	L	7	1	1	0	2	0	0	0	0	0	0	11	11	0.00	0.500

PITCHER	IP	WLS	BF	H	R	ER	SO	BB	IBB	HBP	BLK	WP	HR	S	P	ERA	WHIP

Cincinnati Reds @ Atlanta Braves

Atlanta-Fulton County Stadium, Atlanta, GA

Sat Jun 14 1986, 3:33 AM EDT

Att. 40,210 - Unknown

TOP

livebaseballscorecards.com

AB	31
R	2
H	7
RBI	1
BB	1
SO	7
LOB	14

WP: 1	PA: 34
PB: 0	
SB: 1	
CS: 1	

Cincinnati Reds @ Atlanta Braves

Atlanta-Fulton County Stadium, Atlanta, GA

Sat Jun 14 1986, 3:33 AM EDT

Att. 40,210 - Unknown

livebaseballscorecards.com

BOTTOM

Batter	1	2	3	4	5	6	7	8	9	AB	R	H	RBI	BB	SO	LOB
Omar Moreno, L (1, 9) OBP: 0.331, SLG: 0.458	G6-3 1B			SH1-4 1B 2B		BBBB 4-0 S FC1-5 1-2 BB		F8 ①	G5-3 1-2f ②③	3	1	2	0	1	0	0
Terry Harper, R (9, PH) OBP: 0.288, SLG: 0.324										1	0	0	0	0	0	2
Ken Oberkfell, L (1, 5) OBP: 0.369, SLG: 0.367 (8, 4)	G6-3 1-2f ①②			SH1-4 2-3 ①		FC1-5 S 1-2 2-3f ①		L1 ②		3	0	0	0	0	0	3
Dale Murphy, R (1, 8) OBP: 0.386, SLG: 0.477	1-3 ③			1B 3-H		SSS K 1-2 2-3 ②		BB 1B 1B		4	0	2	1	0	1	2
Bob Horner, R (1, 3) OBP: 0.335, SLG: 0.455		CS 1B		F8 ②		F8 ③		BB 1-2 1B		4	0	2	0	0	0	3
Gerald Perry, L (1, 7) OBP: 0.379, SLG: 0.388		F8 ①		G3 ③			FC1-6 1B	BBBB 4-0 1-2 2-3 BB		3	0	1	0	1	0	2
Rafael Ramirez, R (1, 6) OBP: 0.257, SLG: 0.365 (8, 5)	SSS K 1-2 ②③				SSS K ①		FC1-6 1B 1-2f ①	F8 ③		4	0	0	0	0	2	5
Ozzie Virgil, R (1, 2) OBP: 0.329, SLG: 0.420			SSS K ①		F8 ②		1-3 1B		H 3-1 HBP	3	0	1	0	0	1	0
Zane Smith, L (9, PR) OBP: 0.083, SLG: 0.083										0	0	0	0	0	0	0
Glenn Hubbard, R (1, 4) OBP: 0.345, SLG: 0.331			SSS K ②		1-3 ③		F4 ②		3-1 1-2 ①	2	0	0	0	0	1	0
Chris Chambliss, L (7, PH) OBP: 0.537, SLG: 0.600										1	0	0	0	0	0	2
Andres Thomas, R (8, 6) OBP: 0.318, SLG: 0.412										1	0	0	0	0	0	1
Joe Johnson, R (1, 1) OBP: 0.154, SLG: 0.125			6-3 ③			FC1-5 BB 1B	F9 ③	BBBB 4-0 G5-3 BB		1	0	0	0	0	0	0
Ed Olwine, R (5, 1)										0	0	0	0	0	0	0
Jeff Dedmon, L (6, 1) OBP: 0.333, SLG: 0.333										1	0	1	0	0	0	0
Ted Simmons, S (7, PH) OBP: 0.327, SLG: 0.362										1	0	0	0	0	0	2
Paul Assenmacher, L (8, 1)										0	0	0	0	0	0	0
Bill Sample, R (9, PH) OBP: 0.294, SLG: 0.383										0	0	0	0	1	0	0

	AB	32
	R	1
	H	9
	RBI	1
	BB	3
	SO	5
	LOB	22

Inning Stats	1	2	3	4	5	6	7	8	9
	R: 0 E: 0 K: 0 S: 3	H: 1 LOB: 0 BB: 0 P: 3	R: 0 E: 0 K: 1 S: 5	H: 1 LOB: 1 BB: 0 P: 5	R: 0 E: 0 K: 2 S: 7	H: 0 LOB: 0 BB: 0 P: 7	R: 1 E: 0 K: 0 S: 5	H: 2 LOB: 1 BB: 0 P: 5	R: 0 E: 0 K: 1 S: 5	H: 0 LOB: 0 BB: 0 P: 5	R: 0 E: 0 K: 1 S: 6	H: 1 LOB: 2 BB: 1 P: 10	R: 0 E: 0 K: 0 S: 5	H: 2 LOB: 2 BB: 0 P: 5	R: 0 E: 0 K: 0 S: 5	H: 2 LOB: 3 BB: 1 P: 9	R: 0 E: 0 K: 0 S: 2	H: 0 LOB: 2 BB: 1 P: 7

	1B: 8	SF: 0	WP: 0	PA: 37
	2B: 2	SAC: 1	PB: 0	
	3B: 0	DP: 3	SB: 2	
	HR: 0	HBP: 1	CS: 1	

PITCHER		IP	WLS	BF	H	R	ER	SO	BB	IBB	HBP	BLK	WP	HR	S	P	ERA	WHIP
Mario Soto, R ERA: 3.67	(1, 1)	6.0		22	5	1	1	5	1	0	0	0	0	0	31	35	1.50	1.000
Ron Robinson, R ERA: 1.52	(7, 1)	2.1	W	14	4	0	0	0	2	0	1	0	0	0	11	20	0.00	2.571
John Franco, L ERA: 2.28	(9, 1)	0.2	S	1	0	0	0	0	0	0	0	0	0	0	1	1	0.00	0.000

PITCHER	IP	WLS	BF	H	R	ER	SO	BB	IBB	HBP	BLK	WP	HR	S	P	ERA	WHIP

Batter	1	2	3	4	5	6	7	8	9	AB	R	H	RBI	BB	SO	LOB
Kurt Stillwell, S (1, 6) OBP: 0.287, SLG: 0.221	6-3	G4-6-3 BB	FC6 BB		G3			F8		3	0	0	0	2	0	1
Dave Concepcion, R (1, 4) OBP: 0.313, SLG: 0.330	S E 1B 1B	G4-6-3 1-2f	FC6 1-2f			F8		F9		5	1	1	0	0	0	4
Dave Parker, L (1, 9) OBP: 0.352, SLG: 0.524	F8	K		HR		4-3			F9	5	1	1	1	0	1	1
Tony Perez, R (1, 3) OBP: 0.259, SLG: 0.176	E6 BB 1B 1-2 1B		1B 2B 1B	K		F8			5-3	5	2	1	0	0	1	1
Buddy Bell, R (1, 5) OBP: 0.315, SLG: 0.349	1B 1-2 2-3 1B BB		2B 1-2 E 1B	F4			F4		L6	4	2	1	0	1	0	0
Eric Davis, R (1, 8) (7, 7) OBP: 0.316, SLG: 0.412	1B 1-2 2-H 3-H 2B 1B		K	HR			4-3			4	2	2	3	0	1	2
Wade Rowdon, R (1, 7) OBP: 0.438, SLG: 0.571			E 1-3 2-H 2B	4-3			PO BB			3	1	2	2	1	0	0
Eddie Milner, L (7, PR) (7, 8) OBP: 0.300, SLG: 0.372	2B 1-2 2-H 1B									0	0	0	0	0	0	0
Sal Butera, R (1, 2) OBP: 0.333, SLG: 0.364	1-3 2-H 2B		E6 BB 2-H 3-H		F7		PO 1-2	SH3-4 1B		4	0	2	1	0	0	0
Tom Browning, L (1, 1) OBP: 0.194, SLG: 0.194	6-3		K		L8			SH3-4 1-2		3	0	0	0	0	1	3
Scott Terry, R (6, 1)										0	0	0	0	0	0	0
Ted Power, R (8, 1)										0	0	0	0	0	0	0
Inning Stats	R: 4 E: 1 K: 0 S: 8 H: 4 LOB: 2 BB: 1 P: 12	R: 0 E: 0 K: 1 S: 4 H: 0 LOB: 0 BB: 1 P: 8	R: 3 E: 1 K: 2 S: 11 H: 3 LOB: 2 BB: 1 P: 15	R: 2 E: 0 K: 1 S: 7 H: 2 LOB: 0 BB: 0 P: 7	R: 0 E: 0 K: 0 S: 3 H: 0 LOB: 0 BB: 0 P: 3	R: 0 E: 0 K: 0 S: 3 H: 0 LOB: 0 BB: 0 P: 3	R: 0 E: 0 K: 0 S: 2 H: 0 LOB: 1 BB: 1 P: 6	R: 0 E: 0 K: 0 S: 4 H: 1 LOB: 1 BB: 0 P: 4	R: 0 E: 0 K: 0 S: 3 H: 0 LOB: 0 BB: 0 P: 3	1B: 6 2B: 2 3B: 0 HR: 2	SF: 0 SAC: 1 DP: 1 HBP: 0						

TOP

Cincinnati Reds @ Atlanta Braves

Atlanta-Fulton County Stadium, Atlanta, GA

Sun Jun 15 1986, 3:33 AM EDT

Att. 29,304 - Unknown

livebaseballscorecards.com

AB	36
R	9
H	10
RBI	7
BB	4
SO	4
LOB	12

WP: 0 PB: 0 SB: 1 CS: 0 PA: 42

PITCHER		IP	WLS	BF	H	R	ER	SO	BB	IBB	HBP	BLK	WP	HR	S	P	ERA	WHIP
Zane Smith, L ERA: 2.58	(1, 1)	3.0	L	20	7	7	1	3	3	0	0	0	0	0	23	35	3.00	3.333
Steve Shields, R ERA: 18.0	(4, 1)	1.0		5	2	2	2	1	0	0	0	0	0	2	7	7	18.00	2.000
Craig McMurtry, R ERA: 3.94	(5, 1)	2.0		6	0	0	0	0	0	0	0	0	0	0	6	6	0.00	0.000
Jeff Dedmon, R ERA: 3.3	(7, 1)	2.0		7	1	0	0	0	1	0	0	0	0	0	6	10	0.00	1.000
Ed Olwine, L ERA: 1.8	(9, 1)	1.0		3	0	0	0	0	0	0	0	0	0	0	3	3	0.00	0.000

PITCHER	IP	WLS	BF	H	R	ER	SO	BB	IBB	HBP	BLK	WP	HR	S	P	ERA	WHIP

Batter	1	2	3	4	5	6	7	8	9	AB	R	H	RBI	BB	SO	LOB
Bill Sample, R (1, 9) OBP: 0.299, SLG: 0.378	H 1-0 HBP		x 0-0 6-3 ②	x 0-0 6-3 ③		x 0-0 F9 ②		x 0-0 1B 1B		4	0	1	0	0	0	3
Ed Olwine, R (9, 1)										0	0	0	0	0	0	0
Rafael Ramirez, R (1, 6) OBP: 0.260, SLG: 0.366	x 0-0 F9 ①		S S S 0-3 K ③		x 0-0 F9 1B 1B	x 0-0 1-3 ③		x 0-0 1-2 1B		5	0	2	0	0	1	3
Dale Murphy, R (1, 8) OBP: 0.383, SLG: 0.471	x 0-0 F8 ②			x 0-0 F8 ①	x 0-0 1-2 1B		x 0-0 4-3 ①	S S S 0-3 K ③		5	0	1	0	0	1	3
Bob Horner, R (1, 3) OBP: 0.328, SLG: 0.444	x 0-0 5-3 ③			x 0-0 5-3 ②	x 0-0 F8 ①		x 0-0 F8 ②		x 0-0 F8 ①	5	0	0	0	0	0	3
Ozzie Virgil, R (1, 2) OBP: 0.331, SLG: 0.426		x 0-0 6-3 ①		x 0-0 2B 1B	x 0-0 2-3 F9 ②		S S S 0-3 K ③		x 0-0 1B 2B	5	2	2	0	0	1	2
Terry Harper, R (1, 7) OBP: 0.285, SLG: 0.326		x 0-0 F4 ②		x 0-0 BB 2B 1-H 2B	x 0-0 F7 ③			x 0-0 F8 ①	x 0-0 F8 ②	5	1	1	1	0	0	3
(9, 9)																
Ken Oberkfell, L (1, 5) OBP: 0.384, SLG: 0.378		B B B B 4-0 BB		B B B 4-0 BB 2B BB		x 0-0 1B 1B		x 0-0 HR 1B	x 0-0 2-H 1B	3	2	3	1	2	0	0
Glenn Hubbard, R (1, 4) OBP: 0.348, SLG: 0.349	S S S 0-3 K ③			B B B 4-0 1-2 2-3 2B BB		x 0-0 F3 ①		x 0-0 1-H HR	x 0-0 L8 ③	3	2	1	2	1	1	2
Ted Simmons, S (9, PH) OBP: 0.321, SLG: 0.354										1	0	0	0	0	0	1
Zane Smith, L (1, 1) OBP: 0.000, SLG: 0.000 Omar Moreno, L (3, PH) OBP: 0.308, SLG: 0.404 Steve Shields, R (4, 1) Bruce Benedict, R (4, PH) OBP: 0.314, SLG: .000 Craig McMurtry, R (5, 1) Chris Chambliss, L (6, PH) OBP: 0.344, SLG: 0.611 Jeff Dedmon, L (7, 1) OBP: 0.111, SLG: 0.333 Gerald Perry, L (8, PH) OBP: 0.272, SLG: 0.390 (9, 7)	S S S 0-3 K ①			x 0-0 1-H 2-H 3-H 2B		x 0-0 1-3 1B		x 0-0 6-3 ②		0 1 0 1 0 1 1 0 0 1	0 0 0 0 1 0 0 0 0 0	0 0 0 1 0 0 0 0 0 0	0 0 0 3 0 0 0 0 0 0	0 1 0 0 0 0 0 0 0 0	0 0 0 0 0 0 0 0 0 0	0 0 0 0 1 0 0 0 0 0
Inning Stats	R: 0 E: 0 K: 0 S: 3 H: 0 LOB: 1 BB: 0 P: 4	R: 0 E: 0 K: 1 S: 5 H: 0 LOB: 1 BB: 1 P: 9	R: 0 E: 0 K: 2 S: 7 H: 0 LOB: 0 BB: 0 P: 7	R: 4 E: 0 K: 0 S: 6 H: 3 LOB: 1 BB: 2 P: 14	R: 0 E: 0 K: 0 S: 5 H: 2 LOB: 2 BB: 0 P: 5	R: 0 E: 0 K: 0 S: 5 H: 2 LOB: 2 BB: 0 P: 5	R: 0 E: 0 K: 1 S: 5 H: 0 LOB: 0 BB: 0 P: 5	R: 2 E: 0 K: 1 S: 9 H: 4 LOB: 2 BB: 0 P: 9	R: 1 E: 0 K: 0 S: 5 H: 2 LOB: 1 BB: 0 P: 5	1B: 9 2B: 3 3B: 0 HR: 1	SF: 0 SAC: 0 DP: 0 HBP: 1						

PITCHER		IP	WLS	BF	H	R	ER	SO	BB	IBB	HBP	BLK	WP	HR	S	P	ERA	WHIP
Tom Browning, L	(1, 1)	5.0	W	24	5	4	4	3	3	0	1	0	0	0	26	39	7.20	1.600
ERA: 4.93																		
Scott Terry, R	(6, 1)	2.2		14	6	2	2	1	0	0	0	0	0	1	16	16	6.75	2.250
ERA: 6.26																		
Ted Power, R	(8, 1)	1.1	S	6	2	1	1	1	0	0	0	0	0	0	8	8	6.75	1.500
ERA: 4.66																		

PITCHER	IP	WLS	BF	H	R	ER	SO	BB	IBB	HBP	BLK	WP	HR	S	P	ERA	WHIP

BOTTOM

Cincinnati Reds @ Atlanta Braves

Atlanta-Fulton County Stadium, Atlanta, GA

Sun Jun 15 1986, 3:33 AM EDT

Att. 29,304 - Unknown

livebaseballscorecards.com

AB	40
R	7
H	13
RBI	7
BB	3
SO	5
LOB	20

WP: 0 PA: 44
PB: 0
SB: 0
CS: 0

Batter	1	2	3	4	5	6	7	8	9	10	AB	R	H	RBI	BB	SO	LOB
Eddie Milner, L (1, 8) OBP: 0.303, SLG: 0.373	3-1		CS 1B			4-3	PO 1-2	F7		S 1B	5	0	2	0	0	0	0
Pete Rose, S (1, 3) OBP: 0.313, SLG: 0.243	BBBB FC6-4 BB		F7 1-2			L6		BLK 1B		BBBB FC5-4 1-2 BB	3	0	1	0	2	0	1
Dave Parker, L (1, 9) OBP: 0.345, SLG: 0.513	FC6-4 BB 1-2f		F6			4-3		SSS K 1-2		F6	5	0	0	0	0	1	4
Buddy Bell, R (1, 5) OBP: 0.319, SLG: 0.351	BBBB 1-2 BB			F2			SH3-4 1B 2B 1B	F8		FC5-4 1-2f	2	1	1	0	1	0	0
Wade Rowdon, R (7, 5) OBP: 0.389, SLG: 0.500											2	0	0	0	0	0	3
Eric Davis, R (1, 7) OBP: 0.322, SLG: 0.415	3-1			5-3			1-2 SH3-4 2B 1B		S E FC5-2 1B		4	1	2	0	0	0	2
Dave Concepcion, R (1, 6) OBP: 0.308, SLG: 0.324		6-3		5-3			SH3-4 1-2 2-3		5-3 1-3		3	0	0	0	0	0	1
John Franco, L (9, 1)											0	0	0	0	0	0	0
Bo Diaz, R (1, 2) OBP: 0.311, SLG: 0.345		6-3	K				1B FC9-6 2-H 3-H 2B		FC5-2 3-H		4	1	1	2	0	1	1
Ron Oester, S (1, 4) OBP: 0.300, SLG: 0.360		BBBB BB	3-1				FC9-6 2-3 1B		6-3		3	0	1	0	1	0	1
Bill Gullickson, R (1, 1) OBP: 0.103, SLG: 0.071		SSS K	SSS K				FC9-6 PO 1-2f 3-H			5-3	2	0	0	0	0	2	1
Max Venable, L (7, PH) OBP: 0.265, SLG: 0.317											1	0	0	1	0	0	1
Ron Robinson, R (7, 1)											0	0	0	0	0	0	0
Kurt Stillwell, S (9, 6) OBP: 0.284, SLG: 0.219											1	0	0	0	0	0	0
Inning Stats	R: 0 E: 0 K: 0 S: 3 H: 0 LOB: 2 BB: 2 P: 11	R: 0 E: 0 K: 1 S: 5 H: 0 LOB: 1 BB: 1 P: 9	R: 0 E: 0 K: 0 S: 3 H: 1 LOB: 0 BB: 0 P: 3	R: 0 E: 0 K: 0 S: 3 H: 0 LOB: 0 BB: 0 P: 3	R: 0 E: 0 K: 2 S: 7 H: 0 LOB: 0 BB: 0 P: 7	R: 0 E: 0 K: 0 S: 3 H: 0 LOB: 0 BB: 0 P: 3	R: 3 E: 0 K: 0 S: 6 H: 4 LOB: 0 BB: 0 P: 6	R: 0 E: 0 K: 1 S: 6 H: 1 LOB: 1 BB: 0 P: 6	R: 0 E: 1 K: 0 S: 4 H: 1 LOB: 1 BB: 0 P: 4	R: 0 E: 0 K: 0 S: 4 H: 1 LOB: 2 BB: 1 P: 8	1B: 7 2B: 1 3B: 0 HR: 0 SF: 0 SAC: 1 DP: 0 HBP: 0						

PITCHER		IP	WLS	BF	H	R	ER	SO	BB	IBB	HBP	BLK	WP	HR	S	P	ERA	WHIP
David Palmer, R ERA: 2.79	(1, 1)	6.1		26	5	3	3	3	3	0	0	0	0	0	29	41	4.26	1.263
Jeff Dedmon, R ERA: 3.23	(7, 1)	0.2		1	0	0	0	0	0	0	0	0	0	0	1	1	0.00	0.000
Paul Assenmacher, L ERA: 1.13	(8, 1)	2.0		8	2	0	0	1	0	0	0	1	0	0	10	10	0.00	1.000
Gene Garber, R ERA: 1.08	(10, 1)	1.0	W	5	1	0	0	0	1	0	0	0	0	0	4	8	0.00	2.000

PITCHER		IP	WLS	BF	H	R	ER	SO	BB	IBB	HBP	BLK	WP	HR	S	P	ERA	WHIP

TOP

Cincinnati Reds @ Atlanta Braves

Atlanta-Fulton County Stadium, Atlanta, GA

Mon Jun 16 1986, 7:05 PM EDT

Att. 15,208 - Unknown

livebaseballscorecards.com

AB	35
R	3
H	8
RBI	3
BB	4
SO	4
LOB	15

1B: 7	SF: 0	WP: 0	PA: 41
2B: 1	SAC: 1	PB: 0	
3B: 0	DP: 0	SB: 2	
HR: 0	HBP: 0	CS: 1	

Batter	1	2	3	4	5	6	7	8	9	10	AB	R	H	RBI	BB	SO	LOB
Claudell Washington, L (1, 9) OBP: 0.289, SLG: 0.467 Bill Sample, R (9, PH) OBP: 0.296, SLG: 0.374 (10, 9)	3-1		F9		K		FC6-4 1-2f		K		4 1	0 0	0 0	0 0	0 0	1 1	3 1
Omar Moreno, L (1, 7) OBP: 0.316, SLG: 0.435	F6		F8		K			F7		4-3	5	0	0	0	0	1	1
Dale Murphy, R (1, 8) OBP: 0.379, SLG: 0.462	6-3		FC6-4 1-2f			K		F7		BB 1B 1B	4	1	0	0	1	1	1
Bob Horner, R (1, 3) OBP: 0.333, SLG: 0.448		E 1B G5-2-3 1B		G3		3 1B		K		1B 1-3 1B	5	0	3	0	0	1	0
Ken Oberkfell, L (1, 5) OBP: 0.389, SLG: 0.401 (8, 4)		F5		HR		3 1-2f			HR 1B	2-3 3-H 1B	5	2	3	2	0	0	2
Andres Thomas, R (1, 6) OBP: 0.326, SLG: 0.449		E 1-2 1B		5-3			6-3		1-H HR		4	1	2	2	0	0	0
Bruce Benedict, R (1, 2) OBP: 0.419, SLG: 0.553		E1 1-2 2-3		E5 FC6-4			FC4-6 1B		K		4	0	1	0	0	1	2
Glenn Hubbard, R (1, 4) OBP: 0.344, SLG: 0.345 Chris Chambliss, L (7, PH) OBP: 0.535, SLG: 0.595 Rafael Ramirez, R (7, PR) OBP: 0.263, SLG: 0.368 (8, 5)		G5-2-3 3-Hf		FC6-4 1-2f			FC4-6 1B 1-2f		SH3-4 1B		2 1 1	0 0 0	0 0 1	0 0 0	0 0 0	0 1 0	4 1 0
David Palmer, R (1, 1) OBP: 0.138, SLG: 0.241 Jeff Dedmon, L (7, 1) OBP: 0.333, SLG: 0.333 Ted Simmons, S (7, PH) OBP: 0.333, SLG: 0.367 Zane Smith, L (7, PR) OBP: 0.083, SLG: 0.083 Paul Assenmacher, L (8, 1) Rick Mahler, R (9, PH) OBP: 0.225, SLG: 0.256 Gene Garber, R (10, 1)			FC6-4 1B		5-3		FC6-4 1-3 1B		SH3-4 1-2		2 0 1 0 0 0 0 0 0	0 0 0 0 0 0 0 0 0	1 0 1 0 0 0 0 0 0	0 0 0 0 0 0 0 0 0	0 0 0 0 0 0 0 0 0	0 0 0 0 0 0 0 0 0	0 0 0 0 0 0 0 0 0
Inning Stats	R: 0 E: 0 K: 0 S: 3 H: 0 LOB: 0 BB: 0 P: 3	R: 0 E: 1 K: 0 S: 5 H: 2 LOB: 2 BB: 0 P: 5	R: 0 E: 0 K: 0 S: 4 H: 1 LOB: 1 BB: 0 P: 4	R: 1 E: 1 K: 0 S: 5 H: 1 LOB: 1 BB: 0 P: 5	R: 0 E: 0 K: 2 S: 7 H: 0 LOB: 0 BB: 0 P: 7	R: 0 E: 0 K: 1 S: 5 H: 1 LOB: 0 BB: 0 P: 5	R: 0 E: 0 K: 0 S: 5 H: 2 LOB: 2 BB: 0 P: 5	R: 0 E: 0 K: 1 S: 5 H: 0 LOB: 0 BB: 0 P: 5	R: 2 E: 0 K: 2 S: 10 H: 3 LOB: 1 BB: 0 P: 10	R: 1 E: 0 K: 0 S: 3 H: 2 LOB: 2 BB: 1 P: 7	1B: 10 2B: 1 3B: 0 HR: 2	SF: 0 SAC: 1 DP: 2 HBP: 0			WP: 0 PB: 0 SB: 0 CS: 0	PA: 41		

PITCHER		IP	WLS	BF	H	R	ER	SO	BB	IBB	HBP	BLK	WP	HR	S	P	ERA	WHIP
Bill Gullickson, R ERA: 3.84	(1, 1)	6.0		23	5	1	1	3	0	0	0	0	0	1	29	29	1.50	0.833
Ron Robinson, R ERA: 1.8	(7, 1)	2.2		13	5	2	2	2	0	0	0	0	0	1	17	17	6.75	1.875
John Franco, L ERA: 2.45	(9, 1)	0.2	L	5	2	1	1	1	1	0	0	0	0	0	6	10	13.50	4.500

PITCHER	IP	WLS	BF	H	R	ER	SO	BB	IBB	HBP	BLK	WP	HR	S	P	ERA	WHIP

BOTTOM

Cincinnati Reds @ Atlanta Braves

Atlanta-Fulton County Stadium, Atlanta, GA

Mon Jun 16 1986, 7:05 PM EDT

Att. 15,208 - Unknown

livebaseballscorecards.com

AB	39
R	4
H	12
RBI	4
BB	1
SO	6
LOB	15

Batter	1	2	3	4	5	6	7	8	9	AB	R	H	RBI	BB	SO	LOB
Bill Doran, S (1, 4) OBP: 0.359, SLG: 0.373	5-3	6-3			2-3 1B		BBB S 1B BB		SF8 3-H	3	1	1	1	1	0	2
Billy Hatcher, R (1, 8) OBP: 0.308, SLG: 0.367	F7		F7		SSS K		S 1-H 1B		G3	5	0	1	1	0	1	4
Phil Garner, R (1, 5) OBP: 0.380, SLG: 0.537	HR		F9		5-3		6-3 1-2			4	1	1	1	0	0	3
Glenn Davis, R (1, 3) OBP: 0.339, SLG: 0.507	5-3		SSS K			BB HBP		L4-3 1B		3	0	1	0	0	1	0
Kevin Bass, S (1, 9) OBP: 0.342, SLG: 0.442		1B 4-3 1B		CS 1B		F9		L4-3 1-2		4	1	2	0	0	0	2
Jose Cruz, L (1, 7) OBP: 0.312, SLG: 0.290		4-3 BB 1-3 1B		F9 1-2		BBB G6-4-3 1-2 BB		6-3		3	0	1	0	1	0	1
Mark Bailey, S (1, 2) OBP: 0.321, SLG: 0.314 Terry Puhl, L (9, PR) OBP: 0.288, SLG: 0.318	BBB 4-3 1-2 BB			5-3		G6-4-3 1-2f			BBB FC1-6 1B SF8 BB	2 0	0 1	0 0	0 0	2 0	0 0	2 0
Bert Pena, R (1, 6) OBP: 0.308, SLG: 0.182	SSS K				1B SH3-4 1B		L5		FC1-6 1-2 1B	4	0	2	0	0	1	3
Manny Hernandez, R (1, 1) Jim Pankovits, R (7, PH) OBP: 0.278, SLG: 0.273 Larry Andersen, R (7, 1) Tony Walker, R (9, PH) OBP: 0.269, SLG: 0.311		4-3 1-2 2-3 3-H			SH3-4 1-2		5-3		FC1-6 1-2f 2-3	1 1 0 1	0 0 0 0	0 0 0 0	1 0 0 0	0 0 0 0	0 0 0 0	2 0 0 2
Inning Stats	R: 1 E: 0 K: 0 S: 4 H: 1 LOB: 0 BB: 0 P: 4	R: 1 E: 0 K: 1 S: 7 H: 2 LOB: 2 BB: 1 P: 11	R: 0 E: 0 K: 1 S: 5 H: 0 LOB: 0 BB: 0 P: 5	R: 0 E: 0 K: 0 S: 3 H: 1 LOB: 0 BB: 0 P: 3	R: 0 E: 0 K: 1 S: 7 H: 2 LOB: 2 BB: 0 P: 7	R: 0 E: 0 K: 0 S: 2 H: 0 LOB: 1 BB: 1 P: 7	R: 1 E: 0 K: 0 S: 4 H: 1 LOB: 1 BB: 1 P: 8	R: 0 E: 0 K: 0 S: 3 H: 1 LOB: 0 BB: 0 P: 3	R: 1 E: 0 K: 0 S: 4 H: 1 LOB: 2 BB: 1 P: 8	1B: 8 2B: 1 3B: 0 HR: 1	SF: 1 SAC: 1 DP: 2 HBP: 1						

TOP

Houston Astros @ Cincinnati Reds

Riverfront Stadium, Cincinnati, OH

Tue Jun 17 1986, 7:05 PM EDT

Att. 16,824 - Unknown

livebaseballscorecards.com

AB	31
R	4
H	9
RBI	4
BB	4
SO	3
LOB	21

WP: 0 PB: 0 SB: 2 CS: 1 PA: 38

PITCHER		IP	WLS	BF	H	R	ER	SO	BB	IBB	HBP	BLK	WP	HR	S	P	ERA	WHIP
Chris Welsh, L ERA: 2.7	(1, 1)	6.2	W	29	7	3	3	3	3	0	1	0	0	1	31	44	4.05	1.500
Ted Power, R ERA: 4.45	(7, 1)	1.1		4	1	0	0	0	0	0	0	0	0	0	4	4	0.00	0.750
John Franco, L ERA: 2.6	(9, 1)	1.0	S	5	1	1	1	0	1	0	0	0	0	0	4	8	9.00	2.000

PITCHER	IP	WLS	BF	H	R	ER	SO	BB	IBB	HBP	BLK	WP	HR	S	P	ERA	WHIP

Batter	1	2	3	4	5	6	7	8	9	AB	R	H	RBI	BB	SO	LOB
Eddie Milner, L (1, 8) OBP: 0.296, SLG: 0.364	4-3		F6		F7	F7				4	0	0	0	0	0	2
Pete Rose, S (1, 3) OBP: 0.311, SLG: 0.252	G3		F8		2-H 2B		5-3			4	0	1	1	0	0	0
Max Venable, L (1, 7) OBP: 0.264, SLG: 0.313	F7		1B		F6		L6			4	0	1	0	0	0	1
Eric Davis, R (1, 9) OBP: 0.320, SLG: 0.409		WP S 6-3 1B	F7			E5 S SH1-4 1B	F9			4	2	1	0	0	0	1
Wade Rowdon, R (1, 5) OBP: 0.333, SLG: 0.421		6-3 1-H		5-3		SH1-4 1-2		F4		3	0	0	1	0	0	0
Dave Concepcion, R (1, 6) OBP: 0.312, SLG: 0.324		6-3		4-3		1B 2-H 1B		B B B B FC4-6 1B BB		3	0	1	1	1	0	0
Bo Diaz, R (1, 2) OBP: 0.320, SLG: 0.354		E6 1B		6-3		2B 1-3 1B		FC4-6 1-2 1B		4	1	3	0	0	0	0
Ron Oester, S (1, 4) OBP: 0.308, SLG: 0.370		IBB			SH3-4 2B 1B	1-3 1B 2B		FC4-6 1-2f 2-3		3	2	2	0	1	0	2
Chris Welsh, L (1, 1) OBP: 0.143, SLG: 0.143		K			SH3-4 1-2	2-H 3-H 1B		1-3		2	0	1	2	0	1	2
Ted Power, R (7, 1)										0	0	0	0	0	0	0
Dave Parker, L (8, PH) OBP: 0.344, SLG: 0.511										1	0	0	0	0	0	2
John Franco, L (9, 1)										0	0	0	0	0	0	0
Inning Stats	R: 0 E: 0 K: 0 S: 3 H: 0 LOB: 0 BB: 0 P: 3	R: 1 E: 1 K: 1 S: 7 H: 2 LOB: 2 BB: 1 P: 11	R: 0 E: 0 K: 0 S: 4 H: 1 LOB: 1 BB: 0 P: 4	R: 0 E: 0 K: 0 S: 3 H: 0 LOB: 0 BB: 0 P: 3	R: 1 E: 0 K: 0 S: 5 H: 2 LOB: 1 BB: 0 P: 5	R: 3 E: 1 K: 0 S: 7 H: 4 LOB: 1 BB: 0 P: 7	R: 0 E: 0 K: 0 S: 3 H: 0 LOB: 0 BB: 0 P: 3	R: 0 E: 0 K: 0 S: 4 H: 1 LOB: 2 BB: 1 P: 8		1B: 8 2B: 2 3B: 0 HR: 0	SF: 0 SAC: 2 DP: 0 HBP: 0			WP: 1 PB: 0 SB: 2 CS: 0	PA: 36		

Houston Astros @ Cincinnati Reds

Riverfront Stadium, Cincinnati, OH

Tue Jun 17 1986, 7:05 PM EDT

Att. 16,824 - Unknown

BOTTOM

livebaseballscorecards.com

AB	32
R	5
H	10
RBI	5
BB	2
SO	1
LOB	10

PITCHER		IP	WLS	BF	H	R	ER	SO	BB	IBB	HBP	BLK	WP	HR	S	P	ERA	WHIP
Manny Hernandez, R ERA: 2.08	(1, 1)	6.0	L	28	9	5	2	1	0	1	0	0	1	0	29	33	3.00	1.500
Larry Andersen, R ERA: 3.58	(7, 1)	2.0		8	1	0	0	0	1	0	0	0	0	0	7	11	0.00	1.000

PITCHER	IP	WLS	BF	H	R	ER	SO	BB	IBB	HBP	BLK	WP	HR	S	P	ERA	WHIP

Batter	1	2	3	4	5	6	7	8	9	AB	R	H	RBI	BB	SO	LOB
Bill Doran, S (1, 4) OBP: 0.364, SLG: 0.375	0-0 6-3 1B	4-0 FC6-4 IBB		0-0 F8 ②			0-0 FC1-6-5 S 1B		0-0 L4 ③	4	0	2	0	1	0	1
Billy Hatcher, R (1, 8) OBP: 0.299, SLG: 0.356	0-0 ① 6-3 1-2	0-0 ③ FC6-4 1-2f		0-3 ③ K			0-0 ② FC1-6-5 1-3			4	0	0	0	0	1	6
Denny Walling, L (1, 7) OBP: 0.350, SLG: 0.378	0-0 ② 5-3		0-0 ① 4-3		0-0 G6-3 1B		4-0 IBB			3	0	1	0	1	0	1
Glenn Davis, R (1, 3) OBP: 0.337, SLG: 0.515	0-3 ③ K		0-0 HR		0-0 ① F9		0-0 ③ 4-3			4	1	1	1	0	1	4
Phil Garner, R (1, 5) OBP: 0.377, SLG: 0.529		0-0 5-3 1B 1B	0-0 ② F7		0-0 ②③ G6-3 1-2f			0-0 ① 5-3		4	1	1	0	0	0	1
Kevin Bass, S (1, 9) OBP: 0.348, SLG: 0.445		0-0 ① 5-3 1-2	0-0 S 1B			4-0 G1-6-3 BB		0-0 CS 1B		3	0	2	0	1	0	1
Mark Bailey, S (1, 2) OBP: 0.320, SLG: 0.308		4-0 SH1-4 1B BB	0-3 ③ K 1-2			0-3 ① K		0-0 ②③ G3 1-2		3	0	0	0	1	2	3
Bert Pena, R (1, 6) OBP: 0.294, SLG: 0.200		0-0 SH1-4 1-2 2-H 1B	0-3 ① K			0-0 ②③ G1-6-3 1-2f			0-0 ① F7	4	0	1	1	0	1	1
Mike Scott, R (1, 1) OBP: 0.103, SLG: 0.079 Frank DiPino, L (9, 1) OBP: 0.250, SLG: 0.250 Dave Smith, R (9, 1)		0-0 ② SH1-4 1-2 2-3		0-0 1B			0-0 ① 4-3		0-3 ② K	3	0	1	0	0	1	0
										0	0	0	0	0	0	0
										0	0	0	0	0	0	0

TOP

Houston Astros @ Cincinnati Reds

Riverfront Stadium, Cincinnati, OH

Wed Jun 18 1986, 7:05 PM EDT

Att. 17,426 - Unknown

livebaseballscorecards.com

AB	32
R	2
H	9
RBI	2
BB	4
SO	6
LOB	18

Inning Stats	1	2	3	4	5	6	7	8	9
R	0	1	1	0	0	0	0	0	0
E	0	0	0	0	0	0	0	0	0
K	1	0	1	2	0	1	0	0	1
S	6	5	7	8	3	4	4	3	5
H	1	2	2	1	1	0	1	1	0
LOB	1	3	1	1	0	0	2	0	0
BB	0	2	0	0	0	1	1	0	0
P	6	13	7	8	3	8	8	3	5

| | | | | | | | | | |

Batter	1	2	3	4	5	6	7	8	9	AB	R	H	RBI	BB	SO	LOB
Eddie Milner, L (1, 8) OBP: 0.295, SLG: 0.380	G3		F9			HR		F8		4	1	1	1	0	0	1
Pete Rose, S (1, 3) OBP: 0.302, SLG: 0.244	6-3		4-3			F8		CS 1-2	K	4	0	0	0	0	1	0
Dave Parker, L (1, 9) OBP: 0.346, SLG: 0.508	BB			K		L4			HR	3	1	1	0	1	1	0
Eric Davis, R (1, 7) OBP: 0.318, SLG: 0.430	F4			K			F8		HR 1-H	4	1	1	2	0	1	1
Wade Rowdon, R (1, 5) OBP: 0.333, SLG: 0.381		BB		F7			K			2	0	0	0	1	1	0
Dave Concepcion, R (1, 6) OBP: 0.312, SLG: 0.324		K			F9		1B			3	0	1	0	0	1	1
Bo Diaz, R (1, 2) OBP: 0.315, SLG: 0.348		K			F7		F4			3	0	0	0	0	1	2
Ron Oester, S (1, 4) OBP: 0.304, SLG: 0.364		G3 1-2			F7			F8		3	0	0	0	0	0	1
John Denny, R (1, 1) OBP: 0.214, SLG: 0.185			K			K		CS 1B		2	0	0	0	0	2	0
Max Venable, L (8, PH) OBP: 0.274, SLG: 0.324										1	0	1	0	0	0	0
Ron Robinson, R (9, 1)										0	0	0	0	0	0	0
Inning Stats	R: 0 E: 0 K: 0 S: 3 H: 0 LOB: 1 BB: 1 P: 7	R: 0 E: 0 K: 2 S: 7 H: 0 LOB: 1 BB: 1 P: 11	R: 0 E: 0 K: 1 S: 5 H: 0 LOB: 0 BB: 0 P: 5	R: 0 E: 0 K: 2 S: 7 H: 0 LOB: 0 BB: 0 P: 7	R: 0 E: 0 K: 0 S: 3 H: 0 LOB: 0 BB: 0 P: 3	R: 1 E: 0 K: 1 S: 6 H: 1 LOB: 0 BB: 0 P: 6	R: 0 E: 0 K: 1 S: 6 H: 1 LOB: 1 BB: 0 P: 6	R: 0 E: 0 K: 0 S: 3 H: 1 LOB: 0 BB: 0 P: 3	R: 2 E: 0 K: 1 S: 5 H: 2 LOB: 0 BB: 0 P: 5	1B: 3 2B: 0 3B: 0 HR: 2 SF: 0 SAC: 0 DP: 0 HBP: 0						

PITCHER		IP	WLS	BF	H	R	ER	SO	BB	IBB	HBP	BLK	WP	HR	S	P	ERA	WHIP
Mike Scott, R ERA: 2.58	(1, 1)	8.1		29	3	1	1	8	2	0	0	0	0	1	43	51	1.08	0.600
Frank DiPino, L ERA: 3.0	(9, 1)	0.0		1	1	0	0	0	0	0	0	0	0	0	1	1	∞	∞
Dave Smith, R ERA: 2.28	(9, 1)	0.0	L	1	1	2	2	0	0	0	0	0	0	1	1	1	∞	∞

PITCHER	IP	WLS	BF	H	R	ER	SO	BB	IBB	HBP	BLK	WP	HR	S	P	ERA	WHIP

BOTTOM

Houston Astros @ Cincinnati Reds

Riverfront Stadium, Cincinnati, OH

Wed Jun 18 1986, 7:05 PM EDT

Att. 17,426 - Unknown

livebaseballscorecards.com

AB	29
R	3
H	5
RBI	3
BB	2
SO	8
LOB	6

WP: 0 PA: 32
PB: 0
SB: 1
CS: 1

Houston Astros @ Cincinnati Reds

Riverfront Stadium, Cincinnati, OH

Thu Jun 19 1986, 7:05 PM EDT

Att. 25,920 - Unknown

TOP

livebaseballscorecards.com

Batter	1	2	3	4	5	6	7	8	9	AB	R	H	RBI	BB	SO	LOB
Bill Doran, S (1, 4) OBP: 0.372, SLG: 0.383	F9 1B 2B	2-H 1B 1B	IBB		BBBB G4-3 1-2 2-3 3-H BB			5-3		3	1	2	2	2	0	0
Terry Puhl, L (1, 9) OBP: 0.293, SLG: 0.321	F9 2-3	1-2 BB 1B	F7		G4-3 1-2f			2B 1B		5	0	2	0	0	0	7
Jose Cruz, L (1, 7) OBP: 0.319, SLG: 0.301	HR 3-H 1B	BBBB 1-2 BB		F7		F3		1-3 2B		4	1	2	1	1	0	0
Glenn Davis, R (1, 3) OBP: 0.338, SLG: 0.526	1-H HR	F6		4-3		G1-6-3 1B		4-3		5	1	2	2	0	0	4
Kevin Bass, S (1, 8) OBP: 0.349, SLG: 0.448	F8 2B		S 2B 1B	F9		G1-6-3 1-2f		G3		5	1	2	0	0	0	3
Denny Walling, L (1, 5) OBP: 0.351, SLG: 0.374	F8 2-3		BBBB 2B 1-2 BB		BB 1B BB 1B		6-3		4-3	4	1	1	0	1	0	1
Alan Ashby, S (1, 2) OBP: 0.330, SLG: 0.378	F8		1-3 2-H 2B		BB BB 1-2 1B		3-1		K2-3	5	0	2	1	0	1	1
Bert Pena, R (1, 6) OBP: 0.364, SLG: 0.263		E9 1B	6-3		BBBB BB 1-2 2-3 BB		1B		6-3	4	1	2	0	1	0	2
Jim Deshaies, L (1, 1)		SSS K	SSS K		SSS K		SSS K			4	0	0	0	0	4	7
Aurelio Lopez, R (8, 1)										1	0	0	0	0	0	1
Inning Stats	R: 3 E: 0 K: 0 S: 7 H: 4 LOB: 1 BB: 0 P: 7	R: 1 E: 1 K: 1 S: 7 H: 2 LOB: 2 BB: 1 P: 11	R: 1 E: 0 K: 1 S: 7 H: 2 LOB: 3 BB: 2 P: 15	R: 0 E: 0 K: 0 S: 3 H: 0 LOB: 0 BB: 0 P: 3	R: 1 E: 0 K: 1 S: 6 H: 2 LOB: 2 BB: 2 P: 14	R: 0 E: 0 K: 0 S: 3 H: 1 LOB: 0 BB: 0 P: 3	R: 0 E: 0 K: 1 S: 6 H: 1 LOB: 1 BB: 0 P: 6	R: 0 E: 0 K: 0 S: 5 H: 2 LOB: 2 BB: 0 P: 5	R: 0 E: 0 K: 1 S: 6 H: 1 LOB: 1 BB: 0 P: 6	1B: 10 2B: 4 3B: 0 HR: 1 SF: 0 SAC: 0 DP: 2 HBP: 0						

	AB	40
	R	6
	H	15
	RBI	6
	BB	5
	SO	5
	LOB	26

WP: 0 PB: 0 SB: 1 CS: 0 PA: 45

PITCHER		IP	WLS	BF	H	R	ER	SO	BB	IBB	HBP	BLK	WP	HR	S	P	ERA	WHIP
Mario Soto, R ERA: 3.97	(1, 1)	1.0	L	7	4	3	3	0	0	0	0	0	0	1	7	7	27.00	4.000
Joe Price, L ERA: 4.11	(2, 1)	3.0		16	4	2	1	2	2	1	0	0	0	0	17	29	3.00	2.000
Scott Terry, R ERA: 6.14	(5, 1)	2.0		9	3	1	1	1	2	0	0	0	0	0	9	17	4.50	2.500
Ted Power, R ERA: 4.18	(7, 1)	2.0		9	3	0	0	1	0	0	0	0	0	0	11	11	0.00	1.500
John Franco, L ERA: 2.54	(9, 1)	1.0		4	1	0	0	1	0	0	0	0	0	0	6	6	0.00	1.000

PITCHER	IP	WLS	BF	H	R	ER	SO	BB	IBB	HBP	BLK	WP	HR	S	P	ERA	WHIP

Houston Astros @ Cincinnati Reds

Riverfront Stadium, Cincinnati, OH

Thu Jun 19 1986, 7:05 PM EDT

Att. 25,920 - Unknown

BOTTOM

Batter	1	2	3	4	5	6	7	8	9	AB	R	H	RBI	BB	SO	LOB
Tracy Jones, R (1, 7) OBP: 0.382, SLG: 0.459	HR		4-3	F9			F6		F4	5	1	1	1	0	0	2
Dave Concepcion, R (1, 6) OBP: 0.314, SLG: 0.326	L9		1B		F8		1B		E6	5	0	2	0	0	0	0
Dave Parker, L (1, 9) OBP: 0.347, SLG: 0.510	F7		F2		F9		FC5-4		G3	5	0	2	0	0	0	2
Eric Davis, R (1, 8) OBP: 0.306, SLG: 0.412	F9		K		F9		F4		K	5	0	0	0	0	2	5
Buddy Bell, R (1, 5) OBP: 0.314, SLG: 0.344		F8		5-3	5-3		FC5-4			4	0	0	0	0	0	3
Tony Perez, R (1, 3) OBP: 0.274, SLG: 0.170		FC4-6 BB		1B 2B BB		F2		F8		2	1	0	0	2	0	0
Bo Diaz, R (1, 2) OBP: 0.323, SLG: 0.359		FC4-6 BB		2B 1B		F8		2B		3	0	2	0	1	0	0
Ron Oester, S (1, 4) OBP: 0.307, SLG: 0.372		FC4-6		2B		1B		F7		4	0	2	1	0	0	3
Mario Soto, R (1, 1) OBP: 0.053, SLG: 0.053		K		K		K		4-3		0	0	0	0	0	0	0
Joe Price, R (2, 1) OBP: 0.200, SLG: 0.200										1	0	0	0	0	1	2
Kurt Stillwell, S (4, PH) OBP: 0.282, SLG: 0.216										1	0	0	0	0	1	2
Scott Terry, R (5, 1)										0	0	0	0	0	0	0
Wade Rowdon, R (6, PH) OBP: 0.320, SLG: 0.364										1	0	0	0	0	1	1
Ted Power, R (7, 1)										0	0	0	0	0	0	0
Eddie Milner, L (8, PH) OBP: 0.293, SLG: 0.377										1	0	0	0	0	0	1
John Franco, L (9, 1)										0	0	0	0	0	0	0
Inning Stats	R: 1 E: 0 K: 0 S: 4 H: 1 LOB: 0 BB: 0 P: 4	R: 0 E: 0 K: 1 S: 5 H: 0 LOB: 2 BB: 2 P: 13	R: 0 E: 0 K: 1 S: 6 H: 1 LOB: 1 BB: 0 P: 6	R: 1 E: 0 K: 1 S: 7 H: 2 LOB: 2 BB: 1 P: 11	R: 0 E: 0 K: 0 S: 4 H: 1 LOB: 1 BB: 0 P: 4	R: 0 E: 0 K: 1 S: 6 H: 1 LOB: 1 BB: 0 P: 6	R: 0 E: 0 K: 0 S: 5 H: 2 LOB: 2 BB: 0 P: 5	R: 0 E: 0 K: 0 S: 4 H: 1 LOB: 1 BB: 0 P: 4	R: 0 E: 2 K: 1 S: 6 H: 0 LOB: 1 BB: 0 P: 6	1B: 5 2B: 3 3B: 0 HR: 1 SF: 0 SAC: 0 DP: 0 HBP: 0						WP: 0 PB: 0 SB: 0 CS: 0 PA: 40

livebaseballscorecards.com

AB	37
R	2
H	9
RBI	2
BB	3
SO	5
LOB	21

PITCHER		IP	WLS	BF	H	R	ER	SO	BB	IBB	HBP	BLK	WP	HR	S	P	ERA	WHIP
Jim Deshaies, L ERA: 4.2	(1, 1)	7.0	W	32	8	2	2	4	3	0	0	0	0	1	37	49	2.57	1.571
Aurelio Lopez, R ERA: 0.77	(8, 1)	2.0		8	1	0	0	1	0	0	0	0	0	0	10	10	0.00	0.500

PITCHER	IP	WLS	BF	H	R	ER	SO	BB	IBB	HBP	BLK	WP	HR	S	P	ERA	WHIP

Atlanta Braves @ Cincinnati Reds

Riverfront Stadium, Cincinnati, OH

Fri Jun 20 1986, 3:33 AM EDT

Unknown

TOP

livebaseballscorecards.com

Batter	1	2	3	4	5	6	7	8	9	AB	R	H	RBI	BB	SO	LOB
Bill Sample, R (1, 9) OBP: 0.287, SLG: 0.387	4-3		HR		F8	F8			F7	5	1	1	1	0	0	2
Rafael Ramirez, R (1, 6) OBP: 0.260, SLG: 0.367	6-3		F3		2B		F8		FC6-4 1B	5	0	2	0	0	0	0
Dale Murphy, R (1, 8) OBP: 0.379, SLG: 0.461	K		F4		F8		K		FC6-4 1-2f	5	0	0	0	0	2	2
Ted Simmons, S (1, 3) (8, 5) OBP: 0.339, SLG: 0.370		HR 1B	BB 1B		F8		4-3			4	1	2	0	0	0	1
Ozzie Virgil, R (1, 2) OBP: 0.335, SLG: 0.444		1-H HR	1-2 BB			PB 1B 2B		L9		3	2	2	2	1	0	0
Terry Harper, R (1, 7) OBP: 0.279, SLG: 0.325		F8	F9			5-3		2B		4	0	1	0	0	0	3
Ken Oberkfell, L (1, 5) (8, 4) OBP: 0.382, SLG: 0.391		K		4-3		2-3 K		F2		4	0	0	0	0	2	2
Glenn Hubbard, R (1, 4) OBP: 0.357, SLG: 0.344		BB		F8		1B BB		L9		1	0	0	0	2	0	0
Chris Chambliss, L (8, PH) (8, 3) OBP: 0.511, SLG: 0.561										1	0	0	0	0	0	1
David Palmer, R (1, 1) OBP: 0.129, SLG: 0.226		K		F2		1-2 3-H 1B			K	2	0	0	0	0	1	1
Bob Horner, R (6, PH) OBP: 0.340, SLG: 0.472										1	0	1	1	0	0	0
Craig McMurtry, R (6, PR) OBP: 0.286, SLG: 0.167										0	0	0	0	0	0	0
Jeff Dedmon, L (6, 1) OBP: 0.333, SLG: 0.333										0	0	0	0	0	0	0
Andres Thomas, R (9, PH) OBP: 0.323, SLG: 0.444										1	0	0	0	0	1	0
Inning Stats	R: 0 E: 0 K: 1 S: 5 H: 0 LOB: 0 BB: 0 P: 5	R: 2 E: 0 K: 2 S: 9 H: 2 LOB: 1 BB: 1 P: 13	R: 1 E: 0 K: 0 S: 5 H: 2 LOB: 2 BB: 1 P: 9	R: 0 E: 0 K: 0 S: 3 H: 0 LOB: 0 BB: 0 P: 3	R: 0 E: 0 K: 0 S: 4 H: 1 LOB: 1 BB: 0 P: 4	R: 1 E: 0 K: 1 S: 7 H: 2 LOB: 2 BB: 1 P: 11	R: 0 E: 0 K: 1 S: 5 H: 0 LOB: 0 BB: 0 P: 5	R: 0 E: 0 K: 0 S: 4 H: 1 LOB: 1 BB: 0 P: 4	R: 0 E: 0 K: 1 S: 6 H: 1 LOB: 1 BB: 0 P: 6	1B: 4 2B: 3 3B: 0 HR: 2 SF: 0 SAC: 0 DP: 0 HBP: 0						

AB	36
R	4
H	9
RBI	4
BB	3
SO	6
LOB	12

WP: 0 PB: 1 SB: 0 CS: 0 PA: 39

PITCHER		IP	WLS	BF	H	R	ER	SO	BB	IBB	HBP	BLK	WP	HR	S	P	ERA	WHIP
Tom Browning, L ERA: 5.0	(1, 1)	6.0	W	28	7	4	4	4	3	0	0	0	0	2	33	45	6.00	1.667
Ron Robinson, R ERA: 1.7	(7, 1)	2.0		7	1	0	0	1	0	0	0	0	0	0	9	9	0.00	0.500
John Franco, L ERA: 2.49	(9, 1)	1.0	S	4	1	0	0	1	0	0	0	0	0	0	6	6	0.00	1.000

PITCHER	IP	WLS	BF	H	R	ER	SO	BB	IBB	HBP	BLK	WP	HR	S	P	ERA	WHIP

Atlanta Braves @ Cincinnati Reds

Riverfront Stadium, Cincinnati, OH

Fri Jun 20 1986, 3:33 AM EDT

Unknown

livebaseballscorecards.com

BOTTOM

Batter	1	2	3	4	5	6	7	8	9	AB	R	H	RBI	BB	SO	LOB
Eddie Milner, L (1, 8) OBP: 0.302, SLG: 0.377	G3 4-3 2B 1B	BBBB CS BB		BBBB CS 1-2 BB		F9 ②		F7 ②		3	1	1	0	2	0	2
Pete Rose, S (1, 3) OBP: 0.292, SLG: 0.234	4-3 ① 1-2	CS ③ 1-2	F8 ①	G3 ②③ 1-2 2-3		G1 ③ 1-2		4-3 ③		5	0	0	0	0	0	5
Dave Parker, L (1, 9) OBP: 0.346, SLG: 0.504	G3 ② 2-3		BBB 1B 1B BB		G3 ①		6-3 ①			3	1	0	0	1	0	1
Eric Davis, R (1, 7) OBP: 0.304, SLG: 0.402	BBBB S 2B BB		SSS K ②		F9 ②		E3 S 2B			3	2	0	0	1	1	1
Buddy Bell, R (1, 5) OBP: 0.321, SLG: 0.362	1-H 3-H 1B 2B		1-2 1B 1B		5-3 ③		1-H 2B			4	1	3	3	0	0	0
Dave Concepcion, R (1, 6) OBP: 0.322, SLG: 0.332	BBBB 1B BB		1-2 2-H 1B			2B 1B	5-3 ②			3	1	2	1	1	0	1
Bo Diaz, R (1, 2) OBP: 0.332, SLG: 0.370	1-3 2-H 1B ③		F4 ③			SH2-3 1-H 2B	BBBB BB			3	0	2	2	1	0	2
Ron Oester, S (1, 4) OBP: 0.308, SLG: 0.371		6-3 ①		CS BB 1B		SH2-3 ① 2-3	1-3 ③			3	0	1	0	0	0	2
Tom Browning, L (1, 1) OBP: 0.182, SLG: 0.182		G1-4-3 ②		SSS K ①		BBBB S BB		6-3 ①		2	0	0	0	0	1	1
Kurt Stillwell, S (6, PH) OBP: 0.288, SLG: 0.216										0	0	0	0	1	0	0
Ron Robinson, R (7, 1)										0	0	0	0	0	0	0
Max Venable, L (8, PH) OBP: 0.270, SLG: 0.319										1	0	0	0	0	0	0
John Franco, L (9, 1)										0	0	0	0	0	0	0
Inning Stats	R: 3 H: 3 E: 0 LOB: 2 K: 0 BB: 2 S: 5 P: 13	R: 0 H: 0 E: 0 LOB: 0 K: 0 BB: 1 S: 2 P: 6	R: 1 H: 2 E: 0 LOB: 2 K: 1 BB: 1 S: 7 P: 11	R: 0 H: 1 E: 0 LOB: 1 K: 1 BB: 1 S: 5 P: 9	R: 0 H: 0 E: 0 LOB: 0 K: 0 BB: 0 S: 3 P: 3	R: 1 H: 2 E: 0 LOB: 2 K: 0 BB: 1 S: 5 P: 9	R: 1 H: 1 E: 1 LOB: 2 K: 0 BB: 1 S: 5 P: 9	R: 0 H: 0 E: 0 LOB: 0 K: 0 BB: 0 S: 3 P: 3		1B: 6 SF: 0 2B: 3 SAC: 1 3B: 0 DP: 0 HR: 0 HBP: 0						

	AB	30
	R	6
	H	9
	RBI	6
	BB	7
	SO	2
	LOB	15

WP: 0 PA: 39
PB: 0
SB: 3
CS: 3

PITCHER		IP	WLS	BF	H	R	ER	SO	BB	IBB	HBP	BLK	WP	HR	S	P	ERA	WHIP
David Palmer, R ERA: 3.02	(1, 1)	5.0		23	6	4	4	2	5	0	0	0	0	0	22	42	7.20	2.200
Jeff Dedmon, R ERA: 3.03	(6, 1)	3.0	L	15	3	2	1	0	2	0	0	0	0	0	13	21	3.00	1.667

PITCHER	IP	WLS	BF	H	R	ER	SO	BB	IBB	HBP	BLK	WP	HR	S	P	ERA	WHIP

Atlanta Braves @ Cincinnati Reds

Riverfront Stadium, Cincinnati, OH

Fri Jun 20 1986, 7:05 PM EDT

Att. 28,439 - Unknown

TOP

livebaseballscorecards.com

Batter	1	2	3	4	5	6	7	8	9	AB	R	H	RBI	BB	SO	LOB
Claudell Washington, L (1, 9) OBP: 0.295, SLG: 0.459 Ted Simmons, S (9, PH) OBP: 0.333, SLG: 0.364	F7		L4			1-3 SF8 2B		F9	1-3	4 1	1 0	1 0	0 0	0 0	0 0	0 2
Omar Moreno, L (1, 7) OBP: 0.298, SLG: 0.403	F9			L8		1-3 2-3		F8		4	0	0	0	0	0	1
Dale Murphy, R (1, 8) OBP: 0.377, SLG: 0.471	6-3			L7		SF8 3-H		HR		3	1	1	2	0	0	0
Chris Chambliss, L (1, 3) OBP: 0.471, SLG: 0.511		K		F4		4-3		L4		4	0	0	0	0	1	0
Ken Oberkfell, L (1, 5) OBP: 0.384, SLG: 0.398		FC4-6 1B			L5		4-3 1B 2B		F8	4	1	2	0	0	0	0
Andres Thomas, R (1, 6) OBP: 0.330, SLG: 0.511		FC4-6 1-2f			HR		F2		HR	4	2	2	2	0	0	2
Bruce Benedict, R (1, 2) OBP: 0.380, SLG: 0.489		K			1B		4-3 2-3		6-3	4	0	1	0	0	1	2
Glenn Hubbard, R (1, 4) OBP: 0.360, SLG: 0.347			F4		F5		1B 3-H		E8 1B	4	0	2	1	0	0	1
Joe Johnson, R (1, 1) OBP: 0.143, SLG: 0.115 Steve Shields, R (5, 1) Rafael Ramirez, R (9, PH) OBP: 0.263, SLG: 0.367			K		F6		K		BB	2 1 0	0 0 0	0 0 0	0 0 0	0 0 0	1 1 1	1 1 0
Inning Stats	R: 0 E: 0 K: 0 S: 3 H: 0 LOB: 0 BB: 0 P: 3	R: 0 E: 0 K: 2 S: 8 H: 1 LOB: 1 BB: 0 P: 8	R: 0 E: 0 K: 1 S: 5 H: 0 LOB: 0 BB: 0 P: 5	R: 0 E: 0 K: 0 S: 3 H: 0 LOB: 0 BB: 0 P: 3	R: 1 E: 0 K: 0 S: 5 H: 2 LOB: 1 BB: 0 P: 5	R: 1 E: 0 K: 0 S: 4 H: 1 LOB: 0 BB: 0 P: 4	R: 1 E: 0 K: 1 S: 7 H: 2 LOB: 1 BB: 0 P: 7	R: 1 E: 0 K: 0 S: 4 H: 1 LOB: 0 BB: 0 P: 4	R: 1 E: 1 K: 0 S: 5 H: 2 LOB: 2 BB: 1 P: 9	1B: 4 2B: 2 3B: 0 HR: 3 SF: 1 SAC: 0 DP: 0 HBP: 0						

	AB	35
	R	5
	H	9
	RBI	5
	BB	1
	SO	4
	LOB	10

WP: 0 PB: 0 SB: 0 CS: 0 PA: 37

PITCHER		IP	WLS	BF	H	R	ER	SO	BB	IBB	HBP	BLK	WP	HR	S	P	ERA	WHIP
Bill Gullickson, R ERA: 3.9	(1, 1)	8.0	W	31	7	4	4	4	0	0	0	0	0	2	39	39	4.50	0.875
John Franco, L ERA: 2.63	(9, 1)	1.0		6	2	1	1	0	1	0	0	0	0	1	5	9	9.00	3.000

PITCHER	IP	WLS	BF	H	R	ER	SO	BB	IBB	HBP	BLK	WP	HR	S	P	ERA	WHIP

Atlanta Braves @ Cincinnati Reds

Riverfront Stadium, Cincinnati, OH

Fri Jun 20 1986, 7:05 PM EDT

Att. 28,439 - Unknown

BOTTOM

Batter	1	2	3	4	5	6	7	8	9	AB	R	H	RBI	BB	SO	LOB
Eddie Milner, L (1, 8) OBP: 0.304, SLG: 0.389	E3 1B	F7		1B 1-H 2B		3B 3-1 2B		G3		5	3	2	1	0	0	0
Pete Rose, S (1, 3) OBP: 0.302, SLG: 0.248	1B 1B 1-2 FC5-2 1B	E S 1B		2-H 1B		F6		6-3		5	0	3	1	0	0	1
Dave Parker, L (1, 9) OBP: 0.344, SLG: 0.500	FC5-2 1B 1-2 2-H 2B 1B	F4 1-3		F6		3-1 2-3				4	1	1	1	0	0	3
Eric Davis, R (1, 7) OBP: 0.310, SLG: 0.421	FC5-2 1-2 2-3 2B 1B	6-3		6-3		3-H 3B				4	1	2	1	0	0	0
Buddy Bell, R (1, 5) OBP: 0.320, SLG: 0.360	FC5-2 1-2 2-3 3-Hf 2B	6-3		1B 1B		6-3				4	2	1	0	0	0	4
Dave Concepcion, R (1, 6) OBP: 0.326, SLG: 0.340	1-H 2-H 3-H 2B	5-3		1B 1-2 1B		5-3				4	0	2	3	0	0	0
Sal Butera, R (1, 2) OBP: 0.349, SLG: 0.361	F3			B B B B 2B BB		BB 1-3 2-H 1B		5-3		3	1	1	1	1	0	1
Ron Oester, S (1, 4) OBP: 0.307, SLG: 0.366	F7			S S S K		B B B B G6-4-3 1-2 BB		F8		3	0	0	0	1	1	2
Bill Gullickson, R (1, 1) OBP: 0.094, SLG: 0.065 Max Venable, L (8, PH) OBP: 0.267, SLG: 0.314 John Franco, L (9, 1)		6-3		S S S K		G6-4-3 1-2f		4-3		3 1 0	0 0 0	0 0 0	0 0 0	1 0 0	4 0 0	4 0 0
Inning Stats	R: 4 H: 4 E: 1 LOB: 1 K: 0 BB: 0 S: 8 P: 8	R: 0 H: 1 E: 0 LOB: 1 K: 0 BB: 0 S: 4 P: 4	R: 0 H: 0 E: 0 LOB: 0 K: 0 BB: 0 S: 3 P: 3	R: 2 H: 2 E: 0 LOB: 1 K: 2 BB: 1 S: 9 P: 13	R: 1 H: 3 E: 0 LOB: 2 K: 0 BB: 1 S: 5 P: 9	R: 1 H: 2 E: 0 LOB: 1 K: 0 BB: 0 S: 5 P: 5	R: 0 H: 0 E: 0 LOB: 0 K: 0 BB: 0 S: 3 P: 3	R: 0 H: 0 E: 0 LOB: 0 K: 0 BB: 0 S: 3 P: 3		1B: 8 SF: 0 2B: 3 SAC: 0 3B: 1 DP: 1 HR: 0 HBP: 0						

livebaseballscorecards.com

AB	36
R	8
H	12
RBI	8
BB	2
SO	2
LOB	15

WP: 0 PA: 38
PB: 0
SB: 1
CS: 0

PITCHER		IP	WLS	BF	H	R	ER	SO	BB	IBB	HBP	BLK	WP	HR	S	P	ERA	WHIP
Joe Johnson, R ERA: 4.7	(1, 1)	4.1	L	25	10	7	6	2	1	0	0	0	0	0	28	32	12.46	2.538
Steve Shields, R ERA: 5.68	(5, 1)	3.2		13	2	1	1	0	1	0	0	0	0	0	12	16	2.46	0.818

PITCHER	IP	WLS	BF	H	R	ER	SO	BB	IBB	HBP	BLK	WP	HR	S	P	ERA	WHIP

Atlanta Braves @ Cincinnati Reds

Riverfront Stadium, Cincinnati, OH

Sat Jun 21 1986, 7:05 PM EDT

Att. 36,998 - Unknown

TOP

livebaseballscorecards.com

Batter	1	2	3	4	5	6	7	8	9	AB	R	H	RBI	BB	SO	LOB
Bill Sample, R (1, 9) OBP: 0.303, SLG: 0.394 Omar Moreno, L (8, 7) OBP: 0.296, SLG: 0.400	G6-4-3 1B		1B 1B		F8			BB SH3-4 1B BB	F9	3 1	1 0	2 0	0 0	1 0	0 0	0 0
Rafael Ramirez, R (1, 6) OBP: 0.263, SLG: 0.365	G6-4-3 1-2f		1-2 1B			F8		SH3-4 1-2	4-3	4	0	1	0	0	0	1
Dale Murphy, R (1, 8) OBP: 0.377, SLG: 0.468	F9		1-6-3			S E 1B		BB 1B IBB	K	4	2	1	0	1	1	2
Bob Horner, R (1, 3) OBP: 0.342, SLG: 0.483 Claudell Washington, L (8, PR) (8, 9) OBP: 0.295, SLG: 0.459		HR		F7		F8		1B 1-2 2-3 1B BB		3 0	1 1	1 0	1 0	1 0	0 0	1 0
Ozzie Virgil, R (1, 2) OBP: 0.344, SLG: 0.451	G6-4-3 1B			5-3		E4 FC4 1-H 1B		E 1B SF8 1-2 2-H 3-H 1B		4	1	3	2	0	0	0
Terry Harper, R (1, 7) OBP: 0.274, SLG: 0.318 Chris Chambliss, L (8, PH) (8, 3) OBP: 0.481, SLG: 0.522	G6-4-3 1-2f			L7		FC4 1-2f		E8 SF8 BB 1-3 2-H 1B		3 1	0 0	0 1	0 1	0 0	0 0	2 0
Ken Oberkfell, L (1, 5) OBP: 0.386, SLG: 0.412	4-3				HR		4-3	BB 1-2 BB		3	1	1	1	1	0	0
Glenn Hubbard, R (1, 4) OBP: 0.353, SLG: 0.342			F9		5-3		5-3	SF8 2-3 3-H		3	0	0	1	0	0	0
Rick Mahler, R (1, 1) OBP: 0.217, SLG: 0.244 Paul Assenmacher, L (8, 1) Gene Garber, R (8, 1)			1-3		6-3		6-3	4-3		4 0 0	0 0 0	0 0 0	0 0 0	0 0 0	0 0 0	2 0 0

	AB	33
	R	7
	H	10
	RBI	6
	BB	4
	SO	1
	LOB	8

Inning Stats	1	2	3	4	5	6	7	8	9
	R: 0 E: 0 K: 0 S: 3 H: 1 LOB: 0 BB: 0 P: 3	R: 1 E: 0 K: 0 S: 4 H: 2 LOB: 0 BB: 0 P: 4	R: 0 E: 0 K: 0 S: 5 H: 2 LOB: 2 BB: 0 P: 5	R: 0 E: 0 K: 0 S: 3 H: 0 LOB: 0 BB: 0 P: 3	R: 1 E: 0 K: 0 S: 4 H: 1 LOB: 0 BB: 0 P: 4	R: 1 E: 1 K: 0 S: 5 H: 2 LOB: 1 BB: 0 P: 5	R: 0 E: 0 K: 0 S: 3 H: 0 LOB: 0 BB: 0 P: 3	R: 4 E: 1 K: 0 S: 5 H: 2 LOB: 2 BB: 4 P: 21	R: 0 E: 0 K: 1 S: 5 H: 0 LOB: 0 BB: 0 P: 5

	1B	8	SF	1	WP	0	PA	39
	2B	0	SAC	1	PB	0		
	3B	0	DP	2	SB	1		
	HR	2	HBP	0	CS	0		

PITCHER		IP	WLS	BF	H	R	ER	SO	BB	IBB	HBP	BLK	WP	HR	S	P	ERA	WHIP
Chris Welsh, L ERA: 3.18	(1, 1)	7.1	L	30	8	5	4	0	1	1	0	0	0	2	28	36	4.91	1.227
Ted Power, R ERA: 4.73	(8, 1)	0.0		3	2	1	1	0	1	0	0	0	0	0	2	6	∞	∞
Carl Willis, R ERA:	(8, 1)	0.2		3	0	1	1	0	1	0	0	0	0	0	2	6	13.50	1.500
Scott Terry, R ERA: 5.93	(9, 1)	1.0		3	0	0	0	1	0	0	0	0	0	0	5	5	0.00	0.000

PITCHER		IP	WLS	BF	H	R	ER	SO	BB	IBB	HBP	BLK	WP	HR	S	P	ERA	WHIP

BOTTOM

Atlanta Braves @ Cincinnati Reds

Riverfront Stadium, Cincinnati, OH

Sat Jun 21 1986, 7:05 PM EDT

Att. 36,998 - Unknown

livebaseballscorecards.com

Batter	1	2	3	4	5	6	7	8	9	AB	R	H	RBI	BB	SO	LOB
Eddie Milner, L (1, 8) OBP: 0.309, SLG: 0.392	K		6-3 S 2B 1B		1B SF8 1B		6-3	1-3 6-3 3-H 1B		4	2	2	0	0	1	0
Tracy Jones, R (8, PH) OBP: 0.391, SLG: 0.468 (9, 7)										1	0	1	1	0	0	0
Pete Rose, S (1, 3) OBP: 0.307, SLG: 0.263	3-1		6-3 1-3		FC6-4 1-3 1B		BB 2B	6-3 1-2 3-H		4	0	2	0	0	0	1
Tony Perez, R (8, PH) OBP: 0.270, SLG: 0.167										1	0	0	1	0	0	1
Scott Terry, R (9, 1)										0	0	0	0	0	0	0
Dave Parker, L (1, 9) OBP: 0.352, SLG: 0.508	1B 1B		1B 3-H 2B		SF8 3-H		BB IBB	IBB		2	1	2	2	2	0	0
Eric Davis, R (1, 7) OBP: 0.322, SLG: 0.426	1-2 1B		2-H 1B		K		1-2 2-3 FC6-4 BB	K		3	0	2	1	1	1	1
Ted Power, R (8, 1)										0	0	0	0	0	0	0
Carl Willis, L (8, 1)										0	0	0	0	0	0	0
Kurt Stillwell, S (8, PH) OBP: 0.286, SLG: 0.214 (9, 6)										1	0	0	0	0	1	2
Buddy Bell, R (1, 5) OBP: 0.313, SLG: 0.351	6-3		F6		FC6-4 1-2f		FC6-4 1-2f		K	5	0	0	0	0	1	7
Dave Concepcion, R (1, 6) OBP: 0.323, SLG: 0.342 (9, 3)		F8		5-3		6-3		L9 1B 2B	5-3	5	1	1	0	0	0	0
Bo Diaz, R (1, 2) OBP: 0.324, SLG: 0.360	K		K			4-3		L9 2-3	K	5	0	0	0	0	3	1
Ron Oester, S (1, 4) OBP: 0.310, SLG: 0.373		G3		2B		3-1		1B 1B 3-H 1B		4	1	2	1	0	0	0
Chris Welsh, L (1, 1) OBP: 0.100, SLG: 0.100			F7	3-1			4-3	1B 1-3 6-3 1B		3	0	0	0	0	0	1
Max Venable, L (8, 7) OBP: 0.276, SLG: 0.324 (9, 8)										1	1	1	0	0	0	0

Inning Stats	R: 0 E: 0 K: 1 S: 7	H: 2 LOB: 2 BB: 0 P: 7	R: 0 E: 0 K: 1 S: 5	H: 0 LOB: 0 BB: 0 P: 5	R: 2 E: 0 K: 0 S: 6	H: 3 LOB: 1 BB: 0 P: 6	R: 0 E: 0 K: 1 S: 6	H: 1 LOB: 1 BB: 0 P: 6	R: 1 E: 0 K: 1 S: 7	H: 2 LOB: 1 BB: 0 P: 7	R: 0 E: 0 K: 0 S: 3	H: 0 LOB: 0 BB: 0 P: 3	R: 0 E: 0 K: 0 S: 4	H: 1 LOB: 3 BB: 2 P: 12	R: 3 E: 0 K: 1 S: 9	H: 4 LOB: 2 BB: 1 P: 13	R: 0 E: 0 K: 2 S: 7	H: 0 LOB: 0 BB: 0 P: 7

PITCHER		IP	WLS	BF	H	R	ER	SO	BB	IBB	HBP	BLK	WP	HR	S	P	ERA	WHIP	PITCHER	IP	WLS	BF	H	R	ER	SO	BB	IBB	HBP	BLK	WP	HR	S	P	ERA	WHIP
Rick Mahler, R ERA: 4.53	(1, 1)	7.1	W	36	12	6	6	4	1	1	0	0	0	0	42	50	7.36	1.773																		
Paul Assenmacher, L ERA: 1.54	(8, 1)	0.0		1	1	0	0	0	0	0	0	0	0	0	1	1	∞	∞																		
Gene Garber, R ERA: 1.03	(8, 1)	1.2	S	6	0	0	0	3	0	1	0	0	0	0	11	15	0.00	0.000																		

1B: 9	SF: 1	WP: 0	PA: 43
2B: 4	SAC: 0	PB: 0	
3B: 0	DP: 0	SB: 1	
HR: 0	HBP: 0	CS: 0	

AB	39
R	6
H	13
RBI	6
BB	3
SO	7
LOB	14

Atlanta Braves @ Cincinnati Reds

Riverfront Stadium, Cincinnati, OH

Sun Jun 22 1986, 3:33 AM EDT

Att. 27,389 - Unknown

TOP

livebaseballscorecards.com

Batter	1	2	3	4	5	6	7	8	9	AB	R	H	RBI	BB	SO	LOB
Claudell Washington, L (1, 9) OBP: 0.296, SLG: 0.456 Terry Harper, R (8, PH) OBP: 0.273, SLG: 0.316 (8, 7)	x 0-0 CS 1B			x 0-0 ① F9		x 0-0 ② F8		x 0-0 ② 6-3 2-3		3	0	1	0	0	0	0
										1	0	0	0	0	0	1
Rafael Ramirez, R (1, 5) OBP: 0.259, SLG: 0.360	S S S 0-3 ① ② K 1-2			S S S 0-3 ② K2-3		x 0-0 ③ 6-3		x 0-0 ③ 5-3		4	0	0	0	0	2	2
Dale Murphy, R (1, 8) OBP: 0.375, SLG: 0.468	x 0-0 ③ 5-3			x 0-0 ③ 1-3			x 0-0 ① 6-3		x 0-0 WP 2B	4	0	1	0	0	0	0
Chris Chambliss, L (1, 3) OBP: 0.446, SLG: 0.480		S S S 0-3 ① K			x 0-0 ① F7		x 0-0 ② 4-3		x 0-0 ① F7	4	0	0	0	0	1	1
Ken Oberkfell, L (1, 4) OBP: 0.388, SLG: 0.411		B B B B 4-0 G6-4-3 BB			x 0-0 1B 1B		x 0-0 ③ 6-3		x 0-0 ② 1-3	3	0	1	0	1	0	1
Andres Thomas, R (1, 6) OBP: 0.337, SLG: 0.510		x 0-0 ② ③ G6-4-3 1-2f			x 0-0 1-2 1B			x 0-0 BB 1B 1B	S S S 0-3 ③ K 2-3	4	1	2	0	0	1	2
Bruce Benedict, R (1, 2) OBP: 0.377, SLG: 0.468			S S S 0-3 ① K		x 0-0 ② F9			B B B B 4-0 1B 1-2 6-3 BB		2	1	0	0	1	1	2
Omar Moreno, L (1, 7) (8, 9) OBP: 0.297, SLG: 0.399			x 0-0 ② G3		S S S 0-3 ③ K			x 0-0 6-3 6-3 1-3 2-H 1B		3	0	1	1	0	1	2
Craig McMurtry, R (1, 1) OBP: 0.222, SLG: 0.125 Ted Simmons, S (8, PH) OBP: 0.328, SLG: 0.357 Gene Garber, R (8, 1)			x 0-0 ③ 5-3			S S S 0-3 ① K		x 0-0 ① 6-3 1-2 3-H		2	0	0	0	0	1	0
										1	0	0	1	0	0	1
										0	0	0	0	0	0	0

	AB	31
	R	2
	H	6
	RBI	2
	BB	2
	SO	7
	LOB	12

Inning Stats	1	2	3	4	5	6	7	8	9
	R: 0 H: 1 E: 0 LOB: 0 K: 1 BB: 0 S: 5 P: 5	R: 0 H: 0 E: 0 LOB: 0 K: 1 BB: 1 S: 4 P: 8	R: 0 H: 0 E: 0 LOB: 0 K: 1 BB: 0 S: 5 P: 5	R: 0 H: 0 E: 0 LOB: 0 K: 1 BB: 0 S: 5 P: 5	R: 0 H: 2 E: 0 LOB: 2 K: 1 BB: 0 S: 7 P: 7	R: 0 H: 0 E: 0 LOB: 0 K: 1 BB: 0 S: 5 P: 5	R: 0 H: 0 E: 0 LOB: 0 K: 0 BB: 0 S: 3 P: 3	R: 2 H: 2 E: 0 LOB: 1 K: 0 BB: 1 S: 5 P: 9	R: 0 H: 1 E: 0 LOB: 1 K: 1 BB: 0 S: 6 P: 6

	1B: 5	SF: 0	WP: 1	PA: 33
	2B: 2	SAC: 0	PB: 0	
	3B: 0	DP: 2	SB: 0	
	HR: 0	HBP: 0	CS: 1	

PITCHER		IP	WLS	BF	H	R	ER	SO	BB	IBB	HBP	BLK	WP	HR	S	P	ERA	WHIP
John Denny, R ERA: 4.47	(1, 1)	7.0	W	26	5	2	2	6	2	0	0	0	0	0	36	44	2.57	1.000
John Franco, L ERA: 2.57	(8, 1)	1.0		3	0	0	0	0	0	0	0	0	0	0	3	3	0.00	0.000
Ron Robinson, R ERA: 1.67	(9, 1)	1.0	S	4	1	0	0	1	0	0	0	0	1	0	6	6	0.00	1.000

PITCHER	IP	WLS	BF	H	R	ER	SO	BB	IBB	HBP	BLK	WP	HR	S	P	ERA	WHIP

Atlanta Braves @ Cincinnati Reds

Riverfront Stadium, Cincinnati, OH

Sun Jun 22 1986, 3:33 AM EDT

Att. 27,389 - Unknown

BOTTOM

livebaseballscorecards.com

Batter	1	2	3	4	5	6	7	8	9	AB	R	H	RBI	BB	SO	LOB
Eddie Milner, L (1, 8) OBP: 0.306, SLG: 0.392	K		2B		4-3		F7	3-1 2-3 3-H		5	0	1	1	0	1	1
Pete Rose, S (1, 3) OBP: 0.310, SLG: 0.268	BB 1B		F7		F8		HR 1B	4-3		5	1	2	0	0	0	2
Dave Parker, L (1, 9) OBP: 0.351, SLG: 0.502	K		IBB		G3		F7			3	0	0	0	1	1	2
Eric Davis, R (1, 7) OBP: 0.333, SLG: 0.455	1-2 BB		L5			4-3 S E 1B	1-H HR			3	2	2	2	1	0	2
Buddy Bell, R (1, 5) OBP: 0.312, SLG: 0.346	F9			FC6-4 BB		4-3 1-3	F3			3	0	0	0	1	0	3
Dave Concepcion, R (1, 6) OBP: 0.322, SLG: 0.340		6-3		FC6-4 5-3 1-2f		K		E SH3-4 1B		4	1	1	0	0	1	2
Sal Butera, R (1, 2) OBP: 0.348, SLG: 0.342		4-3		5-3 1-2		FC5 E BB		SH3-4 1-2		2	0	0	0	1	0	1
Ron Oester, S (1, 4) OBP: 0.313, SLG: 0.370		G3		IBB		E4 1-2 3-H		E 3-1 IBB		2	1	0	0	2	0	1
John Denny, R (1, 1) OBP: 0.194, SLG: 0.167			K	K		FC5 2-3f		E2 3-1 1-3 2-H 1B		3	0	0	0	0	2	4
John Franco, L (8, 1)										0	0	0	0	0	0	0
Max Venable, L (8, PH) OBP: 0.286, SLG: 0.333										1	0	1	1	0	0	0
Ron Robinson, R (9, 1)										0	0	0	0	0	0	0
Inning Stats	R: 0 E: 0 K: 2 S: 8 H: 1 LOB: 2 BB: 1 P: 12	R: 0 E: 0 K: 0 S: 3 H: 0 LOB: 0 BB: 0 P: 3	R: 0 E: 0 K: 1 S: 6 H: 1 LOB: 2 BB: 1 P: 10	R: 0 E: 0 K: 1 S: 5 H: 0 LOB: 2 BB: 2 P: 13	R: 0 E: 0 K: 0 S: 3 H: 0 LOB: 0 BB: 0 P: 3	R: 1 E: 1 K: 1 S: 7 H: 1 LOB: 2 BB: 1 P: 11	R: 2 E: 0 K: 0 S: 5 H: 2 LOB: 0 BB: 0 P: 5	R: 2 E: 1 K: 0 S: 5 H: 2 LOB: 1 BB: 1 P: 9		1B: 5 2B: 1 3B: 0 HR: 1 SF: 0 SAC: 1 DP: 0 HBP: 0						

	AB	31
	R	5
	H	7
	RBI	4
	BB	6
	SO	5
	LOB	18

WP: 0 PB: 0 SB: 1 CS: 0 PA: 38

PITCHER		IP	WLS	BF	H	R	ER	SO	BB	IBB	HBP	BLK	WP	HR	S	P	ERA	WHIP
Craig McMurtry, R ERA: 4.06	(1, 1)	7.0	L	32	5	3	2	5	3	2	0	0	0	1	37	57	2.57	1.143
Gene Garber, R ERA: 1.5	(8, 1)	1.0		6	2	2	2	0	0	1	0	0	0	0	5	9	18.00	2.000

PITCHER	IP	WLS	BF	H	R	ER	SO	BB	IBB	HBP	BLK	WP	HR	S	P	ERA	WHIP

Batter	1	2	3	4	5	6	7	8	9	AB	R	H	RBI	BB	SO	LOB
Tracy Jones, R (1, 7) OBP: 0.405, SLG: 0.493	S S 1B	G5-4-3 1-2f 2-3 3-H			F9	2-H 2B			FC6-4 1B	5	0	3	1	0	0	2
Dave Concepcion, R (1, 6) OBP: 0.315, SLG: 0.332	F9	F9			E6 S	F7			FC6-4 BB 1-2f 1B	5	1	0	0	0	0	4
Dave Parker, L (1, 9) OBP: 0.348, SLG: 0.494	K 1-2		BB		F5		F2		F5	4	0	0	0	1	1	3
Eric Davis, R (1, 8) OBP: 0.348, SLG: 0.455	S 2-3 BB		K		1-2 BB		S 1B		S 1B 1-2 1B BB	2	1	1	0	3	1	1
Buddy Bell, R (1, 5) OBP: 0.310, SLG: 0.343	F6 1-2		F7		F8		F5 1-2		1B 1-2 2-1 2-H 1B	5	0	1	1	0	0	6
Tony Perez, R (1, 3) OBP: 0.294, SLG: 0.207		E E BB BB	F9			E 2B	F8		1-3 2-H 1B	4	2	2	1	1	0	2
Bo Diaz, R (1, 2) OBP: 0.318, SLG: 0.352		E5 BB E 1-2 G5-4-3		K	F9			F9	2-1 3-H	4	1	0	0	0	1	2
Ron Oester, S (1, 4) OBP: 0.308, SLG: 0.363		E5 G5-4-3 BB 1-2 2-3		F9	E5 2B 2-H			K		4	1	0	0	0	1	2
Joe Price, R (1, 1) OBP: 0.286, SLG: 0.167 Scott Terry, R (5, 1) Wade Rowdon, R (6, PH) OBP: 0.308, SLG: 0.348 Carl Willis, L (6, 1) Max Venable, L (8, PH) OBP: 0.282, SLG: 0.329 Ted Power, R (8, 1)		G5-4-3 1-2 2-3 3-H BB		F8	F8			F4		1 0 1 0 1 0	0 0 0 0 0 0	0 0 0 0 0 0	1 0 0 0 0 0	1 0 0 0 0 0	0 0 0 0 0 0	0 0 1 0 0 0
Inning Stats	R: 0 E: 0 K: 1 S: 6 H: 1 LOB: 2 BB: 1 P: 10	R: 2 E: 2 K: 0 S: 4 H: 0 LOB: 1 BB: 2 P: 12	R: 0 E: 0 K: 1 S: 5 H: 0 LOB: 1 BB: 1 P: 9	R: 0 E: 0 K: 1 S: 5 H: 0 LOB: 0 BB: 0 P: 5	R: 0 E: 1 K: 0 S: 4 H: 0 LOB: 2 BB: 1 P: 8	R: 2 E: 1 K: 0 S: 6 H: 2 LOB: 1 BB: 0 P: 6	R: 0 E: 0 K: 0 S: 4 H: 1 LOB: 1 BB: 0 P: 4	R: 0 E: 0 K: 1 S: 5 H: 0 LOB: 0 BB: 0 P: 5	R: 2 E: 0 K: 0 S: 5 H: 3 LOB: 2 BB: 1 P: 9	1B: 5 2B: 2 3B: 0 HR: 0 SF: 0 SAC: 0 DP: 1 HBP: 0						

TOP

Cincinnati Reds @ Houston Astros

Astrodome, Houston, TX

Mon Jun 23 1986, 8:05 PM EDT

Att. 12,953 - Unknown

livebaseballscorecards.com

AB	36
R	6
H	7
RBI	4
BB	6
SO	4
LOB	23

PITCHER		IP	WLS	BF	H	R	ER	SO	BB	IBB	HBP	BLK	WP	HR	S	P	ERA	WHIP
Jim Deshaies, L ERA: 3.68	(1, 1)	6.1		31	4	4	0	3	5	0	0	0	0	0	32	52	0.00	1.421
Aurelio Lopez, R ERA: 2.65	(7, 1)	2.1		11	3	2	2	1	1	0	0	0	0	0	12	16	7.71	1.714
Larry Andersen, R ERA: 3.41	(9, 1)	0.1	W	1	0	0	0	0	0	0	0	0	0	0	0	0	0.00	0.000

PITCHER	IP	WLS	BF	H	R	ER	SO	BB	IBB	HBP	BLK	WP	HR	S	P	ERA	WHIP

Cincinnati Reds @ Houston Astros

Astrodome, Houston, TX

Mon Jun 23 1986, 8:05 PM EDT

Att. 12,953 - Unknown

BOTTOM

livebaseballscorecards.com

Batter	1	2	3	4	5	6	7	8	9	AB	R	H	RBI	BB	SO	LOB
Bill Doran, S (1, 4) OBP: 0.376, SLG: 0.381	1B S 1B 1B	F7 ②			BBB 4-0 WP S 1B BB	0-0 ① 4-3		BBB 4-0 BB		3	2	1	0	2	0	1
Billy Hatcher, R (1, 8) (9, 7) OBP: 0.288, SLG: 0.338	0-0 ① F5	0-0 1-2 1B			SSS 0-3 ① K 1-2	0-0 ② 4-3		0-0 ③ L3		5	0	1	0	0	1	4
Phil Garner, R (1, 5) OBP: 0.374, SLG: 0.500	BBBB 4-0 1B 1-2 1B BB	0-0 ③ F8			BBBB 4-0 1B 2B BB	0-0 ③ 5-3			0-0 HR 1B	3	3	1	0	2	0	2
Glenn Davis, R (1, 3) OBP: 0.324, SLG: 0.506	0-0 ② F7		0-0 ① 6-3		0-0 1-2 2-H 2B 1B		0-0 ① 5-3		0-0 1-H HR	5	2	2	3	0	0	2
Kevin Bass, S (1, 9) OBP: 0.353, SLG: 0.476	0-0 1B 1-2 2-3 1B		SSS 0-3 ② K		0-0 4-3 1-H 2-H 2B		H 1-0 G6-4-3 HBP			3	0	2	2	0	1	0
Jose Cruz, L (1, 7) OBP: 0.322, SLG: 0.294 Mark Bailey, S (9, 2) OBP: 0.302, SLG: 0.288	0-0 FC4 1-2 2-H 3-H 1B		0-0 ③ F7		4-0 4-3 IBB		0-0 ②③ G6-4-3 1-2f			3	0	1	2	1	0	1
										0	0	0	0	0	0	0
Dickie Thon, R (1, 6) OBP: 0.273, SLG: 0.311 Craig Reynolds, L (5, PH) (6, 6) OBP: 0.305, SLG: 0.405	0-0 ③ FC4 1-2f			0-0 ① 4-3	0-0 ② 4-3 1-2 2-3			0-0 ① 3-1		2	0	0	0	0	0	2
										2	0	0	0	0	0	2
Alan Ashby, S (1, 2) OBP: 0.337, SLG: 0.360 Tony Walker, R (8, PR) OBP: 0.269, SLG: 0.311 (9, 8)	SSS 0-3 ① K			0-0 ② 6-3	4-0 IBB			0-0 SH3-4 1B		3	0	1	0	1	1	0
										0	0	0	0	0	0	0
Jim Deshaies, L (1, 1) OBP: 0.118, SLG: 0.063 Aurelio Lopez, R (7, 1) Larry Andersen, R (9, 1)	0-0 1B 1B			SSS 0-3 ③ K	SSS 0-3 ③ K			0-0 ② SH3-4 1-2		3	0	1	0	0	2	3
										0	0	0	0	0	0	0
										0	0	0	0	0	0	0
Inning Stats	R: 2 E: 0 K: 0 S: 6 H: 3 LOB: 2 BB: 1 P: 10	R: 0 E: 0 K: 1 S: 7 H: 2 LOB: 2 BB: 0 P: 7	R: 0 E: 0 K: 1 S: 5 H: 0 LOB: 0 BB: 0 P: 5	R: 0 E: 0 K: 1 S: 5 H: 0 LOB: 0 BB: 0 P: 5	R: 3 E: 0 K: 2 S: 9 H: 2 LOB: 3 BB: 4 P: 25	R: 0 E: 0 K: 0 S: 3 H: 0 LOB: 0 BB: 0 P: 3	R: 0 E: 0 K: 0 S: 2 H: 0 LOB: 0 BB: 0 P: 3	R: 0 E: 0 K: 0 S: 4 H: 1 LOB: 2 BB: 1 P: 8	R: 2 E: 0 K: 0 S: 2 H: 2 LOB: 0 BB: 0 P: 2	1B: 8 2B: 1 3B: 0 HR: 1	SF: 0 SAC: 1 DP: 1 HBP: 1						

	AB	32
	R	7
	H	10
	RBI	7
	BB	6
	SO	5
	LOB	17

WP: 1 PA: 40
PB: 0
SB: 2
CS: 0

PITCHER		IP	WLS	BF	H	R	ER	SO	BB	IBB	HBP	BLK	WP	HR	S	P	ERA	WHIP
Joe Price, L ERA: 4.89	(1, 1)	4.1		23	7	5	5	4	3	0	0	0	1	0	28	40	10.38	2.308
Scott Terry, R ERA: 5.81	(5, 1)	0.2		4	0	0	0	1	0	2	0	0	0	0	4	12	0.00	0.000
Carl Willis, R ERA:	(6, 1)	2.0		6	0	0	0	0	0	0	1	0	0	0	5	6	0.00	0.000
Ted Power, R ERA: 5.13	(8, 1)	1.0	L	7	3	2	2	0	1	0	0	0	0	1	6	10	18.00	4.000

PITCHER		IP	WLS	BF	H	R	ER	SO	BB	IBB	HBP	BLK	WP	HR	S	P	ERA	WHIP

Batter	1	2	3	4	5	6	7	8	9	AB	R	H	RBI	BB	SO	LOB
Eddie Milner, L (1, 8) OBP: 0.298, SLG: 0.381	F8	FC6-4 1-2f		K			G3	F7		5	0	0	0	0	1	4
Pete Rose, S (1, 3) OBP: 0.315, SLG: 0.264	BB SF8		4-3		G3-6 BB		4-3		F8	2	1	0	0	2	0	0
Tracy Jones, R (9, PH) OBP: 0.400, SLG: 0.485										1	0	0	0	0	0	0
Dave Parker, L (1, 9) OBP: 0.349, SLG: 0.492	FC5 1-2		K		G3-6 1-2f		FC5		K	5	0	2	0	0	2	1
Eric Davis, R (1, 7) OBP: 0.356, SLG: 0.474	1-2 2-3		E1		K		1-2		HR	3	2	1	1	2	1	-1
Buddy Bell, R (1, 5) OBP: 0.312, SLG: 0.339	SF8 3-H		BB			F4	FC5 2-3f		BB	2	0	0	1	2	0	2
Dave Concepcion, R (1, 6) OBP: 0.312, SLG: 0.329	FC5 2-3f		F9			4-3 1B		5-3	K	5	1	1	0	0	1	4
Sal Butera, R (1, 2) OBP: 0.380, SLG: 0.350		FC1-6 BB		SH5-4 1B		4-3 1-2		1B BB		2	0	1	0	2	0	1
Ron Oester, S (1, 4) OBP: 0.307, SLG: 0.361		K		F7		2-H 1B		F9		4	0	1	1	0	1	3
Tom Browning, L (1, 1) OBP: 0.176, SLG: 0.176		FC1-6 FC6-4 1-2f		SH5-4 1-2		F6		1-3 1B		1	0	0	0	0	0	1
Kurt Stillwell, S (6, PH) OBP: 0.283, SLG: 0.212										1	0	0	0	0	0	1
Carl Willis, L (6, 1)										0	0	0	0	0	0	0
Max Venable, L (8, PH) OBP: 0.291, SLG: 0.338										1	0	1	0	0	0	0
Scott Terry, R (8, 1)										0	0	0	0	0	0	0
Inning Stats	R: 1 E: 0 K: 0 S: 4 H: 1 LOB: 2 BB: 2 P: 12	R: 0 E: 0 K: 1 S: 5 H: 0 LOB: 1 BB: 1 P: 9	R: 1 E: 1 K: 1 S: 6 H: 0 LOB: 1 BB: 1 P: 10	R: 0 E: 0 K: 1 S: 6 H: 1 LOB: 1 BB: 0 P: 6	R: 0 E: 0 K: 1 S: 4 H: 0 LOB: 0 BB: 1 P: 8	R: 1 E: 0 K: 0 S: 5 H: 2 LOB: 1 BB: 0 P: 5	R: 0 E: 0 K: 0 S: 4 H: 1 LOB: 2 BB: 1 P: 8	R: 0 E: 0 K: 0 S: 4 H: 1 LOB: 2 BB: 1 P: 8	R: 1 E: 0 K: 2 S: 8 H: 1 LOB: 1 BB: 1 P: 12	1B: 6 2B: 0 3B: 0 HR: 1 SF: 1 SAC: 1 DP: 1 HBP: 0						

PITCHER	IP	WLS	BF	H	R	ER	SO	BB	IBB	HBP	BLK	WP	HR	S	P	ERA	WHIP
Nolan Ryan, R (1, 1) ERA: 4.97	5.0	W	22	2	2	1	4	5	0	0	0	0	0	25	45	1.80	1.400
Mark Knudson, R (6, 1) ERA: 2.7	3.0		15	4	1	1	0	2	0	0	0	0	0	13	21	3.00	2.000
Frank DiPino, L (9, 1) ERA: 3.19	1.0		5	1	1	1	2	1	0	0	0	0	1	8	12	9.00	2.000

PITCHER	IP	WLS	BF	H	R	ER	SO	BB	IBB	HBP	BLK	WP	HR	S	P	ERA	WHIP

TOP

Cincinnati Reds @ Houston Astros

Astrodome, Houston, TX

Tue Jun 24 1986, 8:05 PM EDT

Att. 17,487 - Unknown

livebaseballscorecards.com

AB	32
R	4
H	7
RBI	3
BB	8
SO	6
LOB	16

WP: 0 PB: 0 SB: 0 CS: 0 PA: 42

Batter	1	2	3	4	5	6	7	8	9	AB	R	H	RBI	BB	SO	LOB
Bill Doran, S (1, 4) OBP: 0.373, SLG: 0.378	6-3		FC1-5 CS 2-3		FC5-4 S E 1-2f 2-3	G1-4-3 1-2f		1B		5	1	1	0	0	0	5
Billy Hatcher, R (1, 8) (9, 7) OBP: 0.285, SLG: 0.333	E S SF7 1B		CS 1-2	F7	E7 1B 1-H 3-H		K	6-3		5	2	1	0	0	1	1
Phil Garner, R (1, 5) OBP: 0.371, SLG: 0.497	SF7 1-H			5-3	HR 3-H 1B		F8			3	1	1	2	0	0	0
Glenn Davis, R (1, 3) OBP: 0.330, SLG: 0.525	F7			FC5 1B 1B	1-H HR		2B 2B			4	2	3	2	0	0	0
Kevin Bass, S (1, 9) OBP: 0.359, SLG: 0.478		F8		1-2 1B	S 1B		2B BB			3	1	2	0	1	0	0
Jose Cruz, L (1, 7) OBP: 0.321, SLG: 0.298 Tony Walker, R (9, 8) OBP: 0.269, SLG: 0.311	6-3			FC5 2-3f	4-3 1-2		1-H 2-H 2B			4 0	0 0	1 0	2 0	0 0	0 0	3 0
Dickie Thon, R (1, 6) OBP: 0.272, SLG: 0.309		K			5-3	1B 1B	F8			4	0	1	0	0	1	1
John Mizerock, L (1, 2) OBP: 0.556, SLG: 0.333			FC1-5 SH1-4 BB		FC5-4 BB E BB	G1-4-3 1-3 1B		G4-6-3 1B		2	1	2	0	2	0	0
Nolan Ryan, R (1, 1) OBP: 0.200, SLG: 0.167 Mark Knudson, R (6, 1) Terry Puhl, L (8, PH) OBP: 0.277, SLG: 0.303 Frank DiPino, L (9, 1) OBP: 0.250, SLG: 0.250			SH1-4 1-2		FC5-4 1-2 BB	F4		G4-6-3 1-2f		0 1 1 0	0 0 0 0	0 0 0 0	0 0 0 0	1 0 0 0	0 0 0 0	0 2 1 0
Inning Stats	R: 1 H: 1 E: 0 LOB: 0 K: 0 BB: 0 S: 4 P: 4	R: 0 H: 0 E: 0 LOB: 0 K: 1 BB: 0 S: 5 P: 5	R: 0 H: 0 E: 0 LOB: 0 K: 0 BB: 1 S: 2 P: 6	R: 0 H: 2 E: 0 LOB: 2 K: 0 BB: 0 S: 5 P: 5	R: 5 H: 3 E: 1 LOB: 1 K: 0 BB: 2 S: 7 P: 15	R: 0 H: 2 E: 0 LOB: 1 K: 0 BB: 0 S: 4 P: 4	R: 2 H: 2 E: 0 LOB: 1 K: 1 BB: 1 S: 7 P: 11	R: 0 H: 2 E: 0 LOB: 1 K: 0 BB: 0 S: 4 P: 4		1B: 9 SF: 1 2B: 2 SAC: 1 3B: 0 DP: 2 HR: 1 HBP: 0						

PITCHER		IP	WLS	BF	H	R	ER	SO	BB	IBB	HBP	BLK	WP	HR	S	P	ERA	WHIP
Tom Browning, L ERA: 4.74	(1, 1)	5.0	L	24	6	6	0	1	3	0	0	0	0	1	23	35	0.00	1.800
Carl Willis, R ERA: 3.86	(6, 1)	2.0		10	4	2	2	1	1	0	0	0	0	0	11	15	9.00	2.500
Scott Terry, R ERA: 5.63	(8, 1)	1.0		4	2	0	0	0	0	0	0	0	0	0	4	4	0.00	2.000

PITCHER	IP	WLS	BF	H	R	ER	SO	BB	IBB	HBP	BLK	WP	HR	S	P	ERA	WHIP

BOTTOM

Cincinnati Reds @ Houston Astros

Astrodome, Houston, TX

Tue Jun 24 1986, 8:05 PM EDT

Att. 17,487 - Unknown

livebaseballscorecards.com

AB	32
R	8
H	12
RBI	6
BB	4
SO	2
LOB	13

Cincinnati Reds @ Houston Astros

Astrodome, Houston, TX

Wed Jun 25 1986, 8:05 PM EDT

Att. 13,313 - Unknown

TOP

Batter	1	2	3	4	5	6	7	8	9	10	AB	R	H	RBI	BB	SO	LOB
Tracy Jones, R (1, 7) OBP: 0.400, SLG: 0.479 Eddie Milner, L (10, 8) OBP: 0.298, SLG: 0.381	F8		F7		E 1B		F6			5-3 1B	5	1	2	0	0	0	0
											0	0	0	0	0	0	0
Dave Concepcion, R (1, 6) OBP: 0.314, SLG: 0.335 (8, 5)	1B 1B 1B		F9		F7 1-3			F9 2B		5-3 1-2	5	1	2	0	0	0	2
Dave Parker, L (1, 9) OBP: 0.350, SLG: 0.491	1B SF8 1-2 1B		SSS K		SSS K			F9 2-3		2-H 1B	5	1	2	1	0	2	2
Eric Davis, R (1, 8) OBP: 0.358, SLG: 0.472 (10, 7)	S 1-3 2-H 1B			E S E 1B		6-3		SSS K		SSS K	5	1	2	1	0	2	2
Buddy Bell, R (1, 5) OBP: 0.307, SLG: 0.335 John Franco, L (8, 1)	SF8 3-H			E5 1B 1-H		SSS K		6-3			3	0	0	1	0	1	1
											0	0	0	0	0	0	0
Tony Perez, R (1, 3) OBP: 0.306, SLG: 0.226	5-3 1-2			G5-4-3 1-3 1B		FC5-4 1B			5-3		4	0	2	0	0	0	1
Bo Diaz, R (1, 2) OBP: 0.312, SLG: 0.345		F7		SSS K		FC5-4 1-2f			F4		4	0	0	0	0	1	3
Ron Oester, S (1, 4) OBP: 0.302, SLG: 0.354		F9		G5-4-3 1-2f			6-3		F6		4	0	0	0	0	0	2
Chris Welsh, L (1, 1) OBP: 0.083, SLG: 0.083 Wade Rowdon, R (7, PH) OBP: 0.296, SLG: 0.333 Ron Robinson, R (7, 1) Kurt Stillwell, S (8, 6) OBP: 0.281, SLG: 0.210		SSS K			6-3		5-3			F8	2	0	0	0	0	1	0
											1	0	0	0	0	0	0
											0	0	0	0	0	0	0
											1	0	0	0	0	0	0
Inning Stats	R: 2 H: 3 E: 0 LOB: 1 K: 0 BB: 0 S: 6 P: 6	R: 0 H: 0 E: 0 LOB: 0 K: 1 BB: 0 S: 5 P: 5	R: 0 H: 0 E: 0 LOB: 0 K: 1 BB: 0 S: 5 P: 5	R: 1 H: 2 E: 1 LOB: 1 K: 1 BB: 0 S: 7 P: 7	R: 0 H: 1 E: 1 LOB: 1 K: 1 BB: 0 S: 6 P: 6	R: 0 H: 1 E: 0 LOB: 1 K: 1 BB: 0 S: 6 P: 6	R: 0 H: 0 E: 0 LOB: 0 K: 0 BB: 0 S: 3 P: 3	R: 0 H: 1 E: 0 LOB: 1 K: 1 BB: 0 S: 6 P: 6	R: 0 H: 0 E: 0 LOB: 0 K: 0 BB: 0 S: 3 P: 3	R: 1 H: 2 E: 0 LOB: 1 K: 1 BB: 0 S: 7 P: 7	1B: 9 SF: 1 2B: 1 SAC: 0 3B: 0 DP: 1 HR: 0 HBP: 0						

livebaseballscorecards.com

AB	39
R	4
H	10
RBI	3
BB	0
SO	7
LOB	13

WP: 0 PA: 40
PB: 0
SB: 2
CS: 0

PITCHER		IP	WLS	BF	H	R	ER	SO	BB	IBB	HBP	BLK	WP	HR	S	P	ERA	WHIP
Bob Knepper, L ERA: 2.45	(1, 1)	9.0		35	8	3	3	6	0	0	0	0	0	0	47	47	3.00	0.889
Aurelio Lopez, R ERA: 3.0	(10, 1)	1.0	L	5	2	1	1	1	0	0	0	0	0	0	7	7	9.00	2.000

PITCHER		IP	WLS	BF	H	R	ER	SO	BB	IBB	HBP	BLK	WP	HR	S	P	ERA	WHIP

Batter	1	2	3	4	5	6	7	8	9	10	AB	R	H	RBI	BB	SO	LOB
Bill Doran, S (1, 4) OBP: 0.374, SLG: 0.375	6-3		CS 1B		6-3		FC6-4 E S 1-2f		SH1-4 1-2 IBB		4	0	1	0	1	0	1
Billy Hatcher, R (1, 8) (10, 9) OBP: 0.278, SLG: 0.325	5-3		F7		6-3		E6 S 1-3		SH1-4 1-2 2-3		4	0	0	0	0	0	2
Phil Garner, R (1, 5) OBP: 0.361, SLG: 0.483	6-3		CS 1-2	F7		F8	K 1-2		K		5	0	0	0	0	2	4
Glenn Davis, R (1, 3) OBP: 0.338, SLG: 0.532		4-3 5-3 2B 1B		1B 2B		1B 1B		F8	IBB		4	2	3	0	1	0	0
Kevin Bass, S (1, 9) OBP: 0.363, SLG: 0.481 Aurelio Lopez, R (10, 1)		5-3 1-2		E G3 1B 2-H 1B		1-2 1B		BB S F4-2 1B	L5		5 0	1 0	3 0	1 0	0 0	0 0	4 0
Jose Cruz, L (1, 7) OBP: 0.323, SLG: 0.297		4-3 2-3		G3 1-3		K		BB 1-2 IBB		FC1-6 1B	4	0	1	0	1	1	4
Dickie Thon, R (1, 6) OBP: 0.281, SLG: 0.312 Denny Walling, L (8, PH) OBP: 0.365, SLG: 0.397 Alan Ashby, S (9, 2) OBP: 0.333, SLG: 0.356		B B B B 2B BB		3-H 1B		F9		1-2 2-3 BB		FC1-6 FC6-4 1-2f	2 0 1	0 0 0	1 0 0	1 0 0	1 1 0	0 0 0	2 0 1
John Mizerock, L (1, 2) OBP: 0.500, SLG: 0.444 Jim Pankovits, R (8, PH) OBP: 0.300, SLG: 0.378 Craig Reynolds, L (9, 6) OBP: 0.302, SLG: 0.402		1-H 3-H 2B		K			5-3	F4-2 3-H		FC6-4 1-2f	3 1 1	0 0 0	1 0 0	1 0 0	0 0 0	1 0 0	1 3 1
Bob Knepper, L (1, 1) OBP: 0.082, SLG: 0.082 Tony Walker, R (9, PH) OBP: 0.278, SLG: 0.319 (10, 8)	F3				K		FC6-4 1B		SH1-4 E 1B	4-3	3 2	0 0	1 1	0 0	0 0	1 0	0 1
Inning Stats	R: 0 E: 0 K: 0 S: 3 H: 0 LOB: 0 BB: 0 P: 3	R: 1 E: 0 K: 0 S: 4 H: 2 LOB: 2 BB: 1 P: 8	R: 0 E: 0 K: 0 S: 3 H: 1 LOB: 0 BB: 0 P: 3	R: 2 E: 1 K: 1 S: 8 H: 3 LOB: 1 BB: 0 P: 8	R: 0 E: 0 K: 1 S: 5 H: 0 LOB: 0 BB: 0 P: 5	R: 0 E: 0 K: 1 S: 7 H: 2 LOB: 2 BB: 0 P: 7	R: 0 E: 1 K: 1 S: 7 H: 1 LOB: 2 BB: 0 P: 7	R: 0 E: 0 K: 0 S: 3 H: 1 LOB: 2 BB: 2 P: 11	R: 0 E: 1 K: 1 S: 6 H: 1 LOB: 3 BB: 2 P: 14	R: 0 E: 0 K: 0 S: 4 H: 1 LOB: 1 BB: 0 P: 4	1B: 10 2B: 3 3B: 0 HR: 0	SF: 0 SAC: 1 DP: 1 HBP: 0						

PITCHER	IP	WLS	BF	H	R	ER	SO	BB	IBB	HBP	BLK	WP	HR	S	P	ERA	WHIP
Chris Welsh, L (1, 1) ERA: 3.15	6.0		25	8	3	2	3	1	0	0	0	0	0	30	34	3.00	1.500
Ron Robinson, R (7, 1) ERA: 1.63	1.1		9	2	0	0	1	1	1	0	0	0	0	9	17	0.00	2.250
John Franco, L (8, 1) ERA: 2.44	2.2	W	11	2	0	0	1	0	2	0	0	0	0	11	19	0.00	0.750

PITCHER	IP	WLS	BF	H	R	ER	SO	BB	IBB	HBP	BLK	WP	HR	S	P	ERA	WHIP

BOTTOM

Cincinnati Reds @ Houston Astros

Astrodome, Houston, TX

Wed Jun 25 1986, 8:05 PM EDT

Att. 13,313 - Unknown

livebaseballscorecards.com

AB	39
R	3
H	12
RBI	3
BB	5
SO	5
LOB	24

1B: 10 SF: 0
2B: 3 SAC: 1
3B: 0 DP: 1
HR: 0 HBP: 0

WP: 0 PA: 46
PB: 0
SB: 3
CS: 1

Batter	1	2	3	4	5	6	7	8	9	10	11	12	AB	R	H	RBI	BB	SO	LOB
Randy Kutcher, R (1, 8) OBP: 0.268, SLG: 0.463	4-3		SF8 1B	FC8-5 E		F8		FC6-4			6-3		6	2	1	1	0	0	5
Robby Thompson, R (1, 4) OBP: 0.330, SLG: 0.355	F9		SF8	CS		CS			CS		K CS		5	0	3	2	0	1	0
Jeffrey Leonard, R (1, 7) OBP: 0.329, SLG: 0.409	G3		K	K		CS	F9		K		CS	1-3	6	0	0	0	0	3	3
Chili Davis, S (1, 9) OBP: 0.375, SLG: 0.462		4-3	BB	6-3 5-3 BB			3-1		FC4 BB			1B SF7 BB	2	1	0	0	4	0	0
Chris Brown, R (1, 5) OBP: 0.412, SLG: 0.491		1-3	1B	5-3			4-3		FC4			SF7 1B	6	0	2	1	0	0	2
Mike Aldrete, L (1, 3) OBP: 0.330, SLG: 0.316		BB	K	6-3				4-3		F7		SF7	4	0	0	1	1	1	3
Bob Melvin, R (1, 2) OBP: 0.280, SLG: 0.372		1B		FC8-5 1B	6-3			K		5-3		F8	6	1	2	0	0	1	2
Jose Uribe, S (1, 6) OBP: 0.315, SLG: 0.284		F9		FC8-5 1B		F8 E 1B			S 1B	6-3			5	1	3	0	0	0	2
Scott Garrelts, R (1, 1) ERA: 4.15, SLG: 0.286 Mark Davis, L (1, 1) ERA: 2.35, SLG: 0.667 Jeff Robinson, R (1, 1) ERA: 1.57, SLG: 0.143 Chuck Hensley, L (1, 1) Frank Williams, R (1, 1) Harry Spilman, L (0, PH) ERA: 0.00, SLG: 0.000 Juan Berenguer, R (0, 1) Candy Maldonado, R (01, PH) ERA: 0.00, SLG: 1.000 Greg Minton, S (11, 1)			1B SF8 BB	S FC8-5 E 1B		K		BB			F4		2 0 0 0 0 0 0 0 1 0	2 0 0 0 0 0 0 0 0 0	1 0 0 0 0 0 0 0 0 0	0 0 0 0 0 0 0 0 0 0	1 0 0 0 1 0 0 0 0 0	1 0 0 0 0 0 0 0 0 0	1 0 0 0 0 0 0 0 0 0
Inning Stats	R: 0 E: 0 K: 0 S: 3 H: 0 LOB: 0 BB: 0 P: 3	R: 0 E: 0 K: 0 S: 4 H: 1 LOB: 2 BB: 1 P: 8	R: 2 E: 0 K: 2 S: 9 H: 2 LOB: 2 BB: 2 P: 17	R: 3 E: 0 K: 1 S: 8 H: 4 LOB: 0 BB: 0 P: 8	R: 0 E: 0 K: 0 S: 3 H: 0 LOB: 1 BB: 1 P: 7	R: 1 E: 1 K: 1 S: 6 H: 2 LOB: 0 BB: 0 P: 6	R: 0 E: 0 K: 0 S: 3 H: 0 LOB: 0 BB: 0 P: 3	R: 0 E: 0 K: 1 S: 6 H: 1 LOB: 2 BB: 1 P: 10	R: 0 E: 0 K: 1 S: 5 H: 1 LOB: 1 BB: 1 P: 9	R: 0 E: 0 K: 0 S: 3 H: 0 LOB: 0 BB: 0 P: 3	R: 0 E: 0 K: 1 S: 5 H: 0 LOB: 0 BB: 0 P: 5	R: 1 E: 0 K: 0 S: 4 H: 1 LOB: 1 BB: 1 P: 8	1B: 12 2B: 0 3B: 0 HR: 0 SF: 2 SAC: 0 DP: 0 HBP: 0	WP: 1 PB: 0 SB: 4 CS: 4 PA: 54					

PITCHER		IP	WLS	BF	H	R	ER	SO	BB	IBB	HBP	BLK	WP	HR	S	P	ERA	WHIP
Bill Gullickson, R ERA: 4.15	(1, 1)	5.0		25	7	5	5	3	4	0	0	0	0	0	27	43	9.00	2.200
Carl Willis, R ERA: 2.7	(6, 1)	2.0		7	2	1	0	1	0	0	0	0	0	0	9	9	0.00	1.000
Ron Robinson, R ERA: 1.57	(8, 1)	2.0		9	2	0	0	2	2	0	0	0	0	0	11	19	0.00	2.000
John Franco, L ERA: 2.35	(10, 1)	2.0		6	0	0	0	1	0	0	0	0	1	0	8	8	0.00	0.000
Scott Terry, R ERA: 5.73	(12, 1)	1.0	L	5	1	1	1	0	1	0	0	0	0	0	4	8	9.00	2.000

PITCHER	IP	WLS	BF	H	R	ER	SO	BB	IBB	HBP	BLK	WP	HR	S	P	ERA	WHIP

TOP

San Francisco Giants @ Cincinnati Reds

Riverfront Stadium, Cincinnati, OH

Fri Jun 27 1986, 7:05 PM EDT

Att. 21,601 - Unknown

livebaseballscorecards.com

AB	43
R	7
H	12
RBI	5
BB	7
SO	7
LOB	18

Batter	1	2	3	4	5	6	7	8	9	10	11	12	AB	R	H	RBI	BB	SO	LOB
Eddie Milner, L (1, 8) OBP: 0.299, SLG: 0.380 Tracy Jones, R (7, PH) OBP: 0.410, SLG: 0.473 (8, 7)	0-0 CS 1B		0-0 L4		0-0 F8		0-0 F9		4-0 BB E BB		4-0 IBB		3	0	1	0	0	0	0
													1	0	0	0	2	0	1
Pete Rose, S (1, 3) OBP: 0.315, SLG: 0.273 Tony Perez, R (7, PH) OBP: 0.315, SLG: 0.238 Tom Browning, L (7, PR) OBP: 0.155, SLG: 0.176 Ron Robinson, R (8, 1) Max Venable, L (9, PH) OBP: 0.300, SLG: 0.338 John Franco, L (10, 1) Sal Butera, R (11, PH) OBP: 0.375, SLG: 0.341 Scott Terry, R (12, 1)	0-0 E6 G1-6-3 1-2		0-3 K		0-0 WP 2B		0-0 HR 1B 1-3		4-0 BB 1-3		0-3 K		3	0	1	0	0	1	1
													1	0	1	0	0	0	0
													0	1	0	0	0	0	0
													0	0	0	0	0	0	0
													0	0	0	0	1	0	0
													0	0	0	0	0	0	0
													1	0	0	0	0	1	2
													0	0	0	0	0	0	0
Dave Parker, L (1, 9) OBP: 0.350, SLG: 0.498	G1-6-3 1-2f			F9 1B 1B 1B	2-3		1-H 3-H HR					F7	6	2	2	3	0	2	3
Eric Davis, R (1, 7) OBP: 0.363, SLG: 0.466 (8, 8)		E S SF9 BB		F9		G6-4-3 BB	CS S 1B			F9		4-3	4	1	1	0	2	0	1
Buddy Bell, R (1, 5) OBP: 0.307, SLG: 0.333		SF9 1-H		1B 1-2 1B		G6-4-3 1-2f	K 1-3			F9		FC5-4 BB	4	0	1	1	1	1	2
Dave Concepcion, R (1, 6) OBP: 0.310, SLG: 0.339 (8, 3)		1-3		F9 2-3		1B 3B		G3		K		FC5-4 1-2f	6	1	1	0	0	1	3
Bo Diaz, R (1, 2) OBP: 0.318, SLG: 0.348		BB		1-2 3-H 1B		3-H 1B		K			F7		4	0	2	2	1	1	0
Ron Oester, S (1, 4) OBP: 0.300, SLG: 0.348		K		K		F9		L4			S BB		4	0	0	0	1	2	4
Bill Gullickson, R (1, 1) OBP: 0.091, SLG: 0.063 Wade Rowdon, R (5, PH) OBP: 0.286, SLG: 0.320 Carl Willis, L (6, 1) Kurt Stillwell, S (7, PH) OBP: 0.282, SLG: 0.206 (8, 6)			K		6-3		1B HR BB		K		K 1-2		1	0	0	0	0	1	0
													1	0	0	0	0	0	0
													0	0	0	0	0	0	0
													2	1	0	0	1	2	1
Inning Stats	R: 0 H: 1 E: 1 LOB: 0 K: 0 BB: 0 S: 3 P: 3	R: 1 H: 0 E: 0 LOB: 1 K: 1 BB: 2 S: 5 P: 13	R: 0 H: 0 E: 0 LOB: 0 K: 2 BB: 0 S: 7 P: 7	R: 1 H: 3 E: 0 LOB: 2 K: 1 BB: 0 S: 8 P: 8	R: 0 H: 1 E: 0 LOB: 1 K: 1 BB: 0 S: 6 P: 6	R: 1 H: 2 E: 0 LOB: 1 K: 0 BB: 1 S: 4 P: 8	R: 3 H: 3 E: 0 LOB: 2 K: 1 BB: 1 S: 7 P: 11	R: 0 H: 0 E: 0 LOB: 0 K: 1 BB: 0 S: 5 P: 5	R: 0 H: 0 E: 1 LOB: 1 K: 2 BB: 2 S: 6 P: 14	R: 0 H: 0 E: 0 LOB: 0 K: 1 BB: 0 S: 5 P: 5	R: 0 H: 0 E: 0 LOB: 2 K: 2 BB: 2 S: 7 P: 15	R: 0 H: 0 E: 0 LOB: 1 K: 0 BB: 1 S: 3 P: 7	1B: 7 2B: 2 3B: 1 HR: 1	SF: 1 SAC: 0 DP: 3 HBP: 0	WP: 1 PB: 0 SB: 3 CS: 2	PA: 51			

PITCHER		IP	WLS	BF	H	R	ER	SO	BB	IBB	HBP	BLK	WP	HR	S	P	ERA	WHIP
Scott Garrelts, R ERA: 3.05	(1, 1)	6.0		26	7	3	2	5	3	0	0	0	1	0	33	45	3.00	1.667
Mark Davis, L ERA: 2.13	(7, 1)	0.1		2	0	1	1	0	1	0	0	0	0	0	1	5	27.00	3.000
Jeff Robinson, R ERA: 4.25	(7, 1)	0.0		1	1	0	0	0	0	0	0	0	0	0	1	1	∞	∞
Chuck Hensley, L ERA: 3.38	(7, 1)	0.0		1	1	2	2	0	0	0	0	0	0	1	1	1	∞	∞
Frank Williams, R ERA:	(7, 1)	0.2		2	1	0	0	1	0	0	0	0	0	0	4	4	0.00	1.500

PITCHER		IP	WLS	BF	H	R	ER	SO	BB	IBB	HBP	BLK	WP	HR	S	P	ERA	WHIP
Juan Berenguer, R ERA: 1.93	(8, 1)	3.0		10	0	0	0	4	2	0	0	0	0	0	16	24	0.00	0.667
Greg Minton, R ERA: 4.95	(11, 1)	2.0	W	9	0	0	0	2	2	1	0	0	0	0	10	22	0.00	1.000

BOTTOM

San Francisco Giants @ Cincinnati Reds

Riverfront Stadium, Cincinnati, OH

Fri Jun 27 1986, 7:05 PM EDT

Att. 21,601 - Unknown

livebaseballscorecards.com

AB	41
R	6
H	10
RBI	6
BB	9
SO	12
LOB	18

Batter	1	2	3	4	5	6	7	8	9	AB	R	H	RBI	BB	SO	LOB
Randy Kutcher, R (1, 8) OBP: 0.261, SLG: 0.435	x 0-0 G5-4-3 1B		S S S 0-3 ③ K			x 0-0 ① 6-3		x 0-0 ② 4-3	x 0-0 ③ F8	5	0	1	0	0	1	2
Robby Thompson, R (1, 4) OBP: 0.325, SLG: 0.349 Terry Mulholland, R (8, 1) Frank Williams, R (8, 1)	S S S 0-3 ① K			x 0-0 ① L9		S S S 0-3 ② K		x 0-0 ③ 6-3		4 0 0	0 0 0	0 0 0	0 0 0	0 0 0	2 0 0	1 0 0
Joel Youngblood, R (1, 7) OBP: 0.382, SLG: 0.439	x 0-0 ② ③ G5-4-3 1-2f			x 0-0 ② 6-3		x 0-0 1B			B B B B 4-0 2B 1B BB	3	1	1	0	1	0	1
Chili Davis, S (1, 9) OBP: 0.381, SLG: 0.469		B B B B 4-0 G6-4-3 BB		x 0-0 1B		x 0-0 ③ L5			x 0-0 1B 1-3 FC3-2 2B	3	0	2	0	1	0	1
Chris Brown, R (1, 5) OBP: 0.409, SLG: 0.484		x 0-0 ① ② G6-4-3 1-2f		x 0-0 ③ 5-3			x 0-0 ① 6-3		I I I I 4-0 FC3-2 1B 3B IBB	3	1	0	0	1	0	2
Mike Aldrete, L (1, 3) OBP: 0.330, SLG: 0.329 Candy Maldonado, R (9, PH) OBP: 0.289, SLG: 0.474 Bob Melvin, R (9, 2) OBP: 0.280, SLG: 0.372		x 0-0 ③ 4-3			x 0-0 1B 2B		x 0-0 ② 4-3		x 0-0 FC3-2 1-2 2-3 3-H 3B 1B	3 1 0	1 1 0	1 1 0	0 1 0	0 0 0	0 0 0	0 0 0
Bob Brenly, R (1, 2) OBP: 0.390, SLG: 0.347 (9, 3)			x 0-0 4-3 2B		x 0-0 G5-4-3 2-H 1B		x 0-0 1B		S S S 0-3 ① K	4	0	3	1	0	1	3
Jose Uribe, S (1, 6) OBP: 0.310, SLG: 0.280			x 0-0 ① 4-3 2-3		x 0-0 ① F8		x 0-0 ③ F8		x 0-0 ② FC3-2 1-2 2-3 3-Hf 3B	4	1	0	0	0	0	6
Mike Krukow, R (1, 1) OBP: 0.250, SLG: 0.238 Luis Quinones, S (8, PH) OBP: 0.353, SLG: 0.545 (8, 4)			x 0-0 ② 6-3		x 0-0 ② ③ G5-4-3 1-2f			x 0-0 ① 1-3	x 0-0 1-H 2-H 3-H 3B	2 2	0 0	0 1	0 3	0 0	0 0	2 0
Inning Stats	R: 0 H: 1 E: 0 LOB: 0 K: 1 BB: 0 S: 5 P: 5	R: 0 H: 0 E: 0 LOB: 0 K: 0 BB: 1 S: 2 P: 6	R: 0 H: 1 E: 0 LOB: 1 K: 1 BB: 0 S: 6 P: 6	R: 0 H: 1 E: 0 LOB: 1 K: 0 BB: 0 S: 4 P: 4	R: 1 H: 2 E: 0 LOB: 0 K: 0 BB: 0 S: 4 P: 4	R: 0 H: 1 E: 0 LOB: 1 K: 1 BB: 0 S: 6 P: 6	R: 0 H: 1 E: 0 LOB: 1 K: 0 BB: 0 S: 4 P: 4	R: 0 H: 0 E: 0 LOB: 0 K: 0 BB: 0 S: 3 P: 3	R: 4 H: 3 E: 0 LOB: 1 K: 1 BB: 2 S: 8 P: 16	1B: 6 2B: 3 3B: 1 HR: 0	SF: 0 SAC: 0 DP: 3 HBP: 0						

PITCHER		IP	WLS	BF	H	R	ER	SO	BB	IBB	HBP	BLK	WP	HR	S	P	ERA	WHIP
John Denny, R ERA: 4.38	(1, 1)	8.0	L	31	8	3	3	3	2	0	0	0	0	0	35	43	3.38	1.250
John Franco, L ERA: 2.52	(9, 1)	0.0		1	0	0	0	0	0	1	0	0	0	0	0	4	∞	∞
Ron Robinson, R ERA: 1.7	(9, 1)	1.0		5	2	2	2	1	0	0	0	0	0	0	7	7	18.00	2.000

PITCHER	IP	WLS	BF	H	R	ER	SO	BB	IBB	HBP	BLK	WP	HR	S	P	ERA	WHIP

TOP

San Francisco Giants @ Cincinnati Reds

Riverfront Stadium, Cincinnati, OH

Sat Jun 28 1986, 7:05 PM EDT

Att. 29,659 - Overcast

livebaseballscorecards.com

AB	34
R	5
H	10
RBI	5
BB	3
SO	4
LOB	18

WP: 0	PA: 37		
PB: 0			
SB: 0			
CS: 0			

San Francisco Giants @ Cincinnati Reds

Riverfront Stadium, Cincinnati, OH

Sat Jun 28 1986, 7:05 PM EDT

Att. 29,659 - Overcast

livebaseballscorecards.com

BOTTOM

Batter	1	2	3	4	5	6	7	8	9	AB	R	H	RBI	BB	SO	LOB
Eddie Milner, L (1, 8) OBP: 0.298, SLG: 0.378	F8		6-3 2-3		HBP 1-2 1B		3-1			4	0	1	0	0	0	1
Pete Rose, S (1, 3) OBP: 0.314, SLG: 0.267	F7		L7		HBP 1-2 2-3		K			3	0	0	0	0	1	1
Dave Parker, L (1, 9) OBP: 0.348, SLG: 0.498	F7			F5	F3			2B		4	0	1	0	0	0	3
Eric Davis, R (1, 7) OBP: 0.366, SLG: 0.487		E S FCS-2-5-1 1B		HR	K			K		4	1	2	1	0	2	4
Buddy Bell, R (1, 5) OBP: 0.310, SLG: 0.333		G6-3 1-3		CS 1B		1-3		L4-3 IBB		3	0	1	0	1	0	1
Dave Concepcion, R (1, 6) OBP: 0.310, SLG: 0.335		FC5-2-5-1 S 3-H		4-0 S 1-2 BB		6-3		L4-3 1-2		3	0	0	0	1	0	3
Bo Diaz, R (1, 2) OBP: 0.317, SLG: 0.343		F3 1-2		F7 1-2		BB			L4	3	0	0	0	1	0	2
Ron Oester, S (1, 4) OBP: 0.299, SLG: 0.343			4-0 6-3 5-3 BB		F5	F7			6-3	3	0	0	0	1	0	1
John Denny, R (1, 1) OBP: 0.206, SLG: 0.182 John Franco, L (9, 1) Ron Robinson, R (9, 1) Kurt Stillwell, S (9, 6) OBP: 0.282, SLG: 0.206 Max Venable, L (9, PH) OBP: 0.296, SLG: 0.333			5-3 1-2		HBP 1B 1B		5-3		4-3	3 0 0 0 1	0 0 0 0 0	1 0 0 0 0	0 0 0 0 0	0 0 0 0 0	0 0 0 0 0	1 0 0 0 0
Inning Stats	R: 0 E: 0 K: 0 S: 3 H: 0 LOB: 0 BB: 0 P: 3	R: 0 E: 0 K: 0 S: 4 H: 1 LOB: 1 BB: 0 P: 4	R: 0 E: 0 K: 0 S: 3 H: 0 LOB: 1 BB: 1 P: 7	R: 1 E: 0 K: 0 S: 4 H: 2 LOB: 1 BB: 1 P: 8	R: 0 E: 0 K: 1 S: 7 H: 2 LOB: 3 BB: 0 P: 8	R: 0 E: 0 K: 0 S: 3 H: 0 LOB: 1 BB: 1 P: 7	R: 0 E: 0 K: 1 S: 5 H: 0 LOB: 0 BB: 0 P: 5	R: 0 E: 0 K: 1 S: 5 H: 1 LOB: 1 BB: 1 P: 9	R: 0 E: 0 K: 0 S: 3 H: 0 LOB: 0 BB: 0 P: 3	1B: 4 2B: 2 3B: 0 HR: 1	SF: 0 SAC: 0 DP: 1 HBP: 1		WP: 0 PB: 0 SB: 3 CS: 1		PA: 36		

	AB	31
	R	1
	H	6
	RBI	1
	BB	4
	SO	3
	LOB	17

PITCHER		IP	WLS	BF	H	R	ER	SO	BB	IBB	HBP	BLK	WP	HR	S	P	ERA	WHIP
Mike Krukow, R ERA: 3.41	(1, 1)	7.0		29	5	1	1	2	3	0	1	0	0	1	29	42	1.29	1.143
Terry Mulholland, L ERA: 3.48	(8, 1)	0.0		1	1	0	0	0	0	0	0	0	0	0	1	1	∞	∞
Frank Williams, R ERA:	(8, 1)	2.0	W	6	0	0	0	1	0	1	0	0	0	0	7	11	0.00	0.000

PITCHER		IP	WLS	BF	H	R	ER	SO	BB	IBB	HBP	BLK	WP	HR	S	P	ERA	WHIP

Batter	1	2	3	4	5	6	7	8	9	AB	R	H	RBI	BB	SO	LOB
Randy Kutcher, R (1, 8) OBP: 0.260, SLG: 0.440	S S S 0-3 ① K		x 0-0 ② 2B		x 0-0 ② F2			x 0-0 ① F8		4	0	1	0	0	1	2
Luis Quinones, S (1, 4) (9, 6) OBP: 0.342, SLG: 0.514	x 0-0 ② 4-3		x 0-0 ③ F7		x 0-0 2-H 3-H 1B			x 0-0 ② 5-3		4	0	1	2	0	0	1
Candy Maldonado, R (1, 7) OBP: 0.282, SLG: 0.462	x 0-0 ③ G3			x 0-0 ① 6-3	x 0-0 ③ F4			S S S 0-3 ③ K		4	0	0	0	0	1	1
Chili Davis, S (1, 9) OBP: 0.379, SLG: 0.465		x 0-0 ① G3		x 0-0 FC1-4 1B		S S S 0-3 ① K			x 0-0 ① F9	4	0	1	0	0	1	0
Chris Brown, R (1, 5) OBP: 0.402, SLG: 0.475		x 0-0 ② 6-3		x 0-0 ② FC1-4 1-2f		x 0-0 ② F9			x 0-0 ② 5-3	4	0	0	0	0	0	1
Bob Brenly, R (1, 3) OBP: 0.388, SLG: 0.342 Robby Thompson, R (9, PR) (9, 4) OBP: 0.325, SLG: 0.349		x 0-0 ③ F6		x 0-0 ③ F9		x 0-0 ③ 5-3			B B B B 4-0 1B BB	3 0	0 0	0 0	0 0	1 0	0 0	1 0
Bob Melvin, R (1, 2) OBP: 0.287, SLG: 0.376			x 0-0 ① 6-3		x 0-0 SH 1B 1B		x 0-0 ① 4-3		x 0-0 1-2 1B	4	1	2	0	0	0	0
Jose Uribe, S (1, 6) OBP: 0.307, SLG: 0.276 Joel Youngblood, R (9, PH) OBP: 0.382, SLG: 0.439 Mike Aldrete, L (9, PH) OBP: 0.326, SLG: 0.325 (9, 3)			x 0-0 ② F7		x 0-0 ① F4		x 0-0 ② F2		S S S 0-3 ③ K	3 0 1	0 0 0	0 0 0	0 0 0	0 0 0	0 0 1	1 0 2
Michael LaCoss, R (1, 1) OBP: 0.353, SLG: 0.576 Chuck Hensley, L (9, 1)			x 0-0 HR		x 0-0 SH 1-3 1B		S S S 0-3 ③ K			2 0	2 0	1 0	1 0	0 0	1 0	0 0
Inning Stats	R: 0 E: 0 K: 1 S: 5 H: 0 LOB: 0 BB: 0 P: 5	R: 0 E: 0 K: 0 S: 3 H: 0 LOB: 0 BB: 0 P: 3	R: 1 E: 0 K: 0 S: 5 H: 2 LOB: 0 BB: 0 P: 5	R: 0 E: 0 K: 0 S: 4 H: 1 LOB: 1 BB: 0 P: 4	R: 2 E: 1 K: 0 S: 6 H: 2 LOB: 1 BB: 0 P: 6	R: 0 E: 0 K: 1 S: 5 H: 0 LOB: 0 BB: 0 P: 5	R: 0 E: 0 K: 1 S: 5 H: 0 LOB: 0 BB: 0 P: 5	R: 0 E: 0 K: 1 S: 5 H: 0 LOB: 0 BB: 0 P: 5	R: 0 E: 0 K: 1 S: 6 H: 1 LOB: 2 BB: 1 P: 10	1B: 4 2B: 1 3B: 0 HR: 1 SF: 0 SAC: 1 DP: 0 HBP: 0						

PITCHER	IP	WLS	BF	H	R	ER	SO	BB	IBB	HBP	BLK	WP	HR	S	P	ERA	WHIP
Tom Browning, L (1, 1) ERA: 4.43	8.2		34	6	3	1	4	1	0	0	0	0	1	41	45	1.04	0.808
Ron Robinson, R (9, 1) ERA: 1.69	0.1	W	1	0	0	0	1	0	0	0	0	0	0	3	3	0.00	0.000

PITCHER	IP	WLS	BF	H	R	ER	SO	BB	IBB	HBP	BLK	WP	HR	S	P	ERA	WHIP

San Francisco Giants @ Cincinnati Reds

Riverfront Stadium, Cincinnati, OH

Sun Jun 29 1986, 3:33 AM EDT

Att. 29,166 - Unknown

TOP

livebaseballscorecards.com

AB	33
R	3
H	6
RBI	3
BB	1
SO	5
LOB	9

WP: 0 PB: 0 SB: 0 CS: 0 PA: 35

BOTTOM

Batter	1	2	3	4	5	6	7	8	9	AB	R	H	RBI	BB	SO	LOB
Eddie Milner, L (1, 8) OBP: 0.306, SLG: 0.385	S S S 0-3 ① K		x 0-0 CS 1B		x 0-0 1-2 BB 1B 1B		x 0-0 CS 1B			4	1	3	0	0	1	0
Pete Rose, S (1, 3) OBP: 0.318, SLG: 0.268	x 0-0 ② 6-3		0-0 ③ CS 1-2	x 0-0 FC4-6 1B 1B 1B	B B B B 4-0 1-2 2-3 1B BB		0-0 ③ CS 1-2	x 0-0 ① F8		3	1	1	0	1	0	0
Kal Daniels, L (1, 7) OBP: 0.393, SLG: 0.510	B B B B 4-0 BB			x 0-0 FC4-6 1-2 1B	x 0-0 FC4-6 1-2 2-H 3-H 1B			x 0-0 ② 4-3		3	0	2	2	1	0	0
Dave Parker, L (1, 9) OBP: 0.344, SLG: 0.491	x 0-0 ③ 4-3			x 0-0 ① FC4-6 1B 1-2f 2-3	x 0-0 ③ FC4-6 1-2f			x 0-0 ③ F6		4	0	0	0	0	0	5
Bo Diaz, R (1, 2) OBP: 0.320, SLG: 0.346 Eric Davis, R (9, PR) OBP: 0.366, SLG: 0.487		S S S S 0-3 ① K		x 0-0 G4-6-3 1-3 3-H 1B		x 0-0 ① F8			x 0-0 SH BLK 1B 1B	4 0	0 1	2 0	1 0	0 0	1 0	0 0
Dave Concepcion, R (1, 6) OBP: 0.306, SLG: 0.330		x 0-0 ② L4		x 0-0 ② ③ G4-6-3 1-2f		S S S 0-3 ② K			x 0-0 SH 1B IBB 1-3	3	0	0	0	0	1	2
Buddy Bell, R (1, 5) OBP: 0.309, SLG: 0.329		x 0-0 ③ F7			x 0-0 ① 5-3	x 0-0 ③ 5-3			4-0 1-2 1B IBB	3	0	0	0	1	0	0
Ron Oester, S (1, 4) OBP: 0.298, SLG: 0.342			x 0-0 ① F7		x 0-0 ② 4-3		x 0-0 ① 4-3		x 0-0 1-2 2-3 3-H 1B	4	0	1	1	0	0	0
Tom Browning, L (1, 1) OBP: 0.189, SLG: 0.189 Ron Robinson, R (9, 1)			x 0-0 ② 3-1		x 0-0 BB 1B 1B 1B		x 0-0 ② 6-3			3 0	1 0	1 0	0 0	0 0	0 0	0 0
Inning Stats	R: 0 E: 0 K: 1 S: 5 H: 0 LOB: 1 BB: 1 P: 9	R: 0 E: 0 K: 1 S: 5 H: 0 LOB: 0 BB: 0 P: 5	R: 0 E: 0 K: 0 S: 3 H: 1 LOB: 0 BB: 0 P: 3	R: 1 E: 0 K: 0 S: 5 H: 3 LOB: 1 BB: 0 P: 5	R: 2 E: 0 K: 0 S: 6 H: 3 LOB: 2 BB: 1 P: 10	R: 0 E: 0 K: 1 S: 5 H: 0 LOB: 0 BB: 0 P: 5	R: 0 E: 0 K: 0 S: 3 H: 1 LOB: 0 BB: 0 P: 3	R: 0 E: 0 K: 0 S: 3 H: 0 LOB: 0 BB: 0 P: 3	R: 1 E: 0 K: 0 S: 3 H: 2 LOB: 3 BB: 1 P: 7	1B: 10 2B: 0 3B: 0 HR: 0	SF: 0 SAC: 1 DP: 1 HBP: 0			WP: 0 PB: 0 SB: 0 CS: 2	PA: 37		

PITCHER	IP	WLS	BF	H	R	ER	SO	BB	IBB	HBP	BLK	WP	HR	S	P	ERA	WHIP
Michael LaCoss, R (1, 1) ERA: 2.74	8.0	L	34	9	4	4	3	2	1	0	1	0	0	37	49	4.50	1.375
Chuck Hensley, L (9, 1) ERA: 3.38	0.0		1	1	0	0	0	0	0	0	0	0	0	1	1	∞	∞

PITCHER	IP	WLS	BF	H	R	ER	SO	BB	IBB	HBP	BLK	WP	HR	S	P	ERA	WHIP

San Francisco Giants @ Cincinnati Reds

Riverfront Stadium, Cincinnati, OH

Sun Jun 29 1986, 3:33 AM EDT

Att. 29,166 - Unknown

livebaseballscorecards.com

AB	31
R	4
H	10
RBI	4
BB	3
SO	3
LOB	7

Batter	1	2	3	4	5	6	7	8	9	10	11	AB	R	H	RBI	BB	SO	LOB
Steve Sax, R (1, 4) OBP: 0.381, SLG: 0.439	6-3		1B 2-3		G6-4-3 1-2		5-3		5-3		2B	6	0	3	0	0	0	0
Bill Russell, R (1, 9) OBP: 0.284, SLG: 0.284	K		1B 1-2 3-H		G6-4-3 1-2f 2-3		5-3		1B			5	0	2	1	0	1	2
Franklin Stubbs, L (1, 7) (8, 3) OBP: 0.330, SLG: 0.520	K		3-1		F8		F7		G4-3 1-2			5	0	1	0	0	1	3
Enos Cabell, R (1, 3) OBP: 0.281, SLG: 0.269 Ken Landreaux, L (8, PH) OBP: 0.306, SLG: 0.370 (8, 7)		F2		S E 1B		4-3		K	G4-3 1-2f			3 2	1 0	1 0	0 0	0 0	0 1	0 2
Jeff Hamilton, R (1, 5) OBP: 0.231, SLG: 0.182		6-3		L5	2B 1B			1B 2B BB		6-3		4	2	1	0	1	0	1
Alex Trevino, R (1, 2) OBP: 0.381, SLG: 0.433		5-3		F4 1-2		F7		2B 6-3 1-2 1B		1-3		5	1	1	0	0	0	2
Reggie Williams, R (1, 8) OBP: 0.366, SLG: 0.418			1B 5-3 1B	E6 S 2-H		1-H 2B		6-3 1-3 2-H 2B		6-3		5	1	3	2	0	0	0
Craig Shipley, R (1, 6) OBP: 0.235, SLG: 0.250			5-3 1-2	5-3 1-2		IBB		6-3 2-3 3-H			K	4	0	0	1	1	1	3
Orel Hershiser, R (1, 1) OBP: 0.278, SLG: 0.286 Tom Niedenfuer, R (7, 1) OBP: 0.500, SLG: 0.500 Jack Fimple, R (8, PH) OBP: 0.308, SLG: 0.100 Ken Howell, R (8, 1) Len Matuszek, L (11, PH) OBP: 0.355, SLG: 0.481 Ed Vande Berg, R (11, 1)			K		G6-4-3 1B	4-3		K			F7	3 0 1 0 1 0	0 0 0 0 0 0	1 0 0 0 0 0	0 0 0 0 0 0	1 0 0 0 0 0	0 0 1 0 0 0	3 0 1 0 0 0
Inning Stats	R: 0 E: 0 K: 2 S: 7 H: 0 LOB: 0 BB: 0 P: 7	R: 0 E: 0 K: 0 S: 3 H: 0 LOB: 0 BB: 0 P: 3	R: 1 E: 0 K: 1 S: 8 H: 3 LOB: 2 BB: 0 P: 8	R: 1 E: 1 K: 0 S: 5 H: 1 LOB: 1 BB: 0 P: 5	R: 0 E: 0 K: 0 S: 4 H: 2 LOB: 1 BB: 0 P: 4	R: 1 E: 0 K: 0 S: 5 H: 2 LOB: 2 BB: 1 P: 9	R: 0 E: 0 K: 0 S: 3 H: 0 LOB: 0 BB: 0 P: 3	R: 2 E: 0 K: 2 S: 9 H: 2 LOB: 1 BB: 1 P: 13	R: 0 E: 0 K: 0 S: 4 H: 2 LOB: 1 BB: 0 P: 4	R: 0 E: 0 K: 0 S: 3 H: 0 LOB: 0 BB: 0 P: 3	R: 0 E: 0 K: 1 S: 5 H: 1 LOB: 1 BB: 0 P: 5	1B: 10 2B: 3 3B: 0 HR: 0 SF: 0 SAC: 0 DP: 2 HBP: 0	WP: 0 PB: 0 SB: 2 CS: 0 PA: 46					

PITCHER		IP	WLS	BF	H	R	ER	SO	BB	IBB	HBP	BLK	WP	HR	S	P	ERA	WHIP
Chris Welsh, L ERA: 3.06	(1, 1)	7.0		30	8	3	2	3	0	1	0	0	0	0	35	39	2.57	1.143
Ted Power, R ERA: 5.61	(8, 1)	0.1		4	2	2	2	1	1	0	0	0	0	0	5	9	54.00	9.000
John Franco, L ERA: 2.44	(8, 1)	1.2		6	2	0	0	1	0	0	0	0	0	0	8	8	0.00	1.200
Carl Willis, R ERA: 2.08	(10, 1)	2.0	W	6	1	0	0	1	0	0	0	0	0	0	8	8	0.00	0.500

PITCHER	IP	WLS	BF	H	R	ER	SO	BB	IBB	HBP	BLK	WP	HR	S	P	ERA	WHIP

TOP

Los Angeles Dodgers @ Cincinnati Reds

Riverfront Stadium, Cincinnati, OH

Mon Jun 30 1986, 7:05 PM EDT

Att. 20,890 - Unknown

livebaseballscorecards.com

AB	44
R	5
H	13
RBI	4
BB	2
SO	6
LOB	17

BOTTOM

Batter	1	2	3	4	5	6	7	8	9	10	11	AB	R	H	RBI	BB	SO	LOB
Eddie Milner, L (1, 8) OBP: 0.304, SLG: 0.378	4-0 WP BB		0-0 F8		0-0 L4		0-0 FC3 1B; 1-3 2-H 3-H		0-0 B5		0-0 4-3	4	1	0	0	1	0	2
Eric Davis, R (11, PH) OBP: 0.364, SLG: 0.483												1	0	0	0	0	0	0
Pete Rose, S (1, 3) OBP: 0.320, SLG: 0.268	0-3 K		0-0 6-3		0-0 F7		0-0 1B; 2-H 3-H		4-0 1-2 BB		0-0 6-3	4	0	1	2	1	1	1
Wade Rowdon, R (11, PH) OBP: 0.276, SLG: 0.308												1	0	0	0	0	0	0
Kal Daniels, L (1, 7) OBP: 0.383, SLG: 0.491	0-3 K 1-2		0-0 BB 1B			0-3 K	0-3 K		0-0 F7		0-0 2B 1B; 1-3 1B	4	0	1	0	0	3	2
Ted Power, R (8, 1)												0	0	0	0	0	0	0
John Franco, L (8, 1)												0	0	0	0	0	0	0
Max Venable, L (9, PH) OBP: 0.293, SLG: 0.329												1	0	0	0	0	0	2
Carl Willis, L (10, 1)												0	0	0	0	0	0	0
Tony Perez, R (11, PH) OBP: 0.324, SLG: 0.250												1	1	1	0	0	0	0
Dave Parker, L (1, 9) OBP: 0.350, SLG: 0.495	4-0 FC1-4-6 BB		4-0 1-2 BB			0-0 F7	0-0 1-2 1B		0-0 F7		0-0 1B 2B; 1-3 2B	4	0	2	0	2	0	2
Bo Diaz, R (1, 2) OBP: 0.316, SLG: 0.341	0-0 FC1-4-6 1-2f		0-0 F7			0-0 6-3	0-0 F6			0-0 6-3	0-0 1B; 2-3 3-H	6	0	1	1	0	0	6
Dave Concepcion, R (1, 6) OBP: 0.308, SLG: 0.329		0-0 5-3		0-3 K			4-0 G3 1B E BB	0-0 4-3		0-0 1B		4	1	1	0	1	1	0
Buddy Bell, R (1, 5) OBP: 0.315, SLG: 0.345		0-0 HR		4-0 G4-6-3 BB			0-0 1-2 G3 E 1B	0-0 5-3		0-3 K		4	2	2	1	1	1	1
Ron Oester, S (1, 4) OBP: 0.297, SLG: 0.339		0-0 L6		0-0 G4-6-3 1-2f			0-0 G3 1-2 2-3	0-0 4-3		0-0 1-3 1B		5	0	1	0	0	0	3
Chris Welsh, L (1, 1) OBP: 0.071, SLG: 0.071	0-0 F8				0-0 4-3		4-0 E 1B BB		0-0 BB 1B		0-0 F9	2	0	0	0	0	0	0
Tracy Jones, R (7, PH) OBP: 0.419, SLG: 0.474 (8, 7)												2	1	1	0	1	0	2
Inning Stats	R: 0 H: 0 E: 0 LOB: 2 K: 2 BB: 2 S: 7 P: 15	R: 1 H: 1 E: 0 LOB: 0 K: 0 BB: 0 S: 4 P: 4	R: 0 H: 1 E: 0 LOB: 2 K: 0 BB: 1 S: 4 P: 8	R: 0 H: 0 E: 0 LOB: 0 K: 1 BB: 1 S: 4 P: 8	R: 0 H: 0 E: 0 LOB: 0 K: 0 BB: 0 S: 3 P: 3	R: 0 H: 0 E: 0 LOB: 0 K: 1 BB: 0 S: 5 P: 5	R: 4 H: 3 E: 1 LOB: 2 K: 1 BB: 2 S: 9 P: 17	R: 0 H: 0 E: 0 LOB: 0 K: 0 BB: 0 S: 3 P: 3	R: 0 H: 1 E: 0 LOB: 2 K: 0 BB: 1 S: 4 P: 8	R: 0 H: 2 E: 0 LOB: 2 K: 1 BB: 0 S: 7 P: 7	R: 1 H: 3 E: 0 LOB: 2 K: 0 BB: 0 S: 5 P: 5						

PITCHER		IP	WLS	BF	H	R	ER	SO	BB	IBB	HBP	BLK	WP	HR	S	P	ERA	WHIP
Orel Hershiser, R ERA: 3.35	(1, 1)	6.1		29	4	5	3	4	6	0	0	0	1	1	31	55	4.26	1.579
Tom Niedenfuer, R ERA: 3.4	(7, 1)	0.2		3	1	0	0	1	0	0	0	0	0	0	5	5	0.00	1.500
Ken Howell, R ERA: 2.01	(8, 1)	3.0		13	3	0	0	1	1	0	0	0	0	0	14	18	0.00	1.333
Ed Vande Berg, L ERA: 3.51	(11, 1)	0.2	L	5	3	1	1	0	0	0	0	0	0	0	5	5	13.50	4.500

PITCHER	IP	WLS	BF	H	R	ER	SO	BB	IBB	HBP	BLK	WP	HR	S	P	ERA	WHIP

Los Angeles Dodgers @ Cincinnati Reds

Riverfront Stadium, Cincinnati, OH

Mon Jun 30 1986, 7:05 PM EDT

Att. 20,890 - Unknown

livebaseballscorecards.com

AB	43
R	6
H	11
RBI	4
BB	7
SO	6
LOB	21

1B: 9	SF: 0	WP: 1	PA: 50
2B: 1	SAC: 0	PB: 0	
3B: 0	DP: 1	SB: 0	
HR: 1	HBP: 0	CS: 0	

Batter	1	2	3	4	5	6	7	8	9	10	AB	R	H	RBI	BB	SO	LOB
Steve Sax, R (1, 4) OBP: 0.381, SLG: 0.436	0-0 6-3		0-0 F4			0-3 K		0-0 S 1B 1B		4-0 1B IBB	4	1	1	0	1	1	0
Ken Landreaux, L (1, 8) (9, 7) OBP: 0.308, SLG: 0.371	0-3 K		0-0 F7			0-0 G3		0-0 G1-6-3 1-H 1B		0-0 1-2 3-H 1B	5	0	2	2	0	1	0
Franklin Stubbs, L (1, 7) (9, 3) OBP: 0.327, SLG: 0.512	0-0 1B 1B		0-0 3-1			0-0 F8		0-0 G1-6-3 1-2f		0-0 F6	5	0	1	0	0	0	3
Mike Marshall, R (1, 9) OBP: 0.331, SLG: 0.494	0-0 1-3 1B			0-0 5-3			0-0 L5		0-3 K		4	0	1	0	0	1	0
Len Matuszek, L (1, 3) OBP: 0.353, SLG: 0.500 Reggie Williams, R (9, PH) (9, 8) OBP: 0.364, SLG: 0.415	0-0 F8			0-3 K			0-0 1B 2B		0-0 4-3		3 1	1 0	1 0	0 0	0 0	1 0	2 0
Jeff Hamilton, R (1, 5) OBP: 0.176, SLG: 0.133		0-0 F9		0-3 K			0-0 6-3		0-0 F7		4	0	0	0	0	1	1
Alex Trevino, R (1, 2) OBP: 0.393, SLG: 0.434		0-3 K			4-0 G6-4-3 BB		4-0 1B 1B BB			0-0 5-3 SH2-4 1B 1B	2	1	1	0	2	1	0
Craig Shipley, R (1, 6) OBP: 0.263, SLG: 0.235 Bill Russell, R (7, PH) (7, 6) OBP: 0.292, SLG: 0.293		4-0 BB			0-0 G6-4-3 1-2f		0-0 1-H 2-H 1B			0-0 SH2-4 1-2	1 1	0 0	0 1	0 1	1 0	0 0	1 0
Alejandro Pena, R (1, 1) Tom Niedenfuer, R (6, 1) OBP: 0.500, SLG: 0.500 Ed Amelung, L (8, PH) Carlos Diaz, R (8, 1) Enos Cabell, R (10, PH) OBP: 0.278, SLG: 0.267 Ed Vande Berg, R (10, 1)		0-3 K			0-0 F3			0-3 K		0-0 5-3 2-3	2 0 1 0 1 0	0 0 0 0 0 0	0 0 0 0 0 0	0 0 0 0 0 0	1 0 1 0 0 0	1 0 0 0 0 0	1 0 0 0 1 0
Inning Stats	R: 0 E: 0 K: 1 S: 7 H: 2 LOB: 2 BB: 0 P: 7	R: 0 E: 0 K: 2 S: 7 H: 0 LOB: 1 BB: 1 P: 11	R: 0 E: 0 K: 0 S: 3 H: 0 LOB: 0 BB: 0 P: 3	R: 0 E: 0 K: 2 S: 7 H: 0 LOB: 0 BB: 0 P: 7	R: 0 E: 0 K: 0 S: 2 H: 0 LOB: 0 BB: 1 P: 6	R: 0 E: 0 K: 1 S: 5 H: 0 LOB: 0 BB: 0 P: 5	R: 1 E: 0 K: 0 S: 4 H: 2 LOB: 2 BB: 1 P: 8	R: 1 E: 0 K: 1 S: 6 H: 2 LOB: 0 BB: 0 P: 6	R: 0 E: 0 K: 1 S: 5 H: 0 LOB: 0 BB: 0 P: 5	R: 1 E: 0 K: 0 S: 5 H: 2 LOB: 2 BB: 1 P: 9	1B: 7 2B: 1 3B: 0 HR: 0 SF: 0 SAC: 1 DP: 2 HBP: 0						

PITCHER		IP	WLS	BF	H	R	ER	SO	BB	IBB	HBP	BLK	WP	HR	S	P	ERA	WHIP
Bill Gullickson, R ERA: 3.96	(1, 1)	7.0		26	4	1	1	6	3	0	0	0	0	0	35	47	1.29	1.000
Ron Robinson, R ERA: 1.83	(8, 1)	0.1		3	2	1	1	1	0	0	0	0	0	0	5	5	27.00	6.000
John Franco, L ERA: 2.48	(8, 1)	2.2	W	10	2	1	1	1	0	1	0	0	0	0	11	15	3.38	0.750

PITCHER		IP	WLS	BF	H	R	ER	SO	BB	IBB	HBP	BLK	WP	HR	S	P	ERA	WHIP

TOP

Los Angeles Dodgers @ Cincinnati Reds

Riverfront Stadium, Cincinnati, OH

Wed Jul 02 1986, 7:05 PM EDT

Att. 20,429 - Unknown

livebaseballscorecards.com

AB	34
R	3
H	8
RBI	3
BB	4
SO	8
LOB	9

WP: 0 PB: 0 SB: 1 CS: 0 PA: 39

Batter	1	2	3	4	5	6	7	8	9	10	AB	R	H	RBI	BB	SO	LOB
Eddie Milner, L (1, 8) OBP: 0.300, SLG: 0.372	F2		F8			F8		K		E6 2B 1-2 2-3	3	0	0	0	0	0	1
Tracy Jones, R (8, PH) (9, 7) OBP: 0.409, SLG: 0.462											2	0	0	0	0	1	2
Pete Rose, S (1, 3) OBP: 0.319, SLG: 0.268				F7		1B 1-2 1B		L6		1-3 2-H 3-H 2B	4	0	1	0	0	0	0
Tony Perez, R (10, PH) OBP: 0.333, SLG: 0.277											1	0	1	2	0	0	0
Dave Parker, L (1, 9) OBP: 0.349, SLG: 0.491				G3		1-3 2-H 1B		6-3			4	0	1	1	0	0	0
Eric Davis, R (1, 7) (9, 8) OBP: 0.356, SLG: 0.471		L5		K		K			F7		4	0	0	0	0	2	2
Bo Diaz, R (1, 2) OBP: 0.315, SLG: 0.339		5-3			5-3		SH3 1B		K		4	0	1	0	0	1	0
Dave Concepcion, R (1, 6) OBP: 0.308, SLG: 0.329		1B BLK 1B			4-3		SH3 1-2		K		3	1	1	0	0	1	0
Buddy Bell, R (1, 5) OBP: 0.318, SLG: 0.347					4-3		F7			2B E SH 1B	4	0	2	1	0	0	1
Kal Daniels, L (10, PR) OBP: 0.383, SLG: 0.491		CS 1-H 1B									0	1	0	0	0	0	0
Ron Oester, S (1, 4) OBP: 0.297, SLG: 0.336		CS 1-2	K			F9	IBB			SH E 2B 1-2	2	1	0	0	1	1	0
Bill Gullickson, R (1, 1) OBP: 0.114, SLG: 0.088			F3			1B 1B	K			K	2	1	1	0	0	0	0
Max Venable, L (7, PH) OBP: 0.289, SLG: 0.325											1	0	0	0	0	1	2
Ron Robinson, R (8, 1)											0	0	0	0	0	0	0
John Franco, L (8, 1)											0	0	0	0	0	0	0
Wade Rowdon, R (10, PH) OBP: 0.267, SLG: 0.296											1	0	0	0	0	1	2
Inning Stats	R: 0 E: 0 K: 0 S: 3 H: 0 LOB: 0 BB: 0 P: 3	R: 1 E: 0 K: 0 S: 4 H: 2 LOB: 0 BB: 0 P: 4	R: 0 E: 0 K: 1 S: 5 H: 0 LOB: 0 BB: 0 P: 5	R: 0 E: 0 K: 1 S: 5 H: 0 LOB: 0 BB: 0 P: 5	R: 0 E: 0 K: 0 S: 3 H: 0 LOB: 0 BB: 0 P: 3	R: 1 E: 0 K: 1 S: 8 H: 3 LOB: 2 BB: 0 P: 8	R: 0 E: 0 K: 1 S: 6 H: 1 LOB: 2 BB: 1 P: 10	R: 0 E: 0 K: 1 S: 5 H: 0 LOB: 0 BB: 0 P: 5	R: 0 E: 0 K: 2 S: 7 H: 0 LOB: 0 BB: 0 P: 7	R: 2 E: 1 K: 1 S: 7 H: 2 LOB: 3 BB: 0 P: 7	1B: 7 2B: 1 3B: 0 HR: 0	SF: 0 SAC: 2 DP: 0 HBP: 0						

PITCHER	IP	WLS	BF	H	R	ER	SO	BB	IBB	HBP	BLK	WP	HR	S	P	ERA	WHIP
Alejandro Pena, R (1, 1) ERA: 5.89	5.2		21	5	2	2	2	0	0	0	1	0	0	25	25	3.18	0.882
Tom Niedenfuer, R (6, 1) ERA: 3.3	1.1		6	1	0	0	2	0	1	0	0	0	0	9	13	0.00	0.750
Carlos Diaz, L (8, 1) ERA: 5.4	2.0		6	0	0	0	3	0	0	0	0	0	0	12	12	0.00	0.000
Ed Vande Berg, L (10, 1) ERA: 3.7	0.1	L	5	2	2	1	1	0	0	0	0	0	0	7	7	27.00	6.000

PITCHER	IP	WLS	BF	H	R	ER	SO	BB	IBB	HBP	BLK	WP	HR	S	P	ERA	WHIP

BOTTOM

Los Angeles Dodgers @ Cincinnati Reds

Riverfront Stadium, Cincinnati, OH

Wed Jul 02 1986, 7:05 PM EDT

Att. 20,429 - Unknown

livebaseballscorecards.com

AB	35
R	4
H	8
RBI	4
BB	1
SO	8
LOB	10

WP: 0 PB: 0 SB: 0 CS: 1

PA: 39

Batter	1	2	3	4	5	6	7	8	9	AB	R	H	RBI	BB	SO	LOB
Tracy Jones, R (1, 7) (8, 3) OBP: 0.409, SLG: 0.458	F8		F9		G5-4-3, 1B			2B, SF9, 1B	F2	5	1	2	0	0	0	2
Dave Concepcion, R (1, 6) OBP: 0.310, SLG: 0.335	6-3		6-3 1-2		G5-4-3 1-2f			SF9, 1-3, 1B, 2B	1-3, 1B	5	1	2	0	0	0	2
Dave Parker, L (1, 9) OBP: 0.343, SLG: 0.483	F7			G3		K		F4	F8	5	0	0	0	0	1	4
Eric Davis, R (1, 8) (8, 7) OBP: 0.359, SLG: 0.478		1B, G4-6-3, 2B		BBB, FC6-4, BB		6-3		SF9 2-3 3-H		2	1	1	1	1	0	0
Bo Diaz, R (1, 2) OBP: 0.318, SLG: 0.342		G4-6-3 2-3		FC6-4 BB, 1B 1-2f		F9		BB 3-H		4	0	2	1	0	0	1
Tony Perez, R (1, 3) OBP: 0.342, SLG: 0.279 Eddie Milner, L (8, PR) OBP: 0.300, SLG: 0.372 (8, 8)	G4-6-3 1-2f 3-H			BB 1-2			5-3	BBB, FC5-4 1-2		3 0	0 0	1 0	0 0	1 0	0 0	1 0
Buddy Bell, R (1, 5) OBP: 0.324, SLG: 0.351	FC6-4, 1B			BBB, BB 1-2 2-3			4-3, 1B	FC5-4 1-2f		3	0	2	0	1	0	2
Ron Oester, S (1, 4) OBP: 0.296, SLG: 0.335	FC6-4 1-2f			F9			4-3 1-2		1B	4	0	1	0	0	0	5
John Denny, R (1, 1) OBP: 0.222, SLG: 0.200 Wade Rowdon, R (7, PH) OBP: 0.258, SLG: 0.286 Scott Terry, R (7, 1) Max Venable, L (9, PH) OBP: 0.286, SLG: 0.321			6-3		F4		6-3		SSS, K	2 1 0 1	0 0 0 0	1 0 0 0	0 0 0 0	0 0 0 1	0 0 0 1	0 1 0 1

Cincinnati Reds @ Philadelphia Phillies

Veterans Stadium, Philadelphia, PA

Thu Jul 03 1986, 7:05 PM EDT

Att. 61,475 - Unknown

TOP

livebaseballscorecards.com

AB	35
R	3
H	12
RBI	2
BB	3
SO	2
LOB	19

Inning Stats	1	2	3	4	5	6	7	8	9
	R: 0 E: 0 K: 0 S: 3	H: 0 LOB: 0 BB: 0 P: 3	R: 1 E: 0 K: 0 S: 5	H: 3 LOB: 1 BB: 0 P: 5	R: 0 E: 0 K: 0 S: 3	H: 1 LOB: 1 BB: 0 P: 3	R: 0 E: 0 K: 0 S: 4	H: 1 LOB: 3 BB: 2 P: 12	R: 0 E: 0 K: 0 S: 3	H: 1 LOB: 0 BB: 0 P: 3	R: 0 E: 0 K: 1 S: 5	H: 0 LOB: 0 BB: 0 P: 5	R: 0 E: 0 K: 0 S: 4	H: 1 LOB: 1 BB: 0 P: 4	R: 2 E: 0 K: 0 S: 6	H: 3 LOB: 2 BB: 1 P: 10	R: 0 E: 0 K: 1 S: 7	H: 2 LOB: 2 BB: 0 P: 7

PITCHER		IP	WLS	BF	H	R	ER	SO	BB	IBB	HBP	BLK	WP	HR	S	P	ERA	WHIP	PITCHER	IP	WLS	BF	H	R	ER	SO	BB	IBB	HBP	BLK	WP	HR	S	P	ERA	WHIP
Bruce Ruffin, L ERA: 3.86	(1, 1)	7.2	W	33	10	3	3	1	3	0	0	0	0	0	32	44	3.52	1.696																	
Tom Hume, R ERA: 4.3	(8, 1)	1.1	S	6	2	0	0	1	0	0	0	0	0	0	8	8	0.00	1.500																	

	1B	SF	PA
	10	1	39
	2	0	
	0	2	
	0	0	

WP	0
PB	0
SB	0
CS	0

Batter	1	2	3	4	5	6	7	8	9	AB	R	H	RBI	BB	SO	LOB
Gary Redus, R (1, 7) OBP: 0.375, SLG: 0.435	0-0 1B 2B	0-0 L6		0-3 K 1-2		0-0 G3				4	1	1	0	0	1	2
Juan Samuel, R (1, 4) OBP: 0.301, SLG: 0.424	BBBB 4-0 1B HR BB	0-0 F8		0-0 E 2-H 1B			0-0 F8			3	1	1	1	1	0	1
Ron Roenicke, S (1, 8) OBP: 0.415, SLG: 0.442	0-0 HR 1-3 2-H 1B		BBBB 4-0 FC4-6 1B BB	0-0 3-1 1-3			0-0 F7			3	1	1	1	1	0	1
Mike Schmidt, R (1, 5) OBP: 0.379, SLG: 0.545	0-0 HR 1-H 3-H		0-0 F9		SSS 0-3 K		SSS 0-3 K			4	1	1	3	0	2	1
Von Hayes, L (1, 3) OBP: 0.391, SLG: 0.437	0-0 4-3		0-0 FC4-6 1-2 1B		BBBB 4-0 FC5-4 BB			BBBB 4-0 HR BB		2	1	1	0	2	0	0
Glenn Wilson, R (1, 9) OBP: 0.294, SLG: 0.360	0-0 6-3		0-0 FC4-6 1-2f 2-3		0-0 F6			SSS 0-3 K		4	0	0	0	0	1	4
John Russell, R (1, 2) OBP: 0.338, SLG: 0.513	0-0 5-3		0-0 4-3		0-0 FC5-4 1-2f			0-0 HR 1-H		4	1	1	2	0	0	3
Steve Jeltz, S (1, 6) OBP: 0.365, SLG: 0.288		0-0 SH1-4 1B		0-0 S 1B		0-0 6-3		0-0 4-3		4	1	2	0	0	0	0
Bruce Ruffin, S (1, 1) Tom Hume, R (8, 1)		0-0 SH1-4 1-2		SSS 0-3 K		0-0 4-3		0-0 1-3		2 1	0 0	0 0	0 0	0 0	1 0	1 0
Inning Stats	R: 4 E: 0 K: 0 S: 6 H: 3 LOB: 0 BB: 1 P: 10	R: 0 E: 0 K: 0 S: 4 H: 1 LOB: 1 BB: 0 P: 4	R: 0 E: 0 K: 0 S: 4 H: 1 LOB: 2 BB: 1 P: 8	R: 1 E: 1 K: 2 S: 9 H: 2 LOB: 1 BB: 0 P: 9	R: 0 E: 0 K: 1 S: 5 H: 0 LOB: 1 BB: 1 P: 9	R: 0 E: 0 K: 0 S: 3 H: 0 LOB: 0 BB: 0 P: 3	R: 0 E: 0 K: 1 S: 5 H: 0 LOB: 0 BB: 0 P: 5	R: 2 E: 0 K: 1 S: 6 H: 1 LOB: 0 BB: 1 P: 10		1B: 5 2B: 1 3B: 0 HR: 2 SF: 0 SAC: 1 DP: 0 HBP: 0						

PITCHER		IP	WLS	BF	H	R	ER	SO	BB	IBB	HBP	BLK	WP	HR	S	P	ERA	WHIP
John Denny, R ERA: 4.56	(1, 1)	6.0	L	28	7	5	5	3	3	0	0	0	0	1	31	43	7.50	1.667
Scott Terry, R ERA: 5.91	(7, 1)	2.0		8	1	2	2	2	1	0	0	0	0	1	11	15	9.00	1.000

PITCHER	IP	WLS	BF	H	R	ER	SO	BB	IBB	HBP	BLK	WP	HR	S	P	ERA	WHIP

BOTTOM

Cincinnati Reds @ Philadelphia Phillies

Veterans Stadium, Philadelphia, PA

Thu Jul 03 1986, 7:05 PM EDT

Att. 61,475 - Unknown

livebaseballscorecards.com

AB	31
R	7
H	8
RBI	7
BB	4
SO	5
LOB	13

WP: 0 PB: 0 SB: 1 CS: 0 PA: 36

Batter	1	2	3	4	5	6	7	8	9	AB	R	H	RBI	BB	SO	LOB
Eddie Milner, L (1, 8) OBP: 0.299, SLG: 0.366	F6		F8		BB, G4-3		F9			3	0	0	0	1	0	2
Pete Rose, S (1, 3) OBP: 0.312, SLG: 0.261	F8		F7		G4-3 1-2f			4-3		4	0	0	0	0	0	2
Dave Parker, L (1, 9) OBP: 0.339, SLG: 0.477	F7		3-1			5-3		F4		4	0	0	0	0	0	0
Eric Davis, R (1, 7) OBP: 0.367, SLG: 0.500		BB, S, 2B		HR		F9, 1B		K		3	2	2	1	1	1	0
Bo Diaz, R (1, 2) OBP: 0.317, SLG: 0.345		1-H 1B, 2B		F8		F9 1-2			6-3	4	1	1	1	0	0	1
Dave Concepcion, R (1, 6) OBP: 0.309, SLG: 0.333		K		6-3			F9		1B, FC6-4, 1B	4	1	1	0	0	1	1
Buddy Bell, R (1, 5) OBP: 0.323, SLG: 0.350		F4		6-3			K		FC6-4 1-3 1B	4	0	1	0	0	1	1
Ron Oester, S (1, 4) OBP: 0.303, SLG: 0.339		2-H 1B			BB, SH5-4		1B		FC6-4 1-2f 3-H	3	0	2	2	1	0	1
Tom Browning, L (1, 1) OBP: 0.205, SLG: 0.205		F8			SH5-4 1-2		1-2 1B		K	2	0	1	0	0	0	1
Ron Robinson, R (8, 1)										1	0	0	0	0	1	1
Inning Stats	R: 0 E: 0 K: 0 S: 3 H: 0 LOB: 0 BB: 0 P: 3	R: 2 E: 0 K: 1 S: 7 H: 2 LOB: 1 BB: 1 P: 11	R: 0 E: 0 K: 0 S: 3 H: 0 LOB: 0 BB: 0 P: 3	R: 1 E: 0 K: 0 S: 4 H: 1 LOB: 0 BB: 0 P: 4	R: 0 E: 0 K: 0 S: 2 H: 0 LOB: 1 BB: 2 P: 10	R: 0 E: 0 K: 0 S: 3 H: 1 LOB: 0 BB: 0 P: 3	R: 0 E: 0 K: 1 S: 7 H: 2 LOB: 2 BB: 0 P: 7	R: 0 E: 0 K: 1 S: 5 H: 0 LOB: 0 BB: 0 P: 5	R: 1 E: 0 K: 1 S: 7 H: 2 LOB: 1 BB: 0 P: 7	1B: 6 2B: 1 3B: 0 HR: 1 SF: 0 SAC: 1 DP: 1 HBP: 0						

PITCHER	IP	WLS	BF	H	R	ER	SO	BB	IBB	HBP	BLK	WP	HR	S	P	ERA	WHIP
Kevin Gross, R (1, 1) ERA: 4.28	8.0	L	31	6	3	3	3	3	0	0	0	0	1	34	46	3.38	1.125
Kent Tekulve, R (9, 1) ERA: 2.88	1.0		5	2	1	1	1	0	0	0	0	0	0	7	7	9.00	2.000

PITCHER	IP	WLS	BF	H	R	ER	SO	BB	IBB	HBP	BLK	WP	HR	S	P	ERA	WHIP

TOP

Cincinnati Reds @ Philadelphia Phillies

Veterans Stadium, Philadelphia, PA

Fri Jul 04 1986, 7:05 PM EDT

Att. 20,490 - Unknown

livebaseballscorecards.com

AB	32
R	4
H	8
RBI	4
BB	3
SO	4
LOB	10

WP: 0 PA: 36
PB: 0
SB: 1
CS: 0

BOTTOM

Cincinnati Reds @ Philadelphia Phillies

Veterans Stadium, Philadelphia, PA

Fri Jul 04 1986, 7:05 PM EDT

Att. 20,490 - Unknown

livebaseballscorecards.com

Batter	1	2	3	4	5	6	7	8	9	AB	R	H	RBI	BB	SO	LOB
Gary Redus, R (1, 7) OBP: 0.368, SLG: 0.439	F8			3-1		K		1-H 2B		4	0	1	1	0	1	0
Juan Samuel, R (1, 4) OBP: 0.297, SLG: 0.417	5-3			F8			F6	F9		4	0	0	0	0	0	1
Ron Roenicke, S (1, 8) OBP: 0.411, SLG: 0.433	K			F9			1B BB		G3	3	0	0	0	1	1	0
Mike Schmidt, R (1, 5) OBP: 0.374, SLG: 0.537		5-3			F6		F9		L6	4	0	0	0	0	0	1
Von Hayes, L (1, 3) OBP: 0.393, SLG: 0.436		4-3			5-3 BB		1-3 1B		3-1	3	0	1	0	1	0	0
Glenn Wilson, R (1, 9) OBP: 0.291, SLG: 0.357		F8			5-3 1-2		F9			3	0	0	0	0	0	3
John Russell, R (1, 2) OBP: 0.338, SLG: 0.504			K		L4			2B BB		2	1	0	0	1	1	1
Steve Jeltz, S (1, 6) OBP: 0.361, SLG: 0.284			K			K		F9		3	0	0	0	0	2	1
Kevin Gross, R (1, 1) OBP: 0.214, SLG: 0.317			4-3			K		F7		2	0	0	0	0	1	0
Rick Schu, R (8, PH) OBP: 0.333, SLG: 0.399										1	0	0	0	0	0	1
Kent Tekulve, R (9, 1)										0	0	0	0	0	0	0
Inning Stats	R: 0 E: 0 K: 1 S: 5 H: 0 LOB: 0 BB: 0 P: 5	R: 0 E: 0 K: 0 S: 3 H: 0 LOB: 0 BB: 0 P: 3	R: 0 E: 0 K: 2 S: 7 H: 0 LOB: 0 BB: 0 P: 7	R: 0 E: 0 K: 0 S: 3 H: 0 LOB: 0 BB: 0 P: 3	R: 0 E: 0 K: 0 S: 3 H: 0 LOB: 1 BB: 1 P: 7	R: 0 E: 0 K: 3 S: 9 H: 0 LOB: 0 BB: 0 P: 9	R: 0 E: 0 K: 0 S: 4 H: 1 LOB: 2 BB: 1 P: 8	R: 1 E: 0 K: 0 S: 4 H: 1 LOB: 1 BB: 1 P: 8	R: 0 E: 0 K: 0 S: 3 H: 0 LOB: 0 BB: 0 P: 3	1B: 1 2B: 1 3B: 0 HR: 0	SF: 0 SAC: 0 DP: 0 HBP: 0			WP: 0 PB: 0 SB: 0 CS: 0	PA: 32		

	AB	29
	R	1
	H	2
	RBI	1
	BB	3
	SO	6
	LOB	8

PITCHER	IP	WLS	BF	H	R	ER	SO	BB	IBB	HBP	BLK	WP	HR	S	P	ERA	WHIP
Tom Browning, L (1, 1) ERA: 4.2	7.2	W	28	2	1	1	6	3	0	0	0	0	0	37	49	1.17	0.652
Ron Robinson, R (8, 1) ERA: 1.79	1.1	S	4	0	0	0	0	0	0	0	0	0	0	4	4	0.00	0.000

PITCHER	IP	WLS	BF	H	R	ER	SO	BB	IBB	HBP	BLK	WP	HR	S	P	ERA	WHIP

Batter	1	2	3	4	5	6	7	8	9	AB	R	H	RBI	BB	SO	LOB
Eddie Milner, L (1, 8) OBP: 0.305, SLG: 0.391	F7		HR		2B 1B		1B 2B	K		5	3	3	1	0	1	0
Pete Rose, S (1, 3) OBP: 0.309, SLG: 0.259	G3		F8		F8		WP 2-H 1B	G3		5	0	1	1	0	0	2
Dave Parker, L (1, 9) OBP: 0.344, SLG: 0.482	1B		HR BB		1-H 2B		FC1 2-3 1B		CS 1B	3	1	2	1	1	0	1
Tracy Jones, R (7, PR) OBP: 0.415, SLG: 0.464 (7, 7)										1	0	1	0	0	0	0
Eric Davis, R (1, 7) (7, 9) OBP: 0.368, SLG: 0.515	K		1-H HR		F9		1-2 1B		1-2 K	5	1	2	2	0	2	3
Bo Diaz, R (1, 2) OBP: 0.315, SLG: 0.342		4-3 1B 1B	K		K		F6		K	5	1	1	0	0	3	4
Dave Concepcion, R (1, 6) OBP: 0.304, SLG: 0.328		4-3 1-2	K			K	K			4	0	0	0	0	3	4
Buddy Bell, R (1, 5) OBP: 0.318, SLG: 0.344		F7		F7		F8		F4		4	0	0	0	0	0	1
Ron Oester, S (1, 4) OBP: 0.302, SLG: 0.337		2-H 1B		G3		K		F9		4	0	1	1	0	1	0
Chris Welsh, L (1, 1) OBP: 0.111, SLG: 0.278		K		F7			1-3	HR		4	1	1	1	0	1	1
Inning Stats	R: 0 E: 0 K: 1 S: 6 H: 1 LOB: 1 BB: 0 P: 6	R: 1 E: 0 K: 1 S: 7 H: 2 LOB: 1 BB: 0 P: 7	R: 3 E: 0 K: 2 S: 9 H: 2 LOB: 0 BB: 1 P: 13	R: 0 E: 0 K: 0 S: 3 H: 0 LOB: 0 BB: 0 P: 3	R: 1 E: 0 K: 1 S: 7 H: 2 LOB: 1 BB: 0 P: 7	R: 0 E: 0 K: 2 S: 7 H: 0 LOB: 0 BB: 0 P: 7	R: 1 E: 0 K: 1 S: 9 H: 3 LOB: 3 BB: 0 P: 9	R: 1 E: 0 K: 1 S: 7 H: 1 LOB: 1 BB: 0 P: 7	R: 0 E: 0 K: 2 S: 7 H: 1 LOB: 0 BB: 0 P: 7	1B: 7 2B: 3 3B: 0 HR: 3	SF: 0 SAC: 0 DP: 1 HBP: 0						

TOP

Cincinnati Reds @ Philadelphia Phillies

Veterans Stadium, Philadelphia, PA

Sat Jul 05 1986, 3:33 AM EDT

Att. 23,620 - Unknown

livebaseballscorecards.com

AB	40
R	7
H	12
RBI	7
BB	1
SO	11
LOB	16

PITCHER	IP	WLS	BF	H	R	ER	SO	BB	IBB	HBP	BLK	WP	HR	S	P	ERA	WHIP
Charles Hudson, R (1, 1) ERA: 4.83	4.1	L	21	7	5	5	4	1	0	0	0	0	2	28	32	10.38	1.846
Tom Hume, R (5, 1) ERA: 4.2	0.2		2	0	0	0	1	0	0	0	0	0	0	4	4	0.00	0.000
Tom Gorman, L (6, 1) ERA: 4.5	2.0		10	3	1	1	3	0	0	0	0	1	0	16	16	4.50	1.500
Don Carman, L (8, 1) ERA: 4.97	2.0		8	2	1	1	3	0	0	0	0	0	1	14	14	4.50	1.000

PITCHER	IP	WLS	BF	H	R	ER	SO	BB	IBB	HBP	BLK	WP	HR	S	P	ERA	WHIP

WP: 1 PB: 1 SB: 0 CS: 1 PA: 41

Cincinnati Reds @ Philadelphia Phillies

Veterans Stadium, Philadelphia, PA

Sat Jul 05 1986, 3:33 AM EDT

Att. 23,620 - Unknown

livebaseballscorecards.com

BOTTOM

Batter	1	2	3	4	5	6	7	8	9	AB	R	H	RBI	BB	SO	LOB
Gary Redus, R (1, 7) OBP: 0.363, SLG: 0.443	5-3		E6		FC6-4 1-2f			3B 2B		4	1	1	0	0	0	2
Juan Samuel, R (1, 4) OBP: 0.296, SLG: 0.422	F9		4-3			E6 S		4-3 2-H 3B		4	1	1	1	0	0	1
Ron Roenicke, S (1, 8) OBP: 0.408, SLG: 0.425	BBBB FC6-4 BB			6-3		F9 1-2		4-3 3-H		3	0	0	1	1	0	1
Mike Schmidt, R (1, 5) OBP: 0.369, SLG: 0.529	FC6-4 1-2f			6-3		6-3		F8		4	0	0	0	0	0	2
Von Hayes, L (1, 3) OBP: 0.388, SLG: 0.430		L3		F9		4-3		L6		4	0	0	0	0	0	1
Glenn Wilson, R (1, 9) OBP: 0.291, SLG: 0.355		4-3			4-3		G5-4-3 1B		5-3	4	0	1	0	0	0	0
John Russell, R (1, 2) OBP: 0.329, SLG: 0.488		5-3			E6 FC6-4 1B		G5-4-3 1-2f		5-3	4	0	0	0	0	0	1
Steve Jeltz, S (1, 6) OBP: 0.363, SLG: 0.288			SSS K		FC6-4 1-2 1B		1B		4-3	4	0	2	0	0	1	0
Charles Hudson, S (1, 1)			F7		FC6-4 1-2f 2-3 FC6-4		F7			1	0	0	0	0	0	0
Tom Hume, R (5, 1)										0	0	0	0	0	0	0
Rick Schu, R (5, PH) OBP: 0.331, SLG: 0.396										1	0	0	0	0	0	2
Tom Gorman, L (6, 1)										0	0	0	0	0	0	0
Luis Aguayo, R (7, PH) OBP: 0.241, SLG: 0.316										1	0	0	0	0	0	1
Don Carman, L (8, 1)										0	0	0	0	0	0	0
Inning Stats	R: 0 E: 0 K: 0 S: 3 H: 0 LOB: 1 BB: 1 P: 7	R: 0 E: 0 K: 0 S: 3 H: 0 LOB: 0 BB: 0 P: 3	R: 0 E: 1 K: 1 S: 6 H: 0 LOB: 1 BB: 0 P: 6	R: 0 E: 0 K: 0 S: 3 H: 0 LOB: 0 BB: 0 P: 3	R: 0 E: 1 K: 0 S: 5 H: 1 LOB: 2 BB: 0 P: 5	R: 0 E: 1 K: 0 S: 4 H: 0 LOB: 1 BB: 0 P: 4	R: 0 E: 0 K: 0 S: 4 H: 2 LOB: 1 BB: 0 P: 4	R: 2 E: 0 K: 0 S: 5 H: 2 LOB: 0 BB: 0 P: 5	R: 0 E: 0 K: 0 S: 3 H: 0 LOB: 0 BB: 0 P: 3	1B: 3 2B: 1 3B: 1 HR: 0	SF: 0 SAC: 0 DP: 1 HBP: 0						

PITCHER	IP	WLS	BF	H	R	ER	SO	BB	IBB	HBP	BLK	WP	HR	S	P	ERA	WHIP
Chris Welsh, L (1, 1) ERA: 2.89	9.0	W	35	5	2	2	1	1	0	0	0	0	0	36	40	2.00	0.667

PITCHER	IP	WLS	BF	H	R	ER	SO	BB	IBB	HBP	BLK	WP	HR	S	P	ERA	WHIP

AB	34
R	2
H	5
RBI	2
BB	1
SO	1
LOB	11

WP: 0 PA: 35
PB: 0
SB: 1
CS: 0

Cincinnati Reds @ Philadelphia Phillies

Veterans Stadium, Philadelphia, PA

Sun Jul 06 1986, 3:33 AM EDT

Att. 28,420 - Unknown

livebaseballscorecards.com

Batter	1	2	3	4	5	6	7	8	9	AB	R	H	RBI	BB	SO	LOB
Eddie Milner, L (1, 8) OBP: 0.299, SLG: 0.382	G3	K		F8		4-3			G3	5	0	0	0	0	1	2
Pete Rose, S (1, 3) OBP: 0.313, SLG: 0.266	4-3 3B 2B	BB			F8		K			3	1	1	0	1	1	0
Dave Parker, L (1, 9) OBP: 0.340, SLG: 0.476	4-3 2-3	4-3			F6		F7			4	0	0	0	0	0	3
Eric Davis, R (1, 7) OBP: 0.376, SLG: 0.515	S 3B BB		WP S G6-3 BB		S 1B		4-3			2	2	1	0	2	0	0
Wade Rowdon, R (1, 6) OBP: 0.286, SLG: 0.355	1-H 3-H 3B		G6-3 1-3 BB		K 1-2			6-3		3	0	1	2	1	1	1
Buddy Bell, R (1, 5) OBP: 0.314, SLG: 0.339	F8		G6-3 1-2f 3-H			F4		L5		4	0	0	0	0	0	2
Sal Butera, R (1, 2) OBP: 0.382, SLG: 0.326		1B FC4 BB	F8			G3 3B BB		K		2	2	0	0	2	1	0
Ron Oester, S (1, 4) OBP: 0.301, SLG: 0.336		FC4 1-2 1B		F8		G3 1-2			3-1	4	0	1	0	0	0	1
Joe Price, R (1, 1) OBP: 0.250, SLG: 0.143 Ted Power, R (3, 1) Kal Daniels, L (6, PH) OBP: 0.393, SLG: 0.537 Scott Terry, R (6, 1) Carl Willis, L (8, 1) Max Venable, L (9, PH) OBP: 0.282, SLG: 0.316		FC4 1-2f 2-H		6-3		2-H 3B			4-3	1 1 1 0 0 1	0 0 0 0 0 0	0 0 1 0 0 0	0 0 1 0 0 0	0 0 0 0 0 0	0 0 0 0 0 0	1 0 0 0 0 0
Inning Stats	R: 2 E: 0 K: 0 S: 5 H: 2 LOB: 1 BB: 1 P: 9	R: 1 E: 1 K: 1 S: 6 H: 1 LOB: 2 BB: 2 P: 14	R: 1 E: 0 K: 0 S: 2 H: 0 LOB: 0 BB: 2 P: 10	R: 0 E: 0 K: 0 S: 3 H: 0 LOB: 0 BB: 0 P: 3	R: 0 E: 0 K: 1 S: 6 H: 1 LOB: 1 BB: 0 P: 6	R: 1 E: 0 K: 0 S: 4 H: 1 LOB: 1 BB: 1 P: 8	R: 0 E: 0 K: 1 S: 5 H: 0 LOB: 0 BB: 0 P: 5	R: 0 E: 0 K: 1 S: 5 H: 0 LOB: 0 BB: 0 P: 5	R: 0 E: 0 K: 0 S: 3 H: 0 LOB: 0 BB: 0 P: 3	1B: 2 2B: 1 3B: 2 HR: 0 SF: 0 SAC: 0 DP: 1 HBP: 0						

TOP

AB	31
R	5
H	5
RBI	3
BB	6
SO	4
LOB	10

WP: 1 PB: 0 SB: 3 CS: 0 PA: 37

PITCHER		IP	WLS	BF	H	R	ER	SO	BB	IBB	HBP	BLK	WP	HR	S	P	ERA	WHIP
Freddie Toliver, R ERA: 3.51	(1, 1)	3.0		16	3	4	3	1	5	0	0	0	1	0	13	33	9.00	2.667
Tom Hume, R ERA: 4.09	(4, 1)	3.0	W	12	2	1	1	1	1	0	0	0	0	0	13	17	3.00	1.000
Kent Tekulve, R ERA: 2.72	(7, 1)	3.0	S	9	0	0	0	2	0	0	0	0	0	0	13	13	0.00	0.000

PITCHER	IP	WLS	BF	H	R	ER	SO	BB	IBB	HBP	BLK	WP	HR	S	P	ERA	WHIP

BOTTOM

Cincinnati Reds @ Philadelphia Phillies

Veterans Stadium, Philadelphia, PA

Sun Jul 06 1986, 3:33 AM EDT

Att. 28,420 - Unknown

livebaseballscorecards.com

Batter	1	2	3	4	5	6	7	8	9	AB	R	H	RBI	BB	SO	LOB
Gary Redus, R (1, 7) OBP: 0.376, SLG: 0.452	BBBB 4-0 E SF7 BB		0-0 3B 2B; 0-0 1-3			S S S 0-3 ② K	BBBB 4-0 BB 1B 1-2 2-3 3-H BB			3	2	1	2	2	1	1
Juan Samuel, R (1, 4) OBP: 0.294, SLG: 0.426	S S S 0-3 ① K		X 0-0 2-H HR 3B	S S S 0-3 ① K		0-0 ③ CS 1-2	X 0-0 ① 5-3	X 0-0 ② F4		5	1	1	1	0	2	4
Ron Roenicke, S (1, 8) OBP: 0.407, SLG: 0.446	X 0-0 ② SF7 1-H		X 0-0 3-H HR	X 0-0 ② 4-3			X 0-0 ② 4-3	X 0-0 BB 1B 1-2 2-3 3-H		4	1	2	4	0	0	0
Mike Schmidt, R (1, 5) OBP: 0.370, SLG: 0.523 Luis Aguayo, R (8, PR) OBP: 0.241, SLG: 0.316 (9, 5)	X 0-0 ③ F8		X 0-0 E6 2B 2B	X 0-0 ③ 5-3			BBBB 4-0 BB	BBBB 4-0 FC5-4 BB 1-2 2-3 3-H		3 0	1 0	0 0	1 0	2 0	0 0	0 0
Von Hayes, L (1, 3) OBP: 0.382, SLG: 0.422		X 0-0 ① F8	S S S 0-3 ① K		X 0-0 ① L4		X 0-0 ③ L7	X 0-0 ③ FC5-4 1-2f		5	0	0	0	0	1	5
Glenn Wilson, R (1, 9) OBP: 0.293, SLG: 0.358		X 0-0 2B	X 0-0 ② L7		X 0-0 ② G1-6-3			BBBB 4-0 BB WP BB BB		3	1	1	0	1	0	1
Ronn Reynolds, R (1, 2) OBP: 0.417, SLG: 1.000	S S S 0-3 ② K		X 0-0 1-3 2B 2B		X 0-0 ③ F7			X 0-0 ① L7		4	1	1	0	0	1	2
Steve Jeltz, S (1, 6) OBP: 0.365, SLG: 0.293	S S S 0-3 ③ K		X 0-0 2-H 3-H HR 2B			S S S 0-3 ① K		BBBBB 4-0 BB BB 1B 1-2 BB		3	2	1	2	1	2	1
Freddie Toliver, R (1, 1) Jeff Stone, L (3, PH) OBP: 0.328, SLG: 0.368 Tom Hume, R (4, 1) Rick Schu, R (6, PH) OBP: 0.335, SLG: 0.400 Kent Tekulve, R (7, 1)			X 0-0 2B 2B; 0-0 2-H HR			X 0-0 CS 1B		BBBB 4-0 1B BB BB 1-2 2-3		0 2 0 1 0	0 2 0 0 1	0 2 0 1 0	0 0 0 0 1	0 0 0 0 0	0 0 0 0 1	0 0 0 0 0
Inning Stats	R: 1 E: 0 K: 1 S: 5 H: 0 LOB: 0 BB: 1 P: 9	R: 0 E: 0 K: 2 S: 8 H: 1 LOB: 1 BB: 0 P: 8	R: 8 E: 1 K: 1 S: 13 H: 7 LOB: 0 BB: 0 P: 13	R: 0 E: 0 K: 1 S: 5 H: 0 LOB: 0 BB: 0 P: 5	R: 0 E: 0 K: 0 S: 3 H: 0 LOB: 0 BB: 0 P: 3	R: 0 E: 0 K: 2 S: 7 H: 1 LOB: 0 BB: 0 P: 7	R: 0 E: 0 K: 0 S: 3 H: 0 LOB: 1 BB: 1 P: 7	R: 3 E: 0 K: 0 S: 4 H: 1 LOB: 3 BB: 5 P: 24		1B: 2 2B: 5 3B: 1 HR: 2	SF: 1 SAC: 0 DP: 0 HBP: 0			WP: 1 PB: 0 SB: 1 CS: 1	PA: 42		

	AB	R	H	RBI	BB	SO	LOB
	33	12	10	12	7	7	14

PITCHER		IP	WLS	BF	H	R	ER	SO	BB	IBB	HBP	BLK	WP	HR	S	P	ERA	WHIP
Joe Price, L ERA: 5.5	(1, 1)	2.2	L	16	6	7	6	4	1	0	0	0	0	1	23	27	20.25	2.625
Ted Power, R ERA: 5.75	(3, 1)	2.1		9	2	2	0	1	0	0	0	0	0	1	11	11	0.00	0.857
Scott Terry, R ERA: 6.27	(6, 1)	2.1		11	1	3	3	2	4	0	0	0	1	0	11	27	11.57	2.143
Carl Willis, R ERA: 1.93	(8, 1)	0.2		5	1	0	0	0	2	0	0	0	0	0	3	11	0.00	4.500

PITCHER	IP	WLS	BF	H	R	ER	SO	BB	IBB	HBP	BLK	WP	HR	S	P	ERA	WHIP

Batter	1	2	3	4	5	6	7	8	9	AB	R	H	RBI	BB	SO	LOB
Eddie Milner, L (1, 8) OBP: 0.297, SLG: 0.382	4-3 PB 2B		F6	4-3		F4		4-3		5	1	1	0	0	0	3
Pete Rose, S (1, 3) OBP: 0.308, SLG: 0.262	4-3 2-3		6-3		4-3		HR 1B	6-3		3	0	0	0	0	0	1
Tony Perez, R (7, PH) OBP: 0.346, SLG: 0.286 (7, 3)										2	1	1	0	0	0	0
Dave Parker, L (1, 9) OBP: 0.344, SLG: 0.486	E 1B 3-H		BBBB FC6-4 BB		4-3		1-H HR	6-3		4	1	2	2	1	0	0
Eric Davis, R (1, 7) OBP: 0.371, SLG: 0.512	K		FC6-4 1-2f		K		1B SF9 2B		E6 G6-4-3	5	1	1	0	0	2	2
Bo Diaz, R (1, 2) OBP: 0.317, SLG: 0.343	K 1-2			1-3		FC1-5 1B 1B	1B 2-3 1B		G6-4-3 1-2f	5	0	2	0	0	1	2
Dave Concepcion, R (1, 6) OBP: 0.310, SLG: 0.339		G6-4-3 1B		2B 2B		1B FC1-5 1-2 1B 1B	SF9 3-H		F7	4	2	3	1	0	0	0
Buddy Bell, R (1, 5) OBP: 0.313, SLG: 0.341		G6-4-3 1-2f		2B 2-H 2B		FC1-5 1-2 1B 2-3f	F8			4	1	1	1	0	0	4
Ron Oester, S (1, 4) OBP: 0.311, SLG: 0.350	1B		3-1 2-H 2B			1B 1-2 1B 2-3	FC6-4 1-2 1B			4	0	4	1	0	0	0
Bill Gullickson, R (1, 1) OBP: 0.108, SLG: 0.083	L6		3-1 2-3			1-2 3-H 1B	FC6-4 1-2f			2	0	0	0	0	0	2
Kal Daniels, L (6, PH) OBP: 0.403, SLG: 0.545										1	0	1	1	0	0	0
Ron Robinson, R (6, 1)										1	0	0	0	0	0	2
John Franco, L (7, 1)										0	0	0	0	0	0	0
Inning Stats	R: 1 E: 1 K: 2 S: 9 H: 2 LOB: 1 BB: 0 P: 9	R: 0 E: 0 K: 0 S: 4 H: 2 LOB: 1 BB: 0 P: 4	R: 0 E: 0 K: 0 S: 3 H: 0 LOB: 1 BB: 1 P: 7	R: 2 E: 0 K: 0 S: 6 H: 3 LOB: 1 BB: 0 P: 6	R: 0 E: 0 K: 1 S: 5 H: 0 LOB: 0 BB: 0 P: 5	R: 1 E: 0 K: 0 S: 6 H: 4 LOB: 2 BB: 0 P: 6	R: 3 E: 0 K: 0 S: 8 H: 5 LOB: 2 BB: 0 P: 8	R: 0 E: 0 K: 0 S: 3 H: 0 LOB: 0 BB: 0 P: 3	R: 0 E: 1 K: 0 S: 3 H: 0 LOB: 0 BB: 0 P: 3	1B: 10 2B: 5 3B: 0 HR: 1	SF: 1 SAC: 0 DP: 2 HBP: 0						

TOP

Cincinnati Reds @ New York Mets

Shea Stadium, Flushing, NY

Mon Jul 07 1986, 7:05 PM EDT

Att. 29,265 - Unknown

livebaseballscorecards.com

AB	40
R	7
H	16
RBI	6
BB	1
SO	3
LOB	16

PITCHER		IP	WLS	BF	H	R	ER	SO	BB	IBB	HBP	BLK	WP	HR	S	P	ERA	WHIP
Rick Aguilera, R ERA: 5.94	(1, 1)	5.2		27	11	4	4	3	1	0	0	0	0	0	32	36	6.35	2.118
Randy Niemann, L ERA: 4.64	(6, 1)	0.1	L	3	2	2	2	0	0	0	0	0	0	1	3	3	54.00	6.000
Bruce Berenyi, R ERA: 5.82	(7, 1)	2.0		9	3	1	1	0	0	0	0	0	0	0	9	9	4.50	1.500
Doug Sisk, R ERA: 1.96	(9, 1)	1.0		3	0	0	0	0	0	0	0	0	0	0	3	3	0.00	0.000

PITCHER	IP	WLS	BF	H	R	ER	SO	BB	IBB	HBP	BLK	WP	HR	S	P	ERA	WHIP

Cincinnati Reds @ New York Mets

Shea Stadium, Flushing, NY

Mon Jul 07 1986, 7:05 PM EDT

Att. 29,265 - Unknown

BOTTOM

livebaseballscorecards.com

Batter	1	2	3	4	5	6	7	8	9	AB	R	H	RBI	BB	SO	LOB
Lenny Dykstra, L (1, 8) OBP: 0.405, SLG: 0.469 Doug Sisk, R (9, 1)	FC4-6 1B		4-3 2B		E4 CS		G1-6-3 1B 1B	F5 1-2 2-3		5 0	1 0	3 0	0 0	0 0	0 0	2 0
Wally Backman, S (1, 4) OBP: 0.395, SLG: 0.415 Tim Teufel, R (8, PH) OBP: 0.294, SLG: 0.355 (9, 4)	FC4-6 FC5-4 1B 1-2f		4-3 2-3		1B 1-2 2B		G1-6-3 1-2 1B	K2-3		4 1	1 0	2 0	0 0	0 0	0 1	2 2
Keith Hernandez, L (1, 3) OBP: 0.378, SLG: 0.408	FC5-4 1-2 1B		3-1		FC6-4 2-H 1B		G1-6-3 1-2f 2-3		4-3	5	0	2	1	0	0	3
Gary Carter, R (1, 2) OBP: 0.326, SLG: 0.419	FC5-4 1-2f 2-3			F9	FC6-4 1-2f		BB 3-H 1B		F7	5	0	1	1	0	0	3
Darryl Strawberry, L (1, 9) OBP: 0.394, SLG: 0.559	4-3			HR	1B S SF7 BB		1-2 BB		K	3	2	1	1	2	1	2
George Foster, R (1, 7) OBP: 0.319, SLG: 0.492		L7	K	K	CS 1-3 1B		K			4	0	1	0	0	2	2
Ray Knight, R (1, 5) OBP: 0.346, SLG: 0.462		K	K	K	SF7 3-H			1-3		3	0	0	1	0	2	0
Kevin Mitchell, R (1, 6) OBP: 0.421, SLG: 0.587		F7			F7			PB 1B 1B		3	0	0	0	0	1	1
Rick Aguilera, R (1, 1) OBP: 0.235, SLG: 0.563 Randy Niemann, L (6, 1) OBP: 0.400, SLG: 0.250 Bruce Berenyi, R (7, 1) Howard Johnson, S (7, 6) OBP: 0.370, SLG: 0.495 Mookie Wilson, S (8, PH) OBP: 0.333, SLG: 0.459 (9, 8)			K	HR	CS 1-2		HR	PB 1-2 1B		2 0 0 2 1	1 0 0 1 0	1 0 0 2 1	1 0 0 1 0	0 0 0 0 0	1 0 0 0 0	0 0 0 0 0
Inning Stats	R: 0 E: 0 K: 0 S: 5 H: 2 LOB: 2 BB: 0 P: 5	R: 0 E: 0 K: 1 S: 5 H: 0 LOB: 0 BB: 0 P: 5	R: 0 E: 0 K: 1 S: 6 H: 1 LOB: 1 BB: 0 P: 6	R: 1 E: 0 K: 2 S: 8 H: 1 LOB: 0 BB: 0 P: 8	R: 2 E: 1 K: 0 S: 6 H: 3 LOB: 1 BB: 0 P: 6	R: 1 E: 0 K: 1 S: 5 H: 1 LOB: 0 BB: 1 P: 9	R: 2 E: 0 K: 1 S: 8 H: 4 LOB: 2 BB: 1 P: 12	R: 0 E: 0 K: 1 S: 7 H: 2 LOB: 2 BB: 0 P: 7	R: 0 E: 0 K: 1 S: 5 H: 0 LOB: 0 BB: 0 P: 5	1B: 9 2B: 2 3B: 0 HR: 3	SF: 1 SAC: 0 DP: 1 HBP: 0						

	AB	38
	R	6
	H	14
	RBI	6
	BB	2
	SO	8
	LOB	17

WP: 0 PB: 1 SB: 1 CS: 2 PA: 42

PITCHER		IP	WLS	BF	H	R	ER	SO	BB	IBB	HBP	BLK	WP	HR	S	P	ERA	WHIP
Bill Gullickson, R ERA: 4.03	(1, 1)	5.0		22	7	3	3	4	0	0	0	0	0	2	30	30	5.40	1.400
Ron Robinson, R ERA: 2.18	(6, 1)	1.2	W	9	5	3	3	1	1	0	0	0	0	1	10	14	16.20	3.600
John Franco, L ERA: 2.39	(7, 1)	2.1	S	10	2	0	0	3	1	0	0	0	0	0	15	19	0.00	1.286

PITCHER	IP	WLS	BF	H	R	ER	SO	BB	IBB	HBP	BLK	WP	HR	S	P	ERA	WHIP

Batter	1	2	3	4	5	6	7	8	9	10	AB	R	H	RBI	BB	SO	LOB
Eddie Milner, L (1, 8) OBP: 0.295, SLG: 0.392	K		L1		F8			HR	K		5	1	1	1	0	2	1
Pete Rose, S (1, 3) OBP: 0.308, SLG: 0.263	K			6-3 1B		L4		F8	F8		3	0	1	0	0	1	0
Tracy Jones, R (8, PH) OBP: 0.411, SLG: 0.459											1	0	0	0	0	0	0
Ted Power, R (8, 1)											0	0	0	0	0	0	0
Wade Rowdon, R (9, PH) OBP: 0.278, SLG: 0.344											1	0	0	0	0	0	1
John Franco, L (9, 1)											0	0	0	0	0	0	0
Dave Parker, L (1, 9) OBP: 0.345, SLG: 0.487	6-3			6-3 1-2 1B		L5		L1		1-3 1B 2B	5	1	2	0	0	0	0
Eric Davis, R (1, 7) OBP: 0.372, SLG: 0.508		F9 S 1B		K		K		S 1B		1-3 2-3	5	0	2	0	0	2	3
Bo Diaz, R (1, 2) OBP: 0.321, SLG: 0.345				6-3 1-2 2-3			G5-4-3 E 2B 1B	F8 1-3		G4-6-3 3-H 1B	2	0	1	0	1	0	2
Tom Browning, L (7, PR) OBP: 0.205, SLG: 0.205											0	1	0	0	0	0	0
Carl Willis, L (7, 1)											0	0	0	0	0	0	0
Tony Perez, R (8, PH) OBP: 0.349, SLG: 0.292		G6-4-3 1-2 BB									2	0	1	1	0	0	1
(8, 3)																	
Dave Concepcion, R (1, 6) OBP: 0.311, SLG: 0.337		F9 2-3		BB			E6 G5-4-3 1-2		HR 1B	G4-6-3 1-2f	4	1	1	0	1	0	4
Buddy Bell, R (1, 5) OBP: 0.312, SLG: 0.351		G6-4-3 1-2f		K			G5-4-3 1-2f 2-3		HR 1-H		4	1	1	2	0	1	7
Ron Oester, S (1, 4) OBP: 0.310, SLG: 0.352		F7			4-3		2B 3-H		F7		4	0	1	1	0	0	0
John Denny, R (1, 1) OBP: 0.211, SLG: 0.189		F9			K		F9		1B		2	0	0	0	0	1	0
Kal Daniels, L (7, PH) OBP: 0.397, SLG: 0.536											1	0	0	0	0	0	2
Sal Butera, R (7, 2) OBP: 0.393, SLG: 0.341											1	0	1	0	0	0	0
Inning Stats	R: 0 E: 0 K: 2 S: 7 H: 0 LOB: 0 BB: 0 P: 7	R: 0 E: 0 K: 0 S: 3 H: 1 LOB: 1 BB: 1 P: 7	R: 0 E: 0 K: 0 S: 3 H: 0 LOB: 0 BB: 0 P: 3	R: 0 E: 0 K: 2 S: 9 H: 2 LOB: 3 BB: 1 P: 13	R: 0 E: 0 K: 1 S: 5 H: 0 LOB: 0 BB: 0 P: 5	R: 0 E: 0 K: 1 S: 5 H: 0 LOB: 0 BB: 0 P: 5	R: 1 E: 1 K: 0 S: 5 H: 2 LOB: 2 BB: 0 P: 5	R: 1 E: 0 K: 0 S: 5 H: 2 LOB: 1 BB: 0 P: 5	R: 2 E: 0 K: 1 S: 8 H: 3 LOB: 1 BB: 0 P: 8	R: 1 E: 0 K: 0 S: 4 H: 2 LOB: 0 BB: 0 P: 4	1B: 8 2B: 2 3B: 0 HR: 2 SF: 0 SAC: 0 DP: 3 HBP: 0						

PITCHER		IP	WLS	BF	H	R	ER	SO	BB	IBB	HBP	BLK	WP	HR	S	P	ERA	WHIP
Ron Darling, R ERA: 3.06	(1, 1)	7.0		28	6	2	1	6	2	0	0	0	0	1	38	46	1.29	1.143
Jesse Orosco, L ERA: 3.43	(8, 1)	2.0		10	4	2	2	1	0	0	0	0	0	1	12	12	9.00	2.000
Roger McDowell, R ERA: 2.22	(10, 1)	1.0	L	4	2	1	1	0	0	0	0	0	0	0	4	4	9.00	2.000

PITCHER	IP	WLS	BF	H	R	ER	SO	BB	IBB	HBP	BLK	WP	HR	S	P	ERA	WHIP

TOP

Cincinnati Reds @ New York Mets

Shea Stadium, Flushing, NY

Tue Jul 08 1986, 7:05 PM EDT

Att. 35,803 - Unknown

livebaseballscorecards.com

AB	40
R	5
H	12
RBI	5
BB	2
SO	7
LOB	21

REDS

PA: 42

WP: 0 PB: 0 SB: 3 CS: 0

Cincinnati Reds @ New York Mets

Shea Stadium, Flushing, NY

Tue Jul 08 1986, 7:05 PM EDT

Att. 35,803 - Unknown

BOTTOM

livebaseballscorecards.com

Batter	1	2	3	4	5	6	7	8	9	10	AB	R	H	RBI	BB	SO	LOB
Lenny Dykstra, L (1, 8) OBP: 0.407, SLG: 0.485	4-3			6-3		SH1-4 PB FC4-2 1B		HR		F3	4	1	2	1	0	0	0
Mookie Wilson, S (10, PH) OBP: 0.331, SLG: 0.456											1	0	0	0	0	0	0
Wally Backman, S (1, 4) OBP: 0.389, SLG: 0.408	F8			1-3		SH1-4 1-3		1-3		BB	3	0	0	0	0	0	0
Kevin Mitchell, R (10, PH) OBP: 0.425, SLG: 0.587											0	0	0	0	1	0	0
Keith Hernandez, L (1, 3) OBP: 0.372, SLG: 0.401	F8			F8		FC4-2 E 3-H		F8		F8	5	1	0	0	0	0	2
Darryl Strawberry, L (1, 9) OBP: 0.398, SLG: 0.556		F8			1B FC4-6 BB	E9 1-H		BB		K	3	2	1	0	2	1	1
Gary Carter, R (1, 2) OBP: 0.328, SLG: 0.418		6-3			F7	1B		1-2 BB			3	0	1	0	1	0	1
Danny Heep, L (1, 7) OBP: 0.400, SLG: 0.429		F7			FC4-6 1-3 1B	4-3		K			4	0	1	0	0	1	3
Howard Johnson, S (1, 5) OBP: 0.358, SLG: 0.477			K		FC4-6 1B 1-2f 3-H		F8		5-3		4	0	0	1	0	1	1
Rafael Santana, R (1, 6) OBP: 0.238, SLG: 0.193			L1		1-3		L5		K		4	0	1	0	0	1	0
Ron Darling, R (1, 1) OBP: 0.128, SLG: 0.089			6-3		K		F8		F9		3	0	0	0	0	1	2
Jesse Orosco, R (8, 1)											0	0	0	0	0	0	0
George Foster, R (9, PH) OBP: 0.318, SLG: 0.490											1	0	0	0	0	0	0
Roger McDowell, R (10, 1) OBP: 0.400, SLG: 0.333											0	0	0	0	0	0	0
Inning Stats	R: 0 H: 0 E: 0 LOB: 0 K: 0 BB: 0 S: 3 P: 3	R: 0 H: 0 E: 0 LOB: 0 K: 0 BB: 0 S: 3 P: 3	R: 0 H: 0 E: 0 LOB: 0 K: 1 BB: 0 S: 5 P: 5	R: 0 H: 0 E: 0 LOB: 0 K: 0 BB: 0 S: 3 P: 3	R: 1 H: 2 E: 0 LOB: 2 K: 1 BB: 1 S: 7 P: 11	R: 2 H: 3 E: 1 LOB: 1 K: 0 BB: 0 S: 6 P: 6	R: 0 H: 0 E: 0 LOB: 0 K: 0 BB: 0 S: 3 P: 3	R: 1 H: 1 E: 0 LOB: 2 K: 1 BB: 2 S: 6 P: 14	R: 0 H: 0 E: 0 LOB: 0 K: 1 BB: 1 S: 5 P: 5	R: 0 H: 0 E: 0 LOB: 1 K: 1 BB: 1 S: 5 P: 9	1B: 5 SF: 0 2B: 0 SAC: 1 3B: 0 DP: 0 HR: 1 HBP: 0						

AB	35
R	4
H	6
RBI	2
BB	4
SO	5
LOB	10

WP: 0 PA: 40
PB: 1
SB: 0
CS: 0

PITCHER		IP	WLS	BF	H	R	ER	SO	BB	IBB	HBP	BLK	WP	HR	S	P	ERA	WHIP
John Denny, R ERA: 4.47	(1, 1)	6.0		24	5	3	2	2	1	0	0	0	0	0	27	31	3.00	1.000
Carl Willis, R ERA: 1.74	(7, 1)	1.0		3	0	0	0	0	0	0	0	0	0	0	3	3	0.00	0.000
Ted Power, R ERA: 5.84	(8, 1)	1.0		6	1	1	1	1	2	0	0	0	0	1	6	14	9.00	3.000
John Franco, L ERA: 2.31	(9, 1)	2.0	W	7	0	0	0	2	1	0	0	0	0	0	10	14	0.00	0.500

PITCHER	IP	WLS	BF	H	R	ER	SO	BB	IBB	HBP	BLK	WP	HR	S	P	ERA	WHIP

Cincinnati Reds @ New York Mets

Shea Stadium, Flushing, NY

Wed Jul 09 1986, 3:33 AM EDT

Att. 38,079 - Unknown

livebaseballscorecards.com

Batter	1	2	3	4	5	6	7	8	9	AB	R	H	RBI	BB	SO	LOB
Eddie Milner, L (1, 8) OBP: 0.296, SLG: 0.395	4-3	K		F7	1B		4-3		2B	6	0	2	1	0	1	1
Pete Rose, S (1, 3) Tracy Jones, R (7, 3) OBP: 0.307, SLG: 0.263 OBP: 0.406, SLG: 0.453	3-1	6-3		1B	L7			6-3		4 1	0 0	1 0	0 0	0 0	0 0	2 0
Dave Parker, L (1, 9) Max Venable, L (6, 7) OBP: 0.344, SLG: 0.484 OBP: 0.291, SLG: 0.338	1B 2B 1B	F7		K		4-3		L9 1B 2B		4 1	1 1	1 1	0 0	0 0	1 0	2 0
Eric Davis, R (1, 7) (6, 9) OBP: 0.377, SLG: 0.511	2B 1B 1B	S 1B 1B			F8	PB 1B SF9 1B		L9		5	3	3	0	0	0	1
Wade Rowdon, R (1, 5) OBP: 0.366, SLG: 0.459	1B 2B	L7-4 BLK 1B			1B HR 1B	SF9 PB 1B		1B		5	2	5	3	0	0	0
Dave Concepcion, R (1, 6) OBP: 0.313, SLG: 0.340	E 1B	L8			HR 1B	SF9		4-3		4	2	2	3	0	0	2
Sal Butera, R (1, 2) OBP: 0.377, SLG: 0.388	E7 WP	L7-4			HR	F4			6-3	5	1	1	3	0	0	2
Ron Oester, S (1, 4) OBP: 0.312, SLG: 0.348	IBB			BB	F8		L6		L4	3	0	0	0	2	0	0
Tom Browning, L (1, 1) Kal Daniels, L (9, PH) Carl Willis, L (9, 1) OBP: 0.209, SLG: 0.190 OBP: 0.406, SLG: 0.544	K			B1	BB		5-3		2B 1B	3 1 0	0 1 0	0 1 0	0 1 0	1 0 0	1 0 0	3 0 0

TOP	AB	R	H	RBI	BB	SO	LOB
	42	11	17	10	3	3	13

Inning Stats	1	2	3	4	5	6	7	8	9
	R: 4 E: 1 K: 1 S: 10	H: 4 LOB: 2 BB: 1 P: 14	R: 0 E: 0 K: 1 S: 5	H: 0 LOB: 0 BB: 0 P: 5	R: 1 E: 0 K: 0 S: 4	H: 2 LOB: 0 BB: 0 P: 4	R: 0 E: 0 K: 1 S: 6	H: 1 LOB: 2 BB: 1 P: 10	R: 3 E: 0 K: 0 S: 7	H: 4 LOB: 2 BB: 1 P: 11	R: 1 E: 0 K: 0 S: 5	H: 2 LOB: 1 BB: 0 P: 5	R: 0 E: 0 K: 0 S: 3	H: 0 LOB: 0 BB: 0 P: 3	R: 1 E: 0 K: 0 S: 5	H: 2 LOB: 1 BB: 0 P: 5	R: 1 E: 0 K: 0 S: 4	H: 2 LOB: 1 BB: 0 P: 4

1B: 13	SF: 1	WP: 1	PA: 46
2B: 4	SAC: 0	PB: 1	
3B: 0	DP: 1	SB: 2	
HR: 1	HBP: 0	CS: 0	

PITCHER		IP	WLS	BF	H	R	ER	SO	BB	IBB	HBP	BLK	WP	HR	S	P	ERA	WHIP
Dwight Gooden, R ERA: 2.77	(1, 1)	4.0	L	21	7	5	4	3	1	1	0	1	1	0	25	33	9.00	2.000
Bruce Berenyi, R ERA: 6.35	(5, 1)	1.0		8	4	3	3	0	1	0	0	0	0	1	7	11	27.00	5.000
Randy Niemann, L ERA: 4.24	(6, 1)	2.0		8	2	1	0	0	0	0	0	0	0	0	8	8	0.00	1.000
Doug Sisk, R ERA: 2.52	(8, 1)	2.0		9	4	2	2	0	0	0	0	0	0	0	9	9	9.00	2.000

PITCHER	IP	WLS	BF	H	R	ER	SO	BB	IBB	HBP	BLK	WP	HR	S	P	ERA	WHIP

Cincinnati Reds @ New York Mets

Shea Stadium, Flushing, NY

Wed Jul 09 1986, 3:33 AM EDT

Att. 38,079 - Unknown

BOTTOM

Batter	1	2	3	4	5	6	7	8	9	AB	R	H	RBI	BB	SO	LOB
Mookie Wilson, S (1, 8) OBP: 0.330, SLG: 0.451	K			K		G1-6-3 1B		L9		4	0	1	0	0	2	1
Tim Teufel, R (1, 4) OBP: 0.293, SLG: 0.352	B2			FC6-4 1B		G1-6-3 1-2f		E6 1-2		4	0	1	0	0	0	2
Keith Hernandez, L (1, 3) OBP: 0.370, SLG: 0.398	F8			K		F4		F8		2	0	0	0	0	1	1
Rafael Santana, R (6, 6) OBP: 0.236, SLG: 0.191										2	0	0	0	0	0	2
Kevin Mitchell, R (1, 6) OBP: 0.414, SLG: 0.570 (6, 9)		K		FC6-4 1-2f			F7		4-3	4	0	0	0	0	1	1
Darryl Strawberry, L (1, 9) OBP: 0.399, SLG: 0.560		F7			F8 SF9 2B		E5		F8	2	1	1	0	0	0	0
Randy Niemann, L (6, 1) OBP: 0.400, SLG: 0.250										0	0	0	0	0	0	0
Rick Aguilera, R (7, PH) OBP: 0.222, SLG: 0.529										1	0	0	0	0	0	0
Doug Sisk, R (8, 1)										0	0	0	0	0	0	0
Danny Heep, L (9, PH) OBP: 0.397, SLG: 0.425										1	0	0	0	0	0	0
George Foster, R (1, 7) OBP: 0.312, SLG: 0.480		K			F8 2-3		F4		F8	4	0	0	0	0	1	2
Ray Knight, R (1, 5) OBP: 0.343, SLG: 0.459 (6, 3)			L7		SF9 3-H		F8			2	0	0	1	0	0	1
Ed Hearn, R (1, 2) OBP: 0.383, SLG: 0.595			F9		1B			E 1B		3	0	2	0	0	0	0
Dwight Gooden, R (1, 1) OBP: 0.130, SLG: 0.136			F9		K			K		1	0	0	0	0	0	0
Bruce Berenyi, R (5, 1)										0	0	0	0	0	0	0
Howard Johnson, S (5, PH) OBP: 0.352, SLG: 0.468 (6, 5)										2	0	0	0	0	2	2
Inning Stats	R: 0 E: 0 K: 1 S: 5 H: 0 LOB: 0 BB: 0 P: 5	R: 0 E: 0 K: 2 S: 7 H: 0 LOB: 0 BB: 0 P: 7	R: 0 E: 0 K: 0 S: 3 H: 0 LOB: 0 BB: 0 P: 3	R: 0 E: 0 K: 2 S: 8 H: 1 LOB: 1 BB: 0 P: 8	R: 1 E: 0 K: 1 S: 7 H: 2 LOB: 1 BB: 0 P: 7	R: 0 E: 0 K: 0 S: 3 H: 1 LOB: 0 BB: 0 P: 3	R: 0 E: 1 K: 0 S: 4 H: 0 LOB: 1 BB: 0 P: 4	R: 0 E: 1 K: 1 S: 7 H: 1 LOB: 2 BB: 0 P: 7	R: 0 E: 0 K: 0 S: 3 H: 0 LOB: 0 BB: 0 P: 3	1B: 4 2B: 1 3B: 0 HR: 0	SF: 1 SAC: 0 DP: 1 HBP: 0						

livebaseballscorecards.com

AB	32
R	1
H	5
RBI	1
BB	0
SO	7
LOB	12

WP: 0 PB: 0 SB: 0 CS: 0 PA: 33

PITCHER		IP	WLS	BF	H	R	ER	SO	BB	IBB	HBP	BLK	WP	HR	S	P	ERA	WHIP
Tom Browning, L ERA: 4.0	(1, 1)	8.0	W	30	5	1	1	7	0	0	0	0	0	0	44	44	1.12	0.625
Carl Willis, R ERA: 1.59	(9, 1)	1.0		3	0	0	0	0	0	0	0	0	0	0	3	3	0.00	0.000

PITCHER	IP	WLS	BF	H	R	ER	SO	BB	IBB	HBP	BLK	WP	HR	S	P	ERA	WHIP

Batter	1	2	3	4	5	6	7	8	9	AB	R	H	RBI	BB	SO	LOB
Eddie Milner, L (1, 8) OBP: 0.298, SLG: 0.397	F9	F9		F9			4-3 2B		BB 1B BB	4	1	1	0	1	0	2
Pete Rose, S (1, 3) OBP: 0.310, SLG: 0.262	1-3		PB 1B		G1-6-3		4-3 2-3		1B 1-2 2-3 BB	4	0	1	0	1	0	1
Dave Parker, L (1, 9) OBP: 0.347, SLG: 0.485	2B BB		F8		HR 1B		K		BB 1-3 2-H 3-H 1B	4	2	2	2	1	1	2
Eric Davis, R (1, 7) OBP: 0.378, SLG: 0.529	E 2B 1-H		K 1-2		1-H HR		L6		K	5	1	2	3	0	2	4
Wade Rowdon, R (1, 5) OBP: 0.348, SLG: 0.415	E5 2-3		K		K			F7	G4-6-3 1-2 BB	4	0	0	0	1	2	2
Dave Concepcion, R (1, 6) OBP: 0.307, SLG: 0.333	5-3			4-3	K			K	G4-6-3 1-2f	5	0	0	0	0	2	5
Sal Butera, R (1, 2) OBP: 0.385, SLG: 0.404		5-3		FC3-6 BB		6-3		2B		3	0	1	0	1	0	0
Ron Oester, S (1, 4) OBP: 0.308, SLG: 0.343		4-3		FC3-6 1-2f 2B		4-3		G3		4	1	0	0	0	0	2
Chris Welsh, L (1, 1) OBP: 0.200, SLG: 0.400						F7			BB 1B 2B	2	0	2	1	0	0	0
Scott Terry, R (4, 1)										0	0	0	0	0	0	0
Buddy Bell, R (6, PH) OBP: 0.311, SLG: 0.350										1	0	0	0	0	0	0
Ted Power, R (6, 1)										0	0	0	0	0	0	0
Kal Daniels, L (9, PH) OBP: 0.415, SLG: 0.569										1	1	1	0	0	0	0
Inning Stats	R: 1 E: 1 K: 0 S: 5 H: 1 LOB: 2 BB: 1 P: 9	R: 0 E: 0 K: 0 S: 4 H: 1 LOB: 1 BB: 0 P: 4	R: 0 E: 0 K: 2 S: 8 H: 1 LOB: 1 BB: 0 P: 8	R: 1 E: 0 K: 0 S: 4 H: 1 LOB: 1 BB: 1 P: 8	R: 2 E: 0 K: 2 S: 9 H: 2 LOB: 0 BB: 0 P: 9	R: 0 E: 0 K: 0 S: 3 H: 0 LOB: 0 BB: 0 P: 3	R: 0 E: 0 K: 1 S: 6 H: 1 LOB: 1 BB: 0 P: 6	R: 0 E: 0 K: 1 S: 6 H: 1 LOB: 1 BB: 0 P: 6	R: 2 E: 0 K: 1 S: 6 H: 2 LOB: 2 BB: 3 P: 18	1B: 4 2B: 5 3B: 0 HR: 1 SF: 0 SAC: 0 DP: 1 HBP: 0						

PITCHER	IP	WLS	BF	H	R	ER	SO	BB	IBB	HBP	BLK	WP	HR	S	P	ERA	WHIP
Bryn Smith, R (1, 1) ERA: 3.78	7.0	W	31	7	4	4	5	2	0	0	0	0	1	39	47	5.14	1.286
Tim Burke, R (8, 1) ERA: 2.09	1.0		7	2	2	2	1	2	0	0	0	0	0	7	15	18.00	4.000
Bob McClure, L (9, 1) ERA: 3.09	0.0		1	1	0	0	0	0	0	0	0	0	0	1	1	∞	∞
Jeff Reardon, R (9, 1) ERA: 3.22	1.0	S	3	0	0	0	1	1	0	0	0	0	0	4	8	0.00	1.000

PITCHER	IP	WLS	BF	H	R	ER	SO	BB	IBB	HBP	BLK	WP	HR	S	P	ERA	WHIP

Cincinnati Reds @ Montreal Expos

Olympic Stadium, Montreal, QB

Thu Jul 10 1986, 7:05 PM EDT

Att. 12,089 - Unknown

TOP

livebaseballscorecards.com

AB	37
R	6
H	10
RBI	6
BB	5
SO	7
LOB	18

WP: 0 PB: 1 SB: 0 CS: 0 PA: 42

Batter	1	2	3	4	5	6	7	8	9	AB	R	H	RBI	BB	SO	LOB
Tim Raines, S (1, 7) OBP: 0.406, SLG: 0.497	6-3	6-3		3B 1-2 2-H	K			F7		5	1	1	1	0	1	1
Vance Law, R (1, 3) OBP: 0.290, SLG: 0.306	1B 1B BB		G5-4-3 1B	WP 1-H 2-H 3B		F4				3	2	2	2	1	0	0
Andre Dawson, R (1, 9) OBP: 0.338, SLG: 0.547	1B 1-3 1B		G5-4-3 1-2f	S BB 1B 3-H 1B		1-3				4	2	2	0	0	0	1
Hubie Brooks, R (1, 6) OBP: 0.388, SLG: 0.579	1B 2-H 3-H		1B	S 1B 1-2 BB		4-3				3	1	2	2	1	0	0
Tim Wallach, R (1, 5) OBP: 0.357, SLG: 0.491	5-3		K	FC4-6 1-H 2-H 1B			F7			4	0	1	2	0	1	2
Mitch Webster, S (1, 8) OBP: 0.357, SLG: 0.408	FC5-4 BB			CS 1B			F7			3	0	1	0	1	0	1
Tim Burke, R (8, 1)										0	0	0	0	0	0	0
Bob McClure, R (9, 1)										0	0	0	0	0	0	0
Jeff Reardon, R (9, 1) OBP: 0.167, SLG: 0.167				FC4-6 1-2f						0	0	0	0	0	0	0
Mike Fitzgerald, R (1, 2) OBP: 0.377, SLG: 0.460	FC5-4 1-2f			K 1-2 SH1-4 BB			F7			3	0	0	0	1	1	3
Al Newman, S (1, 4) OBP: 0.316, SLG: 0.277		4-3		BB 1B BB		F7		4-3		3	1	0	0	1	0	1
Bryn Smith, R (1, 1) OBP: 0.189, SLG: 0.182		5-3		1B 3B 1-2 BB		SH1-4 1-2		F6		1	1	0	0	1	0	0
George Wright, S (8, 8) OBP: 0.262, SLG: 0.338										1	0	0	0	0	0	0
Inning Stats	R: 2 E: 0 K: 0 S: 5 H: 2 LOB: 2 BB: 2 P: 13	R: 0 E: 0 K: 0 S: 3 H: 0 LOB: 0 BB: 0 P: 3	R: 0 E: 0 K: 1 S: 6 H: 2 LOB: 1 BB: 0 P: 6	R: 6 E: 0 K: 1 S: 9 H: 5 LOB: 1 BB: 3 P: 21	R: 0 E: 0 K: 1 S: 5 H: 0 LOB: 1 BB: 1 P: 9	R: 0 E: 0 K: 0 S: 3 H: 0 LOB: 0 BB: 0 P: 3	R: 0 E: 0 K: 0 S: 3 H: 0 LOB: 0 BB: 0 P: 3	R: 0 E: 0 K: 0 S: 3 H: 0 LOB: 0 BB: 0 P: 3								

BOTTOM

Cincinnati Reds @ Montreal Expos

Olympic Stadium, Montreal, QB

Thu Jul 10 1986, 7:05 PM EDT

Att. 12,089 - Unknown

livebaseballscorecards.com

AB	30
R	8
H	9
RBI	7
BB	6
SO	3
LOB	9

| | | | | | | | | | |

Batter	1	2	3	4	5	6	7	8	9	AB	R	H	RBI	BB	SO	LOB
Eddie Milner, L (1, 8) OBP: 0.292, SLG: 0.388	4-3		6-3		4-3 2-3 3-H	G3			1-3	5	0	0	1	0	0	4
Pete Rose, S (1, 3) OBP: 0.310, SLG: 0.259	K			E1 1B E	BB	6-3			K	2	1	0	0	1	1	0
Tony Perez, R (7, PH) OBP: 0.341, SLG: 0.284 (7, 3)										2	0	0	0	0	1	0
Dave Parker, L (1, 9) OBP: 0.345, SLG: 0.480	K			FC4-6 1-2 1B	F6	K	K		4-3	5	0	1	0	0	2	2
Eric Davis, R (1, 7) OBP: 0.380, SLG: 0.532		G3 2B		K		1B S BB BB	K			3	1	1	0	1	2	2
Buddy Bell, R (1, 5) OBP: 0.314, SLG: 0.352		F6		FC4-6 1-2f 2-H		BB BB 1-3 1B		FC6-4 1B		4	0	2	0	0	0	2
Kurt Stillwell, S (1, 6) OBP: 0.273, SLG: 0.198		G3 2-3		F6		F4		FC6-4 S 1-2f		4	0	0	0	0	0	5
Sal Butera, R (1, 2) OBP: 0.391, SLG: 0.389		6-3			FC4 1B 4-3 BB	BB 1-2 BB		F7 1-2		2	1	0	0	2	0	2
Ron Oester, S (1, 4) OBP: 0.314, SLG: 0.344			F8		FC4 1-2 1B	1-2 2-3 3-H BB		IBB		2	0	1	1	2	0	0
Bill Gullickson, R (1, 1) OBP: 0.098, SLG: 0.075			5-3		FC4 4-3 1-2f 2-3	K		5-3		4	0	0	0	0	1	7
John Franco, L (9, 1)										0	0	0	0	0	0	0

TOP

Cincinnati Reds @ Montreal Expos
Olympic Stadium, Montreal, QB
Fri Jul 11 1986, 7:05 PM EDT
Att. 20,269 - Unknown

livebaseballscorecards.com

	AB	33
	R	3
	H	5
	RBI	2
	BB	6
	SO	7
	LOB	24

Inning Stats	1	2	3	4	5	6	7	8	9	1B: 4	SF: 0	WP: 0	PA: 39
R	0	0	0	1	1	1	0	0	0	2B: 1	SAC: 0	PB: 0	
E	0	0	0	2	0	0	0	0	0	3B: 0	DP: 0	SB: 2	
K	2	0	0	1	0	1	2	0	1	HR: 0	HBP: 0	CS: 0	
S	7	4	3	7	4	6	7	4	5				
H	0	1	0	1	1	1	0	1	0				
LOB	0	1	0	1	2	3	0	2	0				
BB	0	0	0	0	2	3	0	1	0				
P	7	4	3	7	12	18	7	8	5				

PITCHER		IP	WLS	BF	H	R	ER	SO	BB	IBB	HBP	BLK	WP	HR	S	P	ERA	WHIP
Andy McGaffigan, R ERA: 3.47	(1, 1)	5.1	L	26	4	3	2	3	5	0	0	0	0	0	27	47	3.38	1.688
Dan Schatzeder, L ERA: 2.91	(6, 1)	1.2		5	0	0	0	3	0	0	0	0	0	0	11	11	0.00	0.000
Tim Burke, R ERA: 2.03	(8, 1)	2.0		8	1	0	0	1	0	1	0	0	0	0	9	13	0.00	0.500

PITCHER	IP	WLS	BF	H	R	ER	SO	BB	IBB	HBP	BLK	WP	HR	S	P	ERA	WHIP

Cincinnati Reds @ Montreal Expos

Olympic Stadium, Montreal, QB

Fri Jul 11 1986, 7:05 PM EDT

Att. 20,269 - Unknown

BOTTOM

livebaseballscorecards.com

Batter	1	2	3	4	5	6	7	8	9	AB	R	H	RBI	BB	SO	LOB
Tim Raines, S (1, 7) OBP: 0.407, SLG: 0.497	E1 S 6-3 1B		F8			4-3		S 1B		4	1	2	0	0	0	0
Vance Law, R (1, 4) OBP: 0.286, SLG: 0.301	6-3 1-H		F9			F9		F6 1-2		4	0	0	1	0	0	1
Andre Dawson, R (1, 9) OBP: 0.336, SLG: 0.542	K			6-3		1B		F3		4	0	1	0	0	1	1
Hubie Brooks, R (1, 6) OBP: 0.387, SLG: 0.574	1B			F8		4-3		6-3		4	0	1	0	0	0	2
Tim Wallach, R (1, 5) OBP: 0.356, SLG: 0.486	F7			4-3			F7		BB	3	0	0	0	1	0	1
Al Newman, S (9, PR) OBP: 0.316, SLG: 0.277										0	0	0	0	0	0	0
Mitch Webster, S (1, 8) OBP: 0.353, SLG: 0.402		B1-3			G3		E3 1B SF7		F3	4	1	0	0	0	0	1
Wayne Krenchicki, L (1, 3) OBP: 0.320, SLG: 0.380		L1			F7		2-3 1B		F3	3	0	1	0	0	0	0
Jim Wohlford, R (9, PH) OBP: 0.220, SLG: 0.239										1	0	0	0	0	0	1
Mike Fitzgerald, R (1, 2) OBP: 0.375, SLG: 0.458		K			1B		SF7 3-H		K	3	0	1	1	0	2	1
Andy McGaffigan, R (1, 1) OBP: 0.077, SLG: 0.077			K		K		K			2	0	0	0	0	2	1
Dan Schatzeder, L (6, 1) OBP: 0.520, SLG: 0.700										1	0	0	0	0	1	1
Tim Burke, R (8, 1)										0	0	0	0	0	0	0
Inning Stats	R: 1 E: 0 K: 1 S: 7 H: 2 LOB: 1 BB: 0 P: 7	R: 0 E: 0 K: 1 S: 5 H: 0 LOB: 0 BB: 0 P: 5	R: 0 E: 0 K: 1 S: 5 H: 0 LOB: 0 BB: 0 P: 5	R: 0 E: 0 K: 0 S: 3 H: 0 LOB: 0 BB: 0 P: 3	R: 0 E: 0 K: 1 S: 6 H: 1 LOB: 1 BB: 0 P: 6	R: 0 E: 0 K: 0 S: 4 H: 1 LOB: 1 BB: 0 P: 4	R: 1 E: 1 K: 1 S: 7 H: 1 LOB: 1 BB: 0 P: 7	R: 0 E: 0 K: 0 S: 4 H: 1 LOB: 1 BB: 0 P: 4	R: 0 E: 0 K: 1 S: 5 H: 0 LOB: 1 BB: 1 P: 9	1B: 6 2B: 0 3B: 0 HR: 0	SF: 1 SAC: 0 DP: 0 HBP: 0						

PITCHER		IP	WLS	BF	H	R	ER	SO	BB	IBB	HBP	BLK	WP	HR	S	P	ERA	WHIP
Bill Gullickson, R ERA: 3.84	(1, 1)	8.0	W	32	6	2	1	5	1	0	0	0	0	0	41	45	1.12	0.875
John Franco, L ERA: 2.27	(9, 1)	1.0	S	3	0	0	0	1	0	0	0	0	0	0	5	5	0.00	0.000

PITCHER	IP	WLS	BF	H	R	ER	SO	BB	IBB	HBP	BLK	WP	HR	S	P	ERA	WHIP

AB	33
R	2
H	6
RBI	2
BB	1
SO	6
LOB	10

WP: 0 PB: 0 SB: 2 CS: 0 PA: 35

Cincinnati Reds @ Montreal Expos

Olympic Stadium, Montreal, QB

Sat Jul 12 1986, 7:05 PM EDT

Att. 20,739 - Unknown

TOP

livebaseballscorecards.com

Batter	1	2	3	4	5	6	7	8	9	AB	R	H	RBI	BB	SO	LOB
Eddie Milner, L (1, 8) OBP: 0.294, SLG: 0.393	L8 1B		G3			F9 2B		K	4-3	5	0	2	0	0	1	2
Pete Rose, S (1, 3) OBP: 0.309, SLG: 0.259	L8 1-2		4-3			F9 2-3		S 1B		4	1	1	0	0	0	3
Dave Parker, L (1, 9) OBP: 0.341, SLG: 0.475	F8			F5		F6		K 1-2		4	0	0	0	0	1	2
Eric Davis, R (1, 7) OBP: 0.382, SLG: 0.528		K		CS S 1B		K		4-0 1B IBB		3	0	1	0	1	2	1
Buddy Bell, R (1, 5) OBP: 0.316, SLG: 0.358		K		6-3 1-3			1B 2B	WP 1B 1-3 2-H		4	1	2	1	0	1	1
Kurt Stillwell, S (1, 6) OBP: 0.280, SLG: 0.202		BB			K		G6-4-3 1B 2-H	4-3 1-2		3	0	1	1	1	1	2
Sal Butera, R (1, 2) OBP: 0.384, SLG: 0.397		F8			2B		G6-4-3 1-2f		F7	4	0	1	0	0	0	2
Ron Oester, S (1, 4) OBP: 0.316, SLG: 0.350			SH1-4 2B		F8		1B		4-3	4	0	2	0	0	0	1
John Denny, R (1, 1) OBP: 0.205, SLG: 0.184			SH1-4 2-3		4-3		6-3		1B	1	0	0	0	0	0	1
Kal Daniels, L (7, PH) OBP: 0.409, SLG: 0.559										1	0	0	0	0	0	1
Ron Robinson, R (7, 1) OBP: 0.083, SLG: 0.083										1	0	1	0	0	0	0

	AB	34
	R	2
	H	11
	RBI	2
	BB	2
	SO	6
	LOB	16

Inning Stats	1	2	3	4	5	6	7	8	9
	R: 0 E: 0 K: 0 S: 3	H: 1 LOB: 0 BB: 0 P: 3	R: 0 E: 0 K: 2 S: 7	H: 0 LOB: 1 BB: 1 P: 11	R: 0 E: 0 K: 0 S: 4	H: 1 LOB: 1 BB: 0 P: 4	R: 0 E: 0 K: 0 S: 3	H: 1 LOB: 0 BB: 0 P: 3	R: 0 E: 0 K: 1 S: 6	H: 1 LOB: 1 BB: 0 P: 6	R: 0 E: 0 K: 1 S: 6	H: 1 LOB: 1 BB: 0 P: 6	R: 1 E: 0 K: 0 S: 5	H: 3 LOB: 1 BB: 0 P: 5	R: 1 E: 0 K: 2 S: 9	H: 2 LOB: 2 BB: 1 P: 13	R: 0 E: 0 K: 0 S: 4	H: 1 LOB: 1 BB: 0 P: 4

	1B: 7	SF: 0
	2B: 4	SAC: 1
	3B: 0	DP: 1
	HR: 0	HBP: 0

	WP: 1	PA: 37
	PB: 0	
	SB: 2	
	CS: 1	

PITCHER		IP	WLS	BF	H	R	ER	SO	BB	IBB	HBP	BLK	WP	HR	S	P	ERA	WHIP
Dennis Martinez, R ERA: 6.68	(1, 1)	7.0	L	27	8	1	1	4	1	0	0	0	0	0	34	38	1.29	1.286
Bob McClure, L ERA: 3.18	(8, 1)	2.0		10	3	1	1	2	0	1	0	0	1	0	13	17	4.50	1.500

PITCHER		IP	WLS	BF	H	R	ER	SO	BB	IBB	HBP	BLK	WP	HR	S	P	ERA	WHIP

Cincinnati Reds @ Montreal Expos

Olympic Stadium, Montreal, QB

Sat Jul 12 1986, 7:05 PM EDT

Att. 20,739 - Unknown

livebaseballscorecards.com

Batter	1	2	3	4	5	6	7	8	9	AB	R	H	RBI	BB	SO	LOB
Tim Raines, S (1, 7) OBP: 0.408, SLG: 0.497	6-3		FC5-4 1B			4-3			S 1B	4	0	2	0	0	0	0
Vance Law, R (1, 4) OBP: 0.287, SLG: 0.299	FC5-4 BB		FC5-4 1-2f			4-3			K	2	0	0	0	1	0	1
Wallace Johnson, S (8, 3) (9, PH)										1	0	0	0	0	1	1
Andre Dawson, R (1, 9) OBP: 0.331, SLG: 0.532	FC5-4 S 1-2f			5-3		F8			K 1-2	4	0	0	0	0	1	2
Hubie Brooks, R (1, 6) OBP: 0.382, SLG: 0.566	6-3 1-2			1-3			4-3		K2-3	4	0	0	0	0	1	2
Tim Wallach, R (1, 5) OBP: 0.353, SLG: 0.481		K		K			K			3	0	0	0	0	3	0
Wayne Krenchicki, L (1, 3) OBP: 0.311, SLG: 0.368		K			K		F8			3	0	0	0	0	2	0
Bob McClure, R (8, 1)										0	0	0	0	0	0	0
George Wright, S (1, 8) OBP: 0.263, SLG: 0.333		K			BB			F6		2	0	0	0	1	1	0
Dann Bilardello, R (1, 2) OBP: 0.244, SLG: 0.291			5-3		F1 1-2			K		2	0	0	0	0	0	1
Mike Fitzgerald, R (8, PH) OBP: 0.373, SLG: 0.456 (9, 2)										1	0	0	0	0	1	0
Dennis Martinez, R (1, 1) OBP: 0.167, SLG: 0.333			4-3		K			6-3		2	0	0	0	0	1	1
Al Newman, S (8, 4) OBP: 0.314, SLG: 0.275										1	0	0	0	0	0	0

Inning Stats	1	2	3	4	5	6	7	8	9	
	R: 0 H: 0 E: 0 LOB: 1 K: 0 BB: 1 S: 3 P: 7	R: 0 H: 0 E: 0 LOB: 0 K: 3 BB: 0 S: 9 P: 9	R: 0 H: 1 E: 0 LOB: 1 K: 0 BB: 0 S: 4 P: 4	R: 0 H: 0 E: 0 LOB: 0 K: 1 BB: 0 S: 5 P: 5	R: 0 H: 0 E: 0 LOB: 1 K: 2 BB: 1 S: 7 P: 11	R: 0 H: 0 E: 0 LOB: 0 K: 0 BB: 0 S: 3 P: 3	R: 0 H: 0 E: 0 LOB: 0 K: 1 BB: 0 S: 5 P: 5	R: 0 H: 0 E: 0 LOB: 0 K: 1 BB: 0 S: 5 P: 5	R: 0 H: 1 E: 0 LOB: 1 K: 3 BB: 0 S: 10 P: 10	1B: 2 SF: 0 2B: 0 SAC: 0 3B: 0 DP: 0 HR: 0 HBP: 0

WP: 0 PA: 31
PB: 0
SB: 3
CS: 0

PITCHER		IP	WLS	BF	H	R	ER	SO	BB	IBB	HBP	BLK	WP	HR	S	P	ERA	WHIP
John Denny, R ERA: 4.25	(1, 1)	6.0	W	21	1	0	0	6	2	0	0	0	0	0	31	39	0.00	0.500
Ron Robinson, R ERA: 2.08	(7, 1)	3.0	S	10	1	0	0	5	0	0	0	0	0	0	20	20	0.00	0.333

PITCHER	IP	WLS	BF	H	R	ER	SO	BB	IBB	HBP	BLK	WP	HR	S	P	ERA	WHIP

Batter	1	2	3	4	5	6	7	8	9	10	11	AB	R	H	RBI	BB	SO	LOB
Gary Redus, R (1, 7) OBP: 0.350, SLG: 0.439	F5	FC6-4 1-2f			F7		SH1-4 1-2 2-3		E1 1B 1-2		F6	5	1	0	0	0	0	4
Jeff Stone, L (1, 8) OBP: 0.329, SLG: 0.362	6-3		F3		4-3		5-3 2-H 3-H		E 1B 1-2 2-3		F6	4	0	1	2	0	0	0
Ron Roenicke, S (9, PH) OBP: 0.377, SLG: 0.407 (9, 8)												2	1	1	0	0	0	1
Juan Samuel, R (1, 4) OBP: 0.302, SLG: 0.446	1B		CS 1B		K		5-3 1-2		FC6-2 1-H 2-H 3-Hf		K	6	0	2	0	0	2	3
Mike Schmidt, R (1, 5) OBP: 0.366, SLG: 0.539	5-3		F8 1-2			G3-6-3 BB		HR	K			4	1	1	1	1	1	3
Von Hayes, L (1, 3) OBP: 0.370, SLG: 0.413		1B 2B		F5		G3-6-3 1-2f		6-3	4-3			5	1	1	0	0	0	2
Glenn Wilson, R (1, 9) OBP: 0.305, SLG: 0.360		L6-3 2-H 1B		PB 1B BB		BB		F3		6-3		3	0	1	1	2	0	0
John Russell, R (1, 2) OBP: 0.329, SLG: 0.484		L6-3 1-2		PB 1-2 1B		1-3		1B		4-3		5	0	2	0	0	0	2
Steve Jeltz, S (1, 6) OBP: 0.363, SLG: 0.289		WP BB		K 1-2 2-3			SH1-4 E 1B	K		K		4	1	1	0	1	3	3
Kevin Gross, R (1, 1) OBP: 0.205, SLG: 0.302		K FC6-4 1-2		4-3			E3 SH1-4 1B 1-2		1B E FC6-2 HBP		1B	2	0	0	0	0	1	3
Greg Gross, L (7, PH) OBP: 0.406, SLG: 0.323												1	1	0	0	0	0	1
Tom Hume, R (7, 1)												0	0	0	0	0	0	0
Rick Schu, R (9, PH) OBP: 0.343, SLG: 0.401												0	0	0	0	0	0	0
Steve Bedrosian, R (9, 1) OBP: 0.500, SLG: 0.333												0	0	0	0	0	0	0
Tom Foley, L (11, PH) OBP: 0.394, SLG: 0.367												1	0	1	0	0	0	0
Tom Gorman, L (11, 1)												0	0	0	0	0	0	0
Inning Stats	R: 0 E: 0 K: 0 S: 4 H: 1 LOB: 1 BB: 0 P: 4	R: 1 E: 0 K: 1 S: 7 H: 2 LOB: 2 BB: 1 P: 11	R: 0 E: 0 K: 0 S: 3 H: 1 LOB: 0 BB: 0 P: 3	R: 0 E: 0 K: 1 S: 6 H: 1 LOB: 2 BB: 1 P: 10	R: 0 E: 0 K: 1 S: 5 H: 0 LOB: 0 BB: 0 P: 5	R: 0 E: 0 K: 0 S: 2 H: 0 LOB: 1 BB: 2 P: 10	R: 2 E: 1 K: 0 S: 5 H: 2 LOB: 0 BB: 0 P: 5	R: 1 E: 0 K: 1 S: 7 H: 2 LOB: 1 BB: 0 P: 7	R: 2 E: 2 K: 1 S: 7 H: 1 LOB: 1 BB: 0 P: 8	R: 0 E: 0 K: 1 S: 5 H: 0 LOB: 0 BB: 0 P: 5	R: 0 E: 0 K: 1 S: 6 H: 1 LOB: 1 BB: 0 P: 6	1B: 9 2B: 2 3B: 0 HR: 1 SF: 0 SAC: 1 DP: 2 HBP: 1	WP: 1 PB: 1 SB: 0 CS: 1 PA: 48					

PITCHER		IP	WLS	BF	H	R	ER	SO	BB	IBB	HBP	BLK	WP	HR	S	P	ERA	WHIP
Chris Welsh, L ERA: 3.73	(1, 1)	3.0		13	4	1	1	1	1	0	0	0	1	0	14	18	3.00	1.667
Rob Murphy, L ERA:	(4, 1)	2.0		8	1	0	0	2	1	0	0	0	0	0	11	15	0.00	1.000
Carl Willis, R ERA: 1.84	(6, 1)	1.1		7	1	2	1	0	2	0	0	0	0	0	5	13	6.75	2.250
Ron Robinson, R ERA: 2.06	(7, 1)	0.2		2	1	0	0	0	0	0	0	0	0	0	2	2	0.00	1.500
John Franco, L ERA: 2.31	(8, 1)	2.0		11	3	3	1	2	0	0	1	0	0	1	14	15	4.50	1.500

PITCHER		IP	WLS	BF	H	R	ER	SO	BB	IBB	HBP	BLK	WP	HR	S	P	ERA	WHIP
Ted Power, R ERA: 5.14	(10, 1)	2.0	W	7	1	0	0	2	0	0	0	0	0	0	11	11	0.00	0.500

TOP

Philadelphia Phillies @ Cincinnati Reds

Riverfront Stadium, Cincinnati, OH

Thu Jul 17 1986, 7:05 PM EDT

Att. 24,488 - Unknown

livebaseballscorecards.com

AB	42
R	6
H	11
RBI	4
BB	4
SO	7
LOB	22

BOTTOM

Philadelphia Phillies @ Cincinnati Reds

Riverfront Stadium, Cincinnati, OH

Thu Jul 17 1986, 7:05 PM EDT

Att. 24,488 - Unknown

Batter	1	2	3	4	5	6	7	8	9	10	11	AB	R	H	RBI	BB	SO	LOB
Eddie Milner, L (1, 8) OBP: 0.292, SLG: 0.382 John Franco, L (8, 1) Tony Perez, R (9, PH) OBP: 0.333, SLG: 0.276 Eric Davis, R (9, PR) OBP: 0.378, SLG: 0.535 Ted Power, R (10, 1) Wade Rowdon, R (11, PH) OBP: 0.340, SLG: 0.405	4-3		F6		BBBB 4-0 1B 1-2 BB		G3		E4 SF8 PB 1-3 2-H		FC5-4 1-2f 3B	3	0	0	0	1	0	0
												0	0	0	0	0	0	0
												1	0	0	0	0	0	1
												0	1	0	0	0	0	0
												0	0	0	0	0	0	0
												1	1	0	0	0	0	1
Pete Rose, S (1, 3) OBP: 0.316, SLG: 0.269	F7		G3		1-3 2-H 1B		BBB 4-0 BB		SSS 0-3 K		1-H 3B	5	0	2	2	1	1	2
Kal Daniels, L (1, 7) OBP: 0.408, SLG: 0.530	1B			4-3	G3		1-3		SF8 2-3 3-H			4	0	1	1	0	0	3
Dave Parker, L (1, 9) OBP: 0.344, SLG: 0.490	F7			G3	1B SH1-3 2B			3-1 4-3 2B	SSS 0-3 K 3-H			5	2	2	0	0	1	2
Buddy Bell, R (1, 5) OBP: 0.322, SLG: 0.362		1B		2B	SH1-3 2-3 1B			3-1 2-3		5-3		5	0	3	0	0	0	1
Kurt Stillwell, S (1, 6) OBP: 0.274, SLG: 0.210		F4		4-3	F6			4-3 3-H		SSS 0-3 K		5	0	0	1	0	1	4
Sal Butera, R (1, 2) OBP: 0.366, SLG: 0.364		F7			F6	SH1-3 1-2 3-H		SSS 0-3 K		5-3		4	0	0	1	0	1	1
Ron Oester, S (1, 4) OBP: 0.326, SLG: 0.359		F7			H 1-0 BB 1B HBP	2-H 1B			1B E 1B		F7	4	2	2	0	0	0	1
Chris Welsh, L (1, 1) OBP: 0.190, SLG: 0.381 Rob Murphy, L (4, 1) Nick Esasky, R (5, PH) OBP: 0.335, SLG: 0.417 Carl Willis, L (6, 1) Ron Robinson, R (7, 1) OBP: 0.083, SLG: 0.083 Max Venable, L (7, PH) OBP: 0.303, SLG: 0.341 (8, 8)			SSS 0-3 K		SSS 0-3 K		4-3		E 1-2 SF8 1B		BBBB 4-0 FC5-4 BB	1	0	0	0	0	1	0
												0	0	0	0	0	0	0
												1	0	0	0	0	1	1
												0	0	0	0	0	0	0
												0	0	0	0	0	0	0
												2	1	1	0	1	0	0
Inning Stats	R: 0 E: 0 K: 0 S: 4 H: 1 LOB: 1 BB: 0 P: 4	R: 0 E: 0 K: 0 S: 4 H: 1 LOB: 1 BB: 0 P: 4	R: 0 E: 0 K: 1 S: 5 H: 0 LOB: 0 BB: 0 P: 5	R: 0 E: 0 K: 0 S: 4 H: 1 LOB: 1 BB: 0 P: 4	R: 1 E: 0 K: 1 S: 6 H: 1 LOB: 2 BB: 1 P: 11	R: 1 E: 0 K: 0 S: 5 H: 3 LOB: 2 BB: 0 P: 5	R: 0 E: 0 K: 0 S: 3 H: 0 LOB: 1 BB: 1 P: 7	R: 1 E: 0 K: 1 S: 6 H: 1 LOB: 0 BB: 0 P: 6	R: 3 E: 1 K: 2 S: 10 H: 2 LOB: 1 BB: 0 P: 10	R: 0 E: 0 K: 1 S: 5 H: 0 LOB: 0 BB: 0 P: 5	R: 1 E: 0 K: 0 S: 3 H: 1 LOB: 1 BB: 1 P: 7	1B: 7 2B: 3 3B: 1 HR: 0	SF: 1 SAC: 1 DP: 0 HBP: 1					WP: 0 PB: 1 SB: 0 CS: 0	PA: 47	

PITCHER		IP	WLS	BF	H	R	ER	SO	BB	IBB	HBP	BLK	WP	HR	S	P	ERA	WHIP
Kevin Gross, R ERA: 4.21	(1, 1)	6.0		26	7	2	2	2	1	0	1	0	0	0	28	33	3.00	1.333
Tom Hume, R ERA: 3.73	(7, 1)	2.0		8	1	1	1	1	1	0	0	0	0	0	9	13	4.50	1.000
Steve Bedrosian, R ERA: 3.17	(9, 1)	2.0		9	2	3	0	3	0	0	0	0	0	0	15	15	0.00	1.000
Tom Gorman, L ERA: 7.71	(11, 1)	0.2	L	4	1	1	1	0	1	0	0	0	0	0	3	7	13.50	3.000

PITCHER	IP	WLS	BF	H	R	ER	SO	BB	IBB	HBP	BLK	WP	HR	S	P	ERA	WHIP

AB	41
R	7
H	11
RBI	5
BB	3
SO	6
LOB	17

livebaseballscorecards.com

Philadelphia Phillies @ Cincinnati Reds

Riverfront Stadium, Cincinnati, OH

Fri Jul 18 1986, 7:05 PM EDT

Att. 24,072 - Unknown

TOP

livebaseballscorecards.com

Batter	1	2	3	4	5	6	7	8	9	AB	R	H	RBI	BB	SO	LOB
Gary Redus, R (1, 7) OBP: 0.339, SLG: 0.423	F7			6-3		FC6-4 1-2f		4-3		4	0	0	0	0	0	1
Jeff Stone, L (1, 8) OBP: 0.327, SLG: 0.353	4-3			4-3			BBBB 4-0 1B 1B BB	SSS 0-3 K		3	1	0	0	1	1	0
Juan Samuel, R (1, 4) OBP: 0.301, SLG: 0.443	6-3			F8			F8	1B		4	0	1	0	0	0	1
Mike Schmidt, R (1, 5) OBP: 0.368, SLG: 0.539		G5-4-3 1B			1-3		1-2 1B 2B	L7		4	1	2	0	0	0	1
Von Hayes, L (1, 3) OBP: 0.371, SLG: 0.414		F5			F6		1-2 2-H 2B SF9 1B		4-3 BB 6-3 1B	4	2	2	1	0	0	1
Glenn Wilson, R (1, 9) OBP: 0.307, SLG: 0.363		G5-4-3 1-2f			F8		1-3 2-H SF9 1B 2B		BBBB 4-0 4-3 1-2 1B BB	3	1	1	1	1	0	1
John Russell, R (1, 2) OBP: 0.322, SLG: 0.475			F7			L8	2-3 3-H SF9		1-2 2-3 4-3	3	0	0	1	0	0	2
Steve Jeltz, S (1, 6) OBP: 0.366, SLG: 0.294			B1-6-4 1B			SSS 0-3 K	3-H 1B		3-H 6-3	3	0	2	1	0	1	0
Ron Roenicke, S (9, PH) OBP: 0.375, SLG: 0.404										1	0	0	1	0	0	1
Bruce Ruffin, S (1, 1) OBP: 0.167, SLG: 0.250			B1-6-4 1-2f			FC6-4 1B	G3		2-H 1B	1	0	0	0	0	0	1
Rocky Childress, R (5, 1)										0	0	0	0	0	0	0
Rick Schu, R (6, PH) OBP: 0.347, SLG: 0.405										1	0	1	0	0	0	0
Tom Gorman, L (6, 1)										0	0	0	0	0	0	0
Tom Foley, L (7, PH) OBP: 0.389, SLG: 0.361										1	0	0	0	0	0	1
Kent Tekulve, R (7, 1)										0	0	0	0	0	0	0
Greg Gross, L (9, PH) OBP: 0.405, SLG: 0.323										0	0	0	0	0	0	0
Luis Aguayo, R (9, PH) OBP: 0.241, SLG: 0.313										1	0	1	0	0	0	0
Inning Stats	R: 0 E: 0 K: 0 S: 3 H: 0 LOB: 0 BB: 0 P: 3	R: 0 E: 0 K: 0 S: 3 H: 1 LOB: 0 BB: 0 P: 3	R: 0 E: 0 K: 0 S: 3 H: 1 LOB: 0 BB: 0 P: 3	R: 0 E: 0 K: 0 S: 3 H: 0 LOB: 0 BB: 0 P: 3	R: 0 E: 0 K: 0 S: 3 H: 0 LOB: 0 BB: 0 P: 3	R: 0 E: 0 K: 1 S: 6 H: 1 LOB: 1 BB: 0 P: 6	R: 4 E: 0 K: 0 S: 7 H: 4 LOB: 1 BB: 1 P: 11	R: 0 E: 0 K: 1 S: 6 H: 1 LOB: 1 BB: 0 P: 6	R: 1 E: 0 K: 0 S: 4 H: 2 LOB: 2 BB: 1 P: 8	1B: 9 2B: 1 3B: 0 HR: 0	SF: 1 SAC: 0 DP: 2 HBP: 0						

	AB	33
	R	5
	H	10
	RBI	5
	BB	2
	SO	2
	LOB	10

WP: 0 PB: 0 SB: 0 CS: 0 PA: 36

PITCHER		IP	WLS	BF	H	R	ER	SO	BB	IBB	HBP	BLK	WP	HR	S	P	ERA	WHIP
Tom Browning, L	(1, 1)	6.1	W	24	6	4	4	1	1	0	0	0	0	0	25	29	5.68	1.105
ERA: 4.06																		
Ron Robinson, R	(7, 1)	2.1		11	3	1	1	1	1	0	0	0	0	0	12	16	3.86	1.714
ERA: 2.12																		
John Franco, L	(9, 1)	0.1	S	1	1	0	0	0	0	0	0	0	0	0	1	1	0.00	3.000
ERA: 2.3																		

PITCHER	IP	WLS	BF	H	R	ER	SO	BB	IBB	HBP	BLK	WP	HR	S	P	ERA	WHIP

Batter	1	2	3	4	5	6	7	8	9	AB	R	H	RBI	BB	SO	LOB
Kurt Stillwell, S (1, 6) OBP: 0.281, SLG: 0.228	S S S 0-3 ① K		x 0-0 SH1-3 1B 2B		x 0-0 1B HR 1B	x 0-0 ③ 5-3				4	2	2	0	0	1	0
Buddy Bell, R (1, 5) OBP: 0.322, SLG: 0.362	x 0-0 ② 5-3		x 0-0 ① SH1-3 2-3		x 0-0 1-2 HR 1B		x 0-0 ① 6-3			3	1	1	0	0	0	0
Dave Parker, L (1, 9) OBP: 0.346, SLG: 0.499	x 0-0 ③ 1-3		x 0-0 1B 3-H 1B		x 0-0 1-H 2-H HR		x 0-0 ② 4-3			4	1	2	4	0	0	0
Eric Davis, R (1, 8) (6, 7) (9, 8) OBP: 0.385, SLG: 0.535		B B B B 4-0 S 6-3 BB	x 0-0 G5-4-3 1-2 1B		B B B 4-0 F8 S BB		x 0-0 ③ F8			2	1	1	0	2	0	0
Tony Perez, R (1, 3) OBP: 0.319, SLG: 0.263		x 0-0 ① 6-3 1-H	x 0-0 ② ③ G5-4-3 1-2f		x 0-0 ② F8 1-3			x 0-0 ① 6-3		4	0	0	1	0	0	3
Bo Diaz, R (1, 2) OBP: 0.320, SLG: 0.340		x 0-0 ② L9		x 0-0 ① 4-3	B B B 4-0 BB			x 0-0 ② L4		3	0	0	0	1	0	0
Nick Esasky, R (1, 7) OBP: 0.341, SLG: 0.429 Eddie Milner, L (6, 8) OBP: 0.294, SLG: 0.396 John Franco, L (9, 1)		x 0-0 2B		x 0-0 CS 1B	x 0-0 ③ L7			x 0-0 HR		3 1 0	0 1 0	2 1 0	0 1 0	0 0 0	0 0 0	2 0 0
Ron Oester, S (1, 4) OBP: 0.325, SLG: 0.355		I I I I 4-0 IBB	x 0-0 ② ③ 6-3 1-2		x 0-0 ① 6-3			x 0-0 ③ F8		3	0	0	0	1	0	1
Tom Browning, L (1, 1) OBP: 0.191, SLG: 0.174 Ron Robinson, R (7, 1) OBP: 0.083, SLG: 0.083 Max Venable, L (9, 7) OBP: 0.303, SLG: 0.341		x 0-0 ③ 5-3			x 0-0 ① 5-3	x 0-0 ② B1-3				3 0 0	0 0 0	0 0 0	0 0 0	0 0 0	0 0 0	2 0 0
Inning Stats	R: 0 E: 0 K: 1 S: 5 H: 0 LOB: 0 BB: 0 P: 5	R: 1 E: 0 K: 0 S: 4 H: 1 LOB: 2 BB: 2 P: 12	R: 1 E: 0 K: 0 S: 5 H: 3 LOB: 1 BB: 0 P: 5	R: 0 E: 0 K: 0 S: 3 H: 1 LOB: 0 BB: 0 P: 3	R: 3 E: 0 K: 0 S: 6 H: 3 LOB: 2 BB: 2 P: 14	R: 0 E: 0 K: 0 S: 3 H: 0 LOB: 0 BB: 0 P: 3	R: 0 E: 0 K: 0 S: 3 H: 0 LOB: 0 BB: 0 P: 3	R: 1 E: 0 K: 0 S: 4 H: 1 LOB: 0 BB: 0 P: 4		1B: 5 2B: 2 3B: 0 HR: 2 SF: 0 SAC: 1 DP: 1 HBP: 0						

PITCHER		IP	WLS	BF	H	R	ER	SO	BB	IBB	HBP	BLK	WP	HR	S	P	ERA	WHIP
Bruce Ruffin, L ERA: 3.78	(1, 1)	4.1	L	22	8	5	5	1	2	1	0	0	0	1	21	33	10.38	2.308
Rocky Childress, R ERA: 6.75	(5, 1)	0.2		3	0	0	0	0	1	0	0	0	0	0	2	6	0.00	1.500
Tom Gorman, L ERA: 6.35	(6, 1)	1.0		3	0	0	0	0	0	0	0	0	0	0	3	3	0.00	0.000
Kent Tekulve, R ERA: 3.0	(7, 1)	2.0		7	1	1	1	0	0	0	0	0	0	1	7	7	4.50	0.500

PITCHER	IP	WLS	BF	H	R	ER	SO	BB	IBB	HBP	BLK	WP	HR	S	P	ERA	WHIP

BOTTOM

Philadelphia Phillies @ Cincinnati Reds

Riverfront Stadium, Cincinnati, OH

Fri Jul 18 1986, 7:05 PM EDT

Att. 24,072 - Unknown

livebaseballscorecards.com

AB	30
R	6
H	9
RBI	6
BB	4
SO	1
LOB	8

REDS

Batter	1	2	3	4	5	6	7	8	9	AB	R	H	RBI	BB	SO	LOB
Gary Redus, R (1, 7) OBP: 0.328, SLG: 0.409	F8			5-3	F7			F9		4	0	0	0	0	0	1
Jeff Stone, L (1, 8) OBP: 0.325, SLG: 0.350	G3			HR 1B		K		1-3		4	1	1	0	0	1	0
Juan Samuel, R (1, 4) OBP: 0.301, SLG: 0.441	K			K		S 1B		F4		4	0	1	0	0	2	1
Mike Schmidt, R (1, 5) OBP: 0.369, SLG: 0.548		G4-6-3 1B		1-H HR		6-3 1-2			B2	4	1	2	2	0	0	1
Von Hayes, L (1, 3) OBP: 0.370, SLG: 0.412		F8		E9 1B		F9			K	4	0	1	0	0	1	2
Glenn Wilson, R (1, 9) OBP: 0.304, SLG: 0.358		G4-6-3 1-2f		F7			F8		F9	4	0	0	0	0	0	2
Ronn Reynolds, R (1, 2) OBP: 0.316, SLG: 0.706			K	F9			G3 2B			3	0	1	0	0	1	0
Steve Jeltz, S (1, 6) OBP: 0.366, SLG: 0.292			K	SH1-4 BB			G3 2-3			2	0	0	0	1	1	1
Shane Rawley, R (1, 1) OBP: 0.173, SLG: 0.200			L4	SH1-4 1-2			F8			1	0	0	0	0	0	0
Greg Gross, L (7, PH) OBP: 0.400, SLG: 0.318										1	0	0	0	0	0	1
Tom Hume, R (7, 1)										0	0	0	0	0	0	0
Inning Stats	R: 0 E: 0 K: 1 S: 5 H: 0 LOB: 0 BB: 0 P: 5	R: 0 E: 0 K: 0 S: 3 H: 1 LOB: 0 BB: 0 P: 3	R: 0 E: 0 K: 2 S: 7 H: 0 LOB: 0 BB: 0 P: 7	R: 2 E: 1 K: 1 S: 8 H: 3 LOB: 1 BB: 0 P: 8	R: 0 E: 0 K: 0 S: 3 H: 0 LOB: 1 BB: 1 P: 7	R: 0 E: 0 K: 1 S: 6 H: 1 LOB: 1 BB: 0 P: 6	R: 0 E: 0 K: 0 S: 4 H: 1 LOB: 1 BB: 0 P: 4	R: 0 E: 0 K: 0 S: 3 H: 0 LOB: 0 BB: 0 P: 3	R: 0 E: 0 K: 1 S: 5 H: 0 LOB: 0 BB: 0 P: 5	1B: 4 2B: 1 3B: 0 HR: 1 SF: 0 SAC: 1 DP: 1 HBP: 0						

PITCHER	IP	WLS	BF	H	R	ER	SO	BB	IBB	HBP	BLK	WP	HR	S	P	ERA	WHIP
Bill Gullickson, R (1, 1) ERA: 3.77	7.0	W	27	6	2	2	5	1	0	0	0	0	1	36	40	2.57	1.000
Ron Robinson, R (8, 1) ERA: 2.06	2.0	S	6	0	0	0	1	0	0	0	0	0	0	8	8	0.00	0.000

PITCHER	IP	WLS	BF	H	R	ER	SO	BB	IBB	HBP	BLK	WP	HR	S	P	ERA	WHIP

TOP

Philadelphia Phillies @ Cincinnati Reds

Riverfront Stadium, Cincinnati, OH

Sat Jul 19 1986, 3:33 AM EDT

Att. 20,994 - Unknown

livebaseballscorecards.com

AB	31
R	2
H	6
RBI	2
BB	1
SO	6
LOB	9

WP: 0 PB: 0 SB: 1 CS: 0 PA: 33

BOTTOM

Philadelphia Phillies @ Cincinnati Reds

Riverfront Stadium, Cincinnati, OH

Sat Jul 19 1986, 3:33 AM EDT

Att. 20,994 - Unknown

Batter	1	2	3	4	5	6	7	8	9	AB	R	H	RBI	BB	SO	LOB
Wade Rowdon, R (1, 6) OBP: 0.365, SLG: 0.435	G1-5-3		1B 2B	1B 1B		5-3		BB		4	1	2	0	1	0	1
Buddy Bell, R (1, 5) OBP: 0.326, SLG: 0.366	F9		HR 1B 2-H	1-2 1B			2B SF7-5 1B	F9		5	2	3	1	0	0	2
Dave Parker, L (1, 9) OBP: 0.345, SLG: 0.504	F6		1-H HR	K			K			4	1	1	2	0	2	3
Eric Davis, R (1, 8) OBP: 0.382, SLG: 0.534 (8, 7)		K	F7		F3		SF7-5 1-3 2B			4	0	1	0	0	1	0
Tony Perez, R (1, 3) OBP: 0.316, SLG: 0.253 Kurt Stillwell, S (7, PR) OBP: 0.281, SLG: 0.228 Ron Robinson, R (8, 1) OBP: 0.083, SLG: 0.083		6-3	F9		6-3		IBB			3 0 0	0 0 0	0 0 0	0 0 0	1 0 0	0 0 0	0 0 0
Bo Diaz, R (1, 2) OBP: 0.322, SLG: 0.343 Sal Butera, R (3, 2) OBP: 0.365, SLG: 0.382		1B 2B 1B	2B		5-3		SF7-5 2-3 3-H			1 2	1 0	1 1	0 1	0 0	0 0	0 0
Nick Esasky, R (1, 7) OBP: 0.350, SLG: 0.440 (8, 3)	2B 1-3 1B	K				2B		FC3-6 BB		3	0	2	0	1	1	1
Ron Oester, S (1, 4) OBP: 0.324, SLG: 0.357	1-3 3-H 2B			K		F6		FC3-6 1-2f		4	0	1	1	0	1	2
Bill Gullickson, R (1, 1) OBP: 0.091, SLG: 0.070 Eddie Milner, L (8, 8) OBP: 0.293, SLG: 0.394		F8		6-3		5-3		F7 1-2		3 1	0 0	0 0	0 0	0 0	0 0	3 1
Inning Stats	R: 0 H: 0 E: 0 LOB: 0 K: 0 BB: 0 S: 3 P: 3	R: 1 H: 3 E: 0 LOB: 2 K: 1 BB: 0 S: 8 P: 8	R: 3 H: 4 E: 0 LOB: 1 K: 1 BB: 0 S: 9 P: 9	R: 0 H: 2 E: 0 LOB: 2 K: 2 BB: 0 S: 9 P: 9	R: 0 H: 0 E: 0 LOB: 0 K: 0 BB: 0 S: 3 P: 3	R: 0 H: 1 E: 0 LOB: 1 K: 0 BB: 0 S: 4 P: 4	R: 1 H: 2 E: 0 LOB: 1 K: 1 BB: 1 S: 6 P: 10	R: 0 H: 0 E: 0 LOB: 2 K: 0 BB: 2 S: 3 P: 11		1B: 6 SF: 1 2B: 6 SAC: 0 3B: 0 DP: 1 HR: 1 HBP: 0				WP: 0 PA: 38 PB: 0 SB: 1 CS: 0		

livebaseballscorecards.com

	AB	34
	R	5
	H	12
	RBI	5
	BB	3
	SO	5
	LOB	13

PITCHER		IP	WLS	BF	H	R	ER	SO	BB	IBB	HBP	BLK	WP	HR	S	P	ERA	WHIP
Shane Rawley, L ERA: 3.08	(1, 1)	6.0	L	28	10	4	4	4	0	0	0	0	0	1	36	36	6.00	1.667
Tom Hume, R ERA: 3.77	(7, 1)	2.0		10	2	1	1	1	2	1	0	0	0	0	9	21	4.50	2.000

PITCHER	IP	WLS	BF	H	R	ER	SO	BB	IBB	HBP	BLK	WP	HR	S	P	ERA	WHIP

Batter	1	2	3	4	5	6	7	8	9	AB	R	H	RBI	BB	SO	LOB
Gary Redus, R (1, 7) OBP: 0.321, SLG: 0.413	S S S 0-3 ① K	x 0-0 ① F5		x 0-0 ② 4-3 1-2		x 0-0 E 3B	x 0-0 ① F9	x 0-0 ③ 5-3		6	1	1	0	0	1	2
Jeff Stone, L (1, 8) OBP: 0.325, SLG: 0.340	B B B B 4-0 2B 1B BB	B B B B 4-0 FC6-4 1-2 BB		S S S 0-3 ③ K2-3		x 0-0 ② 6-3	x 0-0 ② L6		S S S 0-3 ① K	4	1	0	0	2	2	2
Juan Samuel, R (1, 4) OBP: 0.308, SLG: 0.450 Luis Aguayo, R (7, 4) OBP: 0.239, SLG: 0.309	x 0-0 1B 1-3 1B 2B	x 0-0 ② FC6-4 S 1-2f 2-3			x 0-0 1B 6-3 SF7 1B	x 0-0 E6 2B 1B 3-H	x 0-0 1B 1B 1B		x 0-0 ② L8	5 1	4 0	4 0	1 0	0 0	0 0	2 0
Mike Schmidt, R (1, 5) OBP: 0.370, SLG: 0.544 Rick Schu, R (7, 5) OBP: 0.345, SLG: 0.403	x 0-0 ② F3 S S S 0-3 ③ K 1-2				x 0-0 ① 6-3 1-2	B B B B 4-0 2B BB	x 0-0 1B 1B 1-2 1B 1B		x 0-0 ③ F9	4 1	2 0	1 0	0 0	1 0	1 0	5 0
Von Hayes, L (1, 3) OBP: 0.375, SLG: 0.417	I I I 4-0 1B IBB		x 0-0 ① 4-3		B B B B 4-0 1B BB	x 0-0 1-H 2-H 1B 2B	x 0-0 1B 1-2 2-H 1B			3	1	2	3	2	0	0
Ron Roenicke, S (1, 9) OBP: 0.385, SLG: 0.412	x 0-0 BB 1-3 2-H 3-H 1B		x 0-0 ② 4-3		x 0-0 1-2 2-3 1B	I I I 4-0 BB 1B IBB	x 0-0 1-3 2-H 1B			4	0	3	3	1	0	0
John Russell, R (1, 2) OBP: 0.324, SLG: 0.472	B B B B 4-0 1-2 BB	x 0-0 ③ F5		x 0-0 ② SF7 3-H	x 0-0 BB 1-2 2-H 1B	S S S 0-3 ③ K				3	0	1	2	1	1	2
Steve Jeltz, S (1, 6) OBP: 0.363, SLG: 0.287	S S S 0-3 ③ K			x 0-0 ① 5-3	x 0-0 ③ 4-3	B B B B 4-0 1-2 2-3 BB		x 0-0 ① 6-3		4	0	0	0	1	1	5
Charles Hudson, S (1, 1) OBP: 0.032, SLG: 0.032 Kent Tekulve, R (9, 1)		x 0-0 FC6-4 BB 1B		x 0-0 E5 4-3		x 0-0 6-3 S S S 0-3 ③ K		S S S 0-3 ② K		5 0	0 0	1 0	0 0	0 0	2 0	3 0
Inning Stats	R: 2 E: 0 K: 2 S: 9 H: 2 LOB: 3 BB: 3 P: 21	R: 0 E: 0 K: 1 S: 6 H: 1 LOB: 2 BB: 1 P: 10	R: 0 E: 0 K: 0 S: 3 H: 0 LOB: 0 BB: 0 P: 3	R: 0 E: 1 K: 1 S: 6 H: 0 LOB: 1 BB: 0 P: 6	R: 1 E: 0 K: 0 S: 5 H: 2 LOB: 2 BB: 1 P: 9	R: 4 E: 1 K: 1 S: 9 H: 4 LOB: 3 BB: 3 P: 21	R: 2 E: 0 K: 1 S: 9 H: 4 LOB: 2 BB: 0 P: 9	R: 0 E: 0 K: 1 S: 5 H: 0 LOB: 0 BB: 0 P: 5	R: 0 E: 0 K: 1 S: 5 H: 0 LOB: 0 BB: 0 P: 5	1B: 10 2B: 2 3B: 1 HR: 0 SF: 1 SAC: 0 DP: 0 HBP: 0						

PITCHER		IP	WLS	BF	H	R	ER	SO	BB	IBB	HBP	BLK	WP	HR	S	P	ERA	WHIP
John Denny, R ERA: 4.56	(1, 1)	5.2	L	32	8	7	7	4	5	1	0	0	0	0	34	58	11.12	2.294
Ted Power, R ERA: 5.28	(6, 1)	2.1		14	5	2	2	3	1	1	0	0	0	0	18	26	7.71	2.571
Rob Murphy, L ERA:	(9, 1)	1.0		3	0	0	0	1	0	0	0	0	0	0	5	5	0.00	0.000

PITCHER	IP	WLS	BF	H	R	ER	SO	BB	IBB	HBP	BLK	WP	HR	S	P	ERA	WHIP

TOP

Philadelphia Phillies @ Cincinnati Reds

Riverfront Stadium, Cincinnati, OH

Sun Jul 20 1986, 3:33 AM EDT
Att. 26,190 - Unknown

livebaseballscorecards.com

AB	40
R	9
H	13
RBI	9
BB	8
SO	8
LOB	21

WP: 0 PA: 49
PB: 0
SB: 1
CS: 0

Philadelphia Phillies @ Cincinnati Reds

Riverfront Stadium, Cincinnati, OH

Sun Jul 20 1986, 3:33 AM EDT

Att. 26,190 - Unknown

BOTTOM

livebaseballscorecards.com

Batter	1	2	3	4	5	6	7	8	9	AB	R	H	RBI	BB	SO	LOB
Eddie Milner, L (1, 8) OBP: 0.292, SLG: 0.390	4-3		K		K			HR BB		3	1	0	0	1	2	0
Pete Rose, S (1, 3) OBP: 0.310, SLG: 0.264	4-3		L5			L8		K		4	0	0	0	0	1	1
Dave Parker, L (1, 9) OBP: 0.344, SLG: 0.510	K		6-3			G3		1-H HR		4	1	1	2	0	1	0
Rob Murphy, L (9, 1)										0	0	0	0	0	0	0
Eric Davis, R (1, 7) OBP: 0.388, SLG: 0.556		HR		K		2B		BB		3	1	2	1	1	1	0
(9, 9)																
Buddy Bell, R (1, 5) OBP: 0.325, SLG: 0.362		F8		BB		F6		L5		3	0	0	0	1	0	2
Wade Rowdon, R (1, 6) OBP: 0.339, SLG: 0.400		F5		K			F8		5-3	4	0	0	0	0	1	1
Sal Butera, R (1, 2) OBP: 0.360, SLG: 0.375		1B 1B		K			F7		6-3	4	0	1	0	0	1	1
Ron Oester, S (1, 4) OBP: 0.323, SLG: 0.356		1-2 1B			B5-3		4-3		G3	4	0	1	0	0	0	0
John Denny, R (1, 1) OBP: 0.195, SLG: 0.175		F8			5-3			6-3		2	0	0	0	0	0	2
Ted Power, R (6, 1)										0	0	0	0	0	0	0
Kal Daniels, L (8, PH) OBP: 0.403, SLG: 0.522										1	0	0	0	0	0	0
(9, 7)																
Inning Stats	R: 0 E: 0 K: 1 S: 5 H: 0 LOB: 0 BB: 0 P: 5	R: 1 E: 0 K: 0 S: 6 H: 3 LOB: 2 BB: 0 P: 6	R: 0 E: 0 K: 1 S: 5 H: 0 LOB: 0 BB: 0 P: 5	R: 0 E: 0 K: 3 S: 9 H: 0 LOB: 1 BB: 1 P: 13	R: 0 E: 0 K: 1 S: 5 H: 0 LOB: 0 BB: 0 P: 5	R: 0 E: 0 K: 0 S: 4 H: 1 LOB: 1 BB: 0 P: 4	R: 0 E: 0 K: 0 S: 3 H: 0 LOB: 0 BB: 0 P: 3	R: 2 E: 0 K: 1 S: 6 H: 1 LOB: 1 BB: 2 P: 14	R: 0 E: 0 K: 0 S: 3 H: 0 LOB: 0 BB: 0 P: 3	1B: 2 2B: 1 3B: 0 HR: 2 SF: 0 SAC: 0 DP: 0 HBP: 0						

	AB	32
	R	3
	H	5
	RBI	3
	BB	3
	SO	7
	LOB	7

WP: 0 PA: 35
PB: 0
SB: 0
CS: 0

PITCHER		IP	WLS	BF	H	R	ER	SO	BB	IBB	HBP	BLK	WP	HR	S	P	ERA	WHIP
Charles Hudson, R ERA: 4.98	(1, 1)	8.0	W	32	5	3	3	7	3	0	0	0	0	2	43	55	3.38	1.000
Kent Tekulve, R ERA: 2.95	(9, 1)	1.0		3	0	0	0	0	0	0	0	0	0	0	3	3	0.00	0.000

PITCHER	IP	WLS	BF	H	R	ER	SO	BB	IBB	HBP	BLK	WP	HR	S	P	ERA	WHIP

Batter	1	2	3	4	5	6	7	8	9	AB	R	H	RBI	BB	SO	LOB
Lenny Dykstra, L (1, 8) OBP: 0.413, SLG: 0.518	0-0 4-3 SH5-4 1B		0-0 F7 ①	0-0 L6 ③		BBBB 4-0 1B BB		0-0 G3 ①		4	0	1	0	1	0	1
Wally Backman, S (1, 4) OBP: 0.382, SLG: 0.399	0-0 SH5-4 ① 1-2		0-0 4-3 ②		0-0 1B SF 1B	0-0 1-2 2-3 3-H 1B		0-0 4-3 ②		4	1	2	1	0	0	0
Keith Hernandez, L (1, 3) OBP: 0.380, SLG: 0.408	0-0 4-3 ② 2-3		BBBB 4-0 2B 1B BB		0-0 G5-4-3 SF 1-3 1B	0-0 F6 ②		0-0 F4 ③		4	1	1	0	1	0	4
Darryl Strawberry, L (1, 9) OBP: 0.387, SLG: 0.549	BBBB 4-0 BB		0-0 1-3 1B 2B		0-0 SF G5-4-3 1-2 3-H	0-0 4-3 ③			0-0 3-1 ①	3	1	1	1	1	0	3
Gary Carter, R (1, 2) OBP: 0.340, SLG: 0.443	0-0 F8 ③		0-0 2-H 3-H 1B		0-0 G5-4-3 ① ② 1-2f 2-3		0-0 5-3 ①		0-0 5-3 ②	5	0	1	2	0	0	4
Danny Heep, L (1, 7) OBP: 0.387, SLG: 0.400 Kevin Mitchell, R (5, PH) OBP: 0.394, SLG: 0.540 (5, 7) Jesse Orosco, R (9, 1)		BBBB 4-0 FC4-6 BB	SSS 0-3 K ③		0-0 F7 ③		0-0 BB 1B		0-0 5-3 ③	1 3 0	0 0 0	0 1 0	0 0 0	1 0 0	1 0 0	1 1 0
Ray Knight, R (1, 5) OBP: 0.348, SLG: 0.443		0-0 F4 ①		0-0 1B		BBBB 4-0 SH1-4 1B 1B BB	0-0 F4 ②			3	1	1	0	1	0	2
Rafael Santana, R (1, 6) OBP: 0.239, SLG: 0.192		0-0 FC4-6 ② 1-2f		0-0 F9 ①		0-0 1B SH1-4 1-2 1B	BBBB 4-0 1-2 BB			3	0	1	0	1	0	2
Rick Aguilera, R (1, 1) OBP: 0.240, SLG: 0.435 Mookie Wilson, S (9, 7) OBP: 0.333, SLG: 0.432		0-0 F7 ③		0-0 F4 ②		0-0 SH1-4 ① 1-2 2-3	0-0 F8 ③			3 0	0 0	0 0	0 0	0 0	0 0	4 0
Inning Stats	R: 0 E: 0 K: 0 S: 4 H: 1 LOB: 2 BB: 1 P: 8	R: 0 E: 0 K: 0 S: 3 H: 0 LOB: 1 BB: 1 P: 7	R: 2 E: 0 K: 1 S: 7 H: 2 LOB: 1 BB: 1 P: 11	R: 0 E: 0 K: 0 S: 4 H: 1 LOB: 1 BB: 0 P: 4	R: 1 E: 1 K: 0 S: 5 H: 2 LOB: 1 BB: 0 P: 5	R: 1 E: 0 K: 0 S: 5 H: 2 LOB: 3 BB: 2 P: 13	R: 0 E: 0 K: 0 S: 4 H: 1 LOB: 2 BB: 1 P: 8	R: 0 E: 0 K: 0 S: 3 H: 0 LOB: 0 BB: 0 P: 3	R: 0 E: 0 K: 0 S: 3 H: 0 LOB: 0 BB: 0 P: 3	1B: 8 2B: 1 3B: 0 HR: 0	SF: 1 SAC: 2 DP: 1 HBP: 0						

PITCHER		IP	WLS	BF	H	R	ER	SO	BB	IBB	HBP	BLK	WP	HR	S	P	ERA	WHIP
Mario Soto, R ERA: 4.11	(1, 1)	4.0	L	21	6	3	3	1	3	0	0	0	0	0	20	32	6.75	2.250
Rob Murphy, L ERA:	(5, 1)	1.0		3	0	0	0	0	0	0	0	0	0	0	3	3	0.00	0.000
Carl Willis, R ERA: 2.16	(6, 1)	2.0		12	3	1	1	0	3	0	0	0	0	0	9	21	4.50	3.000
Ted Power, R ERA: 5.05	(8, 1)	2.0		6	0	0	0	0	0	0	0	0	0	0	6	6	0.00	0.000

PITCHER	IP	WLS	BF	H	R	ER	SO	BB	IBB	HBP	BLK	WP	HR	S	P	ERA	WHIP

TOP

New York Mets @ Cincinnati Reds

Riverfront Stadium, Cincinnati, OH

Mon Jul 21 1986, 7:05 PM EDT

Att. 23,827 - Unknown

livebaseballscorecards.com

AB	33
R	4
H	9
RBI	4
BB	6
SO	1
LOB	22

WP: 0 PB: 0 SB: 0 CS: 0 PA: 42

New York Mets @ Cincinnati Reds

Riverfront Stadium, Cincinnati, OH

Mon Jul 21 1986, 7:05 PM EDT

Att. 23,827 - Unknown

BOTTOM

Batter	1	2	3	4	5	6	7	8	9	AB	R	H	RBI	BB	SO	LOB
Kal Daniels, L (1, 7) OBP: 0.407, SLG: 0.529	0-0 4-3 2B		H 1-0 HBP		S S S 0-3 ② K		x 0-0 ③ 4-3		x 0-0 ③ F9	3	0	1	0	0	1	1
Tony Perez, R (9, PH) OBP: 0.313, SLG: 0.250										1	0	0	0	0	0	1
Pete Rose, S (1, 3) OBP: 0.305, SLG: 0.259	x 0-0 ① 4-3 2-3		x 0-0 ① F7		x 0-0 ③ 4-3			x 0-0 ① 6-3		4	0	0	0	0	0	2
Dave Parker, L (1, 9) OBP: 0.345, SLG: 0.511	B B B B 4-0 G4-6-3 BB		x 0-0 ② F7			x 0-0 F9 2B		S S S 0-3 ② K		3	0	1	0	1	1	1
Eric Davis, R (1, 8) OBP: 0.386, SLG: 0.555	x 0-0 ② ③ G4-6-3 1-2f		S S S 0-3 ③ K			x 0-0 ① F9 2-3		x 0-0 E 2B		4	1	1	0	0	1	4
Buddy Bell, R (1, 5) OBP: 0.327, SLG: 0.364		x 0-0 ① 6-3		x 0-0 1B		x 0-0 ② F9		x 0-0 E5 2-H 1B		4	0	2	0	0	0	1
Wade Rowdon, R (1, 6) OBP: 0.333, SLG: 0.407		x 0-0 3B 2B		S S S 0-3 ① K		x 0-0 ③ F9		x 0-0 ③ 5-3		4	1	1	0	0	1	3
Sal Butera, R (1, 2) OBP: 0.348, SLG: 0.360		x 0-0 ② F3		S S S 0-3 ② K			S S S 0-3 ① K		B B B B 4-0 BB	3	0	0	0	0	2	2
Max Venable, L (9, PH) OBP: 0.311, SLG: 0.341										0	0	0	0	1	0	0
Ron Oester, S (1, 4) OBP: 0.322, SLG: 0.361		x 0-0 2-H 3B		S S S 0-3 ③ K			S S S 0-3 ② K		x 0-0 ① F9	4	0	1	1	0	2	2
Mario Soto, R (1, 1) OBP: 0.050, SLG: 0.050		S S S 0-3 ③ K			x 0-0 ① F7		x 0-0 1B		x 0-0 ② F5	1	0	0	0	0	1	1
Rob Murphy, L (5, 1)										0	0	0	0	0	0	0
Eddie Milner, L (5, PH) OBP: 0.291, SLG: 0.388										1	0	0	0	0	0	0
Carl Willis, L (6, 1)										0	0	0	0	0	0	0
Kurt Stillwell, S (7, PH) OBP: 0.286, SLG: 0.234										1	0	1	0	0	0	0
Ted Power, R (8, 1)										0	0	0	0	0	0	0
Nick Esasky, R (9, PH) OBP: 0.348, SLG: 0.437										1	0	0	0	0	0	1

Inning Stats	1	2	3	4	5	6	7	8	9
	R: 0 E: 0 K: 0 S: 3 H: 1 LOB: 1 BB: 1 P: 7	R: 1 E: 0 K: 1 S: 7 H: 2 LOB: 1 BB: 0 P: 7	R: 0 E: 0 K: 1 S: 5 H: 0 LOB: 1 BB: 0 P: 6	R: 0 E: 0 K: 3 S: 10 H: 1 LOB: 1 BB: 0 P: 10	R: 0 E: 0 K: 1 S: 5 H: 0 LOB: 0 BB: 0 P: 5	R: 0 E: 0 K: 0 S: 4 H: 1 LOB: 1 BB: 0 P: 4	R: 0 E: 0 K: 2 S: 8 H: 1 LOB: 1 BB: 0 P: 8	R: 1 E: 1 K: 1 S: 7 H: 2 LOB: 1 BB: 0 P: 7	R: 0 E: 0 K: 0 S: 3 H: 0 LOB: 1 BB: 1 P: 7

AB	34
R	2
H	8
RBI	1
BB	2
SO	9
LOB	19

1B: 3	SF: 0	WP: 0	PA: 37
2B: 4	SAC: 0	PB: 0	
3B: 1	DP: 1	SB: 0	
HR: 0	HBP: 1	CS: 0	

PITCHER		IP	WLS	BF	H	R	ER	SO	BB	IBB	HBP	BLK	WP	HR	S	P	ERA	WHIP
Rick Aguilera, R ERA: 4.9	(1, 1)	8.0	W	33	8	2	1	9	1	0	1	0	0	0	49	54	1.12	1.125
Jesse Orosco, L ERA: 3.05	(9, 1)	1.0	S	4	0	0	0	0	1	0	0	0	0	0	3	7	0.00	1.000

PITCHER	IP	WLS	BF	H	R	ER	SO	BB	IBB	HBP	BLK	WP	HR	S	P	ERA	WHIP

livebaseballscorecards.com

Batter	1	2	3	4	5	6	7	8	9	AB	R	H	RBI	BB	SO	LOB
Lenny Dykstra, L (1, 8) OBP: 0.408, SLG: 0.510	F8		S 1B		F7		BBBB 1B BB		4-3	4	0	1	0	1	0	1
Tim Teufel, R (1, 4) OBP: 0.310, SLG: 0.369	BB 1B		F6 1-2		PB 2-H 2B		1-2 1B		1B	4	0	3	1	0	0	1
Wally Backman, S (9, PH) OBP: 0.380, SLG: 0.396 (9, 4)										1	0	1	0	0	0	0
Keith Hernandez, L (1, 3) OBP: 0.387, SLG: 0.413	BBBB 1-2 BB		4-3		BBBB 2-3 BB		F8		F7	3	0	0	0	2	0	4
Gary Carter, R (1, 2) OBP: 0.334, SLG: 0.430	F3			F8	F8			HR 1B	SSS K	5	1	1	0	0	1	5
Darryl Strawberry, L (1, 9) OBP: 0.382, SLG: 0.537	SSS K			SSS K		SSS K		F8		4	0	0	0	0	3	3
Kevin Mitchell, R (1, 7) OBP: 0.392, SLG: 0.550		4-3		1B		F9		1-H HR		4	1	2	2	0	0	0
Ray Knight, R (1, 5) OBP: 0.345, SLG: 0.436		F6		F7		F8		4-3		4	0	0	0	0	0	1
Rafael Santana, R (1, 6) OBP: 0.250, SLG: 0.201		4-3			SH1 2B 1B		F8		1B	4	1	2	0	0	0	0
Ron Darling, R (1, 1) OBP: 0.109, SLG: 0.075			SSS K		SH1 1-2		SSS K	SSS K		3	0	0	0	0	3	1
Roger McDowell, R (9, 1) OBP: 0.357, SLG: 0.308										0	0	0	0	0	0	0
Inning Stats	R: 0 E: 0 K: 1 S: 6 H: 1 LOB: 2 BB: 1 P: 10	R: 0 E: 0 K: 0 S: 3 H: 0 LOB: 0 BB: 0 P: 3	R: 0 E: 0 K: 1 S: 6 H: 1 LOB: 1 BB: 0 P: 6	R: 0 E: 0 K: 1 S: 6 H: 1 LOB: 1 BB: 0 P: 6	R: 1 E: 0 K: 0 S: 5 H: 2 LOB: 2 BB: 1 P: 9	R: 0 E: 0 K: 1 S: 5 H: 0 LOB: 0 BB: 0 P: 5	R: 0 E: 0 K: 1 S: 6 H: 1 LOB: 2 BB: 1 P: 10	R: 2 E: 0 K: 1 S: 8 H: 3 LOB: 1 BB: 0 P: 8	R: 0 E: 0 K: 1 S: 6 H: 1 LOB: 1 BB: 0 P: 6	1B: 8 2B: 1 3B: 0 HR: 1	SF: 0 SAC: 1 DP: 0 HBP: 0					

PITCHER	IP	WLS	BF	H	R	ER	SO	BB	IBB	HBP	BLK	WP	HR	S	P	ERA	WHIP
Tom Browning, L (1, 1) ERA: 3.92	7.0		30	6	1	1	5	3	0	0	0	0	0	37	49	1.29	1.286
Ron Robinson, R (8, 1) ERA: 2.2	2.0	L	10	4	2	2	2	0	0	0	0	0	1	14	14	9.00	2.000

PITCHER	IP	WLS	BF	H	R	ER	SO	BB	IBB	HBP	BLK	WP	HR	S	P	ERA	WHIP

TOP

New York Mets @ Cincinnati Reds

Riverfront Stadium, Cincinnati, OH

Wed Jul 23 1986, 7:05 PM EDT

Att. 25,496 - Unknown

livebaseballscorecards.com

AB	36
R	3
H	10
RBI	3
BB	3
SO	7
LOB	16

1B: 8	SF: 0
2B: 1	SAC: 1
3B: 0	DP: 0
HR: 1	HBP: 0

WP: 0	PA: 40
PB: 1	
SB: 1	
CS: 0	

New York Mets @ Cincinnati Reds

Riverfront Stadium, Cincinnati, OH

Wed Jul 23 1986, 7:05 PM EDT

Att. 25,496 - Unknown

BOTTOM

Batter	1	2	3	4	5	6	7	8	9	AB	R	H	RBI	BB	SO	LOB
Kal Daniels, L (1, 7) OBP: 0.407, SLG: 0.514	K		F8		CS BB			G3 2-3		3	0	0	0	1	1	1
Eddie Milner, L (1, 8) OBP: 0.289, SLG: 0.395	4-3		HR		CS 1-2	K		K		4	1	1	1	0	2	1
Dave Parker, L (1, 9) OBP: 0.349, SLG: 0.525	BB		HR			F8			G3	3	1	1	1	1	0	0
Buddy Bell, R (1, 5) OBP: 0.326, SLG: 0.370	K		F8			F3			6-3	4	0	0	0	0	1	1
Bo Diaz, R (1, 2) OBP: 0.313, SLG: 0.332		4-3		L4			F8		6-3	4	0	0	0	0	0	0
Wade Rowdon, R (1, 6) OBP: 0.319, SLG: 0.381				F8			F4			3	0	1	0	0	0	0
Ron Robinson, R (8, 1) OBP: 0.083, SLG: 0.083		1B 1B								0	0	0	0	0	0	0
Nick Esasky, R (1, 3) OBP: 0.341, SLG: 0.424		G3-6-1 1-2 1B		K			F8			3	0	1	0	0	1	0
Ron Oester, S (1, 4) OBP: 0.321, SLG: 0.358		G3-6-1 1-2f			F7			G3 SH3-4 1B		3	0	1	0	0	0	2
Tom Browning, L (1, 1) OBP: 0.184, SLG: 0.167			4-3		5-3			SH3-4 1-2		2	0	0	0	0	0	0
Kurt Stillwell, S (8, 6) OBP: 0.291, SLG: 0.240										0	0	0	0	0	0	0

Inning Stats	1	2	3	4	5	6	7	8	9
	R: 0 E: 0 K: 2 S: 7	H: 0 LOB: 1 BB: 1 P: 11	R: 0 E: 0 K: 0 S: 4	H: 2 LOB: 1 BB: 0 P: 4	R: 2 E: 0 K: 0 S: 5	H: 2 LOB: 0 BB: 0 P: 5	R: 0 E: 0 K: 1 S: 5	H: 0 LOB: 0 BB: 0 P: 5	R: 0 E: 0 K: 1 S: 5	H: 0 LOB: 0 BB: 0 P: 5	R: 0 E: 0 K: 0 S: 3	H: 0 LOB: 0 BB: 0 P: 3	R: 0 E: 0 K: 1 S: 6	H: 1 LOB: 1 BB: 0 P: 6	R: 0 E: 0 K: 0 S: 3	H: 0 LOB: 0 BB: 0 P: 3

1B: 3	SF: 0
2B: 0	SAC: 1
3B: 0	DP: 1
HR: 2	HBP: 0

WP: 0 PA: 33
PB: 0
SB: 0
CS: 1

livebaseballscorecards.com

AB	29
R	2
H	5
RBI	2
BB	2
SO	5
LOB	5

PITCHER	IP	WLS	BF	H	R	ER	SO	BB	IBB	HBP	BLK	WP	HR	S	P	ERA	WHIP
Ron Darling, R (1, 1) ERA: 2.79	8.0	W	29	5	2	2	5	2	0	0	0	0	2	37	45	2.25	0.875
Roger McDowell, R (9, 1) ERA: 2.25	1.0	S	3	0	0	0	0	0	0	0	0	0	0	3	3	0.00	0.000

PITCHER	IP	WLS	BF	H	R	ER	SO	BB	IBB	HBP	BLK	WP	HR	S	P	ERA	WHIP

Cincinnati Reds @ Montreal Expos

Riverfront Stadium, Cincinnati, OH

Thu Jul 24 1986, 3:33 AM EDT

Att. 16,828 - Unknown

TOP

livebaseballscorecards.com

Batter	1	2	3	4	5	6	7	8	9	AB	R	H	RBI	BB	SO	LOB
Eddie Milner, L (1, 8) OBP: 0.292, SLG: 0.386	F8		F6		BBB 4-0 CS, 3-H BB		F2	4-3		4	0	0	0	1	0	1
Pete Rose, S (1, 3) OBP: 0.311, SLG: 0.255	SSS 0-3 K		BBBB 4-0 BB		0-0 4-3, 1-2		L6		BBBB 4-0 HR, BB	3	1	0	0	2	1	1
Kal Daniels, L (1, 7) OBP: 0.423, SLG: 0.548	BBBB 4-0 S, BB		0-0 6-3			SSS 0-3 K			BBBB 4-0 HR, 1-2 BB	3	2	1	0	2	1	2
Eric Davis, R (1, 9) OBP: 0.378, SLG: 0.535	SSS 0-3 K, 1-2			SSS 0-3 K		SSS 0-3 K, 1-2		0-0 F7	0-0 HR, 1-H 2-H	5	1	1	3	0	3	2
Buddy Bell, R (1, 5) OBP: 0.317, SLG: 0.354		0-0 L4		0-0 5-3		BBBB 4-0 BB, 1B BB		BBBB 4-0 2B, FC6-2 BB	0-0 4-3	3	0	0	0	2	0	0
Kurt Stillwell, S (1, 6) OBP: 0.285, SLG: 0.219		SSS 0-3 K		0-0 G3		0-0 BB, 1-2 2-H 1B		0-0 BB, 1-3 HR 2B	SSS 0-3 K	5	1	2	1	0	2	0
Sal Butera, R (1, 2) OBP: 0.385, SLG: 0.387		0-0 4-3			0-0 2B 1B	BBBB 4-0 1-2 2-3 BB		0-0 FC6-2 BB HR, 3-H	0-0 F4	4	2	1	0	1	0	2
Ron Oester, S (1, 4) OBP: 0.322, SLG: 0.357			0-0 2-3 1B		0-0 SH5-4 WP, 1-H 2B	0-0 F9		BBBB 4-0 HR, 1-2 2-3 BB		3	2	2	1	1	0	3
Tom Browning, L (1, 1) OBP: 0.205, SLG: 0.186			0-0 2-3, 1-2		0-0 SH5-4, 2-3	0-0 1-3		0-0 HR, 1-H 2-H 3-H		1	0	0	0	0	0	1
Tony Perez, R (6, PH) OBP: 0.337, SLG: 0.280										1	0	0	0	0	0	3
Carl Willis, L (6, 1)										0	0	0	0	0	0	0
Dave Parker, L (8, PH) OBP: 0.343, SLG: 0.485										1	1	1	4	0	0	0
John Franco, L (8, 1)										0	0	0	0	0	0	0
Rob Murphy, L (9, 1)										0	0	0	0	0	0	0
Inning Stats	R: 0 E: 0 K: 2 S: 7 H: 0 LOB: 1 BB: 1 P: 11	R: 0 E: 0 K: 1 S: 5 H: 0 LOB: 0 BB: 0 P: 5	R: 0 E: 0 K: 0 S: 4 H: 1 LOB: 2 BB: 1 P: 8	R: 0 E: 0 K: 1 S: 5 H: 0 LOB: 0 BB: 0 P: 5	R: 2 E: 0 K: 0 S: 4 H: 2 LOB: 0 BB: 1 P: 8	R: 1 E: 0 K: 1 S: 7 H: 2 LOB: 3 BB: 2 P: 15	R: 0 E: 0 K: 1 S: 5 H: 0 LOB: 0 BB: 0 P: 5	R: 4 E: 0 K: 0 S: 5 H: 2 LOB: 0 BB: 2 P: 13	R: 3 E: 0 K: 1 S: 6 H: 1 LOB: 0 BB: 2 P: 14	1B: 4 2B: 2 3B: 0 HR: 2 SF: 0 SAC: 1 DP: 0 HBP: 0						

AB	33
R	10
H	8
RBI	9
BB	9
SO	7
LOB	15

WP: 2 PB: 0 SB: 1 CS: 1 PA: 43

PITCHER		IP	WLS	BF	H	R	ER	SO	BB	IBB	HBP	BLK	WP	HR	S	P	ERA	WHIP
Jay Tibbs, R ERA: 3.66	(1, 1)	5.0		20	3	2	2	4	3	0	0	0	1	0	25	37	3.60	1.200
Tim Burke, R ERA: 2.14	(6, 1)	0.2	L	6	2	1	1	1	2	0	0	0	1	0	6	14	13.50	6.000
Bob McClure, L ERA: 3.96	(6, 1)	2.1		11	2	4	4	1	2	0	0	0	0	1	11	19	15.43	1.714
Bob Sebra, R ERA: 27.0	(9, 1)	1.0		6	1	3	3	1	2	0	0	0	0	1	6	14	27.00	3.000

PITCHER	IP	WLS	BF	H	R	ER	SO	BB	IBB	HBP	BLK	WP	HR	S	P	ERA	WHIP

Batter	1	2	3	4	5	6	7	8	9	AB	R	H	RBI	BB	SO	LOB
Wallace Johnson, S (1, 3) OBP: 0.125, SLG: 0.125	F9		2B 1B		F8			K		3	1	1	0	0	0	0
Bob McClure, R (6, 1)										0	0	0	0	0	0	0
Vance Law, R (8, PH) OBP: 0.286, SLG: 0.298										1	0	0	0	0	1	1
Bob Sebra, R (9, 1)										0	0	0	0	0	0	0
Mitch Webster, S (1, 8) OBP: 0.351, SLG: 0.400	FC4-6 1B		F9		K			G6-4-3 1-2f		4	0	1	0	0	1	2
Andre Dawson, R (1, 9) OBP: 0.329, SLG: 0.531	FC4-6 1-2f		1-H 2B 2B			F7			F6	4	1	1	1	0	0	1
Hubie Brooks, R (1, 6) OBP: 0.382, SLG: 0.569	F9		2-H 2B			G5-4-3 1B			FC6-4 1B	2	0	1	1	0	0	1
Tom Foley, L (6, 6) OBP: 0.377, SLG: 0.356										2	0	2	0	0	0	0
Tim Wallach, R (1, 5) OBP: 0.349, SLG: 0.475		F7	F9			G5-4-3 1-2f			FC6-4 1-2f	4	0	0	0	0	0	3
Mike Fitzgerald, R (1, 2) OBP: 0.370, SLG: 0.451		K		F5			G3-6-3 1B		K	2	0	0	0	0	1	0
Bill Moore, R (6, 3) OBP: 0.500, SLG: 0.500										2	0	1	0	0	1	1
Jim Wohlford, R (1, 7) OBP: 0.231, SLG: 0.250		1B CS 1B		4-3			G3-6-3 1-2f			2	0	1	0	0	0	0
Tim Raines, S (7, PH) OBP: 0.407, SLG: 0.495										1	0	0	0	0	0	1
Al Newman, S (1, 4) OBP: 0.314, SLG: 0.276		1-3 1B		K			F7			3	0	1	0	0	1	0
Jay Tibbs, R (1, 1) OBP: 0.206, SLG: 0.188		CS 3-H	K		K			G6-4-3 1B		1	0	0	0	0	1	0
George Wright, S (5, PH) OBP: 0.261, SLG: 0.331										1	0	0	0	0	1	0
Tim Burke, R (6, 1)										0	0	0	0	0	0	0
Dann Bilardello, R (6, 2) OBP: 0.253, SLG: 0.300										1	0	1	0	0	0	0
Inning Stats	R: 0 E: 0 K: 0 S: 4 H: 1 LOB: 1 BB: 0 P: 4	R: 0 E: 0 K: 1 S: 6 H: 2 LOB: 1 BB: 0 P: 6	R: 2 E: 0 K: 1 S: 8 H: 3 LOB: 1 BB: 0 P: 8	R: 0 E: 0 K: 1 S: 5 H: 0 LOB: 0 BB: 0 P: 5	R: 0 E: 0 K: 2 S: 7 H: 0 LOB: 0 BB: 0 P: 7	R: 0 E: 0 K: 0 S: 3 H: 1 LOB: 0 BB: 0 P: 3	R: 0 E: 0 K: 0 S: 3 H: 1 LOB: 0 BB: 0 P: 3	R: 0 E: 0 K: 1 S: 5 H: 1 LOB: 0 BB: 0 P: 5	R: 0 E: 0 K: 1 S: 6 H: 1 LOB: 1 BB: 0 P: 6	1B: 8 2B: 2 3B: 0 HR: 0	SF: 0 SAC: 0 DP: 3 HBP: 0						

PITCHER	IP	WLS	BF	H	R	ER	SO	BB	IBB	HBP	BLK	WP	HR	S	P	ERA	WHIP
Tom Browning, L (1, 1) ERA: 3.98	5.0	W	20	6	2	2	5	0	0	0	0	0	0	30	30	3.60	1.200
Carl Willis, R (6, 1) ERA: 1.35	2.0		6	2	0	0	0	0	0	0	0	0	0	6	6	0.00	1.000
John Franco, L (8, 1) ERA: 2.24	1.0		3	1	0	0	1	0	0	0	0	0	0	5	5	0.00	1.000
Rob Murphy, L (9, 1) ERA:	1.0		4	1	0	0	1	0	0	0	0	0	0	6	6	0.00	1.000

PITCHER	IP	WLS	BF	H	R	ER	SO	BB	IBB	HBP	BLK	WP	HR	S	P	ERA	WHIP

Cincinnati Reds @ Montreal Expos

Riverfront Stadium, Cincinnati, OH

Thu Jul 24 1986, 3:33 AM EDT

Att. 16,828 - Unknown

BOTTOM

livebaseballscorecards.com

AB	33
R	2
H	10
RBI	2
BB	0
SO	7
LOB	10

WP: 0 PB: 0 SB: 0 CS: 1 PA: 34

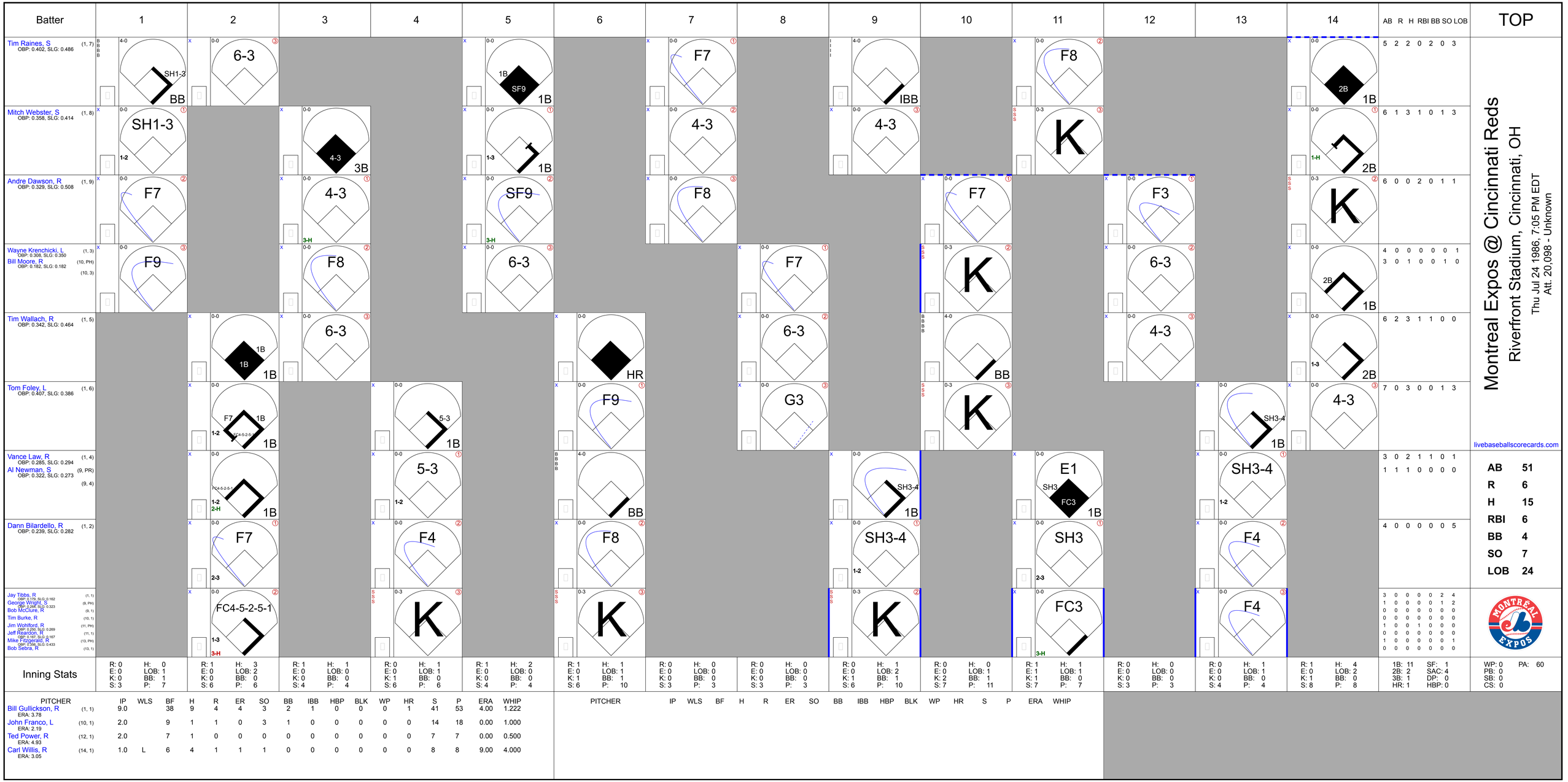
Batter
1
2
3
4
5
6
7
8
9
10
11
12
13
14
AB R H RBI BB SO LOB
TOP
Tim Raines, S (1, 7) OBP: 0.402, SLG: 0.486
Mitch Webster, S (1, 8) OBP: 0.358, SLG: 0.414
Andre Dawson, R (1, 9) OBP: 0.329, SLG: 0.508
Wayne Krenchicki, L (1, 3) OBP: 0.308, SLG: 0.350
Bill Moore, R (10, PH) OBP: 0.182, SLG: 0.182 (10, 3)
Tim Wallach, R (1, 5) OBP: 0.342, SLG: 0.464
Tom Foley, L (1, 6) OBP: 0.407, SLG: 0.386
Vance Law, R (1, 4) OBP: 0.285, SLG: 0.294
Al Newman, S (9, PR) OBP: 0.322, SLG: 0.273 (9, 4)
Dann Bilardello, R (1, 2) OBP: 0.239, SLG: 0.282
Jay Tibbs, R (1, 1) OBP: 0.179, SLG: 0.162
George Wright, S (9, PH) OBP: 0.294, SLG: 0.323
Bob McClure, R (9, 1)
Tim Burke, R (10, 1)
Jim Wohlford, R (11, PH) OBP: 0.250, SLG: 0.269
Jeff Reardon, R (11, 1) OBP: 0.167, SLG: 0.167
Mike Fitzgerald, R (13, PH) OBP: 0.296, SLG: 0.433
Bob Sebra, R (13, 1)
Montreal Expos @ Cincinnati Reds
Riverfront Stadium, Cincinnati, OH
Thu Jul 24 1986, 7:05 PM EDT
Att. 20,098 - Unknown
livebaseballscorecards.com
AB 51
R 6
H 15
RBI 6
BB 4
SO 7
LOB 24
Inning Stats
PITCHER IP WLS BF H R ER SO BB IBB HBP BLK WP HR S P ERA WHIP
Bill Gullickson, R (1, 1) ERA: 3.78 9.0 38 9 4 4 3 2 1 0 0 0 0 1 41 53 4.00 1.222
John Franco, L (10, 1) ERA: 2.19 2.0 9 1 1 0 3 1 0 0 0 0 0 0 14 18 0.00 1.000
Ted Power, R (12, 1) ERA: 4.93 2.0 7 1 0 0 0 0 0 0 0 0 0 0 7 7 0.00 0.500
Carl Willis, R (14, 1) ERA: 3.05 1.0 L 6 4 1 1 1 0 0 0 0 0 0 0 8 8 9.00 4.000
1B: 11 SF: 1
2B: 2 SAC: 4
3B: 1 DP: 0
HR: 1 HBP: 0
PA: 60
WP: 0
PB: 0
SB: 0
CS: 0

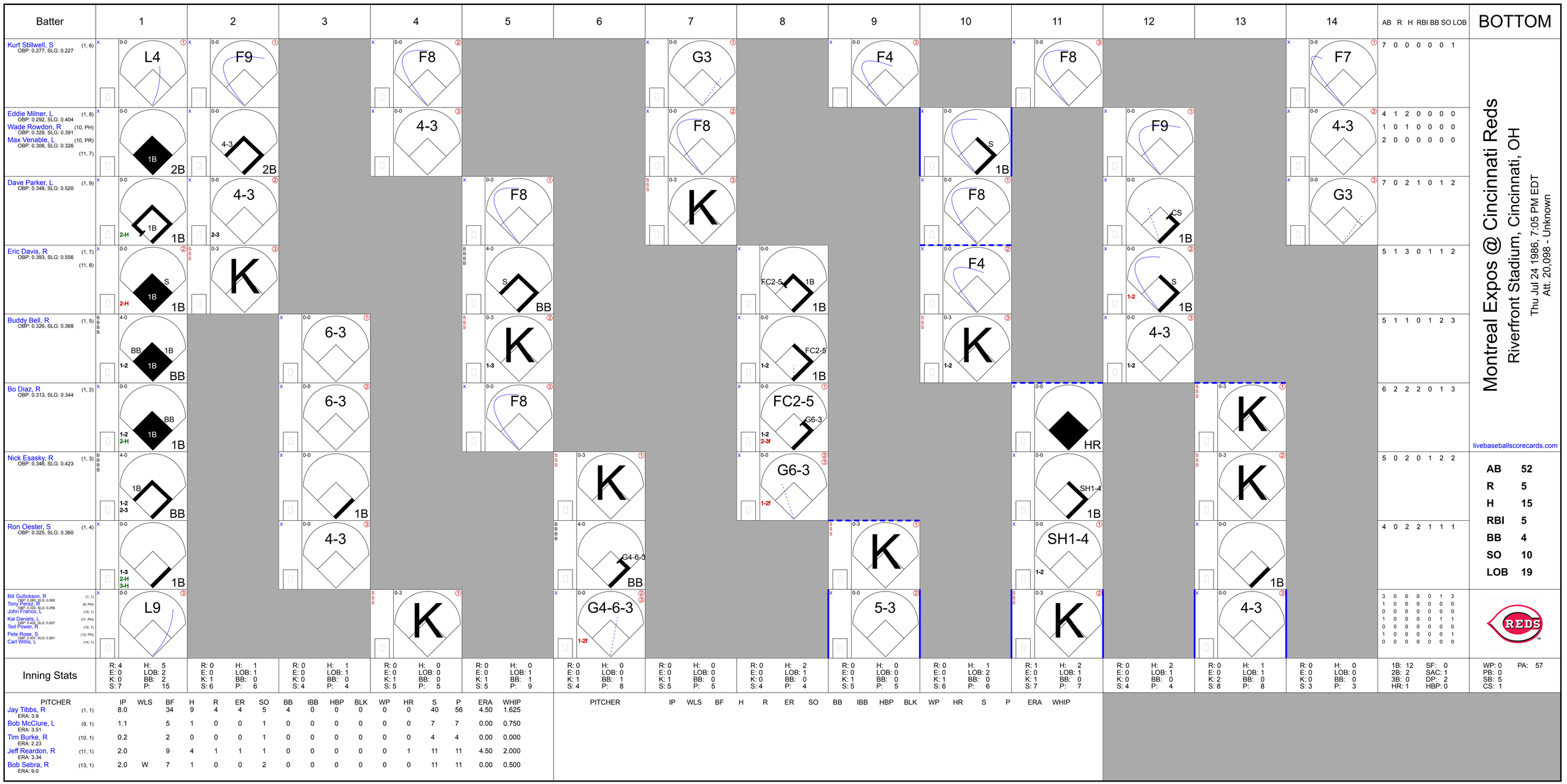
Batter
1
2
3
4
5
6
7
8
9
10
11
12
13
14
AB R H RBI BB SO LOB
BOTTOM
Kurt Stillwell, S (1, 6) OBP: 0.277, SLG: 0.227
L4
F9
F8
G3
F4
F8
F7
7 0 0 0 0 0 1
Eddie Milner, L (1, 8)
Wade Rowdon, R (10, PH)
Max Venable, L (10, PR) (11, 7) OBP: 0.306, SLG: 0.326
OBP: 0.292, SLG: 0.404
OBP: 0.329, SLG: 0.391
1B 2B
4-3 2B
4-3
F8
S 1B
F9
4-3
4 1 2 0 0 0 0
1 0 1 0 0 0 0
2 0 0 0 0 0 0
Dave Parker, L (1, 9) OBP: 0.348, SLG: 0.520
1B 1B
4-3
F8
K
F8
CS 1B
G3
7 0 2 1 0 1 2
Eric Davis, R (1, 7) (11, 8) OBP: 0.393, SLG: 0.556
S 1B
K
S BB
FC2-5 1B
F4
S 1B
5 1 3 0 1 1 2
Buddy Bell, R (1, 5) OBP: 0.326, SLG: 0.368
BB 1B
6-3
K
FC2-5
K
4-3
5 1 1 0 1 2 3
Bo Diaz, R (1, 2) OBP: 0.313, SLG: 0.344
BB 1B
6-3
F8
FC2-5 G6-3
HR
K
6 2 2 2 0 1 3
Nick Esasky, R (1, 3) OBP: 0.346, SLG: 0.423
1B BB
1B
K
G6-3
SH1-4
K
5 0 2 0 1 2 2
Ron Oester, S (1, 4) OBP: 0.325, SLG: 0.360
1B
4-3
G4-6-3
5-3
SH1-4
4-3
4 0 2 2 1 1 1
Bill Gullickson, R (1, 1) OBP: 0.086, SLG: 0.065
Tony Perez, R (9, PH) OBP: 0.320, SLG: 0.256
John Franco, L (10, 1)
Kal Daniels, L (11, PH) OBP: 0.462, SLG: 0.507
Ted Power, R (12, 1)
Pete Rose, S (13, PH) OBP: 0.307, SLG: 0.261
Carl Willis, L (14, 1)
L9
K
G4-6-3
5-3
K
4-3
3 0 0 0 0 1 3
1 0 0 0 0 0 0
0 0 0 0 0 0 0
1 0 0 0 0 1 1
0 0 0 0 0 0 0
1 0 0 0 0 0 1
0 0 0 0 0 0 0
Montreal Expos @ Cincinnati Reds
Riverfront Stadium, Cincinnati, OH
Thu Jul 24 1986, 7:05 PM EDT
Att. 20,098 - Unknown
livebaseballscorecards.com
AB 52
R 5
H 15
RBI 5
BB 4
SO 10
LOB 19
Inning Stats
1: R: 4 E: 0 K: 0 S: 7 | H: 5 LOB: 2 BB: 2 P: 15
2: R: 0 E: 0 K: 1 S: 6 | H: 1 LOB: 1 BB: 0 P: 6
3: R: 0 E: 0 K: 0 S: 4 | H: 1 LOB: 1 BB: 0 P: 4
4: R: 0 E: 0 K: 1 S: 5 | H: 0 LOB: 0 BB: 0 P: 5
5: R: 0 E: 0 K: 1 S: 5 | H: 0 LOB: 1 BB: 1 P: 9
6: R: 0 E: 0 K: 1 S: 4 | H: 0 LOB: 0 BB: 1 P: 8
7: R: 0 E: 0 K: 1 S: 5 | H: 0 LOB: 0 BB: 0 P: 5
8: R: 0 E: 0 K: 0 S: 4 | H: 2 LOB: 1 BB: 0 P: 4
9: R: 0 E: 0 K: 1 S: 5 | H: 0 LOB: 0 BB: 0 P: 5
10: R: 0 E: 0 K: 1 S: 6 | H: 1 LOB: 2 BB: 0 P: 6
11: R: 1 E: 0 K: 1 S: 7 | H: 2 LOB: 1 BB: 0 P: 7
12: R: 0 E: 0 K: 0 S: 4 | H: 2 LOB: 1 BB: 0 P: 4
13: R: 0 E: 0 K: 2 S: 8 | H: 1 LOB: 1 BB: 0 P: 8
14: R: 0 E: 0 K: 0 S: 3 | H: 0 LOB: 0 BB: 0 P: 3
1B: 12 2B: 2 3B: 0 HR: 1
SF: 0 SAC: 1 DP: 2 HBP: 0
WP: 0 PB: 0 SB: 5 CS: 1
PA: 57
PITCHER IP WLS BF H R ER SO BB IBB HBP BLK WP HR S P ERA WHIP
Jay Tibbs, R (1, 1) ERA: 3.9 8.0 34 9 4 4 5 4 0 0 0 0 0 40 56 4.50 1.625
Bob McClure, L (9, 1) ERA: 3.51 1.1 5 1 0 0 1 0 0 0 0 0 0 7 7 0.00 0.750
Tim Burke, R (10, 1) ERA: 2.23 0.2 2 0 0 0 1 0 0 0 0 0 0 4 4 0.00 0.000
Jeff Reardon, R (11, 1) ERA: 3.34 2.0 9 4 1 1 1 0 0 0 0 0 1 11 11 4.50 2.000
Bob Sebra, R (13, 1) ERA: 9.0 2.0 W 7 1 0 0 2 0 0 0 0 0 0 11 11 0.00 0.500
PITCHER IP WLS BF H R ER SO BB IBB HBP BLK WP HR S P ERA WHIP

Montreal Expos @ Cincinnati Reds

Riverfront Stadium, Cincinnati, OH

Fri Jul 25 1986, 7:05 PM EDT

Att. 22,454 - Unknown

TOP

livebaseballscorecards.com

Batter	1	2	3	4	5	6	7	8	9	AB	R	H	RBI	BB	SO	LOB
Tim Raines, S (1, 7) OBP: 0.403, SLG: 0.489 Al Newman, S (8, 4) OBP: 0.322, SLG: 0.273	F9		FC4-6 1B			FC3-6 2B		G3		4 0	0 0	2 0	0 0	0 0	0 0	0 0
Mitch Webster, S (1, 8) OBP: 0.359, SLG: 0.417 (8, 7)	FC5-4 2B		FC4-6 1-2f			BBBB FC3-6 BB		F9		3	0	1	0	1	0	1
Andre Dawson, R (1, 9) OBP: 0.325, SLG: 0.502 Bill Moore, R (8, 9) OBP: 0.167, SLG: 0.167	FC5-4 CS 2-3		SSS K			F8			SSS K	3 1	0 0	0 0	0 0	0 0	1 1	4 0
Wayne Krenchicki, L (1, 3) OBP: 0.306, SLG: 0.347	CS 1-2	HR 1B		4-3		FC3-6 1-2f 2-3			4-3	4	1	1	0	0	0	2
Tim Wallach, R (1, 5) OBP: 0.341, SLG: 0.470		1-H HR		5-3		4-3			4-3	4	1	1	2	0	0	2
Tom Foley, L (1, 6) OBP: 0.393, SLG: 0.370		SSS K		G3			F7			3	0	0	0	0	1	0
Vance Law, R (1, 4) OBP: 0.282, SLG: 0.290 (8, 1)		1-3			1-3		F9			3	0	0	0	0	0	0
Dann Bilardello, R (1, 2) OBP: 0.232, SLG: 0.273		1-3			1-3		4-3			3	0	0	0	0	0	0
Dennis Martinez, R (1, 1) OBP: 0.125, SLG: 0.250 Dave Tomlin, L (5, 1) George Wright, S (8, PH) OBP: 0.262, SLG: 0.321 (8, 8)			SSS K		4-3			SSS K		2 0 1	0 0 0	0 0 0	0 0 0	1 0 1	0 0 0	0 0 0

	AB	31
	R	2
	H	5
	RBI	2
	BB	1
	SO	5
	LOB	9

Inning Stats	1	2	3	4	5	6	7	8	9
	R: 0 E: 0 K: 0 S: 3	H: 1 LOB: 0 BB: 0 P: 3	R: 2 E: 0 K: 1 S: 7	H: 2 LOB: 0 BB: 0 P: 7	R: 0 E: 0 K: 2 S: 8	H: 1 LOB: 1 BB: 0 P: 8	R: 0 E: 0 K: 0 S: 3	H: 0 LOB: 0 BB: 0 P: 3	R: 0 E: 0 K: 0 S: 3	H: 0 LOB: 0 BB: 0 P: 3	R: 0 E: 0 K: 0 S: 4	H: 1 LOB: 2 BB: 1 P: 8	R: 0 E: 0 K: 0 S: 3	H: 0 LOB: 0 BB: 0 P: 3	R: 0 E: 0 K: 1 S: 5	H: 0 LOB: 0 BB: 0 P: 5	R: 0 E: 0 K: 1 S: 5	H: 0 LOB: 0 BB: 0 P: 5

1B: 2	SF: 0	WP: 0	PA: 33
2B: 2	SAC: 0	PB: 0	
3B: 0	DP: 0	SB: 0	
HR: 1	HBP: 0	CS: 1	

PITCHER		IP	WLS	BF	H	R	ER	SO	BB	IBB	HBP	BLK	WP	HR	S	P	ERA	WHIP
John Denny, R ERA: 4.39	(1, 1)	9.0	W	32	5	2	2	5	1	0	0	0	0	1	41	45	2.00	0.667

PITCHER		IP	WLS	BF	H	R	ER	SO	BB	IBB	HBP	BLK	WP	HR	S	P	ERA	WHIP

Batter	1	2	3	4	5	6	7	8	9	AB	R	H	RBI	BB	SO	LOB
Ron Oester, S (1, 4) OBP: 0.323, SLG: 0.358	G3		4-3	K		BB, E, 1B 1-2	4-3			5	0	1	0	0	1	4
Eddie Milner, L (1, 8) OBP: 0.294, SLG: 0.413	6-3			HR	F8	3-1-4 1-2 2-3		BBBB PB, WP FC6-4, BB		4	2	1	1	1	0	2
Dave Parker, L (1, 9) OBP: 0.350, SLG: 0.520 Max Venable, L (7, 7) OBP: 0.313, SLG: 0.326	F7			2B, E, 1B	1B, HR, 1B	F8		BBBB FC6-4 1-3 BB		4 0	2 0	2 0	0 0	0 1	0 0	2 0
Eric Davis, R (1, 7) OBP: 0.401, SLG: 0.577 (7, 9)		HR		E7 6-3, 1B 1-H 2B	HR 1-2 1B	IBB		FC6-4 G6-4-3 1-2f 3-H		4	3	3	2	1	0	1
Bo Diaz, R (1, 2) OBP: 0.315, SLG: 0.346		FC4-5 2B		6-3 2-3	F8	BB 1-2 2-3 3-H		G6-4-3 1-2f		4	0	1	1	1	0	4
Buddy Bell, R (1, 5) OBP: 0.328, SLG: 0.377		FC4-5 CS 2-3		BBB 1B, IBB BB	HR 1-H 2-H	F9				3	1	1	3	1	0	4
Nick Esasky, R (1, 3) OBP: 0.344, SLG: 0.419	SSS K 1-2			SSS K	FC6-4 1B		SSS K			4	0	1	0	0	3	3
Kurt Stillwell, S (1, 6) OBP: 0.283, SLG: 0.230			F3	1B 1-2 IBB	FC6-4 1-2f		SH1-4 1B			3	0	1	0	1	0	1
John Denny, R (1, 1) OBP: 0.227, SLG: 0.190			SSS K	1-2 2-3 3-H 1B		BBBB S, 1B BB BB	SH1-4 1-2			2	1	1	1	1	0	0
Inning Stats	R: 0 E: 0 K: 0 S: 3 H: 0 LOB: 0 BB: 0 P: 3	R: 1 E: 0 K: 1 S: 6 H: 2 LOB: 1 BB: 0 P: 6	R: 0 E: 0 K: 1 S: 5 H: 0 LOB: 0 BB: 0 P: 5	R: 3 E: 1 K: 2 S: 11 H: 4 LOB: 3 BB: 2 P: 19	R: 3 E: 0 K: 0 S: 7 H: 4 LOB: 1 BB: 0 P: 7	R: 1 E: 0 K: 0 S: 4 H: 1 LOB: 3 BB: 3 P: 16	R: 0 E: 0 K: 1 S: 6 H: 1 LOB: 1 BB: 0 P: 6	R: 1 E: 0 K: 0 S: 2 H: 0 LOB: 0 BB: 2 P: 10		1B: 7 2B: 3 3B: 0 HR: 3 SF: 0 SAC: 1 DP: 2 HBP: 0						

PITCHER		IP	WLS	BF	H	R	ER	SO	BB	IBB	HBP	BLK	WP	HR	S	P	ERA	WHIP
Dennis Martinez, R ERA: 7.36	(1, 1)	4.1	L	22	8	6	6	4	1	1	0	0	0	2	28	36	12.46	2.077
Dave Tomlin, L ERA: 6.75	(5, 1)	2.2		15	4	2	2	1	2	1	0	0	0	1	14	26	6.75	2.250
Vance Law, R ERA: 2.25	(8, 1)	1.0		4	0	1	0	0	2	0	0	0	1	0	2	10	0.00	2.000

PITCHER	IP	WLS	BF	H	R	ER	SO	BB	IBB	HBP	BLK	WP	HR	S	P	ERA	WHIP

BOTTOM

Montreal Expos @ Cincinnati Reds

Riverfront Stadium, Cincinnati, OH

Fri Jul 25 1986, 7:05 PM EDT

Att. 22,454 - Unknown

livebaseballscorecards.com

AB	33
R	9
H	12
RBI	8
BB	7
SO	5
LOB	21

WP: 1 PB: 1 SB: 1 CS: 1 PA: 41

Batter	1	2	3	4	5	6	7	8	9	AB	R	H	RBI	BB	SO	LOB
Tom Foley, L (1, 6) OBP: 0.382, SLG: 0.359	F8		F5		K		1B 2-H 1B		6-3	5	0	1	1	0	1	0
Mitch Webster, S (1, 8) OBP: 0.363, SLG: 0.419	K		3B 1B		K		1-2 1B		3B 1B	5	2	3	0	0	2	0
Tim Raines, S (1, 7) OBP: 0.405, SLG: 0.510	E6		1-H 2B 3B		HR		F9		1-H 3B	5	2	3	3	0	0	2
Andre Dawson, R (1, 9) OBP: 0.323, SLG: 0.500	6-3		1B 3-H 2B		F8		5-3		K	5	1	1	1	0	1	4
Tim Wallach, R (1, 5) OBP: 0.342, SLG: 0.469		6-3 2-H 1B			F9			FC1-6 1B	5-3	5	0	2	1	0	0	1
Wayne Krenchicki, L (1, 3) OBP: 0.309, SLG: 0.358 Vance Law, R (6, PH) OBP: 0.284, SLG: 0.292 (6, 3)		4-3 2B		F7	F3			1-2 FC1-6 1B		2 2	0 0	1 1	0 0	0 0	0 0	0 0
Al Newman, S (1, 4) OBP: 0.314, SLG: 0.265	4-3 2-3			4-3	6-3			1-2f 2-3 FC1-6		4	0	0	0	0	0	3
Tom Nieto, R (1, 2) OBP: 0.286, SLG: 0.233	5-3			BB			SH1-4 1B BB		K	2	1	0	0	2	1	3
Andy McGaffigan, R (1, 1) OBP: 0.071, SLG: 0.071 Tim Burke, R (6, 1) Mike Fitzgerald, R (7, PH) OBP: 0.356, SLG: 0.433 Bob McClure, R (7, 1) George Wright, S (8, PH) OBP: 0.267, SLG: 0.320 Bob Sebra, R (8, 1)			K	K			SH1-4 1-2		3-1	2 0 0 0 1 0	0 0 0 0 0 0	0 0 0 0 0 0	0 0 0 0 0 0	0 0 0 0 0 0	2 0 0 0 0 0	1 0 0 0 2 0

Inning Stats	1	2	3	4	5	6	7	8	9
R	0	0	3	0	1	0	1	0	1
E	1	0	0	0	0	0	0	0	0
K	1	0	1	1	2	0	0	1	1
S	6	4	8	5	8	3	5	7	7
H	0	1	4	0	1	0	2	2	2
LOB	1	1	0	1	0	0	2	2	1
BB	0	0	0	1	0	0	1	0	0
P	6	4	8	9	8	3	9	7	7

1B	SF	PA
7	0	41
2B: 2	SAC: 1	
3B: 2	DP: 0	
HR: 1	HBP: 0	

WP	PB	SB	CS
0	0	0	0

PITCHER		IP	WLS	BF	H	R	ER	SO	BB	IBB	HBP	BLK	WP	HR	S	P	ERA	WHIP
Mario Soto, R ERA: 4.29	(1, 1)	5.0		22	6	4	4	5	1	0	0	0	0	1	31	35	7.20	1.400
Rob Murphy, L ERA: 1.04	(6, 1)	1.2		8	2	1	1	0	1	0	0	0	0	0	7	11	5.40	1.800
Carl Willis, R ERA: 3.0	(7, 1)	0.1		1	0	0	0	0	0	0	0	0	0	0	1	1	0.00	0.000
Ron Robinson, R ERA: 2.26	(8, 1)	2.0	W	10	4	1	1	2	0	0	0	0	0	0	14	14	4.50	2.000

PITCHER	IP	WLS	BF	H	R	ER	SO	BB	IBB	HBP	BLK	WP	HR	S	P	ERA	WHIP

TOP

Montreal Expos @ Cincinnati Reds

Riverfront Stadium, Cincinnati, OH

Sat Jul 26 1986, 7:05 PM EDT

Att. 34,397 - Unknown

livebaseballscorecards.com

AB	38
R	6
H	12
RBI	6
BB	2
SO	7
LOB	16

Montreal Expos @ Cincinnati Reds

Riverfront Stadium, Cincinnati, OH

Sat Jul 26 1986, 7:05 PM EDT

Att. 34,397 - Unknown

BOTTOM

Batter	1	2	3	4	5	6	7	8	9	AB	R	H	RBI	BB	SO	LOB
Ron Oester, S (1, 4) OBP: 0.319, SLG: 0.353	6-3		K		F8		SH1-4 1-2		K	4	0	0	0	0	2	1
Eddie Milner, L (1, 8) OBP: 0.297, SLG: 0.415	5-3			4-3 1B 1B		HR 1B	2-H 1B		2B BB HBP	3	2	2	0	0	0	0
Tony Perez, R (7, PH) OBP: 0.327, SLG: 0.264										1	0	1	1	0	0	0
Scott Terry, R (7, PR) OBP: 0.500, SLG: 0.333										0	0	0	0	0	0	0
Ron Robinson, R (8, 1) OBP: 0.083, SLG: 0.083										0	0	0	0	0	0	0
Pete Rose, S (9, PH) OBP: 0.310, SLG: 0.261										0	1	0	0	0	0	0
Dave Parker, L (1, 9) OBP: 0.350, SLG: 0.529	K			F5		HR 1-H	F6		BB 2B 1-3	5	1	2	2	0	1	2
Eric Davis, R (1, 7) OBP: 0.401, SLG: 0.570 (8, 8)		6-3		4-3 1-2		BB S 2B	L7		IBB	3	1	0	0	2	0	2
Bo Diaz, R (1, 2) OBP: 0.323, SLG: 0.367		F8		2B 1B 2-H		2B 1-H		HR	BB 1-2 2-3 3-H	4	1	3	4	1	0	0
Buddy Bell, R (1, 5) OBP: 0.327, SLG: 0.379		5-3		2B 1-3		6-3		F3		4	0	1	0	0	0	1
Nick Esasky, R (1, 3) OBP: 0.342, SLG: 0.415			E8 6-3 1B	K2-3		K		F8		4	0	1	0	0	2	3
Kurt Stillwell, S (1, 6) OBP: 0.276, SLG: 0.223			L8		F9	G3			K	4	0	0	0	0	1	2
Mario Soto, R (1, 1) OBP: 0.048, SLG: 0.048			6-3 2-3		G3		SH1-4 1B BB		F6	1	0	0	0	0	0	1
Kal Daniels, L (5, PH) OBP: 0.389, SLG: 0.500										1	0	0	0	0	0	0
Rob Murphy, L (6, 1)										0	0	0	0	0	0	0
Carl Willis, L (7, 1)										0	0	0	0	0	0	0
Wade Rowdon, R (7, PH) OBP: 0.338, SLG: 0.391										0	1	0	0	1	0	0
(8, 7)																
Max Venable, L (9, 7) OBP: 0.310, SLG: 0.322										1	0	0	0	0	0	0
Inning Stats	R: 0 E: 0 K: 1 S: 5 H: 0 LOB: 0 BB: 0 P: 5	R: 0 E: 0 K: 0 S: 3 H: 0 LOB: 0 BB: 0 P: 3	R: 0 E: 1 K: 1 S: 6 H: 1 LOB: 1 BB: 0 P: 6	R: 1 E: 0 K: 1 S: 8 H: 3 LOB: 2 BB: 0 P: 8	R: 0 E: 0 K: 0 S: 3 H: 0 LOB: 0 BB: 0 P: 3	R: 3 E: 0 K: 1 S: 8 H: 3 LOB: 1 BB: 1 P: 12	R: 1 E: 0 K: 0 S: 4 H: 1 LOB: 1 BB: 1 P: 8	R: 1 E: 0 K: 1 S: 6 H: 1 LOB: 0 BB: 0 P: 6	R: 1 E: 0 K: 1 S: 5 H: 1 LOB: 3 BB: 2 P: 14	1B: 5 2B: 3 3B: 0 HR: 2	SF: 0 SAC: 1 DP: 0 HBP: 1						

AB	35
R	7
H	10
RBI	7
BB	4
SO	6
LOB	12

WP: 0 PB: 0 SB: 1 CS: 0 PA: 41

livebaseballscorecards.com

PITCHER		IP	WLS	BF	H	R	ER	SO	BB	IBB	HBP	BLK	WP	HR	S	P	ERA	WHIP
Andy McGaffigan, R ERA: 3.53	(1, 1)	5.0		21	6	3	3	3	0	0	0	0	0	1	27	27	5.40	1.200
Tim Burke, R ERA: 2.32	(6, 1)	1.0		5	1	1	1	1	1	0	0	0	0	0	6	10	9.00	2.000
Bob McClure, L ERA: 3.64	(7, 1)	1.0		5	1	1	1	0	1	0	0	0	0	0	4	8	9.00	2.000
Bob Sebra, R ERA: 9.64	(8, 1)	1.2	L	10	2	2	2	2	1	1	1	0	0	1	11	20	10.80	1.800

PITCHER	IP	WLS	BF	H	R	ER	SO	BB	IBB	HBP	BLK	WP	HR	S	P	ERA	WHIP

Batter	1	2	3	4	5	6	7	8	9	AB	R	H	RBI	BB	SO	LOB
Tom Foley, L (1, 6) OBP: 0.383, SLG: 0.373	4-3 1B	F7		1B 2B 1-3 2-H	G3			L4		5	1	2	1	0	0	3
Mitch Webster, S (1, 9) OBP: 0.361, SLG: 0.416	F9		K	1B 2-H 3-H	F8			F9		5	0	1	2	0	1	2
Jeff Reardon, R (8, 1) OBP: 0.167, SLG: 0.167										0	0	0	0	0	0	0
Dave Tomlin, L (8, 1)										0	0	0	0	0	0	0
Tim Raines, S (1, 7) OBP: 0.407, SLG: 0.515	4-3 1-2		3B	IBB		G4-6-3 1B			F8	4	0	2	0	1	0	1
Tim Wallach, R (1, 5) OBP: 0.338, SLG: 0.462	4-3		F6	F3		F5			F9	5	0	0	0	0	0	5
Wayne Krenchicki, L (1, 3) OBP: 0.307, SLG: 0.354		1B 1B 1B	3-1	F9		G4-6-3 1-2f			S 1B	4	1	1	0	0	0	4
Tim Burke, R (7, 1)										0	0	0	0	0	0	0
Andre Dawson, R (8, 9) OBP: 0.325, SLG: 0.502										1	0	1	0	0	0	0
Vance Law, R (1, 4) OBP: 0.289, SLG: 0.292		F7		1B 1B BB	BB 2B 1B		6-3		1-2 BB	3	2	1	0	2	0	1
(7, 3)																
George Wright, S (1, 8) OBP: 0.265, SLG: 0.318	1B 1-2 1B			F8	2B 1-2 BB		K	L6		4	1	1	0	1	1	3
Tom Nieto, R (1, 2) OBP: 0.308, SLG: 0.294	F8			1B 2B 1-3 1B	SH3-4 1-H 2-H 2B		K			4	1	2	2	0	1	2
Floyd Youmans, R (1, 1) OBP: 0.280, SLG: 0.267								5-3		2	1	2	2	0	0	0
Al Newman, S (7, 4) OBP: 0.312, SLG: 0.263	1-2 2-H 1B			2B 1B 1-2 3-H 1B	SH3-4 2-3					1	0	0	0	0	0	0
Inning Stats	R: 0 E: 0 K: 0 S: 4 H: 1 LOB: 1 BB: 0 P: 4	R: 1 E: 0 K: 0 S: 6 H: 3 LOB: 2 BB: 0 P: 6	R: 0 E: 0 K: 1 S: 6 H: 1 LOB: 1 BB: 0 P: 6	R: 4 E: 0 K: 0 S: 7 H: 4 LOB: 2 BB: 2 P: 15	R: 2 E: 0 K: 0 S: 5 H: 2 LOB: 1 BB: 1 P: 9	R: 0 E: 0 K: 0 S: 3 H: 1 LOB: 0 BB: 0 P: 3	R: 0 E: 0 K: 2 S: 7 H: 0 LOB: 0 BB: 0 P: 7	R: 0 E: 0 K: 0 S: 3 H: 0 LOB: 0 BB: 0 P: 3	R: 0 E: 0 K: 0 S: 4 H: 1 LOB: 2 BB: 1 P: 8	1B: 10 2B: 2 3B: 1 HR: 0 SF: 0 SAC: 1 DP: 1 HBP: 0						

PITCHER		IP	WLS	BF	H	R	ER	SO	BB	IBB	HBP	BLK	WP	HR	S	P	ERA	WHIP
Scott Terry, R ERA: 6.32	(1, 1)	3.1		20	9	5	5	1	1	0	0	0	0	0	21	25	13.50	3.000
Ted Power, R ERA: 4.86	(4, 1)	0.2		3	0	0	0	0	0	1	0	0	0	0	2	6	0.00	0.000
Carl Willis, R ERA: 3.38	(5, 1)	3.0		12	3	2	2	2	1	0	0	0	0	0	15	19	6.00	1.333
Rob Murphy, L ERA: 0.93	(8, 1)	1.0	W	3	0	0	0	0	0	0	0	0	0	0	3	3	0.00	0.000
John Franco, L ERA: 2.15	(9, 1)	1.0	S	5	1	0	0	0	1	0	0	0	0	0	4	8	0.00	2.000

PITCHER	IP	WLS	BF	H	R	ER	SO	BB	IBB	HBP	BLK	WP	HR	S	P	ERA	WHIP

TOP

Montreal Expos @ Cincinnati Reds

Riverfront Stadium, Cincinnati, OH

Sun Jul 27 1986, 3:33 AM EDT
Att. 23,904 - Unknown

livebaseballscorecards.com

AB	38
R	7
H	13
RBI	7
BB	4
SO	3
LOB	21

WP: 0	PA: 43
PB: 0	
SB: 1	
CS: 0	

BOTTOM

Batter	1	2	3	4	5	6	7	8	9	AB	R	H	RBI	BB	SO	LOB
Ron Oester, S (1, 4) OBP: 0.321, SLG: 0.355	S S S 0-3 ① K		x 0-0 ① WP S 1B		x 0-0 ① 3-1		x 0-0 ① 1B 1-2 2-3 4-3 1B	x 0-0 ① SH1-4 1-2 2-3		4	1	2	0	0	1	0
Eddie Milner, L (1, 8) OBP: 0.293, SLG: 0.409 Tony Perez, R (8, PH) OBP: 0.333, SLG: 0.264 John Franco, L (9, 1)	x 0-0 ② 4-3		S S S 0-3 ③ K 1-3		S S S 0-3 ② K		x 0-0 ① F5	x 4-0 1B IBB		4 0 0	0 0 0	0 0 0	0 1 0	0 0 0	2 0 0	4 0 0
Kal Daniels, L (1, 7) OBP: 0.409, SLG: 0.500	x 0-0 S 1B			B B B B 4-0 2B 1B BB	x 0-0 ③ F7		x 0-0 ③ 4-3 E 1-3 2-H 3-H 1B	x 0-0 ② L6		4	2	2	2	1	0	3
Eric Davis, R (1, 9) (9, 8) OBP: 0.401, SLG: 0.564	S S S 0-3 ③ K 1-2			x 0-0 ① F8		B B B B 4-0 S BB	x 0-0 ② 4-3 1-2 3-H	x 0-0 1-2 2-H 3-H 1B		4	0	1	3	1	1	3
Bo Diaz, R (1, 2) OBP: 0.322, SLG: 0.366 Tom Browning, L (7, PR) OBP: 0.184, SLG: 0.167 Sal Butera, R (8, 2) OBP: 0.333, SLG: 0.342		x 0-0 ① 5-3		S S S 0-3 ② K		x 0-0 ① 5-3 1-3	x 0-0 E7 2-H 1B	x 0-0 ③ F8		4 0 1	0 0 0	1 0 0	0 0 0	0 0 0	1 0 0	2 0 2
Buddy Bell, R (1, 5) OBP: 0.327, SLG: 0.381 Wade Rowdon, R (7, 5) OBP: 0.333, SLG: 0.385		x 0-0 ② F4		x 0-0 1-3 1B 2B		x 0-0 ② F3	x 0-0 ③ F7			3 1	1 0	1 0	0 0	0 0	0 0	1 1
Nick Esasky, R (1, 3) OBP: 0.345, SLG: 0.431	S S S 0-3 ③ K		B B B B 4-0 1B BB		x 0-0 ③ F8			x 0-0 HR		3	1	1	1	1	1	1
Kurt Stillwell, S (1, 6) OBP: 0.288, SLG: 0.232			x 0-0 ① F8	x 0-0 1-3 2-H 3-H 1B			x 0-0 1B PB 1B 1B	B B B B 4-0 SH1-4 WP 1B BB		3	2	2	2	1	0	0
Scott Terry, R (1, 1) OBP: 0.400, SLG: 0.250 Ted Power, R (4, 1) Max Venable, L (4, PH) OBP: 0.307, SLG: 0.319 Carl Willis, L (5, 1) Pete Rose, S (7, PH) OBP: 0.313, SLG: 0.261 Rob Murphy, L (8, 1) Dave Parker, L (8, PH) OBP: 0.352, SLG: 0.529 (9, 9)			x 0-0 ② G3	S S S 0-3 ③ K			B B B B 4-0 1B 1B 1-2 BB	B B B B 4-0 SH1-4 1B 1-2 BB		1 0 1 0 0 0 0	0 0 0 0 1 0 1	0 0 0 0 0 0 0	0 0 0 0 1 0 0	0 0 0 0 0 0 0	0 0 1 0 0 0 0	0 0 2 0 0 0 0
Inning Stats	R: 0 E: 0 K: 2 S: 8 H: 1 LOB: 1 BB: 0 P: 8	R: 0 E: 0 K: 1 S: 5 H: 0 LOB: 0 BB: 0 P: 5	R: 0 E: 0 K: 1 S: 6 H: 1 LOB: 1 BB: 0 P: 6	R: 2 E: 0 K: 2 S: 9 H: 2 LOB: 2 BB: 2 P: 17	R: 0 E: 0 K: 1 S: 5 H: 0 LOB: 0 BB: 0 P: 5	R: 0 E: 0 K: 0 S: 3 H: 0 LOB: 1 BB: 1 P: 7	R: 4 E: 1 K: 0 S: 7 H: 4 LOB: 1 BB: 1 P: 11	R: 3 E: 0 K: 0 S: 5 H: 2 LOB: 2 BB: 3 P: 17		1B: 8 2B: 1 3B: 0 HR: 1	SF: 0 SAC: 1 DP: 0 HBP: 0			WP: 2 PB: 1 SB: 4 CS: 0	PA: 41	

PITCHER		IP	WLS	BF	H	R	ER	SO	BB	IBB	HBP	BLK	WP	HR	S	P	ERA	WHIP
Floyd Youmans, R ERA: 3.78	(1, 1)	6.0		25	4	2	2	7	3	0	0	0	1	0	36	48	3.00	1.167
Tim Burke, R ERA: 2.65	(7, 1)	1.0		8	4	4	3	0	1	0	0	0	0	0	7	11	27.00	5.000
Jeff Reardon, R ERA: 3.62	(8, 1)	0.0	L	2	1	2	2	0	1	0	0	0	0	1	1	5	∞	∞
Dave Tomlin, L ERA: 7.36	(8, 1)	1.0		6	1	1	1	0	1	1	0	0	1	0	4	12	9.00	2.000

PITCHER	IP	WLS	BF	H	R	ER	SO	BB	IBB	HBP	BLK	WP	HR	S	P	ERA	WHIP

Montreal Expos @ Cincinnati Reds

Riverfront Stadium, Cincinnati, OH

Sun Jul 27 1986, 3:33 AM EDT

Att. 23,904 - Unknown

livebaseballscorecards.com

AB	33
R	9
H	10
RBI	8
BB	7
SO	7
LOB	19

Batter	1	2	3	4	5	6	7	8	9	AB	R	H	RBI	BB	SO	LOB
Ron Oester, S (1, 4) OBP: 0.320, SLG: 0.354	4-3		K			1B		G3		4	0	1	0	0	1	0
Eddie Milner, L (1, 8) OBP: 0.293, SLG: 0.407	S 1B			K		F9		F7		4	0	1	0	0	1	1
Kal Daniels, L (1, 7) OBP: 0.423, SLG: 0.506	4-3 BB			4-3		FC6-4 1B			FC5-4 1B	3	1	2	0	1	0	0
Eric Davis, R (1, 9) OBP: 0.399, SLG: 0.558	4-3			L6		FC6-4			FC5-4	4	0	1	0	0	0	4
Bo Diaz, R (1, 2) OBP: 0.321, SLG: 0.364		F3			5-3		1B		FC5-4 HBP	4	0	1	0	0	0	2
Scott Terry, R (9, PR) OBP: 0.400, SLG: 0.250										0	1	0	0	0	0	0
Buddy Bell, R (1, 5) OBP: 0.329, SLG: 0.381		F9			1B		F4		1B HBP	3	0	1	0	0	0	1
Nick Esasky, R (1, 3) OBP: 0.343, SLG: 0.427		4-3			F8		F9		1B	4	0	1	2	0	0	2
Kurt Stillwell, S (1, 6) OBP: 0.282, SLG: 0.228			K		K		4-3		K	3	0	0	0	0	2	2
Dave Parker, L (9, PH) OBP: 0.351, SLG: 0.528										1	0	0	0	0	1	2
Tom Browning, L (1, 1) OBP: 0.180, SLG: 0.163			5-3			K		6-3	K	1	0	0	0	0	0	0
Max Venable, L (6, PH) OBP: 0.304, SLG: 0.315										1	0	0	0	0	1	0
Ted Power, R (6, 1)										0	0	0	0	0	0	0
Pete Rose, S (8, PH) OBP: 0.311, SLG: 0.260										1	0	0	0	0	0	0
Rob Murphy, L (8, 1)										0	0	0	0	0	0	0
Tony Perez, R (9, PH) OBP: 0.330, SLG: 0.261										1	0	0	0	0	1	2
Inning Stats	R: 0 E: 0 K: 0 S: 3 / H: 1 LOB: 1 BB: 1 P: 7	R: 0 E: 0 K: 0 S: 3 / H: 0 LOB: 0 BB: 0 P: 3	R: 0 E: 0 K: 2 S: 7 / H: 0 LOB: 0 BB: 0 P: 7	R: 0 E: 0 K: 1 S: 5 / H: 0 LOB: 0 BB: 0 P: 5	R: 0 E: 0 K: 1 S: 6 / H: 1 LOB: 1 BB: 0 P: 6	R: 0 E: 0 K: 1 S: 7 / H: 2 LOB: 2 BB: 0 P: 7	R: 0 E: 0 K: 0 S: 4 / H: 1 LOB: 1 BB: 0 P: 4	R: 0 E: 0 K: 0 S: 3 / H: 0 LOB: 0 BB: 0 P: 3	R: 2 E: 0 K: 2 S: 10 / H: 3 LOB: 2 BB: 0 P: 11	1B: 8 2B: 1 3B: 0 HR: 0 / SF: 0 SAC: 0 DP: 1 HBP: 1							

TOP

Cincinnati Reds @ San Diego Padres

Jack Murphy Stadium, San Diego, CA

Mon Jul 28 1986, 10:05 PM EDT

Att. 12,273 - Unknown

livebaseballscorecards.com

AB	34
R	2
H	8
RBI	2
BB	1
SO	7
LOB	16

PITCHER		IP	WLS	BF	H	R	ER	SO	BB	IBB	HBP	BLK	WP	HR	S	P	ERA	WHIP
Andy Hawkins, R ERA: 4.44	(1, 1)	8.1	W	33	7	2	2	5	1	0	1	0	0	0	41	46	2.16	0.960
Rich Gossage, R ERA: 4.11	(9, 1)	0.2	S	3	1	0	0	2	0	0	0	0	0	0	7	7	0.00	1.500

PITCHER	IP	WLS	BF	H	R	ER	SO	BB	IBB	HBP	BLK	WP	HR	S	P	ERA	WHIP

Batter	1	2	3	4	5	6	7	8	9	AB	R	H	RBI	BB	SO	LOB
Jerry Royster, R (1, 5) OBP: 0.330, SLG: 0.354	S S S 0-3 ① K		x 0-0 ① L8		x 0-0 HR		S S S 0-3 ① K			4	1	1	1	0	2	0
Tony Gwynn, L (1, 9) OBP: 0.393, SLG: 0.496	x 0-0 ② 4-3		x 0-0 HR		x 0-0 ① 6-3		x 0-0 ② 6-3			4	1	1	1	0	0	0
Kevin McReynolds, R (1, 7) OBP: 0.352, SLG: 0.474	x 0-0 1B 2B		x 0-0 HR		S S S 0-3 ② K		x 0-0 ③ 5-3			4	2	2	1	0	1	0
Steve Garvey, R (1, 3) OBP: 0.270, SLG: 0.391	x 0-0 2-H 1B		x 0-0 1B		x 0-0 1B			x 0-0 ① 6-3		4	0	3	1	0	0	0
Garry Templeton, S (1, 6) OBP: 0.271, SLG: 0.275	S S S 0-3 ③ K		x 0-0 ② F8		S S S 0-3 ③ K			S S S 0-3 ② K		4	0	0	0	0	3	3
Terry Kennedy, L (1, 2) OBP: 0.330, SLG: 0.402		x 0-0 CS 1B	x 0-0 ③ 6-3			x 0-0 F9 SF8 2B		S S S 0-3 ③ K		4	1	2	0	0	1	1
Marvell Wynne, L (1, 8) OBP: 0.300, SLG: 0.434		x 0-0 ① ② F5 1-2	S S S 0-3 ① K			x 0-0 ① F9 2-3				3	0	0	0	0	1	2
Bip Roberts, S (1, 4) OBP: 0.265, SLG: 0.282		x 0-0 1B	x 0-0 ② F7			x 0-0 ② SF8 3-H				2	0	1	1	0	0	0
Andy Hawkins, R (1, 1) OBP: 0.190, SLG: 0.171 Rich Gossage, R (9, 1)		S S S 0-3 ③ K	S S S 0-3 ③ K			x 0-0 ③ F4				3 0	0 0	0 0	0 0	0 0	2 0	1 0
Inning Stats	R: 1 E: 0 K: 2 S: 9 H: 2 LOB: 1 BB: 0 P: 9	R: 0 E: 0 K: 1 S: 6 H: 2 LOB: 1 BB: 0 P: 6	R: 2 E: 0 K: 0 S: 6 H: 3 LOB: 1 BB: 0 P: 6	R: 0 E: 0 K: 2 S: 7 H: 0 LOB: 0 BB: 0 P: 7	R: 1 E: 0 K: 2 S: 9 H: 2 LOB: 1 BB: 0 P: 9	R: 1 E: 0 K: 0 S: 4 H: 1 LOB: 0 BB: 0 P: 4	R: 0 E: 0 K: 1 S: 5 H: 0 LOB: 0 BB: 0 P: 5	R: 0 E: 0 K: 2 S: 7 H: 0 LOB: 0 BB: 0 P: 7		1B: 5 2B: 2 3B: 0 HR: 3 SF: 1 SAC: 0 DP: 0 HBP: 0						

PITCHER		IP	WLS	BF	H	R	ER	SO	BB	IBB	HBP	BLK	WP	HR	S	P	ERA	WHIP
Tom Browning, L ERA: 4.04	(1, 1)	5.0	L	23	9	4	4	7	0	0	0	0	0	3	37	37	7.20	1.800
Ted Power, R ERA: 4.85	(6, 1)	2.0		7	1	1	1	1	0	0	0	0	0	0	9	9	4.50	0.500
Rob Murphy, L ERA: 0.84	(8, 1)	1.0		3	0	0	0	2	0	0	0	0	0	0	7	7	0.00	0.000

PITCHER		IP	WLS	BF	H	R	ER	SO	BB	IBB	HBP	BLK	WP	HR	S	P	ERA	WHIP

BOTTOM

Cincinnati Reds @ San Diego Padres

Jack Murphy Stadium, San Diego, CA

Mon Jul 28 1986, 10:05 PM EDT

Att. 12,273 - Unknown

livebaseballscorecards.com

AB	32
R	5
H	10
RBI	5
BB	0
SO	10
LOB	7

PA: 33

WP: 0
PB: 0
SB: 0
CS: 1

Batter	1	2	3	4	5	6	7	8	9	AB	R	H	RBI	BB	SO	LOB
Kurt Stillwell, S (1, 6) OBP: 0.280, SLG: 0.227	F4		1B		5-3		E6		F7	5	0	1	0	0	0	2
Buddy Bell, R (1, 5) OBP: 0.328, SLG: 0.382	K		F8		2B		F4			4	0	1	0	0	1	3
Dave Parker, L (1, 9) OBP: 0.350, SLG: 0.525	F5		F8		L3			FC6-4 1B		4	0	1	0	0	0	2
Eric Davis, R (1, 8) OBP: 0.400, SLG: 0.562		1B		2B		6-3		FC6-4 1B		4	1	2	0	0	0	1
Bo Diaz, R (1, 2) OBP: 0.320, SLG: 0.362		6-3		F8		4-3		G6-3 1B		4	0	1	0	0	0	2
Tony Perez, R (1, 3) OBP: 0.336, SLG: 0.263		FC6-4 1B		BB		K		G6-3		3	0	1	1	1	1	2
Nick Esasky, R (1, 7) OBP: 0.336, SLG: 0.418		F9		F4			1-3		F7	4	0	0	0	0	0	3
Ron Oester, S (1, 4) OBP: 0.320, SLG: 0.352		FC6-4		K			E SH1-4 1B		F8	4	0	1	0	0	1	3
Bill Gullickson, R (1, 1) OBP: 0.082, SLG: 0.063			F9		5-3		SH1-4		2B	2	0	0	0	0	0	0
Kal Daniels, L (9, PH) OBP: 0.429, SLG: 0.524										1	0	1	0	0	0	0
Ron Robinson, R (9, 1) OBP: 0.083, SLG: 0.083										0	0	0	0	0	0	0
Inning Stats	R: 0 E: 0 K: 1 S: 5 H: 0 LOB: 0 BB: 0 P: 5	R: 1 E: 0 K: 0 S: 5 H: 2 LOB: 1 BB: 0 P: 5	R: 0 E: 0 K: 0 S: 4 H: 1 LOB: 1 BB: 0 P: 4	R: 0 E: 0 K: 1 S: 6 H: 1 LOB: 2 BB: 1 P: 10	R: 0 E: 0 K: 0 S: 4 H: 1 LOB: 1 BB: 0 P: 4	R: 0 E: 0 K: 1 S: 5 H: 0 LOB: 0 BB: 0 P: 5	R: 0 E: 1 K: 0 S: 5 H: 1 LOB: 2 BB: 0 P: 5	R: 0 E: 0 K: 0 S: 4 H: 2 LOB: 1 BB: 0 P: 4	R: 0 E: 0 K: 0 S: 4 H: 1 LOB: 1 BB: 0 P: 4	1B: 6 2B: 3 3B: 0 HR: 0 SF: 0 SAC: 1 DP: 1 HBP: 0						

PITCHER	IP	WLS	BF	H	R	ER	SO	BB	IBB	HBP	BLK	WP	HR	S	P	ERA	WHIP
Dave Dravecky, L (1, 1) ERA: 2.75	7.0		30	7	1	1	3	1	0	0	0	0	0	35	39	1.29	1.143
Rich Gossage, R (8, 1) ERA: 3.94	2.0	W	7	2	0	0	0	0	0	0	0	0	0	7	7	0.00	1.000

PITCHER	IP	WLS	BF	H	R	ER	SO	BB	IBB	HBP	BLK	WP	HR	S	P	ERA	WHIP

TOP

Cincinnati Reds @ San Diego Padres

Jack Murphy Stadium, San Diego, CA

Tue Jul 29 1986, 10:05 PM EDT

Att. 19,316 - Unknown

livebaseballscorecards.com

AB	35
R	1
H	9
RBI	1
BB	1
SO	3
LOB	18

WP: 0	PA: 37
PB: 0	
SB: 3	
CS: 0	

Cincinnati Reds @ San Diego Padres

Jack Murphy Stadium, San Diego, CA

Tue Jul 29 1986, 10:05 PM EDT

Att. 19,316 - Unknown

BOTTOM

Batter	1	2	3	4	5	6	7	8	9	AB	R	H	RBI	BB	SO	LOB
Tim Flannery, L (1, 4) OBP: 0.386, SLG: 0.378	F8 4-3 1B		BBBB 4-0 BB		BBBB 4-0 CS BB			0-0 1B		2	0	2	0	2	0	0
Tony Gwynn, L (1, 9) OBP: 0.392, SLG: 0.494	0-0 ① 4-3 1-2		0-0 ③ F8		0-0 ③ CS 1-2	0-0 SH1-3 6-3-2 1B		0-0 ② F5		4	0	1	0	0	0	3
Kevin McReynolds, R (1, 7) OBP: 0.349, SLG: 0.470	0-0 ② F8 2-3			0-0 ① 4-3		0-0 ① SH1-3 1-3		0-0 ③ F8		3	0	0	0	0	0	2
Steve Garvey, R (1, 3) OBP: 0.267, SLG: 0.386	0-0 ③ 4-3			0-0 E6 FC6-4		0-0 ②③ 6-3-2 3-Hf			SSS 0-3 ① K	4	0	0	0	0	1	2
Graig Nettles, L (1, 5) OBP: 0.293, SLG: 0.387 Jerry Royster, R (9, PR) OBP: 0.330, SLG: 0.354		0-0 ① G3		0-0 ② F8			0-0 ① F7		BBBB 4-0 1B 1B BB	3 0	0 1	0 0	0 0	1 0	0 0	1 0
Terry Kennedy, L (1, 2) OBP: 0.330, SLG: 0.401 Bip Roberts, S (7, PR) OBP: 0.265, SLG: 0.282 Bruce Bochy, R (8, 2) OBP: 0.337, SLG: 0.568		0-0 ② G3		0-0 ③ FC6-4 1-2f			0-0 1B		SSS 0-3 ② K	3 0 1	0 0 0	1 0 0	0 0 0	0 0 1	0 0 1	1 0 1
Marvell Wynne, L (1, 8) OBP: 0.303, SLG: 0.450		0-0 ③ 4-3			0-0 HR		0-0 ② F7		0-0 1B 1-2 1B	4	1	2	1	0	0	1
Garry Templeton, S (1, 6) OBP: 0.270, SLG: 0.275			0-0 ① F1		SSS 0-3 ① K		0-0 ③ F8		0-0 1-2 2-H 1B	4	0	1	1	0	1	1
Dave Dravecky, R (1, 1) OBP: 0.174, SLG: 0.222 Rich Gossage, R (8, 1)			SSS 0-3 ② K		0-0 ② F9			SSS 0-3 ① K		2 1	0 0	0 0	0 0	0 0	1 1	0 0
Inning Stats	R: 0 H: 1 E: 0 LOB: 1 K: 0 BB: 0 S: 4 P: 4	R: 0 H: 0 E: 0 LOB: 0 K: 0 BB: 0 S: 3 P: 3	R: 0 H: 0 E: 0 LOB: 1 K: 1 BB: 1 S: 5 P: 9	R: 0 H: 0 E: 1 LOB: 1 K: 0 BB: 0 S: 4 P: 4	R: 1 H: 1 E: 0 LOB: 0 K: 1 BB: 1 S: 5 P: 9	R: 0 H: 1 E: 0 LOB: 0 K: 0 BB: 0 S: 3 P: 3	R: 0 H: 1 E: 0 LOB: 1 K: 0 BB: 0 S: 4 P: 4	R: 0 H: 1 E: 0 LOB: 1 K: 1 BB: 0 S: 6 P: 6	R: 1 H: 2 E: 0 LOB: 2 K: 2 BB: 1 S: 8 P: 12	1B: 6 SF: 0 2B: 1 SAC: 1 3B: 0 DP: 1 HR: 1 HBP: 0						

livebaseballscorecards.com

AB	31
R	2
H	7
RBI	2
BB	3
SO	5
LOB	12

PITCHER		IP	WLS	BF	H	R	ER	SO	BB	IBB	HBP	BLK	WP	HR	S	P	ERA	WHIP
Bill Gullickson, R ERA: 3.64	(1, 1)	8.0		30	5	1	1	3	2	0	0	0	0	1	34	42	1.12	0.875
Ron Robinson, R ERA: 2.36	(9, 1)	0.2	L	5	2	1	1	2	1	0	0	0	0	0	8	12	13.50	4.500

PITCHER	IP	WLS	BF	H	R	ER	SO	BB	IBB	HBP	BLK	WP	HR	S	P	ERA	WHIP

Batter	1	2	3	4	5	6	7	8	9	AB	R	H	RBI	BB	SO	LOB
Eddie Milner, L (1, 8) OBP: 0.298, SLG: 0.408	F9 1B 1B		4-3		BBB 4-0 FC4-6 BB		4-3		BB HBP 1-3 1B	4	0	2	0	1	0	1
Pete Rose, S (1, 3) OBP: 0.309, SLG: 0.258	1-2 1B		F7		FC4-6 1-2f			4-3	K	5	0	1	0	0	1	3
Kal Daniels, L (1, 7) OBP: 0.417, SLG: 0.500	F9 2-3		L4		F9			4-3	BB HBP 1-2	4	0	0	0	0	0	3
Dave Parker, L (1, 9) OBP: 0.350, SLG: 0.521	K			F8	F5			BBBB BB 1B 1B BB	BBBB G4-6-3 1-2 2-3 3-H BB	3	1	0	1	2	1	2
Bo Diaz, R (1, 2) OBP: 0.318, SLG: 0.359	6-3			L5	F7			BB 1-2 1B	G4-6-3 1-2f	5	1	1	0	0	0	5
Buddy Bell, R (1, 5) OBP: 0.332, SLG: 0.383		1B		BBB 4-0 BB BB	F6			BBB 4-0 1B 1-2 2-3 BB		2	0	1	0	2	0	0
Kurt Stillwell, S (1, 6) OBP: 0.285, SLG: 0.229		L9		BBB 4-0 1-2 BB			B1-3	1-2 2-H 3-H 1B		3	0	1	2	1	0	1
Ron Oester, S (1, 4) OBP: 0.319, SLG: 0.351		F7	4-3				1B	4-3		4	0	1	0	0	0	5
John Denny, R (1, 1) OBP: 0.217, SLG: 0.182		K			F5		K		BBB 4-0 1B BB	2	0	0	0	0	1	1
Rob Murphy, L (6, 1)										0	0	0	0	0	0	0
Wade Rowdon, R (7, PH) OBP: 0.329, SLG: 0.379										1	0	0	0	0	1	1
Scott Terry, R (7, 1) OBP: 0.400, SLG: 0.250										0	0	0	0	0	0	0
Nick Esasky, R (9, PH) OBP: 0.340, SLG: 0.418										0	1	0	0	1	0	0
Inning Stats	R: 0 H: 2 E: 0 LOB: 2 K: 1 BB: 0 S: 7 P: 7	R: 0 H: 1 E: 0 LOB: 1 K: 1 BB: 0 S: 6 P: 6	R: 0 H: 0 E: 0 LOB: 0 K: 0 BB: 0 S: 3 P: 3	R: 0 H: 0 E: 0 LOB: 2 K: 0 BB: 2 S: 3 P: 11	R: 0 H: 0 E: 0 LOB: 1 K: 0 BB: 1 S: 3 P: 7	R: 0 H: 0 E: 0 LOB: 0 K: 0 BB: 0 S: 3 P: 3	R: 0 H: 1 E: 0 LOB: 1 K: 1 BB: 0 S: 6 P: 6	R: 2 H: 2 E: 0 LOB: 2 K: 0 BB: 2 S: 5 P: 13	R: 1 H: 1 E: 0 LOB: 2 K: 1 BB: 2 S: 5 P: 14	1B: 7 SF: 0 2B: 0 SAC: 0 3B: 0 DP: 1 HR: 0 HBP: 1						

TOP

Cincinnati Reds @ San Diego Padres

Jack Murphy Stadium, San Diego, CA

Wed Jul 30 1986, 10:05 PM EDT

Att. 18,422 - Unknown

livebaseballscorecards.com

AB	33
R	3
H	7
RBI	3
BB	7
SO	4
LOB	22

PITCHER		IP	WLS	BF	H	R	ER	SO	BB	IBB	HBP	BLK	WP	HR	S	P	ERA	WHIP
Ed Whitson, R ERA: 5.94	(1, 1)	7.2	W	34	6	2	2	3	5	0	0	0	0	0	35	55	2.35	1.435
Gene Walter, L ERA: 3.54	(8, 1)	1.1		7	1	1	1	1	2	0	1	0	0	0	6	15	6.75	2.250

PITCHER	IP	WLS	BF	H	R	ER	SO	BB	IBB	HBP	BLK	WP	HR	S	P	ERA	WHIP

Batter	1	2	3	4	5	6	7	8	9	AB	R	H	RBI	BB	SO	LOB
Tim Flannery, L (1, 4) OBP: 0.390, SLG: 0.383	F8		2B SF7	G3		F7	2-H			5	1	3	1	0	0	0
Tony Gwynn, L (1, 9) OBP: 0.392, SLG: 0.495	F8 1-2		1-3 HR	L1		1B 1B	L8			5	2	2	0	0	0	2
Kevin McReynolds, R (1, 7) OBP: 0.355, SLG: 0.471	BB		HR	1B		E 1B 1-3	6-3			3	1	2	0	2	0	1
Steve Garvey, R (1, 3) OBP: 0.269, SLG: 0.388	K		SF7 3-H	1-3		E 1-2 3-H		HR	1B	4	1	2	2	0	1	3
Graig Nettles, L (1, 5) OBP: 0.299, SLG: 0.414	4-3		HR 1-H 2-H	1B FC1 BB		E4 1-2 2-3		HR 1-H		4	2	2	5	1	0	4
Terry Kennedy, L (1, 2) OBP: 0.331, SLG: 0.399		K	2B BB	FC1 1-3 1B		K		F7		4	1	1	0	1	2	3
Marvell Wynne, L (1, 8) OBP: 0.306, SLG: 0.454		K	2B 1-H	FC1 1-2 3-H		5-3		1B		5	0	2	1	0	1	5
Garry Templeton, S (1, 6) OBP: 0.270, SLG: 0.272		K	IBB	K		E4 SH3-4 1B		F7		4	1	0	0	1	2	3
Ed Whitson, R (1, 1)		K		K		SH3-4 1-2		K		3	0	0	0	0	3	4
Gene Walter, L (8, 1) OBP: 0.286, SLG: 0.333										1	0	0	0	0	1	1
Inning Stats	R: 0 E: 0 K: 1 S: 6 H: 1 LOB: 2 BB: 1 P: 10	R: 0 E: 0 K: 3 S: 9 H: 0 LOB: 0 BB: 0 P: 9	R: 5 E: 0 K: 2 S: 11 H: 4 LOB: 2 BB: 3 P: 23	R: 0 E: 0 K: 0 S: 4 H: 1 LOB: 1 BB: 0 P: 4	R: 0 E: 0 K: 2 S: 8 H: 1 LOB: 2 BB: 1 P: 12	R: 1 E: 1 K: 1 S: 9 H: 3 LOB: 3 BB: 0 P: 9	R: 1 E: 1 K: 0 S: 5 H: 1 LOB: 1 BB: 0 P: 5	R: 2 E: 0 K: 1 S: 8 H: 3 LOB: 1 BB: 0 P: 8		1B: 10 2B: 2 3B: 0 HR: 2 SF: 1 SAC: 1 DP: 0 HBP: 0						

PITCHER		IP	WLS	BF	H	R	ER	SO	BB	IBB	HBP	BLK	WP	HR	S	P	ERA	WHIP
John Denny, R ERA: 4.61	(1, 1)	5.1	L	31	10	6	6	8	4	1	0	0	0	1	42	62	10.12	2.625
Rob Murphy, L ERA: 0.79	(6, 1)	0.2		3	0	0	0	1	0	0	0	0	0	0	5	5	0.00	0.000
Scott Terry, R ERA: 6.43	(7, 1)	2.0		11	4	3	2	1	0	0	0	0	0	1	13	13	9.00	2.000

PITCHER	IP	WLS	BF	H	R	ER	SO	BB	IBB	HBP	BLK	WP	HR	S	P	ERA	WHIP

BOTTOM

Cincinnati Reds @ San Diego Padres

Jack Murphy Stadium, San Diego, CA

Wed Jul 30 1986, 10:05 PM EDT

Att. 18,422 - Unknown

livebaseballscorecards.com

AB	38
R	9
H	14
RBI	9
BB	5
SO	10
LOB	26

Batter	1	2	3	4	5	6	7	8	9	AB	R	H	RBI	BB	SO	LOB
Kurt Stillwell, S (1, 6) OBP: 0.294, SLG: 0.236	F7		2B 1B		1B		BB		FC5-4 1B 1B 1-2f 2-3	4	2	2	0	1	0	2
Buddy Bell, R (1, 5) OBP: 0.333, SLG: 0.386	6-3		1-H E 2B		F4		F4		1B 1B 1-2 3-H	5	1	2	2	0	0	2
Dave Parker, L (1, 9) OBP: 0.349, SLG: 0.517	F5		E1 2-H		K		4-3		1B 1-2 2-H	5	0	1	1	0	1	2
Eric Davis, R (1, 8) OBP: 0.396, SLG: 0.567		5-3	F6			HR		F9	F9	5	1	1	1	0	0	3
Bo Diaz, R (1, 2) OBP: 0.314, SLG: 0.354		F8		F6		5-3		6-3		4	0	0	0	0	0	0
Tony Perez, R (1, 3) OBP: 0.333, SLG: 0.273		2B		F9		F9		K		4	0	1	0	0	1	0
Nick Esasky, R (1, 7) OBP: 0.347, SLG: 0.430		6-3		2B		1B			FC5-4 E 1B 1B	4	1	3	0	0	0	1
Ron Oester, S (1, 4) OBP: 0.316, SLG: 0.347			F4	K		F2			E4 FC5-4 1-2	4	0	0	0	0	1	3
Mario Soto, R (1, 1) OBP: 0.048, SLG: 0.048 Ted Power, R (2, 1) Eddie Milner, L (5, PH) OBP: 0.297, SLG: 0.407 Scott Terry, R (5, 1) OBP: 0.400, SLG: 0.250 Kal Daniels, L (7, PH) OBP: 0.413, SLG: 0.494 Carl Willis, L (7, 1) Wade Rowdon, R (9, PH) OBP: 0.324, SLG: 0.373			6-3		F9		K		F8	0 1 1 0 1 0 0 1	0 0 0 0 0 0 0 0	0 0 0 0 0 1 0 2	0 0 0 0 0 0 0 0	0 0 0 0 0 0 0 0	0 0 0 0 0 0 0 0	0 0 0 0 0 0 0 0
Inning Stats	R: 0 E: 0 K: 0 S: 3 H: 0 LOB: 0 BB: 0 P: 3	R: 0 E: 0 K: 0 S: 4 H: 1 LOB: 1 BB: 0 P: 4	R: 2 E: 1 K: 0 S: 6 H: 2 LOB: 1 BB: 0 P: 6	R: 0 E: 0 K: 1 S: 6 H: 1 LOB: 1 BB: 0 P: 6	R: 0 E: 0 K: 1 S: 6 H: 1 LOB: 1 BB: 0 P: 6	R: 1 E: 0 K: 0 S: 5 H: 2 LOB: 1 BB: 0 P: 5	R: 0 E: 0 K: 1 S: 5 H: 0 LOB: 1 BB: 1 P: 9	R: 0 E: 0 K: 1 S: 5 H: 0 LOB: 0 BB: 0 P: 5	R: 2 E: 1 K: 0 S: 7 H: 3 LOB: 2 BB: 0 P: 7	1B: 6 2B: 3 3B: 0 HR: 1	SF: 0 SAC: 0 DP: 0 HBP: 0		WP: 0 PB: 0 SB: 0 CS: 0	PA: 40			

PITCHER		IP	WLS	BF	H	R	ER	SO	BB	IBB	HBP	BLK	WP	HR	S	P	ERA	WHIP
Rick Honeycutt, L ERA: 2.7	(1, 1)	7.0	W	30	7	3	2	3	1	0	0	0	0	1	35	39	2.57	1.143
Ed Vande Berg, L ERA: 3.59	(8, 1)	1.2		9	3	2	0	1	0	0	0	0	0	0	11	11	0.00	1.800
Ken Howell, R ERA: 2.59	(9, 1)	0.1	S	1	0	0	0	0	0	0	0	0	0	0	1	1	0.00	0.000

PITCHER	IP	WLS	BF	H	R	ER	SO	BB	IBB	HBP	BLK	WP	HR	S	P	ERA	WHIP

TOP

Cincinnati Reds @ Los Angeles Dodgers

Dodger Stadium, Los Angeles, CA

Fri Aug 01 1986, 7:05 PM PDT

Att. 46,078 - Unknown

livebaseballscorecards.com

AB	39
R	5
H	10
RBI	4
BB	1
SO	4
LOB	15

Batter	1	2	3	4	5	6	7	8	9	AB	R	H	RBI	BB	SO	LOB
Steve Sax, R (1, 4) OBP: 0.387, SLG: 0.437	BBB 4-0 1B HBP BB	x 0-0 ① 6-3	x 0-0 ① SH2-4 1-2 2-3		x 0-0 ① 6-3			x 0-0 ① 4-3		3	1	0	0	1	0	0
Mike Scioscia, L (1, 2) OBP: 0.412, SLG: 0.388 Jose Gonzalez, R (9, 9)	x 0-0 HBP WP HR 1-3 1B	x 0-0 1B 2B	III 4-0 1B IBB		x 0-0 ② F7			x 0-0 ② 1-3		4 0	2 0	2 0	0 0	1 0	0 0	0 0
Bill Madlock, R (1, 5) OBP: 0.305, SLG: 0.356 Jeff Hamilton, R (6, 5) OBP: 0.247, SLG: 0.371	x 0-0 ① 5-3 1-2	x 0-0 1B SF8 2-H 1B	x 0-0 1-3 2-H 3-H 1B		x 0-0 ③ F6			SSS 0-3 ③ K		4 1	1 0	2 0	3 0	0 0	0 1	2 0
Franklin Stubbs, L (1, 9) OBP: 0.324, SLG: 0.506 (9, 7)	III 4-0 HBP HR IBB	x 0-0 BB 1-3 1B	x 0-0 ② F2			x 0-0 L6-3 1B				3	1	2	0	1	0	2
Len Matuszek, L (1, 7) OBP: 0.343, SLG: 0.523 Alex Trevino, R (9, 2) OBP: 0.367, SLG: 0.393	H 1-0 1-2 2-3 3-H HR HBP	x 0-0 ② SF8 3-H	x 0-0 ③ G3			x 0-0 ① ② L6-3 1-2				2 0	1 0	0 0	2 0	0 0	0 0	3 0
Greg Brock, L (1, 3) OBP: 0.316, SLG: 0.402	x 0-0 1-H 2-H 3-H HR	BBB 4-0 1-2 BB		x 0-0 ① F8		SSS 0-3 ③ K				3	1	1	4	1	1	0
Mariano Duncan, R (1, 6) OBP: 0.286, SLG: 0.306	BBB 4-0 S BB	SSS 0-3 ③ K		x 0-0 ② F8			x 0-0 ① F9			3	0	0	0	1	1	2
Reggie Williams, R (1, 8) OBP: 0.329, SLG: 0.401	SSS 0-3 ② K 1-2		x 0-0 SH2-4 SH 1B 1B	x 0-0 1B			x 0-0 ② 6-3			4	1	2	0	0	1	1
Rick Honeycutt, L (1, 1) OBP: 0.103, SLG: 0.107 Pedro Guerrero, R (7, PH) Ed Vande Berg, R (8, 1) Ken Howell, R (9, 1)	x 0-0 ③ F9		x 0-0 SH SH2-4 1-2 1B	x 0-0 ③ F6			x 0-0 ③ F9			2 1 0 0	1 0 0 0	0 0 0 0	0 0 0 0	0 0 0 0	0 0 0 0	2 0 0 0
Inning Stats	R: 5 E: 0 K: 1 S: 7 H: 2 LOB: 1 BB: 3 P: 20	R: 2 E: 0 K: 1 S: 8 H: 3 LOB: 2 BB: 1 P: 12	R: 2 E: 0 K: 0 S: 6 H: 2 LOB: 2 BB: 1 P: 10	R: 0 E: 0 K: 0 S: 4 H: 1 LOB: 1 BB: 0 P: 4	R: 0 E: 0 K: 0 S: 3 H: 0 LOB: 0 BB: 0 P: 3	R: 0 E: 0 K: 1 S: 5 H: 1 LOB: 0 BB: 0 P: 5	R: 0 E: 0 K: 0 S: 3 H: 0 LOB: 0 BB: 0 P: 3	R: 0 E: 0 K: 1 S: 5 H: 0 LOB: 0 BB: 0 P: 5		1B: 7 2B: 2 3B: 0 HR: 1	SF: 1 SAC: 2 DP: 1 HBP: 1						

PITCHER		IP	WLS	BF	H	R	ER	SO	BB	IBB	HBP	BLK	WP	HR	S	P	ERA	WHIP
Mario Soto, R ERA: 4.95	(1, 1)	1.1	L	13	5	7	7	1	2	1	1	0	1	1	11	24	47.25	5.250
Ted Power, R ERA: 4.94	(2, 1)	2.2		14	3	2	2	1	1	1	0	0	0	0	14	22	6.75	1.500
Scott Terry, R ERA: 6.18	(5, 1)	2.0		6	1	0	0	1	0	0	0	0	0	0	8	8	0.00	0.500
Carl Willis, R ERA: 3.12	(7, 1)	2.0		6	0	0	0	1	0	0	0	0	0	0	8	8	0.00	0.000

PITCHER	IP	WLS	BF	H	R	ER	SO	BB	IBB	HBP	BLK	WP	HR	S	P	ERA	WHIP

BOTTOM

Cincinnati Reds @ Los Angeles Dodgers

Dodger Stadium, Los Angeles, CA

Fri Aug 01 1986, 7:05 PM PDT

Att. 46,078 - Unknown

livebaseballscorecards.com

AB	30
R	9
H	9
RBI	9
BB	5
SO	4
LOB	12

1B: 7 SF: 1
2B: 2 SAC: 2
3B: 0 DP: 1
HR: 1 HBP: 1

WP: 1 PA: 39
PB: 0
SB: 1
CS: 0

Cincinnati Reds @ Los Angeles Dodgers

Dodger Stadium, Los Angeles, CA

Sat Aug 02 1986, 3:33 AM PDT

Att. 42,095 - Unknown

livebaseballscorecards.com

TOP

Batter	1	2	3	4	5	6	7	8	9	AB	R	H	RBI	BB	SO	LOB
Eddie Milner, L (1, 8) OBP: 0.296, SLG: 0.415	F9		F7			HR		G3		4	1	1	1	0	0	1
Pete Rose, S (1, 3) OBP: 0.308, SLG: 0.255	BBBB FC6-4 BB		F6			F7			F8	3	0	0	0	1	0	1
Dave Parker, L (1, 9) OBP: 0.346, SLG: 0.511	FC6-4 FC6-4 1-2f			F9		4-3			F4	4	0	0	0	0	0	1
Eric Davis, R (1, 7) OBP: 0.391, SLG: 0.557	FC6-4 1-2f			F7		F8			K	4	0	0	0	0	1	1
Bo Diaz, R (1, 2) OBP: 0.311, SLG: 0.351		F8		5-3			F5			3	0	0	0	0	0	0
Buddy Bell, R (1, 5) OBP: 0.331, SLG: 0.383		F7			F7		F4			3	0	0	0	0	0	0
Kurt Stillwell, S (1, 6) OBP: 0.289, SLG: 0.231		F7			E4		F6			3	0	0	0	0	0	0
Ron Oester, S (1, 4) OBP: 0.313, SLG: 0.344			K		F6			F8		3	0	0	0	0	1	1
Tom Browning, L (1, 1) OBP: 0.173, SLG: 0.157			E3		5-3			F8		2	0	0	0	0	0	1
Kal Daniels, L (8, PH) OBP: 0.410, SLG: 0.489										1	0	0	0	0	0	0
Ron Robinson, R (8, 1) OBP: 0.083, SLG: 0.083										0	0	0	0	0	0	0
John Franco, L (8, 1)										0	0	0	0	0	0	0

	AB	30
	R	1
	H	1
	RBI	1
	BB	1
	SO	2
	LOB	6

Inning Stats	1	2	3	4	5	6	7	8	9
	R: 0 E: 0 K: 0 S: 3	H: 0 LOB: 1 BB: 1 P: 7	R: 0 E: 0 K: 0 S: 3	H: 0 LOB: 0 BB: 0 P: 3	R: 0 E: 1 K: 1 S: 6	H: 0 LOB: 1 BB: 0 P: 6	R: 0 E: 0 K: 0 S: 3	H: 0 LOB: 0 BB: 0 P: 3	R: 0 E: 1 K: 0 S: 4	H: 0 LOB: 1 BB: 0 P: 4	R: 1 E: 0 K: 0 S: 4	H: 1 LOB: 0 BB: 0 P: 4	R: 0 E: 0 K: 0 S: 3	H: 0 LOB: 0 BB: 0 P: 3	R: 0 E: 0 K: 0 S: 3	H: 0 LOB: 0 BB: 0 P: 3	R: 0 E: 0 K: 1 S: 5	H: 0 LOB: 0 BB: 0 P: 5

1B: 0	SF: 0	WP: 0	PA: 31
2B: 0	SAC: 0	PB: 0	
3B: 0	DP: 0	SB: 0	
HR: 1	HBP: 0	CS: 0	

PITCHER		IP	WLS	BF	H	R	ER	SO	BB	IBB	HBP	BLK	WP	HR	S	P	ERA	WHIP
Alejandro Pena, R ERA: 5.15	(1, 1)	7.0		25	1	1	1	1	1	0	0	0	0	1	26	30	1.29	0.286
Tom Niedenfuer, R ERA: 3.17	(8, 1)	2.0	W	6	0	0	0	1	0	0	0	0	0	0	8	8	0.00	0.000

PITCHER	IP	WLS	BF	H	R	ER	SO	BB	IBB	HBP	BLK	WP	HR	S	P	ERA	WHIP

Batter	1	2	3	4	5	6	7	8	9	AB	R	H	RBI	BB	SO	LOB
Steve Sax, R (1, 4) OBP: 0.385, SLG: 0.434	4-3	FC6-4 1-2f			6-3			HR 1B FC6 1-2f		5	1	1	0	0	0	3
Bill Russell, R (1, 9) (9, 7) OBP: 0.291, SLG: 0.277	F5		F9		F9			1-3 HR BB 1B		4	1	1	0	0	0	0
Bill Madlock, R (1, 5) OBP: 0.308, SLG: 0.356 Jeff Hamilton, R (8, PR) (9, 5) OBP: 0.247, SLG: 0.371	1B		F4		6-3			1-2 HR BB		3 0	0 1	1 0	0 0	1 0	0 0	0 0
Franklin Stubbs, L (1, 7) OBP: 0.321, SLG: 0.500 Pedro Guerrero, R (8, PH) Mike Scioscia, L (9, 2) OBP: 0.412, SLG: 0.388	K		K			F2		K		3 1 0	0 0 0	0 0 0	0 0 0	0 1 0	2 1 0	1 3 0
Enos Cabell, R (1, 3) OBP: 0.286, SLG: 0.312		F8		S 1B		F8		1-H 2-H 3-H HR		4	1	2	4	0	0	0
Alex Trevino, R (1, 2) OBP: 0.364, SLG: 0.385 Jose Gonzalez, R (9, 9)		F7		F7		F2		1B 1B BB		3 0	1 0	0 0	0 0	1 0	0 0	1 0
Mariano Duncan, R (1, 6) OBP: 0.286, SLG: 0.305	E1 S 1B		K 1-2			F9		S 1-3 1B		4	2	1	0	0	1	1
Reggie Williams, R (1, 8) OBP: 0.332, SLG: 0.397		1B 1-2 IBB		IBB		F4		K		2	0	0	0	2	1	2
Alejandro Pena, R (1, 1) OBP: 0.100, SLG: 0.100 Greg Brock, L (7, PH) OBP: 0.314, SLG: 0.400 Tom Niedenfuer, R (8, 1) OBP: 0.667, SLG: 0.667		FC6-4 1-3 2-H 1B		K		K		FC6 1-H 3-H 1B		2 1 1	0 0 0	1 0 1	1 0 2	0 0 0	1 1 0	2 0 0
Inning Stats	R: 0 E: 0 K: 1 S: 6 H: 1 LOB: 1 BB: 0 P: 6	R: 1 E: 1 K: 0 S: 5 H: 1 LOB: 2 BB: 1 P: 9	R: 0 E: 0 K: 1 S: 5 H: 0 LOB: 0 BB: 0 P: 5	R: 0 E: 0 K: 2 S: 8 H: 1 LOB: 2 BB: 1 P: 12	R: 0 E: 0 K: 0 S: 3 H: 0 LOB: 0 BB: 0 P: 3	R: 0 E: 0 K: 0 S: 3 H: 0 LOB: 0 BB: 0 P: 3	R: 0 E: 0 K: 1 S: 5 H: 0 LOB: 0 BB: 0 P: 5	R: 6 E: 0 K: 2 S: 12 H: 5 LOB: 1 BB: 2 P: 20		1B: 7 2B: 0 3B: 0 HR: 1 SF: 0 SAC: 0 DP: 0 HBP: 0						

PITCHER		IP	WLS	BF	H	R	ER	SO	BB	IBB	HBP	BLK	WP	HR	S	P	ERA	WHIP
Tom Browning, L ERA: 3.85	(1, 1)	7.0		27	3	1	0	5	0	2	0	0	0	0	35	43	0.00	0.429
Ron Robinson, R ERA: 2.71	(8, 1)	0.0	L	3	2	3	3	0	1	0	0	0	0	0	2	6	∞	∞
John Franco, L ERA: 2.5	(8, 1)	1.0		7	3	3	3	2	1	0	0	0	0	1	10	14	27.00	4.000

PITCHER	IP	WLS	BF	H	R	ER	SO	BB	IBB	HBP	BLK	WP	HR	S	P	ERA	WHIP

BOTTOM

Cincinnati Reds @ Los Angeles Dodgers

Dodger Stadium, Los Angeles, CA

Sat Aug 02 1986, 3:33 AM PDT

Att. 42,095 - Unknown

livebaseballscorecards.com

AB	33
R	7
H	8
RBI	7
BB	4
SO	7
LOB	13

WP: 0	PB: 0	SB: 3	CS: 0
PA: 37			

Batter	1	2	3	4	5	6	7	8	9	AB	R	H	RBI	BB	SO	LOB
Eddie Milner, L (1, 8) OBP: 0.292, SLG: 0.410	F8		4-3		F9			K		4	0	0	0	0	1	1
Kurt Stillwell, S (1, 6) OBP: 0.288, SLG: 0.232	F9		G3-6-3 1B			F9		F7		4	0	1	0	0	0	0
Dave Parker, L (1, 9) OBP: 0.342, SLG: 0.506	F9		G3-6-3 1-2f			F5		F5		4	0	0	0	0	0	1
Eric Davis, R (1, 7) OBP: 0.389, SLG: 0.551		BBBB FC5-4 S 1B BB		F8		E6 1B			K	3	1	0	0	1	1	0
Buddy Bell, R (1, 5) OBP: 0.332, SLG: 0.382		BBBB FC5-4 1-2 BB		F9		1-3 1B			K	3	0	1	0	1	1	0
Nick Esasky, R (1, 3) OBP: 0.341, SLG: 0.421		FC5-4 FC4-6 1B 1-2f 2-3		F8		F7			K	4	0	0	0	0	1	4
Sal Butera, R (1, 2) OBP: 0.343, SLG: 0.354		FC4-6 1-2 3-H 1B			SH3-4 1B		F7			3	0	2	1	0	0	0
Ron Oester, S (1, 4) OBP: 0.311, SLG: 0.341		FC4-6 1-2f 2-3			F8		F4			3	0	0	0	0	0	3
Bill Gullickson, R (1, 1) OBP: 0.078, SLG: 0.060		K			SH3-4 1-2		F8			2	0	0	0	0	1	2
Inning Stats	R: 0 E: 0 K: 0 S: 3 H: 0 LOB: 0 BB: 0 P: 3	R: 1 E: 0 K: 1 S: 6 H: 1 LOB: 2 BB: 2 P: 14	R: 0 E: 0 K: 0 S: 3 H: 1 LOB: 0 BB: 0 P: 3	R: 0 E: 0 K: 0 S: 3 H: 0 LOB: 0 BB: 0 P: 3	R: 0 E: 0 K: 0 S: 4 H: 1 LOB: 1 BB: 0 P: 4	R: 0 E: 1 K: 0 S: 5 H: 1 LOB: 2 BB: 0 P: 5	R: 0 E: 0 K: 0 S: 3 H: 0 LOB: 0 BB: 0 P: 3	R: 0 E: 0 K: 1 S: 5 H: 0 LOB: 0 BB: 0 P: 5	R: 0 E: 0 K: 3 S: 9 H: 0 LOB: 0 BB: 0 P: 9	1B: 4 2B: 0 3B: 0 HR: 0 SF: 0 SAC: 1 DP: 1 HBP: 0						

TOP

Cincinnati Reds @ Los Angeles Dodgers

Dodger Stadium, Los Angeles, CA

Sun Aug 03 1986, 3:33 AM PDT

Att. 39,083 - Unknown

livebaseballscorecards.com

AB	30
R	1
H	4
RBI	1
BB	2
SO	5
LOB	11

WP: 0 PB: 0 SB: 1 CS: 0 PA: 33

PITCHER		IP	WLS	BF	H	R	ER	SO	BB	IBB	HBP	BLK	WP	HR	S	P	ERA	WHIP
Orel Hershiser, R ERA: 3.64	(1, 1)	7.0	W	27	4	1	1	1	2	0	0	0	0	0	27	35	1.29	0.857
Ken Howell, R ERA: 2.51	(8, 1)	2.0	S	6	0	0	0	4	0	0	0	0	0	0	14	14	0.00	0.000

PITCHER		IP	WLS	BF	H	R	ER	SO	BB	IBB	HBP	BLK	WP	HR	S	P	ERA	WHIP

Batter	1	2	3	4	5	6	7	8	9	AB	R	H	RBI	BB	SO	LOB
Steve Sax, R (1, 4) OBP: 0.382, SLG: 0.431	5-3		F4			SH1-4 1-2		5-3		3	0	0	0	0	0	0
Mike Scioscia, L (1, 2) OBP: 0.407, SLG: 0.382	F8			F7		K				3	0	0	0	0	1	1
Bill Madlock, R (1, 5) OBP: 0.309, SLG: 0.356	F8			L6		1B 2-H				3	0	1	1	0	0	0
Franklin Stubbs, L (1, 9) (8, 7) OBP: 0.318, SLG: 0.495		4-3		F8		K				3	0	0	0	0	1	1
Len Matuszek, L (1, 7) OBP: 0.343, SLG: 0.516 Ken Howell, R (8, 1)		K			1B		F8			3 0	0 0	1 0	0 0	0 0	1 0	0 0
Greg Brock, L (1, 3) OBP: 0.314, SLG: 0.399		F6			G4-6-3 1-3 1B		G3			3	0	1	0	0	0	0
Mariano Duncan, R (1, 6) OBP: 0.286, SLG: 0.305			SH1-3 S SH1-3 1B		F5		F8			3	1	1	0	0	0	2
Reggie Williams, R (1, 8) OBP: 0.329, SLG: 0.393			SH1-3 1-3		G4-6-3 1-2f			F3		2	0	0	0	0	0	2
Orel Hershiser, R (1, 1) OBP: 0.261, SLG: 0.267 Jose Gonzalez, R (8, 9)			SH1-3 3-H			E1 SH1-4 1B		K		1 1	1 0	0 0	1 0	0 0	0 1	0 0
Inning Stats	R: 0 E: 0 K: 0 S: 3 H: 0 LOB: 0 BB: 0 P: 3	R: 0 E: 0 K: 1 S: 5 H: 0 LOB: 0 BB: 0 P: 5	R: 1 E: 0 K: 0 S: 4 H: 1 LOB: 0 BB: 0 P: 4	R: 0 E: 0 K: 0 S: 3 H: 0 LOB: 0 BB: 0 P: 3	R: 0 E: 0 K: 0 S: 4 H: 2 LOB: 1 BB: 0 P: 4	R: 1 E: 1 K: 2 S: 9 H: 1 LOB: 1 BB: 0 P: 9	R: 0 E: 0 K: 0 S: 3 H: 0 LOB: 0 BB: 0 P: 3	R: 0 E: 0 K: 1 S: 5 H: 0 LOB: 0 BB: 0 P: 5		1B: 4 2B: 0 3B: 0 HR: 0 SF: 0 SAC: 3 DP: 1 HBP: 0						

PITCHER	IP	WLS	BF	H	R	ER	SO	BB	IBB	HBP	BLK	WP	HR	S	P	ERA	WHIP
Bill Gullickson, R (1, 1) ERA: 3.51	8.0	L	28	4	2	1	4	0	0	0	0	0	0	36	36	1.12	0.500

PITCHER	IP	WLS	BF	H	R	ER	SO	BB	IBB	HBP	BLK	WP	HR	S	P	ERA	WHIP

BOTTOM

Cincinnati Reds @ Los Angeles Dodgers

Dodger Stadium, Los Angeles, CA

Sun Aug 03 1986, 3:33 AM PDT

Att. 39,083 - Unknown

livebaseballscorecards.com

AB	25
R	2
H	4
RBI	2
BB	0
SO	4
LOB	6

PA: 28

WP: 0
PB: 0
SB: 1
CS: 0

Batter	1	2	3	4	5	6	7	8	9	AB	R	H	RBI	BB	SO	LOB
Kurt Stillwell, S (1, 6) OBP: 0.296, SLG: 0.234	BBBB 4-0 G6-4-3 BB	x 0-0 ③ P4	BBBB 4-0 S BB	x 0-0 2B SF8 2-3 1B	x 0-0 ③ 4-3	3	1	1	0	2	0	1
Buddy Bell, R (1, 5) OBP: 0.334, SLG: 0.385	x 0-0 ① F8	BBBB 4-0 WP BB	SSS 0-3 ② K	x 0-0 1-3 3-H 2B		3	0	1	1	1	1	2
Dave Parker, L (1, 9) OBP: 0.342, SLG: 0.502	x 0-0 ②③ G6-4-3 1-2f	x 0-0 ① F8	x 0-0 ③ F9 1-2	4-0 IBB		3	0	0	0	1	0	3
Eric Davis, R (1, 8) (7, 7) OBP: 0.384, SLG: 0.542	x 0-0 ① 4-3	x 0-0 ② F7 1-2		x 0-0 ① 5-3	SSS 0-3 ① K	4	0	0	0	0	1	4
Bo Diaz, R (1, 2) OBP: 0.307, SLG: 0.347	x 0-0 ② 4-3	x 0-0 ③ F9		x 0-0 ② F9	x 0-0 ② SF8 3-H	3	0	0	1	0	0	1
Tony Perez, R (1, 3) OBP: 0.342, SLG: 0.287 Eddie Milner, L (7, PR) (7, 8) OBP: 0.292, SLG: 0.408	BBBB 4-0 BB	x 0-0 ① 5-3		x 0-0 2B	x 0-0 ③ G3	2 1	0 0	1 0	0 0	1 0	0 0	0 2
Nick Esasky, R (1, 7) (7, 3) OBP: 0.339, SLG: 0.415	x 0-0 ③ F2	x 0-0 ② 6-3		BBBB 4-0 BB	SSS 0-3 ① K	3	0	0	0	1	1	1
Wade Rowdon, R (1, 4) OBP: 0.321, SLG: 0.366 John Franco, L (9, 1)	x 0-0 ① 6-3		SSS 0-3 ③ K	SSS 0-3 ③ K	x 0-0 4-3 1B	4 0	0 0	1 0	0 0	2 0	2 0	2 0
John Denny, R (1, 1) OBP: 0.208, SLG: 0.174 Kal Daniels, L (8, PH) OBP: 0.415, SLG: 0.505 Ron Robinson, R (8, 1) OBP: 0.083, SLG: 0.083 Ron Oester, S (9, PH) (9, 4) OBP: 0.310, SLG: 0.340	x 0-0 ② F8	SSS 0-3 ① K	x 0-0 1B 2B 2B	x 0-0 ② 4-3 1-2	2 1 0 1	0 1 0 0	0 1 0 0	1 0 0 0	0 0 0 0	1 0 0 0	0 0 0 1
Inning Stats	R: 0 H: 0 E: 0 LOB: 0 K: 0 BB: 1 S: 2 P: 6	R: 0 H: 0 E: 0 LOB: 1 K: 0 BB: 1 S: 3 P: 7	R: 0 H: 0 E: 0 LOB: 0 K: 0 BB: 0 S: 3 P: 3	R: 0 H: 0 E: 0 LOB: 1 K: 0 BB: 1 S: 3 P: 7	R: 0 H: 0 E: 0 LOB: 0 K: 1 BB: 0 S: 5 P: 5	R: 0 H: 0 E: 0 LOB: 1 K: 2 BB: 1 S: 7 P: 11	R: 0 H: 1 E: 0 LOB: 2 K: 1 BB: 1 S: 6 P: 10	R: 2 H: 3 E: 0 LOB: 2 K: 1 BB: 1 S: 8 P: 12	R: 0 H: 1 E: 0 LOB: 1 K: 1 BB: 0 S: 6 P: 6	1B: 2 SF: 1 2B: 3 SAC: 0 3B: 0 DP: 1 HR: 0 HBP: 0			WP: 1 PA: 37 PB: 0 SB: 1 CS: 0			

PITCHER		IP	WLS	BF	H	R	ER	SO	BB	IBB	HBP	BLK	WP	HR	S	P	ERA	WHIP
Terry Mulholland, L ERA: 3.86	(1, 1)	7.0	L	28	3	2	2	4	5	0	0	0	1	0	31	51	2.57	1.143
Scott Garrelts, R ERA: 3.47	(8, 1)	2.0		9	2	0	0	2	0	1	0	0	0	0	12	16	0.00	1.000

PITCHER	IP	WLS	BF	H	R	ER	SO	BB	IBB	HBP	BLK	WP	HR	S	P	ERA	WHIP

Cincinnati Reds @ San Francisco Giants

Candlestick Park, San Francisco, CA

Mon Aug 04 1986, 6:33 AM EDT

Att. 9,853 - Unknown

TOP

AB	30
R	2
H	5
RBI	2
BB	6
SO	6
LOB	17

livebaseballscorecards.com

Batter	1	2	3	4	5	6	7	8	9	AB	R	H	RBI	BB	SO	LOB
Randy Kutcher, R (1, 8) OBP: 0.277, SLG: 0.455	E 1B		BBBB 4-0 FC5-4 BB		x 0-0 ② 5-3			SSS 0-3 ① K2-3		3	0	1	0	1	1	0
Robby Thompson, R (1, 4) OBP: 0.330, SLG: 0.365	x 0-0 ① F8		x 0-0 ② P4		SSS 0-3 ③ K			x 0-0 ② F8		4	0	0	0	0	1	3
Joel Youngblood, R (1, 7) OBP: 0.336, SLG: 0.439	x 0-0 E4 G6-4-3 1-2		x 0-0 ③ FC5-4 1-2 2-3			x 0-0 ① 1-3		x 0-0 ③ F3		4	0	0	0	0	0	3
Chris Brown, R (1, 5) OBP: 0.396, SLG: 0.458	x 0-0 ②③ G6-4-3 1-2f			x 0-0 S 2B 1B		x 0-0 1B			SSS 0-3 ① K2-3	4	1	2	0	0	1	2
Chili Davis, S (1, 9) OBP: 0.375, SLG: 0.443		x 0-0 ① G3		x 0-0 F8 1-H FC1-2 2B		SSS 0-3 ② K			x 0-0 ② 4-3	4	0	1	1	0	1	1
Will Clark, L (1, 3) OBP: 0.335, SLG: 0.446 Dan Gladden, R (9, PR) OBP: 0.354, SLG: 0.365		x 0-0 ② F8		x 0-0 ① F8 2-3		x 0-0 ③ P6			x 0-0 WP 1B	4 0	0 0	1 0	0 0	0 0	0 0	2 0
Bob Brenly, R (1, 2) OBP: 0.366, SLG: 0.359		x 0-0 ③ 4-3		x 0-0 ② FC1-2 3-H			x 0-0 ① 5-3		BBBB 4-0 1-2 BB	3	0	0	0	1	0	1
Luis Quinones, S (1, 6) OBP: 0.263, SLG: 0.382 Jose Uribe, S (8, 6) OBP: 0.303, SLG: 0.283 Candy Maldonado, R (9, PH) OBP: 0.289, SLG: 0.443			x 0-0 FC5-4 SH3-4 1B	x 0-0 ③ G3			x 0-0 ② L3		SSS 0-3 ③ K	3 0 1	0 0 0	1 0 0	0 0 0	0 0 0	0 0 1	1 0 2
Terry Mulholland, R (1, 1) Scott Garrelts, R (8, 1) OBP: 0.184, SLG: 0.189			x 0-0 ① SH3-4 1-2		x 0-0 ① 6-3		x 0-0 ③ 4-3			2 0	0 0	0 0	0 0	0 0	0 0	0 0
Inning Stats	R: 0 E: 1 K: 0 S: 4 H: 1 LOB: 1 BB: 0 P: 4	R: 0 E: 0 K: 0 S: 3 H: 0 LOB: 0 BB: 0 P: 3	R: 0 E: 0 K: 0 S: 4 H: 1 LOB: 2 BB: 1 P: 8	R: 1 E: 0 K: 0 S: 5 H: 2 LOB: 1 BB: 0 P: 5	R: 0 E: 0 K: 1 S: 5 H: 0 LOB: 0 BB: 0 P: 5	R: 0 E: 0 K: 1 S: 6 H: 1 LOB: 1 BB: 0 P: 6	R: 0 E: 0 K: 0 S: 3 H: 0 LOB: 0 BB: 0 P: 3	R: 0 E: 0 K: 1 S: 5 H: 0 LOB: 0 BB: 0 P: 5	R: 0 E: 0 K: 2 S: 8 H: 1 LOB: 2 BB: 1 P: 12	1B: 5 2B: 1 3B: 0 HR: 0	SF: 0 SAC: 1 DP: 1 HBP: 0						

PITCHER	IP	WLS	BF	H	R	ER	SO	BB	IBB	HBP	BLK	WP	HR	S	P	ERA	WHIP
John Denny, R (1, 1) ERA: 4.45	7.0	W	27	5	1	1	2	1	0	0	0	0	0	30	34	1.29	0.857
Ron Robinson, R (8, 1) ERA: 2.68	1.0		3	0	0	0	1	0	0	0	0	0	0	5	5	0.00	0.000
John Franco, L (9, 1) ERA: 2.47	1.0	S	5	1	0	0	2	1	0	0	0	1	0	8	12	0.00	2.000

PITCHER	IP	WLS	BF	H	R	ER	SO	BB	IBB	HBP	BLK	WP	HR	S	P	ERA	WHIP

BOTTOM

Cincinnati Reds @ San Francisco Giants

Candlestick Park, San Francisco, CA

Mon Aug 04 1986, 6:33 AM EDT

Att. 9,853 - Unknown

livebaseballscorecards.com

AB	32
R	1
H	6
RBI	1
BB	2
SO	5
LOB	15

1B: 5 2B: 1 3B: 0 HR: 0 SF: 0 SAC: 1 DP: 1 HBP: 0 PA: 35

WP: 1 PB: 0 SB: 1 CS: 0

Cincinnati Reds @ San Francisco Giants

Candlestick Park, San Francisco, CA

Tue Aug 05 1986, 10:05 PM EDT

Att. 17,303 - Unknown

TOP

livebaseballscorecards.com

Batter	1	2	3	4	5	6	7	8	9	AB	R	H	RBI	BB	SO	LOB
Kurt Stillwell, S (1, 6) OBP: 0.297, SLG: 0.228	BBBB 4-0 2B 4-3 BB	x 0-0 F9 ③		x 0-0 4-3 ② 2-3		BBBB 4-0 HBP BB 1B BB		x 0-0 6-3 ①	x 0-0 F8 ③	4	2	0	0	2	0	4
Buddy Bell, R (1, 5) OBP: 0.340, SLG: 0.390	x 0-0 4-3 1-3 BLK 2B		x 0-0 1B WP 1B	BBBB 4-0 3B BB		BBBB 4-0 HBP 1-2 1B BB		x 0-0 6-3 ②		3	4	2	0	2	0	0
Dave Parker, L (1, 9) OBP: 0.345, SLG: 0.509 Kal Daniels, L (6, 7) OBP: 0.411, SLG: 0.500	x 0-0 4-3 ① 2-3 3-H		x 0-0 1B WP 1-3 1B	x 0-0 BLK 1-H 3-H 3B		H 1-0 1B WP 1-2 2-3 HBP		x 0-0 5-3 ③		3	2	2	3	0	0	1
										1	0	0	0	0	0	0
Eric Davis, R (1, 8) OBP: 0.387, SLG: 0.539	BBBB 4-0 BLK 1B BB		SSS 0-3 K ①	BBBB 4-0 BLK BB		x 0-0 F3 ②			x 0-0 BB S BB 1B	3	2	1	0	2	1	5
Bo Diaz, R (1, 2) OBP: 0.312, SLG: 0.351 Rob Murphy, L (9, 1)	x 0-0 FC6-4 1-H 3-H 1B		x 0-0 1-3 3-H 1B	x 0-0 F8 ③ 1-2 3-H		x 0-0 WP 1-3 2-H 3-H 1B			x 0-0 F8 ①	5	0	3	3	0	0	2
										0	0	0	0	0	0	0
Tony Perez, R (1, 3) OBP: 0.331, SLG: 0.276 Carl Willis, L (6, 1) Ted Power, R (8, 1) Sal Butera, R (9, PH) OBP: 0.350, SLG: 0.354 (9, 2)	x 0-0 F8 ②		x 0-0 F9 ②		x 0-0 5-3 ①	x 0-0 6-3 ③ 1-2 3-H			BBBB 4-0 BB BB 1-2 BB	4	0	0	0	0	0	4
										0	0	0	0	0	0	0
										0	0	0	0	0	0	0
										0	0	0	0	1	0	0
Nick Esasky, R (1, 7) OBP: 0.332, SLG: 0.404 (6, 3)	x 0-0 FC6-4 ③ 1-2		x 0-0 F8 ③		x 0-0 1-3 ②		x 0-0 L6 ①		x 0-0 F9 ②	5	0	0	0	0	0	5
Wade Rowdon, R (1, 4) OBP: 0.313, SLG: 0.347		SSS 0-3 K ①		x 0-0 1-3 ①	SSS 0-3 K ③		x 0-0 6-3 ②		BBBB 4-0 BB 1-2 2-3 BB	4	0	0	0	1	2	0
Mario Soto, R (1, 1) OBP: 0.087, SLG: 0.130 Max Venable, L (6, PH) OBP: 0.305, SLG: 0.309 (6, 9)		SSS 0-3 K ②		x 0-0 4-3 3B 2B		SSS 0-3 K ①	SSS 0-3 K ③		BBBB 4-0 1-2 2-3 3-H BB	2	1	1	0	0	1	0
										2	0	0	1	1	2	0

	AB	36
	R	11
	H	9
	RBI	7
	BB	9
	SO	6
	LOB	21

Inning Stats																				
	R: 3	H: 2	R: 0	H: 0	R: 1	H: 3	R: 3	H: 2	R: 0	H: 0	R: 3	H: 1	R: 0	H: 0	R: 0	H: 0	R: 1	H: 1	1B: 6	SF: 0	WP: 2	PA: 46
	E: 0	LOB: 1	E: 0	LOB: 0	E: 0	LOB: 2	E: 0	LOB: 1	E: 0	LOB: 0	E: 0	LOB: 1	E: 0	LOB: 0	E: 0	LOB: 0	E: 0	LOB: 3	2B: 2	SAC: 0	PB: 0	
	K: 0	BB: 2	K: 2	BB: 0	K: 1	BB: 0	K: 0	BB: 2	K: 1	BB: 0	K: 1	BB: 2	K: 1	BB: 0	K: 0	BB: 0	K: 0	BB: 3	3B: 1	DP: 0	SB: 1	
	S: 5	P: 13	S: 7	P: 7	S: 8	P: 8	S: 5	P: 13	S: 5	P: 5	S: 6	P: 15	S: 5	P: 5	S: 3	P: 3	S: 4	P: 16	HR: 0	HBP: 1	CS: 0	

PITCHER		IP	WLS	BF	H	R	ER	SO	BB	IBB	HBP	BLK	WP	HR	S	P	ERA	WHIP
Steve Carlton, L ERA: 5.89	(1, 1)	3.2	L	21	7	7	7	3	3	0	0	1	1	0	24	36	17.18	2.727
Juan Berenguer, R ERA: 2.67	(4, 1)	0.1		2	0	0	0	0	1	0	0	1	0	0	1	5	0.00	3.000
Frank Williams, R ERA: 2.08	(5, 1)	1.2		9	1	3	3	2	2	0	1	0	0	0	10	19	16.20	1.800
Jeff Robinson, R ERA: 3.88	(6, 1)	1.1		4	0	0	0	1	0	0	0	0	1	0	6	6	0.00	0.000
Mark Davis, L ERA: 3.12	(8, 1)	2.0		10	1	1	1	0	3	0	0	0	0	0	7	19	4.50	2.000

PITCHER	IP	WLS	BF	H	R	ER	SO	BB	IBB	HBP	BLK	WP	HR	S	P	ERA	WHIP

Batter	1	2	3	4	5	6	7	8	9	AB	R	H	RBI	BB	SO	LOB
Dan Gladden, R (1, 8) OBP: 0.359, SLG: 0.372	BBBB 4-0 S HR BB		x 0-0 ① F8	x 0-0 S 2-H 1B		x 0-0 ② F9		x 0-0 6-3 1B 2-H 2B		4	2	2	2	1	0	1
Robby Thompson, R (1, 4) OBP: 0.326, SLG: 0.360	x 0-0 ① F7		SSS 0-3 ② K	x 0-0 ③ F7 1-2		x 0-0 ③ G3 1-2		x 0-0 ② 6-3 2-3		5	0	0	0	0	1	4
Chili Davis, S (1, 9) OBP: 0.375, SLG: 0.440	SSS 0-3 ② K 1-2		BBBB 4-0 BB BB		SSS 0-3 ① K		SSS 0-3 ① K	x 0-0 WP 3-H 1B		4	0	1	1	1	3	1
Will Clark, L (1, 3) OBP: 0.345, SLG: 0.466	x 0-0 2-H HR		BBBB 4-0 1-2 BB		x 0-0 WP 1B		x 0-0 FC1-6 1B	x 0-0 ③ F8 1-2		4	1	3	2	1	0	1
Chris Brown, R (1, 5) OBP: 0.391, SLG: 0.452	x 0-0 ③ L6		x 0-0 ③ F9		SSS 0-3 ② K		x 0-0 ② FC1-6 1B 1-2		x 0-0 ① F9	5	0	0	0	0	1	4
Mike Aldrete, L (1, 7) OBP: 0.326, SLG: 0.330		x 0-0 S 1B		x 0-0 E3 FC3-6	x 0-0 WP 1-2 1B		x 0-0 1-2 1B		SSS 0-3 ② K	5	0	3	0	0	1	0
Bob Melvin, R (1, 2) OBP: 0.268, SLG: 0.328 Jeff Robinson, R (6, 1) OBP: 0.100, SLG: 0.111 Candy Maldonado, R (7, PH) OBP: 0.288, SLG: 0.440 Mark Davis, L (8, 1) OBP: 0.250, SLG: 0.500 Joel Youngblood, R (9, PH) OBP: 0.333, SLG: 0.436		x 0-0 ① P5		x 0-0 ① FC3-6 1-2f 2B	x 0-0 ③ F7 1-2 2-3		x 0-0 ③ 6-3		SSS 0-3 ③ K	3 0 1 0 1	1 0 0 0 0	0 0 0 0 0	0 0 0 0 0	0 0 0 0 1	0 0 0 0 0	4 0 2 0 0
Jose Uribe, S (1, 6) OBP: 0.307, SLG: 0.290	BBBB 4-0 G4-6-3 1-2 BB			x 0-0 1B 2-H 2B		x 0-0 WP 1B		x 0-0 ① F5		3	1	2	1	1	0	0
Steve Carlton, L (1, 1) OBP: 0.217, SLG: 0.289 Juan Berenguer, R (4, 1) Harry Spilman, L (4, PH) OBP: 0.291, SLG: 0.436 Frank Williams, R (5, 1) OBP: 1.000, SLG: 1.000 Bob Brenly, R (6, 2) OBP: 0.367, SLG: 0.364		x 0-0 ②③ G4-6-3 1-2f		SSS 0-3 ② K		x 0-0 ① F8		x 0-0 2B 2B		1 0 1 0 2	0 0 0 0 1	0 0 0 0 1	0 0 0 0 1	0 0 1 0 0	0 0 0 0 1	2 0 1 0 1
Inning Stats	R: 2 E: 0 K: 1 S: 6 H: 1 LOB: 0 BB: 1 P: 10	R: 0 E: 0 K: 0 S: 3 H: 1 LOB: 1 BB: 1 P: 7	R: 0 E: 0 K: 1 S: 5 H: 0 LOB: 2 BB: 2 P: 13	R: 2 E: 2 K: 1 S: 8 H: 2 LOB: 1 BB: 0 P: 8	R: 0 E: 0 K: 2 S: 9 H: 2 LOB: 2 BB: 0 P: 9	R: 0 E: 0 K: 0 S: 4 H: 1 LOB: 1 BB: 0 P: 4	R: 0 E: 0 K: 1 S: 7 H: 2 LOB: 2 BB: 0 P: 7	R: 2 E: 0 K: 0 S: 6 H: 3 LOB: 1 BB: 0 P: 6	R: 0 E: 0 K: 2 S: 7 H: 0 LOB: 0 BB: 0 P: 7	1B: 8 2B: 3 3B: 0 HR: 1 SF: 0 SAC: 0 DP: 1 HBP: 0						

PITCHER	IP	WLS	BF	H	R	ER	SO	BB	IBB	HBP	BLK	WP	HR	S	P	ERA	WHIP
Mario Soto, R (1, 1) ERA: 4.87	5.0	W	25	6	4	2	5	4	0	0	0	1	1	31	47	3.60	2.000
Carl Willis, R (6, 1) ERA: 2.89	2.0		9	3	0	0	1	0	0	0	0	1	0	11	11	0.00	1.500
Ted Power, R (8, 1) ERA: 5.17	1.0		6	3	2	2	0	0	0	0	0	1	0	6	6	18.00	3.000
Rob Murphy, L (9, 1) ERA: 0.73	1.0		3	0	0	0	2	0	0	0	0	0	0	7	7	0.00	0.000

PITCHER	IP	WLS	BF	H	R	ER	SO	BB	IBB	HBP	BLK	WP	HR	S	P	ERA	WHIP

BOTTOM

Cincinnati Reds @ San Francisco Giants

Candlestick Park, San Francisco, CA

Tue Aug 05 1986, 10:05 PM EDT

Att. 17,303 - Unknown

livebaseballscorecards.com

AB	39
R	6
H	12
RBI	6
BB	4
SO	8
LOB	21

WP: 3	PA:	43
PB: 0		
SB: 3		
CS: 0		

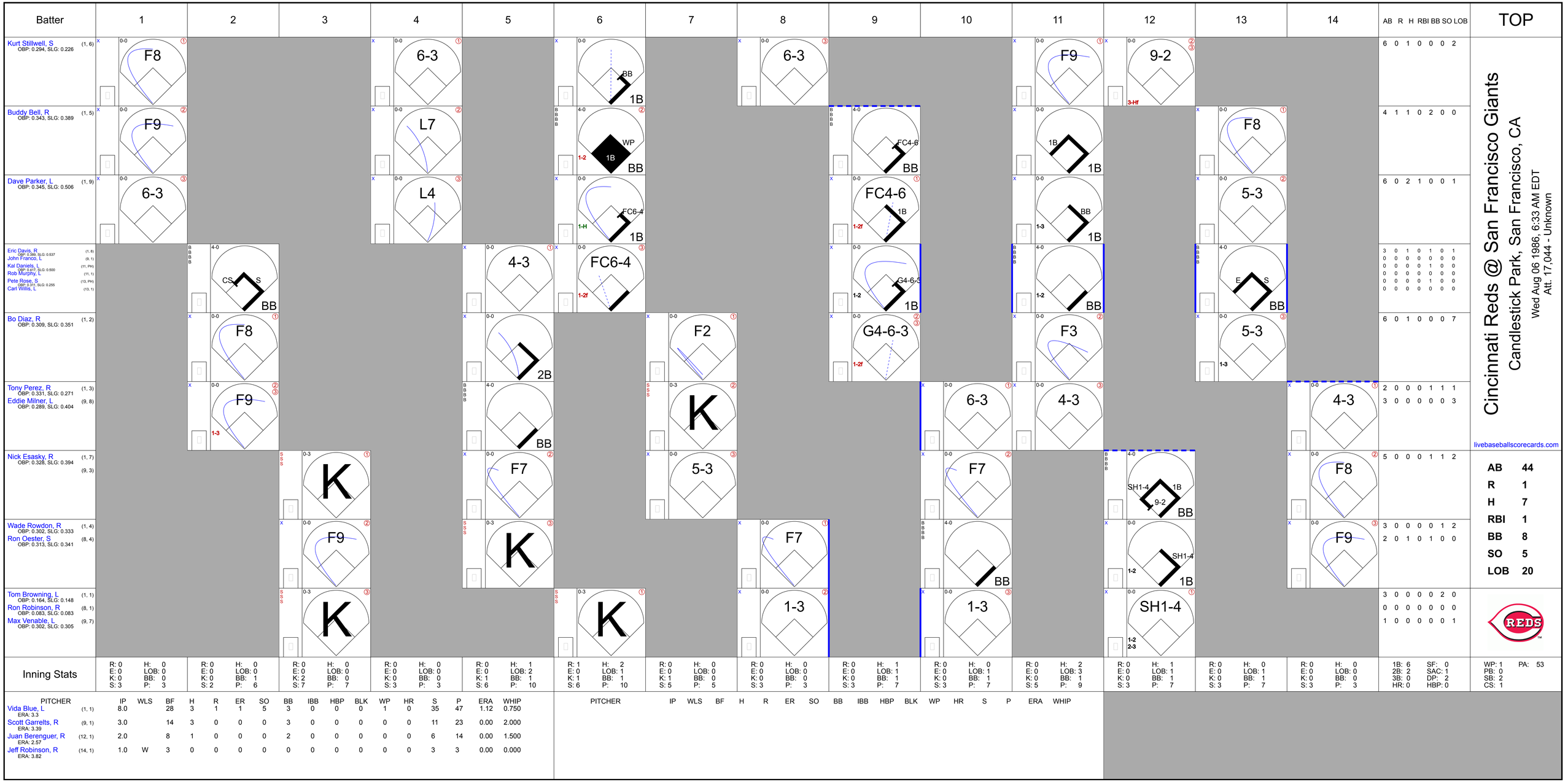
Batter
1
2
3
4
5
6
7
8
9
10
11
12
13
14
AB R H RBI BB SO LOB
TOP
Kurt Stillwell, S
OBP: 0.294, SLG: 0.226
(1, 6)
F8
6-3
BB
1B
6-3
F9
9-2
3-Hf
Buddy Bell, R
OBP: 0.343, SLG: 0.389
(1, 5)
F9
L7
WP
1B
BB
FC4-6
BB
1B
1B
F8
Dave Parker, L
OBP: 0.345, SLG: 0.506
(1, 9)
6-3
L4
FC6-4
1B
FC4-6
1B
BB
5-3
Eric Davis, R
OBP: 0.389, SLG: 0.537
John Franco, L
Kal Daniels, L
OBP: 0.417, SLG: 0.500
Rob Murphy, L
Pete Rose, S
OBP: 0.311, SLG: 0.255
Carl Willis, L
(1, 8)
(9, 1)
(11, PH)
(11, 1)
(13, PH)
(13, 1)
CS
S
BB
4-3
FC6-4
G4-6-3
1B
BB
E
S
BB
Bo Diaz, R
OBP: 0.309, SLG: 0.351
(1, 2)
F8
2B
F2
G4-6-3
F3
5-3
Tony Perez, R
OBP: 0.331, SLG: 0.271
Eddie Milner, L
OBP: 0.289, SLG: 0.404
(1, 3)
(9, 8)
F9
BB
K
6-3
4-3
4-3
Nick Esasky, R
OBP: 0.328, SLG: 0.394
(1, 7)
(9, 3)
K
F7
5-3
F7
SH1-4
1B
9-2
BB
F8
Wade Rowdon, R
OBP: 0.302, SLG: 0.333
Ron Oester, S
OBP: 0.313, SLG: 0.341
(1, 4)
(8, 4)
F9
K
F7
BB
SH1-4
1B
F9
Tom Browning, L
OBP: 0.164, SLG: 0.148
Ron Robinson, R
OBP: 0.083, SLG: 0.083
Max Venable, L
OBP: 0.302, SLG: 0.305
(1, 1)
(8, 1)
(9, 7)
K
K
1-3
1-3
SH1-4
1-2
2-3
Cincinnati Reds @ San Francisco Giants
Candlestick Park, San Francisco, CA
Wed Aug 06 1986, 6:33 AM EDT
Att. 17,044 - Unknown
livebaseballscorecards.com
AB 44
R 1
H 7
RBI 1
BB 8
SO 5
LOB 20
Inning Stats
PITCHER
IP WLS BF H R ER SO BB IBB HBP BLK WP HR S P ERA WHIP
Vida Blue, L (1, 1) ERA: 3.3
Scott Garrelts, R (9, 1) ERA: 3.39
Juan Berenguer, R (12, 1) ERA: 2.57
Jeff Robinson, R (14, 1) ERA: 3.82
1B: 6 SF: 0
2B: 2 SAC: 1
3B: 0 DP: 2
HR: 0 HBP: 0
WP: 1 PA: 53
PB: 0
SB: 2
CS: 1

Cincinnati Reds @ San Francisco Giants

Candlestick Park, San Francisco, CA

Wed Aug 06 1986, 6:33 AM EDT

Att. 17,044 - Unknown

livebaseballscorecards.com

BOTTOM

Batter	1	2	3	4	5	6	7	8	9	10	11	12	13	14	AB	R	H	RBI	BB	SO	LOB
Dan Gladden, R (1, 8) OBP: 0.367, SLG: 0.367 Scott Garrelts, R (9, 1) OBP: 0.184, SLG: 0.189 Joel Youngblood, R (11, PH) OBP: 0.301, SLG: 0.433 Juan Berenguer, R (12, 1) Harry Spilman, L (13, PH) OBP: 0.297, SLG: 0.436 Jeff Robinson, R (14, 1) OBP: 0.100, SLG: 0.111	BB FC6-4		F7			F8		F9 2-3 3-H			5-3		IBB		3 0 1 0 0 0	0 0 0 0 0 0	0 0 0 0 0 0	0 0 0 0 1 0	0 0 0 0 0 0	2 0 0 0 0 0	0 0 0 0 0 0
Robby Thompson, R (1, 4) OBP: 0.324, SLG: 0.357	FC6-4 1B 1-2f		F8			K		SH2-3 1B	K		K		4-3		6	1	1	0	0	2	3
Chili Davis, S (1, 9) OBP: 0.373, SLG: 0.437	1B 1-2			1-3			F3	SH2-3 1-2		4-3				K	5	0	1	0	0	1	0
Will Clark, L (1, 3) OBP: 0.349, SLG: 0.467	F2			4-3			4-3	FC5-4 1B 2-H				L4-3 1B		2B FC6-2 1B	6	0	3	1	0	0	2
Chris Brown, R (1, 5) OBP: 0.390, SLG: 0.452	5-3			F3			1B	FC5-4 1-2f				L4-3 1-2		FC6-2 1-3 1B 2B	6	1	2	0	0	0	4
Candy Maldonado, R (1, 7) OBP: 0.284, SLG: 0.429		K			F4		F5		F3			K		1B FC6-2 IBB	5	0	0	0	1	2	2
Bob Melvin, R (1, 2) OBP: 0.266, SLG: 0.324								SH1-4 1B CS BB		6-3			SH1-3 1B	FC6-2 1B 1-2 2-3 3-Hf	2	0	0	0	0	0	0
Randy Kutcher, R (8, PH) OBP: 0.283, SLG: 0.453 (9, 8)	3-1		5-3												3	0	1	0	1	0	3
Luis Quinones, S (1, 6) OBP: 0.262, SLG: 0.373	K		F9					CS SH1-4 1-2 1B		B1-4			SH1-3 1-2	1-2 2-3 3-H 1B	4	0	1	0	0	1	0
Mike Aldrete, L (14, PH) OBP: 0.331, SLG: 0.336															1	0	1	1	0	0	0
Vida Blue, S (1, 1) OBP: 0.179, SLG: 0.200			K			4-3		SH1-4 1-2 2-3		5-3			K		2	0	0	0	0	1	0
Bob Brenly, R (8, PH) OBP: 0.365, SLG: 0.361 (9, 2)															2	0	0	0	0	1	1
Inning Stats	R: 0 E: 0 K: 0 S: 4 H: 1 LOB: 2 BB: 1 P: 8	R: 0 E: 0 K: 2 S: 7 H: 0 LOB: 0 BB: 0 P: 7	R: 0 E: 0 K: 1 S: 5 H: 0 LOB: 0 BB: 0 P: 5	R: 0 E: 0 K: 0 S: 3 H: 0 LOB: 0 BB: 0 P: 3	R: 0 E: 0 K: 0 S: 3 H: 0 LOB: 0 BB: 0 P: 3	R: 0 E: 0 K: 1 S: 5 H: 0 LOB: 0 BB: 0 P: 5	R: 0 E: 0 K: 0 S: 4 H: 1 LOB: 1 BB: 0 P: 4	R: 0 E: 0 K: 0 S: 3 H: 1 LOB: 1 BB: 1 P: 7	R: 1 E: 0 K: 0 S: 5 H: 2 LOB: 1 BB: 0 P: 5	R: 0 E: 0 K: 0 S: 3 H: 0 LOB: 0 BB: 0 P: 3	R: 0 E: 0 K: 1 S: 5 H: 0 LOB: 0 BB: 0 P: 5	R: 0 E: 0 K: 1 S: 5 H: 1 LOB: 0 BB: 0 P: 5	R: 0 E: 0 K: 1 S: 6 H: 1 LOB: 2 BB: 1 P: 10	R: 1 E: 0 K: 1 S: 7 H: 3 LOB: 3 BB: 1 P: 11	1B: 9 2B: 2 3B: 0 HR: 0	SF: 0 SAC: 3 DP: 1 HBP: 0	PA: 53				

PITCHER		IP	WLS	BF	H	R	ER	SO	BB	IBB	HBP	BLK	WP	HR	S	P	ERA	WHIP
Tom Browning, L ERA: 3.68	(1, 1)	7.0		26	3	0	0	4	2	0	0	0	0	0	32	40	0.00	0.714
Ron Robinson, R ERA: 2.75	(8, 1)	1.1		4	1	1	1	0	0	0	0	0	0	0	4	4	6.75	0.750
John Franco, L ERA: 2.41	(9, 1)	1.2		6	1	0	0	0	0	0	0	0	0	0	6	6	0.00	0.600
Rob Murphy, L ERA: 0.63	(11, 1)	2.0		6	1	0	0	2	0	0	0	0	0	0	10	10	0.00	0.500
Carl Willis, R ERA: 3.03	(13, 1)	1.2	L	11	4	1	1	2	0	2	0	0	0	0	13	21	5.40	2.400

PITCHER	IP	WLS	BF	H	R	ER	SO	BB	IBB	HBP	BLK	WP	HR	S	P	ERA	WHIP

AB	46
R	2
H	10
RBI	2
BB	4
SO	8
LOB	17

Batter	1	2	3	4	5	6	7	8	9	AB	R	H	RBI	BB	SO	LOB
Steve Sax, R (1, 4) OBP: 0.388, SLG: 0.436	6-3		F3			1B		6-3		4	0	1	0	0	0	0
Mike Scioscia, L (1, 2) OBP: 0.395, SLG: 0.368	G3			F8		F7			FC6-4 1B	4	0	1	0	0	0	1
Bill Madlock, R (1, 5) OBP: 0.314, SLG: 0.357	WP 2B			5-3		K			K	3	0	1	0	0	1	1
Jeff Hamilton, R (6, 5) OBP: 0.243, SLG: 0.366										0	0	0	0	0	0	0
Alex Trevino, R (9, PH) OBP: 0.362, SLG: 0.383										1	0	0	0	0	1	1
Franklin Stubbs, L (1, 8) OBP: 0.325, SLG: 0.498	F2 2-3			K			6-3 1B		F7	4	0	1	0	0	1	2
Mike Marshall, R (1, 9) OBP: 0.312, SLG: 0.458		K			K		K		FC6-4 1-2f	4	0	0	0	0	3	2
Len Matuszek, L (1, 7) OBP: 0.345, SLG: 0.566		F9			5-3		6-3 1-2			3	0	0	0	0	0	1
Greg Brock, L (1, 3) OBP: 0.322, SLG: 0.407		K			2B		F8			3	0	1	0	0	1	1
Mariano Duncan, R (1, 6) OBP: 0.287, SLG: 0.314			F5		F9			K		3	0	0	0	0	1	1
Orel Hershiser, R (1, 1) OBP: 0.250, SLG: 0.255						6-3		6-3		2	0	0	0	0	0	0
Joe Beckwith, L (7, 1)										0	0	0	0	0	0	0
Pedro Guerrero, R (8, PH)										1	0	0	0	0	0	0
Ed Vande Berg, R (8, 1)										0	0	0	0	0	0	0
Inning Stats	R: 0 E: 0 K: 0 S: 4 H: 1 LOB: 1 BB: 0 P: 4	R: 0 E: 0 K: 2 S: 7 H: 0 LOB: 0 BB: 0 P: 7	R: 0 E: 0 K: 0 S: 3 H: 0 LOB: 0 BB: 0 P: 3	R: 0 E: 0 K: 1 S: 5 H: 0 LOB: 0 BB: 0 P: 5	R: 0 E: 0 K: 1 S: 6 H: 1 LOB: 1 BB: 0 P: 6	R: 0 E: 0 K: 1 S: 6 H: 1 LOB: 1 BB: 0 P: 6	R: 0 E: 0 K: 1 S: 6 H: 1 LOB: 1 BB: 0 P: 6	R: 0 E: 0 K: 1 S: 5 H: 0 LOB: 0 BB: 0 P: 5	R: 0 E: 0 K: 1 S: 6 H: 1 LOB: 1 BB: 0 P: 6	1B: 3 2B: 2 3B: 0 HR: 0	SF: 0 SAC: 0 DP: 0 HBP: 0					

TOP

Los Angeles Dodgers @ Cincinnati Reds

Riverfront Stadium, Cincinnati, OH

Fri Aug 08 1986, 3:33 AM EDT

Unknown

livebaseballscorecards.com

AB	32
R	0
H	5
RBI	0
BB	0
SO	8
LOB	10

WP: 1 PB: 0 SB: 0 CS: 0 PA: 32

PITCHER	IP	WLS	BF	H	R	ER	SO	BB	IBB	HBP	BLK	WP	HR	S	P	ERA	WHIP
Bill Gullickson, R (1, 1) ERA: 3.31	9.0	W	32	5	0	0	8	0	0	0	0	1	0	48	48	0.00	0.556

PITCHER	IP	WLS	BF	H	R	ER	SO	BB	IBB	HBP	BLK	WP	HR	S	P	ERA	WHIP

Batter	1	2	3	4	5	6	7	8	9	AB	R	H	RBI	BB	SO	LOB
Kal Daniels, L (1, 7) OBP: 0.420, SLG: 0.500	G3		K			6-3 SF7 S 1B	1-2 2-H 1B			4	1	2	1	0	1	1
Eddie Milner, L (8, 8) OBP: 0.289, SLG: 0.404										0	0	0	0	0	0	0
Buddy Bell, R (1, 5) OBP: 0.342, SLG: 0.395	K			HR		6-3 1-3	K			4	1	1	1	0	2	3
Dave Parker, L (1, 9) OBP: 0.342, SLG: 0.502	K			F7		SF7 3-H		1-3		3	0	0	1	0	1	0
Eric Davis, R (1, 8) (8, 7) OBP: 0.390, SLG: 0.535		L6		6-3		BB CS		1B S		3	0	1	0	1	0	0
Nick Esasky, R (1, 3) OBP: 0.322, SLG: 0.386		K		K		CS 1-2	F8	K		4	0	0	0	0	3	1
Kurt Stillwell, S (1, 6) OBP: 0.298, SLG: 0.233		F9				BB 5-3	1B 2B	5-3 1-2		3	1	1	0	1	0	1
Sal Butera, R (1, 2) OBP: 0.340, SLG: 0.341			6-3			5-3 1-2	F5			3	0	0	0	0	0	2
Ron Oester, S (1, 4) OBP: 0.315, SLG: 0.342			1B			K	1B IBB			2	1	1	0	1	1	1
Bill Gullickson, R (1, 1) OBP: 0.093, SLG: 0.075			K			4-3	1B 1-2 2-H 1B			3	0	1	1	0	1	2
Inning Stats	R: 0 E: 0 K: 2 S: 7 H: 0 LOB: 0 BB: 0 P: 7	R: 0 E: 0 K: 1 S: 5 H: 0 LOB: 0 BB: 0 P: 5	R: 0 E: 0 K: 2 S: 8 H: 1 LOB: 1 BB: 0 P: 8	R: 1 E: 0 K: 1 S: 6 H: 1 LOB: 0 BB: 0 P: 6	R: 0 E: 0 K: 1 S: 5 H: 0 LOB: 1 BB: 1 P: 9	R: 1 E: 0 K: 0 S: 3 H: 1 LOB: 0 BB: 1 P: 7	R: 2 E: 0 K: 1 S: 8 H: 3 LOB: 2 BB: 1 P: 12	R: 0 E: 0 K: 1 S: 6 H: 1 LOB: 1 BB: 0 P: 6		1B: 5 2B: 1 3B: 0 HR: 1	SF: 1 SAC: 0 DP: 0 HBP: 0					

BOTTOM

Los Angeles Dodgers @ Cincinnati Reds

Riverfront Stadium, Cincinnati, OH

Fri Aug 08 1986, 3:33 AM EDT

Unknown

livebaseballscorecards.com

AB	29
R	4
H	7
RBI	4
BB	3
SO	9
LOB	11

WP: 0 PB: 0 SB: 2 CS: 1 PA: 34

PITCHER		IP	WLS	BF	H	R	ER	SO	BB	IBB	HBP	BLK	WP	HR	S	P	ERA	WHIP
Orel Hershiser, R ERA: 3.71	(1, 1)	6.2	L	28	6	4	4	7	2	1	0	0	0	1	39	51	5.40	1.200
Joe Beckwith, R ERA: 54.0	(7, 1)	0.1		1	0	0	0	1	0	0	0	0	0	0	3	3	0.00	0.000
Ed Vande Berg, L ERA: 3.51	(8, 1)	1.0		4	1	0	0	1	0	0	0	0	0	0	6	6	0.00	1.000

PITCHER	IP	WLS	BF	H	R	ER	SO	BB	IBB	HBP	BLK	WP	HR	S	P	ERA	WHIP

Batter	1	2	3	4	5	6	7	8	9	AB	R	H	RBI	BB	SO	LOB
Steve Sax, R (1, 4) OBP: 0.387, SLG: 0.434	L6		F7			G5-4-3, 1B		G3		4	0	1	0	0	0	1
Mariano Duncan, R (1, 6) OBP: 0.285, SLG: 0.311	E6		FC6-4, 1-2f			G5-4-3, 1-2f			K	3	0	0	0	0	0	2
Pedro Guerrero, R (9, PH)										1	0	0	0	0	1	0
Bill Madlock, R (1, 5) OBP: 0.309, SLG: 0.351	F7			F3			5-3		1-3	4	0	0	0	0	0	1
Mike Marshall, R (1, 9) OBP: 0.308, SLG: 0.452	K			K			5-3		K	4	0	0	0	0	3	1
Enos Cabell, R (1, 3) OBP: 0.293, SLG: 0.335		BB, CS		F6			E, 1B			2	1	1	0	1	0	0
Alex Trevino, R (1, 2) OBP: 0.362, SLG: 0.388		4-3, 1-2			L3		E6, 1-H, 2B			3	0	1	1	0	0	1
Franklin Stubbs, L (1, 7) OBP: 0.325, SLG: 0.497 (8, 8)		K			G1-6-3, 1B		G3			3	0	1	0	0	1	1
Reggie Williams, R (1, 8) OBP: 0.326, SLG: 0.385			F8		G1-6-3, 1-2f				K	2	0	0	0	0	0	1
Len Matuszek, L (8, PH) OBP: 0.342, SLG: 0.560 (8, 7)										1	0	0	0	0	1	0
Alejandro Pena, R (1, 1) OBP: 0.182, SLG: 0.182			FC6-4, 1B			F9		K		1	0	1	0	0	0	0
Bill Russell, R (6, PH) OBP: 0.285, SLG: 0.271										1	0	0	0	0	0	0
Joe Beckwith, L (6, 1)										0	0	0	0	0	0	0
Greg Brock, L (8, PH) OBP: 0.321, SLG: 0.405										1	0	0	0	0	1	0
Ed Vande Berg, R (8, 1)										0	0	0	0	0	0	0
Inning Stats	R: 0 E: 1 K: 1 S: 6 H: 0 LOB: 1 BB: 0 P: 6	R: 0 E: 0 K: 1 S: 4 H: 0 LOB: 0 BB: 1 P: 8	R: 0 E: 0 K: 0 S: 4 H: 1 LOB: 1 BB: 0 P: 4	R: 0 E: 0 K: 1 S: 5 H: 0 LOB: 0 BB: 0 P: 5	R: 0 E: 0 K: 0 S: 3 H: 1 LOB: 0 BB: 0 P: 3	R: 0 E: 0 K: 0 S: 3 H: 1 LOB: 0 BB: 0 P: 3	R: 1 E: 1 K: 0 S: 5 H: 2 LOB: 1 BB: 0 P: 5	R: 0 E: 0 K: 2 S: 7 H: 0 LOB: 0 BB: 0 P: 7	R: 0 E: 0 K: 2 S: 7 H: 0 LOB: 0 BB: 0 P: 7	1B: 4 2B: 1 3B: 0 HR: 0 SF: 0 SAC: 0 DP: 2 HBP: 0						

PITCHER		IP	WLS	BF	H	R	ER	SO	BB	IBB	HBP	BLK	WP	HR	S	P	ERA	WHIP
Chris Welsh, L ERA: 3.49	(1, 1)	7.0	W	25	5	1	1	3	1	0	0	0	0	0	30	34	1.29	0.857
Ron Robinson, R ERA: 2.68	(8, 1)	2.0		6	0	0	0	4	0	0	0	0	0	0	14	14	0.00	0.000

PITCHER	IP	WLS	BF	H	R	ER	SO	BB	IBB	HBP	BLK	WP	HR	S	P	ERA	WHIP

TOP

Los Angeles Dodgers @ Cincinnati Reds

Riverfront Stadium, Cincinnati, OH

Fri Aug 08 1986, 7:05 PM EDT
Att. 35,948 - Unknown

livebaseballscorecards.com

AB	30
R	1
H	5
RBI	1
BB	1
SO	7
LOB	8

WP: 0	PA: 31
PB: 0	
SB: 0	
CS: 1	

Batter	1	2	3	4	5	6	7	8	9	AB	R	H	RBI	BB	SO	LOB
Kal Daniels, L (1, 7) OBP: 0.431, SLG: 0.570	6-3		HR		HR		4-3 6-3 1B			4	2	3	2	0	0	0
Eric Davis, R (8, 7) OBP: 0.390, SLG: 0.535										0	0	0	0	0	0	0
Buddy Bell, R (1, 5) OBP: 0.343, SLG: 0.397	E7 1B		G4-6-3 1B		F6		6-3 1-2			4	0	2	0	0	0	1
Dave Parker, L (1, 9) OBP: 0.339, SLG: 0.498	F6		G4-6-3 1-2f		F6		4-3 2-3			4	0	0	0	0	0	3
Bo Diaz, R (1, 2) OBP: 0.308, SLG: 0.350	F4		1B			4-3	5-3			4	0	1	0	0	0	2
Nick Esasky, R (1, 3) OBP: 0.321, SLG: 0.384		K	K			HR 1B		1-3		4	1	1	0	0	2	1
Eddie Milner, L (1, 8) OBP: 0.291, SLG: 0.413		E4 S 1B		CS BB		1-H HR		K		3	2	1	2	1	1	0
Kurt Stillwell, S (1, 6) OBP: 0.301, SLG: 0.235		E S 1-H 1B		F5 1-2		4-3		BB		3	0	1	1	1	0	1
Ron Oester, S (1, 4) OBP: 0.315, SLG: 0.341		K 1-3		B5-3		1B		5-3		4	0	1	0	0	1	2
Chris Welsh, L (1, 1) OBP: 0.167, SLG: 0.333		K			F9	K				3	0	0	0	0	2	2
Ron Robinson, R (8, 1) OBP: 0.083, SLG: 0.083										0	0	0	0	0	0	0
Inning Stats	R: 0 E: 1 K: 0 S: 4 H: 1 LOB: 1 BB: 0 P: 4	R: 1 E: 2 K: 3 S: 11 H: 1 LOB: 1 BB: 0 P: 11	R: 1 E: 0 K: 1 S: 7 H: 3 LOB: 1 BB: 0 P: 7	R: 0 E: 0 K: 0 S: 2 H: 0 LOB: 0 BB: 1 P: 6	R: 1 E: 0 K: 0 S: 4 H: 1 LOB: 0 BB: 0 P: 4	R: 2 E: 0 K: 1 S: 8 H: 3 LOB: 1 BB: 0 P: 8	R: 0 E: 0 K: 0 S: 4 H: 1 LOB: 1 BB: 0 P: 4	R: 0 E: 0 K: 1 S: 5 H: 0 LOB: 1 BB: 1 P: 9		1B: 7 2B: 0 3B: 0 HR: 3	SF: 0 SAC: 0 DP: 1 HBP: 0						

PITCHER	IP	WLS	BF	H	R	ER	SO	BB	IBB	HBP	BLK	WP	HR	S	P	ERA	WHIP
Alejandro Pena, R (1, 1) ERA: 4.99	5.0	L	21	6	3	2	4	1	0	0	0	0	2	28	32	3.60	1.400
Joe Beckwith, R (6, 1) ERA: 20.25	2.0		10	4	2	2	1	0	0	0	0	0	1	12	12	9.00	2.000
Ed Vande Berg, L (8, 1) ERA: 3.44	1.0		4	0	0	0	1	1	0	0	0	0	0	5	9	0.00	1.000

PITCHER	IP	WLS	BF	H	R	ER	SO	BB	IBB	HBP	BLK	WP	HR	S	P	ERA	WHIP

BOTTOM

Los Angeles Dodgers @ Cincinnati Reds

Riverfront Stadium, Cincinnati, OH

Fri Aug 08 1986, 7:05 PM EDT

Att. 35,948 - Unknown

livebaseballscorecards.com

AB	33
R	5
H	10
RBI	5
BB	2
SO	6
LOB	12

Batter	1	2	3	4	5	6	7	8	9	AB	R	H	RBI	BB	SO	LOB
Steve Sax, R (1, 4) OBP: 0.385, SLG: 0.431	F8		1B 3-H		1-3		G4-6-3 1-2f		4-3	5	0	1	1	0	0	2
Franklin Stubbs, L (1, 8) (8, 7) OBP: 0.324, SLG: 0.493	F6		1B 1-2			F9		B1-3		4	0	1	0	0	0	0
Bill Madlock, R (1, 5) OBP: 0.312, SLG: 0.354	K		4-3			E1 1B		BB 1B		4	1	2	0	0	1	2
Len Matuszek, L (1, 7) OBP: 0.342, SLG: 0.553		6-3		4-3		F9 2-H		BB 1-2		3	0	1	1	0	0	0
Enos Cabell, R (8, PH) (8, 3) OBP: 0.296, SLG: 0.339										1	0	1	0	0	0	0
Mike Marshall, R (1, 9) OBP: 0.304, SLG: 0.446		6-3		K		F9 2-3		F7		4	0	0	0	0	1	3
Mike Scioscia, L (1, 2) OBP: 0.397, SLG: 0.368		3-1		1B		3-1		BB 1-2 2-3		3	0	1	0	1	0	1
Greg Brock, L (1, 3) OBP: 0.321, SLG: 0.409			F7	K				F4		3	0	1	0	0	1	1
Pedro Guerrero, R (8, PH)										1	0	0	0	0	0	3
Reggie Williams, R (8, 8) OBP: 0.326, SLG: 0.385							4-3 2B			0	0	0	0	0	0	0
Mariano Duncan, R (1, 6) OBP: 0.287, SLG: 0.316			5-3 1B 2B		CS 1B		4-3 2-3		1-3	4	1	2	0	0	0	1
Fernando Valenzuela, L (1, 1) OBP: 0.213, SLG: 0.241			5-3 2-3		6-3 1-2		BB G4-6-3		6-3	2	0	0	0	0	0	2
Alex Trevino, R (7, PH) OBP: 0.365, SLG: 0.388										0	0	0	0	1	0	0
Joe Beckwith, L (7, 1)										0	0	0	0	0	0	0
Ed Vande Berg, R (8, 1)										0	0	0	0	0	0	0
Bill Russell, R (9, PH) OBP: 0.283, SLG: 0.269										1	0	0	0	0	0	0
Inning Stats	R: 0 E: 0 K: 1 S: 5 H: 0 LOB: 0 BB: 0 P: 5	R: 0 E: 0 K: 0 S: 3 H: 0 LOB: 0 BB: 0 P: 3	R: 1 E: 0 K: 0 S: 6 H: 3 LOB: 2 BB: 0 P: 6	R: 0 E: 0 K: 2 S: 8 H: 1 LOB: 1 BB: 0 P: 8	R: 0 E: 0 K: 0 S: 3 H: 1 LOB: 0 BB: 0 P: 3	R: 1 E: 1 K: 0 S: 5 H: 2 LOB: 1 BB: 0 P: 5	R: 0 E: 0 K: 0 S: 3 H: 1 LOB: 1 BB: 1 P: 7	R: 0 E: 0 K: 0 S: 5 H: 2 LOB: 3 BB: 1 P: 9	R: 0 E: 0 K: 0 S: 3 H: 0 LOB: 0 BB: 0 P: 3	1B: 8 2B: 2 3B: 0 HR: 0 SF: 0 SAC: 0 DP: 1 HBP: 0						

PITCHER		IP	WLS	BF	H	R	ER	SO	BB	IBB	HBP	BLK	WP	HR	S	P	ERA	WHIP
John Denny, R ERA: 4.39	(1, 1)	6.0	W	24	7	2	2	3	0	0	0	0	0	0	30	30	3.00	1.167
Rob Murphy, L ERA: 0.57	(7, 1)	1.1		7	3	0	0	0	1	0	0	0	0	0	6	10	0.00	3.000
Ron Robinson, R ERA: 2.67	(8, 1)	0.1		1	0	0	0	0	0	0	0	0	0	0	1	1	0.00	0.000
John Franco, L ERA: 2.37	(8, 1)	1.1	S	5	0	0	0	0	1	0	0	0	0	0	4	8	0.00	0.750

PITCHER	IP	WLS	BF	H	R	ER	SO	BB	IBB	HBP	BLK	WP	HR	S	P	ERA	WHIP

TOP

Los Angeles Dodgers @ Cincinnati Reds

Riverfront Stadium, Cincinnati, OH

Sat Aug 09 1986, 3:33 AM EDT

Att. 30,835 - Unknown

livebaseballscorecards.com

AB	35
R	2
H	10
RBI	2
BB	2
SO	3
LOB	15

WP: 0	PA: 37
PB: 0	
SB: 0	
CS: 1	

BOTTOM

Los Angeles Dodgers @ Cincinnati Reds

Riverfront Stadium, Cincinnati, OH

Sat Aug 09 1986, 3:33 AM EDT

Att. 30,835 - Unknown

Batter	1	2	3	4	5	6	7	8	9	AB	R	H	RBI	BB	SO	LOB
Kal Daniels, L (1, 7) OBP: 0.425, SLG: 0.558	SSS 0-3 ① K		x 0-0 1-2 1B		x 0-0 ② 1-6-3 1-3	SSS 0-3 ③ K				4	0	1	0	0	2	3
John Franco, L (8, 1)										0	0	0	0	0	0	0
Buddy Bell, R (1, 5) OBP: 0.345, SLG: 0.406	x 0-0 ② F9		x 0-0 ② F7		x 0-0 3-H HR		x 0-0 G4-6-3 1B			4	1	2	2	0	0	2
Dave Parker, L (1, 9) OBP: 0.336, SLG: 0.493	SSS 0-3 ③ K		x 0-0 ③ 3-1		x 0-0 ③ L3		x 0-0 ①② G4-6-3 1-2f			4	0	0	0	0	1	3
Eric Davis, R (1, 8) OBP: 0.388, SLG: 0.529		x 0-0 ① 5-3		SSS 0-3 ① K		BBBB 4-0 2B BB	x 0-0 ③ F8			3	1	0	0	1	1	0
(8, 7)																
Bo Diaz, R (1, 2) OBP: 0.317, SLG: 0.369		BBBB 4-0 BB		x 0-0 1B WP FC6 1B		x 0-0 1B 1-H 2B 2B		x 0-0 HR		3	3	3	2	1	0	0
Tony Perez, R (1, 3) OBP: 0.336, SLG: 0.273		x 0-0 ② F7		x 0-0 FC6 1-3 1B		x 0-0 ① 6-3		BBBB 4-0 FC5-4 BB		3	0	1	0	1	0	2
Kurt Stillwell, S (1, 6) OBP: 0.296, SLG: 0.230	SSS 0-3 ③ K		x 0-0 ② FC6 CS 1-2 3-H		SSS 0-3 ② K		x 0-0 ① FC5-4 1-2f			4	0	0	1	0	2	4
Ron Oester, S (1, 4) OBP: 0.314, SLG: 0.340			x 0-0 ① F3	x 0-0 ③ CS 1-2	x 0-0 ① 4-3	x 0-0 2B 2-3 1B		x 0-0 ② F8		4	0	1	0	0	0	1
John Denny, R (1, 1) OBP: 0.240, SLG: 0.191			BBBB 4-0 1B BB		x 0-0 1-6-3 S HR 1B	x 0-0 1-3 3-H 2B		SSS 0-3 ③ K		1	1	1	0	1	0	0
Nick Esasky, R (6, PH) OBP: 0.324, SLG: 0.392										1	0	1	1	0	0	0
Rob Murphy, L (7, 1)										0	0	0	0	0	0	0
Ron Robinson, R (8, 1) OBP: 0.083, SLG: 0.083										0	0	0	0	0	0	0
Eddie Milner, L (8, 8) OBP: 0.291, SLG: 0.412										1	0	0	0	0	1	1
Inning Stats	R: 0 E: 0 K: 2 S: 7 H: 0 LOB: 0 BB: 0 P: 7	R: 0 E: 0 K: 1 S: 5 H: 0 LOB: 1 BB: 1 P: 9	R: 0 E: 0 K: 0 S: 4 H: 1 LOB: 2 BB: 1 P: 8	R: 1 E: 0 K: 1 S: 6 H: 2 LOB: 0 BB: 0 P: 6	R: 2 E: 0 K: 0 S: 5 H: 2 LOB: 0 BB: 0 P: 5	R: 2 E: 0 K: 2 S: 10 H: 3 LOB: 2 BB: 1 P: 14	R: 0 E: 0 K: 0 S: 3 H: 1 LOB: 0 BB: 0 P: 3	R: 1 E: 0 K: 1 S: 6 H: 1 LOB: 1 BB: 1 P: 10		1B: 6 2B: 2 3B: 0 HR: 2 SF: 0 SAC: 0 DP: 1 HBP: 0						

livebaseballscorecards.com

AB	32
R	6
H	10
RBI	6
BB	4
SO	7
LOB	16

WP: 1 PB: 0 SB: 1 CS: 1 PA: 37

PITCHER		IP	WLS	BF	H	R	ER	SO	BB	IBB	HBP	BLK	WP	HR	S	P	ERA	WHIP
Fernando Valenzuela, L ERA: 2.98	(1, 1)	6.0	L	28	8	5	5	6	3	0	0	0	1	1	37	49	7.50	1.833
Joe Beckwith, R ERA: 17.18	(7, 1)	1.0		5	2	1	1	0	1	0	0	0	0	1	4	8	9.00	3.000
Ed Vande Berg, L ERA: 3.38	(8, 1)	1.0		3	0	0	0	1	0	0	0	0	0	0	5	5	0.00	0.000

PITCHER	IP	WLS	BF	H	R	ER	SO	BB	IBB	HBP	BLK	WP	HR	S	P	ERA	WHIP

Batter	1	2	3	4	5	6	7	8	9	AB	R	H	RBI	BB	SO	LOB
Steve Sax, R (1, 4) OBP: 0.384, SLG: 0.430	F4		4-3 SH1-4 1-2 1B		4-3		5-3			4	0	1	0	0	0	1
Mike Scioscia, L (1, 2) OBP: 0.396, SLG: 0.376	1B 3B		SH1-4 1-2 2-3			F9		F7		3	1	1	0	0	0	0
Bill Madlock, R (1, 5) OBP: 0.315, SLG: 0.356	1B 3-H		4-3 2-3 3-H			CS 1B		F8		4	0	2	2	0	0	1
Jeff Hamilton, R (8, 5) OBP: 0.243, SLG: 0.366										0	0	0	0	0	0	0
Len Matuszek, L (1, 7) OBP: 0.331, SLG: 0.533	F4		G3			K 1-2		E4		4	0	0	0	0	1	3
Reggie Williams, R (8, PR) OBP: 0.326, SLG: 0.385										0	0	0	0	0	0	0
(8, 8)																
Mike Marshall, R (1, 9) OBP: 0.304, SLG: 0.443	K			6-3			HR 1B	K2-3		4	1	1	0	0	2	2
Franklin Stubbs, L (1, 8) OBP: 0.320, SLG: 0.487		G3		K			K		G3	4	0	0	0	0	2	1
(8, 7)																
Greg Brock, L (1, 3) OBP: 0.328, SLG: 0.441		BBB 4-0 G4-6-3 BB		F7			1-H HR		HR	3	2	2	3	1	0	0
Bill Russell, R (1, 6) OBP: 0.275, SLG: 0.261		G4-6-3 1-2f			6-3		F7		4-3	4	0	0	0	0	0	1
Dennis Powell, R (1, 1) OBP: 0.250, SLG: 0.500			E6 SH1-4 1B 4-3		1-3		2B		F9	3	1	1	0	0	0	0
Ken Howell, R (8, 1)										1	0	0	0	0	0	0

Inning Stats	1	2	3	4	5	6	7	8	9
	R: 1 E: 0 K: 1 S: 7	H: 2 LOB: 1 BB: 0 P: 7	R: 0 E: 0 K: 0 S: 2	H: 0 LOB: 0 BB: 1 P: 6	R: 1 E: 1 K: 0 S: 5	H: 1 LOB: 1 BB: 0 P: 5	R: 0 E: 0 K: 1 S: 5	H: 0 LOB: 0 BB: 0 P: 5	R: 0 E: 0 K: 0 S: 3	H: 0 LOB: 0 BB: 0 P: 3	R: 0 E: 0 K: 1 S: 5	H: 1 LOB: 0 BB: 0 P: 5	R: 2 E: 0 K: 1 S: 8	H: 3 LOB: 1 BB: 0 P: 8	R: 0 E: 1 K: 1 S: 6	H: 0 LOB: 1 BB: 0 P: 6	R: 1 E: 0 K: 0 S: 4	H: 1 LOB: 0 BB: 0 P: 4

1B: 4 SF: 0
2B: 1 SAC: 1
3B: 1 DP: 1
HR: 2 HBP: 0

WP: 0 PA: 36
PB: 0
SB: 0
CS: 1

PITCHER		IP	WLS	BF	H	R	ER	SO	BB	IBB	HBP	BLK	WP	HR	S	P	ERA	WHIP
Mario Soto, R ERA: 4.82	(1, 1)	6.2	L	27	7	4	3	4	1	0	0	0	0	1	34	38	4.05	1.200
Carl Willis, R ERA: 2.9	(7, 1)	1.1		5	0	0	0	1	0	0	0	0	0	0	7	7	0.00	0.000
Ted Power, R ERA: 5.24	(9, 1)	1.0		4	1	1	1	0	0	0	0	0	0	1	4	4	9.00	1.000

PITCHER	IP	WLS	BF	H	R	ER	SO	BB	IBB	HBP	BLK	WP	HR	S	P	ERA	WHIP

Los Angeles Dodgers @ Cincinnati Reds

Riverfront Stadium, Cincinnati, OH

Sun Aug 10 1986, 3:33 AM EDT
Att. 29,701 - Unknown

TOP

livebaseballscorecards.com

AB	34
R	5
H	8
RBI	5
BB	1
SO	5
LOB	9

BOTTOM

Los Angeles Dodgers @ Cincinnati Reds

Riverfront Stadium, Cincinnati, OH

Sun Aug 10 1986, 3:33 AM EDT

Att. 29,701 - Unknown

livebaseballscorecards.com

Batter	1	2	3	4	5	6	7	8	9	AB	R	H	RBI	BB	SO	LOB
Kal Daniels, L (1, 7) OBP: 0.411, SLG: 0.537	4-3		4-3			6-3			K	4	0	0	0	0	1	0
Buddy Bell, R (1, 5) (9, 4) OBP: 0.346, SLG: 0.405	FC4-6 1B			5-3		6-3			BB	3	0	1	0	1	0	0
Dave Parker, L (1, 9) OBP: 0.333, SLG: 0.488	FC4-6 1-2f			K			F7		K	4	0	0	0	0	2	2
Eric Davis, R (1, 8) OBP: 0.387, SLG: 0.524	K			S 1B			K		K	4	0	1	0	0	3	2
Bo Diaz, R (1, 2) OBP: 0.314, SLG: 0.365		F6		6-3 1-2			K2-3			3	0	0	0	0	1	1
Tony Perez, R (1, 3) OBP: 0.344, SLG: 0.277		6-3			G6-4-3 1B			BB 1-3		2	0	1	0	1	0	0
Kurt Stillwell, S (1, 6) OBP: 0.292, SLG: 0.226		K			G6-4-3 1-2f			F7		3	0	0	0	0	1	2
Ron Oester, S (1, 4) OBP: 0.312, SLG: 0.338			K		F8			1-3 1-2		2	0	0	0	0	1	0
Wade Rowdon, R (8, PH) OBP: 0.302, SLG: 0.333										0	0	0	0	0	0	0
Eddie Milner, L (8, PH) OBP: 0.290, SLG: 0.411										1	0	0	0	0	0	1
Nick Esasky, R (9, 5) OBP: 0.324, SLG: 0.392										0	0	0	0	0	0	0
Mario Soto, R (1, 1) OBP: 0.080, SLG: 0.120			5-3			F8		4-3		2	0	0	0	0	0	0
Carl Willis, L (7, 1)										0	0	0	0	0	0	0
Max Venable, L (8, PH) OBP: 0.299, SLG: 0.302										1	0	0	0	0	0	1
Ted Power, R (9, 1)										0	0	0	0	0	0	0

	AB	29
	R	0
	H	3
	RBI	0
	BB	2
	SO	9
	LOB	9

Inning Stats																				
	R: 0	H: 1	R: 0	H: 0	R: 0	H: 0	R: 0	H: 1	R: 0	H: 1	R: 0	H: 0	R: 0	H: 0	R: 0	H: 0	R: 0	H: 0	1B: 3	SF: 0	WP: 0	PA: 31
	E: 0	LOB: 1	E: 0	LOB: 0	E: 0	LOB: 0	E: 0	LOB: 1	E: 0	LOB: 0	E: 0	LOB: 0	E: 0	LOB: 0	E: 0	LOB: 1	E: 0	LOB: 1	2B: 0	SAC: 0	PB: 0	
	K: 1	BB: 0	K: 1	BB: 0	K: 1	BB: 0	K: 1	BB: 0	K: 0	BB: 0	K: 0	BB: 0	K: 2	BB: 0	K: 0	BB: 1	K: 3	BB: 1	3B: 0	DP: 1	SB: 1	
	S: 6	P: 6	S: 5	P: 5	S: 5	P: 5	S: 6	P: 6	S: 3	P: 3	S: 3	P: 3	S: 7	P: 7	S: 3	P: 7	S: 9	P: 13	HR: 0	HBP: 0	CS: 0	

PITCHER		IP	WLS	BF	H	R	ER	SO	BB	IBB	HBP	BLK	WP	HR	S	P	ERA	WHIP
Dennis Powell, L ERA: 4.09	(1, 1)	7.1	W	25	3	0	0	6	1	0	0	0	0	0	36	40	0.00	0.545
Ken Howell, R ERA: 2.8	(8, 1)	1.2		6	0	0	0	3	1	0	0	0	0	0	11	15	0.00	0.600

PITCHER	IP	WLS	BF	H	R	ER	SO	BB	IBB	HBP	BLK	WP	HR	S	P	ERA	WHIP

Batter	1	2	3	4	5	6	7	8	9	AB	R	H	RBI	BB	SO	LOB
Dan Gladden, R (1, 8) OBP: 0.361, SLG: 0.376	S S S 0-3 ① K		x 0-0 ③ 2-3		x 0-0 E 1B		x 0-0 1B 3B 3-H 0-0 1B			5	1	3	1	0	1	0
Robby Thompson, R (1, 4) Luis Quinones, S (8, 4) OBP: 0.326, SLG: 0.376 OBP: 0.258, SLG: 0.367	x 0-0 ② 6-3			x 0-0 ① 4-3	x 0-0 E5 1-2		x 0-0 WP 1-6-3 CI 3-H 1B 0-0 F8			5 0	1 0	1 0	1 0	0 0	0 0	2 0
Joel Youngblood, R (1, 7) OBP: 0.313, SLG: 0.406	x 0-0 ③ F8			x 0-0 ② 6-3	x 0-0 ③ 4-3		x 0-0 ① 1-6-3 1-2	x 0-0 ① L6		5	0	0	0	0	0	3
Will Clark, L (1, 3) OBP: 0.345, SLG: 0.454		x 0-0 ① F9		x 0-0 HR 1B		x 0-0 HR 1B 1B	4-0 CI WP 3B IBB	x 0-0 ② F8		4	3	2	0	1	0	0
Candy Maldonado, R (1, 9) OBP: 0.296, SLG: 0.464		x 0-0 ② F9		x 0-0 1-H HR		x 0-0 1-2 HR 1B	4-0 1-2 2-3 CI 3B IBB	x 0-0 ③ 6-3		4	3	2	2	1	0	0
Bob Brenly, R (1, 5) OBP: 0.366, SLG: 0.371		B B B B 4-0 BB		S S S 0-3 ③ K		x 0-0 1-H 2-H HR	s 0-1 1-2 2-3 3-H CI 3B		S S S 0-3 ① K	3	2	1	4	1	2	0
Bob Melvin, R (1, 2) OBP: 0.269, SLG: 0.349		x 0-0 ③ F8			x 0-0 HR	S S S 0-3 ① K2-3	x 0-0 1-H 2-H 3-H 2B 3B		x 0-0 ② 4-3	5	2	2	4	0	1	1
Jose Uribe, S (1, 6) OBP: 0.306, SLG: 0.292			S S S 0-3 ① K		S S S 0-3 ① K	x 0-0 ② F5	x 0-0 WP 1B 3-H 2B		S S S 0-3 ③ K	5	1	1	1	0	3	0
Michael LaCoss, R (1, 1) OBP: 0.265, SLG: 0.404 Mark Davis, L (4, 1) OBP: 0.143, SLG: 0.286 Frank Williams, R (7, 1) OBP: 0.500, SLG: 0.500			S S S 0-3 ② K		S S S 0-3 ② K	S S S 0-3 ③ K	S S S 0-3 ② 2-3 K			1 3 0	0 0 0	0 0 0	0 0 0	0 0 0	1 3 0	0 1 0
Inning Stats	R: 0 E: 0 K: 1 S: 5 H: 0 LOB: 0 BB: 0 P: 5	R: 0 E: 0 K: 0 S: 3 H: 0 LOB: 1 BB: 1 P: 7	R: 0 E: 0 K: 2 S: 7 H: 0 LOB: 0 BB: 0 P: 7	R: 2 E: 0 K: 1 S: 7 H: 2 LOB: 0 BB: 0 P: 7	R: 1 E: 1 K: 2 S: 10 H: 2 LOB: 2 BB: 0 P: 10	R: 3 E: 0 K: 2 S: 10 H: 3 LOB: 0 BB: 0 P: 10	R: 7 E: 1 K: 1 S: 11 H: 5 LOB: 1 BB: 2 P: 19	R: 0 E: 0 K: 0 S: 3 H: 0 LOB: 0 BB: 0 P: 3	R: 0 E: 0 K: 2 S: 7 H: 0 LOB: 0 BB: 0 P: 7	1B: 6 2B: 1 3B: 2 HR: 3	SF: 0 SAC: 0 DP: 0 HBP: 0						

PITCHER		IP	WLS	BF	H	R	ER	SO	BB	IBB	HBP	BLK	WP	HR	S	P	ERA	WHIP
Tom Browning, L ERA: 3.84	(1, 1)	5.0	L	23	6	5	5	6	1	0	0	0	0	2	34	38	9.00	1.400
Carl Willis, R ERA: 4.45	(6, 1)	1.1		11	4	7	6	2	0	2	0	0	1	1	13	21	40.50	3.000
Rob Murphy, L ERA: 1.04	(7, 1)	1.2		7	2	1	1	1	0	0	0	0	1	0	9	9	5.40	1.200
Ted Power, R ERA: 5.15	(9, 1)	1.0		3	0	0	0	2	0	0	0	0	0	0	7	7	0.00	0.000

PITCHER	IP	WLS	BF	H	R	ER	SO	BB	IBB	HBP	BLK	WP	HR	S	P	ERA	WHIP

TOP

San Francisco Giants @ Cincinnati Reds

Riverfront Stadium, Cincinnati, OH

Mon Aug 11 1986, 7:05 PM EDT

Att. 18,427 - Unknown

livebaseballscorecards.com

AB	40
R	13
H	12
RBI	13
BB	3
SO	11
LOB	7

1B: 6	SF: 0	WP: 2	PA: 44
2B: 1	SAC: 0	PB: 0	
3B: 2	DP: 0	SB: 0	
HR: 3	HBP: 0	CS: 0	

BOTTOM

San Francisco Giants @ Cincinnati Reds

Riverfront Stadium, Cincinnati, OH

Mon Aug 11 1986, 7:05 PM EDT

Att. 18,427 - Unknown

livebaseballscorecards.com

Batter	1	2	3	4	5	6	7	8	9	AB	R	H	RBI	BB	SO	LOB
Kal Daniels, L (1, 7) OBP: 0.419, SLG: 0.536 Ted Power, R (9, 1)	0-0 1B 1B 1B	4-0 1B IBB		0-0 1-2 2B 1B		0-0 ① 6-3		0-3 SSS K ②		4 0	2 0	2 0	0 0	1 0	1 0	1 0
Pete Rose, S (1, 3) OBP: 0.324, SLG: 0.276	0-0 1B 1-3 1B	0-0 1-2 2-3 3-H 1B		0-0 L6-4 1-H 2-H 2B		0-0 1B		0-0 BB 1-2 1B		5	0	5	3	0	0	0
Dave Parker, L (1, 9) OBP: 0.334, SLG: 0.486	0-0 ① 1-3 3-H 1B	0-0 ③ F7		SSS 0-3 K ①		SSS 0-3 K ②		BBB 4-0 1-2 2-3 BB		4	0	1	1	1	2	5
Eric Davis, R (1, 8) OBP: 0.385, SLG: 0.519 Eddie Milner, L (7, 8) OBP: 0.289, SLG: 0.409	0-0 ② F9	0-0 ① 6-3		4-0 IBB		SSS 0-3 K ③		0-0 ③ F8		3 1	0 0	0 0	0 0	1 0	1 0	2 3
Bo Diaz, R (1, 2) OBP: 0.312, SLG: 0.363	0-0 ③ L4	0-0 ② 4-3		0-0 ② ③ L6-4 2-3			0-0 G3-6 1B		0-0 ① 6-3	5	0	1	0	0	0	3
Kurt Stillwell, S (1, 6) OBP: 0.290, SLG: 0.226	0-0 E4 1B FC1-2	0-0 HBP 1B		SSS 0-3 K ①			0-0 ① ② G3-6 1-2f		0-0 ② 4-3	5	0	1	0	0	1	1
Wade Rowdon, R (1, 5) OBP: 0.330, SLG: 0.338	0-0 SH1-4 FC1-2 1-3 1B 1B	1-0 1-2 HBP		BBB 4-0 BB			SSS 0-3 K ③		BBB 4-0 BB	2	1	1	0	2	1	0
Ron Oester, S (1, 4) OBP: 0.311, SLG: 0.336	0-0 ① FC1-2 1B SH1-4 1-2 3-H	0-0 ③ F5		0-0 ② F4				0-0 BB 1B 1B	0-0 ③ F7	5	0	1	0	0	0	6
Tom Browning, L (1, 1) OBP: 0.175, SLG: 0.161 Carl Willis, L (6, 1) Rob Murphy, L (7, 1) Max Venable, L (8, PH) OBP: 0.296, SLG: 0.299 (9, 7)	0-0 ② SH1-4 1-2 2-3			0-0 1B 2B 1B		SSS 0-3 K ③		0-0 ① F7		2 0 0 1	1 0 0 0	1 0 0 0	0 0 0 0	0 0 0 0	1 0 0 0	1 0 0 1
Inning Stats	R: 1 E: 0 K: 0 S: 5 H: 3 LOB: 1 BB: 0 P: 5	R: 1 E: 1 K: 0 S: 6 H: 2 LOB: 3 BB: 1 P: 10	R: 0 E: 0 K: 0 S: 4 H: 1 LOB: 2 BB: 0 P: 5	R: 2 E: 0 K: 1 S: 7 H: 3 LOB: 1 BB: 1 P: 11	R: 0 E: 0 K: 2 S: 7 H: 0 LOB: 1 BB: 1 P: 11	R: 0 E: 0 K: 2 S: 8 H: 1 LOB: 1 BB: 0 P: 8	R: 0 E: 0 K: 1 S: 5 H: 1 LOB: 0 BB: 0 P: 5	R: 0 E: 0 K: 1 S: 7 H: 2 LOB: 3 BB: 1 P: 11	R: 0 E: 0 K: 0 S: 3 H: 0 LOB: 1 BB: 1 P: 7	1B: 12 2B: 2 3B: 0 HR: 0 SF: 0 SAC: 1 DP: 2 HBP: 1							

	AB	37
	R	4
	H	13
	RBI	4
	BB	5
	SO	7
	LOB	23

WP: 0 PA: 44
PB: 0
SB: 0
CS: 0

PITCHER		IP	WLS	BF	H	R	ER	SO	BB	IBB	HBP	BLK	WP	HR	S	P	ERA	WHIP
Michael LaCoss, R ERA: 3.28	(1, 1)	3.0		20	9	4	3	0	0	1	1	0	0	0	18	23	9.00	3.000
Mark Davis, L ERA: 2.87	(4, 1)	3.0	W	11	1	0	0	5	1	1	0	0	0	0	19	27	0.00	0.667
Frank Williams, R ERA: 1.57	(7, 1)	3.0	S	13	3	0	0	2	2	0	0	0	0	0	15	23	0.00	1.667

PITCHER		IP	WLS	BF	H	R	ER	SO	BB	IBB	HBP	BLK	WP	HR	S	P	ERA	WHIP

Batter	1	2	3	4	5	6	7	8	9	AB	R	H	RBI	BB	SO	LOB
Dan Gladden, R (1, 8) OBP: 0.358, SLG: 0.372	L7		FC6-4 5-3 1-2f		FC5-2 1B 1-2 2-3	E6 1-2 2-3 3-H			K	5	0	1	0	0	1	3
Robby Thompson, R (1, 4) OBP: 0.325, SLG: 0.374	1B 1B		5-3 1-2		FC5-2 1-2 2-3 3-Hf	K			F5	5	0	1	0	0	1	7
Chili Davis, S (1, 9) OBP: 0.370, SLG: 0.426	L5-3 1B 1-3		K		K		F6		L8	5	0	1	0	0	2	4
Will Clark, L (1, 3) OBP: 0.348, SLG: 0.453	L5-3 1-2			K		G4-6-3 BB	1B			3	0	1	0	1	1	2
Candy Maldonado, R (1, 7) OBP: 0.291, SLG: 0.455 Scott Garrelts, R (7, 1) OBP: 0.179, SLG: 0.184		K		F9		G4-6-3 1-2f	F8			4 0	0 0	0 0	0 0	0 0	1 0	2 0
Bob Brenly, R (1, 5) OBP: 0.364, SLG: 0.370		F8		F8		1B 2B 1B	F7			4	1	1	0	0	0	1
Bob Melvin, R (1, 2) OBP: 0.278, SLG: 0.354		1B			FC1-5 1B BB	2B E 1-2 1B		F8		3	1	2	0	1	0	0
Jose Uribe, S (1, 6) OBP: 0.307, SLG: 0.293 Mike Aldrete, L (6, PH) OBP: 0.336, SLG: 0.389 Jeff Robinson, R (6, 1) OBP: 0.100, SLG: 0.111 Mark Davis, L (7, 1) OBP: 0.143, SLG: 0.286 Joel Youngblood, R (7, 7) OBP: 0.311, SLG: 0.403		F5			1B FC1-5 1-2 FC5-2 1B	E 1-3 2-H 2B		G3		2 1 0 0 1	0 0 0 0 0	1 1 0 0 0	0 1 0 0 0	0 0 0 0 0	0 0 0 0 0	1 0 0 0 0
Vida Blue, S (1, 1) OBP: 0.200, SLG: 0.192 Luis Quinones, S (6, PH) OBP: 0.266, SLG: 0.361 (6, 6)			FC6-4 BB		FC1-5 FC5-2 1B 1-2 2-3f	E IBB		F5		1 1	0 0	0 0	0 0	1 1	0 0	2 0
Inning Stats	R: 0 E: 0 K: 0 S: 4 H: 2 LOB: 1 BB: 0 P: 4	R: 0 E: 0 K: 1 S: 6 H: 1 LOB: 1 BB: 0 P: 6	R: 0 E: 0 K: 1 S: 5 H: 0 LOB: 1 BB: 1 P: 9	R: 0 E: 0 K: 1 S: 5 H: 0 LOB: 0 BB: 0 P: 5	R: 0 E: 0 K: 1 S: 7 H: 2 LOB: 3 BB: 1 P: 11	R: 2 E: 1 K: 1 S: 8 H: 3 LOB: 3 BB: 2 P: 16	R: 0 E: 0 K: 0 S: 4 H: 1 LOB: 1 BB: 0 P: 4	R: 0 E: 0 K: 0 S: 3 H: 0 LOB: 0 BB: 0 P: 3	R: 0 E: 0 K: 1 S: 5 H: 0 LOB: 0 BB: 0 P: 5	1B: 8 2B: 2 3B: 0 HR: 0	SF: 0 SAC: 0 DP: 2 HBP: 0						

PITCHER		IP	WLS	BF	H	R	ER	SO	BB	IBB	HBP	BLK	WP	HR	S	P	ERA	WHIP
Bill Gullickson, R ERA: 3.23	(1, 1)	7.0	L	33	9	2	1	5	3	1	0	0	0	0	39	55	1.29	1.714
Ron Robinson, R ERA: 2.6	(8, 1)	2.0		6	0	0	0	1	0	0	0	0	0	0	8	8	0.00	0.000

PITCHER	IP	WLS	BF	H	R	ER	SO	BB	IBB	HBP	BLK	WP	HR	S	P	ERA	WHIP

TOP

San Francisco Giants @ Cincinnati Reds

Riverfront Stadium, Cincinnati, OH

Tue Aug 12 1986, 7:05 PM EDT
Att. 21,150 - Unknown

livebaseballscorecards.com

AB	35
R	2
H	9
RBI	1
BB	4
SO	6
LOB	22

1B: 8	SF: 0	WP: 0	PA: 39
2B: 2	SAC: 0	PB: 0	
3B: 0	DP: 2	SB: 0	
HR: 0	HBP: 0	CS: 0	

Batter	1	2	3	4	5	6	7	8	9	AB	R	H	RBI	BB	SO	LOB
Kurt Stillwell, S (1, 6) OBP: 0.289, SLG: 0.226	6-3	E5 1-2 2-3 3-H			G6-4-3 1B 1B		SH1-4 1-2		F5	4	0	1	0	0	0	2
Buddy Bell, R (1, 5) OBP: 0.352, SLG: 0.406	BB	F2			G6-4-3 1-2 1B		S BB		BB	2	0	1	0	3	0	3
Dave Parker, L (1, 9) OBP: 0.331, SLG: 0.481	L6		F5		G6-4-3 1-2f 2-3		K 1-2 2-3		4-3	5	0	0	0	0	1	6
Bo Diaz, R (1, 2) OBP: 0.311, SLG: 0.359	F3		5-3		BB		K2-3			3	0	0	0	1	1	3
Tony Perez, R (1, 3) OBP: 0.343, SLG: 0.278 Kal Daniels, L (8, PH) OBP: 0.423, SLG: 0.540 Wade Rowdon, R (8, PR) OBP: 0.330, SLG: 0.338 (9, 7)		L5	1B		K			SH1-4 1B		3 1 0	0 0 0	1 1 0	0 0 0	0 0 0	1 0 0	2 0 0
Nick Esasky, R (1, 7) OBP: 0.320, SLG: 0.386 (9, 3)		K	F9			F7		SH1-4 1-2		3	0	0	0	0	1	1
Eddie Milner, L (1, 8) OBP: 0.288, SLG: 0.410		E E 2B	F5			L4		L8		4	1	1	0	0	0	2
Ron Oester, S (1, 4) OBP: 0.310, SLG: 0.333		E E IBB	5-3			F8		4-3		3	0	0	0	1	0	2
Bill Gullickson, R (1, 1) OBP: 0.089, SLG: 0.073 Max Venable, L (7, PH) OBP: 0.303, SLG: 0.306 Ron Robinson, R (8, 1) OBP: 0.083, SLG: 0.083 Pete Rose, S (9, PH) OBP: 0.323, SLG: 0.275		E5 E 1-2 2-3	5-3				S SH1-4 1B		K	2 1 0 1	0 0 0 0	0 1 0 0	0 0 0 0	0 0 0 1	0 0 0 0	2 0 0 0
Inning Stats	R: 0 H: 0 E: 0 LOB: 1 K: 0 BB: 1 S: 3 P: 7	R: 1 H: 1 E: 2 LOB: 3 K: 1 BB: 1 S: 8 P: 12	R: 0 H: 1 E: 0 LOB: 1 K: 0 BB: 0 S: 4 P: 4	R: 0 H: 0 E: 0 LOB: 0 K: 0 BB: 0 S: 3 P: 3	R: 0 H: 2 E: 0 LOB: 2 K: 1 BB: 1 S: 6 P: 10	R: 0 H: 0 E: 0 LOB: 0 K: 0 BB: 0 S: 3 P: 3	R: 0 H: 1 E: 0 LOB: 2 K: 2 BB: 1 S: 8 P: 12	R: 0 H: 1 E: 0 LOB: 2 K: 0 BB: 0 S: 4 P: 4	R: 0 H: 0 E: 0 LOB: 1 K: 1 BB: 1 S: 5 P: 9	1B: 5 2B: 1 3B: 0 HR: 0	SF: 0 SAC: 2 DP: 1 HBP: 0					

PITCHER		IP	WLS	BF	H	R	ER	SO	BB	IBB	HBP	BLK	WP	HR	S	P	ERA	WHIP
Vida Blue, L ERA: 3.14	(1, 1)	5.0	W	23	4	1	0	2	2	1	0	0	0	0	24	36	0.00	1.200
Jeff Robinson, R ERA: 3.63	(6, 1)	1.1		6	1	0	0	0	1	0	0	0	0	0	5	9	0.00	1.500
Mark Davis, L ERA: 2.86	(7, 1)	0.1		1	0	0	0	1	0	0	0	0	0	0	3	3	0.00	0.000
Scott Garrelts, R ERA: 3.33	(7, 1)	2.1	S	9	1	0	0	2	1	0	0	0	0	0	12	16	0.00	0.857

PITCHER	IP	WLS	BF	H	R	ER	SO	BB	IBB	HBP	BLK	WP	HR	S	P	ERA	WHIP

BOTTOM

San Francisco Giants @ Cincinnati Reds

Riverfront Stadium, Cincinnati, OH

Tue Aug 12 1986, 7:05 PM EDT

Att. 21,150 - Unknown

livebaseballscorecards.com

AB	32
R	1
H	6
RBI	0
BB	5
SO	5
LOB	23

San Francisco Giants @ Cincinnati Reds

Riverfront Stadium, Cincinnati, OH

Wed Aug 13 1986, 7:05 PM EDT

Att. 17,162 - Unknown

TOP

livebaseballscorecards.com

Batter	1	2	3	4	5	6	7	8	9	AB	R	H	RBI	BB	SO	LOB
Dan Gladden, R (1, 8) OBP: 0.362, SLG: 0.378	F9 SF9 2B		1B FC1-5 FC3-2 1-2 1B	K			BB 1-2		F8	4	1	2	0	1	1	1
Robby Thompson, R (1, 4) OBP: 0.324, SLG: 0.372	F9 2-3		FC1-5 FC3-2 1B HR 1-2 2-3f		FC4-6 1B		K 1-2		FC1-6-5 2-3	5	1	1	0	0	1	5
Joel Youngblood, R (1, 7) OBP: 0.313, SLG: 0.399	BB		FC3-2 HR 1-2 2-3 1B		F8		F7		4-3	4	1	1	0	1	0	3
Will Clark, L (1, 3) OBP: 0.342, SLG: 0.447	SF9 3-H		FC3-2 HR 1-2 2-3 3-Hf		FC4-6 CS 1-2f			4-3		3	1	0	1	0	0	4
Candy Maldonado, R (1, 9) OBP: 0.299, SLG: 0.486	F9		HR 1-H 2-H 3-H		CS 1-2	BB FC5-4		HR		3	2	2	5	1	0	1
Bob Brenly, R (1, 5) OBP: 0.363, SLG: 0.371 Luis Quinones, S (8, 5) (8, 6) OBP: 0.266, SLG: 0.361		5-3	2B			FC5-4 1-2f		F9		4 0	0 0	1 0	0 0	0 0	0 0	1 0
Bob Melvin, R (1, 2) OBP: 0.278, SLG: 0.348		5-3	F9			K		FC6-4 BB		3	0	0	0	1	1	2
Jose Uribe, S (1, 6) OBP: 0.303, SLG: 0.289 Frank Williams, R (8, 1) OBP: 0.500, SLG: 0.500		F3		F3		1-3		FC6-4 1-2f		4 0	0 0	0 0	0 0	0 0	0 0	2 0
Terry Mulholland, R (1, 1) OBP: 0.071, SLG: 0.071 Juan Berenguer, R (6, 1) OBP: 0.167, SLG: 0.167 Jeff Robinson, R (7, 1) OBP: 0.100, SLG: 0.111 Scott Garrelts, R (8, 1) OBP: 0.179, SLG: 0.184 Mark Davis, L (8, 1) OBP: 0.143, SLG: 0.286 Randy Kutcher, R (8, 5) OBP: 0.276, SLG: 0.444			FC1-5 1B 1B	K			BB 1B		FC1-6-5 2B	2 1 0 0 0 1	0 0 0 0 0 0	1 1 0 0 0 1	0 0 0 0 0 0	0 0 0 0 0 0	1 0 0 0 0 0	0 0 0 0 0 0
Inning Stats	R: 1 E: 0 K: 0 S: 4 H: 1 LOB: 1 BB: 1 P: 8	R: 0 E: 0 K: 0 S: 3 H: 0 LOB: 0 BB: 0 P: 3	R: 4 E: 0 K: 0 S: 8 H: 5 LOB: 1 BB: 0 P: 8	R: 0 E: 0 K: 2 S: 7 H: 0 LOB: 0 BB: 0 P: 7	R: 0 E: 0 K: 0 S: 3 H: 1 LOB: 0 BB: 0 P: 3	R: 0 E: 0 K: 1 S: 5 H: 0 LOB: 1 BB: 1 P: 9	R: 0 E: 0 K: 1 S: 5 H: 1 LOB: 1 BB: 1 P: 9	R: 1 E: 0 K: 0 S: 4 H: 1 LOB: 1 BB: 1 P: 8	R: 0 E: 0 K: 0 S: 4 H: 1 LOB: 1 BB: 0 P: 4	1B: 5 2B: 3 3B: 0 HR: 2	SF: 1 SAC: 0 DP: 0 HBP: 0					

	AB	34
	R	6
	H	10
	RBI	6
	BB	4
	SO	4
	LOB	19

WP: 0 PB: 0 SB: 1 CS: 1 PA: 40

PITCHER		IP	WLS	BF	H	R	ER	SO	BB	IBB	HBP	BLK	WP	HR	S	P	ERA	WHIP
Chris Welsh, L ERA: 3.98	(1, 1)	2.2		15	6	5	5	0	1	0	0	0	0	1	14	18	16.88	2.625
Rob Murphy, L ERA: 0.92	(3, 1)	2.1		7	1	0	0	2	0	0	0	0	0	0	11	11	0.00	0.429
Ted Power, R ERA: 4.98	(6, 1)	2.0		8	1	0	0	2	2	0	0	0	0	0	10	18	0.00	1.500
John Franco, L ERA: 2.45	(8, 1)	1.0	W	5	1	1	1	0	1	0	0	0	0	1	4	8	9.00	2.000
Ron Robinson, R ERA: 2.57	(9, 1)	1.0	S	4	1	0	0	0	0	0	0	0	0	0	4	4	0.00	1.000

PITCHER	IP	WLS	BF	H	R	ER	SO	BB	IBB	HBP	BLK	WP	HR	S	P	ERA	WHIP

Batter	1	2	3	4	5	6	7	8	9	AB	R	H	RBI	BB	SO	LOB
Kurt Stillwell, S (1, 6) OBP: 0.296, SLG: 0.232	BBBB 4-0 G6-4-3 BB		x 0-0 L9 ②		x 0-0 4-3 ③		x 0-0 CS 3-H 1B	x 0-0 1-2 2-H 3-H 1B		4	0	2	3	1	0	3
Buddy Bell, R (1, 5) OBP: 0.352, SLG: 0.404	x 0-0 G6-4-3 ①② 1-2f		x 0-0 FC6-4 ③ 1-2f			BBBB 4-0 1B WP HR BB	x 0-0 ② 1-2 1B	x 0-0 F8 ③		4	1	1	0	1	0	5
Dave Parker, L (1, 9) OBP: 0.330, SLG: 0.478	x 0-0 4-3 ③			x 0-0 L7 ①		x 0-0 1-3 HR 1B	x 0-0 F9 ③			4	1	1	0	0	0	1
Bo Diaz, R (1, 2) OBP: 0.314, SLG: 0.370 Eric Davis, R (8, PR) OBP: 0.385, SLG: 0.519 Sal Butera, R (9, 2) OBP: 0.340, SLG: 0.341		x 0-0 4-3 ①		x 0-0 F3 ②		x 0-0 1-H 3-H HR		x 0-0 1B BB 1B		4 0 0	1 1 0	2 0 0	3 0 0	0 0 0	0 0 0	0 0 0
Tony Perez, R (1, 3) OBP: 0.333, SLG: 0.269		x 0-0 6-3 ②		x 0-0 F4 ③		x 0-0 F8 ①		x 0-0 F9 ①		4	0	0	0	0	0	1
Nick Esasky, R (1, 7) OBP: 0.323, SLG: 0.393		x 0-0 4-3 ③			x 0-0 5-3 6-3 2B	SSS 0-3 K ②		x 0-0 BB BB 1-3 FC5-2 1B		4	1	2	0	0	1	0
Eddie Milner, L (1, 8) OBP: 0.291, SLG: 0.410			x 0-0 1B 1B		x 0-0 5-3 ① 2-3	SSS 0-3 K ③		BBBB 4-0 FC5-2 BB 1-2 1B BB		3	1	1	0	1	1	1
Ron Oester, S (1, 4) OBP: 0.317, SLG: 0.340			x 0-0 1-2 FC6-4 1B		BBBB 4-0 6-3 BB		x 0-0 WP 1B 2B	BBBB 4-0 1-2 2-3 3-H FC5-2 1B BB		2	2	2	1	2	0	0
Chris Welsh, L (1, 1) OBP: 0.167, SLG: 0.333 Rob Murphy, L (3, 1) Barry Larkin, R (5, PH) Ted Power, R (6, 1) Kal Daniels, L (7, PH) OBP: 0.420, SLG: 0.535 John Franco, L (8, 1) Pete Rose, S (8, PH) OBP: 0.322, SLG: 0.274 Ron Robinson, R (9, 1) OBP: 0.083, SLG: 0.083			x 0-0 B1 ①		x 0-0 6-3 ② 1-2 3-H		SSS 0-3 K ① 2-3	x 0-0 FC5-2 ② 1-2 2-3 3-Hf 1B		0 1 1 0 1 0 1 0	0 0 0 0 0 0 0 0	0 0 0 0 0 0 1 0	0 0 1 0 0 0 1 0	0 0 0 0 0 0 0 0	0 2 1 0 0 0 1 3	0 0 0 0 0 0 1 0
Inning Stats	R: 0 E: 0 K: 0 S: 2 H: 0 LOB: 0 BB: 1 P: 6	R: 0 E: 0 K: 0 S: 3 H: 0 LOB: 0 BB: 0 P: 3	R: 0 E: 0 K: 0 S: 5 H: 2 LOB: 2 BB: 0 P: 5	R: 0 E: 0 K: 0 S: 3 H: 0 LOB: 0 BB: 0 P: 3	R: 1 E: 0 K: 0 S: 4 H: 1 LOB: 1 BB: 1 P: 8	R: 3 E: 0 K: 2 S: 9 H: 2 LOB: 0 BB: 1 P: 13	R: 1 E: 0 K: 1 S: 7 H: 3 LOB: 1 BB: 0 P: 7	R: 3 E: 0 K: 0 S: 6 H: 3 LOB: 2 BB: 2 P: 14		1B: 8 2B: 2 3B: 0 HR: 1	SF: 0 SAC: 0 DP: 1 HBP: 0					

PITCHER		IP	WLS	BF	H	R	ER	SO	BB	IBB	HBP	BLK	WP	HR	S	P	ERA	WHIP
Terry Mulholland, L ERA: 4.05	(1, 1)	5.0		21	4	3	3	0	3	0	0	0	1	0	18	30	5.40	1.400
Juan Berenguer, R ERA: 2.76	(6, 1)	1.2		8	4	2	2	3	0	0	0	0	1	1	14	14	10.80	2.400
Jeff Robinson, R ERA: 3.74	(7, 1)	0.1		2	1	1	1	0	0	0	0	0	0	0	2	2	27.00	3.000
Scott Garrelts, R ERA: 3.45	(8, 1)	0.1	L	4	1	0	0	0	2	0	0	0	0	0	2	10	0.00	9.000
Mark Davis, L ERA: 2.84	(8, 1)	0.1		2	1	2	2	0	0	0	0	0	0	0	2	2	54.00	3.000

PITCHER		IP	WLS	BF	H	R	ER	SO	BB	IBB	HBP	BLK	WP	HR	S	P	ERA	WHIP
Frank Williams, R ERA: 1.55	(8, 1)	0.1		1	0	0	0	0	0	0	0	0	0	0	1	1	0.00	0.000

BOTTOM

San Francisco Giants @ Cincinnati Reds

Riverfront Stadium, Cincinnati, OH

Wed Aug 13 1986, 7:05 PM EDT

Att. 17,162 - Unknown

livebaseballscorecards.com

AB	33
R	8
H	11
RBI	8
BB	5
SO	3
LOB	18

WP: 2	PA: 38		
PB: 0			
SB: 0			
CS: 1			

San Francisco Giants @ Cincinnati Reds

Riverfront Stadium, Cincinnati, OH

Thu Aug 14 1986, 7:05 PM EDT

Att. 16,407 - Unknown

TOP

livebaseballscorecards.com

Batter	1	2	3	4	5	6	7	8	9	AB	R	H	RBI	BB	SO	LOB
Dan Gladden, R (1, 8) OBP: 0.360, SLG: 0.376	1-3			F9			FC4-6 1B		K	4	0	1	0	0	1	0
Robby Thompson, R (1, 4) OBP: 0.321, SLG: 0.368	K			K			F4		K	4	0	0	0	0	3	1
Chili Davis, S (1, 9) OBP: 0.367, SLG: 0.422	4-3			G3			FC4-6 1-2f			3	0	0	0	0	0	1
Will Clark, L (1, 3) OBP: 0.342, SLG: 0.445		CS 1B			4-3		F8			3	0	1	0	0	0	1
Candy Maldonado, R (1, 7) OBP: 0.295, SLG: 0.479		F5 1-2			5-3			6-3		3	0	0	0	0	0	1
Bob Brenly, R (1, 5) (8, 2) OBP: 0.360, SLG: 0.368		5-3			5-3			K		3	0	0	0	0	1	0
Bob Melvin, R (1, 2) OBP: 0.275, SLG: 0.345			F8			K		2B		2	0	0	0	0	1	0
Harry Spilman, L (8, PH) OBP: 0.306, SLG: 0.451 (8, 5)										1	0	1	0	0	0	0
Jose Uribe, S (1, 6) OBP: 0.302, SLG: 0.288			G3			3-1		4-3		2	0	0	0	0	0	0
Mike Aldrete, L (8, PH) OBP: 0.333, SLG: 0.386										1	0	0	0	0	0	1
Luis Quinones, S (8, 6) OBP: 0.266, SLG: 0.361										0	0	0	0	0	0	0
Kelly Downs, R (1, 1) OBP: 0.286, SLG: 0.286			K			5-3			K	2	0	0	0	0	1	0
Greg Minton, S (6, 1)										0	0	0	0	0	0	0
Joel Youngblood, R (9, PH) OBP: 0.311, SLG: 0.396										1	0	0	0	0	1	0

Inning Stats	1	2	3	4	5	6	7	8	9
R	0	0	0	0	0	0	0	0	0
H	0	1	0	0	0	0	1	1	0
E	0	0	0	0	0	0	0	0	0
LOB	0	0	0	0	0	0	1	1	0
K	1	0	1	1	0	0	0	3	3
BB	0	0	0	0	0	0	0	0	0
S	5	3	5	5	3	5	4	6	9
P	5	3	5	5	3	5	4	6	9

1B: 2	SF: 0
2B: 1	SAC: 0
3B: 0	DP: 0
HR: 0	HBP: 0

WP: 0	PA: 29
PB: 0	
SB: 0	
CS: 1	

AB	29
R	0
H	3
RBI	0
BB	0
SO	8
LOB	5

PITCHER		IP	WLS	BF	H	R	ER	SO	BB	IBB	HBP	BLK	WP	HR	S	P	ERA	WHIP
John Denny, R (1, 1) ERA: 4.15		9.0	W	29	3	0	0	8	0	0	0	0	0	0	45	45	0.00	0.333

Batter	1	2	3	4	5	6	7	8	9	AB	R	H	RBI	BB	SO	LOB
Kal Daniels, L (1, 7) OBP: 0.415, SLG: 0.525	4-3		3-1		S, 1B	FC6-4 (1-2f)				4	1	1	0	0	0	2
Pete Rose, S (1, 3) OBP: 0.328, SLG: 0.282	F8, BB, 1B		K (SSS)		1B (1-H)		G3-6-3			4	0	3	1	0	1	0
Dave Parker, L (1, 9) (BBBB) OBP: 0.331, SLG: 0.477	BB (1-2)		4-3		1-3		G3-6-3 (1-2f)			3	0	1	0	1	0	1
Max Venable, L (9, 9) OBP: 0.303, SLG: 0.306										0	0	0	0	0	0	0
Bo Diaz, R (1, 2) OBP: 0.310, SLG: 0.366	F8 (2-3)			K (SSS)	F7		5-3			4	0	0	0	0	1	4
Buddy Bell, R (1, 5) OBP: 0.351, SLG: 0.403	F7			F8	1B	1B		1-3		4	1	1	0	0	0	2
Kurt Stillwell, S (1, 6) OBP: 0.299, SLG: 0.242		G3		1B		F9		FC3-6		4	0	2	0	0	0	1
Eddie Milner, L (1, 8) OBP: 0.293, SLG: 0.412		2B		G3		K (SSS)		FC3-6, IBB		3	0	1	0	1	1	2
Ron Oester, S (1, 4) OBP: 0.316, SLG: 0.339		K (SSS)			G3	1B (1-2)		FC3-6 (1-2f, 2-3)		4	0	1	0	0	1	3
John Denny, R (1, 1) OBP: 0.241, SLG: 0.196		K (SSS)			6-3	FC6-4 (1-2, 2-H)		K (SSS)		4	0	1	1	0	2	3
Inning Stats	R: 0 E: 0 K: 0 S: 4 H: 1 LOB: 2 BB: 1 P: 8	R: 0 E: 0 K: 2 S: 8 H: 1 LOB: 1 BB: 0 P: 8	R: 0 E: 0 K: 1 S: 5 H: 0 LOB: 0 BB: 0 P: 5	R: 0 E: 0 K: 1 S: 6 H: 1 LOB: 1 BB: 0 P: 6	R: 1 E: 0 K: 0 S: 6 H: 3 LOB: 2 BB: 0 P: 6	R: 1 E: 0 K: 1 S: 8 H: 3 LOB: 2 BB: 0 P: 8	R: 0 E: 0 K: 0 S: 3 H: 1 LOB: 0 BB: 0 P: 3	R: 0 E: 0 K: 1 S: 6 H: 1 LOB: 2 BB: 1 P: 10		1B: 9 2B: 2 3B: 0 HR: 0	SF: 0 SAC: 0 DP: 1 HBP: 0					

PITCHER	IP	WLS	BF	H	R	ER	SO	BB	IBB	HBP	BLK	WP	HR	S	P	ERA	WHIP
Kelly Downs, R (1, 1) ERA: 3.42	5.2	L	27	9	2	2	5	1	0	0	0	0	0	36	40	3.18	1.765
Greg Minton, R (6, 1) ERA: 4.04	2.1		9	2	0	0	1	0	1	0	0	0	0	10	14	0.00	0.857

PITCHER	IP	WLS	BF	H	R	ER	SO	BB	IBB	HBP	BLK	WP	HR	S	P	ERA	WHIP

BOTTOM

San Francisco Giants @ Cincinnati Reds

Riverfront Stadium, Cincinnati, OH

Thu Aug 14 1986, 7:05 PM EDT

Att. 16,407 - Unknown

livebaseballscorecards.com

AB	34
R	2
H	11
RBI	2
BB	2
SO	6
LOB	18

1B: 9 2B: 2 3B: 0 HR: 0 SF: 0 SAC: 0 DP: 1 HBP: 0

WP: 0 PB: 0 SB: 1 CS: 0 PA: 36

Batter	1	2	3	4	5	6	7	8	9	AB	R	H	RBI	BB	SO	LOB
Tim Flannery, L (1, 4) OBP: 0.393, SLG: 0.371	K		BB G4-6-3		F8		K 1-2		K	4	0	0	0	1	3	2
Tony Gwynn, L (1, 9) OBP: 0.378, SLG: 0.478	K		G4-6-3 1-2f		S 2B		L1		FC6-4 1-2f	5	0	1	0	0	1	4
John Kruk, L (1, 7) OBP: 0.430, SLG: 0.459	BB			2B SF8 1B	2-3 BB			1B BB BB	F7	2	1	1	0	3	0	1
Steve Garvey, R (1, 3) OBP: 0.285, SLG: 0.412	K			1-3 2B	F7			1-2 1B BB		3	1	1	0	1	1	3
Graig Nettles, L (1, 5) OBP: 0.285, SLG: 0.396		4-3		SF8 3-H		F8		K		3	0	0	1	0	1	2
Terry Kennedy, L (1, 2) OBP: 0.321, SLG: 0.379		F7		2-H 2B		F8		1-2 2-3 1B		4	0	2	1	0	0	0
Marvell Wynne, L (1, 8) OBP: 0.292, SLG: 0.424		F3		F2		F9		K		3	0	0	0	0	0	1
Kevin McReynolds, R (8, PH) OBP: 0.355, SLG: 0.462 (8, 8)										1	0	0	0	0	1	3
Garry Templeton, S (1, 6) OBP: 0.272, SLG: 0.274			SH1-3 1B	K			BB WP	4-3		3	0	1	0	1	1	4
Dave Dravecky, R (1, 1) OBP: 0.160, SLG: 0.204 Carmelo Martinez, R (5, PH) OBP: 0.349, SLG: 0.382 Dave LaPoint, L (5, 1) Jerry Royster, R (7, PH) OBP: 0.330, SLG: 0.354 Gene Walter, L (7, 1) OBP: 0.375, SLG: 0.429 Bip Roberts, S (9, PH) OBP: 0.268, SLG: 0.279			SH1-3 1-2		6-3		K		FC6-4 1B	0 1 0 1 0 1	0 0 0 0 0 0	0 0 0 0 0 1	0 0 0 0 0 1	0 0 0 0 0 0	0 0 0 0 1 0	0 0 0 0 1 0
Inning Stats	R: 0 E: 0 K: 3 S: 9 H: 0 LOB: 1 BB: 1 P: 13	R: 0 E: 0 K: 0 S: 3 H: 0 LOB: 0 BB: 0 P: 3	R: 0 E: 0 K: 0 S: 3 H: 1 LOB: 1 BB: 1 P: 7	R: 2 E: 0 K: 1 S: 8 H: 3 LOB: 1 BB: 0 P: 8	R: 0 E: 0 K: 0 S: 4 H: 1 LOB: 2 BB: 1 P: 8	R: 0 E: 0 K: 0 S: 3 H: 0 LOB: 0 BB: 0 P: 3	R: 0 E: 0 K: 2 S: 7 H: 0 LOB: 1 BB: 1 P: 11	R: 0 E: 0 K: 2 S: 8 H: 1 LOB: 3 BB: 2 P: 16	R: 0 E: 0 K: 1 S: 6 H: 1 LOB: 1 BB: 0 P: 6	1B: 4 2B: 3 3B: 0 HR: 0 SF: 1 SAC: 1 DP: 1 HBP: 0						

PITCHER		IP	WLS	BF	H	R	ER	SO	BB	IBB	HBP	BLK	WP	HR	S	P	ERA	WHIP
Mario Soto, R ERA: 4.71	(1, 1)	6.0	W	25	5	2	2	4	3	0	0	0	0	0	30	42	3.00	1.333
Rob Murphy, L ERA: 0.79	(7, 1)	3.0	S	14	2	0	0	5	3	0	0	0	1	0	21	33	0.00	1.667

PITCHER	IP	WLS	BF	H	R	ER	SO	BB	IBB	HBP	BLK	WP	HR	S	P	ERA	WHIP

TOP

San Diego Padres @ Cincinnati Reds

Riverfront Stadium, Cincinnati, OH

Fri Aug 15 1986, 3:33 AM EDT

Unknown

livebaseballscorecards.com

AB	31
R	2
H	7
RBI	2
BB	6
SO	9
LOB	21

WP: 1	PA: 39				
PB: 0					
SB: 1					
CS: 0					

BOTTOM

San Diego Padres @ Cincinnati Reds

Riverfront Stadium, Cincinnati, OH

Fri Aug 15 1986, 3:33 AM EDT

Unknown

livebaseballscorecards.com

Batter	1	2	3	4	5	6	7	8	9	AB	R	H	RBI	BB	SO	LOB
Barry Larkin, R (1, 4) OBP: 0.333, SLG: 0.200	F9 FC HR 1B	FC6-4 1-2f		5-3		6-3		IBB		4	1	1	0	1	0	1
Kurt Stillwell, S (1, 6) OBP: 0.301, SLG: 0.245	FC HR 1-2	F6		FC5-4 1B			HR 1B	L6-4 2-3		5	2	2	0	0	0	5
Dave Parker, L (1, 9) OBP: 0.331, SLG: 0.482	F9 2-3		HR	K			K			4	1	1	1	0	2	4
Buddy Bell, R (1, 5) OBP: 0.353, SLG: 0.420	HR 1-H 3-H		HR	FC5-4 1-2f			F8			4	2	2	4	0	0	2
Tony Perez, R (1, 3) OBP: 0.338, SLG: 0.295	BB		6-3		F7		HR 1-H			3	1	1	2	1	0	0
Max Venable, L (9, 7) OBP: 0.303, SLG: 0.306										0	0	0	0	0	0	0
Nick Esasky, R (1, 7) OBP: 0.322, SLG: 0.387	F7		BB 4-3		F7		K			3	0	0	0	1	1	1
(9, 3)																
Eddie Milner, L (1, 8) OBP: 0.293, SLG: 0.410	1-3		4-3 1-2		4-3			1B S 1B		4	0	1	0	0	0	2
Sal Butera, R (1, 2) OBP: 0.346, SLG: 0.341		6-3	IBB			F7		L6-4 2-3 1-3 1B		3	0	1	0	1	0	0
Mario Soto, R (1, 1) OBP: 0.111, SLG: 0.148		FC6-4 1B	1-3			6-3		2-3 1-2		2	0	1	0	0	0	2
Pete Rose, S (6, PH) OBP: 0.327, SLG: 0.281										1	0	0	0	0	0	0
Rob Murphy, L (7, 1)										1	0	0	0	0	0	2
Inning Stats	R: 3 E: 0 K: 0 S: 6 H: 2 LOB: 1 BB: 1 P: 10	R: 0 E: 0 K: 0 S: 4 H: 1 LOB: 1 BB: 0 P: 4	R: 2 E: 0 K: 0 S: 5 H: 2 LOB: 2 BB: 2 P: 13	R: 0 E: 0 K: 1 S: 6 H: 1 LOB: 1 BB: 0 P: 6	R: 0 E: 0 K: 0 S: 3 H: 0 LOB: 0 BB: 0 P: 3	R: 0 E: 0 K: 0 S: 3 H: 0 LOB: 0 BB: 0 P: 3	R: 2 E: 0 K: 2 S: 9 H: 2 LOB: 0 BB: 0 P: 9	R: 0 E: 0 K: 0 S: 4 H: 2 LOB: 2 BB: 1 P: 8		1B: 6 2B: 1 3B: 0 HR: 4	SF: 0 SAC: 0 DP: 1 HBP: 0						

	AB	34
	R	7
	H	10
	RBI	7
	BB	4
	SO	3
	LOB	19

WP: 0 PB: 0 SB: 1 CS: 0 PA: 38

PITCHER		IP	WLS	BF	H	R	ER	SO	BB	IBB	HBP	BLK	WP	HR	S	P	ERA	WHIP
Dave Dravecky, L ERA: 3.01	(1, 1)	4.0	L	22	6	5	5	1	2	1	0	0	0	3	21	33	11.25	2.000
Dave LaPoint, L ERA: 5.61	(5, 1)	2.0		6	0	0	0	0	0	0	0	0	0	0	6	6	0.00	0.000
Gene Walter, L ERA: 3.61	(7, 1)	2.0		10	4	2	2	2	0	1	0	0	0	1	13	17	9.00	2.000

PITCHER	IP	WLS	BF	H	R	ER	SO	BB	IBB	HBP	BLK	WP	HR	S	P	ERA	WHIP

Batter	1	2	3	4	5	6	7	8	9	AB	R	H	RBI	BB	SO	LOB
Jerry Royster, R (1, 6) OBP: 0.332, SLG: 0.372	S S S 0-3 ① K		x 0-0 G3 1B 1B	x 0-0 ① SH1-4 1-2 2-3		x 0-0 HR	S S S 0-3 ③ K		x 0-0 ③ FC4-6 1-2f	5	2	2	1	0	2	3
Tony Gwynn, L (1, 9) OBP: 0.382, SLG: 0.480	x 0-0 1B SF7 1B		x 0-0 ① G3 1-2	x 0-0 ② 2-3 3-H 1B		x 0-0 1B	B B B B 4-0 1B 6-3 BB			4	2	3	1	1	0	1
John Kruk, L (1, 7) OBP: 0.435, SLG: 0.461 Marvell Wynne, L (9, 8) OBP: 0.292, SLG: 0.424	x 0-0 1-3 1B		B B B B 4-0 1B BB	x 0-0 ③ F7		x 0-0 ① L4		x 0-0 6-3 1-3 1B		4	0	2	0	1	0	2
										0	0	0	0	0	0	0
Kevin McReynolds, R (1, 8) (9, 7) OBP: 0.351, SLG: 0.457	x 0-0 ② SF7 3-H		x 0-0 ② F7		x 0-0 ① F8	x 0-0 ② F2		x 0-0 ① L6		4	0	0	1	0	0	5
Steve Garvey, R (1, 3) OBP: 0.286, SLG: 0.419	x 0-0 ③ F8		x 0-0 1-3 2-H 1B		x 0-0 HR	S S S 0-3 ③ K		x 0-0 ② 6-3 1-2 3-H		5	1	2	3	0	1	3
Bruce Bochy, R (1, 2) OBP: 0.356, SLG: 0.557		x 0-0 ① F7	I I I I 4-0 IBB		B B B B 4-0 2B FC6 BB		B B B B 4-0 SH1-4 HBP BB	S S S 0-3 ③ K		2	0	0	0	3	1	1
Tim Flannery, L (1, 5) OBP: 0.393, SLG: 0.373		x 0-0 ② F7	x 0-0 ③ F8		x 0-0 FC6 1-3 2B	H 1-0 SH1-4 1-2 HBP			x 0-0 ① F9	4	0	1	0	0	0	3
Bip Roberts, S (1, 4) OBP: 0.271, SLG: 0.299		x 0-0 HR		x 0-0 SH1-4 1B 1B 1B	x 0-0 ② FC6 2-3 3-H	x 0-0 ① F7			x 0-0 ② L6	5	2	2	1	0	0	4
Eric Show, R (1, 1) OBP: 0.190, SLG: 0.220		x 0-0 ③ 5-3		x 0-0 1B SH1-4 1-2 1B	x 0-0 ③ 3-1		x 0-0 ② SH1-4 1-2 2-3		B B B B 4-0 FC4-6 BB	3	0	1	0	1	0	2
Inning Stats	R: 1 H: 2 E: 0 LOB: 1 K: 1 BB: 0 S: 7 P: 7	R: 1 H: 1 E: 0 LOB: 0 K: 0 BB: 0 S: 4 P: 4	R: 1 H: 2 E: 0 LOB: 3 K: 0 BB: 2 S: 5 P: 13	R: 1 H: 3 E: 0 LOB: 1 K: 0 BB: 0 S: 5 P: 5	R: 1 H: 2 E: 0 LOB: 2 K: 0 BB: 1 S: 5 P: 9	R: 1 H: 2 E: 0 LOB: 1 K: 1 BB: 0 S: 7 P: 7	R: 0 H: 0 E: 0 LOB: 2 K: 1 BB: 1 S: 5 P: 10	R: 1 H: 1 E: 0 LOB: 1 K: 1 BB: 1 S: 6 P: 10	R: 0 H: 0 E: 0 LOB: 1 K: 0 BB: 1 S: 3 P: 7	1B: 9 SF: 1 2B: 1 SAC: 2 3B: 0 DP: 0 HR: 3 HBP: 1						WP: 0 PA: 46 PB: 0 SB: 0 CS: 0

PITCHER		IP	WLS	BF	H	R	ER	SO	BB	IBB	HBP	BLK	WP	HR	S	P	ERA	WHIP
Tom Browning, L ERA: 4.01	(1, 1)	4.1	L	25	10	5	5	1	2	1	0	0	0	2	24	36	10.38	2.769
Carl Willis, R ERA: 4.5	(5, 1)	1.2		7	2	1	1	1	0	0	0	0	0	1	9	9	5.40	1.200
Ted Power, R ERA: 4.88	(7, 1)	3.0		14	1	1	1	2	3	0	1	0	0	0	14	27	3.00	1.333

PITCHER	IP	WLS	BF	H	R	ER	SO	BB	IBB	HBP	BLK	WP	HR	S	P	ERA	WHIP

TOP

San Diego Padres @ Cincinnati Reds

Riverfront Stadium, Cincinnati, OH

Fri Aug 15 1986, 7:05 PM EDT
Att. 35,006 - Unknown

livebaseballscorecards.com

AB	36
R	7
H	13
RBI	7
BB	6
SO	4
LOB	24

Batter	1	2	3	4	5	6	7	8	9	AB	R	H	RBI	BB	SO	LOB
Kal Daniels, L (1, 7) OBP: 0.410, SLG: 0.516	G3		F7			F8			B5-3, 1B	4	1	1	0	0	0	1
Pete Rose, S (1, 3) OBP: 0.322, SLG: 0.276	K			4-3		F8			B5-3 (1-2)	4	0	0	0	0	1	2
Dave Parker, L (1, 9) OBP: 0.332, SLG: 0.481	4-3			K			G6-4-3, BB		1B (2-H)	3	0	1	1	1	1	0
Bo Diaz, R (1, 2) OBP: 0.307, SLG: 0.361		F8		K			G6-4-3 (1-2f)		F7	4	0	0	0	0	1	2
Buddy Bell, R (1, 5) OBP: 0.352, SLG: 0.421		G3, 2B			K		F8			3	0	1	0	0	1	0
Kurt Stillwell, S (1, 6) OBP: 0.298, SLG: 0.242		G3 (2-3)			4-3			K		3	0	0	0	0	1	1
Eddie Milner, L (1, 8) OBP: 0.290, SLG: 0.406		L1			F5			F4		3	0	0	0	0	0	1
Ron Oester, S (1, 4) OBP: 0.317, SLG: 0.339			F5			1B		F7		3	0	1	0	0	0	0
Tom Browning, L (1, 1) OBP: 0.172, SLG: 0.158			6-3			K			F9	1	0	0	0	0	0	0
Carl Willis, L (5, 1)										0	0	0	0	0	0	0
Barry Larkin, R (6, PH) OBP: 0.286, SLG: 0.167										1	0	0	0	0	1	1
Ted Power, R (7, 1)										0	0	0	0	0	0	0
Max Venable, L (9, PH) OBP: 0.300, SLG: 0.303										1	0	0	0	0	0	0
Inning Stats	R: 0 E: 0 K: 1 S: 5 H: 0 LOB: 0 BB: 0 P: 5	R: 0 E: 0 K: 0 S: 4 H: 1 LOB: 1 BB: 0 P: 4	R: 0 E: 0 K: 0 S: 3 H: 0 LOB: 0 BB: 0 P: 3	R: 0 E: 0 K: 2 S: 7 H: 0 LOB: 0 BB: 0 P: 7	R: 0 E: 0 K: 1 S: 5 H: 0 LOB: 0 BB: 0 P: 5	R: 0 E: 0 K: 1 S: 6 H: 1 LOB: 1 BB: 0 P: 6	R: 0 E: 0 K: 0 S: 2 H: 0 LOB: 0 BB: 1 P: 6	R: 0 E: 0 K: 1 S: 5 H: 0 LOB: 0 BB: 0 P: 5	R: 1 E: 0 K: 0 S: 5 H: 2 LOB: 1 BB: 0 P: 5	1B: 3 2B: 1 3B: 0 HR: 0 SF: 0 SAC: 0 DP: 1 HBP: 0						

PITCHER	IP	WLS	BF	H	R	ER	SO	BB	IBB	HBP	BLK	WP	HR	S	P	ERA	WHIP
Eric Show, R (1, 1) ERA: 3.02	9.0	W	31	4	1	1	6	1	0	0	0	0	0	42	46	1.00	0.556

PITCHER	IP	WLS	BF	H	R	ER	SO	BB	IBB	HBP	BLK	WP	HR	S	P	ERA	WHIP

BOTTOM

San Diego Padres @ Cincinnati Reds

Riverfront Stadium, Cincinnati, OH

Fri Aug 15 1986, 7:05 PM EDT

Att. 35,006 - Unknown

livebaseballscorecards.com

AB	30
R	1
H	4
RBI	1
BB	1
SO	6
LOB	8

WP: 0 PA: 31
PB: 0
SB: 0
CS: 0

San Diego Padres @ Cincinnati Reds

Riverfront Stadium, Cincinnati, OH

Sat Aug 16 1986, 7:05 PM EDT

Att. 26,945 - Unknown

TOP

livebaseballscorecards.com

Batter	1	2	3	4	5	6	7	8	9	AB	R	H	RBI	BB	SO	LOB
Tim Flannery, L (1, 4) OBP: 0.391, SLG: 0.371	F4		G3		1B		F7		F7	4	0	1	0	0	0	1
Carmelo Martinez, R (9, PH) OBP: 0.347, SLG: 0.380										1	0	0	0	0	0	1
Tony Gwynn, L (1, 9) OBP: 0.383, SLG: 0.480	F7		2B 1B		1-2 G1-6-3 1B			F7		4	0	2	0	0	0	0
John Kruk, L (1, 7) OBP: 0.442, SLG: 0.477	BB		1-3 2B		G1-6-3 1-2f			2B		3	1	2	0	1	0	2
Kevin McReynolds, R (1, 8) OBP: 0.353, SLG: 0.460	K		F3			G6-3 1B		2-H 2B		4	0	2	1	0	1	3
Steve Garvey, R (1, 3) OBP: 0.286, SLG: 0.416		BB 1B	4-3			G6-3 1-2f		6-3		3	0	0	0	1	0	4
Graig Nettles, L (1, 5) OBP: 0.285, SLG: 0.394		1-2 1B		F9		L8		K		4	0	1	0	0	1	1
Terry Kennedy, L (1, 2) OBP: 0.320, SLG: 0.377		F7		4-3			FC6-4 1B		G3	4	0	1	0	0	0	2
Garry Templeton, S (1, 6) OBP: 0.272, SLG: 0.273		K		G3			FC6-4 1-2f FC1-6		1B	4	0	1	0	0	1	3
Ed Whitson, R (1, 1)		F3			K		FC1-6 1-2f		F7	2	0	0	0	0	1	2
Dane Iorg, L (7, PH) OBP: 0.235, SLG: 0.316										1	0	0	0	0	0	1
Lance McCullers, S (7, 1) OBP: 0.167, SLG: 0.095										0	0	0	0	0	0	0
Marvell Wynne, L (9, PH) OBP: 0.292, SLG: 0.424										0	0	0	0	0	0	0
Jerry Royster, R (9, PH) OBP: 0.330, SLG: 0.370										1	0	0	0	0	0	1

	AB	35
	R	1
	H	10
	RBI	1
	BB	2
	SO	4
	LOB	21

Inning Stats	1	2	3	4	5	6	7	8	9
	R: 0 E: 0 K: 1 S: 5	H: 0 LOB: 1 BB: 1 P: 9	R: 0 E: 0 K: 1 S: 6	H: 1 LOB: 2 BB: 1 P: 10	R: 0 E: 0 K: 0 S: 5	H: 2 LOB: 2 BB: 0 P: 5	R: 0 E: 0 K: 0 S: 3	H: 0 LOB: 0 BB: 0 P: 3	R: 0 E: 0 K: 1 S: 6	H: 2 LOB: 1 BB: 0 P: 6	R: 0 E: 0 K: 0 S: 3	H: 1 LOB: 0 BB: 0 P: 3	R: 0 E: 0 K: 0 S: 4	H: 1 LOB: 1 BB: 0 P: 4	R: 1 E: 0 K: 1 S: 7	H: 2 LOB: 1 BB: 0 P: 7	R: 0 E: 0 K: 0 S: 4	H: 1 LOB: 1 BB: 0 P: 4

	1B: 7	SF: 0	WP: 0	PA: 37
	2B: 3	SAC: 0	PB: 0	
	3B: 0	DP: 2	SB: 0	
	HR: 0	HBP: 0	CS: 0	

PITCHER		IP	WLS	BF	H	R	ER	SO	BB	IBB	HBP	BLK	WP	HR	S	P	ERA	WHIP
Bill Gullickson, R ERA: 3.13	(1, 1)	8.1	W	35	10	1	1	4	2	0	0	0	0	0	41	49	1.08	1.440
John Franco, L ERA: 2.43	(9, 1)	0.2	S	2	0	0	0	0	0	0	0	0	0	0	2	2	0.00	0.000

PITCHER		IP	WLS	BF	H	R	ER	SO	BB	IBB	HBP	BLK	WP	HR	S	P	ERA	WHIP

Batter	1	2	3	4	5	6	7	8	9	AB	R	H	RBI	BB	SO	LOB
Kal Daniels, L (1, 7) OBP: 0.406, SLG: 0.516	F4		4-3 2B	F3		G4-6-3 1-2f				4	0	1	0	0	0	3
Pete Rose, S (1, 3) OBP: 0.317, SLG: 0.271	4-3		4-3 2-3		L8		K			4	0	0	0	0	1	1
Dave Parker, L (1, 9) OBP: 0.331, SLG: 0.478	F5		K		HR 1B BB		4-3			3	1	0	0	1	1	1
Bo Diaz, R (1, 2) OBP: 0.309, SLG: 0.361		F8	BB		HR 1B 1-2		5-3			3	1	1	0	1	0	0
Buddy Bell, R (1, 5) OBP: 0.354, SLG: 0.429		1B 1B BB	F4		HR 1-H 2-H			L8		3	2	1	3	1	0	2
Kurt Stillwell, S (1, 6) OBP: 0.297, SLG: 0.242		1B 1-2 1B		F9	4-3			B1-3		4	0	1	0	0	0	0
Eddie Milner, L (1, 8) OBP: 0.290, SLG: 0.404 John Franco, L (9, 1)		F8		1B	4-3			6-3		4 0	0 0	1 0	0 0	0 0	0 0	2 0
Ron Oester, S (1, 4) OBP: 0.317, SLG: 0.339		1B 1-3 2-H		F4		F8				3	0	1	1	0	0	1
Bill Gullickson, R (1, 1) OBP: 0.119, SLG: 0.088 Max Venable, L (9, 8) OBP: 0.300, SLG: 0.303		F2		1B 1-2		G4-6-3 BB				2 0	0 0	1 0	0 0	1 0	0 0	2 0
Inning Stats	R: 0 H: 0 E: 0 LOB: 0 K: 0 BB: 0 S: 3 P: 3	R: 1 H: 2 E: 0 LOB: 2 K: 0 BB: 1 S: 5 P: 9	R: 0 H: 1 E: 0 LOB: 2 K: 1 BB: 1 S: 6 P: 10	R: 0 H: 2 E: 0 LOB: 2 K: 0 BB: 0 S: 5 P: 5	R: 3 H: 2 E: 0 LOB: 0 K: 0 BB: 1 S: 5 P: 9	R: 0 H: 0 E: 0 LOB: 0 K: 0 BB: 1 S: 2 P: 6	R: 0 H: 0 E: 0 LOB: 0 K: 1 BB: 0 S: 5 P: 5	R: 0 H: 0 E: 0 LOB: 0 K: 0 BB: 0 S: 3 P: 3		1B: 5 SF: 0 2B: 1 SAC: 0 3B: 0 DP: 1 HR: 1 HBP: 0						

PITCHER		IP	WLS	BF	H	R	ER	SO	BB	IBB	HBP	BLK	WP	HR	S	P	ERA	WHIP
Ed Whitson, R ERA: 6.46	(1, 1)	6.0	L	28	7	4	4	1	4	0	0	0	0	1	26	42	6.00	1.833
Lance McCullers, R ERA: 2.71	(7, 1)	2.0		6	0	0	0	1	0	0	0	0	0	0	8	8	0.00	0.000

PITCHER	IP	WLS	BF	H	R	ER	SO	BB	IBB	HBP	BLK	WP	HR	S	P	ERA	WHIP

BOTTOM

San Diego Padres @ Cincinnati Reds

Riverfront Stadium, Cincinnati, OH

Sat Aug 16 1986, 7:05 PM EDT

Att. 26,945 - Unknown

livebaseballscorecards.com

AB	30
R	4
H	7
RBI	4
BB	4
SO	2
LOB	12

Batter	1	2	3	4	5	6	7	8	9	AB	R	H	RBI	BB	SO	LOB
Jerry Royster, R (1, 5) OBP: 0.332, SLG: 0.370	F8		F8		1B 2B 1B	1B 1-2 1B	6-3			5	2	2	0	0	0	0
Tony Gwynn, L (1, 9) OBP: 0.385, SLG: 0.484	E3 1B		E 2B		2B 1-2 2B 1B	1B 1-2 2-H 1B 1B		4-3		5	3	3	1	0	0	0
John Kruk, L (1, 7) OBP: 0.446, SLG: 0.506	1-2 1B		K		1-3 2-H 2B 2B	F8		HR		5	2	3	2	0	1	3
Steve Garvey, R (1, 3) OBP: 0.287, SLG: 0.415	F9		E7 2-H 1B		2B FC6-4 IBB	F3		F5		4	1	1	1	1	0	4
Bruce Bochy, R (1, 2) OBP: 0.358, SLG: 0.559	K		K		FC6-4 1-3 2-H 3-H 2B	1B 1-3 2-H 1B		K		5	0	2	3	0	3	3
Garry Templeton, S (1, 6) OBP: 0.276, SLG: 0.276		G4-1 1B		6-3	FC6-4 IBB	1-2 3-H 1B			6-3	4	0	2	1	1	0	0
Marvell Wynne, L (1, 8) OBP: 0.286, SLG: 0.416		G4-1 1-2	K	FC6-4 1-2f 2-3 3-H	FC6-4	K			K	5	0	0	1	0	3	5
Bip Roberts, S (1, 4) OBP: 0.266, SLG: 0.293		F8	F8	FC6-4 1-2f	G3				4-3	4	0	0	0	0	0	3
Craig Lefferts, L (7, 1) OBP: 0.167, SLG: 0.667										0	0	0	0	0	0	0
Lance McCullers, S (7, 1) OBP: 0.167, SLG: 0.095										0	0	0	0	0	0	0
Rich Gossage, R (8, 1)										1	0	0	0	0	0	0
LaMarr Hoyt, R (1, 1) OBP: 0.179, SLG: 0.184		6-3			6-3	BBB 1B 1B BB	G3			2	1	0	0	1	0	1
Gene Walter, L (6, 1) OBP: 0.375, SLG: 0.429										0	0	0	0	0	0	0
Tim Flannery, L (7, PH) OBP: 0.390, SLG: 0.369										1	0	0	0	0	0	0
(7, 4)																

TOP

San Diego Padres @ Cincinnati Reds

Riverfront Stadium, Cincinnati, OH

Sun Aug 17 1986, 3:33 AM EDT

Att. 27,175 - Unknown

livebaseballscorecards.com

AB	41
R	9
H	13
RBI	9
BB	3
SO	7
LOB	19

Inning Stats	1	2	3	4	5	6	7	8	9	1B: 9	SF: 0	WP: 0	PA: 44
R	0	0	1	0	4	3	0	1	0	2B: 3	SAC: 0	PB: 0	
E	1	0	1	0	0	0	0	0	0	3B: 0	DP: 0	SB: 0	
K	1	0	2	1	0	1	0	1	1	HR: 1	HBP: 0	CS: 0	
S	7	4	9	5	7	9	3	6	5				
LOB	2	1	0	0	2	2	0	0	0				
BB	0	0	0	0	2	1	0	0	0				
P	7	4	9	5	15	13	3	6	5				
H	1	1	2	0	4	4	0	1	0				

PITCHER		IP	WLS	BF	H	R	ER	SO	BB	IBB	HBP	BLK	WP	HR	S	P	ERA	WHIP
Chris Welsh, L ERA: 4.34	(1, 1)	4.1	L	24	8	5	5	4	0	2	0	0	0	0	30	38	10.38	1.846
Rob Murphy, L ERA: 0.77	(5, 1)	0.2		2	0	0	0	0	0	0	0	0	0	0	2	2	0.00	0.000
Carl Willis, R ERA: 5.19	(6, 1)	0.2		7	4	3	3	0	1	0	0	0	0	0	6	10	40.50	7.500
Ted Power, R ERA: 4.86	(6, 1)	0.1		1	0	0	0	1	0	0	0	0	0	0	3	3	0.00	0.000
Ron Robinson, R ERA: 2.62	(7, 1)	2.0		7	1	1	1	1	0	0	0	0	0	1	9	9	4.50	0.500

PITCHER		IP	WLS	BF	H	R	ER	SO	BB	IBB	HBP	BLK	WP	HR	S	P	ERA	WHIP
John Franco, L ERA: 2.4	(9, 1)	1.0		3	0	0	0	1	0	0	0	0	0	0	5	5	0.00	0.000

Batter	1	2	3	4	5	6	7	8	9	AB	R	H	RBI	BB	SO	LOB
Kal Daniels, L (1, 7) OBP: 0.399, SLG: 0.504	G3		5-3		S 2-H 1B	5-3			F7	5	0	1	1	0	0	2
Max Venable, L (1, 8) OBP: 0.287, SLG: 0.288	F2			4-3	1-3 1-2		K		G3	5	0	0	0	0	1	1
Dave Parker, L (1, 9) OBP: 0.332, SLG: 0.476	F9			E5 4-3 1B		F6	4-3 1B BB		K	4	0	1	0	1	1	0
Bo Diaz, R (1, 2) OBP: 0.311, SLG: 0.363		6-3		4-3 2-3		HR 1B	4-3 1-2 1B			4	1	2	0	0	0	1
Buddy Bell, R (1, 5) OBP: 0.355, SLG: 0.436		F8		IBB		1-H HR	4-3 1-2 2-3			3	1	1	2	1	0	2
Barry Larkin, R (1, 6) OBP: 0.273, SLG: 0.500		K		K		HR	6-3			4	1	1	1	0	2	4
Nick Esasky, R (1, 3) OBP: 0.317, SLG: 0.381			F6		K2-3	K		K		4	0	0	0	0	3	0
Ron Oester, S (1, 4) OBP: 0.318, SLG: 0.351			5-3		1B 2B	HR		F8		4	2	2	1	0	0	0
Chris Welsh, L (1, 1) OBP: 0.250, SLG: 0.333 Rob Murphy, L (6, 1) Tony Perez, R (5, PH) OBP: 0.336, SLG: 0.293 Carl Willis, L (8, 1) Ted Power, R (8, 1) Eddie Milner, L (6, PH) OBP: 0.262, SLG: 0.406 Ron Robinson, R (7, 1) OBP: 0.462, SLG: 0.500 Pete Rose, S (6, PH) OBP: 0.314, SLG: 0.270 John Franco, L (8, 1)			BB		F4	1B		K		0 0 1 0 0 0 1 0 0 1	0 0 0 0 0 0 0 0 0 0	0 0 0 0 0 0 1 0 0 0	0 0 0 0 0 0 0 0 0 0	1 0 0 0 0 0 0 0 0 0	0 0 0 0 0 0 0 0 0 0	0 1 0 0 0 0 0 0 0 0
Inning Stats	R: 0 E: 0 K: 0 S: 3 H: 0 LOB: 0 BB: 0 P: 3	R: 0 E: 0 K: 1 S: 5 H: 0 LOB: 0 BB: 0 P: 5	R: 0 E: 0 K: 0 S: 3 H: 0 LOB: 1 BB: 1 P: 7	R: 0 E: 1 K: 1 S: 6 H: 1 LOB: 2 BB: 1 P: 10	R: 1 E: 0 K: 1 S: 7 H: 2 LOB: 1 BB: 0 P: 7	R: 4 E: 0 K: 1 S: 10 H: 5 LOB: 1 BB: 0 P: 10	R: 0 E: 0 K: 1 S: 6 H: 1 LOB: 2 BB: 1 P: 10	R: 0 E: 0 K: 2 S: 7 H: 0 LOB: 0 BB: 0 P: 7	R: 0 E: 0 K: 1 S: 5 H: 0 LOB: 0 BB: 0 P: 5	1B: 5 2B: 1 3B: 0 HR: 3	SF: 0 SAC: 0 DP: 0 HBP: 0						

PITCHER		IP	WLS	BF	H	R	ER	SO	BB	IBB	HBP	BLK	WP	HR	S	P	ERA	WHIP
LaMarr Hoyt, R ERA: 4.79	(1, 1)	5.2	W	26	7	5	5	4	1	1	0	0	0	3	32	40	7.94	1.412
Gene Walter, L ERA: 3.59	(6, 1)	0.1		2	1	0	0	0	0	0	0	0	0	0	2	2	0.00	3.000
Craig Lefferts, L ERA: 2.33	(7, 1)	0.2		4	1	0	0	1	1	0	0	0	0	0	5	9	0.00	3.000
Lance McCullers, R ERA: 2.7	(7, 1)	0.1		1	0	0	0	0	0	0	0	0	0	0	1	1	0.00	0.000
Rich Gossage, R ERA: 4.18	(8, 1)	2.0		6	0	0	0	3	0	0	0	0	0	0	12	12	0.00	0.000

PITCHER	IP	WLS	BF	H	R	ER	SO	BB	IBB	HBP	BLK	WP	HR	S	P	ERA	WHIP

BOTTOM

San Diego Padres @ Cincinnati Reds

Riverfront Stadium, Cincinnati, OH

Sun Aug 17 1986, 3:33 AM EDT

Att. 27,175 - Unknown

livebaseballscorecards.com

AB	36
R	5
H	9
RBI	5
BB	3
SO	8
LOB	11

WP: 0	PA: 39		
PB: 0			
SB: 1			
CS: 0			

San Diego Padres @ Cincinnati Reds

Riverfront Stadium, Cincinnati, OH

Mon Aug 18 1986, 7:05 PM EDT

Att. 17,303 - Unknown

livebaseballscorecards.com

Batter	1	2	3	4	5	6	7	8	9	AB	R	H	RBI	BB	SO	LOB
Tim Flannery, L (1, 4) OBP: 0.388, SLG: 0.365	BBBB 4-0 6-3 BB		0-0 4-3 ③			0-0 F8 ③			0-0 F8 ①	3	0	0	0	1	0	1
Tony Gwynn, L (1, 9) OBP: 0.388, SLG: 0.495	0-0 F8 ①			0-0 G4-6-3 1B			0-0 2B		0-0 1-H HR	4	1	3	2	0	0	1
John Kruk, L (1, 7) OBP: 0.437, SLG: 0.494	0-0 6-3 ② 1-2			0-0 ①② G4-6-3 1-2f			SSS 0-3 K ①		0-0 4-3 ②	4	0	0	0	0	1	3
Steve Garvey, R (1, 3) OBP: 0.287, SLG: 0.413	0-0 F3 ③			0-0 6-3 ③			0-0 L7 ②		0-0 1B 2B 1B	4	1	1	0	0	0	2
Graig Nettles, L (1, 5) OBP: 0.284, SLG: 0.392		0-0 4-3 ①			0-0 F9 ①		SSS 0-3 K ③		0-0 2B 1-2 2B 1B	4	1	1	0	0	1	1
Terry Kennedy, L (1, 2) OBP: 0.322, SLG: 0.381		0-0 4-3 ②			0-0 G3 ②			0-0 G4-6-3 1B	0-0 1-3 2-H 2B 2B	4	1	2	1	0	0	0
Marvell Wynne, L (1, 8) OBP: 0.283, SLG: 0.411 Kevin McReynolds, R (9, PH) OBP: 0.354, SLG: 0.464		0-0 F6 ③			0-0 3-1 ③			0-0 ①② G4-6-3 1-2f	0-0 2-H 3-H 2B	3 1	0 0	0 1	0 2	0 0	0 0	1 0
Jerry Royster, R (1, 6) OBP: 0.330, SLG: 0.365			SSS 0-3 K ①			SSS 0-3 K ①		0-0 6-3 ③	BBBB 4-0 BB	3	0	0	0	1	2	0
Dave LaPoint, L (1, 1) Gene Walter, L (6, 1) OBP: 0.375, SLG: 0.429 Dane Iorg, L (9, PH) OBP: 0.244, SLG: 0.325 Garry Templeton, S (9, PH) OBP: 0.275, SLG: 0.275		0-0 5-3 ②				0-0 1-3 ②			0-0 HR 1B 0-3 K ③	2 0 1 1	0 0 1 0	0 0 1 0	0 0 0 0	0 0 0 1	0 0 0 2	0 0 0 2
Inning Stats	R: 0 E: 0 K: 0 S: 3 H: 0 LOB: 1 BB: 1 P: 7	R: 0 E: 0 K: 0 S: 3 H: 0 LOB: 0 BB: 0 P: 3	R: 0 E: 0 K: 1 S: 5 H: 0 LOB: 0 BB: 0 P: 5	R: 0 E: 0 K: 0 S: 3 H: 1 LOB: 0 BB: 0 P: 3	R: 0 E: 0 K: 0 S: 3 H: 0 LOB: 0 BB: 0 P: 3	R: 0 E: 0 K: 1 S: 5 H: 0 LOB: 0 BB: 0 P: 5	R: 0 E: 0 K: 2 S: 8 H: 1 LOB: 1 BB: 0 P: 8	R: 0 E: 0 K: 0 S: 3 H: 1 LOB: 0 BB: 0 P: 3	R: 5 E: 0 K: 1 S: 11 H: 6 LOB: 2 BB: 1 P: 15	1B: 5 2B: 3 3B: 0 HR: 1 SF: 0 SAC: 0 DP: 2 HBP: 0						

	AB	34
	R	5
	H	9
	RBI	5
	BB	2
	SO	5
	LOB	11

WP: 0 PB: 0 SB: 0 CS: 0 PA: 36

PITCHER		IP	WLS	BF	H	R	ER	SO	BB	IBB	HBP	BLK	WP	HR	S	P	ERA	WHIP
John Denny, R ERA: 4.2	(1, 1)	8.2	W	33	8	5	5	4	1	0	0	0	0	1	40	44	5.19	1.038
John Franco, L ERA: 2.39	(9, 1)	0.1	S	3	1	0	0	1	1	0	0	0	0	0	4	8	0.00	6.000

PITCHER		IP	WLS	BF	H	R	ER	SO	BB	IBB	HBP	BLK	WP	HR	S	P	ERA	WHIP

BOTTOM

Batter	1	2	3	4	5	6	7	8	9	AB	R	H	RBI	BB	SO	LOB
Kal Daniels, L (1, 7) OBP: 0.395, SLG: 0.496	E1		K		G5-4-3		HR			4	1	1	0	0	1	1
Eddie Milner, L (8, 8) OBP: 0.292, SLG: 0.406										0	0	0	0	0	0	0
Buddy Bell, R (1, 5) OBP: 0.354, SLG: 0.441	K		5-3		5-3		HR			4	1	1	3	0	1	1
Dave Parker, L (1, 9) OBP: 0.331, SLG: 0.474	1B		F6			F5	F6			4	0	1	0	0	0	0
Eric Davis, R (1, 8) OBP: 0.383, SLG: 0.515 (8, 7)	1B			F3		F8	F3			4	0	1	0	0	0	0
Bo Diaz, R (1, 2) OBP: 0.310, SLG: 0.370	K			5-3		HR	K			4	1	1	1	0	2	3
Tony Perez, R (1, 3) OBP: 0.333, SLG: 0.291	F4			F8		1B		K		4	0	1	0	0	1	3
Barry Larkin, R (1, 6) (9, 4) OBP: 0.333, SLG: 0.500		L9			E	1B		F8		4	1	2	0	0	0	0
Ron Oester, S (1, 4) OBP: 0.318, SLG: 0.352		L9			E6	K		6-3		4	1	1	1	0	1	2
John Franco, L (9, 1)					1B					0	0	0	0	0	0	0
John Denny, R (1, 1) OBP: 0.263, SLG: 0.222		5-3			G5-4-3		HR			3	1	2	1	0	0	0
Kurt Stillwell, S (9, 6) OBP: 0.297, SLG: 0.242					1B		1B			0	0	0	0	0	0	0
Inning Stats	R: 0 E: 1 K: 2 S: 10 H: 2 LOB: 3 BB: 0 P: 10	R: 0 E: 0 K: 0 S: 3 H: 0 LOB: 0 BB: 0 P: 3	R: 0 E: 0 K: 1 S: 5 H: 0 LOB: 0 BB: 0 P: 5	R: 0 E: 0 K: 0 S: 3 H: 0 LOB: 0 BB: 0 P: 3	R: 2 E: 1 K: 0 S: 5 H: 3 LOB: 0 BB: 0 P: 5	R: 1 E: 0 K: 1 S: 8 H: 3 LOB: 2 BB: 0 P: 8	R: 3 E: 0 K: 1 S: 8 H: 3 LOB: 0 BB: 0 P: 8	R: 0 E: 0 K: 1 S: 5 H: 0 LOB: 0 BB: 0 P: 5		1B: 8 2B: 1 3B: 0 HR: 2 SF: 0 SAC: 0 DP: 1 HBP: 0				WP: 0 PB: 0 SB: 0 CS: 0 PA: 35		

PITCHER		IP	WLS	BF	H	R	ER	SO	BB	IBB	HBP	BLK	WP	HR	S	P	ERA	WHIP
Dave LaPoint, L ERA: 5.56	(1, 1)	5.2	L	24	7	3	3	3	0	0	0	0	0	1	30	30	4.76	1.235
Gene Walter, L ERA: 3.86	(6, 1)	2.1		11	4	3	3	3	0	0	0	0	0	1	17	17	11.57	1.714

PITCHER	IP	WLS	BF	H	R	ER	SO	BB	IBB	HBP	BLK	WP	HR	S	P	ERA	WHIP

San Diego Padres @ Cincinnati Reds

Riverfront Stadium, Cincinnati, OH

Mon Aug 18 1986, 7:05 PM EDT

Att. 17,303 - Unknown

livebaseballscorecards.com

AB	35
R	6
H	11
RBI	6
BB	0
SO	6
LOB	10

Batter	1	2	3	4	5	6	7	8	9	AB	R	H	RBI	BB	SO	LOB
Vince Coleman, S (1, 7) OBP: 0.316, SLG: 0.301	F7		6-3 3-H			F8		F9 1-2		4	0	0	1	0	0	2
Ozzie Smith, S (1, 6) OBP: 0.367, SLG: 0.328	5-3		F9			1-3		F9		4	0	0	0	0	0	2
Tom Herr, S (1, 4) OBP: 0.323, SLG: 0.311 Ray Soff, R (8, 1)	F8			K		FC5-4 1B		K		4 0	0 0	1 0	0 0	0 0	2 0	1 0
Alan Knicely, R (1, 3) OBP: 0.360, SLG: 0.304		G4-3 BB		CS BB		FC5-4 1-2f			K	2	0	0	0	2	1	1
Terry Pendleton, S (1, 5) OBP: 0.278, SLG: 0.293		F7		F8 1-2			F8		F8	4	0	0	0	0	0	2
Tito Landrum, R (1, 9) OBP: 0.262, SLG: 0.268		G4-3 1-2f			FC6-4 1B		4-3		1B	4	0	2	0	0	0	1
Andy Van Slyke, L (1, 8) OBP: 0.343, SLG: 0.422			SH5-4 1B 6-3 BB		F8		S BB		G3	2	1	0	0	2	0	2
Steve Lake, R (1, 2) OBP: 0.389, SLG: 0.429			SH5-4 1-2 1B		FC6-4 1-2f		6-3 1-2			3	0	1	0	0	0	2
Tim Conroy, L (1, 1) OBP: 0.227, SLG: 0.250 Tom Lawless, R (8, PH) OBP: 0.355, SLG: 0.379 (8, 4)			SH5-4 1-2 2-3		F7			CI S		1 0	0 0	0 0	0 0	0 0	0 0	1 0
Inning Stats	R: 0 E: 0 K: 0 S: 3 H: 0 LOB: 0 BB: 0 P: 3	R: 0 E: 0 K: 0 S: 2 H: 0 LOB: 0 BB: 1 P: 6	R: 1 E: 0 K: 0 S: 4 H: 1 LOB: 1 BB: 1 P: 8	R: 0 E: 0 K: 1 S: 4 H: 0 LOB: 0 BB: 1 P: 8	R: 0 E: 0 K: 0 S: 4 H: 1 LOB: 1 BB: 0 P: 4	R: 0 E: 0 K: 0 S: 4 H: 1 LOB: 1 BB: 0 P: 4	R: 0 E: 0 K: 0 S: 3 H: 0 LOB: 1 BB: 1 P: 7	R: 0 E: 1 K: 1 S: 6 H: 0 LOB: 1 BB: 0 P: 6	R: 0 E: 0 K: 1 S: 6 H: 1 LOB: 1 BB: 0 P: 6	1B: 4 2B: 0 3B: 0 HR: 0 SF: 0 SAC: 1 DP: 1 HBP: 0						

PITCHER		IP	WLS	BF	H	R	ER	SO	BB	IBB	HBP	BLK	WP	HR	S	P	ERA	WHIP
Tom Browning, L ERA: 3.86	(1, 1)	9.0	W	34	4	1	1	3	4	0	0	0	0	0	36	52	1.00	0.889

PITCHER	IP	WLS	BF	H	R	ER	SO	BB	IBB	HBP	BLK	WP	HR	S	P	ERA	WHIP

TOP

St. Louis Cardinals @ Cincinnati Reds

Riverfront Stadium, Cincinnati, OH

Tue Aug 19 1986, 7:05 PM EDT
Att. 18,713 - Unknown

livebaseballscorecards.com

AB	28
R	1
H	4
RBI	1
BB	4
SO	3
LOB	14

BOTTOM

St. Louis Cardinals @ Cincinnati Reds

Riverfront Stadium, Cincinnati, OH

Tue Aug 19 1986, 7:05 PM EDT

Att. 18,713 - Unknown

livebaseballscorecards.com

Batter	1	2	3	4	5	6	7	8	9	AB	R	H	RBI	BB	SO	LOB
Barry Larkin, R (1, 6) OBP: 0.368, SLG: 0.471	F9		BB: L7, S, 3B		5-3		1B			3	1	1	0	1	0	0
Buddy Bell, R (1, 5) OBP: 0.353, SLG: 0.438	BB		L7 1-3		F8		F3			3	0	0	0	1	0	2
Dave Parker, L (1, 9) OBP: 0.331, SLG: 0.476	F8		3-H: 3B		K		6-3			4	0	1	1	0	1	2
Eric Davis, R (1, 8) (9, 7) OBP: 0.385, SLG: 0.523	1-3		K			BB: 1B		HR		3	1	1	1	1	1	2
Bo Diaz, R (1, 2) OBP: 0.312, SLG: 0.375		K	F4			1-2: HR, 1B		WP: 3B, 2B		4	2	2	0	0	1	1
Tony Perez, R (1, 3) OBP: 0.331, SLG: 0.305		K		F8		F8		2-H: SF7, 3B		4	0	1	1	0	1	1
Eddie Milner, L (8, PR) (9, 8) OBP: 0.292, SLG: 0.406										0	1	0	0	0	0	0
Nick Esasky, R (1, 7) (9, 3) OBP: 0.319, SLG: 0.397		1B		5-3		1-H: HR		SF7 3-H		3	1	2	3	0	0	0
Ron Oester, S (1, 4) OBP: 0.319, SLG: 0.354		1-2: 1B		1B		K		K		4	0	2	0	0	2	1
Tom Browning, L (1, 1) OBP: 0.161, SLG: 0.148		F5		1-3			K	1-3		4	0	0	0	0	1	4
Inning Stats	R: 0 E: 0 K: 0 S: 3 H: 0 LOB: 1 BB: 1 P: 7	R: 0 E: 0 K: 2 S: 9 H: 2 LOB: 2 BB: 0 P: 9	R: 1 E: 0 K: 1 S: 6 H: 1 LOB: 1 BB: 1 P: 10	R: 0 E: 0 K: 0 S: 4 H: 1 LOB: 1 BB: 0 P: 4	R: 0 E: 0 K: 1 S: 5 H: 0 LOB: 0 BB: 0 P: 5	R: 2 E: 0 K: 1 S: 6 H: 2 LOB: 0 BB: 1 P: 10	R: 0 E: 0 K: 1 S: 6 H: 1 LOB: 1 BB: 0 P: 6	R: 3 E: 0 K: 1 S: 8 H: 3 LOB: 1 BB: 0 P: 8		1B: 5 2B: 1 3B: 2 HR: 2	SF: 1 SAC: 0 DP: 0 HBP: 0			WP: 1 PB: 0 SB: 1 CS: 0	PA: 36		

PITCHER		IP	WLS	BF	H	R	ER	SO	BB	IBB	HBP	BLK	WP	HR	S	P	ERA	WHIP
Tim Conroy, L ERA: 5.02	(1, 1)	7.0	L	30	7	3	3	6	3	0	0	0	0	1	39	51	3.86	1.429
Ray Soff, R ERA: 3.21	(8, 1)	1.0		6	3	3	3	1	0	0	0	0	1	1	8	8	27.00	3.000

PITCHER	IP	WLS	BF	H	R	ER	SO	BB	IBB	HBP	BLK	WP	HR	S	P	ERA	WHIP

St. Louis Cardinals @ Cincinnati Reds

Riverfront Stadium, Cincinnati, OH

Wed Aug 20 1986, 7:05 PM EDT

Att. 18,026 - Unknown

TOP

livebaseballscorecards.com

Batter	1	2	3	4	5	6	7	8	9	AB	R	H	RBI	BB	SO	LOB
John Morris, L (1, 9) OBP: 0.354, SLG: 0.349	SSS 0-3 ① K		x 0-0 ② F7			x 0-0 ① G3		x 0-0 ② F6		4	0	0	0	0	1	2
Curt Ford, L (1, 7) OBP: 0.313, SLG: 0.368	x 0-0 ② G3		x 0-0 ③ F8			x 0-0 ② G3		x 0-0 1-2 1B		4	0	1	0	0	0	1
Tom Herr, S (1, 4) OBP: 0.320, SLG: 0.308	x 0-0 ③ F7			x 0-0 ① F7		SSS 0-3 ③ K		x 0-0 ③ G3		4	0	0	0	0	1	2
Andy Van Slyke, L (1, 8) OBP: 0.352, SLG: 0.449		x 0-0 2B		x 0-0 1B 1B			x 0-0 CS 2B		x 0-0 HR	4	1	4	1	0	0	0
Terry Pendleton, S (1, 5) OBP: 0.278, SLG: 0.292		x 0-0 ① L4		x 0-0 1-3 L4-3 1B			x 0-0 ① F5		x 0-0 ① F8	4	0	1	0	0	0	2
Clint Hurdle, L (1, 3) OBP: 0.316, SLG: 0.293		x 0-0 ② L5		x 0-0 ②③ 1-2 L4-3			x 0-0 ② 2-3 FC6-4 1B		x 0-0 ② F8	4	0	1	0	0	0	3
Michael LaValliere, L (1, 2) OBP: 0.313, SLG: 0.287		x 0-0 ③ 4-3			x 0-0 ① F7		x 0-0 ③ 1-2f FC6-4		x 0-0 2B	4	0	1	0	0	0	2
José Oquendo, S (1, 6) OBP: 0.363, SLG: 0.345			x 0-0 ① F5		x 0-0 ② F7			x 0-0 ① 4-3	x 0-0 ③ F7	4	0	0	0	0	0	1
Bob Forsch, R (1, 1) OBP: 0.169, SLG: 0.322			x 0-0 1B		x 0-0 ③ 4-3			BBB 4-0 1B BB		2	0	1	0	0	0	0
Ozzie Smith, S (8, PH) OBP: 0.368, SLG: 0.328										0	0	0	0	1	0	0
Ricky Horton, L (8, 1) OBP: 0.167, SLG: 0.091										0	0	0	0	0	0	0
Inning Stats	R: 0 E: 0 K: 1 S: 5 H: 0 LOB: 0 BB: 0 P: 5	R: 0 E: 0 K: 0 S: 4 H: 1 LOB: 1 BB: 0 P: 4	R: 0 E: 0 K: 0 S: 4 H: 1 LOB: 1 BB: 0 P: 4	R: 0 E: 0 K: 0 S: 4 H: 2 LOB: 1 BB: 0 P: 4	R: 0 E: 0 K: 0 S: 3 H: 0 LOB: 0 BB: 0 P: 3	R: 0 E: 0 K: 1 S: 5 H: 0 LOB: 0 BB: 0 P: 5	R: 0 E: 0 K: 0 S: 4 H: 2 LOB: 1 BB: 0 P: 4	R: 0 E: 0 K: 0 S: 4 H: 1 LOB: 2 BB: 1 P: 8	R: 1 E: 0 K: 0 S: 5 H: 2 LOB: 1 BB: 0 P: 5	1B: 5 2B: 4 3B: 0 HR: 1	SF: 0 SAC: 0 DP: 1 HBP: 0						

	AB	34
	R	1
	H	9
	RBI	1
	BB	1
	SO	2
	LOB	13

WP: 0 PB: 0 SB: 0 CS: 1 PA: 35

PITCHER		IP	WLS	BF	H	R	ER	SO	BB	IBB	HBP	BLK	WP	HR	S	P	ERA	WHIP
Bill Gullickson, R ERA: 3.03	(1, 1)	8.2	W	34	9	1	1	2	1	0	0	0	0	1	37	41	1.04	1.154
John Franco, L ERA: 2.38	(9, 1)	0.1	S	1	0	0	0	0	0	0	0	0	0	0	1	1	0.00	0.000

PITCHER	IP	WLS	BF	H	R	ER	SO	BB	IBB	HBP	BLK	WP	HR	S	P	ERA	WHIP

Batter	1	2	3	4	5	6	7	8	9	AB	R	H	RBI	BB	SO	LOB
Kal Daniels, L (1, 7)	G3	F7			HR 3B		G3			4	1	1	0	0	0	1
Eddie Milner, L (8, 8)										0	0	0	0	0	0	0
OBP: 0.391, SLG: 0.504																
OBP: 0.292, SLG: 0.406																
Buddy Bell, R (1, 5)	1B E 1B 1B		F7		HR 3-H			F7		4	2	2	2	0	0	0
OBP: 0.354, SLG: 0.446																
Dave Parker, L (1, 9)	E6 1B 1B 1-2		5-3 2B		K S S S			F7		4	0	1	0	0	1	1
OBP: 0.330, SLG: 0.477																
Eric Davis, R (1, 8) (8, 7)	1B 1-2 2-3 1B		5-3 2-3		6-3			L4		4	0	1	0	0	0	1
OBP: 0.383, SLG: 0.520																
Bo Diaz, R (1, 2)	G6-4-3 1-2 2-3 3-H 1B		L4			F7				3	0	1	1	0	0	1
OBP: 0.312, SLG: 0.374																
Barry Larkin, R (1, 6)	G6-4-3 1-2f			6-3		5-3				3	0	0	0	0	0	3
OBP: 0.318, SLG: 0.400																
Nick Esasky, R (1, 3)		L6		5-3		5-3				3	0	0	0	0	0	0
OBP: 0.316, SLG: 0.392																
Ron Oester, S (1, 4)		6-3 1B		K S S S			1-3			3	0	1	0	0	1	0
OBP: 0.320, SLG: 0.354																
Bill Gullickson, R (1, 1)		6-3 1-2			K S S S		F2			3	0	0	0	0	1	1
John Franco, L (9, 1)										0	0	0	0	0	0	0
Inning Stats	R: 1 E: 1 K: 0 S: 6 H: 3 LOB: 2 BB: 0 P: 6	R: 0 E: 0 K: 0 S: 4 H: 1 LOB: 1 BB: 0 P: 4	R: 0 E: 0 K: 0 S: 4 H: 1 LOB: 1 BB: 0 P: 4	R: 0 E: 0 K: 1 S: 5 H: 0 LOB: 0 BB: 0 P: 5	R: 2 E: 0 K: 2 S: 9 H: 2 LOB: 0 BB: 0 P: 9	R: 0 E: 0 K: 0 S: 3 H: 0 LOB: 0 BB: 0 P: 3	R: 0 E: 0 K: 0 S: 3 H: 0 LOB: 0 BB: 0 P: 3	R: 0 E: 0 K: 0 S: 3 H: 0 LOB: 0 BB: 0 P: 3		1B: 4 2B: 1 3B: 1 HR: 1	SF: 0 SAC: 0 DP: 1 HBP: 0						

PITCHER	IP	WLS	BF	H	R	ER	SO	BB	IBB	HBP	BLK	WP	HR	S	P	ERA	WHIP
Bob Forsch, R (1, 1) ERA: 2.65	7.0	L	28	7	3	2	3	0	0	0	0	0	1	34	34	2.57	1.000
Ricky Horton, L (8, 1) ERA: 2.39	1.0		3	0	0	0	0	0	0	0	0	0	0	3	3	0.00	0.000

PITCHER	IP	WLS	BF	H	R	ER	SO	BB	IBB	HBP	BLK	WP	HR	S	P	ERA	WHIP

BOTTOM

St. Louis Cardinals @ Cincinnati Reds

Riverfront Stadium, Cincinnati, OH

Wed Aug 20 1986, 7:05 PM EDT

Att. 18,026 - Unknown

livebaseballscorecards.com

AB	31
R	3
H	7
RBI	3
BB	0
SO	3
LOB	8

WP: 0 PA: 31
PB: 0
SB: 0
CS: 0

St. Louis Cardinals @ Cincinnati Reds

Riverfront Stadium, Cincinnati, OH

Thu Aug 21 1986, 7:05 PM EDT

Att. 18,242 - Unknown

TOP

livebaseballscorecards.com

Batter	1	2	3	4	5	6	7	8	9	AB	R	H	RBI	BB	SO	LOB
Tom Lawless, R (1, 4) OBP: 0.324, SLG: 0.344	F8			6-3		5-3 1-2 2-3	1-2 2-3 1B			3	0	0	0	0	0	2
Curt Ford, L (7, PH) OBP: 0.316, SLG: 0.371										1	0	1	0	0	0	0
Pat Perry, L (7, 1)										0	0	0	0	0	0	0
Terry Pendleton, S (1, 5) OBP: 0.278, SLG: 0.292	5-3			L7		G3-6-3 2-H 3-H 1B	4-3			4	0	1	2	0	0	3
Andy Van Slyke, L (1, 8) OBP: 0.347, SLG: 0.442	F8			6-3		G3-6-3 1-2f		F8		4	0	0	0	0	0	1
Alan Knicely, R (1, 3) OBP: 0.356, SLG: 0.301		F8			F8		1B 1B FC6-4 1B	K		4	1	1	0	0	1	0
Tito Landrum, R (1, 7) OBP: 0.267, SLG: 0.269		4-3			B B B B FC3-6 BB		FC6-4 1B 1-2 SF7 1B	K		3	1	1	0	1	1	0
John Morris, L (1, 9) OBP: 0.365, SLG: 0.348		4-3			FC3-6 1-2f		FC6-4 1-2 2-3 1B		B B B B G4-6-3 1B BB	3	0	1	0	1	0	1
Steve Lake, R (1, 2) OBP: 0.359, SLG: 0.395			F8		L1		FC6-4 1B BB 1-2f 2-3 3-H		G4-6-3 1-2 1B	3	0	0	1	0	0	3
Vince Coleman, S (9, PH) OBP: 0.317, SLG: 0.302										1	0	1	0	0	0	0
José Oquendo, S (1, 6) OBP: 0.359, SLG: 0.345			K			5-3 1B 1B	SF7 3-H		G4-6-3 1-2f 2-3	3	1	1	1	0	1	2
Greg Mathews, R (1, 1) OBP: 0.063, SLG: 0.032			K			5-3 1-2 1B	B B B B 1B 1-2 BB		K	1	0	0	0	0	1	0
Ray Burris, R (5, 1) OBP: 0.148, SLG: 0.259										0	0	0	0	0	0	0
Ozzie Smith, S (6, PH) OBP: 0.370, SLG: 0.330										1	1	1	0	0	0	0
Ray Soff, R (6, 1)										0	0	0	0	0	0	0
Tom Herr, S (7, PH) OBP: 0.321, SLG: 0.308										1	0	0	0	1	1	1
(7, 4)																
Inning Stats	R: 0 E: 0 K: 0 S: 3 H: 0 LOB: 0 BB: 0 P: 3	R: 0 E: 0 K: 0 S: 3 H: 0 LOB: 0 BB: 0 P: 3	R: 0 E: 0 K: 2 S: 7 H: 0 LOB: 0 BB: 0 P: 7	R: 0 E: 0 K: 0 S: 3 H: 0 LOB: 0 BB: 0 P: 3	R: 0 E: 0 K: 0 S: 3 H: 0 LOB: 1 BB: 1 P: 7	R: 2 E: 0 K: 0 S: 5 H: 3 LOB: 0 BB: 0 P: 5	R: 2 E: 0 K: 0 S: 7 H: 4 LOB: 3 BB: 1 P: 11	R: 0 E: 0 K: 2 S: 7 H: 0 LOB: 0 BB: 0 P: 7	R: 0 E: 0 K: 1 S: 5 H: 1 LOB: 1 BB: 1 P: 9	1B: 8 2B: 0 3B: 0 HR: 0 SF: 1 SAC: 0 DP: 2 HBP: 0	WP: 0 PB: 0 SB: 0 CS: 0 PA: 36					

	AB	32
	R	4
	H	8
	RBI	4
	BB	3
	SO	5
	LOB	13

PITCHER		IP	WLS	BF	H	R	ER	SO	BB	IBB	HBP	BLK	WP	HR	S	P	ERA	WHIP
Chris Welsh, L ERA: 4.46	(1, 1)	6.0	W	24	6	4	4	2	1	0	0	0	0	0	27	31	6.00	1.167
Rob Murphy, L ERA: 0.75	(7, 1)	0.2		3	0	0	0	0	1	0	0	0	0	0	2	6	0.00	1.500
Ron Robinson, R ERA: 2.55	(7, 1)	2.1	S	9	2	0	0	3	1	0	0	0	0	0	14	18	0.00	1.286

PITCHER	IP	WLS	BF	H	R	ER	SO	BB	IBB	HBP	BLK	WP	HR	S	P	ERA	WHIP

Batter	1	2	3	4	5	6	7	8	9	AB	R	H	RBI	BB	SO	LOB
Barry Larkin, R (1, 6) OBP: 0.296, SLG: 0.375	5-3		1-3	5-3		S, 1-2, 1B		SF7, 2-H		4	1	1	1	0	0	1
Buddy Bell, R (1, 5) OBP: 0.355, SLG: 0.453	F8		HR, 1B		HR	K, 1-H, 2-H		F9		5	2	2	1	0	1	0
Dave Parker, L (1, 9) OBP: 0.331, SLG: 0.477	6-3		HR, 1-2		4-3, BB	K				4	1	2	0	0	1	0
Eric Davis, R (1, 8) OBP: 0.387, SLG: 0.542 (8, 7)		HR	1-H, 2-H, HR		4-3, 1-2, BB		F5			3	2	2	4	1	0	0
Bo Diaz, R (1, 2) OBP: 0.312, SLG: 0.373		1B, 1B	F9		4-3, 1-2, 2-3		F8			4	0	1	0	0	0	2
Tony Perez, R (1, 3) OBP: 0.323, SLG: 0.296		F8	F8		L9		F3			4	0	0	0	0	0	3
Eddie Milner, L (8, 8) OBP: 0.292, SLG: 0.406										0	0	0	0	0	0	0
Nick Esasky, R (1, 7) (8, 3) OBP: 0.315, SLG: 0.403		F9		F4	K			HR		4	1	1	1	0	1	3
Ron Oester, S (1, 4) OBP: 0.323, SLG: 0.358		1-2, 1B		SH5-4, 1B		4-3		FC4-6, 1B		4	0	3	0	0	0	0
Chris Welsh, L (1, 1) OBP: 0.222, SLG: 0.320		K		SH5-4, 1-2		S, E, 1B, BB		WP, 1-2f, FC4-6, SF7		1	1	0	0	1	1	2
Rob Murphy, L (7, 1)										0	0	0	0	0	0	0
Ron Robinson, R (7, 1) OBP: 0.077, SLG: 0.077										1	1	0	0	0	0	1
Inning Stats	R: 0 E: 0 K: 0 S: 3 H: 0 LOB: 0 BB: 0 P: 3	R: 1 E: 0 K: 1 S: 8 H: 3 LOB: 2 BB: 0 P: 8	R: 3 E: 0 K: 0 S: 6 H: 3 LOB: 0 BB: 0 P: 6	R: 0 E: 0 K: 0 S: 4 H: 1 LOB: 1 BB: 0 P: 4	R: 1 E: 0 K: 1 S: 7 H: 2 LOB: 2 BB: 1 P: 11	R: 2 E: 1 K: 2 S: 8 H: 1 LOB: 0 BB: 1 P: 12	R: 0 E: 0 K: 0 S: 3 H: 0 LOB: 0 BB: 0 P: 3	R: 2 E: 1 K: 0 S: 5 H: 2 LOB: 0 BB: 0 P: 5		1B: 8 2B: 0 3B: 0 HR: 4	SF: 1 SAC: 1 DP: 0 HBP: 0						

PITCHER		IP	WLS	BF	H	R	ER	SO	BB	IBB	HBP	BLK	WP	HR	S	P	ERA	WHIP
Greg Mathews, L ERA: 3.44	(1, 1)	4.0	L	21	9	5	5	1	0	0	0	0	0	3	23	23	11.25	2.250
Ray Burris, R ERA: 5.64	(5, 1)	1.0		4	0	0	0	1	1	0	0	0	0	0	5	9	0.00	1.000
Ray Soff, R ERA: 3.0	(6, 1)	1.0		5	1	2	0	2	1	0	0	0	0	0	8	12	0.00	2.000
Pat Perry, L ERA: 4.05	(7, 1)	2.0		8	2	2	1	0	0	0	0	0	1	1	8	8	4.50	1.000

PITCHER	IP	WLS	BF	H	R	ER	SO	BB	IBB	HBP	BLK	WP	HR	S	P	ERA	WHIP

BOTTOM

St. Louis Cardinals @ Cincinnati Reds

Riverfront Stadium, Cincinnati, OH

Thu Aug 21 1986, 7:05 PM EDT

Att. 18,242 - Unknown

livebaseballscorecards.com

AB	34
R	9
H	12
RBI	7
BB	2
SO	4
LOB	12

WP: 1	PA: 38		
PB: 0			
SB: 3			
CS: 0			

Batter	1	2	3	4	5	6	7	8	9	AB	R	H	RBI	BB	SO	LOB
Barry Larkin, R (1, 6) OBP: 0.313, SLG: 0.357	G6-4-3 BB 1B		F5		F8	BBBB 4-0 S 1-2 BB		6-3		4	0	1	0	1	0	1
Buddy Bell, R (1, 5) OBP: 0.353, SLG: 0.449	BBBB 4-0 G6-4-3 1-2 BB		F8		6-3	SSS 0-3 K 1-2 2-3		F8		4	0	0	0	1	1	3
Dave Parker, L (1, 9) OBP: 0.332, SLG: 0.476	G6-4-3 1-2f 2-3		BB 1-2 1B		BB 1B		F7		SSS K	5	0	2	0	0	1	2
Eric Davis, R (1, 8) OBP: 0.388, SLG: 0.538	F9		BBBB FC6-4 1-2 2-3 BB		BB 1-2 1B		4-3		SSS K	4	0	1	0	1	1	1
Bo Diaz, R (1, 2) OBP: 0.315, SLG: 0.373		1B 1B	FC6-4 1-2f		BBBB 1-2 2-3 BB		BBBB E 1B 1B BB		6-3	3	1	1	0	2	0	3
Tony Perez, R (1, 3) OBP: 0.316, SLG: 0.290 Carl Willis, L (5, 1) Eddie Milner, L (7, PH) OBP: 0.294, SLG: 0.408 Rob Murphy, L (7, 1)		F8		F9	F7		E1 1-3 1B 1B			3 0 1 0	0 0 1 0	0 0 1 0	0 0 0 0	0 0 0 0	0 0 0 0	4 0 0 0
Nick Esasky, R (1, 7) OBP: 0.321, SLG: 0.413 (5, 3)		G6-4-3 1-2 1B		2B	G1-6-3		FC4-6 2-H 3-H 1B			4	0	3	2	0	0	0
Ron Oester, S (1, 4) OBP: 0.321, SLG: 0.354		G6-4-3 1-2f		F3	6-3		FC4-6 1-2f			4	0	0	0	0	0	4
Ted Power, R (1, 1) OBP: 0.200, SLG: 0.200 Kal Daniels, L (5, 7) OBP: 0.392, SLG: 0.500			BB 1B		6-3	BBBB 4-0 S BB		4-3		2 1	0 0	1 0	0 0	0 1	0 0	1 0
Inning Stats	R: 0 H: 1 E: 0 LOB: 1 K: 0 BB: 1 S: 3 P: 7	R: 0 H: 2 E: 0 LOB: 1 K: 0 BB: 0 S: 4 P: 4	R: 0 H: 2 E: 0 LOB: 3 K: 0 BB: 1 S: 5 P: 9	R: 0 H: 1 E: 0 LOB: 1 K: 0 BB: 0 S: 4 P: 4	R: 0 H: 2 E: 0 LOB: 3 K: 0 BB: 1 S: 5 P: 9	R: 0 H: 0 E: 0 LOB: 2 K: 1 BB: 2 S: 5 P: 13	R: 2 H: 2 E: 1 LOB: 1 K: 0 BB: 1 S: 5 P: 9	R: 0 H: 0 E: 0 LOB: 0 K: 0 BB: 0 S: 3 P: 3	R: 0 H: 0 E: 0 LOB: 0 K: 2 BB: 0 S: 7 P: 7	1B: 9 SF: 0 2B: 1 SAC: 0 3B: 0 DP: 2 HR: 0 HBP: 0						

PITCHER		IP	WLS	BF	H	R	ER	SO	BB	IBB	HBP	BLK	WP	HR	S	P	ERA	WHIP
Jamie Moyer, L ERA: 4.91	(1, 1)	5.2	W	28	8	0	0	0	5	0	0	0	0	0	23	43	0.00	2.294
Ron Davis, R ERA: 8.39	(6, 1)	1.1		7	2	2	1	1	1	0	0	0	0	0	8	12	6.75	2.250
Lee Smith, R ERA: 2.59	(8, 1)	2.0	S	6	0	0	0	2	0	0	0	0	0	0	10	10	0.00	0.000

PITCHER	IP	WLS	BF	H	R	ER	SO	BB	IBB	HBP	BLK	WP	HR	S	P	ERA	WHIP

TOP

Cincinnati Reds @ Chicago Cubs

Wrigley Field, Chicago, IL

Fri Aug 22 1986, 3:33 AM CDT

Att. 30,713 - Unknown

livebaseballscorecards.com

AB	35
R	2
H	10
RBI	2
BB	6
SO	3
LOB	19

WP: 0	PA: 41		
PB: 0			
SB: 2			
CS: 0			

Batter	1	2	3	4	5	6	7	8	9	AB	R	H	RBI	BB	SO	LOB
Jerry Mumphrey, S (1, 8) OBP: 0.369, SLG: 0.410 (8, 7)	FC3-6, 23 BB, 1B		1-2, 1B	1-H 2-H 3-H, 3B		4-3		6-3		5	0	3	3	0	0	1
23 Ryne Sandberg, R (1, 4) OBP: 0.327, SLG: 0.419	B B B B, 1-2, FC3-6, BB		F8	F4			F8			3	0	0	0	1	0	3
Gary Matthews, R (1, 7) OBP: 0.356, SLG: 0.465	F3		S S S, K		B B B, FC4-6, BB		1B, 1B			3	0	1	0	1	1	4
Bob Dernier, R (7, PR) OBP: 0.259, SLG: 0.281 (8, 8)										0	0	0	0	0	0	0
Leon Durham, L (1, 3) OBP: 0.333, SLG: 0.420	FC3-6, FC1-4, 1-2f 2-3		F2		FC4-6, BB, 1-2f		1-2, 1B			4	0	1	0	0	0	5
Ron Cey, R (1, 5) OBP: 0.369, SLG: 0.491 Lee Smith, R (8, 1)	FC1-4, 1-2f			5-3	B B B, 1-2, BB		S S S, K			3	0	0	0	1	1	4
										0	0	0	0	0	0	0
Terry Francona, L (1, 9) OBP: 0.264, SLG: 0.300 Keith Moreland, R (7, PH) OBP: 0.334, SLG: 0.379 (8, 9)		L4	BB, WP, 3B, 1B		F7		1-3			3	1	1	0	0	0	2
										1	0	0	0	0	0	2
Shawon Dunston, R (1, 6) OBP: 0.291, SLG: 0.424		S S S, K	S S S, K		F4			F6		4	0	0	0	0	2	3
Mike Martin, L (1, 2)		S S S, K	I I I, BB, 3B, 1-2, IBB			4-3		S S S, K2-3		3	1	0	0	1	2	0
Jamie Moyer, L (1, 1) OBP: 0.235, SLG: 0.071 Ron Davis, R (6, 1) Chris Speier, R (8, 5) OBP: 0.339, SLG: 0.417			1B, 1B	B B B, 1-2 2-3, 3B, BB		S S S, K		2B		1	1	1	0	1	0	0
										1	0	0	0	0	1	0
										1	0	1	0	0	0	0
Inning Stats	R: 0 E: 0 K: 0 S: 4 H: 1 LOB: 2 BB: 1 P: 8	R: 0 E: 0 K: 2 S: 7 H: 0 LOB: 0 BB: 0 P: 7	R: 0 E: 0 K: 1 S: 7 H: 2 LOB: 2 BB: 0 P: 7	R: 3 E: 0 K: 1 S: 7 H: 2 LOB: 1 BB: 2 P: 15	R: 0 E: 0 K: 0 S: 3 H: 0 LOB: 2 BB: 2 P: 11	R: 0 E: 0 K: 1 S: 5 H: 0 LOB: 0 BB: 0 P: 5	R: 0 E: 0 K: 1 S: 7 H: 2 LOB: 2 BB: 0 P: 7	R: 0 E: 0 K: 1 S: 6 H: 1 LOB: 1 BB: 0 P: 6		1B: 6 2B: 1 3B: 1 HR: 0	SF: 0 SAC: 0 DP: 0 HBP: 0					

PITCHER		IP	WLS	BF	H	R	ER	SO	BB	IBB	HBP	BLK	WP	HR	S	P	ERA	WHIP
Ted Power, R ERA: 4.97	(1, 1)	4.0	L	20	5	3	3	4	2	1	0	0	1	0	25	37	6.75	1.750
Carl Willis, R ERA: 4.91	(5, 1)	2.0		8	0	0	0	1	2	0	0	0	0	0	8	16	0.00	1.000
Rob Murphy, L ERA: 0.69	(7, 1)	2.0		9	3	0	0	2	0	0	0	0	0	0	13	13	0.00	1.500

PITCHER	IP	WLS	BF	H	R	ER	SO	BB	IBB	HBP	BLK	WP	HR	S	P	ERA	WHIP

Cincinnati Reds @ Chicago Cubs

Wrigley Field, Chicago, IL

Fri Aug 22 1986, 3:33 AM CDT

Att. 30,713 - Unknown

BOTTOM

livebaseballscorecards.com

AB	32
R	3
H	8
RBI	3
BB	5
SO	7
LOB	24

WP: 1 PB: 0 SB: 0 CS: 0 PA: 37

Batter	1	2	3	4	5	6	7	8	9	AB	R	H	RBI	BB	SO	LOB
Kal Daniels, L (1, 7) OBP: 0.398, SLG: 0.500	BBBB 4-0 E 1B 2B BB	x 0-0 FC4-6 1B		x 0-0 ② G3		x 0-0 ① F8		x 0-0 ②③ G6-3 1-2f		2	1	1	0	1	0	0
Eddie Milner, L (5, 8) OBP: 0.292, SLG: 0.405										2	0	0	0	0	0	2
Buddy Bell, R (1, 5) OBP: 0.356, SLG: 0.448	x 0-0 E 2B 1-2 1B	x 0-0 ③ FC4-6 1-2f		BBBB 4-0 BB		x 0-0 ② 5-3 1-2			BBBB 4-0 1-3 WP 9-2 BB	3	1	1	0	2	0	2
Dave Parker, L (1, 9) OBP: 0.333, SLG: 0.474	BBBB 4-0 2B 1B 1-2 2-3 BB		x 0-0 ① F7	x 0-0 ③ 6-3		4-0 IBB			x 0-0 ① 1-3 1-3	2	1	0	0	2	0	1
Max Venable, L (8, 7) OBP: 0.284, SLG: 0.286										1	0	0	0	0	0	1
Eric Davis, R (1, 8) (5, 7) (8, 9) OBP: 0.385, SLG: 0.536	x 0-0 ① 1-3 2-H 3-H 2B	SSS 0-3 ② K			x 0-0 ① F8	x 0-0 ③ G3			x 0-0 ②③ 9-2 3-Hf	5	0	1	2	0	1	3
Bo Diaz, R (1, 2) OBP: 0.320, SLG: 0.380	x 0-0 3-H 1B	x 0-0 E 1B			x 0-0 1B SF7 2B		x 0-0 ① F3			4	2	3	1	0	0	0
Barry Larkin, R (1, 6) OBP: 0.333, SLG: 0.375	SSS 0-3 ② K	x 0-0 1-2 E 1B			x 0-0 E 2-3 1B		x 0-0 ② F9			4	1	2	0	0	1	1
Nick Esasky, R (1, 3) OBP: 0.320, SLG: 0.416	SSS 0-3 ③ K	x 0-0 E6 1-H 2-H 2B			x 0-0 ② SF7 1-3 3-H		SSS 0-3 ③ K			3	1	1	3	0	2	1
Ron Oester, S (1, 4) OBP: 0.320, SLG: 0.353		SSS 0-3 ① K	x 0-0 ③ 3-1		x 0-0 ③ 4-3			x 0-0 G6-3 1B		4	0	1	0	0	1	1
Tom Browning, L (1, 1) OBP: 0.167, SLG: 0.154		x 0-0 ② F5		x 0-0 ① G3		x 0-0 5-3 1B		SSS 0-3 ① K		4	0	1	0	0	1	1
Ron Robinson, R (8, 1) OBP: 0.077, SLG: 0.077										0	0	0	0	0	0	0
Inning Stats	R: 3 E: 1 K: 2 S: 9 H: 3 LOB: 1 BB: 2 P: 17	R: 0 E: 0 K: 1 S: 6 H: 1 LOB: 1 BB: 0 P: 6	R: 3 E: 1 K: 1 S: 8 H: 3 LOB: 0 BB: 0 P: 8	R: 0 E: 0 K: 0 S: 3 H: 0 LOB: 1 BB: 1 P: 7	R: 1 E: 1 K: 0 S: 5 H: 2 LOB: 1 BB: 0 P: 5	R: 0 E: 0 K: 0 S: 4 H: 1 LOB: 2 BB: 1 P: 8	R: 0 E: 0 K: 1 S: 5 H: 0 LOB: 0 BB: 0 P: 5	R: 0 E: 0 K: 1 S: 5 H: 1 LOB: 0 BB: 0 P: 5	R: 0 E: 0 K: 0 S: 2 H: 0 LOB: 0 BB: 1 P: 6	1B: 8 2B: 4 3B: 0 HR: 0	SF: 1 SAC: 0 DP: 2 HBP: 0						

TOP

Cincinnati Reds @ Chicago Cubs

Wrigley Field, Chicago, IL

Sat Aug 23 1986, 3:33 AM CDT

Att. 32,060 - Unknown

livebaseballscorecards.com

AB	34
R	7
H	11
RBI	6
BB	5
SO	6
LOB	13

		WP: 1	PA: 40
		PB: 0	
		SB: 0	
		CS: 0	

PITCHER		IP	WLS	BF	H	R	ER	SO	BB	IBB	HBP	BLK	WP	HR	S	P	ERA	WHIP
Scott Sanderson, R ERA: 4.34	(1, 1)	5.0	L	26	9	7	6	4	3	0	0	0	0	0	31	43	10.80	2.400
Dave Gumpert, R ERA: 3.74	(6, 1)	3.0		11	2	0	0	2	0	1	0	0	0	0	14	18	0.00	0.667
Frank DiPino, L ERA: 4.28	(9, 1)	1.0		3	0	0	0	0	1	0	0	0	1	0	2	6	0.00	1.000

PITCHER		IP	WLS	BF	H	R	ER	SO	BB	IBB	HBP	BLK	WP	HR	S	P	ERA	WHIP

Batter	1	2	3	4	5	6	7	8	9	AB	R	H	RBI	BB	SO	LOB
Bob Dernier, R (1, 8) OBP: 0.259, SLG: 0.281 Jerry Mumphrey, S (9, PH) OBP: 0.368, SLG: 0.409	F7		6-3		F7			23 2B SF7 1B	K	4 1	1 0	1 0	0 0	0 0	0 1	0 2
23 Ryne Sandberg, R (1, 4) OBP: 0.328, SLG: 0.421	6-3 1B		6-3			F8		1B 1-3 2B		4	1	2	0	0	0	0
Gary Matthews, R (1, 7) OBP: 0.352, SLG: 0.461	6-3 1-2		K			F4		SF7 3-H		3	0	0	1	0	1	1
Keith Moreland, R (1, 9) OBP: 0.333, SLG: 0.378	L4			F8		F7		2-H 1B		4	0	1	1	0	0	1
Jody Davis, R (1, 2) OBP: 0.284, SLG: 0.415		F9		F7			F4	K		4	0	0	0	0	1	1
Ron Cey, R (1, 5) OBP: 0.374, SLG: 0.513		FC4-6 1B		2B			HR		K	4	1	3	1	0	1	0
Leon Durham, L (1, 3) OBP: 0.333, SLG: 0.423		FC4-6 1B 1-2f		6-3			F6		3B	4	0	1	0	0	0	2
Shawon Dunston, R (1, 6) OBP: 0.291, SLG: 0.423		1-2 1B			K		F3		5-3	4	0	1	0	0	1	1
Scott Sanderson, R (1, 1) OBP: 0.067, SLG: 0.068 Manny Trillo, R (5, PH) OBP: 0.375, SLG: 0.430 Dave Gumpert, R (6, 1) Chris Speier, R (8, PH) OBP: 0.336, SLG: 0.413 Frank DiPino, L (9, 1) OBP: 0.200, SLG: 0.200 Thad Bosley, L (9, PH) OBP: 0.377, SLG: 0.364		K			K			K	BB	1 1 0 1 0 0	0 0 0 0 0 0	0 0 0 0 0 0	0 0 0 0 0 1	1 0 0 0 0 0	2 0 0 1 0 0	0 0 0 0 0 0
Inning Stats	R: 0 E: 0 K: 0 S: 4 H: 1 LOB: 1 BB: 0 P: 4	R: 0 E: 0 K: 1 S: 7 H: 2 LOB: 2 BB: 0 P: 7	R: 0 E: 0 K: 1 S: 5 H: 0 LOB: 0 BB: 0 P: 5	R: 0 E: 0 K: 0 S: 4 H: 1 LOB: 1 BB: 0 P: 4	R: 0 E: 0 K: 2 S: 7 H: 0 LOB: 0 BB: 0 P: 7	R: 0 E: 0 K: 0 S: 3 H: 0 LOB: 0 BB: 0 P: 3	R: 1 E: 0 K: 0 S: 4 H: 1 LOB: 0 BB: 0 P: 4	R: 2 E: 0 K: 2 S: 10 H: 3 LOB: 1 BB: 0 P: 10	R: 0 E: 0 K: 2 S: 8 H: 1 LOB: 2 BB: 1 P: 12	1B: 5 2B: 2 3B: 1 HR: 1	SF: 1 SAC: 0 DP: 0 HBP: 0		WP: 0 PB: 0 SB: 0 CS: 0	PA: 37			

PITCHER		IP	WLS	BF	H	R	ER	SO	BB	IBB	HBP	BLK	WP	HR	S	P	ERA	WHIP
Tom Browning, L ERA: 3.84	(1, 1)	7.2	W	31	8	3	3	5	0	0	0	0	0	1	41	41	3.52	1.043
Ron Robinson, R ERA: 2.51	(8, 1)	1.1		6	1	0	0	3	1	0	0	0	0	0	11	15	0.00	1.500

PITCHER	IP	WLS	BF	H	R	ER	SO	BB	IBB	HBP	BLK	WP	HR	S	P	ERA	WHIP

BOTTOM

Cincinnati Reds @ Chicago Cubs

Wrigley Field, Chicago, IL

Sat Aug 23 1986, 3:33 AM CDT

Att. 32,060 - Unknown

livebaseballscorecards.com

AB	35
R	3
H	9
RBI	3
BB	1
SO	8
LOB	10

Cincinnati Reds @ Chicago Cubs

Wrigley Field, Chicago, IL

Sun Aug 24 1986, 3:33 AM CDT

Att. 31,171 - Unknown

TOP

livebaseballscorecards.com

Batter	1	2	3	4	5	6	7	8	9	AB	R	H	RBI	BB	SO	LOB
Kal Daniels, L (1, 7) OBP: 0.400, SLG: 0.503 Eddie Milner, L (7, PR) OBP: 0.291, SLG: 0.404 (7, 8)	4-3 2B		F8		4-3		BB BB	4-3 1-2		3 1	0 0	1 0	0 0	1 0	0 0	0 1
Buddy Bell, R (1, 5) OBP: 0.358, SLG: 0.447	4-3 2-3		BB 1B 1B		E6		G4-6-3 1-2 BB	1B 1B IBB		3	2	1	0	2	0	1
Dave Parker, L (1, 9) OBP: 0.334, SLG: 0.472	6-3		1B 1-2 BB		F8		G4-6-3 1-2f	1B 1-3 2-H 1B		4	0	1	1	1	0	4
Eric Davis, R (1, 8) OBP: 0.394, SLG: 0.541 (7, 7)	BB		1-3 2-H 1B			1B G3-2-3 BB		1B 2B 1B		3	1	3	2	2	0	0
Bo Diaz, R (1, 2) OBP: 0.321, SLG: 0.380 Carl Willis, L (8, 1)	5-3			5-3		BB 1-3 1B		2B 1-3 1B F2		5 0	1 0	2 0	0 0	0 0	0 0	4 0
Barry Larkin, R (1, 6) OBP: 0.317, SLG: 0.378		F3		K	K			1B 1-3 3-H 2B	F6	5	1	1	1	0	2	2
Nick Esasky, R (1, 3) OBP: 0.325, SLG: 0.412		6-3		BB	BB 1-2			F4	G1-6-3 BB	2	0	0	0	3	0	2
Ron Oester, S (1, 4) OBP: 0.319, SLG: 0.351		K		G3	G3-2-3 3-Hf			E S 1B 2-H 3-H 1B	G1-6-3 1-2f	5	1	1	2	0	1	5
Bill Gullickson, R (1, 1) OBP: 0.108, SLG: 0.079 Kurt Stillwell, S (8, PH) OBP: 0.300, SLG: 0.245 Sal Butera, R (8, 2) OBP: 0.346, SLG: 0.341			6-3		4-3		F9	4-3 1-H 1B 1B		3 1 0	0 1 0	0 1 0	0 1 0	0 0 0	0 0 0	0 0 0
Inning Stats	R: 0 E: 0 K: 0 S: 4 H: 1 LOB: 2 BB: 1 P: 8	R: 0 E: 0 K: 1 S: 5 H: 0 LOB: 0 BB: 0 P: 5	R: 1 E: 0 K: 0 S: 4 H: 2 LOB: 2 BB: 1 P: 8	R: 0 E: 0 K: 1 S: 5 H: 0 LOB: 1 BB: 1 P: 9	R: 0 E: 1 K: 0 S: 4 H: 0 LOB: 1 BB: 0 P: 4	R: 0 E: 0 K: 1 S: 5 H: 1 LOB: 2 BB: 2 P: 13	R: 0 E: 0 K: 0 S: 2 H: 0 LOB: 2 BB: 2 P: 10	R: 6 E: 0 K: 0 S: 10 H: 7 LOB: 2 BB: 1 P: 14	R: 0 E: 0 K: 0 S: 2 H: 0 LOB: 0 BB: 1 P: 6	1B: 9 2B: 2 3B: 0 HR: 0 SF: 0 SAC: 0 DP: 3 HBP: 0						

AB	35
R	7
H	11
RBI	7
BB	9
SO	3
LOB	19

WP: 0 PA: 44
PB: 0
SB: 1
CS: 0

PITCHER		IP	WLS	BF	H	R	ER	SO	BB	IBB	HBP	BLK	WP	HR	S	P	ERA	WHIP
Rick Sutcliffe, R ERA: 4.26	(1, 1)	6.1		29	4	1	1	3	7	0	0	0	0	0	28	56	1.42	1.737
Frank DiPino, L ERA: 4.23	(7, 1)	0.2		1	0	0	0	0	0	0	0	0	0	0	1	1	0.00	0.000
Ron Davis, R ERA: 9.14	(8, 1)	0.1	L	5	4	4	4	0	0	0	0	0	0	0	5	5	108.00	12.000
Steve Trout, L ERA: 5.05	(8, 1)	1.2		9	3	2	2	0	1	1	0	0	0	0	7	15	10.80	2.400

PITCHER		IP	WLS	BF	H	R	ER	SO	BB	IBB	HBP	BLK	WP	HR	S	P	ERA	WHIP

Batter	1	2	3	4	5	6	7	8	9	AB	R	H	RBI	BB	SO	LOB
Jerry Mumphrey, S (1, 8) OBP: 0.365, SLG: 0.405	G3		F7		6-3		23 CS 1B		G3	5	0	1	0	0	0	3
23 Ryne Sandberg, R (1, 4) OBP: 0.328, SLG: 0.420	S 1B			6-3		5-3	F9 1-2			4	0	1	0	0	0	1
Gary Matthews, R (1, 7) OBP: 0.357, SLG: 0.474	K 1-2			1B		HR		G6-4-3 1B		4	1	3	1	0	1	1
Keith Moreland, R (1, 9) OBP: 0.331, SLG: 0.375	6-3			F6		L7		G6-4-3 1-2f		4	0	0	0	0	0	3
Leon Durham, L (1, 3) OBP: 0.334, SLG: 0.422		K		K		E 1B		BB		3	0	1	0	1	2	1
Jody Davis, R (1, 2) OBP: 0.284, SLG: 0.412		K			FC5-4 BB	E6 BB 1-3		F9		3	0	0	0	1	1	2
Ron Cey, R (1, 5) OBP: 0.376, SLG: 0.508		K			FC5-4 2B 1-2f	BB 1-2			BB	2	0	0	0	2	1	1
Shawon Dunston, R (1, 6) OBP: 0.291, SLG: 0.423		K			2B 1-3	L9			F4	4	0	1	0	0	1	4
Rick Sutcliffe, L (1, 1) OBP: 0.209, SLG: 0.310			L8		K		K		F9	2	0	0	0	0	1	2
Frank DiPino, L (7, 1) OBP: 0.200, SLG: 0.200										0	0	0	0	0	0	0
Thad Bosley, L (7, PH) OBP: 0.374, SLG: 0.360										1	0	0	0	0	1	0
Ron Davis, R (8, 1) OBP: 0.200, SLG: 0.205										0	0	0	0	0	0	0
Steve Trout, L (8, 1) OBP: 0.200, SLG: 0.205										0	0	0	0	0	0	0
Terry Francona, L (9, PH) OBP: 0.262, SLG: 0.297										1	0	0	0	0	0	1
Inning Stats	R: 0 E: 0 K: 1 S: 6 H: 1 LOB: 1 BB: 0 P: 6	R: 0 E: 0 K: 3 S: 9 H: 0 LOB: 0 BB: 0 P: 9	R: 0 E: 0 K: 1 S: 5 H: 0 LOB: 0 BB: 0 P: 5	R: 0 E: 0 K: 1 S: 6 H: 1 LOB: 1 BB: 0 P: 6	R: 0 E: 0 K: 1 S: 6 H: 1 LOB: 2 BB: 1 P: 10	R: 1 E: 1 K: 0 S: 6 H: 2 LOB: 3 BB: 1 P: 10	R: 0 E: 0 K: 1 S: 5 H: 1 LOB: 0 BB: 0 P: 5	R: 0 E: 0 K: 0 S: 3 H: 1 LOB: 1 BB: 1 P: 7	R: 0 E: 0 K: 0 S: 3 H: 0 LOB: 1 BB: 1 P: 7	1B: 5 2B: 1 3B: 0 HR: 1 SF: 0 SAC: 0 DP: 1 HBP: 0						

PITCHER		IP	WLS	BF	H	R	ER	SO	BB	IBB	HBP	BLK	WP	HR	S	P	ERA	WHIP
Bill Gullickson, R ERA: 2.97	(1, 1)	7.0	W	29	6	1	1	8	2	0	0	0	0	1	43	51	1.29	1.143
Carl Willis, R ERA: 4.66	(8, 1)	2.0		8	1	0	0	0	2	0	0	0	0	0	6	14	0.00	1.500

PITCHER	IP	WLS	BF	H	R	ER	SO	BB	IBB	HBP	BLK	WP	HR	S	P	ERA	WHIP

BOTTOM

Cincinnati Reds @ Chicago Cubs

Wrigley Field, Chicago, IL

Sun Aug 24 1986, 3:33 AM CDT

Att. 31,171 - Unknown

livebaseballscorecards.com

AB	33
R	1
H	7
RBI	1
BB	4
SO	8
LOB	19

WP: 0 PA: 37
PB: 0
SB: 1
CS: 1

Cincinnati Reds @ Pittsburgh Pirates

Three Rivers Stadium, Pittsburgh, PA

Mon Aug 25 1986, 7:05 PM EDT

Att. 8,093 - Unknown

TOP

livebaseballscorecards.com

Batter	1	2	3	4	5	6	7	8	9	AB	R	H	RBI	BB	SO	LOB
Kal Daniels, L (1, 7) OBP: 0.391, SLG: 0.490	K		4-3			4-3		4-3		4	0	0	0	0	1	0
Buddy Bell, R (1, 5) OBP: 0.360, SLG: 0.447	HR, 1B, 1B		F9			F6		1B, WP, 1B		4	2	2	0	0	0	0
Dave Parker, L (1, 9) OBP: 0.333, SLG: 0.470	1-2 HR, 1B		K			L5		K		4	1	1	0	0	2	1
Eric Davis, R (1, 8) OBP: 0.398, SLG: 0.563	1-H 2-H HR			F7			HR	WP, S, 1-3 1B		4	2	3	4	0	0	0
Bo Diaz, R (1, 2) OBP: 0.320, SLG: 0.377	K			K			F8	1-2 WP, BB		3	0	0	0	1	2	0
Barry Larkin, R (1, 6) OBP: 0.289, SLG: 0.341	F8			K			5-3	1-2 2-3 3-H 6-3		4	0	0	0	0	1	2
Nick Esasky, R (1, 3) OBP: 0.328, SLG: 0.411		G4-6-3, 1B			5-3		1B, BB		4-3	3	0	1	0	1	0	0
Ron Oester, S (1, 4) OBP: 0.318, SLG: 0.350		1-2f G4-6-3			1-3		1-3 1B		1-3	4	0	1	0	0	0	1
Chris Welsh, L (1, 1) OBP: 0.207, SLG: 0.296		K			6-3		K		K	2	0	0	0	0	1	0
Max Venable, L (7, PH) OBP: 0.282, SLG: 0.283										1	0	0	0	0	1	2
Rob Murphy, L (7, 1)										0	0	0	0	0	0	0
Ron Robinson, R (7, 1) OBP: 0.077, SLG: 0.077										0	0	0	0	0	0	0
Eddie Milner, L (9, PH) OBP: 0.291, SLG: 0.403										1	0	0	0	0	1	0
John Franco, L (9, 1)										0	0	0	0	0	0	0

	AB	34
	R	5
	H	8
	RBI	4
	BB	2
	SO	9
	LOB	6

Inning Stats										
	R: 3	H: 3	R: 0	H: 1	R: 0	H: 0	R: 0	H: 0	R: 0	H: 0
	E: 0	LOB: 0	E: 0	LOB: 0	E: 0	LOB: 0	E: 0	LOB: 0	E: 0	LOB: 0
	K: 2	BB: 0	K: 1	BB: 0	K: 1	BB: 0	K: 2	BB: 0	K: 0	BB: 0
	S: 10	P: 10	S: 5	P: 5	S: 5	P: 5	S: 7	P: 7	S: 3	P: 3

Inning Stats										
	R: 1	H: 2	R: 1	H: 2	R: 0	H: 0	1B: 6	SF: 0	WP: 1	PA: 36
	E: 0	LOB: 2	E: 0	LOB: 2	E: 0	LOB: 0	2B: 0	SAC: 0	PB: 0	
	K: 1	BB: 1	K: 1	BB: 1	K: 1	BB: 0	3B: 0	DP: 1	SB: 1	
	S: 7	P: 11	S: 7	P: 11	S: 5	P: 5	HR: 2	HBP: 0	CS: 0	

PITCHER		IP	WLS	BF	H	R	ER	SO	BB	IBB	HBP	BLK	WP	HR	S	P	ERA	WHIP
Rick Rhoden, R ERA: 2.39	(1, 1)	7.0		27	6	4	4	7	1	0	0	0	0	2	40	44	5.14	1.000
Larry McWilliams, L ERA: 5.37	(8, 1)	0.2	L	3	1	1	1	1	0	0	0	0	0	0	5	5	13.50	1.500
Barry Jones, R ERA: 3.0	(8, 1)	1.1		6	1	0	0	1	1	0	0	0	1	0	7	11	0.00	1.500

PITCHER	IP	WLS	BF	H	R	ER	SO	BB	IBB	HBP	BLK	WP	HR	S	P	ERA	WHIP

Cincinnati Reds @ Pittsburgh Pirates

Three Rivers Stadium, Pittsburgh, PA

Mon Aug 25 1986, 7:05 PM EDT

Att. 8,093 - Unknown

BOTTOM

Batter	1	2	3	4	5	6	7	8	9	AB	R	H	RBI	BB	SO	LOB
Barry Bonds, L (1, 8) OBP: 0.333, SLG: 0.462	BBBB 4-0 G4-3 BB		x 0-0 ③ G3		BBBB 4-0 1B S BB		x 0-0 ① SH5-4 1-2		x 0-0 ① F9	2	0	0	0	2	0	0
Bobby Bonilla, S (1, 9) OBP: 0.372, SLG: 0.361 (9, 7)	x 0-0 ①② G4-3 1-2f			H 1-0 1B 1B 1B HBP	x 0-0 1-3 1B		x 0-0 WP 2-H 1B		x 0-0 ② 4-3	4	1	2	1	0	0	1
Johnny Ray, S (1, 4) OBP: 0.369, SLG: 0.403	x 0-0 1B			x 0-0 1B 1B 1-2 1B	x 0-0 ③ F8		x 0-0 ② F8		x 0-0 ③ 1-3	5	1	2	0	0	0	3
Jim Morrison, R (1, 5) OBP: 0.319, SLG: 0.432	x 0-0 ③ F7			x 0-0 G5-4-3 1B 1-2 2-3 1B		x 0-0 ① 1-4-3	BBBB 4-0 1-2 BB			3	0	1	0	1	0	1
Mike Diaz, R (1, 7) OBP: 0.350, SLG: 0.560 Larry McWilliams, L (8, 1) OBP: 0.200, SLG: 0.179 Barry Jones, R (8, 1) OBP: 0.250, SLG: 0.250		x 0-0 ① 6-3		x 0-0 G5-4-3 1B 1-2 2-H 3-H		x 0-0 HR	x 0-0 ③ F7			4 0 0	1 0 0	2 0 0	3 0 0	0 0 0	0 0 0	2 0 0
Tony Peña, R (1, 2) OBP: 0.341, SLG: 0.400		x 0-0 ② 6-3		x 0-0 ①② G5-4-3 1-2f 2-3		x 0-0 ② 6-3		SSS 0-3 ① K		4	0	0	0	0	1	2
Sid Bream, L (1, 3) OBP: 0.355, SLG: 0.473		x 0-0 ③ 4-3		x 0-0 ③ G3		x 0-0 2B		x 0-0 1B		4	0	2	0	0	0	1
Rafael Belliard, R (1, 6) OBP: 0.308, SLG: 0.276 Benny Distefano, L (8, PH) (9, 9)			x 0-0 G3-6-3 1B		x 0-0 ① 6-3	x 0-0 ③ F4		x 0-0 ② F7		3 1	0 0	1 0	0 0	0 0	0 0	1 1
Rick Rhoden, R (1, 1) OBP: 0.329, SLG: 0.400 Bill Almon, R (7, PR) (8, 7) U L Washington, S (8, PH) OBP: 0.294, SLG: 0.260 (9, 6)			x 0-0 ①② G3-6-3 1-2f		x 0-0 ② 6-3		x 0-0 S SH5-4 1B 1B	x 0-0 ③ 5-3		3 0 1	0 1 0	1 0 0	0 0 0	0 0 0	0 0 0	1 0 1
Inning Stats	R: 0 E: 0 K: 0 S: 3 H: 1 LOB: 1 BB: 1 P: 7	R: 0 E: 0 K: 0 S: 3 H: 0 LOB: 0 BB: 0 P: 3	R: 0 E: 0 K: 0 S: 3 H: 1 LOB: 0 BB: 0 P: 3	R: 2 E: 0 K: 0 S: 5 H: 3 LOB: 1 BB: 0 P: 6	R: 0 E: 0 K: 0 S: 4 H: 1 LOB: 2 BB: 1 P: 8	R: 1 E: 0 K: 0 S: 5 H: 2 LOB: 1 BB: 0 P: 5	R: 1 E: 0 K: 0 S: 5 H: 2 LOB: 2 BB: 1 P: 9	R: 0 E: 0 K: 1 S: 6 H: 1 LOB: 1 BB: 0 P: 6	R: 0 E: 0 K: 0 S: 3 H: 0 LOB: 0 BB: 0 P: 3	1B: 9 2B: 1 3B: 0 HR: 1	SF: 0 SAC: 1 DP: 3 HBP: 1					

livebaseballscorecards.com

	AB	34
	R	4
	H	11
	RBI	4
	BB	3
	SO	1
	LOB	14

PITCHER		IP	WLS	BF	H	R	ER	SO	BB	IBB	HBP	BLK	WP	HR	S	P	ERA	WHIP
Chris Welsh, L ERA: 4.47	(1, 1)	6.0		26	8	3	3	0	2	0	1	0	0	1	23	32	4.50	1.667
Rob Murphy, L ERA: 1.01	(7, 1)	0.2		5	2	1	1	0	1	0	0	0	1	0	4	8	13.50	4.500
Ron Robinson, R ERA: 2.47	(7, 1)	1.1	W	5	1	0	0	1	0	0	0	0	0	0	7	7	0.00	0.750
John Franco, L ERA: 2.35	(9, 1)	1.0	S	3	0	0	0	0	0	0	0	0	0	0	3	3	0.00	0.000

PITCHER	IP	WLS	BF	H	R	ER	SO	BB	IBB	HBP	BLK	WP	HR	S	P	ERA	WHIP

Batter	1	2	3	4	5	6	7	8	9	AB	R	H	RBI	BB	SO	LOB
Kal Daniels, L (1, 7) OBP: 0.391, SLG: 0.494	F8	F7			4-3 HR 2B		K		E S SF9 1B	5	2	2	0	0	1	0
Buddy Bell, R (1, 5) OBP: 0.360, SLG: 0.445	2B 1B		F8		4-3 2-3		F8		5-3 1-3 BB	4	1	1	0	1	0	1
Dave Parker, L (1, 9) OBP: 0.334, SLG: 0.479	1B 1-H 2B		6-3		HR 3-H		K		SF9 3-H	4	1	2	4	0	1	0
Eric Davis, R (1, 8) OBP: 0.395, SLG: 0.556	1B BB		K		F8			E6 E 1B	5-3 1-2	4	1	0	0	1	1	1
Bo Diaz, R (1, 2) OBP: 0.321, SLG: 0.375	1-2 2-3 1B			F9	4-3			4-3 1B 1-3 BB	1-3	4	0	1	0	1	0	1
Barry Larkin, R (1, 6) OBP: 0.306, SLG: 0.356	K			F9		G4-6-3 S 1B		4-3 1-2 3-H 1B		4	0	2	1	0	1	3
Nick Esasky, R (1, 3) OBP: 0.330, SLG: 0.410	F8			1B 1B		G4-6-3 1-2 BB		K		3	0	1	0	1	1	5
Ron Oester, S (1, 4) OBP: 0.317, SLG: 0.349		6-3		1-2 1B		G4-6-3 1-2f 2-3		4-3 1-2 2-3		4	0	1	0	0	0	4
Ted Power, R (1, 1) OBP: 0.125, SLG: 0.125		K		K		5-3		F9		3	0	0	0	0	2	3
Ron Robinson, R (7, 1) OBP: 0.077, SLG: 0.077										0	0	0	0	0	0	0
Max Venable, L (8, PH) OBP: 0.280, SLG: 0.280										1	0	0	0	0	0	2
John Franco, L (8, 1)										0	0	0	0	0	0	0
Inning Stats	R: 1 E: 0 K: 1 S: 8 H: 3 LOB: 3 BB: 1 P: 12	R: 0 E: 0 K: 1 S: 5 H: 0 LOB: 0 BB: 0 P: 5	R: 0 E: 0 K: 1 S: 5 H: 0 LOB: 0 BB: 0 P: 5	R: 0 E: 0 K: 1 S: 7 H: 2 LOB: 2 BB: 0 P: 7	R: 2 E: 0 K: 0 S: 5 H: 2 LOB: 0 BB: 0 P: 5	R: 0 E: 0 K: 0 S: 3 H: 1 LOB: 1 BB: 1 P: 7	R: 0 E: 0 K: 2 S: 7 H: 0 LOB: 0 BB: 0 P: 7	R: 1 E: 2 K: 1 S: 7 H: 1 LOB: 2 BB: 1 P: 11	R: 1 E: 0 K: 0 S: 4 H: 1 LOB: 1 BB: 1 P: 8	1B: 7 2B: 2 3B: 0 HR: 1 SF: 1 SAC: 0 DP: 1 HBP: 0							WP: 0 PB: 0 SB: 2 CS: 0 PA: 41

Cincinnati Reds @ Pittsburgh Pirates

Three Rivers Stadium, Pittsburgh, PA

Tue Aug 26 1986, 7:05 PM EDT

Att. 7,022 - Unknown

TOP

livebaseballscorecards.com

AB	36
R	5
H	10
RBI	5
BB	4
SO	7
LOB	20

PITCHER		IP	WLS	BF	H	R	ER	SO	BB	IBB	HBP	BLK	WP	HR	S	P	ERA	WHIP
Mike Bielecki, R (1, 1) ERA: 4.56		6.0		27	8	3	3	4	2	0	0	0	0	1	33	41	4.50	1.667
Larry McWilliams, L (7, 1) ERA: 5.32		1.0		3	0	0	0	2	0	0	0	0	0	0	7	7	0.00	0.000
Ray Krawczyk, R (8, 1) ERA: 4.5		1.0	L	8	2	2	0	1	2	0	0	0	0	0	8	16	0.00	4.000
Pat Clements, L (9, 1) ERA: 3.21		0.1		1	0	0	0	0	0	0	0	0	0	0	1	1	0.00	0.000
Don Robinson, R (9, 1) ERA: 3.26		0.2		2	0	0	0	0	0	0	0	0	0	0	2	2	0.00	0.000

PITCHER	IP	WLS	BF	H	R	ER	SO	BB	IBB	HBP	BLK	WP	HR	S	P	ERA	WHIP

Cincinnati Reds @ Pittsburgh Pirates

Three Rivers Stadium, Pittsburgh, PA

Tue Aug 26 1986, 7:05 PM EDT

Att. 7,022 - Unknown

BOTTOM

Batter	1	2	3	4	5	6	7	8	9	AB	R	H	RBI	BB	SO	LOB
Joe Orsulak, L (1, 9) OBP: 0.308, SLG: 0.357 Bill Almon, R (8, PH) OBP: 0.315, SLG: 0.381 (9, 7)	0-0 E SF9 S 1B		0-0 G1-5-3			0-0 4-3		0-0 5-3	0-0 F9	3	1	1	0	0	0	0
										2	0	0	0	0	0	1
Barry Bonds, L (1, 8) OBP: 0.331, SLG: 0.459	0-0 SF9 1-H		0-3 K			0-0 1-3		0-0 1B FC6-4 1B 1B	0-3 K	4	1	1	1	0	2	1
Johnny Ray, S (1, 4) OBP: 0.368, SLG: 0.402	0-0 F8			0-0 L4		0-0 F5		0-0 FC6-4 1B 1B 1-2		4	1	1	0	0	0	0
Sid Bream, L (1, 3) OBP: 0.352, SLG: 0.469 Mike Diaz, R (8, PH) OBP: 0.355, SLG: 0.564 (9, 3)	0-0 5-3			0-0 G3			0-3 K	0-0 FC6-4 1-2 2-3		3	0	0	0	0	1	0
										1	0	1	0	0	0	0
R.J. Reynolds, S (1, 7) OBP: 0.340, SLG: 0.434 (9, 9)		0-0 4-3		0-0 1B			0-0 S 1B	0-0 FC6-4 1B 1-2f 2-3 3-H		4	1	2	1	0	0	2
Tony Peña, R (1, 2) OBP: 0.345, SLG: 0.404		0-0 S 1B		0-0 6-3			0-0 1B 1B 1-H	0-0 1-2 3-H		4	0	3	2	0	0	1
Jim Morrison, R (1, 5) OBP: 0.319, SLG: 0.430		0-0 F9			0-0 F7		0-0 L6-4 1B 1-2	0-3 K		4	0	1	0	0	1	3
Rafael Belliard, R (1, 6) OBP: 0.305, SLG: 0.274 Benny Distefano, L (7, PH) OBP: 0.077, SLG: 0.083 U L Washington, S (7, PR) OBP: 0.291, SLG: 0.258 (8, 6)		0-0 F9 1-2			0-3 K		0-0 1-2 2-3		0-0 6-3	2	0	0	0	0	1	1
										1	0	1	0	0	0	0
										1	0	0	0	0	0	0
Mike Bielecki, R (1, 1) OBP: 0.068, SLG: 0.047 Larry McWilliams, L (7, 1) OBP: 0.200, SLG: 0.179 Bobby Bonilla, S (7, PH) OBP: 0.371, SLG: 0.360 Ray Krawczyk, R (8, 1) Pat Clements, R (9, 1) Don Robinson, R (9, 1) OBP: 0.667, SLG: 0.667			0-3 K		0-3 K		0-0 L6-4 2-3		0-0 1B	2	0	0	0	0	2	0
										0	0	0	0	0	0	0
										1	0	0	0	0	0	3
										0	0	0	0	0	0	0
										0	0	0	0	0	0	0
										1	0	1	0	0	0	0
Inning Stats	R: 1 E: 0 K: 0 S: 4 H: 1 LOB: 0 BB: 0 P: 4	R: 0 E: 0 K: 0 S: 4 H: 1 LOB: 1 BB: 0 P: 4	R: 0 E: 0 K: 2 S: 7 H: 0 LOB: 0 BB: 0 P: 7	R: 0 E: 0 K: 0 S: 4 H: 1 LOB: 1 BB: 0 P: 4	R: 0 E: 0 K: 2 S: 7 H: 0 LOB: 0 BB: 0 P: 7	R: 0 E: 0 K: 0 S: 3 H: 0 LOB: 0 BB: 0 P: 3	R: 1 E: 0 K: 1 S: 8 H: 4 LOB: 2 BB: 0 P: 8	R: 2 E: 0 K: 1 S: 9 H: 4 LOB: 2 BB: 0 P: 9	R: 0 E: 0 K: 1 S: 6 H: 1 LOB: 1 BB: 0 P: 6	1B: 12 2B: 1 3B: 0 HR: 0		SF: 1 SAC: 0 DP: 1 HBP: 0		WP: 0 PB: 0 SB: 3 CS: 0		PA: 38	

PITCHER		IP	WLS	BF	H	R	ER	SO	BB	IBB	HBP	BLK	WP	HR	S	P	ERA	WHIP
Ted Power, R ERA: 4.66	(1, 1)	6.1		24	5	2	1	5	0	0	0	0	0	0	34	34	1.42	0.789
Ron Robinson, R ERA: 2.45	(7, 1)	0.2		3	2	0	0	0	0	0	0	0	0	0	3	3	0.00	3.000
John Franco, L ERA: 2.51	(8, 1)	2.0	W	11	5	2	2	2	0	0	0	0	0	0	15	15	9.00	2.500

PITCHER	IP	WLS	BF	H	R	ER	SO	BB	IBB	HBP	BLK	WP	HR	S	P	ERA	WHIP

livebaseballscorecards.com

AB	37
R	4
H	12
RBI	4
BB	0
SO	7
LOB	12

Cincinnati Reds @ Pittsburgh Pirates

Three Rivers Stadium, Pittsburgh, PA

Wed Aug 27 1986, 7:05 PM EDT

Att. 7,490 - Unknown

TOP

livebaseballscorecards.com

Batter	1	2	3	4	5	6	7	8	9	AB	R	H	RBI	BB	SO	LOB
Kal Daniels, L (1, 7) OBP: 0.393, SLG: 0.494	4-3		HR, S, 1B		G5-4-3, 1B 1-2		6-3		SH1-4 1-2 2-3	4	1	2	0	0	0	0
Buddy Bell, R (1, 5) OBP: 0.363, SLG: 0.443	S, BB		HR, 1-2, BB		G5-4-3 1-2f 2-3		6-3		HR, BB	2	2	0	0	3	0	2
Dave Parker, L (1, 9) OBP: 0.335, SLG: 0.486	K		1-H 2-H HR		1B 3-H 2B		G1-6-3		K	5	1	2	4	0	2	4
Eric Davis, R (1, 8) OBP: 0.401, SLG: 0.567	K2-3 1-2		CS, BB		S 2-3 1B			S, BB	1-H 2-H 3-H HR	3	1	2	4	2	1	1
Bo Diaz, R (1, 2) OBP: 0.320, SLG: 0.371		5-3	CS 1-2	5-3	6-3 1-2			1-3 1-2	BB	4	0	0	0	1	0	3
Barry Larkin, R (1, 6) OBP: 0.296, SLG: 0.380		6-3		1B 3B		L4		F8	K	5	1	1	0	0	1	2
John Franco, L (9, 1)										0	0	0	0	0	0	0
Nick Esasky, R (1, 3) OBP: 0.329, SLG: 0.408		4-3		CS 3-H 1B		K		K		4	0	1	1	0	2	1
Ron Oester, S (1, 4) OBP: 0.319, SLG: 0.351			4-3	K 1-2		1B			SH1-4, BB, HR 1B	4	1	2	0	0	1	1
Tom Browning, L (1, 1) OBP: 0.176, SLG: 0.164			K		G5-4-3, 1B 2B 1B	K				2	1	1	0	0	1	0
Eddie Milner, L (6, PH) OBP: 0.290, SLG: 0.402										1	0	0	0	0	1	1
Rob Murphy, L (6, 1)										0	0	0	0	0	0	0
Max Venable, L (9, PH) OBP: 0.286, SLG: 0.280										0	1	0	0	1	0	0
Kurt Stillwell, S (9, 6) OBP: 0.300, SLG: 0.245									SH1-4 1-2 HR, BB	0	0	0	0	0	0	0

Inning Stats	1	2	3	4	5	6	7	8	9	1B	SF	WP	PA
R	0	0	3	1	1	0	0	0	4	7	0	0	43
H	0	0	2	2	4	1	0	0	2	2B	1	PB	0
E	0	0	0	0	0	0	0	0	0	3B	SAC	1	
LOB	1	0	1	1	2	1	0	0	3	1	DP	2	
K	2	3	1	6	0	2	3	1	2	HR	HBP	0	
BB	1	0	2	0	0	0	0	1	3	2		SB	4
S	7	3	6	6	6	8	3	5	9			CS	2
P	11	3	14	6	6	8	3	9	21				

PITCHER		IP	WLS	BF	H	R	ER	SO	BB	IBB	HBP	BLK	WP	HR	S	P	ERA	WHIP
Jim Winn, R ERA: 3.64	(1, 1)	4.2		21	7	5	5	4	3	0	0	0	0	1	26	38	9.64	2.143
Ray Krawczyk, R ERA: 2.7	(5, 1)	1.1		6	2	0	0	2	0	0	0	0	0	0	10	10	0.00	1.500
Pat Clements, L ERA: 3.15	(7, 1)	1.0		3	0	0	0	0	0	0	0	0	0	0	3	3	0.00	0.000
Barry Jones, R ERA: 2.88	(8, 1)	1.0		4	0	0	0	1	1	0	0	0	0	0	5	9	0.00	1.000
Don Robinson, R ERA: 3.91	(9, 1)	1.0	L	8	2	4	4	2	3	0	0	0	0	1	9	21	36.00	5.000

PITCHER	IP	WLS	BF	H	R	ER	SO	BB	IBB	HBP	BLK	WP	HR	S	P	ERA	WHIP

AB	34
R	9
H	11
RBI	9
BB	7
SO	9
LOB	15

Cincinnati Reds @ Pittsburgh Pirates

Three Rivers Stadium, Pittsburgh, PA

Wed Aug 27 1986, 7:05 PM EDT

Att. 7,490 - Unknown

BOTTOM

Batter	1	2	3	4	5	6	7	8	9	AB	R	H	RBI	BB	SO	LOB
Barry Bonds, L (1, 8) OBP: 0.332, SLG: 0.458	0-0 2B 1B 1B	0-0 S 1-3 2-H 3-H 1B		0-0 ③ F4		0-0 ③ 4-3			0-0 ① G3	5	1	2	2	0	0	1
Bobby Bonilla, S (1, 7) OBP: 0.369, SLG: 0.361	0-0 1B 1-3 SF7 2B	0-0 ② F7			0-0 ① F8		0-0 ① 5-3		0-0 ② F8	5	1	1	0	0	0	2
Johnny Ray, S (1, 4) OBP: 0.368, SLG: 0.402	0-0 L5-3 2-3 3-H 1B	0-0 ③ 1-3 1-2			0-0 E5 BB		0-0 5-3 1B		0-0 ③ 4-3	5	0	2	1	0	0	2
Jim Morrison, R (1, 5) OBP: 0.316, SLG: 0.427	0-0 ① SF7 3-H		0-0 ① 1-3		0-0 ② F9		0-0 ② 5-3 1-2			3	0	0	1	0	0	2
Mike Diaz, R (1, 3) OBP: 0.360, SLG: 0.584	0-0 ②③ L5-3 1-2		0-0 HR		B B B B 4-0 FC6-4 1-2 BB		0-0 ③ F8			3	1	1	1	1	0	2
Tony Peña, R (1, 2) OBP: 0.346, SLG: 0.403		B B B B 4-0 1B 1B BB	0-0 ② 1-3		0-0 ③ FC6-4 1-2f			0-0 1B		3	1	1	0	1	0	2
R.J. Reynolds, S (1, 9) OBP: 0.341, SLG: 0.433		0-0 BB 1-3 1B 1B	0-0 ③ 6-3			B B B B 4-0 SH1-4 BB		S S S 0-3 ① K		3	1	1	0	1	1	1
Rafael Belliard, R (1, 6) OBP: 0.302, SLG: 0.270		S S S 0-3 ① K		0-0 ① 6-3		0-0 ① SH1-4 1-2		S S S 0-3 ② K		3	0	0	0	0	2	3
Jim Winn, R (1, 1) OBP: 0.118, SLG: 0.125 Ray Krawczyk, R (5, 1) Rick Rhoden, R (6, PH) OBP: 0.324, SLG: 0.394 Pat Clements, R (7, 1) Barry Jones, R (8, 1) OBP: 0.250, SLG: 0.250 Junior Ortiz, R (8, PH) OBP: 0.394, SLG: 0.380 Don Robinson, R (9, 1) OBP: 0.667, SLG: 0.667		B B B B 4-0 1B 1-2 BB		S S S 0-3 ② K		0-0 ② F8		S S S 0-3 ③ K		1 0 1 0 0 1 0	0 0 0 0 0 0 0	0 0 0 0 0 1 0	0 0 0 0 0 1 0	1 0 0 0 0 1 0	1 0 0 0 0 1 0	0 1 1 0 0 1 0
Inning Stats	R: 2 E: 0 K: 0 S: 5 H: 3 LOB: 0 BB: 0 P: 5	R: 2 E: 0 K: 1 S: 7 H: 2 LOB: 2 BB: 2 P: 15	R: 1 E: 0 K: 0 S: 4 H: 1 LOB: 0 BB: 0 P: 4	R: 0 E: 0 K: 1 S: 5 H: 0 LOB: 0 BB: 0 P: 5	R: 0 E: 1 K: 0 S: 4 H: 0 LOB: 2 BB: 1 P: 8	R: 0 E: 0 K: 0 S: 3 H: 0 LOB: 1 BB: 1 P: 7	R: 0 E: 0 K: 0 S: 4 H: 1 LOB: 1 BB: 0 P: 4	R: 0 E: 0 K: 3 S: 10 H: 1 LOB: 1 BB: 0 P: 10	R: 0 E: 0 K: 0 S: 3 H: 0 LOB: 0 BB: 0 P: 3	1B: 6 2B: 2 3B: 0 HR: 1	SF: 1 SAC: 1 DP: 1 HBP: 0			WP: 0 PB: 0 SB: 1 CS: 0	PA: 39		

livebaseballscorecards.com

AB	33
R	5
H	8
RBI	5
BB	4
SO	5
LOB	17

PITCHER	IP	WLS	BF	H	R	ER	SO	BB	IBB	HBP	BLK	WP	HR	S	P	ERA	WHIP
Tom Browning, L (1, 1) ERA: 3.98	5.0		24	6	5	5	2	3	0	0	0	0	1	25	37	9.00	1.800
Rob Murphy, L (6, 1) ERA: 0.91	3.0	W	12	2	0	0	3	1	0	0	0	0	0	17	21	0.00	1.000
John Franco, L (9, 1) ERA: 2.48	1.0		3	0	0	0	0	0	0	0	0	0	0	3	3	0.00	0.000

PITCHER	IP	WLS	BF	H	R	ER	SO	BB	IBB	HBP	BLK	WP	HR	S	P	ERA	WHIP

Cincinnati Reds @ St. Louis Cardinals

Busch Stadium, St. Louis, MO

Fri Aug 29 1986, 7:05 PM CDT

Att. 24,262 - Unknown

TOP

livebaseballscorecards.com

Batter	1	2	3	4	5	6	7	8	9	AB	R	H	RBI	BB	SO	LOB
Kal Daniels, L (1, 7) OBP: 0.390, SLG: 0.488	F8			WP, 5-3, E, 1B	G3		F7			4	1	1	0	0	0	3
Buddy Bell, R (1, 5) OBP: 0.362, SLG: 0.449	5-3			5-3 (1-2)		HR		F8		4	1	1	1	0	0	1
Dave Parker, L (1, 9) OBP: 0.332, SLG: 0.482	F2			5-3 (2-3)		F8		F8		4	0	0	0	0	0	1
Eric Davis, R (1, 8) OBP: 0.402, SLG: 0.568		4-3		E5 (3-H)		BBBB, E, S, BB		2B		3	0	1	0	1	0	0
Bo Diaz, R (1, 2) OBP: 0.321, SLG: 0.371		CS, 1B		F5		5-3 (1-3)		BBBB, BB		3	0	1	0	1	0	2
Barry Larkin, R (1, 6) OBP: 0.276, SLG: 0.352		SSS, K (1-2)			F8	F9		F8		4	0	0	0	0	1	4
Nick Esasky, R (1, 3) OBP: 0.328, SLG: 0.413			4-3		SSS, K		3B		5-3	4	0	1	0	0	1	0
Ron Oester, S (1, 4) OBP: 0.318, SLG: 0.348			F8		BBBB, 1B, BB		G3		4-3	3	0	0	0	1	0	1
Bill Gullickson, R (1, 1) OBP: 0.116, SLG: 0.090			6-3		1-2, 1B		SSS, K		4-3	4	0	1	0	0	1	1
Inning Stats	R: 0 E: 0 K: 0 S: 3	H: 0 LOB: 0 BB: 0 P: 3	R: 0 E: 0 K: 1 S: 5	H: 1 LOB: 0 BB: 0 P: 5	R: 0 E: 0 K: 0 S: 3	H: 0 LOB: 0 BB: 0 P: 3	R: 1 E: 1 K: 0 S: 5	H: 1 LOB: 1 BB: 0 P: 5	R: 0 E: 0 K: 1 S: 6	H: 1 LOB: 2 BB: 1 P: 10	R: 1 E: 0 K: 0 S: 4	H: 1 LOB: 1 BB: 1 P: 8	R: 0 E: 0 K: 1 S: 6	H: 1 LOB: 1 BB: 0 P: 6	R: 0 E: 0 K: 0 S: 4	H: 1 LOB: 2 BB: 1 P: 8	R: 0 E: 0 K: 0 S: 3	H: 0 LOB: 0 BB: 0 P: 3	1B: 3 2B: 1 3B: 1 HR: 1	SF: 0 SAC: 0 DP: 0 HBP: 0	WP: 1 PB: 0 SB: 1 CS: 1	PA: 36

	AB	33
	R	2
	H	6
	RBI	1
	BB	3
	SO	3
	LOB	13

PITCHER	IP	WLS	BF	H	R	ER	SO	BB	IBB	HBP	BLK	WP	HR	S	P	ERA	WHIP
Danny Cox, R (1, 1) ERA: 3.16	9.0	L	36	6	2	1	3	3	0	0	0	1	1	39	51	1.00	1.000

PITCHER	IP	WLS	BF	H	R	ER	SO	BB	IBB	HBP	BLK	WP	HR	S	P	ERA	WHIP

Batter	1	2	3	4	5	6	7	8	9	AB	R	H	RBI	BB	SO	LOB
Vince Coleman, S (1, 7) OBP: 0.314, SLG: 0.295	4-3		1-3			G3			F8	4	0	0	0	0	0	1
Willie McGee, S (1, 8) OBP: 0.305, SLG: 0.363	F7			S 1B		4-3			1B	4	0	2	0	0	0	0
Tom Herr, S (1, 4) OBP: 0.325, SLG: 0.304	6-3			K			4-3		4-3	4	0	0	0	0	1	2
Andy Van Slyke, L (1, 3) OBP: 0.351, SLG: 0.440		F8		K 1-2			F8			3	0	0	0	0	1	1
Terry Pendleton, S (1, 5) OBP: 0.277, SLG: 0.292		6-3		6-3			6-3			3	0	0	0	0	0	1
Curt Ford, L (1, 9) OBP: 0.313, SLG: 0.372		K			4-3			L6		3	0	0	0	0	1	0
Ozzie Smith, S (1, 6) OBP: 0.365, SLG: 0.326			6-3		4-3			F3		3	0	0	0	0	0	0
Michael LaValliere, L (1, 2) OBP: 0.315, SLG: 0.306			SH5-4 1B		F6			F6		3	0	1	0	0	0	0
Danny Cox, R (1, 1) OBP: 0.146, SLG: 0.152			SH5-4 1-2			K			K	1	0	0	0	0	1	0
John Morris, L (9, PH) OBP: 0.343, SLG: 0.317										1	0	0	0	0	1	0
Inning Stats	R: 0 E: 0 K: 0 S: 3 H: 0 LOB: 0 BB: 0 P: 3	R: 0 E: 0 K: 1 S: 5 H: 0 LOB: 0 BB: 0 P: 5	R: 0 E: 0 K: 0 S: 4 H: 1 LOB: 1 BB: 0 P: 4	R: 0 E: 0 K: 2 S: 8 H: 1 LOB: 1 BB: 0 P: 8	R: 0 E: 0 K: 0 S: 3 H: 0 LOB: 0 BB: 0 P: 3	R: 0 E: 0 K: 1 S: 5 H: 0 LOB: 0 BB: 0 P: 5	R: 0 E: 0 K: 0 S: 3 H: 0 LOB: 0 BB: 0 P: 3	R: 0 E: 0 K: 0 S: 3 H: 0 LOB: 0 BB: 0 P: 3	R: 0 E: 0 K: 1 S: 6 H: 1 LOB: 1 BB: 0 P: 6	1B: 3 2B: 0 3B: 0 HR: 0 SF: 0 SAC: 1 DP: 0 HBP: 0						

PITCHER	IP	WLS	BF	H	R	ER	SO	BB	IBB	HBP	BLK	WP	HR	S	P	ERA	WHIP
Bill Gullickson, R (1, 1) ERA: 2.84	9.0	W	30	3	0	0	5	0	0	0	0	0	0	40	40	0.00	0.333

PITCHER	IP	WLS	BF	H	R	ER	SO	BB	IBB	HBP	BLK	WP	HR	S	P	ERA	WHIP

BOTTOM

Cincinnati Reds @ St. Louis Cardinals

Busch Stadium, St. Louis, MO

Fri Aug 29 1986, 7:05 PM CDT

Att. 24,262 - Unknown

livebaseballscorecards.com

AB	29
R	0
H	3
RBI	0
BB	0
SO	5
LOB	5

WP: 0 PA: 30
PB: 0
SB: 1
CS: 0

Batter	1	2	3	4	5	6	7	8	9	AB	R	H	RBI	BB	SO	LOB
Kal Daniels, L (1, 7) OBP: 0.387, SLG: 0.479	B B B B 4-0 F9 S SF7 BB		x 0-0 ③ 1-3			x 0-0 ③ F7			x 0-0 ② 4-3	3	1	0	0	1	0	0
Buddy Bell, R (1, 5) OBP: 0.361, SLG: 0.445	x 0-0 ① F9 1-3			x 0-0 ① 6-3			S S S 0-3 ① K		B B B B 4-0 2B BB	3	0	0	0	1	1	1
Dave Parker, L (1, 9) OBP: 0.332, SLG: 0.483	x 0-0 ② SF7 3-H			x 0-0 ② F9			x 0-0 ② F7		x 0-0 1-3 2B	3	0	1	1	0	0	0
Eric Davis, R (1, 8) OBP: 0.397, SLG: 0.561	x 0-0 ③ 6-3			x 0-0 ③ F9			S S S 0-3 ③ K		x 0-0 ③ F3	4	0	0	0	0	1	2
Bo Diaz, R (1, 2) OBP: 0.321, SLG: 0.373		x 0-0 ① F7			x 0-0 ① 6-3			x 0-0 1B SF9 2B		3	1	1	0	0	0	0
Barry Larkin, R (1, 6) OBP: 0.279, SLG: 0.351		x 0-0 ② 4-3			x 0-0 ② 6-3			x 0-0 G6-4-3 2-3 1B		3	0	1	0	0	0	0
Nick Esasky, R (1, 3) OBP: 0.325, SLG: 0.410		S S S 0-3 ③ K			S S S 0-3 ③ K			x 0-0 ① SF9 3-H		2	0	0	1	0	2	0
Ron Oester, S (1, 4) OBP: 0.316, SLG: 0.346			x 0-0 ① F4			x 0-0 ① F4		x 0-0 ② ③ G6-4-3 1-2f		3	0	0	0	0	0	1
Chris Welsh, L (1, 1) OBP: 0.194, SLG: 0.276 Rob Murphy, L (7, 1) Kurt Stillwell, S (9, PH) OBP: 0.298, SLG: 0.244			x 0-0 ② 1-3			S S S 0-3 ② K			S S S 0-3 ① K	2 0 1	0 0 0	0 0 0	0 0 0	1 0 1	0 0 0	0 0 0
Inning Stats	R: 1 H: 0 E: 0 LOB: 0 K: 0 BB: 1 S: 3 P: 7	R: 0 H: 0 E: 0 LOB: 0 K: 1 BB: 0 S: 5 P: 5	R: 0 H: 0 E: 0 LOB: 0 K: 0 BB: 0 S: 3 P: 3	R: 0 H: 0 E: 0 LOB: 0 K: 0 BB: 0 S: 3 P: 3	R: 0 H: 0 E: 0 LOB: 0 K: 1 BB: 0 S: 5 P: 5	R: 0 H: 0 E: 0 LOB: 0 K: 1 BB: 0 S: 5 P: 5	R: 0 H: 0 E: 0 LOB: 0 K: 2 BB: 0 S: 7 P: 7	R: 1 H: 2 E: 0 LOB: 0 K: 0 BB: 0 S: 4 P: 4	R: 0 H: 1 E: 0 LOB: 2 K: 1 BB: 1 S: 6 P: 10	1B: 1 SF: 2 2B: 2 SAC: 0 3B: 0 DP: 1 HR: 0 HBP: 0						

PITCHER		IP	WLS	BF	H	R	ER	SO	BB	IBB	HBP	BLK	WP	HR	S	P	ERA	WHIP
Tim Conroy, L ERA: 4.74	(1, 1)	8.2	W	30	3	2	2	6	2	0	0	0	0	0	40	48	2.08	0.577
Todd Worrell, R ERA: 1.89	(9, 1)	0.1	S	1	0	0	0	0	0	0	0	0	0	0	1	1	0.00	0.000

PITCHER		IP	WLS	BF	H	R	ER	SO	BB	IBB	HBP	BLK	WP	HR	S	P	ERA	WHIP

TOP

Cincinnati Reds @ St. Louis Cardinals

Busch Stadium, St. Louis, MO

Sat Aug 30 1986, 7:05 PM CDT

Att. 34,664 - Unknown

livebaseballscorecards.com

AB	27
R	2
H	3
RBI	2
BB	2
SO	6
LOB	4

WP: 0	PA: 31		
PB: 0			
SB: 1			
CS: 0			

Batter	1	2	3	4	5	6	7	8	9	AB	R	H	RBI	BB	SO	LOB
Vince Coleman, S (1, 7) OBP: 0.317, SLG: 0.297	BBBB 4-0 3B BB		x 0-0 ① 4-3		x 0-0 FC6-4 1B		x 0-0 1-2 2B 1B			3	2	2	0	1	0	0
Willie McGee, S (1, 8) OBP: 0.304, SLG: 0.364	x 0-0 ① F9		x 0-0 ② 5-3		x 0-0 ③ FC6-4 1-2f		x 0-0 1-H 2-H 2B			4	0	1	2	0	0	2
Tom Herr, S (1, 4) OBP: 0.329, SLG: 0.311	x 0-0 1-H SF8 3B		x 0-0 1B			BBBB 4-0 G6-4-3 BB	x 0-0 ③ 1-3			3	1	2	1	1	0	1
Tito Landrum, R (1, 9) OBP: 0.269, SLG: 0.268	x 0-0 ② SF8 3-H		x 0-0 ③ 5-3			x 0-0 ①② G6-4-3 1-2f		BBBB 4-0 G3 4-3 BB		2	0	0	1	1	0	2
Terry Pendleton, S (1, 5) OBP: 0.275, SLG: 0.290	x 0-0 ③ L6			x 0-0 ① 5-3		x 0-0 ③ F7		x 0-0 ① 4-3 1-2		4	0	0	0	0	0	1
Andy Van Slyke, L (1, 3) OBP: 0.353, SLG: 0.442		x 0-0 SH1 2B		SSS 0-3 ② K			BBBB 4-0 FC4 BB	x 0-0 ② G3 2-3		3	0	1	0	1	1	1
Ozzie Smith, S (1, 6) OBP: 0.365, SLG: 0.324		x 0-0 ① SH1 2-3		x 0-0 ③ F7			x 0-0 ① FC4 S 1-2f 1B	4-0 IBB		2	1	0	0	1	0	1
Michael LaValliere, L (1, 2) OBP: 0.310, SLG: 0.300 Todd Worrell, R (9, 1) OBP: 0.143, SLG: 0.429		SSS 0-3 ② K			x 0-0 ① 4-3		x 0-0 ② F8 1-2	x 0-0 ③ F3-2		4 0	0 0	0 0	0 0	0 0	1 0	4 0
Tim Conroy, L (1, 1) OBP: 0.231, SLG: 0.250 Steve Lake, R (9, 2) OBP: 0.383, SLG: 0.386		SSS 0-3 ③ K			x 0-0 ② 6-3		x 0-0 1B 2-H 2B 1B			3 0	1 0	1 0	1 0	0 0	1 0	1 0
Inning Stats	R: 2 E: 0 K: 0 S: 4 H: 1 LOB: 0 BB: 1 P: 8	R: 0 E: 0 K: 2 S: 8 H: 1 LOB: 1 BB: 0 P: 8	R: 0 E: 0 K: 0 S: 4 H: 1 LOB: 1 BB: 0 P: 4	R: 0 E: 0 K: 1 S: 5 H: 0 LOB: 0 BB: 0 P: 5	R: 0 E: 0 K: 0 S: 4 H: 1 LOB: 1 BB: 0 P: 4	R: 0 E: 0 K: 0 S: 2 H: 0 LOB: 0 BB: 1 P: 6	R: 3 E: 0 K: 0 S: 6 H: 3 LOB: 1 BB: 1 P: 10	R: 0 E: 0 K: 0 S: 3 H: 0 LOB: 2 BB: 2 P: 11		1B: 4 2B: 2 3B: 1 HR: 0	SF: 1 SAC: 1 DP: 1 HBP: 0					

PITCHER		IP	WLS	BF	H	R	ER	SO	BB	IBB	HBP	BLK	WP	HR	S	P	ERA	WHIP
Chris Welsh, L ERA: 4.63	(1, 1)	6.2	L	29	7	5	5	3	3	0	0	0	0	0	32	44	6.75	1.500
Rob Murphy, L ERA: 0.87	(7, 1)	1.1		6	0	0	0	0	1	1	0	0	0	0	4	12	0.00	0.750

PITCHER	IP	WLS	BF	H	R	ER	SO	BB	IBB	HBP	BLK	WP	HR	S	P	ERA	WHIP

BOTTOM

Cincinnati Reds @ St. Louis Cardinals

Busch Stadium, St. Louis, MO

Sat Aug 30 1986, 7:05 PM CDT

Att. 34,664 - Unknown

livebaseballscorecards.com

AB	28
R	5
H	7
RBI	5
BB	5
SO	3
LOB	13

1B: 4	SF: 1	WP: 0	PA: 35
2B: 2	SAC: 1	PB: 0	
3B: 1	DP: 1	SB: 1	
HR: 0	HBP: 0	CS: 0	

Cincinnati Reds @ St. Louis Cardinals

Busch Stadium, St. Louis, MO

Sun Aug 31 1986, 3:33 AM CDT

Att. 40,315 - Unknown

TOP

livebaseballscorecards.com

Batter	1	2	3	4	5	6	7	8	9	AB	R	H	RBI	BB	SO	LOB
Kal Daniels, L (1, 7) OBP: 0.389, SLG: 0.497	HR		1B 1-2 2-H	4-3			G6-4-3 1-2f			4	1	2	2	0	0	2
Buddy Bell, R (1, 5) OBP: 0.358, SLG: 0.441	F8		F8 2-3		5-3			F7		4	0	0	0	0	0	2
Dave Parker, L (1, 9) OBP: 0.331, SLG: 0.481	4-3		FC5 WP 1-3 3-H		K			F9		4	0	1	1	0	1	0
Eric Davis, R (1, 8) OBP: 0.396, SLG: 0.555	5-3		K		CS BB			F9		3	0	0	0	1	1	2
Bo Diaz, R (1, 2) OBP: 0.321, SLG: 0.370		F8	BB 1-2		CS 1-2	4-3			6-3	3	0	0	0	1	0	0
Barry Larkin, R (1, 6) OBP: 0.277, SLG: 0.344		F9	FC5 2-3f			5-3			1B	4	0	1	0	0	0	3
Nick Esasky, R (1, 3) OBP: 0.324, SLG: 0.408		F9		1B		5-3			F8	4	0	1	0	0	0	1
Ron Oester, S (1, 4) OBP: 0.318, SLG: 0.346			1B 1B BB	F7			6-3		1B 1-3	3	1	1	0	1	0	1
Tom Browning, L (1, 1) OBP: 0.188, SLG: 0.176			F8 1B 1B 1-2	F9			G6-4-3		F2	1	1	1	0	0	0	0
Eddie Milner, L (4, PH) OBP: 0.289, SLG: 0.401										1	0	0	0	0	0	1
Carl Willis, L (4, 1)										0	0	0	0	0	0	0
Bill Landrum, R (6, 1)										0	0	0	0	0	0	0
Kurt Stillwell, S (7, PH) OBP: 0.301, SLG: 0.248										1	0	1	0	0	0	0
Rob Murphy, L (7, 1)										0	0	0	0	0	0	0
Max Venable, L (9, PH) OBP: 0.283, SLG: 0.278										1	0	0	0	0	0	2

	AB	33
	R	3
	H	8
	RBI	3
	BB	3
	SO	2
	LOB	14

Inning Stats										
	R: 1 E: 0 K: 0 S: 4	H: 1 LOB: 0 BB: 0 P: 4	R: 0 E: 0 K: 0 S: 3	H: 0 LOB: 0 BB: 0 P: 3	R: 2 E: 0 K: 1 S: 8	H: 3 LOB: 3 BB: 2 P: 16	R: 0 E: 0 K: 0 S: 4	H: 1 LOB: 1 BB: 0 P: 4	R: 0 E: 0 K: 1 S: 4	H: 0 LOB: 0 BB: 1 P: 8
	R: 0 E: 0 K: 0 S: 3	H: 0 LOB: 0 BB: 0 P: 3	R: 0 E: 0 K: 0 S: 3	H: 1 LOB: 0 BB: 0 P: 3	R: 0 E: 0 K: 0 S: 3	H: 0 LOB: 0 BB: 0 P: 3	R: 0 E: 0 K: 0 S: 5	H: 2 LOB: 2 BB: 0 P: 5	1B: 7 2B: 0 3B: 0 HR: 1	SF: 0 SAC: 0 DP: 1 HBP: 0
	WP: 1 PB: 0 SB: 0 CS: 1	PA: 37								

PITCHER		IP	WLS	BF	H	R	ER	SO	BB	IBB	HBP	BLK	WP	HR	S	P	ERA	WHIP
Bob Forsch, R ERA: 2.7	(1, 1)	9.0	W	36	8	3	3	2	3	0	0	0	1	1	37	49	3.00	1.222

PITCHER	IP	WLS	BF	H	R	ER	SO	BB	IBB	HBP	BLK	WP	HR	S	P	ERA	WHIP

Batter	1	2	3	4	5	6	7	8	9	AB	R	H	RBI	BB	SO	LOB
Vince Coleman, S (1, 7) OBP: 0.320, SLG: 0.301	F6	4-3		S, 1B, BB		BLK, SH, 2B		BB, 1B, 1B		4	3	2	0	1	0	1
Willie McGee, S (1, 8) OBP: 0.308, SLG: 0.364	F4		S, BB, 3B, BB	1-H, 1B		4-3, 2-3		1B, 1-2, BB		3	1	1	1	2	0	1
Tom Herr, S (1, 4) OBP: 0.330, SLG: 0.313	1B		F3	F7		SH, S, 3-H		L3, 1-3, 2-H, 1B		4	0	2	2	0	0	2
Tito Landrum, R (1, 9) OBP: 0.272, SLG: 0.264	F9		1-2, 3B, BB		F7	1-2, BB		L3, 1-2		3	1	0	0	2	0	3
Terry Pendleton, S (1, 5) OBP: 0.278, SLG: 0.297		1B, E, 1B	1-H, 2-H, SF8, 3B		S, 2B, 1B	K		F3		5	3	3	2	0	1	3
Andy Van Slyke, L (1, 3) OBP: 0.354, SLG: 0.448		FC4-6, 1-2, 1B	SF8, 3-H		1-H, 2B	F8				3	0	2	2	0	0	2
Ozzie Smith, S (1, 6) OBP: 0.364, SLG: 0.322		FC4-6, 1-2f, 2-H, E	F7		IBB		5-3			3	1	0	0	1	0	1
Steve Lake, R (1, 2) OBP: 0.353, SLG: 0.354		F9		F6	F2		K			4	0	0	0	0	1	3
Bob Forsch, R (1, 1) OBP: 0.167, SLG: 0.303		E1, 2-H, 1B		K	F7		F6			4	0	1	0	0	1	2
Inning Stats	R: 0, E: 0, K: 0, S: 4, H: 1, LOB: 1, BB: 0, P: 4	R: 2, E: 2, K: 0, S: 6, H: 3, LOB: 1, BB: 0, P: 6	R: 3, E: 0, K: 0, S: 4, H: 1, LOB: 0, BB: 2, P: 12	R: 1, E: 0, K: 1, S: 6, H: 1, LOB: 1, BB: 1, P: 10	R: 1, E: 0, K: 0, S: 5, H: 2, LOB: 2, BB: 1, P: 9	R: 1, E: 0, K: 1, S: 7, H: 1, LOB: 2, BB: 1, P: 11	R: 0, E: 0, K: 1, S: 5, H: 0, LOB: 0, BB: 0, P: 5	R: 1, E: 0, K: 0, S: 4, H: 2, LOB: 1, BB: 1, P: 8		1B: 8, 2B: 3, 3B: 1, HR: 0	SF: 1, SAC: 1, DP: 1, HBP: 0			WP: 0, PB: 0, SB: 4, CS: 0	PA: 41	

PITCHER		IP	WLS	BF	H	R	ER	SO	BB	IBB	HBP	BLK	WP	HR	S	P	ERA	WHIP
Tom Browning, L ERA: 4.11	(1, 1)	3.0	L	16	5	5	4	0	2	0	0	0	0	0	14	22	12.00	2.333
Carl Willis, R ERA: 5.05	(4, 1)	2.1		15	4	3	3	1	2	1	0	1	0	0	14	26	11.57	2.571
Bill Landrum, R ERA:	(6, 1)	0.2		2	0	0	0	1	0	0	0	0	0	0	4	4	0.00	0.000
Rob Murphy, L ERA: 1.09	(7, 1)	2.0		8	2	1	1	1	1	0	0	0	0	0	9	13	4.50	1.500

PITCHER	IP	WLS	BF	H	R	ER	SO	BB	IBB	HBP	BLK	WP	HR	S	P	ERA	WHIP

BOTTOM

Cincinnati Reds @ St. Louis Cardinals

Busch Stadium, St. Louis, MO

Sun Aug 31 1986, 3:33 AM CDT

Att. 40,315 - Unknown

livebaseballscorecards.com

AB	33
R	9
H	11
RBI	7
BB	6
SO	3
LOB	18

Batter	1	2	3	4	5	6	7	8	9	AB	R	H	RBI	BB	SO	LOB
Joe Orsulak, L (1, 9) OBP: 0.309, SLG: 0.365	1-3			K		F8		K		3	0	0	0	0	1	0
Jim Morrison, R (8, PH) OBP: 0.319, SLG: 0.434										1	0	0	0	0	1	1
(8, 5)																
Barry Bonds, L (1, 8) OBP: 0.338, SLG: 0.459	F7			G3			6-3 1B 1B	FC3-6 S 1-2f		4	1	1	0	0	0	1
Johnny Ray, S (1, 4) OBP: 0.368, SLG: 0.400	F8			4-3			6-3 1-2	F2 1-2		4	0	0	0	0	0	2
Sid Bream, L (1, 3) OBP: 0.354, SLG: 0.474		F6			4-3		G4-3 1B 2-H		K	4	0	1	1	0	1	0
R.J. Reynolds, S (1, 7) OBP: 0.337, SLG: 0.428		K			4-3		G4-3 1-2f		4-3	4	0	0	0	0	1	1
(8, 9)																
Tony Peña, R (1, 2) OBP: 0.348, SLG: 0.403		G3			F7			2B 2B	BB	3	1	1	0	1	0	0
Bobby Bonilla, S (1, 5) OBP: 0.359, SLG: 0.346			F7			K		2B 1B BB	K	3	1	0	0	1	2	1
(8, 7)																
Rafael Belliard, R (1, 6) OBP: 0.297, SLG: 0.271			4-3			5-3		1B 1-3 2-H 2B		3	1	1	1	0	0	0
Mike Bielecki, R (1, 1) OBP: 0.067, SLG: 0.045			K			HR		FC3-6 2-H 3-H 1B		1	0	0	0	0	1	0
Benny Distefano, L (6, PH) OBP: 0.200, SLG: 0.385										1	1	1	1	0	0	0
Ray Krawczyk, R (6, 1)										0	0	0	0	0	0	0
John Smiley, L (7, 1)										0	0	0	0	0	0	0
Jim Winn, R (7, 1) OBP: 0.118, SLG: 0.125										0	0	0	0	0	0	0
Mike Diaz, R (8, PH) OBP: 0.368, SLG: 0.595										1	0	1	2	0	0	0
Rick Reuschel, R (8, PR) OBP: 0.133, SLG: 0.153										0	0	0	0	0	0	0
Hipolito Pena, L (8, 1)										0	0	0	0	0	0	0
Inning Stats	R: 0 E: 0 K: 0 S: 3 H: 0 LOB: 0 BB: 0 P: 3	R: 0 E: 0 K: 1 S: 5 H: 0 LOB: 0 BB: 0 P: 5	R: 0 E: 0 K: 1 S: 5 H: 0 LOB: 0 BB: 0 P: 5	R: 0 E: 0 K: 1 S: 5 H: 0 LOB: 0 BB: 0 P: 5	R: 0 E: 0 K: 0 S: 3 H: 0 LOB: 0 BB: 0 P: 3	R: 1 E: 0 K: 1 S: 6 H: 1 LOB: 0 BB: 0 P: 6	R: 1 E: 0 K: 0 S: 4 H: 2 LOB: 0 BB: 0 P: 4	R: 3 E: 0 K: 1 S: 8 H: 3 LOB: 2 BB: 1 P: 12	R: 0 E: 0 K: 2 S: 7 H: 0 LOB: 1 BB: 1 P: 11	1B: 3 2B: 2 3B: 0 HR: 1 SF: 0 SAC: 0 DP: 1 HBP: 0	WP: 0 PB: 0 SB: 1 CS: 0 PA: 34					

PITCHER	IP	WLS	BF	H	R	ER	SO	BB	IBB	HBP	BLK	WP	HR	S	P	ERA	WHIP
Ted Power, R (1, 1) ERA: 4.42	6.0	W	19	1	1	1	4	0	0	0	0	0	1	27	27	1.50	0.167
Ron Robinson, R (7, 1) ERA: 2.82	1.0		8	5	4	4	0	1	0	0	0	0	0	7	11	36.00	6.000
John Franco, L (8, 1) ERA: 2.43	2.0	S	7	0	0	0	3	1	0	0	0	0	0	12	16	0.00	0.500

PITCHER	IP	WLS	BF	H	R	ER	SO	BB	IBB	HBP	BLK	WP	HR	S	P	ERA	WHIP

TOP

Pittsburgh Pirates @ Cincinnati Reds

Riverfront Stadium, Cincinnati, OH

Mon Sep 01 1986, 7:05 PM EDT

Att. 22,064 - Unknown

livebaseballscorecards.com

AB	32
R	5
H	6
RBI	5
BB	2
SO	7
LOB	6

Batter	1	2	3	4	5	6	7	8	9	AB	R	H	RBI	BB	SO	LOB
Kal Daniels, L (1, 7) OBP: 0.390, SLG: 0.506	S S S 0-3 ① K		x 0-0 ① 4-3		x 0-0 1-H 1B 3B		x 0-0 1B 1B 1B	x 0-0 ② 4-3		5	2	2	1	0	1	0
Buddy Bell, R (1, 5) OBP: 0.358, SLG: 0.441	x 0-0 FC1-6 1B		x 0-0 ② F7		x 0-0 3-H 1B 1B		x 0-0 ① F9	S S S 0-3 ③ K		5	0	2	1	0	1	1
Dave Parker, L (1, 9) OBP: 0.332, SLG: 0.481	x 0-0 ② FC1-6 1-2f		x 0-0 ③ 4-3		x 0-0 FC6-4 1-2 1B		x 0-0 1B 1B 1B 1-3 1B			4	1	2	0	0	0	1
Eric Davis, R (1, 8) OBP: 0.394, SLG: 0.551	S S S 0-3 ③ K			x 0-0 ① 5-3	x 0-0 ③ FC6-4 1-2f		x 0-0 1B 1B 1-2 3-H 1B			4	0	1	1	0	1	3
Bo Diaz, R (1, 2) OBP: 0.322, SLG: 0.374		x 0-0 2B		x 0-0 ② F8		x 0-0 E6 HR	x 0-0 1B 1-2 2-3 1B			4	1	2	0	0	0	0
Kurt Stillwell, S (1, 6) OBP: 0.300, SLG: 0.248		x 0-0 ① B1-3		x 0-0 ③ 4-3		x 0-0 ① F5	x 0-0 1-2 2-3 3-H 1B			4	0	1	1	0	0	2
Nick Esasky, R (1, 3) OBP: 0.326, SLG: 0.420		x 0-0 ② F9			x 0-0 ① 1B	x 0-0 S S S 1-H HR	0-3 ② K			4	1	2	2	0	1	4
Ron Oester, S (1, 4) OBP: 0.317, SLG: 0.343		I I I 4-0 IBB			x 0-0 ② F5	x 0-0 ② F8	x 0-0 ③ F8			3	0	0	0	1	0	3
Ted Power, R (1, 1) OBP: 0.200, SLG: 0.200 Dave Concepcion, R (6, PH) OBP: 0.306, SLG: 0.332 Ron Robinson, R (7, 1) OBP: 0.077, SLG: 0.077 John Franco, L (8, 1) Barry Larkin, R (8, 6) OBP: 0.273, SLG: 0.339		x 0-0 ③ F9			x 0-0 3B 1B	x 0-0 ③ F9		x 0-0 ① 5-3		2 1 0 0 1	1 0 0 0 0	1 0 0 0 0	0 0 0 0 0	0 0 0 0 0	0 0 0 0 0	2 0 0 0 0
Inning Stats	R: 0 E: 0 K: 2 S: 8 H: 1 LOB: 1 BB: 0 P: 8	R: 0 E: 0 K: 0 S: 4 H: 1 LOB: 2 BB: 1 P: 8	R: 0 E: 0 K: 0 S: 3 H: 0 LOB: 0 BB: 0 P: 3	R: 0 E: 0 K: 0 S: 3 H: 0 LOB: 0 BB: 0 P: 3	R: 2 E: 0 K: 0 S: 7 H: 5 LOB: 2 BB: 0 P: 7	R: 2 E: 1 K: 0 S: 5 H: 1 LOB: 0 BB: 0 P: 5	R: 2 E: 0 K: 1 S: 10 H: 5 LOB: 3 BB: 0 P: 10	R: 0 E: 0 K: 1 S: 5 H: 0 LOB: 0 BB: 0 P: 5		1B: 10 2B: 1 3B: 1 HR: 1 SF: 0 SAC: 0 DP: 0 HBP: 0						

PITCHER		IP	WLS	BF	H	R	ER	SO	BB	IBB	HBP	BLK	WP	HR	S	P	ERA	WHIP
Mike Bielecki, R ERA: 4.52	(1, 1)	5.0	L	22	7	2	2	2	0	1	0	0	0	0	25	29	3.60	1.400
Ray Krawczyk, R ERA: 4.15	(6, 1)	1.0		5	1	2	1	0	0	0	0	0	0	1	5	5	9.00	1.000
John Smiley, L ERA: 54.0	(7, 1)	0.1		3	2	2	2	0	0	0	0	0	0	0	3	3	54.00	6.000
Jim Winn, R ERA: 3.61	(7, 1)	0.2		5	3	0	0	1	0	0	0	0	0	0	7	7	0.00	4.500
Hipolito Pena, L ERA:	(8, 1)	1.0		3	0	0	0	1	0	0	0	0	0	0	5	5	0.00	0.000

PITCHER	IP	WLS	BF	H	R	ER	SO	BB	IBB	HBP	BLK	WP	HR	S	P	ERA	WHIP

BOTTOM

Pittsburgh Pirates @ Cincinnati Reds

Riverfront Stadium, Cincinnati, OH

Mon Sep 01 1986, 7:05 PM EDT

Att. 22,064 - Unknown

livebaseballscorecards.com

AB	37
R	6
H	13
RBI	6
BB	1
SO	4
LOB	16

WP: 0 PB: 0 SB: 0 CS: 0 PA: 38

Pittsburgh Pirates @ Cincinnati Reds

Riverfront Stadium, Cincinnati, OH

Tue Sep 02 1986, 7:05 PM EDT

Att. 13,491 - Unknown

TOP

livebaseballscorecards.com

Batter	1	2	3	4	5	6	7	8	9	AB	R	H	RBI	BB	SO	LOB
Joe Orsulak, L (1, 9) (1, 8) OBP: 0.306, SLG: 0.361	K		F8			F6		F8		4	0	0	0	0	1	1
Barry Bonds, L (1, 8) OBP: 0.337, SLG: 0.458	F9			G3		1B 1-2 1B		K		1	0	0	0	0	0	0
Bobby Bonilla, S (1, 9) OBP: 0.359, SLG: 0.346										3	0	1	0	0	1	0
Johnny Ray, S (1, 4) OBP: 0.369, SLG: 0.400	4-3			F8		1-3 2-H 1B			G3-6-3 BB	3	0	1	1	1	0	0
Sid Bream, L (1, 3) OBP: 0.351, SLG: 0.469		F8		F7		K			G3-6-3 1-2f	4	0	0	0	0	1	3
R.J. Reynolds, S (1, 7) OBP: 0.336, SLG: 0.425		4-3			F8 HBP		F9		F8	3	0	0	0	0	0	0
Tony Peña, R (1, 2) OBP: 0.348, SLG: 0.402		E6 FC5-4			F8 1-2		1B			3	0	1	0	0	0	1
Jim Morrison, R (1, 5) OBP: 0.317, SLG: 0.431		FC5-4 1-2f			F4		K			3	0	0	0	0	1	2
Rafael Belliard, R (1, 6) OBP: 0.293, SLG: 0.268			6-3			5-3	4-3			3	0	0	0	0	0	1
Bob Kipper, R (1, 1) OBP: 0.043, SLG: 0.043			F4			1B 1B 1B		F7		1	0	0	0	0	0	0
Pat Clements, R (5, 1)										0	0	0	0	0	0	0
U L Washington, S (6, PH) OBP: 0.301, SLG: 0.270										1	1	1	0	0	0	0
Ray Krawczyk, R (6, 1)										0	0	0	0	0	0	0
Barry Jones, R (7, 1) OBP: 0.250, SLG: 0.250										0	0	0	0	0	0	0
Benny Distefano, L (8, PH) OBP: 0.188, SLG: 0.357										1	0	0	0	0	0	0
Don Robinson, R (8, 1) OBP: 0.667, SLG: 0.667										0	0	0	0	0	0	0
Inning Stats	R: 0 E: 0 K: 1 S: 5 H: 0 LOB: 0 BB: 0 P: 5	R: 0 E: 1 K: 0 S: 4 H: 0 LOB: 1 BB: 0 P: 4	R: 0 E: 0 K: 0 S: 3 H: 0 LOB: 0 BB: 0 P: 3	R: 0 E: 0 K: 0 S: 3 H: 0 LOB: 0 BB: 0 P: 3	R: 0 E: 0 K: 0 S: 2 H: 0 LOB: 0 BB: 0 P: 3	R: 1 E: 0 K: 1 S: 8 H: 3 LOB: 2 BB: 0 P: 8	R: 0 E: 0 K: 1 S: 6 H: 1 LOB: 1 BB: 0 P: 6	R: 0 E: 0 K: 1 S: 5 H: 0 LOB: 0 BB: 0 P: 5	R: 0 E: 0 K: 0 S: 2 H: 0 LOB: 0 BB: 1 P: 6	1B: 4 2B: 0 3B: 0 HR: 0	SF: 0 SAC: 0 DP: 1 HBP: 1						

AB	30
R	1
H	4
RBI	1
BB	1
SO	4
LOB	8

WP: 0 PB: 0 SB: 0 CS: 0 PA: 32

PITCHER	IP	WLS	BF	H	R	ER	SO	BB	IBB	HBP	BLK	WP	HR	S	P	ERA	WHIP
Bill Gullickson, R (1, 1) ERA: 2.76	9.0	W	32	4	1	1	4	1	0	1	0	0	0	38	43	1.00	0.556

PITCHER	IP	WLS	BF	H	R	ER	SO	BB	IBB	HBP	BLK	WP	HR	S	P	ERA	WHIP

Pittsburgh Pirates @ Cincinnati Reds

Riverfront Stadium, Cincinnati, OH

Tue Sep 02 1986, 7:05 PM EDT

Att. 13,491 - Unknown

BOTTOM

Batter	1	2	3	4	5	6	7	8	9	AB	R	H	RBI	BB	SO	LOB
Kal Daniels, L (1, 7) OBP: 0.384, SLG: 0.497	4-3		K		E6 S BLK 1B		3-1			3	1	0	0	0	1	0
Eddie Milner, L (6, 8) OBP: 0.288, SLG: 0.399										1	0	0	0	0	0	0
Buddy Bell, R (1, 5) OBP: 0.359, SLG: 0.445	E7 3B		F7		BB 1B 1B 1-3		F9			3	2	1	0	1	0	0
Dave Parker, L (1, 9) OBP: 0.333, SLG: 0.482	1B			F4	1B 2B 1-3 3-H		K			4	1	2	1	0	1	0
Eric Davis, R (1, 8) (6, 7) OBP: 0.395, SLG: 0.551	K			F3	1B 2B 1-2 3-H			FC6-4 1B		4	1	2	1	0	1	1
Bo Diaz, R (1, 2) OBP: 0.322, SLG: 0.376	F8			5-3	2B 1-H 2-H			FC6-4 3B 1-2f		4	0	1	2	0	0	2
Tracy Jones, R (8, PR) OBP: 0.406, SLG: 0.453										0	1	0	0	0	0	0
Sal Butera, R (9, 2) OBP: 0.346, SLG: 0.341										0	0	0	0	0	0	0
Barry Larkin, R (1, 4) OBP: 0.286, SLG: 0.379		F7			HR 1B	F9		2B 3B 1-H		4	2	2	1	0	0	1
Nick Esasky, R (1, 3) OBP: 0.328, SLG: 0.436		K			HR 1-H	6-3		1B 2B 3-H		4	1	2	3	0	1	0
Kurt Stillwell, S (1, 6) OBP: 0.300, SLG: 0.248		K			6-3	F5		G4-6-3 1B 2-3		4	0	1	0	0	1	0
Bill Gullickson, R (1, 1) OBP: 0.110, SLG: 0.085			F8		K	4-3		G4-6-3 1-2f		4	0	0	0	0	1	2
Inning Stats	R: 1 H: 2 E: 1 LOB: 1 K: 1 BB: 0 S: 7 P: 7		R: 0 H: 0 E: 0 LOB: 0 K: 2 BB: 0 S: 7 P: 7	R: 0 H: 0 E: 0 LOB: 0 K: 1 BB: 0 S: 5 P: 5	R: 0 H: 0 E: 0 LOB: 0 K: 0 BB: 0 S: 3 P: 3	R: 6 H: 5 E: 1 LOB: 1 K: 1 BB: 1 S: 11 P: 15	R: 0 H: 0 E: 0 LOB: 0 K: 0 BB: 0 S: 3 P: 3	R: 0 H: 0 E: 0 LOB: 0 K: 1 BB: 0 S: 5 P: 5	R: 2 H: 4 E: 0 LOB: 2 K: 0 BB: 0 S: 6 P: 6		1B: 6 SF: 0 2B: 2 SAC: 0 3B: 2 DP: 1 HR: 1 HBP: 0						

livebaseballscorecards.com

	AB	35
	R	9
	H	11
	RBI	8
	BB	1
	SO	6
	LOB	6

WP: 0 PA: 36
PB: 0
SB: 1
CS: 0

PITCHER		IP	WLS	BF	H	R	ER	SO	BB	IBB	HBP	BLK	WP	HR	S	P	ERA	WHIP
Bob Kipper, L ERA: 4.6	(1, 1)	4.2	L	23	7	7	3	5	1	0	0	1	0	1	32	36	5.79	1.714
Pat Clements, L ERA: 3.07	(5, 1)	0.1		1	0	0	0	0	0	0	0	0	0	0	1	1	0.00	0.000
Ray Krawczyk, R ERA: 3.38	(6, 1)	1.0		3	0	0	0	0	0	0	0	0	0	0	3	3	0.00	0.000
Barry Jones, R ERA: 2.73	(7, 1)	1.0		3	0	0	0	1	0	0	0	0	0	0	5	5	0.00	0.000
Don Robinson, R ERA: 4.18	(8, 1)	1.0		6	4	2	2	0	0	0	0	0	0	0	6	6	18.00	4.000

PITCHER	IP	WLS	BF	H	R	ER	SO	BB	IBB	HBP	BLK	WP	HR	S	P	ERA	WHIP

Batter	1	2	3	4	5	6	7	8	9	10	AB	R	H	RBI	BB	SO	LOB
Joe Orsulak, L (1, 8) OBP: 0.303, SLG: 0.357	4-3		5-3		G4-6-3 1-2f			K	F9 2-3		4	0	0	0	0	1	1
U L Washington, S (9, PH) OBP: 0.298, SLG: 0.267											1	0	0	0	0	0	2
Barry Jones, R (9, 1) OBP: 0.250, SLG: 0.250											0	0	0	0	0	0	0
Bobby Bonilla, S (1, 9) OBP: 0.359, SLG: 0.343	BBBB G5-4-3 BB		BBBB 1B BB		5-3			K	5-3		3	0	0	0	2	1	2
(9, 8)																	
Johnny Ray, S (1, 4) OBP: 0.371, SLG: 0.402	G5-4-3 1-2f		1-3 1B			5-3		HR 1B		FC6-4 1B	5	1	3	0	0	0	1
Jim Morrison, R (1, 5) OBP: 0.320, SLG: 0.438		1-3 SF9 1B 1B	F9			BBBB FC6-4 BB		1-H HR		K	4	2	2	2	1	1	3
Mike Diaz, R (1, 7) OBP: 0.371, SLG: 0.600		SF9 1-3 1-2 1B		F8		F9		2B		FC6-4 BB 1-2f 2B	4	0	2	0	0	0	1
Barry Bonds, L (8, PR) OBP: 0.337, SLG: 0.458											0	0	0	0	0	0	0
R.J. Reynolds, S (8, 7) OBP: 0.336, SLG: 0.424											1	1	0	0	0	0	1
(9, 9)																	
Tony Peña, R (1, 2) OBP: 0.348, SLG: 0.403		1-3 1-2 2-3		4-3 2B		FC6-4 1-2f		G3		BBBB 1-2 2B BB	4	1	1	0	1	0	4
Sid Bream, L (1, 3) OBP: 0.350, SLG: 0.470		SF9 2-3 3-H		4-3 2-3			G3		F7	1-H 2-H 2B	4	0	1	3	0	0	1
Rafael Belliard, R (1, 6) OBP: 0.295, SLG: 0.264		6-3		1-3			BBBB G4-6-3 BB		F9 1B BB	F9	3	0	0	0	2	0	3
Rick Reuschel, R (1, 1) OBP: 0.145, SLG: 0.150			F8		BBBB G4-6-3 BB		G4-6-3 1-2f		1-2 1B		1	0	0	0	1	0	0
Junior Ortiz, R (7, PH) OBP: 0.383, SLG: 0.412											1	0	0	0	0	0	1
Larry McWilliams, L (7, 1) OBP: 0.194, SLG: 0.172											0	0	0	0	0	0	0
Benny Distefano, L (9, PH) OBP: 0.188, SLG: 0.357											0	0	0	0	0	0	0
Bill Almon, R (9, PH) OBP: 0.318, SLG: 0.384											1	0	1	0	0	0	0
(9, 7)																	
Inning Stats	R: 0 E: 0 K: 0 S: 2 H: 0 LOB: 0 BB: 1 P: 6	R: 1 E: 0 K: 0 S: 5 H: 2 LOB: 1 BB: 0 P: 5	R: 0 E: 0 K: 0 S: 4 H: 1 LOB: 2 BB: 1 P: 8	R: 0 E: 0 K: 0 S: 4 H: 1 LOB: 1 BB: 0 P: 4	R: 0 E: 0 K: 0 S: 2 H: 0 LOB: 0 BB: 1 P: 6	R: 0 E: 0 K: 0 S: 3 H: 0 LOB: 1 BB: 1 P: 7	R: 0 E: 0 K: 0 S: 2 H: 0 LOB: 0 BB: 1 P: 6	R: 2 E: 0 K: 2 S: 10 H: 3 LOB: 1 BB: 0 P: 10	R: 0 E: 0 K: 0 S: 4 H: 1 LOB: 2 BB: 1 P: 8	R: 2 E: 0 K: 1 S: 7 H: 2 LOB: 1 BB: 1 P: 11	1B: 6 2B: 3 3B: 0 HR: 1 SF: 1 SAC: 0 DP: 3 HBP: 0						

PITCHER		IP	WLS	BF	H	R	ER	SO	BB	IBB	HBP	BLK	WP	HR	S	P	ERA	WHIP
Chris Welsh, L ERA: 4.4	(1, 1)	7.0		27	4	1	1	0	5	0	0	0	0	0	22	42	1.29	1.286
Ron Robinson, R ERA: 2.97	(8, 1)	1.1		8	3	2	2	2	1	0	0	0	0	1	11	15	13.50	3.000
John Franco, L ERA: 2.59	(9, 1)	1.2	L	9	3	2	2	1	1	0	0	0	0	0	10	14	10.80	2.400

PITCHER	IP	WLS	BF	H	R	ER	SO	BB	IBB	HBP	BLK	WP	HR	S	P	ERA	WHIP

TOP

Pittsburgh Pirates @ Cincinnati Reds

Riverfront Stadium, Cincinnati, OH

Wed Sep 03 1986, 7:05 PM EDT

Att. 12,200 - Unknown

livebaseballscorecards.com

AB	36
R	5
H	10
RBI	5
BB	7
SO	3
LOB	20

WP: 0 PB: 0 SB: 0 CS: 0 PA: 44

Batter	1	2	3	4	5	6	7	8	9	10	AB	R	H	RBI	BB	SO	LOB
Barry Larkin, R (1, 6) OBP: 0.280, SLG: 0.366	5-3		1B, 2-3, 1B		1-3			5-3		F3	5	0	1	0	0	0	0
Buddy Bell, R (1, 5) OBP: 0.360, SLG: 0.450	HR		K		F9			BB		F8	4	1	1	1	1	1	2
Dave Parker, L (1, 9) OBP: 0.333, SLG: 0.480	K		FC5-4, 1-3, 3-H, 1B			3-1		F6			4	0	1	1	0	1	1
Eric Davis, R (1, 7) OBP: 0.391, SLG: 0.544	K		K			6-3		F8			4	0	0	0	0	2	3
John Franco, L (9, 1)											0	0	0	0	0	0	0
Bo Diaz, R (1, 2) OBP: 0.319, SLG: 0.372		5-3	FC5-4, 1-2f			5-3			K		4	0	0	0	0	1	2
Eddie Milner, L (1, 8) OBP: 0.290, SLG: 0.408		HR		CS, BB			3-1		6-3		3	1	1	1	1	0	0
Nick Esasky, R (1, 3) OBP: 0.327, SLG: 0.431		K		K, 1-2			6-3		BB		3	0	0	0	1	2	1
Ron Oester, S (1, 4) OBP: 0.317, SLG: 0.342		6-3		6-3			WP, 1B		6-3		4	0	1	0	0	0	1
Chris Welsh, L (1, 1) OBP: 0.212, SLG: 0.323			1B, 1B, 2B		K		6-3, 1-2			5-3	2	1	1	0	0	1	0
Dave Concepcion, R (7, PH) OBP: 0.305, SLG: 0.331											1	0	0	0	0	0	1
Ron Robinson, R (8, 1) OBP: 0.077, SLG: 0.077											0	0	0	0	0	0	0
Max Venable, L (9, 7) OBP: 0.281, SLG: 0.275											1	0	0	0	0	0	0
Inning Stats	R: 1 H: 1 E: 0 LOB: 0 K: 2 BB: 0 S: 8 P: 8	R: 1 H: 1 E: 0 LOB: 0 K: 1 BB: 0 S: 6 P: 6	R: 1 H: 3 E: 0 LOB: 2 K: 2 BB: 0 S: 10 P: 10	R: 0 H: 0 E: 0 LOB: 0 K: 1 BB: 1 S: 4 P: 8	R: 0 H: 0 E: 0 LOB: 0 K: 1 BB: 0 S: 5 P: 5	R: 0 H: 0 E: 0 LOB: 0 K: 0 BB: 0 S: 3 P: 3	R: 0 H: 1 E: 0 LOB: 1 K: 0 BB: 0 S: 4 P: 4	R: 0 H: 0 E: 0 LOB: 1 K: 0 BB: 1 S: 3 P: 7	R: 0 H: 0 E: 0 LOB: 1 K: 1 BB: 1 S: 5 P: 9	R: 0 H: 0 E: 0 LOB: 0 K: 0 BB: 0 S: 3 P: 3	1B: 3 SF: 0 2B: 2 SAC: 0 3B: 0 DP: 1 HR: 2 HBP: 0						

PITCHER		IP	WLS	BF	H	R	ER	SO	BB	IBB	HBP	BLK	WP	HR	S	P	ERA	WHIP
Rick Reuschel, R ERA: 4.21	(1, 1)	6.0		23	5	3	3	7	1	0	0	0	0	2	36	40	4.50	1.000
Larry McWilliams, L ERA: 5.1	(7, 1)	2.0		8	1	0	0	0	1	0	0	0	1	0	7	11	0.00	1.000
Barry Jones, R ERA: 2.54	(9, 1)	2.0	W	7	0	0	0	1	1	0	0	0	0	0	8	12	0.00	0.500

PITCHER	IP	WLS	BF	H	R	ER	SO	BB	IBB	HBP	BLK	WP	HR	S	P	ERA	WHIP

BOTTOM

Pittsburgh Pirates @ Cincinnati Reds

Riverfront Stadium, Cincinnati, OH

Wed Sep 03 1986, 7:05 PM EDT

Att. 12,200 - Unknown

livebaseballscorecards.com

AB	35
R	3
H	6
RBI	3
BB	3
SO	8
LOB	11

WP: 1 PA: 38
PB: 0
SB: 0
CS: 1

Batter	1	2	3	4	5	6	7	8	9	AB	R	H	RBI	BB	SO	LOB
Chico Walker, S (1, 9) OBP: 0.200, SLG: 0.200	S S S 0-3 ① K		x 0-0 23 S 23 1B 2-3 1B		x 0-0 ① F8		x 0-0 ③ F7			4	1	1	0	0	1	1
23 Ryne Sandberg, R (1, 4) OBP: 0.323, SLG: 0.407	x 0-0 ② F9		x 0-0 4-3 1B 1-H 3-H		x 0-0 ② F7			x 0-0 G6-4-3 1B		4	0	2	2	0	0	0
Brian Dayett, R (1, 7) OBP: 0.200, SLG: 0.091	x 0-0 ③ 4-3		x 0-0 ② 4-3 1-2		S S S 0-3 ③ K			x 0-0 ① ② G6-4-3 1-2f		4	0	0	0	0	1	2
Keith Moreland, R (1, 3) OBP: 0.331, SLG: 0.377		S S S 0-3 ① K	x 0-0 ③ F8			B B B B 4-0 G1-6-3 BB		x 0-0 ③ F9		3	0	0	0	1	1	1
Jody Davis, R (1, 2) OBP: 0.279, SLG: 0.404 Mike Martin, L (8, 2) Chris Speier, R (9, PH) OBP: 0.363, SLG: 0.473		x 0-0 1B		x 0-0 ① F7		x 0-0 ① ② G1-6-3 1-2f			x 0-0 F8 2B	3 0 1	0 0 0	1 0 1	0 0 0	0 0 0	0 0 0	1 0 0
Manny Trillo, R (1, 5) OBP: 0.383, SLG: 0.407		x 0-0 ② F8		B B B B 4-0 1B BB		x 0-0 ③ 5-3			S S S 0-3 ① K	3	0	0	0	1	1	2
Shawon Dunston, R (1, 6) OBP: 0.280, SLG: 0.408		x 0-0 ③ F4		x 0-0 ② F4			x 0-0 ① F3		x 0-0 ② F8 2-3	4	0	0	0	0	0	3
Bob Dernier, R (1, 8) OBP: 0.264, SLG: 0.295			x 0-0 1B SH5-4 23 1B 1B	x 0-0 1-2 1B			x 0-0 E7		x 0-0 ③ 6-3	4	1	2	0	0	0	1
Rick Sutcliffe, L (1, 1) OBP: 0.250, SLG: 0.326 Ron Davis, R (6, 1) Ron Cey, R (7, PH) OBP: 0.385, SLG: 0.514 Frank DiPino, L (7, 1) OBP: 0.167, SLG: 0.167			x 0-0 ① SH5-4 1-2 S S S	0-3 ③ K			x 0-0 ② F9			1 0 1 0	0 0 0 0	0 0 0 0	0 0 0 0	1 0 0 0	2 0 1 0	2 0 1 0
Inning Stats	R: 0 E: 0 K: 1 S: 5 H: 0 LOB: 0 BB: 0 P: 5	R: 0 E: 0 K: 1 S: 6 H: 1 LOB: 1 BB: 0 P: 6	R: 2 E: 0 K: 0 S: 6 H: 3 LOB: 1 BB: 0 P: 6	R: 0 E: 0 K: 1 S: 6 H: 1 LOB: 2 BB: 1 P: 10	R: 0 E: 0 K: 1 S: 5 H: 0 LOB: 0 BB: 0 P: 5	R: 0 E: 0 K: 0 S: 2 H: 0 LOB: 0 BB: 1 P: 6	R: 0 E: 1 K: 0 S: 4 H: 0 LOB: 1 BB: 0 P: 4	R: 0 E: 0 K: 0 S: 3 H: 1 LOB: 0 BB: 0 P: 3	R: 0 E: 0 K: 1 S: 6 H: 1 LOB: 1 BB: 0 P: 6	1B: 6 2B: 1 3B: 0 HR: 0	SF: 0 SAC: 1 DP: 2 HBP: 0						

PITCHER	IP	WLS	BF	H	R	ER	SO	BB	IBB	HBP	BLK	WP	HR	S	P	ERA	WHIP
Tom Browning, L (1, 1) ERA: 4.01	9.0	W	35	7	2	2	5	2	0	0	0	0	0	43	51	2.00	1.000

PITCHER	IP	WLS	BF	H	R	ER	SO	BB	IBB	HBP	BLK	WP	HR	S	P	ERA	WHIP

TOP

Chicago Cubs @ Cincinnati Reds

Riverfront Stadium, Cincinnati, OH

Fri Sep 05 1986, 7:05 PM EDT

Att. 21,428 - Unknown

livebaseballscorecards.com

AB	32
R	2
H	7
RBI	2
BB	2
SO	5
LOB	14

WP: 0 PA: 35
PB: 0
SB: 1
CS: 0

Batter	1	2	3	4	5	6	7	8	9	AB	R	H	RBI	BB	SO	LOB
Barry Larkin, R (1, 6) OBP: 0.288, SLG: 0.373	6-3		1B 2B	F9		BBBB 1B HR BB		5-3		4	2	1	0	1	0	2
Buddy Bell, R (1, 5) OBP: 0.364, SLG: 0.452	E 1B 1B		G1-6-3 2-H 1B		BBBB HR BB	1-3 2-H HR 1B		1-3		4	3	3	2	1	0	0
Dave Parker, L (1, 9) OBP: 0.336, SLG: 0.493 Max Venable, L (9, 7) OBP: 0.281, SLG: 0.275	E5 1-H 1B		G1-6-3 1-2f		1-H HR	1-H 3-H HR				4 0	2 0	3 0	5 0	0 0	0 0	1 0
Eric Davis, R (1, 7) OBP: 0.392, SLG: 0.542 (9, 9)	BBBB G5-4-3 BB			1B 1B	F4	F3				3	1	1	0	1	0	0
Bo Diaz, R (1, 2) OBP: 0.318, SLG: 0.371 Sal Butera, R (8, 2) OBP: 0.346, SLG: 0.341	G5-4-3 1-2f			1B 1-3 1B	5-3		6-3			4 0	1 0	1 0	0 0	0 0	0 0	2 0
Eddie Milner, L (1, 8) OBP: 0.290, SLG: 0.406		4-3		CS 1-3 3-H 1B	SSS K2-3		4-3			4	0	1	1	0	1	0
Nick Esasky, R (1, 3) OBP: 0.329, SLG: 0.441		F9		BBBB 1B 1-2 BB		F9	HR			3	1	1	1	1	0	0
Ron Oester, S (1, 4) OBP: 0.316, SLG: 0.342		G3		F6		6-3 1B 1B	F9			4	1	1	0	0	0	2
Tom Browning, L (1, 1) OBP: 0.192, SLG: 0.181			6-3	1B 1-2 3-H 1B		6-3 1-2		SSS K		4	0	1	1	0	1	1
Inning Stats	R: 1 E: 1 K: 0 S: 4 H: 2 LOB: 1 BB: 1 P: 8	R: 0 E: 0 K: 0 S: 3 H: 0 LOB: 0 BB: 0 P: 3	R: 1 E: 0 K: 0 S: 4 H: 2 LOB: 0 BB: 0 P: 4	R: 2 E: 0 K: 0 S: 6 H: 4 LOB: 2 BB: 1 P: 10	R: 2 E: 0 K: 1 S: 6 H: 1 LOB: 0 BB: 1 P: 10	R: 4 E: 0 K: 0 S: 6 H: 3 LOB: 0 BB: 1 P: 10	R: 1 E: 0 K: 0 S: 4 H: 1 LOB: 0 BB: 0 P: 4	R: 0 E: 0 K: 1 S: 5 H: 0 LOB: 0 BB: 0 P: 5		1B: 9 2B: 1 3B: 0 HR: 3	SF: 0 SAC: 0 DP: 2 HBP: 0						

Chicago Cubs @ Cincinnati Reds

Riverfront Stadium, Cincinnati, OH

Fri Sep 05 1986, 7:05 PM EDT

Att. 21,428 - Unknown

BOTTOM

livebaseballscorecards.com

AB	34
R	11
H	13
RBI	10
BB	4
SO	2
LOB	8

WP: 0 PB: 0 SB: 0 CS: 1 PA: 38

PITCHER		IP	WLS	BF	H	R	ER	SO	BB	IBB	HBP	BLK	WP	HR	S	P	ERA	WHIP
Rick Sutcliffe, R ERA: 4.62	(1, 1)	5.2	L	29	11	9	8	1	4	0	0	0	0	1	27	43	12.71	2.647
Ron Davis, R ERA: 8.19	(6, 1)	0.1		2	1	1	1	0	0	0	0	0	0	1	2	2	27.00	3.000
Frank DiPino, L ERA: 4.11	(7, 1)	2.0		7	1	1	1	1	0	0	0	0	0	1	9	9	4.50	0.500

PITCHER	IP	WLS	BF	H	R	ER	SO	BB	IBB	HBP	BLK	WP	HR	S	P	ERA	WHIP

Batter	1	2	3	4	5	6	7	8	9	AB	R	H	RBI	BB	SO	LOB
Dave Martinez, L (1, 8) OBP: 0.169, SLG: 0.167	1-3		F8			3-1		F7		4	0	0	0	0	0	0
23 Ryne Sandberg, R (1, 4) OBP: 0.325, SLG: 0.407	BB			F9		S		K		3	0	1	0	1	1	0
Gary Matthews, R (1, 7) OBP: 0.357, SLG: 0.452	G4-3			E6		F7		K		4	0	1	0	0	1	1
Leon Durham, L (1, 3) OBP: 0.335, SLG: 0.429	G4-3			K		4-3			5-3	4	0	0	0	0	1	4
Jody Davis, R (1, 2) OBP: 0.279, SLG: 0.403		6-3		K			E		K	4	1	1	0	0	2	1
Chris Speier, R (1, 6) OBP: 0.367, SLG: 0.481		L4-3			F6		E4		2B	4	0	2	0	0	0	0
Manny Trillo, R (1, 5) OBP: 0.379, SLG: 0.402		L4-3			1B		4-3		5-3	4	0	1	0	0	0	3
Chico Walker, S (1, 9) OBP: 0.125, SLG: 0.125			F3		K		F7			3	0	0	0	0	1	2
Dennis Eckersley, R (1, 1) OBP: 0.159, SLG: 0.295			K		K		F8			2	0	0	0	0	2	1
Keith Moreland, R (7, PH) OBP: 0.330, SLG: 0.376										1	0	0	0	0	0	1
Dave Gumpert, R (7, 1)										0	0	0	0	0	0	0
Guy Hoffman, L (7, 1)										0	0	0	0	0	0	0
Scott Sanderson, R (7, 1) OBP: 0.060, SLG: 0.061										0	0	0	0	0	0	0
Inning Stats	R: 0 H: 1 E: 0 LOB: 1 K: 0 BB: 1 S: 3 P: 7	R: 0 H: 1 E: 0 LOB: 0 K: 0 BB: 0 S: 3 P: 3	R: 0 H: 0 E: 0 LOB: 0 K: 1 BB: 0 S: 5 P: 5	R: 0 H: 0 E: 1 LOB: 1 K: 2 BB: 0 S: 8 P: 8	R: 0 H: 1 E: 0 LOB: 1 K: 2 BB: 0 S: 8 P: 8	R: 0 H: 1 E: 0 LOB: 1 K: 0 BB: 0 S: 4 P: 4	R: 1 H: 1 E: 1 LOB: 1 K: 0 BB: 0 S: 5 P: 5	R: 0 H: 0 E: 0 LOB: 0 K: 2 BB: 0 S: 7 P: 7	R: 0 H: 1 E: 0 LOB: 1 K: 1 BB: 0 S: 6 P: 6	1B: 5 SF: 0 2B: 2 SAC: 0 3B: 0 DP: 2 HR: 0 HBP: 0						

PITCHER		IP	WLS	BF	H	R	ER	SO	BB	IBB	HBP	BLK	WP	HR	S	P	ERA	WHIP
Ted Power, R ERA: 4.07	(1, 1)	7.0	W	27	5	1	0	5	1	0	0	0	0	0	36	40	0.00	0.857
Ron Robinson, R ERA: 2.91	(8, 1)	2.0		7	1	0	0	3	0	0	0	0	0	0	13	13	0.00	0.500

PITCHER		IP	WLS	BF	H	R	ER	SO	BB	IBB	HBP	BLK	WP	HR	S	P	ERA	WHIP

TOP

Chicago Cubs @ Cincinnati Reds

Riverfront Stadium, Cincinnati, OH

Sat Sep 06 1986, 7:05 PM EDT

Att. 30,611 - Unknown

livebaseballscorecards.com

AB	33
R	1
H	6
RBI	0
BB	1
SO	8
LOB	13

WP: 0	PA: 34
PB: 0	
SB: 1	
CS: 0	

Batter	1	2	3	4	5	6	7	8	9	AB	R	H	RBI	BB	SO	LOB
Barry Larkin, R (1, 6) OBP: 0.298, SLG: 0.392 Ron Robinson, R (8, 1) OBP: 0.077, SLG: 0.077	F3		6-3 FC 2B		K		E5 1B 1B 2-H			4 0	2 0	2 0	0 0	0 0	1 0	0 0
Buddy Bell, R (1, 5) OBP: 0.367, SLG: 0.454	1B SF8 1B		6-3 2-3		1B		1B SF7 BB			3	2	2	0	1	0	1
Dave Parker, L (1, 9) OBP: 0.337, SLG: 0.493	PO 1B 1-3		FC 3-H		F8		1-3 2-H 1B			4	0	2	2	0	0	1
Eric Davis, R (1, 7) OBP: 0.392, SLG: 0.545 Max Venable, L (7, 7) OBP: 0.279, SLG: 0.275	SF8 3-H		F7			SH1-3 2B	SF7 3-H			2 0	0 0	1 0	1 1	0 0	0 0	1 0
Bo Diaz, R (1, 2) OBP: 0.318, SLG: 0.370	PO 1-2	FC4-6 1B 1B	F7			SH1-3 2-3	5-3			3	0	1	0	0	0	2
Eddie Milner, L (1, 8) OBP: 0.290, SLG: 0.404		FC4-6 1B 1B 1-2		F8		F6		F2		4	0	1	0	0	0	1
Nick Esasky, R (1, 3) OBP: 0.325, SLG: 0.435		F8		K		K		F5		4	0	0	0	0	2	3
Ron Oester, S (1, 4) OBP: 0.316, SLG: 0.341		FC4-6 FC6-4 1-2f 2-3		4-3			E SH1-3 1B	F4		4	1	1	0	0	0	2
Ted Power, R (1, 1) OBP: 0.167, SLG: 0.167 Kurt Stillwell, S (7, PH) OBP: 0.300, SLG: 0.248 (8, 6)		FC6-4 1-2f			K		SH1-3 1-2			2 0	0 0	0 0	0 0	0 0	1 0	2 0
Inning Stats	R: 1 H: 2 E: 0 LOB: 0 K: 0 BB: 0 S: 4 P: 4	R: 0 H: 2 E: 0 LOB: 2 K: 0 BB: 0 S: 5 P: 5	R: 1 H: 1 E: 0 LOB: 1 K: 0 BB: 0 S: 5 P: 5	R: 0 H: 0 E: 0 LOB: 0 K: 1 BB: 0 S: 5 P: 5	R: 0 H: 1 E: 0 LOB: 1 K: 2 BB: 0 S: 8 P: 8	R: 0 H: 1 E: 0 LOB: 1 K: 1 BB: 0 S: 6 P: 6	R: 3 H: 3 E: 1 LOB: 1 K: 0 BB: 1 S: 6 P: 10	R: 0 H: 0 E: 0 LOB: 0 K: 0 BB: 0 S: 3 P: 3		1B: 8 SF: 2 2B: 2 SAC: 2 3B: 0 DP: 0 HR: 0 HBP: 0						

PITCHER		IP	WLS	BF	H	R	ER	SO	BB	IBB	HBP	BLK	WP	HR	S	P	ERA	WHIP
Dennis Eckersley, R ERA: 4.49	(1, 1)	6.0	L	25	7	2	2	4	0	0	0	0	0	0	33	33	3.00	1.167
Dave Gumpert, R ERA: 4.29	(7, 1)	0.1		4	2	3	3	0	1	0	0	0	0	0	3	7	81.00	9.000
Guy Hoffman, L ERA: 4.54	(7, 1)	0.1		2	1	0	0	0	0	0	0	0	0	0	2	2	0.00	3.000
Scott Sanderson, R ERA: 4.43	(7, 1)	1.1		4	0	0	0	0	0	0	0	0	0	0	4	4	0.00	0.000

PITCHER	IP	WLS	BF	H	R	ER	SO	BB	IBB	HBP	BLK	WP	HR	S	P	ERA	WHIP

BOTTOM

Chicago Cubs @ Cincinnati Reds

Riverfront Stadium, Cincinnati, OH

Sat Sep 06 1986, 7:05 PM EDT

Att. 30,611 - Unknown

livebaseballscorecards.com

AB	30
R	5
H	10
RBI	4
BB	1
SO	4
LOB	13

Chicago Cubs @ Cincinnati Reds

Riverfront Stadium, Cincinnati, OH

Sun Sep 07 1986, 3:33 AM EDT

Att. 25,035 - Unknown

TOP

livebaseballscorecards.com

Batter	1	2	3	4	5	6	7	8	9	AB	R	H	RBI	BB	SO	LOB
Dave Martinez, L (1, 8) OBP: 0.191, SLG: 0.181	F8	F6	23 1B; 1-3; 3-H; 1B		FC6-4; 1-2f		1-2; 1B		BB	5	0	2	1	1	0	2
Chico Walker, S (1, 9) OBP: 0.214, SLG: 0.429	HR	23 S; 23 E; 1-3; 1B	K		F8		F1		K	6	2	2	1	0	2	6
23 Ryne Sandberg, R (1, 4) OBP: 0.327, SLG: 0.409	S; 1B; 1B	E7; 1-H; 1B; 3-H; 1B	1-2; 3-H; 1B		F8		F6			5	2	3	3	0	0	3
Keith Moreland, R (1, 5) OBP: 0.331, SLG: 0.376	F8	3-H; 1B	L7			1B		6-3		5	0	2	1	0	0	3
Leon Durham, L (1, 3) OBP: 0.336, SLG: 0.436	1-H; 2B; 1B	F3		F7		HR		1-3		5	2	2	2	0	0	1
Jody Davis, R (1, 2) OBP: 0.282, SLG: 0.406 Mike Martin, L (8, PR) (8, 2)	1-H; 2B		2B; 1B; 1B	L8		G3			BB	4 0	1 0	2 0	1 0	1 0	0 0	0 0
Brian Dayett, R (1, 7) OBP: 0.200, SLG: 0.148	F8		1B; 1-3; 1B; 2B	6-3		F9		F8		5	1	1	0	0	0	2
Shawon Dunston, R (1, 6) OBP: 0.283, SLG: 0.416		1B; 23 E; S; 1B	1B; 23 1B; 2-3; 3-H; 1B		HR		F7		F7	5	3	3	2	0	0	0
Greg Maddux, R (1, 1) OBP: 0.400, SLG: 0.400		K	K		FC6-4; 1B		1B; 1B		F3	5	0	2	0	0	2	3

	AB	45
	R	11
	H	19
	RBI	11
	BB	2
	SO	4
	LOB	20

Inning Stats	1	2	3	4	5	6	7	8	9	1B: 14	SF: 0	WP: 0	PA: 47
	R: 3 E: 0 K: 0 S: 7	H: 4 LOB: 1 BB: 0 P: 7	R: 3 E: 1 K: 1 S: 9	H: 4 LOB: 1 BB: 0 P: 9	R: 3 E: 0 K: 2 S: 12	H: 5 LOB: 2 BB: 0 P: 12	R: 0 E: 0 K: 0 S: 3	H: 0 LOB: 0 BB: 0 P: 3	R: 1 E: 0 K: 0 S: 5	H: 2 LOB: 1 BB: 0 P: 5	R: 1 E: 0 K: 0 S: 4	H: 2 LOB: 0 BB: 0 P: 4	R: 0 E: 0 K: 0 S: 5	H: 2 LOB: 2 BB: 0 P: 5	R: 0 E: 0 K: 0 S: 3	H: 0 LOB: 1 BB: 1 P: 7	R: 0 E: 0 K: 1 S: 5	H: 0 LOB: 1 BB: 1 P: 9	2B: 2 3B: 0 HR: 3	SAC: 0 DP: 0 HBP: 0	PB: 0 SB: 3 CS: 0	

PITCHER		IP	WLS	BF	H	R	ER	SO	BB	IBB	HBP	BLK	WP	HR	S	P	ERA	WHIP
Bill Gullickson, R (1, 1) ERA: 2.95	(1, 1)	1.2	L	13	8	6	5	1	0	0	0	0	0	1	15	15	27.00	4.800
Bill Landrum, R (2, 1) ERA: 13.5	(2, 1)	1.1		9	5	3	3	2	0	0	0	0	0	0	13	13	20.25	3.750
Carl Willis, R (4, 1) ERA: 5.02	(4, 1)	2.0		8	2	1	1	0	0	0	0	0	0	1	8	8	4.50	1.000
Joe Price, L (6, 1) ERA: 5.45	(6, 1)	2.0		9	4	1	1	0	0	0	0	0	0	1	9	9	4.50	2.000
Rob Murphy, L (8, 1) ERA: 1.06	(8, 1)	1.0		4	0	0	0	0	1	0	0	0	0	0	3	7	0.00	1.000

PITCHER		IP	WLS	BF	H	R	ER	SO	BB	IBB	HBP	BLK	WP	HR	S	P	ERA	WHIP
Sal Butera, R ERA:	(9, 1)	1.0		4	0	0	0	1	1	0	0	0	0	0	5	9	0.00	1.000

Chicago Cubs @ Cincinnati Reds

Riverfront Stadium, Cincinnati, OH

Sun Sep 07 1986, 3:33 AM EDT

Att. 25,035 - Unknown

BOTTOM

Batter	1	2	3	4	5	6	7	8	9	AB	R	H	RBI	BB	SO	LOB
Kurt Stillwell, S (1, 6) OBP: 0.296, SLG: 0.245	L7		F9		F9		6-3		G6-4-3	3	0	0	0	0	0	1
Joe Price, R (6, 1) OBP: 0.250, SLG: 0.143										0	0	0	0	0	0	0
Dave Vangorder, R (7, PH)										1	0	0	0	0	0	0
Max Venable, L (8, 7) OBP: 0.285, SLG: 0.282										1	0	1	0	0	0	0
Buddy Bell, R (1, 5) OBP: 0.363, SLG: 0.449	L7		5-3		5-3 1-2		K		F8	5	0	0	0	0	1	2
Dave Parker, L (1, 9) OBP: 0.341, SLG: 0.498	1B 2B		BB		2-H 1B		1B		G6-4-3 1-2f	3	0	3	1	1	0	0
Rob Murphy, L (8, 1)										0	0	0	0	0	0	0
Sal Butera, R (9, 1) OBP: 0.343, SLG: 0.337										1	0	0	0	0	0	1
Eric Davis, R (1, 7) OBP: 0.390, SLG: 0.540	BB		4-3		5-3		1-3			3	0	0	0	1	0	3
(8, 9)	1B BB															
Bo Diaz, R (1, 2) OBP: 0.324, SLG: 0.384	1-2 2-3 1B			BB 1B		HR		PB 1B 1B		4	2	4	1	0	0	0
Eddie Milner, L (1, 8) OBP: 0.292, SLG: 0.406	4-3			BB G4-6-3 1-2		4-3 2B		K 1-2		3	0	1	0	1	1	4
Nick Esasky, R (1, 3) OBP: 0.324, SLG: 0.432		K		F4		6-3		2-H 1B		4	0	1	1	0	1	3
Ron Oester, S (1, 4) OBP: 0.313, SLG: 0.338		K		G4-6-3 1-2f		4-3 2-3		F7		4	0	0	0	0	1	4
Bill Gullickson, R (1, 1) OBP: 0.110, SLG: 0.085		G3			5-3 1B	F9		4-3		0	0	0	0	0	0	0
Bill Landrum, R (2, 1)										1	0	0	0	0	0	0
Carl Willis, L (4, 1)										0	0	0	0	0	0	0
Dave Concepcion, R (5, PH) OBP: 0.306, SLG: 0.331										3	1	1	0	0	0	2
(6, 6)																
Inning Stats	R: 0 H: 2 E: 0 LOB: 3 K: 0 BB: 1 S: 5 P: 9		R: 0 H: 0 E: 0 LOB: 0 K: 2 BB: 0 S: 7 P: 7	R: 0 H: 0 E: 0 LOB: 1 K: 0 BB: 1 S: 3 P: 7	R: 0 H: 1 E: 0 LOB: 1 K: 0 BB: 1 S: 3 P: 7	R: 1 H: 2 E: 0 LOB: 1 K: 0 BB: 0 S: 5 P: 5	R: 1 H: 2 E: 0 LOB: 1 K: 0 BB: 0 S: 5 P: 5	R: 0 H: 1 E: 0 LOB: 1 K: 1 BB: 0 S: 6 P: 6	R: 1 H: 2 E: 0 LOB: 1 K: 1 BB: 0 S: 7 P: 7	R: 0 H: 1 E: 0 LOB: 0 K: 0 BB: 0 S: 3 P: 3	1B: 8 SF: 0 2B: 2 SAC: 0 3B: 0 DP: 2 HR: 1 HBP: 0						

livebaseballscorecards.com

AB	36
R	3
H	11
RBI	3
BB	3
SO	4
LOB	20

PITCHER		IP	WLS	BF	H	R	ER	SO	BB	IBB	HBP	BLK	WP	HR	S	P	ERA	WHIP
Greg Maddux, R ERA: 3.6	(1, 1)	9.0	W	39	11	3	3	4	3	0	0	0	0	1	44	56	3.00	1.556

PITCHER	IP	WLS	BF	H	R	ER	SO	BB	IBB	HBP	BLK	WP	HR	S	P	ERA	WHIP

Batter	1	2	3	4	5	6	7	8	9	AB	R	H	RBI	BB	SO	LOB
Barry Larkin, R (1, 6) OBP: 0.307, SLG: 0.390	F7		4-3			BB		FC6-4 1B 1-3		3	0	1	0	1	0	0
Buddy Bell, R (1, 5) OBP: 0.364, SLG: 0.448	1B BB		PB 1B			F8		FC6-4 1-2f 3-H		3	0	1	1	1	0	2
Dave Parker, L (1, 9) OBP: 0.341, SLG: 0.496	1B 1-3		K 1-2			F7 1-2		6-3		4	0	1	0	0	1	3
Eric Davis, R (1, 7) OBP: 0.387, SLG: 0.534	K			K		K 2-3			4-3	4	0	0	0	0	3	2
Bo Diaz, R (1, 2) OBP: 0.322, SLG: 0.380		K		1-3			K		4-3	4	0	0	0	0	2	0
Eddie Milner, L (1, 8) OBP: 0.294, SLG: 0.404		BB		K			G3		BB	2	0	0	0	2	1	0
Nick Esasky, R (1, 3) OBP: 0.320, SLG: 0.426		K 1-2			F8		K		K	4	0	0	0	0	3	2
Ron Oester, S (1, 4) OBP: 0.311, SLG: 0.336		K 2-3			3-1			4-3		3	0	0	0	0	1	1
Chris Welsh, L (1, 1) OBP: 0.200, SLG: 0.303			K		K			BB		2	0	0	0	0	2	0
Max Venable, L (8, PH) OBP: 0.290, SLG: 0.282										0	1	0	0	1	0	0
Rob Murphy, L (8, 1)										0	0	0	0	0	0	0
Inning Stats	R: 0 E: 0 K: 1 S: 5 H: 1 LOB: 1 BB: 1 P: 9	R: 0 E: 0 K: 3 S: 9 H: 0 LOB: 1 BB: 1 P: 13	R: 0 E: 0 K: 2 S: 8 H: 1 LOB: 1 BB: 0 P: 8	R: 0 E: 0 K: 2 S: 7 H: 0 LOB: 0 BB: 0 P: 7	R: 0 E: 0 K: 1 S: 5 H: 0 LOB: 0 BB: 0 P: 5	R: 0 E: 0 K: 1 S: 5 H: 0 LOB: 1 BB: 1 P: 9	R: 0 E: 0 K: 2 S: 7 H: 0 LOB: 0 BB: 0 P: 7	R: 1 E: 0 K: 0 S: 4 H: 1 LOB: 1 BB: 1 P: 8	R: 0 E: 0 K: 1 S: 5 H: 0 LOB: 1 BB: 1 P: 9	1B: 3 2B: 0 3B: 0 HR: 0 SF: 0 SAC: 0 DP: 0 HBP: 0							

PITCHER		IP	WLS	BF	H	R	ER	SO	BB	IBB	HBP	BLK	WP	HR	S	P	ERA	WHIP
Nolan Ryan, R ERA: 3.58	(1, 1)	6.0	W	22	2	0	0	10	3	0	0	0	1	0	39	51	0.00	0.833
Charlie Kerfeld, R ERA: 2.79	(7, 1)	3.0	S	12	1	1	1	3	2	0	0	0	0	0	16	24	3.00	1.000

PITCHER	IP	WLS	BF	H	R	ER	SO	BB	IBB	HBP	BLK	WP	HR	S	P	ERA	WHIP

TOP

Cincinnati Reds @ Houston Astros

Astrodome, Houston, TX

Mon Sep 08 1986, 8:05 PM EDT

Att. 26,997 - Unknown

livebaseballscorecards.com

AB	29
R	1
H	3
RBI	1
BB	5
SO	13
LOB	10

WP: 1 PB: 1 SB: 3 CS: 0 PA: 34

Batter	1	2	3	4	5	6	7	8	9	AB	R	H	RBI	BB	SO	LOB
Billy Hatcher, R (1, 8) OBP: 0.311, SLG: 0.387	5-3	2-H 1B			6-3		1-2 G4-3 1B			4	0	2	1	0	0	0
Bill Doran, S (1, 4) OBP: 0.366, SLG: 0.362	4-3 1B 2B	F9			4-3		1-2f 2-3 G4-3			4	1	1	0	0	0	3
Phil Garner, R (1, 5) OBP: 0.337, SLG: 0.424 Charlie Kerfeld, R (7, 1) OBP: 0.222, SLG: 0.125	4-3 2-3		G6-4-3 1B			6-3	K			3 1	0 0	1 0	0 0	0 0	0 1	1 1
Glenn Davis, R (1, 3) OBP: 0.335, SLG: 0.493	WP E 3-H 1B		L5			F8		5-3		4	1	1	1	0	0	1
Kevin Bass, S (1, 9) OBP: 0.356, SLG: 0.483	E9 WP 1-H 1B		G6-4-3 1-2f			E4 1B 1B		F9		4	0	2	1	0	0	1
Jose Cruz, L (1, 7) OBP: 0.341, SLG: 0.387	6-3 2-3			B B B 4-0 G5-4-3 BB		B B B B 4-0 1B BB		S S S 0-3 K		2	0	0	0	2	1	1
Alan Ashby, S (1, 2) OBP: 0.336, SLG: 0.346		6-3		G5-4-3 1-2f		1-2 2-3 FC6-4 1B				3	0	1	0	0	0	1
Dickie Thon, R (1, 6) OBP: 0.319, SLG: 0.339		SH1-4 1B 1B		5-3		1-2f FC6-4				3	1	1	0	0	0	3
Nolan Ryan, R (1, 1) OBP: 0.118, SLG: 0.100 Denny Walling, L (7, 5) OBP: 0.378, SLG: 0.498		SH1-4 1-2			F8		G4-3 1B 1B			1 1	0 0	0 1	0 0	0 0	0 0	0 0
Inning Stats	R: 2 E: 1 K: 0 S: 6 H: 3 LOB: 1 BB: 0 P: 6	R: 1 E: 0 K: 0 S: 5 H: 2 LOB: 1 BB: 0 P: 5	R: 0 E: 0 K: 0 S: 3 H: 1 LOB: 0 BB: 0 P: 3	R: 0 E: 0 K: 0 S: 2 H: 0 LOB: 0 BB: 1 P: 6	R: 0 E: 0 K: 0 S: 3 H: 0 LOB: 0 BB: 0 P: 3	R: 0 E: 1 K: 0 S: 5 H: 2 LOB: 3 BB: 1 P: 9	R: 0 E: 0 K: 1 S: 6 H: 2 LOB: 1 BB: 0 P: 6	R: 0 E: 0 K: 1 S: 5 H: 0 LOB: 0 BB: 0 P: 5		1B: 9 2B: 1 3B: 0 HR: 0 SF: 0 SAC: 1 DP: 3 HBP: 0						

PITCHER		IP	WLS	BF	H	R	ER	SO	BB	IBB	HBP	BLK	WP	HR	S	P	ERA	WHIP
Chris Welsh, L ERA: 4.36	(1, 1)	7.0	L	30	10	3	3	1	2	0	0	0	2	0	30	38	3.86	1.714
Rob Murphy, L ERA: 1.03	(8, 1)	1.0		3	0	0	0	1	0	0	0	0	0	0	5	5	0.00	0.000

PITCHER	IP	WLS	BF	H	R	ER	SO	BB	IBB	HBP	BLK	WP	HR	S	P	ERA	WHIP

BOTTOM

Cincinnati Reds @ Houston Astros

Astrodome, Houston, TX

Mon Sep 08 1986, 8:05 PM EDT

Att. 26,997 - Unknown

livebaseballscorecards.com

AB	30
R	3
H	10
RBI	3
BB	2
SO	2
LOB	12

1B: 9 SF: 0
2B: 1 SAC: 1
3B: 0 DP: 3
HR: 0 HBP: 0

WP: 2 PA: 33
PB: 0
SB: 0
CS: 0

Batter	1	2	3	4	5	6	7	8	9	AB	R	H	RBI	BB	SO	LOB
Barry Larkin, R (1, 6) OBP: 0.293, SLG: 0.372	S S S 0-3 ① K			x 0-0 ① F9		S S S 0-3 ③ K			x 0-0 ① 6-3	4	0	0	0	0	2	0
Buddy Bell, R (1, 5) OBP: 0.364, SLG: 0.448	x 0-0 ② F8			x 0-0 ② 6-3			x 0-0 G3 HR 2B		x 0-0 ② 6-3	4	1	1	0	0	0	0
Dave Parker, L (1, 9) OBP: 0.338, SLG: 0.493	S S S 0-3 ③ K			x 0-0 ③ F5			x 0-0 ① G3 2-3		x 0-0 ③ F6	4	0	0	0	0	1	1
Eric Davis, R (1, 7) OBP: 0.386, SLG: 0.541		S S S 0-3 ① K			S S S 0-3 ① K		x 0-0 3-H HR			3	1	1	2	0	2	0
Bo Diaz, R (1, 2) OBP: 0.319, SLG: 0.377		x 0-0 ② F7			x 0-0 ② F9		x 0-0 ② 6-3			3	0	0	0	0	0	0
Eddie Milner, L (1, 8) OBP: 0.294, SLG: 0.403		x 0-0 ③ 1-3			x 0-0 S 1B		x 0-0 ③ 4-3			3	0	1	0	0	0	0
Nick Esasky, R (1, 3) OBP: 0.320, SLG: 0.425			x 0-0 FC4-6 1B		S S S 0-3 ③ K 1-2			x 0-0 ① F3		3	0	1	0	0	1	1
Ron Oester, S (1, 4) OBP: 0.311, SLG: 0.336			x 0-0 ① FC4-6 G4-6-3 1-2f			x 0-0 G6-4-3 1B		S S S 0-3 ② K		3	0	1	0	0	1	1
Tom Browning, L (1, 1) OBP: 0.167, SLG: 0.176 Ron Robinson, R (6, 1) OBP: 0.077, SLG: 0.077 Rob Murphy, L (7, 1) Max Venable, L (8, PH) OBP: 0.288, SLG: 0.279 Bill Landrum, R (8, 1) John Franco, L (8, 1)			x 0-0 ② ③ G4-6-3 1-2f			x 0-0 ① ② G6-4-3 1-2f		x 0-0 ③ 3-1		2 0 0 1 0 0	0 0 0 0 0 0	0 0 0 0 0 0	0 0 0 0 0 0	0 0 0 0 0 0	0 0 0 0 0 0	2 0 0 0 0 0
Inning Stats	R: 0 H: 0 E: 0 LOB: 0 K: 2 BB: 0 S: 7 P: 7	R: 0 H: 0 E: 0 LOB: 0 K: 1 BB: 0 S: 5 P: 5	R: 0 H: 1 E: 0 LOB: 0 K: 0 BB: 0 S: 3 P: 3	R: 0 H: 0 E: 0 LOB: 0 K: 0 BB: 0 S: 3 P: 3	R: 0 H: 1 E: 0 LOB: 1 K: 2 BB: 0 S: 8 P: 8	R: 0 H: 1 E: 0 LOB: 0 K: 1 BB: 0 S: 5 P: 5	R: 2 H: 2 E: 0 LOB: 0 K: 0 BB: 0 S: 5 P: 5	R: 0 H: 0 E: 0 LOB: 0 K: 1 BB: 0 S: 5 P: 5	R: 0 H: 0 E: 0 LOB: 0 K: 0 BB: 0 S: 3 P: 3	1B: 3 SF: 0 2B: 1 SAC: 0 3B: 0 DP: 2 HR: 1 HBP: 0						WP: 0 PA: 30 PB: 0 SB: 1 CS: 0

Cincinnati Reds @ Houston Astros

Astrodome, Houston, TX

Tue Sep 09 1986, 8:05 PM EDT

Att. 22,711 - Unknown

TOP

livebaseballscorecards.com

AB	30
R	2
H	5
RBI	2
BB	0
SO	7
LOB	5

PITCHER		IP	WLS	BF	H	R	ER	SO	BB	IBB	HBP	BLK	WP	HR	S	P	ERA	WHIP
Mike Scott, R ERA: 2.25	(1, 1)	8.0	W	27	5	2	2	7	0	0	0	0	0	1	41	41	2.25	0.625
Matt Keough, R ERA: 4.22	(9, 1)	1.0		3	0	0	0	0	0	0	0	0	0	0	3	3	0.00	0.000

PITCHER	IP	WLS	BF	H	R	ER	SO	BB	IBB	HBP	BLK	WP	HR	S	P	ERA	WHIP

Batter	1	2	3	4	5	6	7	8	9	AB	R	H	RBI	BB	SO	LOB
Billy Hatcher, R (1, 8) (9, 7) OBP: 0.315, SLG: 0.390	F4		6-3			1B 2B 1B	S 1B 1B	G3 S 2B 1B 2-H		5	3	3	1	0	0	0
Bill Doran, S (1, 4) OBP: 0.367, SLG: 0.361	4-3		6-3			F8	1-H 2B 1B	BBBB 1-2 G3 2B BB		4	2	1	1	1	0	1
Phil Garner, R (1, 5) OBP: 0.340, SLG: 0.427	PB 1B			F9		1-3 2B 1B	1-H 2B	1-2 2-3 G3		3	1	2	0	0	0	0
Denny Walling, L (7, 5) OBP: 0.379, SLG: 0.502										2	0	1	1	0	0	2
Glenn Davis, R (1, 3) OBP: 0.336, SLG: 0.493	4-3 1-2			F8		1-H 1B 2B 3-H	K	2B IBB		4	1	1	2	1	1	2
Kevin Bass, S (1, 9) OBP: 0.360, SLG: 0.487		F8		1B		2-H 1B S SF8 1B	BB	1-3 2-H 3-H 2B		4	1	3	3	1	0	0
Jose Cruz, L (1, 7) OBP: 0.339, SLG: 0.384		4-3		K		1-3 1B 1B	K	4-3		5	0	1	0	0	2	5
Tony Walker, R (9, 8) OBP: 0.322, SLG: 0.382										0	0	0	0	0	0	0
Alan Ashby, S (1, 2) OBP: 0.334, SLG: 0.346		1B			K	SF8 3-H	4-3			3	0	1	1	0	1	2
Dickie Thon, R (1, 6) OBP: 0.322, SLG: 0.346		F9			F9	1-2 1B		1B 2B		4	1	2	0	0	0	1
Mike Scott, R (1, 1) OBP: 0.141, SLG: 0.145			K		K	K		K		4	0	0	0	0	4	3
Matt Keough, R (9, 1) OBP: 0.333, SLG: 0.417										0	0	0	0	0	0	0
Inning Stats	R: 0 E: 0 K: 0 S: 4 H: 1 LOB: 1 BB: 0 P: 4	R: 0 E: 0 K: 0 S: 4 H: 1 LOB: 1 BB: 0 P: 4	R: 0 E: 0 K: 1 S: 5 H: 0 LOB: 0 BB: 0 P: 5	R: 0 E: 0 K: 1 S: 6 H: 1 LOB: 1 BB: 0 P: 6	R: 0 E: 0 K: 2 S: 7 H: 0 LOB: 0 BB: 0 P: 7	R: 4 E: 0 K: 1 S: 11 H: 6 LOB: 2 BB: 0 P: 11	R: 2 E: 0 K: 2 S: 10 H: 3 LOB: 2 BB: 1 P: 14	R: 3 E: 0 K: 1 S: 8 H: 3 LOB: 2 BB: 2 P: 16		1B: 11 2B: 4 3B: 0 HR: 0 SF: 1 SAC: 0 DP: 0 HBP: 0						

PITCHER		IP	WLS	BF	H	R	ER	SO	BB	IBB	HBP	BLK	WP	HR	S	P	ERA	WHIP
Tom Browning, L ERA: 4.08	(1, 1)	5.2	L	26	9	4	4	4	0	0	0	0	0	0	34	34	6.35	1.588
Ron Robinson, R ERA: 3.07	(6, 1)	0.2		6	3	2	2	2	1	0	0	0	0	0	9	13	27.00	6.000
Rob Murphy, L ERA: 1.01	(7, 1)	0.2		2	0	0	0	1	0	0	0	0	0	0	4	4	0.00	0.000
Bill Landrum, R ERA: 23.14	(8, 1)	0.1		4	2	3	3	1	1	0	0	0	0	0	5	9	81.00	9.000
John Franco, L ERA: 2.57	(8, 1)	0.2		4	1	0	0	0	0	1	0	0	0	0	3	7	0.00	1.500

PITCHER	IP	WLS	BF	H	R	ER	SO	BB	IBB	HBP	BLK	WP	HR	S	P	ERA	WHIP

BOTTOM

Cincinnati Reds @ Houston Astros

Astrodome, Houston, TX

Tue Sep 09 1986, 8:05 PM EDT

Att. 22,711 - Unknown

livebaseballscorecards.com

AB	38
R	9
H	15
RBI	9
BB	3
SO	8
LOB	16

Cincinnati Reds @ San Francisco Giants

Candlestick Park, San Francisco, CA

Wed Sep 10 1986, 6:33 AM EDT

Att. 5,571 - Unknown

TOP

livebaseballscorecards.com

Batter	1	2	3	4	5	6	7	8	9	AB	R	H	RBI	BB	SO	LOB
Barry Larkin, R (1, 6) OBP: 0.337, SLG: 0.411	B B B B 4-0 BLK HR BB	x 0-0 1-3 2-H 1B		x 0-0 2-H 2B		x 0-0 G6-4-3 1B	x 0-0 1-3 3-H 1B		B B B B 4-0 BB 1-2 1B BB	4	2	4	3	2	0	0
Buddy Bell, R (1, 5) OBP: 0.361, SLG: 0.444	x 0-0 ① F9	x 0-0 ③ F7		S S S 0-3 ③ K		x 0-0 ①② G6-4-3 1-2f	x 0-0 ③ F7		B B B B 4-0 1B 1-2 2-3 BB	5	0	0	0	1	1	7
Dave Parker, L (1, 9) OBP: 0.337, SLG: 0.490	S S S 0-3 ② K 1-2		x 0-0 ① F8		x 0-0 S 1B 1B 1B	x 0-0 ③ 4-3		x 0-0 ① G3	x 0-0 ① F8	5	1	1	0	0	1	1
Max Venable, L (8, 9) OBP: 0.286, SLG: 0.277										1	0	0	0	0	0	3
Eric Davis, R (1, 8) OBP: 0.391, SLG: 0.570	x 0-0 2-H HR		x 0-0 HR		x 0-0 1B S 1-2 1B 1B		x 0-0 E3 E 1B BB	x 0-0 HR	x 0-0 ② F3	5	5	4	4	0	0	0
Bill Landrum, R (8, 1)										1	0	0	0	0	0	3
Bo Diaz, R (1, 2) OBP: 0.323, SLG: 0.381	x 0-0 ③ F8		x 0-0 G4-6-3 1B		x 0-0 BB 1B 1-3 2-H G6-4-3 1B		x 0-0 BB E 1-2 FC3-6 1B	x 0-0 1B 1B	x 0-0 1-3 2-H 3-H 1B	4	2	3	1	0	0	0
Sal Butera, R (7, 2) OBP: 0.355, SLG: 0.352										2	0	2	2	0	0	0
Tony Perez, R (1, 3) OBP: 0.317, SLG: 0.292		x 0-0 ① 4-3	x 0-0 ②③ G4-6-3 1-2f		x 0-0 G6-4-3 BB 1-2 3-H 1B		x 0-0 E5 FC3-6 BB 1B 1-2 2-3	x 0-0 1-2 1B	x 0-0 ③ F9	6	1	2	1	0	0	5
Nick Esasky, R (1, 7) OBP: 0.327, SLG: 0.426		B B B B 4-0 BB 1B BB		x 0-0 SH1-4 2B 1B	B B B B 4-0 G6-4-3 1-2 2-3 BB		B B B B 4-0 FC3-6 1-2 2-3 3-H BB	x 0-0 ② F9		2	2	1	1	3	0	2
Dave Concepcion, R (1, 4) OBP: 0.301, SLG: 0.325		x 0-0 ② F9		x 0-0 ① F9	x 0-0 ①② G6-4-3 1-2f 2-3 3-H		x 0-0 ① FC3-6 1B 1-2f 2-3 3-H	x 0-0 ③ 6-3		5	0	0	1	0	0	8
Ted Power, R (1, 1) OBP: 0.200, SLG: 0.143		B B B B 4-0 1B 1-2 BB		x 0-0 ② SH1-4 1-2	S S S 0-3 ③ K		S S S 0-3 ② K		x 0-0 BB BB 1B	2	0	0	0	1	2	3
Eddie Milner, L (8, 8) OBP: 0.296, SLG: 0.405										1	1	1	0	0	0	0

	AB	43
	R	14
	H	18
	RBI	13
	BB	7
	SO	4
	LOB	32

Inning Stats	1	2	3	4	5	6	7	8	9	1B: 14	SF: 0	WP: 0	PA: 51
	R: 2 E: 0 K: 1 S: 6 H: 1 LOB: 0 BB: 1 P: 10	R: 1 E: 0 K: 0 S: 4 H: 1 LOB: 2 BB: 2 P: 12	R: 1 E: 0 K: 0 S: 4 H: 2 LOB: 0 BB: 0 P: 4	R: 1 E: 0 K: 1 S: 7 H: 2 LOB: 1 BB: 0 P: 7	R: 3 E: 0 K: 1 S: 8 H: 4 LOB: 1 BB: 1 P: 12	R: 0 E: 0 K: 0 S: 3 H: 1 LOB: 0 BB: 0 P: 3	R: 3 E: 2 K: 1 S: 9 H: 2 LOB: 2 BB: 1 P: 13	R: 1 E: 0 K: 0 S: 6 H: 3 LOB: 2 BB: 0 P: 6	R: 2 E: 0 K: 0 S: 5 H: 2 LOB: 2 BB: 2 P: 13	2B: 1 3B: 0 HR: 3	SAC: 1 DP: 3 HBP: 0	PB: 0 SB: 2 CS: 0	

PITCHER		IP	WLS	BF	H	R	ER	SO	BB	IBB	HBP	BLK	WP	HR	S	P	ERA	WHIP
Vida Blue, L ERA: 3.34	(1, 1)	3.2	L	19	6	5	5	1	3	0	0	1	0	2	18	30	12.27	2.455
Greg Minton, R ERA: 4.21	(4, 1)	0.1		5	4	3	3	1	0	0	0	0	0	0	7	7	81.00	12.000
Frank Williams, R ERA: 1.42	(5, 1)	2.0		6	1	0	0	1	1	0	0	0	0	0	7	11	0.00	1.000
Randy Bockus, R ERA:	(7, 1)	1.0		8	2	3	0	1	1	0	0	0	0	0	9	13	0.00	3.000
Mark Davis, L ERA: 3.05	(8, 1)	1.0		6	3	1	1	0	0	0	0	0	0	1	6	6	9.00	3.000

PITCHER		IP	WLS	BF	H	R	ER	SO	BB	IBB	HBP	BLK	WP	HR	S	P	ERA	WHIP
Mark Grant, R ERA: 18.0	(9, 1)	1.0		7	2	2	2	0	2	0	0	0	0	0	5	13	18.00	4.000

Batter	1	2	3	4	5	6	7	8	9	AB	R	H	RBI	BB	SO	LOB
Mike Woodard, L (1, 4) OBP: 0.360, SLG: 0.317	L8		K 1-2			L5-3 1-2			6-3	4	0	0	0	0	1	2
Will Clark, L (1, 3) OBP: 0.344, SLG: 0.444	B5			G6-4-3 1B			G6-4-3 BB		1B	3	0	2	0	1	0	0
Rick Lancellotti, L (1, 9)	F8			F8			K		F6	4	0	0	0	0	1	3
Candy Maldonado, R (1, 7) OBP: 0.308, SLG: 0.503		HR		G6-4-3 1-2f			G6-4-3 1-2f			3	1	1	1	0	0	2
Chili Davis, S (1, 8) OBP: 0.373, SLG: 0.411		K			L7			E 1B G4-6-3 1B		3	1	1	0	0	1	0
Bob Brenly, R (1, 5) OBP: 0.358, SLG: 0.390		5-3			G4-3 BB			E4 G4-6-3 1-3 1B		2	0	1	0	1	0	0
Bob Melvin, R (1, 2) OBP: 0.260, SLG: 0.322		K			G4-3 1-2f			G4-6-3 1-2f 3-H		1	0	0	0	0	1	0
Phil Ouellette, S (5, PH) (6, 2)										2	0	0	0	0	0	2
Jose Uribe, S (1, 6) OBP: 0.303, SLG: 0.275			CS 1B			F8		F9		2	0	1	0	0	0	0
Randy Bockus, L (7, 1)										0	0	0	0	0	0	0
Mark Davis, L (8, 1) OBP: 0.143, SLG: 0.286										0	0	0	0	0	0	0
Harry Spilman, L (8, PH) OBP: 0.319, SLG: 0.440										1	0	0	0	0	0	0
Mark Grant, R (9, 1)										0	0	0	0	0	0	0
Vida Blue, S (1, 1) OBP: 0.214, SLG: 0.167			B3			L5-3 BB			K	1	0	0	0	0	0	1
Greg Minton, S (4, 1)										0	0	0	0	0	0	0
Frank Williams, R (5, 1) OBP: 0.500, SLG: 0.500										0	0	0	0	0	0	0
Mike Aldrete, L (6, PH) OBP: 0.361, SLG: 0.410										0	0	0	1	0	0	0
Luis Quinones, S (7, 6) OBP: 0.225, SLG: 0.282										1	0	0	0	0	1	0
Inning Stats	R: 0 E: 0 K: 0 S: 3 H: 0 LOB: 0 BB: 0 P: 3	R: 1 E: 0 K: 2 S: 8 H: 1 LOB: 0 BB: 0 P: 8	R: 0 E: 0 K: 1 S: 5 H: 1 LOB: 0 BB: 0 P: 5	R: 0 E: 0 K: 0 S: 3 H: 1 LOB: 0 BB: 0 P: 3	R: 0 E: 0 K: 0 S: 2 H: 0 LOB: 0 BB: 1 P: 6	R: 0 E: 0 K: 0 S: 2 H: 0 LOB: 0 BB: 1 P: 6	R: 0 E: 0 K: 1 S: 4 H: 0 LOB: 0 BB: 1 P: 8	R: 1 E: 1 K: 0 S: 4 H: 2 LOB: 0 BB: 0 P: 4	R: 0 E: 0 K: 1 S: 6 H: 1 LOB: 1 BB: 0 P: 6	1B: 5 2B: 1 3B: 0 HR: 1 SF: 0 SAC: 0 DP: 5 HBP: 0						

PITCHER		IP	WLS	BF	H	R	ER	SO	BB	IBB	HBP	BLK	WP	HR	S	P	ERA	WHIP
Ted Power, R ERA: 3.86	(1, 1)	7.0	W	22	3	1	1	4	3	0	0	0	0	1	27	39	1.29	0.857
Bill Landrum, R ERA: 12.46	(8, 1)	2.0		8	3	1	0	1	0	0	0	0	0	0	10	10	0.00	1.500

PITCHER		IP	WLS	BF	H	R	ER	SO	BB	IBB	HBP	BLK	WP	HR	S	P	ERA	WHIP

BOTTOM

Cincinnati Reds @ San Francisco Giants

Candlestick Park, San Francisco, CA

Wed Sep 10 1986, 6:33 AM EDT

Att. 5,571 - Unknown

livebaseballscorecards.com

AB	27
R	2
H	6
RBI	1
BB	3
SO	5
LOB	10

WP: 0 PA: 30
PB: 0
SB: 0
CS: 1

Cincinnati Reds @ San Francisco Giants

Candlestick Park, San Francisco, CA

Thu Sep 11 1986, 6:33 AM EDT

Att. 4,624 - Unknown

TOP

livebaseballscorecards.com

Batter	1	2	3	4	5	6	7	8	9	AB	R	H	RBI	BB	SO	LOB
Kal Daniels, L (1, 7) OBP: 0.382, SLG: 0.494 Eddie Milner, L (3, PH) OBP: 0.299, SLG: 0.406 (3, 8)	x 0-0 ① 1-3		BBBB 4-0 FC5 BB		x 0-0 3-H 1B		x 0-0 ②③ G4-6-3 1-2f			1 2	0 0	0 1	0 1	0 1	0 0	0 2
Buddy Bell, R (1, 5) OBP: 0.359, SLG: 0.440	x 0-0 ② 6-3		x 0-0 ③ FC5 1-2 2-3		x 0-0 ③ F2			SSS 0-3 ① K		4	0	0	0	0	1	3
Dave Parker, L (1, 9) OBP: 0.337, SLG: 0.488	SSS 0-3 ③ K			x 0-0 ① G3		x 0-0 E1 6-3 1B		x 0-0 ② F8		4	0	1	0	0	1	0
Eric Davis, R (1, 8) OBP: 0.392, SLG: 0.568 (3, 7)		SSS 0-3 ① K		x 0-0 S 1B		SSS 0-3 ① K		BBBB 4-0 S BB		3	0	1	0	1	2	1
Bo Diaz, R (1, 2) OBP: 0.320, SLG: 0.377		x 0-0 ② G3		x 0-0 ② 1-3 1-2		x 0-0 ② 6-3 2-3		SSS 0-3 ③ K2-3 1-2		4	0	0	0	0	1	3
Barry Larkin, R (1, 6) OBP: 0.333, SLG: 0.404		SSS 0-3 ③ K		x 0-0 ③ 6-3		x 0-0 ③ F7			x 0-0 1B	4	0	1	0	0	1	2
Nick Esasky, R (1, 3) OBP: 0.329, SLG: 0.425			x 0-0 ① 4-3		x 0-0 4-3 4-3 1B 1B		BBBB 4-0 FC5-6 E BB		SSS 0-3 ① K	3	1	1	0	1	1	1
Ron Oester, S (1, 4) OBP: 0.311, SLG: 0.333			BBBB 4-0 FC5 SH1-4 BB		x 0-0 ① 4-3 1-2		x 0-0 E4 FC5-6 1-2		x 0-0 ② F8	3	0	0	0	1	0	3
Bill Gullickson, R (1, 1) OBP: 0.107, SLG: 0.082 Kurt Stillwell, S (7, PR) OBP: 0.296, SLG: 0.245 Ron Robinson, R (7, 1) OBP: 0.077, SLG: 0.077 Max Venable, L (9, PH) OBP: 0.283, SLG: 0.274			x 0-0 ② SH1-4 1-2		x 0-0 ② 4-3 2-3		x 0-0 ① FC5-6 G4-6-3 1-2 2-3		SSS 0-3 ③ K	2 0 0 1	0 0 0 0	0 0 0 0	0 0 0 0	0 0 0 0	0 0 0 1	3 0 0 1
Inning Stats	R: 0 E: 0 K: 1 S: 5 H: 0 LOB: 0 BB: 0 P: 5	R: 0 E: 0 K: 2 S: 7 H: 0 LOB: 0 BB: 0 P: 7	R: 0 E: 0 K: 0 S: 3 H: 0 LOB: 2 BB: 2 P: 11	R: 0 E: 0 K: 0 S: 4 H: 1 LOB: 1 BB: 0 P: 4	R: 1 E: 0 K: 0 S: 5 H: 2 LOB: 1 BB: 0 P: 5	R: 0 E: 1 K: 1 S: 6 H: 1 LOB: 1 BB: 0 P: 6	R: 0 E: 1 K: 0 S: 3 H: 0 LOB: 2 BB: 1 P: 7	R: 0 E: 0 K: 2 S: 7 H: 0 LOB: 1 BB: 1 P: 11	R: 0 E: 0 K: 2 S: 8 H: 1 LOB: 1 BB: 0 P: 8	1B: 5 2B: 0 3B: 0 HR: 0 SF: 0 SAC: 1 DP: 1 HBP: 0						

	AB	31
	R	1
	H	5
	RBI	1
	BB	4
	SO	8
	LOB	19

WP: 0 PB: 0 SB: 2 CS: 0 PA: 36

PITCHER	IP	WLS	BF	H	R	ER	SO	BB	IBB	HBP	BLK	WP	HR	S	P	ERA	WHIP
Kelly Downs, R (1, 1) ERA: 3.21	7.0	W	28	4	1	1	4	3	0	0	0	0	0	33	45	1.29	1.000
Scott Garrelts, R (8, 1) ERA: 3.24	2.0	S	8	1	0	0	4	1	0	0	0	0	0	15	19	0.00	1.000

PITCHER	IP	WLS	BF	H	R	ER	SO	BB	IBB	HBP	BLK	WP	HR	S	P	ERA	WHIP

Batter	1	2	3	4	5	6	7	8	9	AB	R	H	RBI	BB	SO	LOB
Dan Gladden, R (1, 8) OBP: 0.357, SLG: 0.348	5-3		1-2 1B		1-3		K			4	0	1	0	0	1	0
Robby Thompson, R (1, 4) OBP: 0.323, SLG: 0.364	K		F7		2B BB		K			3	0	0	0	1	2	2
Will Clark, L (1, 3) OBP: 0.345, SLG: 0.448	F7			FC1-6 1B	1-3 2B		4-3			4	0	2	0	0	0	0
Candy Maldonado, R (1, 7) OBP: 0.308, SLG: 0.498		6-3		FC1-6 HR 1-2f	G6-4-3 HBP			5-3		3	1	0	0	0	0	1
Chili Davis, S (1, 9) OBP: 0.374, SLG: 0.418		K		HR 1-H	G6-4-3 1-2f			BB BB 1B		4	1	2	2	0	1	3
Bob Brenly, R (1, 5) OBP: 0.357, SLG: 0.391		F8		4-3 2B		F7		F9		4	0	1	0	0	0	1
Luis Quinones, S (9, 5) OBP: 0.225, SLG: 0.282										0	0	0	0	0	0	0
Phil Ouellette, S (1, 2) OBP: 0.333, SLG: 0.200			F5	4-3 2-3		FC4-6 1B		BB 1-2 BB		3	0	1	0	1	0	1
Jose Uribe, S (1, 6) OBP: 0.307, SLG: 0.276			1B 1B	IBB		FC4-6 1-2		1-2 2-3 BB		2	0	1	0	2	0	1
Kelly Downs, R (1, 1) OBP: 0.150, SLG: 0.105			K	K		4-3		K		3	0	0	0	0	2	4
Scott Garrelts, R (8, 1) OBP: 0.209, SLG: 0.286										1	0	0	0	0	1	3
Inning Stats	R: 0 E: 0 K: 1 S: 5 H: 0 LOB: 0 BB: 0 P: 5	R: 0 E: 0 K: 1 S: 5 H: 0 LOB: 0 BB: 0 P: 5	R: 0 E: 0 K: 1 S: 7 H: 2 LOB: 2 BB: 0 P: 7	R: 2 E: 0 K: 1 S: 8 H: 3 LOB: 2 BB: 1 P: 12	R: 0 E: 0 K: 0 S: 3 H: 1 LOB: 2 BB: 1 P: 8	R: 0 E: 0 K: 0 S: 4 H: 1 LOB: 1 BB: 0 P: 4	R: 0 E: 0 K: 2 S: 7 H: 0 LOB: 0 BB: 0 P: 7	R: 0 E: 0 K: 1 S: 6 H: 1 LOB: 3 BB: 2 P: 14		1B: 5 2B: 2 3B: 0 HR: 1 SF: 0 SAC: 0 DP: 1 HBP: 1	WP: 0 PB: 0 SB: 0 CS: 0 PA: 36					

PITCHER		IP	WLS	BF	H	R	ER	SO	BB	IBB	HBP	BLK	WP	HR	S	P	ERA	WHIP
Bill Gullickson, R ERA: 2.95	(1, 1)	6.0	L	27	7	2	2	4	1	1	1	0	0	1	32	41	3.00	1.333
Ron Robinson, R ERA: 3.01	(7, 1)	2.0		9	1	0	0	3	2	0	0	0	0	0	13	21	0.00	1.500

PITCHER	IP	WLS	BF	H	R	ER	SO	BB	IBB	HBP	BLK	WP	HR	S	P	ERA	WHIP

BOTTOM

Cincinnati Reds @ San Francisco Giants

Candlestick Park, San Francisco, CA

Thu Sep 11 1986, 6:33 AM EDT

Att. 4,624 - Unknown

livebaseballscorecards.com

AB	31
R	2
H	8
RBI	2
BB	4
SO	7
LOB	16

Cincinnati Reds @ Los Angeles Dodgers

Dodger Stadium, Los Angeles, CA

Fri Sep 12 1986, 7:05 PM PDT

Att. 34,027 - Unknown

livebaseballscorecards.com

TOP

Batter	1	2	3	4	5	6	7	8	9	AB	R	H	RBI	BB	SO	LOB
Barry Larkin, R (1, 6) OBP: 0.333, SLG: 0.400	1-3		1B 1B	E2 1-3 2-H 3-H 1B		1-3	G6-4-3 1-2f		G3	6	1	2	2	0	0	4
Buddy Bell, R (1, 5) OBP: 0.357, SLG: 0.438	K		1B 1-2 1B	K		1-3		F7		5	0	1	0	0	2	2
Dave Parker, L (1, 9) OBP: 0.337, SLG: 0.487	K		G6-4-3 1-3 2-H 1B		3-1	F6		FC6-4 1B		5	0	2	1	0	1	0
Eric Davis, R (1, 7) OBP: 0.392, SLG: 0.565		K	G6-4-3 1-2f		HR 1B		S 2B BB	K		4	2	1	0	1	2	3
Bo Diaz, R (1, 2) OBP: 0.323, SLG: 0.389		5-3		2B 1B 1B	1-H HR		1-H 1B 2B	FC6-4 1-2f		5	3	3	3	0	0	1
Eddie Milner, L (1, 8) OBP: 0.303, SLG: 0.409		S 1B		1-3 1B 2B	L4		BB 1B BB		F7	4	1	2	0	1	0	0
Nick Esasky, R (1, 3) OBP: 0.333, SLG: 0.424		1-2 BB	K	1B BB		BB 1-2 2-H 1B		F3		3	0	1	1	2	1	2
Ron Oester, S (1, 4) OBP: 0.316, SLG: 0.338		4-3		E 1B IBB	1-2 1B		G6-4-3 1-2 2-3 BB		E8 1B 2B	3	1	2	0	2	0	2
Chris Welsh, L (1, 1) OBP: 0.184, SLG: 0.278			G3	K	F7		F7		3-H 1B	3	0	0	0	0	1	5
Max Venable, L (7, PH) OBP: 0.281, SLG: 0.272										1	0	0	0	0	0	3
Rob Murphy, L (7, 1)										0	0	0	0	0	0	0
Kurt Stillwell, S (9, PH) OBP: 0.299, SLG: 0.248										1	0	1	1	0	0	0
John Franco, L (9, 1)										0	0	0	0	0	0	0

	AB	40
	R	8
	H	15
	RBI	8
	BB	6
	SO	7
	LOB	22

Inning Stats										
	R: 0	H: 0	R: 0	H: 1	R: 1	H: 3	R: 2	H: 3	R: 2	H: 3
	E: 0	LOB: 0	E: 0	LOB: 2	E: 0	LOB: 1	E: 1	LOB: 2	E: 0	LOB: 2
	K: 2	BB: 0	K: 1	BB: 1	K: 0	BB: 0	K: 3	BB: 1	K: 0	BB: 1
	S: 7	P: 7	S: 6	P: 10	S: 5	P: 5	S: 12	P: 16	S: 6	P: 10

Inning Stats										
	R: 0	H: 0	R: 2	H: 2	R: 0	H: 1	R: 1	H: 2	1B: 11	SF: 0
	E: 0	LOB: 0	E: 0	LOB: 2	E: 0	LOB: 1	E: 1	LOB: 1	2B: 3	SAC: 0
	K: 0	BB: 0	K: 0	BB: 3	K: 1	BB: 0	K: 0	BB: 0	3B: 0	DP: 2
	S: 3	P: 3	S: 4	P: 16	S: 6	P: 6	S: 5	P: 5	HR: 1	HBP: 0

	WP: 0	PA: 46
	PB: 0	
	SB: 2	
	CS: 0	

PITCHER		IP	WLS	BF	H	R	ER	SO	BB	IBB	HBP	BLK	WP	HR	S	P	ERA	WHIP
Brian Holton, R ERA: 2.55	(1, 1)	4.0	L	20	7	3	3	6	1	1	0	0	0	0	30	38	6.75	2.000
Jerry Reuss, L ERA: 6.04	(5, 1)	1.0		7	3	2	2	0	1	0	0	0	0	1	6	10	18.00	4.000
Ed Vande Berg, L ERA: 3.77	(6, 1)	1.0		8	2	2	2	0	3	0	0	0	0	0	5	17	18.00	5.000
Tom Niedenfuer, R ERA: 3.03	(7, 1)	1.0		2	0	0	0	0	0	0	0	0	0	0	2	2	0.00	0.000
Balvino Galvez, R ERA: 3.24	(8, 1)	2.0		9	3	1	1	1	0	0	0	0	0	0	11	11	4.50	1.500

PITCHER		IP	WLS	BF	H	R	ER	SO	BB	IBB	HBP	BLK	WP	HR	S	P	ERA	WHIP

Batter	1	2	3	4	5	6	7	8	9	AB	R	H	RBI	BB	SO	LOB
Steve Sax, R (1, 4) OBP: 0.383, SLG: 0.433	F8		F8		5-3		G3		1B SF8 1B	5	1	1	0	0	0	0
Enos Cabell, R (1, 9) (9, 3) OBP: 0.305, SLG: 0.333	6-3		6-3		G6-4-3 1B		6-3		1-3 1B	5	0	2	0	0	0	0
Bill Madlock, R (1, 5) OBP: 0.338, SLG: 0.403	1B			5-3 1B 1B	G6-4-3 1-2f			BB WP 1B	SF8 3-H	4	1	3	1	0	0	1
Pedro Guerrero, R (1, 3) Mike Marshall, R (9, 9) Jeff Hamilton, R (9, PH) OBP: 0.176, SLG: 0.353 OBP: 0.298, SLG: 0.439 OBP: 0.240, SLG: 0.330	K			5-3 1-2		1B 1B		F9	K	4 0 1	0 0 0	1 0 0	0 0 0	0 0 0	1 0 1	3 0 1
Alex Trevino, R (1, 2) OBP: 0.346, SLG: 0.386		4-3		1B 1B 2-H	F9			K 1-2		4	1	1	1	0	1	2
Jose Gonzalez, R (1, 8) OBP: 0.261, SLG: 0.290		K		F8		FC6-4 1-2 1B		BB BB		3	0	1	0	1	1	1
Reggie Williams, R (1, 7) OBP: 0.336, SLG: 0.383		S 1B		1B 1-3 1B	F9			1-2 2-3 BB		3	0	2	0	1	0	2
Dave Anderson, R (1, 6) OBP: 0.311, SLG: 0.297		5-3 1-2		1-3 3-H 1B	FC6-4 1-2f			L4		4	0	1	1	0	0	6
Brian Holton, R (1, 1) Bill Russell, R (4, PH) Jerry Reuss, L (5, 1) Ed Vande Berg, R (6, 1) Tom Niedenfuer, R (7, 1) Jack Fimple, R (7, PH) Balvino Galvez, R (8, 1) Larry See, R (9, PH) OBP: 0.300, SLG: 0.292 OBP: 0.320, SLG: 0.316 OBP: 0.500, SLG: 0.500 OBP: 0.080, SLG: 0.091 OBP: 0.214, SLG: 0.286			F9	F9			4-3		K2-3	1 1 0 0 0 1 0 1	0 0 0 0 0 0 0 0	0 0 0 0 0 0 0 0	0 0 0 0 0 0 0 0	0 0 0 0 0 0 0 0	0 0 0 0 0 0 0 1	0 2 0 0 0 0 0 0
Inning Stats	R: 0 E: 0 K: 1 S: 6 H: 1 LOB: 1 BB: 0 P: 6	R: 0 E: 0 K: 1 S: 6 H: 1 LOB: 1 BB: 0 P: 6	R: 0 E: 0 K: 0 S: 3 H: 0 LOB: 0 BB: 0 P: 3	R: 2 E: 0 K: 0 S: 7 H: 4 LOB: 2 BB: 0 P: 7	R: 0 E: 0 K: 0 S: 3 H: 1 LOB: 0 BB: 0 P: 3	R: 0 E: 0 K: 0 S: 5 H: 2 LOB: 2 BB: 0 P: 5	R: 0 E: 0 K: 0 S: 3 H: 0 LOB: 0 BB: 0 P: 3	R: 0 E: 0 K: 1 S: 6 H: 1 LOB: 3 BB: 2 P: 14	R: 1 E: 0 K: 2 S: 9 H: 2 LOB: 1 BB: 0 P: 9	1B: 12 2B: 0 3B: 0 HR: 0	SF: 1 SAC: 0 DP: 1 HBP: 0					

PITCHER		IP	WLS	BF	H	R	ER	SO	BB	IBB	HBP	BLK	WP	HR	S	P	ERA	WHIP
Chris Welsh, L ERA: 4.29	(1, 1)	6.0	W	26	9	2	2	2	0	0	0	0	0	0	30	30	3.00	1.500
Rob Murphy, L ERA: 0.96	(7, 1)	2.0		9	1	0	0	1	2	0	0	0	1	0	9	17	0.00	1.500
John Franco, L ERA: 2.64	(9, 1)	1.0		5	2	1	1	2	0	0	0	0	0	0	9	9	9.00	2.000

PITCHER	IP	WLS	BF	H	R	ER	SO	BB	IBB	HBP	BLK	WP	HR	S	P	ERA	WHIP

BOTTOM

Cincinnati Reds @ Los Angeles Dodgers

Dodger Stadium, Los Angeles, CA

Fri Sep 12 1986, 7:05 PM PDT

Att. 34,027 - Unknown

livebaseballscorecards.com

AB	37
R	3
H	12
RBI	3
BB	2
SO	5
LOB	18

1B: 12 SF: 1
2B: 0 SAC: 0
3B: 0 DP: 1
HR: 0 HBP: 0

WP: 1 PA: 40
PB: 0
SB: 1
CS: 0

Batter	1	2	3	4	5	6	7	8	9	AB	R	H	RBI	BB	SO	LOB
Barry Larkin, R (1, 6) OBP: 0.327, SLG: 0.390	SSS 0-3 ① K		SSS 0-3 ① K			x 0-0 ① F8	x 0-0 1-2 BB 1B		x 0-0 ② F9	5	0	1	0	0	2	0
Buddy Bell, R (1, 5) OBP: 0.356, SLG: 0.435	x 0-0 1B		x 0-0 ② F6			x 0-0 ② F8	x 0-0 ① 2-3 F8		x 0-0 ③ 6-3	5	0	1	0	0	0	2
Dave Parker, L (1, 9) OBP: 0.337, SLG: 0.486	SSS 0-3 ② K		x 0-0 ③ G3			x 0-0 BB 1B 1B	x 0-0 ② F6			4	1	1	0	0	1	3
Eric Davis, R (1, 8) OBP: 0.393, SLG: 0.561	SSS 0-3 ③ K			x 0-0 ① 6-3		BBBB 4-0 1-2 1B BB	BBBB 4-0 1-2 BB			2	1	0	0	2	1	1
Bo Diaz, R (1, 2) OBP: 0.325, SLG: 0.389		BBBB 4-0 BB BB		x 0-0 ② 6-3		x 0-0 1B 1-3 2-H 1B	x 0-0 ③ F9			3	1	1	1	1	0	3
Max Venable, L (1, 7) OBP: 0.280, SLG: 0.271		x 0-0 ① L6		x 0-0 ③ B2-3		x 0-0 1B 1-3 3-H 1B		SSS 0-3 ① K		4	0	1	1	0	1	1
Nick Esasky, R (1, 3) OBP: 0.338, SLG: 0.426		BBBB 4-0 1-2 BB			x 0-0 G1-4-6-3 1B	x 0-0 1-2 3-H 1B		SSS 0-3 ② K		3	0	2	1	1	1	0
Ron Oester, S (1, 4) OBP: 0.313, SLG: 0.335		x 0-0 ② F2			x 0-0 ① ② G1-4-6-3 1-2f	x 0-0 ③ 4-3		SSS 0-3 ③ K		4	0	0	0	0	1	5
Tom Browning, L (1, 1) OBP: 0.190, SLG: 0.179		x 0-0 ③ 1-3			x 0-0 ③ 4-3		x 0-0 F8 1B 1B		SSS 0-3 ① K	4	0	1	0	0	1	2
Inning Stats	R: 0 H: 1 E: 0 LOB: 1 K: 3 BB: 0 S: 10 P: 10	R: 0 H: 0 E: 0 LOB: 2 K: 0 BB: 2 S: 3 P: 11	R: 0 H: 0 E: 0 LOB: 0 K: 1 BB: 0 S: 5 P: 5	R: 0 H: 0 E: 0 LOB: 0 K: 0 BB: 0 S: 3 P: 3	R: 0 H: 1 E: 0 LOB: 0 K: 0 BB: 0 S: 3 P: 3	R: 3 H: 4 E: 0 LOB: 2 K: 0 BB: 1 S: 7 P: 11	R: 0 H: 2 E: 0 LOB: 3 K: 0 BB: 1 S: 5 P: 9	R: 0 H: 0 E: 0 LOB: 0 K: 3 BB: 0 S: 9 P: 9	R: 0 H: 0 E: 0 LOB: 0 K: 1 BB: 0 S: 5 P: 5	1B: 8 SF: 0 2B: 0 SAC: 0 3B: 0 DP: 1 HR: 0 HBP: 0						

TOP

Cincinnati Reds @ Los Angeles Dodgers

Dodger Stadium, Los Angeles, CA

Sat Sep 13 1986, 3:33 AM PDT

Att. 24,831 - Unknown

livebaseballscorecards.com

AB	34
R	3
H	8
RBI	3
BB	4
SO	8
LOB	17

PITCHER		IP	WLS	BF	H	R	ER	SO	BB	IBB	HBP	BLK	WP	HR	S	P	ERA	WHIP
Bob Welch, R ERA: 3.22	(1, 1)	6.0	L	26	6	3	3	4	3	0	0	0	0	0	31	43	4.50	1.500
Dennis Powell, L ERA: 4.35	(7, 1)	0.2		5	2	0	0	0	1	0	0	0	0	0	4	8	0.00	4.500
Joe Beckwith, R ERA: 6.92	(7, 1)	1.1		4	0	0	0	3	0	0	0	0	0	0	10	10	0.00	0.000
Tom Niedenfuer, R ERA: 2.99	(9, 1)	1.0		3	0	0	0	1	0	0	0	0	0	0	5	5	0.00	0.000

PITCHER	IP	WLS	BF	H	R	ER	SO	BB	IBB	HBP	BLK	WP	HR	S	P	ERA	WHIP

WP: 0 PA: 38
PB: 0
SB: 0
CS: 0

BOTTOM

Cincinnati Reds @ Los Angeles Dodgers

Dodger Stadium, Los Angeles, CA

Sat Sep 13 1986, 3:33 AM PDT

Att. 24,831 - Unknown

livebaseballscorecards.com

Batter	1	2	3	4	5	6	7	8	9	AB	R	H	RBI	BB	SO	LOB
Steve Sax, R (1, 4) OBP: 0.382, SLG: 0.432	6-3			F9		1B		FC5-4 1-2f		4	0	1	0	0	0	1
Enos Cabell, R (1, 9) OBP: 0.300, SLG: 0.328	6-3			F2		5-3			F8	4	0	0	0	0	0	1
Bill Madlock, R (1, 5) OBP: 0.337, SLG: 0.401	5-3			5-3			1B		3-1	4	0	1	0	0	0	0
Pedro Guerrero, R (1, 3) OBP: 0.238, SLG: 0.381		K			FC6-4 1B		K		1B	4	0	2	0	0	2	1
Mike Marshall, R (9, PR) OBP: 0.298, SLG: 0.439										0	0	0	0	0	0	0
Mike Scioscia, L (1, 2) OBP: 0.383, SLG: 0.370		F7			F9		K		F7	4	0	0	0	0	1	3
Reggie Williams, R (1, 7) OBP: 0.332, SLG: 0.379		F3			FC6-4 1-2f		F3			3	0	0	0	0	0	2
Jose Gonzalez, R (1, 8) OBP: 0.250, SLG: 0.277			F7		5-3			F7		3	0	0	0	0	0	1
Dave Anderson, R (1, 6) OBP: 0.311, SLG: 0.298			6-3			F8		FC5-4 1B		3	0	1	0	0	0	0
Bob Welch, R (1, 1) OBP: 0.162, SLG: 0.145			6-3			K		FC5-4 1-2f FC5-4		1	0	0	0	0	0	0
Alex Trevino, R (6, PH) OBP: 0.344, SLG: 0.384										1	0	0	0	0	1	0
Dennis Powell, R (7, 1) OBP: 0.273, SLG: 0.545										0	0	0	0	0	0	0
Joe Beckwith, L (7, 1)										0	0	0	0	0	0	0
Bill Russell, R (8, PH) OBP: 0.299, SLG: 0.291										1	0	0	0	0	0	1
Tom Niedenfuer, R (9, 1) OBP: 0.500, SLG: 0.500										0	0	0	0	0	0	0

	AB	32
	R	0
	H	5
	RBI	0
	BB	0
	SO	4
	LOB	10

Inning Stats	1	2	3	4	5	6	7	8	9
	R: 0 E: 0 K: 0 S: 3 H: 0 LOB: 0 BB: 0 P: 3	R: 0 E: 0 K: 1 S: 5 H: 0 LOB: 0 BB: 0 P: 5	R: 0 E: 0 K: 0 S: 3 H: 0 LOB: 0 BB: 0 P: 3	R: 0 E: 0 K: 0 S: 3 H: 0 LOB: 0 BB: 0 P: 3	R: 0 E: 0 K: 0 S: 4 H: 1 LOB: 1 BB: 0 P: 4	R: 0 E: 0 K: 1 S: 6 H: 1 LOB: 1 BB: 0 P: 6	R: 0 E: 0 K: 2 S: 8 H: 1 LOB: 1 BB: 0 P: 8	R: 0 E: 0 K: 0 S: 4 H: 1 LOB: 1 BB: 0 P: 4	R: 0 E: 0 K: 0 S: 4 H: 1 LOB: 1 BB: 0 P: 4

1B: 5 2B: 0 3B: 0 HR: 0 SF: 0 SAC: 0 DP: 0 HBP: 0

WP: 0 PB: 0 SB: 0 CS: 0 PA: 32

PITCHER	IP	WLS	BF	H	R	ER	SO	BB	IBB	HBP	BLK	WP	HR	S	P	ERA	WHIP
Tom Browning, L (1, 1) ERA: 3.91	9.0	W	32	5	0	0	4	0	0	0	0	0	0	40	40	0.00	0.556

PITCHER	IP	WLS	BF	H	R	ER	SO	BB	IBB	HBP	BLK	WP	HR	S	P	ERA	WHIP

Batter	1	2	3	4	5	6	7	8	9	AB	R	H	RBI	BB	SO	LOB
Barry Larkin, R (1, 6) OBP: 0.331, SLG: 0.391	4-3		F9		1B		E6 G6-4-3 1-2 3-H		SF8 S 1-3 1B	5	1	2	1	0	0	1
Buddy Bell, R (1, 5) OBP: 0.353, SLG: 0.431	F4		K		5-3		G6-4-3 1-2f 2-3		SF8 1-3 3-H	4	0	0	1	0	1	3
Dave Parker, L (1, 9) OBP: 0.337, SLG: 0.484	1B		F9			F8	6-3		IBB	4	0	1	0	1	0	1
Eric Davis, R (1, 8) OBP: 0.393, SLG: 0.559	F3			F7		S 1B		K	1-2 3-H	5	1	2	1	0	1	1
Bo Diaz, R (1, 2) OBP: 0.326, SLG: 0.390 Tracy Jones, R (8, PR) OBP: 0.406, SLG: 0.453 Sal Butera, R (8, 2) OBP: 0.351, SLG: 0.348 John Franco, L (9, 1)		F9		F4		1-H		FC4-6	F3	4 0 1 0	0 0 0 0	2 0 0 0	1 0 0 0	0 0 0 0	0 0 0 0	0 0 2 0
Tony Perez, R (1, 3) OBP: 0.321, SLG: 0.304 Max Venable, L (8, PR) OBP: 0.280, SLG: 0.271 (8, 7)		2B		FC6-4 1B		F7		FC4-6 1-2f		4 0	0 0	2 0	0 0	0 0	0 0	2 0
Nick Esasky, R (1, 7) OBP: 0.334, SLG: 0.421 (8, 3)		F7		FC6-4 1-2f		K		K 1-2		4	0	0	0	0	2	4
Dave Concepcion, R (1, 4) OBP: 0.306, SLG: 0.329		BB			6-3		E E 1B		1B SF8 1B	3	2	2	0	1	0	0
Ted Power, R (1, 1) OBP: 0.176, SLG: 0.125 Kurt Stillwell, S (7, PH) OBP: 0.298, SLG: 0.247 Ron Robinson, R (7, 1) OBP: 0.077, SLG: 0.077 Ron Oester, S (9, PH) OBP: 0.313, SLG: 0.334 Dave Vangorder, R (9, 2)		1-3			K		E4 G6-4-3 E 1-3		K	2 1 0 1 0	0 0 0 0 0	0 0 0 0 0	0 0 0 0 0	1 0 0 1 0	2 1 0 1 0	2 1 0 1 0
Inning Stats	R: 0 E: 0 K: 0 S: 4 H: 1 LOB: 1 BB: 0 P: 4	R: 0 E: 0 K: 0 S: 4 H: 1 LOB: 2 BB: 1 P: 8	R: 0 E: 0 K: 1 S: 5 H: 0 LOB: 0 BB: 0 P: 5	R: 0 E: 0 K: 0 S: 4 H: 1 LOB: 1 BB: 0 P: 4	R: 0 E: 0 K: 1 S: 6 H: 1 LOB: 1 BB: 0 P: 6	R: 1 E: 0 K: 1 S: 7 H: 2 LOB: 1 BB: 0 P: 7	R: 1 E: 2 K: 0 S: 5 H: 1 LOB: 1 BB: 0 P: 5	R: 0 E: 0 K: 2 S: 8 H: 1 LOB: 2 BB: 0 P: 8	R: 2 E: 0 K: 1 S: 8 H: 3 LOB: 2 BB: 1 P: 12	1B: 10 2B: 1 3B: 0 HR: 0 SF: 1 SAC: 0 DP: 1 HBP: 0						

PITCHER		IP	WLS	BF	H	R	ER	SO	BB	IBB	HBP	BLK	WP	HR	S	P	ERA	WHIP
Rick Honeycutt, L ERA: 2.99	(1, 1)	6.0		25	6	1	1	3	1	0	0	0	0	0	30	34	1.50	1.167
Ken Howell, R ERA: 3.03	(7, 1)	2.0		9	2	1	0	2	0	0	0	0	0	0	13	13	0.00	1.000
Tom Niedenfuer, R ERA: 3.18	(9, 1)	1.0	L	7	3	2	2	1	0	1	0	0	0	0	8	12	18.00	3.000

PITCHER	IP	WLS	BF	H	R	ER	SO	BB	IBB	HBP	BLK	WP	HR	S	P	ERA	WHIP

TOP

Cincinnati Reds @ Los Angeles Dodgers

Dodger Stadium, Los Angeles, CA

Sun Sep 14 1986, 3:33 AM PDT

Att. 26,440 - Unknown

livebaseballscorecards.com

AB	38
R	4
H	11
RBI	4
BB	2
SO	6
LOB	18

WP: 0 PA: 41
PB: 0
SB: 3
CS: 0

Batter	1	2	3	4	5	6	7	8	9	AB	R	H	RBI	BB	SO	LOB
Steve Sax, R (1, 4) OBP: 0.382, SLG: 0.432	1B 2B	4-3			FC4 CS SF7 1-3			F5		4	1	1	0	0	0	2
Ralph Bryant, L (1, 9) OBP: 0.348, SLG: 0.800	1B G3 BB		F8		SF7 1-2 3-H			K		2	1	0	1	1	1	0
Len Matuszek, L (1, 7) OBP: 0.333, SLG: 0.439 Tom Niedenfuer, R (9, 1) OBP: 0.500, SLG: 0.500	3-1 G3 1-3 2-H 1B		K		K 2-3			K		4 0	0 0	1 0	1 0	0 0	3 0	1 0
Greg Brock, L (1, 3) OBP: 0.311, SLG: 0.433 Enos Cabell, R (9, PH) OBP: 0.299, SLG: 0.327	G3 1-2 3-H		F8			K			F8	3 1	0 0	0 0	1 0	0 0	1 0	1 0
Mike Scioscia, L (1, 2) OBP: 0.380, SLG: 0.366 Pedro Guerrero, R (9, PH) OBP: 0.227, SLG: 0.364	3-1 2-3			2-3		1-3			6-3	3 1	0 0	0 0	0 0	0 0	0 0	1 0
Franklin Stubbs, L (1, 8) OBP: 0.291, SLG: 0.430 Ken Howell, R (7, 1) Reggie Williams, R (9, 7) OBP: 0.332, SLG: 0.379 Bill Madlock, R (9, PH) OBP: 0.336, SLG: 0.400	F5			K 2B		L1			F7	3 0 0 1	0 0 0 0	1 0 0 0	0 0 0 0	0 0 0 0	0 0 0 0	1 0 0 0
Jeff Hamilton, R (1, 5) OBP: 0.233, SLG: 0.320		F8		K			K			3	0	0	0	0	2	1
Dave Anderson, R (1, 6) OBP: 0.306, SLG: 0.293		F9		F4			F4			3	0	0	0	0	0	1
Rick Honeycutt, L (1, 1) OBP: 0.200, SLG: 0.103 Jose Gonzalez, R (7, 8) OBP: 0.247, SLG: 0.273		BB			FC4 WP SF7 1B			K		1 1	1 0	1 0	0 0	1 0	0 1	0 0
Inning Stats	R: 2 H: 2 E: 0 LOB: 1 K: 0 BB: 1 S: 5 P: 9	R: 0 H: 0 E: 0 LOB: 1 K: 0 BB: 1 S: 3 P: 7	R: 0 H: 0 E: 0 LOB: 0 K: 1 BB: 0 S: 5 P: 5	R: 0 H: 1 E: 0 LOB: 1 K: 1 BB: 0 S: 6 P: 6	R: 1 H: 1 E: 0 LOB: 0 K: 1 BB: 0 S: 6 P: 6	R: 0 H: 0 E: 0 LOB: 0 K: 1 BB: 0 S: 5 P: 5	R: 0 H: 0 E: 0 LOB: 0 K: 2 BB: 0 S: 7 P: 7	R: 0 H: 0 E: 0 LOB: 0 K: 2 BB: 0 S: 7 P: 7	R: 0 H: 0 E: 0 LOB: 0 K: 0 BB: 0 S: 3 P: 3	1B: 2 SF: 1 2B: 2 SAC: 0 3B: 0 DP: 0 HR: 0 HBP: 0						WP: 1 PA: 33 PB: 0 SB: 0 CS: 1	

PITCHER	IP	WLS	BF	H	R	ER	SO	BB	IBB	HBP	BLK	WP	HR	S	P	ERA	WHIP
Ted Power, R (1, 1) ERA: 3.9	6.0		24	4	3	3	4	2	0	0	0	1	0	30	38	4.50	1.000
Ron Robinson, R (7, 1) ERA: 2.95	2.0	W	6	0	0	0	4	0	0	0	0	0	0	14	14	0.00	0.000
John Franco, L (9, 1) ERA: 2.61	1.0	S	3	0	0	0	0	0	0	0	0	0	0	3	3	0.00	0.000

PITCHER	IP	WLS	BF	H	R	ER	SO	BB	IBB	HBP	BLK	WP	HR	S	P	ERA	WHIP

BOTTOM

Cincinnati Reds @ Los Angeles Dodgers

Dodger Stadium, Los Angeles, CA

Sun Sep 14 1986, 3:33 AM PDT

Att. 26,440 - Unknown

livebaseballscorecards.com

AB	30
R	3
H	4
RBI	3
BB	2
SO	8
LOB	8

Houston Astros @ Cincinnati Reds

Riverfront Stadium, Cincinnati, OH

Tue Sep 16 1986, 7:05 PM EDT

Att. 16,927 - Unknown

TOP

livebaseballscorecards.com

Batter	1	2	3	4	5	6	7	8	9	AB	R	H	RBI	BB	SO	LOB
Billy Hatcher, R (1, 8) OBP: 0.311, SLG: 0.384	5-3		HR		6-3		K		5-3	5	1	1	1	0	1	0
Bill Doran, S (1, 4) OBP: 0.373, SLG: 0.373	2B 3B		K		F9			E 1B 1B 1B	F7	5	2	2	0	0	1	0
Denny Walling, L (1, 5) OBP: 0.374, SLG: 0.487	1-3		2B		4-3			E9 WP 1B G3 1-3 1B	6-3	5	1	2	0	0	0	1
Glenn Davis, R (1, 3) OBP: 0.336, SLG: 0.494	3-H 2B		F6			5-3		G3 WP 2B 1-2 3-H 1B		4	1	2	2	0	0	1
Dan Driessen, L (8, 3) OBP: 0.429, SLG: 0.533										0	0	0	0	0	0	0
Kevin Bass, S (1, 9) OBP: 0.357, SLG: 0.494	4-3			F9 SF7 1B		6-3 2B		K		4	1	2	0	0	1	3
Jose Cruz, L (1, 7) OBP: 0.339, SLG: 0.379		K		SF7 1-2 1B		6-3 2-3		G3 1-3 2-H		4	0	1	1	0	1	2
Alan Ashby, S (1, 2) OBP: 0.344, SLG: 0.365		L9-6 2B		F9 2-3		F8		3-H 2B		4	0	2	1	0	0	3
Craig Reynolds, L (1, 6) OBP: 0.277, SLG: 0.351		L9-6 2-3		SF7 1-2 3-H			F8	4-0 IBB		2	0	0	1	1	0	1
Bob Knepper, L (1, 1) OBP: 0.093, SLG: 0.116		K		K			K	K		2	0	0	0	0	2	1
Larry Andersen, R (6, 1)										2	0	0	0	0	2	2

	AB	37
	R	6
	H	12
	RBI	6
	BB	1
	SO	8
	LOB	14

Inning Stats																																
	R: 1	H: 2	R: 0	H: 1	R: 1	H: 2	R: 1	H: 2	R: 0	H: 0	R: 0	H: 1	R: 0	H: 0	R: 3	H: 4	R: 0	H: 0	1B: 5	SF: 1	WP: 1	PA: 39
	E: 0	LOB: 1	E: 0	LOB: 0	E: 0	LOB: 1	E: 0	LOB: 1	E: 0	LOB: 0	E: 0	LOB: 1	E: 0	LOB: 0	E: 1	LOB: 2	E: 0	LOB: 0	2B: 6	SAC: 0	PB: 0	
	K: 0	BB: 0	K: 1	BB: 0	K: 2	BB: 0	K: 1	BB: 1	K: 0	BB: 0	K: 0	BB: 0	K: 2	BB: 0	K: 2	BB: 1	K: 0	BB: 0	3B: 1	DP: 1	SB: 0	
	S: 5	P: 5	S: 5	P: 5	S: 9	P: 9	S: 7	P: 7	S: 3	P: 3	S: 4	P: 4	S: 7	P: 7	S: 11	P: 15	S: 3	P: 3	HR: 1	HBP: 0	CS: 0	

PITCHER		IP	WLS	BF	H	R	ER	SO	BB	IBB	HBP	BLK	WP	HR	S	P	ERA	WHIP
Bill Gullickson, R ERA: 3.02	(1, 1)	4.0	L	18	7	3	3	4	0	0	0	0	0	1	26	26	6.75	1.750
Rob Murphy, L ERA: 0.91	(5, 1)	2.0		7	1	0	0	0	0	0	0	0	0	0	7	7	0.00	0.500
Ron Robinson, R ERA: 3.16	(7, 1)	2.0		11	4	3	3	4	0	1	0	0	1	0	18	22	13.50	2.000
Mike Smith, R ERA:	(9, 1)	1.0		3	0	0	0	0	0	0	0	0	0	0	3	3	0.00	0.000

PITCHER		IP	WLS	BF	H	R	ER	SO	BB	IBB	HBP	BLK	WP	HR	S	P	ERA	WHIP

Houston Astros @ Cincinnati Reds

Riverfront Stadium, Cincinnati, OH

Tue Sep 16 1986, 7:05 PM EDT

Att. 16,927 - Unknown

BOTTOM

Batter	1	2	3	4	5	6	7	8	9	AB	R	H	RBI	BB	SO	LOB
Barry Larkin, R (1, 6) OBP: 0.317, SLG: 0.374	5-3	F8		F8		F3			6-3	5	0	0	0	0	0	6
Buddy Bell, R (1, 5) OBP: 0.355, SLG: 0.431	BB 2B FC5		F8		1B		BB		6-3	3	1	1	0	2	0	0
Dave Parker, L (1, 9) OBP: 0.336, SLG: 0.483	2B FC5 1-3		4-3		F8		F5		4-3	5	0	1	0	0	0	2
Eric Davis, R (1, 8) OBP: 0.392, SLG: 0.555	IBB FC5		K		F8		F9			3	0	0	0	1	1	2
Bo Diaz, R (1, 2) OBP: 0.326, SLG: 0.387	FC5 1-2 2-3f 3-H			BB F7 1B	F9		F8			3	0	0	1	1	0	4
Tony Perez, R (1, 3) OBP: 0.320, SLG: 0.303	F4			BB 1-2 1B	F3			F9		4	0	1	0	0	0	2
Nick Esasky, R (1, 7) OBP: 0.333, SLG: 0.417		F8		K		BB		K		3	0	0	0	1	2	2
Dave Concepcion, R (1, 4) OBP: 0.312, SLG: 0.330		BB SH1-4		F7 2-3		BB 1-2		1B		2	0	1	0	2	0	2
Bill Gullickson, R (1, 1) OBP: 0.107, SLG: 0.082 Kurt Stillwell, S (4, PH) OBP: 0.500, SLG: 0.247 Rob Murphy, L (5, 1) Dave Vangorder, R (6, PH) Max Venable, L (6, PH) OBP: 0.278, SLG: 0.269 Ron Robinson, R (7, 1) OBP: 0.077, SLG: 0.077 Ron Oester, S (8, PH) OBP: 0.312, SLG: 0.333 Mike Smith, R (9, 1)		SH1-4 1-2		BB 1-2		K		K		0 0 0 0 1 0 1 0	0 0 0 0 0 0 0 0	0 0 0 0 0 0 0 0	0 0 0 0 0 0 0 0	0 1 0 0 1 0 1 0	0 0 0 0 2 0 1 0	0 0 0 0 0 0 1 0
Inning Stats	R: 1 E: 0 K: 0 S: 4 H: 1 LOB: 2 BB: 2 P: 12	R: 0 E: 0 K: 0 S: 3 H: 0 LOB: 1 BB: 1 P: 7	R: 0 E: 0 K: 1 S: 5 H: 0 LOB: 0 BB: 0 P: 5	R: 0 E: 0 K: 1 S: 6 H: 1 LOB: 3 BB: 2 P: 14	R: 0 E: 0 K: 0 S: 4 H: 1 LOB: 1 BB: 0 P: 4	R: 0 E: 0 K: 1 S: 5 H: 0 LOB: 2 BB: 2 P: 13	R: 0 E: 0 K: 0 S: 3 H: 0 LOB: 1 BB: 1 P: 7	R: 0 E: 0 K: 2 S: 8 H: 1 LOB: 1 BB: 0 P: 8	R: 0 E: 0 K: 0 S: 3 H: 0 LOB: 0 BB: 0 P: 3	1B: 3 2B: 1 3B: 0 HR: 0	SF: 0 SAC: 1 DP: 0 HBP: 0					

livebaseballscorecards.com

AB	30
R	1
H	4
RBI	1
BB	8
SO	5
LOB	23

WP: 0 PB: 0 SB: 0 CS: 0 PA: 39

PITCHER		IP	WLS	BF	H	R	ER	SO	BB	IBB	HBP	BLK	WP	HR	S	P	ERA	WHIP
Bob Knepper, L ERA: 3.0	(1, 1)	5.1	W	26	3	1	1	2	6	1	0	0	0	0	23	51	1.69	1.688
Larry Andersen, R ERA: 3.15	(6, 1)	3.2	S	13	1	0	0	3	1	0	0	0	0	0	18	22	0.00	0.545

PITCHER	IP	WLS	BF	H	R	ER	SO	BB	IBB	HBP	BLK	WP	HR	S	P	ERA	WHIP

Batter	1	2	3	4	5	6	7	8	9	AB	R	H	RBI	BB	SO	LOB
Billy Hatcher, R (1, 8) OBP: 0.312, SLG: 0.385	G1-6-3 1B		F9		5-3		K		G6-3 1B	5	0	2	0	0	1	3
Bill Doran, S (1, 4) OBP: 0.369, SLG: 0.369	F8		6-3 2-3			6-3		5-3	G6-3 1-2f	5	0	0	0	0	0	3
Phil Garner, R (1, 5) OBP: 0.341, SLG: 0.429	G1-6-3 1-2			5-3 HR 1B		1B		F7	2B	4	1	2	0	0	0	1
Denny Walling, L (9, PH) (9, 5) OBP: 0.376, SLG: 0.491										1	0	1	0	0	0	0
Glenn Davis, R (1, 3) OBP: 0.335, SLG: 0.491	F9			F8		F8		BBBB 1B HR BB	F9	3	1	0	0	1	0	3
Dan Driessen, L (8, 3) OBP: 0.417, SLG: 0.516										1	0	0	0	0	0	1
Kevin Bass, S (1, 9) OBP: 0.356, SLG: 0.493		6-3		5-3 1-2		F9		HR 1-2 1B		4	1	1	0	0	0	2
Jose Cruz, L (1, 7) OBP: 0.341, SLG: 0.394		3-1		HR 2-H			F4	HR 1-H 2-H		4	2	2	5	0	0	0
Alan Ashby, S (1, 2) OBP: 0.346, SLG: 0.369		5-3		6-3			BBBB 1B BB	2B 2B		3	1	1	0	1	0	0
Dickie Thon, R (1, 6) OBP: 0.325, SLG: 0.349			BBBB WP SH1-4 BB		F8		1-3 1B	2-H 2B		3	0	2	1	1	0	0
Danny Darwin, R (1, 1) OBP: 0.100, SLG: 0.100			SH1-4 1-2		F8		SSS K	SSS K		3	0	0	0	0	2	3
Inning Stats	R: 0 H: 1 E: 0 LOB: 1 K: 0 BB: 0 S: 4 P: 4	R: 0 H: 0 E: 0 LOB: 0 K: 0 BB: 0 S: 3 P: 3	R: 0 H: 0 E: 0 LOB: 1 K: 0 BB: 1 S: 3 P: 7	R: 2 H: 2 E: 0 LOB: 0 K: 0 BB: 0 S: 5 P: 5	R: 0 H: 0 E: 0 LOB: 0 K: 0 BB: 0 S: 3 P: 3	R: 0 H: 1 E: 0 LOB: 1 K: 0 BB: 0 S: 4 P: 4	R: 0 H: 1 E: 0 LOB: 2 K: 2 BB: 1 S: 8 P: 12	R: 4 H: 4 E: 0 LOB: 1 K: 1 BB: 1 S: 9 P: 13	R: 0 H: 2 E: 0 LOB: 1 K: 0 BB: 0 S: 4 P: 4	1B: 6 SF: 0 2B: 3 SAC: 1 3B: 0 DP: 1 HR: 2 HBP: 0						

PITCHER		IP	WLS	BF	H	R	ER	SO	BB	IBB	HBP	BLK	WP	HR	S	P	ERA	WHIP
Chris Welsh, L ERA: 4.46	(1, 1)	7.2	L	34	8	6	6	2	3	0	0	0	1	2	35	47	7.04	1.435
John Franco, L ERA: 2.6	(8, 1)	0.1		2	1	0	0	1	0	0	0	0	0	0	4	4	0.00	3.000
Bill Landrum, R ERA: 10.13	(9, 1)	1.0		4	2	0	0	0	0	0	0	0	0	0	4	4	0.00	2.000

PITCHER	IP	WLS	BF	H	R	ER	SO	BB	IBB	HBP	BLK	WP	HR	S	P	ERA	WHIP

TOP

Houston Astros @ Cincinnati Reds

Riverfront Stadium, Cincinnati, OH

Wed Sep 17 1986, 7:05 PM EDT

Att. 15,195 - Unknown

livebaseballscorecards.com

AB	36
R	6
H	11
RBI	6
BB	3
SO	3
LOB	16

1B: 6	SF: 0	WP: 1	PA: 40
2B: 3	SAC: 1	PB: 0	
3B: 0	DP: 1	SB: 0	
HR: 2	HBP: 0	CS: 0	

BOTTOM

Houston Astros @ Cincinnati Reds

Riverfront Stadium, Cincinnati, OH

Wed Sep 17 1986, 7:05 PM EDT

Att. 15,195 - Unknown

Batter	1	2	3	4	5	6	7	8	9	AB	R	H	RBI	BB	SO	LOB
Barry Larkin, R (1, 6) OBP: 0.307, SLG: 0.361	6-3			3-1		5-3		5-3		4	0	0	0	0	0	0
Buddy Bell, R (1, 5) OBP: 0.354, SLG: 0.429	F8			FC6-4 1B		5-3			F7	4	0	1	0	0	0	0
Dave Parker, L (1, 9) OBP: 0.334, SLG: 0.480	1-3			F1		F7			F5	4	0	0	0	0	0	1
Eric Davis, R (1, 7) OBP: 0.391, SLG: 0.554		6-3		FC6-4 1-2f			CS 2B		K	4	0	1	0	0	1	1
Bo Diaz, R (1, 2) OBP: 0.324, SLG: 0.385		F8			F9		F3 2-3			3	0	0	0	0	0	1
Eddie Milner, L (1, 8) OBP: 0.306, SLG: 0.412		K			S 1B		S 1B			3	1	2	0	0	1	0
Nick Esasky, R (1, 3) OBP: 0.331, SLG: 0.413			F8		F8		5-3 1-2			3	0	0	0	0	0	2
Ron Oester, S (1, 4) OBP: 0.312, SLG: 0.333			F6		1-H 1B			4-3		3	0	1	1	0	0	0
Chris Welsh, L (1, 1) OBP: 0.175, SLG: 0.263			G3		K			2-3		2	0	0	0	0	1	1
John Franco, L (8, 1)										0	0	0	0	0	0	0
Max Venable, L (8, PH) OBP: 0.276, SLG: 0.267										1	0	0	0	0	0	0
Bill Landrum, R (9, 1)										0	0	0	0	0	0	0
Inning Stats	R: 0 E: 0 K: 0 S: 3 H: 0 LOB: 0 BB: 0 P: 3	R: 0 E: 0 K: 1 S: 5 H: 0 LOB: 0 BB: 0 P: 5	R: 0 E: 0 K: 0 S: 3 H: 0 LOB: 0 BB: 0 P: 3	R: 0 E: 0 K: 0 S: 4 H: 1 LOB: 1 BB: 0 P: 4	R: 1 E: 0 K: 1 S: 7 H: 2 LOB: 1 BB: 0 P: 7	R: 0 E: 0 K: 0 S: 3 H: 0 LOB: 0 BB: 0 P: 3	R: 0 E: 0 K: 0 S: 4 H: 2 LOB: 1 BB: 0 P: 4	R: 0 E: 0 K: 0 S: 3 H: 0 LOB: 0 BB: 0 P: 3	R: 0 E: 0 K: 1 S: 5 H: 0 LOB: 0 BB: 0 P: 5	1B: 4 2B: 1 3B: 0 HR: 0	SF: 0 SAC: 0 DP: 0 HBP: 0						

PITCHER	IP	WLS	BF	H	R	ER	SO	BB	IBB	HBP	BLK	WP	HR	S	P	ERA	WHIP
Danny Darwin, R (1, 1) ERA: 3.4	9.0	W	31	5	1	1	3	0	0	0	0	0	0	37	37	1.00	0.556

PITCHER	IP	WLS	BF	H	R	ER	SO	BB	IBB	HBP	BLK	WP	HR	S	P	ERA	WHIP

livebaseballscorecards.com

AB	31
R	1
H	5
RBI	1
BB	0
SO	3
LOB	6

1B: 4 SF: 0 WP: 0 PA: 31
2B: 1 SAC: 0 PB: 0
3B: 0 DP: 0 SB: 2
HR: 0 HBP: 0 CS: 1

Batter	1	2	3	4	5	6	7	8	9	AB	R	H	RBI	BB	SO	LOB
Billy Hatcher, R (1, 8) OBP: 0.308, SLG: 0.379	F8	F7			4-3		F9		K	5	0	0	0	0	1	1
Bill Doran, S (1, 4) OBP: 0.370, SLG: 0.370	2B BB 1B	F9			1B		F3		PO 1-2	4	1	2	0	0	0	0
Phil Garner, R (1, 5) OBP: 0.341, SLG: 0.426	2B WP 1-2 BB		K		F3			4-3		2	1	0	0	1	1	1
Denny Walling, L (8, PH) OBP: 0.375, SLG: 0.490										1	0	0	0	0	0	0
Glenn Davis, R (1, 3) OBP: 0.339, SLG: 0.498	WP SF8 1-3 2-H 2B		G5-4-3		1B	SH5-4 1B SF7 BB		WP SF8 2B		3	3	3	1	1	0	0
Kevin Bass, S (1, 9) OBP: 0.359, SLG: 0.493	SF8 BB 2-3 3-H BB		G5-4-3 1-2f			SH5-4 1-2 1B		WP IBB		2	0	1	0	2	0	1
Davey Lopes, R (1, 7) OBP: 0.382, SLG: 0.435	1-2 BB			F9		SH5-4 1-2 2-3		SF8 1-2 2-H		1	0	0	1	1	0	0
Alan Ashby, S (1, 2) OBP: 0.342, SLG: 0.366	SF8 2-3 3-H			F8		SF7 3-H		F6		2	0	0	2	0	0	1
Dickie Thon, R (1, 6) OBP: 0.324, SLG: 0.348	4-3			F7		F9			PO 1B	4	0	1	0	0	0	3
Matt Keough, R (1, 1) OBP: 0.286, SLG: 0.357		F9			K		G1		K	2	0	0	0	0	1	0
Bert Pena, R (7, PH) OBP: 0.296, SLG: 0.208										1	0	0	0	0	0	0
Aurelio Lopez, R (7, 1)										1	0	0	0	0	1	1
Inning Stats	R: 3 E: 0 K: 0 S: 5 H: 2 LOB: 2 BB: 3 P: 17	R: 0 E: 0 K: 0 S: 3 H: 0 LOB: 0 BB: 0 P: 3	R: 0 E: 0 K: 1 S: 5 H: 1 LOB: 0 BB: 0 P: 5	R: 0 E: 0 K: 0 S: 3 H: 0 LOB: 0 BB: 0 P: 3	R: 0 E: 0 K: 1 S: 6 H: 1 LOB: 1 BB: 0 P: 6	R: 1 E: 0 K: 0 S: 4 H: 1 LOB: 1 BB: 1 P: 8	R: 0 E: 0 K: 0 S: 3 H: 0 LOB: 0 BB: 0 P: 3	R: 1 E: 0 K: 0 S: 4 H: 1 LOB: 1 BB: 1 P: 8	R: 0 E: 0 K: 2 S: 7 H: 1 LOB: 0 BB: 0 P: 7	1B: 5 2B: 2 3B: 0 HR: 0	SF: 3 SAC: 1 DP: 1 HBP: 0					

TOP

Houston Astros @ Cincinnati Reds

Riverfront Stadium, Cincinnati, OH

Thu Sep 18 1986, 7:05 PM EDT

Att. 11,825 - Unknown

livebaseballscorecards.com

AB	28
R	5
H	7
RBI	4
BB	5
SO	4
LOB	8

WP: 2 PB: 0 SB: 0 CS: 0 PA: 38

PITCHER		IP	WLS	BF	H	R	ER	SO	BB	IBB	HBP	BLK	WP	HR	S	P	ERA	WHIP
Tom Browning, L ERA: 3.94	(1, 1)	7.0	L	29	5	4	4	2	4	0	0	0	1	0	29	45	5.14	1.286
Ron Robinson, R ERA: 3.18	(8, 1)	2.0		8	2	1	1	2	0	1	0	0	1	0	11	15	4.50	1.000

PITCHER	IP	WLS	BF	H	R	ER	SO	BB	IBB	HBP	BLK	WP	HR	S	P	ERA	WHIP

Houston Astros @ Cincinnati Reds

Riverfront Stadium, Cincinnati, OH

Thu Sep 18 1986, 7:05 PM EDT

Att. 11,825 - Unknown

livebaseballscorecards.com

BOTTOM

Batter	1	2	3	4	5	6	7	8	9	AB	R	H	RBI	BB	SO	LOB
Kurt Stillwell, S (1, 6) OBP: 0.296, SLG: 0.243	F9		K		F2		K			4	0	0	0	0	2	2
Buddy Bell, R (1, 5) OBP: 0.354, SLG: 0.430	F8		2B		F9			6-3		4	0	1	1	0	0	0
Dave Parker, L (1, 9) OBP: 0.333, SLG: 0.483	F7		4-1			HR		K		4	1	1	1	0	1	1
Eric Davis, R (1, 7) OBP: 0.387, SLG: 0.548		F9		G3		K		F8		4	0	0	0	0	1	0
Tony Perez, R (1, 3) OBP: 0.313, SLG: 0.295		L6		F6		5-3			6-3	4	0	0	0	0	0	0
Eddie Milner, L (1, 8) OBP: 0.305, SLG: 0.413		F9		2B		F6			6-3	4	0	1	0	0	0	0
Sal Butera, R (1, 2) OBP: 0.351, SLG: 0.340 Max Venable, L (9, PH) OBP: 0.274, SLG: 0.264			6-3	BB			L5		5-3	2 1	0 0	0 0	0 0	1 0	0 0	0 0
Ron Oester, S (1, 4) OBP: 0.314, SLG: 0.334			SH BB	L5			1B			2	1	1	0	1	0	2
Tom Browning, L (1, 1) OBP: 0.188, SLG: 0.177 Kal Daniels, L (7, PH) OBP: 0.380, SLG: 0.492 Ron Robinson, R (8, 1) OBP: 0.077, SLG: 0.077			SH 2B		K		F7			1 1 0	1 0 0	0 0 0	0 0 0	0 0 0	1 0 0	0 1 0
Inning Stats	R: 0 E: 0 K: 0 S: 3 H: 0 LOB: 0 BB: 0 P: 3	R: 0 E: 0 K: 0 S: 3 H: 0 LOB: 0 BB: 0 P: 3	R: 2 E: 1 K: 1 S: 7 H: 1 LOB: 1 BB: 1 P: 11	R: 0 E: 0 K: 0 S: 4 H: 1 LOB: 2 BB: 1 P: 8	R: 0 E: 0 K: 1 S: 5 H: 0 LOB: 0 BB: 0 P: 5	R: 1 E: 0 K: 1 S: 6 H: 1 LOB: 0 BB: 0 P: 6	R: 0 E: 0 K: 1 S: 6 H: 1 LOB: 1 BB: 0 P: 6	R: 0 E: 0 K: 1 S: 5 H: 0 LOB: 0 BB: 0 P: 5	R: 0 E: 0 K: 0 S: 3 H: 0 LOB: 0 BB: 0 P: 3	1B: 1 2B: 2 3B: 0 HR: 1 SF: 0 SAC: 1 DP: 0 HBP: 0						

	AB	31
	R	3
	H	4
	RBI	2
	BB	2
	SO	5
	LOB	6

WP: 0 PB: 0 SB: 0 CS: 0 PA: 34

PITCHER		IP	WLS	BF	H	R	ER	SO	BB	IBB	HBP	BLK	WP	HR	S	P	ERA	WHIP
Matt Keough, R ERA: 3.86	(1, 1)	6.0	W	24	3	3	1	3	2	0	0	0	0	1	28	36	1.50	0.833
Aurelio Lopez, R ERA: 3.16	(7, 1)	3.0	S	10	1	0	0	2	0	0	0	0	0	0	14	14	0.00	0.333

PITCHER	IP	WLS	BF	H	R	ER	SO	BB	IBB	HBP	BLK	WP	HR	S	P	ERA	WHIP

Los Angeles Dodgers @ Cincinnati Reds

Riverfront Stadium, Cincinnati, OH

Fri Sep 19 1986, 7:05 PM EDT

Att. 18,696 - Unknown

TOP

livebaseballscorecards.com

Batter	1	2	3	4	5	6	7	8	9	AB	R	H	RBI	BB	SO	LOB
Steve Sax, R (1, 4) OBP: 0.382, SLG: 0.434	B B B B 4-0 G6-4-3 BB		x 0-0 1B		x 0-0 ①② G6-4-3 1-2f 2-3 3-H		x 0-0 ③ 5-3		x 0-0 1-H HR	4	1	2	2	1	0	2
Ken Landreaux, L (1, 8) OBP: 0.311, SLG: 0.366	x 0-0 ① F6		x 0-0 ③ F7		x 0-0 ③ 6-3			x 0-0 HR 1B	x 0-0 1B 2B	3	0	0	0	0	0	3
Jose Gonzalez, R (8, PH) OBP: 0.282, SLG: 0.324 (8, 8)										2	2	2	0	0	0	0
Bill Madlock, R (1, 5) OBP: 0.341, SLG: 0.415	x 0-0 ②③ G6-4-3 1-2f			x 0-0 ① 6-3		S S S 0-3 ① K		x 0-0 1-H HR	x 0-0 ② F4	5	1	1	2	0	1	3
Jeff Hamilton, R (9, 5) OBP: 0.226, SLG: 0.311										0	0	0	0	0	0	0
Pedro Guerrero, R (1, 7) OBP: 0.241, SLG: 0.357		S S S 0-3 ① K		B B B 4-0 BB		S S S 0-3 ② K		x 0-0 ① L4	x 0-0 2-H 1B	1	0	0	0	1	1	0
Len Matuszek, L (5, 7) OBP: 0.333, SLG: 0.430										1	0	0	0	0	1	0
Reggie Williams, R (8, PH) OBP: 0.333, SLG: 0.378 (8, 9)										2	0	1	1	0	0	0
Greg Brock, L (1, 3) OBP: 0.315, SLG: 0.439		x 0-0 HR		x 0-0 ② F5		x 0-0 ③ 4-3		x 0-0 ② F7	x 0-0 ③ L9	3	1	1	1	0	0	1
Enos Cabell, R (8, PH) OBP: 0.296, SLG: 0.323 (8, 3)										2	0	0	0	0	0	2
Ralph Bryant, L (1, 9) OBP: 0.343, SLG: 0.677		x 0-0 CS 1B		S S S 0-3 ③ K			S S S 0-3 ① K	x 0-0 2B		3	0	1	0	0	2	1
Bill Russell, R (8, PH) OBP: 0.307, SLG: 0.306 (8, 7)										1	0	1	0	0	0	0
Alex Trevino, R (1, 2) OBP: 0.349, SLG: 0.384		x 0-0 ②③ F2 1-2			x 0-0 SH 1B G6-4-3 1B		x 0-0 HR 1B	x 0-0 ③ F8		4	2	2	0	0	0	2
Dave Anderson, R (1, 6) OBP: 0.319, SLG: 0.309		S S S 0-3 ① K			x 0-0 G6-4-3 SH 1-2 1B		x 0-0 1-H HR		S S S 0-3 ① K	4	1	2	2	0	2	0
Rick Honeycutt, L (1, 1) OBP: 0.156, SLG: 0.100		S S S 0-3 ② K			x 0-0 SH G6-4-3 1-2 2-3		x 0-0 ② 6-3		x 0-0 HR 1B	1	0	0	0	0	1	0
Joe Beckwith, L (5, 1)										0	0	0	0	0	0	0
Mike Scioscia, L (7, PH) OBP: 0.373, SLG: 0.357										1	0	0	0	0	0	0
Ed Vande Berg, R (7, 1)										0	0	0	0	0	0	0
Brian Holton, R (7, 1)										0	0	0	0	0	0	0
Larry See, R (9, PH) OBP: 0.313, SLG: 0.333										1	0	1	0	0	0	0
Mike Marshall, R (9, PR) OBP: 0.298, SLG: 0.439										0	1	0	0	0	0	0
Tom Niedenfuer, R (9, 1) OBP: 0.500, SLG: 0.500										0	0	0	0	0	0	0
Inning Stats	R: 0 E: 0 K: 0 S: 2 H: 0 LOB: 0 BB: 1 P: 6	R: 1 E: 0 K: 1 S: 6 H: 2 LOB: 0 BB: 0 P: 6	R: 0 E: 0 K: 2 S: 8 H: 1 LOB: 1 BB: 0 P: 8	R: 0 E: 0 K: 1 S: 5 H: 0 LOB: 1 BB: 1 P: 9	R: 1 E: 1 K: 0 S: 5 H: 2 LOB: 1 BB: 0 P: 5	R: 0 E: 0 K: 2 S: 7 H: 0 LOB: 0 BB: 0 P: 7	R: 2 E: 0 K: 1 S: 7 H: 2 LOB: 0 BB: 0 P: 7	R: 2 E: 0 K: 0 S: 6 H: 3 LOB: 1 BB: 0 P: 6	R: 3 E: 0 K: 1 S: 9 H: 4 LOB: 2 BB: 0 P: 9	1B: 8 2B: 2 3B: 0 HR: 4	SF: 0 SAC: 1 DP: 2 HBP: 0						

	AB	38
	R	9
	H	14
	RBI	8
	BB	2
	SO	8
	LOB	14

WP: 0 PB: 0 SB: 0 CS: 1 PA: 41

PITCHER		IP	WLS	BF	H	R	ER	SO	BB	IBB	HBP	BLK	WP	HR	S	P	ERA	WHIP
Ted Power, R ERA: 3.98	(1, 1)	7.0		28	7	4	4	7	2	0	0	0	0	2	40	48	5.14	1.286
John Franco, L ERA: 3.05	(8, 1)	1.1	L	10	6	5	5	1	0	0	0	0	0	2	12	12	33.75	4.500
Ron Robinson, R ERA: 3.16	(9, 1)	0.2		3	1	0	0	0	0	0	0	0	0	0	3	3	0.00	1.500

PITCHER		IP	WLS	BF	H	R	ER	SO	BB	IBB	HBP	BLK	WP	HR	S	P	ERA	WHIP

BOTTOM

Los Angeles Dodgers @ Cincinnati Reds

Riverfront Stadium, Cincinnati, OH

Fri Sep 19 1986, 7:05 PM EDT

Att. 18,696 - Unknown

livebaseballscorecards.com

Batter	1	2	3	4	5	6	7	8	9	AB	R	H	RBI	BB	SO	LOB
Barry Larkin, R (1, 6) OBP: 0.311, SLG: 0.387	0-0 ① 6-3			0-0 ① L8	0-0 3-H HR		0-0 2B 1B		0-0 ② F8	5	2	2	2	0	0	0
Buddy Bell, R (1, 5) OBP: 0.354, SLG: 0.432	0-0 ② F7			0-0 2B 2B	0-0 ② F8		0-0 ① L5		0-0 1B	5	1	2	0	0	0	1
Dave Parker, L (1, 9) OBP: 0.334, SLG: 0.486	0-0 ③ 4-3			0-0 WP 2-H 1-3 2B	0-0 ③ 3-1		0-0 1-H 5-3-2 2B		0-0 ③ F8	5	1	2	2	0	0	1
Eric Davis, R (1, 8) OBP: 0.386, SLG: 0.544 (7, 7) John Franco, L (8, 1) Ron Robinson, R (9, 1) OBP: 0.077, SLG: 0.077		0-0 E5 CS		B B B B 4-0 S 1-3 2-3 1B BB		S S S 0-3 ① K	0-0 ②③ 5-3-2 2-Hf			3 0 0	1 0 0	0 0 0	0 0 0	1 0 0	1 0 0	1 0 0
Bo Diaz, R (1, 2) OBP: 0.323, SLG: 0.383		0-0 ①② 6-3 1-2		0-0 ② 1-3 1-2 3-H		0-0 BB 1B 1B		S S S 0-3 ① K2-3		4	1	1	1	0	1	2
Tony Perez, R (1, 3) OBP: 0.318, SLG: 0.297 Eddie Milner, L (6, PR) OBP: 0.307, SLG: 0.414 (7, 8)		0-0 ③ F8		0-0 2-H 1B		B B B B 4-0 1B 1-2 BB		0-0 E S 1B		2 1	0 0	1 1	1 0	1 0	0 0	0 0
Nick Esasky, R (1, 7) OBP: 0.327, SLG: 0.408 (7, 3)	S S S 0-3 ① K	0-0 ③ F4				S S S 0-3 ② K		S S S 0-3 ② K 1-3		4	0	0	0	0	3	4
Dave Concepcion, R (1, 4) OBP: 0.314, SLG: 0.336	0-0 ② 6-3				0-0 SH3-4 HR 2B	0-0 1-3 2-H 1B		0-0 ③ L4		4	1	2	1	0	0	1
Ted Power, R (1, 1) OBP: 0.158, SLG: 0.111 Max Venable, L (8, 7) OBP: 0.272, SLG: 0.262	0-0 ③ 1-3				0-0 ① SH3-4 2-3	S S S 0-3 ③ K			0-0 ① F2	2 1	0 0	0 0	0 0	0 0	1 0	2 0
Inning Stats	R: 0 E: 0 K: 0 S: 3 H: 0 LOB: 0 BB: 0 P: 3	R: 0 E: 1 K: 0 S: 3 H: 0 LOB: 0 BB: 0 P: 3	R: 0 E: 0 K: 1 S: 5 H: 0 LOB: 0 BB: 0 P: 5	R: 3 E: 0 K: 0 S: 6 H: 3 LOB: 1 BB: 1 P: 10	R: 2 E: 0 K: 0 S: 5 H: 2 LOB: 0 BB: 0 P: 5	R: 1 E: 0 K: 3 S: 11 H: 2 LOB: 2 BB: 1 P: 15	R: 1 E: 0 K: 0 S: 4 H: 2 LOB: 0 BB: 0 P: 4	R: 0 E: 1 K: 2 S: 8 H: 1 LOB: 1 BB: 0 P: 8	R: 0 E: 0 K: 0 S: 4 H: 1 LOB: 1 BB: 0 P: 4	1B: 6 2B: 5 3B: 0 HR: 1 SF: 0 SAC: 1 DP: 1 HBP: 0							

	AB	36
	R	7
	H	11
	RBI	7
	BB	2
	SO	6
	LOB	12

WP: 1 PB: 0 SB: 2 CS: 1 PA: 39

PITCHER		IP	WLS	BF	H	R	ER	SO	BB	IBB	HBP	BLK	WP	HR	S	P	ERA	WHIP
Rick Honeycutt, L ERA: 3.2	(1, 1)	4.1		19	5	5	5	1	1	0	0	0	1	1	20	24	10.38	1.385
Joe Beckwith, R ERA: 6.75	(5, 1)	1.2		8	2	1	1	3	1	0	0	0	0	0	13	17	5.40	1.800
Ed Vande Berg, L ERA: 3.9	(7, 1)	0.1		3	2	1	1	0	0	0	0	0	0	0	3	3	27.00	6.000
Brian Holton, R ERA: 3.2	(7, 1)	1.2	W	5	1	0	0	2	0	0	0	0	0	0	9	9	0.00	0.600
Tom Niedenfuer, R ERA: 3.14	(9, 1)	1.0	S	4	1	0	0	0	0	0	0	0	0	0	4	4	0.00	1.000

PITCHER	IP	WLS	BF	H	R	ER	SO	BB	IBB	HBP	BLK	WP	HR	S	P	ERA	WHIP

Batter	1	2	3	4	5	6	7	8	9	AB	R	H	RBI	BB	SO	LOB
Steve Sax, R (1, 4) OBP: 0.382, SLG: 0.434	F9	E S 1B 3-H		4-3		FC4-6 1B			L3	5	0	2	1	0	0	0
Len Matuszek, L (1, 7) OBP: 0.327, SLG: 0.420	F8	G3 1-3		F9		FC4-6 1-2f			5-3	4	0	0	0	0	0	2
Enos Cabell, R (9, PH) OBP: 0.295, SLG: 0.322										1	0	0	0	0	0	0
Bill Madlock, R (1, 5) OBP: 0.340, SLG: 0.411	F9		BBBB 4-0 1B 2B BB	SSS 0-3 K			F8			3	1	0	0	1	1	0
Greg Brock, L (1, 3) OBP: 0.318, SLG: 0.440		1B 1B 2B 1B	2B 1-2 1B	SSS 0-3 K			4-3			4	1	2	0	0	1	0
Ralph Bryant, L (1, 9) OBP: 0.368, SLG: 0.676		1B 1-2 2B 1B	SSS 0-3 K		WP 1B		F7			3	1	2	0	0	1	2
Reggie Williams, R (7, PH) OBP: 0.332, SLG: 0.377										1	0	0	0	0	0	0
(7, 9)																
Ed Vande Berg, R (8, 1)										0	0	0	0	0	0	0
Franklin Stubbs, L (1, 8) OBP: 0.295, SLG: 0.431		1-2 2-3 2B 1B	1-3 2-H 2B	BBBB 4-0 L1-3 1-2 BB				SSS 0-3 K		2	1	2	1	1	0	0
Jose Gonzalez, R (8, PH) OBP: 0.278, SLG: 0.319										1	0	0	0	0	1	0
(8, 8)																
Alex Trevino, R (1, 2) OBP: 0.351, SLG: 0.389		4-3 1-H 1B 2B 2-H 3-H	I I I 4-0 IBB		L1-3 1-2			4-3		3	1	1	3	1	0	2
Dave Anderson, R (1, 6) OBP: 0.313, SLG: 0.303	5-3	SSS 0-3 K				F7		SSS 0-3 K		4	0	0	0	0	2	4
Alejandro Pena, R (1, 1) OBP: 0.176, SLG: 0.176	4-3 2-3	4-3				5-3			F7	2	0	0	0	0	0	4
Dennis Powell, R (3, 1) OBP: 0.250, SLG: 0.500										1	0	0	0	0	0	0
Tom Niedenfuer, R (7, 1) OBP: 0.500, SLG: 0.500										0	0	0	0	0	0	0
Mike Marshall, R (7, 9) OBP: 0.298, SLG: 0.439										0	0	0	0	0	0	0
Bill Russell, R (9, PH) OBP: 0.305, SLG: 0.304										1	0	0	0	0	0	0
Inning Stats	R: 0 E: 0 K: 0 S: 3 H: 0 LOB: 0 BB: 0 P: 3	R: 4 E: 0 K: 0 S: 8 H: 5 LOB: 1 BB: 0 P: 8	R: 1 E: 0 K: 2 S: 9 H: 2 LOB: 3 BB: 2 P: 17	R: 0 E: 0 K: 1 S: 5 H: 0 LOB: 0 BB: 0 P: 5	R: 0 E: 0 K: 1 S: 5 H: 1 LOB: 1 BB: 1 P: 9	R: 0 E: 0 K: 0 S: 4 H: 1 LOB: 1 BB: 0 P: 4	R: 0 E: 0 K: 0 S: 3 H: 0 LOB: 0 BB: 0 P: 3	R: 0 E: 0 K: 2 S: 7 H: 0 LOB: 0 BB: 0 P: 7	R: 0 E: 0 K: 0 S: 3 H: 0 LOB: 0 BB: 0 P: 3	1B: 7 2B: 3 3B: 0 HR: 0 SF: 0 SAC: 0 DP: 1 HBP: 0						

PITCHER	IP	WLS	BF	H	R	ER	SO	BB	IBB	HBP	BLK	WP	HR	S	P	ERA	WHIP
Mike Smith, R (1, 1) ERA: 13.5	2.1		15	7	5	5	1	1	0	0	0	0	0	16	20	19.29	3.429
Carl Willis, R (3, 1) ERA: 4.63	3.2		14	2	0	0	3	1	1	0	0	1	0	18	26	0.00	0.818
Rob Murphy, L (7, 1) ERA: 0.84	3.0	W	9	0	0	0	2	0	0	0	0	0	0	13	13	0.00	0.000

PITCHER	IP	WLS	BF	H	R	ER	SO	BB	IBB	HBP	BLK	WP	HR	S	P	ERA	WHIP

TOP

Los Angeles Dodgers @ Cincinnati Reds

Riverfront Stadium, Cincinnati, OH

Sat Sep 20 1986, 7:05 PM EDT

Att. 24,620 - Unknown

livebaseballscorecards.com

AB	35
R	5
H	9
RBI	5
BB	3
SO	6
LOB	14

WP: 1	PA: 38
PB: 0	
SB: 1	
CS: 0	

BOTTOM

Los Angeles Dodgers @ Cincinnati Reds

Riverfront Stadium, Cincinnati, OH

Sat Sep 20 1986, 7:05 PM EDT

Att. 24,620 - Unknown

livebaseballscorecards.com

Batter	1	2	3	4	5	6	7	8	9	AB	R	H	RBI	BB	SO	LOB
Barry Larkin, R (1, 6) OBP: 0.321, SLG: 0.395	5-3 6-3 1B		FC4-6 4-3 1B 1B 1-2f	G3			WP F8 2B 1B	F9 1B 1B 2-3		5	2	3	0	0	0	1
Buddy Bell, R (1, 5) OBP: 0.356, SLG: 0.433	6-3 1-2		4-3 1B 1-2 1B		FC3-6 1B		F8 1-2	1-2 3-H 1B		5	1	3	1	0	0	2
Dave Parker, L (1, 9) OBP: 0.333, SLG: 0.483	5-3 2-3		4-3 1-2 2-3		FC3-6 6-3 WP 1B 1-2f		WP 2B IBB	F9 2-3		4	2	0	0	1	0	6
Bo Diaz, R (1, 2) OBP: 0.322, SLG: 0.383 Sal Butera, R (3, 2) OBP: 0.353, SLG: 0.344 Kal Daniels, L (7, PH) OBP: 0.383, SLG: 0.500 Tom Browning, L (7, PR) OBP: 0.188, SLG: 0.177 Dave Vangorder, R (8, 2)	F9		3B 1B 2-H 3-H		6-3 1-3		1-H 2-H 2B 2B	K		1 2 1 0 1	0 1 0 1 0	0 1 1 0 0	0 2 2 0 1	0 0 0 0 0	0 0 0 0 1	1 1 0 0 2
Eddie Milner, L (1, 8) OBP: 0.311, SLG: 0.426		B2-3 1-H	1B 3B		3-H 1B		2-H 2B			4	1	3	3	0	0	0
Dave Concepcion, R (1, 3) OBP: 0.314, SLG: 0.334		6-3 3-H	1B		F9		F7			4	0	1	1	0	0	2
Max Venable, L (1, 7) OBP: 0.279, SLG: 0.264	BB		4-3			CS 1B	F4			3	0	1	0	1	0	2
Ron Oester, S (1, 4) OBP: 0.314, SLG: 0.335	G3			F8		F2 1-2		1B 1B 2B		4	1	1	0	0	0	2
Mike Smith, R (1, 1) Carl Willis, L (3, 1) OBP: 0.333, SLG: 0.333 Kurt Stillwell, S (6, PH) OBP: 0.295, SLG: 0.242 Rob Murphy, L (7, 1)			FC4-6 1B	G1		F8		K		0 2 1 1	0 0 0 0	0 1 0 0	0 0 0 0	0 0 0 0	0 0 0 1	0 0 0 1
Inning Stats	R: 0 E: 0 K: 0 S: 4 H: 1 LOB: 1 BB: 0 P: 4	R: 0 E: 0 K: 0 S: 3 H: 0 LOB: 1 BB: 1 P: 7	R: 4 E: 0 K: 0 S: 8 H: 5 LOB: 1 BB: 0 P: 8	R: 0 E: 0 K: 0 S: 3 H: 0 LOB: 0 BB: 0 P: 3	R: 1 E: 0 K: 0 S: 5 H: 2 LOB: 1 BB: 0 P: 5	R: 0 E: 0 K: 0 S: 3 H: 1 LOB: 0 BB: 0 P: 3	R: 3 E: 0 K: 0 S: 6 H: 3 LOB: 1 BB: 1 P: 10	R: 1 E: 0 K: 2 S: 10 H: 3 LOB: 2 BB: 0 P: 10		1B: 11 2B: 3 3B: 1 HR: 0	SF: 0 SAC: 0 DP: 0 HBP: 0		WP: 2 PB: 0 SB: 0 CS: 1	PA: 40		

	AB	38
	R	9
	H	15
	RBI	9
	BB	2
	SO	2
	LOB	20

PITCHER		IP	WLS	BF	H	R	ER	SO	BB	IBB	HBP	BLK	WP	HR	S	P	ERA	WHIP
Alejandro Pena, R ERA: 4.73	(1, 1)	2.2		15	6	4	4	0	1	0	0	0	0	0	14	18	13.50	2.625
Dennis Powell, L ERA: 4.42	(3, 1)	3.1	L	13	4	2	2	0	0	0	0	0	1	0	13	13	5.40	1.200
Tom Niedenfuer, R ERA: 3.45	(7, 1)	1.0		7	3	3	3	0	0	1	0	0	1	0	6	10	27.00	3.000
Ed Vande Berg, L ERA: 3.84	(8, 1)	1.0		5	2	0	0	2	0	0	0	0	0	0	9	9	0.00	2.000

PITCHER	IP	WLS	BF	H	R	ER	SO	BB	IBB	HBP	BLK	WP	HR	S	P	ERA	WHIP

Batter	1	2	3	4	5	6	7	8	9	AB	R	H	RBI	BB	SO	LOB
Steve Sax, R (1, 4) OBP: 0.383, SLG: 0.433	6-3	F8			BB FC1-5 1B	BB		1B 2-3		3	0	1	0	2	0	2
Ken Landreaux, L (1, 8) OBP: 0.311, SLG: 0.366	F8		F8		FC1-5 1-2 1B	K		4-3		3	0	1	0	0	0	0
Pedro Guerrero, R (6, PH) OBP: 0.233, SLG: 0.345										1	0	0	0	0	1	2
Jose Gonzalez, R (6, 8) OBP: 0.278, SLG: 0.319										0	0	0	0	0	0	0
Len Matuszek, L (8, PH) OBP: 0.325, SLG: 0.418										1	0	0	0	0	0	2
Reggie Williams, R (8, 8) OBP: 0.332, SLG: 0.377										0	0	0	0	0	0	0
Ralph Bryant, L (1, 9) OBP: 0.357, SLG: 0.658	F5		1B SF7 2B		FC1-5 1-2 2-3f		F7		FC6-4 1B	4	1	1	0	0	0	2
Bill Russell, R (9, PH) OBP: 0.308, SLG: 0.308										1	0	1	0	0	0	0
Greg Brock, L (1, 3) OBP: 0.317, SLG: 0.437		4-3	1B 2-3		K		F8		FC6-4 FC5-4 1-2f	4	0	1	0	0	1	2
Enos Cabell, R (9, PH) OBP: 0.294, SLG: 0.321										1	0	0	0	0	0	1
Mike Scioscia, L (1, 2) OBP: 0.375, SLG: 0.360		1B 1B 1B 1B	SF7 3-H		F7		1B		FC5-4 1-2f	3	1	2	1	0	0	2
Alex Trevino, R (9, PH) OBP: 0.350, SLG: 0.387										1	0	0	0	0	0	1
Franklin Stubbs, L (1, 7) OBP: 0.294, SLG: 0.429		1B 1B 1B FC6-5 1-2 1B	G3			F9	F8		K	4	1	1	0	0	0	2
Bill Madlock, R (9, PH) OBP: 0.339, SLG: 0.410										1	0	0	0	0	1	1
Jeff Hamilton, R (1, 5) OBP: 0.227, SLG: 0.308		FC6-5 1B 1-2 2-3 1B		K		3-1		4-3		4	0	1	0	0	1	0
Dave Anderson, R (1, 6) OBP: 0.321, SLG: 0.313		FC6-5 1-2 2-3 3-H 1B		K		2B BB		1B 2B		3	1	2	1	1	1	0
Orel Hershiser, R (1, 1) OBP: 0.234, SLG: 0.254		FC6-5 1-2 2-3f 3-H		6-3		1-H 2B		6-3		4	0	1	2	0	0	3
Ken Howell, R (8, 1)										0	0	0	0	0	0	0
Ed Vande Berg, R (8, 1)										0	0	0	0	0	0	0
Inning Stats	R: 0 H: 0 E: 0 LOB: 0 K: 0 BB: 0 S: 3 P: 3	R: 2 H: 4 E: 0 LOB: 2 K: 0 BB: 0 S: 7 P: 7	R: 1 H: 2 E: 0 LOB: 1 K: 0 BB: 0 S: 5 P: 5	R: 0 H: 0 E: 0 LOB: 0 K: 2 BB: 0 S: 7 P: 7	R: 0 H: 1 E: 0 LOB: 2 K: 1 BB: 1 S: 6 P: 10	R: 1 H: 1 E: 0 LOB: 2 K: 1 BB: 2 S: 6 P: 14	R: 0 H: 1 E: 0 LOB: 1 K: 0 BB: 0 S: 4 P: 4	R: 0 H: 2 E: 0 LOB: 2 K: 0 BB: 0 S: 5 P: 5	R: 0 H: 1 E: 0 LOB: 1 K: 1 BB: 0 S: 6 P: 6	1B: 9 SF: 1 2B: 3 SAC: 0 3B: 0 DP: 0 HR: 0 HBP: 0						

TOP

Los Angeles Dodgers @ Cincinnati Reds

Riverfront Stadium, Cincinnati, OH

Sun Sep 21 1986, 3:33 AM EDT

Att. 38,747 - Unknown

livebaseballscorecards.com

AB	38
R	4
H	12
RBI	4
BB	3
SO	5
LOB	20

WP: 0 PB: 0 SB: 0 CS: 0 PA: 42

PITCHER		IP	WLS	BF	H	R	ER	SO	BB	IBB	HBP	BLK	WP	HR	S	P	ERA	WHIP
Bill Gullickson, R ERA: 3.08	(1, 1)	4.0		20	7	3	3	2	1	0	0	0	0	0	23	27	6.75	2.000
Joe Price, L ERA: 5.4	(5, 1)	2.0		9	1	1	1	2	2	0	0	0	0	0	11	19	4.50	1.500
Scott Terry, R ERA: 5.94	(7, 1)	2.0	W	9	3	0	0	0	0	0	0	0	0	0	9	9	0.00	1.500
John Franco, L ERA: 3.02	(9, 1)	1.0		4	1	0	0	1	0	0	0	0	0	0	6	6	0.00	1.000

PITCHER	IP	WLS	BF	H	R	ER	SO	BB	IBB	HBP	BLK	WP	HR	S	P	ERA	WHIP

Batter	1	2	3	4	5	6	7	8	9	AB	R	H	RBI	BB	SO	LOB
Barry Larkin, R (1, 6) OBP: 0.326, SLG: 0.398	FC5-4 1B			5-3		FC4-6 3B 1-2f		WP 2B 1B		4	2	2	0	0	0	1
Buddy Bell, R (1, 5) OBP: 0.357, SLG: 0.440	FC5-4 CS 1-2f			6-3		SF7 3B 1-H		HR 2B 1-H		4	2	2	2	0	0	1
Dave Parker, L (1, 9) OBP: 0.331, SLG: 0.480	F8 1-2			G3		SF7 3-H		K		3	0	0	1	0	1	2
Eric Davis, R (1, 7) OBP: 0.387, SLG: 0.542		F9			S S WP 1B	F8		HR BB		3	2	1	0	1	0	0
Eddie Milner, L (1, 8) OBP: 0.311, SLG: 0.432		4-3			F7		4-3	HR 1-H 2-H		4	1	1	3	0	0	1
Tony Perez, R (1, 3) OBP: 0.324, SLG: 0.300		4-3			BBBB 4-0 WP BB 1-2		G6-4-3 1B	2B		2	0	1	0	1	0	0
Tracy Jones, R (7, PR) OBP: 0.406, SLG: 0.453										0	0	0	0	0	0	0
Nick Esasky, R (8, 3) OBP: 0.329, SLG: 0.413										1	0	1	0	0	0	0
Dave Vangorder, R (1, 2)			5-3		SSS K 2-3		G6-4-3 1-2f	F8		4	0	0	0	0	1	4
Ron Oester, S (1, 4) OBP: 0.314, SLG: 0.342			G3		4-3 1-2 3-H			HR		3	1	1	1	0	0	1
Bill Gullickson, R (1, 1) OBP: 0.105, SLG: 0.081			5-3			FC4-6 1B		4-3		1	0	0	0	0	0	0
Joe Price, R (5, 1) OBP: 0.250, SLG: 0.143										0	0	0	0	0	0	0
Kurt Stillwell, S (6, PH) OBP: 0.297, SLG: 0.245										1	0	1	0	0	0	0
Scott Terry, R (7, 1) OBP: 0.400, SLG: 0.250										0	0	0	0	0	0	0
Max Venable, L (8, PH) OBP: 0.277, SLG: 0.262										1	0	0	0	0	0	0
John Franco, L (9, 1)										0	0	0	0	0	0	0
Inning Stats	R: 0 E: 0 K: 0 S: 3 H: 1 LOB: 0 BB: 0 P: 3	R: 0 E: 0 K: 0 S: 3 H: 0 LOB: 0 BB: 0 P: 3	R: 0 E: 0 K: 0 S: 3 H: 0 LOB: 0 BB: 0 P: 3	R: 0 E: 0 K: 0 S: 3 H: 0 LOB: 0 BB: 0 P: 3	R: 1 E: 0 K: 1 S: 6 H: 1 LOB: 1 BB: 1 P: 10	R: 2 E: 0 K: 0 S: 5 H: 2 LOB: 0 BB: 0 P: 5	R: 0 E: 0 K: 0 S: 3 H: 1 LOB: 1 BB: 0 P: 3	R: 5 E: 0 K: 1 S: 10 H: 5 LOB: 1 BB: 1 P: 14		1B: 5 2B: 2 3B: 1 HR: 2	SF: 1 SAC: 0 DP: 1 HBP: 0		WP: 2 PB: 0 SB: 2 CS: 1	PA: 34			

BOTTOM

Los Angeles Dodgers @ Cincinnati Reds

Riverfront Stadium, Cincinnati, OH

Sun Sep 21 1986, 3:33 AM EDT

Att. 38,747 - Unknown

livebaseballscorecards.com

AB	31
R	8
H	10
RBI	7
BB	2
SO	2
LOB	10

PITCHER		IP	WLS	BF	H	R	ER	SO	BB	IBB	HBP	BLK	WP	HR	S	P	ERA	WHIP
Orel Hershiser, R ERA: 3.88	(1, 1)	7.1	L	28	7	5	5	1	1	0	0	0	1	1	29	33	6.14	1.091
Ken Howell, R ERA: 3.31	(8, 1)	0.1		4	2	3	3	1	1	0	0	0	1	1	5	9	81.00	9.000
Ed Vande Berg, L ERA: 3.82	(8, 1)	0.1		2	1	0	0	0	0	0	0	0	0	0	2	2	0.00	3.000

PITCHER	IP	WLS	BF	H	R	ER	SO	BB	IBB	HBP	BLK	WP	HR	S	P	ERA	WHIP

Batter	1	2	3	4	5	6	7	8	9	AB	R	H	RBI	BB	SO	LOB
Dan Gladden, R (1, 8) OBP: 0.357, SLG: 0.366	F4		S 5-3 SF7 1B		1B	1-H 2-H 3-H HR		K		5	2	3	4	0	1	0
Robby Thompson, R (1, 4) OBP: 0.330, SLG: 0.375 Mike Woodard, L (9, 4) OBP: 0.339, SLG: 0.298	6-3 2B		5-3 1-2		F4	K			B B B B 1B 1B G3 BB	4 0	1 0	1 0	0 0	1 0	1 0	2 0
Bob Brenly, R (1, 5) OBP: 0.364, SLG: 0.424	6-3 2-3		SF7 2-H			HR	2B 1B		F7	4	2	2	2	0	0	2
Candy Maldonado, R (1, 7) OBP: 0.297, SLG: 0.476	6-3		5-3			1B 2B 2B	4-3 1-H 2B		G3 1B 1-2 1B	5	1	3	1	0	0	1
Chili Davis, S (1, 9) OBP: 0.367, SLG: 0.411		E6 S 2B		4-3		1-3	6-3		G3 1-2 2-3 1B	5	1	1	0	0	0	2
Joel Youngblood, R (1, 3) OBP: 0.304, SLG: 0.374 Will Clark, L (6, 3) OBP: 0.353, SLG: 0.465		F9		F8		2B HR 2-3 1B	4-3 2-3		G3 1-2 2-3 3-H	3 2	1 0	1 0	0 1	0 0	0 0	1 3
Bob Melvin, R (1, 2) OBP: 0.261, SLG: 0.331		B B B 2B CS 1-2 BB		6-3		1-3 3-H HR 2B	K		B B B BB	3	1	1	1	2	1	1
Randy Kutcher, R (1, 6) OBP: 0.261, SLG: 0.407 Brad Gulden, L (6, PH) OBP: 0.182, SLG: 0.100 Luis Quinones, S (6, 6) OBP: 0.214, SLG: 0.255		CS 1-3 2-H 2B			1-3	HR IBB		F6	F2	2 0 2	0 1 0	1 0 0	1 0 0	0 1 0	0 0 0	0 0 3
Vida Blue, S (1, 1) OBP: 0.217, SLG: 0.200 Frank Williams, R (5, 1) OBP: 0.500, SLG: 0.500 Phil Ouellette, S (6, PH) OBP: 0.200, SLG: 0.143 Jeff Robinson, R (6, 1) OBP: 0.077, SLG: 0.083 Greg Minton, S (9, 1)		L F P S K 2-3 3-H			S S S K	P4		K		2 0 1 1 0	0 0 0 0 0	0 0 0 0 0	0 0 0 0 0	0 0 0 0 0	2 0 0 1 0	2 0 3 0 0
Inning Stats	R: 0 E: 0 K: 0 S: 4 H: 1 LOB: 1 BB: 0 P: 4	R: 1 E: 1 K: 1 S: 7 H: 1 LOB: 1 BB: 1 P: 11	R: 1 E: 0 K: 0 S: 4 H: 1 LOB: 0 BB: 0 P: 4	R: 0 E: 0 K: 0 S: 3 H: 0 LOB: 0 BB: 0 P: 3	R: 0 E: 0 K: 1 S: 6 H: 1 LOB: 1 BB: 0 P: 6	R: 6 E: 0 K: 1 S: 10 H: 5 LOB: 0 BB: 1 P: 14	R: 1 E: 0 K: 1 S: 7 H: 2 LOB: 1 BB: 0 P: 7	R: 0 E: 0 K: 2 S: 7 H: 0 LOB: 0 BB: 0 P: 7	R: 1 E: 0 K: 0 S: 5 H: 2 LOB: 3 BB: 2 P: 13	1B: 6 2B: 5 3B: 0 HR: 2	SF: 1 SAC: 0 DP: 0 HBP: 0			WP: 0 PB: 0 SB: 2 CS: 2	PA: 44		

PITCHER		IP	WLS	BF	H	R	ER	SO	BB	IBB	HBP	BLK	WP	HR	S	P	ERA	WHIP
Chris Welsh, L ERA: 4.63	(1, 1)	5.1	L	25	8	6	5	2	1	0	0	0	0	1	29	33	8.44	1.688
Scott Terry, R ERA: 6.2	(6, 1)	0.2		4	1	2	2	1	0	1	0	0	0	1	5	9	27.00	1.500
Bill Landrum, R ERA: 8.64	(7, 1)	3.0		15	4	2	2	3	2	0	0	0	0	0	19	27	6.00	2.000

PITCHER	IP	WLS	BF	H	R	ER	SO	BB	IBB	HBP	BLK	WP	HR	S	P	ERA	WHIP

San Francisco Giants @ Cincinnati Reds

Riverfront Stadium, Cincinnati, OH

Mon Sep 22 1986, 7:05 PM EDT

Att. 8,967 - Unknown

TOP

livebaseballscorecards.com

AB	39
R	10
H	13
RBI	10
BB	4
SO	6
LOB	20

Batter	1	2	3	4	5	6	7	8	9	AB	R	H	RBI	BB	SO	LOB
Barry Larkin, R (1, 6) OBP: 0.322, SLG: 0.413	E3 F8 E 1B	6-3			HR	K 1-2			5-3 1-2	5	2	1	1	0	1	3
Buddy Bell, R (1, 5) OBP: 0.359, SLG: 0.440	E3 CS 1-2		BB		BB SF9 1B		F8		E 1B 2-H	4	2	2	1	1	0	1
Dave Parker, L (1, 9) OBP: 0.331, SLG: 0.479	F8 1-2 2-3		K		BB 1-2 BB		F7		E 2B 1-2 1B	4	1	1	0	1	1	3
Eric Davis, R (1, 8) OBP: 0.387, SLG: 0.539	1B 3-H 1B		F8		G1-4-3 1-2 2-3 BB		F4		E4 2B 1-2 2-H	4	1	1	1	1	0	2
Tony Perez, R (1, 3) OBP: 0.326, SLG: 0.311	1-3 1B		5-3		SF9 3-H			6-3	1B 1-H 2-H 2B	4	0	2	3	0	0	1
Nick Esasky, R (1, 7) OBP: 0.327, SLG: 0.409	F7			K	G1-4-3 1-2f			4-3	2-3 1B	5	0	1	0	0	1	4
Dave Concepcion, R (1, 4) OBP: 0.315, SLG: 0.339		4-3 2B		K		K		5-3	1-3	5	0	2	0	0	1	2
Sal Butera, R (1, 2) OBP: 0.347, SLG: 0.337 Kurt Stillwell, S (6, PH) OBP: 0.296, SLG: 0.244 Dave Vangorder, R (7, 2)		4-3 2-3		F6		L6			F5	2	0	0	0	0	0	2
										1	0	0	0	0	0	0
										1	0	0	0	0	0	0
Chris Welsh, L (1, 1) OBP: 0.167, SLG: 0.250 Scott Terry, R (6, 1) OBP: 0.400, SLG: 0.250 Max Venable, L (6, PH) OBP: 0.282, SLG: 0.262 Bill Landrum, R (7, 1) Eddie Milner, L (9, PH) OBP: 0.312, SLG: 0.432		K		F7		S BB			5-3 1B BB	2	0	0	0	0	1	2
										0	0	0	0	0	0	0
										0	0	0	0	1	0	0
										0	0	0	0	0	0	0
										0	1	0	0	1	0	0
Inning Stats	R: 1 E: 2 K: 0 S: 6 H: 2 LOB: 2 BB: 0 P: 6	R: 0 E: 0 K: 1 S: 6 H: 1 LOB: 1 BB: 0 P: 6	R: 0 E: 0 K: 1 S: 5 H: 0 LOB: 1 BB: 1 P: 9	R: 0 E: 0 K: 1 S: 6 H: 1 LOB: 1 BB: 0 P: 6	R: 2 E: 0 K: 0 S: 4 H: 2 LOB: 1 BB: 2 P: 12	R: 0 E: 0 K: 2 S: 7 H: 0 LOB: 1 BB: 1 P: 11	R: 0 E: 0 K: 0 S: 3 H: 0 LOB: 0 BB: 0 P: 3	R: 0 E: 0 K: 0 S: 3 H: 0 LOB: 0 BB: 0 P: 3	R: 4 E: 1 K: 0 S: 8 H: 4 LOB: 2 BB: 1 P: 12	1B: 7 2B: 2 3B: 0 HR: 1		SF: 1 SAC: 0 DP: 1 HBP: 0				

PITCHER		IP	WLS	BF	H	R	ER	SO	BB	IBB	HBP	BLK	WP	HR	S	P	ERA	WHIP
Vida Blue, L ERA: 3.38	(1, 1)	4.0		21	6	3	2	3	2	0	0	0	0	1	25	33	4.50	2.000
Frank Williams, R ERA: 1.28	(5, 1)	1.0	W	3	0	0	0	0	1	0	0	0	0	0	2	6	0.00	1.000
Jeff Robinson, R ERA: 3.35	(6, 1)	3.2		17	3	4	1	2	2	0	0	0	0	0	19	27	2.46	1.364
Greg Minton, R ERA: 4.19	(9, 1)	0.1	S	2	1	0	0	0	0	0	0	0	0	0	2	2	0.00	3.000

PITCHER	IP	WLS	BF	H	R	ER	SO	BB	IBB	HBP	BLK	WP	HR	S	P	ERA	WHIP

BOTTOM

San Francisco Giants @ Cincinnati Reds

Riverfront Stadium, Cincinnati, OH

Mon Sep 22 1986, 7:05 PM EDT

Att. 8,967 - Unknown

livebaseballscorecards.com

AB	37
R	7
H	10
RBI	6
BB	5
SO	5
LOB	20

1B: 7 SF: 1
2B: 2 SAC: 0
3B: 0 DP: 1
HR: 1 HBP: 0

WP: 0 PA: 43
PB: 0
SB: 1
CS: 1

San Francisco Giants @ Cincinnati Reds

Riverfront Stadium, Cincinnati, OH

Tue Sep 23 1986, 7:05 PM EDT

Att. 8,691 - Unknown

TOP

livebaseballscorecards.com

Batter	1	2	3	4	5	6	7	8	9	AB	R	H	RBI	BB	SO	LOB
Dan Gladden, R (1, 8) OBP: 0.355, SLG: 0.363	5-3	1-2 2-3 3-H 1B			6-3		G3		F9	5	0	1	1	0	0	0
Robby Thompson, R (1, 4) OBP: 0.329, SLG: 0.374	F6	F8			FC6-4 1B			F6	K	5	0	1	0	0	1	3
Bob Brenly, R (1, 5) OBP: 0.363, SLG: 0.425	K		K		F7			2B		4	0	1	0	0	2	1
Candy Maldonado, R (1, 7) OBP: 0.294, SLG: 0.471		F9	5-3		FC6-4 1-2f			1-3		4	0	0	0	0	0	2
Chili Davis, S (1, 9) OBP: 0.365, SLG: 0.408		K	F4			F6		4-3		4	0	0	0	0	1	1
Will Clark, L (1, 3) OBP: 0.352, SLG: 0.463		E9 S 1B		F6		F7			BB HR 1B	4	2	1	0	0	0	0
Bob Melvin, R (1, 2) OBP: 0.262, SLG: 0.328 Mike Aldrete, L (9, PH) OBP: 0.355, SLG: 0.392	BBB 1B 1B 1-2 1B BB			5-3		L8			K	2 1	1 0	0 0	0 0	1 0	0 1	0 1
Randy Kutcher, R (1, 6) OBP: 0.268, SLG: 0.408 Harry Spilman, L (9, PH) OBP: 0.326, SLG: 0.444	1B 1B 1-2 2-H 1B			BBBB S BB			F7		BBBB 1-2 HR BB	2 0	0 1	1 0	1 0	1 1	0 0	0 0
Kelly Downs, R (1, 1) OBP: 0.167, SLG: 0.130 Joel Youngblood, R (7, PH) OBP: 0.302, SLG: 0.372 Mark Davis, L (7, 1) OBP: 0.143, SLG: 0.286 Frank Williams, R (7, 1) OBP: 0.500, SLG: 0.500 Terry Mulholland, R (7, 1) OBP: 0.053, SLG: 0.053 Greg Minton, S (8, 1) Rick Lancellotti, L (9, PH) OBP: 0.308, SLG: 0.769	1B 1-2 2-3 1B			SSS K 1-2			F7		1-H 2-H HR	2 1 0 0 0 0 1	0 0 0 0 0 0 1	1 0 0 0 0 0 1	0 0 0 0 0 0 3	0 0 0 0 0 0 0	1 0 0 0 0 0 1	1 0 0 0 0 0 0
Inning Stats	R: 0 E: 0 K: 1 S: 5 H: 0 LOB: 0 BB: 0 P: 5	R: 2 E: 1 K: 1 S: 9 H: 3 LOB: 3 BB: 1 P: 13	R: 0 E: 0 K: 1 S: 5 H: 0 LOB: 0 BB: 0 P: 5	R: 0 E: 0 K: 1 S: 5 H: 0 LOB: 1 BB: 1 P: 9	R: 0 E: 0 K: 0 S: 4 H: 1 LOB: 1 BB: 0 P: 4	R: 0 E: 0 K: 0 S: 3 H: 0 LOB: 0 BB: 0 P: 3	R: 0 E: 0 K: 0 S: 3 H: 0 LOB: 0 BB: 0 P: 3	R: 0 E: 0 K: 0 S: 4 H: 1 LOB: 1 BB: 0 P: 4	R: 3 E: 0 K: 2 S: 9 H: 2 LOB: 0 BB: 1 P: 13	1B: 5 2B: 1 3B: 0 HR: 1 SF: 0 SAC: 0 DP: 0 HBP: 0						

| | | | | | |

BOTTOM

San Francisco Giants @ Cincinnati Reds

Riverfront Stadium, Cincinnati, OH

Tue Sep 23 1986, 7:05 PM EDT

Att. 8,691 - Unknown

Batter	1	2	3	4	5	6	7	8	9	AB	R	H	RBI	BB	SO	LOB
Kurt Stillwell, S (1, 6) OBP: 0.302, SLG: 0.248	4-3		G5-4-3 1B			FC3-6 BB 1B HBP	1B	3-1		4	1	2	1	0	0	2
Buddy Bell, R (1, 5) OBP: 0.362, SLG: 0.441	1B		G5-4-3 1-2f			FC3-6 1-2 BB	1B 1-2			3	0	2	0	1	0	1
Dave Parker, L (1, 9) OBP: 0.329, SLG: 0.476	F7		4-3			FC3-6 WP 1B 1-2f 2-3	K			4	0	0	0	0	1	5
Eric Davis, R (1, 7) OBP: 0.386, SLG: 0.536	F9			F9		K		E S 2B 1B		4	1	1	0	0	1	3
Tony Perez, R (1, 3) OBP: 0.330, SLG: 0.321		L3		F9		WP 1-2 3-H 1B		1B 2B 1-H 2B		4	0	2	2	0	0	0
Tracy Jones, R (8, PR) OBP: 0.406, SLG: 0.453										0	1	0	0	0	0	0
Nick Esasky, R (9, 3) OBP: 0.327, SLG: 0.409										0	0	0	0	0	0	0
Eddie Milner, L (1, 8) OBP: 0.312, SLG: 0.430		K		F8		F8 1-2 2-3		2B 1B 2-3		4	1	1	0	0	1	2
Sal Butera, R (1, 2) OBP: 0.347, SLG: 0.347		E 2B	K				F7	4-3 1-H 3-H 2B		3	1	1	0	0	1	0
Max Venable, L (8, PH) OBP: 0.287, SLG: 0.276										1	0	1	2	0	0	0
Dave Vangorder, R (9, 2)										0	0	0	0	0	0	0
Ron Oester, S (1, 4) OBP: 0.315, SLG: 0.345		E3 2-H 1B	G3				1B 2B	4-3 2-3		4	1	2	0	0	0	1
Tom Browning, L (1, 1) OBP: 0.183, SLG: 0.173		G3	K2-3				K	5-3		2	0	0	0	0	1	1
Dave Concepcion, R (7, PH) OBP: 0.314, SLG: 0.338										1	0	0	0	0	1	1
Ron Robinson, R (8, 1) OBP: 0.071, SLG: 0.071										1	0	0	0	0	0	2
Inning Stats	R: 0 H: 1 E: 0 LOB: 1 K: 0 BB: 0 S: 4 P: 4	R: 1 H: 2 E: 1 LOB: 1 K: 1 BB: 0 S: 7 P: 7	R: 0 H: 1 E: 0 LOB: 0 K: 0 BB: 0 S: 3 P: 3	R: 0 H: 0 E: 0 LOB: 0 K: 0 BB: 0 S: 3 P: 3	R: 0 H: 0 E: 0 LOB: 0 K: 2 BB: 0 S: 7 P: 7	R: 1 H: 1 E: 0 LOB: 2 K: 1 BB: 1 S: 6 P: 11	R: 1 H: 3 E: 0 LOB: 2 K: 2 BB: 0 S: 10 P: 10	R: 3 H: 4 E: 0 LOB: 2 K: 0 BB: 0 S: 7 P: 7		1B: 8 SF: 0 2B: 4 SAC: 0 3B: 0 DP: 1 HR: 0 HBP: 1						

	AB	35
	R	6
	H	12
	RBI	5
	BB	1
	SO	6
	LOB	18

WP: 1 PA: 37
PB: 0
SB: 1
CS: 0

livebaseballscorecards.com

PITCHER		IP	WLS	BF	H	R	ER	SO	BB	IBB	HBP	BLK	WP	HR	S	P	ERA	WHIP
Kelly Downs, R ERA: 2.82	(1, 1)	6.0		24	5	2	1	4	1	0	1	0	1	0	30	35	1.50	1.000
Mark Davis, L ERA: 3.12	(7, 1)	0.1	L	2	1	1	1	0	0	0	0	0	0	0	2	2	27.00	3.000
Frank Williams, R ERA: 1.27	(7, 1)	0.1		3	2	0	0	1	0	0	0	0	0	0	5	5	0.00	6.000
Terry Mulholland, L ERA: 5.0	(7, 1)	0.1		4	3	3	3	1	0	0	0	0	0	0	6	6	81.00	9.000
Greg Minton, R ERA: 4.12	(8, 1)	1.0		4	1	0	0	0	0	0	0	0	0	0	4	4	0.00	1.000

PITCHER	IP	WLS	BF	H	R	ER	SO	BB	IBB	HBP	BLK	WP	HR	S	P	ERA	WHIP

Atlanta Braves @ Cincinnati Reds

Riverfront Stadium, Cincinnati, OH

Wed Sep 24 1986, 7:05 PM EDT

Att. 15,118 - Unknown

TOP

livebaseballscorecards.com

Batter	1	2	3	4	5	6	7	8	9	AB	R	H	RBI	BB	SO	LOB
Albert Hall, S (1, 9) OBP: 0.343, SLG: 0.290	F4		FC6 1-2f			B3		E4 1-3		3	0	0	0	0	0	1
Ted Simmons, S (8, PH) OBP: 0.314, SLG: 0.387										1	0	0	0	0	0	1
Darryl Motley, R (8, PR) OBP: 0.241, SLG: 0.350										0	0	0	0	0	0	0
Brad Komminsk, R (8, 5) OBP: 0.400, SLG: 0.400										0	0	0	0	0	0	0
Ken Oberkfell, L (1, 5) OBP: 0.380, SLG: 0.375	BBBB 4-0 G6-4-3 BB			SSS K		F9		F7		2	0	0	0	1	1	0
Terry Harper, R (8, PH) OBP: 0.317, SLG: 0.353										1	0	0	0	0	0	2
Paul Assenmacher, L (8, 1)										0	0	0	0	0	0	0
Craig McMurtry, R (8, 1) OBP: 0.176, SLG: 0.125										0	0	0	0	0	0	0
Dale Murphy, R (1, 8) OBP: 0.355, SLG: 0.495	G6-4-3 1-2f			1B		6-3			6-3	4	0	1	0	0	0	1
Bob Horner, R (1, 3) OBP: 0.329, SLG: 0.455		SSS K		SSS K			F8		1B 1B	4	1	1	0	0	2	1
Ken Griffey, L (1, 7) OBP: 0.342, SLG: 0.486		4-3		1-2 1B			F9		F8	4	0	1	0	0	0	1
Andres Thomas, R (1, 6) OBP: 0.273, SLG: 0.389		BBBB 4-0 CS BB		5-3			F8		1-2 1B	3	0	1	0	1	0	2
Ozzie Virgil, R (1, 2) OBP: 0.339, SLG: 0.367		CS 1-2	SSS K		F4			L6	FC6-4 1-2 2-H 1B	4	0	1	1	0	1	0
Glenn Hubbard, R (1, 4) OBP: 0.343, SLG: 0.311			4-3		F7			FC4-6 1B	FC6-4 1-2f	2	0	0	0	0	0	0
Gerald Perry, L (8, PH) OBP: 0.366, SLG: 0.419										1	0	1	0	0	0	0
(8, 9)																
Rafael Ramirez, R (9, PH) OBP: 0.274, SLG: 0.338										1	0	0	0	0	0	2
Rick Mahler, R (1, 1) OBP: 0.217, SLG: 0.203			FC6 1B		F7			FC4-6 E 1-2f		2	0	1	0	0	0	0
Chris Chambliss, L (8, PH) OBP: 0.377, SLG: 0.412										1	0	0	0	0	0	1
Paul Runge, R (8, PR)										0	0	0	0	0	0	0
(8, 4)																

Inning Stats										
	R: 0 E: 0 K: 0 S: 2	H: 0 LOB: 0 BB: 1 P: 6	R: 0 E: 0 K: 1 S: 4	H: 0 LOB: 0 BB: 1 P: 8	R: 0 E: 0 K: 1 S: 6	H: 1 LOB: 1 BB: 0 P: 6	R: 0 E: 0 K: 2 S: 9	H: 2 LOB: 2 BB: 0 P: 9	R: 0 E: 0 K: 0 S: 3	H: 0 LOB: 0 BB: 0 P: 3
	R: 0 E: 0 K: 0 S: 3	H: 0 LOB: 0 BB: 0 P: 3	R: 0 E: 0 K: 0 S: 3	H: 0 LOB: 0 BB: 0 P: 3	R: 0 E: 1 K: 0 S: 5	H: 1 LOB: 2 BB: 0 P: 5	R: 1 E: 0 K: 0 S: 6	H: 3 LOB: 2 BB: 0 P: 6	1B: 7 2B: 0 3B: 0 HR: 0	SF: 0 SAC: 0 DP: 1 HBP: 0	WP: 0 PB: 0 SB: 0 CS: 1	PA: 36

PITCHER		IP	WLS	BF	H	R	ER	SO	BB	IBB	HBP	BLK	WP	HR	S	P	ERA	WHIP
Ted Power, R ERA: 3.71	(1, 1)	7.2	W	28	4	0	0	4	2	0	0	0	0	0	34	42	0.00	0.783
John Franco, L ERA: 3.07	(8, 1)	1.1	S	7	3	1	1	0	0	0	0	0	0	0	7	7	6.75	2.250

PITCHER	IP	WLS	BF	H	R	ER	SO	BB	IBB	HBP	BLK	WP	HR	S	P	ERA	WHIP

AB	33
R	1
H	7
RBI	1
BB	2
SO	4
LOB	12

Atlanta Braves @ Cincinnati Reds

Riverfront Stadium, Cincinnati, OH

Wed Sep 24 1986, 7:05 PM EDT

Att. 15,118 - Unknown

BOTTOM

Batter	1	2	3	4	5	6	7	8	9	AB	R	H	RBI	BB	SO	LOB
Kurt Stillwell, S (1, 6) OBP: 0.301, SLG: 0.245	S S S 0-3 K ①		x 0-0 F6 ②		x 0-0 F8 ②		B B B B 4-0 1-2 BB			3	0	0	0	1	1	3
Max Venable, L (1, 7) OBP: 0.286, SLG: 0.298	x 0-0 4-3 ②		x 0-0 1-H 2-H HR		x 0-0 F8 ③		x 0-0 1-3 ③			4	1	1	3	0	0	4
Dave Parker, L (1, 9) OBP: 0.330, SLG: 0.478	x 0-0 L5 ③		B B B B 4-0 BB			x 0-0 5-3 ①		x 0-0 1B 3B		3	1	1	0	1	0	0
Buddy Bell, R (1, 5) OBP: 0.359, SLG: 0.438		x 0-0 F6 ①	x 0-0 L5 ③			x 0-0 5-3 ②		x 0-0 5-3 ①		4	0	0	0	0	0	2
Tony Perez, R (1, 3) OBP: 0.328, SLG: 0.320 Tracy Jones, R (8, PR) OBP: 0.406, SLG: 0.453 Nick Esasky, R (9, 3) OBP: 0.327, SLG: 0.409		x 0-0 F4 ②		S S S 0-3 K ①		x 0-0 1-3 ③		x 0-0 BB 1B FC3-2 3-H 1B		4 0 0	0 0 0	1 0 0	1 0 0	0 0 0	1 0 0	0 0 0
Eddie Milner, L (1, 8) OBP: 0.316, SLG: 0.433	S S S 0-3 K ③			x 0-0 G6-4-3 1B			x 0-0 1B 1B	x 0-0 FC3-2 BB 1-2 1B		4	0	3	0	0	1	0
Sal Butera, R (1, 2) OBP: 0.355, SLG: 0.356 Kal Daniels, L (8, PH) OBP: 0.386, SLG: 0.500 Tom Browning, L (8, PR) OBP: 0.183, SLG: 0.173 Dave Vangorder, R (9, 2)			x 0-0 FC2-5 BB 1B	x 0-0 ②③ G6-4-3 1-2f			x 0-0 BB 1-3 1B	B B B B 4-0 FC3-2 1-2 2-3 BB		3 0 0 0	0 0 0 0	2 0 0 0	0 0 0 0	0 1 0 0	0 0 0 0	1 0 0 0
Ron Oester, S (1, 4) OBP: 0.317, SLG: 0.347			B B B B 4-0 FC2-5 HR 1-2 BB		x 0-0 SH2-4 2B		S S S 0-3 K ①	x 0-0 FC3-2 1-2 2-3 3-Hf ②		3	1	1	0	1	1	5
Ted Power, R (1, 1) OBP: 0.143, SLG: 0.100 John Franco, L (8, 1)			x 0-0 FC2-5 HR 1-2 2-3f ①		x 0-0 SH2-4 2-3 ①		S S S 0-3 K ②	x 0-0 1-3 ③		2 1	1 0	0 0	0 0	0 0	1 0	4 3
Inning Stats	R: 0 E: 0 K: 1 S: 5 H: 0 LOB: 0 BB: 0 P: 5	R: 0 E: 0 K: 1 S: 5 H: 0 LOB: 0 BB: 0 P: 5	R: 3 E: 0 K: 0 S: 5 H: 2 LOB: 1 BB: 2 P: 13	R: 0 E: 0 K: 1 S: 5 H: 1 LOB: 0 BB: 0 P: 5	R: 0 E: 0 K: 0 S: 4 H: 1 LOB: 1 BB: 0 P: 4	R: 0 E: 0 K: 0 S: 3 H: 0 LOB: 0 BB: 0 P: 3	R: 0 E: 0 K: 2 S: 9 H: 2 LOB: 3 BB: 1 P: 13	R: 1 E: 0 K: 0 S: 6 H: 3 LOB: 3 BB: 1 P: 10		1B: 6 2B: 1 3B: 1 HR: 1		SF: 0 SAC: 1 DP: 1 HBP: 0		WP: 0 PB: 0 SB: 0 CS: 0		PA: 36

PITCHER		IP	WLS	BF	H	R	ER	SO	BB	IBB	HBP	BLK	WP	HR	S	P	ERA	WHIP
Rick Mahler, R ERA: 4.8	(1, 1)	7.0	L	29	6	3	3	5	3	0	0	0	0	1	36	48	3.86	1.286
Paul Assenmacher, L ERA: 2.55	(8, 1)	0.1		4	3	1	1	0	0	0	0	0	0	0	4	4	27.00	9.000
Craig McMurtry, R ERA: 4.93	(8, 1)	0.2		3	0	0	0	0	1	0	0	0	0	0	2	6	0.00	1.500

PITCHER	IP	WLS	BF	H	R	ER	SO	BB	IBB	HBP	BLK	WP	HR	S	P	ERA	WHIP

AB	31
R	4
H	9
RBI	4
BB	4
SO	5
LOB	22

livebaseballscorecards.com

Batter	1	2	3	4	5	6	7	8	9	AB	R	H	RBI	BB	SO	LOB
Albert Hall, S (1, 9) OBP: 0.375, SLG: 0.314 Paul Assenmacher, L (8, 1)	BBBB 4-0 CS BB	x 0-0 ③ L1			SSS 0-3 ② K		x 0-0 1B 1-3 WP 1B	x 0-0 S 1B		4 0	1 0	2 0	0 0	1 0	1 0	3 0
Ken Oberkfell, L (1, 5) OBP: 0.379, SLG: 0.373	SSS 0-3 ① ② K 1-2	x 0-0 ① 3-1			x 0-0 ③ F2		x 0-0 BB WP 1-3 3-H 1B	SSS 0-3 ③ K 1-2		5	0	1	1	0	2	3
Ken Griffey, L (1, 7) OBP: 0.342, SLG: 0.483	BBBB 4-0 1B BB	x 0-0 ② F8				x 0-0 ① F5	BBBB 4-0 BB 1-2 3-H BB		SSS 0-3 ① K	3	0	0	0	2	1	0
Dale Murphy, R (1, 8) OBP: 0.354, SLG: 0.492	x 0-0 1-2 1B	x 0-0 ③ F7				x 0-0 ② 4-3	SSS 0-3 ② K		SSS 0-3 ② K	5	0	1	0	0	2	2
Gerald Perry, L (1, 3) OBP: 0.365, SLG: 0.415 Bob Horner, R (7, PH) OBP: 0.330, SLG: 0.454 (7, 3)	x 0-0 ③ F8			x 0-0 ① F7		x 0-0 2B 1B	BBBB 4-0 1-2 2-3 BB		x 0-0 ③ 5-3	3 1	1 0	1 0	0 0	0 1	0 0	2 0
Andres Thomas, R (1, 6) OBP: 0.273, SLG: 0.390		x 0-0 ① G1		SSS 0-3 ② K		x 0-0 1-H 2B	SSS 0-3 ③ K			4	0	1	1	0	2	3
Bruce Benedict, R (1, 2) OBP: 0.313, SLG: 0.320		x 0-0 SH1-4 1B 1B		x 0-0 ③ 5-3		x 0-0 ③ 6-3		x 0-0 ① F5		4	0	1	0	0	0	1
Paul Runge, R (1, 4) OBP: 0.500, SLG: 0.500		x 0-0 SH1-4 1-2 1B			x 0-0 1-3 1B		SSS 0-3 ① K	SSS 0-3 ② K		4	0	2	0	0	2	0
Charlie Puleo, R (1, 1) OBP: 0.400, SLG: 0.400 Omar Moreno, L (5, PH) OBP: 0.278, SLG: 0.354 Cliff Speck, R (6, 1) Ed Olwine, R (6, 1) OBP: 0.500, SLG: 0.500 Chris Chambliss, L (7, PH) OBP: 0.500, SLG: 0.647 Darryl Motley, R (7, PR) OBP: 0.000, SLG: 0.000 Craig McMurtry, R (7, 1) OBP: 0.176, SLG: 0.176 Terry Harper, R (8, PH) OBP: 0.500, SLG: 0.500 (8, 5)		x 0-0 ② SH1-4 1-2 2-3			x 0-0 ① 1-3 1-2		x 0-0 1B 1B 1B	x 0-0 HR		0 1 0 0 1 0 0 1	0 0 0 0 0 1 1 1	0 0 0 0 1 0 0 1	0 0 0 0 0 0 0 1	0 0 0 0 0 0 0 0	0 0 0 0 0 0 0 0	0 1 0 0 0 0 0 0
Inning Stats	R: 0 E: 0 K: 1 S: 5 H: 1 LOB: 2 BB: 2 P: 13	R: 0 E: 0 K: 0 S: 5 H: 2 LOB: 2 BB: 0 P: 5	R: 0 E: 0 K: 0 S: 3 H: 0 LOB: 0 BB: 0 P: 3	R: 0 E: 0 K: 1 S: 5 H: 0 LOB: 0 BB: 0 P: 5	R: 0 E: 0 K: 1 S: 6 H: 1 LOB: 1 BB: 0 P: 6	R: 1 E: 0 K: 0 S: 5 H: 2 LOB: 1 BB: 0 P: 5	R: 2 E: 0 K: 3 S: 12 H: 3 LOB: 3 BB: 2 P: 20	R: 1 E: 0 K: 2 S: 9 H: 2 LOB: 1 BB: 0 P: 9	R: 0 E: 0 K: 2 S: 7 H: 0 LOB: 0 BB: 0 P: 7	1B: 9 2B: 1 3B: 0 HR: 1	SF: 0 SAC: 1 DP: 0 HBP: 0			WP: 1 PB: 0 SB: 1 CS: 1		PA: 41	

PITCHER		IP	WLS	BF	H	R	ER	SO	BB	IBB	HBP	BLK	WP	HR	S	P	ERA	WHIP
Bill Gullickson, R ERA: 3.12	(1, 1)	6.1	W	29	9	3	3	4	2	0	0	0	0	0	35	43	4.26	1.737
Rob Murphy, L ERA: 0.83	(7, 1)	0.2		4	0	0	0	2	2	0	0	0	1	0	6	14	0.00	3.000
Ron Robinson, R ERA: 3.38	(8, 1)	2.0	S	8	2	1	1	4	0	0	0	0	0	1	16	16	4.50	1.000

PITCHER	IP	WLS	BF	H	R	ER	SO	BB	IBB	HBP	BLK	WP	HR	S	P	ERA	WHIP

TOP

Atlanta Braves @ Cincinnati Reds

Riverfront Stadium, Cincinnati, OH

Thu Sep 25 1986, 3:33 AM EDT

Att. 8,332 - Unknown

livebaseballscorecards.com

AB	36
R	4
H	11
RBI	3
BB	4
SO	10
LOB	15

Batter	1	2	3	4	5	6	7	8	9	AB	R	H	RBI	BB	SO	LOB
Kurt Stillwell, S (1, 6) OBP: 0.306, SLG: 0.249	1-0 BB SF 4-3 HBP	0-0 ② F8		0-0 2-H 1B		0-3 ① K		0-0 1B		4	1	2	1	0	1	1
Max Venable, L (1, 7) OBP: 0.283, SLG: 0.289	0-0 ① 4-3 1-2	4-0 1-2 BB		0-0 ③ F7		0-0 ② 1-3		0-0 ③ F9		4	0	0	0	1	0	3
Dave Parker, L (1, 9) OBP: 0.331, SLG: 0.479	4-0 BB SF BB	0-0 ③ 4-3			0-0 BB 1B 2B	0-3 ③ K				3	2	1	0	1	1	2
Buddy Bell, R (1, 5) OBP: 0.362, SLG: 0.438	4-0 SF 1-2 2-3 1B BB		0-0 ① F7		1-0 1B BB G5-2-3 HBP		0-0 1B 1B			2	1	1	0	1	0	0
Tony Perez, R (1, 3) OBP: 0.327, SLG: 0.316 Ron Robinson, R (8, 1) OBP: 0.071, SLG: 0.071	0-0 SF 1-3 2-H 3-H 1B		0-0 ② F6		4-0 G5-2-3 1B 1-2 2-3 BB		0-0 ① F9			2 0	1 0	0 0	1 0	1 0	0 0	1 0
Eddie Milner, L (1, 8) OBP: 0.320, SLG: 0.437	0-0 L3 2-H 3-H 1B		0-0 ③ F6		0-0 G5-2-3 1-2 2-3 3-H 1B		0-0 ② 1-3 1B			4	0	3	3	0	0	0
Sal Butera, R (1, 2) OBP: 0.344, SLG: 0.343	0-0 ②③ L3 1-2			0-0 ① F3	0-0 ① ② G5-2-3 1-2 2-3 3-Hf		0-0 ③ F8			4	0	0	0	0	0	5
Ron Oester, S (1, 4) OBP: 0.318, SLG: 0.346		0-3 ① K		4-0 SH3-4 1B BB	4-0 IBB			0-0 ① 5-3		2	1	0	0	2	1	0
Bill Gullickson, R (1, 1) OBP: 0.115, SLG: 0.080 Rob Murphy, L (7, 1) Dave Concepcion, R (8, 3) OBP: 0.313, SLG: 0.337		4-0 BB BB		0-0 ② SH3-4 1-2	0-0 ③ 4-6-3			0-0 ② F8		1 0 1	0 0 0	0 0 0	0 0 0	1 0 0	0 0 0	3 0 0
Inning Stats	R: 4 E: 1 K: 0 S: 4 H: 1 LOB: 0 BB: 2 P: 13	R: 0 E: 0 K: 1 S: 5 H: 0 LOB: 2 BB: 2 P: 13	R: 0 E: 0 K: 0 S: 3 H: 0 LOB: 0 BB: 0 P: 3	R: 1 E: 0 K: 0 S: 4 H: 1 LOB: 1 BB: 1 P: 8	R: 1 E: 0 K: 0 S: 4 H: 2 LOB: 3 BB: 2 P: 13	R: 0 E: 0 K: 2 S: 7 H: 0 LOB: 0 BB: 0 P: 7	R: 0 E: 0 K: 0 S: 4 H: 2 LOB: 1 BB: 0 P: 4	R: 0 E: 0 K: 0 S: 4 H: 1 LOB: 1 BB: 0 P: 4		1B: 6 2B: 2 3B: 0 HR: 0	SF: 1 SAC: 1 DP: 2 HBP: 2					

BOTTOM

Atlanta Braves @ Cincinnati Reds

Riverfront Stadium, Cincinnati, OH

Thu Sep 25 1986, 3:33 AM EDT

Att. 8,332 - Unknown

livebaseballscorecards.com

AB	27
R	6
H	7
RBI	5
BB	7
SO	3
LOB	15

PITCHER		IP	WLS	BF	H	R	ER	SO	BB	IBB	HBP	BLK	WP	HR	S	P	ERA	WHIP
Charlie Puleo, R ERA: 3.12	(1, 1)	4.0	L	20	2	5	3	1	5	0	1	0	0	0	16	37	6.75	1.750
Cliff Speck, R ERA: 4.13	(5, 1)	0.0		3	1	1	1	0	1	0	1	0	0	0	1	6	∞	∞
Ed Olwine, L ERA: 3.55	(5, 1)	2.0		7	1	0	0	2	0	1	0	0	0	0	10	14	0.00	0.500
Craig McMurtry, R ERA: 4.87	(7, 1)	1.0		4	2	0	0	0	0	0	0	0	0	0	4	4	0.00	2.000
Paul Assenmacher, L ERA: 2.51	(8, 1)	1.0		4	1	0	0	0	0	0	0	0	0	0	4	4	0.00	1.000

PITCHER	IP	WLS	BF	H	R	ER	SO	BB	IBB	HBP	BLK	WP	HR	S	P	ERA	WHIP

Cincinnati Reds @ San Diego Padres

Jack Murphy Stadium, San Diego, CA

Fri Sep 26 1986, 10:05 PM EDT

Att. 8,126 - Unknown

TOP

livebaseballscorecards.com

Batter	1	2	3	4	5	6	7	8	9	AB	R	H	RBI	BB	SO	LOB
Kurt Stillwell, S (1, 6) OBP: 0.311, SLG: 0.256	BB 1B 1B 1B	1B 3-H 1B		5-3			2-H 1B	G3		5	1	3	2	0	0	3
Max Venable, L (1, 7) OBP: 0.287, SLG: 0.314	BB 1-2 1B 1B	F8			4-3		F8		HR	5	2	2	1	0	0	2
Dave Parker, L (1, 9) OBP: 0.333, SLG: 0.479	B B B B 1B E 1-2 2-3 BB	1-3 1B			G6-4-3 1B		S S S K		4-3	4	1	2	0	1	1	1
Buddy Bell, R (1, 5) OBP: 0.362, SLG: 0.438	FC5-4 1-2 2-H 3-H 1B		6-3		G6-4-3 1-2f			S S S K	1B	5	0	2	2	0	1	1
Bo Diaz, R (1, 2) OBP: 0.322, SLG: 0.381	FC5-4 1-2f 2-H		F9			F4		BB 1B SF8 1B	F1	4	0	1	0	0	0	1
Tracy Jones, R (8, PR) OBP: 0.406, SLG: 0.453										0	1	0	0	0	0	0
Sal Butera, R (8, 2) OBP: 0.341, SLG: 0.339										1	0	0	0	0	0	1
Eddie Milner, L (1, 8) OBP: 0.319, SLG: 0.434	S S S K		F4			6-3		BB BB 1-2 1B	F4	5	0	1	0	0	1	2
Tony Perez, R (1, 3) OBP: 0.322, SLG: 0.311	F9			F3		F9		B B B B BB 1-2 2-3 BB		3	0	0	0	0	0	1
Rob Murphy, L (6, 1)										0	0	0	0	0	0	0
Kal Daniels, L (8, PH) OBP: 0.389, SLG: 0.500										0	0	0	0	1	0	0
Tom Browning, L (8, PR) OBP: 0.183, SLG: 0.173										0	0	0	0	0	0	0
John Franco, L (8, 1)										0	0	0	0	0	0	0
Ron Oester, S (1, 4) OBP: 0.321, SLG: 0.358		SH1-4 1B 2B		HR			SH1-4 1B 1B	SF8 3-H		3	3	3	2	0	0	0
Chris Welsh, L (1, 1) OBP: 0.167, SLG: 0.250										0	0	0	0	0	0	0
Carl Willis, L (1, 1) OBP: 0.333, SLG: 0.333										0	0	0	0	0	0	0
Barry Larkin, R (4, PH) OBP: 0.320, SLG: 0.410										1	0	0	0	0	0	0
Bill Landrum, R (4, 1)										0	0	0	0	0	0	0
Dave Concepcion, R (6, 3) OBP: 0.315, SLG: 0.337		SH1-4 2-3		F6			SH1-4 1-2	B B B B 1-2 2-3 BB		0	0	0	0	1	0	0
Inning Stats	R: 3 H: 3 E: 1 LOB: 1 K: 1 BB: 1 S: 8 P: 12	R: 1 H: 3 E: 0 LOB: 2 K: 0 BB: 0 S: 5 P: 5	R: 0 H: 0 E: 0 LOB: 0 K: 0 BB: 0 S: 3 P: 3	R: 1 H: 1 E: 0 LOB: 0 K: 0 BB: 0 S: 4 P: 4	R: 0 H: 1 E: 0 LOB: 0 K: 0 BB: 0 S: 3 P: 3	R: 0 H: 0 E: 0 LOB: 0 K: 0 BB: 0 S: 3 P: 3	R: 1 H: 2 E: 0 LOB: 1 K: 1 BB: 0 S: 7 P: 7	R: 1 H: 2 E: 0 LOB: 3 K: 1 BB: 2 S: 7 P: 15	R: 1 H: 2 E: 0 LOB: 1 K: 0 BB: 0 S: 5 P: 5	1B: 11 SF: 1 2B: 1 SAC: 2 3B: 0 DP: 1 HR: 2 HBP: 0						

AB	36
R	8
H	14
RBI	7
BB	3
SO	3
LOB	12

WP: 0 PA: 42
PB: 0
SB: 0
CS: 0

PITCHER		IP	WLS	BF	H	R	ER	SO	BB	IBB	HBP	BLK	WP	HR	S	P	ERA	WHIP
Jimmy Jones, R ERA: 2.45	(1, 1)	2.0		12	6	4	3	1	1	0	0	0	0	0	13	17	13.50	3.500
Dave LaPoint, L ERA: 4.9	(3, 1)	4.0		13	2	1	1	0	0	0	0	0	0	1	13	13	2.25	0.500
Craig Lefferts, L ERA: 3.07	(7, 1)	1.0	L	5	2	1	1	1	0	0	0	0	0	0	7	7	9.00	2.000
Bob Stoddard, R ERA: 2.79	(8, 1)	0.2		6	2	1	1	1	2	0	0	0	0	0	6	14	13.50	6.000
LaMarr Hoyt, R ERA: 5.27	(8, 1)	1.1		6	2	1	1	0	0	0	0	0	0	1	6	6	6.75	1.500

PITCHER	IP	WLS	BF	H	R	ER	SO	BB	IBB	HBP	BLK	WP	HR	S	P	ERA	WHIP

Cincinnati Reds @ San Diego Padres

Jack Murphy Stadium, San Diego, CA

Fri Sep 26 1986, 10:05 PM EDT

Att. 8,126 - Unknown

livebaseballscorecards.com

BOTTOM

Batter	1	2	3	4	5	6	7	8	9	AB	R	H	RBI	BB	SO	LOB
Jerry Royster, R (1, 4) OBP: 0.339, SLG: 0.367	BBBB 4-0 E BB	SSS 0-3 ① K		BBBB 4-0 BB		x 0-0 ③ F8			x 0-0 ① FC6-4 G3 1-2f 2-3	3	1	0	0	2	1	4
Tony Gwynn, L (1, 9) OBP: 0.381, SLG: 0.467	x 0-0 E9 1B 1-H 2B	x 0-0 ② FC6-4 1-2f		x 0-0 F6			x 0-0 4-3		x 0-0 ② G3 1-2 3-H	5	1	1	2	0	0	4
Kevin McReynolds, R (1, 8) OBP: 0.357, SLG: 0.506	x 0-0 2B 3-H 1B	x 0-0 6-3		x 0-0 ③ F4			x 0-0 ② 4-3		BBBB 4-0 BB	4	1	1	1	1	0	3
Carmelo Martinez, R (1, 7) OBP: 0.344, SLG: 0.395	x 0-0 E 1-H 2B		BBBB 4-0 FC5-4 BB		x 0-0 ① F8		SSS 0-3 ③ K		x 0-0 ③ G3	4	1	1	1	1	1	2
Benito Santiago, R (1, 2) OBP: 0.317, SLG: 0.487	BBBB 4-0 E BB		x 0-0 ① F6		SSS 0-3 ② K			SSS 0-3 ① K		3	1	0	0	1	2	1
Tim Pyznarski, R (1, 3) OBP: 0.313, SLG: 0.250	SSS 0-3 ① K		x 0-0 ② F8		SSS 0-3 ③ K			x 0-0 ② F5		4	0	0	0	0	2	3
Randy Asadoor, R (1, 5) OBP: 0.419, SLG: 0.500	x 0-0 E4 CS 2B 1-H 2-H		x 0-0 ③ FC5-4 1-2f			x 0-0 E S 1B		SSS 0-3 ③ K		4	0	2	2	0	1	1
Gary Green, R (1, 6) OBP: 0.219, SLG: 0.226 Garry Templeton, S (9, PH) OBP: 0.295, SLG: 0.311	x 0-0 ②③ F9 3-H			x 0-0 SH1-4 1B		SSS 0-3 ① K 1-3			x 0-0 FC6-4 1B G3 1B	3 1	0 1	1 1	0 0	0 0	1 0	2 0
Jimmy Jones, R (1, 1) OBP: 0.000, SLG: 0.250 Mark Parent, R (2, PH) Dave LaPoint, L (3, 1) Craig Nettles, L (6, PH) OBP: 0.269, SLG: 0.378 Steve Garvey, R (6, PH) OBP: 0.333, SLG: 0.414 Craig Lefferts, L (7, 1) OBP: 0.000, SLG: 0.500 Bob Stoddard, R (8, 1) LaMarr Hoyt, R (8, 1) OBP: 0.000, SLG: 0.158 Bruce Bochy, R (9, PH) OBP: 0.231, SLG: 0.333 Tim Flannery, L (9, PH) OBP: 0.308, SLG: 0.346		BBBB 4-0 FC6-4 BB		x 0-0 ① SH1-4 1-2		x 0-0 ② F7			x 0-0 FC6-4 1B 1-2	0 0 0 0 1 0 0 0 0 1	0 0 0 0 0 0 0 0 0 0	0 0 0 0 0 0 0 0 0 1	0 0 0 0 0 0 0 0 0 0	0 1 0 0 0 0 0 0 0 0	0 0 0 0 0 0 0 0 0 1	0 0 0 0 1 0 0 0 0 0
Inning Stats	R: 5 E: 2 K: 1 S: 8 H: 4 LOB: 0 BB: 2 P: 16	R: 0 E: 0 K: 1 S: 5 H: 0 LOB: 1 BB: 1 P: 9	R: 0 E: 0 K: 0 S: 3 H: 0 LOB: 1 BB: 1 P: 7	R: 0 E: 0 K: 0 S: 4 H: 1 LOB: 2 BB: 1 P: 8	R: 0 E: 0 K: 2 S: 7 H: 0 LOB: 0 BB: 0 P: 7	R: 0 E: 1 K: 1 S: 6 H: 1 LOB: 1 BB: 0 P: 6	R: 0 E: 0 K: 1 S: 5 H: 0 LOB: 0 BB: 0 P: 5	R: 0 E: 0 K: 2 S: 7 H: 0 LOB: 0 BB: 0 P: 7	R: 1 E: 0 K: 0 S: 5 H: 2 LOB: 2 BB: 1 P: 9	1B: 5 2B: 3 3B: 0 HR: 0 SF: 0 SAC: 1 DP: 0 HBP: 0						

	AB	33
	R	6
	H	8
	RBI	6
	BB	6
	SO	8
	LOB	21

PITCHER		IP	WLS	BF	H	R	ER	SO	BB	IBB	HBP	BLK	WP	HR	S	P	ERA	WHIP
Chris Welsh, L ERA: 4.91	(1, 1)	0.0		4	3	4	4	0	1	0	0	0	0	0	3	7	∞	∞
Carl Willis, R ERA: 4.53	(1, 1)	3.0		12	1	1	1	2	3	0	0	0	0	0	13	25	3.00	1.333
Bill Landrum, R ERA: 6.75	(4, 1)	2.1		10	2	0	0	3	1	0	0	0	0	0	15	19	0.00	1.286
Rob Murphy, L ERA: 0.8	(6, 1)	1.2	W	5	0	0	0	1	0	0	0	0	0	0	7	7	0.00	0.000
John Franco, L ERA: 3.1	(8, 1)	2.0	S	9	2	1	1	2	1	0	0	0	0	0	12	16	4.50	1.500

PITCHER	IP	WLS	BF	H	R	ER	SO	BB	IBB	HBP	BLK	WP	HR	S	P	ERA	WHIP

Cincinnati Reds @ San Diego Padres

Jack Murphy Stadium, San Diego, CA

Sat Sep 27 1986, 10:05 PM EDT

Att. 8,708 - Unknown

livebaseballscorecards.com

TOP

Batter	1	2	3	4	5	6	7	8	9	10	11	AB	R	H	RBI	BB	SO	LOB
Kurt Stillwell, S (1, 6) OBP: 0.310, SLG: 0.252	F9	4-3		BB		6-3		F6			SH1-4 (1-3)	4	0	0	0	1	0	2
Max Venable, L (1, 7) OBP: 0.288, SLG: 0.315	E S 1B		G6-3 1B	K		K		F7			F2	6	0	2	0	0	2	5
Dave Parker, L (1, 9) OBP: 0.332, SLG: 0.475	K (1-2)		G6-3 (1-2f)	G3		F7			K		HR IBB	5	1	0	0	1	2	5
Buddy Bell, R (1, 5) OBP: 0.365, SLG: 0.445	E5 (2-3)		1B		FC4-6 E BB		5-3		G4-6-3 1B		1-H 3-H HR	5	2	3	3	1	0	1
Bo Diaz, R (1, 2) OBP: 0.322, SLG: 0.379	F7		K		FC4-6 (1-2) BB		HR 1B		G4-6-3 (1-2f)		K	5	1	1	0	1	2	5
Eddie Milner, L (1, 8) OBP: 0.319, SLG: 0.448		K		HR	FC4-6 S (1-2f, 2-3)		HR			K		5	2	2	3	0	2	2
Tony Perez, R (1, 3) OBP: 0.324, SLG: 0.315		E BB		1B 2B	K (1-2, 3-H)		6-3			K		4	0	1	0	1	2	1
Ron Oester, S (1, 4) OBP: 0.324, SLG: 0.359		E9 (1-3) 1B		SH1-4 (2-3) 1B	FC6-4 IBB		4-3			4-3		4	0	2	0	1	0	0
Tom Browning, L (1, 1) OBP: 0.176, SLG: 0.167 John Franco, L (9, 1) Kal Daniels, L (11, PH) OBP: 0.392, SLG: 0.500 Eric Davis, R (11, PR) OBP: 0.386, SLG: 0.536 Ron Robinson, R (11, 1) OBP: 0.071, SLG: 0.071		F7		SH1-4 (1-2)	FC6-4 (1-2f)			G3			SH1-4 S HR BB	3 0 0 0 0	0 0 0 1 0	0 0 0 0 0	0 0 0 0 0	0 0 0 0 0	0 0 1 0 0	4 0 0 0 0
Inning Stats	R: 0 E: 1 K: 1 S: 7 H: 1 LOB: 2 BB: 0 P: 7	R: 0 E: 1 K: 1 S: 6 H: 1 LOB: 2 BB: 1 P: 10	R: 0 E: 0 K: 1 S: 6 H: 2 LOB: 1 BB: 0 P: 6	R: 1 E: 0 K: 1 S: 8 H: 3 LOB: 3 BB: 1 P: 12	R: 1 E: 1 K: 1 S: 5 H: 0 LOB: 2 BB: 3 P: 17	R: 0 E: 0 K: 1 S: 5 H: 0 LOB: 0 BB: 0 P: 5	R: 2 E: 0 K: 0 S: 5 H: 2 LOB: 0 BB: 0 P: 5	R: 0 E: 0 K: 0 S: 3 H: 0 LOB: 0 BB: 0 P: 3	R: 0 E: 0 K: 1 S: 5 H: 1 LOB: 0 BB: 0 P: 5	R: 0 E: 0 K: 2 S: 7 H: 0 LOB: 0 BB: 0 P: 7	R: 3 E: 0 K: 1 S: 6 H: 1 LOB: 1 BB: 2 P: 14	1B: 7 2B: 1 3B: 0 HR: 3	SF: 0 SAC: 2 DP: 2 HBP: 0					

PITCHER		IP	WLS	BF	H	R	ER	SO	BB	IBB	HBP	BLK	WP	HR	S	P	ERA	WHIP
Ed Wojna, R (1, 1) ERA: 2.78		5.0		27	7	2	1	5	4	1	0	0	0	1	32	52	1.80	2.200
Ed Whitson, R (6, 1) ERA: 6.03		3.0		11	2	2	2	1	0	0	0	0	0	1	13	13	6.00	0.667
Bob Stoddard, R (9, 1) ERA: 2.66		1.0		3	1	0	0	1	0	0	0	0	0	0	5	5	0.00	1.000
Lance McCullers, R (10, 1) ERA: 2.75		2.0	L	9	1	3	3	3	1	1	0	0	0	1	13	21	13.50	1.000

AB	41
R	7
H	11
RBI	6
BB	7
SO	10
LOB	25

Cincinnati Reds @ San Diego Padres

Jack Murphy Stadium, San Diego, CA

Sat Sep 27 1986, 10:05 PM EDT

Att. 8,708 - Unknown

livebaseballscorecards.com

BOTTOM

Batter	1	2	3	4	5	6	7	8	9	10	11	AB	R	H	RBI	BB	SO	LOB
Jerry Royster, R (1, 4) (9, 6) (10, 4) OBP: 0.337, SLG: 0.367	K		5-3			6-3			1B 2B	4-3		5	1	1	0	0	1	0
Tony Gwynn, L (1, 9) OBP: 0.380, SLG: 0.464	F7			F9			6-3 1B		E6 1B E	6-3		5	1	1	0	0	0	1
Kevin McReynolds, R (1, 8) (10, 7) OBP: 0.357, SLG: 0.504	K			K			6-3 1-2		E 1-2 2-H 1B	1B BB		4	1	1	1	1	2	1
Carmelo Martinez, R (1, 7) OBP: 0.342, SLG: 0.396 Tim Flannery, L (9, PR) OBP: 0.378, SLG: 0.345 Marvell Wynne, L (10, 8) OBP: 0.297, SLG: 0.408		K		F3			K		E6 1B 1-H 2-H 2B	FC6-4 1-2 1B		4 0 1	0 1 0	1 0 1	2 0 0	0 0 0	2 0 0	1 0 0
Benito Santiago, R (1, 2) OBP: 0.304, SLG: 0.442		F9			F8		F9		1B BB	FC6-4 1-2f		4	0	0	0	1	0	3
Tim Pyznarski, R (1, 3) OBP: 0.324, SLG: 0.267 Ed Whitson, R (6, 1) OBP: 0.118, SLG: 0.118 Mark Parent, R (8, PH) Bip Roberts, S (9, 4) OBP: 0.292, SLG: 0.306 Garry Templeton, S (9, PH) OBP: 0.284, SLG: 0.309 (10, 6)		E S 1B			F9			K	K	K	K	2 0 1 0 2	0 0 0 0 0	1 0 0 0 0	0 0 0 0 0	0 0 1 0 0	0 0 0 0 2	0 0 0 0 2
Randy Asadoor, R (1, 5) OBP: 0.389, SLG: 0.486		F4 1-3			F3			2B	K	K	K	5	0	1	0	0	2	3
Gary Green, R (1, 6) OBP: 0.235, SLG: 0.242 Bruce Bochy, R (8, PH) OBP: 0.325, SLG: 0.516 Bob Stoddard, R (9, 1) John Kruk, L (9, PH) OBP: 0.411, SLG: 0.428 Lance McCullers, S (10, 1) OBP: 0.200, SLG: 0.182 Terry Kennedy, L (11, PH) OBP: 0.322, SLG: 0.403			F9			G5-4-3 1B		K	1-2 3-H 1B		K	2 1 0 1 0 1	0 0 0 0 0 0	1 0 0 1 0 0	0 0 0 1 0 1	0 1 0 1 0 0	0 1 0 0 0 0	0 1 0 0 0 0
Ed Wojna, R (1, 1) OBP: 0.167, SLG: 0.167 Steve Garvey, R (6, 3) OBP: 0.284, SLG: 0.411			K			G5-4-3 1-2f		F8	K			1 3	0 0	0 0	0 0	0 0	1 1	0 5

Inning Stats	1	2	3	4	5	6	7	8	9	10	11
	R: 0 E: 0 K: 2 S: 7	H: 0 LOB: 0 BB: 0 P: 7	R: 0 E: 0 K: 1 S: 6	H: 1 LOB: 1 BB: 0 P: 6	R: 0 E: 0 K: 1 S: 5	H: 0 LOB: 0 BB: 0 P: 5	R: 0 E: 0 K: 1 S: 5	H: 0 LOB: 0 BB: 0 P: 5	R: 0 E: 0 K: 0 S: 3	H: 0 LOB: 0 BB: 0 P: 3	R: 0 E: 0 K: 0 S: 3	H: 1 LOB: 0 BB: 0 P: 3	R: 0 E: 0 K: 1 S: 6	H: 1 LOB: 1 BB: 0 P: 6	R: 0 E: 0 K: 2 S: 8	H: 1 LOB: 1 BB: 0 P: 8	R: 4 E: 2 K: 3 S: 14	H: 4 LOB: 3 BB: 1 P: 18	R: 0 E: 0 K: 0 S: 4	H: 1 LOB: 2 BB: 1 P: 8	R: 0 E: 0 K: 3 S: 9	H: 0 LOB: 0 BB: 0 P: 9

	AB	42
	R	4
	H	9
	RBI	4
	BB	2
	SO	14
	LOB	17

	1B: 6	SF: 0	WP: 0	PA: 44
	2B: 3	SAC: 0	PB: 0	
	3B: 0	DP: 1	SB: 1	
	HR: 0	HBP: 0	CS: 0	

PITCHER		IP	WLS	BF	H	R	ER	SO	BB	IBB	HBP	BLK	WP	HR	S	P	ERA	WHIP
Tom Browning, L ERA: 3.77	(1, 1)	8.0		31	7	4	2	8	0	0	0	0	0	0	47	47	2.25	0.875
John Franco, L ERA: 3.04	(9, 1)	2.0	W	10	2	0	0	3	2	0	0	0	0	0	14	22	0.00	2.000
Ron Robinson, R ERA: 3.34	(11, 1)	1.0	S	3	0	0	0	3	0	0	0	0	0	0	9	9	0.00	0.000

PITCHER	IP	WLS	BF	H	R	ER	SO	BB	IBB	HBP	BLK	WP	HR	S	P	ERA	WHIP

Cincinnati Reds @ San Diego Padres

Jack Murphy Stadium, San Diego, CA

Sun Sep 28 1986, 6:33 AM EDT

Att. 12,617 - Unknown

TOP

livebaseballscorecards.com

Batter	1	2	3	4	5	6	7	8	9	AB	R	H	RBI	BB	SO	LOB
Kurt Stillwell, S (1, 6) OBP: 0.308, SLG: 0.251	K	1B S 1B 2-H		F5		F9			4-3	5	1	1	1	0	1	1
Dave Concepcion, R (1, 3) OBP: 0.316, SLG: 0.348	HR	S 1B 1-3		F9			K		6-3	5	1	2	1	0	1	1
Eric Davis, R (1, 9) (8, 7) OBP: 0.388, SLG: 0.535	K	BB 1-2 3-H			F9		S E 1B		E S BB	3	1	1	0	2	1	0
Buddy Bell, R (1, 5) OBP: 0.364, SLG: 0.445	2B	5-3			F4		K 1-H		6-3 1-3	5	0	1	0	0	1	3
Bo Diaz, R (1, 2) OBP: 0.321, SLG: 0.377	6-3		F3		3B BB		F9			3	1	0	0	1	0	1
Eddie Milner, L (1, 8) OBP: 0.321, SLG: 0.456		G3	6-3		1-H 3B			3-1 2B		4	0	2	1	0	0	0
Nick Esasky, R (1, 7) OBP: 0.326, SLG: 0.405		2B BB	F9		K			K		3	1	0	0	1	2	2
Dave Parker, L (8, 9) OBP: 0.332, SLG: 0.475										0	0	0	0	0	0	0
Ron Oester, S (1, 4) OBP: 0.321, SLG: 0.356		F9		G3		F4		3-1 2-3		4	0	0	0	0	0	2
Ted Power, R (1, 1) OBP: 0.200, SLG: 0.174		1B 2B 1-H		BB		K		K		3	1	1	1	1	2	1
Ron Robinson, R (9, 1) OBP: 0.071, SLG: 0.071										0	0	0	0	0	0	0

	AB	35
	R	6
	H	8
	RBI	4
	BB	5
	SO	8
	LOB	11

Inning Stats										
	R: 1	H: 2	R: 3	H: 3	R: 0	H: 0	R: 0	H: 0	R: 1	H: 1
	E: 0	LOB: 1	E: 0	LOB: 2	E: 0	LOB: 0	E: 0	LOB: 1	E: 0	LOB: 1
	K: 2	BB: 0	K: 0	BB: 2	K: 0	BB: 0	K: 0	BB: 1	K: 1	BB: 1
	S: 9	P: 9	S: 6	P: 14	S: 3	P: 3	S: 3	P: 7	S: 6	P: 10

Inning Stats										
	R: 0	H: 0	R: 1	H: 1	R: 0	H: 1	R: 0	H: 0	1B: 3	SF: 0
	E: 0	LOB: 0	E: 0	LOB: 0	E: 0	LOB: 1	E: 0	LOB: 1	2B: 3	SAC: 0
	K: 1	BB: 0	K: 2	BB: 0	K: 2	BB: 0	K: 0	BB: 1	3B: 1	DP: 0
	S: 5	P: 5	S: 8	P: 8	S: 8	P: 8	S: 3	P: 7	HR: 1	HBP: 0

	WP: 0	PA: 40
	PB: 0	
	SB: 4	
	CS: 0	

PITCHER		IP	WLS	BF	H	R	ER	SO	BB	IBB	HBP	BLK	WP	HR	S	P	ERA	WHIP
Ed Vosberg, L ERA: 6.17	(1, 1)	1.2	L	11	5	4	4	2	1	0	0	0	0	1	14	18	21.60	3.600
LaMarr Hoyt, R ERA: 5.21	(2, 1)	3.1		14	1	1	1	1	3	0	0	0	0	0	13	25	2.70	1.200
Bob Stoddard, R ERA: 2.42	(6, 1)	2.0		7	1	1	0	3	0	0	0	0	0	0	13	13	0.00	0.500
Greg Booker, R ERA:	(8, 1)	2.0		8	1	0	0	2	1	0	0	0	0	0	11	15	0.00	1.000

PITCHER		IP	WLS	BF	H	R	ER	SO	BB	IBB	HBP	BLK	WP	HR	S	P	ERA	WHIP

Batter	1	2	3	4	5	6	7	8	9	AB	R	H	RBI	BB	SO	LOB
Bip Roberts, S (1, 4) OBP: 0.294, SLG: 0.307	0-0 1-3		0-0 CS 1B		4-0 BB			0-0 F8		2	0	1	0	0	0	0
Terry Kennedy, L (5, PH) OBP: 0.323, SLG: 0.403										0	0	0	1	1	0	0
Dave Dravecky, R (5, PR) OBP: 0.157, SLG: 0.200										0	0	0	0	0	0	0
Bob Stoddard, R (6, 1)										0	0	0	0	0	0	0
Benito Santiago, R (8, 2) OBP: 0.298, SLG: 0.432										1	0	0	0	0	0	0
Tony Gwynn, L (1, 9) OBP: 0.379, SLG: 0.462	4-0 CS BB		0-0 CS 1-2	0-0 1-3	0-3 K			0-0 G3		3	0	0	0	1	1	3
Kevin McReynolds, R (1, 8) OBP: 0.357, SLG: 0.501	0-3 K 1-2			0-3 K		0-0 F4		4-0 HR BB		3	1	0	0	1	2	1
Carmelo Martinez, R (1, 7) OBP: 0.341, SLG: 0.407		0-0 E6 G3		0-0 F8		0-0 6-3		0-0 1-H HR		4	1	1	2	0	0	0
Garry Templeton, S (1, 6) OBP: 0.291, SLG: 0.307		0-0 G3 1-2			0-3 K	0-0 4-3		0-0 6-3		4	0	0	0	0	1	1
Randy Asadoor, R (1, 5) OBP: 0.400, SLG: 0.487		0-0 F8			0-0 BB 1B BB 1B		0-0 1B		0-3 K	4	1	2	0	0	1	1
(6, 4)																
Tim Pyznarski, R (1, 3) OBP: 0.316, SLG: 0.265		0-0 6-3			0-0 BB BB 1-2 1B		0-0 F9		0-3 K	4	0	1	0	0	1	2
Mark Parent, R (1, 2)			0-0 F8		0-3 K		0-3 K		0-3 K	3	0	0	0	0	2	3
Greg Booker, R (8, 1)										0	0	0	0	0	0	0
Dane Iorg, L (9, PH) OBP: 0.245, SLG: 0.330										1	0	0	0	0	1	0
Ed Vosberg, L (1, 1)			0-0 6-3		4-0 BB 1-2 2-3 BB		0-3 K			0	0	0	0	0	0	0
LaMarr Hoyt, R (2, 1) OBP: 0.149, SLG: 0.152										1	0	0	0	0	0	0
Graig Nettles, L (5, PH) OBP: 0.301, SLG: 0.377										1	0	0	0	1	1	1
(6, 5)																
Inning Stats	R: 0 E: 0 K: 1 S: 4 H: 0 LOB: 1 BB: 1 P: 8	R: 0 E: 1 K: 0 S: 4 H: 0 LOB: 1 BB: 0 P: 4	R: 0 E: 0 K: 0 S: 3 H: 1 LOB: 0 BB: 0 P: 3	R: 0 E: 0 K: 1 S: 5 H: 0 LOB: 0 BB: 0 P: 5	R: 1 E: 0 K: 3 S: 11 H: 2 LOB: 3 BB: 2 P: 19	R: 0 E: 0 K: 0 S: 3 H: 0 LOB: 0 BB: 0 P: 3	R: 0 E: 0 K: 2 S: 8 H: 1 LOB: 1 BB: 0 P: 8	R: 2 E: 0 K: 0 S: 4 H: 1 LOB: 0 BB: 1 P: 8	R: 0 E: 0 K: 3 S: 9 H: 0 LOB: 0 BB: 0 P: 9	1B: 4 2B: 1 3B: 0 HR: 1 SF: 0 SAC: 0 DP: 1 HBP: 0						

BOTTOM

Cincinnati Reds @ San Diego Padres

Jack Murphy Stadium, San Diego, CA

Sun Sep 28 1986, 6:33 AM EDT

Att. 12,617 - Unknown

livebaseballscorecards.com

AB	31
R	3
H	5
RBI	3
BB	4
SO	10
LOB	12

PITCHER		IP	WLS	BF	H	R	ER	SO	BB	IBB	HBP	BLK	WP	HR	S	P	ERA	WHIP
Ted Power, R ERA: 3.69	(1, 1)	8.0	W	32	5	3	3	7	4	0	0	0	0	1	42	58	3.38	1.125
Ron Robinson, R ERA: 3.31	(9, 1)	1.0	S	3	0	0	0	3	0	0	0	0	0	0	9	9	0.00	0.000

PITCHER	IP	WLS	BF	H	R	ER	SO	BB	IBB	HBP	BLK	WP	HR	S	P	ERA	WHIP

Batter	1	2	3	4	5	6	7	8	9	AB	R	H	RBI	BB	SO	LOB
Kurt Stillwell, S (1, 6) OBP: 0.313, SLG: 0.261	F9			2B HR 1B		L8		5-3 1B	1-3 3-H 2B	5	2	3	1	0	0	0
Buddy Bell, R (1, 5) OBP: 0.362, SLG: 0.444	6-3			1-3 HR 2B		F8		5-3 1-2	K	5	1	1	0	0	1	4
Dave Parker, L (1, 9) OBP: 0.333, SLG: 0.480	5-3			2-H 3-H HR		K2-3		2-H 1B		4	1	2	4	0	1	0
Eric Davis, R (1, 7) OBP: 0.385, SLG: 0.529		6-3		3-4			K	F4		4	0	0	0	0	1	1
Bill Landrum, R (8, 1)										0	0	0	0	0	0	0
Bo Diaz, R (1, 2) OBP: 0.323, SLG: 0.377		L6		F8			BBBB FC6-4 BB		FC3-6 1B	3	0	1	0	1	0	0
Tracy Jones, R (9, PR) OBP: 0.406, SLG: 0.453										0	0	0	0	0	0	0
Eddie Milner, L (1, 8) OBP: 0.320, SLG: 0.454		K		CS 1B			FC6-4 1-2f		FC3-6 BB 1B 1-2f SF9	4	1	1	0	0	1	2
Dave Concepcion, R (1, 3) OBP: 0.316, SLG: 0.346			1-3	CS 1-2	F8		K		SF9 BB 1-2 2B 1B	4	1	1	0	0	1	1
Ron Oester, S (1, 4) OBP: 0.323, SLG: 0.360			K		4-3			SF9 3B	BB 1-2 2-3 2B	3	1	1	0	1	1	0
Bill Gullickson, R (1, 1) OBP: 0.113, SLG: 0.078			K		4-3			SF9 3-H	SF9 2-3 3-H	2	0	0	0	0	1	0
Carl Willis, L (5, 1) OBP: 0.333, SLG: 0.333										0	0	0	0	0	0	0
Max Venable, L (8, PH) OBP: 0.287, SLG: 0.315										0	0	0	1	0	0	0
(8, 7)																
Tony Perez, R (9, PH) OBP: 0.322, SLG: 0.315										0	0	0	1	0	0	0
Inning Stats	R: 0 E: 0 K: 0 S: 3 H: 0 LOB: 0 BB: 0 P: 3	R: 0 E: 0 K: 1 S: 5 H: 0 LOB: 0 BB: 0 P: 5	R: 0 E: 0 K: 2 S: 7 H: 0 LOB: 0 BB: 0 P: 7	R: 3 E: 0 K: 0 S: 6 H: 4 LOB: 0 BB: 0 P: 6	R: 0 E: 0 K: 0 S: 3 H: 0 LOB: 0 BB: 0 P: 3	R: 0 E: 0 K: 1 S: 5 H: 0 LOB: 0 BB: 0 P: 5	R: 0 E: 0 K: 2 S: 7 H: 0 LOB: 1 BB: 1 P: 11	R: 2 E: 0 K: 0 S: 6 H: 3 LOB: 1 BB: 0 P: 6	R: 2 E: 0 K: 1 S: 8 H: 3 LOB: 3 BB: 1 P: 12	1B: 6 2B: 2 3B: 1 HR: 1 SF: 2 SAC: 0 DP: 0 HBP: 0						

PITCHER	IP	WLS	BF	H	R	ER	SO	BB	IBB	HBP	BLK	WP	HR	S	P	ERA	WHIP
Rick Mahler, R (1, 1) ERA: 4.84	7.2	W	30	7	5	5	6	1	0	0	0	0	1	41	45	5.87	1.043
Jeff Dedmon, R (8, 1) ERA: 3.01	0.1		2	1	1	1	0	0	0	0	0	0	0	2	2	27.00	3.000
Zane Smith, L (9, 1) ERA: 4.01	0.1		3	1	0	0	0	1	0	0	0	0	0	2	6	0.00	6.000
Gene Garber, R (9, 1) ERA: 2.45	0.2	S	3	1	1	1	1	0	0	0	0	0	0	5	5	13.50	1.500

PITCHER	IP	WLS	BF	H	R	ER	SO	BB	IBB	HBP	BLK	WP	HR	S	P	ERA	WHIP

Cincinnati Reds @ Atlanta Braves

Atlanta-Fulton County Stadium, Atlanta, GA

Tue Sep 30 1986, 7:05 PM EDT

Att. 2,763 - Unknown

TOP

livebaseballscorecards.com

AB	34
R	7
H	10
RBI	7
BB	2
SO	7
LOB	8

WP: 0 PA: 39
PB: 0
SB: 0
CS: 1

Cincinnati Reds @ Atlanta Braves

Atlanta-Fulton County Stadium, Atlanta, GA

Tue Sep 30 1986, 7:05 PM EDT

Att. 2,763 - Unknown

livebaseballscorecards.com

BOTTOM

Batter	1	2	3	4	5	6	7	8	9	AB	R	H	RBI	BB	SO	LOB
Albert Hall, S (1, 9) OBP: 0.309, SLG: 0.280	4-3		SH3-4		1B 2B	L8				3	1	1	0	0	0	1
Omar Moreno, L (9, 9) OBP: 0.278, SLG: 0.353			2-3							0	0	0	0	0	0	0
Ken Oberkfell, L (1, 5) OBP: 0.377, SLG: 0.370	BB		G5-4-3 3-H 1B		E WP 2-H 2B 1B	F7				3	1	2	2	1	0	1
Dale Murphy, R (1, 8) OBP: 0.350, SLG: 0.487	L8		G5-4-3 1-2f		E6 1-3 2B		F8			4	1	0	0	0	0	3
Bob Horner, R (1, 3) OBP: 0.336, SLG: 0.473	1-3			F7	1B 1-H 3-H 2B		HR			4	2	2	3	0	0	1
Ken Griffey, L (1, 7) OBP: 0.348, SLG: 0.492		1B SF8 1B		HR	L6-4 1B IBB		BB G5-4-3			2	2	2	1	2	0	0
Andres Thomas, R (1, 6) OBP: 0.273, SLG: 0.385		G4-6-3 1-3 1B		F9	1-2 2-H 1B		G5-4-3 1-2f			4	0	2	1	0	0	1
Bruce Benedict, R (1, 2) OBP: 0.300, SLG: 0.307	SF8 3-H			E6 FC6-4	L6-4 2-3			6-3		3	0	0	1	0	0	2
Paul Runge, R (1, 4) OBP: 0.400, SLG: 0.250	G4-6-3 1-2f			FC6-4 1-2f		K		L8		3	0	0	0	0	1	2
Chris Chambliss, L (8, PH) OBP: 0.373, SLG: 0.407										1	0	0	0	0	0	0
Glenn Hubbard, R (9, 4) OBP: 0.343, SLG: 0.310										0	0	0	0	0	0	0
Rick Mahler, R (1, 1) OBP: 0.233, SLG: 0.232			SH3-4 1B 2B		F3	1B		K		3	1	2	0	0	0	0
Jeff Dedmon, L (8, 1) OBP: 0.125, SLG: 0.125										1	0	0	0	0	1	0
Zane Smith, L (9, 1) OBP: 0.119, SLG: 0.088										0	0	0	0	0	0	0
Gene Garber, R (9, 1) OBP: 0.286, SLG: 0.167										0	0	0	0	0	0	0
Inning Stats	R: 0 H: 0 E: 0 LOB: 1 K: 0 BB: 1 S: 3 P: 7	R: 1 H: 2 E: 0 LOB: 0 K: 0 BB: 0 S: 4 P: 4	R: 1 H: 2 E: 0 LOB: 0 K: 0 BB: 0 S: 4 P: 4	R: 1 H: 1 E: 1 LOB: 1 K: 0 BB: 0 S: 5 P: 5	R: 4 H: 4 E: 1 LOB: 1 K: 0 BB: 1 S: 7 P: 11	R: 0 H: 1 E: 0 LOB: 1 K: 1 BB: 0 S: 6 P: 6	R: 1 H: 1 E: 0 LOB: 0 K: 0 BB: 1 S: 3 P: 7	R: 0 H: 0 E: 0 LOB: 0 K: 1 BB: 0 S: 5 P: 5		1B: 6 SF: 1 2B: 4 SAC: 1 3B: 0 DP: 4 HR: 2 HBP: 0						

	AB	31
	R	8
	H	11
	RBI	8
	BB	3
	SO	2
	LOB	11

WP: 1 PA: 36
PB: 0
SB: 0
CS: 0

PITCHER		IP	WLS	BF	H	R	ER	SO	BB	IBB	HBP	BLK	WP	HR	S	P	ERA	WHIP
Bill Gullickson, R ERA: 3.29	(1, 1)	4.1	L	22	8	7	6	0	1	0	0	0	1	1	21	25	12.46	2.077
Carl Willis, R ERA: 4.47	(5, 1)	2.2		11	3	1	1	1	1	1	0	0	0	1	11	19	3.38	1.500
Bill Landrum, R ERA: 6.17	(8, 1)	1.0		3	0	0	0	1	0	0	0	0	0	0	5	5	0.00	0.000

PITCHER	IP	WLS	BF	H	R	ER	SO	BB	IBB	HBP	BLK	WP	HR	S	P	ERA	WHIP

Cincinnati Reds @ Atlanta Braves

Atlanta-Fulton County Stadium, Atlanta, GA

Wed Oct 01 1986, 7:05 PM EDT

Att. 2,992 - Unknown

TOP

livebaseballscorecards.com

Batter	1	2	3	4	5	6	7	8	9	AB	R	H	RBI	BB	SO	LOB
Kurt Stillwell, S (1, 6) OBP: 0.312, SLG: 0.261	4-3		4-3			HR 1B	FC6-4 PB 1B; 1-2f		K; 1-2	4	2	1	0	0	0	2
Ron Robinson, R (7, 1) OBP: 0.071, SLG: 0.071										0	0	0	0	0	0	0
Rob Murphy, L (8, 1)										0	0	0	0	0	0	0
Dave Concepcion, R (9, PH) OBP: 0.315, SLG: 0.345										1	0	0	0	0	1	1
John Franco, L (9, 1)										0	0	0	0	0	0	0
Buddy Bell, R (1, 5) OBP: 0.364, SLG: 0.450	F7			5-3		1-H HR	BBBB 4-0 1B; 1-2 BB		2-H G4-6-3 1B	4	1	2	3	1	0	0
Dave Parker, L (1, 9) OBP: 0.333, SLG: 0.480	K			K		G3 1B	1-2 2-H 1B		G4-6-3; 1-2f	5	0	2	1	0	2	1
Eric Davis, R (1, 7) OBP: 0.382, SLG: 0.524		K		F9		F9	F7			4	0	0	0	0	1	3
Bo Diaz, R (1, 2) OBP: 0.324, SLG: 0.378		4-3			4-3	1-2 G3 1B		SH1-4 1B 1B		4	0	2	0	0	0	0
Tracy Jones, R (8, PR) OBP: 0.406, SLG: 0.453										0	1	0	0	0	0	0
Sal Butera, R (8, 2) OBP: 0.341, SLG: 0.339										0	0	0	0	0	0	0
Eddie Milner, L (1, 8) OBP: 0.321, SLG: 0.453		K			2B 1B	1-2 2-3 G3		1-2 SH1-4		3	1	1	0	0	1	2
Tony Perez, R (1, 3) OBP: 0.325, SLG: 0.324			L7		1-H 2B	4-3		2-H G3-6-1 1B		4	0	2	2	0	0	2
Nick Esasky, R (8, PR) OBP: 0.326, SLG: 0.405										0	0	0	0	0	0	0
(8, 3)																
Ron Oester, S (1, 4) OBP: 0.324, SLG: 0.361			SH1-4 1B		L7		FC6-4 1B	1-2f G3-6-1		4	0	2	0	0	0	2
Chris Welsh, L (1, 1) OBP: 0.167, SLG: 0.250			SH1-4; 1-2		K		F9		S 1B	0	0	0	0	0	0	0
Max Venable, L (5, PH) OBP: 0.285, SLG: 0.313										1	0	0	0	0	1	1
Scott Terry, R (5, 1) OBP: 0.400, SLG: 0.250										0	0	0	0	0	0	0
Barry Larkin, R (7, PH) OBP: 0.322, SLG: 0.411										2	1	1	0	0	0	1
(7, 6)																

Inning Stats	1	2	3	4	5	6	7	8	9
R	0	0	0	0	1	2	1	1	1
E	0	0	0	0	0	0	0	0	0
K	1	2	0	1	1	0	0	0	1
S	5	7	4	5	7	7	5	4	6
H	0	0	1	0	2	4	2	2	2
LOB	0	0	1	0	1	2	2	1	2
BB	0	0	0	0	0	0	1	0	0
P	5	7	4	5	7	7	9	4	6

1B	11
2B	1
3B	0
HR	1
SF	0
SAC	2
DP	2
HBP	0

WP	0
PB	1
SB	1
CS	0
PA	39

AB	36
R	6
H	13
RBI	6
BB	1
SO	6
LOB	15

PITCHER		IP	WLS	BF	H	R	ER	SO	BB	IBB	HBP	BLK	WP	HR	S	P	ERA	WHIP
Doyle Alexander, R (1, 1) ERA: 4.14		6.0		26	8	4	4	5	0	0	0	0	0	1	36	36	6.00	1.333
Jeff Dedmon, R (7, 1) ERA: 3.04		2.0		8	2	1	1	0	1	0	0	0	0	0	7	11	4.50	1.500
Paul Assenmacher, L (7, 1) ERA: 2.51		0.0		1	1	0	0	0	0	0	0	0	0	0	1	1	∞	∞
Jeff Dedmon, R (7, 1) ERA: 3.04		2.0		8	2	1	1	0	1	0	0	0	0	0	7	11	4.50	1.500
Gene Garber, R (9, 1) ERA: 2.54		1.0	L	4	2	1	1	1	0	0	0	0	0	0	6	6	9.00	2.000

PITCHER	IP	WLS	BF	H	R	ER	SO	BB	IBB	HBP	BLK	WP	HR	S	P	ERA	WHIP

BOTTOM

Batter	1	2	3	4	5	6	7	8	9	AB	R	H	RBI	BB	SO	LOB
Darryl Motley, R (1, 9) OBP: 0.237, SLG: 0.344	6-3		F9	K		2-3			5-3	4	0	0	0	0	1	1
Paul Assenmacher, L (7, 1)										0	0	0	0	0	0	0
Omar Moreno, L (7, 9) OBP: 0.278, SLG: 0.353										0	0	0	0	0	0	0
Rafael Ramirez, R (9, 5) OBP: 0.273, SLG: 0.335										1	0	0	0	0	0	0
Ken Oberkfell, L (1, 5) OBP: 0.377, SLG: 0.369 (9, 4)	E BB		1B FC6-4 1B		F5		L7		K	4	1	1	0	1	1	0
Dale Murphy, R (1, 8) OBP: 0.353, SLG: 0.488	E6 G6-4-3 1-2		FC6-4 1-3 1B		BB 1B FC4-6 BB		CS BB		FC6-4 1B	3	1	2	0	2	0	1
Bob Horner, R (1, 3) OBP: 0.335, SLG: 0.470	G6-4-3 1-2f		FC6-4 1-2f 2B 3-H		FC4-6 BB 1-2 1B		L6		FC6-4 1-2f	5	1	1	1	0	0	5
Terry Harper, R (1, 7) OBP: 0.332, SLG: 0.399 (7, 9) (7, 7)		HR	2B 2-H		FC4-6 1-2 2-3 BB		CS 1-2	SH3-4 SF7 2B		3	2	3	2	1	0	0
Andres Thomas, R (1, 6) OBP: 0.274, SLG: 0.385	G3-6-3 1B		5-3		FC4-6 1-2f 2-3 3-H			SH3-4 2-3		3	0	1	1	0	0	3
Bruce Benedict, R (1, 2) OBP: 0.295, SLG: 0.301	G3-6-3 1-2f			L8	K			BB		3	0	0	0	0	1	3
Chris Chambliss, L (8, PH) OBP: 0.373, SLG: 0.407										0	0	0	0	0	0	0
Bill Sample, R (8, PH) OBP: 0.343, SLG: 0.437 (9, 9)										0	0	0	0	1	0	0
Glenn Hubbard, R (1, 4) OBP: 0.345, SLG: 0.311	FC1-6-4 1B			SH1-4 BB		F4		SF7 3-H		2	0	1	0	1	0	0
Ted Simmons, S (8, PH) OBP: 0.312, SLG: 0.387										0	0	0	1	0	0	0
Gene Garber, R (9, 1) OBP: 0.286, SLG: 0.167										0	0	0	0	0	0	0
Doyle Alexander, R (1, 1) OBP: 0.205, SLG: 0.237	FC1-6-4 1-2f			SH1-4 1-2		K		5-3		2	0	0	0	0	1	1
Jeff Dedmon, L (7, 1) OBP: 0.125, SLG: 0.125										0	0	0	0	0	0	0
(7, 7)																
(7, 1)																
Ozzie Virgil, R (8, PH) OBP: 0.337, SLG: 0.364 (9, 2)										1	0	0	0	0	0	1
Inning Stats	R: 0 E: 1 K: 0 S: 3 H: 0 LOB: 1 BB: 1 P: 7		R: 1 E: 0 K: 0 S: 5 H: 3 LOB: 1 BB: 0 P: 5	R: 2 E: 1 K: 0 S: 6 H: 3 LOB: 1 BB: 0 P: 6	R: 0 E: 0 K: 1 S: 5 H: 0 LOB: 1 BB: 1 P: 9	R: 1 E: 0 K: 1 S: 6 H: 1 LOB: 2 BB: 2 P: 14	R: 0 E: 0 K: 1 S: 5 H: 0 LOB: 0 BB: 0 P: 5	R: 0 E: 0 K: 0 S: 2 H: 0 LOB: 0 BB: 1 P: 6	R: 1 E: 0 K: 0 S: 4 H: 1 LOB: 1 BB: 1 P: 8	R: 0 E: 0 K: 1 S: 6 H: 1 LOB: 1 BB: 0 P: 6	1B: 6 2B: 2 3B: 0 HR: 1	SF: 1 SAC: 2 DP: 2 HBP: 0					

PITCHER		IP	WLS	BF	H	R	ER	SO	BB	IBB	HBP	BLK	WP	HR	S	P	ERA	WHIP
Chris Welsh, L ERA: 4.9	(1, 1)	4.0		19	6	3	2	1	2	0	0	0	0	1	19	27	4.50	2.000
Scott Terry, R ERA: 6.14	(5, 1)	2.0		9	1	1	1	2	2	0	0	0	0	0	11	19	4.50	1.500
Ron Robinson, R ERA: 3.36	(7, 1)	1.1		5	1	1	1	0	1	0	0	0	0	0	4	8	6.75	1.500
Rob Murphy, L ERA: 0.79	(8, 1)	0.2	W	3	0	0	0	0	1	0	0	0	0	0	2	6	0.00	1.500
John Franco, L ERA: 3.01	(9, 1)	1.0	S	4	1	0	0	1	0	0	0	0	0	0	6	6	0.00	1.000

PITCHER	IP	WLS	BF	H	R	ER	SO	BB	IBB	HBP	BLK	WP	HR	S	P	ERA	WHIP

Cincinnati Reds @ Atlanta Braves

Atlanta-Fulton County Stadium, Atlanta, GA

Wed Oct 01 1986, 7:05 PM EDT

Att. 2,992 - Unknown

livebaseballscorecards.com

AB	31
R	5
H	9
RBI	5
BB	6
SO	4
LOB	15

WP: 0 PB: 0 SB: 0 CS: 1 PA: 41

Batter	1	2	3	4	5	6	7	8	9	10	11	12	13	AB	R	H	RBI	BB	SO	LOB
Barry Larkin, R (1, 6) OBP: 0.321, SLG: 0.401	BBBB 4-0 1B FC4-2-5-2 BB		SSS 0-3 K			x 0-0 6-3		x 0-0 4-3	x 0-0 F8			x 0-0 SH3-4 1B 1-2	x 0-0 F9	6	0	1	0	1	1	2
Buddy Bell, R (1, 5) OBP: 0.363, SLG: 0.448	x 0-0 F7		x 0-0 F9			x 0-0 1B		x 0-0 L4	x 0-0 5-3			x 0-0 SH3-4 1B 1-2 2-3		5	0	1	0	0	0	3
Dave Parker, L (1, 9) OBP: 0.335, SLG: 0.481	x 0-0 FC4-2-5-2 1B 1-3		x 0-0 4-3			SSS 0-3 K			x 0-0 1B 2B	SSS 0-3 K		4-0 IBB		5	1	2	0	1	2	1
Eric Davis, R (1, 7) OBP: 0.379, SLG: 0.519 Rob Murphy, L (12, 1)	x 0-0 FC4-2-5-2 FC5-4 1B 1-2 3-H			x 0-0 5-3		x 0-0 F9			x 0-0 S 1B 1B 2-H	SSS 0-3 K		SSS 0-3 K		6 0	1 0	1 0	0 0	0 0	2 0	6 0
Bo Diaz, R (1, 2) OBP: 0.326, SLG: 0.379 Nick Esasky, R (9, PR) OBP: 0.325, SLG: 0.403 (9, 3)	x 0-0 FC5-4 1-2f			x 0-0 G4-6-3 1B			SSS 0-3 K		x 0-0 WP 1B 1B 1B 1-H	x 0-0 F4		x 0-0 5-3		4 2	0 1	2 0	1 0	0 0	1 0	2 3
Eddie Milner, L (1, 8) OBP: 0.318, SLG: 0.449		SSS 0-3 K		x 0-0 G4-6-3 1-2f			x 0-0 1B 1B		SSS 0-3 K		SSS 0-3 K		x 0-0 F9	6	0	1	0	0	3	2
Tony Perez, R (1, 3) OBP: 0.333, SLG: 0.339 Tracy Jones, R (9, PR) OBP: 0.406, SLG: 0.453 Sal Butera, R (9, 2) OBP: 0.344, SLG: 0.336		x 0-0 G3 2B			x 0-0 4-3		x 0-0 G4-6-3 1B 1-3		x 0-0 WP E 1B 1-2	x 0-0 F6			BBBB 4-0 HR BB	4 0 1	0 1 1	3 0 0	0 0 0	0 0 1	0 0 0	0 0 0
Ron Oester, S (1, 4) OBP: 0.322, SLG: 0.359		x 0-0 G3 2-3			SSS 0-3 K		x 0-0 G4-6-3 1-2f		x 0-0 E8 1B 1-H 2-H	SSS 0-3 K			SSS 0-3 K	6	0	1	1	0	3	4
Tom Browning, L (1, 1) Kurt Stillwell, SS (6, PR) Bill Landrum, R (6, 1) Dave Concepcion, R (6, PR) Max Venable, L (6, PR) Ron Robinson, R (6, 1) John Franco, L (11, 1) Kal Daniels, L (10, PR)			SSS 0-3 K		SSS 0-3 K			x 0-0 6-3				BBBB 4-0 SH3-4 1B BB	x 0-0 1-H HR	2 1 0 0 0 0 0 1	0 0 0 0 0 0 0 1	0 0 0 0 0 0 0 1	0 0 0 0 0 0 0 2	2 0 0 0 0 0 0 1	1 0 0 0 0 0 0 0	1 0 0 0 0 0 0 0
Inning Stats	R: 0 E: 0 K: 0 S: 4 H: 1 LOB: 2 BB: 1 P: 8	R: 0 E: 0 K: 2 S: 8 H: 1 LOB: 1 BB: 0 P: 8	R: 0 E: 0 K: 1 S: 5 H: 0 LOB: 0 BB: 0 P: 5	R: 0 E: 0 K: 0 S: 3 H: 1 LOB: 0 BB: 0 P: 3	R: 0 E: 0 K: 2 S: 7 H: 0 LOB: 0 BB: 0 P: 7	R: 0 E: 0 K: 1 S: 6 H: 1 LOB: 1 BB: 0 P: 6	R: 0 E: 0 K: 1 S: 6 H: 2 LOB: 1 BB: 0 P: 6	R: 0 E: 0 K: 0 S: 3 H: 0 LOB: 0 BB: 0 P: 3	R: 4 E: 1 K: 1 S: 10 H: 5 LOB: 2 BB: 1 P: 14	R: 0 E: 0 K: 2 S: 7 H: 0 LOB: 0 BB: 0 P: 7	R: 0 E: 0 K: 2 S: 7 H: 0 LOB: 0 BB: 0 P: 7	R: 0 E: 0 K: 1 S: 6 H: 1 LOB: 3 BB: 2 P: 14	R: 2 E: 0 K: 1 S: 6 H: 1 LOB: 0 BB: 1 P: 10	1B: 10 2B: 2 3B: 0 HR: 1	SF: 0 SAC: 1 DP: 2 HBP: 0	WP: 1 PB: 0 SB: 1 CS: 0	PA: 55

PITCHER		IP	WLS	BF	H	R	ER	SO	BB	IBB	HBP	BLK	WP	HR	S	P	ERA	WHIP
David Palmer, R ERA: 3.65	(1, 1)	8.0		32	9	3	3	7	1	0	0	0	0	0	45	49	3.38	1.250
Paul Assenmacher, L ERA: 2.5	(9, 1)	0.1		3	2	1	0	1	0	0	0	0	1	0	5	5	0.00	6.000
Craig McMurtry, R ERA: 4.83	(9, 1)	0.2		3	0	0	0	0	0	1	0	0	0	0	2	6	0.00	0.000
Charlie Puleo, R ERA: 3.38	(10, 1)	4.0	L	17	2	2	2	6	2	1	0	0	0	1	26	38	4.50	1.000

PITCHER	IP	WLS	BF	H	R	ER	SO	BB	IBB	HBP	BLK	WP	HR	S	P	ERA	WHIP

TOP

Cincinnati Reds @ Atlanta Braves

Atlanta-Fulton County Stadium, Atlanta, GA

Thu Oct 02 1986, 7:05 PM EDT

Att. 4,636 - Unknown

livebaseballscorecards.com

AB	49
R	6
H	13
RBI	4
BB	5
SO	14
LOB	24

Batter	1	2	3	4	5	6	7	8	9	10	11	12	13	AB	R	H	RBI	BB	SO	LOB
Darryl Motley, R (1, 9) OBP: 0.237, SLG: 0.339 Ken Griffey, L (9, PH) OBP: 0.350, SLG: 0.494 (10, 7)	6-3		F8		L7		IBB		S 1B		1B			3	0	0	0	1	0	0
														2	0	2	0	0	0	0
Ken Oberkfell, L (1, 5) OBP: 0.375, SLG: 0.366	4-3		F7		F7		3-1		BB			F7		5	0	0	0	1	0	2
Dale Murphy, R (1, 8) OBP: 0.351, SLG: 0.485	1-3			1B HR 1B		K		K	K			1-3		6	1	1	0	0	3	2
Bob Horner, R (1, 3) OBP: 0.335, SLG: 0.469		G3 1B BB		F3		2B		L7		F7		F8		5	1	1	0	1	0	1
Terry Harper, R (1, 7) OBP: 0.336, SLG: 0.402 (10, 9)		G3		HR 1B		5-3		1B		1-3 1B			L8	6	1	3	0	0	0	2
Andres Thomas, R (1, 6) OBP: 0.272, SLG: 0.381		L4		F7		1-3		1B		1-3			6-3	6	0	1	0	0	0	5
Ozzie Virgil, R (1, 2) OBP: 0.341, SLG: 0.375		1B		HR				FC4-6 BB	K	K			1B	5	1	3	4	1	2	3
Glenn Hubbard, R (1, 4) OBP: 0.344, SLG: 0.308 Albert Hall, S (11, PR) OBP: 0.309, SLG: 0.280 Paul Runge, R (12, 4) OBP: 0.400, SLG: 0.250 Ted Simmons, S (13, PH) OBP: 0.310, SLG: 0.384		F4		F7				FC4-6 SH1	K		CS BB		5-3	4	0	0	0	1	1	2
														0	0	0	0	0	0	0
														0	0	0	0	0	0	0
														1	0	0	0	0	0	1
David Palmer, R (1, 1) OBP: 0.194, SLG: 0.273 Paul Assenmacher, L (9, 1) Craig McMurtry, R (9, 1) OBP: 0.176, SLG: 0.125 Chris Chambliss, L (9, PH) OBP: 0.370, SLG: 0.403 Charlie Puleo, R (10, 1) OBP: 0.333, SLG: 0.333			F8		K2-3			SH1	F7		K			2	0	0	0	0	1	0
														0	0	0	0	0	0	0
														0	0	0	0	0	0	0
														1	0	0	0	0	0	0
														1	0	0	0	0	1	1
Inning Stats	R: 0 H: 0 E: 0 LOB: 0 K: 0 BB: 0 S: 3 P: 3	R: 1 H: 1 E: 0 LOB: 1 K: 0 BB: 1 S: 4 P: 8	R: 0 H: 0 E: 0 LOB: 0 K: 0 BB: 0 S: 3 P: 3	R: 3 H: 3 E: 0 LOB: 0 K: 0 BB: 0 S: 6 P: 6	R: 0 H: 0 E: 0 LOB: 0 K: 1 BB: 0 S: 5 P: 5	R: 0 H: 1 E: 0 LOB: 1 K: 1 BB: 0 S: 6 P: 6	R: 0 H: 0 E: 0 LOB: 2 K: 0 BB: 2 S: 3 P: 11	R: 0 H: 0 E: 0 LOB: 2 K: 2 BB: 0 S: 9 P: 9	R: 0 H: 1 E: 0 LOB: 2 K: 2 BB: 1 S: 8 P: 12	R: 0 H: 1 E: 0 LOB: 1 K: 1 BB: 0 S: 6 P: 6	R: 0 H: 1 E: 0 LOB: 1 K: 1 BB: 1 S: 4 P: 8	R: 0 H: 0 E: 0 LOB: 0 K: 0 BB: 0 S: 3 P: 3	R: 0 H: 1 E: 0 LOB: 1 K: 0 BB: 0 S: 4 P: 4	1B: 9 2B: 1 3B: 0 HR: 1	SF: 0 SAC: 1 DP: 0 HBP: 0	WP: 0 PB: 0 SB: 1 CS: 1	PA: 53		

PITCHER		IP	WLS	BF	H	R	ER	SO	BB	IBB	HBP	BLK	WP	HR	S	P	ERA	WHIP
Tom Browning, L ERA: 3.81	(1, 1)	7.0		29	5	4	4	2	2	1	0	0	0	1	30	42	5.14	1.000
Bill Landrum, R ERA: 5.68	(8, 1)	1.0		5	2	0	0	2	0	0	0	0	0	0	9	9	0.00	2.000
Ron Robinson, R ERA: 3.3	(9, 1)	2.0		9	2	0	0	3	1	0	0	0	0	0	14	18	0.00	1.500
John Franco, L ERA: 2.98	(11, 1)	1.0		3	1	0	0	1	1	0	0	0	0	0	4	8	0.00	2.000
Rob Murphy, L ERA: 0.76	(12, 1)	2.0	W	7	1	0	0	0	0	0	0	0	0	0	7	7	0.00	0.500

PITCHER	IP	WLS	BF	H	R	ER	SO	BB	IBB	HBP	BLK	WP	HR	S	P	ERA	WHIP

BOTTOM

Cincinnati Reds @ Atlanta Braves

Atlanta-Fulton County Stadium, Atlanta, GA

Thu Oct 02 1986, 7:05 PM EDT

Att. 4,636 - Unknown

livebaseballscorecards.com

AB	47
R	4
H	11
RBI	4
BB	5
SO	8
LOB	19

San Diego Padres @ Cincinnati Reds

Riverfront Stadium, Cincinnati, OH

Fri Oct 03 1986, 7:05 PM EDT

Att. 12,853 - Unknown

livebaseballscorecards.com

TOP

Batter	1	2	3	4	5	6	7	8	9	AB	R	H	RBI	BB	SO	LOB
Tony Gwynn, L (1, 9) OBP: 0.382, SLG: 0.469	0-0 1B BLK FC1-2 1B	4-0 3B IBB		0-0 1B		0-0 ③ F7			0-0 ② F2	4	1	2	0	1	0	2
John Kruk, L (1, 7) OBP: 0.407, SLG: 0.430	0-0 F9 FC1-2 1-3 1B	0-0 1-H 2-H 3-H 3B		0-0 ③ L8			0-0 1B		0-3 ③ K	5	0	3	3	0	1	1
Kevin McReynolds, R (1, 8) OBP: 0.358, SLG: 0.501	0-0 ① FC1-2 1-2 3-H	0-3 ③ K			0-0 L4-3 1B		0-0 ① F9			4	0	1	0	0	1	4
Carmelo Martinez, R (1, 3) OBP: 0.332, SLG: 0.388	0-0 ② F9 2-3		0-0 ① 6-3		0-0 ① F6		0-0 ② F5			4	0	0	0	0	0	4
Garry Templeton, S (1, 6) OBP: 0.294, SLG: 0.308	0-3 ③ K		0-0 PB 1B		0-0 ②③ L4-3 1-2		0-0 ③ F7			4	0	1	0	0	1	4
Randy Asadoor, R (1, 5) OBP: 0.400, SLG: 0.468 Graig Nettles, L (8, PH) OBP: 0.300, SLG: 0.379 (8, 5)		4-0 WP 1B 3B BB	0-3 ② K			0-3 ① K		0-3 ① K		2 1	1 0	0 0	0 0	1 0	2 1	1 0
Mark Parent, R (1, 2) OBP: 0.200, SLG: 0.143 Benito Santiago, R (6, PR) OBP: 0.298, SLG: 0.481 (6, 2)		0-0 WP 1-2 3B 1B	0-0 ③ F7 1-2			0-0 1B 1B		0-3 ② K		3 1	1 0	2 0	0 0	0 0	0 1	1 0
Bip Roberts, S (1, 4) OBP: 0.293, SLG: 0.303		0-3 ① K 1-2 2-3		0-0 ① F7		0-0 1-2 1B		0-0 ③ 6-3		4	0	1	0	0	1	2
Ed Wojna, R (1, 1) OBP: 0.143, SLG: 0.143 LaMarr Hoyt, R (4, 1) OBP: 0.149, SLG: 0.152 Dane Iorg, L (6, PH) OBP: 0.241, SLG: 0.324 Greg Booker, R (6, 1) Jerry Royster, R (9, PH) OBP: 0.337, SLG: 0.367		0-3 ② K		0-3 ② K		0-3 ② K			0-3 ① K	2 0 1 0 1	0 0 0 0 0	0 0 0 0 0	0 0 0 0 0	0 0 0 0 1	2 0 0 0 0	2 0 2 0 0
Inning Stats	R: 0 E: 0 K: 1 S: 7 H: 2 LOB: 2 BB: 0 P: 7	R: 3 E: 0 K: 3 S: 11 H: 2 LOB: 1 BB: 2 P: 19	R: 0 E: 0 K: 1 S: 6 H: 1 LOB: 1 BB: 0 P: 6	R: 0 E: 0 K: 1 S: 6 H: 1 LOB: 1 BB: 0 P: 6	R: 0 E: 0 K: 0 S: 3 H: 1 LOB: 0 BB: 0 P: 3	R: 0 E: 0 K: 2 S: 9 H: 2 LOB: 2 BB: 0 P: 9	R: 0 E: 0 K: 0 S: 4 H: 1 LOB: 1 BB: 0 P: 4	R: 0 E: 0 K: 2 S: 7 H: 0 LOB: 0 BB: 0 P: 7	R: 0 E: 0 K: 2 S: 7 H: 0 LOB: 0 BB: 0 P: 7	1B: 9 2B: 1 3B: 1 HR: 0	SF: 0 SAC: 0 DP: 1 HBP: 0						

	AB	36
	R	3
	H	10
	RBI	3
	BB	2
	SO	12
	LOB	23

WP: 1 PB: 1 SB: 0 CS: 0 PA: 38

PITCHER		IP	WLS	BF	H	R	ER	SO	BB	IBB	HBP	BLK	WP	HR	S	P	ERA	WHIP
Ted Power, R ERA: 3.7	(1, 1)	7.0	W	32	10	3	3	8	1	1	0	1	1	0	46	54	3.86	1.571
Ron Robinson, R ERA: 3.27	(8, 1)	1.0		3	0	0	0	2	0	0	0	0	0	0	7	7	0.00	0.000
John Franco, L ERA: 2.95	(9, 1)	1.0	S	3	0	0	0	2	0	0	0	0	0	0	7	7	0.00	0.000

PITCHER	IP	WLS	BF	H	R	ER	SO	BB	IBB	HBP	BLK	WP	HR	S	P	ERA	WHIP

San Diego Padres @ Cincinnati Reds

Riverfront Stadium, Cincinnati, OH

Fri Oct 03 1986, 7:05 PM EDT

Att. 12,853 - Unknown

BOTTOM

Batter	1	2	3	4	5	6	7	8	9	AB	R	H	RBI	BB	SO	LOB
Barry Larkin, R (1, 6) OBP: 0.313, SLG: 0.391	1-3		K	K 1-2 2-3			G3			4	0	0	0	0	2	2
Buddy Bell, R (1, 5) OBP: 0.361, SLG: 0.445	K		F3	F4			L8			4	0	0	0	0	1	2
Dave Parker, L (1, 9) OBP: 0.333, SLG: 0.478	4-3			E4 1B FC3-6	F9			K		4	1	0	0	0	1	0
Eric Davis, R (1, 7) OBP: 0.380, SLG: 0.522		2B 3B		FC3-6 1B E HBP	6-3			F8		3	2	1	0	0	0	0
Bo Diaz, R (1, 2) OBP: 0.327, SLG: 0.380 Tracy Jones, R (8, PR) OBP: 0.406, SLG: 0.453 Sal Butera, R (9, 2) OBP: 0.344, SLG: 0.336		L5		FC3-6 1-2 2-3 1B	5-3			S E 1B		4 0 0	0 1 0	2 0 0	0 0 0	0 0 0	0 0 0	1 0 0
Eddie Milner, L (1, 8) OBP: 0.320, SLG: 0.451	2B 3-H			FC3-6 E 1-2f 2-3 3-H		1-3		4-0 E 1-2 IBB		3	1	1	2	1	0	2
Tony Perez, R (1, 3) OBP: 0.332, SLG: 0.342 John Franco, L (9, 1)	F6			E4 E 1-H 3-H 2B		F4		F8 1-3 2-H		4 0	1 0	1 0	2 0	0 0	0 0	2 0
Ron Oester, S (1, 4) OBP: 0.322, SLG: 0.357	K			4-0 S S IBB		F5				2	0	0	0	1	1	1
Ted Power, R (1, 1) OBP: 0.222, SLG: 0.167 Kurt Stillwell, S (7, PH) OBP: 0.310, SLG: 0.259 Ron Robinson, R (8, 1) OBP: 0.071, SLG: 0.071 Dave Concepcion, R (9, 3) OBP: 0.315, SLG: 0.345			K	BB 1-2 3-H S			4-3			1 1 0 0	0 0 0 0	0 0 0 0	0 0 0 0	1 0 0 0	1 0 0 0	0 0 0 0
Inning Stats	R: 0 E: 0 K: 1 S: 5 H: 0 LOB: 0 BB: 0 P: 5	R: 1 E: 0 K: 1 S: 7 H: 2 LOB: 1 BB: 0 P: 7	R: 0 E: 0 K: 2 S: 7 H: 0 LOB: 0 BB: 0 P: 7	R: 4 E: 2 K: 1 S: 8 H: 2 LOB: 2 BB: 2 P: 17	R: 0 E: 0 K: 0 S: 3 H: 0 LOB: 0 BB: 0 P: 3	R: 0 E: 0 K: 0 S: 3 H: 0 LOB: 0 BB: 0 P: 3	R: 0 E: 0 K: 0 S: 3 H: 0 LOB: 0 BB: 0 P: 3	R: 1 E: 1 K: 1 S: 6 H: 1 LOB: 2 BB: 1 P: 10		1B: 2 2B: 2 3B: 1 HR: 0 SF: 0 SAC: 0 DP: 0 HBP: 1					WP: 0 PB: 0 SB: 4 CS: 0 PA: 34	

livebaseballscorecards.com

	AB	30
	R	6
	H	5
	RBI	4
	BB	3
	SO	6
	LOB	10

PITCHER	IP	WLS	BF	H	R	ER	SO	BB	IBB	HBP	BLK	WP	HR	S	P	ERA	WHIP
Ed Wojna, R (1, 1) ERA: 3.23	3.1	L	16	4	5	3	4	0	0	1	0	0	0	23	24	8.10	1.200
LaMarr Hoyt, R (4, 1) ERA: 5.15	1.2		7	0	0	0	1	1	1	0	0	0	0	7	15	0.00	0.600
Greg Booker, R (6, 1) ERA: 1.64	3.0		11	1	1	0	1	0	1	0	0	0	0	12	16	0.00	0.333

PITCHER	IP	WLS	BF	H	R	ER	SO	BB	IBB	HBP	BLK	WP	HR	S	P	ERA	WHIP

Batter	1	2	3	4	5	6	7	8	9	AB	R	H	RBI	BB	SO	LOB
Tony Gwynn, L (1, 9) OBP: 0.382, SLG: 0.468	x 0-0 CS 1B		BBBB 4-0 1B 1-2 HR BB	x 0-0 ③ F7 1-2			x 0-0 ③ 1-3		x 0-0 ③ FC4-6 1-2f	4	1	1	0	1	0	2
John Kruk, L (1, 7) OBP: 0.405, SLG: 0.427	SSS 0-3 ① K		x 0-0 1-2 2-3 HR 1B		x 0-0 ① 5-3			x 0-0 ① F8		4	1	1	0	0	1	1
Kevin McReynolds, R (1, 8) OBP: 0.359, SLG: 0.505	BBBB 4-0 ② 1-2 BB		x 0-0 1-H 2-H 3-H HR		x 0-0 ② F9			x 0-0 ② 1-3		3	1	1	4	1	0	0
Steve Garvey, R (1, 3) OBP: 0.285, SLG: 0.408	x 0-0 ③ F9		x 0-0 G4-3 1B		x 0-0 ③ 6-3			SSS 0-3 ③ K		4	0	1	0	0	1	1
Garry Templeton, S (1, 6) OBP: 0.294, SLG: 0.308		SSS 0-3 ① K	x 0-0 ② ③ G4-3 1-2f			x 0-0 ① F8			x 0-0 6-3 1B SF7 1B	4	1	1	0	0	1	1
Benito Santiago, R (1, 2) OBP: 0.311, SLG: 0.483		SSS 0-3 ② K		x 0-0 CS 1B FC4 1B		x 0-0 ② F8			x 0-0 6-3 1-2 1B 1B	4	2	2	0	0	1	0
Randy Asadoor, R (1, 5) OBP: 0.389, SLG: 0.451		SSS 0-3 ③ K		x 0-0 CS 1-2 1B		x 0-0 ③ F8			x 0-0 ① 6-3 1-2 2-3	4	0	1	0	0	1	2
Bip Roberts, S (1, 4) OBP: 0.293, SLG: 0.303			x 0-0 ① 6-3	x 0-0 ① FC4 S 1-2 2-H			x 0-0 ① F9		x 0-0 ② SF7 3-H	0	0	0	0	0	0	0
Jerry Royster, R (2, 4) OBP: 0.333, SLG: 0.362										3	0	0	1	0	0	1
Marvell Wynne, L (9, PH) OBP: 0.301, SLG: 0.418			x 0-0 1B BB HR 1B	SSS 0-3 ② K			x 0-0 5-3		x 0-0 FC4-6 2-H 1B	0	0	0	1	0	0	0
Ed Whitson, R (1, 1) OBP: 0.167, SLG: 0.167										1	1	1	0	0	0	0
Gene Walter, L (3, 1) OBP: 0.273, SLG: 0.300										0	0	0	0	0	0	0
Dane Iorg, L (4, PH) OBP: 0.364, SLG: 0.321										1	0	0	0	0	1	1
Dave LaPoint, L (4, 1) OBP: 0.000, SLG: 0.000										0	0	0	0	0	0	0
Graig Nettles, L (7, PH) OBP: 0.333, SLG: 0.278										0	0	0	0	0	0	0
Carmelo Martinez, R (7, PH) OBP: 0.333, SLG: 0.500										1	0	0	0	0	0	0
Rich Gossage, R (7, 1) OBP: 0.000, SLG: 0.000										0	0	0	0	0	0	0
Ed Vosberg, L (8, 1) OBP: 0.000, SLG: 0.000										0	0	0	0	0	0	0
Bob Stoddard, R (8, 1) OBP: 0.000, SLG: 0.000										0	0	0	0	0	0	0
Terry Kennedy, L (9, PH) OBP: 0.500, SLG: 0.429										1	0	1	1	0	0	0
Dave Dravecky, R (9, PH) OBP: 0.167, SLG: 0.200										0	0	0	0	0	0	0
Inning Stats	R: 0 E: 0 K: 1 S: 5 H: 1 LOB: 1 BB: 1 P: 9	R: 0 E: 0 K: 3 S: 9 H: 0 LOB: 0 BB: 0 P: 9	R: 4 E: 0 K: 0 S: 6 H: 4 LOB: 0 BB: 1 P: 10	R: 1 E: 0 K: 1 S: 7 H: 2 LOB: 1 BB: 0 P: 7	R: 0 E: 0 K: 0 S: 3 H: 0 LOB: 0 BB: 0 P: 3	R: 0 E: 0 K: 0 S: 3 H: 0 LOB: 0 BB: 0 P: 3	R: 0 E: 0 K: 0 S: 3 H: 0 LOB: 0 BB: 0 P: 3	R: 0 E: 0 K: 1 S: 5 H: 0 LOB: 0 BB: 0 P: 5	R: 2 E: 0 K: 0 S: 6 H: 3 LOB: 1 BB: 0 P: 6	1B: 9 2B: 0 3B: 0 HR: 1	SF: 1 SAC: 0 DP: 1 HBP: 0						

PITCHER		IP	WLS	BF	H	R	ER	SO	BB	IBB	HBP	BLK	WP	HR	S	P	ERA	WHIP
Bill Gullickson, R (1, 1) ERA: 3.38		6.1	W	26	7	5	5	5	2	0	0	0	0	1	34	42	7.11	1.421
Rob Murphy, L (7, 1) ERA: 0.73		1.2		5	0	0	0	1	0	0	0	0	0	0	7	7	0.00	0.000
Bill Landrum, R (9, 1) ERA: 6.75		0.2		5	3	2	2	0	0	0	0	0	0	0	5	5	27.00	4.500
John Franco, L (9, 1) ERA: 2.94		0.1	S	1	0	0	0	0	0	0	0	0	0	0	1	1	0.00	0.000

PITCHER	IP	WLS	BF	H	R	ER	SO	BB	IBB	HBP	BLK	WP	HR	S	P	ERA	WHIP

TOP

San Diego Padres @ Cincinnati Reds

Riverfront Stadium, Cincinnati, OH

Sat Oct 04 1986, 3:33 AM EDT

Att. 12,654 - Unknown

livebaseballscorecards.com

AB	34
R	7
H	10
RBI	7
BB	2
SO	6
LOB	9

WP: 0 PB: 0 SB: 1 CS: 3 PA: 37

BOTTOM

San Diego Padres @ Cincinnati Reds

Riverfront Stadium, Cincinnati, OH

Sat Oct 04 1986, 3:33 AM EDT

Att. 12,654 - Unknown

livebaseballscorecards.com

Batter	1	2	3	4	5	6	7	8	9	AB	R	H	RBI	BB	SO	LOB
Barry Larkin, R (1, 6) OBP: 0.315, SLG: 0.404	K	2-H 3-H 3B		G3 2-H 1B			F9	FC6-4 BB 1-2f 3-H		5	0	2	4	0	1	1
Buddy Bell, R (1, 5) OBP: 0.363, SLG: 0.447	1B	5-3		G3 2-3			HR 2B	BB 1-2		4	1	2	0	1	0	2
Dave Parker, L (1, 9) OBP: 0.332, SLG: 0.480	K		HR	G3			F7	K		5	1	1	1	0	2	5
Bill Landrum, R (9, 1)										0	0	0	0	0	0	0
John Franco, L (9, 1)										0	0	0	0	0	0	0
Eric Davis, R (1, 7) OBP: 0.379, SLG: 0.527	K		6-3		5-3		2-H HR			4	1	1	2	0	1	1
(9, 9)																
Tony Perez, R (1, 3) OBP: 0.335, SLG: 0.360		BB BB 1-3 1B	HR		K		L4			4	2	2	1	0	1	0
Eddie Milner, L (1, 8) OBP: 0.319, SLG: 0.449		F9	K		F9			3B 1B		4	1	1	0	0	1	1
Sal Butera, R (1, 2) OBP: 0.356, SLG: 0.363		1-3 BB 1-2 3B BB	5-3			1B		1-H FC6-4 3B		3	2	2	1	1	0	0
Ron Oester, S (1, 4) OBP: 0.325, SLG: 0.356		1-3 1-2 2-3 3B BB		SH1-4 1B BB		F8		FC6-4 BB		1	2	0	0	3	0	0
Bill Gullickson, R (1, 1) OBP: 0.110, SLG: 0.076		1-3 1-2 2-3 3-H		SH1-4 1-2		F8		K		2	0	0	1	0	0	2
Rob Murphy, L (7, 1)										0	0	0	0	0	0	0
Dave Concepcion, R (8, PH) OBP: 0.314, SLG: 0.344										1	0	0	0	0	1	2
Max Venable, L (9, 7) OBP: 0.289, SLG: 0.313										0	0	0	0	0	0	0
Inning Stats	R: 0 E: 0 K: 3 S: 10 H: 1 LOB: 1 BB: 0 P: 10	R: 3 E: 0 K: 0 S: 5 H: 2 LOB: 1 BB: 2 P: 13	R: 2 E: 0 K: 1 S: 7 H: 2 LOB: 0 BB: 0 P: 7	R: 1 E: 0 K: 0 S: 4 H: 1 LOB: 1 BB: 1 P: 8	R: 0 E: 0 K: 1 S: 5 H: 0 LOB: 0 BB: 0 P: 5	R: 0 E: 0 K: 0 S: 3 H: 1 LOB: 0 BB: 0 P: 3	R: 2 E: 0 K: 0 S: 5 H: 2 LOB: 0 BB: 0 P: 5	R: 2 E: 0 K: 2 S: 9 H: 2 LOB: 2 BB: 2 P: 17		1B: 5 2B: 1 3B: 2 HR: 3	SF: 0 SAC: 1 DP: 0 HBP: 0						

	AB	33
	R	10
	H	11
	RBI	10
	BB	5
	SO	7
	LOB	14

WP: 0 PB: 0 SB: 0 CS: 0 PA: 39

PITCHER		IP	WLS	BF	H	R	ER	SO	BB	IBB	HBP	BLK	WP	HR	S	P	ERA	WHIP
Ed Whitson, R ERA: 6.23	(1, 1)	2.1		14	5	5	5	3	2	0	0	0	0	2	18	26	19.29	3.000
Gene Walter, L ERA: 3.86	(3, 1)	0.2		2	0	0	0	1	0	0	0	0	0	0	4	4	0.00	0.000
Dave LaPoint, L ERA: 5.02	(4, 1)	3.0	L	11	2	1	1	1	1	0	0	0	0	0	12	16	3.00	1.000
Rich Gossage, R ERA: 4.45	(7, 1)	1.0		5	2	2	2	0	0	0	0	0	0	1	5	5	18.00	2.000
Ed Vosberg, L ERA: 6.59	(8, 1)	0.0		3	2	2	2	0	1	0	0	0	0	0	2	6	∞	∞

PITCHER		IP	WLS	BF	H	R	ER	SO	BB	IBB	HBP	BLK	WP	HR	S	P	ERA	WHIP
Bob Stoddard, R ERA: 2.31	(8, 1)	1.0		4	0	0	0	2	1	0	0	0	0	0	7	11	0.00	1.000

Batter	1	2	3	4	5	6	7	8	9	AB	R	H	RBI	BB	SO	LOB
Tony Gwynn, L (1, 9) OBP: 0.381, SLG: 0.467	0-0 SH1-3 4-3 2B	0-0 F8			0-0 4-3		0-0 F5		0-0 FC4-6 S 1-2f	5	1	1	0	0	0	2
Jerry Royster, R (1, 4) OBP: 0.336, SLG: 0.362	0-0 SH1-3 2-3		0-0 F2		0-0 6-3			0-0 1B 1B	4-0 1-2 IBB	3	0	1	0	1	0	0
John Kruk, L (1, 7) OBP: 0.403, SLG: 0.424 Marvell Wynne, L (8, PR) OBP: 0.300, SLG: 0.417 (8, 8)	0-0 4-3 3-H		0-0 4-3		0-0 4-3			0-0 S 1-3 1B	0-3 K	4	0	1	1	0	0	0
										1	0	0	0	0	1	2
Kevin McReynolds, R (1, 8) OBP: 0.358, SLG: 0.504 (8, 7)	0-0 1B E 1B		0-0 6-3			0-0 5-3		0-3 K 1-2		4	1	1	0	0	1	2
Benito Santiago, R (1, 2) OBP: 0.308, SLG: 0.468	0-0 E5 1B 1-H 1B			0-0 F8		0-0 F7		0-3 K		4	0	1	0	0	1	3
Garry Templeton, S (1, 6) OBP: 0.296, SLG: 0.308	0-0 1-3 1B			0-0 6-3		0-0 F8		4-0 IBB		3	0	1	0	1	0	0
Randy Asadoor, R (1, 5) OBP: 0.397, SLG: 0.455	0-0 5-3			0-0 1B 1B			0-0 SH1-4 1B	0-3 K		4	0	2	0	0	1	5
Tim Pyznarski, R (1, 3) OBP: 0.319, SLG: 0.262 Carmelo Martinez, R (7, 3) OBP: 0.333, SLG: 0.389 Tim Flannery, L (9, PR) OBP: 0.378, SLG: 0.345 Craig Lefferts, L (9, 1) OBP: 0.125, SLG: 0.500		0-3 K		0-0 1-2 1B			0-0 F7		0-0 FC5-4 1B	3	0	1	0	0	1	1
										1	0	1	0	0	0	0
										0	0	0	0	0	0	0
										0	0	0	0	0	0	0
Andy Hawkins, R (1, 1) OBP: 0.162, SLG: 0.164 Steve Garvey, R (9, PH) OBP: 0.284, SLG: 0.408 (9, 3)		0-0 4-3		0-3 K			0-0 SH1-4 1-2		0-0 FC5-4 FC4-6 1-2f	2	0	0	0	0	1	2
										1	0	0	0	0	0	1
Inning Stats	R: 2 E: 1 K: 0 S: 7 H: 4 LOB: 2 BB: 0 P: 7	R: 0 E: 0 K: 1 S: 5 H: 0 LOB: 0 BB: 0 P: 5	R: 0 E: 0 K: 0 S: 3 H: 0 LOB: 0 BB: 0 P: 3	R: 0 E: 0 K: 1 S: 7 H: 2 LOB: 2 BB: 0 P: 7	R: 0 E: 0 K: 0 S: 3 H: 0 LOB: 0 BB: 0 P: 3	R: 0 E: 0 K: 0 S: 3 H: 0 LOB: 0 BB: 0 P: 3	R: 0 E: 0 K: 0 S: 4 H: 1 LOB: 1 BB: 0 P: 4	R: 0 E: 0 K: 3 S: 11 H: 2 LOB: 3 BB: 1 P: 15	R: 0 E: 0 K: 1 S: 6 H: 1 LOB: 2 BB: 1 P: 10	1B: 9 2B: 1 3B: 0 HR: 0	SF: 0 SAC: 2 DP: 0 HBP: 0						

TOP

San Diego Padres @ Cincinnati Reds

Riverfront Stadium, Cincinnati, OH

Sun Oct 05 1986, 3:33 AM EDT

Att. 24,825 - Unknown

livebaseballscorecards.com

AB	35
R	2
H	10
RBI	1
BB	2
SO	6
LOB	18

WP: 0 PB: 0 SB: 2 CS: 0 PA: 39

PITCHER		IP	WLS	BF	H	R	ER	SO	BB	IBB	HBP	BLK	WP	HR	S	P	ERA	WHIP
Chris Welsh, L ERA: 4.78	(1, 1)	7.0	L	28	7	2	2	2	0	0	0	0	0	0	32	32	2.57	1.000
Ron Robinson, R ERA: 3.24	(8, 1)	1.0		6	2	0	0	3	0	1	0	0	0	0	11	15	0.00	2.000
Rob Murphy, L ERA: 0.72	(9, 1)	1.0		5	1	0	0	1	0	1	0	0	0	0	6	10	0.00	1.000

PITCHER	IP	WLS	BF	H	R	ER	SO	BB	IBB	HBP	BLK	WP	HR	S	P	ERA	WHIP

Batter	1	2	3	4	5	6	7	8	9	AB	R	H	RBI	BB	SO	LOB
Eric Davis, R (1, 7) OBP: 0.378, SLG: 0.523	K	F8			BB			K		3	0	0	0	1	2	3
Barry Larkin, R (1, 6) OBP: 0.320, SLG: 0.403	6-3		F9		BB			1B		3	0	1	0	1	0	0
Dave Parker, L (1, 9) OBP: 0.330, SLG: 0.477	F5		K		K			K		4	0	0	0	0	3	3
Buddy Bell, R (1, 5) OBP: 0.362, SLG: 0.445		E4 SF7	4-3			F7		1B		4	1	1	0	0	0	0
Tony Perez, R (1, 3) OBP: 0.333, SLG: 0.355		1B BB BB		F4		F9		F8		3	0	0	0	1	0	2
Eddie Milner, L (1, 8) OBP: 0.317, SLG: 0.446		SF7 3-H		F4		6-3			F4	3	0	0	1	0	0	0
Dave Vangorder, R (1, 2)		1B 1-2 BB		5-3			F6		F9	3	0	0	0	1	0	0
Ron Oester, S (1, 4) OBP: 0.325, SLG: 0.356		1-2 2-3 1B			F6		F4		K	4	0	1	0	0	1	0
Chris Welsh, L (1, 1) OBP: 0.159, SLG: 0.238		K			G3		F6			2	0	0	0	0	1	3
Kurt Stillwell, S (7, PH) OBP: 0.309, SLG: 0.258										1	0	0	0	0	0	0
Ron Robinson, R (8, 1) OBP: 0.071, SLG: 0.071										0	0	0	0	0	0	0
Rob Murphy, L (9, 1)										0	0	0	0	0	0	0
Inning Stats	R: 0 E: 0 K: 1 S: 5 H: 0 LOB: 0 BB: 0 P: 5	R: 1 E: 1 K: 1 S: 7 H: 1 LOB: 3 BB: 2 P: 15	R: 0 E: 0 K: 1 S: 5 H: 0 LOB: 0 BB: 0 P: 5	R: 0 E: 0 K: 0 S: 3 H: 0 LOB: 0 BB: 0 P: 3	R: 0 E: 0 K: 1 S: 5 H: 0 LOB: 2 BB: 2 P: 13	R: 0 E: 0 K: 0 S: 3 H: 0 LOB: 0 BB: 0 P: 3	R: 0 E: 0 K: 0 S: 3 H: 0 LOB: 0 BB: 0 P: 3	R: 0 E: 0 K: 2 S: 9 H: 2 LOB: 2 BB: 0 P: 9	R: 0 E: 0 K: 1 S: 5 H: 0 LOB: 0 BB: 0 P: 5	1B: 3 2B: 0 3B: 0 HR: 0	SF: 1 SAC: 0 DP: 0 HBP: 0			WP: 0 PB: 0 SB: 2 CS: 0	PA: 35		

PITCHER	IP	WLS	BF	H	R	ER	SO	BB	IBB	HBP	BLK	WP	HR	S	P	ERA	WHIP
Andy Hawkins, R (1, 1) ERA: 4.3	8.0	W	32	3	1	0	6	4	0	0	0	0	0	40	56	0.00	0.875
Craig Lefferts, L (9, 1) ERA: 3.09	1.0	S	3	0	0	0	1	0	0	0	0	0	0	5	5	0.00	0.000

PITCHER	IP	WLS	BF	H	R	ER	SO	BB	IBB	HBP	BLK	WP	HR	S	P	ERA	WHIP

BOTTOM

San Diego Padres @ Cincinnati Reds

Riverfront Stadium, Cincinnati, OH

Sun Oct 05 1986, 3:33 AM EDT

Att. 24,825 - Unknown

livebaseballscorecards.com

AB	30
R	1
H	3
RBI	1
BB	4
SO	7
LOB	11