

Cincinnati Reds - 1986

Batter	1	2	3	4	5	6	7	8	9	AB	R	H	RBI	BB	SO	LOB	TOP			
Gary Redus, R OBP: 0.200, SLG: 0.400 (1, 7)										5	1	1	0	0	1	0	Philadelphia Phillies @ Cincinnati Reds Riverfront Stadium, Cincinnati, OH Mon Apr 07 1986, 3:33 AM EST Att: 54,960 - Unknown livebaseballscorecards.com			
Milt Thompson, L (1, 8)										3	1	0	0	0	0	0				
Juan Samuel, R (1, 4)										4	0	0	0	0	0	2				
Mike Schmidt, R OBP: 0.750, SLG: 2.000 (1, 5)										3	2	2	1	1	0	0				
Glenn Wilson, R (1, 9)										3	0	0	1	0	0	1				
Von Hayes, L OBP: 0.500, SLG: 1.000 (1, 3)										4	0	2	2	0	0	1				
Darren Daulton, L (1, 2)										3	0	0	0	1	0	2				
Steve Jeltz, S OBP: 0.750, SLG: 0.667 (1, 6)										3	0	2	0	1	1	0				
Steve Carlton, L (1, 1)										2	0	0	0	0	0	4				
Larry Andersen, R (5, 1)										0	0	0	0	0	0	0				
Joe Lefebvre, L (6, PH)										1	0	0	0	0	0	2				
Charles Hudson, S (6, 1)										0	0	0	0	0	0	0				
Greg Gross, L (9, PH)										1	0	0	0	0	0	0				
Inning Stats	R: 3 E: 1 K: 0 S: 7	H: 3 LOB: 3 BB: 2 P: 15	R: 0 E: 0 K: 0 S: 3	H: 0 LOB: 0 BB: 0 P: 3	R: 1 E: 0 K: 0 S: 4	H: 1 LOB: 0 BB: 0 P: 4	R: 0 E: 0 K: 0 S: 3	H: 1 LOB: 0 BB: 0 P: 3	R: 0 E: 0 K: 0 S: 4	H: 1 LOB: 2 BB: 1 P: 8	R: 0 E: 0 K: 0 S: 5	H: 0 LOB: 0 BB: 0 P: 5	R: 0 E: 0 K: 0 S: 4	H: 1 LOB: 1 BB: 0 P: 4	R: 0 E: 0 K: 1 S: 5	H: 0 LOB: 0 BB: 0 P: 5	1B: 2 2B: 4 3B: 0 HR: 1	SF: 1 SAC: 1 DP: 1 HBP: 0	WP: 0 PB: 0 SB: 1 CS: 0	PA: 37
PITCHER	IP WLS BF H R ER SO BB IBB HBP BLK WP HR S P ERA WHIP																			
Mario Soto, R ERA: 1.59 (1, 1)	5.2 W 26 6 4 1 0 2 2 1 0 0 0 1 23 35 1.59 1.412																			
Ron Robinson, R ERA: (6, 1)	3.1 S 11 1 0 0 2 0 0 0 0 0 0 0 15 15 0.00 0.300																			


Batter	1	2	3	4	5	6	7	8	9	AB	R	H	RBI	BB	SO	LOB	BOTTOM			
Eric Davis, R OBP: 0.200, SLG: 0.800 (1, 8) (6, 7)										5	1	1	3	0	0	2	Philadelphia Phillies @ Cincinnati Reds Riverfront Stadium, Cincinnati, OH Mon Apr 07 1986, 3:33 AM EST Att: 54,960 - Unknown livebaseballscorecards.com			
Buddy Bell, R OBP: 0.250, SLG: 0.250 (1, 5)										4	0	1	0	0	0	0				
Dave Parker, L OBP: 0.750, SLG: 2.000 (1, 9)										4	1	3	1	0	0	1				
Nick Esasky, R (1, 3)										3	1	0	0	1	0	2				
Tracy Jones, R OBP: 0.667, SLG: 0.500 Eddie Milner, L (6, 8)										2	1	1	0	1	0	0				
Dave Concepcion, R OBP: 0.500, SLG: 0.500 (1, 6)										4	1	2	1	0	0	2				
Bo Diaz, R OBP: 0.750, SLG: 0.750 (1, 2)										4	1	3	1	0	0	2				
Ron Oester, S OBP: 0.500, SLG: 0.500 (1, 4)										4	0	2	1	0	1	3				
Mario Soto, R (1, 1)										2	1	0	0	0	0	2				
Ron Robinson, R (6, 1)										2	0	0	0	0	0	2				
Inning Stats	R: 0 E: 0 K: 0 S: 4	H: 1 LOB: 1 BB: 0 P: 4	R: 4 E: 0 K: 0 S: 8	H: 5 LOB: 1 BB: 0 P: 8	R: 1 E: 0 K: 0 S: 4	H: 1 LOB: 1 BB: 1 P: 8	R: 0 E: 0 K: 0 S: 3	H: 0 LOB: 0 BB: 0 P: 3	R: 2 E: 0 K: 1 S: 7	H: 3 LOB: 2 BB: 1 P: 11	R: 0 E: 0 K: 0 S: 3	H: 0 LOB: 0 BB: 0 P: 3	R: 0 E: 0 K: 0 S: 4	H: 1 LOB: 1 BB: 0 P: 4	R: 0 E: 0 K: 0 S: 4	H: 2 LOB: 1 BB: 0 P: 4	1B: 9 2B: 3 3B: 0 HR: 2	SF: 0 SAC: 0 DP: 2 HBP: 0	WP: 0 PB: 0 SB: 1 CS: 1	PA: 37
PITCHER	IP WLS BF H R ER SO BB IBB HBP BLK WP HR S P ERA WHIP																			
Steve Carlton, L ERA: 15.75 (1, 1)	4.0 L 23 9 7 7 0 2 2 0 0 0 0 2 21 29 15.75 2.750																			
Larry Andersen, R ERA: (5, 1)	1.0 3 1 0 0 1 0 0 0 0 0 0 0 5 5 0.00 1.000																			
Charles Hudson, R ERA: (6, 1)	3.0 11 3 0 0 0 0 0 0 0 0 0 0 11 11 0.00 1.000																			

Batter	1	2	3	4	5	6	7	8	9	10	11	AB	R	H	RBI	BB	SO	LOB				
Gary Redus, R OBP: 0.273, SLG: 0.364 (1, 7)	F7		G1-6-3 1B			6-3			1B SH2-3	K2-1-2	FC6-4	6	0	2	1	0	1	4				
Milt Thompson, L Garry Maddox, R OBP: 1.000, SLG: 1.000 (11, PH) (11, 8)	4-3		G1-6-3			4-3			SH2-3		F7 1B SF8	3	0	0	0	0	0	2				
Juan Samuel, R OBP: 0.111, SLG: 0.111 (1, 4)	K					F7			F8		SF8 F7 E 1B	5	1	1	0	0	1	1				
Mike Schmidt, R OBP: 0.556, SLG: 1.000 (1, 5)		F9							F9		F7	3	0	0	0	2	0	2				
Glenn Wilson, R OBP: 0.111, SLG: 0.143 (1, 9)		6-3				F9			F7		SF8	4	0	1	1	0	0	1				
Von Hayes, L OBP: 0.222, SLG: 0.444 Greg Gross, L (11, PR) (11, 3)		G3				F5			F8		E5	5	0	0	0	0	0	4				
John Russell, R OBP: 0.400, SLG: 1.000 (1, 2)			K			K			F5		WP K2-1-2 SH1-4 1B	5	1	2	2	0	2	0				
Steve Jeltz, S OBP: 0.625, SLG: 0.400 (1, 6)			SH 1B BB			6-3			F8		SH1-4	2	1	0	0	2	0	0				
Shane Rawley, R Luis Aguayo, R Steve Bedrosian, R (11, 1) (10, PH) (10, 1)			SH 1B			1-3			K		FC6-4 BB	2	0	0	0	0	1	0				
Inning Stats	R: 0 E: 0 K: 1 S: 5	H: 0 LOB: 0 BB: 0 P: 5	R: 0 E: 0 K: 0 S: 3	H: 0 LOB: 0 BB: 0 P: 3	R: 1 E: 1 K: 1 S: 6	H: 1 LOB: 1 BB: 1 P: 10	R: 0 E: 0 K: 0 S: 3	H: 0 LOB: 1 BB: 0 P: 7	R: 0 E: 0 K: 1 S: 5	H: 0 LOB: 0 BB: 0 P: 5	R: 0 E: 0 K: 0 S: 3	H: 0 LOB: 0 BB: 0 P: 3	R: 0 E: 0 K: 1 S: 5	H: 2 LOB: 3 BB: 1 P: 9	R: 0 E: 0 K: 1 S: 5	H: 1 LOB: 2 BB: 1 P: 9	R: 4 E: 1 K: 0 S: 7	H: 3 LOB: 2 BB: 2 P: 15	1B: 6 2B: 1 3B: 0 HR: 1	SF: 1 SAC: 3 DP: 2 HBP: 0	WP: 1 PB: 0 SB: 0 CS: 0	PA: 46
PITCHER	IP ERA WLS BF H R ER SO BB IBB HBP BLK WP HR S P ERA WHIP	8.0 1.13 2.0 10 3 0 0 1 1 1 0 0 1 0 10 18 0.00 2.000	0.2 L 8 3 4 1 0 2 0 0 0 0 1 6 14 13.50 7.500	0.1 1 0 0 0 0 0 0 0 0 0 0 0 0 1 1 0.00 0.000																		

Philadelphia Phillies @ Cincinnati Reds
Riverfront Stadium, Cincinnati, OH
Wed Apr 09 1986, 6:05 PM EST
Att: 11,411 - Unknown

livebaseballscorecards.com

AB 36
R 5
H 7
RBI 4
BB 6
SO 5
LOB 14




Batter	1	2	3	4	5	6	7	8	9	10	11	AB	R	H	RBI	BB	SO	LOB		
Eric Davis, R OBP: 0.200, SLG: 0.800 (1, 8)	HR		F3			F9			F8		6-3	5	1	1	1	0	0	1		
Buddy Bell, R OBP: 0.111, SLG: 0.111 (1, 5)	F9		5-3			F3			F3		F9	5	0	0	0	0	0	1		
Dave Parker, L OBP: 0.444, SLG: 1.000 (1, 9)	K					E1 E BB			G3			5	1	1	0	0	2	0		
Nick Esasky, R OBP: 0.333, SLG: 0.143 (1, 3)	4-3					F9			F8			4	1	1	0	1	0	0		
Tracy Jones, R OBP: 0.571, SLG: 0.687 Kal Daniels, L (11, PH) (1, 7)			5-3 1B			5-3			E5			4	0	2	0	0	0	2		
Dave Concepcion, R OBP: 0.444, SLG: 0.375 (1, 6)		F9				G3			6-3			4	0	1	2	1	0	4		
Bo Diaz, R OBP: 0.444, SLG: 0.444 Max Venable, L (11, PR) (1, 2)		5-3				FC5-4 1B			6-3			5	0	1	0	0	0	5		
Ron Oester, S OBP: 0.333, SLG: 0.333 (1, 4)		4-3				FC5-4 FC6-4			F9			5	0	1	0	0	1	4		
Tom Browning, L John Franco, L Eddie Milner, L Ted Power, R Scott Terry, R Paul O'Neill, L (11, 1) (9, 1) (10, PH) (11, 1) (11, 1) (11, PH)			K			FC6-4			K			3	0	0	0	0	2	1		
Inning Stats	R: 1 E: 0 K: 1 S: 6	H: 1 LOB: 0 BB: 0 P: 6	R: 0 E: 0 K: 0 S: 4	H: 1 LOB: 1 BB: 0 P: 4	R: 0 E: 0 K: 1 S: 5	H: 0 LOB: 0 BB: 0 P: 5	R: 0 E: 0 K: 1 S: 4	H: 0 LOB: 3 BB: 0 P: 9	R: 0 E: 0 K: 1 S: 5	H: 0 LOB: 0 BB: 0 P: 3	R: 0 E: 0 K: 0 S: 3	H: 1 LOB: 1 BB: 1 P: 7	R: 0 E: 0 K: 0 S: 4	H: 1 LOB: 1 BB: 0 P: 4	R: 2 E: 0 K: 2 S: 10	H: 3 LOB: 2 BB: 1 P: 14	1B: 6 2B: 1 3B: 0 HR: 1	SF: 0 SAC: 0 DP: 1 HBP: 0	WP: 0 PB: 0 SB: 1 CS: 0	PA: 45
PITCHER	IP ERA WLS BF H R ER SO BB IBB HBP BLK WP HR S P ERA WHIP	9.0 1.0 2.0 34 4 2 2 2 1 0 0 0 0 0 14 18 1.00 0.556	2.0 W 11 4 2 2 2 1 0 0 0 0 0 0 14 18 9.00 2.500																	

Philadelphia Phillies @ Cincinnati Reds
Riverfront Stadium, Cincinnati, OH
Wed Apr 09 1986, 6:05 PM EST
Att: 11,411 - Unknown

livebaseballscorecards.com

AB 42
R 3
H 8
RBI 3
BB 3
SO 6
LOB 21



Batter	1	2	3	4	5	6	7	8	9	10	11	AB	R	H	RBI	BB	SO	LOB	TOP						
Eric Davis, R OBP: 0.188, SLG: 0.563 (1, 8)	K		CS S 1B		6-3		CS	F8		K	K	6	0	1	0	0	3	3							
Kal Daniels, L OBP: 0.760, SLG: 0.500 (8, PH)	S		4-0							4-3		2	1	1	0	1	1	0							
Tracy Jones, R OBP: 0.625, SLG: 0.667 (8, 7)	S		1-3									0	0	0	0	1	0	0							
Max Venable, L (10, PH)	1B		HR									1	0	0	0	0	0	0							
Dave Parker, L OBP: 0.429, SLG: 1.000 (1, 9)	F5		HR									4	1	1	2	1	1	2							
Nick Esasky, R OBP: 0.429, SLG: 0.273 (1, 3)			2-3									4	0	2	0	1	1	1							
Buddy Bell, R OBP: 0.071, SLG: 0.071 (1, 5)	F3				6-3							5	0	0	0	0	0	5							
Dave Concepcion, R OBP: 0.290, SLG: 0.231 (1, 6)			5-3		6-3							5	0	0	0	0	2	1							
Bo Diaz, R OBP: 0.500, SLG: 0.714 (11, PR)	F3											5	1	3	1	0	0	0							
Eddie Milner, L (11, PR)												0	0	0	0	0	0	0							
Sal Butera, R (11, 2)												0	0	0	0	0	0	0							
Ron Oester, S OBP: 0.357, SLG: 0.357 (1, 4)	F7				FC5-4							5	0	2	0	0	0	1							
John Denny, R (1, 1)												4	0	0	0	0	1	1							
John Franco, L (9, 1)												0	0	0	0	0	0	0							
Paul O'Neill, L (11, PH)												0	0	0	0	1	0	0							
Ted Power, R (11, 1)												0	0	0	0	0	0	0							
Inning Stats	R: 0 E: 0 K: 1 S: 6	H: 1 LOB: 2 BB: 1 P: 10	R: 0 E: 0 K: 0 S: 3	H: 0 LOB: 0 BB: 0 P: 3	R: 2 E: 0 K: 1 S: 6	H: 2 LOB: 0 BB: 1 P: 10	R: 0 E: 0 K: 0 S: 4	H: 1 LOB: 1 BB: 0 P: 4	R: 0 E: 0 K: 1 S: 5	H: 0 LOB: 0 BB: 0 P: 5	R: 0 E: 0 K: 1 S: 6	H: 1 LOB: 1 BB: 0 P: 6	R: 0 E: 0 K: 1 S: 6	H: 1 LOB: 2 BB: 1 P: 10	R: 1 E: 0 K: 0 S: 4	H: 1 LOB: 0 BB: 0 P: 4	R: 0 E: 0 K: 2 S: 7	H: 0 LOB: 1 BB: 1 P: 11	R: 0 E: 0 K: 2 S: 9	H: 3 LOB: 3 BB: 1 P: 13	1B: 8 2B: 0 3B: 0 HR: 2	SF: 0 SAC: 0 DP: 0 HBP: 0	WP: 0 PB: 0 SB: 2 CS: 2	PA: 47	
PITCHER	IP 7.0	WLS 2.0	BF 9	H 6	R 2	ER 1	SO 1	BB 1	IBB 0	HBP 0	BLK 0	WP 0	HR 1	S 33	P 41	ERA 2.57	WHIP 1.143								
Eric Show, R ERA: 2.57 (8, 1)	2.0	9	2	1	1	1	1	1	0	0	0	0	1	10	14	4.50	1.500								
Craig Lefferts, L ERA: 2.7 (10, 1)	1.0	4	0	0	0	2	1	0	0	0	0	0	0	7	11	0.00	1.000								
Rich Gossage, R ERA: (11, 1)	1.0	W	6	2	0	0	2	1	0	0	0	0	0	9	13	0.00	3.000								

Cincinnati Reds @ San Diego Padres
Jack Murphy Stadium, San Diego, CA
Fri Apr 11 1986, 9:05 PM EST
Att: 52,934 - Unknown

AB 41
R 3
H 10
RBI 3
BB 5
SO 9
LOB 14



Batter	1	2	3	4	5	6	7	8	9	10	11	AB	R	H	RBI	BB	SO	LOB	BOTTOM					
Tim Flannery, L OBP: 0.267, SLG: 0.267 (1, 4)	K		G3		G3			F8	F6			6	0	1	1	0	1	3						
Tony Gwynn, L OBP: 0.261, SLG: 0.227 (1, 9)					4-3			F8		F8		5	1	2	0	0	0	0						
Kevin McReynolds, R OBP: 0.364, SLG: 0.500 (1, 8)	F9		HR									5	1	2	2	0	0	1						
Steve Garvey, R OBP: 0.200, SLG: 0.158 (1, 3)	K		HR		6-3							4	0	0	0	1	1	1						
Terry Kennedy, L OBP: 0.279, SLG: 0.235 (9, PR)												4	0	1	0	0	1	0						
Bip Roberts, S (10, 1)					1-3							0	1	0	0	0	0	0						
Rich Gossage, R (10, PH)												0	0	0	0	0	0	0						
Mark Thurmond, L OBP: 0.500, SLG: 0.500 (11, 1)												1	0	0	0	0	0	1						
Carmelo Martinez, R OBP: 0.333, SLG: 0.438 (9, PH)												3	0	0	0	0	3	0						
Dane Iorg, L (9, PH)												1	0	0	0	0	0	1						
Dave Dravecky, R OBP: 0.250, SLG: 0.250 (9, PR)												0	0	0	0	0	0	0						
Marvell Wynne, L OBP: 0.500, SLG: 0.500 (10, 8)												1	0	1	0	0	0	0						
Graig Nettles, L OBP: 0.333, SLG: 0.111 (1, 5)												2	0	1	0	1	1	0						
Jerry Royster, R OBP: 0.500, SLG: 0.625 (9, PH)												2	1	2	1	0	0	0						
Garry Templeton, S OBP: 0.350, SLG: 0.316 (1, 6)												4	0	1	0	1	2	4						
Eric Show, R OBP: 0.250, SLG: 0.250 (7, PH)												2	0	0	0	0	0	0						
John Kruk, L (8, 1)												1	0	0	0	0	0	1						
Craig Lefferts, L (9, PH)												0	0	0	0	0	0	0						
Bruce Bochy, R (10, 2)												1	0	0	0	1	0	3						
Inning Stats	R: 0 E: 0 K: 2 S: 8	H: 1 LOB: 1 BB: 0 P: 8	R: 0 E: 0 K: 2 S: 7	H: 0 LOB: 1 BB: 1 P: 11	R: 2 E: 0 K: 0 S: 5	H: 2 LOB: 0 BB: 0 P: 5	R: 0 E: 0 K: 2 S: 8	H: 1 LOB: 1 BB: 0 P: 8	R: 0 E: 0 K: 0 S: 3	H: 0 LOB: 0 BB: 0 P: 3	R: 0 E: 0 K: 0 S: 3	H: 0 LOB: 0 BB: 0 P: 3	R: 1 E: 1 K: 0 S: 6	H: 2 LOB: 3 BB: 1 P: 10	R: 0 E: 0 K: 0 S: 3	H: 1 LOB: 1 BB: 1 P: 7	R: 1 E: 1 K: 0 S: 4	H: 3 LOB: 3 BB: 1 P: 8	1B: 10 2B: 0 3B: 0 HR: 1	SF: 0 SAC: 0 DP: 0 HBP: 0	WP: 0 PB: 0 SB: 0 CS: 1	PA: 46		
PITCHER	IP 8.1	WLS 1.2	BF 33	H 6	R 3	ER 2	SO 9	BB 1	IBB 0	HBP 0	BLK 0	WP 0	HR 1	S 50	P 54	ERA 2.16	WHIP 0.840							
John Denny, R ERA: 2.16 (9, 1)	1.2	8	2	0	0	0	0	1	1	0	0	0	0	6	14	0.00	1.800							
John Franco, L ERA: (11, 1)	0.1	L	5	3	1	1	0	0	1	0	0	0	0	4	8	27.00	9.000							

Cincinnati Reds @ San Diego Padres
Jack Murphy Stadium, San Diego, CA
Fri Apr 11 1986, 9:05 PM EST
Att: 52,934 - Unknown

AB 42
R 4
H 11
RBI 4
BB 4
SO 9
LOB 15



Batter	1	2	3	4	5	6	7	8	9	AB	R	H	RBI	BB	SO	LOB	TOP
Eric Davis, R OBP: 0.150, SLG: 0.450 (1, 8)	5-3		4-3			4-3			F8	4	0	0	0	0	0	0	
Tracy Jones, R OBP: 0.455, SLG: 0.444 Max Venable, L OBP: 0.500, SLG: 1.000 (9, PH) (9, 7)	5-3			6-3			F6		2B	3	0	0	0	0	0	0	
Dave Parker, L OBP: 0.500, SLG: 1.059 (1, 9)				G4-6-3 1B			K		2B	4	1	3	1	0	1	0	
Nick Esasky, R OBP: 0.389, SLG: 0.467 (1, 3)	K			G4-6-3 1-2			F9		HR	4	1	1	2	0	1	2	
Buddy Bell, R OBP: 0.056, SLG: 0.056 (1, 5)							F8		F8	4	0	0	0	0	0	0	
Dave Concepcion, R OBP: 0.333, SLG: 0.353 (1, 6)				G6-4-3 1B			K		1-3	4	0	2	0	0	1	0	
Bo Diaz, R OBP: 0.412, SLG: 0.588 (1, 2)				G6-4-3 1-2			4-3		F7	3	0	0	0	0	0	2	
Ron Oester, S OBP: 0.353, SLG: 0.313 (1, 4)				5-3			6-3			2	0	0	0	1	0	0	
Mario Soto, R Tony Perez, R Ron Robinson, R (8, PH) (8, 1)				1-3			5-3		L4	2	0	0	0	0	0	0	
Inning Stats	R: 0 E: 0 K: 1 S: 6	H: 1 LOB: 1 BB: 0 P: 6	R: 0 E: 0 K: 0 S: 3	H: 1 LOB: 0 BB: 0 P: 3	R: 0 E: 0 K: 0 S: 3	H: 0 LOB: 0 BB: 0 P: 3	R: 0 E: 0 K: 0 S: 3	H: 1 LOB: 0 BB: 0 P: 3	R: 0 E: 0 K: 1 S: 5	H: 0 LOB: 0 BB: 0 P: 5	R: 0 E: 0 K: 0 S: 4	H: 1 LOB: 2 BB: 1 P: 8	R: 3 E: 0 K: 0 S: 6	H: 3 LOB: 0 BB: 0 P: 6	1B: 2 2B: 4 3B: 0 HR: 1	SF: 0 SAC: 0 DP: 2 HBP: 0	WP: 1 PA: 33 PB: 0 SB: 0 CS: 0
PITCHER	IP	WLS	BF	H	R	ER	SO	BB	IBB	HBP	BLK	WP	HR	S	P	ERA	WHIP
Dave Dravecky, L ERA: 5.4	7.2		26	4	0	0	3	1	0	0	0	0	0	31	35	0.00	0.652
Lance McCullers, R ERA: 5.4	0.2		3	1	1	1	0	0	0	0	0	0	0	3	3	13.50	1.500
Craig Lefferts, L ERA: 5.4	0.0	L	3	1	0	0	0	0	0	0	0	0	0	1	1	∞	∞
Tim Stoddard, R ERA: 5.4	0.2	L	3	1	2	2	0	0	0	0	0	1	1	3	3	27.00	1.500

Cincinnati Reds @ San Diego Padres
Jack Murphy Stadium, San Diego, CA
Sat Apr 12 1986, 9:05 PM EST
Att: 21,796 - Unknown

AB	32
R	3
H	7
RBI	3
BB	1
SO	3
LOB	6



Batter	1	2	3	4	5	6	7	8	9	AB	R	H	RBI	BB	SO	LOB	BOTTOM		
Tim Flannery, L OBP: 0.263, SLG: 0.263 (1, 4)	6-3						F7			4	0	1	0	0	0	0			
Tony Gwynn, L OBP: 0.296, SLG: 0.308 (1, 9)	1B						F7		2B	4	0	2	0	0	1	2			
Kevin McReynolds, R OBP: 0.389, SLG: 0.423 (9, 7)	5-3						5-3		1-3	4	0	0	0	0	0	2			
Steve Garvey, R OBP: 0.250, SLG: 0.348 (1, 3)							HR		5-3	4	1	2	1	0	0	1			
Terry Kennedy, L OBP: 0.273, SLG: 0.200 (1, 2)	F7						F7		IBB	3	0	0	0	1	1	2			
Carmelo Martinez, R OBP: 0.318, SLG: 0.450 Marvell Wynne, L OBP: 0.500, SLG: 0.500 (9, 8)							F6		G3	4	1	1	0	0	1	2			
Graig Nettles, L OBP: 0.313, SLG: 0.083 (1, 5)							F8		F7	3	0	0	0	1	1	1			
Garry Templeton, S OBP: 0.333, SLG: 0.304 (1, 6)							K		K	4	0	1	0	0	2	1			
Dave Dravecky, R OBP: 0.286, SLG: 0.286 Lance McCullers, S (8, 1)							1B		K	3	0	1	1	0	1	1			
Craig Lefferts, L Tim Stoddard, R John Kruk, L (9, PH)							K		K	0	0	0	0	0	0	0			
Inning Stats	R: 0 E: 0 K: 0 S: 5	H: 2 LOB: 2 BB: 0 P: 5	R: 1 E: 0 K: 3 S: 12	H: 3 LOB: 2 BB: 0 P: 12	R: 0 E: 0 K: 1 S: 5	H: 0 LOB: 0 BB: 0 P: 5	R: 0 E: 0 K: 1 S: 6	H: 1 LOB: 1 BB: 0 P: 6	R: 0 E: 0 K: 0 S: 3	H: 0 LOB: 0 BB: 0 P: 3	R: 1 E: 0 K: 0 S: 5	H: 1 LOB: 0 BB: 1 P: 9	R: 0 E: 0 K: 0 S: 3	H: 0 LOB: 2 BB: 1 P: 8	R: 0 E: 0 K: 2 S: 7	H: 0 LOB: 0 BB: 0 P: 7	1B: 5 2B: 2 3B: 0 HR: 1	SF: 0 SAC: 0 DP: 0 HBP: 0	WP: 0 PA: 37 PB: 1 SB: 0 CS: 1
PITCHER	IP	WLS	BF	H	R	ER	SO	BB	IBB	HBP	BLK	WP	HR	S	P	ERA	WHIP		
Mario Soto, R ERA: 2.13	7.0		28	7	2	2	6	1	0	0	0	0	0	39	43	2.57	1.143		
Ron Robinson, R ERA:	2.0	W	8	1	0	0	2	0	1	0	0	0	0	11	15	0.00	0.500		

Cincinnati Reds @ San Diego Padres
Jack Murphy Stadium, San Diego, CA
Sat Apr 12 1986, 9:05 PM EST
Att: 21,796 - Unknown

AB	34
R	2
H	8
RBI	2
BB	2
SO	8
LOB	12



Batter	1	2	3	4	5	6	7	8	9	AB	R	H	RBI	BB	SO	LOB	TOP										
Eddie Milner, L OBP: 0.429, SLG: 0.500 (1, 8)	0-0 HBP BB 2B	0-0 FC1-4 HR		0-0 2B 1B		0-0 PO BB		0-0 1-3		4	3	2	0	1	0	3	Cincinnati Reds @ San Diego Padres Jack Murphy Stadium, San Diego, CA Sun Apr 13 1986, 6:33 AM EST Att: 23,546 - Unknown										
Kal Daniels, L OBP: 0.556, SLG: 1.000 (1, 7)	0-0 F7	0-0 6-3		0-0 S 1-H 2B		0-0 PO 1-2	0-0 1-3		0-0 HR	5	1	2	2	0	0	2											
Dave Parker, L OBP: 0.522, SLG: 1.095 Eric Davis, R OBP: 0.150, SLG: 0.450 (9, PR) (9, 9)	4-0 BB HBP BB	0-0 HR		0-3 K 2-3			0-3 K		0-0 1B 1B	4	2	2	2	1	2	1											
Nick Esasky, R OBP: 0.409, SLG: 0.500 John Franco, L (7, 1)	1-0 BB BB	0-0 5-3		0-3 K			0-0 2B		0-0 S 1B	3	0	1	0	0	1	1											
Max Venable, L OBP: 0.667, SLG: 1.000 Joe Price, R (9, 1)	1-2 FC5-2 HBP								1-3 1B	1	0	1	0	0	0	0											
Bo Diaz, R OBP: 0.304, SLG: 0.476 (1, 2)	4-0 FC5-2 BB 1-2 2-3 3-H								0-3 K 1-2	4	0	0	1	1	2	3											
Dave Concepcion, R OBP: 0.304, SLG: 0.286 (1, 5)	4-0 FC5-2 BB 1-2 2-3 3-H								0-3 K	4	0	0	1	1	3	3											
Kurt Stillwell, S OBP: 0.400, SLG: 0.250 (1, 6)	0-0 FC5-2 1-2 2-3 3-H		4-0 BB						0-0 1B 1B F8	4	0	1	0	1	0	6											
Ron Oester, S OBP: 0.286, SLG: 0.250 (1, 4)	0-3 K		0-0 G3						0-0 F7	4	0	0	0	0	2	5											
Tom Browning, L OBP: 0.167, SLG: 0.167 Tony Perez, R OBP: 0.500, SLG: 0.500 (7, 3)				0-0 1-3					0-0 1B 1-2	3	0	1	0	0	1	0											
Inning Stats	R: 2 E: 0 K: 1 S: 6	H: 1 LOB: 3 BB: 3 P: 19	R: 2 E: 0 K: 0 S: 5	H: 2 LOB: 0 BB: 0 P: 5	R: 0 E: 0 K: 0 S: 3	H: 0 LOB: 1 BB: 1 P: 7	R: 1 E: 0 K: 2 S: 9	H: 2 LOB: 1 BB: 0 P: 9	R: 0 E: 0 K: 1 S: 5	H: 0 LOB: 0 BB: 1 P: 5	R: 0 E: 0 K: 2 S: 6	H: 0 LOB: 0 BB: 1 P: 10	R: 0 E: 0 K: 1 S: 8	H: 1 LOB: 1 BB: 0 P: 8	R: 0 E: 0 K: 1 S: 7	H: 2 LOB: 2 BB: 0 P: 7	R: 1 E: 0 K: 2 S: 10	H: 3 LOB: 3 BB: 0 P: 10	1B: 6 2B: 3 3B: 0 HR: 2	SF: 0 SAC: 0 DP: 0 HBP: 1	WP: 0 PB: 0 SB: 3 CS: 0	PA: 44					
PITCHER	IP	WLS	BF	H	R	ER	SO	BB	IBB	HBP	BLK	WP	HR	S	P	ERA	WHIP										
Andy Hawkins, R ERA: 5.23	(1, 1)	3.1	20	5	5	5	1	4	0	1	0	0	1	17	34	13.50	2.700										
Gene Walter, L ERA:	(4, 1)	3.2	12	1	0	0	7	1	0	0	0	0	0	25	29	0.00	0.545										
Rich Gossage, R ERA: 1.8	(8, 1)	2.0	W	11	5	1	1	3	0	0	0	0	1	17	17	4.50	2.500										
Batter	1	2	3	4	5	6	7	8	9	AB	R	H	RBI	BB	SO	LOB	BOTTOM										
Tim Flannery, L OBP: 0.281, SLG: 0.304 (1, 4)	0-0 4-3									4	0	1	1	0	0	0	Cincinnati Reds @ San Diego Padres Jack Murphy Stadium, San Diego, CA Sun Apr 13 1986, 6:33 AM EST Att: 23,546 - Unknown										
Tony Gwynn, L OBP: 0.355, SLG: 0.467 (1, 9)	0-0 HR		0-3 K		0-0 WP S 1B		0-0 HR 1B		0-0 1B	4	3	3	1	0	1	1											
Kevin McReynolds, R OBP: 0.333, SLG: 0.533 (8, 7)	0-3 K		0-0 4-3		0-0 FC6-4 1B		0-0 HR 1B		0-0 1B	4	1	2	3	0	1	1											
Steve Garvey, R OBP: 0.214, SLG: 0.296 (1, 3)	0-0 1-3			0-0 F2	0-0 FC6-4		0-0 F7		0-0 1B	4	0	0	0	0	0	1											
Carmelo Martinez, R OBP: 0.346, SLG: 0.409 Rich Gossage, R (8, 1)		0-0 5-3		4-0 BB		4-0 2B BB	0-3 K		0-0 1B	2	0	0	0	2	1	0											
Gary Templeton, S OBP: 0.321, SLG: 0.296 (1, 6)		0-0 1B		0-0 F9		0-0 F9		0-0 6-3		4	0	1	0	0	0	2											
Jerry Royster, R OBP: 0.417, SLG: 0.583 (1, 5)		0-0 F7		0-0 F2		0-0 2B		0-0 F5		4	0	1	0	0	0	2											
Bruce Bochy, R OBP: 0.286, SLG: 0.333 (1, 2)		0-0 5-3			0-0 6-3 4-3 2B		0-0 F7		0-3 K	4	1	1	0	0	1	2											
Andy Hawkins, R OBP: 0.333, SLG: 0.333 Gene Walter, L (4, 1)			0-3 K		0-0 6-3		0-0 HR		0-0 HR	1	0	0	0	0	1	0											
Marvell Wynne, L OBP: 0.750, SLG: 2.250 (7, PH) (8, 8)					0-0 2-3				0-0 HR	2	2	2	2	0	0	0											
Inning Stats	R: 1 E: 0 K: 1 S: 6	H: 1 LOB: 0 BB: 0 P: 6	R: 0 E: 0 K: 0 S: 4	H: 1 LOB: 0 BB: 0 P: 4	R: 0 E: 0 K: 2 S: 8	H: 1 LOB: 1 BB: 1 P: 8	R: 0 E: 0 K: 0 S: 3	H: 0 LOB: 1 BB: 1 P: 7	R: 2 E: 0 K: 0 S: 6	H: 3 LOB: 1 BB: 0 P: 6	R: 0 E: 0 K: 0 S: 3	H: 1 LOB: 1 BB: 1 P: 7	R: 3 E: 0 K: 1 S: 8	H: 3 LOB: 0 BB: 0 P: 8	R: 0 E: 0 K: 1 S: 5	H: 0 LOB: 0 BB: 0 P: 5	R: 1 E: 0 K: 0 S: 1	H: 1 LOB: 0 BB: 0 P: 1	1B: 4 2B: 3 3B: 0 HR: 4	SF: 0 SAC: 0 DP: 0 HBP: 0	WP: 1 PB: 0 SB: 1 CS: 0	PA: 36					
PITCHER	IP	WLS	BF	H	R	ER	SO	BB	IBB	HBP	BLK	WP	HR	S	P	ERA	WHIP										
Tom Browning, L ERA: 3.77	(1, 1)	6.1	29	9	5	5	3	2	0	0	0	0	1	10	10	5.40	0.600										
John Franco, L ERA: 1.92	(7, 1)	1.2	6	1	1	1	2	0	0	0	0	0	1	10	10	5.40	0.600										
Joe Price, L ERA:	(9, 1)	0.0	L	1	1	1	0	0	0	0	0	0	1	1	1	∞	∞										

Batter	1	2	3	4	5	6	7	8	9	AB	R	H	RBI	BB	SO	LOB	TOP		
Kal Daniels, L OBP: 0.429, SLG: 0.667 (1, 7)										5	0	1	0	0	2	2	Cincinnati Reds @ Atlanta Braves Atlanta-Fulton County Stadium, Atlanta, GA Wed Apr 16 1986, 6:05 PM EST Att: 7,927 - Unknown		
Eddie Milner, L OBP: 0.384, SLG: 0.400 Scott Terry, R John Franco, L (1, 8) (7, 1) (9, 1)										4	0	1	0	0	1	2			
Dave Parker, L OBP: 0.484, SLG: 1.000 (1, 9)										4	1	1	0	0	2	3			
Nick Esasky, R OBP: 0.400, SLG: 0.520 (1, 3)										3	1	1	0	1	1	0			
Buddy Bell, R OBP: 0.115, SLG: 0.160 (1, 5)										4	0	1	0	0	1	3			
Dave Concepcion, R OBP: 0.290, SLG: 0.483 (1, 6)										4	2	2	3	0	0	2			
Bo Diaz, R Eric Davis, R OBP: 0.500, SLG: 0.500 OBP: 0.154, SLG: 0.360 (7, PR) (7, 8)										3	0	2	0	0	0	1			
Ron Oester, S OBP: 0.276, SLG: 0.222 (1, 4)										4	0	1	0	0	2	1			
John Denny, R Max Venable, L Tracy Jones, R Sal Butera, R OBP: 0.500, SLG: 2.000 (1, 1) (7, PH) (7, PH) (7, 2)										0	0	0	0	1	0	0			
Inning Stats	R: 0 E: 0 K: 2 S: 7	H: 0 LOB: 0 BB: 0 P: 7	R: 0 E: 0 K: 0 S: 3	H: 1 LOB: 0 BB: 0 P: 3	R: 0 E: 0 K: 0 S: 4	H: 1 LOB: 1 BB: 0 P: 4	R: 2 E: 1 K: 0 S: 5	H: 1 LOB: 1 BB: 1 P: 9	R: 0 E: 0 K: 1 S: 6	H: 2 LOB: 1 BB: 0 P: 6	R: 2 E: 0 K: 1 S: 9	H: 4 LOB: 2 BB: 0 P: 9	R: 1 E: 0 K: 3 S: 10	H: 1 LOB: 0 BB: 0 P: 10	R: 0 E: 0 K: 2 S: 7	H: 0 LOB: 0 BB: 0 P: 7		1B: 8 2B: 0 3B: 0 HR: 2	SF: 1 SAC: 1 DP: 1 HBP: 0
PITCHER	IP WLS BF H R ER SO BB IBB HBP BLK WP HR S P ERA WHIP	IP WLS BF H R ER SO BB IBB HBP BLK WP HR S P ERA WHIP	IP WLS BF H R ER SO BB IBB HBP BLK WP HR S P ERA WHIP	IP WLS BF H R ER SO BB IBB HBP BLK WP HR S P ERA WHIP	IP WLS BF H R ER SO BB IBB HBP BLK WP HR S P ERA WHIP	IP WLS BF H R ER SO BB IBB HBP BLK WP HR S P ERA WHIP	IP WLS BF H R ER SO BB IBB HBP BLK WP HR S P ERA WHIP	IP WLS BF H R ER SO BB IBB HBP BLK WP HR S P ERA WHIP	IP WLS BF H R ER SO BB IBB HBP BLK WP HR S P ERA WHIP	IP WLS BF H R ER SO BB IBB HBP BLK WP HR S P ERA WHIP	IP WLS BF H R ER SO BB IBB HBP BLK WP HR S P ERA WHIP	IP WLS BF H R ER SO BB IBB HBP BLK WP HR S P ERA WHIP	IP WLS BF H R ER SO BB IBB HBP BLK WP HR S P ERA WHIP	IP WLS BF H R ER SO BB IBB HBP BLK WP HR S P ERA WHIP	IP WLS BF H R ER SO BB IBB HBP BLK WP HR S P ERA WHIP	IP WLS BF H R ER SO BB IBB HBP BLK WP HR S P ERA WHIP	IP WLS BF H R ER SO BB IBB HBP BLK WP HR S P ERA WHIP		

AB	33
R	5
H	10
RBI	4
BB	2
SO	10
LOB	14



Batter	1	2	3	4	5	6	7	8	9	AB	R	H	RBI	BB	SO	LOB	BOTTOM		
Claudell Washington, L OBP: 0.259, SLG: 0.308 (1, 9)										4	0	1	0	0	1	2	Cincinnati Reds @ Atlanta Braves Atlanta-Fulton County Stadium, Atlanta, GA Wed Apr 16 1986, 6:05 PM EST Att: 7,927 - Unknown		
Rafael Ramirez, R OBP: 0.231, SLG: 0.320 (1, 6)										4	0	1	0	0	0	1			
Dale Murphy, R OBP: 0.414, SLG: 0.652 (1, 8)										2	0	0	0	2	0	2			
Bob Horner, R (1, 3)										4	0	0	0	0	0	3			
Terry Harper, R OBP: 0.261, SLG: 0.167 (1, 7)										3	1	0	0	1	2	0			
Ozzie Virgil, R OBP: 0.130, SLG: 0.227 (1, 2)										3	1	0	0	1	1	2			
Ken Oberkfell, L OBP: 0.500, SLG: 0.455 (1, 5)										4	1	2	1	0	0	0			
Glenn Hubbard, R OBP: 0.458, SLG: 0.368 (1, 4)										3	0	2	1	0	0	0			
Rick Mahler, R OBP: 0.250, SLG: 0.250 Paul Assenmacher, L Omar Moreno, L Bruce Sutter, R Bill Sample, R OBP: 0.429, SLG: 0.857 (1, 1) (7, 1) (7, PH) (8, 1) (9, PH)										2	0	1	1	0	1	2			
Inning Stats	R: 0 E: 0 K: 0 S: 4	H: 2 LOB: 1 BB: 0 P: 4	R: 3 E: 1 K: 0 S: 5	H: 2 LOB: 0 BB: 1 P: 9	R: 0 E: 0 K: 0 S: 3	H: 0 LOB: 0 BB: 0 P: 3	R: 0 E: 0 K: 2 S: 9	H: 2 LOB: 2 BB: 0 P: 9	R: 0 E: 0 K: 0 S: 3	H: 0 LOB: 1 BB: 1 P: 7	R: 0 E: 0 K: 1 S: 6	H: 1 LOB: 1 BB: 0 P: 6	R: 0 E: 0 K: 0 S: 2	H: 0 LOB: 2 BB: 2 P: 10	R: 0 E: 0 K: 0 S: 3	H: 0 LOB: 0 BB: 0 P: 3		1B: 6 2B: 2 3B: 0 HR: 0	SF: 0 SAC: 1 DP: 3 HBP: 0
PITCHER	IP WLS BF H R ER SO BB IBB HBP BLK WP HR S P ERA WHIP	IP WLS BF H R ER SO BB IBB HBP BLK WP HR S P ERA WHIP	IP WLS BF H R ER SO BB IBB HBP BLK WP HR S P ERA WHIP	IP WLS BF H R ER SO BB IBB HBP BLK WP HR S P ERA WHIP	IP WLS BF H R ER SO BB IBB HBP BLK WP HR S P ERA WHIP	IP WLS BF H R ER SO BB IBB HBP BLK WP HR S P ERA WHIP	IP WLS BF H R ER SO BB IBB HBP BLK WP HR S P ERA WHIP	IP WLS BF H R ER SO BB IBB HBP BLK WP HR S P ERA WHIP	IP WLS BF H R ER SO BB IBB HBP BLK WP HR S P ERA WHIP	IP WLS BF H R ER SO BB IBB HBP BLK WP HR S P ERA WHIP	IP WLS BF H R ER SO BB IBB HBP BLK WP HR S P ERA WHIP	IP WLS BF H R ER SO BB IBB HBP BLK WP HR S P ERA WHIP	IP WLS BF H R ER SO BB IBB HBP BLK WP HR S P ERA WHIP	IP WLS BF H R ER SO BB IBB HBP BLK WP HR S P ERA WHIP	IP WLS BF H R ER SO BB IBB HBP BLK WP HR S P ERA WHIP	IP WLS BF H R ER SO BB IBB HBP BLK WP HR S P ERA WHIP			



Batter	1	2	3	4	5	6	7	8	9	AB	R	H	RBI	BB	SO	LOB	TOP					
Bill Doran, S OBP: 0.523, SLG: 0.455 (1, 4)										5	1	2	0	0	0	1	Houston Astros @ Cincinnati Reds Riverfront Stadium, Cincinnati, OH Sat Apr 19 1986, 3:33 AM EST Att: 17,564 - Unknown					
Billy Hatcher, R OBP: 0.238, SLG: 0.200 (1, 7)										4	1	1	0	0	1	2						
Phil Garner, R OBP: 0.600, SLG: 1.182 (1, 5)										4	1	2	2	0	1	0						
Glenn Davis, R OBP: 0.167, SLG: 0.395 (1, 3)										3	0	0	1	0	0	1						
Kevin Bass, S OBP: 0.410, SLG: 0.600 (1, 9)										3	1	2	1	1	0	0						
Dickie Thon, R OBP: 0.376, SLG: 0.406 (1, 6)										4	0	1	0	0	1	2						
Alan Ashby, S OBP: 0.287, SLG: 0.429 (1, 2)										4	0	1	0	0	0	1						
Tony Walker, R OBP: 0.154, SLG: 0.231 (1, 8)										4	0	0	0	0	1	2						
Bob Knepper, L (1, 1)										2	0	0	0	0	1	0						
Charlie Kerfeld, R (6, 1)										1	0	0	0	0	1	1						
Denny Walling, L OBP: 0.464, SLG: 0.500 (9, PH)										1	0	1	0	0	0	0						
Dave Smith, R (9, 1)										0	0	0	0	0	0	0						
Inning Stats	R: 4 E: 0 K: 1 S: 10	H: 5 LOB: 1 BB: 0 P: 10	R: 0 E: 0 K: 1 S: 5	H: 0 LOB: 0 BB: 0 P: 5	R: 0 E: 0 K: 0 S: 3	H: 0 LOB: 0 BB: 0 P: 3	R: 0 E: 0 K: 1 S: 5	H: 0 LOB: 0 BB: 0 P: 5	R: 0 E: 0 K: 0 S: 3	H: 1 LOB: 1 BB: 1 P: 7	R: 0 E: 0 K: 1 S: 7	H: 2 LOB: 2 BB: 0 P: 7	R: 0 E: 0 K: 1 S: 6	H: 1 LOB: 1 BB: 0 P: 6	R: 0 E: 0 K: 0 S: 4	H: 1 LOB: 1 BB: 0 P: 4	1B: 8 2B: 1 3B: 0 HR: 1	SF: 1 SAC: 0 DP: 0 HBP: 0	WP: 0 PB: 0 SB: 1 CS: 1	PA: 37		
PITCHER	IP WLS BF H R ER SO BB IBB HBP BLK WP HR S P ERA WHIP	IP WLS BF H R ER SO BB IBB HBP BLK WP HR S P ERA WHIP																				
Tom Browning, L ERA: 6.14 (1, 1)	0.1 L 6 5 4 4 0 0 0 0 0 0 0 1 6 6 108.00 15.000																					
Ron Robinson, R ERA: 0.73 (1, 1)	4.2 14 0 0 0 4 0 0 0 0 0 0 0 22 22 0.00 0.000																					
Scott Terry, R ERA: 1.42 (6, 1)	2.0 9 3 0 0 1 1 0 0 0 0 0 0 10 14 0.00 2.000																					
Joe Price, L ERA: 4.5 (8, 1)	1.0 4 1 0 0 1 0 0 0 0 0 0 0 6 6 0.00 1.000																					
John Franco, L ERA: 1.13 (9, 1)	1.0 4 1 0 0 0 0 0 0 0 0 0 0 4 4 0.00 1.000																					
Batter	1	2	3	4	5	6	7	8	9	AB	R	H	RBI	BB	SO	LOB	BOTTOM					
Eric Davis, R OBP: 0.257, SLG: 0.375 (1, 8) (9, 7)										4	1	2	0	1	0	1	Houston Astros @ Cincinnati Reds Riverfront Stadium, Cincinnati, OH Sat Apr 19 1986, 3:33 AM EST Att: 17,564 - Unknown					
Buddy Bell, R OBP: 0.118, SLG: 0.152 (1, 5)										4	0	1	0	0	1	2						
Dave Parker, L OBP: 0.410, SLG: 0.811 (1, 9)										4	1	0	0	0	2	2						
Nick Esasky, R OBP: 0.368, SLG: 0.576 (1, 7) (9, 3)										4	1	0	0	0	2	2						
Tony Perez, R OBP: 0.300, SLG: 0.222 (8, PR) (9, 8)										3	0	1	1	1	0	2						
Eddie Milner, L OBP: 0.333, SLG: 0.364 (9, 8)										0	0	0	0	0	0	0						
Dave Concepcion, R OBP: 0.231, SLG: 0.389 (1, 6)										4	0	0	0	0	0	2						
Bo Diaz, R OBP: 0.400, SLG: 0.576 (1, 2)										4	1	2	1	0	0	1						
Ron Oester, S OBP: 0.306, SLG: 0.303 (1, 4)										3	0	1	0	1	1	0						
Tom Browning, L OBP: 0.167, SLG: 0.167 (1, 1)										0	0	0	0	0	0	0						
Ron Robinson, R (1, 1)										1	0	0	0	0	0	0						
Tracy Jones, R OBP: 0.337, SLG: 0.364 (8, PH)										1	0	0	0	0	1	2						
Scott Terry, R OBP: 0.420, SLG: 0.600 (7, PH)										1	0	0	0	0	0	0						
Max Venable, L OBP: 0.292, SLG: 0.600 (8, 1)										0	0	0	0	0	0	0						
Joe Price, R (9, 1)										0	0	0	0	0	0	0						
John Franco, L (9, 1)										1	0	1	0	0	0	0						
Kal Daniels, L OBP: 0.421, SLG: 0.588 (9, PH)										1	0	1	0	0	0	0						
Inning Stats	R: 0 E: 0 K: 0 S: 3	H: 1 LOB: 0 BB: 0 P: 3	R: 0 E: 0 K: 0 S: 3	H: 0 LOB: 1 BB: 1 P: 7	R: 0 E: 0 K: 1 S: 5	H: 0 LOB: 0 BB: 0 P: 5	R: 0 E: 0 K: 2 S: 7	H: 0 LOB: 0 BB: 0 P: 7	R: 0 E: 0 K: 1 S: 6	H: 1 LOB: 2 BB: 1 P: 10	R: 0 E: 0 K: 1 S: 7	H: 2 LOB: 2 BB: 0 P: 7	R: 0 E: 0 K: 0 S: 4	H: 1 LOB: 1 BB: 0 P: 4	R: 2 E: 1 K: 1 S: 7	H: 1 LOB: 1 BB: 1 P: 11	R: 1 E: 0 K: 0 S: 4	H: 2 LOB: 0 BB: 0 P: 4	1B: 5 2B: 2 3B: 0 HR: 1	SF: 0 SAC: 0 DP: 2 HBP: 0	WP: 1 PB: 0 SB: 2 CS: 0	PA: 37
PITCHER	IP WLS BF H R ER SO BB IBB HBP BLK WP HR S P ERA WHIP	IP WLS BF H R ER SO BB IBB HBP BLK WP HR S P ERA WHIP																				
Bob Knepper, L ERA: 1.4 (1, 1)	5.1 W 21 4 0 0 4 2 0 0 0 0 1 0 15 19 0.00 1.125																					
Charlie Kerfeld, R ERA (6, 1)	2.2 12 2 2 0 2 1 0 0 0 0 1 0 15 19 0.00 1.125																					
Dave Smith, R ERA: 3.0 (9, 1)	1.0 S 4 2 1 1 0 0 0 0 0 0 0 1 4 4 9.00 2.000																					

Batter	1	2	3	4	5	6	7	8	9	AB	R	H	RBI	BB	SO	LOB	TOP			
Tim Flannery, L OBP: 0.320, SLG: 0.404 (1, 4)										5	0	2	0	0	0	3				
Tony Gwynn, L OBP: 0.338, SLG: 0.393 (1, 9)										3	0	0	0	2	0	1				
Kevin McReynolds, R OBP: 0.289, SLG: 0.344 (1, 8) (8, 7)										5	1	1	1	0	0	2				
Steve Garvey, R OBP: 0.213, SLG: 0.356 (1, 3)										5	1	1	1	0	0	3				
Terry Kennedy, L OBP: 0.302, SLG: 0.362 (1, 2)										4	1	2	1	0	0	0				
Carmelo Martinez, R OBP: 0.459, SLG: 0.515 Marvell Wynne, L OBP: 0.279, SLG: 0.688 (8, PR) (8, 8)										4	1	3	1	0	1	0				
Graig Nettles, L OBP: 0.429, SLG: 0.100 Jerry Royster, R OBP: 0.308, SLG: 0.400 (8, PH) (8, 5)										3	0	0	0	0	0	3				
Garry Templeton, S OBP: 0.328, SLG: 0.264 (1, 6)										3	1	0	0	1	1	1				
Andy Hawkins, R OBP: 0.429, SLG: 0.429 Gene Walter, L OBP: 1.067, SLG: 1.000 LaMarr Hoyt, R Dane Iorg, L OBP: 0.356, SLG: 0.500 Craig Lefferts, L Rich Gossage, R (7, 1) (8, PH) (8, 1) (9, 1)										3	1	2	1	0	1	0				
Inning Stats	R: 2 E: 0 K: 0 S: 7	H: 4 LOB: 2 BB: 0 P: 7	R: 0 E: 0 K: 0 S: 3	H: 1 LOB: 0 BB: 0 P: 3	R: 0 E: 0 K: 0 S: 3	H: 0 LOB: 0 BB: 0 P: 3	R: 3 E: 0 K: 1 S: 10	H: 5 LOB: 3 BB: 1 P: 14	R: 0 E: 0 K: 1 S: 5	H: 0 LOB: 0 BB: 0 P: 5	R: 0 E: 0 K: 0 S: 3	H: 0 LOB: 0 BB: 0 P: 3	R: 2 E: 0 K: 1 S: 7	H: 2 LOB: 2 BB: 1 P: 11	R: 0 E: 0 K: 0 S: 2	H: 0 LOB: 0 BB: 1 P: 6	1B: 5 2B: 4 3B: 3 HR: 0	SF: 0 SAC: 0 DP: 2 HBP: 0	WP: 0 PB: 0 SB: 0 CS: 0	PA: 40
PITCHER	IP WLS BF H R ER SO BB IBB HBP BLK WP HR S P ERA WHIP																			
John Denny, R ERA: 4.5 Ron Robinson, R ERA: 9.57 John Franco, L ERA: 3.27 Ted Power, R ERA: 6.0	(1, 1) (4, 1) (8, 1) (9, 1)	3.2 3.1 1.0 1.0	19 12 6 3	9 1 2 0	5 0 2 0	5 0 2 0	1 2 2 0	0 1 0 1	0 0 0 0	0 0 0 0	0 0 0 0	0 0 0 0	0 0 0 0	21 15 7 2	21 19 11 6	12.27 0.00 18.00 0.00	2.455 0.300 2.000 1.000			

San Diego Padres @ Cincinnati Reds
Riverfront Stadium, Cincinnati, OH
Wed Apr 23 1986, 3:33 AM EST
Att: 11,937 - Unknown

AB	37
R	7
H	12
RBI	7
BB	3
SO	4
LOB	14



Batter	1	2	3	4	5	6	7	8	9	AB	R	H	RBI	BB	SO	LOB	BOTTOM			
Eric Davis, R OBP: 0.289, SLG: 0.410 (1, 8) (8, 7)										5	0	0	0	0	2	6				
Kal Daniels, L OBP: 0.380, SLG: 0.522 John Franco, L Ted Power, R (1, 7) (8, 1) (9, 1)										4	1	0	0	0	1	4				
Dave Parker, L OBP: 0.396, SLG: 0.778 (1, 9)										4	1	1	4	0	1	0				
Nick Esasky, R OBP: 0.362, SLG: 0.487 (1, 3)										3	0	0	0	1	3	0				
Bo Diaz, R OBP: 0.357, SLG: 0.525 (1, 2)										4	0	0	0	0	0	1				
Kurt Stillwell, S OBP: 0.444, SLG: 0.286 (1, 6)										3	0	1	0	1	2	1				
Buddy Bell, R OBP: 0.167, SLG: 0.179 (1, 5)										3	0	0	0	1	0	3				
Ron Oester, S OBP: 0.302, SLG: 0.300 (1, 4)										3	1	1	0	0	0	2				
John Denny, R OBP: 0.285, SLG: 0.200 Ron Robinson, R Max Venable, L OBP: 0.333, SLG: 0.500 Tony Perez, R OBP: 0.356, SLG: 0.222 Eddie Milner, L OBP: 0.385, SLG: 0.417 (1, 1) (4, 1) (7, PH) (7, PH) (7, PH) (8, 8)										1	1	1	0	0	0	0				
Inning Stats	R: 0 E: 0 K: 0 S: 3	H: 0 LOB: 0 BB: 0 P: 3	R: 0 E: 0 K: 1 S: 5	H: 0 LOB: 1 BB: 1 P: 9	R: 4 E: 1 K: 2 S: 11	H: 3 LOB: 0 BB: 0 P: 11	R: 0 E: 0 K: 0 S: 4	H: 1 LOB: 1 BB: 0 P: 4	R: 0 E: 0 K: 1 S: 5	H: 0 LOB: 0 BB: 0 P: 5	R: 0 E: 0 K: 2 S: 7	H: 0 LOB: 2 BB: 2 P: 15	R: 0 E: 0 K: 1 S: 5	H: 0 LOB: 0 BB: 0 P: 5	R: 0 E: 0 K: 0 S: 4	H: 1 LOB: 2 BB: 1 P: 8	1B: 4 2B: 0 3B: 0 HR: 1	SF: 0 SAC: 1 DP: 0 HBP: 0	WP: 0 PB: 0 SB: 0 CS: 0	PA: 37
PITCHER	IP WLS BF H R ER SO BB IBB HBP BLK WP HR S P ERA WHIP																			
Andy Hawkins, R ERA: 5.4 Gene Walter, L ERA: LaMarr Hoyt, R ERA: Craig Lefferts, L ERA: 3.0 Rich Gossage, R ERA: 1.29	(1, 1) (7, 1) (7, 1) (8, 1) (9, 1)	6.1 0.0 0.2 1.0 1.0	26 1 2 4 4	4 0 0 0 1	3 0 0 0 0	6 0 2 0 0	0 0 0 0 0	0 0 0 0 0	0 0 0 0 0	0 0 0 0 0	0 0 0 0 0	0 0 0 0 0	0 0 0 0 0	1 6 6 5 4	4 4 6 9 4	4.26 0.947 0.00 0.000 0.00 1.000 0.00 1.000				

San Diego Padres @ Cincinnati Reds
Riverfront Stadium, Cincinnati, OH
Wed Apr 23 1986, 3:33 AM EST
Att: 11,937 - Unknown

AB	32
R	4
H	5
RBI	4
BB	4
SO	9
LOB	18



Batter	1	2	3	4	5	6	7	8	9	AB	R	H	RBI	BB	SO	LOB	TOP					
Eric Davis, R OBP: 0.320, SLG: 0.429 (1, 8)										3	1	1	0	2	0	2	Cincinnati Reds @ Houston Astros Astrodome, Houston, TX Thu Apr 24 1986, 7:05 PM EST Att: 10,245 - Unknown					
Tracy Jones, R OBP: 0.394, SLG: 0.300 (1, 7)										5	0	2	0	0	1	3						
Dave Parker, L OBP: 0.358, SLG: 0.700 (1, 9)										5	0	0	0	0	1	6						
Nick Esasky, R OBP: 0.346, SLG: 0.523 (1, 3)										5	1	1	1	0	0	5						
Bo Diaz, R OBP: 0.326, SLG: 0.477 (1, 2)										4	0	0	0	0	0	0						
Dave Concepcion, R OBP: 0.234, SLG: 0.364 (1, 6)										4	1	1	0	0	1	0						
Buddy Bell, R OBP: 0.217, SLG: 0.195 (1, 5)										2	0	1	0	2	0	0						
Ron Oester, S OBP: 0.298, SLG: 0.295 (1, 4)										4	0	1	1	0	2	3						
Mario Soto, R OBP: 0.143, SLG: 0.143 (1, 1)										3	0	1	0	0	0	0						
Inning Stats	R: 0 E: 0 K: 1 S: 6	H: 1 LOB: 1 BB: 0 P: 6	R: 0 E: 0 K: 1 S: 6	H: 1 LOB: 1 BB: 0 P: 6	R: 1 E: 1 K: 1 S: 6	H: 1 LOB: 0 BB: 0 P: 6	R: 1 E: 0 K: 1 S: 6	H: 1 LOB: 1 BB: 1 P: 10	R: 0 E: 0 K: 0 S: 4	H: 2 LOB: 2 BB: 1 P: 8	R: 0 E: 1 K: 0 S: 4	H: 0 LOB: 1 BB: 0 P: 6	R: 0 E: 1 K: 0 S: 4	H: 0 LOB: 2 BB: 1 P: 8	R: 1 E: 0 K: 0 S: 5	H: 2 LOB: 2 BB: 1 P: 9	R: 0 E: 0 K: 0 S: 3	H: 0 LOB: 0 BB: 0 P: 3	1B: 6 2B: 2 3B: 0 HR: 1	SF: 0 SAC: 1 DP: 1 HBP: 0	WP: 0 PB: 0 SB: 2 CS: 1	PA: 41
PITCHER	IP WLS BF H R ER SO BB IBB HBP BLK WP HR S P ERA WHIP																					
Mike Madden, L ERA: 3.0 (1, 1)	4.0 L 20 6 2 1 4 2 0 0 0 0 0 1 26 34 2.25 2.000																					
Frank DiPino, L ERA: 2.0 (5, 1)	2.2 10 0 0 0 1 1 0 0 0 0 0 0 11 15 0.00 0.375																					
Julio Solano, R ERA: 3.0 (7, 1)	1.1 7 2 1 1 0 1 0 0 0 0 0 0 6 10 6.75 2.250																					
Jeff Calhoun, L ERA: 1.8 (9, 1)	1.0 3 0 0 0 0 0 0 0 0 0 0 0 3 3 0.00 0.000																					


Batter	1	2	3	4	5	6	7	8	9	AB	R	H	RBI	BB	SO	LOB	BOTTOM			
Bill Doran, S OBP: 0.455, SLG: 0.365 (1, 4)										3	0	0	0	1	0	1	Cincinnati Reds @ Houston Astros Astrodome, Houston, TX Thu Apr 24 1986, 7:05 PM EST Att: 10,245 - Unknown			
Terry Puhl, L OBP: 0.174, SLG: 0.105 (1, 9)										4	0	0	0	0	0	2				
Phil Garner, R OBP: 0.422, SLG: 0.786 (1, 5)										4	0	1	0	0	2	0				
Jose Cruz, L OBP: 0.222, SLG: 0.188 (1, 7)										3	0	0	0	1	0	1				
Glenn Davis, R OBP: 0.194, SLG: 0.351 (1, 3)										3	0	0	0	1	0	1				
Kevin Bass, S OBP: 0.356, SLG: 0.481 (1, 8)										4	0	0	0	0	1	3				
Alan Ashby, S OBP: 0.324, SLG: 0.567 (1, 2)										3	0	0	0	0	1	0				
Craig Reynolds, L OBP: 0.571, SLG: 0.737 (1, 6)										3	0	2	0	0	0	0				
Mike Madden, L ERA: 3.0 (1, 1)										0	0	0	0	0	0	0				
Frank DiPino, L ERA: 2.0 (5, 1)										1	0	0	0	0	1	0				
Julio Solano, R ERA: 3.0 (7, 1)										0	0	0	0	0	0	0				
Denny Walling, L OBP: 0.433, SLG: 0.462 (8, PH)										1	0	0	0	0	0	1				
Jeff Calhoun, L ERA: 1.8 (9, 1)										0	0	0	0	0	0	0				
Inning Stats	R: 0 E: 0 K: 1 S: 5	H: 0 LOB: 0 BB: 0 P: 5	R: 0 E: 0 K: 0 S: 3	H: 0 LOB: 0 BB: 0 P: 3	R: 0 E: 0 K: 0 S: 4	H: 1 LOB: 1 BB: 0 P: 4	R: 0 E: 0 K: 0 S: 3	H: 0 LOB: 2 BB: 2 P: 11	R: 0 E: 0 K: 1 S: 5	H: 0 LOB: 0 BB: 0 P: 5	R: 0 E: 0 K: 0 S: 3	H: 0 LOB: 0 BB: 0 P: 3	R: 0 E: 0 K: 1 S: 6	H: 1 LOB: 2 BB: 1 P: 10	R: 0 E: 0 K: 1 S: 6	H: 1 LOB: 1 BB: 0 P: 6	1B: 3 2B: 0 3B: 0 HR: 0	SF: 0 SAC: 1 DP: 0 HBP: 0	WP: 0 PB: 0 SB: 0 CS: 0	PA: 33
PITCHER	IP WLS BF H R ER SO BB IBB HBP BLK WP HR S P ERA WHIP																			
Mario Soto, R ERA: 2.7 (1, 1)	9.0 W 33 3 0 0 5 3 0 0 0 0 0 0 40 52 0.00 0.667																			

Batter	1	2	3	4	5	6	7	8	9	AB	R	H	RBI	BB	SO	LOB	TOP					
Eddie Milner, L (1, 8) John Franco, L (7, 1)	F9		4-3		4-3												4 0 1 1 0 0 0 0 0 0 0 0 0 0					
Pete Rose, S (1, 3)	G3		1B BB														2 0 0 0 2 0 1					
Dave Parker, L (1, 9) OBP: 0.368, SLG: 0.685	4-3		1B G4-6-3														4 0 2 0 0 1 0					
Kal Daniels, L (1, 7) OBP: 0.345, SLG: 0.481			HBP S 1B														4 0 1 0 0 0 4					
Bo Diaz, R (1, 2) OBP: 0.320, SLG: 0.447			HBP BB														3 0 0 0 1 1 2					
Dave Concepcion, R (1, 6) OBP: 0.216, SLG: 0.333			K														4 0 0 0 0 2 4					
Buddy Bell, R (1, 5) OBP: 0.240, SLG: 0.227			1-2 2-3 HBP														3 1 1 0 0 0 0					
Ron Oester, S (1, 4) OBP: 0.275, SLG: 0.271			F5														4 0 0 0 0 1 4					
Tom Browning, L (1, 1) OBP: 0.125, SLG: 0.125 Max Venable, L (7, PH) (7, 8)			K														2 0 0 0 0 1 3 1 0 0 0 0 1 1					
Inning Stats	R: 0 E: 0 K: 0 S: 3	H: 0 LOB: 0 BB: 0 P: 3	R: 0 E: 0 K: 2 S: 8	H: 1 LOB: 3 BB: 1 P: 13	R: 0 E: 0 K: 0 S: 3	H: 1 LOB: 1 BB: 1 P: 7	R: 0 E: 0 K: 0 S: 3	H: 0 LOB: 0 BB: 0 P: 3	R: 0 E: 0 K: 1 S: 5	H: 0 LOB: 0 BB: 0 P: 5	R: 0 E: 0 K: 1 S: 6	H: 1 LOB: 2 BB: 1 P: 10	R: 1 E: 0 K: 1 S: 7	H: 2 LOB: 1 BB: 0 P: 7	R: 0 E: 0 K: 2 S: 7	H: 0 LOB: 0 BB: 0 P: 7	R: 0 E: 0 K: 0 S: 3	H: 0 LOB: 0 BB: 0 P: 3	1B: 4 2B: 1 3B: 0 HR: 0	SF: 0 SAC: 0 DP: 1 HBP: 1	WP: 0 PB: 0 SB: 2 CS: 0	PA: 35
PITCHER Nolan Ryan, R (1, 1) ERA: 4.09	IP: 9.0 WLS: W BF: 35 H: 5 R: 1 ER: 1 SO: 7 BB: 3 IBB: 0 HBP: 1 BLK: 0 WP: 0 HR: 0 S: 45 P: 58 ERA: 1.00 WHIP: 0.889															PITCHER						

Cincinnati Reds @ Houston Astros
Astrodome, Houston, TX
Fri Apr 25 1986, 7:05 PM EST
Att: 16,296 - Unknown

livebaseballscorecards.com

AB 31
R 1
H 5
RBI 1
BB 3
SO 7
LOB 19




Batter	1	2	3	4	5	6	7	8	9	AB	R	H	RBI	BB	SO	LOB	BOTTOM					
Bill Doran, S (1, 4) OBP: 0.449, SLG: 0.382	2B		F4														3 1 1 1 0 0 0					
Dickie Thon, R (1, 6) OBP: 0.333, SLG: 0.372	3-1 2H 1B 2B		5-3														4 1 1 1 0 0 2					
Phil Garner, R (1, 5) OBP: 0.396, SLG: 0.733	3-1 2-3		6-3														3 0 0 0 0 0 1					
Glenn Davis, R (1, 3) OBP: 0.200, SLG: 0.350			F9														3 0 1 1 0 1 0					
Kevin Bass, S (1, 9) OBP: 0.339, SLG: 0.456	3H G6-4-3 1B		F7														3 0 0 0 0 0 1					
Jose Cruz, L (1, 7) OBP: 0.190, SLG: 0.158			1-6-3														3 0 0 0 0 2 0					
Alan Ashby, S (1, 2) OBP: 0.324, SLG: 0.545																	3 0 1 0 0 0 0					
Tony Walker, R (1, 8) OBP: 0.176, SLG: 0.188			1B														2 1 0 0 1 0 1					
Nolan Ryan, R (1, 1) OBP: 0.231, SLG: 0.231			F3														3 0 1 0 0 2 1					
Inning Stats	R: 2 E: 0 K: 0 S: 5	H: 3 LOB: 0 BB: 0 P: 5	R: 0 E: 0 K: 1 S: 6	H: 1 LOB: 0 BB: 0 P: 6	R: 0 E: 0 K: 0 S: 3	H: 0 LOB: 0 BB: 0 P: 3	R: 0 E: 0 K: 1 S: 5	H: 0 LOB: 0 BB: 0 P: 5	R: 0 E: 0 K: 1 S: 5	H: 0 LOB: 0 BB: 0 P: 5	R: 0 E: 0 K: 0 S: 3	H: 0 LOB: 0 BB: 0 P: 3	R: 0 E: 0 K: 2 S: 7	H: 0 LOB: 0 BB: 0 P: 7	R: 1 E: 0 K: 0 S: 4	H: 1 LOB: 1 BB: 1 P: 8	R: 0 E: 0 K: 0 S: 3	H: 0 LOB: 0 BB: 0 P: 3	1B: 3 2B: 2 3B: 0 HR: 0	SF: 0 SAC: 1 DP: 2 HBP: 0	WP: 0 PB: 0 SB: 1 CS: 0	PA: 29
PITCHER Tom Browning, L (1, 1) ERA: 5.23 John Franco, L (7, 1) ERA: 3.46	IP: 6.0 WLS: L BF: 21 H: 4 R: 2 ER: 2 SO: 3 BB: 0 IBB: 2 HBP: 0 BLK: 0 WP: 0 HR: 0 S: 27 P: 27 ERA: 3.00 WHIP: 0.667															PITCHER						

Cincinnati Reds @ Houston Astros
Astrodome, Houston, TX
Fri Apr 25 1986, 7:05 PM EST
Att: 16,296 - Unknown

livebaseballscorecards.com

AB 27
R 3
H 5
RBI 3
BB 1
SO 5
LOB 6



Batter	1	2	3	4	5	6	7	8	9	AB	R	H	RBI	BB	SO	LOB	TOP
Eddie Milner, L OBP: 0.286, SLG: 0.300 (1, 8)	F8		F4			F8			G3	4	0	0	0	0	0	0	Cincinnati Reds @ Houston Astros Astrodome, Houston, TX Sat Apr 26 1986, 7:05 PM EST Att: 38,442 - Unknown
Max Venable, L OBP: 0.394, SLG: 0.500 (1, 7)	G3 2B			3-1		K			BB	3	0	1	0	1	1	0	
Dave Parker, L OBP: 0.344, SLG: 0.638 (1, 9)	G3 2-3			3-1			F9		F7	4	0	0	0	0	0	2	
Nick Esasky, R OBP: 0.321, SLG: 0.479 (1, 3)	F5			F4			K		F9	4	0	0	0	0	1	2	
Buddy Bell, R OBP: 0.245, SLG: 0.255 (1, 5)		6-3				F9			2B	3	0	1	0	0	0	0	
Kurt Stillwell, S OBP: 0.500, SLG: 0.400 (1, 6)		1B				WP 1B			F9	3	0	2	0	0	0	1	
Sal Butera, R OBP: 0.200, SLG: 0.800 (8, PH)		5-3				K 1-2			G3	2	0	0	0	0	1	1	
Bo Diaz, R OBP: 0.320, SLG: 0.447 (8, 2)						K			G3	1	0	0	0	0	0	0	
Ron Oester, S OBP: 0.259, SLG: 0.255 (1, 4)			L4			K			G3	3	0	0	0	0	1	1	
Bill Gullickson, R OBP: 0.143, SLG: 0.143 (1, 1)			6-3			5-3			K	3	0	0	0	0	1	0	
Inning Stats	R: 0 E: 0 K: 0 S: 4	H: 1 LOB: 1 BB: 0 P: 4	R: 0 E: 0 K: 0 S: 3	H: 1 LOB: 0 BB: 0 P: 3	R: 0 E: 0 K: 0 S: 3	H: 0 LOB: 0 BB: 0 P: 3	R: 0 E: 0 K: 0 S: 8	H: 1 LOB: 1 BB: 0 P: 8	R: 0 E: 0 K: 1 S: 6	H: 1 LOB: 1 BB: 0 P: 6	R: 0 E: 0 K: 1 S: 5	H: 0 LOB: 0 BB: 1 P: 5	R: 0 E: 0 K: 0 S: 3	H: 0 LOB: 1 BB: 1 P: 7	1B: 2 2B: 2 3B: 0 HR: 0	SF: 0 SAC: 0 DP: 0 HBP: 0	WP: 1 PA: 31 PB: 0 SB: 0 CS: 0
PITCHER Mike Scott, R ERA: 3.78 (1, 1)	IP: 9.0 WLS: W BF: 31 H: 4 R: 0 ER: 0 SO: 5 BB: 1 IBB: 0 HBP: 0 BLK: 0 WP: 1 HR: 0 S: 40 P: 44 ERA: 0.00 WHIP: 0.556											PITCHER	IP: 9.0 WLS: W BF: 31 H: 4 R: 0 ER: 0 SO: 5 BB: 1 IBB: 0 HBP: 0 BLK: 0 WP: 1 HR: 0 S: 40 P: 44 ERA: 0.00 WHIP: 0.556				

AB	30
R	0
H	4
RBI	0
BB	1
SO	5
LOB	7



Batter	1	2	3	4	5	6	7	8	9	AB	R	H	RBI	BB	SO	LOB	BOTTOM		
Bill Doran, S OBP: 0.425, SLG: 0.356 (1, 4)	F6		F9			F8			1-3	4	0	0	0	0	0	0	Cincinnati Reds @ Houston Astros Astrodome, Houston, TX Sat Apr 26 1986, 7:05 PM EST Att: 38,442 - Unknown		
Terry Puhl, L OBP: 0.185, SLG: 0.130 (1, 9)	6-3		F6			1B			F7	4	0	1	0	0	0	0			
Jose Cruz, L OBP: 0.200, SLG: 0.174 (1, 7)	4-3			4-3		6-3			FC4-6 PB 1B	4	0	1	0	0	0	1			
Billy Hatcher, R OBP: 0.250, SLG: 0.222 (9, PR)										0	1	0	0	0	0	0			
Glenn Davis, R OBP: 0.217, SLG: 0.375 (1, 3)		FC3-6 1B		F4			2B		F9	4	0	2	0	0	0	1			
Kevin Bass, S OBP: 0.333, SLG: 0.433 (1, 8)		F8		G3			F4		FC4-6 1B	3	0	0	0	1	0	2			
Denny Walling, L OBP: 0.382, SLG: 0.400 (1, 5)		FC3-6 1-2				F8			FC4-6 1-2 2-3	4	0	0	0	0	0	4			
Alan Ashby, S OBP: 0.350, SLG: 0.529 (1, 2)		BB 1-2				F8			PB 3-H	2	0	0	0	2	0	1			
Dickie Thon, R OBP: 0.320, SLG: 0.356 (7, PH)		F8				4-3				2	0	0	0	0	0	2			
Craig Reynolds, L OBP: 0.545, SLG: 0.700 (8, 6)										1	0	0	0	0	0	2			
Mike Scott, R (1, 1)			K			F9			6-3	3	0	0	0	0	1	0			
Inning Stats	R: 0 E: 0 K: 0 S: 3	H: 0 LOB: 0 BB: 0 P: 3	R: 0 E: 0 K: 0 S: 4	H: 1 LOB: 2 BB: 1 P: 8	R: 0 E: 0 K: 1 S: 5	H: 0 LOB: 0 BB: 0 P: 5	R: 0 E: 0 K: 0 S: 3	H: 0 LOB: 0 BB: 0 P: 3	R: 0 E: 0 K: 0 S: 4	H: 1 LOB: 1 BB: 0 P: 4	R: 0 E: 0 K: 0 S: 4	H: 1 LOB: 2 BB: 1 P: 8	R: 0 E: 0 K: 0 S: 3	H: 0 LOB: 0 BB: 0 P: 3	R: 1 E: 0 K: 0 S: 3	H: 1 LOB: 1 BB: 1 P: 7	1B: 3 2B: 1 3B: 0 HR: 0	SF: 0 SAC: 0 DP: 0 HBP: 0	WP: 0 PA: 34 PB: 1 SB: 2 CS: 0
PITCHER Bill Gullickson, R ERA: 3.1 (1, 1)	IP: 8.2 WLS: L BF: 34 H: 4 R: 1 ER: 0 SO: 1 BB: 1 IBB: 2 HBP: 0 BLK: 0 WP: 0 HR: 0 S: 32 P: 44 ERA: 0.00 WHIP: 0.577											PITCHER	IP: 8.2 WLS: L BF: 34 H: 4 R: 1 ER: 0 SO: 1 BB: 1 IBB: 2 HBP: 0 BLK: 0 WP: 0 HR: 0 S: 32 P: 44 ERA: 0.00 WHIP: 0.577						

AB	31
R	1
H	4
RBI	0
BB	3
SO	1
LOB	13



Batter	1	2	3	4	5	6	7	8	9	AB	R	H	RBI	BB	SO	LOB	TOP
Eric Davis, R OBP: 0.315, SLG: 0.413 Ted Power, R (8, 1)	0-0 1-3			0-0 F9		0-0 F8		0-0 E4 1B		4	0	1	0	0	0	0	
Kurt Stillwell, S OBP: 0.375, SLG: 0.286 (1, 6)	0-0 4-3			0-0 5-3		0-3 K		0-0 1-3		4	0	0	0	0	0	1	
Dave Parker, L OBP: 0.338, SLG: 0.613 (1, 9)	0-0 4-3			0-0 1B		0-3 K			0-3 K	4	0	1	0	0	2	0	
Nick Esasky, R OBP: 0.317, SLG: 0.451 (8, 7)		0-0 6-3		0-0 F8					4-0 G6-4-3 BB	3	0	0	0	1	0	1	
Tracy Jones, R OBP: 0.333, SLG: 0.333 (1, 7) (8, 8)		0-0 6-3							0-0 G6-4-3 BB	4	0	2	0	0	0	1	
Buddy Bell, R OBP: 0.232, SLG: 0.240 (1, 5)		0-0 5-3							1-2	3	0	0	0	0	0	2	
Bo Diaz, R OBP: 0.321, SLG: 0.429 (1, 2)				0-0 F8		4-0 FC5-4 BB			0-0 FC5-4 1-2	2	0	0	0	1	0	1	
Ron Oester, S OBP: 0.246, SLG: 0.241 (1, 4)				0-0 4-3		0-0 FC5-4 1-2 2-3			0-3 K	3	0	0	0	0	1	2	
John Denny, R OBP: 0.286, SLG: 0.167 Dave Concepcion, R OBP: 0.212, SLG: 0.327 Joe Price, R (5, PH) Tony Perez, R OBP: 0.333, SLG: 0.200 (8, PH) (8, 3)				0-0 6-3		0-0 1-3			0-0 F8	1	0	0	0	0	0	0	
										1	0	0	0	0	0	2	
										0	0	0	0	0	0	0	
										1	0	0	0	0	0	0	
Inning Stats	R: 0 E: 0 K: 0 S: 3	H: 0 LOB: 0 BB: 0 P: 3	R: 0 E: 0 K: 0 S: 3	H: 0 LOB: 0 BB: 0 P: 3	R: 0 E: 0 K: 0 S: 3	H: 1 LOB: 1 BB: 0 P: 4	R: 0 E: 0 K: 2 S: 4	H: 0 LOB: 0 BB: 0 P: 7	R: 0 E: 1 K: 1 S: 6	H: 1 LOB: 1 BB: 0 P: 6	R: 0 E: 0 K: 1 S: 4	H: 0 LOB: 0 BB: 1 P: 8	1B: 4 2B: 0 3B: 0 HR: 0	SF: 0 SAC: 0 DP: 1 HBP: 0	WP: 0 PB: 0 SB: 0 CS: 0	PA: 32	
PITCHER Bob Knepper, L ERA: 1.27 (1, 1)	IP: 9.0 WLS: W BF: 32 H: 4 R: 0 ER: 0 SO: 4 BB: 2 IBB: 0 HBP: 0 BLK: 0 WP: 0 HR: 0 S: 38 P: 46 ERA: 0.00 WHIP: 0.667																

Cincinnati Reds @ Houston Astros
Astrodome, Houston, TX
Sun Apr 27 1986, 4:33 AM EDT
Att: 12,185 - Unknown

AB	30
R	0
H	4
RBI	0
BB	2
SO	4
LOB	10





Batter	1	2	3	4	5	6	7	8	9	AB	R	H	RBI	BB	SO	LOB	BOTTOM
Bill Doran, S OBP: 0.423, SLG: 0.359 (1, 4)	0-0 E 1B	0-0 E9 S		0-0 F8		0-0 1-4-3		0-0 1-3 2H 1B		5	1	2	1	0	0	1	
Craig Reynolds, L OBP: 0.500, SLG: 0.750 (1, 6)	0-0 E6 G4-6-3 1-3	0-0 4-3		0-0 HR				0-3 K		4	2	1	1	0	1	2	
Jose Cruz, L OBP: 0.154 Billy Hatcher, R OBP: 0.250, SLG: 0.222 (9, 7)	0-0 E4 G4-6-3 1-3 3H		4-0 1B SF8 BB	0-0 6-3			0-3 K			3	1	0	1	1	1	1	
Glenn Davis, R OBP: 0.247, SLG: 0.388 (1, 3)	0-0 G4-6-3 1B		0-0 G4-6-3 1B	0-0 5-3			4-0 K			3	0	2	0	1	0	0	
Kevin Bass, S OBP: 0.329, SLG: 0.422 (9, 9)	0-0 G4-6-3 1-2 2-3 3H		0-0 G4-6-3 1B	0-0 5-3			0-0 F5			4	0	1	0	0	0	3	
Denny Walling, L OBP: 0.388, SLG: 0.424 (1, 5)	0-0 4-3		0-0 SF8	0-0 F7				0-0 1B 2B		3	1	1	1	0	0	1	
Terry Puhl, L OBP: 0.226, SLG: 0.154 Tony Walker, R OBP: 0.176, SLG: 0.188 (9, 8)		0-0 E 1B	0-0 G4-6-3	0-0 4-3				4-0 1B BB		3	1	1	0	1	0	2	
John Mizerock, L (1, 2)		0-0 F9	4-0 IBB					0-0 F8		3	0	0	0	1	0	3	
Bob Knepper, L OBP: 0.071, SLG: 0.071 (1, 1)		0-0 F5	0-0 5-3					0-3 K		4	0	0	0	0	2	6	
										1B: 6 2B: 1 3B: 0 HR: 1	SF: 1 SAC: 0 DP: 1 HBP: 0	WP: 0 PB: 0 SB: 1 CS: 0	PA: 37				
Inning Stats	R: 2 E: 2 K: 0 S: 6	H: 2 LOB: 1 BB: 0 P: 6	R: 1 E: 1 K: 0 S: 5	H: 1 LOB: 1 BB: 0 P: 5	R: 1 E: 0 K: 0 S: 5	H: 2 LOB: 3 BB: 2 P: 13	R: 1 E: 0 K: 0 S: 4	H: 1 LOB: 0 BB: 0 P: 4	R: 0 E: 0 K: 1 S: 5	H: 0 LOB: 0 BB: 0 P: 5	R: 0 E: 0 K: 2 S: 7	H: 0 LOB: 1 BB: 1 P: 11	R: 1 E: 0 K: 1 S: 6	H: 2 LOB: 2 BB: 1 P: 10	WP: 0 PB: 0 SB: 1 CS: 0	PA: 37	
PITCHER John Denny, R ERA: 4.5 Joe Price, L ERA: 1.42 Ted Power, R ERA: 6.75 (1, 1) (5, 1) (8, 1)	IP: 4.0 WLS: L BF: 22 H: 6 R: 5 ER: 2 SO: 0 BB: 1 IBB: 0 HBP: 0 BLK: 0 WP: 0 HR: 1 S: 20 P: 28 ERA: 4.50 WHIP: 1.750																
	IP: 3.0 WLS: L BF: 10 H: 0 R: 0 ER: 0 SO: 3 BB: 1 IBB: 0 HBP: 0 BLK: 0 WP: 0 HR: 0 S: 15 P: 19 ERA: 0.00 WHIP: 0.333																
	IP: 1.0 WLS: L BF: 5 H: 2 R: 1 ER: 1 SO: 1 BB: 0 IBB: 0 HBP: 0 BLK: 0 WP: 0 HR: 0 S: 6 P: 10 ERA: 9.00 WHIP: 3.000																

Cincinnati Reds @ Houston Astros
Astrodome, Houston, TX
Sun Apr 27 1986, 4:33 AM EDT
Att: 12,185 - Unknown

AB	32
R	6
H	8
RBI	4
BB	4
SO	4
LOB	19




Batter	1	2	3	4	5	6	7	8	9	AB R H RBI BB SO LOB	TOP									
Tim Raines, S OBP: 0.397, SLG: 0.435 (1, 7)	F9		4-0 BB	4-0 BB		0-0 BB			0-0 BB	3 1 2 0 2 0 0	Montreal Expos @ Cincinnati Reds Riverfront Stadium, Cincinnati, OH Tue Apr 29 1986, 7:05 PM EDT Att: 13,289 - Unknown <div style="text-align: right;"> AB 37 R 7 H 15 RBI 7 BB 4 SO 8 LOB 15 </div> 									
Herm Winningham, L OBP: 0.385, SLG: 0.381 (1, 8)	CS		0-3 K	0-0 BB		0-0 BB			0-3 K	5 0 2 0 0 2 4										
Andre Dawson, R OBP: 0.403, SLG: 0.710 Mitch Webster, S OBP: 0.304, SLG: 0.400 (1, 9) (7, 9)	CS			HR		0-0 K			0-0 BB	4 1 2 1 0 1 2 1 0 1 1 0 0 0										
Hubie Brooks, R OBP: 0.370, SLG: 0.589 (1, 6)	CS	0-3 K		HR	4-0 BB				0-0 BB	4 2 1 1 1 2 1										
Jason Thompson, L OBP: 0.447, SLG: 0.379 Andres Galarraga, R OBP: 0.489, SLG: 0.703 (1, 3) (7, 3)			CS	HR	0-0 BB				0-3 K	4 0 1 0 0 1 1 1 0 0 0 0 1 1										
Tim Lincecum, R OBP: 0.382, SLG: 0.508 (1, 5)	F4			HR	0-0 BB				0-3 K	4 1 2 1 0 1 1										
Al Newman, S OBP: 0.333, SLG: 0.286 (1, 4)	CS		1-3	HR	0-0 BB				0-0 BB	4 1 2 0 0 0 2										
Mike Fitzgerald, R OBP: 0.250, SLG: 0.750 (1, 2)			F6	HR	0-0 BB				0-0 BB	4 1 2 3 0 0 1										
Bryn Smith, R Tim Burke, R (1, 1) (9, 1)			BB	F6	0-0 BB				0-0 BB	3 0 0 0 1 0 2 0 0 0 0 0 0 0										
Inning Stats	R: 0 E: 0 K: 0 S: 3	H: 2 LOB: 0 BB: 0 P: 3	R: 0 E: 0 K: 1 S: 5	H: 1 LOB: 0 BB: 0 P: 5	R: 0 E: 0 K: 1 S: 5	H: 0 LOB: 2 BB: 2 P: 13	R: 5 E: 0 K: 2 S: 13	H: 6 LOB: 2 BB: 1 P: 17	R: 1 E: 0 K: 0 S: 5	H: 2 LOB: 2 BB: 1 P: 9		R: 0 E: 0 K: 2 S: 7	H: 0 LOB: 0 BB: 0 P: 7	R: 0 E: 0 K: 0 S: 3	H: 1 LOB: 0 BB: 0 P: 3	R: 1 E: 0 K: 2 S: 9	H: 2 LOB: 1 BB: 0 P: 9	1B: 8 2B: 4 3B: 0 HR: 4	SF: 0 SAC: 0 DP: 1 HBP: 0	WP: 0 PB: 0 SB: 1 CS: 4
PITCHER	IP WLS BF H R ER SO BB IBB HBP BLK WP HR S P ERA WHIP											IP WLS BF H R ER SO BB IBB HBP BLK WP HR S P ERA WHIP								
Mario Soto, R ERA: 3.86 (1, 1)	3.2 L 19 8 5 5 3 3 0 0 0 0 0 4 22 34 12.27 3.000																			
Joe Price, L ERA: 2.35 (4, 1)	1.1 8 3 1 1 1 1 0 0 0 0 0 0 9 13 6.75 3.000																			
Ron Robinson, R ERA: 0.48 (6, 1)	3.0 9 2 0 0 2 0 0 0 0 0 0 0 13 13 0.00 0.667																			
Ted Power, R ERA: 7.2 (9, 1)	1.0 5 2 1 1 2 0 0 0 0 0 0 0 9 9 9.00 2.000																			

Batter	1	2	3	4	5	6	7	8	9	AB R H RBI BB SO LOB	BOTTOM									
Eric Davis, R OBP: 0.293, SLG: 0.380 (1, 8)	5-3		0-3 K			0-0 BB			0-0 BB	4 0 0 0 0 1 0	Montreal Expos @ Cincinnati Reds Riverfront Stadium, Cincinnati, OH Tue Apr 29 1986, 7:05 PM EDT Att: 13,289 - Unknown <div style="text-align: right;"> AB 33 R 4 H 7 RBI 4 BB 0 SO 9 LOB 7 </div> 									
Pete Rose, S (1, 3)	4-3		0-3 K			0-0 BB			0-3 K	4 0 0 0 0 2 0										
Dave Parker, L OBP: 0.333, SLG: 0.591 (1, 9)	4-3			F7		0-3 K			0-0 BB	4 1 1 0 0 1 0										
Kal Daniels, L OBP: 0.394, SLG: 0.677 (1, 7)		FC4-6		K		0-0 BB			0-0 BB	4 2 3 2 0 1 0										
Bo Diaz, R OBP: 0.316, SLG: 0.415 (1, 2)		F8		F7		0-0 BB			0-3 K	4 0 1 1 0 1 1										
Dave Concepcion, R OBP: 0.196, SLG: 0.302 (1, 5)		FC4-6			4-3				0-0 BB	4 1 0 0 0 0 2										
Kurt Stillwell, S OBP: 0.421, SLG: 0.353 (1, 6)						L3			0-0 BB	3 0 2 1 0 0 1										
Ron Oester, S OBP: 0.233, SLG: 0.228 (1, 4)									4-3	3 0 0 0 0 1 2										
Mario Soto, R Joe Price, L Buddy Bell, R Ron Robinson, R Eddie Minner, L Ted Power, R (1, 1) (4, 1) (5, PH) (6, 1) (8, PH) (9, 1)			0-3 K						0-3 K	1 0 0 0 0 1 0 0 0 0 0 0 0 0 1 0 0 0 0 0 1 0 0 0 0 0 0 0 1 0 0 0 0 1 0 0 0 0 0 0 0 0										
Inning Stats	R: 0 E: 0 K: 0 S: 3	R: 1 E: 1 K: 0 S: 5	R: 0 E: 0 K: 3 S: 9	H: 2 LOB: 1 BB: 0 P: 5	R: 0 E: 0 K: 1 S: 5	H: 0 LOB: 0 BB: 0 P: 9	R: 0 E: 0 K: 1 S: 6	H: 1 LOB: 1 BB: 0 P: 6	R: 0 E: 0 K: 1 S: 5	H: 0 LOB: 0 BB: 0 P: 5		R: 1 E: 0 K: 0 S: 4	H: 2 LOB: 0 BB: 0 P: 4	R: 0 E: 0 K: 1 S: 5	H: 0 LOB: 0 BB: 0 P: 5	R: 2 E: 0 K: 2 S: 9	H: 2 LOB: 0 BB: 0 P: 9	1B: 5 2B: 1 3B: 1 HR: 1	SF: 0 SAC: 0 DP: 1 HBP: 0	WP: 0 PB: 0 SB: 0 CS: 0
PITCHER	IP WLS BF H R ER SO BB IBB HBP BLK WP HR S P ERA WHIP											IP WLS BF H R ER SO BB IBB HBP BLK WP HR S P ERA WHIP								
Bryn Smith, R ERA: 3.58 (1, 1)	8.1 W 31 7 4 3 8 0 0 0 0 0 0 0 47 47 3.24 0.840																			
Tim Burke, R ERA: 0.96 (9, 1)	0.2 2 0 0 0 1 0 0 0 0 0 0 0 4 4 0.00 0.000																			

Batter	1	2	3	4	5	6	7	8	9	AB	R	H	RBI	BB	SO	LOB	TOP					
Tim Raines, S OBP: 0.382, SLG: 0.473 (1, 7)										5	3	4	0	0	0	0						
Mitch Webster, S OBP: 0.297, SLG: 0.377 (1, 8) (6, 9)										4	2	0	0	1	1	5						
Andre Dawson, R OBP: 0.395, SLG: 0.697 Herm Winningham, L OBP: 0.407, SLG: 0.381 (1, 9) (6, 8)										4	0	1	0	0	0	5						
Hubie Brooks, R OBP: 0.384, SLG: 0.584 (1, 6)										4	1	2	4	1	0	1						
Tim Wallach, R OBP: 0.384, SLG: 0.547 (1, 5)										5	1	2	2	0	0	4						
Andres Galarraga, R OBP: 0.500, SLG: 0.683 (1, 3)										4	0	2	0	1	0	2						
Vance Law, R OBP: 0.311, SLG: 0.333 (1, 4)										4	0	2	2	1	0	0						
Dann Bilardello, R OBP: 0.250, SLG: 0.440 (1, 2)										4	0	0	0	1	0	4						
Jay Tibbs, R OBP: 0.231, SLG: 0.091 (1, 1)										3	1	0	0	2	2	4						
Inning Stats	R: 3 E: 0 K: 1 S: 7	H: 2 LOB: 3 BB: 4 P: 23	R: 0 E: 0 K: 0 S: 4	H: 2 LOB: 1 BB: 0 P: 4	R: 1 E: 0 K: 0 S: 4	H: 1 LOB: 0 BB: 0 P: 4	R: 2 E: 1 K: 0 S: 6	H: 3 LOB: 2 BB: 1 P: 10	R: 0 E: 0 K: 0 S: 3	H: 0 LOB: 0 BB: 0 P: 3	R: 0 E: 0 K: 1 S: 5	H: 0 LOB: 0 BB: 0 P: 5	R: 0 E: 0 K: 0 S: 4	H: 1 LOB: 2 BB: 1 P: 8	R: 2 E: 0 K: 0 S: 4	H: 2 LOB: 1 BB: 0 P: 12	R: 0 E: 0 K: 1 S: 6	H: 2 LOB: 1 BB: 0 P: 6	1B: 10 2B: 2 3B: 0 HR: 1	SF: 0 SAC: 0 DP: 4 HBP: 0	WP: 0 PB: 0 SB: 0 CS: 0	PA: 45
PITCHER	IP WLS BF H R ER SO BB IBB HBP BLK WP HR S P ERA WHIP	IP WLS BF H R ER SO BB IBB HBP BLK WP HR S P ERA WHIP																				
Tom Browning, L ERA: 6.08 (1, 1)	3.0 L 20 6 6 4 1 4 1 0 0 0 1 17 37 12.00 3.333	4.1 R 7 2 0 0 0 0 0 0 0 0 0 7 7 0.00 1.000	6.1 L 8 1 0 0 1 1 0 0 0 0 0 9 13 0.00 1.000	8.1 R 6 2 2 2 0 1 1 0 0 0 0 4 12 18.00 3.000	9.1 R 4 2 0 0 1 0 0 0 0 0 0 6 6 0.00 2.000																	

Montreal Expos @ Cincinnati Reds
Riverfront Stadium, Cincinnati, OH
Wed Apr 30 1986, 3:33 AM EDT
Att: 13,453 - Unknown


AB	37
R	8
H	13
RBI	8
BB	8
SO	3
LOB	25



Batter	1	2	3	4	5	6	7	8	9	AB	R	H	RBI	BB	SO	LOB	BOTTOM					
Eric Davis, R OBP: 0.290, SLG: 0.370 (1, 8)										4	0	1	0	0	1	1						
Pete Rose, S (1, 3)										3	0	0	0	1	0	0						
Dave Parker, L OBP: 0.315, SLG: 0.557 (1, 9)										4	0	0	0	0	1	2						
Kal Daniels, L OBP: 0.405, SLG: 0.647 Ted Power, R (9, 1)										3	0	1	0	1	1	0						
Bo Diaz, R OBP: 0.311, SLG: 0.393 (1, 2)										3	0	0	0	1	1	1						
Dave Concepcion, R OBP: 0.200, SLG: 0.298 (1, 5)										4	0	1	0	0	1	1						
Kurt Stillwell, S OBP: 0.348, SLG: 0.286 (1, 6)										4	0	0	0	0	3	4						
Ron Oester, S OBP: 0.238, SLG: 0.233 (1, 4)										3	0	1	0	0	0	0						
Tom Browning, L ERA: 6.125, SLG: 0.125 (4, 1) Scott Terry, R ERA: 1.05 (5, 10) Tracy Jones, R SLG: 0.320 (6, 1) Joe Price, R ERA: 1.86 (7, 10) Eddie Milner, L OBP: 0.281, SLG: 0.273 (8, 1) Ron Robinson, R ERA: 6.0 (9, 7) Max Venable, L OBP: 0.266, SLG: 0.500 (9, 7)	9.0 W 34 4 0 0 0 8 3 0 0 0 0 47 59 0.00 0.778	4.1 R 7 2 0 0 0 0 0 0 0 0 0 7 7 0.00 1.000	6.1 L 8 1 0 0 1 1 0 0 0 0 0 9 13 0.00 1.000	8.1 R 6 2 2 2 0 1 1 0 0 0 0 4 12 18.00 3.000	9.1 R 4 2 0 0 1 0 0 0 0 0 0 6 6 0.00 2.000																	
Inning Stats	R: 0 E: 0 K: 1 S: 5	H: 0 LOB: 0 BB: 0 P: 5	R: 0 E: 0 K: 0 S: 3	H: 0 LOB: 0 BB: 0 P: 3	R: 0 E: 0 K: 1 S: 6	H: 1 LOB: 1 BB: 0 P: 6	R: 0 E: 0 K: 1 S: 6	H: 1 LOB: 3 BB: 2 P: 14	R: 0 E: 0 K: 0 S: 4	H: 1 LOB: 2 BB: 1 P: 8	R: 0 E: 0 K: 3 S: 10	H: 1 LOB: 1 BB: 0 P: 10	R: 0 E: 0 K: 0 S: 3	H: 0 LOB: 0 BB: 0 P: 3	R: 0 E: 0 K: 2 S: 7	H: 0 LOB: 0 BB: 0 P: 7	R: 0 E: 0 K: 0 S: 3	H: 0 LOB: 0 BB: 0 P: 3	1B: 4 2B: 0 3B: 0 HR: 0	SF: 0 SAC: 1 DP: 0 HBP: 0	WP: 0 PB: 0 SB: 1 CS: 0	PA: 34
PITCHER	IP WLS BF H R ER SO BB IBB HBP BLK WP HR S P ERA WHIP	IP WLS BF H R ER SO BB IBB HBP BLK WP HR S P ERA WHIP																				

Montreal Expos @ Cincinnati Reds
Riverfront Stadium, Cincinnati, OH
Wed Apr 30 1986, 3:33 AM EDT
Att: 13,453 - Unknown

AB	30
R	0
H	4
RBI	0
BB	3
SO	8
LOB	9



Batter	1	2	3	4	5	6	7	8	9	AB	R	H	RBI	BB	SO	LOB	TOP			
Lenny Dykstra, L OBP: 0.391, SLG: 0.400		4-3		F7			F9	G3		4	1	0	0	1	0	1				
Wally Backman, S OBP: 0.413, SLG: 0.439		F8			4-3		6-3			5	1	2	0	0	0	0				
Keith Hernandez, L OBP: 0.395, SLG: 0.405			4-3		F9		F7			4	1	1	2	1	0	0				
Gary Carter, R OBP: 0.360, SLG: 0.429	F7				F8			E1		4	2	0	0	1	0	2				
Darryl Strawberry, L OBP: 0.388, SLG: 0.514						3-1				2	2	1	0	2	0	0				
George Foster, R OBP: 0.367, SLG: 0.364	K				E5			K		4	0	1	1	0	2	4				
Ray Knight, R OBP: 0.365, SLG: 0.691					4-3			F8		3	0	1	2	0	0	3				
Howard Johnson, S OBP: 0.429, SLG: 0.548	K			F7						3	1	1	1	1	1	2				
Sid Fernandez, L OBP: 0.364, SLG: 0.300		F8						E7		3	0	0	0	0	2	2				
Roger McDowell, R OBP: 0.500, SLG: 0.500				K						1	0	1	2	0	0	0				
Jesse Orosco, R OBP: 0.365, SLG: 0.691										0	0	0	0	0	0	0				
Inning Stats	R: 3 E: 0 K: 2 S: 10	H: 3 LOB: 2 P: 18	R: 0 E: 0 K: 0 S: 3	H: 0 LOB: 0 BB: 3	R: 2 E: 0 K: 0 S: 4	H: 2 LOB: 0 BB: 1 P: 8	R: 0 E: 0 K: 1 S: 5	H: 0 LOB: 0 BB: 0 P: 5	R: 0 E: 0 K: 0 S: 3	H: 0 LOB: 0 BB: 0 P: 3	R: 0 E: 0 K: 0 S: 3	H: 0 LOB: 0 BB: 0 P: 3	R: 3 E: 2 K: 1 S: 8	H: 2 LOB: 1 BB: 1 P: 12	R: 0 E: 0 K: 0 S: 2	H: 1 LOB: 0 BB: 1 P: 6	1B: 6 2B: 3 3B: 0 HR: 0	SF: 1 SAC: 0 DP: 2 HBP: 0	WP: 0 PB: 0 SB: 1 CS: 1	PA: 40
PITCHER	IP WLS BF H R ER SO BB IBB HBP BLK WP HR S P ERA WHIP																			
Bill Gullickson, R ERA: 4.1	(1, 1) 6.0 L 27 5 5 5 4 2 2 0 0 0 0 0 31 47 7.50 1.167																			
Joe Price, L ERA: 1.59	(7, 1) 1.0 3 0 0 0 0 0 0 0 0 0 0 0 3 3 0.00 0.000																			
John Franco, L ERA: 3.21	(8, 1) 1.0 7 2 3 0 1 1 0 0 0 0 0 0 8 12 0.00 3.000																			
Ted Power, R ERA: 5.14	(9, 1) 1.0 3 1 0 0 0 1 0 0 0 0 0 0 2 6 0.00 2.000																			

New York Mets @ Cincinnati Reds
Riverfront Stadium, Cincinnati, OH
Fri May 02 1986, 7:05 PM EDT
Att: 20,677 - Unknown

AB 33
R 8
H 8
RBI 8
BB 6
SO 5
LOB 14

Batter	1	2	3	4	5	6	7	8	9	AB	R	H	RBI	BB	SO	LOB	BOTTOM					
Eric Davis, R OBP: 0.284, SLG: 0.356	F9	K		K						5	1	1	2	0	3	5						
Dave Concepcion, R OBP: 0.231, SLG: 0.300		G6-4-3			4-3	G3				3	1	1	0	2	0	2						
Dave Parker, L OBP: 0.308, SLG: 0.533			K		G3		G3	K		5	1	1	0	0	2	3						
Tony Perez, R OBP: 0.375, SLG: 0.167	4-3				4-3					2	0	0	0	2	0	1						
John Franco, L OBP: 0.323, SLG: 0.393					4-3		6-3			0	0	0	0	0	0	0						
Bo Diaz, R OBP: 0.323, SLG: 0.393	1-2, 2-3				2-3					0	0	0	0	1	0	0						
Nick Esasky, R OBP: 0.323, SLG: 0.426	4-0			F9						3	0	0	1	2	0	4						
Ted Power, R	1-2, 2-3, 3-H				1-3					0	0	0	0	0	0	0						
Buddy Bell, R OBP: 0.226, SLG: 0.218	K		F4			FC6-4			F7	4	1	0	0	1	1	5						
Sal Butera, R OBP: 0.375, SLG: 0.750																						
Eddie Milner, L OBP: 0.321, SLG: 0.304				K					K	3	0	2	1	0	1	0						
Kurt Stillwell, S OBP: 0.333, SLG: 0.273	1-2, 2-H, 3-H									1	0	0	0	0	1	0						
Ron Oester, S OBP: 0.250, SLG: 0.262										5	1	2	0	0	1	2						
Bill Gullickson, R OBP: 0.250, SLG: 0.250										1	0	1	0	0	0	0						
Tracy Jones, R OBP: 0.321, SLG: 0.320		SH								0	0	0	0	0	0	0						
Kal Daniels, L OBP: 0.395, SLG: 0.629										1	0	0	0	0	1	2						
Joe Price, R										0	0	0	0	0	0	0						
Max Venable, L OBP: 0.417, SLG: 0.636										1	1	1	1	0	0	0						
Inning Stats	R: 2 E: 0 K: 1 S: 6	H: 2 LOB: 3 P: 18	R: 0 E: 0 K: 1 S: 6	H: 1 LOB: 0 BB: 0 P: 6	R: 0 E: 0 K: 1 S: 5	H: 0 LOB: 1 BB: 1 P: 9	R: 0 E: 0 K: 3 S: 10	H: 1 LOB: 0 BB: 0 P: 10	R: 0 E: 0 K: 0 S: 3	H: 0 LOB: 1 BB: 1 P: 7	R: 0 E: 0 K: 2 S: 8	H: 1 LOB: 2 BB: 1 P: 12	R: 0 E: 0 K: 0 S: 3	H: 0 LOB: 0 BB: 0 P: 3	R: 5 E: 1 K: 1 S: 10	H: 5 LOB: 2 BB: 2 P: 18	R: 0 E: 0 K: 1 S: 5	H: 0 LOB: 0 BB: 0 P: 5	1B: 8 2B: 2 3B: 0 HR: 0	SF: 0 SAC: 1 DP: 1 HBP: 0	WP: 1 PB: 0 SB: 2 CS: 0	PA: 44
PITCHER	IP WLS BF H R ER SO BB IBB HBP BLK WP HR S P ERA WHIP																					
Sid Fernandez, L ERA: 2.81	(1, 1) 5.1 W 26 5 2 2 6 6 0 0 0 0 0 0 15 56 3.38 2.062																					
Roger McDowell, R ERA: 5.17	(6, 1) 2.0 12 5 5 5 2 1 0 0 0 0 0 0 15 19 22.50 3.000																					
Jesse Orosco, L ERA:	(8, 1) 1.2 S 6 0 0 0 2 1 0 0 0 0 1 0 9 13 0.00 0.600																					

New York Mets @ Cincinnati Reds
Riverfront Stadium, Cincinnati, OH
Fri May 02 1986, 7:05 PM EDT
Att: 20,677 - Unknown

AB 35
R 7
H 10
RBI 5
BB 8
SO 10
LOB 24


Batter	1	2	3	4	5	6	7	8	9	AB	R	H	RBI	BB	SO	LOB	TOP											
Lenny Dykstra, L OBP: 0.392, SLG: 0.422	F9		4-3		4-3		HR		3-1	4	1	1	0	1	0	0	<p>New York Mets @ Cincinnati Reds Riverfront Stadium, Cincinnati, OH Sat May 03 1986, 3:33 AM EDT Att: 20,268 - Unknown</p> <p>livebaseballscorecards.com</p>											
Wally Backman, S OBP: 0.380, SLG: 0.400	G3		6-3		4-3		G3			4	0	0	0	0	0	2												
Keith Hernandez, L OBP: 0.411, SLG: 0.474	2B		1B		F7		HR			4	1	3	2	0	0	1												
Darryl Strawberry, L OBP: 0.402, SLG: 0.500	3-1		1-2		1-2		3-H		4-3	2	0	0	0	1	0	1												
Danny Heep, L OBP: 0.375, SLG: 0.609		1B	4-3		K				3-1	4	1	1	0	0	1	4												
Ray Knight, R OBP: 0.388, SLG: 0.695		E	1-3		1-3		1-3		1-3	4	1	3	0	0	0	0												
Howard Johnson, S OBP: 0.410, SLG: 0.514	G3		G3		G3		G4-6-3		G4-6-3	4	0	1	1	0	0	3												
Jesse Orosco, R (8, 1)		1-3	1-2		1-2		CS		1-2	0	0	0	0	0	0	0												
Barry Lyons, R (1, 2)	5-3		F7		F7		F7		G3	4	0	0	1	0	0	2												
Bob Ojeda, L OBP: 0.167, SLG: 0.167		3-H	0-3		1-3				6-3	3	0	0	0	0	1	1												
Rafael Santana, R OBP: 0.224, SLG: 0.192	K		1-3		4-3		4-3		6-3	1	0	0	0	0	0	0												
Inning Stats	R: 0 E: 0 K: 0 S: 4	H: 1 LOB: 1 BB: 0 P: 4	R: 2 E: 1 K: 1 S: 7	H: 2 LOB: 0 BB: 0 P: 7	R: 0 E: 0 K: 0 S: 4	H: 1 LOB: 1 BB: 1 P: 8	R: 0 E: 0 K: 0 S: 4	H: 0 LOB: 2 BB: 0 P: 10	R: 0 E: 0 K: 0 S: 3	H: 1 LOB: 0 BB: 0 P: 3	R: 2 E: 0 K: 0 S: 5	H: 2 LOB: 0 BB: 0 P: 5	R: 0 E: 0 K: 0 S: 3	H: 1 LOB: 0 BB: 0 P: 3	R: 0 E: 0 K: 0 S: 3	H: 0 LOB: 0 BB: 0 P: 3	1B: 6 2B: 1 3B: 1 HR: 1	SF: 0 SAC: 0 DP: 1 HBP: 1	WP: 0 PB: 0 SB: 0 CS: 1	PA: 37								
PITCHER	IP	WLS	BF	H	R	ER	SO	BB	IBB	HBP	BLK	WP	HR	S	P	ERA	WHIP											
John Denny, R ERA: 4.34	(1, 1)	7.0	L	31	8	4	3	2	2	0	1	0	0	1	32	41	3.86	1.429										
John Franco, L ERA: 2.81	(8, 1)	2.0	S	6	1	0	0	0	0	0	0	0	0	6	6	0.00	0.500											

Batter	1	2	3	4	5	6	7	8	9	AB	R	H	RBI	BB	SO	LOB	BOTTOM										
Eric Davis, R OBP: 0.292, SLG: 0.349	4-3		4-3		5-3		E		S	4	0	1	0	1	0	0	<p>New York Mets @ Cincinnati Reds Riverfront Stadium, Cincinnati, OH Sat May 03 1986, 3:33 AM EDT Att: 20,268 - Unknown</p> <p>livebaseballscorecards.com</p>										
Dave Concepcion, R OBP: 0.243, SLG: 0.308	S		4-3		S		E4		F8	5	0	2	0	0	0	3											
Dave Parker, L OBP: 0.305, SLG: 0.519	K		BB		F2		F5		F5	4	0	1	0	0	1	5											
Nick Esasky, R OBP: 0.333, SLG: 0.411	FC6-4		BB		1-2		K		F7	2	0	0	0	2	1	4											
John Franco, L (8, 1)	BB		1-2		BB		BB		BB	0	0	0	0	0	0	0											
Tracy Jones, R OBP: 0.313, SLG: 0.286	FC6-4		1-2		BB		F8		F8	3	0	0	0	1	0	2											
Buddy Bell, R OBP: 0.242, SLG: 0.224		E1	F9		F8		F8		G6-4-3	3	1	1	0	1	0	3											
Sal Butera, R OBP: 0.333, SLG: 0.583		FC6-4	F9		F9		F9		G6-4-3	4	0	1	1	0	0	1											
Ron Oester, S OBP: 0.236, SLG: 0.246		3-H	FC6-4		1-3		5-3		K	4	0	0	0	0	1	1											
John Denny, R OBP: 0.222, SLG: 0.125	(1, 1)	E: 1	G5-4-3		5-3		E		K	2	0	0	0	0	0	1											
Kurt Stillwell, S OBP: 0.346, SLG: 0.261	(7, PH)	1-2	G5-4-3		5-3		BB		K	1	0	0	0	1	1	0											
Inning Stats	R: 0 E: 0 K: 1 S: 6	H: 1 LOB: 2 BB: 1 P: 10	R: 1 E: 1 K: 0 S: 4	H: 2 LOB: 0 BB: 0 P: 4	R: 0 E: 0 K: 0 S: 4	H: 1 LOB: 3 BB: 2 P: 12	R: 0 E: 0 K: 0 S: 3	H: 0 LOB: 0 BB: 0 P: 3	R: 0 E: 0 K: 0 S: 6	H: 1 LOB: 1 BB: 0 P: 6	R: 0 E: 0 K: 0 S: 3	H: 0 LOB: 0 BB: 0 P: 3	R: 0 E: 1 K: 0 S: 5	H: 1 LOB: 3 BB: 1 P: 9	R: 0 E: 0 K: 0 S: 2	H: 0 LOB: 0 BB: 1 P: 6	R: 0 E: 0 K: 2 S: 7	H: 0 LOB: 1 BB: 1 P: 11	1B: 6 2B: 0 3B: 0 HR: 0	SF: 0 SAC: 0 DP: 2 HBP: 0	WP: 0 PB: 0 SB: 3 CS: 0	PA: 38					
PITCHER	IP	WLS	BF	H	R	ER	SO	BB	IBB	HBP	BLK	WP	HR	S	P	ERA	WHIP										
Bob Ojeda, L ERA: 1.59	(1, 1)	7.0	W	31	6	1	0	2	4	0	0	0	0	31	47	0.00	1.429										
Jesse Orosco, L ERA:	(8, 1)	2.0	S	7	0	0	0	2	2	0	0	0	0	9	17	0.00	1.000										

Batter	1	2	3	4	5	6	7	8	9	AB	R	H	RBI	BB	SO	LOB	TOP					
Lenny Dykstra, L OBP: 0.390, SLG: 0.406	F7	4-3		F7		1B 1B		F8		5	1	1	0	0	0	2						
Wally Backman, S OBP: 0.418, SLG: 0.480										5	2	4	1	0	0	0						
Tim Teufel, R OBP: 0.327, SLG: 0.390	HR	F8				1B			1B	0	1	0	0	0	0	0						
Keith Hernandez, L OBP: 0.411, SLG: 0.470	F9									5	0	2	0	0	1	1						
Darryl Strawberry, L OBP: 0.413, SLG: 0.579	HR									4	2	2	3	1	2	2						
Gary Carter, R OBP: 0.363, SLG: 0.432	1B									4	1	1	0	1	2	5						
Danny Heep, L OBP: 0.383, SLG: 0.577	1B									3	0	1	1	1	0	1						
Ray Knight, R OBP: 0.403, SLG: 0.683	1B									4	0	2	2	1	0	2						
Howard Johnson, S OBP: 0.372, SLG: 0.462	F4									4	0	0	0	0	0	3						
Rafael Santana, R OBP: 0.220, SLG: 0.189										1	0	0	0	0	0	3						
Ron Darling, R OBP: 0.154, SLG: 0.083										3	0	1	0	0	0	0						
Randy Niemann, L										0	0	0	0	0	0	0						
Roger McDowell, R OBP: 0.333, SLG: 0.333										1	0	0	0	0	1	3						
Kevin Mitchell, R OBP: 0.345, SLG: 0.536										1	0	0	0	0	1	1						
Inning Stats	R: 3 E: 0 K: 0 S: 7	H: 4 LOB: 2 BB: 1 P: 11	R: 0 E: 0 K: 0 S: 3	H: 0 LOB: 0 BB: 0 P: 3	R: 1 E: 0 K: 2 S: 8	H: 1 LOB: 0 BB: 0 P: 8	R: 0 E: 0 K: 0 S: 4	H: 1 LOB: 1 BB: 0 P: 4	R: 1 E: 0 K: 1 S: 8	H: 2 LOB: 1 BB: 0 P: 8	R: 0 E: 0 K: 1 S: 5	H: 0 LOB: 1 BB: 1 P: 9	R: 0 E: 0 K: 1 S: 6	H: 1 LOB: 1 BB: 0 P: 6	R: 1 E: 0 K: 2 S: 9	H: 2 LOB: 3 BB: 2 P: 17	1B: 9 2B: 3 3B: 0 HR: 2	SF: 0 SAC: 0 DP: 0 HBP: 0	WP: 0 PB: 0 SB: 1 CS: 0	PA: 44		
PITCHER	IP WLS BF H R ER SO BB IBB HBP BLK WP HR S P ERA WHIP																					
Mario Soto, R ERA: 4.58	(1, 1) 5.0 L 25 9 5 5 3 0 1 0 0 0 0 2 30 34 9.00 1.800																					
Scott Terry, R ERA: 1.74	(6, 1) 2.0 8 2 1 1 1 1 0 0 0 0 0 9 13 4.50 1.500																					
Ted Power, R ERA: 5.0	(8, 1) 2.0 11 3 1 1 3 1 1 0 0 0 0 15 23 4.50 2.000																					
Batter	1	2	3	4	5	6	7	8	9	AB	R	H	RBI	BB	SO	LOB	BOTTOM					
Eddie Milner, L OBP: 0.345, SLG: 0.308	F9									3	2	1	0	2	0	0						
Pete Rose, S OBP: 0.278, SLG: 0.071	4-3									4	0	1	0	1	0	1						
Dave Parker, L OBP: 0.326, SLG: 0.543	BB									2	0	2	2	1	0	0						
Kal Daniels, L OBP: 0.405, SLG: 0.595	4-3									2	0	0	0	2	0	2						
Dave Concepcion, R OBP: 0.243, SLG: 0.304										4	0	1	0	0	1	6						
Kurt Stillwell, S OBP: 0.300, SLG: 0.222	4-3									4	0	0	0	0	0	1						
Bo Diaz, R OBP: 0.318, SLG: 0.373										3	0	0	0	1	0	0						
Ron Oester, S OBP: 0.230, SLG: 0.239										2	0	0	0	0	1	1						
Buddy Bell, R OBP: 0.235, SLG: 0.217	F8									2	0	0	0	0	0	0						
Mario Soto, R OBP: 0.115, SLG: 0.111										1	0	0	0	0	1	0						
Tracy Jones, R OBP: 0.303, SLG: 0.276										1	0	0	0	0	0	0						
Scott Terry, R										0	0	0	0	0	0	0						
Eric Davis, R OBP: 0.386, SLG: 0.344										1	0	0	0	0	1	0						
Ted Power, R										0	0	0	0	0	0	0						
Max Venable, L OBP: 0.300, SLG: 0.583										1	0	0	0	0	0	0						
Inning Stats	R: 0 E: 0 K: 0 S: 3	H: 0 LOB: 1 BB: 1 P: 7	R: 0 E: 0 K: 1 S: 5	H: 0 LOB: 1 BB: 1 P: 9	R: 0 E: 0 K: 1 S: 6	H: 1 LOB: 3 BB: 2 P: 14	R: 0 E: 0 K: 1 S: 5	H: 0 LOB: 0 BB: 0 P: 5	R: 1 E: 0 K: 1 S: 7	H: 2 LOB: 1 BB: 0 P: 7	R: 0 E: 0 K: 0 S: 3	H: 1 LOB: 0 BB: 0 P: 3	R: 1 E: 0 K: 1 S: 6	H: 1 LOB: 3 BB: 3 P: 18	R: 0 E: 0 K: 0 S: 3	H: 0 LOB: 0 BB: 0 P: 3	R: 0 E: 0 K: 0 S: 3	H: 0 LOB: 0 BB: 0 P: 3	1B: 4 2B: 1 3B: 0 HR: 0	SF: 1 SAC: 0 DP: 1 HBP: 0	WP: 0 PB: 0 SB: 0 CS: 0	PA: 38
PITCHER	IP WLS BF H R ER SO BB IBB HBP BLK WP HR S P ERA WHIP																					
Ron Darling, R ERA: 5.74	(1, 1) 6.2 W 29 4 2 2 5 6 0 0 0 0 0 0 33 57 2.70 1.500																					
Randy Niemann, L ERA: 7.71	(7, 1) 0.0 2 1 0 0 0 1 0 0 0 0 0 1 5 ∞ ∞																					
Roger McDowell, R ERA: 4.5	(7, 1) 2.1 S 7 0 0 0 0 0 0 0 0 0 0 7 7 0.00 0.000																					


New York Mets @ Cincinnati Reds
Riverfront Stadium, Cincinnati, OH
Sun May 04 1986, 3:33 AM EDT
Att: 25,407 - Unknown

AB 40
R 7
H 14
RBI 7
BB 4
SO 7
LOB 23



New York Mets @ Cincinnati Reds
Riverfront Stadium, Cincinnati, OH
Sun May 04 1986, 3:33 AM EDT
Att: 25,407 - Unknown

AB 30
R 2
H 5
RBI 2
BB 7
SO 5
LOB 11




Batter	1	2	3	4	5	6	7	8	9	10	11	AB	R	H	RBI	BB	SO	LOB	TOP												
Bill Sample, R OBP: 0.305, SLG: 0.375 Paul Assenmacher, L Gene Garber, R	(1, 9) X 0-0 1B SF4 1B	(0, 3) X 0-3 K	(0, 0) X 0-0 SH5-3	(0, 0) X 0-0 F6	(0, 0) X 0-0 F9							4	1	1	0	0	1	1													
Rafael Ramirez, R OBP: 0.292, SLG: 0.383	(1, 5) X 0-0 1B 1B		(0, 0) X 0-0 6-3	(0, 0) X 0-0 F5	(0, 0) X 0-0 5-3					(0, 0) X 0-0 1-3		5	1	1	0	0	0	1													
Dale Murphy, R OBP: 0.408, SLG: 0.605	(1, 8) X 0-0 1B 1B		(0, 0) X 0-0 F5	(0, 0) X 0-0 F8	(0, 0) X 0-0 F8							5	1	3	0	0	0	1													
Bob Horner, R OBP: 0.316, SLG: 0.420	(1, 3) X 0-0 SF4		(0, 0) X 0-3 K		(0, 0) X 0-0 F7							4	1	1	3	0	1	1													
Terry Harper, R OBP: 0.315, SLG: 0.325	(1, 7) X 0-0 F7				(0, 0) X 0-0 F8							5	0	0	0	0	0	2													
Andres Thomas, R OBP: 0.354, SLG: 0.563	(1, 6) X 0-0 1B				(0, 0) X 0-0 5-3							5	0	1	1	0	0	0													
Ozzie Virgil, R OBP: 0.254, SLG: 0.264	(1, 2) X 0-3 K				(0, 0) X 0-0 F9							4	0	1	0	1	1	2													
Glenn Hubbard, R OBP: 0.360, SLG: 0.408	(1, 4) X 0-0 F8				(0, 0) X 0-0 F8							4	0	0	0	0	1	2													
Zane Smith, L Jeff Dedmon, L Craig McMurtry, R Claudell Washington, L	(1, 1) X (9, 1) X (9, 1) X (10, PH) X (10, 9) X	(0, 0) X 0-0 5-3			(0, 0) X 0-0 SH5-3 1B							3	0	1	0	0	1	1													
Inning Stats	R: 2 E: 0 K: 1 S: 9	H: 4 LOB: 2 BB: 0 P: 9	R: 0 E: 0 K: 1 S: 5	H: 0 LOB: 0 BB: 0 P: 5	R: 0 E: 0 K: 1 S: 5	H: 0 LOB: 0 BB: 0 P: 5	R: 0 E: 0 K: 0 S: 4	H: 1 LOB: 1 BB: 0 P: 4	R: 0 E: 0 K: 0 S: 3	H: 0 LOB: 0 BB: 0 P: 3	R: 0 E: 0 K: 1 S: 6	H: 0 LOB: 1 BB: 0 P: 6	R: 0 E: 0 K: 0 S: 3	H: 1 LOB: 0 BB: 0 P: 3	R: 0 E: 0 K: 1 S: 5	H: 0 LOB: 1 BB: 1 P: 9	R: 0 E: 0 K: 0 S: 3	H: 0 LOB: 0 BB: 0 P: 3	R: 2 E: 0 K: 0 S: 5	H: 2 LOB: 0 BB: 0 P: 5	1B: 7 2B: 1 3B: 0 HR: 1	SF: 1 SAC: 1 DP: 1 HBP: 0	WP: 0 PB: 1 SB: 0 CS: 0	PA: 43							
PITCHER	Tom Browning, L ERA: 5.12	John Franco, L ERA: 2.5	Ted Power, R ERA: 6.3																												
	(1, 1) X 8.0 2.0 1.0	(9, 1) X 7 5	(11, 1) X L 5	IP	WLS	BF	H	R	ER	SO	BB	IBB	HBP	BLK	WP	HR	S	P	ERA	WHIP											
				8.0	2.0	5	7	0	0	1	1	0	0	0	0	0	8	12	0.00	0.500											
				1.0	L	5	2	2	2	0	0	0	0	0	0	1	5	5	18.00	2.000											

Atlanta Braves @ Cincinnati Reds
Riverfront Stadium, Cincinnati, OH
Mon May 05 1986, 7:05 PM EDT
Att: 11,808 - Unknown

livebaseballscorecards.com

AB 40
R 4
H 9
RBI 4
BB 1
SO 5
LOB 11




Batter	1	2	3	4	5	6	7	8	9	10	11	AB	R	H	RBI	BB	SO	LOB	BOTTOM											
Kurt Stillwell, S OBP: 0.286, SLG: 0.250	(1, 6) X 0-0 4-3		(0, 0) X 0-0 4-3			(0, 0) X 0-0 1B G4-6-3 2B				(0, 0) X 0-0 5-3		5	1	1	0	0	1													
Dave Concepcion, R OBP: 0.266, SLG: 0.351	(1, 5) X 0-0 2B		(0, 0) X 0-0 4-3			(0, 0) X 0-0 1B G4-6-3				(0, 0) X 0-0 F9		5	1	3	0	0	0	1												
Dave Parker, L OBP: 0.330, SLG: 0.529	(1, 9) X 0-3 K					(0, 0) X 0-0 1B L6-3						4	0	1	0	1	1	2												
Nick Esasky, R OBP: 0.311, SLG: 0.377	(1, 3) X 0-3 K					(0, 0) X 0-0 1B L6-3						5	0	0	0	0	3	4												
Tracy Jones, R OBP: 0.342, SLG: 0.324	(1, 7) X 0-0 1B G4-6-3					(0, 0) X 0-0 1B L6-3						5	1	3	1	0	0	1												
Eric Davis, R Max Venable, L Buddy Bell, R	(1, 8) X (9, PH) X (10, 8) X (11, PH) X	(0, 0) X 0-0 G4-6-3				(0, 0) X 0-0 5-3						3	0	1	0	0	0	1												
Bo Diaz, R Ron Oester, S	(1, 2) X (1, 4) X	(0, 0) X 0-0 FC6-4 BB				(0, 0) X 0-0 2B K						4	0	2	1	1	2	3												
Tom Browning, L Tony Perez, R John Franco, L Sal Butera, R Ted Power, R	(1, 1) X (8, PH) X (9, 1) X (10, PH) X (11, 1) X	(0, 0) X 0-0 FC6-4				(0, 0) X 0-0 6-3						4	0	0	0	1	1	4												
Inning Stats	R: 0 E: 0 K: 2 S: 8	H: 1 LOB: 1 BB: 0 P: 8	R: 0 E: 0 K: 0 S: 3	H: 1 LOB: 1 BB: 0 P: 7	R: 0 E: 0 K: 1 S: 5	H: 0 LOB: 0 BB: 0 P: 5	R: 0 E: 0 K: 1 S: 5	H: 1 LOB: 0 BB: 0 P: 5	R: 0 E: 0 K: 0 S: 4	H: 0 LOB: 0 BB: 0 P: 4	R: 0 E: 0 K: 1 S: 5	H: 1 LOB: 1 BB: 0 P: 5	R: 0 E: 0 K: 1 S: 5	H: 0 LOB: 0 BB: 0 P: 5	R: 1 E: 0 K: 2 S: 9	H: 2 LOB: 2 BB: 1 P: 13	R: 0 E: 0 K: 0 S: 3	H: 0 LOB: 1 BB: 1 P: 7	R: 1 E: 0 K: 0 S: 6	H: 3 LOB: 2 BB: 0 P: 6	1B: 8 2B: 5 3B: 0 HR: 0	SF: 0 SAC: 0 DP: 3 HBP: 0	WP: 1 PB: 0 SB: 1 CS: 1	PA: 44						
PITCHER	Zane Smith, L Jeff Dedmon, R Craig McMurtry, R Paul Assenmacher, L Gene Garber, R																													
	(1, 1) X (9, 1) X (9, 1) X (10, 1) X (11, 1) X	IP	WLS	BF	H	R	ER	SO	BB	IBB	HBP	BLK	WP	HR	S	P	ERA	WHIP												
		8.0	0.1	2	1	0	0	1	2	0	0	0	0	0	0	4	4	0.00	3.000											
		0.2	2	0	0	0	1	0	0	0	0	0	0	0	4	4	0.00	0.000												
		1.2	W	8	2	1	1	0	1	0	0	0	0	0	7	11	5.40	1.800												
		0.1	S	2	1	0	0	0	0	0	0	0	0	0	2	2	0.00	3.000												

Atlanta Braves @ Cincinnati Reds
Riverfront Stadium, Cincinnati, OH
Mon May 05 1986, 7:05 PM EDT
Att: 11,808 - Unknown

livebaseballscorecards.com

AB 41
R 3
H 12
RBI 2
BB 3
SO 9
LOB 21



Batter	1	2	3	4	5	6	7	8	9	AB	R	H	RBI	BB	SO	LOB	TOP								
Claudell Washington, L (1, 9) OBP: 0.289, SLG: 0.400	F8		1B		1B, 2B			FC4-6 G6-4-3		4	0	2	0	0	0	1	Atlanta Braves @ Cincinnati Reds Riverfront Stadium, Cincinnati, OH Tue May 06 1986, 7:05 PM EDT Att: 11,563 - Unknown								
Rafael Ramirez, R (1, 6) OBP: 0.290, SLG: 0.378 Bruce Sutter, R (8, 1)	F8		5-3		1B			G6-4-3		4	0	1	0	0	0	2									
Dale Murphy, R (1, 8) OBP: 0.392, SLG: 0.578	F8				F8		5-3		6-3	4	0	0	0	0	0	0									
Bob Horner, R (1, 3) OBP: 0.313, SLG: 0.424		F4			2B		K		K	4	0	1	0	0	2	0									
Terry Harper, R (1, 7) OBP: 0.312, SLG: 0.321		F4			4-3		6-3		FC6-4 1B	4	0	1	0	0	0	1									
Ken Oberkfell, L (1, 5) OBP: 0.422, SLG: 0.382 Ted Simmons, S (9, PH) OBP: 0.323, SLG: 0.259		BB			BB		4-3		FC6-4 1B	1	0	0	0	2	0	0									
Ozzie Virgil, R (1, 2) OBP: 0.242, SLG: 0.250		L1			F7		4-3			3	0	0	0	0	0	3									
Glenn Hubbard, R (1, 4) OBP: 0.348, SLG: 0.392					F9		F9		K	3	0	0	0	0	1	0									
David Palmer, R (1, 1) Duane Ward, R (7, 1) Andres Thomas, R (8, PH) OBP: 0.412, SLG: 0.576 (8, 6)					F4		K		FC4-6 1B	2	0	0	0	0	1	0									
Inning Stats	R: 0 E: 0 K: 0 S: 3	H: 0 LOB: 0 BB: 0 P: 3	R: 0 E: 0 K: 0 S: 3	H: 0 LOB: 1 BB: 1 P: 7	R: 0 E: 0 K: 0 S: 4	H: 1 LOB: 1 BB: 0 P: 4	R: 0 E: 0 K: 0 S: 4	H: 1 LOB: 2 BB: 1 P: 8	R: 0 E: 0 K: 1 S: 6	H: 2 LOB: 2 BB: 0 P: 6	R: 0 E: 0 K: 1 S: 5	H: 0 LOB: 0 BB: 0 P: 5	R: 0 E: 0 K: 1 S: 5	H: 0 LOB: 0 BB: 0 P: 5	R: 0 E: 0 K: 0 S: 3	H: 1 LOB: 0 BB: 0 P: 3		R: 0 E: 0 K: 1 S: 6	H: 1 LOB: 1 BB: 0 P: 6	1B: 4 2B: 2 3B: 0 HR: 0	SF: 0 SAC: 0 DP: 1 HBP: 0	WP: 0 PB: 0 SB: 1 CS: 0	PA: 33		
PITCHER	IP	WLS	BF	H	R	ER	SO	BB	IBB	HBP	BLK	WP	HR	S	P	ERA	WHIP								
Bill Gullickson, R (1, 1) ERA: 3.24 John Franco, L (8, 1) ERA: 2.25	7.0	W	26	4	0	0	3	2	0	0	0	0	0	30	38	0.00	0.857								

Batter	1	2	3	4	5	6	7	8	9	AB	R	H	RBI	BB	SO	LOB	BOTTOM									
Eddie Milner, L (1, 8) OBP: 0.333, SLG: 0.276	1-3		F8		K					3	0	0	0	1	1	0	Atlanta Braves @ Cincinnati Reds Riverfront Stadium, Cincinnati, OH Tue May 06 1986, 7:05 PM EDT Att: 11,563 - Unknown									
Pete Rose, S (1, 3) OBP: 0.364, SLG: 0.235	1-3				FC3-6 1B		4-3 2B		1-2 2-3 BB	3	0	2	0	1	0	0										
Dave Parker, L (1, 9) OBP: 0.326, SLG: 0.551 John Franco, L (8, 1)					FC3-6 FC4-6 1B		K		F7	4	1	1	1	0	1	5										
Kal Daniels, L (1, 7) OBP: 0.370, SLG: 0.537	G3				FC4-6 BB S		4-3		K	4	0	0	0	0	1	2										
Dave Concepcion, R (1, 5) OBP: 0.277, SLG: 0.342		K			BB BB		6-3		G3 S BB	2	0	0	0	2	1	1										
Kurt Stillwell, S (1, 6) OBP: 0.282, SLG: 0.229		4-3			BB BB				K	3	0	0	0	1	1	1										
Bo Diaz, R (1, 2) OBP: 0.333, SLG: 0.403		5-3			K				F9	4	1	1	0	0	1	4										
Ron Oester, S (1, 4) OBP: 0.220, SLG: 0.218					K				F8	3	0	0	0	0	2	1										
Bill Gullickson, R (1, 1) ERA: 2.72 Tracy Jones, R (7, PH) OBP: 0.359, SLG: 0.343 Eric Davis, R (8, 9) OBP: 0.288, SLG: 0.343					K				6-3	2	0	0	0	0	1	0										
Inning Stats	R: 1 E: 0 K: 0 S: 4	H: 1 LOB: 0 BB: 0 P: 4	R: 0 E: 0 K: 1 S: 5	H: 0 LOB: 0 BB: 0 P: 5	R: 0 E: 0 K: 2 S: 7	H: 0 LOB: 0 BB: 0 P: 7	R: 0 E: 0 K: 1 S: 6	H: 1 LOB: 3 BB: 2 P: 14	R: 0 E: 0 K: 2 S: 7	H: 0 LOB: 0 BB: 0 P: 7	R: 0 E: 0 K: 1 S: 6	H: 1 LOB: 1 BB: 0 P: 6	R: 1 E: 0 K: 1 S: 7	H: 2 LOB: 3 BB: 2 P: 15	R: 0 E: 0 K: 1 S: 5	H: 0 LOB: 1 BB: 1 P: 9		1B: 2 2B: 2 3B: 0 HR: 1	SF: 0 SAC: 0 DP: 0 HBP: 0	WP: 0 PB: 0 SB: 2 CS: 0	PA: 34					
PITCHER	IP	WLS	BF	H	R	ER	SO	BB	IBB	HBP	BLK	WP	HR	S	P	ERA	WHIP									
David Palmer, R (1, 1) ERA: 2.72 Duane Ward, R (7, 1) ERA: 5.0 Bruce Sutter, R (8, 1) ERA: 4.0	6.2	L	28	5	2	2	8	3	0	0	0	0	0	1	41	53	2.70	1.200								



Batter	1	2	3	4	5	6	7	8	9	AB	R	H	RBI	BB	SO	LOB	TOP								
Claudell Washington, L OBP: 0.295, SLG: 0.405	4-0 1B HR BB	0-0 2B 2B		0-0 6-3		0-3 K		0-0 F5		4	2	1	0	1	1	0									
Rafael Ramirez, R OBP: 0.305, SLG: 0.398	0-0 HR	0-0 1B 2B		0-0 F4		0-3 K		0-0 HR 1B		5	2	3	2	0	1	0									
Dale Murphy, R OBP: 0.393, SLG: 0.632	0-0 HR	0-0 F7		0-0 4-3		0-0 4-3		0-0 HR		5	2	2	5	0	0	1									
Bob Horner, R OBP: 0.320, SLG: 0.465 Chris Chambliss, L OBP: 0.625, SLG: 0.700	0-0 HR	4-0 IBB			0-0 BB 1B		0-0 CS 1B	0-0 CS 1B		1	1	1	1	0	0	0									
Terry Harper, R OBP: 0.306, SLG: 0.306	0-3 K	0-0 L5			0-0 F7 1B		0-0 F4 1B	0-0 CS 1B	4-0 HR BB	4	1	0	0	1	1	4									
Ken Oberkfell, L OBP: 0.420, SLG: 0.384	0-0 G3		0-3 K		0-0 BB 1B		0-0 BB 1B		0-0 F7	5	0	2	0	0	1	1									
Ozzie Virgil, R OBP: 0.254, SLG: 0.300	0-0 5-3		0-0 F3		0-0 F5		4-0 BB		0-0 HR	4	1	1	2	1	0	2									
Glenn Hubbard, R OBP: 0.351, SLG: 0.397		0-0 1-3		0-0 2B	4-0 BB		0-0 5-3		0-0 F9	4	0	1	0	1	0	2									
Rick Mahler, R OBP: 0.316, SLG: 0.333 Craig McMurry, R OBP: 0.375, SLG: 0.343 Paul Assenmacher, L		0-0 2B 1B	0-3 K		0-0 L9		0-3 K		0-0 1-3	3	1	1	0	0	1	4									
Inning Stats	R: 4 E: 0 K: 1 S: 8	H: 3 LOB: 0 BB: 1 P: 12	R: 2 E: 0 K: 0 S: 6	H: 3 LOB: 2 BB: 1 P: 10	R: 0 E: 0 K: 2 S: 8	H: 1 LOB: 1 BB: 0 P: 8	R: 0 E: 0 K: 0 S: 3	H: 0 LOB: 0 BB: 0 P: 3	R: 0 E: 0 K: 0 S: 5	H: 2 LOB: 3 BB: 1 P: 9	R: 0 E: 0 K: 2 S: 7	H: 0 LOB: 0 BB: 0 P: 7	R: 0 E: 0 K: 0 S: 4	H: 2 LOB: 2 BB: 1 P: 8	R: 2 E: 0 K: 1 S: 7	H: 3 LOB: 0 BB: 0 P: 7	R: 2 E: 0 K: 0 S: 4	H: 1 LOB: 0 BB: 1 P: 8	1B: 8 2B: 3 3B: 0 HR: 4	SF: 0 SAC: 0 DP: 0 HBP: 0	WP: 0 PB: 0 SB: 1 CS: 2	PA: 46			
PITCHER	IP	WLS	BF	H	R	ER	SO	BB	IBB	HBP	BLK	WP	HR	S	P	ERA	WHIP								
John Denny, R ERA: 5.63	3.0	L	18	7	6	6	3	1	1	0	0	0	2	22	30	18.00	2.667								
Scott Terry, R ERA: 1.55	3.0		12	2	0	0	2	1	0	0	0	0	0	15	19	0.00	1.000								
Ron Robinson, R ERA: 2.08	2.0		5	2	2	1	1	0	0	0	0	0	1	11	15	9.00	3.000								
Ted Power, R ERA: 7.36	1.0		5	1	2	2	0	1	0	0	0	0	1	4	8	18.00	2.000								

Atlanta Braves @ Cincinnati Reds
Riverfront Stadium, Cincinnati, OH
Thu May 08 1986, 3:33 AM EDT
Att: 16,621 - Unknown

AB 40
R 10
H 15
RBI 10
BB 5
SO 6
LOB 14



Batter	1	2	3	4	5	6	7	8	9	AB	R	H	RBI	BB	SO	LOB	BOTTOM								
Eddie Milner, L OBP: 0.378, SLG: 0.394 Tracy Jones, R OBP: 0.375, SLG: 0.343	0-0 SF7 1B		0-0 4-3 3B	0-0 1B		0-3 K			4-0 BB	4	2	3	2	0	1	1									
Pete Rose, S OBP: 0.296, SLG: 0.190	0-0 SF7		0-0 4-3	0-0 F7		0-0 4-3			0-3 K	4	0	0	2	0	1	3									
Dave Parker, L OBP: 0.310, SLG: 0.521	0-3 K		0-3 K		0-0 4-3		0-0 F8		0-0 G4-6-3	5	0	0	0	0	2	1									
Kal Daniels, L OBP: 0.380, SLG: 0.523	0-0 E6 CS		0-0 1B		4-0 S BB		0-0 F8			3	0	1	0	1	0	0									
Dave Concepcion, R OBP: 0.287, SLG: 0.342	0-0 CS	0-3 K	0-0 1B		4-0 BB		0-0 F8			3	0	1	0	1	1	0									
Kurt Stillwell, S OBP: 0.279, SLG: 0.211		0-3 K	0-3 K		0-0 F2			4-0 BB BB		3	0	0	0	1	2	4									
Bo Diaz, R OBP: 0.329, SLG: 0.386		0-3 K		0-3 K		0-3 K			4-0 BB BB	3	0	0	0	1	3	2									
Ron Oester, S OBP: 0.244, SLG: 0.272			0-0 1B 3B	0-0 HR		4-0 S BB		0-0 G6-4-3	3	2	2	1	1	0	2										
John Denny, R ERA: 5.63 Buddy Bell, R ERA: 2.57, SLG: 0.242 Scott Terry, R ERA: 1.55 Eric Davis, R OBP: 0.296, SLG: 0.338 Ron Robinson, R ERA: 2.08 Nick Esasky, R OBP: 0.307, SLG: 0.371 Ted Power, R ERA: 7.36			0-0 1B 3B	0-3 K		0-3 K		0-3 K		0	0	0	0	0	0	0									
Inning Stats	R: 1 E: 1 K: 1 S: 6	H: 1 LOB: 0 BB: 0 P: 6	R: 0 E: 0 K: 3 S: 9	H: 0 LOB: 0 BB: 0 P: 9	R: 3 E: 0 K: 2 S: 12	H: 5 LOB: 2 BB: 0 P: 12	R: 1 E: 0 K: 2 S: 9	H: 2 LOB: 1 BB: 0 P: 9	R: 0 E: 0 K: 1 S: 5	H: 0 LOB: 2 BB: 2 P: 13	R: 0 E: 0 K: 2 S: 7	H: 0 LOB: 1 BB: 1 P: 11	R: 0 E: 0 K: 0 S: 3	H: 0 LOB: 0 BB: 0 P: 3	R: 0 E: 0 K: 1 S: 4	H: 0 LOB: 1 BB: 2 P: 12	R: 0 E: 0 K: 1 S: 4	H: 0 LOB: 0 BB: 1 P: 8	1B: 6 2B: 0 3B: 1 HR: 1	SF: 1 SAC: 0 DP: 2 HBP: 0	WP: 0 PB: 0 SB: 3 CS: 1	PA: 40			
PITCHER	IP	WLS	BF	H	R	ER	SO	BB	IBB	HBP	BLK	WP	HR	S	P	ERA	WHIP								
Rick Mahler, R ERA: 5.65	4.1		22	8	5	4	8	1	0	0	0	0	1	37	41	8.31	2.077								
Craig McMurry, R ERA: 4.05	2.2	W	12	0	0	0	3	4	0	0	0	0	0	14	30	0.00	1.500								
Paul Assenmacher, L ERA: 2.03	2.0	S	5	0	0	0	2	1	0	0	0	0	0	8	12	0.00	0.500								

Atlanta Braves @ Cincinnati Reds
Riverfront Stadium, Cincinnati, OH
Thu May 08 1986, 3:33 AM EDT
Att: 16,621 - Unknown

AB 32
R 5
H 8
RBI 5
BB 6
SO 13
LOB 15



Batter	1	2	3	4	5	6	7	8	9	AB	R	H	RBI	BB	SO	LOB	TOP										
Tracy Jones, R (1,7) OBP: 0.341, SLG: 0.308										4	0	0	0	0	1	1	Cincinnati Reds @ New York Mets Shea Stadium, Flushing, NY Fri May 09 1986, 7:05 PM EDT Att: 40,774 - Unknown										
Dave Concepcion, R (1,6) OBP: 0.308, SLG: 0.361										4	0	3	0	0	0	0											
Dave Parker, L (1,9) OBP: 0.298, SLG: 0.500										4	0	0	0	0	2	3											
Tony Perez, R (1,3) OBP: 0.286, SLG: 0.118										4	0	0	0	0	2	1											
Buddy Bell, R (1,5) OBP: 0.257, SLG: 0.258										4	1	1	0	0	2	0											
Eric Davis, R (1,8) OBP: 0.275, SLG: 0.324 Max Venable, L (9,PH) OBP: 0.333, SLG: 0.500										3	0	0	0	0	2	1											
Bo Diaz, R (1,2) OBP: 0.354, SLG: 0.403										2	0	2	0	1	0	0											
Ron Oester, S (1,4) OBP: 0.236, SLG: 0.265										2	0	0	1	0	0	2											
Mario Soto, R (1,1) OBP: 0.100, SLG: 0.100 Kurt Stillwell, S (8,PH) OBP: 0.273, SLG: 0.205 John Franco, L (8,1)										1	0	0	0	0	0	1											
Inning Stats	R: 0 E: 0 K: 2 S: 7	H: 1 LOB: 0 BB: 0 P: 7	R: 0 E: 0 K: 3 S: 9	H: 0 LOB: 0 BB: 0 P: 9	R: 0 E: 0 K: 0 S: 4	H: 1 LOB: 1 BB: 0 P: 4	R: 0 E: 0 K: 1 S: 5	H: 0 LOB: 0 BB: 0 P: 5	R: 1 E: 0 K: 0 S: 4	H: 1 LOB: 1 BB: 1 P: 8	R: 0 E: 0 K: 2 S: 6	H: 1 LOB: 1 BB: 0 P: 6	R: 0 E: 0 K: 2 S: 8	H: 1 LOB: 1 BB: 0 P: 8	R: 0 E: 0 K: 1 S: 6	H: 1 LOB: 0 BB: 0 P: 3		R: 0 E: 0 K: 0 S: 3	H: 0 LOB: 0 BB: 0 P: 3	1B: 5 2B: 1 3B: 0 HR: 0	SF: 1 SAC: 1 DP: 0 HBP: 0	WP: 1 PB: 0 SB: 0 CS: 1	PA: 34				
PITCHER	IP	WLS	BF	H	R	ER	SO	BB	IBB	HBP	BLK	WP	HR	S	P	ERA	WHIP										
Bob Ojeda, L (1,1) ERA: 1.49	8.0	W	30	6	1	1	10	1	0	0	0	1	0	49	53	1.12	0.875										
Roger McDowell, R (9,1) ERA: 4.05	1.0	S	3	0	0	0	0	0	0	0	0	0	0	3	3	0.00	0.000										

AB	30
R	1
H	6
RBI	1
BB	1
SO	10
LOB	9



Batter	1	2	3	4	5	6	7	8	9	AB	R	H	RBI	BB	SO	LOB	BOTTOM										
Lenny Dykstra, L (1,8) OBP: 0.379, SLG: 0.408										3	1	0	0	1	0	0	Cincinnati Reds @ New York Mets Shea Stadium, Flushing, NY Fri May 09 1986, 7:05 PM EDT Att: 40,774 - Unknown										
Howard Johnson, S (1,6) OBP: 0.373, SLG: 0.478										4	0	1	1	0	1	0											
Keith Hernandez, L (1,3) OBP: 0.425, SLG: 0.467										2	0	0	0	1	0	0											
Darryl Strawberry, L (1,9) OBP: 0.379, SLG: 0.558										2	0	0	1	0	0	0											
Gary Carter, R (1,2) OBP: 0.343, SLG: 0.393										3	0	0	0	0	0	2											
Danny Heep, L (1,7) OBP: 0.387, SLG: 0.552 Roger McDowell, R (9,1) OBP: 0.250, SLG: 0.250										3	0	1	0	0	0	0											
Ray Knight, R (1,5) OBP: 0.373, SLG: 0.622										3	0	0	0	0	1	1											
Tim Teufel, R (1,4) OBP: 0.317, SLG: 0.373										3	1	1	0	0	0	0											
Bob Ojeda, L (1,1) OBP: 0.143, SLG: 0.143 Mookie Wilson, S (9,7)										2	0	0	0	0	0	1											
Inning Stats	R: 0 E: 0 K: 0 S: 3	H: 0 LOB: 0 BB: 0 P: 3	R: 0 E: 0 K: 1 S: 6	H: 1 LOB: 0 BB: 0 P: 6	R: 0 E: 0 K: 0 S: 3	H: 0 LOB: 0 BB: 0 P: 3	R: 0 E: 0 K: 0 S: 3	H: 0 LOB: 0 BB: 0 P: 3	R: 2 E: 0 K: 0 S: 5	H: 2 LOB: 2 BB: 2 P: 13	R: 0 E: 0 K: 0 S: 3	H: 0 LOB: 0 BB: 0 P: 3	R: 0 E: 0 K: 1 S: 5	H: 0 LOB: 0 BB: 0 P: 5	R: 0 E: 0 K: 0 S: 3	H: 0 LOB: 0 BB: 0 P: 3		1B: 2 2B: 1 3B: 0 HR: 0	SF: 1 SAC: 0 DP: 0 HBP: 0	WP: 0 PB: 0 SB: 0 CS: 0	PA: 29						
PITCHER	IP	WLS	BF	H	R	ER	SO	BB	IBB	HBP	BLK	WP	HR	S	P	ERA	WHIP										
Mario Soto, R (1,1) ERA: 4.25	7.0	L	26	3	2	2	1	1	0	0	0	0	0	26	34	2.57	0.571										
John Franco, L (8,1) ERA: 2.14	1.0		3	0	0	0	1	0	0	0	0	0	0	5	5	0.00	0.000										



Batter	1	2	3	4	5	6	7	8	9	AB	R	H	RBI	BB	SO	LOB	TOP				
Eddie Milner, L OBP: 0.366, SLG: 0.361 (1, 8)	F8		4-3			4-3		BB		3	0	0	0	1	0	0	Cincinnati Reds @ New York Mets Shea Stadium, Flushing, NY Sat May 10 1986, 3:33 AM EDT Att: 45,303 - Unknown				
Pete Rose, S OBP: 0.290, SLG: 0.167 (1, 3)	FC6-4 BB		F8			F7		4-3		3	0	0	0	1	0	1					
Max Venable, L OBP: 0.333, SLG: 0.471 Tracy Jones, R OBP: 0.356, SLG: 0.308 (9, PH)	FC6-4 BB 1-2			3-1			E1 F9 6-3 1B		6-3 BB	3	1	1	0	0	0	1					
Dave Parker, L OBP: 0.296, SLG: 0.485 (1, 9)	4-0 BB 1-2			5-3			F9 2-3		K	3	0	0	0	1	1	2					
Dave Concepcion, R OBP: 0.295, SLG: 0.345 (1, 6)	F9			F8			6-3		6-3	4	0	0	1	0	0	3					
Buddy Bell, R OBP: 0.269, SLG: 0.271 (1, 5)		5-3				G1-6-3 1B		FC6-4 1B													
Bo Diaz, R OBP: 0.341, SLG: 0.387 (1, 2)		K				G1-6-3 1-2		FC6-4 1-2		3	0	0	0	0	1	2					
Ron Oester, S OBP: 0.228, SLG: 0.256 (1, 4)		1-3				K			4-3	3	0	0	0	0	1	0					
Tom Browning, L OBP: 0.083, SLG: 0.083 Kal Daniels, L OBP: 0.373, SLG: 0.511 Joe Price, R Ron Robinson, R (8, 1)			K			F7		K		2	0	0	0	0	1	0					
										1	0	0	0	0	1	0					
										0	0	0	0	0	0	0					
										0	0	0	0	0	0	0					
Inning Stats	R: 0 E: 0 K: 0 S: 3	H: 0 LOB: 2 BB: 2 P: 11	R: 0 E: 0 K: 1 S: 5	H: 0 LOB: 0 BB: 0 P: 5	R: 0 E: 0 K: 1 S: 5	H: 0 LOB: 0 BB: 0 P: 5	R: 0 E: 0 K: 0 S: 3	H: 1 LOB: 1 BB: 0 P: 5	R: 0 E: 0 K: 0 S: 3	H: 0 LOB: 0 BB: 0 P: 3	R: 1 E: 1 K: 0 S: 5	H: 2 LOB: 1 BB: 0 P: 5	R: 0 E: 0 K: 1 S: 5	H: 0 LOB: 1 BB: 1 P: 9	R: 0 E: 0 K: 1 S: 5	H: 0 LOB: 1 BB: 1 P: 9	1B: 3 2B: 0 3B: 0 HR: 0	SF: 0 SAC: 0 DP: 1 HBP: 0	WP: 0 PB: 0 SB: 0 CS: 0	PA: 33	
PITCHER	IP	WLS	BF	H	R	ER	SO	BB	IBB	HBP	BLK	WP	HR	S	P	ERA	WHIP				
Ron Darling, R ERA: 4.41	(1, 1)	8.0	W	29	3	1	0	4	3	0	0	0	0	34	46	0.00	0.750				
Jesse Orosco, L ERA:	(9, 1)	1.0		4	0	0	0	1	1	0	0	0	0	5	9	0.00	1.000				

AB	29
R	1
H	3
RBI	1
BB	4
SO	5
LOB	10



Batter	1	2	3	4	5	6	7	8	9	AB	R	H	RBI	BB	SO	LOB	BOTTOM					
Mookie Wilson, S OBP: 0.333, SLG: 0.600 (1, 8)	G3				1-3		K			4	0	1	1	1	1	0	Cincinnati Reds @ New York Mets Shea Stadium, Flushing, NY Sat May 10 1986, 3:33 AM EDT Att: 45,303 - Unknown					
Kevin Mitchell, R OBP: 0.316, SLG: 0.486 (1, 6)	F7		3B			1B		6-3		5	1	1	0	0	2	4						
Keith Hernandez, L OBP: 0.436, SLG: 0.479 (1, 3)			F7			2B				4	1	3	1	0	0	1						
Gary Carter, R OBP: 0.340, SLG: 0.420 (1, 2)	4-3					1B				4	1	1	2	0	1	3						
Darryl Strawberry, L OBP: 0.364, SLG: 0.533 (1, 9)		F8				K		F7		4	0	0	0	0	2	1						
George Foster, R OBP: 0.347, SLG: 0.424 Lenny Dykstra, L OBP: 0.379, SLG: 0.408 (8, FR)		F8				HR		F2		4	1	1	1	0	0	0						
Ray Knight, R OBP: 0.368, SLG: 0.615 (1, 5)								E6 BB 1B		0	1	0	0	0	0	0						
Tim Teufel, R OBP: 0.344, SLG: 0.377 (1, 4)								P6		4	0	1	0	0	0	1						
Tim Teufel, R OBP: 0.344, SLG: 0.377 (1, 4)								F9		2	0	1	0	2	0	0						
Ron Darling, R OBP: 0.125, SLG: 0.067 Howard Johnson, S OBP: 0.385, SLG: 0.478 Jesse Orosco, R (8, 1)								BB BB 1B		3	0	0	0	0	1	3						
										0	0	0	0	1	0	0						
										0	0	0	0	0	0	0						
Inning Stats	R: 0 E: 0 K: 0 S: 4	H: 1 LOB: 1 BB: 0 P: 4	R: 0 E: 0 K: 0 S: 4	H: 1 LOB: 2 BB: 1 P: 8	R: 0 E: 0 K: 2 S: 8	H: 1 LOB: 1 BB: 0 P: 8	R: 1 E: 0 K: 1 S: 6	H: 1 LOB: 1 BB: 1 P: 10	R: 1 E: 0 K: 0 S: 5	H: 2 LOB: 1 BB: 0 P: 5	R: 0 E: 0 K: 0 S: 3	H: 0 LOB: 0 BB: 0 P: 3	R: 0 E: 0 K: 2 S: 7	H: 0 LOB: 0 BB: 0 P: 7	R: 3 E: 1 K: 2 S: 11	H: 3 LOB: 3 BB: 2 P: 19	1B: 4 2B: 2 3B: 1 HR: 2	SF: 0 SAC: 0 DP: 0 HBP: 0	WP: 0 PB: 0 SB: 0 CS: 0	PA: 38		
PITCHER	IP	WLS	BF	H	R	ER	SO	BB	IBB	HBP	BLK	WP	HR	S	P	ERA	WHIP					
Tom Browning, L ERA: 4.66	(1, 1)	7.0	L	29	6	2	2	5	1	0	0	0	0	37	45	2.57	1.000					
Joe Price, L ERA: 3.18	(8, 1)	0.2		7	3	3	2	1	1	0	0	0	0	1	8	12	27.00	6.000				
Ron Robinson, R ERA: 2.05	(8, 1)	0.1		2	0	0	0	1	1	0	0	0	0	3	7	0.00	3.000					

AB	34
R	5
H	9
RBI	5
BB	4
SO	7
LOB	13



Batter	1	2	3	4	5	6	7	8	9	AB	R	H	RBI	BB	SO	LOB	TOP				
Eddie Milner, L OBP: 0.391, SLG: 0.359	0-0 F8 1B	4-0 1B BB		0-0 1-3		4-0 BB		0-3 K	3 1 1 0 2 1 1												
Pete Rose, S OBP: 0.306, SLG: 0.207	0-0 1-2 1B	0-0 1-1 2-H 3-H		0-0 4-3		0-3 K		0-0 4-3	5 0 2 3 0 1 3												
Max Venable, L OBP: 0.261, SLG: 0.364	0-0 F8 2-3	4-3		0-0 F8		0-0 3-1		0-0 4-3	5 0 0 0 0 0 3												
Dave Parker, L OBP: 0.304, SLG: 0.486	0-3 K		0-0 G6-4-3 1B		0-0 1B		0-0 1-3		4 0 2 0 0 1 2												
Dave Concepcion, R OBP: 0.283, SLG: 0.330	0-3 K		0-0 G6-4-3 1-2		0-0 L4		0-0 6-3		4 0 0 0 0 1 4												
Buddy Bell, R OBP: 0.280, SLG: 0.264		0-0 F9	0-0 L6		0-0 SH1-4 BB HBP		4-0 4-3 BB		2 0 0 0 1 0 0												
Bo Diaz, R OBP: 0.348, SLG: 0.405		0-0 1B 1B		0-0 1-3 2B		0-0 F9		0-0 F7	4 1 2 0 0 0 2								AB 33				
Ron Oester, S OBP: 0.240, SLG: 0.258		0-0 1-3 1B 1B		0-3 K		4-0 SH1-4 BB		0-0 4-3	3 1 1 0 1 1 2								R 3				
Bill Gullickson, R OBP: 0.167, SLG: 0.167		0-0 4-3		0-0 1-3		0-0 SH1-4		0-0 4-3	0 0 0 0 0 0 0								H 8				
Joe Price, R OBP: 0.167, SLG: 0.167									0 0 0 0 0 0 0								RBI 3				
Ron Robinson, R OBP: 0.167, SLG: 0.167									0 0 0 0 0 0 0								BB 4				
Kal Daniels, L OBP: 0.365, SLG: 0.500									1 0 0 0 0 0 1								SO 5				
John Franco, L OBP: 0.365, SLG: 0.500									0 0 0 0 0 0 0								LOB 21				
Inning Stats	R: 0 E: 0 K: 2 S: 9	H: 2 LOB: 2 BB: 0 P: 9	R: 3 E: 0 K: 0 S: 6	H: 3 LOB: 1 BB: 1 P: 10	R: 0 E: 0 K: 0 S: 3	H: 1 LOB: 0 BB: 0 P: 3	R: 0 E: 0 K: 1 S: 6	H: 1 LOB: 1 BB: 0 P: 6	R: 0 E: 0 K: 0 S: 4	H: 0 LOB: 2 BB: 2 P: 14	R: 0 E: 0 K: 0 S: 3	H: 0 LOB: 0 BB: 0 P: 3	R: 0 E: 0 K: 0 S: 3	H: 0 LOB: 1 BB: 0 P: 7	R: 0 E: 0 K: 1 S: 5	H: 0 LOB: 0 BB: 0 P: 5	1B: 7 2B: 1 3B: 0 HR: 0	SF: 0 SAC: 1 DP: 1 HBP: 1	WP: 0 PB: 0 SB: 0 CS: 0	PA: 39	
PITCHER	IP WLS BF H R ER SO	IP WLS BF H R ER SO	IP WLS BF H R ER SO	IP WLS BF H R ER SO	IP WLS BF H R ER SO	IP WLS BF H R ER SO	IP WLS BF H R ER SO	IP WLS BF H R ER SO	IP WLS BF H R ER SO	IP WLS BF H R ER SO	IP WLS BF H R ER SO	IP WLS BF H R ER SO	IP WLS BF H R ER SO	IP WLS BF H R ER SO	IP WLS BF H R ER SO	IP WLS BF H R ER SO	ERA WHIP	ERA WHIP			
Dwight Gooden, R ERA: 1.42	5.0 L	23 8	3 3	3 3	1 0	0 0	0 0	0 0	0 0	28 2	32 11	5.40 0.00	1.800 3.000								
Rick Aguilera, R ERA: 7.89	0.2	5	0	0	0	0	0	0	0	0	2	0.00	3.000								
Randy Niemann, L ERA: 6.0	1.1	4	0	0	0	1	0	0	0	0	6	0.00	0.000								
Roger McDowell, R ERA: 3.88	2.0	7	0	0	0	1	1	0	0	0	8	0.00	0.500								

Cincinnati Reds @ New York Mets
Shea Stadium, Flushing, NY
Sun May 11 1986, 3:33 AM EDT
Att: 44,236 - Unknown

AB 33
R 3
H 8
RBI 3
BB 4
SO 5
LOB 21



Batter	1	2	3	4	5	6	7	8	9	AB	R	H	RBI	BB	SO	LOB	BOTTOM				
Lenny Dykstra, L OBP: 0.374, SLG: 0.392	0-0 4-3			4-0 L5-4 BB	0-0 F7		0-0 F9		3 0 0 0 1 0 3												
Howard Johnson, S OBP: 0.393, SLG: 0.458	0-0 F8			4-0 1-2 BB		4-0 2B SF8 BB		0-3 K	2 1 0 0 2 1 0												
Keith Hernandez, L OBP: 0.430, SLG: 0.480	0-0 6-3			0-0 L5-4	0-0 2-3	0-0 SF8		0-0 4-3	4 0 1 0 0 0 2												
Darryl Strawberry, L OBP: 0.360, SLG: 0.522		0-3 K		0-0 F7		0-0 SF8		1-0 BB HBP	2 0 0 1 0 1 1												
Gary Carter, R OBP: 0.345, SLG: 0.418		0-0 F7			0-0 1B 1B	0-3 K		4-0 1-2 BB	3 1 1 0 1 1 1												
George Foster, R OBP: 0.329, SLG: 0.400		0-0 F5			0-0 F9	0-3 K		0-3 K	4 0 0 0 0 2 4												
Ray Knight, R OBP: 0.363, SLG: 0.598			0-0 G3		0-0 1B 1-2 1B		0-0 5-3		4 0 1 0 0 0 0								AB 30				
Tim Lincecum, R OBP: 0.324, SLG: 0.351			0-0 6-3		0-0 P6		0-3 K		4 0 0 0 0 1 2								R 2				
Dwight Gooden, R ERA: 3.29	5.0 W	21 4	2 2	1 1	0 0	0 0	0 0	0 0	0 0	20 2	32 12	3.60 0.00	1.400 0.600								
Joe Price, L ERA: 3.09	0.1	1	0	0	0	0	0	0	0	1	1	0.00	0.000								
Ron Robinson, R ERA: 1.9	1.2	6	1	0	0	3	0	0	0	0	12	0.00	0.600								
John Franco, L ERA: 1.96	2.0 S	8 0	0 0	0 0	3 3	1 0	1 0	0 0	0 0	0 0	12 17	0.00	0.500								
Inning Stats	R: 0 E: 0 K: 0 S: 3	H: 0 LOB: 0 BB: 0 P: 3	R: 0 E: 0 K: 1 S: 5	H: 0 LOB: 0 BB: 0 P: 5	R: 0 E: 0 K: 0 S: 3	H: 0 LOB: 0 BB: 0 P: 3	R: 0 E: 0 K: 0 S: 2	H: 0 LOB: 1 BB: 2 P: 10	R: 1 E: 0 K: 2 S: 8	H: 1 LOB: 1 BB: 1 P: 12	R: 0 E: 0 K: 1 S: 6	H: 1 LOB: 0 BB: 0 P: 6	R: 0 E: 0 K: 2 S: 7	H: 0 LOB: 2 BB: 1 P: 12	R: 0 E: 0 K: 1 S: 5	H: 0 LOB: 0 BB: 0 P: 5	1B: 4 2B: 2 3B: 0 HR: 0	SF: 1 SAC: 0 DP: 1 HBP: 1	WP: 0 PB: 0 SB: 0 CS: 0	PA: 36	
PITCHER	IP WLS BF H R ER SO	IP WLS BF H R ER SO	IP WLS BF H R ER SO	IP WLS BF H R ER SO	IP WLS BF H R ER SO	IP WLS BF H R ER SO	IP WLS BF H R ER SO	IP WLS BF H R ER SO	IP WLS BF H R ER SO	IP WLS BF H R ER SO	IP WLS BF H R ER SO	IP WLS BF H R ER SO	IP WLS BF H R ER SO	IP WLS BF H R ER SO	IP WLS BF H R ER SO	IP WLS BF H R ER SO	ERA WHIP	ERA WHIP			

Cincinnati Reds @ New York Mets
Shea Stadium, Flushing, NY
Sun May 11 1986, 3:33 AM EDT
Att: 44,236 - Unknown

AB 30
R 2
H 5
RBI 2
BB 4
SO 7
LOB 13



Batter	1	2	3	4	5	6	7	8	9	AB	R	H	RBI	BB	SO	LOB	TOP								
Eddie Milner, L OBP: 0.392, SLG: 0.432 (1, 8)										5	1	2	2	0	0	1									
Pete Ross, S OBP: 0.288, SLG: 0.176 (1, 3)										5	1	0	0	0	1	1									
Dave Parker, L OBP: 0.310, SLG: 0.486 (1, 9)										4	0	2	0	0	1	0									
Nick Esasky, R OBP: 0.304, SLG: 0.354 (1, 7)										3	0	0	0	1	0	1									
Dave Concepcion, R OBP: 0.291, SLG: 0.323 (1, 6)										2	0	0	1	2	0	0									
Buddy Bell, R OBP: 0.291, SLG: 0.276 (1, 5)										4	1	2	0	0	0	3									
Ted Power, R (8, 1)										0	0	0	0	0	0	0									
Bo Diaz, R OBP: 0.344, SLG: 0.390 (1, 2)										3	0	0	0	1	1	1									
Ron Oester, S OBP: 0.250, SLG: 0.253 (1, 4)										2	1	0	0	2	0	3									
John Denny, R OBP: 0.200, SLG: 0.111 (1, 1)										1	0	0	0	0	0	2									
Joe Price, R (8, 1)										0	0	0	0	0	0	0									
Tom Runnels, S (8, 5)										1	0	0	0	0	0	0									
Inning Stats	R: 0 E: 0 K: 0 S: 3	H: 0 LOB: 0 BB: 0 P: 3	R: 1 E: 0 K: 0 S: 4	H: 1 LOB: 2 BB: 12	R: 0 E: 0 K: 2 S: 7	H: 0 LOB: 0 BB: 7	R: 0 E: 0 K: 0 S: 4	H: 1 LOB: 1 BB: 0 P: 4	R: 2 E: 0 K: 0 S: 5	H: 2 LOB: 3 BB: 3 P: 17	R: 0 E: 0 K: 0 S: 3	H: 0 LOB: 1 BB: 1 P: 7	R: 0 E: 0 K: 0 S: 3	H: 1 LOB: 0 BB: 0 P: 3	R: 0 E: 0 K: 1 S: 5	H: 0 LOB: 0 BB: 0 P: 5	R: 1 E: 0 K: 0 S: 4	H: 1 LOB: 0 BB: 0 P: 4	1B: 5 2B: 1 3B: 0 HR: 1	SF: 0 SAC: 2 DP: 1 HBP: 0	WP: 0 PB: 0 SB: 0 CS: 0	PA: 38			
PITCHER	IP	WLS	BF	H	R	ER	SO	BB	IBB	HBP	BLK	WP	HR	S	P	ERA	WHIP								
Andy McGaffigan, R ERA: 3.9 (1, 1)	6.0		28	4	3	3	2	6	0	0	2	0	0	26	50	4.50	1.667								
Dan Schatzeder, L ERA: 2.08 (7, 1)	2.0		6	1	0	0	1	0	0	0	0	0	0	8	8	0.00	0.500								
Bert Roberge, R ERA: 9.0 (9, 1)	1.0	L	4	1	1	1	0	0	0	0	0	0	1	4	4	9.00	1.000								

Cincinnati Reds @ Montreal Expos
Olympic Stadium, Montreal, QB
Mon May 12, 1986, 7:05 PM EDT
Att: 11,911 - Unknown

AB 30
R 4
H 6
RBI 3
BB 6
SO 3
LOB 12



Batter	1	2	3	4	5	6	7	8	9	AB	R	H	RBI	BB	SO	LOB	BOTTOM								
Tim Raines, S OBP: 0.420, SLG: 0.500 (1, 7)										4	2	2	0	1	1	0									
Mitch Webster, S OBP: 0.345, SLG: 0.426 (1, 8)										5	0	2	0	0	0	1									
Andre Dawson, R OBP: 0.368, SLG: 0.596 (1, 9)										5	0	1	2	0	0	2									
Tim Wallach, R OBP: 0.398, SLG: 0.524 (1, 5)										3	1	1	0	0	1	4									
Andres Galarraga, R OBP: 0.432, SLG: 0.571 (1, 3)										3	0	0	0	1	2	1									
Vance Law, R OBP: 0.336, SLG: 0.389 (1, 4)										3	0	2	0	1	0	0									
Al Newman, S OBP: 0.375, SLG: 0.367 (1, 6)										2	0	1	1	0	1	0									
Dann Bilardello, R OBP: 0.256, SLG: 0.342 (1, 2)										2	0	0	0	0	1	2									
Jason Thompson, L OBP: 0.423, SLG: 0.333 (6, PH)										1	0	0	0	0	1	1									
Mike Fitzgerald, R OBP: 0.257, SLG: 0.500 (7, 2)										1	0	0	0	0	1	2									
Andy McGaffigan, R (1, 1)										2	0	0	0	0	2	2									
Dan Schatzeder, L OBP: 0.345, SLG: 0.800 (6, PH)										1	0	0	0	0	1	1									
Wayne Krenchicki, L OBP: 0.174, SLG: 0.300 (8, PH)										1	0	0	0	0	0	2									
Bert Roberge, R (9, 1)										0	0	0	0	0	0	0									
Inning Stats	R: 0 E: 0 K: 1 S: 6	H: 2 LOB: 1 BB: 0 P: 6	R: 0 E: 0 K: 2 S: 7	H: 0 LOB: 0 BB: 0 P: 7	R: 1 E: 0 K: 1 S: 7	H: 2 LOB: 2 BB: 1 P: 11	R: 0 E: 0 K: 3 S: 11	H: 2 LOB: 0 BB: 0 P: 11	R: 1 E: 0 K: 0 S: 5	H: 2 LOB: 1 BB: 0 P: 5	R: 0 E: 0 K: 2 S: 8	H: 1 LOB: 1 BB: 0 P: 8	R: 0 E: 0 K: 1 S: 5	H: 0 LOB: 0 BB: 0 P: 5	R: 1 E: 0 K: 1 S: 5	H: 0 LOB: 2 BB: 2 P: 14	R: 0 E: 0 K: 0 S: 3	H: 0 LOB: 0 BB: 0 P: 3	1B: 9 2B: 0 3B: 0 HR: 0	SF: 1 SAC: 1 DP: 0 HBP: 1	WP: 0 PB: 0 SB: 2 CS: 2	PA: 39			
PITCHER	IP	WLS	BF	H	R	ER	SO	BB	IBB	HBP	BLK	WP	HR	S	P	ERA	WHIP								
John Denny, R ERA: 5.31 (1, 1)	7.0		33	9	3	3	10	3	0	1	0	0	0	49	62	3.86	1.714								
Joe Price, L ERA: 3.0 (8, 1)	0.1		1	0	0	0	0	0	0	0	0	0	0	1	1	0.00	0.000								
Ted Power, R ERA: 6.39 (8, 1)	1.2	W	5	0	0	0	1	0	0	0	0	0	0	7	7	0.00	0.000								

Cincinnati Reds @ Montreal Expos
Olympic Stadium, Montreal, QB
Mon May 12, 1986, 7:05 PM EDT
Att: 11,911 - Unknown

AB 33
R 3
H 9
RBI 3
BB 3
SO 11
LOB 18



Batter	1	2	3	4	5	6	7	8	9	AB	R	H	RBI	BB	SO	LOB	TOP									
Eddie Milner, L OBP: 0.370, SLG: 0.404 Tracy Jones, R OBP: 0.340, SLG: 0.293 (6, PH) (7, 7)	4-3		4-3		3-1	4-3			L3	3	0	0	0	0	0	0	Cincinnati Reds @ Montreal Expos Olympic Stadium, Montreal, QB Tue May 13 1986, 3:33 AM EDT Att: 9,790 - Unknown									
Pete Rose, S OBP: 0.250, SLG: 0.162 Tony Perez, R OBP: 0.273, SLG: 0.111 Eric Davis, R OBP: 0.272, SLG: 0.319 (1, 3) (7, PH) (7, 8)	K		K		5-3		5-3		K	3	0	0	0	0	2	0										
Dave Parker, L OBP: 0.325, SLG: 0.504 (1, 9)	1B		G3							4	0	3	0	0	0	0										
Nick Esasky, R OBP: 0.337, SLG: 0.373 (1, 7) (7, 3)	1B				1B					2	1	2	0	2	0	0										
Dave Concepcion, R OBP: 0.290, SLG: 0.313 (1, 6)	F3				F8					3	1	0	0	1	0	6										
Buddy Bell, R OBP: 0.300, SLG: 0.278 (1, 5)		6-3							F3	3	0	1	1	1	0	0										
Bo Diaz, R OBP: 0.340, SLG: 0.400 (1, 2)					1B					3	0	1	1	0	0	1										
Ron Oester, S OBP: 0.250, SLG: 0.253 (1, 4)	K				FC6-4				K	4	0	1	0	0	2	2										
Mario Soto, R OBP: 0.083, SLG: 0.083 Ted Power, R OBP: 0.250, SLG: 0.348 (8, 1) (9, PH)	K				FC6-4				G3	2	0	0	0	0	1	2										
Inning Stats	R: 0 E: 0 K: 1 S: 7	H: 2 LOB: 2 BB: 0 P: 7	R: 0 E: 0 K: 2 S: 8	H: 1 LOB: 1 BB: 0 P: 8	R: 0 E: 0 K: 1 S: 5	H: 0 LOB: 0 BB: 0 P: 5	R: 2 E: 0 K: 0 S: 5	H: 2 LOB: 1 BB: 1 P: 9	R: 0 E: 0 K: 0 S: 4	H: 1 LOB: 2 BB: 1 P: 8	R: 0 E: 0 K: 0 S: 3	H: 1 LOB: 1 BB: 1 P: 7	R: 0 E: 0 K: 1 S: 5	H: 0 LOB: 0 BB: 0 P: 5	R: 0 E: 0 K: 1 S: 5	H: 0 LOB: 0 BB: 0 P: 5	1B: 6 2B: 3 3B: 0 HR: 0	SF: 1 SAC: 1 DP: 1 HBP: 0	WP: 0 PB: 0 SB: 0 CS: 0	PA: 38						
PITCHER	IP	WLS	BF	H	R	ER	SO	BB	IBB	HBP	BLK	WP	HR	S	P	ERA	WHIP									
Floyd Youmans, R ERA: 5.71 Dan Schatzeder, L ERA: 2.0 Tim Burke, R ERA: 0.94 Jeff Reardon, R ERA: 2.55	5.1	W	26	7	2	2	4	3	0	0	0	0	0	0	31	43	3.38	1.875								

Batter	1	2	3	4	5	6	7	8	9	AB	R	H	RBI	BB	SO	LOB	BOTTOM								
Tim Raines, S OBP: 0.423, SLG: 0.496 (1, 7)	6-3									3	0	1	0	1	1	1	Cincinnati Reds @ Montreal Expos Olympic Stadium, Montreal, QB Tue May 13 1986, 3:33 AM EDT Att: 9,790 - Unknown								
Mitch Webster, S OBP: 0.342, SLG: 0.419 (1, 8) (8, 9)	F8									4	1	1	0	0	0	3									
Andre Dawson, R OBP: 0.364, SLG: 0.583 Jeff Reardon, R (8, 1)	K									4	0	1	2	0	2	3									
Wayne Krenchicki, L OBP: 0.154, SLG: 0.261 Dan Schatzeder, L OBP: 0.545, SLG: 0.800 Tim Burke, R Herm Winningham, L OBP: 0.380, SLG: 0.476 (1, 5) (6, 1) (7, 1) (8, 8)	G3		G3						F9	3	0	0	0	0	1	2									
Andres Galarraga, R OBP: 0.435, SLG: 0.568 (1, 3)	1B									4	2	2	0	0	1	0									
Vance Law, R OBP: 0.342, SLG: 0.394 (1, 4)	1B									4	0	2	1	0	1	0									
Al Newman, S OBP: 0.361, SLG: 0.353 (1, 6)	4-3									4	0	1	1	0	0	1									
Mike Fitzgerald, R OBP: 0.308, SLG: 0.500 (1, 2)										2	0	1	0	2	0	0									
Floyd Youmans, R OBP: 0.182, SLG: 0.100 Tim Wallach, R OBP: 0.392, SLG: 0.514 (1, 1) (6, 5)	K									2	1	1	0	0	1	2									
Inning Stats	R: 0 E: 0 K: 1 S: 5	H: 0 LOB: 0 BB: 0 P: 5	R: 1 E: 1 K: 1 S: 7	H: 2 LOB: 2 BB: 1 P: 11	R: 0 E: 0 K: 2 S: 7	H: 0 LOB: 0 BB: 0 P: 7	R: 2 E: 0 K: 2 S: 10	H: 3 LOB: 1 BB: 0 P: 10	R: 0 E: 0 K: 0 S: 3	H: 0 LOB: 0 BB: 0 P: 3	R: 0 E: 0 K: 0 S: 4	H: 1 LOB: 2 BB: 1 P: 8	R: 1 E: 1 K: 0 S: 5	H: 3 LOB: 2 BB: 1 P: 9	1B: 10 2B: 0 3B: 0 HR: 0	SF: 0 SAC: 0 DP: 1 HBP: 0	WP: 1 PB: 0 SB: 3 CS: 0	PA: 36							
PITCHER	IP	WLS	BF	H	R	ER	SO	BB	IBB	HBP	BLK	WP	HR	S	P	ERA	WHIP								
Mario Soto, R ERA: 4.35 Ted Power, R ERA: 6.09	7.1	L	35	10	4	4	7	2	0	0	0	1	0	46	58	4.91	1.636								

Batter	1	2	3	4	5	6	7	8	9	AB	R	H	RBI	BB	SO	LOB	TOP										
Eddie Milner, L OBP: 0.356, SLG: 0.385 (1, 8)	F4	4-3		1-3		BB 1B		F9		5	1	1	0	0	0	2	Cincinnati Reds @ Philadelphia Phillies Veterans Stadium, Philadelphia, PA Wed May 14 1986, 7:05 PM EDT Att: 21,877 - Unknown										
Pete Ross, S OBP: 0.245, SLG: 0.146 (1, 3)	4-3		4-3	1-3		BB 1B		FC6-4		4	0	0	0	1	0												
Dave Parker, L OBP: 0.336, SLG: 0.508 (1, 9)	BB 1B		HR	K		1-3 2-H		1-3		5	2	3	1	0	1												
Nick Esasky, R OBP: 0.341, SLG: 0.417 (1, 7)	1-2 1B		HR			F3		F9		5	1	2	2	0	0	2											
Dave Concepcion, R OBP: 0.304, SLG: 0.320 (1, 6)	1-2 2-H		BB 1B			1B		K		4	1	2	1	1	1	0											
Buddy Bell, R OBP: 0.298, SLG: 0.277 (1, 5)	F8		G3 1B			K		K		4	1	1	0	0	2	3											
Bo Diaz, R OBP: 0.337, SLG: 0.393 (1, 2)		3-1	1-2 3-H			5-3		5-3		4	0	1	1	0	0	1											
Ron Oester, S OBP: 0.259, SLG: 0.273 (1, 4)			G3			F3		FC6-4 1B		4	0	2	0	0	0	2											
Tom Browning, L OBP: 0.133, SLG: 0.133 (7, 1)	F8					6-3		B1		3	0	1	1	0	0	1											
John Franco, L (7, 1)										1	0	0	0	0	0	1											
Ted Power, R (8, 1)			2-H 3-H							0	0	0	0	0	0	0											
Inning Stats	R: 1 E: 0 K: 0 S: 6	H: 3 LOB: 2 BB: 0 P: 6	R: 0 E: 0 K: 0 S: 4	H: 1 LOB: 1 BB: 0 P: 4	R: 4 E: 0 K: 0 S: 7	H: 5 LOB: 2 BB: 1 P: 11	R: 0 E: 0 K: 1 S: 5	H: 0 LOB: 0 BB: 0 P: 5	R: 0 E: 0 K: 1 S: 6	H: 1 LOB: 1 BB: 0 P: 6	R: 1 E: 0 K: 0 S: 5	H: 2 LOB: 2 BB: 1 P: 9	R: 0 E: 0 K: 1 S: 5	H: 0 LOB: 0 BB: 0 P: 5	R: 0 E: 0 K: 0 S: 4	H: 1 LOB: 1 BB: 0 P: 4	R: 0 E: 0 K: 1 S: 5	H: 0 LOB: 0 BB: 0 P: 5	1B: 11 2B: 1 3B: 0 HR: 1	SF: 0 SAC: 0 DP: 0 HBP: 0	WP: 0 PB: 0 SB: 0 CS: 0	PA: 41					
PITCHER	IP	WLS	BF	H	R	ER	SO	BB	IBB	HBP	BLK	WP	HR	S	P	ERA	WHIP										
Kevin Gross, R ERA: 5.09 (1, 1)	2.1		16	8	5	5	0	1	0	0	0	0	1	15	19	19.29	3.857										
Tom Hume, R ERA: (3, 1)	2.2		9	2	0	0	2	0	0	0	0	0	0	13	13	0.00	0.750										
Dave Rucker, L ERA: 2.35 (6, 1)	2.0		9	2	1	1	1	1	0	0	0	0	0	10	14	4.50	1.500										
Don Carman, L ERA: 5.79 (8, 1)	1.0	W	4	1	0	0	0	0	0	0	0	0	0	4	4	0.00	1.000										
Steve Bedrosian, R ERA: 5.29 (9, 1)	1.0	S	3	0	0	0	1	0	0	0	0	0	0	5	5	0.00	0.000										



AB 39
R 6
H 13
RBI 6
BB 2
SO 4
LOB 13

Batter	1	2	3	4	5	6	7	8	9	AB	R	H	RBI	BB	SO	LOB	BOTTOM										
Milt Thompson, L OBP: 0.243, SLG: 0.264 (1, 8)	B3		F8					E4		4	0	1	0	0	1	1	Cincinnati Reds @ Philadelphia Phillies Veterans Stadium, Philadelphia, PA Wed May 14 1986, 7:05 PM EDT Att: 21,877 - Unknown										
Mike Schmidt, R OBP: 0.388, SLG: 0.510 (8, FH)						1B		SF9 1B		1	1	1	1	0	0	0											
Ron Roenicke, S OBP: 0.353, SLG: 0.267 (1, 7)	K		1B			K		G3		3	1	0	0	2	2	2											
Juan Samuel, R OBP: 0.324, SLG: 0.359 (1, 4)	F3		1-2 1B			K		SF9		4	0	2	1	0	1	0											
Glenn Wilson, R OBP: 0.252, SLG: 0.204 (1, 9)		F7	F5			HR		K		5	1	2	1	0	1	2											
Von Hayes, L OBP: 0.392, SLG: 0.446 (9, 8)		1B				HR		K		4	1	3	3	0	0	2											
John Russell, R OBP: 0.340, SLG: 0.364 (1, 2)						7-6-3 1B		K		4	0	1	0	0	2	3											
Rick Schu, R OBP: 0.333, SLG: 0.426 (1, 5)		K				7-6-3 1-2		BB 1B		3	1	1	0	1	1	3											
Steve Jeltz, S OBP: 0.333, SLG: 0.298 (1, 6)			K					BB 1B		4	1	2	0	0	2	3											
Kevin Gross, R OBP: 0.125, SLG: 0.158 (3, 1)								BB 1B		0	0	0	0	0	0	0											
Tom Foley, L OBP: 0.125, SLG: 0.158 (5, PH)								BB 1B		1	0	0	0	0	0	1											
Dave Rucker, L OBP: 0.348, SLG: 0.500 (8, 1)								BB 1B		0	0	0	0	0	0	0											
Greg Gross, L OBP: 0.125, SLG: 0.158 (7, PH)								BB 1B		0	1	0	0	0	0	0											
Don Carman, L OBP: 0.320, SLG: 0.398 (8, 1)								BB 1B		0	0	0	0	0	0	0											
Luis Aguayo, R OBP: 0.220, SLG: 0.298 (8, PH)								BB 1B		0	1	0	0	0	0	0											
Steve Bedrosian, R ERA: 5.65 (9, 1)								BB 1B		0	0	0	0	0	0	0											
Inning Stats	R: 0 E: 0 K: 1 S: 5	H: 0 LOB: 0 BB: 0 P: 5	R: 0 E: 0 K: 2 S: 9	H: 2 LOB: 2 BB: 0 P: 9	R: 0 E: 0 K: 0 S: 4	H: 1 LOB: 1 BB: 1 P: 8	R: 0 E: 0 K: 1 S: 5	H: 1 LOB: 0 BB: 0 P: 5	R: 0 E: 0 K: 1 S: 6	H: 2 LOB: 1 BB: 0 P: 6	R: 2 E: 0 K: 2 S: 10	H: 3 LOB: 1 BB: 0 P: 10	R: 2 E: 0 K: 2 S: 9	H: 2 LOB: 2 BB: 2 P: 17	R: 4 E: 1 K: 1 S: 7	H: 2 LOB: 0 BB: 2 P: 15	R: 4 E: 1 K: 1 S: 7	H: 2 LOB: 0 BB: 2 P: 15	1B: 12 2B: 1 3B: 0 HR: 1	SF: 1 SAC: 0 DP: 2 HBP: 0	WP: 0 PB: 0 SB: 0 CS: 0	PA: 40					
PITCHER	IP	WLS	BF	H	R	ER	SO	BB	IBB	HBP	BLK	WP	HR	S	P	ERA	WHIP										
Tom Browning, L ERA: 4.63 (1, 1)	6.0		27	9	3	3	7	2	0	0	0	0	1	39	47	4.50	1.833										
John Franco, L ERA: 3.0 (7, 1)	1.0	L	9	3	4	3	2	3	0	0	0	0	0	10	22	27.00	6.000										
Ted Power, R ERA: 5.65 (8, 1)	1.0		4	1	1	0	1	0	0	0	0	0	0	6	6	0.00	1.000										



AB 34
R 8
H 13
RBI 6
BB 5
SO 10
LOB 17


Batter	1	2	3	4	5	6	7	8	9	AB	R	H	RBI	BB	SO	LOB	TOP										
Eddie Milner, L (1, 8) OBP: 0.355, SLG: 0.370 Tony Perez, R (7, PH) Ron Robinson, R (7, 1)	F5		1B 1-2 BB		3-1		K		6-3	2	1	0	0	1	0	0	Cincinnati Reds @ Philadelphia Phillies Veterans Stadium, Philadelphia, PA Thu May 15 1986, 7:05 PM EDT Att: 20,767 - Unknown										
Pete Ross, S (1, 3) OBP: 0.245, SLG: 0.156	4-3		FC5 1B 1-3 2-H			K		L4		4	0	1	1	0	1	0											
Dave Parker, L (1, 9) OBP: 0.333, SLG: 0.500	K		1B 1-2 3-H			F5		F6		4	0	1	1	0	1	0											
Nick Esasky, R (1, 7) Eric Davis, R (9, 8) OBP: 0.326, SLG: 0.395 OBP: 0.272, SLG: 0.319			F3 FC5 2-3F			F9		F9		4	0	0	0	0	0	2											
Dave Concepcion, R (1, 6) OBP: 0.302, SLG: 0.317	K				F4		F8		F9 1B HR	4	1	1	0	0	1	0											
Buddy Bell, R (1, 5) Tom Runnels, S (9, PR) (9, 5)	F7				5-3		BB 1B BB		1B HR 1B	3	1	1	0	1	0	0											
Sal Butera, R (1, 2) Max Venable, L (9, PH) (9, 8) (9, 7)			L5		6-3		FC5-4 1B BB 1-2		F9 2-3	2	0	0	0	1	0	0											
Ron Oester, S (1, 4) OBP: 0.268, SLG: 0.311			3-1				F6		1B HR	4	1	2	4	0	0	0											
Bill Gullickson, R (1, 1) Scott Terry, R (6, 1) Joe Price, R (6, 1) Tracy Jones, R (7, PH) Bo Diaz, R (9, 2) OBP: 0.143, SLG: 0.143 OBP: 0.327, SLG: 0.279 OBP: 0.331, SLG: 0.393			E5 1B BB				F9		F8 1-H 3-H	2	1	0	0	0	0	0											
Inning Stats	R: 0 E: 0 K: 1 S: 5	H: 0 LOB: 0 BB: 0 P: 5	R: 0 E: 0 K: 1 S: 5	H: 0 LOB: 0 BB: 0 P: 5	R: 2 E: 1 K: 0 S: 6	H: 2 LOB: 2 BB: 1 P: 10	R: 0 E: 0 K: 0 S: 3	H: 0 LOB: 0 BB: 0 P: 3	R: 0 E: 0 K: 1 S: 5	H: 0 LOB: 0 BB: 0 P: 5	R: 1 E: 0 K: 1 S: 6	H: 1 LOB: 2 BB: 2 P: 14	R: 0 E: 0 K: 0 S: 3	H: 0 LOB: 0 BB: 0 P: 3	R: 3 E: 0 K: 0 S: 6	H: 3 LOB: 1 BB: 0 P: 6		1B: 5 2B: 0 3B: 0 HR: 1	SF: 0 SAC: 0 DP: 0 HBP: 0	WP: 0 PB: 0 SB: 0 CS: 0	PA: 37						
PITCHER	IP	WLS	BF	H	R	ER	SO	BB	IBB	HBP	BLK	WP	HR	S	P	ERA	WHIP										
Charles Hudson, R (1, 1) ERA: 3.24	6.1		25	2	3	1	3	3	0	0	0	0	0	28	40	1.42	0.789										
Don Carman, L (7, 1) ERA: 6.32	1.2		8	3	2	2	1	0	0	0	0	0	0	10	10	10.80	1.800										
Steve Bedrosian, R (9, 1) ERA: 5.51	1.0	L	4	1	1	1	0	0	0	0	0	0	1	4	4	9.00	1.000										

Batter	1	2	3	4	5	6	7	8	9	AB	R	H	RBI	BB	SO	LOB	BOTTOM										
Milt Thompson, L (1, 8) OBP: 0.242, SLG: 0.270	1B SF9 2B		4-3		4-3		F8		K	5	1	1	0	0	1	1	Cincinnati Reds @ Philadelphia Phillies Veterans Stadium, Philadelphia, PA Thu May 15 1986, 7:05 PM EDT Att: 20,767 - Unknown										
Ron Roenicke, S (1, 7) OBP: 0.455, SLG: 0.421	F8 S 2-3 1B		F9		FC5-4 1B BB		1B 1-H 2B		1B	4	2	3	1	1	0	0											
Juan Samuel, R (1, 4) OBP: 0.342, SLG: 0.382	SF9		1B S		FC5-4 1B		S 1B		F7	4	1	3	2	0	0	1											
Glenn Wilson, R (1, 9) OBP: 0.258, SLG: 0.206	F8 1-3 3-H		1B 1-H		FC5-4 2B 1-2 2-3		1B 1-2 BB		L5	4	0	1	1	1	0	3											
Von Hayes, L (1, 3) OBP: 0.392, SLG: 0.448	K		G3		1-3 3-H 2B		F4		BB	4	0	1	1	1	1	4											
Darren Daulton, L (1, 2) OBP: 0.392, SLG: 0.417			4-3		F6		4-3		F5	4	0	0	0	1	0	1											
Rick Schu, R (1, 5) Mike Schmidt, R (9, PH) OBP: 0.329, SLG: 0.431 OBP: 0.385, SLG: 0.505			2B		F8		F7		K	4	0	1	0	0	0	3											
Steve Jeltz, S (1, 6) OBP: 0.339, SLG: 0.299			6-3				F9			3	1	1	0	1	0	1											
Charles Hudson, S (1, 1) Don Carman, L (7, 1) Steve Bedrosian, R (9, 1)			5-3		F7		K		K	3	0	0	0	0	1	3											
Inning Stats	R: 1 E: 0 K: 1 S: 7	H: 2 LOB: 1 BB: 0 P: 7	R: 0 E: 0 K: 0 S: 4	H: 1 LOB: 1 BB: 0 P: 4	R: 1 E: 0 K: 0 S: 5	H: 2 LOB: 1 BB: 0 P: 5	R: 0 E: 0 K: 0 S: 4	H: 1 LOB: 1 BB: 0 P: 4	R: 1 E: 0 K: 0 S: 5	H: 2 LOB: 3 BB: 2 P: 13	R: 2 E: 0 K: 1 S: 7	H: 2 LOB: 2 BB: 2 P: 15	R: 0 E: 0 K: 0 S: 3	H: 0 LOB: 0 BB: 0 P: 3	R: 0 E: 0 K: 2 S: 8	H: 1 LOB: 1 BB: 0 P: 8		R: 0 E: 0 K: 1 S: 5	H: 0 LOB: 1 BB: 1 P: 9	1B: 7 2B: 4 3B: 0 HR: 0	SF: 1 SAC: 0 DP: 0 HBP: 0	WP: 0 PB: 0 SB: 3 CS: 0	PA: 43				
PITCHER	IP	WLS	BF	H	R	ER	SO	BB	IBB	HBP	BLK	WP	HR	S	P	ERA	WHIP										
Bill Gullickson, R (1, 1) ERA: 3.89	5.2		30	10	5	5	2	2	1	0	0	0	0	31	43	7.94	2.118										
Scott Terry, R (6, 1) ERA: 1.55	0.0		1	0	0	0	0	1	0	0	0	0	0	4													
Joe Price, L (6, 1) ERA: 2.92	0.1		1	0	0	0	0	0	0	0	0	0	0	1	1	0.00	0.000										
Ron Robinson, R (7, 1) ERA: 1.89	3.0	W	11	1	0	0	3	1	0	0	0	0	0	16	20	0.00	0.667										

AB	34
R	6
H	6
RBI	6
BB	3
SO	4
LOB	10



AB	37
R	5
H	11
RBI	5
BB	5
SO	5
LOB	18



Batter	1	2	3	4	5	6	7	8	9	AB	R	H	RBI	BB	SO	LOB	TOP					
Joe Orsulak L (1,8) OBP: 0.286, SLG: 0.356	4-3		K		F7		F7		G3	5	0	0	0	0	1	4	Pittsburgh Pirates @ Cincinnati Reds Riverfront Stadium, Cincinnati, OH Fri May 16 1986, 7:05 PM EDT Att: 21,097 - Unknown					
R.J. Reynolds S (1,7) OBP: 0.359, SLG: 0.443	5-3			K			6-3		K	5	1	1	0	0	2	3						
Johnny Ray S (1,4) OBP: 0.420, SLG: 0.455										4	0	2	0	0	0	2						
Sid Bream L (1,3) OBP: 0.378, SLG: 0.578										3	0	1	0	1	0	1						
Mike Brown R (1,9) OBP: 0.360, SLG: 0.390										4	0	1	1	0	1	3						
Tony Peña R (1,2) OBP: 0.292, SLG: 0.311										4	0	0	0	0	3	3						
Jim Morrison R (1,5) OBP: 0.314, SLG: 0.463										3	1	0	0	1	0	2						
Sam Khalifa R (1,6) OBP: 0.282, SLG: 0.210										1	0	0	0	1	1	0						
Trench Davis L (7, PH) OBP: 0.111, SLG: 0.118										0	0	0	0	0	0	0						
Bill Almon R (7, PH) OBP: 0.358, SLG: 0.667										1	0	0	0	1	1	1						
Rick Rhoden R (1,1) OBP: 0.250, SLG: 0.143										2	0	0	0	0	1	1						
Mike Diaz R (7, PH) OBP: 0.333, SLG: 0.292										1	0	1	1	0	0	0						
Jose DeLeon R (7,1)										0	0	0	0	0	0	0						
Cecilio Guante R (7,1)										0	0	0	0	0	0	0						
Lee Mazzilli S (9, PH) OBP: 0.435, SLG: 0.212										0	0	0	0	1	0	0						
Inning Stats	R: 0 E: 0 K: 0 S: 4	H: 1 LOB: 1 BB: 0 P: 4	R: 0 E: 0 K: 2 S: 7	H: 0 LOB: 0 BB: 0 P: 7	R: 0 E: 0 K: 3 S: 9	H: 0 LOB: 0 BB: 0 P: 9	R: 1 E: 0 K: 2 S: 9	H: 1 LOB: 2 BB: 1 P: 13	R: 0 E: 0 K: 0 S: 4	H: 1 LOB: 0 BB: 1 P: 8	R: 0 E: 0 K: 0 S: 3	H: 1 LOB: 0 BB: 0 P: 3	R: 1 E: 0 K: 1 S: 6	H: 1 LOB: 1 BB: 1 P: 10	R: 0 E: 0 K: 1 S: 6	H: 1 LOB: 1 BB: 0 P: 6	R: 0 E: 0 K: 1 S: 5	H: 0 LOB: 2 BB: 2 P: 13	1B: 5 2B: 1 3B: 0 HR: 0	SF: 0 SAC: 0 DP: 1 HBP: 0	WP: 1 PB: 0 SB: 0 CS: 0	PA: 38
PITCHER	IP WLS BF H R ER SO BB IBB HBP BLK WP HR S P ERA WHIP																					
John Denny R (1,1) ERA: 5.0	6.0 W 25 4 2 2 7 3 0 0 0 0 1 0 36 48 3.00 1.167																					
John Franco L (7,1) ERA: 2.67	3.0 S 13 2 0 0 3 2 0 0 0 0 0 0 17 25 0.00 1.333																					

AB 33
R 2
H 6
RBI 2
BB 5
SO 10
LOB 20



Batter	1	2	3	4	5	6	7	8	9	AB	R	H	RBI	BB	SO	LOB	BOTTOM			
Eddie Milner L (1,8) OBP: 0.358, SLG: 0.362	F8				G3					4	0	1	0	1	0	0	Pittsburgh Pirates @ Cincinnati Reds Riverfront Stadium, Cincinnati, OH Fri May 16 1986, 7:05 PM EDT Att: 21,097 - Unknown			
Pete Rose S (1,3) OBP: 0.259, SLG: 0.163										4	0	1	0	1	0	3				
Dave Parker L (1,9) OBP: 0.346, SLG: 0.512										3	2	2	0	1	0	1				
Max Venable L (8,7) OBP: 0.231, SLG: 0.320										1	0	0	0	0	0	1				
Nick Esasky R (1,7) OBP: 0.333, SLG: 0.392										3	1	1	0	1	0	2				
Eric Davis R (7, PR) OBP: 0.290, SLG: 0.329										1	1	1	0	0	0	0				
Dave Concepcion R (1,6) OBP: 0.289, SLG: 0.303										5	1	0	0	0	1	6				
Buddy Bell R (1,5) OBP: 0.324, SLG: 0.326										3	2	2	3	1	0	0				
Sal Butera R (1,2) OBP: 0.300, SLG: 0.474										4	0	1	0	0	0	3				
Ron Oester S (1,4) OBP: 0.284, SLG: 0.327										4	0	3	2	0	0	0				
John Denny R (1,1) OBP: 0.154, SLG: 0.083										3	0	0	0	0	2	3				
John Franco L (7,1) ERA: 3.5										1	0	0	0	0	0	2				
Inning Stats	R: 0 E: 0 K: 0 S: 4	H: 1 LOB: 1 BB: 0 P: 4	R: 1 E: 0 K: 1 S: 7	H: 2 LOB: 3 BB: 2 P: 15	R: 3 E: 0 K: 1 S: 9	H: 4 LOB: 1 BB: 0 P: 9	R: 0 E: 0 K: 0 S: 3	H: 0 LOB: 1 BB: 1 P: 7	R: 0 E: 0 K: 0 S: 3	H: 0 LOB: 0 BB: 0 P: 3	R: 0 E: 0 K: 1 S: 5	H: 1 LOB: 0 BB: 0 P: 5	R: 3 E: 1 K: 0 S: 7	H: 3 LOB: 2 BB: 1 P: 11	R: 0 E: 0 K: 0 S: 4	H: 1 LOB: 2 BB: 1 P: 8	1B: 8 2B: 3 3B: 1 HR: 0	SF: 0 SAC: 0 DP: 0 HBP: 0	WP: 0 PB: 0 SB: 0 CS: 4	PA: 42
PITCHER	IP WLS BF H R ER SO BB IBB HBP BLK WP HR S P ERA WHIP																			
Rick Rhoden R (1,1) ERA: 2.98	6.0 L 28 8 4 4 3 3 0 0 0 0 0 0 4 31 43 6.00 1.833																			
Jose DeLeon R (7,1) ERA: 3.5	0.1 5 2 3 2 0 1 0 0 0 0 0 0 4 8 54.00 9.000																			
Cecilio Guante R (7,1) ERA: 1.11	1.2 8 2 0 0 0 1 0 0 0 0 0 0 7 11 0.00 1.800																			

AB 36
R 7
H 12
RBI 5
BB 5
SO 3
LOB 21



Batter	1	2	3	4	5	6	7	8	9	AB	R	H	RBI	BB	SO	LOB	TOP		
Bill Almon, R OBP: 0.328, SLG: 0.600 (1, 7)										5	0	0	0	0	2	2			
R.J. Reynolds, S OBP: 0.394, SLG: 0.435 (1, 8)										5	1	1	0	0	2	1			
Johnny Ray, S OBP: 0.432, SLG: 0.469 (1, 4)										4	1	2	1	1	0	0			
Mike Brown, R OBP: 0.366, SLG: 0.393 (1, 9)										3	0	1	0	2	1	1			
Sid Bream, L OBP: 0.394, SLG: 0.579 (1, 3)										2	0	0	0	2	0	2			
Tony Peña, R OBP: 0.281, SLG: 0.297 (1, 2)										4	0	0	0	0	0	7			
Jim Morrison, R OBP: 0.310, SLG: 0.485 (1, 5)										4	1	1	1	0	0	1			
Sam Khalifa, R OBP: 0.295, SLG: 0.232 (8, PH)										3	0	2	0	0	0	0			
Joe Orsulak, L OBP: 0.297, SLG: 0.367 (8, 8)										1	0	0	0	0	0	0			
Mike Bielecki, R (1, 1)										0	0	0	0	0	0	0			
Larry McWilliams, L OBP: 0.182, SLG: 0.273 (6, 1)										1	0	0	0	0	1	0			
Cecilio Guante, R (6, 1)										1	0	0	0	0	0	0			
Trench Davis, L OBP: 0.105, SLG: 0.111 (8, PH)										1	0	0	0	0	1	0			
Jim Winn, R (8, 1)										0	0	0	0	0	0	0			
Inning Stats	R: 0 E: 0 K: 1 S: 6	H: 1 LOB: 3 BB: 2 P: 14	R: 0 E: 0 K: 1 S: 5	H: 0 LOB: 0 BB: 0 P: 5	R: 0 E: 0 K: 1 S: 6	H: 1 LOB: 3 BB: 2 P: 14	R: 0 E: 0 K: 1 S: 6	H: 1 LOB: 1 BB: 0 P: 6	R: 2 E: 1 K: 0 S: 6	H: 2 LOB: 1 BB: 0 P: 6	R: 0 E: 0 K: 0 S: 3	H: 0 LOB: 1 BB: 1 P: 7	R: 1 E: 0 K: 1 S: 6	H: 1 LOB: 0 BB: 0 P: 6	R: 0 E: 0 K: 1 S: 5	H: 0 LOB: 0 BB: 0 P: 5	1B: 4 2B: 2 3B: 0 HR: 1	SF: 0 SAC: 2 DP: 0 HBP: 0	WP: 0 PA: 40 PB: 0 SB: 0 CS: 0
PITCHER	IP	WLS	BF	H	R	ER	SO	BB	IBB	HBP	BLK	WP	HR	S	P	ERA	WHIP		
Tom Browning, L ERA: 4.26	6.0	W	29	6	2	1	5	4	0	0	0	0	0	35	51	1.50	1.667		
Ron Robinson, R ERA: 1.75	3.0	S	11	1	1	1	2	1	0	0	0	0	1	14	18	3.00	0.667		

Pittsburgh Pirates @ Cincinnati Reds
Riverfront Stadium, Cincinnati, OH
Sun May 18 1986, 3:33 AM EDT
Att: 22,962 - Unknown

AB 33
R 3
H 7
RBI 2
BB 5
SO 7
LOB 14



Batter	1	2	3	4	5	6	7	8	9	AB	R	H	RBI	BB	SO	LOB	BOTTOM		
Eddie Milner, L OBP: 0.360, SLG: 0.400 (1, 8)										3	2	1	1	1	1	0			
Max Venable, L OBP: 0.226, SLG: 0.300 (1, 7)										4	1	1	0	0	2	0			
Dave Parker, L OBP: 0.333, SLG: 0.511 (1, 9)										4	1	1	3	0	1	0			
Nick Esasky, R OBP: 0.337, SLG: 0.395 (1, 3)										3	1	1	0	1	0	0			
Buddy Bell, R OBP: 0.321, SLG: 0.316 (1, 5)										3	0	1	1	1	0	1			
Kurt Stillwell, S OBP: 0.271, SLG: 0.190 (1, 6)										3	0	0	0	1	1	2			
Sal Butera, R OBP: 0.269, SLG: 0.375 (1, 2)										3	1	0	0	1	0	1			
Ron Oester, S OBP: 0.309, SLG: 0.375 (1, 4)										2	1	1	2	2	0	0			
Tom Browning, L OBP: 0.118, SLG: 0.118 (6, PH)										2	0	0	0	0	1	3			
Tom Runnels, S (6, PH)										1	0	0	0	0	2				
Ron Robinson, R (7, 1)										1	0	0	0	0	1	0			
Inning Stats	R: 3 E: 0 K: 0 S: 4	H: 2 LOB: 5 BB: 5 P: 24	R: 0 E: 0 K: 2 S: 7	H: 0 LOB: 0 BB: 0 P: 7	R: 0 E: 0 K: 1 S: 3	H: 1 LOB: 0 BB: 0 P: 3	R: 0 E: 0 K: 1 S: 5	H: 0 LOB: 0 BB: 0 P: 5	R: 1 E: 0 K: 0 S: 4	H: 1 LOB: 2 BB: 2 P: 12	R: 1 E: 0 K: 1 S: 6	H: 1 LOB: 0 BB: 0 P: 6	R: 2 E: 1 K: 2 S: 9	H: 1 LOB: 0 BB: 0 P: 9	R: 0 E: 0 K: 2 S: 5	H: 0 LOB: 0 BB: 0 P: 5	1B: 3 2B: 0 3B: 0 HR: 3	SF: 0 SAC: 0 DP: 1 HBP: 0	WP: 2 PA: 36 PB: 0 SB: 0 CS: 2
PITCHER	IP	WLS	BF	H	R	ER	SO	BB	IBB	HBP	BLK	WP	HR	S	P	ERA	WHIP		
Mike Bielecki, R ERA: 5.25	0.2	L	7	2	3	3	0	4	0	0	0	0	1	3	19	40.50	9.000		
Larry McWilliams, L ERA: 4.72	4.2		17	2	1	1	4	2	0	0	0	1	0	23	31	1.93	0.857		
Cecilio Guante, R ERA: 1.38	1.2		7	1	1	1	1	1	0	0	0	0	1	8	12	5.40	1.200		
Jim Winn, R ERA: 4.5	1.0		5	1	2	0	2	0	0	0	0	0	1	9	9	0.00	1.000		

Pittsburgh Pirates @ Cincinnati Reds
Riverfront Stadium, Cincinnati, OH
Sun May 18 1986, 3:33 AM EDT
Att: 22,962 - Unknown

AB 29
R 7
H 6
RBI 7
BB 7
SO 7
LOB 9



Batter	1	2	3	4	5	6	7	8	9	AB	R	H	RBI	BB	SO	LOB	TOP								
Tracy Jones, R OBP: 0.370, SLG: 0.396 (1, 7)										5	2	4	1	0	0	0	Cincinnati Reds @ St. Louis Cardinals Busch Stadium, St. Louis, MO Tue May 20 1986, 7:05 PM CDT Att: 24,403 - Unknown								
Dave Concepcion, R OBP: 0.281, SLG: 0.293 (1, 6)										4	0	1	0	0	0	3									
Dave Parker, L OBP: 0.329, SLG: 0.522 (1, 9)										5	1	1	2	0	0	3									
Nick Esasky, R OBP: 0.343, SLG: 0.404 (1, 3)										3	1	1	0	1	1	0									
Buddy Bell, R OBP: 0.319, SLG: 0.323 (1, 5)										4	1	1	0	0	0	2									
Eric Davis, R OBP: 0.287, SLG: 0.316 (1, 8)										3	0	0	1	0	1	1									
Bo Diaz, R OBP: 0.343, SLG: 0.398 (1, 2)										4	0	2	1	0	0	0									
Ron Oester, S OBP: 0.307, SLG: 0.365 (1, 4)										3	0	0	0	1	1	1									
Bill Gullickson, R OBP: 0.111, SLG: 0.111 John Franco, L (9, 1)										4	0	0	0	0	1	2									
Inning Stats	R: 1 E: 0 K: 0 S: 4	H: 1 LOB: 1 BB: 1 P: 8	R: 0 E: 0 K: 2 S: 7	H: 0 LOB: 0 BB: 0 P: 7	R: 0 E: 0 K: 1 S: 6	H: 1 LOB: 1 BB: 0 P: 6	R: 1 E: 0 K: 0 S: 5	H: 2 LOB: 1 BB: 0 P: 5	R: 0 E: 1 K: 0 S: 4	H: 1 LOB: 1 BB: 0 P: 4	R: 1 E: 0 K: 0 S: 5	H: 2 LOB: 2 BB: 1 P: 9	R: 2 E: 0 K: 1 S: 7	H: 2 LOB: 0 BB: 0 P: 7	R: 0 E: 0 K: 0 S: 3	H: 0 LOB: 0 BB: 0 P: 3	R: 0 E: 0 K: 0 S: 4	H: 1 LOB: 1 BB: 0 P: 4	1B: 6 2B: 2 3B: 0 HR: 2	SF: 1 SAC: 1 DP: 1 HBP: 0	WP: 0 PB: 1 SB: 1 CS: 0	PA: 39			
PITCHER	IP	WLS	BF	H	R	ER	SO	BB	IBB	HBP	BLK	WP	HR	S	P	ERA	WHIP								
Tim Conroy, L ERA: 2.94 Greg Bargar, R ERA: 4.53 Ricky Horton, L ERA: 4.02 Ray Burris, R ERA: 3.0	(1, 1)	(6, 1)	(7, 1)	(8, 1)																					

Batter	1	2	3	4	5	6	7	8	9	AB	R	H	RBI	BB	SO	LOB	BOTTOM								
Vince Coleman, S OBP: 0.304, SLG: 0.321 (1, 7)										4	1	2	0	0	0	0	Cincinnati Reds @ St. Louis Cardinals Busch Stadium, St. Louis, MO Tue May 20 1986, 7:05 PM CDT Att: 24,403 - Unknown								
Willie McGee, S OBP: 0.297, SLG: 0.304 (1, 8)										4	0	1	0	0	0	3									
Tom Herr, S OBP: 0.254, SLG: 0.193 (1, 4)										4	1	1	0	0	1	2									
Jack Clark, R OBP: 0.377, SLG: 0.449 (1, 3)										4	1	2	0	0	0	0									
Andy Van Slyke, L OBP: 0.326, SLG: 0.293 Tito Landrum, R (9, PH) OBP: 0.233, SLG: 0.286										3	0	2	1	0	0	0									
Terry Pendleton, S OBP: 0.252, SLG: 0.202 (1, 5)										3	0	1	1	0	0	1									
Mike Heath, R OBP: 0.269, SLG: 0.218 (1, 2)										3	0	1	0	1	1	3									
Ozzie Smith, S OBP: 0.391, SLG: 0.378 (1, 6)										3	0	0	0	1	0	3									
Tim Conroy, L OBP: 0.256, SLG: 0.274 Greg Bargar, R ERA: 4.53 Ricky Horton, L ERA: 4.02 Jose Escudero, S OBP: 0.233, SLG: 0.286 Ray Burris, R ERA: 3.0 Jerry White, S OBP: 0.143, SLG: 0.203	(1, 1)	(6, 1)	(7, 1)	(7, PH)	(8, 1)	(8, PH)	(9, PH)																		
Inning Stats	R: 3 E: 0 K: 0 S: 7	H: 4 LOB: 1 BB: 0 P: 7	R: 0 E: 0 K: 1 S: 5	H: 0 LOB: 0 BB: 0 P: 5	R: 0 E: 0 K: 0 S: 3	H: 1 LOB: 1 BB: 1 P: 7	R: 0 E: 0 K: 0 S: 6	H: 2 LOB: 1 BB: 0 P: 6	R: 0 E: 0 K: 0 S: 3	H: 0 LOB: 0 BB: 0 P: 3	R: 0 E: 0 K: 0 S: 3	H: 1 LOB: 0 BB: 0 P: 3	R: 0 E: 0 K: 0 S: 3	H: 0 LOB: 0 BB: 0 P: 3	R: 0 E: 0 K: 2 S: 9	H: 2 LOB: 3 BB: 1 P: 13	1B: 10 2B: 1 3B: 0 HR: 0	SF: 1 SAC: 0 DP: 2 HBP: 0	WP: 0 PB: 1 SB: 2 CS: 2	PA: 36					
PITCHER	IP	WLS	BF	H	R	ER	SO	BB	IBB	HBP	BLK	WP	HR	S	P	ERA	WHIP								
Bill Gullickson, R ERA: 3.46 John Franco, L ERA: 2.57	(1, 1)	(9, 1)																							

Batter	1	2	3	4	5	6	7	8	9	AB	R	H	RBI	BB	SO	LOB	TOP					
Tracy Jones, R OBP: 0.390, SLG: 0.415 (1, 7)										5	1	3	0	0	0	3	Cincinnati Reds @ St. Louis Cardinals Busch Stadium, St. Louis, MO Wed May 21 1986, 7:05 PM CDT Att: 24,160 - Unknown					
Eddie Milner, L OBP: 0.354, SLG: 0.406 (1, 8)										4	0	1	1	0	1	1						
Eric Davis, R OBP: 0.284, SLG: 0.312 (8, PH)										1	0	0	0	0	0	1						
Dave Parker, L OBP: 0.338, SLG: 0.518 (1, 9)										3	1	1	0	2	0	0						
Nick Esasky, R OBP: 0.345, SLG: 0.415 (1, 3)										5	0	2	1	0	0	4						
Buddy Bell, R OBP: 0.322, SLG: 0.337 (1, 5)										5	0	2	1	0	0	2						
Dave Concepcion, R OBP: 0.280, SLG: 0.286 (1, 6)										3	0	0	0	1	1	2						
Bo Diaz, R OBP: 0.330, SLG: 0.381 (1, 2)										4	0	0	0	0	0	4						
Ron Oester, S OBP: 0.313, SLG: 0.364 (1, 4)										3	0	1	0	1	0	0						
Ted Power, R (7, 1)										0	0	0	0	0	0	0						
John Denny, R OBP: 0.188, SLG: 0.133 (1, 1)										3	1	1	0	0	1	2						
Joe Price, R (6, 1)										0	0	0	0	0	0	0						
Tom Runnels, S (7, 4)										1	0	0	0	0	0	0						
Inning Stats	R: 2 E: 0 K: 0 S: 5	H: 2 LOB: 2 BB: 2 P: 13	R: 1 E: 1 K: 0 S: 5	H: 2 LOB: 2 BB: 1 P: 9	R: 0 E: 0 K: 1 S: 7	H: 2 LOB: 2 BB: 0 P: 7	R: 0 E: 0 K: 1 S: 6	H: 1 LOB: 1 BB: 0 P: 6	R: 0 E: 0 K: 0 S: 5	H: 2 LOB: 3 BB: 1 P: 9	R: 0 E: 0 K: 1 S: 4	H: 1 LOB: 1 BB: 0 P: 4	R: 0 E: 0 K: 1 S: 5	H: 0 LOB: 0 BB: 0 P: 5	R: 0 E: 0 K: 0 S: 3	H: 1 LOB: 0 BB: 0 P: 3	R: 0 E: 0 K: 0 S: 3	H: 0 LOB: 0 BB: 0 P: 3	1B: 8 2B: 3 3B: 0 HR: 0	SF: 0 SAC: 0 DP: 2 HBP: 0	WP: 0 PB: 0 SB: 1 CS: 0	PA: 41
PITCHER	IP WLS BF H R ER SO BB IBB HBP BLK WP HR S P ERA WHIP	6.0 W 32 10 3 2 2 1 3 0 0 0 0 0 32 48 3.00 1.833	3.0 S 9 1 0 0 1 0 0 0 0 0 0 0 11 11 0.00 0.333																			

Batter	1	2	3	4	5	6	7	8	9	AB	R	H	RBI	BB	SO	LOB	BOTTOM					
Vince Coleman, S OBP: 0.301, SLG: 0.317 (1, 7)										5	0	1	0	0	2	2	Cincinnati Reds @ St. Louis Cardinals Busch Stadium, St. Louis, MO Wed May 21 1986, 7:05 PM CDT Att: 24,160 - Unknown					
Willie McGee, S OBP: 0.294, SLG: 0.296 (1, 8)										4	0	0	0	1	0	2						
Tom Herr, S OBP: 0.259, SLG: 0.203 (1, 4)										4	1	1	0	1	1	3						
Jack Clark, R OBP: 0.378, SLG: 0.443 (1, 3)										4	2	1	0	1	2	3						
Andy Van Slyke, L OBP: 0.344, SLG: 0.341 (1, 9)										3	2	2	2	1	0	0						
Terry Pendleton, S OBP: 0.295, SLG: 0.219 (1, 5)										4	2	2	1	0	0	2						
Mike Heath, R OBP: 0.278, SLG: 0.235 (1, 2)										3	1	1	2	1	0	1						
Ozzie Smith, S OBP: 0.394, SLG: 0.377 (1, 6)										3	0	1	2	0	0	1						
Bob Forsch, R OBP: 0.158, SLG: 0.263 (1, 1)										2	0	0	0	0	1	0						
Clint Hurdle, L OBP: 0.263, SLG: 0.257 (6, PH)										0	0	0	0	0	0	0						
Tito Landrum, R OBP: 0.246, SLG: 0.316 (6, PH)										1	0	1	1	0	0	0						
Ken Dayley, L OBP: 0.333, SLG: 0.200 (7, 1)										1	0	0	0	0	1	2						
Inning Stats	R: 0 E: 0 K: 1 S: 6	H: 1 LOB: 1 BB: 0 P: 6	R: 0 E: 0 K: 0 S: 3	H: 0 LOB: 0 BB: 0 P: 3	R: 0 E: 0 K: 1 S: 6	H: 1 LOB: 2 BB: 1 P: 10	R: 1 E: 0 K: 0 S: 4	H: 1 LOB: 1 BB: 1 P: 8	R: 0 E: 0 K: 0 S: 3	H: 0 LOB: 0 BB: 0 P: 3	R: 4 E: 0 K: 1 S: 10	H: 5 LOB: 2 BB: 0 P: 11	R: 3 E: 0 K: 1 S: 6	H: 2 LOB: 1 BB: 3 P: 18	R: 0 E: 1 K: 3 S: 10	H: 0 LOB: 1 BB: 0 P: 10	R: 0 E: 1 K: 3 S: 10	H: 0 LOB: 1 BB: 0 P: 10	1B: 5 2B: 4 3B: 0 HR: 1	SF: 0 SAC: 0 DP: 0 HBP: 1	WP: 0 PB: 0 SB: 1 CS: 1	PA: 40
PITCHER	IP WLS BF H R ER SO BB IBB HBP BLK WP HR S P ERA WHIP	5.1 L 26 7 2 3 3 2 0 0 0 0 0 7 15 27.00 4.000	1.0 7 2 3 3 1 2 0 0 0 0 0 0 7 15 27.00 4.000	1.2 7 1 0 0 4 1 0 0 0 0 0 0 14 18 0.00 1.200																		

Batter	1	2	3	4	5	6	7	8	9	AB	R	H	RBI	BB	SO	LOB	TOP								
Tracy Jones, R OBP: 0.397, SLG: 0.429 (1, 7)	4-0 WP BB		0-0 5-3			0-0 5-3	0-0 2B			3	1	1	3	1	0	0	Cincinnati Reds @ St. Louis Cardinals Busch Stadium, St. Louis, MO Thu May 22 1986, 3:33 AM CDT Att: 26,791 - Unknown								
Eric Davis, R OBP: 0.264, SLG: 0.312 (7, PR)										0	0	0	0	0	0	0									
Ron Robinson, R (7, 1)										0	0	0	0	0	0	0									
Tom Runnels, S (9, 4)										0	0	0	0	0	0	0									
John Franco, L (9, 1)										0	0	0	0	0	0	0									
Eddie Milner, L OBP: 0.337, SLG: 0.384 (1, 8)	0-0 4-3			0-3 K		0-0 F8	0-0 4-3			4	0	0	0	0	1	2									
Dave Parker, L OBP: 0.335, SLG: 0.507 (1, 9)	4-0 G5-4-3 BB			0-0 G3		0-0 F7		0-0 F7		3	0	0	0	1	0	0									
Nick Esasky, R OBP: 0.333, SLG: 0.398 (1, 3)	0-0 G5-4-3			0-3 K			0-0 5-3	0-0 F3		4	0	0	0	0	1	1									
Buddy Bell, R OBP: 0.311, SLG: 0.324 (1, 5)		0-0 6-3			0-3 K		0-0 6-3	0-0 1-3		4	0	0	0	0	1	0									
Dave Concepcion, R OBP: 0.287, SLG: 0.295 (1, 6)		0-0 F8			4-0 1B SF7 BB		0-0 E	0-0 F8		3	2	1	0	1	0	0									
Bo Diaz, R OBP: 0.336, SLG: 0.386 (1, 2)		0-0 F7			0-0 FC5-4 1B		0-0 E7 BB 2B 1B	0-0 5-3		4	1	2	1	0	0	0									
Ron Oester, S OBP: 0.319, SLG: 0.367 (1, 4)			0-0 6-3		0-0 SF7		4-0 BB 2B IBB	0-0 1B		2	1	1	1	1	0	0									
Mario Soto, R OBP: 0.063, SLG: 0.063 Max Venable, L OBP: 0.242, SLG: 0.290 (7, PH) (7, 7)			0-0 5-3		0-0 FC5-4		4-0 1-2 2-3 2B BB	0-0 F5		2	0	0	0	0	0	1									
Inning Stats	R: 1 E: 0 K: 0 S: 2	H: 0 LOB: 0 BB: 2 P: 10	R: 0 E: 0 K: 0 S: 3	H: 0 LOB: 0 BB: 0 P: 3	R: 0 E: 0 K: 0 S: 3	H: 0 LOB: 0 BB: 0 P: 3	R: 0 E: 0 K: 2 S: 7	H: 0 LOB: 0 BB: 0 P: 7	R: 1 E: 0 K: 1 S: 6	H: 1 LOB: 1 BB: 1 P: 10	R: 0 E: 0 K: 0 S: 3	H: 0 LOB: 0 BB: 0 P: 3	R: 4 E: 1 K: 0 S: 6	H: 3 LOB: 1 BB: 2 P: 14	R: 0 E: 0 K: 0 S: 3	H: 0 LOB: 0 BB: 0 P: 3	R: 0 E: 0 K: 0 S: 4	H: 1 LOB: 1 BB: 0 P: 4	1B: 3 2B: 2 3B: 0 HR: 0	SF: 1 SAC: 0 DP: 1 HBP: 0	WP: 1 PB: 0 SB: 1 CS: 0	PA: 36			
PITCHER	IP	WLS	BF	H	R	ER	SO	BB	IBB	HBP	BLK	WP	HR	S	P	ERA	WHIP								
Danny Cox, R ERA: 4.17 (1, 1)	6.2	L	28	4	6	6	3	4	1	0	0	1	0	29	49	8.10	1.200								
Ricky Horton, L ERA: 3.99 (7, 1)	0.1		1	0	0	0	0	0	0	0	0	0	0	1	1	0.00	0.000								
Greg Bargar, R ERA: 3.95 (8, 1)	2.0		7	1	0	0	0	0	0	0	0	0	0	7	7	0.00	0.500								

AB	30
R	6
H	5
RBI	5
BB	5
SO	3
LOB	5



Batter	1	2	3	4	5	6	7	8	9	AB	R	H	RBI	BB	SO	LOB	BOTTOM								
Vince Coleman, S OBP: 0.310, SLG: 0.340 (1, 7)	0-0 F6		0-0 3B		0-0 4-3		0-0 4-3 S 1B		0-0 1-2 1B	5	1	3	1	0	0	0	Cincinnati Reds @ St. Louis Cardinals Busch Stadium, St. Louis, MO Thu May 22 1986, 3:33 AM CDT Att: 26,791 - Unknown								
Willie McGee, S OBP: 0.297, SLG: 0.318 (1, 8)	0-0 2B		0-0 4-3 3B		0-3 K		0-0 4-3 1-3		0-3 K	5	1	2	2	0	2	3									
Tom Herr, S OBP: 0.250, SLG: 0.195 (1, 4)	0-0 F5		0-0 4-3		0-0 F8		0-0 6-3		0-0 F9	5	0	0	1	0	0	4									
Jack Clark, R OBP: 0.378, SLG: 0.432 (1, 3)	4-0 BB		0-0 F4		4-0 BB BB		0-3 K		0-3 K	3	0	0	0	2	2	2									
Andy Van Slyke, L OBP: 0.340, SLG: 0.330 (1, 9)	0-0 F8		0-0 F6		4-0 1-2 BB		0-0 1-3			3	0	0	0	1	0	2									
Terry Pendleton, S OBP: 0.295, SLG: 0.227 (1, 5)		0-3 K		0-0 4-3		0-0 F7		0-0 2B		4	0	1	0	0	1	2									
Michael LaValliere, L OBP: 0.167, SLG: 0.235 Tom Lawless, R OBP: 0.278, SLG: 0.235 (8, PR) (9, 2)		0-0 1B		0-0 F2		0-0 G3		4-0 BB		3	0	1	0	1	0	2									
Ozzie Smith, S OBP: 0.390, SLG: 0.381 (1, 6)		0-0 G3		0-3 K		0-0 1B 4-3 2B		0-0 F8		4	1	1	0	0	1	2									
Danny Cox, R OBP: 0.250, SLG: 0.500 Ricky Horton, L OBP: 0.167, SLG: 0.167 Clint Hurdle, L OBP: 0.256, SLG: 0.250 Greg Bargar, R (8, 1) Jerry White, S OBP: 0.182, SLG: 0.263 (9, PH)			0-0 3B 2B		0-0 G3		0-0 F9		4-0 BB	2	1	1	0	0	0	0									
Inning Stats	R: 0 E: 0 K: 0 S: 4	H: 1 LOB: 2 BB: 1 P: 8	R: 0 E: 0 K: 1 S: 5	H: 1 LOB: 0 BB: 0 P: 5	R: 3 E: 0 K: 0 S: 6	H: 3 LOB: 0 BB: 0 P: 6	R: 0 E: 0 K: 1 S: 5	H: 0 LOB: 0 BB: 0 P: 5	R: 0 E: 0 K: 0 S: 3	H: 0 LOB: 2 BB: 2 P: 11	R: 1 E: 0 K: 0 S: 5	H: 2 LOB: 1 BB: 0 P: 5	R: 0 E: 0 K: 1 S: 6	H: 1 LOB: 1 BB: 1 P: 10	R: 0 E: 0 K: 2 S: 8	H: 1 LOB: 2 BB: 1 P: 12		1B: 3 2B: 4 3B: 2 HR: 0	SF: 0 SAC: 0 DP: 0 HBP: 0	WP: 0 PB: 0 SB: 1 CS: 0	PA: 40				
PITCHER	IP	WLS	BF	H	R	ER	SO	BB	IBB	HBP	BLK	WP	HR	S	P	ERA	WHIP								
Mario Soto, R ERA: 4.14 (1, 1)	6.0	W	25	5	3	3	3	3	0	0	0	0	0	28	40	4.50	1.333								
Ron Robinson, R ERA: 1.95 (7, 1)	2.0		11	3	1	1	1	2	0	0	0	0	0	11	19	4.50	2.500								
John Franco, L ERA: 2.48 (9, 1)	1.0	S	4	1	0	0	2	0	0	0	0	0	0	8	8	0.00	1.000								

AB	35
R	4
H	9
RBI	4
BB	5
SO	6
LOB	18



Batter	1	2	3	4	5	6	7	8	9	10	11	12	AB	R	H	RBI	BB	SO	LOB	TOP				
Eric Davis, R OBP: 0.277, SLG: 0.313 (1.8)	5-3		6-3	2B	1B		K		F3			G3	6	2	2	1	1	1	0					
Dave Concepcion, R OBP: 0.308, SLG: 0.328 (1.6)	1B		2B	HR	1B				P4			G3	6	3	4	2	1	0	1					
Dave Parker, L OBP: 0.346, SLG: 0.530 (1.9)	F3		2B	HR	1B					P6		3B	5	2	2	3	2	1	4					
Nick Esasky, R OBP: 0.331, SLG: 0.385 (1.7)	1B		F9	K	K				F8			3B	6	1	1	0	1	2	6					
Tony Perez, R OBP: 0.286, SLG: 0.130 Eddie Milner, L OBP: 0.341, SLG: 0.413 (7.8)	FC6-4								F7			3B	4	0	1	1	1	2	2					
Buddy Bell, R OBP: 0.315, SLG: 0.348 Sal Butera, R OBP: 0.259, SLG: 0.360 (11.2)	FC6-4		F9		HR				K			F8	4	1	1	1	1	1	4					
Bo Diaz, R OBP: 0.383, SLG: 0.385 Kurt Stillwell, S OBP: 0.271, SLG: 0.190 Ted Power, R (11.1)	F7			1B	BB				6-3				3	2	1	0	3	0	0					
Ron Oester, S OBP: 0.312, SLG: 0.352 (1.4)	5-3		6-3	BB	BB				F9			G1-6-3	5	1	0	0	1	0	4					
Tom Browning, L ERA: 5.21 Joe Price, L ERA: 5.17 Scott Terry, R ERA: 5.25 John Franco, L ERA: 2.25 Tom Runnels, S ERA: 2.25 Max Venable, L ERA: 2.31 (11.9)	K		K	1B	1B				1-3			K	2	0	0	0	0	2	1					
Inning Stats	R: 1 E: 0 K: 5 S: 5	H: 2 LOB: 2 BB: 1 P: 9	R: 0 E: 0 K: 1 S: 5	H: 0 LOB: 0 BB: 0 P: 5	R: 1 E: 0 K: 1 S: 5	H: 2 LOB: 2 BB: 1 P: 9	R: 4 E: 0 K: 2 S: 10	H: 3 LOB: 3 BB: 1 P: 14	R: 3 E: 0 K: 2 S: 11	H: 4 LOB: 3 BB: 2 P: 19	R: 0 E: 0 K: 1 S: 5	H: 1 LOB: 2 BB: 1 P: 13	R: 0 E: 0 K: 1 S: 5	H: 0 LOB: 0 BB: 0 P: 5	R: 0 E: 0 K: 0 S: 3	H: 0 LOB: 0 BB: 0 P: 3	R: 0 E: 0 K: 1 S: 5	H: 1 LOB: 1 BB: 0 P: 5	R: 3 E: 0 K: 1 S: 6	H: 1 LOB: 1 BB: 3 P: 18	1B: 8 2B: 3 3B: 1 HR: 2	SF: 0 SAC: 0 DP: 1 HBP: 0	WP: 0 PB: 1 SB: 2 CS: 0	PA: 60
PITCHER	IP WLS BF H R ER SO BB IBB HBP BLK WP HR S P ERA WHIP	IP WLS BF H R ER SO BB IBB HBP BLK WP HR S P ERA WHIP													IP WLS BF H R ER SO BB IBB HBP BLK WP HR S P ERA WHIP									
Larry McWilliams, L ERA: 5.21 Cecilio Guante, R ERA: 2.39 Jim Winn, R ERA: 4.24 Pat Clements, L ERA: 3.78 Bob Walk, R ERA: 1.98 (8.1)	3.1 18 12 5 2 2 1 1 0 0 0 0 0 0 19 39 5.40 2.400	4.0 6 3 3 0 3 2 0 0 0 0 0 1 4 12 81.00 15.000													1.0 7 1 3 3 1 18 0 0 0 0 0 6 18 27.00 3.000									

Cincinnati Reds @ Pittsburgh Pirates
Three Rivers Stadium, Pittsburgh, PA
Fri May 23 1986, 7:05 PM EDT
Alt. 12,833 - Unknown

AB	49
R	12
H	14
RBI	12
BB	11
SO	12
LOB	25



Batter	1	2	3	4	5	6	7	8	9	10	11	12	AB	R	H	RBI	BB	SO	LOB	BOTTOM				
Bill Almon, R OBP: 0.362, SLG: 0.586 (8.6)	K	K2-3		SF8		G3		SH		SH1-4		F9	4	2	1	1	2	2	2					
R.J. Reynolds, S OBP: 0.340, SLG: 0.406 (8.7)	6-3		4-3	1B		G3		SH		SH1-4		K	4	1	1	1	1	1	2					
Johnny Ray, S OBP: 0.417, SLG: 0.441 (1.4)	BB		F7	F2		1B		CI		B2-6-1		K	4	0	1	3	2	1	2					
Mike Brown, R OBP: 0.340, SLG: 0.387 (1.9)	F7		4-3		1B	F7		SF8		B2-6-1			5	0	1	2	0	0	4					
Sid Bream, L OBP: 0.379, SLG: 0.557 (1.3)		6-3	K			P4		F7		K		F8	6	0	0	0	0	2	3					
Jim Morrison, R OBP: 0.315, SLG: 0.458 Bob Walk, R OBP: 0.375, SLG: 0.625 Lee Mazzilli, S OBP: 0.442, SLG: 0.237 Jose DeLeon, R (12.1)	1B			F7		G6-4-3		F8		K2-3		WP	5	1	2	0	0	1	2					
Tony Peña, R OBP: 0.298, SLG: 0.333 (1.2)	E		CS	BB		SF8						K	5	1	2	0	1	2	3					
Sam Khalifa, R OBP: 0.303, SLG: 0.253 Joe Orsulak, L OBP: 0.302, SLG: 0.361 (7. PH)	E6			SF8		CS		4-3				WP	2	2	1	1	1	0	1					
Larry McWilliams, L ERA: 4.33 Cecilio Guante, R ERA: 2.39 Jim Winn, R ERA: 4.24 Pat Clements, L ERA: 3.78 Trench Davis, L ERA: 3.50 Rafael Santana, L ERA: 2.52 (8.9)	1B			CS		1B		SH		K		F8	0	0	0	0	1	0	0					
Inning Stats	R: 0 E: 0 K: 1 S: 5	H: 0 LOB: 1 BB: 1 P: 9	R: 1 E: 1 K: 1 S: 7	H: 2 LOB: 2 BB: 1 P: 11	R: 3 E: 0 K: 0 S: 5	H: 2 LOB: 1 BB: 0 P: 13	R: 0 E: 0 K: 0 S: 4	H: 2 LOB: 1 BB: 0 P: 4	R: 2 E: 0 K: 1 S: 7	H: 2 LOB: 2 BB: 0 P: 11	R: 0 E: 0 K: 0 S: 3	H: 0 LOB: 0 BB: 0 P: 5	R: 0 E: 0 K: 2 S: 7	H: 1 LOB: 0 BB: 0 P: 7	R: 0 E: 0 K: 0 S: 2	H: 0 LOB: 1 BB: 2 P: 10	R: 0 E: 0 K: 1 S: 5	H: 0 LOB: 2 BB: 2 P: 13	R: 0 E: 0 K: 2 S: 7	H: 0 LOB: 0 BB: 0 P: 7	1B: 10 2B: 1 3B: 0 HR: 0	SF: 2 SAC: 2 DP: 2 HBP: 0	WP: 1 PB: 0 SB: 1 CS: 4	PA: 57
PITCHER	IP WLS BF H R ER SO BB IBB HBP BLK WP HR S P ERA WHIP	IP WLS BF H R ER SO BB IBB HBP BLK WP HR S P ERA WHIP													IP WLS BF H R ER SO BB IBB HBP BLK WP HR S P ERA WHIP									
Tom Browning, L ERA: 4.33 Joe Price, L ERA: 5.17 Scott Terry, R ERA: 5.25 John Franco, L ERA: 2.25 Ted Power, R ERA: 5.21 (11.1)	3.1 18 12 5 2 2 1 1 0 0 0 0 0 0 19 39 5.40 2.400	4.1 11 8 2 2 1 0 1 0 0 0 0 0 7 11 6.75 2.250													3.0 11 1 0 0 4 1 1 0 0 0 0 0 17 25 0.00 0.667									

Cincinnati Reds @ Pittsburgh Pirates
Three Rivers Stadium, Pittsburgh, PA
Fri May 23 1986, 7:05 PM EDT
Alt. 12,833 - Unknown

AB	41
R	9
H	11
RBI	8
BB	11
SO	11
LOB	24



Batter	1	2	3	4	5	6	7	8	9	AB	R	H	RBI	BB	SO	LOB	TOP								
Eddie Milner, L OBP: 0.333, SLG: 0.392 (1, 8)										4	1	0	0	1	1	2	Cincinnati Reds @ Pittsburgh Pirates Three Rivers Stadium, Pittsburgh, PA Sat May 24 1986, 7:05 PM EDT Att: 18,631 - Unknown								
Pete Ross, S OBP: 0.254, SLG: 0.172 (1, 3)										5	0	1	1	0	0	1									
Dave Parker, L OBP: 0.343, SLG: 0.520 (1, 9)										3	0	0	0	1	0	0									
Nick Esasky, R OBP: 0.336, SLG: 0.383 Eric Davis, R OBP: 0.277, SLG: 0.313 (8, 7)										3	1	1	0	1	1	0									
Buddy Bell, R OBP: 0.313, SLG: 0.345 (1, 5)										4	1	1	0	0	1	3									
Kurt Stillwell, S OBP: 0.288, SLG: 0.244 (1, 6)										3	1	1	2	1	1	0									
Bo Diaz, R OBP: 0.341, SLG: 0.370 (1, 2)										4	0	0	0	0	1	2									
Ron Oester, S OBP: 0.306, SLG: 0.344 Tom Runnels, S OBP: 0.143, SLG: 0.286 (7, 4)										3	0	0	1	0	1	0									
Bill Gullickson, R OBP: 0.095, SLG: 0.095 (1, 1)										3	0	0	0	0	0	2									
Inning Stats	R: 0 E: 0 K: 0 S: 3	H: 0 LOB: 0 BB: 0 P: 3	R: 3 E: 0 K: 1 S: 9	H: 3 LOB: 1 BB: 0 P: 9	R: 0 E: 0 K: 0 S: 3	H: 0 LOB: 0 BB: 0 P: 3	R: 0 E: 0 K: 0 S: 3	H: 0 LOB: 0 BB: 0 P: 3	R: 1 E: 0 K: 2 S: 8	H: 1 LOB: 3 BB: 3 P: 20	R: 0 E: 1 K: 0 S: 8	H: 0 LOB: 1 BB: 0 P: 8	R: 0 E: 0 K: 0 S: 3	H: 0 LOB: 0 BB: 0 P: 3	R: 0 E: 0 K: 1 S: 5	H: 0 LOB: 1 BB: 1 P: 9		R: 0 E: 0 K: 0 S: 4	H: 1 LOB: 1 BB: 1 P: 4	1B: 3 2B: 1 3B: 1 HR: 0	SF: 0 SAC: 1 DP: 0 HBP: 0	WP: 0 PB: 0 SB: 1 CS: 0	PA: 38		
PITCHER	IP	WLS	BF	H	R	ER	SO	BB	IBB	HBP	BLK	WP	HR	S	P	ERA	WHIP								
Mike Bielecki, R ERA: 5.54 (1, 1)	5.0	L	23	4	4	4	3	2	1	0	0	0	0	26	38	7.20	1.200								
Cecilio Guante, R ERA: 2.22 (6, 1)	2.0		7	0	0	0	2	0	0	0	0	0	0	11	11	0.00	0.000								
Pat Clements, L ERA: 3.38 (8, 1)	2.0		8	1	0	0	1	1	0	0	0	0	0	9	13	0.00	1.000								

AB	33
R	4
H	5
RBI	4
BB	4
SO	6
LOB	10



Batter	1	2	3	4	5	6	7	8	9	AB	R	H	RBI	BB	SO	LOB	BOTTOM								
Joe Orsulak, L OBP: 0.293, SLG: 0.350 (1, 8)										4	0	0	0	0	0	0	Cincinnati Reds @ Pittsburgh Pirates Three Rivers Stadium, Pittsburgh, PA Sat May 24 1986, 7:05 PM EDT Att: 18,631 - Unknown								
R.J. Reynolds, S OBP: 0.345, SLG: 0.432 (1, 7)										4	1	2	1	0	1	0									
Johnny Ray, S OBP: 0.419, SLG: 0.449 (1, 4)										4	1	2	0	0	0	0									
Sid Bream, L OBP: 0.383, SLG: 0.552 (1, 3)										3	0	1	0	1	0	0									
Mike Brown, R OBP: 0.331, SLG: 0.375 (1, 9)										4	0	0	0	0	0	3									
Jim Morrison, R OBP: 0.313, SLG: 0.446 (1, 5)										3	0	0	0	1	0	0									
Junior Ortiz, R OBP: 0.226, SLG: 0.300 Lee Mazzilli, S OBP: 0.434, SLG: 0.231 (9, PH)										3	0	2	0	0	0	0									
Sam Khalifa, R OBP: 0.293, SLG: 0.244 (1, 6)										3	0	0	0	0	1	3									
Mike Bielecki, R Trench Davis, L OBP: 0.136, SLG: 0.143 Cecilio Guante, R Mike Diaz, R OBP: 0.333, SLG: 0.269 Pat Clements, R (8, 1)										1	0	0	0	0	0	1									
Inning Stats	R: 0 E: 0 K: 0 S: 4	H: 2 LOB: 2 BB: 1 P: 8	R: 0 E: 0 K: 0 S: 4	H: 1 LOB: 1 BB: 0 P: 4	R: 0 E: 0 K: 1 S: 5	H: 0 LOB: 0 BB: 0 P: 5	R: 0 E: 0 K: 1 S: 6	H: 1 LOB: 2 BB: 1 P: 10	R: 0 E: 0 K: 0 S: 3	H: 0 LOB: 0 BB: 0 P: 3	R: 1 E: 0 K: 0 S: 4	H: 2 LOB: 0 BB: 0 P: 4	R: 0 E: 0 K: 0 S: 3	H: 0 LOB: 0 BB: 0 P: 3	R: 1 E: 0 K: 0 S: 4	H: 1 LOB: 1 BB: 0 P: 4		R: 0 E: 0 K: 1 S: 5	H: 0 LOB: 0 BB: 0 P: 5	1B: 5 2B: 1 3B: 0 HR: 1	SF: 0 SAC: 0 DP: 1 HBP: 0	WP: 0 PB: 0 SB: 0 CS: 1	PA: 34		
PITCHER	IP	WLS	BF	H	R	ER	SO	BB	IBB	HBP	BLK	WP	HR	S	P	ERA	WHIP								
Bill Gullickson, R ERA: 3.25 (1, 1)	9.0	W	34	7	2	2	3	1	1	0	0	0	1	38	46	2.00	0.889								

AB	32
R	2
H	7
RBI	1
BB	2
SO	3
LOB	7



Batter	1	2	3	4	5	6	7	8	9	AB	R	H	RBI	BB	SO	LOB	TOP		
Eric Davis, R OBP: 0.283, SLG: 0.345 (1, 8)										4	2	1	1	1	1	1	Cincinnati Reds @ Pittsburgh Pirates Three Rivers Stadium, Pittsburgh, PA Sun May 25 1986, 3:33 AM EDT Att: 19,568 - Unknown		
Dave Concepcion, R OBP: 0.304, SLG: 0.321 (1, 4)										3	0	0	1	1	0	0			
Dave Parker, L OBP: 0.345, SLG: 0.522 (1, 9)										5	0	2	0	0	1	1			
Tony Perez, R OBP: 0.303, SLG: 0.179 (1, 3)										5	1	2	0	0	0	2			
Buddy Bell, R OBP: 0.316, SLG: 0.347 (1, 5)										5	1	2	0	0	1	1			
Kurt Stillwell, S OBP: 0.351, SLG: 0.292 (1, 6)										3	2	3	1	2	0	0			
Wade Rowdon, R OBP: 0.333, SLG: 0.667 Eddie Milner, L OBP: 0.337, SLG: 0.407 (6, PR)										3	0	1	1	0	0	3			
Sal Butera, R OBP: 0.313, SLG: 0.333 (1, 2)										2	0	0	0	3	0	3			
John Denny, R OBP: 0.250, SLG: 0.211 Ron Robinson, R (8, 1)										4	0	2	1	0	1	2			
Inning Stats	R: 0 E: 0 K: 1 S: 5	H: 0 LOB: 0 BB: 0 P: 5	R: 0 E: 0 K: 0 S: 5	H: 2 LOB: 2 BB: 0 P: 5	R: 1 E: 0 K: 1 S: 6	H: 1 LOB: 1 BB: 1 P: 10	R: 0 E: 0 K: 0 S: 3	H: 0 LOB: 1 BB: 1 P: 7	R: 0 E: 0 K: 1 S: 6	H: 1 LOB: 2 BB: 1 P: 14	R: 5 E: 0 K: 1 S: 10	H: 6 LOB: 2 BB: 1 P: 14	R: 0 E: 0 K: 0 S: 4	H: 1 LOB: 2 BB: 0 P: 4	R: 0 E: 0 K: 0 S: 4	H: 2 LOB: 2 BB: 1 P: 8		1B: 10 2B: 3 3B: 0 HR: 1	SF: 1 SAC: 0 DP: 1 HBP: 0
PITCHER	IP WLS BF H R ER SO BB IBB HBP BLK WP HR S P ERA WHIP	IP WLS BF H R ER SO BB IBB HBP BLK WP HR S P ERA WHIP	IP WLS BF H R ER SO BB IBB HBP BLK WP HR S P ERA WHIP	IP WLS BF H R ER SO BB IBB HBP BLK WP HR S P ERA WHIP	IP WLS BF H R ER SO BB IBB HBP BLK WP HR S P ERA WHIP	IP WLS BF H R ER SO BB IBB HBP BLK WP HR S P ERA WHIP	IP WLS BF H R ER SO BB IBB HBP BLK WP HR S P ERA WHIP	IP WLS BF H R ER SO BB IBB HBP BLK WP HR S P ERA WHIP	IP WLS BF H R ER SO BB IBB HBP BLK WP HR S P ERA WHIP	IP WLS BF H R ER SO BB IBB HBP BLK WP HR S P ERA WHIP	IP WLS BF H R ER SO BB IBB HBP BLK WP HR S P ERA WHIP	IP WLS BF H R ER SO BB IBB HBP BLK WP HR S P ERA WHIP	IP WLS BF H R ER SO BB IBB HBP BLK WP HR S P ERA WHIP	IP WLS BF H R ER SO BB IBB HBP BLK WP HR S P ERA WHIP	IP WLS BF H R ER SO BB IBB HBP BLK WP HR S P ERA WHIP	IP WLS BF H R ER SO BB IBB HBP BLK WP HR S P ERA WHIP	IP WLS BF H R ER SO BB IBB HBP BLK WP HR S P ERA WHIP	IP WLS BF H R ER SO BB IBB HBP BLK WP HR S P ERA WHIP	IP WLS BF H R ER SO BB IBB HBP BLK WP HR S P ERA WHIP

AB	37
R	7
H	14
RBI	7
BB	7
SO	4
LOB	18



Batter	1	2	3	4	5	6	7	8	9	AB	R	H	RBI	BB	SO	LOB	BOTTOM				
Joe Orsulak, L OBP: 0.297, SLG: 0.359 (1, 8)										5	0	2	0	0	0	1	Cincinnati Reds @ Pittsburgh Pirates Three Rivers Stadium, Pittsburgh, PA Sun May 25 1986, 3:33 AM EDT Att: 19,568 - Unknown				
R.J. Reynolds, S OBP: 0.340, SLG: 0.431 (1, 7)										5	1	1	0	0	1	3					
Johnny Ray, S OBP: 0.421, SLG: 0.477 (1, 4)										4	2	2	2	0	0	1					
Sid Bream, L OBP: 0.386, SLG: 0.563 (1, 3)										3	1	1	1	1	0	0					
Mike Brown, R OBP: 0.336, SLG: 0.379 (1, 9)										4	0	2	1	0	0	0					
Jim Morrison, R OBP: 0.319, SLG: 0.444 (1, 5)										3	0	1	0	1	1	2					
Tony Peña, R OBP: 0.296, SLG: 0.325 (1, 2)										3	0	0	0	1	0	5					
Rafael Belliard, R OBP: 0.214, SLG: 0.200 Bill Almon, R OBP: 0.352, SLG: 0.567 (7, PH)										2	0	0	0	0	1	2					
Bob Kipper, R Lary McWilliams, L OBP: 0.250, SLG: 0.273 Trench Davis, L OBP: 0.130, SLG: 0.136 Jose DeLeon, R Lee Mazzilli, S OBP: 0.444, SLG: 0.231 (9, PH)										2	0	0	0	0	1	0					
Inning Stats	R: 0 E: 0 K: 1 S: 5	H: 0 LOB: 0 BB: 0 P: 5	R: 0 E: 0 K: 0 S: 4	H: 1 LOB: 2 BB: 1 P: 8	R: 0 E: 0 K: 1 S: 6	H: 1 LOB: 1 BB: 0 P: 6	R: 0 E: 0 K: 0 S: 3	H: 0 LOB: 1 BB: 1 P: 7	R: 0 E: 0 K: 1 S: 6	H: 3 LOB: 1 BB: 0 P: 6	R: 1 E: 0 K: 0 S: 5	H: 3 LOB: 1 BB: 0 P: 5	R: 0 E: 0 K: 0 S: 3	H: 0 LOB: 0 BB: 0 P: 3	R: 3 E: 0 K: 1 S: 8	H: 3 LOB: 1 BB: 1 P: 12		R: 0 E: 0 K: 0 S: 2	H: 0 LOB: 0 BB: 1 P: 6	1B: 4 2B: 3 3B: 1 HR: 1	SF: 0 SAC: 0 DP: 2 HBP: 0
PITCHER	IP WLS BF H R ER SO BB IBB HBP BLK WP HR S P ERA WHIP	IP WLS BF H R ER SO BB IBB HBP BLK WP HR S P ERA WHIP	IP WLS BF H R ER SO BB IBB HBP BLK WP HR S P ERA WHIP	IP WLS BF H R ER SO BB IBB HBP BLK WP HR S P ERA WHIP	IP WLS BF H R ER SO BB IBB HBP BLK WP HR S P ERA WHIP	IP WLS BF H R ER SO BB IBB HBP BLK WP HR S P ERA WHIP	IP WLS BF H R ER SO BB IBB HBP BLK WP HR S P ERA WHIP	IP WLS BF H R ER SO BB IBB HBP BLK WP HR S P ERA WHIP	IP WLS BF H R ER SO BB IBB HBP BLK WP HR S P ERA WHIP	IP WLS BF H R ER SO BB IBB HBP BLK WP HR S P ERA WHIP	IP WLS BF H R ER SO BB IBB HBP BLK WP HR S P ERA WHIP	IP WLS BF H R ER SO BB IBB HBP BLK WP HR S P ERA WHIP	IP WLS BF H R ER SO BB IBB HBP BLK WP HR S P ERA WHIP	IP WLS BF H R ER SO BB IBB HBP BLK WP HR S P ERA WHIP	IP WLS BF H R ER SO BB IBB HBP BLK WP HR S P ERA WHIP	IP WLS BF H R ER SO BB IBB HBP BLK WP HR S P ERA WHIP	IP WLS BF H R ER SO BB IBB HBP BLK WP HR S P ERA WHIP	IP WLS BF H R ER SO BB IBB HBP BLK WP HR S P ERA WHIP	IP WLS BF H R ER SO BB IBB HBP BLK WP HR S P ERA WHIP		



Batter	1	2	3	4	5	6	7	8	9	AB	R	H	RBI	BB	SO	LOB	TOP
Eddie Milner, L OBP: 0.340, SLG: 0.400 (1, 8)	0-0 4-3	0-0 2B HR 1B		0-0 F5			0-0 F4		4-0 1B BB	4	1	1	1	1	0	1	Cincinnati Reds @ Chicago Cubs Wrigley Field, Chicago, IL Mon May 26 1986, 3:33 AM CDT Att: 25,723 - Unknown
Pete Rose, S OBP: 0.288, SLG: 0.197 Ted Power, R (7, 1)	0-3 K	0-0		0-0 5-3			4-0 BB		0-0 G1-6-3 1B	3	1	1	1	1	1	0	
Max Venable, L OBP: 0.297, SLG: 0.303 (9, PH)	0-0	1-3 2-H HR 2B		0-0			1-2 BB		1-2 2-H 1B	1	0	1	1	0	0	0	
Dave Parker, L OBP: 0.347, SLG: 0.537 (1, 9)	0-0 BB 1B	0-0 HR		0-0 3-1			0-0 F8		0-3 K	5	1	2	3	0	1	4	
Nick Esasky, R OBP: 0.338, SLG: 0.378 (1, 7)	4-0 1-2 BB	0-0 F3		0-3 K			0-0 BB BB 1B		0-0 G1-6-3 1B	4	0	1	0	1	1	2	
Buddy Bell, R OBP: 0.314, SLG: 0.339 (1, 5)	0-0 F9			0-0 F9			0-0 6-3		4-0 BB BB	3	0	0	0	1	0	2	
Dave Concepcion, R OBP: 0.309, SLG: 0.321 (1, 4) (7, 3)		0-0 BB 1B		0-0 L3			0-3 K		4-0 G6-3 BB	3	1	1	0	1	1	0	
Kurt Stillwell, S OBP: 0.328, SLG: 0.269 (1, 6)		0-0 F6		0-0 F7			0-0 F5		0-3 K	4	0	0	0	0	1	4	
Bo Diaz, R OBP: 0.339, SLG: 0.366 (1, 2)		0-0 F8		0-0 1-3			0-0 BB 1B		0-0 G6-3 1B	4	0	1	0	0	0	4	
Mario Soto, R OBP: 0.265, SLG: 0.063 Scott Terry, R OBP: 0.222, SLG: 0.150 Wade Rowland, R OBP: 0.222, SLG: 0.150 Joe Price, L OBP: 0.222, SLG: 0.150 Ron Oester, S OBP: 0.222, SLG: 0.150 (1, 1) (1, 1) (4, PH) (4, 1) (7, PH) (7, 4)	4-0 1-2 BB 2B BB	0-3 K		0-3 K			0-0 F2		4-0 BB 1B	0	0	0	0	0	0	0	
Inning Stats	R: 0 E: 0 K: 1 S: 6	H: 1 LOB: 2 BB: 1 P: 10	R: 5 E: 0 K: 0 S: 7	H: 4 LOB: 0 BB: 1 P: 11	R: 0 E: 0 K: 0 S: 3	H: 0 LOB: 0 BB: 0 P: 3	R: 0 E: 0 K: 1 S: 5	H: 0 LOB: 0 BB: 0 P: 5	R: 0 E: 0 K: 1 S: 5	H: 1 LOB: 2 BB: 1 P: 8	R: 0 E: 0 K: 1 S: 5	H: 1 LOB: 2 BB: 2 P: 13	R: 1 E: 0 K: 1 S: 5	H: 1 LOB: 1 BB: 2 P: 13	1B: 6 2B: 1 3B: 0 HR: 1	SF: 0 SAC: 0 DP: 2 HBP: 0	WP: 0 PA: 40 PB: 0 SB: 0 CS: 0
PITCHER	IP WLS BF H R ER SO BB IBB HBP BLK WP HR S P ERA WHIP	IP WLS BF H R ER SO BB IBB HBP BLK WP HR S P ERA WHIP	IP WLS BF H R ER SO BB IBB HBP BLK WP HR S P ERA WHIP	IP WLS BF H R ER SO BB IBB HBP BLK WP HR S P ERA WHIP	IP WLS BF H R ER SO BB IBB HBP BLK WP HR S P ERA WHIP	IP WLS BF H R ER SO BB IBB HBP BLK WP HR S P ERA WHIP	IP WLS BF H R ER SO BB IBB HBP BLK WP HR S P ERA WHIP	IP WLS BF H R ER SO BB IBB HBP BLK WP HR S P ERA WHIP	IP WLS BF H R ER SO BB IBB HBP BLK WP HR S P ERA WHIP	IP WLS BF H R ER SO BB IBB HBP BLK WP HR S P ERA WHIP	IP WLS BF H R ER SO BB IBB HBP BLK WP HR S P ERA WHIP	IP WLS BF H R ER SO BB IBB HBP BLK WP HR S P ERA WHIP	IP WLS BF H R ER SO BB IBB HBP BLK WP HR S P ERA WHIP	IP WLS BF H R ER SO BB IBB HBP BLK WP HR S P ERA WHIP	IP WLS BF H R ER SO BB IBB HBP BLK WP HR S P ERA WHIP	IP WLS BF H R ER SO BB IBB HBP BLK WP HR S P ERA WHIP	IP WLS BF H R ER SO BB IBB HBP BLK WP HR S P ERA WHIP

AB 33
R 6
H 8
RBI 6
BB 7
SO 6
LOB 18



Batter	1	2	3	4	5	6	7	8	9	AB	R	H	RBI	BB	SO	LOB	BOTTOM		
Shawon Dunston, R OBP: 0.322, SLG: 0.485 (1, 6)	0-0 5-3	0-0 6-3	0-0 4-3			0-0 23 1B 2B		0-3 K		5	0	1	0	0	1	0	Cincinnati Reds @ Chicago Cubs Wrigley Field, Chicago, IL Mon May 26 1986, 3:33 AM CDT Att: 25,723 - Unknown		
Davey Lopes, R OBP: 0.412, SLG: 0.426 (1, 7)	4-0 BB 23 1B BB	0-0 23 S 1B		0-0 23 FC6-4 1B		0-0 L5				3	1	2	0	1	0	1			
23 Ryne Sandberg, R OBP: 0.342, SLG: 0.412 (1, 4)	0-0 1-2 BB 1B	0-3 K		0-0 FC6-4 1-2		0-0 2-3 1B				4	1	2	0	0	1	2			
Keith Moreland, R OBP: 0.346, SLG: 0.404 (1, 9)	4-0 1B HR BB			0-0 F4		0-0 F8		0-0 F8		3	1	0	0	1	0	3			
Leon Durham, L OBP: 0.345, SLG: 0.419 (1, 3)	0-0 HR 1B			4-0 BB BB		0-0 F7		0-0 4-3		3	2	1	2	1	0	1			
Jerry Mumphrey, S OBP: 0.363, SLG: 0.371 (1, 8)	0-0 F7			4-0 2B BB		4-0 G6-4-3 BB		0-3 K		2	1	0	0	2	1	2			
Jody Davis, R OBP: 0.303, SLG: 0.474 (1, 2)	0-0 HR			0-0 F7		0-0 F8		0-0 F8		4	1	1	3	0	0	3			
Manny Trillo, R OBP: 0.297, SLG: 0.273 (1, 5)	0-0 5-3			0-0 HR 2B		0-0 G6-4-3		0-0 F8		4	1	1	2	0	0	1			
Dennis Eckersley, R OBP: 0.227, SLG: 0.500 George Frazier, R OBP: 0.227, SLG: 0.500 Lee Smith, R OBP: 0.227, SLG: 0.500 Bob Dernier, R OBP: 0.257, SLG: 0.252 (1, 1) (8, 1) (8, 1) (8, 8)	0-0 5-3	0-0 5-3		0-0 HR		0-3 K		0-0 F8		3	1	1	2	0	1	0			
Inning Stats	R: 5 E: 0 K: 0 S: 6	H: 3 LOB: 0 BB: 2 P: 14	R: 0 E: 0 K: 1 S: 6	H: 1 LOB: 1 BB: 0 P: 6	R: 4 E: 0 K: 0 S: 5	H: 2 LOB: 0 BB: 2 P: 13	R: 0 E: 0 K: 0 S: 4	H: 1 LOB: 1 BB: 0 P: 4	R: 0 E: 0 K: 1 S: 2	H: 0 LOB: 0 BB: 1 P: 6	R: 0 E: 0 K: 1 S: 7	H: 2 LOB: 2 BB: 0 P: 7	R: 0 E: 0 K: 1 S: 5	H: 0 LOB: 0 BB: 0 P: 5	R: 0 E: 0 K: 1 S: 5	H: 0 LOB: 0 BB: 0 P: 5		1B: 5 2B: 2 3B: 0 HR: 2	SF: 0 SAC: 0 DP: 1 HBP: 0
PITCHER	IP WLS BF H R ER SO BB IBB HBP BLK WP HR S P ERA WHIP	IP WLS BF H R ER SO BB IBB HBP BLK WP HR S P ERA WHIP	IP WLS BF H R ER SO BB IBB HBP BLK WP HR S P ERA WHIP	IP WLS BF H R ER SO BB IBB HBP BLK WP HR S P ERA WHIP	IP WLS BF H R ER SO BB IBB HBP BLK WP HR S P ERA WHIP	IP WLS BF H R ER SO BB IBB HBP BLK WP HR S P ERA WHIP	IP WLS BF H R ER SO BB IBB HBP BLK WP HR S P ERA WHIP	IP WLS BF H R ER SO BB IBB HBP BLK WP HR S P ERA WHIP	IP WLS BF H R ER SO BB IBB HBP BLK WP HR S P ERA WHIP	IP WLS BF H R ER SO BB IBB HBP BLK WP HR S P ERA WHIP	IP WLS BF H R ER SO BB IBB HBP BLK WP HR S P ERA WHIP	IP WLS BF H R ER SO BB IBB HBP BLK WP HR S P ERA WHIP	IP WLS BF H R ER SO BB IBB HBP BLK WP HR S P ERA WHIP	IP WLS BF H R ER SO BB IBB HBP BLK WP HR S P ERA WHIP	IP WLS BF H R ER SO BB IBB HBP BLK WP HR S P ERA WHIP	IP WLS BF H R ER SO BB IBB HBP BLK WP HR S P ERA WHIP	IP WLS BF H R ER SO BB IBB HBP BLK WP HR S P ERA WHIP		

AB 32
R 9
H 9
RBI 9
BB 5
SO 4
LOB 13



Batter	1	2	3	4	5	6	7	8	9	AB	R	H	RBI	BB	SO	LOB	TOP										
Kurt Stillwell, S OBP: 0.318, SLG: 0.250 (1, 6)	6-3		4-3		6-3		K	FC6 BB		4	0	0	0	1	1	0	Cincinnati Reds @ Chicago Cubs Wrigley Field, Chicago, IL Tue May 27 1986, 3:33 AM CDT Att: 13,291 - Unknown										
Dave Concepcion, R OBP: 0.312, SLG: 0.319 (1, 4)	F7		6-3		S 1B BB		E 1B	FC6		4	2	1	0	1	0	2											
Dave Parker, L OBP: 0.359, SLG: 0.545 (1, 9)	1B			WP G3 6-3 1B	1H 1B		E6 E 1B		K	5	1	4	1	0	1	0											
Tony Perez, R OBP: 0.263, SLG: 0.152 (1, 3)	6-3			G3 1-2	K		F3		K	5	0	0	0	0	2	4											
Buddy Bell, R OBP: 0.310, SLG: 0.333 (1, 5)		6-3		6-3			E5 FC5-4		6-3	5	0	1	1	0	0	1											
Eric Davis, R OBP: 0.291, SLG: 0.367 (1, 8) (6, 7)				2H 4-0		FC1-4-6 1B	FC5-4			3	2	1	0	1	0	3											
Ron Robinson, R (7, 1)		SF8 3B		S BB		SF9				0	0	0	0	0	0	0											
Bo Diaz, R OBP: 0.336, SLG: 0.360 (1, 2)		SF8 3H		1-2 BB		E5		4-3		2	0	0	1	1	0	1											
Wade Rowdon, R OBP: 0.143, SLG: 0.333 (1, 7) Eddie Milner, L OBP: 0.337, SLG: 0.395 (6, 8)		5-3		F8		SF9		G3		2	0	0	1	0	0	2											
Tom Browning, L OBP: 0.091, SLG: 0.091 Max Venable, L OBP: 0.278, SLG: 0.324 (7, 7)			6-3		3-1	1-3		BLK 1B		1	0	1	0	0	0	0											
Inning Stats	R: 0 E: 0 K: 0 S: 4	H: 1 LOB: 1 BB: 0 P: 4	R: 1 E: 0 K: 0 S: 4	H: 1 LOB: 0 BB: 0 P: 4	R: 0 E: 0 K: 0 S: 3	H: 0 LOB: 0 BB: 0 P: 3	R: 1 E: 0 K: 0 S: 4	H: 1 LOB: 2 BB: 1 P: 12	R: 1 E: 0 K: 1 S: 6	H: 1 LOB: 1 BB: 1 P: 10	R: 1 E: 0 K: 1 S: 8	H: 2 LOB: 0 BB: 0 P: 8	R: 0 E: 0 K: 2 S: 7	H: 1 LOB: 2 BB: 1 P: 8	R: 0 E: 0 K: 2 S: 7	H: 0 LOB: 0 BB: 0 P: 7	1B: 7 2B: 0 3B: 1 HR: 0	SF: 2 SAC: 0 DP: 0 HBP: 0	WP: 1 PB: 0 CS: 2 S: 0	PA: 41							
PITCHER	IP	WLS	BF	H	R	ER	SO	BB	IBB	HBP	BLK	WP	HR	S	P	ERA	WHIP										
Steve Trout, L ERA: 5.06 (1, 1)	6.0	L	27	5	4	3	1	3	0	0	0	1	0	26	38	4.50	1.333										
Matt Keough, R ERA: 4.74 (7, 1)	1.0		6	2	1	0	1	0	0	0	0	0	0	8	8	0.00	2.000										
Jay Ballew, R ERA: 4.7 (8, 1)	2.0		8	1	0	0	2	1	0	0	1	0	0	11	15	0.00	1.000										

Batter	1	2	3	4	5	6	7	8	9	AB	R	H	RBI	BB	SO	LOB	BOTTOM										
Shawon Dunston, R OBP: 0.324, SLG: 0.482 (1, 6)	K		FC6-4 1B		6-3				K	5	0	2	1	0	2	1	Cincinnati Reds @ Chicago Cubs Wrigley Field, Chicago, IL Tue May 27 1986, 3:33 AM CDT Att: 13,291 - Unknown										
Davey Lopes, R OBP: 0.417, SLG: 0.483 Jay Ballew, R (8, 1)			FC6-4 23 1B	1-2 2-3		23 G6-4-3 1B	F8			4	1	2	1	0	0	4											
23 Ryne Sandberg, R OBP: 0.340, SLG: 0.408 (1, 4)	L1			1-2 3H 1B		G6-4-3		4-3		4	0	1	1	0	0	1											
Keith Moreland, R OBP: 0.344, SLG: 0.396 (1, 9)	5-3		5-3			F9		BB		3	0	0	0	1	0	2											
Ron Cey, R OBP: 0.344, SLG: 0.422 (1, 5)		F3		F8			1B SF9 2B	K		4	1	1	0	0	1	1											
Leon Durham, L OBP: 0.348, SLG: 0.421 (1, 3)		F9		G1-4-3 1B		1B 1B		K		4	1	2	0	0	1	1											
Jody Davis, R OBP: 0.296, SLG: 0.465 (1, 2)		F9		G1-4-3	1-2		SF9		K	3	0	0	1	0	1	1											
Bob Dernier, R OBP: 0.260, SLG: 0.255 Jerry Mumphrey, S OBP: 0.366, SLG: 0.375 (7, PH) (8, 8)			FC6-4 23 1B 1B		4-3		1B 1B		K	2	1	1	0	0	0	0											
Steve Trout, L OBP: 0.158, SLG: 0.211 Matt Keough, R OBP: 0.250, SLG: 0.250 Thad Bosley, L OBP: 0.326, SLG: 0.243 (7, PH) (8, 7)			K		F7		K			2	0	0	0	0	1	1											
Inning Stats	R: 1 E: 0 K: 1 S: 6	H: 1 LOB: 0 BB: 0 P: 6	R: 0 E: 0 K: 0 S: 3	H: 0 LOB: 0 BB: 0 P: 3	R: 1 E: 0 K: 1 S: 8	H: 3 LOB: 0 BB: 0 P: 8	R: 0 E: 0 K: 0 S: 3	H: 1 LOB: 0 BB: 0 P: 3	R: 0 E: 0 K: 0 S: 3	H: 0 LOB: 0 BB: 0 P: 3	R: 2 E: 0 K: 1 S: 9	H: 4 LOB: 2 BB: 0 P: 9	R: 0 E: 0 K: 2 S: 7	H: 0 LOB: 1 BB: 1 P: 11	R: 0 E: 0 K: 3 S: 9	H: 0 LOB: 1 BB: 1 P: 13		1B: 8 2B: 1 3B: 0 HR: 1	SF: 1 SAC: 0 DP: 2 HBP: 0	WP: 0 PB: 0 CS: 0	PA: 37						
PITCHER	IP	WLS	BF	H	R	ER	SO	BB	IBB	HBP	BLK	WP	HR	S	P	ERA	WHIP										
Tom Browning, L ERA: 4.48 (1, 1)	6.1	W	25	8	4	4	2	0	0	0	0	0	0	29	29	5.68	1.263										
Ron Robinson, R ERA: 1.7 (7, 1)	2.2	S	12	2	0	0	6	2	0	0	0	0	0	22	30	0.00	1.500										

AB	35
R	5
H	8
RBI	4
BB	4
SO	4
LOB	14



AB	34
R	4
H	10
RBI	4
BB	2
SO	8
LOB	14



Batter	1	2	3	4	5	6	7	8	9	AB	R	H	RBI	BB	SO	LOB	TOP							
Eddie Milner, L OBP: 0.333, SLG: 0.411 (1, 8)										4	0	1	0	0	1	0								
Pete Rose, S OBP: 0.287, SLG: 0.200 (1, 3)										4	0	1	0	0	0	1								
Max Venable, L OBP: 0.250, SLG: 0.289 (1, 7)										4	0	0	0	0	0	2								
Dave Parker, L OBP: 0.357, SLG: 0.535 (1, 9)										3	0	0	0	1	1	1								
Buddy Bell, R OBP: 0.309, SLG: 0.326 (1, 5)										3	0	0	0	1	1	1								
Dave Concepcion, R OBP: 0.311, SLG: 0.317 (1, 6)										4	0	1	0	0	0	3								
Bo Diaz, R OBP: 0.328, SLG: 0.350 (1, 2)										3	0	0	0	0	0	1								
Ron Oester, S OBP: 0.309, SLG: 0.341 (1, 4)										3	0	1	0	0	2	0								
Bill Gullickson, R OBP: 0.091, SLG: 0.091 (1, 1)										1	0	0	0	0	0	0								
Tom Runnels, S OBP: 0.125, SLG: 0.250 (5, PH)										1	0	0	0	0	0	0								
Joe Price, R OBP: 0.500, SLG: 0.500 (5, 1)										0	0	0	0	0	0	0								
Tony Perez, R OBP: 0.256, SLG: 0.147 (7, PH)										1	0	0	0	0	0	1								
Scott Terry, R OBP: 0.147, SLG: 0.147 (7, 1)										0	0	0	0	0	0	0								
Inning Stats	R: 0 E: 0 K: 0 S: 4	H: 1 LOB: 3 BB: 2 P: 12	R: 0 E: 0 K: 1 S: 5	H: 0 LOB: 2 BB: 0 P: 5	R: 0 E: 0 K: 0 S: 3	H: 0 LOB: 0 BB: 0 P: 3	R: 0 E: 0 K: 1 S: 6	H: 1 LOB: 1 BB: 0 P: 6	R: 0 E: 0 K: 1 S: 7	H: 0 LOB: 0 BB: 0 P: 7	R: 0 E: 0 K: 1 S: 6	H: 1 LOB: 1 BB: 0 P: 6	R: 0 E: 0 K: 0 S: 4	H: 1 LOB: 1 BB: 0 P: 4	R: 0 E: 0 K: 0 S: 3	H: 0 LOB: 0 BB: 0 P: 3	R: 0 E: 0 K: 0 S: 3	H: 0 LOB: 0 BB: 0 P: 3	1B: 3 2B: 0 3B: 1 HR: 0	SF: 0 SAC: 0 DP: 0 HBP: 0	WP: 0 PB: 0 SB: 0 CS: 0	PA: 33		
PITCHER Rick Sutcliffe, R ERA: 3.87 (1, 1)	IP: 9.0 WLS: W BF: 33 H: 4 R: 0 ER: 0 SO: 5 BB: 1 IBB: 1 HBP: 0 BLK: 0 WP: 0 HR: 0 S: 41 P: 49 ERA: 0.00 WHIP: 0.556																							

Cincinnati Reds @ Chicago Cubs
Wrigley Field, Chicago, IL
Wed May 28, 1986, 3:33 AM CDT
Att: 27,850 - Unknown

AB	31
R	0
H	4
RBI	0
BB	2
SO	5
LOB	10



Batter	1	2	3	4	5	6	7	8	9	AB	R	H	RBI	BB	SO	LOB	BOTTOM						
Shawon Dunston, R OBP: 0.322, SLG: 0.477 (1, 6)										4	1	1	0	0	1	3							
Davey Lopes, R OBP: 0.421, SLG: 0.492 (1, 7)										3	0	2	2	0	1	0							
Bob Dernier, R OBP: 0.260, SLG: 0.255 (8, 8)										0	0	0	0	0	0	0							
23 Ryne Sandberg, R OBP: 0.338, SLG: 0.407 (1, 4)										3	1	1	1	0	0	1							
Keith Moreland, R OBP: 0.348, SLG: 0.401 (1, 9)										3	0	1	1	1	0	2							
Leon Durham, L OBP: 0.340, SLG: 0.409 (1, 3)										4	0	0	0	0	0	3							
Jerry Mumphrey, S OBP: 0.360, SLG: 0.368 (1, 8)										4	0	1	0	0	0	1							
Jody Davis, R OBP: 0.301, SLG: 0.481 (1, 2)										3	1	1	1	1	1	1							
Manny Trillo, R OBP: 0.293, SLG: 0.270 (1, 5)										4	1	1	0	0	1	0							
Rick Sutcliffe, L OBP: 0.227, SLG: 0.455 (1, 1)										3	1	1	0	0	0	0							
Inning Stats	R: 2 E: 0 K: 0 S: 6	H: 3 LOB: 1 BB: 0 P: 6	R: 2 E: 0 K: 0 S: 6	H: 3 LOB: 2 BB: 1 P: 10	R: 1 E: 0 K: 0 S: 4	H: 1 LOB: 0 BB: 0 P: 4	R: 0 E: 0 K: 0 S: 4	H: 1 LOB: 1 BB: 0 P: 4	R: 0 E: 0 K: 1 S: 5	H: 0 LOB: 0 BB: 0 P: 5	R: 0 E: 1 K: 1 S: 6	H: 0 LOB: 1 BB: 0 P: 6	R: 0 E: 0 K: 2 S: 7	H: 0 LOB: 0 BB: 0 P: 7	R: 0 E: 0 K: 0 S: 7	H: 0 LOB: 0 BB: 0 P: 7	1B: 7 2B: 1 3B: 0 HR: 1	SF: 2 SAC: 0 DP: 1 HBP: 0	WP: 0 PB: 0 SB: 3 CS: 0	PA: 35			
PITCHER Bill Gullickson, R ERA: 3.74 (1, 1)	IP: 4.0 WLS: L BF: 21 H: 8 R: 5 ER: 5 SO: 0 BB: 1 IBB: 0 HBP: 0 BLK: 0 WP: 0 HR: 1 S: 20 P: 24 ERA: 11.25 WHIP: 2.250																						
Joe Price, L ERA: 3.92 (5, 1)	IP: 2.0 WLS: 7 BF: 7 H: 1 R: 0 ER: 0 SO: 1 BB: 1 IBB: 0 HBP: 0 BLK: 0 WP: 0 HR: 0 S: 8 P: 12 ERA: 0.00 WHIP: 1.000																						
Scott Terry, R ERA: 5.49 (7, 1)	IP: 2.0 WLS: 7 BF: 0 H: 0 R: 0 ER: 0 SO: 3 BB: 0 IBB: 0 HBP: 0 BLK: 0 WP: 0 HR: 0 S: 13 P: 13 ERA: 0.00 WHIP: 0.000																						

Cincinnati Reds @ Chicago Cubs
Wrigley Field, Chicago, IL
Wed May 28, 1986, 3:33 AM CDT
Att: 27,850 - Unknown


AB	31
R	5
H	9
RBI	5
BB	2
SO	4
LOB	11



Batter	1	2	3	4	5	6	7	8	9	AB	R	H	RBI	BB	SO	LOB	TOP										
Vince Coleman, S (1.7) OBP: 0.339, SLG: 0.357	0-0 1B		0-0 FC6-5 2B	4-0 BB			0-0 4-3		0-0 1B	4	1	2	1	1	0	1											
Willie McGee, S (1.8) OBP: 0.278, SLG: 0.319	0-0 3-1 BLK 1B		0-0 1B 2B	0-0 6-3			0-3 K		0-0 1-3	5	1	2	1	0	1	2											
Andy Van Slyke, L (1.9) OBP: 0.316, SLG: 0.297	0-0 3-1		0-0 2B SF7 1B		0-0 F6		0-0 1-3			4	1	1	0	0	0	1											
Jack Clark, R (1.3) OBP: 0.375, SLG: 0.415	0-3 K		0-0 1-3 2B		0-0 6-3			0-0 6-3		4	0	1	1	0	1	1											
Tom Herr, S (1.4) OBP: 0.268, SLG: 0.224		0-0 4-3	0-0 FC6-4 IBB		0-0 6-3			0-3 K		3	0	0	0	1	1	0											
Terry Pendleton, S (1.5) OBP: 0.272, SLG: 0.252		4-0 2B 7-2 BB	0-0 SF7		0-0 F8			0-0 6-3		2	0	0	1	1	0	0											
Ozzie Smith, S (1.6) OBP: 0.410, SLG: 0.398		0-0 1-3 2B	0-0 FC6-4 1-2		4-0 BB			0-0 5-3 1B		3	1	2	0	1	0	2											
Mike Heath, R (1.2) OBP: 0.280, SLG: 0.265	0-0 7-2			0-0 F9		0-0 F7		0-0 5-3		4	0	0	0	0	0	4											
Ray Burris, R (1.1) OBP: 0.444, SLG: 0.778			0-0 FC6-5 2B	0-3 K		0-3 K		0-0 6-3		3	0	1	0	0	2	1											
Rick Ownbey, R (6.1)										0	0	0	0	0	0	0											
Pat Perry, L (7.1)										0	0	0	0	0	0	0											
Greg Bargar, R (7.1)										0	0	0	0	0	0	0											
Tito Landrum, R (7.9) OBP: 0.240, SLG: 0.290										1	0	0	0	0	0	1											
Inning Stats	R: 0 E: 0 K: 1 S: 6	H: 2 LOB: 1 BB: 0 P: 6	R: 0 E: 0 K: 0 S: 3	H: 1 LOB: 1 BB: 1 P: 7	R: 3 E: 0 K: 0 S: 7	H: 4 LOB: 2 BB: 1 P: 11	R: 0 E: 0 K: 1 S: 5	H: 0 LOB: 1 BB: 1 P: 9	R: 0 E: 0 K: 0 S: 3	H: 0 LOB: 0 BB: 0 P: 3	R: 0 E: 0 K: 1 S: 5	H: 0 LOB: 0 BB: 0 P: 5	R: 0 E: 0 K: 1 S: 5	H: 0 LOB: 0 BB: 0 P: 5	R: 1 E: 0 K: 0 S: 5	H: 2 LOB: 1 BB: 0 P: 5	1B: 5 2B: 5 3B: 0 HR: 0	SF: 1 SAC: 0 DP: 1 HBP: 0	WP: 0 PA: 38 PB: 0 SB: 1 CS: 0								
PITCHER	IP	WLS	BF	H	R	ER	SO	BB	IBB	HBP	BLK	WP	HR	S	P	ERA	WHIP										
John Denny, R (1.1) ERA: 5.88	2.1		13	7	3	3	1	1	0	0	1	0	0	14	18	11.57	3.429										
Joe Price, L (3.1) ERA: 3.33	3.2	W	14	0	0	0	2	2	1	0	0	0	0	15	27	0.00	0.545										
John Franco, L (7.1) ERA: 2.31	3.0	S	11	2	1	1	2	0	0	0	0	0	0	15	15	3.00	0.667										

St. Louis Cardinals @ Cincinnati Reds
Riverfront Stadium, Cincinnati, OH
Fri May 30 1986, 7:05 PM EDT
Att: 24,331 - Unknown


AB 33
R 4
H 9
RBI 4
BB 4
SO 5
LOB 13



Batter	1	2	3	4	5	6	7	8	9	AB	R	H	RBI	BB	SO	LOB	BOTTOM										
Eddie Milner, L (1.8) OBP: 0.330, SLG: 0.404	0-0 S 1B		0-0 G3		0-0 1-3		0-0 F9			4	0	1	0	0	0	1											
Pete Rose, S (1.3) OBP: 0.278, SLG: 0.206	0-0 L8		0-0 F8			1-0 1B 2B HBP	0-0 BB 1B			3	1	1	0	0	0	1											
Dave Parker, L (1.9) OBP: 0.365, SLG: 0.538	4-0 BB			0-0 F8		0-0 1B	0-0 BB 1B			3	0	2	0	1	0	0											
Nick Esasky, R (1.7) OBP: 0.338, SLG: 0.386	0-0 G6-4-3			0-0 L5		0-0 FC5 2B	4-0 BB			3	0	1	1	0	0	2											
Eric Davis, R (6, PR) OBP: 0.296, SLG: 0.367	0-0 1-2					3-H 2B	0-0 BB			0	0	0	1	1	0	0											
Buddy Bell, R (1.5) OBP: 0.301, SLG: 0.316		0-0 F9		0-0 F8		0-0 FC5 1B	0-0 F3			4	0	0	0	0	0	4											
Dave Concepcion, R (1.6) OBP: 0.311, SLG: 0.317		0-0 L4			0-0 F3	0-0 1B	0-0 6-3			3	0	1	0	0	0	0											
John Franco, L (7.1)										1	0	0	0	0	0	3											
Bo Diaz, R (1.2) OBP: 0.341, SLG: 0.383					4-0 HR	0-3 BB		0-0 G4-3 1B		3	2	2	1	1	1	2											
Ron Oester, S (1.4) OBP: 0.314, SLG: 0.390		0-3 K			0-0 HR			0-0 G4-3		4	2	2	3	0	1	1											
John Denny, R (1.1) OBP: 0.250, SLG: 0.211					0-0 4-3					0	0	0	0	0	0	0											
Joe Price, R (3.1) OBP: 0.250, SLG: 0.250						0-0 5-3				2	0	0	0	0	0	0											
Kurt Stillwell, S (7.6) OBP: 0.324, SLG: 0.259							0-0 1B BB		0-0 4-3	2	1	1	0	0	0	0											
Inning Stats	R: 0 E: 0 K: 0 S: 3	H: 1 LOB: 1 BB: 1 P: 7	R: 1 E: 0 K: 1 S: 6	H: 1 LOB: 0 BB: 0 P: 6	R: 0 E: 0 K: 0 S: 3	H: 0 LOB: 0 BB: 0 P: 3	R: 0 E: 0 K: 0 S: 3	H: 0 LOB: 0 BB: 0 P: 3	R: 2 E: 0 K: 0 S: 4	H: 1 LOB: 0 BB: 1 P: 8	R: 1 E: 0 K: 1 S: 7	H: 3 LOB: 2 BB: 0 P: 8	R: 2 E: 0 K: 0 S: 7	H: 4 LOB: 3 BB: 1 P: 11	R: 0 E: 0 K: 0 S: 3	H: 1 LOB: 0 BB: 0 P: 3	1B: 7 2B: 1 3B: 0 HR: 3	SF: 0 SAC: 0 DP: 2 HBP: 1	WP: 0 PA: 36 PB: 0 SB: 1 CS: 0								
PITCHER	IP	WLS	BF	H	R	ER	SO	BB	IBB	HBP	BLK	WP	HR	S	P	ERA	WHIP										
Ray Burris, R (1.1) ERA: 3.92	5.2	L	24	6	4	4	1	2	0	1	0	0	1	7	7	27.00	4.500										
Rick Ownbey, R (6.1) ERA: 3.04	0.2		5	3	2	2	1	0	0	0	0	0	0	1	5	∞	∞										
Pat Perry, L (7.1) ERA: 4.5	0.0		2	1	0	0	0	1	0	0	0	0	0	1	5	∞	∞										
Greg Bargar, R (7.1) ERA: 3.71	1.2		5	1	0	0	0	0	0	0	0	0	0	5	5	0.00	0.600										

St. Louis Cardinals @ Cincinnati Reds
Riverfront Stadium, Cincinnati, OH
Fri May 30 1986, 7:05 PM EDT
Att: 24,331 - Unknown

AB 32
R 6
H 11
RBI 6
BB 3
SO 2
LOB 14



Batter	1	2	3	4	5	6	7	8	9	AB	R	H	RBI	BB	SO	LOB	TOP			
Vince Coleman, S (1, 7) OBP: 0.354, SLG: 0.366																	3 0 2 0 1 0 1			
Willie McGee, S (1, 8) OBP: 0.292, SLG: 0.326																	3 1 0 0 1 1 1			
Andy Van Slyke, L (1, 9) OBP: 0.317, SLG: 0.327																	4 0 1 0 0 0 3			
Jack Clark, R (1, 3) OBP: 0.373, SLG: 0.406																	3 0 0 0 0 0 1			
Tom Herr, S (1, 4) OBP: 0.273, SLG: 0.234																	3 0 2 1 1 0 1			
Mike Heath, R (1, 2) OBP: 0.291, SLG: 0.306																	4 0 1 0 0 1 3			
Ozzie Smith, S (1, 6) OBP: 0.402, SLG: 0.390																	4 1 2 0 0 0 3			
Terry Pendleton, S (1, 5) OBP: 0.278, SLG: 0.266																	4 0 0 0 0 1 3			
Danny Cox, R (1, 1) OBP: 0.250, SLG: 0.417																	2 0 1 1 0 0 0			
Pat Perry, L (6, 1)																	1 0 0 0 0 0 0			
Todd Worrell, R (7, 1)																	0 0 0 0 0 0 0			
Inning Stats	R: 1 E: 0 K: 0 S: 3	H: 1 LOB: 2 BB: 2 P: 12	R: 1 E: 0 K: 1 S: 6	H: 2 LOB: 0 BB: 0 P: 6	R: 0 E: 0 K: 0 S: 3	H: 0 LOB: 0 BB: 0 P: 3	R: 0 E: 0 K: 0 S: 3	H: 1 LOB: 1 BB: 1 P: 7	R: 0 E: 0 K: 1 S: 6	H: 1 LOB: 1 BB: 0 P: 6	R: 0 E: 0 K: 0 S: 3	H: 1 LOB: 0 BB: 0 P: 3	R: 0 E: 0 K: 0 S: 4	H: 1 LOB: 1 BB: 0 P: 4	R: 0 E: 0 K: 0 S: 3	H: 1 LOB: 0 BB: 0 P: 3	1B: 8 2B: 2 3B: 0 HR: 0	SF: 0 SAC: 0 DP: 3 HBP: 1	WP: 0 PB: 0 SB: 5 CS: 2	PA: 36
PITCHER	IP WLS BF H R ER SO BB IBB HBP BLK WP HR S P ERA WHIP																IP WLS BF H R ER SO BB IBB HBP BLK WP HR S P ERA WHIP			
Chris Welsh, L (1, 1) ERA: 2.57	7.0 L 28 7 2 2 3 3 0 0 1 0 0 0 30 43 2.57 1.429																			
John Franco, L (8, 1) ERA: 2.19	2.0 7 2 0 0 0 0 0 0 0 1 0 0 7 7 0.00 1.000																			

St. Louis Cardinals @ Cincinnati Reds
Riverfront Stadium, Cincinnati, OH
Sun Jun 01 1986, 3:33 AM EDT
Att: 26,165 - Unknown

AB	31
R	2
H	9
RBI	2
BB	3
SO	3
LOB	16



Batter	1	2	3	4	5	6	7	8	9	AB	R	H	RBI	BB	SO	LOB	BOTTOM					
Eddie Milner, L (1, 8) OBP: 0.322, SLG: 0.388																	5 1 2 0 0 0 3					
Pete Rose, S (1, 3) OBP: 0.276, SLG: 0.200																	3 0 1 1 1 0 0					
Dave Parker, L (1, 9) OBP: 0.360, SLG: 0.539																	4 0 0 0 0 0 1					
Max Venable, L (1, 7) OBP: 0.271, SLG: 0.273																	3 0 0 0 1 0 0					
Buddy Bell, R (1, 5) OBP: 0.300, SLG: 0.315																	4 0 0 0 0 0 3					
Dave Concepcion, R (1, 6) OBP: 0.315, SLG: 0.322																	2 0 2 0 0 0 0					
Kurt Stillwell, S (6, 6) OBP: 0.338, SLG: 0.267																	1 0 1 0 1 0 0					
Bo Diaz, R (1, 2) OBP: 0.326, SLG: 0.365																	4 0 0 0 0 0 6					
Ron Oester, S (1, 4) OBP: 0.314, SLG: 0.387																	4 0 2 0 0 1 1					
Chris Welsh, L (1, 1)																	2 0 0 0 0 0 2					
Tony Perez, R (7, PH) OBP: 0.288, SLG: 0.143																	0 0 0 0 1 0 0					
John Franco, L (8, 1)																	0 0 0 0 0 0 0					
Nick Esasky, R (9, PH) OBP: 0.336, SLG: 0.383																	1 0 0 0 0 1 0					
Inning Stats	R: 1 E: 1 K: 0 S: 5	H: 2 LOB: 1 BB: 0 P: 5	R: 0 E: 0 K: 0 S: 3	H: 1 LOB: 0 BB: 0 P: 3	R: 0 E: 0 K: 0 S: 3	H: 0 LOB: 0 BB: 0 P: 3	R: 0 E: 0 K: 0 S: 3	H: 0 LOB: 0 BB: 0 P: 3	R: 0 E: 0 K: 0 S: 5	H: 3 LOB: 2 BB: 0 P: 5	R: 0 E: 0 K: 0 S: 3	H: 0 LOB: 0 BB: 0 P: 3	R: 0 E: 1 K: 0 S: 4	H: 1 LOB: 3 BB: 2 P: 12	R: 0 E: 0 K: 0 S: 4	H: 1 LOB: 3 BB: 2 P: 12	R: 0 E: 0 K: 2 S: 7	H: 0 LOB: 0 BB: 0 P: 7	1B: 8 2B: 1 3B: 0 HR: 0	SF: 0 SAC: 0 DP: 1 HBP: 0	WP: 0 PB: 0 SB: 0 CS: 0	PA: 37
PITCHER	IP WLS BF H R ER SO BB IBB HBP BLK WP HR S P ERA WHIP																IP WLS BF H R ER SO BB IBB HBP BLK WP HR S P ERA WHIP					
Danny Cox, R (1, 1) ERA: 3.86	5.0 W 19 6 1 1 0 0 0 0 0 1 0 0 19 19 3.86 1.200																					
Pat Perry, L (6, 1) ERA: 4.02	1.2 7 1 0 0 0 1 0 0 0 0 0 0 6 10 0.00 1.200																					
Todd Worrell, R (7, 1) ERA: 1.25	2.1 S 11 1 0 0 2 3 0 0 0 0 0 0 12 24 0.00 1.714																					

St. Louis Cardinals @ Cincinnati Reds
Riverfront Stadium, Cincinnati, OH
Sun Jun 01 1986, 3:33 AM EDT
Att: 26,165 - Unknown

AB	33
R	1
H	8
RBI	1
BB	4
SO	2
LOB	16



Batter	1	2	3	4	5	6	7	8	9	AB R H RBI BB SO LOB	TOP													
Shawn Dunston, R OBP: 0.323, SLG: 0.471 (1, 6)	F3		K		F9		23 HR 2B		K	5 1 1 1 0 2 0	Chicago Cubs @ Cincinnati Reds Riverfront Stadium, Cincinnati, OH Mon Jun 02 1986, 7:05 PM EDT Att: 17,406 - Unknown													
Davey Lopes, R OBP: 0.415, SLG: 0.447 (1, 5)	6-3			23 1B 1B	4-3		6-3		4-3	5 1 1 0 0 0 2														
23 Ryne Sandberg, R OBP: 0.363, SLG: 0.482 (1, 4)	K			1B 1B		K			HR	4 2 2 3 0 2 0														
Keith Moreland, R OBP: 0.348, SLG: 0.393 (1, 9)		5-3		1B E 1B					4-3	4 1 2 1 0 0 0														
Leon Durham, L OBP: 0.347, SLG: 0.399 (1, 3)				E8 SH3-4 1B		F5				3 1 2 1 1 0 1														
Jerry Mumphy, S OBP: 0.354, SLG: 0.364 Lee Smith, R (8, 1)				1H 2H K		F8			F8	4 0 0 0 0 1 4 0 0 0 0 0 0 0														
Jody Davis, R OBP: 0.291, SLG: 0.454 (1, 2)				SH3-4					F8	3 1 1 1 0 1 2														
Bob Dernier, R OBP: 0.247, SLG: 0.242 (1, 8)			K	K			F6		K	4 0 0 0 0 3 2														
Rick Sutcliffe, L OBP: 0.240, SLG: 0.440 Jay Baller, R (7, 1)			3-1		4-3				L5	3 1 1 0 0 0 0 0 0 0 0 0 0 0														
Thad Bosley, L OBP: 0.327, SLG: 0.250 (8, 7)							2B 23 HR 1B			1 0 0 0 0 0 0														
Inning Stats	R: 0 E: 0 K: 1 S: 5	H: 0 LOB: 0 BB: 0 P: 5	R: 0 E: 0 K: 1 S: 6	H: 1 LOB: 1 BB: 0 P: 6	R: 0 E: 0 K: 2 S: 7	H: 0 LOB: 0 BB: 0 P: 7	R: 4 E: 1 K: 2 S: 11	H: 4 LOB: 0 BB: 0 P: 11	R: 0 E: 0 K: 0 S: 3	H: 0 LOB: 0 BB: 0 P: 3	R: 0 E: 0 K: 1 S: 6	H: 1 LOB: 1 BB: 0 P: 6	R: 4 E: 0 K: 0 S: 7	H: 4 LOB: 0 BB: 0 P: 7	R: 0 E: 0 K: 1 S: 5	H: 0 LOB: 1 BB: 1 P: 9	R: 0 E: 0 K: 1 S: 5	H: 0 LOB: 0 BB: 0 P: 5	R: 0 E: 0 K: 1 S: 5	H: 0 LOB: 0 BB: 0 P: 5	1B: 8 2B: 1 3B: 0 HR: 1	SF: 0 SAC: 1 DP: 0 HBP: 0	WP: 0 PB: 0 SB: 2 CS: 0	PA: 38
PITCHER	IP WLS BF H R ER SO BB IBB HBP BLK WP HR S P ERA WHIP											PITCHER	IP WLS BF H R ER SO BB IBB HBP BLK WP HR S P ERA WHIP											
Bill Gullickson, R ERA: 3.73 (1, 1)	5.0 L 20 5 4 2 6 0 0 0 0 0 0 0 32 32 3.60 1.000																							
Joe Price, L ERA: 4.44 (6, 1)	2.0 11 5 4 4 1 0 0 0 0 0 0 1 13 13 18.00 2.500																							
Ron Robinson, R ERA: 1.62 (8, 1)	2.0 7 0 0 0 2 1 0 0 0 0 0 0 10 14 0.00 0.500																							

AB	36
R	8
H	10
RBI	7
BB	1
SO	9
LOB	11



Batter	1	2	3	4	5	6	7	8	9	AB R H RBI BB SO LOB	BOTTOM													
Eddie Milner, L OBP: 0.308, SLG: 0.370 (1, 8)	K	F7			4-3		4-3	5-3		5 0 0 0 0 1 3	Chicago Cubs @ Cincinnati Reds Riverfront Stadium, Cincinnati, OH Mon Jun 02 1986, 7:05 PM EDT Att: 17,406 - Unknown													
Pete Rose, S OBP: 0.293, SLG: 0.195 (1, 3)	WP HBP		4-3			4-0 BB	WP HR BB		F7	2 1 0 0 2 0 0														
Dave Parker, L OBP: 0.356, SLG: 0.527 (1, 9)	K		4-3		L3		HR BB		K	4 1 0 0 1 2 2														
Nick Esasky, R OBP: 0.345, SLG: 0.420 (1, 7)			F6			HR 2B	HR		L5	4 2 2 3 1 0 0														
Buddy Bell, R OBP: 0.305, SLG: 0.340 Ron Robinson, R (8, 1)	F4					HR 2B	6-3			4 1 2 2 0 0 2 0 0 0 0 0 0 0														
Kurt Stillwell, S OBP: 0.320, SLG: 0.250 (1, 6)		F9		F8		L4		F9		4 0 0 0 0 0 1														
Bo Diaz, R OBP: 0.324, SLG: 0.362 (1, 2)				F8		F7		F4		4 0 1 0 0 0 1														
Ron Oester, S OBP: 0.313, SLG: 0.384 (1, 4)			K		4-3		F8			4 1 1 0 0 1 2														
Bill Gullickson, R OBP: 0.130, SLG: 0.091 Tom Runnels, S OBP: 0.100, SLG: 0.200 (5, PH)									F8	0 0 0 0 1 0 0 1 0 0 0 0 0 0														
Joe Price, R OBP: 0.250, SLG: 0.250 Dave Concepcion, R OBP: 0.318, SLG: 0.338 (7, PH)										0 0 0 0 0 0 0 2 0 1 1 0 0 0														
Inning Stats	R: 0 E: 0 K: 2 S: 7	H: 0 LOB: 2 BB: 1 P: 12	R: 0 E: 1 K: 1 S: 6	H: 1 LOB: 2 BB: 1 P: 10	R: 0 E: 0 K: 0 S: 3	H: 0 LOB: 0 BB: 0 P: 3	R: 0 E: 0 K: 0 S: 4	H: 1 LOB: 1 BB: 0 P: 4	R: 0 E: 0 K: 0 S: 3	H: 0 LOB: 1 BB: 1 P: 7	R: 2 E: 0 K: 0 S: 5	H: 2 LOB: 0 BB: 0 P: 5	R: 3 E: 0 K: 0 S: 4	H: 1 LOB: 0 BB: 2 P: 12	R: 1 E: 0 K: 0 S: 5	H: 2 LOB: 1 BB: 0 P: 5	R: 0 E: 0 K: 1 S: 5	H: 0 LOB: 0 BB: 0 P: 5	R: 0 E: 0 K: 1 S: 5	H: 0 LOB: 0 BB: 0 P: 5	1B: 3 2B: 1 3B: 1 HR: 2	SF: 0 SAC: 0 DP: 0 HBP: 1	WP: 2 PB: 0 SB: 0 CS: 0	PA: 40
PITCHER	IP WLS BF H R ER SO BB IBB HBP BLK WP HR S P ERA WHIP											PITCHER	IP WLS BF H R ER SO BB IBB HBP BLK WP HR S P ERA WHIP											
Rick Sutcliffe, R ERA: 4.11 (7, 1)	6.2 W 31 5 5 3 3 5 0 0 0 0 0 0 5 5 6.75 1.500																							
Jay Baller, R ERA: 4.54 (8, 1)	1.0 S 4 0 0 0 1 0 0 0 0 0 0 0 6 6 0.00 0.000																							
Lee Smith, R ERA: 3.6 (8, 1)	1.1 S 4 0 0 0 1 0 0 0 0 0 0 0 6 6 0.00 0.000																							

AB	34
R	6
H	7
RBI	6
BB	5
SO	4
LOB	11



Batter	1	2	3	4	5	6	7	8	9	AB	R	H	RBI	BB	SO	LOB	TOP					
Shawon Dunston, R OBP: 0.330, SLG: 0.469										3	2	1	0	2	0	1						
Terry Francona, L OBP: 0.205, SLG: 0.205										4	0	0	0	0	0	4						
23 Ryne Sandberg, R OBP: 0.361, SLG: 0.477										4	0	1	0	0	0	2						
Keith Moreland, R OBP: 0.346, SLG: 0.392										3	0	1	1	0	0	0						
Leon Durham, L OBP: 0.345, SLG: 0.395										4	0	1	0	0	1	1						
Ron Cey, R OBP: 0.354, SLG: 0.442										3	1	2	0	0	0	1						
Jay Bailer, R										1	0	0	0	0	0	0						
Jody Davis, R OBP: 0.301, SLG: 0.463										3	0	2	1	1	0	1						
Bob Dernier, R OBP: 0.246, SLG: 0.238										2	0	0	0	1	0	3						
Jerry Mumphrey, S OBP: 0.350, SLG: 0.350										1	0	0	0	0	0	1						
Steve Trout, L OBP: 0.143, SLG: 0.190										2	0	0	0	0	1	2						
George Frazier, R										0	0	0	0	0	0	0						
Chris Speier, R OBP: 0.419, SLG: 0.400										2	0	1	0	0	0	1						
Inning Stats	R: 1 E: 0 K: 0 S: 3	H: 0 LOB: 0 BB: 1 P: 7	R: 1 E: 0 K: 0 S: 5	H: 2 LOB: 1 BB: 0 P: 5	R: 1 E: 0 K: 0 S: 5	H: 2 LOB: 1 BB: 0 P: 5	R: 0 E: 0 K: 1 S: 5	H: 1 LOB: 1 BB: 1 P: 9	R: 0 E: 0 K: 0 S: 3	H: 0 LOB: 0 BB: 0 P: 3	R: 0 E: 0 K: 0 S: 4	H: 2 LOB: 2 BB: 1 P: 8	R: 0 E: 0 K: 0 S: 3	H: 1 LOB: 1 BB: 1 P: 7	R: 0 E: 0 K: 1 S: 5	H: 0 LOB: 0 BB: 0 P: 5	R: 0 E: 0 K: 0 S: 4	H: 1 LOB: 1 BB: 0 P: 4	1B: 7 2B: 2 3B: 0 HR: 0	SF: 1 SAC: 0 DP: 2 HBP: 0	WP: 0 PB: 0 SB: 1 CS: 0	PA: 37
PITCHER	IP WLS BF H R ER SO BB IBB HBP BLK WP HR S P ERA WHIP																					
John Denny, R ERA: 5.35	(1, 1) 6.0 26 7 3 2 1 2 1 0 0 0 0 0 25 37 3.00 1.500																					
Ted Power, R ERA: 4.13	(7, 1) 2.0 W 8 2 0 0 1 1 0 0 0 0 0 0 9 13 0.00 1.500																					
John Franco, L ERA: 2.13	(9, 1) 1.0 S 3 0 0 0 0 0 0 0 0 0 0 0 3 3 0.00 0.000																					

Chicago Cubs @ Cincinnati Reds
Riverfront Stadium, Cincinnati, OH
Tue Jun 03 1986, 7:05 PM EDT
Att: 17,508 - Unknown

AB 32
R 3
H 9
RBI 2
BB 4
SO 2
LOB 17



Batter	1	2	3	4	5	6	7	8	9	AB	R	H	RBI	BB	SO	LOB	BOTTOM			
Kurt Stillwell, S OBP: 0.316, SLG: 0.250										4	1	1	0	0	0	1				
Eddie Milner, L OBP: 0.306, SLG: 0.384										4	1	1	0	0	0	2				
Dave Parker, L OBP: 0.359, SLG: 0.532										4	1	2	3	0	0	0				
Nick Esasky, R OBP: 0.342, SLG: 0.439										4	1	1	2	0	1	1				
Buddy Bell, R OBP: 0.304, SLG: 0.333										3	0	0	0	1	0	0				
Tony Perez, R OBP: 0.273, SLG: 0.135										2	0	0	0	1	1	0				
Ted Power, R										1	0	0	0	0	1	0				
John Franco, L										0	0	0	0	0	0	0				
Sal Butera, R OBP: 0.314, SLG: 0.310										1	0	0	0	1	0	0				
Max Venable, L OBP: 0.260, SLG: 0.261										2	0	0	0	0	1	3				
Ron Oester, S OBP: 0.307, SLG: 0.376										3	0	0	0	0	1	1				
John Denny, R OBP: 0.286, SLG: 0.250										1	0	1	0	0	0	0				
Wade Rowdon, R OBP: 0.222, SLG: 0.375										1	1	1	0	0	0	0				
Bo Diaz, P OBP: 0.322, SLG: 0.359										1	0	0	0	0	0	0				
Inning Stats	R: 0 E: 0 K: 0 S: 3	H: 0 LOB: 0 BB: 0 P: 3	R: 0 E: 0 K: 1 S: 5	H: 0 LOB: 0 BB: 0 P: 5	R: 0 E: 0 K: 1 S: 6	H: 1 LOB: 1 BB: 0 P: 6	R: 0 E: 0 K: 0 S: 3	H: 0 LOB: 0 BB: 0 P: 3	R: 0 E: 0 K: 0 S: 3	H: 0 LOB: 0 BB: 0 P: 7	R: 2 E: 1 K: 1 S: 8	H: 3 LOB: 3 BB: 2 P: 16	R: 0 E: 0 K: 0 S: 3	H: 0 LOB: 0 BB: 0 P: 3	R: 3 E: 0 K: 2 S: 10	H: 3 LOB: 0 BB: 0 P: 10	1B: 4 2B: 1 3B: 1 HR: 1	SF: 0 SAC: 0 DP: 0 HBP: 0	WP: 0 PB: 0 SB: 0 CS: 0	PA: 34
PITCHER	IP WLS BF H R ER SO BB IBB HBP BLK WP HR S P ERA WHIP																			
Steve Trout, L ERA: 4.92	(1, 1) 5.1 21 4 2 2 2 2 1 0 0 0 0 0 24 28 3.38 0.938																			
George Frazier, R ERA: 3.18	(6, 1) 0.1 3 0 0 0 1 2 0 0 0 0 0 0 3 11 0.00 6.000																			
Jay Bailer, R ERA: 5.0	(6, 1) 2.1 L 10 3 3 3 2 0 0 0 0 0 0 1 14 14 11.57 1.286																			

Chicago Cubs @ Cincinnati Reds
Riverfront Stadium, Cincinnati, OH
Tue Jun 03 1986, 7:05 PM EDT
Att: 17,508 - Unknown

AB 31
R 5
H 7
RBI 5
BB 3
SO 5
LOB 8



Batter	1	2	3	4	5	6	7	8	9	AB	R	H	RBI	BB	SO	LOB	TOP					
Shawon Dunston, R (1, 6) OBP: 0.324, SLG: 0.459										4	0	0	0	0	2	0						
Davey Lopes, R (1, 7) OBP: 0.398, SLG: 0.425										4	0	0	0	0	1	0						
23 Ryne Sandberg, R (1, 4) OBP: 0.356, SLG: 0.470										3	0	0	0	0	1	0						
Keith Moreland, R (1, 9) OBP: 0.346, SLG: 0.388										2	0	0	0	1	0	0						
Ron Cey, R (1, 5) OBP: 0.343, SLG: 0.427										3	0	0	0	0	1	1						
Leon Durham, L (1, 3) OBP: 0.345, SLG: 0.390										2	0	0	0	1	1	0						
Jody Davis, R (1, 2) OBP: 0.301, SLG: 0.461										3	0	1	0	0	1	0						
Bob Dernier, R (1, 8) OBP: 0.246, SLG: 0.235 (8, PH)										2	0	0	0	0	0	2						
Gary Matthews, R (8, PH) OBP: 0.342, SLG: 0.390										1	0	0	0	0	0	0						
Jerry Mumphrey, S (8, 8) OBP: 0.350, SLG: 0.360										0	0	0	0	0	0	0						
Scott Sanderson, R (1, 1) OBP: 0.100, SLG: 0.053										2	0	0	0	0	2	0						
Ray Fontenot, L (7, 1) OBP: 1.000, SLG: 1.000 (9, PH)										0	0	0	0	0	0	0						
Chris Speier, R (9, PH) OBP: 0.406, SLG: 0.385										1	0	0	0	0	0	0						
Inning Stats	R: 0 E: 0 K: 2 S: 7	H: 0 LOB: 0 BB: 0 P: 7	R: 0 E: 0 K: 0 S: 4	H: 1 LOB: 2 BB: 1 P: 8	R: 0 E: 0 K: 1 S: 5	H: 0 LOB: 0 BB: 0 P: 5	R: 0 E: 0 K: 1 S: 5	H: 0 LOB: 0 BB: 0 P: 5	R: 0 E: 0 K: 0 S: 3	H: 0 LOB: 0 BB: 0 P: 3	R: 0 E: 0 K: 1 S: 5	H: 0 LOB: 0 BB: 0 P: 5	R: 0 E: 0 K: 1 S: 4	H: 0 LOB: 0 BB: 1 P: 8	R: 0 E: 0 K: 2 S: 7	H: 0 LOB: 0 BB: 0 P: 7	R: 0 E: 0 K: 1 S: 5	H: 0 LOB: 0 BB: 0 P: 5	1B: 1 2B: 0 3B: 0 HR: 0	SF: 0 SAC: 0 DP: 1 HBP: 0	WP: 0 PB: 0 SB: 0 CS: 0	PA: 29
PITCHER Tom Browning, L (1, 1) ERA: 4.48	IP: 9.0 WLS: W BF: 29 H: 1 R: 0 ER: 0 SO: 9 BB: 2 IBB: 0 HBP: 0 BLK: 0 WP: 0 HR: 0 S: 45 P: 53 ERA: 0.00 WHIP: 0.333																			PITCHER		

Chicago Cubs @ Cincinnati Reds
Riverfront Stadium, Cincinnati, OH
Wed Jun 04 1986, 7:05 PM EDT
Att: 17,039 - Unknown

AB 27
R 0
H 1
RBI 0
BB 2
SO 9
LOB 3



Batter	1	2	3	4	5	6	7	8	9	AB	R	H	RBI	BB	SO	LOB	BOTTOM			
Eddie Milner, L (1, 8) OBP: 0.305, SLG: 0.374										3	0	0	0	1	0	1				
Pete Rose, S (1, 3) OBP: 0.302, SLG: 0.213										3	1	1	0	1	1	3				
Dave Parker, L (1, 9) OBP: 0.362, SLG: 0.531										4	0	2	0	0	1	1				
Nick Esasky, R (1, 7) OBP: 0.340, SLG: 0.437 (8, PR)										3	0	1	1	0	0	0				
Max Venable, L (8, PR) OBP: 0.290, SLG: 0.261 (9, 7)										0	0	0	0	0	0	0				
Buddy Bell, R (1, 5) OBP: 0.308, SLG: 0.329										2	1	0	0	2	0	1				
Kurt Stillwell, S (1, 6) OBP: 0.313, SLG: 0.250										4	0	1	0	0	1	3				
Bo Diaz, R (1, 2) OBP: 0.322, SLG: 0.358										3	0	1	0	0	2					
Ron Oester, S (1, 4) OBP: 0.302, SLG: 0.368										3	0	0	0	0	1	2				
Tom Browning, L (1, 1) OBP: 0.160, SLG: 0.160										3	0	2	1	0	0	0				
Inning Stats	R: 0 E: 0 K: 0 S: 2	H: 0 LOB: 1 BB: 1 P: 6	R: 0 E: 0 K: 1 S: 5	H: 0 LOB: 0 BB: 0 P: 5	R: 0 E: 0 K: 1 S: 6	H: 1 LOB: 1 BB: 0 P: 6	R: 1 E: 0 K: 0 S: 6	H: 3 LOB: 2 BB: 0 P: 6	R: 0 E: 0 K: 0 S: 3	H: 0 LOB: 0 BB: 0 P: 3	R: 0 E: 0 K: 1 S: 5	H: 0 LOB: 0 BB: 0 P: 5	R: 1 E: 0 K: 1 S: 7	H: 2 LOB: 2 BB: 2 P: 15	R: 0 E: 0 K: 0 S: 3	H: 2 LOB: 1 BB: 1 P: 7	1B: 7 2B: 2 3B: 0 HR: 0	SF: 1 SAC: 0 DP: 2 HBP: 0	WP: 0 PB: 0 SB: 0 CS: 1	PA: 33
PITCHER Scott Sanderson, R (1, 1) ERA: 4.03	IP: 6.2 WLS: L BF: 27 H: 6 R: 2 ER: 2 SO: 3 BB: 2 IBB: 0 HBP: 0 BLK: 0 WP: 0 HR: 0 S: 31 P: 39 ERA: 2.70 WHIP: 1.200																			PITCHER
Ray Fontenot, L (7, 1) ERA: 1.96	IP: 1.1 WLS: L BF: 6 H: 2 R: 0 ER: 0 SO: 1 BB: 2 IBB: 0 HBP: 0 BLK: 0 WP: 0 HR: 0 S: 6 P: 14 ERA: 0.00 WHIP: 3.000																			PITCHER

Chicago Cubs @ Cincinnati Reds
Riverfront Stadium, Cincinnati, OH
Wed Jun 04 1986, 7:05 PM EDT
Att: 17,039 - Unknown

AB 28
R 2
H 8
RBI 2
BB 4
SO 4
LOB 13



Batter	1	2	3	4	5	6	7	8	9	AB	R	H	RBI	BB	SO	LOB	TOP	
Eddie Milner, L (1, 8) OBP: 0.303, SLG: 0.370	6-3				3-1			F5		4	0	1	0	0	0	0	Cincinnati Reds @ San Francisco Giants Candlestick Park, San Francisco, CA Fri Jun 06 1986, 10:05 PM EDT Att: 13,626 - Unknown	
Pete Rose, S (1, 3) OBP: 0.310, SLG: 0.217	K				5-3					3	1	1	0	1	1	0		
Dave Parker, L (1, 9) OBP: 0.355, SLG: 0.520	F8	F8			1-3			K		4	0	0	0	0	1	3		
Nick Esasky, R (1, 7) OBP: 0.344, SLG: 0.438			K							4	1	2	0	0	2	0		
Max Venable, L (8, FR) OBP: 0.290, SLG: 0.261										0	0	0	0	0	0	0		
Buddy Bell, R (1, 5) OBP: 0.313, SLG: 0.329			6-3							3	1	1	1	1	0	0		
Kurt Stillwell, S (1, 6) OBP: 0.310, SLG: 0.250			F9							4	1	1	1	0	0	2		
Bo Diaz, R (1, 2) OBP: 0.314, SLG: 0.348	6-3			6-3					F3	4	0	0	1	0	0	1		
Ron Oester, S (1, 4) OBP: 0.306, SLG: 0.372				4-3						4	1	2	1	0	1	0		
Chris Welsh, L (1, 1)										1	0	0	0	0	1	0		
Tom Runnels, S (7, PH) OBP: 0.091, SLG: 0.182		SH3-4								1	0	0	0	0	0	1		
Ron Robinson, R (7, 1)										1	0	0	0	0	1	0		
Inning Stats	R: 0 E: 0 K: 1 S: 5	H: 0 LOB: 0 BB: 0 P: 5	R: 4 E: 1 K: 0 S: 7	H: 4 LOB: 2 BB: 2 P: 15	R: 0 E: 0 K: 1 S: 5	H: 0 LOB: 0 BB: 0 P: 5	R: 0 E: 0 K: 1 S: 5	H: 0 LOB: 0 BB: 0 P: 5	R: 0 E: 0 K: 1 S: 3	H: 1 LOB: 0 BB: 0 P: 3	R: 1 E: 0 K: 2 S: 8	H: 3 LOB: 2 BB: 0 P: 8	R: 0 E: 0 K: 2 S: 7	H: 0 LOB: 0 BB: 0 P: 7	1B: 8 2B: 0 3B: 0 HR: 0	SF: 0 SAC: 1 DP: 1 HBP: 0	WP: 0 PA: 36 PB: 0 SB: 1 CS: 0	
PITCHER	IP	WLS	BF	H	R	ER	SO	BB	IBB	HBP	BLK	WP	HR	S	P	ERA	WHIP	
Scott Garrelts, R (1, 1) ERA: 3.6	6.0	L	24	4	4	3	4	2	0	0	0	0	0	30	38	4.50	1.000	
Juan Berenguer, R (7, 1) ERA: 3.16	3.0	S	12	4	1	1	3	0	0	0	0	0	0	18	18	3.00	1.333	

Batter	1	2	3	4	5	6	7	8	9	AB	R	H	RBI	BB	SO	LOB	BOTTOM	
Candy Maldonado, R (1, 9) OBP: 0.290, SLG: 0.519	2-3								3-1	5	0	2	2	0	0	0	Cincinnati Reds @ San Francisco Giants Candlestick Park, San Francisco, CA Fri Jun 06 1986, 10:05 PM EDT Att: 13,626 - Unknown	
Mike Aldrete, L (1, 3) OBP: 0.292, SLG: 0.200	1-4-3	F7			FC1-5-6-1					4	0	1	0	0	0	2		
Chris Brown, R (1, 5) OBP: 0.387, SLG: 0.460					4-3			G3		4	0	1	0	0	0	2		
Jeffrey Leonard, R (1, 7) OBP: 0.357, SLG: 0.461	F4				1-3					3	0	0	0	0	0	2		
Chili Davis, S (1, 8) OBP: 0.332, SLG: 0.423		F7			6-3				K	4	0	0	0	0	1	0		
Bob Melvin, R (1, 2) OBP: 0.213, SLG: 0.316										3	1	3	0	0	0	0		
Chris Jones, L (6, FR)										0	0	0	0	0	0	0		
Bob Brenly, R (7, 2) OBP: 0.375, SLG: 0.324					4-3				6-3	1	0	0	0	0	0	0		
Robby Thompson, R (1, 4) OBP: 0.344, SLG: 0.379					4-3					4	1	1	0	0	0	2		
Jose Uribe, S (1, 6) OBP: 0.343, SLG: 0.313										4	1	2	1	0	0	1		
Scott Garrelts, R (1, 1) OBP: 0.160, SLG: 0.200										1	0	0	0	0	0	1		
Joel Youngblood, R (6, PH) OBP: 0.375, SLG: 0.382		SH3-4								1	0	0	0	0	0	2		
Juan Berenguer, R (7, 1)										0	0	0	0	0	0	0		
Mike Woodard, L (8, PH) OBP: 0.304, SLG: 0.211										1	0	0	0	0	0	0		
Inning Stats	R: 0 E: 0 K: 0 S: 4	H: 1 LOB: 1 BB: 0 P: 4	R: 3 E: 0 K: 0 S: 7	H: 4 LOB: 1 BB: 0 P: 7	R: 0 E: 0 K: 0 S: 4	H: 1 LOB: 1 BB: 0 P: 4	R: 0 E: 0 K: 0 S: 4	H: 2 LOB: 2 BB: 0 P: 5	R: 0 E: 1 K: 1 S: 5	H: 1 LOB: 2 BB: 0 P: 4	R: 0 E: 0 K: 1 S: 5	H: 0 LOB: 0 BB: 0 P: 5	R: 0 E: 0 K: 0 S: 3	H: 0 LOB: 0 BB: 0 P: 3	1B: 6 2B: 4 3B: 0 HR: 0	SF: 0 SAC: 1 DP: 0 HBP: 1	WP: 0 PA: 37 PB: 0 SB: 0 CS: 0	
PITCHER	IP	WLS	BF	H	R	ER	SO	BB	IBB	HBP	BLK	WP	HR	S	P	ERA	WHIP	
Chris Welsh, L (1, 1) ERA: 3.46	6.0	W	27	9	3	3	0	0	0	0	0	0	0	27	27	4.50	1.500	
Ron Robinson, R (7, 1) ERA: 1.5	3.0	S	11	1	0	0	1	0	0	1	0	0	0	11	12	0.00	0.333	

Batter	1	2	3	4	5	6	7	8	9	AB	R	H	RBI	BB	SO	LOB	TOP			
Eddie Milner, L OBP: 0.309, SLG: 0.398 (1, 8)										4	1	2	1	0	0	0	Cincinnati Reds @ San Francisco Giants Candlestick Park, San Francisco, CA Sat Jun 07 1986, 6:33 AM EDT Att: 14,506 - Unknown			
Pete Rose, S OBP: 0.306, SLG: 0.218 (1, 3)										4	0	1	0	0	1	1				
Dave Parker, L OBP: 0.349, SLG: 0.510 (1, 9)										4	0	0	0	0	2	2				
Nick Esasky, R OBP: 0.335, SLG: 0.425 (1, 7)										4	0	0	0	0	2	2				
Buddy Bell, R OBP: 0.317, SLG: 0.352 (1, 5)										4	1	2	1	0	0	0				
Kurt Stillwell, S OBP: 0.319, SLG: 0.263 (1, 6)										4	0	2	0	0	1	0				
Bo Diaz, R OBP: 0.313, SLG: 0.345 (1, 2)										4	0	1	0	0	1	3				
Ron Oester, S OBP: 0.299, SLG: 0.363 (1, 4)										4	0	0	0	0	1	4				
Bill Gullickson, R OBP: 0.120, SLG: 0.083 (7, PH)										2	0	0	0	0	0	1				
Max Venable, L OBP: 0.255, SLG: 0.255 (7, 1)										1	0	0	0	0	0	2				
Ted Power, R (7, 1)										0	0	0	0	0	0	0				
Inning Stats	R: 0 E: 0 K: 1 S: 6	H: 1 LOB: 1 BB: 0 P: 6	R: 0 E: 0 K: 0 S: 3	H: 0 LOB: 0 BB: 0 P: 3	R: 1 E: 0 K: 1 S: 6	H: 1 LOB: 0 BB: 0 P: 6	R: 0 E: 0 K: 0 S: 3	H: 0 LOB: 0 BB: 0 P: 3	R: 0 E: 0 K: 1 S: 6	H: 1 LOB: 1 BB: 0 P: 6	R: 0 E: 0 K: 2 S: 9	H: 2 LOB: 2 BB: 0 P: 9	R: 0 E: 0 K: 1 S: 5	H: 0 LOB: 0 BB: 0 P: 5	R: 1 E: 0 K: 1 S: 7	H: 2 LOB: 1 BB: 0 P: 7	1B: 6 2B: 0 3B: 0 HR: 2	SF: 0 SAC: 0 DP: 0 HBP: 0	WP: 0 PB: 0 SB: 0 CS: 0	PA: 35
PITCHER Mike Krukow, R ERA: 3.46 (1, 1)	IP: 9.0 WLS: W BF: 35 H: 8 R: 2 ER: 2 SO: 8 BB: 0 IBB: 0 HBP: 0 BLK: 0 WP: 0 HR: 2 S: 51 P: 51 ERA: 2.00 WHIP: 0.889															PITCHER IP: WLS: BF: H: R: ER: SO: BB: IBB: HBP: BLK: WP: HR: S: P: ERA: WHIP:				



Batter	1	2	3	4	5	6	7	8	9	AB	R	H	RBI	BB	SO	LOB	BOTTOM			
Candy Maldonado, R OBP: 0.279, SLG: 0.500 (1, 9)										4	0	0	0	0	0	1	Cincinnati Reds @ San Francisco Giants Candlestick Park, San Francisco, CA Sat Jun 07 1986, 6:33 AM EDT Att: 14,506 - Unknown			
Mike Aldrete, L OBP: 0.321, SLG: 0.217 (1, 3)										3	2	1	0	1	0	0				
Chris Brown, R OBP: 0.390, SLG: 0.479 (1, 5)										3	1	1	1	1	0	1				
Jeffrey Leonard, R OBP: 0.360, SLG: 0.462 (1, 7)										4	1	2	0	0	1	2				
Chili Davis, S OBP: 0.335, SLG: 0.424 (1, 8)										4	1	2	2	0	0	1				
Bob Brenly, R OBP: 0.376, SLG: 0.349 (1, 2)										4	1	2	3	0	0	2				
Robby Thompson, R OBP: 0.342, SLG: 0.381 (1, 4)										4	0	1	0	0	0	1				
Jose Uribe, S OBP: 0.341, SLG: 0.311 (1, 6)										4	0	1	0	0	0	2				
Mike Krukow, R OBP: 0.212, SLG: 0.188 (1, 1)										4	0	0	0	0	0	3				
Inning Stats	R: 0 E: 0 K: 0 S: 3	H: 0 LOB: 0 BB: 0 P: 3	R: 0 E: 0 K: 0 S: 3	H: 0 LOB: 0 BB: 0 P: 3	R: 0 E: 0 K: 0 S: 4	H: 1 LOB: 1 BB: 0 P: 4	R: 4 E: 0 K: 0 S: 7	H: 4 LOB: 1 BB: 1 P: 11	R: 1 E: 0 K: 0 S: 5	H: 2 LOB: 1 BB: 0 P: 5	R: 0 E: 0 K: 0 S: 4	H: 1 LOB: 1 BB: 0 P: 4	R: 1 E: 0 K: 1 S: 7	H: 2 LOB: 2 BB: 1 P: 11	R: 0 E: 0 K: 0 S: 3	H: 0 LOB: 0 BB: 0 P: 3	1B: 7 2B: 1 3B: 0 HR: 2	SF: 0 SAC: 0 DP: 0 HBP: 0	WP: 1 PB: 0 SB: 1 CS: 0	PA: 36
PITCHER Bill Gullickson, R ERA: 4.03 (1, 1)	IP: 6.0 WLS: L BF: 27 H: 8 R: 5 ER: 5 SO: 0 BB: 1 IBB: 0 HBP: 0 BLK: 0 WP: 1 HR: 2 S: 26 P: 30 ERA: 7.50 WHIP: 1.500															PITCHER IP: WLS: BF: H: R: ER: SO: BB: IBB: HBP: BLK: WP: HR: S: P: ERA: WHIP:				
Ted Power, R ERA: 4.15 (7, 1)	IP: 2.0 WLS: L BF: 9 H: 2 R: 1 ER: 1 SO: 1 BB: 0 IBB: 0 HBP: 0 BLK: 0 WP: 0 HR: 0 S: 10 P: 14 ERA: 4.50 WHIP: 1.500															PITCHER IP: WLS: BF: H: R: ER: SO: BB: IBB: HBP: BLK: WP: HR: S: P: ERA: WHIP:				



Batter	1	2	3	4	5	6	7	8	9	AB	R	H	RBI	BB	SO	LOB	TOP										
Eric Davis, R OBP: 0.306, SLG: 0.376 (1, 8)	0-0 6-3		0-0 S 2B		4-0 1B BB			0-0 1-3		3	0	1	0	1	0	0	Cincinnati Reds @ San Francisco Giants Candlestick Park, San Francisco, CA Sun Jun 08 1986, 6:38 AM EDT Att: 37,353 - Unknown										
Dave Concepcion, R OBP: 0.322, SLG: 0.342 (1, 6)	0-0 4-3		0-3 K		0-0 1-3 1B			0-0 1B		4	0	2	1	0	1	1											
Dave Parker, L OBP: 0.363, SLG: 0.534 (1, 9)	4-0 BB			0-0 6-3	0-0 F9			0-0 G5-4-3 1B		3	0	1	0	1	0	2											
Nick Esasky, R OBP: 0.333, SLG: 0.416 Ted Power, R (8, 1)	0-3 K			4-0 E BB		0-0 5-3		0-0 G5-4-3 1-2		3	0	0	0	1	1	3											
Buddy Bell, R OBP: 0.319, SLG: 0.359 (1, 5)		0-0 F9		0-0 6-3		0-3 K			0-0 F9	4	0	0	0	0	1	1											
Tony Perez, R OBP: 0.265, SLG: 0.167 Kurt Stillwell, S (9, PR)		0-3 K		0-0 6-3		0-3 K			0-0 2B	4	0	1	0	0	2	1											
Bo Diaz, R OBP: 0.315, SLG: 0.353 (1, 2)		0-0 5-3			0-0 S SH3-4 1B		0-0 F8		0-3 K	4	1	1	0	0	1	1											
Ron Oester, S OBP: 0.292, SLG: 0.351 (1, 4)			0-3 K		0-0 L5		0-0 6-3		0-3 K	4	0	0	0	0	2	2											
Mario Soto, R OBP: 0.056, SLG: 0.056 Eddie Milner, L (8, 8)			0-0 B5-3		0-0 SH3-4 1-2		0-0 1-3			2	0	0	0	0	0	0											
Inning Stats	R: 0 E: 0 K: 1 S: 5	H: 0 LOB: 1 BB: 1 P: 9	R: 0 E: 0 K: 1 S: 5	H: 0 LOB: 0 BB: 0 P: 5	R: 0 E: 0 K: 2 S: 8	H: 1 LOB: 1 BB: 0 P: 8	R: 0 E: 1 K: 0 S: 3	H: 0 LOB: 1 BB: 1 P: 7	R: 1 E: 0 K: 0 S: 5	H: 2 LOB: 2 BB: 1 P: 9	R: 0 E: 0 K: 2 S: 7	H: 0 LOB: 0 BB: 0 P: 7	R: 0 E: 0 K: 0 S: 3	H: 0 LOB: 0 BB: 0 P: 3	R: 0 E: 0 K: 0 S: 4	H: 2 LOB: 1 BB: 0 P: 4		R: 0 E: 0 K: 2 S: 8	H: 1 LOB: 1 BB: 0 P: 8	1B: 4 2B: 2 3B: 0 HR: 0	SF: 0 SAC: 1 DP: 1 HBP: 0	WP: 0 PB: 0 SB: 2 CS: 0	PA: 35				
PITCHER	IP WLS BF H R ER SO BB IBB HBP BLK WP HR S P ERA WHIP		IP WLS BF H R ER SO BB IBB HBP BLK WP HR S P ERA WHIP		IP WLS BF H R ER SO BB IBB HBP BLK WP HR S P ERA WHIP		IP WLS BF H R ER SO BB IBB HBP BLK WP HR S P ERA WHIP		IP WLS BF H R ER SO BB IBB HBP BLK WP HR S P ERA WHIP		IP WLS BF H R ER SO BB IBB HBP BLK WP HR S P ERA WHIP		IP WLS BF H R ER SO BB IBB HBP BLK WP HR S P ERA WHIP		IP WLS BF H R ER SO BB IBB HBP BLK WP HR S P ERA WHIP		IP WLS BF H R ER SO BB IBB HBP BLK WP HR S P ERA WHIP		IP WLS BF H R ER SO BB IBB HBP BLK WP HR S P ERA WHIP		IP WLS BF H R ER SO BB IBB HBP BLK WP HR S P ERA WHIP		IP WLS BF H R ER SO BB IBB HBP BLK WP HR S P ERA WHIP		IP WLS BF H R ER SO BB IBB HBP BLK WP HR S P ERA WHIP		IP WLS BF H R ER SO BB IBB HBP BLK WP HR S P ERA WHIP



Batter	1	2	3	4	5	6	7	8	9	AB	R	H	RBI	BB	SO	LOB	BOTTOM										
Joel Youngblood, R OBP: 0.364, SLG: 0.351 (1, 9)	4-0 1-3 BB		0-0 F4		0-0 6-3		0-0 L5			3	0	0	0	1	0	1	Cincinnati Reds @ San Francisco Giants Candlestick Park, San Francisco, CA Sun Jun 08 1986, 6:38 AM EDT Att: 37,353 - Unknown										
Mike Aldrete, L OBP: 0.361, SLG: 0.379 (1, 3)	0-0 F7		4-0 1-2 BB		0-0 6-3			0-0 SH1-4 1B 2B		3	1	1	0	1	0	1											
Chris Brown, R OBP: 0.389, SLG: 0.470 Luis Quinones, S (8, PR)	0-0 1-3		0-0 F4		0-0 F9			4-0 1B SH1-4 SH1-3 BB		3	0	0	0	1	0	3											
Jeffrey Leonard, R OBP: 0.357, SLG: 0.466 (1, 7)	0-0 F4			0-0 2B 1B		0-0 3B		0-0 SH1-4		3	1	2	0	0	0	1											
Chili Davis, S OBP: 0.347, SLG: 0.436 (1, 8)		0-0 5-3		0-0 1-H 2B		0-3 K		4-0 SH1-3 1B IBB		3	0	1	1	1	1	1											
Bob Melvin, R OBP: 0.217, SLG: 0.317 Mike Woodard, L (8, PH)		0-0 CS 1B		0-3 K		0-3 K		0-0 SH1-3 1B		3	0	1	0	0	2	2											
Bob Brenly, R OBP: 0.372, SLG: 0.342 (9, 2)								1-2 2-3 3-H 1B		1	0	1	1	0	0	0											
Robby Thompson, R OBP: 0.330, SLG: 0.367 (1, 4)	0-0 F8 1-2			0-0 F8		0-0 F4		0-0 SH1-3		3	0	0	1	0	0	3											
Jose Uribe, S OBP: 0.344, SLG: 0.308 (1, 6)			0-0 S 1B		4-0 IBB			0-0 G3		2	0	1	0	2	0	0											
Terry Mulholland, R OBP: 0.143, SLG: 0.167 (8, 1)			0-3 K		0-3 K		0-3 K		0-0 F5	3	0	0	0	0	3	3											
Inning Stats	R: 0 E: 0 K: 0 S: 3	H: 0 LOB: 1 BB: 1 P: 7	R: 0 E: 0 K: 0 S: 3	H: 1 LOB: 0 BB: 0 P: 3	R: 0 E: 0 K: 1 S: 6	H: 1 LOB: 2 BB: 1 P: 10	R: 1 E: 0 K: 2 S: 9	H: 2 LOB: 2 BB: 1 P: 13	R: 0 E: 0 K: 0 S: 3	H: 0 LOB: 0 BB: 0 P: 3	R: 0 E: 0 K: 2 S: 8	H: 1 LOB: 1 BB: 0 P: 8	R: 0 E: 0 K: 1 S: 5	H: 0 LOB: 0 BB: 0 P: 5	R: 2 E: 0 K: 0 S: 5	H: 2 LOB: 3 BB: 3 P: 17	R: 0 E: 0 K: 0 S: 3	H: 0 LOB: 0 BB: 0 P: 8	R: 0 E: 0 K: 0 S: 4	H: 2 LOB: 1 BB: 0 P: 4	R: 0 E: 0 K: 2 S: 8	H: 1 LOB: 1 BB: 0 P: 8	1B: 4 2B: 2 3B: 1 HR: 0	SF: 0 SAC: 2 DP: 0 HBP: 0	WP: 0 PB: 0 SB: 1 CS: 1	PA: 36	
PITCHER	IP WLS BF H R ER SO BB IBB HBP BLK WP HR S P ERA WHIP		IP WLS BF H R ER SO BB IBB HBP BLK WP HR S P ERA WHIP		IP WLS BF H R ER SO BB IBB HBP BLK WP HR S P ERA WHIP		IP WLS BF H R ER SO BB IBB HBP BLK WP HR S P ERA WHIP		IP WLS BF H R ER SO BB IBB HBP BLK WP HR S P ERA WHIP		IP WLS BF H R ER SO BB IBB HBP BLK WP HR S P ERA WHIP		IP WLS BF H R ER SO BB IBB HBP BLK WP HR S P ERA WHIP		IP WLS BF H R ER SO BB IBB HBP BLK WP HR S P ERA WHIP		IP WLS BF H R ER SO BB IBB HBP BLK WP HR S P ERA WHIP		IP WLS BF H R ER SO BB IBB HBP BLK WP HR S P ERA WHIP		IP WLS BF H R ER SO BB IBB HBP BLK WP HR S P ERA WHIP		IP WLS BF H R ER SO BB IBB HBP BLK WP HR S P ERA WHIP		IP WLS BF H R ER SO BB IBB HBP BLK WP HR S P ERA WHIP		IP WLS BF H R ER SO BB IBB HBP BLK WP HR S P ERA WHIP



Batter	1	2	3	4	5	6	7	8	9	AB	R	H	RBI	BB	SO	LOB	TOP					
Eddie Milner, L OBP: 0.315, SLG: 0.389 (1, 8)										4	2	2	1	1	0	3	Cincinnati Reds @ Los Angeles Dodgers Dodger Stadium, Los Angeles, CA Mon Jun 09 1986, 7:05 PM PDT Att: 33,032 - Unknown					
Pete Rose, S OBP: 0.307, SLG: 0.247 (1, 3)										5	0	2	1	0	1	4						
Max Venable, L OBP: 0.279, SLG: 0.339 (1, 7)										5	1	2	1	0	1	1						
Dave Parker, L OBP: 0.364, SLG: 0.529 (1, 9)										4	1	1	1	1	2	1						
Buddy Bell, R OBP: 0.316, SLG: 0.360 (1, 5)										5	0	1	1	0	0	4						
Dave Concepcion, R OBP: 0.320, SLG: 0.340 (1, 6)										4	0	1	0	0	1	1						
Bo Diaz, R OBP: 0.308, SLG: 0.344 (1, 2)										4	0	0	0	0	2	1						
Ron Oester, S OBP: 0.296, SLG: 0.360 (1, 4)										4	0	2	0	0	0	1						
Tom Browning, L OBP: 0.214, SLG: 0.214 (1, 1)										3	1	2	0	0	0	1						
Ron Robinson, R (7, 1)										0	0	0	0	0	0	0						
Kurt Stillwell, S OBP: 0.302, SLG: 0.247 (8, PH)										1	0	0	0	0	0	0						
Joe Price, R OBP: 0.250, SLG: 0.250 (8, 1)										0	0	0	0	0	0	0						
Inning Stats	R: 1 E: 0 K: 0 S: 5	H: 2 LOB: 1 BB: 0 P: 5	R: 0 E: 1 K: 1 S: 6	H: 1 LOB: 1 BB: 0 P: 6	R: 2 E: 0 K: 1 S: 8	H: 3 LOB: 1 BB: 0 P: 8	R: 2 E: 2 K: 0 S: 7	H: 4 LOB: 3 BB: 1 P: 11	R: 0 E: 0 K: 1 S: 8	H: 3 LOB: 3 BB: 0 P: 8	R: 0 E: 0 K: 2 S: 7	H: 0 LOB: 0 BB: 0 P: 7	R: 0 E: 0 K: 0 S: 3	H: 0 LOB: 0 BB: 0 P: 3	R: 0 E: 0 K: 1 S: 4	H: 0 LOB: 1 BB: 1 P: 8	R: 0 E: 0 K: 1 S: 5	H: 0 LOB: 0 BB: 0 P: 5	1B: 9 2B: 4 3B: 0 HR: 0	SF: 0 SAC: 0 DP: 1 HBP: 0	WP: 0 PB: 0 SB: 2 CS: 0	PA: 41
PITCHER	IP	WLS	BF	H	R	ER	SO	BB	IBB	HBP	BLK	WP	HR	S	P	ERA	WHIP					
Orel Hershiser, R ERA: 2.98	4.1		26	12	5	5	3	0	1	0	0	0	0	31	35	10.38	2.769					
Tom Niedenfuer, R ERA: 3.5	2.2	W	9	1	0	0	2	0	0	0	0	0	0	13	13	0.00	0.375					
Ken Howell, R ERA: 1.56	2.0	S	6	0	0	0	2	1	0	0	0	0	0	9	13	0.00	0.500					

Batter	1	2	3	4	5	6	7	8	9	AB	R	H	RBI	BB	SO	LOB	BOTTOM					
Mariano Duncan, R OBP: 0.291, SLG: 0.310 (1, 6)										4	1	2	2	0	0	0	Cincinnati Reds @ Los Angeles Dodgers Dodger Stadium, Los Angeles, CA Mon Jun 09 1986, 7:05 PM PDT Att: 33,032 - Unknown					
Steve Sax, R OBP: 0.376, SLG: 0.442 (1, 4)										4	0	1	0	0	0	1						
Enos Cabell, R OBP: 0.286, SLG: 0.264 (1, 3)										4	1	1	0	0	0	1						
Bill Madlock, R OBP: 0.262, SLG: 0.287 (1, 5)										3	1	1	2	1	0	1						
Dave Anderson, R OBP: 0.297, SLG: 0.284 (8, PR) (9, 5)										0	0	0	0	0	0	0						
Mike Marshall, R OBP: 0.319, SLG: 0.519 (1, 9)										4	2	2	2	0	0	1						
Franklin Stubbs, L OBP: 0.310, SLG: 0.531 (1, 7)										4	0	0	0	0	0	1						
Reggie Williams, R OBP: 0.333, SLG: 0.386 (1, 8)										3	1	2	0	0	0	0						
Mike Scioscia, L OBP: 0.407, SLG: 0.367 (1, 2)										2	0	0	0	0	0	1						
Tom Niedenfuer, R OBP: 0.500, SLG: 0.500 (5, 1)										0	0	0	0	0	0	0						
Bill Russell, R OBP: 0.261, SLG: 0.295 (7, PH)										0	0	0	0	0	0	0						
Ken Howell, R (8, 1)										0	0	0	0	0	0	0						
Orel Hershiser, R OBP: 0.280, SLG: 0.292 (1, 1)										1	0	0	0	0	0	0						
Alex Trevino, R OBP: 0.261, SLG: 0.214 (5, 2)										2	0	0	0	0	2	1						
Inning Stats	R: 0 E: 0 K: 0 S: 4	H: 1 LOB: 1 BB: 0 P: 4	R: 1 E: 0 K: 0 S: 4	H: 1 LOB: 0 BB: 0 P: 4	R: 0 E: 0 K: 0 S: 3	H: 0 LOB: 0 BB: 0 P: 3	R: 3 E: 0 K: 0 S: 6	H: 4 LOB: 0 BB: 0 P: 6	R: 1 E: 0 K: 1 S: 6	H: 1 LOB: 0 BB: 0 P: 6	R: 0 E: 0 K: 0 S: 3	H: 0 LOB: 0 BB: 0 P: 3	R: 1 E: 1 K: 1 S: 7	H: 2 LOB: 1 BB: 0 P: 7	R: 0 E: 0 K: 0 S: 3	H: 0 LOB: 1 BB: 1 P: 7	R: 0 E: 0 K: 1 S: 5	H: 0 LOB: 0 BB: 0 P: 5	1B: 5 2B: 0 3B: 0 HR: 4	SF: 0 SAC: 1 DP: 0 HBP: 0	WP: 0 PB: 0 SB: 1 CS: 1	PA: 33
PITCHER	IP	WLS	BF	H	R	ER	SO	BB	IBB	HBP	BLK	WP	HR	S	P	ERA	WHIP					
Tom Browning, L ERA: 4.78	6.2	L	28	9	6	6	2	0	0	0	0	0	0	3	32	8.10	1.350					
Ron Robinson, R ERA: 1.66	0.1		1	0	0	0	0	0	0	0	0	0	0	1	1	0.00	0.000					
Joe Price, L ERA: 4.28	1.0		4	0	0	0	0	1	0	0	0	0	0	3	7	0.00	1.000					



Batter	1	2	3	4	5	6	7	8	9	AB	R	H	RBI	BB	SO	LOB	TOP										
Eric Davis, R (1, 8) OBP: 0.297, SLG: 0.365 Eddie Milner, L (9, PH) OBP: 0.313, SLG: 0.386 (9, 8)	4-3			5-3		F9			K	3	0	0	0	0	0	0											
Dave Concepcion, R (1, 6) OBP: 0.319, SLG: 0.337	G3-6-1 1B			6-3		5-3			4-3	4	0	1	0	0	0	0											
Dave Parker, L (1, 9) OBP: 0.357, SLG: 0.519	G3-6-1 1-2			4-3				F7	F7	4	0	0	0	0	0	1											
Buddy Bell, R (1, 5) OBP: 0.311, SLG: 0.354		E5 G5-4-3			5-3			F8		3	0	0	0	0	0	0											
Tony Perez, R (1, 3) OBP: 0.269, SLG: 0.178		G5-4-3 1-2			FC5 1B			6-3		3	0	1	0	0	0	1											
Wade Rowdon, R (1, 7) OBP: 0.333, SLG: 0.455 Max Venable, L (8, PR) OBP: 0.279, SLG: 0.339 (8, 7)	F9				1-2 1B				SH2-4 1B	3	0	2	0	0	0	0											
Bo Diaz, R (1, 2) OBP: 0.310, SLG: 0.346				FC4 1B		F7			SH2-4 1-2	2	0	1	0	0	0	2											
Ron Oester, S (1, 4) OBP: 0.292, SLG: 0.354				FC4 CS 1-2		FC5 2-3			F6	3	0	0	0	0	0	5											
Chris Welsh, L (1, 1) Kurt Stillwell, S (8, PH) OBP: 0.299, SLG: 0.244 John Franco, L (8, 1)				K 1-2					1-3	2	0	0	0	0	2	1											
										1	0	0	0	0	0	2											
										0	0	0	0	0	0	0											
Inning Stats	R: 0 E: 0 K: 0 S: 3	H: 1 LOB: 0 BB: 0 P: 3	R: 0 E: 1 K: 0 S: 3	H: 0 LOB: 0 BB: 0 P: 3	R: 0 E: 0 K: 1 S: 5	H: 1 LOB: 1 BB: 0 P: 5	R: 0 E: 0 K: 0 S: 3	H: 0 LOB: 0 BB: 0 P: 3	R: 0 E: 0 K: 0 S: 5	H: 2 LOB: 2 BB: 0 P: 5	R: 0 E: 0 K: 0 S: 3	H: 0 LOB: 0 BB: 0 P: 3	R: 0 E: 0 K: 0 S: 4	H: 1 LOB: 2 BB: 0 P: 4	R: 0 E: 0 K: 1 S: 5	H: 0 LOB: 0 BB: 0 P: 5	1B: 5 2B: 1 3B: 0 HR: 0	SF: 0 SAC: 1 DP: 3 HBP: 0	WP: 0 PB: 0 SB: 0 CS: 1	PA: 30							
PITCHER	IP	WLS	BF	H	R	ER	SO	BB	IBB	HBP	BLK	WP	HR	S	P	ERA	WHIP										
Rick Honeycutt, L (1, 1) ERA: 2.28	8.0		27	5	0	0	2	0	0	0	0	0	0	31	31	0.00	0.625										
Tom Niedenfuer, R (9, 1) ERA: 3.5	1.0	W	3	0	0	0	1	0	0	0	0	0	0	5	5	0.00	0.000										

Cincinnati Reds @ Los Angeles Dodgers
Dodger Stadium, Los Angeles, CA
 Tue Jun 10 1986, 7:05 PM PDT
 Att: 32,137 - Unknown


AB 29
 R 0
 H 5
 RBI 0
 BB 0
 SO 3
 LOB 12



Batter	1	2	3	4	5	6	7	8	9	AB	R	H	RBI	BB	SO	LOB	BOTTOM										
Mariano Duncan, R (1, 6) OBP: 0.294, SLG: 0.313	B2-3			6-3		E 1B			SH1-4 FC5-4 1B	4	1	2	0	0	0	0											
Steve Sax, R (1, 4) OBP: 0.371, SLG: 0.436	6-3			4-3		6-3 1-2			SH1-4 1-2	3	0	0	0	0	0	1											
Enos Cabell, R (1, 3) OBP: 0.284, SLG: 0.255	4-3			4-3					FC5-4 IBB	3	0	0	0	1	0	0											
Bill Madlock, R (1, 5) OBP: 0.262, SLG: 0.286		5-3			3-1				FC5-4 1-2 2H	4	0	1	0	0	0	1											
Mike Marshall, R (1, 9) OBP: 0.323, SLG: 0.521		5-3			SH5-3 1B					3	0	2	0	0	0	0											
Alex Trevino, R (1, 2) OBP: 0.250, SLG: 0.205					SH5-3 1-2				L4-3 1B	2	0	0	0	0	1	2											
Franklin Stubbs, L (1, 7) OBP: 0.303, SLG: 0.519						F8			4-3	3	0	0	0	0	0	1											
Reggie Williams, R (1, 8) OBP: 0.321, SLG: 0.370									4-3	3	0	0	0	0	1	0											
Rick Honeycutt, L (1, 1) Bill Russell, R (8, PH) OBP: 0.255, SLG: 0.289 Tom Niedenfuer, R (9, 1) OBP: 0.500, SLG: 0.500									K	2	0	0	0	0	1	0											
									K	1	0	0	0	0	1	0											
									K	0	0	0	0	0	0	0											
Inning Stats	R: 0 E: 0 K: 0 S: 3	H: 0 LOB: 0 BB: 0 P: 3	R: 0 E: 0 K: 1 S: 5	H: 0 LOB: 0 BB: 0 P: 5	R: 0 E: 0 K: 1 S: 5	H: 0 LOB: 0 BB: 0 P: 5	R: 0 E: 0 K: 0 S: 3	H: 0 LOB: 0 BB: 0 P: 3	R: 0 E: 0 K: 0 S: 4	H: 1 LOB: 1 BB: 0 P: 4	R: 0 E: 1 K: 0 S: 4	H: 2 LOB: 1 BB: 0 P: 4	R: 0 E: 0 K: 2 S: 7	H: 0 LOB: 0 BB: 0 P: 7	R: 1 E: 0 K: 0 S: 3	H: 1 LOB: 2 BB: 1 P: 7	1B: 5 2B: 1 3B: 0 HR: 0	SF: 0 SAC: 2 DP: 1 HBP: 0	WP: 0 PB: 0 SB: 0 CS: 0	PA: 31							
PITCHER	IP	WLS	BF	H	R	ER	SO	BB	IBB	HBP	BLK	WP	HR	S	P	ERA	WHIP										
Chris Welsh, L (1, 1) ERA: 2.25	7.0		24	4	0	0	2	0	0	0	0	0	0	28	28	0.00	0.571										
John Franco, L (8, 1) ERA: 2.21	1.2	L	7	1	1	1	2	0	1	0	0	0	0	10	14	5.40	0.600										

Cincinnati Reds @ Los Angeles Dodgers
Dodger Stadium, Los Angeles, CA
 Tue Jun 10 1986, 7:05 PM PDT
 Att: 32,137 - Unknown

AB 28
 R 1
 H 5
 RBI 0
 BB 1
 SO 4
 LOB 5



Batter	1	2	3	4	5	6	7	8	9	10	11	AB	R	H	RBI	BB	SO	LOB	TOP			
Eddie Milner, L OBP: 0.309, SLG: 0.380 (1, 8)	FC3-6 BB 6-3 1B		K			2-3		F7		5-3		5	1	1	0	0	1	1				
Pete Rose, S OBP: 0.314, SLG: 0.250 (1, 3)			6-3			F7		F7				3	0	1	0	1	0	0				
Eric Davis, R OBP: 0.304, SLG: 0.371 (8, 7)	FC3-6 BB 1-2							1-2		CS 1B		1	0	1	0	0	0	0				
Max Venable, L OBP: 0.277, SLG: 0.333 Ron Robinson, R (8, 1)	FC3-6 6-3					F7		F3		F7		4	1	1	0	0	0	4				
Tony Perez, R OBP: 0.264, SLG: 0.174 (9, 3)	1-2 2-3					F7				1-2		0	0	0	0	0	0	0				
Dave Parker, L OBP: 0.368, SLG: 0.530 (1, 9)	6-3					F7		HR		4-3		5	1	2	2	0	0	4				
Buddy Bell, R OBP: 0.313, SLG: 0.354 (1, 5)	F9					SF9		1B				3	1	1	1	1	0	2				
Dave Concepcion, R OBP: 0.321, SLG: 0.339 (1, 6)						F9		F9		E1		5	0	2	0	0	0	1				
Bo Diaz, R OBP: 0.307, SLG: 0.342 (1, 2)						F8		F6		6-3		5	0	1	1	0	0	2				
Ron Oester, S OBP: 0.289, SLG: 0.350 (1, 4)						F5		F9		3-H 0-3 K		5	0	1	0	0	1	4				
Bill Gullickson, R OBP: 0.111, SLG: 0.077 Kurt Stillwell, S OBP: 0.293, SLG: 0.239 (8, 6)						5-3		F8		E4 1B		2	0	0	0	0	0	0				
John Franco, L (9, 1)								F7		F7		0	0	0	0	0	0	0				
Inning Stats	R: 1 E: 0 K: 0 S: 4	H: 1 LOB: 1 BB: 1 P: 8	R: 0 E: 0 K: 0 S: 3	H: 0 LOB: 0 BB: 0 P: 3	R: 0 E: 0 K: 1 S: 5	H: 0 LOB: 0 BB: 0 P: 5	R: 1 E: 0 K: 0 S: 4	H: 1 LOB: 0 BB: 0 P: 4	R: 0 E: 0 K: 0 S: 3	H: 0 LOB: 0 BB: 0 P: 3	R: 1 E: 0 K: 0 S: 5	H: 2 LOB: 1 BB: 0 P: 5	R: 0 E: 1 K: 1 S: 6	H: 1 LOB: 2 BB: 1 P: 10	R: 0 E: 0 K: 0 S: 3	H: 1 LOB: 0 BB: 0 P: 3	R: 0 E: 0 K: 0 S: 5	H: 3 LOB: 2 BB: 0 P: 5	1B: 10 2B: 0 3B: 0 HR: 1	SF: 1 SAC: 0 DP: 0 HBP: 0	WP: 0 PB: 0 SB: 1 CS: 2	PA: 44
PITCHER	IP 7.0	WLS 26	BF 10	H 2	R 1	ER 0	SO 1	BB 1	IBB 0	HBP 0	BLK 0	WP 0	HR 0	S 11	P 15	ERA 0.00	WHIP 1.500					
Bob Welch, R ERA: 3.89 (1, 1)	2.0	10	2	1	0	1	1	0	0	0	0	0	0	11	15	0.00	1.500					
Ken Howell, R ERA: 1.49 (8, 1)	2.0	W	8	4	0	0	0	0	0	0	0	0	0	8	8	0.00	2.000					
Ed Vande Berg, L ERA: 3.12 (10, 1)																						

Cincinnati Reds @ Los Angeles Dodgers
Dodger Stadium, Los Angeles, CA
Wed Jun 11 1986, 7:05 PM PDT
Att: 39,389 - Unknown


AB 41
R 4
H 11
RBI 4
BB 2
SO 2
LOB 20



Batter	1	2	3	4	5	6	7	8	9	10	11	AB	R	H	RBI	BB	SO	LOB	BOTTOM					
Mariano Duncan, R OBP: 0.291, SLG: 0.309 (1, 6)	4-3		4-3		F5		G3		G3		E7 1B	6	1	1	0	0	0	1						
Steve Sax, R OBP: 0.362, SLG: 0.444 (1, 4)	1-3		3-1 2B		HR BB		E1 G5-3 1B		IBB BB		1B IBB	3	1	2	0	3	0	0						
Franklin Stubbs, L OBP: 0.325, SLG: 0.548 (1, 7)	1B		3-1 2B		HR		1B IBB		IBB BB		1B	4	1	3	3	2	0	1						
Bill Madlock, R OBP: 0.261, SLG: 0.285 Ken Howell, R (8, 1)	1B		6-3		K		G5-3 2-3F		5-3			4	0	1	0	0	1	3						
Len Matuszek, L OBP: 0.500, SLG: 0.875 Bill Russell, R OBP: 0.250, SLG: 0.283 Ed Vande Berg, R (10, 1)	1B				HR							0	0	0	0	0	0	0						
Mike Marshall, R OBP: 0.316, SLG: 0.509 (1, 9)	F7				F3							5	0	0	0	0	0	2						
Greg Brock, L OBP: 0.302, SLG: 0.385 (1, 3)			4-3		FC6-4 1B		4-3		F7		4-3	5	0	1	0	0	0	0						
Alex Trevino, R OBP: 0.264, SLG: 0.286 (1, 2)					FC6-4 1B		HR		6-3		G3	5	2	2	1	0	0	1						
Reggie Williams, R OBP: 0.313, SLG: 0.359 (1, 8)			F9		1B		B5-3		K		F8	5	0	1	1	0	1	1						
Bob Welch, R OBP: 0.097, SLG: 0.167 Dave Anderson, R OBP: 0.291, SLG: 0.299 (8, 5)	L6				G3		F9		G3 2B		B1-3	3	0	0	0	0	0	2						
Inning Stats	R: 0 E: 0 K: 0 S: 5	H: 2 LOB: 2 BB: 0 P: 5	R: 0 E: 0 K: 0 S: 4	H: 1 LOB: 1 BB: 0 P: 4	R: 0 E: 0 K: 0 S: 4	H: 1 LOB: 1 BB: 0 P: 4	R: 1 E: 1 K: 0 S: 5	H: 2 LOB: 1 BB: 0 P: 5	R: 2 E: 0 K: 1 S: 6	H: 1 LOB: 0 BB: 1 P: 10	R: 1 E: 1 K: 0 S: 3	H: 1 LOB: 1 BB: 1 P: 7	R: 0 E: 0 K: 0 S: 3	H: 0 LOB: 0 BB: 0 P: 3	R: 0 E: 0 K: 0 S: 6	H: 1 LOB: 3 BB: 2 P: 14	R: 0 E: 0 K: 0 S: 3	H: 0 LOB: 0 BB: 0 P: 3	R: 1 E: 1 K: 0 S: 4	H: 2 LOB: 2 BB: 1 P: 8	1B: 8 2B: 2 3B: 0 HR: 2	SF: 0 SAC: 0 DP: 1 HBP: 0	WP: 0 PB: 0 SB: 0 CS: 0	PA: 48
PITCHER	IP 7.0	WLS 31	BF 9	H 4	R 0	ER 3	SO 1	BB 1	IBB 1	HBP 0	BLK 0	WP 0	HR 2	S 31	P 39	ERA 3.86	WHIP 1.429							
Bill Gullickson, R ERA: 4.01 (8, 1)	1.2	8	1	0	0	1	1	1	0	0	0	0	0	8	16	0.00	1.200							
Ron Robinson, R ERA: 1.6 (9, 1)	2.0	L	9	2	1	1	0	0	0	0	0	0	0	8	12	4.50	1.000							
John Franco, L ERA: 2.32 (9, 1)																								

Cincinnati Reds @ Los Angeles Dodgers
Dodger Stadium, Los Angeles, CA
Wed Jun 11 1986, 7:05 PM PDT
Att: 39,389 - Unknown

AB 43
R 5
H 12
RBI 5
BB 5
SO 2
LOB 14



Batter	1	2	3	4	5	6	7	8	9	AB	R	H	RBI	BB	SO	LOB	TOP				
Eddie Milner, L OBP: 0.308, SLG: 0.383 (1, 8)	4-3		1B		F5			6-3		4	1	1	0	0	0	1	Cincinnati Reds @ Atlanta Braves Atlanta-Fulton County Stadium, Atlanta, GA Fri Jun 13 1986, 7:05 PM EDT Att: 38,280 - Unknown				
Pete Rose, S OBP: 0.311, SLG: 0.250 (1, 3)	4-3		2B			F8		6-3		4	0	1	2	0	0	0					
Dave Parker, L OBP: 0.357, SLG: 0.523 (9, PR)	F8		1B			K		WP	S	3	0	0	0	1	2	1					
Eric Davis, R OBP: 0.304, SLG: 0.371 (9, PR)			K			K		BB		0	0	0	0	0	0	0					
Nick Esasky, R OBP: 0.331, SLG: 0.407 (1, 7)		G6-3			F8			K		3	0	0	0	1	2	1					
Buddy Bell, R OBP: 0.317, SLG: 0.357 (1, 5)	F9							4-3		4	0	2	0	0	0	3					
Dave Concepcion, R OBP: 0.316, SLG: 0.333 (1, 6)	G6-3				G5-4-3			G4-6-3		3	0	0	0	0	0	3					
Bo Diaz, R OBP: 0.308, SLG: 0.341 (1, 2)								F4		3	0	1	0	0	0	0					
Ron Oester, S OBP: 0.290, SLG: 0.350 (1, 4)			L9					4-3		3	0	1	0	0	0	1					
John Denny, R OBP: 0.231, SLG: 0.200 (8, PH)								5-3		2	1	0	0	0	0	2					
Max Venable, L OBP: 0.273, SLG: 0.328 (8, PH)			FC1-6							1	0	0	0	0	0	0					
Joe Price, R OBP: 0.250, SLG: 0.250 (8, 1)			2B							0	0	0	0	0	0	0					
Ted Power, R OBP: 0.250, SLG: 0.250 (8, 1)			1B							0	0	0	0	0	0	0					
Inning Stats	R: 0 E: 0 K: 0 S: 3	H: 0 LOB: 0 BB: 0 P: 3	R: 0 E: 0 K: 0 S: 2	H: 0 LOB: 0 BB: 1 P: 6	R: 2 E: 0 K: 1 S: 8	H: 3 LOB: 1 BB: 0 P: 8	R: 0 E: 0 K: 0 S: 3	H: 1 LOB: 0 BB: 0 P: 3	R: 0 E: 0 K: 2 S: 4	H: 1 LOB: 1 BB: 0 P: 4	R: 0 E: 0 K: 0 S: 7	H: 0 LOB: 0 BB: 0 P: 7	R: 0 E: 0 K: 0 S: 3	H: 1 LOB: 0 BB: 0 P: 3	R: 0 E: 0 K: 0 S: 3	H: 0 LOB: 0 BB: 1 P: 9	1B: 5 2B: 1 3B: 0 HR: 0	SF: 0 SAC: 0 DP: 3 HBP: 0	WP: 1 PB: 0 CS: 1	PA: 32	
PITCHER	IP	WLS	BF	H	R	ER	SO	BB	IBB	HBP	BLK	WP	HR	S	P	ERA	WHIP				
Rick Mahler, R ERA: 4.42 (1, 1)	8.1	W	30	6	2	2	3	2	0	0	0	0	0	34	42	2.16	0.960				
Gene Garber, R ERA: 1.11 (9, 1)	0.2	S	2	0	0	0	1	0	0	0	0	1	0	4	4	0.00	0.000				

Batter	1	2	3	4	5	6	7	8	9	AB	R	H	RBI	BB	SO	LOB	BOTTOM				
Omar Moreno, L OBP: 0.317, SLG: 0.443 (1, 9)	K	4-3			SH1-4			CS		3	1	1	0	1	1	1	Cincinnati Reds @ Atlanta Braves Atlanta-Fulton County Stadium, Atlanta, GA Fri Jun 13 1986, 7:05 PM EDT Att: 38,280 - Unknown				
Rafael Ramirez, R OBP: 0.281, SLG: 0.372 (1, 6)	2B				SH1-4			SH3		2	0	1	0	0	1	0					
Dale Murphy, R OBP: 0.385, SLG: 0.476 (1, 8)	1B				K			SH3		1	0	1	0	3	0	0					
Bob Horner, R OBP: 0.332, SLG: 0.454 (1, 3)	F8				CS			1B		4	0	1	1	0	0	4					
Gerald Perry, L OBP: 0.370, SLG: 0.391 (1, 7)					F8			IBB		1	0	1	1	0	0	2					
Terry Harper, R OBP: 0.289, SLG: 0.326 (8, 7)					G4-6-3			F7		1	0	1	0	0	0	0					
Ken Oberkfell, L OBP: 0.374, SLG: 0.373 (1, 5)	HR				1B			4-3		3	1	1	1	0	0	2					
Ozzie Virgil, R OBP: 0.325, SLG: 0.421 (1, 2)	4-3				L3			2B		1	0	1	0	0	0	0					
Glenn Hubbard, R OBP: 0.348, SLG: 0.335 (1, 4)	HR				F9			4-3		4	0	0	0	0	0	1					
Rick Mahler, R OBP: 0.225, SLG: 0.256 (1, 1)					F4			BB		3	1	2	1	1	0	0					
Gene Garber, R ERA: 1.11 (9, 1)					WP			BB		0	0	0	0	0	0	0					
Inning Stats	R: 0 E: 0 K: 1 S: 6	H: 2 LOB: 1 BB: 0 P: 6	R: 2 E: 0 K: 1 S: 7	H: 2 LOB: 1 BB: 0 P: 8	R: 0 E: 0 K: 1 S: 4	H: 0 LOB: 0 BB: 1 P: 8	R: 0 E: 0 K: 0 S: 4	H: 1 LOB: 2 BB: 1 P: 8	R: 1 E: 0 K: 0 S: 3	H: 1 LOB: 1 BB: 2 P: 11	R: 0 E: 1 K: 0 S: 4	H: 0 LOB: 1 BB: 0 P: 4	R: 0 E: 0 K: 0 S: 3	H: 1 LOB: 1 BB: 1 P: 7	R: 0 E: 0 K: 1 S: 6	H: 1 LOB: 2 BB: 1 P: 10	1B: 4 2B: 2 3B: 0 HR: 2	SF: 0 SAC: 2 DP: 1 HBP: 1	WP: 1 PB: 0 CS: 3	PA: 37	
PITCHER	IP	WLS	BF	H	R	ER	SO	BB	IBB	HBP	BLK	WP	HR	S	P	ERA	WHIP				
John Denny, R ERA: 4.86 (1, 1)	7.0	L	31	7	3	3	3	3	2	1	0	0	2	31	52	3.86	1.429				
Joe Price, L ERA: 4.23 (8, 1)	0.1		2	1	0	0	0	0	0	0	0	0	0	2	2	0.00	3.000				
Ted Power, R ERA: 4.55 (8, 1)	0.2		3	0	0	0	1	1	0	0	0	0	0	4	8	0.00	1.500				



Batter	1	2	3	4	5	6	7	8	9	AB	R	H	RBI	BB	SO	LOB	TOP										
Eddie Milner, L OBP: 0.300, SLG: 0.372 (1, 8)	0-0 3-1		0-0 1-3		0-0 F6			0-3 K		4	0	0	0	0	1	2											
Pete Rose, S OBP: 0.302, SLG: 0.241 (1, 3)	0-0 4-3		0-0 1-3		0-0 5-3			0-0 6-3		4	0	0	0	0	0	2											
Dave Parker, L OBP: 0.355, SLG: 0.518 (1, 9)	0-0 5-3			0-0 4-3		0-0 CS 1B		0-3 K		4	0	1	0	0	1	0											
Nick Esasky, R OBP: 0.337, SLG: 0.420 Eric Davis, R OBP: 0.310, SLG: 0.378 (6, 7)		0-0 FC4-6 1B		0-0 2B		0-0 F5		0-0 SH1-3 1B		3	0	2	0	0	0	1											
Buddy Bell, R OBP: 0.313, SLG: 0.351 (1, 5)		0-3 K		0-0 5-3		0-0 F8		0-0 SH1-3		3	0	0	0	0	1	3											
Kurt Stillwell, S OBP: 0.282, SLG: 0.228 John Franco, L (9, 1)		0-3 K		0-3 K				0-3 K		4	0	0	0	0	3	2											
Bo Diaz, R OBP: 0.312, SLG: 0.341 (1, 2)		0-0 FC4-6 1-2			4-0 2B 6-3 BB			0-0 1B		3	1	1	0	1	0	1											
Ron Oester, S OBP: 0.296, SLG: 0.360 (1, 4)			0-0 1-3 SH1-4 1B		0-0 WP 1-3 2B			0-0 F7		3	0	2	0	0	0	1											
Mario Soto, R OBP: 0.053, SLG: 0.053 (7, PH) Max Venable, L OBP: 0.269, SLG: 0.323 Ron Robinson, R (7, 1) Dave Concepcion, R OBP: 0.316, SLG: 0.333 (9, 6)			0-0 SH1-4		0-0 6-3			0-3 K		1	0	0	1	0	0	1											
Inning Stats	R: 0 E: 0 K: 0 S: 3	H: 0 LOB: 0 BB: 0 P: 3	R: 0 E: 0 K: 2 S: 8	H: 1 LOB: 1 BB: 0 P: 8	R: 0 E: 0 K: 0 S: 4	H: 1 LOB: 1 BB: 0 P: 4	R: 0 E: 0 K: 1 S: 6	H: 1 LOB: 1 BB: 0 P: 6	R: 1 E: 0 K: 0 S: 4	H: 1 LOB: 1 BB: 0 P: 8	R: 0 E: 0 K: 0 S: 3	H: 1 LOB: 1 BB: 0 P: 3	R: 0 E: 0 K: 2 S: 7	H: 0 LOB: 0 BB: 0 P: 7	R: 1 E: 0 K: 0 S: 4	H: 1 LOB: 0 BB: 0 P: 4	1B: 5 2B: 2 3B: 0 HR: 0	SF: 0 SAC: 2 DP: 0 HBP: 0	WP: 1 PB: 0 SB: 1 CS: 1	PA: 34							
PITCHER	IP	WLS	BF	H	R	ER	SO	BB	IBB	HBP	BLK	WP	HR	S	P	ERA	WHIP										
Joe Johnson, R ERA: 4.28 Ed Ollivier, L ERA: 2.25 Jeff Dedmon, R ERA: 0.54 Paul Assenmacher, L ERA: 1.2	4.1	18	4	1	1	3	1	0	0	0	0	0	0	23	27	2.08	1.154										

Cincinnati Reds @ Atlanta Braves
Atlanta-Fulton County Stadium, Atlanta, GA
Sat Jun 14 1986, 3:33 AM EDT
Att: 40,210 - Unknown

AB	31
R	2
H	7
RBI	1
BB	1
SO	7
LOB	14



Batter	1	2	3	4	5	6	7	8	9	AB	R	H	RBI	BB	SO	LOB	BOTTOM										
Omar Moreno, L OBP: 0.331, SLG: 0.458 Terry Harper, R OBP: 0.288, SLG: 0.324 (9, PH)	0-0 G6-3 1B			0-0 SH1-4 1B 2B		4-0 S FC1-5 BB		0-0 F8	0-0 G5-3	3	1	2	0	1	0	0											
Ken Oberkfell, L OBP: 0.365, SLG: 0.367 (8, 4)	0-0 G6-3 1-2			0-0 SH1-4		0-0 FC1-5		0-0 L1		3	0	0	0	0	0	3											
Dale Murphy, R OBP: 0.386, SLG: 0.477 (1, 8)	0-0 1-3			0-0 1B		0-3 K		0-0 BB 1B		4	0	2	1	0	1	2											
Bob Horner, R OBP: 0.335, SLG: 0.455 (1, 3)		0-0 CS 1B		0-0 F8		0-0 F8		0-0 BB 1B		4	0	2	0	0	0	3											
Gerald Perry, L OBP: 0.375, SLG: 0.388 (1, 7)		0-0 F8		0-0 G3				0-0 FC1-6 1B	4-0 1-2 2-3 BB	3	0	1	0	1	0	2											
Rafael Ramirez, R OBP: 0.257, SLG: 0.365 (8, 5)		0-3 K				0-0 K		0-0 FC1-6 1B	0-0 F8	4	0	0	0	0	2	5											
Ozzie Virgil, R OBP: 0.329, SLG: 0.420 Zane Smith, L OBP: 0.083, SLG: 0.083 (9, PR)			0-3 K		0-0 F8		0-0 F8		1-0 3-1 HBP	3	0	1	0	0	1	0											
Glenn Hubbard, R OBP: 0.345, SLG: 0.331 Chris Chambliss, L OBP: 0.537, SLG: 0.600 Andres Thomas, R OBP: 0.318, SLG: 0.412 (8, 6)			0-3 K		0-0 1-3		0-0 F4		0-0 3-1	2	0	0	0	0	1	0											
Joe Johnson, R OBP: 0.154, SLG: 0.125 Ed Ollivier, R (5, 1) Jeff Dedmon, L OBP: 0.333, SLG: 0.333 Ted Simmons, S OBP: 0.276, SLG: 0.362 Paul Assenmacher, L OBP: 0.324, SLG: 0.383 (9, PH)			0-0 6-3			0-0 FC1-5 BB 1B		0-0 F9	4-0 BB	1	0	0	0	0	0	0											
Inning Stats	R: 0 E: 0 K: 0 S: 3	H: 1 LOB: 0 BB: 0 P: 3	R: 0 E: 0 K: 1 S: 5	H: 1 LOB: 0 BB: 0 P: 5	R: 0 E: 0 K: 2 S: 7	H: 0 LOB: 0 BB: 0 P: 7	R: 1 E: 0 K: 0 S: 5	H: 2 LOB: 1 BB: 0 P: 5	R: 0 E: 0 K: 1 S: 5	H: 0 LOB: 0 BB: 0 P: 5	R: 0 E: 0 K: 1 S: 6	H: 1 LOB: 2 BB: 1 P: 10	R: 0 E: 0 K: 0 S: 5	H: 2 LOB: 2 BB: 0 P: 5	R: 0 E: 0 K: 0 S: 5	H: 2 LOB: 3 BB: 1 P: 9	R: 0 E: 0 K: 0 S: 2	H: 0 LOB: 2 BB: 1 P: 7	1B: 8 2B: 2 3B: 0 HR: 0	SF: 0 SAC: 1 DP: 3 HBP: 1	WP: 0 PB: 0 SB: 2 CS: 1	PA: 37					
PITCHER	IP	WLS	BF	H	R	ER	SO	BB	IBB	HBP	BLK	WP	HR	S	P	ERA	WHIP										
Mario Soto, R ERA: 3.67 Ron Robinson, R ERA: 1.52 John Franco, L ERA: 2.28	6.0	22	5	1	1	5	1	0	0	0	0	0	0	11	20	0.00	2.571										

Cincinnati Reds @ Atlanta Braves
Atlanta-Fulton County Stadium, Atlanta, GA
Sat Jun 14 1986, 3:33 AM EDT
Att: 40,210 - Unknown

AB	32
R	1
H	9
RBI	1
BB	3
SO	5
LOB	22



Batter	1	2	3	4	5	6	7	8	9	AB	R	H	RBI	BB	SO	LOB	TOP										
Kurt Stillwell, S OBP: 0.287, SLG: 0.221 (1, 6)	6-3	G4-6-3 BB	FC6 BB		G3			F8		3	0	0	0	2	0	1	Cincinnati Reds @ Atlanta Braves Atlanta-Fulton County Stadium, Atlanta, GA Sun Jun 15 1986, 3:33 AM EDT Att: 29,304 - Unknown										
Dave Concepcion, R OBP: 0.313, SLG: 0.330 (1, 4)	1B	G4-6-3 1-2	FC6 1-2			F8		F9		5	1	1	0	0	0	4											
Dave Parker, L OBP: 0.352, SLG: 0.524 (1, 9)	F8	K		HR		4-3		F9		5	1	1	1	0	1	1											
Tony Perez, R OBP: 0.259, SLG: 0.176 (1, 3)	E6 BB 1B		1B	K		F8		5-3		5	2	1	0	0	1	1											
Buddy Bell, R OBP: 0.315, SLG: 0.349 (1, 5)	1B BB		2B 1B	F4		F4		L6		4	2	1	0	1	0	0											
Eric Davis, R OBP: 0.316, SLG: 0.412 (1, 8) (7, 7)	1B 2B		K	HR		4-3				4	2	2	3	0	1	2											
Wade Rowdon, R OBP: 0.436, SLG: 0.571 Eddie Milner, L OBP: 0.300, SLG: 0.372 (7, PR) (7, 8)	1B		E	4-3		PO BB				3	1	2	2	1	0	0											
Sal Butera, R OBP: 0.333, SLG: 0.364 (1, 2)	2B		E6 BB	F7		PO		SH3-4 1B		4	0	2	1	0	0	0											
Tom Browning, L OBP: 0.194, SLG: 0.194 Scott Terry, R (6, 1) Ted Power, R (8, 1)	6-3		K	L8				SH3-4 1-2		3	0	0	0	0	1	3											
Inning Stats	R: 4 E: 1 K: 0 S: 8	H: 4 LOB: 2 BB: 1 P: 12	R: 0 E: 0 K: 1 S: 4	H: 0 LOB: 0 BB: 1 P: 8	R: 3 E: 1 K: 2 S: 11	H: 3 LOB: 2 BB: 1 P: 15	R: 2 E: 0 K: 1 S: 7	H: 2 LOB: 0 BB: 0 P: 7	R: 0 E: 0 K: 0 S: 3	H: 0 LOB: 0 BB: 0 P: 3	R: 0 E: 0 K: 0 S: 2	H: 0 LOB: 1 BB: 1 P: 6	R: 0 E: 0 K: 0 S: 4	H: 1 LOB: 1 BB: 0 P: 4	R: 0 E: 0 K: 0 S: 3	H: 0 LOB: 0 BB: 0 P: 3		1B: 6 2B: 2 3B: 0 HR: 2	SF: 0 SAC: 1 DP: 1 HBP: 0	WP: 0 PB: 0 SB: 1 CS: 0	PA: 42						
PITCHER	IP	WLS	BF	H	R	ER	SO	BB	IBB	HBP	BLK	WP	HR	S	P	ERA	WHIP										
Zane Smith, L ERA: 2.58	3.0	L	20	7	7	1	3	3	0	0	0	0	0	23	35	3.00	3.333										
Steve Shields, R ERA: 18.0	1.0		5	2	2	2	1	0	0	0	0	0	2	7	7	18.00	2.000										
Craig McMurtry, R ERA: 3.94	2.0		6	0	0	0	0	0	0	0	0	0	0	6	6	0.00	0.000										
Jeff Dedmon, R ERA: 3.3	2.0		7	1	0	0	0	1	0	0	0	0	0	6	10	0.00	1.000										
Ed Olowine, L ERA: 1.6	1.0		3	0	0	0	0	0	0	0	0	0	0	3	3	0.00	0.000										

AB	36
R	9
H	10
RBI	7
BB	4
SO	4
LOB	12



Batter	1	2	3	4	5	6	7	8	9	AB	R	H	RBI	BB	SO	LOB	BOTTOM										
Bill Sample, R OBP: 0.299, SLG: 0.378 Ed Olowine, R (9, 1)	HBP		6-3	6-3		F9		1B		4	0	1	0	0	0	3	Cincinnati Reds @ Atlanta Braves Atlanta-Fulton County Stadium, Atlanta, GA Sun Jun 15 1986, 3:33 AM EDT Att: 29,304 - Unknown										
Rafael Ramirez, R OBP: 0.280, SLG: 0.366 (1, 6)	F9		K		F9 1B	1-3		1B		5	0	2	0	0	1	3											
Dale Murphy, R OBP: 0.383, SLG: 0.471 (1, 8)	F8			F8	1-2 1B	4-3		K		5	0	1	0	0	1	3											
Bob Horner, R OBP: 0.328, SLG: 0.444 (1, 3)	5-3			5-3	F8	F8		F8		5	0	0	0	0	0	3											
Ozzie Virgil, R OBP: 0.331, SLG: 0.426 (1, 2)		6-3		2B 1B	F9	K		1B 2B		5	2	2	0	0	1	2											
Terry Harper, R OBP: 0.285, SLG: 0.326 (1, 7) (9, 9)	F4			BB 2B	F7	F8		F8		5	1	1	1	0	0	3											
Ken Oberkfell, L OBP: 0.384, SLG: 0.378 (1, 5)		BB		BB 2B BB		1B 1B		HR 1B		3	2	3	1	2	0	0											
Glenn Hubbard, R OBP: 0.348, SLG: 0.349 Ted Simmons, S (9, PH)		K		2B BB	F3	HR		L8		3	2	1	2	1	1	2											
Zane Smith, L ERA: 2.58 Steve Shields, R ERA: 18.0 Craig McMurtry, R ERA: 3.94 Jeff Dedmon, R ERA: 3.3 Ed Olowine, L ERA: 1.6				1-2 2-3 2B		1-3 1B		6-3		0	0	0	0	0	0	0											
Inning Stats	R: 0 E: 0 K: 0 S: 3	H: 0 LOB: 1 BB: 0 P: 4	R: 0 E: 0 K: 1 S: 5	H: 0 LOB: 1 BB: 1 P: 9	R: 0 E: 0 K: 2 S: 7	H: 0 LOB: 0 BB: 0 P: 7	R: 4 E: 0 K: 0 S: 6	H: 3 LOB: 1 BB: 2 P: 14	R: 0 E: 0 K: 0 S: 5	H: 2 LOB: 2 BB: 0 P: 5	R: 0 E: 0 K: 0 S: 5	H: 0 LOB: 0 BB: 0 P: 5	R: 2 E: 0 K: 1 S: 9	H: 4 LOB: 2 BB: 0 P: 9	R: 1 E: 0 K: 0 S: 5	H: 2 LOB: 1 BB: 0 P: 5		1B: 9 2B: 3 3B: 0 HR: 1	SF: 0 SAC: 0 DP: 0 HBP: 1	WP: 0 PB: 0 SB: 0 CS: 0	PA: 44						
PITCHER	IP	WLS	BF	H	R	ER	SO	BB	IBB	HBP	BLK	WP	HR	S	P	ERA	WHIP										
Tom Browning, L ERA: 4.93	5.0	W	24	5	4	4	3	3	0	1	0	0	0	26	39	7.20	1.600										
Scott Terry, R ERA: 6.25	2.2		14	6	2	2	1	0	0	0	0	0	1	16	16	6.75	2.250										
Ted Power, R ERA: 4.66	1.1	S	6	2	1	1	1	0	0	0	0	0	0	8	8	6.75	1.500										

AB	40
R	7
H	13
RBI	7
BB	3
SO	5
LOB	20



Batter	1	2	3	4	5	6	7	8	9	10	AB	R	H	RBI	BB	SO	LOB	TOP				
Eddie Milner, L OBP: 0.303, SLG: 0.373 (1, 8)	3-1		1B			4-3	PO	F7		1B	5	0	2	0	0	0	0	<p>Cincinnati Reds @ Atlanta Braves</p> <p>Atlanta-Fulton County Stadium, Atlanta, GA</p> <p>Mon Jun 16 1986, 7:05 PM EDT</p> <p>Att: 15,208 - Unknown</p>				
Pete Rose, S OBP: 0.313, SLG: 0.243 (1, 3)	FC6-4 BB		F7			L6		BLK 1B		FC5-4 BB	3	0	1	0	2	0	1					
Dave Parker, L OBP: 0.345, SLG: 0.513 (1, 9)	FC6-4 BB		F6			4-3		K		F6	5	0	0	0	0	1	4					
Buddy Bell, R OBP: 0.319, SLG: 0.351 Wade Rowdon, R OBP: 0.389, SLG: 0.500 (1, 5) (7, 5)	BB			F2				SH3-4 1B 2B		F8	2	1	1	0	1	0	0					
Eric Davis, R OBP: 0.322, SLG: 0.415 (1, 7)	3-1			5-3				SH3-4 1B 2B		FC5-2 1B	4	1	2	0	0	0	2					
Dave Concepcion, R OBP: 0.308, SLG: 0.324 John Franco, L (9, 1)		6-3		5-3				SH3-4		5-3	3	0	0	0	0	0	1					
Bo Diaz, R OBP: 0.311, SLG: 0.345 (1, 2)		6-3						1B FC9-6 2B		FC5-2	4	1	1	2	0	1	1					
Ron Oester, S OBP: 0.300, SLG: 0.360 (1, 4)				3-1				FC9-6 1B		6-3	3	0	1	0	1	0	1					
Bill Gullickson, R OBP: 0.103, SLG: 0.071 Max Venable, L OBP: 0.255, SLG: 0.317 Ron Robinson, R OBP: 0.284, SLG: 0.219 (1, 1) (7, PH) (7, 1) (9, 6)				K				FC9-6 PO		5-3	2	0	0	0	0	2	1					
Inning Stats	R: 0 E: 0 K: 0 S: 3	H: 0 LOB: 2 BB: 2 P: 11	R: 0 E: 0 K: 1 S: 5	H: 0 LOB: 1 BB: 1 P: 9	R: 0 E: 0 K: 0 S: 3	H: 1 LOB: 0 BB: 0 P: 3	R: 0 E: 0 K: 2 S: 7	H: 0 LOB: 0 BB: 0 P: 7	R: 0 E: 0 K: 0 S: 3	H: 0 LOB: 0 BB: 0 P: 3	R: 3 E: 0 K: 0 S: 6	H: 4 LOB: 0 BB: 0 P: 6	R: 0 E: 0 K: 1 S: 6	H: 1 LOB: 1 BB: 0 P: 6	R: 0 E: 1 K: 0 S: 4	H: 1 LOB: 1 BB: 0 P: 4	R: 0 E: 0 K: 0 S: 4		H: 1 LOB: 2 BB: 1 P: 8	1B: 7 2B: 1 3B: 0 HR: 0	SF: 0 SAC: 1 DP: 0 HBP: 0	WP: 0 PA: 41
PITCHER	IP WLS BF H R ER SO ERA WHIP	IP WLS BF H R ER SO ERA WHIP	IP WLS BF H R ER SO ERA WHIP	IP WLS BF H R ER SO ERA WHIP	IP WLS BF H R ER SO ERA WHIP	IP WLS BF H R ER SO ERA WHIP	IP WLS BF H R ER SO ERA WHIP	IP WLS BF H R ER SO ERA WHIP	IP WLS BF H R ER SO ERA WHIP	IP WLS BF H R ER SO ERA WHIP	IP WLS BF H R ER SO ERA WHIP	IP WLS BF H R ER SO ERA WHIP	IP WLS BF H R ER SO ERA WHIP	IP WLS BF H R ER SO ERA WHIP	IP WLS BF H R ER SO ERA WHIP	IP WLS BF H R ER SO ERA WHIP	IP WLS BF H R ER SO ERA WHIP	IP WLS BF H R ER SO ERA WHIP	IP WLS BF H R ER SO ERA WHIP	IP WLS BF H R ER SO ERA WHIP	IP WLS BF H R ER SO ERA WHIP	
David Palmer, R ERA: 2.79 Jeff Dedmon, R ERA: 3.23 Paul Assenmacher, L ERA: 1.13 Gene Gardner, R ERA: 1.08 (1, 1) (7, 1) (8, 1) (10, 1)	6.1 0.2 2.0 1.0	26 1 8 5	5 0 2 1	3 0 0 0	3 0 0 0	0 0 0 0	0 0 0 0	0 0 0 0	0 0 0 0	0 0 0 0	0 0 0 0	0 0 0 0	0 0 0 0	0 0 0 0	0 0 0 0	0 0 0 0	0 0 0 0	0 0 0 0	0 0 0 0	0 0 0 0	0 0 0 0	0 0 0 0

AB	35
R	3
H	8
RBI	3
BB	4
SO	4
LOB	15



Batter	1	2	3	4	5	6	7	8	9	10	AB	R	H	RBI	BB	SO	LOB	BOTTOM			
Claudell Washington, L OBP: 0.289, SLG: 0.467 Bill Sample, R OBP: 0.296, SLG: 0.374 (1, 9) (9, PH) (10, 9)	3-1		F9				FC6-4			K	4	0	0	0	0	1	3	<p>Cincinnati Reds @ Atlanta Braves</p> <p>Atlanta-Fulton County Stadium, Atlanta, GA</p> <p>Mon Jun 16 1986, 7:05 PM EDT</p> <p>Att: 15,208 - Unknown</p>			
Omar Moreno, L OBP: 0.316, SLG: 0.435 (1, 7)	F6		F8					F7		4-3	5	0	0	0	0	1	1				
Dale Murphy, R OBP: 0.379, SLG: 0.462 (1, 8)	6-3		FC6-4					F7		1B BB	4	1	0	0	1	1	1				
Bob Horner, R OBP: 0.333, SLG: 0.448 (1, 3)				G3				K		1B BB	5	0	3	0	0	1	0				
Ken Oberkfell, L OBP: 0.389, SLG: 0.401 (1, 5) (8, 4)			F5					3		1B	5	2	3	2	0	0	2				
Andres Thomas, R OBP: 0.326, SLG: 0.449 (1, 6)				HR				K		1B	4	1	2	2	0	0	0				
Bruce Benedict, R OBP: 0.419, SLG: 0.553 (1, 2)			E1					6-3		HR	4	1	2	2	0	0	0				
Glenn Hubbard, R OBP: 0.344, SLG: 0.345 Chris Chambliss, L OBP: 0.535, SLG: 0.595 Rafael Ramirez, R OBP: 0.263, SLG: 0.368 (1, 4) (7, PH) (7, PR) (8, 5)			G5-2-3					FC4-6 1B		K	2	0	0	0	0	0	4				
David Palmer, R OBP: 0.138, SLG: 0.241 Jeff Dedmon, L OBP: 0.255, SLG: 0.333 Ted Simmons, S OBP: 0.313, SLG: 0.387 Zane Smith, R OBP: 0.283, SLG: 0.283 Paul Assenmacher, L OBP: 0.255, SLG: 0.256 Gene Gardner, R (1, 1) (7, 1) (7, PH) (7, PR) (8, 1) (8, PH) (10, 1)								FC6-4 1B		SH3-4 1B	2	0	1	0	0	0	0				
Inning Stats	R: 0 E: 0 K: 0 S: 3	H: 0 LOB: 0 BB: 0 P: 3	R: 0 E: 1 K: 0 S: 5	H: 2 LOB: 2 BB: 0 P: 5	R: 0 E: 0 K: 0 S: 4	H: 1 LOB: 1 BB: 0 P: 4	R: 1 E: 1 K: 0 S: 5	H: 1 LOB: 1 BB: 0 P: 5	R: 0 E: 0 K: 2 S: 7	H: 0 LOB: 0 BB: 0 P: 7	R: 0 E: 0 K: 0 S: 5	H: 2 LOB: 2 BB: 0 P: 5	R: 0 E: 0 K: 1 S: 5	H: 0 LOB: 0 BB: 0 P: 5	R: 2 E: 0 K: 2 S: 10	H: 3 LOB: 1 BB: 0 P: 10	R: 1 E: 0 K: 0 S: 3		H: 2 LOB: 2 BB: 1 P: 7	1B: 10 2B: 1 3B: 0 HR: 2	SF: 0 SAC: 1 DP: 2 HBP: 0
PITCHER	IP WLS BF H R ER SO ERA WHIP	IP WLS BF H R ER SO ERA WHIP	IP WLS BF H R ER SO ERA WHIP	IP WLS BF H R ER SO ERA WHIP	IP WLS BF H R ER SO ERA WHIP	IP WLS BF H R ER SO ERA WHIP	IP WLS BF H R ER SO ERA WHIP	IP WLS BF H R ER SO ERA WHIP	IP WLS BF H R ER SO ERA WHIP	IP WLS BF H R ER SO ERA WHIP	IP WLS BF H R ER SO ERA WHIP	IP WLS BF H R ER SO ERA WHIP	IP WLS BF H R ER SO ERA WHIP	IP WLS BF H R ER SO ERA WHIP	IP WLS BF H R ER SO ERA WHIP	IP WLS BF H R ER SO ERA WHIP	IP WLS BF H R ER SO ERA WHIP	IP WLS BF H R ER SO ERA WHIP	IP WLS BF H R ER SO ERA WHIP	IP WLS BF H R ER SO ERA WHIP	IP WLS BF H R ER SO ERA WHIP
Bill Gullickson, R ERA: 3.84 Ron Robinson, R ERA: 1.8 John Franco, L ERA: 2.45 (1, 1) (7, 1) (9, 1)	6.0 2.2 0.2	23 13 5	5 2 1	1 2 1	3 2 1	0 0 1	0 0 0	0 1 6	29 17 10	1.50 6.75 13.50	0.833 1.875 4.500										

AB	39
R	4
H	12
RBI	4
BB	1
SO	6
LOB	15



Batter	1	2	3	4	5	6	7	8	9	AB	R	H	RBI	BB	SO	LOB	TOP											
Bill Doran, S OBP: 0.364, SLG: 0.375 (1, 4)	0-0 6-3 1B	4-0 FC6-4 IBB		0-0 F8			0-0 FC1-4 S 1B		0-0 L4	4	0	2	0	1	0	1												
Billy Hatcher, R OBP: 0.299, SLG: 0.356 (1, 8)	0-0 6-3 1-2	0-0 FC6-4 1-2		0-3 K			0-0 FC1-6-5 1-3			4	0	0	0	0	1	6												
Denny Walling, L OBP: 0.350, SLG: 0.378 (1, 7)	0-0 5-3		0-0 4-3				0-0 G6-3 1B			3	0	1	0	1	0	1												
Glenn Davis, R OBP: 0.337, SLG: 0.515 (1, 3)	0-3 K		0-0 HR				0-0 F9			4	1	1	1	0	1	4												
Phil Garner, R OBP: 0.377, SLG: 0.529 (1, 5)		0-0 5-3 1B	0-0 F7				0-0 G6-3 1-2			4	1	1	0	0	0	1												
Kevin Bass, S OBP: 0.348, SLG: 0.445 (1, 9)		0-0 5-3 1-2	0-0 S 1B				4-0 G1-6-3 BB			3	0	2	0	1	0	1												
Mark Bailey, S OBP: 0.320, SLG: 0.308 (1, 2)		4-0 SH1-4 1B BB	0-3 K				0-3 K			3	0	0	0	1	2	3												
Bert Pena, R OBP: 0.294, SLG: 0.200 (1, 6)		0-0 SH1-4 1B 2H	0-3 K				0-0 G1-6-3 1-2			4	0	1	1	0	1	1												
Mike Scott, R OBP: 0.103, SLG: 0.079 Frank DiPino, L OBP: 0.250, SLG: 0.250 Dave Smith, R (9, 1)	0-0 SH1-4 1-2 2-3		0-0 1B				0-0 4-3			3	0	1	0	0	1	0												
Inning Stats	R: 0 E: 0 K: 1 S: 6	H: 1 LOB: 1 BB: 0 P: 6	R: 1 E: 0 K: 0 S: 5	H: 2 LOB: 3 BB: 2 P: 13	R: 1 E: 0 K: 1 S: 7	H: 2 LOB: 1 BB: 0 P: 7	R: 0 E: 0 K: 2 S: 8	H: 1 LOB: 1 BB: 0 P: 8	R: 0 E: 0 K: 0 S: 3	H: 0 LOB: 0 BB: 1 P: 8	R: 0 E: 0 K: 0 S: 4	H: 1 LOB: 2 BB: 1 P: 8	R: 0 E: 0 K: 0 S: 3	H: 1 LOB: 0 BB: 0 P: 3	R: 0 E: 0 K: 1 S: 5	H: 0 LOB: 0 BB: 0 P: 5	1B: 8 2B: 0 3B: 0 HR: 1	SF: 0 SAC: 1 DP: 2 HBP: 0	WP: 0 PB: 0 SB: 2 CS: 1	PA: 37								
PITCHER	IP	WLS	BF	H	R	ER	SO	BB	IBB	HBP	BLK	WP	HR	S	P	ERA	WHIP											
John Denny, R ERA: 4.62 Ron Robinson, R ERA: 1.75	(1, 1)	8.0	34	9	2	2	5	2	2	0	0	0	0	1	40	56	2.25	1.375										
(9, 1)	1.0	W	3	0	0	0	1	0	0	0	0	0	0	5	5	0.00	0.000											

Houston Astros @ Cincinnati Reds
Riverfront Stadium, Cincinnati, OH
Wed Jun 18 1986, 7:05 PM EDT
Att: 17,426 - Unknown

AB	32
R	2
H	9
RBI	2
BB	4
SO	6
LOB	18



Batter	1	2	3	4	5	6	7	8	9	AB	R	H	RBI	BB	SO	LOB	BOTTOM											
Eddie Milner, L OBP: 0.295, SLG: 0.380 (1, 8)	0-0 G3		0-0 F9			0-0 HR		0-0 F8		4	1	1	1	0	0	1												
Pete Rose, S OBP: 0.302, SLG: 0.244 (1, 3)	0-0 6-3		0-0 4-3			0-0 F8		0-0 CS		4	0	0	0	0	1	0												
Dave Parker, L OBP: 0.346, SLG: 0.508 (1, 9)	4-0 BB			0-3 K		0-0 L4			0-0 HR	3	1	1	0	1	1	0												
Eric Davis, R OBP: 0.318, SLG: 0.430 (1, 7)	0-0 F4			0-3 K			0-0 F8		0-0 HR	4	1	1	2	0	1	1												
Wade Rowdon, R OBP: 0.333, SLG: 0.381 (1, 5)		4-0 S BB		0-0 F7			0-3 K			2	0	0	0	1	1	0												
Dave Concepcion, R OBP: 0.312, SLG: 0.324 (1, 6)		0-3 K			0-0 F9		0-0 1B			3	0	1	0	0	1	1												
Bo Diaz, R OBP: 0.315, SLG: 0.348 (1, 2)		0-3 K			0-0 F7		0-0 F4			3	0	0	0	0	1	2												
Ron Oester, S OBP: 0.304, SLG: 0.364 (1, 4)		0-0 G3			0-0 F7			0-0 F8		3	0	0	0	0	0	1												
John Denny, R OBP: 0.214, SLG: 0.185 Max Venable, L OBP: 0.274, SLG: 0.324 Ron Robinson, R (8, PH) (9, 1)	0-0 K		0-3 K			0-3 K		0-0 CS		2	0	0	0	0	2	0												
Inning Stats	R: 0 E: 0 K: 0 S: 3	H: 0 LOB: 1 BB: 1 P: 7	R: 0 E: 0 K: 2 S: 7	H: 0 LOB: 1 BB: 1 P: 11	R: 0 E: 0 K: 1 S: 5	H: 0 LOB: 0 BB: 0 P: 5	R: 0 E: 0 K: 2 S: 7	H: 0 LOB: 0 BB: 0 P: 7	R: 0 E: 0 K: 0 S: 3	H: 0 LOB: 0 BB: 0 P: 3	R: 1 E: 0 K: 1 S: 6	H: 1 LOB: 0 BB: 0 P: 6	R: 0 E: 0 K: 1 S: 6	H: 1 LOB: 1 BB: 0 P: 6	R: 0 E: 0 K: 0 S: 3	H: 1 LOB: 0 BB: 0 P: 3	R: 2 E: 0 K: 1 S: 5	H: 2 LOB: 0 BB: 0 P: 5	1B: 3 2B: 0 3B: 0 HR: 2	SF: 0 SAC: 0 DP: 0 HBP: 0	WP: 0 PB: 0 SB: 1 CS: 1	PA: 32						
PITCHER	IP	WLS	BF	H	R	ER	SO	BB	IBB	HBP	BLK	WP	HR	S	P	ERA	WHIP											
Mike Scott, R ERA: 2.58 Frank DiPino, L ERA: 3.0 Dave Smith, R ERA: 2.28	(1, 1)	8.1	29	3	1	1	8	2	0	0	0	0	0	1	43	51	1.08	0.600										
(9, 1)	0.0	L	1	1	0	0	0	0	0	0	0	0	0	1	1	∞	∞											
(9, 1)	0.0	L	1	1	2	2	0	0	0	0	0	0	0	1	1	∞	∞											

Houston Astros @ Cincinnati Reds
Riverfront Stadium, Cincinnati, OH
Wed Jun 18 1986, 7:05 PM EDT
Att: 17,426 - Unknown

AB	29
R	3
H	5
RBI	3
BB	2
SO	8
LOB	6



Batter	1	2	3	4	5	6	7	8	9	AB	R	H	RBI	BB	SO	LOB	TOP			
Bill Doran, S OBP: 0.372, SLG: 0.383 (1, 4)										3	1	2	2	2	0	0				
Terry Puhl, L OBP: 0.293, SLG: 0.321 (1, 9)										5	0	2	0	0	0	7				
Jose Cruz, L OBP: 0.319, SLG: 0.301 (1, 7)										4	1	2	1	1	0	0				
Glenn Davis, R OBP: 0.338, SLG: 0.526 (1, 3)										5	1	2	2	0	0	4				
Kevin Bass, S OBP: 0.349, SLG: 0.448 (1, 8)										5	1	2	0	0	0	3				
Denny Walling, L OBP: 0.351, SLG: 0.374 (1, 5)										4	1	1	0	1	0	1				
Alan Ashby, S OBP: 0.330, SLG: 0.378 (1, 2)										5	0	2	1	0	1	1				
Bert Pena, R OBP: 0.364, SLG: 0.263 (1, 6)										4	1	2	0	1	0	2				
Jim Deshaies, L (1, 1)										4	0	0	0	0	4	7				
Aurelio Lopez, R (8, 1)										1	0	0	0	0	0	1				
Inning Stats	R: 3 E: 0 K: 0 S: 7	H: 4 LOB: 1 BB: 0 P: 7	R: 1 E: 1 K: 1 S: 7	H: 2 LOB: 2 BB: 1 P: 11	R: 1 E: 0 K: 1 S: 7	H: 2 LOB: 3 BB: 2 P: 15	R: 0 E: 0 K: 0 S: 3	H: 0 LOB: 0 BB: 0 P: 3	R: 1 E: 0 K: 1 S: 6	H: 2 LOB: 2 BB: 2 P: 14	R: 0 E: 0 K: 0 S: 3	H: 1 LOB: 1 BB: 0 P: 6	R: 0 E: 0 K: 0 S: 5	H: 2 LOB: 2 BB: 0 P: 5	R: 0 E: 0 K: 1 S: 6	H: 1 LOB: 1 BB: 0 P: 6	1B: 10 2B: 4 3B: 0 HR: 1	SF: 0 SAC: 0 DP: 2 HBP: 0	WP: 0 PB: 0 SB: 1 CS: 0	PA: 45
PITCHER	IP WLS BF H R ER SO BB IBB HBP BLK WP HR S P ERA WHIP	IP WLS BF H R ER SO BB IBB HBP BLK WP HR S P ERA WHIP																		
Mario Soto, R ERA: 3.97 (1, 1)	1.0 L 7 4 3 3 0 0 0 0 0 0 1 7 7 27.00 4.000																			
Joe Price, L ERA: 4.11 (2, 1)	3.0 16 4 2 1 2 2 1 0 0 0 0 0 17 29 3.00 2.000																			
Scott Terry, R ERA: 6.14 (5, 1)	2.0 9 3 1 1 1 2 0 0 0 0 0 0 9 17 4.50 2.500																			
Ted Power, R ERA: 4.18 (7, 1)	2.0 9 3 0 0 1 0 0 0 0 0 0 0 11 11 0.00 1.500																			
John Franco, L ERA: 2.54 (9, 1)	1.0 4 1 0 0 1 0 0 0 0 0 0 0 6 6 0.00 1.000																			
Batter	1	2	3	4	5	6	7	8	9	AB	R	H	RBI	BB	SO	LOB	BOTTOM			
Tracy Jones, R OBP: 0.382, SLG: 0.459 (1, 7)										5	1	1	1	0	0	2				
Dave Concepcion, R OBP: 0.314, SLG: 0.326 (1, 6)										5	0	2	0	0	0	0				
Dave Parker, L OBP: 0.347, SLG: 0.510 (1, 9)										5	0	2	0	0	0	2				
Eric Davis, R OBP: 0.306, SLG: 0.412 (1, 8)										5	0	0	0	0	2	5				
Buddy Bell, R OBP: 0.314, SLG: 0.344 (1, 5)										4	0	0	0	0	0	3				
Tony Perez, R OBP: 0.274, SLG: 0.170 (1, 3)										2	1	0	0	2	0	0				
Bo Diaz, R OBP: 0.323, SLG: 0.359 (1, 2)										3	0	2	0	1	0	0				
Ron Oester, S OBP: 0.307, SLG: 0.372 (1, 4)										4	0	2	1	0	0	3				
Mario Soto, R OBP: 0.382, SLG: 0.459 (1, 1)										0	0	0	0	0	0	0				
Joe Price, R OBP: 0.209, SLG: 0.200 (2, 1)										1	0	0	0	0	1	2				
Kurt Stillwell, S OBP: 0.295, SLG: 0.216 (4, PH)										0	0	0	0	0	0	0				
Scott Terry, R (5, 1)										0	0	0	0	0	0	0				
Wade Rowton, R OBP: 0.250, SLG: 0.334 (5, PH)										0	0	0	0	0	1	1				
Ted Power, R (7, 1)										0	0	0	0	0	0	0				
Eddie Milner, L OBP: 0.250, SLG: 0.377 (8, PH)										0	0	0	0	0	0	1				
John Franco, L (9, 1)										0	0	0	0	0	0	0				
Inning Stats	R: 1 E: 0 K: 0 S: 4	H: 1 LOB: 0 BB: 0 P: 4	R: 0 E: 0 K: 1 S: 5	H: 0 LOB: 2 BB: 2 P: 13	R: 0 E: 0 K: 1 S: 6	H: 1 LOB: 1 BB: 0 P: 6	R: 1 E: 0 K: 1 S: 7	H: 2 LOB: 2 BB: 1 P: 11	R: 0 E: 0 K: 0 S: 4	H: 1 LOB: 1 BB: 0 P: 4	R: 0 E: 0 K: 0 S: 6	H: 2 LOB: 2 BB: 0 P: 5	R: 0 E: 0 K: 0 S: 4	H: 1 LOB: 1 BB: 0 P: 4	R: 0 E: 0 K: 1 S: 6	H: 0 LOB: 1 BB: 0 P: 6	1B: 5 2B: 3 3B: 0 HR: 1	SF: 0 SAC: 0 DP: 0 HBP: 0	WP: 0 PB: 0 SB: 0 CS: 0	PA: 40
PITCHER	IP WLS BF H R ER SO BB IBB HBP BLK WP HR S P ERA WHIP	IP WLS BF H R ER SO BB IBB HBP BLK WP HR S P ERA WHIP																		
Jim Deshaies, L ERA: 4.2 (1, 1)	7.0 W 32 8 2 2 4																			
Aurelio Lopez, R ERA: 0.77 (8, 1)	2.0 8 1 0 0 1 0 0 0 0 0 0 0 10 10 0.00 0.500																			


Houston Astros @ Cincinnati Reds
Riverfront Stadium, Cincinnati, OH
Thu Jun 19 1986, 7:05 PM EDT
Att: 25,920 - Unknown

AB	40
R	6
H	15
RBI	6
BB	5
SO	5
LOB	26



Houston Astros @ Cincinnati Reds
Riverfront Stadium, Cincinnati, OH
Thu Jun 19 1986, 7:05 PM EDT
Att: 25,920 - Unknown

AB	37
R	2
H	9
RBI	2
BB	3
SO	5
LOB	21



Batter	1	2	3	4	5	6	7	8	9	AB	R	H	RBI	BB	SO	LOB	TOP								
Bill Sample, R OBP: 0.287, SLG: 0.387 (1, 9)	0-0 4-3		0-0 HR		0-0 F8	0-0 F8			0-0 F7	5	1	1	1	0	0	2	Atlanta Braves @ Cincinnati Reds Riverfront Stadium, Cincinnati, OH Fri Jun 20 1986, 3:33 AM EDT Unknown								
Rafael Ramirez, R OBP: 0.280, SLG: 0.367 (1, 6)	0-0 6-3		0-0 F3		0-0 2B		0-0 F8		0-0 FC6-4 1B	5	0	2	0	0	0	0									
Dale Murphy, R OBP: 0.379, SLG: 0.461 (1, 8)	0-3 K		0-0 F4		0-0 F8		0-3 K		0-0 FC6-4 1-2	5	0	0	0	0	2	2									
Ted Simmons, S OBP: 0.339, SLG: 0.370 (8, 5)		0-0 HR 1B	0-0 BB 1B		0-0 F8		0-0 4-3			4	1	2	0	0	0	1									
Ozzie Virgil, R OBP: 0.335, SLG: 0.444 (1, 2)		0-0 1-H HR	4-0 1-2 BB		0-0 PB 1B 2B			0-0 L9		3	2	2	2	1	0	0									
Terry Harper, R OBP: 0.279, SLG: 0.325 (1, 7)		0-0 F8	0-0 F9		0-0 5-3			0-0 2B		4	0	1	0	0	0	3									
Ken Oberkfell, L OBP: 0.382, SLG: 0.391 (8, 4)		0-3 K		0-0 4-3		0-3 K		0-0 F2		4	0	0	0	0	2	2									
Glenn Hubbard, R OBP: 0.357, SLG: 0.344 (8, PH)		4-0 BB		0-0 F8		4-0 1B BB		0-0 L9		1	0	0	0	2	0	0									
Chris Chambliss, L OBP: 0.511, SLG: 0.561 (8, 3)				0-0 F8		0-0 1B BB		0-0 L9		1	0	0	0	0	0	1									
David Palmer, R OBP: 0.129, SLG: 0.226 (6, PH)		0-3 K		0-0 F2		0-0 1-2 3-H 1B		0-3 K		2	0	0	0	0	1	1									
Bob Horner, R OBP: 0.349, SLG: 0.472 (6, PR)										1	0	1	1	0	0	0									
Craig McMurtry, R OBP: 0.286, SLG: 0.167 (6, 1)										0	0	0	0	0	0	0									
Jeff Dedmon, L OBP: 0.333, SLG: 0.333 (9, PH)										1	0	0	0	0	0	1									
Andres Thomas, R OBP: 0.323, SLG: 0.444 (9, PH)										1	0	0	0	0	1	0									
Inning Stats	R: 0 E: 0 K: 1 S: 5	H: 0 LOB: 0 BB: 0 P: 5	R: 2 E: 0 K: 2 S: 9	H: 2 LOB: 1 BB: 1 P: 13	R: 1 E: 0 K: 0 S: 5	H: 2 LOB: 2 BB: 1 P: 9	R: 0 E: 0 K: 0 S: 3	H: 0 LOB: 0 BB: 0 P: 3	R: 0 E: 0 K: 0 S: 4	H: 1 LOB: 1 BB: 0 P: 4	R: 0 E: 0 K: 1 S: 7	H: 2 LOB: 2 BB: 1 P: 11	R: 0 E: 0 K: 0 S: 5	H: 0 LOB: 0 BB: 0 P: 5	R: 0 E: 0 K: 0 S: 4	H: 1 LOB: 1 BB: 0 P: 4	R: 0 E: 0 K: 1 S: 6	H: 1 LOB: 1 BB: 0 P: 6	1B: 4 2B: 3 3B: 0 HR: 2	SF: 0 SAC: 0 DP: 0 HBP: 0	WP: 0 PB: 1 SB: 0 CS: 0	PA: 39			
PITCHER	IP WLS BF H R ER SO BB IBB HBP BLK WP HR S P ERA WHIP	6.0 W 28 7 4 4 4 3 0 0 0 0 2 33 45 6.00 1.667	2.0 7 1 0 0 1 0 0 0 0 0 0 9 9 0.00 0.500	1.0 S 4 1 0 0 1 0 0 0 0 0 6 6 0.00 1.000																					

AB 36
R 4
H 9
RBI 4
BB 3
SO 6
LOB 12



Batter	1	2	3	4	5	6	7	8	9	AB	R	H	RBI	BB	SO	LOB	BOTTOM								
Eddie Milner, L OBP: 0.302, SLG: 0.377 (1, 8)	0-0 G3 4-3 2B 1B	4-0 CS BB		4-0 1-2 BB		0-0 F9		0-0 F7		3	1	1	0	2	0	2	Atlanta Braves @ Cincinnati Reds Riverfront Stadium, Cincinnati, OH Fri Jun 20 1986, 3:33 AM EDT Unknown								
Pete Rose, S OBP: 0.292, SLG: 0.234 (1, 3)	0-0 4-3 1-2	0-0 CS 1-2	0-0 F8	0-0 G3 1-2 2-3		0-0 G1 1-2		0-0 4-3		5	0	0	0	0	5										
Dave Parker, L OBP: 0.346, SLG: 0.504 (1, 9)	0-0 G3 2-3		4-0 1B BB		0-0 G3		0-0 6-3			3	1	0	0	1	0	1									
Eric Davis, R OBP: 0.304, SLG: 0.402 (1, 7)	4-0 S 2B BB		0-3 K		0-0 F9		0-0 E3 S 2B			3	2	0	0	1	1	1									
Buddy Bell, R OBP: 0.321, SLG: 0.362 (1, 5)	0-0 1-H 3-H 1B 2B		0-0 1B	1-2 1B		0-0 5-3		0-0 1-H 2B		4	1	3	3	0	0	0									
Dave Concepcion, R OBP: 0.322, SLG: 0.332 (1, 6)	4-0 1B BB		0-0 1-2 2-H 1B		0-0 5-3		0-0 5-3			3	1	2	1	1	0	1									
Bo Diaz, R OBP: 0.332, SLG: 0.370 (1, 2)	0-0 1-3 2-H 1B		0-0 F4		0-0 SH2-3 1-H 2B		4-0 BB			3	0	2	2	1	0	2									
Ron Oester, S OBP: 0.308, SLG: 0.371 (1, 4)		0-0 6-3		0-0 CS BB 1B		0-0 SH2-3		0-0 1-3		3	0	1	0	0	0	2									
Tom Browning, L OBP: 0.182, SLG: 0.182 (6, PH)		0-0 G1-4-3		0-3 K		4-0 S BB		0-0 6-3		2	0	0	0	0	1	1									
Kurt Stillwell, S OBP: 0.288, SLG: 0.216 (7, 1)										0	0	0	0	1	0	0									
Ron Robinson, R (8, PH)										0	0	0	0	0	0	0									
Max Venable, L OBP: 0.270, SLG: 0.319 (9, 1)										0	0	0	0	0	0	0									
Inning Stats	R: 3 E: 0 K: 0 S: 5	H: 3 LOB: 2 BB: 2 P: 13	R: 0 E: 0 K: 0 S: 2	H: 0 LOB: 0 BB: 1 P: 6	R: 1 E: 0 K: 1 S: 7	H: 2 LOB: 2 BB: 1 P: 11	R: 0 E: 0 K: 1 S: 5	H: 1 LOB: 1 BB: 1 P: 9	R: 0 E: 0 K: 0 S: 3	H: 0 LOB: 0 BB: 0 P: 3	R: 1 E: 0 K: 0 S: 5	H: 2 LOB: 2 BB: 1 P: 9	R: 1 E: 1 K: 0 S: 5	H: 1 LOB: 2 BB: 1 P: 9	R: 0 E: 0 K: 0 S: 3	H: 0 LOB: 0 BB: 0 P: 3	1B: 6 2B: 3 3B: 0 HR: 0	SF: 0 SAC: 1 DP: 0 HBP: 0	WP: 0 PB: 0 SB: 3 CS: 3	PA: 39					
PITCHER	IP WLS BF H R ER SO BB IBB HBP BLK WP HR S P ERA WHIP	5.0 L 23 6 4 4 2 5 0 0 0 0 0 22 42 7.20 2.200	3.0 3 2 1 0 2 0 0 0 0 0 0 13 21 3.00 1.667																						

AB 30
R 6
H 9
RBI 6
BB 7
SO 2
LOB 15



Batter	1	2	3	4	5	6	7	8	9	AB	R	H	RBI	BB	SO	LOB	TOP								
Claudell Washington, L (1.9) OBP: 0.295, SLG: 0.459 Ted Simmons, S (9, PH) OBP: 0.333, SLG: 0.364	F7		L4			SF8 1-3 2B		F9	1-3	4	1	1	0	0	0	0									
Omar Moreno, L (1.7) OBP: 0.298, SLG: 0.403	F9			L8		1-3		F8		4	0	0	0	0	0	1									
Dale Murphy, R (1.8) OBP: 0.377, SLG: 0.471	6-3			L7		SF8			HR	3	1	1	2	0	0	0									
Chris Chambliss, L (1.3)		K		F4		4-3		L4		4	0	0	0	0	1	0									
Ken Oberkfell, L (1.5) OBP: 0.384, SLG: 0.398		FC4-6 1B		L5			4-3 1B 2B	F8		4	1	2	0	0	0	0									
Andres Thomas, R (1.6) OBP: 0.330, SLG: 0.511		FC4-6 1-2			HR		F2		HR	4	2	2	2	0	0	2									
Bruce Benedict, R (1.2) OBP: 0.380, SLG: 0.489		K			1B		4-3		6-3	4	0	1	0	0	1	2									
Glenn Hubbard, R (1.4) OBP: 0.360, SLG: 0.347			F4		F5			E8 1B		4	0	2	1	0	0	1									
Joe Johnson, R (1.1) OBP: 0.143, SLG: 0.115 Steve Shields, R (5.1) Rafael Ramirez, R (9, PH) OBP: 0.263, SLG: 0.367			K		F6				BB	2	0	0	0	0	1	1									
										1	0	0	0	0	1	1									
										0	0	0	0	1	0	0									
Inning Stats	R: 0 E: 0 K: 0 S: 3	H: 0 LOB: 0 BB: 0 P: 3	R: 0 E: 0 K: 2 S: 8	H: 1 LOB: 1 BB: 0 P: 8	R: 0 E: 0 K: 1 S: 5	H: 0 LOB: 0 BB: 0 P: 5	R: 0 E: 0 K: 0 S: 3	H: 0 LOB: 0 BB: 0 P: 3	R: 1 E: 0 K: 0 S: 5	H: 2 LOB: 1 BB: 0 P: 5	R: 1 E: 0 K: 0 S: 4	H: 1 LOB: 0 BB: 0 P: 4	R: 1 E: 0 K: 1 S: 7	H: 2 LOB: 1 BB: 0 P: 7	R: 1 E: 0 K: 0 S: 4	H: 1 LOB: 0 BB: 0 P: 4	R: 1 E: 1 K: 0 S: 5	H: 2 LOB: 2 BB: 1 P: 9	1B: 4 2B: 2 3B: 0 HR: 3	SF: 1 SAC: 0 DP: 0 HBP: 0	WP: 0 PB: 0 SB: 0 CS: 0	PA: 37			
PITCHER	IP	WLS	BF	H	R	ER	SO	BB	IBB	HBP	BLK	WP	HR	S	P	ERA	WHIP								
Bill Gullickson, R (1.1) ERA: 3.9 John Franco, L (9.1) ERA: 2.63	8.0	W	31	7	4	4	4	0	0	0	0	0	2	39	39	4.50	0.875								
	1.0		6	2	1	1	0	1	0	0	0	0	1	5	9	9.00	3.000								

Atlanta Braves @ Cincinnati Reds
Riverfront Stadium, Cincinnati, OH
Fri Jun 20 1986, 7:05 PM EDT
Att: 28,439 - Unknown

AB 35
R 5
H 9
RBI 5
BB 1
SO 4
LOB 10



Batter	1	2	3	4	5	6	7	8	9	AB	R	H	RBI	BB	SO	LOB	BOTTOM								
Eddie Milner, L (1.8) OBP: 0.304, SLG: 0.389	E3 1B	F7		1B 1H		3-1 3B 2B		G3		5	3	2	1	0	0	0									
Pete Rose, S (1.3) OBP: 0.302, SLG: 0.248	1B FC5-2	E S 1B		2H 1B		F6		6-3		5	0	3	1	0	0	1									
Dave Parker, L (1.9) OBP: 0.344, SLG: 0.500	FC5-2 1-2 2H 2B	F4		F6		3-1				4	1	1	1	0	0	3									
Eric Davis, R (1.7) OBP: 0.310, SLG: 0.421	FC5-2 2B 1-2 2-3 1B		6-3		6-3		3H 3B			4	1	2	1	0	0	0									
Buddy Bell, R (1.5) OBP: 0.320, SLG: 0.360	FC5-2 2B		6-3		1B 1B		6-3			4	2	1	0	0	0	4									
Dave Concepcion, R (1.6) OBP: 0.326, SLG: 0.340	1-2 2-3 3H 2B		5-3		1B 1-2 1B		5-3			4	0	2	3	0	0	0									
Sal Butera, R (1.2) OBP: 0.349, SLG: 0.361	F3			2B BB		1-3 2H 1B		5-3		3	1	1	1	1	0	1									
Ron Oester, S (1.4) OBP: 0.307, SLG: 0.366	F7			K		1-2 BB		F8		3	0	0	0	1	1	2									
Bill Gullickson, R (1.1) OBP: 0.094, SLG: 0.065 Max Venable, L (8, PH) OBP: 0.287, SLG: 0.314 John Franco, L (9.1)		6-3		K		G6-4-3 BB		4-3		3	0	0	0	0	1	4									
										1	0	0	0	0	0	0									
										0	0	0	0	0	0	0									
Inning Stats	R: 4 E: 1 K: 0 S: 8	H: 4 LOB: 1 BB: 0 P: 8	R: 0 E: 0 K: 0 S: 4	H: 1 LOB: 0 BB: 0 P: 4	R: 0 E: 0 K: 2 S: 3	H: 0 LOB: 0 BB: 0 P: 3	R: 2 E: 0 K: 2 S: 9	H: 2 LOB: 1 BB: 0 P: 13	R: 1 E: 0 K: 0 S: 5	H: 3 LOB: 2 BB: 1 P: 9	R: 1 E: 0 K: 0 S: 5	H: 2 LOB: 1 BB: 0 P: 5	R: 0 E: 0 K: 0 S: 3	H: 0 LOB: 0 BB: 0 P: 3	R: 0 E: 0 K: 0 S: 3	H: 0 LOB: 0 BB: 0 P: 3	R: 0 E: 0 K: 0 S: 3	H: 0 LOB: 0 BB: 0 P: 3	1B: 8 2B: 3 3B: 1 HR: 0	SF: 0 SAC: 0 DP: 1 HBP: 0	WP: 0 PB: 0 SB: 1 CS: 0	PA: 38			
PITCHER	IP	WLS	BF	H	R	ER	SO	BB	IBB	HBP	BLK	WP	HR	S	P	ERA	WHIP								
Joe Johnson, R (1.1) ERA: 4.7 Steve Shields, R (5.1) ERA: 5.66	4.1	L	25	10	7	6	2	1	0	0	0	0	0	28	32	12.46	2.538								
	3.2		13	2	1	1	0	1	0	0	0	0	0	12	16	2.46	0.818								

Atlanta Braves @ Cincinnati Reds
Riverfront Stadium, Cincinnati, OH
Fri Jun 20 1986, 7:05 PM EDT
Att: 28,439 - Unknown

AB 36
R 8
H 12
RBI 8
BB 2
SO 2
LOB 15



Batter	1	2	3	4	5	6	7	8	9	AB	R	H	RBI	BB	SO	LOB	TOP						
Bill Sample, R OBP: 0.303, SLG: 0.394 Omar Moreno, L OBP: 0.296, SLG: 0.400	0-0 G6-4-3 1B		0-0 1B		0-0 F8			4-0 BB SH3-4 1B BB	0-0 F9	3	1	2	0	1	0	0							
Rafael Ramirez, R OBP: 0.283, SLG: 0.365	0-0 G6-4-3 1-2		0-0 1-2 1B		0-0 F8			0-0 SH3-4	0-0 4-3	4	0	1	0	0	0	1							
Dale Murphy, R OBP: 0.377, SLG: 0.468	0-0 F9		0-0 1-6-3		0-0 E 1B			4-0 BB 1B IBB	0-3 K	4	2	1	0	1	1	2							
Bob Horner, R OBP: 0.342, SLG: 0.483 Claudell Washington, L OBP: 0.295, SLG: 0.459		0-0 HR		0-0 F7				4-0 1B 1B BB		3	1	1	1	1	0	1							
Ozzie Virgil, R OBP: 0.344, SLG: 0.451	0-0 G6-4-3 1B		0-0 5-3		0-0 E4 FC4 1B			0-0 E 1B SF8 1B	1-2 2-3 1B	4	1	3	2	0	0	0							
Terry Harper, R OBP: 0.274, SLG: 0.318 Chris Chambliss, L OBP: 0.481, SLG: 0.522	0-0 G6-4-3 1-2		0-0 L7		0-0 FC4 1-2			0-0 E8 SF8 BB 1B	1-3 2-H 1B	3	0	0	0	0	0	2							
Ken Oberkfell, L OBP: 0.386, SLG: 0.412	0-0 4-3			0-0 HR				4-0 1-2 BB		3	1	1	1	1	0	0							
Glenn Hubbard, R OBP: 0.353, SLG: 0.342		0-0 F9		0-0 5-3				0-0 SF8	2-3 3-H 1B	3	0	0	1	0	0	0							
Rick Mahler, R OBP: 0.217, SLG: 0.244 Paul Assenmacher, L Gene Garber, R	0-0 1-3		0-0 6-3		0-0 6-3			0-0 4-3	0-0 4-3	4	0	0	0	0	0	2							
Inning Stats	R: 0 E: 0 K: 0 S: 3	H: 1 LOB: 0 BB: 0 P: 3	R: 1 E: 0 K: 0 S: 4	H: 2 LOB: 0 BB: 0 P: 4	R: 0 E: 0 K: 0 S: 5	H: 2 LOB: 2 BB: 0 P: 5	R: 0 E: 0 K: 0 S: 3	H: 0 LOB: 0 BB: 0 P: 3	R: 1 E: 0 K: 0 S: 4	H: 1 LOB: 0 BB: 0 P: 4	R: 1 E: 1 K: 0 S: 5	H: 2 LOB: 1 BB: 0 P: 5	R: 0 E: 0 K: 0 S: 3	H: 0 LOB: 0 BB: 0 P: 3	R: 4 E: 1 K: 0 S: 5	H: 2 LOB: 2 BB: 1 P: 21	R: 0 E: 0 K: 1 S: 5	H: 0 LOB: 0 BB: 0 P: 5	1B: 8 2B: 0 3B: 0 HR: 2	SF: 1 SAC: 1 DP: 2 HBP: 0	WP: 0 PA: 39 PB: 0 SB: 1 CS: 0		
PITCHER	IP WLS BF H R ER SO BB IBB HBP BLK WP HR S P ERA WHIP	IP WLS BF H R ER SO BB IBB HBP BLK WP HR S P ERA WHIP	IP WLS BF H R ER SO BB IBB HBP BLK WP HR S P ERA WHIP	IP WLS BF H R ER SO BB IBB HBP BLK WP HR S P ERA WHIP	IP WLS BF H R ER SO BB IBB HBP BLK WP HR S P ERA WHIP	IP WLS BF H R ER SO BB IBB HBP BLK WP HR S P ERA WHIP	IP WLS BF H R ER SO BB IBB HBP BLK WP HR S P ERA WHIP	IP WLS BF H R ER SO BB IBB HBP BLK WP HR S P ERA WHIP	IP WLS BF H R ER SO BB IBB HBP BLK WP HR S P ERA WHIP	IP WLS BF H R ER SO BB IBB HBP BLK WP HR S P ERA WHIP	IP WLS BF H R ER SO BB IBB HBP BLK WP HR S P ERA WHIP	IP WLS BF H R ER SO BB IBB HBP BLK WP HR S P ERA WHIP	IP WLS BF H R ER SO BB IBB HBP BLK WP HR S P ERA WHIP	IP WLS BF H R ER SO BB IBB HBP BLK WP HR S P ERA WHIP	IP WLS BF H R ER SO BB IBB HBP BLK WP HR S P ERA WHIP	IP WLS BF H R ER SO BB IBB HBP BLK WP HR S P ERA WHIP	IP WLS BF H R ER SO BB IBB HBP BLK WP HR S P ERA WHIP	IP WLS BF H R ER SO BB IBB HBP BLK WP HR S P ERA WHIP	IP WLS BF H R ER SO BB IBB HBP BLK WP HR S P ERA WHIP	IP WLS BF H R ER SO BB IBB HBP BLK WP HR S P ERA WHIP	IP WLS BF H R ER SO BB IBB HBP BLK WP HR S P ERA WHIP	IP WLS BF H R ER SO BB IBB HBP BLK WP HR S P ERA WHIP	IP WLS BF H R ER SO BB IBB HBP BLK WP HR S P ERA WHIP

Atlanta Braves @ Cincinnati Reds
Riverfront Stadium, Cincinnati, OH
Sat Jun 21 1986, 7:05 PM EDT
Att: 36,998 - Unknown

AB 33
R 7
H 10
RBI 6
BB 4
SO 1
LOB 8



Batter	1	2	3	4	5	6	7	8	9	AB	R	H	RBI	BB	SO	LOB	BOTTOM						
Eddie Milner, L OBP: 0.309, SLG: 0.392 Tracy Jones, R OBP: 0.391, SLG: 0.468	0-3 K		0-0 6-3 2B 1B		0-0 1B SF8 1B		0-0 6-3	0-0 1-3 1B		4	2	2	0	0	1	0							
Pete Rose, S OBP: 0.507, SLG: 0.263 Tony Perez, R OBP: 0.270, SLG: 0.167 Scott Terry, R	0-0 3-1		0-0 6-3 1-3		0-0 FC6-4 1B		0-0 BB 2B	0-0 6-3 1-2 3-H 1B		4	0	2	0	0	0	1							
Dave Parker, L OBP: 0.352, SLG: 0.508	0-0 1B		0-0 3-H 1B 2B		0-0 SF8 3-H		4-0 BB IBB	4-0 IBB		2	1	2	2	2	0	0							
Eric Davis, R OBP: 0.322, SLG: 0.426 Ted Power, R Carl Willis, L Kurt Stillwell, S OBP: 0.286, SLG: 0.214	0-0 1-2 1B		0-0 2-H 1B		0-0 K		4-0 FC6-4 BB	0-3 K		3	0	2	1	1	1	1							
Buddy Bell, R OBP: 0.313, SLG: 0.351	0-0 6-3		0-0 F6		0-0 FC6-4 1-2		0-0 FC6-4 1-2		0-3 K	5	0	0	0	0	1	7							
Dave Concepcion, R OBP: 0.323, SLG: 0.342	0-0 F8		0-0 5-3		0-0 6-3		0-0 6-3	0-0 L9 1B 2B	0-0 5-3	5	1	1	0	0	0	0							
Bo Diaz, R OBP: 0.324, SLG: 0.360	0-3 K		0-3 K		0-3 K		0-0 4-3	0-0 L9	0-3 K	5	0	0	0	0	3	1							
Ron Oester, S OBP: 0.310, SLG: 0.373	0-0 G3		0-0 2B		0-0 3-1		0-0 3-1	0-0 1B 1B 1B		4	1	2	1	0	0	0							
Chris Welsh, L OBP: 0.100, SLG: 0.100 Max Venable, L OBP: 0.276, SLG: 0.324	0-0 F7		0-0 3-1		0-0 4-3		0-0 4-3	0-0 1B 1B 6-3 1B		3	0	0	0	0	0	1							
Inning Stats	R: 0 E: 0 K: 1 S: 7	H: 2 LOB: 0 BB: 0 P: 7	R: 0 E: 0 K: 1 S: 5	H: 0 LOB: 0 BB: 0 P: 5	R: 2 E: 0 K: 0 S: 6	H: 3 LOB: 1 BB: 0 P: 6	R: 0 E: 0 K: 1 S: 6	H: 1 LOB: 0 BB: 0 P: 6	R: 1 E: 0 K: 1 S: 7	H: 2 LOB: 1 BB: 0 P: 7	R: 0 E: 0 K: 0 S: 3	H: 0 LOB: 0 BB: 0 P: 3	R: 0 E: 0 K: 0 S: 4	H: 1 LOB: 3 BB: 2 P: 12	R: 3 E: 0 K: 1 S: 9	H: 4 LOB: 2 BB: 1 P: 13	R: 0 E: 0 K: 2 S: 7	H: 0 LOB: 0 BB: 0 P: 7	1B: 9 2B: 4 3B: 0 HR: 0	SF: 1 SAC: 0 DP: 0 HBP: 0	WP: 0 PA: 43 PB: 0 SB: 1 CS: 0		
PITCHER	IP WLS BF H R ER SO BB IBB HBP BLK WP HR S P ERA WHIP	IP WLS BF H R ER SO BB IBB HBP BLK WP HR S P ERA WHIP	IP WLS BF H R ER SO BB IBB HBP BLK WP HR S P ERA WHIP	IP WLS BF H R ER SO BB IBB HBP BLK WP HR S P ERA WHIP	IP WLS BF H R ER SO BB IBB HBP BLK WP HR S P ERA WHIP	IP WLS BF H R ER SO BB IBB HBP BLK WP HR S P ERA WHIP	IP WLS BF H R ER SO BB IBB HBP BLK WP HR S P ERA WHIP	IP WLS BF H R ER SO BB IBB HBP BLK WP HR S P ERA WHIP	IP WLS BF H R ER SO BB IBB HBP BLK WP HR S P ERA WHIP	IP WLS BF H R ER SO BB IBB HBP BLK WP HR S P ERA WHIP	IP WLS BF H R ER SO BB IBB HBP BLK WP HR S P ERA WHIP	IP WLS BF H R ER SO BB IBB HBP BLK WP HR S P ERA WHIP	IP WLS BF H R ER SO BB IBB HBP BLK WP HR S P ERA WHIP	IP WLS BF H R ER SO BB IBB HBP BLK WP HR S P ERA WHIP	IP WLS BF H R ER SO BB IBB HBP BLK WP HR S P ERA WHIP	IP WLS BF H R ER SO BB IBB HBP BLK WP HR S P ERA WHIP	IP WLS BF H R ER SO BB IBB HBP BLK WP HR S P ERA WHIP	IP WLS BF H R ER SO BB IBB HBP BLK WP HR S P ERA WHIP	IP WLS BF H R ER SO BB IBB HBP BLK WP HR S P ERA WHIP	IP WLS BF H R ER SO BB IBB HBP BLK WP HR S P ERA WHIP	IP WLS BF H R ER SO BB IBB HBP BLK WP HR S P ERA WHIP	IP WLS BF H R ER SO BB IBB HBP BLK WP HR S P ERA WHIP	IP WLS BF H R ER SO BB IBB HBP BLK WP HR S P ERA WHIP

Atlanta Braves @ Cincinnati Reds
Riverfront Stadium, Cincinnati, OH
Sat Jun 21 1986, 7:05 PM EDT
Att: 36,998 - Unknown


AB 39
R 6
H 13
RBI 6
BB 3
SO 7
LOB 14



Batter	1	2	3	4	5	6	7	8	9	AB	R	H	RBI	BB	SO	LOB	TOP		
Claudell Washington, L (1.9) Terry Harper, R (8.7) OBP: 0.296, SLG: 0.456 OBP: 0.273, SLG: 0.316	0-0 CS 1B			0-0 F9		0-0 F8		0-0 6-3		3	0	1	0	0	0	0			
Rafael Ramirez, R (1.5) OBP: 0.259, SLG: 0.360	0-3 K			0-3 K2-3		0-0 6-3		0-0 5-3		4	0	0	0	0	2	2			
Dale Murphy, R (1.8) OBP: 0.375, SLG: 0.468	0-0 5-3			0-0 1-3			0-0 6-3		0-0 WP 2B	4	0	1	0	0	0	0			
Chris Chambliss, L (1.3) OBP: 0.446, SLG: 0.480		0-3 K			0-0 F7		0-0 4-3		0-0 F7	4	0	0	0	0	1	1			
Ken Oberkfell, L (1.4) OBP: 0.388, SLG: 0.411		4-0 G6-4-3 BB			0-0 1B		0-0 6-3		0-0 1-3	3	0	1	0	1	0	1			
Andres Thomas, R (1.6) OBP: 0.337, SLG: 0.510		0-0 G6-4-3			0-0 1B			0-0 BB 1B	0-3 K	4	1	2	0	0	1	2			
Bruce Benedict, R (1.2) OBP: 0.377, SLG: 0.468			0-3 K		0-0 F9			4-0 1B 6-3 BB		2	1	0	0	1	1	2			
Omar Moreno, L (1.7) OBP: 0.297, SLG: 0.399			0-0 G3		0-3 K			0-0 6-3 1B		3	0	1	1	0	1	2			
Craig McMurtry, R (1.1) Ted Simmons, S (8.7) Gene Garber, R (8.1) OBP: 0.222, SLG: 0.125 OBP: 0.328, SLG: 0.357			0-0 5-3			0-3 K		0-0 6-3		2	0	0	0	0	1	0			
										1	0	0	1	0	0	1			
										0	0	0	0	0	0	0			
Inning Stats	R: 0 E: 0 K: 1 S: 5	H: 1 LOB: 0 BB: 0 P: 5	R: 0 E: 0 K: 1 S: 4	H: 0 LOB: 0 BB: 1 P: 8	R: 0 E: 0 K: 1 S: 5	H: 0 LOB: 0 BB: 0 P: 5	R: 0 E: 0 K: 1 S: 5	H: 2 LOB: 2 BB: 0 P: 7	R: 0 E: 0 K: 0 S: 3	H: 0 LOB: 0 BB: 0 P: 3	R: 2 E: 0 K: 0 S: 5	H: 2 LOB: 1 BB: 0 P: 9	R: 0 E: 0 K: 1 S: 6	H: 1 LOB: 1 BB: 0 P: 6	1B: 5 2B: 2 3B: 0 HR: 0	SF: 0 SAC: 0 DP: 2 HBP: 0	WP: 1 PB: 0 SB: 0 CS: 1	PA: 33	
PITCHER	IP	WLS	BF	H	R	ER	SO	BB	IBB	HBP	BLK	WP	HR	S	P	ERA	WHIP		
John Denny, R (1.1) ERA: 4.47	7.0	W	26	5	2	2	6	2	0	0	0	0	0	36	44	2.57	1.000		
John Franco, L (8.1) ERA: 2.57	1.0		3	0	0	0	0	0	0	0	0	0	0	3	3	0.00	0.000		
Ron Robinson, R (9.1) ERA: 1.67	1.0	S	4	1	0	0	1	0	0	0	0	1	0	6	6	0.00	1.000		

Atlanta Braves @ Cincinnati Reds
Riverfront Stadium, Cincinnati, OH
Sun Jun 22 1986, 3:33 AM EDT
Att: 27,389 - Unknown


AB 31
R 2
H 6
RBI 2
BB 2
SO 7
LOB 12



Batter	1	2	3	4	5	6	7	8	9	AB	R	H	RBI	BB	SO	LOB	BOTTOM		
Eddie Milner, L (1.8) OBP: 0.306, SLG: 0.392	0-3 K		0-0 2B		0-0 4-3		0-0 F7	0-0 3-1		5	0	1	1	0	1	1			
Pete Rose, S (1.3) OBP: 0.310, SLG: 0.268	0-0 BB 1B		0-0 F7		0-0 F8		0-0 HR 1B	0-0 4-3		5	1	2	0	0	0	2			
Dave Parker, L (1.9) OBP: 0.351, SLG: 0.502	0-3 K		4-0 IBB		0-0 G3		0-0 F7			3	0	0	0	1	1	2			
Eric Davis, R (1.7) OBP: 0.333, SLG: 0.455	4-0 1-2 BB		0-0 L5			0-0 4-3 E 1B	0-0 1-H HR			3	2	2	2	1	0	2			
Buddy Bell, R (1.5) OBP: 0.312, SLG: 0.346	0-0 F9			4-0 FC6-4 BB		0-0 4-3	0-0 F3			3	0	0	0	1	0	3			
Dave Concepcion, R (1.6) OBP: 0.322, SLG: 0.340		0-0 6-3		0-0 FC6-4 5-3		0-3 K		0-0 SH3-4 E 1B		4	1	1	0	0	1	2			
Sal Butera, R (1.2) OBP: 0.348, SLG: 0.342		0-0 4-3		0-0 5-3		4-0 FC5 E BB		0-0 SH3-4		2	0	0	0	1	0	1			
Ron Oester, S (1.4) OBP: 0.313, SLG: 0.370		0-0 G3		4-0 IBB		0-0 E4		4-0 E 3-1 IBB		2	1	0	0	2	0	1			
John Denny, R (1.1) John Franco, L (8.1) Max Venable, L (8.7) Ron Robinson, R (9.1) OBP: 0.194, SLG: 0.167 OBP: 0.286, SLG: 0.333			0-3 K	0-3 K		0-0 FC5		0-0 E2		3	0	0	0	0	2	4			
										0	0	0	0	0	0	0			
										1	0	1	1	0	0	0			
										0	0	0	0	0	0	0			
Inning Stats	R: 0 E: 0 K: 2 S: 8	H: 1 LOB: 2 BB: 1 P: 12	R: 0 E: 0 K: 0 S: 3	H: 0 LOB: 0 BB: 0 P: 3	R: 0 E: 0 K: 1 S: 6	H: 1 LOB: 2 BB: 1 P: 10	R: 0 E: 0 K: 1 S: 5	H: 0 LOB: 2 BB: 2 P: 13	R: 0 E: 0 K: 0 S: 3	H: 0 LOB: 0 BB: 0 P: 3	R: 1 E: 1 K: 1 S: 7	H: 1 LOB: 2 BB: 1 P: 11	R: 2 E: 0 K: 0 S: 5	H: 2 LOB: 1 BB: 1 P: 9	1B: 5 2B: 1 3B: 0 HR: 1	SF: 0 SAC: 1 DP: 0 HBP: 0	WP: 0 PB: 0 SB: 1 CS: 0	PA: 38	
PITCHER	IP	WLS	BF	H	R	ER	SO	BB	IBB	HBP	BLK	WP	HR	S	P	ERA	WHIP		
Craig McMurtry, R (1.1) ERA: 4.06	7.0	L	32	5	3	2	5	3	2	0	0	0	0	37	57	2.57	1.143		
Gene Garber, R (8.1) ERA: 1.5	1.0		6	2	2	2	0	0	1	0	0	0	0	5	9	18.00	2.000		

Atlanta Braves @ Cincinnati Reds
Riverfront Stadium, Cincinnati, OH
Sun Jun 22 1986, 3:33 AM EDT
Att: 27,389 - Unknown

AB 31
R 5
H 7
RBI 4
BB 6
SO 5
LOB 18



Batter	1	2	3	4	5	6	7	8	9	AB	R	H	RBI	BB	SO	LOB	TOP		
Tracy Jones, R OBP: 0.405, SLG: 0.493										5	0	3	1	0	0	2	Cincinnati Reds @ Houston Astros Astrodome, Houston, TX Mon Jun 23 1986, 8:05 PM EDT Att: 12,963 - Unknown		
Dave Concepcion, R OBP: 0.315, SLG: 0.332										5	1	0	0	0	0	4			
Dave Parker, L OBP: 0.348, SLG: 0.494										4	0	0	0	1	1	3			
Eric Davis, R OBP: 0.348, SLG: 0.455										2	1	1	0	3	1	1			
Buddy Bell, R OBP: 0.310, SLG: 0.343										5	0	1	1	0	0	6			
Tony Perez, R OBP: 0.294, SLG: 0.207										4	2	2	1	1	0	2			
Bo Diaz, R OBP: 0.318, SLG: 0.352										4	1	0	0	0	1	2			
Ron Oester, S OBP: 0.308, SLG: 0.363										4	1	0	0	0	1	2			
Joe Price, R OBP: 0.288, SLG: 0.167										1	0	0	1	1	0	0			
Scott Terry, R OBP: 0.292, SLG: 0.348										0	0	0	0	0	0	0			
Wade Rowton, R OBP: 0.292, SLG: 0.348										0	0	0	0	0	0	0			
Carl Willis, L OBP: 0.292, SLG: 0.348										0	0	0	0	0	0	0			
Max Venable, L OBP: 0.292, SLG: 0.329										0	0	0	0	0	0	0			
Ted Power, R OBP: 0.292, SLG: 0.329										0	0	0	0	0	0	0			
Inning Stats	R: 0 E: 0 K: 1 S: 6	H: 1 LOB: 2 BB: 1 P: 10	R: 2 E: 2 K: 0 S: 4	H: 0 LOB: 1 BB: 2 P: 12	R: 0 E: 0 K: 1 S: 5	H: 0 LOB: 1 BB: 1 P: 9	R: 0 E: 0 K: 1 S: 5	H: 0 LOB: 0 BB: 0 P: 5	R: 0 E: 1 K: 0 S: 4	H: 2 LOB: 2 BB: 1 P: 8	R: 0 E: 0 K: 0 S: 4	H: 1 LOB: 1 BB: 0 P: 4	R: 0 E: 0 K: 1 S: 5	H: 0 LOB: 0 BB: 0 P: 5	R: 2 E: 0 K: 0 S: 5	H: 3 LOB: 2 BB: 1 P: 9	1B: 5 2B: 2 3B: 0 HR: 0	SF: 0 SAC: 0 DP: 1 HBP: 0	WP: 0 PA: 42 PB: 0 SB: 6 CS: 0
PITCHER	IP WLS BF H R ER SO BB IBB HBP BLK WP HR S P ERA WHIP																		
Jim Deshaies, L ERA: 3.88	(1, 1) 6.1 31 4 4 0 3 5 0 0 0 0 0 0 0 0 0.00 1.421																		
Aurelio Lopez, R ERA: 2.55	(7, 1) 2.1 11 3 2 2 1 1 0 0 0 0 0 0 12 16 7.71 1.714																		
Larry Andersen, R ERA: 3.41	(9, 1) 0.1 W 1 0 0 0 0 0 0 0 0 0 0 0 0 0.00 0.000																		



Batter	1	2	3	4	5	6	7	8	9	AB	R	H	RBI	BB	SO	LOB	BOTTOM		
Bill Doran, S OBP: 0.376, SLG: 0.381										3	2	1	0	2	0	1	Cincinnati Reds @ Houston Astros Astrodome, Houston, TX Mon Jun 23 1986, 8:05 PM EDT Att: 12,963 - Unknown		
Billy Hatcher, R OBP: 0.288, SLG: 0.338									5	0	1	0	0	1	4				
Phil Garner, R OBP: 0.374, SLG: 0.500									3	3	1	0	2	0	2				
Glenn Davis, R OBP: 0.324, SLG: 0.506									5	2	2	3	0	0	2				
Kevin Bass, S OBP: 0.353, SLG: 0.476									3	0	2	2	0	1	0				
Jose Cruz, L OBP: 0.322, SLG: 0.294									3	0	1	2	1	0	1				
Mark Bailey, S OBP: 0.302, SLG: 0.288									0	0	0	0	0	0	0				
Dickie Thon, R OBP: 0.311, SLG: 0.311									2	0	0	0	0	0	2				
Craig Reynolds, L OBP: 0.305, SLG: 0.405									2	0	0	0	0	0	2				
Alan Ashby, S OBP: 0.337, SLG: 0.360									3	0	1	0	1	1	0				
Tony Walker, R OBP: 0.295, SLG: 0.311									0	0	0	0	0	0	0				
Jim Deshaies, L OBP: 0.118, SLG: 0.063									3	0	1	0	0	2	3				
Aurelio Lopez, R OBP: 0.305, SLG: 0.311									0	0	0	0	0	0	0				
Larry Andersen, R OBP: 0.305, SLG: 0.311									0	0	0	0	0	0	0				
Inning Stats	R: 2 E: 0 K: 0 S: 6	H: 3 LOB: 2 BB: 1 P: 10	R: 0 E: 0 K: 1 S: 7	H: 2 LOB: 0 BB: 0 P: 7	R: 0 E: 0 K: 1 S: 5	H: 0 LOB: 0 BB: 0 P: 5	R: 0 E: 0 K: 1 S: 5	H: 0 LOB: 0 BB: 0 P: 5	R: 3 E: 0 K: 2 S: 9	H: 2 LOB: 3 BB: 4 P: 25	R: 0 E: 0 K: 0 S: 3	H: 0 LOB: 0 BB: 0 P: 3	R: 0 E: 0 K: 0 S: 4	H: 1 LOB: 2 BB: 1 P: 8	R: 2 E: 0 K: 0 S: 2	H: 2 LOB: 0 BB: 0 P: 2	1B: 8 2B: 1 3B: 0 HR: 1	SF: 0 SAC: 1 DP: 1 HBP: 1	WP: 1 PA: 40 PB: 0 SB: 2 CS: 0
PITCHER	IP WLS BF H R ER SO BB IBB HBP BLK WP HR S P ERA WHIP																		
Joe Price, L ERA: 4.89	(1, 1) 4.1 23 7 5 5 4 3 0 0 0 0 0 0 4 12 10.38 2.308																		
Scott Terry, R ERA: 5.61	(5, 1) 0.2 4 0 0 0 1 0 2 0 0 0 0 0 4 12 0.00 0.000																		
Carl Willis, R ERA: 5.61	(6, 1) 2.0 6 0 0 0 0 0 0 1 0 0 0 5 6 0.00 0.000																		
Ted Power, R ERA: 5.13	(8, 1) 1.0 L 7 3 2 2 0 1 0 0 0 0 0 1 6 10 18.00 4.000																		



Batter	1	2	3	4	5	6	7	8	9	AB	R	H	RBI	BB	SO	LOB	TOP										
Eddie Milner, L OBP: 0.298, SLG: 0.381 (1, 8)	F8	FC6-4		K			G3	F7		5	0	0	0	0	1	4	Cincinnati Reds @ Houston Astros Astrodome, Houston, TX Tue Jun 24 1986, 8:05 PM EDT Att: 17,487 - Unknown										
Pete Rose, S OBP: 0.315, SLG: 0.264 Tracy Jones, R OBP: 0.400, SLG: 0.485 (1, 3) (9, PH)	BB SF8 1B BB		4-3		G3-6 BB		4-3	F8		2	1	0	0	2	0	0											
Dave Parker, L OBP: 0.349, SLG: 0.492 (1, 9)	FC5 BB 1-2 1B		K		G3-6 1-2		FC5 BB 1B	K		5	0	2	0	0	2	1											
Eric Davis, R OBP: 0.356, SLG: 0.474 (1, 7)	1-2 2-3 BB		E1		K		1-2 BB	HR		3	2	1	1	2	1	-1											
Buddy Bell, R OBP: 0.312, SLG: 0.339 (1, 5)	SF8					F4	FC5			2	0	0	1	2	0	2											
Dave Concepcion, R OBP: 0.312, SLG: 0.329 (1, 6)	3-H 2-3 FC5		F9							5	1	1	0	0	1	4											
Sal Butera, R OBP: 0.380, SLG: 0.350 (1, 2)		FC1-6 BB		SH5-4 1B		4-3		1B BB		2	0	1	0	2	0	1											
Ron Oester, S OBP: 0.307, SLG: 0.361 (1, 4)		K		F7				F9		4	0	1	1	0	1	3											
Tom Browning, L OBP: 0.176, SLG: 0.176 Kurt Stillwell, S OBP: 0.283, SLG: 0.212 Carl Willis, L Max Venable, L OBP: 0.291, SLG: 0.338 Scott Terry, R (1, 1) (6, PH) (6, PH) (8, PH) (8, 1)	FC1-6 FC6-4		SH5-4			F6		1B		1	0	0	0	0	0	1											
Inning Stats	R: 1 E: 0 K: 0 S: 4	H: 1 LOB: 2 BB: 2 P: 12	R: 0 E: 0 K: 1 S: 5	H: 0 LOB: 1 BB: 1 P: 9	R: 1 E: 1 K: 1 S: 6	H: 0 LOB: 1 BB: 1 P: 10	R: 0 E: 0 K: 1 S: 6	H: 1 LOB: 0 BB: 0 P: 6	R: 0 E: 0 K: 0 S: 4	H: 2 LOB: 1 BB: 0 P: 5	R: 0 E: 0 K: 0 S: 4	H: 1 LOB: 2 BB: 1 P: 8	R: 0 E: 0 K: 0 S: 4	H: 1 LOB: 2 BB: 1 P: 8	R: 0 E: 0 K: 2 S: 8	H: 1 LOB: 1 BB: 1 P: 12		1B: 6 2B: 2 3B: 0 HR: 1	SF: 1 SAC: 1 DP: 1 HBP: 0	WP: 0 PA: 42 PB: 0 SB: 0 CS: 0							
PITCHER	IP	WLS	BF	H	R	ER	SO	BB	IBB	HBP	BLK	WP	HR	S	P	ERA	WHIP										
Nolan Ryan, R ERA: 4.97	5.0	W	22	2	2	1	4	5	0	0	0	0	0	25	45	1.80	1.400										
Mark Knudson, R ERA: 2.7	3.0		15	4	1	1	0	2	0	0	0	0	0	13	21	3.00	2.000										
Frank DiPino, L ERA: 3.19	1.0		5	1	1	1	2	1	0	0	0	0	1	8	12	9.00	2.000										

AB	32
R	4
H	7
RBI	3
BB	8
SO	6
LOB	16



Batter	1	2	3	4	5	6	7	8	9	AB	R	H	RBI	BB	SO	LOB	BOTTOM										
Bill Doran, S OBP: 0.373, SLG: 0.378 (1, 4)	6-3		FC1-5 CS		FC5-4 E	G1-4-3				5	1	1	0	0	0	5	Cincinnati Reds @ Houston Astros Astrodome, Houston, TX Tue Jun 24 1986, 8:05 PM EDT Att: 17,487 - Unknown										
Billy Hatcher, R OBP: 0.285, SLG: 0.333 (1, 8) (9, 7)	E S SF7 1B		CS	F7	E7 1B		K	6-3		5	2	1	0	0	1	1											
Phil Garner, R OBP: 0.371, SLG: 0.497 (1, 5)	SF7 1-H			5-3	HR 1B		F8			3	1	1	2	0	0	0											
Glenn Davis, R OBP: 0.330, SLG: 0.525 (1, 3)	F7			FC5 1B	HR 1B		2B 2B			4	2	3	2	0	0	0											
Kevin Bass, S OBP: 0.359, SLG: 0.478 (1, 9)		F8		1B	S 1B		2B BB			3	1	2	0	1	0	0											
Jose Cruz, L OBP: 0.321, SLG: 0.298 Tony Walker, R OBP: 0.269, SLG: 0.311 (1, 7) (9, 8)	6-3			FC5 2-3	4-3		2B			4	0	1	2	0	0	3											
Dickie Thon, R OBP: 0.272, SLG: 0.309 (1, 6)			K		5-3		1B 1B	F8		4	0	1	0	0	1	1											
John Mizerock, L OBP: 0.556, SLG: 0.333 (1, 2)			FC1-5 SH1-4 BB		FC5-4 E BB	G1-4-3		G4-6-3 1B		2	1	2	0	2	0	0											
Nolan Ryan, R OBP: 0.200, SLG: 0.167 Mark Knudson, R (1, 1) (6, 1)	SH1-4					F4		G4-6-3		0	0	0	0	1	0	0											
Terry Puhl, L OBP: 0.277, SLG: 0.303 Frank DiPino, L OBP: 0.250, SLG: 0.250 (1, 1) (9, 1) (8, 1)								1-2		1	0	0	0	0	0	0											
Inning Stats	R: 1 E: 0 K: 0 S: 4	H: 1 LOB: 0 BB: 0 P: 4	R: 0 E: 0 K: 1 S: 5	H: 0 LOB: 0 BB: 0 P: 5	R: 0 E: 0 K: 0 S: 2	H: 2 LOB: 2 BB: 1 P: 6	R: 0 E: 0 K: 0 S: 5	H: 2 LOB: 0 BB: 0 P: 5	R: 5 E: 1 K: 0 S: 7	H: 3 LOB: 1 BB: 2 P: 15	R: 0 E: 0 K: 0 S: 4	H: 2 LOB: 1 BB: 0 P: 4	R: 2 E: 0 K: 1 S: 7	H: 2 LOB: 1 BB: 1 P: 11	R: 0 E: 0 K: 0 S: 4	H: 2 LOB: 1 BB: 0 P: 4	1B: 9 2B: 2 3B: 0 HR: 1	SF: 1 SAC: 1 DP: 2 HBP: 0	WP: 0 PA: 39 PB: 0 SB: 3 CS: 1								
PITCHER	IP	WLS	BF	H	R	ER	SO	BB	IBB	HBP	BLK	WP	HR	S	P	ERA	WHIP										
Tom Browning, L ERA: 4.74	5.0	L	24	6	6	0	1	3	0	0	0	0	0	23	35	0.00	1.800										
Carl Willis, R ERA: 3.66	2.0		10	4	2	2	1	1	0	0	0	0	0	11	15	9.00	2.500										
Scott Terry, R ERA: 5.63	1.0		4	2	0	0	0	0	0	0	0	0	0	4	4	0.00	2.000										



Batter	1	2	3	4	5	6	7	8	9	10	AB	R	H	RBI	BB	SO	LOB	TOP				
Tracy Jones, R OBP: 0.400, SLG: 0.479 Eddie Milner, L OBP: 0.298, SLG: 0.381	F8		F7				F6			5-3 1B	5	1	2	0	0	0	0					
Dave Concepcion, R OBP: 0.314, SLG: 0.335	1B		F9		F7			F9		5-3	5	1	2	0	0	0	2					
Dave Parker, L OBP: 0.350, SLG: 0.491	1B		K		K			F9			5	1	2	1	0	2	2					
Eric Davis, R OBP: 0.358, SLG: 0.472	1B							K		K	5	1	2	1	0	2	2					
Buddy Bell, R OBP: 0.307, SLG: 0.335 John Franco, L	SF8		E5		K			6-3			3	0	0	1	0	1	1					
Tony Perez, R OBP: 0.306, SLG: 0.226	5-3										4	0	2	0	0	0	1					
Bo Diaz, R OBP: 0.312, SLG: 0.345			F7		K						4	0	0	0	0	1	3					
Ron Oester, S OBP: 0.302, SLG: 0.354			F9		G5-4-3						4	0	0	0	0	0	2					
Chris Welsh, L OBP: 0.083, SLG: 0.083 Wade Rowdon, R OBP: 0.296, SLG: 0.333 Ron Robinson, R Kurt Stillwell, S OBP: 0.261, SLG: 0.210			K							F8	2	0	0	0	0	1	0					
Inning Stats	R: 2 E: 0 K: 0 S: 6	H: 3 LOB: 1 BB: 0 P: 6	R: 0 E: 0 K: 1 S: 5	H: 0 LOB: 0 BB: 0 P: 5	R: 0 E: 0 K: 1 S: 5	H: 0 LOB: 0 BB: 0 P: 5	R: 1 E: 1 K: 1 S: 7	H: 2 LOB: 1 BB: 0 P: 7	R: 0 E: 0 K: 1 S: 6	H: 1 LOB: 1 BB: 0 P: 6	R: 0 E: 0 K: 0 S: 3	H: 0 LOB: 0 BB: 0 P: 3	R: 0 E: 0 K: 1 S: 6	H: 1 LOB: 1 BB: 0 P: 6	R: 0 E: 0 K: 0 S: 3	H: 0 LOB: 0 BB: 0 P: 3	R: 1 E: 0 K: 1 S: 7	H: 2 LOB: 1 BB: 0 P: 7	1B: 9 2B: 1 3B: 0 HR: 0	SF: 1 SAC: 0 DP: 1 HBP: 0	WP: 0 PB: 0 SB: 2 CS: 0	PA: 40
PITCHER	IP	WLS	BF	H	R	ER	SO	BB	IBB	HBP	BLK	WP	HR	S	P	ERA	WHIP					
Bob Knepper, L ERA: 2.45 Aurelio Lopez, R ERA: 3.0	9.0	L	35	8	3	3	6	0	0	0	0	0	0	7	7	9.00	2.000					

Cincinnati Reds @ Houston Astros
Astrodome, Houston, TX
Wed Jun 25 1986, 8:05 PM EDT
Att: 13,313 - Unknown

AB 39
R 4
H 10
RBI 3
BB 0
SO 7
LOB 13



Batter	1	2	3	4	5	6	7	8	9	10	AB	R	H	RBI	BB	SO	LOB	BOTTOM				
Bill Doran, S OBP: 0.374, SLG: 0.375	6-3										4	0	1	0	1	0	1					
Billy Hatcher, R OBP: 0.278, SLG: 0.325	5-3		F7								4	0	0	0	0	0	2					
Phil Garner, R OBP: 0.361, SLG: 0.483	6-3		CS								5	0	0	0	0	2	4					
Glenn Davis, R OBP: 0.338, SLG: 0.532											4	2	3	0	1	0	0					
Kevin Bass, S OBP: 0.363, SLG: 0.481 Aurelio Lopez, R											5	1	3	1	0	0	4					
Jose Cruz, L OBP: 0.323, SLG: 0.297											4	0	1	0	1	1	4					
Dickie Thon, R OBP: 0.281, SLG: 0.312 Denny Walling, L OBP: 0.365, SLG: 0.397 Alan Ashby, S OBP: 0.333, SLG: 0.356											2	0	1	1	1	0	2					
John Mizerock, L OBP: 0.500, SLG: 0.444 Jim Pankovits, R OBP: 0.350, SLG: 0.378 Craig Reynolds, L OBP: 0.302, SLG: 0.402											3	0	1	1	0	1	1					
Bob Knepper, L OBP: 0.082, SLG: 0.082 Tony Walker, R OBP: 0.278, SLG: 0.319											3	0	1	0	0	1	0					
Inning Stats	R: 0 E: 0 K: 0 S: 3	H: 0 LOB: 0 BB: 0 P: 3	R: 1 E: 0 K: 0 S: 4	H: 2 LOB: 2 BB: 1 P: 8	R: 0 E: 0 K: 0 S: 3	H: 1 LOB: 0 BB: 0 P: 3	R: 2 E: 1 K: 1 S: 8	H: 3 LOB: 1 BB: 0 P: 8	R: 0 E: 0 K: 1 S: 5	H: 0 LOB: 0 BB: 0 P: 5	R: 0 E: 0 K: 1 S: 7	H: 2 LOB: 2 BB: 0 P: 7	R: 0 E: 0 K: 0 S: 3	H: 1 LOB: 2 BB: 2 P: 11	R: 0 E: 1 K: 1 S: 6	H: 1 LOB: 3 BB: 2 P: 14	R: 0 E: 0 K: 0 S: 4	H: 1 LOB: 1 BB: 0 P: 4	1B: 10 2B: 3 3B: 0 HR: 0	SF: 0 SAC: 1 DP: 1 HBP: 0	WP: 0 PB: 0 SB: 3 CS: 1	PA: 46
PITCHER	IP	WLS	BF	H	R	ER	SO	BB	IBB	HBP	BLK	WP	HR	S	P	ERA	WHIP					
Chris Welsh, L ERA: 3.15 Ron Robinson, R ERA: 1.63 John Franco, L ERA: 2.44	6.0	1.1	22	8	3	2	3	1	1	0	0	0	0	11	19	3.00	1.500					

Cincinnati Reds @ Houston Astros
Astrodome, Houston, TX
Wed Jun 25 1986, 8:05 PM EDT
Att: 13,313 - Unknown

AB 39
R 3
H 12
RBI 3
BB 5
SO 5
LOB 24



Batter	1	2	3	4	5	6	7	8	9	AB	R	H	RBI	BB	SO	LOB	TOP							
Randy Kutcher, R OBP: 0.281, SLG: 0.435 (1, 8)										5	0	1	0	0	1	2	San Francisco Giants @ Cincinnati Reds Riverfront Stadium, Cincinnati, OH Sat Jun 28 1986, 7:05 PM EDT Att: 29,659 - Overcast AB 34 R 5 H 10 RBI 5 BB 3 SO 4 LOB 18							
Robby Thompson, R OBP: 0.325, SLG: 0.349 Terry Mulholland, R Frank Williams, R (8, 1)										4	0	0	0	0	2	1								
Joel Youngblood, R OBP: 0.382, SLG: 0.439 (1, 7)										3	1	1	0	1	0	1								
Chili Davis, S OBP: 0.381, SLG: 0.469 (1, 9)										3	0	2	0	1	0	1								
Chris Brown, R OBP: 0.409, SLG: 0.484 (1, 5)										3	1	0	0	1	0	2								
Mike Aldrete, L OBP: 0.330, SLG: 0.329 Candy Maldonado, R Bob Melvin, R (8, PH) (9, 2)										3	1	1	0	0	0	0								
Bob Brenly, R OBP: 0.390, SLG: 0.347 (9, 3)										4	0	3	1	0	1	3								
Jose Uribe, S OBP: 0.310, SLG: 0.280 (1, 6)										4	1	0	0	0	0	6								
Mike Krukow, R OBP: 0.250, SLG: 0.238 Luis Quinones, S (8, PH) (8, 4)										2	0	0	0	0	0	2								
										2	0	1	3	0	0	0								
Inning Stats	R: 0 E: 0 K: 1 S: 5	H: 1 LOB: 0 BB: 0 P: 5	R: 0 E: 0 K: 0 S: 2	H: 0 LOB: 0 BB: 1 P: 6	R: 0 E: 0 K: 1 S: 6	H: 1 LOB: 1 BB: 0 P: 6	R: 0 E: 0 K: 0 S: 4	H: 1 LOB: 1 BB: 0 P: 4	R: 1 E: 0 K: 0 S: 4	H: 2 LOB: 0 BB: 0 P: 4	R: 0 E: 0 K: 1 S: 6	H: 1 LOB: 1 BB: 0 P: 6	R: 0 E: 0 K: 0 S: 4	H: 1 LOB: 0 BB: 0 P: 4	R: 0 E: 0 K: 0 S: 3	H: 0 LOB: 0 BB: 0 P: 3	R: 4 E: 0 K: 1 S: 8	H: 3 LOB: 1 BB: 2 P: 16	1B: 6 2B: 3 3B: 1 HR: 0	SF: 0 SAC: 0 DP: 3 HBP: 0	WP: 0 PB: 0 SB: 0 CS: 0	PA: 37		
PITCHER	IP WLS BF H R ER SO BB IBB HBP BLK WP HR S P ERA WHIP																							
John Denny, R ERA: 4.38 John Franco, L ERA: 2.52 Ron Robinson, R ERA: 1.7	(1, 1) (9, 1) (9, 1)	8.0 0.0 1.0	L 1 5	31 0 2	8 0 2	3 0 2	3 0 1	3 0 2	3 0 2	2 1 0	0 0 0	0 1 0	0 0 0	0 0 0	0 0 7	43 4 7	3.38 ∞ 18.00	1.250 ∞ 2.000						

Batter	1	2	3	4	5	6	7	8	9	AB	R	H	RBI	BB	SO	LOB	BOTTOM								
Eddie Milner, L OBP: 0.298, SLG: 0.378 (1, 8)										4	0	1	0	0	0	1	San Francisco Giants @ Cincinnati Reds Riverfront Stadium, Cincinnati, OH Sat Jun 28 1986, 7:05 PM EDT Att: 29,659 - Overcast AB 31 R 1 H 6 RBI 1 BB 4 SO 3 LOB 17								
Pete Rose, S OBP: 0.314, SLG: 0.267 (1, 3)										3	0	0	0	0	1	1									
Dave Parker, L OBP: 0.348, SLG: 0.498 (1, 9)										4	0	1	0	0	0	3									
Eric Davis, R OBP: 0.366, SLG: 0.487 (1, 7)										4	1	2	1	0	2	4									
Buddy Bell, R OBP: 0.310, SLG: 0.333 (1, 5)										3	0	1	0	1	0	1									
Dave Concepcion, R OBP: 0.310, SLG: 0.335 (1, 6)										3	0	0	0	1	0	3									
Bo Diaz, R OBP: 0.317, SLG: 0.343 (1, 2)										3	0	0	0	1	0	2									
Ron Oester, S OBP: 0.299, SLG: 0.343 (1, 4)										3	0	0	0	1	0	1									
John Denny, R ERA: 3.41 Terry Mulholland, L ERA: 3.48 Frank Williams, R ERA:	(1, 1) (8, 1) (8, 1)	7.0 0.0 2.0	L W	29 6	5 0	1 0	1 0	1 0	2 0	2 0	1 0	1 0	0 0	0 0	1 1	0 11		1.29 ∞ 0.00	1.143 ∞ 0.000						
Inning Stats	R: 0 E: 0 K: 0 S: 3	H: 0 LOB: 0 BB: 0 P: 3	R: 0 E: 0 K: 0 S: 4	H: 1 LOB: 1 BB: 0 P: 4	R: 0 E: 0 K: 0 S: 3	H: 0 LOB: 1 BB: 1 P: 7	R: 1 E: 0 K: 0 S: 4	H: 2 LOB: 1 BB: 1 P: 8	R: 0 E: 0 K: 1 S: 7	H: 2 LOB: 3 BB: 0 P: 8	R: 0 E: 0 K: 0 S: 3	H: 0 LOB: 0 BB: 1 P: 7	R: 0 E: 0 K: 1 S: 5	H: 0 LOB: 0 BB: 0 P: 5	R: 0 E: 0 K: 1 S: 5	H: 1 LOB: 1 BB: 1 P: 9		R: 0 E: 0 K: 0 S: 3	H: 0 LOB: 0 BB: 0 P: 3	1B: 4 2B: 2 3B: 0 HR: 1	SF: 0 SAC: 0 DP: 1 HBP: 1	WP: 0 PB: 0 SB: 3 CS: 1	PA: 36		
PITCHER	IP WLS BF H R ER SO BB IBB HBP BLK WP HR S P ERA WHIP																								

Batter	1	2	3	4	5	6	7	8	9	AB	R	H	RBI	BB	SO	LOB	TOP			
Randy Kutcher, R (1, 8) OBP: 0.260, SLG: 0.440	0-3 K		0-0 2B		0-0 F2			0-0 F8		4	0	1	0	0	1	2	San Francisco Giants @ Cincinnati Reds Riverfront Stadium, Cincinnati, OH Sun Jun 29 1986, 3:33 AM EDT Att: 29,166 - Unknown			
Luis Quiñones, S (1, 4) OBP: 0.342, SLG: 0.514	0-0 4-3		0-0 F7		0-0 1B			0-0 5-3		4	0	1	2	0	0	1				
Candy Maldonado, R (1, 7) OBP: 0.282, SLG: 0.462	0-0 G3			0-0 6-3	0-0 F4			0-3 K		4	0	0	0	0	1	1				
Chili Davis, S (1, 9) OBP: 0.379, SLG: 0.465		0-0 G3		0-0 FC1-4 1B		0-3 K		0-0 F9		4	0	1	0	0	1	0				
Chris Brown, R (1, 5) OBP: 0.402, SLG: 0.475		0-0 6-3		0-0 FC1-4 1-2		0-0 F9		0-0 5-3		4	0	0	0	0	0	1				
Bob Brenly, R (1, 3) OBP: 0.388, SLG: 0.342		0-0 F6		0-0 F9		0-0 5-3		4-0 1B BB		3	0	0	0	1	0	1				
Robby Thompson, R (9, PR) OBP: 0.325, SLG: 0.349										0	0	0	0	0	0	0				
Bob Melvin, R (1, 2) OBP: 0.287, SLG: 0.376			0-0 6-3		0-0 SH 1B		0-0 4-3		0-0 1-2 1B	4	1	2	0	0	0	0				
Jose Uribe, S (1, 6) OBP: 0.307, SLG: 0.276			0-0 F7		0-0 F4		0-0 F2		0-3 K	3	0	0	0	0	0	1				
Joel Youngblood, R (9, PH) OBP: 0.392, SLG: 0.439										0	0	0	0	0	0	0				
Mike Aldrete, L (9, PH) OBP: 0.326, SLG: 0.325										1	0	0	0	0	1	2				
Michael LaCoss, R (1, 1) OBP: 0.353, SLG: 0.576					0-0 SH 1B		0-3 K			2	2	1	1	0	1	0				
Chuck Hensley, L (9, 1)										0	0	0	0	0	0	0				
Inning Stats	R: 0 E: 0 K: 1 S: 5	H: 0 LOB: 0 BB: 0 P: 5	R: 0 E: 0 K: 0 S: 3	H: 0 LOB: 0 BB: 0 P: 3	R: 1 E: 0 K: 0 S: 5	H: 2 LOB: 1 BB: 0 P: 5	R: 0 E: 0 K: 0 S: 4	H: 1 LOB: 1 BB: 0 P: 4	R: 2 E: 1 K: 0 S: 6	H: 2 LOB: 1 BB: 0 P: 6	R: 0 E: 0 K: 1 S: 5	H: 0 LOB: 0 BB: 0 P: 5	R: 0 E: 0 K: 1 S: 5	H: 0 LOB: 0 BB: 0 P: 5	R: 0 E: 0 K: 1 S: 6	H: 1 LOB: 2 BB: 1 P: 10	1B: 4 2B: 1 3B: 0 HR: 1	SF: 0 SAC: 1 DP: 0 HBP: 0	WP: 0 PA: 35 PB: 0 SB: 0 CS: 0	
PITCHER	IP WLS BF H R ER SO BB IBB HBP BLK WP HR S P ERA WHIP	8.2 L 34 6 3 1 4	0.1 W 1 0 0 0 1																	
Tom Browning, L (1, 1) ERA: 4.43																				
Ron Robinson, R (9, 1) ERA: 1.69																				

Batter	1	2	3	4	5	6	7	8	9	AB	R	H	RBI	BB	SO	LOB	BOTTOM			
Eddie Milner, L (1, 8) OBP: 0.306, SLG: 0.385	0-3 K		0-0 CS 1B		0-0 1B 1B		0-0 CS 1B			4	1	3	0	0	1	0	San Francisco Giants @ Cincinnati Reds Riverfront Stadium, Cincinnati, OH Sun Jun 29 1986, 3:33 AM EDT Att: 29,166 - Unknown			
Pete Rose, S (1, 3) OBP: 0.318, SLG: 0.268	0-0 6-3		0-0 CS	0-0 FC4-6 1B	4-0 1B BB		0-0 CS	0-0 F8		3	1	1	0	1	0	0				
Kal Daniels, L (1, 7) OBP: 0.393, SLG: 0.510	4-0 BB			0-0 FC4-6 1B	0-0 FC4-6 1B			0-0 4-3		3	0	2	2	1	0	0				
Dave Parker, L (1, 9) OBP: 0.344, SLG: 0.491	0-0 4-3			0-0 FC4-6 1B	0-0 FC4-6 1B			0-0 F6		4	0	0	0	0	0	5				
Bo Diaz, R (1, 2) OBP: 0.320, SLG: 0.346		0-3 K		0-0 G4-6-3 1B		0-0 F8		0-0 SH BLK 1B		4	0	2	1	0	1	0				
Eric Davis, R (9, PR) OBP: 0.366, SLG: 0.487										0	1	0	0	0	0	0				
Dave Concepcion, R (1, 6) OBP: 0.306, SLG: 0.330		0-0 L4		0-0 G4-6-3		0-3 K		0-0 SH 1B IBB		3	0	0	0	0	1	2				
Buddy Bell, R (1, 5) OBP: 0.309, SLG: 0.329		0-0 F7			0-0 5-3	0-0 5-3		4-0 1B IBB		3	0	0	0	1	0	0				
Ron Oester, S (1, 4) OBP: 0.298, SLG: 0.342			0-0 F7		0-0 4-3		0-0 4-3		0-0 1-2 2-3 3-H 1B	4	0	1	1	0	0	0				
Tom Browning, L (1, 1) OBP: 0.189, SLG: 0.189			0-0 3-1		0-0 BB 1B 1B		0-0 6-3			3	1	1	0	0	0	0				
Ron Robinson, R (9, 1)										0	0	0	0	0	0	0				
Inning Stats	R: 0 E: 0 K: 1 S: 5	H: 0 LOB: 1 BB: 1 P: 9	R: 0 E: 0 K: 1 S: 5	H: 0 LOB: 0 BB: 0 P: 5	R: 0 E: 0 K: 0 S: 3	H: 1 LOB: 0 BB: 0 P: 3	R: 1 E: 0 K: 0 S: 5	H: 3 LOB: 1 BB: 0 P: 5	R: 2 E: 0 K: 0 S: 6	H: 3 LOB: 2 BB: 1 P: 10	R: 0 E: 0 K: 1 S: 5	H: 0 LOB: 0 BB: 0 P: 5	R: 0 E: 0 K: 0 S: 3	H: 1 LOB: 0 BB: 0 P: 3	R: 0 E: 0 K: 0 S: 3	H: 0 LOB: 0 BB: 0 P: 3	R: 1 E: 0 K: 0 S: 3	H: 2 LOB: 3 2B: 0 3B: 0 HR: 0	SF: 0 SAC: 1 DP: 1 HBP: 0	WP: 0 PA: 37 PB: 0 SB: 0 CS: 2
PITCHER	IP WLS BF H R ER SO BB IBB HBP BLK WP HR S P ERA WHIP	8.0 L 34 9 4 4 3	0.0 L 1 1 0 0 0																	
Michael LaCoss, R (1, 1) ERA: 2.74																				
Chuck Hensley, L (9, 1) ERA: 3.39																				



Batter	1	2	3	4	5	6	7	8	9	10	11	AB	R	H	RBI	BB	SO	LOB	TOP						
Steve Sax, R OBP: 0.381, SLG: 0.439 (1, 4)	6-3		1B		1B		5-3		5-3		2B	6	0	3	0	0	0	0							
Bill Russell, R OBP: 0.264, SLG: 0.284 (1, 9)	K		1B		G6-4-3		5-3		1B			5	0	2	1	0	1	2							
Franklin Stubbs, L OBP: 0.330, SLG: 0.520 (8, 3)	K		3-1		F8		F7		1B			5	0	1	0	0	1	3							
Enos Cabell, R OBP: 0.281, SLG: 0.269 (8, PH)		F2										3	1	1	0	0	0	0							
Ken Landreaux, L OBP: 0.359, SLG: 0.370 (8, 7)												2	0	0	0	0	1	2							
Jeff Hamilton, R OBP: 0.231, SLG: 0.182 (1, 5)	6-3				L5		2B	1B				4	2	1	0	1	0	1							
Alex Trevino, R OBP: 0.381, SLG: 0.433 (1, 2)	5-3				F4		F7					5	1	1	0	0	0	2							
Reggie Williams, R OBP: 0.386, SLG: 0.418 (1, 8)					E6							5	1	3	2	0	0	0							
Craig Shipley, R OBP: 0.235, SLG: 0.250 (1, 6)			5-3		5-3			IBB				4	0	0	1	1	1	3							
Orel Hershiser, R OBP: 0.333, SLG: 0.491 (7, 1)												3	0	1	0	0	1	3							
Tom Niedenfuer, R OBP: 0.299, SLG: 0.150 (8, PH)												0	0	0	0	0	0	0							
Ken Howell, R OBP: 0.208, SLG: 0.100 (8, 1)												1	0	0	0	1	1	0							
Len Matuszek, L OBP: 0.302, SLG: 0.481 (11, PH)												1	0	0	0	0	0	0							
Ed Vande Berg, R OBP: 0.302, SLG: 0.481 (11, 1)												0	0	0	0	0	0	0							
Inning Stats	R: 0 E: 0 K: 2 S: 7	H: 0 LOB: 0 BB: 0 P: 7	R: 0 E: 0 K: 0 S: 3	H: 0 LOB: 0 BB: 0 P: 3	R: 1 E: 0 K: 1 S: 8	H: 3 LOB: 2 BB: 0 P: 8	R: 1 E: 1 K: 0 S: 5	H: 1 LOB: 1 BB: 0 P: 5	R: 0 E: 0 K: 0 S: 4	H: 2 LOB: 1 BB: 1 P: 9	R: 0 E: 0 K: 0 S: 3	H: 0 LOB: 0 BB: 0 P: 3	R: 2 E: 0 K: 2 S: 9	H: 2 LOB: 1 BB: 1 P: 13	R: 0 E: 0 K: 0 S: 4	H: 2 LOB: 1 BB: 0 P: 4	R: 0 E: 0 K: 0 S: 3	H: 0 LOB: 0 BB: 0 P: 3	R: 0 E: 0 K: 1 S: 5	H: 1 LOB: 1 BB: 0 P: 5	1B: 10 2B: 3 3B: 0 HR: 0	SF: 0 SAC: 0 DP: 2 HBP: 0	WP: 0 PB: 0 SB: 2 CS: 0	PA: 46	
PITCHER	IP 7.0	WLS 0.1	BF 4	H 2	R 2	ER 2	SO 1	BB 1	IBB 0	HBP 0	BLK 0	WP 0	HR 0	S 35	P 39	ERA 2.57	WHIP 1.143								
Chris Welsh, L ERA: 3.06 (1, 1)																									
Ted Power, R ERA: 5.61 (8, 1)																									
John Franco, L ERA: 2.44 (8, 1)																									
Carl Willis, R ERA: 2.08 (10, 1)																									

Los Angeles Dodgers @ Cincinnati Reds
Riverfront Stadium, Cincinnati, OH
Mon Jun 30 1986, 7:05 PM EDT
Att: 20,890 - Unknown

AB 44
R 5
H 13
RBI 4
BB 2
SO 6
LOB 17



Batter	1	2	3	4	5	6	7	8	9	10	11	AB	R	H	RBI	BB	SO	LOB	BOTTOM						
Eddie Milner, L OBP: 0.304, SLG: 0.378 (1, 8)	WP		F8		L4		FC3		B5		4-3	4	1	0	0	1	0	2							
Eric Davis, R OBP: 0.364, SLG: 0.483 (11, PH)	BB						1B					1	0	0	0	0	0	0							
Pete Rose, S OBP: 0.300, SLG: 0.288 (1, 3)			6-3		F7		1B					4	0	1	2	1	1	1							
Wade Rowdon, R OBP: 0.276, SLG: 0.308 (11, PH)	K						1B					1	0	0	0	0	0	0							
Kal Daniels, L OBP: 0.283, SLG: 0.491 (8, 1)												4	0	1	0	0	0	3							
Ted Power, R ERA: 5.61 (8, 1)												0	0	0	0	0	0	0							
John Franco, L ERA: 2.44 (8, PH)												0	0	0	0	0	0	0							
Max Venables, L OBP: 0.267, SLG: 0.329 (10, 1)												1	0	0	0	0	0	0							
Carl Willis, R ERA: 2.08 (10, 1)												1	0	0	0	0	0	0							
Tony Perez, R OBP: 0.254, SLG: 0.250 (11, PH)												1	1	1	0	0	0	0							
Dave Parker, L OBP: 0.350, SLG: 0.495 (1, 9)												4	0	2	0	2	0	2							
Bo Diaz, R OBP: 0.316, SLG: 0.341 (1, 2)												4	0	2	0	2	0	2							
Bo Diaz, R OBP: 0.316, SLG: 0.341 (1, 2)	FC1-4-6		F7									6	0	1	1	0	0	6							
Dave Concepcion, R OBP: 0.309, SLG: 0.329 (1, 6)												4	1	1	0	1	1	0							
Buddy Bell, R OBP: 0.315, SLG: 0.345 (1, 5)												4	2	2	1	1	1	1							
Ron Oester, S OBP: 0.297, SLG: 0.339 (1, 4)												5	0	1	0	0	0	3							
Chris Welsh, L OBP: 0.071, SLG: 0.071 (7, PH)												2	0	0	0	0	0	0							
Tracy Jones, R OBP: 0.419, SLG: 0.474 (8, 7)	F8											2	1	1	0	1	0	2							
Chris Welsh, L OBP: 0.071, SLG: 0.071 (7, PH)												2	1	1	0	1	0	2							
Inning Stats	R: 0 E: 0 K: 2 S: 7	H: 0 LOB: 2 BB: 2 P: 15	R: 1 E: 0 K: 0 S: 4	H: 1 LOB: 0 BB: 0 P: 4	R: 0 E: 0 K: 0 S: 4	H: 0 LOB: 0 BB: 0 P: 8	R: 0 E: 0 K: 1 S: 4	H: 0 LOB: 0 BB: 1 P: 8	R: 0 E: 0 K: 0 S: 5	H: 0 LOB: 0 BB: 0 P: 5	R: 4 E: 1 K: 1 S: 9	H: 3 LOB: 2 BB: 2 P: 17	R: 0 E: 0 K: 0 S: 3	H: 0 LOB: 0 BB: 0 P: 3	R: 0 E: 0 K: 0 S: 4	H: 1 LOB: 2 BB: 1 P: 8	R: 0 E: 0 K: 1 S: 7	H: 2 LOB: 2 BB: 0 P: 7	R: 1 E: 0 K: 0 S: 5	H: 3 LOB: 2 BB: 0 P: 5	1B: 9 2B: 1 3B: 0 HR: 1	SF: 0 SAC: 0 DP: 1 HBP: 0	WP: 1 PB: 0 SB: 0 CS: 0	PA: 50	
PITCHER	IP 6.1	WLS 0.2	BF 29	H 4	R 1	ER 3	SO 1	BB 6	IBB 0	HBP 0	BLK 0	WP 1	HR 1	S 31	P 55	ERA 4.26	WHIP 1.579								
Orel Hershiser, R ERA: 3.35 (7, 1)																									
Tom Niedenfuer, R ERA: 3.4 (7, 1)																									
Ken Howell, R ERA: 2.01 (8, 1)																									
Ed Vande Berg, L ERA: 3.51 (11, 1)																									

Los Angeles Dodgers @ Cincinnati Reds
Riverfront Stadium, Cincinnati, OH
Mon Jun 30 1986, 7:05 PM EDT
Att: 20,890 - Unknown

AB 43
R 6
H 11
RBI 4
BB 7
SO 6
LOB 21



Batter	1	2	3	4	5	6	7	8	9	10	AB	R	H	RBI	BB	SO	LOB	TOP				
Steve Sax, R OBP: 0.381, SLG: 0.436 (1, 4)	6-3		F4			K		1B		1B	4	1	1	0	1	1	0	Los Angeles Dodgers @ Cincinnati Reds Riverfront Stadium, Cincinnati, OH Wed Jul 02 1986, 7:05 PM EDT Att: 20,429 - Unknown livebaseballscorecards.com				
Ken Landreaux, L OBP: 0.308, SLG: 0.371 (1, 8) (9, 7)	K		F7			G3		1B		1B	5	0	2	2	0	1	0					
Franklin Stubbs, L OBP: 0.327, SLG: 0.512 (1, 7) (9, 3)	1B		3-1			F8		G1-6-3		F6	5	0	1	0	0	0	3					
Mike Marshall, R OBP: 0.331, SLG: 0.494 (1, 9)	1B				5-3			L5		K	4	0	1	0	0	1	0					
Len Matuszek, L OBP: 0.263, SLG: 0.500 (1, 3) (9, PH)	F8				K			1B		4-3	3	1	1	0	0	1	2					
Reggie Williams, R OBP: 0.364, SLG: 0.415 (9, 8)					K			2B			1	0	0	0	0	0	0					
Jeff Hamilton, R OBP: 0.176, SLG: 0.133 (1, 5)			F9		K			6-3		F7	4	0	0	0	0	1	1					
Alex Trevino, R OBP: 0.393, SLG: 0.434 (1, 2)								1B			2	1	1	0	2	1	0					
Craig Shipley, R OBP: 0.263, SLG: 0.235 (1, 6) Bill Russell, R OBP: 0.292, SLG: 0.293 (7, PH) (7, 6)						G6-4-3		1B		1B	1	0	0	0	1	0	1					
Alejandro Pena, R Tom Niedenfuer, R Ed Amelung, L Carlos Diaz, R Enos Cabell, R Ed Vande Berg, R (1, 11) (8, PH) (8, PH) (8, PH) (10, PH) (10, PH)								1B		SH2-4	1	0	0	0	1	0	1					
Inning Stats	R: 0 E: 0 K: 1 S: 7	H: 2 LOB: 2 BB: 0 P: 7	R: 0 E: 0 K: 2 S: 7	H: 0 LOB: 1 BB: 1 P: 11	R: 0 E: 0 K: 0 S: 3	H: 0 LOB: 0 BB: 0 P: 3	R: 0 E: 0 K: 2 S: 7	H: 0 LOB: 0 BB: 0 P: 7	R: 0 E: 0 K: 0 S: 5	H: 0 LOB: 0 BB: 0 P: 5	R: 1 E: 0 K: 0 S: 4	H: 2 LOB: 2 BB: 1 P: 8	R: 1 E: 0 K: 1 S: 6	H: 2 LOB: 0 BB: 0 P: 6	R: 0 E: 0 K: 1 S: 5	H: 0 LOB: 0 BB: 0 P: 5	R: 1 E: 0 K: 0 S: 5	H: 2 LOB: 2 BB: 1 P: 9	1B: 7 2B: 1 3B: 0 HR: 0	SF: 0 SAC: 1 DP: 2 HBP: 0	WP: 0 PB: 0 SB: 1 CS: 0	PA: 39
PITCHER	IP	WLS	BF	H	R	ER	SO	BB	IBB	HBP	BLK	WP	HR	S	P	ERA	WHIP					
Bill Gullickson, R ERA: 3.98 (1, 1)	7.0		26	4	1	1	6	3	0	0	0	0	0	35	47	1.29	1.000					
Ron Robinson, R ERA: 1.83 (8, 1)	0.1		3	2	1	1	1	0	0	0	0	0	0	5	5	27.00	6.000					
John Franco, L ERA: 2.48 (8, 1)	2.2	W	10	2	1	1	1	0	1	0	0	0	0	11	15	3.38	0.750					

Batter	1	2	3	4	5	6	7	8	9	10	AB	R	H	RBI	BB	SO	LOB	BOTTOM				
Eddie Milner, L OBP: 0.300, SLG: 0.372 (1, 8) Tracy Jones, R OBP: 0.409, SLG: 0.462 (8, PH) (9, 7)	F2		F8			F8		K		E6	3	0	0	0	0	0	1	Los Angeles Dodgers @ Cincinnati Reds Riverfront Stadium, Cincinnati, OH Wed Jul 02 1986, 7:05 PM EDT Att: 20,429 - Unknown livebaseballscorecards.com				
Pete Rose, S OBP: 0.319, SLG: 0.268 (1, 3) Tony Perez, R OBP: 0.333, SLG: 0.277 (10, PH)					F7		1B	L6		2B	4	0	1	0	0	0	0					
Dave Parker, L OBP: 0.349, SLG: 0.491 (1, 9)					G3			6-3		2B	4	0	1	1	0	0	0					
Eric Davis, R OBP: 0.356, SLG: 0.471 (1, 7) (9, 8)						K		K		F7	4	0	0	0	0	2	2					
Bo Diaz, R OBP: 0.315, SLG: 0.339 (1, 2)					5-3			SH3		K	4	0	1	0	0	1	0					
Dave Concepcion, R OBP: 0.308, SLG: 0.329 (1, 6)					4-3			SH3		K	3	1	1	0	0	1	0					
Buddy Bell, R OBP: 0.318, SLG: 0.347 (1, 5) Kal Daniels, L OBP: 0.383, SLG: 0.491 (10, PR)					4-3			F7		2B	4	0	2	1	0	0	1					
Ron Oester, S OBP: 0.297, SLG: 0.336 (1, 4)								F9		SH	2	1	0	0	1	1	0					
Bill Gullickson, R OBP: 0.114, SLG: 0.088 (1, 1) Max Venable, L OBP: 0.269, SLG: 0.325 (7, PH) Ron Robinson, R (8, 1) John Franco, L (8, 1) Wade Rowdon, R OBP: 0.267, SLG: 0.296 (10, PH)								1B		K	2	1	0	0	0	0	1					
Inning Stats	R: 0 E: 0 K: 0 S: 3	H: 0 LOB: 0 BB: 0 P: 3	R: 1 E: 0 K: 0 S: 4	H: 2 LOB: 0 BB: 0 P: 4	R: 0 E: 0 K: 1 S: 5	H: 0 LOB: 0 BB: 0 P: 5	R: 0 E: 0 K: 1 S: 5	H: 0 LOB: 0 BB: 0 P: 5	R: 1 E: 0 K: 1 S: 8	H: 3 LOB: 2 BB: 0 P: 8	R: 0 E: 0 K: 1 S: 6	H: 1 LOB: 2 BB: 1 P: 10	R: 0 E: 0 K: 1 S: 5	H: 0 LOB: 0 BB: 0 P: 5	R: 0 E: 0 K: 2 S: 7	H: 0 LOB: 0 BB: 0 P: 7	R: 2 E: 1 K: 1 S: 7		H: 2 LOB: 3 BB: 0 P: 7	1B: 7 2B: 1 3B: 0 HR: 0	SF: 0 SAC: 2 DP: 0 HBP: 0	WP: 0 PB: 0 SB: 0 CS: 1
PITCHER	IP	WLS	BF	H	R	ER	SO	BB	IBB	HBP	BLK	WP	HR	S	P	ERA	WHIP					
Alejandro Pena, R ERA: 5.89 (1, 1)	5.2		21	5	2	2	2	0	0	0	1	0	0	25	25	3.18	0.882					
Tom Niedenfuer, R ERA: 3.3 (6, 1)	1.1		6	1	0	0	2	0	1	0	0	0	0	9	13	0.00	0.750					
Carlos Diaz, L ERA: 5.4 (8, 1)	2.0		6	0	0	0	3	0	0	0	0	0	0	12	12	0.00	0.000					
Ed Vande Berg, L ERA: 3.7 (10, 1)	0.1	L	5	2	2	1	1	0	0	0	0	0	0	7	7	27.00	6.000					



Batter	1	2	3	4	5	6	7	8	9	AB	R	H	RBI	BB	SO	LOB	TOP					
Tracy Jones, R OBP: 0.408, SLG: 0.458 (1, 7)										5	1	2	0	0	0	2	Cincinnati Reds @ Philadelphia Phillies Veterans Stadium, Philadelphia, PA Thu Jul 03 1986, 7:05 PM EDT Att: 61,475 - Unknown					
Dave Concepcion, R OBP: 0.310, SLG: 0.335 (1, 6)										5	1	2	0	0	0	2						
Dave Parker, L OBP: 0.343, SLG: 0.483 (1, 9)										5	0	0	0	0	1	4						
Eric Davis, R OBP: 0.359, SLG: 0.478 (1, 8)										2	1	1	1	1	0	0						
Bo Diaz, R OBP: 0.318, SLG: 0.342 (1, 2)										4	0	2	1	0	0	1						
Tony Perez, R OBP: 0.342, SLG: 0.279 (1, 3)										3	0	1	0	1	0	1						
Eddie Milner, L OBP: 0.300, SLG: 0.372 (8, 8)										0	0	0	0	0	0	0						
Buddy Bell, R OBP: 0.324, SLG: 0.351 (1, 5)										3	0	2	0	1	0	2						
Ron Oester, S OBP: 0.296, SLG: 0.335 (1, 4)										4	0	1	0	0	0	5						
John Denny, R OBP: 0.222, SLG: 0.200 (1, 1)										2	0	1	0	0	0	0						
Wade Rowdon, R OBP: 0.259, SLG: 0.286 (7, PH)										1	0	0	0	0	0	1						
Scott Terry, R (7, 1)										0	0	0	0	0	0	0						
Max Venable, L OBP: 0.286, SLG: 0.321 (9, PH)										1	0	0	0	0	1	1						
Inning Stats	R: 0 E: 0 K: 0 S: 3	H: 0 LOB: 0 BB: 0 P: 3	R: 1 E: 0 K: 0 S: 5	H: 3 LOB: 1 BB: 0 P: 5	R: 0 E: 0 K: 0 S: 3	H: 1 LOB: 1 BB: 0 P: 3	R: 0 E: 0 K: 0 S: 4	H: 1 LOB: 0 BB: 2 P: 12	R: 0 E: 0 K: 1 S: 5	H: 0 LOB: 0 BB: 0 P: 5	R: 0 E: 0 K: 0 S: 4	H: 1 LOB: 1 BB: 0 P: 4	R: 2 E: 0 K: 0 S: 6	H: 3 LOB: 2 BB: 1 P: 10	R: 0 E: 0 K: 1 S: 7	H: 2 LOB: 2 BB: 0 P: 7	1B: 10 2B: 2 3B: 0 HR: 0	SF: 1 SAC: 0 DP: 2 HBP: 0	WP: 0 PB: 0 SB: 0 CS: 0	PA: 39		
PITCHER	IP WLS BF H R ER SO BB IBB HBP BLK WP HR S P ERA WHIP	IP WLS BF H R ER SO BB IBB HBP BLK WP HR S P ERA WHIP	IP WLS BF H R ER SO BB IBB HBP BLK WP HR S P ERA WHIP	IP WLS BF H R ER SO BB IBB HBP BLK WP HR S P ERA WHIP	IP WLS BF H R ER SO BB IBB HBP BLK WP HR S P ERA WHIP	IP WLS BF H R ER SO BB IBB HBP BLK WP HR S P ERA WHIP	IP WLS BF H R ER SO BB IBB HBP BLK WP HR S P ERA WHIP	IP WLS BF H R ER SO BB IBB HBP BLK WP HR S P ERA WHIP	IP WLS BF H R ER SO BB IBB HBP BLK WP HR S P ERA WHIP	IP WLS BF H R ER SO BB IBB HBP BLK WP HR S P ERA WHIP	IP WLS BF H R ER SO BB IBB HBP BLK WP HR S P ERA WHIP	IP WLS BF H R ER SO BB IBB HBP BLK WP HR S P ERA WHIP	IP WLS BF H R ER SO BB IBB HBP BLK WP HR S P ERA WHIP	IP WLS BF H R ER SO BB IBB HBP BLK WP HR S P ERA WHIP	IP WLS BF H R ER SO BB IBB HBP BLK WP HR S P ERA WHIP	IP WLS BF H R ER SO BB IBB HBP BLK WP HR S P ERA WHIP	IP WLS BF H R ER SO BB IBB HBP BLK WP HR S P ERA WHIP	IP WLS BF H R ER SO BB IBB HBP BLK WP HR S P ERA WHIP	IP WLS BF H R ER SO BB IBB HBP BLK WP HR S P ERA WHIP	IP WLS BF H R ER SO BB IBB HBP BLK WP HR S P ERA WHIP	IP WLS BF H R ER SO BB IBB HBP BLK WP HR S P ERA WHIP	IP WLS BF H R ER SO BB IBB HBP BLK WP HR S P ERA WHIP

AB	35
R	3
H	12
RBI	2
BB	3
SO	2
LOB	19



Batter	1	2	3	4	5	6	7	8	9	AB	R	H	RBI	BB	SO	LOB	BOTTOM					
Gary Redus, R OBP: 0.375, SLG: 0.435 (1, 7)										4	1	1	0	0	1	2	Cincinnati Reds @ Philadelphia Phillies Veterans Stadium, Philadelphia, PA Thu Jul 03 1986, 7:05 PM EDT Att: 61,475 - Unknown					
Juan Samuel, R OBP: 0.301, SLG: 0.424 (1, 4)										3	1	1	1	1	0	1						
Ron Roenicke, S OBP: 0.415, SLG: 0.442 (1, 8)										3	1	1	1	1	0	1						
Mike Schmidt, R OBP: 0.379, SLG: 0.545 (1, 5)										4	1	1	3	0	2	1						
Von Hayes, L OBP: 0.391, SLG: 0.437 (1, 3)										2	1	1	0	2	0	0						
Glenn Wilson, R OBP: 0.294, SLG: 0.360 (1, 9)										4	0	0	0	0	1	4						
John Russell, R OBP: 0.338, SLG: 0.513 (1, 2)										4	1	1	2	0	0	3						
Steve Jeltz, S OBP: 0.365, SLG: 0.288 (1, 6)										4	1	2	0	0	0	0						
Bruce Ruffin, S (1, 1)										2	0	0	0	0	1	1						
Tom Hume, R (8, 1)										1	0	0	0	0	0	0						
Inning Stats	R: 4 E: 0 K: 0 S: 6	H: 3 LOB: 1 BB: 1 P: 10	R: 0 E: 0 K: 0 S: 4	H: 1 LOB: 0 BB: 0 P: 4	R: 0 E: 0 K: 0 S: 4	H: 1 LOB: 2 BB: 1 P: 8	R: 1 E: 1 K: 2 S: 9	H: 2 LOB: 1 BB: 0 P: 9	R: 0 E: 0 K: 1 S: 5	H: 0 LOB: 1 BB: 1 P: 9	R: 0 E: 0 K: 0 S: 3	H: 0 LOB: 0 BB: 0 P: 3	R: 0 E: 0 K: 1 S: 5	H: 0 LOB: 0 BB: 0 P: 5	R: 2 E: 0 K: 1 S: 6	H: 1 LOB: 0 BB: 1 P: 10	1B: 5 2B: 1 3B: 0 HR: 2	SF: 0 SAC: 1 DP: 0 HBP: 0	WP: 0 PB: 0 SB: 1 CS: 0	PA: 36		
PITCHER	IP WLS BF H R ER SO BB IBB HBP BLK WP HR S P ERA WHIP	IP WLS BF H R ER SO BB IBB HBP BLK WP HR S P ERA WHIP	IP WLS BF H R ER SO BB IBB HBP BLK WP HR S P ERA WHIP	IP WLS BF H R ER SO BB IBB HBP BLK WP HR S P ERA WHIP	IP WLS BF H R ER SO BB IBB HBP BLK WP HR S P ERA WHIP	IP WLS BF H R ER SO BB IBB HBP BLK WP HR S P ERA WHIP	IP WLS BF H R ER SO BB IBB HBP BLK WP HR S P ERA WHIP	IP WLS BF H R ER SO BB IBB HBP BLK WP HR S P ERA WHIP	IP WLS BF H R ER SO BB IBB HBP BLK WP HR S P ERA WHIP	IP WLS BF H R ER SO BB IBB HBP BLK WP HR S P ERA WHIP	IP WLS BF H R ER SO BB IBB HBP BLK WP HR S P ERA WHIP	IP WLS BF H R ER SO BB IBB HBP BLK WP HR S P ERA WHIP	IP WLS BF H R ER SO BB IBB HBP BLK WP HR S P ERA WHIP	IP WLS BF H R ER SO BB IBB HBP BLK WP HR S P ERA WHIP	IP WLS BF H R ER SO BB IBB HBP BLK WP HR S P ERA WHIP	IP WLS BF H R ER SO BB IBB HBP BLK WP HR S P ERA WHIP	IP WLS BF H R ER SO BB IBB HBP BLK WP HR S P ERA WHIP	IP WLS BF H R ER SO BB IBB HBP BLK WP HR S P ERA WHIP	IP WLS BF H R ER SO BB IBB HBP BLK WP HR S P ERA WHIP	IP WLS BF H R ER SO BB IBB HBP BLK WP HR S P ERA WHIP	IP WLS BF H R ER SO BB IBB HBP BLK WP HR S P ERA WHIP	IP WLS BF H R ER SO BB IBB HBP BLK WP HR S P ERA WHIP



Batter	1	2	3	4	5	6	7	8	9	AB	R	H	RBI	BB	SO	LOB	TOP								
Eddie Milner, L OBP: 0.299, SLG: 0.366 (1, 8)	F6		F8			G4-3 BB	F9			3	0	0	0	1	0	2	Cincinnati Reds @ Philadelphia Phillies Veterans Stadium, Philadelphia, PA Fri Jul 04, 1986, 7:05 PM EDT Att: 20,490 - Unknown								
Pete Rose, S OBP: 0.312, SLG: 0.261 (1, 3)	F8		F7			G4-3 1-2	4-3			4	0	0	0	0	0	2									
Dave Parker, L OBP: 0.339, SLG: 0.477 (1, 9)	F7		3-1				5-3			4	0	0	0	0	0	0									
Eric Davis, R OBP: 0.367, SLG: 0.500 (1, 7)										3	2	2	1	1	1	0									
Bo Diaz, R OBP: 0.317, SLG: 0.345 (1, 2)										4	1	1	1	0	0	1									
Dave Concepcion, R OBP: 0.309, SLG: 0.333 (1, 6)										4	1	1	0	0	1	1									
Buddy Bell, R OBP: 0.323, SLG: 0.350 (1, 5)										4	0	1	0	0	1	1									
Ron Oester, S OBP: 0.303, SLG: 0.339 (1, 4)										3	0	2	2	1	0	1									
Tom Browning, L OBP: 0.205, SLG: 0.205 (1, 1) Ron Robinson, R (8, 1)										2	0	1	0	0	0	1									
Inning Stats	R: 0 E: 0 K: 0 S: 3	H: 0 LOB: 0 BB: 0 P: 3	R: 2 E: 0 K: 1 S: 7	H: 2 LOB: 1 BB: 1 P: 11	R: 0 E: 0 K: 0 S: 3	H: 0 LOB: 0 BB: 0 P: 3	R: 1 E: 0 K: 0 S: 4	H: 1 LOB: 0 BB: 0 P: 4	R: 0 E: 0 K: 0 S: 2	H: 0 LOB: 1 BB: 2 P: 10	R: 0 E: 0 K: 0 S: 3	H: 1 LOB: 0 BB: 0 P: 3	R: 0 E: 0 K: 1 S: 7	H: 2 LOB: 2 BB: 0 P: 7	R: 0 E: 0 K: 1 S: 5	H: 0 LOB: 0 BB: 0 P: 5	R: 1 E: 0 K: 1 S: 7	H: 2 LOB: 1 BB: 0 P: 7	1B: 6 2B: 1 3B: 0 HR: 1	SF: 0 SAC: 1 DP: 1 HBP: 0	WP: 0 PB: 0 SB: 1 CS: 0	PA: 36			
PITCHER	IP	WLS	BF	H	R	ER	SO	BB	IBB	HBP	BLK	WP	HR	S	P	ERA	WHIP								
Kevin Gross, R ERA: 4.28 (1, 1)	8.0	L	31	6	3	3	3	3	0	0	0	0	1	34	46	3.38	1.125								
Kent Tekulve, R ERA: 2.89 (9, 1)	1.0	S	5	2	1	1	1	0	0	0	0	0	0	7	7	9.00	2.000								

AB	32
R	4
H	8
RBI	4
BB	3
SO	4
LOB	10



Batter	1	2	3	4	5	6	7	8	9	AB	R	H	RBI	BB	SO	LOB	BOTTOM								
Gary Redus, R OBP: 0.368, SLG: 0.439 (1, 7)	F8			3-1						4	0	1	1	0	1	0	Cincinnati Reds @ Philadelphia Phillies Veterans Stadium, Philadelphia, PA Fri Jul 04, 1986, 7:05 PM EDT Att: 20,490 - Unknown								
Juan Samuel, R OBP: 0.297, SLG: 0.417 (1, 4)	5-3			F8						4	0	0	0	0	1										
Ron Roenicke, S OBP: 0.411, SLG: 0.433 (1, 8)	K			F9						3	0	0	0	1	1										
Mike Schmidt, R OBP: 0.374, SLG: 0.537 (1, 5)				5-3						4	0	0	0	0	1										
Von Hayes, L OBP: 0.393, SLG: 0.436 (1, 3)				4-3						3	0	1	0	1	0										
Glenn Wilson, R OBP: 0.291, SLG: 0.357 (1, 9)				F8						3	0	0	0	0	3										
John Russell, R OBP: 0.338, SLG: 0.504 (1, 2)				K						2	1	0	0	1	1										
Steve Jeltz, S OBP: 0.361, SLG: 0.284 (1, 6)				K						3	0	0	0	0	2										
Kevin Gross, R OBP: 0.214, SLG: 0.317 (1, 1) Rick Schu, R OBP: 0.333, SLG: 0.399 (8, PH) Kent Tekulve, R (9, 1)				4-3						2	0	0	0	0	1										
Inning Stats	R: 0 E: 0 K: 1 S: 5	H: 0 LOB: 0 BB: 0 P: 5	R: 0 E: 0 K: 0 S: 3	H: 0 LOB: 0 BB: 0 P: 3	R: 0 E: 0 K: 2 S: 7	H: 0 LOB: 0 BB: 0 P: 7	R: 0 E: 0 K: 0 S: 3	H: 0 LOB: 0 BB: 0 P: 3	R: 0 E: 0 K: 0 S: 3	H: 0 LOB: 1 BB: 1 P: 7	R: 0 E: 0 K: 3 S: 9	H: 0 LOB: 0 BB: 0 P: 9	R: 0 E: 0 K: 0 S: 4	H: 1 LOB: 2 BB: 1 P: 8	R: 1 E: 0 K: 0 S: 4	H: 1 LOB: 1 BB: 1 P: 8	R: 0 E: 0 K: 0 S: 3	H: 0 LOB: 0 BB: 0 P: 3	1B: 1 2B: 1 3B: 0 HR: 0	SF: 0 SAC: 0 DP: 0 HBP: 0	WP: 0 PB: 0 SB: 0 CS: 0	PA: 32			
PITCHER	IP	WLS	BF	H	R	ER	SO	BB	IBB	HBP	BLK	WP	HR	S	P	ERA	WHIP								
Tom Browning, L ERA: 4.2 (1, 1)	7.2	W	28	2	1	1	6	3	0	0	0	0	0	37	49	1.17	0.652								
Ron Robinson, R ERA: 1.79 (8, 1)	1.1	S	4	0	0	0	0	0	0	0	0	0	0	4	4	0.00	0.000								



Batter	1	2	3	4	5	6	7	8	9	AB	R	H	RBI	BB	SO	LOB	TOP										
Eddie Milner, L OBP: 0.305, SLG: 0.391 (1, 8)	F7		HR		2B 1B		1B 2B	K		5	3	3	1	0	1	0	Cincinnati Reds @ Philadelphia Phillies Veterans Stadium, Philadelphia, PA Sat Jul 05 1986, 3:33 AM EDT Att: 23,620 - Unknown livebaseballscorecards.com										
Pete Rose, S OBP: 0.309, SLG: 0.259 (1, 3)	G3		F8		F8		WP 2H 1B	G3		5	0	1	1	0	0	2											
Dave Parker, L OBP: 0.344, SLG: 0.482 Tracy Jones, R OBP: 0.415, SLG: 0.464 (7, PR) (7, 7)	1B		HR	BB	1H 2B		FC1 1B 2-3	CS 1B		3	1	2	1	1	0	1											
Eric Davis, R OBP: 0.368, SLG: 0.515 (7, 9) (7, 9)	K		HR		F9		1-2 1B	K	1-2	5	1	2	2	0	2	3											
Bo Diaz, R OBP: 0.315, SLG: 0.342 (1, 2)		4-3 1B	K		K		F6	K		5	1	1	0	0	3	4											
Dave Concepcion, R OBP: 0.304, SLG: 0.328 (1, 6)	4-3		K		K		K	K		4	0	0	0	0	3	4											
Buddy Bell, R OBP: 0.318, SLG: 0.344 (1, 5)	F7				F7		F8	F4		4	0	0	0	0	0	1											
Ron Oester, S OBP: 0.302, SLG: 0.337 (1, 4)	1B				G3		K	F9		4	0	1	1	0	1	0											
Chris Welsh, L OBP: 0.111, SLG: 0.278 (1, 1)	K				F7		1-3	HR		4	1	1	1	0	1	1											
Inning Stats	R: 0 E: 0 K: 1 S: 6	H: 1 LOB: 1 BB: 0 P: 6	R: 1 E: 0 K: 1 S: 7	H: 2 LOB: 1 BB: 0 P: 7	R: 3 E: 0 K: 2 S: 9	H: 2 LOB: 0 BB: 1 P: 13	R: 0 E: 0 K: 0 S: 3	H: 0 LOB: 0 BB: 0 P: 3	R: 1 E: 0 K: 1 S: 7	H: 2 LOB: 1 BB: 0 P: 7	R: 0 E: 0 K: 2 S: 7	H: 0 LOB: 0 BB: 0 P: 7	R: 1 E: 0 K: 1 S: 9	H: 3 LOB: 3 BB: 0 P: 9	R: 1 E: 0 K: 1 S: 7	H: 1 LOB: 0 BB: 0 P: 7	R: 0 E: 0 K: 2 S: 7	H: 1 LOB: 0 BB: 0 P: 7	1B: 7 2B: 3 3B: 0 HR: 3	SF: 0 SAC: 0 DP: 1 HBP: 0	WP: 1 PB: 1 CS: 0	PA: 41					
PITCHER	IP	WLS	BF	H	R	ER	SO	BB	IBB	HBP	BLK	WP	HR	S	P	ERA	WHIP										
Charles Hudson, R ERA: 4.83 (1, 1)	4.1	L	21	7	5	5	4	1	0	0	0	0	2	28	32	10.38	1.846										
Tom Hume, R ERA: 4.2 (5, 1)	0.2		2	0	0	0	1	0	0	0	0	0	0	4	4	0.00	0.000										
Tom Gorman, L ERA: 4.5 (6, 1)	2.0		10	3	1	1	3	0	0	0	0	1	0	16	16	4.50	1.500										
Don Carman, L ERA: 4.97 (8, 1)	2.0		8	2	1	1	3	0	0	0	0	0	1	14	14	4.50	1.000										

Batter	1	2	3	4	5	6	7	8	9	AB	R	H	RBI	BB	SO	LOB	BOTTOM										
Gary Redus, R OBP: 0.363, SLG: 0.443 (1, 7)	5-3		E6		FC6-4 1-2			3B 2B		4	1	1	0	0	0	2	Cincinnati Reds @ Philadelphia Phillies Veterans Stadium, Philadelphia, PA Sat Jul 05 1986, 3:33 AM EDT Att: 23,620 - Unknown livebaseballscorecards.com										
Juan Samuel, R OBP: 0.296, SLG: 0.422 (1, 4)	F9		4-3				E6 S	4-3 3B		4	1	1	1	0	0	1											
Ron Roenicke, S OBP: 0.408, SLG: 0.425 (1, 8)	FC6-4 BB				6-3		F9	4-3		3	0	0	1	1	0	1											
Mike Schmidt, R OBP: 0.369, SLG: 0.529 (1, 5)	FC6-4 1-2				6-3		6-3	F8		4	0	0	0	0	0	2											
Von Hayes, L OBP: 0.388, SLG: 0.430 (1, 3)		L3			F9		4-3	L6		4	0	0	0	0	0	1											
Glenn Wilson, R OBP: 0.291, SLG: 0.355 (1, 9)	4-3				4-3		G5-4-3 1B	5-3		4	0	1	0	0	0	0											
John Russell, R OBP: 0.329, SLG: 0.488 (1, 2)	5-3				E6 FC6-4 1B		G5-4-3 1-2	5-3		4	0	0	0	0	0	1											
Steve Jeltz, S OBP: 0.363, SLG: 0.288 (1, 6)			K		FC6-4 1-2 1B		FC6-4 1B	4-3		4	0	2	0	0	1	0											
Charles Hudson, S (1, 1) Tom Hume, R (5, PR) Rick Schu, R OBP: 0.335, SLG: 0.398 (6, 1) Tom Gorman, L (7, PR) Luis Aguayo, R OBP: 0.241, SLG: 0.376 (8, 1) Don Carman, L (8, 1)	F7				FC6-4 1-2 2-3		F7			1	0	0	0	0	0	0											
Inning Stats	R: 0 E: 0 K: 0 S: 3	H: 0 LOB: 1 BB: 1 P: 7	R: 0 E: 0 K: 0 S: 3	H: 0 LOB: 0 BB: 0 P: 3	R: 0 E: 1 K: 1 S: 6	H: 0 LOB: 1 BB: 0 P: 6	R: 0 E: 0 K: 0 S: 3	H: 0 LOB: 0 BB: 0 P: 3	R: 0 E: 1 K: 0 S: 5	H: 1 LOB: 2 BB: 0 P: 5	R: 0 E: 1 K: 0 S: 4	H: 0 LOB: 1 BB: 0 P: 4	R: 0 E: 0 K: 0 S: 4	H: 2 LOB: 1 BB: 0 P: 4	R: 2 E: 0 K: 0 S: 5	H: 2 LOB: 0 BB: 0 P: 5	R: 0 E: 0 K: 0 S: 3	H: 0 LOB: 0 BB: 0 P: 3	1B: 3 2B: 1 3B: 1 HR: 0	SF: 0 SAC: 0 DP: 1 HBP: 0	WP: 0 PB: 0 SB: 1 CS: 0	PA: 35					
PITCHER	IP	WLS	BF	H	R	ER	SO	BB	IBB	HBP	BLK	WP	HR	S	P	ERA	WHIP										
Chris Welsh, L ERA: 2.89 (1, 1)	9.0	W	35	5	2	2	1	1	0	0	0	0	0	36	40	2.00	0.667										

Batter	1	2	3	4	5	6	7	8	9	AB	R	H	RBI	BB	SO	LOB	TOP										
Eddie Milner, L OBP: 0.299, SLG: 0.382 (1, 8)	G3	K		F8		4-3			G3	5	0	0	0	0	1	2											
Pete Rose, S OBP: 0.313, SLG: 0.266 (1, 3)	4-3 3B	2B			F8		K			3	1	1	0	1	1	0											
Dave Parker, L OBP: 0.340, SLG: 0.476 (1, 9)	4-3 2-3	4-3			F6		F7			4	0	0	0	0	0	3											
Eric Davis, R OBP: 0.376, SLG: 0.515 (1, 7)	S 3B			WP S G6-3					4-3	2	2	1	0	2	0	0											
Wade Rowdon, R OBP: 0.286, SLG: 0.355 (1, 6)	1-H 3-H 3B			G6-3 1-3					6-3	3	0	1	2	1	1	1											
Buddy Bell, R OBP: 0.314, SLG: 0.339 (1, 5)	F8			G6-3 1-2			F4		L5	4	0	0	0	0	0	2											
Sal Butera, R OBP: 0.382, SLG: 0.326 (1, 2)				F8					K	2	2	0	0	2	1	0											
Ron Oester, S OBP: 0.301, SLG: 0.336 (1, 4)				F8			G3		3-1	4	0	1	0	0	0	1											
Joe Price, R OBP: 0.226, SLG: 0.143 (3, 1)									4-3	1	0	0	0	0	0	1											
Ted Power, R OBP: 0.295, SLG: 0.537 (6, PH)										1	0	0	0	0	0	0											
Kal Daniels, L OBP: 0.295, SLG: 0.537 (6, PH)										1	0	0	1	1	0	0											
Scott Terry, R OBP: 0.295, SLG: 0.537 (6, PH)										0	0	0	0	0	0	0											
Carl Willis, L OBP: 0.295, SLG: 0.537 (6, PH)										0	0	0	0	0	0	0											
Max Venable, L OBP: 0.292, SLG: 0.316 (6, PH)										1	0	0	0	0	0	0											
Inning Stats	R: 2 E: 0 K: 0 S: 5	H: 2 LOB: 1 BB: 1 P: 9	R: 1 E: 1 K: 1 S: 6	H: 1 LOB: 2 BB: 2 P: 14	R: 1 E: 0 K: 0 S: 2	H: 0 LOB: 0 BB: 2 P: 10	R: 0 E: 0 K: 0 S: 3	H: 0 LOB: 0 BB: 0 P: 3	R: 0 E: 0 K: 1 S: 6	H: 1 LOB: 1 BB: 0 P: 6	R: 0 E: 0 K: 0 S: 5	H: 0 LOB: 0 BB: 0 P: 5	R: 0 E: 0 K: 1 S: 5	H: 0 LOB: 0 BB: 0 P: 5	R: 0 E: 0 K: 0 S: 3	H: 0 LOB: 0 BB: 0 P: 3	1B: 2 2B: 1 3B: 2 HR: 0	SF: 0 SAC: 0 DP: 1 HBP: 0	WP: 1 PB: 0 SB: 3 CS: 0	PA: 37							
PITCHER	IP	WLS	BF	H	R	ER	SO	BB	IBB	HBP	BLK	WP	HR	S	P	ERA	WHIP										
Freddie Toliver, R ERA: 3.51 (1, 1)	3.0		16	3	4	3	1	5	0	0	0	1	0	13	33	9.00	2.667										
Tom Hume, R ERA: 4.09 (4, 1)	3.0	W	12	2	1	1	1	1	0	0	0	0	0	13	17	3.00	1.000										
Kent Tekulve, R ERA: 2.72 (7, 1)	3.0	S	9	0	0	0	2	0	0	0	0	0	0	13	13	0.00	0.000										

Cincinnati Reds @ Philadelphia Phillies
Veterans Stadium, Philadelphia, PA
Sun Jul 06 1986, 3:33 AM EDT
Att: 28,420 - Unknown

AB	31
R	5
H	5
RBI	3
BB	6
SO	4
LOB	10



Batter	1	2	3	4	5	6	7	8	9	AB	R	H	RBI	BB	SO	LOB	BOTTOM										
Gary Redus, R OBP: 0.376, SLG: 0.452 (1, 7)	E SF7					K				3	2	1	2	2	1	1											
Juan Samuel, R OBP: 0.294, SLG: 0.426 (1, 4)	K					CS				5	1	1	1	0	2	4											
Ron Roenicke, S OBP: 0.407, SLG: 0.446 (1, 8)	SF7									4	1	2	4	0	0	0											
Mike Schmidt, R OBP: 0.370, SLG: 0.523 (6, PR)	F8									3	1	0	1	2	0	0											
Luis Aguayo, R OBP: 0.241, SLG: 0.316 (6, PR)										0	0	0	0	0	0	0											
Von Hayes, L OBP: 0.382, SLG: 0.422 (1, 3)										5	0	0	0	0	1	5											
Glenn Wilson, R OBP: 0.293, SLG: 0.358 (1, 9)										3	1	1	0	1	0	1											
Ronn Reynolds, R OBP: 0.417, SLG: 1.000 (1, 2)										4	1	1	0	0	1	2											
Steve Jeltz, S OBP: 0.365, SLG: 0.293 (1, 6)										3	2	1	2	1	2	1											
Freddie Toliver, R ERA: 5.5 (3, PH)										0	0	0	0	0	0	0											
Jeff Stone, L OBP: 0.328, SLG: 0.368 (3, PH)										2	2	2	2	0	0	0											
Tom Hume, R ERA: 5.75 (6, PH)										0	0	0	0	0	0	0											
Rick Schu, R OBP: 0.335, SLG: 0.400 (6, PH)										1	0	1	0	0	0	0											
Kent Tekulve, R ERA: 1.93 (7, 1)										0	1	0	0	1	0	0											
Inning Stats	R: 1 E: 0 K: 1 S: 5	H: 0 LOB: 0 BB: 1 P: 9	R: 0 E: 0 K: 2 S: 8	H: 1 LOB: 1 BB: 0 P: 8	R: 8 E: 1 K: 1 S: 13	H: 7 LOB: 0 BB: 0 P: 13	R: 0 E: 0 K: 1 S: 5	H: 0 LOB: 0 BB: 0 P: 5	R: 0 E: 0 K: 2 S: 7	H: 1 LOB: 0 BB: 0 P: 7	R: 0 E: 0 K: 0 S: 3	H: 0 LOB: 1 BB: 1 P: 7	R: 3 E: 0 K: 0 S: 4	H: 1 LOB: 3 BB: 5 P: 24	R: 0 E: 0 K: 0 S: 3	H: 0 LOB: 0 BB: 0 P: 3	1B: 2 2B: 5 3B: 1 HR: 2	SF: 1 SAC: 0 DP: 0 HBP: 0	WP: 1 PB: 0 SB: 1 CS: 1	PA: 42							
PITCHER	IP	WLS	BF	H	R	ER	SO	BB	IBB	HBP	BLK	WP	HR	S	P	ERA	WHIP										
Joe Price, L ERA: 5.5 (1, 1)	2.2	L	16	6	7	6	4	1	0	0	0	0	1	11	23	20.25	2.625										
Ted Power, R ERA: 5.75 (3, 1)	2.1		9	2	2	0	1	0	0	0	0	0	1	11	11	0.00	0.857										
Scott Terry, R ERA: 6.27 (6, PH)	2.1		11	1	3	3	2	4	0	0	0	1	0	11	27	11.57	2.143										
Carl Willis, R ERA: 1.93 (8, 1)	0.2		5	1	0	0	0	2	0	0	0	0	0	3	11	0.00	4.500										

Cincinnati Reds @ Philadelphia Phillies
Veterans Stadium, Philadelphia, PA
Sun Jul 06 1986, 3:33 AM EDT
Att: 28,420 - Unknown

AB	33
R	12
H	10
RBI	12
BB	7
SO	7
LOB	14



Batter	1	2	3	4	5	6	7	8	9	AB	R	H	RBI	BB	SO	LOB	TOP							
Eddie Milner, L OBP: 0.297, SLG: 0.382 (1, 8)										5	1	1	0	0	0	3	Cincinnati Reds @ New York Mets Shea Stadium, Flushing, NY Mon Jul 07 1986, 7:05 PM EDT Att: 29,265 - Unknown							
Pete Rose, S OBP: 0.508, SLG: 0.262 Tony Perez, R OBP: 0.346, SLG: 0.286 (7, PH) (7, 3)										3	0	0	0	0	0	1								
Dave Parker, L OBP: 0.344, SLG: 0.486 (1, 9)										4	1	2	2	1	0	0								
Eric Davis, R OBP: 0.371, SLG: 0.512 (1, 7)										5	1	1	0	0	2	2								
Bo Diaz, R OBP: 0.317, SLG: 0.343 (1, 2)										5	0	2	0	0	1	2								
Dave Concepcion, R OBP: 0.310, SLG: 0.339 (1, 6)										4	2	3	1	0	0	0								
Buddy Bell, R OBP: 0.313, SLG: 0.341 (1, 5)										4	1	1	1	0	0	4								
Ron Oester, S OBP: 0.311, SLG: 0.350 (1, 4)										4	0	4	1	0	0	0								
Bill Gullickson, R OBP: 0.108, SLG: 0.083 Kal Daniels, L OBP: 0.403, SLG: 0.545 Ron Robinson, R John Franco, L (6, PH) (6, 1) (7, 1)										2	0	0	0	0	0	2								
										1	0	1	1	0	0	0								
										0	0	0	0	0	0	2								
Inning Stats	R: 1 E: 1 K: 2 S: 9	H: 2 LOB: 1 BB: 0 P: 9	R: 0 E: 0 K: 0 S: 4	H: 2 LOB: 1 BB: 0 P: 4	R: 0 E: 0 K: 0 S: 3	H: 0 LOB: 1 BB: 0 P: 7	R: 2 E: 0 K: 0 S: 6	H: 3 LOB: 1 BB: 0 P: 6	R: 0 E: 0 K: 1 S: 5	H: 0 LOB: 0 BB: 0 P: 5	R: 0 E: 0 K: 0 S: 6	H: 4 LOB: 2 BB: 0 P: 6	R: 3 E: 0 K: 0 S: 8	H: 5 LOB: 2 BB: 0 P: 8	R: 0 E: 0 K: 0 S: 3	H: 0 LOB: 0 BB: 0 P: 3	R: 0 E: 1 K: 0 S: 3	H: 0 LOB: 0 BB: 0 P: 3	1B: 10 2B: 5 3B: 0 HR: 1	SF: 1 SAC: 0 DP: 2 HBP: 0	WP: 0 PB: 1 SB: 0 CS: 0	PA: 42		
PITCHER	IP WLS BF H R ER SO BB IBB HBP BLK WP HR S P ERA WHIP	IP WLS BF H R ER SO BB IBB HBP BLK WP HR S P ERA WHIP	IP WLS BF H R ER SO BB IBB HBP BLK WP HR S P ERA WHIP	IP WLS BF H R ER SO BB IBB HBP BLK WP HR S P ERA WHIP	IP WLS BF H R ER SO BB IBB HBP BLK WP HR S P ERA WHIP	IP WLS BF H R ER SO BB IBB HBP BLK WP HR S P ERA WHIP	IP WLS BF H R ER SO BB IBB HBP BLK WP HR S P ERA WHIP	IP WLS BF H R ER SO BB IBB HBP BLK WP HR S P ERA WHIP	IP WLS BF H R ER SO BB IBB HBP BLK WP HR S P ERA WHIP	IP WLS BF H R ER SO BB IBB HBP BLK WP HR S P ERA WHIP	IP WLS BF H R ER SO BB IBB HBP BLK WP HR S P ERA WHIP	IP WLS BF H R ER SO BB IBB HBP BLK WP HR S P ERA WHIP	IP WLS BF H R ER SO BB IBB HBP BLK WP HR S P ERA WHIP	IP WLS BF H R ER SO BB IBB HBP BLK WP HR S P ERA WHIP	IP WLS BF H R ER SO BB IBB HBP BLK WP HR S P ERA WHIP	IP WLS BF H R ER SO BB IBB HBP BLK WP HR S P ERA WHIP	IP WLS BF H R ER SO BB IBB HBP BLK WP HR S P ERA WHIP	IP WLS BF H R ER SO BB IBB HBP BLK WP HR S P ERA WHIP	IP WLS BF H R ER SO BB IBB HBP BLK WP HR S P ERA WHIP	IP WLS BF H R ER SO BB IBB HBP BLK WP HR S P ERA WHIP	IP WLS BF H R ER SO BB IBB HBP BLK WP HR S P ERA WHIP	IP WLS BF H R ER SO BB IBB HBP BLK WP HR S P ERA WHIP	IP WLS BF H R ER SO BB IBB HBP BLK WP HR S P ERA WHIP	IP WLS BF H R ER SO BB IBB HBP BLK WP HR S P ERA WHIP
Rick Aguilera, R ERA: 5.94 Randy Niemann, L ERA: 4.64 Bruce Berenyi, R ERA: 5.82 Doug Sisk, R ERA: 1.96	(1, 1) (6, 1) (7, 1) (9, 1)	5.2 0.1 2.0 1.0	WLS L 9 3	BF 3 9 3	H 11 2 0	R 4 2 0	ER 2 1 0	SO 3 0 0	BB 1 0 0	IBB 0 0 0	HBP 0 0 0	BLK 0 0 0	WP 0 0 0	HR 0 1 0	S 32 3 9	P 36 3 3	ERA 6.35 54.00 4.50 0.00	WHIP 2.118 6.000 1.500 0.000						

AB	40
R	7
H	16
RBI	6
BB	1
SO	3
LOB	16



Batter	1	2	3	4	5	6	7	8	9	AB	R	H	RBI	BB	SO	LOB	BOTTOM							
Lenny Dykstra, L OBP: 0.405, SLG: 0.469 Doug Sisk, R (1, 8) (9, 1)										5	1	3	0	0	0	2	Cincinnati Reds @ New York Mets Shea Stadium, Flushing, NY Mon Jul 07 1986, 7:05 PM EDT Att: 29,265 - Unknown							
Wally Backman, S OBP: 0.395, SLG: 0.415 Tim Teufel, R OBP: 0.294, SLG: 0.355 (1, 4) (8, PH) (9, 4)										4	1	2	0	0	0	2								
Keith Hernandez, L OBP: 0.378, SLG: 0.408 (1, 3)										5	0	2	1	0	0	3								
Gary Carter, R OBP: 0.326, SLG: 0.419 (1, 2)										5	0	1	1	0	0	3								
Darryl Strawberry, L OBP: 0.394, SLG: 0.559 (1, 9)										3	2	1	1	2	1	2								
George Foster, R OBP: 0.319, SLG: 0.492 (1, 7)										4	0	1	0	0	2	2								
Ray Knight, R OBP: 0.346, SLG: 0.462 (1, 5)										3	0	0	1	0	2	0								
Kevin Mitchell, R OBP: 0.421, SLG: 0.587 (1, 6)										3	0	0	0	0	1	1								
Rick Aguilera, R OBP: 0.228, SLG: 0.563 Randy Niemann, L OBP: 0.400, SLG: 0.280 Bruce Berenyi, R Howard Johnson, S Mookie Wilson, S (1, 1) (6, 1) (7, 1) (8, PH) (9, 8)										2	1	1	1	0	1	0								
										0	0	0	0	0	0	0								
										0	0	0	0	0	0	0								
										2	1	2	1	0	0	0								
										1	0	1	0	0	0	0								
Inning Stats	R: 0 E: 0 K: 0 S: 5	H: 2 LOB: 2 BB: 0 P: 5	R: 0 E: 0 K: 1 S: 5	H: 0 LOB: 0 BB: 0 P: 5	R: 0 E: 0 K: 1 S: 6	H: 1 LOB: 1 BB: 0 P: 6	R: 1 E: 0 K: 2 S: 8	H: 1 LOB: 0 BB: 0 P: 8	R: 2 E: 1 K: 0 S: 6	H: 3 LOB: 1 BB: 0 P: 6	R: 1 E: 0 K: 1 S: 5	H: 1 LOB: 0 BB: 1 P: 9	R: 2 E: 0 K: 1 S: 8	H: 4 LOB: 2 BB: 1 P: 12	R: 0 E: 0 K: 1 S: 7	H: 2 LOB: 2 BB: 0 P: 7	R: 0 E: 0 K: 1 S: 5	H: 0 LOB: 0 BB: 0 P: 5	1B: 9 2B: 2 3B: 0 HR: 3	SF: 1 SAC: 0 DP: 1 HBP: 0	WP: 0 PB: 1 SB: 1 CS: 2	PA: 42		
PITCHER	IP WLS BF H R ER SO BB IBB HBP BLK WP HR S P ERA WHIP	IP WLS BF H R ER SO BB IBB HBP BLK WP HR S P ERA WHIP	IP WLS BF H R ER SO BB IBB HBP BLK WP HR S P ERA WHIP	IP WLS BF H R ER SO BB IBB HBP BLK WP HR S P ERA WHIP	IP WLS BF H R ER SO BB IBB HBP BLK WP HR S P ERA WHIP	IP WLS BF H R ER SO BB IBB HBP BLK WP HR S P ERA WHIP	IP WLS BF H R ER SO BB IBB HBP BLK WP HR S P ERA WHIP	IP WLS BF H R ER SO BB IBB HBP BLK WP HR S P ERA WHIP	IP WLS BF H R ER SO BB IBB HBP BLK WP HR S P ERA WHIP	IP WLS BF H R ER SO BB IBB HBP BLK WP HR S P ERA WHIP	IP WLS BF H R ER SO BB IBB HBP BLK WP HR S P ERA WHIP	IP WLS BF H R ER SO BB IBB HBP BLK WP HR S P ERA WHIP	IP WLS BF H R ER SO BB IBB HBP BLK WP HR S P ERA WHIP	IP WLS BF H R ER SO BB IBB HBP BLK WP HR S P ERA WHIP	IP WLS BF H R ER SO BB IBB HBP BLK WP HR S P ERA WHIP	IP WLS BF H R ER SO BB IBB HBP BLK WP HR S P ERA WHIP	IP WLS BF H R ER SO BB IBB HBP BLK WP HR S P ERA WHIP	IP WLS BF H R ER SO BB IBB HBP BLK WP HR S P ERA WHIP	IP WLS BF H R ER SO BB IBB HBP BLK WP HR S P ERA WHIP	IP WLS BF H R ER SO BB IBB HBP BLK WP HR S P ERA WHIP	IP WLS BF H R ER SO BB IBB HBP BLK WP HR S P ERA WHIP	IP WLS BF H R ER SO BB IBB HBP BLK WP HR S P ERA WHIP	IP WLS BF H R ER SO BB IBB HBP BLK WP HR S P ERA WHIP	
Bill Gullickson, R ERA: 4.03 Ron Robinson, R ERA: 2.18 John Franco, L ERA: 2.39	(1, 1) (6, 1) (7, 1)	5.0 1.2 2.1	WLS W S	BF 22 9 10	H 7 5 2	R 3 3 0	ER 3 3 0	SO 4 1 3	BB 0 1 1	IBB 0 0 0	HBP 0 0 0	BLK 0 0 0	WP 0 0 0	HR 2 1 0	S 30 10 15	P 30 14 19	ERA 5.40 16.20 0.00	WHIP 1.400 3.600 1.286						

AB	38
R	6
H	14
RBI	6
BB	2
SO	8
LOB	17



Batter	1	2	3	4	5	6	7	8	9	10	AB	R	H	RBI	BB	SO	LOB	TOP						
Eddie Milner, L (1, 8) OBP: 0.295, SLG: 0.392	K		L1		F8			HR	K		5	1	1	1	0	2	1	Cincinnati Reds @ New York Mets Shea Stadium, Flushing, NY Tue Jul 08 1986, 7:05 PM EDT Att: 35,803 - Unknown						
Pete Rose, S (1, 3) OBP: 0.308, SLG: 0.263	K							F8	F8		3	0	1	0	0	1	0							
Tracy Jones, R (8, PH)	K							F8	F8		1	0	0	0	0	0	0							
Ted Power, R (8, 1)											0	0	0	0	0	0	0							
Wade Rowdon, R (9, PH)											1	0	0	0	0	0	1							
John Franco, L (9, 1)											0	0	0	0	0	0	0							
Dave Parker, L (1, 9) OBP: 0.345, SLG: 0.487	6-3							L1			5	1	2	0	0	0	0							
Eric Davis, R (1, 7) OBP: 0.372, SLG: 0.508											5	0	2	0	0	2	3							
Bo Diaz, R (1, 2) OBP: 0.221, SLG: 0.345											2	0	1	0	1	0	2							
Tom Browning, L (7, PR) OBP: 0.205, SLG: 0.205											0	1	0	0	0	0	0							
Carl Willis, L (7, 1)											0	0	0	0	0	0	0							
Tony Perez, R (8, PH) OBP: 0.349, SLG: 0.292											2	0	1	1	0	0	1							
Dave Concepcion, R (1, 6) OBP: 0.311, SLG: 0.337											4	1	1	0	1	0	4							
Buddy Bell, R (1, 5) OBP: 0.312, SLG: 0.351											4	1	1	2	0	1	7							
Ron Oester, S (1, 4) OBP: 0.310, SLG: 0.352											4	0	1	1	0	0	0							
John Denny, R (1, 1) OBP: 0.211, SLG: 0.189											2	0	0	0	0	1	0							
Kal Daniels, L (7, PH) OBP: 0.297, SLG: 0.536											1	0	0	0	0	0	2							
Sal Butera, R (7, 2) OBP: 0.393, SLG: 0.341											1	0	1	0	0	0	0							
Inning Stats	R: 0 E: 0 K: 2 S: 7	H: 0 LOB: 0 BB: 0 P: 7	R: 0 E: 0 K: 0 S: 3	H: 1 LOB: 1 BB: 1 P: 7	R: 0 E: 0 K: 0 S: 3	H: 0 LOB: 0 BB: 0 P: 3	R: 0 E: 0 K: 2 S: 9	H: 2 LOB: 3 BB: 1 P: 13	R: 0 E: 0 K: 1 S: 5	H: 0 LOB: 0 BB: 0 P: 5	R: 0 E: 0 K: 1 S: 5	H: 0 LOB: 0 BB: 0 P: 5	R: 1 E: 1 K: 0 S: 5	H: 2 LOB: 2 BB: 0 P: 5	R: 1 E: 0 K: 0 S: 5	H: 2 LOB: 1 BB: 0 P: 5	R: 2 E: 0 K: 1 S: 8	H: 3 LOB: 1 BB: 0 P: 8	R: 1 E: 0 K: 0 S: 4	H: 2 LOB: 0 BB: 0 P: 4	1B: 8 2B: 2 3B: 0 HR: 2	SF: 0 SAC: 0 DP: 3 HBP: 0	WP: 0 PB: 0 SB: 3 CS: 0	PA: 42
PITCHER	IP	WLS	BF	H	R	ER	SO	BB	IBB	HBP	BLK	WP	HR	S	P	ERA	WHIP							
Ron Darling, R ERA: 3.06	7.0		28	6	2	1	6	2	0	0	0	0	1	38	46	1.29	1.143							
Jesse Orosco, L ERA: 3.43	2.0		10	4	2	2	1	0	0	0	0	0	1	12	12	9.00	2.000							
Roger McDowell, R ERA: 2.22	1.0	L	4	2	1	1	0	0	0	0	0	0	0	4	4	9.00	2.000							

AB	40
R	5
H	12
RBI	5
BB	2
SO	7
LOB	21



Batter	1	2	3	4	5	6	7	8	9	10	AB	R	H	RBI	BB	SO	LOB	BOTTOM					
Lenny Dykstra, L (1, 8) OBP: 0.407, SLG: 0.485	4-3										4	1	2	1	0	0	0	Cincinnati Reds @ New York Mets Shea Stadium, Flushing, NY Tue Jul 08 1986, 7:05 PM EDT Att: 35,803 - Unknown					
Mookie Wilson, S (10, PH) OBP: 0.331, SLG: 0.456											1	0	0	0	0	0	0						
Wally Backman, S (1, 4) OBP: 0.389, SLG: 0.408	F8										3	0	0	0	0	0	0						
Kevin Mitchell, R (10, PH) OBP: 0.425, SLG: 0.587											0	0	0	0	1	0	0						
Keith Hernandez, L (1, 3) OBP: 0.372, SLG: 0.401	F8										5	1	0	0	0	0	2						
Darryl Strawberry, L (1, 9) OBP: 0.396, SLG: 0.556											3	2	1	0	2	1	1						
Gary Carter, R (1, 2) OBP: 0.328, SLG: 0.418											3	0	1	0	1	0	1						
Danny Heep, L (1, 7) OBP: 0.400, SLG: 0.429											4	0	1	0	0	1	3						
Howard Johnson, S (1, 5) OBP: 0.358, SLG: 0.477											4	0	0	1	0	1	1						
Rafael Santana, R (1, 6) OBP: 0.238, SLG: 0.193											4	0	1	0	0	1	0						
Ron Darling, R (1, 1) OBP: 0.128, SLG: 0.089											3	0	0	0	0	1	2						
Jesse Orosco, R (8, 1)											0	0	0	0	0	0	0						
George Foster, R (9, PH) OBP: 0.318, SLG: 0.490											1	0	0	0	0	0	0						
Roger McDowell, R (10, 1) OBP: 0.400, SLG: 0.333											0	0	0	0	0	0	0						
Inning Stats	R: 0 E: 0 K: 0 S: 3	H: 0 LOB: 0 BB: 0 P: 3	R: 0 E: 0 K: 0 S: 3	H: 0 LOB: 0 BB: 0 P: 3	R: 0 E: 0 K: 1 S: 5	H: 0 LOB: 0 BB: 0 P: 5	R: 0 E: 0 K: 0 S: 3	H: 0 LOB: 0 BB: 0 P: 3	R: 1 E: 0 K: 1 S: 6	H: 1 LOB: 2 BB: 2 P: 14	R: 0 E: 0 K: 0 S: 5	H: 0 LOB: 0 BB: 0 P: 5	R: 0 E: 0 K: 1 S: 5	H: 0 LOB: 1 BB: 1 P: 9	1B: 5 2B: 0 3B: 0 HR: 1	SF: 0 SAC: 1 DP: 0 HBP: 0	WP: 0 PB: 1 SB: 0 CS: 0	PA: 40					
PITCHER	IP	WLS	BF	H	R	ER	SO	BB	IBB	HBP	BLK	WP	HR	S	P	ERA	WHIP						
John Denny, R ERA: 4.47	6.0		24	5	3	2	2	1	0	0	0	0	0	27	31	3.00	1.000						
Carl Willis, R ERA: 1.74	1.0		3	0	0	0	0	0	0	0	0	0	0	3	3	0.00	0.000						
Ted Power, R ERA: 5.84	1.0		6	1	1	1	1	2	0	0	0	0	1	6	14	9.00	3.000						
John Franco, L ERA: 2.31	2.0	W	7	0	0	0	2	1	0	0	0	0	0	10	14	0.00	0.500						

AB	35
R	4
H	6
RBI	2
BB	4
SO	5
LOB	10



Batter	1	2	3	4	5	6	7	8	9	AB	R	H	RBI	BB	SO	LOB	TOP										
Eddie Milner, L OBP: 0.296, SLG: 0.395 (1, 8)	0-0 4-3	0-3 K		0-0 F7	0-0 1-2 1B		0-0 4-3		0-0 1-H 2B	6	0	2	1	0	1	1	Cincinnati Reds @ New York Mets Shea Stadium, Flushing, NY Wed Jul 09 1986, 3:33 AM EDT Att: 38,079 - Unknown										
Pete Rose, S OBP: 0.507, SLG: 0.263 Tracy Jones, R OBP: 0.406, SLG: 0.453 (1, 3) (7, 3)	0-0 3-1	0-0 6-3		0-0 1-2 1B	0-0 L7			0-0 6-3		4	0	1	0	0	0	2											
Dave Parker, L OBP: 0.344, SLG: 0.484 Max Venable, L OBP: 0.291, SLG: 0.338 (1, 9) (6, 7)	0-0 1B 2B	0-0 F7		0-3 K		0-0 4-3		0-0 L9 1B 2B		4	1	1	0	0	1	2											
Eric Davis, R OBP: 0.377, SLG: 0.511 (1, 7) (6, 9)	0-0 2B 1B		0-0 S 1B		0-0 F8	0-0 PB 1B SF9		0-0 L9		5	3	3	0	0	0	1											
Wade Rowdon, R OBP: 0.366, SLG: 0.459 (1, 5)	0-0 1B 2B		0-0 L7-4 1B		0-0 1B HR	0-0 SF9 PB		0-0 1B		5	2	5	3	0	0	0											
Dave Concepcion, R OBP: 0.313, SLG: 0.340 (1, 6)	0-0 E 1B		0-0 L8		0-0 HR	0-0 SF9		0-0 4-3		4	2	2	3	0	0	2											
Sal Butera, R OBP: 0.377, SLG: 0.388 (1, 2)	0-0 E7 1B		0-0 L7-4		0-0 HR	0-0 F4		0-0 6-3		5	1	1	3	0	0	2											
Ron Oester, S OBP: 0.312, SLG: 0.348 (1, 4)	4-0 2-3 IBB		4-0 BB		0-0 F8		0-0 L6		0-0 L4	3	0	0	0	2	0	0											
Tom Browning, L OBP: 0.209, SLG: 0.190 Kal Daniels, L OBP: 0.406, SLG: 0.544 Carl Willis, L (9, PH) (9, 1)	0-3 K		0-0 B1		4-0 1B BB	0-0 1B BB		0-0 5-3		3	0	0	0	1	1	3											
Inning Stats	R: 4 E: 1 K: 1 S: 10	H: 4 LOB: 2 BB: 1 P: 14	R: 0 E: 0 K: 1 S: 5	H: 0 LOB: 0 BB: 0 P: 5	R: 1 E: 0 K: 0 S: 4	H: 2 LOB: 0 BB: 0 P: 4	R: 0 E: 0 K: 1 S: 6	H: 1 LOB: 2 BB: 1 P: 10	R: 3 E: 0 K: 0 S: 7	H: 4 LOB: 2 BB: 1 P: 11	R: 1 E: 0 K: 0 S: 5	H: 2 LOB: 1 BB: 0 P: 5	R: 0 E: 0 K: 0 S: 3	H: 0 LOB: 0 BB: 0 P: 3	R: 1 E: 0 K: 0 S: 5	H: 2 LOB: 1 BB: 0 P: 5	R: 1 E: 0 K: 0 S: 4	H: 2 LOB: 1 BB: 0 P: 4	1B: 13 2B: 4 3B: 0 HR: 1	SF: 1 SAC: 0 DP: 1 HBP: 0	WP: 1 PB: 1 SB: 2 CS: 0	PA: 46					
PITCHER	IP	WLS	BF	H	R	ER	SO	BB	IBB	HBP	BLK	WP	HR	S	P	ERA	WHIP										
Dwight Gooden, R ERA: 2.77 Bruce Berenyi, R ERA: 6.35 Randy Niemann, L ERA: 4.24 Doug Sisk, R ERA: 2.52	(1, 1) (5, 1) (6, 1) (8, 1)	4.0 1.0 2.0 2.0	21 8 8 9	7 4 2 4	5 3 1 2	4 3 0 2	3 3 0 0	1 0 0 0	1 0 0 0	0 0 0 0	1 0 0 0	1 0 0 0	0 1 8 9	25 7 8 9	33 11 8 9	9.00 27.00 0.00 9.00	2.000 5.000 1.000 2.000										

AB	42
R	11
H	17
RBI	10
BB	3
SO	3
LOB	13



Batter	1	2	3	4	5	6	7	8	9	AB	R	H	RBI	BB	SO	LOB	BOTTOM										
Mookie Wilson, S OBP: 0.330, SLG: 0.451 (1, 8)	0-3 K			0-3 K		0-0 G1-6-3 1B		0-0 L9		4	0	1	0	0	2	1	Cincinnati Reds @ New York Mets Shea Stadium, Flushing, NY Wed Jul 09 1986, 3:33 AM EDT Att: 38,079 - Unknown										
Tim Lincecum, R OBP: 0.293, SLG: 0.352 (1, 4)	0-0 B2			0-0 FC6-4 1B		0-0 G1-6-3		0-0 E6		4	0	1	0	0	0	2											
Keith Hernandez, L OBP: 0.370, SLG: 0.398 Rafael Santana, R OBP: 0.236, SLG: 0.191 (1, 3) (6, 6)	0-0 F8			0-3 K		0-0 F4		0-0 F8		2	0	0	0	0	1	1											
Kevin Mitchell, R OBP: 0.414, SLG: 0.570 (1, 6) (6, 9)		0-3 K		0-0 FC6-4		0-0 F7		0-0 4-3		4	0	0	0	0	1	1											
Darryl Strawberry, L OBP: 0.399, SLG: 0.560 Randy Niemann, L OBP: 0.450, SLG: 0.250 Rick Aguilera, R OBP: 0.232, SLG: 0.529 Doug Sisk, R OBP: 0.397, SLG: 0.425 (1, 9) (6, 1) (7, PH) (8, 1) (9, PH)		0-0 F7		0-0 F8 SF9 2B		0-0 E5		0-0 F8		2	1	1	0	0	0	0											
George Foster, R OBP: 0.312, SLG: 0.480 (1, 7)		0-3 K		0-0 F8		0-0 F4		0-0 F8		4	0	0	0	0	1	2											
Ray Knight, R OBP: 0.343, SLG: 0.459 (1, 5) (6, 3)			0-0 L7		0-0 SF9		0-0 F8			2	0	0	1	0	0	1											
Ed Hearn, R OBP: 0.383, SLG: 0.595 (1, 2)			0-0 F9		0-0 1B			0-0 E 1B		3	0	2	0	0	0	0											
Dwight Gooden, R OBP: 0.130, SLG: 0.136 Bruce Berenyi, R Howard Johnson, S OBP: 0.352, SLG: 0.468 (1, 1) (5, 1) (5, PH) (6, 5)			0-0 F9		0-3 K			0-3 K		1	0	0	0	0	0	0											
Inning Stats	R: 0 E: 0 K: 1 S: 5	H: 0 LOB: 0 BB: 0 P: 5	R: 0 E: 0 K: 2 S: 7	H: 0 LOB: 0 BB: 0 P: 7	R: 0 E: 0 K: 0 S: 3	H: 0 LOB: 0 BB: 0 P: 3	R: 0 E: 0 K: 2 S: 8	H: 1 LOB: 1 BB: 0 P: 8	R: 1 E: 0 K: 1 S: 7	H: 2 LOB: 1 BB: 0 P: 7	R: 0 E: 0 K: 0 S: 3	H: 1 LOB: 0 BB: 0 P: 3	R: 0 E: 1 K: 1 S: 4	H: 0 LOB: 1 BB: 0 P: 4	R: 0 E: 1 K: 1 S: 7	H: 1 LOB: 2 BB: 0 P: 7	R: 0 E: 0 K: 0 S: 3	H: 0 LOB: 0 BB: 0 P: 3	1B: 4 2B: 1 3B: 0 HR: 0	SF: 1 SAC: 0 DP: 1 HBP: 0	WP: 0 PB: 0 SB: 0 CS: 0	PA: 33					
PITCHER	IP	WLS	BF	H	R	ER	SO	BB	IBB	HBP	BLK	WP	HR	S	P	ERA	WHIP										
Tom Browning, L ERA: 4.0 Carl Willis, R ERA: 1.59	(1, 1) (9, 1)	8.0 1.0	30 3	5 0	1 0	1 0	0 0	0 0	0 0	0 0	0 0	0 0	0 3	44 3	44 3	1.12 0.00	0.625 0.000										

AB	32
R	1
H	5
RBI	1
BB	0
SO	7
LOB	12



Batter	1	2	3	4	5	6	7	8	9	AB	R	H	RBI	BB	SO	LOB	TOP			
Eddie Milner, L OBP: 0.298, SLG: 0.397	F9	F9		F9			4-3 2B		BB 1B BB	4	1	1	0	1	0	2	Cincinnati Reds @ Montreal Expos Olympic Stadium, Montreal, QB Thu Jul 10 1986, 7:05 PM EDT Att: 12,089 - Unknown			
Pete Rose, S OBP: 0.310, SLG: 0.262	1-3			PB 1B		G1-6-3	4-3		1B BB	4	0	1	0	1	0	1				
Dave Parker, L OBP: 0.347, SLG: 0.485	2B BB			F8			K		BB 1B	4	2	2	2	1	1	2				
Eric Davis, R OBP: 0.378, SLG: 0.529	1-H 2B			K			L6		BB 1B	5	1	2	3	0	2	4				
Wade Rowdon, R OBP: 0.348, SLG: 0.415	E5			K					G4-6-3 BB	4	0	0	0	1	2	2				
Dave Concepcion, R OBP: 0.307, SLG: 0.333	5-3			4-3			K		G4-6-3 BB	5	0	0	0	0	2	5				
Sal Butera, R OBP: 0.385, SLG: 0.404		5-3		FC3-6 BB			6-3			3	0	1	0	1	0	0				
Ron Oester, S OBP: 0.308, SLG: 0.343		4-3		FC3-6 2B			4-3		G3	4	1	0	0	0	0	2				
Chris Welsh, L OBP: 0.200, SLG: 0.400							F7			2	0	2	1	0	0	0				
Scott Terry, R OBP: 0.311, SLG: 0.350				1-H 2B					BB 1B 2B	1	1	1	0	0	0	0				
Buddy Bell, R OBP: 0.311, SLG: 0.350										0	0	0	0	0	0	0				
Ted Power, R OBP: 0.415, SLG: 0.569										0	0	0	0	0	0	0				
Kal Daniels, L OBP: 0.415, SLG: 0.569										1	1	1	0	0	0	0				
Inning Stats	R: 1 E: 1 K: 0 S: 5	H: 1 LOB: 2 BB: 1 P: 9	R: 0 E: 0 K: 0 S: 4	H: 1 LOB: 1 BB: 0 P: 4	R: 0 E: 0 K: 2 S: 8	H: 1 LOB: 1 BB: 0 P: 8	R: 1 E: 0 K: 0 S: 4	H: 1 LOB: 0 BB: 0 P: 8	R: 2 E: 0 K: 2 S: 9	H: 2 LOB: 0 BB: 0 P: 9	R: 0 E: 0 K: 1 S: 6	H: 1 LOB: 1 BB: 0 P: 6	R: 0 E: 0 K: 1 S: 6	H: 1 LOB: 1 BB: 0 P: 6	R: 2 E: 0 K: 1 S: 6	H: 2 LOB: 2 BB: 3 P: 18	1B: 4 2B: 5 3B: 0 HR: 1	SF: 0 SAC: 0 DP: 1 HBP: 0	WP: 0 PB: 1 SB: 0 CS: 0	PA: 42
PITCHER	IP WLS BF H R ER SO BB IBB HBP BLK WP HR S P ERA WHIP																			
Bryn Smith, R ERA: 3.78	7.0 W 31 7 4 4 5 2 0 0 0 0 0 1 39 47 5.14 1.286																			
Tim Burke, R ERA: 2.09	1.0 7 2 2 2 1 2 0 0 0 0 0 0 7 15 18.00 4.000																			
Bob McClure, L ERA: 3.09	0.0 1 1 0 0 0 0 0 0 0 0 0 0 1 1 ∞ ∞																			
Jeff Reardon, R ERA: 3.22	1.0 S 3 0 0 0 1 1 0 0 0 0 0 0 4 8 0.00 1.000																			

AB	37
R	6
H	10
RBI	6
BB	5
SO	7
LOB	18



Batter	1	2	3	4	5	6	7	8	9	AB	R	H	RBI	BB	SO	LOB	BOTTOM			
Tim Raines, S OBP: 0.406, SLG: 0.497	6-3	6-3		1-2 2-H 3B 1B	K			F7		5	1	1	1	0	1	1	Cincinnati Reds @ Montreal Expos Olympic Stadium, Montreal, QB Thu Jul 10 1986, 7:05 PM EDT Att: 12,089 - Unknown			
Vance Law, R OBP: 0.290, SLG: 0.306	1B BB			G5-4-3 1B	1-H 2-H 3B		F4			3	2	2	2	1	0	0				
Andre Dawson, R OBP: 0.338, SLG: 0.547	1-3 1B			G5-4-3 1-2	S BB 1B		1-3			4	2	2	0	0	0	1				
Hubie Brooks, R OBP: 0.388, SLG: 0.579	2-H 3-H 1B			3-H 4-0 1B	S 1B		4-3			3	1	2	2	1	0	0				
Tim Wallach, R OBP: 0.357, SLG: 0.491	5-3			K	1-H 2-H 1B		F7			4	0	1	2	0	1	2				
Mitch Webster, S OBP: 0.357, SLG: 0.408				FC5-4 1B	FC4-6 1B		F7			3	0	1	0	1	0	1				
Tim Burke, R ERA: 6.29							F7			0	0	0	0	0	0	0				
Bob McClure, R OBP: 0.167, SLG: 0.167				FC4-6 1B	FC4-6 1B		F7			0	0	0	0	0	0	0				
Mike Fitzgerald, R OBP: 0.377, SLG: 0.460	FC5-4 1-2			K	1-2 3B BB		F7			3	0	0	0	1	1	3				
Al Newman, S OBP: 0.316, SLG: 0.277		4-3		BB 1B BB	F7		4-3			3	1	0	0	1	0	1				
Bryn Smith, R OBP: 0.189, SLG: 0.182		5-3		1-2 3B BB	SH1-4 1B		F6			1	1	0	0	1	0	0				
George Wright, S OBP: 0.262, SLG: 0.338										1	0	0	0	0	0	0				
Inning Stats	R: 2 E: 0 K: 0 S: 5	H: 2 LOB: 2 BB: 2 P: 13	R: 0 E: 0 K: 0 S: 3	H: 0 LOB: 0 BB: 0 P: 3	R: 0 E: 0 K: 1 S: 6	H: 2 LOB: 1 BB: 0 P: 6	R: 6 E: 0 K: 1 S: 9	H: 5 LOB: 1 BB: 3 P: 21	R: 0 E: 0 K: 1 S: 5	H: 0 LOB: 1 BB: 1 P: 9	R: 0 E: 0 K: 0 S: 3	H: 0 LOB: 0 BB: 0 P: 3	R: 0 E: 0 K: 0 S: 3	H: 0 LOB: 0 BB: 0 P: 3	R: 0 E: 0 K: 0 S: 3	H: 0 LOB: 0 BB: 0 P: 3	1B: 8 2B: 0 3B: 1 HR: 0	SF: 0 SAC: 1 DP: 1 HBP: 0	WP: 1 PB: 0 SB: 2 CS: 1	PA: 37
PITCHER	IP WLS BF H R ER SO BB IBB HBP BLK WP HR S P ERA WHIP																			
Chris Welsh, L ERA: 3.77	3.2 L 21 4 0 0 0 4 0 0 0 0 0 0 7 15 6.75 2.250																			
Scott Terry, R ERA: 6.29	1.1 7 1 1 1 1 2 0 0 0 0 0 0 7 15 17.18 3.273																			
Ted Power, R ERA: 5.4	3.0 9 0 0 0 0 0 0 0 0 0 0 0 9 9 0.00 0.000																			

AB	30
R	8
H	9
RBI	7
BB	6
SO	3
LOB	9



Batter	1	2	3	4	5	6	7	8	9	AB	R	H	RBI	BB	SO	LOB	TOP								
Eddie Milner, L OBP: 0.292, SLG: 0.388 (1, 8)	0-0 4-3		0-0 6-3		0-0 4-3	G3		0-0 1-3		5	0	0	1	0	0	4	Cincinnati Reds @ Montreal Expos Olympic Stadium, Montreal, QB Fri Jul 11 1986, 7:05 PM EDT Att: 20,269 - Unknown								
Pete Rose, S OBP: 0.310, SLG: 0.259 Tony Perez, R OBP: 0.341, SLG: 0.284 (7, PH) (7, 3)	0-3 K			0-0 E1 1B E			0-0 6-3	0-3 K	2	1	0	0	1	1	1	0									
Dave Parker, L OBP: 0.345, SLG: 0.480 (1, 9)	0-3 K			0-0 FC4-6 1B		0-0 F6		0-3 K	5	0	1	0	0	2	2										
Eric Davis, R OBP: 0.380, SLG: 0.532 (1, 7)		0-0 G3 2B		0-3 K		4-0 1B S BB		0-3 K	3	1	1	0	1	2	2										
Buddy Bell, R OBP: 0.314, SLG: 0.352 (1, 5)		0-0 F6		0-0 FC4-6		0-0 BB BB 1B		0-0 FC6-4 1B	4	0	2	0	0	0	2										
Kurt Stillwell, S OBP: 0.273, SLG: 0.198 (1, 6)		0-0 G3		0-0 F6		0-0 F4		0-0 FC6-4 S	4	0	0	0	0	0	5										
Sal Butera, R OBP: 0.391, SLG: 0.389 (1, 2)		0-0 6-3			4-0 FC4 1B BB	4-0 BB BB		0-0 F7	2	1	0	0	2	0	2										
Ron Oester, S OBP: 0.314, SLG: 0.344 (1, 4)			0-0 F8		0-0 FC4 1B	4-0 1-2 2-3 3-H BB		4-0 IBB	2	0	1	1	2	0	0										
Bill Gullickson, R OBP: 0.098, SLG: 0.075 John Franco, L (9, 1)			0-0 5-3		0-0 FC4 4-3	0-3 K		0-0 5-3	4	0	0	0	0	1	7										
Inning Stats	R: 0 E: 0 K: 2 S: 7	H: 0 LOB: 0 BB: 0 P: 7	R: 0 E: 0 K: 0 S: 4	H: 1 LOB: 1 BB: 0 P: 4	R: 0 E: 0 K: 0 S: 3	H: 0 LOB: 0 BB: 0 P: 3	R: 1 E: 2 K: 1 S: 7	H: 1 LOB: 1 BB: 0 P: 7	R: 1 E: 0 K: 0 S: 4	H: 1 LOB: 2 BB: 2 P: 12	R: 1 E: 0 K: 0 S: 6	H: 1 LOB: 0 BB: 0 P: 7	R: 0 E: 0 K: 0 S: 4	H: 1 LOB: 2 BB: 0 P: 8	R: 0 E: 0 K: 1 S: 5	H: 0 LOB: 0 BB: 0 P: 5	1B: 4 2B: 1 3B: 0 HR: 0	SF: 0 SAC: 0 DP: 0 HBP: 0	WP: 0 PB: 0 SB: 2 CS: 0	PA: 39					
PITCHER	IP	WLS	BF	H	R	ER	SO	BB	IBB	HBP	BLK	WP	HR	S	P	ERA	WHIP								
Andy McGaffigan, R ERA: 3.47 (1, 1)	5.1	L	26	4	3	2	3	5	0	0	0	0	0	27	47	3.38	1.688								
Dan Schatzeder, L ERA: 2.91 (6, 1)	1.2		5	0	0	0	3	0	0	0	0	0	0	11	11	0.00	0.000								
Tim Burke, R ERA: 2.03 (8, 1)	2.0		8	1	0	0	1	0	1	0	0	0	0	9	13	0.00	0.500								

AB	33
R	3
H	5
RBI	2
BB	6
SO	7
LOB	24



Batter	1	2	3	4	5	6	7	8	9	AB	R	H	RBI	BB	SO	LOB	BOTTOM								
Tim Raines, S OBP: 0.407, SLG: 0.497 (1, 7)	0-0 E S 6-3 1B		0-0 F8			0-0 4-3		0-0 S 1B		4	1	2	0	0	0	0	Cincinnati Reds @ Montreal Expos Olympic Stadium, Montreal, QB Fri Jul 11 1986, 7:05 PM EDT Att: 20,269 - Unknown								
Vance Law, R OBP: 0.286, SLG: 0.301 (1, 4)	0-0 6-3 1-H		0-0 F9			0-0 F9		0-0 F6 1-2	4	0	0	1	0	0	1										
Andre Dawson, R OBP: 0.336, SLG: 0.542 (1, 9)	0-3 K			0-0 6-3		0-0 1B		0-0 F3	4	0	1	0	0	1	1										
Hubie Brooks, R OBP: 0.387, SLG: 0.574 (1, 6)	0-0 1B		0-0 F8		0-0 4-3		0-0 6-3		4	0	1	0	0	0	2										
Tim Wallach, R OBP: 0.356, SLG: 0.486 Al Newman, S OBP: 0.316, SLG: 0.277 (9, PR)	0-0 F7			0-0 4-3		0-0 F7		4-0 BB	3	0	0	0	1	0	1										
Mitch Webster, S OBP: 0.353, SLG: 0.402 (1, 8)		0-0 B1-3			0-0 G3		0-0 E3 1B SF7	0-0 F3	4	1	0	0	0	0	1										
Wayne Krenchicki, L OBP: 0.320, SLG: 0.360 Jim Wohlford, R OBP: 0.220, SLG: 0.239 (9, PH)	0-0 L1				0-0 F7		0-0 2-3 1B	0-0 F3	3	0	1	0	0	0	0										
Mike Fitzgerald, R OBP: 0.375, SLG: 0.458 (1, 2)	0-3 K				0-0 1B		0-0 SF7	0-3 K	3	0	1	1	0	2	1										
Andy McGaffigan, R OBP: 0.077, SLG: 0.077 Dan Schatzeder, L OBP: 0.520, SLG: 0.700 Tim Burke, R (8, 1)			0-3 K		0-3 K		0-3 3-H K		2	0	0	0	0	2	1										
Inning Stats	R: 1 E: 0 K: 1 S: 7	H: 2 LOB: 1 BB: 0 P: 7	R: 0 E: 0 K: 1 S: 5	H: 0 LOB: 0 BB: 0 P: 5	R: 0 E: 0 K: 1 S: 5	H: 0 LOB: 0 BB: 0 P: 5	R: 0 E: 0 K: 0 S: 3	H: 0 LOB: 0 BB: 0 P: 3	R: 0 E: 0 K: 0 S: 6	H: 1 LOB: 1 BB: 0 P: 6	R: 0 E: 0 K: 0 S: 4	H: 1 LOB: 1 BB: 0 P: 4	R: 1 E: 1 K: 1 S: 7	H: 1 LOB: 1 BB: 0 P: 7	R: 0 E: 0 K: 0 S: 4	H: 1 LOB: 1 BB: 0 P: 4	R: 0 E: 0 K: 1 S: 5	H: 0 LOB: 1 BB: 1 P: 9	1B: 6 2B: 0 3B: 0 HR: 0	SF: 1 SAC: 0 DP: 0 HBP: 0	WP: 0 PB: 0 SB: 2 CS: 0	PA: 35			
PITCHER	IP	WLS	BF	H	R	ER	SO	BB	IBB	HBP	BLK	WP	HR	S	P	ERA	WHIP								
Bill Gullickson, R ERA: 3.84 (1, 1)	8.0		32	6	2	1	5	1	0	0	0	0	0	41	45	1.12	0.875								
John Franco, L ERA: 2.27 (9, 1)	1.0	S	3	0	0	0	1	0	0	0	0	0	0	5	5	0.00	0.000								

AB	33
R	2
H	6
RBI	2
BB	1
SO	6
LOB	10



Batter	1	2	3	4	5	6	7	8	9	AB	R	H	RBI	BB	SO	LOB	TOP											
Eddie Milner, L OBP: 0.294, SLG: 0.393 (1, 8)										5	0	2	0	0	1	2												
Pete Rose, S OBP: 0.309, SLG: 0.259 (1, 3)										4	1	1	0	0	0	3												
Dave Parker, L OBP: 0.341, SLG: 0.475 (1, 9)										4	0	0	0	0	1	2												
Eric Davis, R OBP: 0.382, SLG: 0.528 (1, 7)										3	0	1	0	1	2	1												
Buddy Bell, R OBP: 0.316, SLG: 0.358 (1, 5)										4	1	2	1	0	1	1												
Kurt Stillwell, S OBP: 0.280, SLG: 0.202 (1, 6)										3	0	1	1	1	1	2												
Sal Butera, R OBP: 0.384, SLG: 0.397 (1, 2)										4	0	1	0	0	0	2												
Ron Oester, S OBP: 0.316, SLG: 0.350 (1, 4)										4	0	2	0	0	0	1												
John Denny, R OBP: 0.205, SLG: 0.184 (1, 1)										1	0	0	0	0	0	1												
Kal Daniels, L OBP: 0.409, SLG: 0.559 (7, PH)										1	0	0	0	0	0	1												
Ron Robinson, R OBP: 0.083, SLG: 0.083 (7, 1)										1	0	1	0	0	0	0												
Inning Stats	R: 0 E: 0 K: 0 S: 3	H: 1 LOB: 0 BB: 0 P: 3	R: 0 E: 0 K: 2 S: 7	H: 0 LOB: 1 BB: 1 P: 11	R: 0 E: 0 K: 0 S: 4	H: 1 LOB: 1 BB: 0 P: 4	R: 0 E: 0 K: 0 S: 3	H: 1 LOB: 0 BB: 0 P: 3	R: 0 E: 0 K: 1 S: 6	H: 1 LOB: 1 BB: 0 P: 6	R: 0 E: 0 K: 1 S: 5	H: 3 LOB: 1 BB: 0 P: 5	R: 1 E: 0 K: 0 S: 9	H: 2 LOB: 2 BB: 1 P: 13	R: 0 E: 0 K: 0 S: 4	H: 1 LOB: 1 BB: 0 P: 4	1B: 7 2B: 4 3B: 0 HR: 0	SF: 0 SAC: 1 DP: 1 HBP: 0	WP: 1 PB: 0 SB: 2 CS: 1	PA: 37								
PITCHER	IP	WLS	BF	H	R	ER	SO	BB	IBB	HBP	BLK	WP	HR	S	P	ERA	WHIP											
Dennis Martinez, R ERA: 6.88	(1, 1)	7.0	L	27	8	1	1	4	1	0	0	0	0	34	38	1.29	1.286											
Bob McClure, L ERA: 3.18	(8, 1)	2.0		10	3	1	1	2	0	1	0	0	1	0	13	17	4.50	1.500										

Cincinnati Reds @ Montreal Expos
Olympic Stadium, Montreal, QB
Sat Jul 12 1986, 7:05 PM EDT
Att: 20,739 - Unknown

AB 34
R 2
H 11
RBI 2
BB 2
SO 6
LOB 16





Batter	1	2	3	4	5	6	7	8	9	AB	R	H	RBI	BB	SO	LOB	BOTTOM										
Tim Raines, S OBP: 0.408, SLG: 0.497 (1, 7)										4	0	2	0	0	0	0											
Vance Law, R OBP: 0.287, SLG: 0.299 (1, 4)										2	0	0	0	1	0	1											
Wallace Johnson, S (9, PH)										1	0	0	0	0	1	1											
Andre Dawson, R OBP: 0.331, SLG: 0.532 (1, 9)										4	0	0	0	0	1	2											
Hubie Brooks, R OBP: 0.382, SLG: 0.566 (1, 6)										4	0	0	0	0	1	2											
Tim Wallach, R OBP: 0.353, SLG: 0.481 (1, 5)										3	0	0	0	0	3	0											
Wayne Krenchicki, L OBP: 0.311, SLG: 0.368 (1, 3)										3	0	0	0	0	2	0											
Bob McClure, R (8, 1)										0	0	0	0	0	0	0											
George Wright, S OBP: 0.283, SLG: 0.333 (1, 8)										2	0	0	0	1	1	0											
Dann Bilardello, R OBP: 0.244, SLG: 0.291 (1, 2)										2	0	0	0	0	0	1											
Mike Fitzgerald, R OBP: 0.373, SLG: 0.456 (8, PH)										1	0	0	0	0	1	0											
Dennis Martinez, R OBP: 0.167, SLG: 0.333 (1, 1)										2	0	0	0	0	1	1											
Al Newman, S OBP: 0.314, SLG: 0.275 (8, 4)										1	0	0	0	0	0	0											
Inning Stats	R: 0 E: 0 K: 0 S: 3	H: 0 LOB: 1 BB: 1 P: 7	R: 0 E: 0 K: 3 S: 9	H: 0 LOB: 0 BB: 0 P: 9	R: 0 E: 0 K: 0 S: 4	H: 1 LOB: 1 BB: 0 P: 4	R: 0 E: 0 K: 1 S: 5	H: 0 LOB: 0 BB: 0 P: 5	R: 0 E: 0 K: 1 S: 3	H: 0 LOB: 0 BB: 0 P: 3	R: 0 E: 0 K: 1 S: 5	H: 0 LOB: 0 BB: 0 P: 5	R: 0 E: 0 K: 1 S: 5	H: 0 LOB: 0 BB: 0 P: 5	R: 0 E: 0 K: 3 S: 10	H: 1 LOB: 1 BB: 0 P: 10	1B: 2 2B: 0 3B: 0 HR: 0	SF: 0 SAC: 0 DP: 0 HBP: 0	WP: 0 PB: 0 SB: 3 CS: 0	PA: 31							
PITCHER	IP	WLS	BF	H	R	ER	SO	BB	IBB	HBP	BLK	WP	HR	S	P	ERA	WHIP										
John Denny, R ERA: 4.25	(1, 1)	6.0	W	21	1	0	0	6	2	0	0	0	0	31	39	0.00	0.500										
Ron Robinson, R ERA: 2.05	(7, 1)	3.0	S	10	1	0	0	5	0	0	0	0	0	20	20	0.00	0.333										

Cincinnati Reds @ Montreal Expos
Olympic Stadium, Montreal, QB
Sat Jul 12 1986, 7:05 PM EDT
Att: 20,739 - Unknown

AB 29
R 0
H 2
RBI 0
BB 2
SO 11
LOB 8



Batter	1	2	3	4	5	6	7	8	9	AB	R	H	RBI	BB	SO	LOB	TOP			
Gary Redus, R (1.7) OBP: 0.339, SLG: 0.423	F7			6-3		FC6-4		4-3		4	0	0	0	0	0	1	Philadelphia Phillies @ Cincinnati Reds Riverfront Stadium, Cincinnati, OH Fri Jul 18 1986, 7:05 PM EDT Att: 24,072 - Unknown			
Jeff Stone, L (1.8) OBP: 0.327, SLG: 0.353	4-3			4-3			1B BB	K		3	1	0	0	1	1	0				
Juan Samuel, R (1.4) OBP: 0.301, SLG: 0.443	6-3			F8			F8	1B		4	0	1	0	0	0	1				
Mike Schmidt, R (1.5) OBP: 0.368, SLG: 0.539		G5-4-3 1B		1-3			1B 2B	L7		4	1	2	0	0	0	1				
Von Hayes, L (1.3) OBP: 0.371, SLG: 0.414	F5			F6			2B SF9 1B	4-3 BB 1B		4	2	2	1	0	0	1				
Glenn Wilson, R (1.9) OBP: 0.307, SLG: 0.363	G5-4-3			F8			SF9 1B 2B	4-3 1B BB		3	1	1	1	1	0	1				
John Russell, R (1.2) OBP: 0.322, SLG: 0.475			F7			L8	SF9	4-3		3	0	0	1	0	0	2				
Steve Jeltz, S (1.6) OBP: 0.366, SLG: 0.294							2-3 3-H	6-3		3	0	2	1	0	1	0				
Ron Roenicke, S (9, PH) OBP: 0.375, SLG: 0.404			B1-6-4 1B			K	1B			1	0	0	1	0	0	1				
Bruce Ruffin, S (1.1) OBP: 0.167, SLG: 0.250										1	0	0	0	0	0	0				
Rocky Childress, R (5.1)										0	0	0	0	0	0	0				
Rick Schi, R (6, PH) OBP: 0.347, SLG: 0.495										0	0	0	0	0	0	0				
Tom Gorman, L (6.1)										0	0	0	0	0	0	0				
Tom Foley, L (7, PH) OBP: 0.320, SLG: 0.391										0	0	0	0	0	0	1				
Kent Tekulve, R (7.1)										0	0	0	0	0	0	0				
Greg Gross, L (9, PH) OBP: 0.405, SLG: 0.323										0	0	0	0	0	0	0				
Luis Aguayo, R (9, PH) OBP: 0.241, SLG: 0.313										1	0	1	0	0	0	0				
Inning Stats	R: 0 E: 0 K: 0 S: 3	H: 0 LOB: 0 BB: 0 P: 3	R: 0 E: 0 K: 0 S: 3	H: 1 LOB: 0 BB: 0 P: 3	R: 0 E: 0 K: 0 S: 3	H: 1 LOB: 0 BB: 0 P: 3	R: 0 E: 0 K: 0 S: 3	H: 0 LOB: 0 BB: 0 P: 3	R: 0 E: 0 K: 1 S: 6	H: 1 LOB: 1 BB: 0 P: 6	R: 4 E: 0 K: 0 S: 7	H: 4 LOB: 1 BB: 1 P: 11	R: 0 E: 0 K: 1 S: 6	H: 1 LOB: 1 BB: 0 P: 6	R: 1 E: 0 K: 0 S: 4	H: 2 LOB: 2 BB: 1 P: 8	1B: 9 2B: 1 3B: 0 HR: 0		SF: 1 SAC: 0 DP: 2 HBP: 0	WP: 0 PA: 36 PB: 0 CS: 0 SB: 0
PITCHER	IP WLS BF H R ER SO BB IBB HBP BLK WP HR S P ERA WHIP																			
Tom Browning, L (1.1) ERA: 4.06	6.1 W 24 6 4 4 1 1 0 0 0 0 0 25 29 5.68 1.105																			
Ron Robinson, R (7.1) ERA: 2.12	2.1 11 3 1 1 1 1 0 0 0 0 0 12 16 3.86 1.714																			
John Franco, L (9.1) ERA: 2.3	0.1 S 1 1 0 0 0 0 0 0 0 0 0 1 1 0.00 3.000																			

Batter	1	2	3	4	5	6	7	8	9	AB	R	H	RBI	BB	SO	LOB	BOTTOM			
Kurt Stillwell, S (1.6) OBP: 0.281, SLG: 0.228	K					5-3				4	2	2	0	0	1	0	Philadelphia Phillies @ Cincinnati Reds Riverfront Stadium, Cincinnati, OH Fri Jul 18 1986, 7:05 PM EDT Att: 24,072 - Unknown			
Buddy Bell, R (1.5) OBP: 0.322, SLG: 0.362	5-3		SH1-3 1B 2B		1B HR		6-3			3	1	1	0	0	0	0				
Dave Parker, L (1.9) OBP: 0.346, SLG: 0.499	1-3				1B HR		4-3			4	1	2	4	0	0	0				
Eric Davis, R (1.8) OBP: 0.385, SLG: 0.535		S 6-3 BB	G5-4-3 1B		F8 S BB		F8			2	1	1	0	2	0	0				
Tony Perez, R (1.3) OBP: 0.319, SLG: 0.263	6-3		G5-4-3		F8		6-3			4	0	0	1	0	0	3				
Bo Diaz, R (1.2) OBP: 0.320, SLG: 0.340	L9			4-3			L4			3	0	0	0	1	0	0				
Nick Esasky, R (1.7) OBP: 0.341, SLG: 0.429										3	0	2	0	0	0	2				
Eddie Milner, L (6.8) OBP: 0.294, SLG: 0.396					L7					1	1	1	1	0	0	0				
John Franco, L (9.1)		2B			1B			HR		0	0	0	0	0	0	0				
Ron Oester, S (1.4) OBP: 0.325, SLG: 0.355				6-3		6-3		F8		3	0	0	0	1	0	1				
Tom Browning, L (1.1) OBP: 0.191, SLG: 0.174										3	0	0	0	0	0	2				
Ron Robinson, R (7.1) OBP: 0.083, SLG: 0.083										0	0	0	0	0	0	0				
Max Venable, L (9.7) OBP: 0.303, SLG: 0.341										0	0	0	0	0	0	0				
Inning Stats	R: 0 E: 0 K: 1 S: 5	H: 0 LOB: 0 BB: 0 P: 5	R: 1 E: 0 K: 0 S: 4	H: 1 LOB: 2 BB: 2 P: 12	R: 1 E: 0 K: 0 S: 5	H: 3 LOB: 1 BB: 0 P: 5	R: 0 E: 0 K: 0 S: 3	H: 1 LOB: 0 BB: 0 P: 3	R: 3 E: 0 K: 0 S: 6	H: 3 LOB: 2 BB: 2 P: 14	R: 0 E: 0 K: 0 S: 3	H: 0 LOB: 0 BB: 0 P: 3	R: 0 E: 0 K: 0 S: 3	H: 0 LOB: 0 BB: 0 P: 3	R: 1 E: 0 K: 0 S: 4	H: 1 LOB: 0 BB: 0 P: 4		1B: 5 2B: 2 3B: 0 HR: 2	SF: 0 SAC: 1 DP: 1 HBP: 0	WP: 0 PA: 35 PB: 0 CS: 1 SB: 3
PITCHER	IP WLS BF H R ER SO BB IBB HBP BLK WP HR S P ERA WHIP																			
Bruce Ruffin, L (1.1) ERA: 3.78	4.1 L 22 8 5 5 1 1 0 0 0 0 0 21 21 10.38 2.308																			
Rocky Childress, R (5.1) ERA: 6.75	0.2 3 0 0 0 0 1 0 0 0 0 0 2 6 0.00 1.500																			
Tom Gorman, L (6.1) ERA: 6.35	1.0 3 0 0 0 0 0 0 0 0 0 0 3 3 0.00 0.000																			
Kent Tekulve, R (7.1) ERA: 3.0	2.0 7 1 1 1 1 0 0 0 0 0 1 7 7 4.50 0.500																			


Batter	1	2	3	4	5	6	7	8	9	AB	R	H	RBI	BB	SO	LOB	TOP										
Gary Redus, R OBP: 0.328, SLG: 0.409 (1, 7)	F8			5-3	F7			F9		4	0	0	0	0	0	1	Philadelphia Phillies @ Cincinnati Reds Riverfront Stadium, Cincinnati, OH Sat Jul 19 1986, 3:33 AM EDT Att: 20,994 - Unknown AB 31 R 2 H 6 RBI 2 BB 1 SO 6 LOB 9										
Jeff Stone, L OBP: 0.325, SLG: 0.350 (1, 8)	G3			HR				1-3		4	1	1	0	0	1	0											
Juan Samuel, R OBP: 0.301, SLG: 0.441 (1, 4)	K			K				F4		4	0	1	0	0	2	1											
Mike Schmidt, R OBP: 0.369, SLG: 0.548 (1, 5)										4	1	2	2	0	0	1											
Von Hayes, L OBP: 0.370, SLG: 0.412 (1, 3)	F8			E9				K		4	0	1	0	0	1	2											
Glenn Wilson, R OBP: 0.304, SLG: 0.358 (1, 9)	G4-6-3			F7				F9		4	0	0	0	0	0	2											
Ronn Reynolds, R OBP: 0.316, SLG: 0.706 (1, 2)				K				F9		3	0	1	0	0	1	0											
Steve Jeltz, S OBP: 0.366, SLG: 0.292 (1, 6)				K				G3		2	0	0	0	1	1	1											
Shane Rawley, R OBP: 0.173, SLG: 0.200 (7, PH)				L4				F8		1	0	0	0	0	0	0											
Greg Gross, L OBP: 0.400, SLG: 0.318 (7, PH)										1	0	0	0	0	0	1											
Tom Hume, R (7, 1)										0	0	0	0	0	0	0											
Inning Stats	R: 0 E: 0 K: 1 S: 5	H: 0 LOB: 0 BB: 0 P: 5	R: 0 E: 0 K: 0 S: 3	H: 1 LOB: 0 BB: 0 P: 3	R: 0 E: 0 K: 2 S: 7	H: 0 LOB: 0 BB: 0 P: 7	R: 2 E: 1 K: 1 S: 8	H: 3 LOB: 1 BB: 0 P: 8	R: 0 E: 0 K: 0 S: 3	H: 1 LOB: 1 BB: 0 P: 6	R: 0 E: 0 K: 0 S: 4	H: 1 LOB: 0 BB: 0 P: 4	R: 0 E: 0 K: 0 S: 3	H: 0 LOB: 0 BB: 0 P: 3	R: 0 E: 0 K: 1 S: 5	H: 0 LOB: 0 BB: 0 P: 5	1B: 4 2B: 1 3B: 0 HR: 1	SF: 0 SAC: 1 DP: 1 HBP: 0	WP: 0 PB: 0 SB: 1 CS: 0	PA: 33							
PITCHER	IP	WLS	BF	H	R	ER	SO	BB	IBB	HBP	BLK	WP	HR	S	P	ERA	WHIP										
Bill Gullickson, R ERA: 3.77 (1, 1)	7.0	W	27	6	2	2	5	1	0	0	0	0	1	36	40	2.57	1.000										
Ron Robinson, R ERA: 2.06 (8, 1)	2.0	S	6	0	0	0	1	0	0	0	0	0	0	8	8	0.00	0.000										

Batter	1	2	3	4	5	6	7	8	9	AB	R	H	RBI	BB	SO	LOB	BOTTOM										
Wade Rowdon, R OBP: 0.365, SLG: 0.435 (1, 6)	G1-5-3			1B						4	1	2	0	1	0	1	Philadelphia Phillies @ Cincinnati Reds Riverfront Stadium, Cincinnati, OH Sat Jul 19 1986, 3:33 AM EDT Att: 20,994 - Unknown AB 34 R 5 H 12 RBI 5 BB 3 SO 5 LOB 13										
Buddy Bell, R OBP: 0.326, SLG: 0.366 (1, 5)	F9			HR				F9		5	2	3	1	0	0	2											
Dave Parker, L OBP: 0.345, SLG: 0.504 (1, 9)	F6			HR				K		4	1	1	2	0	2	3											
Eric Davis, R OBP: 0.382, SLG: 0.534 (8, 7)								F3		4	0	1	0	0	1	0											
Tony Perez, R OBP: 0.316, SLG: 0.253 (7, PR)										3	0	0	0	1	0	0											
Kurt Stillwell, S OBP: 0.281, SLG: 0.228 (7, PR)										0	0	0	0	0	0	0											
Ron Robinson, R OBP: 0.083, SLG: 0.083 (8, 1)										0	0	0	0	0	0	0											
Bo Diaz, R OBP: 0.322, SLG: 0.343 (1, 2)										1	1	1	0	0	0	0											
Sal Butera, R OBP: 0.365, SLG: 0.382 (3, 2)										2	0	1	1	0	0	0											
Nick Esasky, R OBP: 0.350, SLG: 0.440 (8, 3)										3	0	2	0	1	1	1											
Ron Oester, S OBP: 0.324, SLG: 0.357 (1, 4)										4	0	1	1	0	1	2											
Bill Gullickson, R OBP: 0.091, SLG: 0.070 (8, 8)										3	0	0	0	0	0	3											
Eddie Milner, L OBP: 0.293, SLG: 0.394 (8, 8)										1	0	0	0	0	0	1											
Inning Stats	R: 0 E: 0 K: 0 S: 3	H: 0 LOB: 0 BB: 0 P: 3	R: 1 E: 0 K: 1 S: 8	H: 3 LOB: 2 BB: 0 P: 8	R: 3 E: 0 K: 1 S: 9	H: 4 LOB: 1 BB: 0 P: 9	R: 0 E: 0 K: 2 S: 9	H: 2 LOB: 2 BB: 0 P: 9	R: 0 E: 0 K: 0 S: 3	H: 1 LOB: 1 BB: 0 P: 4	R: 1 E: 0 K: 1 S: 6	H: 2 LOB: 1 BB: 1 P: 10	R: 0 E: 0 K: 0 S: 3	H: 0 LOB: 2 BB: 2 P: 11	R: 0 E: 0 K: 1 S: 5	H: 0 LOB: 2 BB: 2 P: 11	1B: 6 2B: 6 3B: 0 HR: 1	SF: 1 SAC: 0 DP: 1 HBP: 0	WP: 0 PB: 0 SB: 1 CS: 0	PA: 38							
PITCHER	IP	WLS	BF	H	R	ER	SO	BB	IBB	HBP	BLK	WP	HR	S	P	ERA	WHIP										
Shane Rawley, L ERA: 3.08 (7, 1)	6.0	L	28	10	4	4	4	0	0	0	0	0	1	36	36	6.00	1.667										
Tom Hume, R ERA: 3.77 (7, 1)	2.0		10	2	1	1	1	2	1	0	0	0	0	9	21	4.50	2.000										

Batter	1	2	3	4	5	6	7	8	9	AB	R	H	RBI	BB	SO	LOB	TOP				
Lenny Dykstra, L OBP: 0.413, SLG: 0.518	0-0 SH5-4 1B		0-0 F7	0-0 L6		4-0 1B BB		0-0 G3		4	0	1	0	1	0	1					
Wally Backman, S OBP: 0.382, SLG: 0.399	0-0 SH5-4		0-0 4-3		0-0 1B SF	1-2 2-3 3-H		0-0 4-3		4	1	2	1	0	0	0					
Keith Hernandez, L OBP: 0.380, SLG: 0.408	0-0 4-3		4-0 2B 1B BB		0-0 G5-4-3 1-3	0-0 1B		0-0 F6		4	1	1	0	1	0	4					
Darryl Strawberry, L OBP: 0.387, SLG: 0.549	4-0 BB		0-0 1-3 1B		0-0 SF	0-0 G5-4-3		0-0 4-3		3	1	1	1	1	0	3					
Gary Carter, R OBP: 0.340, SLG: 0.443	0-0 F8		0-0 2-H 3-H 1B		0-0 G5-4-3	1-2 2-3		0-0 5-3		5	0	1	2	0	0	4					
Danny Heep, L OBP: 0.387, SLG: 0.400		4-0 BB	0-0 FC4-6 BB		0-0 F7			0-0 BB		1	0	0	0	1	1						
Kevin Mitchell, R OBP: 0.394, SLG: 0.540										3	0	1	0	0	0	1					
Jesse Orosco, R OBP: 0.333, SLG: 0.432										0	0	0	0	0	0	0					
Ray Knight, R OBP: 0.348, SLG: 0.443										3	1	1	0	1	0	2					
Rafael Santana, R OBP: 0.239, SLG: 0.192										3	0	1	0	1	0	2					
Rick Aguilera, R OBP: 0.240, SLG: 0.435										3	0	0	0	0	0	4					
Mookie Wilson, S OBP: 0.333, SLG: 0.432										0	0	0	0	0	0	0					
Inning Stats	R: 0 E: 0 K: 0 S: 4	H: 1 LOB: 2 BB: 1 P: 8	R: 0 E: 0 K: 0 S: 3	H: 0 LOB: 1 BB: 1 P: 7	R: 2 E: 0 K: 1 S: 7	H: 2 LOB: 1 BB: 1 P: 11	R: 0 E: 0 K: 0 S: 4	H: 1 LOB: 1 BB: 0 P: 4	R: 1 E: 1 K: 0 S: 5	H: 2 LOB: 1 BB: 0 P: 5	R: 0 E: 0 K: 0 S: 4	H: 1 LOB: 2 BB: 1 P: 8	R: 0 E: 0 K: 0 S: 3	H: 0 LOB: 0 BB: 0 P: 3	R: 0 E: 0 K: 0 S: 3	H: 0 LOB: 0 BB: 0 P: 3	1B: 8 2B: 1 3B: 0 HR: 0	SF: 1 SAC: 2 DP: 1 HBP: 0	WP: 0 PB: 0 SB: 0 CS: 0	PA: 42	
PITCHER	IP WLS BF H R ER SO BB IBB HBP BLK WP HR S P ERA WHIP	IP WLS BF H R ER SO BB IBB HBP BLK WP HR S P ERA WHIP	IP WLS BF H R ER SO BB IBB HBP BLK WP HR S P ERA WHIP	IP WLS BF H R ER SO BB IBB HBP BLK WP HR S P ERA WHIP	IP WLS BF H R ER SO BB IBB HBP BLK WP HR S P ERA WHIP	IP WLS BF H R ER SO BB IBB HBP BLK WP HR S P ERA WHIP	IP WLS BF H R ER SO BB IBB HBP BLK WP HR S P ERA WHIP	IP WLS BF H R ER SO BB IBB HBP BLK WP HR S P ERA WHIP	IP WLS BF H R ER SO BB IBB HBP BLK WP HR S P ERA WHIP	IP WLS BF H R ER SO BB IBB HBP BLK WP HR S P ERA WHIP	IP WLS BF H R ER SO BB IBB HBP BLK WP HR S P ERA WHIP	IP WLS BF H R ER SO BB IBB HBP BLK WP HR S P ERA WHIP	IP WLS BF H R ER SO BB IBB HBP BLK WP HR S P ERA WHIP	IP WLS BF H R ER SO BB IBB HBP BLK WP HR S P ERA WHIP	IP WLS BF H R ER SO BB IBB HBP BLK WP HR S P ERA WHIP	IP WLS BF H R ER SO BB IBB HBP BLK WP HR S P ERA WHIP	IP WLS BF H R ER SO BB IBB HBP BLK WP HR S P ERA WHIP	IP WLS BF H R ER SO BB IBB HBP BLK WP HR S P ERA WHIP	IP WLS BF H R ER SO BB IBB HBP BLK WP HR S P ERA WHIP	IP WLS BF H R ER SO BB IBB HBP BLK WP HR S P ERA WHIP	IP WLS BF H R ER SO BB IBB HBP BLK WP HR S P ERA WHIP

New York Mets @ Cincinnati Reds
Riverfront Stadium, Cincinnati, OH
Mon Jul 21 1986, 7:05 PM EDT
Att: 23,827 - Unknown


AB 33
R 4
H 9
RBI 4
BB 6
SO 1
LOB 22



Batter	1	2	3	4	5	6	7	8	9	AB	R	H	RBI	BB	SO	LOB	BOTTOM					
Kal Daniels, L OBP: 0.407, SLG: 0.529	0-0 4-3 2B		1-0 HBP		0-3 K		0-0 4-3		0-0 F9	3	0	1	0	0	1	1						
Tony Perez, R OBP: 0.313, SLG: 0.250										1	0	0	0	0	0	1						
Pete Rose, S OBP: 0.305, SLG: 0.259	0-0 4-3		0-0 F7		0-0 4-3			0-0 6-3		4	0	0	0	0	0	2						
Dave Parker, L OBP: 0.345, SLG: 0.511	4-0 G4-6-3 BB		0-0 F7		0-0 F9	0-0 2B		0-3 K		3	0	1	0	1	1	1						
Eric Davis, R OBP: 0.386, SLG: 0.555	0-0 G4-6-3		0-3 K		0-0 F9	2-3 2B		0-0 E		4	1	1	0	0	1	4						
Buddy Bell, R OBP: 0.327, SLG: 0.364										4	0	2	0	0	0	1						
Wade Rowdon, R OBP: 0.333, SLG: 0.407										4	1	1	0	0	1	3						
Sal Butera, R OBP: 0.348, SLG: 0.360										3	0	0	0	0	2	2						
Max Venable, L OBP: 0.311, SLG: 0.341										0	0	0	0	1	0	0						
Ron Oester, S OBP: 0.322, SLG: 0.361										4	0	1	1	0	2	2						
Mario Soto, R OBP: 0.350, SLG: 0.550										1	0	0	0	0	1	1						
Rob Murphy, L OBP: 0.291, SLG: 0.388										0	0	0	0	0	0	0						
Eddie Milner, L OBP: 0.291, SLG: 0.388										1	0	0	0	0	0	0						
Carl Willis, L OBP: 0.291, SLG: 0.388										0	0	0	0	0	0	0						
Kurt Stillwell, S OBP: 0.291, SLG: 0.388										1	0	1	0	0	0	0						
Ted Power, R OBP: 0.291, SLG: 0.388										0	0	0	0	0	0	0						
Nick Esasky, R OBP: 0.291, SLG: 0.388										1	0	0	0	0	0	1						
Inning Stats	R: 0 E: 0 K: 0 S: 3	H: 1 LOB: 1 BB: 1 P: 7	R: 1 E: 0 K: 1 S: 7	H: 2 LOB: 1 BB: 0 P: 7	R: 0 E: 0 K: 1 S: 5	H: 0 LOB: 1 BB: 0 P: 6	R: 0 E: 0 K: 3 S: 10	H: 1 LOB: 1 BB: 0 P: 10	R: 0 E: 0 K: 1 S: 5	H: 0 LOB: 0 BB: 0 P: 5	R: 0 E: 0 K: 0 S: 4	H: 1 LOB: 1 BB: 0 P: 4	R: 0 E: 0 K: 2 S: 8	H: 1 LOB: 1 BB: 0 P: 8	R: 1 E: 1 K: 1 S: 7	H: 2 LOB: 1 BB: 0 P: 7	R: 0 E: 0 K: 0 S: 3	H: 0 LOB: 1 BB: 1 P: 7	1B: 3 2B: 4 3B: 1 HR: 0	SF: 0 SAC: 0 DP: 1 HBP: 1	WP: 0 PB: 0 SB: 0 CS: 0	PA: 37
PITCHER	IP WLS BF H R ER SO BB IBB HBP BLK WP HR S P ERA WHIP	IP WLS BF H R ER SO BB IBB HBP BLK WP HR S P ERA WHIP	IP WLS BF H R ER SO BB IBB HBP BLK WP HR S P ERA WHIP	IP WLS BF H R ER SO BB IBB HBP BLK WP HR S P ERA WHIP	IP WLS BF H R ER SO BB IBB HBP BLK WP HR S P ERA WHIP	IP WLS BF H R ER SO BB IBB HBP BLK WP HR S P ERA WHIP	IP WLS BF H R ER SO BB IBB HBP BLK WP HR S P ERA WHIP	IP WLS BF H R ER SO BB IBB HBP BLK WP HR S P ERA WHIP	IP WLS BF H R ER SO BB IBB HBP BLK WP HR S P ERA WHIP	IP WLS BF H R ER SO BB IBB HBP BLK WP HR S P ERA WHIP	IP WLS BF H R ER SO BB IBB HBP BLK WP HR S P ERA WHIP	IP WLS BF H R ER SO BB IBB HBP BLK WP HR S P ERA WHIP	IP WLS BF H R ER SO BB IBB HBP BLK WP HR S P ERA WHIP	IP WLS BF H R ER SO BB IBB HBP BLK WP HR S P ERA WHIP	IP WLS BF H R ER SO BB IBB HBP BLK WP HR S P ERA WHIP	IP WLS BF H R ER SO BB IBB HBP BLK WP HR S P ERA WHIP	IP WLS BF H R ER SO BB IBB HBP BLK WP HR S P ERA WHIP	IP WLS BF H R ER SO BB IBB HBP BLK WP HR S P ERA WHIP	IP WLS BF H R ER SO BB IBB HBP BLK WP HR S P ERA WHIP	IP WLS BF H R ER SO BB IBB HBP BLK WP HR S P ERA WHIP	IP WLS BF H R ER SO BB IBB HBP BLK WP HR S P ERA WHIP	

New York Mets @ Cincinnati Reds
Riverfront Stadium, Cincinnati, OH
Mon Jul 21 1986, 7:05 PM EDT
Att: 23,827 - Unknown

AB 34
R 2
H 8
RBI 1
BB 2
SO 9
LOB 19



Batter	1	2	3	4	5	6	7	8	9	AB	R	H	RBI	BB	SO	LOB	TOP																					
Lenny Dykstra, L OBP: 0.408, SLG: 0.510 (1, 8)	F8		S 1B		F7		1B BB		4-3	4	0	1	0	1	0	1																						
Tim Lincecum, R OBP: 0.310, SLG: 0.369 Wally Backman, S (9, FH) OBP: 0.380, SLG: 0.396 (9, 4)	BB 1B		F6		PB 2B		1-2 1B		1B	4	0	3	1	0	0	1																						
Keith Hernandez, L OBP: 0.387, SLG: 0.413 (1, 3)	1-2 BB		4-3		BB BB		2-3 BB		F7	3	0	0	0	2	0	4																						
Gary Carter, R OBP: 0.334, SLG: 0.430 (1, 2)	F3				F8		F8		HR 1B	5	1	1	0	0	1	5																						
Darryl Strawberry, L OBP: 0.382, SLG: 0.537 (1, 9)	K				K		K		F8	4	0	0	0	0	3	3																						
Kevin Mitchell, R OBP: 0.392, SLG: 0.550 (1, 7)			4-3		1B		F9		HR 1-H	4	1	2	2	0	0	0																						
Ray Knight, R OBP: 0.345, SLG: 0.436 (1, 5)			F6		F7		F8		4-3	4	0	0	0	0	0	1																						
Rafael Santana, R OBP: 0.250, SLG: 0.201 (1, 6)			4-3				SH1 2B 1B		1B	4	1	2	0	0	0	0																						
Ron Darling, R OBP: 0.109, SLG: 0.075 Roger McDowell, R OBP: 0.357, SLG: 0.308 (9, 1)			K		SH1		K		K	3	0	0	0	0	3	1																						
Inning Stats	R: 0 E: 0 K: 1 S: 6	H: 1 LOB: 2 BB: 1 P: 10	R: 0 E: 0 K: 0 S: 3	H: 0 LOB: 0 BB: 0 P: 3	R: 0 E: 0 K: 1 S: 6	H: 1 LOB: 1 BB: 0 P: 6	R: 0 E: 0 K: 1 S: 6	H: 1 LOB: 1 BB: 0 P: 6	R: 1 E: 0 K: 0 S: 5	H: 2 LOB: 2 BB: 1 P: 9	R: 0 E: 0 K: 1 S: 5	H: 0 LOB: 0 BB: 0 P: 5	R: 0 E: 0 K: 1 S: 6	H: 1 LOB: 2 BB: 1 P: 10	R: 2 E: 0 K: 1 S: 8	H: 3 LOB: 1 BB: 0 P: 8	R: 0 E: 0 K: 1 S: 6	H: 1 LOB: 1 BB: 0 P: 6	1B: 8 2B: 1 HR: 1	SF: 0 SAC: 1 DP: 0 HBP: 0	WP: 0 PB: 1 SB: 1 CS: 0	PA: 40																
PITCHER	IP	WLS	BF	H	R	ER	SO	BB	IBB	HBP	BLK	WP	HR	S	P	ERA	WHIP	PITCHER				IP	WLS	BF	H	R	ER	SO	BB	IBB	HBP	BLK	WP	HR	S	P	ERA	WHIP
Tom Browning, L ERA: 3.92 Ron Robinson, R ERA: 2.2	(1, 1) (8, 1)	7.0 L	30 10	6 4	1 2	1 2	5 2	3 0	0 0	0 0	0 0	0 0	0 1	37 14	49 14	1.29 9.00	1.286 2.000																					

New York Mets @ Cincinnati Reds
Riverfront Stadium, Cincinnati, OH
Wed Jul 23 1986, 7:05 PM EDT
Att: 25,496 - Unknown

AB 36
R 3
H 10
RBI 3
BB 3
SO 7
LOB 16



Batter	1	2	3	4	5	6	7	8	9	AB	R	H	RBI	BB	SO	LOB	BOTTOM																					
Kal Daniels, L OBP: 0.407, SLG: 0.514 (1, 7)	K		F8		CS BB			G3		3	0	0	0	1	1	1																						
Eddie Milner, L OBP: 0.289, SLG: 0.395 (1, 8)	4-3		HR		CS		K	K		4	1	1	1	0	2	1																						
Dave Parker, L OBP: 0.349, SLG: 0.525 (1, 9)	BB		HR		HR		F8		G3	3	1	1	1	1	0	0																						
Buddy Bell, R OBP: 0.326, SLG: 0.370 (1, 5)	K		F8		F3			6-3		4	0	0	0	0	1	1																						
Bo Diaz, R OBP: 0.313, SLG: 0.332 (1, 2)			4-3		L4		F8		6-3	4	0	0	0	0	0	0																						
Wade Rowdon, R OBP: 0.319, SLG: 0.381 Ron Robinson, R OBP: 0.083, SLG: 0.083 (8, 1)			1B 1B		F8		F4			3	0	1	0	0	0	0																						
Nick Esasky, R OBP: 0.341, SLG: 0.424 (1, 3)			G3-6-1 1B		K		F8			3	0	1	0	0	1	0																						
Ron Oester, S OBP: 0.321, SLG: 0.358 (1, 4)			G3-6-1		F7			G3 SH3-4 1B		3	0	1	0	0	0	2																						
Tom Browning, L OBP: 0.184, SLG: 0.167 Kurt Stillwell, S OBP: 0.291, SLG: 0.240 (8, 6)			4-3		5-3			SH3-4		2	0	0	0	0	0	0																						
Inning Stats	R: 0 E: 0 K: 2 S: 7	H: 0 LOB: 1 BB: 1 P: 11	R: 0 E: 0 K: 0 S: 4	H: 2 LOB: 1 BB: 0 P: 4	R: 2 E: 0 K: 0 S: 5	H: 2 LOB: 0 BB: 0 P: 5	R: 0 E: 0 K: 1 S: 5	H: 0 LOB: 0 BB: 0 P: 5	R: 0 E: 0 K: 1 S: 5	H: 0 LOB: 0 BB: 0 P: 5	R: 0 E: 0 K: 1 S: 3	H: 0 LOB: 0 BB: 0 P: 3	R: 0 E: 0 K: 1 S: 6	H: 1 LOB: 1 BB: 0 P: 6	R: 0 E: 0 K: 0 S: 3	H: 0 LOB: 0 BB: 0 P: 3	1B: 3 2B: 0 3B: 0 HR: 2	SF: 0 SAC: 1 DP: 1 HBP: 0	WP: 0 PB: 0 SB: 0 CS: 1	PA: 33																		
PITCHER	IP	WLS	BF	H	R	ER	SO	BB	IBB	HBP	BLK	WP	HR	S	P	ERA	WHIP	PITCHER				IP	WLS	BF	H	R	ER	SO	BB	IBB	HBP	BLK	WP	HR	S	P	ERA	WHIP
Ron Darling, R ERA: 2.79 Roger McDowell, R ERA: 2.25	(1, 1) (9, 1)	8.0 S	29 3	5 0	2 0	2 0	5 0	2 0	0 0	0 0	0 0	0 0	0 0	3 3	45 3	2.25 0.00	0.875 0.000																					

New York Mets @ Cincinnati Reds
Riverfront Stadium, Cincinnati, OH
Wed Jul 23 1986, 7:05 PM EDT
Att: 25,496 - Unknown

AB 29
R 2
H 5
RBI 2
BB 2
SO 5
LOB 5



Batter	1	2	3	4	5	6	7	8	9	AB	R	H	RBI	BB	SO	LOB	TOP										
Eddie Milner, L OBP: 0.292, SLG: 0.386 (1, 8)										4	0	0	0	1	0	1	Cincinnati Reds @ Montreal Expos Riverfront Stadium, Cincinnati, OH Thu Jul 24 1986, 3:33 AM EDT Att: 16,828 - Unknown										
Pete Ross, S OBP: 0.311, SLG: 0.255 (1, 3)										3	1	0	0	2	1	1											
Kal Daniels, L OBP: 0.423, SLG: 0.548 (1, 7)										3	2	1	0	2	1	2											
Eric Davis, R OBP: 0.378, SLG: 0.535 (1, 9)										5	1	1	3	0	3	2											
Buddy Bell, R OBP: 0.317, SLG: 0.354 (1, 5)										3	0	0	0	2	0	0											
Kurt Stillwell, S OBP: 0.285, SLG: 0.219 (1, 6)										5	1	2	1	0	2	0											
Sal Butera, R OBP: 0.385, SLG: 0.387 (1, 2)										4	2	1	0	1	0	2											
Ron Oester, S OBP: 0.322, SLG: 0.357 (1, 4)										3	2	2	1	1	0	3											
Tom Browning, L OBP: 0.226, SLG: 0.186 (5, PH) Tommy Herr, R OBP: 0.337, SLG: 0.280 (6, 1) Carl Willis, L OBP: 0.343, SLG: 0.485 (8, 1) John Franco, L OBP: 0.343, SLG: 0.485 (8, 1) Rob Murphy, L OBP: 0.343, SLG: 0.485 (9, 1)										1	0	0	0	0	0	1											
Inning Stats	R: 0 E: 0 K: 2 S: 7	H: 0 LOB: 1 BB: 1 P: 11	R: 0 E: 0 K: 1 S: 5	H: 0 LOB: 0 BB: 0 P: 5	R: 0 E: 0 K: 1 S: 4	H: 1 LOB: 2 BB: 1 P: 8	R: 0 E: 0 K: 1 S: 5	H: 0 LOB: 0 BB: 0 P: 5	R: 2 E: 0 K: 0 S: 4	H: 2 LOB: 0 BB: 1 P: 8	R: 1 E: 0 K: 1 S: 7	H: 2 LOB: 3 BB: 2 P: 15	R: 0 E: 0 K: 1 S: 5	H: 0 LOB: 0 BB: 0 P: 5	R: 4 E: 0 K: 0 S: 5	H: 2 LOB: 2 BB: 2 P: 13	R: 3 E: 0 K: 1 S: 6	H: 1 LOB: 0 BB: 2 P: 14	1B: 4 2B: 2 3B: 0 HR: 2	SF: 0 SAC: 1 DP: 0 HBP: 0	WP: 2 PB: 0 CS: 1	PA: 43					
PITCHER	IP	WLS	BF	H	R	ER	SO	BB	IBB	HBP	BLK	WP	HR	S	P	ERA	WHIP										
Jay Tibbs, R ERA: 3.66 (1, 1)	5.0		20	3	2	2	4	3	0	0	0	1	0	25	37	3.60	1.200										
Tim Burke, R ERA: 2.14 (6, 1)	0.2	L	6	2	1	1	1	2	0	0	0	0	0	6	14	13.50	6.000										
Bob McClure, L ERA: 3.96 (6, 1)	2.1		11	2	4	4	1	2	0	0	0	0	1	11	19	15.43	1.714										
Bob Sebra, R ERA: 27.0 (9, 1)	1.0		6	1	3	3	1	2	0	0	0	0	1	6	14	27.00	3.000										

AB	33
R	10
H	8
RBI	9
BB	9
SO	7
LOB	15



Batter	1	2	3	4	5	6	7	8	9	AB	R	H	RBI	BB	SO	LOB	BOTTOM										
Wallace Johnson, S OBP: 0.125, SLG: 0.125 (1, 3)										3	1	1	0	0	0	0	Cincinnati Reds @ Montreal Expos Riverfront Stadium, Cincinnati, OH Thu Jul 24 1986, 3:33 AM EDT Att: 16,828 - Unknown										
Bob McClure, R (6, 1)										0	0	0	0	0	0	0											
Vance Law, R OBP: 0.286, SLG: 0.298 (8, PH) Bob Sebra, R (9, 1)										1	0	0	0	0	1	1											
Mitch Webster, S OBP: 0.351, SLG: 0.400 (1, 8)										4	0	1	0	0	1	2											
Andre Dawson, R OBP: 0.329, SLG: 0.531 (1, 9)										4	1	1	1	0	0	1											
Hubie Brooks, R OBP: 0.382, SLG: 0.569 (1, 6) Tom Foley, L OBP: 0.377, SLG: 0.356 (6, 6)										2	0	1	1	0	0	1											
Tim Wallach, R OBP: 0.349, SLG: 0.475 (1, 5)										2	0	0	0	0	1	0											
Mike Fitzgerald, R OBP: 0.370, SLG: 0.451 (1, 2) Bill Moore, R OBP: 0.500, SLG: 0.500 (6, 3)										2	0	0	0	0	1	0											
Jim Wohlford, R OBP: 0.231, SLG: 0.250 (1, 7) Tim Raines, S OBP: 0.407, SLG: 0.495 (7, PH) (8, 7)										2	0	1	0	0	0	0											
Al Newman, S OBP: 0.314, SLG: 0.276 (1, 4)										3	0	1	0	0	1	0											
Jay Tibbs, R OBP: 0.206, SLG: 0.188 (1, 1) George Wright, S OBP: 0.281, SLG: 0.331 (5, PH) Tim Burke, R (6, 1) Dann Bilardello, R OBP: 0.253, SLG: 0.300 (6, 2)										1	0	0	0	0	1	0											
Inning Stats	R: 0 E: 0 K: 0 S: 4	H: 1 LOB: 1 BB: 0 P: 4	R: 0 E: 0 K: 1 S: 6	H: 2 LOB: 0 BB: 0 P: 6	R: 2 E: 0 K: 1 S: 8	H: 3 LOB: 1 BB: 0 P: 8	R: 0 E: 0 K: 1 S: 5	H: 0 LOB: 0 BB: 0 P: 5	R: 0 E: 0 K: 2 S: 7	H: 0 LOB: 0 BB: 0 P: 7	R: 0 E: 0 K: 0 S: 3	H: 1 LOB: 0 BB: 0 P: 3	R: 0 E: 0 K: 1 S: 5	H: 1 LOB: 0 BB: 0 P: 5	R: 0 E: 0 K: 1 S: 6	H: 1 LOB: 1 BB: 0 P: 6	1B: 8 2B: 2 3B: 0 HR: 0	SF: 0 SAC: 0 DP: 3 HBP: 0	WP: 0 PB: 0 CS: 1	PA: 34							
PITCHER	IP	WLS	BF	H	R	ER	SO	BB	IBB	HBP	BLK	WP	HR	S	P	ERA	WHIP										
Tom Browning, L ERA: 3.98 (1, 1)	5.0		20	6	2	2	5	0	0	0	0	0	0	30	30	0.00	1.000										
Carl Willis, R ERA: 1.35 (6, 1)	2.0		6	2	0	0	0	0	0	0	0	0	0	6	6	0.00	1.000										
John Franco, L ERA: 2.24 (8, 1)	1.0		3	1	0	0	1	0	0	0	0	0	0	5	5	0.00	1.000										
Rob Murphy, L ERA: (9, 1)	1.0		4	1	0	0	1	0	0	0	0	0	0	6	6	0.00	1.000										


AB	33
R	2
H	10
RBI	2
BB	0
SO	7
LOB	10



Batter	1	2	3	4	5	6	7	8	9	10	11	12	13	14	AB	R	H	RBI	BB	SO	LOB	TOP						
Tim Raines, S OBP: 0.402, SLG: 0.486	SH1-3 BB	6-3			1B SF9 1B		F7		IBB		F8			2B 1B	5	2	2	0	2	0	3							
Mitch Webster, S OBP: 0.358, SLG: 0.414	SH1-3 1-2		4-3 3B		1B		4-3		4-3		K			2B 1B	6	1	3	1	0	1	3							
Andre Dawson, R OBP: 0.329, SLG: 0.508	F7		4-3		SF9 1B		F8			F7		F3		K	6	0	0	2	0	1	1							
Wayne Krenchicki, L OBP: 0.308, SLG: 0.350	F9		F8		6-3		F7			K		6-3		2B 1B	4	0	0	0	0	0	1							
Bill Moore, R OBP: 0.182, SLG: 0.182															3	0	1	0	0	1	0							
Tim Wallach, R OBP: 0.342, SLG: 0.464		1B 1B	6-3				6-3					4-3		2B 1B	6	2	3	1	1	0	0							
Tom Foley, L OBP: 0.407, SLG: 0.386		F7 1-2 1B		5-3 1B			F9		G3					4-3	7	0	3	0	0	1	3							
Vance Law, R OBP: 0.285, SLG: 0.294		1-2 2H 1B									SH3-4 1B			SH3-4 1B	3	0	2	1	1	0	1							
Al Newman, S OBP: 0.322, SLG: 0.273		1-2 2H 1B		1-2							SH3-4 1B			SH3-4 1B	1	1	1	0	0	0	0							
Dann Biardello, R OBP: 0.239, SLG: 0.282	F7		F4				F8			SH3-4 1-2		SH3		F4	4	0	0	0	0	0	5							
Jay Tibbs, R OBP: 0.303, SLG: 0.442														F4	3	0	0	0	0	0	2							
George Wright, R OBP: 0.320, SLG: 0.320															1	0	0	0	0	0	1							
Bob McClure, R OBP: 0.181, SLG: 0.181															0	0	0	0	0	0	0							
Tim Burke, R OBP: 0.181, SLG: 0.181															0	0	0	0	0	0	0							
Jim Wolford, R OBP: 0.181, SLG: 0.181															1	0	0	0	0	0	0							
Jeff Reardon, R OBP: 0.181, SLG: 0.181															0	0	0	0	0	0	0							
Mike Squires, R OBP: 0.181, SLG: 0.181															1	0	0	0	0	0	0							
Bob Sebra, R OBP: 0.181, SLG: 0.181															0	0	0	0	0	0	0							
Inning Stats	R: 0 E: 0 K: 0 S: 3	H: 0 LOB: 1 BB: 1 P: 7	R: 1 E: 0 K: 0 S: 6	H: 3 LOB: 2 BB: 0 P: 6	R: 1 E: 0 K: 0 S: 4	H: 1 LOB: 0 BB: 0 P: 4	R: 0 E: 0 K: 1 S: 6	H: 1 LOB: 1 BB: 0 P: 6	R: 1 E: 0 K: 1 S: 6	H: 2 LOB: 0 BB: 0 P: 4	R: 0 E: 0 K: 0 S: 3	H: 0 LOB: 0 BB: 0 P: 3	R: 0 E: 0 K: 0 S: 3	H: 0 LOB: 1 BB: 1 P: 10	R: 0 E: 0 K: 2 S: 7	H: 0 LOB: 0 BB: 0 P: 11	R: 1 E: 1 K: 1 S: 7	H: 1 LOB: 1 BB: 0 P: 7	R: 0 E: 0 K: 0 S: 3	H: 0 LOB: 0 BB: 0 P: 3	R: 0 E: 0 K: 0 S: 4	H: 1 LOB: 1 BB: 0 P: 4	R: 1 E: 0 K: 1 S: 8	H: 4 LOB: 2 BB: 0 P: 8	1B: 11 2B: 2 3B: 1 HR: 1	SF: 1 SAC: 4 DP: 0 HBP: 0	WP: 0 PB: 0 SB: 0 CS: 0	PA: 60
PITCHER	IP WLS BF H R ER SO BB IBB HBP BLK WP HR S P ERA WHIP	IP WLS BF H R ER SO BB IBB HBP BLK WP HR S P ERA WHIP	PITCHER														IP WLS BF H R ER SO BB IBB HBP BLK WP HR S P ERA WHIP											
Bill Gullickson, R ERA: 3.78	9.0	38	9	4	1	3	3	2	0	0	0	0	0	0	14	18	0.00	1.000										
John Franco, L ERA: 2.19	2.0	9	1	1	0	3	1	0	0	0	0	0	0	0	7	7	0.00	0.500										
Ted Power, R ERA: 4.83	2.0	7	1	0	0	0	0	0	0	0	0	0	0	7	7	0.00	0.500											
Carl Willis, R ERA: 3.05	1.0	6	4	1	1	1	0	0	0	0	0	0	0	8	8	9.00	4.000											

Montreal Expos @ Cincinnati Reds
Riverfront Stadium, Cincinnati, OH
Thu Jul 24 1986, 7:05 PM EDT
Att: 20,098 - Unknown


AB: 51
R: 6
H: 15
RBI: 6
BB: 4
SO: 7
LOB: 24



Batter	1	2	3	4	5	6	7	8	9	10	11	12	13	14	AB	R	H	RBI	BB	SO	LOB	BOTTOM						
Kurt Stillwell, S OBP: 0.277, SLG: 0.227	L4	F9		F8			G3		F4		F8			F7	7	0	0	0	0	0	1							
Eddie Milner, L OBP: 0.292, SLG: 0.404				4-3			F8				S 1B			F9	4	1	2	0	0	0	0							
Wade Rowdon, R OBP: 0.303, SLG: 0.391	1B	4-3 2B												4-3	1	0	1	0	0	0	0							
Max Venable, L OBP: 0.306, SLG: 0.326	2B	2B												G3	2	0	0	0	0	0	0							
Dave Parker, L OBP: 0.348, SLG: 0.520	1B 1B	4-3 2-3					F8		K		F8			CS 1B	7	0	2	1	0	1	2							
Eric Davis, R OBP: 0.393, SLG: 0.556	S 1B	K					S BB		FC2-5 1B		F4			S 1B	5	1	3	0	1	1	2							
Buddy Bell, R OBP: 0.326, SLG: 0.368	BB 1B BB								FC2-5 1B		K			4-3	5	1	1	0	1	2	3							
Bo Diaz, R OBP: 0.313, SLG: 0.344	BB 1B								FC2-5 1B					HR	6	2	2	2	0	1	3							
Nick Esasky, R OBP: 0.348, SLG: 0.423	1B BB								G6-3 1-2 2-3					SH1-4 1B	5	0	2	0	1	2	2							
Ron Oester, S OBP: 0.325, SLG: 0.380	BB								G4-6-3 BB					SH1-4	4	0	2	2	1	1	1							
Bill Gullickson, R ERA: 3.9	8.0	34	9	4	1	5	5	2	0	0	0	0	0	7	7	4.50	1.625											
Bob McClure, L ERA: 3.51	1.1	5	1	0	0	1	0	0	0	0	0	0	0	4	4	0.00	0.750											
Tim Burke, R ERA: 2.23	0.2	2	0	0	0	1	0	0	0	0	0	0	0	4	4	0.00	0.000											
Jeff Reardon, R ERA: 3.34	2.0	9	4	1	1	1	0	0	0	0	1	11	11	4.50	2.000													
Bob Sebra, R ERA: 3.0	2.0	7	1	0	0	2	0	0	0	0	0	0	0	11	11	0.00	0.500											
PITCHER	IP WLS BF H R ER SO BB IBB HBP BLK WP HR S P ERA WHIP	IP WLS BF H R ER SO BB IBB HBP BLK WP HR S P ERA WHIP	PITCHER														IP WLS BF H R ER SO BB IBB HBP BLK WP HR S P ERA WHIP											
Jay Tibbs, R ERA: 3.9	8.0	34	9	4	1	5	5	2	0	0	0	0	0	7	7	4.50	1.625											
Bob McClure, L ERA: 3.51	1.1	5	1	0	0	1	0	0	0	0	0	0	0	4	4	0.00	0.750											
Tim Burke, R ERA: 2.23	0.2	2	0	0	0	1	0	0	0	0	0	0	0	4	4	0.00	0.000											
Jeff Reardon, R ERA: 3.34	2.0	9	4	1	1	1	0	0	0	0	1	11	11	4.50	2.000													
Bob Sebra, R ERA: 3.0	2.0	7	1	0	0	2	0	0	0	0	0	0	0	11	11	0.00	0.500											

Montreal Expos @ Cincinnati Reds
Riverfront Stadium, Cincinnati, OH
Thu Jul 24 1986, 7:05 PM EDT
Att: 20,098 - Unknown

AB: 52
R: 5
H: 15
RBI: 5
BB: 4
SO: 10
LOB: 19



Batter	1	2	3	4	5	6	7	8	9	AB	R	H	RBI	BB	SO	LOB	TOP			
Tim Raines, S (1, 7) OBP: 0.403, SLG: 0.489	F9							G3		4	0	2	0	0	0	0	<p>Montreal Expos @ Cincinnati Reds Riverfront Stadium, Cincinnati, OH Fri Jul 25 1986, 7:05 PM EDT Att: 22,454 - Unknown</p>			
Al Newman, S (8, 4) OBP: 0.322, SLG: 0.273			FC4-6 1B			FC3-6 2B				0	0	0	0	0	0					
Mitch Webster, S (1, 8) OBP: 0.359, SLG: 0.417			FC4-6 1-2			FC3-6 BB		F9		3	0	1	0	1	0					
Andre Dawson, R (1, 9) OBP: 0.325, SLG: 0.502	FC5-4 2B																			
Bill Moore, R (8, 9) OBP: 0.167, SLG: 0.167	FC5-4 2-3		K			F8				3	0	0	0	0	1	4				
Wayne Krenchicki, L (1, 3) OBP: 0.306, SLG: 0.347	CS					FC3-6 1-2 2-3				4	1	1	0	0	0	2				
Tim Wallach, R (1, 5) OBP: 0.341, SLG: 0.470										4	1	1	2	0	0	2				
Tom Foley, L (1, 6) OBP: 0.393, SLG: 0.370										3	0	0	0	0	1	0				
Vance Law, R (1, 4) OBP: 0.282, SLG: 0.290										3	0	0	0	0	0	0				
Dann Bilardello, R (1, 2) OBP: 0.232, SLG: 0.273										3	0	0	0	0	0	0				
Dennis Martinez, R (1, 1) OBP: 0.125, SLG: 0.250										2	0	0	0	0	1	0				
Dave Tomlin, L (5, 1) OBP: 0.262, SLG: 0.321										0	0	0	0	0	0	0				
George Wright, S (8, PH) OBP: 0.262, SLG: 0.321										1	0	0	0	0	1	0				
Inning Stats	R: 0 E: 0 K: 0 S: 3	H: 1 LOB: 0 BB: 0 P: 3	R: 2 E: 0 K: 1 S: 7	H: 2 LOB: 0 BB: 0 P: 7	R: 0 E: 0 K: 2 S: 8	H: 1 LOB: 1 BB: 0 P: 8	R: 0 E: 0 K: 0 S: 3	H: 0 LOB: 0 BB: 0 P: 3	R: 0 E: 0 K: 0 S: 4	H: 1 LOB: 2 BB: 1 P: 8	R: 0 E: 0 K: 0 S: 3	H: 0 LOB: 0 BB: 0 P: 3	R: 0 E: 0 K: 1 S: 5	H: 0 LOB: 0 BB: 0 P: 5	R: 0 E: 0 K: 1 S: 5	H: 0 LOB: 0 BB: 0 P: 5	1B: 2 2B: 2 3B: 0 HR: 1	SF: 0 SAC: 0 DP: 0 HBP: 0	WP: 0 PB: 0 CS: 1	PA: 33
PITCHER John Denny, R (1, 1) ERA: 4.39	IP: 9.0 WLS: W BF: 32 H: 5 R: 2 ER: 2 SO: 5 BB: 1 IBB: 0 HBP: 0 BLK: 0 WP: 0 HR: 1 S: 41 P: 45 ERA: 2.00 WHIP: 0.667																			

Batter	1	2	3	4	5	6	7	8	9	AB	R	H	RBI	BB	SO	LOB	BOTTOM			
Ron Oester, S (1, 4) OBP: 0.323, SLG: 0.358	G3		4-3							5	0	1	0	0	1	4	<p>Montreal Expos @ Cincinnati Reds Riverfront Stadium, Cincinnati, OH Fri Jul 25 1986, 7:05 PM EDT Att: 22,454 - Unknown</p>			
Eddie Milner, L (1, 8) OBP: 0.294, SLG: 0.413	6-3									4	2	1	1	1	0	2				
Dave Parker, L (1, 9) OBP: 0.350, SLG: 0.520	F7									4	2	2	0	0	0	2				
Max Venable, L (7, 7) OBP: 0.313, SLG: 0.326										0	0	0	0	1	0	0				
Eric Davis, R (1, 7) OBP: 0.401, SLG: 0.577										4	3	3	2	1	0	1				
Bo Diaz, R (1, 2) OBP: 0.315, SLG: 0.346										4	0	1	1	1	0	4				
Buddy Bell, R (1, 5) OBP: 0.328, SLG: 0.377										3	1	1	3	1	0	4				
Nick Esasky, R (1, 3) OBP: 0.344, SLG: 0.419										4	0	1	0	0	3	3				
Kurt Stillwell, S (1, 6) OBP: 0.283, SLG: 0.230										3	0	1	0	1	0	1				
John Denny, R (1, 1) OBP: 0.227, SLG: 0.190										2	1	1	1	1	1	0				
Inning Stats	R: 0 E: 0 K: 0 S: 3	H: 0 LOB: 0 BB: 0 P: 3	R: 1 E: 0 K: 1 S: 6	H: 2 LOB: 1 BB: 0 P: 6	R: 0 E: 0 K: 1 S: 5	H: 0 LOB: 0 BB: 0 P: 5	R: 3 E: 1 K: 2 S: 11	H: 4 LOB: 3 BB: 2 P: 19	R: 3 E: 0 K: 0 S: 7	H: 4 LOB: 1 BB: 0 P: 7	R: 1 E: 0 K: 0 S: 4	H: 1 LOB: 3 BB: 3 P: 16	R: 0 E: 0 K: 1 S: 6	H: 1 LOB: 1 BB: 0 P: 6	R: 1 E: 0 K: 0 S: 2	H: 0 LOB: 0 BB: 2 P: 10	1B: 7 2B: 3 3B: 0 HR: 3	SF: 0 SAC: 1 DP: 2 HBP: 0	WP: 1 PB: 1 CS: 1	PA: 41
PITCHER Dennis Martinez, R (1, 1) ERA: 7.36	IP: 4.1 WLS: L BF: 22 H: 8 R: 6 ER: 6 SO: 4 BB: 1 IBB: 0 HBP: 0 BLK: 0 WP: 0 HR: 2 S: 28 P: 36 ERA: 12.46 WHIP: 2.077																			
Dave Tomlin, L (5, 1) ERA: 6.75	2.2 WLS: L BF: 15 H: 4 R: 2 ER: 2 SO: 1 BB: 2 IBB: 1 HBP: 0 BLK: 0 WP: 0 HR: 1 S: 14 P: 26 ERA: 6.75 WHIP: 2.250																			
Vance Law, R (8, 1) ERA: 2.25	1.0 WLS: L BF: 4 H: 0 R: 1 ER: 0 SO: 0 BB: 0 IBB: 0 HBP: 0 BLK: 0 WP: 1 HR: 0 S: 2 P: 10 ERA: 0.00 WHIP: 2.000																			

AB	31
R	2
H	5
RBI	2
BB	1
SO	5
LOB	9



AB	33
R	9
H	12
RBI	8
BB	7
SO	5
LOB	21



Batter	1	2	3	4	5	6	7	8	9	AB	R	H	RBI	BB	SO	LOB	TOP					
Tom Foley, L OBP: 0.382, SLG: 0.359 (1, 6)										5	0	1	1	0	1	0						
Mitch Webster, S OBP: 0.363, SLG: 0.419 (1, 8)										5	2	3	0	0	2	0						
Tim Raines, S OBP: 0.405, SLG: 0.510 (1, 7)										5	2	3	3	0	0	2						
Andre Dawson, R OBP: 0.323, SLG: 0.500 (1, 9)										5	1	1	1	0	1	4						
Tim Wallach, R OBP: 0.342, SLG: 0.469 (1, 5)										5	0	2	1	0	0	1						
Wayne Krenchicki, L OBP: 0.399, SLG: 0.358 (6, PH)										2	0	1	0	0	0	0						
Vance Law, R OBP: 0.294, SLG: 0.292 (6, 3)										2	0	1	0	0	0	0						
Al Newman, S OBP: 0.314, SLG: 0.265 (1, 4)										4	0	0	0	0	0	3						
Tom Nieto, R OBP: 0.286, SLG: 0.233 (1, 2)										2	1	0	0	2	1	3						
Andy McGaffigan, R OBP: 0.071, SLG: 0.071 (6, 1)										2	0	0	0	0	2	1						
Mike Fitzgerald, R OBP: 0.256, SLG: 0.433 (7, PH)										0	0	0	0	0	0	0						
Bob McClure, R OBP: 0.256, SLG: 0.433 (7, 1)										0	0	0	0	0	0	0						
George Wright, S OBP: 0.307, SLG: 0.320 (8, PH)										1	0	0	0	0	2	0						
Bob Sebra, R OBP: 0.286, SLG: 0.233 (8, 1)										0	0	0	0	0	0	0						
Inning Stats	R: 0 E: 1 K: 1 S: 6	H: 0 LOB: 1 BB: 0 P: 6	R: 0 E: 0 K: 0 S: 4	H: 1 LOB: 1 BB: 0 P: 4	R: 3 E: 0 K: 1 S: 8	H: 4 LOB: 1 BB: 0 P: 8	R: 0 E: 0 K: 1 S: 5	H: 0 LOB: 0 BB: 1 P: 9	R: 1 E: 0 K: 2 S: 8	H: 1 LOB: 0 BB: 0 P: 8	R: 0 E: 0 K: 0 S: 3	H: 0 LOB: 0 BB: 0 P: 3	R: 1 E: 0 K: 0 S: 5	H: 2 LOB: 2 BB: 1 P: 9	R: 0 E: 0 K: 1 S: 7	H: 2 LOB: 2 BB: 0 P: 7	R: 1 E: 0 K: 1 S: 7	H: 2 LOB: 1 BB: 0 P: 7	1B: 7 2B: 2 3B: 2 HR: 1	SF: 0 SAC: 1 DP: 0 HBP: 0	WP: 0 PB: 0 CS: 0	PA: 41
PITCHER	IP	WLS	BF	H	R	ER	SO	BB	IBB	HBP	BLK	WP	HR	S	P	ERA	WHIP					
Mario Soto, R ERA: 4.29 (1, 1)	5.0		22	6	4	4	5	1	0	0	0	0	1	31	35	7.20	1.400					
Rob Murphy, L ERA: 1.04 (6, 1)	1.2		8	2	1	1	0	1	0	0	0	0	0	7	11	5.40	1.800					
Carl Willis, R ERA: 3.0 (7, 1)	0.1		1	0	0	0	0	0	0	0	0	0	0	1	1	0.00	0.000					
Ron Robinson, R ERA: 2.26 (8, 1)	2.0	W	10	4	1	1	2	0	0	0	0	0	0	14	14	4.50	2.000					

Montreal Expos @ Cincinnati Reds
Riverfront Stadium, Cincinnati, OH
Sat Jul 26 1986, 7:05 PM EDT
Att: 34,397 - Unknown

AB 38
R 6
H 12
RBI 6
BB 2
SO 7
LOB 16



Batter	1	2	3	4	5	6	7	8	9	AB	R	H	RBI	BB	SO	LOB	BOTTOM					
Ron Oester, S OBP: 0.319, SLG: 0.353 (1, 4)										4	0	0	0	0	2	1						
Eddie Milner, L OBP: 0.297, SLG: 0.415 (1, 8)										3	2	2	0	0	0	0						
Tony Perez, R OBP: 0.327, SLG: 0.264 (7, PH)										1	0	1	1	0	0	0						
Scott Terry, R OBP: 0.500, SLG: 0.333 (7, PR)										0	0	0	0	0	0	0						
Ron Robinson, R OBP: 0.083, SLG: 0.083 (8, 1)										0	0	0	0	0	0	0						
Pete Rose, S OBP: 0.310, SLG: 0.261 (9, PH)										0	1	0	0	0	0	0						
Dave Parker, L OBP: 0.350, SLG: 0.529 (1, 9)										5	1	2	2	0	1	2						
Eric Davis, R OBP: 0.401, SLG: 0.570 (1, 7)										3	1	0	0	2	0	2						
Bo Diaz, R OBP: 0.323, SLG: 0.367 (1, 2)										4	1	3	4	1	0	0						
Buddy Bell, R OBP: 0.327, SLG: 0.379 (1, 5)										4	0	1	0	0	0	1						
Nick Esasky, R OBP: 0.342, SLG: 0.415 (1, 3)										4	0	1	0	0	2	3						
Kurt Stillwell, S OBP: 0.276, SLG: 0.223 (1, 6)										4	0	0	0	0	1	2						
Mario Soto, R OBP: 0.248, SLG: 0.048 (5, PH)										1	0	0	0	0	0	1						
Kal Daniels, R OBP: 0.298, SLG: 0.500 (6, 1)										1	0	0	0	0	0	0						
Rob Murphy, L ERA: 2.32 (7, 1)										0	0	0	0	0	0	0						
Carl Willis, L ERA: 3.64 (7, PH)										0	0	0	0	0	0	0						
Wade Rowland, R OBP: 0.338, SLG: 0.391 (8, 7)										0	1	0	0	1	0	0						
Max Venable, L OBP: 0.310, SLG: 0.322 (9, 7)										1	0	0	0	0	0	0						
Inning Stats	R: 0 E: 0 K: 1 S: 5	H: 0 LOB: 0 BB: 0 P: 5	R: 0 E: 0 K: 0 S: 3	H: 0 LOB: 0 BB: 0 P: 3	R: 0 E: 1 K: 1 S: 6	H: 1 LOB: 1 BB: 0 P: 6	R: 1 E: 0 K: 1 S: 8	H: 3 LOB: 2 BB: 0 P: 8	R: 0 E: 0 K: 0 S: 3	H: 0 LOB: 0 BB: 0 P: 3	R: 3 E: 0 K: 1 S: 8	H: 3 LOB: 1 BB: 1 P: 12	R: 1 E: 0 K: 0 S: 4	H: 1 LOB: 1 BB: 1 P: 8	R: 0 E: 0 K: 1 S: 6	H: 1 LOB: 3 BB: 2 P: 6	R: 1 E: 0 K: 1 S: 5	H: 1 LOB: 3 BB: 2 P: 14	1B: 5 2B: 3 3B: 0 HR: 2	SF: 0 SAC: 1 DP: 0 HBP: 1	WP: 0 PB: 0 CS: 0	PA: 41
PITCHER	IP	WLS	BF	H	R	ER	SO	BB	IBB	HBP	BLK	WP	HR	S	P	ERA	WHIP					
Andy McGaffigan, R ERA: 3.53 (1, 1)	5.0		21	6	3	3	3	0	0	0	0	0	0	6	10	9.00	2.000					
Tim Burke, R ERA: 2.32 (6, 1)	1.0		5	1	1	1	1	1	0	0	0	0	0	4	8	9.00	2.000					
Bob McClure, L ERA: 3.64 (7, 1)	1.0		5	1	1	1	0	1	0	0	0	0	0	4	8	9.00	2.000					
Bob Sebra, R ERA: 9.84 (8, 1)	1.2	L	10	2	2	2	2	1	1	1	0	0	1	11	20	10.80	1.800					

Montreal Expos @ Cincinnati Reds
Riverfront Stadium, Cincinnati, OH
Sat Jul 26 1986, 7:05 PM EDT
Att: 34,397 - Unknown

AB 35
R 7
H 10
RBI 7
BB 4
SO 6
LOB 12



Batter	1	2	3	4	5	6	7	8	9	AB	R	H	RBI	BB	SO	LOB	TOP					
Ron Oester, S (1, 4) OBP: 0.320, SLG: 0.354	4-3		K					G3		4	0	1	0	0	1	0	Cincinnati Reds @ San Diego Padres Jack Murphy Stadium, San Diego, CA Mon Jul 28 1986, 10:05 PM EDT Att: 12,273 - Unknown					
Eddie Milner, L (1, 8) OBP: 0.293, SLG: 0.407	1B			K		F9		F7		4	0	1	0	0	1	1						
Kal Daniels, L (1, 7) OBP: 0.423, SLG: 0.506	4-3			4-3		FC6-4		1B	FC5-4	3	1	2	0	1	0	0						
Eric Davis, R (1, 9) OBP: 0.399, SLG: 0.558	4-3			L6		FC6-4		1B	FC5-4	4	0	1	0	0	0	4						
Bo Diaz, R (1, 2) OBP: 0.321, SLG: 0.364 Scott Terry, R (9, PR) OBP: 0.400, SLG: 0.250	F3					5-3		1B	FC5-4	4	0	1	0	0	0	2						
Buddy Bell, R (1, 5) OBP: 0.329, SLG: 0.381	F9					1B		F4	1B	3	0	1	0	0	0	1						
Nick Esasky, R (1, 3) OBP: 0.343, SLG: 0.427	4-3					F8		F9	HBP	4	0	1	2	0	0	2						
Kurt Stillwell, S (1, 6) OBP: 0.282, SLG: 0.228 Dave Parker, L (9, PH) OBP: 0.351, SLG: 0.528			K			K		4-3	K	3	0	0	0	0	2	2						
Tom Browning, L (1, 1) OBP: 0.186, SLG: 0.163 Max Vetrovsky, L (6, PH) OBP: 0.304, SLG: 0.315 Ted Power, R (6, 1) OBP: 0.311, SLG: 0.260 Rob Murphy, L (8, 1) OBP: 0.330, SLG: 0.281			5-3			K		6-3	K	1	0	0	0	0	0	0						
Inning Stats	R: 0 E: 0 K: 0 S: 3	H: 1 LOB: 1 BB: 1 P: 7	R: 0 E: 0 K: 0 S: 3	H: 0 LOB: 0 BB: 0 P: 3	R: 0 E: 0 K: 2 S: 7	H: 0 LOB: 0 BB: 0 P: 7	R: 0 E: 0 K: 1 S: 5	H: 0 LOB: 0 BB: 0 P: 5	R: 0 E: 0 K: 1 S: 6	H: 1 LOB: 1 BB: 0 P: 6	R: 0 E: 0 K: 1 S: 7	H: 2 LOB: 2 BB: 0 P: 7	R: 0 E: 0 K: 0 S: 4	H: 1 LOB: 1 BB: 0 P: 4	R: 0 E: 0 K: 0 S: 3	H: 0 LOB: 0 BB: 0 P: 3		R: 2 E: 0 K: 2 S: 10	H: 3 LOB: 2 BB: 0 P: 11	1B: 8 2B: 1 3B: 0 HR: 0	SF: 0 SAC: 0 DP: 1 HBP: 1	WP: 0 PB: 0 SB: 1 CS: 0
PITCHER	IP	WLS	BF	H	R	ER	SO	BB	IBB	HBP	BLK	WP	HR	S	P	ERA	WHIP					
Andy Hawkins, R (1, 1) ERA: 4.44 Rich Gossage, R (9, 1) ERA: 4.11	8.1	W	33	7	2	2	5	1	0	1	0	0	0	41	46	2.16	0.960					

AB 34
R 2
H 8
RBI 2
BB 1
SO 7
LOB 16



Batter	1	2	3	4	5	6	7	8	9	AB	R	H	RBI	BB	SO	LOB	BOTTOM					
Jerry Royster, R (1, 5) OBP: 0.330, SLG: 0.354	K		L8					K		4	1	1	1	0	2	0	Cincinnati Reds @ San Diego Padres Jack Murphy Stadium, San Diego, CA Mon Jul 28 1986, 10:05 PM EDT Att: 12,273 - Unknown					
Tony Gwynn, L (1, 9) OBP: 0.393, SLG: 0.496	4-3		HR			6-3		6-3		4	1	1	1	0	0	0						
Kevin McReynolds, R (1, 7) OBP: 0.352, SLG: 0.474	1B		HR			K		5-3		4	2	2	1	0	1	0						
Steve Garvey, R (1, 3) OBP: 0.270, SLG: 0.391	2B		HR					6-3		4	0	3	1	0	0	0						
Garry Templeton, S (1, 6) OBP: 0.271, SLG: 0.275	1B		1B			1B		K		4	0	0	0	0	3	3						
Terry Kennedy, L (1, 2) OBP: 0.330, SLG: 0.402	1B		6-3			F9		K		4	1	2	0	0	1	1						
Marvell Wynne, L (1, 8) OBP: 0.300, SLG: 0.434	F5					F9		K		3	0	0	0	0	1	2						
Bip Roberts, S (1, 4) OBP: 0.265, SLG: 0.282	1B					F7		SF8		2	0	1	1	0	0	0						
Andy Hawkins, R (1, 1) OBP: 0.190, SLG: 0.171 Rich Gossage, R (9, 1)	K					K		F4		3	0	0	0	0	2	1						
Inning Stats	R: 1 E: 0 K: 2 S: 9	H: 2 LOB: 1 BB: 0 P: 9	R: 0 E: 0 K: 1 S: 6	H: 2 LOB: 1 BB: 0 P: 6	R: 2 E: 0 K: 0 S: 6	H: 3 LOB: 1 BB: 0 P: 6	R: 0 E: 0 K: 2 S: 7	H: 0 LOB: 0 BB: 0 P: 7	R: 1 E: 0 K: 2 S: 9	H: 2 LOB: 1 BB: 0 P: 9	R: 1 E: 0 K: 0 S: 4	H: 1 LOB: 0 BB: 0 P: 4	R: 0 E: 0 K: 1 S: 5	H: 0 LOB: 0 BB: 0 P: 5	R: 0 E: 0 K: 2 S: 7	H: 0 LOB: 0 BB: 0 P: 7		R: 0 E: 0 K: 2 S: 10	H: 0 LOB: 0 BB: 0 P: 11	1B: 5 2B: 2 3B: 0 HR: 3	SF: 1 SAC: 0 DP: 0 HBP: 0	WP: 0 PB: 0 SB: 0 CS: 1
PITCHER	IP	WLS	BF	H	R	ER	SO	BB	IBB	HBP	BLK	WP	HR	S	P	ERA	WHIP					
Tom Browning, L (1, 1) ERA: 4.04 Ted Power, R (6, 1) ERA: 4.65 Rob Murphy, L (8, 1) ERA: 0.84	5.0	L	23	9	4	4	7	0	0	0	0	0	0	9	9	4.50	0.500					

AB 32
R 5
H 10
RBI 5
BB 0
SO 10
LOB 7



Batter	1	2	3	4	5	6	7	8	9	AB	R	H	RBI	BB	SO	LOB	TOP		
Eddie Milner, L OBP: 0.298, SLG: 0.408 (1, 8)										4	0	2	0	1	0	1	Cincinnati Reds @ San Diego Padres Jack Murphy Stadium, San Diego, CA Wed Jul 30 1986, 10:05 PM EDT Att: 18,422 - Unknown		
Pete Rose, S OBP: 0.309, SLG: 0.258 (1, 3)										5	0	1	0	0	1	3			
Kal Daniels, L OBP: 0.417, SLG: 0.500 (1, 7)										4	0	0	0	0	0	3			
Dave Parker, L OBP: 0.350, SLG: 0.521 (1, 9)										3	1	0	1	2	1	2			
Bo Diaz, R OBP: 0.318, SLG: 0.359 (1, 2)										5	1	1	0	0	0	5			
Buddy Bell, R OBP: 0.332, SLG: 0.383 (1, 5)										2	0	1	0	2	0	0			
Kurt Stillwell, S OBP: 0.285, SLG: 0.229 (1, 6)										3	0	1	2	1	0	1			
Ron Oester, S OBP: 0.319, SLG: 0.351 (1, 4)										4	0	1	0	0	0	5			
John Denny, R OBP: 0.217, SLG: 0.182 (1, 1)										2	0	0	0	0	1	1			
Rob Murphy, L OBP: 0.328, SLG: 0.379 (7, PH)										0	0	0	0	0	0	0			
Wade Rowdon, R OBP: 0.400, SLG: 0.250 (7, 1)										1	0	0	0	0	1	1			
Scott Terry, R OBP: 0.340, SLG: 0.418 (9, PH)										0	0	0	0	0	0	0			
Nick Esasky, R OBP: 0.340, SLG: 0.418 (9, PH)										0	1	0	0	1	0	0			
Inning Stats	R: 0 E: 0 K: 1 S: 7	H: 2 LOB: 2 BB: 0 P: 7	R: 0 E: 0 K: 1 S: 6	H: 1 LOB: 1 BB: 0 P: 6	R: 0 E: 0 K: 0 S: 3	H: 0 LOB: 0 BB: 0 P: 3	R: 0 E: 0 K: 0 S: 3	H: 0 LOB: 1 BB: 1 P: 11	R: 0 E: 0 K: 0 S: 3	H: 0 LOB: 0 BB: 0 P: 3	R: 0 E: 0 K: 1 S: 6	H: 1 LOB: 1 BB: 0 P: 6	R: 2 E: 0 K: 0 S: 5	H: 2 LOB: 2 BB: 2 P: 13	R: 1 E: 0 K: 1 S: 5	H: 1 LOB: 2 BB: 2 P: 14	1B: 7 2B: 0 3B: 0 HR: 0	SF: 0 SAC: 0 DP: 1 HBP: 1	WP: 0 PA: 41 PB: 0 SB: 0 CS: 0
PITCHER	IP WLS BF H R ER SO BB IBB HBP BLK WP HR S P ERA WHIP																		
Ed Whitson, R ERA: 5.94 (1, 1)	7.2 W 34 6 2 2 3 5 0 0 0 0 0 0 35 55 2.35 1.435																		
Gene Walter, L ERA: 3.54 (8, 1)	1.1 7 1 1 1 1 2 0 1 0 0 0 0 6 15 6.75 2.250																		

Batter	1	2	3	4	5	6	7	8	9	AB	R	H	RBI	BB	SO	LOB	BOTTOM		
Tim Flannery, L OBP: 0.390, SLG: 0.383 (1, 4)										5	1	3	1	0	0	0	Cincinnati Reds @ San Diego Padres Jack Murphy Stadium, San Diego, CA Wed Jul 30 1986, 10:05 PM EDT Att: 18,422 - Unknown		
Tony Gwynn, L OBP: 0.392, SLG: 0.495 (1, 9)										5	2	2	0	0	2				
Kevin McReynolds, R OBP: 0.355, SLG: 0.471 (1, 7)										3	1	2	0	2	0	1			
Steve Garvey, R OBP: 0.269, SLG: 0.388 (1, 3)										4	1	2	2	0	1	3			
Graig Nettles, L OBP: 0.299, SLG: 0.414 (1, 5)										4	2	2	5	1	0	4			
Terry Kennedy, L OBP: 0.331, SLG: 0.399 (1, 2)										4	1	1	0	1	2	3			
Marvell Wynne, L OBP: 0.306, SLG: 0.454 (1, 8)										5	0	2	1	0	1	5			
Garry Templeton, S OBP: 0.270, SLG: 0.272 (1, 6)										4	1	0	0	1	2	3			
Ed Whitson, R ERA: 4.61 (6, 1)										3	0	0	0	0	3	4			
Gene Walter, L ERA: 0.79 (8, 1)										1	0	0	0	0	1	1			
Inning Stats	R: 0 E: 0 K: 1 S: 6	H: 1 LOB: 2 BB: 1 P: 10	R: 0 E: 0 K: 3 S: 9	H: 0 LOB: 0 BB: 0 P: 9	R: 5 E: 0 K: 2 S: 11	H: 4 LOB: 2 BB: 3 P: 23	R: 0 E: 0 K: 0 S: 4	H: 1 LOB: 1 BB: 0 P: 4	R: 0 E: 0 K: 2 S: 8	H: 1 LOB: 2 BB: 1 P: 12	R: 1 E: 1 K: 0 S: 9	H: 3 LOB: 3 BB: 0 P: 9	R: 1 E: 0 K: 1 S: 5	H: 1 LOB: 1 BB: 0 P: 5	R: 2 E: 0 K: 1 S: 8	H: 3 LOB: 1 BB: 0 P: 8	1B: 10 2B: 2 3B: 0 HR: 2	SF: 1 SAC: 1 DP: 0 HBP: 0	WP: 0 PA: 45 PB: 0 SB: 0 CS: 0
PITCHER	IP WLS BF H R ER SO BB IBB HBP BLK WP HR S P ERA WHIP																		
John Denny, R ERA: 4.61 (1, 1)	5.1 L 31 10 6 6 8 4 1 0 0 0 0 0 5 5 0.00 0.000																		
Rob Murphy, L ERA: 0.79 (6, 1)	0.2 3 0 0 0 1 0 0 0 0 0 0 0 5 5 0.00 0.000																		
Scott Terry, R ERA: 6.43 (7, 1)	2.0 11 4 3 2 1 0 0 0 0 0 0 1 13 13 9.00 2.000																		

Batter	1	2	3	4	5	6	7	8	9	AB	R	H	RBI	BB	SO	LOB	TOP					
Kurt Stillwell, S OBP: 0.294, SLG: 0.236 (1, 6)	F7		2B 1B		1B				FC5-4 1B	4	2	2	0	1	0	2	Cincinnati Reds @ Los Angeles Dodgers Dodger Stadium, Los Angeles, CA Fri Aug 01 1986, 7:05 PM PDT Att: 46,078 - Unknown					
Buddy Bell, R OBP: 0.333, SLG: 0.386 (1, 5)	6-3		E 2B		F4		F4		1B	5	1	2	2	0	0	2						
Dave Parker, L OBP: 0.349, SLG: 0.517 (1, 9)	F5		E1 2H		K		4-3		1B	5	0	1	1	0	1	2						
Eric Davis, R OBP: 0.396, SLG: 0.567 (1, 8)		5-3	F6			HR		F9	F9	5	1	1	1	0	0	3						
Bo Diaz, R OBP: 0.314, SLG: 0.354 (1, 2)	F8			F6		5-3		6-3		4	0	0	0	0	0	0						
Tony Perez, R OBP: 0.333, SLG: 0.273 (1, 3)				F9		F9		K		4	0	1	0	0	1	0						
Nick Esasky, R OBP: 0.347, SLG: 0.430 (1, 7)	6-3			2B		1B			FC5-4 1B	4	1	3	0	0	0	1						
Ron Oester, S OBP: 0.316, SLG: 0.347 (1, 4)			F4	K		F2		E4 FC5-4		4	0	0	0	0	1	3						
Mario Soto, R OBP: 0.244, SLG: 0.048 (2, 1)			6-3		F9		K		F8	0	0	0	0	0	0	0						
Ted Power, R OBP: 0.227, SLG: 0.457 (5, PH)										1	0	0	0	0	0	0						
Eddie Milner, L OBP: 0.227, SLG: 0.457 (5, 1)										0	0	0	0	0	0	0						
Scott Terry, R OBP: 0.243, SLG: 0.258 (7, PH)										0	0	0	0	0	0	0						
Kal Daniels, L OBP: 0.243, SLG: 0.258 (7, 1)										0	0	0	0	0	0	0						
Carl Willis, R OBP: 0.243, SLG: 0.258 (7, 1)										0	0	0	0	0	0	0						
Wade Rowdon, R OBP: 0.243, SLG: 0.258 (9, PH)										1	0	0	0	0	0	2						
Inning Stats	R: 0 E: 0 K: 0 S: 3	H: 0 LOB: 0 BB: 0 P: 3	R: 0 E: 0 K: 0 S: 4	H: 1 LOB: 1 BB: 0 P: 4	R: 2 E: 1 K: 0 S: 6	H: 2 LOB: 1 BB: 0 P: 6	R: 0 E: 0 K: 1 S: 6	H: 1 LOB: 1 BB: 0 P: 6	R: 0 E: 0 K: 1 S: 5	H: 1 LOB: 1 BB: 0 P: 6	R: 1 E: 0 K: 0 S: 5	H: 2 LOB: 1 BB: 0 P: 5	R: 0 E: 0 K: 1 S: 5	H: 0 LOB: 1 BB: 1 P: 9	R: 0 E: 0 K: 1 S: 5	H: 0 LOB: 0 BB: 0 P: 5	R: 2 E: 1 K: 0 S: 7	H: 3 LOB: 2 BB: 0 P: 7	1B: 6 2B: 3 3B: 0 HR: 1	SF: 0 SAC: 0 DP: 0 HBP: 0	WP: 0 PB: 0 SB: 0 CS: 0	PA: 40
PITCHER	IP	WLS	BF	H	R	ER	SO	BB	IBB	HBP	BLK	WP	HR	S	P	ERA	WHIP					
Rick Honeycutt, L ERA: 2.7 (1, 1)	7.0	W	30	7	3	2	3	1	0	0	0	0	1	35	39	2.57	1.143					
Ed Vande Berg, L ERA: 3.59 (8, 1)	1.2		9	3	2	0	1	0	0	0	0	0	0	11	11	0.00	1.800					
Ken Howell, R ERA: 2.59 (9, 1)	0.1	S	1	0	0	0	0	0	0	0	0	0	0	1	1	0.00	0.000					
Batter	1	2	3	4	5	6	7	8	9	AB	R	H	RBI	BB	SO	LOB	BOTTOM					
Steve Sax, R OBP: 0.387, SLG: 0.437 (1, 4)	1B HBP BB	6-3	SH2-4		6-3			4-3		3	1	0	0	1	0	0	Cincinnati Reds @ Los Angeles Dodgers Dodger Stadium, Los Angeles, CA Fri Aug 01 1986, 7:05 PM PDT Att: 46,078 - Unknown					
Mike Scioscia, L OBP: 0.412, SLG: 0.388 (1, 2)					F7			1-3		4	2	2	0	1	0	0						
Jose Gonzalez, R (9, 9)	HBP HR	1B	1B	IBB						0	0	0	0	0	0	0						
Bill Madlock, R OBP: 0.356, SLG: 0.356 (1, 5)	5-3				F6					4	1	2	3	0	0	2						
Jeff Hamilton, R OBP: 0.247, SLG: 0.371 (6, 5)	1-2	1B SF8	1B	1B				K		1	0	0	0	0	1	0						
Franklin Stubbs, L OBP: 0.324, SLG: 0.506 (1, 9)	4-0				F2					3	1	2	0	1	0	2						
Len Matuszek, L OBP: 0.343, SLG: 0.523 (1, 7)	HBP HR	1B						L6-3 1B		2	1	0	2	0	0	3						
Alex Trevino, R OBP: 0.367, SLG: 0.393 (9, 2)	1-2 2-3 3-H	HBP	SF8	G3		L6-3				0	0	0	0	0	0	0						
Greg Brock, L OBP: 0.316, SLG: 0.402 (1, 3)	4-0				F8			K		3	1	1	4	1	1	0						
Mariano Duncan, R OBP: 0.286, SLG: 0.306 (1, 6)	1-2 2-3 3-H	HR								3	0	0	0	1	1	2						
Reggie Williams, R OBP: 0.329, SLG: 0.401 (1, 8)	0-3				F8					4	1	2	0	0	1	1						
Rick Honeycutt, L OBP: 0.103, SLG: 0.107 (1, 1)					SH2-4 1B					2	1	0	0	0	0	2						
Pedro Guerrero, R (7, PH)					SH					1	0	0	0	0	0	0						
Ed Vande Berg, R (8, 1)	F9				F6					0	0	0	0	0	0	0						
Ken Howell, R (9, 1)					1B					0	0	0	0	0	0	0						
Inning Stats	R: 5 E: 0 K: 1 S: 7	H: 2 LOB: 1 BB: 3 P: 20	R: 2 E: 0 K: 1 S: 8	H: 3 LOB: 2 BB: 1 P: 12	R: 2 E: 0 K: 0 S: 6	H: 2 LOB: 1 BB: 1 P: 10	R: 0 E: 0 K: 0 S: 4	H: 1 LOB: 1 BB: 0 P: 4	R: 0 E: 0 K: 1 S: 3	H: 0 LOB: 0 BB: 0 P: 3	R: 0 E: 0 K: 1 S: 5	H: 1 LOB: 0 BB: 0 P: 5	R: 0 E: 0 K: 0 S: 3	H: 0 LOB: 0 BB: 0 P: 3	R: 0 E: 0 K: 1 S: 5	H: 0 LOB: 0 BB: 0 P: 5	R: 0 E: 0 K: 1 S: 7	H: 0 LOB: 0 BB: 0 P: 5	1B: 7 2B: 2 3B: 0 HR: 1	SF: 1 SAC: 2 DP: 1 HBP: 1	WP: 1 PB: 0 SB: 1 CS: 0	PA: 39
PITCHER	IP	WLS	BF	H	R	ER	SO	BB	IBB	HBP	BLK	WP	HR	S	P	ERA	WHIP					
Mario Soto, R ERA: 4.95 (1, 1)	1.1	L	13	5	7	7	1	2	1	0	0	0	0	11	24	47.25	5.250					
Ted Power, R ERA: 4.94 (2, 1)	2.2		14	3	2	2	1	1	1	0	0	0	0	14	22	6.75	1.500					
Scott Terry, R ERA: 6.18 (5, 1)	2.0		6	1	0	0	1	0	0	0	0	0	0	8	8	0.00	0.500					
Carl Willis, R ERA: 3.12 (7, 1)	2.0		6	0	0	0	1	0	0	0	0	0	0	8	8	0.00	0.000					

Batter	1	2	3	4	5	6	7	8	9	AB	R	H	RBI	BB	SO	LOB	TOP										
Eddie Milner, L OBP: 0.296, SLG: 0.415 (1, 8)										4	1	1	1	0	0	1											
Pete Rose, S OBP: 0.308, SLG: 0.255 (1, 3)										3	0	0	0	1	0	1											
Dave Parker, L OBP: 0.346, SLG: 0.511 (1, 9)										4	0	0	0	0	0	1											
Eric Davis, R OBP: 0.391, SLG: 0.557 (1, 7)										4	0	0	0	0	1	1											
Bo Diaz, R OBP: 0.311, SLG: 0.351 (1, 2)										3	0	0	0	0	0	0											
Buddy Bell, R OBP: 0.331, SLG: 0.383 (1, 5)										3	0	0	0	0	0	0											
Kurt Stillwell, S OBP: 0.289, SLG: 0.231 (1, 6)										3	0	0	0	0	0	0											
Ron Oester, S OBP: 0.313, SLG: 0.344 (1, 4)										3	0	0	0	0	1	1											
Tom Browning, L OBP: 0.173, SLG: 0.157 (1, 1)										2	0	0	0	0	0	1											
Kal Daniels, L OBP: 0.410, SLG: 0.489 (8, PH)										1	0	0	0	0	0	0											
Ron Robinson, R OBP: 0.083, SLG: 0.083 (8, 1)										0	0	0	0	0	0	0											
John Franco, L OBP: 0.083, SLG: 0.083 (8, 1)										0	0	0	0	0	0	0											
Inning Stats	R: 0 E: 0 K: 0 S: 3	H: 0 LOB: 1 BB: 1 P: 7	R: 0 E: 0 K: 0 S: 3	H: 0 LOB: 0 BB: 0 P: 3	R: 0 E: 1 K: 1 S: 6	H: 0 LOB: 1 BB: 0 P: 6	R: 0 E: 0 K: 0 S: 3	H: 0 LOB: 0 BB: 0 P: 3	R: 0 E: 1 K: 0 S: 4	H: 0 LOB: 1 BB: 0 P: 4	R: 0 E: 0 K: 0 S: 3	H: 0 LOB: 0 BB: 0 P: 3	R: 0 E: 0 K: 0 S: 3	H: 0 LOB: 0 BB: 0 P: 3	R: 0 E: 0 K: 1 S: 5	H: 0 LOB: 0 BB: 0 P: 5	1B: 0 2B: 0 3B: 0 HR: 1	SF: 0 SAC: 0 DP: 0 HBP: 0	WP: 0 PB: 0 SB: 0 CS: 0	PA: 31							
PITCHER	IP	WLS	BF	H	R	ER	SO	BB	IBB	HBP	BLK	WP	HR	S	P	ERA	WHIP										
Alejandro Pena, R ERA: 5.15 (1, 1)	7.0		25	1	1	1	1	1	0	0	0	0	1	26	30	1.29	0.286										
Tom Niedenfuer, R ERA: 3.17 (8, 1)	2.0	W	6	0	0	0	1	0	0	0	0	0	0	8	8	0.00	0.000										

Cincinnati Reds @ Los Angeles Dodgers
 Dodger Stadium, Los Angeles, CA
 Sat Aug 02 1986, 3:33 AM PDT
 Att: 42,095 - Unknown

AB	30
R	1
H	1
RBI	1
BB	1
SO	2
LOB	6



Batter	1	2	3	4	5	6	7	8	9	AB	R	H	RBI	BB	SO	LOB	BOTTOM										
Steve Sax, R OBP: 0.385, SLG: 0.434 (1, 4)										5	1	1	0	0	0	3											
Bill Russell, R OBP: 0.291, SLG: 0.277 (1, 9)										4	1	1	0	0	0	0											
Bill Madlock, R OBP: 0.308, SLG: 0.356 (1, 5)										3	0	1	0	1	0	0											
Jeff Hamilton, R OBP: 0.247, SLG: 0.371 (8, PR)										0	1	0	0	0	0	0											
Franklin Stubbs, L OBP: 0.321, SLG: 0.500 (1, 7)										3	0	0	0	0	2	1											
Pedro Guerrero, R OBP: 0.314, SLG: 0.490 (8, PH)										1	0	0	0	0	1	3											
Mike Scioscia, L OBP: 0.412, SLG: 0.388 (9, 2)										0	0	0	0	0	0	0											
Enos Cabell, R OBP: 0.286, SLG: 0.312 (1, 3)										4	1	2	4	0	0	0											
Alex Trevino, R OBP: 0.384, SLG: 0.385 (1, 2)										3	1	0	0	1	0	1											
Jose Gonzalez, R OBP: 0.314, SLG: 0.490 (9, 9)										0	0	0	0	0	0	0											
Mariano Duncan, R OBP: 0.286, SLG: 0.305 (1, 6)										4	2	1	0	0	1	1											
Reggie Williams, R OBP: 0.332, SLG: 0.397 (1, 8)										2	0	0	0	2	1	2											
Alejandro Pena, R OBP: 0.100, SLG: 0.100 (1, 1)										2	0	1	1	0	1	2											
Greg Brock, L OBP: 0.314, SLG: 0.490 (7, PH)										1	0	0	0	0	1	0											
Tom Niedenfuer, R OBP: 0.667, SLG: 0.667 (8, 1)										1	0	1	2	0	0	0											
Inning Stats	R: 0 E: 0 K: 1 S: 6	H: 1 LOB: 1 BB: 0 P: 6	R: 1 E: 1 K: 0 S: 5	H: 1 LOB: 2 BB: 1 P: 9	R: 0 E: 0 K: 1 S: 5	H: 0 LOB: 0 BB: 0 P: 5	R: 0 E: 0 K: 2 S: 8	H: 1 LOB: 2 BB: 1 P: 12	R: 0 E: 0 K: 0 S: 3	H: 0 LOB: 0 BB: 0 P: 3	R: 0 E: 0 K: 0 S: 3	H: 0 LOB: 0 BB: 0 P: 3	R: 0 E: 0 K: 1 S: 5	H: 0 LOB: 0 BB: 0 P: 5	R: 6 E: 0 K: 2 S: 12	H: 5 LOB: 1 BB: 2 P: 20	1B: 7 2B: 0 3B: 0 HR: 1	SF: 0 SAC: 0 DP: 0 HBP: 0	WP: 0 PB: 0 SB: 3 CS: 0	PA: 37							
PITCHER	IP	WLS	BF	H	R	ER	SO	BB	IBB	HBP	BLK	WP	HR	S	P	ERA	WHIP										
Tom Browning, L ERA: 3.85 (1, 1)	7.0		27	3	1	0	5	0	2	0	0	0	0	35	43	0.00	0.429										
Ron Robinson, R ERA: 2.71 (8, 1)	0.0	L	3	2	3	3	0	1	0	0	0	0	0	2	6	∞	∞										
John Franco, L ERA: 2.5 (8, 1)	1.0		7	3	3	3	2	1	0	0	0	0	1	10	14	27.00	4.000										

Cincinnati Reds @ Los Angeles Dodgers
 Dodger Stadium, Los Angeles, CA
 Sat Aug 02 1986, 3:33 AM PDT
 Att: 42,095 - Unknown

AB	33
R	7
H	8
RBI	7
BB	4
SO	7
LOB	13



Batter	1	2	3	4	5	6	7	8	9	AB	R	H	RBI	BB	SO	LOB	TOP
Eddie Milner, L OBP: 0.292, SLG: 0.410 (1, 8)										4	0	0	0	0	1	1	Cincinnati Reds @ Los Angeles Dodgers Dodger Stadium, Los Angeles, CA Sun Aug 03 1986, 3:33 AM PDT Att: 39,083 - Unknown
Kurt Stillwell, S OBP: 0.288, SLG: 0.232 (1, 6)										4	0	1	0	0	0	0	
Dave Parker, L OBP: 0.342, SLG: 0.506 (1, 9)										4	0	0	0	0	0	1	
Eric Davis, R OBP: 0.389, SLG: 0.551 (1, 7)										3	1	0	0	1	1	0	
Buddy Bell, R OBP: 0.332, SLG: 0.382 (1, 5)										3	0	1	0	1	1	0	
Nick Esasky, R OBP: 0.341, SLG: 0.421 (1, 3)										4	0	0	0	0	1	4	
Sal Butera, R OBP: 0.343, SLG: 0.354 (1, 2)										3	0	2	1	0	0	0	
Ron Oester, S OBP: 0.311, SLG: 0.341 (1, 4)										3	0	0	0	0	0	3	
Bill Gullickson, R OBP: 0.078, SLG: 0.060 (1, 1)										2	0	0	0	0	1	2	
Inning Stats	R: 0 E: 0 K: 0 S: 3	H: 0 LOB: 0 BB: 0 P: 3	R: 1 E: 0 K: 1 S: 6	H: 1 LOB: 2 BB: 2 P: 14	R: 0 E: 0 K: 0 S: 3	H: 1 LOB: 0 BB: 0 P: 3	R: 0 E: 0 K: 0 S: 4	H: 1 LOB: 1 BB: 0 P: 4	R: 0 E: 1 K: 0 S: 5	H: 0 LOB: 0 BB: 0 P: 3	R: 0 E: 0 K: 1 S: 5	H: 0 LOB: 0 BB: 0 P: 5	R: 0 E: 0 K: 3 S: 9	H: 0 LOB: 0 BB: 0 P: 9	1B: 4 2B: 0 3B: 0 HR: 0	SF: 0 SAC: 1 DP: 1 HBP: 0	WP: 0 PA: 33 PB: 0 SB: 1 CS: 0
PITCHER	IP WLS BF H R ER SO BB IBB HBP BLK WP HR S P ERA WHIP																
Orel Hershiser, R ERA: 3.64 Ken Howell, R ERA: 2.51	(1, 1) (8, 1)	7.0 S	27 6	4 0	1 0	1 0	1 4	2 0	0 0	0 0	0 0	0 0	0 0	0 14	35 14	1.29 0.00	0.857 0.000

Batter	1	2	3	4	5	6	7	8	9	AB	R	H	RBI	BB	SO	LOB	BOTTOM
Steve Sax, R OBP: 0.382, SLG: 0.431 (1, 4)										3	0	0	0	0	0	0	Cincinnati Reds @ Los Angeles Dodgers Dodger Stadium, Los Angeles, CA Sun Aug 03 1986, 3:33 AM PDT Att: 39,083 - Unknown
Mike Scioscia, L OBP: 0.407, SLG: 0.382 (1, 2)										3	0	0	0	0	1	1	
Bill Madlock, R OBP: 0.309, SLG: 0.356 (1, 5)										3	0	1	1	0	0	0	
Franklin Stubbs, L OBP: 0.318, SLG: 0.495 (1, 9) (8, 7)										3	0	0	0	0	1	1	
Len Matuszek, L OBP: 0.343, SLG: 0.516 Ken Howell, R (8, 1)										3	0	1	0	0	1	0	
Greg Brock, L OBP: 0.314, SLG: 0.399 (1, 3)										3	0	1	0	0	0	0	
Mariano Duncan, R OBP: 0.286, SLG: 0.305 (1, 6)										3	1	1	0	0	0	2	
Reggie Williams, R OBP: 0.329, SLG: 0.393 (1, 8)										2	0	0	0	0	0	2	
Orel Hershiser, R OBP: 0.261, SLG: 0.267 Jose Gonzalez, R (8, 9)										1	1	0	1	0	0	0	
Inning Stats	R: 0 E: 0 K: 0 S: 3	H: 0 LOB: 0 BB: 0 P: 3	R: 0 E: 0 K: 1 S: 5	H: 0 LOB: 0 BB: 0 P: 5	R: 1 E: 0 K: 0 S: 4	H: 1 LOB: 0 BB: 0 P: 4	R: 0 E: 0 K: 0 S: 3	H: 0 LOB: 0 BB: 0 P: 3	R: 0 E: 1 K: 2 S: 9	H: 1 LOB: 1 BB: 0 P: 9	R: 0 E: 0 K: 0 S: 3	H: 0 LOB: 0 BB: 0 P: 3	R: 0 E: 0 K: 1 S: 5	H: 0 LOB: 0 BB: 0 P: 5	1B: 4 2B: 0 3B: 0 HR: 0	SF: 0 SAC: 3 DP: 1 HBP: 0	WP: 0 PA: 28 PB: 0 SB: 1 CS: 0
PITCHER	IP WLS BF H R ER SO BB IBB HBP BLK WP HR S P ERA WHIP																
Bill Gullickson, R ERA: 3.51	(1, 1)	8.0 L	28 28	4 2	2 1	1 4	0 4	0 0	0 0	0 0	0 0	0 36	36 36	1.12 0.500			

Batter	1	2	3	4	5	6	7	8	9	AB	R	H	RBI	BB	SO	LOB	TOP									
Kurt Stillwell, S OBP: 0.296, SLG: 0.234 (1, 6)										3	1	1	0	2	0	1	Cincinnati Reds @ San Francisco Giants Candlestick Park, San Francisco, CA Mon Aug 04 1986, 6:33 AM EDT Att: 9,853 - Unknown									
Buddy Bell, R OBP: 0.334, SLG: 0.385 (1, 5)										3	0	1	1	1	1	2										
Dave Parker, L OBP: 0.342, SLG: 0.502 (1, 9)										3	0	0	0	1	0	3										
Eric Davis, R OBP: 0.384, SLG: 0.542 (7, 7)										4	0	0	0	0	1	4										
Bo Diaz, R OBP: 0.307, SLG: 0.347 (1, 2)										3	0	0	1	0	0	1										
Tony Perez, R OBP: 0.342, SLG: 0.287 Eddie Milner, L OBP: 0.292, SLG: 0.408 (7, PR) (7, 8)										2	0	1	0	1	0	0										
Nick Esasky, R OBP: 0.339, SLG: 0.415 (7, 3)										3	0	0	0	1	1	1										
Wade Rowdon, R OBP: 0.321, SLG: 0.366 John Franco, L (9, 1)										4	0	1	0	0	2	2										
John Denny, R OBP: 0.208, SLG: 0.174 Kal Daniels, L OBP: 0.415, SLG: 0.505 Ron Robinson, R OBP: 0.083, SLG: 0.083 Ron Oester, S OBP: 0.310, SLG: 0.340 (8, PH) (8, 1) (9, PH) (9, 4)										2	0	0	0	0	1	0										
Inning Stats	R: 0 E: 0 K: 0 S: 2	H: 0 LOB: 0 BB: 1 P: 6	R: 0 E: 0 K: 0 S: 3	H: 0 LOB: 1 BB: 1 P: 7	R: 0 E: 0 K: 0 S: 3	H: 0 LOB: 0 BB: 0 P: 3	R: 0 E: 0 K: 0 S: 3	H: 0 LOB: 1 BB: 1 P: 7	R: 0 E: 0 K: 1 S: 5	H: 0 LOB: 0 BB: 0 P: 5	R: 0 E: 0 K: 2 S: 7	H: 0 LOB: 1 BB: 1 P: 11	R: 0 E: 0 K: 1 S: 6	H: 1 LOB: 2 BB: 1 P: 10	R: 2 E: 0 K: 1 S: 8	H: 3 LOB: 2 BB: 1 P: 12		R: 0 E: 0 K: 1 S: 6	H: 1 LOB: 1 BB: 0 P: 6	1B: 2 2B: 3 3B: 0 HR: 0	SF: 1 SAC: 0 DP: 1 HBP: 0	WP: 1 PB: 0 SB: 1 CS: 0	PA: 37			
PITCHER	IP	WLS	BF	H	R	ER	SO	BB	IBB	HBP	BLK	WP	HR	S	P	ERA		WHIP								
Terry Mulholland, L ERA: 3.88 Scott Garretts, R ERA: 3.47 (1, 1) (8, 1)	7.0	L	28	3	2	2	4	5	0	0	0	1	0	31	51	2.57		1.143								

Batter	1	2	3	4	5	6	7	8	9	AB	R	H	RBI	BB	SO	LOB	BOTTOM									
Randy Kutcher, R OBP: 0.277, SLG: 0.455 (1, 8)										3	0	1	0	1	1	0	Cincinnati Reds @ San Francisco Giants Candlestick Park, San Francisco, CA Mon Aug 04 1986, 6:33 AM EDT Att: 9,853 - Unknown									
Robby Thompson, R OBP: 0.310, SLG: 0.365 (1, 4)										4	0	0	0	0	1	3										
Joel Youngblood, R OBP: 0.336, SLG: 0.439 (1, 7)										4	0	0	0	0	0	3										
Chris Brown, R OBP: 0.396, SLG: 0.458 (1, 5)										4	1	2	0	0	1	2										
Chili Davis, S OBP: 0.375, SLG: 0.443 (1, 9)										4	0	1	1	0	1	1										
Will Clark, L OBP: 0.335, SLG: 0.446 Dan Gladden, R OBP: 0.354, SLG: 0.365 (1, 3) (9, PR)										4	0	1	0	0	0	2										
Bob Brenly, R OBP: 0.366, SLG: 0.359 (1, 2)										3	0	0	0	1	0	1										
Luis Quinones, S OBP: 0.263, SLG: 0.382 Jose Uribe, S OBP: 0.303, SLG: 0.283 Candy Maldonado, R OBP: 0.289, SLG: 0.443 (1, 6) (8, 6) (9, PH)										3	0	1	0	0	0	1										
Terry Mulholland, R Scott Garretts, R OBP: 0.184, SLG: 0.189 (1, 1) (8, 1)										2	0	0	0	0	0	0										
Inning Stats	R: 0 E: 1 K: 0 S: 4	H: 1 LOB: 1 BB: 0 P: 4	R: 0 E: 0 K: 0 S: 3	H: 0 LOB: 0 BB: 0 P: 3	R: 0 E: 0 K: 0 S: 4	H: 1 LOB: 2 BB: 1 P: 8	R: 1 E: 0 K: 0 S: 5	H: 2 LOB: 1 BB: 0 P: 5	R: 0 E: 0 K: 1 S: 5	H: 0 LOB: 0 BB: 0 P: 5	R: 0 E: 0 K: 1 S: 6	H: 1 LOB: 1 BB: 0 P: 6	R: 0 E: 0 K: 0 S: 3	H: 0 LOB: 0 BB: 0 P: 3	R: 0 E: 0 K: 1 S: 5	H: 0 LOB: 2 BB: 1 P: 12		R: 0 E: 0 K: 2 S: 8	H: 1 LOB: 2 BB: 1 P: 12	1B: 5 2B: 1 3B: 0 HR: 0	SF: 0 SAC: 1 DP: 1 HBP: 0	WP: 1 PB: 0 SB: 1 CS: 0	PA: 35			
PITCHER	IP	WLS	BF	H	R	ER	SO	BB	IBB	HBP	BLK	WP	HR	S	P	ERA		WHIP								
John Denny, R ERA: 4.45 Ron Robinson, R ERA: 2.69 John Franco, L ERA: 2.47 (1, 1) (8, 1) (9, 1)	7.0	W	27	5	1	1	2	1	0	0	0	0	0	5	5	0.00		0.857								

Batter	1	2	3	4	5	6	7	8	9	10	11	12	13	14	AB	R	H	RBI	BB	SO	LOB	TOP						
Kurt Stillwell, S OBP: 0.284, SLG: 0.226 (1, 6)	F8			6-3		BB 1B		6-3			F9	9-2			6	0	1	0	0	0	2							
Buddy Bell, R OBP: 0.343, SLG: 0.389 (1, 5)	F9			L7		WP 1B			FC4-6 BB		1B		F8		4	1	1	0	2	0	0							
Dave Parker, L OBP: 0.345, SLG: 0.506 (1, 9)	6-3			L4		FC6-4 1B			FC4-6 1B		BB 1B		5-3		6	0	2	1	0	0	1							
Eric Davis, R OBP: 0.300, SLG: 0.537 (9, 1)					4-3	FC6-4 1B			G4-6-3 1B						3	0	1	0	1	0	0							
John Franco, L OBP: 0.302, SLG: 0.333 (11, 9)															0	0	0	0	0	0	0							
Kai Davis, L OBP: 0.300, SLG: 0.300 (11, 1)															0	0	0	0	0	0	0							
Rob Murphy, L OBP: 0.300, SLG: 0.300 (11, 1)															0	0	0	0	0	0	0							
Paula Rojas, R OBP: 0.300, SLG: 0.300 (11, 1)															0	0	0	0	0	0	0							
Carl Willis, L OBP: 0.300, SLG: 0.300 (11, 1)															0	0	0	0	0	0	0							
Bo Diaz, R OBP: 0.309, SLG: 0.351 (1, 2)	F8							F2			F3		5-3		6	0	1	0	0	0	7							
Tony Perez, R OBP: 0.331, SLG: 0.271 (1, 3)	F9														2	0	0	0	1	1	1							
Eddie Milner, L OBP: 0.289, SLG: 0.404 (9, 8)	F9							K			6-3		4-3		3	0	0	0	0	0	3							
Nick Esasky, R OBP: 0.328, SLG: 0.394 (9, 3)								5-3			F7				5	0	0	0	1	1	2							
Wade Rowdon, R OBP: 0.302, SLG: 0.333 (1, 4)	F9														3	0	0	0	0	1	2							
Ron Oester, S OBP: 0.313, SLG: 0.341 (8, 4)															2	0	1	0	1	0	0							
Tom Browning, L OBP: 0.164, SLG: 0.148 (1, 1)															3	0	0	0	0	2	0							
Ron Robinson, R OBP: 0.083, SLG: 0.083 (8, 1)															0	0	0	0	0	0	0							
Max Venable, L OBP: 0.302, SLG: 0.305 (9, 7)															1	0	0	0	0	0	1							
Inning Stats	R: 0 E: 0 K: 0 S: 3	H: 0 LOB: 0 BB: 0 P: 3	R: 0 E: 0 K: 0 S: 2	H: 0 LOB: 1 BB: 1 P: 6	R: 0 E: 0 K: 2 S: 7	H: 0 LOB: 0 BB: 0 P: 7	R: 0 E: 0 K: 1 S: 6	H: 1 LOB: 2 BB: 1 P: 10	R: 0 E: 0 K: 1 S: 5	H: 0 LOB: 0 BB: 0 P: 5	R: 0 E: 0 K: 0 S: 3	H: 1 LOB: 1 BB: 1 P: 7	R: 0 E: 0 K: 0 S: 5	H: 0 LOB: 1 BB: 1 P: 9	R: 0 E: 0 K: 0 S: 3	H: 1 LOB: 1 BB: 1 P: 7	R: 0 E: 0 K: 0 S: 3	H: 0 LOB: 0 BB: 0 P: 3	R: 0 E: 0 K: 0 S: 3	H: 0 LOB: 0 BB: 0 P: 3	R: 0 E: 0 K: 0 S: 3	H: 0 LOB: 0 BB: 0 P: 3	1B: 6 2B: 2 HR: 0	SF: 0 SAC: 1 DP: 2 HBP: 0	WP: 1 PB: 0 SB: 2 CS: 1	PA: 53		
PITCHER	IP	WLS	BF	H	R	ER	SO	BB	IBB	HBP	BLK	WP	HR	S	P	ERA	WHIP											
Vida Blue, L ERA: 3.3	8.0		28	3	1	0	5	3	0	0	0	0	0	0	35	47	0.00	2.000										
Scott Garretts, R ERA: 3.99	3.0		14	3	0	0	0	3	0	0	0	0	0	11	23	0.00	2.000											
Juan Berenguer, R ERA: 2.97	2.0		8	1	0	0	0	2	0	0	0	0	0	6	14	0.00	1.500											
Jeff Robinson, R ERA: 3.82	1.0		W	3	0	0	0	0	0	0	0	0	0	3	3	0.00	0.000											

Cincinnati Reds @ San Francisco Giants
Candlestick Park, San Francisco, CA
Wed Aug 06 1986, 6:33 AM EDT
Att: 17,044 - Unknown

AB 44
R 1
H 7
RBI 1
BB 8
SO 5
LOB 20



Batter	1	2	3	4	5	6	7	8	9	10	11	12	13	14	AB	R	H	RBI	BB	SO	LOB	BOTTOM						
Dan Glendon, R OBP: 0.297, SLG: 0.367 (11, 8)	FC6-4 BB														3	0	0	0	1	0	2							
Scott Garretts, R OBP: 0.297, SLG: 0.367 (11, 8)															0	0	0	0	0	0	0							
John Berenguer, R OBP: 0.297, SLG: 0.367 (11, 8)															1	0	0	0	0	0	0							
Juan Berenguer, R OBP: 0.297, SLG: 0.367 (11, 8)															0	0	0	0	0	0	0							
Harry Sullivan, R OBP: 0.297, SLG: 0.367 (11, 8)															0	0	0	0	0	0	0							
Jeff Robinson, R OBP: 0.297, SLG: 0.367 (11, 8)															0	0	0	0	0	0	0							
Robby Thompson, R OBP: 0.324, SLG: 0.357 (1, 4)	FC6-4 1B														6	1	1	0	0	2	3							
Chili Davis, S OBP: 0.373, SLG: 0.437 (1, 9)															5	0	1	0	0	1	0							
Will Clark, L OBP: 0.349, SLG: 0.467 (1, 3)	F2														6	0	3	1	0	0	2							
Chris Brown, R OBP: 0.390, SLG: 0.452 (1, 5)	5-3														6	1	2	0	0	0	4							
Candy Maldonado, R OBP: 0.284, SLG: 0.429 (1, 7)															5	0	0	0	1	2	2							
Bob Melvin, R OBP: 0.266, SLG: 0.324 (1, 2)															2	0	0	0	0	0	0							
Randy Kutcher, R OBP: 0.283, SLG: 0.453 (8, 9)	3-1														3	0	1	0	1	0	3							
Luis Quiñones, S OBP: 0.292, SLG: 0.373 (1, 6)															4	0	1	0	0	1	0							
Mike Aldrete, L OBP: 0.331, SLG: 0.336 (14, 14)															1	0	1	1	0	0	0							
Vida Blue, S OBP: 0.173, SLG: 0.200 (1, 1)															2	0	0	0	0	1	0							
Bob Brenly, R OBP: 0.365, SLG: 0.361 (9, 2)															2	0	0	0	0	1	1							
Inning Stats	R: 0 E: 0 K: 0 S: 4	H: 1 LOB: 2 BB: 1 P: 8	R: 0 E: 0 K: 2 S: 7	H: 0 LOB: 0 BB: 0 P: 7	R: 0 E: 0 K: 1 S: 5	H: 0 LOB: 0 BB: 0 P: 5	R: 0 E: 0 K: 1 S: 5	H: 0 LOB: 0 BB: 0 P: 3	R: 0 E: 0 K: 0 S: 3	H: 1 LOB: 1 BB: 1 P: 7	R: 1 E: 0 K: 0 S: 5	H: 2 LOB: 1 BB: 0 P: 5	R: 0 E: 0 K: 0 S: 3	H: 0 LOB: 0 BB: 0 P: 3	R: 0 E: 0 K: 1 S: 5	H: 1 LOB: 1 BB: 1 P: 10	R: 0 E: 0 K: 0 S: 6	H: 3 LOB: 3 BB: 1 P: 11	R: 1 E: 0 K: 1 S: 7	H: 0 LOB: 0 BB: 0 P: 3	R: 0 E: 0 K: 0 S: 7	H: 0 LOB: 0 BB: 0 P: 11	1B: 9 2B: 2 3B: 0 HR: 0	SF: 0 SAC: 3 DP: 1 HBP: 0	WP: 0 PB: 0 SB: 0 CS: 2	PA: 53		
PITCHER	IP	WLS	BF	H	R	ER	SO	BB	IBB	HBP	BLK	WP	HR	S	P	ERA	WHIP											
Tom Browning, L ERA: 3.68	7.0		26	3	0	0	4	2	0	0	0	0	0	0	32	40	0.00	0.714										
Ron Robinson, R ERA: 2.75	1.1		4	1	1	1	0	0	0	0	0	0	0	4	4	6.75	0.750											
John Franco, L ERA: 2.41	1.2		6	1	0	0	0	0	0	0	0	0	0	6	6	0.00	0.600											
Rob Murphy, L ERA: 0.63	2.0		6	1	0	0	2	0	0	0	0	0	0	10	10	0.00	0.500											
Carl Willis, R ERA: 3.03	1.2		L	11	4	1	1	2	0	2	0	0	0	13	21	5.40	2.400											

Cincinnati Reds @ San Francisco Giants
Candlestick Park, San Francisco, CA
Wed Aug 06 1986, 6:33 AM EDT
Att: 17,044 - Unknown

AB 46
R 2
H 10
RBI 2
BB 4
SO 8
LOB 17



Batter	1	2	3	4	5	6	7	8	9	AB	R	H	RBI	BB	SO	LOB	TOP			
Steve Sax, R OBP: 0.388, SLG: 0.436 (1, 4)	6-3		F3			1B		6-3		4	0	1	0	0	0	0				
Mike Scioscia, L OBP: 0.395, SLG: 0.368 (1, 2)	G3			F8		F7		FC6-4	1B	4	0	1	0	0	0	1				
Bill Madlock, R OBP: 0.314, SLG: 0.357 Jeff Hamilton, R OBP: 0.243, SLG: 0.366 Alex Trevino, R OBP: 0.362, SLG: 0.383 (1, 5) (6, 5) (9, FH)	WP			5-3		K		K		3	0	1	0	0	1	1				
Franklin Stubbs, L OBP: 0.325, SLG: 0.498 (1, 8)	F2			K				F7		4	0	1	0	0	1	2				
Mike Marshall, R OBP: 0.312, SLG: 0.458 (1, 9)				K		K		K		4	0	0	0	0	3	2				
Len Matuszek, L OBP: 0.345, SLG: 0.566 (1, 7)				F9		5-3		6-3		3	0	0	0	0	0	1				
Greg Brock, L OBP: 0.322, SLG: 0.407 (1, 3)				K				F8		3	0	1	0	0	1	1				
Mariano Duncan, R OBP: 0.287, SLG: 0.314 (1, 6)				F5		F9		K		3	0	0	0	0	1	1				
Orel Hershiser, R OBP: 0.250, SLG: 0.255 Joe Beckwith, L (7, 1) Pedro Guerrero, R (8, FH) Ed Vande Berg, R (8, 1)	F4					6-3		6-3		2	0	0	0	0	0	0				
Inning Stats	R: 0 E: 0 K: 0 S: 4	H: 1 LOB: 1 BB: 0 P: 4	R: 0 E: 0 K: 2 S: 7	H: 0 LOB: 0 BB: 0 P: 7	R: 0 E: 0 K: 0 S: 3	H: 0 LOB: 0 BB: 0 P: 3	R: 0 E: 0 K: 1 S: 5	H: 0 LOB: 0 BB: 0 P: 5	R: 0 E: 0 K: 1 S: 6	H: 1 LOB: 1 BB: 0 P: 6	R: 0 E: 0 K: 1 S: 6	H: 1 LOB: 1 BB: 0 P: 6	R: 0 E: 0 K: 1 S: 5	H: 0 LOB: 0 BB: 0 P: 5	R: 0 E: 0 K: 1 S: 6	H: 1 LOB: 1 BB: 0 P: 6	1B: 3 2B: 2 3B: 0 HR: 0	SF: 0 SAC: 0 DP: 0 HBP: 0	WP: 1 PB: 0 SB: 0 CS: 0	PA: 32
PITCHER Bill Gullickson, R ERA: 3.31 (1, 1)	IP: 9.0 WLS: W BF: 32 H: 5 R: 0 ER: 0 SO: 8 BB: 0 IBB: 0 HBP: 0 BLK: 0 WP: 1 HR: 0 S: 48 P: 48 ERA: 0.00 WHIP: 0.556															PITCHER				

Los Angeles Dodgers @ Cincinnati Reds
Riverfront Stadium, Cincinnati, OH
Fri Aug 08 1986, 3:33 AM EDT
Unknown

AB	32
R	0
H	5
RBI	0
BB	0
SO	8
LOB	10



Batter	1	2	3	4	5	6	7	8	9	AB	R	H	RBI	BB	SO	LOB	BOTTOM			
Kal Daniels, L OBP: 0.420, SLG: 0.500 Eddie Milner, L OBP: 0.289, SLG: 0.404 (1, 7) (8, 8)	G3		K			SF7	1B	1-2 2H	1B	4	1	2	1	0	1	1				
Buddy Bell, R OBP: 0.342, SLG: 0.395 (1, 5)	K			HR		6-3	K			4	1	1	1	0	2	3				
Dave Parker, L OBP: 0.342, SLG: 0.502 (1, 9)	K			F7		SF7		1-3		3	0	0	1	0	1	0				
Eric Davis, R OBP: 0.390, SLG: 0.535 (1, 8) (8, 7)			L6		6-3	CS	BB	S	1B	3	0	1	0	1	0	0				
Nick Esasky, R OBP: 0.322, SLG: 0.386 (1, 3)	K			K		CS	F8	K		4	0	0	0	0	3	1				
Kurt Stillwell, S OBP: 0.298, SLG: 0.233 (1, 6)	F9				5-3	BB	1B	2B	1-2	3	1	1	0	1	0	1				
Sal Butera, R OBP: 0.340, SLG: 0.341 (1, 2)			6-3		5-3		F5			3	0	0	0	0	0	2				
Ron Oester, S OBP: 0.315, SLG: 0.342 (1, 4)					K		1B	1B	IBB	2	1	1	0	1	1	1				
Bill Gullickson, R OBP: 0.093, SLG: 0.075 (1, 1)	K				4-3		1B	1B		3	0	1	1	0	1	2				
Inning Stats	R: 0 E: 0 K: 2 S: 7	H: 0 LOB: 0 BB: 0 P: 7	R: 0 E: 0 K: 1 S: 5	H: 0 LOB: 0 BB: 0 P: 5	R: 0 E: 0 K: 2 S: 8	H: 1 LOB: 1 BB: 0 P: 8	R: 1 E: 0 K: 1 S: 6	H: 1 LOB: 0 BB: 0 P: 6	R: 0 E: 0 K: 1 S: 5	H: 0 LOB: 1 BB: 1 P: 9	R: 1 E: 0 K: 0 S: 3	H: 1 LOB: 0 BB: 1 P: 7	R: 2 E: 0 K: 1 S: 8	H: 3 LOB: 2 BB: 1 P: 12	R: 0 E: 0 K: 1 S: 6	H: 1 LOB: 1 BB: 0 P: 6	1B: 5 2B: 1 3B: 0 HR: 1	SF: 1 SAC: 0 DP: 0 HBP: 0	WP: 0 PB: 0 SB: 2 CS: 1	PA: 34
PITCHER Orel Hershiser, R ERA: 3.71 Joe Beckwith, R ERA: 54.0 Ed Vande Berg, L ERA: 3.51 (1, 1) (7, 1) (8, 1)	IP: 6.2 WLS: L BF: 28 H: 6 R: 4 ER: 4 SO: 7 BB: 2 IBB: 1 HBP: 0 BLK: 0 WP: 0 HR: 1 S: 39 P: 51 ERA: 5.40 WHIP: 1.200															PITCHER				

Los Angeles Dodgers @ Cincinnati Reds
Riverfront Stadium, Cincinnati, OH
Fri Aug 08 1986, 3:33 AM EDT
Unknown

AB	29
R	4
H	7
RBI	4
BB	3
SO	9
LOB	11



Batter	1	2	3	4	5	6	7	8	9	AB	R	H	RBI	BB	SO	LOB	TOP							
Steve Sax, R OBP: 0.387, SLG: 0.434 (1,4)	L6		F7			G5-4-3 1B		G3		4	0	1	0	0	0	1	Los Angeles Dodgers @ Cincinnati Reds Riverfront Stadium, Cincinnati, OH Fri Aug 08 1986, 7:05 PM EDT Att: 35,948 - Unknown livebaseballscorecards.com							
Mariano Duncan, R OBP: 0.285, SLG: 0.311 (1,6) Pedro Guerrero, R (9, PH)	E6		FC6-4			G5-4-3 1-2			K	3	0	0	0	0	0	2								
Bill Madlock, R OBP: 0.309, SLG: 0.351 (1,5)	F7			F3					1-3	4	0	0	0	0	0	1								
Mike Marshall, R OBP: 0.308, SLG: 0.452 (1,9)	K			K					K	4	0	0	0	0	3	1								
Enos Cabell, R OBP: 0.293, SLG: 0.335 (1,3)		CS BB		F6					E 1B	2	1	1	0	1	0	0								
Alex Trevino, R OBP: 0.362, SLG: 0.388 (1,2)		4-3 1-2			L3				E6 2B	3	0	1	1	0	0	1								
Franklin Stubbs, L OBP: 0.325, SLG: 0.497 (8,8)			K			G1-6-3 1B			G3	3	0	1	0	0	1	1								
Reggie Williams, R OBP: 0.326, SLG: 0.385 (8,8) Len Matuszek, L OBP: 0.342, SLG: 0.560 (8,7)			F8			G1-6-3 1-2			K	2	0	0	0	0	0	1								
Alejandro Pena, R OBP: 0.182, SLG: 0.182 (1,1) Bill Russell, R OBP: 0.285, SLG: 0.271 (6, PH) Joe Beckwith, L (6, PH) Greg Brock, L OBP: 0.321, SLG: 0.405 (8, PH) Ed Vande Berg, R (8,1)									K	1	0	1	0	0	0	0								
									K	1	0	0	0	0	0	0								
										0	0	0	0	0	0	0								
										0	0	0	0	0	0	0								
Inning Stats	R: 0 E: 1 K: 1 S: 6	H: 0 LOB: 1 BB: 0 P: 6	R: 0 E: 0 K: 1 S: 4	H: 0 LOB: 0 BB: 1 P: 8	R: 0 E: 0 K: 0 S: 4	H: 1 LOB: 1 BB: 0 P: 4	R: 0 E: 0 K: 1 S: 5	H: 0 LOB: 0 BB: 0 P: 5	R: 0 E: 0 K: 0 S: 3	H: 1 LOB: 0 BB: 0 P: 3	R: 0 E: 0 K: 0 S: 3	H: 1 LOB: 0 BB: 0 P: 3	R: 1 E: 1 K: 0 S: 5	H: 2 LOB: 1 BB: 0 P: 5	R: 0 E: 0 K: 2 S: 7	H: 0 LOB: 0 BB: 0 P: 7	R: 0 E: 0 K: 2 S: 7	H: 0 LOB: 0 BB: 0 P: 7	R: 0 E: 0 K: 2 S: 7	H: 0 LOB: 0 BB: 0 P: 7	1B: 4 2B: 1 3B: 0 HR: 0	SF: 0 SAC: 0 DP: 2 HBP: 0	WP: 0 PB: 0 SB: 0 CS: 1	PA: 31
PITCHER	IP WLS BF H R ER SO BB IBB HBP BLK WP HR S P ERA WHIP	7.0 W 25 5 1 1 3 1 0 0 0 0 0 30 34 1.29 0.857	2.0 6 0 0 0 4 0 0 0 0 0 0 14 14 0.00 0.000																					

Batter	1	2	3	4	5	6	7	8	9	AB	R	H	RBI	BB	SO	LOB	BOTTOM			
Kal Daniels, L OBP: 0.431, SLG: 0.570 (1,7) Eric Davis, R (8,7)	6-3									4	2	3	2	0	0	0	Los Angeles Dodgers @ Cincinnati Reds Riverfront Stadium, Cincinnati, OH Fri Aug 08 1986, 7:05 PM EDT Att: 35,948 - Unknown livebaseballscorecards.com			
Buddy Bell, R OBP: 0.343, SLG: 0.397 (1,5)	E7 1B									4	0	2	0	0	0	1				
Dave Parker, L OBP: 0.339, SLG: 0.498 (1,9)	F6									4	0	0	0	0	0	3				
Bo Diaz, R OBP: 0.308, SLG: 0.350 (1,2)	F4									4	0	1	0	0	0	2				
Nick Esasky, R OBP: 0.321, SLG: 0.384 (1,3)		K	K							4	1	1	0	0	2	1				
Eddie Milner, L OBP: 0.291, SLG: 0.413 (1,8)		E4 1B								3	2	1	2	1	1	0				
Kurt Stillwell, S OBP: 0.301, SLG: 0.235 (1,6)										3	0	1	1	1	0	1				
Ron Oester, S OBP: 0.315, SLG: 0.341 (1,4)										4	0	1	0	0	1	2				
Chris Welsh, L OBP: 0.167, SLG: 0.333 (1,1) Ron Robinson, R (8,1)										3	0	0	0	0	2	2				
										0	0	0	0	0	0	0				
Inning Stats	R: 0 E: 1 K: 0 S: 4	H: 1 LOB: 1 BB: 0 P: 4	R: 1 E: 2 K: 3 S: 11	H: 1 LOB: 1 BB: 0 P: 11	R: 1 E: 0 K: 1 S: 7	H: 3 LOB: 1 BB: 0 P: 7	R: 0 E: 0 K: 0 S: 2	H: 0 LOB: 0 BB: 1 P: 6	R: 1 E: 0 K: 0 S: 4	H: 1 LOB: 0 BB: 0 P: 4	R: 2 E: 0 K: 1 S: 8	H: 3 LOB: 1 BB: 0 P: 8	R: 0 E: 0 K: 0 S: 4	H: 1 LOB: 1 BB: 0 P: 4	R: 0 E: 0 K: 1 S: 5	H: 0 LOB: 1 BB: 1 P: 9	1B: 7 2B: 0 3B: 0 HR: 3	SF: 0 SAC: 0 DP: 1 HBP: 0	WP: 0 PB: 0 SB: 2 CS: 1	PA: 35
PITCHER	IP WLS BF H R ER SO BB IBB HBP BLK WP HR S P ERA WHIP	5.0 L 21 6 3 2 4 1 0 0 0 0 0 1 12 12 9.00 2.000	2.0 10 4 2 2 1 0 0 0 0 0 0 1 12 12 9.00 2.000	1.0 4 0 0 0 1 1 0 0 0 0 0 5 9 0.00 1.000																

Batter	1	2	3	4	5	6	7	8	9	AB	R	H	RBI	BB	SO	LOB	TOP					
Steve Sax, R OBP: 0.385, SLG: 0.431 (1, 4)										5	0	1	1	0	0	2						
Franklin Stubbs, L OBP: 0.324, SLG: 0.493 (1, 8) (8, 7)										4	0	1	0	0	0	0						
Bill Madlock, R OBP: 0.312, SLG: 0.354 (1, 5)										4	1	2	0	0	1	2						
Len Matuszek, L OBP: 0.342, SLG: 0.553 (8, PH)										3	0	1	1	0	0	0						
Enos Cabell, R OBP: 0.296, SLG: 0.339 (8, 3)										1	0	1	0	0	0	0						
Mike Marshall, R OBP: 0.304, SLG: 0.446 (1, 9)										4	0	0	0	0	1	3						
Mike Scioscia, L OBP: 0.397, SLG: 0.368 (1, 2)										3	0	1	0	1	0	1						
Greg Brock, L OBP: 0.409 (8, PH)										3	0	1	0	0	1	1						
Pedro Guerrero, R OBP: 0.326, SLG: 0.385 (8, 8)										1	0	0	0	0	0	3						
Reggie Williams, R OBP: 0.326, SLG: 0.385 (8, 8)										0	0	0	0	0	0	0						
Mariano Duncan, R OBP: 0.287, SLG: 0.316 (1, 6)										4	1	2	0	0	0	1						
Fernando Valenzuela, L OBP: 0.213, SLG: 0.241 (1, 1)										2	0	0	0	0	0	2						
Alex Trevino, R OBP: 0.355, SLG: 0.388 (7, PH)										0	0	0	0	1	0	0						
Joe Beckwith, L (7, 1)										0	0	0	0	0	0	0						
Ed Vande Berg, R (8, 1)										0	0	0	0	0	0	0						
Bill Russell, R OBP: 0.283, SLG: 0.269 (8, PH)										1	0	0	0	0	0	0						
Inning Stats	R: 0 E: 0 K: 1 S: 5	H: 0 LOB: 0 BB: 0 P: 5	R: 0 E: 0 K: 0 S: 3	H: 0 LOB: 0 BB: 0 P: 3	R: 1 E: 0 K: 0 S: 6	H: 3 LOB: 2 BB: 0 P: 6	R: 0 E: 0 K: 2 S: 8	H: 1 LOB: 1 BB: 0 P: 8	R: 0 E: 0 K: 0 S: 3	H: 1 LOB: 0 BB: 0 P: 3	R: 1 E: 1 K: 0 S: 5	H: 2 LOB: 1 BB: 0 P: 5	R: 0 E: 0 K: 0 S: 3	H: 1 LOB: 1 BB: 1 P: 7	R: 0 E: 0 K: 0 S: 5	H: 2 LOB: 3 BB: 1 P: 9	R: 0 E: 0 K: 0 S: 3	H: 0 LOB: 0 BB: 0 P: 3	1B: 8 2B: 2 3B: 0 HR: 0	SF: 0 SAC: 0 DP: 1 HBP: 0	WP: 0 PA: 37 PB: 0 SB: 0 CS: 1	
PITCHER	IP WLS BF H R ER SO BB IBB HBP BLK WP HR S P ERA WHIP	IP WLS BF H R ER SO BB IBB HBP BLK WP HR S P ERA WHIP	IP WLS BF H R ER SO BB IBB HBP BLK WP HR S P ERA WHIP	IP WLS BF H R ER SO BB IBB HBP BLK WP HR S P ERA WHIP	IP WLS BF H R ER SO BB IBB HBP BLK WP HR S P ERA WHIP	IP WLS BF H R ER SO BB IBB HBP BLK WP HR S P ERA WHIP	IP WLS BF H R ER SO BB IBB HBP BLK WP HR S P ERA WHIP	IP WLS BF H R ER SO BB IBB HBP BLK WP HR S P ERA WHIP	IP WLS BF H R ER SO BB IBB HBP BLK WP HR S P ERA WHIP	IP WLS BF H R ER SO BB IBB HBP BLK WP HR S P ERA WHIP	IP WLS BF H R ER SO BB IBB HBP BLK WP HR S P ERA WHIP	IP WLS BF H R ER SO BB IBB HBP BLK WP HR S P ERA WHIP	IP WLS BF H R ER SO BB IBB HBP BLK WP HR S P ERA WHIP	IP WLS BF H R ER SO BB IBB HBP BLK WP HR S P ERA WHIP	IP WLS BF H R ER SO BB IBB HBP BLK WP HR S P ERA WHIP	IP WLS BF H R ER SO BB IBB HBP BLK WP HR S P ERA WHIP	IP WLS BF H R ER SO BB IBB HBP BLK WP HR S P ERA WHIP	IP WLS BF H R ER SO BB IBB HBP BLK WP HR S P ERA WHIP	IP WLS BF H R ER SO BB IBB HBP BLK WP HR S P ERA WHIP	IP WLS BF H R ER SO BB IBB HBP BLK WP HR S P ERA WHIP	IP WLS BF H R ER SO BB IBB HBP BLK WP HR S P ERA WHIP	
John Denny, R ERA: 4.39 (1, 1)	6.0 W 24	7 2 2 3	0 0 0 0	0 0 0 0	0 0 0 0	0 0 6 10	0 0 1 1	0 0 0 0	0 0 0 0	0 0 4 8	3.00 1.167	0.00 3.000	0.00 0.000	0.00 0.750								
Rob Murphy, L ERA: 0.57 (7, 1)	1.1 S 5	0 0 0 0	0 0 0 0	0 0 0 0	0 0 0 0	0 0 1 1	0 0 0 0	0 0 0 0	0 0 0 0	0 0 4 8	0.00 0.000	0.00 0.000	0.00 0.000	0.00 0.750								
Ron Robinson, R ERA: 2.67 (8, 1)	1.1 S 5	0 0 0 0	0 0 0 0	0 0 0 0	0 0 0 0	0 0 1 1	0 0 0 0	0 0 0 0	0 0 0 0	0 0 4 8	0.00 0.750	0.00 0.000	0.00 0.000	0.00 0.750								
John Franco, L ERA: 2.37 (8, 1)	1.1 S 5	0 0 0 0	0 0 0 0	0 0 0 0	0 0 0 0	0 0 1 1	0 0 0 0	0 0 0 0	0 0 0 0	0 0 4 8	0.00 0.750	0.00 0.000	0.00 0.000	0.00 0.750								

Los Angeles Dodgers @ Cincinnati Reds
Riverfront Stadium, Cincinnati, OH
Sat Aug 09 1986, 3:33 AM EDT
Att: 30,835 - Unknown

AB	35
R	2
H	10
RBI	2
BB	2
SO	3
LOB	15



Batter	1	2	3	4	5	6	7	8	9	AB	R	H	RBI	BB	SO	LOB	BOTTOM				
Kal Daniels, L OBP: 0.425, SLG: 0.558 (1, 7)										4	0	1	0	0	2	3					
John Franco, L (8, 1)										0	0	0	0	0	0	0					
Buddy Bell, R OBP: 0.345, SLG: 0.406 (1, 5)										4	1	2	2	0	0	2					
Dave Parker, L OBP: 0.336, SLG: 0.493 (1, 9)										4	0	0	0	0	1	3					
Eric Davis, R OBP: 0.388, SLG: 0.529 (1, 8) (8, 7)										3	1	0	0	1	1	0					
Bo Diaz, R OBP: 0.317, SLG: 0.369 (1, 2)										3	3	3	2	1	0	0					
Tony Perez, R OBP: 0.336, SLG: 0.273 (1, 3)										3	0	1	0	1	0	2					
Kurt Stillwell, S OBP: 0.296, SLG: 0.230 (1, 6)										4	0	0	1	0	2	4					
Ron Oester, S OBP: 0.314, SLG: 0.340 (1, 4)										4	0	1	0	0	0	1					
John Denny, R OBP: 0.240, SLG: 0.191 (1, 1)										1	1	1	0	1	0	0					
Nick Esasky, R OBP: 0.324, SLG: 0.392 (6, PH)										1	0	1	1	0	0	0					
Rob Murphy, L (7, 1)										0	0	0	0	0	0	0					
Ron Robinson, R OBP: 0.083, SLG: 0.083 (8, 1)										0	0	0	0	0	0	0					
Edtie Milner, L OBP: 0.291, SLG: 0.412 (8, 8)										1	0	0	0	0	1	1					
Inning Stats	R: 0 E: 0 K: 2 S: 7	H: 0 LOB: 0 BB: 0 P: 7	R: 0 E: 0 K: 1 S: 5	H: 0 LOB: 1 BB: 1 P: 9	R: 0 E: 0 K: 0 S: 4	H: 1 LOB: 2 BB: 1 P: 8	R: 1 E: 0 K: 1 S: 6	H: 2 LOB: 0 BB: 0 P: 6	R: 2 E: 0 K: 2 S: 10	H: 3 LOB: 2 BB: 1 P: 14	R: 0 E: 0 K: 0 S: 3	H: 1 LOB: 0 BB: 0 P: 3	R: 1 E: 0 K: 1 S: 6	H: 1 LOB: 1 BB: 1 P: 10	R: 0 E: 0 K: 1 S: 6	H: 0 LOB: 0 BB: 0 P: 3	1B: 6 2B: 2 3B: 0 HR: 2	SF: 0 SAC: 0 DP: 1 HBP: 0	WP: 1 PA: 37 PB: 0 SB: 1 CS: 1		
PITCHER	IP WLS BF H R ER SO BB IBB HBP BLK WP HR S P ERA WHIP	IP WLS BF H R ER SO BB IBB HBP BLK WP HR S P ERA WHIP	IP WLS BF H R ER SO BB IBB HBP BLK WP HR S P ERA WHIP	IP WLS BF H R ER SO BB IBB HBP BLK WP HR S P ERA WHIP	IP WLS BF H R ER SO BB IBB HBP BLK WP HR S P ERA WHIP	IP WLS BF H R ER SO BB IBB HBP BLK WP HR S P ERA WHIP	IP WLS BF H R ER SO BB IBB HBP BLK WP HR S P ERA WHIP	IP WLS BF H R ER SO BB IBB HBP BLK WP HR S P ERA WHIP	IP WLS BF H R ER SO BB IBB HBP BLK WP HR S P ERA WHIP	IP WLS BF H R ER SO BB IBB HBP BLK WP HR S P ERA WHIP	IP WLS BF H R ER SO BB IBB HBP BLK WP HR S P ERA WHIP	IP WLS BF H R ER SO BB IBB HBP BLK WP HR S P ERA WHIP	IP WLS BF H R ER SO BB IBB HBP BLK WP HR S P ERA WHIP	IP WLS BF H R ER SO BB IBB HBP BLK WP HR S P ERA WHIP	IP WLS BF H R ER SO BB IBB HBP BLK WP HR S P ERA WHIP	IP WLS BF H R ER SO BB IBB HBP BLK WP HR S P ERA WHIP	IP WLS BF H R ER SO BB IBB HBP BLK WP HR S P ERA WHIP	IP WLS BF H R ER SO BB IBB HBP BLK WP HR S P ERA WHIP	IP WLS BF H R ER SO BB IBB HBP BLK WP HR S P ERA WHIP	IP WLS BF H R ER SO BB IBB HBP BLK WP HR S P ERA WHIP	IP WLS BF H R ER SO BB IBB HBP BLK WP HR S P ERA WHIP
Fernando Valenzuela, L ERA: 2.98 (1, 1)	6.0 L 28	8 5 5 6	3 0 0 0	3 0 0 0	1 1 37 49	7.50 1.833	9.00 3.000	0.00 0.000	0.00 0.000	0.00 0.000	0.00 0.000	0.00 0.000	0.00 0.000	0.00 0.000	0.00 0.000	0.00 0.000					
Joe Beckwith, R ERA: 17.18 (7, 1)	1.0 L 5	2 1 1 0	1 0 0 0	1 0 0 0	0 0 1 4	9.00 3.000	0.00 0.000	0.00 0.000	0.00 0.000	0.00 0.000	0.00 0.000	0.00 0.000	0.00 0.000	0.00 0.000	0.00 0.000	0.00 0.000					
Ed Vande Berg, L ERA: 3.38 (8, 1)	1.0 L 3	0 0 0 0	0 0 0 0	0 0 0 0	0 0 5 5	0.00 0.000	0.00 0.000	0.00 0.000	0.00 0.000	0.00 0.000	0.00 0.000	0.00 0.000	0.00 0.000	0.00 0.000	0.00 0.000	0.00 0.000					

Los Angeles Dodgers @ Cincinnati Reds
Riverfront Stadium, Cincinnati, OH
Sat Aug 09 1986, 3:33 AM EDT
Att: 30,835 - Unknown

AB	32
R	6
H	10
RBI	6
BB	4
SO	7
LOB	16



Batter	1	2	3	4	5	6	7	8	9	AB	R	H	RBI	BB	SO	LOB	TOP				
Steve Sax, R OBP: 0.384, SLG: 0.430 (1, 4)	F4		4-3 SH1-4 1B		4-3		5-3			4	0	1	0	0	0	1					
Mike Scioscia, L OBP: 0.396, SLG: 0.376 (1, 2)	1B 3B		SH1-4			F9		F7		3	1	1	0	0	0	0					
Bill Madlock, R OBP: 0.315, SLG: 0.356 Jeff Hamilton, R OBP: 0.243, SLG: 0.366 (1, 5) (8, 5)	1B		4-3			CS 1B		F8		4	0	2	2	0	0	1					
0 0 0 0 0 0 0																					
Len Matuszek, L OBP: 0.331, SLG: 0.533 Reggie Williams, R OBP: 0.326, SLG: 0.385 (1, 7) (8, PR) (8, 8)	F4		G3			K		E4		4	0	0	0	0	1	3					
0 0 0 0 0 0 0																					
Mike Marshall, R OBP: 0.304, SLG: 0.443 (1, 9)	K				6-3			K2-3		4	1	1	0	0	2	2					
Franklin Stubbs, L OBP: 0.320, SLG: 0.487 (1, 8) (8, 7)		G3			K			G3		4	0	0	0	0	2	1					
Greg Brock, L OBP: 0.328, SLG: 0.441 (1, 3)		G4-6-3 BB			F7			HR		3	2	2	3	1	0	0					
Bill Russell, R OBP: 0.275, SLG: 0.261 (1, 6)		G4-6-3			6-3			F7		4	0	0	0	0	0	1					
Dennis Powell, R OBP: 0.250, SLG: 0.500 Ken Howell, R (8, 1)			E6 SH1-4 1B 4-3		1-3			F9		3	1	1	0	0	0	0					
1 0 0 0 0 0 0																					
Inning Stats	R: 1 E: 0 K: 1 S: 7	H: 2 LOB: 1 BB: 0 P: 7	R: 0 E: 0 K: 0 S: 2	H: 0 LOB: 0 BB: 1 P: 6	R: 1 E: 1 K: 0 S: 5	H: 1 LOB: 1 BB: 0 P: 5	R: 0 E: 0 K: 1 S: 5	H: 0 LOB: 0 BB: 0 P: 5	R: 0 E: 0 K: 0 S: 3	H: 1 LOB: 0 BB: 0 P: 5	R: 2 E: 0 K: 1 S: 8	H: 3 LOB: 1 BB: 0 P: 8	R: 0 E: 1 K: 1 S: 6	H: 0 LOB: 1 BB: 0 P: 6	R: 1 E: 0 K: 0 S: 4	H: 1 LOB: 0 BB: 0 P: 4	1B: 4 2B: 1 3B: 1 HR: 2	SF: 0 SAC: 1 DP: 1 HBP: 0	WP: 0 PB: 0 SB: 1 CS: 0	PA: 36	
PITCHER	IP	WLS	BF	H	R	ER	SO	BB	IBB	HBP	BLK	WP	HR	S	P	ERA	WHIP				
Mario Soto, R ERA: 4.82 Carl Willis, R ERA: 2.9 Ted Power, R ERA: 5.24	(1, 1) (7, 1) (9, 1)	6.2 1.1 1.0	L 5 4	27 0 1	7 0 1	4 0 1	3 0 0	4 1 0	0 0 0	0 0 0	0 0 0	0 0 0	1 0 1	34 7 4	38 7 4	4.05 0.00 9.00	1.200 0.000 1.000				

Los Angeles Dodgers @ Cincinnati Reds
Riverfront Stadium, Cincinnati, OH
Sun Aug 10 1986, 3:33 AM EDT
Att: 29,701 - Unknown

livebaseballscores.com

AB 34
R 5
H 8
RBI 5
BB 1
SO 5
LOB 9



Batter	1	2	3	4	5	6	7	8	9	AB	R	H	RBI	BB	SO	LOB	BOTTOM				
Kal Daniels, L OBP: 0.411, SLG: 0.537 (1, 7)	4-3		4-3			6-3			K	4	0	0	0	0	1	0					
Buddy Bell, R OBP: 0.346, SLG: 0.405 (1, 5) (9, 4)	FC4-6 1B				5-3	6-3			BB	3	0	1	0	1	0	0					
Dave Parker, L OBP: 0.333, SLG: 0.488 (1, 9)	FC4-6 1-2				K			F7		4	0	0	0	0	2	2					
Eric Davis, R OBP: 0.387, SLG: 0.524 (1, 8)	K				1B			K		4	0	1	0	0	3	2					
Bo Diaz, R OBP: 0.314, SLG: 0.365 (1, 2)		F6			6-3			K2-3		3	0	0	0	0	1	1					
Tony Perez, R OBP: 0.344, SLG: 0.277 (1, 3)		6-3				G6-4-3 1B			1-3 BB	2	0	1	0	1	0	0					
Kurt Stillwell, S OBP: 0.292, SLG: 0.226 (1, 6)			K			G6-4-3 1-2		F7		3	0	0	0	0	1	2					
Ron Oester, S OBP: 0.312, SLG: 0.338 Wade Rowland, R OBP: 0.302, SLG: 0.333 Eddie Milner, L OBP: 0.290, SLG: 0.411 Nick Esasky, R OBP: 0.324, SLG: 0.392 (1, 4) (8, PH) (8, PH) (9, 5)			K					F8		2	0	0	0	0	1	0					
0 0 0 0 0 0 0																					
Mario Soto, R OBP: 0.080, SLG: 0.120 Carl Willis, L Max Venable, L OBP: 0.299, SLG: 0.302 Ted Power, R (1, 1) (7, 1) (8, PH) (9, 1)		5-3				F8			4-3	2	0	0	0	0	0	0					
1 0 0 0 0 0 0																					
Inning Stats	R: 0 E: 0 K: 1 S: 6	H: 1 LOB: 1 BB: 0 P: 6	R: 0 E: 0 K: 1 S: 5	H: 0 LOB: 0 BB: 0 P: 5	R: 0 E: 0 K: 1 S: 5	H: 0 LOB: 0 BB: 0 P: 5	R: 0 E: 0 K: 1 S: 6	H: 1 LOB: 1 BB: 0 P: 6	R: 0 E: 0 K: 0 S: 3	H: 0 LOB: 0 BB: 0 P: 3	R: 0 E: 0 K: 2 S: 7	H: 0 LOB: 0 BB: 0 P: 7	R: 0 E: 0 K: 0 S: 3	H: 0 LOB: 1 BB: 1 P: 7	R: 0 E: 0 K: 3 S: 9	H: 0 LOB: 1 BB: 1 P: 13	1B: 3 2B: 0 3B: 0 HR: 0	SF: 0 SAC: 0 DP: 1 HBP: 0	WP: 0 PB: 0 SB: 1 CS: 0	PA: 31	
PITCHER	IP	WLS	BF	H	R	ER	SO	BB	IBB	HBP	BLK	WP	HR	S	P	ERA	WHIP				
Dennis Powell, L ERA: 4.09 Ken Howell, R ERA: 2.6	(1, 1) (8, 1)	7.1 1.2	W 6	25 0	3 0	0 0	6 3	1 0	0 0	0 0	0 0	0 0	0 0	11 15	15 15	0.00 0.00	0.545 0.600				

Los Angeles Dodgers @ Cincinnati Reds
Riverfront Stadium, Cincinnati, OH
Sun Aug 10 1986, 3:33 AM EDT
Att: 29,701 - Unknown

livebaseballscores.com

AB 29
R 0
H 3
RBI 0
BB 2
SO 9
LOB 9



Batter	1	2	3	4	5	6	7	8	9	AB	R	H	RBI	BB	SO	LOB	TOP																	
Dan Gladden, R OBP: 0.362, SLG: 0.378 (1, 8)										4	1	2	0	1	1	1	San Francisco Giants @ Cincinnati Reds Riverfront Stadium, Cincinnati, OH Wed Aug 13 1986, 7:05 PM EDT Att: 17,162 - Unknown																	
Robby Thompson, R OBP: 0.324, SLG: 0.372 (1, 4)										5	1	1	0	0	1	5																		
Joel Youngblood, R OBP: 0.313, SLG: 0.399 (1, 7)										4	1	1	0	1	0	3																		
Will Clark, L OBP: 0.342, SLG: 0.447 (1, 3)										3	1	0	1	0	0	4																		
Candy Maldonado, R OBP: 0.299, SLG: 0.486 (1, 9)										3	2	2	5	1	0	1																		
Bob Brenly, R OBP: 0.383, SLG: 0.371 Luis Quinones, S OBP: 0.266, SLG: 0.361 (8, 5) (8, 6)										4	0	1	0	0	0	1																		
Bob Melvin, R OBP: 0.278, SLG: 0.348 (1, 2)										3	0	0	0	1	1	2																		
Jose Uribe, S OBP: 0.303, SLG: 0.289 Frank Williams, R OBP: 0.500, SLG: 0.500 (8, 1)										4	0	0	0	0	0	2																		
Terry Mulholland, R OBP: 0.071, SLG: 0.071 Juan Berenguer, R OBP: 0.167, SLG: 0.167 Jeff Robinson, R OBP: 0.100, SLG: 0.111 Scott Garrelts, R OBP: 0.100, SLG: 0.100 Mark Davis, L OBP: 0.200, SLG: 0.200 Randy Kutcher, R OBP: 0.278, SLG: 0.444 (1, 1) (6, 1) (7, 1) (8, 1) (8, 1) (8, 9)										2	0	1	0	0	1	0																		
Inning Stats	R: 1 E: 0 K: 0 S: 4	H: 1 LOB: 1 BB: 1 P: 8	R: 0 E: 0 K: 0 S: 3	H: 0 LOB: 0 BB: 0 P: 3	R: 4 E: 0 K: 0 S: 8	H: 5 LOB: 1 BB: 0 P: 8	R: 0 E: 0 K: 2 S: 7	H: 0 LOB: 0 BB: 0 P: 7	R: 0 E: 0 K: 1 S: 5	H: 1 LOB: 1 BB: 1 P: 9	R: 0 E: 0 K: 1 S: 5	H: 1 LOB: 1 BB: 1 P: 9	R: 1 E: 0 K: 0 S: 4	H: 1 LOB: 1 BB: 1 P: 8	R: 0 E: 0 K: 0 S: 4	H: 1 LOB: 1 BB: 0 P: 4		1B: 5 2B: 3 3B: 0 HR: 2	SF: 1 SAC: 0 DP: 0 HBP: 0	WP: 0 PA: 40 PB: 0 SB: 1 CS: 1														
PITCHER	IP WLS BF H R ER SO BB IBB HBP BLK WP HR S P ERA WHIP																																	
Chris Welsh, L ERA: 3.98 Rob Murphy, L ERA: 0.92 Ted Power, R ERA: 4.98 John Franco, L ERA: 2.45 Ron Robinson, R ERA: 2.57	(1, 1) (3, 1) (6, 1) (8, 1) (9, 1)	2.2 2.1 2.0 1.0 1.0	WLS 7 1 5 4	BF 15 7 5 4	H 6 1 1 1	R 5 0 1 0	ER 5 0 1 0	SO 0 2 1 0	BB 1 0 0 1 0	IBB 0 0 0 0 0	HBP 0 0 0 0 0	BLK 0 0 0 0 0	WP 0 0 0 1 0	HR 1 11 10 4 4	S 14 11 10 8 4	P 18 18 11 8 4	ERA 16.88 0.00 0.00 9.00 0.00	WHIP 2.625 0.429 1.500 2.000 1.000																

Batter	1	2	3	4	5	6	7	8	9	AB	R	H	RBI	BB	SO	LOB	BOTTOM																	
Kurt Stillwell, S OBP: 0.296, SLG: 0.232 (1, 6)										4	0	2	3	1	0	3	San Francisco Giants @ Cincinnati Reds Riverfront Stadium, Cincinnati, OH Wed Aug 13 1986, 7:05 PM EDT Att: 17,162 - Unknown																	
Buddy Bell, R OBP: 0.352, SLG: 0.404 (1, 5)										4	1	1	0	1	0	5																		
Dave Parker, L OBP: 0.330, SLG: 0.478 (1, 9)										4	1	1	0	0	0	1																		
Bo Diaz, R OBP: 0.314, SLG: 0.370 Eric Davis, R OBP: 0.365, SLG: 0.519 Sal Butera, R OBP: 0.340, SLG: 0.341 (8, PR) (9, 2)										4	1	2	3	0	0	0																		
Tony Perez, R OBP: 0.333, SLG: 0.269 (1, 3)										4	0	0	0	0	0	1																		
Nick Esasky, R OBP: 0.323, SLG: 0.393 (1, 7)										4	1	2	0	0	1	0																		
Eddie Milner, L OBP: 0.291, SLG: 0.410 (1, 8)										3	1	1	0	1	1	1																		
Ron Oester, S OBP: 0.317, SLG: 0.340 (1, 4)										2	2	2	1	2	0	0																		
Chris Welsh, L ERA: 4.05 Rob Murphy, L ERA: 2.76 Barry Larkin, R OBP: 0.400, SLG: 0.500 Ted Power, R OBP: 0.200, SLG: 0.200 Kal Daniels, L OBP: 0.200, SLG: 0.200 John Franco, L OBP: 0.200, SLG: 0.200 Pete Rose, S OBP: 0.300, SLG: 0.274 Ron Robinson, R OBP: 0.200, SLG: 0.200 (1, 1) (3, 1) (5, PH) (8, 1) (7, PH) (8, 1) (8, PH) (8, 1)										0	0	0	0	0	0	0																		
Inning Stats	R: 0 E: 0 K: 0 S: 2	H: 0 LOB: 0 BB: 1 P: 6	R: 0 E: 0 K: 0 S: 3	H: 0 LOB: 0 BB: 0 P: 3	R: 0 E: 0 K: 0 S: 5	H: 2 LOB: 2 BB: 0 P: 5	R: 0 E: 0 K: 0 S: 3	H: 0 LOB: 0 BB: 0 P: 3	R: 1 E: 0 K: 0 S: 4	H: 3 LOB: 1 BB: 1 P: 8	R: 3 E: 0 K: 2 S: 9	H: 2 LOB: 0 BB: 1 P: 13	R: 1 E: 0 K: 1 S: 7	H: 3 LOB: 1 BB: 0 P: 7	R: 3 E: 0 K: 0 S: 6	H: 3 LOB: 2 BB: 2 P: 14		1B: 8 2B: 2 3B: 0 HR: 1	SF: 0 SAC: 0 DP: 1 HBP: 0	WP: 2 PA: 38 PB: 0 SB: 0 CS: 1														
PITCHER	IP WLS BF H R ER SO BB IBB HBP BLK WP HR S P ERA WHIP																																	
Terry Mulholland, L ERA: 4.05 Juan Berenguer, R ERA: 2.76 Jeff Robinson, R ERA: 0.74 Scott Garrelts, R ERA: 3.45 Mark Davis, L ERA: 2.94	(1, 1) (6, 1) (7, 1) (8, 1) (8, 1)	5.0 1.2 0.1 0.1 0.1	WLS 21 8 2 4 2	BF 21 4 1 1 2	H 4 4 1 1	R 3 2 0 0	ER 3 2 0 0	SO 3 3 0 0	BB 0 0 0 0	IBB 0 0 0 0	HBP 0 0 0 0	BLK 0 0 0 0	WP 1 1 0 0	HR 1 14 2 10 2	S 18 14 2 10 2	P 30 14 2 10 2	ERA 1.400 10.80 27.00 0.00 54.00	WHIP 1.400 2.400 3.000 9.000 3.000																

AB 34
R 6
H 10
RBI 6
BB 4
SO 4
LOB 19




AB 33
R 8
H 11
RBI 8
BB 5
SO 3
LOB 18



Batter	1	2	3	4	5	6	7	8	9	AB	R	H	RBI	BB	SO	LOB	TOP				
Dan Gladden, R (1, 8) OBP: 0.360, SLG: 0.376	1-3			F9			FC4-6 1B		K	4	0	1	0	0	1	0					
Robby Thompson, R (1, 4) OBP: 0.321, SLG: 0.368	K			K			F4		K	4	0	0	0	0	3	1					
Chili Davis, S (1, 9)	4-3			G3			FC4-6 1-2			3	0	0	0	0	0	1					
Will Clark, L (1, 3) OBP: 0.342, SLG: 0.445					4-3				F8	3	0	1	0	0	0	1					
Candy Maldonado, R (1, 7) OBP: 0.295, SLG: 0.479									F5 1-2	2	0	0	0	0	0	1					
Bob Brenly, R (1, 5) OBP: 0.360, SLG: 0.368									5-3	3	0	0	0	0	1	0					
Bob Melvin, R (1, 2) Harry Spilman, L (8, PH) OBP: 0.306, SLG: 0.451									F8	1	0	0	0	0	1	0					
Jose Uribe, S (1, 6) Mike Aldrete, L (8, PH) Luis Quinones, S (8, 6) OBP: 0.266, SLG: 0.361									G3	2	0	0	0	0	0	0					
Kelly Downs, R (1, 1) Greg Minton, S (6, 1) Joel Youngblood, R (9, PH) OBP: 0.311, SLG: 0.396									3-1	2	0	0	0	0	0	0					
									4-3	3	0	0	0	0	0	0					
									5-3	3	0	0	0	0	1	0					
									5-3	3	0	0	0	0	0	0					
									K	2	0	0	0	0	1	0					
									2B	1	0	1	0	0	0	0					
									4-3	2	0	0	0	0	0	0					
									K	1	0	0	0	0	0	0					
									K	1	0	0	0	0	1	0					
Inning Stats	R: 0 E: 0 K: 1 S: 5	H: 0 LOB: 0 BB: 0 P: 5	R: 0 E: 0 K: 0 S: 3	H: 1 LOB: 0 BB: 0 P: 3	R: 0 E: 0 K: 1 S: 5	H: 0 LOB: 0 BB: 0 P: 5	R: 0 E: 0 K: 1 S: 5	H: 0 LOB: 0 BB: 0 P: 5	R: 0 E: 0 K: 0 S: 3	H: 0 LOB: 0 BB: 0 P: 3	R: 0 E: 0 K: 1 S: 5	H: 0 LOB: 0 BB: 0 P: 5	R: 0 E: 0 K: 0 S: 4	H: 1 LOB: 1 BB: 0 P: 4	R: 0 E: 0 K: 1 S: 6	H: 1 LOB: 1 BB: 0 P: 6	R: 0 E: 0 K: 3 S: 9	H: 0 LOB: 0 BB: 0 P: 9	1B: 2 2B: 1 3B: 0 HR: 0	SF: 0 SAC: 0 DP: 0 HBP: 0	WP: 0 PA: 29 CS: 1
PITCHER John Denny, R (1, 1) ERA: 4.15	IP: 9.0 WLS: W BF: 29 H: 3 R: 0 ER: 0 SO: 8 BB: 0 IBB: 0 HBP: 0 BLK: 0 WP: 0 HR: 0 S: 45 P: 45 ERA: 0.00 WHIP: 0.333															PITCHER					

San Francisco Giants @ Cincinnati Reds
Riverfront Stadium, Cincinnati, OH
Thu Aug 14 1986, 7:05 PM EDT
Att: 16,407 - Unknown


AB 29
R 0
H 3
RBI 0
BB 0
SO 8
LOB 5

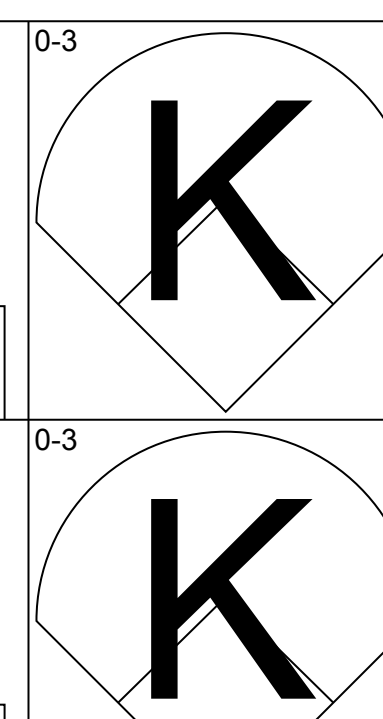
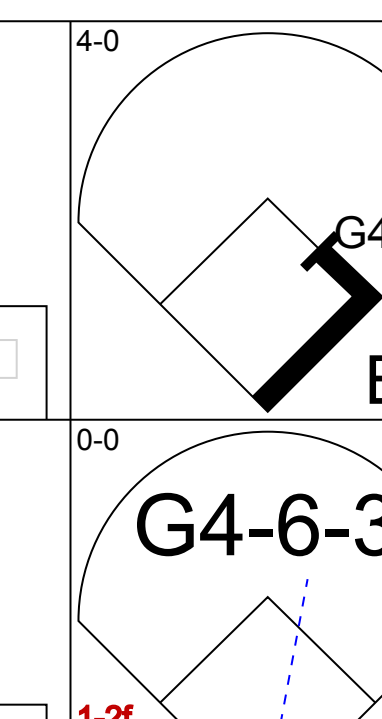
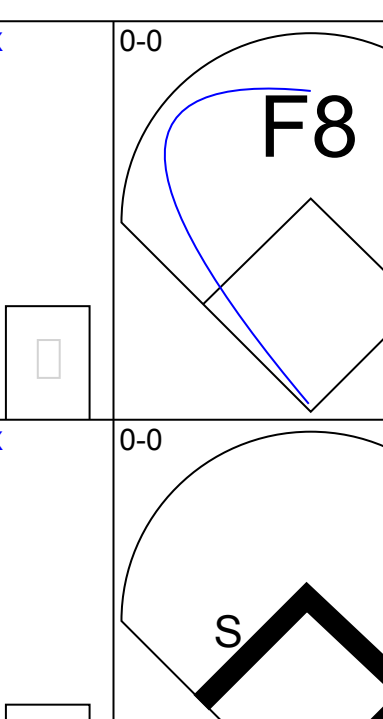
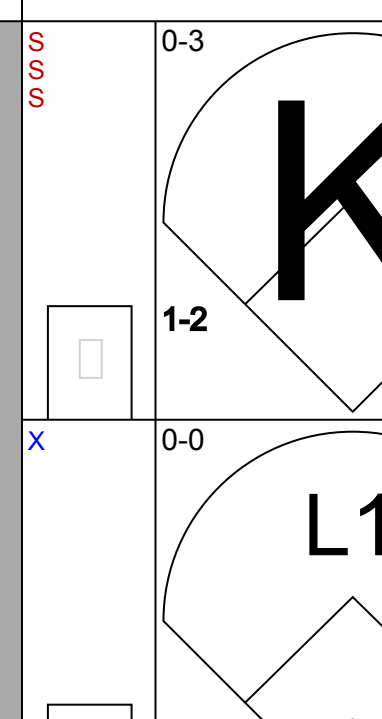
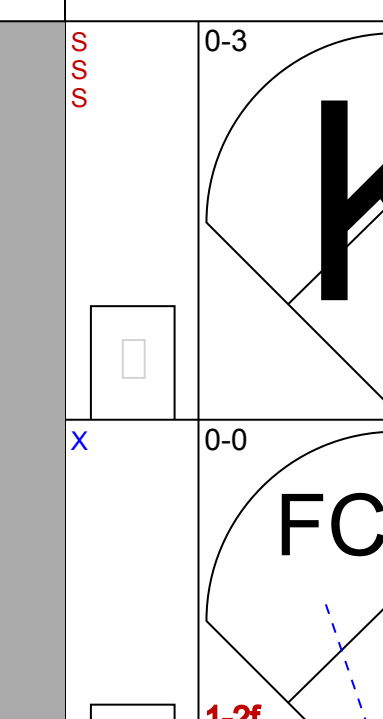
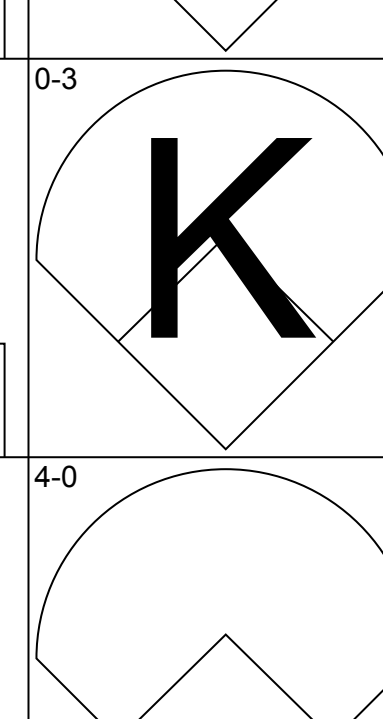
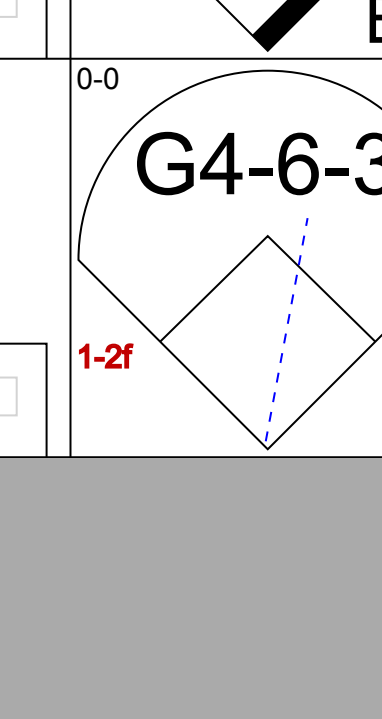
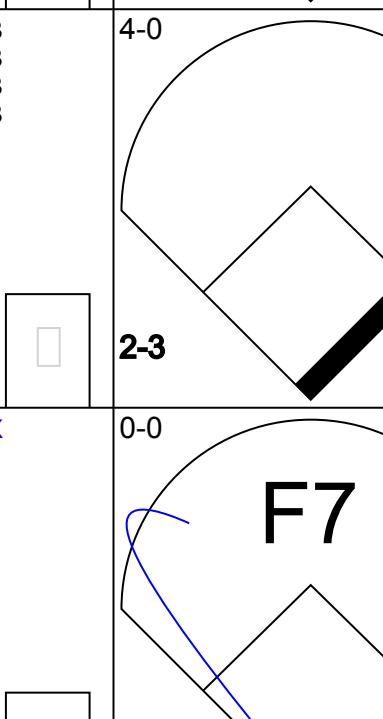
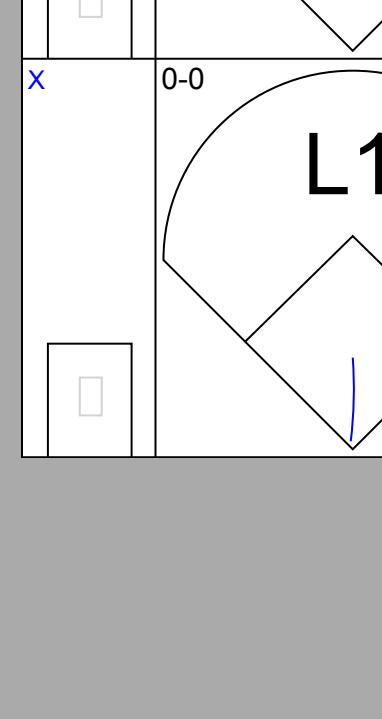
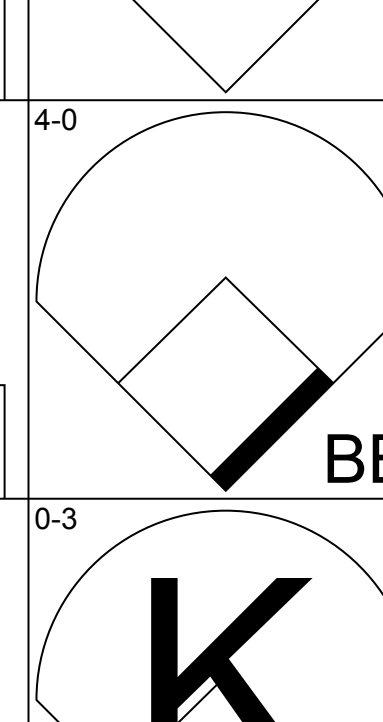
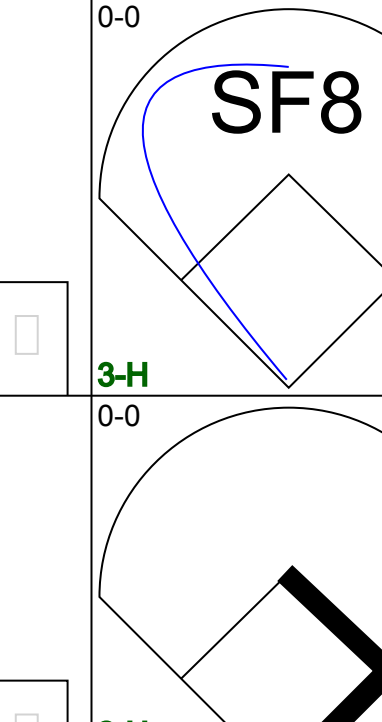

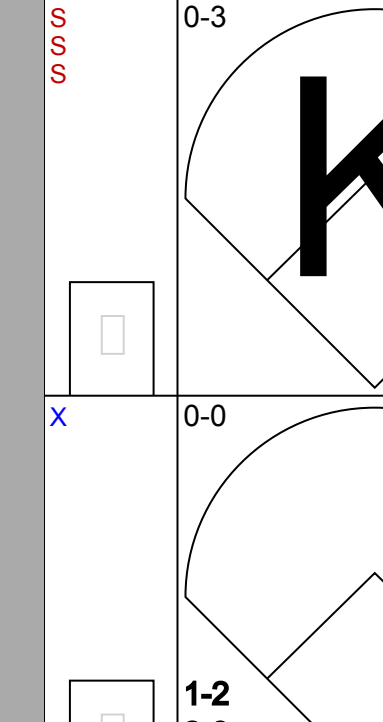
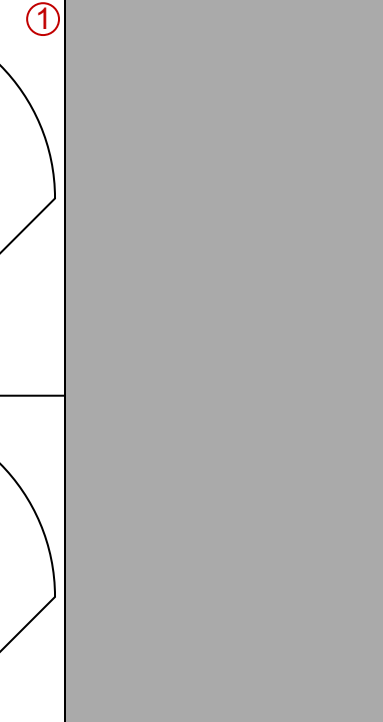
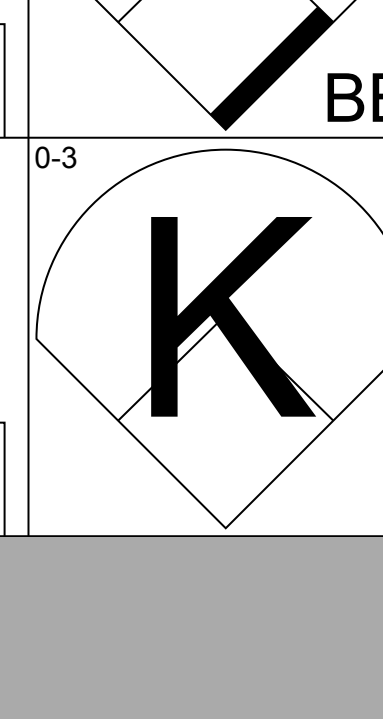
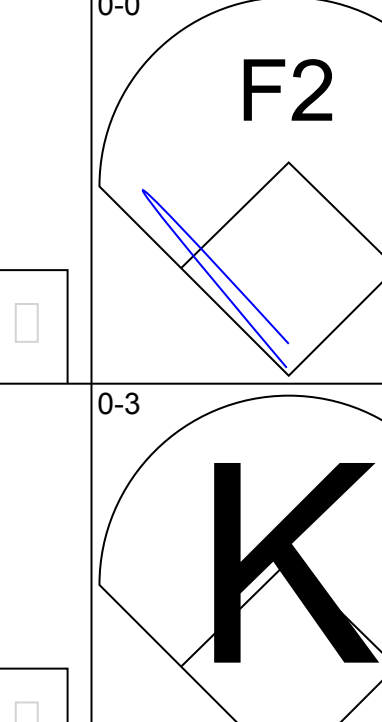

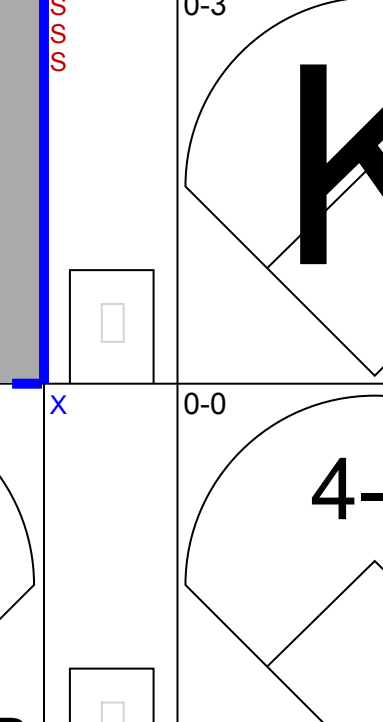
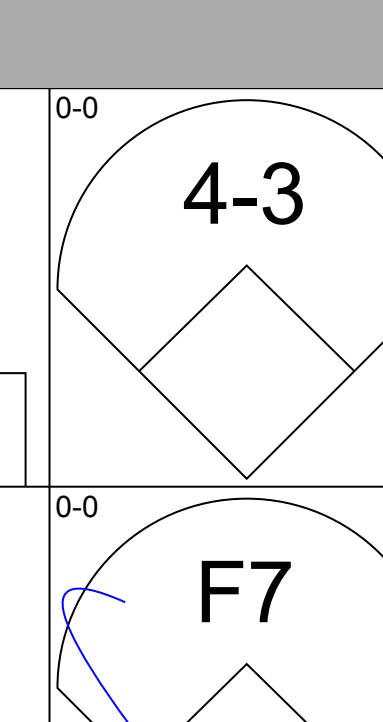
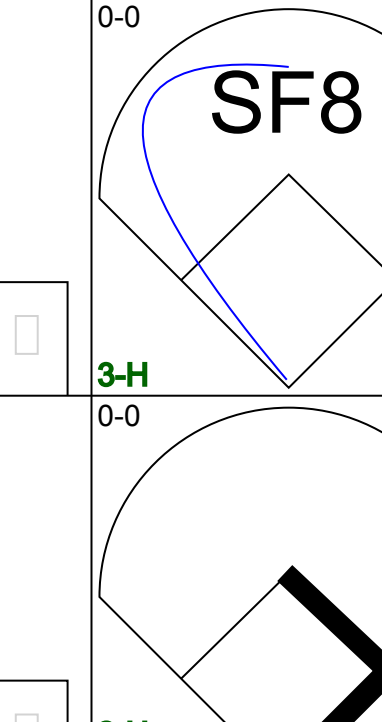
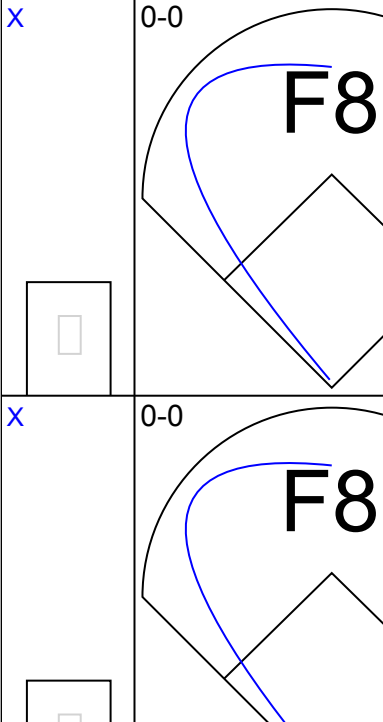
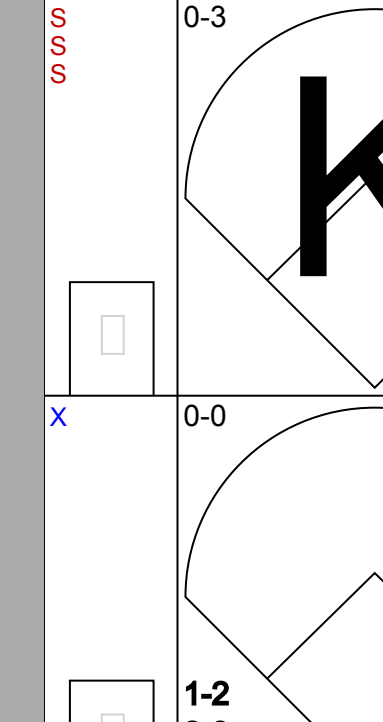
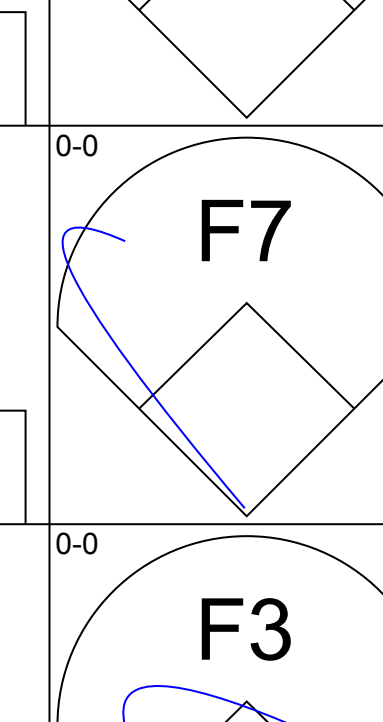
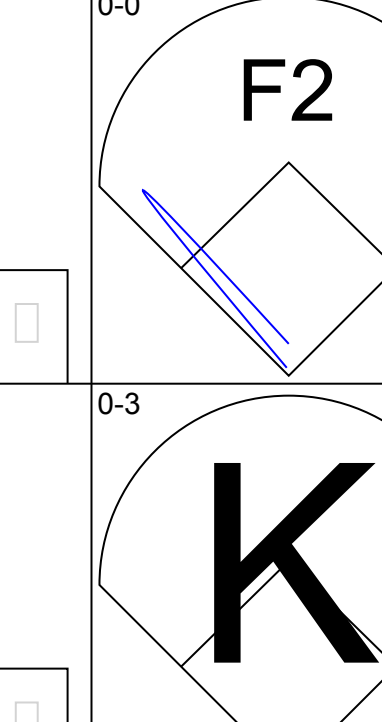
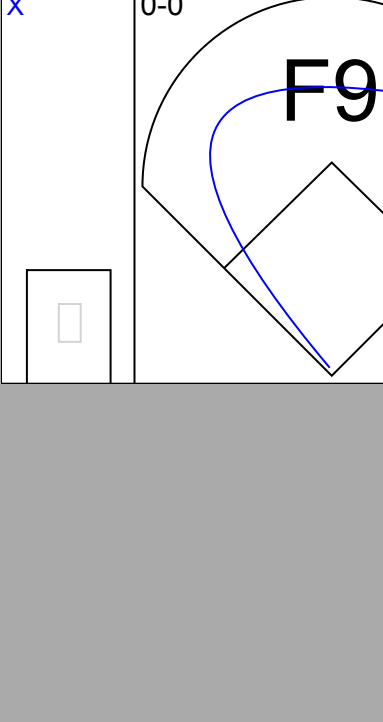
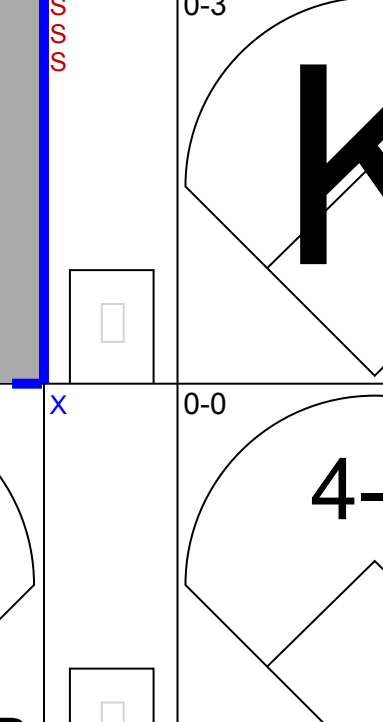

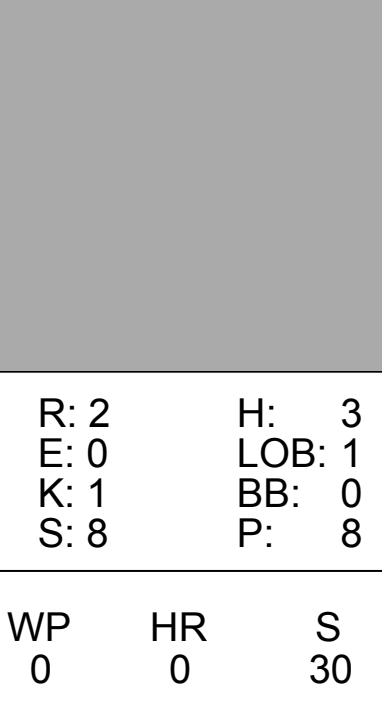
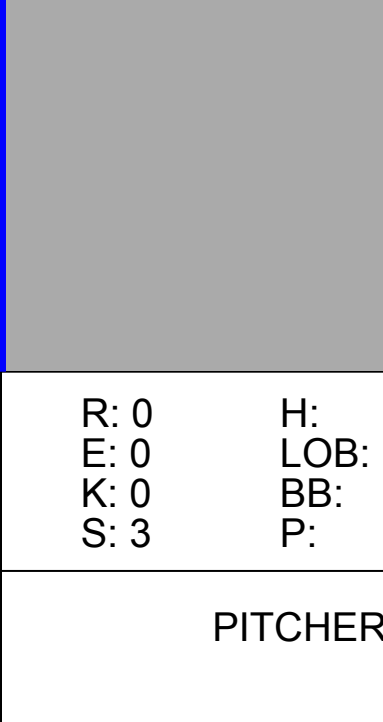
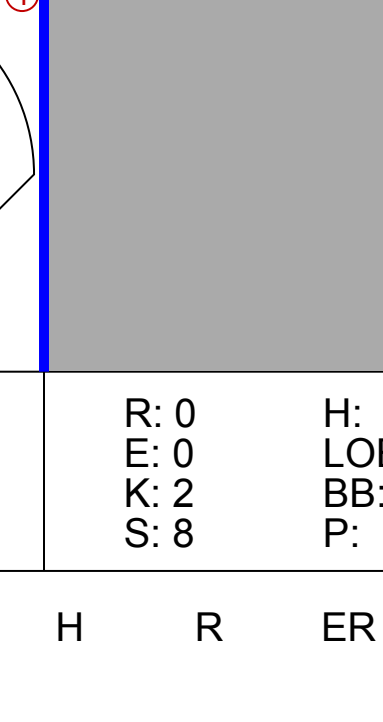
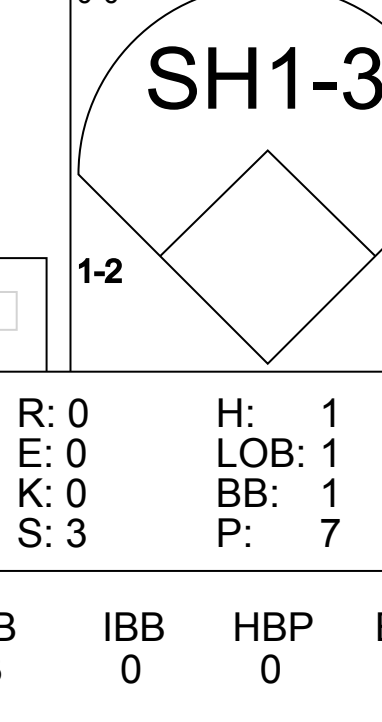
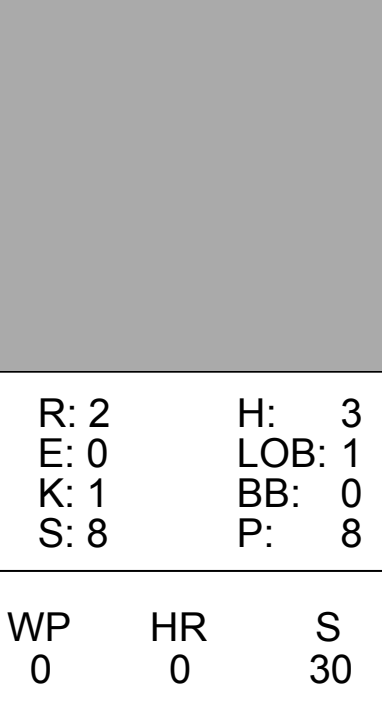
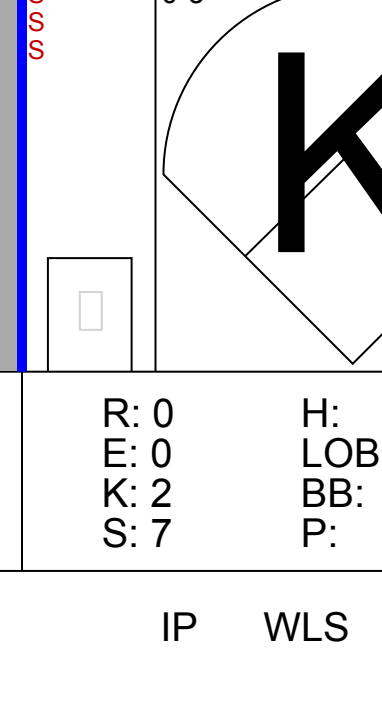
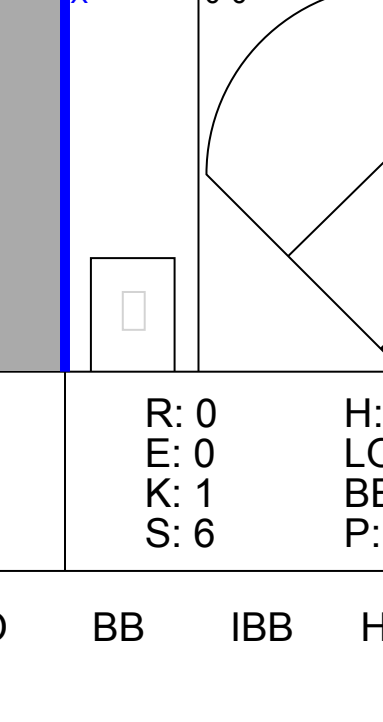
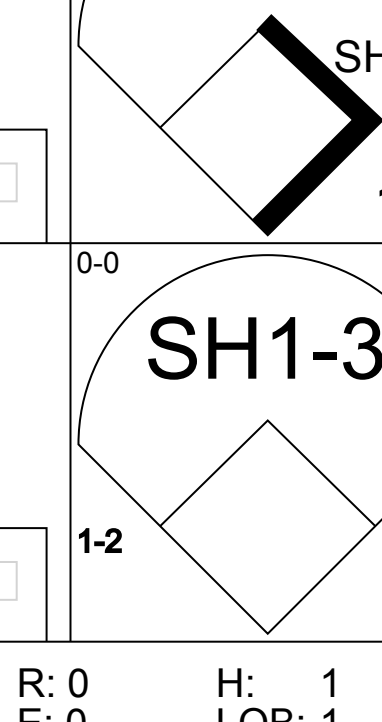
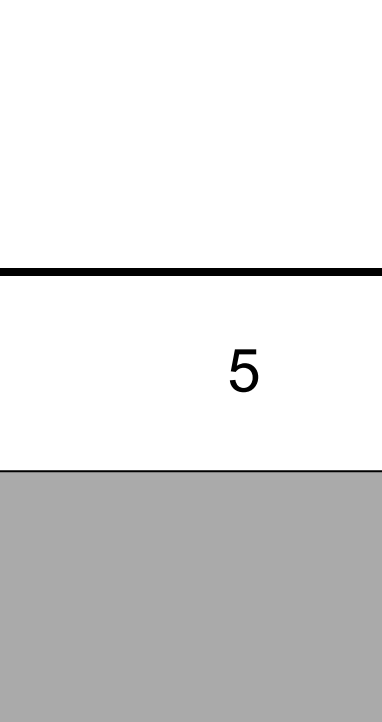
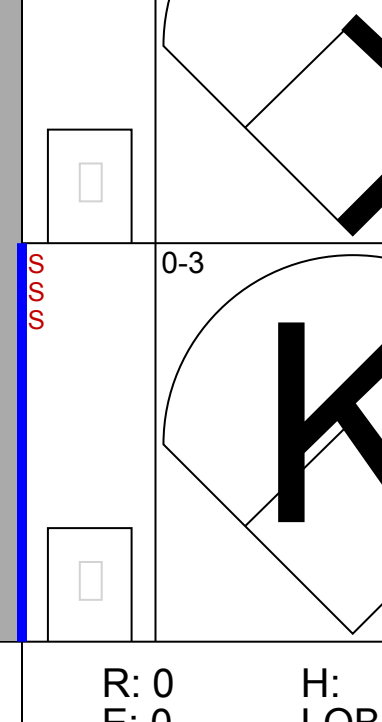
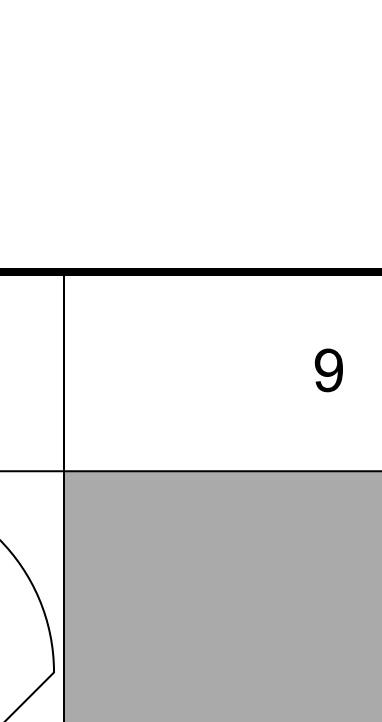


Batter	1	2	3	4	5	6	7	8	9	AB	R	H	RBI	BB	SO	LOB	BOTTOM				
Kal Daniels, L (1, 7) OBP: 0.415, SLG: 0.525	4-3					FC6-4 1B				4	1	1	0	0	0	2					
Pete Rose, S (1, 3) OBP: 0.328, SLG: 0.282	F8 BB 1B					K				4	0	3	1	0	1	0					
Dave Parker, L (1, 9) Max Venable, L (9, 9) OBP: 0.303, SLG: 0.306	4-0 1-2 BB					4-3				3	0	1	0	1	0	1					
Bo Diaz, R (1, 2) OBP: 0.310, SLG: 0.366	F8 2-3									4	0	0	0	0	1	4					
Buddy Bell, R (1, 5) OBP: 0.351, SLG: 0.403	F7									4	1	1	0	0	0	2					
Kurt Stillwell, S (1, 6) OBP: 0.299, SLG: 0.242										4	0	2	0	0	0	1					
Eddie Milner, L (1, 8) OBP: 0.293, SLG: 0.412										3	0	1	0	1	1	2					
Ron Oester, S (1, 4) OBP: 0.316, SLG: 0.339										4	0	1	0	0	1	3					
John Denny, R (1, 1) OBP: 0.241, SLG: 0.196										4	0	1	1	0	2	3					
Inning Stats	R: 0 E: 0 K: 0 S: 4	H: 1 LOB: 2 BB: 1 P: 8	R: 0 E: 0 K: 2 S: 8	H: 1 LOB: 1 BB: 0 P: 8	R: 0 E: 0 K: 1 S: 5	H: 0 LOB: 0 BB: 0 P: 5	R: 0 E: 0 K: 1 S: 6	H: 1 LOB: 1 BB: 0 P: 6	R: 1 E: 0 K: 0 S: 6	H: 3 LOB: 2 BB: 0 P: 6	R: 1 E: 0 K: 1 S: 8	H: 3 LOB: 2 BB: 0 P: 8	R: 0 E: 0 K: 0 S: 3	H: 1 LOB: 0 BB: 0 P: 3	R: 0 E: 0 K: 1 S: 6	H: 1 LOB: 2 BB: 1 P: 10	R: 0 E: 0 K: 1 S: 6	H: 1 LOB: 2 BB: 1 P: 10	1B: 9 2B: 2 3B: 0 HR: 0	SF: 0 SAC: 0 DP: 1 HBP: 0	WP: 0 PA: 36 CS: 0
PITCHER Kelly Downs, R (1, 1) ERA: 3.42 Greg Minton, R (6, 1) ERA: 4.04	IP: 5.2 WLS: L BF: 27 H: 9 R: 2 ER: 0 SO: 1 BB: 0 IBB: 1 HBP: 0 BLK: 0 WP: 0 HR: 0 S: 36 P: 40 ERA: 3.18 WHIP: 1.765															PITCHER					

San Francisco Giants @ Cincinnati Reds
Riverfront Stadium, Cincinnati, OH
Thu Aug 14 1986, 7:05 PM EDT
Att: 16,407 - Unknown

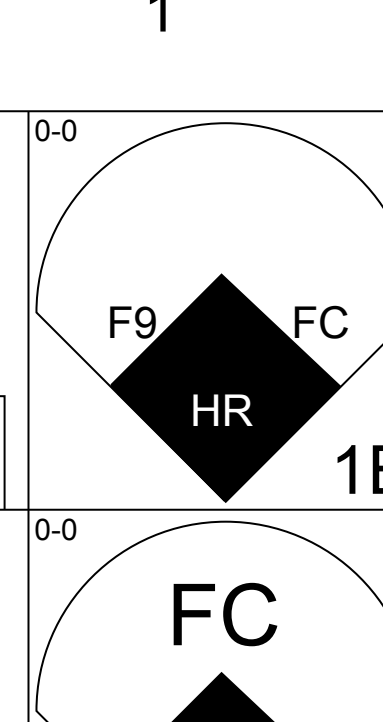
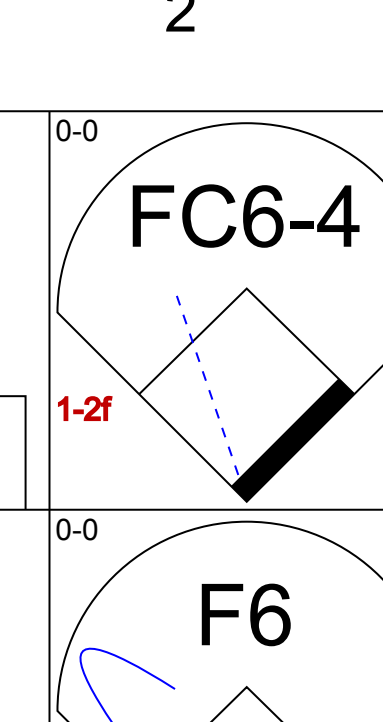
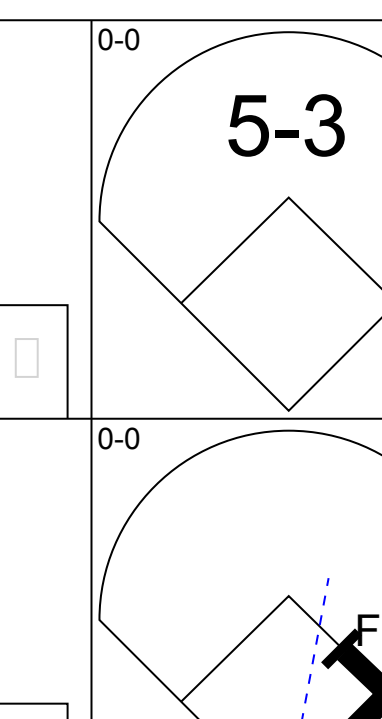
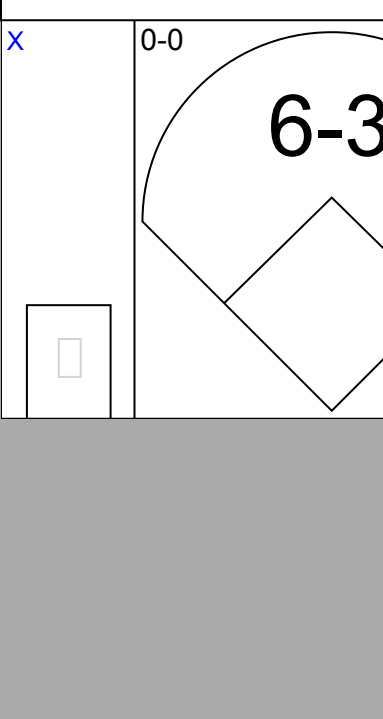
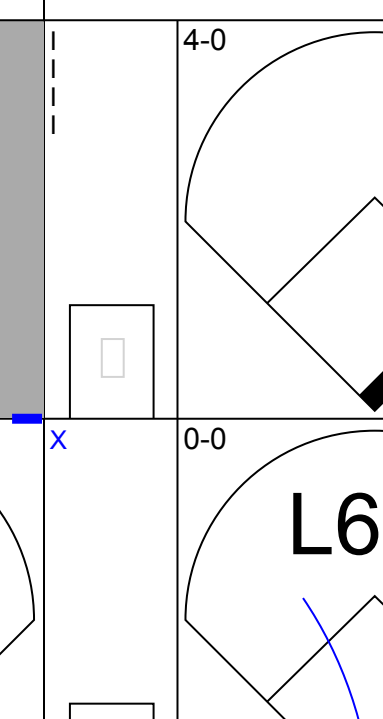
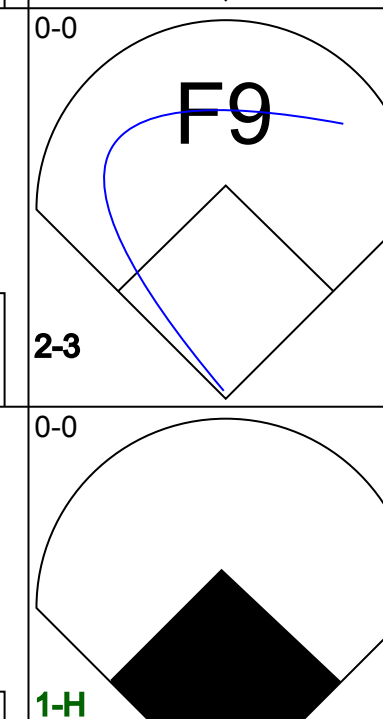

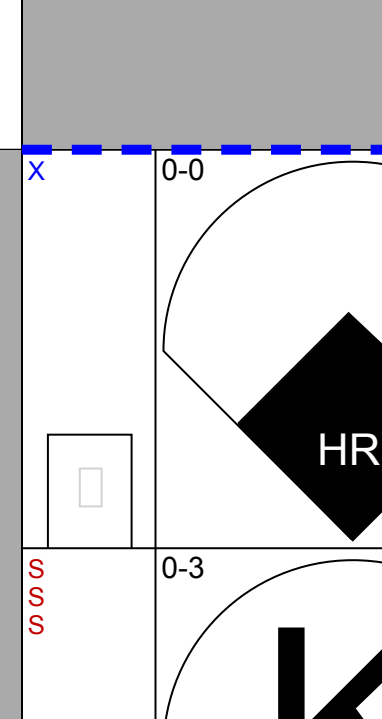
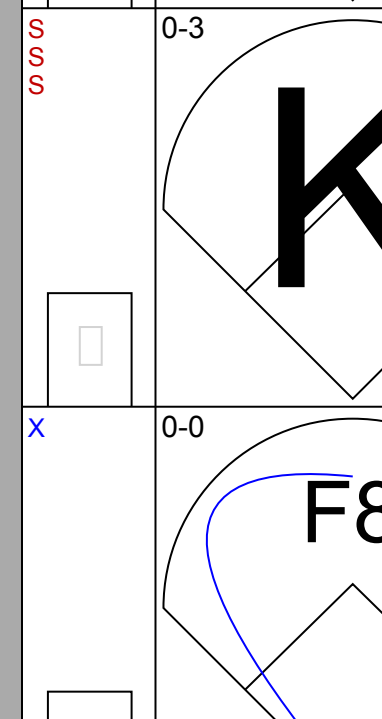

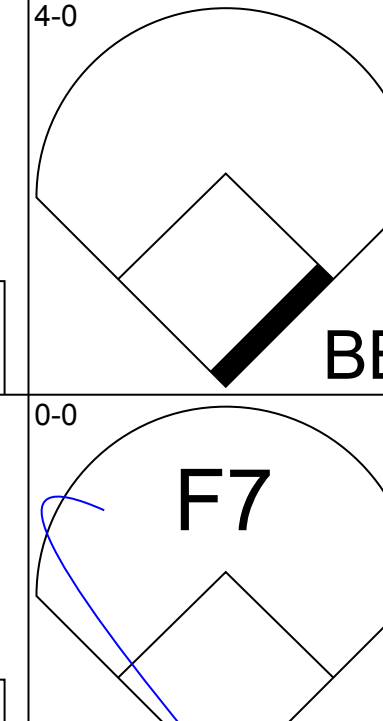
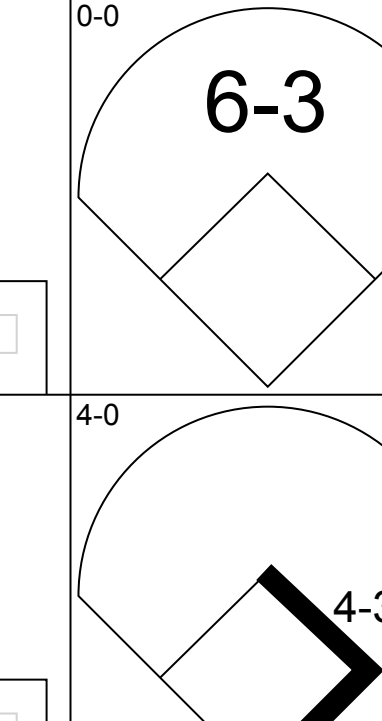
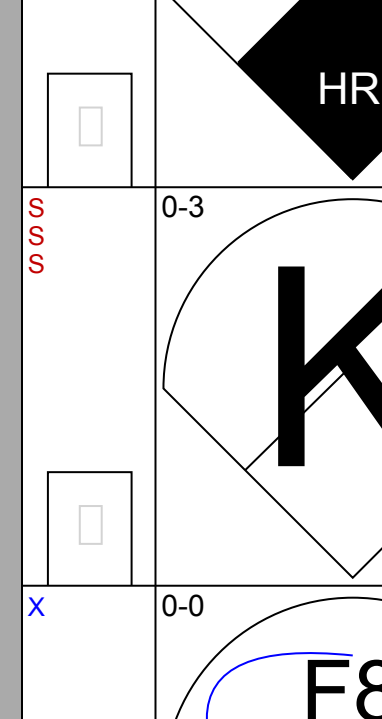
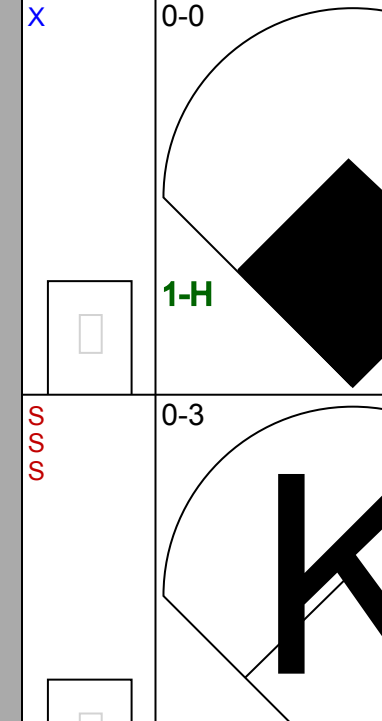
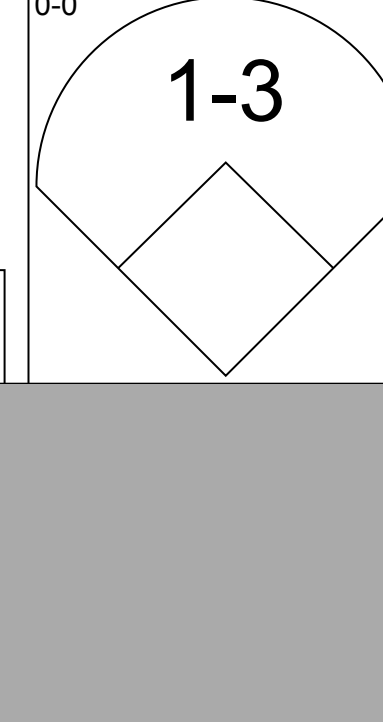
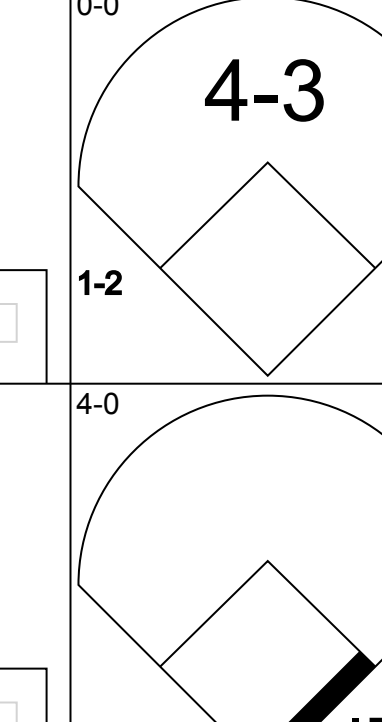
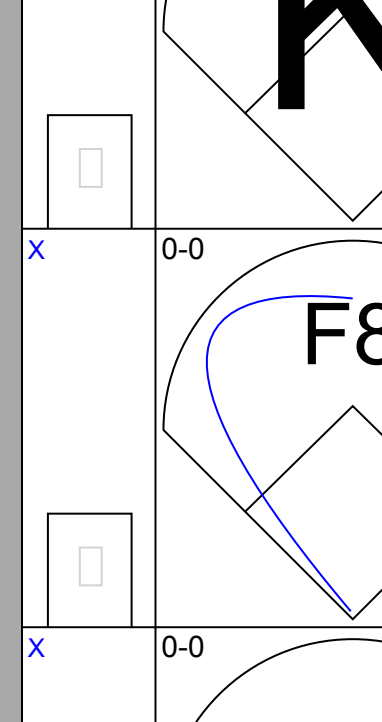

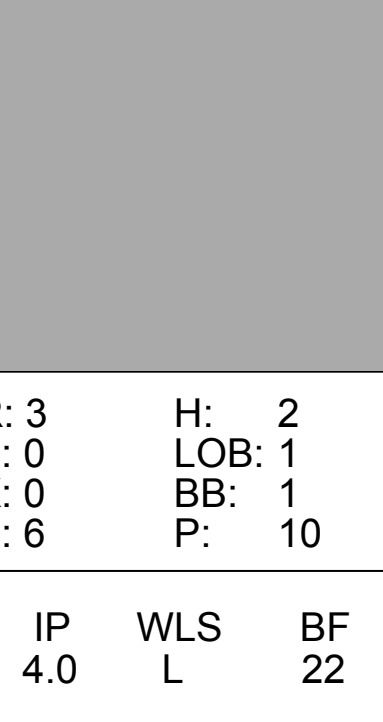
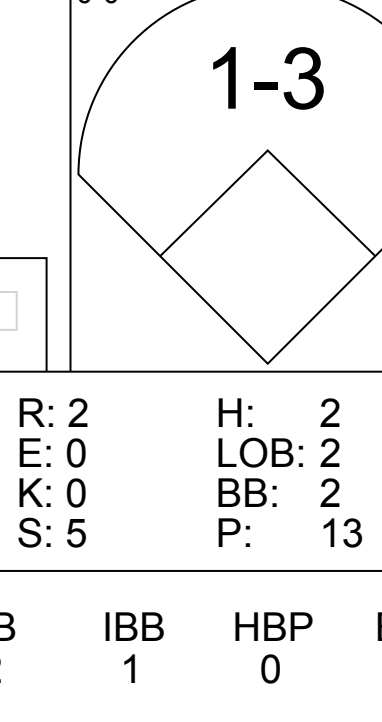
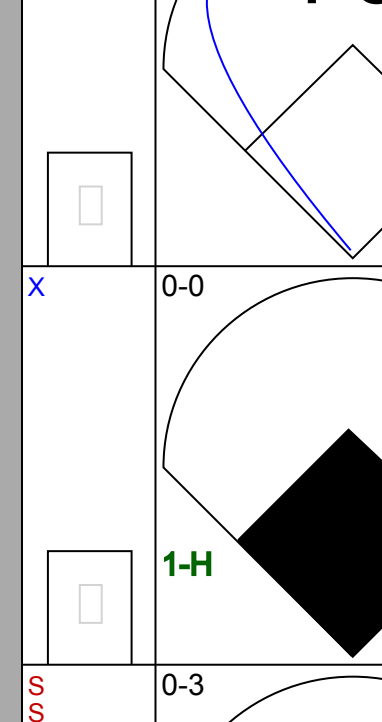
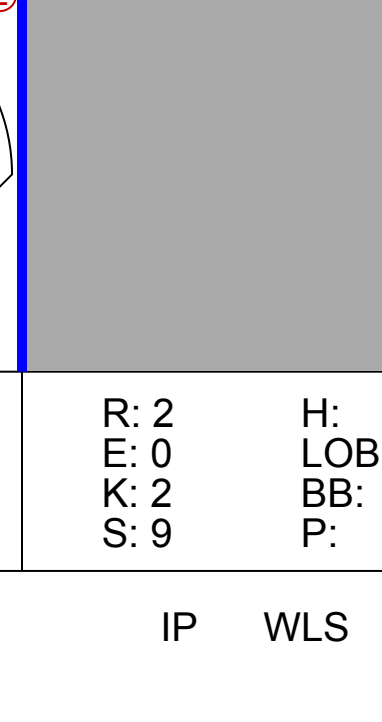
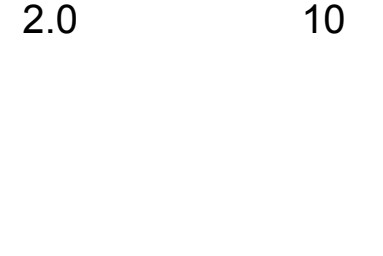
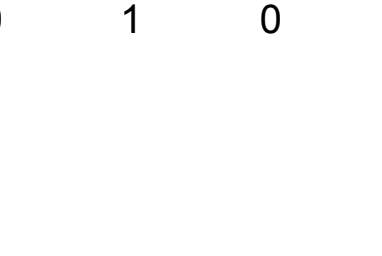
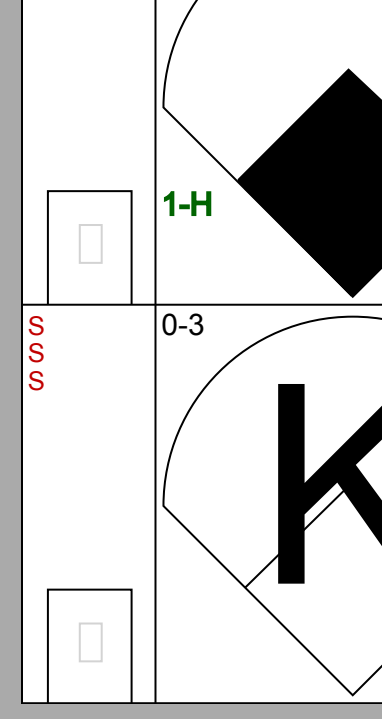

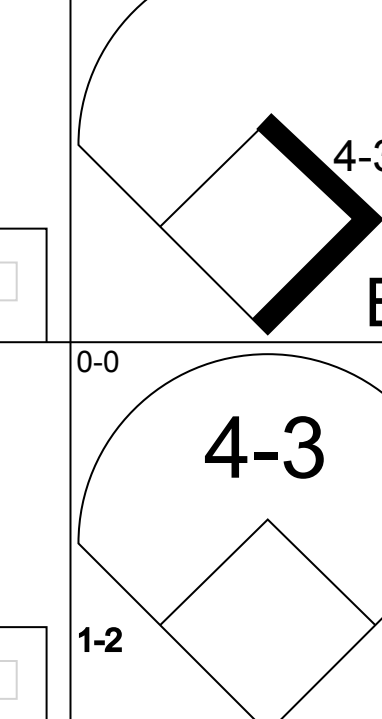
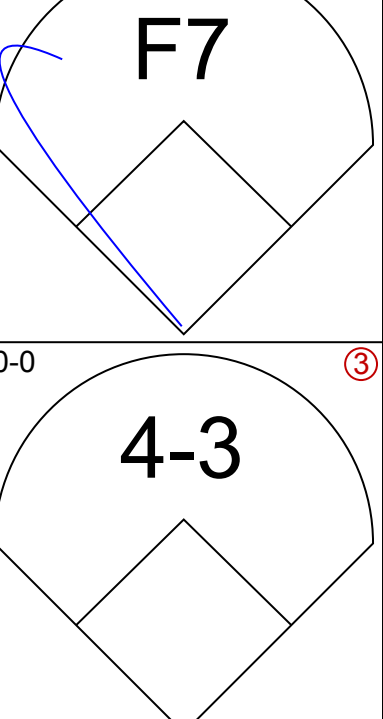
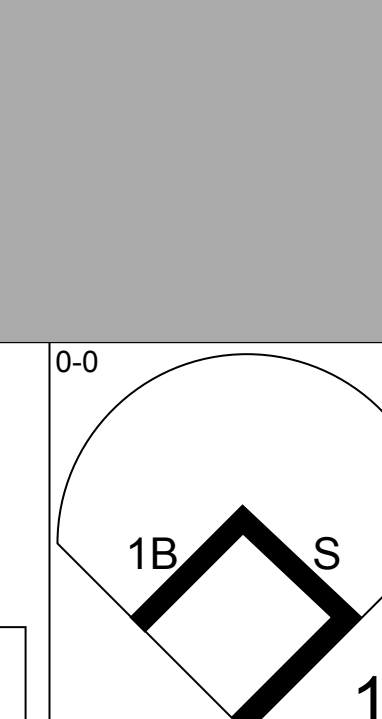
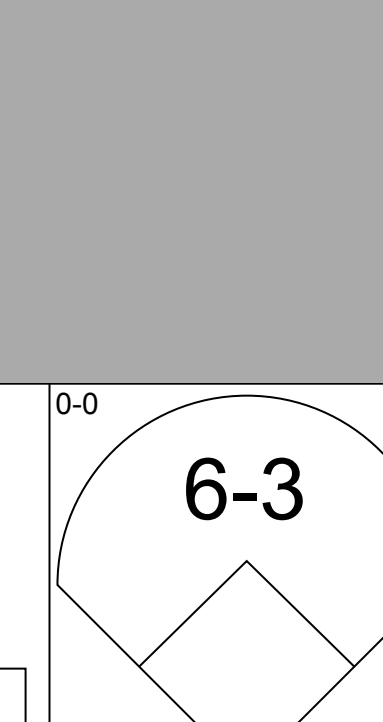

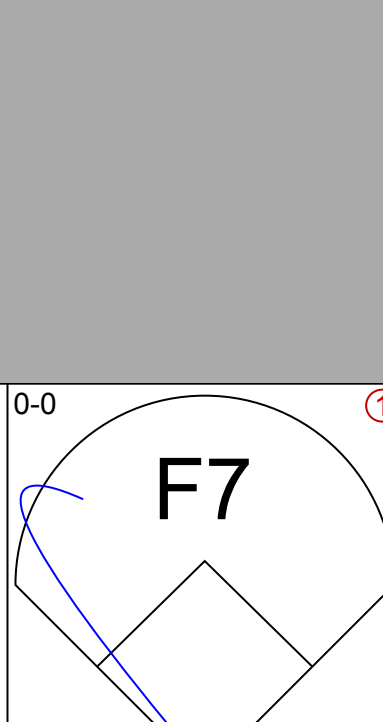
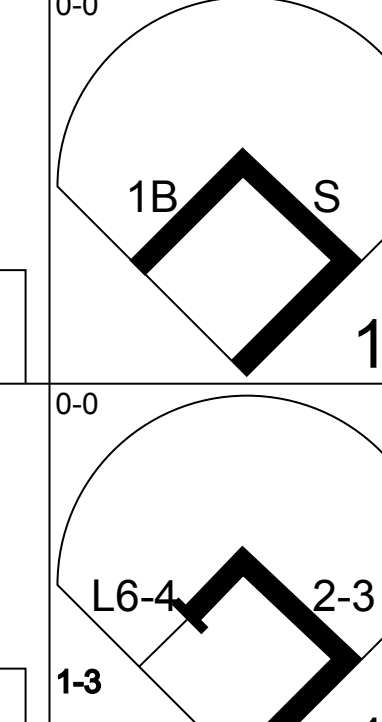

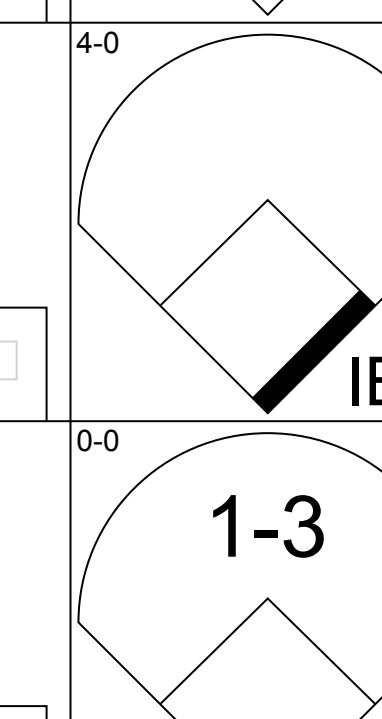

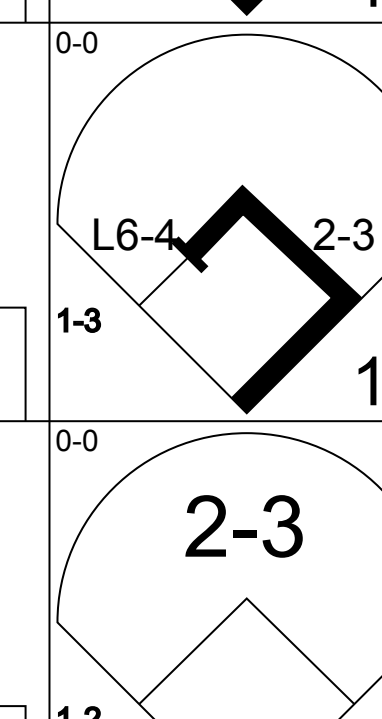
AB 34
R 2
H 11
RBI 2
BB 2
SO 6
LOB 18




Batter	1	2	3	4	5	6	7	8	9	AB R H RBI BB SO LOB	TOP								
Tim Flannery, L OBP: 0.393, SLG: 0.371 (1, 4)										4 0 0 0 1 3 2	San Diego Padres @ Cincinnati Reds Riverfront Stadium, Cincinnati, OH Fri Aug 15 1986, 3:33 AM EDT Unknown								
Tony Gwynn, L OBP: 0.378, SLG: 0.478 (1, 9)										5 0 1 0 0 1 4									
John Kruk, L OBP: 0.430, SLG: 0.459 (1, 7)										2 1 1 0 3 0 1									
Steve Garvey, R OBP: 0.285, SLG: 0.412 (1, 3)										3 1 1 0 1 1 3									
Graig Nettles, L OBP: 0.285, SLG: 0.396 (1, 5)										3 0 0 1 0 1 2									
Terry Kennedy, L OBP: 0.321, SLG: 0.379 (1, 2)										4 0 2 1 0 0 0									
Marvell Wynne, L Kevin McReynolds, R OBP: 0.355, SLG: 0.462 (8, PH) (8, 8)										3 0 0 0 0 0 1 1 0 0 0 0 1 3									
Garry Templeton, S OBP: 0.272, SLG: 0.274 (1, 6)										3 0 1 0 1 1 4									
Dave Dravecky, R OBP: 0.180, SLG: 0.292 (5, PH) Camilo Martinez, R OBP: 0.348, SLG: 0.382 (5, 1) Jerry Royster, R OBP: 0.310, SLG: 0.354 (7, PH) Gene Walter, L OBP: 0.327, SLG: 0.428 (7, 1) Bip Roberts, S OBP: 0.298, SLG: 0.279 (8, PH)										0 0 0 0 0 0 0 1 0 0 0 0 0 0 0 0 0 0 0 0 0 1 0 0 0 0 0 1 0 0 0 0 0 0 0 1 0 1 0 0 0 0									
Inning Stats	R: 0 E: 0 K: 3 S: 9	H: 0 LOB: 1 BB: 1 P: 13	R: 0 E: 0 K: 0 S: 3	H: 0 LOB: 0 BB: 0 P: 3	R: 0 E: 0 K: 0 S: 3	H: 1 LOB: 1 BB: 1 P: 7	R: 2 E: 0 K: 1 S: 8	H: 3 LOB: 1 BB: 0 P: 8	R: 0 E: 0 K: 0 S: 4	H: 0 LOB: 0 BB: 0 P: 3		R: 0 E: 0 K: 2 S: 7	H: 0 LOB: 1 BB: 1 P: 11	R: 0 E: 0 K: 2 S: 8	H: 1 LOB: 2 BB: 2 P: 16	R: 0 E: 0 K: 1 S: 6	H: 1 LOB: 1 BB: 0 P: 6	1B: 4 2B: 3 3B: 0 HR: 0	SF: 1 SAC: 1 DP: 1 HBP: 0
PITCHER	IP WLS BF H R ER SO BB IBB HBP BLK WP HR S P ERA WHIP											IP WLS BF H R ER SO BB IBB HBP BLK WP HR S P ERA WHIP							
Mario Soto, R ERA: 4.71 Rob Murphy, L ERA: 0.79	(1, 1) (7, 1)	6.0 W 25 5 2 2 4 3 0 0 0 0 0 30 42 3.00 1.333											(7, 1)	3.0 S 14 2 0 0 5 3 0 0 0 1 0 21 33 0.00 1.667					


AB	31
R	2
H	7
RBI	2
BB	6
SO	9
LOB	21



Batter	1	2	3	4	5	6	7	8	9	AB R H RBI BB SO LOB	BOTTOM								
Barry Larkin, R OBP: 0.333, SLG: 0.200 (1, 4)										4 1 1 0 1 0 1	San Diego Padres @ Cincinnati Reds Riverfront Stadium, Cincinnati, OH Fri Aug 15 1986, 3:33 AM EDT Unknown								
Kurt Stillwell, S OBP: 0.301, SLG: 0.245 (1, 6)										5 2 2 0 0 0 5									
Dave Parker, L OBP: 0.331, SLG: 0.482 (1, 9)										4 1 1 1 0 2 4									
Buddy Bell, R OBP: 0.353, SLG: 0.420 (1, 5)										4 2 2 4 0 0 2									
Tony Perez, R OBP: 0.338, SLG: 0.295 Max Venable, L OBP: 0.303, SLG: 0.306 (9, 7)										3 1 1 2 1 0 0 0 0 0 0 0 0 0									
Nick Esasky, R OBP: 0.322, SLG: 0.387 (9, 3)										3 0 0 0 1 1 1									
Eddie Milner, L OBP: 0.293, SLG: 0.410 (1, 8)										4 0 1 0 0 0 2									
Sal Butera, R OBP: 0.346, SLG: 0.341 (1, 2)										3 0 1 0 1 0 0									
Mario Soto, R OBP: 0.111, SLG: 0.148 Pete Rose, S OBP: 0.327, SLG: 0.281 Rob Murphy, L ERA: 3.61 (7, 1)										2 0 1 0 0 0 2 1 0 0 0 0 0 0 1 0 0 0 0 0 2									
Inning Stats	R: 3 E: 0 K: 0 S: 6	H: 2 LOB: 1 BB: 1 P: 10	R: 0 E: 0 K: 0 S: 4	H: 1 LOB: 0 BB: 0 P: 4	R: 2 E: 0 K: 0 S: 5	H: 2 LOB: 2 BB: 2 P: 13	R: 0 E: 0 K: 1 S: 6	H: 1 LOB: 1 BB: 0 P: 6	R: 0 E: 0 K: 0 S: 3	H: 0 LOB: 0 BB: 0 P: 3		R: 2 E: 0 K: 2 S: 9	H: 2 LOB: 0 BB: 0 P: 9	R: 0 E: 0 K: 0 S: 4	H: 2 LOB: 2 BB: 1 P: 8	R: 0 E: 0 K: 0 S: 4	H: 2 LOB: 2 BB: 1 P: 8	1B: 6 2B: 1 3B: 0 HR: 4	SF: 0 SAC: 0 DP: 1 HBP: 0
PITCHER	IP WLS BF H R ER SO BB IBB HBP BLK WP HR S P ERA WHIP											IP WLS BF H R ER SO BB IBB HBP BLK WP HR S P ERA WHIP							
Dave Dravecky, L ERA: 3.01 Dave LaPoint, L ERA: 5.61 Gene Walter, L ERA: 3.61	(1, 1) (5, 1) (7, 1)	4.0 L 22 6 0 0 0 0 0 0 0 0 0 6 6 0.00 0.000											(7, 1)	2.0 10 4 2 2 2 0 1 0 0 0 1 13 17 9.00 2.000					



Batter	1	2	3	4	5	6	7	8	9	AB R H RBI BB SO LOB	TOP									
Jerry Royster, R (1, 6) OBP: 0.332, SLG: 0.372	0-3 K		0-0 1B	0-0 SH1-4		0-0 HR	0-3 K		0-0 FC4-6	5 2 2 1 0 2 3	San Diego Padres @ Cincinnati Reds Riverfront Stadium, Cincinnati, OH Fri Aug 15 1986, 7:05 PM EDT Att: 35,006 - Unknown AB 36 R 7 H 13 RBI 7 BB 6 SO 4 LOB 24 									
Tony Gwynn, L (1, 9) OBP: 0.382, SLG: 0.480	0-0 1B		0-0 G3	0-0 1B		0-0 1B		4-0 BB		4 2 3 1 1 0 1										
John Kruk, L (1, 7) Marvell Wynne, L (9, 8) OBP: 0.435, SLG: 0.461 OBP: 0.282, SLG: 0.424	0-0 1B		0-0 BB	0-0 F7		0-0 L4		0-0 BB		4 0 2 0 1 0 2 0 0 0 0 0 0 0										
Kevin McReynolds, R (1, 8) OBP: 0.351, SLG: 0.457	0-0 SF7		0-0 F7		0-0 F8	0-0 F2		0-0 L6		4 0 0 1 0 0 5										
Steve Garvey, R (1, 3) OBP: 0.286, SLG: 0.419	0-0 F8		0-0 1B		0-0 HR	0-3 K		0-0 6-3		5 1 2 3 0 1 3										
Bruce Bochy, R (1, 2) OBP: 0.356, SLG: 0.557		0-0 F7	0-0 IBB		4-0 2B	0-0 SH1-4	0-0 BB	0-3 K		2 0 0 0 3 1 1										
Tim Flannery, L (1, 5) OBP: 0.393, SLG: 0.373		0-0 F7	0-0 F8		0-0 FC6	1-0 SH1-4	1-2 HBP	0-0 F9		4 0 1 0 0 0 3										
Bip Roberts, S (1, 4) OBP: 0.271, SLG: 0.299		0-0 HR		0-0 SH1-4	0-0 FC6	0-0 F7		0-0 L6		5 2 2 1 0 0 4										
Eric Show, R (1, 1) OBP: 0.190, SLG: 0.220	0-0 5-3		0-0 1B	0-0 SH1-4	0-0 3-1	0-0 SH1-4		4-0 FC4-6		3 0 1 0 1 0 2										
Inning Stats	R: 1 E: 0 K: 1 S: 7	H: 2 LOB: 1 BB: 0 P: 7	R: 1 E: 0 K: 0 S: 4	H: 1 LOB: 0 BB: 0 P: 4	R: 1 E: 0 K: 0 S: 5	H: 2 LOB: 3 BB: 2 P: 13	R: 1 E: 0 K: 0 S: 5	H: 3 LOB: 1 BB: 0 P: 5	R: 1 E: 0 K: 1 S: 7	H: 2 LOB: 2 BB: 1 P: 9	R: 0 E: 0 K: 1 S: 5	H: 0 LOB: 2 BB: 1 P: 10	R: 1 E: 0 K: 1 S: 6	H: 1 LOB: 1 BB: 1 P: 10	R: 0 E: 0 K: 0 S: 3	H: 0 LOB: 1 BB: 1 P: 7	1B: 9 2B: 1 3B: 0 HR: 3	SF: 1 SAC: 2 DP: 0 HBP: 1	WP: 0 PB: 0 SB: 0 CS: 0	PA: 46
PITCHER	IP WLS BF H R ER SO BB IBB HBP BLK WP HR S P ERA WHIP																			
Tom Browning, L (1, 1) ERA: 4.01	4.1 L 25 10 5 5 1 2 2 1 0 0 0 2 24 36 10.38 2.769																			
Carl Willis, R (5, 1) ERA: 4.5	1.2 7 2 1 1 1 0 0 0 0 0 1 9 9 5.40 1.200																			
Ted Power, R (7, 1) ERA: 4.88	3.0 14 1 1 1 2 3 0 1 0 0 0 14 27 3.00 1.333																			

Batter	1	2	3	4	5	6	7	8	9	AB R H RBI BB SO LOB	BOTTOM											
Kal Daniels, L (1, 7) OBP: 0.410, SLG: 0.516	0-0 G3		0-0 F7			0-0 F8			0-0 B5-3	4 1 1 0 0 0 1	San Diego Padres @ Cincinnati Reds Riverfront Stadium, Cincinnati, OH Fri Aug 15 1986, 7:05 PM EDT Att: 35,006 - Unknown AB 30 R 1 H 4 RBI 1 BB 1 SO 6 LOB 8 											
Pete Rose, S (1, 3) OBP: 0.322, SLG: 0.276	0-3 K			0-0 4-3		0-0 F8			0-0 B5-3	4 0 0 0 0 1 2												
Dave Parker, L (1, 9) OBP: 0.332, SLG: 0.481	0-0 4-3			0-3 K		4-0 BB			0-0 1B	3 0 1 1 1 1 0												
Bo Diaz, R (1, 2) OBP: 0.307, SLG: 0.361		0-0 F8		0-3 K		0-0 G6-4-3			0-0 F7	4 0 0 0 0 1 2												
Buddy Bell, R (1, 5) OBP: 0.352, SLG: 0.421		0-0 G3			0-3 K		0-0 F8			3 0 1 0 0 1 0												
Kurt Stillwell, S (1, 6) OBP: 0.298, SLG: 0.242		0-0 G3		0-0 4-3			0-3 K			3 0 0 0 0 1 1												
Eddie Milner, L (1, 8) OBP: 0.290, SLG: 0.406		0-0 L1			0-0 F5			0-0 F4		3 0 0 0 0 0 1												
Ron Oester, S (1, 4) OBP: 0.317, SLG: 0.339			0-0 F5			0-0 1B		0-0 F7		3 0 1 0 0 0 0												
Tom Browning, L (1, 1) OBP: 0.172, SLG: 0.158 Carl Willis, L (5, 1) Barry Larkin, R (6, PH) OBP: 0.286, SLG: 0.167 Ted Power, R (7, 1) Max Venable, L (9, PH) OBP: 0.300, SLG: 0.303			0-0 6-3			0-3 K			0-0 F9	1 0 0 0 0 0 0 0 0 0 0 0 0 0 1 0 0 0 0 1 1 0 0 0 0 0 0 0 1 0 0 0 0 0 0												
Inning Stats	R: 0 E: 0 K: 1 S: 5	H: 0 LOB: 0 BB: 0 P: 5	R: 0 E: 0 K: 0 S: 4	H: 1 LOB: 1 BB: 0 P: 4	R: 0 E: 0 K: 2 S: 3	H: 0 LOB: 0 BB: 0 P: 3	R: 0 E: 0 K: 2 S: 7	H: 0 LOB: 0 BB: 0 P: 7	R: 0 E: 0 K: 1 S: 5	H: 0 LOB: 0 BB: 0 P: 5	R: 0 E: 0 K: 1 S: 6	H: 1 LOB: 1 BB: 0 P: 6	R: 0 E: 0 K: 0 S: 2	H: 0 LOB: 0 BB: 1 P: 6	R: 0 E: 0 K: 1 S: 5	H: 0 LOB: 0 BB: 0 P: 5	R: 1 E: 0 K: 0 S: 5	H: 2 LOB: 1 BB: 0 P: 5	1B: 3 2B: 1 3B: 0 HR: 0	SF: 0 SAC: 0 DP: 1 HBP: 0	WP: 0 PB: 0 SB: 0 CS: 0	PA: 31
PITCHER	IP WLS BF H R ER SO BB IBB HBP BLK WP HR S P ERA WHIP																					
Eric Show, R (1, 1) ERA: 3.02	9.0 W 31 4 1 1 6 1 0 0 0 0 0 42 46 1.00 0.556																					

Batter	1	2	3	4	5	6	7	8	9	AB	R	H	RBI	BB	SO	LOB	TOP																	
Tim Flannery, L OBP: 0.388, SLG: 0.365 (1, 4)										3	0	0	0	1	0	1	San Diego Padres @ Cincinnati Reds Riverfront Stadium, Cincinnati, OH Mon Aug 18 1986, 7:05 PM EDT Att: 17,303 - Unknown																	
Tony Gwynn, L OBP: 0.388, SLG: 0.495 (1, 9)										4	1	3	2	0	0	1																		
John Kruk, L OBP: 0.437, SLG: 0.494 (1, 7)										4	0	0	0	0	1	3																		
Steve Garvey, R OBP: 0.287, SLG: 0.413 (1, 3)										4	1	1	0	0	0	2																		
Graig Nettles, L OBP: 0.284, SLG: 0.392 (1, 5)										4	1	1	0	0	1	1																		
Terry Kennedy, L OBP: 0.322, SLG: 0.381 (1, 2)										4	1	2	1	0	0	0																		
Marvell Wynne, L OBP: 0.253, SLG: 0.411 Kevin McReynolds, R OBP: 0.354, SLG: 0.464 (9, PH)										3	0	0	0	0	0	1																		
Jerry Royster, R OBP: 0.330, SLG: 0.365 (1, 6)										3	0	0	0	1	2	0																		
Dave LaPoint, L (1, 1)										2	0	0	0	0	0	0																		
Gene Walter, L OBP: 0.375, SLG: 0.429 Dane Long, L OBP: 0.244, SLG: 0.325 Garry Templeton, S OBP: 0.275, SLG: 0.275 (9, PH)										1	0	0	0	0	1	2																		
Inning Stats	R: 0 E: 0 K: 0 S: 3	H: 0 LOB: 1 BB: 1 P: 7	R: 0 E: 0 K: 0 S: 3	H: 0 LOB: 0 BB: 0 P: 3	R: 0 E: 0 K: 1 S: 5	H: 0 LOB: 0 BB: 0 P: 5	R: 0 E: 0 K: 0 S: 3	H: 1 LOB: 0 BB: 0 P: 3	R: 0 E: 0 K: 0 S: 3	H: 0 LOB: 0 BB: 0 P: 3	R: 0 E: 0 K: 2 S: 8	H: 1 LOB: 1 BB: 0 P: 8	R: 0 E: 0 K: 0 S: 3	H: 1 LOB: 0 BB: 0 P: 3	R: 5 E: 0 K: 1 S: 11	H: 6 LOB: 2 BB: 1 P: 15	1B: 5 2B: 3 3B: 0 HR: 1	SF: 0 SAC: 0 DP: 2 HBP: 0	WP: 0 PA: 36 PB: 0 SB: 0 CS: 0															
PITCHER	IP WLS BF H R ER SO BB IBB HBP BLK WP HR S P ERA WHIP																																	
John Denny, R ERA: 4.2 John Franco, L ERA: 2.39	(1, 1) (9, 1)	8.2 S	W 3	33 3	H 8	R 5	ER 5	SO 4	BB 1	IBB 0	HBP 0	BLK 0	WP 0	HR 1	S 40	P 44	ERA 5.19	WHIP 1.038																

AB	34
R	5
H	9
RBI	5
BB	2
SO	5
LOB	11



Batter	1	2	3	4	5	6	7	8	9	AB	R	H	RBI	BB	SO	LOB	BOTTOM																
Kal Daniels, L OBP: 0.395, SLG: 0.496 Eddie Milner, L OBP: 0.292, SLG: 0.406 (8, 8)										4	1	1	0	0	1	1	San Diego Padres @ Cincinnati Reds Riverfront Stadium, Cincinnati, OH Mon Aug 18 1986, 7:05 PM EDT Att: 17,303 - Unknown																
Buddy Bell, R OBP: 0.354, SLG: 0.441 (1, 5)										4	1	1	3	0	1	1																	
Dave Parker, L OBP: 0.331, SLG: 0.474 (1, 9)										4	0	1	0	0	0	0																	
Eric Davis, R OBP: 0.383, SLG: 0.515 (8, 7)										4	0	1	0	0	0	0																	
Bo Diaz, R OBP: 0.310, SLG: 0.370 (1, 2)										4	1	1	1	0	2	3																	
Tony Perez, R OBP: 0.333, SLG: 0.291 (1, 3)										4	0	1	0	0	1	3																	
Barry Larkin, R OBP: 0.333, SLG: 0.500 (9, 4)										4	1	2	0	0	0	0																	
Ron Oester, S OBP: 0.318, SLG: 0.352 John Franco, L (9, 1)										4	1	1	1	0	1	2																	
John Denny, R OBP: 0.263, SLG: 0.222 Kurt Stillwell, S OBP: 0.297, SLG: 0.242 (9, 6)										3	1	2	1	0	0	0																	
Inning Stats	R: 0 E: 1 K: 2 S: 10	H: 2 LOB: 3 BB: 0 P: 10	R: 0 E: 0 K: 0 S: 3	H: 0 LOB: 0 BB: 0 P: 3	R: 0 E: 0 K: 1 S: 5	H: 0 LOB: 0 BB: 0 P: 5	R: 0 E: 0 K: 0 S: 3	H: 0 LOB: 0 BB: 0 P: 3	R: 2 E: 1 K: 0 S: 5	H: 3 LOB: 2 BB: 0 P: 5	R: 1 E: 0 K: 1 S: 8	H: 3 LOB: 2 BB: 0 P: 8	R: 3 E: 0 K: 1 S: 8	H: 3 LOB: 0 BB: 0 P: 8	R: 0 E: 0 K: 1 S: 5	H: 0 LOB: 0 BB: 0 P: 5		1B: 8 2B: 1 3B: 0 HR: 2	SF: 0 SAC: 0 DP: 1 HBP: 0	WP: 0 PA: 35 PB: 0 SB: 0 CS: 0													
PITCHER	IP WLS BF H R ER SO BB IBB HBP BLK WP HR S P ERA WHIP																																
Dave LaPoint, L ERA: 5.56 Gene Walter, L ERA: 3.95	(1, 1) (6, 1)	5.2 L	24 11	H 7	R 3	ER 3	SO 3	BB 0	IBB 0	HBP 0	BLK 0	WP 0	HR 1	S 30	P 30	ERA 4.76	WHIP 1.235																

AB	35
R	6
H	11
RBI	6
BB	0
SO	6
LOB	10



Batter	1	2	3	4	5	6	7	8	9	AB	R	H	RBI	BB	SO	LOB	TOP					
Vince Coleman, S OBP: 0.316, SLG: 0.301 (1, 7)	F7		6-3			F8		F9		4	0	0	1	0	0	2						
Ozzie Smith, S OBP: 0.367, SLG: 0.328 (1, 6)	5-3		F9			1-3		F9		4	0	0	0	0	0	2						
Tom Herr, S Ray Soff, R OBP: 0.323, SLG: 0.311 (1, 4) (8, 1)	F8			K		FC5-4 1B		K		4	0	1	0	0	2	1						
Alan Knicely, R OBP: 0.360, SLG: 0.304 (1, 3)		G4-3 BB		CS BB		FC5-4 1-2		K		2	0	0	0	2	1	1						
Terry Pendleton, S OBP: 0.278, SLG: 0.293 (1, 5)	F7		F8			F8		F8		4	0	0	0	0	0	2						
Tito Landrum, R OBP: 0.282, SLG: 0.268 (1, 9)	G4-3					FC6-4 1B		4-3		4	0	2	0	0	0	1						
Andy Van Slyke, L OBP: 0.343, SLG: 0.422 (1, 8)			SH5-4 1B 6-3 BB			F8		S BB		2	1	0	0	2	0	2						
Steve Lake, R OBP: 0.389, SLG: 0.429 (1, 2)			SH5-4 1B			FC6-4 1-2		6-3		3	0	1	0	0	0	2						
Tim Conroy, L Tom Lawless, R OBP: 0.227, SLG: 0.250 (8, PH) (8, 4)			SH5-4			F7		CI S		1	0	0	0	0	0	1						
			1-2 2-3							0	0	0	0	0	0	0						
Inning Stats	R: 0 E: 0 K: 0 S: 3	H: 0 LOB: 0 BB: 0 P: 3	R: 0 E: 0 K: 0 S: 2	H: 0 LOB: 0 BB: 1 P: 6	R: 1 E: 0 K: 0 S: 4	H: 1 LOB: 1 BB: 1 P: 8	R: 0 E: 0 K: 1 S: 4	H: 0 LOB: 0 BB: 0 P: 8	R: 0 E: 0 K: 0 S: 4	H: 1 LOB: 1 BB: 0 P: 4	R: 0 E: 0 K: 0 S: 4	H: 0 LOB: 1 BB: 0 P: 4	R: 0 E: 0 K: 0 S: 3	H: 0 LOB: 1 BB: 1 P: 7	R: 0 E: 1 K: 1 S: 6	H: 0 LOB: 1 BB: 0 P: 6	R: 0 E: 0 K: 1 S: 6	H: 1 LOB: 1 BB: 0 P: 6	1B: 4 2B: 0 3B: 0 HR: 0	SF: 0 SAC: 1 DP: 1 HBP: 0	WP: 0 PB: 0 SB: 2 CS: 1	PA: 34
PITCHER Tom Browning, L ERA: 3.86 (1, 1)	IP: 9.0 WLS: W BF: 34 H: 4 R: 1 ER: 1 SO: 3 BB: 4 IBB: 0 HBP: 0 BLK: 0 WP: 0 HR: 0 S: 36 P: 52 ERA: 1.00 WHIP: 0.889											PITCHER	IP: 9.0 WLS: W BF: 34 H: 4 R: 1 ER: 1 SO: 3 BB: 4 IBB: 0 HBP: 0 BLK: 0 WP: 0 HR: 0 S: 36 P: 52 ERA: 1.00 WHIP: 0.889									

St. Louis Cardinals @ Cincinnati Reds
Riverfront Stadium, Cincinnati, OH
Tue Aug 19 1986, 7:05 PM EDT
Att: 18,713 - Unknown

AB 28
R 1
H 4
RBI 1
BB 4
SO 3
LOB 14

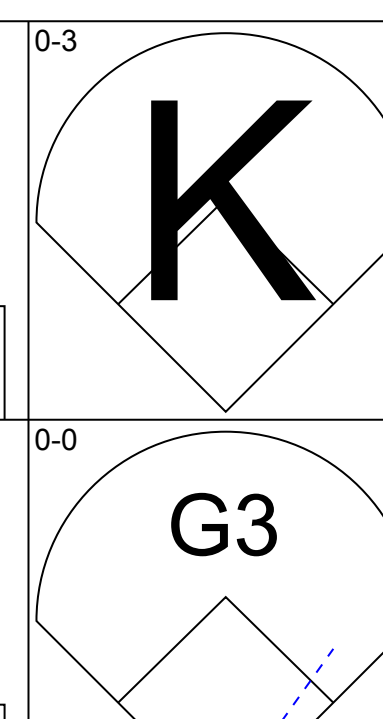
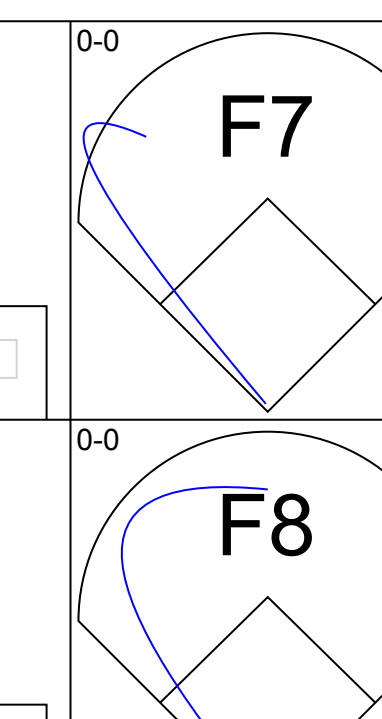
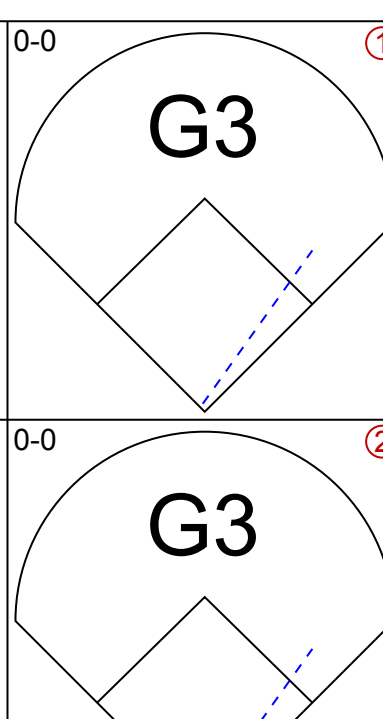
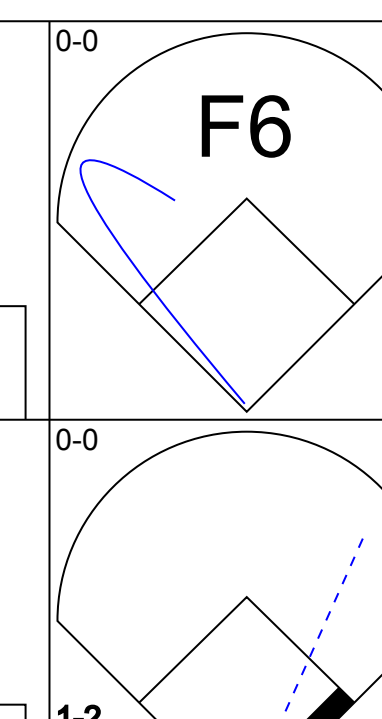
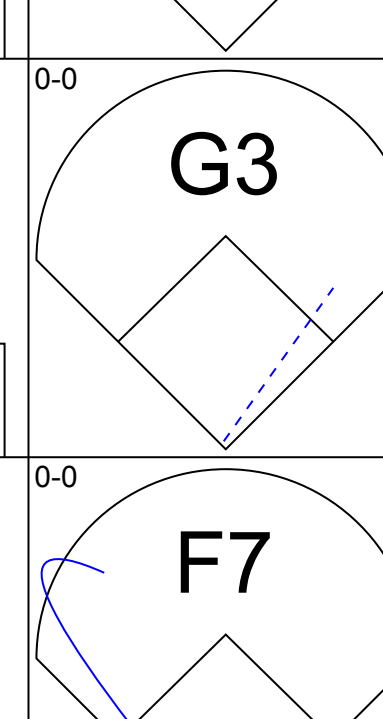
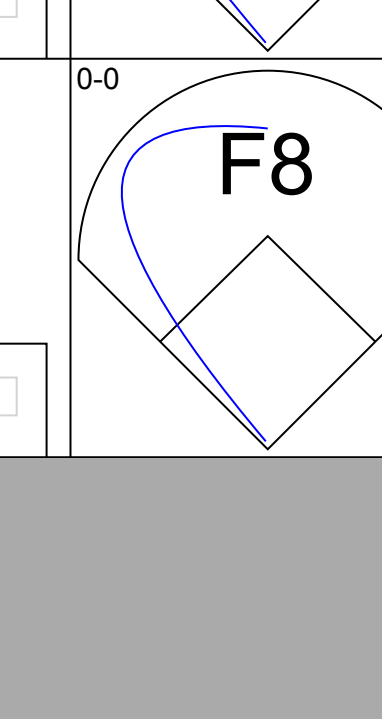
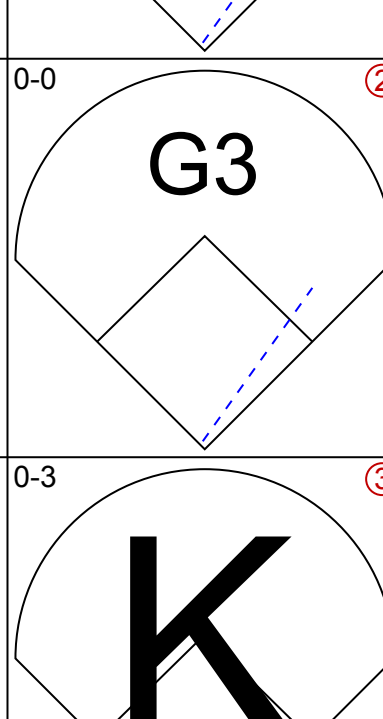
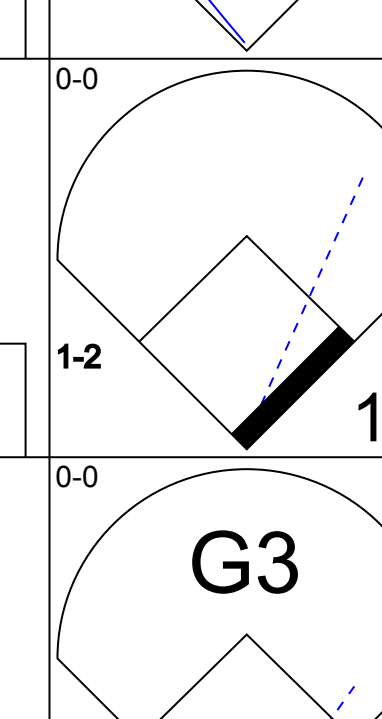
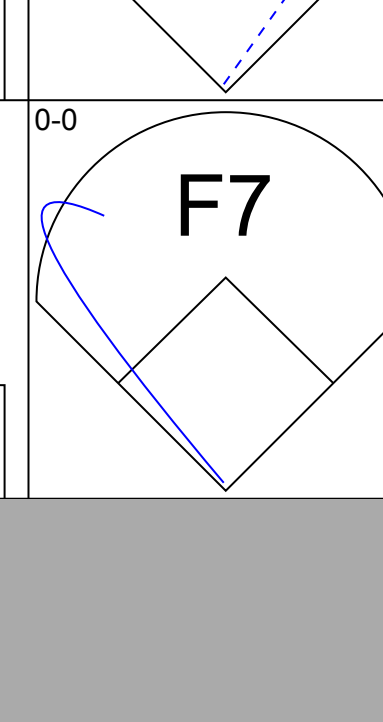
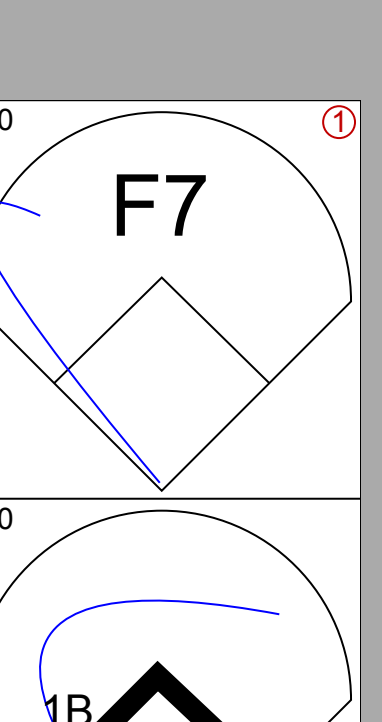
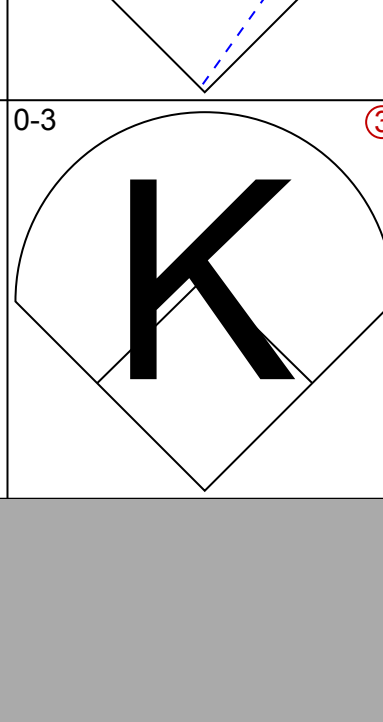
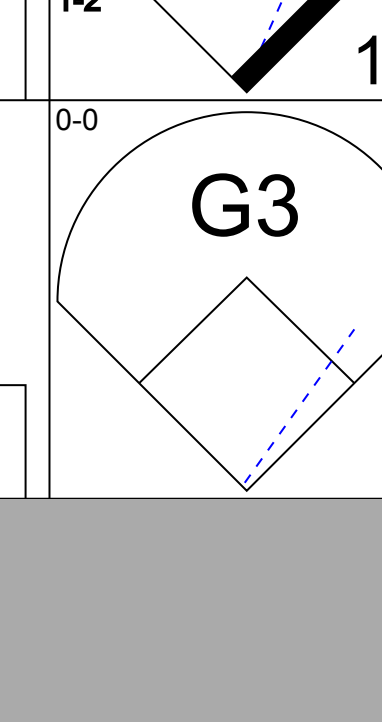
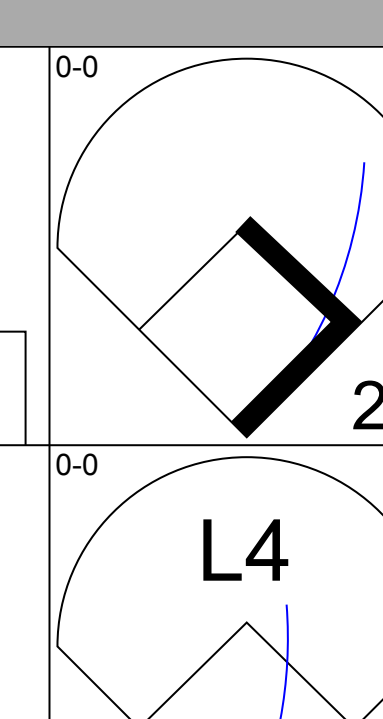
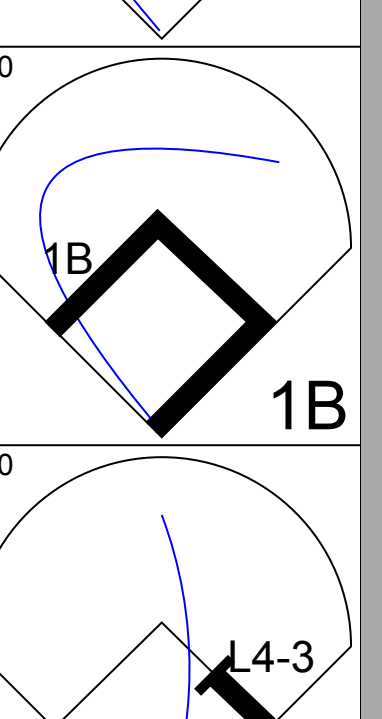
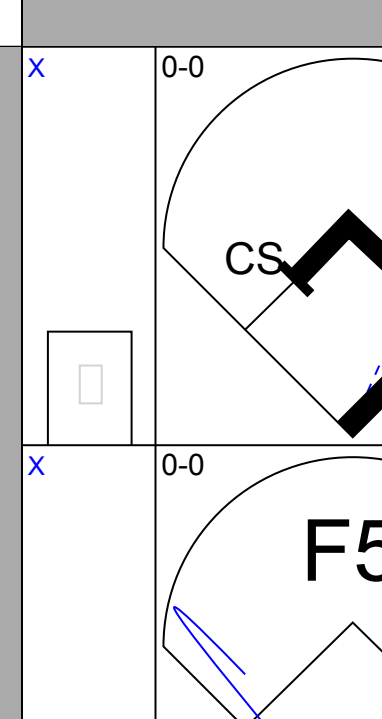
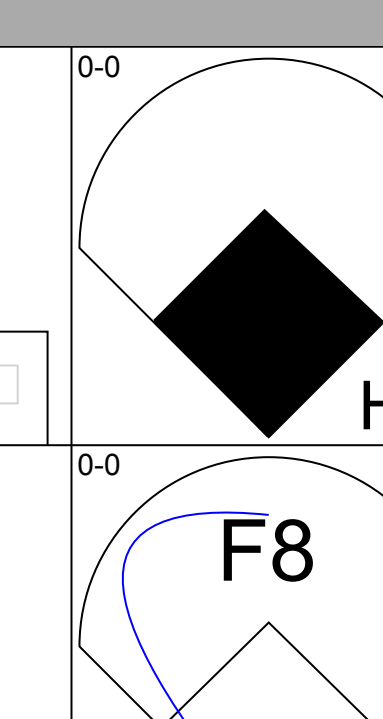
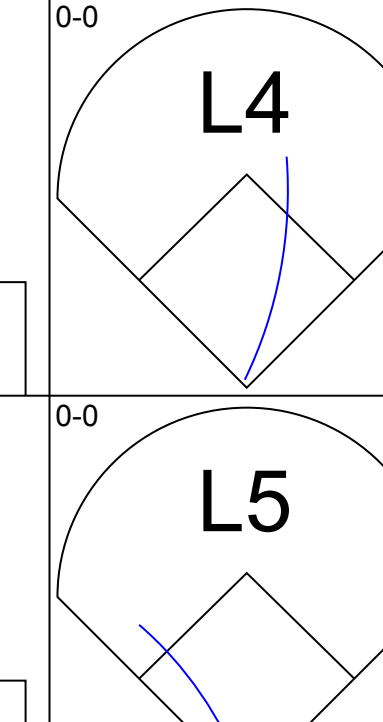
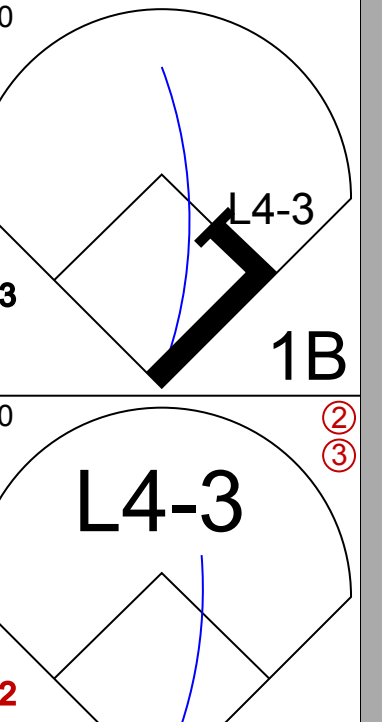
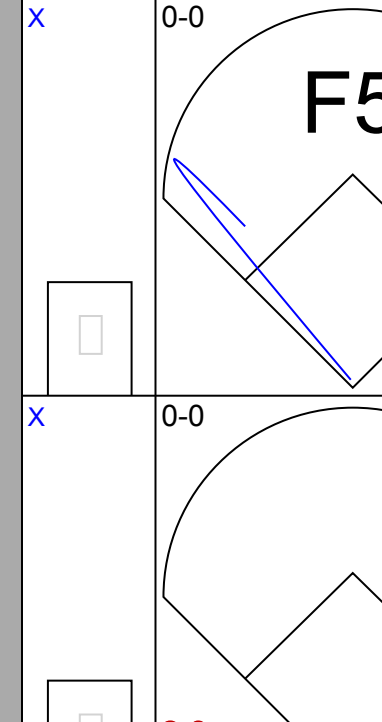
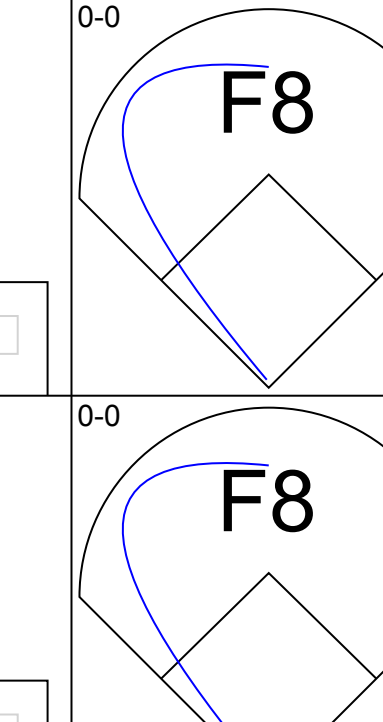
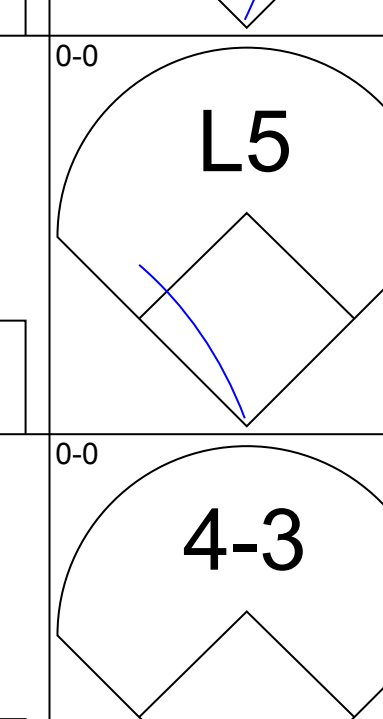
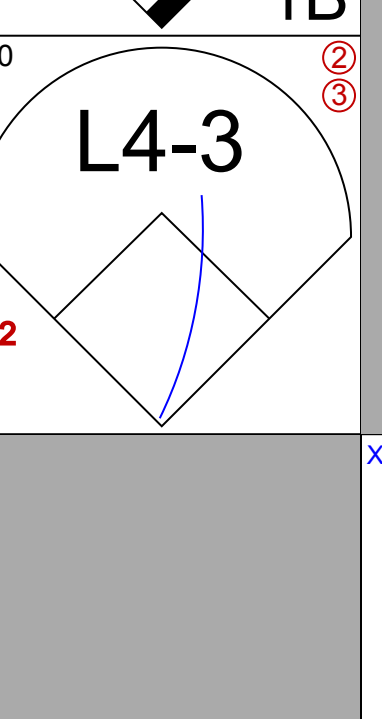
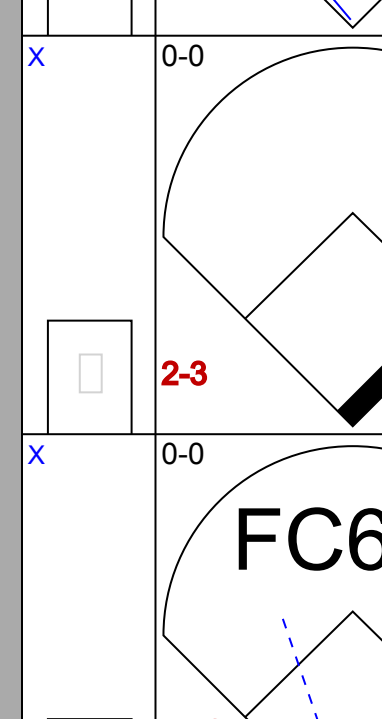
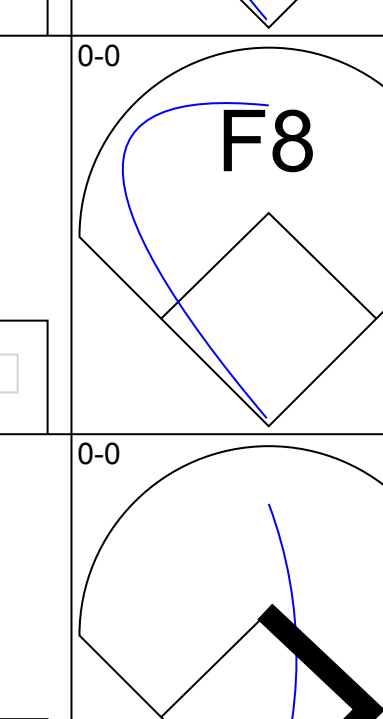
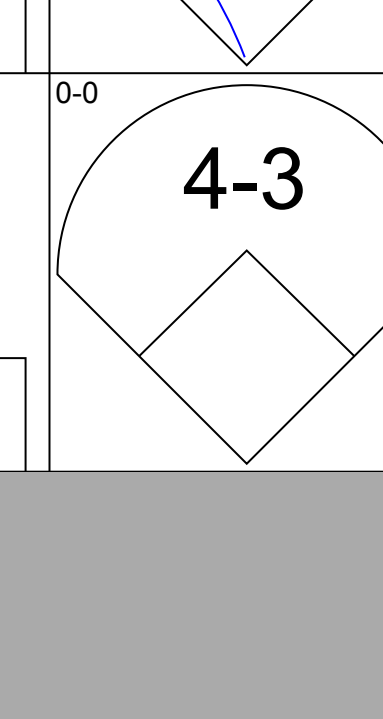
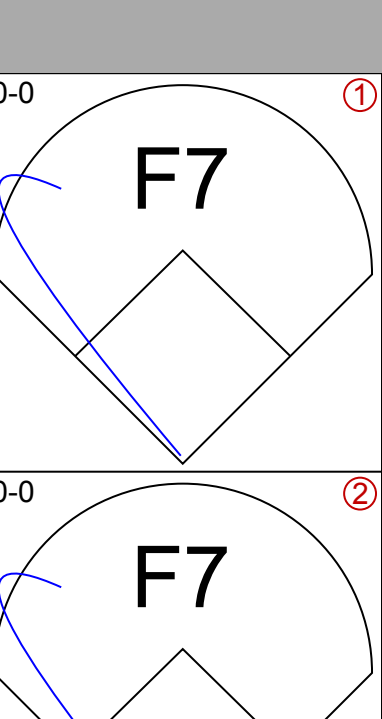
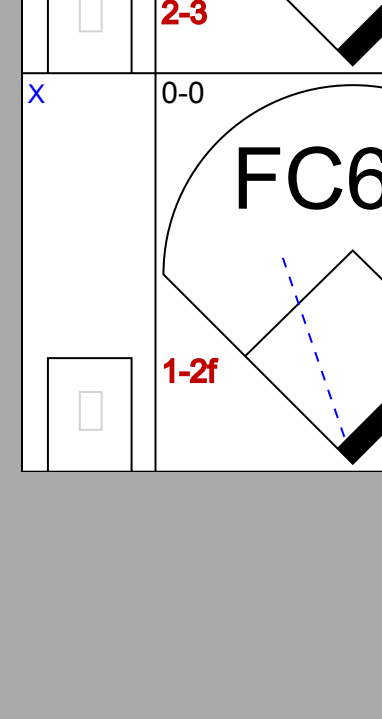
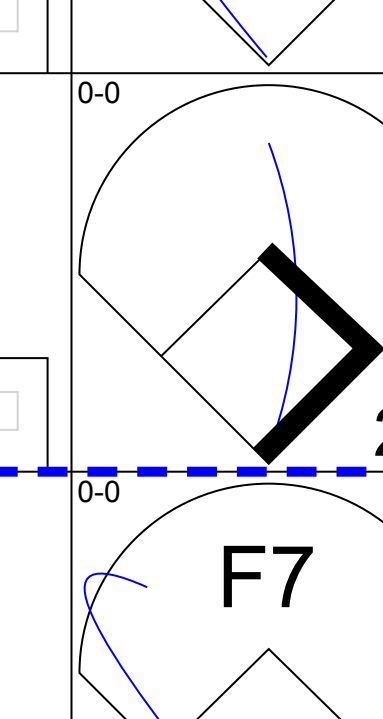
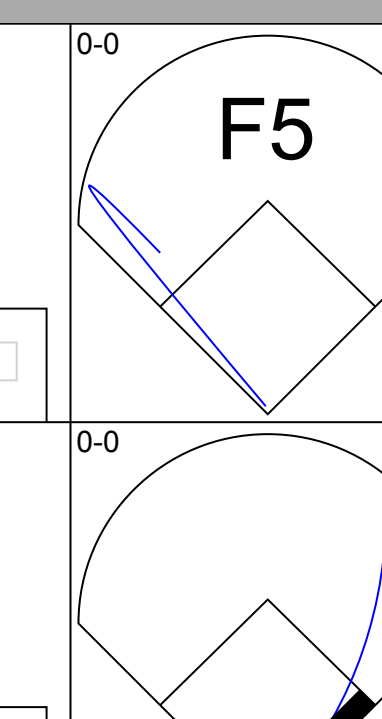
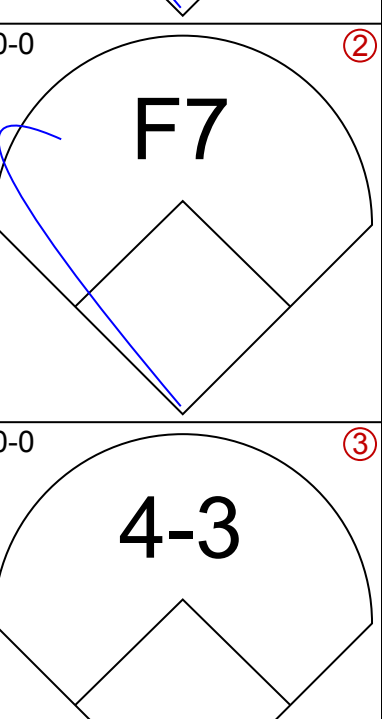
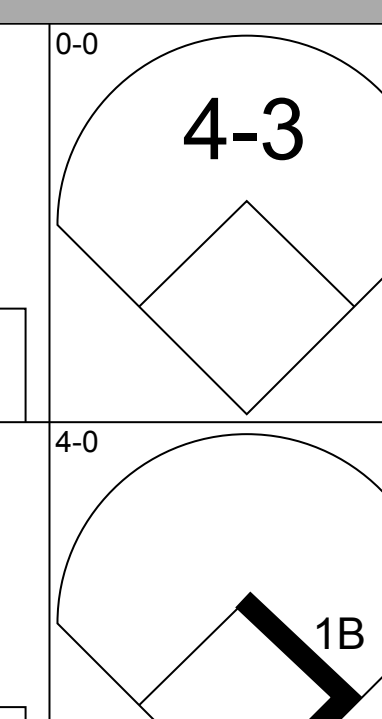
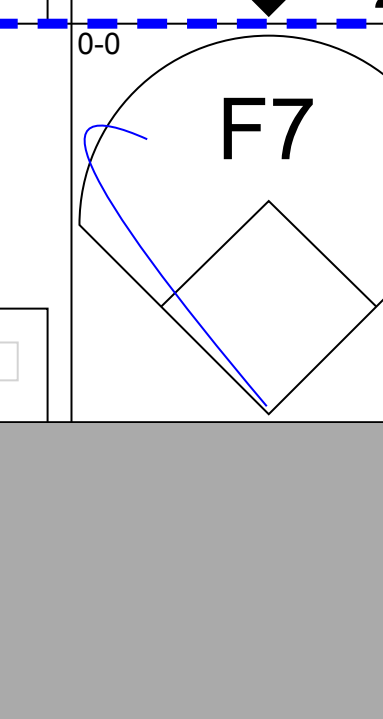
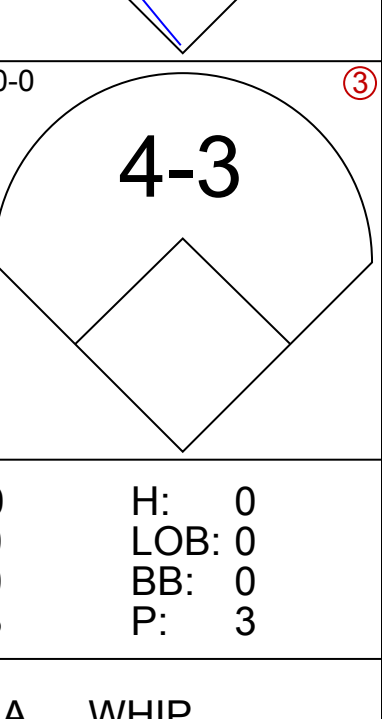
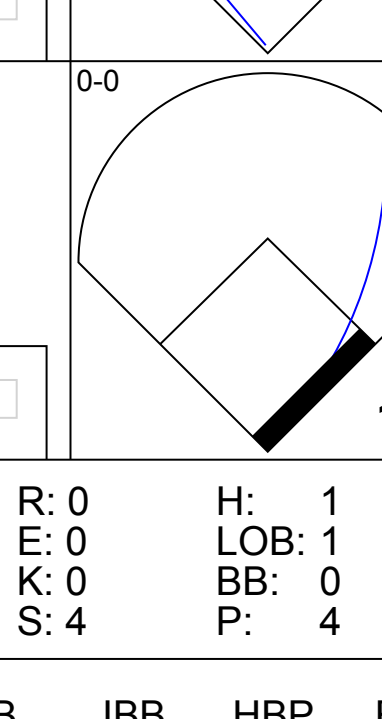
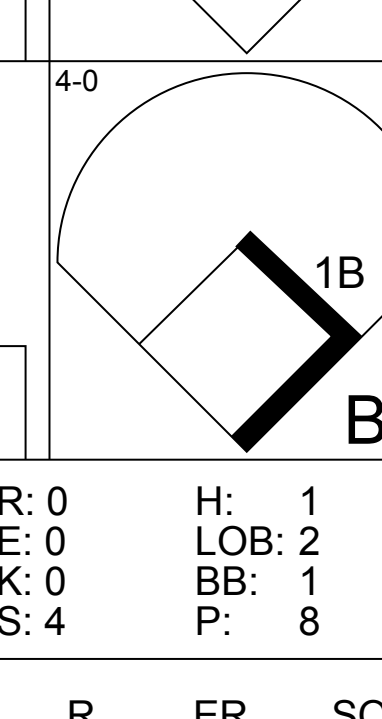


Batter	1	2	3	4	5	6	7	8	9	AB	R	H	RBI	BB	SO	LOB	BOTTOM			
Barry Larkin, R OBP: 0.368, SLG: 0.471 (1, 6)	F9		L7 3B BB			5-3		1B		3	1	1	0	1	0	0				
Buddy Bell, R OBP: 0.353, SLG: 0.438 (1, 5)			L7			F8		F3		3	0	0	0	1	0	2				
Dave Parker, L OBP: 0.331, SLG: 0.476 (1, 9)	F8					K		6-3		4	0	1	1	0	1	2				
Eric Davis, R OBP: 0.385, SLG: 0.523 (9, 7)	1-3		K							3	1	1	1	1	1	2				
Bo Diaz, R OBP: 0.312, SLG: 0.375 (1, 2)			F4			1B BB		HR		4	2	2	0	0	1	1				
Tony Perez, R Eddie Milner, L OBP: 0.331, SLG: 0.305 (8, FR) (9, 8)						F8		F8		4	0	1	1	0	1	1				
Nick Esasky, R OBP: 0.319, SLG: 0.397 (9, 3)								SF7 3B		0	1	0	0	0	0	0				
Ron Oester, S OBP: 0.319, SLG: 0.354 (1, 4)			1B			5-3		SF7		3	1	2	3	0	0	0				
Tom Browning, L OBP: 0.161, SLG: 0.148 (1, 1)			1B			1B		HR		4	0	2	0	0	2	1				
			1B			1B		K		4	0	0	0	0	1	4				
			F5			1-3		1-3		4	0	0	0	0	1	4				
Inning Stats	R: 0 E: 0 K: 0 S: 3	H: 0 LOB: 1 BB: 1 P: 7	R: 0 E: 0 K: 2 S: 9	H: 2 LOB: 2 BB: 0 P: 9	R: 1 E: 0 K: 1 S: 6	H: 1 LOB: 1 BB: 1 P: 10	R: 0 E: 0 K: 0 S: 4	H: 1 LOB: 0 BB: 0 P: 4	R: 0 E: 0 K: 1 S: 5	H: 0 LOB: 0 BB: 0 P: 5	R: 2 E: 0 K: 1 S: 6	H: 2 LOB: 0 BB: 1 P: 10	R: 0 E: 0 K: 1 S: 6	H: 1 LOB: 1 BB: 0 P: 6	R: 3 E: 0 K: 1 S: 8	H: 3 LOB: 1 BB: 0 P: 8	1B: 5 2B: 1 3B: 2 HR: 2	SF: 1 SAC: 0 DP: 0 HBP: 0	WP: 1 PB: 0 SB: 1 CS: 0	PA: 36
PITCHER Tim Conroy, L Ray Soff, R ERA: 5.02 ERA: 3.21 (8, 1)	IP: 7.0 WLS: L BF: 30 H: 7 R: 3 ER: 3 SO: 6 BB: 3 IBB: 0 HBP: 0 BLK: 0 WP: 0 HR: 1 S: 39 P: 51 ERA: 3.86 WHIP: 1.429											PITCHER	IP: 1.0 WLS: L BF: 6 H: 3 R: 3 ER: 3 SO: 1 BB: 0 IBB: 0 HBP: 0 BLK: 0 WP: 1 HR: 1 S: 8 P: 8 ERA: 27.00 WHIP: 3.000							

St. Louis Cardinals @ Cincinnati Reds
Riverfront Stadium, Cincinnati, OH
Tue Aug 19 1986, 7:05 PM EDT
Att: 18,713 - Unknown

AB 32
R 6
H 10
RBI 6
BB 3
SO 7
LOB 13

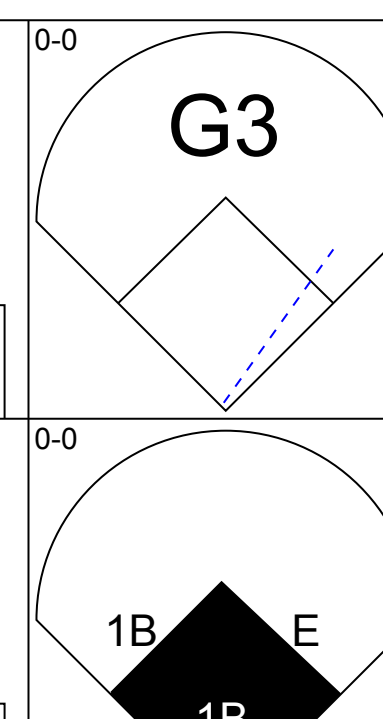
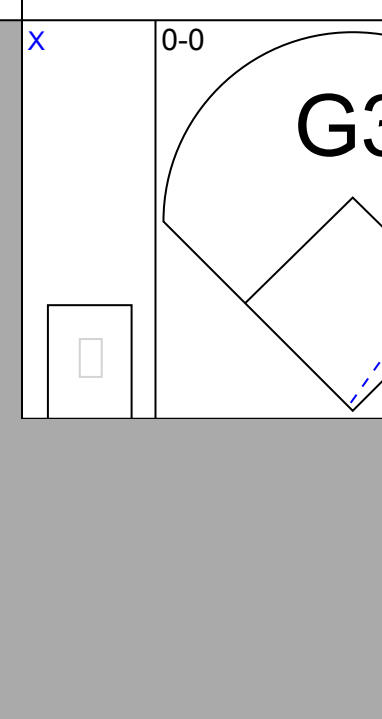
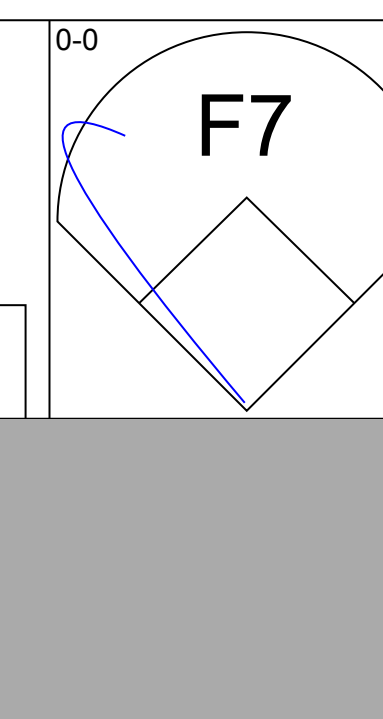
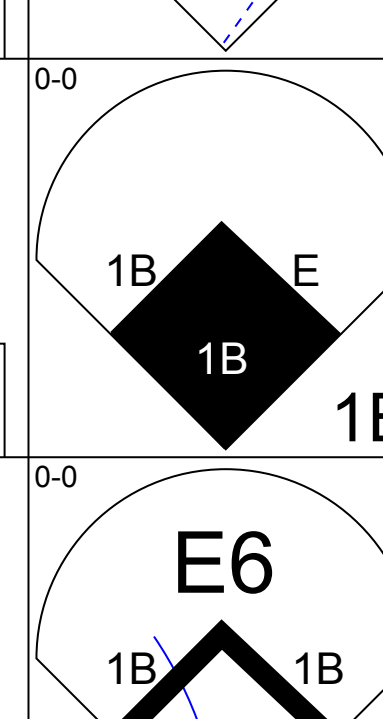
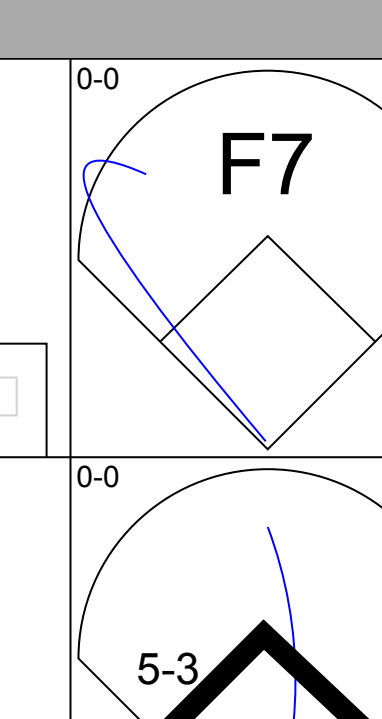
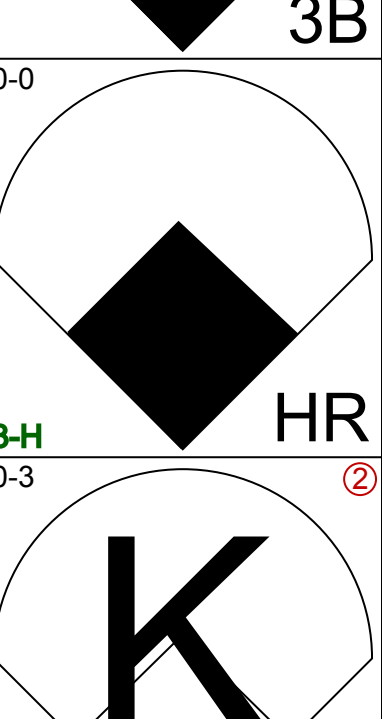
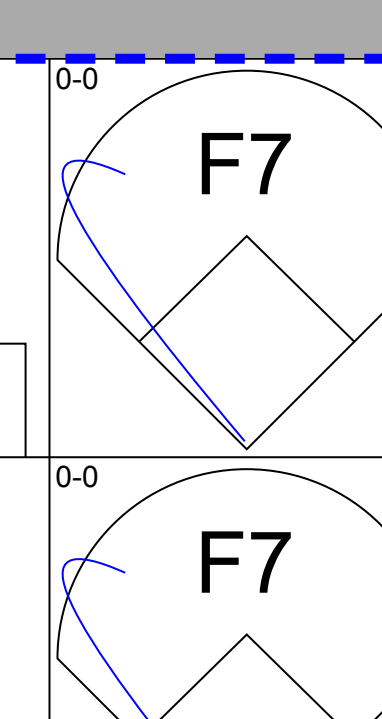
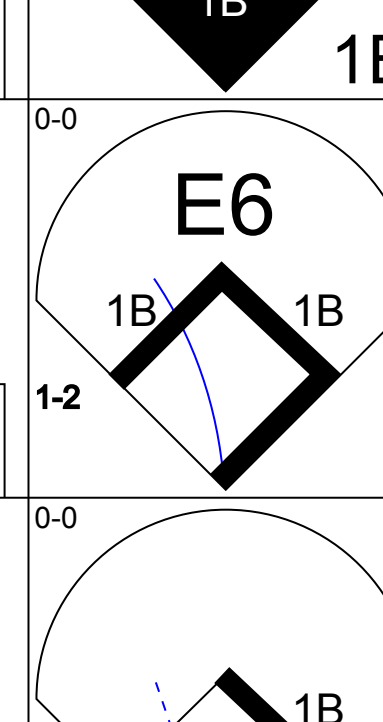
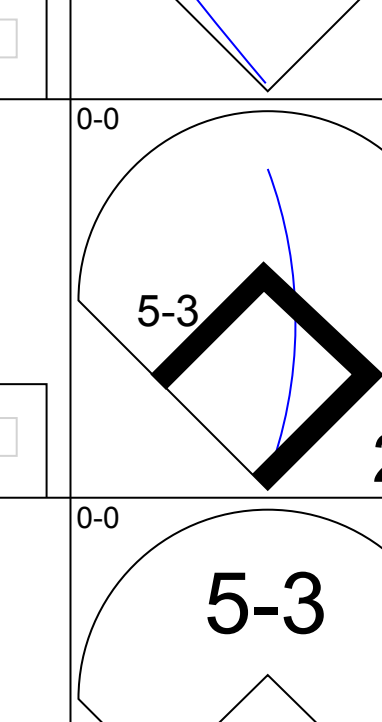
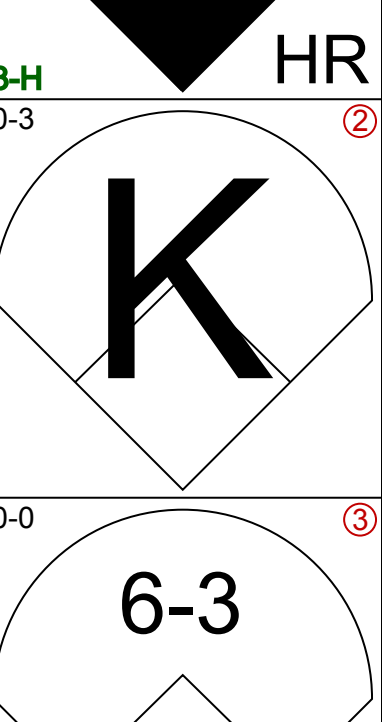

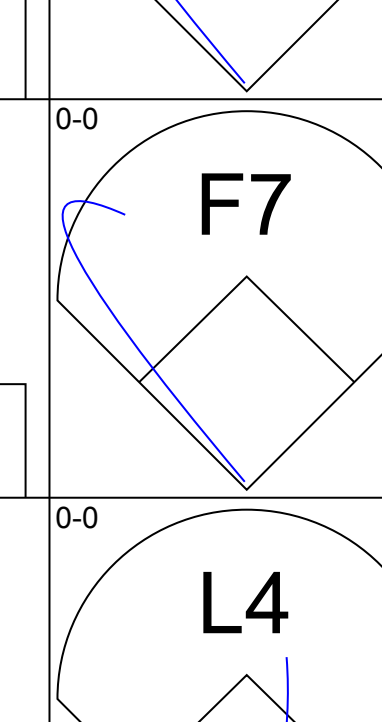
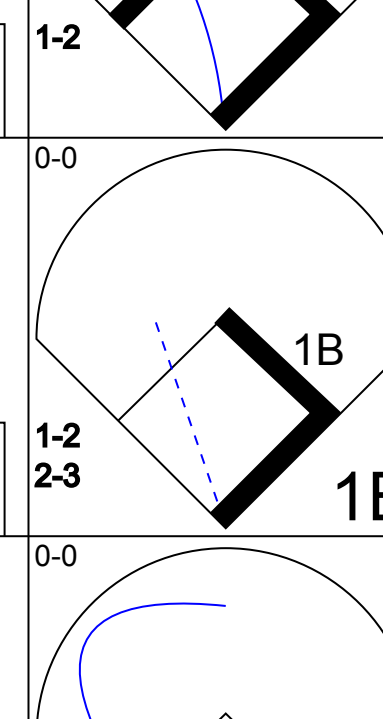
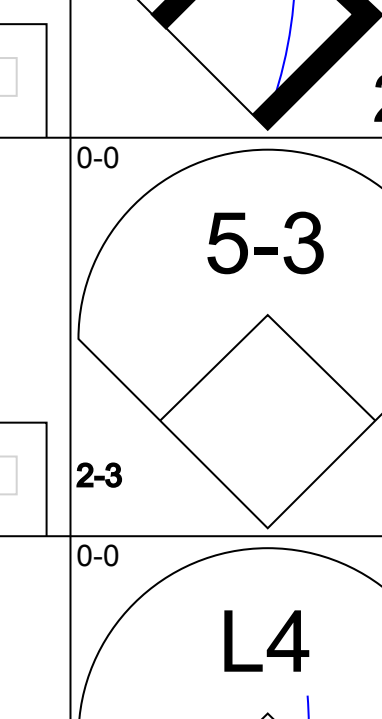
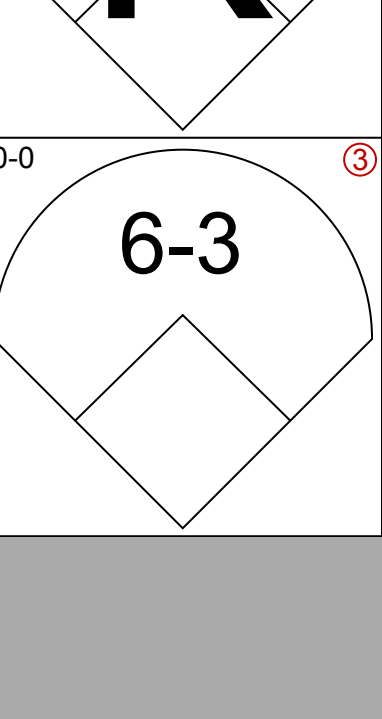
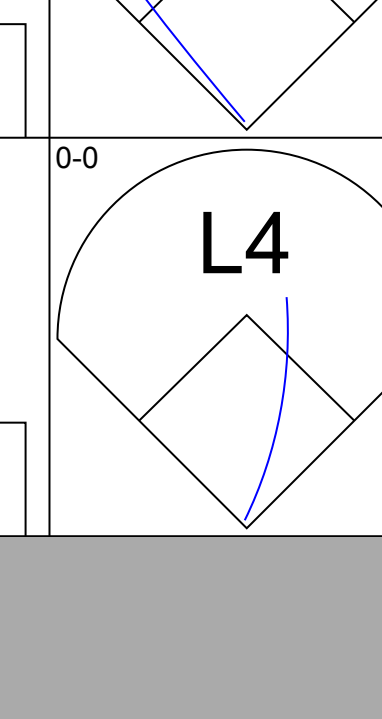
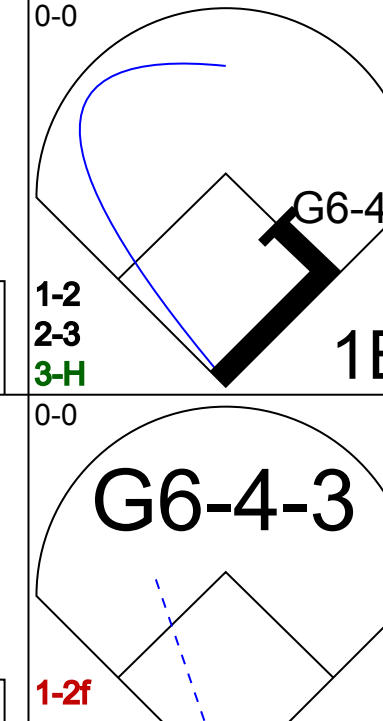
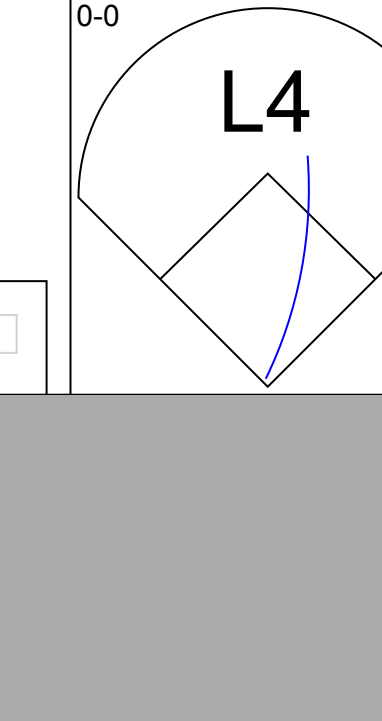
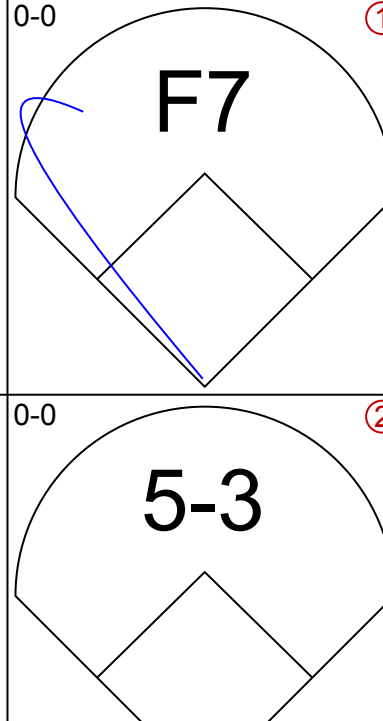
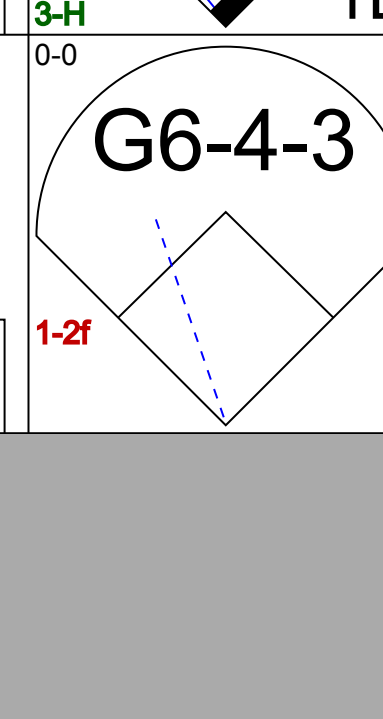

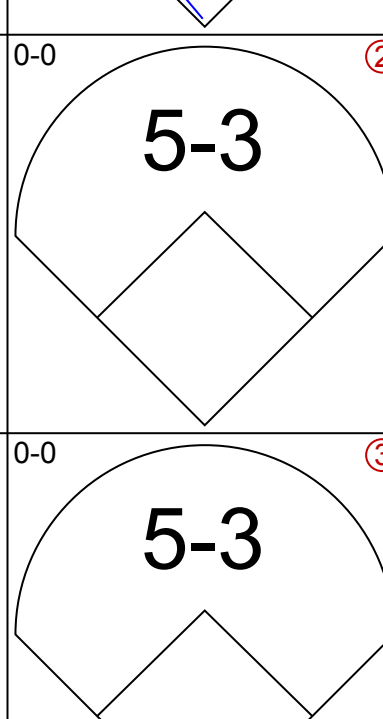
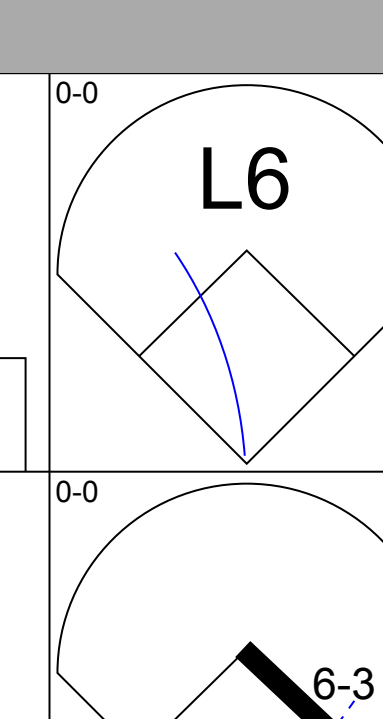
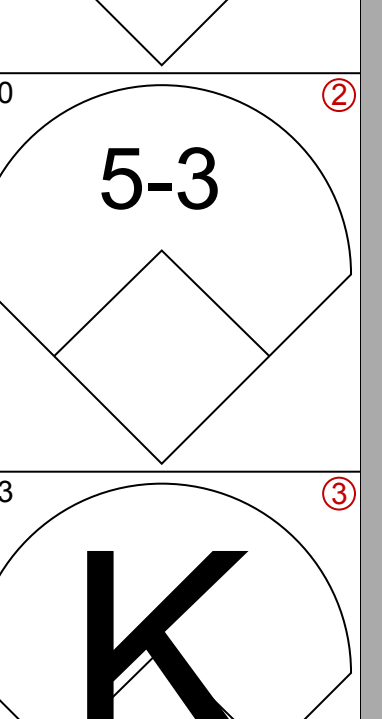
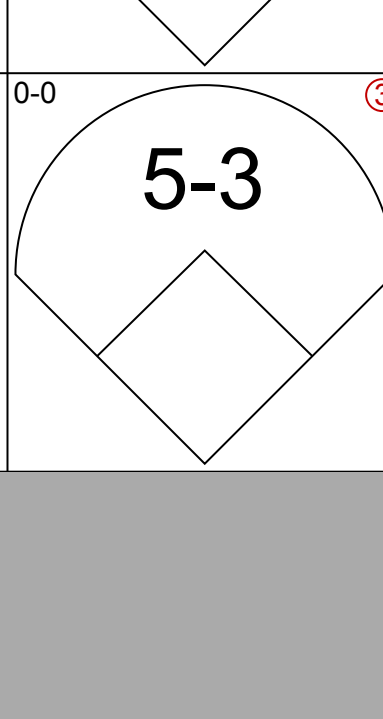
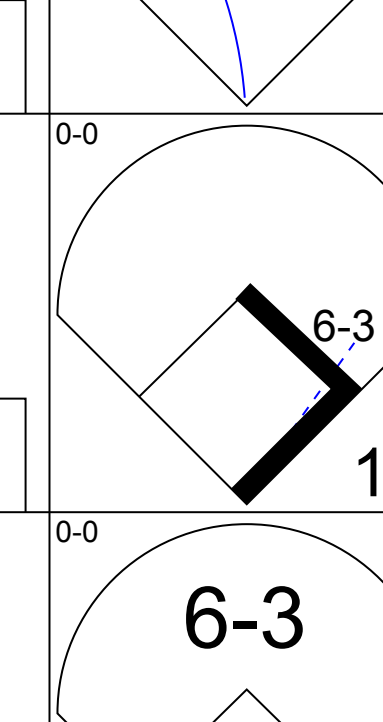

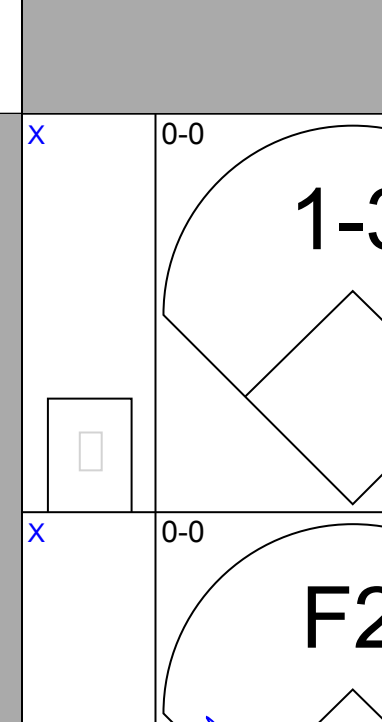
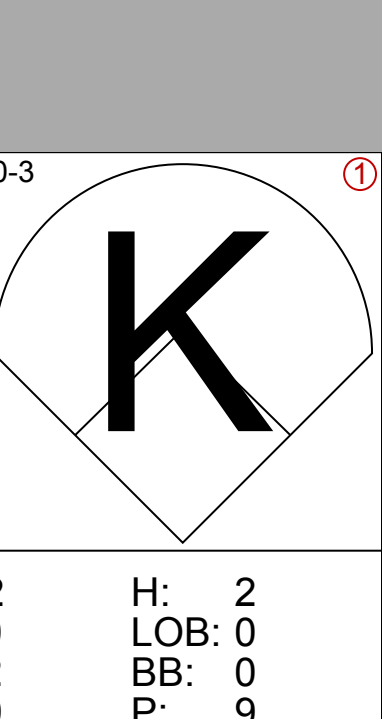
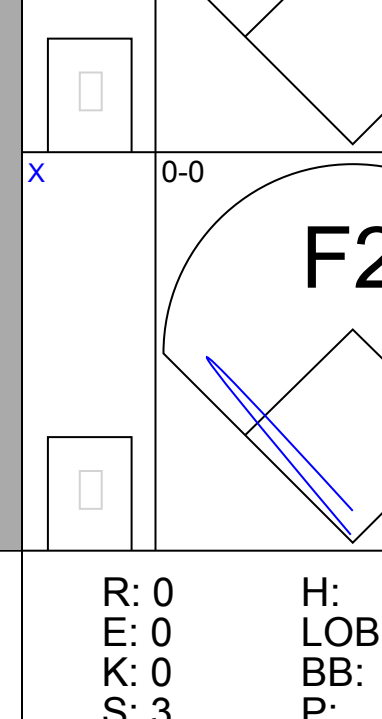
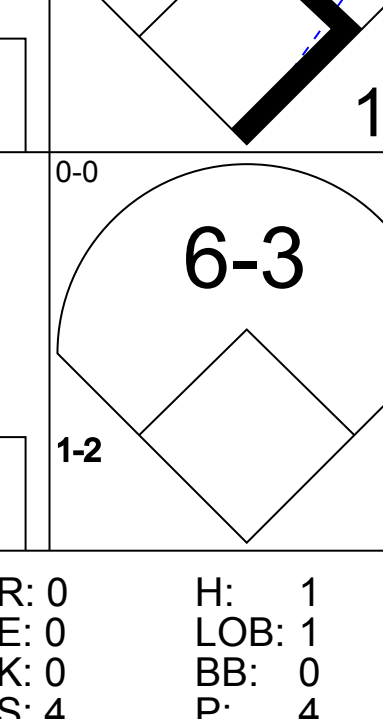


Batter	1	2	3	4	5	6	7	8	9	AB	R	H	RBI	BB	SO	LOB	TOP				
John Morris, L (1,9) OBP: 0.354, SLG: 0.349										4	0	0	0	0	1	2					
Curt Ford, L (1,7) OBP: 0.313, SLG: 0.368										4	0	1	0	0	0	1					
Tom Herr, S (1,4) OBP: 0.320, SLG: 0.308										4	0	0	0	0	1	2					
Andy Van Slyke, L (1,8) OBP: 0.352, SLG: 0.449										4	1	4	1	0	0	0					
Terry Pendleton, S (1,5) OBP: 0.278, SLG: 0.292										4	0	1	0	0	0	2					
Clint Hurdle, L (1,3) OBP: 0.316, SLG: 0.293										4	0	1	0	0	0	3					
Michael LaValliere, L (1,2) OBP: 0.313, SLG: 0.287										4	0	1	0	0	0	2					
José Oquendo, S (1,6) OBP: 0.363, SLG: 0.345										4	0	0	0	0	0	1					
Bob Forsch, R (1,1) OBP: 0.169, SLG: 0.322										2	0	1	0	0	0	0					
Ozzie Smith, S (8, PH) OBP: 0.368, SLG: 0.328										0	0	0	0	1	0	0					
Ricky Horton, L (8, 1) OBP: 0.167, SLG: 0.091										0	0	0	0	0	0	0					
Inning Stats	R: 0 E: 0 K: 1 S: 5	H: 0 LOB: 0 BB: 0 P: 5	R: 0 E: 0 K: 0 S: 4	H: 1 LOB: 1 BB: 0 P: 4	R: 0 E: 0 K: 0 S: 4	H: 1 LOB: 1 BB: 0 P: 4	R: 0 E: 0 K: 0 S: 4	H: 2 LOB: 1 BB: 0 P: 4	R: 0 E: 0 K: 0 S: 3	H: 0 LOB: 0 BB: 0 P: 3	R: 0 E: 0 K: 1 S: 5	H: 0 LOB: 0 BB: 0 P: 5	R: 0 E: 0 K: 0 S: 4	H: 2 LOB: 1 BB: 0 P: 4	R: 0 E: 0 K: 0 S: 4	H: 1 LOB: 2 BB: 1 P: 8	R: 1 E: 0 K: 0 S: 5	H: 2 LOB: 1 BB: 0 P: 5	1B: 5 2B: 4 3B: 0 HR: 1	SF: 0 SAC: 0 DP: 1 HBP: 0	WP: 0 PA: 35 PB: 0 SB: 0 CS: 1
PITCHER	IP WLS BF H R ER SO BB IBB HBP BLK WP HR S P ERA WHIP																				
Bill Gullickson, R (1,1) ERA: 3.03	8.2 W 34 9 1 1 2 1 0 0 0 0 1 37 41 1.04 1.154																				
John Franco, L (9,1) ERA: 2.39	0.1 S 1 0 0 0 0 0 0 0 0 0 0 0 1 1 0.00 0.000																				

St. Louis Cardinals @ Cincinnati Reds
Riverfront Stadium, Cincinnati, OH
Wed Aug 20 1986, 7:05 PM EDT
Att: 18,026 - Unknown

AB 34
R 1
H 9
RBI 1
BB 1
SO 2
LOB 13



Batter	1	2	3	4	5	6	7	8	9	AB	R	H	RBI	BB	SO	LOB	BOTTOM		
Kal Daniels, L (1,7) OBP: 0.391, SLG: 0.504										4	1	1	0	0	0	1			
Eddie Milner, L (8,8) OBP: 0.292, SLG: 0.406										0	0	0	0	0	0	0			
Buddy Bell, R (1,5) OBP: 0.354, SLG: 0.446										4	2	2	2	0	0	0			
Dave Parker, L (1,9) OBP: 0.330, SLG: 0.477										4	0	1	0	0	1	1			
Eric Davis, R (1,8) OBP: 0.383, SLG: 0.520										4	0	1	0	0	0	1			
Bo Diaz, R (1,2) OBP: 0.312, SLG: 0.374										3	0	1	1	0	0	1			
Barry Larkin, R (1,6) OBP: 0.318, SLG: 0.400										3	0	0	0	0	0	3			
Nick Esasky, R (1,3) OBP: 0.316, SLG: 0.392										3	0	0	0	0	0	0			
Ron Oester, S (1,4) OBP: 0.320, SLG: 0.354										3	0	1	0	0	1	0			
Bill Gullickson, R (1,1) ERA: 2.65										3	0	0	0	0	1	1			
John Franco, L (9,1) ERA: 2.39										0	0	0	0	0	0	0			
Inning Stats	R: 1 E: 1 K: 0 S: 6	H: 3 LOB: 2 BB: 0 P: 6	R: 0 E: 0 K: 0 S: 4	H: 1 LOB: 1 BB: 0 P: 4	R: 0 E: 0 K: 1 S: 5	H: 0 LOB: 0 BB: 0 P: 5	R: 2 E: 0 K: 2 S: 9	H: 2 LOB: 0 BB: 0 P: 9	R: 0 E: 0 K: 0 S: 3	H: 0 LOB: 0 BB: 0 P: 3	R: 0 E: 0 K: 0 S: 3	H: 0 LOB: 0 BB: 0 P: 3	R: 0 E: 0 K: 0 S: 3	H: 0 LOB: 0 BB: 0 P: 3	R: 0 E: 0 K: 0 S: 3	H: 0 LOB: 0 BB: 0 P: 3	1B: 4 2B: 1 3B: 1 HR: 1	SF: 0 SAC: 0 DP: 1 HBP: 0	WP: 0 PA: 31 PB: 0 SB: 0 CS: 0
PITCHER	IP WLS BF H R ER SO BB IBB HBP BLK WP HR S P ERA WHIP																		
Bob Forsch, R (1,1) ERA: 2.65	7.0 L 28 7 3 3 2 3 0 0 0 0 0 1 34 34 2.57 1.000																		
Ricky Horton, L (8,1) ERA: 2.39	1.0 3 0 0 0 0 0 0 0 0 0 0 0 3 3 0.00 0.000																		

St. Louis Cardinals @ Cincinnati Reds
Riverfront Stadium, Cincinnati, OH
Wed Aug 20 1986, 7:05 PM EDT
Att: 18,026 - Unknown

AB 31
R 3
H 7
RBI 3
BB 0
SO 3
LOB 8



Batter	1	2	3	4	5	6	7	8	9	AB	R	H	RBI	BB	SO	LOB	TOP			
Tom Lawless, R OBP: 0.324, SLG: 0.344 Curt Ford, L OBP: 0.316, SLG: 0.371 Pat Perry, L (7, 1)	F8			6-3		5-3	5-3			3	0	0	0	0	0	2	St. Louis Cardinals @ Cincinnati Reds Riverfront Stadium, Cincinnati, OH Thu Aug 21 1986, 7:05 PM EDT Att: 18,242 - Unknown			
Terry Pendleton, S OBP: 0.276, SLG: 0.292	5-3			L7			4-3			4	0	1	2	0	0	3				
Andy Van Slyke, L OBP: 0.347, SLG: 0.442	F8			6-3		G3-6-3				4	0	0	0	0	0	1				
Alan Knicely, R OBP: 0.356, SLG: 0.301		F8								4	1	1	0	0	1	0				
Tito Landrum, R OBP: 0.267, SLG: 0.269		4-3								3	1	1	0	1	1	0				
John Morris, L OBP: 0.365, SLG: 0.348		4-3								3	0	1	0	1	0	1				
Steve Lake, R OBP: 0.359, SLG: 0.395 Vince Coleman, S OBP: 0.317, SLG: 0.302			F8			L1				3	0	0	1	0	0	3				
José Oquendo, S OBP: 0.359, SLG: 0.345			K							3	1	1	1	0	1	2				
Greg Mathews, R OBP: 0.283, SLG: 0.332 Ray Burris, R OBP: 0.148, SLG: 0.259 Ozzie Smith, S OBP: 0.292, SLG: 0.330 Ray Soff, R OBP: 0.221, SLG: 0.308 Tom Herr, S OBP: 0.221, SLG: 0.308			K							1	0	0	0	0	1	0				
Inning Stats	R: 0 E: 0 K: 0 S: 3	H: 0 LOB: 0 BB: 0 P: 3	R: 0 E: 0 K: 0 S: 3	H: 0 LOB: 0 BB: 0 P: 3	R: 0 E: 0 K: 2 S: 7	H: 0 LOB: 0 BB: 0 P: 7	R: 0 E: 0 K: 0 S: 3	H: 0 LOB: 1 BB: 1 P: 7	R: 2 E: 0 K: 0 S: 5	H: 3 LOB: 0 BB: 0 P: 5	R: 2 E: 0 K: 0 S: 7	H: 4 LOB: 3 BB: 1 P: 11	R: 0 E: 0 K: 1 S: 5	H: 0 LOB: 0 BB: 0 P: 7	R: 0 E: 0 K: 1 S: 5	H: 1 LOB: 1 BB: 1 P: 9		1B: 8 2B: 0 3B: 0 HR: 0	SF: 1 SAC: 0 DP: 2 HBP: 0	WP: 0 PB: 0 SB: 0 CS: 0
PITCHER	IP WLS BF H R ER SO BB IBB HBP BLK WP HR S P ERA WHIP																			
Chris Welsh, L ERA: 4.46	(1, 1) 6.0 W 24 6 4 4 2 1 0 0 0 0 0 0 27 31 6.00 1.167																			
Rob Murphy, L ERA: 0.75	(7, 1) 0.2 3 0 0 0 0 1 0 0 0 0 0 0 2 6 0.00 1.500																			
Ron Robinson, R ERA: 2.55	(7, 1) 2.1 S 9 2 0 0 3 1 0 0 0 0 0 0 14 18 0.00 1.286																			

Batter	1	2	3	4	5	6	7	8	9	AB	R	H	RBI	BB	SO	LOB	BOTTOM			
Barry Larkin, R OBP: 0.296, SLG: 0.375	5-3		1-3	5-3						4	1	1	1	0	0	1	St. Louis Cardinals @ Cincinnati Reds Riverfront Stadium, Cincinnati, OH Thu Aug 21 1986, 7:05 PM EDT Att: 18,242 - Unknown			
Buddy Bell, R OBP: 0.355, SLG: 0.453	F8		HR							5	2	2	1	0	1	0				
Dave Parker, L OBP: 0.331, SLG: 0.477	6-3		HR							4	1	2	0	0	1	0				
Eric Davis, R OBP: 0.387, SLG: 0.542		HR	HR							3	2	2	4	1	0	0				
Bo Diaz, R OBP: 0.312, SLG: 0.373		HR	F9							4	0	1	0	0	0	2				
Tony Perez, R OBP: 0.323, SLG: 0.296 Eddie Milner, L OBP: 0.292, SLG: 0.406		HR	F8							4	0	0	0	0	0	3				
Nick Esasky, R OBP: 0.315, SLG: 0.403			F9							4	1	1	1	0	1	3				
Ron Oester, S OBP: 0.323, SLG: 0.358										4	0	3	0	0	0	0				
Chris Welsh, L OBP: 0.222, SLG: 0.320 Rob Murphy, L OBP: 0.077, SLG: 0.077										1	1	0	0	1	1	2				
Inning Stats	R: 0 E: 0 K: 0 S: 3	H: 0 LOB: 0 BB: 0 P: 3	R: 1 E: 0 K: 1 S: 8	H: 3 LOB: 2 BB: 0 P: 8	R: 3 E: 0 K: 0 S: 6	H: 3 LOB: 0 BB: 0 P: 6	R: 0 E: 0 K: 0 S: 4	H: 1 LOB: 1 BB: 0 P: 4	R: 1 E: 0 K: 1 S: 7	H: 2 LOB: 2 BB: 1 P: 11	R: 2 E: 1 K: 2 S: 8	H: 1 LOB: 0 BB: 1 P: 12	R: 0 E: 0 K: 0 S: 3	H: 0 LOB: 0 BB: 0 P: 3	R: 2 E: 1 K: 0 S: 5	H: 2 LOB: 0 BB: 0 P: 5		1B: 8 2B: 0 3B: 0 HR: 4	SF: 1 SAC: 1 DP: 0 HBP: 0	WP: 1 PB: 0 SB: 3 CS: 0
PITCHER	IP WLS BF H R ER SO BB IBB HBP BLK WP HR S P ERA WHIP																			
Greg Mathews, L ERA: 3.44	(1, 1) 4.0 L 21 4 0 0 0 1 1 0 0 0 0 0 5 9 0.00 1.000																			
Ray Burris, R ERA: 5.64	(5, 1) 1.0 4 0 0 0 0 1 0 0 0 0 0 0 8 12 0.00 2.000																			
Ray Soff, R ERA: 3.0	(6, 1) 1.0 5 1 2 0 2 1 0 0 0 0 0 0 8 8 4.50 1.000																			
Pat Perry, L ERA: 4.05	(7, 1) 2.0 8 2 2 1 0 0 0 0 0 0 1 1 8 8 4.50 1.000																			

Batter	1	2	3	4	5	6	7	8	9	AB	R	H	RBI	BB	SO	LOB	TOP					
Kal Daniels, L (1, 7) OBP: 0.398, SLG: 0.500										2	1	1	0	1	0	0	Cincinnati Reds @ Chicago Cubs Wrigley Field, Chicago, IL Sat Aug 23 1986, 3:33 AM CDT Att: 32,060 - Unknown					
Eddie Milner, L (5, 8) OBP: 0.292, SLG: 0.405										2	0	0	0	0	0	2						
Buddy Bell, R (1, 5) OBP: 0.356, SLG: 0.448										3	1	1	0	2	0	2						
Dave Parker, L (1, 9) OBP: 0.333, SLG: 0.474										2	1	0	0	2	0	1						
Max Venable, L (8, 7) OBP: 0.284, SLG: 0.286										1	0	0	0	0	0	1						
Eric Davis, R (1, 8) OBP: 0.385, SLG: 0.536										5	0	1	2	0	1	3						
Bo Diaz, R (1, 2) OBP: 0.320, SLG: 0.380										4	2	3	1	0	0	0						
Barry Larkin, R (1, 6) OBP: 0.333, SLG: 0.375										4	1	2	0	0	1	1						
Nick Esasky, R (1, 3) OBP: 0.320, SLG: 0.416										3	1	1	3	0	2	1						
Ron Oester, S (1, 4) OBP: 0.320, SLG: 0.353										4	0	1	0	0	1	1						
Tom Browning, L (1, 1) OBP: 0.167, SLG: 0.154										4	0	1	0	0	1	1						
Ron Robinson, R (8, 1) OBP: 0.077, SLG: 0.077										0	0	0	0	0	0	0						
Inning Stats	R: 3 E: 1 K: 2 S: 9	H: 3 LOB: 1 BB: 2 P: 17	R: 0 E: 0 K: 1 S: 6	H: 1 LOB: 1 BB: 0 P: 6	R: 3 E: 1 K: 1 S: 8	H: 3 LOB: 0 BB: 0 P: 8	R: 0 E: 0 K: 0 S: 3	H: 0 LOB: 1 BB: 1 P: 7	R: 1 E: 1 K: 0 S: 5	H: 2 LOB: 1 BB: 0 P: 5	R: 0 E: 0 K: 0 S: 4	H: 1 LOB: 2 BB: 1 P: 8	R: 0 E: 0 K: 1 S: 5	H: 0 LOB: 0 BB: 0 P: 5	R: 0 E: 0 K: 1 S: 5	H: 1 LOB: 0 BB: 1 P: 5	R: 0 E: 0 K: 1 S: 2	H: 0 LOB: 0 BB: 1 P: 6	1B: 8 2B: 4 3B: 0 HR: 0	SF: 1 SAC: 0 DP: 2 HBP: 0	WP: 1 PB: 0 SB: 0 CS: 0	PA: 40
PITCHER	IP	WLS	BF	H	R	ER	SO	BB	IBB	HBP	BLK	WP	HR	S	P	ERA	WHIP					
Scott Sanderson, R (1, 1) ERA: 4.34	5.0	L	26	9	7	6	4	3	0	0	0	0	0	31	43	10.80	2.400					
Dave Gumpert, R (6, 1) ERA: 3.74	3.0		11	2	0	0	2	0	1	0	0	0	0	14	18	0.00	0.667					
Frank DiPino, L (9, 1) ERA: 4.28	1.0		3	0	0	0	0	1	0	0	0	1	0	2	6	0.00	1.000					

Batter	1	2	3	4	5	6	7	8	9	AB	R	H	RBI	BB	SO	LOB	BOTTOM					
Bob Dernier, R (1, 8) OBP: 0.259, SLG: 0.281										4	1	1	0	0	0	0	Cincinnati Reds @ Chicago Cubs Wrigley Field, Chicago, IL Sat Aug 23 1986, 3:33 AM CDT Att: 32,060 - Unknown					
Jerry Mumphrey, S (9, FH) OBP: 0.368, SLG: 0.409										1	0	0	0	0	1	2						
23 Ryne Sandberg, R (1, 4) OBP: 0.328, SLG: 0.421										4	1	2	0	0	0	0						
Gary Matthews, R (1, 7) OBP: 0.352, SLG: 0.461										3	0	0	1	0	1	1						
Keith Moreland, R (1, 9) OBP: 0.333, SLG: 0.378										4	0	1	1	0	0	1						
Jody Davis, R (1, 2) OBP: 0.284, SLG: 0.415										4	0	0	0	0	1	1						
Ron Cey, R (1, 5) OBP: 0.374, SLG: 0.513										4	1	3	1	0	1	0						
Leon Durham, L (1, 3) OBP: 0.333, SLG: 0.423										4	0	1	0	0	0	2						
Shawon Dunston, R (1, 6) OBP: 0.291, SLG: 0.423										4	0	1	0	0	1	1						
Scott Sanderson, R (1, 1) OBP: 0.267, SLG: 0.268										1	0	0	0	0	1	2						
Mandy Trillo, R (5, PH) OBP: 0.375, SLG: 0.430										1	0	0	0	0	0	0						
Dave Gumpert, R (8, PH) OBP: 0.375, SLG: 0.430										0	0	0	0	0	0	0						
Chris Speier, R (8, PH) OBP: 0.375, SLG: 0.430										1	0	0	0	0	1	0						
Frank DiPino, L (9, PH) OBP: 0.320, SLG: 0.320										0	0	0	0	0	0	0						
Thad Bosley, L (9, PH) OBP: 0.377, SLG: 0.394										0	0	0	0	1	0	0						
Inning Stats	R: 0 E: 0 K: 0 S: 4	H: 1 LOB: 1 BB: 0 P: 4	R: 0 E: 0 K: 1 S: 7	H: 2 LOB: 2 BB: 0 P: 7	R: 0 E: 0 K: 1 S: 5	H: 0 LOB: 0 BB: 0 P: 5	R: 0 E: 0 K: 0 S: 4	H: 1 LOB: 1 BB: 0 P: 4	R: 0 E: 0 K: 2 S: 7	H: 0 LOB: 0 BB: 0 P: 7	R: 0 E: 0 K: 0 S: 3	H: 0 LOB: 0 BB: 0 P: 3	R: 1 E: 0 K: 0 S: 4	H: 1 LOB: 0 BB: 0 P: 4	R: 2 E: 0 K: 2 S: 10	H: 3 LOB: 1 BB: 0 P: 10	R: 0 E: 0 K: 2 S: 8	H: 1 LOB: 2 BB: 1 P: 12	1B: 5 2B: 2 3B: 1 HR: 1	SF: 1 SAC: 0 DP: 0 HBP: 0	WP: 0 PB: 0 SB: 0 CS: 0	PA: 37
PITCHER	IP	WLS	BF	H	R	ER	SO	BB	IBB	HBP	BLK	WP	HR	S	P	ERA	WHIP					
Tom Browning, L (1, 1) ERA: 3.84	7.2	W	31	8	3	3	5	0	0	0	0	0	0	41	41	3.52	1.043					
Ron Robinson, R (8, 1) ERA: 2.51	1.1		6	1	0	0	3	1	0	0	0	0	0	11	15	0.00	1.500					

AB	34
R	7
H	11
RBI	6
BB	5
SO	6
LOB	13



Batter	1	2	3	4	5	6	7	8	9	AB	R	H	RBI	BB	SO	LOB	TOP								
Kal Daniels, L OBP: 0.391, SLG: 0.490 (1, 7)	0-3 K		0-0 4-3			0-0 4-3		0-0 4-3		4	0	0	0	0	1	0	Cincinnati Reds @ Pittsburgh Pirates Three Rivers Stadium, Pittsburgh, PA Mon Aug 25 1986, 7:05 PM EDT Att: 8,093 - Unknown								
Buddy Bell, R OBP: 0.360, SLG: 0.447 (1, 5)	0-0 1B HR		0-0 F9			0-0 F6		0-0 1B WP		4	2	2	0	0	0	0									
Dave Parker, L OBP: 0.333, SLG: 0.470 (1, 9)	0-0 1-2 HR		0-3 K			0-0 L5		0-3 K		4	1	1	0	0	2	1									
Eric Davis, R OBP: 0.398, SLG: 0.563 (1, 8)	0-0 1-H 2-H HR			0-0 F7				0-0 HR	0-0 1-3 WP S	4	2	3	4	0	0	0									
Bo Diaz, R OBP: 0.320, SLG: 0.377 (1, 2)	0-3 K			0-3 K				0-0 F8	4-0 1-2 WP BB	3	0	0	0	1	2	0									
Barry Larkin, R OBP: 0.289, SLG: 0.341 (1, 6)	0-0 F8			0-3 K				0-0 5-3	0-0 6-3	4	0	0	0	0	1	2									
Nick Esasky, R OBP: 0.328, SLG: 0.411 (1, 3)					0-0 5-3				0-0 4-3	3	0	1	0	1	0	0									
Ron Oester, S OBP: 0.318, SLG: 0.350 (1, 4)			0-0 G4-6-3		0-0 1-3			0-0 1-3	0-0 1-3	4	0	1	0	0	0	1									
Chris Welsh, L OBP: 0.207, SLG: 0.296 (7, PH)			0-3 K		0-0 6-3			0-3 K	0-3 K	2	0	0	0	0	1	0									
Max Vetrovich, L OBP: 0.282, SLG: 0.283 (7, 1)										1	0	0	0	0	1	2									
Rob Murphy, L OBP: 0.297, SLG: 0.377 (7, 1)										0	0	0	0	0	0	0									
Ron Robinson, R OBP: 0.291, SLG: 0.403 (6, PH)										0	0	0	0	0	0	0									
Eddie Milner, L OBP: 0.262, SLG: 0.403 (9, 1)										1	0	0	0	0	1	0									
John Franco, L (9, 1)										0	0	0	0	0	0	0									
Inning Stats	R: 3 E: 0 K: 2 S: 10	H: 3 LOB: 0 BB: 0 P: 10	R: 0 E: 0 K: 1 S: 5	H: 1 LOB: 0 BB: 0 P: 5	R: 0 E: 0 K: 1 S: 5	H: 0 LOB: 0 BB: 0 P: 5	R: 0 E: 0 K: 2 S: 7	H: 0 LOB: 0 BB: 0 P: 7	R: 0 E: 0 K: 0 S: 3	H: 0 LOB: 0 BB: 0 P: 3	R: 0 E: 0 K: 0 S: 3	H: 0 LOB: 0 BB: 0 P: 3	R: 1 E: 0 K: 1 S: 7	H: 2 LOB: 2 BB: 1 P: 11	R: 1 E: 0 K: 1 S: 7	H: 2 LOB: 2 BB: 1 P: 11	R: 0 E: 0 K: 1 S: 5	H: 0 LOB: 0 BB: 0 P: 5	1B: 6 2B: 0 3B: 0 HR: 2	SF: 0 SAC: 0 DP: 1 HBP: 0	WP: 1 PB: 0 SB: 1 CS: 0	PA: 36			
PITCHER	IP	WLS	BF	H	R	ER	SO	BB	IBB	HBP	BLK	WP	HR	S	P	ERA	WHIP								
Rick Rhoden, R ERA: 2.99	(1, 1)	7.0	27	6	4	4	7	1	0	0	0	0	2	40	44	5.14	1.000								
Larry McWilliams, L ERA: 5.37	(8, 1)	0.2	L	3	1	1	1	0	0	0	0	0	0	5	5	13.50	1.500								
Barry Jones, R ERA: 3.0	(8, 1)	1.1		6	1	0	0	1	0	0	0	1	0	7	11	0.00	1.500								



Batter	1	2	3	4	5	6	7	8	9	AB	R	H	RBI	BB	SO	LOB	BOTTOM								
Barry Bonds, L OBP: 0.333, SLG: 0.462 (1, 8)	4-0 G4-3 BB		0-0 G3			4-0 1B S BB		0-0 SH5-4	0-0 F9	2	0	0	0	2	0	0	Cincinnati Reds @ Pittsburgh Pirates Three Rivers Stadium, Pittsburgh, PA Mon Aug 25 1986, 7:05 PM EDT Att: 8,093 - Unknown								
Bobby Bonilla, S OBP: 0.372, SLG: 0.361 (1, 9)	0-0 G4-3			1-0 1B 1B HBP	0-0 1B		0-0 WP 1B		0-0 4-3	4	1	2	1	0	0	1									
Johnny Ray, S OBP: 0.369, SLG: 0.403 (1, 4)	0-0 1B			0-0 1B 1B	0-0 F8		0-0 F8		0-0 1-3	5	1	2	0	0	0	3									
Jim Morrison, R OBP: 0.319, SLG: 0.432 (1, 5)	0-0 F7			0-0 G5-4-3 1-2 2-3 1B	0-0 1-4-3		4-0 1-2 BB			3	0	1	0	1	0	1									
Mike Diaz, R OBP: 0.350, SLG: 0.560 (8, 1)		0-0 6-3		0-0 G5-4-3 1-2 2-3 1B		0-0 HR		0-0 F7		4	1	2	3	0	0	2									
Larry McWilliams, L OBP: 0.290, SLG: 0.179 (8, 1)										0	0	0	0	0	0	0									
Barry Jones, R OBP: 0.250, SLG: 0.250 (8, 1)										0	0	0	0	0	0	0									
Tony Peña, R OBP: 0.341, SLG: 0.400 (1, 2)		0-0 6-3		0-0 G5-4-3		0-0 6-3		0-3 K		4	0	0	0	0	1	2									
Sid Bream, L OBP: 0.355, SLG: 0.473 (1, 3)		0-0 4-3		0-0 G3				0-0 2B		4	0	2	0	0	0	1									
Rafael Belliard, R OBP: 0.308, SLG: 0.276 (8, PH)				0-0 G3-6-3 1B		0-0 6-3		0-0 F4		3	0	1	0	0	0	1									
Benny Distefano, L ERA: 1.01 (9, 9)									0-0 F7	1	0	0	0	0	0	1									
Rick Rhoden, R OBP: 0.329, SLG: 0.400 (7, PR)	(1, 1)			0-0 G3-6-3		0-0 6-3		0-0 5-3		3	0	1	0	0	0	1									
Bill Almon, R OBP: 0.318, SLG: 0.385 (8, 7)										0	1	0	0	0	0	0									
U.L. Washington, S OBP: 0.294, SLG: 0.260 (8, PH)				1-2 1-2 2-3				S SH5-4 1B		1	0	0	0	0	0	1									
Inning Stats	R: 0 E: 0 K: 0 S: 3	H: 1 LOB: 1 BB: 1 P: 7	R: 0 E: 0 K: 0 S: 3	H: 0 LOB: 0 BB: 0 P: 3	R: 0 E: 0 K: 0 S: 3	H: 1 LOB: 1 BB: 0 P: 3	R: 2 E: 0 K: 0 S: 5	H: 3 LOB: 1 BB: 0 P: 6	R: 0 E: 0 K: 0 S: 4	H: 1 LOB: 2 BB: 1 P: 8	R: 1 E: 0 K: 0 S: 5	H: 2 LOB: 1 BB: 0 P: 5	R: 1 E: 0 K: 0 S: 5	H: 2 LOB: 1 BB: 1 P: 9	R: 0 E: 0 K: 1 S: 6	H: 1 LOB: 1 BB: 0 P: 6	R: 0 E: 0 K: 0 S: 3	H: 0 LOB: 0 BB: 0 P: 3	1B: 9 2B: 1 3B: 0 HR: 1	SF: 0 SAC: 1 DP: 3 HBP: 1	WP: 1 PB: 0 SB: 2 CS: 0	PA: 39			
PITCHER	IP	WLS	BF	H	R	ER	SO	BB	IBB	HBP	BLK	WP	HR	S	P	ERA	WHIP								
Chris Welsh, L ERA: 4.47	(1, 1)	6.0	26	8	3	3	0	2	0	0	0	1	0	4	8	4.50	1.667								
Rob Murphy, L ERA: 1.01	(7, 1)	0.2	5	2	1	1	0	1	0	0	0	1	0	4	8	13.50	4.500								
Ron Robinson, R ERA: 2.47	(7, 1)	1.1	W	5	1	0	0	0	0	0	0	0	0	7	7	0.00	0.750								
John Franco, L ERA: 2.35	(9, 1)	1.0	S	3	0	0	0	0	0	0	0	0	0	3	3	0.00	0.000								



Batter	1	2	3	4	5	6	7	8	9	AB	R	H	RBI	BB	SO	LOB	TOP								
Kal Daniels, L OBP: 0.391, SLG: 0.494 (1, 7)										5	2	2	0	0	1	0	Cincinnati Reds @ Pittsburgh Pirates Three Rivers Stadium, Pittsburgh, PA Tue Aug 26 1986, 7:05 PM EDT Att: 7,022 - Unknown								
Buddy Bell, R OBP: 0.360, SLG: 0.445 (1, 5)										4	1	1	0	1	0	1									
Dave Parker, L OBP: 0.334, SLG: 0.479 (1, 9)										4	1	2	4	0	1	0									
Eric Davis, R OBP: 0.395, SLG: 0.556 (1, 8)										4	1	0	0	1	1	1									
Bo Diaz, R OBP: 0.321, SLG: 0.375 (1, 2)										4	0	1	0	1	0	1									
Barry Larkin, R OBP: 0.306, SLG: 0.356 (1, 6)										4	0	2	1	0	1	3									
Nick Esasky, R OBP: 0.330, SLG: 0.410 (1, 3)										3	0	1	0	1	1	5									
Ron Oester, S OBP: 0.317, SLG: 0.349 (1, 4)										4	0	1	0	0	0	4									
Ted Power, R OBP: 0.125, SLG: 0.125 (1, 1)										3	0	0	0	0	2	3									
Ron Robinson, R OBP: 0.077, SLG: 0.077 (7, 1)										0	0	0	0	0	0	0									
Max Venable, L OBP: 0.280, SLG: 0.280 (8, PH)										1	0	0	0	0	0	2									
John Franco, L (8, 1)										0	0	0	0	0	0	0									
Inning Stats	R: 1 E: 0 K: 1 S: 8	H: 3 LOB: 3 BB: 1 P: 12	R: 0 E: 0 K: 1 S: 5	H: 0 LOB: 0 BB: 0 P: 5	R: 0 E: 0 K: 1 S: 5	H: 0 LOB: 0 BB: 0 P: 5	R: 0 E: 0 K: 1 S: 7	H: 2 LOB: 2 BB: 0 P: 7	R: 2 E: 0 K: 0 S: 5	H: 2 LOB: 0 BB: 0 P: 5	R: 0 E: 0 K: 0 S: 3	H: 1 LOB: 1 BB: 1 P: 7	R: 0 E: 0 K: 2 S: 7	H: 0 LOB: 0 BB: 0 P: 7	R: 1 E: 2 K: 1 S: 7	H: 1 LOB: 2 BB: 1 P: 11	R: 1 E: 0 K: 0 S: 4	H: 1 LOB: 1 BB: 1 P: 8	1B: 7 2B: 2 3B: 0 HR: 1	SF: 1 SAC: 0 DP: 1 HBP: 0	WP: 0 PB: 0 SB: 2 CS: 0	PA: 41			
PITCHER	IP	WLS	BF	H	R	ER	SO	BB	IBB	HBP	BLK	WP	HR	S	P	ERA	WHIP								
Mike Bielecki, R ERA: 4.56 (1, 1)	6.0		27	8	3	3	4	2	0	0	0	0	1	33	41	4.50	1.667								
Larry McWilliams, L ERA: 5.32 (7, 1)	1.0		3	0	0	0	2	0	0	0	0	0	0	7	7	0.00	0.000								
Ray Krawczyk, R ERA: 4.5 (8, 1)	1.0	L	8	2	2	0	1	2	0	0	0	0	0	8	16	0.00	4.000								
Pat Clements, L ERA: 3.21 (9, 1)	0.1		1	0	0	0	0	0	0	0	0	0	0	1	1	0.00	0.000								
Don Robinson, R ERA: 3.26 (9, 1)	0.2		2	0	0	0	0	0	0	0	0	0	0	2	2	0.00	0.000								

AB	36
R	5
H	10
RBI	5
BB	4
SO	7
LOB	20



Batter	1	2	3	4	5	6	7	8	9	AB	R	H	RBI	BB	SO	LOB	BOTTOM								
Joe Orsulak, L OBP: 0.308, SLG: 0.357 (1, 9)										3	1	1	0	0	0	0	Cincinnati Reds @ Pittsburgh Pirates Three Rivers Stadium, Pittsburgh, PA Tue Aug 26 1986, 7:05 PM EDT Att: 7,022 - Unknown								
Bill Almon, R OBP: 0.315, SLG: 0.381 (8, PH)										2	0	0	0	0	0	1									
Barry Bonds, L OBP: 0.331, SLG: 0.459 (1, 8)										4	1	1	1	0	2	1									
Johnny Ray, S OBP: 0.368, SLG: 0.402 (1, 4)										4	1	1	0	0	0	0									
Sid Bream, L OBP: 0.352, SLG: 0.469 (1, 3)										3	0	0	0	0	1	0									
Mike Diaz, R OBP: 0.355, SLG: 0.564 (8, PH)										1	0	1	0	0	0	0									
R.J. Reynolds, S OBP: 0.340, SLG: 0.434 (9, 9)										4	1	2	1	0	0	2									
Tony Peña, R OBP: 0.345, SLG: 0.404 (1, 2)										4	0	3	2	0	0	1									
Jim Morrison, R OBP: 0.319, SLG: 0.430 (1, 5)										4	0	1	0	0	1	3									
Rafael Belliard, R OBP: 0.305, SLG: 0.274 (1, 6)										2	0	0	0	0	1	1									
Benny Distefano, L OBP: 0.077, SLG: 0.083 (7, PH)										1	0	1	0	0	0	0									
U L Washington, S OBP: 0.291, SLG: 0.258 (8, 6)										1	0	0	0	0	0	0									
Mike Bielecki, R OBP: 0.298, SLG: 0.347 (7, 1)										2	0	0	0	0	2	0									
Larry McWilliams, L OBP: 0.209, SLG: 0.179 (7, 1)										0	0	0	0	0	0	0									
Bobby Bonilla, S OBP: 0.271, SLG: 0.360 (8, 1)										1	0	0	0	0	0	3									
Ray Krawczyk, R (8, 1)										0	0	0	0	0	0	0									
Pat Clements, R (9, 1)										0	0	0	0	0	0	0									
Don Robinson, R OBP: 0.267, SLG: 0.267 (9, 1)										1	0	1	0	0	0	0									
Inning Stats	R: 1 E: 0 K: 0 S: 4	H: 1 LOB: 0 BB: 0 P: 4	R: 0 E: 0 K: 0 S: 4	H: 1 LOB: 0 BB: 0 P: 4	R: 0 E: 0 K: 2 S: 7	H: 0 LOB: 0 BB: 0 P: 7	R: 0 E: 0 K: 0 S: 4	H: 1 LOB: 1 BB: 0 P: 4	R: 0 E: 0 K: 2 S: 7	H: 0 LOB: 0 BB: 0 P: 7	R: 0 E: 0 K: 0 S: 3	H: 0 LOB: 0 BB: 0 P: 3	R: 1 E: 0 K: 1 S: 8	H: 4 LOB: 2 BB: 0 P: 8	R: 2 E: 0 K: 1 S: 9	H: 4 LOB: 2 BB: 0 P: 9	R: 0 E: 0 K: 1 S: 6	H: 1 LOB: 1 BB: 0 P: 6	1B: 12 2B: 1 3B: 0 HR: 0	SF: 1 SAC: 0 DP: 1 HBP: 0	WP: 0 PB: 0 SB: 3 CS: 0	PA: 38			
PITCHER	IP	WLS	BF	H	R	ER	SO	BB	IBB	HBP	BLK	WP	HR	S	P	ERA	WHIP								
Ted Power, R ERA: 4.66 (1, 1)	6.1		24	5	2	1	5	0	0	0	0	0	0	34	34	1.42	0.789								
Ron Robinson, R ERA: 2.45 (7, 1)	0.2		3	2	0	0	0	0	0	0	0	0	0	3	3	0.00	3.000								
John Franco, L ERA: 2.51 (8, 1)	2.0	W	11	5	2	2	2	0	0	0	0	0	0	15	15	9.00	2.500								

AB	37
R	4
H	12
RBI	4
BB	0
SO	7
LOB	12



Batter	1	2	3	4	5	6	7	8	9	AB	R	H	RBI	BB	SO	LOB	TOP										
Kal Daniels, L OBP: 0.393, SLG: 0.494 (1, 7)	0-0 4-3		0-0 HR 1B		0-0 G5-4-3 1-2 1B		0-0 6-3		0-0 SH1-4	4	1	2	0	0	0	0	Cincinnati Reds @ Pittsburgh Pirates Three Rivers Stadium, Pittsburgh, PA Wed Aug 27 1986, 7:05 PM EDT Att: 7,490 - Unknown										
Buddy Bell, R OBP: 0.363, SLG: 0.443 (1, 5)	4-0 BB		4-0 HR BB		0-0 G5-4-3 1-2 2-3		0-0 6-3		4-0 HR BB	2	2	0	0	3	0	2											
Dave Parker, L OBP: 0.335, SLG: 0.486 (1, 9)	0-3 K		0-0 HR		0-0 1B 3-H 2B		0-0 G1-6-3		0-3 K	5	1	2	4	0	2	4											
Eric Davis, R OBP: 0.401, SLG: 0.567 (1, 8)	0-3 K2-3		4-0 CS BB		0-0 2-3 1B				4-0 BB HR	3	1	2	4	2	1	1											
Bo Diaz, R OBP: 0.320, SLG: 0.371 (1, 2)		0-0 5-3	0-0 CS 1-2	0-0 5-3	0-0 6-3 1-2				0-0 1-3 1-2	4	0	0	0	1	0	3											
Barry Larkin, R OBP: 0.296, SLG: 0.380 John Franco, L (9, 1)	0-0 6-3			0-0 1B 3B		0-0 L4			0-0 F8 K	5	1	1	0	0	1	2											
Nick Esasky, R OBP: 0.329, SLG: 0.408 (1, 3)	0-0 4-3			0-0 CS 1B		0-3 K			0-3 K	4	0	1	1	0	2	1											
Ron Oester, S OBP: 0.319, SLG: 0.351 (1, 4)			0-0 4-3	0-3 K					0-0 SH1-4 HR 1B	4	1	2	0	0	1	1											
Tom Browning, L OBP: 0.176, SLG: 0.164 Eddie Milner, L OBP: 0.290, SLG: 0.402 Rob Murphy, L (6, PH)			0-3 K		0-0 CS-4-3 2B 1B				4-0 SH1-4 HR BB	2	1	1	0	0	1	0											
Max Venable, L OBP: 0.286, SLG: 0.280 Kurt Stillwell, S OBP: 0.300, SLG: 0.245 (9, 6)									1-2 HR BB	0	0	0	0	0	0	0											
Inning Stats	R: 0 E: 0 K: 2 S: 7	H: 0 LOB: 1 BB: 1 P: 11	R: 0 E: 0 K: 0 S: 3	H: 0 LOB: 0 BB: 3 P: 3	R: 3 E: 0 K: 1 S: 6	H: 2 LOB: 0 BB: 2 P: 14	R: 1 E: 0 K: 1 S: 6	H: 2 LOB: 1 BB: 0 P: 6	R: 1 E: 0 K: 0 S: 6	H: 4 LOB: 2 BB: 0 P: 6	R: 0 E: 0 K: 2 S: 8	H: 1 LOB: 1 BB: 0 P: 8	R: 0 E: 0 K: 0 S: 3	H: 0 LOB: 0 BB: 0 P: 3	R: 0 E: 0 K: 1 S: 5	H: 0 LOB: 1 BB: 1 P: 9	R: 4 E: 0 K: 2 S: 9	H: 2 LOB: 1 BB: 3 P: 21	1B: 7 2B: 2 3B: 1 HR: 2	SF: 0 SAC: 1 DP: 2 HBP: 0	WP: 0 PB: 0 SB: 4 CS: 2	PA: 43					
PITCHER	IP	WLS	BF	H	R	ER	SO	BB	IBB	HBP	BLK	WP	HR	S	P	ERA	WHIP										
Jim Winn, R ERA: 3.64 (1, 1)	4.2		21	7	5	5	4	3	0	0	0	0	1	26	38	9.64	2.143										
Ray Krawczyk, R ERA: 2.7 (5, 1)	1.1		6	2	0	0	2	0	0	0	0	0	0	10	10	0.00	1.500										
Pat Clements, L ERA: 3.15 (7, 1)	1.0		3	0	0	0	0	0	0	0	0	0	0	3	3	0.00	0.000										
Barry Jones, R ERA: 2.88 (8, 1)	1.0	L	4	0	0	0	1	1	0	0	0	0	0	5	9	0.00	1.000										
Don Robinson, R ERA: 3.91 (9, 1)	1.0	L	8	2	4	4	2	3	0	0	0	0	1	9	21	36.00	5.000										

Batter	1	2	3	4	5	6	7	8	9	AB	R	H	RBI	BB	SO	LOB	BOTTOM										
Barry Bonds, L OBP: 0.332, SLG: 0.458 (1, 8)	0-0 2B 1B	0-0 S 1B		0-0 F4		0-0 4-3			0-0 G3	5	1	2	2	0	0	1	Cincinnati Reds @ Pittsburgh Pirates Three Rivers Stadium, Pittsburgh, PA Wed Aug 27 1986, 7:05 PM EDT Att: 7,490 - Unknown										
Bobby Bonilla, S OBP: 0.369, SLG: 0.361 (1, 7)	0-0 1B SF7	0-0 F7			0-0 F8		0-0 5-3		0-0 F8	5	1	1	0	0	0	2											
Johnny Ray, S OBP: 0.368, SLG: 0.402 (1, 4)	0-0 L5-3 1B	0-0 1-3			0-0 E5 BB		0-0 5-3 1B		0-0 4-3	5	0	2	1	0	0	2											
Jim Morrison, R OBP: 0.316, SLG: 0.427 (1, 5)	0-0 SF7		0-0 1-3		0-0 F9		0-0 5-3		0-0 1-2	3	0	0	1	0	0	2											
Mike Diaz, R OBP: 0.360, SLG: 0.584 (1, 3)	0-0 L5-3			0-0 HR	4-0 FC6-4 BB		0-0 F8			3	1	1	1	1	0	2											
Tony Peña, R OBP: 0.346, SLG: 0.403 (1, 2)		4-0 1B BB	0-0 1-3		0-0 FC6-4 1-2			0-0 1B		3	1	1	0	1	0	2											
R.J. Reynolds, S OBP: 0.341, SLG: 0.433 (1, 9)		0-0 1B BB	0-0 6-3			4-0 SH1-4 BB		0-3 K		3	1	1	0	1	1	1											
Rafael Belliard, R OBP: 0.302, SLG: 0.270 (1, 6)		0-3 K		0-0 6-3		0-0 SH1-4		0-3 K		3	0	0	0	0	2	3											
Jim Winn, R OBP: 0.118, SLG: 0.125 Ray Krawczyk, R Rick Rhoden, R OBP: 0.304, SLG: 0.394 Pat Clements, L Barry Jones, R Junior Ortiz, R Don Robinson, R (9, 1)	4-0 1B BB	0-0 1B BB		0-3 K		0-0 F8		0-3 K		1	0	0	0	1	1	0											
Inning Stats	R: 2 E: 0 K: 0 S: 5	H: 3 LOB: 0 BB: 0 P: 5	R: 2 E: 0 K: 1 S: 7	H: 2 LOB: 2 BB: 2 P: 15	R: 1 E: 0 K: 0 S: 4	H: 1 LOB: 0 BB: 0 P: 4	R: 0 E: 0 K: 1 S: 5	H: 0 LOB: 0 BB: 0 P: 5	R: 0 E: 0 K: 0 S: 4	H: 0 LOB: 1 BB: 1 P: 8	R: 0 E: 0 K: 0 S: 3	H: 0 LOB: 1 BB: 1 P: 7	R: 0 E: 0 K: 0 S: 4	H: 1 LOB: 0 BB: 0 P: 4	R: 0 E: 0 K: 3 S: 10	H: 1 LOB: 1 BB: 0 P: 10		R: 0 E: 0 K: 0 S: 3	H: 0 LOB: 0 BB: 0 P: 3	1B: 6 2B: 2 3B: 0 HR: 1	SF: 1 SAC: 1 DP: 1 HBP: 0	WP: 0 PB: 0 SB: 1 CS: 0	PA: 39				
PITCHER	IP	WLS	BF	H	R	ER	SO	BB	IBB	HBP	BLK	WP	HR	S	P	ERA	WHIP										
Tom Browning, L ERA: 3.98 (1, 1)	5.0		24	6	5	5	2	3	0	0	0	0	1	25	37	9.00	1.800										
Rob Murphy, L ERA: 0.91 (6, 1)	3.0	W	12	2	0	0	3	1	0	0	0	0	0	17	21	0.00	1.000										
John Franco, L ERA: 2.48 (9, 1)	1.0		3	0	0	0	0	0	0	0	0	0	0	3	3	0.00	0.000										



Batter	1	2	3	4	5	6	7	8	9	AB	R	H	RBI	BB	SO	LOB	TOP			
Kal Daniels, L OBP: 0.390, SLG: 0.488	F8			WP E 5-3 1B	G3		F7			4	1	1	0	0	0	3	Cincinnati Reds @ St. Louis Cardinals Busch Stadium, St. Louis, MO Fri Aug 29 1986, 7:05 PM CDT Att: 24,262 - Unknown			
Buddy Bell, R OBP: 0.362, SLG: 0.449	5-3			5-3 1-2			HR	F8		4	1	1	1	0	0	1				
Dave Parker, L OBP: 0.332, SLG: 0.482	F2			5-3 2-3			F8	F8		4	0	0	0	0	0	1				
Eric Davis, R OBP: 0.402, SLG: 0.568		4-3		E5 3-H			E S BB		2B	3	0	1	0	1	0	0				
Bo Diaz, R OBP: 0.321, SLG: 0.371				F5			5-3 1-3		BB	3	0	1	0	1	0	2				
Barry Larkin, R OBP: 0.276, SLG: 0.352							F8 F9		BB	4	0	0	0	0	1	4				
Nick Esasky, R OBP: 0.328, SLG: 0.413			4-3		K				5-3	4	0	1	0	0	1	0				
Ron Oester, S OBP: 0.318, SLG: 0.348			F8				G3		4-3	3	0	0	0	1	0	1				
Bill Gullickson, R OBP: 0.116, SLG: 0.090			6-3				K		4-3	4	0	1	0	0	1	1				
Inning Stats	R: 0 E: 0 K: 0 S: 3	H: 0 LOB: 0 BB: 0 P: 3	R: 0 E: 0 K: 1 S: 5	H: 1 LOB: 0 BB: 0 P: 5	R: 0 E: 0 K: 0 S: 3	H: 0 LOB: 0 BB: 0 P: 3	R: 1 E: 1 K: 0 S: 5	H: 1 LOB: 1 BB: 0 P: 5	R: 0 E: 0 K: 1 S: 6	H: 1 LOB: 2 BB: 1 P: 10	R: 0 E: 0 K: 1 S: 6	H: 1 LOB: 1 BB: 0 P: 6	R: 0 E: 0 K: 0 S: 4	H: 1 LOB: 2 BB: 1 P: 8	R: 0 E: 0 K: 0 S: 4	H: 1 LOB: 0 BB: 0 P: 3	1B: 3 2B: 1 3B: 1 HR: 1	SF: 0 SAC: 0 DP: 0 HBP: 0	WP: 1 PB: 0 SB: 1 CS: 1	PA: 36
PITCHER Danny Cox, R ERA: 3.16	IP: 9.0 WLS: L BF: 36	H: 6 R: 2 ER: 1 SO: 3	BB: 3 IBB: 0 HBP: 0 BLK: 0	WP: 1 HR: 1 S: 39 P: 51	ERA: 1.00 WHIP: 1.000															

Batter	1	2	3	4	5	6	7	8	9	AB	R	H	RBI	BB	SO	LOB	BOTTOM			
Vince Coleman, S OBP: 0.314, SLG: 0.295	4-3		1-3			G3			F8	4	0	0	0	0	0	1	Cincinnati Reds @ St. Louis Cardinals Busch Stadium, St. Louis, MO Fri Aug 29 1986, 7:05 PM CDT Att: 24,262 - Unknown			
Willie McGee, S OBP: 0.305, SLG: 0.363	F7			S 1B		4-3			1B	4	0	2	0	0	0	0				
Tom Herr, S OBP: 0.325, SLG: 0.304	6-3			K					4-3	4	0	0	0	0	1	2				
Andy Van Slyke, L OBP: 0.351, SLG: 0.440		F8		K					F8	3	0	0	0	0	1	1				
Terry Pendleton, S OBP: 0.277, SLG: 0.292		6-3		6-3					6-3	3	0	0	0	0	0	1				
Curt Ford, L OBP: 0.313, SLG: 0.372			K		4-3				L6	3	0	0	0	0	1	0				
Ozzie Smith, S OBP: 0.365, SLG: 0.326			6-3		4-3				F3	3	0	0	0	0	0	0				
Michael LaValliere, L OBP: 0.315, SLG: 0.306			SH5-4 1B		F6				F6	3	0	1	0	0	0	0				
Danny Cox, R OBP: 0.146, SLG: 0.152 John Morris, L OBP: 0.343, SLG: 0.317			SH5-4 1-2						K	1	0	0	0	0	1	0				
Inning Stats	R: 0 E: 0 K: 0 S: 3	H: 0 LOB: 0 BB: 0 P: 3	R: 0 E: 0 K: 1 S: 5	H: 0 LOB: 0 BB: 0 P: 5	R: 0 E: 0 K: 2 S: 8	H: 1 LOB: 1 BB: 0 P: 8	R: 0 E: 0 K: 0 S: 3	H: 0 LOB: 0 BB: 0 P: 3	R: 0 E: 0 K: 1 S: 5	H: 0 LOB: 0 BB: 0 P: 5	R: 0 E: 0 K: 0 S: 3	H: 0 LOB: 0 BB: 0 P: 3	R: 0 E: 0 K: 0 S: 3	H: 0 LOB: 0 BB: 0 P: 3	R: 0 E: 0 K: 1 S: 6	H: 1 LOB: 1 BB: 0 P: 6	1B: 3 2B: 0 3B: 0 HR: 0	SF: 0 SAC: 1 DP: 0 HBP: 0	WP: 0 PB: 0 SB: 1 CS: 0	PA: 30
PITCHER Bill Gullickson, R ERA: 2.84	IP: 9.0 WLS: W BF: 30	H: 3 R: 0 ER: 0 SO: 5	BB: 0 IBB: 0 HBP: 0 BLK: 0	WP: 0 HR: 0 S: 40 P: 40	ERA: 0.00 WHIP: 0.333															



Batter	1	2	3	4	5	6	7	8	9	AB	R	H	RBI	BB	SO	LOB	TOP										
Kal Daniels, L OBP: 0.387, SLG: 0.479 (1, 7)	4-0 F9 SF7 BB		0-0 1-3			0-0 F7			0-0 4-3	3	1	0	0	1	0	0	Cincinnati Reds @ St. Louis Cardinals Busch Stadium, St. Louis, MO Sat Aug 30 1986, 7:05 PM CDT Att: 34,664 - Unknown livebaseballscorecards.com										
Buddy Bell, R OBP: 0.361, SLG: 0.445 (1, 5)	0-0 F9			0-0 6-3			0-3 K		4-0 2B BB	3	0	0	0	1	1	1											
Dave Parker, L OBP: 0.332, SLG: 0.483 (1, 9)	0-0 SF7			0-0 F9			0-0 F7		0-0 2B	3	0	1	1	0	0	0											
Eric Davis, R OBP: 0.397, SLG: 0.561 (1, 8)	0-0 6-3			0-0 F9			0-3 K		0-0 F3	4	0	0	0	0	1	2											
Bo Diaz, R OBP: 0.321, SLG: 0.373 (1, 2)		0-0 F7			0-0 6-3			0-0 1B SF9 2B		3	1	1	0	0	0	0											
Barry Larkin, R OBP: 0.279, SLG: 0.351 (1, 6)		0-0 4-3			0-0 6-3			0-0 G6-4-3 2B 1B		3	0	1	0	0	0	0											
Nick Esasky, R OBP: 0.325, SLG: 0.410 (1, 3)					0-3 K			0-0 SF9		2	0	0	1	0	2	0											
Ron Oester, S OBP: 0.316, SLG: 0.346 (1, 4)			0-0 F4			0-0 F4		0-0 G6-4-3 1-2		3	0	0	0	0	0	1											
Chris Welsh, L OBP: 0.194, SLG: 0.276 (1, 1)				0-0 1-3		0-3 K			0-3 K	2	0	0	0	0	1	0											
Rob Murphy, L OBP: 0.298, SLG: 0.244 (9, PH)										0	0	0	0	0	0	0											
Inning Stats	R: 1 E: 0 K: 0 S: 3	H: 0 LOB: 0 BB: 1 P: 7	R: 0 E: 0 K: 1 S: 5	H: 0 LOB: 0 BB: 0 P: 5	R: 0 E: 0 K: 0 S: 3	H: 0 LOB: 0 BB: 0 P: 3	R: 0 E: 0 K: 0 S: 3	H: 0 LOB: 0 BB: 0 P: 3	R: 0 E: 0 K: 1 S: 5	H: 0 LOB: 0 BB: 0 P: 5	R: 0 E: 0 K: 0 S: 7	H: 0 LOB: 0 BB: 0 P: 7	R: 0 E: 0 K: 0 S: 4	H: 2 LOB: 0 BB: 0 P: 4	R: 0 E: 0 K: 1 S: 6	H: 1 LOB: 2 BB: 1 P: 10	1B: 1 2B: 2 3B: 0 HR: 0	SF: 2 SAC: 0 DP: 1 HBP: 0	WP: 0 PA: 31 PB: 0 SB: 1 CS: 0								
PITCHER	IP	WLS	BF	H	R	ER	SO	BB	IBB	HBP	BLK	WP	HR	S	P	ERA	WHIP										
Tim Conroy, L ERA: 4.74 (1, 1)	8.2	W	30	3	2	2	6	2	0	0	0	0	0	40	48	2.08	0.577										
Todd Worrell, R ERA: 1.89 (9, 1)	0.1	S	1	0	0	0	0	0	0	0	0	0	0	1	1	0.00	0.000										

Batter	1	2	3	4	5	6	7	8	9	AB	R	H	RBI	BB	SO	LOB	BOTTOM										
Vince Coleman, S OBP: 0.317, SLG: 0.297 (1, 7)	4-0 3B BB		0-0 4-3			0-0 FC6-4 1B			0-0 2B 1B	3	2	2	0	1	0	0	Cincinnati Reds @ St. Louis Cardinals Busch Stadium, St. Louis, MO Sat Aug 30 1986, 7:05 PM CDT Att: 34,664 - Unknown livebaseballscorecards.com										
Willie McGee, S OBP: 0.304, SLG: 0.364 (1, 8)	0-0 F9		0-0 5-3		0-0 FC6-4 1-2		0-0 2B			4	0	1	2	0	0	2											
Tom Herr, S OBP: 0.329, SLG: 0.311 (1, 4)	0-0 1H SF8 3B		0-0 1B		4-0 G6-4-3 BB		0-0 1-3			3	1	2	1	1	0	1											
Tito Landrum, R OBP: 0.269, SLG: 0.268 (1, 9)	0-0 SF8		0-0 5-3		0-0 G6-4-3 1-2			4-0 G3 4-3 BB		2	0	0	1	1	0	2											
Terry Pendleton, S OBP: 0.275, SLG: 0.290 (1, 5)	0-0 L6			0-0 5-3		0-0 F7		0-0 4-3 1-2		4	0	0	0	0	0	1											
Andy Van Slyke, L OBP: 0.353, SLG: 0.442 (1, 3)		0-0 SH1 2B		0-3 K		4-0 FC4 BB		0-0 G3		3	0	1	0	1	1	1											
Ozzie Smith, S OBP: 0.365, SLG: 0.324 (1, 6)		0-0 SH1		0-0 F7		0-0 FC4 1B S		4-0 IBB		2	1	0	0	1	0	1											
Michael LaValliere, L OBP: 0.310, SLG: 0.300 (1, 2)		0-3 K			0-0 4-3		0-0 F8		0-0 F3-2	4	0	0	0	0	1	4											
Todd Worrell, R OBP: 0.143, SLG: 0.429 (9, 1)					0-0 K					0	0	0	0	0	0	0											
Tim Conroy, L OBP: 0.231, SLG: 0.250 (1, 1)		0-3 K			0-0 6-3		0-0 2B 1B			3	1	1	1	0	1	1											
Steve Lake, R OBP: 0.383, SLG: 0.386 (9, 2)										0	0	0	0	0	0	0											
Inning Stats	R: 2 E: 0 K: 0 S: 4	H: 1 LOB: 0 BB: 1 P: 8	R: 0 E: 0 K: 2 S: 8	H: 1 LOB: 1 BB: 0 P: 8	R: 0 E: 0 K: 1 S: 5	H: 0 LOB: 0 BB: 0 P: 4	R: 0 E: 0 K: 0 S: 4	H: 0 LOB: 1 BB: 0 P: 4	R: 0 E: 0 K: 0 S: 2	H: 0 LOB: 0 BB: 1 P: 6	R: 3 E: 0 K: 0 S: 6	H: 3 LOB: 1 BB: 1 P: 10	R: 0 E: 0 K: 0 S: 3	H: 0 LOB: 2 BB: 2 P: 11	R: 0 E: 0 K: 0 S: 3	H: 0 LOB: 0 BB: 1 P: 11	1B: 4 2B: 2 3B: 1 HR: 0	SF: 1 SAC: 1 DP: 1 HBP: 0	WP: 0 PA: 35 PB: 0 SB: 1 CS: 0								
PITCHER	IP	WLS	BF	H	R	ER	SO	BB	IBB	HBP	BLK	WP	HR	S	P	ERA	WHIP										
Chris Welsh, L ERA: 4.63 (1, 1)	6.2	L	29	7	5	5	3	3	0	0	0	0	0	32	44	6.75	1.500										
Rob Murphy, L ERA: 0.87 (7, 1)	1.1		6	0	0	0	0	1	1	0	0	0	0	4	12	0.00	0.750										



Batter	1	2	3	4	5	6	7	8	9	AB	R	H	RBI	BB	SO	LOB	TOP			
Kal Daniels, L OBP: 0.389, SLG: 0.497				4-3						4	1	2	2	0	0	2	Cincinnati Reds @ St. Louis Cardinals Busch Stadium, St. Louis, MO Sun Aug 31 1986, 3:33 AM CDT Att: 40,315 - Unknown			
Buddy Bell, R OBP: 0.356, SLG: 0.441										4	0	0	0	0	0	2				
Dave Parker, L OBP: 0.331, SLG: 0.481	4-3									4	0	1	1	0	1	0				
Eric Davis, R OBP: 0.396, SLG: 0.555	5-3									3	0	0	0	1	1	2				
Bo Diaz, R OBP: 0.321, SLG: 0.370										3	0	0	0	1	0	0				
Barry Larkin, R OBP: 0.277, SLG: 0.344										4	0	1	0	0	0	3				
Nick Esasky, R OBP: 0.324, SLG: 0.408										4	0	1	0	0	0	1				
Ron Oester, S OBP: 0.318, SLG: 0.346										3	1	1	0	1	0	1				
Tom Browning, L OBP: 0.188, SLG: 0.176										1	1	1	0	0	0	0				
Eddie Murray, L OBP: 0.289, SLG: 0.401										1	0	0	0	0	0	1				
Carl Willis, L OBP: 0.297, SLG: 0.401										0	0	0	0	0	0	0				
Bill Landrum, R OBP: 0.297, SLG: 0.248										0	0	0	0	0	0	0				
Kurt Stillwell, S OBP: 0.201, SLG: 0.248										1	0	1	0	0	0	0				
Rob Murphy, L OBP: 0.283, SLG: 0.278										0	0	0	0	0	0	0				
Max Venable, L OBP: 0.283, SLG: 0.278										1	0	0	0	0	0	2				
Inning Stats	R: 1 E: 0 K: 0 S: 4	H: 1 LOB: 0 BB: 0 P: 4	R: 0 E: 0 K: 0 S: 3	H: 0 LOB: 0 BB: 0 P: 3	R: 2 E: 0 K: 1 S: 8	H: 3 LOB: 3 BB: 2 P: 16	R: 0 E: 0 K: 0 S: 4	H: 1 LOB: 1 BB: 0 P: 4	R: 0 E: 0 K: 0 S: 3	H: 0 LOB: 0 BB: 0 P: 3	R: 0 E: 0 K: 0 S: 3	H: 1 LOB: 0 BB: 0 P: 3	R: 0 E: 0 K: 0 S: 3	H: 0 LOB: 0 BB: 0 P: 3	R: 0 E: 0 K: 0 S: 5	H: 2 LOB: 2 BB: 0 P: 5	1B: 7 2B: 0 3B: 0 HR: 1	SF: 0 SAC: 0 DP: 1 HBP: 0	WP: 1 PB: 0 SB: 0 CS: 1	PA: 37
PITCHER	IP: 9.0 WLS: W BF: 36 H: 8 R: 3 ER: 3 SO: 2 BB: 3 IBB: 0 HBP: 0 BLK: 0 WP: 1 HR: 1 S: 37 P: 49 ERA: 3.00 WHIP: 1.222															PITCHER	IP: 9.0 WLS: W BF: 36 H: 8 R: 3 ER: 3 SO: 2 BB: 3 IBB: 0 HBP: 0 BLK: 0 WP: 1 HR: 1 S: 37 P: 49 ERA: 3.00 WHIP: 1.222			

AB 33
R 3
H 8
RBI 3
BB 3
SO 2
LOB 14



Batter	1	2	3	4	5	6	7	8	9	AB	R	H	RBI	BB	SO	LOB	BOTTOM			
Vince Coleman, S OBP: 0.320, SLG: 0.301		4-3								4	3	2	0	1	0	1	Cincinnati Reds @ St. Louis Cardinals Busch Stadium, St. Louis, MO Sun Aug 31 1986, 3:33 AM CDT Att: 40,315 - Unknown			
Willie McGee, S OBP: 0.308, SLG: 0.364										3	1	1	1	2	0	1				
Tom Herr, S OBP: 0.330, SLG: 0.313										4	0	2	2	0	0	2				
Tito Landrum, R OBP: 0.272, SLG: 0.264										3	1	0	0	2	0	3				
Terry Pendleton, S OBP: 0.278, SLG: 0.297										5	3	3	2	0	1	3				
Andy Van Slyke, L OBP: 0.354, SLG: 0.448										3	0	2	2	0	0	2				
Ozzie Smith, S OBP: 0.364, SLG: 0.322										3	1	0	0	1	0	1				
Steve Lake, R OBP: 0.353, SLG: 0.354										4	0	0	0	0	1	3				
Bob Forsch, R OBP: 0.167, SLG: 0.303										4	0	1	0	0	1	2				
Inning Stats	R: 0 E: 0 K: 0 S: 4	H: 1 LOB: 1 BB: 0 P: 4	R: 2 E: 2 K: 0 S: 6	H: 3 LOB: 1 BB: 0 P: 6	R: 3 E: 0 K: 0 S: 4	H: 1 LOB: 0 BB: 0 P: 12	R: 1 E: 0 K: 1 S: 6	H: 1 LOB: 1 BB: 1 P: 10	R: 1 E: 0 K: 0 S: 5	H: 2 LOB: 2 BB: 1 P: 9	R: 1 E: 0 K: 1 S: 7	H: 1 LOB: 1 BB: 1 P: 11	R: 0 E: 0 K: 1 S: 5	H: 0 LOB: 0 BB: 0 P: 5	R: 1 E: 0 K: 0 S: 4	H: 2 LOB: 1 BB: 1 P: 8		1B: 8 2B: 3 3B: 1 HR: 0	SF: 1 SAC: 1 DP: 1 HBP: 0	WP: 0 PB: 0 SB: 4 CS: 0
PITCHER	IP: 3.0 WLS: L BF: 16 H: 4 R: 3 ER: 3 SO: 1 BB: 2 IBB: 0 HBP: 0 BLK: 1 WP: 0 HR: 0 S: 14 P: 22 ERA: 12.00 WHIP: 2.333															PITCHER	IP: 3.0 WLS: L BF: 16 H: 4 R: 3 ER: 3 SO: 1 BB: 2 IBB: 0 HBP: 0 BLK: 1 WP: 0 HR: 0 S: 14 P: 22 ERA: 12.00 WHIP: 2.333			
Tom Browning, L ERA: 4.11	(1, 1)															(1, 1)				
Carl Willis, R ERA: 5.05	(4, 1)															(4, 1)				
Bill Landrum, R ERA:	(6, 1)															(6, 1)				
Rob Murphy, L ERA: 1.09	(7, 1)															(7, 1)				

AB 33
R 9
H 11
RBI 7
BB 6
SO 3
LOB 18



Batter	1	2	3	4	5	6	7	8	9	AB	R	H	RBI	BB	SO	LOB	TOP		
Joe Orsulak, L (1, 9) OBP: 0.309, SLG: 0.365 Jim Morrison, R (8, PH) OBP: 0.319, SLG: 0.434 (8, 5)	1-3			K		F8		K		3	0	0	0	0	1	0	Pittsburgh Pirates @ Cincinnati Reds Riverfront Stadium, Cincinnati, OH Mon Sep 01 1986, 7:05 PM EDT Att: 22,064 - Unknown		
Barry Bonds, L (1, 8) OBP: 0.338, SLG: 0.459	F7			G3			1B	FC3-6		4	1	1	0	0	0	1			
Johnny Ray, S (1, 4) OBP: 0.368, SLG: 0.400	F8			4-3			6-3	F2		4	0	0	0	0	0	2			
Sid Bream, L (1, 3) OBP: 0.354, SLG: 0.474		F6			4-3			K		4	0	1	1	0	1	0			
R.J. Reynolds, S (1, 7) OBP: 0.337, SLG: 0.428 (8, 9)		K			4-3			4-3		4	0	0	0	0	1	1			
Tony Peña, R (1, 2) OBP: 0.348, SLG: 0.403		G3			F7					3	1	1	0	1	0	0			
Bobby Bonilla, S (1, 5) OBP: 0.359, SLG: 0.346 (8, 7)			F7			K		2B	K	3	1	0	0	1	2	1			
Rafael Belliard, R (1, 6) OBP: 0.297, SLG: 0.271			4-3			5-3				3	1	1	1	0	0	0			
Mike Bielecki, R (1, 1) OBP: 0.007, SLG: 0.045 Benny Osterling, L (6, PH) OBP: 0.200, SLG: 0.385 Ray Krawczyk, R (8, 1) John Smiley, L (7, 1) Jim Winn, R (7, 1) Mike Diaz, R (8, PH) OBP: 0.306, SLG: 0.332 Rick Reuschel, R (8, PH) OBP: 0.133, SLG: 0.153 Hippolite Pena, L (8, 1)			K							1	0	0	0	0	1	0			
Inning Stats	R: 0 E: 0 K: 0 S: 3	H: 0 LOB: 0 BB: 0 P: 3	R: 0 E: 0 K: 1 S: 5	H: 0 LOB: 0 BB: 0 P: 5	R: 0 E: 0 K: 1 S: 5	H: 0 LOB: 0 BB: 0 P: 5	R: 0 E: 0 K: 1 S: 5	H: 0 LOB: 0 BB: 0 P: 5	R: 0 E: 0 K: 1 S: 6	H: 1 LOB: 0 BB: 0 P: 6	R: 1 E: 0 K: 0 S: 4	H: 2 LOB: 0 BB: 0 P: 4	R: 3 E: 0 K: 1 S: 8	H: 3 LOB: 2 BB: 1 P: 12	R: 0 E: 0 K: 2 S: 7	H: 0 LOB: 1 BB: 1 P: 11		1B: 3 2B: 2 3B: 0 HR: 1	SF: 0 SAC: 0 DP: 1 HBP: 0
PITCHER	IP WLS BF H R ER SO BB IBB HBP BLK WP HR S P ERA WHIP																		
Ted Power, R (1, 1) ERA: 4.42	6.0 W 19 1 1 1 4 0 0 0 0 0 1 27 27 1.50 0.167																		
Ron Robinson, R (7, 1) ERA: 2.82	1.0 8 5 4 4 0 1 0 0 0 0 0 7 11 36.00 6.000																		
John Franco, L (8, 1) ERA: 2.43	2.0 S 7 0 0 0 3 1 0 0 0 0 0 12 16 0.00 0.500																		

Batter	1	2	3	4	5	6	7	8	9	AB	R	H	RBI	BB	SO	LOB	BOTTOM		
Kal Daniels, L (1, 7) OBP: 0.390, SLG: 0.506	K		4-3		1B		1B	4-3		5	2	2	1	0	1	0	Pittsburgh Pirates @ Cincinnati Reds Riverfront Stadium, Cincinnati, OH Mon Sep 01 1986, 7:05 PM EDT Att: 22,064 - Unknown		
Buddy Bell, R (1, 5) OBP: 0.358, SLG: 0.441	FC1-6		F7		1B		F9	K		5	0	2	1	0	1	1			
Dave Parker, L (1, 9) OBP: 0.332, SLG: 0.481	FC1-6		4-3		1B		FC6-4	1B		4	1	2	0	0	0	1			
Eric Davis, R (1, 8) OBP: 0.394, SLG: 0.551	K		5-3		FC6-4		1B	1B		4	0	1	1	0	1	3			
Bo Diaz, R (1, 2) OBP: 0.322, SLG: 0.374		2B		F8		E6		1B		4	1	2	0	0	0	0			
Kurt Stillwell, S (1, 6) OBP: 0.300, SLG: 0.248	B1-3		4-3		F5		1B			4	0	1	1	0	0	2			
Nick Esasky, R (1, 3) OBP: 0.326, SLG: 0.420	F9				1B		K			4	1	2	2	0	1	4			
Ron Oester, S (1, 4) OBP: 0.317, SLG: 0.343		IBB		F5		F8		F8		3	0	0	0	1	0	3			
Ted Power, R (1, 1) OBP: 0.200, SLG: 0.200 Dave Concepcion, R (6, PH) OBP: 0.306, SLG: 0.332 Ron Robinson, R (7, 1) OBP: 0.077, SLG: 0.077 John Franco, L (8, 1) Barry Larkin, R (8, 6) OBP: 0.273, SLG: 0.339	F9				3B		F9	5-3		2	1	1	0	0	0	2			
Inning Stats	R: 0 E: 0 K: 2 S: 8	H: 1 LOB: 1 BB: 0 P: 8	R: 0 E: 0 K: 0 S: 4	H: 1 LOB: 2 BB: 1 P: 8	R: 0 E: 0 K: 0 S: 3	H: 0 LOB: 0 BB: 0 P: 3	R: 0 E: 0 K: 0 S: 3	H: 0 LOB: 0 BB: 0 P: 3	R: 2 E: 0 K: 0 S: 7	H: 5 LOB: 2 BB: 0 P: 7	R: 2 E: 1 K: 0 S: 5	H: 1 LOB: 0 BB: 0 P: 5	R: 2 E: 0 K: 1 S: 10	H: 5 LOB: 3 BB: 0 P: 10	R: 0 E: 0 K: 1 S: 5	H: 0 LOB: 0 BB: 0 P: 5		1B: 10 2B: 1 3B: 1 HR: 1	SF: 0 SAC: 0 DP: 0 HBP: 0
PITCHER	IP WLS BF H R ER SO BB IBB HBP BLK WP HR S P ERA WHIP																		
Mike Bielecki, R (1, 1) ERA: 4.52	5.0 L 22 2 2 2 2 0 0 0 0 0 0 1 25 29 3.60 1.400																		
Ray Krawczyk, R (6, 1) ERA: 4.15	1.0 5 1 2 1 0 0 0 0 0 0 0 1 5 5 9.00 1.000																		
John Smiley, L (7, 1) ERA: 54.0	0.1 3 2 2 2 0 0 0 0 0 0 0 3 3 54.00 6.000																		
Jim Winn, R (7, 1) ERA: 3.61	0.2 5 3 0 0 1 0 0 0 0 0 0 7 7 0.00 4.500																		
Hippolite Pena, L (8, 1) ERA:	1.0 3 0 0 0 1 0 0 0 0 0 0 5 5 0.00 0.000																		

Batter	1	2	3	4	5	6	7	8	9	AB	R	H	RBI	BB	SO	LOB	TOP		
Joe Orsulak, L (1,9) OBP: 0.306, SLG: 0.361										4	0	0	0	0	1	1	Pittsburgh Pirates @ Cincinnati Reds Riverfront Stadium, Cincinnati, OH Tue Sep 02 1986, 7:05 PM EDT Att: 13,491 - Unknown		
Barry Bonds, L (1,8) OBP: 0.337, SLG: 0.458										1	0	0	0	0	0	0			
Bobby Bonilla, S (1,9) OBP: 0.359, SLG: 0.346										3	0	1	0	0	1	0			
Johnny Ray, S (1,4) OBP: 0.369, SLG: 0.400										3	0	1	1	1	0	0			
Sid Bream, L (1,3) OBP: 0.351, SLG: 0.469										4	0	0	0	0	1	3			
R.J. Reynolds, S (1,7) OBP: 0.336, SLG: 0.425										3	0	0	0	0	0	0			
Tony Peña, R (1,2) OBP: 0.348, SLG: 0.402										3	0	1	0	0	0	1			
Jim Morrison, R (1,5) OBP: 0.317, SLG: 0.431										3	0	0	0	0	1	2			
Rafael Belliard, R (1,6) OBP: 0.293, SLG: 0.268										3	0	0	0	0	0	1			
Bob Kipper, R (1,1) Pat Clements, R (5,1) U.L. Washington, S (6, PR) Ray Krawczyk, R (6,1) Barry Jones, R (7,1) Benny Distefano, L (8, PR) Don Robinson, R (8,1)										1	0	0	0	0	0	0			
Inning Stats	R: 0 E: 0 K: 1 S: 5	H: 0 LOB: 0 BB: 0 P: 5	R: 0 E: 1 K: 0 S: 4	H: 0 LOB: 1 BB: 0 P: 4	R: 0 E: 0 K: 0 S: 3	H: 0 LOB: 0 BB: 0 P: 3	R: 0 E: 0 K: 0 S: 3	H: 0 LOB: 0 BB: 0 P: 3	R: 1 E: 0 K: 1 S: 8	H: 3 LOB: 2 BB: 0 P: 8	R: 0 E: 0 K: 1 S: 6	H: 1 LOB: 1 BB: 0 P: 6	R: 0 E: 0 K: 1 S: 5	H: 0 LOB: 0 BB: 0 P: 5	R: 0 E: 0 K: 0 S: 2	H: 0 LOB: 0 BB: 1 P: 6	1B: 4 2B: 0 3B: 0 HR: 0	SF: 0 SAC: 0 DP: 1 HBP: 1	WP: 0 PA: 32 PB: 0 SB: 0 CS: 0
PITCHER Bill Gullickson, R (1,1) ERA: 2.76	IP: 9.0 WLS: W BF: 32 H: 4 R: 1 ER: 1 SO: 4	BB: 1 IBB: 0 HBP: 1 BLK: 0	WP: 0 HR: 0 S: 38 P: 43	ERA: 1.00 WHIP: 0.556	PITCHER	IP: 9.0 WLS: W BF: 32 H: 4 R: 1 ER: 1 SO: 4	BB: 1 IBB: 0 HBP: 1 BLK: 0	WP: 0 HR: 0 S: 38 P: 43	ERA: 1.00 WHIP: 0.556										

AB 30
R 1
H 4
RBI 1
BB 1
SO 4
LOB 8



Batter	1	2	3	4	5	6	7	8	9	AB	R	H	RBI	BB	SO	LOB	BOTTOM		
Kal Daniels, L (1,7) OBP: 0.384, SLG: 0.497										3	1	0	0	0	1	0	Pittsburgh Pirates @ Cincinnati Reds Riverfront Stadium, Cincinnati, OH Tue Sep 02 1986, 7:05 PM EDT Att: 13,491 - Unknown		
Eddie Milner, L (6,8) OBP: 0.288, SLG: 0.399										1	0	0	0	0	0	0			
Buddy Bell, R (1,5) OBP: 0.359, SLG: 0.445										3	2	1	0	1	0	0			
Dave Parker, L (1,9) OBP: 0.333, SLG: 0.482										4	1	2	1	0	1	0			
Eric Davis, R (1,8) OBP: 0.395, SLG: 0.551										4	1	2	1	0	1	1			
Bo Diaz, R (1,2) OBP: 0.322, SLG: 0.376										4	0	1	2	0	0	2			
Tracy Jones, R (8, PR) OBP: 0.406, SLG: 0.453										0	1	0	0	0	0	0			
Sal Butera, R (9,2) OBP: 0.346, SLG: 0.341										0	0	0	0	0	0	0			
Barry Larkin, R (1,4) OBP: 0.286, SLG: 0.379										4	2	2	1	0	0	1			
Nick Esasky, R (1,3) OBP: 0.328, SLG: 0.436										4	1	2	3	0	1	0			
Kurt Stillwell, S (1,6) OBP: 0.300, SLG: 0.248										4	0	1	0	0	1	0			
Bill Gullickson, R (1,1) OBP: 0.110, SLG: 0.085										4	0	0	0	0	1	2			
Inning Stats	R: 1 E: 1 K: 1 S: 7	H: 2 LOB: 1 BB: 0 P: 7	R: 0 E: 0 K: 2 S: 7	H: 0 LOB: 0 BB: 0 P: 7	R: 0 E: 0 K: 1 S: 5	H: 0 LOB: 0 BB: 0 P: 5	R: 0 E: 0 K: 0 S: 3	H: 0 LOB: 0 BB: 0 P: 3	R: 6 E: 1 K: 1 S: 11	H: 5 LOB: 1 BB: 1 P: 15	R: 0 E: 0 K: 0 S: 5	H: 0 LOB: 0 BB: 0 P: 5	R: 0 E: 0 K: 0 S: 6	H: 4 LOB: 2 BB: 0 P: 6	R: 2 E: 0 K: 0 S: 6	H: 4 LOB: 2 BB: 0 P: 6	1B: 6 2B: 2 3B: 2 HR: 1	SF: 0 SAC: 0 DP: 1 HBP: 0	WP: 0 PA: 36 PB: 0 SB: 1 CS: 0
PITCHER Bob Kipper, L (1,1) ERA: 4.6 Pat Clements, L (5,1) ERA: 3.07 Ray Krawczyk, R (6,1) ERA: 3.38 Barry Jones, R (7,1) ERA: 2.73 Don Robinson, R (8,1) ERA: 4.18	IP: 4.2 WLS: L BF: 23 H: 7 R: 7 ER: 3 SO: 5	BB: 1 IBB: 0 HBP: 0 BLK: 0	WP: 0 HR: 1 S: 32 P: 36	ERA: 5.79 WHIP: 1.714	PITCHER	IP: 4.2 WLS: L BF: 23 H: 7 R: 7 ER: 3 SO: 5	BB: 1 IBB: 0 HBP: 0 BLK: 0	WP: 0 HR: 1 S: 32 P: 36	ERA: 5.79 WHIP: 1.714										

AB 35
R 9
H 11
RBI 8
BB 1
SO 6
LOB 6



Batter	1	2	3	4	5	6	7	8	9	10	AB	R	H	RBI	BB	SO	LOB	TOP				
Joe Ursulak, L OBP: 0.303, SLG: 0.357 U L Washington, S OBP: 0.296, SLG: 0.267 Barry Jones, R OBP: 0.250, SLG: 0.250	0-0 4-3		0-0 5-3		0-0 G4-6-3			0-3 K	0-0 F9		4	0	0	0	0	1	1					
Bobby Bonilla, S OBP: 0.359, SLG: 0.343	4-0 G5-4-3 BB		4-0 1B BB		0-0 5-3			0-3 K	0-0 5-3		3	0	0	0	2	1	2					
Johnny Ray, S OBP: 0.371, SLG: 0.402	0-0 G5-4-3		0-0 1B		0-0 5-3			0-0 HR 1B	0-0 FC6-4 1B		5	1	3	0	0	0	1					
Jim Morrison, R OBP: 0.320, SLG: 0.438		0-0 1-3 1B SF9		0-0 F9		4-0 FC6-4 BB		0-0 HR	0-3 K		4	2	2	2	1	1	3					
Mike Diaz, R OBP: 0.371, SLG: 0.600 Barry Bonds, L OBP: 0.337, SLG: 0.458 R.J. Reynolds, S OBP: 0.336, SLG: 0.424	0-0 SF9 1-3 1B		0-0 F8		0-0 F9			0-0 2B	0-0 FC6-4 BB		4	0	2	0	0	0	1					
Tony Peña, R OBP: 0.348, SLG: 0.403	0-0 1-3		0-0 4-3 2B		0-0 FC6-4			0-0 G3	4-0 2B BB		4	1	1	0	1	0	4					
Sid Bream, L OBP: 0.350, SLG: 0.470	0-0 SF9		0-0 4-3		0-0 G3			0-0 F7	0-0 2B		4	0	1	3	0	0	1					
Rafael Belliard, R OBP: 0.295, SLG: 0.264	0-0 6-3		0-0 1-3		0-0 G4-6-3 BB			4-0 F9 1B BB	0-0 F9		3	0	0	0	2	0	3					
Rick Reuschel, R OBP: 0.146, SLG: 0.150 Junior Ortiz, S OBP: 0.338, SLG: 0.412 Larry McWilliams, L OBP: 0.345, SLG: 0.472 Benny DiStefano, L OBP: 0.345, SLG: 0.382 Bill Almon, R OBP: 0.318, SLG: 0.384	0-0 F8		0-0 G4-6-3 BB		4-0 G4-6-3			0-0 G4-6-3 BB	0-0 1B		1	0	0	0	1	0	0					
Inning Stats	R: 0 E: 0 K: 0 S: 2	H: 0 LOB: 0 BB: 1 P: 6	R: 1 E: 0 K: 0 S: 5	H: 2 LOB: 1 BB: 0 P: 5	R: 0 E: 0 K: 0 S: 4	H: 1 LOB: 2 BB: 1 P: 8	R: 0 E: 0 K: 0 S: 4	H: 1 LOB: 1 BB: 0 P: 4	R: 0 E: 0 K: 0 S: 3	H: 0 LOB: 0 BB: 1 P: 7	R: 0 E: 0 K: 0 S: 2	H: 0 LOB: 0 BB: 1 P: 6	R: 2 E: 0 K: 2 S: 10	H: 3 LOB: 1 BB: 0 P: 10	R: 0 E: 0 K: 0 S: 4	H: 1 LOB: 2 BB: 1 P: 8	R: 2 E: 0 K: 1 S: 7	H: 2 LOB: 1 BB: 1 P: 11	1B: 6 2B: 3 3B: 0 HR: 1	SF: 1 SAC: 0 DP: 3 HBP: 0	WP: 0 PB: 0 SB: 0 CS: 0	PA: 44
PITCHER	IP	WLS	BF	H	R	ER	SO	BB	IBB	HBP	BLK	WP	HR	S	P	ERA	WHIP					
Chris Welsh, L ERA: 4.4	7.0		27	4	1	1	0	5	0	0	0	0	0	22	42	1.29	1.286					
Ron Robinson, R ERA: 2.97	1.1		8	3	2	2	2	1	0	0	0	0	1	11	15	13.50	3.000					
John Franco, L ERA: 2.59	1.2	L	9	3	2	2	1	1	0	0	0	0	0	10	14	10.80	2.400					

Pittsburgh Pirates @ Cincinnati Reds
Riverfront Stadium, Cincinnati, OH
Wed Sep 03 1986, 7:05 PM EDT
Att: 12,200 - Unknown

AB 36
R 5
H 10
RBI 5
BB 7
SO 3
LOB 20



Batter	1	2	3	4	5	6	7	8	9	10	AB	R	H	RBI	BB	SO	LOB	BOTTOM			
Barry Larkin, R OBP: 0.280, SLG: 0.366	0-0 5-3		0-0 1B 2-3 1B		0-0 1-3			0-0 5-3		0-0 F3	5	0	1	0	0	0	0				
Buddy Bell, R OBP: 0.360, SLG: 0.450	0-0 HR		0-3 K		0-0 F9			4-0 BB		0-0 F8	4	1	1	1	1	1	2				
Dave Parker, L OBP: 0.333, SLG: 0.480	0-3 K		0-0 FC5-4 1B		0-0 3-1			0-0 F6		0-0 F8	4	0	1	1	0	1	1				
Eric Davis, R OBP: 0.351, SLG: 0.544 John Franco, L ERA: 2.59	0-3 K		0-3 K		0-0 6-3			0-0 F8			4	0	0	0	0	2	3				
Bo Diaz, R OBP: 0.319, SLG: 0.372		0-0 5-3	0-0 FC5-4		0-0 5-3			0-0 K		0-3 K	4	0	0	0	0	1	2				
Eddie Milner, L OBP: 0.290, SLG: 0.408		0-0 HR		4-0 CS BB		0-0 3-1		0-0 6-3		0-0 6-3	3	1	1	1	1	0	0				
Nick Esasky, R OBP: 0.327, SLG: 0.431		0-3 K		0-3 K		0-0 6-3		0-0 BB		4-0 BB	3	0	0	0	1	2	1				
Ron Oester, S OBP: 0.317, SLG: 0.342		0-0 6-3		0-0 6-3		0-0 6-3		0-0 WP 1B		0-0 6-3	4	0	1	0	0	0	1				
Chris Welsh, L OBP: 0.212, SLG: 0.323 Dave Concepcion, R OBP: 0.305, SLG: 0.331 Ron Robinson, R OBP: 0.077, SLG: 0.077 Max Venable, L OBP: 0.251, SLG: 0.275	0-0 K		0-0 1B 2B		0-3 K			0-0 6-3		0-0 5-3	2	1	1	0	0	1	0				
Inning Stats	R: 1 E: 0 K: 2 S: 8	H: 1 LOB: 0 BB: 0 P: 8	R: 1 E: 0 K: 1 S: 6	H: 1 LOB: 0 BB: 0 P: 6	R: 1 E: 0 K: 2 S: 10	H: 3 LOB: 2 BB: 1 P: 10	R: 0 E: 0 K: 1 S: 5	H: 0 LOB: 0 BB: 0 P: 5	R: 0 E: 0 K: 0 S: 3	H: 0 LOB: 1 BB: 1 P: 7	R: 0 E: 0 K: 0 S: 3	H: 0 LOB: 1 BB: 1 P: 7	R: 0 E: 0 K: 1 S: 5	H: 0 LOB: 1 BB: 1 P: 9	R: 0 E: 0 K: 0 S: 3	H: 0 LOB: 0 BB: 0 P: 3	1B: 3 2B: 2 3B: 0 HR: 2	SF: 0 SAC: 0 DP: 1 HBP: 0	WP: 1 PB: 0 SB: 0 CS: 1	PA: 38	
PITCHER	IP	WLS	BF	H	R	ER	SO	BB	IBB	HBP	BLK	WP	HR	S	P	ERA	WHIP				
Rick Reuschel, R ERA: 4.21	6.0		23	5	3	3	7	1	0	0	0	0	2	36	40	4.50	1.000				
Larry McWilliams, L ERA: 5.1	2.0		8	1	0	0	0	1	0	0	0	1	0	7	11	0.00	1.000				
Barry Jones, R ERA: 2.54	2.0	W	7	0	0	0	1	1	0	0	0	0	0	8	12	0.00	0.500				

Pittsburgh Pirates @ Cincinnati Reds
Riverfront Stadium, Cincinnati, OH
Wed Sep 03 1986, 7:05 PM EDT
Att: 12,200 - Unknown

AB 35
R 3
H 6
RBI 3
BB 3
SO 8
LOB 11



Batter	1	2	3	4	5	6	7	8	9	AB	R	H	RBI	BB	SO	LOB	TOP			
Chico Walker, S OBP: 0.200, SLG: 0.200	0-3 K		0-0 23 1B		0-0 F8		0-0 F7			4	1	1	0	0	1	1	Chicago Cubs @ Cincinnati Reds Riverfront Stadium, Cincinnati, OH Fri Sep 05 1986, 7:05 PM EDT Att: 21,428 - Unknown			
23 Ryne Sandberg, R OBP: 0.323, SLG: 0.407	0-0 F9		0-0 4-3 1B		0-0 F7			0-0 G6-4-3 1B		4	0	2	2	0	0	0				
Brian Dayett, R OBP: 0.200, SLG: 0.091	0-0 4-3		0-0 4-3 1-2		0-0 K			0-0 G6-4-3 1-2		4	0	0	0	0	1	2				
Keith Moreland, R OBP: 0.331, SLG: 0.377		0-3 K	0-0 F8			4-0 G1-6-3 BB		0-0 F9		3	0	0	0	1	1	1				
Jody Davis, R OBP: 0.279, SLG: 0.404		0-0		0-0 F7		0-0 G1-6-3			0-0 F8	3	0	1	0	0	0	1				
Mike Martin, L (8, 2)						1-2			2B	0	0	0	0	0	0	0				
Chris Speier, R OBP: 0.363, SLG: 0.473										1	0	1	0	0	0	0				
Manny Trillo, R OBP: 0.383, SLG: 0.407		0-0 F8		4-0 1B BB		0-0 5-3			0-3 K	3	0	0	0	1	1	2				
Shawon Dunston, R OBP: 0.280, SLG: 0.408		0-0 F4		0-0 F4			0-0 F3		0-0 F8	4	0	0	0	0	0	3				
Bob Dernier, R OBP: 0.264, SLG: 0.295			0-0 1B 23 1B SH5-4	0-0 1-2 1B	0-0 1B		0-0 E7		0-0 6-3	4	1	2	0	0	0	1				
Rick Sutcliffe, L OBP: 0.250, SLG: 0.326			0-0 SH5-4	0-3 K			0-0 F9			1	0	0	0	0	1	2				
Ron Davis, R (6, 1)										0	0	0	0	0	0	0				
Ron Cey, R OBP: 0.385, SLG: 0.514										1	0	0	0	0	0	1				
Frank DiPino, L OBP: 0.167, SLG: 0.167										0	0	0	0	0	0	0				
Inning Stats	R: 0 E: 0 K: 1 S: 5	H: 0 LOB: 0 BB: 0 P: 5	R: 0 E: 0 K: 1 S: 6	H: 1 LOB: 1 BB: 0 P: 6	R: 2 E: 0 K: 0 S: 6	H: 3 LOB: 1 BB: 0 P: 6	R: 0 E: 0 K: 1 S: 6	H: 1 LOB: 2 BB: 1 P: 10	R: 0 E: 0 K: 0 S: 2	H: 0 LOB: 0 BB: 0 P: 6	R: 0 E: 1 K: 0 S: 4	H: 0 LOB: 1 BB: 0 P: 4	R: 0 E: 0 K: 0 S: 3	H: 1 LOB: 0 BB: 0 P: 3	R: 0 E: 0 K: 1 S: 6	H: 1 LOB: 1 BB: 0 P: 6	1B: 6 2B: 1 3B: 0 HR: 0	SF: 0 SAC: 1 DP: 2 HBP: 0	WP: 0 PB: 0 SB: 1 CS: 0	PA: 35
PITCHER Tom Browning, L ERA: 4.01	IP: 9.0 WLS: W BF: 35 H: 7 R: 2 ER: 2 SO: 5 BB: 2 IBB: 0 HBP: 0 BLK: 0 WP: 0 HR: 0 S: 43 P: 51 ERA: 2.00 WHIP: 1.000															PITCHER				

AB	32
R	2
H	7
RBI	2
BB	2
SO	5
LOB	14



Batter	1	2	3	4	5	6	7	8	9	AB	R	H	RBI	BB	SO	LOB	BOTTOM	
Barry Larkin, R OBP: 0.288, SLG: 0.373	0-0 6-3		0-0 1B	0-0 F9		4-0 1B HR BB		0-0 5-3		4	2	1	0	1	0	2	Chicago Cubs @ Cincinnati Reds Riverfront Stadium, Cincinnati, OH Fri Sep 05 1986, 7:05 PM EDT Att: 21,428 - Unknown	
Buddy Bell, R OBP: 0.364, SLG: 0.452	0-0 1B E		0-0 G1-6-3 2H 1B		4-0 HR BB	0-0 1-3 2H HR 1B		0-0 1-3		4	3	3	2	1	0	0		
Dave Parker, L OBP: 0.336, SLG: 0.493	0-0 E5		0-0 G1-6-3		0-0 HR	0-0 1H HR				4	2	3	5	0	0	1		
Max Venable, L OBP: 0.281, SLG: 0.275	1H 1B		1-2		1H HR	1H 3H HR				0	0	0	0	0	0	0		
Eric Davis, R OBP: 0.392, SLG: 0.542	4-0 G5-4-3 BB			0-0 1B 1B	0-0 F4	0-0 F3				3	1	1	0	1	0	0		
Bo Diaz, R OBP: 0.318, SLG: 0.371	0-0 G5-4-3			0-0 1B 1B	0-0 5-3		0-0 6-3			4	1	1	0	0	0	2		
Sal Butera, R OBP: 0.346, SLG: 0.341	1-2			1-3 1B 1B	0-0 5-3		0-0 6-3			0	0	0	0	0	0	0		
Eddie Milner, L OBP: 0.290, SLG: 0.406		0-0 4-3		0-0 1-3 3H 1B	0-3 K2-3		0-0 4-3			4	0	1	1	0	1	0		
Nick Esasky, R OBP: 0.329, SLG: 0.441		0-0 F9		0-0 1-2 BB		0-0 F9	0-0 HR			3	1	1	1	1	0	0		
Ron Oester, S OBP: 0.316, SLG: 0.342		0-0 G3		0-0 F6		0-0 6-3 1B	0-0 F9			4	1	1	0	0	0	2		
Tom Browning, L OBP: 0.192, SLG: 0.181			0-0 6-3	0-0 1-2 3H 1B		0-0 6-3		0-3 K		4	0	1	1	0	1	1		
Inning Stats	R: 1 E: 1 K: 0 S: 4	H: 2 LOB: 1 BB: 1 P: 8	R: 0 E: 0 K: 0 S: 3	H: 0 LOB: 0 BB: 0 P: 3	R: 1 E: 0 K: 0 S: 4	H: 2 LOB: 0 BB: 0 P: 4	R: 2 E: 0 K: 0 S: 6	H: 4 LOB: 2 BB: 1 P: 10	R: 2 E: 0 K: 1 S: 6	H: 3 LOB: 0 BB: 1 P: 10	R: 1 E: 0 K: 0 S: 4	H: 1 LOB: 0 BB: 0 P: 4	R: 0 E: 0 K: 1 S: 5	H: 0 LOB: 0 BB: 0 P: 5	1B: 9 2B: 1 3B: 0 HR: 3	SF: 0 SAC: 0 DP: 2 HBP: 0		WP: 0 PB: 0 SB: 0 CS: 1
PITCHER Rick Sutcliffe, R ERA: 4.62	IP: 5.2 WLS: L BF: 29 H: 11 R: 9 ER: 8 SO: 1 BB: 4 IBB: 0 HBP: 0 BLK: 0 WP: 0 HR: 1 S: 27 P: 43 ERA: 12.71 WHIP: 2.647															PITCHER		
Ron Davis, R ERA: 8.19	0.1	2	1	1	1	0	0	0	0	0	1	2	2	27.00	3.000			
Frank DiPino, L ERA: 4.11	2.0	7	1	1	1	1	0	0	0	0	1	9	9	4.50	0.500			

AB	34
R	11
H	13
RBI	10
BB	4
SO	2
LOB	8



Batter	1	2	3	4	5	6	7	8	9	AB	R	H	RBI	BB	SO	LOB	TOP			
Dave Martinez, L (1.8)	1-3		F8			3-1		F7		4	0	0	0	0	0	0	Chicago Cubs @ Cincinnati Reds Riverfront Stadium, Cincinnati, OH Sat Sep 06 1986, 7:05 PM EDT Att: 30,611 - Unknown			
23 Ryne Sandberg, R (1.4)	1B BB				F9	S 1B		K		3	0	1	0	1	1	0				
Gary Matthews, R (1.7)	G4-3 1B				E6	F7		K		4	0	1	0	0	1	1				
Leon Durham, L (1.3)	G4-3				K	4-3				4	0	0	0	0	1	4				
Jody Davis, R (1.2)		6-3			K					4	1	1	0	0	2	1				
Chris Speier, R (1.6)						F6		E4		4	0	2	0	0	0	0				
Manny Trillo, R (1.5)	L4-3							4-3		4	0	1	0	0	0	3				
Chico Walker, S (1.9)										3	0	0	0	0	1	2				
Dennis Eckersley, R (1.1)										2	0	0	0	0	2	1				
Keith Moreland, R (7. PH)										1	0	0	0	0	0	1				
Dave Gumpert, R (7.1)										0	0	0	0	0	0	0				
Guy Hoffman, L (7.1)										0	0	0	0	0	0	0				
Scott Sanderson, R (7.1)										0	0	0	0	0	0	0				
Inning Stats	R: 0 E: 0 K: 0 S: 3	H: 1 LOB: 1 BB: 1 P: 7	R: 0 E: 0 K: 0 S: 3	H: 1 LOB: 0 BB: 0 P: 3	R: 0 E: 0 K: 1 S: 5	H: 0 LOB: 0 BB: 0 P: 5	R: 0 E: 1 K: 2 S: 8	H: 0 LOB: 1 BB: 0 P: 8	R: 0 E: 0 K: 0 S: 4	H: 1 LOB: 1 BB: 0 P: 4	R: 1 E: 1 K: 0 S: 5	H: 1 LOB: 1 BB: 0 P: 5	R: 0 E: 0 K: 2 S: 7	H: 0 LOB: 0 BB: 0 P: 7	R: 0 E: 0 K: 1 S: 6	H: 1 LOB: 1 BB: 0 P: 6	1B: 5 2B: 2 3B: 0 HR: 0	SF: 0 SAC: 0 DP: 2 HBP: 0	WP: 0 PB: 0 SB: 1 CS: 0	PA: 34
PITCHER	IP WLS BF H R ER SO BB IBB HBP BLK WP HR S P ERA WHIP																			
Ted Power, R (1.1)	7.0 W 27 5 1 0 5 1 0 0 0 0 0 0 36 40 0.00 0.857																			
Ron Robinson, R (8.1)	2.0 7 1 0 0 3 0 0 0 0 0 0 0 13 13 0.00 0.500																			

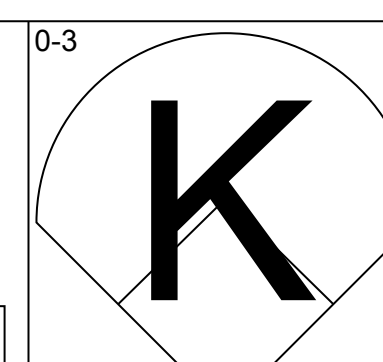
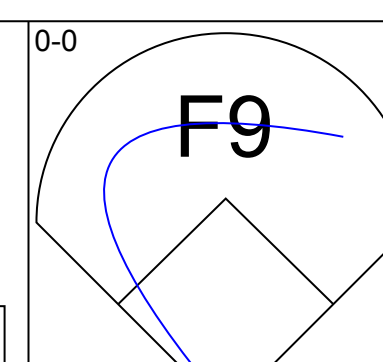
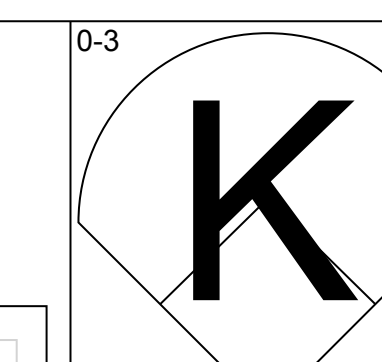
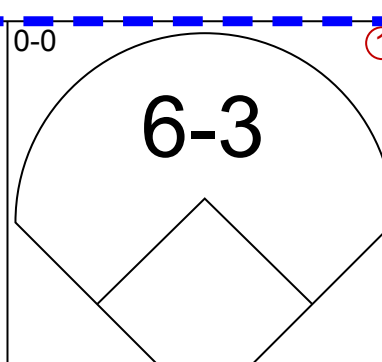
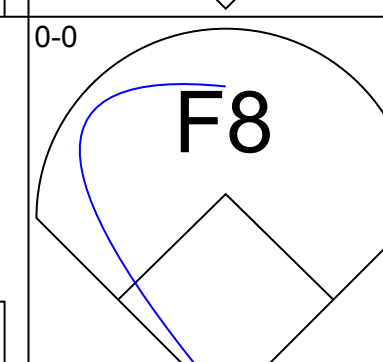
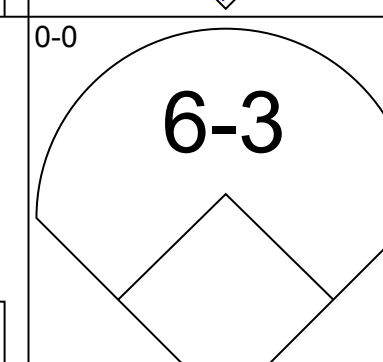
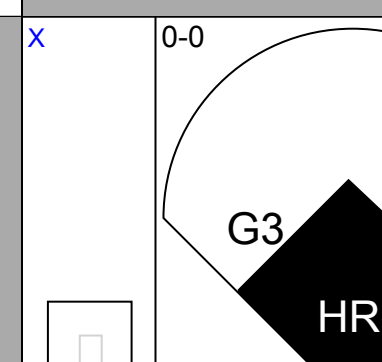
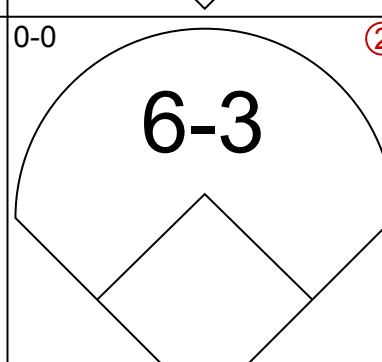
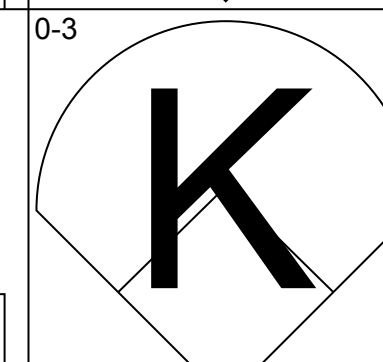
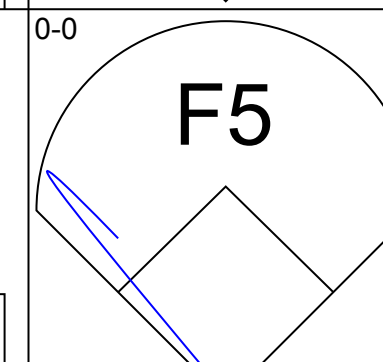
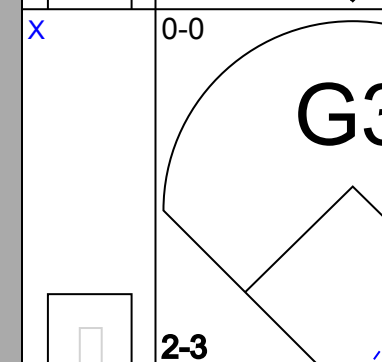
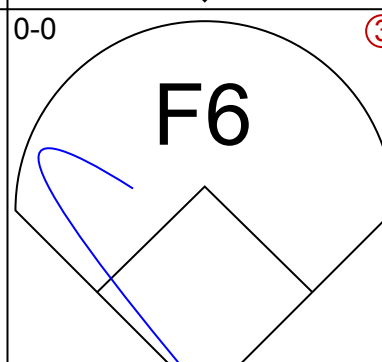
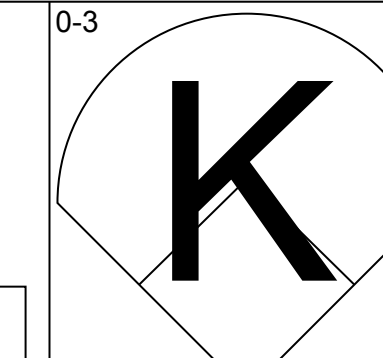
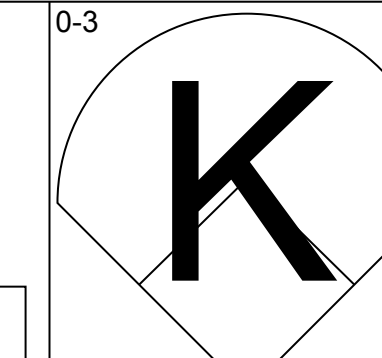
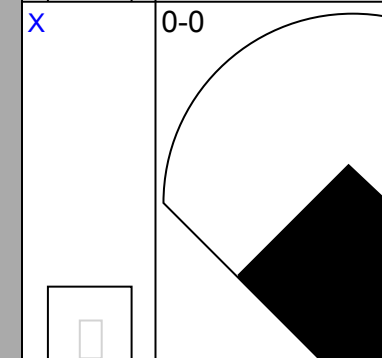
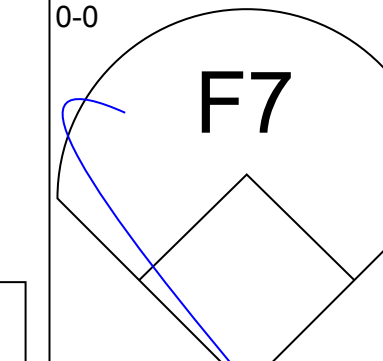
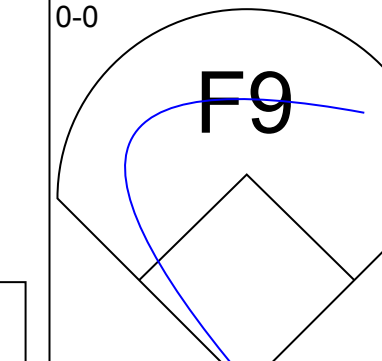
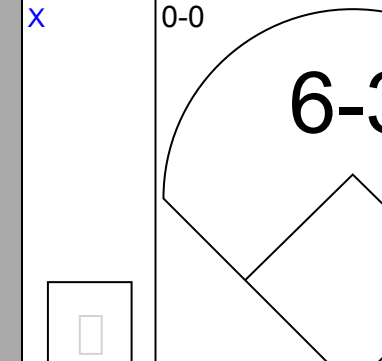
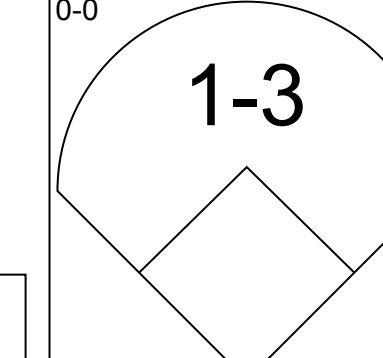
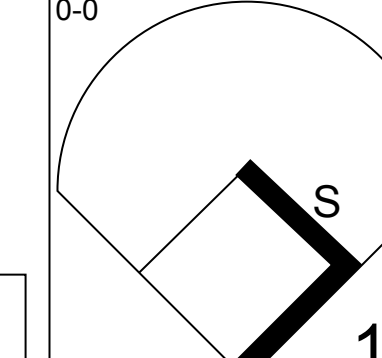
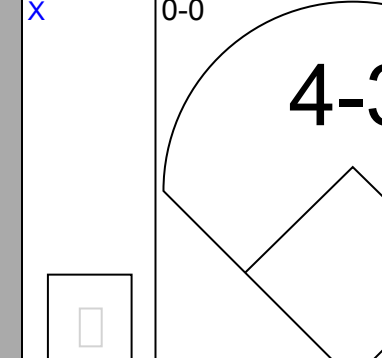
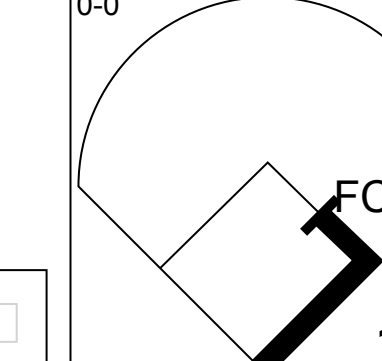
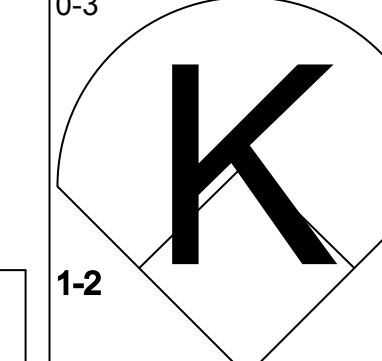
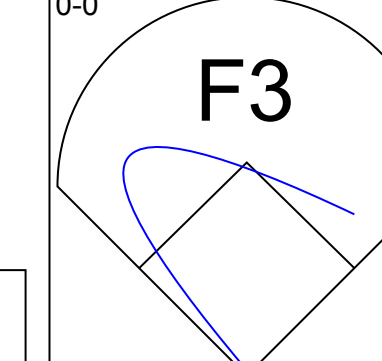
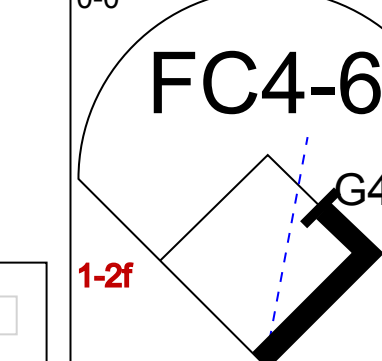
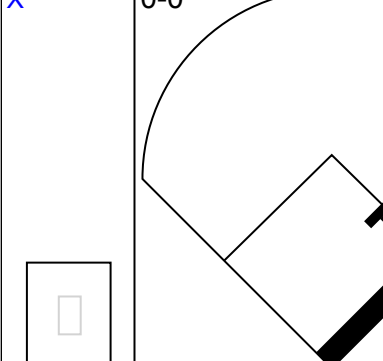
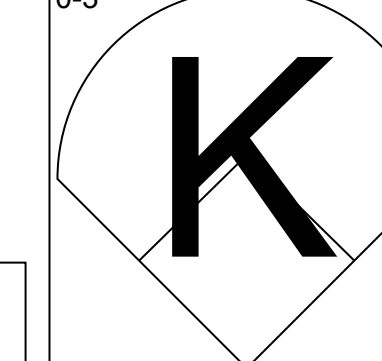
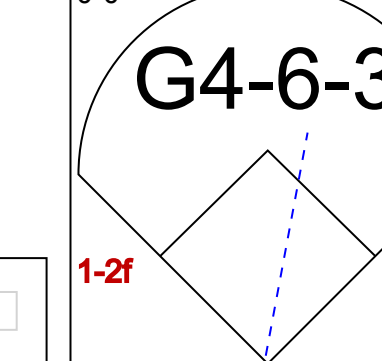
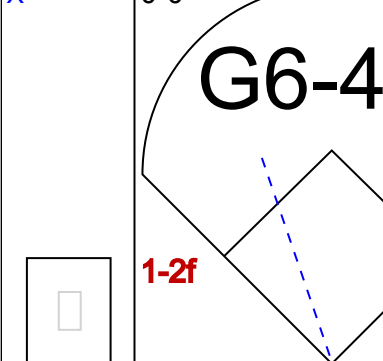
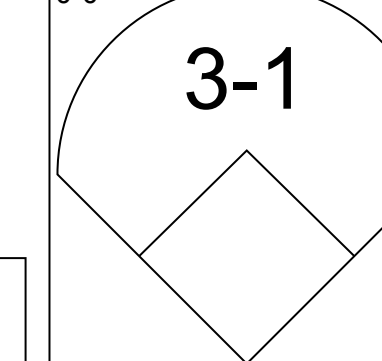
Batter	1	2	3	4	5	6	7	8	9	AB	R	H	RBI	BB	SO	LOB	BOTTOM	
Barry Larkin, R (1.6)	F3		6-3 FC					E5		4	2	2	0	0	1	0	Chicago Cubs @ Cincinnati Reds Riverfront Stadium, Cincinnati, OH Sat Sep 06 1986, 7:05 PM EDT Att: 30,611 - Unknown	
Ron Robinson, R (8.1)			2B					1B		0	0	0	0	0	0	0		
Buddy Bell, R (1.5)	1B SF8		6-3					1B		3	2	2	0	1	0	1		
Dave Parker, L (1.9)	1B PO		FC					1B		4	0	2	2	0	0	1		
Eric Davis, R (1.7)	SF8		F7					SF7		2	0	1	1	0	0	1		
Max Venable, L (7.7)										0	0	0	1	0	0	0		
Bo Diaz, R (1.2)	PO		F7					5-3		3	0	1	0	0	0	2		
Eddie Milner, L (1.8)										4	0	1	0	0	0	1		
Nick Esasky, R (1.3)										4	0	0	0	0	2	3		
Ron Oester, S (1.4)										4	1	1	0	0	0	2		
Ted Power, R (1.1)										2	0	0	0	0	1	2		
Kurt Stillwell, S (7. PH)										0	0	0	0	0	0	0		
Inning Stats	R: 1 E: 0 K: 0 S: 4	H: 2 LOB: 0 BB: 0 P: 4	R: 0 E: 0 K: 0 S: 5	H: 2 LOB: 2 BB: 0 P: 5	R: 1 E: 0 K: 0 S: 5	H: 1 LOB: 1 BB: 0 P: 5	R: 0 E: 0 K: 1 S: 5	H: 0 LOB: 0 BB: 0 P: 5	R: 0 E: 0 K: 1 S: 6	H: 1 LOB: 1 BB: 0 P: 6	R: 3 E: 1 K: 0 S: 6	H: 3 LOB: 1 BB: 1 P: 10	R: 0 E: 0 K: 0 S: 3	H: 0 LOB: 0 BB: 0 P: 3	1B: 8 2B: 2 3B: 0 HR: 0	SF: 2 SAC: 2 DP: 0 HBP: 0	WP: 0 PB: 0 SB: 0 CS: 0	PA: 36
PITCHER	IP WLS BF H R ER SO BB IBB HBP BLK WP HR S P ERA WHIP																	
Dennis Eckersley, R (1.1)	6.0 L 25 7 2 2 4 0 0 0 0 0 0 0 33 33 3.00 1.167																	
Dave Gumpert, R (7.1)	0.1 4 2 3 3 0 1 0 0 0 0 0 0 3 7 81.00 9.000																	
Guy Hoffman, L (7.1)	0.1 2 1 0 0 0 0 0 0 0 0 0 0 2 2 0.00 3.000																	
Scott Sanderson, R (7.1)	1.1 4 0 0 0 0 0 0 0 0 0 0 0 4 4 0.00 0.000																	

Batter	1	2	3	4	5	6	7	8	9	AB	R	H	RBI	BB	SO	LOB	TOP					
Barry Larkin, R OBP: 0.307, SLG: 0.390	F7		4-3			S S BB		FC6-4 1B		3	0	1	0	1	0	0	Cincinnati Reds @ Houston Astros Astrodome, Houston, TX Mon Sep 08 1986, 8:05 PM EDT Att: 26,997 - Unknown					
Buddy Bell, R OBP: 0.364, SLG: 0.448	1B BB		1B PB				F8	FC6-4 1-2		3	0	1	1	1	0	2						
Dave Parker, L OBP: 0.341, SLG: 0.496	1-3 1B		1-2 K				F7	6-3		4	0	1	0	0	1	3						
Eric Davis, R OBP: 0.387, SLG: 0.534	K			K			F7			4	0	0	0	0	3	2						
Bo Diaz, R OBP: 0.322, SLG: 0.380		K		1-3			K			4	0	0	0	0	2	0						
Eddie Milner, L OBP: 0.294, SLG: 0.404		WP S BB		K			G3			2	0	0	0	2	1	0						
Nick Esasky, R OBP: 0.320, SLG: 0.426		K					F8			4	0	0	0	0	3	2						
Ron Oester, S OBP: 0.311, SLG: 0.336		K					3-1			3	0	0	0	0	1	1						
Chris Welsh, L OBP: 0.200, SLG: 0.303			K				K			2	0	0	0	0	2	0						
Max Venable, L OBP: 0.290, SLG: 0.282										0	1	0	0	1	0	0						
Rob Murphy, L OBP: 0.290, SLG: 0.282										0	0	0	0	0	0	0						
Rob Murphy, L OBP: 0.290, SLG: 0.282								1B FC6-4 BB		0	0	0	0	0	0	0						
Inning Stats	R: 0 E: 0 K: 1 S: 5	H: 1 LOB: 1 BB: 1 P: 9	R: 0 E: 0 K: 3 S: 9	H: 0 LOB: 1 BB: 1 P: 13	R: 0 E: 0 K: 2 S: 8	H: 1 LOB: 1 BB: 0 P: 8	R: 0 E: 0 K: 2 S: 7	H: 0 LOB: 0 BB: 0 P: 7	R: 0 E: 0 K: 1 S: 5	H: 0 LOB: 1 BB: 1 P: 9	R: 0 E: 0 K: 2 S: 7	H: 0 LOB: 0 BB: 0 P: 7	R: 0 E: 0 K: 1 S: 5	H: 0 LOB: 1 BB: 1 P: 9	R: 1 E: 0 K: 0 S: 4	H: 1 LOB: 1 BB: 1 P: 8	R: 0 E: 0 K: 1 S: 5	H: 0 LOB: 1 BB: 1 P: 9	1B: 3 2B: 0 3B: 0 HR: 0	SF: 0 SAC: 0 DP: 0 HBP: 0	WP: 1 PB: 1 SB: 3 CS: 0	PA: 34
PITCHER	IP WLS BF H R ER SO BB IBB HBP BLK WP HR S P ERA WHIP																					
Nolan Ryan, R ERA: 3.58	(1, 1) 6.0 W 22 2 0 0 10 3 0 0 0 1 0 39 51 0.00 0.833																					
Charlie Kerfeld, R ERA: 2.79	(7, 1) 3.0 S 12 1 1 1 3 2 0 0 0 0 0 0 16 24 3.00 1.000																					

Batter	1	2	3	4	5	6	7	8	9	AB	R	H	RBI	BB	SO	LOB	BOTTOM			
Billy Hatcher, R OBP: 0.311, SLG: 0.387	5-3									4	0	2	1	0	0	0	Cincinnati Reds @ Houston Astros Astrodome, Houston, TX Mon Sep 08 1986, 8:05 PM EDT Att: 26,997 - Unknown			
Bill Doran, S OBP: 0.366, SLG: 0.362	4-3 1B	2H 1B								4	1	1	0	0	0	3				
Phil Garner, R OBP: 0.337, SLG: 0.424										3	0	1	0	0	0	1				
Charlie Kerfeld, R OBP: 0.222, SLG: 0.125	4-3									1	0	0	0	0	1	1				
Glenn Davis, R OBP: 0.335, SLG: 0.493	2-3 1B	WP E 1B								4	1	1	1	0	0	1				
Kevin Bass, S OBP: 0.356, SLG: 0.483	3H 1B	E9 WP 1B								4	0	2	1	0	0	1				
Jose Cruz, L OBP: 0.341, SLG: 0.387	1H 1B	1-2 1B								2	0	0	0	2	1	1				
Alan Ashby, S OBP: 0.336, SLG: 0.346	2-3 1B									3	0	1	0	0	0	1				
Dickie Thon, R OBP: 0.319, SLG: 0.339										3	1	1	0	0	0	3				
Nolan Ryan, R OBP: 0.118, SLG: 0.100										1	0	0	0	0	0	0				
Denny Walling, L OBP: 0.378, SLG: 0.498										1	0	1	0	0	0	0				
Inning Stats	R: 2 E: 1 K: 0 S: 6	H: 3 LOB: 1 BB: 0 P: 6	R: 1 E: 0 K: 0 S: 5	H: 2 LOB: 0 BB: 0 P: 5	R: 0 E: 0 K: 0 S: 3	H: 1 LOB: 0 BB: 0 P: 3	R: 0 E: 0 K: 0 S: 2	H: 0 LOB: 0 BB: 1 P: 6	R: 0 E: 0 K: 0 S: 3	H: 0 LOB: 0 BB: 0 P: 3	R: 0 E: 1 K: 0 S: 5	H: 2 LOB: 3 BB: 1 P: 9	R: 0 E: 0 K: 1 S: 6	H: 2 LOB: 1 BB: 0 P: 6	R: 0 E: 0 K: 1 S: 5	H: 0 LOB: 0 BB: 0 P: 5	1B: 9 2B: 1 3B: 0 HR: 0	SF: 0 SAC: 1 DP: 3 HBP: 0	WP: 2 PB: 0 SB: 0 CS: 0	PA: 33
PITCHER	IP WLS BF H R ER SO BB IBB HBP BLK WP HR S P ERA WHIP																			
Chris Welsh, L ERA: 4.36	(1, 1) 7.0 L 30 10 3 3 1 0 0 0 0 0 0 0 5 38 3.86 1.714																			
Rob Murphy, L ERA: 1.05	(8, 1) 1.0 3 0 0 0 1 0 0 0 0 0 0 0 5 5 0.00 0.000																			

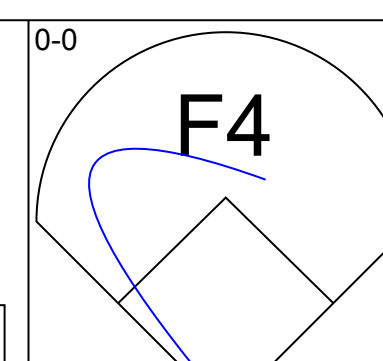
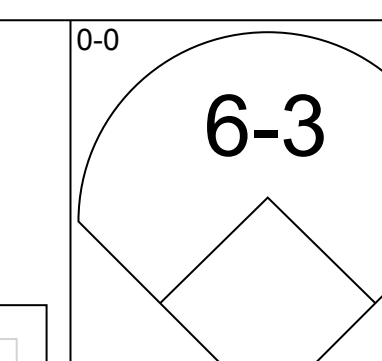
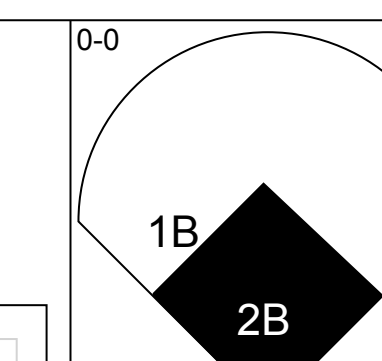
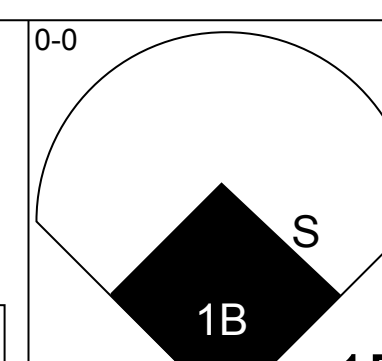
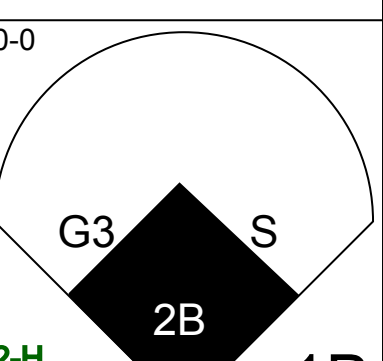
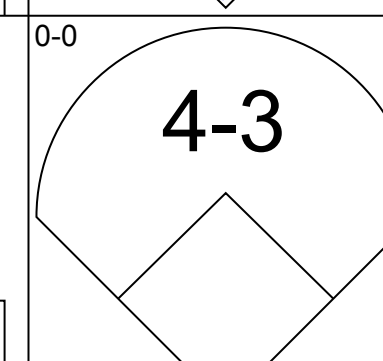
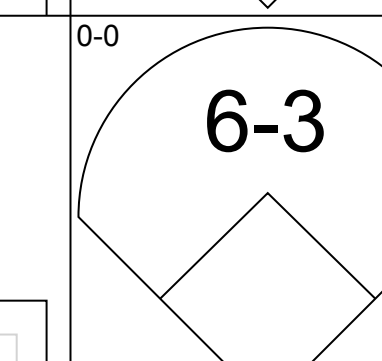
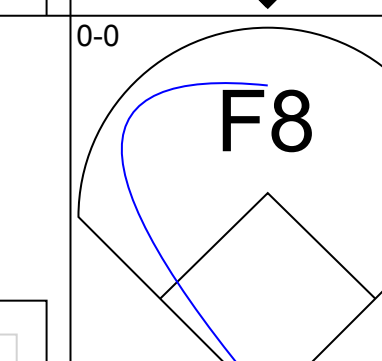
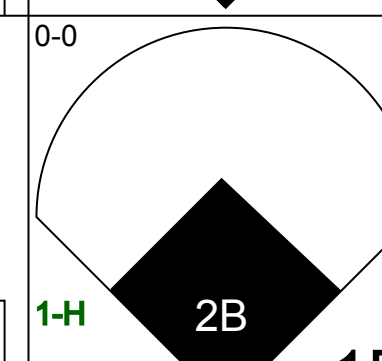
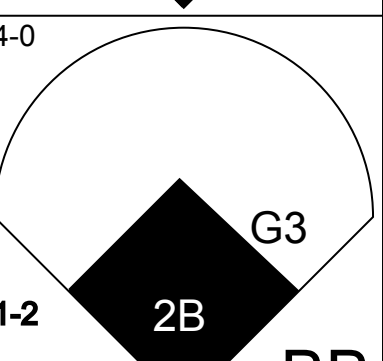
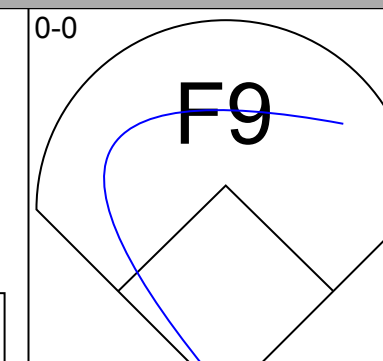
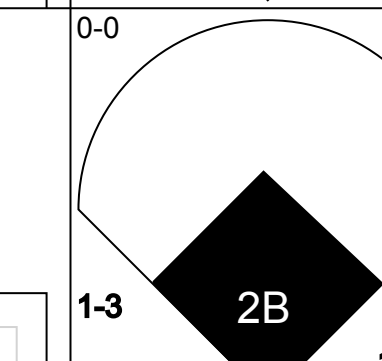
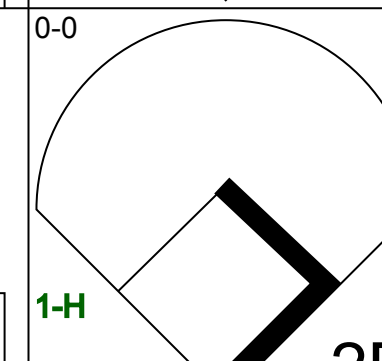
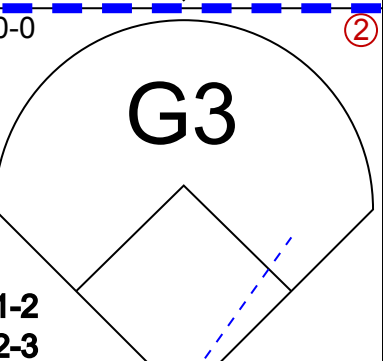
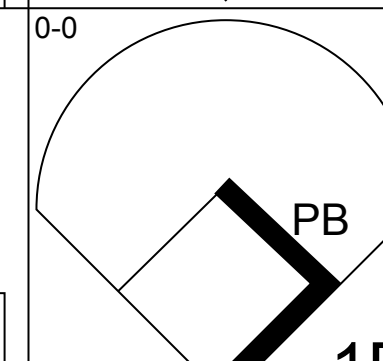
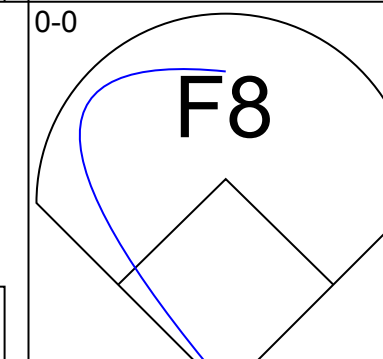
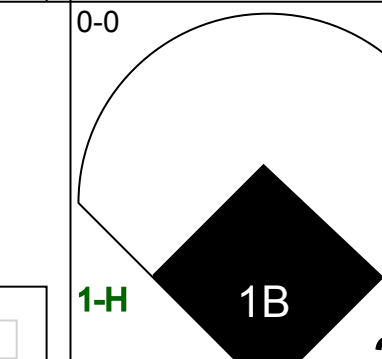
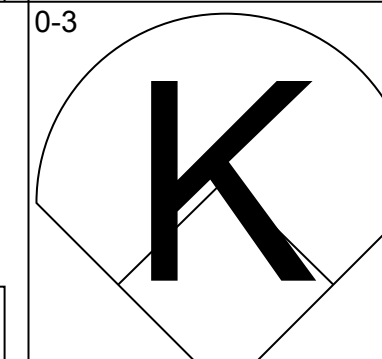
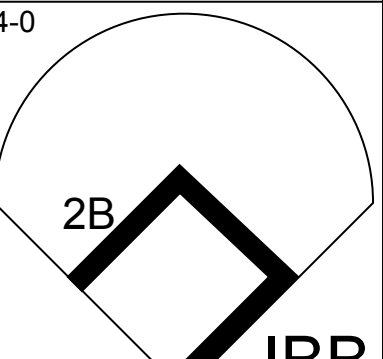
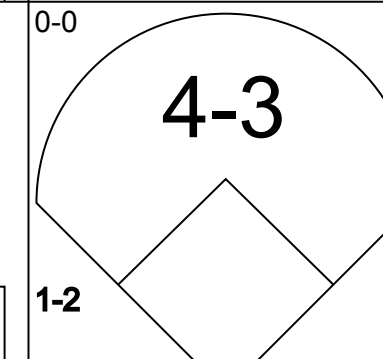
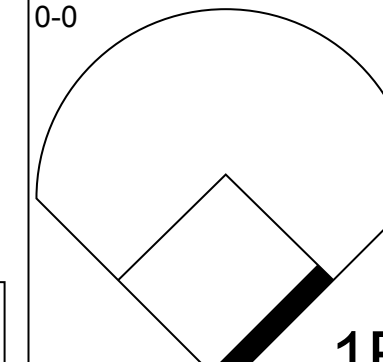
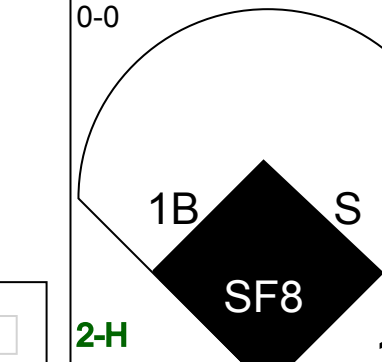
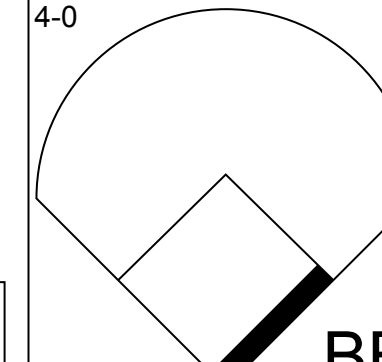
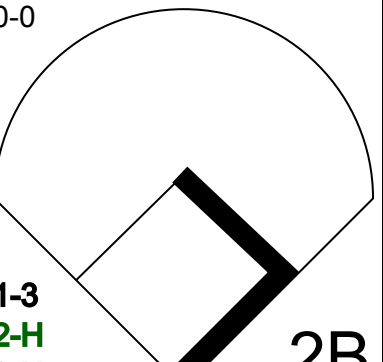
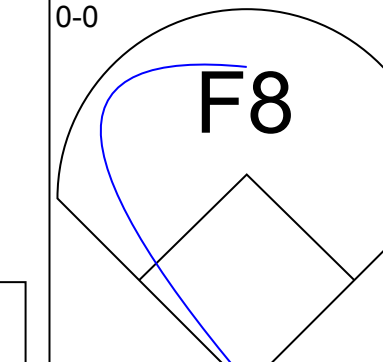
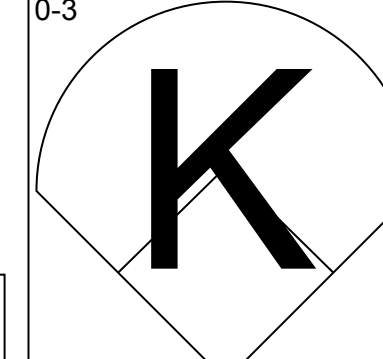
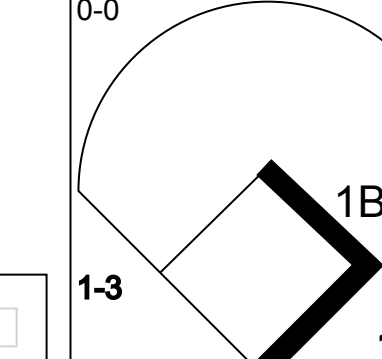
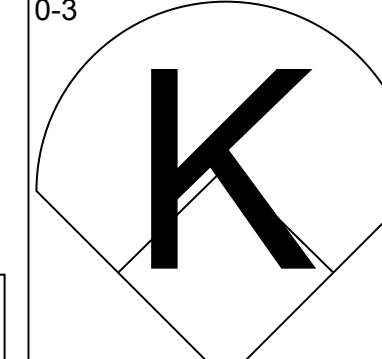
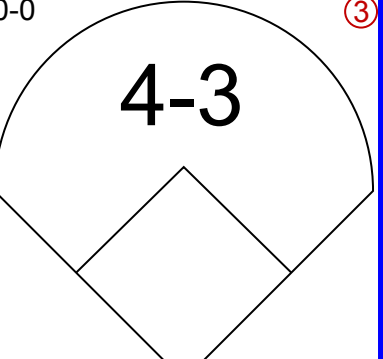
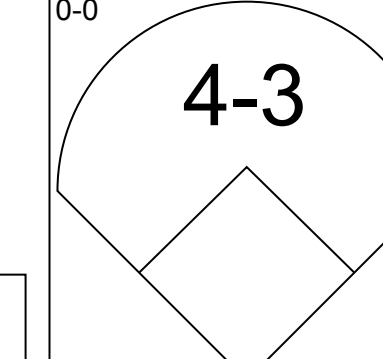

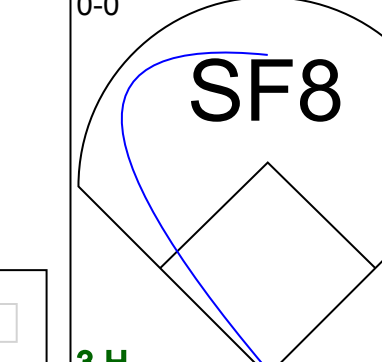
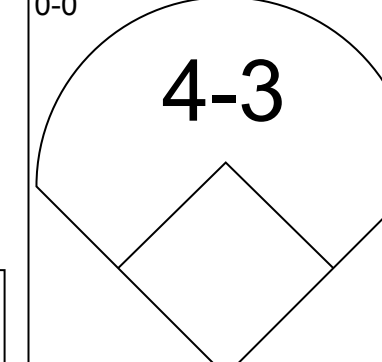

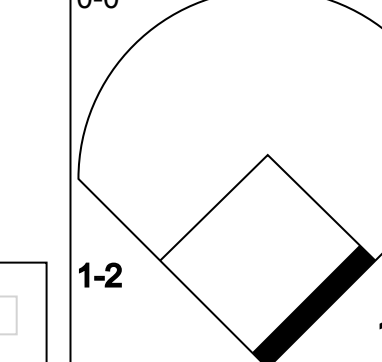

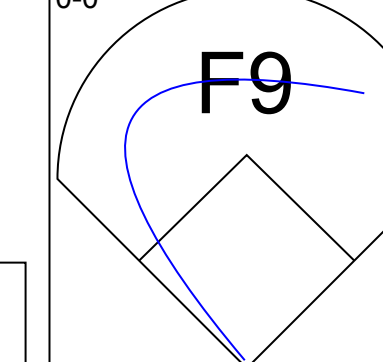
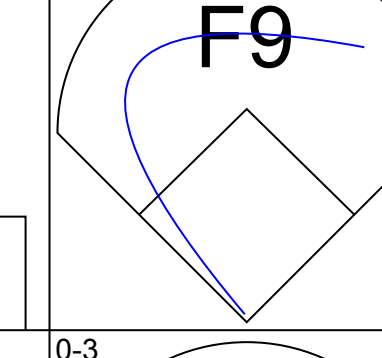
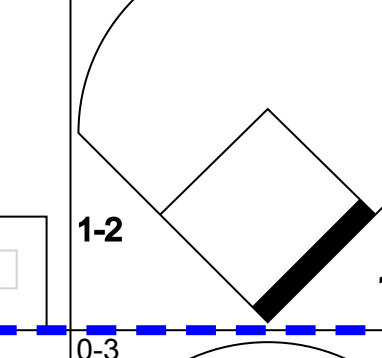


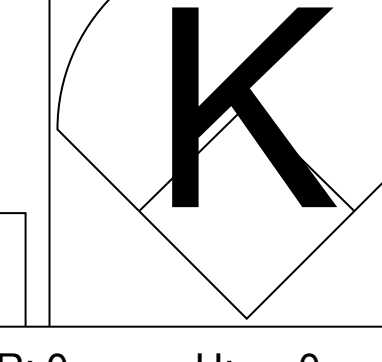
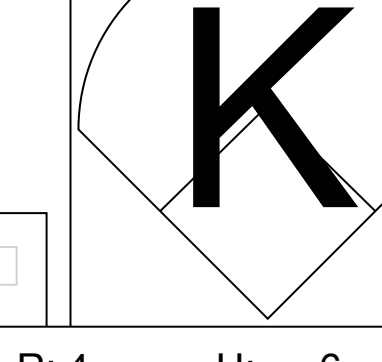

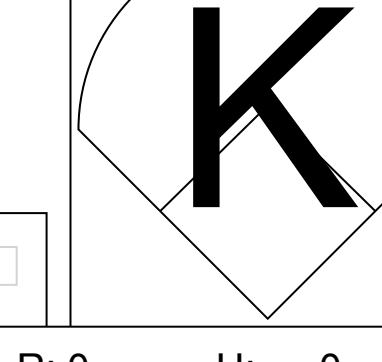
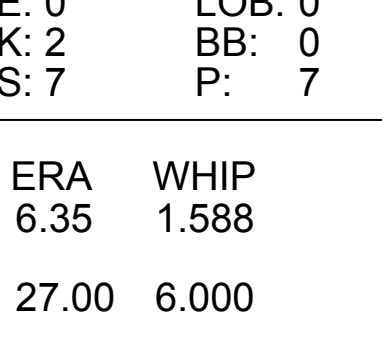
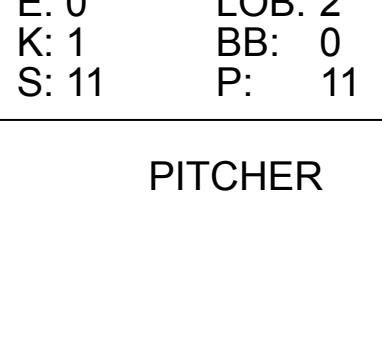
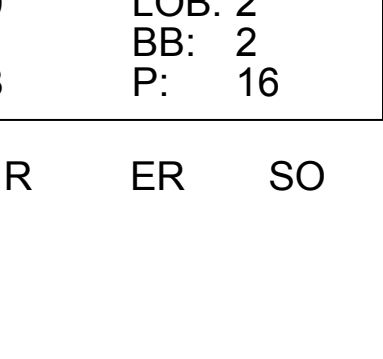
AB	29
R	1
H	3
RBI	1
BB	5
SO	13
LOB	10



Batter	1	2	3	4	5	6	7	8	9	AB	R	H	RBI	BB	SO	LOB	TOP			
Barry Larkin, R OBP: 0.293, SLG: 0.372										4	0	0	0	0	2	0	Cincinnati Reds @ Houston Astros Astrodome, Houston, TX Tue Sep 09 1986, 8:05 PM EDT Att: 22,711 - Unknown			
Buddy Bell, R OBP: 0.364, SLG: 0.448										4	1	1	0	0	0	0				
Dave Parker, L OBP: 0.338, SLG: 0.493										4	0	0	0	0	1	1				
Eric Davis, R OBP: 0.386, SLG: 0.541											3	1	1	2	0	2				
Bo Diaz, R OBP: 0.319, SLG: 0.377											3	0	0	0	0	0				
Eddie Milner, L OBP: 0.294, SLG: 0.403											3	0	1	0	0	0				
Nick Esasky, R OBP: 0.320, SLG: 0.425											3	0	1	0	0	1				
Ron Oester, S OBP: 0.311, SLG: 0.336											3	0	1	0	0	1				
Tom Browning, L OBP: 0.187, SLG: 0.176											2	0	0	0	0	2				
Ron Robinson, S OBP: 0.077, SLG: 0.077										0	0	0	0	0	0	0				
Rob Murphy, L OBP: 0.226, SLG: 0.279										0	0	0	0	0	0	0				
Max Venable, L OBP: 0.226, SLG: 0.279										0	0	0	0	0	0	0				
Bill Landrum, R OBP: 0.226, SLG: 0.279										0	0	0	0	0	0	0				
John Franco, L OBP: 0.226, SLG: 0.279										0	0	0	0	0	0	0				
Inning Stats	R: 0 E: 0 K: 2 S: 7	H: 0 LOB: 0 BB: 0 P: 7	R: 0 E: 0 K: 1 S: 5	H: 0 LOB: 0 BB: 0 P: 5	R: 0 E: 0 K: 0 S: 3	H: 1 LOB: 0 BB: 0 P: 3	R: 0 E: 0 K: 0 S: 3	H: 0 LOB: 0 BB: 0 P: 3	R: 0 E: 0 K: 2 S: 8	H: 1 LOB: 1 BB: 0 P: 8	R: 2 E: 0 K: 0 S: 5	H: 2 LOB: 0 BB: 0 P: 5	R: 0 E: 0 K: 1 S: 5	H: 0 LOB: 0 BB: 0 P: 5	R: 0 E: 0 K: 0 S: 3	H: 0 LOB: 0 BB: 0 P: 3	1B: 3 2B: 1 3B: 0 HR: 1	SF: 0 SAC: 0 DP: 2 HBP: 0	WP: 0 PB: 0 SB: 1 CS: 0	PA: 30
PITCHER	IP WLS BF H R ER SO BB IBB HBP BLK WP HR S P ERA WHIP	8.0 W 27 5 2 2 7 0 0 0 0 0 1 41 41 2.25 0.625	1.0 3 0 0 0 0 0 0 0 0 0 0 3 3 0.00 0.000																	
Mike Scott, R ERA: 2.25																				
Matt Keough, R ERA: 4.22																				

AB 30
R 2
H 5
RBI 2
BB 0
SO 7
LOB 5



Batter	1	2	3	4	5	6	7	8	9	AB	R	H	RBI	BB	SO	LOB	BOTTOM						
Billy Hatcher, R OBP: 0.315, SLG: 0.390										5	3	3	1	0	0	0	Cincinnati Reds @ Houston Astros Astrodome, Houston, TX Tue Sep 09 1986, 8:05 PM EDT Att: 22,711 - Unknown						
Bill Doran, S OBP: 0.367, SLG: 0.361										4	2	1	1	1	0	1							
Phil Garner, R OBP: 0.340, SLG: 0.427										3	1	2	0	0	0	0							
Denny Walling, L OBP: 0.379, SLG: 0.502										2	0	1	1	0	0	2							
Glenn Davis, R OBP: 0.336, SLG: 0.493										4	1	1	2	1	1	2							
Kevin Bass, S OBP: 0.360, SLG: 0.487										4	1	3	3	1	0	0							
Jose Cruz, L OBP: 0.339, SLG: 0.384										5	0	1	0	0	2	5							
Tony Walker, R OBP: 0.322, SLG: 0.382										0	0	0	0	0	0	0							
Alan Ashby, S OBP: 0.334, SLG: 0.346										3	0	1	1	0	1	2							
Dickie Thon, R OBP: 0.322, SLG: 0.346										4	1	2	0	0	0	1							
Mike Scott, R OBP: 0.141, SLG: 0.145										4	0	0	0	0	4	3							
Matt Keough, R OBP: 0.333, SLG: 0.417										0	0	0	0	0	0	0							
Inning Stats	R: 0 E: 0 K: 0 S: 4	H: 1 LOB: 1 BB: 0 P: 4	R: 0 E: 0 K: 0 S: 4	H: 1 LOB: 1 BB: 0 P: 4	R: 0 E: 0 K: 1 S: 5	H: 0 LOB: 0 BB: 0 P: 5	R: 0 E: 0 K: 1 S: 6	H: 1 LOB: 1 BB: 0 P: 6	R: 0 E: 0 K: 2 S: 7	H: 0 LOB: 0 BB: 0 P: 7	R: 4 E: 0 K: 1 S: 11	H: 6 LOB: 2 BB: 0 P: 11	R: 2 E: 0 K: 2 S: 10	H: 3 LOB: 2 BB: 1 P: 14	R: 3 E: 0 K: 1 S: 8	H: 3 LOB: 2 BB: 2 P: 16	1B: 11 2B: 4 3B: 0 HR: 0	SF: 1 SAC: 0 DP: 0 HBP: 0	WP: 0 PB: 1 SB: 3 CS: 0	PA: 42			
PITCHER	IP WLS BF H R ER SO BB IBB HBP BLK WP HR S P ERA WHIP	5.2 L 26 9 4 4 4 1 0 0 0 0 0 0 9 34 6.35 1.588	0.2 6 3 2 2 2 1 0 0 0 0 0 0 4 13 27.00 6.000	0.2 2 0 0 0 1 0 0 0 0 0 0 4 4 0.00 0.000	0.1 4 2 3 3 1 1 0 0 0 0 0 5 9 81.00 9.000	0.2 4 1 0 0 0 0 0 1 0 0 0 3 7 0.00 1.500																	
Tom Browning, L ERA: 4.08																							
Ron Robinson, R ERA: 3.07																							
Rob Murphy, L ERA: 1.01																							
Bill Landrum, R ERA: 23.14																							
John Franco, L ERA: 2.57																							


AB 38
R 9
H 15
RBI 9
BB 3
SO 8
LOB 16




Batter	1	2	3	4	5	6	7	8	9	AB	R	H	RBI	BB	SO	LOB	TOP				
Kal Daniels, L (1,7) OBP: 0.382, SLG: 0.494 Eddie Milner, L (3,PH) OBP: 0.299, SLG: 0.406	1-3		FC5 BB				G4-6-3			1	0	0	0	0	0	0	Cincinnati Reds @ San Francisco Giants Candlestick Park, San Francisco, CA Thu Sep 11 1986, 6:33 AM EDT Att: 4,624 - Unknown				
Buddy Bell, R (1,5) OBP: 0.359, SLG: 0.440	6-3		FC5		F2			K	4	0	0	0	0	1	3						
Dave Parker, L (1,9) OBP: 0.337, SLG: 0.488	K			G3		E1 6-3 1B		F8	4	0	1	0	0	1	0						
Eric Davis, R (1,8) OBP: 0.392, SLG: 0.568		K				K			3	0	1	0	1	2	1						
Bo Diaz, R (1,2) OBP: 0.320, SLG: 0.377		G3			1-3		6-3	K2-3	4	0	0	0	0	1	3						
Barry Larkin, R (1,6) OBP: 0.333, SLG: 0.404		K			6-3		F7		4	0	1	0	0	1	2						
Nick Esasky, R (1,3) OBP: 0.329, SLG: 0.425			4-3						3	1	1	0	1	1	1						
Ron Oester, S (1,4) OBP: 0.311, SLG: 0.333					4-3				3	0	0	0	1	0	3						
Bill Gullickson, R (1,1) OBP: 0.107, SLG: 0.082 Kurt Stillwell, S (7,PR) OBP: 0.296, SLG: 0.245 Ron Robinson, R (7,1) OBP: 0.077, SLG: 0.077 Max Venable, L (9,PH) OBP: 0.283, SLG: 0.274			SH1-4		4-3		FC5-6 E BB	K	2	0	0	0	0	0	3						
Inning Stats	R: 0 E: 0 K: 1 S: 5	H: 0 LOB: 0 BB: 0 P: 5	R: 0 E: 0 K: 2 S: 7	H: 0 LOB: 0 BB: 0 P: 7	R: 0 E: 0 K: 0 S: 3	H: 0 LOB: 2 BB: 2 P: 11	R: 0 E: 0 K: 0 S: 4	H: 1 LOB: 1 BB: 0 P: 4	R: 1 E: 0 K: 0 S: 5	H: 2 LOB: 1 BB: 0 P: 5	R: 0 E: 1 K: 1 S: 6	H: 1 LOB: 1 BB: 0 P: 6	R: 0 E: 1 K: 0 S: 3	H: 0 LOB: 2 BB: 1 P: 7	R: 0 E: 0 K: 2 S: 7	H: 0 LOB: 1 BB: 1 P: 11		1B: 5 2B: 0 3B: 0 HR: 0	SF: 0 SAC: 1 DP: 1 HBP: 0	WP: 0 PB: 0 SB: 2 CS: 0	PA: 36
PITCHER	IP	WLS	BF	H	R	ER	SO	BB	IBB	HBP	BLK	WP	HR	S	P	ERA	WHIP				
Kelly Downs, R (1,1) ERA: 3.21 Scott Garrelts, R (8,1) ERA: 3.24	7.0	W	28	4	1	1	4	3	0	0	0	0	0	33	45	1.29	1.000				

Batter	1	2	3	4	5	6	7	8	9	AB	R	H	RBI	BB	SO	LOB	BOTTOM				
Dan Gladden, R (1,8) OBP: 0.357, SLG: 0.348	5-3				1-3					4	0	1	0	0	1	0	Cincinnati Reds @ San Francisco Giants Candlestick Park, San Francisco, CA Thu Sep 11 1986, 6:33 AM EDT Att: 4,624 - Unknown				
Robby Thompson, R (1,4) OBP: 0.323, SLG: 0.364	K								3	0	0	0	1	2	2						
Will Clark, L (1,3) OBP: 0.345, SLG: 0.448	F7								4	0	2	0	0	0	0						
Candy Maldonado, R (1,7) OBP: 0.308, SLG: 0.498		6-3							3	1	0	0	0	0	1						
Chili Davis, S (1,9) OBP: 0.374, SLG: 0.418		K							4	1	2	2	0	1	3						
Bob Brenly, R (1,5) OBP: 0.357, SLG: 0.391 Luis Quinones, S (9,5) OBP: 0.225, SLG: 0.282		F8							4	0	1	0	0	0	1						
Phil Ouellette, S (1,2) OBP: 0.333, SLG: 0.200			F5		4-3				3	0	1	0	1	0	1						
Jose Uribe, S (1,6) OBP: 0.307, SLG: 0.276									2	0	1	0	2	0	1						
Kelly Downs, R (1,1) OBP: 0.150, SLG: 0.105 Scott Garrelts, R (8,1) OBP: 0.209, SLG: 0.286									3	0	0	0	0	2	4						
Inning Stats	R: 0 E: 0 K: 1 S: 5	H: 0 LOB: 0 BB: 0 P: 5	R: 0 E: 0 K: 1 S: 5	H: 0 LOB: 0 BB: 0 P: 5	R: 0 E: 0 K: 1 S: 7	H: 2 LOB: 2 BB: 0 P: 7	R: 2 E: 0 K: 1 S: 8	H: 3 LOB: 2 BB: 1 P: 12	R: 0 E: 0 K: 0 S: 3	H: 1 LOB: 2 BB: 1 P: 8	R: 0 E: 0 K: 0 S: 4	H: 1 LOB: 0 BB: 0 P: 4	R: 0 E: 0 K: 2 S: 7	H: 0 LOB: 0 BB: 0 P: 7	R: 0 E: 0 K: 1 S: 6	H: 1 LOB: 3 BB: 2 P: 14		1B: 5 2B: 2 3B: 0 HR: 1	SF: 0 SAC: 0 DP: 1 HBP: 1	WP: 0 PB: 0 SB: 0 CS: 0	PA: 36
PITCHER	IP	WLS	BF	H	R	ER	SO	BB	IBB	HBP	BLK	WP	HR	S	P	ERA	WHIP				
Bill Gullickson, R (1,1) ERA: 2.95 Ron Robinson, R (7,1) ERA: 3.01	6.0	L	27	7	2	2	4	1	1	0	0	0	0	13	21	0.00	1.500				



Batter	1	2	3	4	5	6	7	8	9	AB	R	H	RBI	BB	SO	LOB	TOP					
Barry Larkin, R (1, 6) OBP: 0.333, SLG: 0.400	1-3		1B	E2		1-3	G6-4-3		G3	6	1	2	2	0	0	4	<p>Cincinnati Reds @ Los Angeles Dodgers Dodger Stadium, Los Angeles, CA Fri Sep 12 1986, 7:05 PM PDT Att: 34,027 - Unknown</p> <p>livebaseballscores.com</p> <p>AB 40 R 8 H 15 RBI 8 BB 6 SO 7 LOB 22</p> 					
Buddy Bell, R (1, 5) OBP: 0.357, SLG: 0.438	K		1B	K		1-3		F7		5	0	1	0	0	2	2						
Dave Parker, L (1, 9) OBP: 0.337, SLG: 0.487	K		1B		3-1	F6		FC6-4		5	0	2	1	0	1	0						
Eric Davis, R (1, 7) OBP: 0.392, SLG: 0.565		K	G6-4-3			HR		K		4	2	1	0	1	2	3						
Bo Diaz, R (1, 2) OBP: 0.323, SLG: 0.389	5-3			2B				FC6-4		5	3	3	3	0	0	1						
Eddie Milner, L (1, 8) OBP: 0.303, SLG: 0.409				1B	L4				F7	4	1	2	0	1	0	0						
Nick Esasky, R (1, 3) OBP: 0.333, SLG: 0.424				2B					F3	3	0	1	1	2	1	2						
Ron Oester, S (1, 4) OBP: 0.316, SLG: 0.338	4-3			1B					E8	3	1	2	0	2	0	2						
Chris Welsh, L (1, 1) OBP: 0.184, SLG: 0.278										3	0	0	0	0	1	5						
Max Venable, L (7, PH) OBP: 0.281, SLG: 0.272										1	0	0	0	0	0	3						
Rob Murphy, L (7, 1) OBP: 0.299, SLG: 0.248										0	0	0	0	0	0	0						
Kurt Stillwell, S (9, PH) OBP: 0.299, SLG: 0.248										1	0	1	1	0	0	0						
John Franco, L (9, 1) OBP: 0.299, SLG: 0.248										0	0	0	0	0	0	0						
Inning Stats	R: 0 E: 0 K: 2 S: 7	H: 0 LOB: 0 BB: 0 P: 7	R: 0 E: 0 K: 1 S: 6	H: 1 LOB: 2 BB: 1 P: 10	R: 1 E: 0 K: 0 S: 5	H: 3 LOB: 1 BB: 0 P: 5	R: 2 E: 1 K: 3 S: 12	H: 3 LOB: 2 BB: 1 P: 16	R: 2 E: 0 K: 0 S: 6	H: 3 LOB: 0 BB: 0 P: 10	R: 0 E: 0 K: 0 S: 3	H: 0 LOB: 0 BB: 0 P: 3	R: 2 E: 0 K: 0 S: 4	H: 2 LOB: 2 BB: 3 P: 16	R: 0 E: 0 K: 1 S: 6	H: 1 LOB: 1 BB: 0 P: 6	R: 1 E: 1 K: 0 S: 5	H: 2 LOB: 1 BB: 0 P: 5	1B: 11 2B: 3 3B: 0 HR: 1	SF: 0 SAC: 0 DP: 2 HBP: 0	WP: 0 PB: 0 SB: 2 CS: 0	PA: 46
PITCHER	IP WLS BF H R ER SO BB IBB HBP BLK WP HR S P ERA WHIP																					
Brian Holton, R (1, 1) ERA: 2.55	4.0 L 20 7 3 3 6 1 1 0 0 0 0 0 30 38 6.75 2.000																					
Jerry Reuss, L (5, 1) ERA: 8.04	1.0 7 3 2 2 0 1 0 0 0 0 0 1 6 10 18.00 4.000																					
Ed Vande Berg, L (6, 1) ERA: 3.77	1.0 8 2 2 2 0 3 0 0 0 0 0 0 5 17 18.00 5.000																					
Tom Niedenfuer, R (7, 1) ERA: 3.03	1.0 2 0 0 0 0 0 0 0 0 0 0 0 2 2 0.00 0.000																					
Balvino Galvez, R (8, 1) ERA: 3.24	2.0 9 3 1 1 1 0 0 0 0 0 0 0 11 11 4.50 1.500																					

Batter	1	2	3	4	5	6	7	8	9	AB	R	H	RBI	BB	SO	LOB	BOTTOM					
Steve Sax, R (1, 4) OBP: 0.383, SLG: 0.433	F8		F8		5-3		G3		1B	5	1	1	0	0	0	0	<p>Cincinnati Reds @ Los Angeles Dodgers Dodger Stadium, Los Angeles, CA Fri Sep 12 1986, 7:05 PM PDT Att: 34,027 - Unknown</p> <p>livebaseballscores.com</p> <p>AB 37 R 3 H 12 RBI 3 BB 2 SO 5 LOB 18</p> 					
Enos Cabell, R (1, 9) OBP: 0.305, SLG: 0.333	6-3		6-3		G6-4-3		6-3		1B	5	0	2	0	0	0	0						
Bill Madlock, R (1, 5) OBP: 0.338, SLG: 0.403				1B	G6-4-3				1B	4	1	3	1	0	0	1						
Pedro Guerrero, R (1, 3) OBP: 0.176, SLG: 0.353					5-3				1B	4	0	1	0	0	1	3						
Mike Marshall, R (9, 9) OBP: 0.298, SLG: 0.439										0	0	0	0	0	0	0						
Jeff Hamilton, R (9, PH) OBP: 0.240, SLG: 0.330										1	0	0	0	0	1	1						
Alex Trevino, R (1, 2) OBP: 0.346, SLG: 0.386		4-3		1B			F9		K	4	1	1	1	0	1	2						
Jose Gonzalez, R (1, 8) OBP: 0.281, SLG: 0.290		K								3	0	1	0	1	1	1						
Reggie Williams, R (1, 7) OBP: 0.336, SLG: 0.383										3	0	2	0	1	0	2						
Dave Anderson, R (1, 6) OBP: 0.311, SLG: 0.297		5-3							L4	4	0	1	1	0	0	6						
Brian Holton, R (1, 1) ERA: 2.55										1	0	0	0	0	0	0						
Bill Russell, R (4, PH) ERA: 4.29										1	0	0	0	0	0	2						
Jerry Reuss, L (5, 1) ERA: 8.04										0	0	0	0	0	0	0						
Ed Vande Berg, L (6, 1) ERA: 3.77										0	0	0	0	0	0	0						
Tom Niedenfuer, R (7, 1) ERA: 3.03										0	0	0	0	0	0	0						
Jack Fimple, R (7, PH) OBP: 0.289, SLG: 0.293										1	0	0	0	0	0	0						
Balvino Galvez, R (8, 1) ERA: 3.24										0	0	0	0	0	0	0						
Larry See, R (9, PH) ERA: 3.24										1	0	0	0	0	0	0						
Inning Stats	R: 0 E: 0 K: 1 S: 6	H: 1 LOB: 1 BB: 0 P: 6	R: 0 E: 0 K: 1 S: 6	H: 1 LOB: 0 BB: 0 P: 6	R: 0 E: 0 K: 0 S: 3	H: 0 LOB: 0 BB: 0 P: 3	R: 2 E: 0 K: 0 S: 7	H: 4 LOB: 2 BB: 0 P: 7	R: 0 E: 0 K: 0 S: 3	H: 1 LOB: 0 BB: 0 P: 3	R: 0 E: 0 K: 0 S: 5	H: 2 LOB: 2 BB: 0 P: 5	R: 0 E: 0 K: 0 S: 3	H: 0 LOB: 0 BB: 0 P: 3	R: 0 E: 0 K: 1 S: 6	H: 1 LOB: 3 BB: 2 P: 14	R: 1 E: 0 K: 2 S: 9	H: 2 LOB: 1 BB: 0 P: 9	1B: 12 2B: 0 3B: 0 HR: 0	SF: 1 SAC: 0 DP: 1 HBP: 0	WP: 1 PB: 0 SB: 1 CS: 0	PA: 40
PITCHER	IP WLS BF H R ER SO BB IBB HBP BLK WP HR S P ERA WHIP																					
Chris Welsh, L (1, 1) ERA: 4.29	6.0 W 26 9 2 2 2 2 0 0 0 0 0 1 30 30 3.00 1.500																					
Rob Murphy, L (7, 1) ERA: 9.95	2.0 9 1 0 0 1 2 0 0 0 0 1 0 9 17 0.00 1.500																					
John Franco, L (9, 1) ERA: 2.64	1.0 5 2 1 1 2 0 0 0 0 0 0 0 9 9 9.00 2.000																					

Batter	1	2	3	4	5	6	7	8	9	AB	R	H	RBI	BB	SO	LOB	TOP										
Barry Larkin, R OBP: 0.327, SLG: 0.390 (1, 6)	0-3 K		0-3 K						0-0 F9	5	0	1	0	0	2	0	Cincinnati Reds @ Los Angeles Dodgers Dodger Stadium, Los Angeles, CA Sat Sep 13 1986, 3:33 AM PDT Att: 24,831 - Unknown livebaseballscorecards.com										
Buddy Bell, R OBP: 0.356, SLG: 0.435 (1, 5)	0-0 1B		0-0 F6			0-0 F8	0-0 F8		0-0 6-3	5	0	1	0	0	0	2											
Dave Parker, L OBP: 0.337, SLG: 0.486 (1, 9)	0-3 K		0-0 G3			0-0 1B	0-0 F6			4	1	1	0	0	1	3											
Eric Davis, R OBP: 0.393, SLG: 0.561 (1, 8)	0-3 K			0-0 6-3		4-0 1B	4-0 1B			2	1	0	0	2	1	1											
Bo Diaz, R OBP: 0.325, SLG: 0.389 (1, 2)		4-0 BB		0-0 6-3		0-0 1B	0-0 F9			3	1	1	1	1	0	3											
Max Venable, L OBP: 0.280, SLG: 0.271 (1, 7)		0-0 L6		0-0 B2-3		0-0 1B		0-3 K		4	0	1	1	0	1	1											
Nick Esasky, R OBP: 0.338, SLG: 0.426 (1, 3)		4-0 BB	0-0 1-2	0-0 1B	0-0 1B	0-0 1B	0-0 1B	0-3 K		3	0	2	1	1	1	0											
Ron Oester, S OBP: 0.313, SLG: 0.335 (1, 4)		0-0 F2		0-0 G1-4-6-3	0-0 4-3			0-3 K		4	0	0	0	0	1	5											
Tom Browning, L OBP: 0.190, SLG: 0.179 (1, 1)		0-0 1-3		0-0 4-3			0-0 F8	0-3 K		4	0	1	0	0	1	2											
Inning Stats	R: 0 E: 0 K: 3 S: 10	H: 1 LOB: 1 BB: 0 P: 10	R: 0 E: 0 K: 0 S: 3	H: 0 LOB: 2 BB: 2 P: 11	R: 0 E: 0 K: 1 S: 5	H: 0 LOB: 0 BB: 0 P: 5	R: 0 E: 0 K: 0 S: 3	H: 0 LOB: 0 BB: 0 P: 3	R: 0 E: 0 K: 0 S: 3	H: 1 LOB: 0 BB: 0 P: 3	R: 3 E: 0 K: 0 S: 7	H: 4 LOB: 2 BB: 1 P: 11	R: 0 E: 0 K: 0 S: 5	H: 2 LOB: 3 BB: 1 P: 9	R: 0 E: 0 K: 3 S: 9	H: 0 LOB: 0 BB: 0 P: 9	R: 0 E: 0 K: 1 S: 5	H: 0 LOB: 0 BB: 0 P: 5	1B: 8 2B: 0 3B: 0 HR: 0	SF: 0 SAC: 0 DP: 1 HBP: 0	WP: 0 PB: 0 SB: 0 CS: 0	PA: 38					
PITCHER	IP	WLS	BF	H	R	ER	SO	BB	IBB	HBP	BLK	WP	HR	S	P	ERA	WHIP										
Bob Welch, R ERA: 3.22 (1, 1)	6.0	L	26	6	3	3	4	3	0	0	0	0	0	31	43	4.50	1.500										
Dennis Powell, L ERA: 4.35 (7, 1)	0.2		5	2	0	0	0	1	0	0	0	0	0	4	8	0.00	4.500										
Joe Beckwith, R ERA: 6.92 (7, 1)	1.1		4	0	0	0	3	0	0	0	0	0	0	10	10	0.00	0.000										
Tom Niedenfuer, R ERA: 2.99 (9, 1)	1.0		3	0	0	0	1	0	0	0	0	0	0	5	5	0.00	0.000										

Batter	1	2	3	4	5	6	7	8	9	AB	R	H	RBI	BB	SO	LOB	BOTTOM										
Steve Sax, R OBP: 0.382, SLG: 0.432 (1, 4)	0-0 6-3			0-0 F9		0-0 1B		0-0 FC5-4		4	0	1	0	0	0	1	Cincinnati Reds @ Los Angeles Dodgers Dodger Stadium, Los Angeles, CA Sat Sep 13 1986, 3:33 AM PDT Att: 24,831 - Unknown livebaseballscorecards.com										
Enos Cabell, R OBP: 0.300, SLG: 0.328 (1, 9)	0-0 6-3			0-0 F2		0-0 5-3		0-0 F8		4	0	0	0	0	0	1											
Bill Madlock, R OBP: 0.337, SLG: 0.401 (1, 5)	0-0 5-3			0-0 5-3		0-0 1B		0-0 3-1		4	0	1	0	0	0	0											
Pedro Guerrero, R OBP: 0.238, SLG: 0.381 (9, PR)		0-3 K		0-0 FC6-4	0-0 1B	0-3 K		0-0 1B		4	0	2	0	0	2	1											
Mike Marshall, R OBP: 0.296, SLG: 0.439 (9, PR)										0	0	0	0	0	0	0											
Mike Scioscia, L OBP: 0.383, SLG: 0.370 (1, 2)		0-0 F7		0-0 F9		0-3 K		0-0 F7		4	0	0	0	0	1	3											
Reggie Williams, R OBP: 0.332, SLG: 0.379 (1, 7)		0-0 F3		0-0 FC6-4	0-0 1-2	0-0 F3				3	0	0	0	0	0	2											
Jose Gonzalez, R OBP: 0.250, SLG: 0.277 (1, 8)			0-0 F7		0-0 5-3			0-0 F7		3	0	0	0	0	0	1											
Dave Anderson, R OBP: 0.311, SLG: 0.298 (1, 6)			0-0 6-3			0-0 F8		0-0 FC5-4	0-0 1B	3	0	1	0	0	0	0											
Bob Welch, R OBP: 0.162, SLG: 0.145 (5, PH)										1	0	0	0	0	0	0											
Alex Trevino, R OBP: 0.346, SLG: 0.384 (7, 1)										0	0	0	0	0	0	0											
Dennis Powell, L OBP: 0.275, SLG: 0.545 (7, 1)										0	0	0	0	0	0	0											
Joe Beckwith, L OBP: 0.296, SLG: 0.291 (8, PH)										1	0	0	0	0	0	1											
Bill Russell, R OBP: 0.296, SLG: 0.291 (8, PH)										0	0	0	0	0	0	0											
Tom Niedenfuer, R OBP: 0.500, SLG: 0.500 (9, 1)										0	0	0	0	0	0	0											
Inning Stats	R: 0 E: 0 K: 0 S: 3	H: 0 LOB: 0 BB: 0 P: 3	R: 0 E: 0 K: 1 S: 5	H: 0 LOB: 0 BB: 0 P: 5	R: 0 E: 0 K: 0 S: 3	H: 0 LOB: 0 BB: 0 P: 3	R: 0 E: 0 K: 0 S: 3	H: 0 LOB: 0 BB: 0 P: 3	R: 0 E: 0 K: 2 S: 8	H: 1 LOB: 1 BB: 0 P: 8	R: 0 E: 0 K: 0 S: 4	H: 1 LOB: 1 BB: 0 P: 4	R: 0 E: 0 K: 0 S: 4	H: 1 LOB: 1 BB: 0 P: 4	R: 0 E: 0 K: 0 S: 4	H: 1 LOB: 1 BB: 0 P: 4	1B: 5 2B: 0 3B: 0 HR: 0	SF: 0 SAC: 0 DP: 0 HBP: 0	WP: 0 PB: 0 SB: 0 CS: 0	PA: 32							
PITCHER	IP	WLS	BF	H	R	ER	SO	BB	IBB	HBP	BLK	WP	HR	S	P	ERA	WHIP										
Tom Browning, L ERA: 3.91 (1, 1)	9.0	W	32	5	0	0	4	0	0	0	0	0	0	40	40	0.00	0.556										

Batter	1	2	3	4	5	6	7	8	9	AB	R	H	RBI	BB	SO	LOB	TOP								
Barry Larkin, R OBP: 0.331, SLG: 0.391 (1, 6)	0-0 4-3		0-0 F9		0-0 1B		0-0 E6		0-0 SF8 1B	5	1	2	1	0	0	1	Cincinnati Reds @ Los Angeles Dodgers Dodger Stadium, Los Angeles, CA Sun Sep 14 1986, 3:33 AM PDT Att: 26,440 - Unknown								
Buddy Bell, R OBP: 0.353, SLG: 0.431 (1, 5)	0-0 F4		0-3 K		0-0 5-3		0-0 G6-4-3		0-0 SF8	4	0	0	1	0	1	3									
Dave Parker, L OBP: 0.337, SLG: 0.484 (1, 9)	0-0 1B		0-0 F9				0-0 F8		0-0 1B IBB	4	0	1	0	1	0	1									
Eric Davis, R OBP: 0.393, SLG: 0.559 (1, 8)	0-0 F3			0-0 F7		0-0 1B		0-3 K	0-0 1B	5	1	2	1	0	1	1									
Bo Diaz, R OBP: 0.326, SLG: 0.390 (8, PR)		0-0 F9		0-0 F4		0-0 1B		0-0 F3		4	0	2	1	0	0	0									
Tracy Jones, R OBP: 0.406, SLG: 0.453 (8, 2)										0	0	0	0	0	0	0									
Sal Gutera, R OBP: 0.351, SLG: 0.348 (9, 1)										1	0	0	0	0	0	2									
John Franco, L (9, 1)										0	0	0	0	0	0	0									
Tony Perez, R OBP: 0.321, SLG: 0.304 (8, PR)		0-0 2B		0-0 1B		0-0 F7		0-0 FC4-6		4	0	2	0	0	0	2									
Max Venable, L OBP: 0.280, SLG: 0.271 (8, 7)										0	0	0	0	0	0	0									
Nick Esasky, R OBP: 0.334, SLG: 0.421 (8, 3)			0-0 F7		0-3 FC6-4		0-3 K		0-3 K	4	0	0	0	0	2	4									
Dave Concepcion, R OBP: 0.306, SLG: 0.329 (1, 4)		4-0 BB		0-0 6-3			0-0 E		0-0 1B SF8	3	2	2	0	1	0	0									
Ted Power, R OBP: 0.176, SLG: 0.125 (7, PH)		0-0 1-3		0-3 K			0-0 E4		0-3 K	2	0	0	0	0	1	2									
Kurt Stillwell, S OBP: 0.298, SLG: 0.247 (7, 1)										1	0	0	0	0	0	1									
Ron Robinson, R OBP: 0.077, SLG: 0.077 (9, PH)										0	0	0	0	0	0	1									
Ron Oester, S OBP: 0.313, SLG: 0.334 (9, 2)										0	0	0	0	0	0	0									
Dave Vangorder, R (9, 2)										0	0	0	0	0	0	0									
Inning Stats	R: 0 E: 0 K: 0 S: 4	H: 1 LOB: 1 BB: 0 P: 4	R: 0 E: 0 K: 0 S: 4	H: 1 LOB: 2 BB: 1 P: 8	R: 0 E: 0 K: 1 S: 5	H: 0 LOB: 0 BB: 0 P: 5	R: 0 E: 0 K: 0 S: 4	H: 1 LOB: 1 BB: 0 P: 4	R: 0 E: 0 K: 1 S: 6	H: 1 LOB: 1 BB: 0 P: 6	R: 1 E: 0 K: 1 S: 7	H: 2 LOB: 1 BB: 0 P: 7	R: 1 E: 2 K: 0 S: 5	H: 1 LOB: 1 BB: 0 P: 5	R: 0 E: 0 K: 2 S: 8	H: 1 LOB: 2 BB: 0 P: 8	R: 2 E: 0 K: 1 S: 8	H: 3 LOB: 2 BB: 1 P: 12	1B: 10 2B: 1 3B: 0 HR: 0	SF: 1 SAC: 0 DP: 1 HBP: 0	WP: 0 PB: 0 SB: 3 CS: 0	PA: 41			
PITCHER	IP	WLS	BF	H	R	ER	SO	BB	IBB	HBP	BLK	WP	HR	S	P	ERA	WHIP								
Rick Honeycutt, L ERA: 2.99 (7, 1)	6.0		25	6	1	1	3	1	0	0	0	0	0	30	34	1.50	1.167								
Ken Howell, R ERA: 3.03 (9, 1)	2.0	W	9	2	1	0	2	0	0	0	0	0	0	13	13	0.00	1.000								
Tom Niedenfuer, R ERA: 3.18 (9, 1)	1.0	L	7	3	2	2	1	0	1	0	0	0	0	8	12	18.00	3.000								

Batter	1	2	3	4	5	6	7	8	9	AB	R	H	RBI	BB	SO	LOB	BOTTOM								
Steve Sax, R OBP: 0.382, SLG: 0.432 (1, 4)	0-0 1B 2B	0-0 4-3			0-0 FC4 CS SF7			0-0 F5		4	1	1	0	0	0	2	Cincinnati Reds @ Los Angeles Dodgers Dodger Stadium, Los Angeles, CA Sun Sep 14 1986, 3:33 AM PDT Att: 26,440 - Unknown								
Ralph Bryant, L OBP: 0.348, SLG: 0.800 (1, 9)	4-0 1B G3 BB		0-0 F8		0-0 SF7		0-3 K		0-3 K	2	1	0	1	1	1	0									
Len Matuszek, L OBP: 0.333, SLG: 0.439 (9, 1)	0-0 3-1 2-H		0-3 K		0-3 K		0-3 K			4	0	1	1	0	3	1									
Tom Niedenfuer, R OBP: 0.500, SLG: 0.500 (9, 1)	0-0 1B									0	0	0	0	0	0	0									
Greg Brock, L OBP: 0.311, SLG: 0.433 (9, PH)	0-0 G3		0-0 F8			0-3 K			0-0 F8	3	0	0	1	0	1	1									
Enos Cabell, R OBP: 0.299, SLG: 0.327 (9, PH)	0-0 1-2 3-H									1	0	0	0	0	0	0									
Mike Scioscia, L OBP: 0.380, SLG: 0.366 (9, PH)	0-0 3-1			0-0 2-3		0-0 1-3			0-0 6-3	3	0	0	0	0	0	1									
Pedro Guerrero, R OBP: 0.227, SLG: 0.364 (9, PH)	0-0 2-3									1	0	0	0	0	0	0									
Franklin Stubbs, L OBP: 0.291, SLG: 0.430 (7, 1)	0-0 F5			0-0 2B		0-0 L1			0-0 F7	3	0	1	0	0	0	1									
Reggie Williams, R OBP: 0.332, SLG: 0.379 (9, PH)										0	0	0	0	0	0	0									
Bill Madlock, R OBP: 0.336, SLG: 0.400 (9, PH)										1	0	0	0	0	0	0									
Jeff Hamilton, R OBP: 0.233, SLG: 0.320 (1, 5)		0-0 F8		0-3 K			0-3 K			3	0	0	0	0	2	1									
Dave Anderson, R OBP: 0.306, SLG: 0.293 (1, 6)		0-0 F9		0-0 F4			0-0 F4			3	0	0	0	0	0	1									
Rick Honeycutt, L OBP: 0.200, SLG: 0.103 (7, 8)					0-0 FC4 WP SF7		0-3 K			1	1	1	0	1	0	0									
Jose Gonzalez, R OBP: 0.247, SLG: 0.273 (7, 8)										1	0	0	0	0	1	0									
Inning Stats	R: 2 E: 0 K: 0 S: 5	H: 2 LOB: 1 BB: 1 P: 9	R: 0 E: 0 K: 0 S: 3	H: 0 LOB: 1 BB: 1 P: 7	R: 0 E: 0 K: 1 S: 5	H: 0 LOB: 0 BB: 0 P: 5	R: 0 E: 0 K: 1 S: 6	H: 1 LOB: 1 BB: 0 P: 6	R: 1 E: 0 K: 1 S: 6	H: 1 LOB: 0 BB: 0 P: 6	R: 0 E: 0 K: 1 S: 5	H: 0 LOB: 0 BB: 0 P: 5	R: 0 E: 0 K: 2 S: 7	H: 0 LOB: 0 BB: 0 P: 7	R: 0 E: 0 K: 2 S: 7	H: 0 LOB: 0 BB: 0 P: 7	R: 0 E: 0 K: 0 S: 3	H: 0 LOB: 0 BB: 0 P: 3	1B: 2 2B: 2 3B: 0 HR: 0	SF: 1 SAC: 0 DP: 0 HBP: 0	WP: 1 PB: 0 SB: 0 CS: 1	PA: 33			
PITCHER	IP	WLS	BF	H	R	ER	SO	BB	IBB	HBP	BLK	WP	HR	S	P	ERA	WHIP								
Ted Power, R ERA: 3.9 (7, 1)	6.0		24	4	3	3	4	2	0	0	0	0	0	30	38	4.50	1.000								
Ron Robinson, R ERA: 2.95 (9, 1)	2.0	W	6	0	0	0	4	0	0	0	0	0	0	14	14	0.00	0.000								
John Franco, L ERA: 2.61 (9, 1)	1.0	S	3	0	0	0	0	0	0	0	0	0	0	3	3	0.00	0.000								



Batter	1	2	3	4	5	6	7	8	9	AB	R	H	RBI	BB	SO	LOB	TOP								
Billy Hatcher, R OBP: 0.311, SLG: 0.384 (1, 8)	0-0 5-3		0-0 HR		0-0 6-3		0-3 K		0-0 5-3	5	1	1	1	0	1	0	Houston Astros @ Cincinnati Reds Riverfront Stadium, Cincinnati, OH Tue Sep 16 1986, 7:05 PM EDT Att: 16,927 - Unknown								
Bill Doran, S OBP: 0.373, SLG: 0.373 (1, 4)	0-0 2B 3B		0-3 K		0-0 F9			0-0 F 1B 1B	5	2	2	0	0	1	0										
Denny Walling, L OBP: 0.374, SLG: 0.487 (1, 5)	0-0 1-3		0-0 2B		0-0 4-3			0-0 E9 WP 1B G3 1B	5	1	2	0	0	0	1										
Glenn Davis, R OBP: 0.336, SLG: 0.494 Dan Driessen, L OBP: 0.429, SLG: 0.533 (8, 3)	0-0 2B		0-0 F6		0-0 5-3			0-0 G3 WP 2B 1B	4	1	2	2	0	0	1										
Kevin Bass, S OBP: 0.357, SLG: 0.494 (1, 9)	0-0 4-3			0-0 F9 1B SF7 1B		0-0 6-3 2B		0-3 K	4	1	2	0	0	1	3										
Jose Cruz, L OBP: 0.339, SLG: 0.379 (1, 7)		0-3 K		0-0 SF7 1B		0-0 6-3		0-0 G3	4	0	1	1	0	1	2										
Alan Ashby, S OBP: 0.344, SLG: 0.365 (1, 2)		0-0 L9-6 2B		0-0 F9		0-0 F8		0-0 2B	4	0	2	1	0	0	3										
Craig Reynolds, L OBP: 0.277, SLG: 0.351 (1, 6)		0-0 L9-6		0-0 SF7			0-0 F8	3-H 4-0	2	0	0	1	1	0	1										
Bob Knepper, L OBP: 0.093, SLG: 0.116 Larry Andersen, R (6, 1)			0-3 K	0-3 K			0-3 K	0-3 K	2	0	0	0	0	2	1										
Inning Stats	R: 1 E: 0 K: 0 S: 5	H: 2 LOB: 1 BB: 0 P: 5	R: 0 E: 0 K: 1 S: 5	H: 1 LOB: 0 BB: 0 P: 5	R: 1 E: 0 K: 2 S: 9	H: 2 LOB: 1 BB: 0 P: 9	R: 1 E: 0 K: 1 S: 7	H: 2 LOB: 1 BB: 0 P: 7	R: 0 E: 0 K: 0 S: 3	H: 0 LOB: 0 BB: 0 P: 3	R: 0 E: 0 K: 0 S: 4	H: 1 LOB: 1 BB: 0 P: 4	R: 0 E: 0 K: 2 S: 7	H: 0 LOB: 0 BB: 0 P: 7	R: 3 E: 1 K: 2 S: 11	H: 4 LOB: 2 BB: 1 P: 15	R: 0 E: 0 K: 0 S: 3	H: 0 LOB: 0 BB: 0 P: 3	1B: 5 2B: 6 3B: 1 HR: 1	SF: 1 SAC: 0 DP: 1 HBP: 0	WP: 1 PB: 0 SB: 0 CS: 0	PA: 39			
PITCHER	IP	WLS	BF	H	R	ER	SO	BB	IBB	HBP	BLK	WP	HR	S	P	ERA	WHIP								
Bill Gullickson, R ERA: 3.02 (1, 1)	4.0	L	18	7	3	3	4	0	0	0	0	0	1	26	26	6.75	1.750								
Rob Murphy, L ERA: 0.91 (5, 1)	2.0		7	1	0	0	0	0	0	0	0	0	0	7	7	0.00	0.500								
Ron Robinson, R ERA: 3.16 (7, 1)	2.0		11	4	3	3	4	0	1	0	0	1	0	18	22	13.50	2.000								
Mike Smith, R ERA: (9, 1)	1.0		3	0	0	0	0	0	0	0	0	0	0	3	3	0.00	0.000								

AB 37
R 6
H 12
RBI 6
BB 1
SO 8
LOB 14



Batter	1	2	3	4	5	6	7	8	9	AB	R	H	RBI	BB	SO	LOB	BOTTOM								
Barry Larkin, R OBP: 0.317, SLG: 0.374 (1, 6)	0-0 5-3	0-0 F8		0-0 F8		0-0 F3			0-0 6-3	5	0	0	0	0	0	6	Houston Astros @ Cincinnati Reds Riverfront Stadium, Cincinnati, OH Tue Sep 16 1986, 7:05 PM EDT Att: 16,927 - Unknown								
Buddy Bell, R OBP: 0.355, SLG: 0.431 (1, 5)	4-0 2B FC5 BB		0-0 F8		0-0 1B		4-0 BB		0-0 6-3	3	1	1	0	2	0										
Dave Parker, L OBP: 0.336, SLG: 0.483 (1, 9)	0-0 FC5 1-3 2B		0-0 4-3		0-0 F8		0-0 F5		0-0 4-3	5	0	1	0	0	2										
Eric Davis, R OBP: 0.392, SLG: 0.555 (1, 8)	4-0 FC5 IBB		0-3 K		0-0 F8		0-0 F9			3	0	0	0	1	2										
Bo Diaz, R OBP: 0.326, SLG: 0.387 (1, 2)	0-0 FC5 1-2 2-3 3-H			4-0 F7 1B BB		0-0 F9		0-0 F8		3	0	0	1	1	4										
Tony Perez, R OBP: 0.320, SLG: 0.303 (1, 3)	0-0 F4			0-0 BB 1B		0-0 F3		0-0 F9		4	0	1	0	0	2										
Nick Esasky, R OBP: 0.333, SLG: 0.417 (1, 7)		0-0 F8		0-3 K		4-0 BB BB		0-3 K		3	0	0	0	1	2										
Dave Concepcion, R OBP: 0.312, SLG: 0.330 (1, 4)		4-0 SH1-4 BB		0-0 F7		4-0 BB BB		0-0 1B		2	0	1	0	2	2										
Bill Gullickson, R OBP: 0.107, SLG: 0.082 Kurt Stillwell, S OBP: 0.300, SLG: 0.247 Rob Murphy, L (4, PH) Dave Vangorder, R (5, PH) Max Venable, L OBP: 0.276, SLG: 0.269 Ron Robinson, R OBP: 0.277, SLG: 0.277 Ron Oester, R OBP: 0.333, SLG: 0.333 Mike Smith, R (9, 1)		0-0 SH1-4		4-0 BB		0-3 K		0-3 K		0	0	0	0	0	0										
Inning Stats	R: 1 E: 0 K: 0 S: 4	H: 1 LOB: 2 BB: 2 P: 12	R: 0 E: 0 K: 0 S: 3	H: 0 LOB: 1 BB: 1 P: 7	R: 0 E: 0 K: 1 S: 6	H: 1 LOB: 3 BB: 2 P: 14	R: 0 E: 0 K: 1 S: 4	H: 0 LOB: 2 BB: 1 P: 4	R: 0 E: 0 K: 1 S: 5	H: 0 LOB: 2 BB: 2 P: 13	R: 0 E: 0 K: 0 S: 3	H: 0 LOB: 1 BB: 1 P: 7	R: 0 E: 0 K: 2 S: 8	H: 1 LOB: 1 BB: 0 P: 8	R: 0 E: 0 K: 0 S: 3	H: 0 LOB: 0 BB: 0 P: 3	1B: 3 2B: 1 3B: 0 HR: 0	SF: 0 SAC: 1 DP: 0 HBP: 0	WP: 0 PB: 0 SB: 0 CS: 0	PA: 39					
PITCHER	IP	WLS	BF	H	R	ER	SO	BB	IBB	HBP	BLK	WP	HR	S	P	ERA	WHIP								
Bob Knepper, L ERA: 3.0 (1, 1)	5.1	W	26	3	1	1	2	6	1	0	0	0	0	23	51	1.69	1.688								
Larry Andersen, R ERA: 3.15 (6, 1)	3.2	S	13	1	0	0	3	1	0	0	0	0	0	18	22	0.00	0.545								

AB 30
R 1
H 4
RBI 1
BB 8
SO 5
LOB 23



Batter	1	2	3	4	5	6	7	8	9	AB	R	H	RBI	BB	SO	LOB	TOP								
Billy Hatcher, R OBP: 0.312, SLG: 0.385 (1, 8)										5	0	2	0	0	1	3									
Bill Doran, S OBP: 0.369, SLG: 0.369 (1, 4)										5	0	0	0	0	0	3									
Phil Garner, R OBP: 0.341, SLG: 0.429 (9, PH)										4	1	2	0	0	0	1									
Denny Walling, L OBP: 0.376, SLG: 0.491 (9, 5)										1	0	1	0	0	0	0									
Glenn Davis, R OBP: 0.335, SLG: 0.491 (1, 3)										3	1	0	0	1	0	3									
Dan Driessen, L OBP: 0.417, SLG: 0.516 (8, 3)										1	0	0	0	0	0	1									
Kevin Bass, S OBP: 0.356, SLG: 0.493 (1, 9)										4	1	1	0	0	0	2									
Jose Cruz, L OBP: 0.341, SLG: 0.394 (1, 7)										4	2	2	5	0	0	0									
Alan Ashby, S OBP: 0.346, SLG: 0.369 (1, 2)										3	1	1	0	1	0	0									
Dickie Thon, R OBP: 0.325, SLG: 0.349 (1, 6)										3	0	2	1	1	0	0									
Danny Darwin, R OBP: 0.100, SLG: 0.100 (1, 1)										3	0	0	0	0	2	3									
Inning Stats	R: 0 E: 0 K: 0 S: 4	H: 1 LOB: 1 BB: 0 P: 4	R: 0 E: 0 K: 0 S: 3	H: 0 LOB: 0 BB: 0 P: 3	R: 0 E: 0 K: 0 S: 3	H: 0 LOB: 1 BB: 1 P: 7	R: 2 E: 0 K: 0 S: 5	H: 2 LOB: 0 BB: 0 P: 5	R: 0 E: 0 K: 0 S: 3	H: 0 LOB: 0 BB: 0 P: 3	R: 0 E: 0 K: 2 S: 4	H: 1 LOB: 2 BB: 1 P: 4	R: 0 E: 0 K: 2 S: 8	H: 1 LOB: 2 BB: 1 P: 12	R: 4 E: 0 K: 1 S: 9	H: 4 LOB: 1 BB: 1 P: 13	R: 0 E: 0 K: 0 S: 4	H: 2 LOB: 1 BB: 0 P: 4	1B: 6 2B: 3 3B: 0 HR: 2	SF: 0 SAC: 1 DP: 1 HBP: 0	WP: 1 PB: 0 SB: 0 CS: 0	PA: 40			
PITCHER	IP	WLS	BF	H	R	ER	SO	BB	IBB	HBP	BLK	WP	HR	S	P	ERA	WHIP								
Chris Welsh, L ERA: 4.46 (1, 1)	7.2	L	34	8	6	6	2	3	0	0	0	1	2	35	47	7.04	1.435								
John Franco, L ERA: 2.5 (8, 1)	0.1		2	1	0	0	1	0	0	0	0	0	0	4	4	0.00	3.000								
Bill Landrum, R ERA: 10.13 (9, 1)	1.0		4	2	0	0	0	0	0	0	0	0	0	4	4	0.00	2.000								

Houston Astros @ Cincinnati Reds
Riverfront Stadium, Cincinnati, OH
Wed Sep 17 1986, 7:05 PM EDT
Att: 15,195 - Unknown

AB 36
R 6
H 11
RBI 6
BB 3
SO 3
LOB 16



Batter	1	2	3	4	5	6	7	8	9	AB	R	H	RBI	BB	SO	LOB	BOTTOM								
Barry Larkin, R OBP: 0.307, SLG: 0.361 (1, 6)										4	0	0	0	0	0	0									
Buddy Bell, R OBP: 0.354, SLG: 0.429 (1, 5)										4	0	1	0	0	0	0									
Dave Parker, L OBP: 0.334, SLG: 0.480 (1, 9)										4	0	0	0	0	0	1									
Eric Davis, R OBP: 0.391, SLG: 0.554 (1, 7)										4	0	1	0	0	1	1									
Bo Diaz, R OBP: 0.324, SLG: 0.385 (1, 2)										3	0	0	0	0	0	1									
Eddie Milner, L OBP: 0.306, SLG: 0.412 (1, 8)										3	1	2	0	0	1	0									
Nick Esasky, R OBP: 0.331, SLG: 0.413 (1, 3)										3	0	0	0	0	0	2									
Ron Oester, S OBP: 0.312, SLG: 0.333 (1, 4)										3	0	1	1	0	0	0									
Chris Welsh, L OBP: 0.175, SLG: 0.263 (1, 1)										2	0	0	0	0	1	1									
John Franco, L (8, 1)										0	0	0	0	0	0	0									
Max Venable, L OBP: 0.276, SLG: 0.267 (8, PH)										1	0	0	0	0	0	0									
Bill Landrum, R (9, 1)										0	0	0	0	0	0	0									
Inning Stats	R: 0 E: 0 K: 0 S: 3	H: 0 LOB: 0 BB: 0 P: 3	R: 0 E: 0 K: 1 S: 5	H: 0 LOB: 0 BB: 0 P: 5	R: 0 E: 0 K: 0 S: 3	H: 0 LOB: 0 BB: 0 P: 3	R: 0 E: 0 K: 0 S: 4	H: 1 LOB: 1 BB: 0 P: 4	R: 1 E: 0 K: 1 S: 7	H: 2 LOB: 1 BB: 0 P: 7	R: 0 E: 0 K: 0 S: 3	H: 0 LOB: 0 BB: 0 P: 3	R: 0 E: 0 K: 0 S: 4	H: 2 LOB: 1 BB: 0 P: 4	R: 0 E: 0 K: 0 S: 3	H: 0 LOB: 0 BB: 0 P: 3	R: 0 E: 0 K: 1 S: 5	H: 0 LOB: 0 BB: 0 P: 5	1B: 4 2B: 1 3B: 0 HR: 0	SF: 0 SAC: 0 DP: 0 HBP: 0	WP: 0 PB: 0 SB: 2 CS: 1	PA: 31			
PITCHER	IP	WLS	BF	H	R	ER	SO	BB	IBB	HBP	BLK	WP	HR	S	P	ERA	WHIP								
Danny Darwin, R ERA: 3.4 (1, 1)	9.0	W	31	5	1	1	3	0	0	0	0	0	0	37	37	1.00	0.556								

Houston Astros @ Cincinnati Reds
Riverfront Stadium, Cincinnati, OH
Wed Sep 17 1986, 7:05 PM EDT
Att: 15,195 - Unknown

AB 31
R 1
H 5
RBI 1
BB 0
SO 3
LOB 6



Batter	1	2	3	4	5	6	7	8	9	AB	R	H	RBI	BB	SO	LOB	TOP										
Billy Hatcher, R OBP: 0.308, SLG: 0.379 (1, 8)	F8	F7			4-3		F9		K	5	0	0	0	0	1	1											
Bill Doran, S OBP: 0.370, SLG: 0.370 (1, 4)	BB 2B	F9					F3		PO	4	1	2	0	0	0	0											
Phil Garner, R OBP: 0.341, SLG: 0.426 (6, PH)	2B WP				F3					2	1	0	0	1	1	1											
Denny Walling, L OBP: 0.375, SLG: 0.490 (8, 5)	1-2 BB								4-3	1	0	0	0	0	0	0											
Glenn Davis, R OBP: 0.339, SLG: 0.498 (1, 3)	WP SF8									3	3	3	1	1	0	0											
Kevin Bass, S OBP: 0.359, SLG: 0.493 (1, 9)	SF8 BB									2	0	1	0	2	0	1											
Davey Lopes, R OBP: 0.382, SLG: 0.435 (1, 7)	1-2 BB									1	0	0	1	1	0	0											
Alan Ashby, S OBP: 0.342, SLG: 0.366 (1, 2)	SF8									2	0	0	2	0	0	1											
Dickie Thon, R OBP: 0.324, SLG: 0.348 (1, 6)	2-3 3-H 4-3									4	0	1	0	0	0	3											
Matt Keough, R OBP: 0.286, SLG: 0.357 (1, 1)										2	0	0	0	0	1	0											
Bert Pena, R OBP: 0.296, SLG: 0.208 (7, PH)										1	0	0	0	0	0	0											
Aurelio Lopez, R (7, 1)										1	0	0	0	0	1	1											
Inning Stats	R: 3 E: 0 K: 0 S: 5	H: 2 LOB: 2 BB: 3 P: 17	R: 0 E: 0 K: 0 S: 3	H: 0 LOB: 0 BB: 0 P: 3	R: 0 E: 0 K: 1 S: 5	H: 1 LOB: 0 BB: 0 P: 5	R: 0 E: 0 K: 0 S: 3	H: 0 LOB: 0 BB: 0 P: 3	R: 0 E: 0 K: 1 S: 6	H: 1 LOB: 1 BB: 0 P: 6	R: 1 E: 0 K: 0 S: 4	H: 1 LOB: 1 BB: 1 P: 8	R: 0 E: 0 K: 0 S: 3	H: 0 LOB: 0 BB: 0 P: 3	R: 1 E: 0 K: 0 S: 4	H: 1 LOB: 1 BB: 1 P: 8	R: 0 E: 0 K: 2 S: 7	H: 1 LOB: 0 BB: 0 P: 7	1B: 5 2B: 2 3B: 0 HR: 0	SF: 3 SAC: 1 DP: 1 HBP: 0	WP: 2 PB: 0 SB: 0 CS: 0	PA: 38					
PITCHER	IP	WLS	BF	H	R	ER	SO	BB	IBB	HBP	BLK	WP	HR	S	P	ERA	WHIP										
Tom Browning, L ERA: 3.94 (1, 1)	7.0	L	29	5	4	4	2	4	0	0	0	1	0	29	45	5.14	1.286										
Ron Robinson, R ERA: 3.18 (8, 1)	2.0		8	2	1	1	2	0	1	0	0	1	0	11	15	4.50	1.000										

Houston Astros @ Cincinnati Reds
Riverfront Stadium, Cincinnati, OH
Thu Sep 18 1986, 7:05 PM EDT
Att: 11,825 - Unknown

AB	28
R	5
H	7
RBI	4
BB	5
SO	4
LOB	8



Batter	1	2	3	4	5	6	7	8	9	AB	R	H	RBI	BB	SO	LOB	BOTTOM										
Kurt Stillwell, S OBP: 0.296, SLG: 0.243 (1, 6)	F9									4	0	0	0	0	2	2											
Buddy Bell, R OBP: 0.354, SLG: 0.430 (1, 5)	F8									4	0	1	1	0	0	0											
Dave Parker, L OBP: 0.333, SLG: 0.483 (1, 9)	F7									4	1	1	1	0	1	1											
Eric Davis, R OBP: 0.387, SLG: 0.548 (1, 7)										4	0	0	0	0	1	0											
Tony Perez, R OBP: 0.313, SLG: 0.295 (1, 3)										4	0	0	0	0	0	0											
Eddie Milner, L OBP: 0.305, SLG: 0.413 (1, 8)										4	0	1	0	0	0	0											
Sal Butera, R OBP: 0.351, SLG: 0.340 (1, 2)										2	0	0	0	1	0	0											
Max Venable, L OBP: 0.274, SLG: 0.264 (9, PH)										1	0	0	0	0	0	0											
Ron Oester, S OBP: 0.314, SLG: 0.334 (1, 4)										2	1	1	0	1	0	2											
Tom Browning, L OBP: 0.188, SLG: 0.177 (1, 1)										1	1	0	0	0	1	0											
Kal Daniels, L OBP: 0.360, SLG: 0.492 (7, PH)										1	0	0	0	0	0	1											
Ron Robinson, R OBP: 0.077, SLG: 0.077 (8, 1)										0	0	0	0	0	0	0											
Inning Stats	R: 0 E: 0 K: 0 S: 3	H: 0 LOB: 0 BB: 0 P: 3	R: 0 E: 0 K: 0 S: 3	H: 0 LOB: 0 BB: 0 P: 3	R: 2 E: 1 K: 1 S: 7	H: 1 LOB: 1 BB: 1 P: 11	R: 0 E: 0 K: 0 S: 4	H: 1 LOB: 2 BB: 1 P: 8	R: 0 E: 0 K: 1 S: 5	H: 0 LOB: 0 BB: 0 P: 5	R: 1 E: 0 K: 1 S: 6	H: 1 LOB: 0 BB: 0 P: 6	R: 0 E: 0 K: 1 S: 5	H: 0 LOB: 0 BB: 0 P: 5	R: 0 E: 0 K: 0 S: 3	H: 0 LOB: 0 BB: 0 P: 3	1B: 1 2B: 2 3B: 0 HR: 1	SF: 0 SAC: 1 DP: 0 HBP: 0	WP: 0 PB: 0 SB: 0 CS: 0	PA: 34							
PITCHER	IP	WLS	BF	H	R	ER	SO	BB	IBB	HBP	BLK	WP	HR	S	P	ERA	WHIP										
Matt Keough, R ERA: 3.86 (1, 1)	6.0	W	24	3	3	1	3	2	0	0	0	0	1	28	36	1.50	0.833										
Aurelio Lopez, R ERA: 3.16 (7, 1)	3.0	S	10	1	0	0	2	0	0	0	0	0	0	14	14	0.00	0.333										

Houston Astros @ Cincinnati Reds
Riverfront Stadium, Cincinnati, OH
Thu Sep 18 1986, 7:05 PM EDT
Att: 11,825 - Unknown

AB	31
R	3
H	4
RBI	2
BB	2
SO	5
LOB	6



Batter	1	2	3	4	5	6	7	8	9	AB	R	H	RBI	BB	SO	LOB	TOP										
Steve Sax, R OBP: 0.382, SLG: 0.434 (1, 4)	F9	E S 1B		4-3		FC4-6 1B			L3	5	0	2	1	0	0	0											
Len Matuszek, L OBP: 0.327, SLG: 0.420 (1, 7)	F8	G3		F9		FC4-6 1-2			5-3	4	0	0	0	0	0	2											
Enos Cabell, R OBP: 0.295, SLG: 0.322 (9, PH)	F8	G3		F9		FC4-6 1-2			5-3	1	0	0	0	0	0	0											
Bill Madlock, R OBP: 0.340, SLG: 0.411 (1, 5)	F9		1B 2B BB	K			F8			3	1	0	0	1	1	0											
Greg Brock, L OBP: 0.318, SLG: 0.440 (1, 3)		1B 2B 1B	2B 1-2 1B	K			4-3			4	1	2	0	0	1	0											
Ralph Bryant, L OBP: 0.368, SLG: 0.676 (1, 9)		1B 2B 1B	2B 1-2 1B	K			F7			3	1	2	0	0	1	2											
Reggie Williams, R OBP: 0.332, SLG: 0.377 (7, PH)		1B 2B 1B	K	WP 1B			F7			1	0	0	0	0	0	0											
Ed Vande Berg, R (8, 1)		1-2 2B 1B	K	WP 1B			F7			0	0	0	0	0	0	0											
Franklin Stubbs, L OBP: 0.295, SLG: 0.431 (1, 8)		1-2 2B 1B	1-3 2H 2B	L1-3 BB			K			2	1	2	1	1	0	0											
Jose Gonzalez, R OBP: 0.278, SLG: 0.319 (8, 8)		1-2 2B 1B	1-3 2H 2B	L1-3 BB			K			1	0	0	0	0	1	0											
Alex Trevino, R OBP: 0.351, SLG: 0.389 (1, 2)		4-3 1B 2B	4-3 IBB	L1-3			4-3			3	1	1	3	1	0	2											
Dave Anderson, R OBP: 0.313, SLG: 0.303 (1, 6)		5-3	K	F7			K			4	0	0	0	0	2	4											
Alejandro Pena, R OBP: 0.176, SLG: 0.176 (1, 1)		4-3	4-3	F7			F7			2	0	0	0	0	0	4											
Dennis Powell, R OBP: 0.250, SLG: 0.500 (3, 1)		4-3	4-3	5-3			5-3			1	0	0	0	0	0	0											
Tom Niedenfuer, R OBP: 0.500, SLG: 0.500 (7, 1)		4-3	4-3	5-3			5-3			0	0	0	0	0	0	0											
Mike Marshall, R OBP: 0.298, SLG: 0.439 (7, 9)		4-3	4-3	5-3			5-3			0	0	0	0	0	0	0											
Bill Russell, R OBP: 0.305, SLG: 0.304 (9, PH)		4-3	4-3	5-3			5-3			1	0	0	0	0	0	0											
Inning Stats	R: 0 E: 0 K: 0 S: 3	H: 0 LOB: 0 BB: 0 P: 3	R: 4 E: 0 K: 0 S: 8	H: 5 LOB: 1 BB: 0 P: 8	R: 1 E: 0 K: 2 S: 9	H: 2 LOB: 3 BB: 2 P: 17	R: 0 E: 0 K: 1 S: 5	H: 0 LOB: 0 BB: 0 P: 5	R: 0 E: 0 K: 1 S: 5	H: 1 LOB: 1 BB: 1 P: 9	R: 0 E: 0 K: 0 S: 4	H: 1 LOB: 1 BB: 0 P: 4	R: 0 E: 0 K: 0 S: 3	H: 0 LOB: 0 BB: 0 P: 3	R: 0 E: 0 K: 2 S: 7	H: 0 LOB: 0 BB: 0 P: 7	R: 0 E: 0 K: 0 S: 3	H: 0 LOB: 0 BB: 0 P: 3	1B: 7 2B: 3 3B: 0 HR: 0	SF: 0 SAC: 0 DP: 1 HBP: 0	WP: 1 PB: 0 SB: 1 CS: 0	PA: 38					
PITCHER	IP	WLS	BF	H	R	ER	SO	BB	IBB	HBP	BLK	WP	HR	S	P	ERA	WHIP										
Mike Smith, R (1, 1)	2.1		15	7	5	5	1	1	0	0	0	0	0	16	20	19.29	3.429										
Carl Willis, R (3, 1)	3.2		14	2	0	0	3	1	1	0	0	1	0	18	26	0.00	0.818										
Rob Murphy, L (7, 1)	3.0	W	9	0	0	0	2	0	0	0	0	0	0	13	13	0.00	0.000										

Los Angeles Dodgers @ Cincinnati Reds
Riverfront Stadium, Cincinnati, OH
Sat Sep 20 1986, 7:05 PM EDT
Att: 24,620 - Unknown

AB	35
R	5
H	9
RBI	5
BB	3
SO	6
LOB	14



Batter	1	2	3	4	5	6	7	8	9	AB	R	H	RBI	BB	SO	LOB	BOTTOM										
Barry Larkin, R OBP: 0.321, SLG: 0.395 (1, 6)	5-3 6-3 1B		FC4-6 4-3 1B	G3			WP F8 2B	F9 1B		5	2	3	0	0	0	1											
Buddy Bell, R OBP: 0.356, SLG: 0.433 (1, 5)	6-3		4-3 1B			FC3-6 1B	F8	2-3 1B		5	1	3	1	0	0	2											
Dave Parker, L OBP: 0.333, SLG: 0.483 (1, 9)	5-3		4-3			FC3-6 6-3 WP 1B	WP 2B IBB	F9		4	2	0	0	1	0	6											
Bo Diaz, R OBP: 0.322, SLG: 0.383 (1, 2)	F9		3B 1B			6-3	2B	K		1	0	0	0	0	0	1											
Sal Gutera, R OBP: 0.353, SLG: 0.344 (3, 2)	F9		3B 1B			6-3	2B	K		2	1	1	2	0	0	1											
Kal Daniels, L OBP: 0.383, SLG: 0.500 (7, PH)	F9		3B 1B			6-3	2B	K		1	0	1	2	0	0	0											
Tom Browning, L OBP: 0.186, SLG: 0.177 (7, PR)	F9		3B 1B			6-3	2B	K		0	1	0	0	0	0	0											
Dave Vangorder, R (8, 2)	F9		3B 1B			6-3	2B	K		1	0	0	0	0	1	2											
Eddie Milner, L OBP: 0.311, SLG: 0.426 (1, 8)		B2-3	1B 3B			6-3	2B	K		4	1	3	3	0	0	0											
Dave Concepcion, R OBP: 0.314, SLG: 0.334 (1, 3)		6-3	1B 3B			F9	F7			4	0	1	1	0	0	2											
Max Venable, L OBP: 0.279, SLG: 0.264 (1, 7)		BB	4-3			CS 1B	F4			3	0	1	0	1	0	2											
Ron Oester, S (1, 4)		G3				F2		1B 2B		4	1	1	0	0	0	2											
Mike Smith, R (1, 1)						F8		1B 2B		0	0	0	0	0	0	0											
Carl Willis, L (3, 1)						F8		K		2	0	1	0	0	0	0											
Kurt Stillwell, S (6, PH)						F8		K		1	0	0	0	0	0	0											
Rob Murphy, L (7, 1)						F8		K		1	0	0	0	0	1	1											
Inning Stats	R: 0 E: 0 K: 0 S: 4	H: 1 LOB: 1 BB: 0 P: 4	R: 0 E: 0 K: 0 S: 3	H: 0 LOB: 1 BB: 1 P: 7	R: 4 E: 0 K: 0 S: 8	H: 5 LOB: 1 BB: 0 P: 8	R: 0 E: 0 K: 0 S: 3	H: 0 LOB: 0 BB: 0 P: 3	R: 1 E: 0 K: 0 S: 5	H: 2 LOB: 1 BB: 0 P: 5	R: 0 E: 0 K: 0 S: 3	H: 1 LOB: 0 BB: 0 P: 3	R: 3 E: 0 K: 0 S: 6	H: 3 LOB: 1 BB: 1 P: 10	R: 1 E: 0 K: 2 S: 10	H: 3 LOB: 2 BB: 0 P: 10	1B: 11 2B: 3 3B: 1 HR: 0	SF: 0 SAC: 0 DP: 0 HBP: 0	WP: 2 PB: 0 SB: 0 CS: 1	PA: 40							
PITCHER	IP	WLS	BF	H	R	ER	SO	BB	IBB	HBP	BLK	WP	HR	S	P	ERA	WHIP										
Alejandro Pena, R (1, 1)	2.2		15	6	4	4	0	1	0	0	0	0	0	14	18	13.50	2.625										
Dennis Powell, L (3, 1)	3.1	L	13	4	2	2	0	0	0	0	0	1	0	13	13	5.40	1.200										
Tom Niedenfuer, R (7, 1)	1.0		7	3	3	3	0	0	1	0	0	1	0	6	10	27.00	3.000										
Ed Vande Berg, L (8, 1)	1.0		5	2	0	0	2	0	0	0	0	0	0	9	9	0.00	2.000										

Los Angeles Dodgers @ Cincinnati Reds
Riverfront Stadium, Cincinnati, OH
Sat Sep 20 1986, 7:05 PM EDT
Att: 24,620 - Unknown

AB	38
R	9
H	15
RBI	9
BB	2
SO	2
LOB	20



Batter	1	2	3	4	5	6	7	8	9	AB	R	H	RBI	BB	SO	LOB	TOP										
Dan Gladden, R OBP: 0.357, SLG: 0.366	F4		S SF7 5-3 1B			1B		K		5	2	3	4	0	1	0											
Robby Thompson, R OBP: 0.330, SLG: 0.375 Mike Woodard, L OBP: 0.339, SLG: 0.298	6-3 2B		5-3 1-2		F4	K			1B 1B G3 BB	4	1	1	0	1	1	2											
Bob Brenly, R OBP: 0.364, SLG: 0.424	6-3 2-3		SF7 2-H			HR		2B 1B	F7	4	2	2	2	0	0	2											
Candy Maldonado, R OBP: 0.297, SLG: 0.476	6-3		5-3			1B 2B		4-3 1-H 2B	G3 1B	5	1	3	1	0	0	1											
Chili Davis, S OBP: 0.367, SLG: 0.411		E6 2B		4-3		1-3		6-3	G3 1B	5	1	1	0	0	0	2											
Joel Youngblood, R OBP: 0.304, SLG: 0.374 Will Clark, L OBP: 0.353, SLG: 0.465	F9			F8		2B HR		4-3	G3	3	1	1	0	0	0	1											
Bob Melvin, R OBP: 0.261, SLG: 0.331	2B CS BB		6-3			1B		2-3 K	G3 1B	3	1	1	1	2	1	1											
Randy Kutcher, R OBP: 0.261, SLG: 0.407 Brag Gudken, L OBP: 0.192, SLG: 0.100 Luis Quinones, S OBP: 0.214, SLG: 0.255	CS 2H 2B				1-3	HR		F6	F2	2	0	1	1	0	0	0											
Vida Blue, S OBP: 0.217, SLG: 0.200 Frank Williams, R OBP: 0.500, SLG: 0.500 Phil Queltette, S OBP: 0.200, SLG: 0.143 Jeff Robinson, R OBP: 0.077, SLG: 0.083 Greg Minton, S OBP: 0.077, SLG: 0.083	K				K	P4		K		2	0	0	0	0	2	2											
Inning Stats	R: 0 E: 0 K: 0 S: 4	H: 1 LOB: 1 BB: 0 P: 4	R: 1 E: 1 K: 1 S: 7	H: 1 LOB: 1 BB: 1 P: 11	R: 1 E: 0 K: 0 S: 4	H: 1 LOB: 0 BB: 0 P: 4	R: 0 E: 0 K: 0 S: 3	H: 0 LOB: 0 BB: 0 P: 3	R: 0 E: 0 K: 1 S: 6	H: 1 LOB: 1 BB: 0 P: 6	R: 6 E: 0 K: 1 S: 10	H: 5 LOB: 0 BB: 1 P: 14	R: 1 E: 0 K: 1 S: 7	H: 2 LOB: 1 BB: 0 P: 7	R: 0 E: 0 K: 2 S: 7	H: 0 LOB: 0 BB: 0 P: 7	R: 1 E: 0 K: 0 S: 5	H: 2 LOB: 2 BB: 2 P: 13	1B: 6 2B: 5 3B: 0 HR: 2	SF: 1 SAC: 0 DP: 0 HBP: 0	WP: 0 PB: 0 SB: 2 CS: 2	PA: 44					
PITCHER	IP	WLS	BF	H	R	ER	SO	BB	IBB	HBP	BLK	WP	HR	S	P	ERA	WHIP										
Chris Welsh, L ERA: 4.63	5.1	L	25	8	6	5	2	1	0	0	0	0	1	29	33	8.44	1.688										
Scott Terry, R ERA: 6.2	0.2		4	1	2	2	1	0	1	0	0	0	1	5	9	27.00	1.500										
Bill Landrum, R ERA: 8.64	3.0		15	4	2	2	3	2	0	0	0	0	0	19	27	6.00	2.000										

San Francisco Giants @ Cincinnati Reds
Riverfront Stadium, Cincinnati, OH
Mon Sep 22 1986, 7:05 PM EDT
Att: 8,967 - Unknown

livebaseballscorecards.com

AB 39
R 10
H 13
RBI 10
BB 4
SO 6
LOB 20

GIANTS

Batter	1	2	3	4	5	6	7	8	9	AB	R	H	RBI	BB	SO	LOB	BOTTOM										
Barry Larkin, R OBP: 0.322, SLG: 0.413	E3 F8 1B	6-3				K			5-3	5	2	1	1	0	1	3											
Buddy Bell, R OBP: 0.359, SLG: 0.440	E3 CS				HR				1B E 1B	4	2	2	1	1	0	1											
Dave Parker, L OBP: 0.331, SLG: 0.479	F8 1-2 2-3				BB SF9 1B			F7	E 1B	4	1	1	0	1	1	3											
Eric Davis, R OBP: 0.387, SLG: 0.539	1B 3-H				BB BB			F4	E4 2B	4	1	1	1	1	0	2											
Tony Perez, R OBP: 0.326, SLG: 0.311	1-3 1B				SF9				1B 2B	4	0	2	3	0	0	1											
Nick Esasky, R OBP: 0.327, SLG: 0.409	F7				G1-4-3 1-2 2-3				1B	5	0	1	0	0	1	4											
Dave Concepcion, R OBP: 0.315, SLG: 0.339									1B	5	0	2	0	0	1	2											
Sal Butera, R OBP: 0.347, SLG: 0.337 Kurt Stillwell, S OBP: 0.296, SLG: 0.244 Dave Vangorder, R OBP: 0.282, SLG: 0.262	4-3 2-3				F6				F5	2	0	0	0	0	0	2											
Chris Welsh, L OBP: 0.167, SLG: 0.250 Scott Terry, R OBP: 0.400, SLG: 0.250 Max Venable, L OBP: 0.282, SLG: 0.262 Bill Landrum, R OBP: 0.312, SLG: 0.432	K				F7				5-3 1B BB	0	0	0	0	0	0	0											
Inning Stats	R: 1 E: 2 K: 0 S: 6	H: 2 LOB: 2 BB: 0 P: 6	R: 0 E: 0 K: 1 S: 6	H: 1 LOB: 1 BB: 0 P: 6	R: 0 E: 0 K: 1 S: 6	H: 0 LOB: 1 BB: 1 P: 9	R: 0 E: 0 K: 1 S: 6	H: 1 LOB: 1 BB: 0 P: 6	R: 2 E: 0 K: 0 S: 4	H: 2 LOB: 1 BB: 2 P: 12	R: 0 E: 0 K: 2 S: 7	H: 0 LOB: 1 BB: 1 P: 11	R: 0 E: 0 K: 0 S: 3	H: 0 LOB: 0 BB: 0 P: 3	R: 0 E: 0 K: 0 S: 3	H: 0 LOB: 0 BB: 0 P: 3	R: 4 E: 1 K: 0 S: 8	H: 4 LOB: 2 BB: 1 P: 12	1B: 7 2B: 2 3B: 0 HR: 1	SF: 1 SAC: 0 DP: 1 HBP: 0	WP: 0 PB: 0 SB: 1 CS: 1	PA: 43					
PITCHER	IP	WLS	BF	H	R	ER	SO	BB	IBB	HBP	BLK	WP	HR	S	P	ERA	WHIP										
Vida Blue, L ERA: 3.38	4.0		21	6	3	2	3	2	0	0	0	0	0	2	6	0.00	1.000										
Frank Williams, R ERA: 1.28	1.0	W	3	0	0	0	0	1	0	0	0	0	0	2	6	0.00	1.000										
Jeff Robinson, R ERA: 3.35	3.2		17	3	4	1	2	2	0	0	0	0	0	19	27	2.46	1.364										
Greg Minton, R ERA: 4.19	0.1	S	2	1	0	0	0	0	0	0	0	0	0	2	2	0.00	3.000										

San Francisco Giants @ Cincinnati Reds
Riverfront Stadium, Cincinnati, OH
Mon Sep 22 1986, 7:05 PM EDT
Att: 8,967 - Unknown

livebaseballscorecards.com

AB 37
R 7
H 10
RBI 6
BB 5
SO 5
LOB 20

REDS

Batter	1	2	3	4	5	6	7	8	9	AB	R	H	RBI	BB	SO	LOB	TOP								
Dan Gladden, R OBP: 0.355, SLG: 0.363	5-3				6-3		G3		F9	5	0	1	1	0	0	0	San Francisco Giants @ Cincinnati Reds Riverfront Stadium, Cincinnati, OH Tue Sep 23 1986, 7:05 PM EDT Att: 8,691 - Unknown livebaseballscorecards.com								
Robby Thompson, R OBP: 0.329, SLG: 0.374	F6	F8			FC6-4			F6	K	5	0	1	0	0	1	3									
Bob Brenly, R OBP: 0.363, SLG: 0.425	K				F7					4	0	1	0	0	2	1									
Candy Maldonado, R OBP: 0.294, SLG: 0.471		F9	5-3		FC6-4			1-3		4	0	0	0	0	2										
Chili Davis, S OBP: 0.365, SLG: 0.408		K	F4			F6		4-3		4	0	0	0	0	1	1									
Will Clark, L OBP: 0.352, SLG: 0.463		E9			F6	F7			BB	4	2	1	0	0	0	0									
Bob Melvin, R OBP: 0.268, SLG: 0.328					5-3				K	2	1	0	0	1	0	0									
Mike Aldrete, L OBP: 0.355, SLG: 0.392		1B				L8				1	0	0	0	0	1	1									
Randy Kutcher, R OBP: 0.268, SLG: 0.408							F7			2	0	1	1	1	0	0									
Harry Spillman, L OBP: 0.326, SLG: 0.444									HR	0	1	0	0	1	0	0									
Kelly Downs, R OBP: 0.187, SLG: 0.330							F7			2	0	1	0	0	1	1									
Joe Youngblood, R OBP: 0.352, SLG: 0.372										1	0	0	0	0	0	0									
Mark Davis, L OBP: 0.343, SLG: 0.288										0	0	0	0	0	0	0									
Frank Williams, R OBP: 0.352, SLG: 0.353										0	0	0	0	0	0	0									
Terry Mulholland, R OBP: 0.352, SLG: 0.353										0	0	0	0	0	0	0									
Greg Minton, S OBP: 0.352, SLG: 0.353										0	0	0	0	0	0	0									
Rick Lancelotti, S OBP: 0.352, SLG: 0.353										1	1	1	3	0	0	0									
Inning Stats	R: 0 E: 0 K: 1 S: 5	H: 0 LOB: 0 BB: 0 P: 5	R: 2 E: 1 K: 1 S: 9	H: 3 LOB: 3 BB: 1 P: 13	R: 0 E: 0 K: 1 S: 5	H: 0 LOB: 0 BB: 0 P: 5	R: 0 E: 0 K: 1 S: 5	H: 0 LOB: 1 BB: 0 P: 9	R: 0 E: 0 K: 0 S: 4	H: 0 LOB: 0 BB: 0 P: 3	R: 0 E: 0 K: 0 S: 3	H: 0 LOB: 0 BB: 0 P: 3	R: 0 E: 0 K: 0 S: 4	H: 1 LOB: 1 BB: 0 P: 4	R: 0 E: 0 K: 0 S: 3	H: 0 LOB: 0 BB: 0 P: 3	R: 0 E: 0 K: 0 S: 4	H: 1 LOB: 1 BB: 0 P: 4	R: 3 E: 0 K: 2 S: 9	H: 2 LOB: 0 BB: 1 P: 13	1B: 5 2B: 1 3B: 0 HR: 1	SF: 0 SAC: 0 DP: 0 HBP: 0	WP: 0 PB: 0 SB: 2 CS: 0	PA: 38	
PITCHER	IP	WLS	BF	H	R	ER	SO	BB	IBB	HBP	BLK	WP	HR	S	P	ERA	WHIP								
Tom Browning, L ERA: 3.82	7.0	W	28	4	2	0	4	2	0	0	0	0	0	34	42	0.00	0.857								
Ron Robinson, R ERA: 3.35	2.0	S	10	3	3	3	2	1	0	0	0	0	1	13	17	13.50	2.000								

Batter	1	2	3	4	5	6	7	8	9	AB	R	H	RBI	BB	SO	LOB	BOTTOM								
Kurt Stillwell, S OBP: 0.302, SLG: 0.248	4-3					FC3-6		3-1		4	1	2	1	0	0	2	San Francisco Giants @ Cincinnati Reds Riverfront Stadium, Cincinnati, OH Tue Sep 23 1986, 7:05 PM EDT Att: 8,691 - Unknown livebaseballscorecards.com								
Buddy Bell, R OBP: 0.362, SLG: 0.441			G5-4-3		G5-4-3	FC3-6				3	0	2	0	1	0	1									
Dave Parker, L OBP: 0.329, SLG: 0.476	F7		4-3			FC3-6				4	0	0	0	0	1	5									
Eric Davis, R OBP: 0.386, SLG: 0.536	F9				F9	K				4	1	1	0	0	1	3									
Tony Perez, R OBP: 0.330, SLG: 0.321		L3								4	0	2	2	0	0	0									
Tracy Jones, R OBP: 0.406, SLG: 0.453					F9					0	1	0	0	0	0	0									
Nick Esasky, R OBP: 0.327, SLG: 0.409						WP				0	0	0	0	0	0	0									
Eddie Milner, L OBP: 0.312, SLG: 0.430		K			F8					4	1	1	0	0	1	2									
Sal Butera, R OBP: 0.347, SLG: 0.347										3	1	1	0	0	1	0									
Max Venable, L OBP: 0.287, SLG: 0.276						K				1	0	1	2	0	0	0									
Dave Vangorder, R										0	0	0	0	0	0	0									
Ron Oester, S OBP: 0.315, SLG: 0.345		E3				G3				4	1	2	0	0	0	1									
Tom Browning, L OBP: 0.183, SLG: 0.173										2	0	0	0	0	1	1									
Dave Concepcion, R OBP: 0.314, SLG: 0.338										1	0	0	0	0	1	1									
Ron Robinson, R OBP: 0.071, SLG: 0.071						K2-3				1	0	0	0	0	0	2									
Inning Stats	R: 0 E: 0 K: 0 S: 4	H: 1 LOB: 1 BB: 0 P: 4	R: 1 E: 1 K: 1 S: 7	H: 2 LOB: 1 BB: 0 P: 7	R: 0 E: 0 K: 0 S: 3	H: 1 LOB: 0 BB: 0 P: 3	R: 0 E: 0 K: 0 S: 3	H: 0 LOB: 0 BB: 0 P: 3	R: 0 E: 0 K: 2 S: 7	H: 0 LOB: 0 BB: 0 P: 7	R: 1 E: 0 K: 1 S: 6	H: 1 LOB: 2 BB: 1 P: 11	R: 1 E: 0 K: 2 S: 10	H: 3 LOB: 2 BB: 0 P: 10	R: 3 E: 0 K: 0 S: 7	H: 4 LOB: 2 BB: 0 P: 7	1B: 8 2B: 4 3B: 0 HR: 0	SF: 0 SAC: 0 DP: 1 HBP: 1	WP: 1 PB: 0 SB: 1 CS: 0	PA: 37					
PITCHER	IP	WLS	BF	H	R	ER	SO	BB	IBB	HBP	BLK	WP	HR	S	P	ERA	WHIP								
Kelly Downs, R ERA: 2.82	6.0			5	2	1	4	1	0	1	0	0	0	30	35	1.50	1.000								
Mark Davis, L ERA: 3.12	0.1	L	2	1	1	1	0	0	0	0	0	0	0	2	2	27.00	3.000								
Frank Williams, R ERA: 1.21	0.1		3	2	0	0	1	0	0	0	0	0	0	5	5	0.00	6.000								
Terry Mulholland, L ERA: 5.0	0.1		4	3	3	3	1	0	0	0	0	0	0	6	6	81.00	9.000								
Greg Minton, R ERA: 4.12	1.0		4	1	0	0	0	0	0	0	0	0	0	4	4	0.00	1.000								

Batter	1	2	3	4	5	6	7	8	9	AB	R	H	RBI	BB	SO	LOB	TOP			
Albert Hall, S (1,9) OBP: 0.343, SLG: 0.290	F4		FC6			B3		E4		3	0	0	0	0	0	1	Atlanta Braves @ Cincinnati Reds Riverfront Stadium, Cincinnati, OH Wed Sep 24 1986, 7:05 PM EDT Att: 15,118 - Unknown			
Ted Simmons, S (8,PH) OBP: 0.314, SLG: 0.387										1	0	0	0	0	0	1				
Darryl Motley, R (8,PR) OBP: 0.241, SLG: 0.350										0	0	0	0	0	0	0				
Brad Komminsk, R (8,5) OBP: 0.400, SLG: 0.400										0	0	0	0	0	0	0				
Ken Oberkfell, L (1,5) OBP: 0.300, SLG: 0.375										2	0	0	0	1	1	0				
Terry Harper, R (8,PH) OBP: 0.317, SLG: 0.353										1	0	0	0	0	0	2				
Paul Assenmacher, L (8,1) OBP: 0.176, SLG: 0.125										0	0	0	0	0	0	0				
Craig McMurtry, R (8,1) OBP: 0.176, SLG: 0.125										0	0	0	0	0	0	0				
Dale Murphy, R (1,8) OBP: 0.355, SLG: 0.495										4	0	1	0	0	0	1				
Bob Horner, R (1,3) OBP: 0.329, SLG: 0.455										4	1	1	0	0	2	1				
Ken Griffey, L (1,7) OBP: 0.342, SLG: 0.486										4	0	1	0	0	0	1				
Andres Thomas, R (1,6) OBP: 0.273, SLG: 0.389										3	0	1	0	1	0	2				
Ozzie Virgil, R (1,2) OBP: 0.339, SLG: 0.367										4	0	1	1	0	1	0				
Glenn Hubbard, R (1,4) OBP: 0.343, SLG: 0.311										2	0	0	0	0	0	0				
Gerald Perry, L (8,PH) OBP: 0.356, SLG: 0.419										1	0	1	0	0	0	0				
Rafael Ramirez, R (9,PH) OBP: 0.274, SLG: 0.338										1	0	0	0	0	0	2				
Rick Mahler, R (1,1) OBP: 0.217, SLG: 0.203										2	0	1	0	0	0	0				
Chris Chambliss, L (8,PH) OBP: 0.377, SLG: 0.412										1	0	0	0	0	0	1				
Paul Runge, R (8,4) OBP: 0.217, SLG: 0.203										0	0	0	0	0	0	0				
Inning Stats	R: 0 E: 0 K: 0 S: 2	H: 0 LOB: 0 BB: 1 P: 6	R: 0 E: 0 K: 1 S: 4	H: 0 LOB: 0 BB: 1 P: 8	R: 0 E: 0 K: 1 S: 6	H: 1 LOB: 1 BB: 0 P: 6	R: 0 E: 0 K: 2 S: 9	H: 2 LOB: 2 BB: 0 P: 9	R: 0 E: 0 K: 0 S: 3	H: 0 LOB: 0 BB: 0 P: 3	R: 0 E: 0 K: 0 S: 3	H: 0 LOB: 0 BB: 0 P: 3	R: 0 E: 1 K: 0 S: 5	H: 1 LOB: 2 BB: 0 P: 5	R: 1 E: 0 K: 0 S: 6	H: 3 LOB: 2 BB: 0 P: 6	1B: 7 2B: 0 3B: 0 HR: 0	SF: 0 SAC: 0 DP: 1 HBP: 0	WP: 0 PB: 0 SB: 0 CS: 1	PA: 36
PITCHER	IP WLS BF H R ER SO BB IBB HBP BLK WP HR S P ERA WHIP																			
Ted Power, R (1,1) ERA: 3.71	7.2 W 28 4 0 0 4 2 0 0 0 0 0 0 0 0 0.00 0.783																			
John Franco, L (8,1) ERA: 3.07	1.1 S 7 3 1 1 0 0 0 0 0 0 0 0 0 0 6.75 2.250																			

AB	33
R	1
H	7
RBI	1
BB	2
SO	4
LOB	12



Batter	1	2	3	4	5	6	7	8	9	AB	R	H	RBI	BB	SO	LOB	BOTTOM			
Kurt Stillwell, S (1,6) OBP: 0.301, SLG: 0.245	K		F6							3	0	0	0	1	1	3	Atlanta Braves @ Cincinnati Reds Riverfront Stadium, Cincinnati, OH Wed Sep 24 1986, 7:05 PM EDT Att: 15,118 - Unknown			
Max Venable, L (1,7) OBP: 0.286, SLG: 0.298										4	1	1	3	0	0	4				
Dave Parker, L (1,9) OBP: 0.330, SLG: 0.478										3	1	1	0	1	0	0				
Buddy Bell, R (1,5) OBP: 0.359, SLG: 0.438										4	0	0	0	0	0	2				
Tony Perez, R (1,3) OBP: 0.328, SLG: 0.320										4	0	1	1	0	1	0				
Tracy Jones, R (8,PR) OBP: 0.406, SLG: 0.453										0	0	0	0	0	0	0				
Nick Esasky, R (9,3) OBP: 0.327, SLG: 0.409										0	0	0	0	0	0	0				
Eddie Milner, L (1,8) OBP: 0.316, SLG: 0.433										4	0	3	0	0	1	0				
Sal Butera, R (1,2) OBP: 0.355, SLG: 0.356										3	0	2	0	0	0	1				
Kal Daniels, L (8,PH) OBP: 0.386, SLG: 0.500										0	0	0	0	1	0	0				
Tom Browning, L (8,PR) OBP: 0.183, SLG: 0.173										0	0	0	0	0	0	0				
Dave Vangorder, R (9,2) OBP: 0.327, SLG: 0.409										0	0	0	0	0	0	0				
Ron Oester, S (1,4) OBP: 0.317, SLG: 0.347										3	1	1	0	1	1	5				
Ted Power, R (1,1) ERA: 4.8	7.0 L 29 6 3 3 5 3 0 0 0 0 0 0 0 0 3.86 1.286																			
Paul Assenmacher, L (8,1) ERA: 2.55	0.1 4 3 1 1 0 0 0 0 0 0 0 0 4 4 27.00 9.000																			
Craig McMurtry, R (8,1) ERA: 4.93	0.2 3 0 0 0 0 0 1 0 0 0 0 0 0 2 6 0.00 1.500																			
Inning Stats	R: 0 E: 0 K: 1 S: 5	H: 0 LOB: 0 BB: 0 P: 5	R: 0 E: 0 K: 1 S: 5	H: 0 LOB: 0 BB: 0 P: 5	R: 3 E: 0 K: 0 S: 5	H: 2 LOB: 1 BB: 2 P: 13	R: 0 E: 0 K: 1 S: 5	H: 1 LOB: 0 BB: 0 P: 5	R: 0 E: 0 K: 0 S: 4	H: 1 LOB: 1 BB: 0 P: 4	R: 0 E: 0 K: 0 S: 3	H: 0 LOB: 0 BB: 0 P: 3	R: 0 E: 0 K: 2 S: 9	H: 2 LOB: 3 BB: 1 P: 13	R: 1 E: 0 K: 0 S: 6	H: 3 LOB: 3 BB: 1 P: 10	1B: 6 2B: 1 3B: 1 HR: 1	SF: 0 SAC: 1 DP: 1 HBP: 0	WP: 0 PB: 0 SB: 0 CS: 0	PA: 36
PITCHER	IP WLS BF H R ER SO BB IBB HBP BLK WP HR S P ERA WHIP																			

AB	31
R	4
H	9
RBI	4
BB	4
SO	5
LOB	22



Batter	1	2	3	4	5	6	7	8	9	AB	R	H	RBI	BB	SO	LOB	TOP					
Kurt Stillwell, S OBP: 0.311, SLG: 0.256 (1,6)	0-0 BB 1B 1B	0-0 1B		0-0 5-3			0-0 2H 1B	0-0 G3		5	1	3	2	0	0	3						
Max Venable, L OBP: 0.297, SLG: 0.314 (1,7)	0-0 1B	0-0 F8			0-0 4-3		0-0 F8		0-0 HR	5	2	2	1	0	0	2						
Dave Parker, L OBP: 0.333, SLG: 0.479 (1,9)	4-0 1B E	0-0 1B			0-0 G6-4-3 1B		0-3 K		0-0 4-3	4	1	2	0	1	1	1						
Buddy Bell, R OBP: 0.362, SLG: 0.438 (1,5)	0-0 FC5-4 1B			0-0 6-3		0-0 G6-4-3 1-2		0-3 K	0-0 1B	5	0	2	2	0	1	1						
Bo Diaz, R OBP: 0.322, SLG: 0.381 (1,2)	0-0 FC5-4			0-0 F9		0-0 F4		0-0 BB 1B SF8	0-0 F1	4	0	1	0	0	0	1						
Tracy Jones, R OBP: 0.406, SLG: 0.453 (8, PR)										0	1	0	0	0	0	0						
Sal Betera, R OBP: 0.341, SLG: 0.339 (8, 2)	1-2 2H									1	0	0	0	0	0	1						
Eddie Milner, L OBP: 0.319, SLG: 0.434 (1,8)	0-3 K			0-3 F4		0-0 6-3		0-0 BB 1B	0-0 F4	5	0	1	0	0	1	2						
Tony Perez, R OBP: 0.322, SLG: 0.311 (1,3)	0-0 F9			0-0 F3		0-0 F9		4-0 BB		3	0	0	0	0	0	1						
Rob Murphy, L (6, 1)										0	0	0	0	0	0	0						
Kal Daniels, L OBP: 0.389, SLG: 0.500 (8, PH)										0	0	0	0	1	0	0						
Tom Browning, L OBP: 0.183, SLG: 0.173 (8, PR)										0	0	0	0	0	0	0						
John Franco, L (8, 1)										0	0	0	0	0	0	0						
Ron Oester, S OBP: 0.321, SLG: 0.358 (1,4)		0-0 SH1-4 1B		0-0 HR		0-0 SH1-4 1B		0-0 SF8		3	3	3	2	0	0	0						
Chris Welsh, L OBP: 0.167, SLG: 0.250 (1,1)				0-0 F6		0-0 SH1-4		0-0 SH1-4	4-0 BB	0	0	0	0	0	0	0						
Carl Willis, L OBP: 0.333, SLG: 0.333 (1,1)		0-0 SH1-4								0	0	0	0	0	0	0						
Barry Larkin, R OBP: 0.320, SLG: 0.410 (4, PH)										1	0	0	0	0	0	0						
Bill Landrum, R (4, 1)										0	0	0	0	0	0	0						
Dave Concepcion, R OBP: 0.315, SLG: 0.337 (6, 3)	2-3							1-2 2-3 BB		0	0	0	0	1	0	0						
Inning Stats	R: 3 E: 1 K: 1 S: 8	H: 3 LOB: 1 BB: 1 P: 12	R: 1 E: 0 K: 0 S: 5	H: 3 LOB: 2 BB: 0 P: 5	R: 0 E: 0 K: 0 S: 3	H: 0 LOB: 0 BB: 0 P: 3	R: 1 E: 0 K: 0 S: 4	H: 1 LOB: 0 BB: 0 P: 4	R: 0 E: 0 K: 0 S: 3	H: 0 LOB: 0 BB: 0 P: 3	R: 0 E: 0 K: 0 S: 3	H: 0 LOB: 1 BB: 0 P: 3	R: 1 E: 0 K: 1 S: 7	H: 2 LOB: 1 BB: 0 P: 7	R: 1 E: 0 K: 1 S: 7	H: 2 LOB: 3 BB: 2 P: 15	R: 1 E: 0 K: 0 S: 5	H: 2 LOB: 1 BB: 0 P: 5	1B: 11 2B: 3 3B: 0 HR: 2	SF: 1 SAC: 2 DP: 1 HBP: 0	WP: 0 PB: 0 SB: 0 CS: 0	PA: 42
PITCHER	IP	WLS	BF	H	R	ER	SO	BB	IBB	HBP	BLK	WP	HR	S	P	ERA	WHIP					
Jimmy Jones, R ERA: 2.45 (1, 1)	2.0		12	6	4	3	1	1	0	0	0	0	0	13	17	13.50	3.500					
Dave LaPoint, L ERA: 4.9 (3, 1)	4.0		13	2	1	1	0	0	0	0	0	0	1	13	13	2.25	0.500					
Craig Lefferts, L ERA: 3.07 (7, 1)	1.0	L	5	2	1	1	1	0	0	0	0	0	0	7	7	9.00	2.000					
Bob Stoddard, R ERA: 2.79 (8, 1)	0.2		6	2	1	1	1	2	0	0	0	0	0	6	14	13.50	6.000					
LaMar Hoyt, R ERA: 5.27 (8, 1)	1.1		6	2	1	1	0	0	0	0	0	0	1	6	6	6.75	1.500					

Cincinnati Reds @ San Diego Padres
Jack Murphy Stadium, San Diego, CA
Fri Sep 26 1986, 10:05 PM EDT
Att: 8,126 - Unknown

AB	36
R	8
H	14
RBI	7
BB	3
SO	3
LOB	12



Batter	1	2	3	4	5	6	7	8	9	AB	R	H	RBI	BB	SO	LOB	BOTTOM					
Jerry Royster, R OBP: 0.339, SLG: 0.367 (1,4)	4-0 E BB	0-3 K		4-0 BB		0-0 F8			0-0 FC6-4 G3	3	1	0	0	2	1	4						
Tony Gwynn, L OBP: 0.381, SLG: 0.467 (1,9)	0-0 E9 1B	0-0 FC6-4		0-0 F6		0-0 4-3			0-0 G3	5	1	1	2	0	0	4						
Kevin McReynolds, R OBP: 0.397, SLG: 0.596 (1,8)	0-0 2B	0-0 6-3		0-0 F4		0-0 4-3			0-0 BB	4	1	1	1	1	0	3						
Carmelo Martinez, R OBP: 0.344, SLG: 0.395 (1,7)	0-0 E 2B		4-0 FC5-4 BB		0-0 F8		0-3 K		0-0 G3	4	1	1	1	1	1	2						
Benito Santiago, R OBP: 0.317, SLG: 0.487 (1,2)	4-0 E BB		0-0 F6		0-3 K		0-3 K		0-3 K	3	1	0	0	1	2	1						
Tim Lincecum, R OBP: 0.313, SLG: 0.250 (1,3)	0-3 K		0-0 F8		0-3 K		0-0 F5			4	0	0	0	0	2	3						
Randy Asadoor, R OBP: 0.419, SLG: 0.500 (1,5)	0-0 E4 CS 2B		0-0 FC5-4		0-0 E S 1B		0-3 K		0-3 K	4	0	2	2	0	1	1						
Gary Green, R OBP: 0.219, SLG: 0.226 (1,6)	0-0 F9			0-0 SH1-4 1B		0-3 K			0-0 FC6-4 1B	3	0	1	0	0	1	2						
Gary Templeton, S OBP: 0.295, SLG: 0.311 (9, PH)	3-4					0-0 K			0-0 FC6-4 1B	1	1	1	0	0	0	0						
Inning Stats	R: 5 E: 2 K: 1 S: 8	H: 4 LOB: 0 BB: 2 P: 16	R: 0 E: 0 K: 1 S: 5	H: 0 LOB: 1 BB: 1 P: 9	R: 0 E: 0 K: 0 S: 3	H: 0 LOB: 1 BB: 1 P: 7	R: 0 E: 0 K: 0 S: 4	H: 1 LOB: 2 BB: 1 P: 8	R: 0 E: 0 K: 2 S: 7	H: 0 LOB: 0 BB: 0 P: 7	R: 0 E: 0 K: 1 S: 6	H: 1 LOB: 1 BB: 0 P: 6	R: 0 E: 0 K: 2 S: 7	H: 0 LOB: 0 BB: 0 P: 7	R: 0 E: 0 K: 0 S: 5	R: 1 E: 0 K: 0 S: 5	H: 2 LOB: 2 BB: 1 P: 9	1B: 5 2B: 3 3B: 0 HR: 0	SF: 0 SAC: 1 DP: 0 HBP: 0	WP: 0 PB: 0 SB: 1 CS: 1	PA: 40	
PITCHER	IP	WLS	BF	H	R	ER	SO	BB	IBB	HBP	BLK	WP	HR	S	P	ERA	WHIP					
Chris Welsh, L ERA: 4.91 (1, 1)	0.0		4	3	4	4	0	1	0	0	0	0	0	13	25	3.00	1.333					
Carl Willis, R ERA: 4.53 (1, 1)	3.0		12	1	1	1	2	3	0	0	0	0	0	13	25	3.00	1.333					
Bill Landrum, R ERA: 6.75 (4, 1)	2.1		10	2	0	0	3	1	0	0	0	0	0	15	19	0.00	1.286					
Rob Murphy, L ERA: 0.8 (6, 1)	1.2	W	5	0	0	0	1	0	0	0	0	0	0	7	7	0.00	0.000					
John Franco, L ERA: 3.1 (8, 1)	2.0	S	9	2	1	1	2	1	0	0	0	0	0	12	16	4.50	1.500					

Cincinnati Reds @ San Diego Padres
Jack Murphy Stadium, San Diego, CA
Fri Sep 26 1986, 10:05 PM EDT
Att: 8,126 - Unknown

AB	33
R	6
H	8
RBI	6
BB	6
SO	8
LOB	21



Batter	1	2	3	4	5	6	7	8	9	10	11	AB	R	H	RBI	BB	SO	LOB	TOP								
Kurt Stillwell, S OBP: 0.310, SLG: 0.252 (1, 6)	F9	4-3				6-3		F6			SH1-4	4	0	0	0	1	0	2									
Max Venable, L OBP: 0.268, SLG: 0.315 (1, 7)	E			G6-3	K	K		F7			F2	6	0	2	0	0	2	5									
Dave Parker, L OBP: 0.332, SLG: 0.475 (1, 9)	K			G6-3	G3	F7			K		HR	5	1	0	0	1	2	5									
Buddy Bell, R OBP: 0.365, SLG: 0.445 (1, 5)	E5										HR	5	2	3	3	1	0	1									
Bo Diaz, R OBP: 0.322, SLG: 0.379 (1, 2)	F7										HR	5	1	1	0	1	2	5									
Eddie Milner, L OBP: 0.319, SLG: 0.448 (1, 8)												5	2	2	3	0	2	2									
Tony Perez, R OBP: 0.324, SLG: 0.315 (1, 3)												4	0	1	0	1	2	1									
Ron Oester, S OBP: 0.324, SLG: 0.359 (1, 4)												4	0	2	0	1	0	0									
Tom Browning, L John Franco, L OBP: 0.352, SLG: 0.167 (9, 1)												3	0	0	0	0	0	4									
Kal Daniels, L OBP: 0.382, SLG: 0.500 (11, PH)												0	0	0	0	1	0	0									
Eric Davis, R OBP: 0.386, SLG: 0.536 (11, PR)												0	1	0	0	0	0	0									
Ron Robinson, R OBP: 0.071, SLG: 0.071 (11, 1)												0	0	0	0	0	0	0									
Inning Stats	R: 0 E: 1 K: 1 S: 7	H: 1 LOB: 2 BB: 0 P: 7	R: 0 E: 1 K: 1 S: 6	H: 1 LOB: 2 BB: 1 P: 10	R: 0 E: 0 K: 1 S: 6	H: 2 LOB: 1 BB: 0 P: 6	R: 1 E: 0 K: 1 S: 8	H: 3 LOB: 3 BB: 1 P: 12	R: 1 E: 1 K: 1 S: 5	H: 0 LOB: 2 BB: 3 P: 17	R: 0 E: 0 K: 1 S: 5	H: 0 LOB: 0 BB: 0 P: 5	R: 2 E: 0 K: 0 S: 5	H: 2 LOB: 0 BB: 0 P: 5	R: 0 E: 0 K: 0 S: 3	H: 0 LOB: 0 BB: 0 P: 3	R: 0 E: 0 K: 1 S: 5	H: 1 LOB: 0 BB: 0 P: 5	R: 0 E: 0 K: 2 S: 7	H: 0 LOB: 0 BB: 0 P: 7	R: 3 E: 0 K: 1 S: 6	H: 1 LOB: 1 BB: 2 P: 14	1B: 7 2B: 1 3B: 0 HR: 3	SF: 0 SAC: 2 DP: 2 HBP: 0	WP: 0 PB: 0 SB: 3 CS: 0	PA: 50	
PITCHER	IP ERA WLS BF H R ER SO BB IBB HBP BLK WP HR S P ERA WHIP	Ed Wojna, R ERA: 2.75 (1, 1)	Ed Whitson, R ERA: 6.03 (6, 1)	Bob Stoddard, R ERA: 2.68 (9, 1)	Lance McCullers, R ERA: 2.75 (10, 1)	PITCHER																					

Cincinnati Reds @ San Diego Padres
Jack Murphy Stadium, San Diego, CA
Sat Sep 27 1986, 10:05 PM EDT
Att: 8,708 - Unknown

AB 41
R 7
H 11
RBI 6
BB 7
SO 10
LOB 25





Batter	1	2	3	4	5	6	7	8	9	10	11	AB	R	H	RBI	BB	SO	LOB	BOTTOM							
Jerry Royster, R OBP: 0.337, SLG: 0.367 (1, 4) (9, 6) (10, 4)	K					5-3						5	1	1	0	0	1	0								
Tony Gwynn, L OBP: 0.380, SLG: 0.484 (1, 9)	F7											5	1	1	0	0	0	1								
Kevin McReynolds, R OBP: 0.357, SLG: 0.504 (1, 8) (10, 7)	K											4	1	1	1	1	2	1								
Carmelo Martinez, R OBP: 0.342, SLG: 0.396 (9, PR)												4	0	1	2	0	2	1								
Tim Flannery, L OBP: 0.379, SLG: 0.345 (10, 8)												0	1	0	0	0	0	0								
Marvell Wynne, L OBP: 0.297, SLG: 0.408 (10, 8)												1	0	1	0	0	0	0								
Benito Santiago, R OBP: 0.304, SLG: 0.442 (1, 2)												4	0	0	0	1	0	3								
Tim Dyzinski, R OBP: 0.324, SLG: 0.327 (8, PH)												2	0	1	0	0	0	0								
Ed Whitson, R OBP: 0.118, SLG: 0.118 (8, PH)												1	0	0	0	0	1	0								
Mark Farris, R OBP: 0.118, SLG: 0.118 (8, PH)												1	0	0	0	0	0	0								
Bip Roberts, S OBP: 0.330, SLG: 0.330 (8, PH)												2	0	0	0	0	0	0								
Gary Temptation, S OBP: 0.264, SLG: 0.358 (10, 6)												0	0	0	0	0	0	2								
Randy Asadoor, R OBP: 0.389, SLG: 0.486 (1, 5)												5	0	1	0	0	2	3								
Gary Green, R OBP: 0.330, SLG: 0.342 (8, PH)												2	0	1	0	0	0	0								
Bruce Borch, R OBP: 0.267, SLG: 0.316 (8, PH)												1	0	0	0	0	0	1								
Bob Stoddard, R OBP: 0.241, SLG: 0.248 (8, PH)												1	0	0	0	0	0	0								
John Kruk, L OBP: 0.311, SLG: 0.318 (8, PH)												0	0	1	1	0	0	0								
Lance McCullers, S OBP: 0.200, SLG: 0.182 (10, 1)												1	0	0	0	0	0	0								
Tony Kennedy, L OBP: 0.302, SLG: 0.403 (11, PH)												1	0	0	0	0	1	0								
Ed Wojna, R OBP: 0.107, SLG: 0.167 (1, 1)												1	0	0	0	0	1	0								
Steve Garvey, R OBP: 0.284, SLG: 0.411 (6, 3)												3	0	0	0	0	1	5								
Inning Stats	R: 0 E: 0 K: 2 S: 7	H: 0 LOB: 0 BB: 0 P: 7	R: 0 E: 0 K: 1 S: 6	H: 1 LOB: 1 BB: 0 P: 6	R: 0 E: 0 K: 1 S: 5	H: 0 LOB: 0 BB: 0 P: 5	R: 0 E: 0 K: 1 S: 5	H: 0 LOB: 0 BB: 0 P: 5	R: 0 E: 0 K: 0 S: 3	H: 1 LOB: 1 BB: 0 P: 3	R: 0 E: 0 K: 2 S: 8	H: 1 LOB: 1 BB: 0 P: 8	R: 4 E: 2 K: 3 S: 14	H: 4 LOB: 3 BB: 1 P: 18	R: 0 E: 0 K: 0 S: 4	H: 1 LOB: 2 BB: 1 P: 8	R: 0 E: 0 K: 3 S: 9	H: 0 LOB: 0 BB: 0 P: 9	1B: 6 2B: 3 3B: 0 HR: 0	SF: 0 SAC: 0 DP: 1 HBP: 0	WP: 0 PB: 0 SB: 1 CS: 0	PA: 44				
PITCHER	IP ERA WLS BF H R ER SO BB IBB HBP BLK WP HR S P ERA WHIP	Tom Browning, L ERA: 3.77 (1, 1)	John Franco, L ERA: 3.04 (9, 1)	Ron Robinson, R ERA: 3.34 (11, 1)	PITCHER																					

Cincinnati Reds @ San Diego Padres
Jack Murphy Stadium, San Diego, CA
Sat Sep 27 1986, 10:05 PM EDT
Att: 8,708 - Unknown

AB 42
R 4
H 9
RBI 4
BB 2
SO 14
LOB 17



Batter	1	2	3	4	5	6	7	8	9	AB	R	H	RBI	BB	SO	LOB	TOP								
Kurt Stillwell, S OBP: 0.308, SLG: 0.251 (1, 6)	0-3 K	0-0 1B S		0-0 F5		0-0 F9			0-0 4-3	5	1	1	1	0	1	1	Cincinnati Reds @ San Diego Padres Jack Murphy Stadium, San Diego, CA Sun Sep 28 1986, 6:33 AM EDT Att: 12,617 - Unknown AB 35 R 6 H 8 RBI 4 BB 5 SO 8 LOB 11 								
Dave Concepcion, R OBP: 0.316, SLG: 0.348 (1, 3)	0-0 HR	0-0 S 1B		0-0 F9			0-3 K		0-0 6-3	5	1	2	1	0	1	1									
Eric Davis, R OBP: 0.388, SLG: 0.535 (1, 9) (6, 7)	0-3 K	4-0 S BB		0-0 F9			0-0 S E 1B		4-0 S BB	3	1	1	0	2	1	0									
Buddy Bell, R OBP: 0.364, SLG: 0.445 (1, 5)	0-0 2B	0-0 5-3		0-0 F4			0-3 K 1-H		0-0 6-3	5	0	1	0	0	1	3									
Bo Diaz, R OBP: 0.321, SLG: 0.377 (1, 2)	0-0 6-3		0-0 F3		4-0 3B BB		0-0 F9			3	1	0	0	0	1	0									
Eddie Milner, L OBP: 0.321, SLG: 0.456 (1, 8)		0-0 G3	0-0 6-3		0-0 3B			0-0 3-1 2B		4	0	2	1	0	0	0									
Nick Esasky, R OBP: 0.326, SLG: 0.405 Dave Parker, L OBP: 0.332, SLG: 0.475 (1, 7) (8, 9)		4-0 2B BB	0-0 F9		0-3 K			0-3 K		3	1	0	0	1	2	2									
Ron Oester, S OBP: 0.321, SLG: 0.356 (1, 4)		0-0 F9		0-0 G3		0-0 F4		0-0 3-1		4	0	0	0	0	0	2									
Ted Power, R OBP: 0.200, SLG: 0.174 Ron Robinson, R OBP: 0.071, SLG: 0.071 (1, 1) (9, 1)		0-0 1B 2B		4-0 BB		0-3 K		0-3 K		3	1	1	1	1	2	1									
Inning Stats	R: 1 E: 0 K: 2 S: 9	H: 2 LOB: 1 BB: 0 P: 9	R: 3 E: 0 K: 0 S: 6	H: 3 LOB: 2 BB: 2 P: 14	R: 0 E: 0 K: 0 S: 3	H: 0 LOB: 0 BB: 0 P: 3	R: 0 E: 0 K: 0 S: 3	H: 0 LOB: 1 BB: 1 P: 7	R: 1 E: 0 K: 1 S: 6	H: 1 LOB: 1 BB: 1 P: 10	R: 0 E: 0 K: 1 S: 5	H: 0 LOB: 0 BB: 0 P: 5	R: 1 E: 0 K: 2 S: 8	H: 1 LOB: 0 BB: 0 P: 8	R: 0 E: 0 K: 2 S: 8	H: 1 LOB: 1 BB: 0 P: 8		R: 0 E: 0 K: 0 S: 3	H: 0 LOB: 1 BB: 1 P: 7	1B: 3 2B: 3 3B: 1 HR: 1	SF: 0 SAC: 0 DP: 0 HBP: 0	WP: 0 PB: 0 SB: 4 CS: 0	PA: 40		
PITCHER	IP	WLS	BF	H	R	ER	SO	BB	IBB	HBP	BLK	WP	HR	S	P	ERA	WHIP								
Ed Vosberg, L ERA: 6.17 LaMarr Hoyt, R ERA: 5.21 Bob Stoddard, R ERA: 2.42 Greg Booker, R ERA:	1.2	L	11	5	4	4	2	1	0	0	0	0	1	14	18	21.60	3.600								

Batter	1	2	3	4	5	6	7	8	9	AB	R	H	RBI	BB	SO	LOB	BOTTOM								
Bip Roberts, S OBP: 0.294, SLG: 0.307 Terry Kennedy, L OBP: 0.323, SLG: 0.403 Dave Dravecky, R OBP: 0.157, SLG: 0.200 Bob Stoddard, R (6, 1)	0-0 1-3				4-0 1-2 2-3 3-4 BB			0-0 F8		2	0	1	0	0	0	0	Cincinnati Reds @ San Diego Padres Jack Murphy Stadium, San Diego, CA Sun Sep 28 1986, 6:33 AM EDT Att: 12,617 - Unknown AB 31 R 3 H 5 RBI 3 BB 4 SO 10 LOB 12 								
Benito Santiago, R OBP: 0.298, SLG: 0.432 (8, 2)			0-0 CS 1B		0-3 K			0-0 G3		3	0	0	0	1	1	3									
Tony Gwynn, L OBP: 0.379, SLG: 0.462 (1, 9)	4-0 CS BB		0-0 CS	0-0 1-3				0-0 G3		3	0	0	0	1	1	3									
Kevin McReynolds, R OBP: 0.397, SLG: 0.591 (1, 8)	0-3 K			0-3 K		0-0 F4		4-0 HR BB		3	1	0	0	1	2	1									
Carmelo Martinez, R OBP: 0.341, SLG: 0.407 (1, 7)		0-0 E6 G3		0-0 F8		0-0 6-3		0-0 HR BB		4	1	1	2	0	0	0									
Garry Templeton, S OBP: 0.291, SLG: 0.307 (1, 6)		0-0 G3			0-3 K		0-0 4-3		0-0 6-3	4	0	0	0	0	1	1									
Randy Asadoor, R OBP: 0.400, SLG: 0.487 (1, 5) (6, 4)		0-0 F8			0-0 BB 1B BB 1B				0-3 K	4	1	2	0	0	1	1									
Tim Pyznarski, R OBP: 0.316, SLG: 0.265 (1, 3)		0-0 6-3			0-0 BB BB 1B				0-3 K	4	0	1	0	0	1	2									
Mark Parent, R Greg Booker, R (8, 1) Dane Iorg, L OBP: 0.245, SLG: 0.330 (9, PH)			0-0 F8		0-3 K				0-3 K	3	0	0	0	0	2	3									
Ed Vosberg, L LaMarr Hoyt, R OBP: 0.149, SLG: 0.152 Graig Nettles, L OBP: 0.301, SLG: 0.377 (6, 5)				0-0 6-3		4-0 BB BB		0-3 K		0	0	0	0	0	0	0									
Inning Stats	R: 0 E: 0 K: 1 S: 4	H: 0 LOB: 1 BB: 1 P: 8	R: 0 E: 1 K: 0 S: 4	H: 0 LOB: 1 BB: 0 P: 4	R: 0 E: 0 K: 0 S: 3	H: 1 LOB: 0 BB: 0 P: 3	R: 0 E: 0 K: 1 S: 5	H: 0 LOB: 0 BB: 0 P: 5	R: 1 E: 0 K: 3 S: 11	H: 2 LOB: 3 BB: 2 P: 19	R: 0 E: 0 K: 0 S: 3	H: 0 LOB: 0 BB: 0 P: 3	R: 0 E: 0 K: 2 S: 8	H: 1 LOB: 1 BB: 0 P: 8	R: 2 E: 0 K: 0 S: 4	H: 1 LOB: 0 BB: 1 P: 8	R: 0 E: 0 K: 3 S: 9	H: 0 LOB: 0 BB: 0 P: 9	1B: 4 2B: 1 3B: 0 HR: 1	SF: 0 SAC: 0 DP: 1 HBP: 0	WP: 0 PB: 0 SB: 0 CS: 2	PA: 36			
PITCHER	IP	WLS	BF	H	R	ER	SO	BB	IBB	HBP	BLK	WP	HR	S	P	ERA	WHIP								
Ted Power, R ERA: 3.69 Ron Robinson, R ERA: 3.31	8.0	W	32	5	3	3	7	4	0	0	0	0	0	9	9	0.00	0.000								

Batter	1	2	3	4	5	6	7	8	9	AB	R	H	RBI	BB	SO	LOB	TOP										
Kurt Stillwell, S (1, 6) OBP: 0.313, SLG: 0.261	F9			2B HR		L8		5-3 1B	1-3 3-H 2B	5	2	3	1	0	0	0	Cincinnati Reds @ Atlanta Braves Atlanta-Fulton County Stadium, Atlanta, GA Tue Sep 30 1986, 7:05 PM EDT Att: 2,763 - Unknown										
Buddy Bell, R (1, 5) OBP: 0.362, SLG: 0.444	6-3			1-3 HR		F8		5-3	K	5	1	1	0	0	1	4											
Dave Parker, L (1, 9) OBP: 0.333, SLG: 0.480	5-3			2-H 3-H HR		K2-3			2-H 1B	4	1	2	4	0	1	0											
Eric Davis, R (1, 7) OBP: 0.385, SLG: 0.529		6-3		3-4					F4	4	0	0	0	0	1	1											
Bill Landrum, R (8, 1)										0	0	0	0	0	0	0											
Bo Diaz, R (1, 2) OBP: 0.323, SLG: 0.377		L6		F8						3	0	1	0	1	0	0											
Tracy Jones, R (9, PR) OBP: 0.406, SLG: 0.453										0	0	0	0	0	0	0											
Eddie Milner, L (1, 8) OBP: 0.320, SLG: 0.454										4	1	1	0	0	1	2											
Dave Concepcion, R (1, 3) OBP: 0.316, SLG: 0.346			1-3	CS	F8					4	1	1	0	0	1	1											
Ron Oester, S (1, 4) OBP: 0.323, SLG: 0.360										3	1	1	0	1	1	0											
Bill Gullickson, R (1, 1) OBP: 0.113, SLG: 0.078										2	0	0	0	0	1	0											
Carl Willis, L (5, 1) OBP: 0.333, SLG: 0.333										0	0	0	0	0	0	0											
Max Venable, L (6, PH) OBP: 0.287, SLG: 0.315										0	0	0	1	0	0	0											
Tony Perez, R (9, PH) OBP: 0.322, SLG: 0.315										0	0	0	1	0	0	0											
Inning Stats	R: 0 E: 0 K: 0 S: 3	H: 0 LOB: 0 BB: 0 P: 3	R: 0 E: 0 K: 1 S: 5	H: 0 LOB: 0 BB: 0 P: 5	R: 0 E: 0 K: 2 S: 7	H: 0 LOB: 0 BB: 0 P: 7	R: 3 E: 0 K: 0 S: 6	H: 4 LOB: 0 BB: 0 P: 6	R: 0 E: 0 K: 0 S: 3	H: 0 LOB: 0 BB: 0 P: 3	R: 0 E: 0 K: 2 S: 5	H: 0 LOB: 1 BB: 1 P: 11	R: 2 E: 0 K: 0 S: 6	H: 3 LOB: 1 BB: 0 P: 6	R: 2 E: 0 K: 1 S: 8	H: 3 LOB: 3 BB: 1 P: 12	1B: 6 2B: 2 3B: 1 HR: 1	SF: 2 SAC: 0 DP: 0 HBP: 0	WP: 0 PB: 0 SB: 0 CS: 1	PA: 39							
PITCHER	IP	WLS	BF	H	R	ER	SO	BB	IBB	HBP	BLK	WP	HR	S	P	ERA	WHIP										
Rick Mahler, R (1, 1) ERA: 4.84	7.2	W	30	7	5	5	6	1	0	0	0	0	1	41	45	5.87	1.043										
Jeff Dedmon, R (8, 1) ERA: 3.01	0.1		2	1	1	1	0	0	0	0	0	0	0	2	2	27.00	3.000										
Zane Smith, L (9, 1) ERA: 4.01	0.1		3	1	0	0	0	1	0	0	0	0	0	2	6	0.00	6.000										
Gene Garber, R (9, 1) ERA: 2.45	0.2	S	3	1	1	1	1	0	0	0	0	0	0	5	5	13.50	1.500										

AB	34
R	7
H	10
RBI	7
BB	2
SO	7
LOB	8



Batter	1	2	3	4	5	6	7	8	9	AB	R	H	RBI	BB	SO	LOB	BOTTOM										
Albert Hall, S (1, 9) OBP: 0.309, SLG: 0.280	4-3					L8				3	1	1	0	0	0	1	Cincinnati Reds @ Atlanta Braves Atlanta-Fulton County Stadium, Atlanta, GA Tue Sep 30 1986, 7:05 PM EDT Att: 2,763 - Unknown										
Omar Moreno, L (9, 9) OBP: 0.278, SLG: 0.353			SH3-4		1B 2B	F7				3	1	2	2	1	0	1											
Ken Oberkfell, L (1, 5) OBP: 0.377, SLG: 0.370					2B 1B	F7				4	1	0	0	0	0	3											
Dale Murphy, R (1, 8) OBP: 0.350, SLG: 0.487		L8			E6					4	1	0	0	0	0	3											
Bob Horner, R (1, 3) OBP: 0.336, SLG: 0.473					F7					4	2	2	3	0	0	1											
Ken Griffey, L (1, 7) OBP: 0.348, SLG: 0.492										2	2	2	1	2	0	0											
Andres Thomas, R (1, 6) OBP: 0.273, SLG: 0.385										4	0	2	1	0	0	1											
Bruce Benedict, R (1, 2) OBP: 0.300, SLG: 0.307										3	0	0	1	0	0	2											
Paul Runge, R (1, 4) OBP: 0.400, SLG: 0.250										3	0	0	0	0	1	2											
Chris Chambliss, L (8, PH) OBP: 0.373, SLG: 0.407										1	0	0	0	0	0	0											
Glenn Hubbard, R (9, 4) OBP: 0.343, SLG: 0.310										0	0	0	0	0	0	0											
Rick Mahler, R (1, 1) OBP: 0.233, SLG: 0.232										3	1	2	0	0	0	0											
Jeff Dedmon, L (8, 1) OBP: 0.125, SLG: 0.125										1	0	0	0	0	1	0											
Zane Smith, L (9, 1) OBP: 0.119, SLG: 0.088										0	0	0	0	0	0	0											
Gene Garber, R (9, 1) OBP: 0.286, SLG: 0.167										0	0	0	0	0	0	0											
Inning Stats	R: 0 E: 0 K: 0 S: 3	H: 0 LOB: 1 BB: 1 P: 7	R: 1 E: 0 K: 0 S: 4	H: 2 LOB: 0 BB: 0 P: 4	R: 1 E: 0 K: 0 S: 4	H: 2 LOB: 0 BB: 0 P: 4	R: 1 E: 1 K: 0 S: 5	H: 1 LOB: 1 BB: 0 P: 5	R: 4 E: 1 K: 0 S: 7	H: 4 LOB: 1 BB: 1 P: 11	R: 0 E: 0 K: 1 S: 6	H: 1 LOB: 1 BB: 0 P: 6	R: 1 E: 0 K: 0 S: 3	H: 1 LOB: 0 BB: 1 P: 7	R: 0 E: 0 K: 1 S: 5	H: 0 LOB: 0 BB: 0 P: 5	1B: 6 2B: 4 3B: 0 HR: 2	SF: 1 SAC: 1 DP: 4 HBP: 0	WP: 1 PB: 0 SB: 0 CS: 0	PA: 36							
PITCHER	IP	WLS	BF	H	R	ER	SO	BB	IBB	HBP	BLK	WP	HR	S	P	ERA	WHIP										
Bill Gullickson, R (1, 1) ERA: 3.29	2.2	L	11	3	1	1	1	1	1	0	0	0	1	11	19	3.38	1.500										
Carl Willis, R (5, 1) ERA: 4.47																											
Bill Landrum, R (8, 1) ERA: 6.17	1.0		3	0	0	0	1	0	0	0	0	0	0	5	5	0.00	0.000										

AB	31
R	8
H	11
RBI	8
BB	3
SO	2
LOB	11



Batter	1	2	3	4	5	6	7	8	9	10	11	12	13	AB R H RBI BB SO LOB	TOP					
Barry Larkin, R OBP: 0.321, SLG: 0.401 (1, 6)														6 0 1 0 1 1 2	<p>Cincinnati Reds @ Atlanta Braves Atlanta-Fulton County Stadium, Atlanta, GA</p> <p>livebaseballscorecards.com</p> <p>AB 49 R 6 H 13 RBI 4 BB 5 SO 14 LOB 24</p>					
Buddy Bell, R OBP: 0.353, SLG: 0.448 (1, 5)														5 0 1 0 0 0 3						
Dave Parker, L OBP: 0.335, SLG: 0.481 (1, 9)														5 1 2 0 1 2 1						
Eric Davis, R OBP: 0.370, SLG: 0.519 Rob Murphy, L (12, 1)														6 1 1 0 0 0 2 6 0 0 0 0 0 0 0 0						
Bo Diaz, R OBP: 0.326, SLG: 0.379 Nick Eassey, R OBP: 0.325, SLG: 0.403 (9, PR) (9, 3)														4 0 2 1 0 1 2 2 1 0 0 0 0 3						
Eddie Milner, L OBP: 0.318, SLG: 0.449 (1, 8)														6 0 1 0 0 3 2						
Tony Perez, R OBP: 0.333, SLG: 0.339 Tracy Jones, R OBP: 0.408, SLG: 0.453 Sal Butera, R OBP: 0.344, SLG: 0.336 (9, PR) (9, 2)														4 0 3 0 0 0 0 0 0 1 0 0 0 0 0 0 1 1 0 0 1 0 0 0						
Ron Oester, S OBP: 0.322, SLG: 0.359 (1, 4)														6 0 1 1 0 3 4						
Ken Griffey, L OBP: 0.350, SLG: 0.494 (10, 7)														2 1 0 0 0 0 0 2 1 0 0 0 0 0 0 0 0 0 0 0 0 0 0 0 0 0 0 1 0 0 0 0 0 0 0 0						
Ken Oberkfell, L OBP: 0.373, SLG: 0.366 (1, 5)														5 0 0 0 1 0 2						
Dale Murphy, R OBP: 0.351, SLG: 0.485 (1, 8)														6 1 1 0 0 3 2						
Bob Horner, R OBP: 0.335, SLG: 0.469 (1, 3)														5 1 1 0 1 0 1						
Terry Harper, R OBP: 0.336, SLG: 0.402 (10, 9)														6 1 3 0 0 0 2						
Andres Thomas, R OBP: 0.272, SLG: 0.381 (1, 6)														6 0 1 0 0 0 5						
Ozzie Virgil, R OBP: 0.341, SLG: 0.375 (1, 2)														5 1 3 4 1 2 3						
Glenn Hubbard, R OBP: 0.344, SLG: 0.308 Albert Hall, S OBP: 0.293, SLG: 0.280 Paul Runge, R OBP: 0.400, SLG: 0.250 Tert Simmons, S OBP: 0.310, SLG: 0.384 (11, PR) (12, 4) (13, PH)														4 0 0 0 1 1 2 0 0 0 0 0 0 0 0 0 0 0 0 0 0 0 0 1 0 0 0 0 0 1						
David Palmer, R OBP: 0.194, SLG: 0.273 Paul Assenmacher, L OBP: 0.176, SLG: 0.125 Chris Chambliss, L OBP: 0.370, SLG: 0.403 Charlie Puleo, R OBP: 0.333, SLG: 0.333 (9, 1) (9, PH) (10, 1)														2 0 0 0 0 1 0 0 0 0 0 0 0 0 0 0 0 0 0 0 0 0 0 1 0 0 0 0 0 0 0 1 0 0 0 0 0 1 1						
Inning Stats	R: 0 E: 0 K: 0 S: 3	H: 1 LOB: 2 BB: 1 P: 8	R: 0 E: 0 K: 2 S: 8	H: 1 LOB: 1 BB: 0 P: 8	R: 0 E: 0 K: 1 S: 5	H: 0 LOB: 0 BB: 0 P: 5	R: 0 E: 0 K: 1 S: 6	H: 1 LOB: 1 BB: 0 P: 6	R: 0 E: 0 K: 1 S: 6	H: 2 LOB: 1 BB: 0 P: 6	R: 0 E: 0 K: 2 S: 6	H: 0 LOB: 0 BB: 0 P: 7	R: 0 E: 0 K: 1 S: 7	H: 0 LOB: 0 BB: 0 P: 7	R: 0 E: 0 K: 1 S: 6	H: 1 LOB: 0 BB: 1 P: 10	1B: 10 2B: 2 3B: 0 HR: 1	SF: 0 SAC: 1 DP: 2 HBP: 0	WP: 1 PB: 0 SB: 1 CS: 0	PA: 55
PITCHER	IP WLS BF H R ER SO BB IBB HBP BLK WP HR S P ERA WHIP	8.0 32 9 3 3 7 1 0 0 0 0 0 45 49 3.38 1.250	0.1 3 2 1 0 1 0 0 0 0 1 0 5 5 0.00 6.000	0.2 3 0 0 0 0 0 1 0 0 0 0 2 6 0.00 0.000	4.0 L 17 2 2 2 6 2 1 0 0 0 1 26 38 4.50 1.000															

Batter	1	2	3	4	5	6	7	8	9	10	11	12	13	AB R H RBI BB SO LOB	BOTTOM												
Darryl Motley, R OBP: 0.339 Ken Griffey, L OBP: 0.350, SLG: 0.494 (9, PH) (10, 7)															3 0 0 0 1 0 0 2 0 2 0 0 0 0	<p>Cincinnati Reds @ Atlanta Braves Atlanta-Fulton County Stadium, Atlanta, GA</p> <p>livebaseballscorecards.com</p> <p>AB 47 R 4 H 11 RBI 4 BB 5 SO 8 LOB 19</p>											
Ken Oberkfell, L OBP: 0.373, SLG: 0.366 (1, 5)														5 0 0 0 1 0 2													
Dale Murphy, R OBP: 0.351, SLG: 0.485 (1, 8)														6 1 1 0 0 3 2													
Bob Horner, R OBP: 0.335, SLG: 0.469 (1, 3)														5 1 1 0 1 0 1													
Terry Harper, R OBP: 0.336, SLG: 0.402 (10, 9)														6 1 3 0 0 0 2													
Andres Thomas, R OBP: 0.272, SLG: 0.381 (1, 6)														6 0 1 0 0 0 5													
Ozzie Virgil, R OBP: 0.341, SLG: 0.375 (1, 2)														5 1 3 4 1 2 3													
Glenn Hubbard, R OBP: 0.344, SLG: 0.308 Albert Hall, S OBP: 0.293, SLG: 0.280 Paul Runge, R OBP: 0.400, SLG: 0.250 Tert Simmons, S OBP: 0.310, SLG: 0.384 (11, PR) (12, 4) (13, PH)														4 0 0 0 1 1 2 0 0 0 0 0 0 0 0 0 0 0 0 0 0 0 0 1 0 0 0 0 0 1													
David Palmer, R OBP: 0.194, SLG: 0.273 Paul Assenmacher, L OBP: 0.176, SLG: 0.125 Chris Chambliss, L OBP: 0.370, SLG: 0.403 Charlie Puleo, R OBP: 0.333, SLG: 0.333 (9, 1) (9, PH) (10, 1)														2 0 0 0 0 1 0 0 0 0 0 0 0 0 0 0 0 0 0 0 0 0 0 1 0 0 0 0 0 0 0 1 0 0 0 0 0 1 1													
Inning Stats	R: 0 E: 0 K: 0 S: 3	H: 0 LOB: 0 BB: 0 P: 8	R: 1 E: 0 K: 0 S: 4	H: 1 LOB: 1 BB: 1 P: 8	R: 0 E: 0 K: 0 S: 3	H: 0 LOB: 0 BB: 0 P: 5	R: 0 E: 0 K: 1 S: 6	H: 1 LOB: 1 BB: 0 P: 6	R: 0 E: 0 K: 1 S: 6	H: 0 LOB: 2 BB: 2 P: 11	R: 0 E: 0 K: 2 S: 9	H: 2 LOB: 2 BB: 0 P: 9	R: 0 E: 0 K: 1 S: 8	H: 1 LOB: 2 BB: 1 P: 12	R: 0 E: 0 K: 1 S: 6		H: 1 LOB: 1 BB: 0 P: 6	R: 0 E: 0 K: 1 S: 4	H: 1 LOB: 1 BB: 1 P: 8	R: 0 E: 0 K: 0 S: 3	H: 0 LOB: 0 BB: 0 P: 3	R: 0 E: 0 K: 0 S: 4	H: 1 LOB: 1 BB: 0 P: 4	1B: 9 2B: 1 3B: 0 HR: 1	SF: 0 SAC: 1 DP: 0 HBP: 0	WP: 0 PB: 0 SB: 1 CS: 1	PA: 53
PITCHER	IP WLS BF H R ER SO BB IBB HBP BLK WP HR S P ERA WHIP	7.0 29 5 4 4 2 2 0 0 0 0 0 9 9 5.14 1.000	1.0 5 2 0 0 2 0 0 0 0 0 0 9 9 0.00 2.000	2.0 9 2 0 0 3 1 0 0 0 0 0 14 18 0.00 1.500	1.0 3 1 0 0 1 1 0 0 0 0 0 4 8 0.00 2.000																						

Batter	1	2	3	4	5	6	7	8	9	AB	R	H	RBI	BB	SO	LOB	TOP					
Tony Gwynn, L (1, 9) OBP: 0.382, SLG: 0.469										4	1	2	0	1	0	2	San Diego Padres @ Cincinnati Reds Riverfront Stadium, Cincinnati, OH Fri Oct 03 1986, 7:05 PM EDT Att: 12,853 - Unknown livebaseballscorecards.com					
John Kruk, L (1, 7) OBP: 0.407, SLG: 0.430										5	0	3	3	0	1	1						
Kevin McReynolds, R (1, 8) OBP: 0.359, SLG: 0.501										4	0	1	0	0	1	4						
Carmelo Martinez, R (1, 3) OBP: 0.332, SLG: 0.388										4	0	0	0	0	0	4						
Garry Templeton, S (1, 6) OBP: 0.294, SLG: 0.308										4	0	1	0	0	1	4						
Randy Asadoor, R (1, 5) OBP: 0.400, SLG: 0.468										2	1	0	0	0	1	2						
Graig Nettles, L (8, PH) (8, 5) OBP: 0.300, SLG: 0.379										1	0	0	0	0	1	0						
Mark Parent, R (1, 2) Benito Santiago, R (6, PR) (6, 2) OBP: 0.298, SLG: 0.481										3	1	2	0	0	0	1						
Bip Roberts, S (1, 4) OBP: 0.293, SLG: 0.303										4	0	1	0	0	1	2						
Ed Wojna, R (1, 1) OBP: 0.143, SLG: 0.143										2	0	0	0	0	2	2						
LaMarr Hoyt, R (4, 1) OBP: 0.149, SLG: 0.152										0	0	0	0	0	0	0						
Dane Iorg, L (6, PH) OBP: 0.241, SLG: 0.324										1	0	0	0	0	1	2						
Greg Booker, R (6, 1) OBP: 0.337, SLG: 0.367										0	0	0	0	0	0	0						
Jerry Royster, R (9, PH) OBP: 0.337, SLG: 0.367										1	0	0	0	0	1	0						
Inning Stats	R: 0 E: 0 K: 1 S: 7	H: 2 LOB: 2 BB: 0 P: 7	R: 3 E: 0 K: 3 S: 11	H: 2 LOB: 1 BB: 2 P: 19	R: 0 E: 0 K: 1 S: 6	H: 1 LOB: 1 BB: 0 P: 6	R: 0 E: 0 K: 1 S: 6	H: 1 LOB: 1 BB: 0 P: 6	R: 0 E: 0 K: 0 S: 3	H: 1 LOB: 0 BB: 0 P: 3	R: 0 E: 0 K: 2 S: 9	H: 2 LOB: 2 BB: 0 P: 9	R: 0 E: 0 K: 0 S: 4	H: 1 LOB: 1 BB: 0 P: 4	R: 0 E: 0 K: 2 S: 7	H: 0 LOB: 0 BB: 0 P: 7	R: 0 E: 0 K: 2 S: 7	H: 0 LOB: 0 BB: 0 P: 7	1B: 9 2B: 1 3B: 1 HR: 0	SF: 0 SAC: 0 DP: 1 HBP: 0	WP: 1 PB: 1 SB: 0 CS: 0	PA: 38
PITCHER	IP WLS BF H R ER SO BB IBB HBP BLK WP HR S P ERA WHIP																					
Ted Power, R (1, 1) ERA: 3.7	7.0 W 32 10 3 3 8 1 1 0 1 1 0 46 54 3.86 1.571																					
Ron Robinson, R (8, 1) ERA: 3.27	1.0 3 0 0 0 2 0 0 0 0 0 0 7 7 0.00 0.000																					
John Franco, L (9, 1) ERA: 2.95	1.0 S 3 0 0 0 2 0 0 0 0 0 0 7 7 0.00 0.000																					

Batter	1	2	3	4	5	6	7	8	9	AB	R	H	RBI	BB	SO	LOB	BOTTOM			
Barry Larkin, R (1, 6) OBP: 0.313, SLG: 0.391										4	0	0	0	0	2	2	San Diego Padres @ Cincinnati Reds Riverfront Stadium, Cincinnati, OH Fri Oct 03 1986, 7:05 PM EDT Att: 12,853 - Unknown livebaseballscorecards.com			
Buddy Bell, R (1, 5) OBP: 0.361, SLG: 0.445										4	0	0	0	0	1	2				
Dave Parker, L (1, 9) OBP: 0.333, SLG: 0.478										4	1	0	0	0	1	0				
Eric Davis, R (1, 7) OBP: 0.380, SLG: 0.522										3	2	1	0	0	0	0				
Bo Diaz, R (1, 2) OBP: 0.327, SLG: 0.380										4	0	2	0	0	0	1				
Tracy Jones, R (8, PR) OBP: 0.406, SLG: 0.453										0	1	0	0	0	0	0				
Sal Butera, R (9, 2) OBP: 0.344, SLG: 0.336										0	0	0	0	0	0	0				
Eddie Milner, L (1, 8) OBP: 0.320, SLG: 0.451										3	1	1	2	1	0	2				
Tony Perez, R (1, 3) OBP: 0.332, SLG: 0.342										4	1	1	2	0	0	2				
John Franco, L (9, 1) ERA: 2.95										0	0	0	0	0	0	0				
Ron Oester, S (1, 4) OBP: 0.322, SLG: 0.357										2	0	0	0	1	1	1				
Ted Power, R (1, 1) ERA: 3.23	3.1 L 16 4 5 3 4 0 1 0 0 0 0 7 15 0.00 0.600																			
Kurt Stillwell, S (7, PH) ERA: 5.15	1.2 7 0 0 0 1 1 1 0 0 0 0 7 15 0.00 0.600																			
Ron Robinson, R (8, 1) OBP: 0.071, SLG: 0.071	3.0 11 1 1 0 1 0 1 0 0 0 0 12 16 0.00 0.333																			
Dave Concepcion, R (9, 3) OBP: 0.315, SLG: 0.345										0	0	0	0	0	0	0				
Inning Stats	R: 0 E: 0 K: 1 S: 5	H: 0 LOB: 0 BB: 0 P: 5	R: 1 E: 0 K: 1 S: 7	H: 2 LOB: 1 BB: 0 P: 7	R: 0 E: 0 K: 2 S: 7	H: 0 LOB: 0 BB: 0 P: 7	R: 4 E: 2 K: 1 S: 8	H: 2 LOB: 2 BB: 2 P: 17	R: 0 E: 0 K: 0 S: 3	H: 0 LOB: 0 BB: 0 P: 3	R: 0 E: 0 K: 0 S: 3	H: 0 LOB: 0 BB: 0 P: 3	R: 0 E: 0 K: 0 S: 3	H: 0 LOB: 0 BB: 0 P: 3	R: 1 E: 1 K: 1 S: 6	H: 1 LOB: 2 BB: 1 P: 10	1B: 2 2B: 2 3B: 1 HR: 0	SF: 0 SAC: 0 DP: 0 HBP: 1	WP: 0 PB: 0 SB: 4 CS: 0	PA: 34
PITCHER	IP WLS BF H R ER SO BB IBB HBP BLK WP HR S P ERA WHIP																			
Ed Wojna, R (1, 1) ERA: 1.64	3.1 L 16 4 5 3 4 0 1 0 0 0 0 7 15 0.00 0.600																			
LaMarr Hoyt, R (4, 1) ERA: 5.15	1.2 7 0 0 0 1 1 1 0 0 0 0 7 15 0.00 0.600																			
Greg Booker, R (6, 1) ERA: 1.64	3.0 11 1 1 0 1 0 1 0 0 0 0 12 16 0.00 0.333																			

Batter	1	2	3	4	5	6	7	8	9	AB	R	H	RBI	BB	SO	LOB	TOP			
Tony Gwynn, L (1.9) OBP: 0.382, SLG: 0.468										4	1	1	0	1	0	2				
John Kruk, L (1.7) OBP: 0.405, SLG: 0.427										4	1	1	0	0	1	1				
Kevin McReynolds, R (1.8) OBP: 0.389, SLG: 0.505										3	1	1	4	1	0	0				
Steve Garvey, R (1.3) OBP: 0.285, SLG: 0.408										4	0	1	0	0	1	1				
Garry Templeton, S (1.6) OBP: 0.294, SLG: 0.308										4	1	1	0	0	1	1				
Benito Santiago, R (1.2) OBP: 0.311, SLG: 0.483										4	2	2	0	0	1	0				
Randy Asadoor, R (1.5) OBP: 0.389, SLG: 0.451										4	0	1	0	0	1	2				
Bip Roberts, S (1.4) OBP: 0.293, SLG: 0.303										0	0	0	0	0	0	0				
Jerry Royster, R (2.4) OBP: 0.333, SLG: 0.362										1	0	0	0	0	0	0				
Marvell Wynne, L (0. PH) OBP: 0.301, SLG: 0.418										1	0	0	0	0	0	0				
Ed Whitten, S (1.1) Gene Walter, L (0.1) Dave LaPoint, L (0.1) Rich Gossage, R (0.1) Ed Vosberg, L (0.1) Bob Stoddard, R (0.1) Terry Kennedy, L (0.1) Dave Givens, R (0.1)										1	0	0	0	0	0	0				
Inning Stats	R: 0 E: 0 K: 1 S: 5	H: 1 LOB: 1 BB: 1 P: 9	R: 0 E: 0 K: 3 S: 9	H: 0 LOB: 0 BB: 0 P: 9	R: 4 E: 0 K: 0 S: 6	H: 4 LOB: 0 BB: 1 P: 10	R: 1 E: 0 K: 1 S: 7	H: 2 LOB: 1 BB: 0 P: 7	R: 0 E: 0 K: 0 S: 3	H: 0 LOB: 0 BB: 0 P: 3	R: 0 E: 0 K: 0 S: 3	H: 0 LOB: 0 BB: 0 P: 3	R: 0 E: 0 K: 1 S: 5	H: 0 LOB: 0 BB: 0 P: 5	R: 2 E: 0 K: 0 S: 6	H: 3 LOB: 1 BB: 0 P: 6	1B: 9 2B: 0 3B: 0 HR: 1	SF: 1 SAC: 0 DP: 1 HBP: 0	WP: 0 PA: 37 PB: 0 SB: 1 CS: 3	
PITCHER	IP WLS BF H R ER SO BB IBB HBP BLK WP HR S P ERA WHIP	IP WLS BF H R ER SO BB IBB HBP BLK WP HR S P ERA WHIP	IP WLS BF H R ER SO BB IBB HBP BLK WP HR S P ERA WHIP	IP WLS BF H R ER SO BB IBB HBP BLK WP HR S P ERA WHIP	IP WLS BF H R ER SO BB IBB HBP BLK WP HR S P ERA WHIP	IP WLS BF H R ER SO BB IBB HBP BLK WP HR S P ERA WHIP	IP WLS BF H R ER SO BB IBB HBP BLK WP HR S P ERA WHIP	IP WLS BF H R ER SO BB IBB HBP BLK WP HR S P ERA WHIP	IP WLS BF H R ER SO BB IBB HBP BLK WP HR S P ERA WHIP	IP WLS BF H R ER SO BB IBB HBP BLK WP HR S P ERA WHIP	IP WLS BF H R ER SO BB IBB HBP BLK WP HR S P ERA WHIP	IP WLS BF H R ER SO BB IBB HBP BLK WP HR S P ERA WHIP	IP WLS BF H R ER SO BB IBB HBP BLK WP HR S P ERA WHIP	IP WLS BF H R ER SO BB IBB HBP BLK WP HR S P ERA WHIP	IP WLS BF H R ER SO BB IBB HBP BLK WP HR S P ERA WHIP	IP WLS BF H R ER SO BB IBB HBP BLK WP HR S P ERA WHIP	IP WLS BF H R ER SO BB IBB HBP BLK WP HR S P ERA WHIP	IP WLS BF H R ER SO BB IBB HBP BLK WP HR S P ERA WHIP	IP WLS BF H R ER SO BB IBB HBP BLK WP HR S P ERA WHIP	IP WLS BF H R ER SO BB IBB HBP BLK WP HR S P ERA WHIP
Bill Gullickson, R (1.1) ERA: 3.38	6.1 W 26 7 5 5 5 2 0 0 0 0 0 1 34 42 7.11 1.421	1.2 5 0 0 0 1 0 0 0 0 0 0 0 7 7 0.00 0.000	0.2 5 3 2 2 0 0 0 0 0 0 0 0 5 5 27.00 4.500	0.1 S 1 0 0 0 0 0 0 0 0 0 0 0 1 1 0.00 0.000																
Rob Murphy, L (7.1) ERA: 0.73																				
Bill Landrum, R (9.1) ERA: 6.75																				
John Franco, L (9.1) ERA: 2.94																				

San Diego Padres @ Cincinnati Reds
Riverfront Stadium, Cincinnati, OH
Sat Oct 04 1986, 3:33 AM EDT
Att: 12,654 - Unknown

AB	34
R	7
H	10
RBI	7
BB	2
SO	6
LOB	9



Batter	1	2	3	4	5	6	7	8	9	AB	R	H	RBI	BB	SO	LOB	BOTTOM			
Barry Larkin, R (1.6) OBP: 0.315, SLG: 0.404										5	0	2	4	0	1	1				
Buddy Bell, R (1.5) OBP: 0.363, SLG: 0.447										4	1	2	0	1	0	2				
Dave Parker, L (1.9) OBP: 0.332, SLG: 0.480										5	1	1	1	0	2	5				
Bill Landrum, R (9.1) John Franco, L (9.1)										0	0	0	0	0	0	0				
Eric Davis, R (1.7) OBP: 0.379, SLG: 0.527										4	1	1	2	0	1	1				
Tony Perez, R (1.3) OBP: 0.335, SLG: 0.360										4	2	2	1	0	1	0				
Eddie Milner, L (1.8) OBP: 0.319, SLG: 0.449										4	1	1	0	0	1	1				
Sal Butera, R (1.2) OBP: 0.356, SLG: 0.363										3	2	2	1	1	0	0				
Ron Oester, S (1.4) OBP: 0.325, SLG: 0.356										1	2	0	0	3	0	0				
Bill Gullickson, R (1.1) OBP: 0.110, SLG: 0.076										2	0	0	1	0	0	2				
Rob Murphy, L (7.1) Dave Concepcion, R (6. PH) Max Venale, L (9.7)										0	0	0	0	0	0	0				
										1	0	0	0	0	1	2				
										0	0	0	0	0	0	0				
Inning Stats	R: 0 E: 0 K: 3 S: 10	H: 1 LOB: 1 BB: 0 P: 10	R: 3 E: 0 K: 0 S: 5	H: 2 LOB: 1 BB: 2 P: 13	R: 2 E: 0 K: 1 S: 7	H: 2 LOB: 0 BB: 0 P: 7	R: 1 E: 0 K: 0 S: 4	H: 1 LOB: 1 BB: 1 P: 8	R: 0 E: 0 K: 1 S: 5	H: 0 LOB: 0 BB: 0 P: 5	R: 0 E: 0 K: 0 S: 3	H: 1 LOB: 0 BB: 0 P: 3	R: 2 E: 0 K: 0 S: 5	H: 2 LOB: 0 BB: 0 P: 5	R: 2 E: 0 K: 2 S: 9	H: 2 LOB: 2 BB: 2 P: 17	1B: 5 2B: 1 3B: 2 HR: 3	SF: 0 SAC: 1 DP: 0 HBP: 0	WP: 0 PA: 39 PB: 0 SB: 0 CS: 0	
PITCHER	IP WLS BF H R ER SO BB IBB HBP BLK WP HR S P ERA WHIP	IP WLS BF H R ER SO BB IBB HBP BLK WP HR S P ERA WHIP	IP WLS BF H R ER SO BB IBB HBP BLK WP HR S P ERA WHIP	IP WLS BF H R ER SO BB IBB HBP BLK WP HR S P ERA WHIP	IP WLS BF H R ER SO BB IBB HBP BLK WP HR S P ERA WHIP	IP WLS BF H R ER SO BB IBB HBP BLK WP HR S P ERA WHIP	IP WLS BF H R ER SO BB IBB HBP BLK WP HR S P ERA WHIP	IP WLS BF H R ER SO BB IBB HBP BLK WP HR S P ERA WHIP	IP WLS BF H R ER SO BB IBB HBP BLK WP HR S P ERA WHIP	IP WLS BF H R ER SO BB IBB HBP BLK WP HR S P ERA WHIP	IP WLS BF H R ER SO BB IBB HBP BLK WP HR S P ERA WHIP	IP WLS BF H R ER SO BB IBB HBP BLK WP HR S P ERA WHIP	IP WLS BF H R ER SO BB IBB HBP BLK WP HR S P ERA WHIP	IP WLS BF H R ER SO BB IBB HBP BLK WP HR S P ERA WHIP	IP WLS BF H R ER SO BB IBB HBP BLK WP HR S P ERA WHIP	IP WLS BF H R ER SO BB IBB HBP BLK WP HR S P ERA WHIP	IP WLS BF H R ER SO BB IBB HBP BLK WP HR S P ERA WHIP	IP WLS BF H R ER SO BB IBB HBP BLK WP HR S P ERA WHIP	IP WLS BF H R ER SO BB IBB HBP BLK WP HR S P ERA WHIP	IP WLS BF H R ER SO BB IBB HBP BLK WP HR S P ERA WHIP
Ed Whitten, R (1.1) ERA: 6.23	2.1 14 5 5 5 3 2 0 0 0 0 0 0 4 4 0.00 0.000	0.2 2 0 0 0 1 0 0 0 0 0 0 0 4 4 0.00 0.000	3.0 L 11 2 1 1 1 1 0 0 0 0 0 0 12 16 3.00 1.000	1.0 5 2 2 2 0 0 0 0 0 0 1 5 5 18.00 2.000	0.0 3 2 2 2 0 1 0 0 0 0 0 0 2 6 ∞ ∞															
Gene Walter, L (3.1) ERA: 3.66																				
Dave LaPoint, L (4.1) ERA: 5.02																				
Rich Gossage, R (7.1) ERA: 4.45																				
Ed Vosberg, L (8.1) ERA: 6.59																				

San Diego Padres @ Cincinnati Reds
Riverfront Stadium, Cincinnati, OH
Sat Oct 04 1986, 3:33 AM EDT
Att: 12,654 - Unknown

AB	33
R	10
H	11
RBI	10
BB	5
SO	7
LOB	14



Batter	1	2	3	4	5	6	7	8	9	AB	R	H	RBI	BB	SO	LOB	TOP														
Tony Gwynn, L OBP: 0.381, SLG: 0.467 (1, 9)										5	1	1	0	0	0	2	San Diego Padres @ Cincinnati Reds Riverfront Stadium, Cincinnati, OH Sun Oct 05 1986, 3:33 AM EDT Att: 24,825 - Unknown AB 35 R 2 H 10 RBI 1 BB 2 SO 6 LOB 18 														
Jerry Royster, R OBP: 0.336, SLG: 0.362 (1, 4)										3	0	1	0	1	0	0															
John Kruk, L OBP: 0.403, SLG: 0.424 Marvell Wynne, L OBP: 0.300, SLG: 0.417 (8, PR) (8, 8)										4	0	1	1	0	0	0															
Kevin McReynolds, R OBP: 0.358, SLG: 0.504 (1, 8) (8, 7)										4	1	1	0	0	1	2															
Bento Santiago, R OBP: 0.308, SLG: 0.468 (1, 2)										4	0	1	0	0	1	3															
Gary Templeton, S OBP: 0.296, SLG: 0.308 (1, 6)										3	0	1	0	1	0	0															
Randy Asadoor, R OBP: 0.397, SLG: 0.455 (1, 5)										4	0	2	0	0	1	5															
Tim Puznarski, R OBP: 0.319, SLG: 0.262 Carmelo Martinez, R OBP: 0.333, SLG: 0.389 Tim Flannery, L OBP: 0.376, SLG: 0.345 Craig Lefferts, L OBP: 0.125, SLG: 0.500 (1, 3) (7, 3) (9, PR) (9, 1)										3	0	1	0	0	1	1															
Andy Hawkins, R OBP: 0.162, SLG: 0.164 Steve Garvey, R OBP: 0.284, SLG: 0.408 (9, PH) (9, 3)										2	0	0	0	0	1	2															
Inning Stats	R: 2 E: 1 K: 0 S: 7	H: 4 LOB: 2 BB: 0 P: 7	R: 0 E: 0 K: 1 S: 5	H: 0 LOB: 0 BB: 0 P: 5	R: 0 E: 0 K: 0 S: 3	H: 0 LOB: 0 BB: 0 P: 3	R: 0 E: 0 K: 1 S: 7	H: 2 LOB: 2 BB: 0 P: 7	R: 0 E: 0 K: 0 S: 3	H: 0 LOB: 0 BB: 0 P: 3	R: 0 E: 0 K: 0 S: 4	H: 1 LOB: 1 BB: 0 P: 4	R: 0 E: 0 K: 3 S: 11	H: 2 LOB: 3 BB: 1 P: 15	R: 0 E: 0 K: 1 S: 6	H: 1 LOB: 2 BB: 1 P: 10		1B: 9 2B: 1 3B: 0 HR: 0	SF: 0 SAC: 2 DP: 0 HBP: 0	WP: 0 PB: 0 SB: 2 CS: 0	PA: 39										
PITCHER	IP WLS BF H R ER SO BB IBB HBP BLK WP HR S P ERA WHIP																														
Chris Welsh, L ERA: 4.78 Ron Robinson, R ERA: 3.24 Rob Murphy, L ERA: 0.72 (1, 1) (8, 1) (9, 1)	7.0 1.0 1.0	L 6 5	28 2 1	7 0 0	2 0 0	2 0 0	2 3 1	0 1 0	0 0 0	0 0 0	0 0 0	0 11 6	32 15 10	32 0.00 0.00	2.57 2.000 1.000																

Batter	1	2	3	4	5	6	7	8	9	AB	R	H	RBI	BB	SO	LOB	BOTTOM														
Eric Davis, R OBP: 0.378, SLG: 0.523 (1, 7)										3	0	0	0	1	2	3	San Diego Padres @ Cincinnati Reds Riverfront Stadium, Cincinnati, OH Sun Oct 05 1986, 3:33 AM EDT Att: 24,825 - Unknown AB 30 R 1 H 3 RBI 1 BB 4 SO 7 LOB 11 														
Barry Larkin, R OBP: 0.320, SLG: 0.403 (1, 6)										3	0	1	0	1	0	0															
Dave Parker, L OBP: 0.330, SLG: 0.477 (1, 9)										4	0	0	0	0	3	3															
Buddy Bell, R OBP: 0.362, SLG: 0.445 (1, 5)										4	1	1	0	0	0	0															
Tony Perez, R OBP: 0.333, SLG: 0.355 (1, 3)										3	0	0	0	1	0	2															
Eddie Milner, L OBP: 0.317, SLG: 0.446 (1, 8)										3	0	0	1	0	0	0															
Dave Vangorder, R (1, 2)										3	0	0	0	1	0	0															
Ron Oester, S OBP: 0.325, SLG: 0.356 (1, 4)										4	0	1	0	0	1	0															
Chris Welsh, L OBP: 0.199, SLG: 0.238 Kurt Stillwell, S OBP: 0.309, SLG: 0.258 Ron Robinson, R OBP: 0.071, SLG: 0.071 Rob Murphy, L (1, 1) (7, PH) (8, 1) (9, 1)										2	0	0	0	0	1	3															
Inning Stats	R: 0 E: 0 K: 1 S: 5	H: 0 LOB: 0 BB: 0 P: 5	R: 1 E: 1 K: 1 S: 7	H: 1 LOB: 3 BB: 2 P: 15	R: 0 E: 0 K: 1 S: 5	H: 0 LOB: 0 BB: 0 P: 5	R: 0 E: 0 K: 0 S: 3	H: 0 LOB: 0 BB: 0 P: 3	R: 0 E: 0 K: 1 S: 5	H: 0 LOB: 2 BB: 2 P: 13	R: 0 E: 0 K: 0 S: 3	H: 0 LOB: 0 BB: 0 P: 3	R: 0 E: 0 K: 2 S: 9	H: 2 LOB: 2 BB: 0 P: 9	R: 0 E: 0 K: 1 S: 5	H: 0 LOB: 0 BB: 0 P: 5		1B: 3 2B: 0 3B: 0 HR: 0	SF: 1 SAC: 0 DP: 0 HBP: 0	WP: 0 PB: 0 SB: 2 CS: 0	PA: 35										
PITCHER	IP WLS BF H R ER SO BB IBB HBP BLK WP HR S P ERA WHIP																														
Andy Hawkins, R ERA: 4.3 Craig Lefferts, L ERA: 3.09 (1, 1) (9, 1)	8.0 1.0	W S	32 3	3 0	1 0	0 0	6 1	4 0	0 0	0 0	0 0	0 5	40 5	56 0.00	0.875 0.000																