

# Cincinnati Reds - 1988

Batter	1	2	3	4	5	6	7	8	9	10	11	12	AB	R	H	RBI	BB	SO	LOB	TOP								
Vince Coleman, S OBP: 0.167, SLG: 0.167	G4-3		P5	1B		E4		FC6-4			4-3		6	0	1	0	0	0	2									
Ozzie Smith, S OBP: 0.500, SLG: 0.400	F8			4-3				CS	P6			SH1-3	5	0	2	0	1	0	1									
Tom Herr, S	G4-3		K		3-1				L8			SH1-3	4	0	0	0	1	1	2									
Bob Horner, R		G6-3	G5-3			BLK			5-3				4	0	0	0	2	1	5									
Willie McGee, S OBP: 0.167, SLG: 0.167		BLK		F7	L6			1-3		F8		F7	6	1	1	0	0	0	3									
Terry Pendleton, S Ken Griffey, L Todd Worrell, R Tom Pagnozzi, R Larry McWilliams, L	G4-3			1B		HR		FC6	IBB			G3	3	1	1	1	1	0	0									
Tony Peña, R Steve Peters, L Bob Forsch, R Steve Lake, R				P6	FC6			6-3		F9			4	0	0	0	1	0	3									
AB 43 R 4 H 8 RBI 4 BB 7 SO 4 LOB 19													0	0	0	0	0	0	0									
Joe Magrane, R Scott Terry, R	G1-3							L9				4-3	5	1	1	0	0	1	1									
Joe Magrane, R Scott Terry, R José Oquendo, S												G3	2	1	1	3	1	1	0									
Inning Stats	R: 0 E: 0 K: 0 S: 8	H: 0 LOB: 0 BB: 12	R: 1 E: 1 K: 0 S: 12	H: 1 LOB: 1 BB: 24	R: 0 E: 1 K: 1 S: 11	H: 1 LOB: 2 BB: 1	R: 3 E: 0 K: 0 S: 14	H: 4 LOB: 1 BB: 0 P: 21	R: 0 E: 0 K: 0 S: 5	H: 0 LOB: 2 BB: 2 P: 15	R: 0 E: 1 K: 2 S: 13	H: 1 LOB: 3 BB: 1 P: 21	R: 0 E: 0 K: 0 S: 5	H: 1 LOB: 0 BB: 0 P: 16	R: 0 E: 0 K: 0 S: 7	H: 0 LOB: 0 BB: 0 P: 12	R: 0 E: 0 K: 0 S: 6	H: 0 LOB: 0 BB: 10	R: 0 E: 0 K: 0 S: 4	H: 0 LOB: 0 BB: 5	R: 0 E: 0 K: 0 S: 9	H: 0 LOB: 2 BB: 20	1B: 7 2B: 0 3B: 0 HR: 1	SF: 0 SAC: 1 DP: 0 HBP: 0	WP: 0 PB: 0 SB: 3 CS: 1	PA: 52		
PITCHER	IP	WLS	BF	H	R	ER	SO	BB	IBB	HBP	BLK	WP	HR	S	P	ERA	WHIP											
Mario Soto, R ERA: 5.4	(1, 1)	5.0	25	6	4	3	1	0	0	0	0	0	0	18	29	0.00	0.500											
Jose Rijo, R ERA:	(6, 1)	2.0	9	1	0	0	2	0	1	0	0	0	0	0	15	28	0.00	0.500										
Rob Murphy, L ERA:	(8, 1)	2.0	6	1	0	0	1	0	0	0	0	0	0	10	15	0.00	0.000											
John Franco, L ERA:	(10, 1)	2.0	6	0	0	0	0	0	0	0	0	0	0	9	20	0.00	1.000											
Pat Perry, L ERA:	(12, 1)	1.0	W	5	0	0	0	1	1	0	0	0	0	9	20	0.00	1.000											

St. Louis Cardinals @ Cincinnati Reds  
Riverfront Stadium, Cincinnati, OH  
Mon Apr 04 1988, 3:33 AM EDT  
Att. 55,438 - Sunny - 70 F



Batter	1	2	3	4	5	6	7	8	9	10	11	12	AB	R	H	RBI	BB	SO	LOB	BOTTOM							
Barry Larkin, R OBP: 0.400, SLG: 0.400	G6-4-3		BLK		1-3		F2		5-3			SH3-4	5	1	2	0	0	0	1								
Dave Concepcion, R OBP: 0.500, SLG: 0.333 Rob Murphy, L Paul O'Neill, L	G6-4-3			G6-4-3		4-3	6-3					K	3	0	1	0	1	0	1								
Kal Daniels, L OBP: 0.667, SLG: 1.250	G6-4-3		G6-4-3			HR	BB					1B	4	1	2	2	2	0	3								
Eric Davis, R	F8		G5-3			K	P6					G4-6-3	5	0	0	0	0	1	4								
Tracy Jones, R OBP: 0.400, SLG: 0.400		BLK		6-3		1B		F9				6-3	5	1	2	0	0	0	0								
Bo Diaz, R OBP: 0.200, SLG: 0.200		K		6-3		E5		F7				F8	5	0	1	0	0	1	1								
Nick Esasky, R John Franco, L Lloyd McClendon, R Pat Perry, L		FC1-2		F8		E5		K				BB	3	0	0	0	1	1	1								
Chris Sabo, R OBP: 0.200, SLG: 0.200	F7				4-3							L9	5	1	1	0	0	0	3								
Mario Soto, R Dave Collins, S Jose Rijo, R Jeff Treadway, L	FC1-2				L1		E3					SH3-4	1	0	0	0	0	2									
AB 41 R 5 H 10 RBI 2 BB 6 SO 5 LOB 17													0	0	0	0	0	0	0								
Inning Stats	R: 0 E: 0 K: 0 S: 10	H: 2 LOB: 1 BB: 14	R: 0 E: 0 K: 1 S: 11	H: 1 LOB: 2 BB: 16	R: 1 E: 0 K: 0 S: 11	H: 1 LOB: 0 BB: 18	R: 0 E: 0 K: 0 S: 5	H: 0 LOB: 0 BB: 7	R: 0 E: 0 K: 0 S: 6	H: 0 LOB: 0 BB: 0 P: 7	R: 2 E: 1 K: 0 S: 12	H: 3 LOB: 1 BB: 1 P: 16	R: 1 E: 1 K: 0 S: 11	H: 2 LOB: 2 BB: 1 P: 18	R: 0 E: 0 K: 0 S: 5	H: 0 LOB: 0 BB: 0 P: 12	R: 0 E: 0 K: 0 S: 7	R: 0 E: 0 K: 0 S: 7	R: 0 E: 0 K: 0 S: 15	R: 0 E: 0 K: 0 S: 7	H: 0 LOB: 1 BB: 13	R: 1 E: 0 K: 1 S: 7	H: 1 LOB: 1 BB: 13	1B: 9 2B: 0 3B: 0 HR: 1	SF: 0 SAC: 1 DP: 3 HBP: 0	WP: 1 PB: 0 SB: 2 CS: 0	PA: 48
PITCHER	IP	WLS	BF	H	R	ER	SO	BB	IBB	HBP	BLK	WP	HR	S	P	ERA	WHIP										
Joe Magrane, L ERA: 4.5	(1, 1)	6.0	27	9	4	3	2	2	0	0	0	0	0	1	60	4.50	1.833										
Scott Terry, R ERA:	(7, 1)	0.0	2	0	0	0	0	0	0	0	0	0	0	3	3	0.00	0.000										
Ken Dayley, L ERA:	(7, 1)	0.0	1	0	0	0	0	1	0	0	0	0	0	1	5	∞	∞										
Todd Worrell, R ERA:	(7, 1)	2.1	7	0	0	0	1	0	0	0	0	0	0	14	20	0.00	0.000										
Steve Peters, L ERA:	(10, 1)	0.1	2	0	0	0	1	1	0	0	0	0	0	7	13	0.00	3.000										
Bob Forsch, R ERA: 4.5 Larry McWilliams, L ERA:	(10, 1)	2.0	L	7	0	1	1	0	2	0	0	0	0	9	20	4.50	1.000										
(12, 1)	0.1	2	1	0	0	1	0	0	0	0	0	0	1	6	8	0.00	3.000										

St. Louis Cardinals @ Cincinnati Reds  
Riverfront Stadium, Cincinnati, OH  
Mon Apr 04 1988, 3:33 AM EDT  
Att. 55,438 - Sunny - 70 F





Batter	1	2	3	4	5	6	7	8	9	AB	R	H	RBI	BB	SO	LOB	TOP			
Vince Coleman, S OBP: 0.091, SLG: 0.091			G5-3		L4		G4-3		G5-3	5	0	0	0	0	1	1				
Ozzie Smith, S OBP: 0.400, SLG: 0.250	G5-3				G5-3			L3		3	0	0	0	1	0	0				
Tom Herr, S OBP: 0.444, SLG: 0.167							FC5-4	G5-3		2	0	1	0	2	0	0				
Bob Horner, R OBP: 0.400, SLG: 0.571	F9		B5-4-3							3	1	1	1	1	0	3				
Willie McGee, S OBP: 0.200, SLG: 0.111		G4-3		G6-3		FC5-4				3	0	0	0	1	0	2				
Terry Pendleton, S OBP: 0.375, SLG: 0.167			L7		P4			FC5-4		3	0	0	0	1	0	3				
Tony Peña, R OBP: 0.286, SLG: 0.333	L4				F9					2	0	1	0	0	0	1				
Scott Arnold, R OBP: 0.000, SLG: 0.000										0	0	0	0	0	0	0				
Tom Pagnozzi, R OBP: 0.000, SLG: 0.000										0	0	0	0	0	0	2				
Bob Forsch, R OBP: 0.000, SLG: 0.000										0	0	0	0	0	0	0				
Steve Peters, L OBP: 0.000, SLG: 0.000										0	0	0	0	0	0	0				
José Quiroga, S OBP: 0.000, SLG: 0.500										0	0	0	0	1	0	0				
Jim Lindeman, R OBP: 0.111, SLG: 0.111	E6		G5-3		G1-3			F8		4	0	0	0	0	0	3				
Jose DeLeon, R OBP: 0.000, SLG: 0.000					G5-3					1	0	0	0	0	1	2				
Steve Lake, R OBP: 0.000, SLG: 0.000	K							F8		3	0	0	0	0	0	1				
<b>Inning Stats</b>	R: 0 E: 0 K: 1 S: 9	H: 0 LOB: 1 BB: 1 P: 18	R: 0 E: 1 K: 1 S: 15	H: 0 LOB: 2 BB: 1 P: 25	R: 0 E: 0 K: 0 S: 6	H: 1 LOB: 1 BB: 1 P: 12	R: 0 E: 0 K: 0 S: 7	H: 1 LOB: 0 BB: 0 P: 10	R: 0 E: 0 K: 0 S: 10	H: 0 LOB: 2 BB: 2 P: 20	R: 0 E: 0 K: 0 S: 5	H: 0 LOB: 0 BB: 0 P: 9	R: 1 E: 0 K: 0 S: 10	H: 1 LOB: 1 BB: 1 P: 18	R: 0 E: 0 K: 0 S: 5	H: 0 LOB: 1 BB: 1 P: 11	1B: 1 2B: 1 3B: 0 HR: 1	SF: 0 SAC: 0 DP: 1 HBP: 0	WP: 0 PB: 0 SB: 0 CS: 0	PA: 37
<b>PITCHER</b> Danny Jackson, L ERA: 1.0	IP: 9.0 WLS: W BF: 37 H: 3 R: 1 ER: 1 SO: 2 BB: 7 IBB: 0 HBP: 0 BLK: 0 WP: 0 HR: 1 S: 74 P: 133 ERA: 1.00 WHIP: 1.111															<b>PITCHER</b>				

**St. Louis Cardinals @ Cincinnati Reds**  
Riverfront Stadium, Cincinnati, OH  
Thu Apr 07 1988, 3:33 AM EDT  
Att: 13,722 - Overcast - 50 F

livebaseballscorecards.com

**AB 30**  
**R 1**  
**H 3**  
**RBI 1**  
**BB 7**  
**SO 2**  
**LOB 18**

Batter	1	2	3	4	5	6	7	8	9	AB	R	H	RBI	BB	SO	LOB	BOTTOM	
Barry Larkin, R OBP: 0.300, SLG: 0.222	L9			P3		L3		G4-3		4	1	0	0	1	0	2		
Jeff Treadway, L OBP: 0.428, SLG: 0.500	G3-1		F7				B2-3			4	0	1	1	0	0	1		
Dave Concepcion, R OBP: 0.600, SLG: 0.750										1	1	1	1	0	0	0		
Kal Daniels, L OBP: 0.727, SLG: 1.250	F8									4	1	3	2	1	0	0		
Eric Davis, R OBP: 0.300, SLG: 0.556									F9	4	1	2	2	1	1	3		
Paul O'Neill, L OBP: 0.000, SLG: 0.000					K		F7			2	0	0	0	2	1	1		
Bo Diaz, R OBP: 0.111, SLG: 0.111	K		G5-3		F7		FC5-4			4	0	0	0	0	1	5		
Nick Esasky, R OBP: 0.375, SLG: 0.286	K				K					4	2	2	0	0	2	1		
Chris Sabo, R OBP: 0.333, SLG: 0.375	FC6-4						F7			3	1	1	0	1	0	1		
Danny Jackson, R OBP: 0.250, SLG: 0.333			K			G6-3				3	1	1	2	0	1	0		
<b>Inning Stats</b>	R: 0 E: 0 K: 0 S: 7	H: 0 LOB: 0 BB: 0 P: 10	R: 1 E: 0 K: 2 S: 10	H: 1 LOB: 1 BB: 1 P: 21	R: 1 E: 0 K: 1 S: 13	H: 1 LOB: 3 BB: 3 P: 31	R: 2 E: 0 K: 1 S: 14	H: 3 LOB: 2 BB: 2 P: 27	R: 0 E: 0 K: 0 S: 8	H: 0 LOB: 0 BB: 0 P: 12	R: 1 E: 0 K: 0 S: 10	H: 2 LOB: 1 BB: 0 P: 15	R: 3 E: 0 K: 0 S: 13	H: 4 LOB: 1 BB: 0 P: 19	1B: 5 2B: 5 3B: 0 HR: 1	SF: 1 SAC: 0 DP: 0 HBP: 0	WP: 1 PB: 0 SB: 1 CS: 0	PA: 40
<b>PITCHER</b> Jose DeLeon, R ERA: 9.82	IP: 3.2 WLS: L BF: 21 H: 5 R: 4 ER: 4 SO: 3 BB: 6 IBB: 0 HBP: 0 BLK: 0 WP: 0 HR: 1 S: 41 P: 84 ERA: 9.82 WHIP: 3.000															<b>PITCHER</b>		
Scott Arnold, R ERA: 0.000	1.1 4 0 0 0 3 0 0 0 0 0 0 11 16 0.00 0.000																	
Bob Forsch, R ERA: 7.71	2.2 12 4 3 3 0 0 0 0 0 0 0 23 34 10.12 1.500																	
Steve Peters, L ERA: 13.5	0.1 3 2 1 1 0 0 0 0 0 1 0 8 12 27.00 6.000																	

**St. Louis Cardinals @ Cincinnati Reds**  
Riverfront Stadium, Cincinnati, OH  
Thu Apr 07 1988, 3:33 AM EDT  
Att: 13,722 - Overcast - 50 F

livebaseballscorecards.com

**AB 33**  
**R 8**  
**H 11**  
**RBI 8**  
**BB 6**  
**SO 6**  
**LOB 14**



Batter	1	2	3	4	5	6	7	8	9	10	11	12	13	14	15	16	AB	R	H	RBI	BB	SO	LOB	TOP								
Gerard Young, S OBP: 0.143, SLG: 0.143 (1.8)	6-3		F8			F8			G3		6-3			E8 6-3 1B		SH 1B	6	1	1	0	0	0	1									
Billy Hatcher, R OBP: 0.400, SLG: 0.500 (1.7)	F8		K			F7			F7		5-3			K		1B 1B	7	1	1	2	0	2	2									
Bill Doran, S OBP: 0.400, SLG: 0.308 (1.4) Craig Reynolds, L (16.4)	1B					F8			6-3		1-3			6-3		1B 1B	6	2	2	0	1	0	1									
Glenn Davis, R OBP: 0.533, SLG: 1.250 (1.3)	K					L6			5-3		1B			F7		1B 1B	6	2	2	3	1	1	1									
Steve Henderson, R OBP: 0.167, SLG: 0.187 (1.9) Terry Puhl, L OBP: 0.400, SLG: 0.333 (12.9)	6-3					6-3					6-3			1B		1B 1B	5	0	0	0	0	1	0									
Rafael Ramirez, R OBP: 0.214, SLG: 0.286 (1.6)	K					F8			P4		4-3			5-3		P6	7	0	1	1	0	1	0									
Alan Ashby, S OBP: 0.400, SLG: 0.583 (1.2)	6-3					F3			BB		L5			HR		F7	5	1	1	2	1	0	0									
Chuck Jackson, R (1.6) Denny Walling, L OBP: 0.250, SLG: 0.375 (16.5)			G1			F9			F9		F9			K		L6	6	0	0	0	0	1	1									
Nolan Ryan, R OBP: 0.300 (1.1) Jim Parkovits, R (8.9) Juan Agosto, L (8.1) Dave Smith, R (8.1) Kevin Bass, S (11.9) Jeff Heathcock, R (11.1) Larry Andersen, R OBP: 0.500, SLG: 1.000 (15.1)			1B			5-3			K		P4			P3		SH 1B	2	0	1	0	0	0	0									
<b>Inning Stats</b>	R: 0 E: 0 K: 1 S: 13	H: 1 LOB: 1 BB: 0 P: 21	R: 0 E: 0 K: 7 S: 7	H: 0 LOB: 0 BB: 0 P: 9	R: 0 E: 0 K: 1 S: 11	H: 1 LOB: 1 BB: 0 P: 14	R: 0 E: 0 K: 0 S: 6	H: 0 LOB: 0 BB: 0 P: 11	R: 0 E: 0 K: 0 S: 7	H: 0 LOB: 0 BB: 0 P: 5	R: 0 E: 0 K: 1 S: 6	H: 0 LOB: 0 BB: 0 P: 6	R: 0 E: 0 K: 0 S: 6	H: 0 LOB: 0 BB: 0 P: 7	R: 0 E: 0 K: 0 S: 5	H: 1 LOB: 0 BB: 0 P: 8	R: 0 E: 1 K: 2 S: 12	H: 1 LOB: 2 BB: 1 P: 19	R: 0 E: 0 K: 0 S: 7	H: 0 LOB: 0 BB: 0 P: 14	R: 5 E: 1 K: 0 S: 20	H: 5 LOB: 1 BB: 1 P: 32	1B: 9 2B: 0 3B: 0 HR: 2	SF: 1 SAC: 1 DP: 0 HBP: 0	WP: 0 PB: 0 SB: 1 CS: 0	PA: 62						
<b>PITCHER</b>	IP: 9.0 WLS: 32 BF: 4	H: 4 R: 2 ER: 2 SO: 5	BB: 1 IBB: 0 HBP: 0 BLK: 0	WP: 0 HR: 1 S: 70 P: 101	ERA: 2.00 WHIP: 0.556	<b>PITCHER</b> Jose Rijo, R ERA: 12.6 (16.1) IP: 1.0 WLS: 9 BF: 5 H: 5 R: 5 ER: 4 SO: 0 BB: 1 IBB: 0 HBP: 0 BLK: 0 WP: 0 HR: 0 S: 20 P: 32 ERA: 36.00 WHIP: 6.000																										
Tom Browning, L ERA: 2.0 (1.1)	1.0	3	0	0	0	0	0	0	0	11	16	0.00	0.000																			
Rob Murphy, L ERA: 10.1 (10.1)	2.0	6	0	0	0	0	0	0	0	0	16	0.00	0.000																			
John Franco, L ERA: 11.1 (11.1)	1.1	6	2	1	1	2	0	0	0	1	12	15	6.75	1.500																		
Frank Williams, R ERA: 13.1 (13.1)	1.2	6	0	0	0	1	0	1	0	0	14	26	0.00	0.000																		
Pat Perry, L ERA: 14.1 (14.1)																																
<b>Batter</b>	1	2	3	4	5	6	7	8	9	10	11	12	13	14	15	16	AB <td>R <td>H <td>RBI <td>BB <td>SO <td>LOB <td>BOTTOM</td> </td></td></td></td></td></td>	R <td>H <td>RBI <td>BB <td>SO <td>LOB <td>BOTTOM</td> </td></td></td></td></td>	H <td>RBI <td>BB <td>SO <td>LOB <td>BOTTOM</td> </td></td></td></td>	RBI <td>BB <td>SO <td>LOB <td>BOTTOM</td> </td></td></td>	BB <td>SO <td>LOB <td>BOTTOM</td> </td></td>	SO <td>LOB <td>BOTTOM</td> </td>	LOB <td>BOTTOM</td>	BOTTOM								
Barry Larkin, R OBP: 0.294, SLG: 0.250 (1.6)	6-3		P3			WP 1B SF8			6-3		K			B2		4-3 1B	7	1	2	0	0	1	2									
Jeff Treadaway, L OBP: 0.500, SLG: 0.500 (1.4) Dave Concepcion, R OBP: 0.333, SLG: 0.375 (8.9)	F8					FC5 1B WP BB			1-3		4-3			F9		K	2	1	1	0	1	0	0									
Kal Daniels, L OBP: 0.611, SLG: 1.000 (1.7)	S BB					SF8			F7		4-3			1B		4-3	5	0	2	1	1	0	1									
Eric Davis, R OBP: 0.471, SLG: 0.500 (1.8)	K					BB			FC5-4 BB		CS BB			1B		1B	3	0	1	1	4	2	3									
Paul O'Neill, L (1.9) Tracy Jones, R OBP: 0.333, SLG: 0.250 (9.9)						BB			FC5-4 5-3		F8			K		1B	3	0	0	1	0	2	3									
Nick Esasky, R OBP: 0.231, SLG: 0.167 (1.3) Frank Williams, R (13.1)						BB			5-3		CS			F9		1-3	5	0	0	0	0	2	5									
Pat Perry, L (14.1) Jose Rijo, R (16.1)						FC5			5-3		CS			F9		1-3	2	0	0	0	0	0	0									
Chris Sabo, R OBP: 0.250, SLG: 0.267 (1.5)	G3					BB			5-3		5-3			5-3		P3	7	0	1	0	0	0	1									
Terry McGriff, R (1.2) Dave Collins, S (10.9)						1B			5-3		4-3			6-3		E5	3	0	0	0	0	2	0									
Bo Diaz, R OBP: 0.083, SLG: 0.083 (11.2)						K			K		4-3			6-3		E5	3	0	0	0	0	0	0									
Tom Browning, L (1.1) Rob Murphy, L (10.1)						1B			5-3		4-3			5-3		F8	3	0	0	0	0	3	0									
Leo Garcia, L OBP: 1.000, SLG: 1.000 (10.9)						K			K		BLK 1B			1B		1B	1	0	1	0	0	0	0									
Lloyd McClendon, R OBP: 0.500, SLG: 0.333 (13.1)						K			K		1B			1B		F8	3	1	1	0	0	0	1									
<b>Inning Stats</b>	R: 0 E: 1 K: 1 S: 10	H: 0 LOB: 1 BB: 1 P: 20	R: 0 E: 0 K: 2 S: 13	H: 0 LOB: 0 BB: 0 P: 19	R: 0 E: 0 K: 2 S: 11	H: 0 LOB: 0 BB: 0 P: 17	R: 1 E: 0 K: 1 S: 12	H: 1 LOB: 2 BB: 2 P: 21	R: 0 E: 0 K: 2 S: 9	H: 0 LOB: 0 BB: 0 P: 11	R: 0 E: 0 K: 0 S: 9	H: 0 LOB: 0 BB: 0 P: 13	R: 0 E: 0 K: 0 S: 4	H: 0 LOB: 1 BB: 1 P: 9	R: 0 E: 0 K: 1 S: 10	H: 1 LOB: 1 BB: 0 P: 15	R: 0 E: 0 K: 0 S: 6	H: 0 LOB: 0 BB: 1 P: 14	R: 0 E: 0 K: 0 S: 4	H: 0 LOB: 0 BB: 0 P: 4	R: 1 E: 1 K: 1 S: 13	H: 3 LOB: 2 BB: 0 P: 18	R: 0 E: 1 K: 0 S: 16	H: 0 LOB: 1 BB: 0 P: 25	R: 0 E: 0 K: 1 S: 10	H: 1 LOB: 3 BB: 2 P: 23	R: 0 E: 0 K: 0 S: 7	H: 0 LOB: 0 BB: 0 P: 9	1B: 8 2B: 1 3B: 0 HR: 0	SF: 1 SAC: 0 DP: 0 HBP: 0	WP: 1 PB: 0 SB: 3 CS: 2	PA: 64
<b>PITCHER</b>	IP: 7.0 WLS: 27 BF: 4	H: 4 R: 2 ER: 2 SO: 11	BB: 3 IBB: 0 HBP: 0 BLK: 0	WP: 0 HR: 0 S: 74 P: 116	ERA: 2.57 WHIP: 1.000	<b>PITCHER</b> Nolan Ryan, R ERA: 2.07 (8.1) Juan Agosto, L ERA: 8.1 (8.1) Dave Smith, R ERA: 8.1 (8.1) Jeff Heathcock, R ERA: 3.38 (11.1) Larry Andersen, R ERA: 13.1 (13.1)																										

Houston Astros @ Cincinnati Reds  
Riverfront Stadium, Cincinnati, OH  
Fri Apr 08 1988, 7:05 PM EDT  
Att. 32,286 - Unknown

AB 57  
R 8  
H 11  
RBI 8  
BB 3  
SO 8  
LOB 11



Houston Astros @ Cincinnati Reds  
Riverfront Stadium, Cincinnati, OH  
Fri Apr 08 1988, 7:05 PM EDT  
Att. 32,286 - Unknown

AB 55  
R 3  
H 9  
RBI 3  
BB 7  
SO 14  
LOB 26





Batter	1	2	3	4	5	6	7	8	9	AB R H RBI BB SO LOB	TOP											
Gerald Young, S (1,8) OBP: 0.211, SLG: 0.316	1-1 6-3		2-0 6-3		0-0 HR 2B		0-0 5-3 2B		2-2 F9	5 1 2 2 0 0 1	<b>Houston Astros @ Cincinnati Reds</b> Riverfront Stadium, Cincinnati, OH Sat Apr 09 1988, 3:33 AM EDT Att: 25,615 - Sunny - 65 F											
Billy Hatcher, R (1,7) OBP: 0.400, SLG: 0.611	0-0 L7			2-2 5-3	1-0 HR		2-0 5-3		4-0 IBB	4 1 1 2 1 0 1												
Bill Doran, S (1,4) OBP: 0.300, SLG: 0.222	2-3 K			1-0 P3	1-3 K		2-0 4-3		0-0 F8	5 0 0 0 0 2 3												
Glenn Davis, R (1,3) OBP: 0.500, SLG: 1.000		1-0 F7		1-2 1B HBP		4-0 2B BB		1-0 F8	1-2 P3	3 0 0 0 1 0 2												
Steve Henderson, R (1,9) OBP: 0.333, SLG: 0.333 Terry Puhl, L (8,PH) OBP: 0.364, SLG: 0.300	1-1 CS 1B			2-2 1B	1-3 K		3-1 F8			3 0 2 0 0 1 1 1 0 0 0 0 0 0												
Rafael Ramirez, R (1,6) OBP: 0.278, SLG: 0.500	1-1 1-2 3B			2-1 5-3	0-2 1B 2B		0-3 K BB			4 0 2 0 0 1 2												
Mark Bailey, S (1,2)	3-2 L8				2-2 P3	1-0 F7		4-1 BB		3 0 0 0 1 0 2												
Chuck Jackson, R (1,5) OBP: 0.125, SLG: 0.125 Denny Walling, L (7,PH) OBP: 0.300, SLG: 0.500			1-1 F8		1-0 SH1-4 2B 1B		2-2 2B 2B	1-1 F8		2 1 1 0 0 0 0 2 1 1 0 0 0 2												
Danny Darwin, R (1,1) Kevin Bass, S (9,PH) OBP: 0.667, SLG: 0.667 Craig Reynolds, L (9,PH) Dave Smith, R (9,1)			0-1 B1-3		0-0 SH1-4		1-3 K		2-1 WP 1B	2 0 0 0 0 1 1 1 0 1 0 0 0 0 0 0 0 0 0 0 0 0 0 0 0 0 0 0												
<b>Inning Stats</b>	R: 0 E: 0 K: 1 S: 6	H: 0 LOB: 0 BB: 0 P: 9	R: 0 E: 0 K: 0 S: 10	H: 2 LOB: 1 BB: 0 P: 15	R: 0 E: 0 K: 0 S: 5	H: 0 LOB: 0 BB: 0 P: 8	R: 0 E: 0 K: 0 S: 12	H: 1 LOB: 2 BB: 0 P: 20	R: 3 E: 0 K: 1 S: 10	H: 3 LOB: 0 BB: 0 P: 15		R: 0 E: 0 K: 1 S: 7	H: 1 LOB: 1 BB: 1 P: 13	R: 1 E: 0 K: 1 S: 9	H: 2 LOB: 1 BB: 0 P: 16	R: 0 E: 0 K: 1 S: 9	H: 0 LOB: 2 BB: 1 P: 18	R: 0 E: 0 K: 0 S: 10	H: 1 LOB: 2 BB: 1 P: 19	1B: 4 2B: 4 3B: 1 HR: 1	SF: 0 SAC: 1 DP: 0 HBP: 1	WP: 1 PB: 1 SB: 0 CS: 1
<b>PITCHER</b>	IP WLS BF H R ER SO BB IBB HBP BLK WP HR S P ERA WHIP											IP WLS BF H R ER SO BB IBB HBP BLK WP HR S P ERA WHIP										
Dennis Rasmussen, L (1,1) ERA: 4.5	6.0 25 7 3 3 3 1 0 1 0 0 0 1 50 80 4.50 1.333																					
Frank Williams, R (7,1) ERA: 6.75	1.1 6 2 1 1 1 0 0 0 0 0 0 0 10 18 6.75 1.500																					
Rob Murphy, L (8,1) ERA: 1.500	1.1 8 1 0 0 1 1 1 0 0 0 0 0 14 30 0.00 1.500																					
Jose Rijo, R (9,1) ERA: 10.8	0.1 W 1 0 0 0 0 0 0 0 0 0 0 0 4 5 0.00 0.000																					

Batter	1	2	3	4	5	6	7	8	9	AB R H RBI BB SO LOB	BOTTOM											
Barry Larkin, R (1,6) OBP: 0.318, SLG: 0.250	0-3 K		2-2 BB S HBP		2-2 P4		0-1 P3		0-0 FC4-2 1B	4 1 1 0 0 1 0	<b>Houston Astros @ Cincinnati Reds</b> Riverfront Stadium, Cincinnati, OH Sat Apr 09 1988, 3:33 AM EDT Att: 25,615 - Sunny - 65 F											
Jeff Treadway, L (1,4) OBP: 0.497, SLG: 0.500	0-1 4-3		4-0 BB BB		0-0 1B 2B		0-0 4-3		0-0 FC4-2 1B	4 0 1 0 1 0 3												
Kal Daniels, L (1,7) OBP: 0.696, SLG: 1.353	3-1 HR		4-0 1-2 2-3 BB		0-0 1B		0-0 HR		1-2 2-3 3-H 1B	4 2 4 4 1 0 0												
Eric Davis, R (1,8) OBP: 0.381, SLG: 0.375	3-3 K		0-2 P3		0-0 P4		0-1 F8			4 0 0 0 0 1 5												
Paul O'Neill, L (1,9) OBP: 0.231, SLG: 0.091		0-1 G6-4-3 1B		0-1 4-3	1-0 F8			0-0 4-3		4 0 1 0 0 0 2												
Bo Diaz, R (1,2) OBP: 0.125, SLG: 0.313		0-0 G6-4-3 1-2		0-0 HR		0-1 F7		1-2 L9		4 1 1 1 0 0 1												
Nick Esasky, R (1,3) OBP: 0.176, SLG: 0.125		2-3 K		0-3 K		1-2 L9		2-2 5-3		4 0 0 0 0 2 0												
Chris Sabo, R (1,5) OBP: 0.350, SLG: 0.389			0-1 G3-1	1-0 2B		0-1 1B		4-0 1B FC4-2 BB		3 0 2 0 1 0 0												
Dennis Rasmussen, L (1,1) Leo Garcia, L (6,PH) Frank Williams, R (7,1) Rob Murphy, L (8,1) Jose Rijo, R (9,1) Dave Collins, S (9,PH) OBP: 0.333, SLG: 0.333			1-1 F7	0-3 K		2-2 F9		1-2 FC4-2 1B 1B		2 0 0 0 0 1 1 1 0 0 0 0 0 1 0 1 1 1 0 0 0 0												
<b>Inning Stats</b>	R: 1 E: 0 K: 2 S: 10	H: 1 LOB: 0 BB: 0 P: 16	R: 0 E: 0 K: 1 S: 6	H: 1 LOB: 0 BB: 0 P: 8	R: 0 E: 0 K: 0 S: 11	H: 0 LOB: 3 BB: 2 P: 21	R: 1 E: 0 K: 2 S: 11	H: 2 LOB: 1 BB: 0 P: 12	R: 0 E: 0 K: 0 S: 7	H: 2 LOB: 2 BB: 0 P: 10		R: 0 E: 0 K: 0 S: 10	H: 1 LOB: 1 BB: 0 P: 13	R: 1 E: 0 K: 0 S: 6	H: 1 LOB: 0 BB: 0 P: 6	R: 0 E: 0 K: 0 S: 8	H: 0 LOB: 0 BB: 0 P: 11	R: 2 E: 0 K: 0 S: 10	H: 3 LOB: 2 BB: 1 P: 17	1B: 6 2B: 2 3B: 0 HR: 3	SF: 0 SAC: 0 DP: 1 HBP: 1	WP: 0 PB: 0 SB: 2 CS: 0
<b>PITCHER</b>	IP WLS BF H R ER SO BB IBB HBP BLK WP HR S P ERA WHIP											IP WLS BF H R ER SO BB IBB HBP BLK WP HR S P ERA WHIP										
Danny Darwin, R (1,1) ERA: 3.38	8.0 34 8 3 3 5 2 0 1 0 0 0 0 3 69 97 3.38 1.250																					
Dave Smith, R (9,1) ERA: 5.4	0.1 L 5 3 2 2 0 1 0 0 0 0 0 0 10 17 54.00 12.000																					







Batter	1	2	3	4	5	6	7	8	9	AB	R	H	RBI	BB	SO	LOB	TOP				
Barry Larkin, R (1,6) OBP: 0.387, SLG: 0.357	1-0 WP G3 1B		2-2 G5-3	0-0 F7			3-1 S			4	0	2	0	0	0	1	<p>Cincinnati Reds @ San Francisco Giants</p> <p>Candlestick Park, San Francisco, CA</p> <p>Mon Apr 11 1988, 10:05 PM EDT</p> <p>Att: 14,435 - Unknown</p>				
Jeff Treadway, L (1,4) OBP: 0.304, SLG: 0.300	3-1 G3		2-3 K		1-0 L9		2-3 K			4	0	0	0	0	2	2					
Kal Daniels, L (1,7) OBP: 0.613, SLG: 1.174	2-3 K			1-2 G3	3-3 K			1-1 1B HBP		3	0	0	0	0	2	1					
Eric Davis, R (1,8) OBP: 0.345, SLG: 0.304	1-3 K			4-1 1B BB	1-3 K			1-1 F9		3	1	0	0	1	2	2					
Paul O'Neill, L (1,3) OBP: 0.286, SLG: 0.211 Dave Concepcion, R (8,3) OBP: 0.333, SLG: 0.375		1-2 G3-1		1-3 1B SF7 1B		0-0 CS 1B		1-0 G4-6-3 1B		4	1	3	0	0	0	0					
Tracy Jones, R (1,9) OBP: 0.398, SLG: 0.250		1-1 P4		3-2 2B 1B		0-1 P9		0-0 G4-6-3		4	1	1	1	0	0	3					
Buddy Bell, R (1,5) OBP: 0.250, SLG: 0.167		1-0 E3		3-H SF7		0-1 F9				3	0	0	1	0	0	1					
Bo Diaz, R (1,2) OBP: 0.167, SLG: 0.458		0-1 P4		3-H 1B 2B			1-1 G6-3		0-1 G5-3	4	1	1	1	0	0	1					
Mario Soto, R (1,1) OBP: 0.200, SLG: 0.200			0-0 G3	1-0 3H 1B		0-0 F7		2-0 G6-3		4	0	1	1	0	0	0					
<b>Inning Stats</b>	R: 0 E: 0 K: 2 S: 9	H: 1 LOB: 1 BB: 0 P: 16	R: 0 E: 1 K: 0 S: 8	H: 0 LOB: 1 BB: 0 P: 11	R: 0 E: 0 K: 1 S: 8	H: 0 LOB: 0 BB: 0 P: 12	R: 4 E: 0 K: 0 S: 14	H: 4 LOB: 1 BB: 1 P: 24	R: 0 E: 0 K: 0 S: 5	H: 1 LOB: 0 BB: 0 P: 5	R: 0 E: 0 K: 1 S: 9	H: 1 LOB: 1 BB: 0 P: 15	R: 0 E: 0 K: 0 S: 5	H: 1 LOB: 1 BB: 0 P: 8	R: 0 E: 0 K: 0 S: 4	H: 0 LOB: 0 BB: 0 P: 6		1B: 6 2B: 2 3B: 0 HR: 0	SF: 1 SAC: 0 DP: 1 HBP: 1	WP: 1 PB: 0 SB: 1 CS: 1	PA: 36
<b>PITCHER</b>	IP	WLS	BF	H	R	ER	SO	BB	IBB	HBP	BLK	WP	HR	S	P	ERA	WHIP				
Kelly Downs, R (1,1) ERA: 3.0	5.0	L	22	5	4	4	5	1	0	0	0	1	0	47	76	7.20	1.200				
Craig Lefferts, L (6,1) ERA:	3.0		11	3	0	0	1	0	0	1	0	0	0	19	28	0.00	1.000				
Don Robinson, R (9,1) ERA:	1.0		3	0	0	0	0	0	0	0	0	0	0	4	6	0.00	0.000				



Batter	1	2	3	4	5	6	7	8	9	AB	R	H	RBI	BB	SO	LOB	BOTTOM					
Brett Butler, L (1,8) OBP: 0.400, SLG: 0.667	2-1 B2-3		2-3 K			2-1 G6-3 2B		0-1 1B		4	0	2	0	0	1	1	<p>Cincinnati Reds @ San Francisco Giants</p> <p>Candlestick Park, San Francisco, CA</p> <p>Mon Apr 11 1988, 10:05 PM EDT</p> <p>Att: 14,435 - Unknown</p>					
Mike Aldrete, L (1,7) OBP: 0.310, SLG: 0.292	2-2 F8			2-2 G3		4-0 G6-3 BB		2-3 K		3	0	0	0	1	1	1						
Will Clark, L (1,3) OBP: 0.286, SLG: 0.375	0-2 F8			1-2 G1-3		0-0 G6-3		1-1 G1-6-3 1B		4	0	1	0	0	0	2						
Kevin Mitchell, R (1,5) OBP: 0.333, SLG: 0.524		2-3 K		4-1 BB		1-2 L9		0-1 F2		3	0	0	0	1	1	2						
Joel Youngblood, R (1,9) OBP: 0.200, SLG: 0.400		1-0 P4		2-0 P9		3-2 G6-3		0-0 G1-6-3		4	0	0	0	0	0	2						
Bob Melvin, R (1,2) OBP: 0.118, SLG: 0.176		1-1 G6-3			0-3 K		1-3 K			3	0	0	0	0	2	0						
Robby Thompson, R (1,4) OBP: 0.300, SLG: 0.368			0-1 SH1-4 1B		4-2 G4-3 BB		0-2 F8			2	0	1	0	1	0	0						
Jose Uribe, S (1,6) OBP: 0.333, SLG: 0.348			1-1 F2		0-0 G4-3		1-1 F9			3	0	0	0	0	0	2						
Kelly Downs, R (1,1)				0-0 SH1-4		0-0 P4		1-2 G4-3		0	0	0	0	0	0	0						
Jessie Reid, L (5,PH)										1	0	0	0	0	0	1						
Craig Lefferts, L (6,1)										0	0	0	0	0	0	0						
Harry Spilman, L (8,PH)										1	0	0	0	0	0	0						
Don Robinson, R (9,1)										0	0	0	0	0	0	0						
<b>Inning Stats</b>	R: 0 E: 0 K: 0 S: 9	H: 0 LOB: 0 BB: 0 P: 13	R: 0 E: 0 K: 1 S: 6	H: 0 LOB: 0 BB: 0 P: 10	R: 0 E: 0 K: 1 S: 12	H: 1 LOB: 1 BB: 0 P: 14	R: 0 E: 0 K: 0 S: 10	H: 0 LOB: 1 BB: 1 P: 19	R: 0 E: 0 K: 1 S: 7	H: 0 LOB: 1 BB: 1 P: 11	R: 0 E: 0 K: 0 S: 6	H: 1 LOB: 1 BB: 1 P: 13	R: 0 E: 0 K: 1 S: 9	H: 0 LOB: 0 BB: 0 P: 13	R: 0 E: 0 K: 1 S: 14	H: 1 LOB: 1 BB: 0 P: 17	R: 0 E: 0 K: 0 S: 5	H: 1 LOB: 0 BB: 0 P: 6	1B: 3 2B: 1 3B: 0 HR: 0	SF: 0 SAC: 1 DP: 2 HBP: 0	WP: 0 PB: 0 SB: 0 CS: 0	PA: 32
<b>PITCHER</b>	IP	WLS	BF	H	R	ER	SO	BB	IBB	HBP	BLK	WP	HR	S	P	ERA	WHIP					
Mario Soto, R (1,1) ERA: 1.93	9.0	W	32	4	0	0	5	3	0	0	0	0	0	78	116	0.00	0.778					





Batter	1	2	3	4	5	6	7	8	9	AB	R	H	RBI	BB	SO	LOB	TOP								
<b>Barry Larkin, R</b> OBP: 0.361, SLG: 0.344 (1, 6)										4	1	1	1	0	0	2	<b>Cincinnati Reds @ San Francisco Giants</b> Candlestick Park, San Francisco, CA Tue Apr 12 1988, 10:05 PM EDT Att: 14,045 - Unknown								
<b>Jeff Treadway, L</b> OBP: 0.296, SLG: 0.320 (1, 4)										5	1	1	0	0	0	2									
<b>Kal Daniels, L</b> OBP: 0.571, SLG: 1.074 (1, 7)										4	0	1	2	0	0	0									
<b>Eric Davis, R</b> OBP: 0.364, SLG: 0.280 (1, 8)										2	0	0	0	2	0	0									
<b>Paul O'Neill, L</b> OBP: 0.250, SLG: 0.182 <b>Dave Concepcion, R</b> OBP: 0.300, SLG: 0.333 (7, 3)										3	0	0	0	0	0	3									
<b>Tracy Jones, R</b> OBP: 0.235, SLG: 0.188 (1, 9)										4	1	0	0	0	0	4									
<b>Buddy Bell, R</b> OBP: 0.333, SLG: 0.300 <b>Chris Sabo, R</b> OBP: 0.350, SLG: 0.389 (9, PR) (9, 5)										4	0	2	0	0	0	3									
<b>Bo Diaz, R</b> OBP: 0.214, SLG: 0.464 (1, 2)										4	0	2	1	0	2	2									
<b>Danny Jackson, R</b> OBP: 0.143, SLG: 0.167 <b>Dave Collins, S</b> OBP: 0.400, SLG: 0.250 <b>John Franco, L</b> (9, 1)										3	0	0	0	0	2	3									
<b>Inning Stats</b>	R: 2 E: 0 K: 0 S: 11	H: 3 LOB: 2 BB: 1 P: 16	R: 0 E: 0 K: 1 S: 7	H: 1 LOB: 1 BB: 0 P: 12	R: 0 E: 0 K: 1 S: 7	H: 0 LOB: 1 BB: 1 P: 14	R: 0 E: 0 K: 1 S: 9	H: 1 LOB: 1 BB: 0 P: 12	R: 0 E: 0 K: 0 S: 4	H: 0 LOB: 0 BB: 0 P: 7	R: 1 E: 2 K: 1 S: 12	H: 1 LOB: 1 BB: 0 P: 19	R: 0 E: 0 K: 0 S: 9	H: 0 LOB: 0 BB: 0 P: 13	R: 0 E: 1 K: 0 S: 5	H: 0 LOB: 0 BB: 0 P: 8		R: 1 E: 0 K: 1 S: 11	H: 1 LOB: 1 BB: 1 P: 18	1B: 5 2B: 2 3B: 0 HR: 0	SF: 1 SAC: 0 DP: 1 HBP: 0	WP: 0 PB: 1 SB: 4 CS: 0	PA: 38		
<b>PITCHER</b>	IP	WLS	BF	H	R	ER	SO	BB	IBB	HBP	BLK	WP	HR	S	P	ERA	WHIP								
<b>Mike Krukow, R</b> ERA: 2.08 (1, 1)	6.0		27	6	3	2	3	2	0	0	0	0	0	50	80	3.00	1.333								
<b>Atlee Hammaker, L</b> ERA: 3.0 (7, 1)	2.0		6	0	0	0	0	0	0	0	0	0	0	14	21	0.00	0.000								
<b>Scott Garretts, R</b> ERA: 13.5 (9, 1)	1.0	L	5	1	1	1	1	1	0	0	0	0	0	11	18	9.00	2.000								



Batter	1	2	3	4	5	6	7	8	9	AB	R	H	RBI	BB	SO	LOB	BOTTOM								
<b>Brett Butler, L</b> OBP: 0.382, SLG: 0.618 (1, 8)										4	0	1	0	0	1	1	<b>Cincinnati Reds @ San Francisco Giants</b> Candlestick Park, San Francisco, CA Tue Apr 12 1988, 10:05 PM EDT Att: 14,045 - Unknown								
<b>Kevin Mitchell, R</b> OBP: 0.323, SLG: 0.600 (1, 5)										4	1	1	2	0	0	1									
<b>Will Clark, L</b> OBP: 0.281, SLG: 0.357 (1, 3)										4	0	1	0	0	2	0									
<b>Candy Maldonado, R</b> OBP: 0.407, SLG: 0.458 (1, 9)										4	0	2	0	0	1	1									
<b>Joel Youngblood, R</b> OBP: 0.125, SLG: 0.250 (1, 7)										3	0	0	0	0	0	2									
<b>Bob Brenly, R</b> OBP: 0.167, SLG: 0.417 (1, 2)										4	0	1	0	0	1	3									
<b>Robby Thompson, R</b> OBP: 0.250, SLG: 0.304 (1, 4)										4	0	0	0	0	2	3									
<b>Jose Uribe, S</b> OBP: 0.333, SLG: 0.320 (1, 6)										2	1	0	0	1	0	0									
<b>Mike Krukow, R</b> (1, 1)										1	0	0	0	0	0	0									
<b>Phil Garner, R</b> (6, PH)										1	0	0	0	0	1	0									
<b>Atlee Hammaker, S</b> (7, 1)										0	0	0	0	0	0	0									
<b>Chris Speier, R</b> OBP: 0.250, SLG: 0.500 <b>Scott Garretts, R</b> (9, 1)										1	1	1	1	0	0	0									
<b>Inning Stats</b>	R: 0 E: 0 K: 1 S: 12	H: 0 LOB: 0 BB: 0 P: 18	R: 0 E: 0 K: 2 S: 10	H: 1 LOB: 1 BB: 0 P: 13	R: 0 E: 0 K: 0 S: 8	H: 1 LOB: 1 BB: 0 P: 12	R: 0 E: 0 K: 0 S: 8	H: 0 LOB: 0 BB: 0 P: 11	R: 0 E: 0 K: 2 S: 12	H: 0 LOB: 0 BB: 0 P: 16	R: 0 E: 1 K: 1 S: 11	H: 1 LOB: 1 BB: 0 P: 16	R: 3 E: 0 K: 2 S: 16	H: 2 LOB: 0 BB: 1 P: 28	R: 0 E: 0 K: 0 S: 7	H: 1 LOB: 1 BB: 0 P: 10	1B: 5 2B: 1 3B: 0 HR: 1	SF: 0 SAC: 1 DP: 1 HBP: 0	WP: 0 PB: 0 SB: 0 CS: 0	PA: 34					
<b>PITCHER</b>	IP	WLS	BF	H	R	ER	SO	BB	IBB	HBP	BLK	WP	HR	S	P	ERA	WHIP								
<b>Danny Jackson, L</b> ERA: 2.12 (1, 1)	8.0		30	6	3	3	8	1	0	0	0	0	0	81	120	3.38	0.875								
<b>John Franco, L</b> ERA: (9, 1)	1.0	S	4	1	0	0	0	0	0	0	0	0	0	7	10	0.00	1.000								





Batter	1	2	3	4	5	6	7	8	9	10	11	AB	R	H	RBI	BB	SO	LOB	TOP								
Barry Larkin, R OBP: 0.333, SLG: 0.297	(1, 6) BB 4-0 1B BB	(1, 6) G6-3	(1, 6) G6-3	(1, 6) G6-3	(1, 6) 5-3	(1, 6) FC6-4	(1, 6) FC6-4	(1, 6) G4-3	(1, 6) G4-3	(1, 6) G4-3	(1, 6) K	5	1	0	0	1	1	4									
Jeff Treadway, L OBP: 0.313, SLG: 0.321	(1, 4) 1 SAFE 4-0 1B BB	(1, 4) G1-3	(1, 4) L9	(1, 4) L9	(1, 4) 4-3	(1, 4) 4-3	(1, 4) 4-3	(1, 4) BB	(1, 4) BB	(1, 4) BB	(1, 4) BB	3	2	1	0	1	0	0									
Dave Concepcion, R OBP: 0.364, SLG: 0.333	(9, 4) 1 SAFE 4-0 1B BB	(9, 4) G1-3	(9, 4) L9	(9, 4) L9	(9, 4) 4-3	(9, 4) 4-3	(9, 4) 4-3	(9, 4) BB	(9, 4) BB	(9, 4) BB	(9, 4) BB	0	0	0	0	1	0	0									
Kal Daniels, L OBP: 0.550, SLG: 0.968	(1, 7) 1 SAFE 3-2 1B BB	(1, 7) G1-3	(1, 7) G3	(1, 7) G3	(1, 7) G3	(1, 7) G6-4-3	(1, 7) G6-4-3	(1, 7) P8	(1, 7) P8	(1, 7) P8	(1, 7) K	4	0	1	1	1	1	2									
Eric Davis, R OBP: 0.388, SLG: 0.276	(1, 8) 1 SAFE 2-1 1B BB	(1, 8) G1-3	(1, 8) G1-3	(1, 8) G1-3	(1, 8) G1-3	(1, 8) G6-4-3	(1, 8) G6-4-3	(1, 8) SF7	(1, 8) SF7	(1, 8) SF7	(1, 8) K	4	1	1	1	1	1	2									
Paul O'Neill, L OBP: 0.241, SLG: 0.185	(1, 3) 1 SAFE 0-1 1B BB	(1, 3) G1-3	(1, 3) G1-3	(1, 3) G1-3	(1, 3) G1-3	(1, 3) G1-3	(1, 3) G1-3	(1, 3) E8	(1, 3) E8	(1, 3) E8	(1, 3) K	5	0	1	1	0	1	2									
Tracy Jones, R OBP: 0.273, SLG: 0.200	(1, 9) 1 SAFE 2-2 1B BB	(1, 9) G6-3	(1, 9) G6-3	(1, 9) G6-3	(1, 9) G1-3	(1, 9) G1-3	(1, 9) G1-3	(1, 9) S	(1, 9) S	(1, 9) S	(1, 9) G1-3	4	0	1	0	1	0	1									
Buddy Bell, R OBP: 0.250, SLG: 0.231	(1, 5) 1 SAFE 3-2 1B BB	(1, 5) G6-3	(1, 5) G6-3	(1, 5) G6-3	(1, 5) G5-3	(1, 5) G5-3	(1, 5) G5-3	(1, 5) K	(1, 5) K	(1, 5) K	(1, 5) SF7	3	0	0	1	0	1	1									
Chris Sabo, R OBP: 0.333, SLG: 0.368	(10, 5) 1 SAFE 3-2 1B BB	(10, 5) G6-3	(10, 5) G6-3	(10, 5) G6-3	(10, 5) G5-3	(10, 5) G5-3	(10, 5) G5-3	(10, 5) K	(10, 5) K	(10, 5) K	(10, 5) SF7	1	0	0	0	0	0	0									
Bo Diaz, R OBP: 0.242, SLG: 0.455	(1, 2) 1 SAFE 1-0 1B BB	(1, 2) G6-3	(1, 2) G6-3	(1, 2) G6-3	(1, 2) F6	(1, 2) F6	(1, 2) F6	(1, 2) L7	(1, 2) L7	(1, 2) L7	(1, 2) G5-3	5	0	2	0	0	0	3									
Tom Browning, L OBP: 0.250, SLG: 0.231	(1, 1) 1 SAFE 0-0 1B BB	(1, 1) SH5-4	(1, 1) SH5-4	(1, 1) SH5-4	(1, 1) G3	(1, 1) G3	(1, 1) G3	(1, 1) FC6-4	(1, 1) FC6-4	(1, 1) FC6-4	(1, 1) F8	1	0	0	0	0	0	0									
Leo Garcia, L OBP: 0.250, SLG: 0.231	(6, 1) 1 SAFE 0-0 1B BB	(6, 1) SH5-4	(6, 1) SH5-4	(6, 1) SH5-4	(6, 1) G3	(6, 1) G3	(6, 1) G3	(6, 1) FC6-4	(6, 1) FC6-4	(6, 1) FC6-4	(6, 1) F8	1	0	0	0	0	0	0									
Rob Murphy, L OBP: 0.250, SLG: 0.231	(7, 1) 1 SAFE 0-0 1B BB	(7, 1) SH5-4	(7, 1) SH5-4	(7, 1) SH5-4	(7, 1) G3	(7, 1) G3	(7, 1) G3	(7, 1) FC6-4	(7, 1) FC6-4	(7, 1) FC6-4	(7, 1) F8	1	0	0	0	0	0	0									
Dave Collins, S OBP: 0.250, SLG: 0.231	(8, 1) 1 SAFE 0-0 1B BB	(8, 1) SH5-4	(8, 1) SH5-4	(8, 1) SH5-4	(8, 1) G3	(8, 1) G3	(8, 1) G3	(8, 1) FC6-4	(8, 1) FC6-4	(8, 1) FC6-4	(8, 1) F8	1	0	0	0	0	0	0									
John Franco, L OBP: 0.250, SLG: 0.231	(9, 1) 1 SAFE 0-0 1B BB	(9, 1) SH5-4	(9, 1) SH5-4	(9, 1) SH5-4	(9, 1) G3	(9, 1) G3	(9, 1) G3	(9, 1) FC6-4	(9, 1) FC6-4	(9, 1) FC6-4	(9, 1) F8	1	0	0	0	0	0	0									
Nick Esasky, R OBP: 0.250, SLG: 0.231	(11, 1) 1 SAFE 0-0 1B BB	(11, 1) SH5-4	(11, 1) SH5-4	(11, 1) SH5-4	(11, 1) G3	(11, 1) G3	(11, 1) G3	(11, 1) FC6-4	(11, 1) FC6-4	(11, 1) FC6-4	(11, 1) F8	1	0	0	0	0	0	0									
Pat Perry, L OBP: 0.250, SLG: 0.231	(11, 1) 1 SAFE 0-0 1B BB	(11, 1) SH5-4	(11, 1) SH5-4	(11, 1) SH5-4	(11, 1) G3	(11, 1) G3	(11, 1) G3	(11, 1) FC6-4	(11, 1) FC6-4	(11, 1) FC6-4	(11, 1) F8	1	0	0	0	0	0	0									
<b>Inning Stats</b>	R: 2 E: 0 K: 0 S: 11	H: 1 LOB: 1 BB: 2 P: 25	R: 0 E: 0 K: 0 S: 7	H: 1 LOB: 1 BB: 0 P: 11	R: 0 E: 0 K: 0 S: 6	H: 1 LOB: 1 BB: 0 P: 8	R: 0 E: 0 K: 0 S: 6	H: 0 LOB: 0 BB: 0 P: 9	R: 0 E: 0 K: 0 S: 7	H: 0 LOB: 0 BB: 0 P: 9	R: 0 E: 0 K: 1 S: 10	H: 1 LOB: 2 BB: 2 P: 16	R: 2 E: 1 K: 0 S: 10	H: 2 LOB: 2 BB: 2 P: 25	R: 0 E: 0 K: 1 S: 11	H: 0 LOB: 0 BB: 1 P: 16	R: 0 E: 0 K: 2 S: 9	H: 0 LOB: 0 BB: 0 P: 12	R: 0 E: 0 K: 2 S: 9	H: 1 LOB: 1 BB: 0 P: 14	1B: 7 2B: 0 3B: 0 HR: 0	SF: 1 SAC: 1 DP: 1 HBP: 0	WP: 0 PB: 1 SB: 1 CS: 0	PA: 46			
<b>PITCHER</b>	IP 5.0	WLS 20	BF 3	H 0	R 0	ER 0	SO 0	BB 1	IBB 0	HBP 0	BLK 0	WP 0	HR 0	S 4	P 9	ERA 0.00	WHIP 1.000										
Michael LaCoss, R ERA: 2.45	(1, 1)																										
Joe Price, L ERA: 2.45	(6, 1)																										
Scott Garrelts, R ERA: 11.57	(7, 1)																										
Atee Hammaker, L ERA: 2.57	(9, 1)																										
Don Robinson, R ERA: 2.57	(10, 1)																										

Cincinnati Reds @ San Francisco Giants  
Candlestick Park, San Francisco, CA  
Wed Apr 13 1988, 6:33 AM EDT  
Att: 15,736 - Overcast - 60 F

AB 37  
R 4  
H 7  
RBI 4  
BB 7  
SO 6  
LOB 16



Batter	1	2	3	4	5	6	7	8	9	10	11	AB	R	H	RBI	BB	SO	LOB	BOTTOM								
Brett Butler, L OBP: 0.375, SLG: 0.575	(1, 8) 3-2 G6-3	(1, 8) G6-3	(1, 8) P4	(1, 8) P4	(1, 8) G6-3	(1, 8) FC6-4	(1, 8) FC6-4	(1, 8) FC6-4	(1, 8) FC6-4	(1, 8) FC6-4	(1, 8) G3	6	0	2	1	0	0	3									
Kevin Mitchell, R OBP: 0.270, SLG: 0.484	(1, 5) 1-1 G6-3	(1, 5) G6-3	(1, 5) F8	(1, 5) F8	(1, 5) G6-3	(1, 5) G6-3	(1, 5) K	(1, 5) K	(1, 5) K	(1, 5) K	(1, 5) E5	6	0	0	0	0	2	4									
Will Clark, L OBP: 0.316, SLG: 0.455	(1, 3) 4-2 BB	(1, 3) BB	(1, 3) BB	(1, 3) BB	(1, 3) FC6-4	(1, 3) FC6-4	(1, 3) L8	(1, 3) L8	(1, 3) L8	(1, 3) G4-3	(1, 3) G4-3	5	1	2	1	1	0	3									
Candy Maldonado, R OBP: 0.375, SLG: 0.414	(1, 9) 0-1 P6	(1, 9) P6	(1, 9) K	(1, 9) K	(1, 9) K	(1, 9) K	(1, 9) F8	(1, 9) F8	(1, 9) F8	(1, 9) G5-3	(1, 9) G5-3	5	1	1	0	0	1	3									
Jeffrey Leonard, R OBP: 0.333, SLG: 0.667	(1, 7) 0-0 G5-3	(1, 7) G5-3	(1, 7) G5-3	(1, 7) G5-3	(1, 7) L5	(1, 7) L5	(1, 7) SF8	(1, 7) SF8	(1, 7) SF8	(1, 7) CS	(1, 7) P4	3	0	1	0	0	0	1									
Scott Garrelts, R ERA: 11.57	(7, 1)																										
Chris Speier, R OBP: 0.400, SLG: 0.500	(6, PH)																										
Atee Hammaker, S ERA: 2.57	(9, 1)																										
Don Robinson, R ERA: 2.57	(10, 1)																										
Bob Melvin, R OBP: 0.105, SLG: 0.158	(1, 2) 3-2 F8	(1, 2) F8	(1, 2) F8	(1, 2) F8	(1, 2) FC6-4	(1, 2) FC6-4	(1, 2) FC6-4	(1, 2) FC6-4	(1, 2) FC6-4	(1, 2) FC6-4	(1, 2) G6-3	2	0	0	0	0	1										
Mike Aldrete, L OBP: 0.344, SLG: 0.308	(6, PH) 7.7																										
Robby Thompson, R OBP: 0.310, SLG: 0.407	(1, 4) 1-0 G5-3	(1, 4) G5-3	(1, 4) G5-3	(1, 4) G5-3	(1, 4) G5-3	(1, 4) SF8	(1, 4) SF8	(1, 4) SF8	(1, 4) SF8	(1, 4) SF8	(1, 4) 1B	4	1	3	2	0	0	0									
Jose Uribe, S OBP: 0.344, SLG: 0.333	(1, 6) 0-1 P6	(1, 6) P6	(1, 6) P6	(1, 6) P6	(1, 6) P6	(1, 6) P6	(1, 6) P6	(1, 6) P6	(1, 6) P6	(1, 6) P6	(1, 6) G6-3	5	1	2	0	0	1	3									
Michael LaCoss, R OBP: 0.333, SLG: 0.333	(1, 1) 0-1 1B	(1, 1) 1B	(1, 1) 1B	(1, 1) 1B	(1, 1) 1B	(1, 1) 1B	(1, 1) 1B	(1, 1) 1B	(1, 1) 1B	(1, 1) 1B	(1, 1) 1B	1	0	1	0	0	0	0									
Joel Youngblood, R OBP: 0.222, SLG: 0.333	(5, PH)																										
Joe Price, R ERA: 2.45	(6, 1)																										
Bob Brenly, R OBP: 0.200, SLG: 0.357	(7, 2) 1-3 1B	(7, 2) 1B	(7, 2) 1B	(7, 2) 1B	(7, 2) 1B	(7, 2) 1B	(7, 2) 1B	(7, 2) 1B	(7, 2) 1B	(7, 2) 1B	(7, 2) 1B	2	0	0	0	1	1	4									
<b>Inning Stats</b>	R: 0 E: 0 K: 0 S: 11	H: 0 LOB: 1 BB: 1 P: 19	R: 0 E: 0 K: 0 S: 5	H: 0 LOB: 0 BB: 0 P: 9	R: 0 E: 0 K: 0 S: 8	H: 1 LOB: 1 BB: 0 P: 10	R: 0 E: 0 K: 1 S: 11	H: 1 LOB: 1 BB: 0 P: 16	R: 2 E: 0 K: 0 S: 13	H: 4 LOB: 4 BB: 0 P: 18	R: 1 E: 0 K: 0 S: 15	H: 2 LOB: 2 BB: 2 P: 29	R: 0 E: 1 K: 0 S: 6	H: 0 LOB: 0 BB: 0 P: 8	R: 0 E: 0 K: 1 S: 10	H: 2 LOB: 2 BB: 0 P: 15	R: 1 E: 0 K: 1 S: 7	H: 1 LOB: 0 BB: 0 P: 13	1B: 11 2B: 2 3B: 0 HR: 1	SF: 1 SAC: 0 DP: 1 HBP: 0	WP: 0 PB: 0 SB: 1 CS: 1	PA: 48					
<b>PITCHER</b>	IP 5.0	WLS 23	BF 4	H 0	R 0	ER 0	SO 1	BB 1	IBB 0	HBP 0	BLK 0	WP 0	HR 0	S 53	P 79	ERA 5.40	WHIP 1.800										
Tom Browning, L ERA: 3.21	(1, 1)																										
Jose Rijo, R ERA: 8.31	(6, 1)																										
Rob Murphy, L ERA: 1.42	(7, 1)																										
John Franco, L ERA: 1.42	(9, 1)																										
Pat Perry, L ERA: 10.13	(11, 1)																										

Cincinnati Reds @ San Francisco Giants  
Candlestick Park, San Francisco, CA  
Wed Apr 13 1988, 6:33 AM EDT  
Att: 15,736 - Overcast - 60 F

AB 43  
R 5  
H 14  
RBI 5  
BB 4  
SO 5  
LOB 22





Batter	1	2	3	4	5	6	7	8	9	AB	R	H	RBI	BB	SO	LOB	TOP		
Barry Larkin, R OBP: 0.370, SLG: 0.341	F4			4-3 G3 1B		G3-6-3 1B		S 1B		4	0	3	1	0	0	0	<b>Cincinnati Reds @ Houston Astros</b> Astrodome, Houston, TX Thu Apr 14 1988, 8:05 PM EDT Att: 17,835 - Dome - 70 F		
Jeff Treadway, L OBP: 0.276, SLG: 0.281	L8			G3		F8		F7		4	0	0	0	0	0	3			
Kal Daniels, L OBP: 0.523, SLG: 0.886	4-3			4-3		G3-6-3 1-2		F8 1B BLK		4	1	1	0	0	0	2			
Eric Davis, R OBP: 0.357, SLG: 0.273			K	K				1B BLK		4	1	1	0	0	3	1			
Paul O'Neill, L OBP: 0.242, SLG: 0.194			K			3-1		F8		4	0	1	0	0	1	2			
Bo Diaz, R OBP: 0.250, SLG: 0.444			K			1B													
Terry McGriff, R OBP: 0.250, SLG: 0.250						1-2 1B		1B		3	0	1	0	0	1	0			
Nick Esasky, R OBP: 0.192, SLG: 0.125						F9		F8		4	0	1	1	0	0	2			
Chris Sabo, R OBP: 0.320, SLG: 0.391						F9		1B		4	1	1	0	0	0	4			
Dennis Rasmussen, L Frank Williams, R Leo Garcia, L Pat Perry, L Dave Collins, S Jose Rijo, R						6-3		F9		1	0	0	0	0	0	0			
<b>Inning Stats</b>	R: 0 E: 0 K: 0 S: 9	H: 0 LOB: 0 BB: 0 P: 14	R: 0 E: 0 K: 3 S: 10	H: 0 LOB: 0 BB: 0 P: 14	R: 0 E: 0 K: 0 S: 6	H: 0 LOB: 0 BB: 0 P: 8	R: 0 E: 0 K: 1 S: 9	H: 1 LOB: 1 BB: 0 P: 10	R: 0 E: 0 K: 0 S: 7	H: 1 LOB: 2 BB: 0 P: 9	R: 0 E: 0 K: 1 S: 9	H: 0 LOB: 0 BB: 0 P: 9	R: 1 E: 0 K: 0 S: 6	H: 2 LOB: 1 BB: 0 P: 10	R: 2 E: 0 K: 0 S: 13	H: 4 LOB: 1 BB: 0 P: 18	1B: 9 2B: 1 3B: 0 HR: 0	SF: 0 SAC: 0 DP: 2 HBP: 0	WP: 0 PA: 35 PB: 0 SB: 1 CS: 0
<b>PITCHER</b>	IP WLS BF H R ER SO BB IBB HBP BLK WP HR S P ERA WHIP	8.1 W 34 10 3 3 5 0 0 0 0 0 0 0 0 76 105 3.24 1.200	0.2 1 0 0 0 0 0 0 0 0 0 0 0 0 2 2 0.00 0.000																

Batter	1	2	3	4	5	6	7	8	9	AB	R	H	RBI	BB	SO	LOB	BOTTOM		
Gerald Young, S OBP: 0.263, SLG: 0.324	E5 1B HR			L9		1-3		K		5	1	2	0	0	1	1	<b>Cincinnati Reds @ Houston Astros</b> Astrodome, Houston, TX Thu Apr 14 1988, 8:05 PM EDT Att: 17,835 - Dome - 70 F		
Billy Hatcher, R OBP: 0.436, SLG: 0.529	S HR			2B BB		6-3		6-3		4	2	1	0	1	0	1			
Bill Doran, S OBP: 0.436, SLG: 0.412	L4			1B 2B				P5		5	2	2	2	0	0	3			
Glenn Davis, R OBP: 0.484, SLG: 1.042				6-3						4	1	3	5	0	0	0			
Craig Reynolds, L OBP: 0.250, SLG: 0.250	HR			1B				FC5-4 1B		0	0	0	0	0	0	0			
Kevin Bass, S OBP: 0.429, SLG: 0.786	2H 3H			4-3				P2		3	0	1	0	0	0	1			
Terry Puhl, L OBP: 0.250, SLG: 0.200	5-3 1B			4-3				1B		1	0	0	0	0	0	1			
Alan Ashby, S OBP: 0.424, SLG: 0.593	5-3 1B			5-3				FC5-4 2B		4	1	1	0	0	0	1			
Rafael Ramirez, R OBP: 0.306, SLG: 0.441	5-3			BLK 2B 1B				E6 2B		4	1	1	0	0	0	3			
Chuck Jackson, R OBP: 0.235, SLG: 0.250				5-3				2B		3	0	1	1	1	1	1			
Danny Darwin, R OBP: 0.167, SLG: 0.333	5-3			2B 2B				K		4	1	1	1	0	1	6			
Ernie Camacho, R ERA: 7.65				2H 2B 2B				6-3		0	0	0	0	0	0	0			
<b>Inning Stats</b>	R: 3 E: 1 K: 0 S: 15	H: 5 LOB: 3 BB: 1 P: 27	R: 0 E: 0 K: 0 S: 10	H: 1 LOB: 0 BB: 0 P: 14	R: 0 E: 0 K: 0 S: 6	H: 0 LOB: 0 BB: 0 P: 11	R: 4 E: 0 K: 0 S: 10	H: 4 LOB: 1 BB: 1 P: 15	R: 0 E: 0 K: 1 S: 8	H: 0 LOB: 0 BB: 0 P: 12	R: 0 E: 0 K: 0 S: 5	H: 0 LOB: 0 BB: 0 P: 7	R: 2 E: 1 K: 1 S: 15	H: 3 LOB: 3 BB: 0 P: 22	R: 0 E: 0 K: 1 S: 8	H: 0 LOB: 0 BB: 0 P: 12	1B: 8 2B: 4 3B: 0 HR: 1	SF: 0 SAC: 0 DP: 0 HBP: 0	WP: 0 PA: 39 PB: 0 SB: 1 CS: 1
<b>PITCHER</b>	IP WLS BF H R ER SO BB IBB HBP BLK WP HR S P ERA WHIP	3.2 L 21 9 7 7 0 1 1 0 1 0 0 0 3 3 0.00 3.000	0.1 2 1 0 0 0 0 0 0 0 0 0 0 0 28 41 3.00 1.000	1.0 3 3 2 1 2 0 0 0 0 0 0 0 0 8 12 0.00 0.000															





Batter	1	2	3	4	5	6	7	8	9	10	AB	R	H	RBI	BB	SO	LOB	TOP						
Barry Larkin, R OBP: 0.392, SLG: 0.435	1-1 SH2-3 2B		1-1 1-3			0-1 3B		1-1 HBP SF7 1B		2-1 F9	5	0	3	0	0	0	0							
Jeff Treadway, L OBP: 0.250, SLG: 0.250	0-0 SH2-3		1-1 F9			2-1 P4		2-3 K		2-2 L6	4	0	0	0	0	1	4							
Kal Daniels, L OBP: 0.490, SLG: 0.621	0-0 L4			1-2 P5		1-0 F9		1-2 SF7		2-2 1B 2B 1B	4	1	1	1	0	0	2							
Eric Davis, R OBP: 0.362, SLG: 0.270	2-2 4-3			0-3 K		3-2 5-3		1-2 3H 4-2 HBP BB		3-1 1B 2B 1B	4	1	1	0	1	1	2							
Paul O'Neill, L OBP: 0.257		3-1 1-3 1B		0-0 3-1			1-2 P5	1-0 HBP		3-2 1B 2B	4	0	2	3	0	0	0							
Nick Esasky, R OBP: 0.200, SLG: 0.143		1-3 K		1-1 FC5-4 1B			1-1 P6	0-0 F9		1-2 G3	4	0	1	0	0	1	4							
Jose Rijo, R OBP: 0.261, SLG: 0.190		1-3 K		3-2 FC5-4 1B			0-3 K		2-1 P3															
Tracy Jones, R OBP: 0.261, SLG: 0.190		1-3 K		1-2 K																				
John Franco, L		1-3 K		2-3 K																				
Terry McGriff, R OBP: 0.143, SLG: 0.143		1-1 1-3		0-2 6-3																				
Leo Garcia, L OBP: 0.333, SLG: 0.200		1-1 K																						
Bo Diaz, R OBP: 0.250, SLG: 0.444		1-2 K																						
Chris Sabo, R OBP: 0.310, SLG: 0.407		2-3 K																						
Ron Robinson, R OBP: 0.250, SLG: 0.250																								
Dave Collins, S OBP: 0.333, SLG: 0.143																								
<b>Inning Stats</b>	R: 0 E: 0 K: 0 S: 7	H: 1 LOB: 1 BB: 0 P: 10	R: 0 E: 0 K: 2 S: 12	H: 1 LOB: 1 BB: 0 P: 19	R: 0 E: 0 K: 1 S: 7	H: 0 LOB: 0 BB: 0 P: 9	R: 0 E: 0 K: 1 S: 7	H: 0 LOB: 0 BB: 0 P: 8	R: 0 E: 0 K: 1 S: 11	H: 1 LOB: 1 BB: 0 P: 17	R: 0 E: 0 K: 0 S: 8	H: 0 LOB: 0 BB: 0 P: 11	R: 2 E: 0 K: 1 S: 13	H: 2 LOB: 3 BB: 1 P: 24	R: 0 E: 0 K: 1 S: 9	H: 0 LOB: 0 BB: 0 P: 14	R: 2 E: 0 K: 0 S: 18	H: 3 LOB: 1 BB: 0 P: 31	1B: 5 2B: 3 3B: 1 HR: 0	SF: 1 SAC: 1 DP: 0 HBP: 2	WP: 0 PB: 0 SB: 2 CS: 0	PA: 42		
<b>PITCHER</b>	IP 7.2	WLS 32	H 6	R 2	ER 2	SO 7	BB 1	IBB 0	HBP 2	BLK 0	WP 0	HR 0	S 73	P 111	ERA 2.92	WHIP 0.913								
Mike Scott, R ERA: 2.92																								
Dave Smith, R ERA: 3.80																								
Larry Andersen, R ERA: 3.38																								

Cincinnati Reds @ Houston Astros  
Astrodome, Houston, TX  
Fri Apr 15 1988, 8:05 PM EDT  
Att. 32,417 - Dome - 70 F

AB	37
R	4
H	9
RBI	4
BB	1
SO	8
LOB	18



Batter	1	2	3	4	5	6	7	8	9	10	AB	R	H	RBI	BB	SO	LOB	BOTTOM						
Gerald Young, S OBP: 0.262, SLG: 0.317	3-2 1B		3-1 4-3		0-0 F8			1 SAFE 0-1 SAFE SAFE B5			4	1	1	0	0	0	1							
Billy Hatcher, R OBP: 0.442, SLG: 0.514	3-2 1B		4-0 1B		3-2 F7			1 SAFE 0-0 SAFE SAFE G1-6-3			3	1	1	1	1	0	1							
Bill Doran, S OBP: 0.419, SLG: 0.395	2-1 F8		3-2 1B		3-2 G3			2-3 K			4	0	1	1	0	1	1							
Glenn Davis, R OBP: 0.429, SLG: 0.883	1-0 F9		0-1 F8		1-1 P4			2-2 F9			4	0	0	0	0	0	2							
Kevin Bass, S OBP: 0.353, SLG: 0.647	1-1 4-3				2-2 F7			3-1 4-3			3	0	0	0	0	0	1							
Dave Smith, R ERA: 4.91																								
Craig Reynolds, L OBP: 0.400, SLG: 0.250																								
Larry Andersen, R OBP: 1.000, SLG: 1.000																								
Alan Ashby, S OBP: 0.378, SLG: 0.516		2-2 G1		0-0 3-1				1-2 4-3			4	0	0	0	0	0	1							
Denny Walling, L OBP: 0.320, SLG: 0.478		2-0 G3		4-2 BB				2-0 G3			2	0	0	0	1	0	0							
Jim Pankovits, R																								
Rafael Ramirez, R OBP: 0.275, SLG: 0.395		2-3 K		1-1 4-3				2-0 5-3			4	0	0	0	0	1	1							
Mike Scott, R OBP: 0.111, SLG: 0.111																								
Terry Puhl, L OBP: 0.294, SLG: 0.200																								
Steve Henderson, R OBP: 0.333, SLG: 0.333																								
<b>Inning Stats</b>	R: 1 E: 0 K: 0 S: 13	H: 2 LOB: 1 BB: 0 P: 21	R: 0 E: 0 K: 1 S: 8	H: 0 LOB: 0 BB: 0 P: 14	R: 1 E: 0 K: 0 S: 11	H: 1 LOB: 1 BB: 1 P: 23	R: 0 E: 0 K: 0 S: 8	H: 0 LOB: 1 BB: 1 P: 15	R: 0 E: 0 K: 1 S: 8	H: 0 LOB: 0 BB: 0 P: 13	R: 0 E: 0 K: 0 S: 7	H: 0 LOB: 0 BB: 0 P: 14	R: 0 E: 0 K: 0 S: 5	H: 0 LOB: 0 BB: 0 P: 10	R: 0 E: 0 K: 1 S: 9	H: 0 LOB: 1 BB: 0 P: 18	R: 0 E: 0 K: 1 S: 8	H: 0 LOB: 0 BB: 0 P: 12	1B: 3 2B: 0 3B: 0 HR: 0	SF: 0 SAC: 0 DP: 1 HBP: 0	WP: 0 PB: 0 SB: 3 CS: 0	PA: 36		
<b>PITCHER</b>	IP 7.0	WLS 26	H 3	R 2	ER 2	SO 2	BB 2	IBB 0	HBP 0	BLK 0	WP 0	HR 0	S 60	P 110	ERA 2.57	WHIP 0.714								
Ron Robinson, R ERA: 4.61																								
Jose Rijo, R ERA: 4.91																								
John Franco, L ERA:																								

Cincinnati Reds @ Houston Astros  
Astrodome, Houston, TX  
Fri Apr 15 1988, 8:05 PM EDT  
Att. 32,417 - Dome - 70 F

AB	32
R	2
H	3
RBI	2
BB	4
SO	4
LOB	8





Batter	1	2	3	4	5	6	7	8	9	AB	R	H	RBI	BB	SO	LOB	TOP								
<b>Barry Larkin, R</b> OBP: 0.393, SLG: 0.431	6-3		3-1		L8			SH1-4 2B 1B	G4-6-3 1B	5	1	2	1	0	0	2	<b>Cincinnati Reds @ Houston Astros</b> Astrodome, Houston, TX Sat Apr 16 1988, 4:33 AM EDT Att: 21,308 - Dome - 70 F								
<b>Dave Concepcion, R</b> OBP: 0.400, SLG: 0.385	G1-6-3 1B			CS 1B		F9		SH1-4 1-2	G4-6-3 1-2	4	0	2	0	0	0	1									
<b>Kal Daniels, L</b> OBP: 0.500, SLG: 0.786	G1-6-3 1-2			K		BLK BB		2B BLK IBB	WP BLK 1B	3	2	1	0	2	1	2									
<b>Eric Davis, R</b> OBP: 0.385, SLG: 0.333		5-3		S 1B		P4		BLK 1B 2B	BLK WP 1B	5	2	3	1	0	0	1									
<b>Tracy Jones, R</b> OBP: 0.286, SLG: 0.231	6-3			5-3		F8		S 1B 2B	1-2	5	1	2	2	0	0	2									
<b>Bo Diaz, R</b> OBP: 0.244, SLG: 0.488	5-3					HR		5-3 1-2	F8	5	1	1	1	0	0	2									
<b>Nick Esasky, R</b> OBP: 0.235, SLG: 0.161			5-3		BB			1-3 K	2-1 1B	3	0	1	1	1	1	0									
<b>Chris Sabo, R</b> OBP: 0.333, SLG: 0.419			S 1B		F7			2-3 K	0-0 1-2 1B	4	0	2	0	0	1	1									
<b>Mario Soto, R</b> OBP: 0.143, SLG: 0.143					P4					2	0	0	0	0	1	2									
<b>Jose Rijo, R</b> ERA: 22.5										0	0	0	0	0	0	0									
<b>Leo Garcia, L</b> OBP: 0.375, SLG: 0.429										2	1	1	0	0	0	2									
<b>Rob Murphy, L</b> ERA: 3.6										0	0	0	0	0	0	0									
<b>Inning Stats</b>	R: 0 E: 0 K: 0 S: 9	H: 1 LOB: 0 BB: 0 P: 14	R: 0 E: 0 K: 0 S: 7	H: 0 LOB: 0 BB: 0 P: 11	R: 0 E: 0 K: 0 S: 5	H: 1 LOB: 1 BB: 0 P: 7	R: 0 E: 0 K: 1 S: 12	H: 2 LOB: 1 BB: 0 P: 21	R: 1 E: 0 K: 0 S: 9	H: 1 LOB: 1 BB: 1 P: 15	R: 0 E: 0 K: 2 S: 10	H: 0 LOB: 0 BB: 0 P: 13	R: 5 E: 0 K: 0 S: 23	H: 6 LOB: 2 BB: 1 P: 39	R: 2 E: 0 K: 0 S: 17	H: 4 LOB: 1 BB: 0 P: 22	1B: 12 2B: 2 3B: 0 HR: 1	SF: 0 SAC: 1 DP: 2 HBP: 0	WP: 1 PB: 0 SB: 4 CS: 1	PA: 42					
<b>PITCHER</b>	IP	WLS	BF	H	R	ER	SO	BB	IBB	HBP	BLK	WP	HR	S	P	ERA	WHIP								
<b>Bob Knepper, L</b> ERA: 1.38	6.0		23	5	1	1	2	2	0	0	1	0	0	46	79	1.50	1.167								
<b>Ernie Camacho, R</b> ERA: 22.5	1.1	L	9	4	5	5	2	0	1	0	1	0	0	23	37	33.75	3.000								
<b>Larry Andersen, R</b> ERA: 3.0	0.2		4	2	0	0	0	0	0	0	0	0	0	10	15	0.00	3.000								
<b>Juan Agosto, L</b> ERA: 3.6	1.0		6	4	2	2	0	0	0	0	1	1	0	17	22	18.00	4.000								

AB 38  
R 8  
H 15  
RBI 6  
BB 3  
SO 4  
LOB 15



Batter	1	2	3	4	5	6	7	8	9	AB	R	H	RBI	BB	SO	LOB	BOTTOM								
<b>Gerald Young, S</b> OBP: 0.261, SLG: 0.311	4-3		CS 1B			4-3		G4-6-3 1-2		4	0	1	0	0	0	1	<b>Cincinnati Reds @ Houston Astros</b> Astrodome, Houston, TX Sat Apr 16 1988, 4:33 AM EDT Att: 21,308 - Dome - 70 F								
<b>Billy Hatcher, R</b> OBP: 0.404, SLG: 0.463	6-3		CS 1-2	K		1-6-3		5-3		4	0	0	0	0	1	0									
<b>Bill Doran, S</b> OBP: 0.426, SLG: 0.390	F7			4-3				2B SF8 1B	G1-4-3 BB	3	1	1	0	1	0	0									
<b>Glenn Davis, R</b> OBP: 0.410, SLG: 0.844		5-3		P5				SF8 1B 2B	G1-4-3 1-2	4	1	1	0	0	0	1									
<b>Kevin Bass, S</b> OBP: 0.333, SLG: 0.600	L7					4-3 BLK 1B		SF8	F9	3	0	1	1	0	0	0									
<b>Alan Ashby, S</b> OBP: 0.400, SLG: 0.529						4-3		1B		3	0	2	1	0	0	1									
<b>Denny Walling, L</b> OBP: 0.321, SLG: 0.462								1B		3	0	1	0	0	1	2									
<b>Rafael Ramirez, R</b> OBP: 0.256, SLG: 0.366								G5-4-3 1B		3	0	0	0	0	0	3									
<b>Bob Knepper, L</b> ERA: 1.38										1	0	0	0	0	1	0									
<b>Terry Puhl, L</b> OBP: 0.276, SLG: 0.166										1	0	0	0	0	0	0									
<b>Ernie Camacho, R</b> ERA: 22.5										0	0	0	0	0	0	0									
<b>Larry Andersen, R</b> ERA: 3.0										0	0	0	0	0	0	0									
<b>Jim Pankovits, R</b> ERA: 1.000										0	0	0	0	1	0	0									
<b>Juan Agosto, L</b> ERA: 3.6										0	0	0	0	0	0	0									
<b>Inning Stats</b>	R: 0 E: 0 K: 0 S: 4	H: 0 LOB: 0 BB: 0 P: 6	R: 0 E: 0 K: 0 S: 8	H: 1 LOB: 1 BB: 0 P: 13	R: 0 E: 0 K: 1 S: 10	H: 1 LOB: 0 BB: 0 P: 17	R: 0 E: 0 K: 1 S: 7	H: 0 LOB: 0 BB: 0 P: 9	R: 0 E: 0 K: 1 S: 11	H: 1 LOB: 1 BB: 0 P: 13	R: 2 E: 0 K: 0 S: 11	H: 4 LOB: 1 BB: 0 P: 16	R: 0 E: 0 K: 0 S: 5	H: 0 LOB: 0 BB: 1 P: 9	R: 0 E: 0 K: 0 S: 4	H: 0 LOB: 0 BB: 1 P: 10	1B: 6 2B: 1 3B: 0 HR: 0	SF: 1 SAC: 0 DP: 3 HBP: 0	WP: 0 PB: 0 SB: 0 CS: 1	PA: 33					
<b>PITCHER</b>	IP	WLS	BF	H	R	ER	SO	BB	IBB	HBP	BLK	WP	HR	S	P	ERA	WHIP								
<b>Mario Soto, R</b> ERA: 2.21	6.1		25	7	2	2	3	0	0	0	1	0	0	59	84	2.84	1.105								
<b>Jose Rijo, R</b> ERA: 4.5	0.2	W	1	0	0	0	0	0	0	0	0	0	0	1	1	0.00	0.000								
<b>Rob Murphy, L</b> ERA: 1.08	2.0		6	0	0	0	0	2	0	0	0	0	0	9	19	0.00	1.000								





Batter	1	2	3	4	5	6	7	8	9	AB	R	H	RBI	BB	SO	LOB	TOP											
Barry Larkin, R OBP: 0.400, SLG: 0.509	1-0 HR		0-1 2B		1-2 L9		1-3 K			4	2	2	1	0	1	0	<b>Cincinnati Reds @ Houston Astros</b> Astrodome, Houston, TX Sun Apr 17 1988, 4:33 AM EDT Att: 32,586 - Dome - 70 F											
Jeff Treadway, L OBP: 0.273, SLG: 0.282	0-0 F7		1-0 2B		4-1 BB		2-2 4-3			3	0	1	1	1	0	0												
Kal Daniels, L OBP: 0.466, SLG: 0.717	1-3 K		2-3 K		1-2 F8			1-1 F7		4	0	0	0	0	2	2												
Eric Davis, R OBP: 0.357, SLG: 0.304	1-0 P3		1-2 P6		0-2 P3			1-3 K		4	0	0	0	0	1	2												
Paul O'Neill, L OBP: 0.262, SLG: 0.231		1-3 K	3-1 P6		0-3 K			3-1 P5		4	0	0	0	0	2	1												
Bo Diaz, R OBP: 0.244, SLG: 0.467		3-2 WP 1B SF8		0-1 L7		0-1 P5			0-1 P6	4	1	1	0	0	0	0												
Nick Esasky, R OBP: 0.297, SLG: 0.265		0-2 WP 1B		3-2 2B		3-2 1B			1-3 K	3	0	3	0	0	0	0												
Pat Perry, L										0	0	0	0	0	0	0												
Rob Murphy, L										0	0	0	0	0	0	0												
Dave Collins, S OBP: 0.300, SLG: 0.125		1-2 1B		0-1 F8		2-1 F9			1-1 P6	1	0	0	0	0	1	0												
Chris Sabo, R OBP: 0.297, SLG: 0.382		1-2 SF8		0-1 F8						3	0	0	1	0	0	2												
Danny Jackson, R OBP: 0.125, SLG: 0.143		1-3 K		2-3 K						1	0	0	0	0	1	1												
Frank Williams, R										1	0	0	0	0	1	1												
Leo Garcia, L OBP: 0.333, SLG: 0.375										1	0	0	0	0	1	0												
<b>Inning Stats</b>	R: 1 E: 0 K: 1 S: 6	H: 1 LOB: 0 BB: 0 P: 9	R: 1 E: 0 K: 2 S: 17	H: 2 LOB: 1 BB: 0 P: 23	R: 1 E: 0 K: 1 S: 12	H: 2 LOB: 1 BB: 0 P: 19	R: 0 E: 0 K: 1 S: 10	H: 1 LOB: 1 BB: 1 P: 15	R: 0 E: 0 K: 0 S: 12	H: 0 LOB: 1 BB: 1 P: 18	R: 0 E: 0 K: 1 S: 10	H: 1 LOB: 0 BB: 0 P: 15	R: 0 E: 0 K: 2 S: 9	H: 0 LOB: 0 BB: 0 P: 14	R: 0 E: 0 K: 1 S: 7	H: 0 LOB: 0 BB: 0 P: 12	R: 0 E: 0 K: 1 S: 7	H: 0 LOB: 0 BB: 0 P: 9	1B: 3 2B: 3 3B: 0 HR: 1	SF: 1 SAC: 0 DP: 0 HBP: 0	WP: 1 PB: 0 SB: 0 CS: 0	PA: 35						
<b>PITCHER</b>	IP	WLS	BF	H	R	ER	SO	BB	IBB	HBP	BLK	WP	HR	S	P	ERA	WHIP											
Nolan Ryan, R ERA: 3.27	(1, 1)	8.0	W	32	7	3	3	9	1	0	0	0	1	1	83	125	3.38	1.000										
Dave Smith, R ERA: 3.18	(9, 1)	1.0	S	3	0	0	0	1	0	0	0	0	0	0	7	9	0.00	0.000										

Batter	1	2	3	4	5	6	7	8	9	AB	R	H	RBI	BB	SO	LOB	BOTTOM										
Gerald Young, S OBP: 0.294, SLG: 0.327	2-1 S 2B			3-2 P5		1-1 1B		0-3 K		4	1	2	0	0	1	3	<b>Cincinnati Reds @ Houston Astros</b> Astrodome, Houston, TX Sun Apr 17 1988, 4:33 AM EDT Att: 32,586 - Dome - 70 F										
Billy Hatcher, R OBP: 0.400, SLG: 0.442	0-0 L8	1-2 SH5-4 HBP		4-2 E BB		3-0 CS		1-1 P2		2	0	0	0	1	0	1											
Bill Doran, S OBP: 0.392, SLG: 0.356	0-0 P5	0-1 5-3		1-2 1-6-3				3-2 4-3		4	0	0	0	0	0	3											
Glenn Davis, R OBP: 0.419, SLG: 0.800	4-1 2B BB	0-0 L8		1-2 G5-4-3 1B		0-0 L6				3	1	1	0	1	0	1											
Kevin Bass, S OBP: 0.320, SLG: 0.583	3-2 2B		1-0 4-3		3-2 G5-4-3		1-1 5-3			4	0	1	2	0	0	1											
Rafael Ramirez, R OBP: 0.255, SLG: 0.356	0-1 6-3		1-3 K		0-0 6-3		1-1 FC3-6 1B			4	0	1	0	0	1	1											
Mark Bailey, S OBP: 0.405, SLG: 0.490		0-0 2B 1B		4-1 FC5-4 BB		4-1 1B CS BB		0-0 FC3-6 1B		2	1	2	0	2	0	0											
Alan Ashby, S OBP: 0.400, SLG: 0.529								1-2 FC3-6 1B		0	0	0	0	0	0	0											
Chuck Jackson, R OBP: 0.238, SLG: 0.300		0-0 1B 2B		0-1 FC5-4		0-0 6-3		0-0 FC3-6 BB		4	1	1	0	0	0	4											
Nolan Ryan, R OBP: 0.250, SLG: 0.250		0-0 SH5-4 BLK 1B		2-3 K		1-3 K		4-1 BB		3	1	1	2	0	2	1											
Steve Henderson, R OBP: 0.385, SLG: 0.333										0	0	0	0	1	0	0											
Dave Smith, R										0	0	0	0	0	0	0											
<b>Inning Stats</b>	R: 2 E: 0 K: 0 S: 10	H: 2 LOB: 1 BB: 1 P: 19	R: 3 E: 0 K: 0 S: 11	H: 3 LOB: 1 BB: 0 P: 13	R: 0 E: 0 K: 1 S: 8	H: 0 LOB: 1 BB: 1 P: 14	R: 0 E: 1 K: 1 S: 12	H: 0 LOB: 1 BB: 1 P: 22	R: 0 E: 0 K: 0 S: 7	H: 1 LOB: 0 BB: 0 P: 10	R: 0 E: 0 K: 1 S: 7	H: 1 LOB: 1 BB: 1 P: 16	R: 0 E: 0 K: 0 S: 7	H: 0 LOB: 0 BB: 0 P: 11	R: 0 E: 0 K: 1 S: 10	H: 2 LOB: 3 BB: 1 P: 16	1B: 7 2B: 2 3B: 0 HR: 0	SF: 0 SAC: 1 DP: 1 HBP: 1	WP: 0 PB: 0 SB: 1 CS: 1	PA: 38							
<b>PITCHER</b>	IP	WLS	BF	H	R	ER	SO	BB	IBB	HBP	BLK	WP	HR	S	P	ERA	WHIP										
Danny Jackson, L ERA: 4.26	(1, 1)	2.0	L	13	5	5	0	2	1	0	0	0	0	21	32	22.50	3.000										
Frank Williams, R ERA: 4.23	(3, 1)	3.0		11	1	0	0	2	2	0	0	0	0	27	46	0.00	1.000										
Pat Perry, L ERA: 5.91	(6, 1)	2.1		10	3	0	0	1	1	0	0	0	0	19	34	0.00	1.714										
Rob Murphy, L ERA: 1.0	(8, 1)	0.2		3	0	0	0	1	1	0	0	0	0	5	9	0.00	1.500										

AB	33
R	3
H	7
RBI	3
BB	1
SO	10
LOB	9





Batter	1	2	3	4	5	6	7	8	9	10	11	12	AB	R	H	RBI	BB	SO	LOB	TOP											
<b>Brett Butler, L</b> OBP: 0.363, SLG: 0.491 (1.8)	0-1 WP SF8 1B		1-1 G3			4-2 CS E BB	2-3 K		3-3 K			0-1 2B 1B	5	2	2	0	1	2	4												
<b>Kevin Mitchell, R</b> OBP: 0.281, SLG: 0.417 (1.5)	3-1 1B		0-0 F8			0-0 E5 CS				1-0 6-3		0-0 SF8	5	0	1	1	0	1	1												
<b>Will Clark, L</b> OBP: 0.362, SLG: 0.580 (1.3)	2-3 K			1-1 F7		2-3 K		1-1 1B		1-3 K		2-0 1B 1B 2B	6	1	2	1	0	3	4												
<b>Candy Maldonado, R</b> OBP: 0.346, SLG: 0.489 (1.9)	2-2 SF8		1-1 3-1			0-0 F9		2-0 L7		0-1 6-3		3-0 1B 1B 2B	5	0	1	1	0	0	3												
<b>Jeffrey Leonard, R</b> OBP: 0.409, SLG: 0.524 (1.7) <b>Joe Price, R</b> ERA: 12.1	3-H K		1-2 F8			1-2 2B 2B		0-0 L9				1-1 1B	6	1	2	1	0	2	2												
<b>Bob Brenly, R</b> OBP: 0.278, SLG: 0.529 (7. PR) <b>Mark Wasinger, R</b> ERA: 7.2		1-2 F6			0-1 G4-6-3 2B		0-1 2B 2B		1-1 4-3 SH1-4 1B		1-0 F9	1-0 L3	3	0	2	1	0	0	0												
<b>Robby Thompson, R</b> OBP: 0.300, SLG: 0.361 (7.4) <b>Chris Speier, R</b> OBP: 0.200, SLG: 0.222		1-0 6-3			4-2 G4-6-3 BB		1-2 SH1-4 2B		0-1 SH1-4		2-3 K		2	0	1	1	1	0	0												
<b>Jose Uribe, S</b> OBP: 0.333, SLG: 0.279 (1.8)		1-0 F9			0-2 G4-6-3		0-1 SH1-4		1-1 4-3			0-1 1B WP SF8 1B	4	1	1	0	0	0	3												
<b>Mike Krukow, R</b> ERA: 12.7 <b>Don Robinson, R</b> ERA: 12.7 <b>Joel Youngblood, R</b> ERA: 12.7 <b>Craig Lefferts, L</b> ERA: 12.7 <b>Mike Aldrete, L</b> ERA: 12.7			1-3 K		2-2 F6		1-1 B1-3		4-2 BB			2-0 F4	3	0	0	0	0	1	3												
<b>Inning Stats</b>	R: 1 E: 0 K: 2 S: 15	H: 2 LOB: 1 BB: 0 P: 23	R: 0 E: 0 K: 5 S: 5	H: 0 LOB: 0 BB: 8 P: 8	R: 0 E: 0 K: 1 S: 6	H: 0 LOB: 0 BB: 8 P: 8	R: 0 E: 0 K: 0 S: 8	H: 0 LOB: 0 BB: 11 P: 11	R: 0 E: 0 K: 0 S: 10	H: 1 LOB: 1 BB: 1 P: 16	R: 0 E: 1 K: 1 S: 7	H: 0 LOB: 1 BB: 1 P: 13	R: 2 E: 0 K: 1 S: 15	H: 3 LOB: 2 BB: 0 P: 19	R: 0 E: 0 K: 1 S: 9	H: 1 LOB: 1 BB: 0 P: 14	R: 0 E: 0 K: 1 S: 11	H: 1 LOB: 2 BB: 1 P: 20	R: 0 E: 0 K: 1 S: 6	H: 0 LOB: 0 BB: 8 P: 8	R: 0 E: 0 K: 2 S: 7	H: 0 LOB: 0 BB: 0 P: 11	R: 3 E: 0 K: 0 S: 11	H: 5 LOB: 2 BB: 20 P: 20	1B: 8 2B: 5 3B: 0 HR: 0	SF: 2 SAC: 2 DP: 1 HBP: 0	WP: 2 PB: 0 SB: 0 CS: 2	PA: 51			
<b>PITCHER</b>	IP WLS BF H R ER SO BB IBB HBP BLK WP HR S P ERA WHIP	Tom Browning, L ERA: 3.5 Rob Murphy, L ERA: 0.9 Jose Rijo, R ERA: 3.5 John Franco, L ERA: Pat Perry, L ERA: 7.94	1.1 1.0 8.1 10.1 12.1	6.0 3 9 6 0.2	25 0 2 0 5	6 0 2 0 3	3 0 0 0 3	3 0 0 0 3	4 1 0 0 3	0 0 0 0 0	0 0 0 0 0	0 0 0 0 0	0 0 0 0 0	1 0 0 0 0	7 7 20 13 7	11 10 34 19 11	40.50 0.00 0.00 0.00 4.50														
<b>PITCHER</b>	IP WLS BF H R ER SO BB IBB HBP BLK WP HR S P ERA WHIP	Frank Williams, R ERA: 4.05	12.1	0.1	3	2	0	0	0	0	0	0	0	0	0	0	0.00 6.000														

San Francisco Giants @ Cincinnati Reds  
Riverfront Stadium, Cincinnati, OH  
Mon Apr 18 1988, 7:05 PM EDT  
Att. 15,228 - Unknown - 50 F

AB 44  
R 6  
H 13  
RBI 6  
BB 3  
SO 10  
LOB 23

WP: 2  
PB: 0  
SB: 0  
CS: 2



Batter	1	2	3	4	5	6	7	8	9	10	11	12	AB	R	H	RBI	BB	SO	LOB	BOTTOM											
<b>Barry Larkin, R</b> OBP: 0.388, SLG: 0.475 (1.8)	0-1 5-3		0-1 6-3		2-2 F9		0-0 E1 2B 1B	1-2 2-3 BB		2-2 F8		1-0 F6	6	1	1	0	1	0	3												
<b>Jeff Treadway, L</b> OBP: 0.280, SLG: 0.311 (1.4)	2-2 F6		1-3 K			1-1 F9 FC6 1B	2-2 K	0-0 F8					6	1	2	1	0	1	3												
<b>Kal Daniels, L</b> OBP: 0.469, SLG: 0.680 (1.7)	2-1 WP S 1B		1-3 K			4-2 E S BB	3-H 4-0 IBB			2-3 K		1-3 G3	4	0	1	0	2	3	0												
<b>Eric Davis, R</b> OBP: 0.355, SLG: 0.294 (1.8)	4-1 S BB			2-3 K		3-1 F9	3-3 K		2-2 F9		0-0 S 1B		5	0	1	0	1	2	4												
<b>Nick Esasky, R</b> OBP: 0.270, SLG: 0.327 (8. PR) <b>Jose Rijo, R</b> ERA: 3.5 <b>Dave Concepcion, R</b> ERA: 12.7 <b>John Franco, L</b> ERA: <b>Lloyd McClintock, R</b> ERA: <b>Pat Perry, L</b> ERA: 7.94 <b>Frank Williams, R</b> ERA: 4.05	3-0 FC4-6 1B		3-1 FC4-6 1B		1-3 K	3-2 FC6	1-3 K		1-1 L4		4-1 BB		3	0	1	1	0	1	3												
<b>Bo Diaz, R</b> OBP: 0.216, SLG: 0.412 (1.2)	3-2 F2		1-3 K		1-1 F2			0-0 F8		2-2 F9		0-1 5-3	6	0	0	0	0	1	8												
<b>Paul O'Neill, L</b> OBP: 0.281, SLG: 0.233 (8. PR) <b>Tracy Jones, R</b> OBP: 0.333, SLG: 0.286 (9.9)		0-0 6-3		0-1 FC4-6		0-0 L9		2-0 BB 1B 1B		2-0 S 1B		1-0 1B	4	0	1	0	0	0	3												
<b>Chris Sabo, R</b> OBP: 0.302, SLG: 0.450 (1.5)		0-2 L6			0-1 1-3			1-0 K		1-2 F9		1-2 F4	6	1	2	1	0	0	2												
<b>Tom Browning, L</b> ERA: 3.5 <b>Rob Murphy, L</b> ERA: 0.9 <b>Leo Garcia, L</b> OBP: 0.300, SLG: 0.333 (7. PH) <b>Dave Collins, S</b> OBP: 0.308, SLG: 0.100 (8.3)		1-1 G3			0-1 G3		1-0 F7	1-1 F7		4-2 BB		2-3 K	2	0	0	0	0	0	0												
<b>Inning Stats</b>	R: 0 E: 0 K: 0 S: 14	H: 1 LOB: 3 BB: 1 P: 26	R: 0 E: 0 K: 0 S: 6	H: 0 LOB: 0 BB: 0 P: 7	R: 0 E: 0 K: 2 S: 10	H: 0 LOB: 0 BB: 0 P: 10	R: 0 E: 0 K: 2 S: 10	H: 1 LOB: 1 BB: 0 P: 16	R: 0 E: 0 K: 0 S: 7	H: 0 LOB: 0 BB: 0 P: 9	R: 1 E: 1 K: 0 S: 14	H: 1 LOB: 2 BB: 1 P: 24	R: 2 E: 1 K: 2 S: 13	H: 3 LOB: 2 BB: 1 P: 24	R: 0 E: 0 K: 0 S: 6	H: 2 LOB: 3 BB: 1 P: 14	R: 0 E: 0 K: 1 S: 8	H: 0 LOB: 0 BB: 0 P: 13	R: 0 E: 0 K: 1 S: 15	H: 1 LOB: 2 BB: 1 P: 25	R: 0 E: 0 K: 1 S: 11	H: 1 LOB: 2 BB: 1 P: 17	R: 0 E: 0 K: 1 S: 10	H: 1 LOB: 1 BB: 0 P: 15	1B: 9 2B: 1 3B: 0 HR: 1	SF: 0 SAC: 0 DP: 0 HBP: 1	WP: 1 PB: 0 SB: 0 CS: 0	PA: 55			
<b>PITCHER</b>	IP WLS BF H R ER SO BB IBB HBP BLK WP HR S P ERA WHIP	Mike Krukow, R ERA: 2.33 Don Robinson, R ERA: 1.08 Craig Lefferts, L ERA: Joe Price, L ERA:	1.1 7.1 8.1 9.1 12.1	6.1 1.2 3.0 1.0	27 11 13 4	4 1 2 1	2 0 0 0	2 1 0 0	0 0 0 0	0 0 0 0	0 0 0 0	0 0 0 0	1 1 34 10	61 17 55 15	95 35 55 15	2.84 3.000 0.00 1.000															
<b>PITCHER</b>	IP WLS BF H R ER SO BB IBB HBP BLK WP HR S P ERA WHIP	Frank Williams, R ERA: 4.05	12.1	0.1	3	2	0	0	0	0	0	0	0	0	0	0	0.00 6.000														

San Francisco Giants @ Cincinnati Reds  
Riverfront Stadium, Cincinnati, OH  
Mon Apr 18 1988, 7:05 PM EDT  
Att. 15,228 - Unknown - 50 F

AB 48  
R 3  
H 11  
RBI 3  
BB 6  
SO 9  
LOB 29

WP: 1  
PB: 0  
SB: 0  
CS: 0





Batter	1	2	3	4	5	6	7	8	9	AB	R	H	RBI	BB	SO	LOB	TOP			
<b>Brett Butler, L</b> OBP: 0.375, SLG: 0.475 <b>Scott Garrelts, R</b> (8, 1)	0-0 4-3		2-2 1-3			3-2 CS 1B		2-2 4-3		4	0	1	0	0	0	0	<b>San Francisco Giants @ Cincinnati Reds</b> Riverfront Stadium, Cincinnati, OH Tue Apr 19 1988, 7:05 PM EDT Att: 15,430 - Unknown - 50 F  <b>AB 29</b> <b>R 0</b> <b>H 4</b> <b>RBI 0</b> <b>BB 3</b> <b>SO 4</b> <b>LOB 9</b>			
<b>Kevin Mitchell, R</b> OBP: 0.295, SLG: 0.400	4-2 BB			1-2 5-3		4-2 1B 1-2 BB		2-0 F9		2	0	0	0	2	0					
<b>Will Clark, L</b> OBP: 0.355, SLG: 0.556	1-1 L8			1-1 F6		3-2 1-3 1B			1-1 4-3	4	0	1	0	0	0					
<b>Candy Maldonado, R</b> OBP: 0.321, SLG: 0.451	1-0 F8			0-2 F7		1-3 K			0-0 F9	4	0	0	0	0	1					
<b>Jeffrey Leonard, R</b> OBP: 0.385, SLG: 0.458		0-3 K			4-1 G1-6-3 1B BB				0-0 6-3	3	0	0	0	1	1					
<b>Robby Thompson, R</b> OBP: 0.326, SLG: 0.410 <b>Chris Speier, R</b> OBP: 0.200, SLG: 0.222		0-1 6-3			1-2 1-2 G1-6-3 1B				1-2 2B	3	0	2	0	0	0					
<b>Jose Uribe, S</b> OBP: 0.314, SLG: 0.261		1-0 5-3			0-0 G1-6-3 1-2 2-3				0-0 F8	3	0	0	0	0	3					
<b>Bob Melvin, R</b> OBP: 0.216, SLG: 0.351			3-2 F7		2-3 K				0-0 F3	3	0	0	0	0	1					
<b>Michael LaCoss, R</b> OBP: 0.250, SLG: 0.250 <b>Mark Wasinger, R</b> (6, PH) <b>Joe Price, R</b> (6, 1) <b>Joel Youngblood, R</b> OBP: 0.333, SLG: 0.300 (8, 8)			1-3 K		1-2 5-3				0-0 F8	1	0	0	0	0	1					
<b>Inning Stats</b>	R: 0 E: 0 K: 0 S: 6	H: 0 LOB: 1 BB: 1 P: 12	R: 0 E: 0 K: 1 S: 6	H: 0 LOB: 0 BB: 0 P: 7	R: 0 E: 0 K: 1 S: 10	H: 0 LOB: 0 BB: 0 P: 16	R: 0 E: 0 K: 0 S: 8	H: 0 LOB: 0 BB: 0 P: 10	R: 0 E: 0 K: 1 S: 8	H: 1 LOB: 1 BB: 1 P: 15	R: 0 E: 0 K: 0 S: 19	H: 2 LOB: 2 BB: 1 P: 31	R: 0 E: 0 K: 0 S: 7	H: 1 LOB: 1 BB: 0 P: 9	R: 0 E: 0 K: 0 S: 6	H: 0 LOB: 0 BB: 0 P: 10		1B: 3 2B: 1 3B: 0 HR: 0	SF: 0 SAC: 0 DP: 1 HBP: 0	WP: 0 PB: 0 SB: 0 CS: 1
<b>PITCHER</b> <b>Dennis Rasmussen, L</b> ERA: 4.82	IP: 9.0 WLS: W BF: 32 H: 4 R: 0 ER: 0 SO: 4 BB: 3 IBB: 0 HBP: 0 BLK: 0 WP: 0 HR: 0 S: 74 P: 115 ERA: 0.00 WHIP: 0.778																			

Batter	1	2	3	4	5	6	7	8	9	AB	R	H	RBI	BB	SO	LOB	BOTTOM			
<b>Barry Larkin, R</b> OBP: 0.400, SLG: 0.524 <b>Dave Concepcion, R</b> OBP: 0.389, SLG: 0.375 (7, 6)	1-0 HR		4-0 WP S 1B BB	3-1 6-3		0-0 L6 HBP 1B		3-3 K		2	2	1	1	1	0	0	<b>San Francisco Giants @ Cincinnati Reds</b> Riverfront Stadium, Cincinnati, OH Tue Apr 19 1988, 7:05 PM EDT Att: 15,430 - Unknown - 50 F  <b>AB 31</b> <b>R 8</b> <b>H 9</b> <b>RBI 8</b> <b>BB 5</b> <b>SO 5</b> <b>LOB 14</b>			
<b>Chris Sabo, R</b> OBP: 0.340, SLG: 0.512	0-1 F9 2B		1-1 5-3		0-2 G6-4-3 2B				1-2 2-3 HBP	3	0	2	0	0	1					
<b>Kal Daniels, L</b> OBP: 0.471, SLG: 0.654	4-1 CS BB		4-2 1B BB		1-0 FC1 G6-4-3				0-0 L6 2-3	2	1	0	0	2	4					
<b>Eric Davis, R</b> OBP: 0.348, SLG: 0.278	1-0 F9		4-1 1B BB		0-0 G6-4-3 1-2 2-3				1-3 K	3	1	0	0	1	4					
<b>Nick Esasky, R</b> OBP: 0.333, SLG: 0.366	0-3 K		3-2 1B BB		2-1 F9				3-2 HR	4	2	2	4	0	1					
<b>Bo Diaz, R</b> OBP: 0.236, SLG: 0.418		0-2 L9		0-0 1B		1-2 BB 1B			0-1 6-3	4	1	2	1	0	0					
<b>Paul O'Neill, L</b> OBP: 0.250, SLG: 0.222 <b>Tracy Jones, R</b> OBP: 0.313, SLG: 0.267 (6, PH) (7, 9)		1-1 4-3		0-2 4-3		3-1 F6			0-0 F3	2	0	0	0	0	1					
<b>Jeff Treadway, L</b> OBP: 0.278, SLG: 0.292		2-3 K		1-2 6-3		4-1 1B 1-2 BB			0-0 3-1	3	1	0	0	1	1					
<b>Dennis Rasmussen, L</b> OBP: 0.143, SLG: 0.143			1-3 K		0-0 L7				1-1 4-3	4	0	1	1	0	1					
<b>Inning Stats</b>	R: 1 E: 0 K: 1 S: 8	H: 2 LOB: 1 BB: 1 P: 14	R: 0 E: 0 K: 1 S: 9	H: 0 LOB: 0 BB: 0 P: 12	R: 4 E: 0 K: 1 S: 16	H: 2 LOB: 1 BB: 3 P: 33	R: 0 E: 0 K: 0 S: 7	H: 0 LOB: 0 BB: 0 P: 11	R: 0 E: 0 K: 0 S: 7	H: 1 LOB: 1 BB: 0 P: 10	R: 2 E: 0 K: 0 S: 11	H: 3 LOB: 2 BB: 1 P: 22	R: 1 E: 0 K: 1 S: 9	H: 1 LOB: 0 BB: 0 P: 13	R: 0 E: 0 K: 1 S: 7	H: 0 LOB: 0 BB: 0 P: 11		1B: 5 2B: 3 3B: 0 HR: 2	SF: 0 SAC: 0 DP: 2 HBP: 1	WP: 1 PB: 0 SB: 1 CS: 1
<b>PITCHER</b> <b>Michael LaCoss, R</b> ERA: 4.5 <b>Joe Price, L</b> ERA: 4.26 <b>Scott Garrelts, R</b> ERA: 6.23	IP: 5.0 WLS: L BF: 23 H: 5 R: 5 ER: 5 SO: 3 BB: 4 IBB: 0 HBP: 0 BLK: 0 WP: 1 HR: 1 S: 47 P: 80 ERA: 9.00 WHIP: 1.800																			







Batter	1	2	3	4	5	6	7	8	9	10	11	12	AB	R	H	RBI	BB	SO	LOB	TOP				
<b>Brett Butler, L</b> OBP: 0.360, SLG: 0.435 (1, 8)	3-2 F3		3-2 F9		1-0 F9	3-2 FC6		0-1 SH1-4 1B		1-0 G3			6	0	1	1	0	0	2					
<b>Chris Speier, R</b> OBP: 0.350, SLG: 0.250 (12, 4)	1-2 1B		3-1 F7		2-1 F9			0-0 SH1-4		4-1 BB			3	0	1	0	2	0	0					
<b>Will Clark, L</b> OBP: 0.384, SLG: 0.571 (1, 3)	1-2 3B		3-1 1B					1-2 4-3		1-0 F6			6	1	3	0	0	1	5					
<b>Candy Maldonado, R</b> OBP: 0.313, SLG: 0.417 (1, 9)	2-0 F6		1-3 K					2-3 K					5	0	1	0	1	1	3					
<b>Mike Aldrete, L</b> OBP: 0.383, SLG: 0.425 (1, 7)		1-2 F9		0-0 F8				0-2 FC4-6		0-2 F7			6	1	2	1	0	0	2					
<b>Robby Thompson, R</b> OBP: 0.350, SLG: 0.458 <b>Joe Price, R</b> (11, 1)		4-2 HR		1-1 6-3 BLK 1B				2-3 K		1-0 1-3			5	2	2	1	1	1	2					
<b>Jose Uribe, S</b> OBP: 0.311, SLG: 0.285 (1, 6)		2-3 K		2-1 6-3				1-2 K		2-2 6-3			5	1	1	1	1	1	2					
<b>Bob Melvin, R</b> OBP: 0.233, SLG: 0.419 (1, 2)		3-1 HR		1-1 F8				1-2 K		3-1 1-3			6	1	2	2	0	2	4					
<b>Dave Dravecky, R</b> ERA: 3.51 <b>Scott Garretts, R</b> ERA: 5.4 <b>Craig Lefferts, L</b> ERA: 5.4 <b>Don Robinson, R</b> ERA: 0.73 <b>Joe Price, L</b> ERA: 4.91		0-0 6-3		1-1 F3				1-2 5-3		2-2 F8			1	0	0	0	0	0	0					
<b>Inning Stats</b>	R: 0 E: 0 K: 0 S: 14	H: 2 LOB: 1 BB: 0 P: 23	R: 2 E: 0 K: 1 S: 11	H: 1 LOB: 1 BB: 1 P: 21	R: 0 E: 0 K: 0 S: 7	H: 1 LOB: 0 BB: 0 P: 11	R: 0 E: 0 K: 0 S: 5	H: 0 LOB: 0 BB: 0 P: 9	R: 4 E: 0 K: 1 S: 19	H: 6 LOB: 3 BB: 1 P: 37	R: 0 E: 0 K: 0 S: 12	H: 1 LOB: 2 BB: 1 P: 17	R: 0 E: 0 K: 0 S: 6	H: 0 LOB: 0 BB: 0 P: 12	R: 0 E: 0 K: 0 S: 8	H: 0 LOB: 1 BB: 1 P: 16	R: 0 E: 0 K: 0 S: 7	H: 0 LOB: 0 BB: 0 P: 12	R: 0 E: 0 K: 1 S: 7	H: 0 LOB: 0 BB: 0 P: 9	1B: 10 2B: 2 3B: 1 HR: 1	SF: 0 SAC: 1 DP: 0 HBP: 0	WP: 0 PB: 0 SB: 2 CS: 0	PA: 54
<b>PITCHER</b>	IP WLS BF H R ER SO BB IBB HBP BLK WP HR S P ERA WHIP	IP WLS BF H R ER SO BB IBB HBP BLK WP HR S P ERA WHIP																						
<b>Mario Soto, R</b> ERA: 3.51 <b>Jose Rijo, R</b> ERA: 4.5 <b>Rob Murphy, L</b> ERA: 0.69 <b>Frank Williams, R</b> ERA: 2.89 <b>John Franco, L</b> ERA:	(1, 1) 24 5 2 0 0 0 0 0 0 0 0 0 3 6 ∞ ∞ 9.00 4.000 0.000 0.000 0.000 1.000	(6, 1) 2 2 0 0 0 0 0 0 0 0 0 0 3 6 ∞ ∞ 9.00 4.000 0.000 0.000 0.000 1.000																						
<b>PITCHER</b>	IP WLS BF H R ER SO BB IBB HBP BLK WP HR S P ERA WHIP	IP WLS BF H R ER SO BB IBB HBP BLK WP HR S P ERA WHIP																						
<b>Pat Perry, L</b> ERA: 5.51	(10, 1) 3.0 10 0 0 0 1 0 0 0 0 0 0 7 9 0.00 1.688	(10, 1) 3.0 10 0 0 0 1 0 0 0 0 0 0 7 9 0.00 1.688																						

San Francisco Giants @ Cincinnati Reds  
Riverfront Stadium, Cincinnati, OH  
Thu Apr 21 1988, 3:33 AM EDT  
Att. 22,547 - Sunny - 65 F

AB	48
R	6
H	14
RBI	6
BB	5
SO	6
LOB	23



Batter	1	2	3	4	5	6	7	8	9	10	11	12	AB	R	H	RBI	BB	SO	LOB	BOTTOM								
<b>Barry Larkin, R</b> OBP: 0.363, SLG: 0.507 (1, 6)	1-0 F8	SAFE 2-1 HR	1-0 F7			2-2 F9		0-2 G3		SAFE 1-1 CS	1-0 F8		6	1	1	3	0	0	3									
<b>Chris Sabo, R</b> OBP: 0.351, SLG: 0.604 (1, 5)	2-2 HR	1-1 5-3		1-1 F7		0-0 1-3			2-2 5-3		0-0 F7		6	1	1	1	0	0	0									
<b>Eric Davis, R</b> OBP: 0.329, SLG: 0.270 (1, 8)	0-0 F8	0-0 5-3		1-3 K		1-1 F8			1-1 F4		0-1 6-3		6	0	0	0	0	1	0									
<b>Nick Esasky, R</b> OBP: 0.364, SLG: 0.480 (1, 3)	3-2 2B		3-2 HR		2-3 K			4-3 SH1-4 1B		4-0 2B		0-1 3B 1B	5	2	4	1	1	1	0									
<b>Dave Concepcion, R</b> OBP: 0.348, SLG: 0.381 <b>Jeff Treadway, L</b> OBP: 0.310, SLG: 0.373 (7, PH) (8, 4)	2-2 4-3		0-0 5-3					0-1 SH1-4		2-2 2B		SAFE 1-0 3B	3	0	1	0	0	0	1									
<b>Tracy Jones, R</b> OBP: 0.297, SLG: 0.235 (6, 7)		4-1 2B		1-1 6-3		2-3 K2-3		0-0 4-3		1-1 L7			3	1	0	0	1	1	2									
<b>John Franco, L</b> (8, 1)		2B											0	0	0	0	0	0	0									
<b>Bo Diaz, R</b> OBP: 0.232, SLG: 0.411 <b>Pat Perry, L</b> (10, 1)		2B						2-3 K					1	0	0	0	0	0	2									
<b>Terry McGriff, R</b> OBP: 0.438, SLG: 0.667 (1, 2)		SAFE 2-0 SAFE 1-3 HR		4-2 WP HBP BB		1-3 K		1-3 K		3-2 F8			4	1	1	0	1	2	2									
<b>Lloyd McClendon, R</b> OBP: 0.556, SLG: 0.200 <b>Leo Garcia, L</b> OBP: 0.250, SLG: 0.273 (5, PR) (6, 9)		2-2 F8		SAFE 4-2 SAFE 1-2 WP HBP		4-0 IBB		2-3 K		2-2 F7			1	0	0	0	1	0	2									
<b>Mario Soto, R</b> OBP: 0.200, SLG: 0.111 <b>Jose Rijo, R</b> (6, 1)		0-1 E1		4-2 HR		1-1 F3		0-0 F6		2-0 CS			2	1	0	0	1	0	3									
<b>Rob Murphy, L</b> <b>Frank Williams, R</b> <b>Dave Collins, S</b> OBP: 0.313, SLG: 0.154 (7, 1) (8, 7) (8, 1)		2-3 3-H		1-2 BB									2	0	0	0	0	0	0									
<b>Inning Stats</b>	R: 1 E: 0 K: 0 S: 12	H: 2 LOB: 1 BB: 0 P: 20	R: 4 E: 1 K: 0 S: 16	H: 2 LOB: 0 BB: 1 P: 26	R: 1 E: 0 K: 0 S: 14	H: 1 LOB: 3 BB: 2 P: 28	R: 0 E: 0 K: 2 S: 8	H: 0 LOB: 0 BB: 0 P: 12	R: 0 E: 0 K: 2 S: 10	H: 1 LOB: 2 BB: 1 P: 18	R: 0 E: 0 K: 0 S: 6	H: 0 LOB: 0 BB: 0 P: 9	R: 0 E: 0 K: 1 S: 9	H: 1 LOB: 0 BB: 0 P: 11	R: 0 E: 0 K: 0 S: 9	H: 0 LOB: 0 BB: 0 P: 11	R: 0 E: 0 K: 0 S: 11	H: 1 LOB: 2 BB: 1 P: 20	R: 0 E: 0 K: 0 S: 11	H: 1 LOB: 0 BB: 0 P: 18	R: 0 E: 0 K: 0 S: 4	H: 0 LOB: 0 BB: 0 P: 5	R: 1 E: 0 K: 0 S: 3	H: 2 LOB: 1 BB: 0 P: 4	1B: 3 2B: 4 3B: 1 HR: 3	SF: 0 SAC: 1 DP: 0 HBP: 1	WP: 1 PB: 0 SB: 0 CS: 1	PA: 51
<b>PITCHER</b>	IP WLS BF H R ER SO BB IBB HBP BLK WP HR S P ERA WHIP	IP WLS BF H R ER SO BB IBB HBP BLK WP HR S P ERA WHIP																										
<b>Dave Dravecky, L</b> ERA: 3.68 <b>Scott Garretts, R</b> ERA: 5.4 <b>Craig Lefferts, L</b> ERA: 5.4 <b>Don Robinson, R</b> ERA: 0.73 <b>Joe Price, L</b> ERA: 4.91	(1, 1) 2.0 4 5 4 0 1 0 0 0 0 2 28 46 18.00 2.500	(3, 1) 3.0 15 2 1 1 4 2 1 1 0 1 1 32 58 3.00 1.333																										
<b>PITCHER</b>	IP WLS BF H R ER SO BB IBB HBP BLK WP HR S P ERA WHIP	IP WLS BF H R ER SO BB IBB HBP BLK WP HR S P ERA WHIP																										
<b>Pat Perry, L</b> ERA: 5.51	(10, 1) 3.0 10 0 0 0 1 0 0 0 0 0 0 7 9 0.00 1.688	(10, 1) 3.0 10 0 0 0 1 0 0 0 0 0 0 7 9 0.00 1.688																										

San Francisco Giants @ Cincinnati Reds  
Riverfront Stadium, Cincinnati, OH  
Thu Apr 21 1988, 3:33 AM EDT  
Att. 22,547 - Sunny - 65 F

AB	43
R	7
H	11
RBI	6
BB	5
SO	6
LOB	15





Batter	1	2	3	4	5	6	7	8	9	AB	R	H	RBI	BB	SO	LOB	TOP							
<b>Barry Larkin, R</b> OBP: 0.369, SLG: 0.506 (1, 6)	2-2 1B		2-2 1B HR	1-2 1B	1-2 F9		0-1 F9			4	1	2	0	0	0	2								
<b>Chris Sabo, R</b> OBP: 0.344, SLG: 0.632 (1, 5)	0-1 L9		2-1 HR 1-H 2-H		2-2 1-3			2-2 L9		4	1	1	3	0	0	1								
<b>Kal Daniels, L</b> OBP: 0.434, SLG: 0.576 (1, 7)	1-1 G1-4-6-3 1-2		2-1 5-3		3-1 3-1			3-3 K		4	0	0	0	0	1	1								
<b>Eric Davis, R</b> OBP: 0.313, SLG: 0.254 (1, 8)		2-2 L9	2-2 6-3		1-3 K			1-3 K		4	0	0	0	0	2	0								
<b>Nick Esasky, R</b> OBP: 0.375, SLG: 0.472 (1, 3)		0-0 4-3 2B		1-0 5-3 1B HBP		3-3 K		2-2 P6		3	1	1	0	0	1	0								
<b>Dave Concepcion, R</b> OBP: 0.296, SLG: 0.320 (1, 4)		1-0 4-3		3-2 5-3		2-1 P3		1-1 F9		4	0	0	0	0	0	2								
<b>Bo Diaz, R</b> OBP: 0.233, SLG: 0.400 (1, 2)		3-2 5-3		2-1 FC2-6 1B		1-3 K		0-1 F9		4	0	1	1	0	1	1								
<b>Tracy Jones, R</b> OBP: 0.300, SLG: 0.243 (1, 9)			0-1 3-1		1-1 FC2-6 1B			1-0 5-3		3	0	1	0	0	0	0								
<b>Danny Jackson, R</b> OBP: 0.182, SLG: 0.200 (1, 1)			1-0 HR 1B		0-1 FC2-6		0-3 K			3	1	1	0	0	1	2								
<b>Inning Stats</b>	R: 0 E: 0 K: 0 S: 7	H: 1 LOB: 0 BB: 0 P: 10	R: 0 E: 0 K: 0 S: 8	H: 1 LOB: 1 BB: 0 P: 14	R: 3 E: 0 K: 0 S: 13	H: 3 LOB: 0 BB: 0 P: 22	R: 1 E: 0 K: 0 S: 14	H: 2 LOB: 2 BB: 0 P: 22	R: 0 E: 0 K: 1 S: 11	H: 0 LOB: 0 BB: 0 P: 17	R: 0 E: 0 K: 2 S: 8	H: 0 LOB: 0 BB: 0 P: 14	R: 0 E: 0 K: 1 S: 6	H: 0 LOB: 0 BB: 0 P: 7	R: 0 E: 0 K: 2 S: 10	H: 0 LOB: 0 BB: 0 P: 16	R: 0 E: 0 K: 0 S: 7	H: 0 LOB: 0 BB: 0 P: 10	1B: 5 2B: 1 3B: 0 HR: 1	SF: 0 SAC: 0 DP: 1 HBP: 1	WP: 0 PB: 0 SB: 0 CS: 0	PA: 34		
<b>PITCHER</b>	IP	WLS	BF	H	R	ER	SO	BB	IBB	HBP	BLK	WP	HR	S	P	ERA	WHIP							
<b>Zane Smith, L</b> ERA: 4.5 (1, 1)	4.0	L	19	7	4	4	0	0	0	1	0	0	1	42	68	9.00	1.750							
<b>Charlie Puleo, R</b> ERA: 1.86 (5, 1)	4.0		12	0	0	0	6	0	0	0	0	0	0	35	54	0.00	0.000							
<b>Gary Eave, R</b> ERA: 1.8 (9, 1)	1.0		3	0	0	0	0	0	0	0	0	0	0	7	10	0.00	0.000							

Cincinnati Reds @ Atlanta Braves  
Atlanta-Fulton County Stadium, Atlanta, GA  
Fri Apr 22 1988, 7:05 PM EDT  
Att: 7,280 - Unknown

AB	33
R	4
H	7
RBI	4
BB	0
SO	6
LOB	9



Batter	1	2	3	4	5	6	7	8	9	AB	R	H	RBI	BB	SO	LOB	BOTTOM							
<b>Albert Hall, S</b> OBP: 0.442, SLG: 0.405 (1, 8)	K		0-0 5-3			1-2 G3		1-1 FC3-6		4	0	0	0	0	1	1								
<b>Ron Gant, R</b> (1, 4)	1-1 F7		1-3 K			1-2 5-3		3-3 K		4	0	0	0	0	2	1								
<b>Gary Roenicke, R</b> OBP: 0.333, SLG: 0.400 (1, 7)	1-1 2B		2-2 4-3			2-1 1B		3-2 5-3		4	0	2	0	0	0	1								
<b>Dale Murphy, R</b> OBP: 0.295, SLG: 0.250 (1, 9)	4-0 BB			0-0 5-3		1-3 K			4-1 FC5-4 BB	2	0	0	0	2	1	1								
<b>Ted Simmons, S</b> OBP: 0.333, SLG: 0.538 (1, 3)	1-0 1-3			1-2 5-3			0-0 P6		0-1 FC5-4 1B	4	0	0	0	0	0	3								
<b>Ozzie Virgil, R</b> OBP: 0.270, SLG: 0.314 (1, 2)		2-3 K		0-0 6-3			0-1 F2		0-0 F9	4	0	0	0	0	1	1								
<b>Ken Oberkfell, L</b> OBP: 0.326, SLG: 0.308 (1, 5)		3-2 1B			1-0 4-3		1-2 1B		1-1 1B	4	0	3	0	0	0	0								
<b>Andres Thomas, R</b> OBP: 0.203, SLG: 0.276 (1, 6)		0-1 F9			0-0 F9		2-3 K		0-3 K	4	0	0	0	0	2	4								
<b>Zane Smith, L</b> (1, 1)		2-3 K			0-3 K			0-1 FC3-6 1B		1	0	0	0	0	1	1								
<b>Charlie Puleo, R</b> (5, 1)										1	0	0	0	0	1	0								
<b>Damaso Garcia, R</b> OBP: 0.170, SLG: 0.216 (6, PH)										1	0	1	0	0	0	0								
<b>Gary Eave, R</b> (9, 1)										0	0	0	0	0	0	0								
<b>Inning Stats</b>	R: 0 E: 0 K: 1 S: 8	H: 1 LOB: 2 BB: 1 P: 17	R: 0 E: 0 K: 2 S: 13	H: 1 LOB: 1 BB: 0 P: 20	R: 0 E: 0 K: 1 S: 7	H: 0 LOB: 0 BB: 0 P: 10	R: 0 E: 0 K: 0 S: 6	H: 0 LOB: 0 BB: 0 P: 7	R: 0 E: 0 K: 1 S: 5	H: 0 LOB: 0 BB: 0 P: 6	R: 0 E: 0 K: 1 S: 12	H: 1 LOB: 1 BB: 0 P: 17	R: 0 E: 0 K: 1 S: 9	H: 1 LOB: 1 BB: 0 P: 12	R: 0 E: 0 K: 1 S: 11	H: 1 LOB: 2 BB: 0 P: 18	R: 0 E: 0 K: 1 S: 9	H: 1 LOB: 2 BB: 1 P: 14	1B: 5 2B: 1 3B: 0 HR: 0	SF: 0 SAC: 0 DP: 0 HBP: 0	WP: 0 PB: 0 SB: 0 CS: 0	PA: 35		
<b>PITCHER</b>	IP	WLS	BF	H	R	ER	SO	BB	IBB	HBP	BLK	WP	HR	S	P	ERA	WHIP							
<b>Danny Jackson, L</b> ERA: 2.89 (1, 1)	9.0	W	35	6	0	0	9	2	0	0	0	0	0	80	121	0.00	0.889							

Cincinnati Reds @ Atlanta Braves  
Atlanta-Fulton County Stadium, Atlanta, GA  
Fri Apr 22 1988, 7:05 PM EDT  
Att: 7,280 - Unknown

AB	33
R	0
H	6
RBI	0
BB	2
SO	9
LOB	13





Batter	1	2	3	4	5	6	7	8	9	AB	R	H	RBI	BB	SO	LOB	TOP		
Barry Larkin, R OBP: 0.364, SLG: 0.506 (1, 6)	2-1 F8 2B		1-2 F8		2-2 F8		1-0 F8			4	0	1	0	0	0	1	Cincinnati Reds @ Atlanta Braves Atlanta-Fulton County Stadium, Atlanta, GA Sun Apr 24 1988, 3:33 AM EDT Att: 14,372 - Sunny - 75 F		
Chris Sabo, R OBP: 0.338, SLG: 0.600 (1, 5)	0-1 F3		1-1 4-3			4-2 BB		0-3 K		3	0	0	0	1	1				
Eric Davis, R OBP: 0.310, SLG: 0.254 (1, 8)	1-0 F9		1-2 FC4-6 1B			3-3 K		2-3 K		4	0	1	0	0	2				
Kal Daniels, L OBP: 0.413, SLG: 0.540 (1, 7)	0-0 F7		1-1 FC4-6 1-2			0-0 F7		1-2 4-3		4	0	0	0	0	3				
Nick Esasky, R OBP: 0.381, SLG: 0.518 (1, 3)		3-2 HR		2-2 F8		4-1 BB		2-1 F9		3	1	1	1	1	0	0			
Bo Diaz, R OBP: 0.219, SLG: 0.375 (1, 2)		2-2 1-3		1-2 6-3		1-2 6-3		1-0 F7		4	0	0	0	0	2				
Paul O'Neill, L OBP: 0.231, SLG: 0.269 (9, PH)	0-1 1B		2-2 4-3			0-0 2B		0-0 1B		3	0	2	0	0	0	0			
Jeff Treadway, L OBP: 0.295, SLG: 0.352 (9, PH)	0-0 F8			2-3 K		0-0 B1-3		4-1 1B		3	0	0	0	0	1	2			
Dennis Rasmussen, L OBP: 0.111, SLG: 0.111 (5, 1)	0-0 F2			0-0 F8		1-3 K		1-3 K		2	0	0	0	0	0	1			
Leo Garcia, L OBP: 0.250, SLG: 0.250 (7, PH)										0	0	0	0	0	0	0			
Jose Rijo, R OBP: 0.500, SLG: 0.167 (9, PH)										1	0	0	0	0	1	2			
<b>Inning Stats</b>	R: 0 E: 0 K: 0 S: 6	H: 1 LOB: 1 BB: 0 P: 9	R: 1 E: 0 K: 0 S: 12	H: 2 LOB: 1 BB: 0 P: 17	R: 0 E: 0 K: 0 S: 11	H: 1 LOB: 1 BB: 0 P: 14	R: 0 E: 0 K: 0 S: 11	H: 0 LOB: 0 BB: 0 P: 16	R: 0 E: 0 K: 1 S: 8	H: 0 LOB: 2 BB: 2 P: 12	R: 0 E: 0 K: 1 S: 12	H: 1 LOB: 1 BB: 0 P: 8	R: 0 E: 0 K: 2 S: 9	H: 0 LOB: 0 BB: 0 P: 10	R: 0 E: 0 K: 1 S: 8	H: 1 LOB: 2 BB: 1 P: 16	1B: 3 2B: 2 3B: 0 HR: 1	SF: 0 SAC: 0 DP: 0 HBP: 0	WP: 0 PA: 36 PB: 0 SB: 4 CS: 0
<b>PITCHER</b>	IP WLS BF H R ER SO BB IBB HBP BLK WP HR S P ERA WHIP	IP WLS BF H R ER SO BB IBB HBP BLK WP HR S P ERA WHIP	IP WLS BF H R ER SO BB IBB HBP BLK WP HR S P ERA WHIP	IP WLS BF H R ER SO BB IBB HBP BLK WP HR S P ERA WHIP	IP WLS BF H R ER SO BB IBB HBP BLK WP HR S P ERA WHIP	IP WLS BF H R ER SO BB IBB HBP BLK WP HR S P ERA WHIP	IP WLS BF H R ER SO BB IBB HBP BLK WP HR S P ERA WHIP	IP WLS BF H R ER SO BB IBB HBP BLK WP HR S P ERA WHIP	IP WLS BF H R ER SO BB IBB HBP BLK WP HR S P ERA WHIP	IP WLS BF H R ER SO BB IBB HBP BLK WP HR S P ERA WHIP	IP WLS BF H R ER SO BB IBB HBP BLK WP HR S P ERA WHIP	IP WLS BF H R ER SO BB IBB HBP BLK WP HR S P ERA WHIP	IP WLS BF H R ER SO BB IBB HBP BLK WP HR S P ERA WHIP	IP WLS BF H R ER SO BB IBB HBP BLK WP HR S P ERA WHIP	IP WLS BF H R ER SO BB IBB HBP BLK WP HR S P ERA WHIP	IP WLS BF H R ER SO BB IBB HBP BLK WP HR S P ERA WHIP	IP WLS BF H R ER SO BB IBB HBP BLK WP HR S P ERA WHIP		

Batter	1	2	3	4	5	6	7	8	9	AB	R	H	RBI	BB	SO	LOB	BOTTOM		
Albert Hall, S OBP: 0.417, SLG: 0.366 (1, 8)	1-0 5-3		1-1 F7		3-2 6-3		0-0 6-3	4-0 BB		4	0	0	1	1	0	0	Cincinnati Reds @ Atlanta Braves Atlanta-Fulton County Stadium, Atlanta, GA Sun Apr 24 1988, 3:33 AM EDT Att: 14,372 - Sunny - 75 F		
Ron Gant, R OBP: 0.118, SLG: 0.125 (1, 4)	2-1 1B		1-2 F7		4-0 BB		1-0 F6	0-1 4-3		4	1	1	0	1	0	3			
Dale Murphy, R OBP: 0.336, SLG: 0.309 (1, 9)	3-2 1B			3-2 PB SF7 2B	4-1 BB		2-2 1B			3	1	3	1	1	0	0			
Gary Roenicke, R OBP: 0.316, SLG: 0.368 (1, 7)	0-1 1B			3-2 F8	3-2 F7		0-1 F9			4	0	1	0	0	4				
Gerald Perry, L OBP: 0.296, SLG: 0.347 (1, 3)	2-0 G6-4-3			0-0 SF7	3-3 K			1-1 1B 1B		3	0	1	1	0	1	4			
Andres Thomas, R OBP: 0.200, SLG: 0.271 (4, 6)		2-2 F8		4-1 BB 1B BB		3-1 4-3 SF7 2B		2-1 2-3		1	0	0	0	0	0	0			
Ken Oberkfell, L OBP: 0.340, SLG: 0.310 (1, 5)		1-3 K		1-0 BB		0-0 4-3		4-0 1B BB IBB		3	1	1	0	1	1	1			
Bruce Benedict, R OBP: 0.167, SLG: 0.182 (1, 2)		2-2 4-3		4-1 FC6 BB		1-1 SF7		1-1 BB 1B		2	0	1	1	1	0	0			
Pete Smith, R OBP: 0.154, SLG: 0.130 (8, PH)			1-1 5-3		0-2 FC6			4-1 1B		3	0	0	0	0	3				
Paul Assenmacher, L OBP: 1.000, SLG: 2.000 (9, 1)				1-2 1-2				0-2 BB BB		0	0	0	0	0	0	0			
<b>Inning Stats</b>	R: 1 E: 0 K: 0 S: 11	H: 3 LOB: 1 BB: 0 P: 19	R: 0 E: 0 K: 1 S: 14	H: 0 LOB: 0 BB: 0 P: 19	R: 0 E: 0 K: 0 S: 8	H: 0 LOB: 0 BB: 0 P: 11	R: 1 E: 0 K: 0 S: 17	H: 2 LOB: 3 BB: 2 P: 32	R: 0 E: 0 K: 1 S: 12	H: 0 LOB: 2 BB: 2 P: 28	R: 1 E: 0 K: 0 S: 9	H: 1 LOB: 0 BB: 0 P: 12	R: 0 E: 0 K: 0 S: 7	H: 1 LOB: 1 BB: 0 P: 10	R: 1 E: 0 K: 0 S: 9	H: 2 LOB: 3 BB: 3 P: 25	1B: 6 2B: 3 3B: 0 HR: 0	SF: 2 SAC: 0 DP: 1 HBP: 0	WP: 0 PA: 38 PB: 1 SB: 1 CS: 0
<b>PITCHER</b>	IP WLS BF H R ER SO BB IBB HBP BLK WP HR S P ERA WHIP	IP WLS BF H R ER SO BB IBB HBP BLK WP HR S P ERA WHIP	IP WLS BF H R ER SO BB IBB HBP BLK WP HR S P ERA WHIP	IP WLS BF H R ER SO BB IBB HBP BLK WP HR S P ERA WHIP	IP WLS BF H R ER SO BB IBB HBP BLK WP HR S P ERA WHIP	IP WLS BF H R ER SO BB IBB HBP BLK WP HR S P ERA WHIP	IP WLS BF H R ER SO BB IBB HBP BLK WP HR S P ERA WHIP	IP WLS BF H R ER SO BB IBB HBP BLK WP HR S P ERA WHIP	IP WLS BF H R ER SO BB IBB HBP BLK WP HR S P ERA WHIP	IP WLS BF H R ER SO BB IBB HBP BLK WP HR S P ERA WHIP	IP WLS BF H R ER SO BB IBB HBP BLK WP HR S P ERA WHIP	IP WLS BF H R ER SO BB IBB HBP BLK WP HR S P ERA WHIP	IP WLS BF H R ER SO BB IBB HBP BLK WP HR S P ERA WHIP	IP WLS BF H R ER SO BB IBB HBP BLK WP HR S P ERA WHIP	IP WLS BF H R ER SO BB IBB HBP BLK WP HR S P ERA WHIP	IP WLS BF H R ER SO BB IBB HBP BLK WP HR S P ERA WHIP			





Batter	1	2	3	4	5	6	7	8	9	AB	R	H	RBI	BB	SO	LOB	TOP					
Barry Larkin, R (1,6) OBP: 0.363, SLG: 0.500 Dave Concepcion, R (6,6) OBP: 0.300, SLG: 0.296	0-1 F3	1-1 E4						0-1 FC5		3	0	1	0	0	0	1	<p>Cincinnati Reds @ Montreal Expos</p> <p>Olympic Stadium, Montreal, QB</p> <p>Tue Apr 26 1988, 7:05 PM EDT</p> <p>Att: 11,150 - Dome - 70 F</p>					
Chris Sabo, R (1,5) OBP: 0.329, SLG: 0.563	4-2 BB S BB	1-1 CS	1-0 P3				1-1 F8		0-0 F9	4	0	0	0	1	1	2						
Eric Davis, R (1,8) OBP: 0.315, SLG: 0.303	2-3 K		0-0 6-3				0-2 G6-3		0-3 K	5	1	2	2	0	2	1						
Kal Daniels, L (1,7) OBP: 0.412, SLG: 0.522	4-1 BB BB		2-2 F8				0-1 G6-3		3-1 F5	4	0	1	0	1	0	2						
Nick Esasky, R (1,3) OBP: 0.397, SLG: 0.559 John Franco, L (9,1)	4-2 BB			2-1 HR			0-0 P4		4-0 F9 1B SF8 BB	3	2	1	1	2	0	1						
Bo Diaz, R (1,2) OBP: 0.221, SLG: 0.368	0-1 F7			0-2 F7			0-0 5-3		0-1 FC5 1B	4	0	1	0	0	0	3						
Paul O'Neill, L (1,9) OBP: 0.288, SLG: 0.304		1-1 2B		1-3 K			0-0 1B		1-1 F9	4	1	2	0	0	1	2						
Jeff Treadway, L (1,4) OBP: 0.308, SLG: 0.386		1-0 FC1-5		3-2 4-3			0-1 1B		3-1 SF8	3	0	2	2	0	0	0						
Ron Robinson, R (1,1) OBP: 0.250, SLG: 0.250 Jose Rijo, R (6,1)		0-1 FC1-5					0-1 1B		2-1 FC6-4	3	1	1	0	0	0	3						
Dave Collins, S (8, PH) OBP: 0.353, SLG: 0.214 Frank Williams, R (8,1)							0-1 1B		1-2 1B	1	0	0	0	0	0	0						
Leo Garcia, L (9,9) OBP: 0.231, SLG: 0.250							1-2 1B		1-2 1B	0	0	0	0	0	0	0						
<b>Inning Stats</b>	R: 0 E: 0 K: 1 S: 14	H: 0 LOB: 3 BB: 3 P: 28	R: 1 E: 1 K: 0 S: 8	H: 2 LOB: 0 BB: 0 P: 12	R: 0 E: 0 K: 0 S: 6	H: 0 LOB: 0 BB: 0 P: 9	R: 1 E: 0 K: 1 S: 11	H: 1 LOB: 0 BB: 0 P: 17	R: 1 E: 0 K: 1 S: 12	H: 3 LOB: 1 BB: 0 P: 14	R: 0 E: 0 K: 0 S: 7	H: 2 LOB: 2 BB: 0 P: 7	R: 1 E: 0 K: 0 S: 8	H: 1 LOB: 0 BB: 0 P: 12	R: 1 E: 0 K: 0 S: 10	H: 2 LOB: 2 BB: 1 P: 20	R: 0 E: 0 K: 1 S: 7	H: 1 LOB: 1 BB: 0 P: 10	1B: 8 2B: 2 3B: 0 HR: 2	SF: 1 SAC: 0 DP: 1 HBP: 0	WP: 0 PB: 0 SB: 1 CS: 1	PA: 42
<b>PITCHER</b>	IP WLS BF H R ER SO BB IBB HBP BLK WP HR S P ERA WHIP																					
Floyd Youmans, R (1,1) ERA: 5.58	7.0 L 31 9 4 4 3 3 0 0 0 0 0 2 66 99 5.14 1.714																					
Randy St. Claire, R (8,1) ERA: 6.14	0.2 5 2 1 1 0 1 0 0 0 0 0 0 8 18 13.50 4.500																					
Jeff Parrett, R (8,1) ERA: 1.64	1.1 5 1 0 0 1 0 0 0 0 0 0 0 9 12 0.00 0.750																					

AB	36
R	5
H	12
RBI	5
BB	4
SO	4
LOB	17



Batter	1	2	3	4	5	6	7	8	9	AB	R	H	RBI	BB	SO	LOB	BOTTOM			
Tim Raines, S (1,7) OBP: 0.341, SLG: 0.394	1-2 6-3		0-0 L3						0-0 F8	4	0	0	0	1	0	1	<p>Cincinnati Reds @ Montreal Expos</p> <p>Olympic Stadium, Montreal, QB</p> <p>Tue Apr 26 1988, 7:05 PM EDT</p> <p>Att: 11,150 - Dome - 70 F</p>			
Mitch Webster, S (1,8) OBP: 0.391, SLG: 0.448	0-0 F9		4-1 S BB				2-0 F7		3-3 K	3	0	0	0	1	1	1				
Hubie Brooks, R (1,9) OBP: 0.257, SLG: 0.406	4-0 1B BB		1-2 F3				1-2 1B		0-0 F5	3	1	1	0	1	0	1				
Tim Wallach, R (1,5) OBP: 0.303, SLG: 0.403	0-1 F7		2-1 F8				1-1 1B		2-0 F3	4	0	2	0	0	0	1				
Andres Galarraga, R (1,3) OBP: 0.400, SLG: 0.671	3-2 E6			2-3 K			0-1 1-3		0-2 HR	4	1	1	1	0	1	3				
Jeff Reed, L (1,2) OBP: 0.432, SLG: 0.324 Graig Nettles, L (6, PH) OBP: 0.500, SLG: 1.333 Pascual Perez, R (6, PR)	2-1 F8			0-2 4-3			4-0 1B		3-2 F8	2	0	0	0	0	0	2				
Mike Fitzgerald, R (7,2) OBP: 0.364, SLG: 0.391							BB			1	0	0	0	0	0	0				
Tom Foley, L (1,4) OBP: 0.154, SLG: 0.154 Casey Candaele, S (9, PH)		0-1 4-3		3-2 F9			0-0 G3		0-2 F8	3	0	0	0	0	0	3				
Luis Rivera, R (1,6) OBP: 0.238, SLG: 0.295		1-3 K					2-2 L4		1-0 F7	4	0	1	0	0	1	0				
Floyd Youmans, R (1,1) Herm Winningham, L (7, PH) OBP: 0.455, SLG: 0.368 Randy St. Claire, R (8,1) Jeff Parrett, R (8,1) Dave Engle, R (9, PH) OBP: 0.333, SLG: 0.375		1-3 K					2-3 K		1-1 1B	2	0	0	0	0	2	0				
<b>Inning Stats</b>	R: 1 E: 1 K: 0 S: 11	H: 1 LOB: 2 BB: 1 P: 21	R: 0 E: 0 K: 2 S: 10	H: 0 LOB: 0 BB: 0 P: 12	R: 0 E: 0 K: 0 S: 7	H: 0 LOB: 0 BB: 1 P: 14	R: 0 E: 0 K: 1 S: 13	H: 0 LOB: 0 BB: 0 P: 18	R: 0 E: 0 K: 1 S: 12	H: 2 LOB: 3 BB: 1 P: 17	R: 0 E: 0 K: 2 S: 10	H: 0 LOB: 1 BB: 1 P: 19	R: 1 E: 0 K: 0 S: 12	H: 1 LOB: 0 BB: 0 P: 17	R: 0 E: 0 K: 0 S: 7	H: 2 LOB: 1 BB: 0 P: 9	1B: 5 2B: 0 3B: 0 HR: 1	SF: 0 SAC: 0 DP: 0 HBP: 0	WP: 0 PB: 0 SB: 1 CS: 0	PA: 37
<b>PITCHER</b>	IP WLS BF H R ER SO BB IBB HBP BLK WP HR S P ERA WHIP																			
Ron Robinson, R (1,1) ERA: 4.09	5.1 W 22 3 1 0 4 2 0 0 0 0 0 0 59 92 0.00 0.938																			
Jose Rijo, R (6,1) ERA: 3.95	1.2 7 0 0 0 2 2 0 0 0 0 0 0 13 26 0.00 1.200																			
Frank Williams, R (8,1) ERA: 3.48	1.0 4 1 1 1 0 0 0 0 0 0 0 1 12 17 9.00 1.000																			
John Franco, L (9,1) ERA:	1.0 S 4 2 0 0 0 0 0 0 0 0 0 0 7 9 0.00 2.000																			

AB	33
R	2
H	6
RBI	1
BB	4
SO	6
LOB	12





Batter	1	2	3	4	5	6	7	8	9	AB	R	H	RBI	BB	SO	LOB	TOP					
Barry Larkin, R OBP: 0.347, SLG: 0.477	1-1 4-3		1-1 6-3			1-2 F7			1-0 5-3	4	0	0	0	0	0	1						
Chris Sabo, R OBP: 0.324, SLG: 0.544	0-1 F7			0-1 5-3		0-2 FC5-4			0-1 1B	4	0	1	0	0	0	1						
Eric Davis, R OBP: 0.301, SLG: 0.288	2-3 K			3-3 K			1-3 K		3-2 P5	4	0	0	0	0	3	1						
Kal Daniels, L OBP: 0.398, SLG: 0.500		2-3 K		0-3 K			3-3 K			3	0	0	0	0	3	0						
Nick Esasky, R OBP: 0.380, SLG: 0.532		2-3 K			1-1 P3		3-3 K			3	0	0	0	0	2	0						
Bo Diaz, R OBP: 0.225, SLG: 0.366		0-0 BLK 1B			2-3 K				0-2 2-3	3	0	1	0	0	1	0						
Paul O'Neill, L OBP: 0.274, SLG: 0.288		2-3 K			0-0 4-3				1-0 F9	3	0	0	0	0	1	1						
Jeff Treadway, L OBP: 0.294, SLG: 0.367						0-1 4-3			0-2 4-3	3	0	0	0	0	0	0						
Mario Soto, R OBP: 0.250, SLG: 0.100									1-0 G3	1	0	0	0	1	0	0						
Dave Collins, S OBP: 0.333, SLG: 0.200									FC5-4 BB	1	0	0	0	0	0	0						
<b>Inning Stats</b>	R: 0 E: 0 K: 1 S: 7	H: 0 LOB: 0 BB: 0 P: 10	R: 0 E: 0 K: 3 S: 10	H: 1 LOB: 1 BB: 0 P: 16	R: 0 E: 0 K: 0 S: 5	H: 0 LOB: 0 BB: 0 P: 8	R: 0 E: 0 K: 2 S: 8	H: 0 LOB: 0 BB: 0 P: 11	R: 0 E: 0 K: 1 S: 6	H: 0 LOB: 0 BB: 0 P: 9	R: 0 E: 0 K: 0 S: 8	H: 0 LOB: 1 BB: 1 P: 13	R: 0 E: 0 K: 3 S: 9	H: 0 LOB: 0 BB: 0 P: 16	R: 0 E: 0 K: 0 S: 7	H: 0 LOB: 0 BB: 0 P: 8	R: 0 E: 0 K: 0 S: 9	H: 1 LOB: 1 BB: 0 P: 14	1B: 2 2B: 0 3B: 0 HR: 0	SF: 0 SAC: 0 DP: 0 HBP: 0	WP: 0 PB: 0 SB: 1 CS: 0	PA: 30
<b>PITCHER</b> Pascual Perez, R ERA: 1.66	IP: 9.0 WLS: W BF: 30 H: 2 R: 0 ER: 0 SO: 10 BB: 1 IBB: 0 HBP: 0 BLK: 1 WP: 0 HR: 0 S: 69 P: 105 ERA: 0.00 WHIP: 0.333																					

Cincinnati Reds @ Montreal Expos  
Olympic Stadium, Montreal, QB  
Wed Apr 27 1988, 7:05 PM EDT  
Att: 12,197 - Dome - 70 F

AB 29  
R 0  
H 2  
RBI 0  
BB 1  
SO 10  
LOB 4



Batter	1	2	3	4	5	6	7	8	9	AB	R	H	RBI	BB	SO	LOB	BOTTOM			
Tim Raines, S OBP: 0.349, SLG: 0.427	0-1 F8 S 1B		2-1 1B 3B	1-0 F8			2-1 3-1			4	1	2	0	0	0	0				
Mitch Webster, S OBP: 0.411, SLG: 0.450	1 SAFE 4-1 B 1 SAFE 1 SAFE 1 SAFE 1 SAFE P B		4-2 1B BB		0-0 L4-3 1B			2-1 G3		2	0	1	0	2	0	0				
Hubie Brooks, R OBP: 0.257, SLG: 0.397	1-2 F8		1-2 HBP 1-3 3-H 1B		0-2 L4-3 1-2 1B			1-0 F3		4	0	1	1	0	0	3				
Tim Wallach, R OBP: 0.288, SLG: 0.382	2-3 G6-4-3 1-2		0-0 F3		1-1 6-3			2-2 5-3		4	0	0	0	0	0	4				
Andres Galarraga, R OBP: 0.397, SLG: 0.653		3-1 6-3		2-2 HBP		1-3 K				2	0	0	0	0	1	0				
Mike Fitzgerald, R OBP: 0.352, SLG: 0.385		2-2 1B		3-3 K		1-2 F7				3	0	1	0	0	1	3				
Tom Foley, L OBP: 0.172, SLG: 0.172	1 SAFE 0-1 F X SAFE		1-2 F7			2-3 K				3	0	1	0	0	1	3				
Casey Candaele, S OBP: 0.241, SLG: 0.226		3-3 K		0-1 4-3			3-2 F7			3	0	0	0	0	1	2				
Pascual Perez, R OBP: 0.294		0-1 6-3		3-3 K			0-2 6-3			3	0	0	0	0	1	2				
<b>Inning Stats</b>	R: 0 E: 0 K: 0 S: 10	H: 1 LOB: 1 BB: 1 P: 14	R: 0 E: 0 K: 1 S: 12	H: 2 LOB: 2 BB: 0 P: 20	R: 1 E: 0 K: 1 S: 22	H: 2 LOB: 3 BB: 1 P: 35	R: 0 E: 0 K: 1 S: 6	H: 0 LOB: 0 BB: 0 P: 10	R: 0 E: 0 K: 0 S: 6	H: 1 LOB: 0 BB: 0 P: 7	R: 0 E: 0 K: 2 S: 11	H: 0 LOB: 0 BB: 0 P: 15	R: 0 E: 0 K: 0 S: 8	H: 0 LOB: 0 BB: 0 P: 13	R: 0 E: 0 K: 0 S: 7	H: 0 LOB: 0 BB: 0 P: 12	1B: 5 2B: 1 3B: 1 HR: 0	SF: 0 SAC: 0 DP: 2 HBP: 1	WP: 0 PB: 0 SB: 2 CS: 0	PA: 31
<b>PITCHER</b> Mario Soto, R ERA: 2.94	IP: 8.0 WLS: L BF: 31 H: 6 R: 1 ER: 1 SO: 5 BB: 2 IBB: 0 HBP: 1 BLK: 0 WP: 0 HR: 0 S: 82 P: 126 ERA: 1.12 WHIP: 1.000																			

Cincinnati Reds @ Montreal Expos  
Olympic Stadium, Montreal, QB  
Wed Apr 27 1988, 7:05 PM EDT  
Att: 12,197 - Dome - 70 F

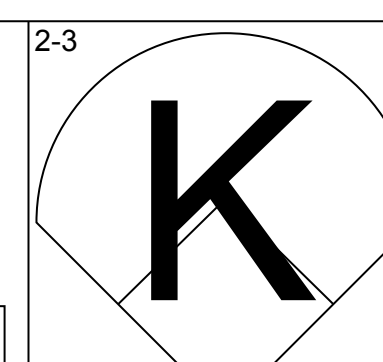
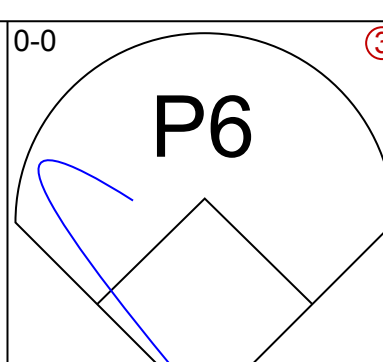
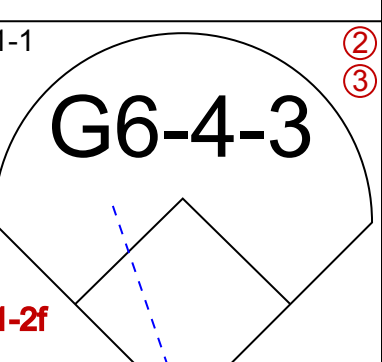
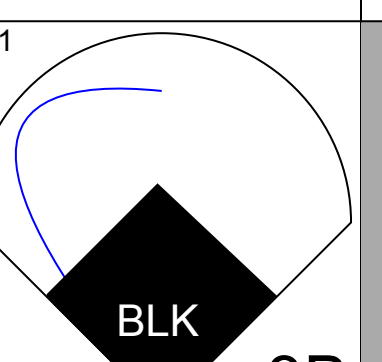
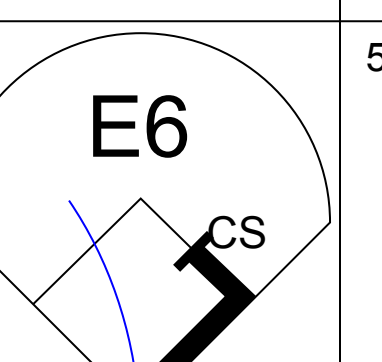
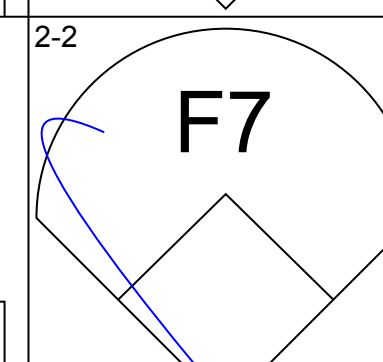
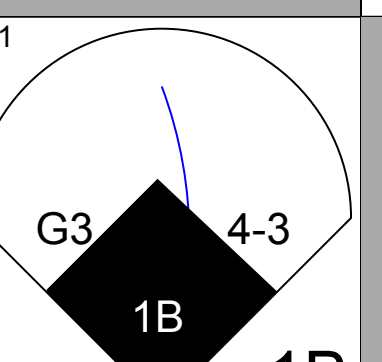
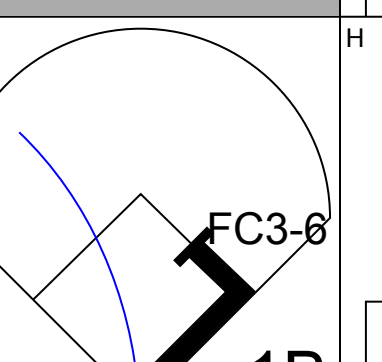
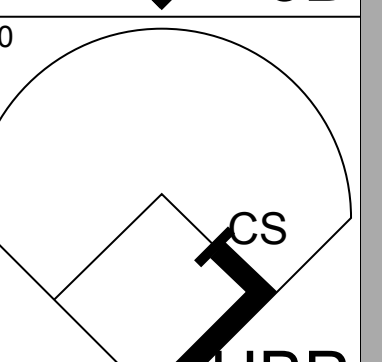
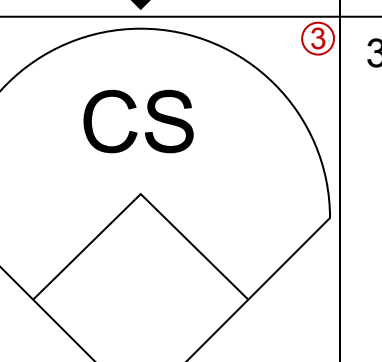
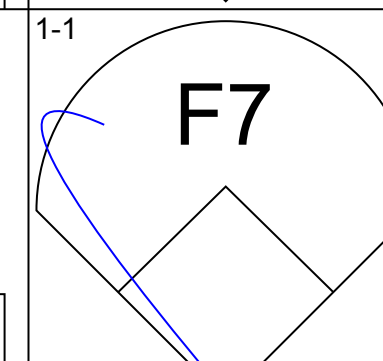
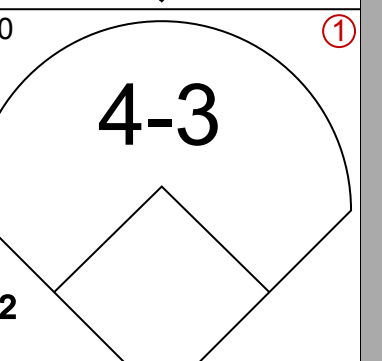
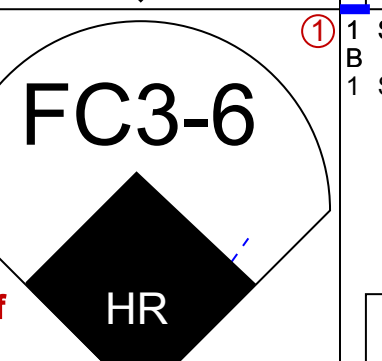
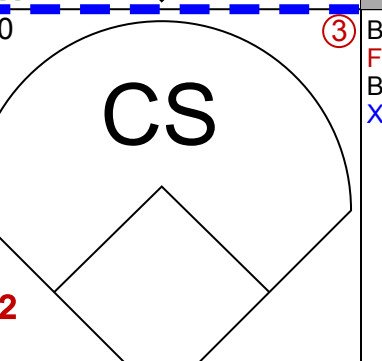
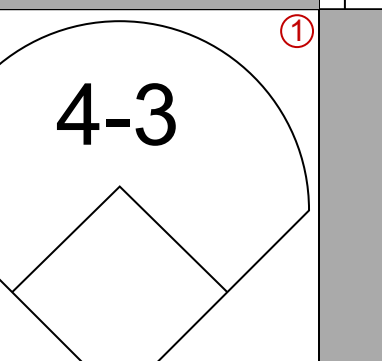
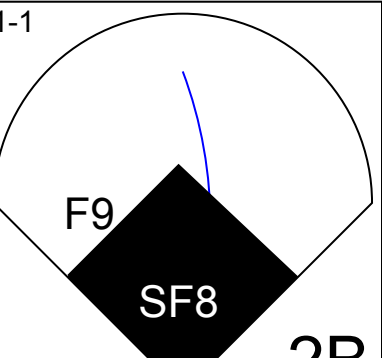
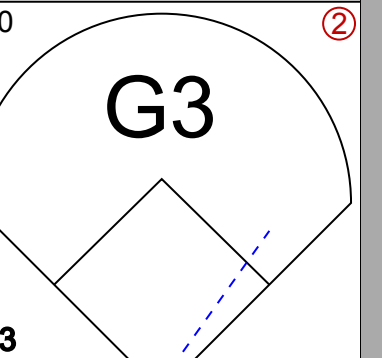
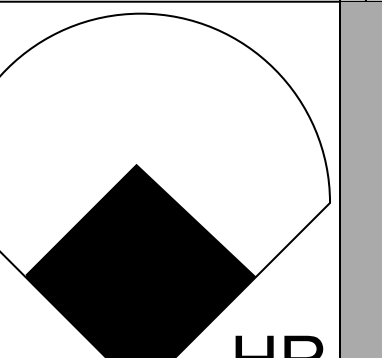
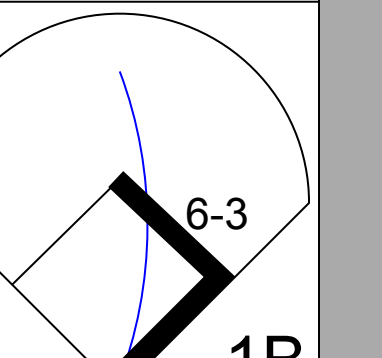
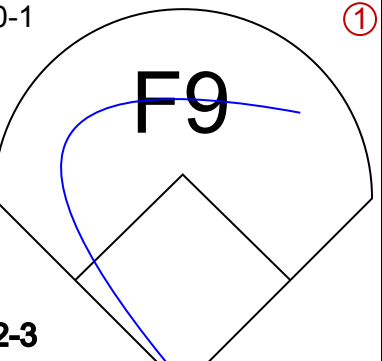
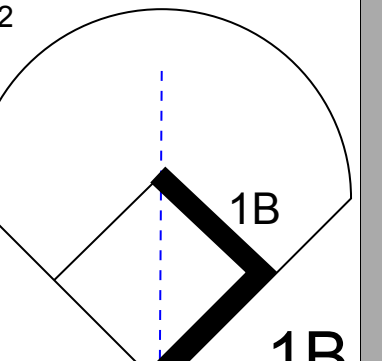
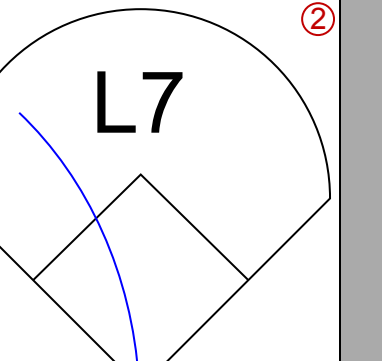
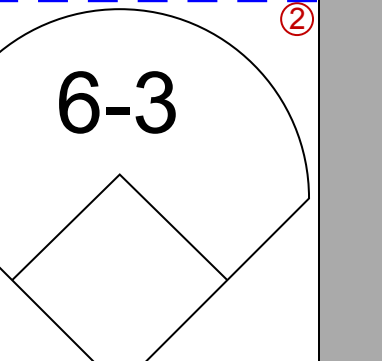
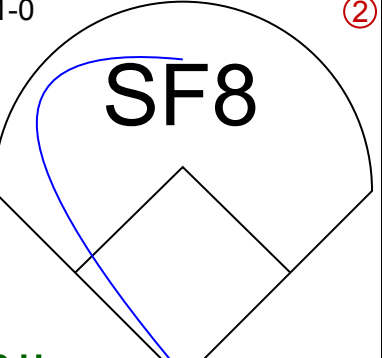
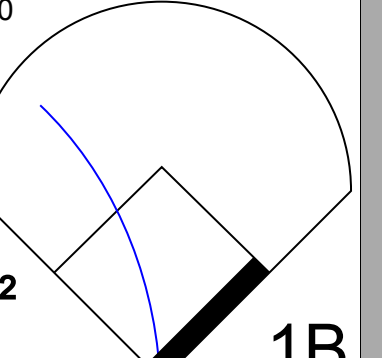
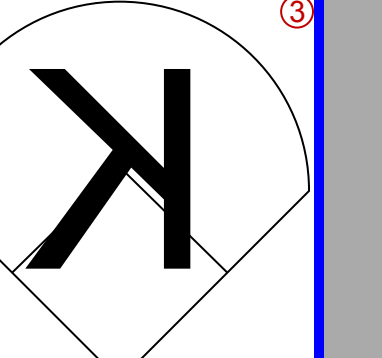
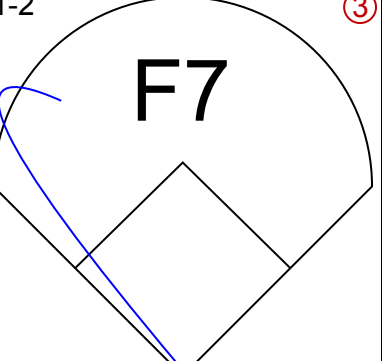
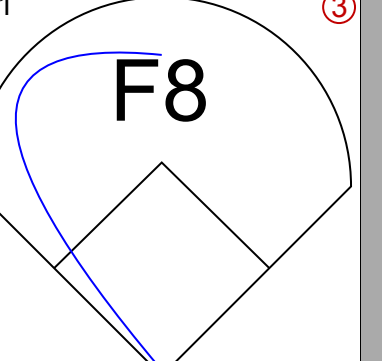
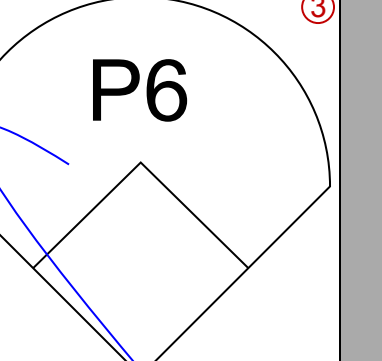
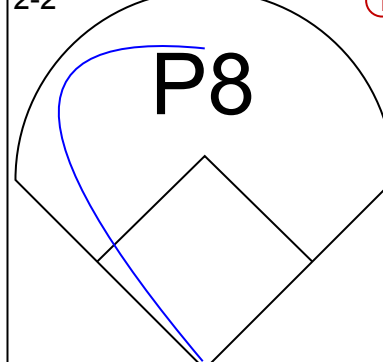
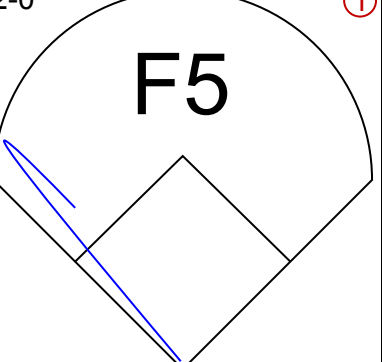
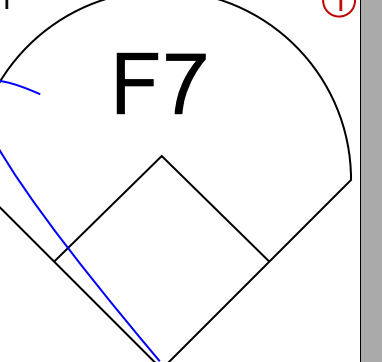
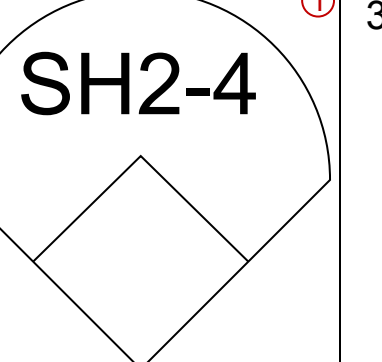
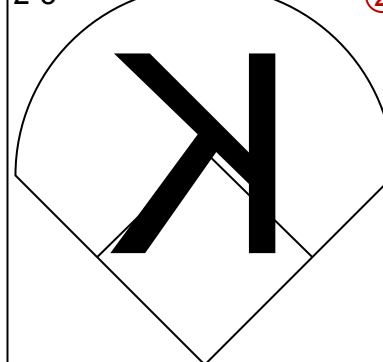

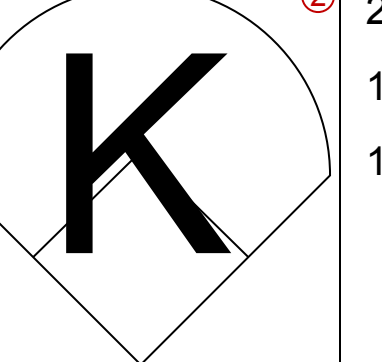
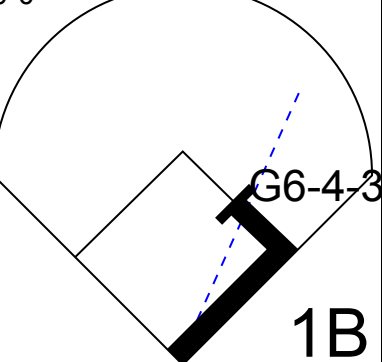
AB 28  
R 1  
H 6  
RBI 1  
BB 2  
SO 5  
LOB 17








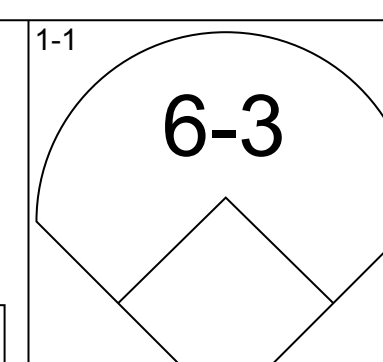
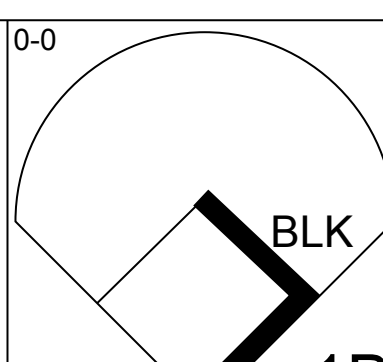
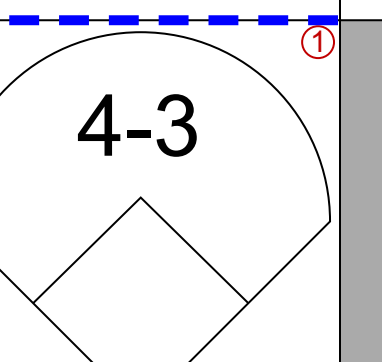
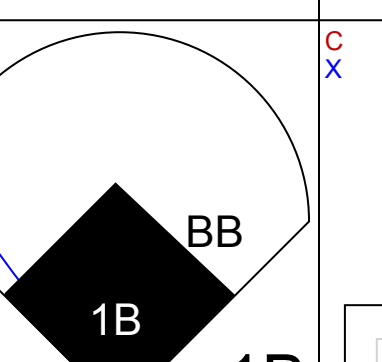
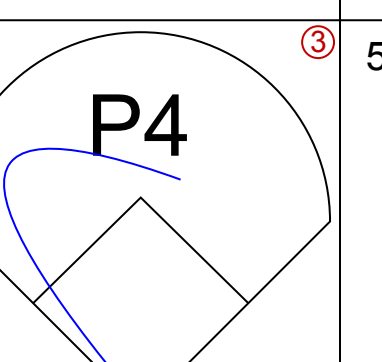
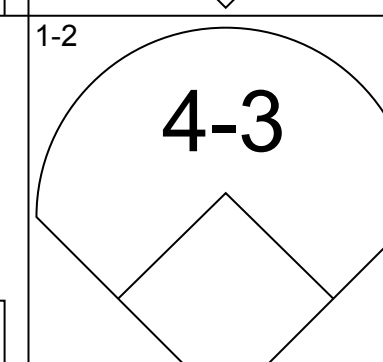
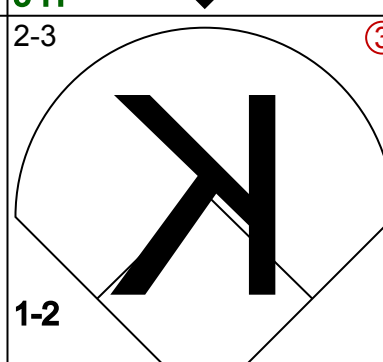
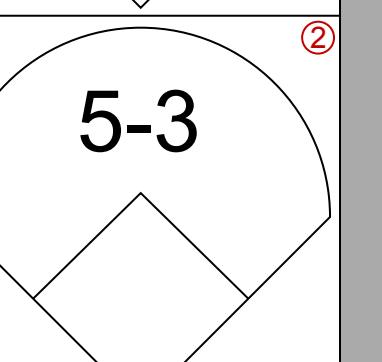
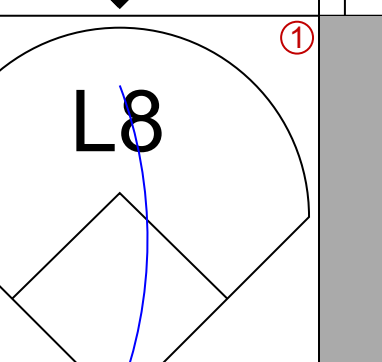
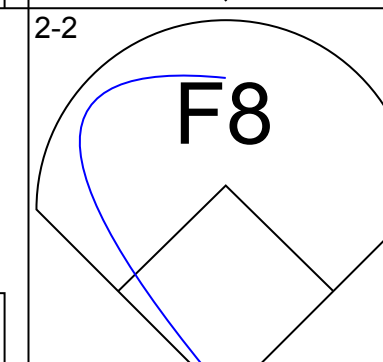
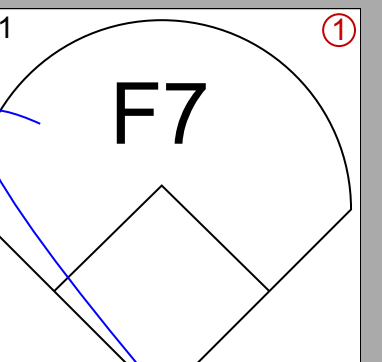
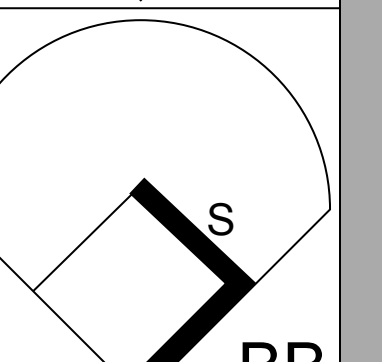
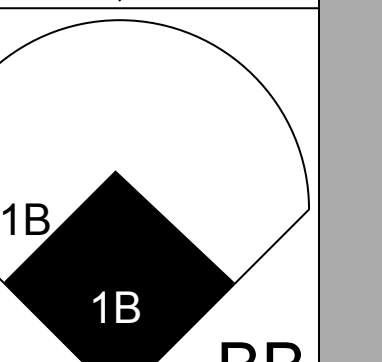
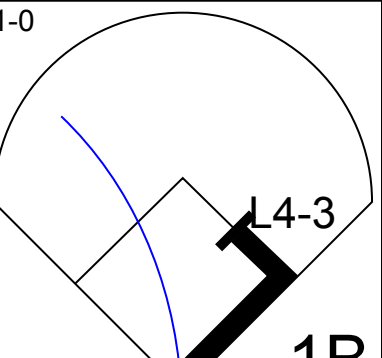
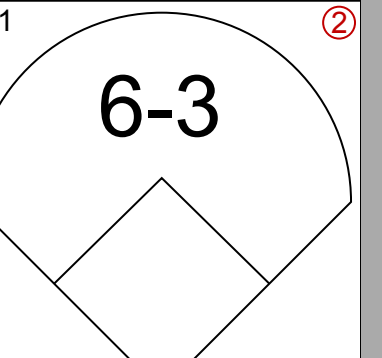
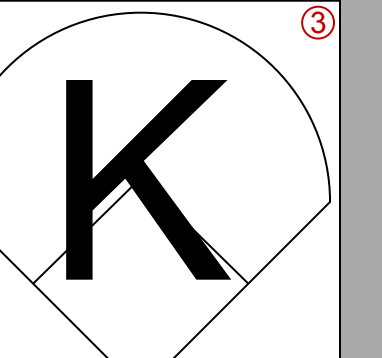
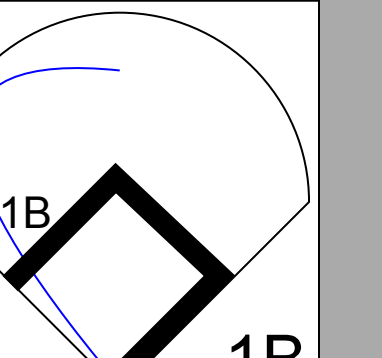
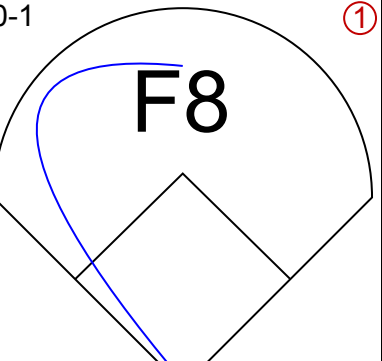
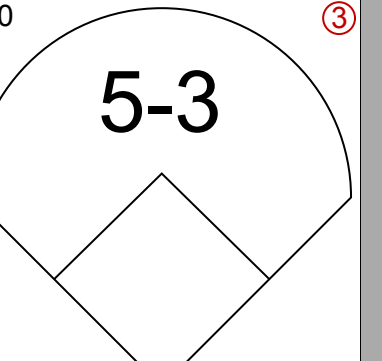
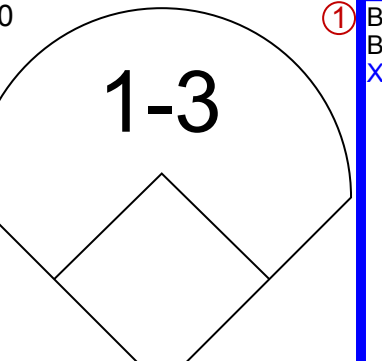
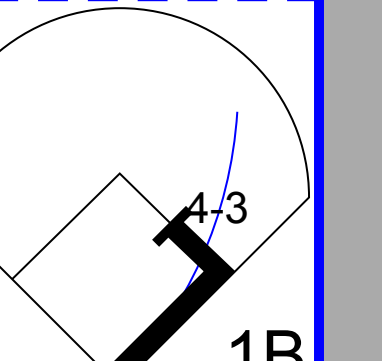
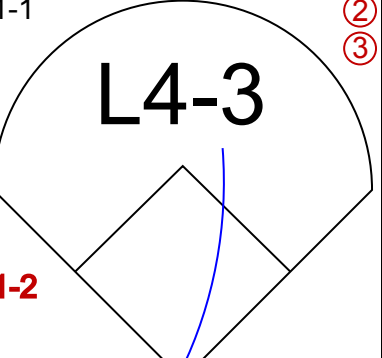
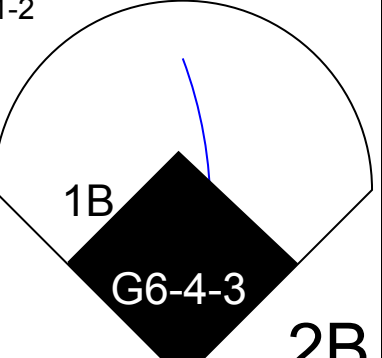
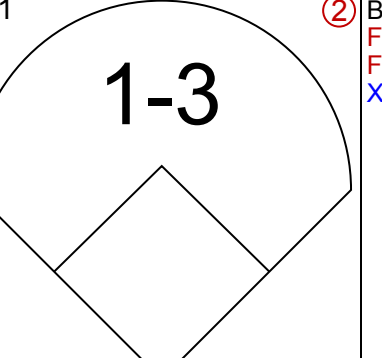

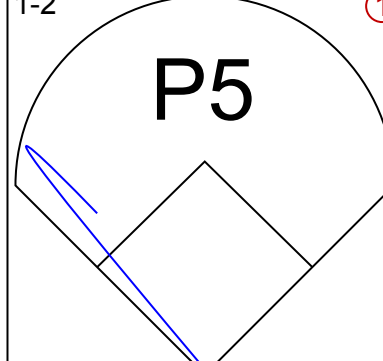
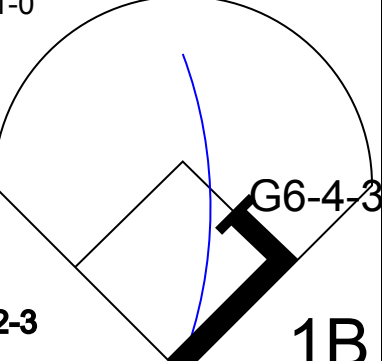
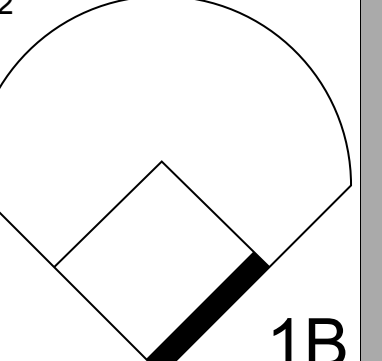
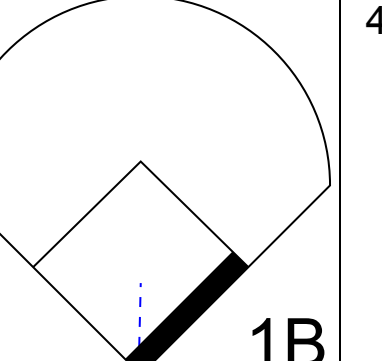
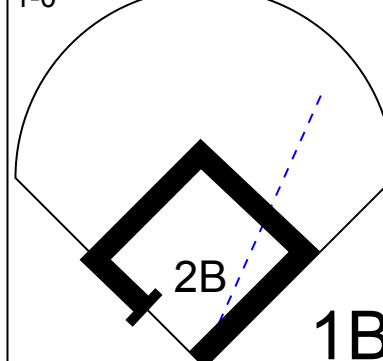
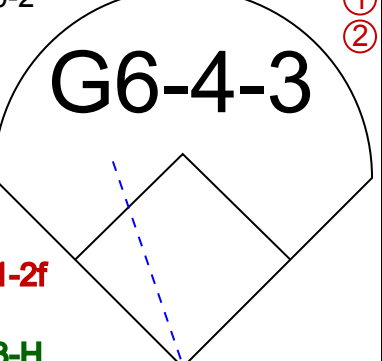
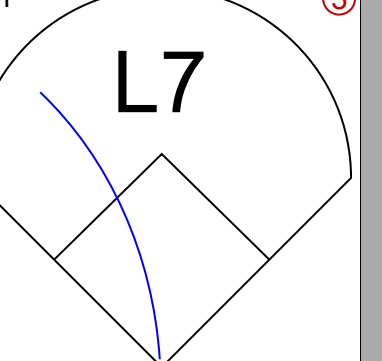
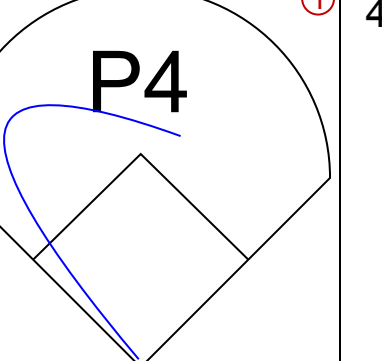
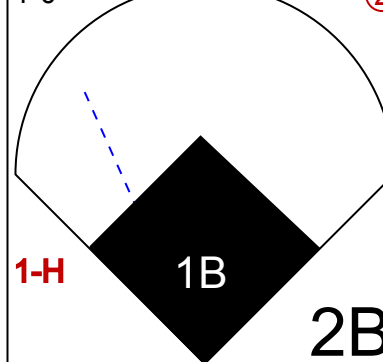
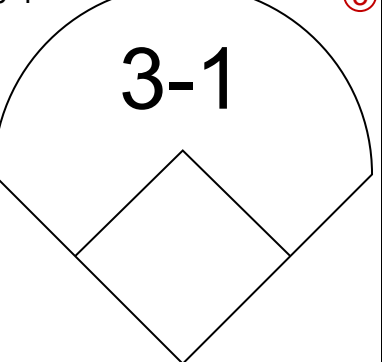
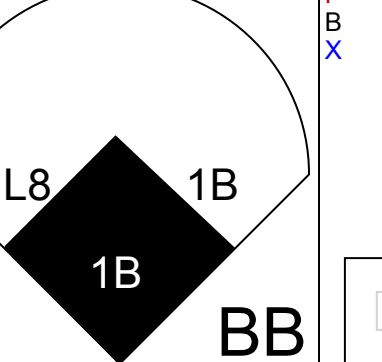
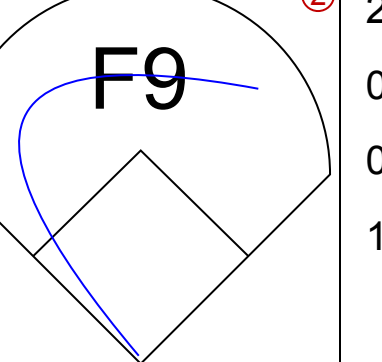



Batter	1	2	3	4	5	6	7	8	9	AB	R	H	RBI	BB	SO	LOB	TOP				
Mookie Wilson, S OBP: 0.333, SLG: 0.517 (1, 8)										5	1	1	0	0	1	1					
Tim Lincecum, R OBP: 0.342, SLG: 0.241 (1, 4)										3	1	2	0	0	0	0					
Keith Hernandez, L OBP: 0.259, SLG: 0.378 (1, 3)										4	1	0	0	0	0	2					
Darryl Strawberry, L OBP: 0.460, SLG: 0.681 Lenny Dykstra, L OBP: 0.367, SLG: 0.600 (1, 9)										3	2	2	2	0	0	1					
Kevin McReynolds, R OBP: 0.348, SLG: 0.500 (1, 7)										4	0	1	1	0	0	2					
Gary Carter, R OBP: 0.432, SLG: 0.682 Roger McDowell, R OBP: 0.500, SLG: 1.000 Randy Myers, L (8, 1)										2	0	1	1	0	1	1					
Howard Johnson, S OBP: 0.326, SLG: 0.329 (1, 5)										0	0	0	0	0	0	0					
Kevin Elster, R OBP: 0.300, SLG: 0.369 (1, 6)										3	0	0	0	0	0	0					
Bob Ojeda, L OBP: 0.333, SLG: 0.333 Terry Leach, R (6, 1)										2	0	1	0	0	1	0					
Barry Lyons, R OBP: 0.143, SLG: 0.286 (8, 2)										1	0	0	0	0	1	1					
<b>Inning Stats</b>	R: 0 E: 0 K: 1 S: 10	H: 0 LOB: 0 BB: 0 P: 15	R: 1 E: 0 K: 0 S: 8	H: 1 LOB: 0 BB: 0 P: 11	R: 0 E: 0 K: 1 S: 8	H: 0 LOB: 0 BB: 0 P: 12	R: 1 E: 0 K: 0 S: 10	H: 3 LOB: 2 BB: 0 P: 15	R: 0 E: 0 K: 0 S: 4	H: 1 LOB: 0 BB: 0 P: 7	R: 2 E: 0 K: 0 S: 10	H: 2 LOB: 1 BB: 0 P: 14	R: 1 E: 0 K: 1 S: 7	H: 1 LOB: 0 BB: 0 P: 12	R: 0 E: 0 K: 1 S: 13	H: 1 LOB: 1 BB: 2 P: 22	R: 1 E: 1 K: 1 S: 7	H: 0 LOB: 0 BB: 1 P: 12	1B: 6 2B: 1 3B: 1 HR: 1	SF: 1 SAC: 1 DP: 1 HBP: 2	WP: 0 PA: 39 PB: 0 SB: 0 CS: 2
<b>PITCHER</b>	IP WLS BF H R ER SO BB IBB HBP BLK WP HR S P ERA WHIP	IP WLS BF H R ER SO BB IBB HBP BLK WP HR S P ERA WHIP	IP WLS BF H R ER SO BB IBB HBP BLK WP HR S P ERA WHIP	IP WLS BF H R ER SO BB IBB HBP BLK WP HR S P ERA WHIP	IP WLS BF H R ER SO BB IBB HBP BLK WP HR S P ERA WHIP	IP WLS BF H R ER SO BB IBB HBP BLK WP HR S P ERA WHIP	IP WLS BF H R ER SO BB IBB HBP BLK WP HR S P ERA WHIP	IP WLS BF H R ER SO BB IBB HBP BLK WP HR S P ERA WHIP	IP WLS BF H R ER SO BB IBB HBP BLK WP HR S P ERA WHIP	IP WLS BF H R ER SO BB IBB HBP BLK WP HR S P ERA WHIP	IP WLS BF H R ER SO BB IBB HBP BLK WP HR S P ERA WHIP	IP WLS BF H R ER SO BB IBB HBP BLK WP HR S P ERA WHIP	IP WLS BF H R ER SO BB IBB HBP BLK WP HR S P ERA WHIP	IP WLS BF H R ER SO BB IBB HBP BLK WP HR S P ERA WHIP	IP WLS BF H R ER SO BB IBB HBP BLK WP HR S P ERA WHIP	IP WLS BF H R ER SO BB IBB HBP BLK WP HR S P ERA WHIP	IP WLS BF H R ER SO BB IBB HBP BLK WP HR S P ERA WHIP	IP WLS BF H R ER SO BB IBB HBP BLK WP HR S P ERA WHIP	IP WLS BF H R ER SO BB IBB HBP BLK WP HR S P ERA WHIP	IP WLS BF H R ER SO BB IBB HBP BLK WP HR S P ERA WHIP	IP WLS BF H R ER SO BB IBB HBP BLK WP HR S P ERA WHIP

New York Mets @ Cincinnati Reds  
Riverfront Stadium, Cincinnati, OH  
Sat Apr 30 1988, 7:05 PM EDT  
Att: 33,463 - Unknown - 60 F


AB 32  
R 6  
H 9  
RBI 4  
BB 1  
SO 5  
LOB 11



Batter	1	2	3	4	5	6	7	8	9	AB	R	H	RBI	BB	SO	LOB	BOTTOM				
Barry Larkin, R OBP: 0.343, SLG: 0.464 (1, 6)										5	1	2	1	0	0	1					
Chris Sabo, R OBP: 0.305, SLG: 0.513 (1, 5)										4	0	0	0	0	1	3					
Eric Davis, R OBP: 0.317, SLG: 0.274 (1, 8)										2	1	0	0	2	0	0					
Nick Esasky, R OBP: 0.380, SLG: 0.515 (1, 3)										4	0	2	2	0	1	1					
Bo Diaz, R OBP: 0.234, SLG: 0.408 Leo Garcia, L OBP: 0.200, SLG: 0.214 Tracy Jones, R OBP: 0.326, SLG: 0.279 John Franco, L (8, PH)										2	0	0	0	0	0	1					
Dave Concepcion, R OBP: 0.297, SLG: 0.303 (1, 4)										4	1	1	0	0	0	3					
Paul O'Neill, L OBP: 0.299, SLG: 0.313 (1, 9)										4	0	3	0	0	0	0					
Lloyd McClendon, R OBP: 0.429, SLG: 0.200 (1, 7)										4	0	1	0	0	0	3					
Tom Browning, L OBP: 0.125, SLG: 0.250 Rob Murphy, L (7, 1)										2	1	1	0	0	0	0					
Jose Rijo, R (8, 1)										0	0	0	0	0	0	0					
Dave Collins, S OBP: 0.333, SLG: 0.176 (8, PH)										1	1	0	0	1	0	1					
<b>Inning Stats</b>	R: 0 E: 0 K: 0 S: 9	H: 0 LOB: 0 BB: 0 P: 13	R: 0 E: 0 K: 0 S: 5	H: 1 LOB: 0 BB: 0 P: 7	R: 1 E: 0 K: 1 S: 10	H: 3 LOB: 1 BB: 0 P: 14	R: 0 E: 0 K: 0 S: 5	H: 0 LOB: 0 BB: 0 P: 10	R: 1 E: 0 K: 0 S: 9	H: 2 LOB: 0 BB: 0 P: 11	R: 0 E: 0 K: 1 S: 8	H: 0 LOB: 1 BB: 1 P: 13	R: 0 E: 0 K: 0 S: 9	H: 1 LOB: 1 BB: 0 P: 11	R: 3 E: 0 K: 0 S: 14	H: 3 LOB: 1 BB: 2 P: 27	R: 0 E: 0 K: 0 S: 13	H: 1 LOB: 1 BB: 0 P: 19	1B: 9 2B: 4 3B: 0 HR: 0	SF: 0 SAC: 0 DP: 3 HBP: 0	WP: 0 PA: 37 PB: 0 SB: 1 CS: 0
<b>PITCHER</b>	IP WLS BF H R ER SO BB IBB HBP BLK WP HR S P ERA WHIP	IP WLS BF H R ER SO BB IBB HBP BLK WP HR S P ERA WHIP	IP WLS BF H R ER SO BB IBB HBP BLK WP HR S P ERA WHIP	IP WLS BF H R ER SO BB IBB HBP BLK WP HR S P ERA WHIP	IP WLS BF H R ER SO BB IBB HBP BLK WP HR S P ERA WHIP	IP WLS BF H R ER SO BB IBB HBP BLK WP HR S P ERA WHIP	IP WLS BF H R ER SO BB IBB HBP BLK WP HR S P ERA WHIP	IP WLS BF H R ER SO BB IBB HBP BLK WP HR S P ERA WHIP	IP WLS BF H R ER SO BB IBB HBP BLK WP HR S P ERA WHIP	IP WLS BF H R ER SO BB IBB HBP BLK WP HR S P ERA WHIP	IP WLS BF H R ER SO BB IBB HBP BLK WP HR S P ERA WHIP	IP WLS BF H R ER SO BB IBB HBP BLK WP HR S P ERA WHIP	IP WLS BF H R ER SO BB IBB HBP BLK WP HR S P ERA WHIP	IP WLS BF H R ER SO BB IBB HBP BLK WP HR S P ERA WHIP	IP WLS BF H R ER SO BB IBB HBP BLK WP HR S P ERA WHIP	IP WLS BF H R ER SO BB IBB HBP BLK WP HR S P ERA WHIP	IP WLS BF H R ER SO BB IBB HBP BLK WP HR S P ERA WHIP	IP WLS BF H R ER SO BB IBB HBP BLK WP HR S P ERA WHIP	IP WLS BF H R ER SO BB IBB HBP BLK WP HR S P ERA WHIP	IP WLS BF H R ER SO BB IBB HBP BLK WP HR S P ERA WHIP	IP WLS BF H R ER SO BB IBB HBP BLK WP HR S P ERA WHIP

New York Mets @ Cincinnati Reds  
Riverfront Stadium, Cincinnati, OH  
Sat Apr 30 1988, 7:05 PM EDT  
Att: 33,463 - Unknown - 60 F

AB 34  
R 5  
H 11  
RBI 4  
BB 3  
SO 2  
LOB 13










Batter	1	2	3	4	5	6	7	8	9	AB	R	H	RBI	BB	SO	LOB	TOP		
Tim Raines, S OBP: 0.346, SLG: 0.419	L9			6-3			F7		HR	4	1	1	2	0	0	0			
Johnny Paredes, R OBP: 0.444, SLG: 0.600	6-3			F3			B3-1		G4-3	4	0	0	0	0	0	0			
Hubie Brooks, R OBP: 0.228, SLG: 0.363	K			F7			L3			3	0	0	0	0	1	0			
Tim Wallach, R OBP: 0.269, SLG: 0.352		G4-3			L6				1-3	3	0	0	0	0	0	0			
Andres Galarraga, R OBP: 0.370, SLG: 0.628		6-3			K				L7	3	0	0	0	0	1	0			
Mitch Webster, S OBP: 0.352, SLG: 0.364		4-3			L9				4-3	3	0	0	0	0	0	0			
Mike Fitzgerald, R OBP: 0.375, SLG: 0.314			G5-3			F7			6-3	3	0	0	0	0	0	0			
Tom Foley, L OBP: 0.220, SLG: 0.268			F7			F8			F8	3	0	0	0	0	0	0			
Pascual Perez, R Wallace Johnson, S (9, PH) OBP: 0.455, SLG: 0.400			B1-3			K			HR	2	0	0	0	0	1	0			
<b>Inning Stats</b>	R: 0 H: 0 E: 0 K: 1 S: 5	H: 0 LOB: 0 BB: 0 P: 10	R: 0 H: 0 E: 0 K: 0 S: 9	H: 0 LOB: 0 BB: 0 P: 12	R: 0 H: 0 E: 0 K: 0 S: 5	H: 0 LOB: 0 BB: 0 P: 7	R: 0 H: 0 E: 0 K: 0 S: 6	H: 0 LOB: 0 BB: 0 P: 8	R: 0 H: 0 E: 0 K: 1 S: 7	H: 0 LOB: 0 BB: 0 P: 11	R: 0 H: 0 E: 0 K: 0 S: 7	H: 0 LOB: 0 BB: 0 P: 10	R: 0 H: 0 E: 0 K: 0 S: 7	H: 0 LOB: 0 BB: 0 P: 12	R: 2 H: 2 E: 0 K: 0 S: 17	H: 2 LOB: 0 BB: 0 P: 26	1B: 1 2B: 0 3B: 0 HR: 1	SF: 0 SAC: 0 DP: 0 HBP: 0	WP: 0 PA: 29 CS: 0
<b>PITCHER</b>	IP	WLS	BF	H	R	ER	SO	BB	IBB	HBP	BLK	WP	HR	S	P	ERA	WHIP		
Ron Robinson, R ERA: 3.52	8.2	W	28	2	2	2	3	0	0	0	0	0	1	67	103	2.08	0.231		
John Franco, L ERA:	0.1	S	1	0	0	0	0	0	0	0	0	0	0	3	4	0.00	0.000		

**Montreal Expos @ Cincinnati Reds**  
Riverfront Stadium, Cincinnati, OH  
Mon May 02 1988, 7:05 PM EDT  
Att: 15,107 - Unknown


AB	29
R	2
H	2
RBI	2
BB	0
SO	3
LOB	0




Batter	1	2	3	4	5	6	7	8	9	AB	R	H	RBI	BB	SO	LOB	BOTTOM		
Barry Larkin, R OBP: 0.336, SLG: 0.448	L5-3 1B		5-3		F7			G4-3		4	0	1	0	0	0	0			
Chris Sabo, R OBP: 0.300, SLG: 0.536	L5-3 1-2		K			HR		6-3		4	1	1	1	0	1	1			
Kal Daniels, L OBP: 0.402, SLG: 0.513	HR			1B BB		G5-4-3 BB				1	2	1	1	2	0	0			
Eric Davis, R OBP: 0.306, SLG: 0.264	1-3			1B		G5-4-3 1-2				3	0	1	1	0	0	1			
Nick Esasky, R OBP: 0.365, SLG: 0.479		G4-3			G6-4-3 BB		F9			2	0	0	0	1	0	0			
Paul O'Neill, L OBP: 0.274, SLG: 0.286		K			F7		K			3	0	0	0	0	2	2			
Bo Diaz, R OBP: 0.238, SLG: 0.405		WP BLK 1B			G6-4-3 1-2		5-3			3	0	1	0	0	0	2			
Jeff Treadway, L OBP: 0.297, SLG: 0.364		G5-3			G6-3		L3			3	0	0	0	0	0	1			
Ron Robinson, R John Franco, L			6-3		G6-3			K		3	0	0	0	0	1	0			
<b>Inning Stats</b>	R: 1 H: 2 E: 0 K: 0 S: 8	H: 1 LOB: 1 BB: 0 P: 13	R: 0 H: 1 E: 0 K: 1 S: 9	H: 1 LOB: 0 BB: 0 P: 13	R: 0 H: 0 E: 0 K: 1 S: 8	H: 0 LOB: 0 BB: 0 P: 12	R: 1 H: 1 E: 0 K: 0 S: 8	H: 1 LOB: 2 BB: 2 P: 16	R: 0 H: 0 E: 0 K: 0 S: 6	H: 0 LOB: 0 BB: 1 P: 8	R: 1 H: 1 E: 0 K: 0 S: 5	H: 0 LOB: 0 BB: 0 P: 12	R: 0 H: 0 E: 0 K: 1 S: 9	H: 0 LOB: 0 BB: 0 P: 12	R: 0 H: 0 E: 0 K: 1 S: 7	H: 0 LOB: 0 BB: 0 P: 9	1B: 3 2B: 1 3B: 0 HR: 2	SF: 0 SAC: 0 DP: 3 HBP: 0	WP: 1 PA: 29 CS: 0
<b>PITCHER</b>	IP	WLS	BF	H	R	ER	SO	BB	IBB	HBP	BLK	WP	HR	S	P	ERA	WHIP		
Pascual Perez, R ERA: 1.96	8.0	L	29	5	3	3	4	3	0	0	1	1	2	60	95	3.38	1.000		


**Montreal Expos @ Cincinnati Reds**  
Riverfront Stadium, Cincinnati, OH  
Mon May 02 1988, 7:05 PM EDT  
Att: 15,107 - Unknown

AB	26
R	3
H	5
RBI	3
BB	3
SO	4
LOB	7





Batter	1	2	3	4	5	6	7	8	9	AB	R	H	RBI	BB	SO	LOB	TOP			
Juan Samuel, R (1.4)	0-0 4-3		1-2 1-3			0-1 F9			1-1 2B	4	0	1	0	0	0	0	Philadelphia Phillies @ Cincinnati Reds Riverfront Stadium, Cincinnati, OH Wed May 04 1988, 7:05 PM EDT Att: 14,302 - Unknown - 57 F  livebaseballscorecards.com  AB 29 R 1 H 2 RBI 1 BB 2 SO 5 LOB 7 			
Bob Demier, R (1.8)	1-2 1-3			4-2 4-3 1B BB		1-2 F9			2-2 1-3	3	1	0	0	1	0	1				
Phil Bradley, R (1.7)	4-1 BB			1-2 1-3		1-3 K			1-2 6-3	3	0	0	0	1	1	2				
Mike Schmidt, R (1.5)	0-2 1-3			1-0 4-3					1-2 6-3	4	0	0	0	0	0	3				
Lance Parrish, R (1.2)		1-3 K		1-0 FC6-4 1B		3-2 F3				3	0	1	1	0	1	0				
Chris James, R (1.9)	1-0 4-3			3-H FC6-4		0-1 5-3				3	0	0	0	0	0	1				
Bill Almon, R (1.3)		0-1 5-3				0-1 6-3			1-3 K	3	0	0	0	0	1	0				
Luis Aguayo, R (1.6)			1-2 6-3			2-3 K			0-0 F8	3	0	0	0	0	1	0				
David Palmer, R (1.1)			2-2 1-3			0-2 F5			2-3 K	2	0	0	0	0	0	0				
Greg Harris, S (6.1)										0	0	0	0	0	0	0				
Mike Young, S (8. PH)										1	0	0	0	0	1	0				
Bill Dawley, R (8.1)										0	0	0	0	0	0	0				
<b>Inning Stats</b>	R: 0 E: 0 K: 0 S: 8	H: 0 LOB: 1 BB: 1 P: 13	R: 0 E: 0 K: 1 S: 6	H: 0 LOB: 0 BB: 0 P: 8	R: 0 E: 0 K: 0 S: 9	H: 0 LOB: 0 BB: 0 P: 13	R: 1 E: 0 K: 0 S: 9	H: 1 LOB: 1 BB: 1 P: 18	R: 0 E: 0 K: 1 S: 8	H: 0 LOB: 0 BB: 0 P: 10	R: 0 E: 0 K: 0 S: 10	H: 0 LOB: 0 BB: 0 P: 16	R: 0 E: 0 K: 2 S: 7	H: 0 LOB: 0 BB: 0 P: 10	R: 0 E: 0 K: 0 S: 12	H: 1 LOB: 1 BB: 0 P: 17	1B: 1 2B: 1 3B: 0 HR: 0	SF: 0 SAC: 0 DP: 0 HBP: 0	WP: 0 PB: 0 SB: 0 CS: 0	PA: 31
<b>PITCHER</b> Danny Jackson, L (1.1) ERA: 2.45	IP: 9.0 WLS: W BF: 31 H: 2 R: 1 ER: 1 SO: 5 BB: 2 IBB: 0 HBP: 0 BLK: 0 WP: 0 HR: 0 S: 77 P: 115 ERA: 1.00 WHIP: 0.444															<b>PITCHER</b>				

Batter	1	2	3	4	5	6	7	8	9	AB	R	H	RBI	BB	SO	LOB	BOTTOM			
Barry Larkin, R (1.6)	1-1 4-3		1-2 E5			1-1 2-3			1-0 B1-3	4	0	0	0	0	0	0	Philadelphia Phillies @ Cincinnati Reds Riverfront Stadium, Cincinnati, OH Wed May 04 1988, 7:05 PM EDT Att: 14,302 - Unknown - 57 F  livebaseballscorecards.com  AB 31 R 3 H 8 RBI 2 BB 3 SO 6 LOB 12 			
Chris Sabo, R (1.5)	0-0 S		1 SAFE 2-0 1B			0-1 1B S			1-1 F4	4	1	3	0	0	0	0				
Kal Daniels, L (1.7)	2-3 K		1 SAFE 3-3 1B			0-2 2B S			2-2 1-3	4	1	1	0	0	2	2				
Eric Davis, R (1.8)	4-1 FC6-4 BB		2-3 K			2-2 1-H 3-H 4-0 2B			0-0 6-3	3	1	1	2	1	1	1				
Nick Esasky, R (1.3)	2-1 FC6-4			0-2 G6-4-3 1B		1-2 2-H 1B			2-1 F7	3	0	1	0	1	0	2				
Tracy Jones, R (1.9)		2-2 6-3		1-0 G6-4-3		0-2 5-3			0-1 1B	4	0	1	0	0	0	2				
Terry McGriff, R (1.2)		2-0 4-3		2-3 K		0-2 6-3			0-3 K	4	0	0	0	0	2	2				
Jeff Treadway, L (1.4)		3-2 1B			1-0 G3				4-0 IBB	2	0	1	0	1	0	0				
Danny Jackson, R (1.1)		2-3 K			0-0 L7				0-0 6-3	3	0	0	0	0	1	3				
<b>Inning Stats</b>	R: 0 E: 0 K: 1 S: 9	H: 1 LOB: 2 BB: 1 P: 18	R: 0 E: 0 K: 1 S: 13	H: 1 LOB: 1 BB: 0 P: 22	R: 0 E: 1 K: 2 S: 14	H: 1 LOB: 1 BB: 0 P: 19	R: 0 E: 0 K: 1 S: 7	H: 1 LOB: 0 BB: 0 P: 10	R: 0 E: 0 K: 0 S: 4	H: 0 LOB: 0 BB: 0 P: 6	R: 3 E: 0 K: 0 S: 16	H: 3 LOB: 2 BB: 2 P: 26	R: 0 E: 0 K: 0 S: 6	H: 0 LOB: 0 BB: 0 P: 10	R: 0 E: 0 K: 1 S: 9	H: 1 LOB: 1 BB: 0 P: 11		1B: 7 2B: 1 3B: 0 HR: 0	SF: 0 SAC: 0 DP: 1 HBP: 0	WP: 0 PB: 0 SB: 5 CS: 1
<b>PITCHER</b> David Palmer, R (1.1) ERA: 5.0	IP: 5.0 WLS: L BF: 22 H: 7 R: 3 ER: 3 SO: 3 BB: 1 IBB: 0 HBP: 0 BLK: 0 WP: 0 HR: 0 S: 56 P: 86 ERA: 5.40 WHIP: 1.600															<b>PITCHER</b>				
Greg Harris, R (6.1) ERA: 2.31	IP: 2.0 WLS: 0 BF: 8 H: 0 R: 0 ER: 0 SO: 0 BB: 0 IBB: 2 HBP: 0 BLK: 0 WP: 0 HR: 0 S: 13 P: 25 ERA: 0.00 WHIP: 0.000																			
Bill Dawley, R (8.1) ERA: 18.0	IP: 1.0 WLS: 0 BF: 4 H: 1 R: 0 ER: 0 SO: 1 BB: 0 IBB: 0 HBP: 0 BLK: 0 WP: 0 HR: 0 S: 9 P: 11 ERA: 0.00 WHIP: 1.000																			









Batter	1	2	3	4	5	6	7	8	9	10	AB	R	H	RBI	BB	SO	LOB	TOP									
Barry Larkin, R OBP: 0.341, SLG: 0.484 (1, 6)											5	0	2	0	0	1	5	<p><b>Cincinnati Reds @ New York Mets</b> Shea Stadium, Flushing, NY Fri May 06 1988, 7:05 PM EDT Att: 22,857 - Unknown - 60 F</p> <p>livebaseballscorecards.com</p> <p>AB 39 R 3 H 13 RBI 3 BB 2 SO 7 LOB 23</p>									
Chris Sabo, R OBP: 0.318, SLG: 0.548 (1, 5)											5	1	3	2	0	0	2										
Kal Daniels, L OBP: 0.427, SLG: 0.489 (1, 7)											5	0	2	0	0	1	3										
Paul O'Neill, L OBP: 0.274, SLG: 0.321 (1, 9)											5	0	2	0	0	1	2										
Nick Esasky, R OBP: 0.343, SLG: 0.429 (1, 3)											5	0	0	0	0	1	4										
Bo Diaz, R OBP: 0.242, SLG: 0.393 (1, 2)											5	0	1	0	0	2	4										
Ron Roenicke, S OBP: 0.333, SLG: 0.250 (1, 8)											3	1	0	0	1	0	3										
Jeff Treadway, L OBP: 0.333, SLG: 0.370 Eric Davis, R OBP: 0.325, SLG: 0.356 Dave Concepcion, R OBP: 0.356, SLG: 0.333 (9, PR)											3	1	1	0	0	0	0										
Dennis Rasmussen, L OBP: 0.167, SLG: 0.250 Dave Collins, S OBP: 0.333, SLG: 0.200 Frank Williams, R OBP: 0.333, SLG: 0.200 Rob Murphy, L OBP: 0.333, SLG: 0.200 Lloyd McClendon, R OBP: 0.333, SLG: 0.200 John Franco, L OBP: 0.333, SLG: 0.200 (7, PH)											2	0	1	0	0	1	0										
<b>Inning Stats</b>	R: 0 E: 0 K: 2 S: 12	H: 1 LOB: 1 BB: 0 P: 18	R: 0 E: 0 K: 0 S: 9	H: 1 LOB: 0 BB: 0 P: 12	R: 0 E: 0 K: 1 S: 6	H: 1 LOB: 1 BB: 0 P: 10	R: 0 E: 0 K: 1 S: 12	H: 2 LOB: 2 BB: 0 P: 13	R: 0 E: 0 K: 1 S: 9	H: 2 LOB: 2 BB: 0 P: 17	R: 0 E: 0 K: 0 S: 6	H: 1 LOB: 0 BB: 0 P: 6	R: 2 E: 0 K: 0 S: 9	H: 2 LOB: 0 BB: 1 P: 15	R: 0 E: 0 K: 0 S: 5	H: 0 LOB: 0 BB: 0 P: 8	R: 0 E: 0 K: 0 S: 10		H: 1 LOB: 3 BB: 1 P: 20	R: 1 E: 0 K: 2 S: 18	H: 2 LOB: 1 BB: 0 P: 24	1B: 11 2B: 1 3B: 0 HR: 1	SF: 0 SAC: 0 DP: 2 HBP: 1	WP: 0 PB: 0 SB: 4 CS: 2	PA: 43		
<b>PITCHER</b>	IP 9.0	WLS 37	BF 11	H 2	R 2	ER 2	SO 5	BB 2	IBB 0	HBP 1	BLK 0	WP 0	HR 0	S 78	P 119	ERA 2.00	WHIP 1.444										
Dwight Gooden, R ERA: 2.21 Randy Myers, L ERA: 1.08 (10, 1)	1.0 W 5	2 1 1 2	0 0 0 0	0 0 0 0	0 0 0 0	0 1 18	24	9.00	2.000																		


Batter	1	2	3	4	5	6	7	8	9	10	AB	R	H	RBI	BB	SO	LOB	BOTTOM									
Mookie Wilson, S OBP: 0.333, SLG: 0.479 (1, 8)												4	0	0	0	1	0	0	<p><b>Cincinnati Reds @ New York Mets</b> Shea Stadium, Flushing, NY Fri May 06 1988, 7:05 PM EDT Att: 22,857 - Unknown - 60 F</p> <p>livebaseballscorecards.com</p> <p>AB 34 R 4 H 6 RBI 4 BB 5 SO 8 LOB 10</p>								
Tim Teufel, R OBP: 0.340, SLG: 0.342 (1, 4)												4	1	1	0	1	1	1									
Keith Hernandez, L OBP: 0.330, SLG: 0.444 Wally Backman, S OBP: 0.200, SLG: 0.059 (10, PR)											3	1	1	0	2	0	2	0									
Darryl Strawberry, L OBP: 0.431, SLG: 0.696 (1, 9)											4	1	2	4	0	1	1										
Kevin McReynolds, R OBP: 0.316, SLG: 0.432 (1, 7)												4	0	0	0	0	2										
Gary Carter, R OBP: 0.381, SLG: 0.573 (1, 2)											4	0	0	0	0	2	0										
Howard Johnson, S OBP: 0.346, SLG: 0.438 (1, 5)											4	0	2	0	0	1	0										
Kevin Elster, R OBP: 0.322, SLG: 0.385 (1, 6)											3	0	0	0	1	2	1										
Dwight Gooden, R OBP: 0.200, SLG: 0.200 Lee Mazzilli, S OBP: 0.253, SLG: 0.188 Randy Myers, L (10, 1)											3	0	0	0	0	1	3										
<b>Inning Stats</b>	R: 1 E: 0 K: 0 S: 10	H: 1 LOB: 1 BB: 1 P: 19	R: 0 E: 0 K: 3 S: 13	H: 1 LOB: 1 BB: 0 P: 22	R: 0 E: 0 K: 0 S: 7	H: 1 LOB: 1 BB: 0 P: 13	R: 0 E: 0 K: 0 S: 9	H: 1 LOB: 2 BB: 1 P: 19	R: 1 E: 0 K: 0 S: 12	H: 1 LOB: 1 BB: 1 P: 23	R: 0 E: 0 K: 1 S: 11	H: 0 LOB: 0 BB: 0 P: 16	R: 0 E: 0 K: 1 S: 12	H: 0 LOB: 1 BB: 1 P: 20	R: 0 E: 0 K: 1 S: 9	H: 0 LOB: 0 BB: 0 P: 11	R: 0 E: 0 K: 1 S: 5	H: 0 LOB: 0 BB: 0 P: 8		R: 2 E: 0 K: 0 S: 5	H: 1 LOB: 1 BB: 1 P: 11	1B: 4 2B: 1 3B: 0 HR: 1	SF: 1 SAC: 0 DP: 0 HBP: 0	WP: 0 PB: 0 SB: 4 CS: 0	PA: 40		
<b>PITCHER</b>	IP 6.0	WLS 26	BF 26	H 2	R 2	ER 2	SO 5	BB 2	IBB 1	HBP 0	BLK 0	WP 0	HR 0	S 62	P 112	ERA 3.00	WHIP 1.167										
Dennis Rasmussen, L ERA: 4.91 Frank Williams, R ERA: 3.0 Rob Murphy, L ERA: 1.56 John Franco, L ERA: 1.0 (8, 1)	0.2 L 7	3 0 0 1	0 0 0 1	0 0 0 0	0 0 0 0	0 0 0 0	8	15	0.00	1.500																	




Batter	1	2	3	4	5	6	7	8	9	AB	R	H	RBI	BB	SO	LOB	TOP			
Barry Larkin, R (1, 6) OBP: 0.338, SLG: 0.484	2-1 F3 4-3 2B		2-2 F7			3-2 6-3			3-3 K	4	1	1	0	0	1	0	<p>Cincinnati Reds @ New York Mets Shea Stadium, Flushing, NY Sat May 07 1988, 3:33 AM EDT Att: 49,232 - Sunny - 70 F</p> <p>livebaseballscorecards.com</p> <p>AB 29 R 1 H 3 RBI 1 BB 1 SO 6 LOB 5</p> 			
Chris Sabo, R (1, 5) OBP: 0.316, SLG: 0.537	3-2 F3 2-3			1-1 F5		1-0 F7			0-0 G6-4-3 1B	4	0	1	0	0	0	1				
Kal Daniels, L (1, 7) OBP: 0.413, SLG: 0.468	0-1 4-3			0-2 3-1			2-3 K		0-0 G6-4-3 1-2	4	0	0	1	0	1	1				
Eric Davis, R (1, 8) OBP: 0.317, SLG: 0.346	3-3 K			1-0 F8			3-3 K			3	0	0	0	0	2	0				
Ron Roenicke, S (1, 9) OBP: 0.333, SLG: 0.200		0-2 6-3			3-3 K		4-2 BB			2	0	0	0	1	1	0				
Dave Concepcion, R (1, 4) OBP: 0.354, SLG: 0.333		3-1 6-3			2-1 S 1B		0-1 L8			3	0	1	0	0	0	1				
Nick Esasky, R (1, 3) OBP: 0.333, SLG: 0.415		3-2 5-3			0-0 F9			2-1 6-3		3	0	0	0	0	0	1				
Terry McGriff, R (1, 2) OBP: 0.321, SLG: 0.423			0-1 P4		0-2 1-3			0-1 L7		2	0	0	0	0	0	1				
Bo Diaz, R (8, PH) OBP: 0.339, SLG: 0.389					1-2					1	0	0	0	0	0	0				
Ron Robinson, R (1, 1) OBP: 0.167, SLG: 0.167			2-3 K			0-0 F9		0-2 F7		1	0	0	0	0	1	0				
Dave Collins, S (6, PH)										1	0	0	0	0	0	0				
Rob Murphy, L (6, 1)										0	0	0	0	0	0	0				
Paul O'Neill, L (8, PH)										1	0	0	0	0	0	0				
Jose Rijo, R (8, 1)										0	0	0	0	0	0	0				
<b>Inning Stats</b>	R: 1 E: 0 K: 1 S: 12	H: 1 LOB: 0 BB: 0 P: 20	R: 0 E: 0 K: 0 S: 13	H: 0 LOB: 0 BB: 0 P: 19	R: 0 E: 0 K: 1 S: 10	H: 0 LOB: 0 BB: 0 P: 14	R: 0 E: 0 K: 0 S: 6	H: 0 LOB: 0 BB: 0 P: 8	R: 0 E: 0 K: 1 S: 9	H: 1 LOB: 1 BB: 0 P: 14	R: 0 E: 0 K: 2 S: 15	H: 0 LOB: 1 BB: 1 P: 24	R: 0 E: 0 K: 0 S: 8	H: 0 LOB: 0 BB: 0 P: 10	R: 0 E: 0 K: 1 S: 5	H: 1 LOB: 0 BB: 0 P: 8	1B: 2 2B: 1 3B: 0 HR: 0	SF: 0 SAC: 0 DP: 1 HBP: 0	WP: 0 PB: 0 SB: 1 CS: 0	PA: 30
<b>PITCHER</b>	IP WLS BF H R ER SO BB IBB HBP BLK WP HR S P ERA WHIP																			
Bob Ojeda, L (1, 1) ERA: 3.27	7.0 W 24 2 1 1 5 1 0 0 0 0 0 74 112 1.29 0.429																			
Roger McDowell, R (8, 1) ERA: 2.81	2.0 S 6 1 0 0 1 0 0 0 0 0 0 13 18 0.00 0.500																			

Batter	1	2	3	4	5	6	7	8	9	AB	R	H	RBI	BB	SO	LOB	BOTTOM				
Lenny Dykstra, L (1, 8) OBP: 0.375, SLG: 0.567	2-0 G4-6-3 1B		0-0 1-3		0-0 E3 SH1-3 2B		0-3 K			4	1	1	0	0	1	0	<p>Cincinnati Reds @ New York Mets Shea Stadium, Flushing, NY Sat May 07 1988, 3:33 AM EDT Att: 49,232 - Sunny - 70 F</p> <p>livebaseballscorecards.com</p> <p>AB 29 R 2 H 7 RBI 2 BB 3 SO 4 LOB 15</p> 				
Wally Backman, S (1, 4) OBP: 0.281, SLG: 0.150	1 SAFE G4-6-3 1-2		1-2 BB 1B		0-0 SH1-3 1-2		1-1 CS 1B			3	1	2	0	0	0	1					
Keith Hernandez, L (1, 3) OBP: 0.346, SLG: 0.473	3-2 2B		4-1 1B 1-2 BB		3-1 2B		1-3 SAFE SAFE 1-2 K			3	0	2	1	1	1	1					
Darryl Strawberry, L (1, 9) OBP: 0.425, SLG: 0.674	1-2 F6		3-3 K		4-0 IBB 2B			2-2 F7		3	0	0	0	1	1	3					
Kevin Reynolds, R (1, 7) OBP: 0.315, SLG: 0.424		1-1 F8	1-0 1-3 2-H 1B		0-0 F7			1-1 6-3		4	0	1	1	0	0	2					
Howard Johnson, S (1, 5) OBP: 0.342, SLG: 0.424		4-2 1B BB	0-2 F8		0-1 G3-1			2-2 5-3		3	0	0	0	1	0	4					
Mackey Sasser, L (1, 2) OBP: 0.500, SLG: 0.625		0-0 1-2 1B		1-1 4-3		0-0 F9				3	0	1	0	0	0	0					
Kevin Elster, R (1, 6) OBP: 0.311, SLG: 0.370		2-2 P2		1-1 5-3		3-2 F9				3	0	0	0	0	0	2					
Bob Ojeda, L (1, 1) OBP: 0.250, SLG: 0.250		1-1 G4-3		3-2 G3		1-3 K				3	0	0	0	0	1	2					
Roger McDowell, R (8, 1) OBP: 0.500, SLG: 1.000										0	0	0	0	0	0	0					
<b>Inning Stats</b>	R: 0 E: 0 K: 0 S: 10	H: 2 LOB: 1 BB: 0 P: 19	R: 0 E: 0 K: 0 S: 13	H: 1 LOB: 2 BB: 1 P: 21	R: 1 E: 0 K: 1 S: 16	H: 2 LOB: 2 BB: 1 P: 25	R: 0 E: 0 K: 0 S: 9	H: 0 LOB: 0 BB: 0 P: 14	R: 1 E: 1 K: 0 S: 7	H: 1 LOB: 2 BB: 1 P: 14	R: 0 E: 0 K: 1 S: 7	H: 0 LOB: 0 BB: 0 P: 11	R: 0 E: 0 K: 2 S: 8	H: 1 LOB: 0 BB: 0 P: 10	R: 0 E: 0 K: 0 S: 8	H: 0 LOB: 0 BB: 0 P: 13		1B: 5 2B: 2 3B: 0 HR: 0	SF: 0 SAC: 1 DP: 1 HBP: 0	WP: 0 PB: 0 SB: 0 CS: 1	PA: 33
<b>PITCHER</b>	IP WLS BF H R ER SO BB IBB HBP BLK WP HR S P ERA WHIP																				
Ron Robinson, R (1, 1) ERA: 3.28	5.0 L 24 6 2 1 1 2 0 0 0 0 0 55 93 1.80 1.600																				
Rob Murphy, L (6, 1) ERA: 1.4	2.0 6 1 0 0 3 0 0 0 0 0 0 15 21 0.00 0.500																				
Jose Rijo, R (8, 1) ERA: 3.0	1.0 3 0 0 0 0 0 0 0 0 0 0 8 13 0.00 0.000																				



Batter	1	2	3	4	5	6	7	8	9	AB	R	H	RBI	BB	SO	LOB	TOP					
Barry Larkin, R (1, 6) OBP: 0.329, SLG: 0.473	2-2 6-3			1-2 5-3		0-1 5-3			0-0 SF8	3	0	0	1	0	0	0	<p>Cincinnati Reds @ New York Mets Shea Stadium, Flushing, NY Sun May 08 1988, 3:33 AM EDT Att: 47,875 - Sunny - 70 F</p> <p>livebaseballscorecards.com</p> <p>AB 28 R 1 H 3 RBI 1 BB 1 SO 6 LOB 4</p> 					
Kal Daniels, L (1, 7) OBP: 0.408, SLG: 0.454	4-1 PO BB			3-2 F8		3-1 3-1			1-3 K	3	0	0	0	1	1							
Chris Sabo, R (1, 5) OBP: 0.305, SLG: 0.518	2-1 F9			2-0 L8		2-3 K			1-3 K	4	0	0	0	0	2							
Eric Davis, R (1, 8) OBP: 0.310, SLG: 0.336	2-2 PO			2-3 K		1-1 F9			1-1 4-3	3	0	0	0	0	1							
Ron Roenicke, S (1, 9) OBP: 0.267, SLG: 0.154				2-2 P2		1-2 F5			0-0 1-3	3	0	0	0	0	0							
Paul O'Neill, L (1, 3) OBP: 0.273, SLG: 0.318				2-3 K		0-2 1B			1-2 F8	3	0	1	0	0	1							
Bo Diaz, R (1, 2) OBP: 0.232, SLG: 0.376				1-2 5-3		2-1 F8			0-0 P4	3	0	0	0	0	0							
Jeff Treadway, L (1, 4) OBP: 0.333, SLG: 0.382				2-2 L3		2-3 K			0-0 1B SF8 2B	3	1	1	0	0	1							
Mario Soto, R (1, 1) OBP: 0.188, SLG: 0.071				3-2 6-3		0-0 5-3			0-0 1B	2	0	0	0	0	0							
Pat Perry, L (8, 1) Dave Collins, S (9, PH) OBP: 0.346, SLG: 0.227									2-3 1B	0	0	0	0	0	0							
<b>Inning Stats</b>	R: 0 E: 0 K: 0 S: 10	H: 0 LOB: 0 BB: 1 P: 20	R: 0 E: 0 K: 2 S: 11	H: 0 LOB: 0 BB: 0 P: 17	R: 0 E: 0 K: 0 S: 13	H: 0 LOB: 0 BB: 0 P: 19	R: 0 E: 0 K: 0 S: 8	H: 0 LOB: 0 BB: 0 P: 14	R: 0 E: 0 K: 0 S: 11	H: 1 LOB: 1 BB: 0 P: 15	R: 0 E: 0 K: 1 S: 8	H: 0 LOB: 0 BB: 0 P: 10	R: 0 E: 0 K: 1 S: 9	H: 0 LOB: 0 BB: 0 P: 15	R: 0 E: 0 K: 0 S: 6	H: 0 LOB: 0 BB: 0 P: 7	R: 1 E: 0 K: 2 S: 9	H: 2 LOB: 1 BB: 0 P: 11	1B: 2 2B: 1 3B: 0 HR: 0	SF: 1 SAC: 0 DP: 0 HBP: 0	WP: 0 PB: 0 SB: 0 CS: 0	PA: 31
<b>PITCHER</b> Ron Darling, R (1, 1) ERA: 1.64	IP: 9.0 WLS: W BF: 30 H: 3 R: 1 ER: 1 SO: 6 BB: 1 IBB: 0 HBP: 0 BLK: 0 WP: 0 HR: 0 S: 85 P: 128 ERA: 1.00 WHIP: 0.444															<b>PITCHER</b>						

Batter	1	2	3	4	5	6	7	8	9	AB	R	H	RBI	BB	SO	LOB	BOTTOM					
Lenny Dykstra, L (1, 8) OBP: 0.382, SLG: 0.563	0-2 F7									4	1	2	0	0	0	0	<p>Cincinnati Reds @ New York Mets Shea Stadium, Flushing, NY Sun May 08 1988, 3:33 AM EDT Att: 47,875 - Sunny - 70 F</p> <p>livebaseballscorecards.com</p> <p>AB 31 R 5 H 8 RBI 4 BB 2 SO 0 LOB 8</p> 					
Tim Lincecum, R (1, 4) OBP: 0.337, SLG: 0.349	2-1 G3 1B 2B									4	1	1	0	0	0	2						
Keith Hernandez, L (1, 3) OBP: 0.342, SLG: 0.464	2-2 G3									4	0	1	1	0	0	2						
Darryl Strawberry, L (1, 9) OBP: 0.427, SLG: 0.663	2-1 FC6-4 1B									3	0	1	1	1	0	0						
Kevin McReynolds, R (1, 7) OBP: 0.301, SLG: 0.404	1-1 FC6-4									4	0	0	0	0	0	2						
Gary Carter, R (1, 2) OBP: 0.386, SLG: 0.576										3	1	1	0	1	0	0						
Howard Johnson, S (1, 5) OBP: 0.342, SLG: 0.421										3	1	1	1	0	0	1						
Kevin Elster, R (1, 6) OBP: 0.312, SLG: 0.369										3	1	1	1	0	0	0						
Ron Darling, R (1, 1) OBP: 0.118, SLG: 0.176										3	0	0	0	0	0	1						
<b>Inning Stats</b>	R: 1 E: 0 K: 0 S: 12	H: 2 LOB: 1 BB: 0 P: 19	R: 0 E: 0 K: 0 S: 4	H: 0 LOB: 0 BB: 0 P: 4	R: 0 E: 0 K: 0 S: 12	H: 1 LOB: 1 BB: 0 P: 16	R: 0 E: 0 K: 0 S: 8	H: 0 LOB: 1 BB: 1 P: 16	R: 0 E: 0 K: 0 S: 7	H: 0 LOB: 0 BB: 0 P: 10	R: 0 E: 0 K: 0 S: 8	H: 0 LOB: 1 BB: 1 P: 15	R: 4 E: 0 K: 0 S: 11	H: 5 LOB: 1 BB: 0 P: 16	R: 0 E: 0 K: 0 S: 7	H: 0 LOB: 0 BB: 0 P: 15	R: 0 E: 0 K: 0 S: 7	H: 0 LOB: 0 BB: 0 P: 15	1B: 6 2B: 2 3B: 0 HR: 0	SF: 0 SAC: 0 DP: 0 HBP: 0	WP: 0 PB: 0 SB: 2 CS: 0	PA: 33
<b>PITCHER</b> Mario Soto, R (1, 1) ERA: 3.64 Pat Perry, L (8, 1) ERA: 5.66	IP: 7.0 WLS: L BF: 30 H: 5 R: 5 ER: 5 SO: 5 BB: 2 IBB: 0 HBP: 0 BLK: 0 WP: 0 HR: 0 S: 62 P: 96 ERA: 6.43 WHIP: 1.429															<b>PITCHER</b>						



Batter	1	2	3	4	5	6	7	8	9	AB	R	H	RBI	BB	SO	LOB	TOP					
<b>Barry Larkin, R</b> OBP: 0.331, SLG: 0.463 (1, 6)	F9		L7			1B BB		5-3		3	1	0	0	2	0	0	<b>Cincinnati Reds @ Philadelphia Phillies</b> Veterans Stadium, Philadelphia, PA Mon May 09 1988, 7:05 PM EDT Att: 19,303 - Unknown - 55 F					
<b>Chris Sabo, R</b> OBP: 0.309, SLG: 0.513 (1, 5)	P6			F8		FC3-6 1B		1B	L9	5	1	2	0	0	0	2						
<b>Kal Daniels, L</b> OBP: 0.400, SLG: 0.441 (1, 7)	K			K		FC3-6 1B		K	P6	5	0	1	1	0	3	3						
<b>Eric Davis, R</b> OBP: 0.316, SLG: 0.351 (1, 8)				L7		K		1B		4	0	2	0	0	1	2						
<b>Paul O'Neill, L</b> OBP: 0.272, SLG: 0.315 (1, 3)	6-3				P6	FC3-6		1B		4	0	1	1	0	0	3						
<b>Bo Diaz, R</b> OBP: 0.242, SLG: 0.375 (1, 2)	K				6-3 1B	G5-3				3	0	1	0	1	1	3						
<b>Ron Roenicke, S</b> OBP: 0.211, SLG: 0.118 (1, 9)	4-3				6-3		K	P6		4	0	0	0	0	1	5						
<b>Jeff Treadway, L</b> OBP: 0.341, SLG: 0.380 (1, 4)			F7			BB			FC2-6 1B	3	0	1	0	1	1	0						
<b>Danny Jackson, R</b> OBP: 0.100, SLG: 0.105 (1, 1)			G6-3		K		K	FC2-6 BB		4	0	0	0	0	2	3						
<b>Inning Stats</b>	R: 0 H: 0 E: 0 K: 1 S: 9	H: 0 LOB: 0 BB: 0 P: 11	R: 0 H: 1 E: 0 K: 1 S: 8	H: 1 LOB: 1 BB: 0 P: 11	R: 0 H: 0 E: 0 K: 0 S: 6	H: 0 LOB: 0 BB: 0 P: 10	R: 0 H: 0 E: 0 K: 1 S: 5	H: 0 LOB: 0 BB: 0 P: 6	R: 0 H: 1 E: 0 K: 1 S: 8	H: 1 LOB: 2 BB: 1 P: 17	R: 0 H: 0 E: 0 K: 3 S: 10	H: 0 LOB: 0 BB: 0 P: 10	R: 1 H: 3 E: 0 K: 1 S: 13	H: 3 LOB: 3 BB: 1 P: 22	R: 0 H: 1 E: 0 K: 0 S: 9	H: 1 LOB: 2 BB: 1 P: 14	1B: 7 2B: 1 3B: 0 HR: 0	SF: 0 SAC: 0 DP: 0 HBP: 0	WP: 0 PB: 0 SB: 0 CS: 0	PA: 39		
<b>PITCHER</b>	IP	WLS	BF	H	R	ER	SO	BB	IBB	HBP	BLK	WP	HR	S	P	ERA	WHIP					
<b>David Palmer, R</b> ERA: 3.71 <b>Greg Harris, R</b> ERA: 3.95	(1, 1)	8.0	L	35	8	2	2	9	2	1	0	0	0	0	69	105	2.25	1.250				

AB	35
R	2
H	8
RBI	2
BB	4
SO	9
LOB	21



Batter	1	2	3	4	5	6	7	8	9	AB	R	H	RBI	BB	SO	LOB	BOTTOM					
<b>Bob Dernier, R</b> OBP: 0.400, SLG: 0.343 (1, 8)	G5-3			5-3		6-3			5-3	4	0	0	0	0	0	2	<b>Cincinnati Reds @ Philadelphia Phillies</b> Veterans Stadium, Philadelphia, PA Mon May 09 1988, 7:05 PM EDT Att: 19,303 - Unknown - 55 F					
<b>Phil Bradley, R</b> OBP: 0.352, SLG: 0.311 (1, 7)	4-3			F3			K		K	4	0	0	0	0	2	1						
<b>Juan Samuel, R</b> OBP: 0.290, SLG: 0.345 (1, 4)	G1-3			5-3			K		G1-3	4	0	0	0	0	1	1						
<b>Mike Schmidt, R</b> OBP: 0.345, SLG: 0.404 (1, 5)		K			G6-4-3 BB		4-3			2	0	0	0	1	1	0						
<b>Lance Parrish, R</b> OBP: 0.349, SLG: 0.516 (1, 2)		L7			G6-4-3 1-2f			G1-3 BB		2	0	0	0	1	0	1						
<b>Von Hayes, L</b> OBP: 0.318, SLG: 0.347 (1, 3)		F7			P4			K		3	0	0	0	0	1	1						
<b>Chris James, R</b> OBP: 0.256, SLG: 0.370 (1, 9)				G5-4-3 1B		F8		G1-3		3	0	1	0	0	0	1						
<b>Luis Aguayo, R</b> OBP: 0.300, SLG: 0.343 (1, 6)				G5-4-3 1-2f		SH1-4 BB		F8		2	0	0	0	1	0	2						
<b>David Palmer, R</b> OBP: 0.250, SLG: 1.000 <b>Greg Harris, S</b> OBP: 1.000, SLG: 1.000 <b>Mike Young, S</b> OBP: 0.226, SLG: 0.214 (9, PH)	(1, 1)	9.0	W	30	2	0	0	5	3	0	0	0	0	0	0	0	0					
<b>Inning Stats</b>	R: 0 H: 0 E: 0 K: 0 S: 7	H: 0 LOB: 0 BB: 0 P: 10	R: 0 H: 0 E: 0 K: 1 S: 8	H: 0 LOB: 0 BB: 0 P: 10	R: 0 H: 1 E: 0 K: 0 S: 6	H: 1 LOB: 0 BB: 0 P: 11	R: 0 H: 0 E: 0 K: 0 S: 5	H: 0 LOB: 0 BB: 0 P: 6	R: 0 H: 0 E: 0 K: 0 S: 5	H: 0 LOB: 1 BB: 1 P: 13	R: 0 H: 0 E: 0 K: 2 S: 7	H: 0 LOB: 0 BB: 0 P: 10	R: 0 H: 0 E: 0 K: 1 S: 9	H: 0 LOB: 1 BB: 1 P: 19	R: 0 H: 1 E: 0 K: 1 S: 7	H: 1 LOB: 0 BB: 0 P: 14	1B: 1 2B: 1 3B: 0 HR: 0	SF: 0 SAC: 1 DP: 2 HBP: 0	WP: 0 PB: 0 SB: 0 CS: 0	PA: 30		
<b>PITCHER</b>	IP	WLS	BF	H	R	ER	SO	BB	IBB	HBP	BLK	WP	HR	S	P	ERA	WHIP					
<b>Danny Jackson, L</b> ERA: 2.04	(1, 1)	9.0	W	30	2	0	0	5	3	0	0	0	0	0	62	107	0.00	0.556				

AB	26
R	0
H	2
RBI	0
BB	3
SO	5
LOB	9





Batter	1	2	3	4	5	6	7	8	9	AB	R	H	RBI	BB	SO	LOB	TOP				
Barry Larkin, R OBP: 0.333, SLG: 0.457 Jeff Treadway, L OBP: 0.341, SLG: 0.380	2-2 WP 1B HBP	0-1 G5-3		0-2 F9		2-2 G4-3		0-0 1B 1B		4	2	1	0	0	0	2	<p>Cincinnati Reds @ Philadelphia Phillies</p> <p>Veterans Stadium, Philadelphia, PA</p> <p>Tue May 10 1988, 7:05 PM EDT</p> <p>Att: 22,626 - Unknown - 70 F</p>				
Chris Sabo, R OBP: 0.320, SLG: 0.516	1-0 F3	3-1 1B		3-1 L8			1-1 G5-3 1B	3-1 1B E 1B		5	2	3	0	0	0	2					
Kal Daniels, L OBP: 0.400, SLG: 0.434	4-2 1B WP BLK BB		2-1 F6		0-0 F7		1-1 G5-3	2-1 E 1B		4	1	1	2	1	0	1					
Eric Davis, R OBP: 0.328, SLG: 0.359 Paul O'Neill, L OBP: 0.269, SLG: 0.311	2-1 BLK 2B 1B		2-2		2-3		4-0 S 1B IBB	0-0 E3 G6-4-3		3	2	2	1	1	1	0					
Nick Esasky, R OBP: 0.348, SLG: 0.423 Lloyd McClendon, R OBP: 0.444, SLG: 0.167	0-3 K		4-2		2-0		2-0 FC1-6 1B	2-0 G6-4-3		3	0	2	2	1	1	2					
Ron Roenicke, S OBP: 0.250, SLG: 0.190	2-1 HR 2B		3-2 F6		2-2 G4-3		1-1 FC1-6 1B		4-2 FC6-4 BB	4	1	1	1	1	0	4					
Bo Diaz, R OBP: 0.250, SLG: 0.416	1-1 HR		1-0 F9			0-0 G6-3 2B	0-0 F7		0-1 F2	5	1	2	2	0	0	4					
Dave Concepcion, R OBP: 0.340, SLG: 0.304	3-2 F9			4-0 SH1-3 BB		0-0 G6-3		2-1 L9	1-1 FC6-4	4	0	0	0	1	0	2					
Tom Browning, L OBP: 0.143, SLG: 0.214		0-3 K		0-0 SH1-3		1-0 F5		1-0 1B 1B 1B	0-2 G5-3	4	1	1	0	0	1	2					
<b>Inning Stats</b>	R: 5 E: 0 K: 1 S: 18	H: 3 LOB: 0 BB: 1 P: 33	R: 0 E: 0 K: 1 S: 7	H: 1 LOB: 1 BB: 0 P: 10	R: 0 E: 0 K: 0 S: 13	H: 1 LOB: 2 BB: 1 P: 25	R: 0 E: 0 K: 0 S: 6	H: 0 LOB: 1 BB: 1 P: 13	R: 0 E: 0 K: 1 S: 10	H: 1 LOB: 1 BB: 0 P: 16	R: 2 E: 0 K: 0 S: 9	H: 2 LOB: 1 BB: 1 P: 16	R: 3 E: 1 K: 0 S: 10	H: 4 LOB: 1 BB: 0 P: 20	R: 0 E: 0 K: 0 S: 9	H: 0 LOB: 1 BB: 1 P: 14		1B: 10 2B: 2 3B: 0 HR: 1	SF: 0 SAC: 1 DP: 1 HBP: 1	WP: 1 PB: 0 SB: 2 CS: 0	PA: 45
<b>PITCHER</b>	IP WLS BF H R ER SO BB IBB HBP BLK WP HR S P ERA WHIP	IP WLS BF H R ER SO BB IBB HBP BLK WP HR S P ERA WHIP	IP WLS BF H R ER SO BB IBB HBP BLK WP HR S P ERA WHIP	IP WLS BF H R ER SO BB IBB HBP BLK WP HR S P ERA WHIP	IP WLS BF H R ER SO BB IBB HBP BLK WP HR S P ERA WHIP	IP WLS BF H R ER SO BB IBB HBP BLK WP HR S P ERA WHIP	IP WLS BF H R ER SO BB IBB HBP BLK WP HR S P ERA WHIP	IP WLS BF H R ER SO BB IBB HBP BLK WP HR S P ERA WHIP	IP WLS BF H R ER SO BB IBB HBP BLK WP HR S P ERA WHIP	IP WLS BF H R ER SO BB IBB HBP BLK WP HR S P ERA WHIP	IP WLS BF H R ER SO BB IBB HBP BLK WP HR S P ERA WHIP	IP WLS BF H R ER SO BB IBB HBP BLK WP HR S P ERA WHIP	IP WLS BF H R ER SO BB IBB HBP BLK WP HR S P ERA WHIP	IP WLS BF H R ER SO BB IBB HBP BLK WP HR S P ERA WHIP	IP WLS BF H R ER SO BB IBB HBP BLK WP HR S P ERA WHIP	IP WLS BF H R ER SO BB IBB HBP BLK WP HR S P ERA WHIP	IP WLS BF H R ER SO BB IBB HBP BLK WP HR S P ERA WHIP	IP WLS BF H R ER SO BB IBB HBP BLK WP HR S P ERA WHIP	IP WLS BF H R ER SO BB IBB HBP BLK WP HR S P ERA WHIP	IP WLS BF H R ER SO BB IBB HBP BLK WP HR S P ERA WHIP	IP WLS BF H R ER SO BB IBB HBP BLK WP HR S P ERA WHIP
Don Carman, L ERA: 4.69	2.1	10	1	0	0	1	1	0	0	0	0	20	37	0.00	0.750						
Danny Clay, R ERA:	2.2	10	6	5	5	0	0	1	0	0	0	22	38	19.29	2.571						
Bill Dawley, R ERA: 17.05	2.1	14	1	0	0	0	1	0	0	0	0	13	22	0.00	1.200						
Wally Ritchie, L ERA: 0.93	1.2	7	1	0	0	0	1	0	0	0	0	13	22	0.00	1.200						



AB 38  
R 10  
H 13  
RBI 9  
BB 5  
SO 3  
LOB 22

Batter	1	2	3	4	5	6	7	8	9	AB	R	H	RBI	BB	SO	LOB	BOTTOM					
Bob Dernier, R OBP: 0.409, SLG: 0.359	0-0 G4-3		0-0 1B S 1B		2-1 F8			1-0 1B		4	0	2	1	0	0	1	<p>Cincinnati Reds @ Philadelphia Phillies</p> <p>Veterans Stadium, Philadelphia, PA</p> <p>Tue May 10 1988, 7:05 PM EDT</p> <p>Att: 22,626 - Unknown - 70 F</p>					
Phil Bradley, R OBP: 0.345, SLG: 0.308	1-2 G4-3		0-1 CS 1B		0-0 F4		0-2 L9		4	0	1	0	0	0	1							
Juan Samuel, R OBP: 0.289, SLG: 0.341	0-0 G5-3		1-2 F4		0-1 F8			1-0 FC6-4 1B		4	0	1	0	0	2							
Lance Parrish, R OBP: 0.345, SLG: 0.500		0-1 L9		4-0 G5-4-3 BB		1-3 K		0-0 F9		3	0	0	0	1	1							
Von Hayes, L OBP: 0.307, SLG: 0.333		0-1 L9		1-0 F3		0-3 K		0-2 F9		4	0	0	0	0	1	2						
Chris James, R OBP: 0.256, SLG: 0.357		4-1 BB		1-0 G5-4-3		0-1 G5-3		2-2 FC6-4		3	0	0	0	1	0	2						
Bill Almon, R OBP: 0.186, SLG: 0.267 Wally Ritchie, L		0-0 F8			0-3 K		0-1 G6-3			3	0	0	0	0	1	1						
Steve Jeltz, S OBP: 0.343, SLG: 0.327			2-1 1B 3B		1-0 2B			0-0 F9		3	1	2	0	0	0	0						
Don Carman, L			0-3 K		3-3 K			0-2 F8		0	0	0	0	0	0	0						
Danny Clay, R										1	0	0	0	0	1	1						
Mike Young, S OBP: 0.219, SLG: 0.207 Bill Dawley, R Luis Aquayo, R OBP: 0.293, SLG: 0.333										1	0	0	0	0	0	0						
<b>Inning Stats</b>	R: 0 E: 0 K: 0 S: 6	H: 0 LOB: 0 BB: 0 P: 7	R: 0 E: 0 K: 0 S: 6	H: 0 LOB: 1 BB: 1 P: 10	R: 1 E: 0 K: 1 S: 12	H: 3 LOB: 0 BB: 0 P: 15	R: 0 E: 0 K: 0 S: 2	H: 0 LOB: 0 BB: 1 P: 8	R: 0 E: 0 K: 2 S: 11	H: 1 LOB: 1 BB: 0 P: 17	R: 0 E: 0 K: 1 S: 6	H: 0 LOB: 0 BB: 0 P: 7	R: 0 E: 0 K: 1 S: 7	H: 0 LOB: 0 BB: 0 P: 7	R: 0 E: 0 K: 0 S: 8	H: 1 LOB: 1 BB: 0 P: 9	R: 0 E: 0 K: 0 S: 9	H: 1 LOB: 1 BB: 0 P: 12	1B: 4 2B: 1 3B: 1 HR: 0	SF: 0 SAC: 0 DP: 1 HBP: 0	WP: 0 PB: 0 SB: 1 CS: 1	PA: 33
<b>PITCHER</b>	IP WLS BF H R ER SO BB IBB HBP BLK WP HR S P ERA WHIP	IP WLS BF H R ER SO BB IBB HBP BLK WP HR S P ERA WHIP	IP WLS BF H R ER SO BB IBB HBP BLK WP HR S P ERA WHIP	IP WLS BF H R ER SO BB IBB HBP BLK WP HR S P ERA WHIP	IP WLS BF H R ER SO BB IBB HBP BLK WP HR S P ERA WHIP	IP WLS BF H R ER SO BB IBB HBP BLK WP HR S P ERA WHIP	IP WLS BF H R ER SO BB IBB HBP BLK WP HR S P ERA WHIP	IP WLS BF H R ER SO BB IBB HBP BLK WP HR S P ERA WHIP	IP WLS BF H R ER SO BB IBB HBP BLK WP HR S P ERA WHIP	IP WLS BF H R ER SO BB IBB HBP BLK WP HR S P ERA WHIP	IP WLS BF H R ER SO BB IBB HBP BLK WP HR S P ERA WHIP	IP WLS BF H R ER SO BB IBB HBP BLK WP HR S P ERA WHIP	IP WLS BF H R ER SO BB IBB HBP BLK WP HR S P ERA WHIP	IP WLS BF H R ER SO BB IBB HBP BLK WP HR S P ERA WHIP	IP WLS BF H R ER SO BB IBB HBP BLK WP HR S P ERA WHIP	IP WLS BF H R ER SO BB IBB HBP BLK WP HR S P ERA WHIP	IP WLS BF H R ER SO BB IBB HBP BLK WP HR S P ERA WHIP	IP WLS BF H R ER SO BB IBB HBP BLK WP HR S P ERA WHIP	IP WLS BF H R ER SO BB IBB HBP BLK WP HR S P ERA WHIP	IP WLS BF H R ER SO BB IBB HBP BLK WP HR S P ERA WHIP	IP WLS BF H R ER SO BB IBB HBP BLK WP HR S P ERA WHIP	IP WLS BF H R ER SO BB IBB HBP BLK WP HR S P ERA WHIP
Tom Browning, L ERA: 3.46	9.0	33	6	1	1	5	2	0	0	0	0	67	92	1.00	0.889							



AB 31  
R 1  
H 6  
RBI 1  
BB 2  
SO 5  
LOB 12







Batter	1	2	3	4	5	6	7	8	9	AB	R	H	RBI	BB	SO	LOB	TOP										
Barry Larkin, R OBP: 0.342, SLG: 0.453 (1, 6)	0-0 S 1B		0-1 E6 FC4-6 E	1-2 L9		2-3 K			3-2 G6-3	5	1	1	0	0	1	2	<b>Cincinnati Reds @ Pittsburgh Pirates</b> Three Rivers Stadium, Pittsburgh, PA Fri May 13 1988, 7:05 PM EDT Att: 31,705 - Unknown - 59 F										
Chris Sabo, R OBP: 0.317, SLG: 0.496 Rob Murphy, L (9, 1)	2-2 G5-3		4-2 FC4-6 BB	1-2 G6-3			1-1 P4		1-1 L7	4	0	0	0	1	0	2											
Kal Daniels, L OBP: 0.388, SLG: 0.418 (1, 7)	0-3 K		1-0 FC4-6 E	3-2 L6			2-2 G6-3			4	1	0	0	0	1	3											
Eric Davis, R OBP: 0.329, SLG: 0.384 (1, 8)	4-2 BB		0-1 E7 1B 2B		3-1 HR		2-2 F8			3	2	2	3	1	0	0											
Paul O'Neill, L OBP: 0.268, SLG: 0.309 Ron Roenicke, S OBP: 0.200, SLG: 0.148 (8, 9)	0-2 F9		1-0 1B SF9 1B		1-2 G1-3		1-1 F7			3	1	1	1	0	0	2											
Bo Diaz, R OBP: 0.285, SLG: 0.440 (1, 2)		1-0 G1-3	1-0 SF9 1B		0-0 G3-1		0-0 G6-3			4	0	1	0	0	0	0											
Dave Collins, S OBP: 0.306, SLG: 0.200 (1, 3)		1-1 E4	3-0 SF9		1-1 G6-3		0-0 G4-3			3	0	0	1	0	0	0											
Jeff Treadway, L OBP: 0.361, SLG: 0.393 (1, 4)		0-1 F9	4-0 IBB		0-2 F9			0-0 G6-3 1B		3	0	1	0	1	0	1											
Ron Robinson, R OBP: 0.143, SLG: 0.143 Leo Garcia, L OBP: 0.211, SLG: 0.222 Jose Rijo, R (6, 1)	1-1 F7		0-1 G6-3		0-0 CS 1B			2-3 K		2	0	0	0	0	0	3											
Dave Concepcion, R OBP: 0.328, SLG: 0.294 (9, 5)										1	0	1	0	0	0	0											
<b>Inning Stats</b>	R: 0 E: 0 K: 1 S: 19	H: 1 LOB: 2 BB: 1 P: 24	R: 0 E: 1 K: 0 S: 7	H: 0 LOB: 1 BB: 0 P: 10	R: 4 E: 2 K: 0 S: 13	H: 3 LOB: 2 BB: 2 P: 26	R: 0 E: 0 K: 0 S: 10	H: 0 LOB: 0 BB: 0 P: 15	R: 1 E: 0 K: 0 S: 8	H: 1 LOB: 0 BB: 0 P: 13	R: 0 E: 0 K: 0 S: 10	H: 1 LOB: 1 BB: 0 P: 11	R: 0 E: 0 K: 0 S: 4	H: 0 LOB: 0 BB: 0 P: 5	R: 0 E: 0 K: 1 S: 10	H: 1 LOB: 1 BB: 0 P: 16	1B: 5 2B: 2 3B: 0 HR: 1	SF: 1 SAC: 0 DP: 1 HBP: 0	WP: 0 PB: 0 SB: 2 CS: 1	PA: 38							
<b>PITCHER</b>	IP	WLS	BF	H	R	ER	SO	BB	IBB	HBP	BLK	WP	HR	S	P	ERA	WHIP										
Doug Drabek, R ERA: 4.08 Bob Kipper, L ERA: 3.98 Jeff Robinson, R ERA: 2.87	(1, 1)	6.0	28	6	5	3	2	2	1	0	0	0	1	67	99	4.50	1.333										
	(7, 1)	1.0	3	0	0	0	0	0	0	0	0	0	0	8	13	0.00	0.000										
	(8, 1)	2.0	W	7	1	0	0	1	0	0	0	0	0	14	21	0.00	0.500										

AB	34
R	5
H	7
RBI	5
BB	3
SO	3
LOB	14



Batter	1	2	3	4	5	6	7	8	9	AB	R	H	RBI	BB	SO	LOB	BOTTOM										
Barry Bonds, L OBP: 0.310, SLG: 0.603 (1, 7)	1-1 HR		2-2 G4-3 1B 2B	2-1 G4-6-3		3-3 K			2-1 E 1B	5	3	3	1	0	1	3	<b>Cincinnati Reds @ Pittsburgh Pirates</b> Three Rivers Stadium, Pittsburgh, PA Fri May 13 1988, 7:05 PM EDT Att: 31,705 - Unknown - 59 F										
Jose Lind, R OBP: 0.325, SLG: 0.315 (1, 4)	4-0 1B BB		1-1 G4-3		1-0 1B SF9 1B	0-0 G6-3			1-0 SH	3	1	1	0	1	0	1											
Andy Van Slyke, L OBP: 0.349, SLG: 0.508 (1, 8)	2-0 F5		0-2 CS 1B		0-0 CS E 1B	2-3 K				4	0	2	1	0	1	1											
Bobby Bonilla, S OBP: 0.409, SLG: 0.680 (1, 5)	0-1 F8		0-1 SF9 1B		2-2 SF9 1B	1-2 F7				2	0	0	1	1	0	1											
R.J. Reynolds, S OBP: 0.308, SLG: 0.434 (1, 9)	1-0 FC4-6 1B		0-0 G4-3		2-2 E3	3-2				4	0	2	0	0	0	2											
Randy Milligan, R OBP: 0.333, SLG: 0.375 (1, 3)	0-0 FC4-6			1-3 K	3-3 K	2-3 K				4	0	0	0	0	3	5											
Michael LaValliere, L OBP: 0.450, SLG: 0.402 (1, 2)		0-2 F8		1-0 1B 1B 1B		0-0 G4-3			1-1 F7	4	0	1	0	0	0	0											
Rafael Belliard, R OBP: 0.327, SLG: 0.353 (1, 6)		0-3 K		0-2 1B 1B		1-1 HR 1B			0-1 G1-3	4	1	2	0	0	1	0											
Doug Drabek, R OBP: 0.105, SLG: 0.105 Sid Bream, L OBP: 0.322, SLG: 0.443 Bob Kipper, R (7, 1)	1-1 K		0-3 K		0-0 G4-6-3 1B	0-0 HR			2-3 K	2	0	1	0	0	1	0											
Jeff Robinson, R OBP: 0.222, SLG: 0.125 (8, 1)										1	0	0	0	0	1	0											
<b>Inning Stats</b>	R: 1 E: 0 K: 0 S: 7	H: 2 LOB: 2 BB: 1 P: 15	R: 0 E: 0 K: 2 S: 9	H: 0 LOB: 0 BB: 0 P: 9	R: 1 E: 0 K: 0 S: 10	H: 2 LOB: 1 BB: 1 P: 17	R: 0 E: 0 K: 1 S: 10	H: 3 LOB: 2 BB: 0 P: 14	R: 1 E: 1 K: 1 S: 14	H: 2 LOB: 2 BB: 0 P: 21	R: 2 E: 0 K: 1 S: 8	H: 2 LOB: 0 BB: 0 P: 12	R: 0 E: 0 K: 2 S: 14	H: 1 LOB: 1 BB: 0 P: 22	R: 0 E: 0 K: 1 S: 7	H: 0 LOB: 0 BB: 0 P: 10	R: 1 E: 1 K: 0 S: 3	H: 1 LOB: 1 BB: 0 P: 6	1B: 10 2B: 2 3B: 0 HR: 2	SF: 1 SAC: 1 DP: 2 HBP: 0	WP: 0 PB: 0 SB: 0 CS: 2	PA: 38					
<b>PITCHER</b>	IP	WLS	BF	H	R	ER	SO	BB	IBB	HBP	BLK	WP	HR	S	P	ERA	WHIP										
Ron Robinson, R ERA: 3.54 Jose Rijo, R ERA: 3.04 Rob Murphy, L ERA: 1.37	(1, 1)	5.0	24	9	3	3	4	2	0	0	0	0	1	50	76	5.40	2.200										
	(6, 1)	3.0	12	3	2	2	4	0	0	0	0	0	0	29	44	6.00	1.000										
	(9, 1)	0.0	L	2	1	1	0	0	0	0	0	0	0	3	6	∞	∞										

AB	34
R	6
H	13
RBI	5
BB	2
SO	8
LOB	13





Batter	1	2	3	4	5	6	7	8	9	AB	R	H	RBI	BB	SO	LOB	TOP								
<b>Kal Daniels, L</b> OBP: 0.385, SLG: 0.421 (1, 7)										4	1	1	0	0	0	0	<b>Cincinnati Reds @ Pittsburgh Pirates</b> Three Rivers Stadium, Pittsburgh, PA Sat May 14 1988, 7:05 PM EDT Att: 28,059 - Unknown - 74 F								
<b>Barry Larkin, R</b> OBP: 0.333, SLG: 0.441 (1, 6)										4	1	0	0	0	0	1									
<b>Chris Sabo, R</b> OBP: 0.315, SLG: 0.489 <b>John Franco, L</b> (8, 1)										4	1	1	1	0	0	0									
<b>Eric Davis, R</b> OBP: 0.333, SLG: 0.406 (1, 8)										3	2	1	1	1	1	0									
<b>Paul O'Neill, L</b> OBP: 0.267, SLG: 0.299 (1, 9)										3	0	0	1	1	0	0									
<b>Bo Diaz, R</b> OBP: 0.285, SLG: 0.434 (1, 2)										4	0	1	0	0	1	3									
<b>Lloyd McClendon, R</b> OBP: 0.370, SLG: 0.190 (1, 3)										4	0	1	1	0	1	1									
<b>Jeff Treadway, L</b> OBP: 0.356, SLG: 0.391 (1, 4)										3	0	1	1	0	0	1									
<b>Mario Soto, R</b> OBP: 0.158, SLG: 0.059 <b>Dave Concepcion, R</b> OBP: 0.328, SLG: 0.294 (8, 5)										3	0	0	0	0	2	3									
<b>Inning Stats</b>	R: 4 E: 0 K: 2 S: 21	H: 3 LOB: 2 BB: 2 P: 38	R: 0 E: 0 K: 0 S: 8	H: 0 LOB: 0 BB: 0 P: 10	R: 0 E: 0 K: 0 S: 4	H: 0 LOB: 0 BB: 0 P: 6	R: 0 E: 0 K: 1 S: 9	H: 0 LOB: 0 BB: 0 P: 12	R: 0 E: 0 K: 1 S: 5	H: 0 LOB: 0 BB: 0 P: 8	R: 0 E: 0 K: 1 S: 6	H: 1 LOB: 0 BB: 0 P: 9	R: 0 E: 0 K: 0 S: 5	H: 0 LOB: 0 BB: 0 P: 8	R: 0 E: 0 K: 0 S: 9	H: 0 LOB: 0 BB: 0 P: 11	R: 1 E: 0 K: 0 S: 9	H: 2 LOB: 1 BB: 0 P: 18	1B: 4 2B: 1 3B: 0 HR: 1	SF: 1 SAC: 0 DP: 1 HBP: 0	WP: 0 PB: 0 SB: 1 CS: 0	PA: 35			
<b>PITCHER</b>	IP	WLS	BF	H	R	ER	SO	BB	IBB	HBP	BLK	WP	HR	S	P	ERA	WHIP								
<b>Mike Dunne, R</b> ERA: 4.1 (1, 1)	7.0	L	27	4	4	4	5	2	0	0	0	0	0	58	91	5.14	0.857								
<b>Bob Kipper, L</b> ERA: 3.8 (8, 1)	0.1		1	0	0	0	0	0	0	0	0	0	0	2	3	0.00	0.000								
<b>Barry Jones, R</b> ERA: 0.55 (8, 1)	1.2		7	2	1	1	0	0	0	0	0	0	1	16	26	5.40	1.200								

AB	32
R	5
H	6
RBI	5
BB	2
SO	5
LOB	9



Batter	1	2	3	4	5	6	7	8	9	AB	R	H	RBI	BB	SO	LOB	BOTTOM								
<b>Barry Bonds, L</b> OBP: 0.308, SLG: 0.593 (1, 7)										4	1	1	0	0	0	1	<b>Cincinnati Reds @ Pittsburgh Pirates</b> Three Rivers Stadium, Pittsburgh, PA Sat May 14 1988, 7:05 PM EDT Att: 28,059 - Unknown - 74 F								
<b>Jose Lind, R</b> OBP: 0.317, SLG: 0.307 (1, 4)										4	0	0	0	0	0	1									
<b>Andy Van Slyke, L</b> OBP: 0.347, SLG: 0.496 (1, 8)										3	1	0	0	1	1	0									
<b>Bobby Bonilla, S</b> OBP: 0.412, SLG: 0.669 (1, 5)										2	1	0	0	2	1	0									
<b>Sid Bream, L</b> OBP: 0.314, SLG: 0.435 <b>Junior Ortiz, R</b> OBP: 0.436, SLG: 0.600 (9, PH)										2	0	0	1	0	1	1									
<b>R.J. Reynolds, S</b> OBP: 0.305, SLG: 0.425 (1, 9)										4	0	1	2	0	1	1									
<b>Michael LaValliere, L</b> OBP: 0.447, SLG: 0.535 <b>Randy Milligan, R</b> OBP: 0.325, SLG: 0.364 (9, PH)										2	0	0	0	1	0	0									
<b>Rafael Belliard, R</b> OBP: 0.328, SLG: 0.352 (1, 6)										3	0	1	0	0	1	2									
<b>Mike Dunne, R</b> (1, 1)										1	0	0	0	0	0	0									
<b>John Cangelosi, S</b> OBP: 0.286, SLG: 0.200 (7, PH)										1	0	0	0	0	0	0									
<b>Bob Kipper, R</b> (8, 1)										0	0	0	0	0	0	0									
<b>Barry Jones, R</b> (8, 1)										0	0	0	0	0	0	0									
<b>Inning Stats</b>	R: 3 E: 0 K: 0 S: 17	H: 2 LOB: 2 BB: 3 P: 30	R: 0 E: 0 K: 0 S: 9	H: 0 LOB: 0 BB: 0 P: 14	R: 0 E: 0 K: 2 S: 11	H: 0 LOB: 1 BB: 1 P: 17	R: 0 E: 0 K: 0 S: 7	H: 1 LOB: 0 BB: 0 P: 11	R: 0 E: 0 K: 1 S: 11	H: 0 LOB: 0 BB: 0 P: 19	R: 0 E: 0 K: 1 S: 9	H: 0 LOB: 0 BB: 0 P: 16	R: 0 E: 0 K: 1 S: 6	H: 0 LOB: 0 BB: 0 P: 8	R: 0 E: 0 K: 0 S: 5	H: 0 LOB: 0 BB: 0 P: 9	R: 0 E: 0 K: 0 S: 5	H: 0 LOB: 0 BB: 0 P: 7	1B: 3 2B: 0 3B: 0 HR: 0	SF: 1 SAC: 1 DP: 0 HBP: 0	WP: 0 PB: 0 SB: 2 CS: 0	PA: 34			
<b>PITCHER</b>	IP	WLS	BF	H	R	ER	SO	BB	IBB	HBP	BLK	WP	HR	S	P	ERA	WHIP								
<b>Mario Soto, R</b> ERA: 3.64 (1, 1)	7.1	W	29	3	3	3	5	3	1	0	0	0	0	71	117	3.68	0.818								
<b>John Franco, L</b> ERA: 1.29 (8, 1)	1.2	S	5	0	0	0	0	0	0	0	0	0	0	9	14	0.00	0.000								









Batter	1	2	3	4	5	6	7	8	9	AB	R	H	RBI	BB	SO	LOB	TOP			
Albert Hall, S OBP: 0.385, SLG: 0.312 (1, 8)	4-3 BLK 1B		2-3 K			0-0 6-3		0-0 4-3		4	0	1	0	0	1	0	<b>Atlanta Braves @ Cincinnati Reds</b> Riverfront Stadium, Cincinnati, OH Mon May 16 1988, 7:05 PM EDT Att: 17,972 - Unknown - 73 F			
Andres Thomas, R OBP: 0.228, SLG: 0.276 (1, 6)	4-3 1-3			0-0 6-3			1-2 FC6-4 1B	0-1 6-3		4	0	1	0	0	0	1				
Dale Murphy, R OBP: 0.333, SLG: 0.367 (1, 9)	P4			0-0 4-3			1-0 FC6-4 1B 1-2		2-2 6-3	4	0	0	0	0	0	2				
Gary Roenicke, R OBP: 0.302, SLG: 0.366 (1, 7)	F5			3-2 6-3			2-1 F9		4-0 G6-4-3 BB	3	0	0	0	0	0	2				
Dion James, L OBP: 0.367, SLG: 0.344 (9, PH)										0	0	0	0	1	0	0				
Gerald Perry, L OBP: 0.338, SLG: 0.375 (1, 3)		0-1 F7			1-1 4-3				0-0 G6-4-3 BB	4	0	1	0	0	0	1				
Ozzie Virgil, R OBP: 0.276, SLG: 0.380 (1, 2)	1-3			1-1 G5-4-3 1B			0-0 F8			3	0	1	0	0	0	2				
Paul Runge, R OBP: 0.370, SLG: 0.333 (1, 5)		1-1 L3			0-1 G5-4-3 1-2			4-0 HR BB		2	1	0	0	1	0	1				
Ron Gant, R OBP: 0.227, SLG: 0.366 (1, 4)			2-2 F7			1-3 K		1-2 HR 1-H		3	1	1	2	0	1	0				
Kevin Coffman, R OBP: 0.222, SLG: 0.444 (1, 1)			1-2 6-3			1-1 F8		0-1 F7		2	0	0	0	0	0	0				
Zane Smith, L OBP: 0.059, SLG: 0.059 (7, PH)										0	0	0	0	0	0	0				
Damaso Garcia, R OBP: 0.159, SLG: 0.183 (8, PH)										1	0	0	0	0	0	0				
José Álvarez, R OBP: 1.000, SLG: 1.000 (8, 1)										0	0	0	0	0	0	0				
<b>Inning Stats</b>	R: 0 E: 0 K: 0 S: 6	H: 1 LOB: 1 BB: 0 P: 8	R: 0 E: 0 K: 0 S: 5	H: 0 LOB: 0 BB: 0 P: 7	R: 0 E: 0 K: 1 S: 10	H: 0 LOB: 0 BB: 0 P: 15	R: 0 E: 0 K: 0 S: 5	H: 0 LOB: 0 BB: 0 P: 8	R: 0 E: 0 K: 1 S: 6	H: 0 LOB: 0 BB: 0 P: 8	R: 0 E: 0 K: 0 S: 8	H: 2 LOB: 2 BB: 0 P: 12	R: 2 E: 0 K: 0 S: 8	H: 1 LOB: 0 BB: 1 P: 13	R: 0 E: 0 K: 0 S: 4	H: 0 LOB: 0 BB: 1 P: 10	1B: 4 2B: 0 3B: 0 HR: 1	SF: 0 SAC: 0 DP: 2 HBP: 0	WP: 0 PB: 0 SB: 0 CS: 0	PA: 32
<b>PITCHER</b>	IP WLS BF H R ER SO BB IBB HBP BLK WP HR S P ERA WHIP																			
Tom Browning, L ERA: 3.26 (1, 1)	8.0 W 29 5 2 2 2 1 0 0 0 1 0 1 54 79 2.25 0.750																			
Frank Williams, R ERA: 2.57 (9, 1)	0.1 1 0 0 0 0 0 0 0 0 0 0 3 5 0.00 0.000																			
Rob Murphy, L ERA: 1.29 (9, 1)	0.2 S 2 0 0 0 0 1 0 0 0 0 0 1 5 0.00 1.500																			

AB 30  
R 2  
H 5  
RBI 2  
BB 2  
SO 2  
LOB 9



Batter	1	2	3	4	5	6	7	8	9	AB	R	H	RBI	BB	SO	LOB	BOTTOM			
Kal Daniels, L OBP: 0.396, SLG: 0.421 (1, 7)	1-0 SH1-3 1B HBP	4-2 FC6-4 BB		3-1 6-3 1-2			1-3 K	1-3 K		2	2	1	0	1	0	1	<b>Atlanta Braves @ Cincinnati Reds</b> Riverfront Stadium, Cincinnati, OH Mon May 16 1988, 7:05 PM EDT Att: 17,972 - Unknown - 73 F			
Barry Larkin, R OBP: 0.343, SLG: 0.447 (1, 6)	0-0 SH1-3 1-2	2-2 FC6-4 1-2			1-1 P6		2-2 1B 2B E	2-0 HBP		4	1	1	0	0	1	6				
Chris Sabo, R OBP: 0.312, SLG: 0.486 (1, 5)	1-0 P6		2-1 F8		1-1 P6		1 SAFE 1-1 2B 1-3 2B	2-3 K		5	1	1	2	0	0	4				
Paul O'Neill, L OBP: 0.280, SLG: 0.297 (1, 9)	2-0		4-2		0-0 F8		2-0 F8	1-2 F9		2	0	1	1	1	0	0				
Ron Roenicke, S OBP: 0.235, SLG: 0.167 (7, PH)										1	0	1	1	0	0	0				
Bo Diaz, R OBP: 0.254, SLG: 0.419 (1, 2)	0-0 F7		1-0 5-3			3-2 5-3	2-1 1B			4	0	0	0	0	0	3				
Lloyd McClendon, R OBP: 0.378, SLG: 0.207 (1, 3)		2-2 P1	0-0 P4			2-0 G3 WP 1B	0-0 F8			4	0	1	0	0	0	2				
Jeff Treadway, L OBP: 0.378, SLG: 0.394 (1, 4)		4-2 SH2-4 1B BB		1-2 4-3		1-0 G3	1-1 F9			3	0	1	0	1	0	1				
Leo Garcia, L OBP: 0.292, SLG: 0.238 (1, 8)		0-1 SH2-4 1-2 1B		1-2 F7		4-0 WP IBB		2-1 E 1B		3	0	1	0	1	0	1				
Tom Browning, L OBP: 0.188, SLG: 0.200 (1, 1)		0-0 SH2-4		4-1		1-0 WP		1-0 E4		2	0	0	0	1	1	2				
Dave Collins, S OBP: 0.289, SLG: 0.188 (8, PH)										1	0	0	0	0	1	2				
Frank Williams, R OBP: 0.289, SLG: 0.188 (9, 1)										0	0	0	0	0	0	0				
Rob Murphy, L OBP: 0.289, SLG: 0.188 (9, 1)										0	0	0	0	0	0	0				
<b>Inning Stats</b>	R: 1 E: 0 K: 0 S: 4	H: 1 LOB: 1 BB: 0 P: 8	R: 0 E: 0 K: 0 S: 16	H: 1 LOB: 2 BB: 2 P: 28	R: 0 E: 0 K: 0 S: 7	H: 0 LOB: 1 BB: 1 P: 14	R: 0 E: 0 K: 0 S: 9	H: 0 LOB: 1 BB: 1 P: 18	R: 0 E: 0 K: 0 S: 5	H: 0 LOB: 0 BB: 0 P: 7	R: 0 E: 0 K: 0 S: 5	H: 1 LOB: 1 BB: 1 P: 16	R: 3 E: 1 K: 1 S: 15	H: 4 LOB: 1 BB: 0 P: 24	R: 0 E: 1 K: 2 S: 12	H: 1 LOB: 3 BB: 0 P: 21	1B: 7 2B: 1 3B: 0 HR: 0	SF: 0 SAC: 2 DP: 0 HBP: 2	WP: 2 PB: 0 SB: 1 CS: 0	PA: 40
<b>PITCHER</b>	IP WLS BF H R ER SO BB IBB HBP BLK WP HR S P ERA WHIP																			
Kevin Coffman, R ERA: 3.98 (1, 1)	6.0 L 27 3 1 1 0 4 1 1 0 0 0 0 15 24 1.50 1.167																			
Zane Smith, L ERA: 4.3 (7, 1)	1.0 7 4 3 3 1 0 0 0 0 0 0 0 15 24 27.00 4.000																			
José Álvarez, R ERA: 1.04 (8, 1)	1.0 6 1 0 0 2 0 0 0 1 0 0 0 12 21 0.00 1.000																			

AB 31  
R 4  
H 8  
RBI 4  
BB 5  
SO 3  
LOB 22





Batter	1	2	3	4	5	6	7	8	9	AB	R	H	RBI	BB	SO	LOB	TOP								
Albert Hall, S OBP: 0.385, SLG: 0.317 (1, 8)	B3		K			K	E		CS 1B	5	0	2	0	0	2	1	<p>Atlanta Braves @ Cincinnati Reds</p> <p>Riverfront Stadium, Cincinnati, OH</p> <p>Tue May 17 1988, 7:05 PM EDT</p> <p>Att: 20,010 - Unknown - 73 F</p>								
Andres Thomas, R OBP: 0.234, SLG: 0.304 (1, 6)	HR			5-3		5-3	SF9		CS	4	1	2	2	0	0	1									
Dale Murphy, R OBP: 0.329, SLG: 0.383 (1, 9)	K			F8		HR	E1		6-3	5	1	1	2	0	1	4									
Gary Roenicke, R OBP: 0.319, SLG: 0.432 (1, 7)	F7			HR		1B	K			3	1	1	1	1	1	3									
Gerald Perry, L OBP: 0.343, SLG: 0.379 (1, 3)	F8			6-3		1B			F9 S SF8 1B	4	1	2	0	0	0	0									
Ozzie Virgil, R OBP: 0.265, SLG: 0.365 (1, 2)	G3					5-3			F9	4	0	0	0	0	0	3									
Ken Oberkfell, L OBP: 0.308, SLG: 0.314 (1, 5)	F8								SF8	3	0	2	1	0	0	0									
Ron Gant, R OBP: 0.228, SLG: 0.353 (1, 4)				F9		K	1B FC1-5		K	3	1	0	0	1	2	1									
Rick Mahler, R OBP: 0.111, SLG: 0.118 Charlie Puleo, R (8, 1) Jerry Royster, R (9, PH) Bruce Sutter, R (9, 1)				6-3		HR 2B	FC1-5		K	3	1	1	0	0	0	2									
<b>Inning Stats</b>	R: 1 E: 0 K: 1 S: 11	H: 1 LOB: 0 BB: 0 P: 19	R: 0 E: 0 K: 0 S: 8	H: 0 LOB: 0 BB: 0 P: 11	R: 0 E: 0 K: 1 S: 7	H: 0 LOB: 0 BB: 0 P: 10	R: 1 E: 0 K: 0 S: 6	H: 1 LOB: 0 BB: 0 P: 10	R: 0 E: 0 K: 1 S: 13	H: 1 LOB: 1 BB: 0 P: 19	R: 2 E: 0 K: 1 S: 12	H: 3 LOB: 2 BB: 1 P: 23	R: 1 E: 1 K: 1 S: 14	H: 2 LOB: 3 BB: 1 P: 27	R: 1 E: 0 K: 1 S: 9	H: 1 LOB: 0 BB: 0 P: 14		R: 0 E: 0 K: 1 S: 8	H: 2 LOB: 1 BB: 0 P: 14	1B: 7 2B: 2 3B: 0 HR: 3	SF: 2 SAC: 0 DP: 1 HBP: 0	WP: 0 PB: 0 SB: 1 CS: 3	PA: 39		
<b>PITCHER</b>	IP	WLS	BF	H	R	ER	SO	BB	IBB	HBP	BLK	WP	HR	S	P	ERA	WHIP								
Dennis Rasmussen, L ERA: 4.87 Frank Williams, R ERA: 3.31 Tim Birtsas, L ERA: 5.0 Rob Murphy, L ERA: 1.23	5.1	L	19	4	3	3	4	0	0	0	1	0	2	51	77	5.06	0.750								


Batter	1	2	3	4	5	6	7	8	9	AB	R	H	RBI	BB	SO	LOB	BOTTOM								
Kal Daniels, L OBP: 0.392, SLG: 0.424 (1, 7)	F7		K					K		4	0	1	0	0	2	1	<p>Atlanta Braves @ Cincinnati Reds</p> <p>Riverfront Stadium, Cincinnati, OH</p> <p>Tue May 17 1988, 7:05 PM EDT</p> <p>Att: 20,010 - Unknown - 73 F</p>								
Barry Larkin, R OBP: 0.346, SLG: 0.445 (1, 6)	4-3 BB		6-3		5-3			E 1B		3	0	1	0	1	0	2									
Chris Sabo, R OBP: 0.312, SLG: 0.483 Lloyd McClendon, R OBP: 0.368, SLG: 0.200 (1, 5) (7, 3)	4-3		F8			6-3 4-3 CS 1B		E6 FC5-4		3	0	1	0	0	0	1									
Paul O'Neill, L OBP: 0.273, SLG: 0.288 Tim Birtsas, L (7, 1) Buddy Bell, R OBP: 0.222, SLG: 0.200 Rob Murphy, L (9, 1)	K			3-1		4-3		K		3	0	0	0	0	1	2									
Bo Diaz, R OBP: 0.250, SLG: 0.412 Terry McGriff, R OBP: 0.257, SLG: 0.333 (1, 2) (6, 2)	6-3			6-3		6-3		FC5-4		2	0	0	0	0	0	3									
Dave Concepcion, R OBP: 0.323, SLG: 0.309 (1, 3) (7, 5)	1B 2B			6-3		CS		F7		4	1	1	0	0	0	0									
Jeff Treadway, L OBP: 0.374, SLG: 0.388 (1, 4)	FC6-4 1B				L1			L6		4	0	1	1	0	0	0									
Leo Garcia, L OBP: 0.250, SLG: 0.200 (1, 8)	FC6-4				K			4-3		4	0	0	0	0	1	1									
Dennis Rasmussen, L OBP: 0.294, SLG: 0.353 Frank Williams, R (6, 1) Ron Roenicke, S OBP: 0.297, SLG: 0.194 (7, 9)	F7									2	0	1	0	0	0	1									
<b>Inning Stats</b>	R: 0 E: 0 K: 1 S: 9	H: 0 LOB: 1 BB: 1 P: 15	R: 1 E: 0 K: 0 S: 11	H: 2 LOB: 1 BB: 0 P: 18	R: 0 E: 0 K: 1 S: 6	H: 0 LOB: 0 BB: 0 P: 9	R: 0 E: 0 K: 0 S: 5	H: 0 LOB: 0 BB: 0 P: 6	R: 0 E: 0 K: 1 S: 10	H: 2 LOB: 2 BB: 0 P: 17	R: 0 E: 0 K: 0 S: 6	H: 1 LOB: 0 BB: 0 P: 9	R: 0 E: 0 K: 0 S: 5	H: 0 LOB: 0 BB: 0 P: 7	R: 1 E: 1 K: 2 S: 15	H: 2 LOB: 2 BB: 0 P: 23		R: 0 E: 0 K: 0 S: 6	H: 0 LOB: 0 BB: 0 P: 8	1B: 5 2B: 2 3B: 0 HR: 0	SF: 0 SAC: 0 DP: 0 HBP: 0	WP: 0 PB: 0 SB: 0 CS: 1	PA: 36		
<b>PITCHER</b>	IP	WLS	BF	H	R	ER	SO	BB	IBB	HBP	BLK	WP	HR	S	P	ERA	WHIP								
Rick Mahler, R ERA: 4.06 Charlie Puleo, R ERA: 3.49 Bruce Sutter, R ERA: 3.06	7.1	W	30	7	2	2	4	1	0	0	0	0	0	4	6	0.00	0.000								



Batter	1	2	3	4	5	6	7	8	9	AB	R	H	RBI	BB	SO	LOB	TOP				
Dion James, L OBP: 0.377, SLG: 0.367 (1, 8)	1-1 1B	SAFE 0-0 PO	0-1 CS	0-0 BB FC3 FC1-5		0-1 F7		0-0 1B		5	1	3	1	0	0	1					
Andres Thomas, R OBP: 0.240, SLG: 0.315 (1, 6)	1-1 FC3-6 2H 1B		3-2 E 1B	1-1 BB FC1-5		0-0 6-3		3-1 1B P6		5	1	2	1	0	0	3					
Dale Murphy, R OBP: 0.331, SLG: 0.380 (1, 9)	0-3 K		2-1 E FC3-2 1B	4-1 BB 1-2 2-3		3-2 6-3			1-3 K	4	0	1	0	1	2	1					
Ken Griffey, L OBP: 0.304, SLG: 0.338 Albert Hall, S OBP: 0.361, SLG: 0.313 (7, PR) (7, 8)	2-0 FC3-6 1-2 1B		1-0 FC3-2 IBB 1-3 2H	3-2 BB G3-2-3		4-2 FC6-5 BLK BB			1-0 6-3	3	0	0	0	1	0	5					
Gerald Perry, L OBP: 0.345, SLG: 0.375 (1, 3)	3-0 P6		4-0 FC3-2 IBB 1-2		0-2 S 4-3 1B		2-0 F8		1-0 G3	4	0	1	0	1	0	2					
Ozzie Virgil, R OBP: 0.255, SLG: 0.350 (1, 2)		1-3 K	1-2 FC3-2		2-2 4-3		0-2 FC6-5			4	0	0	0	0	1	5					
Ken Oberkfell, L OBP: 0.315, SLG: 0.343 (1, 5)		3-2 HR	3-2 F8		4-0 BB		0-1 4-3			3	1	1	1	1	0	4					
Ron Gant, R OBP: 0.250, SLG: 0.364 (1, 4)		2-2 PO SH2-3 1B		2-0 SH FC3 1B		2-3 K		4-1 K BB		3	1	2	0	1	1	2					
Pete Smith, R OBP: 0.083, SLG: 0.167 Paul Assenmacher, L OBP: 0.500, SLG: 1.000 Ted Simmons, S OBP: 0.333, SLG: 0.364 Charlie Puleo, R (8, 1) (8, 1)	0-1 SH2-3		0-0 SH FC1-5 FC3		0-1 F9		3-3 K			1	0	0	0	0	0	2					
<b>Inning Stats</b>	R: 1 E: 0 K: 1 S: 9	H: 2 LOB: 1 BB: 0 P: 16	R: 1 E: 0 K: 1 S: 13	H: 2 LOB: 0 BB: 0 P: 19	R: 1 E: 1 K: 0 S: 15	H: 3 LOB: 3 BB: 1 P: 29	R: 1 E: 1 K: 0 S: 9	H: 1 LOB: 2 BB: 1 P: 19	R: 0 E: 0 K: 1 S: 6	H: 0 LOB: 0 BB: 0 P: 9	R: 0 E: 0 K: 0 S: 11	H: 0 LOB: 1 BB: 1 P: 17	R: 0 E: 0 K: 1 S: 8	H: 1 LOB: 1 BB: 1 P: 18	R: 0 E: 0 K: 1 S: 5	H: 0 LOB: 0 BB: 0 P: 8	1B: 7 2B: 2 3B: 0 HR: 1	SF: 0 SAC: 2 DP: 1 HBP: 0	WP: 0 PB: 0 SB: 1 CS: 1	PA: 42	
<b>PITCHER</b>	IP WLS BF H R ER SO BB IBB HBP BLK WP HR S P ERA WHIP	IP WLS BF H R ER SO BB IBB HBP BLK WP HR S P ERA WHIP	IP WLS BF H R ER SO BB IBB HBP BLK WP HR S P ERA WHIP	IP WLS BF H R ER SO BB IBB HBP BLK WP HR S P ERA WHIP	IP WLS BF H R ER SO BB IBB HBP BLK WP HR S P ERA WHIP	IP WLS BF H R ER SO BB IBB HBP BLK WP HR S P ERA WHIP	IP WLS BF H R ER SO BB IBB HBP BLK WP HR S P ERA WHIP	IP WLS BF H R ER SO BB IBB HBP BLK WP HR S P ERA WHIP	IP WLS BF H R ER SO BB IBB HBP BLK WP HR S P ERA WHIP	IP WLS BF H R ER SO BB IBB HBP BLK WP HR S P ERA WHIP	IP WLS BF H R ER SO BB IBB HBP BLK WP HR S P ERA WHIP	IP WLS BF H R ER SO BB IBB HBP BLK WP HR S P ERA WHIP	IP WLS BF H R ER SO BB IBB HBP BLK WP HR S P ERA WHIP	IP WLS BF H R ER SO BB IBB HBP BLK WP HR S P ERA WHIP	IP WLS BF H R ER SO BB IBB HBP BLK WP HR S P ERA WHIP	IP WLS BF H R ER SO BB IBB HBP BLK WP HR S P ERA WHIP	IP WLS BF H R ER SO BB IBB HBP BLK WP HR S P ERA WHIP	IP WLS BF H R ER SO BB IBB HBP BLK WP HR S P ERA WHIP	IP WLS BF H R ER SO BB IBB HBP BLK WP HR S P ERA WHIP	IP WLS BF H R ER SO BB IBB HBP BLK WP HR S P ERA WHIP	IP WLS BF H R ER SO BB IBB HBP BLK WP HR S P ERA WHIP

**Atlanta Braves @ Cincinnati Reds**  
Riverfront Stadium, Cincinnati, OH  
Wed May 18, 1988, 7:05 PM EDT  
Att: 20,122 - Unknown - 65 F


AB	34
R	4
H	10
RBI	3
BB	5
SO	5
LOB	26



Batter	1	2	3	4	5	6	7	8	9	AB	R	H	RBI	BB	SO	LOB	BOTTOM				
Kal Daniels, L OBP: 0.399, SLG: 0.442 (1, 7)	2-2 F9		0-1 1B	1-2 G3			1-0 PB 1B	4-0 BB BB 2B		4	3	2	0	1	0	0					
Jeff Treadway, L OBP: 0.383, SLG: 0.392 (1, 4)	0-0 BB 1B		1-0 BB HBP 1B		3-2 F8		3-2 B3-4	4-1 BB BB 2B		4	2	2	1	1	0	1					
Barry Larkin, R OBP: 0.359, SLG: 0.446 (1, 6)	4-0 FC6-4 BB		2-1 BB HBP 1B		2-1 F8		1-0 WP 1B	4-1 2B BB		2	2	1	2	2	0	0					
Paul O'Neill, L OBP: 0.274, SLG: 0.290 Dave Collins, S OBP: 0.325, SLG: 0.265 (7, PH) (8, 9)	1-3 K		1-1 P6		1-2 1B		3-2 CS SH3-4 1B	1-2 2B		3	0	1	0	0	1	4					
Buddy Bell, R OBP: 0.286, SLG: 0.235 Jose Rijo, R (6, 1)	1-1 FC6-4		4-0 E 1B		1-2 1B		0-0 SH3-4	1-0 6-3		2	0	1	0	1	0	2					
Dave Concepcion, R OBP: 0.348, SLG: 0.316 (6, 5)		4-1 G5-4-3 BB	2-2 E5		0-2 F9		4-0 IBB			2	0	1	2	2	0	2					
Ron Roenicke, S OBP: 0.231, SLG: 0.171 (1, 8)		1-2 G5-4-3	1-1 P3		2-3 K		2-2 CS	2-3 K		4	0	0	0	0	2	3					
Terry McGriff, R OBP: 0.256, SLG: 0.306 (1, 2)		3-3 K		2-2 L6		1-1 P6		4-2 BB S BB		3	1	0	0	1	1	0					
Ron Robinson, R OBP: 0.200, SLG: 0.200 Frank Williams, R OBP: 0.200, SLG: 0.200 Tim Birtsas, L OBP: 0.200, SLG: 0.200 Lloyd McClendon, R OBP: 0.350, SLG: 0.188 (6, 3)			0-0 F8		0-0 F8		0-1 F7	0-2 F7		1	0	1	0	0	0	0					
<b>Inning Stats</b>	R: 0 E: 0 K: 1 S: 10	H: 1 LOB: 2 BB: 1 P: 18	R: 0 E: 0 K: 1 S: 7	H: 0 LOB: 1 BB: 1 P: 15	R: 3 E: 1 K: 0 S: 14	H: 4 LOB: 2 BB: 1 P: 25	R: 0 E: 0 K: 0 S: 7	H: 0 LOB: 0 BB: 0 P: 10	R: 0 E: 0 K: 1 S: 7	H: 0 LOB: 0 BB: 0 P: 10	R: 2 E: 0 K: 0 S: 11	H: 3 LOB: 1 BB: 1 P: 25	R: 3 E: 0 K: 1 S: 17	H: 1 LOB: 2 BB: 4 P: 37	R: 0 E: 0 K: 1 S: 5	H: 0 LOB: 0 BB: 0 P: 8	1B: 8 2B: 3 3B: 0 HR: 0	SF: 0 SAC: 1 DP: 1 HBP: 1	WP: 2 PB: 1 SB: 1 CS: 1	PA: 42	
<b>PITCHER</b>	IP WLS BF H R ER SO BB IBB HBP BLK WP HR S P ERA WHIP	IP WLS BF H R ER SO BB IBB HBP BLK WP HR S P ERA WHIP	IP WLS BF H R ER SO BB IBB HBP BLK WP HR S P ERA WHIP	IP WLS BF H R ER SO BB IBB HBP BLK WP HR S P ERA WHIP	IP WLS BF H R ER SO BB IBB HBP BLK WP HR S P ERA WHIP	IP WLS BF H R ER SO BB IBB HBP BLK WP HR S P ERA WHIP	IP WLS BF H R ER SO BB IBB HBP BLK WP HR S P ERA WHIP	IP WLS BF H R ER SO BB IBB HBP BLK WP HR S P ERA WHIP	IP WLS BF H R ER SO BB IBB HBP BLK WP HR S P ERA WHIP	IP WLS BF H R ER SO BB IBB HBP BLK WP HR S P ERA WHIP	IP WLS BF H R ER SO BB IBB HBP BLK WP HR S P ERA WHIP	IP WLS BF H R ER SO BB IBB HBP BLK WP HR S P ERA WHIP	IP WLS BF H R ER SO BB IBB HBP BLK WP HR S P ERA WHIP	IP WLS BF H R ER SO BB IBB HBP BLK WP HR S P ERA WHIP	IP WLS BF H R ER SO BB IBB HBP BLK WP HR S P ERA WHIP	IP WLS BF H R ER SO BB IBB HBP BLK WP HR S P ERA WHIP	IP WLS BF H R ER SO BB IBB HBP BLK WP HR S P ERA WHIP	IP WLS BF H R ER SO BB IBB HBP BLK WP HR S P ERA WHIP	IP WLS BF H R ER SO BB IBB HBP BLK WP HR S P ERA WHIP	IP WLS BF H R ER SO BB IBB HBP BLK WP HR S P ERA WHIP	IP WLS BF H R ER SO BB IBB HBP BLK WP HR S P ERA WHIP

**Atlanta Braves @ Cincinnati Reds**  
Riverfront Stadium, Cincinnati, OH  
Wed May 18, 1988, 7:05 PM EDT  
Att: 20,122 - Unknown - 65 F

AB	31
R	8
H	11
RBI	8
BB	8
SO	4
LOB	15





Batter	1	2	3	4	5	6	7	8	9	AB	R	H	RBI	BB	SO	LOB	TOP			
<b>23 Ryne Sandberg, R</b> OBP: 0.275, SLG: 0.432 (1, 4)	F5		K					6-3		4	0	0	0	0	1	1	<b>Chicago Cubs @ Cincinnati Reds</b> Riverfront Stadium, Cincinnati, OH Fri May 20 1988, 7:05 PM EDT Att: 36,356 - Unknown			
<b>Mark Grace, L</b> OBP: 0.418, SLG: 0.500 (1, 3)	BLK		HR					F8		4	1	3	2	0	0	0				
<b>Andre Dawson, R</b> OBP: 0.343, SLG: 0.595 (1, 9)	FC6-4		L7					5-3		3	0	0	0	1	0	1				
<b>Rafael Palmeiro, L</b> OBP: 0.387, SLG: 0.483 (1, 7)	F5		F6					F9		4	0	0	0	0	0	3				
<b>Vance Law, R</b> OBP: 0.318, SLG: 0.400 (1, 5)	FC6-4							5-3		4	0	0	0	0	0	3				
<b>Damon Berryhill, S</b> OBP: 0.195, SLG: 0.268 (1, 2)		K						4-3		4	0	0	0	0	1	0				
<b>Dave Martinez, L</b> OBP: 0.300, SLG: 0.328 (1, 8)		K						1-3		3	0	0	0	0	1	0				
<b>Shawon Dunston, R</b> OBP: 0.273, SLG: 0.382 (1, 6)		K						5-3		3	0	1	0	0	1	0				
<b>Rick Sutcliffe, L</b> OBP: 0.167, SLG: 0.130 (1, 1)										1	1	1	0	0	0	0				
<b>Bill Landrum, R</b> (3, 1)										1	0	0	0	0	1	0				
<b>Jody Davis, R</b> OBP: 0.413, SLG: 0.530 (7, PH)										1	0	0	0	0	1	1				
<b>Frank DiPino, L</b> (7, 1)			BLK							0	0	0	0	0	0	0				
<b>Inning Stats</b>	R: 0 E: 0 K: 0 S: 8	H: 1 LOB: 2 BB: 1 P: 15	R: 0 E: 0 K: 3 S: 9	H: 0 LOB: 0 BB: 0 P: 12	R: 2 E: 0 K: 1 S: 14	H: 2 LOB: 0 BB: 0 P: 24	R: 0 E: 0 K: 0 S: 6	H: 0 LOB: 0 BB: 0 P: 9	R: 0 E: 0 K: 1 S: 7	H: 1 LOB: 1 BB: 0 P: 9	R: 0 E: 0 K: 1 S: 8	H: 1 LOB: 1 BB: 0 P: 12	R: 0 E: 0 K: 0 S: 6	H: 0 LOB: 0 BB: 0 P: 12	R: 0 E: 0 K: 0 S: 7	H: 0 LOB: 0 BB: 0 P: 9	1B: 2 2B: 2 3B: 0 HR: 1	SF: 0 SAC: 0 DP: 0 HBP: 0	WP: 0 PB: 0 SB: 0 CS: 0	PA: 33
<b>PITCHER</b> <b>Mario Soto, R</b> ERA: 3.41 (1, 1)	IP: 9.0 WLS: W BF: 33 H: 5 R: 2 ER: 2 SO: 6 BB: 1 IBB: 0 HBP: 0 BLK: 2 WP: 0 HR: 1 S: 71 P: 111 ERA: 2.00 WHIP: 0.667																			

Batter	1	2	3	4	5	6	7	8	9	AB	R	H	RBI	BB	SO	LOB	BOTTOM	
<b>Kal Daniels, L</b> OBP: 0.393, SLG: 0.429 (1, 7)	F7		K					F9		4	0	0	0	1	1	4	<b>Chicago Cubs @ Cincinnati Reds</b> Riverfront Stadium, Cincinnati, OH Fri May 20 1988, 7:05 PM EDT Att: 36,356 - Unknown	
<b>Barry Larkin, R</b> OBP: 0.370, SLG: 0.462 (1, 6)	F9							S		5	0	4	2	0	0	0		
<b>Eric Davis, R</b> OBP: 0.325, SLG: 0.394 (1, 8)								BB		3	0	0	0	1	3	3		
<b>Ron Roenicke, S</b> OBP: 0.250, SLG: 0.171 (8, 8)	K		K							0	0	0	0	1	0	0		
<b>Leon Durham, L</b> OBP: 0.299, SLG: 0.429 (1, 3)		4-3						K		4	0	0	0	1	1	5		
<b>Buddy Bell, R</b> OBP: 0.308, SLG: 0.238 (1, 5)		HR						L8		4	1	1	0	1	0	5		
<b>Paul O'Neill, L</b> OBP: 0.280, SLG: 0.330 (1, 9)		HR						K		5	3	2	3	0	1	5		
<b>Jeff Treadway, L</b> OBP: 0.395, SLG: 0.415 (1, 4)		SH1-4								4	1	3	1	0	0	0		
<b>Terry McGriff, R</b> OBP: 0.302, SLG: 0.368 (1, 2)		SH1-4						SF9		2	1	2	1	1	0	0		
<b>Mario Soto, R</b> OBP: 0.190, SLG: 0.056 (1, 1)		SH1-4						SH1-4		1	0	0	0	1	0	1		
<b>Inning Stats</b>	R: 0 E: 0 K: 1 S: 12	H: 0 LOB: 0 BB: 0 P: 17	R: 4 E: 0 K: 1 S: 22	H: 5 LOB: 2 BB: 1 P: 41	R: 2 E: 1 K: 1 S: 18	H: 1 LOB: 2 BB: 4 P: 40	R: 0 E: 0 K: 0 S: 8	H: 1 LOB: 2 BB: 1 P: 16	R: 0 E: 0 K: 1 S: 10	H: 1 LOB: 1 BB: 0 P: 17	R: 1 E: 0 K: 0 S: 8	H: 2 LOB: 1 BB: 0 P: 14	R: 0 E: 0 K: 2 S: 12	H: 1 LOB: 2 BB: 1 P: 22	1B: 7 2B: 4 3B: 0 HR: 1	SF: 1 SAC: 2 DP: 0 HBP: 0	WP: 0 PB: 0 SB: 2 CS: 0	PA: 42
<b>PITCHER</b> <b>Rick Sutcliffe, R</b> ERA: 4.96 (1, 1)	IP: 2.2 WLS: L BF: 17 H: 6 R: 6 ER: 6 SO: 2 BB: 3 IBB: 0 HBP: 0 BLK: 0 WP: 0 HR: 1 S: 45 P: 84 ERA: 20.25 WHIP: 3.375																	
<b>Bill Landrum, R</b> ERA: 1.93 (3, 1)	3.1 15 3 0 0 2 2 0 0 1 0 0 35 61 0.00 1.500																	
<b>Frank DiPino, L</b> ERA: 4.03 (7, 1)	2.0 10 3 1 1 2 1 0 0 0 0 0 20 36 4.50 2.000																	







Batter	1	2	3	4	5	6	7	8	9	AB	R	H	RBI	BB	SO	LOB	TOP					
23 Ryne Sandberg, R OBP: 0.292, SLG: 0.433 (1, 4)										3	0	1	0	2	1	1	<b>Chicago Cubs @ Cincinnati Reds</b> Riverfront Stadium, Cincinnati, OH Sun May 22, 1988, 3:33 AM EDT Att: 33,185 - Sunny					
Mark Grace, L OBP: 0.419, SLG: 0.554 (1, 3)										5	1	2	4	0	0	2						
Andre Dawson, R OBP: 0.341, SLG: 0.577 (1, 9)										5	0	1	0	0	2	3						
Jody Davis, R OBP: 0.404, SLG: 0.507 (1, 2)										4	0	0	0	0	1	2						
Rafael Palmeiro, L OBP: 0.395, SLG: 0.494 (1, 7)										4	0	3	0	0	0	0						
Vance Law, R OBP: 0.337, SLG: 0.430 (1, 5)										3	1	1	0	1	1	1						
Darrin Jackson, R OBP: 0.217, SLG: 0.283 (1, 8)										4	1	0	0	0	1	4						
Shawon Dunston, R OBP: 0.271, SLG: 0.376 (1, 6)										4	0	1	0	0	1	4						
Greg Maddux, R OBP: 0.161, SLG: 0.226 Frank DiPino, L (7, 1)										3	2	2	1	0	0	0						
										1	0	0	0	0	1	1						
<b>Inning Stats</b>	R: 0 E: 0 K: 1 S: 6	H: 1 LOB: 1 BB: 0 P: 6	R: 0 E: 0 K: 0 S: 3	H: 0 LOB: 0 BB: 0 P: 3	R: 2 E: 0 K: 1 S: 8	H: 3 LOB: 1 BB: 0 P: 8	R: 3 E: 0 K: 0 S: 7	H: 4 LOB: 2 BB: 1 P: 11	R: 0 E: 0 K: 2 S: 8	H: 1 LOB: 1 BB: 0 P: 12	R: 0 E: 0 K: 1 S: 6	H: 1 LOB: 1 BB: 0 P: 6	R: 0 E: 0 K: 1 S: 5	H: 1 LOB: 0 BB: 1 P: 5	R: 0 E: 0 K: 1 S: 4	H: 0 LOB: 0 BB: 1 P: 8	1B: 7 2B: 3 3B: 0 HR: 1	SF: 0 SAC: 0 DP: 1 HBP: 0	WP: 0 PB: 0 SB: 0 CS: 1	PA: 39		
<b>PITCHER</b>	IP WLS BF H R ER SO BB IBB HBP BLK WP HR S P ERA WHIP	IP WLS BF H R ER SO BB IBB HBP BLK WP HR S P ERA WHIP	IP WLS BF H R ER SO BB IBB HBP BLK WP HR S P ERA WHIP	IP WLS BF H R ER SO BB IBB HBP BLK WP HR S P ERA WHIP	IP WLS BF H R ER SO BB IBB HBP BLK WP HR S P ERA WHIP	IP WLS BF H R ER SO BB IBB HBP BLK WP HR S P ERA WHIP	IP WLS BF H R ER SO BB IBB HBP BLK WP HR S P ERA WHIP	IP WLS BF H R ER SO BB IBB HBP BLK WP HR S P ERA WHIP	IP WLS BF H R ER SO BB IBB HBP BLK WP HR S P ERA WHIP	IP WLS BF H R ER SO BB IBB HBP BLK WP HR S P ERA WHIP	IP WLS BF H R ER SO BB IBB HBP BLK WP HR S P ERA WHIP	IP WLS BF H R ER SO BB IBB HBP BLK WP HR S P ERA WHIP	IP WLS BF H R ER SO BB IBB HBP BLK WP HR S P ERA WHIP	IP WLS BF H R ER SO BB IBB HBP BLK WP HR S P ERA WHIP	IP WLS BF H R ER SO BB IBB HBP BLK WP HR S P ERA WHIP	IP WLS BF H R ER SO BB IBB HBP BLK WP HR S P ERA WHIP	IP WLS BF H R ER SO BB IBB HBP BLK WP HR S P ERA WHIP					
Tom Browning, L ERA: 3.88	3.2	L	20	8	5	5	2	1	0	0	0	0	0	0	0	0	0	1	23	27	12.27	2.455
Pat Pacillo, R ERA:	4.1	6	1	0	0	2	1	0	0	0	0	0	0	0	9	13	0.00	1.500				
Tim Birtsas, L ERA:	6.1	2.0	7	1	0	0	2	0	0	0	0	0	0	0	11	11	0.00	0.500				
Rob Murphy, L ERA: 1.13	8.1	2.0	6	1	0	0	2	1	0	0	0	0	0	0	9	13	0.00	1.000				

AB	36
R	5
H	11
RBI	5
BB	3
SO	8
LOB	18



Batter	1	2	3	4	5	6	7	8	9	AB	R	H	RBI	BB	SO	LOB	BOTTOM					
Kal Daniels, L OBP: 0.395, SLG: 0.437 (1, 7)										4	0	2	1	0	0	0	<b>Chicago Cubs @ Cincinnati Reds</b> Riverfront Stadium, Cincinnati, OH Sun May 22, 1988, 3:33 AM EDT Att: 33,185 - Sunny					
Barry Larkin, R OBP: 0.395, SLG: 0.461 (1, 6)										3	0	0	0	0	0	1						
Eric Davis, R OBP: 0.317, SLG: 0.387 (1, 8)										4	0	1	0	0	0	2						
Leon Durham, L OBP: 0.295, SLG: 0.440 (1, 3)										4	0	0	0	0	2	3						
Buddy Bell, R OBP: 0.333, SLG: 0.259 (1, 5)										4	0	1	0	0	0	2						
Paul O'Neill, L OBP: 0.276, SLG: 0.333 (1, 9)										4	0	1	0	0	2	2						
Bo Diaz, R OBP: 0.256, SLG: 0.411 (1, 2)										4	0	2	0	0	1	3						
Jeff Treadway, L OBP: 0.392, SLG: 0.411 Dave Concepcion, R OBP: 0.343, SLG: 0.311 (7, PH) (8, 4)										2	0	0	0	0	0	2						
Tom Browning, L OBP: 0.179, SLG: 0.188 Pat Pacillo, R Lloyd McClendon, R Tim Birtsas, L Tracy Jones, R Rob Murphy, L (1, 1) (4, 1) (5, PH) (6, 1) (7, PH) (8, 1)										1	0	0	0	0	0	1						
										0	0	0	0	0	0	0						
										1	1	1	0	0	0	0						
										0	0	0	0	0	0	0						
										1	0	0	0	0	0	0						
										0	0	0	0	0	0	0						
										0	0	0	0	0	0	0						
										0	0	0	0	0	0	0						
										0	0	0	0	0	0	0						
<b>Inning Stats</b>	R: 0 E: 1 K: 0 S: 5	H: 1 LOB: 2 BB: 0 P: 5	R: 0 E: 0 K: 1 S: 6	H: 1 LOB: 0 BB: 0 P: 6	R: 0 E: 0 K: 0 S: 3	H: 0 LOB: 0 BB: 0 P: 3	R: 0 E: 0 K: 1 S: 5	H: 0 LOB: 0 BB: 0 P: 5	R: 1 E: 0 K: 0 S: 5	H: 3 LOB: 1 BB: 0 P: 5	R: 0 E: 0 K: 1 S: 7	H: 2 LOB: 2 BB: 0 P: 7	R: 0 E: 0 K: 0 S: 3	H: 0 LOB: 0 BB: 0 P: 3	R: 0 E: 0 K: 1 S: 5	H: 0 LOB: 0 BB: 0 P: 5	R: 0 E: 0 K: 1 S: 6	H: 1 LOB: 1 BB: 0 P: 6	1B: 6 2B: 2 3B: 0 HR: 0	SF: 0 SAC: 1 DP: 1 HBP: 0	WP: 0 PB: 1 SB: 0 CS: 0	PA: 35
<b>PITCHER</b>	IP WLS BF H R ER SO BB IBB HBP BLK WP HR S P ERA WHIP	IP WLS BF H R ER SO BB IBB HBP BLK WP HR S P ERA WHIP	IP WLS BF H R ER SO BB IBB HBP BLK WP HR S P ERA WHIP	IP WLS BF H R ER SO BB IBB HBP BLK WP HR S P ERA WHIP	IP WLS BF H R ER SO BB IBB HBP BLK WP HR S P ERA WHIP	IP WLS BF H R ER SO BB IBB HBP BLK WP HR S P ERA WHIP	IP WLS BF H R ER SO BB IBB HBP BLK WP HR S P ERA WHIP	IP WLS BF H R ER SO BB IBB HBP BLK WP HR S P ERA WHIP	IP WLS BF H R ER SO BB IBB HBP BLK WP HR S P ERA WHIP	IP WLS BF H R ER SO BB IBB HBP BLK WP HR S P ERA WHIP	IP WLS BF H R ER SO BB IBB HBP BLK WP HR S P ERA WHIP	IP WLS BF H R ER SO BB IBB HBP BLK WP HR S P ERA WHIP	IP WLS BF H R ER SO BB IBB HBP BLK WP HR S P ERA WHIP	IP WLS BF H R ER SO BB IBB HBP BLK WP HR S P ERA WHIP	IP WLS BF H R ER SO BB IBB HBP BLK WP HR S P ERA WHIP	IP WLS BF H R ER SO BB IBB HBP BLK WP HR S P ERA WHIP	IP WLS BF H R ER SO BB IBB HBP BLK WP HR S P ERA WHIP					
Greg Maddux, R ERA: 2.11	1.1	6.0	W	25	7	1	1	3	0	0	0	1	1	3	31	31	1.50	1.167				
Frank DiPino, L ERA: 3.55	7.1	3.0	S	10	1	0	0	2	0	0	0	0	0	14	14	0.00	0.333					

AB	34
R	1
H	8
RBI	1
BB	0
SO	5
LOB	17





Batter	1	2	3	4	5	6	7	8	9	AB	R	H	RBI	BB	SO	LOB	TOP									
<b>Kal Daniels, L</b> OBP: 0.407, SLG: 0.441 (1, 7)										3	0	2	1	2	1	0	<b>Cincinnati Reds @ St. Louis Cardinals</b> Busch Stadium, St. Louis, MO Mon May 23 1988, 7:05 PM CDT Att: 30,237 - Unknown - 65 F									
<b>Barry Larkin, R</b> OBP: 0.394, SLG: 0.458 <b>Dave Concepcion, R</b> OBP: 0.338, SLG: 0.308 (1, 6)										1	0	0	0	0	0	0										
<b>Eric Davis, R</b> OBP: 0.326, SLG: 0.395 (1, 8)										5	2	3	0	0	0	2										
<b>Leon Durham, L</b> OBP: 0.316, SLG: 0.453 <b>Lloyd McClendon, R</b> OBP: 0.372, SLG: 0.343 (6, PR) (6, 3)										2	1	2	0	1	0	0										
<b>Buddy Bell, R</b> OBP: 0.316, SLG: 0.250 (1, 5)										5	1	1	0	0	1	5										
<b>Paul O'Neill, L</b> OBP: 0.282, SLG: 0.331 (1, 9)										4	1	1	2	1	0	2										
<b>Jeff Treadway, L</b> OBP: 0.385, SLG: 0.400 (1, 4)										3	1	0	1	1	0	2										
<b>Terry McGriff, R</b> OBP: 0.288, SLG: 0.340 (1, 2)										5	0	2	2	0	3	1										
<b>Dennis Rasmussen, L</b> OBP: 0.250, SLG: 0.300 <b>Jose Rijo, R</b> ERA: 5.87 (9, PH) <b>Dave Collins, S</b> OBP: 0.310, SLG: 0.250 <b>John Franco, L</b> (9, 1)										3	0	0	0	0	1	2										
<b>Inning Stats</b>	R: 0 E: 0 K: 1 S: 6	H: 0 LOB: 0 BB: 0 P: 8	R: 0 E: 0 K: 1 S: 9	H: 1 LOB: 1 BB: 0 P: 16	R: 0 E: 0 K: 1 S: 7	H: 1 LOB: 2 BB: 1 P: 13	R: 2 E: 0 K: 1 S: 14	H: 1 LOB: 0 BB: 1 P: 25	R: 0 E: 0 K: 1 S: 9	H: 1 LOB: 0 BB: 0 P: 13	R: 4 E: 0 K: 0 S: 24	H: 5 LOB: 2 BB: 1 P: 45	R: 2 E: 0 K: 1 S: 20	H: 3 LOB: 2 BB: 1 P: 33	R: 0 E: 0 K: 0 S: 12	H: 1 LOB: 2 BB: 1 P: 22		R: 0 E: 1 K: 1 S: 10	H: 0 LOB: 1 BB: 0 P: 13	1B: 12 2B: 0 3B: 0 HR: 1	SF: 1 SAC: 0 DP: 0 HBP: 0	WP: 1 PB: 0 SB: 0 CS: 1	PA: 45			
<b>PITCHER</b>	IP	WLS	BF	H	R	ER	SO	BB	IBB	HBP	BLK	WP	HR	S	P	ERA	WHIP									
<b>Jose DeLeon, R</b> ERA: 5.21 <b>Steve Peters, L</b> ERA: 5.87 <b>Bob Forsch, R</b> ERA: 4.32 <b>Scott Terry, R</b> ERA: 3.86	(1, 1)	5.1	L	26	8	6	6	5	2	1	0	0	1	0	61	107	10.12	1.875								

Batter	1	2	3	4	5	6	7	8	9	AB	R	H	RBI	BB	SO	LOB	BOTTOM								
<b>Vince Coleman, S</b> OBP: 0.317, SLG: 0.398 (1, 7)										5	0	0	0	0	1	2	<b>Cincinnati Reds @ St. Louis Cardinals</b> Busch Stadium, St. Louis, MO Mon May 23 1988, 7:05 PM CDT Att: 30,237 - Unknown - 65 F								
<b>Luis Alica, S</b> OBP: 0.325, SLG: 0.321 (1, 4)										5	0	1	0	0	0	0									
<b>Willie McGee, S</b> OBP: 0.339, SLG: 0.369 (1, 8)										4	0	1	0	1	1	1									
<b>Tom Brunansky, R</b> OBP: 0.370, SLG: 0.423 (1, 9)										4	1	2	0	1	1	1									
<b>Tony Peña, R</b> OBP: 0.312, SLG: 0.441 (1, 2)										5	1	1	0	0	0	4									
<b>Bob Horner, R</b> OBP: 0.343, SLG: 0.347 (1, 3)										4	0	2	1	0	0	1									
<b>Tom Pagnozzi, R</b> OBP: 0.240, SLG: 0.250 (1, 5)										4	1	2	1	0	0	1									
<b>José Oquendo, S</b> OBP: 0.361, SLG: 0.274 (1, 6)										2	0	1	0	2	0	2									
<b>Jose DeLeon, R</b> ERA: 4.88 <b>Steve Peters, L</b> ERA: 5.87 <b>Terry Pendleton, S</b> OBP: 0.333, SLG: 0.414 <b>Larry McWilliams, R</b> OBP: 0.333, SLG: 0.338 <b>Bob Forsch, R</b> ERA: 4.32 <b>Curt Ford, L</b> OBP: 0.175, SLG: 0.160 <b>Scott Terry, R</b> (9, 1)										2	0	0	0	0	0	1									
<b>Inning Stats</b>	R: 0 E: 0 K: 1 S: 17	H: 0 LOB: 2 BB: 2 P: 31	R: 0 E: 0 K: 0 S: 9	H: 1 LOB: 1 BB: 0 P: 11	R: 0 E: 0 K: 0 S: 6	H: 0 LOB: 0 BB: 0 P: 6	R: 0 E: 0 K: 1 S: 11	H: 2 LOB: 2 BB: 0 P: 15	R: 0 E: 0 K: 0 S: 4	H: 0 LOB: 0 BB: 0 P: 7	R: 3 E: 1 K: 0 S: 17	H: 4 LOB: 3 BB: 1 P: 29	R: 0 E: 0 K: 0 S: 5	H: 1 LOB: 0 BB: 0 P: 7	R: 0 E: 0 K: 1 S: 10	H: 1 LOB: 2 BB: 1 P: 18		R: 0 E: 0 K: 1 S: 8	H: 2 LOB: 2 BB: 0 P: 12	1B: 9 2B: 2 3B: 0 HR: 0	SF: 0 SAC: 0 DP: 1 HBP: 0	WP: 1 PB: 0 SB: 1 CS: 0	PA: 41		
<b>PITCHER</b>	IP	WLS	BF	H	R	ER	SO	BB	IBB	HBP	BLK	WP	HR	S	P	ERA	WHIP								
<b>Dennis Rasmussen, L</b> ERA: 2.63 <b>Jose Rijo, R</b> ERA: 2.63 <b>John Franco, L</b> ERA: 1.04	(1, 1)	5.2	W	25	3	0	3	2	0	0	0	0	0	60	89	4.76	1.412								





Batter	1	2	3	4	5	6	7	8	9	10	11	AB	R	H	RBI	BB	SO	LOB	TOP				
Kal Daniels, L OBP: 0.417, SLG: 0.467 (1, 7)	0-2 SF7 3B		2-2 1B		0-0 FC6-4 1B		1-2 FC4-6 1B			2-2 P4		5	1	4	0	0	0	0					
Jeff Treadway, L OBP: 0.371, SLG: 0.387 (1, 4)	3-2 SF7		1-0 L8		1-2 F8		0-0 FC4-6			0-0 F7		4	0	0	1	0	0	4					
Eric Davis, R OBP: 0.322, SLG: 0.388 (1, 8)	2-1 6-3				2-1 P6		1-2 FC6-4			0-2 F7		5	0	1	0	0	0	2					
Paul O'Neill, L OBP: 0.281, SLG: 0.323 (1, 9)	2-1 F8				4-1 6-3 2B		0-2 P9			0-2 3-1		3	1	0	0	1	0						
Buddy Bell, R OBP: 0.302, SLG: 0.222 (1, 5)		2-0 F8			1-0 6-3		1-1 L7			1-1 F8		4	0	0	0	1	0	1					
Lloyd McClendon, R OBP: 0.375, SLG: 0.375 (1, 3)		0-0 P6			0-0 1B		1-0 1B			1-1 4-3		5	0	2	1	0	0	2					
Dave Concepcion, R OBP: 0.329, SLG: 0.300 (1, 6)		1-1 L8			0-0 1B		1-3 K			0-1 6-3		5	0	1	0	0	1	3					
Terry McGriff, R OBP: 0.286, SLG: 0.333 (1, 2)					0-3 K		1-2 FC3-6 1B			1-1 5-3		4	0	1	0	0	1	0					
Ron Robinson, R OBP: 0.167, SLG: 0.167 (8, 1)					0-3 K		0-0 FC3-6 1B			0-0 F6		3	0	0	0	0	2	1					
Jose Rijo, R OBP: 0.302, SLG: 0.243 (10, PH)												0	0	0	0	0	0	0					
John Franco, L OBP: 0.302, SLG: 0.243 (10, 1)												1	0	0	0	0	0	0					
												0	0	0	0	0	0	0					
<b>Inning Stats</b>	R: 1 E: 0 K: 1 S: 10	H: 1 LOB: 0 BB: 0 P: 17	R: 0 E: 0 K: 0 S: 4	H: 0 LOB: 0 BB: 0 P: 7	R: 0 E: 0 K: 2 S: 10	H: 1 LOB: 1 BB: 0 P: 13	R: 1 E: 0 K: 0 S: 6	H: 2 LOB: 2 BB: 1 P: 13	R: 0 E: 0 K: 1 S: 9	H: 1 LOB: 1 BB: 0 P: 12	R: 0 E: 0 K: 0 S: 8	H: 0 LOB: 0 BB: 0 P: 9	R: 0 E: 0 K: 0 S: 6	H: 0 LOB: 0 BB: 0 P: 8	R: 0 E: 0 K: 0 S: 5	H: 0 LOB: 0 BB: 0 P: 7	R: 0 E: 0 K: 0 S: 6	H: 1 LOB: 2 BB: 1 P: 11	1B: 7 2B: 1 3B: 1 HR: 0	SF: 1 SAC: 1 DP: 0 HBP: 0	WP: 0 PB: 0 SB: 0 CS: 0	PA: 43	
<b>PITCHER</b>	IP 7.0	WLS 3.0	BF 29	H 8	R 2	ER 2	SO 4	BB 1	IBB 0	HBP 0	BLK 0	WP 0	HR 0	S 61	P 89	ERA 2.57	WHIP 1.286						
<b>PITCHER</b>	IP 3.0	WLS 0	BF 9	H 0	R 0	ER 0	SO 0	BB 0	IBB 0	HBP 0	BLK 0	WP 0	HR 0	S 19	P 24	ERA 0.00	WHIP 0.000						
<b>PITCHER</b>	IP 1.0	WLS W	BF 5	H 1	R 0	ER 0	SO 0	BB 0	IBB 1	HBP 0	BLK 0	WP 0	HR 0	S 6	P 11	ERA 0.00	WHIP 1.000						

Cincinnati Reds @ St. Louis Cardinals  
 Busch Stadium, St. Louis, MO  
 Tue May 24 1988, 7:05 PM CDT  
 Att. 44,537 - Unknown - 73 F

AB	39
R	2
H	9
RBI	2
BB	2
SO	4
LOB	13



Batter	1	2	3	4	5	6	7	8	9	10	11	AB	R	H	RBI	BB	SO	LOB	BOTTOM							
Vince Coleman, S OBP: 0.333, SLG: 0.418 (1, 7)	2-2 CS 1B		1-0 E 2B			2-2 S 1B		2-1 G6-3 S 1B		0-0 G1-4-3 1B		5	0	5	1	0	0	0								
Ozzie Smith, S OBP: 0.349, SLG: 0.318 (1, 6)	2-2 F7		2 SAFE G6-3		1-1 L9		3-1 L9		2-2 G6-3		1-0 G1-4-3		5	0	0	0	0	6								
Willie McGee, S OBP: 0.335, SLG: 0.364 (1, 8)	1-3 K		0-1 L7			0-3 K		1-3 K			1-1 1B		5	0	1	0	0	3								
Tom Brunansky, R OBP: 0.365, SLG: 0.416 (1, 9)		3-1 P4			0-2 FC1-4 1B		0-0 4-3			2-2 F7		5	0	1	0	0	1	3								
Tony Peña, R OBP: 0.308, SLG: 0.430 (1, 2)		0-1 B2			1-1 FC1-4		0-1 F2			2-2 4-3		4	1	0	0	1	0	1								
Bob Horner, R OBP: 0.350, SLG: 0.351 (1, 3)		1-0 1B			0-0 G4-6-3		2-3 K			4-1 G4-6-3		4	0	2	0	1	1	1								
Luis Alicea, S OBP: 0.328, SLG: 0.312 (1, 4)		2-2 G3				0-0 6-3		4-1 S BB		2-2 G4-6-3		3	1	0	0	2	0	2								
José Oquendo, S OBP: 0.377, SLG: 0.288 (1, 5)					0-0 SH2-4 2B		0-1 F9			0-0 F4		4	1	2	1	1	0	0								
Cris Carpenter, R OBP: 0.125, SLG: 0.125 (7, PH)					0-1 SH2-4		1-3 K			4-2 1B		1	0	0	0	0	1	0								
Terry Pendleton, S OBP: 0.347, SLG: 0.410 (8, 1)												1	0	0	0	0	1	1								
Todd Worrell, R OBP: 0.269, SLG: 0.250 (10, PH)												0	0	0	0	0	0	0								
Tom Pagnozzi, R OBP: 0.269, SLG: 0.250 (10, 1)												0	0	0	0	0	0	0								
<b>Inning Stats</b>	R: 0 E: 0 K: 1 S: 11	H: 1 LOB: 0 BB: 0 P: 15	R: 0 E: 0 K: 0 S: 8	H: 1 LOB: 1 BB: 0 P: 14	R: 1 E: 1 K: 0 S: 8	H: 2 LOB: 1 BB: 0 P: 10	R: 0 E: 0 K: 0 S: 7	H: 1 LOB: 0 BB: 0 P: 7	R: 0 E: 0 K: 1 S: 6	H: 1 LOB: 1 BB: 0 P: 7	R: 0 E: 0 K: 1 S: 10	H: 1 LOB: 1 BB: 0 P: 15	R: 1 E: 0 K: 2 S: 14	H: 1 LOB: 1 BB: 1 P: 23	R: 0 E: 0 K: 1 S: 11	H: 2 LOB: 1 BB: 1 P: 18	R: 0 E: 0 K: 0 S: 7	H: 0 LOB: 0 BB: 1 P: 15	R: 0 E: 0 K: 0 S: 5	H: 1 LOB: 1 BB: 1 P: 10	R: 1 E: 0 K: 1 S: 13	H: 2 LOB: 3 BB: 3 P: 28	1B: 10 2B: 1 3B: 0 HR: 0	SF: 0 SAC: 1 DP: 3 HBP: 0	WP: 0 PB: 0 SB: 4 CS: 4	PA: 44
<b>PITCHER</b>	IP 7.0	WLS 0.2	BF 28	H 8	R 0	ER 0	SO 5	BB 1	IBB 0	HBP 0	BLK 0	WP 0	HR 0	S 66	P 95	ERA 2.57	WHIP 1.286									
<b>PITCHER</b>	IP 0.2	WLS 0	BF 2	H 0	R 0	ER 0	SO 1	BB 0	IBB 0	HBP 0	BLK 0	WP 0	HR 0	S 6	P 9	ERA 0.00	WHIP 0.000									
<b>PITCHER</b>	IP 1.1	WLS 4	BF 4	H 0	R 0	ER 0	SO 0	BB 1	IBB 0	HBP 0	BLK 0	WP 0	HR 0	S 10	P 20	ERA 0.00	WHIP 0.750									
<b>PITCHER</b>	IP 1.2	WLS L	BF 10	H 3	R 1	ER 1	SO 1	BB 4	IBB 0	HBP 0	BLK 0	WP 0	HR 0	S 18	P 38	ERA 5.40	WHIP 4.200									

Cincinnati Reds @ St. Louis Cardinals  
 Busch Stadium, St. Louis, MO  
 Tue May 24 1988, 7:05 PM CDT  
 Att. 44,537 - Unknown - 73 F

AB	37
R	3
H	11
RBI	2
BB	6
SO	7
LOB	17





Batter	1	2	3	4	5	6	7	8	9	AB	R	H	RBI	BB	SO	LOB	TOP		
<b>Kal Daniels, L</b> OBP: 0.408, SLG: 0.455 (1, 7)	0-1 1-3		2-3 K		3-3 K		0-1 G3			4	0	0	0	0	2	2	<b>Cincinnati Reds @ St. Louis Cardinals</b> Busch Stadium, St. Louis, MO Wed May 25 1988, 3:33 AM CDT Att: 40,168 - Sunny - 60 F		
<b>Barry Larkin, R</b> OBP: 0.381, SLG: 0.451 (1, 6)	3-2 5-3		4-2 BB		3-2 FC6-4		0-0 F7			3	0	0	0	1	0				
<b>Eric Davis, R</b> OBP: 0.320, SLG: 0.381 (1, 8)	0-3 K		3-3 K		4-1 5-3 1B BB		1-1 F8			3	0	0	0	1	2	2			
<b>Buddy Bell, R</b> OBP: 0.298, SLG: 0.225 (1, 5)		1-0 G6-3		1-1 FC5-4 1B		2-2 F8		2-1 5-3		4	0	1	0	0	0	1			
<b>Tracy Jones, R</b> OBP: 0.340, SLG: 0.306 (1, 9)		4-2 FC6-4 BB		1-0 FC5-4		0-0 5-3 1B		1-3 K		0	0	0	0	1	0	0			
<b>Dave Collins, S</b> OBP: 0.304, SLG: 0.250 (2, 9)				1-2 FC6-4 BB		1-2 5-3 1B		4-2 FC6-4 BB		3	0	1	0	0	1	1			
<b>Lloyd McClendon, R</b> OBP: 0.365, SLG: 0.349 (1, 3)		2-3 K		2-3 K		1-2 5-3		4-2 FC6-4 BB		3	0	0	0	1	2	4			
<b>Dave Concepcion, R</b> OBP: 0.313, SLG: 0.284 (1, 4)		1-1 FC6-4		1-2 L9		0-0 L9		0-1 FC6-4		4	0	0	0	0	0	5			
<b>Terry McGriff, R</b> OBP: 0.300, SLG: 0.321 (1, 2)			4-2 SH1-4 BB		4-2 FC6-4 BB		2-2 6-3		1-1 P4	2	0	0	0	2	0	1			
<b>Mario Soto, R</b> OBP: 0.190, SLG: 0.056 (5, PH)			0-1 SH1-4		1-3 K		1-0 G1-3			0	0	0	0	0	0	0			
<b>Chris Sabo, R</b> OBP: 0.310, SLG: 0.480 (5, PH)										1	0	0	0	0	1	1			
<b>Pat Pacillo, R</b> OBP: 0.254, SLG: 0.408 (7, PH)										0	0	0	0	0	0	0			
<b>Bo Diaz, R</b> OBP: 0.254, SLG: 0.408 (7, PH)										1	0	0	0	0	0	0			
<b>Tim Birtsas, L</b> OBP: 0.254, SLG: 0.408 (7, 1)										0	0	0	0	0	0	0			
<b>Inning Stats</b>	R: 0 E: 0 K: 1 S: 8	H: 0 LOB: 0 BB: 0 P: 11	R: 0 E: 0 K: 1 S: 8	H: 0 LOB: 1 BB: 1 P: 16	R: 0 E: 0 K: 2 S: 13	H: 0 LOB: 2 BB: 2 P: 26	R: 0 E: 0 K: 1 S: 12	H: 1 LOB: 1 BB: 0 P: 17	R: 0 E: 0 K: 2 S: 14	H: 0 LOB: 1 BB: 1 P: 25	R: 0 E: 0 K: 0 S: 11	H: 1 LOB: 2 BB: 1 P: 18	R: 0 E: 0 K: 0 S: 7	H: 0 LOB: 0 BB: 0 P: 10	R: 0 E: 0 K: 1 S: 10	H: 0 LOB: 1 BB: 1 P: 16	1B: 2 2B: 0 3B: 0 HR: 0	SF: 0 SAC: 1 DP: 0 HBP: 0	WP: 0 PA: 35 PB: 0 SB: 0 CS: 0
<b>PITCHER</b> Larry McWilliams, L ERA: 1.3	IP: 9.0 WLS: W BF: 35 H: 2 R: 0 ER: 0 SO: 8 BB: 6 IBB: 0 HBP: 0 BLK: 0 WP: 0 HR: 0 S: 88 P: 147 ERA: 0.00 WHIP: 0.889																		

AB	28
R	0
H	2
RBI	0
BB	6
SO	8
LOB	18



Batter	1	2	3	4	5	6	7	8	9	AB	R	H	RBI	BB	SO	LOB	BOTTOM			
<b>Vince Coleman, S</b> OBP: 0.341, SLG: 0.435 (1, 7)	2-2 SH1-3 G6-3 1B	0-1 1-H 3B			2-2 F7		0-0 CS 1B			4	1	3	1	0	0	0	<b>Cincinnati Reds @ St. Louis Cardinals</b> Busch Stadium, St. Louis, MO Wed May 25 1988, 3:33 AM CDT Att: 40,168 - Sunny - 60 F			
<b>Curt Ford, L</b> OBP: 0.179, SLG: 0.160 (9, 7)										0	0	0	0	0	0	0				
<b>Ozzie Smith, S</b> OBP: 0.348, SLG: 0.318 (1, 6)	1-1 SH1-3	1-0 G3-1			1-2 L6		1-0 BB E 1B			3	0	1	0	0	0	1				
<b>Willie McGee, S</b> OBP: 0.333, SLG: 0.367 (1, 8)	0-1 G6-3		1-0 G3		3-0 HR 2B		1-0 E8 BB 1B			4	1	1	1	0	0	1				
<b>Tom Brunansky, R</b> OBP: 0.368, SLG: 0.433 (1, 9)	0-2 6-3		1-1 F3		3-2 HR		4-1 L3 BB			3	1	1	2	1	0	0				
<b>Tony Peña, R</b> OBP: 0.307, SLG: 0.421 (1, 2)		4-2 G6-3 2B BB		0-2 F9		0-1 4-3		2-0 L3		3	1	0	0	1	0	3				
<b>Bob Horner, R</b> OBP: 0.353, SLG: 0.346 (1, 3)		0-0 G6-3		4-2 FC4-6 BB		4-2 BB		2-0 F9		2	0	0	0	2	0	1				
<b>Luis Alica, S</b> OBP: 0.326, SLG: 0.319 (1, 4)		2-0 1B 2B		1-1 SAFE F8		3-2 P6		2-2 P4		4	1	1	1	0	0	2				
<b>José Oquendo, S</b> OBP: 0.358, SLG: 0.271 (1, 5)		1-2 F7		0-0 P7		3-2 L7		0-0 F8		4	0	0	0	0	0	3				
<b>Larry McWilliams, L</b> OBP: 0.333, SLG: 0.313 (1, 1)		1-1 2H 3B 1B		2-0 FC4-6		0-3 K				3	1	1	1	0	1	2				
<b>Inning Stats</b>	R: 1 E: 0 K: 0 S: 12	H: 1 LOB: 0 BB: 0 P: 14	R: 3 E: 0 K: 0 S: 14	H: 3 LOB: 1 BB: 1 P: 23	R: 0 E: 0 K: 0 S: 8	H: 0 LOB: 0 BB: 0 P: 10	R: 0 E: 0 K: 0 S: 7	H: 0 LOB: 1 BB: 1 P: 14	R: 2 E: 0 K: 1 S: 14	H: 2 LOB: 0 BB: 0 P: 23	R: 0 E: 1 K: 1 S: 12	H: 0 LOB: 2 BB: 1 P: 22	R: 0 E: 1 K: 0 S: 5	H: 2 LOB: 2 BB: 1 P: 13	R: 0 E: 0 K: 0 S: 5	H: 0 LOB: 0 BB: 0 P: 9		1B: 4 2B: 3 3B: 1 HR: 1	SF: 0 SAC: 1 DP: 1 HBP: 0	WP: 0 PA: 35 PB: 0 SB: 1 CS: 1
<b>PITCHER</b> Mario Soto, R ERA: 3.74 Pat Pacillo, R ERA: 5.4 Tim Birtsas, L ERA: 2.08	IP: 4.0 WLS: L BF: 18 H: 4 R: 4 ER: 4 SO: 4 BB: 4 IBB: 0 HBP: 0 BLK: 0 WP: 0 HR: 1 S: 26 P: 45 ERA: 9.00 WHIP: 1.500																			

AB	30
R	6
H	8
RBI	6
BB	4
SO	1
LOB	13





Batter	1	2	3	4	5	6	7	8	9	AB	R	H	RBI	BB	SO	LOB	TOP			
<b>Felix Fermin, R</b> (1, 6) OBP: 0.273, SLG: 0.179 <b>Barry Bonds, L</b> (8, PH) OBP: 0.317, SLG: 0.540	0-1 6-3		2-1 FC1			0-3 K		3-2 FC6 1B		3	0	0	0	0	1	2				
<b>Jose Lind, R</b> (1, 4) OBP: 0.295, SLG: 0.286	0-1 1-3		1-1 1-3			0-2 6-3		0-1 FC6		4	0	0	0	0	0	4				
<b>Andy Van Slyke, L</b> (1, 8) OBP: 0.344, SLG: 0.491 <b>Al Pedrique, R</b> (8, 6) OBP: 0.247, SLG: 0.235	1-2 CS 1B			2-2 L6-5 3B		2-2 F7		0-0 SF9		3	0	2	1	0	0	0				
<b>Bobby Bonilla, S</b> (1, 5) OBP: 0.400, SLG: 0.596	1-2 CS 1-2	2-1 4-3		1-3 K		1-1 F8		3-2 L5		4	0	0	0	0	1	2				
<b>Darnell Coles, R</b> (1, 9) OBP: 0.333, SLG: 0.392		1-3 K		0-0 L6-5		1-0 1B		3-1 6-3		4	0	1	0	0	1	1				
<b>Mike Diaz, R</b> (1, 7) OBP: 0.409, SLG: 0.235 <b>Scott Medvin, R</b> (7, 1) <b>Sid Bream, L</b> (9, PH) OBP: 0.322, SLG: 0.426		3-1 5-3		4-6 G6-4-3 BB		3-3 K		2-2 P5		2	0	0	0	1	1	1				
<b>Randy Milligan, R</b> (1, 3) OBP: 0.354, SLG: 0.321			3-1 2B FC1 1B		0-0 G6-4-3 1-2		1-1 1B BB 1B		2-2 F8	4	1	2	0	0	0	1				
<b>Junior Ortiz, R</b> (1, 2) OBP: 0.397, SLG: 0.520			0-0 1-3 2B		2-2 6-3		4-1 1B FC6 BB			2	1	1	0	1	0	0				
<b>Brian Fisher, R</b> (1, 1) <b>Bob Kipper, R</b> (6, 1) <b>R.J. Reynolds, S</b> (7, 7) OBP: 0.298, SLG: 0.372			1-0 1-3		0-3 K		1-2 FC6 SF9 1B			2	0	0	0	0	1	2				
<b>Inning Stats</b>	R: 0 E: 0 K: 1 S: 9	H: 1 LOB: 0 BB: 0 P: 11	R: 0 E: 0 K: 1 S: 7	H: 0 LOB: 0 BB: 0 P: 13	R: 0 E: 0 K: 0 S: 8	H: 2 LOB: 2 BB: 0 P: 15	R: 0 E: 0 K: 1 S: 7	H: 1 LOB: 0 BB: 0 P: 10	R: 0 E: 0 K: 0 S: 5	H: 0 LOB: 0 BB: 1 P: 11	R: 0 E: 0 K: 1 S: 10	H: 1 LOB: 1 BB: 0 P: 16	R: 3 E: 1 K: 0 S: 16	H: 3 LOB: 1 BB: 1 P: 28	R: 0 E: 0 K: 0 S: 9	H: 0 LOB: 0 BB: 0 P: 16	1B: 6 2B: 2 3B: 1 HR: 0	SF: 1 DP: 2 HBP: 0	WP: 0 PA: 35	
<b>PITCHER</b>	IP WLS BF H R ER SO	IP WLS BF H R ER SO	IP WLS BF H R ER SO	IP WLS BF H R ER SO	IP WLS BF H R ER SO	IP WLS BF H R ER SO	IP WLS BF H R ER SO	IP WLS BF H R ER SO	IP WLS BF H R ER SO	IP WLS BF H R ER SO	IP WLS BF H R ER SO	IP WLS BF H R ER SO	IP WLS BF H R ER SO	IP WLS BF H R ER SO	IP WLS BF H R ER SO	IP WLS BF H R ER SO	WP HR S P	ERA WHIP	ERA WHIP	
<b>Danny Jackson, L</b> (1, 1) ERA: 3.0	4.0	2.0	1.0	2.0	0.0	0.0	0.0	0.0	0.0	0.0	0.0	0.0	0.0	0.0	0.0	0.0	0.0	0.0	0.00	1.000
<b>Pat Pacillo, R</b> (5, 1) ERA: 3.39	2.0	1.0	0.0	0.0	0.0	0.0	0.0	0.0	0.0	0.0	0.0	0.0	0.0	0.0	0.0	0.0	0.0	0.0	0.00	0.500
<b>Rob Murphy, L</b> (7, 1) ERA: 1.75	1.0	0.0	0.0	0.0	0.0	0.0	0.0	0.0	0.0	0.0	0.0	0.0	0.0	0.0	0.0	0.0	0.0	0.0	0.00	5.000
<b>John Franco, L</b> (8, 1) ERA: 1.21	2.0	0.0	0.0	0.0	0.0	0.0	0.0	0.0	0.0	0.0	0.0	0.0	0.0	0.0	0.0	0.0	0.0	0.0	0.00	0.000

Pittsburgh Pirates @ Cincinnati Reds  
Riverfront Stadium, Cincinnati, OH  
Fri May 27 1988, 7:05 PM EDT  
Att: 29,445 - Unknown - 77 F

AB 31  
R 3  
H 8  
RBI 2  
BB 2  
SO 5  
LOB 13



Batter	1	2	3	4	5	6	7	8	9	AB	R	H	RBI	BB	SO	LOB	BOTTOM			
<b>Kal Daniels, L</b> (1, 7) OBP: 0.410, SLG: 0.456	2-2 F8		0-0 SH1-3 1B	1-2 FC6-4		0-1 1-2 1B		1-2 3H 1B		4	0	2	1	0	0	2				
<b>Dave Collins, S</b> (1, 9) OBP: 0.300, SLG: 0.250 <b>Rob Murphy, L</b> (7, 1) <b>Lloyd McClendon, R</b> (8, 3) OBP: 0.365, SLG: 0.349 <b>John Franco, L</b> (8, 1)	3-3 K		0-0 SH1-3 1B		0-0 F8		0-1 F7			4	0	1	0	0	1	1				
<b>Barry Larkin, R</b> (1, 6) OBP: 0.361, SLG: 0.454	2-2 6-3		0-0 SH1-3		2-1 6-3		0-0 4-3 WP 2B			3	1	1	0	0	0	0				
<b>Paul O'Neill, L</b> (1, 8) OBP: 0.288, SLG: 0.331		0-1 4-3 2B	4-0 G6-4-3 IBB		1-2 4-3		2-0 4-3			3	1	1	0	1	0	1				
<b>Buddy Bell, R</b> (1, 5) OBP: 0.294, SLG: 0.209		0-0 6-3	0-2 G6-4-3			4-1 FC2-5 1B BB		1-1 6-3		3	0	0	0	1	0	4				
<b>Bo Diaz, R</b> (1, 2) OBP: 0.254, SLG: 0.403		0-0 4-3		0-1 P6		0-0 FC2-5 2B 1B		1-3 K		4	1	1	0	0	1	1				
<b>Dave Concepcion, R</b> (1, 3) OBP: 0.322, SLG: 0.299		4-1 2B BB		1-0 FC3-5 2B		0-0 FC2-5 2B 1B		2-1 6-3		3	1	1	0	1	0	2				
<b>Jeff Treadway, L</b> (1, 4) OBP: 0.382, SLG: 0.410		1-2 2B		4-0 FC3-5 BB		0-0 1B BB 2B		0-1 4-3		3	1	2	2	1	0	0				
<b>Danny Jackson, R</b> (1, 1) OBP: 0.080, SLG: 0.083 <b>Pat Pacillo, R</b> (5, 1) <b>Luis Quinones, S</b> (6, PH) OBP: 1.000, SLG: 1.000 <b>Leo Garcia, L</b> (7, 8) OBP: 0.241, SLG: 0.192		1-3 3H 2B		0-1 FC3-5		3-2 FC2-5 1B		1-0 F7		2	0	0	0	0	1	4				
<b>Inning Stats</b>	R: 0 E: 0 K: 1 S: 12	H: 0 LOB: 0 BB: 0 P: 19	R: 1 E: 0 K: 1 S: 14	H: 2 LOB: 2 BB: 1 P: 20	R: 0 E: 0 K: 0 S: 6	H: 2 LOB: 2 BB: 1 P: 10	R: 0 E: 0 K: 0 S: 8	H: 1 LOB: 1 BB: 1 P: 14	R: 0 E: 0 K: 0 S: 7	H: 0 LOB: 0 BB: 0 P: 10	R: 3 E: 0 K: 0 S: 13	H: 4 LOB: 1 BB: 1 P: 18	R: 1 E: 0 K: 1 S: 7	H: 1 LOB: 0 BB: 0 P: 11	R: 0 E: 0 K: 0 S: 5	H: 0 LOB: 0 BB: 0 P: 8	1B: 5 2B: 5 3B: 0 HR: 0	SF: 0 SAC: 1 DP: 1 HBP: 0	WP: 1 PA: 36	
<b>PITCHER</b>	IP WLS BF H R ER SO	IP WLS BF H R ER SO	IP WLS BF H R ER SO	IP WLS BF H R ER SO	IP WLS BF H R ER SO	IP WLS BF H R ER SO	IP WLS BF H R ER SO	IP WLS BF H R ER SO	IP WLS BF H R ER SO	IP WLS BF H R ER SO	IP WLS BF H R ER SO	IP WLS BF H R ER SO	IP WLS BF H R ER SO	IP WLS BF H R ER SO	IP WLS BF H R ER SO	IP WLS BF H R ER SO	WP HR S P	ERA WHIP	ERA WHIP	
<b>Brian Fisher, R</b> (1, 1) ERA: 3.3	1.0	1.2	0.0	0.0	0.0	0.0	0.0	0.0	0.0	0.0	0.0	0.0	0.0	0.0	0.0	0.0	0.0	0.0	9.00	2.000
<b>Bob Kipper, L</b> (6, 1) ERA: 3.5	1.0	0.0	0.0	0.0	0.0	0.0	0.0	0.0	0.0	0.0	0.0	0.0	0.0	0.0	0.0	0.0	0.0	0.0	0.00	0.000
<b>Scott Medvin, R</b> (7, 1) ERA: 5.4	1.2	0.0	0.0	0.0	0.0	0.0	0.0	0.0	0.0	0.0	0.0	0.0	0.0	0.0	0.0	0.0	0.0	0.0	0.00	0.000

Pittsburgh Pirates @ Cincinnati Reds  
Riverfront Stadium, Cincinnati, OH  
Fri May 27 1988, 7:05 PM EDT  
Att: 29,445 - Unknown - 77 F

AB 31  
R 5  
H 10  
RBI 4  
BB 4  
SO 3  
LOB 15









Batter	1	2	3	4	5	6	7	8	9	AB	R	H	RBI	BB	SO	LOB	TOP																	
<b>Barry Bonds, L</b> OBP: 0.342, SLG: 0.561 (1, 7)										4	2	2	0	1	0	2	<b>Pittsburgh Pirates @ Cincinnati Reds</b> Riverfront Stadium, Cincinnati, OH Sun May 29 1988, 3:33 AM EDT Att: 30,660 - Cloudy - 90 F																	
<b>Jose Lind, R</b> OBP: 0.292, SLG: 0.289 (1, 4)										3	0	0	0	1	0	3																		
<b>Andy Van Slyke, L</b> OBP: 0.337, SLG: 0.481 (1, 8)										5	0	1	3	0	0	1																		
<b>Bobby Bonilla, S</b> OBP: 0.411, SLG: 0.618 (1, 5)										3	1	2	1	2	0	0																		
<b>Darnell Coles, R</b> OBP: 0.364, SLG: 0.425 (1, 9)										3	0	1	0	2	0	3																		
<b>R.J. Reynolds, S</b> OBP: 0.304, SLG: 0.377 (9, 9)										0	0	0	0	0	0	0																		
<b>Randy Milligan, R</b> OBP: 0.338, SLG: 0.322 (6, PH)										3	0	1	0	0	1	3																		
<b>Sid Bream, L</b> OBP: 0.315, SLG: 0.417 (6, 3)										2	0	0	0	0	1	3																		
<b>Junior Ortiz, R</b> OBP: 0.381, SLG: 0.491 (1, 2)										5	0	1	0	0	1	1																		
<b>Al Pedrique, R</b> OBP: 0.247, SLG: 0.237 (1, 6)										4	1	2	0	0	0	1																		
<b>John Smiley, L</b> OBP: 0.190, SLG: 0.150 (7, 1)										3	0	1	0	0	1	1																		
<b>Jim Gott, R</b> (7, 1)										0	0	0	0	0	0	0																		
<b>Inning Stats</b>	R: 1 E: 0 K: 0 S: 11	H: 2 LOB: 2 BB: 1 P: 21	R: 0 E: 0 K: 0 S: 10	H: 2 LOB: 2 BB: 0 P: 13	R: 0 E: 1 K: 1 S: 11	H: 1 LOB: 1 BB: 0 P: 16	R: 2 E: 0 K: 0 S: 9	H: 3 LOB: 3 BB: 3 P: 27	R: 0 E: 0 K: 0 S: 7	H: 1 LOB: 3 BB: 2 P: 20	R: 0 E: 0 K: 1 S: 5	H: 0 LOB: 0 BB: 0 P: 6	R: 0 E: 0 K: 0 S: 5	H: 0 LOB: 0 BB: 0 P: 10	R: 1 E: 0 K: 2 S: 16	H: 1 LOB: 0 BB: 0 P: 21	1B: 7 2B: 3 3B: 0 HR: 1	SF: 0 SAC: 2 DP: 0 HBP: 0	WP: 0 PB: 0 SB: 0 CS: 1	PA: 43														
<b>PITCHER</b>	IP WLS BF H R ER SO BB IBB HBP BLK WP HR S P ERA WHIP																																	
<b>Dennis Rasmussen, L</b> ERA: 4.91	(1, 1)	5.0	L	27	9	3	3	1	2	2	0	2	0	0	52	93	5.40	2.200																
<b>Tim Birtsas, L</b> ERA: 1.86	(6, 1)	0.2		4	1	0	0	0	0	1	0	0	0	0	6	13	0.00	1.500																
<b>Jose Rijo, R</b> ERA: 2.51	(6, 1)	3.1		12	1	1	1	3	1	0	0	0	0	1	27	44	2.70	0.600																

Batter	1	2	3	4	5	6	7	8	9	AB	R	H	RBI	BB	SO	LOB	BOTTOM																		
<b>Kal Daniels, L</b> OBP: 0.399, SLG: 0.440 (1, 7)										4	0	1	0	0	0	2	<b>Pittsburgh Pirates @ Cincinnati Reds</b> Riverfront Stadium, Cincinnati, OH Sun May 29 1988, 3:33 AM EDT Att: 30,660 - Cloudy - 90 F																		
<b>Dave Collins, S</b> OBP: 0.276, SLG: 0.231 (1, 8)										4	0	0	0	0	1	3																			
<b>Barry Larkin, R</b> OBP: 0.357, SLG: 0.447 (1, 6)										1	0	0	0	0	0	0																			
<b>Jeff Treadway, L</b> OBP: 0.371, SLG: 0.395 (3, 4)										3	0	0	0	0	1	0																			
<b>Chris Sabo, R</b> OBP: 0.309, SLG: 0.474 (1, 5)										4	0	1	0	0	0	0																			
<b>Buddy Bell, R</b> OBP: 0.273, SLG: 0.191 (1, 3)										0	0	0	0	0	0	0																			
<b>Luis Quinones, S</b> OBP: 0.333, SLG: 0.333 (3, 6)										4	0	1	0	0	0	1																			
<b>Dave Concepcion, R</b> OBP: 0.316, SLG: 0.294 (2, 3)										4	0	2	0	0	0	2																			
<b>Bo Diaz, R</b> OBP: 0.324, SLG: 0.394 (1, 2)										4	1	1	0	0	1	3																			
<b>Terry McGriff, R</b> OBP: 0.300, SLG: 0.321 (9, PR)										0	0	0	0	0	0	0																			
<b>Lloyd McClendon, R</b> OBP: 0.386, SLG: 0.362 (1, 9)										3	1	2	0	0	1	0																			
<b>Dennis Rasmussen, L</b> ERA: 2.28, SLG: 0.286 (5, PH)	(1, 1)	0.2		4	1	0	0	0	0	0	0	0	0	0	0	0	<b>Pittsburgh Pirates @ Cincinnati Reds</b> Riverfront Stadium, Cincinnati, OH Sun May 29 1988, 3:33 AM EDT Att: 30,660 - Cloudy - 90 F																		
<b>Eric Davis, R</b> OBP: 0.324, SLG: 0.385 (5, PR)	(5, PR)	0.2		4	1	0	0	0	0	0	0	0	0	0	0	0																			
<b>Tom Browning, L</b> OBP: 0.241, SLG: 0.235 (6, 1)	(6, 1)	0.2		4	1	0	0	0	0	0	0	0	0	0	0	0																			
<b>Tim Lincecum, R</b> OBP: 0.300, SLG: 0.321 (9, PR)	(9, PR)	0.2		4	1	0	0	0	0	0	0	0	0	0	0	0																			
<b>Jose Rijo, R</b> OBP: 0.300, SLG: 0.321 (9, PH)	(9, PH)	0.2		4	1	0	0	0	0	0	0	0	0	0	0	0																			
<b>Paul O'Neill, L</b> OBP: 0.294, SLG: 0.320 (9, PH)	(9, PH)	0.2		4	1	0	0	0	0	0	0	0	0	0	0	0																			
<b>Inning Stats</b>	R: 0 E: 0 K: 0 S: 7	H: 0 LOB: 0 BB: 0 P: 11	R: 0 E: 0 K: 0 S: 5	H: 1 LOB: 0 BB: 0 P: 7	R: 0 E: 1 K: 2 S: 8	H: 0 LOB: 1 BB: 0 P: 12	R: 0 E: 0 K: 0 S: 5	H: 0 LOB: 0 BB: 0 P: 6	R: 2 E: 1 K: 1 S: 17	H: 3 LOB: 2 BB: 0 P: 24	R: 0 E: 0 K: 0 S: 12	H: 2 LOB: 1 BB: 0 P: 17	R: 0 E: 0 K: 1 S: 6	H: 0 LOB: 0 BB: 0 P: 9	R: 0 E: 0 K: 0 S: 7	H: 2 LOB: 2 BB: 0 P: 9		1B: 9 2B: 1 3B: 0 HR: 0	SF: 0 SAC: 2 DP: 2 HBP: 0	WP: 0 PB: 0 SB: 0 CS: 0	PA: 36														
<b>PITCHER</b>	IP WLS BF H R ER SO BB IBB HBP BLK WP HR S P ERA WHIP																																		
<b>John Smiley, L</b> ERA: 3.21	(1, 1)	6.2	W	28	7	2	0	3	0	0	0	1	0	0	57	83		0.00	1.050																
<b>Jim Gott, R</b> ERA: 2.08	(7, 1)	2.1	S	8	2	0	0	1	0	0	0	0	0	0	17	24		0.00	0.857																







Batter	1	2	3	4	5	6	7	8	9	AB	R	H	RBI	BB	SO	LOB	TOP					
Barry Larkin, R OBP: 0.350, SLG: 0.438	F7		4-3			6-3			F4	4	0	0	0	0	0	0						
Chris Sabo, R OBP: 0.304, SLG: 0.472	F6			K			F7		F6	4	0	0	0	0	1	0						
Kal Daniels, L OBP: 0.398, SLG: 0.443	1-6-3			4-3			CS 1B			3	0	1	0	0	0	0						
Eric Davis, R OBP: 0.319, SLG: 0.377		6-3		K			K			3	0	0	0	0	2	1						
Paul O'Neill, L OBP: 0.284, SLG: 0.331		4-3 2B			F9				G3	3	0	1	0	0	0	0						
Dave Collins, S OBP: 0.303, SLG: 0.283		4-3			G6-4-3 1B					3	0	2	0	0	0	1						
Bo Diaz, R OBP: 0.242, SLG: 0.375		K2-3			G6-4-3 1-2				F3	3	0	0	0	0	1	3						
Jeff Treadway, L OBP: 0.361, SLG: 0.382			4-3			4-3			4-3	3	0	0	0	0	0	1						
Jose Rijo, R (8, 1)										0	0	0	0	0	0	0						
Mario Soto, R OBP: 0.174, SLG: 0.050			K							2	0	0	0	0	2	0						
Tim Birtsas, L (7, 1)										0	0	0	0	0	0	0						
Luis Quinones, S OBP: 0.273, SLG: 0.273									F8	1	0	0	0	0	0	0						
<b>Inning Stats</b>	R: 0 H: 0 E: 0 K: 0 S: 3	H: 0 LOB: 0 BB: 0 P: 5	R: 0 H: 1 E: 0 K: 1 S: 7	LOB: 1 BB: 0 P: 8	R: 0 H: 0 E: 0 K: 1 S: 8	LOB: 0 BB: 0 P: 12	R: 0 H: 0 E: 0 K: 2 S: 10	LOB: 0 BB: 0 P: 19	R: 0 H: 0 E: 0 K: 0 S: 7	LOB: 0 BB: 0 P: 11	R: 0 H: 1 E: 0 K: 1 S: 12	LOB: 0 BB: 0 P: 19	R: 0 H: 1 E: 0 K: 0 S: 7	LOB: 1 BB: 0 P: 10	R: 0 H: 0 E: 0 K: 0 S: 8	LOB: 0 BB: 0 P: 10	R: 0 H: 0 E: 0 K: 0 S: 8	LOB: 0 BB: 0 P: 10	1B: 2 2B: 2 HR: 0	SF: 0 SAC: 0 DP: 1 HBP: 0	WP: 0 PB: 0 SB: 0 CS: 1	PA: 29
<b>PITCHER</b> Jeff Pico, R ERA: 0.00	IP: 9.0 WLS: W BF: 29 H: 4 R: 0 ER: 0 SO: 6 BB: 0 IBB: 0 HBP: 0 BLK: 0 WP: 0 HR: 0 S: 70 P: 104 ERA: 0.00 WHIP: 0.444															<b>PITCHER</b>						

Cincinnati Reds @ Chicago Cubs  
Wrigley Field, Chicago, IL  
Tue May 31 1988, 3:33 AM CDT  
Att: 19,038 - Sunny - 90 F

AB	29
R	0
H	4
RBI	0
BB	0
SO	6
LOB	6



Batter	1	2	3	4	5	6	7	8	9	AB	R	H	RBI	BB	SO	LOB	BOTTOM												
Dave Martinez, L OBP: 0.302, SLG: 0.331	4-3		K		F6		F7			4	0	0	0	0	1	3													
Rafael Palmeiro, L OBP: 0.388, SLG: 0.519	4-3		F8			6-3		4-3		4	0	0	0	0	0	0													
Andre Dawson, R OBP: 0.337, SLG: 0.554	HR		F8			6-3		K		4	1	1	1	0	1	0													
23 Ryne Sandberg, R OBP: 0.291, SLG: 0.418	6-3				F8		F6		6-3	4	0	0	0	0	0	0													
Mark Grace, L OBP: 0.398, SLG: 0.495		1B 2B			F8		BLK 1B 1B			3	2	2	0	0	0	0													
Jody Davis, R OBP: 0.412, SLG: 0.573	6-3				5-3		F7			3	0	0	0	0	0	2													
Vance Law, R OBP: 0.335, SLG: 0.420		2B 1B			L9		1B BLK 1B			3	1	2	1	0	0	0													
Shawon Dunston, R OBP: 0.300, SLG: 0.408		1B 2B			SH1-4 1B		S 1B			3	0	3	2	0	0	0													
Jeff Pico, R (1, 1)	5-3				SH1-4 1-2		K			2	0	0	0	0	1	2													
<b>Inning Stats</b>	R: 1 H: 1 E: 0 K: 0 S: 11	H: 3 LOB: 0 BB: 0 P: 19	R: 2 H: 3 E: 0 K: 0 S: 9	LOB: 0 BB: 0 P: 15	R: 0 H: 0 E: 0 K: 1 S: 6	LOB: 0 BB: 0 P: 11	R: 0 H: 0 E: 0 K: 0 S: 5	LOB: 0 BB: 0 P: 5	R: 0 H: 1 E: 0 K: 0 S: 8	LOB: 1 BB: 0 P: 12	R: 0 H: 0 E: 0 K: 0 S: 4	LOB: 0 BB: 0 P: 7	R: 1 H: 3 E: 0 K: 1 S: 13	LOB: 2 BB: 0 P: 16	R: 0 H: 0 E: 0 K: 1 S: 7	LOB: 0 BB: 0 P: 10	R: 0 H: 0 E: 0 K: 0 S: 7	LOB: 0 BB: 0 P: 10	1B: 5 2B: 2 3B: 0 HR: 1	SF: 0 SAC: 1 DP: 0 HBP: 0	WP: 0 PB: 0 SB: 1 CS: 0	PA: 31							
<b>PITCHER</b> Mario Soto, R ERA: 3.89	IP: 6.2 WLS: L BF: 27 H: 8 R: 4 ER: 4 SO: 2 BB: 0 IBB: 0 HBP: 0 BLK: 0 WP: 0 HR: 1 S: 54 P: 82 ERA: 5.40 WHIP: 1.200															<b>PITCHER</b>													
Tim Birtsas, L ERA: 1.42	0.2	2	0	0	0	0	0	0	0	0	0	4	6	0.00	0.000														
Jose Rijo, R ERA: 2.47	0.2	2	0	0	0	1	0	0	0	0	0	5	7	0.00	0.000														

Cincinnati Reds @ Chicago Cubs  
Wrigley Field, Chicago, IL  
Tue May 31 1988, 3:33 AM CDT  
Att: 19,038 - Sunny - 90 F

AB	30
R	4
H	8
RBI	4
BB	0
SO	3
LOB	7





Batter	1	2	3	4	5	6	7	8	9	AB	R	H	RBI	BB	SO	LOB	TOP					
Barry Larkin, R (1, 6) OBP: 0.349, SLG: 0.434 Dave Concepcion, R (7, 6) OBP: 0.309, SLG: 0.287	0-1 FC3-6 1B		2-2 F8		0-1 F7		0-0 F4		0-1 6-3	4	0	1	0	0	0	2						
Dave Collins, S (1, 8) OBP: 0.295, SLG: 0.266	1-0 FC3-6 FC1-4 1-2		0-0 L5		4-0 BB		0-0 FC6		0-0 G3	4	0	0	0	1	0	3						
Kal Daniels, L (1, 7) OBP: 0.400, SLG: 0.438	4-0 FC1-4 1-2 BB			0-0 4-3	2-1 4-3			4-1 1B G4-6-3 BB		2	1	0	0	2	0	1						
Eric Davis, R (1, 9) OBP: 0.323, SLG: 0.380	0-0 FC1-4 1-2 2-3		1-2 6-3 1B		1-1 F9		0-0 F7	0-0 G4-6-3 1B		4	0	2	0	0	0	2						
Paul O'Neill, L (1, 3) OBP: 0.283, SLG: 0.324	1-1 4-3		4-2 6-3 1-2 BB		1-0 4-3		0-0 G4-6-3	0-0 G4-6-3 1-2		3	0	0	0	1	0	3						
Chris Sabo, R (1, 5)		1-2 4-3		1-2 6-3		0-0 F7		0-0 F6		4	0	0	0	0	0	2						
Jeff Treadway, L (1, 4) OBP: 0.358, SLG: 0.374		3-2 4-3		4-0 FC6-4 IBB			0-1 L7		0-0 F7	3	0	0	0	1	0	0						
Terry McGriff, R (1, 2) OBP: 0.313, SLG: 0.321		1-3 K		0-0 FC6-4 1-2			4-1 BB	1-1 HR 1B		3	1	1	0	1	1	3						
Tom Browning, L (1, 1) OBP: 0.238, SLG: 0.211 Leo Garcia, L (7, PH) OBP: 0.250, SLG: 0.179 Pat Pacillo, R (7, 1) Jose Rijo, R (8, 1) Lloyd McClendon, R (9, PH) OBP: 0.407, SLG: 0.449			0-0 G3		0-3 K		3-1 E1 FC6	2-2 HR		2	0	0	0	0	1	0						
<b>Inning Stats</b>	R: 0 E: 0 K: 0 S: 6	H: 1 LOB: 2 BB: 1 P: 12	R: 0 E: 0 K: 1 S: 10	H: 0 LOB: 0 BB: 0 P: 15	R: 0 E: 0 K: 0 S: 5	H: 0 LOB: 0 BB: 0 P: 7	R: 0 E: 0 K: 0 S: 10	H: 1 LOB: 3 BB: 2 P: 20	R: 0 E: 0 K: 1 S: 8	H: 0 LOB: 0 BB: 0 P: 14	R: 0 E: 0 K: 0 S: 4	H: 0 LOB: 0 BB: 0 P: 6	R: 0 E: 1 K: 0 S: 7	H: 0 LOB: 2 BB: 1 P: 14	R: 1 E: 0 K: 0 S: 7	H: 1 LOB: 0 BB: 1 P: 12	R: 2 E: 0 K: 0 S: 11	H: 2 LOB: 0 BB: 0 P: 14	1B: 4 2B: 0 3B: 0 HR: 1	SF: 0 SAC: 0 DP: 1 HBP: 0	WP: 0 PA: 38 PB: 0 SB: 2 CS: 0	
<b>PITCHER</b>	IP WLS BF H R ER SO BB IBB HBP BLK WP HR S P ERA WHIP	8.1 W 36 5 3 3 2 5 1 0 0 0 1 65 111 3.24 1.200	0.2 0 0 0 0 0 0 0 0 0 0 0 0 3 3 0.00 0.000																			

Cincinnati Reds @ Chicago Cubs  
Wrigley Field, Chicago, IL  
Wed Jun 01 1988, 3:33 AM CDT  
Att: 20,250 - Sunny - 85 F

AB 32  
R 3  
H 5  
RBI 2  
BB 6  
SO 2  
LOB 17



Batter	1	2	3	4	5	6	7	8	9	AB	R	H	RBI	BB	SO	LOB	BOTTOM				
Shawon Dunston, R (1, 6) OBP: 0.304, SLG: 0.410 Angel Salazar, R (8, 6) OBP: 0.333, SLG: 0.412	2-2 F4		1-2 CS 1B		0-0 L9		1-1 1B E 1B			4	1	2	1	0	0	0					
Rafael Palmeiro, L (1, 7) OBP: 0.395, SLG: 0.539	1-0 6-3 3B		2-2 6-3 1-2		2-1 2B		2-1 E9 1B			4	1	3	0	0	0	1					
Andre Dawson, R (1, 9) OBP: 0.335, SLG: 0.548	0-1 6-3			1-2 23 HR 1B	1-0 F3		3-2 F4			4	1	1	1	0	0	2					
23 Ryne Sandberg, R (1, 4) OBP: 0.295, SLG: 0.451	1-3 K			1-0 HR		3-2 L7		3-2 HR		4	2	2	3	0	1	0					
Jody Davis, R (1, 2) OBP: 0.398, SLG: 0.550	3-1 F9		1-2 F8		1-2 F8		1-2 6-3	1-0 F5		4	0	0	0	0	0	1					
Vance Law, R (1, 5) OBP: 0.338, SLG: 0.418		1-0 6-3		2-2 FC6-4 1B		0-0 F6		4-1 1B BB		3	0	1	0	1	0	0					
Mark Grace, L (1, 3) OBP: 0.393, SLG: 0.480		1-1 F9		1-0 F9			4-1 FC5-4 BB	2-2 F8		3	0	0	0	1	0	2					
Darrin Jackson, R (1, 8) OBP: 0.259, SLG: 0.328		1-2 F8		1-0 FC6-4 1-2			1-2 FC5-4 1B E	3-2 1B		4	1	1	0	0	0	2					
Greg Maddux, R (1, 1) OBP: 0.132, SLG: 0.184 Rich Gossage, R (9, 1) OBP: 0.245			1-3 K		0-3 K		1-3 K	1-3 K		4	0	0	0	0	4	3					
<b>Inning Stats</b>	R: 1 E: 0 K: 1 S: 11	H: 1 LOB: 1 BB: 0 P: 18	R: 0 E: 0 K: 0 S: 6	H: 0 LOB: 0 BB: 0 P: 9	R: 0 E: 0 K: 1 S: 10	H: 1 LOB: 0 BB: 0 P: 13	R: 2 E: 0 K: 0 S: 13	H: 3 LOB: 1 BB: 0 P: 19	R: 0 E: 0 K: 1 S: 8	H: 1 LOB: 1 BB: 0 P: 11	R: 0 E: 0 K: 0 S: 8	H: 0 LOB: 0 BB: 0 P: 12	R: 2 E: 2 K: 1 S: 17	H: 2 LOB: 1 BB: 1 P: 28	R: 1 E: 0 K: 1 S: 16	H: 2 LOB: 2 BB: 1 P: 30	1B: 6 2B: 1 3B: 1 HR: 2	SF: 0 SAC: 0 DP: 0 HBP: 0	WP: 0 PA: 36 PB: 1 SB: 0 CS: 1		
<b>PITCHER</b>	IP WLS BF H R ER SO BB IBB HBP BLK WP HR S P ERA WHIP	6.0 L 24 6 3 3 3 0 0 0 0 0 1 56 82 4.50 1.000	1.2 11 4 3 2 1 2 0 0 0 0 0 1 30 54 10.80 3.600	0.1 1 0 0 0 0 1 0 0 0 0 0 0 3 4 0.00 0.000																	

Cincinnati Reds @ Chicago Cubs  
Wrigley Field, Chicago, IL  
Wed Jun 01 1988, 3:33 AM CDT  
Att: 20,250 - Sunny - 85 F

AB 34  
R 6  
H 10  
RBI 5  
BB 2  
SO 5  
LOB 11









Batter	1	2	3	4	5	6	7	8	9	AB	R	H	RBI	BB	SO	LOB	TOP								
<b>Barry Larkin, R</b> OBP: 0.346, SLG: 0.428	6-3	4-3			F7		FC1-5 2B		G3 HR 1B	5	2	1	0	0	0	3	<b>Cincinnati Reds @ Los Angeles Dodgers</b> Dodger Stadium, Los Angeles, CA Sat Jun 04 1988, 3:33 AM PDT Att: 32,550 - Cloudy - 80 F								
<b>Chris Sabo, R</b> OBP: 0.308, SLG: 0.475	2B		FC4-6 1B		5-3		2B		F8	5	0	3	1	0	0	1									
<b>Kal Daniels, L</b> OBP: 0.404, SLG: 0.457	BB		FC4-6 CS						G3	3	0	1	0	2	0	2									
<b>Eric Davis, R</b> OBP: 0.327, SLG: 0.374	K 2-3		P6						HR HBP	4	1	0	0	0	3	6									
<b>Paul O'Neill, L</b> OBP: 0.293, SLG: 0.354		G1 1B	CS		FC4-6 1B		F8		HR	5	2	3	3	0	0	1									
<b>Nick Esasky, R</b> OBP: 0.355, SLG: 0.419									HR	3	0	2	0	1	1	1									
<b>Luis Quinones, S</b> OBP: 0.250, SLG: 0.250 (8, PR)										0	0	0	0	0	0	0									
<b>Dave Concepcion, R</b> OBP: 0.294, SLG: 0.272 (8, 3)										1	0	0	0	0	1	0									
<b>Bo Diaz, R</b> OBP: 0.241, SLG: 0.362 (1, 2)		1-3			F8					4	0	0	0	0	1	6									
<b>Jeff Treadway, L</b> OBP: 0.365, SLG: 0.380 (1, 4)					FC4-6					2	0	1	0	2	0	1									
<b>Ron Robinson, R</b> OBP: 0.150, SLG: 0.150 (7, PH)										2	0	0	1	0	0	2									
<b>Dave Collins, S</b> OBP: 0.292, SLG: 0.262 (7, PH)		G1								1	0	0	0	0	0	1									
<b>Frank Williams, R</b> (7, 1)										0	0	0	0	0	0	2									
<b>Buddy Bell, R</b> OBP: 0.283, SLG: 0.196 (8, PH)										1	0	0	0	0	0	2									
<b>Jose Rijo, R</b> (8, 1)										0	0	0	0	0	0	0									
<b>Inning Stats</b>	R: 0 E: 0 K: 1 S: 6	H: 1 LOB: 1 BB: 1 P: 13	R: 2 E: 0 K: 0 S: 10	H: 2 LOB: 2 BB: 1 P: 18	R: 0 E: 0 K: 0 S: 8	H: 1 LOB: 0 BB: 0 P: 14	R: 0 E: 0 K: 1 S: 9	H: 1 LOB: 1 BB: 0 P: 13	R: 0 E: 0 K: 0 S: 4	H: 0 LOB: 0 BB: 0 P: 6	R: 0 E: 0 K: 1 S: 10	H: 1 LOB: 2 BB: 1 P: 17	R: 1 E: 1 K: 1 S: 17	H: 2 LOB: 2 BB: 1 P: 28	R: 0 E: 0 K: 1 S: 15	H: 1 LOB: 1 BB: 1 P: 26	R: 3 E: 0 K: 1 S: 12	H: 2 LOB: 0 BB: 0 P: 18	1B: 7 2B: 3 3B: 0 HR: 1	SF: 0 SAC: 0 DP: 0 HBP: 1	WP: 1 PB: 0 SB: 0 CS: 1	PA: 43			
<b>PITCHER</b> <b>Orel Hershiser, R</b> ERA: 2.46	IP: 9.0 WLS: L BF: 42	H: 11 R: 5 ER: 5 SO: 6	BB: 3 IBB: 2 HBP: 1 BLK: 0	WP: 1 HR: 1 S: 91 P: 153	ERA: 5.00 WHIP: 1.556																				



Batter	1	2	3	4	5	6	7	8	9	AB	R	H	RBI	BB	SO	LOB	BOTTOM								
<b>Steve Sax, R</b> OBP: 0.344, SLG: 0.419 (1, 4)	5-3	1B			6-3		4-3			4	0	1	2	0	0	1	<b>Cincinnati Reds @ Los Angeles Dodgers</b> Dodger Stadium, Los Angeles, CA Sat Jun 04 1988, 3:33 AM PDT Att: 32,550 - Cloudy - 80 F								
<b>Mike Davis, L</b> OBP: 0.282, SLG: 0.248 (1, 9)	CS 1B	4-3			3-1				G3	4	0	1	0	0	0	2									
<b>Kirk Gibson, L</b> OBP: 0.362, SLG: 0.514 (1, 7)	1B				G3				4-3	4	0	1	0	0	1	0									
<b>Pedro Guerrero, R</b> OBP: 0.393, SLG: 0.411 (1, 5)	F8									3	0	0	0	1	1	1									
<b>Mike Marshall, R</b> OBP: 0.287, SLG: 0.362 (1, 3)		L5			4-3					4	0	0	0	0	0	1									
<b>John Shelby, S</b> OBP: 0.366, SLG: 0.422 (1, 8)		1B 1B			4-3					4	1	1	0	0	1	0									
<b>Mike Scioscia, L</b> OBP: 0.389, SLG: 0.376 (1, 2)	F7									3	0	2	0	1	0	1									
<b>Dave Anderson, R</b> OBP: 0.344, SLG: 0.377 <b>Danny Heep, L</b> OBP: 0.438, SLG: 0.340 (9, PH)		1B 1B			P4					3	1	1	0	0	0	2									
<b>Orel Hershiser, R</b> OBP: 0.077, SLG: 0.077 <b>Franklin Stubbs, L</b> OBP: 0.333, SLG: 0.321 (9, PH)		1B 1B			B1-3					2	0	1	0	0	0	1									
<b>Inning Stats</b>	R: 0 E: 0 K: 0 S: 8	H: 2 LOB: 1 BB: 0 P: 12	R: 2 E: 0 K: 0 S: 16	H: 4 LOB: 2 BB: 0 P: 22	R: 0 E: 0 K: 2 S: 10	H: 0 LOB: 0 BB: 0 P: 15	R: 0 E: 0 K: 0 S: 14	H: 1 LOB: 1 BB: 0 P: 21	R: 0 E: 0 K: 0 S: 6	H: 0 LOB: 0 BB: 0 P: 9	R: 0 E: 0 K: 0 S: 8	H: 0 LOB: 0 BB: 0 P: 9	R: 0 E: 0 K: 0 S: 6	H: 0 LOB: 1 BB: 1 P: 11	R: 0 E: 0 K: 3 S: 12	H: 0 LOB: 1 BB: 0 P: 18		1B: 8 2B: 0 3B: 0 HR: 0	SF: 0 SAC: 1 DP: 0 HBP: 0	WP: 0 PB: 0 SB: 0 CS: 1	PA: 36				
<b>PITCHER</b> <b>Ron Robinson, R</b> ERA: 4.17	IP: 6.0 WLS: 24 BF: 24	H: 7 R: 2 ER: 2 SO: 2	BB: 0 IBB: 0 HBP: 0 BLK: 0	WP: 0 HR: 0 S: 62 P: 88	ERA: 3.00 WHIP: 1.167																				
<b>Frank Williams, R</b> ERA: 3.79	IP: 1.0 WLS: 4 BF: 4	H: 0 R: 0 ER: 0 SO: 0	BB: 1 IBB: 0 HBP: 0 BLK: 0	WP: 0 HR: 0 S: 6 P: 11	ERA: 0.00 WHIP: 1.000																				
<b>Jose Rijo, R</b> ERA: 2.25	IP: 2.0 WLS: W BF: 8	H: 1 R: 0 ER: 0 SO: 3	BB: 1 IBB: 0 HBP: 0 BLK: 0	WP: 0 HR: 0 S: 17 P: 27	ERA: 0.00 WHIP: 1.000																				





Batter	1	2	3	4	5	6	7	8	9	AB	R	H	RBI	BB	SO	LOB	TOP										
Barry Larkin, R (1,6) OBP: 0.346, SLG: 0.427 Luis Quinones, S (6,6) OBP: 0.214, SLG: 0.214	L5		1-1 2H 1B		1-2 4-3		0-0 F8		0-2 F5	3	0	1	1	0	0	0	<b>Cincinnati Reds @ Los Angeles Dodgers</b> Dodger Stadium, Los Angeles, CA Sun Jun 05 1988, 3:33 AM PDT Att: 38,982 - Sunny - 75 F										
Chris Sabo, R (1,5) OBP: 0.311, SLG: 0.473	1-0 CS 1B		3-2 4-3			1-0 1B 1B	2-2 F7		0-3 K	5	1	2	0	0	1	2											
Kal Daniels, L (1,7) OBP: 0.406, SLG: 0.457	2-2 6-3			1-1 E 1B		3-1 1B 1B			2-3 K	4	0	2	0	0	1	1											
Eric Davis, R (1,8) OBP: 0.330, SLG: 0.377		3-3 K		0-0 E9 1B		0-0 FC4-6 1B			0-0 F8	4	0	2	1	0	1	0											
Paul O'Neill, L (1,9) OBP: 0.292, SLG: 0.358	0-1 5-3			0-1 F5		0-1 P3			1-0 2B	4	1	1	0	0	0	4											
Nick Esasky, R (1,3) OBP: 0.360, SLG: 0.426				4-0 G6-3 BB		1-2 F2			1-0 1B 2B	3	1	1	1	1	1	2											
Bo Diaz, R (1,2) OBP: 0.241, SLG: 0.359 Tom Browning, L (8, PR) OBP: 0.238, SLG: 0.211 Terry McGriff, R (8,2) OBP: 0.313, SLG: 0.321			1-3 K	0-0 G6-3		1-1 FC4-6			0-2 1B	4	0	1	1	0	1	5											
Jeff Treadway, L (1,4) OBP: 0.357, SLG: 0.370			1-2 E4 SH3-4 1B		0-1 G3				1-3 K	4	1	0	0	0	1	1											
Mario Soto, R (1,1) OBP: 0.167, SLG: 0.048 Lloyd McClendon, R (7, PH) OBP: 0.406, SLG: 0.453 Rob Murphy, L (7,1) Frank Williams, R (8,1) Dave Collins, S (9, PH) OBP: 0.288, SLG: 0.258			0-0 SH3-4		1-3 K		1-0 1B		2-1 L6	1	0	0	0	0	1	0											
<b>Inning Stats</b>	R: 0 E: 0 K: 0 S: 5	H: 1 LOB: 0 BB: 0 P: 8	R: 0 E: 0 K: 2 S: 10	H: 0 LOB: 0 BB: 0 P: 13	R: 1 E: 1 K: 1 S: 14	H: 1 LOB: 1 BB: 0 P: 19	R: 0 E: 1 K: 0 S: 6	H: 2 LOB: 2 BB: 1 P: 11	R: 0 E: 0 K: 1 S: 8	H: 0 LOB: 0 BB: 0 P: 10	R: 1 E: 0 K: 0 S: 12	H: 3 LOB: 2 BB: 0 P: 18	R: 0 E: 0 K: 0 S: 11	H: 1 LOB: 1 BB: 0 P: 16	R: 2 E: 0 K: 2 S: 12	H: 3 LOB: 1 BB: 0 P: 17		R: 0 E: 0 K: 1 S: 10	H: 0 LOB: 0 BB: 0 P: 12	1B: 9 2B: 2 3B: 0 HR: 0	SF: 0 SAC: 1 DP: 1 HBP: 0	WP: 0 PB: 0 SB: 0 CS: 1	PA: 38				
<b>PITCHER</b>	IP 7.2	WLS W	BF 33	H 10	R 4	ER 3	SO 5	BB 1	IBB 0	HBP 0	BLK 0	WP 0	HR 0	S 72	P 105	ERA 3.52	WHIP 1.435										
Tim Leary, R (1,1) ERA: 2.75 Jay Howell, R (8,1) ERA: 2.53	1.1	S	5	1	0	0	2	0	0	0	0	0	0	16	19	0.00	0.750										

Batter	1	2	3	4	5	6	7	8	9	AB	R	H	RBI	BB	SO	LOB	BOTTOM										
Steve Sax, R (1,4) OBP: 0.345, SLG: 0.418	4-3		1-1 L4-6 BLK 1B		1-2 E 2B		0-2 F7		1-0 3-1	5	1	2	0	0	0	2	<b>Cincinnati Reds @ Los Angeles Dodgers</b> Dodger Stadium, Los Angeles, CA Sun Jun 05 1988, 3:33 AM PDT Att: 38,982 - Sunny - 75 F										
Mike Davis, L (1,9) OBP: 0.276, SLG: 0.242	1-1 F7		3-2 F8		3-2 F9		0-0 FC4-6			4	0	0	0	0	0	3											
Kirk Gibson, L (1,7) OBP: 0.365, SLG: 0.519	0-2 E4 CS		1-2 L4-6		0-0 E 2B		1-2 WP 1B			4	1	2	1	0	0	1											
Mike Marshall, R (1,3) OBP: 0.286, SLG: 0.360	1-0 CS	0-1 5-3		2-0 E 1B		0-1 E6			1-3 K	4	1	1	0	0	1	1											
John Shelby, S (1,8) OBP: 0.370, SLG: 0.425		0-0 G3 S 1B		0-0 1B		2-1 P5			2-3 K	4	1	2	0	0	1	2											
Mike Scioscia, L (1,2) OBP: 0.392, SLG: 0.375 Jay Howell, R (8,1)		1-1 G3		0-0 FC4-6 1B		4-0 IBB			1-1 4-3	3	0	1	0	1	0	2											
Jeff Hamilton, R (1,5) OBP: 0.204, SLG: 0.326				0-0 FC4-6 E		0-0 F7			3-1 3B	4	1	2	1	0	0	3											
Dave Anderson, R (1,6) OBP: 0.338, SLG: 0.368		1-1 E6		3-2 E6		1-2 F2			1-2 F9	4	0	1	0	0	0	1											
Tim Leary, R (1,1) OBP: 0.368, SLG: 0.474 Rick Dempsey, R (8,2) OBP: 0.349, SLG: 0.421		1-2 P3		0-0 4-3		2-1 FC4-6 1B			3-2 5-3	3	0	1	0	0	0	3											
<b>Inning Stats</b>	R: 0 E: 1 K: 0 S: 10	H: 0 LOB: 0 BB: 0 P: 13	R: 1 E: 0 K: 0 S: 11	H: 3 LOB: 2 BB: 0 P: 14	R: 0 E: 0 K: 0 S: 9	H: 1 LOB: 0 BB: 0 P: 14	R: 2 E: 2 K: 0 S: 9	H: 3 LOB: 1 BB: 0 P: 14	R: 2 E: 2 K: 0 S: 16	H: 2 LOB: 2 BB: 1 P: 25	R: 0 E: 0 K: 0 S: 9	H: 1 LOB: 1 BB: 0 P: 12	R: 0 E: 0 K: 2 S: 11	H: 1 LOB: 1 BB: 0 P: 16	R: 0 E: 0 K: 0 S: 9	H: 1 LOB: 1 BB: 0 P: 17		1B: 10 2B: 2 3B: 1 HR: 0	SF: 0 SAC: 0 DP: 1 HBP: 0	WP: 2 PB: 0 SB: 1 CS: 1	PA: 38						
<b>PITCHER</b>	IP 6.0	WLS L	BF 29	H 10	R 5	ER 2	SO 0	BB 0	IBB 0	HBP 0	BLK 0	WP 1	HR 0	S 64	P 92	ERA 3.00	WHIP 1.667										
Mario Soto, R (7,1) ERA: 3.83 Rob Murphy, L (8,1) ERA: 3.19 Frank Williams, R (8,1) ERA: 3.6	1.0	4	1	0	0	2	0	0	0	0	0	1	0	11	16	0.00	1.000										






Batter	1	2	3	4	5	6	7	8	9	AB	R	H	RBI	BB	SO	LOB	TOP		
<b>Chris Sabo, R</b> OBP: 0.311, SLG: 0.468 (1, 5)	F3	2-1 2-H 1B			5-3		2-1 BB E G6-4-3 1B	FC6-4	4-3	6	1	2	1	0	0	2			
<b>Jeff Treadway, L</b> OBP: 0.358, SLG: 0.371 (1, 4)	K		F8		BB BB 1B		E6	FC6-4 1B	4-3	5	2	2	0	0	1	1			
<b>Kal Daniels, L</b> OBP: 0.419, SLG: 0.482 (1, 7)	HR		HR		BB BB 1B		G6-4-3 BB	FC6-4 1B	2-0	3	2	3	1	2	0	0			
<b>Eric Davis, R</b> OBP: 0.332, SLG: 0.411 (1, 8)	HR		HR		F2		G6-4-3	FC6-4 1B	0-0	5	3	2	3	0	0	6			
<b>Paul O'Neill, L</b> OBP: 0.307, SLG: 0.374 (1, 9)	2B		3-1		1-2 2-3 BB		1-1	1B	1-3 1B	4	1	3	2	1	0	0			
<b>Nick Esasky, R</b> OBP: 0.354, SLG: 0.416 (1, 3)	K		K		F8		K2-3	1B	1-2 2B	5	1	1	1	0	3	5			
<b>Bo Diaz, R</b> OBP: 0.246, SLG: 0.366 (1, 2)		0-0 1B 2B			F8		F9		P6	5	2	2	1	0	0	0			
<b>Dave Concepcion, R</b> OBP: 0.290, SLG: 0.268 (1, 6)	5-3	2-1 1B	4-3		F9		F9	FC6-4 1B	2-3 K	5	0	1	0	0	1	3			
<b>Tom Browning, L</b> OBP: 0.231, SLG: 0.250 (1, 1)	5-3	0-2 1B	K		G3		G3	K	1-1 2B	5	0	1	2	0	2	2			
<b>Inning Stats</b>	R: 2 E: 0 K: 2 S: 14	H: 3 LOB: 1 BB: 0 P: 23	R: 1 E: 0 K: 0 S: 8	H: 2 LOB: 1 BB: 0 P: 12	R: 2 E: 0 K: 1 S: 9	H: 2 LOB: 0 BB: 0 P: 15	R: 0 E: 0 K: 1 S: 7	H: 0 LOB: 0 BB: 0 P: 10	R: 0 E: 0 K: 0 S: 14	H: 1 LOB: 3 BB: 2 P: 25	R: 0 E: 1 K: 1 S: 11	H: 2 LOB: 1 BB: 1 P: 19	R: 0 E: 0 K: 1 S: 6	H: 1 LOB: 1 BB: 0 P: 8	R: 5 E: 0 K: 1 S: 16	H: 6 LOB: 1 BB: 0 P: 25	1B: 11 2B: 3 3B: 0 HR: 3	SF: 0 SAC: 0 DP: 1 HBP: 0	WP: 0 PA: 46
<b>PITCHER</b>	IP	WLS	BF	H	R	ER	SO	BB	IBB	HBP	BLK	WP	HR	S	P	ERA	WHIP		
<b>Mark Grant, R</b> ERA: 4.45 (1, 1)	3.0	L	15	7	5	5	3	0	0	0	0	0	3	31	50	15.00	2.3333		
<b>Candy Sierra, R</b> ERA: 5.7 (4, 1)	2.0		9	1	0	0	1	2	0	0	0	0	0	21	35	0.00	1.500		
<b>Dave Leiper, L</b> ERA: 1.93 (6, 1)	3.0		13	3	2	0	2	1	0	0	0	0	0	24	39	0.00	1.333		
<b>Greg Booker, R</b> ERA: 4.3 (9, 1)	1.0		9	6	5	5	1	0	0	0	0	0	0	16	25	45.00	6.000		

**Cincinnati Reds @ San Diego Padres**  
**Jack Murphy Stadium, San Diego, CA**  
 Mon Jun 06 1988, 10:05 PM EDT  
 Att: 8,053 - Unknown - 65 F


AB 43  
 R 12  
 H 17  
 RBI 11  
 BB 3  
 SO 7  
 LOB 19



Batter	1	2	3	4	5	6	7	8	9	AB	R	H	RBI	BB	SO	LOB	BOTTOM				
<b>Shane Mack, R</b> OBP: 0.310, SLG: 0.230 (1, 8)	5-3		F7		F8			5-3		4	0	0	0	0	0	1					
<b>Roberto Alomar, S</b> OBP: 0.276, SLG: 0.335 (1, 4)	F9		F8		F7			5-3		4	0	0	0	0	0	1					
<b>Tony Gwynn, L</b> OBP: 0.322, SLG: 0.336 (1, 9)	BB		PB BB		F8			WP 1B		2	0	1	0	2	0	0					
<b>Keith Moreland, R</b> OBP: 0.332, SLG: 0.363 (1, 7)	F4		F9		F8			F6		4	0	0	0	0	0	3					
<b>John Kruk, L</b> OBP: 0.388, SLG: 0.439 (1, 3)	5-3		FC6-4 BB		1-3			1-3		3	0	0	0	1	0	1					
<b>Benito Santiago, R</b> OBP: 0.250, SLG: 0.316 (1, 2)	6-3		F9		K			6-3		3	0	0	0	0	1	2					
<b>Chris Brown, R</b> OBP: 0.305, SLG: 0.284 (1, 5)	1-3		FC6-4		6-3					3	0	0	0	0	0	2					
<b>Garry Templeton, S</b> OBP: 0.228, SLG: 0.258 (1, 6)			F9		F9			K		3	0	0	0	0	1	0					
<b>Mark Grant, R</b> (1, 1)			E5		K			F4		0	0	0	0	0	0	0					
<b>Dickie Thorn, R</b> OBP: 0.306, SLG: 0.284 (3, PH)										1	0	0	0	0	0	0					
<b>Candy Sierra, R</b> (4, 1)										0	0	0	0	0	0	0					
<b>Carmelo Martinez, R</b> OBP: 0.288, SLG: 0.303 (5, PH)										1	0	0	0	0	1	0					
<b>Dave Leiper, L</b> (6, 1)										0	0	0	0	0	0	0					
<b>Randy Ready, R</b> OBP: 0.250, SLG: 0.419 (8, PH)										1	0	0	0	0	0	0					
<b>Greg Booker, R</b> (9, 1)										0	0	0	0	0	0	0					
<b>Inning Stats</b>	R: 0 E: 0 K: 0 S: 8	H: 0 LOB: 1 BB: 1 P: 16	R: 0 E: 0 K: 0 S: 5	H: 0 LOB: 0 BB: 0 P: 9	R: 0 E: 1 K: 0 S: 7	H: 0 LOB: 1 BB: 0 P: 12	R: 0 E: 0 K: 0 S: 3	H: 0 LOB: 2 BB: 2 P: 15	R: 0 E: 0 K: 1 S: 6	H: 0 LOB: 0 BB: 0 P: 11	R: 0 E: 0 K: 0 S: 8	H: 0 LOB: 0 BB: 0 P: 13	R: 0 E: 0 K: 1 S: 6	H: 0 LOB: 0 BB: 0 P: 10	R: 0 E: 0 K: 1 S: 10	H: 0 LOB: 0 BB: 0 P: 14	R: 0 E: 0 K: 0 S: 11	H: 1 LOB: 1 BB: 0 P: 18	1B: 1 2B: 0 3B: 0 HR: 0	SF: 0 SAC: 0 DP: 0 HBP: 0	WP: 1 PA: 32
<b>PITCHER</b>	IP	WLS	BF	H	R	ER	SO	BB	IBB	HBP	BLK	WP	HR	S	P	ERA	WHIP				
<b>Tom Browning, L</b> ERA: 3.46 (1, 1)	9.0	W	32	1	0	0	3	3	0	0	0	1	0	64	118	0.00	0.444				

**Cincinnati Reds @ San Diego Padres**  
**Jack Murphy Stadium, San Diego, CA**  
 Mon Jun 06 1988, 10:05 PM EDT  
 Att: 8,053 - Unknown - 65 F

AB 29  
 R 0  
 H 1  
 RBI 0  
 BB 3  
 SO 3  
 LOB 10





Batter	1	2	3	4	5	6	7	8	9	AB	R	H	RBI	BB	SO	LOB	TOP		
Chris Sabo, R OBP: 0.320, SLG: 0.479 (1, 5)	0-0 FC4-6 1B		2-2 E 2B		0-2 6-3			3-1 L4-3-4 1B		4	1	3	0	0	0	0	<b>Cincinnati Reds @ San Diego Padres</b> Jack Murphy Stadium, San Diego, CA Tue Jun 07 1988, 10:05 PM EDT Att: 8,575 - Unknown - 60 F		
Dave Collins, S OBP: 0.286, SLG: 0.257 (1, 9)	2-2 FC4-6 G4-6-3 1-2		2-0 E3 1B		0-0 F7			1-2 L4-3-4 1-2		4	0	1	1	0	0	2			
Kal Daniels, L OBP: 0.412, SLG: 0.472 (1, 7)	0-1 G4-6-3 1-2		0-0 G3			0-0 G3			1-2 F5	4	0	0	0	0	0	2			
Paul O'Neill, L OBP: 0.306, SLG: 0.367 (1, 8)		4-0 BB BB	1-0 2-3			1-1 F9			1-3 K	3	0	0	0	1	1	1			
Nick Esasky, R OBP: 0.358, SLG: 0.414 (1, 3)		0-3 K		1-1 2B 1B		0-1 5-3			4-1 BB	3	0	1	0	1	1	1			
Jeff Treadway, L OBP: 0.356, SLG: 0.364 (1, 4)	1-2 BB	4-0 BB		3-2 P6 1B			1-1 4-3		0-2 F8	3	0	0	0	1	0	2			
Bo Diaz, R OBP: 0.241, SLG: 0.360 (1, 2)	2-1 5-3			0-1 F8			0-0 5-3			3	0	0	0	0	0	2			
Dave Concepcion, R OBP: 0.291, SLG: 0.280 (1, 6)			0-0 4-3	2-2 1-H 2B			1-1 6-3			3	0	1	0	0	0	0			
Danny Jackson, R OBP: 0.115, SLG: 0.120 (1, 1)			0-2 2B 1B		0-0 L7			2-2 P4		1	1	1	0	0	0	0			
Lloyd McClendon, R (5, PH) OBP: 0.400, SLG: 0.444 Frank Williams, R (5, 1) Barry Larkin, R (8, PH) OBP: 0.345, SLG: 0.425 Tim Birtsas, L (8, 1)										1	0	0	0	0	0	0			
										0	0	0	0	0	0	0			
										1	0	0	0	0	0	0			
										0	0	0	0	0	0	0			
										0	0	0	0	0	0	0			
										0	0	0	0	0	0	0			
<b>Inning Stats</b>	R: 0 E: 0 K: 0 S: 7	H: 1 LOB: 0 BB: 0 P: 9	R: 0 E: 0 K: 1 S: 5	H: 0 LOB: 1 BB: 2 P: 15	R: 2 E: 1 K: 0 S: 15	H: 3 LOB: 1 BB: 0 P: 21	R: 0 E: 0 K: 0 S: 11	H: 2 LOB: 2 BB: 0 P: 17	R: 0 E: 0 K: 0 S: 5	H: 0 LOB: 0 BB: 0 P: 6	R: 0 E: 0 K: 0 S: 5	H: 0 LOB: 0 BB: 0 P: 7	R: 0 E: 0 K: 0 S: 8	H: 1 LOB: 0 BB: 0 P: 14	R: 0 E: 0 K: 1 S: 11	H: 0 LOB: 1 BB: 1 P: 17	1B: 5 2B: 3 3B: 0 HR: 0	SF: 0 SAC: 0 DP: 2 HBP: 0	WP: 0 PA: 33 PB: 0 SB: 0 CS: 0
<b>PITCHER</b>	IP WLS BF H R ER SO BB IBB HBP BLK WP HR S P ERA WHIP	7.0 W 26 6 2 2 1 2 0 0 0 0 0 53 80 2.57 1.143	2.0 L 7 1 0 0 1 1 0 0 0 0 0 19 31 0.00 1.000																

AB	30
R	2
H	7
RBI	1
BB	3
SO	2
LOB	10



Batter	1	2	3	4	5	6	7	8	9	AB	R	H	RBI	BB	SO	LOB	BOTTOM		
Shane Mack, R OBP: 0.307, SLG: 0.221 (1, 8)	1-1 1-3		1-3 K	1-3 K			4-0 WP BB			3	0	0	0	1	2	1	<b>Cincinnati Reds @ San Diego Padres</b> Jack Murphy Stadium, San Diego, CA Tue Jun 07 1988, 10:05 PM EDT Att: 8,575 - Unknown - 60 F		
Roberto Alomar, S OBP: 0.277, SLG: 0.333 (1, 4)	1-0 L6			1-2 BB 1B	0-1 P6		2-1 4-3			4	1	1	0	0	0	1			
Tony Gwynn, L OBP: 0.327, SLG: 0.331 (1, 9)	1-2 4-3			4-1 BB 2B	1-2 F8		4-1 BB			2	1	0	0	2	0	0			
Keith Moreland, R OBP: 0.335, SLG: 0.371 Lance McCullers, S (8, 1)		1-3 K		1-0 1B 2B	0-1 FC6-4 1B		2-1 P6			4	1	2	2	0	1	2			
Carmelo Martinez, R OBP: 0.287, SLG: 0.301 (1, 3)		0-0 P4		2-0 G4-6-3 2B 1B	1-0 FC6-4		0-0 5-3			4	1	1	1	0	0	1			
Benito Santiago, R OBP: 0.250, SLG: 0.311 (1, 2)		0-0 5-3		4-0 G4-6-3 BB		1-1 F7		1-2 5-3		3	0	0	0	1	0	0			
Chris Brown, R OBP: 0.303, SLG: 0.313 (1, 5)			1-0 HR	0-0 G4-6-3	2-3 K		2-0 F9			4	1	1	1	0	1	2			
Garry Templeton, S OBP: 0.231, SLG: 0.254 (1, 6)			0-3 K	4-0 2B IBB		1-1 6-3				2	1	0	0	1	1	0			
Ed Whitson, R OBP: 0.158, SLG: 0.263 Tim Flannery, L (7, PH) Marvell Wynne, L (8, 7)			0-0 5-3	0-0 2B			1-0 F8			2	0	1	2	0	0	0			
										1	0	0	0	0	0	0			
										0	0	0	0	0	0	0			
<b>Inning Stats</b>	R: 0 E: 0 K: 0 S: 7	H: 0 LOB: 0 BB: 0 P: 10	R: 0 E: 0 K: 1 S: 7	H: 0 LOB: 0 BB: 0 P: 8	R: 1 E: 0 K: 2 S: 8	H: 1 LOB: 0 BB: 0 P: 10	R: 5 E: 0 K: 1 S: 13	H: 4 LOB: 1 BB: 3 P: 32	R: 0 E: 0 K: 1 S: 7	H: 0 LOB: 0 BB: 0 P: 11	R: 0 E: 0 K: 0 S: 6	H: 0 LOB: 2 BB: 2 P: 19	R: 0 E: 0 K: 0 S: 5	H: 0 LOB: 0 BB: 0 P: 8	R: 0 E: 0 K: 0 S: 5	H: 0 LOB: 0 BB: 0 P: 8	1B: 3 2B: 2 3B: 0 HR: 1	SF: 0 SAC: 0 DP: 1 HBP: 0	WP: 1 PA: 34 PB: 0 SB: 0 CS: 0
<b>PITCHER</b>	IP WLS BF H R ER SO BB IBB HBP BLK WP HR S P ERA WHIP	4.0 L 19 5 6 6 4 2 0 0 0 1 0 21 40 0.00 1.000	3.0 L 12 1 0 0 1 2 0 0 0 1 0 21 40 0.00 1.000	1.0 L 3 0 0 0 0 0 0 0 0 0 0 5 8 0.00 0.000															

AB	29
R	6
H	6
RBI	6
BB	5
SO	5
LOB	7













Batter	1	2	3	4	5	6	7	8	9	AB	R	H	RBI	BB	SO	LOB	TOP								
Barry Larkin, R OBP: 0.391, SLG: 0.427	5-3		2B 1B		FC4-6					5	1	3	2	0	0	1	<p>Cincinnati Reds @ San Francisco Giants</p> <p>Candlestick Park, San Francisco, CA</p> <p>Fri Jun 10 1988, 10:05 PM EDT</p> <p>Att: 20,990 - Unknown</p>								
Chris Sabo, R OBP: 0.318, SLG: 0.471	F7		2B			5-3				5	1	2	0	0	0	2									
Kal Daniels, L OBP: 0.417, SLG: 0.461	G3		F7				1B			3	1	1	0	2	0	2									
Eric Davis, R OBP: 0.329, SLG: 0.405		5-3		5-3		F3		1B BB	K	5	1	1	2	0	1	2									
Paul O'Neill, L OBP: 0.321, SLG: 0.390	E4			G3		F8		1B BB	F7	5	1	1	1	0	0	2									
Nick Esasky, R OBP: 0.347, SLG: 0.406	FC6-4			5-3			2B		F7	5	0	1	0	0	1	4									
Bo Diaz, R OBP: 0.240, SLG: 0.353	FC5-4			5-3				BB 1B		4	1	1	1	0	0	2									
Jeff Treadway, L OBP: 0.349, SLG: 0.352			4-3		FC4-6			F7		4	0	1	0	0	1	3									
Mario Soto, R Buddy Bell, R Candy Sierra, R Dave Collins, S Frank Williams, R Lloyd McClendon, R Rob Murphy, L	5-3		5-3		K		K	1B BB		0	0	0	0	0	0	0									
<b>Inning Stats</b>	R: 0 E: 0 K: 0 S: 5	H: 0 LOB: 0 BB: 0 P: 7	R: 0 E: 1 K: 0 S: 7	H: 0 LOB: 1 BB: 0 P: 11	R: 0 E: 0 K: 0 S: 8	H: 2 LOB: 2 BB: 0 P: 12	R: 0 E: 0 K: 0 S: 5	H: 0 LOB: 0 BB: 0 P: 7	R: 0 E: 0 K: 1 S: 7	H: 1 LOB: 1 BB: 0 P: 8	R: 0 E: 0 K: 0 S: 5	H: 1 LOB: 1 BB: 0 P: 9	R: 0 E: 0 K: 2 S: 10	H: 1 LOB: 1 BB: 0 P: 13	R: 6 E: 0 K: 1 S: 18	H: 6 LOB: 2 BB: 2 P: 31		R: 0 E: 0 K: 1 S: 10	H: 0 LOB: 1 BB: 1 P: 17	1B: 9 2B: 2 3B: 0 HR: 0	SF: 0 SAC: 0 DP: 0 HBP: 0	WP: 0 PB: 0 SB: 0 CS: 0	PA: 42		
<b>PITCHER</b>	IP	WLS	BF	H	R	ER	SO	BB	IBB	HBP	BLK	WP	HR	S	P	ERA	WHIP								
Rick Reuschel, R ERA: 2.6	6.0	W	23	4	0	0	1	0	0	0	0	0	0	37	54	0.00	0.667								
Scott Garretts, R ERA: 8.15	1.1		11	6	6	6	3	1	0	0	0	0	0	23	33	40.50	5.250								
Randy Bockus, R ERA: 2.0	0.2		4	1	0	0	0	1	0	0	0	0	0	5	11	0.00	3.000								
Don Robinson, R ERA: 2.38	1.0	S	4	0	0	0	1	1	0	0	0	0	0	10	17	0.00	1.000								

Batter	1	2	3	4	5	6	7	8	9	AB	R	H	RBI	BB	SO	LOB	BOTTOM								
Brett Butler, L OBP: 0.371, SLG: 0.360	4-3	HR 1B	1-3			4-3 1B		G3 BB		4	2	2	0	1	0	1	<p>Cincinnati Reds @ San Francisco Giants</p> <p>Candlestick Park, San Francisco, CA</p> <p>Fri Jun 10 1988, 10:05 PM EDT</p> <p>Att: 20,990 - Unknown</p>								
Robby Thompson, R Francisco Melendez, L	BB 1B	HR BB			K	L9		G3		3	2	1	0	1	1	1									
Will Clark, L Scott Garretts, R Randy Bockus, L	BB 1B	HR			FC5-4 BB	4-3		L7		2	2	1	3	2	0	1									
Joel Youngblood, R Don Robinson, R	2B BB	HR			BB	4-3				0	0	0	0	0	0	0									
Candy Maldonado, R	P6	HR			FC5-4 1B	2-1				4	1	2	2	0	0	3									
Mike Aldrete, L	2B 1B	HR			FC5-4 1B	2H 1B				4	1	2	1	0	0	1									
Ernest Riles, L	2B				FC5-4			G3		4	1	2	2	0	0	2									
Matt Williams, R	K				K	F9		G3		4	0	0	0	0	2	2									
Kirt Manwaring, R		6-3	4-3 2B		K	K		1-3		4	0	1	0	0	1	0									
Rick Reuschel, R Chris Speier, R	G5-3		4-3		K			4-3		3	0	0	1	0	1	1									
<b>Inning Stats</b>	R: 3 E: 0 K: 1 S: 16	H: 3 LOB: 1 BB: 1 P: 25	R: 4 E: 0 K: 0 S: 14	H: 3 LOB: 0 BB: 1 P: 20	R: 0 E: 0 K: 1 S: 11	H: 2 LOB: 1 BB: 0 P: 15	R: 0 E: 0 K: 1 S: 10	H: 1 LOB: 2 BB: 1 P: 14	R: 0 E: 0 K: 2 S: 9	H: 0 LOB: 0 BB: 0 P: 10	R: 1 E: 0 K: 0 S: 19	H: 2 LOB: 1 BB: 0 P: 28	R: 0 E: 0 K: 0 S: 4	H: 0 LOB: 0 BB: 0 P: 6	R: 0 E: 0 K: 0 S: 12	H: 0 LOB: 1 BB: 1 P: 21	1B: 7 2B: 2 3B: 0 HR: 2	SF: 0 SAC: 0 DP: 0 HBP: 0	WP: 0 PB: 0 SB: 1 CS: 0	PA: 39					
<b>PITCHER</b>	IP	WLS	BF	H	R	ER	SO	BB	IBB	HBP	BLK	WP	HR	S	P	ERA	WHIP								
Mario Soto, R ERA: 4.5	2.0	L	14	5	2	2	4	1	0	0	0	0	0	49	67	4.50	1.500								
Candy Sierra, R ERA: 5.53	4.0		18	5	2	2	4	1	0	0	0	0	0	4	6	0.00	0.000								
Frank Williams, R ERA: 2.88	1.0		3	0	0	0	0	0	0	0	0	0	0	4	6	0.00	0.000								
Rob Murphy, L ERA: 2.87	1.0		4	0	0	0	0	1	0	0	0	0	0	12	21	0.00	1.000								



Batter	1	2	3	4	5	6	7	8	9	AB	R	H	RBI	BB	SO	LOB	TOP										
Barry Larkin, R (1.6) OBP: 0.348, SLG: 0.426	G5-3		G6-3			F7	G5-3	BB		5	0	1	2	0	0	2	<b>Cincinnati Reds @ San Francisco Giants</b> Candlestick Park, San Francisco, CA Sat Jun 11 1988, 6:33 AM EDT Att: 31,667 - Cloudy										
Chris Sabo, R (1.5) OBP: 0.320, SLG: 0.481	K			F9		G1-3		HR		4	1	1	1	1	1	0											
Kal Daniels, L (1.7) OBP: 0.420, SLG: 0.456	K			G4-3		BB	1B	BB		2	1	0	1	3	1	0											
Eric Davis, R (1.8) OBP: 0.339, SLG: 0.416					2B	1B		BB		5	2	4	0	0	1	3											
Nick Esasky, R (1.3) OBP: 0.362, SLG: 0.420	F5			1B		1B				3	1	2	1	2	0	1											
Paul O'Neill, L (1.9) OBP: 0.312, SLG: 0.379	K			G3		BB		BB		5	0	0	0	0	1	9											
Bo Diaz, R (1.2) Luis Quinones, S (7. PR) Terry McGriff, R (7.2) OBP: 0.294, SLG: 0.300	K2-3			G6-3			CS	BB	G5-4-3	3	0	1	0	0	1	1											
Dave Concepcion, R (1.4) Jeff Treadway, L (5.4) OBP: 0.283, SLG: 0.266 OBP: 0.391, SLG: 0.421			G6-3		K	F5		BB		2	0	0	0	0	1	0											
Tom Browning, L (1.1) Lloyd McClendon, R (8. PH) Rob Murphy, L (8.1) John Franco, L (9.1) OBP: 0.207, SLG: 0.222 OBP: 0.391, SLG: 0.421			B5		G4-3		K	P4		1	0	0	0	0	0	3											
										0	0	0	0	0	0	0											
<b>Inning Stats</b>	R: 0 E: 0 K: 2 S: 9	H: 0 LOB: 0 BB: 0 P: 11	R: 0 E: 0 K: 2 S: 10	H: 1 LOB: 1 BB: 0 P: 13	R: 0 E: 0 K: 0 S: 5	H: 0 LOB: 0 BB: 0 P: 7	R: 1 E: 0 K: 0 S: 6	H: 2 LOB: 1 BB: 0 P: 9	R: 0 E: 0 K: 1 S: 7	H: 0 LOB: 0 BB: 0 P: 8	R: 0 E: 0 K: 0 S: 7	H: 1 LOB: 2 BB: 2 P: 19	R: 0 E: 0 K: 1 S: 14	H: 1 LOB: 2 BB: 0 P: 21	R: 6 E: 1 K: 1 S: 22	H: 3 LOB: 3 BB: 4 P: 46	R: 0 E: 0 K: 0 S: 6	H: 1 LOB: 0 BB: 0 P: 7	1B: 6 2B: 2 3B: 0 HR: 1	SF: 0 SAC: 0 DP: 1 HBP: 0	WP: 0 PB: 0 SB: 1 CS: 1	PA: 43					
<b>PITCHER</b>	IP	WLS	BF	H	R	ER	SO	BB	IBB	HBP	BLK	WP	HR	S	P	ERA	WHIP										
Atee Hammaker, L (1.1) ERA: 2.91	6.2		27	5	1	0	6	2	0	0	0	0	0	54	82	1.35	1.050										
Randy Bockus, R (7.1) ERA: 1.53	0.1		1	0	0	0	0	0	0	0	0	0	0	4	6	0.00	0.000										
Craig Lefferts, L (8.1) ERA: 2.43	0.0	L	4	2	4	2	0	2	0	0	0	0	1	8	17	∞	∞										
Joe Price, L (8.1) ERA: 3.75	0.2		7	1	2	0	0	1	1	0	0	0	0	11	24	0.00	3.000										
Don Robinson, R (8.1) ERA: 2.29	1.1		4	1	0	0	1	0	0	0	0	0	0	9	12	0.00	0.750										



Batter	1	2	3	4	5	6	7	8	9	AB	R	H	RBI	BB	SO	LOB	BOTTOM										
Brett Butler, L (1.8) OBP: 0.373, SLG: 0.359	S		K			SH3-4		G6-3		3	1	1	0	1	1	0	<b>Cincinnati Reds @ San Francisco Giants</b> Candlestick Park, San Francisco, CA Sat Jun 11 1988, 6:33 AM EDT Att: 31,667 - Cloudy										
Robby Thompson, R (1.4) OBP: 0.385, SLG: 0.426	L4			K		SH3-4		BLK		2	0	0	0	1	1	1											
Will Clark, L (1.3) OBP: 0.353, SLG: 0.533	SF8			BB		K		K		2	0	0	1	1	2	2											
Candy Maldonado, R (1.9) OBP: 0.308, SLG: 0.397	L8			K		G6-3		K		4	0	0	0	0	2	3											
Kevin Mitchell, R (1.5) OBP: 0.316, SLG: 0.447	F2			L7			G1-3	BB		4	0	1	0	0	0	1											
Mike Aldrete, L (1.7) OBP: 0.346, SLG: 0.355	K				G6-4-3	1B		F8		4	0	1	0	0	2	1											
Matt Williams, R (1.6) OBP: 0.300, SLG: 0.607	P7				G6-4-3	1-2		HR		3	1	1	1	1	0	1											
Kirt Manwaring, R (1.2) OBP: 0.346, SLG: 0.423			G6-3			FC4-6	1B			4	0	2	0	0	1	2											
Atee Hammaker, S (1.1) Randy Bockus, L (7.1) Joel Youngblood, R (7. PH) Craig Lefferts, L (8.1) Joe Price, R (8.1) Don Robinson, R (8. PH) Rusty Tillman, R (9. PH) OBP: 0.187, SLG: 0.187 OBP: 0.385, SLG: 0.389			K			FC4-6	1-2			2	0	0	0	0	1	1											
										0	0	0	0	0	0	0											
<b>Inning Stats</b>	R: 1 E: 0 K: 0 S: 10	H: 0 LOB: 0 BB: 1 P: 18	R: 0 E: 0 K: 1 S: 8	H: 0 LOB: 0 BB: 0 P: 12	R: 0 E: 0 K: 2 S: 9	H: 0 LOB: 0 BB: 0 P: 12	R: 0 E: 0 K: 2 S: 10	H: 0 LOB: 1 BB: 1 P: 17	R: 0 E: 0 K: 1 S: 8	H: 2 LOB: 1 BB: 0 P: 12	R: 0 E: 0 K: 1 S: 8	H: 1 LOB: 1 BB: 0 P: 13	R: 1 E: 0 K: 0 S: 13	H: 2 LOB: 1 BB: 0 P: 21	R: 0 E: 0 K: 2 S: 11	H: 0 LOB: 1 BB: 1 P: 18	R: 0 E: 0 K: 3 S: 16	H: 1 LOB: 2 BB: 1 P: 23	1B: 5 2B: 0 3B: 0 HR: 1	SF: 1 SAC: 1 DP: 1 HBP: 0	WP: 0 PB: 0 SB: 2 CS: 0	PA: 36					
<b>PITCHER</b>	IP	WLS	BF	H	R	ER	SO	BB	IBB	HBP	BLK	WP	HR	S	P	ERA	WHIP										
Tom Browning, L (1.1) ERA: 3.39	7.0		27	5	2	2	6	2	0	0	0	0	0	68	105	2.57	1.000										
Rob Murphy, L (8.1) ERA: 2.75	1.0		4	0	0	0	2	1	0	0	1	0	0	11	18	0.00	1.000										
John Franco, L (9.1) ERA: 1.36	1.0		5	1	0	0	3	1	0	0	0	0	0	16	23	0.00	2.000										





Batter	1	2	3	4	5	6	7	8	9	AB	R	H	RBI	BB	SO	LOB	TOP				
Barry Larkin, R OBP: 0.352, SLG: 0.425 (1, 6)	F7	2-1 E 1B	4-3		4-1 WP BB		2-2 1B		4-3	5	1	2	1	1	0	1					
Chris Sabo, R OBP: 0.321, SLG: 0.484 (1, 5)	F7	1-0 E 1B		3-1 4-3 2B	L6		2-3 K			5	0	2	1	0	1	2					
Kal Daniels, L OBP: 0.416, SLG: 0.450 Tim Birtsas, L (8, 1)	6-3	E3		4-3	F7			3-2 1B		5	0	1	0	0	0	3					
Eric Davis, R OBP: 0.333, SLG: 0.407 Dave Collins, S OBP: 0.295, SLG: 0.284 (7, 9)		5-3 K		FC6-2-5-1 1B		F8		3-1 1-2		4	1	0	0	0	1	3					
Paul O'Neill, L OBP: 0.325, SLG: 0.383 (7, 8)		1-0 1B BB SF9 1B	4-3	2-0 2B 1B		4-0 1B BB		4-2 BB		3	2	2	1	2	0	0					
Nick Esasky, R OBP: 0.376, SLG: 0.433 (1, 3)		1-2 SF9 1B BB	4-2 S 2B BB	1-1 1-3 1B 2B		0-0 G5-4-3 1B		0-1 F9		3	3	2	0	2	0	2					
Bo Diaz, R OBP: 0.251, SLG: 0.359 (1, 2)		0-0 1B 1B	2-1 2B 1B	0-0 2B 1B		1-0 G5-4-3 1-2		0-3 K		5	2	3	2	0	1	4					
Jeff Treadway, L OBP: 0.337, SLG: 0.339 (1, 4)		1-2 SF9	0-3 K	4-3				0-3 K		4	0	0	1	0	2	3					
Danny Jackson, R OBP: 0.167, SLG: 0.207 Lloyd McClendon, R OBP: 0.386, SLG: 0.414 (8, 7)		1-2 1B 1B	0-0 1H 2H 2B		6-3			0-3 K		4	1	2	3	0	1	0					
<b>Inning Stats</b>	R: 0 E: 0 K: 0 S: 6	H: 0 LOB: 0 BB: 0 P: 10	R: 5 E: 1 K: 1 S: 20	H: 5 LOB: 2 BB: 1 P: 32	R: 2 E: 0 K: 1 S: 10	H: 2 LOB: 1 BB: 1 P: 17	R: 3 E: 0 K: 0 S: 12	H: 4 LOB: 1 BB: 0 P: 25	R: 0 E: 0 K: 0 S: 6	H: 0 LOB: 1 BB: 1 P: 13	R: 0 E: 0 K: 3 S: 13	H: 1 LOB: 1 BB: 0 P: 17	R: 0 E: 0 K: 1 S: 15	H: 1 LOB: 2 BB: 1 P: 23	R: 0 E: 0 K: 1 S: 6	H: 0 LOB: 0 BB: 0 P: 9	1B: 11 2B: 3 HR: 0	SF: 1 SAC: 0 DP: 1 HBP: 0	WP: 2 PB: 0 SB: 1 CS: 0	PA: 46	
<b>PITCHER</b>	IP WLS BF H R ER SO BB IBB HBP BLK WP HR S P ERA WHIP	IP WLS BF H R ER SO BB IBB HBP BLK WP HR S P ERA WHIP	IP WLS BF H R ER SO BB IBB HBP BLK WP HR S P ERA WHIP	IP WLS BF H R ER SO BB IBB HBP BLK WP HR S P ERA WHIP	IP WLS BF H R ER SO BB IBB HBP BLK WP HR S P ERA WHIP	IP WLS BF H R ER SO BB IBB HBP BLK WP HR S P ERA WHIP	IP WLS BF H R ER SO BB IBB HBP BLK WP HR S P ERA WHIP	IP WLS BF H R ER SO BB IBB HBP BLK WP HR S P ERA WHIP	IP WLS BF H R ER SO BB IBB HBP BLK WP HR S P ERA WHIP	IP WLS BF H R ER SO BB IBB HBP BLK WP HR S P ERA WHIP	IP WLS BF H R ER SO BB IBB HBP BLK WP HR S P ERA WHIP	IP WLS BF H R ER SO BB IBB HBP BLK WP HR S P ERA WHIP	IP WLS BF H R ER SO BB IBB HBP BLK WP HR S P ERA WHIP	IP WLS BF H R ER SO BB IBB HBP BLK WP HR S P ERA WHIP	IP WLS BF H R ER SO BB IBB HBP BLK WP HR S P ERA WHIP	IP WLS BF H R ER SO BB IBB HBP BLK WP HR S P ERA WHIP	IP WLS BF H R ER SO BB IBB HBP BLK WP HR S P ERA WHIP	IP WLS BF H R ER SO BB IBB HBP BLK WP HR S P ERA WHIP	IP WLS BF H R ER SO BB IBB HBP BLK WP HR S P ERA WHIP	IP WLS BF H R ER SO BB IBB HBP BLK WP HR S P ERA WHIP	IP WLS BF H R ER SO BB IBB HBP BLK WP HR S P ERA WHIP

Cincinnati Reds @ San Francisco Giants  
Candlestick Park, San Francisco, CA  
Sun Jun 12, 1988, 6:33 AM EDT  
Att: 40,495 - Sunny

AB 40  
R 10  
H 14  
RBI 9  
BB 5  
SO 6  
LOB 19



Batter	1	2	3	4	5	6	7	8	9	AB	R	H	RBI	BB	SO	LOB	BOTTOM				
Brett Butler, L OBP: 0.370, SLG: 0.356 Rusty Tillman, R OBP: 0.750, SLG: 2.000 (7, 7)	6-3		6-3			4-0 1B BB	4-0 BB		2-2 HR	2	0	0	0	0	0	0					
Chris Speier, R OBP: 0.333, SLG: 0.328 (1, 4)	1-2 CS 1B			0-1 F9		0-0 1-2 2H 1B	1-3 K		4-2 BB	4	0	2	1	1	1	2					
Will Clark, L OBP: 0.523, SLG: 0.523 Joe Price, R OBP: 0.383, SLG: 0.424 Robby Thompson, R OBP: 0.383, SLG: 0.424 (9, 1)	3-3 K			2-3 K		1-3 K		3-2 4-3	2-3 K	4	0	0	0	0	3	3					
Candy Maldonado, R OBP: 0.304, SLG: 0.392 Scott Garretts, L OBP: 0.383, SLG: 0.424 Francisco Melendez, L (9, 3)	2-0 F8			1-3 K		1-1 6-3		1-3 K		3	0	0	0	0	1	3					
Kevin Mitchell, R OBP: 0.313, SLG: 0.443 Ernest Riles, L OBP: 0.300, SLG: 0.353 (7, 6)			K		K		0-1 FC6 1B 1B		2-3 K	2	0	0	0	0	2	0					
Mike Aldrete, L OBP: 0.350, SLG: 0.355 (7, 8)		5-3			6-3		1-2 FC6 1B		4-1 1B BB HR	3	1	1	0	1	0	0					
Matt Williams, R OBP: 0.265, SLG: 0.531 (7, 5)		1-2 L3			6-3		2-2 FC6 1B SF8		2-2 F3	4	1	0	0	0	0	3					
Kirt Manwaring, R OBP: 0.367, SLG: 0.433 (1, 2)				0-1 4-1		1-3 K		0-0 BB	2-2 HR 1B	4	1	2	1	0	1	0					
Kelly Downs, R OBP: 0.100, SLG: 0.053 Randy Bockus, L OBP: 0.395, SLG: 0.395 Joel Youngblood, R OBP: 0.395, SLG: 0.395 (7, 9)			2-1 5-3			0-0 BB 1B		0-1 SF8	2-2 F8	0	0	0	0	0	0	0					
<b>Inning Stats</b>	R: 0 E: 0 K: 1 S: 11	H: 1 LOB: 1 BB: 0 P: 18	R: 0 E: 0 K: 1 S: 8	H: 0 LOB: 0 BB: 0 P: 11	R: 0 E: 0 K: 2 S: 8	H: 0 LOB: 0 BB: 0 P: 11	R: 0 E: 0 K: 2 S: 12	H: 0 LOB: 2 BB: 1 P: 19	R: 2 E: 0 K: 1 S: 15	H: 3 LOB: 2 BB: 1 P: 23	R: 0 E: 0 K: 2 S: 12	H: 0 LOB: 0 BB: 0 P: 18	R: 3 E: 0 K: 1 S: 23	H: 2 LOB: 1 BB: 2 P: 41	1B: 7 2B: 0 3B: 0 HR: 1	SF: 1 SAC: 0 DP: 0 HBP: 0	WP: 0 PB: 0 SB: 0 CS: 1	PA: 39			
<b>PITCHER</b>	IP WLS BF H R ER SO BB IBB HBP BLK WP HR S P ERA WHIP	IP WLS BF H R ER SO BB IBB HBP BLK WP HR S P ERA WHIP	IP WLS BF H R ER SO BB IBB HBP BLK WP HR S P ERA WHIP	IP WLS BF H R ER SO BB IBB HBP BLK WP HR S P ERA WHIP	IP WLS BF H R ER SO BB IBB HBP BLK WP HR S P ERA WHIP	IP WLS BF H R ER SO BB IBB HBP BLK WP HR S P ERA WHIP	IP WLS BF H R ER SO BB IBB HBP BLK WP HR S P ERA WHIP	IP WLS BF H R ER SO BB IBB HBP BLK WP HR S P ERA WHIP	IP WLS BF H R ER SO BB IBB HBP BLK WP HR S P ERA WHIP	IP WLS BF H R ER SO BB IBB HBP BLK WP HR S P ERA WHIP	IP WLS BF H R ER SO BB IBB HBP BLK WP HR S P ERA WHIP	IP WLS BF H R ER SO BB IBB HBP BLK WP HR S P ERA WHIP	IP WLS BF H R ER SO BB IBB HBP BLK WP HR S P ERA WHIP	IP WLS BF H R ER SO BB IBB HBP BLK WP HR S P ERA WHIP	IP WLS BF H R ER SO BB IBB HBP BLK WP HR S P ERA WHIP	IP WLS BF H R ER SO BB IBB HBP BLK WP HR S P ERA WHIP	IP WLS BF H R ER SO BB IBB HBP BLK WP HR S P ERA WHIP	IP WLS BF H R ER SO BB IBB HBP BLK WP HR S P ERA WHIP	IP WLS BF H R ER SO BB IBB HBP BLK WP HR S P ERA WHIP	IP WLS BF H R ER SO BB IBB HBP BLK WP HR S P ERA WHIP	IP WLS BF H R ER SO BB IBB HBP BLK WP HR S P ERA WHIP

Cincinnati Reds @ San Francisco Giants  
Candlestick Park, San Francisco, CA  
Sun Jun 12, 1988, 6:33 AM EDT  
Att: 40,495 - Sunny

AB 34  
R 6  
H 8  
RBI 6  
BB 4  
SO 11  
LOB 14





Batter	1	2	3	4	5	6	7	8	9	AB	R	H	RBI	BB	SO	LOB	TOP		
Gerald Young, S (1, 8) OBP: 0.349, SLG: 0.319	0-0 4-3		3-2 FC3-6			2-1 G1			0-0 F8	4	0	0	0	0	0	2			
Terry Puhl, L (1, 7) OBP: 0.385, SLG: 0.313 Steve Henderson, R (9, PH) OBP: 0.333, SLG: 0.333	1-3 K		3-3 K			0-0 4-3			1-3 K	3	0	0	0	0	2	1			
Bill Doran, S (1, 4) OBP: 0.365, SLG: 0.299	1-3 K			0-0 4-3			2-2 6-3		1-1 F9	4	0	0	0	0	1	0			
Glenn Davis, R (1, 3) OBP: 0.325, SLG: 0.451		1-0 6-3		1-0 6-3			3-2 P5			3	0	0	0	0	0	0			
Kevin Bass, S (1, 9) OBP: 0.311, SLG: 0.380		3-3 K		0-1 L5			3-2 E S 1B			3	0	1	0	0	1	0			
Denny Walling, L (1, 5) OBP: 0.293, SLG: 0.346		3-3 K			2-3 K		3-1 4-3			3	0	0	0	0	2	1			
Rafael Ramirez, R (1, 6) OBP: 0.284, SLG: 0.356			4-2 FC2-6 1B BB		1-1 P2			1-0 F8		2	0	0	0	1	0	0			
Alex Trevino, R (1, 2) OBP: 0.429, SLG: 0.425			0-2 FC3-6 FC2-6 1B		0-3 K			0-0 F9		3	1	1	0	0	1	0			
Danny Darwin, R (1, 1) OBP: 0.037, SLG: 0.074 Chuck Jackson, R (6, PH) OBP: 0.299, SLG: 0.365 Rocky Childress, R (6, 1) OBP: 0.313, SLG: 0.300 Craig Reynolds, L (8, PH) OBP: 0.313, SLG: 0.300 Jeff Heathcock, R (8, 1)			0-0 FC2-6		0-0 6-3			1-0 G3		1	0	0	0	0	0	2			
<b>Inning Stats</b>	R: 0 H: 0 E: 0 K: 2 S: 7	H: 0 LOB: 0 BB: 0 P: 9	R: 0 H: 0 E: 0 K: 2 S: 7	H: 0 LOB: 0 BB: 0 P: 14	R: 1 H: 1 E: 0 K: 1 S: 16	H: 1 LOB: 1 BB: 1 P: 26	R: 0 H: 0 E: 0 K: 0 S: 4	H: 0 LOB: 0 BB: 0 P: 5	R: 0 H: 0 E: 0 K: 2 S: 8	H: 0 LOB: 0 BB: 0 P: 11	R: 0 H: 1 E: 0 K: 0 S: 13	H: 1 LOB: 1 BB: 0 P: 24	R: 0 H: 0 E: 0 K: 1 S: 3	H: 0 LOB: 0 BB: 0 P: 5	R: 0 H: 0 E: 0 K: 1 S: 6	H: 0 LOB: 0 BB: 0 P: 8	1B: 2 2B: 0 3B: 0 HR: 0	SF: 0 SAC: 0 DP: 0 HBP: 0	WP: 0 PA: 30 PB: 0 SB: 3 CS: 0
<b>PITCHER</b>	IP WLS BF H R ER SO BB IBB HBP BLK WP HR S P ERA WHIP	8.0 W 27 2 1 1 7 1 0 0 0 0 0 62 100 1.12 0.375	1.0 3 0 0 0 1 0 0 0 0 0 0 6 8 0.00 0.000																

Houston Astros @ Cincinnati Reds  
Riverfront Stadium, Cincinnati, OH  
Tue Jun 14 1988, 7:05 PM EDT  
Att: 25,681 - Unknown - 92 F

AB	29
R	1
H	2
RBI	0
BB	1
SO	8
LOB	6



Batter	1	2	3	4	5	6	7	8	9	AB	R	H	RBI	BB	SO	LOB	BOTTOM		
Barry Larkin, R (1, 6) OBP: 0.349, SLG: 0.421	1-1 1-3		1-2 1-3		1-2 S 1B	1-0 G3		1-0 5-3		5	1	1	0	0	0	0			
Chris Sabo, R (1, 5) OBP: 0.325, SLG: 0.491	1-0 SF7 3B		1-2 P4		4-0 S 1B HR BB	1-3 K				3	2	1	0	1	1	0			
Kal Daniels, L (1, 7) OBP: 0.419, SLG: 0.455 Lloyd McClendon, R (6, 7) OBP: 0.394, SLG: 0.424	1-0 SF7		1-2 1B		0-1 HR S 1B		2-1 HBP BB G1-2-3 1B			2	1	2	2	0	0	0			
Eric Davis, R (1, 8) OBP: 0.332, SLG: 0.401	4-1 S BB		3-3 K		1-2 P9		1-0 F7			3	0	0	0	1	1	4			
Paul O'Neill, L (1, 9) OBP: 0.333, SLG: 0.401	2-2 F8			0-0 HR	4-0 HR IBB		4-2 HBP BB			2	2	1	1	2	0	1			
Nick Esasky, R (1, 3) OBP: 0.375, SLG: 0.453		0-0 1-3		0-0 5-3	1-0 HR		2-2 HBP BB			3	1	1	4	0	0	0			
Bo Diaz, R (1, 2) OBP: 0.251, SLG: 0.362		1-3 K		0-0 4-3 2B	1-0 4-3 2B		2-2 G3			4	0	1	0	0	1	3			
Jeff Treadway, L (1, 4) OBP: 0.335, SLG: 0.343		1-0 2B		1-0 4-3	2-2 G3			0-0 4-3		4	0	1	0	0	0	1			
Jose Rijo, R (1, 1) OBP: 0.313, SLG: 0.448 Rob Murphy, L (9, 1)		0-0 6-3		1-2 F9		0-1 F9		3-2 P3		3	0	0	0	0	0	2			
<b>Inning Stats</b>	R: 1 H: 1 E: 0 K: 0 S: 9	H: 1 LOB: 1 BB: 1 P: 17	R: 0 H: 1 E: 0 K: 1 S: 9	H: 1 LOB: 0 BB: 0 P: 11	R: 0 H: 1 E: 0 K: 1 S: 13	H: 1 LOB: 1 BB: 0 P: 19	R: 1 H: 2 E: 0 K: 0 S: 8	H: 2 LOB: 1 BB: 0 P: 10	R: 5 H: 3 E: 0 K: 0 S: 17	H: 3 LOB: 0 BB: 2 P: 31	R: 0 H: 0 E: 0 K: 1 S: 7	H: 0 LOB: 0 BB: 0 P: 9	R: 0 H: 1 E: 0 K: 0 S: 13	H: 1 LOB: 2 BB: 1 P: 22	R: 0 H: 0 E: 0 K: 0 S: 5	H: 0 LOB: 0 BB: 0 P: 9	1B: 4 2B: 2 3B: 1 HR: 2	SF: 1 SAC: 0 DP: 1 HBP: 1	WP: 0 PA: 37 PB: 0 SB: 4 CS: 0
<b>PITCHER</b>	IP WLS BF H R ER SO BB IBB HBP BLK WP HR S P ERA WHIP	5.0 L 26 8 7 7 2 2 0 0 0 0 0 20 88 0.00 1.000	2.0 8 1 0 0 1 1 0 1 0 0 0 20 31 0.00 1.000	1.0 3 0 0 0 0 0 0 0 0 0 0 5 9 0.00 0.000															

Houston Astros @ Cincinnati Reds  
Riverfront Stadium, Cincinnati, OH  
Tue Jun 14 1988, 7:05 PM EDT  
Att: 25,681 - Unknown - 92 F

AB	31
R	7
H	9
RBI	7
BB	4
SO	3
LOB	11





Batter	1	2	3	4	5	6	7	8	9	AB	R	H	RBI	BB	SO	LOB	TOP										
Gerald Young, S (1, 8) OBP: 0.352, SLG: 0.326	L6-4 2B		F9				P6			4	0	2	0	0	0	0	<b>Houston Astros @ Cincinnati Reds</b> Riverfront Stadium, Cincinnati, OH Wed Jun 15 1988, 7:05 PM EDT Att: 23,461 - Unknown - 88 F  <a href="http://livebaseballscorecards.com">livebaseballscorecards.com</a>										
Billy Hatcher, R (1, 7) OBP: 0.342, SLG: 0.386	L6-4 2-3			F7	F7			P3		4	0	0	0	0	0	2											
Bill Doran, S (1, 4) OBP: 0.362, SLG: 0.317	F8			HR	P6			L3		4	1	1	1	0	0	1											
Glenn Davis, R (1, 3) OBP: 0.324, SLG: 0.445		P6		HR	1B	1B	F7	F9		3	1	0	0	1	0	1											
Kevin Bass, S (1, 9) OBP: 0.319, SLG: 0.384		CS	HBP	1B	1B	1B	1-3	G3	1B	3	0	2	0	0	0	0											
Rafael Ramirez, R (1, 6) OBP: 0.284, SLG: 0.354	F9			1B	1B	1-2	K	G3	1-2	4	0	1	1	0	1	2											
Jim Pankovits, R (1, 5) Denny Walling, L (6, PH) OBP: 0.330, SLG: 0.384 OBP: 0.291, SLG: 0.344	CS			HR	1B	1-2	F9	G6-4-3	1B	2	1	2	1	0	0	0											
Chuck Jackson, R (9, PH) OBP: 0.301, SLG: 0.373	1-2			HR	1B	1-2				1	0	1	0	0	0	0											
Alex Trevino, R (1, 2) OBP: 0.396, SLG: 0.386			F9	P3			F7	G6-4-3	1-2	4	0	0	0	0	0	5											
Jim Deshaies, L (1, 1) OBP: 0.080, SLG: 0.042 Steve Henderson, R (7, PH) OBP: 0.324, SLG: 0.324 Larry Andersen, R (7, 1) OBP: 0.667, SLG: 0.667			K	K			K2-3			2	0	0	0	0	0	2		3									
										1	0	0	0	0	0	1	0										
										0	0	0	0	0	0	0	0										
<b>Inning Stats</b>	R: 0 E: 0 K: 0 S: 10	H: 1 LOB: 0 BB: 0 P: 16	R: 0 E: 0 K: 0 S: 5	H: 0 LOB: 0 BB: 0 P: 9	R: 1 E: 0 K: 1 S: 8	H: 1 LOB: 0 BB: 0 P: 14	R: 2 E: 0 K: 1 S: 10	H: 4 LOB: 3 BB: 1 P: 18	R: 0 E: 0 K: 1 S: 6	H: 0 LOB: 0 BB: 0 P: 8	R: 0 E: 0 K: 1 S: 11	H: 0 LOB: 0 BB: 0 P: 17	R: 0 E: 0 K: 0 S: 5	H: 2 LOB: 1 BB: 0 P: 16	R: 0 E: 0 K: 0 S: 13	H: 2 LOB: 1 BB: 0 P: 16	1B: 6 2B: 2 3B: 0 HR: 2	SF: 0 SAC: 0 DP: 2 HBP: 1	WP: 0 PB: 0 SB: 0 CS: 1	PA: 36							
<b>PITCHER</b>	IP	WLS	BF	H	R	ER	SO	BB	IBB	HBP	BLK	WP	HR	S	P	ERA	WHIP										
Tom Browning, L (1, 1) ERA: 3.5	5.0	W	22	7	3	3	2	1	0	0	0	0	2	46	75	5.40	1.600										
Frank Williams, R (6, 1) ERA: 2.77	1.0		3	0	0	0	1	0	0	0	0	0	0	6	8	0.00	0.000										
Rob Murphy, L (7, 1) ERA: 2.55	2.0		6	0	0	0	1	0	0	0	0	0	0	16	24	0.00	0.000										
John Franco, L (9, 1) ERA: 1.32	1.0	S	4	2	0	0	0	0	0	0	0	0	0	13	16	0.00	2.000										

AB	33
R	3
H	9
RBI	3
BB	1
SO	4
LOB	14



Batter	1	2	3	4	5	6	7	8	9	AB	R	H	RBI	BB	SO	LOB	BOTTOM										
Barry Larkin, R (1, 6) OBP: 0.355, SLG: 0.426	FC5-4 1B	1-3 2H			L5		1-3 1B			4	1	3	1	0	0	0	<b>Houston Astros @ Cincinnati Reds</b> Riverfront Stadium, Cincinnati, OH Wed Jun 15 1988, 7:05 PM EDT Att: 23,461 - Unknown - 88 F  <a href="http://livebaseballscorecards.com">livebaseballscorecards.com</a>										
Dave Collins, S (1, 7) OBP: 0.283, SLG: 0.274	FC5-4 2B	SF9			F9		1-3			3	0	0	1	0	0	2											
Chris Sabo, R (1, 5) OBP: 0.332, SLG: 0.505	1-3 2B	F7			HR		2H	1B		4	1	3	1	0	0	1											
Eric Davis, R (1, 8) OBP: 0.335, SLG: 0.415		BB			6-3		K	K		3	1	1	2	1	1	1											
Nick Esasky, R (1, 3) OBP: 0.370, SLG: 0.440	K				F7		F8	K		4	0	0	0	0	2	4											
Bo Diaz, R (1, 2) OBP: 0.246, SLG: 0.354	F8				F8					4	0	0	0	0	0	3											
Paul O'Neill, L (1, 9) OBP: 0.332, SLG: 0.398			K		P6			G3		4	0	1	0	0	1	0											
Dave Concepcion, R (1, 4) John Franco, L (9, 1) OBP: 0.282, SLG: 0.265 OBP: 0.667, SLG: 0.667		SH			F9			4-3		4	1	1	0	0	0	1											
Tom Browning, L (1, 1) OBP: 0.200, SLG: 0.214 Frank Williams, R (6, 1) Buddy Bell, R (6, PH) OBP: 0.274, SLG: 0.189 Rob Murphy, L (7, 1) Jeff Treadway, L (9, 4) OBP: 0.335, SLG: 0.343		SH			K					1	0	0	0	0	1	0											
										0	0	0	0	0	0	0											
										1	0	0	0	0	0	0											
										0	0	0	0	0	0	0											
										0	0	0	0	0	0	0											
										0	0	0	0	0	0	0											
<b>Inning Stats</b>	R: 0 E: 0 K: 1 S: 14	H: 2 LOB: 3 BB: 1 P: 24	R: 2 E: 1 K: 1 S: 12	H: 2 LOB: 1 BB: 0 P: 22	R: 0 E: 0 K: 0 S: 7	H: 0 LOB: 0 BB: 0 P: 9	R: 0 E: 0 K: 1 S: 7	H: 0 LOB: 0 BB: 0 P: 12	R: 2 E: 0 K: 0 S: 10	H: 2 LOB: 0 BB: 0 P: 18	R: 0 E: 0 K: 0 S: 12	H: 1 LOB: 1 BB: 0 P: 17	R: 1 E: 0 K: 2 S: 14	H: 2 LOB: 1 BB: 0 P: 23	R: 0 E: 0 K: 0 S: 7	H: 0 LOB: 0 BB: 0 P: 11	1B: 6 2B: 2 3B: 0 HR: 1	SF: 1 SAC: 1 DP: 0 HBP: 0	WP: 0 PB: 0 SB: 1 CS: 0	PA: 35							
<b>PITCHER</b>	IP	WLS	BF	H	R	ER	SO	BB	IBB	HBP	BLK	WP	HR	S	P	ERA	WHIP										
Jim Deshaies, L (1, 1) ERA: 2.79	6.0	L	27	7	4	3	3	1	0	0	0	0	0	62	102	4.50	1.333										
Larry Andersen, R (7, 1) ERA: 4.21	2.0		8	2	1	1	2	0	0	0	0	0	0	21	34	4.50	1.000										





Batter	1	2	3	4	5	6	7	8	9	AB	R	H	RBI	BB	SO	LOB	TOP			
Gerald Young, S OBP: 0.349, SLG: 0.324	F7		F4		F8		F8			5	0	1	0	0	0	0	<b>Houston Astros @ Cincinnati Reds</b> Riverfront Stadium, Cincinnati, OH Thu Jun 16 1988, 7:05 PM EDT Att: 22,614 - Overcast - 75 F			
Billy Hatcher, R OBP: 0.348, SLG: 0.396 Terry Puhl, L OBP: 0.380, SLG: 0.309	L8		CS				E8		G3	4	1	3	0	0	0	0				
Bill Doran, S OBP: 0.368, SLG: 0.321	HR		HR		F9		FC5-4		3-1	4	2	2	0	1	0	1				
Glenn Davis, R OBP: 0.326, SLG: 0.470	HR		HR		F8		FC5-4		5-3	5	2	2	4	0	0	2				
Denny Walling, L OBP: 0.295, SLG: 0.341	1-3		F7						4-1	4	1	1	0	1	0	0				
Kevin Bass, S OBP: 0.322, SLG: 0.391		F8		G4-6-3		F4		SH5-3		4	1	2	1	0	0	1				
Craig Reynolds, L OBP: 0.313, SLG: 0.290	K			G4-6-3		K		SH5-3		2	0	0	0	1	2	1				
Alex Trevino, R OBP: 0.386, SLG: 0.362			G4-6-3		L8			F2		3	0	0	0	0	0	4				
Mike Scott, R OBP: 0.103, SLG: 0.103 Juan Agosto, L Dave Smith, R	1-3		6-3				K			4	0	1	1	0	1	2				
<b>Inning Stats</b>	R: 2 E: 0 K: 0 S: 10	H: 1 LOB: 0 BB: 1 P: 16	R: 0 E: 0 K: 1 S: 8	H: 0 LOB: 1 BB: 0 P: 13	R: 2 E: 0 K: 0 S: 11	H: 3 LOB: 0 BB: 0 P: 15	R: 0 E: 0 K: 0 S: 8	H: 1 LOB: 1 BB: 1 P: 13	R: 0 E: 0 K: 1 S: 14	H: 0 LOB: 1 BB: 1 P: 22	R: 1 E: 1 K: 1 S: 8	H: 2 LOB: 1 BB: 0 P: 13	R: 2 E: 0 K: 0 S: 13	H: 4 LOB: 2 BB: 0 P: 17	R: 0 E: 0 K: 0 S: 6	H: 0 LOB: 0 BB: 0 P: 11	1B: 8 2B: 2 3B: 0 HR: 2	SF: 0 SAC: 1 DP: 1 HBP: 1	WP: 0 PB: 0 SB: 0 CS: 1	PA: 41
<b>PITCHER</b>	IP WLS BF H R ER SO BB IBB HBP BLK WP HR S P ERA WHIP																			
Mario Soto, R ERA: 4.66	(1, 1) 5.0 L 22 6 4 4 1 2 0 0 1 0 0 2 47 73 7.20 1.600																			
Tim Birtsas, L ERA: 4.75	(6, 1) 2.1 12 4 3 3 2 1 0 0 0 1 0 0 27 43 11.57 2.143																			
Frank Williams, R ERA: 2.7	(8, 1) 0.2 4 2 0 0 0 0 0 0 0 0 0 0 8 9 0.00 3.000																			
John Franco, L ERA: 1.29	(9, 1) 1.0 3 0 0 0 0 0 0 0 0 0 0 0 6 11 0.00 0.000																			

Batter	1	2	3	4	5	6	7	8	9	AB	R	H	RBI	BB	SO	LOB	BOTTOM			
Barry Larkin, R OBP: 0.352, SLG: 0.430	F8		P5			P8		5-3	FC4-6	5	1	1	0	0	0	3	<b>Houston Astros @ Cincinnati Reds</b> Riverfront Stadium, Cincinnati, OH Thu Jun 16 1988, 7:05 PM EDT Att: 22,614 - Overcast - 75 F			
Chris Sabo, R OBP: 0.328, SLG: 0.496	F6		F7			F8		5-3		4	0	0	1	0	0	0				
Kal Daniels, L OBP: 0.420, SLG: 0.458	S				G3	WP		6-3		3	1	1	0	1	0	0				
Eric Davis, R OBP: 0.338, SLG: 0.446	K				5-3	HR		HR		4	2	2	3	0	1	1				
Paul O'Neill, L OBP: 0.327, SLG: 0.392 Lloyd McClendon, R OBP: 0.389, SLG: 0.417	K				K		F2		K	3	0	0	0	0	2	0				
Leon Durham, L OBP: 0.314, SLG: 0.456 Nick Esasky, R OBP: 0.367, SLG: 0.437						F7		F7		3	0	1	0	0	0	0				
Bo Diaz, R OBP: 0.246, SLG: 0.352						6-3		6-3		4	0	1	0	0	1	1				
Jeff Treadway, L OBP: 0.335, SLG: 0.343 Dave Concepcion, R OBP: 0.288, SLG: 0.272						FC4-6		F6		3	0	1	0	0	1	1				
Mario Soto, R Buddy Bell, R Tim Birtsas, L Frank Williams, R Dave Collins, S John Franco, L Terry McGriff, R Tom Browning, L						FC4-6		K		1	0	0	0	0	0	0				
<b>Inning Stats</b>	R: 0 E: 0 K: 1 S: 9	H: 0 LOB: 1 BB: 1 P: 17	R: 0 E: 0 K: 3 S: 12	H: 1 LOB: 0 BB: 0 P: 17	R: 0 E: 0 K: 1 S: 7	H: 0 LOB: 0 BB: 0 P: 10	R: 0 E: 0 K: 0 S: 11	H: 1 LOB: 1 BB: 0 P: 17	R: 2 E: 0 K: 0 S: 17	H: 2 LOB: 0 BB: 0 P: 23	R: 0 E: 0 K: 0 S: 9	H: 0 LOB: 0 BB: 0 P: 11	R: 1 E: 0 K: 1 S: 12	H: 1 LOB: 0 BB: 0 P: 13	R: 1 E: 0 K: 1 S: 12	H: 3 LOB: 3 BB: 1 P: 18	1B: 3 2B: 2 3B: 1 HR: 2	SF: 0 SAC: 0 DP: 0 HBP: 0	WP: 1 PB: 0 SB: 1 CS: 0	PA: 37
<b>PITCHER</b>	IP WLS BF H R ER SO BB IBB HBP BLK WP HR S P ERA WHIP																			
Mike Scott, R ERA: 2.98	(1, 1) 7.2 W 29 5 3 3 6 1 0 0 0 0 0 1 80 112 3.52 0.783																			
Juan Agosto, L ERA: 1.82	(8, 1) 1.0 5 2 1 1 1 0 0 0 0 0 0 1 11 13 9.00 2.000																			
Dave Smith, R ERA: 2.22	(9, 1) 0.1 S 3 1 0 0 0 0 1 0 0 0 0 0 0 4 9 0.00 6.000																			



Batter	1	2	3	4	5	6	7	8	9	AB	R	H	RBI	BB	SO	LOB	TOP					
<b>Brett Butler, L</b> (1, 8) OBP: 0.364, SLG: 0.363	1-3 K		0-0 4-3		2-1 4-3			3-2 F8		4	0	0	0	0	1	0	<b>San Francisco Giants @ Cincinnati Reds</b> Riverfront Stadium, Cincinnati, OH Fri Jun 17 1988, 7:05 PM EDT Att: 32,774 - Unknown - 75 F					
<b>Robby Thompson, R</b> (1, 4) OBP: 0.377, SLG: 0.410	1-3 K		3-2 2B		0-0 F9			3-3 K		4	0	1	0	0	2	0						
<b>Will Clark, L</b> (1, 3) OBP: 0.362, SLG: 0.537	0-0 1-3		0-0 6-3		1-2 1B			4-1 FC5-4 BB		3	0	1	0	1	0	1						
<b>Candy Maldonado, R</b> (1, 9) OBP: 0.308, SLG: 0.390		2-3 K		1-3 K		2-0 1B		1-3 K		4	0	1	0	0	3	1						
<b>Joel Youngblood, R</b> (1, 7) OBP: 0.404, SLG: 0.400		0-1 1B		4-1 E BB		2-1 G6-4-3 1B		0-0 FC5-4 FC5-4		3	0	1	0	1	0	3						
<b>Kevin Mitchell, R</b> (1, 5) OBP: 0.313, SLG: 0.431		0-0 1B		3-2 F8 BB		0-1 P4		2-1 FC5-4		4	0	1	0	0	0	2						
<b>Jose Uribe, S</b> (1, 6) OBP: 0.295, SLG: 0.307		0-1 L9		1-2 1-3		2-2 4-3				3	0	0	0	0	0	3						
<b>Kirt Manwaring, R</b> (1, 2) OBP: 0.300, SLG: 0.333		0-1 G3		2-1 5-3		3-3 K				3	0	0	0	0	1	2						
<b>Atlee Hammaker, S</b> (1, 1) OBP: 0.143, SLG: 0.143			2-3 K		2-1 P3			2-2 F8		1	0	0	0	0	1	0						
<b>Scott Garretts, R</b> (4, 1)										1	0	0	0	0	0	0						
<b>Rusty Tillman, R</b> (8, PH) OBP: 0.600, SLG: 1.333										1	0	0	0	0	0	0						
<b>Craig Lefferts, L</b> (8, 1)										0	0	0	0	0	0	0						
<b>Inning Stats</b>	R: 0 E: 0 K: 2 S: 9	H: 0 LOB: 0 BB: 0 P: 11	R: 0 E: 0 K: 1 S: 10	H: 2 LOB: 2 BB: 0 P: 12	R: 0 E: 0 K: 1 S: 9	H: 1 LOB: 1 BB: 0 P: 14	R: 0 E: 0 K: 1 S: 11	H: 0 LOB: 1 BB: 1 P: 20	R: 0 E: 0 K: 0 S: 6	H: 0 LOB: 0 BB: 0 P: 12	R: 0 E: 0 K: 1 S: 7	H: 2 LOB: 1 BB: 0 P: 12	R: 0 E: 0 K: 1 S: 8	H: 0 LOB: 0 BB: 0 P: 13	R: 0 E: 0 K: 1 S: 10	H: 0 LOB: 1 BB: 1 P: 18	R: 0 E: 0 K: 1 S: 9	H: 0 LOB: 1 BB: 1 P: 16	1B: 4 2B: 1 3B: 0 HR: 0	SF: 0 SAC: 0 DP: 1 HBP: 0	WP: 0 PB: 0 SB: 0 CS: 0	PA: 33
<b>PITCHER</b> <b>Danny Jackson, L</b> (1, 1) ERA: 3.24	IP: 9.0 WLS: W BF: 33 H: 5 R: 0 ER: 0 SO: 8 BB: 2 IBB: 0 HBP: 0 BLK: 0 WP: 0 HR: 0 S: 79 P: 128 ERA: 0.00 WHIP: 0.778															<b>PITCHER</b>						

Batter	1	2	3	4	5	6	7	8	9	AB	R	H	RBI	BB	SO	LOB	BOTTOM			
<b>Barry Larkin, R</b> (1, 6) OBP: 0.356, SLG: 0.430	4-2 S 1B SF7 BB			1-0 E2 PB S 1B 2H		1-1 F7		0-3 K		2	2	1	0	1	0	0	<b>San Francisco Giants @ Cincinnati Reds</b> Riverfront Stadium, Cincinnati, OH Fri Jun 17 1988, 7:05 PM EDT Att: 32,774 - Unknown - 75 F			
<b>Jeff Treadway, L</b> (5, 4) OBP: 0.332, SLG: 0.339		0-1 F9		3-1 S 1B		1-1 L7		1-1 F8		4	2	2	1	1	0	1				
<b>Chris Sabo, R</b> (1, 5) OBP: 0.332, SLG: 0.496	1 SAFE X	0-0 SF7 S 1B		4-2 1B SF8 BB		3-1 L7		1-1 F8		4	2	2	1	1	0	1				
<b>Kal Daniels, L</b> (1, 7) OBP: 0.423, SLG: 0.461	1 SAFE X	1-0 SF7		1-2 S 1B		4-2 1B BB		3-2 4-3		3	1	2	2	1	0	1				
<b>Eric Davis, R</b> (1, 8) OBP: 0.340, SLG: 0.446	2-2 HBP HBP		1-2 SF8		2-2 FC6-5 2B		2-2 1B			0	0	0	0	0	0	0				
<b>Lloyd McClendon, R</b> (3, 9) OBP: 0.400, SLG: 0.452	1 SAFE X		1-2 SF8		2-2 FC6-5 2B		1-3 1B			2	0	2	2	0	0	0				
<b>Nick Esasky, R</b> (1, 3) OBP: 0.365, SLG: 0.428	1 SAFE X	1-0 P3		1-1 FC6-5 FC4-6		1-3 K				3	0	0	0	1	1	5				
<b>Paul O'Neill, L</b> (1, 9) OBP: 0.325, SLG: 0.385	2-2 HBP		0-3 K		0-0 FC4-6		1-0 F9			3	0	0	0	0	1	3				
<b>Dave Concepcion, R</b> (1, 4) OBP: 0.279, SLG: 0.263	0-1 L5		0-3 K		2-3 K		0-0 G3			4	0	0	0	0	2	5				
<b>Terry McGriff, R</b> (1, 2) OBP: 0.301, SLG: 0.297		1-3 K2-3		0-0 SH5-4 E 1B		2-2 4-3		3-3 K		4	1	1	0	0	2	0				
<b>Danny Jackson, R</b> (1, 1) OBP: 0.182, SLG: 0.219		0-3 K		0-0 SH5-4		0-3 K		2-2 1B		3	0	1	0	0	2	0				
<b>Inning Stats</b>	R: 1 E: 0 K: 0 S: 12	H: 1 LOB: 3 BB: 1 P: 22	R: 0 E: 0 K: 2 S: 9	H: 0 LOB: 0 BB: 0 P: 10	R: 1 E: 0 K: 2 S: 15	H: 1 LOB: 2 BB: 2 P: 24	R: 4 E: 1 K: 0 S: 16	H: 5 LOB: 1 BB: 0 P: 20	R: 0 E: 0 K: 2 S: 9	H: 0 LOB: 0 BB: 0 P: 13	R: 0 E: 0 K: 1 S: 13	H: 1 LOB: 2 BB: 1 P: 22	R: 0 E: 0 K: 1 S: 5	H: 0 LOB: 0 BB: 0 P: 9	R: 0 E: 0 K: 1 S: 12	H: 1 LOB: 1 BB: 0 P: 18	1B: 8 2B: 1 3B: 0 HR: 0	SF: 2 SAC: 1 DP: 0 HBP: 2	WP: 0 PB: 1 SB: 5 CS: 0	PA: 39
<b>PITCHER</b> <b>Atlee Hammaker, L</b> (1, 1) ERA: 3.66	IP: 3.1 WLS: L BF: 22 H: 7 R: 6 ER: 5 SO: 4 BB: 2 IBB: 1 HBP: 2 BLK: 0 WP: 0 HR: 0 S: 49 P: 72 ERA: 13.50 WHIP: 2.700															<b>PITCHER</b>				
<b>Scott Garretts, R</b> (4, 1) ERA: 5.01	3.2 1 0 0 4																			
<b>Craig Lefferts, L</b> (8, 1) ERA: 2.79	1.0 4 1 0 0 1																			

AB	31
R	0
H	5
RBI	0
BB	2
SO	8
LOB	12





Batter	1	2	3	4	5	6	7	8	9	AB	R	H	RBI	BB	SO	LOB	TOP										
<b>Brett Butler, L</b> OBP: 0.361, SLG: 0.368 (1, 8)	L9		1-3		FC1-5-4 3B		K		E1	5	0	1	0	0	1	0	<b>San Francisco Giants @ Cincinnati Reds</b> Riverfront Stadium, Cincinnati, OH Sat Jun 18 1988, 3:33 AM EDT Att: 28,547 - Sunny <a href="http://livebaseballscorecards.com">livebaseballscorecards.com</a>										
<b>Chris Speier, R</b> OBP: 0.319, SLG: 0.316 (1, 4)	6-3		K		FC1-5-2-6 3B			1B 4-1 BB	G3	4	1	0	0	1	1	2											
<b>Will Clark, L</b> OBP: 0.368, SLG: 0.547 (1, 3)					FC6-4 1B			4-1		3	0	2	1	1	0	1											
<b>Candy Maldonado, R</b> OBP: 0.304, SLG: 0.383 (1, 9)	K		FC6-4		4-3			5-3		4	0	0	0	0	1	4											
<b>Mike Aldrete, L</b> OBP: 0.352, SLG: 0.351 (1, 7)										3	0	2	0	1	0	0											
<b>Kevin Mitchell, R</b> OBP: 0.312, SLG: 0.425 (1, 5)										3	0	0	0	1	1	3											
<b>Jose Uribe, S</b> OBP: 0.289, SLG: 0.300 (1, 6)										4	0	0	0	0	0	2											
<b>Kirt Manwaring, R</b> OBP: 0.310, SLG: 0.341 (7, PH)										2	0	1	0	0	0	1											
<b>Joel Youngblood, R</b> OBP: 0.396, SLG: 0.391 (7, PH)										1	0	0	0	0	1	0											
<b>Don Robinson, R</b> OBP: 0.500, SLG: 1.000 (9, PH)										1	0	0	0	0	0	0											
<b>Rusty Tillman, R</b> OBP: 0.500, SLG: 1.000 (7, PH)										2	0	0	0	0	0	2											
<b>Kelly Downs, R</b> OBP: 0.091, SLG: 0.048 (7, PH)										2	1	1	0	0	0	0											
<b>Bob Brenly, R</b> OBP: 0.232, SLG: 0.319 (7, 2)										2	1	1	0	0	0	0											
<b>Inning Stats</b>	R: 0 E: 0 K: 1 S: 9	H: 0 LOB: 1 BB: 1 P: 21	R: 0 E: 0 K: 0 S: 12	H: 2 LOB: 2 BB: 1 P: 20	R: 0 E: 0 K: 1 S: 12	H: 1 LOB: 1 BB: 0 P: 18	R: 0 E: 0 K: 0 S: 9	H: 0 LOB: 1 BB: 1 P: 16	R: 1 E: 0 K: 0 S: 15	H: 2 LOB: 1 BB: 0 P: 23	R: 0 E: 0 K: 0 S: 4	H: 0 LOB: 0 BB: 0 P: 7	R: 0 E: 0 K: 1 S: 11	H: 0 LOB: 2 BB: 1 P: 14	R: 0 E: 0 K: 1 S: 11	H: 1 LOB: 2 BB: 1 P: 17	R: 1 E: 1 K: 0 S: 12	H: 1 LOB: 1 BB: 0 P: 16	1B: 4 2B: 1 3B: 2 HR: 0	SF: 0 SAC: 0 DP: 0 HBP: 0	WP: 0 PB: 0 SB: 1 CS: 1	PA: 38					
<b>PITCHER</b>	IP	WLS	BF	H	R	ER	SO	BB	IBB	HBP	BLK	WP	HR	S	P	ERA	WHIP										
<b>Ron Robinson, R</b> ERA: 3.74 (1, 1)	5.0	W	22	5	1	1	2	3	0	0	0	0	0	57	98	1.80	1.600										
<b>Frank Williams, R</b> ERA: 2.5 (6, 1)	1.0		3	0	0	0	0	0	0	0	0	0	0	4	7	0.00	0.000										
<b>Rob Murphy, L</b> ERA: 2.41 (7, 1)	2.0		8	1	0	0	3	1	0	0	0	0	0	22	31	0.00	1.000										
<b>John Franco, L</b> ERA: 1.25 (9, 1)	1.0	S	5	1	1	0	0	0	0	0	0	0	0	12	16	0.00	1.000										

Batter	1	2	3	4	5	6	7	8	9	AB	R	H	RBI	BB	SO	LOB	BOTTOM										
<b>Barry Larkin, R</b> OBP: 0.354, SLG: 0.427 (1, 6)	2B SF8 1B		5-3		5-3		4-3			4	1	1	0	0	0	2	<b>San Francisco Giants @ Cincinnati Reds</b> Riverfront Stadium, Cincinnati, OH Sat Jun 18 1988, 3:33 AM EDT Att: 28,547 - Sunny <a href="http://livebaseballscorecards.com">livebaseballscorecards.com</a>										
<b>Chris Sabo, R</b> OBP: 0.343, SLG: 0.534 (1, 5)							E4 FC3-2 2B			4	2	4	1	0	0	0											
<b>Kal Daniels, L</b> OBP: 0.424, SLG: 0.464 (1, 7)							4-3			3	0	1	0	1	1	3											
<b>Paul O'Neill, L</b> OBP: 0.319, SLG: 0.379 (1, 8)							4-3			3	0	0	1	0	0	3											
<b>Leon Durham, L</b> OBP: 0.311, SLG: 0.441 (1, 3)							4-3			3	0	0	0	1	2	3											
<b>Lloyd McClendon, R</b> OBP: 0.380, SLG: 0.424 (1, 9)										4	0	0	0	0	1	3											
<b>John Franco, L</b> (9, 1)										0	0	0	0	0	0	0											
<b>Jeff Treadway, L</b> OBP: 0.330, SLG: 0.333 (1, 4)										3	0	0	0	0	2	0											
<b>Terry McGriff, R</b> OBP: 0.312, SLG: 0.313 (1, 2)										3	0	1	0	1	1	0											
<b>Ron Robinson, R</b> OBP: 0.182, SLG: 0.227 (6, 1)										1	0	1	0	0	0	0											
<b>Nick Esasky, R</b> OBP: 0.363, SLG: 0.425 (6, PH)										1	0	0	0	0	1	1											
<b>Rob Murphy, L</b> (7, 1)										0	0	0	0	0	0	0											
<b>Dave Collins, S</b> OBP: 0.280, SLG: 0.271 (9, 9)										0	0	0	0	0	0	0											
<b>Inning Stats</b>	R: 1 E: 0 K: 1 S: 14	H: 2 LOB: 2 BB: 1 P: 22	R: 0 E: 0 K: 1 S: 7	H: 1 LOB: 0 BB: 0 P: 11	R: 1 E: 0 K: 0 S: 8	H: 1 LOB: 1 BB: 1 P: 16	R: 0 E: 0 K: 0 S: 7	H: 0 LOB: 1 BB: 1 P: 12	R: 0 E: 0 K: 2 S: 12	H: 1 LOB: 1 BB: 0 P: 19	R: 1 E: 1 K: 1 S: 17	H: 2 LOB: 1 BB: 0 P: 19	R: 0 E: 0 K: 2 S: 10	H: 0 LOB: 0 BB: 0 P: 17	R: 0 E: 0 K: 2 S: 10	H: 0 LOB: 0 BB: 0 P: 17	1B: 1 2B: 5 3B: 1 HR: 1	SF: 1 SAC: 1 DP: 0 HBP: 1	WP: 0 PB: 0 SB: 0 CS: 0	PA: 35							
<b>PITCHER</b>	IP	WLS	BF	H	R	ER	SO	BB	IBB	HBP	BLK	WP	HR	S	P	ERA	WHIP										
<b>Kelly Downs, R</b> ERA: 3.56 (1, 1)	6.0	L	27	6	2	2	5	2	1	1	0	0	0	27	36	3.00	1.333										
<b>Don Robinson, R</b> ERA: 2.65 (7, 1)	2.0		8	2	1	1	3	0	0	0	0	0	0	27	36	4.50	1.000										





Batter	1	2	3	4	5	6	7	8	9	AB	R	H	RBI	BB	SO	LOB	TOP		
<b>Brett Butler, L</b> OBP: 0.365, SLG: 0.374 (1, 8)	2-2 4-3		3-2 BLK 2B 1B		1-0 CS 2B		1-0 F2		4-1 BB	4	1	2	0	1	0	0	<b>San Francisco Giants @ Cincinnati Reds</b> Riverfront Stadium, Cincinnati, OH Sun Jun 19 1988, 3:33 AM EDT Att: 29,879 - Sunny - 90 F		
<b>Ernest Riles, L</b> OBP: 0.293, SLG: 0.350 (1, 5) <b>Kevin Mitchell, R</b> OBP: 0.311, SLG: 0.423 (9, 5)	3-2 6-3		1-1 1B 2B 2B		2-3 K			1-2 4-3 BB	4	1	1	1	0	1	1	1			
<b>Will Clark, L</b> OBP: 0.373, SLG: 0.545 (1, 3)	4-0 FC5-4 BB		4-2 1B 2B BB		4-0 IBB			2-3 K		1	1	0	0	3	1	0			
<b>Joel Youngblood, R</b> OBP: 0.386, SLG: 0.380 (1, 9)	2-1 FC5-4 1-2		3-2 2B 1B		1-3 K			2-0 F8		4	1	1	0	0	1	3			
<b>Mike Aldrete, L</b> OBP: 0.356, SLG: 0.363 (1, 7)		2-3 K	2-2 1-H 2-H 3-H 2B			2-2 6-3			0-1 SH1-4 1B	4	1	2	3	0	1	0			
<b>Chris Speier, R</b> OBP: 0.309, SLG: 0.305 (1, 4)		0-1 B5-3	1-3 K			2-3 K			1-1 SH1-4	3	0	0	0	0	2	1			
<b>Bob Brenly, R</b> OBP: 0.233, SLG: 0.316 (1, 2)		0-3 K		2-1 4-3					0-0 BB 2-H 1B	4	0	1	1	0	1	0			
<b>Jose Uribe, S</b> OBP: 0.288, SLG: 0.299 (1, 6)			1-1 5-3	3-3 K			1-0 F9		0-0 BB	4	0	1	0	0	1	0			
<b>Mike Krukow, R</b> OBP: 0.094, SLG: 0.161 <b>Joe Price, R</b> (9, 1) <b>Don Robinson, R</b> (9, 1)			0-2 L3	1-3 K			1-3 K		1-3 K	4	0	0	0	0	3	2			
<b>Inning Stats</b>	R: 0 E: 0 K: 0 S: 10	H: 0 LOB: 1 BB: 1 P: 21	R: 0 E: 0 K: 2 S: 9	H: 0 LOB: 0 BB: 0 P: 11	R: 4 E: 0 K: 1 S: 24	H: 4 LOB: 1 BB: 1 P: 39	R: 0 E: 0 K: 2 S: 12	H: 0 LOB: 0 BB: 0 P: 18	R: 0 E: 0 K: 1 S: 13	H: 0 LOB: 1 BB: 1 P: 15	R: 0 E: 0 K: 1 S: 6	H: 0 LOB: 0 BB: 0 P: 9	R: 0 E: 0 K: 1 S: 7	H: 0 LOB: 0 BB: 0 P: 12	R: 1 E: 0 K: 1 S: 14	H: 3 LOB: 3 BB: 1 P: 19		1B: 5 2B: 3 3B: 0 HR: 0	SF: 0 SAC: 1 DP: 0 HBP: 0
<b>PITCHER</b>	IP WLS BF H R ER SO	IP WLS BF H R ER SO	IP WLS BF H R ER SO	IP WLS BF H R ER SO	IP WLS BF H R ER SO	IP WLS BF H R ER SO	IP WLS BF H R ER SO	IP WLS BF H R ER SO	IP WLS BF H R ER SO	IP WLS BF H R ER SO	IP WLS BF H R ER SO	IP WLS BF H R ER SO	IP WLS BF H R ER SO	IP WLS BF H R ER SO	IP WLS BF H R ER SO	IP WLS BF H R ER SO	ERA WHIP	ERA WHIP	
<b>Jose Rijo, R</b> ERA: 2.38	6.0	L	25	5	4	4	8	2	1	0	0	1	0	0	75	124	6.00	1.167	
<b>Tim Birtsas, L</b> ERA: 4.39	2.0	6	0	0	0	2	0	0	0	0	0	0	0	0	13	21	0.00	0.000	
<b>Frank Williams, R</b> ERA: 2.89	0.1	4	3	1	1	0	0	0	0	0	0	0	0	0	7	7	27.00	9.000	
<b>Rob Murphy, L</b> ERA: 2.37	0.2	3	0	0	0	1	1	0	0	0	0	0	0	7	12	0.00	1.500		

AB	33
R	5
H	8
RBI	5
BB	4
SO	11
LOB	10



Batter	1	2	3	4	5	6	7	8	9	AB	R	H	RBI	BB	SO	LOB	BOTTOM				
<b>Barry Larkin, R</b> OBP: 0.353, SLG: 0.429 (1, 6)	0-2 5-3		0-2 6-3			0-0 B5-3		1-1 E 2B		4	0	1	0	0	0	2	<b>San Francisco Giants @ Cincinnati Reds</b> Riverfront Stadium, Cincinnati, OH Sun Jun 19 1988, 3:33 AM EDT Att: 29,879 - Sunny - 90 F				
<b>Chris Sabo, R</b> OBP: 0.341, SLG: 0.529 (1, 5)	0-0 6-3			2-0 F8		3-2 6-3 1B		0-1 E6 G4-3		4	0	1	2	0	0	1					
<b>Kal Daniels, L</b> OBP: 0.425, SLG: 0.464 <b>Lloyd McClendon, R</b> OBP: 0.370, SLG: 0.412 (6, 7)	3-2 F7			0-0 1B		1-0 6-3		0-2 G4-3		2	0	1	0	0	0	0					
<b>Paul O'Neill, L</b> OBP: 0.318, SLG: 0.392 (1, 9)		1-1 L3		1-3 K		2-1 G3			1-2 HR	4	1	1	1	0	1	2					
<b>Leon Durham, L</b> OBP: 0.318, SLG: 0.443 (1, 3)		1-2 L3 1B		1-1 F5			2-0 3-1		0-1 3-1 WP 1B	4	0	2	0	0	0	1					
<b>Eddie Milner, L</b> (1, 8)		0-0 L3			1-0 F7		1-2 4-3		1-1 L8	4	0	0	0	0	0	2					
<b>Jeff Treadway, L</b> OBP: 0.324, SLG: 0.326 (1, 4)			0-0 F8		0-2 L9		1-0 G3		0-2 3-1	4	0	0	0	0	0	1					
<b>Terry McGriff, R</b> OBP: 0.333, SLG: 0.329 <b>Eric Davis, R</b> OBP: 0.340, SLG: 0.446 (9, PR)			1-2 SH3-4 1B		0-0 F7			1-0 2B E 1B	4	2	0	1	0	0	0	0					
<b>Jose Rijo, R</b> <b>Dave Collins, S</b> ERA: 4.18 <b>Tim Birtsas, L</b> <b>Dave Concepcion, R</b> <b>Frank Williams, R</b> <b>Rob Murphy, L</b> <b>Nick Esasky, R</b> OBP: 0.360, SLG: 0.422 (9, PH)			0-0 SH3-4			1-1 B5-3 1B 2B		2-3 K	3	3	3	3	3	3	3	3					
<b>Inning Stats</b>	R: 0 E: 0 K: 0 S: 7	H: 0 LOB: 0 BB: 0 P: 10	R: 0 E: 0 K: 0 S: 7	H: 1 LOB: 0 BB: 0 P: 9	R: 0 E: 0 K: 0 S: 8	H: 1 LOB: 1 BB: 0 P: 9	R: 0 E: 0 K: 1 S: 8	H: 1 LOB: 0 BB: 0 P: 12	R: 0 E: 0 K: 0 S: 5	H: 0 LOB: 0 BB: 0 P: 6	R: 1 E: 0 K: 0 S: 10	H: 2 LOB: 1 BB: 0 P: 17	R: 0 E: 0 K: 0 S: 5	H: 0 LOB: 0 BB: 0 P: 9	R: 1 E: 1 K: 1 S: 11	H: 2 LOB: 1 BB: 0 P: 15		R: 1 E: 0 K: 1 S: 17	H: 2 LOB: 3 BB: 1 P: 26	1B: 6 2B: 3 3B: 0 HR: 1	SF: 0 SAC: 1 DP: 2 HBP: 0
<b>PITCHER</b>	IP WLS BF H R ER SO	IP WLS BF H R ER SO	IP WLS BF H R ER SO	IP WLS BF H R ER SO	IP WLS BF H R ER SO	IP WLS BF H R ER SO	IP WLS BF H R ER SO	IP WLS BF H R ER SO	IP WLS BF H R ER SO	IP WLS BF H R ER SO	IP WLS BF H R ER SO	IP WLS BF H R ER SO	IP WLS BF H R ER SO	IP WLS BF H R ER SO	IP WLS BF H R ER SO	IP WLS BF H R ER SO	ERA WHIP	ERA WHIP			
<b>Mike Krukow, R</b> ERA: 4.18	8.0	W	31	8	3	3	2	0	0	0	0	0	0	0	65	92	3.38	1.000			
<b>Joe Price, L</b> ERA: 3.42	0.2	3	1	0	0	0	0	0	0	1	0	7	8	0.00	1.500						
<b>Don Robinson, R</b> ERA: 2.66	0.1	S	2	0	0	0	1	0	0	0	0	6	13	0.00	3.000						

AB	34
R	3
H	9
RBI	3
BB	1
SO	3
LOB	15









Batter	1	2	3	4	5	6	7	8	9	AB	R	H	RBI	BB	SO	LOB	TOP										
Barry Larkin, R OBP: 0.359, SLG: 0.440	P4		3-1 2B HBP		1-0 HBP		1-3 K			2	1	0	0	0	1	0	<b>Cincinnati Reds @ Houston Astros</b> Astrodome, Houston, TX Tue Jun 21 1988, 8:05 PM EDT Att: 18,220 - Dome - 70 F										
Eddie Milner, L OBP: 0.250, SLG: 0.182	1-3		3-1		4-1 FC5-4 BB		0-0 G3			3	0	0	0	1	0	1											
Chris Sabo, R OBP: 0.345, SLG: 0.533	1B		G3 2B		0-3 K		0-0 5-3			4	0	2	1	0	1	2											
Paul O'Neill, L OBP: 0.317, SLG: 0.389	1B		G3		1-0 P6		0-0 5-3			4	0	1	0	0	0	3											
Nick Esasky, R OBP: 0.350, SLG: 0.405	F8		K		0-0 FC5-4		0-0 5-3			4	0	0	0	0	1	5											
Lloyd McClendon, R OBP: 0.360, SLG: 0.387 Jeff Gray, R					0-1 5-3		2-0 6-3			4	0	0	0	0	2	0											
Jeff Treadway, L OBP: 0.326, SLG: 0.339					2-2 BLK 1B		0-0 FC5-2 3B			4	0	2	0	0	0	0											
Terry McGriff, R OBP: 0.315, SLG: 0.299					0-1 F8		0-0 FC5-2			3	0	0	0	1	0	2											
Jack Armstrong, R					2-3 K		1-3 K			3	0	0	0	0	2	3											
Frank Williams, R					1-2 K					0	0	0	0	0	0	0											
Rob Murphy, L										0	0	0	0	0	0	0											
Tracy Jones, R OBP: 0.328, SLG: 0.283					1-2 K					1	0	0	0	0	1	0											
<b>Inning Stats</b>	R: 0 E: 0 K: 0 S: 11	H: 2 LOB: 2 BB: 0 P: 14	R: 0 E: 0 K: 1 S: 9	H: 0 LOB: 1 BB: 1 P: 18	R: 1 E: 0 K: 1 S: 8	H: 1 LOB: 1 BB: 0 P: 15	R: 0 E: 0 K: 1 S: 11	H: 1 LOB: 2 BB: 0 P: 15	R: 0 E: 0 K: 1 S: 7	H: 0 LOB: 2 BB: 1 P: 12	R: 0 E: 0 K: 1 S: 6	H: 1 LOB: 0 BB: 0 P: 9	R: 0 E: 0 K: 1 S: 7	H: 0 LOB: 0 BB: 0 P: 8	R: 0 E: 0 K: 1 S: 5	H: 0 LOB: 0 BB: 0 P: 8	R: 0 E: 0 K: 1 S: 11	H: 0 LOB: 0 BB: 0 P: 17	1B: 3 2B: 1 3B: 1 HR: 0	SF: 0 SAC: 0 DP: 0 HBP: 2	WP: 0 PB: 0 SB: 2 CS: 0	PA: 36					
<b>PITCHER</b>	IP	WLS	BF	H	R	ER	SO	BB	IBB	HBP	BLK	WP	HR	S	P	ERA	WHIP										
Mike Scott, R ERA: 2.96	0.2		4	2	0	0	0	0	0	0	0	0	0	9	12	0.00	3.000										
Joaquin Andujar, R ERA: 4.57	5.1		23	3	1	1	5	2	0	2	1	0	0	43	71	1.69	0.938										
Larry Andersen, R ERA: 3.73	1.0	W	3	0	0	0	1	0	0	0	0	0	0	7	8	0.00	0.000										
Juan Agosto, L ERA: 2.75	1.0		3	0	0	0	1	0	0	0	0	0	0	5	8	0.00	0.000										
Dave Smith, R ERA: 2.29	1.0	S	3	0	0	0	1	0	0	0	0	0	0	11	17	0.00	0.000										

AB	32
R	1
H	5
RBI	1
BB	2
SO	8
LOB	16



Batter	1	2	3	4	5	6	7	8	9	AB	R	H	RBI	BB	SO	LOB	BOTTOM										
Gerald Young, S OBP: 0.349, SLG: 0.331	S BB		4-3		0-2 F8		1-1 SF9			2	0	0	1	1	0	0	<b>Cincinnati Reds @ Houston Astros</b> Astrodome, Houston, TX Tue Jun 21 1988, 8:05 PM EDT Att: 18,220 - Dome - 70 F										
Billy Hatcher, R OBP: 0.340, SLG: 0.398	1-3		L9				5-3			4	0	0	0	0	1	2											
Bill Doran, S OBP: 0.370, SLG: 0.348	K				2-2 P2		F8			4	0	1	0	0	1	1											
Glenn Davis, R OBP: 0.325, SLG: 0.486	K				2-2 F9		L7			4	0	0	0	0	1	2											
Terry Puhl, L OBP: 0.449, SLG: 0.373 Alex Trevino, R OBP: 0.375, SLG: 0.352			F8 S BB		3-2 S 1B		4-0 CS BB			1	0	1	0	2	0	0											
Alan Ashby, S OBP: 0.332, SLG: 0.418 Louie Meadows, L (7, PR)			F8		4-0 S 1B		4-2 S BB			1	0	0	0	2	0	1											
Juan Agosto, L					1-2 IBB		1-2 2B BB			0	0	0	0	0	0	0											
Steve Henderson, R OBP: 0.350, SLG: 0.314 Dave Smith, R			1-3				1-2 2B BB			0	0	0	0	1	0	0											
Buddy Bell, R OBP: 0.267, SLG: 0.200			0-1 P5		0-2 F9		3-1 BB SF9 2B			4	1	1	1	0	0	6											
Rafael Ramirez, R OBP: 0.277, SLG: 0.342 Craig Reynolds, L (7, PH)			L7				1-0 SF9 BB S 1B			2	0	0	0	0	1	1											
Mike Scott, R OBP: 0.103, SLG: 0.103 Joaquin Andujar, S OBP: 0.250, SLG: 0.500 Larry Andersen, R OBP: 0.500, SLG: 0.500 Kevin Bass, S (7, PH)					2-2 K		2-2 P5			0	0	0	0	0	0	0											
<b>Inning Stats</b>	R: 0 E: 0 K: 2 S: 15	H: 0 LOB: 1 BB: 1 P: 24	R: 0 E: 0 K: 0 S: 7	H: 0 LOB: 1 BB: 1 P: 14	R: 0 E: 0 K: 1 S: 9	H: 0 LOB: 0 BB: 0 P: 15	R: 0 E: 0 K: 0 S: 14	H: 1 LOB: 2 BB: 1 P: 25	R: 0 E: 0 K: 1 S: 9	H: 0 LOB: 0 BB: 0 P: 13	R: 0 E: 0 K: 1 S: 8	H: 0 LOB: 0 BB: 0 P: 13	R: 3 E: 0 K: 0 S: 12	H: 2 LOB: 2 BB: 3 P: 29	R: 0 E: 1 K: 0 S: 12	H: 1 LOB: 3 BB: 1 P: 21	1B: 2 2B: 2 3B: 0 HR: 0	SF: 1 SAC: 1 DP: 0 HBP: 0	WP: 0 PB: 0 SB: 7 CS: 1	PA: 35							
<b>PITCHER</b>	IP	WLS	BF	H	R	ER	SO	BB	IBB	HBP	BLK	WP	HR	S	P	ERA	WHIP										
Jack Armstrong, R ERA: 2.84	6.1	L	25	2	3	3	5	4	1	0	0	0	0	66	119	4.26	0.947										
Frank Williams, R ERA: 3.21	0.0		2	1	0	0	0	1	0	0	0	0	0	1	6	∞	∞										
Rob Murphy, L ERA: 2.33	0.2		2	0	0	0	0	0	0	0	0	0	0	7	8	0.00	0.000										
Jeff Gray, R ERA:	1.0		6	1	0	0	0	1	0	0	0	0	0	12	21	0.00	2.000										





Batter	1	2	3	4	5	6	7	8	9	AB	R	H	RBI	BB	SO	LOB	TOP								
Barry Larkin, R OBP: 0.356, SLG: 0.433	1-1 F7		0-2 4-3		4-1 E 1B BB		3-1 5-3		0-0 F9	4	0	0	0	1	0	2	<p>Cincinnati Reds @ Houston Astros Astrodome, Houston, TX Wed Jun 22 1988, 8:05 PM EDT Att: 20,677 - Dome - 70 F</p>								
Chris Sabo, R OBP: 0.350, SLG: 0.536	0-1 1-6-3		4-0 S BB		0-0 E1 FC5-4 1B		3-1 2B		0-1 F8	4	0	2	0	1	0	2									
Tracy Jones, R OBP: 0.306, SLG: 0.263	0-1 5-3		0-1 5-3		2-1 FC5-4 1-2		0-1 L7			4	0	0	0	0	0	4									
Nick Esasky, R OBP: 0.353, SLG: 0.410		4-2 6-3 E BB		2-2 F9		3-2 4-3 1B 2B		2-2 5-3		3	1	1	0	1	0	0									
Lloyd McClendon, R OBP: 0.344, SLG: 0.367		2-2 L6		3-2 F9		2-1 4-3		0-2 6-3		4	0	0	0	0	0	2									
Eddie Milner, L OBP: 0.250, SLG: 0.200		2-2 E1 6-3 1-2		3-2 1B		2-1 4-3		1-3 K		4	0	1	0	0	1	2									
Dave Concepcion, R OBP: 0.275, SLG: 0.260		1-0 6-3 1-2 2-3		2-0 5-3		3-2 1B		1-2 1-3		4	0	1	1	0	0	3									
Terry McGriff, R OBP: 0.312, SLG: 0.296		1-0 4-3		1-3 K2-3		3-3 K		0-0 BB 1B		4	0	1	0	0	2	3									
Danny Jackson, R OBP: 0.167, SLG: 0.200			1-3 K		0-2 4-3		1-3 K		4-2 BB	3	0	0	0	0	2	0									
Rob Murphy, L (8, 1)										0	0	0	0	0	0	0									
Dave Collins, S OBP: 0.295, SLG: 0.291									1-2 BB	0	0	0	0	0	1	0									
<b>Inning Stats</b>	R: 0 E: 0 K: 0 S: 6	H: 0 LOB: 0 BB: 0 P: 7	R: 0 E: 1 K: 0 S: 12	H: 0 LOB: 2 BB: 1 P: 22	R: 0 E: 0 K: 1 S: 10	H: 0 LOB: 1 BB: 1 P: 15	R: 0 E: 0 K: 0 S: 11	H: 1 LOB: 1 BB: 0 P: 21	R: 0 E: 1 K: 1 S: 11	H: 1 LOB: 2 BB: 1 P: 18	R: 1 E: 0 K: 1 S: 14	H: 2 LOB: 1 BB: 0 P: 27	R: 0 E: 0 K: 1 S: 9	H: 1 LOB: 1 BB: 0 P: 16	R: 0 E: 0 K: 1 S: 11	H: 0 LOB: 0 BB: 1 P: 14	R: 0 E: 0 K: 0 S: 10	H: 1 LOB: 2 BB: 1 P: 15	1B: 4 2B: 2 3B: 0 HR: 0	SF: 0 SAC: 0 DP: 0 HBP: 0	WP: 0 PB: 0 SB: 1 CS: 0	PA: 38			
<b>PITCHER</b>	IP WLS BF H R ER SO BB IBB HBP BLK WP HR S P ERA WHIP	7.0 L 30 5 1 1 4 3 0 0 0 0 0 0 73 126 1.29 1.143	2.0 W 8 1 0 0 1 1 0 0 0 0 0 0 21 29 0.00 1.000																						

Batter	1	2	3	4	5	6	7	8	9	AB	R	H	RBI	BB	SO	LOB	BOTTOM								
Gerald Young, S OBP: 0.348, SLG: 0.330	3-3 K		1-3 K		0-1 1B 1B		0-3 K			4	0	1	0	0	3	1	<p>Cincinnati Reds @ Houston Astros Astrodome, Houston, TX Wed Jun 22 1988, 8:05 PM EDT Att: 20,677 - Dome - 70 F</p>								
Billy Hatcher, R OBP: 0.336, SLG: 0.392	2-3 K		2-1 5-3		1 SAFE 0-1 F9 1B		0-0 P5			4	0	0	0	0	1	2									
Bill Doran, S OBP: 0.372, SLG: 0.348	4-0 BB				0-0 6-3 1B		0-2 FC6-4 1B		0-1 6-3	3	0	1	0	1	0	0									
Glenn Davis, R OBP: 0.328, SLG: 0.486	2-3 K				0-2 1B 1B		1-1 FC6-4 1-2		1-0 BB 2B 1B	4	2	2	0	0	1	3									
Kevin Bass, S OBP: 0.320, SLG: 0.407		1-3 K		1-0 1B 1B		1-0 E7		4-2 2B BB		3	1	1	0	1	1	0									
Buddy Bell, R OBP: 0.266, SLG: 0.217		3-2 6-3		2-2 F7		1-0 6-3		2-0 1B 2B		4	1	1	2	0	0	2									
Rafael Ramirez, R OBP: 0.280, SLG: 0.345		1-0 L4		0-2 1B 1B		2-2 5-3		2-2 2B 1B		4	1	2	2	0	0	0									
Alex Trevino, R OBP: 0.382, SLG: 0.379			3-2 SH5-4 WP 1B		1-2 P4		1-3 K		0-1 1B 2B	4	0	2	1	0	1	2									
Bob Knepper, L OBP: 0.077, SLG: 0.040			2-0 SH5-4		0-3 K		0-0 1-3		1-0 1-3	1	0	0	0	0	1	0									
Steve Henderson, R OBP: 0.341, SLG: 0.306										1	0	0	0	0	0	0									
Juan Agosto, L (8, 1)										1	0	0	0	0	0	1									
<b>Inning Stats</b>	R: 0 E: 0 K: 3 S: 10	H: 0 LOB: 0 BB: 1 P: 21	R: 0 E: 0 K: 1 S: 9	H: 0 LOB: 0 BB: 0 P: 14	R: 0 E: 0 K: 1 S: 11	H: 1 LOB: 0 BB: 0 P: 19	R: 1 E: 0 K: 0 S: 17	H: 3 LOB: 2 BB: 0 P: 21	R: 0 E: 0 K: 1 S: 12	H: 2 LOB: 0 BB: 0 P: 13	R: 0 E: 1 K: 0 S: 5	H: 0 LOB: 0 BB: 0 P: 9	R: 0 E: 0 K: 2 S: 7	H: 0 LOB: 0 BB: 0 P: 8	R: 4 E: 0 K: 0 S: 15	H: 4 LOB: 1 BB: 1 P: 25	R: 0 E: 0 K: 0 S: 10	H: 0 LOB: 0 BB: 0 P: 14	1B: 8 2B: 2 3B: 0 HR: 0	SF: 0 SAC: 1 DP: 0 HBP: 0	WP: 1 PB: 0 SB: 0 CS: 0	PA: 36			
<b>PITCHER</b>	IP WLS BF H R ER SO BB IBB HBP BLK WP HR S P ERA WHIP	7.2 L 35 10 5 5 8 2 0 0 0 0 0 0 85 128 5.87 1.565	0.1 L 1 0 0 0 0 0 0 0 0 0 0 0 1 2 0.00 0.000																						

AB	34
R	1
H	6
RBI	1
BB	4
SO	5
LOB	18



AB	33
R	5
H	10
RBI	5
BB	2
SO	8
LOB	11





Batter	1	2	3	4	5	6	7	8	9	AB R H RBI BB SO LOB	TOP									
Steve Sax, R OBP: 0.338, SLG: 0.375 (1, 4)										5 1 1 0 0 1 1	<b>Los Angeles Dodgers @ Cincinnati Reds</b> Riverfront Stadium, Cincinnati, OH Fri Jun 24 1988, 7:05 PM EDT Att: 33,781 - Unknown - 91 F  <b>AB 34</b> <b>R 5</b> <b>H 9</b> <b>RBI 4</b> <b>BB 3</b> <b>SO 6</b> <b>LOB 17</b> 									
Franklin Stubbs, L OBP: 0.315, SLG: 0.377 (1, 3)										4 2 2 1 0 0 0										
Kirk Gibson, L OBP: 0.376, SLG: 0.532 (1, 7)										3 0 0 0 1 1 0										
Mike Marshall, R OBP: 0.305, SLG: 0.409 (1, 9)										5 0 1 1 0 1 2										
John Shelby, S OBP: 0.390, SLG: 0.462 (1, 8)										3 1 2 0 1 0 2										
Mike Scioscia, L OBP: 0.345, SLG: 0.335 (1, 2)										3 1 1 0 0 0 4										
Jeff Hamilton, R OBP: 0.264, SLG: 0.375 (1, 5)										4 0 1 0 0 0 3										
Dave Anderson, R OBP: 0.392, SLG: 0.382 (1, 6)										3 0 1 2 1 1 1										
Orel Hershiser, R OBP: 0.100, SLG: 0.150 Jesse Orosco, R OBP: 0.087, SLG: 0.130 (1, 1)										4 0 0 0 0 2 4 0 0 0 0 0 0 0 0 0 0 0 0 0 0										
<b>Inning Stats</b>	R: 2 E: 1 K: 0 S: 11	H: 2 LOB: 1 BB: 0 P: 18	R: 0 E: 0 K: 0 S: 9	H: 0 LOB: 0 BB: 0 P: 13	R: 0 E: 0 K: 2 S: 15	H: 0 LOB: 0 BB: 0 P: 21	R: 2 E: 0 K: 1 S: 15	H: 3 LOB: 1 BB: 0 P: 22	R: 1 E: 0 K: 0 S: 8	H: 1 LOB: 0 BB: 1 P: 14	R: 0 E: 0 K: 1 S: 10	H: 1 LOB: 3 BB: 2 P: 25	R: 0 E: 0 K: 1 S: 13	H: 1 LOB: 1 BB: 0 P: 20	R: 0 E: 0 K: 1 S: 6	H: 0 LOB: 0 BB: 0 P: 6	1B: 5 2B: 2 3B: 1 HR: 1	SF: 0 SAC: 2 DP: 1 HBP: 1	WP: 0 PB: 0 SB: 3 CS: 0	PA: 40
<b>PITCHER</b>	IP WLS BF H R ER SO BB IBB HBP BLK WP HR S P ERA WHIP																			
Ron Robinson, R ERA: 4.11 Jeff Gray, R ERA: 4.32 Tim Birtsas, L ERA: 3.1 Frank Williams, R ERA: 2.25 (1, 1)	5.0 L 22 6 5 5 3 0 0 0 0 0 0 1 58 88 9.00 1.200																			
(6, 1)	1.2 9 2 0 0 1 0 2 0 0 0 0 0 15 29 0.00 1.200																			
(7, 1)	0.1 2 0 0 0 0 0 1 0 0 0 0 0 3 10 0.00 0.000																			
(8, 1)	1.0 4 1 0 0 1 0 0 0 0 0 0 0 13 20 0.00 1.000																			
(9, 1)	1.0 3 0 0 0 1 0 0 0 0 0 0 0 6 6 0.00 0.000																			

Batter	1	2	3	4	5	6	7	8	9	AB R H RBI BB SO LOB	BOTTOM											
Barry Larkin, R OBP: 0.354, SLG: 0.429 (1, 6)										5 1 1 0 0 1 0	<b>Los Angeles Dodgers @ Cincinnati Reds</b> Riverfront Stadium, Cincinnati, OH Fri Jun 24 1988, 7:05 PM EDT Att: 33,781 - Unknown - 91 F  <b>AB 33</b> <b>R 3</b> <b>H 8</b> <b>RBI 3</b> <b>BB 4</b> <b>SO 8</b> <b>LOB 12</b> 											
Dave Collins, S OBP: 0.303, SLG: 0.311 (1, 7)										4 0 2 0 0 1 0												
Chris Sabo, R OBP: 0.360, SLG: 0.538 (1, 5)										1 1 1 0 3 0 0												
Eric Davis, R OBP: 0.343, SLG: 0.444 (1, 8)										3 0 1 1 1 1 3												
Paul O'Neill, L OBP: 0.311, SLG: 0.382 (1, 9)										4 0 0 0 0 0 6												
Leon Durham, L OBP: 0.316, SLG: 0.446 (1, 3)										4 0 1 1 0 1 1												
Jeff Treadway, L OBP: 0.330, SLG: 0.364 Dave Concepcion, R OBP: 0.273, SLG: 0.258 (1, 4)										3 1 2 1 0 0 0 1 0 0 0 0 0 1												
Terry McGriff, R OBP: 0.299, SLG: 0.282 (1, 2)										4 0 0 0 0 2 1												
Ron Robinson, R ERA: 2.56 Tracy Jones, R ERA: 3.04 Jeff Gray, R ERA: 3.04 Tim Birtsas, L Eddie Miner, L Frank Williams, R Rob Murphy, L Nick Esasky, R (1, 1)	7.2 W 33 8 3 3 5 4 0 0 0 0 0 0 62 115 3.52 1.565																					
(5, PH)	0.1 1 0 0 0 0 0 0 0 0 0 0 0 1 1 0.00 0.000																					
(7, PH)	1.0 S 3 0 0 0 3 0 0 0 0 0 0 0 9 10 0.00 0.000																					
(8, 1)	1.0 S 3 0 0 0 3 0 0 0 0 0 0 0 9 10 0.00 0.000																					
(9, PH)	0.1 1 0 0 0 0 0 0 0 0 0 0 0 1 1 0.00 0.000																					
<b>Inning Stats</b>	R: 0 E: 0 K: 0 S: 6	H: 1 LOB: 1 BB: 1 P: 15	R: 0 E: 0 K: 1 S: 10	H: 1 LOB: 0 BB: 0 P: 16	R: 0 E: 0 K: 1 S: 6	H: 0 LOB: 0 BB: 0 P: 9	R: 0 E: 0 K: 1 S: 8	H: 0 LOB: 1 BB: 1 P: 18	R: 2 E: 0 K: 0 S: 12	H: 3 LOB: 2 BB: 2 P: 26	R: 0 E: 0 K: 1 S: 9	H: 0 LOB: 0 BB: 0 P: 12	R: 0 E: 0 K: 1 S: 6	H: 0 LOB: 0 BB: 0 P: 10	R: 1 E: 0 K: 0 S: 6	H: 3 LOB: 1 BB: 0 P: 10	R: 0 E: 0 K: 3 S: 9	H: 0 LOB: 0 BB: 0 P: 10	1B: 4 2B: 4 3B: 0 HR: 1	SF: 0 SAC: 0 DP: 2 HBP: 0	WP: 0 PB: 0 SB: 1 CS: 0	PA: 37
<b>PITCHER</b>	IP WLS BF H R ER SO BB IBB HBP BLK WP HR S P ERA WHIP																					
Orel Hershiser, R ERA: 2.56 Jesse Orosco, L ERA: 3.04 Tim Belcher, R ERA: 3.66 (1, 1)	7.2 W 33 8 3 3 5 4 0 0 0 0 0 0 62 115 3.52 1.565																					
(8, 1)	0.1 1 0 0 0 0 0 0 0 0 0 0 0 1 1 0.00 0.000																					
(9, 1)	1.0 S 3 0 0 0 3 0 0 0 0 0 0 0 9 10 0.00 0.000																					







Batter	1	2	3	4	5	6	7	8	9	AB	R	H	RBI	BB	SO	LOB	TOP										
<b>Tim Flannery, L</b> OBP: 0.291, SLG: 0.245 (1, 5)	1-2 F8 1B	0-0 WP HR 1B	0-1 B1-5-3		0-1 E9 G4-6-3		2-0 2B		3-3 K	6	1	3	3	0	1	1											
<b>Roberto Alomar, S</b> OBP: 0.276, SLG: 0.329 (1, 4)	0-0 S 1B	4-1 HR BB	0-0 G3		2-0 G4-6-3		3-2 F7			4	1	1	0	1	0	3											
<b>Tony Gwynn, L</b> OBP: 0.329, SLG: 0.338 (1, 9)	2-1 F8 2-3	2-1 HR	3-2 L6			1-1 F7		3-1 F8		5	1	1	3	0	0	2											
<b>John Kruk, L</b> OBP: 0.392, SLG: 0.422 (1, 3)	2-3 K	1-1 BB SF8 1B		2-1 4-3		1-0 F7		3-1 1B		5	1	2	0	0	1	2											
<b>Keith Moreland, R</b> OBP: 0.331, SLG: 0.375 <b>Lance McCullers, S</b> (8, 1)	4-1 BB	1-0 SF8 BB 2B 1B		2-0 2B SF9 1B		2-3 K		2-2 P6		4	2	2	0	1	1	1											
<b>Mark Parent, R</b> OBP: 0.245, SLG: 0.240 (1, 2)	2-3 K	4-1 2B 1-2 2-3 BB		1-2 SF9 1-3 2B		1-0 1B 2B 1B		0-0 1-3		4	1	2	0	1	1	4											
<b>Garry Templeton, S</b> OBP: 0.249, SLG: 0.272 (1, 6)		SH1-4 1B 2B SF8		0-0 SF9		1-0 F7		0-3 K2-3		3	1	1	2	0	1	1											
<b>Shane Mack, R</b> OBP: 0.356, SLG: 0.278 (1, 8)		SH1-4 BB		2-3 3-H 0-3 K		2-2 2B 1-3 1B		4-2 BB		3	1	2	1	2	1	1											
<b>Dennis Rasmussen, L</b> OBP: 0.171, SLG: 0.206 <b>Marvell Wynne, L</b> OBP: 0.350, SLG: 0.529 (8, 7)		SH1-4 L8		3-2 3-1		0-3 K		3-3 K		3	0	0	0	0	1	4											
<b>Inning Stats</b>	R: 0 E: 0 K: 2 S: 14	H: 2 LOB: 3 BB: 1 P: 25	R: 7 E: 0 K: 0 S: 23	H: 6 LOB: 2 BB: 3 P: 50	R: 0 E: 0 K: 0 S: 6	H: 0 LOB: 0 BB: 0 P: 9	R: 1 E: 0 K: 1 S: 10	H: 2 LOB: 1 BB: 0 P: 15	R: 0 E: 0 K: 0 S: 6	H: 0 LOB: 0 BB: 0 P: 10	R: 1 E: 0 K: 1 S: 12	H: 3 LOB: 2 BB: 0 P: 21	R: 0 E: 0 K: 0 S: 8	H: 1 LOB: 1 BB: 0 P: 16	R: 0 E: 0 K: 3 S: 12	H: 0 LOB: 1 BB: 1 P: 22	1B: 9 2B: 4 3B: 0 HR: 1	SF: 2 SAC: 1 DP: 1 HBP: 0	WP: 1 PB: 0 SB: 1 CS: 0	PA: 46							
<b>PITCHER</b>	IP	WLS	BF	H	R	ER	SO	BB	IBB	HBP	BLK	WP	HR	S	P	ERA	WHIP										
<b>Jack Armstrong, R</b> ERA: 10.57 (1, 1)	1.1	L	14	7	7	7	2	3	0	0	0	1	1	28	54	47.25	7.500										
<b>Jeff Gray, R</b> ERA: 2.09 (2, 1)	4.2		18	3	1	1	2	1	0	0	0	0	0	37	66	1.93	0.857										
<b>Frank Williams, R</b> ERA: 3.09 (7, 1)	2.0		10	4	1	1	1	0	0	0	0	0	0	20	37	4.50	2.000										
<b>Rob Murphy, L</b> ERA: 2.11 (9, 1)	1.0		4	0	0	0	3	1	0	0	0	0	0	12	22	0.00	1.000										

San Diego Padres @ Cincinnati Reds  
Riverfront Stadium, Cincinnati, OH  
Mon Jun 27 1988, 7:05 PM EDT  
Att: 19,529 - Unknown - 81 F

AB 38  
R 9  
H 14  
RBI 9  
BB 5  
SO 8  
LOB 20



Batter	1	2	3	4	5	6	7	8	9	AB	R	H	RBI	BB	SO	LOB	BOTTOM										
<b>Barry Larkin, R</b> OBP: 0.357, SLG: 0.448 (1, 6)	4-0 FC6-4 BB	0-1 2-3 1B			1-0 F9		3-3 K		4-0 BB	3	0	1	2	2	0	0											
<b>Chris Sabo, R</b> OBP: 0.394, SLG: 0.550 (1, 5)	2-0 P4	1-0 F8			1-2 5-3		1-0 P3		1-3 K	3	0	1	0	1	1	1											
<b>Kal Daniels, L</b> OBP: 0.423, SLG: 0.462 <b>Dave Collins, S</b> OBP: 0.284, SLG: 0.290 (1, 7)	0-0 F2				3-2 P3		0-2 F9		0-0 L5	0	0	0	0	0	0	0											
<b>Eric Davis, R</b> OBP: 0.328, SLG: 0.434 (1, 8)	1-0 FC6-4				0-0 F7		1-0 P4		1-1 5-3	5	0	0	0	0	0	3											
<b>Nick Esasky, R</b> OBP: 0.344, SLG: 0.395 (1, 3)		1-1 SH1-4 1B 2B 1B		0-0 4-3		1-0 BB 1B 1B		0-1 BB 1B		4	0	0	0	0	0	1											
<b>Tracy Jones, R</b> OBP: 0.319, SLG: 0.273 (1, 9)		3-2 L9			0-2 F9		0-0 BB 1B		4-1 BB	4	1	3	0	0	0	0											
<b>Dave Concepcion, R</b> OBP: 0.278, SLG: 0.263 <b>Jeff Treadway, L</b> OBP: 0.333, SLG: 0.363 (6, PH) (9, 4)		1-0 SH1-4 2B 1B			1-3 K2-3		4-1 BB BB		2-1 F8	3	0	1	0	0	0	1											
<b>Terry McGriff, R</b> OBP: 0.301, SLG: 0.278 <b>Leon Durham, L</b> OBP: 0.314, SLG: 0.448 <b>Lloyd McClendon, R</b> OBP: 0.351, SLG: 0.366 (1, 2) (8, PH) (9, 2)		2-1 SH1-4			3-2 6-3		3-3 K		1-3 K	2	1	1	0	1	1	0											
<b>Jack Armstrong, R</b> <b>Jeff Gray, R</b> <b>Paul O'Neill, L</b> <b>Frank Williams, R</b> <b>Eddie Minter, L</b> <b>Rob Murphy, L</b> (1, 1) (2, 1) (6, PH) (7, 1) (8, PH) (9, 1)		3-2 1B 2B			2-2 5-3		4-0 S BB		2-1 L4	0	0	0	0	0	0	0											
<b>Inning Stats</b>	R: 0 E: 0 K: 0 S: 3	H: 0 LOB: 1 BB: 1 P: 10	R: 2 E: 0 K: 0 S: 17	H: 4 LOB: 2 BB: 0 P: 28	R: 0 E: 0 K: 0 S: 5	H: 0 LOB: 0 BB: 0 P: 8	R: 0 E: 0 K: 1 S: 9	H: 0 LOB: 0 BB: 0 P: 13	R: 0 E: 0 K: 0 S: 7	H: 2 LOB: 3 BB: 0 P: 11	R: 0 E: 0 K: 1 S: 11	H: 2 LOB: 1 BB: 1 P: 20	R: 0 E: 0 K: 1 S: 5	H: 1 LOB: 2 BB: 1 P: 15	R: 0 E: 0 K: 1 S: 10	H: 0 LOB: 1 BB: 1 P: 18	R: 0 E: 0 K: 1 S: 6	H: 0 LOB: 1 BB: 1 P: 13	1B: 6 2B: 1 3B: 0 HR: 0	SF: 0 SAC: 1 DP: 0 HBP: 0	WP: 0 PB: 0 SB: 1 CS: 0	PA: 39					
<b>PITCHER</b>	IP	WLS	BF	H	R	ER	SO	BB	IBB	HBP	BLK	WP	HR	S	P	ERA	WHIP										
<b>Dennis Rasmussen, L</b> ERA: 4.8 (1, 1)	7.0	W	30	6	2	2	3	3	0	0	0	0	0	57	105	2.57	1.286										
<b>Lance McCullers, R</b> ERA: 3.17 (8, 1)	2.0		9	1	0	0	2	2	0	0	0	0	0	16	31	0.00	1.500										

San Diego Padres @ Cincinnati Reds  
Riverfront Stadium, Cincinnati, OH  
Mon Jun 27 1988, 7:05 PM EDT  
Att: 19,529 - Unknown - 81 F

AB 33  
R 2  
H 7  
RBI 2  
BB 5  
SO 5  
LOB 18





Batter	1	2	3	4	5	6	7	8	9	AB	R	H	RBI	BB	SO	LOB	TOP			
Dickie Thon, R OBP: 0.338, SLG: 0.293 (1, 6)	1-1 1-3	0-0 4-3			2-1 6-3			0-0 4-3		4	0	0	0	0	0	1	<b>San Diego Padres @ Cincinnati Reds</b> Riverfront Stadium, Cincinnati, OH Tue Jun 28 1988, 7:05 PM EDT Att: 22,329 - Unknown  <b>AB 32</b> <b>R 3</b> <b>H 6</b> <b>RBI 3</b> <b>BB 0</b> <b>SO 4</b> <b>LOB 7</b>			
Roberto Alomar, S OBP: 0.276, SLG: 0.336 (1, 4)	1-0 FC3	0-1 6-3			1-2 G3			1-2 6-3		4	1	1	0	0	0	1				
Tony Gwynn, L OBP: 0.328, SLG: 0.336 (1, 9)	1-1 FC3		0-1 G6-4-3		0-1 4-3			0-0 4-3		4	1	1	1	0	0	0				
Keith Moreland, R OBP: 0.330, SLG: 0.373 Marvell Wynne, L OBP: 0.350, SLG: 0.529 (9, PR)	2-3 K		2-0 G6-4-3		0-0 F9			2-1 1B		4	0	1	0	0	1	2				
Carmelo Martinez, R OBP: 0.248, SLG: 0.311 (9, 3)	2-0 1B		1-3 K		2-2 F8			0-0 L5		4	1	1	0	0	1	1				
Randy Ready, R OBP: 0.357, SLG: 0.425 (1, 5)	2-1 1B			2-1 P3				0-1 4-3		4	0	1	2	0	1	1				
Mark Parent, R OBP: 0.232, SLG: 0.226 (1, 2)	0-0 6-3			2-0 6-3				0-0 5-3		3	0	0	0	0	0	1				
Shane Mack, R OBP: 0.356, SLG: 0.280 (1, 8)		3-2 SH5-4		0-0 4-3				2-3 K		3	0	1	0	0	1	0				
Ed Whitson, R Chris Brown, R Mark Grant, L Dave Leiper, L Lance McCullers, S Tim Flannery, L OBP: 0.185, SLG: 0.296 OBP: 0.317, SLG: 0.320 OBP: 0.291, SLG: 0.245 (8, PH) (8, 1) (9, 1) (9, 1) (9, 9)	0-0 SH5-4		1-1 3-1		1-1 3-1			2-2 6-3		1	0	0	0	0	0	0				
<b>Inning Stats</b>	R: 3 E: 0 K: 1 S: 12	H: 3 LOB: 1 BB: 0 P: 21	R: 0 E: 0 K: 0 S: 7	H: 1 LOB: 1 BB: 0 P: 10	R: 0 E: 0 K: 1 S: 8	H: 1 LOB: 0 BB: 0 P: 11	R: 0 E: 0 K: 0 S: 4	H: 0 LOB: 0 BB: 0 P: 8	R: 0 E: 0 K: 0 S: 7	H: 0 LOB: 0 BB: 0 P: 11	R: 0 E: 0 K: 1 S: 6	H: 0 LOB: 0 BB: 0 P: 8	R: 0 E: 0 K: 0 S: 7	H: 0 LOB: 0 BB: 0 P: 10	R: 0 E: 0 K: 1 S: 9	H: 1 LOB: 1 BB: 0 P: 14	1B: 5 2B: 0 3B: 1 HR: 0	SF: 0 SAC: 1 DP: 1 HBP: 0	WP: 0 PB: 0 SB: 0 CS: 0	PA: 33
<b>PITCHER</b> Danny Jackson, L ERA: 3.42 (1, 1)	IP: 9.0 WLS: W BF: 33 H: 6 R: 3 ER: 3 SO: 4 BB: 0 IBB: 0 HBP: 0 BLK: 0 WP: 0 HR: 0 S: 67 P: 102 ERA: 3.00 WHIP: 0.667															<b>PITCHER</b>				

Batter	1	2	3	4	5	6	7	8	9	AB	R	H	RBI	BB	SO	LOB	BOTTOM					
Barry Larkin, R OBP: 0.359, SLG: 0.459 (1, 6)	2-1 F9		1-1 5-3		3-2 HR			1-0 L6		4	2	2	2	0	0	0	<b>San Diego Padres @ Cincinnati Reds</b> Riverfront Stadium, Cincinnati, OH Tue Jun 28 1988, 7:05 PM EDT Att: 22,329 - Unknown  <b>AB 31</b> <b>R 4</b> <b>H 8</b> <b>RBI 4</b> <b>BB 3</b> <b>SO 6</b> <b>LOB 10</b>					
Chris Sabo, R OBP: 0.360, SLG: 0.543 (1, 5)	0-0 SH3		3-1 F7		0-1 1-3			1-3 K		3	0	0	0	0	1	0						
Kal Daniels, L Eddie Milner, L OBP: 0.458, SLG: 0.458 OBP: 0.273, SLG: 0.250 (4, 7)	3-2 F9		3-3 K		1-0 F8			3-2 2B		2	0	0	0	0	1	1						
Paul O'Neill, L OBP: 0.322, SLG: 0.399 (1, 9)	4-2 1B			1-2 P2				0-0 1B		3	0	1	0	1	0	1						
Eric Davis, R OBP: 0.331, SLG: 0.436 (1, 8)	3-1 1B		3-2 P6		3-3 K			3-2 IBB		4	1	2	1	0	1	1						
Leon Durham, L OBP: 0.311, SLG: 0.440 (1, 3)	1-2 P6			0-0 F8				2-3 K		4	0	1	0	0	1	3						
Jeff Treadway, L Dave Concepcion, R OBP: 0.333, SLG: 0.363 OBP: 0.283, SLG: 0.263 (9, PH)	0-0 F7				0-0 SH3-4			1-2 F9		3	1	1	0	0	0	0						
Terry McGriff, R Dave Collins, S OBP: 0.292, SLG: 0.269 OBP: 0.282, SLG: 0.287 (9, PH)	0-2 F9				3-3 K			2-2 F8		3	0	0	0	0	2	1						
Danny Jackson, R Tracy Jones, R OBP: 0.158, SLG: 0.189 OBP: 0.329, SLG: 0.273 (9, PH)	1-2 L6				0-0 SH3-4			0-1 4-3		2	0	0	0	0	0	0						
<b>Inning Stats</b>	R: 1 E: 0 K: 0 S: 21	H: 2 LOB: 2 BB: 1 P: 34	R: 0 E: 0 K: 0 S: 9	H: 0 LOB: 0 BB: 0 P: 10	R: 0 E: 0 K: 1 S: 7	H: 0 LOB: 0 BB: 0 P: 14	R: 0 E: 0 K: 0 S: 7	H: 0 LOB: 0 BB: 0 P: 11	R: 2 E: 0 K: 1 S: 12	H: 2 LOB: 0 BB: 0 P: 18	R: 0 E: 0 K: 2 S: 8	H: 1 LOB: 0 BB: 0 P: 14	R: 0 E: 0 K: 1 S: 9	H: 0 LOB: 0 BB: 0 P: 11	R: 0 E: 0 K: 1 S: 8	H: 1 LOB: 1 BB: 0 P: 14	R: 1 E: 0 K: 0 S: 14	H: 2 LOB: 3 BB: 2 P: 27	1B: 6 2B: 1 3B: 0 HR: 1	SF: 0 SAC: 2 DP: 0 HBP: 0	WP: 0 PB: 0 SB: 0 CS: 0	PA: 36
<b>PITCHER</b> Ed Whitson, R Mark Grant, L Dave Leiper, L Lance McCullers, R ERA: 4.87 ERA: 4.23 ERA: 2.11 ERA: 3.14 (1, 1) (8, 1) (9, 1) (9, 1)	IP: 7.0 WLS: L BF: 6 H: 3 R: 3 ER: 3 SO: 5 BB: 1 IBB: 0 HBP: 0 BLK: 0 WP: 0 HR: 0 S: 73 P: 112 ERA: 3.86 WHIP: 0.857															<b>PITCHER</b>						









Batter	1	2	3	4	5	6	7	8	9	10	AB	R	H	RBI	BB	SO	LOB	TOP	
Marvell Wynne, L OBP: 0.361, SLG: 0.543	(1, 8) 1-1 CS 1B			(2, 1) 2-1 HR	(3, 3) 3-3 K			(1, 0) 0-0 FC1-6 1B 1-2f		(1, 0) 1-0 FC3-6 FC6-4	5	1	2	1	0	1	4		
Roberto Alomar, S OBP: 0.280, SLG: 0.345	(1, 4) 1-3 K			(0, 0) 4-3				(2, 1) 2-1 1B 1-2		(0, 1) 0-1 FC6-4	5	0	1	0	0	2	3		
Mark Davis, L OBP: 0.400, SLG: 1.000	(10, 1) 2-3 K			(1, 2) 1-2 L6				(2, 1) 2-1 G1-6-3 1B 1-2f			0	0	0	0	0	0	0		
Tony Gwynn, L OBP: 0.325, SLG: 0.330	(1, 9) 2-3 K 1-2			(2, 1) 2-1 L9				(2, 1) 2-1 F8 1B			4	0	1	0	0	1	3		
John Kruk, L OBP: 0.383, SLG: 0.410				(1, 2) 1-2 L7				(2, 1) 2-1 F6			4	0	0	0	0	0	1		
Keith Moreland, R OBP: 0.324, SLG: 0.367				(2, 0) 2-0 F4				(2, 0) 2-0 F8			4	0	0	0	0	0	1		
Benito Santiago, R OBP: 0.255, SLG: 0.307				(1, 1) 1-1 F8				(1, 3) 1-3 K2-3			4	1	1	0	0	2	0		
Tim Flannery, L OBP: 0.288, SLG: 0.264				(1, 1) 1-1 6-3				(0, 0) 0-0 6-3			4	1	1	0	0	0	0		
Garry Templeton, S OBP: 0.254, SLG: 0.283				(0, 3) 0-3 K				(2, 2) 2-2 1-3			4	0	2	2	0	1	0		
Jimmy Jones, R OBP: 0.097, SLG: 0.036				(1, 3) 1-3 K				(0, 2) 0-2 FC1-6 1B			2	0	0	0	0	2	1		
Carmelo Martinez, R OBP: 0.253, SLG: 0.316											1	0	1	0	0	0	0		
Lance McCullers, S OBP: 0.354, SLG: 0.416											0	0	0	0	0	0	0		
Randy Ready, R OBP: 0.354, SLG: 0.416											0	0	0	0	1	0	0		
<b>Inning Stats</b>	R: 0 E: 0 K: 2 S: 8	H: 1 LOB: 1 BB: 0 P: 12	R: 0 E: 0 K: 0 S: 7	H: 0 LOB: 0 BB: 0 P: 11	R: 0 E: 0 K: 2 S: 8	H: 0 LOB: 0 BB: 0 P: 10	R: 1 E: 0 K: 0 S: 8	H: 1 LOB: 0 BB: 0 P: 13	R: 2 E: 0 K: 2 S: 12	H: 3 LOB: 1 BB: 0 P: 17	R: 0 E: 0 K: 1 S: 7	H: 0 LOB: 0 BB: 0 P: 10	R: 0 E: 0 K: 1 S: 7	H: 0 LOB: 0 BB: 0 P: 12	R: 0 E: 0 K: 0 S: 7	H: 1 LOB: 2 BB: 1 P: 21	1B: 6 2B: 3 3B: 0 HR: 1	SF: 0 SAC: 0 DP: 2 HBP: 0	WP: 0 PA: 38 PB: 0 SB: 1 CS: 1
<b>PITCHER</b>	IP WLS BF H R ER SO BB IBB HBP BLK WP HR S P ERA WHIP	IP WLS BF H R ER SO BB IBB HBP BLK WP HR S P ERA WHIP	IP WLS BF H R ER SO BB IBB HBP BLK WP HR S P ERA WHIP	IP WLS BF H R ER SO BB IBB HBP BLK WP HR S P ERA WHIP	IP WLS BF H R ER SO BB IBB HBP BLK WP HR S P ERA WHIP	IP WLS BF H R ER SO BB IBB HBP BLK WP HR S P ERA WHIP	IP WLS BF H R ER SO BB IBB HBP BLK WP HR S P ERA WHIP	IP WLS BF H R ER SO BB IBB HBP BLK WP HR S P ERA WHIP	IP WLS BF H R ER SO BB IBB HBP BLK WP HR S P ERA WHIP	IP WLS BF H R ER SO BB IBB HBP BLK WP HR S P ERA WHIP	IP WLS BF H R ER SO BB IBB HBP BLK WP HR S P ERA WHIP	IP WLS BF H R ER SO BB IBB HBP BLK WP HR S P ERA WHIP	IP WLS BF H R ER SO BB IBB HBP BLK WP HR S P ERA WHIP	IP WLS BF H R ER SO BB IBB HBP BLK WP HR S P ERA WHIP	IP WLS BF H R ER SO BB IBB HBP BLK WP HR S P ERA WHIP	IP WLS BF H R ER SO BB IBB HBP BLK WP HR S P ERA WHIP	IP WLS BF H R ER SO BB IBB HBP BLK WP HR S P ERA WHIP	IP WLS BF H R ER SO BB IBB HBP BLK WP HR S P ERA WHIP	
Jose Rijo, R ERA: 3.0	(1, 1) 7.1 WLS: 29 BF: 8 H: 3 R: 3 ER: 3 SO: 8 BB: 0 IBB: 0 HBP: 0 BLK: 0 WP: 0 HR: 1 S: 67 P: 96 ERA: 3.68 WHIP: 1.091	(8, 1) 0.2 WLS: 1 BF: 0 H: 0 R: 0 ER: 0 SO: 0 BB: 0 IBB: 0 HBP: 0 BLK: 0 WP: 0 HR: 2 S: 4 P: 4 ERA: 0.00 WHIP: 0.000	(9, 1) 1.1 WLS: 6 BF: 1 H: 0 R: 0 ER: 1 SO: 1 BB: 0 IBB: 0 HBP: 0 BLK: 0 WP: 0 HR: 15 S: 29 P: 29 ERA: 0.00 WHIP: 1.500	(10, 1) 0.2 WLS: 2 BF: 0 H: 0 R: 0 ER: 0 SO: 0 BB: 0 IBB: 0 HBP: 0 BLK: 0 WP: 0 HR: 3 S: 4 P: 4 ERA: 0.00 WHIP: 0.000															

**San Diego Padres @ Cincinnati Reds**  
Riverfront Stadium, Cincinnati, OH  
Thu Jun 30 1988, 3:33 AM EDT  
Att: 25,908 - Sunny - 85 F

AB	37
R	3
H	9
RBI	3
BB	1
SO	9
LOB	13



Batter	1	2	3	4	5	6	7	8	9	10	AB	R	H	RBI	BB	SO	LOB	BOTTOM			
Barry Larkin, R OBP: 0.352, SLG: 0.449	(1, 6) 1-1 F9							(1, 2) 1-2 F7			5	1	1	0	0	1	1				
Kal Daniels, L OBP: 0.418, SLG: 0.462	(1, 7) 1-2 HR							(4, 0) 4-0 IBB			3	1	1	1	2	0	0				
Chris Sabo, R OBP: 0.356, SLG: 0.542	(1, 5) 0-1 5-3							(0, 0) 0-0 FC5 2-3f			4	0	0	0	1	0	2				
Paul O'Neill, L OBP: 0.326, SLG: 0.411	(1, 9) 4-1 HR BB										2	1	0	0	2	0	0				
Tracy Jones, R OBP: 0.347, SLG: 0.284	(10, PH) 1-2 HR BB										0	0	0	1	1	0	0				
Eric Davis, R OBP: 0.326, SLG: 0.440	(1, 8) 0-2 HR										4	1	1	2	0	1	1				
Leon Durham, L OBP: 0.302, SLG: 0.422	(1, 3) 1-1 L9										4	0	1	0	0	2	1				
John Franco, L OBP: 0.342, SLG: 0.393	(10, 1) 2-3 K										0	0	0	0	0	0	0				
Lloyd McClendon, R OBP: 0.337, SLG: 0.349											4	0	0	0	0	1	2				
Jeff Treadway, L OBP: 0.333, SLG: 0.367	(1, 4) 0-0 G3-4-1										3	0	1	0	0	1	0				
Dave Concepcion, R OBP: 0.281, SLG: 0.281	(10, PH) 2-3 K2-3										1	0	0	0	0	0	0				
Jose Rijo, R ERA: 4.38	(1, 1) 1-0 6-3										2	0	0	0	0	1	0				
Rob Murphy, L ERA: 3.02	(8, 1) 0-0 K										0	0	0	0	0	0	0				
Dave Collins, S OBP: 0.277, SLG: 0.282	(8, PH) 1-0 K										1	0	0	0	0	1	1				
Rob Dibble, L ERA: 2.82	(9, 1) 0-0 K										0	0	0	0	0	0	0				
Nick Esasky, R OBP: 0.342, SLG: 0.393	(10, 3) 1-0 F9										1	0	0	0	0	0	0				
<b>Inning Stats</b>	R: 3 E: 0 K: 0 S: 14	H: 2 LOB: 0 BB: 1 P: 21	R: 0 E: 0 K: 0 S: 9	H: 0 LOB: 0 BB: 0 P: 13	R: 0 E: 0 K: 0 S: 6	H: 0 LOB: 0 BB: 0 P: 11	R: 0 E: 0 K: 1 S: 9	H: 0 LOB: 0 BB: 0 P: 12	R: 0 E: 0 K: 2 S: 13	H: 0 LOB: 0 BB: 0 P: 18	R: 0 E: 0 K: 1 S: 8	H: 1 LOB: 1 BB: 0 P: 13	R: 0 E: 0 K: 1 S: 10	H: 1 LOB: 2 BB: 1 P: 16	R: 0 E: 0 K: 2 S: 10	H: 0 LOB: 1 BB: 1 P: 18	R: 1 E: 0 K: 0 S: 10	H: 1 LOB: 3 BB: 3 P: 27	1B: 2 2B: 1 3B: 0 HR: 2	SF: 0 SAC: 0 DP: 0 HBP: 0	WP: 0 PA: 40 PB: 0 SB: 0 CS: 0
<b>PITCHER</b>	IP WLS BF H R ER SO BB IBB HBP BLK WP HR S P ERA WHIP	IP WLS BF H R ER SO BB IBB HBP BLK WP HR S P ERA WHIP	IP WLS BF H R ER SO BB IBB HBP BLK WP HR S P ERA WHIP	IP WLS BF H R ER SO BB IBB HBP BLK WP HR S P ERA WHIP	IP WLS BF H R ER SO BB IBB HBP BLK WP HR S P ERA WHIP	IP WLS BF H R ER SO BB IBB HBP BLK WP HR S P ERA WHIP	IP WLS BF H R ER SO BB IBB HBP BLK WP HR S P ERA WHIP	IP WLS BF H R ER SO BB IBB HBP BLK WP HR S P ERA WHIP	IP WLS BF H R ER SO BB IBB HBP BLK WP HR S P ERA WHIP	IP WLS BF H R ER SO BB IBB HBP BLK WP HR S P ERA WHIP	IP WLS BF H R ER SO BB IBB HBP BLK WP HR S P ERA WHIP	IP WLS BF H R ER SO BB IBB HBP BLK WP HR S P ERA WHIP	IP WLS BF H R ER SO BB IBB HBP BLK WP HR S P ERA WHIP	IP WLS BF H R ER SO BB IBB HBP BLK WP HR S P ERA WHIP	IP WLS BF H R ER SO BB IBB HBP BLK WP HR S P ERA WHIP	IP WLS BF H R ER SO BB IBB HBP BLK WP HR S P ERA WHIP	IP WLS BF H R ER SO BB IBB HBP BLK WP HR S P ERA WHIP	IP WLS BF H R ER SO BB IBB HBP BLK WP HR S P ERA WHIP			
Jimmy Jones, R ERA: 4.38	(1, 1) 7.0 WLS: 25 BF: 3 H: 3 R: 3 ER: 3 SO: 5 BB: 1 IBB: 0 HBP: 0 BLK: 0 WP: 0 HR: 2 S: 69 P: 104 ERA: 3.86 WHIP: 0.571	(8, 1) 2.0 WLS: 9 BF: 1 H: 0 R: 0 ER: 0 SO: 3 BB: 1 IBB: 1 HBP: 0 BLK: 0 WP: 0 HR: 0 S: 18 P: 33 ERA: 0.00 WHIP: 1.000	(10, 1) 0.2 WLS: 6 BF: 1 H: 1 R: 1 ER: 0 SO: 3 BB: 0 IBB: 0 HBP: 0 BLK: 0 WP: 0 HR: 10 S: 27 P: 27 ERA: 13.50 WHIP: 6.000																		

**San Diego Padres @ Cincinnati Reds**  
Riverfront Stadium, Cincinnati, OH  
Thu Jun 30 1988, 3:33 AM EDT  
Att: 25,908 - Sunny - 85 F

AB	34
R	4
H	5
RBI	4
BB	6
SO	8
LOB	8





Batter	1	2	3	4	5	6	7	8	9	AB	R	H	RBI	BB	SO	LOB	TOP									
Barry Larkin, R (1, 6) OBP: 0.360, SLG: 0.464	2-2 G1-6-3 1B		0-2 2B 1B		4-2 G4-3 BB			2-2 HR		3	2	3	1	1	0	0	Cincinnati Reds @ Philadelphia Phillies Veterans Stadium, Philadelphia, PA Fri Jul 01 1988, 7:05 PM EDT Att: 56,502 - Unknown - 72 F									
Kal Daniels, L (1, 7) OBP: 0.416, SLG: 0.462	3-1 G1-6-3 1-2f		2-0 1-H 3-H 2B		2-2 G4-3 1-2f			0-0 4-3		4	0	1	2	0	0	2										
Chris Sabo, R (1, 5) OBP: 0.351, SLG: 0.534	2-0 6-3		0-0 F7			2-2 P6		0-0 P5		4	0	0	0	0	0	1										
Eric Davis, R (1, 8) OBP: 0.325, SLG: 0.436		3-3 K		1-2 HR 1B		2-2 P4		2-2 6-3		4	1	1	0	0	1	0										
Nick Esasky, R (1, 3) OBP: 0.342, SLG: 0.409		0-0 F9		1-1 HR		2-3 K		0-0 4-3		3	1	1	2	0	1	0										
Leon Durham, L (9, PH) OBP: 0.300, SLG: 0.419				1-H HR						1	0	0	0	0	0	0										
Tracy Jones, R (1, 9) OBP: 0.328, SLG: 0.268		0-1 F9		2-1 5-3			3-1 F9		0-2 6-3		4	0	0	0	0	0										
John Franco, L (9, 1)										0	0	0	0	0	0	0										
Lloyd McClendon, R (1, 2) OBP: 0.327, SLG: 0.337			1-2 F7		0-1 5-3		2-2 F7			3	0	0	0	0	0	0										
Dave Concepcion, R (1, 4) OBP: 0.275, SLG: 0.255			1-0 4-3		0-2 F7		1-0 6-3			3	0	0	0	0	0	0										
Tom Browning, L (1, 1) OBP: 0.184, SLG: 0.194			1-2 1B 2B 1B			1-3 K		1-1 4-3		3	1	1	0	0	1	0										
Rob Murphy, L (8, 1)										0	0	0	0	0	0	0										
Paul O'Neill, L (9, 9) OBP: 0.328, SLG: 0.411										0	0	0	0	0	0	0										
<b>Inning Stats</b>	R: 0 E: 0 K: 0 S: 9	H: 1 LOB: 0 BB: 0 P: 16	R: 0 E: 0 K: 1 S: 6	H: 0 LOB: 0 BB: 0 P: 9	R: 2 E: 0 K: 0 S: 14	H: 3 LOB: 1 BB: 0 P: 19	R: 2 E: 0 K: 0 S: 12	H: 2 LOB: 0 BB: 0 P: 16	R: 0 E: 0 K: 1 S: 9	H: 0 LOB: 0 BB: 1 P: 15	R: 0 E: 0 K: 0 S: 11	H: 0 LOB: 0 BB: 0 P: 17	R: 0 E: 0 K: 0 S: 8	H: 0 LOB: 0 BB: 0 P: 14	R: 1 E: 0 K: 0 S: 9	H: 1 LOB: 0 BB: 0 P: 2	R: 0 E: 0 K: 0 S: 7	H: 0 LOB: 0 BB: 0 P: 9	1B: 4 2B: 1 3B: 0 HR: 2	SF: 0 SAC: 0 DP: 2 HBP: 0	WP: 0 PB: 0 SB: 0 CS: 0	PA: 33				
<b>PITCHER</b>	IP WLS BF H R ER SO BB IBB HBP BLK WP HR S P ERA WHIP	8.0 L 30 7 5 5 3 1 0 0 0 0 2 78 118 5.62 1.000	1.0 3 0 0 0 0 0 0 0 0 0 0 0 7 9 0.00 0.000																							

Batter	1	2	3	4	5	6	7	8	9	AB	R	H	RBI	BB	SO	LOB	BOTTOM								
Juan Samuel, R (1, 4) OBP: 0.292, SLG: 0.367	1-2 L6			2-2 5-3		1-1 F8		3-2 L6		4	0	0	0	0	0	1	Cincinnati Reds @ Philadelphia Phillies Veterans Stadium, Philadelphia, PA Fri Jul 01 1988, 7:05 PM EDT Att: 56,502 - Unknown - 72 F								
Bob Dernier, R (1, 8) OBP: 0.382, SLG: 0.353	2-2 G5-4-3 1B			1-0 F7		1-1 5-3		0-0 6-3		4	0	1	0	0	0	1									
Kent Tekulve, R (9, 1)										0	0	0	0	0	0	0									
Mike Schmidt, R (1, 5) OBP: 0.319, SLG: 0.354	3-0 G5-4-3 1-2f			1-2 HR 1B		1-1 P4			1-1 F8	4	1	1	0	0	0	1									
Lance Parrish, R (1, 2) OBP: 0.318, SLG: 0.433		1-0 F3		0-1 HR		2-1 P5		1-2 6-3		4	1	1	2	0	0	0									
Chris James, R (1, 9) OBP: 0.294, SLG: 0.430		1-1 F7		0-0 F7		1-1 F9		0-1 E6		4	0	0	0	0	0	0									
Von Hayes, L (1, 3) OBP: 0.351, SLG: 0.413		0-2 P6			2-3 K		0-2 F7		2-2 G3	4	0	0	0	0	1	1									
Phil Bradley, R (1, 7) OBP: 0.321, SLG: 0.319			2-1 6-3		1-2 5-3			1-1 HR		3	1	1	1	0	0	0									
Steve Jeltz, S (1, 6) OBP: 0.372, SLG: 0.331			1-2 F9		4-2 BB			0-0 4-3 1B		1	0	0	0	1	0	0									
Luis Aguayo, R (8, PH) OBP: 0.321, SLG: 0.371										1	0	1	0	0	0	0									
Shane Rawley, R (1, 1) OBP: 0.146, SLG: 0.175			1-2 1-3		0-0 F7			2-1 4-3		2	0	0	0	0	0	1									
Mike Young, S (8, PH) OBP: 0.333, SLG: 0.406								1-2 4-3		1	0	0	0	0	0	1									
<b>Inning Stats</b>	R: 0 E: 0 K: 0 S: 11	H: 1 LOB: 0 BB: 0 P: 17	R: 0 E: 0 K: 0 S: 6	H: 0 LOB: 0 BB: 0 P: 8	R: 0 E: 0 K: 0 S: 9	H: 0 LOB: 0 BB: 0 P: 13	R: 2 E: 0 K: 0 S: 12	H: 2 LOB: 0 BB: 0 P: 16	R: 0 E: 0 K: 1 S: 13	H: 0 LOB: 1 BB: 1 P: 20	R: 0 E: 0 K: 0 S: 6	H: 0 LOB: 0 BB: 0 P: 9	R: 0 E: 0 K: 0 S: 7	H: 0 LOB: 0 BB: 0 P: 10	R: 1 E: 0 K: 0 S: 9	H: 2 LOB: 1 BB: 0 P: 15	R: 0 E: 1 K: 0 S: 10	H: 0 LOB: 1 BB: 0 P: 14	1B: 3 2B: 0 3B: 0 HR: 2	SF: 0 SAC: 0 DP: 1 HBP: 0	WP: 0 PB: 0 SB: 0 CS: 0	PA: 33			
<b>PITCHER</b>	IP WLS BF H R ER SO BB IBB HBP BLK WP HR S P ERA WHIP	7.1 W 27 5 3 3 1 1 0 0 0 0 2 69 101 3.68 0.818	0.2 2 0 0 0 0 0 0 0 0 0 0 0 4 7 0.00 0.000	1.0 S 4 0 0 0 0 0 0 0 0 0 0 10 14 0.00 0.000																					






Batter	1	2	3	4	5	6	7	8	9	AB	R	H	RBI	BB	SO	LOB	TOP					
Barry Larkin, R OBP: 0.359, SLG: 0.460	1-0 F6			0-1 L5		1-2 F4		4-0 BB		3	0	0	0	1	0	1	Cincinnati Reds @ Philadelphia Phillies Veterans Stadium, Philadelphia, PA Sat Jul 02 1988, 3:33 AM EDT Att: 25,122 - Sunny - 75 F					
Kal Daniels, L OBP: 0.417, SLG: 0.461	2-3 K			4-1 BB		0-2 2H 1B		1-3 K		3	0	1	1	1	2	1						
Chris Sabo, R OBP: 0.347, SLG: 0.527	2-2 F9			2-2 F5		2-3 K		2-2 F8		4	0	0	0	0	1	3						
Paul O'Neill, L OBP: 0.323, SLG: 0.404		3-3 K		0-1 F5			3-2 1-3		2-1 F6	4	0	0	0	0	1	1						
Eric Davis, R OBP: 0.320, SLG: 0.429		1-3 K			0-0 6-3		3-1 6-3		1-0 F8	4	0	0	0	0	1	0						
Leon Durham, L OBP: 0.303, SLG: 0.415		0-1 G3			4-2 G6-4-3 BB		2-3 K		1-1 5-3	1	0	0	0	1	0	0						
Nick Esasky, R OBP: 0.338, SLG: 0.405										2	0	0	0	0	1	0						
Bo Diaz, R OBP: 0.248, SLG: 0.352			0-0 5-3		0-0 G6-4-3 1-2					3	1	1	0	0	0	1						
Jeff Treadway, L OBP: 0.335, SLG: 0.368			2-2 4-3			2-2 G3 1B		3-3 K		2	1	1	0	0	0	0						
Dave Concepcion, R OBP: 0.273, SLG: 0.254			2-1 5-3			0-1 G3 1-2		2-2 HR		1	0	0	0	0	0	1						
Jack Armstrong, R Frank Williams, R Dave Collins, S Jeff Gray, R Tim Birtsas, L Rob Dibble, L Tracy Jones, R Rob Murphy, L										1	0	0	0	0	0	0						
<b>Inning Stats</b>	R: 0 E: 0 K: 1 S: 8	H: 0 LOB: 0 BB: 0 P: 13	R: 0 E: 0 K: 2 S: 8	H: 0 LOB: 0 BB: 0 P: 12	R: 0 E: 0 K: 0 S: 7	H: 0 LOB: 1 BB: 1 P: 11	R: 0 E: 0 K: 0 S: 10	H: 0 LOB: 0 BB: 1 P: 16	R: 0 E: 0 K: 1 S: 6	H: 0 LOB: 0 BB: 1 P: 10	R: 1 E: 0 K: 1 S: 16	H: 2 LOB: 1 BB: 0 P: 21	R: 0 E: 0 K: 1 S: 9	H: 0 LOB: 0 BB: 0 P: 17	R: 2 E: 0 K: 2 S: 17	H: 2 LOB: 1 BB: 1 P: 29	R: 0 E: 0 K: 0 S: 5	H: 0 LOB: 0 BB: 0 P: 9	1B: 3 2B: 0 3B: 0 HR: 1	SF: 0 SAC: 0 DP: 1 HBP: 0	WP: 0 PA: 33 PB: 0 SB: 1 CS: 0	
<b>PITCHER</b>	IP WLS BF H R ER SO BB IBB HBP BLK WP HR S P ERA WHIP	5.0 W 17 1 1 1 3 2 0 0 0 0 0 0 44 69 1.80 0.600	1.0 4 1 0 0 1 0 0 0 0 0 0 0 1 11 14 0.00 1.000	1.2 8 2 2 3 1 0 0 0 0 0 1 22 40 10.80 1.800	1.1 S 4 0 0 0 0 0 0 0 0 0 0 9 15 0.00 0.000																	

Batter	1	2	3	4	5	6	7	8	9	AB	R	H	RBI	BB	SO	LOB	BOTTOM				
Juan Samuel, R OBP: 0.297, SLG: 0.373	1-1 6-3		2-3 K	3-1 S 1B		2-1 2B 1B		1-2 SH3 2B		5	0	3	1	0	1	0	Cincinnati Reds @ Philadelphia Phillies Veterans Stadium, Philadelphia, PA Sat Jul 02 1988, 3:33 AM EDT Att: 25,122 - Sunny - 75 F				
Milt Thompson, L OBP: 0.343, SLG: 0.332	2-1 1-3		0-0 2B	4-0 1-2 IBB		1-2 F7		1-0 SH3		3	0	1	0	1	0	2					
Bob Dernier, R OBP: 0.392, SLG: 0.353								2-3 F3		0	0	0	0	0	0	0					
Lance Parrish, R OBP: 0.313, SLG: 0.425	0-0 5-3		0-1 6-3	3-2 5-3		0-3 K		3-1 F3		5	0	0	0	0	1	7					
Von Hayes, L OBP: 0.355, SLG: 0.423		1-1 BLK SF8 1B	1-0 F6		1-0 S 2B	0-2 2B		0-1 4-3		5	1	3	1	0	0	2					
Chris James, R OBP: 0.294, SLG: 0.427		0-2 E6 1B S		1-0 FC4-6 1B	3-3 K	0-1 G3		0-1 G3		4	0	1	0	0	1	4					
Phil Bradley, R OBP: 0.320, SLG: 0.316		3-2 SF8		0-1 FC4-6 1B 2B	2-3 K		4-2 BB			2	1	0	1	1	1	2					
Luis Aguayo, R OBP: 0.329, SLG: 0.378		3-H 1B SAFE		0-0 2B 1B	1-3 K		2-2 L7			4	1	2	0	0	1	2					
Steve Jeltz, S OBP: 0.370, SLG: 0.329		3-3 K		0-0 F8		2-2 1B 1B		1-1 F7		4	1	1	0	0	1	5					
David Palmer, R OBP: 0.238, SLG: 0.667		0-2 4-3		2-1 1B 2B		1-2 1B 1B		1-0 4-3		2	0	1	2	0	0	2					
Greg Harris, S OBP: 0.333, SLG: 0.333										0	0	0	0	0	0	0					
Tom Barrett, S OBP: 1.000, SLG: 1.000										1	1	1	0	0	0	0					
Bruce Ruffin, S OBP: 0.156, SLG: 0.129										0	0	0	0	0	0	1					
Steve Bedrosian, R										0	0	0	0	0	0	0					
<b>Inning Stats</b>	R: 0 E: 0 K: 0 S: 5	H: 0 LOB: 0 BB: 0 P: 8	R: 1 E: 1 K: 1 S: 18	H: 2 LOB: 2 BB: 0 P: 27	R: 0 E: 0 K: 1 S: 8	H: 1 LOB: 1 BB: 0 P: 11	R: 2 E: 0 K: 0 S: 12	H: 4 LOB: 3 BB: 1 P: 25	R: 0 E: 0 K: 3 S: 11	H: 1 LOB: 1 BB: 0 P: 18	R: 2 E: 0 K: 1 S: 20	H: 4 LOB: 2 BB: 0 P: 26	R: 0 E: 0 K: 0 S: 9	H: 0 LOB: 1 BB: 1 P: 17	R: 0 E: 0 K: 0 S: 8	H: 1 LOB: 1 BB: 0 P: 13	1B: 8 2B: 5 3B: 0 HR: 0	SF: 1 SAC: 1 DP: 0 HBP: 0	WP: 0 PA: 40 PB: 0 SB: 4 CS: 0		
<b>PITCHER</b>	IP WLS BF H R ER SO BB IBB HBP BLK WP HR S P ERA WHIP	3.2 L 19 7 3 3 2 0 1 0 0 0 0 14 28 0.00 0.750	1.1 6 1 0 0 3 0 0 0 0 0 0 0 15 21 27.00 4.500	0.2 5 3 2 2 1 0 0 0 0 0 0 0 3 3 ∞ ∞	0.0 1 1 0 0 0 0 0 0 0 0 0 0 11 19 0.00 0.750																

AB 30  
R 3  
H 4  
RBI 3  
BB 3  
SO 7  
LOB 9



AB 36  
R 5  
H 13  
RBI 5  
BB 2  
SO 6  
LOB 27



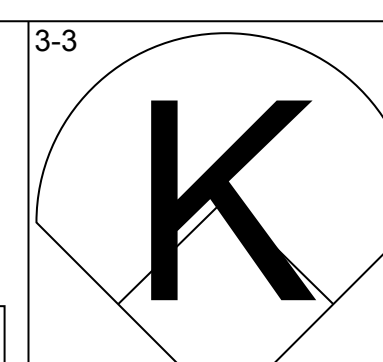
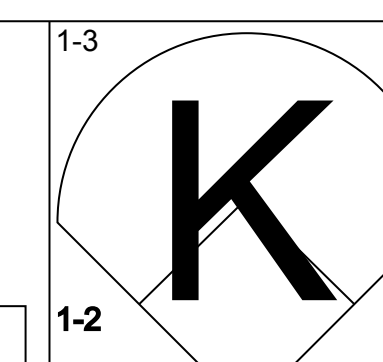
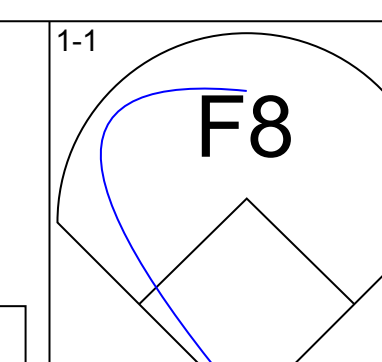
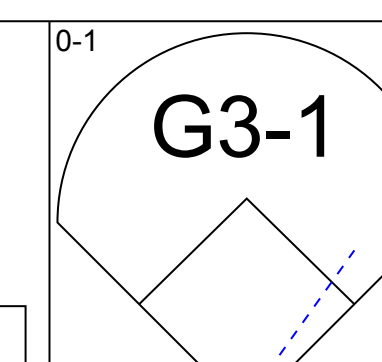
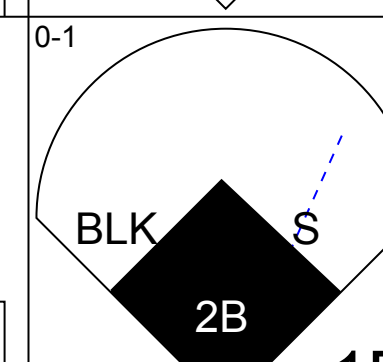
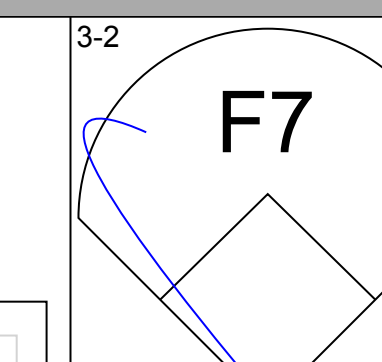
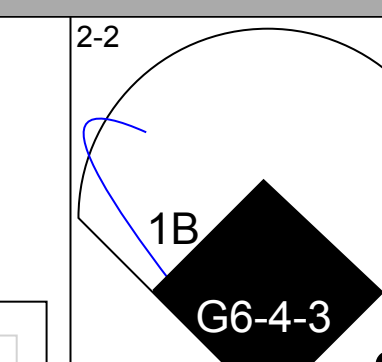
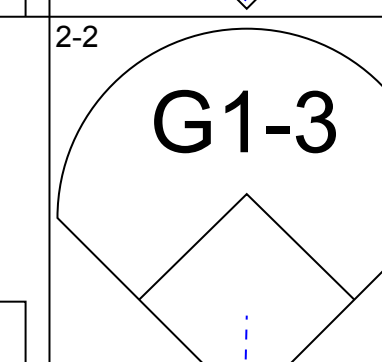
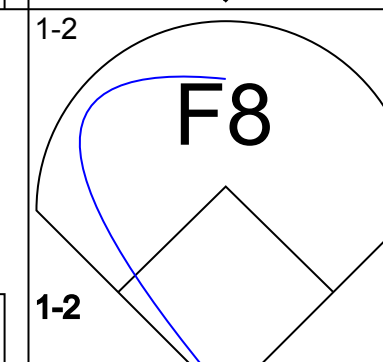
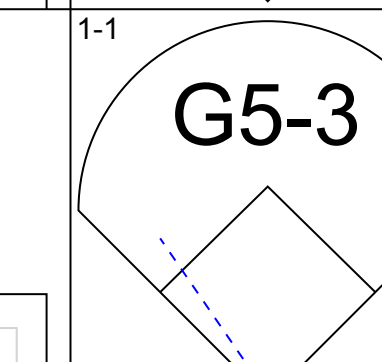
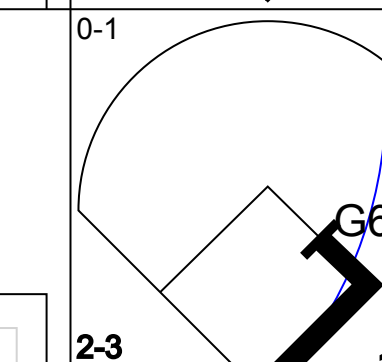
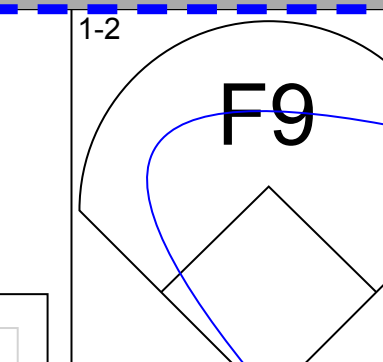
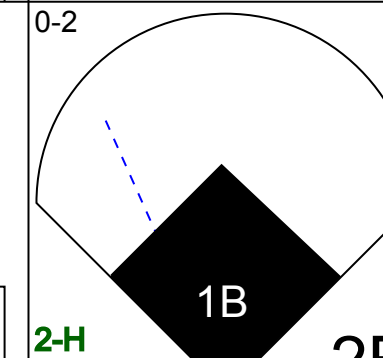
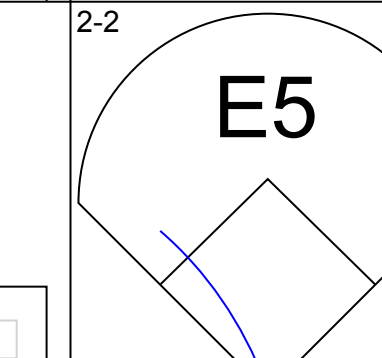
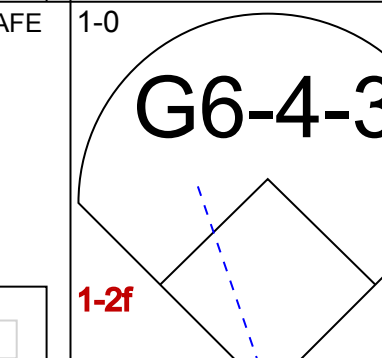
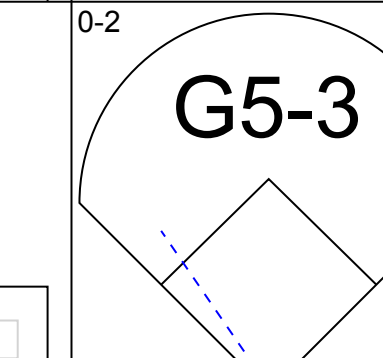
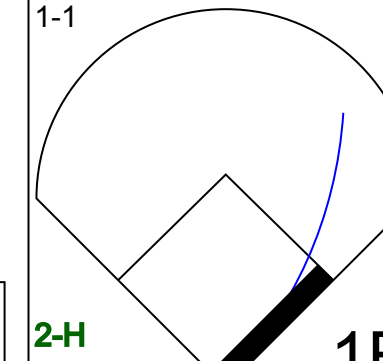
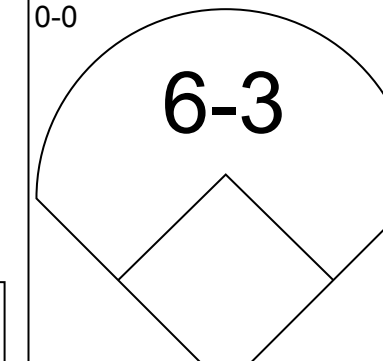
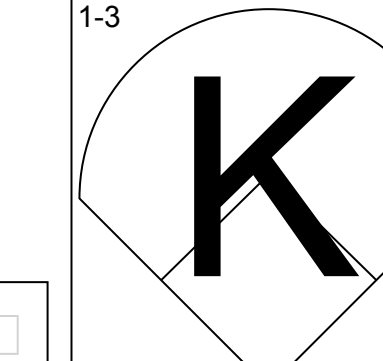
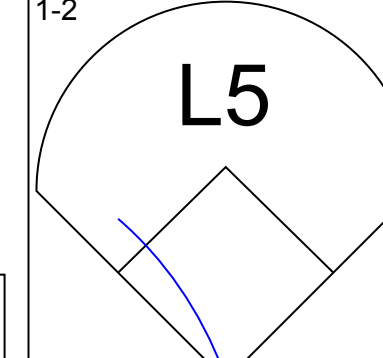
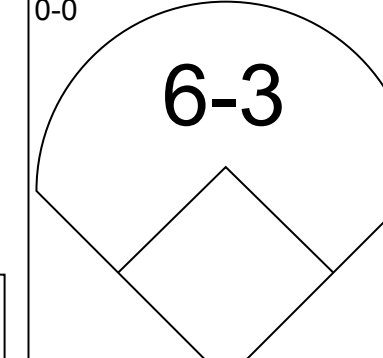
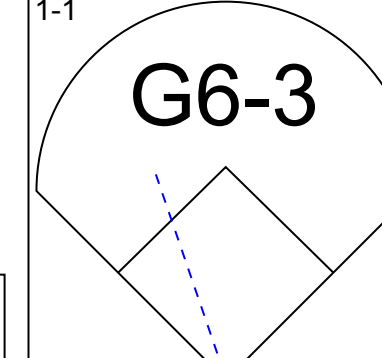
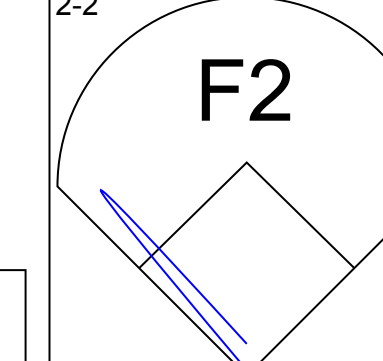
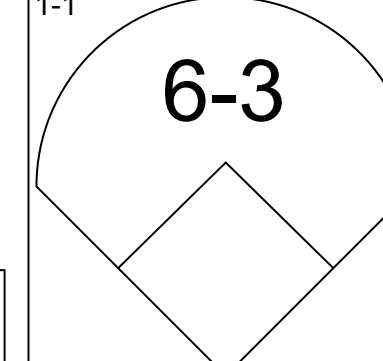
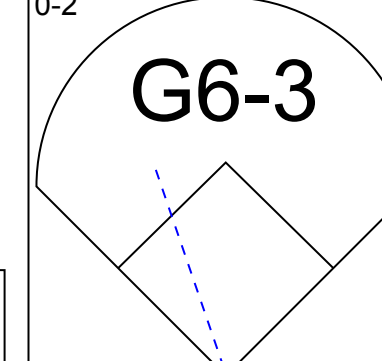
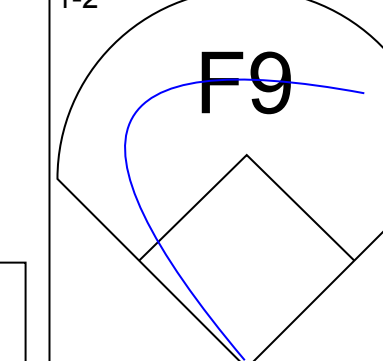
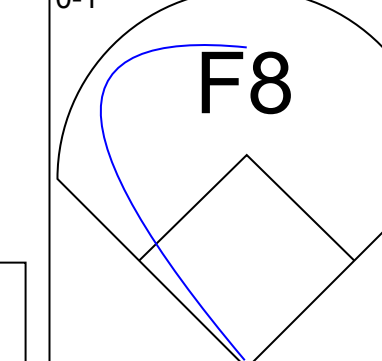
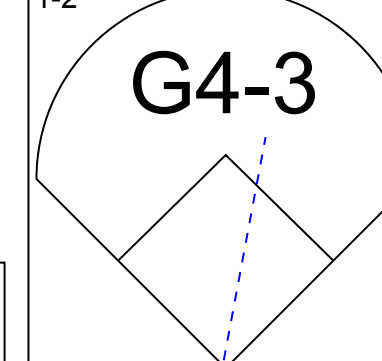
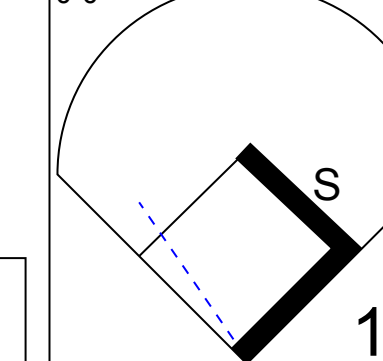
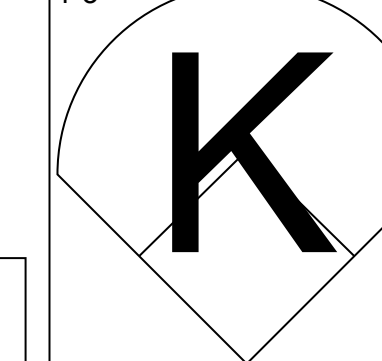
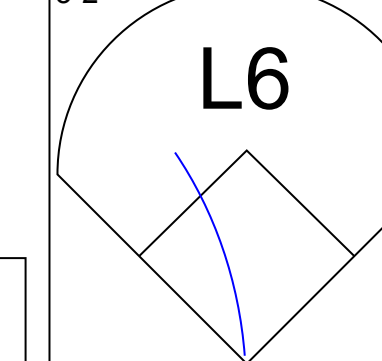









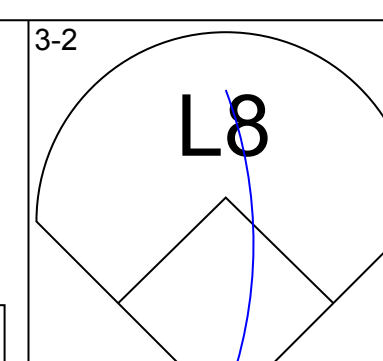
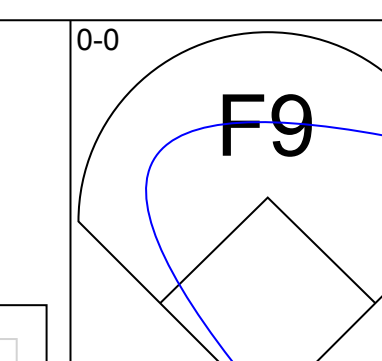
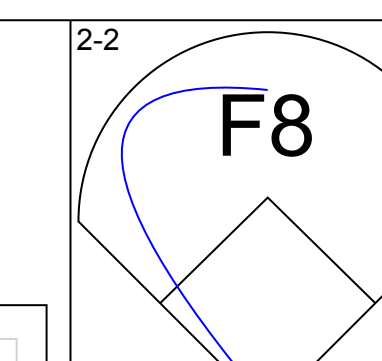
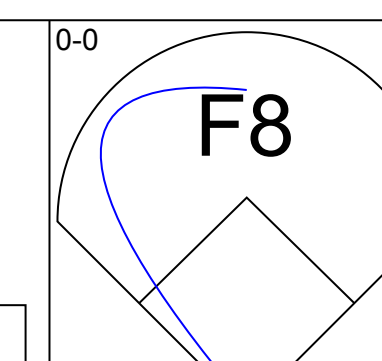
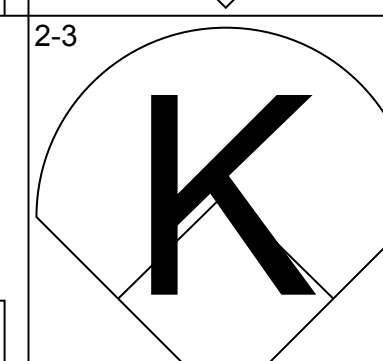
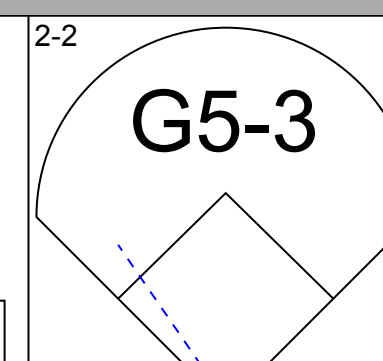
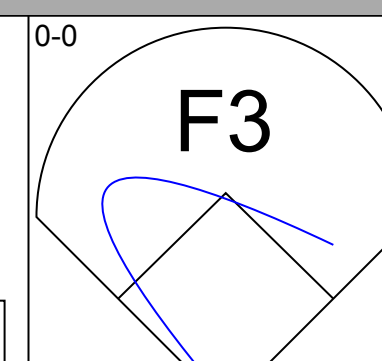
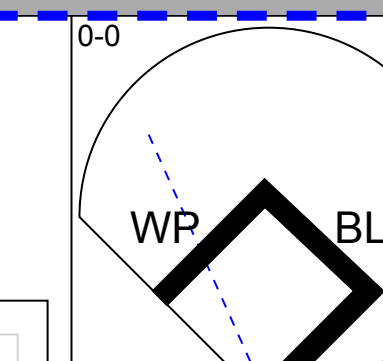
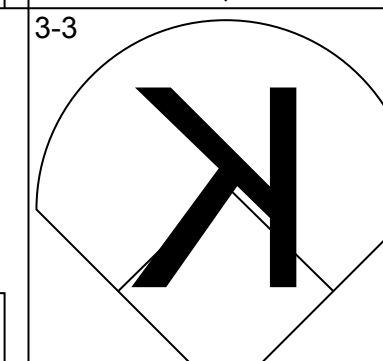
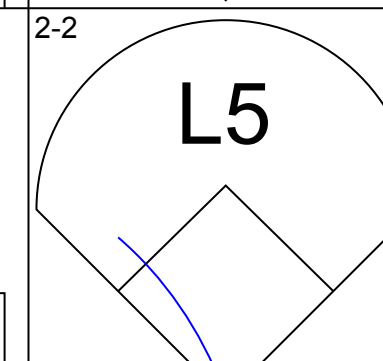
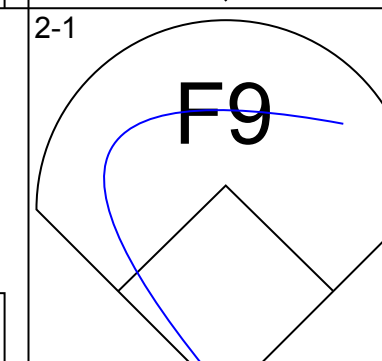
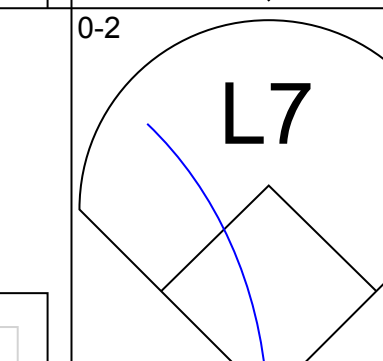
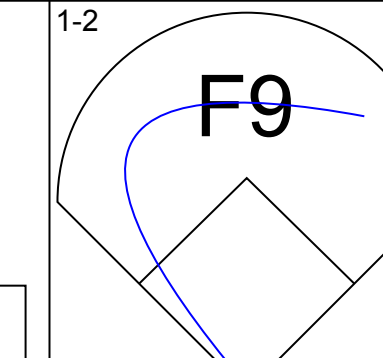
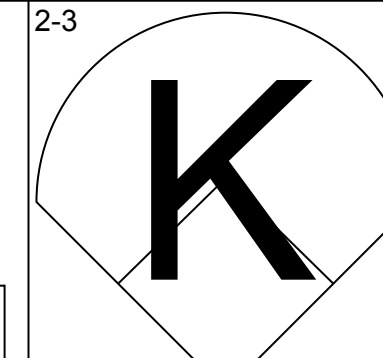
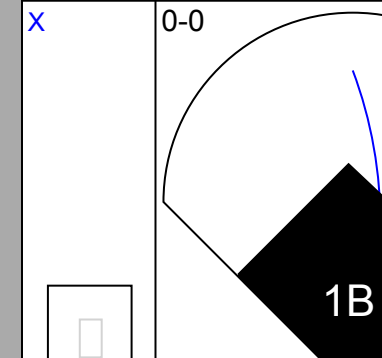
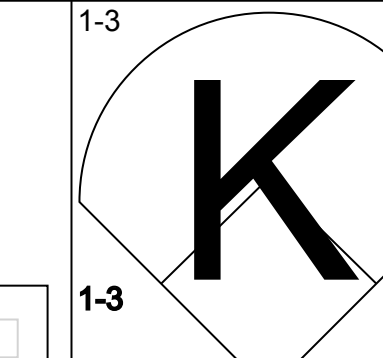
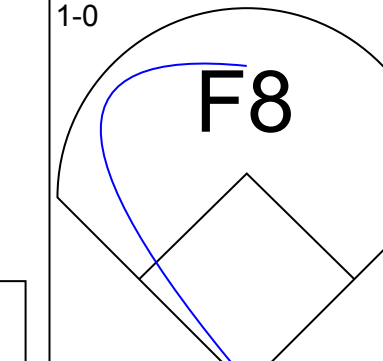
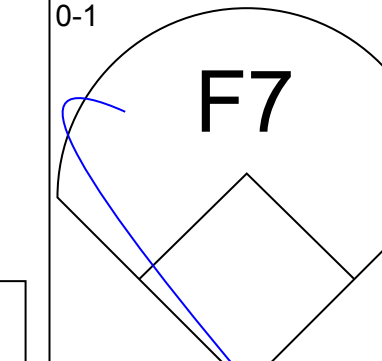
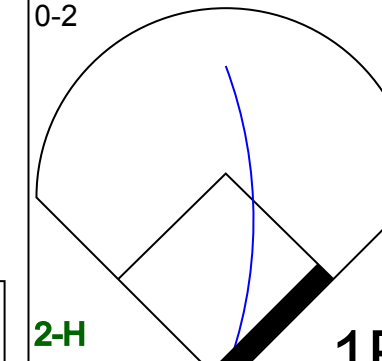
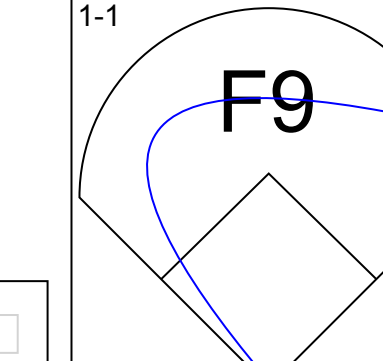
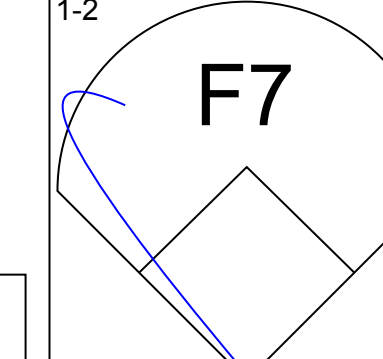
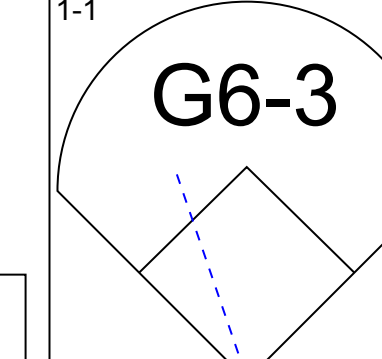
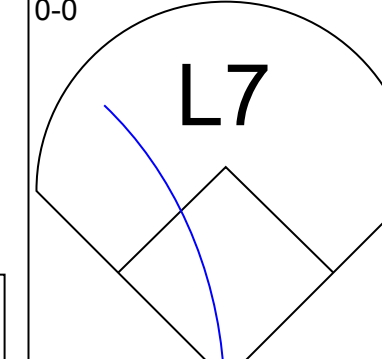
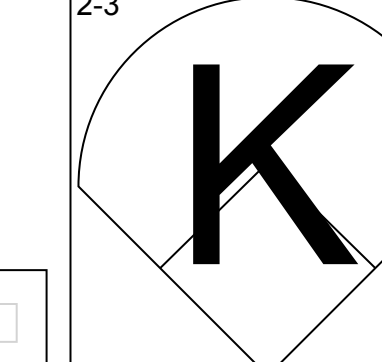
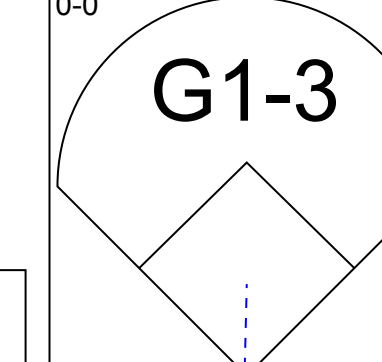
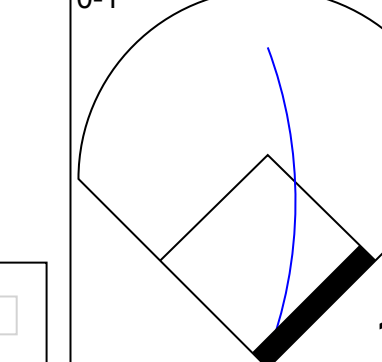
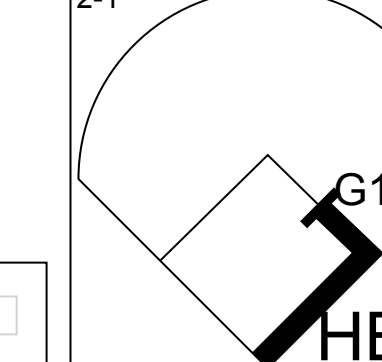
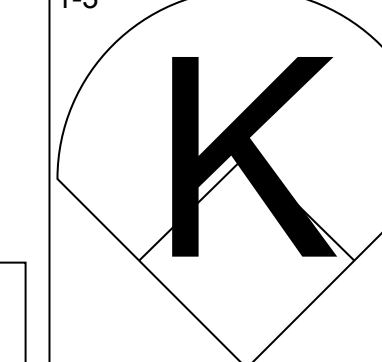
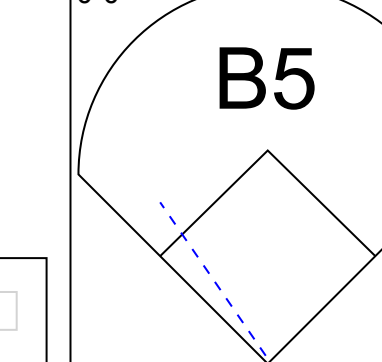
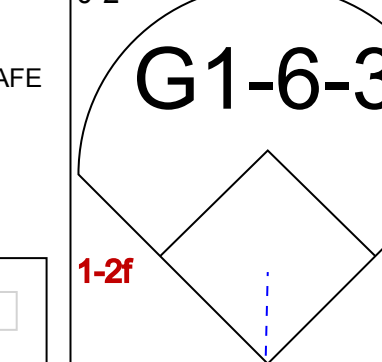
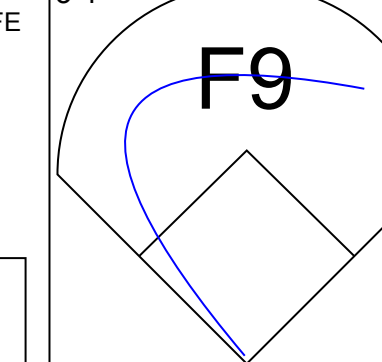


Batter	1	2	3	4	5	6	7	8	9	AB	R	H	RBI	BB	SO	LOB	TOP					
<b>Eddie Milner, L</b> OBP: 0.300, SLG: 0.259 (1, 8)										4	0	0	0	0	2	1						
<b>Kal Daniels, L</b> OBP: 0.420, SLG: 0.466 (1, 7)										4	2	2	0	0	0	0						
<b>Barry Larkin, R</b> OBP: 0.356, SLG: 0.454 (1, 6)										4	0	1	0	0	0	1						
<b>Chris Sabo, R</b> OBP: 0.346, SLG: 0.529 (1, 5)										4	1	1	1	0	0	1						
<b>Nick Esasky, R</b> OBP: 0.340, SLG: 0.406 <b>John Franco, L</b> (9, 1)										4	0	1	1	0	1	0						
<b>Tracy Jones, R</b> OBP: 0.325, SLG: 0.307 <b>Paul O'Neill, L</b> OBP: 0.320, SLG: 0.415 (1, 9)										3	0	0	0	0	0	1						
<b>Bo Diaz, R</b> OBP: 0.239, SLG: 0.343 (1, 2)										3	0	0	0	0	0	0						
<b>Dave Concepcion, R</b> OBP: 0.268, SLG: 0.243 (1, 4)										3	0	0	0	0	0	0						
<b>Tom Browning, L</b> OBP: 0.195, SLG: 0.205 <b>Leon Durham, L</b> OBP: 0.294, SLG: 0.402 (1, 1)										3	0	1	0	0	1	0						
<b>Inning Stats</b>	R: 2 H: 3 E: 0 K: 1 S: 21	H: 3 LOB: 1 BB: 0 P: 27	R: 0 H: 1 E: 0 K: 1 S: 13	H: 1 LOB: 1 BB: 0 P: 17	R: 0 H: 0 E: 1 K: 0 S: 8	H: 0 LOB: 0 BB: 0 P: 14	R: 0 H: 0 E: 0 K: 0 S: 4	H: 0 LOB: 0 BB: 0 P: 5	R: 0 H: 0 E: 0 K: 1 S: 7	H: 0 LOB: 0 BB: 0 P: 9	R: 1 H: 2 E: 0 K: 0 S: 7	H: 2 LOB: 0 BB: 0 P: 12	R: 0 H: 0 E: 0 K: 0 S: 8	H: 0 LOB: 0 BB: 0 P: 10	R: 0 H: 0 E: 0 K: 1 S: 9	H: 0 LOB: 0 BB: 0 P: 14	R: 0 H: 0 E: 0 K: 1 S: 9	H: 0 LOB: 0 BB: 0 P: 11	1B: 4 2B: 2 3B: 0 HR: 0	SF: 0 SAC: 0 DP: 1 HBP: 0	WP: 0 PB: 0 SB: 2 CS: 0	PA: 32
<b>PITCHER</b>	IP	WLS	BF	H	R	ER	SO	BB	IBB	HBP	BLK	WP	HR	S	P	ERA	WHIP					
<b>Bob Ojeda, L</b> ERA: 3.53 (1, 1)	6.0	L	23	6	3	3	3	0	0	0	1	0	0	60	84	4.50	1.000					
<b>Rick Aguilera, R</b> ERA: 7.23 (7, 1)	2.0		6	0	0	0	0	0	0	0	0	0	0	17	24	0.00	0.000					
<b>Roger McDowell, R</b> ERA: 2.12 (9, 1)	1.0		3	0	0	0	1	0	0	0	0	0	0	9	11	0.00	0.000					

**Cincinnati Reds @ New York Mets**  
Shea Stadium, Flushing, NY  
Tue Jul 05 1988, 7:05 PM EDT  
Att: 37,324 - Unknown - 78 F


AB 32  
R 3  
H 6  
RBI 2  
BB 0  
SO 4  
LOB 4



Batter	1	2	3	4	5	6	7	8	9	AB	R	H	RBI	BB	SO	LOB	BOTTOM					
<b>Mookie Wilson, S</b> OBP: 0.300, SLG: 0.362 (1, 8)										4	0	0	0	0	2							
<b>Keith Miller, R</b> OBP: 0.263, SLG: 0.378 (1, 5)										4	0	1	0	0	1	0						
<b>Tim Lincecum, R</b> OBP: 0.337, SLG: 0.333 (1, 4)										4	0	0	0	0	1	1						
<b>Darryl Strawberry, L</b> OBP: 0.407, SLG: 0.594 (1, 9)										4	1	1	0	0	2	1						
<b>Kevin Reynolds, R</b> OBP: 0.331, SLG: 0.441 (1, 7)										4	0	1	1	0	0	1						
<b>Gary Carter, R</b> OBP: 0.308, SLG: 0.384 (1, 2)										3	0	0	0	0	0	1						
<b>Dave Magadan, L</b> OBP: 0.325, SLG: 0.363 (1, 3)										2	0	0	0	1	1	0						
<b>Kevin Elster, R</b> OBP: 0.286, SLG: 0.326 (1, 6)										2	0	1	0	0	1	1						
<b>Bob Ojeda, L</b> OBP: 0.222, SLG: 0.250 <b>Lenny Dykstra, L</b> OBP: 0.340, SLG: 0.409 <b>Rick Aguilera, R</b> OBP: 0.333, SLG: 0.333 <b>Barry Lyons, R</b> OBP: 0.171, SLG: 0.231 <b>Roger McDowell, R</b> OBP: 0.500, SLG: 1.000 (1, 1)										1	0	0	0	0	0	1						
<b>Inning Stats</b>	R: 0 H: 0 E: 0 K: 2 S: 9	H: 0 LOB: 0 BB: 0 P: 17	R: 0 H: 0 E: 0 K: 0 S: 9	H: 0 LOB: 0 BB: 0 P: 12	R: 0 H: 1 E: 0 K: 1 S: 7	H: 1 LOB: 1 BB: 0 P: 9	R: 0 H: 0 E: 0 K: 1 S: 10	H: 0 LOB: 0 BB: 0 P: 16	R: 0 H: 0 E: 0 K: 0 S: 5	H: 0 LOB: 0 BB: 0 P: 6	R: 0 H: 0 E: 0 K: 0 S: 8	H: 0 LOB: 0 BB: 0 P: 12	R: 1 H: 2 E: 0 K: 0 S: 8	H: 2 LOB: 1 BB: 0 P: 10	R: 0 H: 0 E: 0 K: 1 S: 7	H: 0 LOB: 1 BB: 1 P: 15	R: 0 H: 1 E: 0 K: 1 S: 9	H: 1 LOB: 0 BB: 0 P: 11	1B: 3 2B: 1 3B: 0 HR: 0	SF: 0 SAC: 0 DP: 1 HBP: 1	WP: 1 PB: 0 SB: 0 CS: 0	PA: 32
<b>PITCHER</b>	IP	WLS	BF	H	R	ER	SO	BB	IBB	HBP	BLK	WP	HR	S	P	ERA	WHIP					
<b>Tom Browning, L</b> ERA: 3.33 (1, 1)	8.0		28	3	1	1	5	1	0	0	0	1	0	63	97	1.12	0.500					
<b>John Franco, L</b> ERA: 1.87 (9, 1)	1.0	S	4	1	0	0	1	0	0	0	1	1	0	9	11	0.00	1.000					

**Cincinnati Reds @ New York Mets**  
Shea Stadium, Flushing, NY  
Tue Jul 05 1988, 7:05 PM EDT  
Att: 37,324 - Unknown - 78 F

AB 30  
R 1  
H 4  
RBI 1  
BB 1  
SO 6  
LOB 10





Batter	1	2	3	4	5	6	7	8	9	AB	R	H	RBI	BB	SO	LOB	TOP									
Barry Larkin, R OBP: 0.361, SLG: 0.455	F9		HBP			HR	HBP			2	1	1	0	0	0	0	<b>Cincinnati Reds @ New York Mets</b> Shea Stadium, Flushing, NY Wed Jul 06 1988, 7:05 PM EDT Att: 44,146 - Unknown - 82 F									
Kal Daniels, L OBP: 0.421, SLG: 0.476	1B		K			HR	K			3	1	1	2	1	2	3										
Chris Sabo, R OBP: 0.348, SLG: 0.529	CS					HR				4	1	2	0	0	0	0										
Paul O'Neill, L OBP: 0.319, SLG: 0.425	K					HR				4	1	1	2	0	2	2										
Nick Esasky, R OBP: 0.335, SLG: 0.399 Rob Dibble, L (6, 1)	K					G6-3				3	0	0	0	0	1	0										
Tracy Jones, R OBP: 0.321, SLG: 0.303 Tim Birtsas, L (8, 1) Frank Williams, R (8, 1)						G6-3				0	0	0	0	0	0	0										
Eddie Milner, L OBP: 0.273, SLG: 0.233 Dave Collins, S OBP: 0.272, SLG: 0.276	G4-3					K2-3				3	0	0	0	0	2	0										
Lloyd McClendon, R OBP: 0.315, SLG: 0.323	K					F8				4	0	0	0	0	2	0										
Jeff Treadway, L OBP: 0.331, SLG: 0.363						G5-3				4	0	0	0	0	1	0										
Jack Armstrong, R (1, 1) Leon Durham, L OBP: 0.299, SLG: 0.407 Rob Murphy, L (6, 1)						F8				2	0	0	0	0	1	0										
<b>Inning Stats</b>	R: 0 E: 0 K: 1 S: 15	H: 1 LOB: 2 BB: 1 P: 25	R: 0 E: 0 K: 2 S: 7	H: 0 LOB: 0 BB: 0 P: 11	R: 0 E: 0 K: 1 S: 8	H: 0 LOB: 1 BB: 0 P: 16	R: 0 E: 0 K: 1 S: 5	H: 0 LOB: 0 BB: 0 P: 7	R: 0 E: 0 K: 1 S: 7	H: 0 LOB: 0 BB: 0 P: 7	R: 4 E: 0 K: 2 S: 17	H: 4 LOB: 0 BB: 0 P: 24	R: 0 E: 0 K: 2 S: 11	H: 1 LOB: 2 BB: 0 P: 20	R: 0 E: 0 K: 0 S: 5	H: 0 LOB: 0 BB: 0 P: 9	R: 0 E: 0 K: 1 S: 6	H: 0 LOB: 0 BB: 0 P: 8	1B: 4 2B: 1 3B: 0 HR: 2	SF: 0 SAC: 0 DP: 1 HBP: 2	WP: 0 PB: 0 SB: 1 CS: 1	PA: 35				
<b>PITCHER</b>	IP	WLS	BF	H	R	ER	SO	BB	IBB	HBP	BLK	WP	HR	S	P	ERA	WHIP									
Ron Darling, R ERA: 2.7	(1, 1)	6.2	W	28	6	4	4	9	1	0	2	0	0	2	67	105	5.40	1.050								
Randy Myers, L ERA: 1.26	(7, 1)	2.1	S	7	0	0	0	2	0	0	0	0	0	14	22	0.00	0.000									

AB	32
R	4
H	6
RBI	4
BB	1
SO	11
LOB	5



Batter	1	2	3	4	5	6	7	8	9	AB	R	H	RBI	BB	SO	LOB	BOTTOM								
Lenny Dykstra, L OBP: 0.335, SLG: 0.402	F2		G3			F9	G4-3			4	0	0	0	0	0	2	<b>Cincinnati Reds @ New York Mets</b> Shea Stadium, Flushing, NY Wed Jul 06 1988, 7:05 PM EDT Att: 44,146 - Unknown - 82 F								
Wally Backman, S OBP: 0.365, SLG: 0.299	HR		BB			G4-3	K			2	1	0	0	2	1	0									
Kevin McReynolds, R OBP: 0.330, SLG: 0.442	F9		F8			1B	P3			4	1	1	0	0	0	2									
Darryl Strawberry, L OBP: 0.405, SLG: 0.600	HR		F8			K	F9			4	1	1	2	0	1	2									
Howard Johnson, S OBP: 0.343, SLG: 0.448	K					1B	BB			3	1	0	0	1	1	0									
Dave Magadan, L OBP: 0.432, SLG: 0.365			L9			FC5-4	BB			2	1	1	1	1	0	0									
Mackey Sasser, L OBP: 0.322, SLG: 0.473 Gary Carter, R OBP: 0.309, SLG: 0.385						P3	1B			2	0	1	0	0	0	1									
Kevin Elster, R OBP: 0.282, SLG: 0.321			G5-3			FC5-4	1B			4	0	0	0	0	2	5									
Ron Darling, R OBP: 0.222, SLG: 0.295 Randy Myers, L (7, 1)			G6-3			K	1B			3	0	1	1	0	1	1									
<b>Inning Stats</b>	R: 2 E: 0 K: 1 S: 10	H: 1 LOB: 0 BB: 1 P: 15	R: 0 E: 0 K: 0 S: 8	H: 1 LOB: 1 BB: 0 P: 10	R: 0 E: 0 K: 0 S: 9	H: 0 LOB: 1 BB: 1 P: 17	R: 0 E: 0 K: 0 S: 12	H: 0 LOB: 1 BB: 1 P: 19	R: 0 E: 0 K: 1 S: 13	H: 0 LOB: 0 BB: 0 P: 17	R: 3 E: 0 K: 2 S: 21	H: 4 LOB: 2 BB: 1 P: 34	R: 0 E: 0 K: 1 S: 6	H: 0 LOB: 0 BB: 0 P: 8	R: 0 E: 0 K: 1 S: 8	H: 0 LOB: 1 BB: 0 P: 14		1B: 3 2B: 2 3B: 0 HR: 1	SF: 0 SAC: 0 DP: 0 HBP: 1	WP: 0 PB: 0 SB: 0 CS: 0	PA: 35				
<b>PITCHER</b>	IP	WLS	BF	H	R	ER	SO	BB	IBB	HBP	BLK	WP	HR	S	P	ERA	WHIP								
Jack Armstrong, R ERA: 8.27	(1, 1)	5.0	L	4	2	1	1	1	1	0	0	0	0	11	22	27.00	9.000								
Rob Murphy, L ERA: 2.39	(6, 1)	0.1	L	4	2	1	1	1	1	0	0	0	0	14	17	5.40	0.600								
Tim Birtsas, L ERA: 3.89	(8, 1)	0.1		2	0	0	0	0	0	0	1	0	0	3	7	0.00	0.000								
Frank Williams, R ERA: 2.91	(8, 1)	0.2		2	0	0	0	1	0	0	0	0	0	5	7	0.00	0.000								

AB	30
R	5
H	6
RBI	5
BB	4
SO	6
LOB	14













Batter	1	2	3	4	5	6	7	8	9	AB	R	H	RBI	BB	SO	LOB	TOP					
Phil Bradley, R (1, 7) OBP: 0.322, SLG: 0.332										3	1	2	2	0	0	0	<b>Philadelphia Phillies @ Cincinnati Reds</b> Riverfront Stadium, Cincinnati, OH Sat Jul 09 1988, 7:05 PM EDT Att: 29,473 - Sunny - 98 F					
Luis Aquayo, R (1, 5) OBP: 0.343, SLG: 0.380										4	0	1	0	0	0	2						
Von Hayes, L (1, 3) OBP: 0.357, SLG: 0.416										4	0	0	0	0	0	2						
Mike Young, S (1, 9) OBP: 0.351, SLG: 0.375										3	0	0	0	1	0	0						
Chris James, R (1, 8) OBP: 0.282, SLG: 0.399										4	0	1	0	0	1	1						
John Russell, R (1, 2) OBP: 0.600, SLG: 1.200										4	1	3	1	0	1	0						
Steve Jeltz, S (1, 6) OBP: 0.369, SLG: 0.320										3	0	0	0	1	0	4						
Tom Barrett, S (1, 4) OBP: 0.167, SLG: 0.048										3	0	0	0	0	0	2						
Mike Schmidt, R (9, PH) OBP: 0.316, SLG: 0.350										1	0	0	0	0	0	1						
Juan Samuel, R (9, FR) OBP: 0.297, SLG: 0.369										0	0	0	0	0	0	0						
Bruce Ruffin, S (1, 1) OBP: 0.176, SLG: 0.125										1	1	0	0	1	0	0						
Greg Harris, S (5, 1) OBP: 0.250, SLG: 0.250										0	0	0	0	0	0	0						
Mitt Thompson, L (7, PH) OBP: 0.343, SLG: 0.342										1	0	0	0	0	0	0						
Kent Tekulve, R (7, 1) OBP: 0.311, SLG: 0.420										1	0	0	0	0	0	1						
Lance Parrish, R (9, PH) OBP: 0.311, SLG: 0.420										1	0	0	0	0	0	1						
<b>Inning Stats</b>	R: 0 E: 1 K: 0 S: 9	H: 1 LOB: 0 BB: 0 P: 15	R: 1 E: 0 K: 0 S: 7	H: 1 LOB: 0 BB: 0 P: 11	R: 0 E: 0 K: 0 S: 5	H: 0 LOB: 1 BB: 0 P: 9	R: 0 E: 0 K: 0 S: 12	H: 2 LOB: 2 BB: 0 P: 17	R: 2 E: 0 K: 0 S: 7	H: 1 LOB: 0 BB: 1 P: 15	R: 0 E: 0 K: 0 S: 7	H: 1 LOB: 2 BB: 1 P: 14	R: 0 E: 0 K: 0 S: 5	H: 1 LOB: 1 BB: 0 P: 9	R: 0 E: 0 K: 2 S: 11	H: 0 LOB: 0 BB: 0 P: 14	R: 0 E: 0 K: 0 S: 4	H: 0 LOB: 1 BB: 1 P: 8	1B: 4 2B: 2 3B: 0 HR: 2	SF: 0 SAC: 0 DP: 2 HBP: 1	WP: 0 PB: 0 SB: 0 CS: 0	PA: 36
<b>PITCHER</b>	IP WLS BF H R ER SO BB IBB HBP BLK WP HR S P ERA WHIP																					
Tom Browning, L (1, 1) ERA: 3.38	6.0	26	6	3	3	0	2	0	0	1	0	0	0	0	2	47	81	4.50	1.333			
Rob Dibble, R (7, 1) ERA:	2.0	W	7	1	0	0	2	0	0	0	0	0	0	0	0	16	23	0.00	0.500			
John Franco, L (9, 1) ERA: 1.77	1.0	S	3	0	0	0	0	1	0	0	0	0	0	0	0	4	8	0.00	1.000			

Batter	1	2	3	4	5	6	7	8	9	AB	R	H	RBI	BB	SO	LOB	BOTTOM			
Barry Larkin, R (1, 6) OBP: 0.354, SLG: 0.440										3	1	0	0	1	1	1	<b>Philadelphia Phillies @ Cincinnati Reds</b> Riverfront Stadium, Cincinnati, OH Sat Jul 09 1988, 7:05 PM EDT Att: 29,473 - Sunny - 98 F			
Kal Daniels, L (1, 7) OBP: 0.421, SLG: 0.470										2	1	0	0	2	1	0				
Chris Sabo, R (1, 5) OBP: 0.351, SLG: 0.523										4	2	2	0	0	1	1				
Eric Davis, R (1, 8) OBP: 0.323, SLG: 0.430										4	1	2	1	0	1	1				
Nick Esasky, R (1, 3) OBP: 0.339, SLG: 0.426										4	1	3	3	0	0	1				
Tracy Jones, R (1, 9) OBP: 0.303, SLG: 0.284										2	0	0	0	0	0	1				
Paul O'Neill, L (5, PH) OBP: 0.315, SLG: 0.415										2	0	0	0	0	0	2				
Bo Diaz, R (1, 2) OBP: 0.240, SLG: 0.338										4	0	2	0	0	0	0				
Dave Concepcion, R (1, 4) OBP: 0.270, SLG: 0.248										2	0	0	0	1	1	1				
Jeff Treadway, L (9, PH) OBP: 0.333, SLG: 0.376										1	0	0	0	0	0	0				
Tom Browning, L (1, 1) OBP: 0.209, SLG: 0.200										1	0	0	0	1	0	3				
Leon Durham, L (6, PH) OBP: 0.297, SLG: 0.403										1	0	0	0	0	1	1				
Rob Dibble, L (7, 1) OBP: 0.263, SLG: 0.229										0	0	0	0	0	0	0				
Eddie Milner, L (8, PH) OBP: 0.263, SLG: 0.229										1	0	0	0	0	1	0				
John Franco, L (9, 1) ERA: 3.95										0	0	0	0	0	0	0				
<b>Inning Stats</b>	R: 0 E: 0 K: 3 S: 9	H: 0 LOB: 0 BB: 0 P: 12	R: 0 E: 0 K: 0 S: 12	H: 2 LOB: 3 BB: 1 P: 22	R: 1 E: 0 K: 1 S: 7	H: 0 LOB: 1 BB: 2 P: 20	R: 0 E: 0 K: 1 S: 5	H: 0 LOB: 0 BB: 0 P: 8	R: 2 E: 0 K: 0 S: 18	H: 3 LOB: 2 BB: 2 P: 35	R: 0 E: 0 K: 1 S: 8	H: 1 LOB: 1 BB: 0 P: 14	R: 3 E: 0 K: 0 S: 13	H: 3 LOB: 0 BB: 0 P: 18	R: 0 E: 0 K: 1 S: 6	H: 0 LOB: 0 BB: 0 P: 9	1B: 7 2B: 2 3B: 0 HR: 1	SF: 0 SAC: 0 DP: 2 HBP: 0	WP: 4 PB: 0 SB: 2 CS: 1	PA: 36
<b>PITCHER</b>	IP WLS BF H R ER SO BB IBB HBP BLK WP HR S P ERA WHIP																			
Bruce Ruffin, L (1, 1) ERA: 4.47	4.2	23	5	3	3	5	0	0	0	0	0	0	0	0	0	47	91	5.79	2.143	
Greg Harris, R (5, 1) ERA: 2.7	1.1	4	1	0	0	1	0	0	0	0	0	0	0	0	0	12	20	0.00	0.750	
Kent Tekulve, R (7, 1) ERA: 3.95	2.0	L	9	3	3	3	1	0	0	0	0	0	1	19	27	13.50	1.500			

livebaseballscores.com





Batter	1	2	3	4	5	6	7	8	9	AB	R	H	RBI	BB	SO	LOB	TOP						
Milt Thompson, L (1,8) OBP: 0.345, SLG: 0.345	2-1 G3 1B		1-3 K			0-0 B1-3		1-1 5-3 1B		4	0	2	0	0	1	1							
Greg Gross, L (1,3) OBP: 0.305, SLG: 0.225	0-0 G3			0-1 1-3		0-0 HR 1B		0-0 F9		3	1	1	1	0	0	1							
Mike Schmidt, R (8,PH) OBP: 0.315, SLG: 0.349	1-2 G3					3-H 0-2 HR 1B		3-2 5-3		1	0	0	0	0	0	1							
Phil Bradley, R (1,7) OBP: 0.322, SLG: 0.341	1-3 K			1-3 K		1-H HR		1-2 5-3		4	1	1	2	0	2	2							
Von Hayes, L (1,5) OBP: 0.356, SLG: 0.424	3-3 K			2-3 K		2-1 HR		0-3 K		4	1	1	1	0	3	2							
Mike Young, S (1,9) OBP: 0.356, SLG: 0.366		4-2 G3-6-3 BB				4-0 BB		3-3 K		2	0	0	0	2	2	0							
Darren Daulton, L (1,2) OBP: 0.256, SLG: 0.280		0-2 G3-6-3				3-2 F8		1-0 L4		2	3	0	0	0	0	2							
Chris James, R (9,PH) OBP: 0.281, SLG: 0.398		1-2 G3-6-3								1	0	0	0	0	0	0							
Luis Aguayo, R (1,4) OBP: 0.339, SLG: 0.375		2-3 K				0-3 K		0-0 G4-6-3 1B		1	4	0	1	0	0	2	1						
Steve Jeltz, S (1,6) OBP: 0.364, SLG: 0.315				1-0 F8		0-0 L8		1-0 G4-6-3		3	0	0	0	0	0	2							
Shane Rawley, R (1,1) OBP: 0.156, SLG: 0.152				0-2 F8						1	0	0	0	0	0	0							
Mike Maddux, L (5,1)										0	0	0	0	0	0	0							
Tom Barrett, S (6,PH) OBP: 0.206, SLG: 0.136										0	1	1	1	0	0	0							
Greg Harris, R (6,1) OBP: 0.267, SLG: 0.259										0	0	0	0	0	0	0							
John Russell, R (7,PH) OBP: 0.250, SLG: 1.000										0	0	0	0	0	0	0							
Kent Tekulve, R (7,1) OBP: 0.250, SLG: 1.000										0	0	0	0	0	0	0							
<b>Inning Stats</b>	R: 0 E: 0 K: 2 S: 10	H: 1 LOB: 1 BB: 0 P: 16	R: 0 E: 0 K: 1 S: 8	H: 0 LOB: 0 BB: 1 P: 14	R: 0 E: 0 K: 1 S: 7	H: 0 LOB: 0 BB: 0 P: 9	R: 0 E: 0 K: 2 S: 8	H: 0 LOB: 0 BB: 0 P: 11	R: 0 E: 0 K: 1 S: 8	H: 0 LOB: 0 BB: 1 P: 15	R: 4 E: 0 K: 1 S: 16	H: 4 LOB: 0 BB: 0 P: 22	R: 0 E: 0 K: 0 S: 5	H: 1 LOB: 0 BB: 0 P: 7	R: 0 E: 0 K: 1 S: 9	H: 1 LOB: 1 BB: 0 P: 13	R: 0 E: 0 K: 1 S: 7	H: 0 LOB: 0 BB: 0 P: 10	1B: 4 2B: 1 3B: 0 HR: 2	SF: 0 SAC: 0 DP: 2 HBP: 0	WP: 0 PB: 0 SB: 0 CS: 0	PA: 34	
<b>PITCHER</b>	IP	WLS	BF	H	R	ER	SO	BB	IBB	HBP	BLK	WP	HR	S	P	ERA	WHIP						
Jack Armstrong, R (1,1) ERA: 7.48	5.1	W	21	4	3	3	7	2	0	0	0	0	1	50	74	5.06	1.125						
Tim Birtsas, L (6,1) ERA: 4.09	0.2		3	1	1	1	1	0	0	0	0	0	0	1	7	13	13.50	1.500					
Frank Williams, R (7,1) ERA: 2.75	1.0		3	1	0	0	0	0	0	0	0	0	0	5	7	0.00	1.000						
Rob Murphy, L (8,1) ERA: 2.31	1.0	S	4	1	0	0	1	0	0	0	0	0	0	9	13	0.00	1.000						
John Franco, L (9,1) ERA: 1.74	1.0	S	3	0	0	0	1	0	0	0	0	0	0	7	10	0.00	0.000						

Philadelphia Phillies @ Cincinnati Reds  
Riverfront Stadium, Cincinnati, OH  
Sun Jul 10 1988, 3:33 AM EDT  
Att: 29,142 - Sunny - 96 F

AB 32  
R 4  
H 7  
RBI 4  
BB 2  
SO 10  
LOB 12



Batter	1	2	3	4	5	6	7	8	9	AB	R	H	RBI	BB	SO	LOB	BOTTOM					
Barry Larkin, R (1,6) OBP: 0.356, SLG: 0.444	1-1 BB 1B	1-2 6-3				3-2 2B		3-2 6-3		4	2	2	0	0	0	0						
Kal Daniels, L (1,7) OBP: 0.419, SLG: 0.466	2-2 1B HBP 1B		2-3 K			1-2 F2		1-3 K		4	1	1	0	0	2	1						
Chris Sabo, R (1,5) OBP: 0.352, SLG: 0.524	4-0 HBP 1B BB		0-0 F9			0-0 HR 2B		1-1 F4		3	1	1	1	1	0	0						
Eric Davis, R (1,8) OBP: 0.329, SLG: 0.447	0-1 HBP 1B		1-0 K			1-0 HR		1-0 6-3		4	1	3	3	0	0	0						
Nick Esasky, R (1,3) OBP: 0.338, SLG: 0.422	3-3 K		1-1 L5			0-1 1B		0-0 5-3		4	0	1	0	0	1	4						
Tracy Jones, R (1,9) OBP: 0.304, SLG: 0.277	2-2 HBP					1-2 F9		1-1 4-3		2	0	0	1	0	1	1						
Paul O'Neill, L (8,PH) OBP: 0.314, SLG: 0.413	1-2 HBP									1	0	0	0	0	0	0						
John Franco, L (9,1) OBP: 0.313, SLG: 0.320	0-0 G6-4-3					1-1 FC5-4 1B		0-1 F9		4	0	1	0	0	0	4						
Dave Concepcion, R (1,4) OBP: 0.267, SLG: 0.245		2-2 6-3				0-1 FC5-4		2-2 4-3		2	0	0	0	0	0	1						
Jeff Treadway, L (6,PH) OBP: 0.332, SLG: 0.374						1-2 K				1	0	0	0	0	0	0						
Jack Armstrong, R (1,1) ERA: 3.88										2	0	0	0	0	2	1						
Tim Birtsas, L (6,1) ERA: 2.36										0	0	0	0	0	0	0						
Dave Collins, S (6,PH) OBP: 0.267, SLG: 0.271										1	0	0	0	0	0	0						
Frank Williams, R (7,1) ERA: 2.64										0	0	0	0	0	0	0						
Rob Murphy, L (8,1) ERA: 2.31										0	0	0	0	0	0	0						
Eddie Minter, L (9,9) OBP: 0.203, SLG: 0.229										0	0	0	0	0	0	0						
<b>Inning Stats</b>	R: 2 E: 0 K: 1 S: 15	H: 3 LOB: 2 BB: 1 P: 27	R: 0 E: 0 K: 1 S: 11	H: 0 LOB: 0 BB: 0 P: 15	R: 0 E: 0 K: 1 S: 7	H: 1 LOB: 1 BB: 0 P: 11	R: 0 E: 0 K: 1 S: 10	H: 1 LOB: 1 BB: 0 P: 14	R: 3 E: 0 K: 0 S: 16	H: 4 LOB: 1 BB: 0 P: 24	R: 0 E: 0 K: 0 S: 11	H: 0 LOB: 0 BB: 0 P: 18	R: 0 E: 0 K: 1 S: 7	H: 0 LOB: 0 BB: 0 P: 10	R: 0 E: 0 K: 0 S: 5	H: 0 LOB: 0 BB: 0 P: 6	R: 0 E: 0 K: 0 S: 5	H: 0 LOB: 0 BB: 0 P: 6	1B: 6 2B: 2 3B: 0 HR: 1	SF: 0 SAC: 0 DP: 1 HBP: 1	WP: 0 PB: 0 SB: 0 CS: 0	PA: 34
<b>PITCHER</b>	IP	WLS	BF	H	R	ER	SO	BB	IBB	HBP	BLK	WP	HR	S	P	ERA	WHIP					
Shane Rawley, L (1,1) ERA: 3.88	4.1	L	23	9	5	5	4	1	0	1	0	0	0	54	83	10.38	2.308					
Mike Maddux, R (5,1) ERA: 2.36	0.2		2	0	0	0	1	0	0	0	0	0	0	5	8	0.00	0.000					
Greg Harris, R (6,1) ERA: 2.64	1.0		3	0	0	0	0	0	0	0	0	0	0	11	18	0.00	0.000					
Kent Tekulve, R (7,1) ERA: 3.77	2.0		6	0	0	0	1	0	0	0	0	0	0	12	16	0.00	0.000					

Philadelphia Phillies @ Cincinnati Reds  
Riverfront Stadium, Cincinnati, OH  
Sun Jul 10 1988, 3:33 AM EDT  
Att: 29,142 - Sunny - 96 F

AB 32  
R 5  
H 9  
RBI 5  
BB 1  
SO 6  
LOB 12






Batter	1	2	3	4	5	6	7	8	9	10	AB	R	H	RBI	BB	SO	LOB	TOP	
Barry Larkin, R OBP: 0.352, SLG: 0.439	F9		F8			5-3			F3		4	0	0	0	0	0	0		
Kal Daniels, L OBP: 0.417, SLG: 0.461	E BB		K			4-3			F7		3	0	0	0	1	1	0		
Chris Sabo, R OBP: 0.351, SLG: 0.521	E6							L8	K		4	0	1	0	0	1	1		
Paul O'Neill, L OBP: 0.313, SLG: 0.414	G3-6-1									K	4	0	1	0	0	1	3		
Eric Davis, R OBP: 0.324, SLG: 0.440		6-3								2-3	4	0	0	0	0	0	1		
Nick Esasky, R OBP: 0.332, SLG: 0.414											4	0	0	0	0	1	1		
Bo Diaz, R OBP: 0.241, SLG: 0.338											3	0	1	0	0	0	0		
Herm Winningham, L OBP: 0.320, SLG: 0.278											0	0	0	0	0	0	0		
Jeff Reed, L OBP: 0.292, SLG: 0.276											0	0	0	0	0	0	0		
Jeff Treadway, L OBP: 0.328, SLG: 0.370											3	0	0	0	0	0	2		
Danny Jackson, R OBP: 0.125, SLG: 0.149											3	0	0	0	0	2	1		
<b>Inning Stats</b>	R: 0 E: 1 K: 0 S: 8	H: 0 LOB: 1 BB: 1 P: 14	R: 0 E: 0 K: 0 S: 8	H: 1 LOB: 1 BB: 0 P: 14	R: 0 E: 0 K: 2 S: 7	H: 0 LOB: 0 BB: 0 P: 10	R: 0 E: 0 K: 1 S: 8	H: 1 LOB: 0 BB: 0 P: 12	R: 0 E: 0 K: 1 S: 9	H: 0 LOB: 0 BB: 0 P: 13	R: 0 E: 0 K: 0 S: 7	H: 0 LOB: 1 BB: 0 P: 9	R: 0 E: 0 K: 1 S: 8	H: 0 LOB: 0 BB: 0 P: 12	R: 0 E: 0 K: 1 S: 8	H: 0 LOB: 0 BB: 0 P: 13	1B: 2 2B: 1 3B: 0 HR: 0	SF: 0 SAC: 0 DP: 1 HBP: 0	WP: 0 PA: 33 PB: 0 SB: 0 CS: 2
<b>PITCHER</b>	IP 8.0	WLS L	BF 27	H 3	R 0	ER 0	SO 4	BB 1	IBB 0	HBP 0	BLK 0	WP 0	HR 0	S 64	P 100	ERA 0.00	WHIP 0.500		
Pascual Perez, R ERA: 1.58																			
Jeff Parrett, R ERA: 1.96																			

Cincinnati Reds @ Montreal Expos  
Olympic Stadium, Montreal, QB  
Thu Jul 14 1988, 7:05 PM EDT  
Att. 28,813 - Dome - 70 F

AB 32  
R 0  
H 3  
RBI 0  
BB 1  
SO 6  
LOB 9



Batter	1	2	3	4	5	6	7	8	9	10	AB	R	H	RBI	BB	SO	LOB	BOTTOM					
Otis Nixon, S OBP: 0.289, SLG: 0.295	K		5-3			B1-3		G3			4	0	0	0	0	1	0						
Tim Raines, S OBP: 0.370, SLG: 0.428	5-3					F9					4	0	1	0	0	1	0						
Andres Calarraga, R OBP: 0.379, SLG: 0.603	4-3					1-3					4	0	1	0	0	0	0						
Hubie Brooks, R OBP: 0.306, SLG: 0.419		4-3				K					4	0	1	0	0	1	2						
Tim Wallach, R OBP: 0.311, SLG: 0.417											4	0	1	0	0	2	1						
Nelson Santovenia, R OBP: 0.310, SLG: 0.374											4	0	1	0	0	0	1						
Rex Hudler, R OBP: 0.333, SLG: 0.324											4	1	0	0	0	2	2						
Luis Rivera, R OBP: 0.271, SLG: 0.335											4	0	1	1	0	0	1						
Pascual Perez, R ERA: 1.58											2	0	0	0	0	1	0						
Tracy Jones, R OBP: 0.301, SLG: 0.274											1	0	0	0	0	0	0						
Jeff Parrett, R ERA: 1.96											0	0	0	0	0	0	0						
<b>Inning Stats</b>	R: 0 E: 0 K: 1 S: 11	H: 0 LOB: 0 BB: 0 P: 17	R: 0 E: 0 K: 0 S: 10	H: 1 LOB: 1 BB: 0 P: 12	R: 0 E: 0 K: 0 S: 5	H: 0 LOB: 0 BB: 0 P: 6	R: 0 E: 0 K: 1 S: 7	H: 0 LOB: 0 BB: 0 P: 11	R: 0 E: 0 K: 0 S: 7	H: 1 LOB: 1 BB: 0 P: 10	R: 0 E: 0 K: 1 S: 9	H: 2 LOB: 2 BB: 0 P: 12	R: 0 E: 0 K: 2 S: 12	H: 0 LOB: 0 BB: 0 P: 16	R: 0 E: 0 K: 0 S: 7	H: 0 LOB: 0 BB: 0 P: 10	R: 0 E: 0 K: 2 S: 10	H: 1 LOB: 1 BB: 0 P: 14	R: 1 E: 0 K: 1 S: 9	H: 1 LOB: 1 BB: 0 P: 13	1B: 5 2B: 0 3B: 1 HR: 0	SF: 0 SAC: 0 DP: 0 HBP: 0	WP: 1 PA: 35 PB: 0 SB: 1 CS: 0
<b>PITCHER</b>	IP 9.1	WLS L	BF 35	H 6	R 1	ER 1	SO 8	BB 0	IBB 0	HBP 0	BLK 0	WP 1	HR 0	S 87	P 121	ERA 0.96	WHIP 0.643						
Danny Jackson, L ERA: 3.11																							

Cincinnati Reds @ Montreal Expos  
Olympic Stadium, Montreal, QB  
Thu Jul 14 1988, 7:05 PM EDT  
Att. 28,813 - Dome - 70 F

AB 35  
R 1  
H 6  
RBI 1  
BB 0  
SO 8  
LOB 7







Batter	1	2	3	4	5	6	7	8	9	AB R H RBI BB SO LOB	TOP																
Barry Larkin, R (1,6) OBP: 0.355, SLG: 0.439	4-2 S BB		0-1 4-3			0-1 4-3		1-1 SH3-4 FC3-2 1B	0-2 1B SF7	4 1 2 0 1 0 0	<p>Cincinnati Reds @ Montreal Expos</p> <p>Olympic Stadium, Montreal, QB</p> <p>Fri Jul 15 1988, 7:05 PM EDT</p> <p>Att: 22,184 - Dome - 70 F</p> <p>livebaseballscorecards.com</p>																
Kal Daniels, L (1,7) OBP: 0.419, SLG: 0.462	1-3 K			1-3 K		0-1 4-3 1B	1-2 FC3-2 SH3-4 HR BB	3-0 1B SF7	4 2 2 0 1 2 1																		
Chris Sabo, R (1,5) OBP: 0.350, SLG: 0.519	1-1 6-3			0-0 CS 1B		3-1 4-3 1B	0-0 SH3-4	0-0 SF7	3 0 1 1 0 0 2																		
Paul O'Neill, L (1,9) OBP: 0.314, SLG: 0.414	1-1 4-3			3-1 1B S 1-2 1B		0-0 F8	2-1 FC3-2 HR	3-1 1B	5 1 2 1 0 0 4																		
Eric Davis, R (1,8) OBP: 0.326, SLG: 0.451		2-2 F8		2-2 S 1B		3-3 K	1-0 HR	2-3 K	5 1 2 3 0 2 1																		
Nick Esasky, R (1,3) OBP: 0.331, SLG: 0.408		1-3 K		3-3 K		1-2 6-3	4-2 1B BB		3 0 0 0 1 2 2																		
Bo Diaz, R (1,2) John Franco, L (8,1)		1-1 F8		0-0 6-3		2-1 E5 3B	0-0 1B		4 1 1 0 0 0 0 0 0 0 0 0 0 0																		
Jeff Treadway, L (1,4) Dave Concepcion, R (8,PH)			0-2 L7		1-0 L7	1-2 1-H 3B	3-3 K		3 0 1 1 0 0 0 1 0 0 0 0 1 2																		
Jose Rijo, R (1,1) Jeff Reed, L (8,2) OBP: 0.290, SLG: 0.274			0-3 K		0-0 G3	0-2 6-3		2-1 L7	3 0 0 0 0 1 1 0 0 0 0 0 0 0																		
<b>Inning Stats</b>	R: 0 E: 0 K: 1 S: 10	H: 0 LOB: 1 BB: 1 P: 17	R: 0 E: 0 K: 1 S: 8	H: 0 LOB: 0 BB: 0 P: 12	R: 0 E: 0 K: 1 S: 8	H: 3 LOB: 0 BB: 0 P: 8	R: 0 E: 0 K: 2 S: 14	H: 0 LOB: 0 BB: 0 P: 21	R: 0 E: 0 K: 0 S: 3	H: 1 LOB: 1 BB: 0 P: 4		R: 1 E: 1 K: 1 S: 15	H: 1 LOB: 1 BB: 0 P: 22	R: 3 E: 0 K: 1 S: 13	H: 3 LOB: 2 BB: 2 P: 28	R: 2 E: 0 K: 1 S: 15	H: 3 LOB: 1 BB: 0 P: 23	1B: 9 2B: 0 3B: 1 HR: 1	SF: 1 SAC: 1 DP: 0 HBP: 0	WP: 0 PB: 0 SB: 3 CS: 1	PA: 41						
<b>PITCHER</b>	IP WLS BF H R ER SO BB IBB HBP BLK WP HR S P ERA WHIP											IP WLS BF H R ER SO BB IBB HBP BLK WP HR S P ERA WHIP															
John Dopson, R (1,1) ERA: 2.84	7.0	27	5	1	0	6	1	0	0	0	0	0	0	66	94	0.00	0.857										
Jeff Parrett, R (8,1) ERA: 2.35	0.2	L	7	3	3	3	0	2	0	0	0	0	1	10	22	40.50	7.500										
Joe Hesketh, L (8,1) ERA: 3.12	0.1		1	0	0	1	0	0	0	0	0	0	0	3	6	0.00	0.000										
Tim Burke, R (9,1) ERA: 4.23	1.0		6	3	2	2	1	0	0	0	0	0	0	15	23	18.00	3.000										

Batter	1	2	3	4	5	6	7	8	9	AB R H RBI BB SO LOB	BOTTOM																	
Otis Nixon, S (1,8) OBP: 0.277, SLG: 0.283	0-2 6-3		3-2 4-3			0-0 4-3		1-3 K		4 0 0 0 0 1 1	<p>Cincinnati Reds @ Montreal Expos</p> <p>Olympic Stadium, Montreal, QB</p> <p>Fri Jul 15 1988, 7:05 PM EDT</p> <p>Att: 22,184 - Dome - 70 F</p> <p>livebaseballscorecards.com</p>																	
Tim Raines, S (1,7) OBP: 0.371, SLG: 0.432	2-1 FC4-6 1B			0-0 F7		0-1 E 2B		1-3 K	4 1 2 0 0 1 0																			
Andres Galarraga, R (1,3) OBP: 0.379, SLG: 0.666	0-0 FC4-6 1-2 1B			2-3 K		1-1 FC6 4-3 1B 2-H		2-2 HR	4 2 1 1 0 1 1																			
Hubie Brooks, R (1,9) OBP: 0.303, SLG: 0.414	2-3 K			0-0 6-3		0-0 4-3		2-0 F8	4 0 0 0 0 1 2																			
Tim Wallach, R (1,5) OBP: 0.313, SLG: 0.416		0-2 F9			0-0 5-3		1-1 CS 1B	4-1 BB	3 0 1 1 1 0 0																			
Tom Foley, L (1,4) Rex Hudler, R (8,PH) OBP: 0.305, SLG: 0.361 OBP: 0.326, SLG: 0.316		0-0 G3			2-2 F7		1-3 K 1-2	1-1 F4	3 0 0 0 0 1 1 1 0 0 0 0 0 1																			
Nelson Santovenia, R (1,2) OBP: 0.309, SLG: 0.364		1-3 K			1-2 F7		1-1 1-3		3 0 0 0 0 1 0																			
Luis Rivera, R (1,6) OBP: 0.268, SLG: 0.331			1-0 6-3			0-1 F7		1-3 K	3 0 0 0 0 1 0																			
John Dopson, L (1,1) Jeff Parrett, R (8,1) Joe Hesketh, R (8,1) Tracy Jones, R (8,PH) Tim Burke, R (9,1) OBP: 0.120, SLG: 0.083 OBP: 0.309, SLG: 0.274 ERA: 1.85			2-3 K			0-3 K		4-2 BB	2 0 0 0 0 2 0 0 0 0 0 0 0 0 0 0 0 0 0 0 0 0 0 0 0 1 0 0 0 0 0 0 0 0 0																			
<b>Inning Stats</b>	R: 0 E: 0 K: 1 S: 12	H: 1 LOB: 1 BB: 0 P: 16	R: 0 E: 0 K: 1 S: 7	H: 0 LOB: 0 BB: 0 P: 8	R: 0 E: 0 K: 1 S: 5	H: 0 LOB: 0 BB: 0 P: 7	R: 0 E: 0 K: 0 S: 11	H: 0 LOB: 0 BB: 0 P: 14	R: 0 E: 0 K: 1 S: 6	H: 0 LOB: 0 BB: 0 P: 6		R: 2 E: 1 K: 1 S: 12	H: 2 LOB: 1 BB: 0 P: 14	R: 0 E: 0 K: 2 S: 10	H: 0 LOB: 1 BB: 1 P: 17	R: 1 E: 0 K: 1 S: 10	H: 1 LOB: 1 BB: 1 P: 20	1B: 2 2B: 2 3B: 0 HR: 1	SF: 0 SAC: 0 DP: 1 HBP: 0	WP: 0 PB: 0 SB: 0 CS: 1	PA: 33							
<b>PITCHER</b>	IP WLS BF H R ER SO BB IBB HBP BLK WP HR S P ERA WHIP											IP WLS BF H R ER SO BB IBB HBP BLK WP HR S P ERA WHIP																
Jose Rijo, R (1,1) ERA: 2.58	7.0	W	24	3	2	1	6	0	0	0	0	0	1	20	37	4.50	1.500											
John Franco, L (8,1) ERA: 1.85	2.0	S	9	1	1	1	3	2	0	0	0	0	0	1	20	37	4.50	1.500										



Batter	1	2	3	4	5	6	7	8	9	AB	R	H	RBI	BB	SO	LOB	TOP					
Barry Larkin, R OBP: 0.351, SLG: 0.434	F2		6-3		4-3			F8		4	0	0	0	0	0	1	Cincinnati Reds @ Montreal Expos Olympic Stadium, Montreal, QB Sat Jul 16 1988, 7:05 PM EDT Att: 26,288 - Dome - 70 F					
Chris Sabo, R OBP: 0.346, SLG: 0.512	F8		K				F7	5-3	4	0	0	0	0	0	1							
Kal Daniels, L OBP: 0.417, SLG: 0.459	1B			K			F7		4	0	1	0	0	0	1							
Eric Davis, R OBP: 0.328, SLG: 0.451	1B			G3			F7		4	0	2	0	0	0	1							
Paul O'Neill, L OBP: 0.313, SLG: 0.412	FC6			G3			F8		4	0	1	0	0	0	3							
Nick Esasky, R OBP: 0.325, SLG: 0.400		F8		F4			F8		4	0	0	0	0	0	2							
Bo Diaz, R OBP: 0.243, SLG: 0.349	L6					HR	F8		3	1	1	1	0	0	0							
Jeff Treadway, L OBP: 0.328, SLG: 0.377	K					F8		1B	3	0	1	0	0	0	1							
Tom Browning, L OBP: 0.200, SLG: 0.190									2	0	0	0	0	0	1							
Rob Dibble, L OBP: 0.256, SLG: 0.222									0	0	0	0	0	0	0							
Eddie Milner, L OBP: 0.256, SLG: 0.222									1	0	0	0	0	0	1							
Frank Williams, R OBP: 0.256, SLG: 0.222									0	0	0	0	0	0	0							
<b>Inning Stats</b>	R: 0 E: 0 K: 0 S: 8	H: 2 LOB: 2 BB: 0 P: 12	R: 0 E: 0 K: 1 S: 10	H: 0 LOB: 0 BB: 0 P: 16	R: 0 E: 0 K: 2 S: 9	H: 0 LOB: 0 BB: 0 P: 13	R: 0 E: 0 K: 1 S: 11	H: 1 LOB: 1 BB: 0 P: 13	R: 1 E: 0 K: 0 S: 8	H: 1 LOB: 0 BB: 0 P: 9	R: 0 E: 0 K: 0 S: 7	H: 0 LOB: 0 BB: 0 P: 8	R: 0 E: 0 K: 0 S: 8	H: 0 LOB: 0 BB: 0 P: 9	R: 0 E: 0 K: 0 S: 11	H: 1 LOB: 1 BB: 0 P: 14	R: 0 E: 0 K: 1 S: 8	H: 1 LOB: 1 BB: 0 P: 12	1B: 5 2B: 0 3B: 0 HR: 1	SF: 0 SAC: 0 DP: 0 HBP: 0	WP: 0 PB: 0 SB: 0 CS: 0	PA: 33
<b>PITCHER</b> Dennis Martinez, R ERA: 2.51	IP: 9.0 WLS: W BF: 33 H: 6 R: 1 ER: 1 SO: 5 BB: 0 IBB: 0 HBP: 0 BLK: 0 WP: 0 HR: 1 S: 80 P: 106 ERA: 1.00 WHIP: 0.667																					

Batter	1	2	3	4	5	6	7	8	9	AB	R	H	RBI	BB	SO	LOB	BOTTOM					
Otis Nixon, S OBP: 0.286, SLG: 0.277	K				F8			HR		2	1	0	1	2	1	0	Cincinnati Reds @ Montreal Expos Olympic Stadium, Montreal, QB Sat Jul 16 1988, 7:05 PM EDT Att: 26,288 - Dome - 70 F					
Tim Raines, S OBP: 0.376, SLG: 0.460	2B	BB			HR			HR	4	2	3	3	0	0	3							
Andres Galarraga, R OBP: 0.377, SLG: 0.697	4-3			6-3	2B			K	4	1	1	0	0	0	1							
Hubie Brooks, R OBP: 0.305, SLG: 0.422	BB			F3	HR			F9	3	1	1	2	1	0	0							
Tim Wallach, R OBP: 0.310, SLG: 0.412	K			F7	HR			K	4	0	0	0	0	0	2							
Nelson Santovenia, R OBP: 0.309, SLG: 0.377		HBP			5-3			K	4	1	2	0	0	0	1							
Rex Hudler, R OBP: 0.311, SLG: 0.300		BB			6-3			F7	2	0	0	0	0	0	1							
Tom Foley, L OBP: 0.307, SLG: 0.359		B5						BB	1	0	0	0	1	0	1							
Luis Rivera, R OBP: 0.267, SLG: 0.329		BB			F9			F8	4	0	1	0	0	0	2							
Dennis Martinez, R OBP: 0.260, SLG: 0.250		HBP			L4			1-3	3	0	0	0	0	0	2							
<b>Inning Stats</b>	R: 0 E: 0 K: 2 S: 9	H: 1 LOB: 2 BB: 1 P: 19	R: 1 E: 0 K: 0 S: 8	H: 2 LOB: 2 BB: 1 P: 18	R: 0 E: 0 K: 0 S: 10	H: 0 LOB: 0 BB: 0 P: 15	R: 0 E: 0 K: 0 S: 5	H: 0 LOB: 0 BB: 0 P: 8	R: 3 E: 0 K: 1 S: 12	H: 3 LOB: 0 BB: 0 P: 16	R: 0 E: 0 K: 1 S: 11	H: 0 LOB: 1 BB: 1 P: 19	R: 2 E: 0 K: 2 S: 14	H: 1 LOB: 0 BB: 1 P: 23	R: 0 E: 0 K: 0 S: 7	H: 1 LOB: 1 BB: 0 P: 10	R: 0 E: 0 K: 0 S: 11	H: 1 LOB: 1 BB: 0 P: 10	1B: 2 2B: 4 3B: 0 HR: 3	SF: 0 SAC: 0 DP: 1 HBP: 1	WP: 0 PB: 1 SB: 2 CS: 0	PA: 36
<b>PITCHER</b> Tom Browning, L ERA: 3.53	IP: 5.0 WLS: L BF: 23 H: 6 R: 4 ER: 4 SO: 2 BB: 2 IBB: 0 HBP: 0 BLK: 0 WP: 0 HR: 2 S: 44 P: 76 ERA: 7.20 WHIP: 1.600																					
Rob Dibble, R ERA: 1.54	IP: 2.0 WLS: 9 BF: 1 H: 2 R: 2 ER: 2 SO: 4 BB: 0 IBB: 0 HBP: 0 BLK: 0 WP: 0 HR: 1 S: 25 P: 42 ERA: 9.00 WHIP: 1.500																					
Frank Williams, R ERA: 2.68	IP: 1.0 WLS: 4 BF: 1 H: 0 R: 0 ER: 0 SO: 0 BB: 0 IBB: 0 HBP: 0 BLK: 0 WP: 0 HR: 0 S: 7 P: 10 ERA: 0.00 WHIP: 1.000																					











Batter	1	2	3	4	5	6	7	8	9	AB	R	H	RBI	BB	SO	LOB	TOP					
Lenny Dykstra, L OBP: 0.334, SLG: 0.393	3-1 F8		2-2 BB BB 1B	1-2 F8			0-1 G6-4-3 1B		2-3 K	5	0	2	0	0	1	2						
Wally Backman, S OBP: 0.373, SLG: 0.305	3-2 S 1B 1B		1-3 K		1-2 3-1 1B		1-1 G6-4-3 1-2		4-1 1B BB	4	0	2	0	1	1	2						
Dave Magadan, L OBP: 0.426, SLG: 0.364	SAFE SAFE K	3-3 K	4-0 BB	1-2 BB	3-2 3-1			4-2 1B BB	3-2 1B	3	0	1	1	2	1	2						
Darryl Strawberry, L OBP: 0.396, SLG: 0.597 Lee Mazzilli, S OBP: 0.205, SLG: 0.184	1-1 2H 1B		4-2 FC6-4 BB	1-2 2-3	0-3 K			3-2 F5	1-2 F6	1	0	1	0	1	0	0						
Kevin McReynolds, R OBP: 0.331, SLG: 0.471 Mookie Wilson, S OBP: 0.304, SLG: 0.371		2-3 K	2-2 FC6-4		2-3 K			1-3 K		2	0	0	0	0	1	3						
Howard Johnson, S OBP: 0.347, SLG: 0.447 Ed Nunez, R		1-3 K		1-1 4-3		0-0 F7		0-2 1B		3	0	0	0	0	1	0						
Tim Teufel, R OBP: 0.342, SLG: 0.337 Bob McClure, R								1-2 1B		1	0	1	0	0	0	0						
Gary Carter, R OBP: 0.331, SLG: 0.386 Mackey Sasser, L OBP: 0.290, SLG: 0.415		2-1 2B		1-0 2B		2-2 F8		0-0 1-3		2	1	2	0	0	0	0						
Kevin Elster, R OBP: 0.286, SLG: 0.325 Keith Miller, R OBP: 0.255, SLG: 0.313		1-1 5-3		2-1 F8		1-0 F7			1-2 5-3	2	0	0	0	0	0	2						
Ron Darling, R OBP: 0.213, SLG: 0.283 Terry Leach, R OBP: 0.111, SLG: 0.111 Barry Lyons, R OBP: 0.191, SLG: 0.267			1-3 K	0-0 2H 1B			1-3 K		0-0 1B 2B	0	0	0	0	0	0	0						
<b>Inning Stats</b>	R: 0 E: 0 K: 1 S: 10	H: 2 LOB: 2 BB: 0 P: 20	R: 0 E: 0 K: 2 S: 13	H: 1 LOB: 1 BB: 0 P: 19	R: 0 E: 0 K: 2 S: 20	H: 1 LOB: 3 BB: 2 P: 34	R: 1 E: 0 K: 0 S: 9	H: 2 LOB: 1 BB: 0 P: 14	R: 0 E: 0 K: 2 S: 13	H: 0 LOB: 0 BB: 0 P: 8	R: 0 E: 0 K: 1 S: 7	H: 1 LOB: 0 BB: 0 P: 9	R: 0 E: 0 K: 1 S: 13	H: 1 LOB: 2 BB: 1 P: 21	R: 1 E: 0 K: 1 S: 17	H: 2 LOB: 2 BB: 1 P: 28	1B: 8 2B: 3 3B: 0 HR: 0	SF: 0 SAC: 0 DP: 1 HBP: 0	WP: 0 PB: 0 SB: 1 CS: 0	PA: 40		
<b>PITCHER</b>	IP WLS BF H R ER SO BB IBB HBP BLK WP HR S P ERA WHIP	IP WLS BF H R ER SO BB IBB HBP BLK WP HR S P ERA WHIP	IP WLS BF H R ER SO BB IBB HBP BLK WP HR S P ERA WHIP	IP WLS BF H R ER SO BB IBB HBP BLK WP HR S P ERA WHIP	IP WLS BF H R ER SO BB IBB HBP BLK WP HR S P ERA WHIP	IP WLS BF H R ER SO BB IBB HBP BLK WP HR S P ERA WHIP	IP WLS BF H R ER SO BB IBB HBP BLK WP HR S P ERA WHIP	IP WLS BF H R ER SO BB IBB HBP BLK WP HR S P ERA WHIP	IP WLS BF H R ER SO BB IBB HBP BLK WP HR S P ERA WHIP	IP WLS BF H R ER SO BB IBB HBP BLK WP HR S P ERA WHIP	IP WLS BF H R ER SO BB IBB HBP BLK WP HR S P ERA WHIP	IP WLS BF H R ER SO BB IBB HBP BLK WP HR S P ERA WHIP	IP WLS BF H R ER SO BB IBB HBP BLK WP HR S P ERA WHIP	IP WLS BF H R ER SO BB IBB HBP BLK WP HR S P ERA WHIP	IP WLS BF H R ER SO BB IBB HBP BLK WP HR S P ERA WHIP	IP WLS BF H R ER SO BB IBB HBP BLK WP HR S P ERA WHIP	IP WLS BF H R ER SO BB IBB HBP BLK WP HR S P ERA WHIP	IP WLS BF H R ER SO BB IBB HBP BLK WP HR S P ERA WHIP	IP WLS BF H R ER SO BB IBB HBP BLK WP HR S P ERA WHIP	IP WLS BF H R ER SO BB IBB HBP BLK WP HR S P ERA WHIP	IP WLS BF H R ER SO BB IBB HBP BLK WP HR S P ERA WHIP	IP WLS BF H R ER SO BB IBB HBP BLK WP HR S P ERA WHIP

New York Mets @ Cincinnati Reds  
Riverfront Stadium, Cincinnati, OH  
Tue Jul 19 1988, 7:05 PM EDT  
Att: 28,422 - Unknown - 90 F

AB	36
R	2
H	11
RBI	2
BB	4
SO	10
LOB	19



Batter	1	2	3	4	5	6	7	8	9	AB	R	H	RBI	BB	SO	LOB	BOTTOM					
Kal Daniels, L OBP: 0.413, SLG: 0.450 Herm Winningham, L OBP: 0.314, SLG: 0.272	E6 K	1-0 F7			2-0 F7		1-3 K			3	1	0	0	0	1	2						
Barry Larkin, R OBP: 0.347, SLG: 0.428			2-1 4-3		0-0 1-3		1-0 F4			4	2	1	0	1	0	3						
Chris Sabo, R OBP: 0.339, SLG: 0.506			2-2 F9			1-2 1-3	0-0 F9			5	2	1	3	0	0	2						
Eric Davis, R OBP: 0.339, SLG: 0.469 Eddie Milner, L OBP: 0.244, SLG: 0.214			1-2 6-3			0-0 F9		3-2 F9		3	1	2	2	0	0	0						
Paul O'Neill, L OBP: 0.313, SLG: 0.419				0-0 6-3		1-2 E1 1B		3-1 2B		4	1	2	0	1	0	0						
Nick Esasky, R OBP: 0.321, SLG: 0.392				1-1 4-3		1-0 1B		2-0 F8		4	1	1	0	1	0	3						
Bo Diaz, R OBP: 0.241, SLG: 0.345 Ron Robinson, R OBP: 0.167, SLG: 0.208 Tim Birtsas, L	1-0 BB 1B E 1B	0-0 F8		0-0 6-3		0-3 K		1-2 F5		3	1	1	2	0	0	0						
Ron Oester, S OBP: 0.714, SLG: 0.600	1-3 K	1-2 F5			2-2 1B			0-0 BB 1B		4	0	2	0	0	1	1						
Jose Rijo, R OBP: 0.091, SLG: 0.227 Jeff Reed, L OBP: 0.292, SLG: 0.266	0-1 BB 1B	0-1 HR			2-2 F7		4-1 BB		1-2 BB	2	2	2	1	0	0	0						
<b>Inning Stats</b>	R: 10 E: 2 K: 2 S: 34	H: 7 LOB: 2 BB: 3 P: 59	R: 1 E: 0 K: 0 S: 7	H: 1 LOB: 0 BB: 0 P: 9	R: 0 E: 0 K: 0 S: 11	H: 0 LOB: 0 BB: 0 P: 16	R: 0 E: 0 K: 0 S: 4	H: 0 LOB: 0 BB: 0 P: 5	R: 0 E: 0 K: 1 S: 11	H: 1 LOB: 2 BB: 1 P: 14	R: 0 E: 0 K: 1 S: 8	H: 1 LOB: 2 BB: 1 P: 14	R: 0 E: 0 K: 0 S: 10	H: 1 LOB: 1 BB: 0 P: 19	R: 0 E: 0 K: 0 S: 10	H: 1 LOB: 0 BB: 0 P: 19	1B: 7 2B: 2 3B: 0 HR: 3	SF: 0 SAC: 0 DP: 0 HBP: 0	WP: 1 PB: 0 SB: 1 CS: 0	PA: 43		
<b>PITCHER</b>	IP WLS BF H R ER SO BB IBB HBP BLK WP HR S P ERA WHIP	IP WLS BF H R ER SO BB IBB HBP BLK WP HR S P ERA WHIP	IP WLS BF H R ER SO BB IBB HBP BLK WP HR S P ERA WHIP	IP WLS BF H R ER SO BB IBB HBP BLK WP HR S P ERA WHIP	IP WLS BF H R ER SO BB IBB HBP BLK WP HR S P ERA WHIP	IP WLS BF H R ER SO BB IBB HBP BLK WP HR S P ERA WHIP	IP WLS BF H R ER SO BB IBB HBP BLK WP HR S P ERA WHIP	IP WLS BF H R ER SO BB IBB HBP BLK WP HR S P ERA WHIP	IP WLS BF H R ER SO BB IBB HBP BLK WP HR S P ERA WHIP	IP WLS BF H R ER SO BB IBB HBP BLK WP HR S P ERA WHIP	IP WLS BF H R ER SO BB IBB HBP BLK WP HR S P ERA WHIP	IP WLS BF H R ER SO BB IBB HBP BLK WP HR S P ERA WHIP	IP WLS BF H R ER SO BB IBB HBP BLK WP HR S P ERA WHIP	IP WLS BF H R ER SO BB IBB HBP BLK WP HR S P ERA WHIP	IP WLS BF H R ER SO BB IBB HBP BLK WP HR S P ERA WHIP	IP WLS BF H R ER SO BB IBB HBP BLK WP HR S P ERA WHIP	IP WLS BF H R ER SO BB IBB HBP BLK WP HR S P ERA WHIP	IP WLS BF H R ER SO BB IBB HBP BLK WP HR S P ERA WHIP	IP WLS BF H R ER SO BB IBB HBP BLK WP HR S P ERA WHIP	IP WLS BF H R ER SO BB IBB HBP BLK WP HR S P ERA WHIP	IP WLS BF H R ER SO BB IBB HBP BLK WP HR S P ERA WHIP	IP WLS BF H R ER SO BB IBB HBP BLK WP HR S P ERA WHIP

New York Mets @ Cincinnati Reds  
Riverfront Stadium, Cincinnati, OH  
Tue Jul 19 1988, 7:05 PM EDT  
Att: 28,422 - Unknown - 90 F

AB	39
R	11
H	12
RBI	8
BB	4
SO	4
LOB	18









Batter	1	2	3	4	5	6	7	8	9	AB	R	H	RBI	BB	SO	LOB	TOP																	
<b>Otis Nixon, S</b> <small>OBP: 0.276, SLG: 0.269</small> (1, 8)	0-0 <b>4-3</b>		4-2 <b>G6-4-3</b> BB		2-3 <b>K</b>			1-0 <b>B4-3</b>		3	0	0	0	1	1	0																		
<b>Tracy Jones, R</b> <small>OBP: 0.330, SLG: 0.295</small> (1, 7)	4-2 <b>3-1</b> BB		1-2 <b>G6-4-3</b> 1B		0-0 <b>CS</b> 1B			1-0 <b>L5</b>		3	0	2	0	1	0	0																		
<b>Andres Calarraga, R</b> <small>OBP: 0.372, SLG: 0.597</small> (1, 3)	2-2 <b>3-1</b>		0-1 <b>G6-4-3</b>		2-1 <b>4-3</b>			0-0 <b>2B</b>		4	0	1	0	0	0	4																		
<b>Hubie Brooks, R</b> <small>OBP: 0.307, SLG: 0.422</small> (1, 9)	2-2 <b>F8</b>		4-1 <b>FC5-4</b> BB					1-2 <b>3-1</b>		3	0	0	0	1	0	2																		
<b>Tim Wallach, R</b> <small>OBP: 0.309, SLG: 0.404</small> (1, 5)		1-0 <b>1B</b> <b>4-3</b> 1B	0-0 <b>FC5-4</b>					0-0 <b>G6-4-3</b> 1B									3-1 <b>F7</b>	4	0	2	0	0	0	2										
<b>Mike Fitzgerald, R</b> <small>OBP: 0.382, SLG: 0.400</small> (1, 2)		1-1 <b>4-3</b>		1-3 <b>K</b>				0-0 <b>G6-4-3</b>									2-2 <b>5-3</b>	4	0	0	0	0	1	2										
<b>Rex Hudler, R</b> <small>OBP: 0.333, SLG: 0.347</small> (1, 4)		2-2 <b>S</b> <b>1B</b>		0-0 <b>S</b> <b>E</b> <b>1B</b>				0-1 <b>4-3</b>									1-1 <b>L4</b>	4	1	2	0	0	0	0										
<b>Luis Rivera, R</b> <small>OBP: 0.256, SLG: 0.316</small> (1, 6)		2-3 <b>K</b>		2-3 <b>K</b>				0-2 <b>6-3</b>		3	0	0	0	0	2	2																		
<b>Brian Holman, R</b> <small>OBP: 0.167, SLG: 0.167</small> <b>Wallace Johnson, S</b> <small>OBP: 0.333, SLG: 0.318</small> <b>Neal Heaton, L</b> <small>OBP: 0.158, SLG: 0.158</small> <b>Andy McGaffigan, R</b> <small>OBP: 0.158, SLG: 0.158</small> (1, 1)		3-3 <b>K</b>		1-3 <b>K</b>				2-2 <b>L4</b>		2	0	0	0	0	2	2																		
<b>Inning Stats</b>	R: 0 H: 0 E: 0 K: 0 S: 11	H: 0 LOB: 1 BB: 1 P: 19	R: 0 H: 2 E: 0 K: 2 S: 15	H: 2 LOB: 2 BB: 0 P: 24	R: 0 H: 1 E: 0 K: 0 S: 9	H: 1 LOB: 2 BB: 2 P: 18	R: 1 H: 1 E: 0 K: 3 S: 12	H: 1 LOB: 0 BB: 0 P: 16	R: 0 H: 1 E: 0 K: 1 S: 6	H: 1 LOB: 0 BB: 0 P: 10	R: 0 H: 0 E: 0 K: 0 S: 8	H: 0 LOB: 0 BB: 0 P: 10	R: 0 H: 1 E: 0 K: 0 S: 9	H: 1 LOB: 1 BB: 0 P: 12	R: 0 H: 0 E: 0 K: 0 S: 8	H: 0 LOB: 0 BB: 0 P: 14	1B: 6 2B: 1 3B: 0 HR: 0	SF: 0 SAC: 0 DP: 2 HBP: 0	WP: 0 PA: 34 CS: 1															
<b>PITCHER</b>	IP <b>Danny Jackson, L</b> <small>ERA: 2.85</small> <b>John Franco, L</b> <small>ERA: 1.73</small>	WLS <b>W</b> <b>S</b>	BF <b>31</b> <b>3</b>	H <b>7</b> <b>0</b>	R <b>1</b> <b>0</b>	ER <b>0</b> <b>0</b>	SO <b>6</b> <b>0</b>	BB <b>3</b> <b>0</b>	IBB <b>0</b> <b>0</b>	HBP <b>0</b> <b>0</b>	BLK <b>0</b> <b>0</b>	WP <b>0</b> <b>0</b>	HR <b>0</b> <b>8</b>	S <b>75</b> <b>14</b>	P <b>116</b> <b>14</b>	ERA <b>0.00</b> <b>0.00</b>	WHIP <b>1.250</b> <b>0.000</b>	IP <b>8.0</b> <b>1.0</b>	WLS <b>W</b> <b>S</b>	BF <b>31</b> <b>3</b>	H <b>7</b> <b>0</b>	R <b>1</b> <b>0</b>	ER <b>0</b> <b>0</b>	SO <b>6</b> <b>0</b>	BB <b>3</b> <b>0</b>	IBB <b>0</b> <b>0</b>	HBP <b>0</b> <b>0</b>	BLK <b>0</b> <b>0</b>	WP <b>0</b> <b>0</b>	HR <b>0</b> <b>8</b>	S <b>75</b> <b>14</b>	P <b>116</b> <b>14</b>	ERA <b>0.00</b> <b>0.00</b>	WHIP <b>1.250</b> <b>0.000</b>

**Montreal Expos @ Cincinnati Reds**  
 Riverfront Stadium, Cincinnati, OH  
 Fri Jul 22 1988, 7:05 PM EDT  
 Att: 31,543 - Cloudy - 83 F

AB	31
R	1
H	7
RBI	0
BB	3
SO	6
LOB	14



Batter	1	2	3	4	5	6	7	8	9	AB	R	H	RBI	BB	SO	LOB	BOTTOM																	
<b>Kal Daniels, L</b> <small>OBP: 0.409, SLG: 0.444</small> (1, 7)	1-2 <b>S</b> <b>1B</b>	0-0 <b>4-3</b>			0-2 <b>4-3</b> <b>1B</b>			2-1 <b>F8</b>		4	0	2	0	0	0	1																		
<b>Barry Larkin, R</b> <small>OBP: 0.348, SLG: 0.426</small> <b>Ron Oester, S</b> <small>OBP: 0.571, SLG: 0.400</small> (2, 6)	4-2 <b>1B</b> <b>BB</b>		0-0 <b>5-3</b>		0-0 <b>4-3</b>			3-2 <b>P4</b>		0	1	0	0	1	0	0																		
<b>Chris Sabo, R</b> <small>OBP: 0.340, SLG: 0.506</small> (1, 5)	1-0 <b>1B</b>		1-2 <b>E3</b> <b>FC6-3</b> <b>S</b>		1-1 <b>P2</b>			2-1 <b>S</b> <b>1B</b>		4	2	2	0	0	0	0																		
<b>Eric Davis, R</b> <small>OBP: 0.343, SLG: 0.466</small> (1, 8)	1-1 <b>E</b> <b>1B</b>		3-1 <b>FC6-3</b>					4-1 <b>1B</b> <b>1B</b> <b>IBB</b>		3	1	1	1	1	1	1																		
<b>Paul O'Neill, L</b> <small>OBP: 0.318, SLG: 0.421</small> (1, 9)	3-0 <b>F7</b>			1-0 <b>F9</b>				0-0 <b>P3</b>		4	0	1	2	0	0	1																		
<b>Nick Esasky, R</b> <small>OBP: 0.324, SLG: 0.397</small> (1, 3)	0-1 <b>F9</b>			0-1 <b>WP</b> <b>S</b> <b>1B</b>				1-1 <b>1B</b>		3	0	1	0	0	0	1																		
<b>Jeff Reed, L</b> <small>OBP: 0.286, SLG: 0.260</small> (1, 2)		2-2 <b>F8</b>			0-0 <b>F7</b>			0-0 <b>B2</b>		3	0	0	0	0	0	1																		
<b>Jeff Treadway, L</b> <small>OBP: 0.324, SLG: 0.368</small> (1, 4)		0-2 <b>F9</b>			4-2 <b>WP</b> <b>BB</b>			0-1 <b>G3</b>		2	0	0	0	1	0	0																		
<b>Danny Jackson, R</b> <small>OBP: 0.154, SLG: 0.160</small> <b>John Franco, L</b> <small>ERA: 1.73</small> (9, 1)		2-2 <b>1B</b>		2-3 <b>K</b>				2-3 <b>K</b>		3	0	1	0	0	2	2																		
<b>Inning Stats</b>	R: 2 H: 3 E: 1 K: 0 S: 14	H: 3 LOB: 1 BB: 1 P: 23	R: 0 H: 1 E: 0 K: 0 S: 11	H: 1 LOB: 1 BB: 0 P: 15	R: 0 H: 0 E: 1 K: 0 S: 7	H: 0 LOB: 0 BB: 0 P: 11	R: 0 H: 1 E: 0 K: 1 S: 11	H: 1 LOB: 2 BB: 1 P: 18	R: 0 H: 1 E: 0 K: 0 S: 6	H: 0 LOB: 0 BB: 0 P: 7	R: 0 H: 0 E: 0 K: 1 S: 5	H: 0 LOB: 0 BB: 0 P: 6	R: 0 H: 0 E: 0 K: 1 S: 6	H: 0 LOB: 1 BB: 1 P: 8	R: 2 H: 2 E: 0 K: 0 S: 11	H: 2 LOB: 1 BB: 1 P: 22	1B: 8 2B: 1 3B: 0 HR: 0	SF: 0 SAC: 0 DP: 1 HBP: 0	WP: 1 PA: 32 CS: 0															
<b>PITCHER</b>	IP <b>Brian Holman, R</b> <small>ERA: 2.58</small> <b>Neal Heaton, L</b> <small>ERA: 5.05</small> <b>Andy McGaffigan, R</b> <small>ERA: 3.51</small>	WLS <b>L</b>	BF <b>24</b> <b>6</b>	H <b>2</b> <b>1</b>	R <b>2</b> <b>1</b>	ER <b>2</b> <b>1</b>	SO <b>2</b> <b>1</b>	BB <b>2</b> <b>0</b>	IBB <b>0</b> <b>0</b>	HBP <b>0</b> <b>0</b>	BLK <b>0</b> <b>0</b>	WP <b>1</b> <b>0</b>	HR <b>0</b> <b>15</b>	S <b>0</b> <b>24</b>	P <b>80</b> <b>24</b>	ERA <b>3.00</b> <b>5.40</b>	WHIP <b>1.333</b> <b>0.600</b>	IP <b>6.0</b> <b>1.2</b> <b>0.1</b>	WLS <b>L</b> <b>S</b>	BF <b>24</b> <b>6</b> <b>2</b>	H <b>2</b> <b>1</b> <b>1</b>	R <b>2</b> <b>1</b> <b>1</b>	ER <b>2</b> <b>1</b> <b>1</b>	SO <b>2</b> <b>1</b> <b>0</b>	BB <b>2</b> <b>0</b> <b>1</b>	IBB <b>0</b> <b>0</b> <b>0</b>	HBP <b>0</b> <b>0</b> <b>0</b>	BLK <b>0</b> <b>0</b> <b>0</b>	WP <b>1</b> <b>0</b> <b>0</b>	HR <b>0</b> <b>15</b> <b>2</b>	S <b>0</b> <b>24</b> <b>6</b>	P <b>80</b> <b>24</b> <b>6</b>	ERA <b>3.00</b> <b>5.40</b> <b>27.00</b>	WHIP <b>1.333</b> <b>0.600</b> <b>3.000</b>

**Montreal Expos @ Cincinnati Reds**  
 Riverfront Stadium, Cincinnati, OH  
 Fri Jul 22 1988, 7:05 PM EDT  
 Att: 31,543 - Cloudy - 83 F

AB	29
R	4
H	8
RBI	3
BB	3
SO	3
LOB	8






Batter	1	2	3	4	5	6	7	8	9	AB	R	H	RBI	BB	SO	LOB	TOP		
<b>Otis Nixon, S</b> <small>OBP: 0.267, SLG: 0.259</small> (1, 7)										4	0	0	0	0	2	2			
<b>Dave Martinez, L</b> <small>OBP: 0.298, SLG: 0.332</small> (1, 8)										4	0	0	0	0	2	0			
<b>Andres Calarraga, R</b> <small>OBP: 0.370, SLG: 0.592</small> (1, 3)										3	0	0	0	1	1	0			
<b>Hubie Brooks, R</b> <small>OBP: 0.306, SLG: 0.423</small> <b>Tim Burke, R</b> (9, 1)										4	1	1	0	0	1	1			
<b>Tim Wallach, R</b> <small>OBP: 0.309, SLG: 0.404</small> (1, 5)										3	0	1	1	0	1	1			
<b>Tom Foley, L</b> <small>OBP: 0.319, SLG: 0.371</small> (1, 4)										3	0	0	0	0	0	1			
<b>Nelson Santovenia, R</b> <small>OBP: 0.316, SLG: 0.374</small> (1, 2)										3	0	0	0	0	3	1			
<b>Rex Hudler, R</b> <small>OBP: 0.316, SLG: 0.327</small> <b>Joe Hesketh, R</b> (8, 1)										3	0	0	0	0	2	0			
<b>Tracy Jones, R</b> <small>OBP: 0.330, SLG: 0.295</small> (9, 9)										0	0	0	0	0	0	0			
<b>Bryn Smith, R</b> <small>OBP: 0.114, SLG: 0.088</small> <b>Wallace Johnson, S</b> <small>OBP: 0.347, SLG: 0.318</small> <b>Luis Rivera, R</b> <small>OBP: 0.256, SLG: 0.316</small> (8, 6)										2	0	1	0	0	0	0			
										0	0	0	0	1	0	0			
										0	0	0	0	0	0	0			
<b>Inning Stats</b>	R: 0 H: 0 E: 0 K: 0 S: 4	H: 0 LOB: 0 BB: 0 P: 6	R: 0 H: 0 E: 0 K: 1 S: 9	H: 0 LOB: 0 BB: 0 P: 12	R: 0 H: 1 E: 0 K: 3 S: 11	H: 1 LOB: 1 BB: 0 P: 16	R: 0 H: 0 E: 0 K: 2 S: 10	H: 0 LOB: 1 BB: 1 P: 19	R: 0 H: 0 E: 0 K: 1 S: 9	H: 0 LOB: 0 BB: 0 P: 12	R: 1 H: 2 E: 0 K: 2 S: 21	H: 2 LOB: 1 BB: 0 P: 29	R: 0 H: 0 E: 0 K: 1 S: 8	H: 0 LOB: 0 BB: 0 P: 14	R: 0 H: 0 E: 0 K: 0 S: 5	H: 0 LOB: 0 BB: 0 P: 6	1B: 2 2B: 1 3B: 0 HR: 0	SF: 0 SAC: 0 DP: 0 HBP: 0	WP: 0 PA: 31 CS: 1
<b>PITCHER</b>	IP	WLS	BF	H	R	ER	SO	BB	IBB	HBP	BLK	WP	HR	S	P	ERA	WHIP		
<b>Jose Rijo, R</b> <small>ERA: 2.44</small> <b>Randy St. Claire, R</b> <small>ERA: 5.4</small>	8.0	L	28	3	1	1	12	2	0	0	0	0	0	81	120	1.12	0.625		
	1.0		3	0	0	0	0	0	0	0	0	0	0	5	6	0.00	0.000		

**Montreal Expos @ Cincinnati Reds**  
 Riverfront Stadium, Cincinnati, OH  
 Sat Jul 23 1988, 3:33 AM EDT  
 Att: 31,377 - Sunny - 85 F


AB	29
R	1
H	3
RBI	1
BB	2
SO	12
LOB	6



Batter	1	2	3	4	5	6	7	8	9	AB	R	H	RBI	BB	SO	LOB	BOTTOM		
<b>Kal Daniels, L</b> <small>OBP: 0.405, SLG: 0.439</small> (1, 7)										4	0	0	0	0	1	1			
<b>Jeff Treadway, L</b> <small>OBP: 0.320, SLG: 0.363</small> <b>Lloyd McClendon, R</b> <small>OBP: 0.310, SLG: 0.316</small> (8, PH)										3	0	0	0	0	1	0			
<b>Chris Sabo, R</b> <small>OBP: 0.339, SLG: 0.501</small> (9, 6)										3	0	0	0	1	0	0			
<b>Eric Davis, R</b> <small>OBP: 0.338, SLG: 0.460</small> (1, 8)										4	0	0	0	0	1	1			
<b>Paul O'Neill, L</b> <small>OBP: 0.314, SLG: 0.415</small> (1, 9)										4	0	0	0	0	1	0			
<b>Nick Esasky, R</b> <small>OBP: 0.328, SLG: 0.398</small> (1, 3)										2	0	1	0	1	0	0			
<b>Jeff Reed, L</b> <small>OBP: 0.287, SLG: 0.261</small> (1, 2)										3	0	1	0	0	0	1			
<b>Ron Oester, S</b> <small>OBP: 0.471, SLG: 0.308</small> (9, 4)										3	0	0	0	0	3	2			
<b>Jose Rijo, R</b> <small>OBP: 0.083, SLG: 0.208</small> <b>Dave Collins, S</b> <small>OBP: 0.277, SLG: 0.282</small> <b>Randy St. Claire, R</b> (9, 1)										2	0	0	0	0	1	2			
										1	0	1	0	0	0	0			
										0	0	0	0	0	0	0			
<b>Inning Stats</b>	R: 0 H: 0 E: 0 K: 2 S: 11	H: 1 LOB: 2 BB: 1 P: 21	R: 0 H: 1 E: 0 K: 3 S: 11	H: 1 LOB: 2 BB: 1 P: 17	R: 0 H: 0 E: 0 K: 0 S: 6	H: 0 LOB: 0 BB: 0 P: 10	R: 0 H: 0 E: 0 K: 0 S: 6	H: 0 LOB: 0 BB: 0 P: 6	R: 0 H: 1 E: 0 K: 0 S: 11	H: 1 LOB: 1 BB: 0 P: 15	R: 0 H: 1 E: 0 K: 1 S: 10	H: 1 LOB: 1 BB: 0 P: 16	R: 0 H: 0 E: 0 K: 1 S: 6	H: 0 LOB: 0 BB: 0 P: 7	1B: 3 2B: 0 3B: 0 HR: 0	SF: 0 SAC: 0 DP: 0 HBP: 0	WP: 0 PA: 32 CS: 0		
<b>PITCHER</b>	IP	WLS	BF	H	R	ER	SO	BB	IBB	HBP	BLK	WP	HR	S	P	ERA	WHIP		
<b>Bryn Smith, R</b> <small>ERA: 3.46</small> <b>Joe Hesketh, L</b> <small>ERA: 2.92</small> <b>Tim Burke, R</b> <small>ERA: 3.81</small>	7.0	W	25	2	0	0	6	2	0	0	0	0	0	55	83	0.00	0.571		
	1.0		4	1	0	0	1	0	0	0	0	0	0	10	16	0.00	1.000		
	1.0	S	3	0	0	0	1	0	0	0	0	0	0	6	7	0.00	0.000		

**Montreal Expos @ Cincinnati Reds**  
 Riverfront Stadium, Cincinnati, OH  
 Sat Jul 23 1988, 3:33 AM EDT  
 Att: 31,377 - Sunny - 85 F

AB	30
R	0
H	3
RBI	0
BB	2
SO	8
LOB	8





Batter	1	2	3	4	5	6	7	8	9	AB	R	H	RBI	BB	SO	LOB	TOP										
<b>Dave Martinez, L</b> (1, 8) OBP: 0.295, SLG: 0.328 <b>Luis Rivera, R</b> (7, PH) OBP: 0.255, SLG: 0.315 (7, 6)	2-3 K			2-3 K		2-3 K	1-0 F7			3	0	0	0	0	3	1											
<b>Tracy Jones, R</b> (1, 7) OBP: 0.318, SLG: 0.283	1-0 P6			2-1 P2		3-2 P2				4	0	0	0	0	1	1											
<b>Graig Nettles, L</b> (1, 3) OBP: 0.220, SLG: 0.226 <b>Otis Nixon, S</b> (7, 8) OBP: 0.264, SLG: 0.257	1-3 K			3-3 K			4-0 HR BB			2	1	0	0	1	2	0											
<b>Hubie Brooks, R</b> (1, 9) OBP: 0.306, SLG: 0.429		2-2 1-3			0-0 P4		0-1 HR			4	1	1	2	0	0	0											
<b>Tim Wallach, R</b> (1, 5) OBP: 0.311, SLG: 0.416		2-1 6-3			2-2 HR		2-0 1B 1B 2B			1	4	2	2	1	0	0											
<b>Tom Foley, L</b> (1, 4) OBP: 0.318, SLG: 0.368		1-2 P5			2-3 K		0-0 1B			2	4	0	1	0	0	1											
<b>Nelson Santovenia, R</b> (1, 2) OBP: 0.314, SLG: 0.392			3-3 K		0-0 6-3		0-1 F8			1	4	1	1	1	0	1											
<b>Rex Hudler, R</b> (1, 6) OBP: 0.332, SLG: 0.352 <b>Andres Calarraga, R</b> (7, PH) OBP: 0.369, SLG: 0.589 (7, 3)			0-1 F9			0-0 SH1-4 2B	1-3 K			3	2	0	1	0	0	0											
<b>Pascual Perez, R</b> (1, 1) <b>Wallace Johnson, S</b> (7, PH) OBP: 0.360, SLG: 0.333 <b>Andy McGaffigan, R</b> (7, 1) <b>Joe Hesketh, R</b> (8, 1) <b>Tim Burke, R</b> (9, 1)			1-3 K			0-1 SH1-4	1-1 1-2 3H 1B			1	0	0	0	0	1	0											
<b>Inning Stats</b>	R: 0 E: 0 K: 2 S: 8	H: 0 LOB: 0 BB: 0 P: 12	R: 0 E: 0 K: 0 S: 8	H: 0 LOB: 0 BB: 0 P: 13	R: 0 E: 0 K: 2 S: 9	H: 0 LOB: 0 BB: 0 P: 13	R: 1 E: 0 K: 1 S: 9	H: 1 LOB: 0 BB: 0 P: 13	R: 0 E: 0 K: 1 S: 12	H: 1 LOB: 1 BB: 0 P: 17	R: 3 E: 0 K: 1 S: 12	H: 4 LOB: 2 BB: 1 P: 21	R: 0 E: 0 K: 2 S: 9	H: 0 LOB: 0 BB: 0 P: 13	R: 1 E: 0 K: 0 S: 12	H: 1 LOB: 0 BB: 0 P: 18	1B: 2 2B: 2 3B: 0 HR: 3	SF: 0 SAC: 1 DP: 0 HBP: 0	WP: 0 PB: 0 CS: 0	PA: 35							
<b>PITCHER</b>	IP	WLS	BF	H	R	ER	SO	BB	IBB	HBP	BLK	WP	HR	S	P	ERA	WHIP										
<b>Jack Armstrong, R</b> (1, 1) ERA: 5.45	6.0		21	2	2	2	8	1	0	0	0	0	1	58	91	3.00	0.500										
<b>Rob Dibble, R</b> (7, 1) ERA: 2.45	0.0	L	3	3	1	1	0	0	0	0	0	0	0	4	6												
<b>Frank Williams, R</b> (7, 1) ERA: 2.84	0.2		3	1	1	1	1	0	0	0	0	0	0	7	9	13.50	1.500										
<b>Rob Murphy, L</b> (7, 1) ERA: 2.17	1.1		4	0	0	0	2	0	0	0	0	0	0	10	15	0.00	0.000										
<b>Randy St. Claire, R</b> (9, 1) ERA: 5.78	1.0		4	1	1	1	0	0	0	0	0	0	1	12	18	9.00	1.000										

**Montreal Expos @ Cincinnati Reds**  
Riverfront Stadium, Cincinnati, OH  
Sun Jul 24 1988, 3:33 AM EDT  
Att: 28,786 - Cloudy - 84 F

AB	33
R	5
H	7
RBI	5
BB	1
SO	11
LOB	8



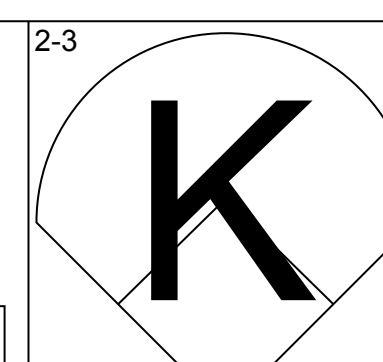
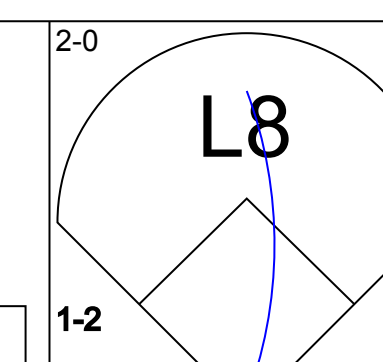
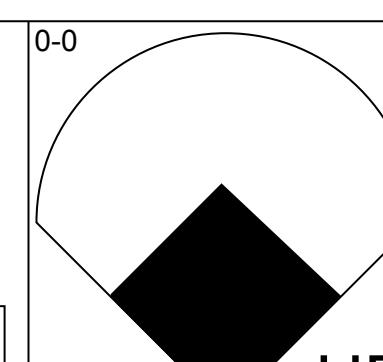
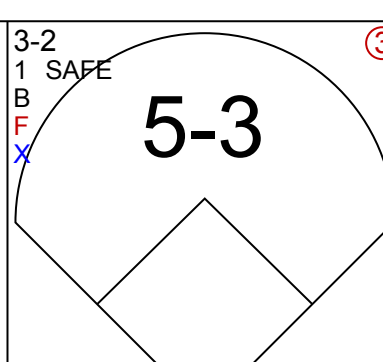
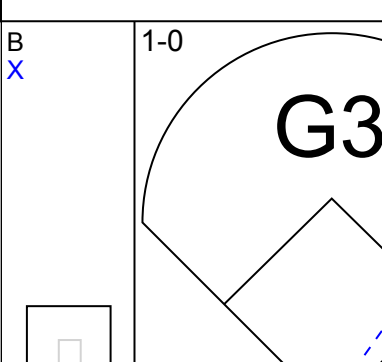
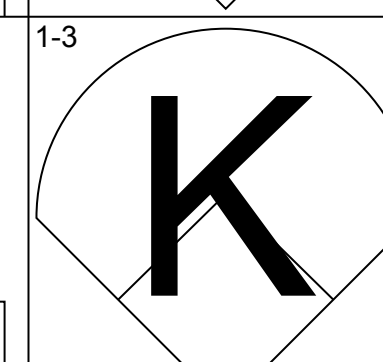
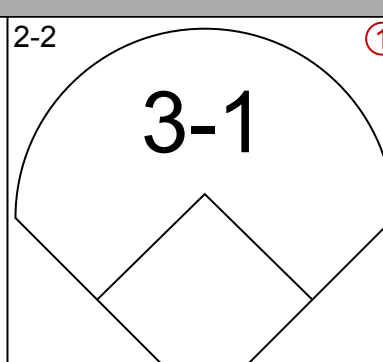
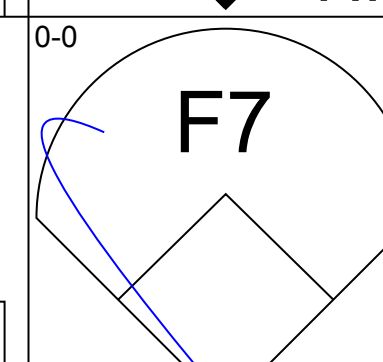
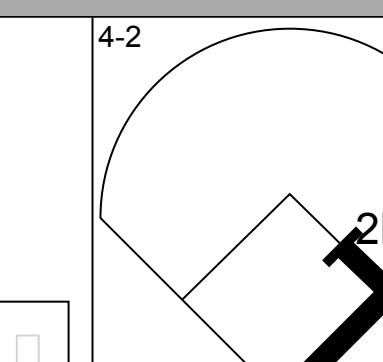
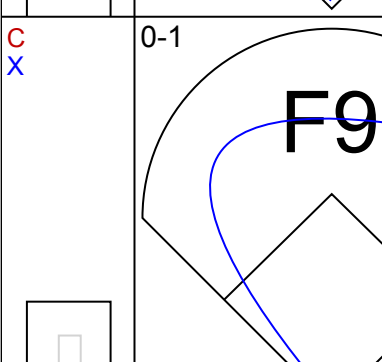
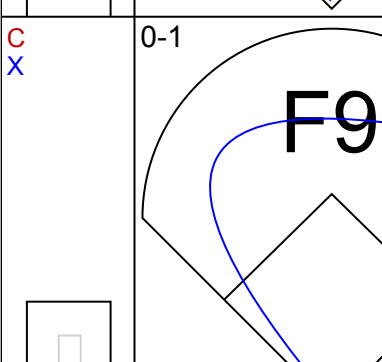
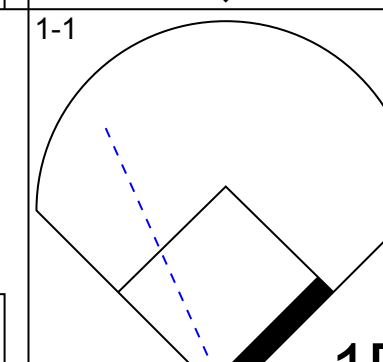
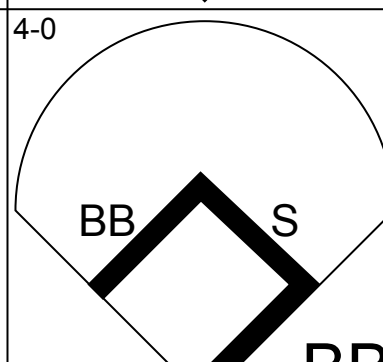
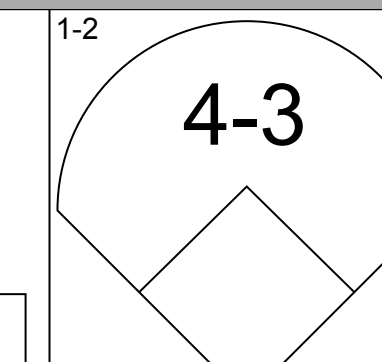
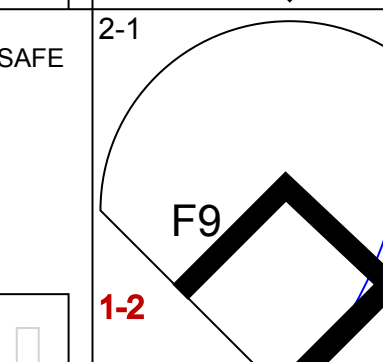
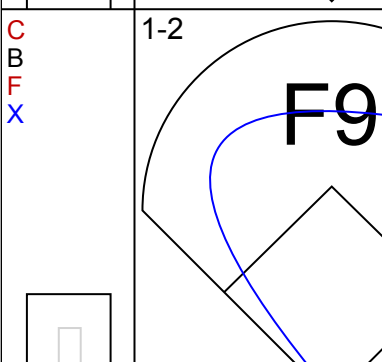
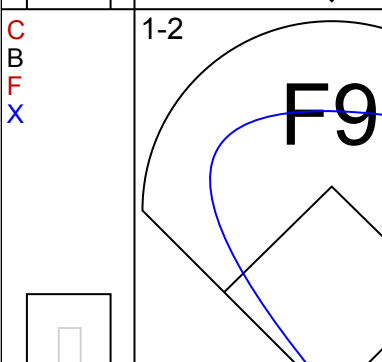
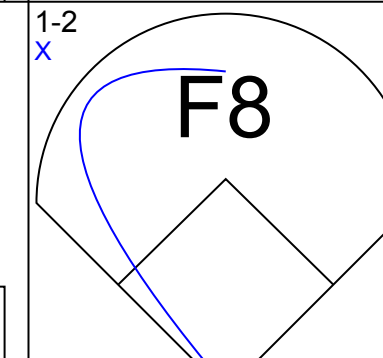
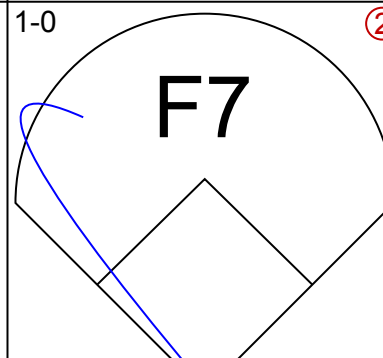
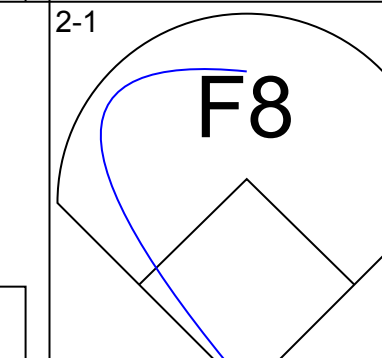
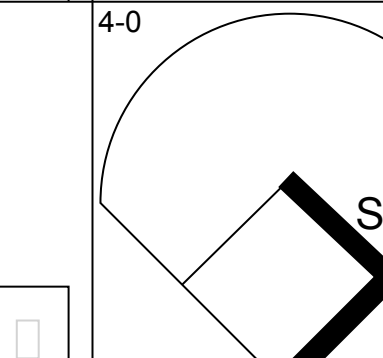


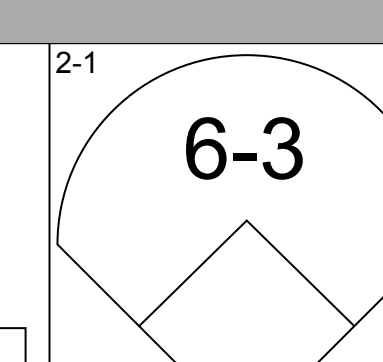
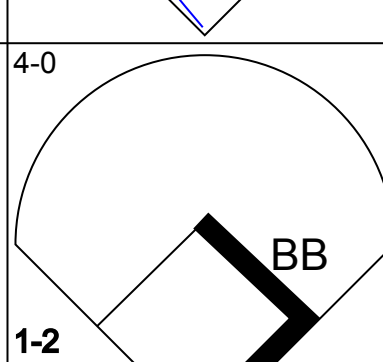
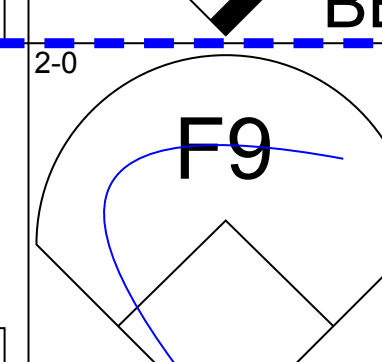

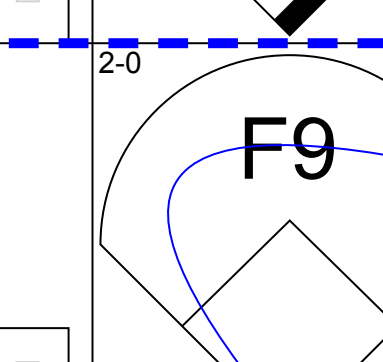


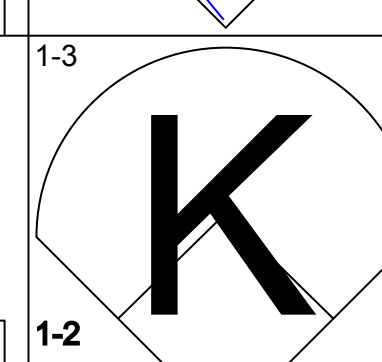

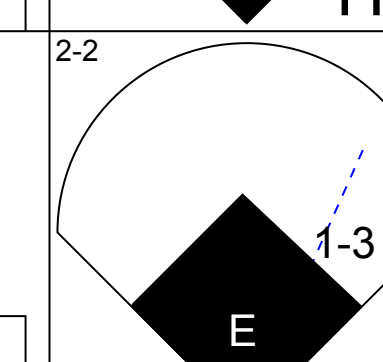
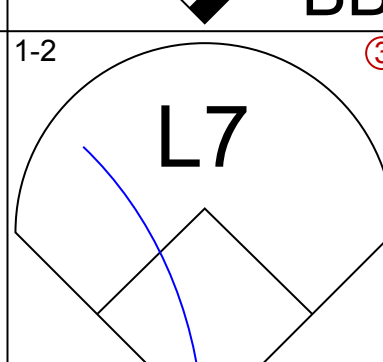
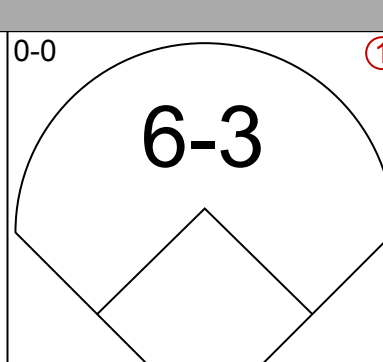
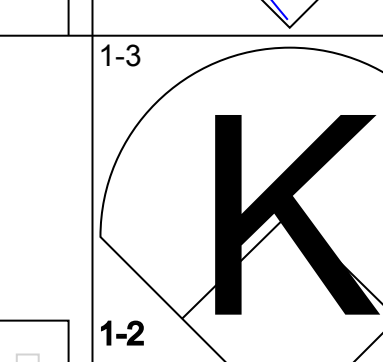


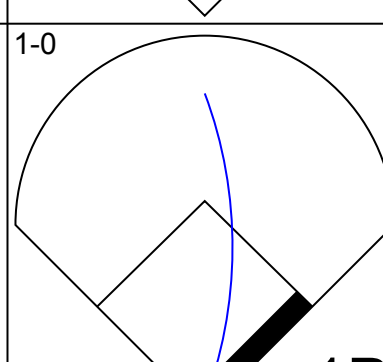


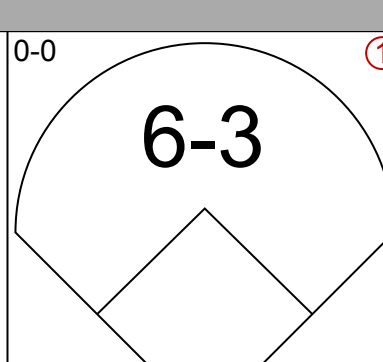
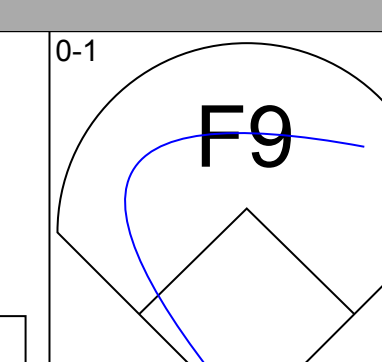
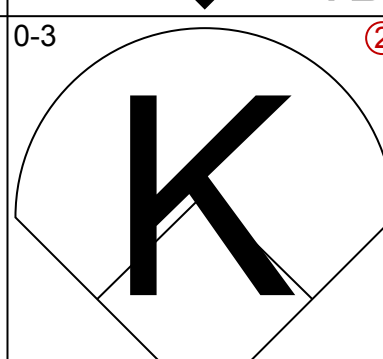


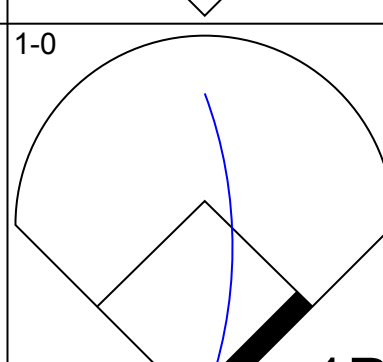
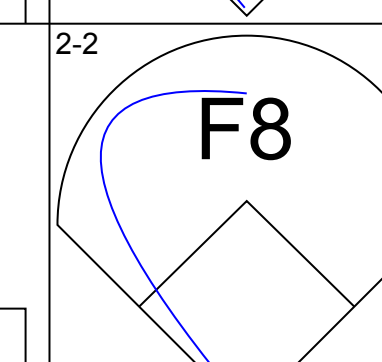
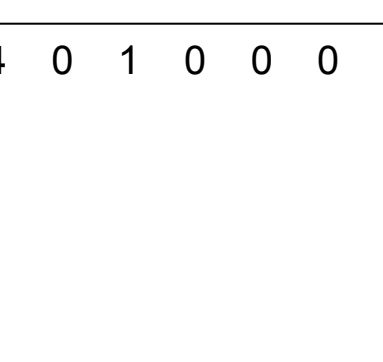
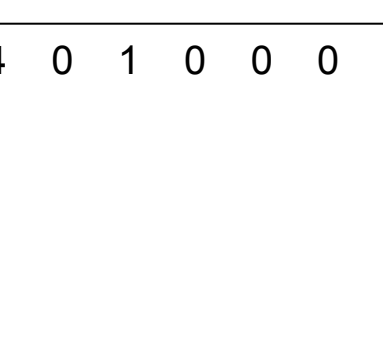

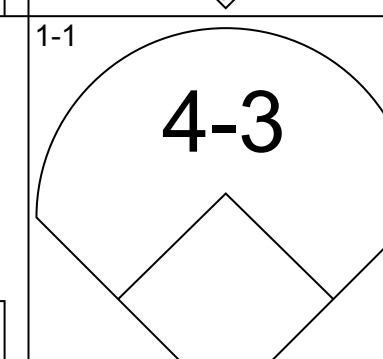
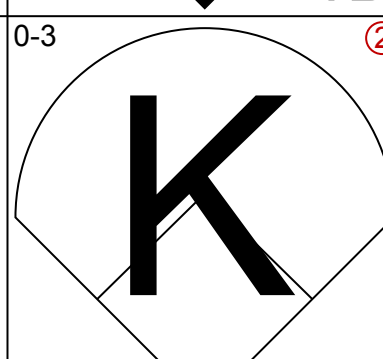
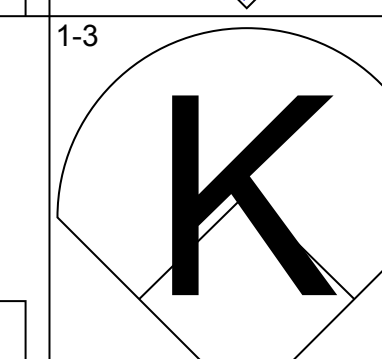


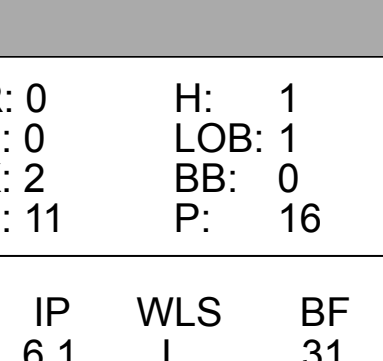
Batter	1	2	3	4	5	6	7	8	9	AB	R	H	RBI	BB	SO	LOB	BOTTOM										
<b>Kal Daniels, L</b> (1, 7) OBP: 0.403, SLG: 0.436	0-0 4-3		1-3 K			0-0 BLK 1B		0-0 F9		4	0	1	0	0	1	0											
<b>Jeff Treadway, L</b> (1, 4) OBP: 0.379, SLG: 0.359 <b>Dave Collins, S</b> (8, PH) OBP: 0.283, SLG: 0.288 <b>Randy St. Claire, R</b> (9, 1)	0-0 B1-3		1-0 F8			0-0 B1		0-1 G6-3 1B		3	0	0	0	0	0	1											
<b>Chris Sabo, R</b> (1, 5) OBP: 0.335, SLG: 0.496 (9, 6)	2-1 F7		2-2 F7			1-0 F7		0-1 G6-3 1-2		4	0	0	0	0	0	2											
<b>Eric Davis, R</b> (1, 8) OBP: 0.340, SLG: 0.460 <b>Herm Winningham, L</b> (4, 8) OBP: 0.308, SLG: 0.266 <b>Frank Williams, R</b> (7, 1) <b>Rob Murphy, L</b> (7, 1) <b>Lloyd McClendon, R</b> (9, 5) OBP: 0.307, SLG: 0.313 <b>Paul O'Neill, L</b> (1, 9) OBP: 0.316, SLG: 0.417		1-0 BLK 1B HBP		2-3 K		2-3 K		2-1 4-3		0	1	0	0	0	0	0											
<b>Nick Esasky, R</b> (1, 3) OBP: 0.331, SLG: 0.413		3-2 S 1B		0-0 CS 1B		0-1 P6		1-2 2B		4	1	2	0	0	0	1											
<b>Jeff Reed, L</b> (1, 2) OBP: 0.251, SLG: 0.255 <b>Bo Diaz, R</b> (9, PH) OBP: 0.237, SLG: 0.340		2-2 E5 3-1 S		1-0 CS 1-2		3-2 P3		0-1 F7		3	0	0	0	0	0	2											
<b>Ron Oester, S</b> (1, 6) OBP: 0.450, SLG: 0.267 (9, 4)		1-1 F9		0-1 4-3		4-1 BB				2	0	0	0	1	0	0											
<b>Jack Armstrong, R</b> (1, 1) <b>Rob Dibble, L</b> (7, 1) <b>Eddie Milner, L</b> (7, 8) OBP: 0.239, SLG: 0.209		3-1 K		2-3 K		3-3 K				2	0	0	0	0	2	0											
<b>Inning Stats</b>	R: 0 E: 0 K: 0 S: 4	H: 0 LOB: 0 BB: 0 P: 6	R: 3 E: 1 K: 1 S: 13	H: 1 LOB: 0 BB: 0 P: 21	R: 0 E: 0 K: 1 S: 7	H: 0 LOB: 0 BB: 0 P: 11	R: 0 E: 0 K: 1 S: 7	H: 1 LOB: 0 BB: 0 P: 9	R: 0 E: 0 K: 1 S: 9	H: 1 LOB: 1 BB: 0 P: 9	R: 0 E: 0 K: 1 S: 16	H: 1 LOB: 2 BB: 1 P: 27	R: 0 E: 0 K: 0 S: 5	H: 1 LOB: 0 BB: 0 P: 5	R: 0 E: 0 K: 1 S: 11	H: 1 LOB: 1 BB: 0 P: 16	1B: 4 2B: 1 3B: 1 HR: 0	SF: 0 SAC: 0 DP: 1 HBP: 1	WP: 0 PB: 0 CS: 1	PA: 35							
<b>PITCHER</b>	IP	WLS	BF	H	R	ER	SO	BB	IBB	HBP	BLK	WP	HR	S	P	ERA	WHIP										
<b>Pascual Perez, R</b> (1, 1) ERA: 1.73	6.0	W	22	3	3	1	5	0	0	0	0	0	0	48	69	1.50	0.500										
<b>Andy McGaffigan, R</b> (7, 1) ERA: 3.44	1.0		5	1	0	0	1	1	0	0	0	0	0	16	27	0.00	2.000										
<b>Joe Hesketh, L</b> (8, 1) ERA: 2.7	1.2		6	2	0	0	1	0	0	0	0	0	0	14	19	0.00	1.200										
<b>Tim Burke, R</b> (9, 1) ERA: 3.78	0.1	S	1	0	0	0	0	0	0	0	0	0	0	2	2	0.00	0.000										

**Montreal Expos @ Cincinnati Reds**  
Riverfront Stadium, Cincinnati, OH  
Sun Jul 24 1988, 3:33 AM EDT  
Att: 28,786 - Cloudy - 84 F

AB	32
R	3
H	6
RBI	1
BB	1
SO	7
LOB	10

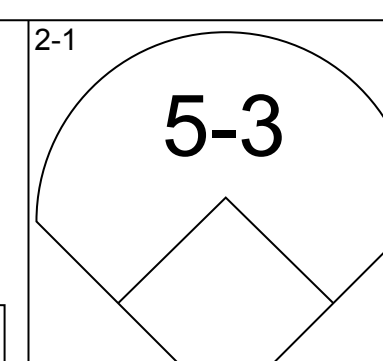
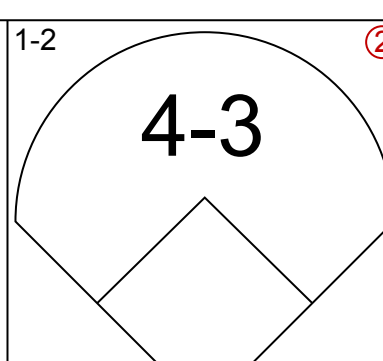
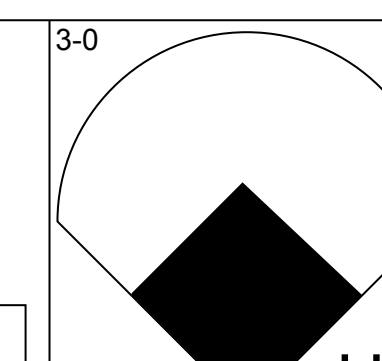
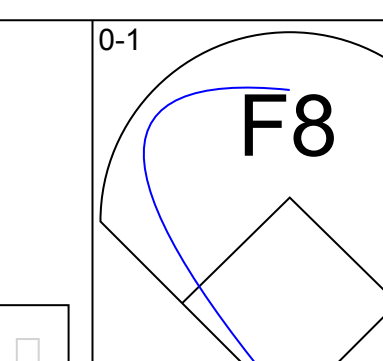
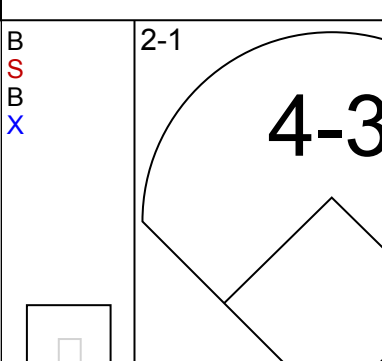
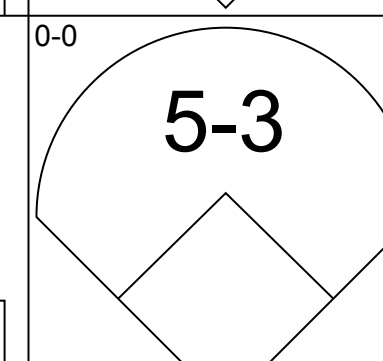
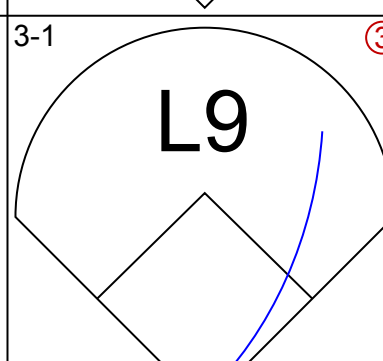
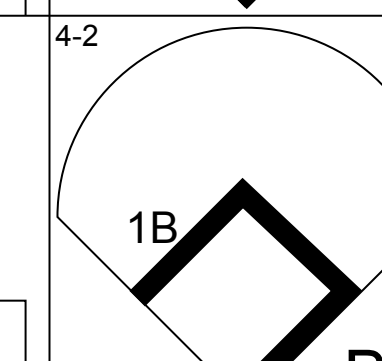
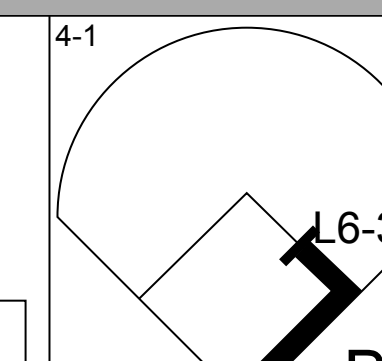
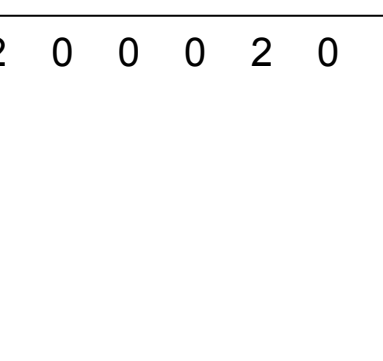
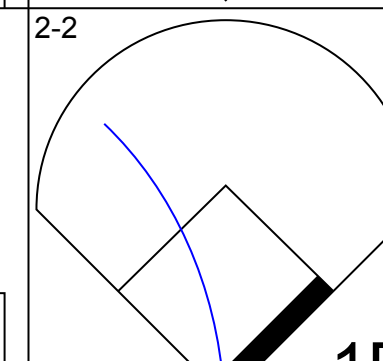

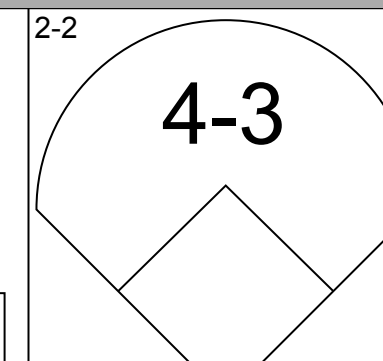
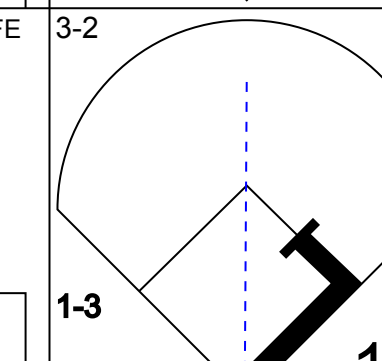



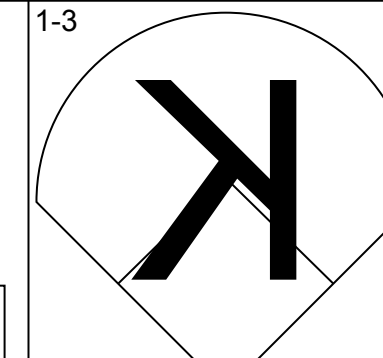

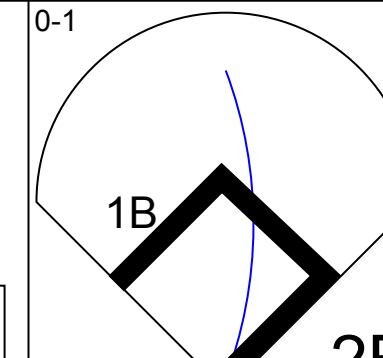
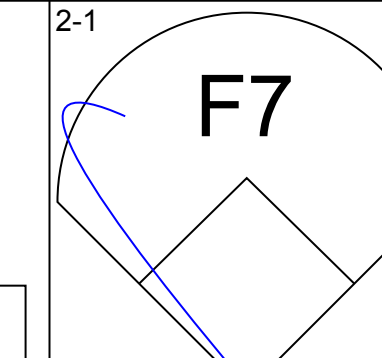



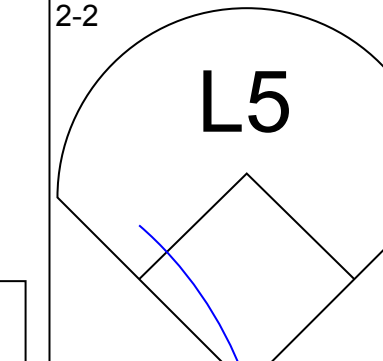
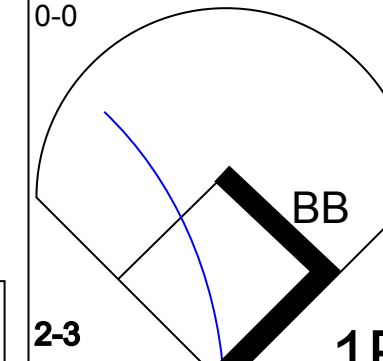
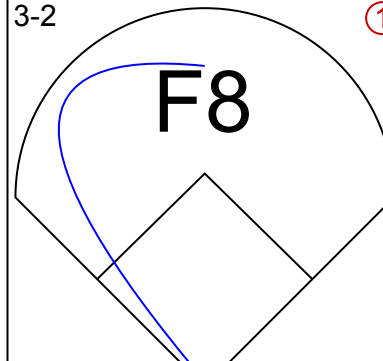
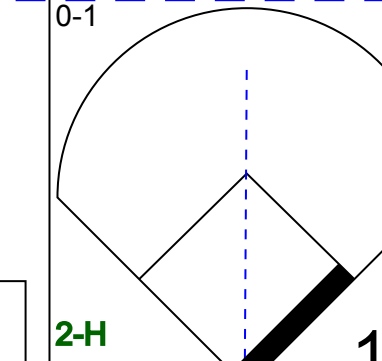

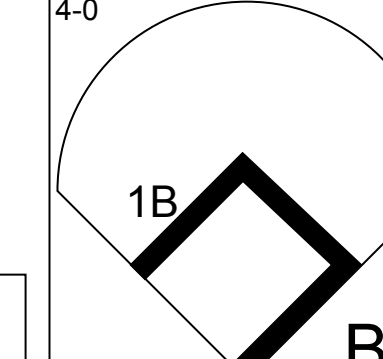
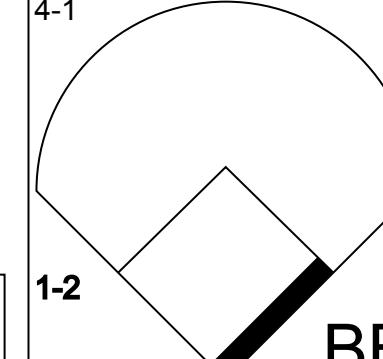
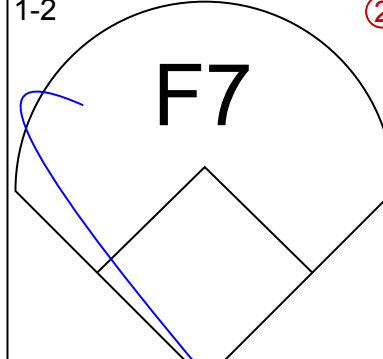
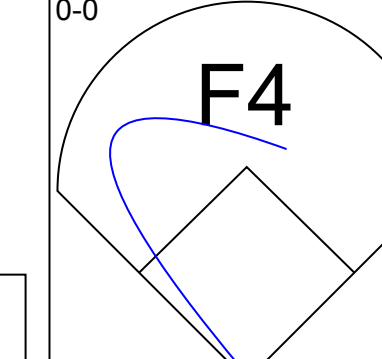

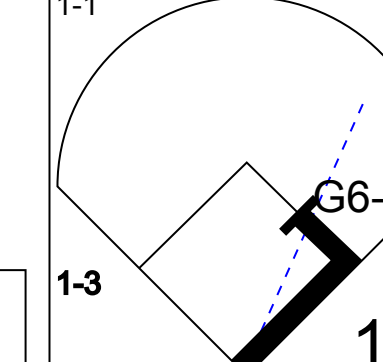
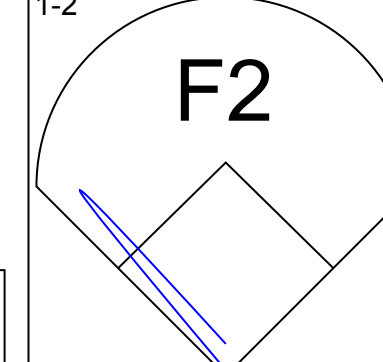
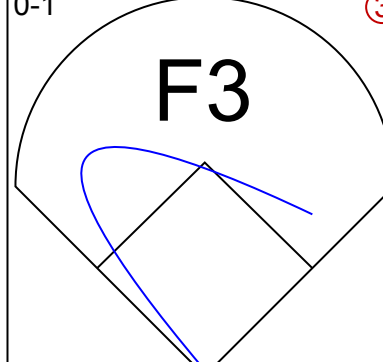


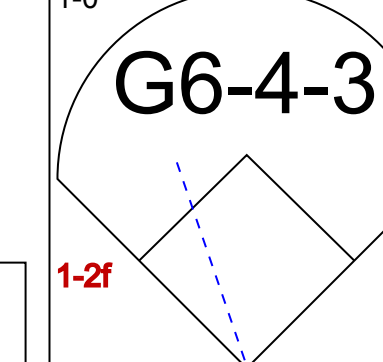
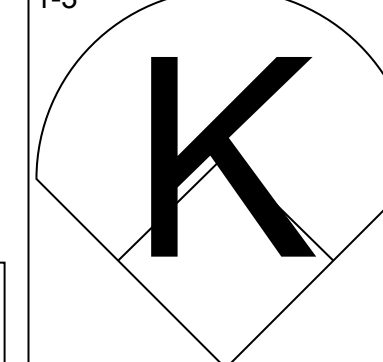
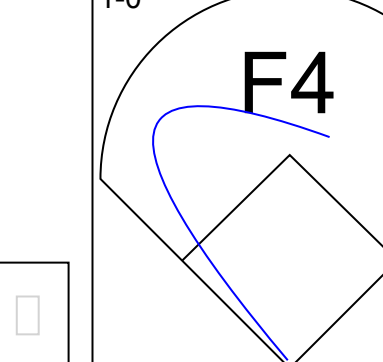
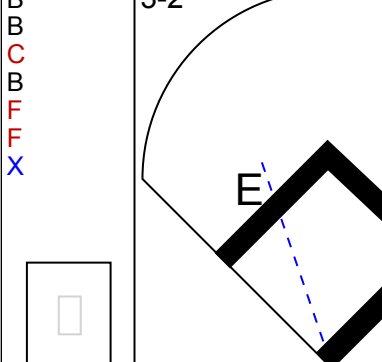


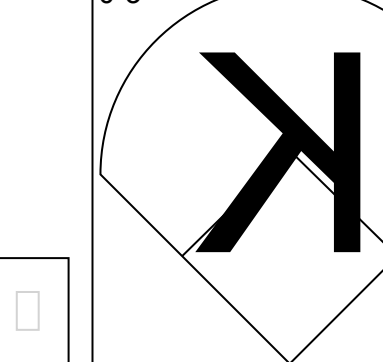
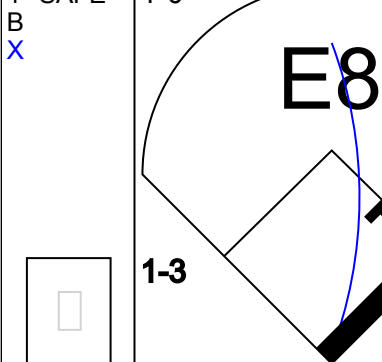
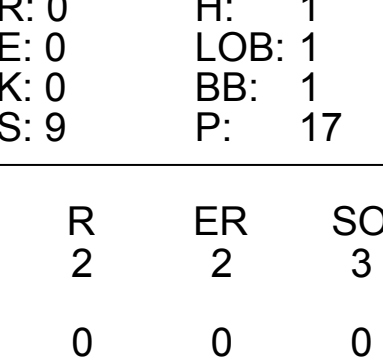
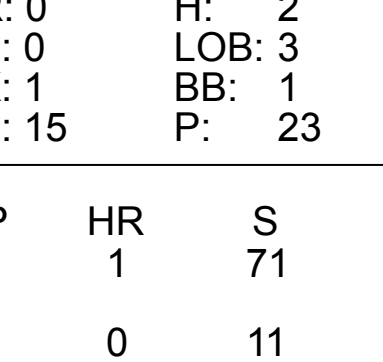
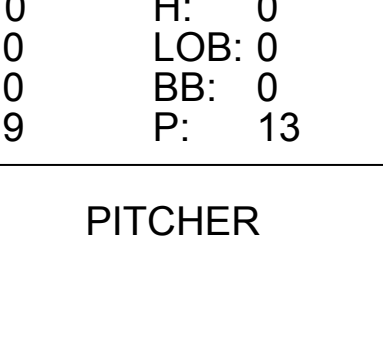
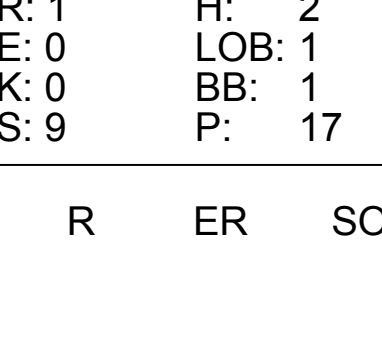
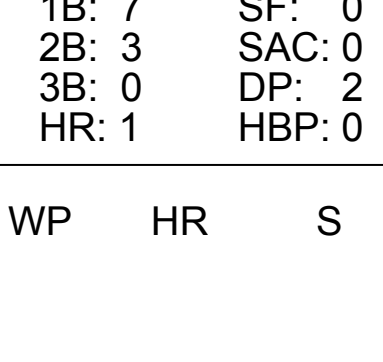
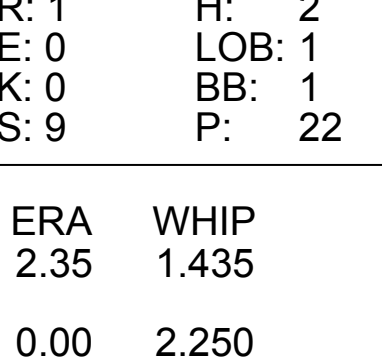
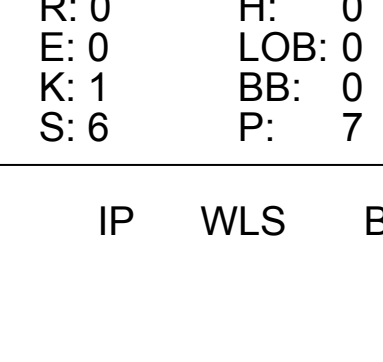
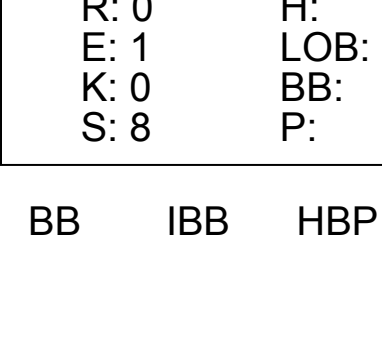




Batter	1	2	3	4	5	6	7	8	9	AB	R	H	RBI	BB	SO	LOB	TOP			
<b>Kal Daniels, L</b> OBP: 0.401, SLG: 0.442 (1, 7)										5	1	1	1	0	1	2	<b>Cincinnati Reds @ Atlanta Braves</b> Atlanta-Fulton County Stadium, Atlanta, GA Tue Jul 26 1988, 7:05 PM EDT Unknown - 86 F			
<b>Eddie Milner, L</b> OBP: 0.331, SLG: 0.191 (1, 8)										4	0	0	0	1	1	0				
<b>Barry Larkin, R</b> OBP: 0.351, SLG: 0.429 (1, 6)										4	0	2	0	1	0	0				
<b>Chris Sabo, R</b> OBP: 0.334, SLG: 0.491 (1, 5)										3	0	0	0	1	0	2				
<b>Paul O'Neill, L</b> OBP: 0.319, SLG: 0.416 (1, 9)										3	0	1	0	1	0	2				
<b>Nick Esasky, R</b> OBP: 0.333, SLG: 0.425 (1, 3)										3	1	1	1	1	1	3				
<b>Bo Diaz, R</b> OBP: 0.237, SLG: 0.339 (1, 2)										4	1	1	0	0	0	3				
<b>Jeff Treadway, L</b> OBP: 0.316, SLG: 0.357 (1, 4)										4	0	1	0	0	0	1				
<b>Tom Browning, L</b> OBP: 0.196, SLG: 0.188 (1, 1)										4	0	1	0	0	2	1				
<b>John Franco, L</b> (8, 1)										0	0	0	0	0	0	0				
<b>Inning Stats</b>	R: 0 E: 0 K: 2 S: 11	H: 1 LOB: 1 BB: 0 P: 16	R: 2 E: 1 K: 0 S: 12	H: 3 LOB: 1 BB: 0 P: 19	R: 0 E: 0 K: 0 S: 8	H: 0 LOB: 3 BB: 3 P: 24	R: 1 E: 0 K: 0 S: 8	H: 1 LOB: 0 BB: 0 P: 10	R: 0 E: 0 K: 1 S: 10	H: 1 LOB: 1 BB: 0 P: 13	R: 0 E: 0 K: 1 S: 9	H: 0 LOB: 2 BB: 2 P: 21	R: 0 E: 0 K: 1 S: 10	H: 0 LOB: 0 BB: 0 P: 13	R: 0 E: 0 K: 0 S: 6	H: 0 LOB: 0 BB: 0 P: 8	1B: 5 2B: 1 3B: 0 HR: 2	SF: 0 SAC: 0 DP: 0 HBP: 0	WP: 0 PB: 0 SB: 3 CS: 0	PA: 39
<b>PITCHER</b>	IP	WLS	BF	H	R	ER	SO	BB	IBB	HBP	BLK	WP	HR	S	P	ERA	WHIP			
<b>Pete Smith, R</b> ERA: 4.78 (1, 1)	6.1	L	31	8	3	2	3	5	0	0	0	0	2	62	109	2.84	2.053			
<b>José Álvarez, R</b> ERA: 3.34 (7, 1)	2.2		8	0	0	0	2	0	0	0	0	0	0	20	28	0.00	0.000			

AB	34
R	3
H	8
RBI	2
BB	5
SO	5
LOB	14



Batter	1	2	3	4	5	6	7	8	9	AB	R	H	RBI	BB	SO	LOB	BOTTOM					
<b>Ron Gant, R</b> OBP: 0.286, SLG: 0.432 (1, 4)										5	1	1	1	0	0	1	<b>Cincinnati Reds @ Atlanta Braves</b> Atlanta-Fulton County Stadium, Atlanta, GA Tue Jul 26 1988, 7:05 PM EDT Unknown - 86 F					
<b>Jerry Royster, R</b> OBP: 0.256, SLG: 0.224 (1, 7)										2	0	0	0	2	0	0						
<b>Gerald Perry, L</b> OBP: 0.374, SLG: 0.442 (1, 3)										4	0	2	0	0	0	1						
<b>Dale Murphy, R</b> OBP: 0.336, SLG: 0.470 (1, 9)										4	1	2	0	0	1	2						
<b>Andres Thomas, R</b> OBP: 0.279, SLG: 0.378 (1, 6)										4	0	2	1	0	0	0						
<b>Jim Morrison, R</b> OBP: 0.232, SLG: 0.294 (1, 5)										2	0	0	0	2	0	1						
<b>Bruce Benedict, R</b> OBP: 0.326, SLG: 0.305 (1, 2)										3	0	1	0	0	0	3						
<b>José Álvarez, R</b> OBP: 0.500, SLG: 0.500 (7, 1)										4	0	1	0	0	1	5						
<b>Albert Hall, S</b> OBP: 0.321, SLG: 0.309 (1, 8)										2	0	0	0	0	0	0						
<b>Pete Smith, R</b> OBP: 0.091, SLG: 0.121 (1, 1)										2	0	0	0	0	0	0						
<b>Ozzie Virgil, R</b> OBP: 0.279, SLG: 0.373 (7, 2)										2	0	1	0	0	1	0						
<b>Inning Stats</b>	R: 0 E: 0 K: 1 S: 10	H: 1 LOB: 1 BB: 0 P: 15	R: 0 E: 0 K: 0 S: 9	H: 1 LOB: 1 BB: 1 P: 17	R: 0 E: 0 K: 0 S: 7	H: 0 LOB: 0 BB: 0 P: 13	R: 0 E: 0 K: 1 S: 15	H: 2 LOB: 3 BB: 1 P: 23	R: 1 E: 0 K: 0 S: 9	H: 2 LOB: 1 BB: 1 P: 22	R: 0 E: 0 K: 0 S: 9	H: 0 LOB: 0 BB: 0 P: 13	R: 0 E: 0 K: 1 S: 6	H: 0 LOB: 0 BB: 0 P: 7	R: 1 E: 0 K: 0 S: 9	H: 2 LOB: 1 BB: 1 P: 17	R: 0 E: 1 K: 0 S: 8	H: 2 LOB: 1 BB: 0 P: 15	1B: 7 2B: 3 3B: 0 HR: 1	SF: 0 SAC: 0 DP: 2 HBP: 0	WP: 0 PB: 0 SB: 0 CS: 0	PA: 37
<b>PITCHER</b>	IP	WLS	BF	H	R	ER	SO	BB	IBB	HBP	BLK	WP	HR	S	P	ERA	WHIP					
<b>Tom Browning, L</b> ERA: 3.45 (1, 1)	7.2	W	31	7	2	2	3	4	0	0	0	0	1	71	124	2.35	1.435					
<b>John Franco, L</b> ERA: 1.69 (8, 1)	1.1	S	6	3	0	0	0	0	0	0	0	0	0	11	18	0.00	2.250					





Batter	1	2	3	4	5	6	7	8	9	10	AB	R	H	RBI	BB	SO	LOB	TOP						
Eddie Milner, L OBP: 0.241, SLG: 0.200 Frank Williams, R Eric Davis, R OBP: 0.339, SLG: 0.458 Rob Dibble, L Jeff Treadway, L OBP: 0.315, SLG: 0.356 Herm Winningham, L OBP: 0.313, SLG: 0.273	1-0 6-3			1-2 F9		2-1 CS 1B	0-3 K		0-0 F9		3	0	1	0	0	0	0							
Barry Larkin, R OBP: 0.354, SLG: 0.429	0-0 4-3			0-0 S 1B		3-2 SAFE 1B BB 1B	0-1 B4-3		2-3 K		5	1	2	0	0	1	0							
Chris Sabo, R OBP: 0.332, SLG: 0.486	2-1 5-3			4-1 SAFE BB G4-3 BB		2-1 SAFE BB HBP 1B	1-2 6-3		4-1 BB		3	0	1	0	2	0	0							
Paul O'Neill, L OBP: 0.318, SLG: 0.412	0-1 F7			1-0 G4-3		1-0 BB HBP	0-0 6-3		1-3 K		4	0	0	0	0	1	3							
Nick Esasky, R OBP: 0.332, SLG: 0.419	2-2 3-1			1-0 4-3		4-0 BB	2-1 3-1		2-1 3-1		3	0	0	1	1	0	0							
Jeff Reed, L OBP: 0.282, SLG: 0.264 Bo Diaz, R OBP: 0.236, SLG: 0.337	1-3 K			1-3 K		2-2 BB F8	4-2 1B S BB		1-3 BB		3	0	0	0	1	2	3							
Ron Oester, S OBP: 0.417, SLG: 0.263 Rob Murphy, L	1-1 6-3			1-2 6-3		2-3 2B	2-3 K		1-1 1B S		3	0	1	0	0	0	0							
Tim Birtsas, L Dave Collins, S OBP: 0.285, SLG: 0.289	3-2 4-3			3-2 4-3		0-0 G3	3-2 1B		2-3 1B		1	0	0	0	0	0	0							
Inning Stats	R: 0 E: 0 K: 0 S: 4	H: 0 LOB: 0 BB: 0 P: 7	R: 0 E: 0 K: 1 S: 8	H: 0 LOB: 0 BB: 0 P: 11	R: 0 E: 0 K: 0 S: 8	H: 0 LOB: 0 BB: 0 P: 13	R: 0 E: 0 K: 0 S: 8	H: 1 LOB: 1 BB: 1 P: 13	R: 0 E: 0 K: 2 S: 10	H: 1 LOB: 1 BB: 0 P: 14	R: 1 E: 0 K: 0 S: 13	H: 3 LOB: 3 BB: 1 P: 26	R: 0 E: 0 K: 2 S: 16	H: 0 LOB: 0 BB: 0 P: 7	R: 0 E: 0 K: 2 S: 16	H: 1 LOB: 2 BB: 1 P: 26	R: 0 E: 0 K: 2 S: 8	H: 0 LOB: 1 BB: 1 P: 15	1B: 6 2B: 1 3B: 0 HR: 0	SF: 0 SAC: 0 DP: 1 HBP: 1	WP: 0 PB: 0 SB: 2 CS: 1	PA: 40		
PITCHER	IP 8.0	WLS 31	H 6	R 1	ER 1	SO 5	BB 2	IBB 0	HBP 1	BLK 0	WP 0	HR 0	S 70	P 111	ERA 1.12	WHIP 1.000								
PITCHER	IP 2.0	WLS 9	H 1	R 0	ER 0	SO 4	BB 2	IBB 0	HBP 0	BLK 0	WP 0	HR 0	S 24	P 41	ERA 0.00	WHIP 1.500								

Cincinnati Reds @ Atlanta Braves  
Atlanta-Fulton County Stadium, Atlanta, GA  
Tue Jul 26 1988, 7:05 PM EDT  
Att: 13,727 - Unknown - 80 F

AB	35
R	1
H	7
RBI	1
BB	4
SO	9
LOB	11



Batter	1	2	3	4	5	6	7	8	9	10	AB	R	H	RBI	BB	SO	LOB	BOTTOM					
Ron Gant, R OBP: 0.287, SLG: 0.435	2-2 6-3			2-2 3B		2-2 F9		1-3 K		4-0 1B IBB		4	0	1	0	1	1						
Jerry Royster, R OBP: 0.250, SLG: 0.218 Dion James, L OBP: 0.370, SLG: 0.375 Jim Morrison, R OBP: 0.238, SLG: 0.300	1-0 F9			3-2 L8		0-0 F9		0-1 4-3		0-0 1B		2	0	0	0	0	0						
Gerald Perry, L OBP: 0.372, SLG: 0.440	2-0 F4			0-3 K		2-2 G6-4-3 1B		1-3 K		1-2 2-3 3-H 1B		4	0	1	0	0	2						
Dale Murphy, R OBP: 0.335, SLG: 0.475	0-0 HR			0-1 4-3		0-0 G6-4-3 1B		0-0 F8		1-0 F8		4	1	1	1	0	0						
Andres Thomas, R OBP: 0.278, SLG: 0.377	3-2 F6			2-2 1B		0-1 F8		0-1 F8		0-3 K		4	0	1	0	0	1						
Ozzie Virgil, R OBP: 0.278, SLG: 0.371 Tom Glavine, L OBP: 0.250, SLG: 0.257	3-2 6-3			1-0 F7		1-3 K		1-3 K		0-0 6-3 SH1-4 1B		4	0	1	0	0	1						
Ken Oberkfell, L OBP: 0.321, SLG: 0.350	1-2 4-3			1-3 K		0-2 1B		0-2 1B		0-0 SH1-4		3	0	1	0	0	1						
Albert Hall, S OBP: 0.320, SLG: 0.305	2-2 6-3			0-1 4-3		0-1 L8		0-1 L8		4-2 1B 6-3 BB		3	0	0	0	1	0						
Rick Mahler, R OBP: 0.178, SLG: 0.182 Ken Griffey, L OBP: 0.308, SLG: 0.307 Paul Assemacher, L OBP: 0.590, SLG: 1.000 Ted Simmons, S OBP: 0.357, SLG: 0.417	1-3 K			0-1 1B		0-1 1B		2-3 K		0-0 6-3		2	0	1	0	0	1						
Inning Stats	R: 0 E: 0 K: 0 S: 6	H: 0 LOB: 0 BB: 0 P: 11	R: 1 E: 0 K: 0 S: 13	H: 1 LOB: 1 BB: 0 P: 20	R: 0 E: 0 K: 1 S: 16	H: 1 LOB: 1 BB: 1 P: 24	R: 0 E: 0 K: 1 S: 9	H: 1 LOB: 1 BB: 0 P: 12	R: 0 E: 0 K: 1 S: 11	H: 1 LOB: 1 BB: 0 P: 12	R: 0 E: 0 K: 2 S: 9	H: 0 LOB: 0 BB: 0 P: 12	R: 0 E: 0 K: 2 S: 7	H: 0 LOB: 0 BB: 0 P: 9	R: 1 E: 0 K: 0 S: 6	H: 2 LOB: 3 BB: 2 P: 14	1B: 6 2B: 0 3B: 1 HR: 1	SF: 0 SAC: 1 DP: 1 HBP: 0	WP: 0 PB: 0 SB: 0 CS: 0	PA: 38			
PITCHER	IP 5.0	WLS 19	H 4	R 1	ER 1	SO 3	BB 0	IBB 0	HBP 0	BLK 0	WP 0	HR 1	S 57	P 83	ERA 1.80	WHIP 0.800							
PITCHER	IP 1.0	WLS 3	H 1	R 0	ER 0	SO 0	BB 0	IBB 0	HBP 0	BLK 0	WP 0	HR 0	S 5	P 7	ERA 0.00	WHIP 1.000							
PITCHER	IP 2.0	WLS 7	H 1	R 0	ER 0	SO 3	BB 0	IBB 0	HBP 0	BLK 0	WP 0	HR 0	S 20	P 24	ERA 0.00	WHIP 0.500							
PITCHER	IP 1.2	WLS 9	H 2	R 1	ER 1	SO 2	BB 1	IBB 1	HBP 0	BLK 0	WP 0	HR 0	S 13	P 23	ERA 5.40	WHIP 1.800							

Cincinnati Reds @ Atlanta Braves  
Atlanta-Fulton County Stadium, Atlanta, GA  
Tue Jul 26 1988, 7:05 PM EDT  
Att: 13,727 - Unknown - 80 F

AB	35
R	2
H	8
RBI	2
BB	2
SO	8
LOB	7







Batter	1	2	3	4	5	6	7	8	9	AB	R	H	RBI	BB	SO	LOB	TOP		
<b>Kal Daniels, L</b> OBP: 0.404, SLG: 0.447 (1, 7)	2-1 SH1-3 3B 1B		1-2 2B SF7 2B		3-3 K			4-0 FC5-4 BB		3	2	2	0	1	1	0	<b>Cincinnati Reds @ Atlanta Braves</b> Atlanta-Fulton County Stadium, Atlanta, GA Wed Jul 27 1988, 7:05 PM EDT Att: 10,419 - Unknown - 82 F		
<b>Barry Larkin, R</b> OBP: 0.354, SLG: 0.431 (1, 6)	0-1 SH1-3		1-1 CS 2-3 2B		1-3 K		1-0 FC5-4	1-2 2-3		3	0	1	0	0	1	2			
<b>Chris Sabo, R</b> OBP: 0.329, SLG: 0.482 (1, 5)	1-1 F9		1-0 SF7		1-0 F7		2-0 5-3			3	0	0	1	0	0	3			
<b>Eric Davis, R</b> OBP: 0.341, SLG: 0.464 <b>Herm Winningham, L</b> OBP: 0.313, SLG: 0.273 (9, 8)	1-0 2H 3B		3-H 4-0 IBB		2-1 F8			2-2 4-3		3	0	1	1	1	0	0			
<b>Paul O'Neill, L</b> OBP: 0.317, SLG: 0.409 (1, 9)	2-1 6-3			0-1 5-3			0-1 CS 1B	2-0 F6		4	0	1	0	0	0	1			
<b>Nick Esasky, R</b> OBP: 0.331, SLG: 0.429 (1, 3)		3-2 F8		3-2 F4			1-3 SAFE K	0-2 HR		4	1	1	1	0	1	1			
<b>Bo Diaz, R</b> OBP: 0.236, SLG: 0.336 <b>John Franco, L</b> OBP: 0.282, SLG: 0.264 (9, 1)	0-1 G6-4-3 1B		0-1 4-3		0-1 4-3		0-3 K2-3	0-1 4-3		4	0	1	0	0	1	1			
<b>Ron Oester, S</b> OBP: 0.370, SLG: 0.227 (1, 4)	2-2 G6-4-3			1-1 5-3			3-1 E6 FC5-4 SH3-4			3	0	0	0	0	0	1			
<b>Danny Jackson, R</b> OBP: 0.148, SLG: 0.154 <b>Jeff Reed, L</b> OBP: 0.282, SLG: 0.264 (9, 2)			0-3 K		1-3 K		0-2 SH3-4	1-2		2	0	0	0	0	2	0			
<b>Inning Stats</b>	R: 1 E: 0 K: 0 S: 9	H: 2 LOB: 1 BB: 0 P: 15	R: 0 E: 0 K: 0 S: 11	H: 1 LOB: 0 BB: 0 P: 16	R: 1 E: 0 K: 1 S: 9	H: 2 LOB: 1 BB: 1 P: 16	R: 0 E: 0 K: 0 S: 8	H: 0 LOB: 0 BB: 0 P: 11	R: 0 E: 0 K: 2 S: 6	H: 0 LOB: 0 BB: 0 P: 10	R: 0 E: 0 K: 2 S: 8	H: 1 LOB: 0 BB: 0 P: 9	R: 0 E: 1 K: 0 S: 7	H: 0 LOB: 2 BB: 1 P: 17	R: 1 E: 0 K: 0 S: 10	H: 1 LOB: 0 BB: 0 P: 14	1B: 3 2B: 2 3B: 1 HR: 1	SF: 1 SAC: 2 DP: 1 HBP: 0	WP: 0 PA: 34 SB: 0 CS: 2
<b>PITCHER</b>	IP	WLS	BF	H	R	ER	SO	BB	IBB	HBP	BLK	WP	HR	S	P	ERA	WHIP		
<b>Tom Glavine, L</b> ERA: 5.09 (1, 1)	7.1		28	6	2	2	6	1	1	0	0	0	0	65	103	2.46	0.955		
<b>José Álvarez, R</b> ERA: 3.39 (8, 1)	1.2	L	6	1	1	1	0	0	0	0	0	0	1	12	19	5.40	0.600		

Batter	1	2	3	4	5	6	7	8	9	AB	R	H	RBI	BB	SO	LOB	BOTTOM		
<b>Ron Gant, R</b> OBP: 0.292, SLG: 0.440 (1, 4)	1-1 PB SF7 2B		3-2 F7		0-0 FC6-2 1B		4-0 1B IBB			3	1	2	0	1	0	0	<b>Cincinnati Reds @ Atlanta Braves</b> Atlanta-Fulton County Stadium, Atlanta, GA Wed Jul 27 1988, 7:05 PM EDT Att: 10,419 - Unknown - 82 F		
<b>Jerry Royster, R</b> OBP: 0.241, SLG: 0.210 <b>Ted Simmons, S</b> OBP: 0.366, SLG: 0.426 (7, PH) <b>Dion James, L</b> OBP: 0.370, SLG: 0.375 (8, 8)	1-2 L3		0-2 FC6-2		1-2 2-3 3-H 1B		3-2 1B			3	0	0	0	0	0	4			
<b>Gerald Perry, L</b> OBP: 0.368, SLG: 0.436 (1, 3)	1-2 SF7		0-0 L6		1-3 K		2-1 G3			3	0	0	1	0	1	3			
<b>Dale Murphy, R</b> OBP: 0.334, SLG: 0.476 (1, 9)	0-0 5-3		2-1 2B		1-3 K		1-3 K			4	0	1	0	0	2	0			
<b>Andres Thomas, R</b> OBP: 0.276, SLG: 0.373 (1, 6)		2-2 F9		0-0 1-3		2-3 K		1-1 5-3		4	0	0	0	0	1	1			
<b>Jim Morrison, R</b> OBP: 0.238, SLG: 0.298 (1, 7)	0-1 4-3		0-2 1B		1-0 5-3			0-0 6-3		4	1	1	0	0	0	0			
<b>Ken Oberkfell, L</b> OBP: 0.323, SLG: 0.352 (1, 5)	3-1 F8		0-1 F5		0-2 FC1-6 1B		1-2 BB 1B			4	0	2	0	0	0	1			
<b>Bruce Benedict, R</b> OBP: 0.327, SLG: 0.305 <b>Paul Runge, R</b> OBP: 0.367, SLG: 0.347 (7, PR) <b>Ozzie Virgil, R</b> OBP: 0.282, SLG: 0.371 (8, 2)	0-1 F9		2-0 FC6-2 1B		1-3 FC6-2 1B		1-1 FC1-6 SH3-4 1B	4-2 G4-6-3 BB		3	0	1	0	0	0	1			
<b>Tom Glavine, L</b> OBP: 0.263, SLG: 0.270 <b>José Álvarez, R</b> OBP: 0.500, SLG: 0.500 (8, 1) <b>Ken Griffey, L</b> OBP: 0.307, SLG: 0.306 (9, PH)	0-3 K		1-0 FC6-2 1B		1-2 3-H 1B		0-0 SH3-4	2-1 G4-6-3		2	0	1	1	0	1	0			
<b>Inning Stats</b>	R: 1 E: 0 K: 0 S: 9	H: 1 LOB: 0 BB: 0 P: 12	R: 0 E: 0 K: 0 S: 7	H: 0 LOB: 0 BB: 0 P: 12	R: 0 E: 0 K: 1 S: 9	H: 1 LOB: 1 BB: 0 P: 9	R: 0 E: 0 K: 0 S: 6	H: 1 LOB: 3 BB: 0 P: 19	R: 0 E: 0 K: 2 S: 7	H: 0 LOB: 0 BB: 0 P: 11	R: 0 E: 0 K: 0 S: 9	H: 2 LOB: 3 BB: 1 P: 17	R: 0 E: 0 K: 1 S: 7	H: 0 LOB: 0 BB: 0 P: 11	R: 0 E: 0 K: 0 S: 10	H: 1 LOB: 1 BB: 1 P: 17	1B: 7 2B: 2 3B: 0 HR: 0	SF: 1 SAC: 1 DP: 1 HBP: 0	WP: 0 PA: 36 SB: 1 CS: 0
<b>PITCHER</b>	IP	WLS	BF	H	R	ER	SO	BB	IBB	HBP	BLK	WP	HR	S	P	ERA	WHIP		
<b>Danny Jackson, L</b> ERA: 2.75 (1, 1)	8.1	W	34	9	2	1	5	0	1	0	0	0	0	73	108	1.08	1.080		
<b>John Franco, L</b> ERA: 1.67 (9, 1)	0.2	S	2	0	0	0	0	1	0	0	0	0	0	6	12	0.00	1.500		



Batter	1	2	3	4	5	6	7	8	9	AB	R	H	RBI	BB	SO	LOB	TOP					
Kal Daniels, L OBP: 0.400, SLG: 0.442 (1, 7)	L6		L8			4-3		F3		4	0	0	1	0	0	1	<p>Cincinnati Reds @ Atlanta Braves Atlanta-Fulton County Stadium, Atlanta, GA</p> <p>Thu Jul 28 1988, 7:05 PM EDT Att: 12,539 - Unknown - 89 F</p> <p>livebaseballscores.com</p> <p>AB 33 R 5 H 7 RBI 5 BB 2 SO 2 LOB 9</p> 					
Barry Larkin, R OBP: 0.351, SLG: 0.426 (1, 6)	F3			5-3		E6		FC6		4	0	0	0	0	0	1						
Chris Sabo, R OBP: 0.326, SLG: 0.477 (1, 5)	F5			K		K			L7	4	0	0	0	0	2	1						
Eric Davis, R OBP: 0.346, SLG: 0.485 (1, 8)				5-3					HR	4	2	3	1	0	0	0						
Paul O'Neill, L OBP: 0.316, SLG: 0.405 (1, 9)	F6				F4			HR	2B	3	1	0	0	1	0	1						
Nick Esasky, R OBP: 0.333, SLG: 0.440 (1, 3)					F8			HR	IBB	3	1	1	3	1	0	0						
Bo Diaz, R OBP: 0.236, SLG: 0.335 (1, 2)					BB			HR		4	0	1	0	0	0	2						
Jeff Treadway, L OBP: 0.317, SLG: 0.370 (1, 4)					6-3				1B	4	1	2	0	0	0	1						
John Franco, L (9, 1)									G5-4-3	0	0	0	0	0	0	0						
Jose Rijo, R OBP: 0.077, SLG: 0.192 (1, 1)										2	0	0	0	0	0	1						
Rob Murphy, L (7, 1)										0	0	0	0	0	0	0						
Dave Collins, S OBP: 0.282, SLG: 0.287 (8, PH)										1	0	0	0	0	0	1						
Frank Williams, R (8, 1)										0	0	0	0	0	0	0						
Ron Oester, S OBP: 0.370, SLG: 0.227 (9, 4)										0	0	0	0	0	0	0						
<b>Inning Stats</b>	R: 0 E: 0 K: 0 S: 6	H: 0 LOB: 0 BB: 0 P: 11	R: 0 E: 0 K: 0 S: 3	H: 1 LOB: 1 BB: 1 P: 11	R: 0 E: 0 K: 0 S: 8	H: 0 LOB: 0 BB: 0 P: 11	R: 0 E: 0 K: 1 S: 7	H: 0 LOB: 0 BB: 0 P: 12	R: 0 E: 0 K: 0 S: 5	H: 0 LOB: 0 BB: 0 P: 7	R: 1 E: 1 K: 1 S: 13	H: 1 LOB: 1 BB: 0 P: 18	R: 1 E: 0 K: 0 S: 5	H: 1 LOB: 0 BB: 0 P: 7	R: 0 E: 0 K: 0 S: 8	H: 1 LOB: 1 BB: 0 P: 11	R: 3 E: 0 K: 0 S: 7	H: 3 LOB: 0 BB: 1 P: 15	1B: 1 2B: 3 3B: 1 HR: 2	SF: 0 SAC: 0 DP: 2 HBP: 0	WP: 0 PB: 0 SB: 0 CS: 0	PA: 35
<b>PITCHER</b>	IP WLS BF H R ER SO BB IBB HBP BLK WP HR S P ERA WHIP																					
29 John Smoltz, R (1, 1)	8.1 L 34 7 5 5 2 1 1 0 0 0 2 62 105 5.40 0.960																					
Paul Assenmacher, L (9, 1)	0.2 1 0 0 0 0 0 0 0 0 0 0 2 2 0.00 0.000																					

Batter	1	2	3	4	5	6	7	8	9	AB	R	H	RBI	BB	SO	LOB	BOTTOM					
Ron Gant, R OBP: 0.288, SLG: 0.434 (1, 4)	K		L5-4		F5		4-3		K	5	0	0	0	0	2	3	<p>Cincinnati Reds @ Atlanta Braves Atlanta-Fulton County Stadium, Atlanta, GA</p> <p>Thu Jul 28 1988, 7:05 PM EDT Att: 12,539 - Unknown - 89 F</p> <p>livebaseballscores.com</p> <p>AB 29 R 2 H 8 RBI 2 BB 5 SO 5 LOB 15</p> 					
Ken Oberkfell, L OBP: 0.322, SLG: 0.348 (1, 5)	F7			F9	F7		FC6-4			3	0	0	0	1	0	0						
Gerald Perry, L OBP: 0.367, SLG: 0.433 (1, 3)	K			BB	F7		FC6-4			4	1	1	0	0	1	2						
Dale Murphy, R OBP: 0.338, SLG: 0.484 (1, 9)				SF8						4	1	3	0	0	0	0						
Andres Thomas, R OBP: 0.276, SLG: 0.370 (1, 6)	4-3			1B	SF8		FC1-5-6-1		1-3	3	0	0	0	1	0	2						
Lonnie Smith, R (1, 7)	K			BB	SF8		CS			1	0	0	1	2	1	1						
Bruce Benedict, R OBP: 0.325, SLG: 0.304 (1, 2)	F2			1B			BB			4	0	1	1	0	0	3						
Terry Blocker, L OBP: 0.375, SLG: 0.286 (1, 8)										2	0	2	0	1	0	0						
Paul Runge, R (9, PH)										1	0	1	0	0	0	0						
29 John Smoltz, R (1, 1)										1	0	0	0	0	1	3						
Paul Assenmacher, L (9, 1)										0	0	0	0	0	0	0						
Jim Morrison, R (9, PH)										1	0	0	0	0	0	1						
<b>Inning Stats</b>	R: 0 E: 0 K: 2 S: 8	H: 0 LOB: 0 BB: 0 P: 11	R: 0 E: 0 K: 1 S: 8	H: 1 LOB: 1 BB: 0 P: 11	R: 0 E: 0 K: 0 S: 5	H: 1 LOB: 0 BB: 0 P: 7	R: 2 E: 0 K: 1 S: 15	H: 3 LOB: 3 BB: 2 P: 30	R: 0 E: 0 K: 0 S: 5	H: 0 LOB: 0 BB: 0 P: 11	R: 0 E: 0 K: 0 S: 8	H: 1 LOB: 1 BB: 1 P: 14	R: 0 E: 0 K: 0 S: 12	H: 1 LOB: 2 BB: 1 P: 20	R: 0 E: 0 K: 0 S: 9	H: 0 LOB: 0 BB: 1 P: 16	R: 0 E: 0 K: 1 S: 8	H: 1 LOB: 1 BB: 0 P: 11	1B: 6 2B: 3 3B: 0 HR: 0	SF: 1 SAC: 2 DP: 1 HBP: 0	WP: 0 PB: 0 SB: 1 CS: 3	PA: 38
<b>PITCHER</b>	IP WLS BF H R ER SO BB IBB HBP BLK WP HR S P ERA WHIP																					
Jose Rijo, R (1, 1)	6.2 29 2 2 2 4 4 0 0 0 0 0 0 4 5 0.00 0.000																					
Rob Murphy, L (7, 1)	0.1 1 0 0 0 0 0 0 0 0 0 0 0 4 5 0.00 0.000																					
Frank Williams, R (8, 1)	1.0 W 3 0 0 0 0 1 0 0 0 0 0 0 9 16 0.00 1.000																					
John Franco, L (9, 1)	1.0 S 4 1 0 0 1 0 0 0 0 0 0 0 8 11 0.00 1.000																					







Batter	1	2	3	4	5	6	7	8	9	AB	R	H	RBI	BB	SO	LOB	TOP							
Kal Daniels, L OBP: 0.398, SLG: 0.443 (1, 7)																								
Barry Larkin, R OBP: 0.395, SLG: 0.429 (1, 6)																								
Chris Sabo, R OBP: 0.327, SLG: 0.474 (1, 5)																								
Eric Davis, R OBP: 0.344, SLG: 0.488 (1, 8)																								
Paul O'Neill, L OBP: 0.318, SLG: 0.410 (1, 9)																								
Nick Esasky, R OBP: 0.331, SLG: 0.434 (1, 3)																								
Jeff Reed, L OBP: 0.294, SLG: 0.285 (1, 2)																								
Ron Oester, S OBP: 0.314, SLG: 0.200 (1, 4)																								
Tom Browning, L OBP: 0.185, SLG: 0.176 John Franco, L (9, 1)																								
<b>Inning Stats</b>	R: 0 E: 0 K: 0 S: 5	H: 1 LOB: 1 BB: 1 P: 14	R: 0 E: 0 K: 1 S: 11	H: 1 LOB: 1 BB: 0 P: 17	R: 0 E: 0 K: 0 S: 4	H: 1 LOB: 1 BB: 0 P: 7	R: 1 E: 0 K: 1 S: 11	H: 2 LOB: 1 BB: 0 P: 16	R: 0 E: 0 K: 0 S: 14	H: 1 LOB: 1 BB: 0 P: 19	R: 1 E: 0 K: 0 S: 11	H: 3 LOB: 1 BB: 0 P: 16	R: 0 E: 1 K: 0 S: 7	H: 0 LOB: 0 BB: 1 P: 16	R: 0 E: 0 K: 0 S: 5	H: 1 LOB: 1 BB: 0 P: 6	R: 0 E: 0 K: 0 S: 10	H: 1 LOB: 2 BB: 1 P: 16	1B: 7 2B: 3 3B: 1 HR: 0	SF: 0 SAC: 1 DP: 2 HBP: 0	WP: 0 PB: 0 SB: 2 CS: 1	PA: 39		
<b>PITCHER</b>	IP WLS BF H R ER SO BB IBB HBP BLK WP HR S P ERA WHIP	IP WLS BF H R ER SO BB IBB HBP BLK WP HR S P ERA WHIP	IP WLS BF H R ER SO BB IBB HBP BLK WP HR S P ERA WHIP	IP WLS BF H R ER SO BB IBB HBP BLK WP HR S P ERA WHIP	IP WLS BF H R ER SO BB IBB HBP BLK WP HR S P ERA WHIP	IP WLS BF H R ER SO BB IBB HBP BLK WP HR S P ERA WHIP	IP WLS BF H R ER SO BB IBB HBP BLK WP HR S P ERA WHIP	IP WLS BF H R ER SO BB IBB HBP BLK WP HR S P ERA WHIP	IP WLS BF H R ER SO BB IBB HBP BLK WP HR S P ERA WHIP	IP WLS BF H R ER SO BB IBB HBP BLK WP HR S P ERA WHIP	IP WLS BF H R ER SO BB IBB HBP BLK WP HR S P ERA WHIP	IP WLS BF H R ER SO BB IBB HBP BLK WP HR S P ERA WHIP	IP WLS BF H R ER SO BB IBB HBP BLK WP HR S P ERA WHIP	IP WLS BF H R ER SO BB IBB HBP BLK WP HR S P ERA WHIP	IP WLS BF H R ER SO BB IBB HBP BLK WP HR S P ERA WHIP	IP WLS BF H R ER SO BB IBB HBP BLK WP HR S P ERA WHIP	IP WLS BF H R ER SO BB IBB HBP BLK WP HR S P ERA WHIP	IP WLS BF H R ER SO BB IBB HBP BLK WP HR S P ERA WHIP	IP WLS BF H R ER SO BB IBB HBP BLK WP HR S P ERA WHIP	IP WLS BF H R ER SO BB IBB HBP BLK WP HR S P ERA WHIP	IP WLS BF H R ER SO BB IBB HBP BLK WP HR S P ERA WHIP	IP WLS BF H R ER SO BB IBB HBP BLK WP HR S P ERA WHIP	IP WLS BF H R ER SO BB IBB HBP BLK WP HR S P ERA WHIP	IP WLS BF H R ER SO BB IBB HBP BLK WP HR S P ERA WHIP

Cincinnati Reds @ San Diego Padres  
 Jack Murphy Stadium, San Diego, CA  
 Sat Jul 30 1988, 10:05 PM EDT  
 Att: 20,387 - Unknown - 70 F

AB	34
R	2
H	11
RBI	2
BB	3
SO	2
LOB	18



Batter	1	2	3	4	5	6	7	8	9	AB	R	H	RBI	BB	SO	LOB	BOTTOM							
Stan Jefferson, S OBP: 0.175, SLG: 0.222 (1, 8)																								
Roberto Alomar, S OBP: 0.280, SLG: 0.326 (1, 4)																								
Tony Gwynn, L OBP: 0.361, SLG: 0.407 (1, 9)																								
Carmelo Martinez, R OBP: 0.260, SLG: 0.333 (1, 7)																								
Keith Moreland, R OBP: 0.323, SLG: 0.363 (1, 3)																								
Randy Ready, R OBP: 0.394, SLG: 0.432 (1, 5)																								
Garry Templeton, S OBP: 0.271, SLG: 0.343 (1, 6)																								
Mark Parent, R OBP: 0.194, SLG: 0.188 (1, 2)																								
Jimmy Jones, R OBP: 0.146, SLG: 0.081 Marvell Wynne, L OBP: 0.332, SLG: 0.458 Mark Grant, R Dickie Thon, R OBP: 0.350, SLG: 0.318 (9, PH)																								
<b>Inning Stats</b>	R: 0 E: 0 K: 0 S: 12	H: 0 LOB: 0 BB: 0 P: 17	R: 0 E: 0 K: 0 S: 9	H: 0 LOB: 0 BB: 0 P: 14	R: 0 E: 0 K: 1 S: 11	H: 0 LOB: 0 BB: 0 P: 15	R: 0 E: 0 K: 0 S: 8	H: 1 LOB: 1 BB: 0 P: 12	R: 0 E: 0 K: 0 S: 5	H: 1 LOB: 0 BB: 0 P: 7	R: 0 E: 0 K: 1 S: 6	H: 0 LOB: 0 BB: 0 P: 10	R: 0 E: 0 K: 1 S: 6	H: 0 LOB: 0 BB: 0 P: 9	R: 0 E: 0 K: 0 S: 8	H: 0 LOB: 0 BB: 0 P: 10	R: 0 E: 0 K: 1 S: 10	H: 2 LOB: 2 BB: 0 P: 12	1B: 4 2B: 0 3B: 0 HR: 0	SF: 0 SAC: 0 DP: 1 HBP: 0	WP: 0 PB: 0 SB: 0 CS: 0	PA: 30		
<b>PITCHER</b>	IP WLS BF H R ER SO BB IBB HBP BLK WP HR S P ERA WHIP	IP WLS BF H R ER SO BB IBB HBP BLK WP HR S P ERA WHIP	IP WLS BF H R ER SO BB IBB HBP BLK WP HR S P ERA WHIP	IP WLS BF H R ER SO BB IBB HBP BLK WP HR S P ERA WHIP	IP WLS BF H R ER SO BB IBB HBP BLK WP HR S P ERA WHIP	IP WLS BF H R ER SO BB IBB HBP BLK WP HR S P ERA WHIP	IP WLS BF H R ER SO BB IBB HBP BLK WP HR S P ERA WHIP	IP WLS BF H R ER SO BB IBB HBP BLK WP HR S P ERA WHIP	IP WLS BF H R ER SO BB IBB HBP BLK WP HR S P ERA WHIP	IP WLS BF H R ER SO BB IBB HBP BLK WP HR S P ERA WHIP	IP WLS BF H R ER SO BB IBB HBP BLK WP HR S P ERA WHIP	IP WLS BF H R ER SO BB IBB HBP BLK WP HR S P ERA WHIP	IP WLS BF H R ER SO BB IBB HBP BLK WP HR S P ERA WHIP	IP WLS BF H R ER SO BB IBB HBP BLK WP HR S P ERA WHIP	IP WLS BF H R ER SO BB IBB HBP BLK WP HR S P ERA WHIP	IP WLS BF H R ER SO BB IBB HBP BLK WP HR S P ERA WHIP	IP WLS BF H R ER SO BB IBB HBP BLK WP HR S P ERA WHIP	IP WLS BF H R ER SO BB IBB HBP BLK WP HR S P ERA WHIP	IP WLS BF H R ER SO BB IBB HBP BLK WP HR S P ERA WHIP	IP WLS BF H R ER SO BB IBB HBP BLK WP HR S P ERA WHIP	IP WLS BF H R ER SO BB IBB HBP BLK WP HR S P ERA WHIP	IP WLS BF H R ER SO BB IBB HBP BLK WP HR S P ERA WHIP	IP WLS BF H R ER SO BB IBB HBP BLK WP HR S P ERA WHIP	IP WLS BF H R ER SO BB IBB HBP BLK WP HR S P ERA WHIP

Cincinnati Reds @ San Diego Padres  
 Jack Murphy Stadium, San Diego, CA  
 Sat Jul 30 1988, 10:05 PM EDT  
 Att: 20,387 - Unknown - 70 F

AB	30
R	0
H	4
RBI	0
BB	0
SO	4
LOB	8





Batter	1	2	3	4	5	6	7	8	9	AB	R	H	RBI	BB	SO	LOB	TOP					
<b>Kal Daniels, L</b> OBP: 0.396, SLG: 0.439	1-3 K		2-2 BB 1B	2-3 K			1-3 K	3-3 K		5	0	1	0	0	4	1	<b>Cincinnati Reds @ San Diego Padres</b> Jack Murphy Stadium, San Diego, CA Sun Jul 31 1988, 6:33 AM EDT Att: 18,852 - Sunny - 75 F					
<b>Bary Larkin, R</b> OBP: 0.356, SLG: 0.427	3-2 F8		4-0 BB		2-1 F8		2-2 1B HBP WP 1B	1-0 L5		4	1	1	0	1	0	0						
<b>Chris Sabo, R</b> OBP: 0.325, SLG: 0.469	1-2 P5		0-2 F3		2-0 5-3		3-2 WP 1B BB HBP	0-0 F8		4	1	0	0	0	2							
<b>Eric Davis, R</b> OBP: 0.342, SLG: 0.484		2-3 K		2-2 P4	2-2 F3		0-0 BB WP 1B	0-3 K		5	0	1	0	0	2	0						
<b>Nick Esasky, R</b> OBP: 0.337, SLG: 0.435		3-2 1B		4-2 HR BB		0-0 F7	4-2 BB BB			2	1	1	0	2	0	0						
<b>Lloyd McClendon, R</b> OBP: 0.316, SLG: 0.363	1-0 F9		1-0 HR		2-1 2B		4-1 BB			3	1	2	2	0	0	1						
<b>Paul O'Neill, L</b> OBP: 0.320, SLG: 0.410		3-2 6-3		1-1 4-3		1-0 F8	1-2 2-3 3-H BB			0	0	0	1	1	0	0						
<b>Bo Diaz, R</b> OBP: 0.237, SLG: 0.344							0-3 K			4	0	0	0	0	1	5						
<b>Dave Concepcion, R</b> OBP: 0.266, SLG: 0.252			1-0 F9	2-1 1B 2B		3-1 F9		2-3 K		3	1	1	0	0	0	1						
<b>Dave Collins, S</b> OBP: 0.278, SLG: 0.282										1	0	0	0	0	1	0						
<b>Rob Murphy, L</b>										0	0	0	0	0	0	0						
<b>Tim Birtsas, L</b>			1-3 K	1-2 2B			1-2 1-3	2-3 K		0	0	0	0	0	0	0						
<b>Randy St. Claire, R</b>										1	0	0	0	0	1	0						
<b>Jeff Treadway, L</b>										1	0	1	1	0	0	0						
<b>Rob Dibble, L</b>										0	0	0	0	0	0	0						
<b>Herm Winningham, L</b>										1	0	0	0	0	0	0						
<b>Frank Williams, R</b>										0	0	0	0	0	0	0						
<b>Ron Oester, S</b>										0	0	0	0	0	0	0						
<b>Inning Stats</b>	R: 0 E: 0 K: 1 S: 14	H: 0 LOB: 0 BB: 0 P: 19	R: 0 E: 0 K: 1 S: 10	H: 1 LOB: 1 BB: 0 P: 19	R: 0 E: 0 K: 1 S: 10	H: 1 LOB: 2 BB: 1 P: 18	R: 3 E: 0 K: 1 S: 18	H: 3 LOB: 1 BB: 1 P: 31	R: 0 E: 0 K: 0 S: 6	H: 1 LOB: 1 BB: 0 P: 12	R: 0 E: 0 K: 0 S: 6	H: 1 LOB: 1 BB: 0 P: 12	R: 2 E: 0 K: 2 S: 24	H: 2 LOB: 3 BB: 2 P: 39	R: 0 E: 0 K: 3 S: 9	H: 0 LOB: 0 BB: 0 P: 16	R: 0 E: 0 K: 1 S: 5	H: 0 LOB: 0 BB: 0 P: 6	1B: 5 2B: 2 3B: 0 HR: 1	SF: 0 SAC: 0 DP: 0 HBP: 1	WP: 1 PB: 0 SB: 0 CS: 0	PA: 40
<b>PITCHER</b>	IP	WLS	BF	H	R	ER	SO	BB	IBB	HBP	BLK	WP	HR	S	P	ERA	WHIP					
<b>Dennis Rasmussen, L</b>	(1, 1)	6.2	W	31	8	5	5	2	0	1	0	0	1	79	133	6.75	1.500					
<b>Lance McCullers, R</b>	(7, 1)	2.1	S	9	0	0	0	5	2	0	0	1	0	23	39	0.00	0.857					

AB	35
R	5
H	8
RBI	4
BB	4
SO	10
LOB	10



Batter	1	2	3	4	5	6	7	8	9	AB	R	H	RBI	BB	SO	LOB	BOTTOM					
<b>Dickie Thon, R</b> OBP: 0.346, SLG: 0.315	0-1 4-3	1-0 E5 SF8 2B	0-0 1B		2-0 F9		1-3 K			5	1	1	0	0	1	2	<b>Cincinnati Reds @ San Diego Padres</b> Jack Murphy Stadium, San Diego, CA Sun Jul 31 1988, 6:33 AM EDT Att: 18,852 - Sunny - 75 F					
<b>Stan Jefferson, S</b> OBP: 0.210, SLG: 0.241	0-0 BLK 1B	1-0 6-3	2-1 1B		1-2 S HBP		2-1 G1-6-3			4	1	2	0	0	0	3						
<b>Tony Gwynn, L</b> OBP: 0.362, SLG: 0.404	1 SAFE 3-1 F8	4-0 S 2B IBB	0-1 F7		4-0 FC6-4 IBB		2-1 6-3			3	1	0	0	2	0	4						
<b>Keith Moreland, R</b> OBP: 0.322, SLG: 0.362	2-0 BB 1B	1-0 SF8		0-0 F9	0-2 FC6-4		0-0 6-3			4	1	1	2	0	0	2						
<b>Carmelo Martinez, R</b> OBP: 0.289, SLG: 0.342	4-2 1B	3-2 2-3 3-H		1-3 K		0-1 2-3		0-0 1B		4	1	2	2	1	1	0						
<b>Marvell Wynne, L</b> OBP: 0.352, SLG: 0.458	1-2 1B BB	1-1 1-H 3-H						1-3 1B		0	0	0	0	0	0	0						
<b>Randy Ready, R</b> OBP: 0.373, SLG: 0.438	1-2 1B	0-1 6-3		4-0 3B BB		0-2 6-3 WP 1B		1-2 1B		4	2	3	1	1	0	1						
<b>Roberto Alomar, S</b> OBP: 0.282, SLG: 0.333	3-1 S 1B		1-0 F2	0-1 1-H 3B		1-2 6-3		2-3 K		5	0	2	2	0	1	3						
<b>Mark Parent, R</b> OBP: 0.184, SLG: 0.178	3-2 6-3		2-2 6-3	0-0 F9		2-1 F3				4	0	0	0	0	0	3						
<b>Dennis Rasmussen, L</b>	(1, 1)		3-2 E SF8 2B	4-2 1B 1B	1-2 6-3		4-2 G1-6-3 BB			2	1	1	0	1	0	0						
<b>Lance McCullers, S</b>	(7, 1)									0	0	0	0	1	0	0						
<b>Inning Stats</b>	R: 3 E: 0 K: 0 S: 16	H: 4 LOB: 2 BB: 1 P: 32	R: 3 E: 1 K: 0 S: 14	H: 2 LOB: 1 BB: 1 P: 27	R: 0 E: 0 K: 0 S: 14	H: 2 LOB: 3 BB: 1 P: 23	R: 1 E: 0 K: 1 S: 7	H: 1 LOB: 1 BB: 1 P: 12	R: 0 E: 0 K: 0 S: 10	H: 0 LOB: 2 BB: 1 P: 18	R: 1 E: 0 K: 0 S: 10	H: 1 LOB: 0 BB: 0 P: 13	R: 0 E: 0 K: 1 S: 8	H: 0 LOB: 1 BB: 1 P: 15	R: 0 E: 0 K: 1 S: 13	H: 2 LOB: 2 BB: 0 P: 18	1B: 9 2B: 2 3B: 1 HR: 0	SF: 1 SAC: 0 DP: 1 HBP: 1	WP: 1 PB: 0 SB: 4 CS: 0	PA: 43		
<b>PITCHER</b>	IP	WLS	BF	H	R	ER	SO	BB	IBB	HBP	BLK	WP	HR	S	P	ERA	WHIP					
<b>Tim Birtsas, L</b>	(1, 1)	0.2	L	7	4	3	3	0	1	0	0	0	0	13	26	40.50	7.500					
<b>Randy St. Claire, R</b>	(1, 1)	2.1		14	4	3	0	0	1	1	0	0	0	31	56	0.00	2.143					
<b>Rob Dibble, R</b>	(4, 1)	3.0		14	2	2	2	1	1	1	0	1	0	27	43	6.00	1.000					
<b>Frank Williams, R</b>	(7, 1)	1.0		3	0	0	0	1	1	0	0	0	0	8	15	0.00	1.000					
<b>Rob Murphy, L</b>	(8, 1)	1.0		5	2	0	0	1	0	0	0	0	0	13	18	0.00	2.000					





Batter	1	2	3	4	5	6	7	8	9	AB	R	H	RBI	BB	SO	LOB	TOP								
Kal Daniels, L (1, 7) OBP: 0.397, SLG: 0.437	F7			6-3				E 1B BB		2	1	0	0	2	0	0	<b>Cincinnati Reds @ Los Angeles Dodgers</b> Dodger Stadium, Los Angeles, CA Mon Aug 01 1988, 7:05 PM PDT Att: 45,498 - Unknown								
Barry Larkin, R (1, 6) OBP: 0.355, SLG: 0.425	F4			P6		L8		E1 1B		4	1	1	1	0	0	1									
Chris Sabo, R (1, 5) OBP: 0.324, SLG: 0.467	P5			6-3		F2		CS 1B		4	0	1	2	0	0	1									
Eric Davis, R (1, 8) OBP: 0.344, SLG: 0.484		P4			1B 1B		G6-3 1B	5-3 1B		4	0	2	0	0	0	1									
Paul O'Neill, L (1, 9) OBP: 0.317, SLG: 0.405	F4			L8		P4		L9		4	0	0	0	0	0	2									
Nick Esasky, R (1, 3) OBP: 0.332, SLG: 0.428	1-3			L4		G6-3 1-2f		F2		4	0	0	0	0	0	2									
Jeff Reed, L (1, 2) OBP: 0.293, SLG: 0.284			F2		1-3 1B			P5 F9		4	0	1	0	0	0	0									
Jeff Treadway, L (1, 4) OBP: 0.320, SLG: 0.371			F9		F9			BB 1B 1B		3	1	1	0	0	0	2									
Danny Jackson, R (1, 1) OBP: 0.143, SLG: 0.148			L8					1B BB BB		2	0	0	0	0	0	0									
Dave Collins, S (8, PH) OBP: 0.283, SLG: 0.282				6-3				1B E BB		0	1	0	0	1	0	0									
Frank Williams, R (8, 1)										0	0	0	0	0	0	0									
John Franco, L (8, 1)										0	0	0	0	0	0	0									
Rob Murphy, L (8, 1)										0	0	0	0	0	0	0									
<b>Inning Stats</b>	R: 0 E: 0 K: 0 S: 5	H: 0 LOB: 0 BB: 0 P: 8	R: 0 E: 0 K: 0 S: 6	H: 0 LOB: 0 BB: 0 P: 11	R: 0 E: 0 K: 0 S: 9	H: 0 LOB: 0 BB: 0 P: 13	R: 0 E: 0 K: 0 S: 5	H: 0 LOB: 0 BB: 0 P: 7	R: 0 E: 0 K: 0 S: 11	H: 2 LOB: 2 BB: 0 P: 13	R: 0 E: 0 K: 0 S: 7	H: 0 LOB: 1 BB: 1 P: 15	R: 0 E: 0 K: 0 S: 5	H: 1 LOB: 0 BB: 0 P: 6	R: 4 E: 1 K: 0 S: 14	H: 3 LOB: 0 BB: 2 P: 28	R: 0 E: 0 K: 0 S: 7	H: 0 LOB: 0 BB: 0 P: 12	1B: 6 2B: 0 3B: 0 HR: 0	SF: 0 SAC: 0 DP: 1 HBP: 0	WP: 0 PB: 0 SB: 0 CS: 1	PA: 34			
<b>PITCHER</b>	IP	WLS	BF	H	R	ER	SO	BB	IBB	HBP	BLK	WP	HR	S	P	ERA	WHIP								
Tim Belcher, R (1, 1) ERA: 3.39	7.1		27	4	2	2	0	2	0	0	0	0	0	56	88	2.46	0.818								
Jesse Orosco, L (8, 1) ERA: 3.72	0.0		1	0	0	0	0	1	0	0	0	0	0	4	4	∞	∞								
Alejandro Pena, R (8, 1) ERA: 1.72	1.2	L	6	2	2	1	0	0	0	0	0	0	0	13	21	5.40	1.200								

Batter	1	2	3	4	5	6	7	8	9	AB	R	H	RBI	BB	SO	LOB	BOTTOM								
Steve Sax, R (1, 4) OBP: 0.356, SLG: 0.391	K		CS 1B		1-2 1B			CS BB		3	0	2	0	1	1	0	<b>Cincinnati Reds @ Los Angeles Dodgers</b> Dodger Stadium, Los Angeles, CA Mon Aug 01 1988, 7:05 PM PDT Att: 45,498 - Unknown								
Tracy Woodson, R (1, 5) OBP: 0.231, SLG: 0.313	HR		P4		F9		6-3	1-2		4	1	1	1	0	0	4									
Kirk Gibson, L (1, 7) OBP: 0.385, SLG: 0.511	G3		CS		F7		6-3 S 1B	BLK BB		3	1	1	0	1	0	2									
Pedro Guerrero, R (1, 3) OBP: 0.383, SLG: 0.404	K		L4		1-2 K		1-3 K	1-2 K		4	0	0	0	0	3	2									
Mike Marshall, R (1, 9) OBP: 0.304, SLG: 0.421		1B SF8 1B		6-3		5-3		K		4	1	1	0	0	1	1									
John Shelby, S (1, 8) OBP: 0.347, SLG: 0.408		G6-3 1B		WP 1B		F9		F8		4	0	2	1	0	0	0									
Rick Dempsey, R (1, 2) OBP: 0.336, SLG: 0.480		SF8		F9				1B		3	0	1	1	0	0	1									
Alfredo Griffin, S (9, PR) OBP: 0.216, SLG: 0.238		3-H G6-3		F9				1B		0	0	0	0	0	0	0									
Dave Anderson, R (1, 6) OBP: 0.332, SLG: 0.313		G6-3		FC1-8 BB		F9		1B		2	0	0	0	1	0	1									
Mickey Hatcher, R (9, PH) OBP: 0.349, SLG: 0.392				6-3		FC1-6 F9 1B		1B		1	0	1	0	0	0	0									
Mike Davis, L (9, PR) OBP: 0.271, SLG: 0.288								1B		0	0	0	0	0	0	0									
Tim Belcher, R (1, 1) OBP: 0.088, SLG: 0.147				6-3		K		K		3	0	0	0	0	1	1									
Jesse Orosco, R (8, 1)										0	0	0	0	0	0	0									
Alejandro Pena, R (8, 1)										0	0	0	0	0	0	0									
Jose Gonzalez, R (9, PH) OBP: 0.222, SLG: 0.333										1	0	0	0	0	1	2									
<b>Inning Stats</b>	R: 1 E: 0 K: 2 S: 9	H: 1 LOB: 0 BB: 0 P: 17	R: 1 E: 0 K: 0 S: 8	H: 2 LOB: 0 BB: 0 P: 13	R: 0 E: 0 K: 0 S: 7	H: 1 LOB: 0 BB: 0 P: 9	R: 1 E: 0 K: 0 S: 14	H: 2 LOB: 1 BB: 0 P: 20	R: 0 E: 0 K: 0 S: 12	H: 1 LOB: 2 BB: 1 P: 19	R: 0 E: 0 K: 1 S: 8	H: 0 LOB: 0 BB: 0 P: 12	R: 0 E: 0 K: 1 S: 7	H: 0 LOB: 0 BB: 0 P: 12	R: 0 E: 0 K: 1 S: 14	H: 0 LOB: 1 BB: 2 P: 27	R: 0 E: 0 K: 2 S: 17	H: 2 LOB: 2 BB: 0 P: 22	1B: 8 2B: 0 3B: 0 HR: 1	SF: 1 SAC: 0 DP: 1 HBP: 0	WP: 1 PB: 0 SB: 1 CS: 2	PA: 37			
<b>PITCHER</b>	IP	WLS	BF	H	R	ER	SO	BB	IBB	HBP	BLK	WP	HR	S	P	ERA	WHIP								
Danny Jackson, L (1, 1) ERA: 2.8	7.0	W	27	7	3	3	4	1	0	0	0	0	0	65	102	3.86	1.143								
Frank Williams, R (8, 1) ERA: 2.59	0.2		2	0	0	0	0	1	0	0	0	0	0	3	9	0.00	1.500								
John Franco, L (8, 1) ERA: 1.62	0.0		1	0	0	0	0	1	0	0	0	0	0	5	9	∞	∞								
Rob Murphy, L (8, 1) ERA: 2.17	1.1	S	6	2	0	0	3	0	0	0	1	0	0	23	31	0.00	1.500								





Batter	1	2	3	4	5	6	7	8	9	AB	R	H	RBI	BB	SO	LOB	TOP		
Kal Daniels, L (1,7) OBP: 0.395, SLG: 0.434 Herm Winningham, L (4,7) OBP: 0.310, SLG: 0.291	1-1 F8			1-2 F8			1-0 B1	0-2 FC4-6		2	0	0	0	0	0	0			
Barry Larkin, R (1,6) OBP: 0.354, SLG: 0.423	0-2 G6-3			1-3 K			1-1 G4-3 1B		3-1 F8	4	0	1	0	0	1	0			
Chris Sabo, R (1,5) OBP: 0.324, SLG: 0.464	1-1 F9			0-0 G6-3			2-1 G4-3		0-0 G5-3 1B	4	0	1	0	0	0	1			
Eric Davis, R (1,8) OBP: 0.343, SLG: 0.481					0-0 F8		0-1 G5-3		0-1 G5-3	4	0	1	0	0	0	2			
Paul O'Neill, L (1,9) OBP: 0.316, SLG: 0.401					0-1 F8				0-0 G6-3	3	0	0	0	1	0	1			
Nick Esasky, R (1,3) OBP: 0.326, SLG: 0.421					0-2 G6-3				0-3 K	4	0	0	0	0	1	2			
Jeff Reed, L (1,2) OBP: 0.299, SLG: 0.291					0-2 F5				1-0 BB 1B	3	0	2	0	0	0	0			
Jeff Treadway, L (1,4) OBP: 0.320, SLG: 0.371					0-1 G4-3				1-1 BB 1B	3	0	1	0	0	0	1			
Jose Rijo, R (1,1) OBP: 0.071, SLG: 0.179 Dave Collins, S (8,PH) OBP: 0.289, SLG: 0.282 Frank Williams, R (8,1)					0-3 K				4-2 FC4-6 BB	2	0	0	0	0	1	0			
<b>Inning Stats</b>	R: 0 E: 0 K: 0 S: 7	H: 0 LOB: 0 BB: 0 P: 9	R: 0 E: 0 K: 0 S: 8	H: 1 LOB: 0 BB: 0 P: 12	R: 0 E: 0 K: 1 S: 9	H: 0 LOB: 0 BB: 0 P: 9	R: 0 E: 0 K: 1 S: 9	H: 0 LOB: 0 BB: 0 P: 11	R: 0 E: 0 K: 0 S: 4	H: 1 LOB: 0 BB: 0 P: 5	R: 0 E: 0 K: 0 S: 7	H: 1 LOB: 1 BB: 0 P: 11	R: 0 E: 0 K: 1 S: 12	H: 2 LOB: 3 BB: 1 P: 18	R: 0 E: 0 K: 0 S: 7	H: 1 LOB: 2 BB: 1 P: 16	1B: 6 2B: 0 3B: 0 HR: 0	SF: 0 SAC: 0 DP: 2 HBP: 0	WP: 0 PA: 33 PB: 0 SB: 1 CS: 0
<b>PITCHER</b> Tim Leary, R (1,1) ERA: 2.24	IP: 9.0 WLS: W BF: 33 H: 6 R: 0 ER: 0 SO: 3 BB: 2 IBB: 0 HBP: 0 BLK: 0 WP: 0 HR: 0 S: 70 P: 98 ERA: 0.00 WHIP: 0.889															<b>PITCHER</b>			

Cincinnati Reds @ Los Angeles Dodgers  
Dodger Stadium, Los Angeles, CA  
Tue Aug 02 1988, 7:05 PM PDT  
Att: 44,091 - Unknown - 75 F

AB	31
R	0
H	6
RBI	0
BB	2
SO	3
LOB	10



Batter	1	2	3	4	5	6	7	8	9	AB	R	H	RBI	BB	SO	LOB	BOTTOM		
Steve Sax, R (1,4) OBP: 0.355, SLG: 0.388	4-1 2B BB				0-0 G6-3		0-0 B2			3	1	0	0	1	0	1			
Kirk Gibson, L (1,7) OBP: 0.385, SLG: 0.516	1-1 1B 2B			0-1 S 1B			2-2 L8			4	1	3	1	0	0	0			
Pedro Guerrero, R (1,3) OBP: 0.360, SLG: 0.400 Franklin Stubbs, L (9,3) OBP: 0.296, SLG: 0.371	0-0 G5-3 4-3 1B			2-1 F9			1-3 K		0-0 G5-3	4	0	1	1	0	1	2			
Mike Marshall, R (1,9) OBP: 0.303, SLG: 0.419	3-2 4-3 1-2			3-3 K			0-3 K		0-0 FC6-4 1B	4	0	1	0	0	2	2			
John Shelby, S (1,8) OBP: 0.346, SLG: 0.405	4-2 BB			1-3 K			2-3 K		0-0 FC6-4 BB	3	0	0	0	1	2	2			
Mike Scioscia, L (1,2) OBP: 0.349, SLG: 0.345	1-0 G5-3			2-3 K			3-2 BB 1B		4-0 FC5-4 BB	3	0	1	0	1	1	2			
Tracy Woodson, R (1,5) OBP: 0.232, SLG: 0.294				1-3 K			4-0 BB		0-0 FC5-4	3	0	0	0	1	1	2			
Alfredo Griffin, S (1,6) OBP: 0.212, SLG: 0.234				1-1 G6-3			0-1 L5			3	0	0	0	0	1	2			
Tim Leary, R (1,1) OBP: 0.283, SLG: 0.311				3-2 P3 1B			1-3 K			3	0	1	0	0	1	0			
<b>Inning Stats</b>	R: 2 E: 0 K: 0 S: 15	H: 2 LOB: 1 BB: 2 P: 28	R: 0 E: 0 K: 1 S: 15	H: 1 LOB: 1 BB: 0 P: 23	R: 0 E: 0 K: 2 S: 13	H: 1 LOB: 0 BB: 0 P: 18	R: 0 E: 0 K: 2 S: 9	H: 0 LOB: 0 BB: 0 P: 13	R: 0 E: 0 K: 1 S: 9	H: 1 LOB: 1 BB: 0 P: 11	R: 0 E: 0 K: 2 S: 13	H: 1 LOB: 2 BB: 1 P: 22	R: 0 E: 0 K: 1 S: 7	H: 0 LOB: 0 BB: 0 P: 10	R: 0 E: 0 K: 0 S: 4	H: 1 LOB: 2 BB: 1 P: 8	1B: 6 2B: 1 3B: 0 HR: 0	SF: 0 SAC: 0 DP: 1 HBP: 0	WP: 0 PA: 34 PB: 0 SB: 1 CS: 0
<b>PITCHER</b> Jose Rijo, R (1,1) ERA: 2.46 Frank Williams, R (8,1) ERA: 2.53	IP: 7.0 WLS: L BF: 29 H: 6 R: 2 ER: 2 SO: 9 BB: 3 IBB: 0 HBP: 0 BLK: 0 WP: 0 HR: 0 S: 81 P: 125 ERA: 2.57 WHIP: 1.286															<b>PITCHER</b>			

Cincinnati Reds @ Los Angeles Dodgers  
Dodger Stadium, Los Angeles, CA  
Tue Aug 02 1988, 7:05 PM PDT  
Att: 44,091 - Unknown - 75 F

AB	30
R	2
H	7
RBI	2
BB	4
SO	9
LOB	13

















Batter	1	2	3	4	5	6	7	8	9	AB	R	H	RBI	BB	SO	LOB	TOP								
Dickie Thon, R OBP: 0.345, SLG: 0.314 (1, 6)	0-0 2B 2B		0-0 F8		0-0 F9		0-0 6-3		1-0 1B	5	1	2	0	0	0	0									
Roberto Alomar, S OBP: 0.291, SLG: 0.358 Dave Leiper, L (7, 1)	0-0 B2		0-0 HR		4-0 BB		4-0 BB		0-3 K	2	1	1	1	2	0	1									
John Kruk, L OBP: 0.382, SLG: 0.408 (9, PH)					0-0 BB		0-0 BB		1-1 L7	1	0	0	0	0	0	1									
Tony Gwynn, L OBP: 0.369, SLG: 0.415 (1, 9)	0-0 2H 2B		0-0 1B		0-0 L8		0-0 F6			5	0	2	1	0	0	3									
Carmelo Martinez, R OBP: 0.276, SLG: 0.365 (1, 7)	0-3 K		0-3 K		0-3 K				2-3 K	4	0	0	0	0	4	3									
Keith Moreland, R OBP: 0.317, SLG: 0.357 (1, 3)	2-2 F8				0-0 F8				0-3 K	4	0	0	0	0	1	1									
Benito Santiago, R OBP: 0.283, SLG: 0.331 (1, 2)		0-0 5-3			4-0 BB		0-0 6-3		4-1 2B BB	2	1	0	0	2	0	0									
Marvell Wynne, L OBP: 0.344, SLG: 0.481 (1, 8)		0-0 L9			0-0 F2		4-1 BB		0-0 2B	3	0	1	1	1	0	1									
Chris Brown, R OBP: 0.308, SLG: 0.293 (1, 5)		4-0 BB			4-0 IBB		0-0 1-3		0-3 K	2	0	0	0	2	1	2									
Ed Whitson, R OBP: 0.143, SLG: 0.214 Lance McCullers, S (6, 1)		0-0 F9			1-3 K		0-0 6-3		2-1 L9	2	0	0	0	0	1	3									
Randy Ready, R OBP: 0.371, SLG: 0.425 (7, 4)										0	0	0	0	0	0	0									
										2	0	0	0	0	0	0									
<b>Inning Stats</b>	R: 1 E: 0 K: 1 S: 9	H: 2 LOB: 1 BB: 0 P: 11	R: 0 E: 0 K: 0 S: 3	H: 0 LOB: 1 BB: 1 P: 7	R: 1 E: 0 K: 1 S: 6	H: 2 LOB: 1 BB: 0 P: 6	R: 0 E: 0 K: 1 S: 6	H: 0 LOB: 2 BB: 2 P: 15	R: 0 E: 0 K: 1 S: 5	H: 0 LOB: 1 BB: 1 P: 9	R: 0 E: 0 K: 0 S: 4	H: 0 LOB: 1 BB: 1 P: 8	R: 0 E: 0 K: 0 S: 3	H: 0 LOB: 1 BB: 1 P: 7	R: 1 E: 0 K: 3 S: 14	H: 1 LOB: 1 BB: 1 P: 20	R: 0 E: 0 K: 1 S: 8	H: 1 LOB: 1 BB: 0 P: 12	1B: 2 2B: 4 3B: 0 HR: 1	SF: 0 SAC: 0 DP: 1 HBP: 0	WP: 0 PB: 0 SB: 2 CS: 1	PA: 39			
<b>PITCHER</b>	IP	WLS	BF	H	R	ER	SO	BB	IBB	HBP	BLK	WP	HR	S	P	ERA	WHIP								
Tom Browning, L ERA: 3.29	7.0	W	30	4	2	2	4	5	1	0	0	0	1	36	63	2.57	1.286								
Frank Williams, R ERA: 2.66	0.2		3	0	1	1	2	1	0	0	0	0	0	10	16	13.50	1.500								
John Franco, L ERA: 1.48	1.1	S	6	2	0	0	2	0	0	0	0	0	0	12	16	0.00	1.500								

**San Diego Padres @ Cincinnati Reds**  
Riverfront Stadium, Cincinnati, OH  
Sun Aug 07 1988, 3:33 AM EDT  
Att: 25,809 - Sunny - 90 F

AB 32  
R 3  
H 6  
RBI 3  
BB 7  
SO 8  
LOB 15



Batter	1	2	3	4	5	6	7	8	9	AB	R	H	RBI	BB	SO	LOB	BOTTOM								
Dave Collins, S OBP: 0.281, SLG: 0.274 Frank Williams, R (8, 1)	6-3		0-1 F7			3-2 FC1-6 1B	0-0 F4			4	1	0	0	0	0	1									
John Franco, L (8, 1)						1-2 1B				0	0	0	0	0	0	0									
Chris Sabo, R OBP: 0.324, SLG: 0.460 (1, 5)	2-2 5-3				0-0 L4	2-1 1B BB SF8 1B	0-0 3-1			4	1	1	0	0	0	0									
Barry Larkin, R OBP: 0.353, SLG: 0.420 (1, 6)	1-2 1B				0-0 1B	4-0 SF8 1B BB		1-1 F9		3	1	2	0	1	0	0									
Eric Davis, R OBP: 0.348, SLG: 0.495 (1, 8)	2-1 F8				0-3 K	1-2 BB S PB 1B		0-3 K		4	1	1	1	0	2	2									
Paul O'Neill, L OBP: 0.318, SLG: 0.404 (1, 9)		0-3 K			0-3 K	0-0 SF8		1-1 4-3		3	0	0	1	0	2	1									
Nick Esasky, R OBP: 0.325, SLG: 0.424 (1, 3)		0-3 K			0-3 K	2-3 3-H PB BB				2	0	0	0	1	2	0									
Bo Diaz, R OBP: 0.236, SLG: 0.341 (1, 2)		0-0 5-3			0-0 F7	1-2 2-3 3-H PB BB				2	0	0	1	1	0	0									
Ron Oester, S OBP: 0.292, SLG: 0.214 (1, 4)			0-0 L8		0-0 F9	0-3 K				3	0	0	0	0	1	2									
Tom Browning, L OBP: 0.203, SLG: 0.167 Dave Concepcion, R OBP: 0.264, SLG: 0.245 Herm Winningham, L OBP: 0.323, SLG: 0.319 (7, PH)			0-0 5-3		0-0 F9	1-2 2-3 3-H FC1-6 BB		0-0 P3		1	0	0	0	1	0	0									
										1	0	0	0	0	0	0									
										0	0	0	0	0	0	0									
<b>Inning Stats</b>	R: 0 E: 0 K: 0 S: 10	H: 1 LOB: 1 BB: 0 P: 16	R: 0 E: 0 K: 2 S: 7	H: 0 LOB: 0 BB: 0 P: 7	R: 0 E: 0 K: 0 S: 4	H: 0 LOB: 0 BB: 0 P: 4	R: 0 E: 0 K: 2 S: 8	H: 1 LOB: 1 BB: 0 P: 8	R: 0 E: 0 K: 1 S: 5	H: 0 LOB: 0 BB: 0 P: 5	R: 4 E: 0 K: 1 S: 13	H: 2 LOB: 4 BB: 4 P: 35	R: 0 E: 0 K: 0 S: 3	H: 0 LOB: 0 BB: 0 P: 3	R: 0 E: 0 K: 1 S: 6	H: 0 LOB: 0 BB: 0 P: 7	1B: 4 2B: 0 3B: 0 HR: 0	SF: 1 SAC: 0 DP: 0 HBP: 0	WP: 0 PB: 1 SB: 3 CS: 0	PA: 32					
<b>PITCHER</b>	IP	WLS	BF	H	R	ER	SO	BB	IBB	HBP	BLK	WP	HR	S	P	ERA	WHIP								
Ed Whitson, R ERA: 4.33	5.2	L	24	4	4	3	5	3	0	0	0	0	0	44	68	4.76	1.235								
Lance McCullers, R ERA: 2.59	0.1		2	0	0	0	1	1	0	0	0	0	0	3	7	0.00	3.000								
Dave Leiper, L ERA: 2.1	2.0		6	0	0	0	1	0	0	0	0	0	0	9	10	0.00	0.000								

**San Diego Padres @ Cincinnati Reds**  
Riverfront Stadium, Cincinnati, OH  
Sun Aug 07 1988, 3:33 AM EDT  
Att: 25,809 - Sunny - 90 F

AB 27  
R 4  
H 4  
RBI 3  
BB 4  
SO 7  
LOB 6





Batter	1	2	3	4	5	6	7	8	9	AB	R	H	RBI	BB	SO	LOB	TOP					
Steve Sax, R (1.4) OBP: 0.347, SLG: 0.377										4	0	0	0	0	1	4						
Alfredo Griffin, S (1.6) OBP: 0.198, SLG: 0.216										4	0	0	0	0	1	2						
Kirk Gibson, L (1.7) OBP: 0.385, SLG: 0.517										4	0	0	0	0	2	0						
Mike Marshall, R (1.9) OBP: 0.309, SLG: 0.427										4	0	0	0	0	2	0						
Pedro Guerrero, R (1.3) OBP: 0.373, SLG: 0.393										3	0	1	0	0	1	0						
John Shelby, S (1.8) OBP: 0.337, SLG: 0.392										3	0	0	0	0	0	1						
Rick Dempsey, R (1.2) OBP: 0.333, SLG: 0.482										3	0	1	0	0	1	0						
Tracy Woodson, R (1.5) OBP: 0.241, SLG: 0.284										3	0	1	0	0	0	0						
Don Sutton, R (1.1) OBP: 0.125, SLG: 0.087										2	0	0	0	0	0	2						
Dave Anderson, R (8, PH) OBP: 0.333, SLG: 0.311										1	0	1	0	0	0	0						
Jesse Orosco, R (8.1)										0	0	0	0	0	0	0						
<b>Inning Stats</b>	R: 0 E: 0 K: 1 S: 9	H: 0 LOB: 0 BB: 0 P: 13	R: 0 E: 0 K: 2 S: 7	H: 0 LOB: 0 BB: 0 P: 7	R: 0 E: 0 K: 0 S: 12	H: 2 LOB: 2 BB: 0 P: 16	R: 0 E: 0 K: 0 S: 9	H: 1 LOB: 1 BB: 0 P: 14	R: 0 E: 1 K: 0 S: 9	H: 0 LOB: 1 BB: 0 P: 10	R: 0 E: 0 K: 1 S: 5	H: 0 LOB: 0 BB: 0 P: 5	R: 0 E: 0 K: 1 S: 5	H: 0 LOB: 0 BB: 0 P: 8	R: 0 E: 0 K: 0 S: 4	H: 1 LOB: 0 BB: 0 P: 6	R: 0 E: 0 K: 3 S: 9	H: 0 LOB: 0 BB: 0 P: 13	1B: 4 2B: 0 3B: 0 HR: 0	SF: 0 SAC: 0 DP: 1 HBP: 0	WP: 0 PB: 0 SB: 0 CS: 0	PA: 31
<b>PITCHER</b> Danny Jackson, L (1.1) ERA: 2.71	IP: 9.0 WLS: W BF: 31 H: 4 R: 0 ER: 0 SO: 8 BB: 0 IBB: 0 HBP: 0 BLK: 0 WP: 0 HR: 0 S: 69 P: 92 ERA: 0.00 WHIP: 0.444															<b>PITCHER</b>						

Los Angeles Dodgers @ Cincinnati Reds  
Riverfront Stadium, Cincinnati, OH  
Tue Aug 09 1988, 7:05 PM EDT  
Att: 32,824 - Unknown - 85 F

AB 31  
R 0  
H 4  
RBI 0  
BB 0  
SO 8  
LOB 9

Batter	1	2	3	4	5	6	7	8	9	AB	R	H	RBI	BB	SO	LOB	BOTTOM			
Kal Daniels, L (1.7) OBP: 0.396, SLG: 0.433										3	1	1	0	1	0	0				
Herm Winningham, L (8.7) OBP: 0.323, SLG: 0.319										3	1	1	0	0	0	1				
Chris Sabo, R (1.5) OBP: 0.324, SLG: 0.459										4	1	2	2	0	0	1				
Barry Larkin, R (1.6) OBP: 0.354, SLG: 0.423										4	0	0	0	0	2	3				
Eric Davis, R (1.8) OBP: 0.344, SLG: 0.490										2	2	2	1	2	0	0				
Paul O'Neill, L (1.9) OBP: 0.325, SLG: 0.417										4	0	0	0	0	3	4				
Nick Esasky, R (1.3) OBP: 0.325, SLG: 0.418										4	1	1	3	0	1	2				
Bo Diaz, R (1.2) OBP: 0.237, SLG: 0.351										3	0	1	0	1	1	0				
Ron Oester, S (1.4) OBP: 0.308, SLG: 0.222										4	0	0	0	0	0	4				
Danny Jackson, R (1.1) OBP: 0.129, SLG: 0.133										4	0	0	0	0	0	4				
<b>Inning Stats</b>	R: 1 E: 0 K: 1 S: 9	H: 1 LOB: 0 BB: 0 P: 13	R: 0 E: 0 K: 1 S: 7	H: 1 LOB: 1 BB: 1 P: 16	R: 0 E: 0 K: 0 S: 5	H: 0 LOB: 1 BB: 1 P: 10	R: 1 E: 0 K: 2 S: 14	H: 1 LOB: 0 BB: 0 P: 22	R: 0 E: 0 K: 0 S: 5	H: 0 LOB: 0 BB: 0 P: 7	R: 3 E: 0 K: 0 S: 8	H: 2 LOB: 1 BB: 1 P: 18	R: 1 E: 0 K: 1 S: 10	H: 2 LOB: 1 BB: 0 P: 12	R: 0 E: 0 K: 2 S: 15	H: 1 LOB: 2 BB: 1 P: 23	1B: 5 2B: 1 3B: 0 HR: 2	SF: 0 SAC: 1 DP: 0 HBP: 0	WP: 1 PB: 0 SB: 2 CS: 0	PA: 36
<b>PITCHER</b> Don Sutton, R (1.1) ERA: 3.92	IP: 7.0 WLS: L BF: 31 H: 7 R: 6 ER: 5 SO: 5 BB: 1 IBB: 2 HBP: 0 BLK: 1 WP: 1 HR: 2 S: 58 P: 98 ERA: 6.43 WHIP: 1.143															<b>PITCHER</b>				
Jesse Orosco, L (8.1) ERA: 3.55	IP: 1.0 WLS: L BF: 5 H: 1 R: 0 ER: 0 SO: 2 BB: 1 IBB: 0 HBP: 0 BLK: 0 WP: 0 HR: 0 S: 15 P: 23 ERA: 0.00 WHIP: 2.000															<b>PITCHER</b>				

Los Angeles Dodgers @ Cincinnati Reds  
Riverfront Stadium, Cincinnati, OH  
Tue Aug 09 1988, 7:05 PM EDT  
Att: 32,824 - Unknown - 85 F

AB 31  
R 6  
H 8  
RBI 6  
BB 4  
SO 7  
LOB 15



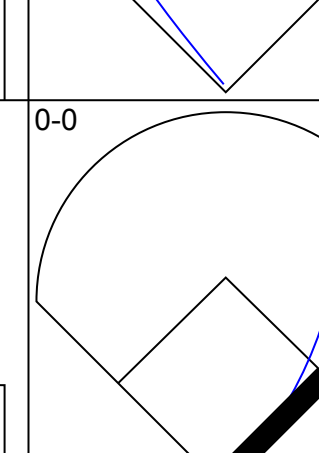
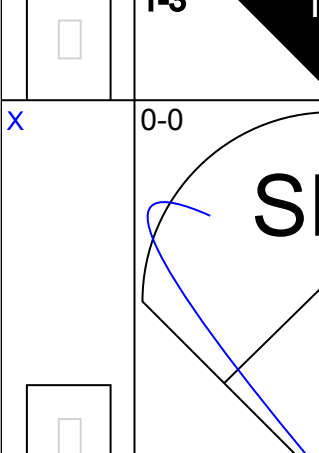

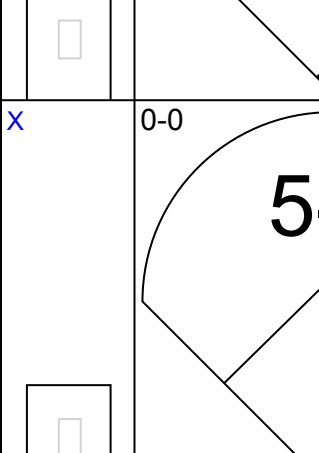
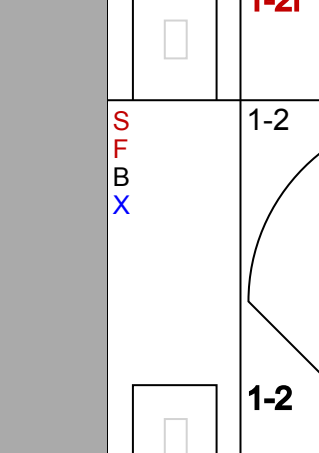
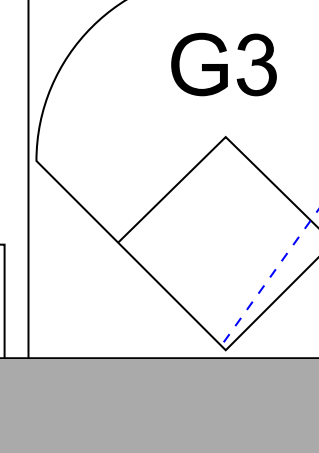
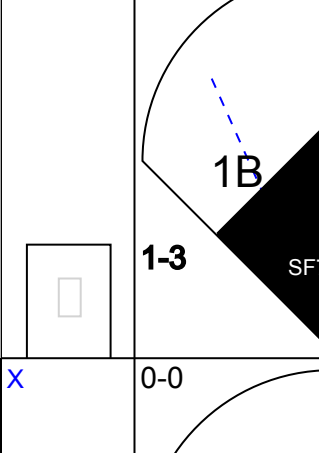
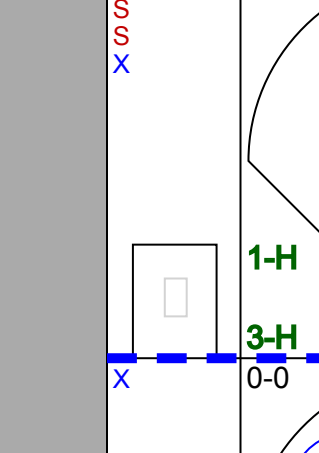
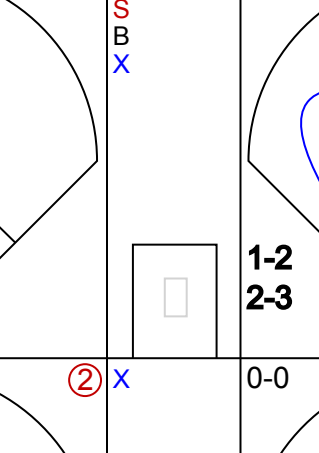

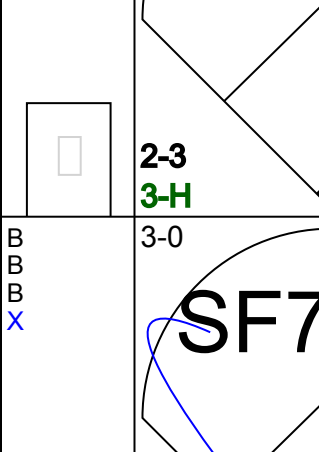
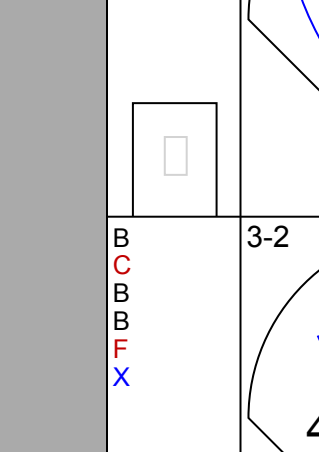

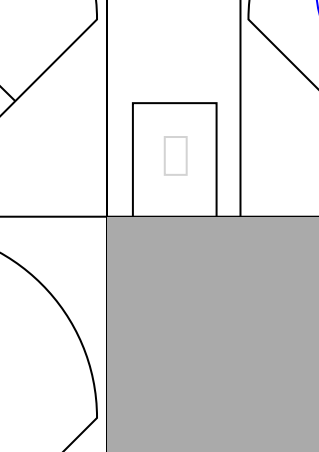


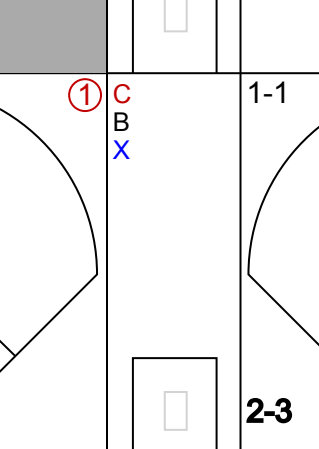

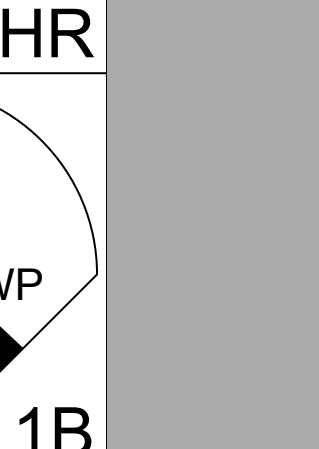
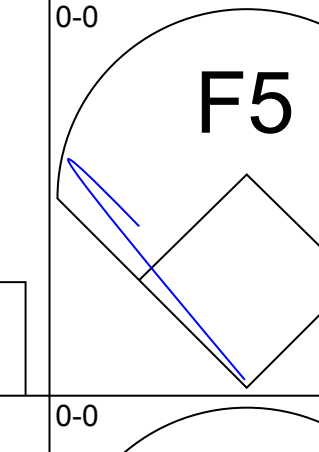
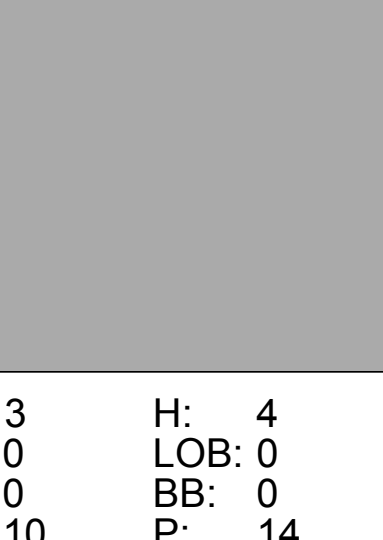
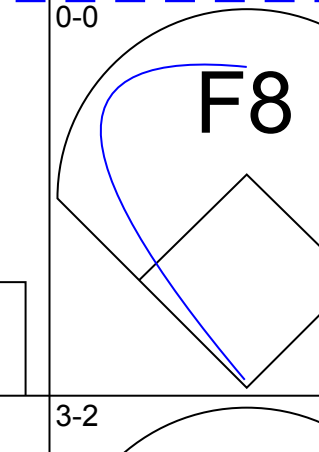
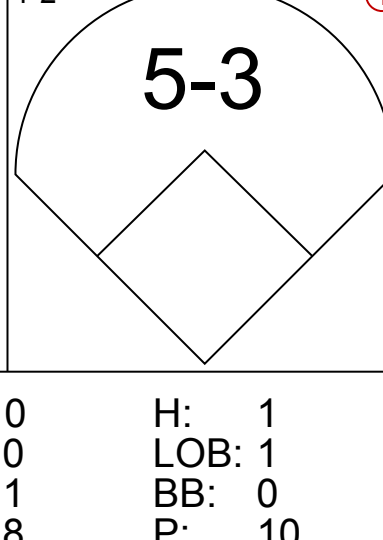
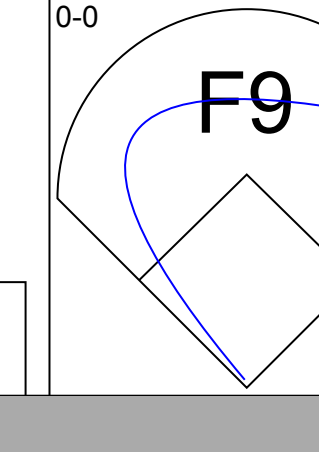


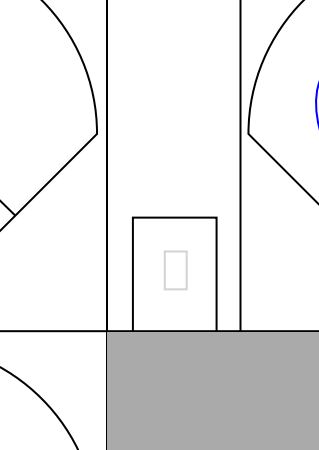
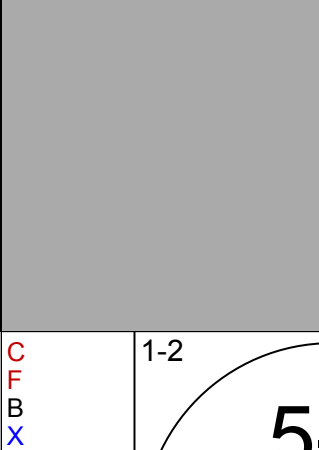
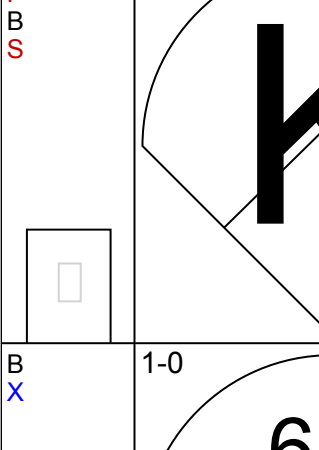
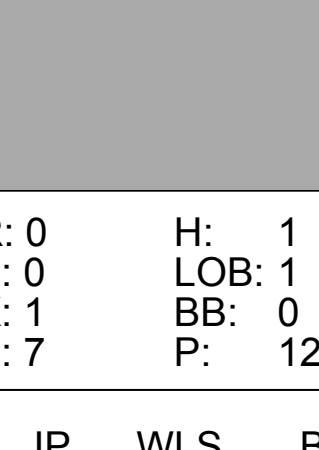
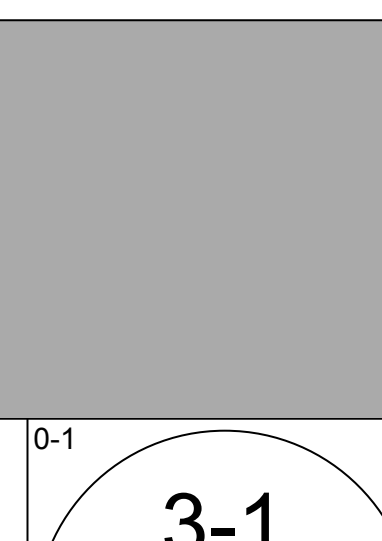

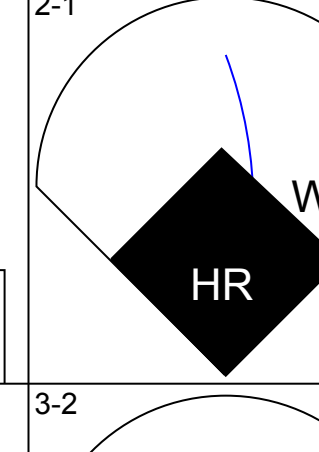
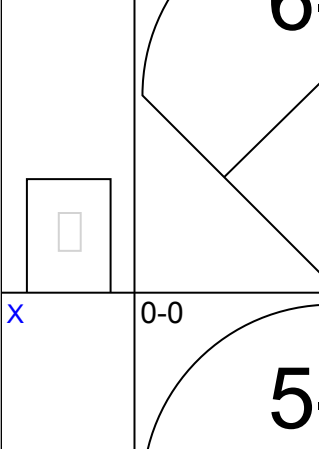

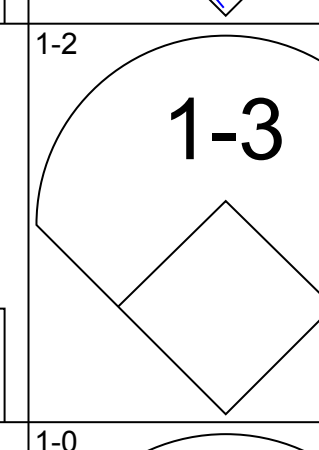
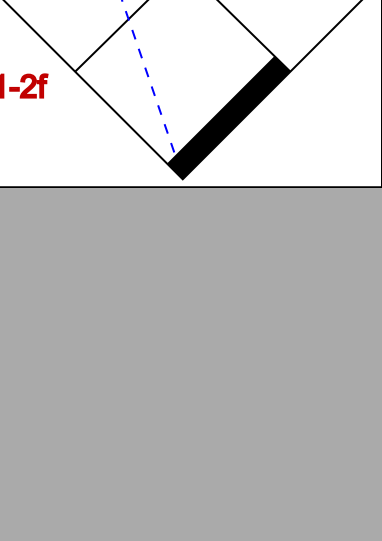
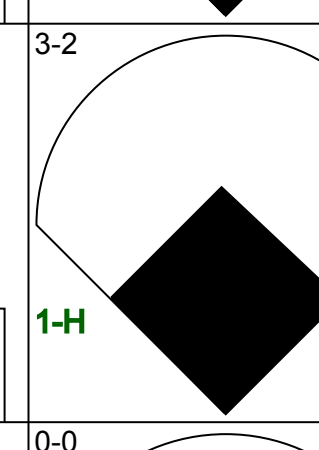
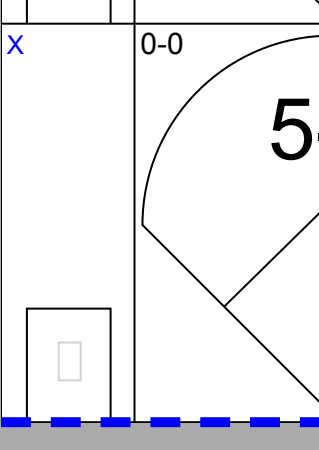

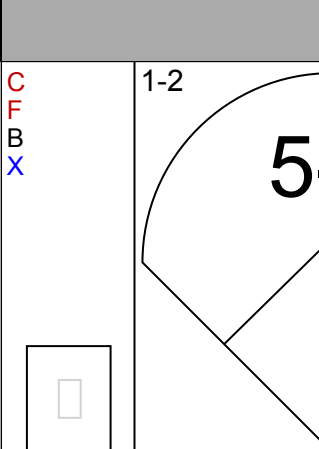

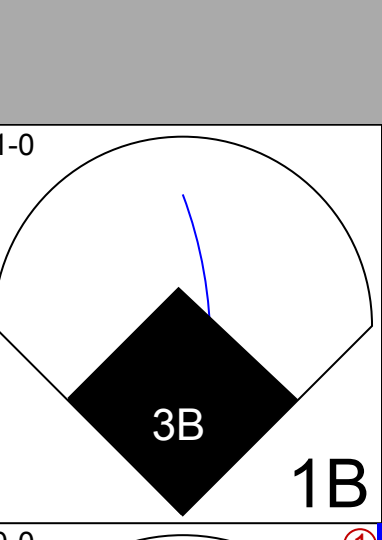
Batter	1	2	3	4	5	6	7	8	9	AB	R	H	RBI	BB	SO	LOB	TOP								
Steve Sax, R (1,4) OBP: 0.344, SLG: 0.374 Dave Anderson, R (7,4) OBP: 0.336, SLG: 0.314	L9		F9		E6		1-3		E3	4	0	0	0	0	0	3	<b>Los Angeles Dodgers @ Cincinnati Reds</b> Riverfront Stadium, Cincinnati, OH Wed Aug 10 1988, 7:05 PM EDT Att: 30,809 - Unknown - 88 F  <b>AB 39</b> <b>R 8</b> <b>H 11</b> <b>RBI 6</b> <b>BB 3</b> <b>SO 11</b> <b>LOB 22</b>								
Mike Scioscia, L (1,2) OBP: 0.348, SLG: 0.345	4-3			4-3			3-1		E3	5	1	1	2	0	2										
Kirk Gibson, L (1,7) OBP: 0.383, SLG: 0.512	F8			K			6-3		K	4	0	0	0	1	2										
Pedro Guerrero, R (1,3) OBP: 0.367, SLG: 0.385 Franklin Stubbs, L (8,3) OBP: 0.294, SLG: 0.368 Mickey Hatcher, R (9,PH) OBP: 0.358, SLG: 0.394		K		K		F8			L8	4	0	0	0	0	2										
Mike Marshall, R (1,9) OBP: 0.314, SLG: 0.441		F7							E5	4	1	3	2	1	0										
John Shelby, S (1,8) OBP: 0.338, SLG: 0.396		K								4	1	1	0	1	3										
Tracy Woodson, R (1,5) OBP: 0.241, SLG: 0.282				K					F8	4	1	1	1	0	2										
Alfredo Griffin, S (1,6) OBP: 0.204, SLG: 0.223									F7	4	1	2	0	0	2										
Orel Hershiser, R (1,1) OBP: 0.127, SLG: 0.175 Jay Howell, R (9,1)				F2						4	1	1	0	0	2										
										0	0	0	0	0	0										
<b>Inning Stats</b>	R: 0 E: 0 K: 0 S: 5	H: 0 LOB: 0 BB: 0 P: 10	R: 0 E: 0 K: 2 S: 7	H: 0 LOB: 0 BB: 0 P: 7	R: 0 E: 0 K: 1 S: 14	H: 1 LOB: 1 BB: 0 P: 20	R: 0 E: 0 K: 2 S: 8	H: 0 LOB: 0 BB: 0 P: 14	R: 4 E: 1 K: 1 S: 22	H: 5 LOB: 2 BB: 1 P: 34	R: 0 E: 0 K: 0 S: 9	H: 0 LOB: 0 BB: 0 P: 17	R: 0 E: 0 K: 0 S: 7	H: 0 LOB: 0 BB: 0 P: 10	R: 0 E: 0 K: 1 S: 7	H: 1 LOB: 1 BB: 0 P: 7	R: 4 E: 2 K: 2 S: 13	H: 4 LOB: 1 BB: 0 P: 20	1B: 8 2B: 0 3B: 2 HR: 1	SF: 0 SAC: 0 DP: 0 HBP: 0	WP: 0 PB: 0 SB: 0 CS: 0	PA: 42			
<b>PITCHER</b>	IP	WLS	BF	H	R	ER	SO	BB	IBB	HBP	BLK	WP	HR	S	P	ERA	WHIP								
Jose Rijo, R (1,1) ERA: 2.69	5.0	L	24	6	4	3	6	3	0	0	0	0	1	56	93	5.40	1.800								
Rob Dibble, R (6,1) ERA: 2.29	1.0		3	0	0	0	2	0	0	0	0	0	0	9	9	0.00	0.000								
Rob Murphy, L (7,1) ERA: 2.68	2.0		7	1	0	0	1	0	0	0	0	0	0	14	17	0.00	0.500								
Frank Williams, R (9,1) ERA: 2.64	0.1		3	2	2	0	0	0	0	0	0	0	0	3	4	0.00	6.000								
Tim Lirtsas, L (9,1) ERA: 4.29	0.1		2	0	0	0	1	0	0	0	0	0	0	4	8	0.00	0.000								
<b>PITCHER</b>	IP	WLS	BF	H	R	ER	SO	BB	IBB	HBP	BLK	WP	HR	S	P	ERA	WHIP								
Randy St. Claire, R (9,1) ERA: 5.14	0.1		3	2	2	0	1	0	0	0	0	0	0	6	8	0.00	6.000								

Batter	1	2	3	4	5	6	7	8	9	AB	R	H	RBI	BB	SO	LOB	BOTTOM								
Kal Daniels, L (1,7) OBP: 0.399, SLG: 0.452	F7		E3							4	2	2	2	1	0	0	<b>Los Angeles Dodgers @ Cincinnati Reds</b> Riverfront Stadium, Cincinnati, OH Wed Aug 10 1988, 7:05 PM EDT Att: 30,809 - Unknown - 88 F  <b>AB 38</b> <b>R 5</b> <b>H 11</b> <b>RBI 5</b> <b>BB 3</b> <b>SO 2</b> <b>LOB 17</b>								
Chris Sabo, R (1,5) OBP: 0.323, SLG: 0.455	6-3		4-3		4-3		FC6-4		HR	5	1	1	0	0	4										
Barry Larkin, R (1,6) OBP: 0.352, SLG: 0.421			FC6-2		6-3				F3	5	0	1	0	0	2										
Eric Davis, R (1,8) OBP: 0.345, SLG: 0.487			CS		F9				K	4	0	1	0	1	1										
Paul O'Neill, L (1,9) OBP: 0.329, SLG: 0.432	4-3				F2					5	1	3	2	0	3										
Ken Griffey, L (1,3) OBP: 0.306, SLG: 0.320					G3				F8	5	1	2	1	0	2										
Bo Diaz, R (1,2) OBP: 0.285, SLG: 0.349 Herm Winningham, L (6,PH) OBP: 0.320, SLG: 0.336 Rob Murphy, L (7,1) OBP: 0.278, SLG: 0.272 Frank Williams, R (9,1) OBP: 0.358, SLG: 0.394 Tim Lirtsas, L (9,1) ERA: 4.29 Randy St. Claire, R (9,1)									L9	1	0	0	0	0	0										
Jeff Treadway, L (1,4) OBP: 0.318, SLG: 0.365									F7	3	0	0	0	1	0										
Jose Rijo, R (1,1) OBP: 0.063, SLG: 0.156 Rob Dibble, L (6,1) ERA: 2.29 Jeff Reed, L (6,PH) OBP: 0.307, SLG: 0.291 (7,2)										2	0	0	0	0	1										
										0	0	0	0	0	0										
<b>Inning Stats</b>	R: 0 E: 0 K: 0 S: 9	H: 2 LOB: 2 BB: 0 P: 14	R: 1 E: 0 K: 1 S: 8	H: 1 LOB: 0 BB: 0 P: 10	R: 0 E: 0 K: 0 S: 9	H: 0 LOB: 0 BB: 0 P: 13	R: 0 E: 0 K: 0 S: 13	H: 1 LOB: 3 BB: 1 P: 23	R: 1 E: 0 K: 0 S: 8	H: 1 LOB: 1 BB: 1 P: 15	R: 0 E: 0 K: 0 S: 12	H: 2 LOB: 3 BB: 1 P: 20	R: 0 E: 0 K: 1 S: 9	H: 1 LOB: 1 BB: 0 P: 15	R: 0 E: 0 K: 0 S: 8	H: 0 LOB: 0 BB: 0 P: 9	R: 3 E: 0 K: 0 S: 11	H: 3 LOB: 0 BB: 0 P: 19	1B: 6 2B: 1 3B: 0 HR: 4	SF: 0 SAC: 0 DP: 0 HBP: 1	WP: 0 PB: 0 SB: 0 CS: 1	PA: 43			
<b>PITCHER</b>	IP	WLS	BF	H	R	ER	SO	BB	IBB	HBP	BLK	WP	HR	S	P	ERA	WHIP								
Orel Hershiser, R (1,1) ERA: 2.85	8.0	W	38	10	4	4	2	3	0	1	0	0	3	79	124	4.50	1.625								
Jay Howell, R (9,1) ERA: 2.39	1.0		4	1	1	1	0	0	0	0	0	0	1	8	14	9.00	1.000								
<b>PITCHER</b>	IP	WLS	BF	H	R	ER	SO	BB	IBB	HBP	BLK	WP	HR	S	P	ERA	WHIP								





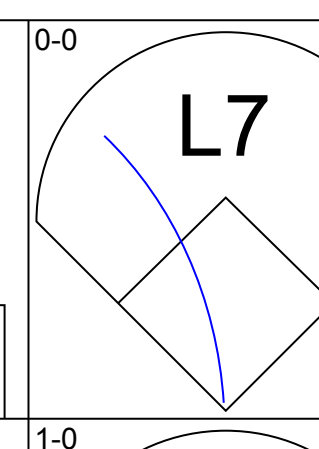
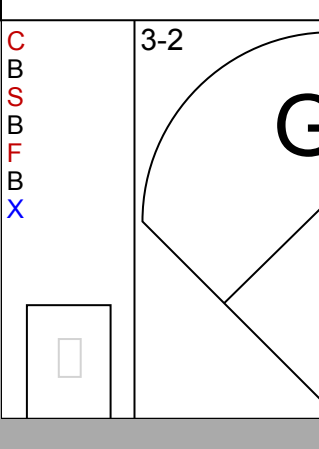
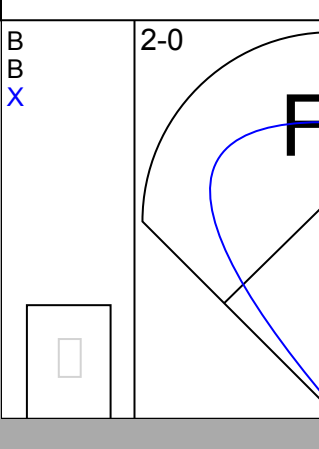
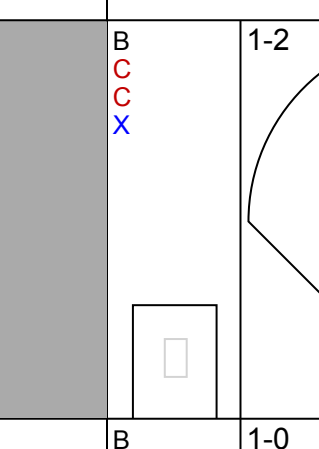
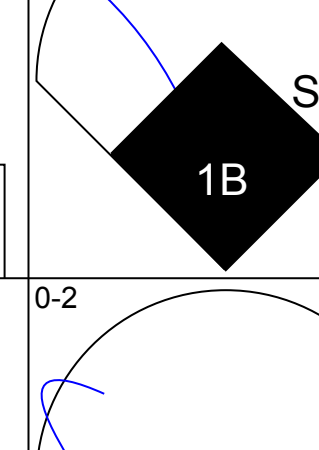
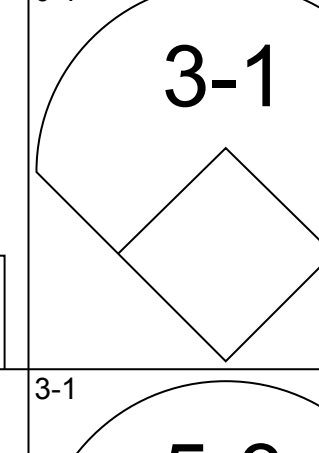

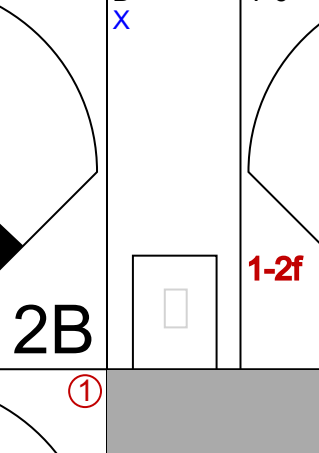
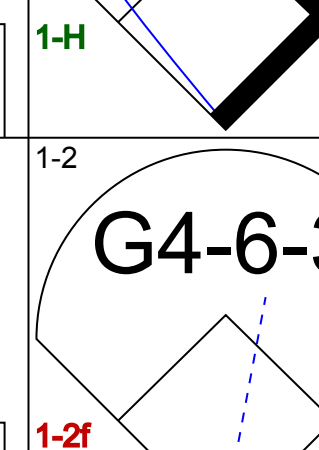
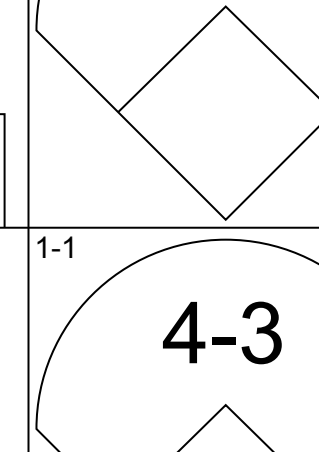

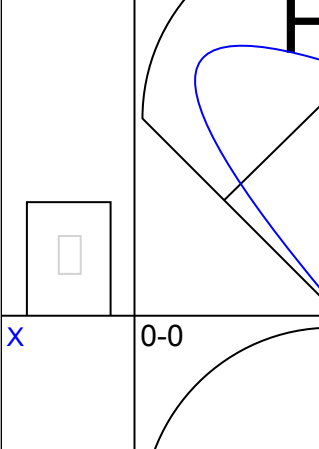


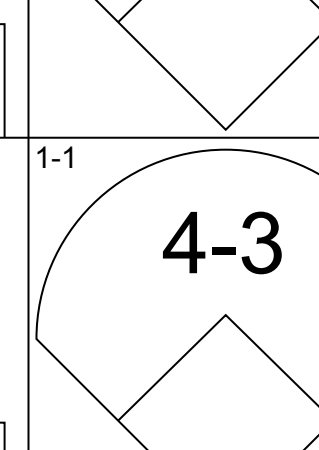

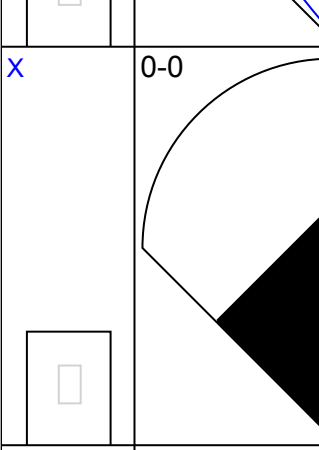
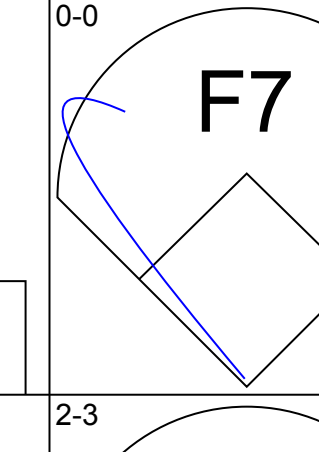
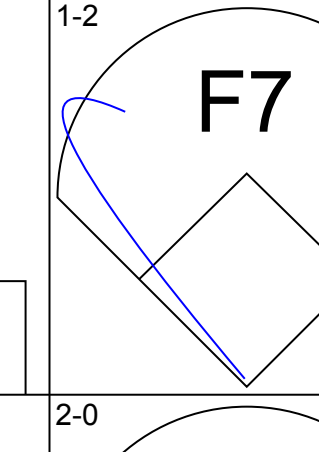
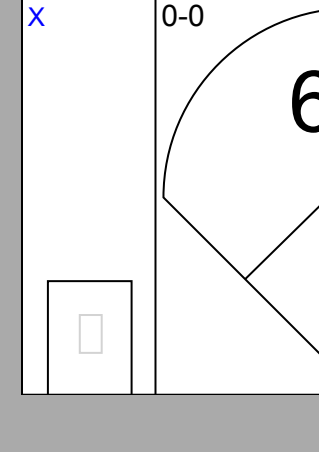
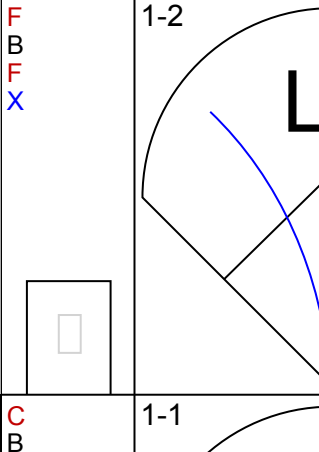
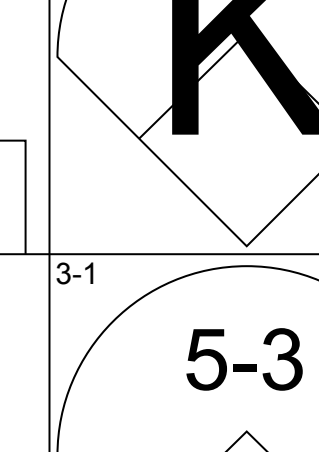
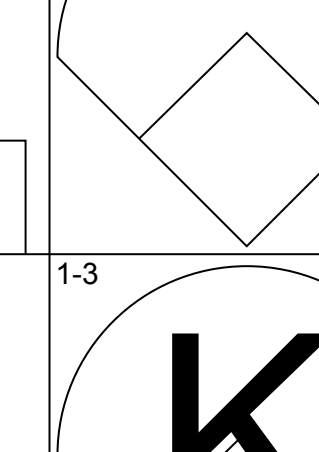
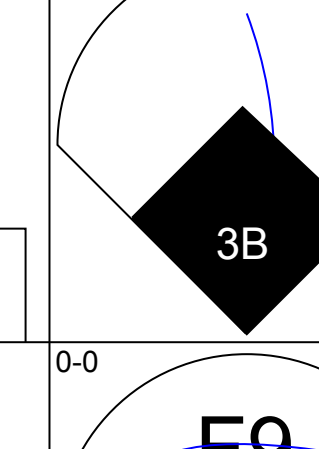
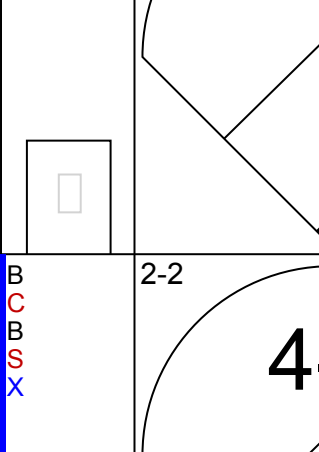
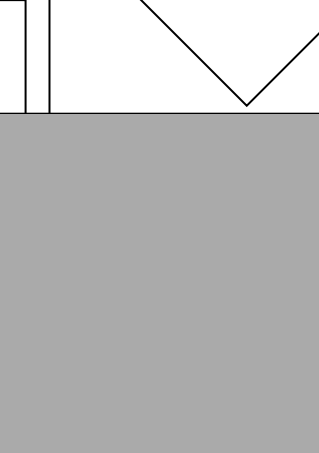
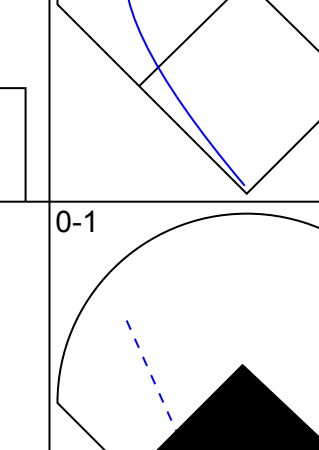
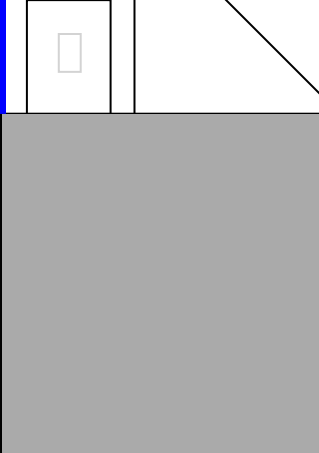
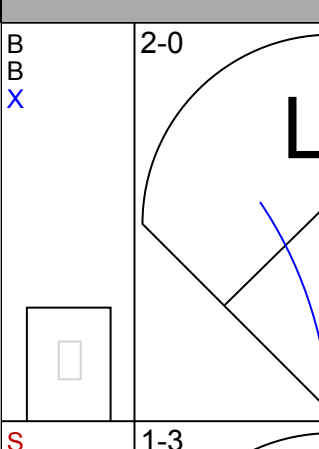
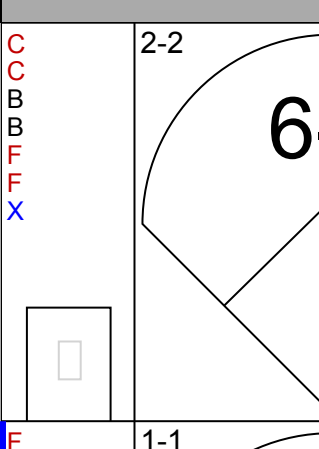
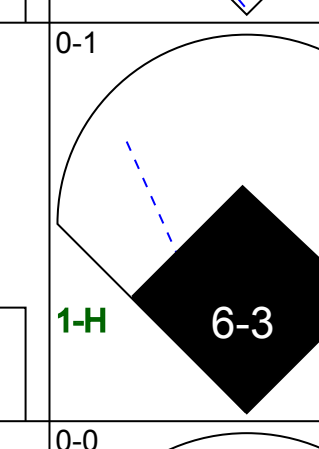


Batter	1	2	3	4	5	6	7	8	9	AB	R	H	RBI	BB	SO	LOB	TOP																					
Ron Gant, R OBP: 0.311, SLG: 0.457 (1,4)										4	1	1	0	1	2	1																						
Ken Oberkfell, L OBP: 0.331, SLG: 0.369 (1,5)										5	2	3	0	0	0	1																						
Gerald Perry, L OBP: 0.361, SLG: 0.412 (1,3)										4	1	3	1	0	0	1																						
Dale Murphy, R OBP: 0.332, SLG: 0.472 (1,9)										5	2	2	3	0	0	3																						
Andres Thomas, R OBP: 0.273, SLG: 0.374 (1,6)										5	0	1	1	0	0	2																						
Dion James, L OBP: 0.365, SLG: 0.378 (1,7)										4	1	3	2	0	1	0																						
Bruce Benedict, R OBP: 0.311, SLG: 0.285 (1,2)										4	1	1	0	1	0	1	AB 40 R 9 H 16 RBI 9 BB 2 SO 3 LOB 14																					
Terry Blocker, L OBP: 0.215, SLG: 0.233 (1,8)										5	1	1	2	0	0	3																						
Tom Glavine, L OBP: 0.273, SLG: 0.262 (1,1)										4	0	1	0	0	0	2																						
Joe Boever, R (9,1)										0	0	0	0	0	0	0																						
<b>Inning Stats</b>	R: 0 E: 0 K: 1 S: 7	H: 1 LOB: 1 BB: 0 P: 12	R: 0 E: 0 K: 0 S: 10	H: 1 LOB: 2 BB: 1 P: 16	R: 3 E: 0 K: 0 S: 10	H: 4 LOB: 0 BB: 0 P: 14	R: 0 E: 0 K: 0 S: 7	H: 1 LOB: 1 BB: 0 P: 11	R: 3 E: 0 K: 1 S: 16	H: 4 LOB: 1 BB: 0 P: 23	R: 0 E: 0 K: 1 S: 8	H: 1 LOB: 1 BB: 0 P: 10	R: 3 E: 0 K: 0 S: 11	H: 3 LOB: 0 BB: 0 P: 19	R: 0 E: 0 K: 0 S: 12	H: 1 LOB: 2 BB: 1 P: 18	R: 0 E: 0 K: 1 S: 5	H: 0 LOB: 0 BB: 0 P: 7	1B: 10 2B: 4 3B: 0 HR: 3	SF: 2 SAC: 0 DP: 1 HBP: 0	WP: 1 PA: 44 PB: 1 SB: 0 CS: 0																	
<b>PITCHER</b>	IP	WLS	BF	H	R	ER	SO	BB	IBB	HBP	BLK	WP	HR	S	P	ERA	WHIP	<b>PITCHER</b>				IP	WLS	BF	H	R	ER	SO	BB	IBB	HBP	BLK	WP	HR	S	P	ERA	WHIP
Jack Armstrong, R ERA: 6.12 (1,1)	4.0	L	22	10	6	6	1	1	0	0	0	0	1	43	65	13.50	2.750																					
Tim Birtsas, L ERA: 4.15 (5,1)	2.0		8	2	0	0	1	0	0	0	0	0	0	15	21	0.00	1.000																					
Frank Williams, R ERA: 3.13 (7,1)	1.0		7	3	3	3	0	1	0	0	0	1	2	12	24	27.00	4.000																					
Rob Dibble, R ERA: 2.7 (8,1)	1.0		4	1	0	0	0	0	0	0	0	0	0	11	13	0.00	1.000																					
John Franco, L ERA: 1.43 (9,1)	1.0		3	0	0	0	1	0	0	0	0	0	0	5	7	0.00	0.000																					

Atlanta Braves @ Cincinnati Reds  
Riverfront Stadium, Cincinnati, OH  
Fri Aug 12 1988, 7:05 PM EDT  
Att: 27,247 - Unknown - 85 F

AB 40  
R 9  
H 16  
RBI 9  
BB 2  
SO 3  
LOB 14



Batter	1	2	3	4	5	6	7	8	9	AB	R	H	RBI	BB	SO	LOB	BOTTOM																					
Kal Daniels, L OBP: 0.399, SLG: 0.447 (1,7)										4	0	1	0	0	0	0																						
Chris Sabo, R OBP: 0.324, SLG: 0.457 (1,5)										4	1	2	0	0	0	1																						
Barry Larkin, R OBP: 0.349, SLG: 0.415 (1,6)										4	0	1	1	0	0	1																						
Nick Esasky, R OBP: 0.328, SLG: 0.433 (1,3)										4	1	1	1	0	0	2																						
Paul O'Neill, L OBP: 0.332, SLG: 0.443 (1,9)										4	0	0	0	0	0	1																						
Dave Concepcion, R OBP: 0.274, SLG: 0.256 (1,4)										4	1	2	0	0	1	0																						
Bo Diaz, R OBP: 0.236, SLG: 0.345 (1,2)										3	0	0	0	0	1	1																						
John Franco, L (9,1)										0	0	0	0	0	0	0																						
Ken Griffey, L OBP: 0.304, SLG: 0.317 (9,PH)										1	0	0	0	0	0	1																						
Herm Winningham, L OBP: 0.318, SLG: 0.331 (1,8)										3	1	1	1	0	0	0																						
Jack Armstrong, R (1,1)										1	0	0	0	0	1	0																						
Tim Birtsas, L (5,1)										0	0	0	0	0	0	0																						
Ron Oester, S OBP: 0.369, SLG: 0.217 (6,PH)										1	0	0	0	0	0	0																						
Frank Williams, R (7,1)										0	0	0	0	0	0	0																						
Rob Dibble, L (8,1)										0	0	0	0	0	0	0																						
Lloyd McClendon, R OBP: 0.300, SLG: 0.325 (8,PH)										1	0	0	1	0	0	0																						
Lloyd McClendon, R (9,2)																																						
<b>Inning Stats</b>	R: 1 E: 0 K: 0 S: 8	H: 2 LOB: 0 BB: 0 P: 10	R: 0 E: 0 K: 1 S: 6	H: 0 LOB: 0 BB: 0 P: 11	R: 0 E: 0 K: 1 S: 8	H: 0 LOB: 0 BB: 0 P: 14	R: 0 E: 0 K: 0 S: 6	H: 0 LOB: 0 BB: 0 P: 10	R: 0 E: 0 K: 1 S: 7	H: 0 LOB: 0 BB: 0 P: 11	R: 0 E: 0 K: 0 S: 8	H: 0 LOB: 0 BB: 0 P: 13	R: 0 E: 0 K: 0 S: 9	H: 1 LOB: 1 BB: 0 P: 13	R: 2 E: 0 K: 0 S: 9	H: 3 LOB: 1 BB: 0 P: 12	R: 1 E: 0 K: 0 S: 10	H: 2 LOB: 1 BB: 0 P: 15	1B: 5 2B: 1 3B: 1 HR: 1	SF: 0 SAC: 0 DP: 1 HBP: 0	WP: 0 PA: 34 PB: 0 SB: 1 CS: 0																	
<b>PITCHER</b>	IP	WLS	BF	H	R	ER	SO	BB	IBB	HBP	BLK	WP	HR	S	P	ERA	WHIP	<b>PITCHER</b>				IP	WLS	BF	H	R	ER	SO	BB	IBB	HBP	BLK	WP	HR	S	P	ERA	WHIP
Tom Glavine, L ERA: 5.39 (1,1)	8.0	W	29	6	3	3	3	0	0	0	0	0	1	61	94	9.00	2.000																					
Joe Boever, R ERA: 1.04 (9,1)	1.0		5	2	1	1	0	0	0	0	0	0	1	10	15	9.00	2.000																					

Atlanta Braves @ Cincinnati Reds  
Riverfront Stadium, Cincinnati, OH  
Fri Aug 12 1988, 7:05 PM EDT  
Att: 27,247 - Unknown - 85 F

AB 34  
R 4  
H 8  
RBI 4  
BB 0  
SO 3  
LOB 7





Batter	1	2	3	4	5	6	7	8	9	AB	R	H	RBI	BB	SO	LOB	TOP
Ron Gant, R OBP: 0.308, SLG: 0.453 (1,4)	G5-3		P4			P4		P3		4	0	0	0	0	0	0	
Lonnie Smith, R OBP: 0.300, SLG: 0.269 (1,7)	L3		1-3			K			1-3	4	0	0	0	0	1	0	
Gerald Perry, L OBP: 0.362, SLG: 0.413 (1,3)	1B		6-3			1B			K	4	0	2	0	0	1	0	
Dale Murphy, R OBP: 0.329, SLG: 0.468 (1,9)	K			5-3		5-3			L7	4	0	0	0	0	1	2	
Andres Thomas, R OBP: 0.273, SLG: 0.380 (1,6)		HR		G1-3				L7		3	1	1	1	0	0	0	
Jim Morrison, R OBP: 0.224, SLG: 0.261 (1,5)	1-3			K				F2		3	0	0	0	0	1	0	
Ozzie Virgil, R OBP: 0.285, SLG: 0.356 (1,2)		5-3				P3			K	3	0	0	0	0	1	0	
Terry Blocker, L OBP: 0.224, SLG: 0.242 (8, PH)						G6-3			L6	2	0	1	0	0	0	0	
Jerry Royster, R OBP: 0.223, SLG: 0.193 (8, 8)	1B									1	0	0	0	0	0	0	
Rick Mahler, R OBP: 0.164, SLG: 0.167 (1, 1)		5-3				6-3			G3-1	2	0	0	0	0	0	1	
Ed Olwine, R OBP: 0.346, SLG: 0.397 (8, PH)										0	0	0	0	0	0	0	
Ted Simmons, S OBP: 0.500, SLG: 0.429 (8, 1)										0	0	0	0	0	0	0	
José Álvarez, R OBP: 0.500, SLG: 0.429 (8, 1)										0	0	0	0	0	0	0	
<b>Inning Stats</b>	R: 0 H: 1 E: 0 LOB: 1 K: 1 S: 11	H: 1 R: 1 ER: 0 SO: 1 BB: 0 P: 16	H: 2 R: 1 ER: 0 SO: 1 BB: 0 P: 16	H: 0 R: 0 ER: 0 SO: 0 BB: 0 P: 11	H: 0 R: 0 ER: 0 SO: 0 BB: 0 P: 10	H: 0 R: 0 ER: 0 SO: 0 BB: 0 P: 6	H: 1 R: 0 ER: 0 SO: 0 BB: 1 P: 10	H: 0 R: 0 ER: 0 SO: 0 BB: 0 P: 13	H: 0 R: 0 ER: 0 SO: 0 BB: 0 P: 8	H: 0 R: 0 ER: 0 SO: 0 BB: 0 P: 14	1B: 3 2B: 0 3B: 0 HR: 1	SF: 0 SAC: 0 DP: 0 HBP: 0	WP: 0 PA: 31 PB: 0 SB: 0 CS: 0				
<b>PITCHER</b> Danny Jackson, L ERA: 2.63 (1, 1)	IP: 9.0 WLS: W BF: 31 H: 4 R: 1 ER: 1 SO: 5 BB: 0 IBB: 0 HBP: 0 BLK: 0 WP: 0 HR: 1 S: 77 P: 104 ERA: 1.00 WHIP: 0.444																

Atlanta Braves @ Cincinnati Reds  
Riverfront Stadium, Cincinnati, OH  
Sat Aug 13 1988, 7:05 PM EDT  
Att: 33,193 - Sunny - 91 F

AB 31  
R 1  
H 4  
RBI 1  
BB 0  
SO 5  
LOB 3



Batter	1	2	3	4	5	6	7	8	9	AB	R	H	RBI	BB	SO	LOB	BOTTOM
Kal Daniels, L OBP: 0.397, SLG: 0.445 (1,7)	G3		F8				E3			4	1	1	1	0	0	1	
Herm Winningham, L OBP: 0.318, SLG: 0.331 (8, 7)					1B					0	0	0	0	0	0	0	
Chris Sabo, R OBP: 0.324, SLG: 0.455 (1,5)	6-3			6-3	1-3		E			4	1	1	1	0	0	2	
Barry Larkin, R OBP: 0.348, SLG: 0.416 (1,6)	G6-3			5-3		G3	WP			4	0	1	1	0	0	0	
Eric Davis, R OBP: 0.354, SLG: 0.490 (1,8)		L4					WP			2	0	1	0	2	0	0	
Paul O'Neill, L OBP: 0.328, SLG: 0.438 (1,9)		F8		5-3		K	L9			4	0	0	0	0	1	4	
Nick Esasky, R OBP: 0.330, SLG: 0.435 (1,3)		L7			P8			B1-6		3	0	1	0	1	0	0	
Jeff Reed, L OBP: 0.297, SLG: 0.281 (1,2)			P5		P3	6-3		B1-6		4	0	0	0	0	0	3	
Jeff Treadway, L OBP: 0.322, SLG: 0.367 (1,4)				SH1-4 HBP	BB		F7	4-3		3	1	1	0	0	0	0	
Danny Jackson, R OBP: 0.141, SLG: 0.131 (1, 1)			SH1-4		1B		1-3			1	0	0	0	1	0	0	
<b>Inning Stats</b>	R: 0 H: 0 E: 0 LOB: 0 K: 0 S: 8	H: 0 R: 3 ER: 0 SO: 1 BB: 0 P: 12	H: 0 R: 0 ER: 0 SO: 1 BB: 0 P: 12	H: 0 R: 0 ER: 0 SO: 0 BB: 0 P: 15	H: 1 R: 0 ER: 0 SO: 0 BB: 0 P: 8	H: 2 R: 1 ER: 0 SO: 1 BB: 1 P: 17	H: 0 R: 0 ER: 0 SO: 0 BB: 2 P: 20	H: 2 R: 2 ER: 1 SO: 2 BB: 1 P: 31	H: 1 R: 0 ER: 0 SO: 0 BB: 0 P: 5	1B: 4 2B: 3 3B: 0 HR: 0	SF: 0 SAC: 1 DP: 1 HBP: 1	WP: 1 PA: 35 PB: 0 SB: 4 CS: 0					
<b>PITCHER</b> Rick Mahler, R ERA: 3.8 (1, 1)	IP: 6.2 WLS: L BF: 31 H: 5 R: 3 ER: 1 SO: 1 BB: 2 IBB: 2 HBP: 1 BLK: 0 WP: 0 HR: 0 S: 68 P: 109 ERA: 1.35 WHIP: 1.050																
Ed Olwine, L ERA: 7.62 (7, 1)	0.1 WLS: 1 BF: 1 H: 0 R: 0 ER: 0 SO: 0 BB: 0 P: 1																
José Álvarez, R ERA: 3.03 (8, 1)	1.0 WLS: 3 BF: 1 H: 1 R: 0 ER: 0 SO: 0 BB: 0 P: 5																

Atlanta Braves @ Cincinnati Reds  
Riverfront Stadium, Cincinnati, OH  
Sat Aug 13 1988, 7:05 PM EDT  
Att: 33,193 - Sunny - 91 F

AB 29  
R 3  
H 6  
RBI 3  
BB 4  
SO 1  
LOB 10

















Batter	1	2	3	4	5	6	7	8	9	AB	R	H	RBI	BB	SO	LOB	TOP					
Shawn Dunston, R OBP: 0.279, SLG: 0.379	5-3		5-3		F3			6-3		4	0	0	0	0	0	2	<b>Chicago Cubs @ Cincinnati Reds</b> Riverfront Stadium, Cincinnati, OH Thu Aug 18 1988, 7:05 PM EDT Att: 27,163 - Unknown - 91 F					
Mitch Webster, S OBP: 0.339, SLG: 0.347	PB 2B			5-3		F8 2B		F8		4	0	2	0	0	0	0						
Mark Grace, L OBP: 0.386, SLG: 0.429	1-4-3 2-3			4-3		F8 2-3		3-1		4	0	0	0	0	0	2						
Andre Dawson, R OBP: 0.348, SLG: 0.511 Gary Varsho, L OBP: 0.293, SLG: 0.316	4-3			F4		F3			L8	3	0	0	0	0	0	2						
Vance Law, R OBP: 0.350, SLG: 0.409		5-3			F7		3-1		F9	4	0	0	0	0	0	1						
Rafael Palmeiro, L OBP: 0.343, SLG: 0.424		4-3			3-1 1B 2B		4-3		1B 1B	4	1	2	0	0	0	0						
Jody Davis, R OBP: 0.315, SLG: 0.357		6-3			1-3 K		5-3		1-1 1-3 FC5-4 1B	4	0	1	0	0	1	1						
Manny Trillo, R OBP: 0.262, SLG: 0.285			5-3		4-1 1B BB				2-2 FC5-4	3	0	1	0	1	0	2						
Jamie Moyer, L OBP: 0.145, SLG: 0.106 Darren Danks, R OBP: 0.287, SLG: 0.411 Frank DiPino, L OBP: 0.299, SLG: 0.351 Angel Salazar, R OBP: 0.296, SLG: 0.351 Rich Gossage, R OBP: 0.315, SLG: 0.358 Pat Perry, L OBP: 0.333, SLG: 1.333			K		1-2 2-H 1B		4-3			1	0	0	0	0	1	0						
<b>Inning Stats</b>	R: 0 E: 0 K: 0 S: 7	H: 1 LOB: 1 BB: 0 P: 11	R: 0 E: 0 K: 0 S: 8	H: 0 LOB: 0 BB: 0 P: 12	R: 0 E: 0 K: 1 S: 6	H: 0 LOB: 0 BB: 0 P: 10	R: 0 E: 0 K: 0 S: 7	H: 0 LOB: 0 BB: 0 P: 12	R: 1 E: 0 K: 1 S: 11	H: 2 LOB: 2 BB: 1 P: 22	R: 0 E: 0 K: 0 S: 5	H: 1 LOB: 1 BB: 0 P: 5	R: 0 E: 0 K: 0 S: 9	H: 1 LOB: 1 BB: 0 P: 14	R: 0 E: 0 K: 0 S: 3	H: 0 LOB: 0 BB: 0 P: 5		R: 0 E: 0 K: 0 S: 10	H: 2 LOB: 2 BB: 0 P: 16	1B: 4 2B: 3 3B: 0 HR: 0	SF: 0 SAC: 0 DP: 0 HBP: 0	WP: 0 PB: 1 SB: 0 CS: 0
<b>PITCHER</b> Danny Jackson, L ERA: 2.55	IP: 9.0 WLS: W BF: 35 H: 7 R: 1 ER: 1 SO: 2 BB: 1 IBB: 0 HBP: 0 BLK: 0 WP: 0 HR: 0 S: 66 P: 107 ERA: 1.00 WHIP: 0.889																					

**Chicago Cubs @ Cincinnati Reds**  
Riverfront Stadium, Cincinnati, OH  
Thu Aug 18 1988, 7:05 PM EDT  
Att: 27,163 - Unknown - 91 F

AB 34  
R 1  
H 7  
RBI 1  
BB 1  
SO 2  
LOB 11



Batter	1	2	3	4	5	6	7	8	9	AB	R	H	RBI	BB	SO	LOB	BOTTOM			
Kal Daniels, L OBP: 0.402, SLG: 0.452 Herm Winningham, L OBP: 0.319, SLG: 0.331	G6-4-3 1B		G6-4-3 BB		4-3	1B 2B		5-3		3	1	2	1	1	0	0	<b>Chicago Cubs @ Cincinnati Reds</b> Riverfront Stadium, Cincinnati, OH Thu Aug 18 1988, 7:05 PM EDT Att: 27,163 - Unknown - 91 F			
Chris Sabo, R OBP: 0.319, SLG: 0.443 Jeff Treadway, L OBP: 0.322, SLG: 0.369	G6-4-3 1-2		G6-4-3 1-2 2-3		2B 1B	1B 2B		G3		4	2	2	0	0	0	3				
Barry Larkin, R OBP: 0.346, SLG: 0.414 Ron Oester, S OBP: 0.296, SLG: 0.213	5-3		HR 2B		2B BB	1B E				3	3	2	3	1	0	0				
Eric Davis, R OBP: 0.353, SLG: 0.501 Lloyd McClendon, R OBP: 0.315, SLG: 0.358		6-3	HR 2B		2B 2B	1B 2B				4	1	3	5	0	0	0				
Nick Esasky, R OBP: 0.337, SLG: 0.436		1B BB	5-3		1B IBB	K				2	0	0	0	2	1	1				
Paul O'Neill, L OBP: 0.320, SLG: 0.424		K		3-1	K		3-1			4	0	0	0	0	2	3				
Bo Diaz, R OBP: 0.361 Jeff Reed, L OBP: 0.294, SLG: 0.278				6-3		1B 2B		K		3	1	2	0	0	0	0				
Dave Concepcion, R OBP: 0.263, SLG: 0.246		1B		6-3		4-3 1B 2B		K		1	0	0	0	0	1	0				
Dave Concepcion, R OBP: 0.263, SLG: 0.246		L5		F9		4-3		6-3		4	0	0	0	0	0	3				
Danny Jackson, R OBP: 0.147, SLG: 0.154			G6-4-3 2B 2B		K	K		K		4	1	1	0	0	3	1				
<b>Inning Stats</b>	R: 0 E: 0 K: 0 S: 7	H: 1 LOB: 0 BB: 0 P: 11	R: 0 E: 0 K: 1 S: 9	H: 1 LOB: 2 BB: 1 P: 16	R: 3 E: 0 K: 0 S: 11	H: 3 LOB: 0 BB: 1 P: 16	R: 0 E: 0 K: 0 S: 8	H: 0 LOB: 0 BB: 0 P: 11	R: 2 E: 0 K: 2 S: 16	H: 2 LOB: 2 BB: 2 P: 34	R: 4 E: 1 K: 2 S: 20	H: 5 LOB: 1 BB: 0 P: 25	R: 0 E: 0 K: 1 S: 6	H: 0 LOB: 0 BB: 0 P: 11	R: 0 E: 0 K: 1 S: 5	H: 0 LOB: 0 BB: 0 P: 5	1B: 6 2B: 5 3B: 0 HR: 1	SF: 0 SAC: 0 DP: 2 HBP: 0	WP: 0 PB: 0 SB: 1 CS: 0	PA: 38
<b>PITCHER</b> Jamie Moyer, L ERA: 3.3 Frank DiPino, L ERA: 4.78 Rich Gossage, R ERA: 3.69 Pat Perry, L ERA: 4.21	IP: 4.0 WLS: L BF: 17 H: 7 R: 3 ER: 3 SO: 3 BB: 2 IBB: 0 HBP: 0 BLK: 0 WP: 0 HR: 0 S: 35 P: 54 ERA: 6.75 WHIP: 1.750																			

**Chicago Cubs @ Cincinnati Reds**  
Riverfront Stadium, Cincinnati, OH  
Thu Aug 18 1988, 7:05 PM EDT  
Att: 27,163 - Unknown - 91 F

AB 34  
R 9  
H 12  
RBI 9  
BB 4  
SO 7  
LOB 11





Batter	1	2	3	4	5	6	7	8	9	AB	R	H	RBI	BB	SO	LOB	TOP					
<b>Kal Daniels, L</b> OBP: 0.402, SLG: 0.449 (1, 7)	4-2 HR BB		3-3 K		2-3 K		4-2 S BB		1-2 F8	3	1	0	0	2	2	1						
<b>Chris Sabo, R</b> OBP: 0.316, SLG: 0.439 (1, 5)	2-1 P2		1-3 K		0-3 K		2-1 F7			4	0	0	0	0	0	2	3					
<b>Barry Larkin, R</b> OBP: 0.347, SLG: 0.420 (1, 6)	1-1 P2		1-1 G5-3		0-2 1-H 3B			0-0 F9 S 1B		4	0	2	1	0	0	1						
<b>Eric Davis, R</b> OBP: 0.354, SLG: 0.510 (1, 8)	2-2 1-H HR			2-1 1B SF7 1B		0-2 F9		3-0 F9		4	2	2	2	0	0	2						
<b>Paul O'Neill, L</b> OBP: 0.322, SLG: 0.423 (1, 9)	4-0 BB			3-1 FC6-4 1B		2-3 K		0-2 G1-3		3	0	1	0	1	1	1						
<b>Nick Esasky, R</b> OBP: 0.336, SLG: 0.433 (1, 3)	2-3 K			1-2 SF7		3-2 L9		4-0 BB		2	0	0	1	1	1	1						
<b>Bo Diaz, R</b> OBP: 0.239, SLG: 0.356 (1, 2)			0-3 K		3-H FC6-4 1-2		0-1 G6-3		0-2 G6-3	4	0	0	0	0	1	3						
<b>Jeff Treadway, L</b> OBP: 0.318, SLG: 0.364 (1, 4)	1-0 P5			2-2 P6			1-1 F7		2-2 G4-3	4	0	0	0	0	0	1						
<b>Norm Charlton, S</b> <b>Rob Dibble, L</b> <b>Ron Oester, S</b> <b>Frank Williams, R</b> <b>Herm Winningham, L</b> <b>Rob Murphy, L</b> <b>John Franco, L</b> <b>Dave Collins, S</b>	0-3 K			0-2 3B 1B		1-0 F7		0-1 P7		1	0	0	0	0	0	1	0					
<b>Inning Stats</b>	R: 2 E: 0 K: 1 S: 14	H: 1 LOB: 1 BB: 2 P: 29	R: 0 E: 0 K: 2 S: 7	H: 0 LOB: 0 BB: 0 P: 8	R: 0 E: 0 K: 2 S: 9	H: 0 LOB: 0 BB: 0 P: 14	R: 1 E: 0 K: 0 S: 14	H: 2 LOB: 1 BB: 0 P: 22	R: 1 E: 0 K: 1 S: 18	H: 2 LOB: 1 BB: 0 P: 20	R: 0 E: 0 K: 1 S: 9	H: 0 LOB: 0 BB: 1 P: 14	R: 0 E: 0 K: 0 S: 7	H: 0 LOB: 1 BB: 1 P: 15	R: 0 E: 0 K: 0 S: 9	H: 1 LOB: 2 BB: 1 P: 16	R: 0 E: 0 K: 0 S: 8	H: 0 LOB: 0 BB: 0 P: 11	1B: 4 2B: 0 3B: 1 HR: 1	SF: 1 SAC: 0 DP: 0 HBP: 0	WP: 0 PB: 0 SB: 2 CS: 0	PA: 37
<b>PITCHER</b>	IP WLS BF H R ER SO	BB IBB HBP BLK	WP HR S P	ERA WHIP	<b>PITCHER</b>	IP WLS BF H R ER SO	BB IBB HBP BLK	WP HR S P	ERA WHIP													
<b>Jose DeLeon, R</b> ERA: 4.23 (1, 1)	4.2 2.2 W 10	5 4 4 7	2 0 0 0	0 0 0 0	0 0 0 0	0 0 0 0	0 0 0 0	0 0 0 0	0 0 0 0	7.71 1.500												
<b>John Costello, R</b> ERA: 0.89 (5, 1)	2.2 0.1 S 5	1 0 0 0	0 0 0 0	0 0 0 0	0 0 0 0	0 0 0 0	0 0 0 0	0 0 0 0	0 0 0 0	0.00 0.750												
<b>Ken Dayley, L</b> ERA: 3.76 (8, 1)	1.1 S 5	0 0 0 0	0 0 0 0	0 0 0 0	0 0 0 0	0 0 0 0	0 0 0 0	0 0 0 0	0 0 0 0	0.00 0.000												
<b>Todd Worrell, R</b> ERA: 3.18 (8, 1)	1.1 S 5	0 0 0 0	0 0 0 0	0 0 0 0	0 0 0 0	0 0 0 0	0 0 0 0	0 0 0 0	0 0 0 0	0.00 0.750												

Cincinnati Reds @ St. Louis Cardinals  
 Busch Stadium, St. Louis, MO  
 Fri Aug 19 1988, 7:05 PM CDT  
 Att: 36,322 - Unknown - 87 F

AB	32
R	4
H	6
RBI	4
BB	4
SO	8
LOB	13



Batter	1	2	3	4	5	6	7	8	9	AB	R	H	RBI	BB	SO	LOB	BOTTOM			
<b>Vince Coleman, S</b> OBP: 0.320, SLG: 0.356 (1, 7)	1-1 PB G5-3 1B		0-0 G4-3 2B	1-3 K		2-2 FC6 CS		4-1 BB BB		4	2	2	0	1	1	1				
<b>Willie McGee, S</b> OBP: 0.328, SLG: 0.356 (1, 8)	1-3 K		0-0 G4-3	4-2 E S BB		1-0 CS		4-2 BB BB		3	1	0	0	2	2	2				
<b>Pedro Guerrero, R</b> OBP: 0.382, SLG: 0.415 (1, 3)	0-0 G5-3		4-2 BB BB	4-0 BB		1-2 G5-4-3 1B		0-0 G5-4-3 1B 3B		3	1	2	3	2	0	1				
<b>Tom Brunansky, R</b> OBP: 0.357, SLG: 0.430 (1, 9)	3-3 K		4-1 2B 1B BB	0-1 G3		2-2 G5-4-3 1-2		0-0 P3		4	1	0	0	1	1	5				
<b>Terry Pendleton, S</b> OBP: 0.305, SLG: 0.380 (1, 5)		0-0 2B 1B	1-1 1-3 2-H 3-H 1B 2B		0-0 CS 1B		3-2 SH1-4 HR 1B			4	3	4	2	0	0	0				
<b>Ozzie Smith, S</b> OBP: 0.344, SLG: 0.325 (1, 6)	2-1 FC5-4 1-H 2B		3-1 P7		3-3 K		1-0 SH1-4		1-2 SH1-4	3	0	1	1	0	1	3				
<b>José Oquendo, S</b> OBP: 0.345, SLG: 0.341 (1, 4)	1-2 FC5-4 1B		0-0 BLK 1B		3-2 G3		1-0 HR			4	1	3	4	0	0	0				
<b>Tony Peña, R</b> OBP: 0.294, SLG: 0.351 (1, 2)	0-0 FC5-4 1-2 2-3		0-0 P6			4-1 FC6 BB		0-1 G5-3		3	0	0	0	1	0	3				
<b>Jose DeLeon, R</b> OBP: 0.145, SLG: 0.130 (1, 1)										2	0	0	0	0	1	1				
<b>John Costello, R</b> ERA: 2.3 (5, 1)										1	0	0	0	0	1	1				
<b>Ken Dayley, L</b> ERA: 3.11 (8, 1)										0	0	0	0	0	0	0				
<b>Todd Worrell, R</b> ERA: 1.36 (8, 1)										0	1	0	0	1	0	0				
<b>Inning Stats</b>	R: 0 E: 0 K: 2 S: 10	H: 1 LOB: 1 BB: 0 P: 15	R: 1 E: 0 K: 1 S: 10	H: 3 LOB: 1 BB: 0 P: 16	R: 4 E: 0 K: 0 S: 14	H: 3 LOB: 1 BB: 2 P: 27	R: 0 E: 0 K: 1 S: 13	H: 0 LOB: 2 BB: 2 P: 25	R: 0 E: 0 K: 1 S: 8	H: 1 LOB: 0 BB: 0 P: 14	R: 0 E: 0 K: 1 S: 7	H: 0 LOB: 0 BB: 1 P: 14	R: 0 E: 0 K: 1 S: 12	H: 1 LOB: 0 BB: 0 P: 16	R: 5 E: 0 K: 0 S: 17	H: 3 LOB: 1 BB: 3 P: 34	1B: 7 2B: 3 3B: 1 HR: 1	SF: 0 SAC: 1 DP: 2 HBP: 0	WP: 0 PB: 1 SB: 1 CS: 2	PA: 41
<b>PITCHER</b>	IP WLS BF H R ER SO	BB IBB HBP BLK	WP HR S P	ERA WHIP	<b>PITCHER</b>	IP WLS BF H R ER SO	BB IBB HBP BLK	WP HR S P	ERA WHIP											
<b>Norm Charlton, L</b> ERA: 16.88 (1, 1)	2.2 L 16	6 0 0 0	0 0 0 1	2 0 0 1	0 0 0 0	0 0 0 0	0 0 0 0	0 0 0 0	0 0 0 0	16.88 3.375										
<b>Rob Dibble, R</b> ERA: 2.3 (3, 1)	1.1 6	0 0 0 0	0 0 0 1	0 0 0 0	0 0 0 0	0 0 0 0	0 0 0 0	0 0 0 0	0 0 0 0	0.00 1.500										
<b>Frank Williams, R</b> ERA: 2.86 (5, 1)	2.0 6	1 0 0 0	2 1 0 0	0 0 0 0	0 0 0 0	0 0 0 0	0 0 0 0	0 0 0 0	0 0 0 0	0.00 1.000										
<b>Rob Murphy, L</b> ERA: 3.11 (7, 1)	1.2 11	4 5 5 1	3 0 0 0	0 0 0 0	0 0 0 0	0 0 0 0	0 0 0 0	0 0 0 0	0 0 0 0	27.00 4.200										
<b>John Franco, L</b> ERA: 1.36 (8, 1)	0.1 1	0 0 0 0	0 0 0 0	0 0 0 0	0 0 0 0	0 0 0 0	0 0 0 0	0 0 0 0	0 0 0 0	0.00 0.000										

Cincinnati Reds @ St. Louis Cardinals  
 Busch Stadium, St. Louis, MO  
 Fri Aug 19 1988, 7:05 PM CDT  
 Att: 36,322 - Unknown - 87 F

AB	31
R	10
H	12
RBI	10
BB	8
SO	7
LOB	17





Batter	1	2	3	4	5	6	7	8	9	AB	R	H	RBI	BB	SO	LOB	TOP					
<b>Kal Daniels, L</b> (1, 7) OBP: 0.397, SLG: 0.443										5	0	0	0	0	1	3	<b>Cincinnati Reds @ St. Louis Cardinals</b> Busch Stadium, St. Louis, MO Sat Aug 20 1988, 3:33 AM CDT Att: 36,703 - Cloudy - 87 F					
<b>Chris Sabo, R</b> (1, 5) OBP: 0.317, SLG: 0.441										5	2	2	0	0	0	2						
<b>Barry Larkin, R</b> (1, 6) OBP: 0.347, SLG: 0.421										3	1	1	0	0	0	0						
<b>Eric Davis, R</b> (1, 8) OBP: 0.356, SLG: 0.511										3	1	1	1	1	0	0						
<b>Nick Esasky, R</b> (1, 3) OBP: 0.335, SLG: 0.431										1	1	0	2	1	0	0						
<b>Dave Collins, S</b> (1, 9) OBP: 0.284, SLG: 0.285										4	0	2	2	0	1	0						
<b>Frank Williams, R</b> (8, 1)										0	0	0	0	0	0	0						
<b>Bo Diaz, R</b> (1, 2) OBP: 0.236, SLG: 0.351										4	0	0	0	0	0	3						
<b>Dave Concepcion, R</b> (1, 4) OBP: 0.263, SLG: 0.251										4	1	1	0	0	0	0						
<b>Tom Browning, L</b> (1, 1) OBP: 0.203, SLG: 0.169										3	0	1	0	0	0	0						
<b>Herm Winningham, L</b> (8, 9) OBP: 0.321, SLG: 0.333										1	0	1	0	0	0	0						
<b>Inning Stats</b>	R: 0 E: 0 K: 1 S: 7	H: 0 LOB: 0 BB: 0 P: 9	R: 0 E: 0 K: 0 S: 6	H: 0 LOB: 0 BB: 0 P: 10	R: 0 E: 0 K: 0 S: 8	H: 0 LOB: 0 BB: 0 P: 10	R: 2 E: 0 K: 0 S: 9	H: 3 LOB: 2 BB: 1 P: 21	R: 0 E: 0 K: 0 S: 5	H: 1 LOB: 1 BB: 0 P: 8	R: 1 E: 0 K: 0 S: 14	H: 1 LOB: 1 BB: 0 P: 24	R: 0 E: 0 K: 0 S: 5	H: 0 LOB: 0 BB: 0 P: 7	R: 2 E: 0 K: 1 S: 9	H: 2 LOB: 0 BB: 0 P: 13	R: 1 E: 0 K: 0 S: 10	H: 2 LOB: 1 BB: 0 P: 15	1B: 4 2B: 5 3B: 0 HR: 0	SF: 2 SAC: 1 DP: 0 HBP: 0	WP: 0 PB: 0 SB: 3 CS: 0	PA: 38
<b>PITCHER</b>	IP WLS BF H R ER SO BB IBB HBP BLK WP HR S P ERA WHIP																					
<b>Greg Mathews, L</b> (1, 1) ERA: 3.28	6.0 L 25 5 3 3 1 1 1 0 1 0 0 49 82 4.50 1.000																					
<b>Larry McWilliams, L</b> (7, 1) ERA: 2.89	1.0 0 3 0 0 0 0 0 0 0 0 0 5 7 0.00 0.000																					
<b>Dan Quisenberry, R</b> (8, 1) ERA: 4.81	1.1 7 3 3 3 1 0 0 0 0 0 0 14 19 20.25 2.250																					
<b>Ken Dayley, L</b> (9, 1) ERA: 3.69	0.2 3 1 0 0 0 0 0 0 0 0 0 5 9 0.00 1.500																					

AB	33
R	6
H	9
RBI	5
BB	2
SO	2
LOB	8



Batter	1	2	3	4	5	6	7	8	9	AB	R	H	RBI	BB	SO	LOB	BOTTOM					
<b>Vince Coleman, S</b> (1, 7) OBP: 0.320, SLG: 0.355										2	0	0	1	1	0	1	<b>Cincinnati Reds @ St. Louis Cardinals</b> Busch Stadium, St. Louis, MO Sat Aug 20 1988, 3:33 AM CDT Att: 36,703 - Cloudy - 87 F					
<b>Willie McGee, S</b> (1, 8) OBP: 0.325, SLG: 0.353										4	0	0	0	0	0	5						
<b>Pedro Guerrero, R</b> (1, 3) OBP: 0.376, SLG: 0.408										4	0	0	0	0	0	0						
<b>Tom Brunansky, R</b> (1, 9) OBP: 0.359, SLG: 0.429										3	0	1	0	1	0	0						
<b>Terry Pendleton, S</b> (1, 5) OBP: 0.301, SLG: 0.375										4	0	0	0	0	0	2						
<b>Ozzie Smith, S</b> (1, 6) OBP: 0.343, SLG: 0.323										3	0	0	0	1	0	1						
<b>José Oquendo, S</b> (1, 4) OBP: 0.347, SLG: 0.352										4	2	2	1	0	1	1						
<b>Tom Pagnozzi, R</b> (1, 2) OBP: 0.297, SLG: 0.314										3	0	1	0	0	0	0						
<b>Tim Jones, L</b> (7, PR) OBP: 0.320, SLG: 0.227										0	0	0	0	0	0	0						
<b>Steve Lake, R</b> (8, 2) OBP: 0.320, SLG: 0.348										1	0	0	0	0	0	0						
<b>Greg Mathews, R</b> (1, 1) OBP: 0.276, SLG: 0.154										2	0	1	0	0	0	0						
<b>Larry McWilliams, L</b> (7, PR) OBP: 0.194, SLG: 0.172										0	0	0	0	0	0	0						
<b>Tom Lawless, R</b> (7, PR) OBP: 0.167, SLG: 0.078										0	0	0	0	0	0	0						
<b>Dan Quisenberry, R</b> (8, 1) OBP: 0.376, SLG: 0.408										0	0	0	0	0	0	0						
<b>Ken Dayley, L</b> (9, 1) OBP: 0.321, SLG: 0.333										0	0	0	0	0	0	0						
<b>Curt Ford, L</b> (9, PR) OBP: 0.221, SLG: 0.216										1	0	0	0	0	0	1						
<b>Inning Stats</b>	R: 0 E: 0 K: 0 S: 8	H: 1 LOB: 1 BB: 1 P: 12	R: 0 E: 0 K: 0 S: 7	H: 1 LOB: 1 BB: 1 P: 12	R: 0 E: 0 K: 0 S: 8	H: 1 LOB: 1 BB: 0 P: 14	R: 0 E: 0 K: 0 S: 9	H: 0 LOB: 0 BB: 0 P: 12	R: 1 E: 1 K: 0 S: 15	H: 1 LOB: 2 BB: 1 P: 25	R: 0 E: 0 K: 0 S: 6	H: 0 LOB: 1 BB: 1 P: 12	R: 1 E: 0 K: 0 S: 13	H: 2 LOB: 2 BB: 0 P: 21	R: 0 E: 0 K: 0 S: 6	H: 0 LOB: 0 BB: 0 P: 9	R: 0 E: 0 K: 1 S: 6	H: 1 LOB: 1 BB: 0 P: 9	1B: 5 2B: 0 3B: 0 HR: 1	SF: 1 SAC: 1 DP: 1 HBP: 0	WP: 0 PB: 0 SB: 0 CS: 1	PA: 36
<b>PITCHER</b>	IP WLS BF H R ER SO BB IBB HBP BLK WP HR S P ERA WHIP																					
<b>Tom Browning, L</b> (1, 1) ERA: 3.54	7.0 W 29 5 2 2 2 0 3 0 0 0 0 66 108 2.57 1.143																					
<b>Frank Williams, R</b> (8, 1) ERA: 2.75	2.0 S 7 1 0 0 1 0 0 0 0 0 0 12 18 0.00 0.500																					

AB	31
R	2
H	6
RBI	2
BB	3
SO	1
LOB	11





Batter	1	2	3	4	5	6	7	8	9	AB	R	H	RBI	BB	SO	LOB	TOP			
Kal Daniels, L OBP: 0.396, SLG: 0.441 John Franco, L (8, 1)	G3		1B		F9			L5		4	0	1	0	0	0	0	<b>Cincinnati Reds @ St. Louis Cardinals</b> Busch Stadium, St. Louis, MO Sun Aug 21 1988, 3:33 AM CDT Att: 34,129 - Sunny - 89 F			
Chris Sabo, R OBP: 0.317, SLG: 0.439	G6-3		F7			FC4-6 1B		P5		4	0	1	0	0	0	1				
Barry Larkin, R OBP: 0.345, SLG: 0.418 Ron Oester, S OBP: 0.304, SLG: 0.224	G6-3		G5-3			FC4-6 1-2		L8		3	0	0	0	0	0	2				
Eric Davis, R OBP: 0.352, SLG: 0.505		G6-3		K		K		P5		4	0	0	0	0	2	1				
Paul O'Neill, L OBP: 0.321, SLG: 0.421		P6		G4-3		G4-3				4	0	1	0	0	0	1				
Nick Esasky, R OBP: 0.335, SLG: 0.437 Rob Dibble, L (4, 1)								G3		1	1	1	0	1	0	0				
Herm Winningham, L OBP: 0.319, SLG: 0.331 Rob Murphy, L (7, 1)				2B	BB			G1-3		0	0	0	0	0	0	0				
Dave Collins, S OBP: 0.282, SLG: 0.282		2B								1	0	0	0	0	0	0				
Jeff Reed, L OBP: 0.300, SLG: 0.287		FC4-6 BB						G5-3		2	0	1	1	1	0	0				
Jeff Treadway, L OBP: 0.315, SLG: 0.361		FC4-6 1-2								3	0	0	0	0	0	2				
Tim Birtsas, L (1, 1) Ken Griffey, L OBP: 0.300, SLG: 0.313		G6-3						G4-3		1	0	0	0	0	0	0				
										2	0	0	0	0	1	0				
<b>Inning Stats</b>	R: 0 E: 0 K: 0 S: 6	H: 0 LOB: 0 BB: 0 P: 8	R: 0 E: 0 K: 0 S: 9	H: 1 LOB: 2 BB: 1 P: 21	R: 0 E: 0 K: 0 S: 7	H: 1 LOB: 1 BB: 0 P: 12	R: 1 E: 0 K: 1 S: 5	H: 1 LOB: 1 BB: 0 P: 11	R: 0 E: 0 K: 1 S: 9	H: 0 LOB: 0 BB: 0 P: 10	R: 0 E: 0 K: 0 S: 4	H: 0 LOB: 0 BB: 0 P: 9	R: 0 E: 0 K: 0 S: 4	H: 0 LOB: 0 BB: 0 P: 5	R: 0 E: 0 K: 0 S: 8	H: 1 LOB: 1 BB: 0 P: 13	1B: 3 2B: 2 3B: 0 HR: 0	SF: 0 SAC: 0 DP: 0 HBP: 0	WP: 0 PB: 0 SB: 0 CS: 0	PA: 33
<b>PITCHER</b> Scott Terry, R ERA: 2.76	IP: 9.0 WLS: W BF: 33	H: 5 R: 1 ER: 1 SO: 3	BB: 2 IBB: 0 HBP: 0 BLK: 0	WP: 0 HR: 0 S: 59 P: 99	ERA: 1.00 WHIP: 0.778															

Batter	1	2	3	4	5	6	7	8	9	AB	R	H	RBI	BB	SO	LOB	BOTTOM			
Vince Coleman, S OBP: 0.321, SLG: 0.356	G6-3			1B IBB		K		G5-3		4	0	1	3	1	1	2	<b>Cincinnati Reds @ St. Louis Cardinals</b> Busch Stadium, St. Louis, MO Sun Aug 21 1988, 3:33 AM CDT Att: 34,129 - Sunny - 89 F			
Willie McGee, S OBP: 0.325, SLG: 0.352	G5-3			CS		P6				4	0	1	0	0	0	2				
Pedro Guerrero, R OBP: 0.371, SLG: 0.403	G5-3		P8	SF9		K				3	0	0	1	0	1	0				
Tom Brunansky, R OBP: 0.358, SLG: 0.430		G4-3	G3	CS		K				4	0	1	0	0	1	0				
Terry Pendleton, S OBP: 0.300, SLG: 0.376		S 1B 2B	G6-3			F7		P4		4	1	1	0	0	0	1				
Ozzie Smith, S OBP: 0.344, SLG: 0.323		1B 2B BB		G4-3				F9		3	1	1	0	1	0	1				
José Oquendo, S OBP: 0.346, SLG: 0.351		K						G5-3		4	1	1	0	0	2	3				
Tony Peña, R OBP: 0.300, SLG: 0.357		1B 2B IBB								2	2	2	0	2	0	0				
Scott Terry, R OBP: 0.077, SLG: 0.077		1-2 2B 1B		SH 1B SF9		K				3	2	1	1	0	2	2				
										1B: 5 2B: 4 3B: 0 HR: 0	SF: 1 SAC: 1 DP: 0 HBP: 0	WP: 0 PB: 0 SB: 2 CS: 1	PA: 38							
<b>Inning Stats</b>	R: 0 E: 0 K: 0 S: 8	H: 0 LOB: 0 BB: 0 P: 14	R: 4 E: 0 K: 1 S: 19	H: 3 LOB: 1 BB: 2 P: 33	R: 0 E: 0 K: 0 S: 7	H: 0 LOB: 0 BB: 0 P: 10	R: 3 E: 1 K: 0 S: 10	H: 3 LOB: 1 BB: 1 P: 20	R: 0 E: 0 K: 2 S: 9	H: 1 LOB: 1 BB: 0 P: 11	R: 0 E: 0 K: 1 S: 8	H: 1 LOB: 1 BB: 0 P: 14	R: 0 E: 0 K: 1 S: 7	H: 0 LOB: 1 BB: 1 P: 13						
<b>PITCHER</b> Tim Birtsas, L ERA: 4.5 Rob Dibble, R ERA: 2.12 Rob Murphy, L ERA: 3.06 John Franco, L ERA: 1.34	IP: 3.1 WLS: L BF: 18	H: 5 R: 0 ER: 0 SO: 4	BB: 1 IBB: 0 HBP: 0 BLK: 0	WP: 0 HR: 0 S: 41 P: 69	ERA: 13.50 WHIP: 1.800															





Batter	1	2	3	4	5	6	7	8	9	AB	R	H	RBI	BB	SO	LOB	TOP								
<b>Kal Daniels, L</b> OBP: 0.395, SLG: 0.439 (1, 7)	1-1 3-1		1-1 4-3		1-0 F8		2-2 E5 WP BLK 1B			4	0	1	0	0	0	0	<b>Cincinnati Reds @ Pittsburgh Pirates</b> Three Rivers Stadium, Pittsburgh, PA Mon Aug 22 1988, 7:05 PM EDT Att: 17,540 - Unknown - 78 F <a href="http://livebaseballscorecards.com">livebaseballscorecards.com</a>								
<b>Chris Sabo, R</b> OBP: 0.314, SLG: 0.436 (1, 5)	1-2 6-3		0-2 E6 E S 3B		1-2 E5 PO		1 SAFE 3-2 F3 1-3			4	1	0	0	0	0	1									
<b>Barry Larkin, R</b> OBP: 0.346, SLG: 0.426 (1, 6)	0-1 2B		0-1 P4 1-3		0-0 PO 1-2	1-1 3B		0-2 G6-3		4	0	2	0	0	0	1									
<b>Eric Davis, R</b> OBP: 0.354, SLG: 0.509 (1, 8)	4-2 BB		1-1 3B		0-0 G5-3			1-3 K		3	0	1	1	1	1	1									
<b>Paul O'Neill, L</b> OBP: 0.320, SLG: 0.419 (1, 9)	1-2 4-3		1-2 F8		0-2 P4			0-0 CS 1B		4	0	1	0	0	0	4									
<b>Nick Esasky, R</b> OBP: 0.338, SLG: 0.432 (1, 3)		3-1 6-3		4-2 G5-4-3 BB		0-0 P4		1-1 CS 1-2	1-3 K	3	0	0	0	1	1	1									
<b>Bo Diaz, R</b> OBP: 0.236, SLG: 0.350 (1, 2)		0-0 F8		0-1 G5-4-3 1-2			2-2 G6-3		2-0 G3 WP 1B	4	0	1	0	0	0	1									
<b>Ron Oester, S</b> OBP: 0.300, SLG: 0.226 (1, 4)		0-0 1B		0-0 P7			3-2 G4-3		1-0 G3	4	0	1	0	0	0	1									
<b>Danny Jackson, R</b> OBP: 0.153, SLG: 0.159 (1, 1)		1-3 K		0-1 G6-3		2-2 1B E 1B		0-3 K	4	1	1	0	0	2	2										
<b>Inning Stats</b>	R: 0 E: 0 K: 0 S: 14	H: 1 LOB: 2 BB: 1 P: 21	R: 0 E: 0 K: 1 S: 8	H: 1 LOB: 1 BB: 0 P: 12	R: 1 E: 1 K: 0 S: 12	H: 1 LOB: 1 BB: 1 P: 15	R: 0 E: 0 K: 0 S: 5	H: 0 LOB: 0 BB: 1 P: 9	R: 0 E: 1 K: 0 S: 6	H: 0 LOB: 0 BB: 0 P: 8	R: 0 E: 0 K: 0 S: 7	H: 1 LOB: 1 BB: 0 P: 8	R: 1 E: 1 K: 0 S: 23	H: 2 LOB: 1 BB: 0 P: 35	R: 0 E: 0 K: 1 S: 8	H: 1 LOB: 0 BB: 0 P: 10	R: 0 E: 0 K: 2 S: 8	H: 1 LOB: 0 BB: 0 P: 12	1B: 5 2B: 1 3B: 2 HR: 0	SF: 0 SAC: 0 DP: 1 HBP: 0	WP: 2 PB: 0 SB: 1 CS: 1	PA: 38			
<b>PITCHER</b>	IP	WLS	BF	H	R	ER	SO	BB	IBB	HBP	BLK	WP	HR	S	P	ERA	WHIP								
<b>Doug Drabek, R</b> ERA: 3.11 (1, 1)	8.0	L	32	7	2	1	2	2	0	0	1	1	0	83	118	1.12	1.125								
<b>Jeff Robinson, R</b> ERA: 2.93 (9, 1)	1.0		4	1	0	0	2	0	0	0	0	1	0	8	12	0.00	1.000								


Batter	1	2	3	4	5	6	7	8	9	AB	R	H	RBI	BB	SO	LOB	BOTTOM								
<b>Barry Bonds, L</b> OBP: 0.373, SLG: 0.520 (1, 7)	4-2 1B BB		0-0 FC4-6 G5-4-3 1-2			3-3 K		1-1 L6		3	0	0	0	1	1	1	<b>Cincinnati Reds @ Pittsburgh Pirates</b> Three Rivers Stadium, Pittsburgh, PA Mon Aug 22 1988, 7:05 PM EDT Att: 17,540 - Unknown - 78 F <a href="http://livebaseballscorecards.com">livebaseballscorecards.com</a>								
<b>Jeff Robinson, R</b> OBP: 0.133, SLG: 0.071 (9, 1)			0-0 G5-4-3 1-2			1-1 1B			2-2 G5-3	4	0	1	0	0	1	2									
<b>Jose Lind, R</b> OBP: 0.290, SLG: 0.301 (1, 4)	0-3 K					0-3 K			1-0 2B	4	0	2	0	0	1	1									
<b>Andy Van Slyke, L</b> OBP: 0.350, SLG: 0.524 (1, 8)	3-2 G6-4-3 1B				1-1 F8		0-3 K		1-0 2B	4	0	2	0	0	1	1									
<b>Bobby Bonilla, S</b> OBP: 0.374, SLG: 0.489 (1, 5)	2-1 G6-4-3 1-2				2-3 K		1-2 F4		0-0 G5-3	4	0	0	0	0	1	3									
<b>Glenn Wilson, R</b> OBP: 0.283, SLG: 0.318 (1, 9)		1-1 2B			1-2 F8		0-1 F7		0-0 F6	4	0	1	0	0	0	1									
<b>Orestes Destrade, S</b> OBP: 0.208, SLG: 0.194 (1, 3)		0-3 K			3-3 K		0-2 FC6-4 1B			3	0	1	0	0	2	1									
<b>Tom Prince, R</b> OBP: 0.250, SLG: 0.233 (1, 2)		0-0 5-3			1-1 G6-3		2-2 FC6-4 1-2			3	0	0	0	0	0	2									
<b>Rafael Belliard, R</b> OBP: 0.286, SLG: 0.247 (1, 6)		1-0 1-3			2-3 K			0-1 L4		2	0	0	0	0	1	1									
<b>John Cangelosi, S</b> OBP: 0.318, SLG: 0.216 (8, PH)								1-2 G4-3		1	0	0	0	0	0	0									
<b>Al Pedrique, R</b> OBP: 0.258, SLG: 0.243 (9, 6)										0	0	0	0	0	0	0									
<b>Doug Drabek, R</b> OBP: 0.212, SLG: 0.286 (1, 1)			4-0 FC4-6 BB			0-0 G5-3				1	0	0	0	1	0	0									
<b>R.J. Reynolds, S</b> OBP: 0.288, SLG: 0.382 (8, PH)										1	0	0	0	0	0	0									
<b>Inning Stats</b>	R: 0 E: 0 K: 1 S: 11	H: 1 LOB: 1 BB: 1 P: 20	R: 0 E: 0 K: 1 S: 7	H: 1 LOB: 0 BB: 0 P: 9	R: 0 E: 0 K: 0 S: 2	H: 0 LOB: 0 BB: 1 P: 6	R: 0 E: 0 K: 1 S: 8	H: 0 LOB: 0 BB: 0 P: 12	R: 0 E: 0 K: 2 S: 10	H: 0 LOB: 0 BB: 0 P: 16	R: 0 E: 0 K: 2 S: 9	H: 1 LOB: 1 BB: 0 P: 13	R: 0 E: 0 K: 0 S: 11	H: 1 LOB: 1 BB: 0 P: 14	R: 0 E: 0 K: 0 S: 7	H: 0 LOB: 0 BB: 0 P: 9	R: 0 E: 0 K: 0 S: 6	H: 1 LOB: 1 BB: 0 P: 9	1B: 3 2B: 2 3B: 0 HR: 0	SF: 0 SAC: 0 DP: 2 HBP: 0	WP: 0 PB: 0 SB: 0 CS: 0	PA: 32			
<b>PITCHER</b>	IP	WLS	BF	H	R	ER	SO	BB	IBB	HBP	BLK	WP	HR	S	P	ERA	WHIP								
<b>Danny Jackson, L</b> ERA: 2.43 (1, 1)	9.0	W	32	5	0	0	7	2	0	0	0	0	0	71	108	0.00	0.778								






Batter	1	2	3	4	5	6	7	8	9	AB	R	H	RBI	BB	SO	LOB	TOP					
Kal Daniels, L OBP: 0.396, SLG: 0.438 (1,7)	G3		1B			F6		BB		3	0	1	0	1	0	0	Cincinnati Reds @ Pittsburgh Pirates Three Rivers Stadium, Pittsburgh, PA Tue Aug 23 1988, 7:05 PM EDT Att: 13,406 - Unknown					
Chris Sabo, R OBP: 0.313, SLG: 0.434 (1,5)	F5		K			CS		5-3		4	0	1	0	0	1	4						
Barry Larkin, R OBP: 0.343, SLG: 0.422 (1,6)	5-3		F7			B2			F9	4	0	0	0	0	0	3						
Eric Davis, R OBP: 0.355, SLG: 0.508 (1,8)		F9 BLK BB		K		CS	5-3		G6-4-3 1B	3	0	1	0	1	1	0						
Nick Esasky, R OBP: 0.334, SLG: 0.427 (1,3)	F9		F9			G1			G6-4-3	4	0	0	0	0	0	2						
Paul O'Neill, L OBP: 0.316, SLG: 0.416 (1,9)	G3		6-3			F8				3	0	0	0	0	0	1						
Bo Diaz, R OBP: 0.234, SLG: 0.347 (1,2)	K				5-3			F8		3	0	0	0	0	1	1						
Dave Concepcion, R OBP: 0.264, SLG: 0.253 (1,4)			1B SH3-4 1B		3-1			1-3		3	0	1	0	0	0	0						
Norm Charlton, S (1,1)			SH3-4		4-3					1	0	0	0	0	0	0						
Lloyd McClendon, R (8,PH) Rob Murphy, L (8,1)			SH3-4					BB 1B		1	0	1	0	0	0	0						
										0	0	0	0	0	0	0						
<b>Inning Stats</b>	R: 0 E: 0 K: 0 S: 8	H: 0 LOB: 0 BB: 0 P: 13	R: 0 E: 0 K: 1 S: 10	H: 0 LOB: 1 BB: 1 P: 17	R: 0 E: 0 K: 1 S: 9	H: 2 LOB: 2 BB: 0 P: 11	R: 0 E: 0 K: 1 S: 7	H: 0 LOB: 0 BB: 0 P: 9	R: 0 E: 0 K: 0 S: 4	H: 0 LOB: 0 BB: 0 P: 5	R: 0 E: 0 K: 0 S: 3	H: 1 LOB: 0 BB: 0 P: 9	R: 0 E: 0 K: 0 S: 6	H: 0 LOB: 0 BB: 0 P: 10	R: 0 E: 0 K: 0 S: 10	H: 1 LOB: 2 BB: 1 P: 20	R: 0 E: 0 K: 0 S: 4	H: 1 LOB: 0 BB: 0 P: 6	1B: 5 2B: 0 3B: 0 HR: 0	SF: 0 SAC: 1 DP: 1 HBP: 0	WP: 0 PB: 0 SB: 0 CS: 1	PA: 33
<b>PITCHER</b>	IP	WLS	BF	H	R	ER	SO	BB	IBB	HBP	BLK	WP	HR	S	P	ERA	WHIP					
Dave LaPoint, L (1,1) Jim Gott, R (8,1)	7.2	W	28	4	0	0	3	2	0	0	1	0	0	56	93	0.00	0.783					
	1.1	S	4	1	0	0	0	0	0	0	0	0	0	5	7	0.00	0.750					

AB	29
R	0
H	5
RBI	0
BB	2
SO	3
LOB	11



Batter	1	2	3	4	5	6	7	8	9	AB	R	H	RBI	BB	SO	LOB	BOTTOM				
Barry Bonds, L OBP: 0.372, SLG: 0.517 (1,7)	F8			K		L9		G5-4-3 BB		3	0	0	0	1	1	0	Cincinnati Reds @ Pittsburgh Pirates Three Rivers Stadium, Pittsburgh, PA Tue Aug 23 1988, 7:05 PM EDT Att: 13,406 - Unknown				
Jose Lind, R OBP: 0.290, SLG: 0.302 (1,4)	F8			K			HR 2B	G5-4-3		4	1	1	0	0	1	2					
Andy Van Slyke, L OBP: 0.350, SLG: 0.529 (1,8)	F6			G3			HR			3	1	1	2	0	0	0					
Bobby Bonilla, S (1,5)			F9		K		K			3	0	0	0	0	2	0					
Sid Bream, L (1,3)			1-3		K		S 1B			3	0	1	0	0	1	0					
R.J. Reynolds, S (1,9) Jim Gott, R (8,1)			K		1B		F8			3	0	1	0	0	1	1					
Michael LaValliere, L (1,2)			G3		F8 1B		F8			3	0	0	0	0	0	2					
Rafael Belliard, R (1,6)			L7			F9		SH1-4 BB		2	0	0	0	1	0	0					
Dave LaPoint, L (1,1) Glenn Wilson, R (8,9)			4-3			K		SH1-4		2	0	0	0	0	1	0					
										0	0	0	0	0	0	0					
<b>Inning Stats</b>	R: 0 E: 0 K: 0 S: 6	H: 0 LOB: 0 BB: 0 P: 13	R: 0 E: 0 K: 1 S: 6	H: 0 LOB: 0 BB: 0 P: 7	R: 0 E: 0 K: 0 S: 6	H: 0 LOB: 0 BB: 0 P: 9	R: 0 E: 0 K: 2 S: 8	H: 0 LOB: 0 BB: 0 P: 12	R: 0 E: 0 K: 2 S: 13	H: 1 LOB: 1 BB: 0 P: 19	R: 0 E: 0 K: 1 S: 8	H: 0 LOB: 0 BB: 0 P: 13	R: 2 E: 0 K: 1 S: 13	H: 3 LOB: 1 BB: 0 P: 21	R: 0 E: 0 K: 0 S: 4	H: 0 LOB: 1 BB: 2 P: 12	1B: 2 2B: 1 3B: 0 HR: 1	SF: 0 SAC: 1 DP: 1 HBP: 0	WP: 0 PB: 0 SB: 1 CS: 0	PA: 29	
<b>PITCHER</b>	IP	WLS	BF	H	R	ER	SO	BB	IBB	HBP	BLK	WP	HR	S	P	ERA	WHIP				
Norm Charlton, L (1,1) Rob Murphy, L (8,1)	7.0	L	25	4	2	2	7	0	0	0	0	0	0	4	12	0.00	2.000				
	1.0		4	0	0	0	0	2	0	0	0	0	0	4	12	0.00	2.000				

AB	26
R	2
H	4
RBI	2
BB	2
SO	7
LOB	5





Batter	1	2	3	4	5	6	7	8	9	AB	R	H	RBI	BB	SO	LOB	TOP			
Herm Winningham, L (1, 9) OBP: 0.322, SLG: 0.331	4-1 FC1-5 S BB	3-1 E1 2H		1-3 K		0-1 S 1B		0-0 SF9		3	0	1	2	1	1	2	<b>Cincinnati Reds @ Pittsburgh Pirates</b> Three Rivers Stadium, Pittsburgh, PA Wed Aug 24 1988, 7:05 PM EDT Att: 24,660 - Unknown - 78 F <a href="http://livebaseballscorecards.com">livebaseballscorecards.com</a>			
Barry Larkin, R (1, 6) OBP: 0.340, SLG: 0.417	1-0 FC1-5 BLK 2B	0-0 F1		1-0 P6		1-1 F8 1-2		2-3 3H 2-1 F7		5	1	0	0	0	0	6				
Kal Daniels, L (1, 7) OBP: 0.398, SLG: 0.444	4-0 2B SF7 BB		0-0 G1-3		0-0 G3-1 2B		1-1 F8		0-3 K	4	2	2	0	1	1	1				
Eric Davis, R (1, 8) OBP: 0.353, SLG: 0.506	1-0 S 2B		1-3 K		1-0 G5-3		3-3 K		0-2 G6-3	5	0	1	1	0	2	2				
Paul O'Neill, L (1, 3) OBP: 0.314, SLG: 0.412	0-2 SF7		1-0 G1-3		1-0 G3-1		1-3 K		0-0 G6-3	4	0	0	1	0	1	2				
Jeff Treadway, L (1, 5) OBP: 0.314, SLG: 0.362 Dave Concepcion, R (8, 5) OBP: 0.264, SLG: 0.253	2-1 F7		0-2 F7		0-0 2B		2-1 G1-3			4	0	1	1	0	0	2				
Jeff Reed, L (1, 2) OBP: 0.304, SLG: 0.287		2-1 G4-3		2-2 G4 1B		0-2 P6		4-2 2B SF9 BB		3	1	1	0	1	0	1				
Ron Oester, S (1, 4) OBP: 0.344, SLG: 0.316		2-2 SH5-4 E 1B		1-2 G4 1B		1-0 SH5-4 1B 2B		0-0 SF9 2B		4	2	4	0	0	0	0				
Tom Browning, L (1, 1) OBP: 0.197, SLG: 0.164	0-1 SH5-4		1-1 G4		2-1 SH5-4		3-3 K			2	0	0	0	0	1	4				
<b>Inning Stats</b>	R: 2 E: 0 K: 0 S: 8	H: 1 LOB: 1 BB: 2 P: 20	R: 1 E: 1 K: 0 S: 12	H: 1 LOB: 1 BB: 0 P: 19	R: 0 E: 0 K: 1 S: 8	H: 1 LOB: 1 BB: 0 P: 10	R: 0 E: 0 K: 1 S: 16	H: 2 LOB: 2 BB: 0 P: 22	R: 1 E: 0 K: 0 S: 7	H: 2 LOB: 1 BB: 0 P: 9	R: 0 E: 0 K: 2 S: 10	H: 0 LOB: 0 BB: 0 P: 15	R: 1 E: 0 K: 1 S: 11	H: 1 LOB: 1 BB: 1 P: 20	R: 0 E: 0 K: 1 S: 7	H: 0 LOB: 0 BB: 0 P: 7	1B: 4 2B: 6 3B: 0 HR: 0	SF: 2 SAC: 2 DP: 0 HBP: 0	WP: 0 PB: 0 SB: 2 CS: 0	PA: 41
<b>PITCHER</b>	IP WLS BF H R ER SO BB IBB HBP BLK WP HR S P ERA WHIP	IP WLS BF H R ER SO BB IBB HBP BLK WP HR S P ERA WHIP																		
Mike Dunne, R (1, 1) ERA: 4.05	4.2 L 24 7 4 3 2 2 0 0 0 0 0 0 48 77 5.79 1.929																			
Brian Fisher, R (5, 1) ERA: 4.51	1.1 6 2 1 1 0 0 0 0 0 0 0 0 13 17 6.75 1.500																			
Dave Rucker, L (7, 1) ERA: 4.18	2.0 8 1 1 1 3 1 0 0 0 0 0 0 20 35 4.50 1.000																			
Bob Kipper, L (9, 1) ERA: 3.56	1.0 3 0 0 0 1 0 0 0 0 0 0 0 7 7 0.00 0.000																			

Batter	1	2	3	4	5	6	7	8	9	AB	R	H	RBI	BB	SO	LOB	BOTTOM					
Barry Bonds, L (1, 7) OBP: 0.371, SLG: 0.514	2-2 G3		0-0 P6			1-1 S 1B		2-2 G3-1		4	0	1	0	0	0	0	<b>Cincinnati Reds @ Pittsburgh Pirates</b> Three Rivers Stadium, Pittsburgh, PA Wed Aug 24 1988, 7:05 PM EDT Att: 24,660 - Unknown - 78 F <a href="http://livebaseballscorecards.com">livebaseballscorecards.com</a>					
Jose Lind, R (1, 4) OBP: 0.291, SLG: 0.303	4-1 S BB			3-3 K		0-3 K		0-0 S 1B		3	0	1	0	1	2	2						
Andy Van Slyke, L (1, 8) OBP: 0.349, SLG: 0.527 Bob Kipper, R (9, 1)	0-2 L4		0-0 G5-4-3 1B		2-2 G3		2-2 G3		0-0 G4-3	4	0	1	0	0	0	4						
Bobby Bonilla, S (1, 5) OBP: 0.371, SLG: 0.484	0-1 F8		1-1 G5-4-3		0-3 K		0-3 K		0-0 E7 F8 2B 1B	4	1	1	0	0	1	2						
Sid Bream, L (1, 3) OBP: 0.341, SLG: 0.435		1-3 K			0-0 F7		3-2 G6-3		1-1 F8	4	0	0	0	0	1	1						
Glenn Wilson, R (1, 9) OBP: 0.282, SLG: 0.315		2-1 G4-3			2-0 L7		4-1 S BB		1-0 L4	3	0	0	0	1	0	1						
Michael LaValliere, L (1, 2) OBP: 0.359, SLG: 0.335 Tom Prince, R (7, PH) OBP: 0.265, SLG: 0.281		0-1 L7			1-1 F8		2-3 K		0-0 S 2B	2	0	0	0	0	0	0						
Al Pedrique, R (1, 6) OBP: 0.250, SLG: 0.235			0-1 F9		1-0 E5 1B E		1-1 G5-3		0-1 L9	4	0	0	0	0	0	1						
Mike Dunne, R (1, 1) ERA: 4.05 Brian Fisher, R (5, 1) ERA: 4.51 John Carpten, S (6, PH) OBP: 0.315, SLG: 0.213 Dave Rucker, L (7, 1) ERA: 4.18 Gary Redus, R (8, PH) OBP: 0.340, SLG: 0.495		2-1 B1-3			0-0 L8		3-2 S HR			1	0	0	0	0	0	0						
<b>Inning Stats</b>	R: 0 E: 0 K: 0 S: 9	H: 0 LOB: 1 BB: 1 P: 15	R: 0 E: 0 K: 1 S: 7	H: 0 LOB: 0 BB: 0 P: 10	R: 0 E: 0 K: 0 S: 5	H: 0 LOB: 0 BB: 0 P: 7	R: 0 E: 0 K: 1 S: 7	H: 1 LOB: 0 BB: 0 P: 12	R: 0 E: 0 K: 0 S: 4	H: 0 LOB: 0 BB: 0 P: 7	R: 0 E: 2 K: 1 S: 10	H: 1 LOB: 2 BB: 0 P: 14	R: 0 E: 0 K: 2 S: 10	H: 0 LOB: 1 BB: 1 P: 19	R: 1 E: 0 K: 0 S: 11	H: 2 LOB: 1 BB: 0 P: 17	R: 1 E: 1 K: 0 S: 7	H: 2 LOB: 1 BB: 0 P: 9	1B: 4 2B: 1 3B: 0 HR: 1	SF: 0 SAC: 0 DP: 1 HBP: 0	WP: 0 PB: 0 SB: 0 CS: 0	PA: 35
<b>PITCHER</b>	IP WLS BF H R ER SO BB IBB HBP BLK WP HR S P ERA WHIP	IP WLS BF H R ER SO BB IBB HBP BLK WP HR S P ERA WHIP																				
Tom Browning, L (1, 1) ERA: 3.46	9.0 W 35 6 2 2 5 2 0 0 0 0 1 70 110 2.00 0.889																					



Batter	1	2	3	4	5	6	7	8	9	AB	R	H	RBI	BB	SO	LOB	TOP		
Vince Coleman, S (1,7) OBP: 0.317, SLG: 0.350	1-2 F4		1-2 5-3			1-3 K		3-1 F9		4	0	0	0	0	1	1	<b>St. Louis Cardinals @ Cincinnati Reds</b> Riverfront Stadium, Cincinnati, OH Thu Aug 25 1988, 7:05 PM EDT Att: 15,380 - Unknown - 85 F  <b>AB 31</b> <b>R 1</b> <b>H 6</b> <b>RBI 1</b> <b>BB 2</b> <b>SO 4</b> <b>LOB 9</b>		
Willie McGee, S (1,8) OBP: 0.327, SLG: 0.361	2-1 1B		2-1 6-3			1-0 HR		2-2 FC6-4		4	1	2	1	0	0	1			
Pedro Guerrero, R (1,3) OBP: 0.370, SLG: 0.401	1-0 1B			3-2 4-3		1-0 L6			0-0 F8	4	0	1	0	0	0	0			
Tom Brunansky, R (1,9) OBP: 0.359, SLG: 0.437	4-2 BB			1-2 4-3			0-2 F9		1-0 1B	3	0	1	0	1	0	0			
Terry Pendleton, S (1,5) OBP: 0.297, SLG: 0.367	1-1 F5			0-0 G3			2-2 F8		1-1 L8	4	0	0	0	0	0	3			
Ozzie Smith, S (1,6) OBP: 0.348, SLG: 0.334		2-1 5-3			4-1 G4-6-3 BB		0-0 2B		2-3 K	3	0	1	0	1	1	1			
José Quiendo, S (1,4) OBP: 0.341, SLG: 0.346		3-1 4-3			0-0 G4-6-3		1-1 F7			3	0	0	0	0	0	2			
Tony Peña, R (1,2) OBP: 0.302, SLG: 0.355		2-0 5-3			1-3 K			1-0 FC5-4 1B		2	0	0	0	0	1	0			
John Costello, R (5,1)										0	0	0	0	0	0	0			
Steve Lake, R (8, PH) OBP: 0.346, SLG: 0.396										1	0	1	0	0	0	0			
Greg Mathews, R (1,1) OBP: 0.200, SLG: 0.143			1-3 K					1-1 FC5-4		1	0	0	0	0	1	0			
Tom Pagnozzi, R (5,2) OBP: 0.293, SLG: 0.309						0-0 1-3				2	0	0	0	0	0	1			
Tim Jones, L (6, PR) OBP: 0.320, SLG: 0.227										0	0	0	0	0	0	0			
Dan Quisenberry, R (8,1)										0	0	0	0	0	0	0			
<b>Inning Stats</b>	R: 0 E: 0 K: 0 S: 10	H: 2 LOB: 2 BB: 1 P: 19	R: 0 E: 0 K: 0 S: 5	H: 0 LOB: 0 BB: 0 P: 12	R: 0 E: 0 K: 1 S: 8	H: 0 LOB: 0 BB: 0 P: 12	R: 0 E: 0 K: 0 S: 7	H: 0 LOB: 0 BB: 0 P: 11	R: 0 E: 0 K: 1 S: 5	H: 1 LOB: 0 BB: 0 P: 10	R: 0 E: 0 K: 0 S: 10	H: 1 LOB: 1 BB: 0 P: 13	R: 0 E: 0 K: 0 S: 8	H: 1 LOB: 1 BB: 0 P: 15	R: 0 E: 0 K: 1 S: 7	H: 1 LOB: 1 BB: 0 P: 11	1B: 4 2B: 1 3B: 0 HR: 1	SF: 0 SAC: 0 DP: 1 HBP: 0	WP: 0 PA: 33 PB: 0 SB: 0 CS: 0
<b>PITCHER</b>	IP WLS BF H R ER SO BB IBB HBP BLK WP HR S P ERA WHIP																		
Keith Brown, R (1,1) ERA: 1.29	7.0 W 25 4 1 1 3 2 0 0 0 0 0 1 52 87 1.29 0.857																		
John Franco, L (8,1) ERA: 1.3	2.0 S 8 2 0 0 1 0 0 0 0 0 0 0 15 26 0.00 1.000																		

Batter	1	2	3	4	5	6	7	8	9	AB	R	H	RBI	BB	SO	LOB	BOTTOM		
Barry Larkin, R (1,6) OBP: 0.339, SLG: 0.420	2-2 6-3 3B		0-0 F7		2-2 6-3	2-1 F9				4	1	1	0	0	0	0	<b>St. Louis Cardinals @ Cincinnati Reds</b> Riverfront Stadium, Cincinnati, OH Thu Aug 25 1988, 7:05 PM EDT Att: 15,380 - Unknown - 85 F  <b>AB 27</b> <b>R 4</b> <b>H 5</b> <b>RBI 4</b> <b>BB 8</b> <b>SO 5</b> <b>LOB 15</b>		
Dave Collins, S (1,9) OBP: 0.281, SLG: 0.276	1-2 6-3		2-3 K		4-0 BB S FC5-2 BB		2-2 L7			3	0	0	1	1	1	0			
Herm Winningham, L (8,9) OBP: 0.322, SLG: 0.331	3-H 6-3				4-1 FC5-2 1B BB		1-1 2B			3	1	1	0	1	0	0			
Kal Daniels, L (1,7) OBP: 0.399, SLG: 0.445	2-1 4-3		1-1 4-3		4-1 1B S BB		4-0 2B			0	1	0	0	4	0	0			
Eric Davis, R (1,8) OBP: 0.359, SLG: 0.506	4-0 BB			4-1 1B S BB		4-2 1B FC5-2 BB		4-0 IBB		0	1	0	0	4	0	0			
Nick Esasky, R (1,3) OBP: 0.333, SLG: 0.424	1-0 5-3			2-1 F8 BLK SF7 1B		0-0 FC5-2 1B		2-3 K		4	1	1	1	0	1	6			
John Franco, L (8,1)				1-H 1B		1-2 2-3 3-H				0	0	0	0	0	0	0			
Dave Concepcion, R (1,5) OBP: 0.289, SLG: 0.254		4-2 CS BB		3-2 F8		1-2 2-3 3-H		1-0 F8		3	0	1	1	1	0	3			
Bo Diaz, R (1,2) OBP: 0.237, SLG: 0.350	1-1 2B			4-1 IBB		1-2 2-3 3-H		0-0 1-3		3	0	1	0	1	0	3			
Ron Oester, S (1,4) OBP: 0.324, SLG: 0.300		0-1 5-3		1-2 SF7			2-2 3-1		0-1 4-3	3	0	0	1	0	0	1			
Keith Brown, S (1,1)				3-H 1B			2-3 K		1-1 1-3	3	0	0	0	0	3	2			
Chris Sabo, R (8,5) OBP: 0.313, SLG: 0.433				1-3 K			2-3 K			1	0	0	0	0	0	0			
<b>Inning Stats</b>	R: 1 E: 0 K: 0 S: 9	H: 1 LOB: 1 BB: 1 P: 19	R: 0 E: 0 K: 1 S: 9	H: 1 LOB: 1 BB: 1 P: 16	R: 0 E: 0 K: 1 S: 9	H: 0 LOB: 0 BB: 0 P: 12	R: 2 E: 0 K: 1 S: 15	H: 1 LOB: 1 BB: 2 P: 30	R: 1 E: 0 K: 0 S: 19	H: 1 LOB: 3 BB: 3 P: 35	R: 0 E: 0 K: 1 S: 9	H: 0 LOB: 0 BB: 0 P: 15	R: 0 E: 0 K: 1 S: 11	H: 1 LOB: 2 BB: 1 P: 21	R: 0 E: 0 K: 0 S: 5	H: 0 LOB: 0 BB: 0 P: 6	1B: 2 2B: 2 3B: 1 HR: 0	SF: 1 SAC: 0 DP: 0 HBP: 0	WP: 0 PA: 36 PB: 0 SB: 2 CS: 1
<b>PITCHER</b>	IP WLS BF H R ER SO BB IBB HBP BLK WP HR S P ERA WHIP																		
Greg Mathews, L (1,1) ERA: 3.77	4.1 L 21 3 4 4 3 5 0 0 0 0 0 0 46 91 8.31 1.846																		
John Costello, R (5,1) ERA: 0.77	2.2 12 2 0 0 2 1 1 0 0 0 0 0 35 57 0.00 1.125																		
Dan Quisenberry, R (8,1) ERA: 4.7	1.0 3 0 0 0 0 0 0 0 0 0 0 0 5 6 0.00 0.000																		

livebaseballscores.com





















Batter	1	2	3	4	5	6	7	8	9	AB	R	H	RBI	BB	SO	LOB	TOP										
<b>John Cangelosi, S</b> (1, 8) OBP: 0.323, SLG: 0.222	0-1 5-3		1-0 FC5 BB 2B		2-2 5-3			2-3 K		4	1	0	0	0	1	2	<b>Pittsburgh Pirates @ Cincinnati Reds</b> Riverfront Stadium, Cincinnati, OH Tue Aug 30 1988, 7:05 PM EDT Att: 17,429 - Unknown - 70 F										
<b>Jose Lind, R</b> (1, 4) OBP: 0.294, SLG: 0.305	1-1 6-3		4-1 2B BB		2-2 5-3			2-2 L9		3	1	0	0	1	0	0											
<b>Gary Redus, R</b> (1, 7) OBP: 0.336, SLG: 0.392	1-0 6-3		4-2 2B BB		1-0 F9			1-2 6-3		3	1	0	1	1	0	0											
<b>Bobby Bonilla, S</b> (1, 5) OBP: 0.370, SLG: 0.477		2-2 4-3 WP 1B	1-3 K		3-3 K			1-2 4-3		4	0	1	0	0	2	3											
<b>Glenn Wilson, R</b> (1, 9) OBP: 0.281, SLG: 0.316		2-2 F3	1-2 2B		0-1 5-3			3-2 1B 1B		4	0	2	3	0	0	1											
<b>Sid Bream, L</b> (1, 3) OBP: 0.335, SLG: 0.420		2-1 4-3	1-3 K		2-1 F7			1-1 F9		4	0	0	0	0	1	3											
<b>Tom Prince, R</b> (1, 2) <b>R.J. Reynolds, S</b> (0, PH) OBP: 0.238, SLG: 0.238		0-0 6-3		4-1 FC1-4 BB				0-2 1-2 1B		2	0	0	0	1	0	1											
<b>Felix Fermin, R</b> (1, 6) <b>Ken Oberkell, L</b> (7, PH) OBP: 0.341, SLG: 0.263			0-0 FC5 S 1B	0-1 FC1-4 BB				2-1 4-3		2	0	1	0	0	0	1											
<b>Brian Fisher, R</b> (1, 1) <b>Bob Kipper, R</b> (1, 1)			1-2 BB FC5 HBP	0-1 B1-6-4						0	0	0	0	0	0	0											
<b>Andy Van Slyke, L</b> (7, PH) <b>Mike Dunne, R</b> (7, 1) OBP: 0.345, SLG: 0.519			1-2 BB HBP	1-2 B1-6-4						1	1	0	0	0	0	1											
<b>Inning Stats</b>	R: 0 E: 0 K: 0 S: 5	H: 0 LOB: 0 BB: 0 P: 7	R: 0 E: 0 K: 0 S: 10	H: 1 LOB: 1 BB: 0 P: 16	R: 4 E: 0 K: 2 S: 18	H: 2 LOB: 1 BB: 2 P: 31	R: 0 E: 0 K: 0 S: 5	H: 0 LOB: 0 BB: 0 P: 9	R: 0 E: 0 K: 1 S: 8	H: 0 LOB: 0 BB: 0 P: 13	R: 0 E: 0 K: 0 S: 9	H: 0 LOB: 0 BB: 0 P: 14	R: 0 E: 0 K: 1 S: 14	H: 0 LOB: 0 BB: 0 P: 19	R: 0 E: 0 K: 0 S: 14	H: 2 LOB: 2 BB: 0 P: 21	1B: 4 2B: 1 3B: 0 HR: 0	SF: 0 SAC: 0 DP: 1 HBP: 1	WP: 1 PB: 0 SB: 1 CS: 0	PA: 35							
<b>PITCHER</b>	IP	WLS	BF	H	R	ER	SO	BB	IBB	HBP	BLK	WP	HR	S	P	ERA	WHIP										
<b>Danny Jackson, L</b> (1, 1) ERA: 2.59	8.2	W	34	5	4	4	4	3	0	1	0	1	0	89	139	4.15	0.923										
<b>John Franco, L</b> (9, 1) ERA: 1.27	0.1	S	1	0	0	0	0	0	0	0	0	0	0	2	4	0.00	0.000										

AB	31
R	4
H	5
RBI	4
BB	3
SO	4
LOB	14



Batter	1	2	3	4	5	6	7	8	9	AB	R	H	RBI	BB	SO	LOB	BOTTOM										
<b>Herm Winningham, L</b> (1, 9) OBP: 0.327, SLG: 0.343				0-0 4-3				0-0 B1-3		4	1	1	0	0	0	1	<b>Pittsburgh Pirates @ Cincinnati Reds</b> Riverfront Stadium, Cincinnati, OH Tue Aug 30 1988, 7:05 PM EDT Att: 17,429 - Unknown - 70 F										
<b>Chris Sabo, R</b> (1, 5) OBP: 0.318, SLG: 0.430	1-2 BB HBP	3-2 L8			1-0 L5			3-2 5-3		3	1	0	0	0	0	0											
<b>Kal Daniels, L</b> (1, 7) OBP: 0.394, SLG: 0.444	4-2 1B E BB	1-2 G3			2-1 G3			2-0 4-3		3	1	0	0	1	0	0											
<b>Eric Davis, R</b> (1, 8) OBP: 0.365, SLG: 0.509	0-1 E BB 1B	1-0 5-3			1-0 L9			3-3 K		4	1	1	2	0	1	0											
<b>Paul O'Neill, L</b> (1, 3) OBP: 0.309, SLG: 0.401	4-2 1B S 2B BB		2-1 L4-3 1B		2-1 G3					2	1	1	0	1	0	0											
<b>Ron Oester, S</b> (1, 4) OBP: 0.304, SLG: 0.282	1-3 2B 1B	2-2 K	1-3 K		0-0 F7					3	1	1	1	0	1	1											
<b>Jeff Reed, L</b> (1, 2) OBP: 0.296, SLG: 0.279	1-3 3H F7		2-1 L4-3		2-0 G3					3	0	0	0	0	0	3											
<b>Luis Quinones, S</b> (1, 6) OBP: 0.211, SLG: 0.263	0-1 1H 2B			3-3 K				0-1 L9		3	0	1	2	0	1	0											
<b>Danny Jackson, R</b> (1, 1) <b>John Franco, L</b> (9, 1) OBP: 0.143, SLG: 0.149				2-3 K				1-3 K		3	0	0	0	0	3	1											
<b>Inning Stats</b>	R: 6 E: 1 K: 1 S: 22	H: 4 LOB: 1 BB: 2 P: 35	R: 0 E: 0 K: 0 S: 7	H: 0 LOB: 0 BB: 0 P: 12	R: 0 E: 0 K: 1 S: 7	H: 1 LOB: 0 BB: 0 P: 12	R: 0 E: 0 K: 2 S: 9	H: 0 LOB: 0 BB: 0 P: 14	R: 0 E: 0 K: 0 S: 4	H: 0 LOB: 0 BB: 0 P: 8	R: 0 E: 0 K: 0 S: 4	H: 0 LOB: 0 BB: 0 P: 8	R: 0 E: 0 K: 1 S: 6	H: 0 LOB: 0 BB: 0 P: 7	R: 0 E: 0 K: 1 S: 7	H: 0 LOB: 0 BB: 0 P: 15		1B: 3 2B: 3 3B: 0 HR: 0	SF: 0 SAC: 0 DP: 1 HBP: 1	WP: 0 PB: 0 SB: 1 CS: 0	PA: 31						
<b>PITCHER</b>	IP	WLS	BF	H	R	ER	SO	BB	IBB	HBP	BLK	WP	HR	S	P	ERA	WHIP										
<b>Brian Fisher, R</b> (1, 1) ERA: 4.96	0.1	L	8	4	6	6	0	2	0	1	0	0	0	18	30	162.00	18.000										
<b>Bob Kipper, L</b> (1, 1) ERA: 3.23	5.2		17	1	0	0	4	0	0	0	0	0	0	35	59	0.00	0.176										
<b>Mike Dunne, R</b> (7, 1) ERA: 3.99	2.0		6	0	0	0	2	0	0	0	0	0	0	13	22	0.00	0.000										





Batter	1	2	3	4	5	6	7	8	9	AB	R	H	RBI	BB	SO	LOB	TOP							
<b>Barry Bonds, L</b> OBP: 0.368, SLG: 0.510 (1, 7)										5	0	0	0	0	1	3	<b>Pittsburgh Pirates @ Cincinnati Reds</b> Riverfront Stadium, Cincinnati, OH Wed Aug 31 1988, 7:05 PM EDT Att: 18,586 - Unknown - 77 F							
<b>Jose Lind, R</b> OBP: 0.293, SLG: 0.304 (1, 4)										5	0	1	0	0	1	0								
<b>Gary Redus, R</b> OBP: 0.340, SLG: 0.391 (1, 9)										3	1	1	0	2	1	0								
<b>Bobby Bonilla, S</b> OBP: 0.371, SLG: 0.479 (1, 5)										4	0	2	0	0	1	2								
<b>Glenn Wilson, R</b> OBP: 0.281, SLG: 0.313 (1, 8)										3	0	0	0	1	0	4								
<b>Sid Bream, L</b> OBP: 0.334, SLG: 0.418 (1, 3)										4	0	1	1	0	0	2								
<b>Tom Prince, R</b> OBP: 0.265, SLG: 0.261 (1, 2)										4	0	2	0	0	0	3								
<b>Felix Fermin, R</b> OBP: 0.340, SLG: 0.268 (8, PH)										3	0	1	0	0	0	4								
<b>Rafael Belliard, R</b> OBP: 0.284, SLG: 0.242 (8, 6)										1	0	0	0	0	0	1								
<b>John Smiley, L</b> OBP: 0.132, SLG: 0.080 (8, PH)										3	0	0	0	0	0	3								
<b>John Cangelosi, S</b> OBP: 0.320, SLG: 0.220 (8, 1)										1	0	0	0	0	0	1								
<b>Jim Gott, R</b> (8, 1)										0	0	0	0	0	0	0								
<b>Inning Stats</b>	R: 0 E: 0 K: 1 S: 8	H: 2 LOB: 2 BB: 0 P: 13	R: 0 E: 1 K: 0 S: 8	H: 1 LOB: 2 BB: 0 P: 13	R: 0 E: 0 K: 0 S: 10	H: 1 LOB: 1 BB: 0 P: 10	R: 1 E: 0 K: 0 S: 10	H: 2 LOB: 3 BB: 2 P: 21	R: 0 E: 0 K: 1 S: 8	H: 0 LOB: 0 BB: 0 P: 11	R: 0 E: 0 K: 1 S: 6	H: 0 LOB: 0 BB: 0 P: 11	R: 0 E: 0 K: 1 S: 10	H: 1 LOB: 1 BB: 0 P: 16	R: 0 E: 0 K: 1 S: 13	H: 0 LOB: 0 BB: 0 P: 18	1B: 7 2B: 1 3B: 0 HR: 0	SF: 0 SAC: 0 DP: 0 HBP: 0	WP: 0 PB: 0 SB: 0 CS: 0	PA: 39				
<b>PITCHER</b>	IP WLS BF H R ER SO BB IBB HBP BLK WP HR S P ERA WHIP																							
<b>Norm Charlton, L</b> ERA: 3.65	(1, 1)	8.0 W 36	8 1 1 3	2 1 0 0	0 0 0 0	0 0 0 0	0 0 13 18	1.12 1.250																
<b>John Franco, L</b> ERA: 1.25	(9, 1)	1.0 S 3	0 0 0 1	0 0 0 0	0 0 0 0	0 0 13 18	0.00 0.000																	

Batter	1	2	3	4	5	6	7	8	9	AB	R	H	RBI	BB	SO	LOB	BOTTOM						
<b>Barry Larkin, R</b> OBP: 0.345, SLG: 0.428 (1, 6)										3	1	1	0	0	0	0	<b>Pittsburgh Pirates @ Cincinnati Reds</b> Riverfront Stadium, Cincinnati, OH Wed Aug 31 1988, 7:05 PM EDT Att: 18,586 - Unknown - 77 F						
<b>Chris Sabo, R</b> OBP: 0.317, SLG: 0.428 (1, 5)										4	1	1	0	0	1								
<b>Kal Daniels, L</b> OBP: 0.394, SLG: 0.452 (1, 7)										4	1	2	3	0	1	0							
<b>Eric Davis, R</b> OBP: 0.364, SLG: 0.506 (1, 8)										2	0	0	1	1	2	0							
<b>Nick Esasky, R</b> OBP: 0.332, SLG: 0.413 (9, 1)										3	0	1	0	1	2	1							
<b>Dave Collins, S</b> OBP: 0.276, SLG: 0.285 (9, 4)										3	0	0	0	0	1	3							
<b>Ron Oester, S</b> OBP: 0.304, SLG: 0.282 (9, 4)										0	0	0	0	0	0	0							
<b>Lloyd McClendon, R</b> OBP: 0.305, SLG: 0.345 (1, 2)										3	0	0	0	0	0	1							
<b>Dave Concepcion, R</b> OBP: 0.263, SLG: 0.249 (9, 3)										3	0	0	0	0	1	0							
<b>Norm Charlton, S</b> (1, 1)										2	0	0	0	0	2	0							
<b>Herm Winningham, L</b> OBP: 0.331, SLG: 0.348 (8, PH)										1	1	1	0	0	0	0							
<b>Inning Stats</b>	R: 1 E: 0 K: 0 S: 12	H: 3 LOB: 0 BB: 0 P: 16	R: 0 E: 1 K: 1 S: 8	H: 0 LOB: 0 BB: 0 P: 12	R: 0 E: 0 K: 2 S: 8	H: 0 LOB: 1 BB: 1 P: 15	R: 0 E: 0 K: 1 S: 7	H: 0 LOB: 0 BB: 0 P: 12	R: 0 E: 0 K: 2 S: 10	H: 0 LOB: 1 BB: 1 P: 20	R: 0 E: 0 K: 1 S: 8	H: 0 LOB: 0 BB: 0 P: 12	R: 3 E: 0 K: 2 S: 14	H: 3 LOB: 0 BB: 0 P: 22	1B: 4 2B: 1 3B: 0 HR: 1	SF: 1 SAC: 1 DP: 0 HBP: 0	WP: 0 PB: 0 SB: 2 CS: 0	PA: 32					
<b>PITCHER</b>	IP WLS BF H R ER SO BB IBB HBP BLK WP HR S P ERA WHIP																						
<b>John Smiley, L</b> ERA: 3.11	(1, 1)	7.0 L 26	3 1 1 7	2 0 0 0	0 0 0 0	0 1 14 22	27.00 3.000																
<b>Jim Gott, R</b> ERA: 3.25	(8, 1)	1.0 L 6	3 3 3 2	0 0 0 0	0 0 1 14	22	27.00 3.000																



Batter	1	2	3	4	5	6	7	8	9	AB	R	H	RBI	BB	SO	LOB	TOP
Barry Larkin, R OBP: 0.342, SLG: 0.423	F8		5-3		6-3	1-3			5-3	5	0	0	0	0	0	0	
Chris Sabo, R OBP: 0.318, SLG: 0.430	6-3		5-3		E7 1B				F9	5	1	2	0	0	0	0	
Kal Daniels, L OBP: 0.394, SLG: 0.451	HR 1B		E4 BB						F9	5	2	2	1	0	1	1	
Eric Davis, R OBP: 0.368, SLG: 0.520	HR								4-3	3	2	2	3	1	0	1	
Paul O'Neill, L OBP: 0.309, SLG: 0.399	F7		F4						4-3	4	1	1	1	0	0	3	
Dave Concepcion, R OBP: 0.263, SLG: 0.249										0	0	0	0	0	0	0	
Hern Wainwright, L OBP: 0.329, SLG: 0.345									F5	4	0	1	1	0	0	0	
Jeff Reed, L OBP: 0.290, SLG: 0.273									F8	4	0	0	0	0	0	2	
Ron Oester, S OBP: 0.313, SLG: 0.293										4	0	2	0	0	0	0	
Tom Browning, L OBP: 0.220, SLG: 0.169										2	0	0	0	0	0	1	
Ken Griffey, Jr. OBP: 0.342, SLG: 0.515										1	0	0	0	0	0	0	
Rob DiPietro, L OBP: 0.285, SLG: 0.400										0	0	0	0	0	0	0	
Van Snider, L OBP: 0.301, SLG: 0.348										1	0	0	0	0	1	1	
Rob Murphy, L OBP: 0.311, SLG: 0.348										0	0	0	0	0	0	0	
John Franco, L OBP: 0.311, SLG: 0.348										0	0	0	0	0	0	0	
<b>Inning Stats</b>	R: 2 H: 2 E: 0 K: 0 S: 12	H: 2 R: 0 ER: 1 K: 0 S: 5	H: 1 R: 0 ER: 0 K: 0 S: 5	H: 0 R: 0 ER: 1 K: 0 S: 15	H: 0 R: 0 ER: 0 K: 0 S: 6	H: 5 R: 4 ER: 1 K: 0 S: 15	H: 0 R: 0 ER: 0 K: 0 S: 8	H: 1 R: 0 ER: 0 K: 0 S: 7	H: 1 R: 0 ER: 0 K: 1 S: 12	H: 0 R: 0 ER: 0 K: 1 S: 7	1B: 7 2B: 1 3B: 1 HR: 1	SF: 0 2B: 1 3B: 1 DP: 1 HBP: 0	WP: 2 PB: 0 SB: 1 CS: 0	PA: 39			
<b>PITCHER</b>	IP WLS BF H R ER SO BB IBB HBP BLK WP HR S P ERA WHIP																
Jeff Pico, R ERA: 3.88	4.2 L 24 8 6 6 0 1 0 0 0 0 1 1 51 81 11.57 1.929																
Jamie Moyer, L ERA: 3.35	0.1 1 0 0 0 0 0 0 0 0 0 0 2 5 0.00 0.000																
Scott Sanderson, R ERA: 4.46	3.0 11 2 0 0 1 0 0 0 0 0 0 27 38 0.00 0.667																
Rich Gossage, R ERA: 4.46	1.0 3 0 0 0 1 0 0 0 0 0 0 7 10 0.00 0.000																

Cincinnati Reds @ Chicago Cubs  
Wrigley Field, Chicago, IL  
Fri Sep 02 1988, 3:33 AM CDT  
Att: 21,751 - Overcast - 85 F

AB	38
R	6
H	10
RBI	6
BB	1
SO	2
LOB	9



Batter	1	2	3	4	5	6	7	8	9	AB	R	H	RBI	BB	SO	LOB	BOTTOM
Doug Dascenzo, S OBP: 0.600, SLG: 0.800	23 HR 1B			E5 23 1B		F7		L3		5	2	3	0	0	0		
23 Ryne Sandberg, R OBP: 0.328, SLG: 0.422	HR			G3 E 1B		4-3		6-3		4	1	2	3	1	0	0	
Mark Grace, L OBP: 0.365, SLG: 0.396	K			G3		4-3			2-3	5	0	0	0	0	1	3	
Andre Dawson, R OBP: 0.347, SLG: 0.515	F9			6-3						5	0	2	0	0	0	1	
Vance Law, R OBP: 0.355, SLG: 0.406	1B BB			1B				2B 2B		4	2	3	0	1	1	1	
Rafael Palmeiro, L OBP: 0.347, SLG: 0.428	FC6-4 1B			F7		F9		2B		5	0	3	1	0	0	3	
Damon Berryhill, S OBP: 0.301, SLG: 0.423	FC6-4 1B			F9				SF7		3	0	1	1	0	0	3	
Shawon Dunston, R OBP: 0.268, SLG: 0.359				F4		L3		5-3		4	0	0	0	0	4		
Jeff Pico, R ERA: 3.88				4-3		L7				2	0	1	0	0	0	0	
Jamie Moyer, L ERA: 3.35										0	0	0	0	0	0	0	
Darryl Kile, R ERA: 2.27										1	0	0	0	0	1	1	
Scott Sanderson, R ERA: 3.07										0	0	0	0	0	0	0	
Jody Davis, R OBP: 0.301, SLG: 0.348										1	0	0	0	0	1	0	
Rich Gossage, R ERA: 4.46										0	0	0	0	0	0	0	
<b>Inning Stats</b>	R: 2 H: 3 E: 0 K: 1 S: 13	H: 1 R: 0 ER: 0 K: 0 S: 11	H: 3 R: 0 ER: 0 K: 0 S: 9	H: 3 R: 1 ER: 2 K: 0 S: 12	H: 2 R: 0 ER: 0 K: 0 S: 13	H: 0 R: 0 ER: 0 K: 0 S: 7	H: 2 R: 1 ER: 0 K: 0 S: 13	H: 0 R: 0 ER: 0 K: 1 S: 8	H: 1 R: 0 ER: 0 K: 1 S: 10	H: 0 R: 0 ER: 0 K: 1 S: 16	1B: 10 2B: 4 3B: 0 HR: 1	SF: 1 2B: 4 3B: 0 DP: 0 HBP: 0	WP: 0 PB: 0 SB: 0 CS: 0	PA: 42			
<b>PITCHER</b>	IP WLS BF H R ER SO BB IBB HBP BLK WP HR S P ERA WHIP																
Tom Browning, L ERA: 3.63	5.0 W 27 12 4 3 1 0 0 0 0 0 0 20 26 4.50 1.000																
Rob DiPietro, R ERA: 2.27	2.0 8 2 1 1 0 0 0 0 0 0 0 8 13 0.00 0.000																
Rob Murphy, L ERA: 3.07	1.0 3 0 0 0 1 0 0 0 0 0 0 8 13 0.00 0.000																
John Franco, L ERA: 1.24	1.0 S 4 1 0 0 1 0 0 0 0 0 0 10 16 0.00 1.000																

Cincinnati Reds @ Chicago Cubs  
Wrigley Field, Chicago, IL  
Fri Sep 02 1988, 3:33 AM CDT  
Att: 21,751 - Overcast - 85 F

AB	39
R	5
H	15
RBI	5
BB	2
SO	3
LOB	16





Batter	1	2	3	4	5	6	7	8	9	AB	R	H	RBI	BB	SO	LOB	TOP
Barry Larkin, R (1, 6) OBP: 0.344, SLG: 0.424 Dave Concepcion, R (9, 6) OBP: 0.263, SLG: 0.249	0-1 F8	0-0			1-1 1-3	2-2 4-3		4-0		4	0	2	0	1	0	1	<p>Cincinnati Reds @ Chicago Cubs</p> <p>Wrigley Field, Chicago, IL</p> <p>Sat Sep 03 1988, 3:33 AM CDT</p> <p>Att: 33,087 - Sunny - 75 F</p>
Herm Winningham, L (1, 7) OBP: 0.319, SLG: 0.333	2-0 F8	1-0 F9			0-1 1-3		3-2 6-3	1-3 K		5	0	0	0	0	1	5	
Chris Sabo, R (1, 5) OBP: 0.315, SLG: 0.426	0-1 F7		2-0 4-3		0-0 F8		1-1 F8		1-2 F8	5	0	0	0	0	1		
Eric Davis, R (1, 8) OBP: 0.368, SLG: 0.517		4-2 2B HR BB	0-3 K		0-0 F8		1-2 3B 1B		1-1 6-3	4	2	1	0	1	1	1	
Paul O'Neill, L (1, 9) OBP: 0.312, SLG: 0.412	1-0 1-3 HR 2B		0-1 G3			0-1 WP 1B 2B	0-0 1-H 3B		1-3 K	5	2	3	1	0	1	0	
Nick Esasky, R (1, 3) OBP: 0.331, SLG: 0.420	1-0 2-H 3-H HR			3-3 K		2-2 L5	1-1 F3			4	1	1	3	0	1	2	
Jeff Reed, L (1, 2) OBP: 0.299, SLG: 0.279	2-2 4-3			4-1 BB		1-1 2B 1B		1-2 SH1-3 1B		3	1	2	1	1	0	0	
Ron Oester, S (1, 4) OBP: 0.314, SLG: 0.308	1-2 4-3			0-0 L7		3-1 1-H 2B		0-0 SH1-3		3	0	1	1	0	0	1	
Jack Armstrong, R (1, 1) OBP: 0.059, SLG: 0.059 Rob Murphy, L (7, 1) Lloyd McClendon, R (8, PH) OBP: 0.303, SLG: 0.342 Frank Williams, R (8, 1) John Franco, L (8, 1)	1-2 1B			0-1 F8		2-2 6-3		2-0 F4		3	0	1	0	0	0	2	
<b>Inning Stats</b>	R: 0 H: 0 E: 0 LOB: 0 K: 0 BB: 0 S: 5	R: 3 H: 4 E: 0 LOB: 2 K: 0 BB: 1 S: 18	R: 0 H: 0 E: 0 LOB: 0 K: 1 BB: 0 S: 6	R: 0 H: 0 E: 0 LOB: 1 K: 1 BB: 1 S: 8	R: 0 H: 1 E: 0 LOB: 1 K: 0 BB: 0 S: 6	R: 2 H: 3 E: 0 LOB: 1 K: 0 BB: 0 S: 17	R: 1 H: 2 E: 0 LOB: 1 K: 0 BB: 0 S: 11	R: 0 H: 1 E: 0 LOB: 2 K: 1 BB: 1 S: 9	R: 0 H: 0 E: 0 LOB: 0 K: 1 BB: 0 S: 10	1B: 6 SF: 0 2B: 3 SAC: 1 3B: 1 DP: 0 HR: 1 HBP: 0	WP: 1 PA: 41						
<b>PITCHER</b>	IP WLS BF H R ER SO BB IBB HBP BLK WP HR S P ERA WHIP																
Greg Maddux, R (1, 1) ERA: 3.16	5.1 L 26 8 5 5 2 2 0 0 0 0 1 1 53 82 8.44 1.875																
Mike Capel, R (6, 1) ERA: 3.24	1.2 7 2 1 1 0 0 0 0 0 0 0 0 18 28 5.40 1.200																
Drew Hall, L (8, 1) ERA: 6.46	2.0 8 1 0 0 2 0 1 0 0 0 0 0 19 30 0.00 0.500																

AB	37
R	6
H	11
RBI	6
BB	3
SO	4
LOB	14



Batter	1	2	3	4	5	6	7	8	9	AB	R	H	RBI	BB	SO	LOB	BOTTOM
Mitch Webster, S (1, 8) OBP: 0.339, SLG: 0.347	1-2 23 4-3 1B		0-0 F7		4-2 23 S BB		2-1 6-3		4-2 23 G4-6-3 BB	3	1	1	0	2	0	2	<p>Cincinnati Reds @ Chicago Cubs</p> <p>Wrigley Field, Chicago, IL</p> <p>Sat Sep 03 1988, 3:33 AM CDT</p> <p>Att: 33,087 - Sunny - 75 F</p>
23 Ryne Sandberg, R (1, 4) OBP: 0.327, SLG: 0.420	0-1 4-3		1-1 F4		3-3 K		0-1 FC6-4 1B		1-0 G4-6-3	5	0	1	2	0	1	3	
Mark Grace, L (1, 3) OBP: 0.366, SLG: 0.397	1-2 S 1B		2-1 F8		2-2 E 1B		2-1 FC6-4			4	0	2	1	0	0	1	
Andre Dawson, R (1, 9) OBP: 0.347, SLG: 0.513	1-2 F8			1-0 L9		0-0 F8		2-1 FC6-4 BB 1B		4	0	1	0	0	0	2	
Rafael Palmeiro, L (1, 7) OBP: 0.348, SLG: 0.427	4-1 FC6-4 BB		1-0 F7		1-2 E9		1-2 G6-4-3 1B		0-0 F9	3	0	1	0	1	0	1	
Vance Law, R (1, 5) OBP: 0.354, SLG: 0.403	2-0 FC6-4			0-0 5-3		0-0 G6-4-3		4-0 FC6-4 BB		3	0	0	0	1	0	4	
Damon Berryhill, S (1, 2) OBP: 0.304, SLG: 0.426 Rolando Roomes, R (8, PR) Manny Trillo, R (9, 6) OBP: 0.259, SLG: 0.281		4-2 FC5-4 BB		0-3 K		1-1 6-3 23 1B 2B		0-0 FC6-4		3	1	1	0	1	1	2	
Shawon Dunston, R (1, 6) OBP: 0.269, SLG: 0.360 Doug Descenzo, S (7, PH) Angel Salazar, R (8, 6) Jody Davis, R (8, PH) OBP: 0.309, SLG: 0.346		0-1 FC5-4		1-0 PB S		4-2 23 1B BB		3-3 K		2	1	1	0	0	0	1	
Greg Maddux, R (1, 1) OBP: 0.196, SLG: 0.232 Mike Capel, R (7, PH) Gary Varsho, L (7, PH) Darrin Jackson, R (7, PH) Drew Hall, L (8, 1) Rick Wrona, R (8, PH)		0-1 G3		1-0 4-3		2-3 K		2-2 6-3		2	0	0	1	0	0	1	
<b>Inning Stats</b>	R: 1 H: 2 E: 0 LOB: 2 K: 0 BB: 1 S: 14	R: 0 H: 0 E: 0 LOB: 0 K: 0 BB: 1 S: 10	R: 0 H: 0 E: 0 LOB: 0 K: 0 BB: 0 S: 5	R: 0 H: 0 E: 0 LOB: 0 K: 0 BB: 0 S: 3	R: 1 H: 1 E: 0 LOB: 1 K: 2 BB: 1 S: 16	R: 0 H: 2 E: 1 LOB: 1 K: 0 BB: 0 S: 8	R: 2 H: 2 E: 0 LOB: 1 K: 1 BB: 1 S: 13	R: 0 H: 1 E: 0 LOB: 2 K: 1 BB: 1 S: 7	R: 0 H: 0 E: 0 LOB: 0 K: 0 BB: 1 S: 9	1B: 7 SF: 0 2B: 1 SAC: 0 3B: 0 DP: 2 HR: 0 HBP: 0	WP: 0 PA: 38						
<b>PITCHER</b>	IP WLS BF H R ER SO BB IBB HBP BLK WP HR S P ERA WHIP																
Jack Armstrong, R (1, 1) ERA: 6.44	6.0 W 26 6 4 3 2 4 0 0 0 0 0 0 9 15 0.00 1.000																
Rob Murphy, L (7, 1) ERA: 3.03	1.0 4 1 0 0 1 0 0 0 0 0 0 0 9 15 0.00 6.000																
Frank Williams, R (8, 1) ERA: 2.57	0.1 3 1 0 0 0 1 0 0 0 0 0 0 3 9 0.00 6.000																
John Franco, L (8, 1) ERA: 1.21	1.2 S 5 0 0 0 1 1 0 0 0 0 0 0 13 23 0.00 0.600																

AB	32
R	4
H	8
RBI	4
BB	6
SO	4
LOB	21









Batter	1	2	3	4	5	6	7	8	9	AB	R	H	RBI	BB	SO	LOB	TOP
Luis Quiñones, S OBP: 0.321, SLG: 0.444 (1, 6)	2-2 4-3		1-1 4-3			2-1 F9		1-2		4	0	1	0	0	0	1	
Hern Winningham, L OBP: 0.330, SLG: 0.335 (1, 7)	1-1 G5-4-3 1B		2-0 4-3			0-1 F9		0-3		4	0	1	0	0	1	2	
Chris Sabo, R OBP: 0.318, SLG: 0.430 (1, 5)	0-1 G5-4-3 1-2		2-2 CS 2B			3-2		1-0		4	0	3	0	0	0	1	
Eric Davis, R OBP: 0.365, SLG: 0.511 (1, 8)		0-0 6-3		2-3 K 2-3		1-1 F4		1-2 FC1-4 1-2		4	0	0	0	0	1	3	
Paul O'Neill, L OBP: 0.314, SLG: 0.416 (1, 9)		1-3 K		2-2 4-3		0-0 F7		2-3 K 1-2		4	0	0	0	0	2	2	
Nick Esasky, R OBP: 0.330, SLG: 0.415 (1, 3)		1-3 K		4-2 BB		3-2 5-3		3-3 K		3	0	0	0	1	2	2	
Jeff Reed, L OBP: 0.297, SLG: 0.278 (1, 2)			3-2 F7		0-0 F7			0-3 K		3	0	0	0	0	1	1	
Ron Oester, S OBP: 0.309, SLG: 0.302 (1, 4)			3-1 F7		0-1 1-3			2-1 4-3		3	0	0	0	0	0	1	
Norm Charlton, S (1, 1)			1-1		2-2 5-3			0-0 1B 1B		0	0	0	0	0	0	0	
Ken Griffey, L OBP: 0.300, SLG: 0.313 (6, PH)										1	0	0	0	0	0	0	
Rob Dibble, L (6, PH)										0	0	0	0	0	0	0	
Dave Collins, S OBP: 0.280, SLG: 0.290 (8, PH)										1	0	1	0	0	0	0	
Rob Murphy, L (8, 1)										0	0	0	0	0	0	0	
<b>Inning Stats</b>	R: 0 H: 1 E: 0 LOB: 0 K: 0 BB: 0 S: 7	H: 0 R: 0 ER: 0 SO: 5 BB: 1 IBB: 0 HBP: 1 BLK: 0 WP: 0 HR: 0 S: 68 P: 107 ERA: 0.00 WHIP: 0.750	H: 0 R: 0 ER: 0 SO: 2 BB: 0 IBB: 0 HBP: 0 BLK: 0 WP: 0 HR: 0 S: 10 P: 17 ERA: 0.00 WHIP: 1.000	H: 0 R: 0 ER: 0 SO: 16 BB: 0 IBB: 0 HBP: 0 BLK: 0 WP: 0 HR: 0 S: 13 P: 15 ERA: 0.00 WHIP: 0.000	H: 0 R: 0 ER: 0 SO: 15 BB: 0 IBB: 0 HBP: 0 BLK: 0 WP: 0 HR: 0 S: 11 P: 18 ERA: 0.00 WHIP: 0.000	H: 0 R: 0 ER: 0 SO: 11 BB: 0 IBB: 0 HBP: 0 BLK: 0 WP: 0 HR: 0 S: 12 P: 15 ERA: 0.00 WHIP: 0.000	H: 1 R: 0 ER: 0 SO: 17 BB: 0 IBB: 0 HBP: 0 BLK: 0 WP: 0 HR: 0 S: 17 P: 17 ERA: 0.00 WHIP: 0.000	H: 2 R: 0 ER: 0 SO: 15 BB: 0 IBB: 0 HBP: 0 BLK: 0 WP: 0 HR: 0 S: 10 P: 17 ERA: 0.00 WHIP: 0.000	H: 1 R: 0 ER: 0 SO: 2 BB: 0 IBB: 0 HBP: 0 BLK: 0 WP: 0 HR: 0 S: 4 P: 29 ERA: 0.00 WHIP: 0.000	1B: 4 2B: 2 3B: 0 HR: 0	SF: 0 SAC: 0 DP: 1 HBP: 1	WP: 0 PA: 33 PB: 0 SB: 1 CS: 1					
<b>PITCHER</b>	IP	WLS	BF	H	R	ER	SO	BB	IBB	HBP	BLK	WP	HR	S	P	ERA	WHIP
Bob Forsch, R ERA: 3.47 (1, 1)	8.0	W	29	5	0	0	5	1	0	1	0	0	0	68	107	0.00	0.750
Dave Smith, R ERA: 2.3 (9, 1)	1.0	S	4	1	0	0	2	0	0	0	0	0	0	10	17	0.00	1.000

Cincinnati Reds @ Houston Astros  
Astrodome, Houston, TX  
Mon Sep 05 1988, 8:05 PM EDT  
Att: 17,128 - Dome - 72 F

AB	31
R	0
H	6
RBI	0
BB	1
SO	7
LOB	13



Batter	1	2	3	4	5	6	7	8	9	AB	R	H	RBI	BB	SO	LOB	BOTTOM
Gerald Young, S OBP: 0.342, SLG: 0.334 (1, 8)	2-3 K			1-1 F8	0-1 F9			1-0 F7		4	0	0	0	0	1	1	
Bill Doran, S OBP: 0.344, SLG: 0.344 (1, 4)	2-3 K			2-1 F7		1-3 K		2-1 F8		4	0	0	0	0	2	0	
Kevin Bass, S OBP: 0.323, SLG: 0.398 (1, 9)	0-0 P6			2-2 5-3		2-2 4-3				3	0	0	0	0	0	0	
Glenn Davis, R OBP: 0.352, SLG: 0.495 (1, 3)		1-2 5-3			2-2 SH5-3 1B 2B HBP	0-0		0-3 1B		2	1	1	0	0	0	0	
Buddy Bell, R OBP: 0.296, SLG: 0.341 (1, 5)		0-1 5-3			1-1 SH5-3 2B 1B	0-3 K				3	1	1	0	0	1	1	
Billy Hatcher, R OBP: 0.321, SLG: 0.359 (1, 7)		0-3 K			2-1 SH5-3		0-1 L5			2	0	0	0	0	1	0	
Rafael Ramirez, R OBP: 0.281, SLG: 0.351 (1, 6)			1-2 P4		4-0 2B IBB		0-1 6-3			2	1	0	0	1	0	0	
Alex Trevino, R OBP: 0.335, SLG: 0.348 (1, 2)			2-2 6-3		1-2 F8		2-3 K			3	0	0	0	0	1	3	
Bob Forsch, R OBP: 0.321, SLG: 0.333 (1, 1)			1-2 F9		3-2		1-3 K			2	0	1	3	0	0	0	
John Fishel, R OBP: 0.273, SLG: 0.545 (8, PH)					1-1 2B					1	0	0	0	0	1	0	
Dave Smith, R (9, 1)					1-1 2B					0	0	0	0	0	0	0	
<b>Inning Stats</b>	R: 0 H: 0 E: 0 LOB: 0 K: 2 BB: 0 S: 7	H: 0 R: 0 ER: 0 SO: 11 BB: 1 IBB: 0 HBP: 0 BLK: 0 WP: 0 HR: 0 S: 10 P: 11 ERA: 0.00 WHIP: 0.000	H: 0 R: 0 ER: 0 SO: 15 BB: 0 IBB: 0 HBP: 0 BLK: 0 WP: 0 HR: 0 S: 11 P: 15 ERA: 0.00 WHIP: 0.000	H: 0 R: 0 ER: 0 SO: 12 BB: 0 IBB: 0 HBP: 0 BLK: 0 WP: 0 HR: 0 S: 12 P: 17 ERA: 0.00 WHIP: 0.000	H: 2 R: 3 ER: 0 SO: 30 BB: 1 IBB: 1 HBP: 1 BLK: 0 WP: 0 HR: 0 S: 17 P: 30 ERA: 5.40 WHIP: 0.400	H: 1 R: 0 ER: 0 SO: 13 BB: 0 IBB: 0 HBP: 0 BLK: 0 WP: 0 HR: 0 S: 10 P: 13 ERA: 0.00 WHIP: 0.000	H: 0 R: 0 ER: 0 SO: 9 BB: 0 IBB: 0 HBP: 0 BLK: 0 WP: 0 HR: 0 S: 7 P: 9 ERA: 0.00 WHIP: 0.000	H: 0 R: 0 ER: 0 SO: 10 BB: 0 IBB: 0 HBP: 0 BLK: 0 WP: 0 HR: 0 S: 6 P: 10 ERA: 0.00 WHIP: 0.000	H: 0 R: 0 ER: 0 SO: 2 BB: 0 IBB: 0 HBP: 0 BLK: 0 WP: 0 HR: 0 S: 1 P: 19 ERA: 0.00 WHIP: 0.000	1B: 2 2B: 1 3B: 0 HR: 0	SF: 0 SAC: 1 DP: 0 HBP: 1	WP: 0 PA: 29 PB: 0 SB: 0 CS: 0					
<b>PITCHER</b>	IP	WLS	BF	H	R	ER	SO	BB	IBB	HBP	BLK	WP	HR	S	P	ERA	WHIP
Norm Charlton, L ERA: 3.94 (1, 1)	5.0	L	19	2	3	3	3	0	0	0	0	0	0	17	22	0.00	0.500
Rob Dibble, R ERA: 2.17 (6, 1)	2.0		7	1	0	0	3	0	0	0	0	0	0	6	10	0.00	0.000
Rob Murphy, L ERA: 2.99 (8, 1)	1.0		3	0	0	0	1	0	0	0	0	0	0	6	10	0.00	0.000

Cincinnati Reds @ Houston Astros  
Astrodome, Houston, TX  
Mon Sep 05 1988, 8:05 PM EDT  
Att: 17,128 - Dome - 72 F

AB	26
R	3
H	3
RBI	3
BB	1
SO	7
LOB	5





Batter	1	2	3	4	5	6	7	8	9	AB	R	H	RBI	BB	SO	LOB	TOP					
Dave Collins, S OBP: 0.288, SLG: 0.311 (1, 9)										6	2	3	0	0	0	2						
Chris Sabo, R OBP: 0.316, SLG: 0.426 (1, 5)										4	2	0	1	1	0	3						
Kal Daniels, L OBP: 0.400, SLG: 0.468 (1, 7)										4	5	3	4	2	0	1						
Nick Esasky, R OBP: 0.334, SLG: 0.416 Ron Oester, S OBP: 0.315, SLG: 0.307 (7, PR) (7, 4)										2	0	1	0	2	1	1						
Lloyd McClendon, R OBP: 0.304, SLG: 0.336 (1, 2)										5	0	1	0	1	1	5						
Hern Wittingham, L OBP: 0.326, SLG: 0.331 (1, 8)										5	0	1	1	0	2	7						
Luis Quiñones, S OBP: 0.364, SLG: 0.516 (1, 6)										4	0	2	2	1	1	4						
Dave Concepcion, R OBP: 0.266, SLG: 0.245 (7, 3)										3	0	0	0	2	1	4						
Tom Browning, L OBP: 0.200, SLG: 0.171 (1, 1)										5	0	1	0	0	0	6						
<b>Inning Stats</b>	R: 2 E: 0 K: 1 S: 19	H: 2 LOB: 2 BB: 2 P: 33	R: 0 E: 0 K: 0 S: 15	H: 0 LOB: 1 BB: 1 P: 23	R: 1 E: 1 K: 1 S: 13	H: 2 LOB: 2 BB: 2 P: 24	R: 0 E: 0 K: 1 S: 11	H: 1 LOB: 1 BB: 0 P: 16	R: 0 E: 0 K: 0 S: 5	H: 1 LOB: 1 BB: 0 P: 6	R: 0 E: 0 K: 0 S: 5	H: 1 LOB: 2 BB: 1 P: 28	R: 2 E: 2 K: 1 S: 15	H: 3 LOB: 2 BB: 1 P: 29	R: 3 E: 0 K: 1 S: 15	H: 3 LOB: 1 BB: 1 P: 24	1B: 8 2B: 2 3B: 1 HR: 2	SF: 1 SAC: 0 DP: 1 HBP: 0	WP: 1 PB: 0 SB: 3 CS: 0	PA: 50		
<b>PITCHER</b>	IP WLS BF H R ER SO BB IBB HBP BLK WP HR S P ERA WHIP	IP WLS BF H R ER SO BB IBB HBP BLK WP HR S P ERA WHIP	IP WLS BF H R ER SO BB IBB HBP BLK WP HR S P ERA WHIP	IP WLS BF H R ER SO BB IBB HBP BLK WP HR S P ERA WHIP	IP WLS BF H R ER SO BB IBB HBP BLK WP HR S P ERA WHIP	IP WLS BF H R ER SO BB IBB HBP BLK WP HR S P ERA WHIP	IP WLS BF H R ER SO BB IBB HBP BLK WP HR S P ERA WHIP	IP WLS BF H R ER SO BB IBB HBP BLK WP HR S P ERA WHIP	IP WLS BF H R ER SO BB IBB HBP BLK WP HR S P ERA WHIP	IP WLS BF H R ER SO BB IBB HBP BLK WP HR S P ERA WHIP	IP WLS BF H R ER SO BB IBB HBP BLK WP HR S P ERA WHIP	IP WLS BF H R ER SO BB IBB HBP BLK WP HR S P ERA WHIP	IP WLS BF H R ER SO BB IBB HBP BLK WP HR S P ERA WHIP	IP WLS BF H R ER SO BB IBB HBP BLK WP HR S P ERA WHIP	IP WLS BF H R ER SO BB IBB HBP BLK WP HR S P ERA WHIP	IP WLS BF H R ER SO BB IBB HBP BLK WP HR S P ERA WHIP	IP WLS BF H R ER SO BB IBB HBP BLK WP HR S P ERA WHIP	IP WLS BF H R ER SO BB IBB HBP BLK WP HR S P ERA WHIP	IP WLS BF H R ER SO BB IBB HBP BLK WP HR S P ERA WHIP	IP WLS BF H R ER SO BB IBB HBP BLK WP HR S P ERA WHIP	IP WLS BF H R ER SO BB IBB HBP BLK WP HR S P ERA WHIP	
Jim Deshaies, L ERA: 3.13 (1, 1)	2.0 L	13 3	3 3	3 3	1 1	4 0	0 0	0 0	0 0	0 0	1 39	67	13.50	3.500								
Danny Darwin, R ERA: 4.17 (3, 1)	3.0 L	13 3	0 0	0 0	2 2	0 0	1 0	0 0	0 0	0 0	24 35	19	0.00	1.000								
Joaquin Andujar, R ERA: 4.28 (6, 1)	1.1 6	3 2	2 2	0 0	0 0	0 0	0 0	0 0	0 0	0 0	12 19	15	13.50	2.250								
Juan Agosto, L ERA: 2.36 (7, 1)	1.0 8	1 2	0 0	1 1	0 0	1 1	0 0	0 0	0 0	0 0	18 9	35	0.00	2.000								
Brian Meyer, R ERA: (8, 1)	0.2 3	0 0	0 0	0 1	1 1	0 0	0 0	0 0	0 0	0 0	5 9	9	0.00	1.500								
<b>PITCHER</b>	IP WLS BF H R ER SO BB IBB HBP BLK WP HR S P ERA WHIP	IP WLS BF H R ER SO BB IBB HBP BLK WP HR S P ERA WHIP	IP WLS BF H R ER SO BB IBB HBP BLK WP HR S P ERA WHIP	IP WLS BF H R ER SO BB IBB HBP BLK WP HR S P ERA WHIP	IP WLS BF H R ER SO BB IBB HBP BLK WP HR S P ERA WHIP	IP WLS BF H R ER SO BB IBB HBP BLK WP HR S P ERA WHIP	IP WLS BF H R ER SO BB IBB HBP BLK WP HR S P ERA WHIP	IP WLS BF H R ER SO BB IBB HBP BLK WP HR S P ERA WHIP	IP WLS BF H R ER SO BB IBB HBP BLK WP HR S P ERA WHIP	IP WLS BF H R ER SO BB IBB HBP BLK WP HR S P ERA WHIP	IP WLS BF H R ER SO BB IBB HBP BLK WP HR S P ERA WHIP	IP WLS BF H R ER SO BB IBB HBP BLK WP HR S P ERA WHIP	IP WLS BF H R ER SO BB IBB HBP BLK WP HR S P ERA WHIP	IP WLS BF H R ER SO BB IBB HBP BLK WP HR S P ERA WHIP	IP WLS BF H R ER SO BB IBB HBP BLK WP HR S P ERA WHIP	IP WLS BF H R ER SO BB IBB HBP BLK WP HR S P ERA WHIP	IP WLS BF H R ER SO BB IBB HBP BLK WP HR S P ERA WHIP	IP WLS BF H R ER SO BB IBB HBP BLK WP HR S P ERA WHIP	IP WLS BF H R ER SO BB IBB HBP BLK WP HR S P ERA WHIP	IP WLS BF H R ER SO BB IBB HBP BLK WP HR S P ERA WHIP	IP WLS BF H R ER SO BB IBB HBP BLK WP HR S P ERA WHIP	
Gerald Young, S OBP: 0.342, SLG: 0.333 (1, 8)										4	0	1	0	0	0	1						
Bill Doran, S OBP: 0.341, SLG: 0.341 Jeff Heathcock, R ERA: 4.17 (9, 1)										4	0	0	0	0	0	1						
Kevin Bass, S OBP: 0.320, SLG: 0.394 (1, 9)										4	0	0	0	0	1	1						
Glenn Davis, R OBP: 0.352, SLG: 0.499 (1, 3)										4	1	1	1	0	1	1						
Buddy Bell, R OBP: 0.295, SLG: 0.337 (1, 5)										3	0	0	0	1	0	0						
Billy Hatcher, R OBP: 0.322, SLG: 0.360 (1, 7)										4	1	2	0	0	0	1						
Rafael Ramirez, R OBP: 0.283, SLG: 0.357 (1, 6)										4	1	2	1	0	0	1						
Alex Trevino, R OBP: 0.338, SLG: 0.354 (1, 2)										3	0	1	1	1	1	1						
Jim Deshaies, L OBP: 0.274, SLG: 0.338 Danny Darwin, R OBP: 0.275, SLG: 0.394 Steve Henderson, R OBP: 0.333, SLG: 0.575 Joaquin Andujar, R OBP: 0.333, SLG: 0.575 Juan Agosto, L OBP: 0.295, SLG: 0.316 Brian Meyer, R OBP: 0.275, SLG: 0.333 Jim Pankovits, R OBP: 0.275, SLG: 0.333 Craig Smajstrla, S OBP: 0.275, SLG: 0.333 (1, 1) (3, 1) (5, PR) (5, PR) (7, 1) (7, 1) (8, 1) (8, PR) (8, PR) (8, 4)	9.0 W	36 36	8 8	3 3	3 3	4 4	1 1	1 0	0 0	0 0	0 0	0 0	0 0	0 0	0 0	0 0						
<b>Inning Stats</b>	R: 0 E: 0 K: 0 S: 8	H: 0 LOB: 0 BB: 0 P: 13	R: 0 E: 0 K: 1 S: 13	H: 1 LOB: 3 BB: 2 P: 22	R: 0 E: 0 K: 1 S: 10	H: 1 LOB: 1 BB: 0 P: 15	R: 0 E: 0 K: 0 S: 5	H: 0 LOB: 0 BB: 0 P: 6	R: 0 E: 0 K: 0 S: 9	H: 1 LOB: 0 BB: 0 P: 12	R: 0 E: 0 K: 1 S: 6	H: 0 LOB: 0 BB: 0 P: 8	R: 0 E: 0 K: 1 S: 7	H: 1 LOB: 1 BB: 0 P: 9	R: 0 E: 0 K: 0 S: 5	H: 0 LOB: 0 BB: 0 P: 6	R: 3 E: 0 K: 0 S: 12	H: 4 LOB: 1 BB: 0 P: 21	1B: 4 2B: 3 3B: 0 HR: 1	SF: 0 SAC: 0 DP: 1 HBP: 0	WP: 0 PB: 0 SB: 1 CS: 0	PA: 36
<b>PITCHER</b>	IP WLS BF H R ER SO BB IBB HBP BLK WP HR S P ERA WHIP	IP WLS BF H R ER SO BB IBB HBP BLK WP HR S P ERA WHIP	IP WLS BF H R ER SO BB IBB HBP BLK WP HR S P ERA WHIP	IP WLS BF H R ER SO BB IBB HBP BLK WP HR S P ERA WHIP	IP WLS BF H R ER SO BB IBB HBP BLK WP HR S P ERA WHIP	IP WLS BF H R ER SO BB IBB HBP BLK WP HR S P ERA WHIP	IP WLS BF H R ER SO BB IBB HBP BLK WP HR S P ERA WHIP	IP WLS BF H R ER SO BB IBB HBP BLK WP HR S P ERA WHIP	IP WLS BF H R ER SO BB IBB HBP BLK WP HR S P ERA WHIP	IP WLS BF H R ER SO BB IBB HBP BLK WP HR S P ERA WHIP	IP WLS BF H R ER SO BB IBB HBP BLK WP HR S P ERA WHIP	IP WLS BF H R ER SO BB IBB HBP BLK WP HR S P ERA WHIP	IP WLS BF H R ER SO BB IBB HBP BLK WP HR S P ERA WHIP	IP WLS BF H R ER SO BB IBB HBP BLK WP HR S P ERA WHIP	IP WLS BF H R ER SO BB IBB HBP BLK WP HR S P ERA WHIP	IP WLS BF H R ER SO BB IBB HBP BLK WP HR S P ERA WHIP	IP WLS BF H R ER SO BB IBB HBP BLK WP HR S P ERA WHIP	IP WLS BF H R ER SO BB IBB HBP BLK WP HR S P ERA WHIP	IP WLS BF H R ER SO BB IBB HBP BLK WP HR S P ERA WHIP	IP WLS BF H R ER SO BB IBB HBP BLK WP HR S P ERA WHIP	IP WLS BF H R ER SO BB IBB HBP BLK WP HR S P ERA WHIP	IP WLS BF H R ER SO BB IBB HBP BLK WP HR S P ERA WHIP

Cincinnati Reds @ Houston Astros  
Astrodome, Houston, TX  
Tue Sep 06 1988, 8:05 PM EDT  
Att: 13,345 - Dome - 72 F

AB 40  
R 10  
H 13  
RBI 9  
BB 9  
SO 6  
LOB 33



Cincinnati Reds @ Houston Astros  
Astrodome, Houston, TX  
Tue Sep 06 1988, 8:05 PM EDT  
Att: 13,345 - Dome - 72 F

AB 34  
R 3  
H 8  
RBI 3  
BB 2  
SO 4  
LOB 11









Batter	1	2	3	4	5	6	7	8	9	AB	R	H	RBI	BB	SO	LOB	TOP								
Barry Larkin, R OBP: 0.341, SLG: 0.419 (1, 6)	F8		G3 1B		F2		PO	5-3		4	0	1	0	0	0	0	<b>Cincinnati Reds @ San Diego Padres</b> Jack Murphy Stadium, San Diego, CA Thu Sep 08 1988, 10:05 PM EDT Att: 11,836 - Unknown - 70 F								
Lenny Harris, L (1, 5)	4-3		G3			G3		F8		4	0	0	0	0	0	1									
Kal Daniels, L John Franco, L (8, 1)	K		P6			E1 2B		4-3		4	1	0	0	0	1	1									
Eric Davis, R OBP: 0.367, SLG: 0.510 (1, 8)					K					2	0	1	1	2	1	0									
Paul O'Neill, L OBP: 0.311, SLG: 0.409 (1, 9)		FC4-6 1B			F7			FC4-6		4	1	0	0	0	0	3									
Nick Esasky, R Dave Concepcion, R (9, 3)		1B				F8		F9		3	0	1	0	1	1	2									
Jeff Reed, L OBP: 0.291, SLG: 0.268 (1, 2)		1B				K				0	0	0	0	0	0	0									
Ron Oester, S OBP: 0.324, SLG: 0.330 (1, 4)					F7		PO			3	0	2	1	0	0	0									
Jose Rijo, R Ken Griffey, L (7, PH) Frank Williams, R (7, 1) Herm Winningham, L (8, 7)			L4			G3		1-3		2	0	0	0	0	0	0									
<b>Inning Stats</b>	R: 0 E: 0 K: 1 S: 10	H: 0 LOB: 0 BB: 0 P: 13	R: 1 E: 0 K: 1 S: 9	H: 2 LOB: 2 BB: 1 P: 17	R: 0 E: 0 K: 0 S: 9	H: 1 LOB: 1 BB: 0 P: 10	R: 0 E: 0 K: 1 S: 10	H: 0 LOB: 0 BB: 1 P: 15	R: 0 E: 0 K: 0 S: 4	H: 0 LOB: 0 BB: 0 P: 6	R: 1 E: 1 K: 1 S: 14	H: 1 LOB: 1 BB: 0 P: 21	R: 0 E: 0 K: 0 S: 6	H: 1 LOB: 0 BB: 0 P: 10	R: 0 E: 0 K: 0 S: 7	H: 0 LOB: 0 BB: 0 P: 14		R: 0 E: 0 K: 0 S: 8	H: 0 LOB: 0 BB: 1 P: 14	1B: 3 2B: 2 3B: 0 HR: 0	SF: 0 SAC: 0 DP: 0 HBP: 0	WP: 0 PB: 0 SB: 0 CS: 0	PA: 35		
<b>PITCHER</b>	IP	WLS	BF	H	R	ER	SO	BB	IBB	HBP	BLK	WP	HR	S	P	ERA	WHIP								
Ed Whitson, R ERA: 3.75 (1, 1)	6.0	L	24	4	2	1	4	2	0	0	0	0	0	56	82	1.50	1.000								
Lance McCullers, R ERA: 2.17 (7, 1)	2.0		6	1	0	0	0	0	0	0	0	0	0	13	24	0.00	0.500								
Mark Grant, R ERA: 3.97 (9, 1)	1.0		4	0	0	0	0	1	0	0	0	0	0	8	14	0.00	1.000								

AB	31
R	2
H	5
RBI	2
BB	3
SO	4
LOB	12



Batter	1	2	3	4	5	6	7	8	9	AB	R	H	RBI	BB	SO	LOB	BOTTOM								
John Kruk, L OBP: 0.374, SLG: 0.379 (1, 9)	1-3 SH5-3 1B		6-3			F7		1-3		4	0	1	0	0	0	2	<b>Cincinnati Reds @ San Diego Padres</b> Jack Murphy Stadium, San Diego, CA Thu Sep 08 1988, 10:05 PM EDT Att: 11,836 - Unknown - 70 F								
Roberto Alomar, S OBP: 0.318, SLG: 0.361 (1, 4)	SH5-3				1-3		K			3	0	0	0	0	1	1									
Tony Gwynn, L OBP: 0.367, SLG: 0.418 (1, 8)	1-3				G3					4	0	0	0	0	0	1									
Carmelo Martinez, R OBP: 0.295, SLG: 0.394 (1, 7)	K				L6					4	0	0	0	0	2	1									
Keith Moreland, R OBP: 0.315, SLG: 0.344 (1, 3)		L6				6-3				3	0	0	0	0	1	0									
Benito Santiago, R OBP: 0.291, SLG: 0.359 (1, 2)		6-3				6-3				3	1	1	0	0	0	0									
Tim Flannery, L OBP: 0.371, SLG: 0.388 (1, 5)					G3					3	0	0	0	0	1	1									
Garry Templeton, S OBP: 0.271, SLG: 0.334 (1, 6)					K					3	0	2	0	0	1	0									
Ed Whitson, R Marvell Wynne, L (6, PH) Lance McCullers, S (7, 1) Randy Ready, R (8, PH) Mark Grant, R (9, 1)					K					1	0	0	0	0	1	0									
<b>Inning Stats</b>	R: 0 E: 0 K: 1 S: 11	H: 1 LOB: 1 BB: 0 P: 16	R: 0 E: 0 K: 1 S: 9	H: 0 LOB: 0 BB: 0 P: 10	R: 0 E: 0 K: 2 S: 9	H: 0 LOB: 0 BB: 0 P: 13	R: 0 E: 0 K: 0 S: 5	H: 0 LOB: 0 BB: 0 P: 6	R: 0 E: 0 K: 0 S: 6	H: 0 LOB: 0 BB: 0 P: 10	R: 0 E: 0 K: 2 S: 10	H: 1 LOB: 1 BB: 0 P: 16	R: 0 E: 0 K: 2 S: 8	H: 0 LOB: 0 BB: 0 P: 13	R: 1 E: 1 K: 0 S: 10	H: 2 LOB: 1 BB: 0 P: 14		R: 0 E: 0 K: 0 S: 8	H: 0 LOB: 0 BB: 0 P: 12	1B: 4 2B: 0 3B: 0 HR: 0	SF: 0 SAC: 1 DP: 0 HBP: 0	WP: 0 PB: 0 SB: 0 CS: 0	PA: 31		
<b>PITCHER</b>	IP	WLS	BF	H	R	ER	SO	BB	IBB	HBP	BLK	WP	HR	S	P	ERA	WHIP								
Jose Rijo, R ERA: 2.55 (1, 1)	6.0	W	20	2	0	0	6	0	0	0	0	0	0	50	71	0.00	0.333								
Frank Williams, R ERA: 2.51 (7, 1)	1.1		6	2	1	0	2	0	0	0	0	0	0	16	24	0.00	1.500								
John Franco, L ERA: 1.18 (8, 1)	1.2	S	5	0	0	0	0	0	0	0	0	0	0	10	15	0.00	0.000								

AB	30
R	1
H	4
RBI	1
BB	0
SO	8
LOB	8









Batter	1	2	3	4	5	6	7	8	9	AB	R	H	RBI	BB	SO	LOB	TOP			
Barry Larkin, R OBP: 0.339, SLG: 0.415	4-0 SH5-3 BB		0-1 BB 1B		1-0 P6		1-3 K2-3			3	0	1	0	1	1	2				
Chris Sabo, R OBP: 0.318, SLG: 0.427	0-0 SH5-3		0-0 BB 1B		0-1 4-3			0-2 FC6-4 1B		3	0	2	0	0	0	0				
Kal Daniels, L OBP: 0.396, SLG: 0.461	1-3 K		4-1 BB 1B		2-0 G6-4-3 1B			1-0 FC6-4 G6-4-3 1-2f		3	0	1	0	1	1	2				
Eric Davis, R OBP: 0.365, SLG: 0.506	1-1 F8		1-3 K		1-1 G6-4-3 1-2f			0-0 G6-4-3 1-2f		4	0	0	0	0	1	6				
Paul O'Neill, L OBP: 0.312, SLG: 0.409		0-3 K		0-0 6-3		1-1 6-3			0-0 6-3	4	0	0	0	0	1	0				
Herm Winningham, L OBP: 0.311, SLG: 0.314		2-2 4-3		3-1 F7		1-0 5-3			1-0 F8	4	0	0	0	0	0	0				
Jeff Reed, L OBP: 0.302, SLG: 0.288		0-0 F7		3-2 1B		4-1 1B BB			2-0 2B	3	0	2	0	1	0	0				
Ron Oester, S OBP: 0.318, SLG: 0.317			1-3 K	3-3 K		2-2 1B			1-3 K	4	0	1	0	0	3	2				
Norm Charlton, S			0-0 6-3		1-3 K				0-0 F7	2	0	0	0	0	1	0				
Frank Williams, R										0	0	0	0	0	0	0				
Ken Griffey, L OBP: 0.301, SLG: 0.313										1	0	0	0	0	0	2				
Rob Murphy, L										0	0	0	0	0	0	0				
<b>Inning Stats</b>	R: 0 E: 0 K: 1 S: 6	H: 0 LOB: 1 BB: 1 P: 12	R: 0 E: 0 K: 1 S: 8	H: 0 LOB: 0 BB: 0 P: 10	R: 0 E: 0 K: 2 S: 11	H: 2 LOB: 3 BB: 1 P: 17	R: 0 E: 0 K: 1 S: 10	H: 1 LOB: 1 BB: 0 P: 19	R: 0 E: 0 K: 0 S: 5	H: 0 LOB: 0 BB: 0 P: 8	R: 0 E: 0 K: 1 S: 10	H: 1 LOB: 2 BB: 1 P: 18	R: 0 E: 0 K: 0 S: 5	H: 1 LOB: 0 BB: 0 P: 6	R: 0 E: 0 K: 1 S: 6	H: 1 LOB: 1 BB: 0 P: 10	1B: 6 2B: 1 3B: 0 HR: 0	SF: 0 SAC: 1 DP: 2 HBP: 0	WP: 0 PB: 0 SB: 0 CS: 0	PA: 35
<b>PITCHER</b> Orel Hershiser, R ERA: 2.62	IP: 9.0 WLS: W BF: 35 H: 7 R: 0 ER: 0 SO: 8 BB: 3 IBB: 0 HBP: 0 BLK: 0 WP: 0 HR: 0 S: 67 P: 109 ERA: 0.00 WHIP: 1.111															<b>PITCHER</b>				

Cincinnati Reds @ Los Angeles Dodgers  
Dodger Stadium, Los Angeles, CA  
Sat Sep 10 1988, 7:05 PM PDT  
Att: 42,393 - Unknown

AB	31
R	0
H	7
RBI	0
BB	3
SO	8
LOB	14



Batter	1	2	3	4	5	6	7	8	9	AB	R	H	RBI	BB	SO	LOB	BOTTOM			
Steve Sax, R OBP: 0.327, SLG: 0.346	1-1 4-3		2-1 F7		3-1 1-3	0-1 G4-3 1-2f				4	0	0	0	0	0	3				
Dave Anderson, R OBP: 0.332, SLG: 0.330	3-2 E6 PB		0-1 F8		1-0 F8		1-0 F9			4	0	0	0	0	0	1				
Kirk Gibson, L OBP: 0.384, SLG: 0.499	4-0 BB			4-2 1B SF7 BB	1-0 BLK HBP		0-1 6-3			0	2	0	0	2	0	0				
Mike Devereaux, R OBP: 0.138, SLG: 0.107	1-3 BB			0-0 4-3 WP 1B	2-2 1B 1H		3-3 K			1	0	0	0	0	0	0				
Mickey Hatcher, R OBP: 0.348, SLG: 0.368	0-0 G5-4-3			0-0 SF7	2-1 1B					3	1	2	1	0	0	2				
Jose Gonzalez, R OBP: 0.167, SLG: 0.250	1-2f G5-4-3			1-3 1B	1-2 1B					1	0	0	0	0	1	0				
John Shelby, S		0-0 F9		0-0 SF7	2-1 1B				1-0 F8	3	0	1	1	0	0	0				
Jeff Hamilton, R OBP: 0.280, SLG: 0.366		2-2 G5-4-3 1B		3-0 4-3	0-1 1-4-3				1-3 K	4	0	1	0	0	1	3				
Tracy Woodson, R OBP: 0.270, SLG: 0.306		2-2 G5-4-3 1-2f		4-1 BB BB		1-3 K			4-0 HR BB	2	1	0	0	2	1	1				
Rick Dempsey, R OBP: 0.354, SLG: 0.508			1-2 5-3		4-2 SH BB			1-2 HR 1H		2	1	1	2	2	0	0				
Orel Hershiser, R OBP: 0.132, SLG: 0.184			0-1 1B	1-3 K		1-0 SH G4-3			2-2 4-3	3	0	1	0	0	1	2				
<b>Inning Stats</b>	R: 0 E: 1 K: 0 S: 6	H: 0 LOB: 1 BB: 1 P: 14	R: 0 E: 0 K: 0 S: 8	H: 1 LOB: 0 BB: 0 P: 12	R: 0 E: 0 K: 0 S: 9	H: 1 LOB: 1 BB: 0 P: 12	R: 2 E: 0 K: 1 S: 12	H: 1 LOB: 2 BB: 3 P: 28	R: 1 E: 0 K: 1 S: 10	H: 2 LOB: 0 BB: 0 P: 19	R: 0 E: 1 K: 1 S: 10	H: 0 LOB: 1 BB: 1 P: 15	R: 0 E: 0 K: 1 S: 6	H: 0 LOB: 0 BB: 0 P: 10	R: 2 E: 0 K: 1 S: 11	H: 1 LOB: 0 BB: 1 P: 20	1B: 5 2B: 0 3B: 0 HR: 1	SF: 1 SAC: 1 DP: 3 HBP: 1	WP: 1 PB: 2 SB: 0 CS: 0	PA: 36
<b>PITCHER</b> Norm Charlton, L ERA: 4.19	IP: 4.2 WLS: L BF: 23 H: 5 R: 3 ER: 3 SO: 3 BB: 4 IBB: 0 HBP: 1 BLK: 1 WP: 0 HR: 0 S: 43 P: 83 ERA: 5.79 WHIP: 1.929															<b>PITCHER</b>				
Frank Williams, R ERA: 2.45	1.1 5 0 0 0 1 1 0 0 0 0 0 12 17 0.00 0.750																			
Rob Murphy, L ERA: 3.07	2.0 8 1 2 2 2 1 0 0 0 0 1 17 30 9.00 1.000																			

Cincinnati Reds @ Los Angeles Dodgers  
Dodger Stadium, Los Angeles, CA  
Sat Sep 10 1988, 7:05 PM PDT  
Att: 42,393 - Unknown

AB	27
R	5
H	6
RBI	4
BB	6
SO	4
LOB	12





Batter	1	2	3	4	5	6	7	8	9	AB R H RBI BB SO LOB	TOP																									
Barry Larkin, R OBP: 0.342, SLG: 0.415 (1, 6)	2-2 1B		2-2 5-3			4-1 1B	1-2 1B		1-1 6-3	4 1 2 1 1 0 2	<b>Cincinnati Reds @ Los Angeles Dodgers</b> Dodger Stadium, Los Angeles, CA Sun Sep 11 1988, 3:33 AM PDT Att: 40,635 - Unknown <a href="http://livebaseballscorecards.com">livebaseballscorecards.com</a>																									
Chris Sabo, R OBP: 0.317, SLG: 0.424 (1, 5)	1-2 F8		1-1 F6			1-0 F2	4-2 1B		3-2 F8	4 0 0 0 1 0 4																										
Kal Daniels, L OBP: 0.395, SLG: 0.459 (1, 7)	3-3 K		2-2 F8			1-2 1B	1-2 4-3			4 1 1 0 0 1 3																										
Eric Davis, R OBP: 0.368, SLG: 0.507 (1, 9)	4-0 BB			2-3 K		3-2 SF8	1-3 1B	2-2 CS		3 0 2 1 1 1 0																										
Paul O'Neill, L OBP: 0.310, SLG: 0.407 Dave Concepcion, R OBP: 0.265, SLG: 0.244 (8, PH) (8, 3)	3-3 K			0-1 4-3		3-2 SF8	1-2 SF8	2-2 4-3		2 0 0 1 0 1 2 1 0 0 0 0 0 1																										
Herm Winningham, L OBP: 0.309, SLG: 0.313 (1, 8)		1-2 FC5-4		0-0 B1		2-3 K	1-3 K	1-2 G3		4 0 1 0 0 1 1																										
Jeff Reed, L OBP: 0.300, SLG: 0.285 Lloyd McClendon, R OBP: 0.307, SLG: 0.339 (7, PH) (7, 2)	1-1 FC5-4				2-3 K		1-3 K	1-2 SH5-3		2 0 0 0 0 1 1 2 0 1 0 0 1 0																										
Ron Oester, S OBP: 0.319, SLG: 0.317 (1, 4)	2-3 K			1-2 4-3		1-2 4-3	0-0 SH5-4	1-2 SH5-3		3 1 1 0 0 1 1																										
Tom Browning, L OBP: 0.195, SLG: 0.167 Dave Collins, S OBP: 0.292, SLG: 0.305 John Franco, L (9, 1)	3-3 K			0-3 K		0-3 K	0-1 SH5-4	4-1 6-3		2 0 0 0 0 2 1 0 0 0 0 1 0 0 0 0 0 0 0 0 0																										
<b>Inning Stats</b>	R: 0 H: 1 E: 0 K: 2 S: 15	H: 1 LOB: 2 BB: 1 P: 28	R: 0 H: 0 E: 0 K: 2 S: 12	H: 1 LOB: 1 BB: 0 P: 19	R: 0 H: 0 E: 0 K: 1 S: 9	H: 0 LOB: 0 BB: 0 P: 14	R: 0 H: 0 E: 0 K: 1 S: 6	H: 0 LOB: 0 BB: 0 P: 8	R: 0 H: 0 E: 0 K: 2 S: 10	H: 0 LOB: 0 BB: 0 P: 13		R: 2 H: 2 E: 0 K: 1 S: 18	H: 2 LOB: 1 BB: 1 P: 29	R: 1 H: 2 E: 0 K: 1 S: 15	H: 2 LOB: 2 BB: 1 P: 22	R: 0 H: 1 E: 0 K: 0 S: 10	H: 1 LOB: 0 BB: 0 P: 15	R: 0 H: 1 E: 0 K: 0 S: 13	H: 2 LOB: 2 BB: 1 P: 22	1B: 8 2B: 0 3B: 0 HR: 0	SF: 1 SAC: 2 DP: 0 HBP: 0	WP: 0 PA: 38 PB: 0 SB: 3 CS: 1														
<b>PITCHER</b>	IP WLS BF H R ER SO BB IBB HBP BLK WP HR S P ERA WHIP																																			
Tim Belcher, R ERA: 3.37 (1, 1)	5.1	22	4	2	2	7	2	0	0	0	0	0	0	65	104	3.38	1.125																			
Ricky Horton, L ERA: 4.84 (6, 1)	1.1	5	1	1	1	2	0	0	0	0	0	0	0	11	14	6.75	0.750																			
Alejandro Pena, R ERA: 2.16 (7, 1)	0.0	2	1	0	0	0	1	0	0	0	0	0	0	6	11	∞	∞																			
Jesse Orosco, L ERA: 3.11 (7, 1)	1.1	4	1	0	0	0	0	0	0	0	0	0	0	13	19	0.00	0.750																			
Tim Crews, R ERA: 3.47 (9, 1)	1.0	W	5	1	0	0	0	1	0	0	0	0	0	13	22	0.00	2.000																			

Batter	1	2	3	4	5	6	7	8	9	AB R H RBI BB SO LOB	BOTTOM																										
Dave Anderson, R OBP: 0.328, SLG: 0.325 (1, 6)	2-2 6-3		1-1 4-3		0-0 4-3			1-3 K		4 0 0 0 0 1 1	<b>Cincinnati Reds @ Los Angeles Dodgers</b> Dodger Stadium, Los Angeles, CA Sun Sep 11 1988, 3:33 AM PDT Att: 40,635 - Unknown <a href="http://livebaseballscorecards.com">livebaseballscorecards.com</a>																										
Steve Sax, R OBP: 0.325, SLG: 0.343 (1, 4)	1-0 4-3		1-2 5-3			1-2 1-3			1-1 4-3	4 0 0 0 0 0 0																											
Kirk Gibson, L OBP: 0.386, SLG: 0.507 (1, 7)	0-1 1B			3-2 HR		3-3 K		2-0 1B	2-0 1B	4 2 3 1 0 1 0																											
Mickey Hatcher, R OBP: 0.339, SLG: 0.359 (1, 9)	2-1 F7			2-2 F8		0-0 F9		1-3 K	1-3 K	4 0 0 0 0 1 2																											
John Shelby, S OBP: 0.321, SLG: 0.388 (1, 8)		2-2 1-3		1-2 F4		0-0 F8		0-2 HR	0-2 1B	4 1 1 0 0 0 0																											
Jeff Hamilton, R OBP: 0.280, SLG: 0.376 (1, 5)		1-1 5-3		1-1 F8		1-2 5-3		3-2 HR	3-2 HR	4 1 1 2 0 0 0																											
Tracy Woodson, R OBP: 0.265, SLG: 0.299 (1, 3)		0-0 F2			1-0 F8		1-1 F8			3 0 0 0 0 0 0																											
Rick Dempsey, R OBP: 0.354, SLG: 0.504 (1, 2)			2-2 F7		1-1 1B			1-3 K		3 0 1 0 0 1 0																											
Tim Belcher, R OBP: 0.262, SLG: 0.184 Ricky Horton, L Alejandro Pena, R Jesse Orosco, R Mike Sharperson, R Tim Crews, R OBP: 0.200, SLG: 0.200 (8, PH) (9, 1)			0-2 HR		1-3 K			3-2 L4		2 1 1 1 0 1 1 0 0 0 0 0 0 0 0 0 0 0 0 0 0 1 0 0 0 0 0 0 0 0 0 0 0 0 0																											
<b>Inning Stats</b>	R: 0 H: 1 E: 0 K: 0 S: 8	H: 0 LOB: 0 BB: 0 P: 13	R: 0 H: 0 E: 0 K: 0 S: 6	H: 0 LOB: 0 BB: 0 P: 9	R: 1 H: 1 E: 0 K: 0 S: 13	H: 1 LOB: 0 BB: 0 P: 17	R: 1 H: 1 E: 0 K: 0 S: 16	H: 1 LOB: 0 BB: 0 P: 23	R: 0 H: 0 E: 0 K: 1 S: 8	H: 0 LOB: 1 BB: 0 P: 11		R: 0 H: 0 E: 0 K: 1 S: 11	H: 0 LOB: 0 BB: 0 P: 15	R: 0 H: 0 E: 0 K: 0 S: 7	H: 0 LOB: 0 BB: 0 P: 9	R: 0 H: 0 E: 0 K: 2 S: 10	H: 0 LOB: 0 BB: 0 P: 15	R: 3 H: 3 E: 1 K: 1 S: 13	H: 3 LOB: 0 BB: 0 P: 20	1B: 4 2B: 0 3B: 0 HR: 3	SF: 0 SAC: 0 DP: 0 HBP: 0	WP: 0 PA: 33 PB: 0 SB: 0 CS: 0															
<b>PITCHER</b>	IP WLS BF H R ER SO BB IBB HBP BLK WP HR S P ERA WHIP																																				
Tom Browning, L ERA: 3.56 (1, 1)	8.0	28	4	2	2	4	0	0	0	0	0	0	1	13	20	40.50	4.500																				
John Franco, L ERA: 1.53 (9, 1)	0.2	L	5	3	3	3	1	0	0	0	0	0	0	1	13	20	40.50	4.500																			



Batter	1	2	3	4	5	6	7	8	9	AB	R	H	RBI	BB	SO	LOB	TOP					
Gerald Young, S OBP: 0.342, SLG: 0.333 (1, 8)	F5		F8		G3			K	FC6-4 1B	5	0	1	0	0	1	2	<b>Houston Astros @ Cincinnati Reds</b> Riverfront Stadium, Cincinnati, OH Tue Sep 13 1988, 7:05 PM EDT Att: 15,067 - Unknown - 80 F					
Bill Doran, S OBP: 0.345, SLG: 0.343 (1, 4)	F8		5-3					F3	FC6-4 1B	5	0	1	0	0	0	2						
Kevin Bass, S OBP: 0.319, SLG: 0.393 (1, 9)	G3				F7			FC3-6 FC5-4 1B	2B	5	1	2	1	0	0	1						
Glenn Davis, R OBP: 0.345, SLG: 0.484 (1, 3)					5-3			FC5-4 BB	1B	5	0	1	1	0	1	3						
Buddy Bell, R OBP: 0.306, SLG: 0.348 Craig Smajstrla, S (8, PR)					F7					3	0	2	0	1	0	0						
Craig Biggio, R OBP: 0.265, SLG: 0.376 (8, 2)										0	0	0	0	0	0	0						
Terry Puhl, L OBP: 0.398, SLG: 0.401 Billy Hatcher, R (8, PH)										2	0	0	0	1	2	2						
Billy Hatcher, R OBP: 0.317, SLG: 0.358 (8, 7)										0	0	0	0	1	0	0						
Alan Ashby, S Ken Caminiti, S (8, PH)										3	0	0	0	0	0	2						
Rafael Ramirez, R OBP: 0.289, SLG: 0.360 (1, 6)										1	0	0	0	0	0	3						
Mike Scott, R Harry Schrimm, L (7, PH)										4	1	2	0	0	1	2						
Larry Andersen, R Dave Meads, L (7, 1)										1	0	0	0	0	0	0						
Brian Meyer, R John Fisher, R (8, PH)										1	0	0	0	0	0	1						
<b>Inning Stats</b>	R: 0 E: 0 K: 0 S: 12	H: 0 LOB: 0 BB: 0 P: 17	R: 0 E: 0 K: 2 S: 12	H: 1 LOB: 2 BB: 1 P: 19	R: 0 E: 0 K: 1 S: 8	H: 0 LOB: 0 BB: 0 P: 11	R: 0 E: 0 K: 0 S: 5	H: 0 LOB: 0 BB: 0 P: 7	R: 0 E: 0 K: 1 S: 9	H: 1 LOB: 2 BB: 1 P: 14	R: 0 E: 0 K: 1 S: 12	H: 1 LOB: 2 BB: 1 P: 20	R: 0 E: 1 K: 1 S: 6	H: 0 LOB: 0 BB: 0 P: 8	R: 1 E: 0 K: 1 S: 17	H: 3 LOB: 3 BB: 1 P: 29	R: 1 E: 0 K: 1 S: 17	H: 3 LOB: 2 BB: 0 P: 29	1B: 8 2B: 1 3B: 0 HR: 0	SF: 0 SAC: 0 DP: 0 HBP: 0	WP: 0 PB: 0 SB: 0 CS: 0	PA: 40
<b>PITCHER</b>	IP WLS BF H R ER SO BB IBB HBP BLK WP HR S P ERA WHIP																					
Jose Rijo, R ERA: 2.43	(1, 1) 7.0 W 27 3 0 0 6 3 0 0 0 0 0 0 64 96 0.00 0.857																					
Rob Murphy, L ERA: 3.15	(8, 1) 0.2 6 3 1 1 1 1 0 0 0 0 0 0 14 25 13.50 6.000																					
John Franco, L ERA: 1.62	(8, 1) 1.1 S 7 3 1 1 1 0 0 0 0 0 0 0 20 33 6.75 2.250																					

AB	36
R	2
H	9
RBI	2
BB	4
SO	8
LOB	19



Batter	1	2	3	4	5	6	7	8	9	AB	R	H	RBI	BB	SO	LOB	BOTTOM			
Barry Larkin, R OBP: 0.343, SLG: 0.416 (1, 6)	F9		4-3		S			1B SH4		4	0	2	1	0	0	0	<b>Houston Astros @ Cincinnati Reds</b> Riverfront Stadium, Cincinnati, OH Tue Sep 13 1988, 7:05 PM EDT Att: 15,067 - Unknown - 80 F			
Chris Sabo, R OBP: 0.317, SLG: 0.423 Lenny Harris, L (6, 5)			F8					SH4		3	1	1	0	0	1	1				
Kal Daniels, L OBP: 0.394, SLG: 0.457 (1, 7)	G1		F7					1B		4	0	1	1	0	0	1				
Eric Davis, R OBP: 0.369, SLG: 0.507 Rob Murphy, L (8, 1)										4	0	2	1	0	1	2				
John Franco, L (8, 1)										0	0	0	0	0	0	0				
Paul O'Neill, L OBP: 0.309, SLG: 0.406 (1, 9)	F8									4	0	1	0	0	0	4				
Nick Esasky, R OBP: 0.334, SLG: 0.410 (1, 3)										3	0	0	0	1	2	2				
Jeff Reed, L OBP: 0.303, SLG: 0.300 (1, 2)										3	2	1	1	1	0	2				
Ron Oester, S OBP: 0.310, SLG: 0.308 (1, 4)										3	1	0	0	0	1	1				
Jose Rijo, R OBP: 0.056, SLG: 0.139 Dave Collins, S (7, PH)										2	0	0	0	0	1	0				
Herm Winstingham, L OBP: 0.308, SLG: 0.311 (8, 8)										1	1	1	1	0	0	0				
<b>Inning Stats</b>	R: 1 E: 0 K: 0 S: 14	H: 2 LOB: 1 BB: 0 P: 20	R: 1 E: 0 K: 1 S: 7	H: 1 LOB: 0 BB: 0 P: 10	R: 0 E: 0 K: 1 S: 9	H: 0 LOB: 0 BB: 0 P: 12	R: 0 E: 0 K: 1 S: 7	H: 1 LOB: 1 BB: 0 P: 10	R: 0 E: 0 K: 3 S: 11	H: 1 LOB: 1 BB: 0 P: 13	R: 0 E: 0 K: 0 S: 5	H: 1 LOB: 1 BB: 0 P: 7	R: 3 E: 1 K: 1 S: 15	H: 3 LOB: 2 BB: 1 P: 21	R: 0 E: 0 K: 0 S: 7	H: 0 LOB: 1 BB: 1 P: 14	1B: 8 2B: 0 3B: 0 HR: 1	SF: 0 SAC: 2 DP: 0 HBP: 0	WP: 0 PB: 0 SB: 3 CS: 0	PA: 36
<b>PITCHER</b>	IP WLS BF H R ER SO BB IBB HBP BLK WP HR S P ERA WHIP																			
Mike Scott, R ERA: 2.66	(1, 1) 6.0 L 24 6 2 2 5 0 0 0 0 0 0 0 9 13 * *																			
Larry Andersen, R ERA: 2.84	(7, 1) 0.0 4 2 3 2 0 1 0 0 0 0 0 0 9 13 * *																			
Dave Meads, L ERA: 2.76	(7, 1) 0.1 2 1 0 0 0 0 0 0 0 0 0 0 2 3 0.00 3.000																			
Brian Meyer, R ERA:	(7, 1) 1.2 6 0 0 0 1 1 0 0 0 0 0 0 11 19 0.00 0.600																			

AB	32
R	5
H	9
RBI	5
BB	2
SO	6
LOB	14





Batter	1	2	3	4	5	6	7	8	9	AB R H RBI BB SO LOB	TOP											
Gerald Young, S OBP: 0.342, SLG: 0.334 (1, 8)	0-0 6-3		2-2 CS 1B		0-0 6-3		1-3 K		3-2 1B	5 0 2 0 0 1 0	<b>Houston Astros @ Cincinnati Reds</b> Riverfront Stadium, Cincinnati, OH Wed Sep 14 1988, 7:05 PM EDT Att: 16,833 - Unknown - 73 F											
Bill Doran, S OBP: 0.342, SLG: 0.339 (1, 4)	1-3 K		1-1 CS 1-2	1-0 F3	2-2 1-3	2-2 4-3	2-2 4-3	2-1 F7	5 0 0 0 0 1 1													
Kevin Bass, S OBP: 0.318, SLG: 0.395 (1, 9)	0-1 6-3			2-2 SF7 3B	2-2 L8		1-2 4-3		4 1 1 0 0 0 0													
Glenn Davis, R OBP: 0.346, SLG: 0.489 (1, 3)		1-1 HR		4-1 2B IBB		2-1 F2		0-2 L8	3 2 1 1 1 0 0													
Buddy Bell, R OBP: 0.305, SLG: 0.352 (1, 5)		2-2 6-3		0-0 SF7		0-0 1B 2B		2-1 F9	3 1 1 1 0 0 0													
Billy Hatcher, R OBP: 0.320, SLG: 0.360 (1, 7)		2-0 6-3		4-2 2B BB		0-1 HR 1B		1-2 1B	3 2 2 1 1 0 0													
Rafael Ramirez, R OBP: 0.290, SLG: 0.369 (1, 6)		1-1 F9		2-0 2B		0-1 HR 2B		0-3 K	4 1 2 4 0 1 1													
Craig Biggio, R OBP: 0.265, SLG: 0.365 (1, 2)			1-2 F8	4-0 FC5-4 IBB		2-2 G3		3-2 G3	3 0 0 0 1 0 0													
Nolan Ryan, R OBP: 0.108, SLG: 0.057 (1, 1)			2-2 6-3	0-0 FC5-4 1-2		0-0 1-3		0-0 F9	4 0 0 0 0 0 2													
<b>Inning Stats</b>	R: 0 E: 0 K: 1 S: 6	H: 0 LOB: 0 BB: 7 P: 7	R: 1 E: 0 K: 0 S: 9	H: 1 LOB: 0 BB: 0 P: 15	R: 0 E: 0 K: 0 S: 11	H: 1 LOB: 0 BB: 0 P: 17	R: 3 E: 1 K: 0 S: 10	H: 2 LOB: 2 BB: 3 P: 27	R: 0 E: 0 K: 0 S: 7	H: 0 LOB: 0 BB: 0 P: 11	R: 3 E: 0 K: 0 S: 12	H: 3 LOB: 0 BB: 0 P: 16	R: 0 E: 0 K: 1 S: 10	H: 0 LOB: 0 BB: 0 P: 14	R: 0 E: 0 K: 1 S: 14	H: 1 LOB: 1 BB: 0 P: 17	R: 0 E: 0 K: 0 S: 10	H: 1 LOB: 1 BB: 0 P: 18	1B: 4 2B: 2 3B: 1 HR: 2	SF: 1 SAC: 0 DP: 0 HBP: 0	WP: 0 PB: 0 SB: 0 CS: 1	PA: 39
<b>PITCHER</b>	IP WLS BF H R ER SO BB IBB HBP BLK WP HR S P ERA WHIP											IP WLS BF H R ER SO BB IBB HBP BLK WP HR S P ERA WHIP										
Danny Jackson, L ERA: 2.64 (1, 1)	5.1 L 25 7 7 1 1 2 0 0 0 0 2 50 86 11.81 1.500																					
Rob Dibble, R ERA: 2.05 (6, 1)	0.2 2 0 0 0 0 0 0 0 0 0 0 5 7 0.00 0.000																					
Frank Williams, R ERA: 2.27 (7, 1)	2.0 7 1 0 0 2 0 0 0 0 0 0 24 31 0.00 0.500																					
Randy St. Claire, R ERA: 4.8 (9, 1)	1.0 4 1 0 0 0 0 0 0 0 0 0 10 18 0.00 1.000																					

AB	34
R	7
H	9
RBI	7
BB	3
SO	3
LOB	4



Batter	1	2	3	4	5	6	7	8	9	AB R H RBI BB SO LOB	BOTTOM									
Barry Larkin, R OBP: 0.342, SLG: 0.415 (1, 6)	0-1 5-3			0-0 F9		1-0 G6-4-3 1B			0-0 F7	4 0 1 0 0 0 0	<b>Houston Astros @ Cincinnati Reds</b> Riverfront Stadium, Cincinnati, OH Wed Sep 14 1988, 7:05 PM EDT Att: 16,833 - Unknown - 73 F									
Chris Sabo, R OBP: 0.315, SLG: 0.420 (1, 5)	1-3 K			3-2 F6		0-1 G6-4-3 1-2		0-0 F9	4 0 0 0 0 1 2											
Kal Daniels, L OBP: 0.395, SLG: 0.464 (1, 7)	0-1 6-3			3-2 1B		1-0 HR		2-3 K	4 1 2 1 0 1 0											
Eric Davis, R OBP: 0.367, SLG: 0.503 (1, 8)		1-0 F7		2-3 K		2-3 K			3 0 0 0 0 2 1											
Herm Winningham, L OBP: 0.308, SLG: 0.311 (8, 8)									0 0 0 0 0 0 0											
Dave Collins, S OBP: 0.291, SLG: 0.304 (1, 9)		3-3 K			2-3 K		3-1 G3		3 0 0 0 0 2 0											
Nick Esasky, R OBP: 0.332, SLG: 0.407 (1, 3)		1-3 K			0-3 K		0-1 F9		3 0 0 0 0 2 0											
Jeff Reed, L OBP: 0.299, SLG: 0.295 (1, 2)			1-2 4-3		1-3 K			2-3 K	3 0 0 0 0 2 0											
Ron Oester, S OBP: 0.311, SLG: 0.309 (1, 4)			2-1 F5			0-0 1B 1B		1-3 K	3 0 1 0 0 1 0											
Danny Jackson, R OBP: 0.174, SLG: 0.199 (6, 1)			1-3 K			3-3 K		3-2 4-3	1 0 0 0 0 1 0											
Rob Dibble, L (6, 1)									0 0 0 0 0 0 0											
Van Snider, L (6, 1)									1 0 0 0 0 0 1 1											
Frank Williams, R (7, 1)									0 0 0 0 0 0 0 0											
Ken Griffey, L OBP: 0.302, SLG: 0.332 (8, 1)									1 0 0 0 0 0 0 0											
Randy St. Claire, R (9, 1)									0 0 0 0 0 0 0 0											
<b>Inning Stats</b>	R: 0 E: 0 K: 1 S: 7	H: 0 LOB: 0 BB: 0 P: 8	R: 0 E: 0 K: 2 S: 7	H: 0 LOB: 0 BB: 0 P: 12	R: 0 E: 0 K: 1 S: 8	H: 0 LOB: 0 BB: 0 P: 12	R: 0 E: 0 K: 3 S: 11	H: 0 LOB: 0 BB: 0 P: 14	R: 0 E: 0 K: 1 S: 8	H: 2 LOB: 1 BB: 0 P: 12	R: 1 E: 0 K: 1 S: 8	H: 1 LOB: 0 BB: 0 P: 14	R: 0 E: 0 K: 2 S: 10	H: 0 LOB: 0 BB: 0 P: 16	R: 0 E: 0 K: 1 S: 5	H: 0 LOB: 0 BB: 0 P: 7	1B: 3 2B: 0 3B: 0 HR: 1	SF: 0 SAC: 0 DP: 1 HBP: 0	WP: 0 PB: 0 SB: 0 CS: 0	PA: 30
<b>PITCHER</b>	IP WLS BF H R ER SO BB IBB HBP BLK WP HR S P ERA WHIP											IP WLS BF H R ER SO BB IBB HBP BLK WP HR S P ERA WHIP								
Nolan Ryan, R ERA: 3.55 (1, 1)	9.0 W 30 4 1 1 13 0 0 0 0 0 1 77 116 1.00 0.444																			





Batter	1	2	3	4	5	6	7	8	9	AB	R	H	RBI	BB	SO	LOB	TOP										
Gerald Young, S (1.8) OBP: 0.343, SLG: 0.337	0-0 5-3		0-0 2B		0-0 1B		0-3 K		0-0 FC6-4	5	0	2	0	0	1	1											
Bill Doran, S (1.4) OBP: 0.342, SLG: 0.338	0-0 6-3		0-0 6-3		0-0 1B		4-0 BB		0-0 F6	4	0	1	0	1	0	2											
Kevin Bass, S (1.9) OBP: 0.316, SLG: 0.392	0-0 4-3		0-0 6-3		0-3 K		0-0 F6			4	0	0	0	0	1	3											
Glenn Davis, R (1.3) OBP: 0.348, SLG: 0.489		0-0 F9		0-0 5-3 1B		0-0 HR 1B		0-0 F9		4	2	2	0	0	0	1											
Buddy Bell, R (1.5) OBP: 0.304, SLG: 0.351		0-3 K		0-0 5-3		0-0 F4		0-3 K		1	0	0	0	0	1	0											
Ken Caminiti, S (3.5) OBP: 0.230, SLG: 0.246				1-2						3	0	0	0	0	1	2											
Billy Hatcher, R (1.7) OBP: 0.322, SLG: 0.366		4-0 2B BB		0-0 1-3		0-0 HR		0-0 F8		3	2	1	2	1	0	1											
Rafael Ramirez, R (1.6) OBP: 0.292, SLG: 0.372		0-0 1-H 2B		0-0 1B		0-3 K		0-0 F9		4	0	2	2	0	1	0											
Craig Biggio, R (1.2) OBP: 0.260, SLG: 0.357		0-0 1-3		0-0 4-3		0-0 HR			0-0 F9	2	0	0	0	0	0	2											
Bob Forsch, R (1.1) OBP: 0.290, SLG: 0.300			0-0 F8		0-0 F7		0-0 F9		0-0 FC6-4 1B	1	0	0	0	0	0	0											
Danny Darwin, R (4.1) OBP: 0.089, SLG: 0.167										1	1	1	1	0	0	0											
Alex Trevino, R (4.2) OBP: 0.338, SLG: 0.365										3	0	1	0	0	0	0											
Jim Pankovits, R (9, PH) OBP: 0.273, SLG: 0.331										1	0	0	0	0	0	0											
<b>Inning Stats</b>	R: 0 E: 0 K: 0 S: 3	H: 0 LOB: 0 BB: 0 P: 3	R: 1 E: 0 K: 1 S: 6	H: 1 LOB: 1 BB: 1 P: 10	R: 0 E: 0 K: 0 S: 4	H: 1 LOB: 1 BB: 0 P: 4	R: 1 E: 0 K: 0 S: 5	H: 2 LOB: 1 BB: 0 P: 5	R: 0 E: 0 K: 1 S: 6	H: 2 LOB: 1 BB: 0 P: 6	R: 3 E: 0 K: 1 S: 8	H: 3 LOB: 0 BB: 0 P: 8	R: 0 E: 0 K: 1 S: 5	H: 0 LOB: 1 BB: 1 P: 9	R: 0 E: 0 K: 1 S: 5	H: 0 LOB: 0 BB: 0 P: 5	R: 0 E: 0 K: 0 S: 4	H: 1 LOB: 1 BB: 0 P: 4	1B: 6 2B: 2 3B: 0 HR: 2	SF: 0 SAC: 0 DP: 0 HBP: 0	WP: 0 PA: 38 PB: 0 SB: 0 CS: 1						
<b>PITCHER</b>	IP	WLS	BF	H	R	ER	SO	BB	IBB	HBP	BLK	WP	HR	S	P	ERA	WHIP	<b>PITCHER</b>									
Norm Charlton, L (1.1) ERA: 4.73	5.2	W	26	9	5	5	3	1	0	0	0	0	2	31	35	7.94	1.765										
Rob Dibble, R (6.1) ERA: 1.95	2.1		8	0	0	0	2	1	0	0	0	0	0	11	15	0.00	0.429										
John Franco, L (9.1) ERA: 1.59	1.0	S	4	1	0	0	0	0	0	0	0	0	0	4	4	0.00	1.000										

Houston Astros @ Cincinnati Reds  
Riverfront Stadium, Cincinnati, OH  
Thu Sep 15 1988, 7:05 PM EDT  
Att: 17,610 - Unknown - 70 F

AB	36
R	5
H	10
RBI	5
BB	2
SO	5
LOB	12



Batter	1	2	3	4	5	6	7	8	9	AB	R	H	RBI	BB	SO	LOB	BOTTOM										
Barry Larkin, R (1.6) OBP: 0.343, SLG: 0.422	0-0 6-3		0-0 HR	0-0 1-3 2B		0-0 G6-4-3		0-3 K		5	1	2	2	0	1	2											
Chris Sabo, R (1.5) OBP: 0.316, SLG: 0.420	0-0 S BB 1B		0-0 FC5 S 1B	0-0 5-3		0-3 K				4	1	2	0	0	1	2											
Kal Daniels, L (1.7) OBP: 0.396, SLG: 0.462	4-0 1-2 S BB		0-3 K	4-0 IBB			0-0 L9			2	1	0	0	2	1	1											
Eric Davis, R (1.8) OBP: 0.366, SLG: 0.501	0-0 FC6-4 1-H 2-H 1B		0-0 FC5 2B	0-3 K		0-3 K		0-3 K		4	1	1	2	0	2	4											
Paul O'Neill, L (1.9) OBP: 0.309, SLG: 0.407	0-0 F8		0-0 1-H 1B 2B	0-0 F6		0-3 K				4	1	1	1	0	1	4											
Nick Esasky, R (1.3) OBP: 0.333, SLG: 0.408	0-0 FC6-4		0-0 1-H 1B 2B		0-3 K			0-0 SH2-3 S 1B		4	0	2	1	0	1	1											
Lenny Harris, L (8, FR)										0	1	0	0	0	0	0											
Dave Concepcion, R (9.3) OBP: 0.295, SLG: 0.244										0	0	0	0	0	0	0											
Jeff Reed, L (1.2) OBP: 0.300, SLG: 0.296		0-0 L4	0-0 F7		0-0 8-3 1B			0-0 SH2-3		3	0	1	0	0	0	1											
Rob Dibble, L (6.1)										0	0	0	0	0	0	0											
Herm Winningham, L (8, PH) OBP: 0.308, SLG: 0.311										0	0	0	0	0	0	0											
John Franco, L (9.1)										0	0	0	0	0	0	0											
Ron Oester, S (1.4) OBP: 0.309, SLG: 0.316		0-0 3-1		0-0 SH 2B 2B	0-0 8-3			0-0 F4		4	1	1	0	0	0	3											
Norm Charlton, S (1.1)										1	0	0	0	0	1	0											
Lloyd McClendon, R (6.2) OBP: 0.310, SLG: 0.336		0-3 K		0-0 SH 2B 2B		4-0 G6-4-3 BB		0-0 E5		1	0	0	0	1	0	1											
<b>Inning Stats</b>	R: 2 E: 0 K: 0 S: 5	H: 2 LOB: 1 BB: 1 P: 9	R: 0 E: 0 K: 1 S: 5	H: 0 LOB: 0 BB: 0 P: 5	R: 3 E: 0 K: 1 S: 9	H: 4 LOB: 1 BB: 0 P: 9	R: 1 E: 0 K: 1 S: 8	H: 2 LOB: 3 BB: 1 P: 12	R: 0 E: 0 K: 1 S: 5	H: 1 LOB: 0 BB: 0 P: 5	R: 0 E: 0 K: 1 S: 4	H: 0 LOB: 0 BB: 0 P: 8	R: 0 E: 0 K: 2 S: 7	H: 0 LOB: 0 BB: 0 P: 7	R: 1 E: 1 K: 1 S: 7	H: 1 LOB: 2 BB: 0 P: 7	1B: 6 2B: 4 3B: 0 HR: 1	SF: 0 SAC: 2 DP: 2 HBP: 0	WP: 0 PA: 37 PB: 0 SB: 5 CS: 0								
<b>PITCHER</b>	IP	WLS	BF	H	R	ER	SO	BB	IBB	HBP	BLK	WP	HR	S	P	ERA	WHIP	<b>PITCHER</b>									
Bob Forsch, R (1.1) ERA: 3.72	3.0	L	19	8	6	6	2	1	0	0	0	0	1	22	26	18.00	3.000										
Danny Darwin, R (4.1) ERA: 4.0	5.0		18	2	1	0	6	1	1	0	0	0	0	28	36	0.00	0.600										

Houston Astros @ Cincinnati Reds  
Riverfront Stadium, Cincinnati, OH  
Thu Sep 15 1988, 7:05 PM EDT  
Att: 17,610 - Unknown - 70 F

AB	32
R	7
H	10
RBI	6
BB	3
SO	8
LOB	19






Batter	1	2	3	4	5	6	7	8	9	AB	R	H	RBI	BB	SO	LOB	TOP			
Alfredo Griffin, S OBP: 0.255, SLG: 0.260	F8			G6-3			G4-3			3	0	0	0	0	0	0				
Mickey Hatcher, R OBP: 0.329, SLG: 0.350	G5-3			F7			P3			3	0	0	0	0	0	0				
Kirk Gibson, L OBP: 0.388, SLG: 0.504 Jose Gonzalez, R OBP: 0.154, SLG: 0.231	F7			K			K			3	0	0	0	0	2	0				
Mike Marshall, R OBP: 0.319, SLG: 0.445		G5-3			G5-3			F9		3	0	0	0	0	0	0				
John Shelby, S OBP: 0.317, SLG: 0.381		K			K			K		3	0	0	0	0	3	0				
Jeff Hamilton, R OBP: 0.281, SLG: 0.370		F9			G6-3			G6-3		3	0	0	0	0	0	0				
Rick Dempsey, R OBP: 0.347, SLG: 0.486			G5-3			F7			F9	3	0	0	0	0	0	0	AB 27			
Steve Sax, R OBP: 0.319, SLG: 0.337			P9			F9			G6-3	3	0	0	0	0	0	0	R 0			
Tim Belcher, R OBP: 0.078, SLG: 0.176 Tracy Woodson, R (9, PH) OBP: 0.258, SLG: 0.291			G3-1			K			K	2	0	0	0	0	1	0	H 0			
										1	0	0	0	0	1	0	RBI 0			
																	BB 0			
																	SO 7			
																	LOB 0			
<b>Inning Stats</b>	R: 0 H: 0 E: 0 K: 0 S: 8	H: 0 LOB: 0 BB: 0 P: 10	R: 0 H: 0 E: 0 K: 1 S: 10	H: 0 LOB: 0 BB: 0 P: 14	R: 0 H: 0 E: 0 K: 0 S: 6	H: 0 LOB: 0 BB: 0 P: 10	R: 0 H: 0 E: 0 K: 1 S: 7	H: 0 LOB: 0 BB: 0 P: 9	R: 0 H: 0 E: 0 K: 1 S: 10	H: 0 LOB: 0 BB: 0 P: 14	R: 0 H: 0 E: 0 K: 1 S: 7	H: 0 LOB: 0 BB: 0 P: 10	R: 0 H: 0 E: 0 K: 1 S: 10	H: 0 LOB: 0 BB: 0 P: 14	R: 0 H: 0 E: 0 K: 1 S: 6	H: 0 LOB: 0 BB: 0 P: 9	1B: 0 2B: 0 3B: 0 HR: 0	SF: 0 SAC: 0 DP: 0 HBP: 0	WP: 0 PB: 0 SB: 0 CS: 0	PA: 27
<b>PITCHER</b> Tom Browning, L ERA: 3.41	IP: 9.0 WLS: W BF: 27 H: 0 R: 0 ER: 0 SO: 7 BB: 0 IBB: 0 HBP: 0 BLK: 0 WP: 0 HR: 0 S: 72 P: 101 ERA: 0.00 WHIP: 0.000															<b>PITCHER</b>				

Los Angeles Dodgers @ Cincinnati Reds  
Riverfront Stadium, Cincinnati, OH  
Fri Sep 16 1988, 7:05 PM EDT  
Att: 16,591 - Unknown - 70 F


AB 27  
R 0  
H 0  
RBI 0  
BB 0  
SO 7  
LOB 0



Batter	1	2	3	4	5	6	7	8	9	AB	R	H	RBI	BB	SO	LOB	BOTTOM	
Barry Larkin, R OBP: 0.343, SLG: 0.423	G6-3		L7			E				3	1	1	0	0	0	0		
Chris Sabo, R OBP: 0.316, SLG: 0.420	P4			F8		E5				3	0	1	0	0	0	0		
Kal Daniels, L OBP: 0.393, SLG: 0.459	K			G6-3		PO		G4-3		3	0	0	0	0	1	0		
Eric Davis, R OBP: 0.366, SLG: 0.499		BB		K				G6-3		2	0	0	0	1	1	0		
Paul O'Neill, L OBP: 0.307, SLG: 0.404		L8			F9			K		3	0	0	0	0	1	1		
Nick Esasky, R OBP: 0.331, SLG: 0.404		K			F3			P4		3	0	0	0	0	1	1		
Jeff Reed, L OBP: 0.296, SLG: 0.292		G4-3			K			K		3	0	0	0	0	2	1		
Ron Oester, S OBP: 0.310, SLG: 0.316			G5-3			G6-3				3	0	1	0	0	0	0		
Tom Browning, L OBP: 0.188, SLG: 0.160			F9			G1-3				3	0	0	0	0	1	1		
																	AB 26	
																	R 1	
																	H 3	
																	RBI 0	
																	BB 1	
																	SO 7	
																	LOB 4	
<b>Inning Stats</b>	R: 0 H: 0 E: 0 K: 1 S: 8	H: 0 LOB: 0 BB: 0 P: 12	R: 0 H: 0 E: 0 K: 1 S: 13	H: 0 LOB: 1 BB: 1 P: 21	R: 0 H: 0 E: 0 K: 0 S: 9	H: 0 LOB: 0 BB: 0 P: 14	R: 0 H: 0 E: 0 K: 1 S: 11	H: 0 LOB: 0 BB: 0 P: 14	R: 0 H: 2 E: 1 K: 0 S: 12	H: 0 LOB: 0 BB: 0 P: 14	R: 0 H: 0 E: 0 K: 1 S: 11	H: 0 LOB: 0 BB: 0 P: 16	R: 0 H: 1 E: 0 K: 2 S: 9	H: 1 LOB: 1 BB: 0 P: 15	1B: 2 2B: 1 3B: 0 HR: 0	SF: 0 SAC: 0 DP: 0 HBP: 0	WP: 0 PB: 0 SB: 0 CS: 0	PA: 28
<b>PITCHER</b> Tim Belcher, R ERA: 3.2	IP: 8.0 WLS: L BF: 27 H: 3 R: 1 ER: 0 SO: 7 BB: 1 IBB: 0 HBP: 0 BLK: 0 WP: 0 HR: 0 S: 79 P: 114 ERA: 0.00 WHIP: 0.500															<b>PITCHER</b>		

Los Angeles Dodgers @ Cincinnati Reds  
Riverfront Stadium, Cincinnati, OH  
Fri Sep 16 1988, 7:05 PM EDT  
Att: 16,591 - Unknown - 70 F

AB 26  
R 1  
H 3  
RBI 0  
BB 1  
SO 7  
LOB 4













Batter	1	2	3	4	5	6	7	8	9	AB	R	H	RBI	BB	SO	LOB	TOP				
Dickie Thon, R OBP: 0.343, SLG: 0.325 Bip Roberts, S (9, PH)	F7		FC3-6 1B BB		FC6-4 1B 1-2f		1-3		F9	3	0	0	0	1	0	1					
Roberto Alomar, S OBP: 0.323, SLG: 0.378	2B		FC3-6 1B 1-2		F3			HR		4	2	3	1	0	0	1					
Tony Gwynn, L OBP: 0.366, SLG: 0.419	2B		FC3-6 1-2f 2-3		1B			5-3		4	0	2	1	0	0	2					
Carmelo Martinez, R OBP: 0.301, SLG: 0.415	F7		5-3		F7			PB 1B		4	0	1	0	0	0	5					
Keith Moreland, R OBP: 0.313, SLG: 0.344	1-3			K				PB 1B		4	0	1	0	0	1	1					
Benito Santiago, R OBP: 0.293, SLG: 0.370		6-3		5-3				K		4	0	0	0	0	1	2					
Randy Ready, R OBP: 0.338, SLG: 0.370		6-3		BB				F7		3	0	0	0	1	0	2					
Chris Brown, R OBP: 0.294, SLG: 0.285		6-3		5-3				K		4	0	0	0	0	1	1					
Ed Whitson, R OBP: 0.190, SLG: 0.226 Dave Leiper, L OBP: 1.000, SLG: 1.000 Jerald Clark, R (7, PH) Greg Harris, R (7, 1) Rob Nelson, L (9, PH)			K		FC6-4 BB			F8		1	0	0	0	1	1	0					
<b>Inning Stats</b>	R: 1 E: 0 K: 0 S: 15	H: 2 LOB: 1 BB: 0 P: 24	R: 0 E: 0 K: 0 S: 7	H: 0 LOB: 0 BB: 0 P: 9	R: 0 E: 0 K: 1 S: 12	H: 1 LOB: 2 BB: 1 P: 19	R: 0 E: 0 K: 1 S: 5	H: 0 LOB: 1 BB: 1 P: 10	R: 0 E: 0 K: 0 S: 10	H: 0 LOB: 0 BB: 0 P: 17	R: 0 E: 0 K: 0 S: 5	H: 0 LOB: 0 BB: 0 P: 6	R: 1 E: 0 K: 1 S: 12	H: 3 LOB: 2 BB: 0 P: 17	R: 0 E: 0 K: 1 S: 8	H: 0 LOB: 0 BB: 0 P: 12	1B: 4 2B: 2 3B: 0 HR: 1	SF: 0 SAC: 0 DP: 0 HBP: 0	WP: 0 PB: 1 SB: 0 CS: 0	PA: 37	
<b>PITCHER</b>	IP	WLS	BF	H	R	ER	SO	BB	IBB	HBP	BLK	WP	HR	S	P	ERA	WHIP				
Danny Jackson, L ERA: 2.63 Rob Dibble, R ERA: 1.95	(1, 1) (8, 1)	7.1 1.2	W 5	32 0	7 0	2 0	2 2	3 0	0 0	0 0	0 0	0 0	1 0	72 12	112 18	2.46 0.00	1.364 0.000				

San Diego Padres @ Cincinnati Reds  
Riverfront Stadium, Cincinnati, OH  
Mon Sep 19 1988, 7:05 PM EDT  
Att: 16,369 - Unknown - 70 F

AB 34  
R 2  
H 7  
RBI 2  
BB 3  
SO 4  
LOB 15



Batter	1	2	3	4	5	6	7	8	9	AB	R	H	RBI	BB	SO	LOB	BOTTOM				
Barry Larkin, R OBP: 0.344, SLG: 0.424 Luis Quinones, S OBP: 0.343, SLG: 0.485	F6		F9		E6 1B 2H			K		3	1	1	1	1	0	1					
Lenny Harris, L OBP: 0.428, SLG: 0.333 Marty Brown, R (7, 5)			1B		1B BB		FC5	F7		2	0	2	1	1	0	0					
Kal Daniels, L OBP: 0.394, SLG: 0.469 Lloyd McClendon, R OBP: 0.301, SLG: 0.326	K			HR	F9			K		4	2	2	0	0	1	3					
Paul O'Neill, L OBP: 0.309, SLG: 0.411	6-3			HR	2B			2B		4	1	3	3	0	0	1					
Van Snider, L OBP: 0.111, SLG: 0.222		G3		HR	1B			FC3-2 1B		4	1	1	1	0	2	2					
Herm Winningham, L OBP: 0.303, SLG: 0.306		3-1		4-3				L4		4	0	0	0	0	0	2					
Jeff Reed, L OBP: 0.295, SLG: 0.288		3-1		4-3				FC3-2 1B		4	0	1	0	0	0	2					
Ron Oester, S OBP: 0.328, SLG: 0.344			F9 SH3-4 1B		E SH3-4 1B			F7		4	2	4	1	0	0	0					
Danny Jackson, R OBP: 0.170, SLG: 0.188 Rob Dibble, L (8, 1)			SH3-4		SH3-4			F7		2	0	0	0	0	1	4					
<b>Inning Stats</b>	R: 0 E: 0 K: 1 S: 13	H: 1 LOB: 1 BB: 0 P: 14	R: 0 E: 0 K: 0 S: 7	H: 0 LOB: 0 BB: 0 P: 10	R: 1 E: 0 K: 0 S: 5	H: 2 LOB: 1 BB: 0 P: 6	R: 2 E: 0 K: 1 S: 12	H: 2 LOB: 0 BB: 0 P: 16	R: 2 E: 1 K: 1 S: 17	H: 3 LOB: 2 BB: 1 P: 29	R: 0 E: 0 K: 1 S: 8	H: 2 LOB: 3 BB: 1 P: 17	R: 2 E: 0 K: 0 S: 17	H: 4 LOB: 2 BB: 0 P: 32	R: 0 E: 0 K: 2 S: 8	H: 0 LOB: 0 BB: 0 P: 10	1B: 10 2B: 3 3B: 0 HR: 1	SF: 0 SAC: 2 DP: 0 HBP: 0	WP: 0 PB: 0 SB: 0 CS: 0	PA: 39	
<b>PITCHER</b>	IP	WLS	BF	H	R	ER	SO	BB	IBB	HBP	BLK	WP	HR	S	P	ERA	WHIP				
Ed Whitson, R ERA: 3.94 Dave Leiper, L ERA: 2.57 Greg Harris, R ERA: 9.0	(1, 1) (5, 1) (7, 1)	4.1 1.2 2.0	L 9 10	20 3	5 0	4 0	2 2	1 0	0 0	0 0	0 0	0 0	0 0	16 25	46 42	8.31 0.00 9.00	1.846 1.800 2.000				

San Diego Padres @ Cincinnati Reds  
Riverfront Stadium, Cincinnati, OH  
Mon Sep 19 1988, 7:05 PM EDT  
Att: 16,369 - Unknown - 70 F

AB 35  
R 7  
H 14  
RBI 7  
BB 2  
SO 6  
LOB 18





Batter	1	2	3	4	5	6	7	8	9	AB	R	H	RBI	BB	SO	LOB	TOP		
Dickie Thon, R OBP: 0.345, SLG: 0.328 Garry Templeton, S OBP: 0.273, SLG: 0.333	0-0 S 1B	2-2 F4			1-2 BB 1B		0-0 5-3		0-3 K	1	0	1	0	0	0	0			
Roberto Alomar, S OBP: 0.326, SLG: 0.379	0-1 S 1B		4-0 BB		4-2 BB 1B			0-0 F7		2	0	1	0	2	0	0			
Benito Santiago, R OBP: 0.291, SLG: 0.366	0-3 K		2-3 K		0-0 F7			0-0 5-3		4	0	0	0	0	2	5			
Carmelo Martinez, R OBP: 0.298, SLG: 0.410	3-3 K		2-3 K		0-0 L8			2-3 K		4	0	0	0	0	3	5			
Keith Moreland, R OBP: 0.311, SLG: 0.342	1-0 5-3		1-1 L8		1-1 L9			1-0 6-3		4	0	0	0	0	0	3			
Randy Ready, R OBP: 0.337, SLG: 0.378		2-0 F8		2-1 F7		1-2 5-3		2-1 HR		4	1	1	1	0	0	0			
Chris Brown, R OBP: 0.294, SLG: 0.285		1-2 4-3		3-3 K		1-0 F8		0-2 BB 1B		4	0	1	0	0	1	0			
Marvell Wynne, L OBP: 0.319, SLG: 0.435		2-1 WP 1B 2B		2-1 F8		0-1 F8		4-0 BB 1B		3	1	1	0	1	0	0			
Jimmy Jones, R OBP: 0.217, SLG: 0.218 Mark Grant, R OBP: 0.299, SLG: 0.350 Jerald Clark, R OBP: 0.299, SLG: 0.350 Dave Leiper, L OBP: 0.299, SLG: 0.350 Lance McCullers, R OBP: 0.303, SLG: 0.303 Mark Parent, R OBP: 0.303, SLG: 0.303 John Kruk, L OBP: 0.303, SLG: 0.303	2-2 2H 1B	2-2 2H 1B	3-2 L8		1-1 6-3		0-3 K		2	0	1	1	0	0	0	0			
<b>Inning Stats</b>	R: 0 E: 0 K: 2 S: 10	H: 2 LOB: 2 BB: 0 P: 14	R: 1 E: 0 K: 0 S: 12	H: 2 LOB: 1 BB: 0 P: 21	R: 0 E: 0 K: 2 S: 9	H: 0 LOB: 1 BB: 1 P: 18	R: 0 E: 0 K: 1 S: 7	H: 0 LOB: 0 BB: 0 P: 14	R: 0 E: 0 K: 0 S: 6	H: 0 LOB: 0 BB: 0 P: 9	R: 0 E: 0 K: 0 S: 5	H: 0 LOB: 0 BB: 0 P: 6	R: 0 E: 0 K: 1 S: 5	H: 0 LOB: 0 BB: 0 P: 7	R: 1 E: 0 K: 2 S: 12	H: 2 LOB: 2 BB: 1 P: 19	1B: 5 2B: 1 3B: 0 HR: 1	SF: 0 SAC: 0 DP: 0 HBP: 0	WP: 1 PA: 37 PB: 0 SB: 2 CS: 0
<b>PITCHER</b>	IP WLS BF H R ER SO BB IBB HBP BLK WP HR S P ERA WHIP	IP WLS BF H R ER SO BB IBB HBP BLK WP HR S P ERA WHIP	IP WLS BF H R ER SO BB IBB HBP BLK WP HR S P ERA WHIP	IP WLS BF H R ER SO BB IBB HBP BLK WP HR S P ERA WHIP	IP WLS BF H R ER SO BB IBB HBP BLK WP HR S P ERA WHIP	IP WLS BF H R ER SO BB IBB HBP BLK WP HR S P ERA WHIP	IP WLS BF H R ER SO BB IBB HBP BLK WP HR S P ERA WHIP	IP WLS BF H R ER SO BB IBB HBP BLK WP HR S P ERA WHIP	IP WLS BF H R ER SO BB IBB HBP BLK WP HR S P ERA WHIP	IP WLS BF H R ER SO BB IBB HBP BLK WP HR S P ERA WHIP	IP WLS BF H R ER SO BB IBB HBP BLK WP HR S P ERA WHIP	IP WLS BF H R ER SO BB IBB HBP BLK WP HR S P ERA WHIP	IP WLS BF H R ER SO BB IBB HBP BLK WP HR S P ERA WHIP	IP WLS BF H R ER SO BB IBB HBP BLK WP HR S P ERA WHIP	IP WLS BF H R ER SO BB IBB HBP BLK WP HR S P ERA WHIP	IP WLS BF H R ER SO BB IBB HBP BLK WP HR S P ERA WHIP	IP WLS BF H R ER SO BB IBB HBP BLK WP HR S P ERA WHIP		

San Diego Padres @ Cincinnati Reds  
Riverfront Stadium, Cincinnati, OH  
Tue Sep 20 1988, 3:33 AM EDT  
Att: 10,280 - Sunny - 70 F

AB 34  
R 2  
H 7  
RBI 2  
BB 3  
SO 8  
LOB 18



Batter	1	2	3	4	5	6	7	8	9	AB	R	H	RBI	BB	SO	LOB	BOTTOM		
Barry Larkin, R OBP: 0.344, SLG: 0.424	1-0 4-3	1-0 FC4-6 1B		1-2 CS	2-2 1B BB E 1B	1-2 4-3		0-0 F9		5	1	2	1	0	0	1			
Lenny Harris, L OBP: 0.545, SLG: 0.500	1-0 1B	0-0 SF9 1B		4-2 BB 1B	2-0 BB 1B		2-0 BB 1B			2	2	2	2	1	0	0			
Kal Daniels, L OBP: 0.395, SLG: 0.469 Van Snider, L OBP: 0.111, SLG: 0.222	0-1 1B	2-2 FC4-6 1B		0-1 E 1B	0-1 E 1B		0-0 L9			4	1	2	0	0	0	2			
Paul O'Neill, L OBP: 0.314, SLG: 0.416	1-1 1B	1-2 2H 1B		0-0 L9-3 1B	0-0 E7 G4 L6-5 1B		0-0 FC3-6 1B			4	0	4	3	0	0	0			
Nick Esasky, R OBP: 0.324, SLG: 0.394	3-0 L5	3-0 L9-3		3-2 L9-3	0-0 G4 1B		1-0 FC3-6 1-3			4	0	1	0	0	0	4			
Herm Winningham, L OBP: 0.298, SLG: 0.299	0-3 K	0-3 K		1-2 G4 1B	1-2 G4 1B		0-0 1-3			4	0	0	1	0	2	5			
Jeff Reed, L OBP: 0.290, SLG: 0.283		1-2 F7		2-1 4-3	0-1 L6-5		0-0 4-3			4	0	0	0	0	0	3			
Ron Oester, S OBP: 0.340, SLG: 0.351		4-1 SH 1B BB		0-0 CS 1B	1-0 4-3 SH3-4 1B 1B		1-0 4-3			3	2	2	0	1	0	0			
Norm Charlton, S Randy St. Claire, R	2-2 SH 1B SF9		0-3 K		0-3 K		0-0 SH3-4		1-3 K	2	1	0	0	0	2	1			
<b>Inning Stats</b>	R: 1 E: 0 K: 1 S: 10	H: 3 LOB: 2 BB: 0 P: 16	R: 2 E: 0 K: 0 S: 13	H: 1 LOB: 1 BB: 1 P: 23	R: 0 E: 0 K: 1 S: 8	H: 1 LOB: 0 BB: 0 P: 11	R: 0 E: 0 K: 1 S: 8	H: 1 LOB: 0 BB: 0 P: 11	R: 3 E: 1 K: 0 S: 15	H: 4 LOB: 1 BB: 1 P: 22	R: 1 E: 0 K: 0 S: 10	H: 2 LOB: 1 BB: 0 P: 14	R: 0 E: 0 K: 0 S: 4	H: 1 LOB: 1 BB: 0 P: 5	R: 0 E: 0 K: 1 S: 5	H: 0 LOB: 0 BB: 0 P: 7	1B: 13 2B: 2 3B: 0 HR: 0	SF: 1 SAC: 2 DP: 2 HBP: 0	WP: 0 PA: 38 PB: 0 SB: 0 CS: 1
<b>PITCHER</b>	IP WLS BF H R ER SO BB IBB HBP BLK WP HR S P ERA WHIP	IP WLS BF H R ER SO BB IBB HBP BLK WP HR S P ERA WHIP	IP WLS BF H R ER SO BB IBB HBP BLK WP HR S P ERA WHIP	IP WLS BF H R ER SO BB IBB HBP BLK WP HR S P ERA WHIP	IP WLS BF H R ER SO BB IBB HBP BLK WP HR S P ERA WHIP	IP WLS BF H R ER SO BB IBB HBP BLK WP HR S P ERA WHIP	IP WLS BF H R ER SO BB IBB HBP BLK WP HR S P ERA WHIP	IP WLS BF H R ER SO BB IBB HBP BLK WP HR S P ERA WHIP	IP WLS BF H R ER SO BB IBB HBP BLK WP HR S P ERA WHIP	IP WLS BF H R ER SO BB IBB HBP BLK WP HR S P ERA WHIP	IP WLS BF H R ER SO BB IBB HBP BLK WP HR S P ERA WHIP	IP WLS BF H R ER SO BB IBB HBP BLK WP HR S P ERA WHIP	IP WLS BF H R ER SO BB IBB HBP BLK WP HR S P ERA WHIP	IP WLS BF H R ER SO BB IBB HBP BLK WP HR S P ERA WHIP	IP WLS BF H R ER SO BB IBB HBP BLK WP HR S P ERA WHIP	IP WLS BF H R ER SO BB IBB HBP BLK WP HR S P ERA WHIP	IP WLS BF H R ER SO BB IBB HBP BLK WP HR S P ERA WHIP		

San Diego Padres @ Cincinnati Reds  
Riverfront Stadium, Cincinnati, OH  
Tue Sep 20 1988, 3:33 AM EDT  
Att: 10,280 - Sunny - 70 F

AB 32  
R 7  
H 13  
RBI 7  
BB 2  
SO 4  
LOB 16





Batter	1	2	3	4	5	6	7	8	9	AB	R	H	RBI	BB	SO	LOB	TOP					
<b>Brett Butler, L</b> (1, 8) OBP: 0.396, SLG: 0.407	0-3 K		2-2 L5			0-1 SH1-4 SF7 2B		1-0 F4		4	1	1	0	0	1	0	<b>San Francisco Giants @ Cincinnati Reds</b> Riverfront Stadium, Cincinnati, OH Wed Sep 21 1988, 7:05 PM EDT Att: 15,619 - Unknown - 75 F <a href="http://livebaseballscorecards.com">livebaseballscorecards.com</a>					
<b>Robby Thompson, R</b> (1, 4) OBP: 0.325, SLG: 0.390	0-0 F7		0-1 5-3			1-0 SH1-4		0-0 5-3		3	0	0	0	0	0	0						
<b>Will Clark, L</b> (1, 3) OBP: 0.389, SLG: 0.511	2-2 1B		1-2 F7			0-2 SF7		1-3 K		3	0	1	1	0	1	0						
<b>Kevin Mitchell, R</b> (1, 7) OBP: 0.320, SLG: 0.437	2-1 5-3			1-2 F9		0-1 F7			2-3 K	4	0	0	0	0	1	1						
<b>Candy Maldonado, R</b> (1, 9) OBP: 0.311, SLG: 0.375 <b>Mike Aldrete, L</b> (9, PH) OBP: 0.363, SLG: 0.341		0-0 F8		0-1 F9			2-0 F7		1-3 K	3	0	0	0	0	0	0						
<b>Bob Melvin, R</b> (1, 2) OBP: 0.288, SLG: 0.378 <b>Ernest Riles, L</b> (9, PH) OBP: 0.310, SLG: 0.379		1-2 FC6-4 BB 1B		0-0 F3			1-2 F4		3-3 K	3	0	1	0	0	0	0						
<b>Chris Speier, R</b> (1, 5) OBP: 0.314, SLG: 0.342		4-2 FC6-4 BB 1B			1-0 L9		3-2 1B 1B			2	0	1	0	1	0	0						
<b>Jose Uribe, S</b> (1, 6) OBP: 0.303, SLG: 0.315		1-2 FC6-4		0-1 5-3			0-0 FC6-4 1B			3	0	1	0	0	0	2						
<b>Rick Reuschel, R</b> (1, 1) OBP: 0.141, SLG: 0.130		0-3 K		2-3 K			0-1 FC6-4			3	0	0	0	0	2	4						
<b>Inning Stats</b>	R: 0 E: 0 K: 1 S: 9	H: 1 LOB: 1 BB: 0 P: 13	R: 0 E: 0 K: 1 S: 15	H: 1 LOB: 2 BB: 1 P: 20	R: 0 E: 0 K: 0 S: 8	H: 0 LOB: 0 BB: 0 P: 11	R: 0 E: 0 K: 0 S: 6	H: 0 LOB: 0 BB: 0 P: 7	R: 0 E: 0 K: 1 S: 7	H: 0 LOB: 0 BB: 0 P: 10	R: 1 E: 0 K: 0 S: 8	H: 1 LOB: 0 BB: 0 P: 9	R: 0 E: 0 K: 0 S: 11	H: 2 LOB: 2 BB: 0 P: 17	R: 0 E: 0 K: 1 S: 6	H: 0 LOB: 0 BB: 0 P: 8		R: 0 E: 0 K: 3 S: 13	H: 0 LOB: 0 BB: 0 P: 19	1B: 4 2B: 1 3B: 0 HR: 0	SF: 1 SAC: 1 DP: 0 HBP: 0	WP: 0 PB: 0 SB: 1 CS: 0
<b>PITCHER</b>	IP	WLS	BF	H	R	ER	SO	BB	IBB	HBP	BLK	WP	HR	S	P	ERA	WHIP					
<b>Tom Browning, L</b> (1, 1) ERA: 3.34	8.0	W	30	5	1	1	4	1	0	0	0	0	0	70	95	1.12	0.750					
<b>Rob Dibble, R</b> (9, 1) ERA: 1.92	1.0		3	0	0	0	3	0	0	0	0	0	0	13	19	0.00	0.000					

Batter	1	2	3	4	5	6	7	8	9	AB	R	H	RBI	BB	SO	LOB	BOTTOM				
<b>Barry Larkin, R</b> (1, 6) OBP: 0.347, SLG: 0.432	1-3 K		0-2 FC6-4 1B			0-1 HR		3-2 S 5-3 1B		4	2	3	1	0	1	0	<b>San Francisco Giants @ Cincinnati Reds</b> Riverfront Stadium, Cincinnati, OH Wed Sep 21 1988, 7:05 PM EDT Att: 15,619 - Unknown - 75 F <a href="http://livebaseballscorecards.com">livebaseballscorecards.com</a>				
<b>Lenny Harris, L</b> (1, 5) OBP: 0.467, SLG: 0.364	4-2 1B 8-3-5 BB		1-0 FC6-4			1-2 4-3		0-0 5-3		3	0	0	0	1	0	2					
<b>Ken Griffey, L</b> (1, 3) OBP: 0.302, SLG: 0.314	0-0 1B			3-2 6-3		0-1 4-3		2-2 1B HR		4	1	2	1	0	0	0					
<b>Paul O'Neill, L</b> (1, 9) OBP: 0.314, SLG: 0.415	0-0 8-3-5			1-1 4-3			0-1 F9	2-2 HR		4	1	1	0	0	0	2					
<b>Van Snider, L</b> (1, 7) OBP: 0.231, SLG: 0.538		3-3 K		0-0 L3			0-0 1B	3-2 HR		4	1	2	3	0	1	0					
<b>Herm Winningham, L</b> (1, 8) OBP: 0.292, SLG: 0.293		0-0 4-3			1-1 G3		1-2 F7	2-3 K		4	0	0	0	0	1	1					
<b>Jeff Reed, L</b> (1, 2) OBP: 0.291, SLG: 0.283		1-1 F7			1-2 5-3		2-0 1B			3	0	1	0	0	0	0					
<b>Ron Oester, S</b> (1, 4) OBP: 0.333, SLG: 0.343			1-0 4-3		2-2 F7		1-0 L4			3	0	0	0	0	2						
<b>Tom Browning, L</b> (1, 1) OBP: 0.183, SLG: 0.156 <b>Dave Collins, S</b> (8, PH) OBP: 0.288, SLG: 0.301 <b>Rob Dibble, L</b> (9, 1) ERA: 1.92				1-3 K		0-0 F7		2-2 6-3		2	0	0	0	0	1	0					
<b>Inning Stats</b>	R: 0 E: 0 K: 1 S: 10	H: 1 LOB: 1 BB: 1 P: 15	R: 0 E: 0 K: 1 S: 9	H: 0 LOB: 0 BB: 0 P: 13	R: 0 E: 0 K: 1 S: 10	H: 1 LOB: 1 BB: 0 P: 12	R: 0 E: 0 K: 0 S: 8	H: 0 LOB: 0 BB: 0 P: 12	R: 0 E: 0 K: 0 S: 9	H: 0 LOB: 0 BB: 0 P: 13	R: 1 E: 0 K: 0 S: 8	H: 1 LOB: 0 BB: 0 P: 9	R: 0 E: 0 K: 0 S: 6	H: 2 LOB: 2 BB: 0 P: 11	R: 4 E: 0 K: 1 S: 21	H: 4 LOB: 0 BB: 0 P: 35		1B: 7 2B: 1 3B: 0 HR: 2	SF: 0 SAC: 0 DP: 1 HBP: 0	WP: 0 PB: 0 SB: 2 CS: 0	PA: 33
<b>PITCHER</b>	IP	WLS	BF	H	R	ER	SO	BB	IBB	HBP	BLK	WP	HR	S	P	ERA	WHIP				
<b>Rick Reuschel, R</b> (1, 1) ERA: 3.09	8.0	L	33	9	5	5	4	1	0	0	0	0	2	81	120	5.62	1.250				



Batter	1	2	3	4	5	6	7	8	9	AB	R	H	RBI	BB	SO	LOB	TOP						
<b>Brett Butler, L</b> OBP: 0.398, SLG: 0.406	4-2 G3 BB		4-0 S BB		4-2 1B BB		3-3 K			1	0	0	0	3	1	0	<b>San Francisco Giants @ Cincinnati Reds</b> Riverfront Stadium, Cincinnati, OH Thu Sep 22 1988, 3:33 AM EDT Att: 13,475 - Cloudy - 80 F						
<b>Ernest Riles, L</b> OBP: 0.310, SLG: 0.378	0-0 G3		1-1 L5		1-1 1B			3-2 L6		3	0	1	0	0	0	2							
<b>Phil Garner, R</b> OBP: 0.111, SLG: 0.111	1-2 G3		1-2		1-3 1B					1	0	0	0	0	0	0							
<b>Will Clark, L</b> OBP: 0.388, SLG: 0.515	1-0 F8			3-2 HR			0-1 F8		2-3 K	4	1	1	1	0	1	3							
<b>Candy Maldonado, R</b> OBP: 0.311, SLG: 0.373	1-1 5-3			4-2 BB		1-2 L9		1-0 F9		3	0	0	0	1	0	1							
<b>Mike Aldrete, L</b> OBP: 0.362, SLG: 0.339		2-3 K		0-1 F7		4-1 BB		3-3 K		2	0	0	0	1	1	1							
<b>Chris Speier, R</b> OBP: 0.312, SLG: 0.340				1-3 F7		2-3 BB				1	0	0	0	0	1	0							
<b>Robby Thompson, R</b> OBP: 0.323, SLG: 0.388	0-0 F9			1-3 K		1-3 K		0-0 1B		3	0	0	0	0	2	2							
<b>Joel Youngblood, R</b> OBP: 0.310, SLG: 0.287				1-1 K		3-2 K		3-2 1B		1	0	1	0	0	0	0							
<b>Kirt Manwaring, R</b> OBP: 0.292, SLG: 0.340	1-1 1-3			3-2 F9		3-2 F4		3-2 F8		3	0	0	0	0	0	2							
<b>Kevin Mitchell, R</b> OBP: 0.319, SLG: 0.436										1	0	0	0	0	0	1							
<b>Jose Uribe, S</b> OBP: 0.301, SLG: 0.313			2-3 K		2-0 4-3		2-2 F9		3-2 6-3	3	0	0	0	0	1	0							
<b>Bob Melvin, R</b> OBP: 0.297, SLG: 0.376										1	0	0	0	0	0	1							
<b>Don Robinson, R</b> OBP: 0.208, SLG: 0.298	0-2 F9			0-2 F9		1-3 K				3	0	0	0	0	1	0							
<b>Craig Lefferts, L</b> (7, 1)										0	0	0	0	0	0	0							
<b>Inning Stats</b>	R: 0 E: 0 K: 0 S: 6	H: 0 LOB: 1 BB: 1 P: 12	R: 0 E: 0 K: 1 S: 6	H: 0 LOB: 0 BB: 0 P: 9	R: 0 E: 0 K: 1 S: 9	H: 0 LOB: 1 BB: 1 P: 15	R: 1 E: 0 K: 1 S: 15	H: 1 LOB: 1 BB: 1 P: 26	R: 0 E: 0 K: 0 S: 11	H: 0 LOB: 1 BB: 1 P: 22	R: 0 E: 0 K: 2 S: 9	H: 0 LOB: 0 BB: 0 P: 15	R: 0 E: 0 K: 1 S: 10	H: 0 LOB: 0 BB: 0 P: 16	R: 0 E: 0 K: 1 S: 10	H: 1 LOB: 1 BB: 0 P: 19	1B: 2 2B: 0 3B: 0 HR: 1	SF: 0 SAC: 0 DP: 0 HBP: 0	WP: 0 PB: 0 SB: 1 CS: 0	PA: 35			
<b>PITCHER</b>	IP	WLS	BF	H	R	ER	SO	BB	IBB	HBP	BLK	WP	HR	S	P	ERA	WHIP						
<b>Jack Armstrong, R</b> ERA: 5.46	(1, 1)	6.0	W	25	2	1	1	4	5	0	0	0	0	0	1	60	101	1.50	1.167				
<b>Rob Murphy, L</b> ERA: 3.1	(7, 1)	1.0		3	0	0	0	2	0	0	0	0	0	0	9	15	0.00	0.000					
<b>John Franco, L</b> ERA: 1.56	(8, 1)	2.0	S	7	1	0	0	2	0	0	0	0	0	0	20	35	0.00	0.500					

Batter	1	2	3	4	5	6	7	8	9	AB	R	H	RBI	BB	SO	LOB	BOTTOM					
<b>Barry Larkin, R</b> OBP: 0.347, SLG: 0.431	0-0 1B SF7		0-1 SF7		1-2 5-3		1-1 F7			3	1	1	1	0	0	1	<b>San Francisco Giants @ Cincinnati Reds</b> Riverfront Stadium, Cincinnati, OH Thu Sep 22 1988, 3:33 AM EDT Att: 13,475 - Cloudy - 80 F					
<b>Lenny Harris, L</b> OBP: 0.474, SLG: 0.467	2-0 SF7 1B	0-0 F8			0-0 F8		0-2 2B			4	0	2	1	0	0	1						
<b>Ken Griffey, L</b> OBP: 0.369, SLG: 0.320	4-2 SF7 BB		0-1 F6		2-0 2B		4-0 IBB			2	0	1	0	2	0	0						
<b>John Franco, L</b> (8, 1)	1-2 1B									0	0	0	0	0	0	0						
<b>Paul O'Neill, L</b> OBP: 0.311, SLG: 0.411	0-2 F5		1-3 K		0-2 L8		3-2 F8			4	0	0	0	0	1	6						
<b>Van Snider, L</b> OBP: 0.235, SLG: 0.500	1-2 SF7		2-3 K2-3			0-0 CS 1B		1-3 K		3	0	1	1	0	2	0						
<b>Herm Winningham, L</b> OBP: 0.286, SLG: 0.287	1-2 F8			0-0 B5		2-2 F7		0-3 K		4	0	0	0	0	1	3						
<b>Jeff Reed, L</b> OBP: 0.294, SLG: 0.287		0-1 1B SF7		1-0 1B		1-1 6-3		2-3 K		4	1	2	0	0	1	1						
<b>Ron Oester, S</b> OBP: 0.340, SLG: 0.350	1-2 SH5-4 1B			0-1 F6			1-0 2B 1B			3	1	2	0	0	0	1						
<b>Jack Armstrong, R</b> OBP: 0.105, SLG: 0.105	0-0 SH5-4			2-3 K			2-3 K			1	0	0	0	0	1	1						
<b>Rob Murphy, L</b> (7, 1)										0	0	0	0	0	0	0						
<b>Dave Collins, S</b> OBP: 0.287, SLG: 0.299										1	0	0	0	0	1	1						
<b>Nick Esasky, R</b> OBP: 0.324, SLG: 0.394										0	0	0	0	0	0	0						
<b>Inning Stats</b>	R: 1 E: 0 K: 0 S: 14	H: 2 LOB: 2 BB: 1 P: 20	R: 1 E: 0 K: 0 S: 9	H: 2 LOB: 0 BB: 0 P: 10	R: 0 E: 0 K: 2 S: 10	H: 0 LOB: 0 BB: 0 P: 13	R: 0 E: 0 K: 1 S: 10	H: 1 LOB: 1 BB: 0 P: 13	R: 0 E: 0 K: 0 S: 8	H: 1 LOB: 1 BB: 0 P: 11	R: 0 E: 0 K: 0 S: 7	H: 1 LOB: 0 BB: 0 P: 9	R: 1 E: 0 K: 1 S: 13	H: 2 LOB: 2 BB: 1 P: 23	R: 0 E: 0 K: 3 S: 11	H: 0 LOB: 0 BB: 0 P: 14	1B: 7 2B: 2 3B: 0 HR: 0	SF: 2 SAC: 1 DP: 0 HBP: 0	WP: 0 PB: 0 SB: 1 CS: 1	PA: 34		
<b>PITCHER</b>	IP	WLS	BF	H	R	ER	SO	BB	IBB	HBP	BLK	WP	HR	S	P	ERA	WHIP					
<b>Don Robinson, R</b> ERA: 2.52	(1, 1)	6.2	L	30	3	3	4	1	0	0	0	0	0	0	68	93	4.05	1.500				
<b>Craig Lefferts, L</b> ERA: 3.0	(7, 1)	1.1		4	0	0	0	3	0	0	0	0	0	14	20	0.00	0.000					





Batter	1	2	3	4	5	6	7	8	9	AB	R	H	RBI	BB	SO	LOB	TOP					
Barry Larkin, R OBP: 0.346, SLG: 0.430	F7		1B	F8			6-3			4	1	1	0	0	0	0						
Lenny Harris, L OBP: 0.522, SLG: 0.526	K		1B			CS		FC4-6		4	1	3	0	0	1	0						
Kal Daniels, L OBP: 0.395, SLG: 0.468	F7		1B			L4-3		FC4-6		3	1	1	1	1	0	1						
Eric Davis, R OBP: 0.366, SLG: 0.501		HR	1B	E5		L4-3		1B		4	2	2	1	0	0	1						
Paul O'Neill, L OBP: 0.311, SLG: 0.410	L7		1B			F7		K		4	0	1	1	0	1	2						
Ken Griffey, L OBP: 0.313, SLG: 0.325			1B			L3				3	0	2	0	0	0	0						
Nick Esasky, R OBP: 0.323, SLG: 0.393	BLK		1B	G4-6-3				K		1	0	0	0	0	1	2						
Jeff Reed, L OBP: 0.290, SLG: 0.283	L9		1B	G4-6-3		F5				3	0	0	0	0	0	3						
Chris Sabo, R OBP: 0.314, SLG: 0.414								5-3		1	0	0	0	0	0	0						
John Franco, L OBP: 0.314, SLG: 0.414										0	0	0	0	0	0	0						
Ron Oester, S OBP: 0.336, SLG: 0.345	L4					F8		L7		2	0	0	0	0	0	1						
Marty Brown, R OBP: 0.336, SLG: 0.345										2	0	0	0	0	0	0						
Jose Rijo, R ERA: 5.94			4-3	1-3		3-1		K		0	0	0	0	0	0	0						
Tim Lincecum, L ERA: 5.94										2	0	0	0	0	0	0						
Randy St. Claire, R ERA: 5.03										0	0	0	0	0	0	0						
Van Snider, L ERA: 5.93										1	0	0	0	0	0	0						
Rob Murphy, L ERA: 5.93										0	0	0	0	0	0	0						
Rob Dibble, L ERA: 5.93										0	0	0	0	0	0	0						
Lloyd McClendon, R ERA: 2.97										1	0	0	0	0	1	0						
<b>Inning Stats</b>	R: 0 E: 0 K: 1 S: 6	H: 0 LOB: 0 BB: 0 P: 9	R: 1 E: 0 K: 0 S: 8	H: 2 LOB: 1 BB: 0 P: 13	R: 4 E: 1 K: 0 S: 11	H: 5 LOB: 1 BB: 0 P: 16	R: 0 E: 0 K: 0 S: 5	H: 0 LOB: 0 BB: 0 P: 7	R: 0 E: 0 K: 0 S: 4	H: 1 LOB: 0 BB: 0 P: 11	R: 0 E: 0 K: 0 S: 9	H: 0 LOB: 0 BB: 0 P: 17	R: 0 E: 0 K: 0 S: 9	H: 0 LOB: 0 BB: 0 P: 12	R: 0 E: 0 K: 2 S: 14	H: 2 LOB: 2 BB: 0 P: 20	R: 0 E: 0 K: 1 S: 6	H: 0 LOB: 0 BB: 0 P: 13	1B: 9 2B: 1 3B: 0 HR: 1	SF: 0 SAC: 0 DP: 2 HBP: 0	WP: 0 PB: 0 SB: 0 CS: 1	PA: 36
<b>PITCHER</b>	IP	WLS	BF	H	R	ER	SO	BB	IBB	HBP	BLK	WP	HR	S	P	ERA	WHIP					
29 John Smoltz, R ERA: 5.94	2.1	L	15	7	5	4	1	0	0	0	1	0	1	24	37	15.43	3.000					
German Jimenez, L ERA: 5.03	1.2		4	0	0	0	0	0	0	0	0	0	0	6	8	0.00	0.000					
Charlie Puleo, R ERA: 5.93	3.0		9	1	0	0	0	1	0	0	0	0	0	22	40	0.00	0.667					
Paul Assenmacher, L ERA: 2.97	2.0		8	2	0	0	3	0	0	0	0	0	0	20	33	0.00	1.000					

Cincinnati Reds @ Atlanta Braves  
Atlanta-Fulton County Stadium, Atlanta, GA  
Fri Sep 23 1988, 7:05 PM EDT  
Att: 10,223 - Unknown

AB 35  
R 5  
H 10  
RBI 3  
BB 1  
SO 4  
LOB 10



Batter	1	2	3	4	5	6	7	8	9	AB	R	H	RBI	BB	SO	LOB	BOTTOM					
Ron Gant, R OBP: 0.314, SLG: 0.432	6-3		FC4-6	5-3			4-3		FC5-2	3	1	1	1	2	0	2						
Tommy Gregg, L OBP: 0.273, SLG: 0.452	6-3		FC4-6			4-3			FC5-2	4	0	0	0	0	0	2						
Lonnie Smith, R OBP: 0.309, SLG: 0.345	6-3		FC4			4-3			FC5-2	1	0	0	0	0	0	3						
Gerald Perry, L OBP: 0.343, SLG: 0.398	2B		FC4			B1-3		1-3	L6	5	0	1	1	0	0	4						
Dale Murphy, R OBP: 0.314, SLG: 0.435	2B			HR		1B		6-3		4	1	3	1	0	0	0						
Andres Thomas, R OBP: 0.269, SLG: 0.359	L3		6-3	5-3				F8		4	0	0	0	0	0	2						
Mark Lemke, S OBP: 0.313, SLG: 0.267	F8		1B	1B		G3		SH2-4	1B	4	2	2	0	0	0	0						
Bruce Benedict, R OBP: 0.304, SLG: 0.279	5-3			K		K		BB	SH2-4	3	0	0	0	0	2	1						
Ozzie Virgil, R OBP: 0.315, SLG: 0.380	5-3			K		K		1B	FC5-2	1	0	1	0	0	0	0						
Terry Blocker, L OBP: 0.250, SLG: 0.290	L7		1B	1B		4-3		SH2-4		3	0	1	0	0	0	0						
29 John Smoltz, R ERA: 5.94										0	0	0	0	0	0	0						
German Jimenez, L ERA: 5.03										1	0	0	0	0	0	0						
Jim Morrison, R ERA: 4.29										1	0	1	0	0	0	0						
Charlie Puleo, R ERA: 5.93										0	0	0	0	0	0	0						
Jeff Blauser, R ERA: 4.0										1	0	0	0	0	0	0						
Rob Murphy, L ERA: 5.93										0	0	0	0	0	0	0						
Paul Assenmacher, L ERA: 2.97										0	0	0	0	0	0	0						
Ted Simmons, S ERA: 5.93										0	0	0	0	0	1	0						
Albert Hall, S ERA: 3.00										0	0	0	0	0	0	0						
<b>Inning Stats</b>	R: 1 E: 0 K: 0 S: 12	H: 3 LOB: 1 BB: 0 P: 19	R: 0 E: 0 K: 0 S: 7	H: 0 LOB: 0 BB: 0 P: 11	R: 0 E: 0 K: 1 S: 13	H: 0 LOB: 1 BB: 1 P: 22	R: 2 E: 0 K: 1 S: 15	H: 4 LOB: 2 BB: 0 P: 25	R: 0 E: 0 K: 0 S: 7	H: 1 LOB: 1 BB: 0 P: 8	R: 0 E: 0 K: 1 S: 7	H: 0 LOB: 0 BB: 0 P: 9	R: 0 E: 0 K: 1 S: 7	H: 0 LOB: 0 BB: 0 P: 11	R: 0 E: 0 K: 0 S: 9	H: 0 LOB: 0 BB: 0 P: 13	R: 1 E: 0 K: 0 S: 11	H: 2 LOB: 3 BB: 2 P: 25	1B: 8 2B: 1 3B: 0 HR: 1	SF: 0 SAC: 1 DP: 0 HBP: 0	WP: 0 PB: 0 SB: 0 CS: 0	PA: 39
<b>PITCHER</b>	IP	WLS	BF	H	R	ER	SO	BB	IBB	HBP	BLK	WP	HR	S	P	ERA	WHIP					
John Franco, L ERA: 1.65	1.0	S	7	2	1	1	0	0	0	0	0	0	0	16	25	9.00	4.000					

Cincinnati Reds @ Atlanta Braves  
Atlanta-Fulton County Stadium, Atlanta, GA  
Fri Sep 23 1988, 7:05 PM EDT  
Att: 10,223 - Unknown

AB 35  
R 4  
H 10  
RBI 4  
BB 3  
SO 4  
LOB 14





Batter	1	2	3	4	5	6	7	8	9	AB	R	H	RBI	BB	SO	LOB	TOP			
Barry Larkin, R (1,6) X OBP: 0.345, SLG: 0.429	0-0 FC1-6 1B		1-0 E4 BB BB E		3-1 G5-3			1-2 4-3		4	1	1	0	0	0	0	Cincinnati Reds @ Atlanta Braves Atlanta-Fulton County Stadium, Atlanta, GA Sat Sep 24 1988, 7:05 PM EDT Att: 21,098 - Unknown - 83 F			
Lenny Harris, L (1,4) 1 SAFE OBP: 0.481, SLG: 0.455	0-2 FC1-6 FC5-4 1-2		4-0 BB E BB		0-0 G5-3			0-0 G5-3		3	1	0	0	1	0	1				
Kal Daniels, L (1,7) F B X OBP: 0.396, SLG: 0.468	1-1 F8		4-2 E BB		2-3 K2-3			0-1 CS 1B		3	0	1	0	1	1	1				
Eric Davis, R (1,8) X OBP: 0.365, SLG: 0.499	0-0 FC5-4 1-2		2-3 K		0-0 F8			0-1 CS 1-2	0-0 G3 S 1B	4	0	1	0	0	1	4				
Paul O'Neill, L (1,9) B X OBP: 0.308, SLG: 0.406		1-1 G3-1	1-0 E4		0-1 G3			2-0 P3 1-2		4	0	0	0	0	0	2				
Ken Griffey, L (1,3) C B X OBP: 0.308, SLG: 0.319		1-1 G3-1	2-2 G6-3		1-2 F7			1-0 G3 2-3		4	0	0	0	0	0	3				
Jeff Reed, L (1,2) C C C C X OBP: 0.290, SLG: 0.283		2-2 WP 1B		1-0 G4-3				1-1 4-3		4	0	1	0	0	1	1				
Luis Quinones, S (1,5) C B B X OBP: 0.316, SLG: 0.444		3-1 F8 1-2		2-3 K				1-3 K		3	0	0	0	0	2	1				
Danny Jackson, R (1,1) C X OBP: 0.165, SLG: 0.182			1-1 F8		2-3 K			0-0 4-3		3	0	0	0	0	1	0				
<b>Inning Stats</b>	R: 0 E: 0 K: 0 S: 8	H: 1 LOB: 1 BB: 0 P: 9	R: 0 E: 0 K: 0 S: 9	H: 1 LOB: 1 BB: 0 P: 16	R: 2 E: 2 K: 1 S: 15	H: 0 LOB: 2 BB: 2 P: 30	R: 0 E: 0 K: 2 S: 8	H: 0 LOB: 0 BB: 0 P: 13	R: 0 E: 0 K: 1 S: 6	H: 0 LOB: 0 BB: 0 P: 11	R: 0 E: 0 K: 0 S: 7	H: 0 LOB: 0 BB: 0 P: 9	R: 0 E: 0 K: 1 S: 9	H: 1 LOB: 0 BB: 0 P: 10	R: 0 E: 0 K: 1 S: 6	H: 1 LOB: 1 BB: 0 P: 10	1B: 4 2B: 0 3B: 0 HR: 0	SF: 0 SAC: 0 DP: 0 HBP: 0	WP: 1 PB: 0 SB: 1 CS: 1	PA: 35
<b>PITCHER</b>	IP WLS BF H R ER SO BB IBB HBP BLK WP HR S P ERA WHIP																			
Rick Mahler, R (1,1) ERA: 3.55	8.0 L 30 3 2 0 5 2 0 0 0 0 1 0 68 105 0.00 0.625																			
Joe Boever, R (9,1) ERA: 1.2	1.0 4 1 0 0 1 0 0 0 0 0 0 0 6 10 0.00 1.000																			

AB	32
R	2
H	4
RBI	0
BB	2
SO	6
LOB	13



Batter	1	2	3	4	5	6	7	8	9	AB	R	H	RBI	BB	SO	LOB	BOTTOM			
Ron Gant, R (1,5) S X OBP: 0.314, SLG: 0.436	0-1 HR		2-0 F7			2-1 L4 2-3			2-1 F7	4	1	1	1	0	0	1	Cincinnati Reds @ Atlanta Braves Atlanta-Fulton County Stadium, Atlanta, GA Sat Sep 24 1988, 7:05 PM EDT Att: 21,098 - Unknown - 83 F			
Lonnie Smith, R (1,7) F B B B X OBP: 0.297, SLG: 0.330	3-2 L9		1-1 F7			0-3 K		2-2 6-3		4	0	0	0	0	1	0				
Gerald Perry, L (1,3) F B X OBP: 0.343, SLG: 0.399	1-1 P6		1-1 F7			3-2 2B		0-0 G4-3		4	0	1	0	0	0	0				
Dale Murphy, R (1,9) B B B B X OBP: 0.313, SLG: 0.433	3-2 6-3		1-3 K			0-0 G5-3				3	0	0	0	0	1	1				
Andres Thomas, R (1,6) C B X OBP: 0.267, SLG: 0.357		1-1 G5-3			1-1 F9			2-1 F9		3	0	0	0	0	0	1				
Ozzie Virgil, R (1,2) B X OBP: 0.315, SLG: 0.379		1-0 G6-3			2-2 6-3			2-2 6-3 SH3 1B		3	0	1	0	0	0	0				
Albert Hall, S (8, FR) (8, PH) Dion James, L (9, 8) (8, PH) OBP: 0.315, SLG: 0.300 OBP: 0.353, SLG: 0.348										0	0	0	0	0	0	0				
Mark Lemke, S (1,4) C B X OBP: 0.294, SLG: 0.250	1-2 F9				0-1 P1			0-1 SH3		2	0	0	0	0	0	0				
Terry Blocker, L (1,8) (8, PH) Ted Simmons, S (8, PH) Bruce Benedict, R (9, 2) (8, PH) OBP: 0.253, SLG: 0.292 OBP: 0.219, SLG: 0.340 OBP: 0.304, SLG: 0.279			3-3 K			0-0 L4 SH1-4 1B		1-0 6-3		2	0	1	0	0	1	0				
Rick Mahler, R (1,1) (8, PH) Jim Morrison, R (8, PH) Joe Boever, R (9, 1) (8, PH) OBP: 0.141, SLG: 0.143 OBP: 0.222, SLG: 0.239			0-1 4-3			0-0 SH1-4 1-2		1-1 F8		1	0	0	0	0	0	0				
<b>Inning Stats</b>	R: 1 E: 0 K: 0 S: 11	H: 1 LOB: 0 BB: 0 P: 18	R: 0 E: 0 K: 0 S: 7	H: 0 LOB: 0 BB: 0 P: 10	R: 0 E: 0 K: 1 S: 6	H: 0 LOB: 0 BB: 0 P: 11	R: 0 E: 0 K: 1 S: 7	H: 0 LOB: 0 BB: 0 P: 10	R: 0 E: 0 K: 0 S: 4	H: 1 LOB: 0 BB: 0 P: 6	R: 0 E: 0 K: 1 S: 10	H: 1 LOB: 1 BB: 0 P: 15	R: 0 E: 0 K: 0 S: 8	H: 1 LOB: 2 BB: 0 P: 12	R: 0 E: 0 K: 0 S: 6	H: 0 LOB: 0 BB: 0 P: 10	1B: 2 2B: 2 3B: 0 HR: 1	SF: 0 SAC: 2 DP: 1 HBP: 0	WP: 0 PB: 0 SB: 0 CS: 0	PA: 30
<b>PITCHER</b>	IP WLS BF H R ER SO BB IBB HBP BLK WP HR S P ERA WHIP																			
Danny Jackson, L (1,1) ERA: 2.88	9.0 W 30 4 1 1 3 0 0 0 0 0 1 66 102 1.00 0.444																			

AB	28
R	1
H	4
RBI	1
BB	0
SO	3
LOB	7





Batter	1	2	3	4	5	6	7	8	9	AB	R	H	RBI	BB	SO	LOB	TOP										
Barry Larkin, R (1, 6) OBP: 0.347, SLG: 0.430										5	2	3	0	0	0	2	<b>Cincinnati Reds @ Atlanta Braves</b> Atlanta-Fulton County Stadium, Atlanta, GA Sun Sep 25 1988, 3:33 AM EDT Att: 7,622 - Cloudy										
Lenny Harris, L (1, 4) OBP: 0.500, SLG: 0.458 Marty Brown, R (8, PH) OBP: 0.125, SLG: 0.125										2	0	1	0	1	1	1											
Kal Daniels, L (1, 7) OBP: 0.397, SLG: 0.468										4	0	2	1	0	0	3											
Eric Davis, R (1, 8) OBP: 0.364, SLG: 0.496										3	0	0	0	1	0	2											
Ken Griffey, L (1, 3) OBP: 0.305, SLG: 0.315 Nick Esasky, R (8, PH) OBP: 0.323, SLG: 0.392										3	0	0	0	0	0	0											
Van Snider, L (1, 9) OBP: 0.182, SLG: 0.381										4	0	0	0	0	3	3											
Jeff Reed, L (1, 2) OBP: 0.293, SLG: 0.283										3	0	1	0	1	0	0											
Luis Quinones, S (1, 5) OBP: 0.317, SLG: 0.436										3	0	1	0	0	0	1											
Norm Charlton, S (1, 1) Dave Collins, S (8, PH) OBP: 0.285, SLG: 0.297 Rob Dibble, L (8, PH) Paul O'Neill, L (8, PH) OBP: 0.308, SLG: 0.406 John Franco, L (9, 1)										2	0	0	0	0	1	1											
<b>Inning Stats</b>	R: 1 E: 0 K: 0 S: 8	H: 2 LOB: 0 BB: 0 P: 15	R: 0 E: 0 K: 1 S: 8	H: 0 LOB: 0 BB: 0 P: 8	R: 0 E: 0 K: 0 S: 14	H: 1 LOB: 2 BB: 1 P: 24	R: 0 E: 0 K: 1 S: 7	H: 0 LOB: 0 BB: 0 P: 12	R: 0 E: 0 K: 1 S: 10	H: 0 LOB: 0 BB: 0 P: 13	R: 0 E: 0 K: 1 S: 6	H: 2 LOB: 1 BB: 1 P: 8	R: 0 E: 0 K: 0 S: 6	H: 0 LOB: 1 BB: 1 P: 13	R: 1 E: 0 K: 0 S: 17	H: 3 LOB: 3 BB: 1 P: 32		R: 0 E: 0 K: 0 S: 9	H: 1 LOB: 1 BB: 0 P: 16	1B: 9 2B: 0 3B: 0 HR: 0	SF: 0 SAC: 1 DP: 1 HBP: 0	WP: 0 PB: 0 SB: 2 CS: 0	PA: 37				
<b>PITCHER</b>	IP	WLS	BF	H	R	ER	SO	BB	IBB	HBP	BLK	WP	HR	S	P	ERA	WHIP										
Kevin Blankenship, R (1, 1) ERA: 3.38	7.0		26	5	1	1	4	2	0	0	0	0	0	61	93	1.29	1.000										
Paul Assenmacher, L (8, 1) ERA: 3.08	0.1	L	5	3	1	1	0	0	1	0	0	0	0	10	22	27.00	9.000										
José Álvarez, R (8, 1) ERA: 3.21	1.2		6	1	0	0	1	0	0	0	0	0	0	16	26	0.00	0.600										

AB	33
R	2
H	9
RBI	1
BB	3
SO	5
LOB	17



Batter	1	2	3	4	5	6	7	8	9	AB	R	H	RBI	BB	SO	LOB	BOTTOM										
Ron Gant, R (1, 5) OBP: 0.313, SLG: 0.434										3	0	0	0	1	2	0	<b>Cincinnati Reds @ Atlanta Braves</b> Atlanta-Fulton County Stadium, Atlanta, GA Sun Sep 25 1988, 3:33 AM EDT Att: 7,622 - Cloudy										
Lonnie Smith, R (1, 7) OBP: 0.295, SLG: 0.319										3	1	0	0	1	1	1											
Gerald Perry, L (1, 3) OBP: 0.342, SLG: 0.398										4	0	1	1	0	1	0											
Dale Murphy, R (1, 9) OBP: 0.311, SLG: 0.430										4	0	0	0	0	2	1											
Andres Thomas, R (1, 6) OBP: 0.269, SLG: 0.362										4	0	2	0	0	0	0											
Ozzie Virgil, R (1, 2) OBP: 0.313, SLG: 0.375										3	0	0	0	0	1	2											
Mark Lemke, S (1, 4) OBP: 0.297, SLG: 0.235										2	0	0	0	1	1	1											
Terry Blocker, L (1, 8) OBP: 0.255, SLG: 0.294 Jim Morrison, R (7, PH) OBP: 0.220, SLG: 0.238 Paul Assenmacher, L (8, 1) José Álvarez, R (8, 1) OBP: 0.500, SLG: 0.429										2	0	1	0	0	0	0											
Kevin Blankenship, R (1, 1) Dion James, L (8, 8) OBP: 0.352, SLG: 0.347										2	0	0	0	0	1	3											
<b>Inning Stats</b>	R: 0 E: 0 K: 1 S: 5	H: 0 LOB: 1 BB: 1 P: 12	R: 0 E: 0 K: 2 S: 13	H: 2 LOB: 3 BB: 1 P: 25	R: 1 E: 0 K: 2 S: 12	H: 1 LOB: 1 BB: 1 P: 19	R: 0 E: 0 K: 1 S: 9	H: 0 LOB: 0 BB: 0 P: 10	R: 0 E: 0 K: 1 S: 6	H: 0 LOB: 0 BB: 0 P: 9	R: 0 E: 0 K: 0 S: 7	H: 1 LOB: 1 BB: 0 P: 8	R: 0 E: 0 K: 2 S: 8	H: 0 LOB: 0 BB: 0 P: 12	R: 0 E: 0 K: 0 S: 7	H: 0 LOB: 0 BB: 0 P: 10		1B: 2 2B: 3 3B: 0 HR: 0	SF: 0 SAC: 0 DP: 1 HBP: 0	WP: 0 PB: 0 SB: 0 CS: 2	PA: 32						
<b>PITCHER</b>	IP	WLS	BF	H	R	ER	SO	BB	IBB	HBP	BLK	WP	HR	S	P	ERA	WHIP										
Norm Charlton, L (1, 1) ERA: 3.9	7.0		26	4	1	1	8	3	0	0	1	0	0	60	93	1.29	1.000										
Rob Dibble, R (8, 1) ERA: 1.66	1.0		3	0	0	0	2	0	0	0	0	0	0	8	12	0.00	0.000										
John Franco, L (9, 1) ERA: 1.63	1.0	S	3	0	0	0	0	0	0	0	0	0	0	7	10	0.00	0.000										









Batter	1	2	3	4	5	6	7	8	9	AB	R	H	RBI	BB	SO	LOB	TOP			
<b>Barry Larkin, R</b> OBP: 0.347, SLG: 0.430	F8	1-3			P4		1B		F9	5	0	1	0	0	0	0	<b>Cincinnati Reds @ San Francisco Giants</b> Candlestick Park, San Francisco, CA Tue Sep 27 1988, 10:05 PM EDT Att: 6,979 - Unknown			
<b>Lenny Harris, L</b> OBP: 0.462, SLG: 0.438	G3 1B	L5			4-3		F9		4-3 1B	5	1	2	0	0	0	1				
<b>Kal Daniels, L</b> OBP: 0.397, SLG: 0.466	G3		F7		FC5-4 1B		BB 1B		4-3	5	0	2	0	0	0	2				
<b>Eric Davis, R</b> OBP: 0.362, SLG: 0.489	HR 1B		P6		FC5-4 1-2		BB		1-3	4	1	1	1	1	0	2				
<b>Ken Griffey, L</b> OBP: 0.308, SLG: 0.331										3	1	1	2	0	0	0				
<b>Nick Esasky, R</b> OBP: 0.322, SLG: 0.391	HR		6-3				K			1	0	0	0	0	1	3				
<b>Paul O'Neill, L</b> OBP: 0.305, SLG: 0.407				G3					L7	4	0	2	0	0	0	0				
<b>Jeff Reed, L</b> OBP: 0.295, SLG: 0.286										2	0	1	0	1	0	1				
<b>Lloyd McClendon, R</b> OBP: 0.297, SLG: 0.321	BB				F7				F8	1	0	0	0	0	0	0				
<b>Luis Quinones, S</b> OBP: 0.286, SLG: 0.391	K				F7					4	0	1	0	0	1	4				
<b>Jack Armstrong, R</b> OBP: 0.295, SLG: 0.295										2	0	0	0	0	0	1				
<b>Frank Williams, R</b> OBP: 0.295, SLG: 0.295										0	0	0	0	0	0	0				
<b>Tim Birzas, L</b> OBP: 0.295, SLG: 0.295										0	0	0	0	0	0	0				
<b>Dave Collins, S</b> OBP: 0.295, SLG: 0.295										0	0	0	0	0	0	0				
<b>Rob Murphy, L</b> OBP: 0.295, SLG: 0.295										0	0	0	0	0	0	0				
<b>Marty Brown, R</b> OBP: 0.295, SLG: 0.295										1	0	0	0	0	1	1				
<b>Randy St. Claire, R</b> OBP: 0.295, SLG: 0.295										0	0	0	0	0	0	0				
<b>Inning Stats</b>	R: 3 E: 0 K: 1 S: 20	H: 4 LOB: 2 BB: 1 P: 31	R: 0 E: 0 K: 0 S: 6	H: 0 LOB: 0 BB: 0 P: 9	R: 0 E: 0 K: 0 S: 9	H: 0 LOB: 0 BB: 0 P: 15	R: 0 E: 0 K: 0 S: 11	H: 1 LOB: 1 BB: 0 P: 14	R: 0 E: 0 K: 0 S: 5	H: 1 LOB: 1 BB: 0 P: 8	R: 0 E: 0 K: 1 S: 17	H: 2 LOB: 3 BB: 1 P: 29	R: 0 E: 0 K: 1 S: 10	H: 1 LOB: 1 BB: 0 P: 12	R: 0 E: 0 K: 0 S: 8	H: 1 LOB: 1 BB: 0 P: 13	1B: 9 2B: 1 3B: 0 HR: 1	SF: 0 SAC: 0 DP: 0 HBP: 0	WP: 0 PB: 0 SB: 0 CS: 0	PA: 40
<b>PITCHER</b>	IP WLS BF H R ER SO BB IBB HBP BLK WP HR S P ERA WHIP																			
<b>Don Robinson, R</b> ERA: 2.58	(1, 1) 6.2 W 29 8 3 3 1 1 0 0 0 0 1 67 101 4.05 1.350																			
<b>Craig Lefferts, L</b> ERA: 2.92	(7, 1) 2.1 S 11 3 0 0 2 1 0 0 0 0 0 28 44 0.00 1.714																			



Batter	1	2	3	4	5	6	7	8	9	AB	R	H	RBI	BB	SO	LOB	BOTTOM			
<b>Brett Butler, L</b> OBP: 0.394, SLG: 0.398	5-3		FC4-6 S		F8		G6		G3	5	0	0	0	0	0	6	<b>Cincinnati Reds @ San Francisco Giants</b> Candlestick Park, San Francisco, CA Tue Sep 27 1988, 10:05 PM EDT Att: 6,979 - Unknown			
<b>Ernest Riles, L</b> OBP: 0.311, SLG: 0.382										3	1	1	1	0	0	2				
<b>Robby Thompson, R</b> OBP: 0.320, SLG: 0.383	3-1		P5				HR		K	2	0	1	0	0	1	0				
<b>Will Clark, L</b> OBP: 0.387, SLG: 0.508	5-3						4-3		CS 1B	4	0	1	0	1	0	1				
<b>Kevin Mitchell, R</b> OBP: 0.322, SLG: 0.448										4	1	2	0	0	0	4				
<b>Donell Nixon, R</b> OBP: 0.400, SLG: 0.385			F3				BB E 2B		F9	1	0	0	0	0	1	1				
<b>Mike Aldrete, L</b> OBP: 0.362, SLG: 0.335										3	2	1	0	1	1	1				
<b>Matt Williams, R</b> OBP: 0.247, SLG: 0.413										2	0	0	0	0	2	2				
<b>Francisco Melendez, L</b> OBP: 0.280, SLG: 0.182										0	0	0	0	1	0	0				
<b>Chris Speier, R</b> OBP: 0.313, SLG: 0.335										1	1	1	0	0	0	0				
<b>Kirt Manwaring, R</b> OBP: 0.276, SLG: 0.327										2	1	1	1	0	0	1				
<b>Phil Garner, R</b> OBP: 0.167, SLG: 0.167										1	0	0	1	0	0	2				
<b>Bob Melvin, R</b> OBP: 0.270, SLG: 0.381										1	0	1	1	0	0	0				
<b>Jose Uribe, S</b> OBP: 0.304, SLG: 0.322										4	0	3	2	0	0	1				
<b>Don Robinson, R</b> OBP: 0.216, SLG: 0.286										2	0	0	0	1	2	4				
<b>Craig Lefferts, L</b> ERA: 2.92										1	0	0	0	0	1	1				
<b>Inning Stats</b>	R: 0 E: 0 K: 0 S: 9	H: 0 LOB: 0 BB: 0 P: 15	R: 0 E: 0 K: 1 S: 9	H: 1 LOB: 1 BB: 0 P: 12	R: 0 E: 0 K: 0 S: 8	H: 1 LOB: 3 BB: 2 P: 17	R: 2 E: 0 K: 2 S: 16	H: 3 LOB: 1 BB: 0 P: 20	R: 3 E: 1 K: 1 S: 21	H: 3 LOB: 3 BB: 2 P: 36	R: 0 E: 0 K: 1 S: 7	H: 1 LOB: 0 BB: 0 P: 8	R: 1 E: 0 K: 2 S: 11	H: 2 LOB: 1 BB: 0 P: 17	R: 0 E: 0 K: 1 S: 8	H: 1 LOB: 1 BB: 0 P: 11	1B: 5 2B: 5 3B: 1 HR: 1	SF: 0 SAC: 0 DP: 0 HBP: 0	WP: 0 PB: 0 SB: 1 CS: 1	PA: 40
<b>PITCHER</b>	IP WLS BF H R ER SO BB IBB HBP BLK WP HR S P ERA WHIP																			
<b>Jack Armstrong, R</b> ERA: 5.75	(1, 1) 4.1 L 24 3 1 0 0 1 0 0 0 0 0 0 8 9 0.00 3.000																			
<b>Frank Williams, R</b> ERA: 2.59	(5, 1) 0.1 3 1 0 0 1 0 0 0 0 0 0 0 8 9 0.00 3.000																			
<b>Tim Birzas, L</b> ERA: 4.2	(5, 1) 1.1 4 1 0 0 1 0 0 0 0 0 0 0 10 14 0.00 0.750																			
<b>Rob Murphy, L</b> ERA: 3.12	(7, 1) 1.0 5 2 1 1 2 0 0 0 0 0 0 0 11 17 9.00 2.000																			
<b>Randy St. Claire, R</b> ERA: 3.78	(8, 1) 1.0 4 1 0 0 1 0 0 0 0 0 0 0 8 11 0.00 1.000																			











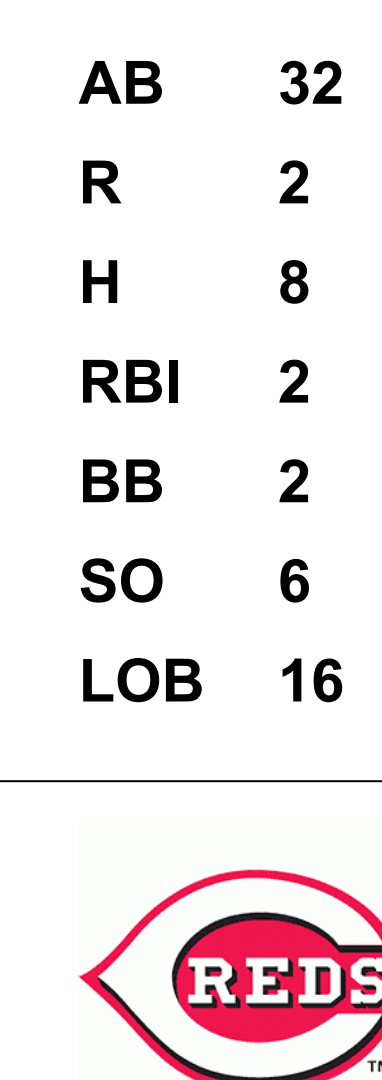


Batter	1	2	3	4	5	6	7	8	9	AB R H RBI BB SO LOB	TOP											
Ron Gant, R OBP: 0.317, SLG: 0.438 (1, 5)										5 1 4 1 0 0 0	<b>Atlanta Braves @ Cincinnati Reds</b> Riverfront Stadium, Cincinnati, OH Sat Oct 01 1988, 3:33 AM EDT Att: 15,180 - Overcast											
Jeff Blauer, R OBP: 0.269, SLG: 0.413 (1, 6)										3 0 1 1 0 1 0												
Gerald Perry, L OBP: 0.336, SLG: 0.490 Ted Simmons, S OBP: 0.303, SLG: 0.320 (1, 3) (4, 3)										2 0 0 0 0 0 2 3 0 0 0 0 0 2												
Dale Murphy, R OBP: 0.315, SLG: 0.423 (1, 9)										5 1 2 0 0 1 1												
Jody Davis, R OBP: 0.307, SLG: 0.346 (1, 2)										4 0 0 0 0 1 3												
Lonnie Smith, R OBP: 0.290, SLG: 0.336 (1, 7)										4 1 2 2 0 1 0												
Mark Lemke, S OBP: 0.254, SLG: 0.286 (1, 4)										4 0 1 0 0 0 1												
Tommy Gregg, L OBP: 0.311, SLG: 0.439 (1, 8)										2 0 1 0 2 0 0												
German Jimenez, L OBP: 0.059, SLG: 0.059 Charlie Puleo, R OBP: 0.231, SLG: 0.231 José Álvarez, R OBP: 0.444, SLG: 0.375 (1, 1) (3, 1) (6, 1)										1 0 0 0 0 1 1 2 1 1 0 0 0 1 1 0 0 0 0 0 2												
<b>Inning Stats</b>	R: 0 E: 0 K: 0 S: 12	H: 3 LOB: 2 BB: 0 P: 21	R: 0 E: 0 K: 2 S: 11	H: 1 LOB: 1 BB: 0 P: 15	R: 0 E: 0 K: 1 S: 11	H: 0 LOB: 0 BB: 0 P: 16	R: 0 E: 0 K: 1 S: 7	H: 1 LOB: 1 BB: 0 P: 10	R: 1 E: 0 K: 0 S: 14	H: 2 LOB: 1 BB: 0 P: 20		R: 2 E: 0 K: 0 S: 14	H: 2 LOB: 1 BB: 1 P: 22	R: 1 E: 0 K: 1 S: 8	H: 1 LOB: 0 BB: 0 P: 18	R: 0 E: 0 K: 0 S: 5	H: 1 LOB: 2 BB: 1 P: 12	R: 0 E: 0 K: 0 S: 5	H: 1 LOB: 1 BB: 0 P: 8	1B: 8 2B: 2 3B: 0 HR: 2	SF: 1 SAC: 1 DP: 0 HBP: 0	WP: 1 PB: 0 SB: 0 CS: 0
<b>PITCHER</b>	IP WLS BF H R ER SO BB IBB HBP BLK WP HR S P ERA WHIP											IP WLS BF H R ER SO BB IBB HBP BLK WP HR S P ERA WHIP										
Norm Charlton, L ERA: 3.96 Randy St. Claire, R ERA: 3.86 Rob Murphy, L ERA: 3.08 (1, 1) (7, 1) (9, 1)	6.0 L 27 9 3 3 4 1 0 0 0 0 1 1 69 104 4.50 1.667											2.0 9 2 1 1 1 0 1 0 0 0 0 1 13 30 4.50 1.000										
	1.0 4 1 0 0 0 0 0 0 0 0 0 0 5 8 0.00 1.000																					

AB	36
R	4
H	12
RBI	4
BB	2
SO	5
LOB	13



Batter	1	2	3	4	5	6	7	8	9	AB R H RBI BB SO LOB	BOTTOM											
Barry Larkin, R OBP: 0.346, SLG: 0.428 (1, 6)										4 1 1 0 0 0 0	<b>Atlanta Braves @ Cincinnati Reds</b> Riverfront Stadium, Cincinnati, OH Sat Oct 01 1988, 3:33 AM EDT Att: 15,180 - Overcast											
Dave Collins, S OBP: 0.287, SLG: 0.295 (1, 7)										3 0 1 0 0 0 0												
Paul O'Neill, L OBP: 0.308, SLG: 0.418 (1, 9)										3 0 0 1 0 1 1												
Nick Esasky, R OBP: 0.327, SLG: 0.412 (1, 3)										4 1 3 0 0 1 1												
Lloyd McClendon, R OBP: 0.301, SLG: 0.314 (1, 2)										3 0 1 0 1 0 2												
Marty Brown, R OBP: 0.250, SLG: 0.267 Kal Daniels, L OBP: 0.397, SLG: 0.463 Randy St. Claire, R Rob Murphy, L Ken Griffey, L (1, 5) (6, PH) (7, 1) (9, 1) (9, PH)										2 0 1 1 0 0 1 0 0 0 0 1 0 0 0 0 0 0 0 0 0 0 0 0 0 0 0 0 1 0 0 0 0 0 0												
Herm Winningham, L OBP: 0.283, SLG: 0.284 (1, 8)										4 0 1 0 0 2 5												
Ron Oester, S OBP: 0.316, SLG: 0.324 (1, 4)										4 0 0 0 0 0 3												
Norm Charlton, S Lenny Harris, L (1, 1) (7, 5)										2 0 0 0 0 2 2 2 0 0 0 0 0 1												
<b>Inning Stats</b>	R: 0 E: 0 K: 0 S: 5	H: 0 LOB: 0 BB: 0 P: 8	R: 1 E: 0 K: 2 S: 14	H: 3 LOB: 2 BB: 0 P: 23	R: 0 E: 0 K: 0 S: 7	H: 0 LOB: 0 BB: 0 P: 10	R: 0 E: 0 K: 0 S: 9	H: 1 LOB: 0 BB: 0 P: 15	R: 0 E: 0 K: 1 S: 8	H: 0 LOB: 0 BB: 0 P: 11		R: 1 E: 0 K: 0 S: 14	H: 3 LOB: 3 BB: 2 P: 27	R: 0 E: 0 K: 0 S: 7	H: 0 LOB: 0 BB: 0 P: 8	R: 0 E: 0 K: 2 S: 11	H: 0 LOB: 1 BB: 0 P: 19	R: 0 E: 1 K: 0 S: 7	H: 1 LOB: 1 BB: 0 P: 7	1B: 6 2B: 3 3B: 0 HR: 0	SF: 1 SAC: 0 DP: 1 HBP: 1	WP: 1 PB: 0 SB: 0 CS: 1
<b>PITCHER</b>	IP WLS BF H R ER SO BB IBB HBP BLK WP HR S P ERA WHIP											IP WLS BF H R ER SO BB IBB HBP BLK WP HR S P ERA WHIP										
German Jimenez, L ERA: 5.01 Charlie Puleo, R ERA: 3.47 José Álvarez, R ERA: 3.01 (1, 1) (3, 1) (6, 1)	2.0 9 3 1 1 2 1 0 0 0 0 0 0 19 31 4.50 1.500											3.2 W 14 4 1 1 1 1 0 0 0 0 0 0 33 53 2.46 1.364										
	3.1 S 13 1 0 0 3 1 0 1 0 1 0 0 30 44 0.00 0.600																					





Batter	1	2	3	4	5	6	7	8	9	AB	R	H	RBI	BB	SO	LOB	TOP			
Ron Gant, R OBP: 0.317, SLG: 0.439 (1, 5)	F2		2B			F7		K		4	0	1	0	0	1	1	<b>Atlanta Braves @ Cincinnati Reds</b> Riverfront Stadium, Cincinnati, OH Sun Oct 02 1988, 3:33 AM EDT Att. 24,173 - Cloudy			
Jeff Blausler, R OBP: 0.268, SLG: 0.403 (1, 6)	F3		F8			1B		K		4	0	1	0	0	1	2				
Tommy Gregg, L OBP: 0.333, SLG: 0.455 (1, 7)	F9									3	0	2	0	0	0	0				
Ozzie Virgil, R OBP: 0.313, SLG: 0.372 (9, FH)				G1-4-3					CS	0	0	0	0	1	0	0				
Albert Hall, S OBP: 0.314, SLG: 0.299 (9, FR)				1B					BB	0	0	0	0	0	0	0				
Dale Murphy, R OBP: 0.313, SLG: 0.421 (1, 9)		6-3		G1-4-3		5-3			K	4	0	0	0	0	1	4				
Ted Simmons, S OBP: 0.293, SLG: 0.308 (1, 3)		G3		4-3					6-3	4	0	0	0	0	0	1				
Mark Lemke, S OBP: 0.274, SLG: 0.293 (1, 4)										2	0	1	0	1	0	0				
Bruce Benedict, R OBP: 0.296, SLG: 0.271 (1, 2)										3	0	0	0	0	0	2				
Terry Blocker, L OBP: 0.250, SLG: 0.283 (8, FH)										2	0	0	0	0	0	0				
Lonnie Smith, R OBP: 0.296, SLG: 0.342 (8, 7)										1	0	1	0	0	0	0				
Jim Acker, R OBP: 0.500, SLG: 0.400 (1, 1)										2	0	0	0	0	1	0				
Ed Olwine, R (6, 1)										0	0	0	0	0	0	0				
José Álvarez, R OBP: 0.444, SLG: 0.375 (7, 1)										0	0	0	0	0	0	0				
Andres Thomas, R OBP: 0.268, SLG: 0.360 (8, PH)										1	0	0	0	0	0	1				
Chuck Cary, L (8, 1)										0	0	0	0	0	0	0				
<b>Inning Stats</b>	R: 0 E: 0 K: 0 S: 3	H: 0 LOB: 0 BB: 0 P: 3	R: 0 E: 0 K: 0 S: 3	H: 0 LOB: 1 BB: 1 P: 7	R: 0 E: 0 K: 0 S: 4	H: 1 LOB: 1 BB: 0 P: 4	R: 0 E: 0 K: 0 S: 3	H: 1 LOB: 0 BB: 0 P: 3	R: 0 E: 0 K: 1 S: 7	H: 2 LOB: 2 BB: 0 P: 7	R: 0 E: 0 K: 0 S: 3	H: 0 LOB: 0 BB: 0 P: 3	R: 0 E: 0 K: 2 S: 8	H: 1 LOB: 1 BB: 0 P: 8	R: 0 E: 0 K: 1 S: 4	H: 0 LOB: 1 BB: 1 P: 8	1B: 5 2B: 1 3B: 0 HR: 0	SF: 0 SAC: 0 DP: 1 HBP: 0	WP: 0 PB: 0 SB: 1 CS: 2	PA: 32
<b>PITCHER</b>	IP WLS BF H R ER SO BB IBB HBP BLK WP HR S P ERA WHIP																			
Keith Brown, R ERA: 2.76 (1, 1)	7.0 W 25 5 0 0 1 1 0 0 0 0 0 0 26 30 0.00 0.857																			
Rob Murphy, L ERA: 3.09 (8, 1)	0.0 1 1 0 0 0 0 0 0 0 0 0 0 0 1 1 ∞ ∞																			
Rob Dibble, R ERA: 1.82 (9, 1)	1.0 S 3 0 0 0 2 0 0 0 0 0 0 0 7 7 0.00 0.000																			
John Franco, L ERA: 1.57 (9, 1)	1.0 S 3 0 0 0 1 1 0 0 0 0 0 0 4 8 0.00 1.000																			
<b>Batter</b>	<b>1</b>	<b>2</b>	<b>3</b>	<b>4</b>	<b>5</b>	<b>6</b>	<b>7</b>	<b>8</b>	<b>9</b>	<b>AB</b>	<b>R</b>	<b>H</b>	<b>RBI</b>	<b>BB</b>	<b>SO</b>	<b>LOB</b>	<b>BOTTOM</b>			
Barry Larkin, R OBP: 0.347, SLG: 0.429 (1, 6)										1	0	1	0	0	0	0	<b>Atlanta Braves @ Cincinnati Reds</b> Riverfront Stadium, Cincinnati, OH Sun Oct 02 1988, 3:33 AM EDT Att. 24,173 - Cloudy			
Luis Quinones, S OBP: 0.255, SLG: 0.346 (1, FR)										3	0	0	0	0	1	4				
Lenny Harris, L OBP: 0.420, SLG: 0.395 (1, 5)										4	0	1	0	0	0	3				
Paul O'Neill, L OBP: 0.306, SLG: 0.414 (1, 9)										4	0	0	0	0	1	3				
Nick Esasky, R OBP: 0.327, SLG: 0.412 (1, 3)										3	0	1	0	0	1	0				
Van Snider, L OBP: 0.207, SLG: 0.357 (1, 7)										3	1	1	0	0	0	1				
Herm Winningham, L OBP: 0.288, SLG: 0.286 (1, 8)										2	0	1	0	1	0	1				
Jeff Reed, L OBP: 0.299, SLG: 0.287 (1, 2)										2	0	0	0	1	1	1				
Ron Oester, S OBP: 0.319, SLG: 0.327 (5, FR)										2	0	1	1	0	0	2				
Marty Brown, R OBP: 0.235, SLG: 0.250 (6, 5)										1	0	0	0	0	0	0				
Keith Brown, S (1, 1)										1	0	0	0	0	0	2				
Dave Collins, S OBP: 0.286, SLG: 0.293 (7, PH)										1	0	0	0	0	0	0				
Rob Murphy, L (8, 1)										0	0	0	0	0	0	0				
Rob Dibble, L (8, 1)										0	0	0	0	0	0	0				
John Franco, L (9, 1)										0	0	0	0	0	0	0				
<b>Inning Stats</b>	R: 0 E: 0 K: 1 S: 6	H: 2 LOB: 2 BB: 0 P: 6	R: 0 E: 0 K: 0 S: 5	H: 2 LOB: 2 BB: 1 P: 9	R: 0 E: 0 K: 1 S: 5	H: 1 LOB: 0 BB: 0 P: 5	R: 0 E: 0 K: 1 S: 4	H: 0 LOB: 0 BB: 1 P: 8	R: 0 E: 0 K: 0 S: 4	H: 0 LOB: 2 BB: 0 P: 4	R: 0 E: 1 K: 0 S: 3	H: 0 LOB: 0 BB: 0 P: 3	R: 0 E: 0 K: 1 S: 5	H: 0 LOB: 0 BB: 0 P: 5	1B: 6 2B: 0 3B: 0 HR: 0	SF: 0 SAC: 1 DP: 1 HBP: 0	WP: 0 PB: 0 SB: 0 CS: 1	PA: 30		
<b>PITCHER</b>	IP WLS BF H R ER SO BB IBB HBP BLK WP HR S P ERA WHIP																			
Jim Acker, R ERA: 4.71 (6, 1)	5.0 L 20 6 1 0 0 0 0 0 0 0 0 0 5 5 0.00 0.000																			
Ed Olwine, L ERA: 6.75 (7, 1)	1.1 5 0 0 0 0 0 0 0 0 0 0 0 2 2 0.00 0.000																			
José Álvarez, R ERA: 2.99 (8, 1)	0.2 2 0 0 0 0 0 0 0 0 0 0 0 5 5 0.00 0.000																			
Chuck Cary, L ERA: 6.48 (8, 1)	1.0 3 0 0 0 1 0 0 0 0 0 0 0 5 5 0.00 0.000																			