

Cincinnati Reds - 1989

Batter	1	2	3	4	5	6	7	8	9	AB R H RBI BB SO LOB	TOP	
Willie Randolph, R OBP: 0.250, SLG: 0.250 (1, 4)	3-2 E5 G3 1B		0-1 L3		2-2 F4		3-2 1B			4 1 1 0 0 0 0		
Alfredo Griffin, S (1, 6)	1-2 G3		0-0 F8		2-1 G6-3		2-1 F9			4 0 0 0 0 0 2		
Kirk Gibson, L OBP: 0.500, SLG: 1.250 (1, 7)	1-1 S E G5-3 1B		2-3 K		0-1 HR			1-3 K		4 2 2 2 0 2 0		
Eddie Murray, S (1, 3)	3-2 G5-3			0-0 G6-3	2-1 G6-3			0-0 G5-3		4 0 0 0 0 0 1		
Mike Marshall, R (1, 9)	4-2 S BB			4-1 1B BB		1-2 L8		1-2 F8		2 1 0 0 2 0 0		
John Shelby, S (1, 8)	3-3 K		0-1 F6		1-3 K			3-3 K		4 0 0 0 0 3 2		
Jeff Hamilton, R OBP: 0.250, SLG: 0.250 (1, 5)		2-2 F8		0-0 1B 1B		0-0 G6-3		2-1 F8		4 0 1 0 0 0 0		
Mike Scioscia, L OBP: 0.250, SLG: 0.250 (1, 2)		2-2 L9		1-2 1B		1-1 G4-3		0-1 L9		4 0 1 1 0 0 0		
Tim Belcher, R Mike Morgan, R Mickey Hatcher, R Tim Crews, R Franklin Stubbs, L Ricky Horton, L (1, 1) (3, 1) (4, PH) (4, 1) (7, PH) (7, 1)		1-3 K		0-1 F8		1-3 K				1 0 0 0 0 0 1 0 0 0 0 0 0 0 0 0 1 0 0 0 0 0 0 2 0 0 0 0 0 0 0 0 1 0 0 0 0 0 1 0 0 0 0 0 0 0 0 0		
<b>Inning Stats</b>	R: 2 H: 1 E: 1 LOB: 1 K: 1 BB: 1 S: 21 P: 36	R: 0 H: 0 E: 0 LOB: 0 K: 1 BB: 0 S: 11 P: 16	R: 0 H: 0 E: 0 LOB: 0 K: 1 BB: 0 S: 6 P: 8	R: 1 H: 2 E: 0 LOB: 2 K: 0 BB: 1 S: 10 P: 15	R: 1 H: 1 E: 0 LOB: 0 K: 0 BB: 0 S: 9 P: 15	R: 0 H: 0 E: 0 LOB: 0 K: 1 BB: 0 S: 7 P: 9	R: 0 H: 1 E: 0 LOB: 1 K: 1 BB: 0 S: 10 P: 17	R: 0 H: 0 E: 0 LOB: 0 K: 1 BB: 0 S: 7 P: 9	R: 0 H: 0 E: 0 LOB: 0 K: 1 BB: 0 S: 7 P: 12	1B: 4 SF: 0 2B: 0 SAC: 0 3B: 0 DP: 0 HR: 1 HBP: 0	WP: 0 PA: 35 PB: 0 SB: 2 CS: 0	
<b>PITCHER</b>	IP WLS BF H R ER SO BB IBB HBP BLK WP HR S P ERA WHIP											
Danny Jackson, L ERA: 3.6 (1, 1)	5.0 W 22 4 4 2 3 2 0 0 0 0 0 1 57 90 3.60 1.200											
Rob Dibble, R ERA: (6, 1)	2.0 7 1 0 0 2 0 0 0 0 0 0 0 17 26 0.00 0.500											
John Franco, L ERA: (8, 1)	2.0 S 6 0 0 0 2 0 0 0 0 0 0 0 14 21 0.00 0.000											

Los Angeles Dodgers @ Cincinnati Reds  
Riverfront Stadium, Cincinnati, OH

Mon Apr 03 1989, 3:33 AM EDT  
Att. 55,385 - Unknown - 70 F

livebaseballscorecards.com





**Los Angeles Dodgers @ Cincinnati Reds**  
 Riverfront Stadium, Cincinnati, OH

Wed Apr 05 1989, 7:05 PM EDT  
 Att. 20,964 - Cloudy - 50 F

AB	29
R	3
H	5
RBI	3
BB	7
SO	3
LOB	20



WP:	0	PA:	39
PB:	0		
SB:	0		
CS:	0		

AB	R	H	RBI	BB	SO	LOB
3	0	0	1	2	0	1
3	0	0	0	1	0	5
3	1	0	1	1	1	2
4	0	0	0	0	1	3
2	1	1	0	1	0	0
1	0	1	0	0	0	0
3	0	1	0	1	1	1
3	0	0	0	0	0	3
0	0	0	0	0	0	0
0	0	0	1	0	0	0
2	0	0	0	1	0	2
1	0	0	0	0	0	2
3	1	2	0	0	0	1
0	0	0	0	0	0	0
1	0	0	0	0	0	0

Batter	1	2	3	4	5	6	7	8	9
<b>Willie Randolph, R</b> (1, 4) OBP: 0.333, SLG: 0.143	2-2 E6	4-0 BB			4-1 SH1-3 BB		1-1 F8		3-2 F8
<b>Alfredo Griffin, S</b> (1, 6) OBP: 0.333, SLG: 0.143	1-1 F8	0-0 L7			1-1 SH1-3		2-2 F3		4-1 BB
<b>Kirk Gibson, L</b> (1, 7) OBP: 0.333, SLG: 0.714	3-2 F6		1-0 F8		0-0 SF8		4-2 1B SF9 BB		1-3 K
<b>Eddie Murray, S</b> (1, 3) OBP: 0.250, SLG: 0.143	2-3 K		0-2 G4-3		1-0 P2		0-2 F8		
<b>Mike Marshall, R</b> (1, 9) OBP: 0.571, SLG: 0.250		4-2 1B BB BB	1-1 F3		2-1 G5-4-3 1B		0-0 1B		1-2 1B
<b>Mariano Duncan, R</b> (7, 9) OBP: 1.000, SLG: 1.000									
<b>John Shelby, S</b> (1, 8) OBP: 0.250, SLG: 0.143		4-0 BB 1B BB		0-0 L6		1-3 K		2-2 1B	
<b>Jeff Hamilton, R</b> (1, 5) OBP: 0.143, SLG: 0.143		1-0 F7		0-2 4-3		0-1 G5-4-3		2-2 SF9	
<b>Mike Davis, L</b> (8, PH)									
<b>Mickey Hatcher, R</b> (8, PH)									
<b>Mike Scioscia, L</b> (1, 2) OBP: 0.286, SLG: 0.167		1-0 F7		3-2 G3		4-1 1-3 BB		1-1 L6	
<b>Rick Dempsey, R</b> (8, PH)									
<b>Orel Hershiser, R</b> (1, 1) OBP: 0.667, SLG: 0.667		0-2 BB		1-0 SH1-3 BB SF8 1B		1-2 1-3		0-0 6-3	
<b>Ray Searage, L</b> (8, 1)									
<b>Dave Anderson, R</b> (9, PH)									

Inning	R	H	E	K	S	H	LOB	BB	IBB	HBP	BLK	WP	HR	S	P	ERA	WHIP
1	0	0	1	1	13	1	1	9	0	0	0	0	0	51	88	3.00	1.167
2	1	1	0	3	9	1	3	9	0	0	0	0	0	18	30	6.75	2.250
3	0	0	0	0	9	0	0	9	0	0	0	0	0	4	6	∞	∞
4	0	0	0	3	9	0	3	9	0	0	0	0	0	16	27	0.00	0.600
5	1	1	0	1	8	1	1	8	0	0	0	0	0	13			
6	0	1	0	0	8	0	0	8	0	0	0	0	0	11			
7	0	0	1	1	10	0	1	10	0	0	0	0	0	18			
8	1	2	0	2	18	2	2	18	0	0	0	0	0	27			
9	0	0	0	1	10	0	1	10	0	0	0	0	0	18			

PITCHER	IP	WLS	BF	H	R	ER	SO	BB	IBB	HBP	BLK	WP	HR	S	P	ERA	WHIP
<b>Tom Browning, L</b> (1, 1) ERA: 3.0	6.0	W	25	3	2	2	2	4	0	0	0	0	0	51	88	3.00	1.167
<b>Norm Charlton, L</b> (7, 1) ERA: 6.75	1.1		7	1	1	1	0	2	0	0	0	0	0	18	30	6.75	2.250
<b>Rob Dibble, R</b> (8, 1) ERA:	0.0		1	1	0	0	0	0	0	0	0	0	0	4	6	∞	∞
<b>John Franco, L</b> (8, 1) ERA:	1.2	S	6	0	0	0	1	1	0	0	0	0	0	16	27	0.00	0.600



Batter	1	2	3	4	5	6	7	8	9	AB R H RBI BB SO LOB	TOP											
Willie Randolph, R (1, 4) OBP: 0.214, SLG: 0.083	3-3 K		2-2 F9		1-1 G3		1-0 F9		0-1 F9	5 0 0 0 0 1 2												
Alfredo Griffin, S (1, 6) OBP: 0.250, SLG: 0.273	2-2 F7		2-1 1B			0-1 F9 CS	2-2 F8			4 1 2 0 0 0 1												
Kirk Gibson, L (1, 7) OBP: 0.417, SLG: 0.667 Mariano Duncan, R (6, 7) OBP: 1.000, SLG: 1.500	2-3 K		1-1 1B			1-0 CS		2-2 G6-3		2 0 1 1 0 1 0 1 1 1 0 0 0 0												
Eddie Murray, S (1, 3)		2-1 G6-3	0-0 G4-3			2-0 F9		2-2 G6-3		4 0 0 0 0 0 5												
Mike Davis, L (1, 9) OBP: 0.333, SLG: 0.333 Mickey Hatcher, R (8, PH)		1-0 CS		1-0 L9		1-0 L7		0-1 G4-6-3		3 0 1 0 0 0 1 1 0 0 1 0 0 0												
John Shelby, S (1, 8) OBP: 0.417, SLG: 0.222		4-2 FC6-4		3-2 CS		3-H 4-0		3-H 0-0 F8		2 0 1 0 2 0 0												
Jeff Hamilton, R (1, 5) OBP: 0.182, SLG: 0.273		1-2 FC6-4		1-1 F8		1-1 F9			0-0 F8	4 1 1 0 0 0 4	AB 32 R 4 H 8 RBI 2 BB 3 SO 3 LOB 15											
Mike Scioscia, L (1, 2) OBP: 0.364, SLG: 0.222			4-2 1B SH1-4		1-1 F8		0-0 FC1-6		0-0 F8	3 1 1 0 1 0 1												
Tim Leary, R (1, 1)			1-0 SH1-4		0-3 K		0-0 FC1-6		1-2 5-3	3 0 0 0 0 1 1												
Inning Stats	R: 0 E: 0 K: 2 S: 11	H: 0 LOB: 0 BB: 0 P: 18	R: 0 E: 0 K: 0 S: 8	H: 1 LOB: 1 BB: 1 P: 16	R: 1 E: 0 K: 0 S: 13	H: 2 LOB: 2 BB: 1 P: 23	R: 0 E: 0 K: 0 S: 6	H: 1 LOB: 0 BB: 0 P: 11	R: 0 E: 0 K: 1 S: 7	H: 0 LOB: 0 BB: 0 P: 9	R: 1 E: 0 K: 0 S: 7	H: 1 LOB: 2 BB: 1 P: 15	R: 0 E: 0 K: 0 S: 7	H: 1 LOB: 1 BB: 0 P: 10	R: 1 E: 0 K: 0 S: 9	H: 1 LOB: 0 BB: 0 P: 13	R: 1 E: 0 K: 0 S: 7	H: 1 LOB: 0 BB: 0 P: 8	1B: 5 2B: 3 3B: 0 HR: 0	SF: 0 SAC: 1 DP: 0 HBP: 1	WP: 1 PB: 0 SB: 0 CS: 4	PA: 37
PITCHER	IP WLS BF H R ER SO BB IBB HBP BLK WP HR S P ERA WHIP												PITCHER	IP WLS BF H R ER SO BB IBB HBP BLK WP HR S P ERA WHIP								
Rick Mahler, R (1, 1) ERA: 1.29	7.0 L 29 6 2 1 3 2 1 1 0 0 0 0 59 102 1.29 1.143																					
Tim Birtsas, L (8, 1) ERA: 27.0	0.1 2 1 1 1 0 0 0 0 0 0 0 0 6 10 27.00 3.000																					
Kent Tekulve, R (8, 1) ERA: 5.4	1.2 6 1 1 1 0 0 0 0 0 0 0 1 0 10 11 5.40 0.600																					

Los Angeles Dodgers @ Cincinnati Reds  
Riverfront Stadium, Cincinnati, OH  
Thu Apr 06 1989, 3:33 AM EDT  
Att. 18,573 - Unknown

livebaseballscorecards.com




Batter	1	2	3	4	5	6	7	8	9	AB	R	H	RBI	BB	SO	LOB
<b>Barry Larkin, R</b> OBP: 0.167, SLG: 0.182 (1, 6)	1-0 G4-3		1-3 K			0-2 6-3		1-2 E9 L7-4		4	0	0	0	0	1	0
<b>Chris Sabo, R</b> OBP: 0.077, SLG: 0.077 (1, 5)	1-0 L7		0-1 G3			1-0 F9		1-1 L7-4 2-3		4	0	0	0	0	0	1
<b>Eric Davis, R</b> OBP: 0.250, SLG: 0.200 (1, 8)	0-1 P3				2-1 6-3	0-0 BB 1B		1-3 K		4	0	1	0	0	1	0
<b>Kal Daniels, L</b> (1, 7)		1-2 F8		0-3 K		4-0 BB		4-2 G3-1 2B BB		2	1	0	0	2	1	0
<b>Todd Benzinger, S</b> (1, 3)		0-1 E3 1B		2-3 K		0-3 K		1-1 F7		4	0	0	0	0	2	3
<b>Paul O'Neill, L</b> (1, 9)		1-1 1B			2-2 F8		0-1 P5	3-1 G3-1 1-2		4	0	1	0	0	0	1
<b>Jeff Reed, L</b> (1, 2)		1-1 L7			2-1 2B		1-2 1B	2-0 2B		4	0	3	1	0	0	2
<b>Ron Oester, S</b> (1, 4)		1-2 P4			1-1 P5		1-3 K	0-0 6-3		4	0	0	0	0	1	5
<b>Rick Mahler, R</b> (1, 1)			0-1 4-3		0-3 K		0-0 L7			2	0	0	0	0	1	1
<b>Ken Griffey, L</b> (7, PH)										1	0	0	0	0	0	1
<b>Tim Birtsas, L</b> (8, 1)										0	0	0	0	0	0	0
<b>Kent Tekulve, R</b> (8, 1)										0	0	0	0	0	0	0

Inning Stats	R: 0	H: 0	E: 0	K: 0	S: 4	R: 0	H: 1	E: 1	K: 0	S: 13	R: 0	H: 0	E: 0	K: 1	S: 7	R: 0	H: 0	E: 0	K: 2	S: 9	R: 0	H: 1	E: 0	K: 1	S: 10	R: 0	H: 1	E: 0	K: 1	S: 8	R: 0	H: 1	E: 0	K: 1	S: 12	R: 0	H: 0	E: 1	K: 1	S: 10	R: 1	H: 1	E: 0	K: 0	S: 9	1B: 3	2B: 3	3B: 0	HR: 0	SF: 0	SAC: 0	DP: 1	HBP: 0	WP: 0	PA: 35
<b>Tim Leary, R</b> ERA: 1.0 (1, 1)	IP	WLS	BF	H	R	ER	SO	BB	IBB	HBP	BLK	WP	HR	S	P	ERA	WHIP																																						
	9.0	W	35	5	1	1	7	2	0	0	0	0	0	82	118	1.00	0.778																																						

**Los Angeles Dodgers @ Cincinnati Reds**  
Riverfront Stadium, Cincinnati, OH  
Thu Apr 06 1989, 3:33 AM EDT  
Att. 18,573 - Unknown

<b>AB</b>	<b>33</b>
<b>R</b>	<b>1</b>
<b>H</b>	<b>5</b>
<b>RBI</b>	<b>1</b>
<b>BB</b>	<b>2</b>
<b>SO</b>	<b>7</b>
<b>LOB</b>	<b>14</b>



Batter	1	2	3	4	5	6	7	8	9	10	11	12	13	14	15	16	AB	R	H	RBI	BB	SO	LOB	TOP												
<b>Brett Butler, L</b> OBP: 0.609, SLG: 0.667 (1, 8)	3-2 2B 1B	4-2 BB			2-1 4-3		2-0 FC1-6		2-3 K		1-1 SH3-4 1B		2-3 K			2-3 K	7	1	2	0	1	3	1													
<b>Robby Thompson, R</b> OBP: 0.238, SLG: 0.316 (1, 4)	2-3 K 1-2	1-2 CS	2-2 P3		3-2 F8		0-3 K		0-0 F8		0-0 SH3-4			3-2 G3 BLK WP 1B		1-2 F9	7	1	1	0	0	2	2													
<b>Will Clark, L</b> OBP: 0.565, SLG: 0.750 (1, 3)	4-2 2B BB		1-1 F7		2-1 F7		4-2 4-3 1B BB		1-2 FC6-4 1B		4-0 IBB		0-0 G3		0-0 G3	4	1	1	0	4	0	1														
<b>Kevin Mitchell, R</b> OBP: 0.304, SLG: 0.545 (1, 7)	2-3 K		2-1 BB 1B		0-0 F8		1-1 L9		0-0 FC6-4		1-2 9-3-1-5			4-2 WP CS BB		1-3 K	7	0	1	0	1	2	8													
<b>Candy Maldonado, R</b> OBP: 0.429, SLG: 0.412 (1, 9)	1-0 2B		4-0 BB		0-1 1B		1-0 4-3		1-0 4-3		2-1 4-3		0-0 5-3		4-2 CS BB		5	0	2	1	2	0	1													
<b>Terry Kennedy, L</b> OBP: 0.200, SLG: 0.500 (1, 2)	2-3 K		1-1 F8		0-1 F4		0-1 BB 1B		4-2 FC6-4 BB		3-2 F8		3-2 F8		3-2 G3		4	0	1	1	0	1	5													
<b>Donell Nixon, R</b> (8, PR)																	0	0	0	0	0	0	0													
<b>Kirt Manwaring, R</b> OBP: 0.200, SLG: 0.222 (8, 2)																	2	0	0	0	1	0	2													
<b>Matt Williams, R</b> (1, 9)																	3	0	0	0	0	2	1													
<b>Jim Steels, L</b> (8, PH)																	0	0	0	0	1	0	0													
<b>Michael LaCoss, R</b> (8, 1)																	0	0	0	0	0	0	0													
<b>Tracy Jones, R</b> (10, PH)																	1	0	0	0	0	1	1													
<b>Altee Hamaker, S</b> (10, 1)																	0	0	0	0	0	0	0													
<b>Don Robinson, R</b> (12, PH)																	1	0	0	0	0	0	0													
<b>Jeff Brantley, R</b> (12, 1)																	0	0	0	0	0	0	0													
<b>Joe Price, R</b> (14, 1)																	1	0	0	0	0	1	0													
<b>Jose Uribe, S</b> OBP: 0.278, SLG: 0.235 (1, 6)		2-1 6-3		1-2 F9		0-0 F6		4-1 BB		0-1 FC6-4			3-2 4-3		2-2 F3		6	0	0	0	1	0	1													
<b>Scott Garrett, R</b> OBP: 0.500, SLG: 1.500 (1, 1)		0-0		0-3 K		3-1 FC1-6 2B		0-3 K			0-0 SH3-4 1B		1-1 5-3		3-2 F8		2	0	1	0	0	1	0													
<b>Ernest Riles, L</b> OBP: 0.667, SLG: 1.000 (7, PH)																	1	0	1	0	0	0	0													
<b>Craig Lefferts, L</b> (7, 1)																	0	0	0	0	0	0	0													
<b>Chris Speier, R</b> OBP: 0.200, SLG: 0.200 (8, PH)																	4	0	1	0	0	1	3													
<b>John Franco, L</b> (8, 5)																																				
<b>Inning Stats</b>	R: 1 E: 0 K: 3 S: 18	H: 2 LOB: 2 BB: 1 P: 32	R: 0 E: 0 K: 1 S: 11	H: 1 LOB: 1 BB: 1 P: 18	R: 0 E: 0 K: 0 S: 9	H: 1 LOB: 2 BB: 1 P: 19	R: 0 E: 0 K: 1 S: 7	H: 0 LOB: 0 BB: 0 P: 9	R: 0 E: 0 K: 1 S: 8	H: 0 LOB: 0 BB: 0 P: 15	R: 0 E: 0 K: 1 S: 8	H: 1 LOB: 1 BB: 0 P: 8	R: 0 E: 0 K: 1 S: 7	H: 1 LOB: 3 BB: 3 P: 12	R: 1 E: 0 K: 1 S: 11	H: 1 LOB: 3 BB: 3 P: 25	R: 0 E: 0 K: 1 S: 9	H: 1 LOB: 1 BB: 0 P: 12	R: 0 E: 0 K: 1 S: 11	H: 0 LOB: 1 BB: 1 P: 19	R: 0 E: 0 K: 0 S: 7	H: 2 LOB: 2 BB: 1 P: 13	R: 0 E: 0 K: 1 S: 9	H: 0 LOB: 0 BB: 0 P: 15	R: 1 E: 0 K: 0 S: 13	H: 1 LOB: 1 BB: 2 P: 26	R: 0 E: 0 K: 1 S: 10	H: 0 LOB: 0 BB: 0 P: 16	R: 0 E: 0 K: 2 S: 9	H: 0 LOB: 1 BB: 1 P: 17	1B: 8 2B: 3 3B: 1 HR: 0	SF: 0 SAC: 1 DP: 1 HBP: 0	WP: 2 PB: 0 SB: 1 CS: 3	PA: 68		
<b>PITCHER</b>	IP WLS BF H R ER SO BB IBB HBP BLK WP HR S P ERA WHIP	IP WLS BF H R ER SO BB IBB HBP BLK WP HR S P ERA WHIP																			IP WLS BF H R ER SO BB IBB HBP BLK WP HR S P ERA WHIP															
<b>Jose Rijo, R</b> ERA: 1.29 (1, 1)	7.0	29	6	1	1	0	7	3	0	0	0	0	0	0	0	0	1.29	1.286																		
<b>Norm Charlton, L</b> ERA: 13.5 (8, 1)	0.0	1	0	1	1	0	1	0	0	0	0	0	0	0	0	0	∞	∞																		
<b>Rob Dibble, R</b> ERA: (8, 1)	2.0	10	2	0	0	2	1	1	0	0	0	0	0	0	0	0	0.00	1.500																		
<b>Kent Tekulve, R</b> ERA: 2.45 (10, 1)	2.0	9	2	0	0	1	1	1	0	0	0	0	0	0	0	0	0.00	1.500																		
<b>John Franco, L</b> ERA: (12, 1)	2.0	6	0	0	0	1	0	0	0	0	0	0	0	0	0	0	0.00	0.000																		

San Francisco Giants @ Cincinnati Reds  
Riverfront Stadium, Cincinnati, OH  
Fri Apr 07 1989, 7:05 PM EDT  
Att. 25,278 - Unknown

AB 55  
R 3  
H 11  
RBI 2  
BB 11  
SO 14  
LOB 26







# San Francisco Giants @ Cincinnati Reds

Riverfront Stadium, Cincinnati, OH

Sun Apr 09 1989, 3:33 AM EDT  
Att. 23,152 - Cloudy - 45 F

AB	34
R	9
H	10
RBI	6
BB	7
SO	5
LOB	11



Batter	1	2	3	4	5	6	7	8	9	AB	R	H	RBI	BB	SO	LOB
Brett Butler, L OBP: 0.607, SLG: 0.696 (1, 8)	G4-3	K		CS 1B		BLK E 1B		2B		5	1	3	1	0	1	0
Robby Thompson, R OBP: 0.292, SLG: 0.300 Tracy Jones, R (7, 9)	P6	BB		FC6 BB		SH1-2-4		F8		1	0	0	0	2	0	0
Will Clark, L OBP: 0.536, SLG: 0.650 (1, 3)	2B BB 1B	K		FC6 1-2f		BLK E IBB		G3		4	2	1	0	1	1	2
Kevin Mitchell, R OBP: 0.286, SLG: 0.519 Donell Nixon, R (1, 7) (9, 7)	BB HR 2B	K			F8	G6-3			F8	5	1	1	0	0	1	3
Candy Maldonado, R OBP: 0.440, SLG: 0.400 Chris Speier, R OBP: 0.167, SLG: 0.167 (1, 9) (7, 4)	BB HR IBB		G6-3 1B		G6-3	E6			K	3	1	1	0	1	0	0
Kirt Manwaring, R OBP: 0.333, SLG: 0.462 (1, 2)	HR BB		G6-3	1B		G5-3			3B	4	1	2	1	1	0	2
Matt Williams, R OBP: 0.150, SLG: 0.222 (1, 5)	HR		G5-3				K		F8	4	1	1	4	1	1	1
Jose Uribe, S OBP: 0.273, SLG: 0.238 (1, 6)	1B			E6 1B		L5				4	1	1	0	0	0	2
Rick Reuschel, R OBP: 0.500, SLG: 0.333 Ernest Riles, L OBP: 0.500, SLG: 0.750 Craig Lefferts, L Joe Price, R (1, 1) (7, PH) (7, 1) (9, 1)	G3			SH1-4 1B					G4-3	1	1	0	0	1	0	1
										1	0	0	0	0	0	0
										0	0	0	0	0	0	0
										0	0	0	0	0	0	0

Inning	1	2	3	4	5	6	7	8	9	1B	2B	3B	HR	SF	SAC	DP	HBP	WP	HR	S	P	ERA	WHIP
1	R: 5 E: 0 K: 0 S: 13	H: 4 LOB: 1 BB: 2 P: 28	R: 0 E: 0 K: 3 S: 12	H: 0 LOB: 1 BB: 1 P: 20	R: 0 E: 0 K: 0 S: 10	H: 1 LOB: 0 BB: 0 P: 15	R: 1 E: 1 K: 0 S: 9	H: 1 LOB: 1 BB: 1 P: 15	R: 0 E: 0 K: 0 S: 11	H: 1 LOB: 2 BB: 1 P: 21	R: 3 E: 1 K: 0 S: 7	H: 1 LOB: 1 BB: 2 P: 17	R: 0 E: 0 K: 1 S: 9	H: 0 LOB: 0 BB: 0 P: 12	R: 0 E: 0 K: 0 S: 8	H: 1 LOB: 0 BB: 0 P: 11	R: 0 E: 0 K: 1 S: 9	H: 1 LOB: 1 BB: 0 P: 17	1B: 6 2B: 2 3B: 1 HR: 1	SF: 0 SAC: 2 DP: 1 HBP: 0	WP: 0 PB: 0 SB: 0 CS: 1	PA: 43	

PITCHER	IP	WLS	BF	H	R	ER	SO	BB	IBB	HBP	BLK	WP	HR	S	P	ERA	WHIP
Danny Jackson, L ERA: 6.3 (1, 1)	5.0	L	26	7	6	5	3	4	1	0	0	0	1	55	99	9.00	2.200
Kent Tekulve, R ERA: 3.18 (6, 1)	2.0		10	1	3	1	1	1	1	0	1	0	0	16	29	4.50	1.000
Tim Birtsas, L ERA: 4.15 (8, 1)	1.0		3	1	0	0	0	0	0	0	0	0	0	8	11	0.00	1.000
Norm Charlton, L ERA: 7.71 (9, 1)	1.0		4	1	0	0	1	0	0	0	0	0	0	9	17	0.00	1.000



Batter	1	2	3	4	5	6	7	8	9	AB R H RBI BB SO LOB	TOP
Barry Larkin, R (1, 6) OBP: 0.292, SLG: 0.391 Lenny Harris, L (5, 6) OBP: 0.143, SLG: 0.143	3-2 FC5-2 1B		3-1 G5-3		2-2 HR 1B	1-2 G3-4-1		0-0 G5-3		3 1 2 1 0 0 0 2 0 0 0 0 0 3	
Chris Sabo, R (1, 5) OBP: 0.200, SLG: 0.207	0-1 FC5-2 1B		3-2		0-1 P3		1-2 F7		0-0 1B S 1B	5 1 3 0 0 0 1	
Kal Daniels, L (1, 7) OBP: 0.345, SLG: 0.304	2-2 FC5 FC5-2 1B		0-0 G1-3		1-1 HR 1B		0-0 G1-3		3-2 1B SF8 1B	5 2 3 0 0 0 1	
Eric Davis, R (1, 8) OBP: 0.310, SLG: 0.400	0-0 FC5-2			3-2 G6-3	1-2 HR		1-1		2-3 K	5 1 2 3 0 1 5	
Todd Benzinger, S (1, 3) OBP: 0.333, SLG: 0.346	1-1 FC5			1-1 FC4-6 1B	3-2 F7		2-3 K		1-2 1B S 1B	5 1 2 1 0 1 3	
Paul O'Neill, L (1, 9) OBP: 0.429, SLG: 0.615		2-3 K		2-0 FC4-6 1B		1-2 BLK E 1B		0-1 G1-3 1B	0-0 SF8	4 1 2 1 0 1 1	
Jeff Reed, L (1, 2) OBP: 0.458, SLG: 0.545		3-2 G6-3		3-1 L9		0-2 E5 G4-3 1B		1-2 G1-3	4-2 1B BB	4 0 0 0 1 0 2	
Ron Oester, S (1, 4) OBP: 0.308, SLG: 0.227		3-3 K			4-0 SH1-4 BLK 1B BB	1-2 G4-3		0-0 G6-3	1-1 1B	4 1 1 1 1 1 2	
Tom Browning, L (1, 1) Joel Youngblood, R (8, PH) Rob Dibble, L (8, 1)			2-3 K		1-0 SH1-4	2-2 G6-3		4-0 IBB	0-0 G4-3	2 0 0 0 0 1 1 0 0 0 0 1 0 0 1 0 0 0 0 0 2	
Inning Stats	R: 0 H: 3 E: 0 LOB: 2 K: 0 BB: 0 S: 12 P: 18	R: 0 H: 0 E: 0 LOB: 0 K: 2 BB: 0 S: 9 P: 17	R: 0 H: 1 E: 0 LOB: 1 K: 1 BB: 0 S: 10 P: 18	R: 0 H: 1 E: 0 LOB: 1 K: 0 BB: 0 S: 8 P: 17	R: 4 H: 3 E: 0 LOB: 0 K: 0 BB: 1 S: 15 P: 27	R: 1 H: 1 E: 1 LOB: 1 K: 0 BB: 0 S: 18 P: 22	R: 0 H: 1 E: 0 LOB: 1 K: 1 BB: 0 S: 9 P: 13	R: 0 H: 1 E: 0 LOB: 2 K: 0 BB: 1 S: 8 P: 13	R: 3 H: 4 E: 0 LOB: 2 K: 1 BB: 1 S: 21 P: 32	1B: 13 SF: 1 2B: 1 SAC: 1 3B: 0 DP: 1 HR: 1 HBP: 0	WP: 0 PA: 45 PB: 0 SB: 2 CS: 0
PITCHER	IP WLS BF H R ER SO BB IBB HBP BLK WP HR S P ERA WHIP										
Bob Knepper, L (1, 1) ERA: 10.38	5.0 L 23 8 4 4 3 1 0 0 0 1 0 1 54 97 7.20 1.800										
Larry Andersen, R (6, 1) ERA:	2.0 9 2 1 0 1 0 0 0 0 1 0 0 27 35 0.00 1.000										
Juan Agosto, L (8, 1) ERA: 9.82	2.0 13 5 3 3 1 1 1 0 0 0 0 0 29 45 13.50 3.000										

Cincinnati Reds @ Houston Astros  
Astrodome, Houston, TX  
Mon Apr 10 1989, 8:05 PM EDT  
Att: 10,090 - Unknown

livebaseballscorecards.com

AB	40
R	8
H	15
RBI	7
BB	3
SO	5
LOB	21









Batter	1	2	3	4	5	6	7	8	9	AB R H RBI BB SO LOB	TOP																									
Barry Larkin, R (1, 6) OBP: 0.273, SLG: 0.323	2-1 L9		2-2 F7		3-1 F8			2-2 P3	4-0 BB	4 0 0 0 1 0 1	<p>Cincinnati Reds @ Houston Astros Astrodome, Houston, TX</p> <p>Wed Apr 12 1989, 4:33 AM EDT Att. 9,723 - Unknown</p>																									
Chris Sabo, R (1, 5) OBP: 0.205, SLG: 0.237	1-0 FC4-6 1B		2-2 G4-3			0-1 G4-3	2-2 F7	3-2 P6	5 0 1 0 0 0 3																											
Eric Davis, R (1, 8) OBP: 0.297, SLG: 0.455	1-0 FC4-6 1-2f		2-0 P3			1-0 G5-3		1-0 E 2B 1B	4 1 1 0 0 0 1																											
Kal Daniels, L (1, 7) OBP: 0.351, SLG: 0.276	2-0 G4-3			3-0 G4-3		1-1 G4-3 1B		1-0 E3 2B	4 1 1 0 0 0 2																											
Todd Benzinger, S (1, 3) OBP: 0.314, SLG: 0.303		1-1 G6-3		1-1 G3		1-1 G3-1		4-0 2B IBB	3 1 0 0 1 0 1																											
Paul O'Neill, L (1, 9) OBP: 0.444, SLG: 0.618		1-0 S 1B		0-0 CS 1B		3-2 G3-1		0-0 S 2B	4 0 3 3 0 0 0																											
Jeff Reed, L (1, 2) OBP: 0.375, SLG: 0.467		1-2 F7		2-2 CS 1-2	2-0 G6-3	1-2 G4-3		0-3 K	4 0 0 0 0 1 2																											
Ron Oester, S (1, 4) OBP: 0.333, SLG: 0.222		4-2 BB			1-0 G1-3	1-0 G5-3		4-1 S BB	2 0 0 0 2 0 0																											
Jose Rijo, R (1, 1) OBP: 0.250, SLG: 0.250		1-3 K			3-2 1B		1-0 G4-3	3-3 K	2 0 1 0 0 1 2																											
Dave Collins, S (8, PH)									1 0 0 0 0 0 0																											
Rob Dibble, L (8, 1)									0 0 0 0 0 0 0																											
Joel Youngblood, R (9, PH)									1 0 0 0 0 1 2																											
John Franco, L (9, 1)									0 0 0 0 0 0 0																											
<b>Inning Stats</b>	R: 0 E: 0 K: 0 S: 6	H: 1 LOB: 1 BB: 0 P: 11	R: 0 E: 0 K: 1 S: 14	H: 1 LOB: 2 BB: 1 P: 22	R: 0 E: 0 K: 0 S: 8	H: 0 LOB: 0 BB: 0 P: 14	R: 0 E: 0 K: 0 S: 6	H: 1 LOB: 0 BB: 0 P: 12	R: 0 E: 0 K: 0 S: 7	H: 1 LOB: 1 BB: 0 P: 10	R: 0 E: 0 K: 0 S: 7	H: 0 LOB: 0 BB: 0 P: 12	R: 0 E: 0 K: 0 S: 7	H: 0 LOB: 0 BB: 0 P: 12	R: 3 E: 1 K: 2 S: 13	H: 2 LOB: 3 BB: 3 P: 33	1B: 6 2B: 1 3B: 0 HR: 0	SF: 0 SAC: 0 DP: 0 HBP: 0	WP: 0 PB: 0 SB: 3 CS: 1	PA: 39																
<b>PITCHER</b>	IP WLS BF H R ER SO BB IBB HBP BLK WP HR S P ERA WHIP																																			
Rick Rhoden, R (1, 1) ERA: 2.77	7.0		26	5	0	0	1	1	0	0	0	0	0	55	97	0.00	0.857																			
Larry Andersen, R (8, 1) ERA:	1.0		3	0	0	0	0	0	0	0	0	0	0	7	12	0.00	0.000																			
Dave Smith, R (9, 1) ERA: 6.0	0.0	L	3	1	3	2	0	0	1	0	0	0	0	2	8	∞	∞																			
Juan Agosto, L (9, 1) ERA: 8.31	0.2		5	1	0	0	2	2	0	0	0	0	0	8	19	0.00	4.500																			
Bob Forsch, R (9, 1) ERA:	0.1		1	0	0	0	0	0	0	0	0	0	0	3	6	0.00	0.000																			

livebaseballscorecards.com

AB	34
R	3
H	7
RBI	3
BB	4
SO	3
LOB	14







Batter	1	2	3	4	5	6	7	8	9	AB R H RBI BB SO LOB	TOP											
Barry Larkin, R (1, 6) OBP: 0.289, SLG: 0.389	0-1 F9			2-0 2B	1-3 K		0-0 G6-3		1-0 WP 1-H 2B	5 1 2 1 0 1 1												
Chris Sabo, R (1, 5) OBP: 0.227, SLG: 0.262	1-2 L3			2-2 1B 2-H	1-1 G6-3		1-2 G5-3		4-2 2B BB	4 1 1 1 1 0 1												
Eric Davis, R (1, 8) OBP: 0.262, SLG: 0.395	1-3 K			2-3 K		2-0 G6-3		2-3 K	1-2 L3	5 0 0 0 0 3 3												
Kal Daniels, L (1, 7) OBP: 0.341, SLG: 0.273		1-0 G4-3		1-2 1B 2-H		0-0 G6-3		2-2 L5		4 0 1 1 0 0 0												
Todd Benzinger, S (1, 3) OBP: 0.333, SLG: 0.324		0-2 G3		2-0 1B 1-2		0-0 2B 1B		3-2 E5		4 1 2 0 0 0 0												
Paul O'Neill, L (1, 9) OBP: 0.425, SLG: 0.605		2-3 K		0-0 F7		3-2 1B 2B		1-3 K		4 1 1 1 0 2 3												
Jeff Reed, L (1, 2) OBP: 0.371, SLG: 0.455			0-3 K	2-3 K		1-0 1B		2-1 FC6-4 1B		3 0 1 1 0 2 2												
Manny Trillo, R (9, PH) OBP: 0.500, SLG: 0.500						2-H				1 0 1 0 0 0 0												
Ron Oester, S (1, 4) OBP: 0.324, SLG: 0.226			2-0 G4-3		1-0 SH2-4 1B	0-0 G4-3		0-1 F8		4 0 1 0 0 0 2												
Danny Jackson, R (1, 1)							0-3 K		0-2 FC6-4 2B	1 0 0 0 0 0 0												
Dave Collins, S (7, PH)										1 0 0 0 0 1 0												
Kent Tekulve, R (7, 1)										0 0 0 0 0 0 0												
Joel Youngblood, R (9, PH)										1 1 0 0 0 0 1												
<b>Inning Stats</b>	R: 0 E: 0 K: 1 S: 10	H: 0 LOB: 0 BB: 0 P: 12	R: 0 E: 0 K: 1 S: 8	H: 0 LOB: 0 BB: 0 P: 11	R: 0 E: 0 K: 1 S: 9	H: 0 LOB: 0 BB: 0 P: 12	R: 2 E: 0 K: 2 S: 20	H: 4 LOB: 2 BB: 0 P: 31	R: 0 E: 0 K: 1 S: 8	H: 1 LOB: 1 BB: 0 P: 11	R: 2 E: 0 K: 0 S: 9	H: 3 LOB: 1 BB: 0 P: 15	R: 0 E: 0 K: 1 S: 8	H: 0 LOB: 0 BB: 0 P: 9	R: 0 E: 1 K: 2 S: 15	H: 0 LOB: 1 BB: 0 P: 23	R: 1 E: 0 K: 0 S: 15	H: 2 LOB: 2 BB: 1 P: 23	1B: 6 2B: 4 3B: 0 HR: 0	SF: 0 SAC: 1 DP: 0 HBP: 0	WP: 1 PB: 0 SB: 0 CS: 0	PA: 39
<b>PITCHER</b>	IP WLS BF H R ER SO BB IBB HBP BLK WP HR S P ERA WHIP																					
Eric Show, R (1, 1) ERA: 4.35	7.0 W 29 8 4 4 7 0 0 0 0 0 0 0 72 101 5.14 1.143																					
Mark Davis, L (8, 1) ERA: 2.25	2.0 S 10 2 1 1 2 1 0 0 0 0 1 0 30 46 4.50 1.500																					

Cincinnati Reds @ San Diego Padres  
 Jack Murphy Stadium, San Diego, CA  
 Fri Apr 14 1989, 10:05 PM EDT  
 Att: 31,894 - Unknown

livebaseballscorecards.com

AB	37
R	5
H	10
RBI	5
BB	1
SO	9
LOB	13



Batter	1	2	3	4	5	6	7	8	9
<b>Roberto Alomar, S</b> OBP: 0.367, SLG: 0.310 (1, 4)	4-1 S 1B BB	1-1 2B		2-3 K		2-1 B2-3			
<b>Randy Ready, R</b> OBP: 0.368, SLG: 0.214 <b>Marvell Wynne, L</b> OBP: 0.421, SLG: 0.778 (1, 5) (9, 9)	4-2 B 1B HR BB	4-0 BB		2-2 G5-3		0-1 G6-3			
<b>Tony Gwynn, L</b> OBP: 0.378, SLG: 0.548 (1, 8)	3-1 HR 1B	3-2 G4-3			3-2 F9		1-0 G3		
<b>Carmelo Martinez, R</b> OBP: 0.225, SLG: 0.297 (1, 7)	2-0 F7		0-2 G5-3		0-3 K		1-3 K		
<b>Jack Clark, R</b> OBP: 0.279, SLG: 0.235 (1, 3)	3-1 HR		3-1 G5-3		2-1 P6		2-0 G6-3		
<b>Benito Santiago, R</b> OBP: 0.200, SLG: 0.286 (1, 2)	1-3 K		2-1 F8			3-1 G6-3		2-2 1B FC3-2 1B	
<b>Luis Salazar, R</b> OBP: 0.313, SLG: 0.500 (1, 9) (9, 5)	0-1 G6-3			0-0 SH2-4 1B BLK 1B		1-2 HR		3-2 FC3-2 1B	
<b>Garry Templeton, S</b> OBP: 0.222, SLG: 0.389 (1, 6)			0-0 F9		1-0 BLK SH2-4 1B		1-2 F7		2-1 FC3-2 FC6-4
<b>Eric Show, R</b> OBP: 0.429, SLG: 0.429 <b>Mark Davis, L</b> (1, 1) (8, 1)			0-1 G5-3		0-2 SH2-4		2-2 1B		0-2 FC6-4

Inning Stats	R: 4	H: 2	E: 0	K: 1	S: 15	LOB: 0	BB: 2	P: 32
	R: 0	H: 1	E: 0	K: 0	S: 8	LOB: 2	BB: 1	P: 16
	R: 0	H: 0	E: 0	K: 0	S: 7	LOB: 0	BB: 0	P: 12
	R: 1	H: 2	E: 0	K: 1	S: 14	LOB: 1	BB: 0	P: 19
	R: 0	H: 0	E: 0	K: 1	S: 8	LOB: 0	BB: 0	P: 13
	R: 1	H: 2	E: 0	K: 0	S: 17	LOB: 1	BB: 0	P: 26
	R: 0	H: 0	E: 0	K: 1	S: 6	LOB: 0	BB: 0	P: 8
	R: 0	H: 2	E: 0	K: 0	S: 12	LOB: 2	BB: 0	P: 21

PITCHER	IP	WLS	BF	H	R	ER	SO	BB	IBB	HBP	BLK	WP	HR	S	P	ERA	WHIP
<b>Danny Jackson, L</b> ERA: 7.31 (1, 1)	6.0	L	28	7	6	6	3	3	0	0	1	0	2	69	118	9.00	1.667
<b>Kent Tekulve, R</b> ERA: 2.0 (7, 1)	2.0		8	2	0	0	1	0	0	0	0	0	0	18	29	0.00	1.000

AB R H RBI BB SO LOB

3	1	1	0	1	1	3
2	1	0	0	2	0	1
0	0	0	0	0	0	0
4	1	1	1	0	0	2
4	0	0	0	0	2	2
4	1	1	3	0	0	0
4	0	1	0	0	1	0
4	2	3	1	0	0	0
4	0	1	0	0	0	2
2	0	1	0	0	0	0
1	0	0	0	0	0	2

1B: 6	SF: 0	WP: 0	PA: 36
2B: 1	SAC: 1	PB: 0	
3B: 0	DP: 0	SB: 1	
HR: 2	HBP: 0	CS: 0	

PITCHER	IP	WLS	BF	H	R	ER	SO	BB	IBB	HBP	BLK	WP	HR	S	P	ERA	WHIP
---------	----	-----	----	---	---	----	----	----	-----	-----	-----	----	----	---	---	-----	------

**Cincinnati Reds @ San Diego Padres**  
**Jack Murphy Stadium, San Diego, CA**  
 Fri Apr 14 1989, 10:05 PM EDT  
 Att. 31,894 - Unknown

livebaseballscores.com

AB	32
R	6
H	9
RBI	5
BB	3
SO	4
LOB	12



Batter	1	2	3	4	5	6	7	8	9	10	AB R H RBI BB SO LOB	TOP												
Barry Larkin, R OBP: 0.349, SLG: 0.487 (1, 6)	F7			F9 BB BB		HR		WP SH1 FC4-6 HBP		G4-3 HR 1B	3 3 2 1 1 0 0	<b>Cincinnati Reds @ San Diego Padres</b> Jack Murphy Stadium, San Diego, CA Sat Apr 15 1989, 10:05 PM EDT Att. 36,153 - Unknown - 65 F												
Chris Sabo, R OBP: 0.229, SLG: 0.283 (1, 5)	G6-3			SAFE SAFE SAFE SAFE		1B 2B		SH1		G4-3	4 1 1 0 0 1 2													
Kal Daniels, L OBP: 0.370, SLG: 0.257 (1, 7)	K			SAFE SAFE SAFE SAFE		K		FC4-6 WP IBB		HR BB	2 1 0 0 3 2 1													
Eric Davis, R OBP: 0.298, SLG: 0.476 (1, 8)			K			F9		FC4-6 IBB		HR	4 1 2 4 1 1 2													
Todd Benzinger, S OBP: 0.295, SLG: 0.286 John Franco, L (10, 1)	G1-3			FC6-4 BB		F9		FC4-6 IBB		G1-3	5 0 0 1 0 0 5 0 0 0 0 0 0 0													
Joel Youngblood, R Herm Winningham, L OBP: 0.250, SLG: 0.250 (7, 9)	K					F9		G4-3		G3-1	3 0 0 0 0 1 0 2 0 0 0 0 0 2													
Manny Trillo, R OBP: 0.167, SLG: 0.167 (10, 3)			G5-3			K		F8		G5-3	4 0 0 0 0 1 0													
Terry McGriff, R OBP: 0.333, SLG: 0.200 (1, 2)			K			F8		1B		G6-3	4 0 1 0 0 1 0													
Tom Browning, L Rob Dibble, L Dave Collins, S Norm Charlton, S Ron Oester, S OBP: 0.324, SLG: 0.226 (10, 4)			K			K		G1-3		G1-3	3 0 0 0 0 2 1 0 0 0 0 0 0 0 1 0													
<b>Inning Stats</b>	R: 0 E: 1 K: 1 S: 6	H: 0 LOB: 0 BB: 0 P: 12	R: 0 E: 0 K: 2 S: 9	H: 0 LOB: 0 BB: 0 P: 13	R: 0 E: 0 K: 2 S: 8	H: 0 LOB: 2 BB: 2 P: 16	R: 0 E: 0 K: 1 S: 11	H: 0 LOB: 0 BB: 0 P: 17	R: 2 E: 0 K: 2 S: 12	H: 3 LOB: 1 BB: 0 P: 20	R: 0 E: 0 K: 0 S: 8		H: 1 LOB: 1 BB: 0 P: 10	R: 1 E: 0 K: 0 S: 6	H: 0 LOB: 2 BB: 2 P: 20	R: 0 E: 0 K: 0 S: 7	H: 0 LOB: 0 BB: 0 P: 8	R: 3 E: 0 K: 0 S: 9	H: 2 LOB: 0 BB: 1 P: 17	1B: 3 2B: 1 3B: 0 HR: 2	SF: 0 SAC: 1 DP: 0 HBP: 1	WP: 1 PB: 0 SB: 0 CS: 0	PA: 42	
<b>PITCHER</b>	IP WLS BF H R ER SO BB IBB HBP BLK WP HR S P ERA WHIP																							
Bruce Hurst, L ERA: 4.71 (1, 1)	7.0																							
Mark Grant, R ERA: 5.4 (8, 1)	0.1																							
Greg Harris, R ERA: (8, 1)	0.0																							
Dave Leiper, L ERA: 5.79 (8, 1)	1.2																							
Greg Booker, R ERA: 3.38 (10, 1)	1.0	L																						

AB	35
R	6
H	6
RBI	6
BB	5
SO	9
LOB	13



Batter	1	2	3	4	5	6	7	8	9	10	AB	R	H	RBI	BB	SO	LOB
<b>Roberto Alomar, S</b> (1, 4) OBP: 0.352, SLG: 0.298	1-1 G6-3		2-3 K		0-1 G3		1-2 1B		0-1 G4-3		5	0	1	1	0	1	1
<b>Randy Ready, R</b> (1, 5) <b>Mark Grant, R</b> (8, 1) <b>Greg Harris, R</b> (8, 1) <b>Dave Leiper, L</b> (8, 1) <b>Tim Flannery, L</b> (9, PH) <b>Greg Booker, R</b> (10, 1)	1-1 FC6-4 1B		2-1 1B 2B		0-2 P6		2-2 P6		1-1 F8		4	1	2	0	0	0	1
<b>Tony Gwynn, L</b> (1, 8) OBP: 0.360, SLG: 0.511	2-3 K		1-0 2-H 1B		0-2 G3-1			2-1 P4		0-1 G6-3	5	0	1	1	0	1	1
<b>Carmelo Martinez, R</b> (1, 7) OBP: 0.200, SLG: 0.262	0-2 FC6-4 1-2f		1-1 P6			1-1 F7		0-3 K		1-0 F8	5	0	0	0	0	1	2
<b>Jack Clark, R</b> (1, 3) <b>Bip Roberts, S</b> (8, PR) OBP: 0.286, SLG: 0.500		1-2 F9	1-3 K			0-0 F8		0-0 1B S		2-1 G6-3	4	0	1	0	0	1	1
<b>Benito Santiago, R</b> (1, 2) OBP: 0.231, SLG: 0.333		0-1 2B			0-1 G6-3		0-1 P3		2-2 1B 1-H		4	0	2	1	0	0	0
<b>Luis Salazar, R</b> (1, 9) OBP: 0.278, SLG: 0.444		2-1 F9			1-2 F7		0-0 E5 F8 SH2-4 1B		2-3 K		4	1	0	0	0	1	3
<b>Garry Templeton, S</b> (1, 6) OBP: 0.282, SLG: 0.421		4-0 IBB			2-1 1B		0-0 SH2-4		0-0 SH2-4 1B		2	0	2	0	1	0	0
<b>Bruce Hurst, L</b> (1, 1) <b>Mark Parent, R</b> (7, PH) <b>Marvell Wynne, L</b> (8, 9)		0-3 K			1-3 K		1-0 F8		1-2 SH2-4		2	0	0	0	0	2	3

Inning Stats	R: 0	H: 1	E: 0	LOB: 1	K: 1	BB: 0	S: 10	P: 14	R: 0	H: 1	E: 0	LOB: 2	K: 1	BB: 1	S: 10	P: 17	R: 1	H: 2	E: 0	LOB: 1	K: 2	BB: 0	S: 11	P: 18	R: 0	H: 1	E: 0	LOB: 1	K: 1	BB: 0	S: 11	P: 15	R: 0	H: 0	E: 0	LOB: 0	K: 0	BB: 0	S: 8	P: 8	R: 0	H: 0	E: 0	LOB: 0	K: 0	BB: 0	S: 5	P: 6	R: 1	H: 1	E: 1	LOB: 1	K: 0	BB: 0	S: 10	P: 13	R: 1	H: 2	E: 0	LOB: 2	K: 2	BB: 0	S: 13	P: 19	R: 0	H: 1	E: 0	LOB: 1	K: 0	BB: 0	S: 8	P: 10	R: 0	H: 0	E: 0	LOB: 0	K: 0	BB: 0	S: 5	P: 8	1B: 7	SF: 0	2B: 2	SAC: 2	3B: 0	DP: 0	HR: 0	HBP: 0	WP: 0	PA: 41
--------------	------	------	------	--------	------	-------	-------	-------	------	------	------	--------	------	-------	-------	-------	------	------	------	--------	------	-------	-------	-------	------	------	------	--------	------	-------	-------	-------	------	------	------	--------	------	-------	------	------	------	------	------	--------	------	-------	------	------	------	------	------	--------	------	-------	-------	-------	------	------	------	--------	------	-------	-------	-------	------	------	------	--------	------	-------	------	-------	------	------	------	--------	------	-------	------	------	-------	-------	-------	--------	-------	-------	-------	--------	-------	--------

PITCHER	IP	WLS	BF	H	R	ER	SO	BB	IBB	HBP	BLK	WP	HR	S	P	ERA	WHIP
<b>Tom Browning, L</b> (1, 1) ERA: 2.66	7.1		30	6	2	1	5	0	1	0	0	0	0	67	95	1.23	0.818
<b>Rob Dibble, R</b> (8, 1) ERA: 1.17	0.2		4	2	1	1	2	0	0	0	0	0	0	11	15	13.50	3.000
<b>Norm Charlton, L</b> (9, 1) ERA: 4.5	1.0	W	4	1	0	0	0	0	0	0	0	0	0	8	10	0.00	1.000
<b>John Franco, L</b> (10, 1) ERA:	1.0	S	3	0	0	0	0	0	0	0	0	0	0	5	8	0.00	0.000

PITCHER	IP	WLS	BF	H	R	ER	SO	BB	IBB	HBP	BLK	WP	HR	S	P	ERA	WHIP
---------	----	-----	----	---	---	----	----	----	-----	-----	-----	----	----	---	---	-----	------

**BOTTOM**

**Cincinnati Reds @ San Diego Padres**  
**Jack Murphy Stadium, San Diego, CA**  
 Sat Apr 15 1989, 10:05 PM EDT  
 Att. 36,153 - Unknown - 65 F

livebaseballscorecards.com

<b>AB</b>	<b>38</b>
<b>R</b>	<b>3</b>
<b>H</b>	<b>9</b>
<b>RBI</b>	<b>3</b>
<b>BB</b>	<b>1</b>
<b>SO</b>	<b>7</b>
<b>LOB</b>	<b>14</b>



Batter	1	2	3	4	5	6	7	8	9	AB R H RBI BB SO LOB	TOP											
Barry Larkin, R OBP: 0.340, SLG: 0.452 (1, 6) C H	1-1 BB 1B HBP	0-2 G4-3			3-1 F9		X 0-0 G5-3			3 1 0 0 0 0 0												
Chris Sabo, R OBP: 0.250, SLG: 0.286 (1, 5) X	0-0 BB 1B	3-2 F7			4-0 S G1 BB		B B X 2-0 F9			3 1 1 0 1 0 0												
Eric Davis, R OBP: 0.294, SLG: 0.444 (1, 8) B F B B	4-1 1B BB	1-1 F8			X 0-0 G1		X 0-0 G5-3			3 0 0 0 1 0 1												
Kal Daniels, L OBP: 0.380, SLG: 0.263 (1, 7) B F B F X	3-2 FC3-6 1B		C X 0-1 F7		B C B Z B B SAFE 2-3 BB		X 0-0 G6-3			3 0 1 2 1 0 0												
Todd Benzinger, S OBP: 0.292, SLG: 0.283 (1, 3) B 1 SAFE F 1 SAFE S 1 SAFE X	1-2 FC3-6 HR		X 0-0 G6-4-3 1B		C S B B B S 3-3 K		C B X 1-1 F7			4 1 1 0 0 1 3												
Herm Winningham, L OBP: 0.375, SLG: 0.750 (1, 9) B X	1-0 HR		X 0-0 G6-4-3		B X 1-0 G3 S 1B		F X 0-1 G5-3			4 1 2 2 0 0 1												
Jeff Reed, L OBP: 0.359, SLG: 0.514 (1, 2) C X	0-1 HR		X 0-0 G5-3		1 SAFE C 1 SAFE B 1 SAFE F 1 SAFE X	1-2 L9		B S X 1-1 G6-3		4 1 1 1 0 0 1												
Ron Oester, S OBP: 0.317, SLG: 0.229 (1, 4) B C X	1-1 BLK 1B		B B B X 2-0 G3		1 SAFE P B S F X 2-2 G3		B B F X 1-1 P4			4 0 1 0 0 0 1												
Rick Mahler, R OBP: 0.125, SLG: 0.125 (1, 1) X	0-0 1B		S X 0-1 P2		X 0-0 P3		S X 0-1 F9			4 0 1 0 0 0 1												
<b>Inning Stats</b>	R: 5 E: 0 K: 0 S: 15	H: 6 LOB: 2 BB: 1 P: 26	R: 0 E: 0 K: 0 S: 8	H: 0 LOB: 0 BB: 0 P: 12	R: 0 E: 0 K: 0 S: 4	H: 1 LOB: 0 BB: 0 P: 4	R: 0 E: 0 K: 0 S: 4	H: 0 LOB: 0 BB: 0 P: 6	R: 0 E: 0 K: 1 S: 7	H: 0 LOB: 2 BB: 2 P: 21	R: 0 E: 0 K: 0 S: 11	H: 1 LOB: 1 BB: 0 P: 14	R: 0 E: 0 K: 0 S: 3	H: 0 LOB: 0 BB: 0 P: 5	R: 0 E: 0 K: 0 S: 5	H: 0 LOB: 0 BB: 0 P: 6	R: 0 E: 0 K: 0 S: 6	H: 0 LOB: 0 BB: 0 P: 8	1B: 6 2B: 0 3B: 0 HR: 2	SF: 0 SAC: 0 DP: 1 HBP: 1	WP: 0 PB: 0 SB: 2 CS: 0	PA: 36
<b>PITCHER</b>	IP WLS BF H R ER SO BB IBB HBP BLK WP HR S P ERA WHIP																					
Ed Whitson, R ERA: 3.63 (1, 1)	8.0 L 33 8 5 5 1 3 0 1 1 0 2 57 94 5.62 1.375																					
Mark Grant, R ERA: 4.15 (9, 1)	1.0 3 0 0 0 0 0 0 0 0 0 0 6 8 0.00 0.000																					

Cincinnati Reds @ San Diego Padres  
 Jack Murphy Stadium, San Diego, CA  
 Sun Apr 16 1989, 6:33 AM EDT  
 Att: 36,774 - Unknown

AB	32
R	5
H	8
RBI	5
BB	3
SO	1
LOB	8



livebaseballscorecards.com



Batter	1	2	3	4	5	6	7	8	9	10	AB R H RBI BB SO LOB	TOP																												
Barry Larkin, R (1, 6) OBP: 0.365, SLG: 0.553 Lenny Harris, L (10, 6) OBP: 0.143, SLG: 0.143	1-3 K2-3		1-0 FC1-5 2B		2-2 F8		0-0 HR			3-1 1B WP SF7 1B	5 2 3 1 0 1 0 0 0 0 0 0 0 0																													
Chris Sabo, R (1, 5) OBP: 0.263, SLG: 0.296	0-0 CS BB 1B		0-0 FC1-5 FC5 S 2-3		2-1 1B		1-0 P6			0-1 F9	5 0 2 0 0 0 2																													
Kal Daniels, L (1, 7) OBP: 0.364, SLG: 0.238	1-2 L5		2-2 F7		0-1 4-3		2-2 4-3			4-2 SF7 1B 1-2 BB	4 0 0 0 1 0 3																													
Eric Davis, R (1, 8) OBP: 0.321, SLG: 0.438	1 SAFE 4-0 1B BB BB 1-2 BB		4-0 BB BB BB 1-2 BB		0-1 F8		0-1 P3			0-1 SF7 1B 1-2 2-3	3 0 1 0 2 0 0																													
Todd Benzinger, S (1, 3) OBP: 0.283, SLG: 0.280	2 SAFE 0-0 CS 2-3		1-0 FC5 2-3f		0-1 FC6-4 1B		0-3 K			1-1 SF7 1-2 2-3 3-H	4 0 1 1 0 1 2																													
Paul O'Neill, L (1, 9) OBP: 0.422, SLG: 0.561 John Franco, L (10, 1)			4-2 G4-3 BB		0-3 K		1-3 K			4-0 1B IBB	3 0 0 0 2 3 1 0 0 0 0 0 0 0																													
Jeff Reed, L (1, 2) OBP: 0.341, SLG: 0.476			0-0 G4-3 1-2		3-2 F4		1-2 FC6-4 1-2f			2-2 G4-3 1-2 1B	5 0 1 0 0 0 2																													
Ron Oester, S (1, 4) OBP: 0.311, SLG: 0.211			4-0 IBB		1-1 G5-3		2-2 F8			2-1 G1-3	3 0 0 0 1 0 0																													
Jose Rijo, R (1, 1) OBP: 0.167, SLG: 0.167 Herm Winningham, L (7, PH) OBP: 0.444, SLG: 1.111 Kent Tekulve, R (7, 1) Ken Griffey, L (9, PH) Rob Dibble, L (9, 1) Joel Youngblood, R (10, 9)			1-3 K		2-2 6-3		0-1 HR			2-3 K	2 0 0 0 0 1 2 1 1 1 1 0 0 0 0 0 0 0 0 0 0 1 0 0 0 0 1 0 0 0 0 0 0 0 0 0 0 0 0 0 0 0																													
<b>Inning Stats</b>	R: 0 E: 0 K: 1 S: 7	H: 1 LOB: 1 BB: 1 P: 13	R: 0 E: 0 K: 1 S: 10	H: 0 LOB: 2 BB: 2 P: 19	R: 0 E: 0 K: 0 S: 6	H: 1 LOB: 2 BB: 1 P: 14	R: 0 E: 0 K: 1 S: 8	H: 0 LOB: 0 BB: 0 P: 12	R: 0 E: 0 K: 0 S: 13	H: 1 LOB: 1 BB: 0 P: 19	R: 0 E: 0 K: 1 S: 11	H: 1 LOB: 1 BB: 0 P: 14	R: 2 E: 0 K: 0 S: 12	H: 2 LOB: 0 BB: 0 P: 17	R: 0 E: 0 K: 2 S: 9	H: 0 LOB: 0 BB: 0 P: 10	R: 0 E: 0 K: 1 S: 6	H: 0 LOB: 0 BB: 0 P: 10	R: 1 E: 0 K: 0 S: 14	H: 3 LOB: 3 BB: 2 P: 28	1B: 6 2B: 1 3B: 0 HR: 2	SF: 1 SAC: 0 DP: 0 HBP: 0	WP: 1 PB: 0 SB: 1 CS: 2	PA: 44																
<b>PITCHER</b>	IP WLS BF H R ER SO BB IBB HBP BLK WP HR S P ERA WHIP																																							
Fernando Valenzuela, L (1, 1) ERA: 4.41	5.0	21	3	0	0	3	3	1	0	0	0	0	0	44	77	0.00	1.200																							
Alejandro Pena, R (6, 1) ERA: 1.64	3.0	12	3	2	2	3	0	0	0	0	0	2	32	41	6.00	1.000																								
Jay Howell, R (9, 1) ERA: 1.42	2.0	L 10	3	1	0	1	1	1	0	0	1	0	20	38	0.00	2.000																								

Cincinnati Reds @ Los Angeles Dodgers  
Dodger Stadium, Los Angeles, CA

Mon Apr 17 1989, 7:05 PM PDT  
Att: 32,489 - Unknown - 65 F

livebaseballscorecards.com

AB	36
R	3
H	9
RBI	3
BB	6
SO	7
LOB	12







Batter	1	2	3	4	5	6	7	8	9	AB R H RBI BB SO LOB	TOP																	
Lenny Harris, L (1, 6) OBP: 0.273, SLG: 0.273	1-2 G3		0-2 1B			1-3 K			0-1 4-3 1B	4 0 2 0 0 1 0																		
Chris Sabo, R (1, 5) OBP: 0.262, SLG: 0.310	1-2 2B		0-2 F7			1-0 6-3			2-3 K	4 0 1 0 0 1 2																		
Eric Davis, R (1, 8) OBP: 0.300, SLG: 0.404	3-3 K			0-0 F9		0-3 K			3-2 4-3	4 0 0 0 0 2 2																		
Kal Daniels, L (1, 7) OBP: 0.339, SLG: 0.217	3-2 P6			1-3 K			1-1 4-3		0-1 F7	4 0 0 0 0 1 2																		
Todd Benzinger, S (1, 3) OBP: 0.286, SLG: 0.283		2-2 F8		2-0 1B			2-1 F6			3 0 1 0 0 0 0																		
Paul O'Neill, L (1, 9) OBP: 0.396, SLG: 0.523		2-2 F8		1-2 F6			0-1 L8			3 0 0 0 0 0 1																		
Jeff Reed, L (1, 2) OBP: 0.319, SLG: 0.444		0-2 4-3			0-0 G3			0-3 K		3 0 0 0 0 1 0																		
Ron Oester, S (1, 4) OBP: 0.292, SLG: 0.195			2-2 F7		1-3 K			2-2 F8		3 0 0 0 0 1 0																		
Danny Jackson, R (1, 1) Herm Winningham, L (8, PH) Rob Dibble, L (8, 1)			0-3 K		2-3 K			2-3 K		2 0 0 0 0 2 0 1 0 0 0 0 1 0 0 0 0 0 0 0 0																		
<b>Inning Stats</b>	R: 0 E: 0 K: 1 S: 12	H: 1 LOB: 1 BB: 0 P: 20	R: 0 E: 0 K: 0 S: 10	H: 0 LOB: 0 BB: 0 P: 14	R: 0 E: 0 K: 1 S: 12	H: 1 LOB: 1 BB: 0 P: 14	R: 0 E: 0 K: 1 S: 10	H: 1 LOB: 1 BB: 0 P: 14	R: 0 E: 0 K: 2 S: 7	H: 0 LOB: 0 BB: 0 P: 9	R: 0 E: 0 K: 0 S: 6	H: 0 LOB: 0 BB: 0 P: 9	R: 0 E: 0 K: 0 S: 11	H: 0 LOB: 0 BB: 0 P: 15	R: 0 E: 0 K: 1 S: 11	H: 1 LOB: 1 BB: 0 P: 16	1B: 3 2B: 1 3B: 0 HR: 0	SF: 0 SAC: 0 DP: 0 HBP: 0	WP: 0 PB: 0 SB: 0 CS: 0	PA: 31								
<b>PITCHER</b> Tim Belcher, R (1, 1) ERA: 2.84	IP: 9.0 WLS: W BF: 31 H: 4 R: 0 ER: 0 SO: 10 BB: 0 IBB: 0 HBP: 0 BLK: 0 WP: 0 HR: 0 S: 89 P: 124 ERA: 0.00 WHIP: 0.444																											
<b>PITCHER</b>	IP	WLS	BF	H	R	ER	SO	BB	IBB	HBP	BLK	WP	HR	S	P	ERA	WHIP											

Cincinnati Reds @ Los Angeles Dodgers  
Dodger Stadium, Los Angeles, CA  
Tue Apr 18 1989, 7:05 PM PDT  
Att. 33,619 - Unknown

livebaseballscorecards.com

AB	31
R	0
H	4
RBI	0
BB	0
SO	10
LOB	7





Batter	1	2	3	4	5	6	7	8	9	AB R H RBI BB SO LOB	TOP									
Lenny Harris, L (1, 6) OBP: 0.200, SLG: 0.200	2-2 G4-1		2-1 G6-3			1-1 G3		1-0 F8		4 0 0 0 0 0 0										
Chris Sabo, R (1, 5) OBP: 0.262, SLG: 0.306	1-1 1B		1-1 L4			3-1 P2		3-1 G6-3		4 0 1 0 0 0 0										
Eric Davis, R (1, 8) OBP: 0.281, SLG: 0.375	2-1 G5-3		3-1 L3			3-3 K		0-0 P5		4 0 0 0 0 1 0										
Kal Daniels, L (1, 7) OBP: 0.333, SLG: 0.240		1-1 G6-3		1-1 L8			2-1 2B	0-1 L8		4 0 1 0 0 0 0										
Todd Benzinger, S (1, 3) OBP: 0.288, SLG: 0.286		3-1 1B		1-0 G6-3			1-3 K			3 0 1 0 0 1 1										
Paul O'Neill, L (1, 9) OBP: 0.392, SLG: 0.511	1 SAFE	0-0 1B		2-2 G4-3			3-2 F8			3 0 1 0 0 0 1										
Jeff Reed, L (1, 2) OBP: 0.327, SLG: 0.447 Bo Diaz, R (7, PH) (7, 2)		0-0 1B			2-2 G3		0-1 P4			2 0 1 0 0 0 0 1 0 0 0 0 0 1										
Ron Oester, S (1, 4) OBP: 0.275, SLG: 0.182		0-3 K			1-0 G4-3			1-3 K		3 0 0 0 0 2 3										
Tom Browning, L (1, 1) Ken Griffey, L (8, PH) Kent Tekulve, R (8, 1)		1-1 FC6-4			1-1 F8			2-2 P5		2 0 0 0 0 0 3 1 0 0 0 0 0 0 0 0 0 0 0 0 0										
<b>Inning Stats</b>	R: 0 E: 0 K: 0 S: 8	H: 1 LOB: 0 BB: 0 P: 13	R: 0 E: 0 K: 1 S: 11	H: 3 LOB: 3 BB: 0 P: 16	R: 0 E: 0 K: 0 S: 6	H: 0 LOB: 0 BB: 0 P: 12	R: 0 E: 0 K: 0 S: 6	H: 0 LOB: 0 BB: 0 P: 10	R: 0 E: 0 K: 1 S: 7	H: 0 LOB: 0 BB: 0 P: 14	R: 0 E: 0 K: 1 S: 11	H: 1 LOB: 1 BB: 0 P: 17	R: 0 E: 0 K: 1 S: 8	H: 0 LOB: 0 BB: 0 P: 12	R: 0 E: 0 K: 0 S: 5	H: 0 LOB: 0 BB: 0 P: 8	1B: 4 2B: 1 3B: 0 HR: 0	SF: 0 SAC: 0 DP: 0 HBP: 0	WP: 0 PB: 0 SB: 0 CS: 0	PA: 31
<b>PITCHER</b>	IP WLS BF H R ER SO BB IBB HBP BLK WP HR S P ERA WHIP																			
Mike Morgan, R (1, 1) ERA: 1.1	5.2 W 20 4 0 0 1 0 0 0 0 0 0 0 41 69 0.00 0.706																			
Tim Crews, R (6, 1) ERA: 1.08	0.1 2 1 0 0 1 0 0 0 0 0 0 0 5 10 0.00 3.000																			
Ray Searage, L (7, 1) ERA: 2.08	1.0 3 0 0 0 1 0 0 0 0 0 0 0 9 13 0.00 0.000																			
Jay Howell, R (8, 1) ERA: 1.08	2.0 S 6 0 0 0 1 0 0 0 0 0 0 0 13 20 0.00 0.000																			

Cincinnati Reds @ Los Angeles Dodgers  
 Dodger Stadium, Los Angeles, CA  
 Wed Apr 19 1989, 7:05 PM PDT  
 Att: 48,295 - Unknown

livebaseballscorecards.com

AB	31
R	0
H	5
RBI	0
BB	0
SO	4
LOB	9



Batter	1	2	3	4	5	6	7	8	9
Willie Randolph, R (1, 4) OBP: 0.352, SLG: 0.279	1-1 P3		0-1 L8			1-1 SH1-4 SF7 2B	0-0 F8		
Dave Anderson, R (1, 5) OBP: 0.231, SLG: 0.167 Franklin Stubbs, L (8, PH) OBP: 0.375, SLG: 0.286 Jeff Hamilton, R (9, 5) OBP: 0.167, SLG: 0.250	2-2 F9		1-0 G6-3			0-0 SH1-4 2-3		0-0 P2	
Mike Marshall, R (1, 9) OBP: 0.421, SLG: 0.565	2-1 P5			1-3 K		1-2 SF7 3-H		2-0 G6-3	
Eddie Murray, S (1, 3) OBP: 0.215, SLG: 0.293		1-1 P5		2-2 G5-3		4-0 1B BB		4-2 BB	
Mickey Hatcher, R (1, 7) OBP: 0.185, SLG: 0.250 Kirk Gibson, L (8, PH) OBP: 0.375, SLG: 0.462		0-0 L9		1-0 1B		2-2 1B 1B		2-2 G3	
John Shelby, S (1, 8) OBP: 0.311, SLG: 0.208		1-2 2B 1B		0-0 P3		0-2 1B 1-3 2-H			
Rick Dempsey, R (1, 2) OBP: 0.222, SLG: 0.188		2-1 2B 1-H			1-1 G5-3		2-2 E6 G4-3 SH1-3		
Alfredo Griffin, S (1, 6) OBP: 0.235, SLG: 0.320		1-1 F8			1-1 G3		0-0 SH1-3 1-2		
Mike Morgan, R (1, 1) Tim Crews, R (6, 1) Ray Searage, L (7, 1) Mariano Duncan, R (7, PH) OBP: 0.357, SLG: 0.500 Jay Howell, R (8, 1)			0-2 G4-3		1-0 G6-3		0-0 G4-3 2-3		

AB	R	H	RBI	BB	SO	LOB
4	1	1	0	0	0	1
2	0	0	0	0	0	0
1	0	0	0	0	0	0
0	0	0	0	0	0	0
3	0	0	1	0	1	0
2	1	0	0	2	0	0
3	0	2	0	0	0	0
1	0	0	0	0	0	1
3	1	2	1	0	0	1
3	0	1	1	0	0	0
2	0	0	0	0	0	1
2	0	0	0	0	0	0
0	0	0	0	0	0	0
0	0	0	0	0	0	0
1	0	0	0	0	0	1
0	0	0	0	0	0	0

BOTTOM	
<b>AB</b>	<b>27</b>
<b>R</b>	<b>3</b>
<b>H</b>	<b>6</b>
<b>RBI</b>	<b>3</b>
<b>BB</b>	<b>2</b>
<b>SO</b>	<b>1</b>
<b>LOB</b>	<b>5</b>
<b>WP</b>	<b>0</b>
<b>PA</b>	<b>32</b>

Cincinnati Reds @ Los Angeles Dodgers  
 Dodger Stadium, Los Angeles, CA  
 Wed Apr 19 1989, 7:05 PM PDT  
 Att. 48,295 - Unknown

livebaseballscorecards.com



Inning Stats		R	H	E	K	S	R	H	E	K	S	R	H	E	K	S	R	H	E	K	S	R	H	E	K	S	
R: 0 H: 0 E: 0 K: 0 S: 7		H: 0 LOB: 0 BB: 0 P: 12		R: 1 H: 2 E: 0 K: 0 S: 11		H: 2 LOB: 1 BB: 0 P: 16		R: 0 H: 0 E: 0 K: 0 S: 6		H: 0 LOB: 0 BB: 0 P: 7		R: 0 H: 1 E: 0 K: 1 S: 8		H: 1 LOB: 1 BB: 0 P: 12		R: 0 H: 0 E: 0 K: 0 S: 5		H: 0 LOB: 0 BB: 0 P: 8		R: 2 H: 3 E: 0 K: 0 S: 15		H: 3 LOB: 2 BB: 1 P: 23		R: 0 H: 0 E: 1 K: 0 S: 7		H: 0 LOB: 1 BB: 1 P: 15	

PITCHER		IP	WLS	BF	H	R	ER	SO	BB	IBB	HBP	BLK	WP	HR	S	P	ERA	WHIP
Tom Browning, L (1, 1) ERA: 2.96	(1, 1)	7.0	L	28	6	3	3	1	1	0	0	0	0	0	59	87	3.86	1.000
Kent Tekulve, R (8, 1) ERA: 1.5	(8, 1)	1.0		4	0	0	0	0	1	0	0	0	0	0	7	15	0.00	1.000

PITCHER		IP	WLS	BF	H	R	ER	SO	BB	IBB	HBP	BLK	WP	HR	S	P	ERA	WHIP
PITCHER		IP	WLS	BF	H	R	ER	SO	BB	IBB	HBP	BLK	WP	HR	S	P	ERA	WHIP

Batter	1	2	3	4	5	6	7	8	9	AB R H RBI BB SO LOB	TOP		
<b>Billy Hatcher, R</b> (1, 8) OBP: 0.324, SLG: 0.385	1-1 HR 1B		3-2 G3		2-2 6-3	4-1 E5 BB			3-2 HR 1B	4 2 2 1 1 0 0			
<b>Craig Reynolds, L</b> (1, 4) OBP: 0.190, SLG: 0.333 <b>Bill Doran, S</b> (6, PH) OBP: 0.273, SLG: 0.438 (6, 4)	1-1 HR 1-H		1-1 G6-3		2-3 K	3-2 E5			0-1 HR 1-H	3 1 1 2 0 1 0 2 1 1 2 0 0 2			
<b>Terry Puhl, L</b> (1, 7) OBP: 0.346, SLG: 0.273	1-0 G3		0-1 G3		4-2 BB			4-2 4-3 BB	2-3 K	3 0 0 0 2 1 0			
<b>Glenn Davis, R</b> (1, 3) OBP: 0.307, SLG: 0.449	2-2 F4			0-0 1B 1B	1-2 1-3			2-1 F6	1-0 P2	5 1 1 0 0 0 2			
<b>Kevin Bass, S</b> (1, 9) OBP: 0.309, SLG: 0.300	1-1 S 1B			0-1 L8		3-3 K		1-0 4-3	2-1 P3	5 0 1 0 0 1 2			
<b>Rafael Ramirez, R</b> (1, 6) OBP: 0.290, SLG: 0.353	3-1 G3-1 1-2			0-0 F9		2-2 6-3		2-3 K		4 0 0 0 0 1 3			
<b>Alan Ashby, S</b> (1, 2) OBP: 0.270, SLG: 0.188			1-3 K	2-2 1B 1-3 1B		1-1 1B HBP BB 1B		2-2 6-3		4 1 2 0 0 1 0			
<b>Ken Caminiti, S</b> (1, 5) OBP: 0.328, SLG: 0.444			1-2 F4	0-0 1B 1-2 1B 3-H		1-0 BB 1B E HBP		0-0 5-3		3 1 1 1 0 0 0			
<b>Jim Deshaies, L</b> (1, 1) OBP: 0.111, SLG: 0.111			1-1 6-3	0-0 G5-3		0-2 E BB E5 1B		2-3 K		4 0 1 0 0 1 2			
<b>Inning Stats</b>	R: 2 H: 3 E: 0 LOB: 1 K: 0 BB: 0 S: 14 P: 23	R: 0 H: 0 E: 0 LOB: 0 K: 1 BB: 0 S: 8 P: 11	R: 0 H: 0 E: 0 LOB: 0 K: 0 BB: 0 S: 7 P: 11	R: 1 H: 3 E: 0 LOB: 2 K: 0 BB: 0 S: 9 P: 11	R: 0 H: 0 E: 0 LOB: 1 K: 1 BB: 1 S: 13 P: 22	R: 2 H: 2 E: 1 LOB: 2 K: 1 BB: 1 S: 15 P: 29	R: 0 H: 0 E: 0 LOB: 1 K: 1 BB: 1 S: 11 P: 20	R: 0 H: 0 E: 0 LOB: 0 K: 1 BB: 0 S: 7 P: 11	R: 2 H: 2 E: 0 LOB: 0 K: 1 BB: 0 S: 13 P: 21	1B: 8 SF: 0 2B: 0 SAC: 0 3B: 0 DP: 0 HR: 2 HBP: 1	WP: 0 PA: 41 PB: 0 SB: 1 CS: 0		
<b>PITCHER</b>	IP WLS BF H R ER SO BB IBB HBP BLK WP HR S P ERA WHIP											<b>PITCHER</b>	IP WLS BF H R ER SO BB IBB HBP BLK WP HR S P ERA WHIP
<b>Rick Mahler, R</b> (1, 1) ERA: 1.63	5.2 L 28 8 5 4 3 2 0 1 0 0 0 1 63 101 6.35 1.765												
<b>Norm Charlton, L</b> (6, 1) ERA: 2.84	2.1 8 0 0 0 2 1 0 0 0 0 0 0 21 37 0.00 0.429												
<b>Tim Birtsas, L</b> (9, 1) ERA: 6.75	1.0 5 2 2 2 1 0 0 0 0 0 0 1 13 21 18.00 2.000												

**Houston Astros @ Cincinnati Reds**  
Riverfront Stadium, Cincinnati, OH  
Fri Apr 21 1989, 7:05 PM EDT  
Att: 30,828 - Unknown

livebaseballscorecards.com

AB	37
R	7
H	10
RBI	6
BB	3
SO	6
LOB	11



Batter	1	2	3	4	5	6	7	8	9	AB	R	H	RBI	BB	SO	LOB
Barry Larkin, R OBP: 0.357, SLG: 0.529 (1, 6)	2-2 1B G6-3 1B		2-1 F9			1-0 F9		0-1 F8		4	0	1	0	0	0	0
Chris Sabo, R OBP: 0.261, SLG: 0.303 (1, 5)	1-1 F8		1-2 F4			0-0 F6			1-1 G6-4-3 1B	4	0	1	0	0	0	1
Joel Youngblood, R (1, 7)	0-0 G6-3 1-2				3-1 F8		1-1 F7		0-0 G6-4-3 1-2f	4	0	0	0	0	0	2
Eric Davis, R OBP: 0.294, SLG: 0.400 (1, 8)	3-2 1B				1-3 K		0-0 WP 2B		1-0 G5-3	4	0	2	0	0	1	0
Todd Benzinger, S OBP: 0.274, SLG: 0.271 (1, 3)	0-3 K				3-2 F8		1-3 K			3	0	0	0	0	2	3
Paul O'Neill, L OBP: 0.370, SLG: 0.480 (1, 9)		1-3 K			0-0 F7		1-3 K			3	0	0	0	0	2	1
Bo Diaz, R (1, 2)		3-3 K			2-2 P5		3-1 F7 2-3			3	0	0	0	0	1	1
Manny Trillo, R OBP: 0.222, SLG: 0.125 (1, 4)		3-3 K			2-2 FC6-4 HBP		1-3 K			2	0	0	0	0	2	0
Rick Mahler, R OBP: 0.100, SLG: 0.100 (1, 1)			0-0 F8		0-2 FC6-4 1-2f		1-3 K			2	0	0	0	0	0	1
Norm Charlton, S (6, 1)										0	0	0	0	0	0	0
Dave Collins, S (8, PH)										1	0	0	0	0	1	0
Tim Birtsas, L (9, 1)										0	0	0	0	0	0	0

Inning Stats	R: 0	H: 2	R: 0	H: 0	R: 0	H: 0	R: 0	H: 0	R: 0	H: 0	R: 0	H: 1	R: 0	H: 0	R: 0	H: 1	1B: 3	SF: 0	WP: 1	PA: 31	
	E: 0	LOB: 2	E: 0	LOB: 0	E: 0	LOB: 0	E: 0	LOB: 1	E: 0	LOB: 0	E: 0	LOB: 1	E: 0	LOB: 0	E: 0	LOB: 0	2B: 1	SAC: 0	PB: 0		
	K: 1	BB: 0	K: 3	BB: 0	K: 1	BB: 0	K: 0	BB: 0	K: 2	BB: 0	K: 2	BB: 0	K: 0	BB: 0	K: 0	BB: 0	3B: 0	DP: 1	SB: 0		
	S: 12	P: 18	S: 11	P: 18	S: 8	P: 11	S: 11	P: 15	S: 4	P: 6	S: 10	P: 15	S: 10	P: 12	S: 4	P: 6	HR: 0	HBP: 1	CS: 0		
PITCHER Jim Deshaies, L (1, 1) ERA: 2.67	IP: 9.0	WLS: W	BF: 31	H: 4	R: 0	ER: 0	SO: 9	BB: 0	IBB: 0	HBP: 1	BLK: 0	WP: 1	HR: 0	S: 78	P: 116	ERA: 0.00	WHIP: 0.444				
PITCHER	IP	WLS	BF	H	R	ER	SO	BB	IBB	HBP	BLK	WP	HR	S	P	ERA	WHIP				


**BOTTOM**

**Houston Astros @ Cincinnati Reds**  
Riverfront Stadium, Cincinnati, OH

Fri Apr 21 1989, 7:05 PM EDT  
Att. 30,828 - Unknown

livebaseballscorecards.com

AB	30
R	0
H	4
RBI	0
BB	0
SO	9
LOB	9









# Houston Astros @ Cincinnati Reds

## Riverfront Stadium, Cincinnati, OH

Sun Apr 23 1989, 3:33 AM EDT  
Att. 21,967 - Unknown

[livebaseballscorecards.com](http://livebaseballscorecards.com)

AB	38
R	5
H	11
RBI	4
BB	3
SO	4
LOB	16



Batter	1	2	3	4	5	6	7	8	9	AB R H RBI BB SO LOB
Gerald Young, S OBP: 0.300, SLG: 0.250 (1, 8)	3-2 5-3		3-2 5-3	2-2 F8			1-0 F7		0-0 FC1-6	5 0 0 0 0 0 1
Billy Hatcher, R OBP: 0.316, SLG: 0.384 (1, 7)	1-0 1B		3-2 P4			1-0 6-3	0-1 PB 2B	1 SAFE 1 SAFE 1 SAFE 1 SAFE X	1-2 FC6-4	5 1 2 0 0 0 1
Bill Doran, S OBP: 0.289, SLG: 0.431 (1, 4)	0-1 P3		0-0 HR			2-1 P6	1-0 F9	1 SAFE 1 SAFE X	1-0 E5	5 1 1 0 0 0 2
Glenn Davis, R OBP: 0.309, SLG: 0.473 (1, 3)	1-1 5-3		1-1 HR			1-0 F8		1-3 K	4-0 IBB	4 1 1 2 1 1 1
Rafael Ramirez, R OBP: 0.278, SLG: 0.333 (1, 6)		0-1 5-3	0-1 L4			2-1 G3	0-1 1B	2-2 F9		5 0 1 0 0 0 2
Kevin Bass, S OBP: 0.324, SLG: 0.323 (1, 9)		0-0 2B		1-2 2B 1B		2-2 L9	4-2 FC5-4 BB			3 1 2 0 1 0 0
Ken Caminiti, S OBP: 0.329, SLG: 0.443 (1, 5)		1-3 K		0-2 1B 2B		2-2 1B	1-1 P5			4 1 2 0 0 1 3
Craig Biggio, R OBP: 0.286, SLG: 0.240 (1, 2)		4-0 IBB		1-0 1B		2-3 K	1-1 FC5-4			2 0 1 2 1 1 1
Terry Puhl, L OBP: 0.323, SLG: 0.308 (8, PH)				2-H 3-H						0 0 0 0 0 0 0
Alex Trevino, R OBP: 0.214, SLG: 0.154 (8, 2)										1 0 0 0 0 0 2
Bob Knepper, L OBP: 0.167, SLG: 0.167 (1, 1)		1-2 FC6-4		0-0 B2-6-3			1-3 K		0-2 FC1-6	3 0 0 0 0 1 3
Larry Andersen, R OBP: 1.000, SLG: 1.000 (7, 1)				1-2f						1 0 1 0 0 0 0

Inning Stats	R: 0 E: 0 K: 0 S: 9	H: 1 LOB: 1 BB: 0 P: 14	R: 0 E: 0 K: 1 S: 10	H: 1 LOB: 2 BB: 1 P: 16	R: 2 E: 0 K: 0 S: 11	H: 2 LOB: 0 BB: 0 P: 18	R: 2 E: 0 K: 0 S: 12	H: 3 LOB: 0 BB: 0 P: 16	R: 0 E: 0 K: 0 S: 4	H: 0 LOB: 0 BB: 0 P: 8	R: 0 E: 0 K: 1 S: 14	H: 1 LOB: 1 BB: 0 P: 22	R: 0 E: 0 K: 1 S: 7	H: 1 LOB: 1 BB: 0 P: 10	R: 0 E: 0 K: 1 S: 11	H: 1 LOB: 2 BB: 1 P: 18	R: 1 E: 1 K: 0 S: 11	H: 1 LOB: 2 BB: 1 P: 19	1B: 6 2B: 4 3B: 0 HR: 1	SF: 0 SAC: 0 DP: 1 HBP: 0	WP: 0 PB: 1 SB: 3 CS: 0	PA: 41
--------------	------------------------------	----------------------------------	-------------------------------	----------------------------------	-------------------------------	----------------------------------	-------------------------------	----------------------------------	------------------------------	---------------------------------	-------------------------------	----------------------------------	------------------------------	----------------------------------	-------------------------------	----------------------------------	-------------------------------	----------------------------------	----------------------------------	------------------------------------	----------------------------------	--------

PITCHER	IP	WLS	BF	H	R	ER	SO	BB	IBB	HBP	BLK	WP	HR	S	P	ERA	WHIP
Danny Jackson, L ERA: 5.4 (1, 1)	7.0	L	30	9	4	4	3	0	1	0	0	0	1	67	104	5.14	1.286
Rob Dibble, R ERA: 4.76 (8, 1)	0.2		4	1	0	0	1	1	0	0	0	0	0	9	15	0.00	3.000
Norm Charlton, L ERA: 1.93 (8, 1)	1.0		5	1	1	0	0	0	0	0	0	0	0	10	13	0.00	1.000
Kent Tekulve, R ERA: 2.7 (9, 1)	0.1		2	0	0	0	0	0	1	0	0	0	0	3	9	0.00	0.000

PITCHER	IP	WLS	BF	H	R	ER	SO	BB	IBB	HBP	BLK	WP	HR	S	P	ERA	WHIP
---------	----	-----	----	---	---	----	----	----	-----	-----	-----	----	----	---	---	-----	------

Batter	1	2	3	4	5	6	7	8	9	AB R H RBI BB SO LOB
Barry Larkin, R OBP: 0.318, SLG: 0.459 (1, 6)	2-0 F9		1-2 E G1-3 1B		2-1 5-3		3-2 FC4 1-H 3-H		1-2 L9	5 0 1 1 0 0 0
Chris Sabo, R OBP: 0.269, SLG: 0.301 (1, 5)	0-0 5-3		1-1 G1-3 1-2			1-1 6-3	2-3 K			4 0 0 0 0 1 2
Kal Daniels, L OBP: 0.361, SLG: 0.222 (1, 7)	4-1 BB		2-3 K 2-3			4-0 BB BB	4-0 BB			1 0 0 0 3 1 1
Eric Davis, R OBP: 0.299, SLG: 0.424 (1, 8)	3-2 1-3		0-0 F7			4-0 BB 1-2	2-2 P4			3 0 0 0 1 0 4
Todd Benzinger, S OBP: 0.282, SLG: 0.284 (1, 3)		2-0 G3		0-1 4-3		1-0 F9	1-2 FC4-8 1B			4 0 1 0 0 0 2
Paul O'Neill, L OBP: 0.333, SLG: 0.424 (1, 9)		2-1 G3-1		0-0 P5		0-0 5-3	1-2 FC4-6 G6-3 1-2f			4 0 0 0 0 0 3
Bo Diaz, R OBP: 0.286, SLG: 0.167 (1, 2)		1-0 1B 1B		2-2 P3			4-1 1B FC4 BB 1-2f	1-1 G6-3		2 1 1 0 1 0 0
Dave Collins, S (8, PH)										1 0 0 0 0 0 1
Jeff Reed, L (9, 2)										0 0 0 0 0 0 0
Ron Oester, S OBP: 0.288, SLG: 0.180 (1, 4)		3-2 1-3 1B			1-2 6-3		2-1 P6		1-1 L4	4 0 1 0 0 0 1
Danny Jackson, R (1, 1)		2-3 K			1-3 K		2-2 FC4 E 1B		1-3 K	2 0 0 0 0 0 2 2
Joel Youngblood, R (7, PH)										1 1 1 0 0 0 0
Rob DiMatteo, L (8, 1)										0 0 0 0 0 0 0
Norm Charlton, S (8, 1)										0 0 0 0 0 0 0
Kent Tekulve, R (9, 1)										0 0 0 0 0 0 0
Herm Winningham, L (9, PH)										1 0 0 0 0 0 1 0

Inning Stats	R: 0	H: 0	E: 0	K: 0	S: 6	LOB: 1	BB: 1	P: 15
	R: 0	H: 2	E: 0	K: 1	S: 11	LOB: 2	BB: 0	P: 21
	R: 0	H: 1	E: 1	K: 1	S: 9	LOB: 1	BB: 0	P: 13
	R: 0	H: 0	E: 0	K: 0	S: 8	LOB: 0	BB: 0	P: 10
	R: 0	H: 0	E: 0	K: 1	S: 12	LOB: 0	BB: 0	P: 16
	R: 0	H: 0	E: 0	K: 0	S: 4	LOB: 2	BB: 2	P: 14
	R: 2	H: 1	E: 1	K: 1	S: 20	LOB: 2	BB: 2	P: 39
	R: 0	H: 1	E: 0	K: 0	S: 10	LOB: 0	BB: 0	P: 13
	R: 0	H: 0	E: 0	K: 1	S: 8	LOB: 0	BB: 0	P: 11
	R: 0	H: 0	E: 0	K: 0	S: 1	LOB: 0	BB: 0	P: 1

BOTTOM	
AB	32
R	2
H	5
RBI	1
BB	5
SO	5
LOB	16

PITCHER	
IP	6.1
WLS	W
BF	27
H	4
R	2
ER	1
SO	3
BB	4
IBB	0
HBP	0
BLK	0
WP	0
HR	0
S	57
P	104
ERA	1.42
WHIP	1.263

WP: 0	PA: 37
PB: 0	
SB: 0	
CS: 0	

Houston Astros @ Cincinnati Reds  
Riverfront Stadium, Cincinnati, OH  
Sun Apr 23 1989, 3:33 AM EDT  
Att. 21,967 - Unknown

livebaseballscorecards.com



Batter	1	2	3	4	5	6	7	8	9	AB R H RBI BB SO LOB	TOP	
Tim Raines, S (1, 7) OBP: 0.384, SLG: 0.371	1-2 F9		1-0 F8			1-2 1B		0-0 F7		4 0 1 0 0 0 1		
Otis Nixon, S (1, 8) Randy Johnson, R (8, 1)	0-1 B1-3			0-1 L7		0-0 L4		1-0 4-3		4 0 0 0 0 0 2 0 0 0 0 0 0 0		
Andres Galarraga, R (1, 3)	2-3 K			1-3 K			1-3 K		0-1 1B 2B	4 0 1 0 0 3 0		
Hubie Brooks, R (1, 9) OBP: 0.320, SLG: 0.412		1-2 4-3		1-2 G6-3			1-0 2B 1B		1-1 5-3	4 0 1 0 0 0 1		
Tim Wallach, R (1, 5) OBP: 0.373, SLG: 0.459		1-0 HR			0-0 5-3		3-1 2B		1-0 2B 1B	4 1 3 1 0 0 0		
Damaso Garcia, R (1, 4) OBP: 0.283, SLG: 0.341		1-1 L9			2-1 L4		2-1 P2		0-0 F4	4 0 0 0 0 0 4		
Nelson Santovenia, R (1, 2) OBP: 0.345, SLG: 0.388		0-0 F3			0-2 4-3		1-0 P3		0-1 F9	4 0 0 0 0 0 4		
Spike Owen, S (1, 6) OBP: 0.321, SLG: 0.354			2-2 G5-3			1-3 K		0-0 2B		3 0 1 0 0 1 0		
Dennis Martinez, R (1, 1) Andy McGaffigan, R (7, 1) Gene Harris, R (7, 1) Rex Hudler, R (8, PH)			0-3 K			1-1 F9		2-1 F5		2 0 0 0 0 1 0 0 0 0 0 0 0 0 0 0 0 0 0 0 0 1 0 0 0 0 0 1		
<b>Inning Stats</b>	R: 0 H: 0 E: 0 LOB: 0 K: 1 BB: 0 S: 9 P: 12	R: 1 H: 1 E: 0 LOB: 0 K: 0 BB: 0 S: 7 P: 10	R: 0 H: 0 E: 0 LOB: 0 K: 1 BB: 0 S: 9 P: 12	R: 0 H: 0 E: 0 LOB: 0 K: 1 BB: 0 S: 8 P: 10	R: 0 H: 0 E: 0 LOB: 0 K: 0 BB: 0 S: 6 P: 8	R: 0 H: 1 E: 0 LOB: 1 K: 1 BB: 0 S: 9 P: 12	R: 0 H: 2 E: 0 LOB: 2 K: 1 BB: 0 S: 9 P: 17	R: 0 H: 1 E: 0 LOB: 1 K: 0 BB: 0 S: 5 P: 8	R: 0 H: 2 E: 0 LOB: 2 K: 0 BB: 0 S: 8 P: 10	1B: 3 SF: 0 2B: 3 SAC: 0 3B: 0 DP: 0 HR: 1 HBP: 0	WP: 0 PA: 34 PB: 0 SB: 0 CS: 0	
<b>PITCHER</b> Tom Browning, L (1, 1) ERA: 2.48	IP WLS BF H R ER SO BB IBB HBP BLK WP HR S P ERA WHIP	9.0 W 34 7 1 1 5 0 0 0 0 0 0 1 70 99 1.00 0.778										

**Montreal Expos @ Cincinnati Reds**  
Riverfront Stadium, Cincinnati, OH

Tue Apr 25 1989, 7:05 PM EDT  
Att. 16,469 - Unknown - 84 F

livebaseballscorecards.com

AB	34
R	1
H	7
RBI	1
BB	0
SO	5
LOB	13





Batter	1	2	3	4	5	6	7	8	9	AB R H RBI BB SO LOB	TOP		
<b>Tim Raines, S</b> (1, 7) OBP: 0.396, SLG: 0.397 <small>C B X</small>	2-1 4-3 <small>1</small>		2-1 SF8 <small>2</small>		2-0 S 1B <small>B B X</small>		4-1 CS BB <small>B B B B</small>		1-0 1B 2B <small>1-H 2-H</small>	3 1 2 3 1 0 0			
<b>Tom Foley, L</b> (1, 4) OBP: 0.292, SLG: 0.397 <b>Mike Fitzgerald, R</b> (9, PH) OBP: 0.300, SLG: 0.400 <small>B X</small>	1-0 F8 <small>2</small>		0-0 FC6-4 1B <small>3-H</small>		2-1 L4 <small>1</small>		2-2 2B <small>1-2</small>		4-1 1B BB <small>B B B B</small>	4 0 2 0 0 0 1 0 0 0 0 1 0 0			
<b>Andres Galarraga, R</b> (1, 3) OBP: 0.301, SLG: 0.347 <small>C C B F B S</small>	2-3 K <small>3</small>		0-0 FC6-4 1-2f <small>3</small>		1-0 G6-3 1-2 <small>B X</small>		2-3 K <small>3</small>		0-0 1-2 3-H 1B <small>X</small>	5 0 1 1 0 2 3			
<b>Hubie Brooks, R</b> (1, 9) OBP: 0.313, SLG: 0.397 <small>F B B X</small>		2-1 FC4-6 1B <small>1</small>		0-0 F8 <small>1</small>	2-2 G4-3 <small>3</small>			0-2 G1-3 <small>1</small>	0-1 F7 <small>2</small>	5 0 1 0 0 0 3			
<b>Tim Wallach, R</b> (1, 5) OBP: 0.347, SLG: 0.424 <small>C C B X</small>		1-3 K <small>1</small>		0-2 G6-3 <small>2</small>		2-2 G4-3 <small>1</small>		0-1 L4 <small>2</small>	3-1 F9 <small>3</small>	5 0 0 0 0 1 3			
<b>Dave Martinez, L</b> (1, 8) OBP: 0.222, SLG: 0.233 <b>Rex Hudler, R</b> (8, PH) OBP: 0.375, SLG: 0.375 (8, 8) <small>B X</small>		1-0 FC4-6 1-2f <small>2</small>		2-1 S 1B <small>B C B X</small>		1-0 F8 <small>2</small>		0-0 B1-3 <small>3</small>		3 1 1 0 0 0 1 1 0 0 0 0 0 0			
<b>Nelson Santovenia, R</b> (1, 2) OBP: 0.355, SLG: 0.385 <small>F X</small>		0-1 P6 <small>3</small>		4-0 1B 1-3 BB <small>1 SAFE B B B B</small>		0-1 1B <small>C X</small>			0-1 6-3 <small>1</small>	3 0 1 0 1 0 1			
<b>Spike Owen, S</b> (1, 6) OBP: 0.333, SLG: 0.353 <small>F F B X</small>			1-2 G6-3 <small>1</small>	2-2 1-2 3-H 1B <small>B B C X</small>		3-2 L7 <small>3</small>			4-2 BB 2B <small>B B B B</small>	3 1 1 1 1 0 1			
<b>Pascual Perez, R</b> (1, 1) OBP: 0.125, SLG: 0.250 <b>Otis Nixon, S</b> (7, PH) OBP: 0.267, SLG: 0.231 <b>Joe Hesketh, R</b> (7, 1) OBP: 1.000, SLG: 1.000 <b>Andy McGaffigan, R</b> (7, 1) <b>Damaso Garcia, R</b> (9, PH) OBP: 0.298, SLG: 0.341 <small>X</small>			0-0 E9 SF8 2B <small>3</small>	0-0 G1-3 <small>3</small>			1-0 B3 <small>1</small>		4-2 2B BB <small>B B B B</small>	2 1 1 0 0 0 2 1 0 1 0 0 1 0 0			
<b>Inning Stats</b>	R: 0 H: 0 E: 0 LOB: 0 K: 1 BB: 0 S: 8 P: 13	R: 0 H: 1 E: 0 LOB: 1 K: 1 BB: 0 S: 8 P: 12	R: 1 H: 2 E: 1 LOB: 1 K: 0 BB: 0 S: 9 P: 12	R: 1 H: 2 E: 0 LOB: 2 K: 0 BB: 1 S: 10 P: 18	R: 0 H: 1 E: 0 LOB: 1 K: 0 BB: 0 S: 10 P: 16	R: 0 H: 1 E: 0 LOB: 1 K: 0 BB: 0 S: 9 P: 15	R: 0 H: 1 E: 0 LOB: 1 K: 1 BB: 1 S: 9 P: 18	R: 0 H: 0 E: 0 LOB: 0 K: 0 BB: 0 S: 8 P: 8	R: 3 H: 2 E: 0 LOB: 2 K: 0 BB: 3 S: 16 P: 32	1B: 7 SF: 1 2B: 3 SAC: 0 3B: 0 DP: 0 HR: 0 HBP: 0	WP: 0 PA: 41 PB: 0 SB: 3 CS: 1		
<b>PITCHER</b>	IP WLS BF H R ER SO BB IBB HBP BLK WP HR S P ERA WHIP											<b>PITCHER</b>	IP WLS BF H R ER SO BB IBB HBP BLK WP HR S P ERA WHIP
<b>Rick Mahler, R</b> (1, 1) ERA: 1.83 <b>Rob Dibble, R</b> (7, 1) ERA: 4.63 <b>John Franco, L</b> (8, 1) ERA: 2.53	6.2 W 29 8 2 2 2 2 2 0 0 0 0 0 0 59 98 2.70 1.500												

**Montreal Expos @ Cincinnati Reds**  
 Riverfront Stadium, Cincinnati, OH

Wed Apr 26 1989, 7:05 PM EDT  
 Att. 19,336 - Unknown - 75 F

<b>AB</b>	35
<b>R</b>	5
<b>H</b>	10
<b>RBI</b>	5
<b>BB</b>	5
<b>SO</b>	3
<b>LOB</b>	15



BOTTOM

Montreal Expos @ Cincinnati Reds  
Riverfront Stadium, Cincinnati, OH  
Wed Apr 26 1989, 7:05 PM EDT  
Att: 19,336 - Unknown - 75 F

livebaseballscorecards.com

AB 34  
R 6  
H 12  
RBI 6  
BB 1  
SO 6  
LOB 13



WP: 0 PA: 36  
PB: 0  
SB: 1  
CS: 0

AB	R	H	RBI	BB	SO	LOB
4	2	3	1	0	1	0
4	0	1	2	0	0	3
3	1	1	1	0	1	1
4	1	2	0	0	1	1
4	0	0	0	0	1	4
4	0	1	2	0	0	0
2	0	1	0	0	0	0
2	0	0	0	0	0	1
3	1	1	0	1	0	1
2	1	1	0	0	1	0
0	0	0	0	0	0	0
1	0	1	0	0	0	0
1	0	0	0	0	1	2
1B: 8	SF: 1	WP: 0	PA: 36			
2B: 4	SAC: 0	PB: 0				
3B: 0	DP: 1	SB: 1				
HR: 0	HBP: 0	CS: 0				

Batter	1	2	3	4	5	6	7	8	9				
<b>Kal Daniels, L</b> OBP: 0.400, SLG: 0.311 (1, 7) X	0-0 G6-3 SF9 2B		3-3 K			0-0 2B	2-2 FC6-4 1B						
<b>Chris Sabo, R</b> OBP: 0.276, SLG: 0.321 (1, 5) B X	1-0 G6-3 2-3		0-0 P2			0-0 2B	1-2 FC6-4 1-2f						
<b>Barry Larkin, R</b> OBP: 0.315, SLG: 0.448 (1, 6) B S F X	1-2 SF9 3-H				0-1 G4-3	0-3 K2-3		0-0 1B 2B 1B					
<b>Eric Davis, R</b> OBP: 0.306, SLG: 0.425 (1, 8) C X	0-1 S 1B				0-0 F8	0-3 K		2-1 2B 1B					
<b>Todd Benzinger, S</b> OBP: 0.278, SLG: 0.297 (1, 3) F F P S	1-3 K 1-2				0-0 G4-3	3-1 F9		2-1 F9					
<b>Paul O'Neill, L</b> OBP: 0.352, SLG: 0.485 (1, 9) C B X		1-1 P2			0-0 G3-1		2-0 P4	1-0 FC5-2 2B					
<b>Jeff Reed, L</b> OBP: 0.339, SLG: 0.446 (7, PH) X T B S		2-2 G1-4-3 1B			0-0 G4-3		0-0 G4-3	0-1 FC5-2 1B					
<b>Bo Diaz, R</b> OBP: 0.222, SLG: 0.125 (8, 2) B X		1-0 G1-4-3 1-2f			2-1 G4-3		4-0 1B BB	1-1 1B					
<b>Ron Oester, S</b> OBP: 0.313, SLG: 0.228 (1, 4) B X													
<b>Rick Mahler, R</b> OBP: 0.167, SLG: 0.167 (7, 1) C B B B S			3-3 K			1-1 2B 1B	1-2 1B	1-3 K					
<b>Joel Youngblood, R</b> OBP: 0.214, SLG: 0.154 (8, 1) F B X													
<b>Inning Stats</b>	R: 1 H: 2 E: 0 LOB: 1 K: 1 BB: 0 S: 11 P: 13	R: 0 H: 1 E: 0 LOB: 0 K: 0 BB: 0 S: 6 P: 10	R: 0 H: 0 E: 0 LOB: 0 K: 2 BB: 0 S: 9 P: 15	R: 0 H: 0 E: 0 LOB: 0 K: 0 BB: 0 S: 4 P: 4	R: 0 H: 0 E: 0 LOB: 0 K: 0 BB: 0 S: 4 P: 6	R: 2 H: 3 E: 0 LOB: 1 K: 2 BB: 0 S: 16 P: 20	R: 1 H: 2 E: 0 LOB: 2 K: 0 BB: 1 S: 14 P: 24	R: 2 H: 4 E: 0 LOB: 2 K: 1 BB: 0 S: 15 P: 20					
<b>PITCHER</b>	IP WLS BF H R ER SO BB IBB HBP BLK WP HR S P ERA WHIP											<b>PITCHER</b>	IP WLS BF H R ER SO BB IBB HBP BLK WP HR S P ERA WHIP
<b>Pascual Perez, R</b> ERA: 3.48 (1, 1)	6.0 L 23 6 3 3 5 0 0 0 0 0 0 50 68 4.50 1.000												
<b>Joe Hesketh, L</b> ERA: 3.72 (7, 1)	0.2 5 2 1 1 0 1 0 0 0 0 0 11 20 13.50 4.500												
<b>Andy McGaffigan, R</b> ERA: 3.55 (7, 1)	1.1 8 4 2 2 1 0 0 0 0 0 0 18 24 13.50 3.000												

Batter	1	2	3	4	5	6	7	8	9	AB R H RBI BB SO LOB	TOP											
<b>Kal Daniels, L</b> (1, 7) OBP: 0.400, SLG: 0.354	1-1 HR	0-2 1-3			4-1 FC1-2 1B 1-2 BB		2-1 F8		1-0 4-3	4 1 1 1 1 0 4												
<b>Chris Sabo, R</b> (1, 5) OBP: 0.275, SLG: 0.318	1-0 5-3		3-1 P4		2-2 FC1-2 1-2 2-3 1B		2-1 CS	0-0 5-3		4 0 1 0 0 0 0												
<b>Barry Larkin, R</b> (1, 6) OBP: 0.312, SLG: 0.437	0-2 L7		3-1 1-3		0-1 FC1-2 1-2 2-3 3-HF G6-4-3			2-2 FC1-4 1B		4 0 1 0 0 0 3												
<b>Eric Davis, R</b> (1, 8) OBP: 0.315, SLG: 0.461	4-1 BB		1-1 HR		1-2 G6-4-3 1-2f			2-0 FC1-4 1-2f		3 1 1 1 1 0 4												
<b>Todd Benzinger, S</b> (1, 3) OBP: 0.265, SLG: 0.282	2-0 P4		1-2 F8			1-2 P3		2-2 6-3		4 0 0 0 0 0 2												
<b>Paul O'Neill, L</b> (1, 9) OBP: 0.347, SLG: 0.514		3-2 HR		2-2 G3		0-0 6-3		1-2 F9		4 1 1 1 0 0 0												
<b>Bo Diaz, R</b> (1, 2) OBP: 0.231, SLG: 0.250		0-2 F9		0-0 F9		2-1 F9		0-1 2B		4 0 1 0 0 0 0												
<b>Ron Oester, S</b> (1, 4) OBP: 0.310, SLG: 0.230		1-0 F8		0-0 1-3			0-1 5-3		3-0 1B	4 0 1 0 0 0 0												
<b>Jose Rijo, R</b> (1, 1) OBP: 0.333, SLG: 0.444		0-1 2B			1-2 1B BB FC1-2 1B		1-0 CS 1B		0-0 F8	2 0 2 0 0 0 0												
<b>Joel Youngblood, R</b> (7, PH) OBP: 0.267, SLG: 0.214										1 0 1 0 0 0 0												
<b>Rob Dibble, L</b> (7, 1)										0 0 0 0 0 0 0												
<b>Ken Griffey, L</b> (9, PH)										1 0 0 0 0 0 2												
<b>John Franco, L</b> (9, 1)										0 0 0 0 0 0 0												
<b>Inning Stats</b>	R: 1 E: 0 K: 0 S: 8	H: 1 LOB: 1 BB: 1 P: 16	R: 1 E: 0 K: 0 S: 13	H: 2 LOB: 1 BB: 0 P: 17	R: 1 E: 0 K: 0 S: 9	H: 1 LOB: 0 BB: 0 P: 17	R: 0 E: 0 K: 0 S: 5	H: 0 LOB: 0 BB: 0 P: 7	R: 0 E: 0 K: 0 S: 14	H: 2 LOB: 2 BB: 1 P: 22	R: 0 E: 0 K: 0 S: 7	H: 0 LOB: 0 BB: 0 P: 10	R: 0 E: 0 K: 0 S: 6	H: 1 LOB: 0 BB: 0 P: 11	R: 0 E: 0 K: 0 S: 8	H: 1 LOB: 1 BB: 0 P: 14	R: 0 E: 0 K: 0 S: 8	H: 2 LOB: 2 BB: 0 P: 13	1B: 5 2B: 2 3B: 0 HR: 3	SF: 0 SAC: 0 DP: 1 HBP: 0	WP: 0 PB: 0 SB: 0 CS: 1	PA: 38
<b>PITCHER</b>	IP WLS BF H R ER SO BB IBB HBP BLK WP HR S P ERA WHIP																					
<b>Don Carman, L</b> (1, 1) ERA: 4.45	6.0 L 25 6 3 3 0 2 0 0 0 0 0 3 56 89 4.50 1.333																					
<b>Larry McWilliams, L</b> (7, 1) ERA: 1.56	2.0 7 2 0 0 0 0 0 0 0 0 0 0 14 25 0.00 1.000																					
<b>Jeff Parrett, R</b> (9, 1) ERA: 2.16	0.1 3 2 0 0 0 0 0 0 0 0 0 0 6 10 0.00 6.000																					
<b>Steve Bedrosian, R</b> (9, 1) ERA: 3.72	0.2 2 0 0 0 0 0 0 0 0 0 0 0 2 3 0.00 0.000																					

Cincinnati Reds @ Philadelphia Phillies  
Veterans Stadium, Philadelphia, PA  
Fri Apr 28 1989, 7:05 PM EDT  
Att. 23,052 - Unknown - 65 F

livebaseballscorecards.com

AB	35
R	3
H	10
RBI	3
BB	2
SO	0
LOB	15





Batter	1	2	3	4	5	6	7	8	9	AB R H RBI BB SO LOB
Juan Samuel, R OBP: 0.270, SLG: 0.343 (1, 8)	0-0 L8			0-0 B2-3		2-2 BB 1B		0-0 F9		4 0 1 0 0 0 0
Tom Herr, S OBP: 0.404, SLG: 0.414 (1, 4)	3-2 L6			3-2 2B		4-2 BB 1-2		1-1 G6-4-3 1B		3 0 2 0 1 0 0
Von Hayes, L OBP: 0.495, SLG: 0.699 (1, 9)	3-3 K			1-0 F8		2-3 K		1-3 K		4 0 0 0 0 3 4
Mike Schmidt, R OBP: 0.315, SLG: 0.494 (1, 5)			4-0 G6-4-3 BB	1-1 5-3		2-2 F9		1-2 G6-4-3 1-2		3 0 0 0 1 0 4
Chris James, R OBP: 0.308, SLG: 0.382 (1, 7)			1-2 G6-4-3 1-2		0-2 G3 2B		0-2 2-3			3 0 1 0 0 0 1
Ricky Jordan, R OBP: 0.277, SLG: 0.311 (1, 3)			1-0 L9		1-3 K		1-2 1-3			3 0 0 0 0 1 1
Darren Daulton, L OBP: 0.386, SLG: 0.592 (1, 2)			1-0 G3		0-2 G3		3-3 K			3 0 0 0 0 1 1
Dickie Thon, R OBP: 0.294, SLG: 0.233 (1, 6)			2-2 L7		2-3 K		0-2 4-3			3 0 0 0 0 1 1
Don Carman, L (1, 1) Mark Ryal, L (6, PH) Larry McWilliams, L (7, 1) Curt Ford, L (8, PH) Jeff Parrett, R (9, 1) Steve Bedrosian, R (9, 1)			1-1 6-3		2-2 4-3		0-3 K			1 0 0 0 0 0 0 1 0 0 0 0 0 0 0 0 0 0 0 0 0 1 0 0 0 0 1 0 0 0 0 0 0 0 0 0 0 0 0 0 0 0

**BOTTOM**

**Cincinnati Reds @ Philadelphia Phillies**  
**Veterans Stadium, Philadelphia, PA**  
 Fri Apr 28 1989, 7:05 PM EDT  
 Att: 23,052 - Unknown - 65 F

[livebaseballscorecards.com](http://livebaseballscorecards.com)

<b>AB</b>	<b>29</b>
<b>R</b>	<b>0</b>
<b>H</b>	<b>4</b>
<b>RBI</b>	<b>0</b>
<b>BB</b>	<b>2</b>
<b>SO</b>	<b>7</b>
<b>LOB</b>	<b>12</b>



Inning Stats	R: 0	H: 0	E: 0	K: 1	S: 9	LOB: 0	BB: 0	P: 15	R: 0	H: 0	E: 0	K: 0	S: 5	LOB: 0	BB: 1	P: 11	R: 0	H: 0	E: 0	K: 0	S: 6	LOB: 0	BB: 0	P: 10	R: 0	H: 1	E: 0	K: 0	S: 7	LOB: 1	BB: 0	P: 12	R: 0	H: 1	E: 0	K: 2	S: 13	LOB: 1	BB: 0	P: 16	R: 0	H: 1	E: 0	K: 1	S: 17	LOB: 2	BB: 1	P: 29	R: 0	H: 0	E: 0	K: 1	S: 13	LOB: 0	BB: 0	P: 17	R: 0	H: 0	E: 0	K: 1	S: 7	LOB: 0	BB: 0	P: 7	R: 0	H: 1	E: 0	K: 1	S: 9	LOB: 0	BB: 0	P: 12	1B: 2	SF: 0	2B: 2	SAC: 0	3B: 0	DP: 2	HR: 0	HBP: 0	WP: 0	PA: 31	PB: 0	SB: 0	CS: 0
--------------	------	------	------	------	------	--------	-------	-------	------	------	------	------	------	--------	-------	-------	------	------	------	------	------	--------	-------	-------	------	------	------	------	------	--------	-------	-------	------	------	------	------	-------	--------	-------	-------	------	------	------	------	-------	--------	-------	-------	------	------	------	------	-------	--------	-------	-------	------	------	------	------	------	--------	-------	------	------	------	------	------	------	--------	-------	-------	-------	-------	-------	--------	-------	-------	-------	--------	-------	--------	-------	-------	-------

PITCHER	IP	WLS	BF	H	R	ER	SO	BB	IBB	HBP	BLK	WP	HR	S	P	ERA	WHIP
Jose Rijo, R (1, 1) ERA: 0.87	6.0	W	22	3	0	0	4	2	0	0	0	0	0	57	93	0.00	0.833
Rob Dibble, R (7, 1) ERA: 3.95	2.0		6	0	0	0	2	0	0	0	0	0	0	20	24	0.00	0.000
John Franco, L (9, 1) ERA: 2.31	1.0	S	3	1	0	0	1	0	0	0	0	0	0	9	12	0.00	1.000

PITCHER	IP	WLS	BF	H	R	ER	SO	BB	IBB	HBP	BLK	WP	HR	S	P	ERA	WHIP
---------	----	-----	----	---	---	----	----	----	-----	-----	-----	----	----	---	---	-----	------

Batter	1	2	3	4	5	6	7	8	9	AB R H RBI BB SO LOB	TOP	
<b>Kal Daniels, L</b> (1, 7) OBP: 0.391, SLG: 0.343	2-0 G3		1-1 G3-1							2 0 0 0 0 0 0	<b>Cincinnati Reds @ Philadelphia Phillies</b> Veterans Stadium, Philadelphia, PA Sat Apr 29 1989, 3:33 AM EDT Att. 23,156 - Unknown <a href="http://livebaseballscorecards.com">livebaseballscorecards.com</a>	
<b>Chris Sabo, R</b> (1, 5) OBP: 0.280, SLG: 0.322	2-0 G3-1 S 1B		3-1 L8							2 0 1 0 0 0 0		
<b>Barry Larkin, R</b> (1, 6) OBP: 0.316, SLG: 0.438	3-2 G3-1 1-3			3-1 G3 1B						2 0 1 0 0 0 1		
<b>Eric Davis, R</b> (1, 8) OBP: 0.319, SLG: 0.455	4-1 BB			0-0 P4						1 0 0 0 1 0 1		
<b>Todd Benzinger, S</b> (1, 3) OBP: 0.259, SLG: 0.275	0-3 K			0-1 G3 1-2						2 0 0 0 0 1 3		
<b>Paul O'Neill, L</b> (1, 9) OBP: 0.338, SLG: 0.500		2-3 K		3-1 4-3						2 0 0 0 0 1 1		
<b>Jeff Reed, L</b> (1, 2) OBP: 0.328, SLG: 0.431		1-3 K		0-0 5-3						2 0 0 0 0 1 0		
<b>Ron Oester, S</b> (1, 4) OBP: 0.301, SLG: 0.222		1-2 4-3		0-0 L9						2 0 0 0 0 0 0		
<b>Danny Jackson, R</b> (1, 1) <b>Dave Collins, S</b> (5, PH) <b>Tim Birtsas, L</b> (5, 1)			0-3 K	0-1 F7						1 0 0 0 0 1 0 1 0 0 0 0 0 0 0 0 0 0 0 0 0		
<b>Inning Stats</b>	R: 0 H: 1 E: 0 LOB: 2 K: 1 BB: 1 S: 10 P: 21	R: 0 H: 0 E: 0 LOB: 0 K: 2 BB: 0 S: 9 P: 13	R: 0 H: 0 E: 0 LOB: 0 K: 1 BB: 0 S: 7 P: 11	R: 0 H: 1 E: 0 LOB: 1 K: 0 BB: 0 S: 7 P: 13	R: 0 H: 0 E: 0 LOB: 0 K: 0 BB: 0 S: 4 P: 4					1B: 2 SF: 0 2B: 0 SAC: 0 3B: 0 DP: 0 HR: 0 HBP: 0		WP: 0 PA: 18 PB: 0 SB: 1 CS: 0
<b>PITCHER</b> <b>Mike Maddux, R</b> (1, 1) ERA: 5.0	IP WLS BF H R ER SO BB IBB HBP BLK WP HR S P ERA WHIP											<b>PITCHER</b> IP WLS BF H R ER SO BB IBB HBP BLK WP HR S P ERA WHIP

**Cincinnati Reds @ Philadelphia Phillies**  
 Veterans Stadium, Philadelphia, PA  
 Sat Apr 29 1989, 3:33 AM EDT  
 Att. 23,156 - Unknown

**AB 17**  
**R 0**  
**H 2**  
**RBI 0**  
**BB 1**  
**SO 4**  
**LOB 6**



Batter	1	2	3	4	5	6	7	8	9	AB R H RBI BB SO LOB
--------	---	---	---	---	---	---	---	---	---	----------------------

<b>Bob Demier, R</b> <small>(1, 9)            OBP: 0.360, SLG: 0.333</small>										3 1 1 0 0 1 4
<b>Tom Herr, S</b> <small>(1, 4)            OBP: 0.402, SLG: 0.404</small>										2 1 0 0 1 0 3
<b>Juan Samuel, R</b> <small>(1, 8)            OBP: 0.275, SLG: 0.342</small>										3 1 1 1 0 0 1
<b>Mike Schmidt, R</b> <small>(1, 5)            OBP: 0.337, SLG: 0.512</small>										3 1 3 2 0 0 0
<b>Chris James, R</b> <small>(1, 7)            OBP: 0.309, SLG: 0.413</small>										3 1 1 4 0 0 2
<b>Ricky Jordan, R</b> <small>(1, 3)            OBP: 0.279, SLG: 0.313</small>										3 1 1 0 0 1 1
<b>Steve Lake, R</b> <small>(1, 2)            OBP: 0.333, SLG: 0.310</small>										1 1 1 0 1 0 0 1 0 0 0 0 1 0
<b>Dickie Thon, R</b> <small>(5, PH)            OBP: 0.290, SLG: 0.230</small>										
<b>Steve Jeltz, S</b> <small>(1, 6)            OBP: 0.409, SLG: 0.389</small>										2 0 1 1 0 0 1
<b>Mike Maddux, L</b> <small>(1, 1)</small>										1 1 0 0 0 0 2

Inning Stats	R: 1 H: 2 E: 0 LOB: 1 K: 0 BB: 0 S: 9 P: 17	R: 1 H: 3 E: 0 LOB: 2 K: 1 BB: 0 S: 12 P: 18	R: 0 H: 1 E: 0 LOB: 1 K: 1 BB: 0 S: 11 P: 14	R: 6 H: 3 E: 0 LOB: 0 K: 0 BB: 2 S: 20 P: 31	R: 0 H: 0 E: 0 LOB: 0 K: 1 BB: 0 S: 4 P: 7						1B: 8 SF: 0 2B: 0 SAC: 1 3B: 0 DP: 0 HR: 1 HBP: 0	WP: 0 PA: 25 PB: 0 SB: 0 CS: 0
--------------	--	---	---	---	---	--	--	--	--	--	--	---

PITCHER	IP	WLS	BF	H	R	ER	SO	BB	IBB	HBP	BLK	WP	HR	S	P	ERA	WHIP
Danny Jackson, L <small>ERA: 6.88</small>	(1, 1)	4.0	24	9	8	8	2	2	0	0	0	0	1	52	80	18.00	2.750
Tim Birtsas, L <small>ERA: 5.4</small>	(5, 1)	0.1	1	0	0	0	1	0	0	0	0	0	4	7	0.00	0.000	

**BOTTOM**

**Cincinnati Reds @ Philadelphia Phillies**  
 Veterans Stadium, Philadelphia, PA  
 Sat Apr 29 1989, 3:33 AM EDT  
 Att. 23,156 - Unknown

AB	22
R	8
H	9
RBI	8
BB	2
SO	3
LOB	14



PITCHER	IP	WLS	BF	H	R	ER	SO	BB	IBB	HBP	BLK	WP	HR	S	P	ERA	WHIP
---------	----	-----	----	---	---	----	----	----	-----	-----	-----	----	----	---	---	-----	------

[livebaseballscorecards.com](http://livebaseballscorecards.com)

Batter	1	2	3	4	5	6	7	8	9	AB R H RBI BB SO LOB	TOP														
<b>Kal Daniels, L</b> (1, 7) OBP: 0.402, SLG: 0.366	2-2 G4-6-3 1B 1B		3-2 6-3		B 1-0 CS 1-2	2-2 1B SF8 2B		C 4-1 WP BB	3-3 K	4 1 2 0 1 1 0															
<b>Chris Sabo, R</b> (1, 5) OBP: 0.278, SLG: 0.319	0-0 1-2 1B			2-1 4-3		0-2 4-3		1-3 K 1-2		4 0 1 0 0 1 2															
<b>Barry Larkin, R</b> (1, 6) OBP: 0.325, SLG: 0.434	1-1 G4-6-3 1-2f 2-3 1B			1-1 4-3		3-2 2-3 SF8 1B		4-0 IBB		3 0 1 0 1 0 2															
<b>Paul O'Neill, L</b> (1, 9) OBP: 0.333, SLG: 0.493	3-2 F8			0-0 HR 1B		0-0 SF8 1-2 3-H		3-3 K		3 1 1 1 0 1 3															
<b>Ken Griffey, L</b> (1, 3) OBP: 0.200, SLG: 0.444		0-0 L3		3-2 HR 1-H		4-1 FC6-4 BB		2-2 P3		2 1 1 2 1 0 0															
<b>Joel Youngblood, R</b> (8, PH) OBP: 0.250, SLG: 0.200										1 0 0 0 0 0 2															
<b>Manny Trillo, R</b> (8, 3) OBP: 0.222, SLG: 0.125										0 0 0 0 0 0 0															
<b>Herm Winningham, L</b> (1, 8) OBP: 0.250, SLG: 0.625			1-3 K		0-0 6-3				4-0 HR BB	3 0 0 0 0 1 2															
<b>Norm Charlton, S</b> (6, 1)										0 0 0 0 0 0 0															
<b>Rob Dibble, L</b> (7, 1)										0 0 0 0 0 0 0															
<b>Dave Collins, S</b> (9, PH)										0 1 0 0 1 0 0															
<b>John Franco, L</b> (9, 1)										0 0 0 0 0 0 0															
<b>Jeff Reed, L</b> (1, 2) OBP: 0.317, SLG: 0.417			3-1 G3			1-3 K			1-2 F7	2 0 0 0 0 1 0															
<b>Bo Diaz, R</b> (7, PH) OBP: 0.200, SLG: 0.214										2 0 0 0 0 0 1															
<b>Ron Oester, S</b> (1, 4) OBP: 0.286, SLG: 0.209			1-0 G3		0-0 4-3				1-2 F8	4 0 0 0 0 0 1															
<b>Tom Browning, L</b> (1, 1) OBP: 0.083, SLG: 0.083			1-3 K		0-0 CS 1B				3-2 HR	2 0 1 0 0 1 0															
<b>Kent Tekulve, R</b> (6, 1)										0 0 0 0 0 0 0															
<b>Eric Davis, R</b> (6, 8) OBP: 0.323, SLG: 0.494										2 1 1 2 0 1 0															
<b>Inning Stats</b>	R: 0 E: 0 K: 0 S: 12	H: 2 LOB: 1 BB: 0 P: 18	R: 0 E: 0 K: 1 S: 6	H: 0 LOB: 0 BB: 0 P: 10	R: 0 E: 0 K: 1 S: 8	H: 0 LOB: 0 BB: 0 P: 13	R: 2 E: 0 K: 0 S: 10	H: 2 LOB: 0 BB: 0 P: 15	R: 0 E: 0 K: 1 S: 5	H: 1 LOB: 0 BB: 0 P: 7	R: 1 E: 0 K: 0 S: 13	H: 2 LOB: 2 BB: 1 P: 22	R: 0 E: 0 K: 1 S: 6	H: 0 LOB: 0 BB: 0 P: 9	R: 0 E: 0 K: 2 S: 14	H: 0 LOB: 2 BB: 2 P: 28	R: 2 E: 0 K: 1 S: 14	H: 1 LOB: 0 BB: 1 P: 28	1B: 5 2B: 1 3B: 0 HR: 2	SF: 1 SAC: 0 DP: 1 HBP: 0	WP: 1 PB: 0 SB: 2 CS: 1	PA: 38			
<b>PITCHER</b>	IP	WLS	BF	H	R	ER	SO	BB	IBB	HBP	BLK	WP	HR	S	P	ERA	WHIP								
<b>Ken Howell, R</b> (1, 1) ERA: 6.04	6.0		24	7	3	3	3	1	0	0	0	0	1	54	85	4.50	1.333								
<b>Larry McWilliams, L</b> (7, 1) ERA: 1.86	2.0	L	9	0	1	1	3	2	1	0	0	1	0	20	41	4.50	1.000								
<b>Steve Bedrosian, R</b> (9, 1) ERA: 4.22	1.0		4	1	1	1	1	0	0	0	0	0	1	14	24	9.00	1.000								

**Cincinnati Reds @ Philadelphia Phillies**  
**Veterans Stadium, Philadelphia, PA**  
 Sun Apr 30 1989, 3:33 AM EDT  
 Att. 43,605 - Cloudy - 65 F

<b>AB</b>	<b>32</b>
<b>R</b>	<b>5</b>
<b>H</b>	<b>8</b>
<b>RBI</b>	<b>5</b>
<b>BB</b>	<b>4</b>
<b>SO</b>	<b>7</b>
<b>LOB</b>	<b>13</b>



BOTTOM

Cincinnati Reds @ Philadelphia Phillies  
Veterans Stadium, Philadelphia, PA

livebaseballscorecards.com

AB 33  
R 3  
H 8  
RBI 3  
BB 4  
SO 7  
LOB 18



WP: 0 PA: 38  
PB: 0  
SB: 2  
CS: 0

ERA WHIP

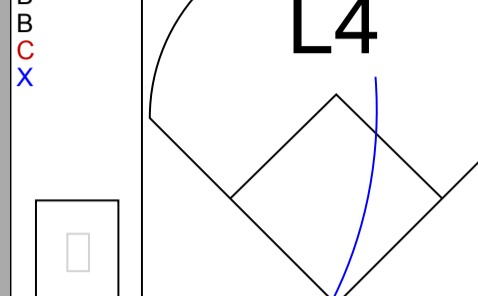
AB R H RBI BB SO LOB

5	0	1	0	0	1	1
4	1	2	0	1	0	1
3	2	2	3	1	1	2
4	0	1	0	0	0	4
4	0	1	0	0	2	2
4	0	1	0	0	1	2
4	0	0	0	0	2	3
2	0	0	0	2	0	0
1	0	0	0	0	0	0
0	0	0	0	0	0	0
1	0	0	0	0	0	3
0	0	0	0	0	0	0
0	0	0	0	0	0	0
0	0	0	0	0	0	0
1	0	0	0	0	0	0

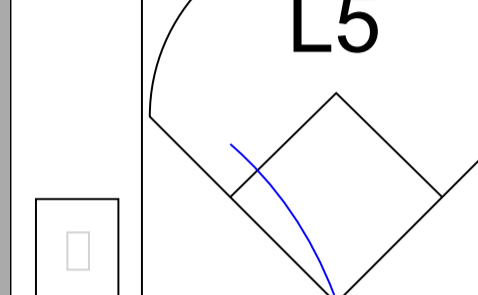
1B: 3 SF: 0  
2B: 3 SAC: 1  
3B: 0 DP: 1  
HR: 2 HBP: 0

IP WLS BF H R ER SO BB IBB HBP BLK WP HR S P ERA WHIP

3-2



0-1



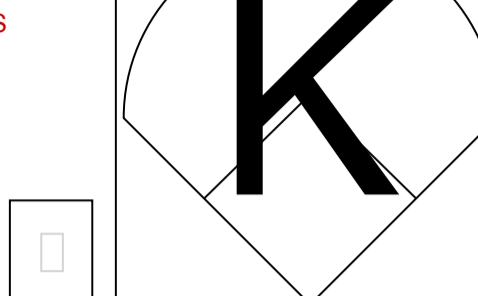
0-3



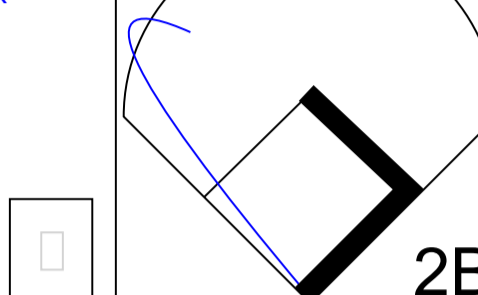
0-2



2-1



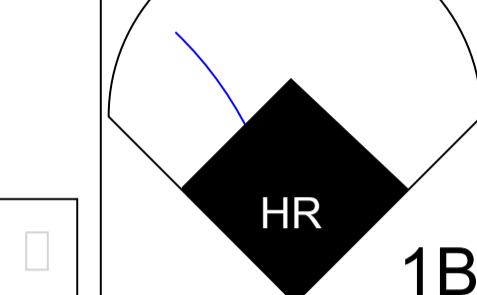
1-1



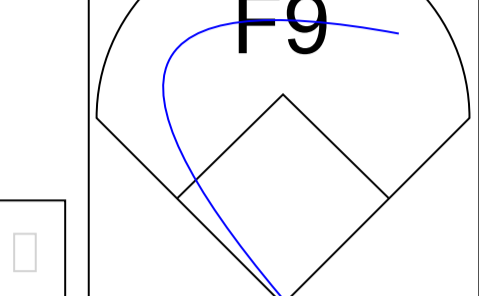
0-1



4-0



1-1



1-2



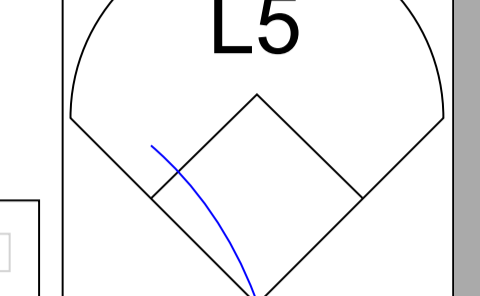
2-3



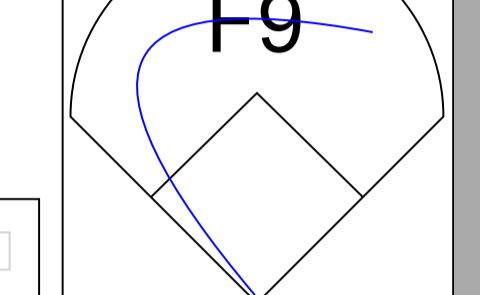
2-3



0-1



1-3



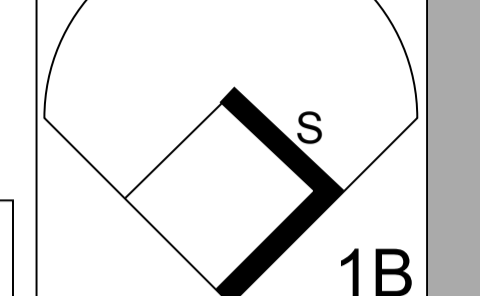
0-1



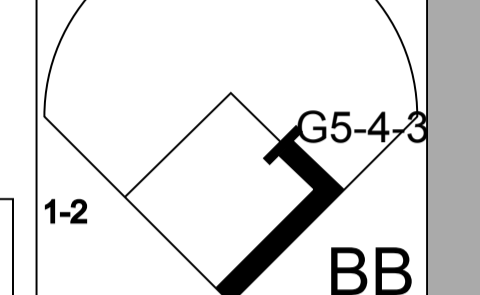
2-2




1-0




4-1



(1, 8)




(1, 4)




(1, 9)




(1, 5)



(1, 7)



(1, 3)



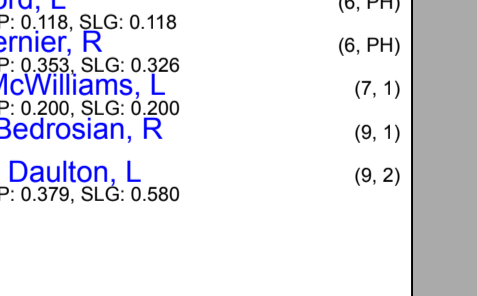
(1, 6)



(1, 2)



(1, 1)



(6, PH)

(6, PH)

(7, 1)

(9, 1)

(9, 2)

R: 0 H: 1 E: 0 LOB: 1 K: 1 BB: 1 S: 6

R: 0 H: 0 E: 0 LOB: 0 K: 0 BB: 0 S: 6

R: 0 H: 0 E: 0 LOB: 1 K: 0 BB: 1 S: 9

R: 1 H: 2 E: 0 LOB: 1 K: 1 BB: 0 S: 10

R: 0 H: 0 E: 0 LOB: 0 K: 0 BB: 0 S: 5

R: 2 H: 4 E: 0 LOB: 3 K: 2 BB: 1 S: 21

R: 0 H: 1 E: 0 LOB: 2 K: 2 BB: 1 S: 13

R: 0 H: 0 E: 0 LOB: 0 K: 0 BB: 0 S: 8

R: 0 H: 0 E: 0 LOB: 0 K: 1 BB: 0 S: 12

R: 0 H: 0 E: 0 LOB: 0 K: 0 BB: 0 S: 8

IP WLS BF H R ER SO BB IBB HBP BLK WP HR S P ERA WHIP

IP WLS BF H R ER SO BB IBB HBP BLK WP HR S P ERA WHIP

PITCHER Tom Browning, L (1, 1) ERA: 2.83

PITCHER Kent Tekulve, R (6, 1) ERA: 2.57

PITCHER Norm Charlton, L (6, 1) ERA: 1.86

PITCHER Rob Dibble, R (7, 1) ERA: 3.45

PITCHER John Franco, L (9, 1) ERA: 2.13

PITCHER Tom Browning, L (1, 1) ERA: 2.83

PITCHER Kent Tekulve, R (6, 1) ERA: 2.57

PITCHER Norm Charlton, L (6, 1) ERA: 1.86

PITCHER Rob Dibble, R (7, 1) ERA: 3.45

PITCHER John Franco, L (9, 1) ERA: 2.13

PITCHER Tom Browning, L (1, 1) ERA: 2.83

PITCHER Kent Tekulve, R (6, 1) ERA: 2.57

Batter	1	2	3	4	5	6	7	8	9	AB R H RBI BB SO LOB	TOP									
Kal Daniels, L (1, 7) OBP: 0.408, SLG: 0.351 Dave Collins, S (9, 7)	3-2 G3		2-1 G3-1		3-1 L4-3		4-0 1B SF8 1B BB	4-2 2B 1B BB	4-2 BB 1B BB	3 3 0 0 3 0 1 0 0 0 0 0 0 0										
Chris Sabo, R (1, 5) OBP: 0.301, SLG: 0.351	2-3 K			2-0 G4-3 S WP 1B	3-3 K		2-2 SF8 1B 1B	0-2 1B SF8 2B	3-2 1-2 2B 1B	6 4 4 4 0 2 0										
Barry Larkin, R (1, 6) OBP: 0.337, SLG: 0.439 Lenny Harris, L (9, 6) OBP: 0.250, SLG: 0.250	0-3 K			1-0 G1-3		0-1 FC3-6 1B CS 1B	2-2 1B 1B	0-1 WP SF8 BLK 1B	0-2 P3	6 1 3 1 0 1 3 0 0 0 0 0 0 0										
Eric Davis, R (1, 8) OBP: 0.323, SLG: 0.488 Herm Winningham, L (9, PR) OBP: 0.250, SLG: 0.625		1-1 G6-3		2-2 G4-3		1-2 FC3-6 1B	0-0 SF8	0-1 SF8	4-0 2B BB	3 0 1 2 1 0 1 0 1 0 0 0 0 0										
Todd Benzinger, S (1, 3) OBP: 0.270, SLG: 0.277 Rob Dibble, L (7, 1)		3-1 F8		4-0 WP HR BB		0-0 FC3-6 G2-3	0-0 1B	4-0 BLK WP 1B IBB	0-3 K	3 1 1 1 1 0 2 0 0 0 0 0 0 0 0 1 0 0 1 0 0 1 0 0 0 0 1 3										
Joel Youngblood, R (8, PH) OBP: 0.294, SLG: 0.200 Norm Charlton, S (8, 1)		2-1 E9 1B		3-2 HR		1-1 G2-3	2-2 G5-3	4-2 1B BB	0-2 HR 2B	5 2 3 5 1 0 4										
Paul O'Neill, L (1, 9) OBP: 0.356, SLG: 0.550		1-3 K		2-2 2B		0-0 CS	2-0 2B G6-3 1B	4-2 1B K	3-2 HR	6 3 5 3 0 1 1										
Jeff Reed, L (1, 2) OBP: 0.362, SLG: 0.515																				
Ron Oester, S (1, 4) OBP: 0.277, SLG: 0.219			0-0 F9	0-0 F9			0-0 1B 2B	2-2 G3		6 1 1 0 0 1 5										
Rick Mahler, R (1, 1) OBP: 0.214, SLG: 0.214 Ken Griffey, L (7, PH) OBP: 0.182, SLG: 0.400 Manny Trillo, R (7, 3) OBP: 0.364, SLG: 0.300			0-0 P6		0-0 L4-3 1B		1-0 G6-3	2-1 BB 1B	0-1 BB 1B	2 0 1 0 0 0 0 1 0 0 1 0 0 1 2 2 2 0 0 0 0										
<b>Inning Stats</b>	R: 0 H: 0 E: 0 K: 2 S: 9	H: 0 LOB: 0 BB: 0 P: 14	R: 0 H: 1 E: 1 K: 1 S: 9	H: 1 LOB: 1 BB: 0 P: 16	R: 0 H: 0 E: 0 K: 0 S: 4	H: 0 LOB: 0 BB: 0 P: 6	R: 3 H: 3 E: 0 K: 0 S: 13	H: 3 LOB: 1 BB: 1 P: 27	R: 0 H: 1 E: 0 K: 1 S: 9	H: 1 LOB: 0 BB: 0 P: 15	R: 0 H: 2 E: 0 K: 0 S: 8	H: 2 LOB: 1 BB: 0 P: 10	R: 4 H: 5 E: 0 K: 0 S: 16	H: 5 LOB: 2 BB: 1 P: 29	R: 6 H: 5 E: 0 K: 1 S: 26	H: 5 LOB: 2 BB: 3 P: 42	R: 6 H: 4 E: 0 K: 1 S: 26	H: 4 LOB: 1 BB: 2 P: 42	1B: 15 SF: 2 2B: 5 SAC: 0 3B: 0 DP: 1 HR: 2 HBP: 0	WP: 2 PA: 54 PB: 0 SB: 1 CS: 1
<b>PITCHER</b>	IP WLS BF H R ER SO BB IBB HBP BLK WP HR S P ERA WHIP																			
Pascual Perez, R (1, 1) ERA: 4.58	6.1 L 29 10 7 7 4 2 0 0 0 0 1 1 59 104 9.95 1.895																			
Andy McGaffigan, R (7, 1) ERA: 5.14	1.0 7 4 2 2 0 0 0 0 0 0 0 0 19 25 18.00 4.000																			
Joe Hesketh, L (8, 1) ERA: 11.25	1.1 15 6 10 10 2 4 1 0 1 1 0 33 58 67.50 7.500																			
Tom Foley, R (9, 1) ERA: 27.0	0.1 2 1 0 0 0 0 0 0 0 0 0 1 9 14 0.00 3.000																			

Cincinnati Reds @ Montreal Expos  
Olympic Stadium, Montreal, QB  
Mon May 01 1989, 7:05 PM EDT  
Att. 8,602 - Unknown

livebaseballscorecards.com

AB	44
R	19
H	21
RBI	17
BB	7
SO	6
LOB	21





Batter	1	2	3	4	5	6	7	8	9	AB R H RBI BB SO LOB	TOP											
<b>Kal Daniels, L</b> (1, 7) OBP: 0.398, SLG: 0.333	1-2 G4-3	2-2 F9			4-2 1B SF8 BB		2-2 G4-3		2-3 K	4 1 0 0 1 1 4												
<b>Chris Sabo, R</b> (1, 5) OBP: 0.308, SLG: 0.350	0-3 K		4-2 S S BB		1-2 CS SF8 1B			0-0 F9		3 0 1 0 1 1 0												
<b>Barry Larkin, R</b> (1, 6) OBP: 0.323, SLG: 0.424	1-0 P3		1-2 P4		0-0 SF8			1-1 L7		3 0 0 1 0 0 1												
<b>Eric Davis, R</b> (1, 8) OBP: 0.317, SLG: 0.476		3-3 K	1-3 K		0-0 CS	1-0 F9		1-1 1B 2B		2 0 0 0 0 2 1												
<b>Herm Winningham, L</b> (3, 8) OBP: 0.278, SLG: 0.667			2-3 K		2-3					2 1 1 0 0 0 0												
<b>Todd Benzinger, S</b> (1, 3) OBP: 0.280, SLG: 0.287		1-0 1B PB 1B	2-2 F9			1-0 P5		0-1 1B		4 1 2 1 0 0 1												
<b>Paul O'Neill, L</b> (1, 9) OBP: 0.341, SLG: 0.524		2-3 K		2-2 G3		3-3 K		3-0 G4-1		4 0 0 0 0 2 2												
<b>Bo Diaz, R</b> (1, 2) OBP: 0.222, SLG: 0.235		1-2 BB BB 1B	0-2 F9			0-0 G6-3			0-0 G6-3	3 0 1 1 0 0 0												
<b>Jeff Reed, L</b> (9, PH) OBP: 0.357, SLG: 0.507										1 0 0 0 0 0 0	<b>AB 32</b>											
<b>Manny Trillo, R</b> (1, 4) OBP: 0.429, SLG: 0.333		4-1 BB BB	2-2 G6-3			2-2 1B			0-3 K	2 0 1 0 1 0 0	<b>R 4</b>											
<b>Ron Oester, S</b> (9, PH) OBP: 0.274, SLG: 0.216										1 0 0 0 0 1 0	<b>H 7</b>											
<b>Jack Armstrong, R</b> (1, 1)		4-1 BB BB			1-3 K		1-3 K		1-1 HR	1 0 0 0 1 1 0	<b>RBI 4</b>											
<b>Dave Collins, S</b> (7, PH)										1 0 0 0 0 1 1	<b>BB 4</b>											
<b>Kent Tekulve, R</b> (7, 1)										0 0 0 0 0 0 0	<b>SO 9</b>											
<b>Ken Griffey, L</b> (9, PH) OBP: 0.250, SLG: 0.727		1-2 2-3 BB								1 1 1 1 0 0 0	<b>LOB 10</b>											
<b>Inning Stats</b>	R: 0 E: 0 K: 1 S: 7	H: 0 LOB: 0 BB: 0 P: 9	R: 1 E: 0 K: 2 S: 15	H: 2 LOB: 3 BB: 2 P: 32	R: 0 E: 0 K: 1 S: 11	H: 0 LOB: 1 BB: 1 P: 19	R: 0 E: 0 K: 0 S: 10	H: 0 LOB: 0 BB: 0 P: 14	R: 1 E: 0 K: 1 S: 10	H: 1 LOB: 0 BB: 1 P: 16	R: 0 E: 0 K: 1 S: 7	H: 0 LOB: 0 BB: 0 P: 12	R: 0 E: 0 K: 1 S: 11	H: 1 LOB: 1 BB: 0 P: 16	R: 1 E: 0 K: 0 S: 8	H: 2 LOB: 1 BB: 0 P: 13	R: 1 E: 0 K: 2 S: 10	H: 1 LOB: 0 BB: 0 P: 13	1B: 5 2B: 1 3B: 0 HR: 1	SF: 1 SAC: 0 DP: 0 HBP: 0	WP: 0 PB: 1 SB: 3 CS: 1	PA: 38
<b>PITCHER</b>	IP WLS BF H R ER SO BB IBB HBP BLK WP HR S P ERA WHIP																					
<b>Randy Johnson, L</b> (1, 1) ERA: 5.61	7.0 28 4 2 2 7 4 0 0 0 0 0 0 71 118 2.57 1.143																					
<b>Tim Burke, R</b> (8, 1) ERA: 4.91	2.0 W 9 3 2 2 2 0 0 0 0 0 0 1 18 26 9.00 1.500																					

**Cincinnati Reds @ Montreal Expos**  
**Olympic Stadium, Montreal, QB**  
 Tue May 02 1989, 7:05 PM EDT  
 Att: 10,102 - Unknown

[livebaseballscorecards.com](http://livebaseballscorecards.com)





Batter	1	2	3	4	5	6	7	8	9
<b>Tim Raines, S</b> <small>OBP: 0.405, SLG: 0.440</small> (1, 7)	1-0  P6	4-1  BB		1-0  G3		1-2  F7		1-2  1B	
<b>Tom Foley, L</b> <small>OBP: 0.329, SLG: 0.382</small> (1, 4)	4-2  BB	1-1 SAFE  BB		0-0  G1-3		1-1  P6		1-2  1B	
<b>Andres Galarraga, R</b> <small>OBP: 0.306, SLG: 0.385</small> (1, 3)	4-0  1B	1-3  K		2-0  G1-3		1-0  F8		1-3  K	
<b>Hubie Brooks, R</b> <small>OBP: 0.314, SLG: 0.419</small> <b>Tim Burke, R</b> (8, 1)	1-2  1B		1-1  FC5-4		1-0  G4-3		1-0  P4		
<b>Tim Wallach, R</b> <small>OBP: 0.351, SLG: 0.453</small> (1, 5)	0-2  F8		0-0  FC5-4		1-3  K		1-3  K		
<b>Dave Martinez, L</b> <small>OBP: 0.268, SLG: 0.283</small> (1, 8)	3-1  1B		3-1  F8		1-0  G6-3		1-0  L1-3		
<b>Mike Fitzgerald, R</b> <small>OBP: 0.297, SLG: 0.387</small> (1, 2)	2-1  F7		0-1  2B		3-2  G1-3		1-2  G6-3		
<b>Spike Owen, S</b> <small>OBP: 0.375, SLG: 0.433</small> (1, 6)		2-2  F9	4-0  FC6-4		4-2  1B		0-0  1B		
<b>Randy Johnson, R</b> <small>OBP: 0.167, SLG: 0.167</small> <b>Otis Nixon, S</b> <small>OBP: 0.327, SLG: 0.327</small> (8, 8)	1-0  F7	1-0  FC6-4	1-0  FC6-4		1-1  1B		1-2  1B		

AB	R	H	RBI	BB	SO	LOB
4	1	1	1	1	0	2
3	1	1	1	2	0	2
4	1	0	0	1	2	3
4	0	2	1	0	0	0
0	0	0	0	0	0	0
4	1	0	0	0	2	3
4	0	1	1	0	0	1
4	0	1	1	0	0	2
2	1	1	0	2	0	0
3	0	1	0	0	0	2
1	1	1	1	0	0	0

AB	R	H	RBI	BB	SO	LOB
33	6	9	6	6	4	15

Inning Stats		R	H	E	K	S	P	LOB	BB	IBB	HBP	BLK	WP	HR	S	P	ERA	WHIP
R: 2	H: 2	E: 0	K: 0	S: 14				2										
R: 0	H: 0	E: 0	K: 1	S: 9				2										
R: 1	H: 2	E: 0	K: 0	S: 8				2										
R: 0	H: 0	E: 0	K: 0	S: 3				0										
R: 0	H: 0	E: 0	K: 1	S: 5				0										
R: 0	H: 1	E: 0	K: 0	S: 16				2										
R: 0	H: 0	E: 0	K: 1	S: 7				0										
R: 3	H: 4	E: 0	K: 1	S: 19				1										

PITCHER		IP	WLS	BF	H	R	ER	SO	BB	IBB	HBP	BLK	WP	HR	S	P	ERA	WHIP
<b>Jack Armstrong, R</b>	(1, 1)	6.0		29	5	3	3	2	5	1	0	0	0	0	55	106	4.50	1.667
<b>Kent Tekulve, R</b>	(7, 1)	2.0	L	10	4	3	3	2	0	0	0	0	0	0	26	35	13.50	2.000

PITCHER		IP	WLS	BF	H	R	ER	SO	BB	IBB	HBP	BLK	WP	HR	S	P	ERA	WHIP

**Cincinnati Reds @ Montreal Expos**  
 Olympic Stadium, Montreal, QB  
 Tue May 02 1989, 7:05 PM EDT  
 Att. 10,102 - Unknown

livebaseballscores.com



Batter	1	2	3	4	5	6	7	8	9	AB R H RBI BB SO LOB	TOP									
<b>Kal Daniels, L</b> (1, 7) OBP: 0.417, SLG: 0.358 <b>John Franco, L</b> (9, 1)	2-2 1B BLK 1B	1-3 K			4-2 S 3B BB		1-1 SF8 SF9 2B		4-1 BB	3 3 2 0 2 1 0 0 0 0 0 0 0 0										
<b>Chris Sabo, R</b> (1, 5) OBP: 0.295, SLG: 0.337	1-2 F8		0-0 P4		1 SAFE 2-3 K		0-0 SF8		1-0 F7	4 0 0 1 0 1 3										
<b>Barry Larkin, R</b> (1, 6) OBP: 0.327, SLG: 0.449	1-0 BLK HR 1B		2-1 L9		0-0 2-H 3B		2-3 2-2 SF9		0-0 F9	4 1 2 2 0 0 1										
<b>Todd Benzinger, S</b> (1, 3) OBP: 0.299, SLG: 0.326	1 SAFE 1-1 1-H 3-H HR		0-1 G3		4-0 BB		4-0 BB			2 1 1 2 2 0 0										
<b>Rolando Roomes, R</b> (1, 8) OBP: 0.250, SLG: 0.250 <b>Rob Dibble, L</b> (7, 1) <b>Joel Youngblood, R</b> (9, 7) OBP: 0.294, SLG: 0.200	1-1 BB 1B		1-1 G4-3		0-2 L8		2-3 K			4 0 1 0 0 1 3 0 0 0 0 0 0 0 0 0 0 0 0 0 0										
<b>Paul O'Neill, L</b> (1, 9) OBP: 0.337, SLG: 0.506	4-2 G6-4-3 BB		0-3 K		1-3 K		0-3 K			3 0 0 0 1 3 0										
<b>Bo Diaz, R</b> (1, 2) OBP: 0.227, SLG: 0.238	1-0 G6-4-3 1-2f		0-1 1B		2-0 P5		1-2 G1-3			4 0 1 0 0 0 2										
<b>Manny Trillo, R</b> (1, 4) OBP: 0.353, SLG: 0.267 <b>Ron Oester, S</b> (8, PH) (8, 4)		3-2 P3		3-2 F8		1-2 F9		1-3 K		3 0 0 0 0 0 1 1 0 0 0 0 1 0										
<b>Jose Rijo, R</b> (1, 1) OBP: 0.273, SLG: 0.364 <b>Dave Collins, S</b> (7, PH) OBP: 0.154, SLG: 0.083 <b>Herm Winningham, L</b> (7, 8) OBP: 0.263, SLG: 0.632		1-3 K		0-0 F7		3-2 2B SF8 1B		1-3 K		2 0 0 0 0 1 0 1 1 1 0 0 0 0 1 0 0 0 0 1 0										
<b>Inning Stats</b>	R: 3 E: 0 K: 0 S: 14	H: 4 LOB: 1 BB: 1 P: 25	R: 0 E: 0 K: 2 S: 9	H: 0 LOB: 0 BB: 0 P: 14	R: 0 E: 0 K: 0 S: 5	H: 1 LOB: 1 BB: 0 P: 16	R: 1 E: 0 K: 1 S: 10	H: 1 LOB: 2 BB: 2 P: 20	R: 0 E: 0 K: 1 S: 8	H: 0 LOB: 0 BB: 0 P: 12	R: 2 E: 0 K: 1 S: 13	H: 2 LOB: 1 BB: 1 P: 25	R: 0 E: 0 K: 2 S: 9	H: 0 LOB: 0 BB: 0 P: 11	R: 0 E: 0 K: 1 S: 7	H: 0 LOB: 1 BB: 1 P: 13	1B: 5 2B: 1 3B: 1 HR: 1	SF: 2 SAC: 0 DP: 1 HBP: 0	WP: 0 PB: 0 SB: 1 CS: 0	PA: 39
<b>PITCHER</b>	IP WLS BF H R ER SO BB IBB HBP BLK WP HR S P ERA WHIP																			
<b>Sid Fernandez, L</b> (1, 1) ERA: 3.52	6.0 L 28 8 6 6 5 3 0 0 0 1 0 1 63 103 9.00 1.833																			
<b>Don Aase, R</b> (7, 1) ERA: 1.59	1.0 4 0 0 0 1 1 0 0 0 0 0 0 8 16 0.00 1.000																			
<b>Rick Aguilera, R</b> (8, 1) ERA: 1.93	2.0 7 0 0 0 3 1 0 0 0 0 0 0 16 24 0.00 0.500																			

Cincinnati Reds @ New York Mets  
Shea Stadium, Flushing, NY  
Wed May 03 1989, 7:05 PM EDT  
Att: 27,412 - Unknown

livebaseballscorecards.com

AB	32
R	6
H	8
RBI	5
BB	5
SO	9
LOB	10





Cincinnati Reds @ New York Mets  
 Shea Stadium, Flushing, NY  
 Thu May 04 1989, 7:05 PM EDT  
 Att. 29,396 - Unknown - 52 F

livebaseballscorecards.com

AB	34
R	2
H	6
RBI	2
BB	2
SO	9
LOB	10



WP:	0	PA:	37
PB:	0		
SB:	1		
CS:	3		

Batter	1	2	3	4	5	6	7	8	9	10	AB	R	H	RBI	BB	SO	LOB
Rolando Roomes, R (1, 8) OBP: 0.250, SLG: 0.250	F8		CS 1B		E5			F7			4	0	1	0	0	0	0
Chris Sabo, R (1, 5) OBP: 0.284, SLG: 0.324	K		CS	L8	F7			K			4	0	0	0	0	2	1
Barry Larkin, R (1, 6) OBP: 0.324, SLG: 0.441	P8			BLK 1B		G6-3			F9		4	1	1	0	0	0	0
Paul O'Neill, L (1, 9) OBP: 0.364, SLG: 0.517		E S G3-1 BB		1B BB		CS 1B			FC1-6 1B		2	1	2	0	2	0	0
Todd Benzinger, S (1, 3) OBP: 0.297, SLG: 0.323		G3-1 1-H		1B		K			FC1-6 1-2f		4	0	1	2	0	1	2
Ken Griffey, L (1, 7) OBP: 0.267, SLG: 0.714 Joel Youngblood, R (9, PH) OBP: 0.278, SLG: 0.188		G4-3		F9		G6-3 CS 2B			K		3	0	1	0	0	0	2
Jeff Reed, L (1, 2) OBP: 0.342, SLG: 0.486 Bo Diaz, R (10, PH) OBP: 0.217, SLG: 0.227		L7		F8		G6-3			K		1	0	0	0	0	1	1
Ron Oester, S (1, 4) OBP: 0.258, SLG: 0.203			P5		K		K				3	0	0	0	0	0	3
Danny Jackson, R (1, 1) Dave Collins, S (8, PH) OBP: 0.143, SLG: 0.077 Norm Charlton, S (8, 1) Manny Trillo, R (10, PH) OBP: 0.333, SLG: 0.250 Rob Dibble, L (10, 1)			K		K		K		B1-3		1	0	0	0	0	0	0
											4	0	0	0	0	2	1
											2	0	0	0	0	2	0
											1	0	0	0	0	0	0
											0	0	0	0	0	0	0
											1	0	0	0	0	1	0
											0	0	0	0	0	0	0

Inning Stats	R: 0	H: 0	E: 0	K: 1	S: 9	R: 1	H: 0	E: 0	K: 0	S: 8	R: 0	H: 1	E: 0	K: 1	S: 9	R: 1	H: 2	E: 0	K: 0	S: 10	R: 0	H: 0	E: 1	K: 2	S: 10	R: 0	H: 1	E: 0	K: 1	S: 6	R: 0	H: 1	E: 0	K: 1	S: 7	R: 0	H: 0	E: 0	K: 1	S: 12	R: 0	H: 1	E: 0	K: 1	S: 7	R: 0	H: 0	E: 0	K: 1	S: 7	R: 0	H: 0	E: 0	K: 1	S: 7	1B: 5	SF: 0	2B: 2	SAC: 0	3B: 0	DP: 1	HR: 0	HBP: 0	WP: 0	PA: 37
--------------	------	------	------	------	------	------	------	------	------	------	------	------	------	------	------	------	------	------	------	-------	------	------	------	------	-------	------	------	------	------	------	------	------	------	------	------	------	------	------	------	-------	------	------	------	------	------	------	------	------	------	------	------	------	------	------	------	-------	-------	-------	--------	-------	-------	-------	--------	-------	--------

PITCHER	IP	WLS	BF	H	R	ER	SO	BB	IBB	HBP	BLK	WP	HR	S	P	ERA	WHIP
Ron Darling, R (1, 1) ERA: 5.03	8.1		31	6	2	2	7	2	0	0	1	0	0	71	116	2.16	0.960
Randy Myers, L (9, 1) ERA: 1.29	1.2	W	5	0	0	0	2	0	0	0	0	0	0	13	23	0.00	0.000

Batter	1	2	3	4	5	6	7	8	9	10	AB	R	H	RBI	BB	SO	LOB
Mookie Wilson, S OBP: 0.238, SLG: 0.350 (1, 8)	G5-3		G4-3			BB 1B	F8			K	5	1	1	0	0	1	0
Howard Johnson, S OBP: 0.391, SLG: 0.547 (1, 5) (6, 6)	BB FC4 BB		G5-3			BB 1B BB		F7		HR	3	2	1	1	2	0	0
Tim Teufel, R OBP: 0.378, SLG: 0.350 (1, 3) (9, 4)	FC4 BB		K			FC4-6 1B 1-2 2-H		BLK BB			3	0	1	1	1	1	1
Darryl Strawberry, L OBP: 0.370, SLG: 0.617 (1, 9)	K				G4-3		P4			K	4	0	0	0	0	2	5
Kevin McReynolds, R OBP: 0.385, SLG: 0.467 (1, 7)	1-2 2-3 BB				G5-3		FC4-6 1B 1-2 2-H		1-2 SAFE SAFE SAFE	IBB	2	0	1	1	2	0	0
Gregg Jefferies, S OBP: 0.205, SLG: 0.272 Randy Myers, L (9, 1)	G5-3				G5-3		FC4-6 1-2f 2-3		1-1	P3	4	0	0	0	0	0	7
Gary Carter, R OBP: 0.167, SLG: 0.191 (1, 2)			G4-3			F7	P6			G5-3	4	0	0	0	0	0	2
Kevin Elster, R OBP: 0.286, SLG: 0.342 Dave Magadan, L OBP: 0.324, SLG: 0.323 (1, 6) (6, 5)			G6-3			K			3-3	K	2	0	0	0	0	1	0
Ron Darling, R OBP: 0.319, SLG: 0.400 (1, 1) (9, 3)			G4-3			G4-3			0-0	G5-3	2	0	0	0	0	1	0

Inning Stats	R: 0	H: 0	E: 0	K: 1	S: 14	R: 0	H: 0	E: 0	K: 0	S: 4	R: 0	H: 0	E: 0	K: 1	S: 6	R: 0	H: 0	E: 0	K: 0	S: 4	R: 2	H: 3	E: 0	K: 0	S: 14	R: 0	H: 0	E: 0	K: 1	S: 10	R: 0	H: 0	E: 0	K: 1	S: 9	R: 0	H: 0	E: 0	K: 1	S: 6	R: 1	H: 1	E: 0	K: 1	S: 4	1B: 3	SF: 0	2B: 0	3B: 0	HR: 1	WP: 0	PA: 38
--------------	------	------	------	------	-------	------	------	------	------	------	------	------	------	------	------	------	------	------	------	------	------	------	------	------	-------	------	------	------	------	-------	------	------	------	------	------	------	------	------	------	------	------	------	------	------	------	-------	-------	-------	-------	-------	-------	--------


PITCHER	IP	WLS	BF	H	R	ER	SO	BB	IBB	HBP	BLK	WP	HR	S	P	ERA	WHIP
Danny Jackson, L ERA: 6.15 (1, 1)	7.0		28	3	2	2	4	3	0	0	0	0	0	58	95	2.57	0.857
Norm Charlton, L ERA: 1.32 (8, 1)	2.0		8	0	0	0	2	1	1	0	1	0	0	15	28	0.00	0.500
Rob Dibble, R ERA: 3.32 (10, 1)	0.1	L	2	1	1	1	1	0	0	0	0	0	1	4	6	27.00	3.000

**BOTTOM**

**Cincinnati Reds @ New York Mets**  
 Shea Stadium, Flushing, NY  
 Thu May 04 1989, 7:05 PM EDT  
 Att. 29,396 - Unknown - 52 F

livebaseballscorecards.com

<b>AB</b>	<b>33</b>
<b>R</b>	<b>3</b>
<b>H</b>	<b>4</b>
<b>RBI</b>	<b>3</b>
<b>BB</b>	<b>5</b>
<b>SO</b>	<b>7</b>
<b>LOB</b>	<b>15</b>



Batter	1	2	3	4	5	6	7	8	9	AB R H RBI BB SO LOB	TOP										
Juan Samuel, R (1, 8) OBP: 0.258, SLG: 0.400	0-0 HR	0-1 6-3		2-2 F9		2-3 K			3-3 K	5 1 1 1 0 2 3											
Tom Herr, S (1, 4) OBP: 0.387, SLG: 0.385	1-3 K		2-1 1B FC6-4 1B	0-3 K		1-0 5-3			1-1 F8	5 1 1 0 0 2 1											
Von Hayes, L (1, 3) OBP: 0.491, SLG: 0.693	4-2 S BB		2-2 FC6-4 1B	3-2 P5		2-3 K			4-2 1B BB	3 0 1 0 2 1 1											
Mike Schmidt, R (1, 5) OBP: 0.319, SLG: 0.495 Steve Jeltz, S (7, 5) OBP: 0.387, SLG: 0.407	0-0 F7		1-1 FC6-4 1B SF9		4-1 FC5-4 BB				3-1 F8 1B	3 1 0 1 1 0 2 1 0 1 0 0 0 0											
Chris James, R (1, 7) OBP: 0.284, SLG: 0.374	2-0 SAFE P3		1-0 3B 1B		1-1 FC5-4 WP E				1-0 5-3	5 2 1 0 0 0 4											
Bob Demier, R (1, 9) OBP: 0.317, SLG: 0.296		0-1 SH5-3 BB 1B		1-1 SF9		2-0 E6 2B			2-2 5-3	3 1 1 1 0 0 0											
Dickie Thon, R (1, 6) OBP: 0.293, SLG: 0.274		4-0 SH5-3 BB		3-1 3B		0-0 S SF7 2B			0-1 F9	3 1 2 2 1 0 0											
Steve Lake, R (1, 2) OBP: 0.310, SLG: 0.263		1-1 F7		1-3 K		1-0 SF7			0-0 4-3	3 0 0 1 0 1 3											
Ken Howell, R (1, 1) OBP: 0.182, SLG: 0.100 Gordon Dillard, L (9, 1)		1-2 SH5-3		1-1 1B		0-0 P4			0-3 K	3 0 1 0 0 1 0 0 0 0 0 0 0 0											
<b>Inning Stats</b>	R: 1 E: 0 K: 1 S: 8	H: 1 LOB: 1 BB: 1 P: 15	R: 0 E: 0 K: 0 S: 9	H: 1 LOB: 2 BB: 1 P: 15	R: 3 E: 0 K: 1 S: 17	H: 4 LOB: 1 BB: 0 P: 28	R: 0 E: 0 K: 1 S: 11	H: 1 LOB: 1 BB: 0 P: 17	R: 3 E: 1 K: 0 S: 7	H: 1 LOB: 0 BB: 1 P: 15	R: 0 E: 0 K: 2 S: 8	H: 0 LOB: 0 BB: 0 P: 13	R: 0 E: 0 K: 0 S: 8	H: 0 LOB: 0 BB: 0 P: 12	R: 0 E: 0 K: 1 S: 6	H: 0 LOB: 0 BB: 0 P: 6	R: 0 E: 0 K: 1 S: 10	H: 1 LOB: 2 BB: 1 P: 22	1B: 6 2B: 1 3B: 1 HR: 1	SF: 2 SAC: 1 DP: 0 HBP: 0	WP: 2 PA: 41 PB: 0 SB: 2 CS: 0
<b>PITCHER</b>	IP WLS BF H R ER SO BB IBB HBP BLK WP HR S P ERA WHIP																				
Tom Browning, L (1, 1) ERA: 3.74	4.1 L 25 8 7 6 3 3 0 0 0 1 1 50 87 12.46 2.538																				
Tim Birtsas, L (5, 1) ERA: 3.88	2.2 8 0 0 0 2 0 0 0 0 0 0 18 28 0.00 0.000																				
Kent Tekulve, R (8, 1) ERA: 3.5	2.0 8 1 0 0 2 1 0 0 0 0 0 16 28 0.00 1.000																				

Philadelphia Phillies @ Cincinnati Reds  
Riverfront Stadium, Cincinnati, OH  
Fri May 05 1989, 7:05 PM EDT  
Att: 17,901 - Unknown

AB	34
R	7
H	9
RBI	6
BB	4
SO	7
LOB	14



WP: 2	PA: 41
PB: 0	
SB: 2	
CS: 0	

PITCHER	IP	WLS	BF	H	R	ER	SO	BB	IBB	HBP	BLK	WP	HR	S	P	ERA	WHIP
Tom Browning, L	4.1	L	25	8	7	6	3	3	0	0	0	1	1	50	87	12.46	2.538
Tim Birtsas, L	2.2		8	0	0	0	2	0	0	0	0	0	0	18	28	0.00	0.000
Kent Tekulve, R	2.0		8	1	0	0	2	1	0	0	0	0	0	16	28	0.00	1.000

Batter	1	2	3	4	5	6	7	8	9	AB	R	H	RBI	BB	SO	LOB
Rolando Roomes, R OBP: 0.167, SLG: 0.167 (1, 8) (5, 7)	1-0 6-3		3-2 FC5-4			1-3 K		3-1 G6-4-3		4	0	0	0	0	1	3
Chris Sabo, R OBP: 0.275, SLG: 0.313 (1, 5)	1-3 K		3-2 L4			1-2 6-3		2-2 5-3		4	0	0	0	0	1	2
Barry Larkin, R OBP: 0.320, SLG: 0.436 Manny Trillo, R OBP: 0.381, SLG: 0.278 (1, 6) (3, 6)	1-0 L3				2-1 1B	4-1 BB			1-3 K	1	0	0	0	0	0	0
Paul O'Neill, L OBP: 0.359, SLG: 0.505 (1, 9)		2-2 1B			0-1 F7	0-0 G4-3			2-2 F7	4	0	1	0	0	0	2
Todd Benzinger, S OBP: 0.286, SLG: 0.309 (1, 3)		1-3 SAFE SAFE SAFE K			1-1 F7		0-3 K		1-0 F8	4	0	0	0	0	2	2
Ken Griffey, L OBP: 0.294, SLG: 0.667 Tim Lincecum, L (5, 1) Dave Collins, S OBP: 0.133, SLG: 0.071 Kent Tekulve, R (7, PH) (8, 1)		4-0 FC6-4 BB			1-0 3-1		2-3 K			1	0	0	0	1	0	1
Jeff Reed, L OBP: 0.329, SLG: 0.466 (1, 2)		1-1 FC6-4				1-0 F8		0-2 G6-4-3		3	0	0	0	0	0	2
Ron Oester, S OBP: 0.261, SLG: 0.207 (1, 4)			2-1 4-3			0-1 F7		3-2 G6-4-3 1B		3	0	1	0	0	0	0
Tom Browning, L OBP: 0.154, SLG: 0.154 Herm Winningham, L OBP: 0.286, SLG: 0.619 (1, 1) (5, 8)			3-2 FC5-4 1B			1-3 K		0-0 G6-4-3 1B		1	0	1	0	0	0	0
										2	0	1	0	0	1	0


Inning Stats	R: 0	H: 0	E: 0	K: 1	S: 5	R: 0	H: 1	E: 0	K: 1	S: 8	R: 0	H: 1	E: 0	K: 0	S: 13	R: 0	H: 1	E: 0	K: 0	S: 7	R: 0	H: 0	E: 0	K: 1	S: 7	R: 0	H: 0	E: 0	K: 2	S: 11	R: 0	H: 2	E: 0	K: 0	S: 10	R: 0	H: 0	E: 0	K: 1	S: 7	R: 0	H: 0	E: 0	K: 1	S: 11	R: 0	H: 1	E: 0	K: 1	S: 10	R: 0	H: 0	E: 0	K: 1	S: 7	R: 0	H: 0	E: 0	K: 1	S: 7	R: 0	H: 0	E: 0	K: 1	S: 7	R: 0	H: 0	E: 0	K: 1	S: 7
IP	8.0	WLS	W	BF	29	H	5	R	0	ER	0	SO	6	BB	2	IBB	0	HBP	0	BLK	0	WP	1	HR	0	S	71	P	115	ERA	0.00	WHIP	0.875	IP	1.0	WLS	W	BF	3	H	0	R	0	ER	0	SO	1	BB	0	IBB	0	HBP	0	BLK	0	WP	0	HR	0	S	7	P	11	ERA	0.00	WHIP	0.000			

**BOTTOM**

**Philadelphia Phillies @ Cincinnati Reds**  
Riverfront Stadium, Cincinnati, OH

Fri May 05 1989, 7:05 PM EDT  
Att. 17,901 - Unknown

AB	30
R	0
H	5
RBI	0
BB	2
SO	7
LOB	13



WP	PA	ERA	WHIP
1	32		

Batter	1	2	3	4	5	6	7	8	9	AB R H RBI BB SO LOB	TOP	
Juan Samuel, R (1, 8) OBP: 0.254, SLG: 0.385	0-3 K		1-0 1B		1-0 G5-3		2-1 G6-3		1-2 FC6-4	5 1 1 0 0 1 2		
Tom Herr, S (1, 4) OBP: 0.395, SLG: 0.404	0-0 1B SF9		2-0 1B S G6-3		3-2 WP		1-1 F7		1-3 K	5 2 3 0 0 1 2		
Von Hayes, L (1, 3) OBP: 0.488, SLG: 0.677	3-2 1B		3-1 S 1B		2-3 K			1-2 E3 FC6-4 S FC4-6	0-2 FC6	5 1 2 1 0 1 3		
Mike Schmidt, R (1, 5) OBP: 0.325, SLG: 0.490	2-2 SF9		2-0 G6-3		4-2 BB			4-2 FC6-4 BB		1 0 0 2 2 0 1		
Darren Daulton, L (1, 2) OBP: 0.333, SLG: 0.525	1-1 G3		0-1 L7		1-0 G6-3			2-2 FC6-4 FC4-6		4 0 0 0 0 0 6		
Chris James, R (1, 7) OBP: 0.274, SLG: 0.360		1-2 G6-3	0-0 F8		1-0 F9			2-1 FC4-6		4 0 0 1 0 0 2		
Curt Ford, L (1, 9) OBP: 0.160, SLG: 0.125		1-0 1B		0-0 B3		0-0 G4-3		1-2 F8		4 0 1 0 0 0 1		
Dickie Thon, R (1, 6) OBP: 0.291, SLG: 0.263		0-1 P3		1-0 P4		1-0 L5			4-2 FC6-4 1B BB	3 0 0 0 1 0 1		
Larry McWilliams, L (1, 1) OBP: 0.143, SLG: 0.143 Randy O'Neal, R (5, 1) Dwayne Murphy, L (7, PH) Todd Frohwrth, R (7, 1) Greg Harris, S (7, 1) Bob Demier, R (9, PH) OBP: 0.328, SLG: 0.309		1-3 K		2-3 K			2-1 G4-3		1-1 FC6-4 1B	2 0 0 0 0 0 2 1 0 0 0 0 0 0 0 0 1 0 1 0 1 0 0 0 0 0		
<b>Inning Stats</b>	R: 1 H: 2 E: 0 LOB: 1 K: 1 BB: 0 S: 13 P: 19	R: 0 H: 1 E: 0 LOB: 1 K: 1 BB: 0 S: 10 P: 13	R: 2 H: 3 E: 0 LOB: 1 K: 0 BB: 0 S: 8 P: 16	R: 0 H: 0 E: 0 LOB: 0 K: 1 BB: 0 S: 5 P: 8	R: 0 H: 1 E: 0 LOB: 2 K: 1 BB: 1 S: 10 P: 21	R: 0 H: 0 E: 0 LOB: 0 K: 0 BB: 0 S: 3 P: 5	R: 0 H: 0 E: 0 LOB: 0 K: 0 BB: 0 S: 6 P: 11	R: 1 H: 0 E: 1 LOB: 1 K: 0 BB: 1 S: 13 P: 23	R: 0 H: 1 E: 0 LOB: 2 K: 1 BB: 1 S: 16 P: 23	1B: 7 SF: 1 2B: 1 SAC: 0 3B: 0 DP: 0 HR: 0 HBP: 0	WP: 1 PA: 39 PB: 0 SB: 3 CS: 0	
<b>PITCHER</b>	IP WLS BF H R ER SO BB IBB HBP BLK WP HR S P ERA WHIP											
Rick Mahler, R (1, 1) ERA: 2.79	8.0 W 34 7 4 3 4 2 0 0 0 1 0 68 116 3.38 1.125											
John Franco, L (9, 1) ERA: 1.84	1.0 S 5 1 0 0 1 1 0 0 0 0 0 0 16 23 0.00 2.000											

Philadelphia Phillies @ Cincinnati Reds  
Riverfront Stadium, Cincinnati, OH  
Sat May 06 1989, 7:05 PM EDT  
Att: 21,541 - Unknown

livebaseballscorecards.com

AB	35
R	4
H	8
RBI	4
BB	3
SO	5
LOB	19







Batter	1	2	3	4	5	6	7	8	9	AB R H RBI BB SO LOB	TOP											
Juan Samuel, R (1, 8) OBP: 0.264, SLG: 0.420	4-2 G4-3 S SF9 BB	0-1 F9			3-2 G6-3		2-1 HR		1-3 K	4 2 1 1 1 1 2												
Bob Dernier, R (1, 9) OBP: 0.318, SLG: 0.288	4-0 SF9 G4-3 1-2 BB		2-0 F7		0-2 P2		0-1 F9		1-2 E5 G4-6-3	4 0 0 0 1 0 0												
Tom Herr, S (1, 4) OBP: 0.395, SLG: 0.412	3-2 G4-3 1-2 2-3		3-1 F9		3-2 2B		0-1 G3-6-3 1B		1-1 G4-6-3 1-2f	5 0 2 0 0 0 3												
Von Hayes, L (1, 5) OBP: 0.480, SLG: 0.663	2-1 SF9 2-3 3-H		2-3 K		4-0 IBB		2-2 G3-6-3 1-2f			2 0 0 1 1 1 1												
Dwayne Murphy, L (1, 7) OBP: 0.471, SLG: 0.429	2-1 F8			4-2 2B G4-3 BB	1-3 K			0-1 G6-3 1B		3 2 1 0 1 1 3												
Darren Daulton, L (1, 2) OBP: 0.329, SLG: 0.523		0-1 F9		0-0 G4-3 SH1-3 2B		1-0 F7		2-1 G6-3 1-2		4 1 1 0 0 0 1												
Mark Ryal, L (1, 3) OBP: 0.200, SLG: 0.143		1-2 F8		1-1 G4-3 2-3 3-H		0-0 1B		0-3 K		4 0 1 1 0 1 2												
Steve Jeltz, S (1, 6) OBP: 0.412, SLG: 0.414		4-0 BB BB		1-1 SH1-3 3-H		3-1 F9		1-1 1B 2-H		2 0 1 2 1 0 1												
Alex Madrid, R (1, 1) Gordon Dillard, L (7, 1) Curt Ford, L (8, PH) Steve Bedrosian, R (8, 1)		4-0 BB BB		0-0 G4-3		0-2 G1-3		1-3 K		2 0 0 0 1 0 1 0 0 0 0 0 0 0 1 0 0 0 0 1 1 0 0 0 0 0 0 0												
<b>Inning Stats</b>	R: 1 E: 0 K: 0 S: 10	H: 0 LOB: 1 BB: 2 P: 24	R: 0 E: 0 K: 0 S: 7	H: 0 LOB: 2 BB: 2 P: 16	R: 0 E: 0 K: 1 S: 7	H: 0 LOB: 0 BB: 0 P: 14	R: 2 E: 0 K: 0 S: 9	H: 1 LOB: 0 BB: 1 P: 15	R: 0 E: 0 K: 1 S: 15	H: 1 LOB: 2 BB: 1 P: 26	R: 0 E: 0 K: 0 S: 7	H: 1 LOB: 1 BB: 0 P: 11	R: 1 E: 0 K: 0 S: 10	H: 2 LOB: 0 BB: 0 P: 14	R: 1 E: 0 K: 2 S: 13	H: 2 LOB: 1 BB: 0 P: 17	R: 0 E: 1 K: 1 S: 8	H: 0 LOB: 0 BB: 0 P: 11	1B: 4 2B: 2 3B: 0 HR: 1	SF: 1 SAC: 1 DP: 2 HBP: 0	WP: 0 PB: 0 SB: 1 CS: 0	PA: 39
<b>PITCHER</b>	IP WLS BF H R ER SO BB IBB HBP BLK WP HR S P ERA WHIP																					
Jack Armstrong, R (1, 1) ERA: 4.91	5.0 L 23 2 3 3 2 5 1 0 0 0 0 0 48 95 5.40 1.400																					
Tim Birtsas, L (6, 1) ERA: 3.97	2.0 8 3 1 1 0 0 0 0 0 0 0 1 17 25 4.50 1.500																					
Kent Tekulve, R (8, 1) ERA: 3.6	2.0 8 2 1 1 3 0 0 0 0 0 0 0 21 28 4.50 1.000																					

Philadelphia Phillies @ Cincinnati Reds  
Riverfront Stadium, Cincinnati, OH  
Sun May 07 1989, 3:33 AM EDT  
Att. 24,839 - Sunny

livebaseballscorecards.com

AB	31
R	5
H	7
RBI	5
BB	6
SO	5
LOB	15



Batter	1	2	3	4	5	6	7	8	9	AB	R	H	RBI	BB	SO	LOB
Chris Sabo, R OBP: 0.271, SLG: 0.308 (1, 5)	2-1 P6		2-0 F7		1-0 F7			1-2 G6-3		4	0	1	0	0	0	0
Manny Trillo, R OBP: 0.300, SLG: 0.222 (1, 4)	3-2 G5-3		3-2 G6-3				1-3 K	2-2 G5-3		4	0	0	0	0	1	1
Paul O'Neill, L OBP: 0.366, SLG: 0.500 (1, 9)	2-1 F7			0-0 F8			2-0 G4-3	3-2 F7		4	0	1	0	0	0	0
Todd Benzinger, S OBP: 0.289, SLG: 0.314 (1, 3)		2-2 F9		2-2 F7			1-3 K	0-2 P5		4	0	1	0	0	1	1
Joel Youngblood, R OBP: 0.407, SLG: 0.391 (1, 7)		2-0 F7		4-1 F7			3-3 K	1-1 F8		3	0	1	0	1	1	0
Herm Winningham, L OBP: 0.370, SLG: 0.600 (1, 8)		1-1 F9		1-0 F9			4-2 F7	3-1 F7		3	0	2	0	1	0	2
Jeff Reed, L OBP: 0.325, SLG: 0.455 (1, 2)		1-2 P6		2-0 F9			1-3 K	1-1 F7		4	0	1	0	0	1	5
Ron Oester, S OBP: 0.260, SLG: 0.211 (1, 6)		0-1 F8		3-2 L4			1-2 F7	3-3 K		4	0	1	0	0	1	4
Jack Armstrong, R (1, 1) Dave Collins, S (5, PH) Tim Lirtsos, L (6, 1) Ken Griffey, L (7, PH) Kent Tekulve, R (8, 1) Kal Daniels, L (9, PH)			2-3 K		1-2 G6-3		1-1 G4-3	3-2 F7		1	0	0	0	0	1	0

Inning Stats	R: 0	H: 0	E: 0	K: 8	S: 8	H: 0	LOB: 0	BB: 0	P: 15	R: 0	H: 2	E: 0	K: 0	S: 12	H: 2	LOB: 2	BB: 0	P: 18	R: 0	H: 1	E: 0	K: 1	S: 9	H: 1	LOB: 0	BB: 0	P: 15	R: 0	H: 1	E: 0	K: 0	S: 7	H: 0	LOB: 2	BB: 1	P: 16	R: 0	H: 0	E: 0	K: 2	S: 7	H: 0	LOB: 0	BB: 0	P: 11	R: 0	H: 1	E: 0	K: 2	S: 14	H: 1	LOB: 2	BB: 1	P: 24	R: 0	H: 1	E: 0	K: 0	S: 16	H: 1	LOB: 1	BB: 0	P: 22	R: 0	H: 2	E: 0	K: 1	S: 19	H: 2	LOB: 2	BB: 0	P: 30	1B: 8	2B: 0	3B: 0	HR: 0	SF: 0	SAC: 0	DP: 0	HBP: 0	WP: 0	PA: 36
PITCHER	IP	WLS	BF	H	R	ER	SO	BB	IBB	HBP	BLK	WP	HR	S	P	ERA	WHIP																																																																	
Alex Madrid, R (1, 1) ERA: 4.5	6.2		26	5	0	0	5	2	0	0	0	0	0	64	110	0.00	1.050																																																																	
Gordon Dillard, L (7, 1) ERA:	0.1		1	0	0	0	0	0	0	0	0	0	0	2	3	0.00	0.000																																																																	
Steve Bedrosian, R (8, 1) ERA: 3.29	2.0		9	3	0	0	1	0	0	0	0	0	0	35	52	0.00	1.500																																																																	

**BOTTOM**

**Philadelphia Phillies @ Cincinnati Reds**  
Riverfront Stadium, Cincinnati, OH

Sun May 07 1989, 3:33 AM EDT  
Att. 24,839 - Sunny

AB	34
R	0
H	8
RBI	0
BB	2
SO	6
LOB	17



Batter	1	2	3	4	5	6	7	8	9	AB R H RBI BB SO LOB	TOP											
Lenny Dykstra, L OBP: 0.411, SLG: 0.493 Terry Leach, R (8, 1)	2-1 G4-3		1-1 G3			4-1 S BB		1-3 K		3 0 0 0 1 1 1 0 0 0 0 0 0 0	<p><b>New York Mets @ Cincinnati Reds</b> Riverfront Stadium, Cincinnati, OH</p> <p>Mon May 08 1989, 7:05 PM EDT Att. 20,384 - Unknown - 63 F</p>											
Howard Johnson, S OBP: 0.364, SLG: 0.540 (7, 6)	2-0 2B		3-3 K			2-3 K		3-2 F7		4 0 1 0 0 2 2												
Keith Hernandez, L OBP: 0.324, SLG: 0.385 (1, 3)	4-2 BB			0-0 G6-3		1-3 K		0-0 1B		3 0 1 0 1 1 1												
Darryl Strawberry, L OBP: 0.350, SLG: 0.565 (1, 9)	3-3 K			3-2 WP 1B		3-2 F8		2-2 L7		4 0 1 0 0 1 5												
Kevin McReynolds, R OBP: 0.365, SLG: 0.430 (1, 7)	1-3 K			1-1 F9			0-1 G5-3		1-0 1B	4 0 1 0 0 1 3												
Gregg Jefferies, S OBP: 0.202, SLG: 0.272 (1, 4)				2-0 G6-3			0-0 F8		1-0 F8	4 0 0 0 0 1 2												
Gary Carter, R OBP: 0.171, SLG: 0.182 (1, 2)					0-0 F7				1-3 K	3 0 0 0 1 1 1												
Kevin Elster, R OBP: 0.270, SLG: 0.321 Dave Magadan, L OBP: 0.286, SLG: 0.278 (7, 5)									1-1 G3-1	2 0 0 0 0 1 0 2 0 0 0 0 1 2												
Bob Ojeda, L OBP: 0.300, SLG: 0.222 Mookie Wilson, S OBP: 0.235, SLG: 0.328 (8, 8)									4-0 1B BB	2 0 0 0 0 1 0 0 0 0 0 1 0 0												
<b>Inning Stats</b>	R: 0 E: 0 K: 2 S: 12	H: 1 LOB: 2 BB: 1 P: 24	R: 0 E: 0 K: 2 S: 7	H: 0 LOB: 0 BB: 0 P: 11	R: 0 E: 0 K: 1 S: 8	H: 0 LOB: 0 BB: 0 P: 12	R: 0 E: 0 K: 0 S: 9	H: 1 LOB: 1 BB: 0 P: 15	R: 0 E: 0 K: 1 S: 6	H: 0 LOB: 0 BB: 0 P: 9		R: 0 E: 0 K: 1 S: 14	H: 0 LOB: 1 BB: 1 P: 24	R: 0 E: 0 K: 1 S: 8	H: 0 LOB: 1 BB: 1 P: 15	R: 0 E: 0 K: 1 S: 12	H: 1 LOB: 2 BB: 1 P: 22	R: 0 E: 0 K: 1 S: 8	H: 1 LOB: 1 BB: 0 P: 12	1B: 3 2B: 1 3B: 0 HR: 0	SF: 0 SAC: 0 DP: 0 HBP: 0	WP: 1 PB: 0 SB: 1 CS: 0
<b>PITCHER</b>	IP WLS BF H R ER SO BB IBB HBP BLK WP HR S P ERA WHIP																					
Jose Rijo, R ERA: 1.43 Norm Charlton, L ERA: 1.26 John Franco, L ERA: 1.69	(1, 1) 7.0 W 26 2 0 0 9 3 0 0 0 1 0 64 110 0.00 0.714																					
	(8, 1) 0.2 4 1 0 0 1 1 0 0 0 0 0 9 17 0.00 3.000																					
	(8, 1) 1.1 S 5 1 0 0 1 0 0 0 0 0 0 11 17 0.00 0.750																					

livebaseballscorecards.com

AB	31
R	0
H	4
RBI	0
BB	4
SO	11
LOB	17



Batter	1	2	3	4	5	6	7	8	9
<b>Kal Daniels, L</b> (1, 7) OBP: 0.425, SLG: 0.349 <b>Herm Winningham, L</b> (7, PR) OBP: 0.370, SLG: 0.600 (8, 8)	4-2 SH S G4-3 BB	4-2 1-2 2-3 BB		0-1 G4-3			4-1 S BB		
<b>Chris Sabo, R</b> (1, 5) OBP: 0.273, SLG: 0.303	1-0 SH G4-3 S SF7 1-3	0-1 F8			4-1 1B S SF8 BB		0-1 F8		
<b>Barry Larkin, R</b> (1, 6) OBP: 0.327, SLG: 0.433	0-1 G4-3 1-3 3-H		2-2 G6-3		1-1 SF8 S 1B		4-1 1-2 BB		
<b>Todd Benzinger, S</b> (1, 3) OBP: 0.288, SLG: 0.318	3-2 SF7 3-H		3-2 G4-3 1B		2-2 SF8		0-1 P3		
<b>Paul O'Neill, L</b> (1, 9) OBP: 0.353, SLG: 0.481 <b>John Franco, L</b> (8, 1)	1-3 K		0-0 G4-3		1-2 P3		1-2 G3		
<b>Rolando Roomes, R</b> (1, 8) OBP: 0.222, SLG: 0.222 (8, 7)		3-2 G6-3	1-2 P8		0-3 K		0-1 P3		
<b>Bo Diaz, R</b> (1, 2) OBP: 0.167, SLG: 0.172		0-0 G6-3		2-0 F8		2-1 G5-3		0-1 L8	
<b>Ron Oester, S</b> (1, 4) OBP: 0.250, SLG: 0.202		0-0 E4 BB BB		3-2 L9		0-0 G5-3		1-1 G4-3	
<b>Jose Rijo, R</b> (1, 1) OBP: 0.357, SLG: 0.385 <b>Norm Charlton, S</b> (8, 1) <b>Joel Youngblood, R</b> (8, 9) OBP: 0.407, SLG: 0.391		4-1 BB BB		3-2 1B		1-1 G5-3			

Inning Stats	R: 2 E: 0 K: 1 S: 14	H: 0 LOB: 0 BB: 1 P: 23	R: 0 E: 1 K: 0 S: 11	H: 0 LOB: 3 BB: 2 P: 22	R: 0 E: 0 K: 0 S: 12	H: 1 LOB: 1 BB: 0 P: 18	R: 0 E: 0 K: 0 S: 11	H: 1 LOB: 1 BB: 0 P: 19	R: 1 E: 0 K: 1 S: 13	H: 1 LOB: 1 BB: 1 P: 21	R: 0 E: 0 K: 0 S: 5	H: 0 LOB: 0 BB: 0 P: 8	R: 0 E: 0 K: 0 S: 10	H: 0 LOB: 2 BB: 2 P: 19	R: 0 E: 0 K: 0 S: 6	H: 0 LOB: 0 BB: 0 P: 7
1B: 3 2B: 0 3B: 0 HR: 0	SF: 2 SAC: 1 DP: 0 HBP: 0	WP: 0 PA: 35														

PITCHER	IP	WLS	BF	H	R	ER	SO	BB	IBB	HBP	BLK	WP	HR	S	P	ERA	WHIP
<b>Bob Ojeda, L</b> (1, 1) ERA: 4.32	7.0	L	32	3	3	3	2	6	0	0	0	0	0	76	130	3.86	1.286
<b>Terry Leach, R</b> (8, 1) ERA: 0.68	1.0		3	0	0	0	0	0	0	0	0	0	0	6	7	0.00	0.000


**BOTTOM**

**New York Mets @ Cincinnati Reds**  
Riverfront Stadium, Cincinnati, OH

Mon May 08 1989, 7:05 PM EDT  
Att: 20,384 - Unknown - 63 F

livebaseballscorecards.com

<b>AB</b>	<b>26</b>
<b>R</b>	<b>3</b>
<b>H</b>	<b>3</b>
<b>RBI</b>	<b>3</b>
<b>BB</b>	<b>6</b>
<b>SO</b>	<b>2</b>
<b>LOB</b>	<b>14</b>



Batter	1	2	3	4	5	6	7	8	9	AB R H RBI BB SO LOB	TOP											
Mookie Wilson, S (1, 8) OBP: 0.236, SLG: 0.324	3-3 K		0-0 3-1		1-2 1B 1B		2-2 G3			4 0 1 1 0 1 0												
Howard Johnson, S (1, 5) OBP: 0.379, SLG: 0.556	2-2 2B		1-3 K		2-0 1B 3-H			4-2 BB E S		3 0 2 1 1 1 0												
Kevin McReynolds, R (1, 7) OBP: 0.353, SLG: 0.413	0-1 F8			0-1 G3	1-2 F7			1-2 6-3		4 0 0 0 0 0 4												
Darryl Strawberry, L (1, 9) OBP: 0.336, SLG: 0.542	2-3 K			3-2 F6	3-3 K			0-3 K		4 0 0 0 0 3 4												
Tim Teufel, R (1, 4) OBP: 0.340, SLG: 0.313 Roger McDowell, R (8, 1) Randy Myers, L (9, 1)			2-1 L7	0-1 G4-3		0-3 K		1-3 K		4 0 0 0 0 2 1 0 0 0 0 0 0 0 0 0 0 0 0 0 0												
Keith Hernandez, L (1, 3) OBP: 0.330, SLG: 0.394			3-2 G4-3		1-1 1B 2B	3-3 K		2-2 G5-4-3 HBP		3 1 1 0 0 1 0												
Gary Carter, R (1, 2) OBP: 0.186, SLG: 0.177			4-2 BB		4-0 1B 1B BB	1-0 G6-3		0-0 G5-4-3		2 1 0 0 2 0 1												
Kevin Elster, R (1, 6) OBP: 0.269, SLG: 0.318			1-0 G5-3		2-1 1B SH1-3 1B		3-3 K		0-0 5-3	4 1 1 1 0 1 1												
Sid Fernandez, L (1, 1) OBP: 0.231, SLG: 0.308 Gregg Jefferies, S (8, 4) OBP: 0.202, SLG: 0.272			0-3 K		0-0 SH1-3		0-3 K			2 0 0 0 0 2 0 0 0 0 0 0 0 0												
<b>Inning Stats</b>	R: 0 E: 0 K: 2 S: 15	H: 1 LOB: 1 BB: 0 P: 22	R: 0 E: 0 K: 0 S: 9	H: 0 LOB: 1 BB: 1 P: 19	R: 0 E: 0 K: 2 S: 7	H: 0 LOB: 0 BB: 0 P: 8	R: 0 E: 0 K: 0 S: 7	H: 0 LOB: 0 BB: 0 P: 10	R: 3 E: 0 K: 1 S: 16	H: 4 LOB: 2 BB: 1 P: 30	R: 0 E: 0 K: 2 S: 7	H: 0 LOB: 0 BB: 0 P: 11	R: 0 E: 0 K: 2 S: 12	H: 0 LOB: 0 BB: 0 P: 17	R: 0 E: 0 K: 2 S: 11	H: 0 LOB: 1 BB: 1 P: 17	R: 0 E: 0 K: 0 S: 4	H: 0 LOB: 0 BB: 0 P: 6	1B: 3 2B: 2 3B: 0 HR: 0	SF: 0 SAC: 1 DP: 1 HBP: 1	WP: 0 PB: 0 SB: 1 CS: 0	PA: 35
<b>PITCHER</b>	IP WLS BF H R ER SO BB IBB HBP BLK WP HR S P ERA WHIP																					
Danny Jackson, L (1, 1) ERA: 5.94	6.0 L 25 5 3 3 7 2 0 0 0 0 0 0 61 100 4.50 1.167																					
Rob Dibble, R (7, 1) ERA: 3.0	2.0 7 0 0 0 4 1 0 0 0 0 0 0 23 34 0.00 0.500																					
Norm Charlton, L (9, 1) ERA: 1.17	1.0 3 0 0 0 0 0 0 0 1 0 0 0 4 6 0.00 0.000																					

**New York Mets @ Cincinnati Reds**  
Riverfront Stadium, Cincinnati, OH  
Tue May 09 1989, 7:05 PM EDT  
Att. 12,645 - Unknown - 50 F

AB	30
R	3
H	5
RBI	3
BB	3
SO	11
LOB	11





Batter	1	2	3	4	5	6	7	8	9	AB R H RBI BB SO LOB	TOP	
Mookie Wilson, S OBP: 0.218, SLG: 0.297 (1, 8)	1-1 F9	1-2 L1		0-1 FC6 1-2f		1-2 E5 1B 1-3 3-H	SAFE FC1-6 HR 1-2f		2-2 F9	6 2 0 1 0 0 6		
Howard Johnson, S OBP: 0.389, SLG: 0.581 (1, 5)	3-3 K		4-0 FC6-4 BB		2-2 P5	CS 1B IBB	3-2 HR			3 2 1 2 2 1 0		
Kevin McReynolds, R OBP: 0.347, SLG: 0.404 Rick Aguilera, R (1, 7) (7, 1)	3-1 P6		0-1 FC6-4 CS 1-2f		0-1 F8	CS 1B 1B 1-2 2-H 3-H	1-1 F8			5 1 1 2 0 0 1 0 0 0 0 0 0 0		
Darryl Strawberry, L OBP: 0.339, SLG: 0.530 (1, 9)		1-2 1B S	1-1 P6		4-2 BB	SAFE K		0-1 P3		4 1 1 0 1 1 3		
Tim Teufel, R OBP: 0.362, SLG: 0.300 (1, 4)		4-0 1B 2B BB	SAFE 0-0 CS	1-2 G4-3	SAFE 3-1 G5-3	SAFE 4-0 WP 1B IBB		4-1 BB		2 1 0 0 3 0 1		
Keith Hernandez, L OBP: 0.345, SLG: 0.408 Dave Magadan, L OBP: 0.279, SLG: 0.270 (1, 3) (8, PH) (8, 3)		0-1 2B 1B 1-2 2-H		2-0 F7		FC6 E 1B 1-2 2-H 3-H		2-3 K		4 1 3 3 0 0 0 1 0 0 0 0 1 1		
Barry Lyons, R OBP: 0.286, SLG: 0.360 Mackey Sasser, L OBP: 0.154, SLG: 0.083 (1, 2) (8, PH) (8, 2)		1-3 K		0-1 HR		P4 K		2-0 F9		4 1 1 1 0 2 5 1 0 0 0 0 0 1		
Kevin Elster, R OBP: 0.286, SLG: 0.330 (1, 6)		0-0 1B 2B 1-3 2-H		4-1 1B BB		SAFE 4-1 E BB 1-2	L8		1-1 F8	3 1 1 1 2 0 0		
Ron Darling, R OBP: 0.067, SLG: 0.067 Lee Mazzilli, S OBP: 0.385, SLG: 0.500 (1, 1) (7, PH) (7, 7)		3-2 F8		0-0 FC6 1B 1-3		0-0 FC6 E 1B 1-3 2-H	4-0 FC1-6 BB		0-0 F7	3 1 1 0 0 0 3 1 0 0 0 1 0 0		
<b>Inning Stats</b>	R: 0 E: 0 K: 1 S: 7 H: 0 LOB: 0 BB: 0 P: 14	R: 2 E: 0 K: 1 S: 18 H: 3 LOB: 2 BB: 1 P: 28	R: 0 E: 0 K: 0 S: 4 H: 0 LOB: 0 BB: 1 P: 9	R: 1 E: 0 K: 0 S: 11 H: 2 LOB: 2 BB: 1 P: 18	R: 0 E: 0 K: 0 S: 9 H: 0 LOB: 1 BB: 1 P: 18	R: 6 E: 2 K: 2 S: 26 H: 3 LOB: 2 BB: 3 P: 46	R: 2 E: 0 K: 0 S: 10 H: 1 LOB: 0 BB: 1 P: 19	R: 0 E: 0 K: 1 S: 8 H: 0 LOB: 1 BB: 1 P: 16	R: 0 E: 0 K: 0 S: 6 H: 0 LOB: 0 BB: 0 P: 9	1B: 6 2B: 1 3B: 0 HR: 2 SF: 0 SAC: 0 DP: 0 HBP: 0	WP: 1 PB: 0 SB: 2 CS: 3 PA: 47	
<b>PITCHER</b>	IP WLS BF H R ER SO BB IBB HBP BLK WP HR S P ERA WHIP											
Tom Browning, L ERA: 3.88 (1, 1)	5.1 L 28 6 7 3 2 5 0 0 0 0 1 58 104 5.06 2.062											
Kent Tekulve, R ERA: 3.6 (6, 1)	0.0 2 1 0 0 0 0 0 1 0 0 0 0 3 7 ∞ ∞											
Tim Birtsas, L ERA: 3.75 (6, 1)	0.2 4 1 2 0 2 0 1 0 0 1 0 14 22 0.00 1.500											
Jack Armstrong, R ERA: 5.14 (7, 1)	3.0 12 1 2 2 1 2 0 0 0 0 1 24 44 6.00 1.000											

**New York Mets @ Cincinnati Reds**  
Riverfront Stadium, Cincinnati, OH  
Wed May 10 1989, 7:05 PM EDT  
Att: 19,112 - Unknown

livebaseballscorecards.com

<b>AB</b>	37
<b>R</b>	11
<b>H</b>	9
<b>RBI</b>	10
<b>BB</b>	9
<b>SO</b>	5
<b>LOB</b>	21







Batter	1	2	3	4	5	6	7	8	9	AB R H RBI BB SO LOB	TOP		
<b>Herm Winningham, L</b> (1, 8) OBP: 0.405, SLG: 0.545	0-0 L7		2-1 1B 1B		1-0 G4-6-3 1B		2-2 P6		4-1 S 1B BB	4 2 2 0 1 0 0	<b>Cincinnati Reds @ St. Louis Cardinals</b> Busch Stadium, St. Louis, MO Fri May 12 1989, 7:05 PM CDT Att. 50,023 - Unknown - 73 F		
<b>Lenny Harris, L</b> (1, 5) OBP: 0.238, SLG: 0.238	1-3 K		1-0 F8 1B 1-3 1B		0-0 G4-6-3 1-2f		2-1 P4	1-2 P1	5 0 1 0 0 1 2				
<b>Barry Larkin, R</b> (1, 6) OBP: 0.317, SLG: 0.404	1-1 L7		1-0 F8 1-2 3-H 1B		4-1 G3 E BB BB		1-1 G5-3	1-0 1B 2-H 1B	4 1 2 2 1 0 0				
<b>Paul O'Neill, L</b> (1, 9) OBP: 0.373, SLG: 0.509		4-0 S 1B BB	1-1 F8 1-2 2-3		4-0 G3 E BB		1-2 G4-3	3-1 1B	3 2 1 0 2 0 2				
<b>Todd Benzinger, S</b> (1, 3) OBP: 0.290, SLG: 0.336		3-3 K 1-2	2-2 F7		0-0 G3 1-2 2-3		2-2 1B 1B	0-1 F7	5 0 1 0 0 1 7				
<b>Ken Griffey, L</b> (1, 7) <b>Rolando Roomes, R</b> (8, PR) OBP: 0.286, SLG: 0.381		2-2 F8 2-H 1B		3-1 F8		4-2 E BB	0-0 FC5-4 1B		3 0 2 1 1 0 0 0 0 0 0 0 0 0				
<b>Jeff Reed, L</b> (1, 2) OBP: 0.303, SLG: 0.419		2-2 FC1-6-4 FC6-4 1-2f		3-2 G3-6-3 1B		2-3 K	0-0 F7		4 0 1 0 0 1 6				
<b>Ron Oester, S</b> (1, 4) OBP: 0.237, SLG: 0.221		0-2 FC6-4 1-2f		0-1 G3-6-3 1-2f		1-0 E3 1-3 2-H 3-H	0-1 FC5-4		4 0 0 0 0 0 5				
<b>Rick Mahler, R</b> (1, 1) OBP: 0.238, SLG: 0.158			3-1 F8		2-2 G4-3		0-1 G5-3	0-1 G4-3	4 0 0 0 0 0 2				
<b>Inning Stats</b>	R: 0 E: 0 K: 1 S: 6 H: 0 LOB: 0 BB: 0 P: 8	R: 1 E: 0 K: 1 S: 13 H: 1 LOB: 1 BB: 1 P: 24	R: 1 E: 0 K: 0 S: 11 H: 3 LOB: 2 BB: 0 P: 21	R: 0 E: 0 K: 0 S: 8 H: 1 LOB: 0 BB: 0 P: 14	R: 0 E: 0 K: 0 S: 5 H: 1 LOB: 0 BB: 0 P: 8	R: 2 E: 1 K: 1 S: 13 H: 0 LOB: 2 BB: 3 P: 27	R: 0 E: 0 K: 0 S: 8 H: 0 LOB: 0 BB: 0 P: 13	R: 0 E: 0 K: 0 S: 13 H: 2 LOB: 2 BB: 0 P: 16	R: 1 E: 0 K: 0 S: 13 H: 2 LOB: 2 BB: 1 P: 22	1B: 10 2B: 0 3B: 0 HR: 0 SF: 0 SAC: 0 DP: 2 HBP: 0		WP: 0 PB: 0 SB: 2 CS: 0 PA: 41	
<b>PITCHER</b>	IP WLS BF H R ER SO BB IBB HBP BLK WP HR S P ERA WHIP											<b>PITCHER</b>	IP WLS BF H R ER SO BB IBB HBP BLK WP HR S P ERA WHIP
<b>Ted Power, R</b> (1, 1) ERA: 4.7	5.1 L 23 6 4 2 2 3 0 0 0 0 0 0 46 85 3.38 1.688												
<b>Frank DiPino, L</b> (6, 1) ERA: 1.86	2.2 12 2 0 0 1 1 0 0 0 0 0 0 31 46 0.00 1.125												
<b>Dan Quisenberry, R</b> (9, 1) ERA: 3.24	1.0 6 2 1 1 0 1 0 0 0 0 0 0 13 22 9.00 3.000												

livebaseballscorecards.com

<b>AB</b>	36
<b>R</b>	5
<b>H</b>	10
<b>RBI</b>	3
<b>BB</b>	5
<b>SO</b>	3
<b>LOB</b>	24









Batter	1	2	3	4	5	6	7	8	9	AB R H RBI BB SO LOB	TOP		
Herm Winningham, L (1, 8) OBP: 0.426, SLG: 0.535	1-1 CS 1B		0-0 G4-3		1-0 1B 1B		2-2 1-3 1B		3-1 S SH1-4 FC4 1B	5 2 4 0 0 0 0	<p>Cincinnati Reds @ St. Louis Cardinals</p> <p>Busch Stadium, St. Louis, MO</p> <p>Sun May 14 1989, 3:33 AM CDT</p> <p>Att. 43,619 - Overcast</p> <p>livebaseballscorecards.com</p>		
Lenny Harris, L (1, 5) OBP: 0.267, SLG: 0.214	1-0 G2		4-0 1B 1B BB		0-1 F7		2-3 K	1-0 SH1-4 1-2	3 1 0 0 1 1 3				
Barry Larkin, R (1, 6) OBP: 0.338, SLG: 0.415	1-3 K 1-2		1-0 1B 1-3 1B		1-0 1B CS 1B 1-2		1-0 G6-3	4-0 FC4 S SF8 IBB	4 1 2 0 1 1 2				
Paul O'Neill, L (1, 9) OBP: 0.382, SLG: 0.512		3-1 G5-3	0-0 1-2 3-H 1B		0-0 1-3 2-H 1B		1-0 G4-3 S 1B HBP	1-1 FC4 1B 1-3 2-H	4 1 2 3 0 0 1				
Todd Benzinger, S (1, 3) OBP: 0.298, SLG: 0.339		2-2 FC5 WP 1B	2-3 K		1-2 CS 3-H	0-3 K	1-0 G4-3 1-3	2-1 SF8	4 0 1 1 0 2 3				
Ken Griffey, L (1, 7) Rolando Roomes, R (8, PR) OBP: 0.371, SLG: 0.533 OBP: 0.304, SLG: 0.391		2-3 K 1-2		0-0 G1-3		0-0 G4-3	1-2 S 1B 3-H	0-2 1-2 1B	4 0 1 1 0 1 1 1 0 1 0 0 0 0				
Jeff Reed, L (1, 2) OBP: 0.306, SLG: 0.404		4-0 IBB		3-1 F7		2-2 FC6-4 1B	1-1 P5 1-2	0-3 K	4 0 1 0 1 1 3				
Ron Oester, S (1, 4) OBP: 0.246, SLG: 0.218		0-2 FC5 2-3f		1-2 G4-3		2-1 FC6-4 1-2f	4-0 IBB		3 0 0 0 1 0 3				
Danny Jackson, R (1, 1) Rob Dibble, L (8, 1) John Franco, L (8, 1)			2-3 K		1-3 K		0-0 1B 1B	0-3 K	4 0 1 0 0 3 2 0 0 0 0 0 0 0 0 0 0 0 0 0 0				
Inning Stats	R: 0 E: 0 K: 1 S: 6 H: 1 LOB: 1 BB: 0 P: 9	R: 0 E: 0 K: 1 S: 11 H: 1 LOB: 2 BB: 1 P: 22	R: 1 E: 0 K: 2 S: 13 H: 2 LOB: 2 BB: 1 P: 22	R: 0 E: 0 K: 0 S: 7 H: 0 LOB: 0 BB: 0 P: 11	R: 1 E: 0 K: 1 S: 10 H: 3 LOB: 1 BB: 0 P: 14	R: 0 E: 0 K: 1 S: 9 H: 1 LOB: 1 BB: 0 P: 13	R: 0 E: 0 K: 1 S: 8 H: 2 LOB: 1 BB: 0 P: 13	R: 1 E: 0 K: 1 S: 10 H: 1 LOB: 2 BB: 1 P: 17	R: 2 E: 0 K: 1 S: 14 H: 2 LOB: 2 BB: 1 P: 25	1B: 13 2B: 1 3B: 0 HR: 0 SF: 1 SAC: 1 DP: 1 HBP: 1	WP: 1 PB: 0 SB: 4 CS: 2 PA: 44		
PITCHER	IP WLS BF H R ER SO BB IBB HBP BLK WP HR S P ERA WHIP											PITCHER	IP WLS BF H R ER SO BB IBB HBP BLK WP HR S P ERA WHIP
Ken Hill, R (1, 1) ERA: 2.01	7.1 L 33 11 3 3 7 1 1 1 0 1 0 68 111 3.68 1.636												
Frank DiPino, L (8, 1) ERA: 1.8	0.2 3 0 0 0 1 0 1 0 0 0 0 6 10 0.00 0.000												
Joe Magrane, L (9, 1) ERA: 5.4	1.0 7 2 2 2 1 0 1 0 0 0 0 14 25 18.00 2.000												









BOTTOM

Pittsburgh Pirates @ Cincinnati Reds  
Riverfront Stadium, Cincinnati, OH  
Mon May 15 1989, 7:05 PM EDT  
Att. 16,030 - Unknown

livebaseballscorecards.com

AB 36  
R 6  
H 10  
RBI 6  
BB 2  
SO 3  
LOB 8



WP: 0 PA: 38  
PB: 0  
SB: 0  
CS: 0

AB R H RBI BB SO LOB

4	0	2	2	1	0	0
5	0	1	2	0	1	3
4	0	1	1	0	0	2
4	0	0	0	0	1	2
4	0	0	0	0	0	0
3	0	1	0	0	0	0
1	0	0	0	0	0	0
4	1	1	0	0	0	1
2	0	0	0	0	0	0
2	1	2	1	0	0	0
0	1	0	0	0	0	0
1	1	1	0	0	0	0
0	0	0	0	0	0	0
0	0	0	0	1	0	0
0	1	0	0	0	0	0

Batter	1	2	3	4	5	6	7	8	9
Chris Sabo, R OBP: 0.276, SLG: 0.308 (1, 5)	G6-3			F8		G4-3 1-H 2B		G6-3 1-3 2-H 2B	G6-3 1-2 2-3 1B BB
Herm Winningham, L OBP: 0.404, SLG: 0.500 (1, 8)	G4-1			G4-3		G4-3 2-3		K	G6-3 1-2 2-H 3-H 1B
Barry Larkin, R OBP: 0.336, SLG: 0.410 (1, 6)	G4-3			G4-3 1B		G4-3		G6-3 3-H	
Paul O'Neill, L OBP: 0.371, SLG: 0.496 (1, 9)			P6	K		L9		G6-3	
Todd Benzinger, S OBP: 0.290, SLG: 0.328 (1, 3)			F9			G4-3		F8	G3-1
Rolando Roomes, R OBP: 0.308, SLG: 0.385 Lenny Harris, L OBP: 0.258, SLG: 0.207 (1, 7) (9, PH)			G6-3			P4		1B	F9
Bo Diaz, R OBP: 0.162, SLG: 0.194 (1, 2)				L6		G6-3		G5-3	1B 2B
Manny Trillo, R OBP: 0.286, SLG: 0.219 Ron Oester, S OBP: 0.258, SLG: 0.232 (1, 4) (8, PH) (9, 4)				F8		G6-3		1B 2B 1B	BB BB 1B 1B
Skeeter Barnes, R (9, PR)				K		2B 1B		2B G6-3 1B	1-2 1B BB
Tom Browning, L OBP: 0.125, SLG: 0.125 Dave Collins, S OBP: 0.263, SLG: 0.222 Tim Lincecum, L OBP: 0.369, SLG: 0.548 Ken Griffey, L OBP: 0.369, SLG: 0.548 Norm Charlton, S OBP: 0.313, SLG: 0.404 Jeff Reed, L OBP: 0.063, SLG: 0.063 (1, 1) (6, PH) (7, 1) (8, PH) (9, 1) (9, PH) (9, PR)				K		2B 1B		2B G6-3 1B	1-2 1B BB

Inning Stats	R: 0	H: 0	E: 0	LOB: 0	K: 0	BB: 0	S: 7	R: 0	H: 0	E: 0	LOB: 0	K: 1	BB: 0	S: 7	R: 0	H: 1	E: 0	LOB: 1	K: 1	BB: 0	S: 11	R: 0	H: 0	E: 0	LOB: 0	K: 0	BB: 0	S: 4	R: 1	H: 2	E: 0	LOB: 1	K: 0	BB: 0	S: 11	R: 0	H: 1	E: 0	LOB: 1	K: 0	BB: 0	S: 4	R: 2	H: 3	E: 0	LOB: 1	K: 1	BB: 0	S: 11	R: 3	H: 3	E: 0	LOB: 2	K: 0	BB: 2	S: 10	1B: 7	SF: 0	2B: 3	SAC: 0	3B: 0	DP: 0	HR: 0	HBP: 0
--------------	------	------	------	--------	------	-------	------	------	------	------	--------	------	-------	------	------	------	------	--------	------	-------	-------	------	------	------	--------	------	-------	------	------	------	------	--------	------	-------	-------	------	------	------	--------	------	-------	------	------	------	------	--------	------	-------	-------	------	------	------	--------	------	-------	-------	-------	-------	-------	--------	-------	-------	-------	--------

PITCHER	IP	WLS	BF	H	R	ER	SO	BB	IBB	HBP	BLK	WP	HR	S	P	ERA	WHIP
Neal Heaton, L ERA: 3.28 (1, 1)	6.2		24	4	1	1	2	0	0	0	0	0	0	50	68	1.35	0.600
Jeff Robinson, R ERA: 6.11 (7, 1)	2.0	L	12	5	5	5	1	1	0	0	0	0	0	19	32	22.50	3.000
Bill Landrum, R ERA: (9, 1)	0.0		2	1	0	0	0	1	0	0	0	0	0	3	7	∞	∞

Batter	1	2	3	4	5	6	7	8	9	AB R H RBI BB SO LOB	TOP											
Barry Bonds, L (1, 7) OBP: 0.346, SLG: 0.472	0-3 K		2-1 G6-3		0-0 F7	4-0 IBB			0-0 G4-3	4 0 0 0 1 1 0												
Jose Lind, R (1, 4) OBP: 0.272, SLG: 0.273	0-0 4-3		1-0 F8		1-2 1B	0-1 G4-3			2-1 G6-3	5 0 1 0 0 0 2												
Andy Van Slyke, L (1, 8) OBP: 0.268, SLG: 0.342	0-0 1B 2B		3-2 G4-3		1-2 F9				1-3 K2-3	5 1 1 0 0 1 1												
Bobby Bonilla, S (1, 5) OBP: 0.351, SLG: 0.472	0-0 1B			0-0 G4-3 1B 2B		0-0 F8			1-0 G6-3	4 1 2 1 0 0 0												
Glenn Wilson, R (1, 9) OBP: 0.325, SLG: 0.417	0-0 1-3			0-1 G4-3		1-2 1B BB			0-3 K	4 1 1 0 0 1 2												
Sid Bream, L (1, 3) OBP: 0.395, SLG: 0.333			3-1 4-3	4-1 CS 1B BB		4-0 1B 1B BB			2-0 G3	2 1 0 0 2 0 0												
Rey Quinones, R (1, 6) OBP: 0.256, SLG: 0.325			0-1 G6-3 2B	1-1 1-2 1B		2-2 1B 1B			2-3 K	4 1 3 2 0 1 0												
Junior Ortiz, R (1, 2) OBP: 0.282, SLG: 0.234			1-2 G6-3	3-3 K		1-2 SH3-4 1B			2-1 HBP	3 0 1 2 0 1 3												
Randy Kramer, R (1, 1) OBP: 0.282, SLG: 0.234			2-3 K		1-1 G4-3	0-0 SH3-4			0-3 K	3 0 0 0 0 2 2												
<b>Inning Stats</b>	R: 1 E: 0 K: 1 S: 7	H: 2 LOB: 1 BB: 0 P: 7	R: 0 E: 0 K: 1 S: 11	H: 1 LOB: 1 BB: 0 P: 17	R: 0 E: 0 K: 0 S: 6	H: 0 LOB: 0 BB: 0 P: 12	R: 1 E: 0 K: 1 S: 12	H: 2 LOB: 2 BB: 1 P: 20	R: 0 E: 0 K: 0 S: 9	H: 1 LOB: 1 BB: 0 P: 12	R: 3 E: 0 K: 0 S: 15	H: 3 LOB: 2 BB: 2 P: 27	R: 0 E: 0 K: 1 S: 6	H: 0 LOB: 0 BB: 0 P: 8	R: 0 E: 0 K: 2 S: 8	H: 0 LOB: 1 BB: 0 P: 14	R: 0 E: 0 K: 1 S: 6	H: 0 LOB: 0 BB: 0 P: 9	1B: 6 2B: 4 3B: 0 HR: 0	SF: 0 SAC: 1 DP: 1 HBP: 1	WP: 0 PB: 0 SB: 0 CS: 1	PA: 39
<b>PITCHER</b>	IP WLS BF H R ER SO BB IBB HBP BLK WP HR S P ERA WHIP												<b>PITCHER</b>	IP WLS BF H R ER SO BB IBB HBP BLK WP HR S P ERA WHIP								
Rick Mahler, R (1, 1) ERA: 2.87	5.1 L 26 9 5 5 3 2 0 0 0 0 0 0 57 88 8.44 2.062																					
Kent Tekulve, R (6, 1) ERA: 3.48	0.2 3 0 0 0 0 0 0 1 0 0 0 0 3 7 0.00 0.000																					
Tim Birtsas, L (7, 1) ERA: 2.81	2.0 7 0 0 0 3 0 0 0 1 0 0 0 14 22 0.00 0.000																					
Norm Charlton, L (9, 1) ERA: 1.04	1.0 3 0 0 0 1 0 0 0 0 0 0 0 6 9 0.00 0.000																					

Pittsburgh Pirates @ Cincinnati Reds  
Riverfront Stadium, Cincinnati, OH

Tue May 16 1989, 7:05 PM EDT  
Att. 22,595 - Unknown - 70 F

livebaseballscorecards.com

AB	34
R	5
H	9
RBI	5
BB	3
SO	7
LOB	10



Batter	1	2	3	4	5	6	7	8	9	AB	R	H	RBI	BB	SO	LOB
<b>Chris Sabo, R</b> OBP: 0.268, SLG: 0.299 (1, 5)	2-1 L9			2-2 F4		X 0-0 F9			B X 1-0 G4-3	4	0	0	0	0	0	0
<b>Herm Winningham, L</b> OBP: 0.375, SLG: 0.462 (1, 8)	2-2 L4			1-2 G4-3			B B X 2-0 E3		F X 0-1 G4-3	4	0	0	0	0	0	0
<b>Barry Larkin, R</b> OBP: 0.326, SLG: 0.397 (1, 6)	0-1 F8			1-2 G6-3			B B X 2-0 G6-4-3		C B X 1-1 F8	4	0	0	0	0	0	1
<b>Paul O'Neill, L</b> OBP: 0.364, SLG: 0.484 (1, 9)			2-2 L3		X 0-0 3-1		B B X 3-1 F6			3	0	0	0	0	0	0
<b>Todd Benzinger, S</b> OBP: 0.284, SLG: 0.321 (1, 3)			3-3 K		X 0-0 G3			B B X 1-3 K		3	0	0	0	0	2	0
<b>Ken Griffey, L</b> OBP: 0.385, SLG: 0.515 (1, 7)			3-3 K		B B B 4-0 BB			B X 1-0 F7		2	0	0	0	1	1	0
<b>Jeff Reed, L</b> OBP: 0.304, SLG: 0.392 (1, 2)			2-2 G6-3		B B B X 3-2 G3			B B X 2-0 E4		3	0	0	0	0	0	1
<b>Ron Oester, S</b> OBP: 0.260, SLG: 0.243 (1, 4)			2-1 G4-3		B B X 1-0 G3			B B X 2-1 2B		3	0	1	0	0	0	0
<b>Rick Mahler, R</b> OBP: 0.227, SLG: 0.150 (1, 1)			1-0 G6-3		B B X 3-2 P5			B B X 2-1 G3-1		1	0	0	0	0	0	0
<b>Kent Tekulve, R</b> (6, 1)										0	0	0	0	0	0	0
<b>Skeeter Barnes, R</b> (6, PH)										0	0	0	0	0	0	0
<b>Tim Birtsas, L</b> (7, 1)										0	0	0	0	0	0	0
<b>Dave Collins, S</b> OBP: 0.260, SLG: 0.211 (8, PH)										1	0	0	0	0	0	2
<b>Norm Charlton, S</b> (9, 1)										0	0	0	0	0	0	0

Inning Stats	R: 0	H: 0	E: 0	LOB: 0	K: 0	BB: 0	S: 7	P: 11	R: 0	H: 0	E: 0	LOB: 0	K: 2	BB: 0	S: 12	P: 20	R: 0	H: 0	E: 0	LOB: 0	K: 0	BB: 0	S: 6	P: 11	R: 0	H: 0	E: 0	LOB: 0	K: 0	BB: 0	S: 9	P: 13	R: 0	H: 0	E: 0	LOB: 1	K: 0	BB: 1	S: 5	P: 12	R: 0	H: 0	E: 0	LOB: 0	K: 0	BB: 0	S: 5	P: 9	R: 0	H: 0	E: 1	LOB: 0	K: 0	BB: 0	S: 4	P: 11	R: 0	H: 1	E: 1	LOB: 2	K: 1	BB: 0	S: 9	P: 17	R: 0	H: 0	E: 0	LOB: 0	K: 0	BB: 0	S: 5	P: 7	1B: 0	SF: 0	2B: 1	SAC: 0	3B: 0	DP: 1	HR: 0	HBP: 0	WP: 0	PA: 30
<b>PITCHER</b> <b>Randy Kramer, R</b> ERA: 2.45 (1, 1)	IP	WLS	BF	H	R	ER	SO	BB	IBB	HBP	BLK	WP	HR	S	P	ERA	WHIP	IP	WLS	BF	H	R	ER	SO	BB	IBB	HBP	BLK	WP	HR	S	P	ERA	WHIP	IP	WLS	BF	H	R	ER	SO	BB	IBB	HBP	BLK	WP	HR	S	P	ERA	WHIP																															


**BOTTOM**

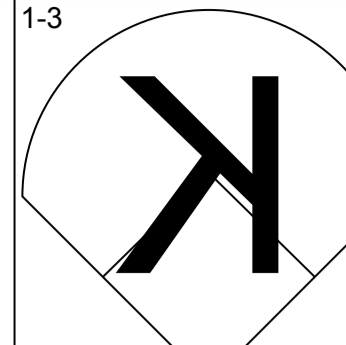
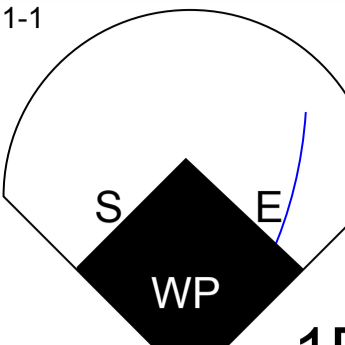
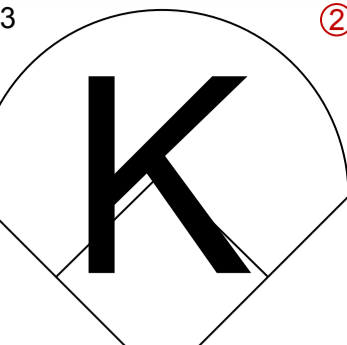
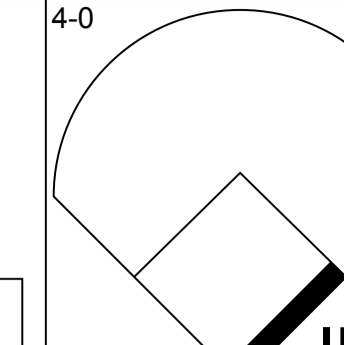
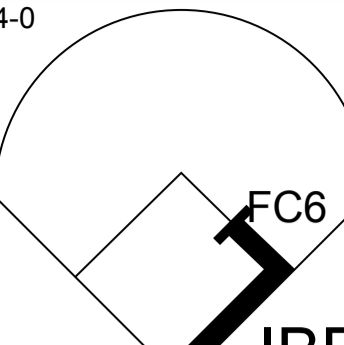
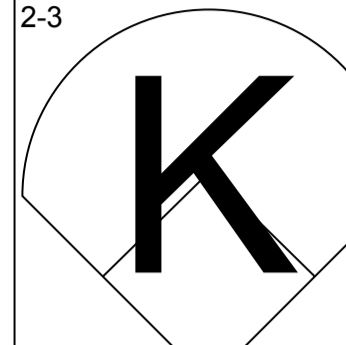
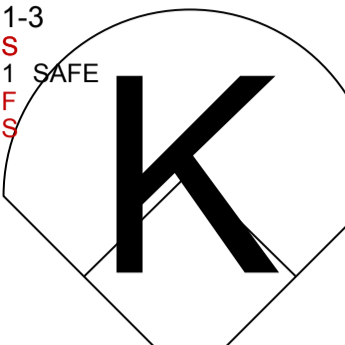
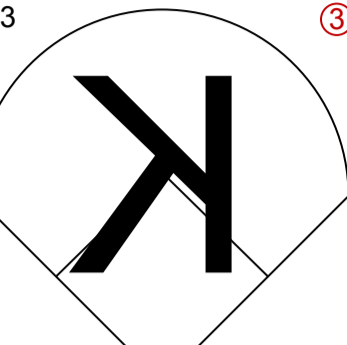
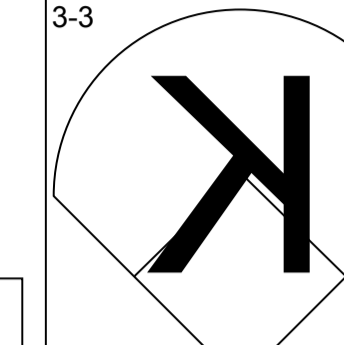
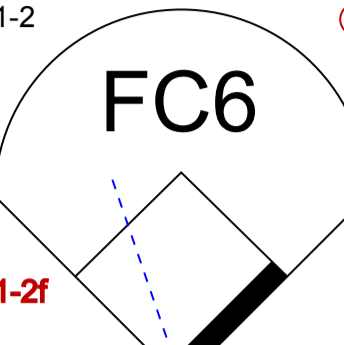
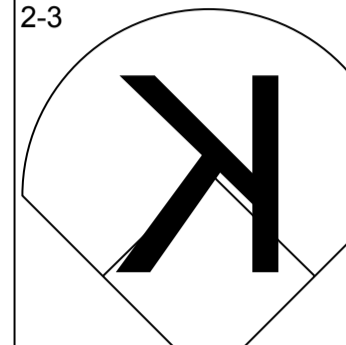
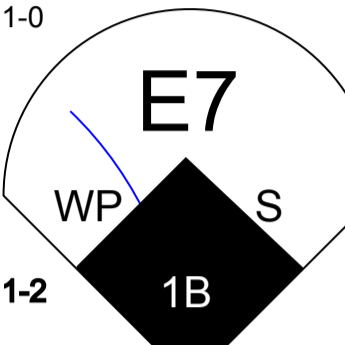
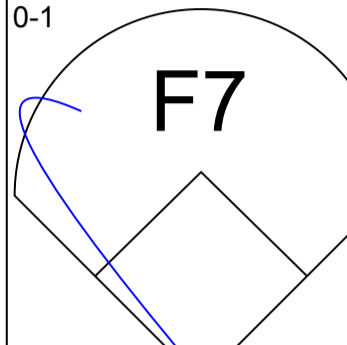
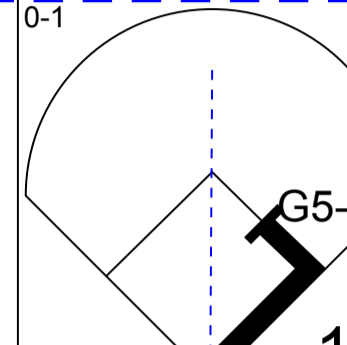
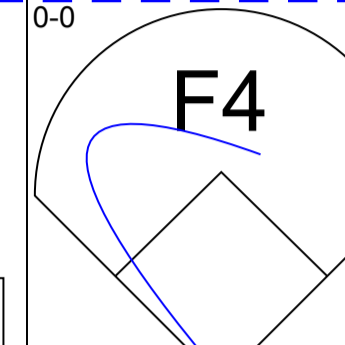
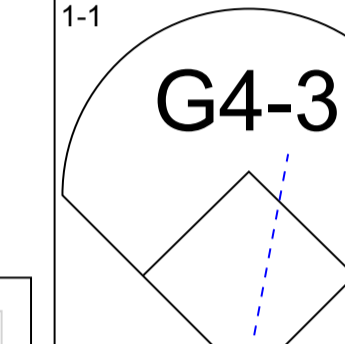
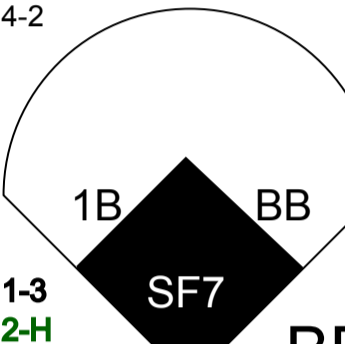
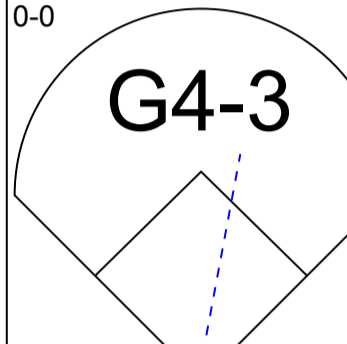
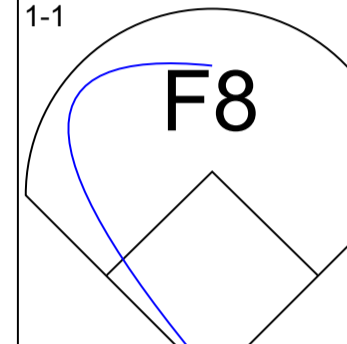
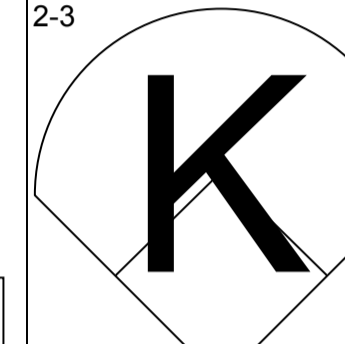
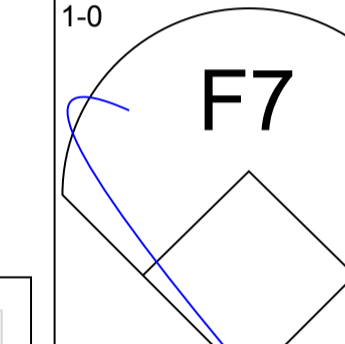
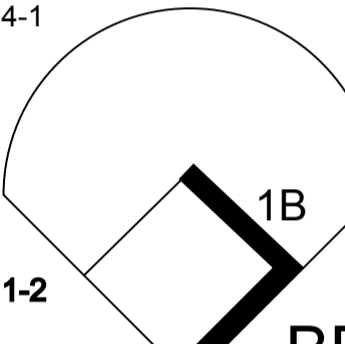
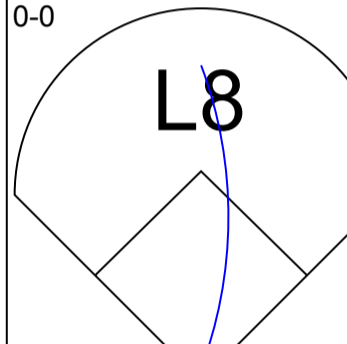
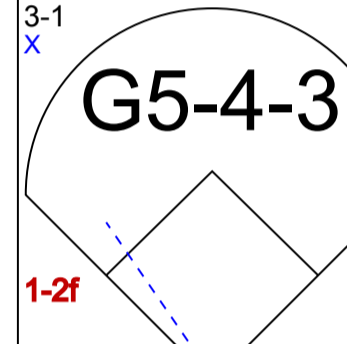
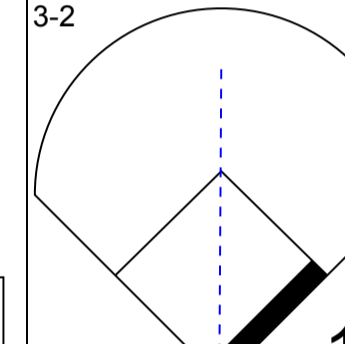
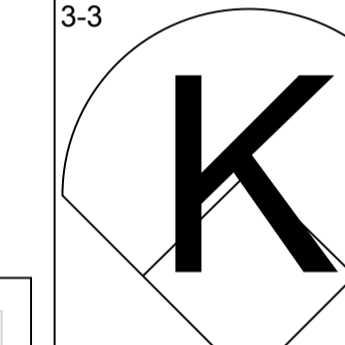
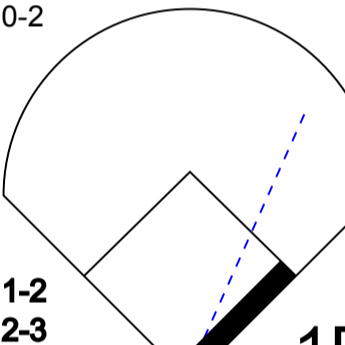
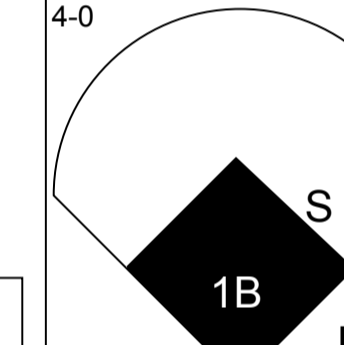
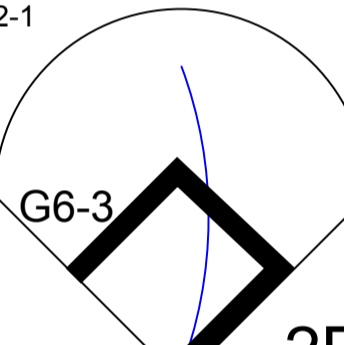
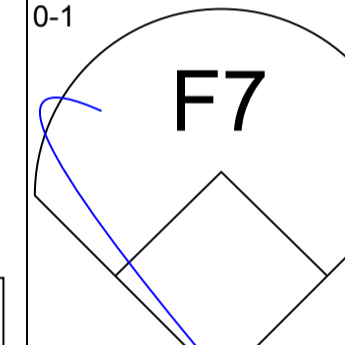
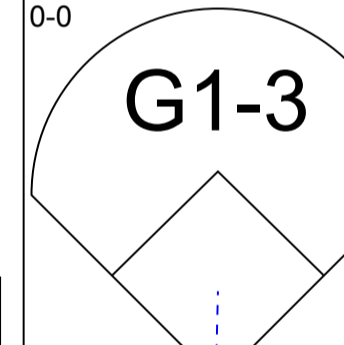
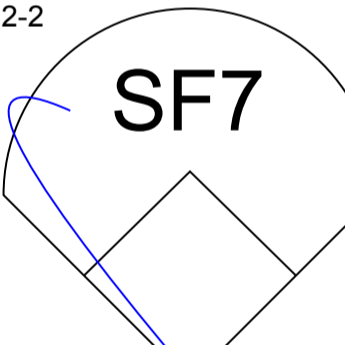
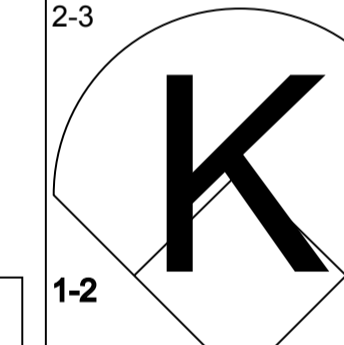
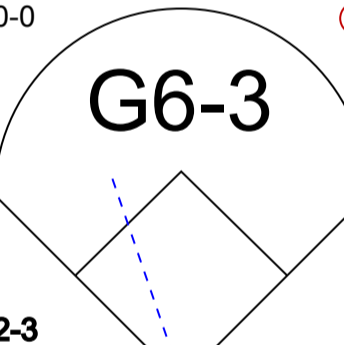
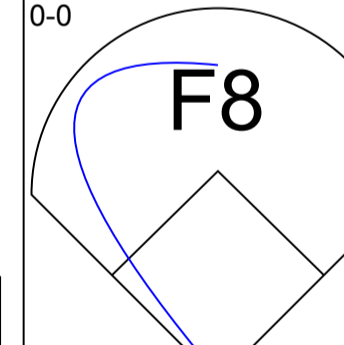
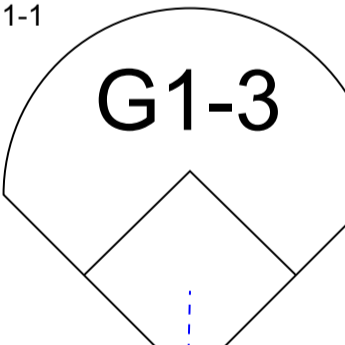
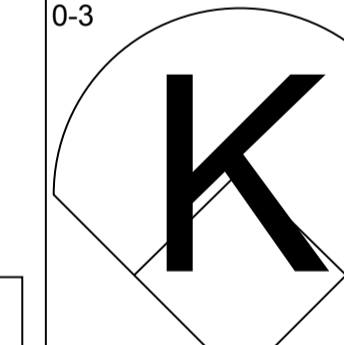
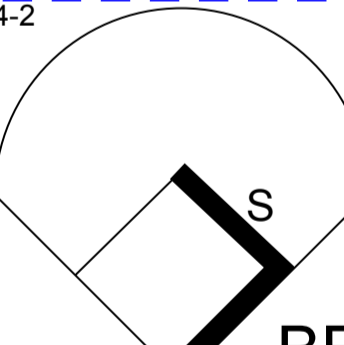
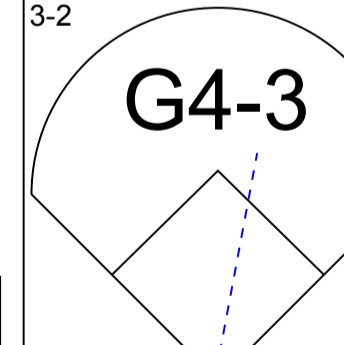
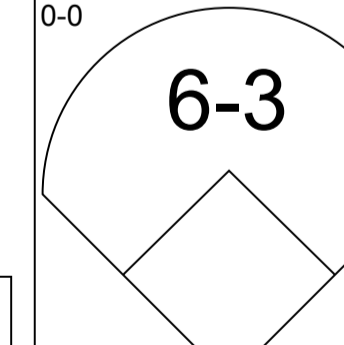
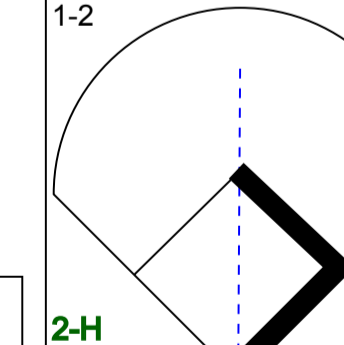
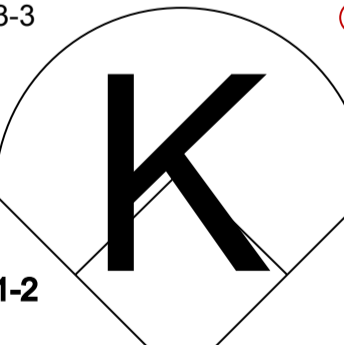
**Pittsburgh Pirates @ Cincinnati Reds**  
Riverfront Stadium, Cincinnati, OH

Tue May 16 1989, 7:05 PM EDT  
Att: 22,595 - Unknown - 70 F

livebaseballscorecards.com

<b>AB</b>	<b>29</b>
<b>R</b>	<b>0</b>
<b>H</b>	<b>1</b>
<b>RBI</b>	<b>0</b>
<b>BB</b>	<b>1</b>
<b>SO</b>	<b>3</b>
<b>LOB</b>	<b>4</b>



Batter	1	2	3	4	5	6	7	8	9	10	AB R H RBI BB SO LOB	TOP												
Barry Bonds, L OBP: 0.353, SLG: 0.469 (1, 7)				 1B			 IBB		 FC6 IBB		3 1 1 0 2 2 0	<b>Pittsburgh Pirates @ Cincinnati Reds</b> Riverfront Stadium, Cincinnati, OH Wed May 17 1989, 3:33 AM EDT Att. 23,553 - Sunny - 75 F												
Jose Lind, R OBP: 0.263, SLG: 0.264 (1, 4)				 1B			 IBB		 FC6 1-2f		5 0 0 0 0 4 6													
Andy Van Slyke, L OBP: 0.261, SLG: 0.326 (1, 8)				 E7 WP 1B		 F7		 G5-4-3 1B		 F4	5 1 1 0 0 1 1													
Bobby Bonilla, S OBP: 0.346, SLG: 0.459 (1, 5)			 G4-3	 1B BB SF7		 G4-3		 F8		 K	4 1 0 0 1 1 1													
R.J. Reynolds, S OBP: 0.316, SLG: 0.409 (1, 9)			 F7	 1B BB		 L8		 G5-4-3 1-2f		 1B	4 0 1 0 1 0 1													
Sid Bream, L OBP: 0.415, SLG: 0.344 Gary Redus, R OBP: 0.370, SLG: 0.342 (7, PR) (7, 3)			 K	 1B			 S 1B BB		 G6-3 2B	 F7	2 0 1 1 1 1 0 2 1 1 0 0 0 1													
Rey Quinones, R OBP: 0.245, SLG: 0.313 (1, 6)			 G1-3	 SF7			 K		 G6-3		3 0 0 1 0 1 2													
Junior Ortiz, R OBP: 0.270, SLG: 0.224 John Cangelosi, S OBP: 0.333, SLG: 0.182 Tom Prince, R OBP: 0.176, SLG: 0.226 (1, 2) (9, PH) (9, 2)			 F8	 G1-3			 K		 S BB		3 0 0 0 0 1 4 0 0 0 0 1 0 0 0 0 0 0 0 0 0													
John Smiley, L OBP: 0.048, SLG: 0.048 Benny Distefano, L OBP: 0.395, SLG: 1.219 Logan Easley, R (7, 1) Bob Kipper, R (7, 1) Glenn Wilson, R OBP: 0.322, SLG: 0.413 Bill Landrum, R (9, 1)			 G4-3		 6-3		 2-H 1B		 K		2 0 0 0 0 0 0 1 0 1 1 0 0 0 0 0 0 0 0 0 0 0 0 0 0 0 0 0 1 0 0 0 0 1 2 0 0 0 0 0 0 0													
<b>Inning Stats</b>	R: 0 E: 0 K: 3 S: 9	H: 0 LOB: 0 BB: 0 P: 14	R: 0 E: 0 K: 1 S: 7	H: 0 LOB: 0 BB: 0 P: 12	R: 0 E: 0 K: 0 S: 5	H: 0 LOB: 0 BB: 0 P: 8	R: 3 E: 1 K: 1 S: 18	H: 2 LOB: 2 BB: 2 P: 32	R: 0 E: 0 K: 2 S: 7	H: 0 LOB: 0 BB: 0 P: 10	R: 0 E: 0 K: 0 S: 4		H: 0 LOB: 0 BB: 0 P: 4	R: 1 E: 0 K: 3 S: 14	H: 1 LOB: 2 BB: 2 P: 27	R: 0 E: 0 K: 0 S: 7	H: 1 LOB: 0 BB: 0 P: 10	R: 0 E: 0 K: 1 S: 13	H: 1 LOB: 3 BB: 2 P: 27	R: 0 E: 0 K: 1 S: 9	H: 1 LOB: 1 BB: 0 P: 14	1B: 5 2B: 1 3B: 0 HR: 0	SF: 1 SAC: 0 DP: 1 HBP: 0	WP: 1 PB: 0 SB: 4 CS: 0
<b>PITCHER</b>	IP WLS BF H R ER SO BB IBB HBP BLK WP HR S P ERA WHIP												IP WLS BF H R ER SO BB IBB HBP BLK WP HR S P ERA WHIP											
Jose Rijo, R ERA: 1.57 (1, 1)	7.0	29	3	4	2	10	3	1	0	0	0	0	0	2.57	0.857									
Norm Charlton, L ERA: 0.96 (8, 1)	1.1	5	2	0	0	0	0	0	0	0	0	0	0	0.00	1.500									
Rob Dibble, R ERA: 3.13 (9, 1)	0.2	4	0	0	0	1	1	1	0	0	0	0	0	0.00	1.500									
John Franco, L ERA: 1.77 (10, 1)	1.0	W 4	1	0	0	1	0	0	0	0	0	0	0	0.00	1.000									

AB	35
R	4
H	6
RBI	3
BB	6
SO	12
LOB	18



BOTTOM

Pittsburgh Pirates @ Cincinnati Reds  
Riverfront Stadium, Cincinnati, OH

Wed May 17 1989, 3:33 AM EDT  
Att. 23,553 - Sunny - 75 F

livebaseballscorecards.com

AB	36
R	5
H	9
RBI	5
BB	5
SO	7
LOB	12



WP:	0	PA:	43
PB:	0		
SB:	6		
CS:	0		

AB R H RBI BB SO LOB

4 0 1 1 0 0 1

4 0 0 0 0 1 1

3 0 1 0 2 0 0

5 1 1 0 0 0 4

4 1 1 0 1 0 1

4 2 2 2 1 2 0

4 1 1 1 1 0 1

4 1 1 1 1 0 1

3 0 1 1 0 1 2

0 0 0 0 0 0 0

0 0 0 0 0 0 0

1 0 0 0 0 1 0

0 0 0 0 0 0 0

0 0 0 0 0 0 0

0 0 0 0 0 0 0

0 0 0 0 0 0 0

1B: 7 SF: 0

2B: 2 SAC: 1

3B: 0 DP: 1

HR: 1 HBP: 1

1B: 7 SF: 0

2B: 2 SAC: 1

3B: 0 DP: 1

HR: 1 HBP: 1

1B: 7 SF: 0

2B: 2 SAC: 1

3B: 0 DP: 1

HR: 1 HBP: 1

1B: 7 SF: 0

2B: 2 SAC: 1

3B: 0 DP: 1

HR: 1 HBP: 1

1B: 7 SF: 0

2B: 2 SAC: 1

3B: 0 DP: 1

HR: 1 HBP: 1

1B: 7 SF: 0

2B: 2 SAC: 1

3B: 0 DP: 1

HR: 1 HBP: 1

1B: 7 SF: 0

2B: 2 SAC: 1

3B: 0 DP: 1

HR: 1 HBP: 1

1B: 7 SF: 0

2B: 2 SAC: 1

3B: 0 DP: 1

HR: 1 HBP: 1

1B: 7 SF: 0

2B: 2 SAC: 1

3B: 0 DP: 1

HR: 1 HBP: 1

1B: 7 SF: 0

2B: 2 SAC: 1

3B: 0 DP: 1

HR: 1 HBP: 1

1B: 7 SF: 0

2B: 2 SAC: 1

3B: 0 DP: 1

HR: 1 HBP: 1

1B: 7 SF: 0

2B: 2 SAC: 1

3B: 0 DP: 1

HR: 1 HBP: 1

1B: 7 SF: 0

2B: 2 SAC: 1

3B: 0 DP: 1

HR: 1 HBP: 1

1B: 7 SF: 0

2B: 2 SAC: 1

3B: 0 DP: 1

HR: 1 HBP: 1

1B: 7 SF: 0

2B: 2 SAC: 1

3B: 0 DP: 1

HR: 1 HBP: 1

1B: 7 SF: 0

2B: 2 SAC: 1

3B: 0 DP: 1

HR: 1 HBP: 1

1B: 7 SF: 0

2B: 2 SAC: 1

3B: 0 DP: 1

HR: 1 HBP: 1

1B: 7 SF: 0

2B: 2 SAC: 1

3B: 0 DP: 1

HR: 1 HBP: 1

1B: 7 SF: 0

2B: 2 SAC: 1

3B: 0 DP: 1

HR: 1 HBP: 1

1B: 7 SF: 0

2B: 2 SAC: 1

3B: 0 DP: 1

HR: 1 HBP: 1

1B: 7 SF: 0

2B: 2 SAC: 1

3B: 0 DP: 1

HR: 1 HBP: 1

1B: 7 SF: 0

2B: 2 SAC: 1

3B: 0 DP: 1

HR: 1 HBP: 1

1B: 7 SF: 0

2B: 2 SAC: 1

3B: 0 DP: 1

HR: 1 HBP: 1

1B: 7 SF: 0

2B: 2 SAC: 1

3B: 0 DP: 1

HR: 1 HBP: 1

1B: 7 SF: 0

2B: 2 SAC: 1

3B: 0 DP: 1

HR: 1 HBP: 1

1B: 7 SF: 0

2B: 2 SAC: 1

3B: 0 DP: 1

HR: 1 HBP: 1

1B: 7 SF: 0

2B: 2 SAC: 1

3B: 0 DP: 1

HR: 1 HBP: 1

1B: 7 SF: 0

2B: 2 SAC: 1

3B: 0 DP: 1

HR: 1 HBP: 1

1B: 7 SF: 0

2B: 2 SAC: 1

3B: 0 DP: 1

HR: 1 HBP: 1

1B: 7 SF: 0

2B: 2 SAC: 1

3B: 0 DP: 1

HR: 1 HBP: 1

1B: 7 SF: 0

2B: 2 SAC: 1

3B: 0 DP: 1

HR: 1 HBP: 1

1B: 7 SF: 0

2B: 2 SAC: 1

3B: 0 DP: 1

HR: 1 HBP: 1

1B: 7 SF: 0

2B: 2 SAC: 1

3B: 0 DP: 1

HR: 1 HBP: 1

1B: 7 SF: 0

2B: 2 SAC: 1

3B: 0 DP: 1

HR: 1 HBP: 1

1B: 7 SF: 0

2B: 2 SAC: 1

3B: 0 DP: 1

HR: 1 HBP: 1

1B: 7 SF: 0

2B: 2 SAC: 1

3B: 0 DP: 1

HR: 1 HBP: 1

1B: 7 SF: 0

2B: 2 SAC: 1

3B: 0 DP: 1

HR: 1 HBP: 1

1B: 7 SF: 0

2B: 2 SAC: 1

3B: 0 DP: 1

HR: 1 HBP: 1

1B: 7 SF: 0

2B: 2 SAC: 1

3B: 0 DP: 1

HR: 1 HBP: 1

1B: 7 SF: 0

2B: 2 SAC: 1

3B: 0 DP: 1

HR: 1 HBP: 1

1B: 7 SF: 0

2B: 2 SAC: 1

3B: 0 DP: 1

HR: 1 HBP: 1

1B: 7 SF: 0

2B: 2 SAC: 1

3B: 0 DP: 1

HR: 1 HBP: 1

1B: 7 SF: 0

2B: 2 SAC: 1

3B: 0 DP: 1

HR: 1 HBP: 1

1B: 7 SF: 0

2B: 2 SAC: 1

3B: 0 DP: 1

HR: 1 HBP: 1

1B: 7 SF: 0

2B: 2 SAC: 1

3B: 0 DP: 1

HR: 1 HBP: 1

1B: 7 SF: 0

2B: 2 SAC: 1

3B: 0 DP: 1

HR: 1 HBP: 1

1B: 7 SF: 0

2B: 2 SAC: 1

3B: 0 DP: 1

HR: 1 HBP: 1

1B: 7 SF: 0

2B: 2 SAC: 1

3B: 0 DP: 1

HR: 1 HBP: 1

1B: 7 SF: 0

2B: 2 SAC: 1

3B: 0 DP: 1

HR: 1 HBP: 1

1B: 7 SF: 0

2B: 2 SAC: 1

3B: 0 DP: 1

HR: 1 HBP: 1

1B: 7 SF: 0

2B: 2 SAC: 1

3B: 0 DP: 1

HR: 1 HBP: 1

1B: 7 SF: 0

2B: 2 SAC: 1

3B: 0 DP: 1

HR: 1 HBP: 1

1B: 7 SF: 0

2B: 2 SAC: 1

3B: 0 DP: 1

HR: 1 HBP: 1

1B: 7 SF: 0

2B: 2 SAC: 1

3B: 0 DP: 1

HR: 1 HBP: 1

1B: 7 SF: 0

2B: 2 SAC: 1

3B: 0 DP: 1

HR: 1 HBP: 1

1B: 7 SF: 0

2B: 2 SAC: 1

3B: 0 DP: 1

HR: 1 HBP: 1

1B: 7 SF: 0

2B: 2 SAC: 1

3B: 0 DP: 1

HR: 1 HBP: 1

1B: 7 SF: 0

2B: 2 SAC: 1

3B: 0 DP: 1

HR: 1 HBP: 1

1B: 7 SF: 0

2B: 2 SAC: 1

3B: 0 DP: 1

HR: 1 HBP: 1

1B: 7 SF: 0

2B: 2 SAC: 1

3B: 0 DP: 1

HR: 1 HBP: 1

1B: 7 SF: 0

2B: 2 SAC: 1

3B: 0 DP: 1

HR: 1 HBP: 1

1B: 7 SF: 0

Batter	1	2	3	4	5	6	7	8	9	AB R H RBI BB SO LOB	TOP	
Doug Dascenzo, S OBP: 0.172, SLG: 0.111 (1, 8) C X	0-1 F7 ①		0-1 G4-3 ②	1-1 G6-3 ③		2-2 F7 ③		1-1 P4 ③		5 0 0 0 0 0 1		
Darrin Jackson, R OBP: 0.270, SLG: 0.257 (1, 9) C B X	2-1 FC6-4 1B		3-3 K ③		0-1 FC6-4 1B		1-3 K ①		1-1 F8 ①	5 0 2 0 0 2 0		
23 Ryne Sandberg, R OBP: 0.325, SLG: 0.387 (1, 4) 1 SAFE C C C S	0-3 K ②			0-1 E8 1B 2B 1B	1-1 SAFE FC6-4 BB 1B 1-2f		0-1 1B 1B		0-0 F8 ②	5 3 2 0 0 1 2		
Lloyd McClendon, R OBP: 0.417, SLG: 0.600 Mark Grace, L OBP: 0.387, SLG: 0.393 (1, 3) (7, PH) (7, 3) X	0-0 FC6-4 1-2f ③			4-1 1B 2B BB	4-0 1B S BB 1-2		0-0 1B 1B		0-1 1-3 ③	1 2 0 0 2 0 1 2 0 1 0 0 0 0		
Damon Berryhill, S OBP: 0.370, SLG: 0.490 (1, 2) F B B X		2-1 G4-3 2B		2-1 2B G4-3 1B 1-2 2-3	3-1 S 1B 1B 1-3 2-H		1-0 1B 1B 1-3			4 2 4 2 0 0 0		
Vance Law, R OBP: 0.248, SLG: 0.284 (1, 5) B B B F X C C X		3-2 G4-3 2-3 ①		1-1 G4-3 2B 1-3 2-H 3-H	1-2 G6-4-3 1B 1-H 3-H		0-3 K ②			4 1 2 3 0 1 3		
Curtis Wilkerson, S OBP: 0.190, SLG: 0.323 (1, 7) B X		1-0 L4 ②		0-0 G4-3 2-3 3-H ①	0-0 G6-4-3 1-2f ③		2-0 F8 ③			4 0 0 1 0 0 5		
Shawon Dunston, R OBP: 0.240, SLG: 0.217 (1, 6) C X		0-1 G6-3 ③		0-0 G1-3 ②		1-0 G5-3 ①		1-1 P6 ①		4 0 0 0 0 0 2		
Greg Maddux, R OBP: 0.211, SLG: 0.263 (1, 1) S X			0-1 G1-3 ①	1-1 2B 3-H		1-1 G1 ②		0-3 K ②		4 0 1 1 0 1 0		
Inning Stats	R: 0 E: 0 K: 1 S: 8 H: 1 LOB: 1 BB: 0 P: 10	R: 0 E: 0 K: 0 S: 8 H: 1 LOB: 1 BB: 0 P: 14	R: 0 E: 0 K: 1 S: 9 H: 0 LOB: 0 BB: 0 P: 12	R: 4 E: 1 K: 0 S: 13 H: 4 LOB: 1 BB: 1 P: 22	R: 3 E: 0 K: 0 S: 12 H: 3 LOB: 0 BB: 1 P: 21	R: 0 E: 0 K: 0 S: 6 H: 0 LOB: 0 BB: 0 P: 10	R: 1 E: 0 K: 2 S: 12 H: 3 LOB: 2 BB: 0 P: 16	R: 0 E: 0 K: 1 S: 7 H: 0 LOB: 0 BB: 0 P: 9	R: 0 E: 0 K: 0 S: 5 H: 0 LOB: 0 BB: 0 P: 6	1B: 9 2B: 3 3B: 0 HR: 0 SF: 0 SAC: 0 DP: 1 HBP: 0	WP: 0 PB: 0 SB: 2 CS: 0 PA: 40	
PITCHER	IP WLS BF H R ER SO BB IBB HBP BLK WP HR S P ERA WHIP	PITCHER IP WLS BF H R ER SO BB IBB HBP BLK WP HR S P ERA WHIP										
Danny Jackson, L ERA: 6.02 (1, 1)	4.1 L 23 8 7 7 2 2 0 0 0 0 0 0 44 72 14.54 2.308											
Tim Birtsas, L ERA: 2.7 (5, 1)	0.2 2 1 0 0 0 0 0 0 0 0 0 0 6 7 0.00 1.500											
Kent Tekulve, R ERA: 3.57 (6, 1)	2.0 9 3 1 1 2 0 0 0 0 0 0 0 18 26 4.50 1.500											
Rob Dibble, R ERA: 3.0 (8, 1)	1.0 3 0 0 0 1 0 0 0 0 0 0 0 7 9 0.00 0.000											
Norm Charlton, L ERA: 0.92 (9, 1)	1.0 3 0 0 0 0 0 0 0 0 0 0 0 5 6 0.00 0.000											

Chicago Cubs @ Cincinnati Reds  
Riverfront Stadium, Cincinnati, OH

Fri May 19 1989, 7:05 PM EDT  
Att. 29,202 - Unknown

livebaseballscorecards.com

AB	38
R	8
H	12
RBI	7
BB	2
SO	5
LOB	14



Batter	1	2	3	4	5	6	7	8	9	AB R H RBI BB SO LOB
<b>Chris Sabo, R</b> OBP: 0.272, SLG: 0.297 (1, 5)	2-1 G4-3 2B 1B		3-1 5-3		2-1 P6			1-1 G6-3		4 1 1 0 0 0 0
<b>Herm Winningham, L</b> OBP: 0.344, SLG: 0.407 (1, 8)	2-3 K		4-2 E 1B BB		2-2 G1-3			0-0 G6-3		3 1 0 0 1 1 1
<b>Barry Larkin, R</b> OBP: 0.347, SLG: 0.414 (1, 6)	1-0 G4-3 1-3 2B		0-0 FC6 1-H 1B				1-2 G1-3	0-2 1B		4 0 3 1 0 0 0
<b>Eric Davis, R</b> OBP: 0.305, SLG: 0.455 (1, 7)	1-1 G4-3		0-1 FC6 1-2f				2-2 G1-3	2-3 K		4 0 0 1 0 1 3
<b>Paul O'Neill, L</b> OBP: 0.349, SLG: 0.460 (1, 9)	2-0 G3		2-0 G1-3				1-3 K			4 0 0 0 0 1 2
<b>Todd Benzinger, S</b> OBP: 0.293, SLG: 0.319 (1, 3)		1-3 K		2-1 F8			1-2 E6 1B			3 0 1 0 1 1 0
<b>Jeff Reed, L</b> OBP: 0.292, SLG: 0.376 (1, 2)		1-1 G4-3		0-3 K			1-2 F8	1-1 F8		4 0 0 0 0 1 2
<b>Ron Oester, S</b> OBP: 0.264, SLG: 0.256 <b>Lenny Harris, L</b> OBP: 0.235, SLG: 0.188 (4, 4)		1-0 2B		0-2 G6-3			0-0 G6-3	1-0 G4-3		1 0 1 0 0 0 0 3 0 0 0 0 0 2
<b>Danny Jackson, R</b> OBP: 0.059, SLG: 0.059 (1, 1) <b>Tim Birtsas, L</b> (5, 1) <b>Dave Collins, S</b> OBP: 0.238, SLG: 0.200 (5, PH) <b>Kent Tekulve, R</b> (6, 1) <b>Ken Griffey, L</b> OBP: 0.566, SLG: 0.496 (7, PH) <b>Rob Dibble, L</b> (8, 1) <b>Norm Charlton, S</b> (9, 1)		1-3 K		2-2 G4-3			1-2 G3			1 0 0 0 0 0 1 1 0 0 0 0 0 0 0 0 1 0 0 0 0 0 0 0 0 0 0 0 0 0 0 0 1 0 0 0 0 0 0 1 0 0 0 0 0 0 0 0 0 0 0 0 0 0 0 0

Inning Stats	R: 1 E: 0 K: 1 S: 10	H: 2 LOB: 1 BB: 0 P: 17	R: 0 E: 0 K: 2 S: 9	H: 1 LOB: 1 BB: 0 P: 13	R: 1 E: 1 K: 0 S: 10	H: 1 LOB: 1 BB: 1 P: 19	R: 0 E: 0 K: 1 S: 8	H: 0 LOB: 0 BB: 0 P: 10	R: 0 E: 0 K: 0 S: 10	H: 0 LOB: 0 BB: 0 P: 16	R: 0 E: 0 K: 1 S: 9	H: 0 LOB: 0 BB: 0 P: 13	R: 0 E: 1 K: 0 S: 11	H: 1 LOB: 1 BB: 0 P: 14	R: 0 E: 0 K: 1 S: 10	H: 1 LOB: 1 BB: 0 P: 13	R: 0 E: 0 K: 0 S: 4	H: 0 LOB: 1 BB: 1 P: 11	1B: 4 2B: 2 3B: 0 HR: 0	SF: 0 SAC: 0 DP: 0 HBP: 0	WP: 0 PB: 0 SB: 0 CS: 0	PA: 35
--------------	-------------------------------	----------------------------------	------------------------------	----------------------------------	-------------------------------	----------------------------------	------------------------------	----------------------------------	-------------------------------	----------------------------------	------------------------------	----------------------------------	-------------------------------	----------------------------------	-------------------------------	----------------------------------	------------------------------	----------------------------------	----------------------------------	------------------------------------	----------------------------------	--------

PITCHER	IP	WLS	BF	H	R	ER	SO	BB	IBB	HBP	BLK	WP	HR	S	P	ERA	WHIP
<b>Greg Maddux, R</b> ERA: 3.43 (1, 1)	9.0	W	35	6	2	2	6	2	0	0	0	0	0	81	126	2.00	0.889

**BOTTOM**

**Chicago Cubs @ Cincinnati Reds**  
Riverfront Stadium, Cincinnati, OH

Fri May 19 1989, 7:05 PM EDT  
Att. 29,202 - Unknown

livebaseballscorecards.com

<b>AB</b>	<b>33</b>
<b>R</b>	<b>2</b>
<b>H</b>	<b>6</b>
<b>RBI</b>	<b>2</b>
<b>BB</b>	<b>2</b>
<b>SO</b>	<b>6</b>
<b>LOB</b>	<b>12</b>



Chicago Cubs @ Cincinnati Reds  
Riverfront Stadium, Cincinnati, OH

Sat May 20 1989, 7:05 PM EDT  
Att. 49,175 - Unknown - 78 F

livebaseballscorecards.com

AB	41
R	7
H	13
RBI	6
BB	0
SO	5
LOB	16



AB R H RBI BB SO LOB

5	2	2	0	0	1	0
4	1	1	1	0	1	1
5	0	2	0	0	0	2
5	1	3	1	0	0	2
5	1	1	0	0	1	6
5	1	2	3	0	1	2
4	0	1	0	0	1	1
4	1	1	1	0	0	2
3	0	0	0	0	0	0
1	0	0	0	0	0	0

Batter	1	2	3	4	5	6	7	8	9
Doug Dasenczo, S OBP: 0.206, SLG: 0.188 (1, 8)	0-0 F7		1-1 L9	1-1 FC5 1B		1-2 SF8 2B		1-3 K	
Vance Law, R OBP: 0.246, SLG: 0.283 (1, 5)	1-1 P4		0-0 FC1-4 E 1B	3-2 FC5 1B		3-2 SF8 2-H		1-3 K2-3	
23 Ryne Sandberg, R OBP: 0.327, SLG: 0.388 (1, 4)	0-1 1B		0-0 FC1-4 1B	1-0 F8		2-1 G5-3			1-1 G4-3
Mark Grace, L OBP: 0.394, SLG: 0.400 (1, 3)	0-0 1B		2-2 FC1-4 E 1B	0-0 FC6-4 1B			1-1 G4-3		2-0 1B
Damon Berryhill, S OBP: 0.356, SLG: 0.464 (1, 2)	1-0 F7		0-0 E6 1B	0-1 FC6-4			0-0 1B		1-3 K
Lloyd McClendon, R OBP: 0.412, SLG: 0.733 (1, 7)		2-2 HR	0-1 2-H 3-H 1B		3-1 F8		1-0 F8		3-3 SAFE K
Shawon Dunston, R OBP: 0.241, SLG: 0.219 (1, 6)		0-2 F9	0-1 G5-3		2-3 K		0-0 1B		
Darrin Jackson, R OBP: 0.268, SLG: 0.333 (1, 9)		0-0 G1-3		0-0 HR	1-0 G6-3		0-1 F7		
Paul Kilgus, L OBP: 0.111, SLG: 0.111 Pat Perry, L OBP: 0.200, SLG: 0.200 (1, 1) (6, 1)		0-2 P6		0-0 F8		0-0 G1-3		1-0 L5	

Inning Stats	R: 0	H: 2	E: 0	K: 0	S: 7	P: 9	R: 1	H: 1	E: 0	K: 0	S: 11	P: 13	R: 3	H: 3	E: 1	K: 0	S: 13	P: 16	R: 2	H: 3	E: 0	K: 0	S: 13	P: 17	R: 0	H: 0	E: 0	K: 1	S: 7	P: 13	R: 1	H: 1	E: 0	K: 0	S: 11	P: 17	R: 0	H: 2	E: 0	K: 0	S: 7	P: 9	R: 0	H: 0	E: 0	K: 2	S: 7	P: 10	R: 0	H: 1	E: 0	K: 2	S: 9	P: 16
	LOB: 2	BB: 0					LOB: 0	BB: 0					LOB: 1	BB: 0					LOB: 2	BB: 0					LOB: 0	BB: 0					LOB: 0	BB: 0					LOB: 2	BB: 0					LOB: 0	BB: 0					LOB: 1	BB: 0				

PITCHER	IP	WLS	BF	H	R	ER	SO	BB	IBB	HBP	BLK	WP	HR	S	P	ERA	WHIP
Tom Browning, L ERA: 4.48 (1, 1)	3.1	L	19	8	6	3	0	0	0	0	0	0	2	35	43	8.10	2.400
Tim Birtsas, L ERA: 2.45 (4, 1)	1.2		7	1	0	0	1	0	0	0	0	0	0	16	25	0.00	0.600
Kent Tekulve, R ERA: 3.65 (6, 1)	2.0		9	3	1	1	0	0	0	0	0	0	0	18	26	4.50	1.500
Rob Dibble, R ERA: 2.77 (8, 1)	2.0		7	1	0	0	4	0	0	0	0	0	0	16	26	0.00	0.500

1B: 10	SF: 1	2B: 1	SAC: 0	3B: 0	DP: 0	HR: 2	HBP: 0
--------	-------	-------	--------	-------	-------	-------	--------

WP: 0	PA: 42	PB: 0	SB: 2	CS: 0
-------	--------	-------	-------	-------





Batter	1	2	3	4	5	6	7	8	9	AB R H RBI BB SO LOB	TOP	
<b>Doug Dasenczo, S</b> (1, 8) OBP: 0.205, SLG: 0.189	2-1 CS 1B		0-0 FC6-4 1-2f		0-2 G6-3		1-2 G4-3		1-2 G3	5 0 1 0 0 0 1		
<b>Gary Varsho, L</b> (1, 7) OBP: 0.235, SLG: 0.303	3-2 SAFE SAFE SAFE F8 1-2		1-0 P6		1-1 G4-3		0-0 G4-3			4 0 0 0 0 0 2		
<b>23 Ryne Sandberg, R</b> (1, 4) OBP: 0.337, SLG: 0.393	1-0 FC4-6 1B		1-1 F8		0-0 1B		4-2 BB			3 0 2 0 1 0 1		
<b>Mark Grace, L</b> (1, 3) OBP: 0.384, SLG: 0.389	0-1 FC4-6 1-2f			2-0 F8	2-1 G1-3		0-0 G3			4 0 0 0 0 0 3		
<b>Damon Berryhill, S</b> (1, 2) OBP: 0.349, SLG: 0.450		0-1 P6		0-0 2B 1B		0-0 F8		1-0 G6-3		4 0 1 0 0 0 0		
<b>Vance Law, R</b> (1, 5) OBP: 0.263, SLG: 0.309		2-2 1B		3-2 1-3 2B		1-2 3B 1B		0-0 F8		4 1 3 0 0 0 0		
<b>Dwight Smith, L</b> (1, 9) OBP: 0.308, SLG: 0.324		2-0 SAFE F7		2-3 K		1-0 SH1-3 3B		2-0 G4-3		4 1 1 1 0 1 3		
<b>Shawon Dunston, R</b> (1, 6) OBP: 0.243, SLG: 0.214		1-3 K		4-0 IBB		0-0 SH1-3			1-3 K	2 0 0 1 1 2 1		
<b>Mike Bielecki, R</b> (1, 1) <b>Steve Wilson, L</b> (4, 1) <b>Phil Stephenson, L</b> (6, PH) <b>Jeff Pico, R</b> (6, 1) <b>Mitch Williams, L</b> (7, 1) <b>Lloyd McClendon, R</b> (9, PH)			4-1 FC6-4 BB		1-3 K		1-3 K		3-3 K	1 0 0 0 0 1 1 3 0 0 0 0 0 0 0 0 1 0 0 0 0 0 1 0 0 0 0 0 0 0 0 0 0 0 0 0 0 0 0 0 1 0 0 0 0 0 1 0		
<b>Inning Stats</b>	R: 0 H: 2 E: 0 LOB: 1 K: 0 BB: 0 S: 9 P: 14	R: 0 H: 1 E: 0 LOB: 1 K: 1 BB: 0 S: 10 P: 15	R: 0 H: 0 E: 0 LOB: 1 K: 0 BB: 1 S: 5 P: 11	R: 0 H: 2 E: 0 LOB: 3 K: 2 BB: 1 S: 12 P: 24	R: 0 H: 1 E: 0 LOB: 1 K: 0 BB: 0 S: 8 P: 11	R: 2 H: 2 E: 0 LOB: 0 K: 1 BB: 0 S: 9 P: 12	R: 0 H: 0 E: 0 LOB: 1 K: 0 BB: 1 S: 8 P: 13	R: 0 H: 0 E: 0 LOB: 0 K: 2 BB: 0 S: 10 P: 15	1B: 6 SF: 0 2B: 1 SAC: 1 3B: 1 DP: 0 HR: 0 HBP: 0	WP: 0 PA: 37 PB: 0 SB: 0 CS: 1		
<b>PITCHER</b> <b>Rick Mahler, R</b> (1, 1) ERA: 2.76	IP WLS BF H R ER SO BB IBB HBP BLK WP HR S P ERA WHIP	9.0 W 37 8 2 2 6 2 1 0 0 0 0 0 74 121 2.00 1.111										

**Chicago Cubs @ Cincinnati Reds**  
Riverfront Stadium, Cincinnati, OH

Sun May 21 1989, 3:33 AM EDT  
Att. 34,128 - Cloudy - 82 F

livebaseballscorecards.com

AB	33
R	2
H	8
RBI	2
BB	3
SO	6
LOB	14









St. Louis Cardinals @ Cincinnati Reds  
 Riverfront Stadium, Cincinnati, OH

Wed May 24 1989, 7:05 PM EDT  
 Att. 21,055 - Unknown - 78 F

AB	34
R	1
H	8
RBI	0
BB	3
SO	3
LOB	17



WP:	0	PA:	38
PB:	0		
SB:	0		
CS:	1		

AB R H RBI BB SO LOB

4	0	0	0	1	1	2
4	1	2	0	0	0	1
3	0	1	0	1	0	2
4	0	1	0	0	1	3
4	0	1	0	0	0	3
4	0	2	0	0	0	2
4	0	0	0	0	0	2
0	0	0	0	0	0	0
4	0	1	0	0	0	1
1	0	0	0	1	0	1
0	0	0	0	0	0	0
1	0	0	0	0	0	0

Batter	1	2	3	4	5	6	7	8	9
Willie McGee, S (1, 8) OBP: 0.276, SLG: 0.314	2-3 FC5-4 1-2f	1-2 FC5-4			0-0 G6-3		4-1 CS BB		1-1 F7
José Oquendo, S (1, 4) OBP: 0.324, SLG: 0.298	1-1 2B		2-1 P3		0-0 E 2B		2-2 F8		
Pedro Guerrero, R (1, 3) OBP: 0.367, SLG: 0.490	4-0 BB		1-2 2B		0-0 P4		0-0 F9		
Tom Brunansky, R (1, 9) OBP: 0.305, SLG: 0.376	0-3 K		0-0 P3		3-1 E5 2B 1B		0-0 CS 1-2	0-0 F9	
Tony Peña, R (1, 2) OBP: 0.290, SLG: 0.350	1-0 G1-3		1-0 L6		0-1 2B			0-1 P5	
Terry Pendleton, S (1, 5)					0-0 F7			1-0 1B	
Jim Lindeman, R (1, 7) OBP: 0.227, SLG: 0.105					1-2 G5-3		1-1 F9		
Ken Dayley, L (8, 1)								1-2 F7	
Ozzie Smith, S (1, 6) OBP: 0.338, SLG: 0.348					0-1 2B		0-0 G4-3		2-1 G5-3
Ken Hill, R (1, 1) OBP: 0.278, SLG: 0.235					2-2 F8		1-3 K		3-2 P2
Frank DiPino, L (5, 1) OBP: 0.200, SLG: 0.200									
Cris Carpenter, R (7, 1) OBP: 0.400, SLG: 0.400									
Vince Coleman, S (8, 7) OBP: 0.359, SLG: 0.395									

Inning Stats	R: 0	H: 1	E: 0	K: 2	S: 9	R: 0	H: 1	E: 0	K: 0	S: 13	R: 0	H: 1	E: 0	K: 0	S: 8	R: 0	H: 1	E: 0	K: 0	S: 11	R: 1	H: 3	E: 1	K: 0	S: 8	R: 0	H: 0	E: 0	K: 1	S: 7	R: 0	H: 0	E: 0	K: 0	S: 5	R: 0	H: 1	E: 0	K: 0	S: 9	R: 0	H: 0	E: 0	K: 0	S: 7	R: 0	H: 0	E: 0	K: 0	S: 7	R: 0	H: 0	E: 0	K: 0	S: 7
--------------	------	------	------	------	------	------	------	------	------	-------	------	------	------	------	------	------	------	------	------	-------	------	------	------	------	------	------	------	------	------	------	------	------	------	------	------	------	------	------	------	------	------	------	------	------	------	------	------	------	------	------	------	------	------	------	------

PITCHER	IP	WLS	BF	H	R	ER	SO	BB	IBB	HBP	BLK	WP	HR	S	P	ERA	WHIP
Tom Browning, L (1, 1) ERA: 4.02	9.0	W	37	8	1	1	3	3	0	0	0	0	0	77	121	1.00	1.222

PITCHER	IP	WLS	BF	H	R	ER	SO	BB	IBB	HBP	BLK	WP	HR	S	P	ERA	WHIP
---------	----	-----	----	---	---	----	----	----	-----	-----	-----	----	----	---	---	-----	------

Batter	1	2	3	4	5	6	7	8	9	AB	R	H	RBI	BB	SO	LOB
Chris Sabo, R OBP: 0.291, SLG: 0.356 (1, 5)	1-0 HR		4-0 BB		2-2 G6-3		3-2 3B			3	2	2	1	1	0	1
Ken Griffey, L OBP: 0.404, SLG: 0.489 (1, 7) Rolando Roomes, R OBP: 0.324, SLG: 0.444 (7, PH)	0-1 3B		3-2 G4-6-3 1B		4-2 BB		0-0 G5-3			2	1	2	0	1	0	0
Barry Larkin, R OBP: 0.366, SLG: 0.456 (1, 6)	3-1 3B		1-0 G4-6-3		4-2 BB		1-1 3B			3	0	2	2	1	0	1
Eric Davis, R OBP: 0.322, SLG: 0.456 (1, 9) Herm Winningham, L OBP: 0.338, SLG: 0.400 (8, 7)	2-3 K			1-2 G6-3	4-2 FC4-6 BB		0-0 P2			3	0	0	1	1	1	2
Paul O'Neill, L OBP: 0.343, SLG: 0.458 (1, 8)	1-1 G3			1-3 K	1-1 FC4-6		2-1 P5			4	0	0	0	0	1	4
Todd Benzinger, S OBP: 0.299, SLG: 0.314 (1, 3)	0-3 K			0-2 1B		1-1 G5-3		1-0 2B		4	1	2	0	0	1	1
Lenny Harris, L OBP: 0.304, SLG: 0.286 (1, 4)		1-1 G4-3		2-3 K		1-0 F7		1-1 2B		4	0	1	1	0	1	1
Jeff Reed, L OBP: 0.297, SLG: 0.367 (1, 2)		1-0 G5-3			4-0 BB	0-0 G1-3		3-1 F7		3	1	0	0	1	0	1
Tom Browning, L OBP: 0.100, SLG: 0.100 (1, 1)		0-3 K			0-0 SH5-4		3-2 L7		2-3 K	3	0	0	0	0	2	1

Inning Stats	R: 2	H: 3	E: 0	K: 2	S: 16	LOB: 1	BB: 0	P: 23	R: 0	H: 0	E: 0	K: 1	S: 6	LOB: 0	BB: 0	P: 8	R: 0	H: 1	E: 0	K: 0	S: 7	LOB: 0	BB: 1	P: 14	R: 0	H: 1	E: 0	K: 2	S: 13	LOB: 1	BB: 0	P: 17	R: 1	H: 0	E: 0	K: 0	S: 14	LOB: 3	BB: 4	P: 33	R: 0	H: 0	E: 0	K: 0	S: 4	LOB: 0	BB: 0	P: 6	R: 1	H: 2	E: 0	K: 0	S: 19	LOB: 1	BB: 0	P: 26	R: 1	H: 2	E: 0	K: 1	S: 11	LOB: 1	BB: 0	P: 20
--------------	------	------	------	------	-------	--------	-------	-------	------	------	------	------	------	--------	-------	------	------	------	------	------	------	--------	-------	-------	------	------	------	------	-------	--------	-------	-------	------	------	------	------	-------	--------	-------	-------	------	------	------	------	------	--------	-------	------	------	------	------	------	-------	--------	-------	-------	------	------	------	------	-------	--------	-------	-------


PITCHER	IP	WLS	BF	H	R	ER	SO	BB	IBB	HBP	BLK	WP	HR	S	P	ERA	WHIP
Ken Hill, R ERA: 2.4 (1, 1)	4.2	L	22	5	3	3	5	5	0	0	0	0	1	54	92	5.79	2.143
Frank DiPino, L ERA: 2.33 (5, 1)	2.0		7	1	1	1	0	0	0	0	0	0	0	22	31	4.50	0.500
Cris Carpenter, R ERA: 2.53 (7, 1)	0.1		2	1	0	0	0	0	0	0	0	0	0	3	4	0.00	3.000
Ken Dayley, L ERA: 2.45 (8, 1)	1.0		5	2	1	1	1	0	0	0	0	0	0	11	20	9.00	2.000

**BOTTOM**

**St. Louis Cardinals @ Cincinnati Reds**  
Riverfront Stadium, Cincinnati, OH

Wed May 24 1989, 7:05 PM EDT  
Att: 21,055 - Unknown - 78 F

AB	30
R	5
H	9
RBI	5
BB	5
SO	6
LOB	13



WP	PA	ERA	WHIP
0	36	0	0

Batter	1	2	3	4	5	6	7	8	9	10	11	12	AB R H RBI BB SO LOB	TOP								
Chris Sabo, R OBP: 0.300, SLG: 0.360	1-1 1B 1B	4-0 BB			3-3 K 1-2	3-2 1B 1-3 2-H		1-3 K			0-1 SH1-4 1-2		4 1 2 1 1 2 1									
Lenny Harris, L OBP: 0.288, SLG: 0.255 Rob Dibble, L (11, 1)	3-2 F8	1-2 F9			1-1 G4-3	1-1 G3		3-3 K			4-0 BB		5 0 0 0 1 1 5 0 0 0 0 0 0 0									
Barry Larkin, R OBP: 0.359, SLG: 0.444	0-2 1B SF9 1-2				3-1 G6-3	0-0 E6 2B 2B	2-2 L9			0-3 K	0-3 K		6 2 1 0 0 2 2									
Eric Davis, R OBP: 0.325, SLG: 0.463 Herm Winningham, L OBP: 0.333, SLG: 0.393	2-2 E7 1-3 2-H 1B				1-0 L8	2-1 2B 1-3	1-1 F9			3-3 K	1-3 K		5 1 2 1 0 1 0 1 0 0 0 0 1 2									
Todd Benzinger, S OBP: 0.306, SLG: 0.344	0-0 SF9				1-0 F8	0-0 G4-3 1B 2B 2-H 3-H	1-0 HR			0-1 G3-1		4-2 HR BB	4 3 2 4 1 0 0									
Paul O'Neill, L OBP: 0.337, SLG: 0.447	1-0 G4-3				2-2 G3-1	1-0 G4-3	0-0 2B 1B			2-2 G4-3		1-1 F8	6 1 1 0 0 0 3									
Rolando Roomes, R OBP: 0.349, SLG: 0.548		0-0 WP 1B			0-1 G6-3	0-0 G1-3	0-0 2B 1-H			2-3 K		2-1 HR	6 1 3 3 0 1 1									
Bo Diaz, R OBP: 0.196, SLG: 0.224		1-1 G5-3 1-2			0-0 G6-3	0-0 1B 1B 3-H	0-0 L7			1-0 G5-3		1-1 G4-6-3 1B	6 1 2 1 0 0 2									
Rick Mahler, R Kent Hrbek, R Dave Collins, S Tim Lincecum, L Luis Quiroga, S Norm Charlton, S Ken Griffey, L John Franco, L Ron Cey, S		1-2 G5-3			1-0 CS 1B	3-2 1B 1B 1-2		0-0 F7			3-2 SH1-4 1B	1-1 G4-6-3 1-2	1 0 0 0 0 0 0 1 1 0 0 1 0 0 0 0 1 0 0 1 0 0 0 0 1 0 0 0 0 0 0 0 1 0 0 0 0 0 0 0 1 0 0 0 0 0 0 0 2 0 1 0 0 0 0 1									
<b>Inning Stats</b>	R: 2 E: 1 K: 0 S: 17	H: 3 LOB: 1 BB: 0 P: 24	R: 0 E: 0 K: 0 S: 10	H: 1 LOB: 2 BB: 1 P: 17	R: 0 E: 0 K: 0 S: 6	H: 0 LOB: 0 BB: 0 P: 9	R: 0 E: 0 K: 1 S: 6	H: 0 LOB: 0 BB: 0 P: 11	R: 4 E: 1 K: 0 S: 15	H: 5 LOB: 2 BB: 0 P: 25	R: 2 E: 0 K: 0 S: 9	H: 3 LOB: 1 BB: 0 P: 13	R: 0 E: 0 K: 2 S: 8	H: 0 LOB: 0 BB: 0 P: 11	R: 0 E: 0 K: 1 S: 10	H: 1 LOB: 2 BB: 1 P: 25	R: 0 E: 0 K: 0 S: 10	H: 2 LOB: 0 BB: 1 P: 19	1B: 11 2B: 4 3B: 0 HR: 2	SF: 1 SAC: 1 DP: 2 HBP: 0	WP: 1 PB: 0 SB: 0 CS: 1	PA: 54
<b>PITCHER</b>	IP WLS BF H R ER SO BB IBB HBP BLK WP HR S P ERA WHIP																					
Paul Kilgus, L ERA: 3.81	(1, 1) 5.2																					
Pat Perry, L ERA: 1.16	(6, 1) 0.0																					
Jeff Pico, R ERA: 2.83	(6, 1) 2.1																					
Calvin Schiraldi, R ERA: 2.97	(9, 1) 4.0																					

Cincinnati Reds @ Chicago Cubs  
Wrigley Field, Chicago, IL  
Fri May 26 1989, 3:33 AM CDT  
Att. 33,583 - Unknown

AB	49
R	10
H	16
RBI	10
BB	3
SO	8
LOB	18





Batter	1	2	3	4	5	6	7	8	9	10	11	12	AB R H RBI BB SO LOB
Doug Dasenczo, S OBP: 0.203, SLG: 0.182	F7	G6-3		G3 23 1B		F8			G5-3		K		6 1 1 0 0 1 1
Gary Varsho, L OBP: 0.267, SLG: 0.386	E4 1B	F7		G3		G4-3			2-1 2B		G6-3		6 1 1 1 0 0 1
23 Ryne Sandberg, R OBP: 0.328, SLG: 0.371	P4			F9 1B		G4-3			4-0 IBB			K	5 0 1 1 1 1 1
Mark Grace, L OBP: 0.388, SLG: 0.405	1B			2B		F8			F7			K2-3	6 2 3 1 0 1 3
Damon Berryhill, S OBP: 0.329, SLG: 0.410	2B 1B			G5-3 1B		F8			K			K	6 2 2 2 0 2 5
Dwight Smith, L OBP: 0.340, SLG: 0.444	1B			G5-3		K						G6-3	2 1 1 0 0 0 1
Darrin Jackson, R OBP: 0.269, SLG: 0.292	2B					K							3 0 0 0 0 2 0
Vance Law, R OBP: 0.265, SLG: 0.313	1B			FC6-4 1B		K			G5-3			G5-3	5 0 2 3 0 1 0
Shawon Dunston, R OBP: 0.262, SLG: 0.261	G4-3			FC6-4		G5-3			F8			K	3 0 0 0 0 0 2
Pat Perry, L OBP: 0.200, SLG: 0.200													0 0 0 0 0 0 0
Jeff Pico, R													0 0 0 0 0 0 0
Lloyd McClendon, R OBP: 0.440, SLG: 0.600				1-2f									1 0 0 0 0 0 0
Calvin Schiraldi, R													1 0 0 0 0 1 0
Paul Kilgus, L OBP: 0.100, SLG: 0.100		G3											2 0 0 0 0 1 0
Domingo Ramos, R OBP: 0.290, SLG: 0.354				K									2 0 0 0 0 1 0
Curtis Wilkerson, S OBP: 0.194, SLG: 0.318									E5 2B				1 1 0 0 0 1 0

Inning Stats	R: 4	H: 4	E: 1	LOB: 1	K: 0	P: 24	R: 0	H: 0	E: 0	LOB: 0	K: 0	P: 5	R: 2	H: 3	E: 0	LOB: 1	K: 0	P: 15	R: 1	H: 3	E: 0	LOB: 2	K: 1	P: 13	R: 0	H: 0	E: 0	LOB: 0	K: 2	P: 11	R: 0	H: 0	E: 0	LOB: 0	K: 1	P: 7	R: 0	H: 0	E: 0	LOB: 0	K: 0	P: 9	R: 0	H: 0	E: 0	LOB: 0	K: 0	P: 10	R: 0	H: 0	E: 0	LOB: 0	K: 1	P: 6	R: 1	H: 1	E: 2	LOB: 3	K: 1	P: 10	R: 0	H: 0	E: 0	LOB: 0	K: 1	P: 6	R: 0	H: 0	E: 0	LOB: 0	K: 1	P: 11	R: 0	H: 0	E: 0	LOB: 0	K: 3	P: 16	R: 0	H: 0	E: 0	LOB: 0	K: 3	P: 11	1B: 7	2B: 4	3B: 0	HR: 0	SF: 0	DP: 0	HBP: 0	WP: 0	PB: 0	SB: 2	CS: 0	PA: 50
--------------	------	------	------	--------	------	-------	------	------	------	--------	------	------	------	------	------	--------	------	-------	------	------	------	--------	------	-------	------	------	------	--------	------	-------	------	------	------	--------	------	------	------	------	------	--------	------	------	------	------	------	--------	------	-------	------	------	------	--------	------	------	------	------	------	--------	------	-------	------	------	------	--------	------	------	------	------	------	--------	------	-------	------	------	------	--------	------	-------	------	------	------	--------	------	-------	-------	-------	-------	-------	-------	-------	--------	-------	-------	-------	-------	--------


PITCHER	IP	WLS	BF	H	R	ER	SO	BB	IBB	HBP	BLK	WP	HR	S	P	ERA	WHIP
Rick Mahler, R ERA: 2.99	3.2		21	9	7	3	1	0	0	0	0	0	0	51	84	7.36	2.455
Kent Tekulve, R ERA: 3.6	0.1		2	1	0	0	0	0	0	0	0	0	0	5	5	0.00	3.000
Tim Birtsas, L ERA: 2.33	1.0		3	0	0	0	2	0	0	0	0	0	0	11	13	0.00	0.000
Norm Charlton, L ERA: 0.83	2.0		6	0	0	0	1	0	0	0	0	0	0	14	19	0.00	0.000
John Franco, L ERA: 1.44	3.0		12	1	1	0	3	0	1	0	0	0	0	22	38	0.00	0.333

**BOTTOM**

**Cincinnati Reds @ Chicago Cubs**  
 Wrigley Field, Chicago, IL  
 Fri May 26 1989, 3:33 AM CDT  
 Att: 33,583 - Unknown

livebaseballscorecards.com

AB	49
R	8
H	11
RBI	8
BB	1
SO	12
LOB	14



Batter	1	2	3	4	5	6	7	8	9	AB R H RBI BB SO LOB	TOP											
Chris Sabo, R (1, 5) OBP: 0.299, SLG: 0.375	0-0 F7		3-2 HR		1-0 F8			2-1 F7		4 1 1 1 0 0 1												
Ken Griffey, L (1, 7) OBP: 0.386, SLG: 0.449	1-1 L3		4-0 BB			0-3 K		1-3 K		3 0 0 0 1 2 0												
Barry Larkin, R (1, 6) OBP: 0.360, SLG: 0.445 Ron Oester, S (3, 4) OBP: 0.263, SLG: 0.256	1-0 1B		1-0 4-3			1-0 G3			0-0 HR	2 0 1 0 0 0 1 2 1 0 0 0 0 0												
Eric Davis, R (1, 8) OBP: 0.323, SLG: 0.482	0-0 L8			0-3 K		2-3 K			3-2 HR	4 1 1 2 0 2 1												
Paul O'Neill, L (1, 9) OBP: 0.330, SLG: 0.436		1-2 F8		2-2 4-3			0-0 6-3		1-0 1-3	4 0 0 0 0 0 0												
Todd Benzinger, S (1, 3) OBP: 0.299, SLG: 0.335		2-3 K		0-0 F7			3-2 F8		1-1 4-3	4 0 0 0 0 1 0												
Lenny Harris, L (1, 4) OBP: 0.286, SLG: 0.240		2-1 G3			0-3 K		4-1 BB		0-1 4-3	3 0 0 0 1 1 0												
Jeff Reed, L (1, 2) OBP: 0.298, SLG: 0.366			0-2 5-3		0-0 1B		1-3 K			3 0 1 0 0 1 1												
Jose Rijo, R (1, 1) OBP: 0.286, SLG: 0.300 Dave Collins, S (5, PH) OBP: 0.250, SLG: 0.217 Tim Birtsas, L (5, 1) Herm Winningham, L (8, PH) OBP: 0.328, SLG: 0.387 Kent Tekulve, R (8, 1)		1-2 5-3		1-3 K				0-0 6-3		1 0 0 0 0 0 0 1 0 0 0 0 1 1 0 0 0 0 0 0 0 1 0 0 0 0 0 0 0 0 0 0 0 0 0												
<b>Inning Stats</b>	R: 0 E: 0 K: 0 S: 5	H: 1 LOB: 1 BB: 0 P: 7	R: 0 E: 0 K: 1 S: 8	H: 0 LOB: 0 BB: 0 P: 13	R: 1 E: 0 K: 0 S: 11	H: 1 LOB: 1 BB: 1 P: 20	R: 0 E: 0 K: 1 S: 7	H: 0 LOB: 0 BB: 0 P: 9	R: 0 E: 0 K: 2 S: 8	H: 1 LOB: 1 BB: 0 P: 10	R: 0 E: 0 K: 1 S: 9	H: 0 LOB: 1 BB: 1 P: 17	R: 0 E: 0 K: 1 S: 7	H: 0 LOB: 0 BB: 0 P: 10	R: 0 E: 0 K: 1 S: 7	H: 0 LOB: 0 BB: 0 P: 10	R: 2 E: 1 K: 0 S: 9	H: 1 LOB: 0 BB: 0 P: 14	1B: 2 2B: 0 3B: 0 HR: 2	SF: 0 SAC: 0 DP: 0 HBP: 0	WP: 0 PB: 0 SB: 0 CS: 0	PA: 34
<b>PITCHER</b> Rick Sutcliffe, R (1, 1) ERA: 3.43	IP: 9.0 WLS: W BF: 34 H: 4 R: 3 ER: 2 SO: 8 BB: 2 IBB: 0 HBP: 0 BLK: 0 WP: 0 HR: 2 S: 71 P: 110 ERA: 2.00 WHIP: 0.667											<b>PITCHER</b> IP: WLS: BF: H: R: ER: SO: BB: IBB: HBP: BLK: WP: HR: S: P: ERA: WHIP										

Cincinnati Reds @ Chicago Cubs  
 Wrigley Field, Chicago, IL  
 Sat May 27 1989, 3:33 AM CDT  
 Att: 34,546 - Unknown

livebaseballscorecards.com

AB 32  
 R 3  
 H 4  
 RBI 3  
 BB 2  
 SO 8  
 LOB 5



Batter	1	2	3	4	5	6	7	8	9
<b>Doug Dascenzo, S</b> OBP: 0.188, SLG: 0.167 (1, 8)	0-3 K	3-3 K		3-2 E6 F8		1-1 L6		2-0 1-3	
<b>Gary Varsho, L</b> OBP: 0.286, SLG: 0.383 (1, 7)	4-2 BB 23 HBP SF9 BB		1-2 1B 6-4-3 1B	3-2 F8		1-2 F8			
<b>23 Ryne Sandberg, R</b> OBP: 0.332, SLG: 0.371 <b>Curtis Wilkerson, S</b> OBP: 0.200, SLG: 0.319 (1, 4) (3, 4)	1-0 SF9 BB 1B HBP		2-1 6-4-3	2-2		3-2 4-3			
<b>Mark Grace, L</b> OBP: 0.390, SLG: 0.404 (1, 3)	4-1 1B CS BB		0-0 1B 1B	2-1 6-3			2-3 K		
<b>Damon Berryhill, S</b> OBP: 0.337, SLG: 0.432 (1, 2)	3-2 SF9		0-1 G3 1B 1B	2-2 SH5-3 1B 2B		1-2 4-3			
<b>Dwight Smith, L</b> OBP: 0.380, SLG: 0.468 (1, 9)	1-3 3-H 2-0 1B		2-2 G3 1B	0-0 SH5-3		4-1			
<b>Vance Law, R</b> OBP: 0.264, SLG: 0.311 (1, 5)	1-0 CS	1-3 K	1-1 G3	1-0 FC6-4 1B		0-1 F7			
<b>Shawon Dunston, R</b> OBP: 0.262, SLG: 0.254 (1, 6)		1-3 K	4-0 IBB	0-0 P2		0-3 K			
<b>Rick Sutcliffe, L</b> OBP: 0.231, SLG: 0.200 (1, 1)		4-2 S BB	1-3 K	1-1 FC6-4		1-3 K			

Inning Stats	R: 2 E: 0 K: 1 S: 11	H: 1 LOB: 1 BB: 2 P: 26	R: 0 E: 0 K: 3 S: 13	H: 0 LOB: 1 BB: 1 P: 22	R: 0 E: 0 K: 1 S: 20	H: 4 LOB: 3 BB: 1 P: 31	R: 0 E: 1 K: 0 S: 14	H: 1 LOB: 1 BB: 0 P: 24	R: 1 E: 0 K: 0 S: 10	H: 2 LOB: 1 BB: 0 P: 13	R: 0 E: 0 K: 0 S: 9	H: 0 LOB: 0 BB: 0 P: 14	R: 0 E: 0 K: 1 S: 10	H: 0 LOB: 1 BB: 1 P: 17	R: 0 E: 0 K: 2 S: 7	H: 0 LOB: 0 BB: 0 P: 10
--------------	-------------------------------	----------------------------------	-------------------------------	----------------------------------	-------------------------------	----------------------------------	-------------------------------	----------------------------------	-------------------------------	----------------------------------	------------------------------	----------------------------------	-------------------------------	----------------------------------	------------------------------	----------------------------------

PITCHER	IP	WLS	BF	H	R	ER	SO	BB	IBB	HBP	BLK	WP	HR	S	P	ERA	WHIP
<b>Jose Rijo, R</b> ERA: 2.05 (1, 1)	4.0	L	22	6	4	4	5	3	1	1	0	0	0	58	103	9.00	2.250
<b>Tim Birtsas, L</b> ERA: 2.42 (5, 1)	3.0		12	2	1	1	1	1	0	0	0	0	0	29	44	3.00	1.000
<b>Kent Tekulve, R</b> ERA: 3.46 (8, 1)	1.0		3	0	0	0	2	0	0	0	0	0	0	7	10	0.00	0.000

**BOTTOM**

**Cincinnati Reds @ Chicago Cubs**  
Wrigley Field, Chicago, IL  
Sat May 27 1989, 3:33 AM CDT  
Att. 34,546 - Unknown

AB	R	H	RBI	BB	SO	LOB
5	0	0	0	0	2	1
3	2	1	0	1	0	1
0	1	0	0	0	0	0
3	0	1	0	0	0	1
3	1	1	0	1	1	1
3	1	2	2	0	0	0
2	0	2	2	1	0	0
4	0	1	1	0	1	3
3	0	0	0	1	2	1
3	0	0	0	1	2	4

AB	29
R	5
H	8
RBI	5
BB	5
SO	8
LOB	12

livebaseballscorecards.com

WP	PA
0	38



Batter	1	2	3	4	5	6	7	8	9	AB R H RBI BB SO LOB	TOP										
Chris Sabo, R (1, 5) OBP: 0.298, SLG: 0.390	2-3 K		2-0 F9		1-2 L5-4			2-1 HR		4 1 1 1 0 1 3											
Ken Griffey, L (1, 7) OBP: 0.393, SLG: 0.442	4-0 BB		2-1 4-3			2-2 1B		0-0 F7		3 0 1 0 1 0 1											
Barry Larkin, R (1, 6) OBP: 0.358, SLG: 0.440	1-0 F9			1-3 K		0-0 FC6-4 1B		2-0 F8		4 0 1 0 0 1 1											
Eric Davis, R (1, 8) OBP: 0.313, SLG: 0.466	2-2 4-3			2-3 K		0-0 P4		1-3 K		4 0 0 0 0 2 3											
Paul O'Neill, L (1, 9) OBP: 0.333, SLG: 0.440		4-2 G6-4-3 BB		2-0 2B		3-2 F8		0-0 F8		3 0 1 0 1 0 2											
Todd Benzinger, S (1, 3) OBP: 0.293, SLG: 0.327		1-0 G6-4-3		1-1 P5		1-0 FC6-4		1-0 3-1		4 0 0 0 0 0 4											
Jeff Reed, L (1, 2) OBP: 0.296, SLG: 0.362		1-0 4-3			1-2 L5-4 1B		0-0 4-3		1-3 K	4 0 1 0 0 1 0											
Ron Oester, S (1, 4) OBP: 0.265, SLG: 0.258			1-1 F9 SH3 1B		1-2 F8		0-1 4-3			3 0 1 0 0 0 1											
Danny Jackson, R (1, 1) OBP: 0.150, SLG: 0.150			0-1 SH3			0-0	2-1 5-3			1 0 1 0 0 0 0											
Rob Dibble, L (6, 1)										0 0 0 0 0 0 0											
Dave Collins, S (7, PH) OBP: 0.240, SLG: 0.208										1 0 0 0 0 0 0											
Kent Tekulve, R (7, 1)										0 0 0 0 0 0 0											
<b>Inning Stats</b>	R: 0 E: 0 K: 1 S: 8	H: 0 LOB: 1 BB: 1 P: 17	R: 0 E: 0 K: 0 S: 5	H: 0 LOB: 0 BB: 1 P: 11	R: 0 E: 0 K: 0 S: 7	H: 1 LOB: 1 BB: 0 P: 12	R: 0 E: 0 K: 2 S: 10	H: 1 LOB: 1 BB: 0 P: 16	R: 0 E: 0 K: 0 S: 10	H: 2 LOB: 1 BB: 0 P: 13	R: 0 E: 0 K: 0 S: 10	H: 2 LOB: 2 BB: 0 P: 16	R: 0 E: 0 K: 0 S: 5	H: 0 LOB: 0 BB: 0 P: 7	R: 1 E: 0 K: 1 S: 7	H: 1 LOB: 0 BB: 0 P: 12	R: 0 E: 0 K: 1 S: 5	H: 0 LOB: 0 BB: 0 P: 7	1B: 5 2B: 2 3B: 0 HR: 1	SF: 0 SAC: 1 DP: 2 HBP: 0	WP: 0 PA: 34 PB: 0 SB: 0 CS: 0
<b>PITCHER</b> Mike Bielecki, R (1, 1) ERA: 1.63	IP: 9.0 WLS: W BF: 34 H: 7 R: 1 ER: 1 SO: 5 BB: 2 IBB: 0 HBP: 0 BLK: 0 WP: 0 HR: 1 S: 67 P: 111 ERA: 1.00 WHIP: 1.000											<b>PITCHER</b>	IP: 9.0 WLS: W BF: 34 H: 7 R: 1 ER: 1 SO: 5 BB: 2 IBB: 0 HBP: 0 BLK: 0 WP: 0 HR: 1 S: 67 P: 111 ERA: 1.00 WHIP: 1.000								

Cincinnati Reds @ Chicago Cubs  
Wrigley Field, Chicago, IL  
Sun May 28 1989, 3:33 AM CDT  
Att: 37,231 - Unknown

livebaseballscorecards.com

AB 31  
R 1  
H 7  
RBI 1  
BB 2  
SO 5  
LOB 15



Batter	1	2	3	4	5	6	7	8	9	AB	R	H	RBI	BB	SO	LOB
Doug Dascenzo, S OBP: 0.188, SLG: 0.169	0-0 6-3		1-1 F9		1-3 K	0-1 E8 1B	0-0 F7			5	0	1	1	0	1	3
Curtis Wilkerson, S OBP: 0.213, SLG: 0.324	3-1 6-3		0-0 G3		1-0 1B	1-1 G3		0-0 1B		5	0	2	0	0	0	2
Vance Law, R OBP: 0.269, SLG: 0.314	1-1 WP 1B			2-0 4-6-3 SF9 1B	2-3 K	2-2 F8		2-2 G5-4-3 1B		5	1	2	0	0	1	4
Mark Grace, L OBP: 0.396, SLG: 0.399	4-0 1-2 BB			4-0 SF9 2B 4-6-3 BB	2-3 K		4-0 5-3 2B BB	2-2 F8		2	2	0	0	3	1	1
Damon Berryhill, S OBP: 0.333, SLG: 0.424	1-0 G3			0-1 4-6-3		0-0 E 1B 1B	1-1 5-3			4	1	1	0	0	0	5
Lloyd McClendon, R OBP: 0.429, SLG: 0.591		2-1 P6		0-0 SF9		3-1 E7 1B 1B	2-2 1B 2B			2	1	1	1	0	0	0
Dwight Smith, L OBP: 0.392, SLG: 0.500				2-3 3-H		1-3 1B 1B				1	0	1	1	0	0	0
Darrin Jackson, R OBP: 0.286, SLG: 0.314		1-1 F8		0-1 2B		4-0 1B 1B IBB	2-3 K			3	1	1	1	1	1	1
Shawon Dunston, R OBP: 0.276, SLG: 0.259		1-0 6-3		3-H 2B		3-2 E 1B 1B	4-0 1B IBB			2	0	1	2	2	0	0
Mike Bielecki, R OBP: 0.105, SLG: 0.056			1-3 K	0-3 K		1-1 B3	0-0 1B			4	0	1	0	0	2	4

Inning Stats	R: 0	H: 1	E: 0	LOB: 2	K: 0	BB: 1	S: 6	R: 0	H: 0	E: 0	LOB: 0	K: 0	BB: 0	S: 5	R: 0	H: 0	E: 0	LOB: 0	K: 1	BB: 0	S: 6	R: 2	H: 2	E: 0	LOB: 2	K: 1	BB: 2	S: 9	R: 0	H: 1	E: 0	LOB: 1	K: 3	BB: 0	S: 12	R: 3	H: 4	E: 2	LOB: 2	K: 0	BB: 1	S: 16	R: 1	H: 2	E: 0	LOB: 3	K: 1	BB: 2	S: 13	R: 0	H: 1	E: 0	LOB: 0	K: 0	BB: 0	S: 8
--------------	------	------	------	--------	------	-------	------	------	------	------	--------	------	-------	------	------	------	------	--------	------	-------	------	------	------	------	--------	------	-------	------	------	------	------	--------	------	-------	-------	------	------	------	--------	------	-------	-------	------	------	------	--------	------	-------	-------	------	------	------	--------	------	-------	------

PITCHER	IP	WLS	BF	H	R	ER	SO	BB	IBB	HBP	BLK	WP	HR	S	P	ERA	WHIP
Danny Jackson, L ERA: 6.16	(1, 1)	5.0	26	7	5	5	5	2	2	0	0	1	0	44	85	9.00	1.800
Rob Dibble, R ERA: 2.61	(6, 1)	1.0	4	1	0	0	0	0	0	0	0	0	0	10	14	0.00	1.000
Kent Tekulve, R ERA: 3.54	(7, 1)	2.0	10	3	1	1	1	1	1	0	0	0	0	21	38	4.50	2.000

**BOTTOM**

**Cincinnati Reds @ Chicago Cubs**  
 Wrigley Field, Chicago, IL  
 Sun May 28 1989, 3:33 AM CDT  
 Att. 37,231 - Unknown

AB	33
R	6
H	11
RBI	6
BB	6
SO	6
LOB	20



1B: 9	SF: 1	WP: 1	PA: 40
2B: 2	SAC: 0	PB: 0	
3B: 0	DP: 1	SB: 0	
HR: 0	HBP: 0	CS: 0	

livebaseballscores.com





Batter	1	2	3	4	5	6	7	8	9	AB R H RBI BB SO LOB	TOP		
Chris Sabo, R (1, 5) OBP: 0.294, SLG: 0.379	1-0 P4		0-0 P3			3-1 P4		0-0 F7		4 0 0 0 0 0 0			
Ken Griffey, L (1, 7) OBP: 0.369, SLG: 0.411	0-2 F7			1-0 G3		2-1 P4		1-1 G4-3		4 0 0 0 0 0 0			
Barry Larkin, R (1, 6) OBP: 0.364, SLG: 0.443	3-2 G6-3			2-0 1B		1-1 1B			1-1 PB 1B	4 0 3 0 0 0 0			
Eric Davis, R (1, 8) OBP: 0.324, SLG: 0.476		3-2 G4-6-3 BB		1-1 1B		1-2 1B			3-3 K	4 0 2 0 0 1 2			
Paul O'Neill, L (1, 9) OBP: 0.335, SLG: 0.430		4-2 G4-6-3 BB		0-1 P4			2-1 F8		1-2 PB 1B	3 0 1 0 1 0 2			
Todd Benzinger, S (1, 3) OBP: 0.291, SLG: 0.330		1-1 G4-6-3		1-3 K			1-1 G1		3-3 K	4 0 0 0 0 2 6			
Jeff Reed, L (1, 2) OBP: 0.308, SLG: 0.355		2-1 G3-1			1-0 L6		4-0 BB		3-2 P6	3 0 0 0 1 0 3			
Ron Oester, S (1, 4) OBP: 0.255, SLG: 0.248			3-2 G4-3		0-0 F7		2-1 G3			3 0 0 0 0 0 1			
Rob Dibble, L (7, 1)										0 0 0 0 0 0 0			
Rick Mahler, R (1, 1) OBP: 0.250, SLG: 0.160			0-1 G6-3		1-3 K			2-2 G3		2 0 0 0 0 1 0			
Lenny Harris, L (7, 4) OBP: 0.288, SLG: 0.231										1 0 0 0 0 0 0			
<b>Inning Stats</b>	R: 0 H: 0 E: 0 LOB: 0 K: 0 BB: 0 S: 8 P: 12	R: 0 H: 1 E: 0 LOB: 1 K: 0 BB: 1 S: 9 P: 19	R: 0 H: 0 E: 0 LOB: 0 K: 0 BB: 0 S: 6 P: 9	R: 0 H: 2 E: 0 LOB: 2 K: 1 BB: 0 S: 9 P: 14	R: 0 H: 0 E: 0 LOB: 0 K: 1 BB: 0 S: 5 P: 7	R: 0 H: 1 E: 0 LOB: 1 K: 0 BB: 0 S: 9 P: 16	R: 0 H: 0 E: 0 LOB: 1 K: 0 BB: 1 S: 6 P: 15	R: 0 H: 0 E: 0 LOB: 0 K: 2 BB: 0 S: 17 P: 28	R: 0 H: 2 E: 0 LOB: 2 K: 2 BB: 0 S: 17 P: 28	1B: 6 SF: 0 2B: 0 SAC: 0 3B: 0 DP: 1 HR: 0 HBP: 0	WP: 0 PA: 34 PB: 1 SB: 0 CS: 0		
<b>PITCHER</b>	IP WLS BF H R ER SO BB IBB HBP BLK WP HR S P ERA WHIP											<b>PITCHER</b>	IP WLS BF H R ER SO BB IBB HBP BLK WP HR S P ERA WHIP
Doug Drabek, R (1, 1) ERA: 2.09	8.1 W 32 6 0 0 3 2 0 0 0 0 0 0 67 115 0.00 0.960												
Randy Kramer, R (9, 1) ERA: 1.67	0.2 S 2 0 0 0 1 0 0 0 0 0 0 0 8 14 0.00 0.000												

Cincinnati Reds @ Pittsburgh Pirates  
 Three Rivers Stadium, Pittsburgh, PA  
 Tue May 30 1989, 7:05 PM EDT  
 Att. 14,952 - Unknown

livebaseballscorecards.com

AB	32
R	0
H	6
RBI	0
BB	2
SO	4
LOB	14







Batter	1	2	3	4	5	6	7	8	9	AB R H RBI BB SO LOB	TOP
--------	---	---	---	---	---	---	---	---	---	----------------------	-----

<b>Chris Sabo, R</b> (1, 5) <small>OBP: 0.291, SLG: 0.370</small> 			<b>G5-3</b> (2) 		<b>G6-3</b> (3) 		<b>P4</b> (2) 		<b>FC5-4</b> (3) 	4 0 0 0 1 0 2	
--	--	--	---------------------	--	---------------------	--	-------------------	--	----------------------	---------------	--

<b>Joel Youngblood, R</b> (1, 7) <small>OBP: 0.342, SLG: 0.394</small> <b>Ron Oester, S</b> (7, 4) <small>OBP: 0.255, SLG: 0.248</small> 			<b>G6-3</b> (3) 			<b>HR</b> 		<b>F9</b> (3) 		4 1 1 1 0 0 2 0 0 0 0 0 0 0	
---	--	--	---------------------	--	--	---------------	--	-------------------	--	--------------------------------	--

<b>Barry Larkin, R</b> (1, 6) <small>OBP: 0.367, SLG: 0.450</small> 				<b>1-0</b> 		<b>2-1</b> 		<b>0-0</b> 		4 2 2 0 0 0 0	
--	--	--	--	----------------	--	----------------	--	----------------	--	---------------	--

<b>Eric Davis, R</b> (1, 8) <small>OBP: 0.329, SLG: 0.488</small> 		<b>2-2</b> 		<b>3-0</b> 		<b>3-0</b> 		<b>1-1</b> 		3 0 2 1 0 0 1	
--	--	----------------	--	----------------	--	----------------	--	----------------	--	---------------	--

<b>Rolando Roomes, R</b> (1, 9) <small>OBP: 0.375, SLG: 0.617</small> 			<b>3-1</b> 		<b>0-1</b> 		<b>0-0</b> 		<b>1-0</b> 		4 0 2 1 0 0 2	
--	--	--	----------------	--	----------------	--	----------------	--	----------------	--	---------------	--

<b>Todd Benzinger, S</b> (1, 3) <small>OBP: 0.290, SLG: 0.324</small> <b>John Franco, L</b> (8, 1) 			<b>1-0</b> 		<b>0-0</b> 		<b>4-0</b> 		<b>0-3</b> 		3 0 0 0 1 1 3 0 0 0 0 0 0 0	
--	--	--	----------------	--	----------------	--	----------------	--	----------------	--	--------------------------------	--

<b>Bo Diaz, R</b> (1, 2) <small>OBP: 0.182, SLG: 0.208</small> 			<b>2-0</b> 		<b>1-2</b> 		<b>0-1</b> 		<b>2-2</b> 		4 0 0 0 0 0 3	
---	--	--	----------------	--	----------------	--	----------------	--	----------------	--	---------------	--

<b>Luis Quinones, S</b> (1, 4) <small>OBP: 0.429, SLG: 0.833</small> <b>Herm Winningham, L</b> (7, 7) <small>OBP: 0.310, SLG: 0.364</small> 			<b>4-2</b> 		<b>0-2</b> 		<b>2-2</b> 		<b>0-3</b> 		2 1 1 1 1 0 2 1 0 0 0 0 1 0	
--	--	--	----------------	--	----------------	--	----------------	--	----------------	--	--------------------------------	--

<b>Jose Rijo, R</b> (1, 1) <small>OBP: 0.261, SLG: 0.273</small> <b>Ken Griffey, L</b> (8, 3) <small>OBP: 0.379, SLG: 0.421</small> 			<b>0-0</b> 		<b>1-2</b> 		<b>0-3</b> 		<b>0-0</b> 		2 0 0 0 0 1 0 1 0 1 0 0 0 0	
--	--	--	----------------	--	----------------	--	----------------	--	----------------	--	--------------------------------	--

Inning Stats	R: 0 H: 0 E: 0 K: 0 S: 4	H: 0 LOB: 0 BB: 1 P: 10	R: 0 H: 1 E: 0 K: 0 S: 7	H: 1 LOB: 1 BB: 0 P: 15	R: 0 H: 0 E: 0 K: 0 S: 9	H: 0 LOB: 1 BB: 1 P: 18	R: 1 H: 2 E: 1 K: 0 S: 5	H: 2 LOB: 0 BB: 0 P: 9	R: 1 H: 1 E: 0 K: 0 S: 12	H: 1 LOB: 0 BB: 0 P: 17	R: 2 H: 3 E: 0 K: 0 S: 10	H: 3 LOB: 2 BB: 1 P: 21	R: 0 H: 0 E: 0 K: 1 S: 6	H: 0 LOB: 0 BB: 0 P: 6	R: 0 H: 1 E: 0 K: 1 S: 7	H: 1 LOB: 1 BB: 0 P: 9	R: 0 H: 1 E: 0 K: 1 S: 9	H: 1 LOB: 1 BB: 0 P: 12	1B: 3 SF: 1 2B: 4 SAC: 1 3B: 1 DP: 2 HR: 2 HBP: 0	WP: 0 PA: 37 PB: 0 SB: 2 CS: 0
--------------	--------------------------	-------------------------	--------------------------	-------------------------	--------------------------	-------------------------	--------------------------	------------------------	---------------------------	-------------------------	---------------------------	-------------------------	--------------------------	------------------------	--------------------------	------------------------	--------------------------	-------------------------	---	--------------------------------

PITCHER	IP	WLS	BF	H	R	ER	SO	BB	IBB	HBP	BLK	WP	HR	S	P	ERA	WHIP
<b>Neal Heaton, L</b> (1, 1) <small>ERA: 4.23</small>	5.0	L	21	6	4	4	0	2	0	0	0	0	2	40	74	7.20	1.600
<b>Brian Fisher, R</b> (6, 1) <small>ERA: 4.4</small>	1.0		5	1	0	0	0	0	1	0	0	0	0	7	16	0.00	1.000
<b>Jeff Robinson, R</b> (7, 1) <small>ERA: 5.26</small>	2.0		7	1	0	0	2	0	0	0	0	0	0	13	15	0.00	0.500
<b>Roger Samuels, L</b> (9, 1) <small>ERA:</small>	1.0		4	1	0	0	1	0	0	0	0	0	0	9	12	0.00	1.000

**Cincinnati Reds @ Pittsburgh Pirates**  
 Three Rivers Stadium, Pittsburgh, PA  
 Wed May 31 1989, 7:05 PM EDT  
 Att: 22,932 - Unknown

[livebaseballscorecards.com](http://livebaseballscorecards.com)

<b>AB</b>	32
<b>R</b>	4
<b>H</b>	9
<b>RBI</b>	4
<b>BB</b>	3
<b>SO</b>	3
<b>LOB</b>	15



BOTTOM

Cincinnati Reds @ Pittsburgh Pirates  
Three Rivers Stadium, Pittsburgh, PA  
Wed May 31 1989, 7:05 PM EDT  
Att. 22,932 - Unknown

livebaseballscorecards.com

AB 32  
R 3  
H 9  
RBI 3  
BB 2  
SO 3  
LOB 11



WP: 0 PA: 36  
PB: 0  
SB: 0  
CS: 0

AB R H RBI BB SO LOB

4	2	3	2	0	0	0
2	0	0	0	0	0	0
1	0	1	0	0	0	0
3	0	0	1	0	1	2
3	0	1	0	1	1	0
4	0	0	0	0	1	4
4	0	2	0	0	0	0
4	0	1	0	0	0	2
3	1	1	0	1	0	1
1	0	0	0	0	0	0
0	0	0	0	0	0	0
1	0	0	0	0	0	0
1	0	0	0	0	0	1
0	0	0	0	0	0	0
1	0	0	0	0	0	1

1B: 6 SF: 1  
2B: 2 SAC: 1  
3B: 0 DP: 2  
HR: 1 HBP: 0

Batter	1	2	3	4	5	6	7	8	9
<b>Barry Bonds, L</b> (1, 7) OBP: 0.342, SLG: 0.449	2-1 P5			0-1 SH1 SF8 2B		2-1 HR		3-1 1B 2-H 1B	
<b>Rafael Belliard, R</b> (1, 4) OBP: 0.297, SLG: 0.311	1-0 G4-3			0-2 SH1		1-1 G3		1-0 BB 1B	
<b>Jose Lind, R</b> (8, PH) OBP: 0.279, SLG: 0.293				2-3				1-3	
<b>Andy Van Slyke, L</b> (1, 8) OBP: 0.307, SLG: 0.356	1-2 F8			2-0 SF8		2-1 L8		2-3 K	
<b>Bobby Bonilla, S</b> (1, 5) OBP: 0.338, SLG: 0.469		1-2 G3-1		0-0 1B			3-3 K	4-0 BB	
<b>R.J. Reynolds, S</b> (1, 9) OBP: 0.331, SLG: 0.392		0-2 G3		0-0 L5			2-3 K	2-1 G4-3	
<b>Gary Redus, R</b> (1, 3) OBP: 0.371, SLG: 0.417		0-2 F9			3-2 G4-6-3 1B		2-2 2B	3-2 G6-3	
<b>Rey Quinones, R</b> (1, 6) OBP: 0.234, SLG: 0.285			1-0 G6-3 1B		0-0 G4-6-3 1-2f		0-0 G6-3	2-2 F9	
<b>Junior Ortiz, R</b> (1, 2) OBP: 0.275, SLG: 0.224			1-0 G6-3 1-2f		0-2 G1-3			4-1 G4-3 1B BB	2-0 1B
<b>Neal Heaton, L</b> (1, 1) OBP: 0.333, SLG: 0.333			2-2 G6-3			0-1 G1-3		2-0 G4-3	3-1 F9
<b>Brian Fisher, R</b> (6, 1) OBP: 0.352, SLG: 0.227									
<b>John Cangelosi, S</b> (6, PH) OBP: 0.493, SLG: 0.275									
<b>Jeff Robinson, R</b> (7, 1) OBP: 0.359, SLG: 0.510									
<b>Benny Distefano, L</b> (8, PH) OBP: 0.359, SLG: 0.510									
<b>Roger Samuels, L</b> (9, 1)									
<b>Glenn Wilson, R</b> (9, PH)									

Inning Stats	R: 0	H: 0	E: 0	LOB: 0	K: 0	S: 6	R: 0	H: 0	E: 0	LOB: 0	K: 0	S: 9	R: 0	H: 1	E: 0	LOB: 0	K: 0	S: 6	R: 1	H: 2	E: 0	LOB: 1	K: 0	S: 8	R: 0	H: 1	E: 0	LOB: 0	K: 0	S: 7	R: 1	H: 1	E: 0	LOB: 0	K: 0	S: 8	R: 0	H: 1	E: 0	LOB: 1	K: 2	S: 10	R: 1	H: 2	E: 0	LOB: 3	K: 1	S: 12	R: 0	H: 1	E: 0	LOB: 1	K: 0	S: 9	1B: 6	SF: 1	2B: 2	SAC: 1	3B: 0	DP: 2	HR: 1	HBP: 0	WP: 0	PA: 36
--------------	------	------	------	--------	------	------	------	------	------	--------	------	------	------	------	------	--------	------	------	------	------	------	--------	------	------	------	------	------	--------	------	------	------	------	------	--------	------	------	------	------	------	--------	------	-------	------	------	------	--------	------	-------	------	------	------	--------	------	------	-------	-------	-------	--------	-------	-------	-------	--------	-------	--------

PITCHER	IP	WLS	BF	H	R	ER	SO	BB	IBB	HBP	BLK	WP	HR	S	P	ERA	WHIP
<b>Jose Rijo, R</b> (1, 1) ERA: 2.23	7.1	W	28	7	3	3	2	1	0	0	0	0	1	58	93	3.68	1.091
<b>John Franco, L</b> (8, 1) ERA: 1.35	1.2	S	8	2	0	0	1	1	0	0	0	0	0	17	36	0.00	1.800

Batter	1	2	3	4	5	6	7	8	9	AB R H RBI BB SO LOB	TOP											
Bip Roberts, S (1, 9) OBP: 0.412, SLG: 0.512 Dave Leiper, L (7, 1)	1-1 SH5-3 SF8 2B		1-1 G4-6-3 1-2f		0-3 K		1-2 G6-3			4 1 1 0 0 1 3 0 0 0 0 0 0 0												
Roberto Alomar, S (1, 4) OBP: 0.316, SLG: 0.309	0-0 SH5-3 2-3		0-1 F9		2-1 F7			1-3 K		3 0 0 0 0 1 1												
Tony Gwynn, L (1, 8) OBP: 0.370, SLG: 0.435	2-0 SF8 3-H			1-1 F7		1-0 CS 1B		2-3 K		3 0 1 1 0 1 0												
Jack Clark, R (1, 3) OBP: 0.398, SLG: 0.363	1-0 1B			1-2 P2		0-0 F8		0-2 BB 1B		4 0 2 0 0 0 1												
Carmelo Martinez, R (1, 7) OBP: 0.297, SLG: 0.348	2-1 F9			1-2 G4-3		1 SAFE 1-2 P3 1-2		4-1 BB 1-2 BB		3 0 0 0 1 0 2												
Benito Santiago, R (1, 2) OBP: 0.267, SLG: 0.349		1-0 F9			0-0 HR 1B		0-0 2B SF8 1B	1-3 K		4 2 2 0 0 1 2												
Luis Salazar, R (1, 5) OBP: 0.290, SLG: 0.388			0-1 G4-6-3 1B		1-1 HR		2-0 1-3 2B	1-3 K		4 1 3 2 0 1 0												
Garry Templeton, S (1, 6) OBP: 0.250, SLG: 0.311			1-2 G4-6-3 1-2f		0-2 F9		0-2 SF8 3-H	0-1 G4-3		3 0 0 1 0 0 1												
Walt Terrell, L (1, 1) OBP: 0.148, SLG: 0.120 John Kruk, L (5, PH) OBP: 0.333, SLG: 0.303 Greg Booker, R (5, 1) Marvell Wynne, L (7, PH) OBP: 0.297, SLG: 0.444 Randy Ready, R (9, PH) OBP: 0.354, SLG: 0.313			4-2 G4-6-3 BB		4-1 BB		0-3 K	2-1 G5-3		0 0 0 0 0 1 0 0 0 0 0 0 0 1 0 0 0 0 0 0 0 0 0 0 1 0 0 0 0 0 1 1 1 0 0 0 0 0 0 0												
<b>Inning Stats</b>	R: 1 E: 0 K: 0 S: 7	H: 2 LOB: 1 BB: 0 P: 13	R: 0 E: 0 K: 0 S: 8	H: 1 LOB: 0 BB: 0 P: 10	R: 0 E: 0 K: 0 S: 7	H: 0 LOB: 0 BB: 1 P: 12	R: 0 E: 0 K: 0 S: 8	H: 0 LOB: 0 BB: 0 P: 11	R: 2 E: 0 K: 1 S: 12	H: 2 LOB: 1 BB: 1 P: 19	R: 0 E: 0 K: 0 S: 5	H: 1 LOB: 0 BB: 0 P: 7	R: 1 E: 0 K: 1 S: 15	H: 2 LOB: 1 BB: 0 P: 18	R: 0 E: 0 K: 3 S: 13	H: 1 LOB: 2 BB: 1 P: 21	R: 0 E: 0 K: 1 S: 7	H: 0 LOB: 0 BB: 0 P: 10	1B: 6 2B: 2 3B: 0 HR: 1	SF: 2 SAC: 1 DP: 2 HBP: 0	WP: 0 PB: 0 SB: 0 CS: 1	PA: 36
<b>PITCHER</b>	IP WLS BF H R ER SO BB IBB HBP BLK WP HR S P ERA WHIP																					
Tom Browning, L (1, 1) ERA: 4.2	6.0 W 25 8 4 4 1 2 0 0 0 0 0 1 49 76 6.00 1.667																					
Rob Dibble, R (7, 1) ERA: 2.34	2.0 8 1 0 0 4 1 0 0 0 0 0 0 26 35 0.00 1.000																					
Norm Charlton, L (9, 1) ERA: 2.28	1.0 3 0 0 0 1 0 0 0 0 0 0 0 7 10 0.00 0.000																					

San Diego Padres @ Cincinnati Reds  
Riverfront Stadium, Cincinnati, OH  
Fri Jun 02 1989, 7:05 PM EDT  
Att. 29,277 - Unknown

livebaseballscorecards.com

AB	30
R	4
H	9
RBI	4
BB	3
SO	6
LOB	11





Batter	1	2	3	4	5	6	7	8	9	AB R H RBI BB SO LOB	TOP											
<b>Bip Roberts, S</b> (1, 9) OBP: 0.393, SLG: 0.500	1-2 SH4-3 2B		2-1 G3		1-3 K		2-2 F7		1-2 G6-3	5 0 1 0 0 1 0												
<b>Roberto Alomar, S</b> (1, 4) OBP: 0.312, SLG: 0.305	0-1 SH4-3 2-3		3-1 G4-3		1-0 F7		1-2 L4			3 0 0 0 0 0 0												
<b>Tony Gwynn, L</b> (1, 8) OBP: 0.377, SLG: 0.459	1-0 P4		2-1 2B		3-1 HR		3-2 1B 1B			4 2 3 1 0 0 1												
<b>Jack Clark, R</b> (1, 3) OBP: 0.395, SLG: 0.360	3-3 K		3-2 G5-3		1-2 G5-3		1-2 1B 1B 1B			4 0 1 0 0 1 2												
<b>Marvell Wynne, L</b> (1, 7) OBP: 0.304, SLG: 0.441		2-0 P5		4-0 G6-3 G6-3 BB		0-1 G6-3		0-0 1B 1B		3 0 1 1 1 0 0												
<b>Benito Santiago, R</b> (1, 2) OBP: 0.267, SLG: 0.347		1-0 G6-3		0-0 G6-3 1-2		0-0 L6		1-0 1B 1-2 2-3		4 0 1 0 0 0 1												
<b>Tim Flannery, L</b> (1, 5) OBP: 0.342, SLG: 0.313		0-1 1B 1B		2-1 G6-3 2-3		0-0 G3		1-1 F7		4 0 1 0 0 0 3												
<b>Garry Templeton, S</b> (1, 6) OBP: 0.257, SLG: 0.313		0-0 1B		4-0 IBB		0-1 G5-3			0-1 G6-3	2 0 1 0 1 0 0												
<b>Gary Green, R</b> (7, 6) OBP: 0.167, SLG: 0.278		1-2 1B								1 0 0 0 0 0 0												
<b>Eric Show, R</b> (1, 1) OBP: 0.192, SLG: 0.231		1-3 K		0-0 G6-3		0-0 F7			3-2 P4	2 0 0 0 0 1 4												
<b>Rob Nelson, L</b> (7, PH) OBP: 0.321, SLG: 0.267										1 0 0 0 0 0 0												
<b>Mark Grant, R</b> (7, 1)										0 0 0 0 0 0 0												
<b>Chris James, R</b> (9, PH) OBP: 0.222, SLG: 0.261										1 0 0 0 0 0 0												
<b>Inning Stats</b>	R: 0 E: 0 K: 1 S: 9	H: 1 LOB: 1 BB: 0 P: 14	R: 0 E: 0 K: 1 S: 8	H: 2 LOB: 2 BB: 0 P: 12	R: 0 E: 0 K: 0 S: 11	H: 1 LOB: 1 BB: 0 P: 21	R: 0 E: 0 K: 0 S: 4	H: 0 LOB: 2 BB: 2 P: 14	R: 1 E: 0 K: 1 S: 9	H: 1 LOB: 0 BB: 0 P: 15	R: 0 E: 0 K: 0 S: 4	H: 0 LOB: 0 BB: 0 P: 4	R: 0 E: 0 K: 0 S: 6	H: 0 LOB: 0 BB: 0 P: 8	R: 1 E: 0 K: 0 S: 14	H: 4 LOB: 2 BB: 0 P: 21	R: 0 E: 0 K: 0 S: 11	H: 0 LOB: 0 BB: 0 P: 15	1B: 6 2B: 2 3B: 0 HR: 1	SF: 0 SAC: 1 DP: 0 HBP: 0	WP: 0 PB: 0 SB: 0 CS: 0	PA: 37
<b>PITCHER</b> <b>Rick Mahler, R</b> (1, 1) ERA: 2.88	IP: 9.0 WLS: W BF: 37 H: 9 R: 2 ER: 2 SO: 3 BB: 1 IBB: 1 HBP: 0 BLK: 0 WP: 0 HR: 1 S: 76 P: 124 ERA: 2.00 WHIP: 1.111											<b>PITCHER</b> IP: WLS: BF: H: R: ER: SO: BB: IBB: HBP: BLK: WP: HR: S: P: ERA: WHIP:										

**San Diego Padres @ Cincinnati Reds**  
Riverfront Stadium, Cincinnati, OH  
Sat Jun 03 1989, 7:05 PM EDT  
Att: 35,378 - Unknown

[livebaseballscorecards.com](http://livebaseballscorecards.com)

AB	34
R	2
H	9
RBI	2
BB	2
SO	3
LOB	11



**BOTTOM**

**San Diego Padres @ Cincinnati Reds**  
 Riverfront Stadium, Cincinnati, OH  
 Sat Jun 03 1989, 7:05 PM EDT  
 Att. 35,378 - Unknown

livebaseballscorecards.com

<b>AB</b>	<b>32</b>
<b>R</b>	<b>6</b>
<b>H</b>	<b>10</b>
<b>RBI</b>	<b>6</b>
<b>BB</b>	<b>0</b>
<b>SO</b>	<b>4</b>
<b>LOB</b>	<b>6</b>



WP: 1	PA: 33
PB: 0	
SB: 0	
CS: 1	

AB	R	H	RBI	BB	SO	LOB
4	0	1	0	0	0	1
4	1	1	0	0	0	2
3	1	2	1	0	0	0
3	1	1	3	0	0	1
1	0	0	0	0	0	0
4	1	2	0	0	1	0
4	1	2	2	0	2	1
3	0	0	0	0	0	1
3	0	0	0	0	1	0
3	1	1	0	0	0	0
1B: 5	SF: 1	WP: 1	PA: 33			
2B: 3	SAC: 0	PB: 0				
3B: 0	DP: 0	SB: 0				
HR: 2	HBP: 0	CS: 1				

Batter	1	2	3	4	5	6	7	8	9
<b>Chris Sabo, R</b> OBP: 0.288, SLG: 0.368 (1, 5) X	0-0 F8 ①		1-0 P3 ③			0-2 P4 ① X	0-0 2B		
<b>Todd Benzinger, S</b> OBP: 0.287, SLG: 0.326 (1, 3) B X	1-0 G3 ②			1-0 WP SF9 2B		0-1 F8 ②	3-2 G4-3 ③		
<b>Barry Larkin, R</b> OBP: 0.376, SLG: 0.461 (1, 6) X	0-0 FC5-4 1B			3-2 SF9 ① 2-H		0-0 HR 1B		2-0 G4-3 ①	
<b>Eric Davis, R</b> OBP: 0.346, SLG: 0.567 (1, 8) X	0-0 FC5-4 ③			1-1 F7 ②		1-1 HR		0-0 G1-3 ②	
<b>Herm Winningham, L</b> OBP: 0.306, SLG: 0.358 (8, 8)	1-2					1-1 HR			
<b>Paul O'Neill, L</b> OBP: 0.337, SLG: 0.430 (1, 9)				0-3 K ③		1-2 HR 2B		0-1 1B	
<b>Rolando Roomes, R</b> OBP: 0.375, SLG: 0.636 (1, 7)					1-3 K ①	1-2 HR 2-H		0-3 K ③	
<b>Jeff Reed, L</b> OBP: 0.307, SLG: 0.346 (1, 2)						2-0 F7 ②	2-1 F8 ③		
<b>Ron Oester, S</b> OBP: 0.257, SLG: 0.250 (1, 4)					1-2 G4-3 ③		0-0 G4-3 ①		
<b>Rick Mahler, R</b> OBP: 0.258, SLG: 0.179 (1, 1)						1-2 HR 1B	3-2 G4-3 ②		

Inning	R	H	E	K	S	H	LOB	BB	P
1	0	1	0	0	5	1	1	0	5
2	0	1	0	0	6	1	0	0	10
3	0	0	0	1	5	0	0	0	7
4	1	1	0	1	10	1	0	0	15
5	0	0	0	1	7	0	0	0	11
6	5	5	0	1	19	5	0	0	25
7	0	1	0	0	11	0	1	0	17
8	0	1	0	1	8	0	1	0	10

PITCHER	IP	WLS	BF	H	R	ER	SO	BB	IBB	HBP	BLK	WP	HR	S	P	ERA	WHIP
<b>Eric Show, R</b> ERA: 4.4 (1, 1)	6.0	L	25	8	6	6	3	0	0	0	0	1	2	51	73	9.00	1.333
<b>Mark Grant, R</b> ERA: 2.15 (7, 1)	2.0		8	2	0	0	1	0	0	0	0	0	0	19	27	0.00	1.000

Batter	1	2	3	4	5	6	7	8	9	AB R H RBI BB SO LOB	TOP	
Luis Salazar, R (1, 5) OBP: 0.280, SLG: 0.374	2-2 G6-3		1-0 G5-3		0-1 G5-3		1-3 K		1-2 F9	5 0 0 0 0 1 1		
Roberto Alomar, S (1, 4) OBP: 0.310, SLG: 0.299	2-1 G1-3		2-3 K		0-0 L6		4-0 1B 1-2 BB		3-2 G5-3	4 0 0 0 1 1 0		
Tony Gwynn, L (1, 8) OBP: 0.383, SLG: 0.464	0-1 G6-3			2-2 G3 1B G6-3 1B	2-1 1B 1B		1-2 1-2 2-H 1B			4 1 3 1 0 0 0		
Jack Clark, R (1, 3) OBP: 0.397, SLG: 0.363		1-0 P3		1-1 G6-3 1-2 E 1B	2-2 1-3 1B		0-3 K			4 1 2 0 0 1 2		
Chris James, R (1, 9) OBP: 0.217, SLG: 0.255		1-1 G4-3		1-2 G3	0-3 K		2-2 F8			4 0 0 0 0 1 6		
Greg Harris, R (7, 1)				1-2 2-3						0 0 0 0 0 0 0		
Carmelo Martinez, R (1, 7) OBP: 0.296, SLG: 0.345		2-1 1B 1B		0-0 G6-3		2-3 K		0-3 K		4 0 1 1 0 2 1		
Mark Parent, R (1, 2) OBP: 0.232, SLG: 0.412		0-1 1-2 1B		0-0 E6		0-0 F9		0-3 K		4 0 1 0 0 1 0		
Garry Templeton, S (1, 6) OBP: 0.257, SLG: 0.307		0-3 K		3-H 4-0 IBB		2-2 G6-3		0-3 K		3 0 0 0 1 2 2		
Bruce Hurst, L (1, 1) OBP: 0.103, SLG: 0.037			1-3 K		2-3 K		2-2 BB 1B		2-1 G6-3	2 0 0 0 0 2 2		
Bip Roberts, S (7, PH) OBP: 0.397, SLG: 0.500										2 1 1 0 0 0 0		
<b>Inning Stats</b>	R: 0 E: 0 K: 0 S: 7 H: 0 LOB: 0 BB: 0 P: 11	R: 0 E: 0 K: 1 S: 10 H: 2 LOB: 2 BB: 0 P: 14	R: 0 E: 0 K: 2 S: 8 H: 0 LOB: 0 BB: 0 P: 12	R: 2 E: 1 K: 1 S: 15 H: 2 LOB: 2 BB: 1 P: 25	R: 0 E: 0 K: 1 S: 14 H: 2 LOB: 2 BB: 0 P: 18	R: 0 E: 0 K: 1 S: 9 H: 0 LOB: 0 BB: 0 P: 13	R: 1 E: 0 K: 2 S: 17 H: 2 LOB: 2 BB: 1 P: 27	R: 0 E: 0 K: 3 S: 9 H: 0 LOB: 0 BB: 0 P: 9	R: 0 E: 0 K: 0 S: 9 H: 0 LOB: 0 BB: 0 P: 15	1B: 8 2B: 0 3B: 0 HR: 0 SF: 0 SAC: 0 DP: 0 HBP: 0	WP: 0 PB: 0 SB: 0 CS: 0 PA: 38	
<b>PITCHER</b>	IP WLS BF H R ER SO BB IBB HBP BLK WP HR S P ERA WHIP											
Danny Jackson, L (1, 1) ERA: 5.88	6.1 W 30 8 3 2 7 1 1 0 0 0 0 0 74 112 2.84 1.421											
Rob Dibble, R (7, 1) ERA: 2.23	1.2 5 0 0 0 4 0 0 0 0 0 0 0 15 17 0.00 0.000											
John Franco, L (9, 1) ERA: 1.3	1.0 S 3 0 0 0 0 0 0 0 0 0 0 0 9 15 0.00 0.000											

San Diego Padres @ Cincinnati Reds  
Riverfront Stadium, Cincinnati, OH  
Sun Jun 04 1989, 3:33 AM EDT  
Att. 29,005 - Unknown

livebaseballscorecards.com

AB 36  
R 3  
H 8  
RBI 2  
BB 2  
SO 11  
LOB 14





Batter	1	2	3	4	5	6	7	8	9
Chris Sabo, R OBP: 0.288, SLG: 0.363 (1, 5)	4-2 G5-3 BB		1-2 P3		1 SAFE 0-1 G5-3	1-2 P6			
Todd Benzinger, S OBP: 0.282, SLG: 0.319 (1, 3)	1 SAFE 2-1 F7		0-3 K		1-1 G6-3		1-3 K		
Barry Larkin, R OBP: 0.378, SLG: 0.462 (1, 6)	1-0 G5-3			1-2 G6-3 1B		1-3 K	1-0 G6-4-3 1B		
Eric Davis, R OBP: 0.344, SLG: 0.558 (1, 8)	1-2 G1-3		1 SAFE 2-1 F8		1-1 2B 1B		2-0 G6-4-3		
Rolando Roomes, R OBP: 0.367, SLG: 0.627 (1, 7)		1-3 K	1 SAFE 3-2 G6-3		0-0 2B E 2B		2-3 K		
Paul O'Neill, L OBP: 0.335, SLG: 0.432 (1, 9)		0-1 G6-3	1 SAFE 0-0 F8		0-0 E 2B		1-3 K		
Bo Diaz, R OBP: 0.220, SLG: 0.232 (1, 2)		0-1 1B		2-0 F8		4-0 E CS IBB	1-2 1B		
Luis Quinones, S OBP: 0.364, SLG: 0.900 (1, 4)		0-3 K		3-2 HR		0-0 E3 CS 1B	0-1 G3		
John Franco, L (9, 1)									
Danny Jackson, R OBP: 0.217, SLG: 0.217 (1, 1)			2-3 K		0-0 G5-3 1B		0-2 1B		
Rob Dibble, L (7, 1)									
Ron Oester, S OBP: 0.257, SLG: 0.250 (9, 4)									

Inning Stats	R: 0	H: 0	E: 0	K: 0	S: 11	R: 0	H: 1	E: 0	K: 2	S: 10	R: 0	H: 0	E: 0	K: 2	S: 9	R: 0	H: 1	E: 0	K: 0	S: 9	R: 1	H: 2	E: 1	K: 0	S: 9	R: 4	H: 4	E: 1	K: 1	S: 17	R: 0	H: 1	E: 0	K: 1	S: 5	R: 0	H: 1	E: 0	K: 2	S: 13				
	LOB: 1	BB: 1	LOB: 1	BB: 0		LOB: 0	BB: 0	LOB: 1	BB: 0		LOB: 1	BB: 0	LOB: 1	BB: 0		LOB: 0	BB: 1	LOB: 0	BB: 0		LOB: 1	BB: 0	LOB: 1	BB: 0		LOB: 1	BB: 1	LOB: 0	BB: 0		LOB: 0	BB: 0		LOB: 1	BB: 0		LOB: 1	BB: 0		LOB: 0	BB: 0		LOB: 1	BB: 0

PITCHER	IP	WLS	BF	H	R	ER	SO	BB	IBB	HBP	BLK	WP	HR	S	P	ERA	WHIP
Bruce Hurst, L ERA: 3.24 (1, 1)	6.0	L	28	8	5	2	5	1	1	0	0	0	1	65	96	3.00	1.500
Greg Harris, R ERA: 1.35 (7, 1)	2.0		7	2	0	0	3	0	0	0	0	0	0	18	26	0.00	1.000

**BOTTOM**

**San Diego Padres @ Cincinnati Reds**  
Riverfront Stadium, Cincinnati, OH

Sun Jun 04 1989, 3:33 AM EDT  
Att. 29,005 - Unknown

AB	33
R	5
H	10
RBI	3
BB	2
SO	8
LOB	13

WP: 0 PA: 35  
PB: 0  
SB: 0  
CS: 2



1B	2B	3B	HR	SF	SAC	DP	HBP	WP	HR	S	P	ERA	WHIP
7	2	0	1	0	0	1	0	0	0	0	0	3.00	1.500
0	0	0	0	0	0	0	0	0	0	0	0	0.00	1.000

San Francisco Giants @ Cincinnati Reds  
 Riverfront Stadium, Cincinnati, OH

Mon Jun 05 1989, 7:05 PM EDT  
 Att. 20,828 - Unknown

AB	39
R	11
H	15
RBI	11
BB	6
SO	7
LOB	21



WP	0	PA	46
PB	0		
SB	1		
CS	0		

Batter	1	2	3	4	5	6	7	8	9	AB	R	H	RBI	BB	SO	LOB
Brett Butler, L (1, 8) OBP: 0.395, SLG: 0.378	2-1 1B HBP 1B	4-2 K BB		4-2 BB 1B 1B BB		3-2 G6-3	3-3 K		0-0 F8	4	1	1	0	2	1	1
Robby Thompson, R (1, 4) OBP: 0.358, SLG: 0.474 Ken Oberkfell, L (8, PH) OBP: 0.152, SLG: 0.148	1-0 1B HBP	3-3 K		0-1 BB 1B 1B		3-1 FC6-4 1B		2-1 G5-3		3	1	2	1	0	1	1
Will Clark, L (1, 3) OBP: 0.454, SLG: 0.613	1-0 1B		4-2 S 1B BB	4-1 1B BB		0-0 FC6-4 1-2f		4-1 FC6-4 BB		2	1	1	0	3	0	1
Kevin Mitchell, R (1, 7) OBP: 0.377, SLG: 0.695 Donell Nixon, R (8, PR) OBP: 0.258, SLG: 0.250	2-3 K		2-3 K	1-2 1B		0-0 1B	3-2 1B 1B	0-0 FC6-4 1-2f 2B		5	1	2	2	0	2	5
Ernest Riles, L (1, 5) OBP: 0.379, SLG: 0.480 Greg Litton, R (8, 4) OBP: 0.400, SLG: 0.250	2-3 K		0-0 1B	2-3 K		2-3 K	2-0 1B 1B	1-1 2B 1B		5	2	3	1	0	2	5
Tracy Jones, R (1, 9) OBP: 0.159, SLG: 0.136 Candy Maldonado, R (8, PH) OBP: 0.262, SLG: 0.309	1-0 F7		1-1 G4-6-3 1B		1-1 G6-3		0-0 1B 2B	2-0 2B 1B		4	1	1	2	0	0	4
Terry Kennedy, L (1, 2) OBP: 0.319, SLG: 0.378		0-0 E4 HR 1B		4-1 G3 1B BB		1-2 F7		0-1 1B		4	2	2	1	1	0	2
Jose Uribe, S (1, 6) OBP: 0.282, SLG: 0.307		2-2 HR		1-0 G4-3 1-2		2-2 G5-3		2-2 G5-3		5	1	1	2	0	0	1
Scott Garrelts, R (1, 1) OBP: 0.172, SLG: 0.214 Ed Jurak, R (9, PH) OBP: 0.286, SLG: 0.231 Jeff Brantley, R (9, 1)		2-3 K		1-2 G3 2-3		1-0 F9		1-0 1B		4	0	1	0	0	1	1

Inning Stats	R: 0	H: 2	E: 0	K: 2	S: 10	P: 19	R: 2	H: 2	E: 1	K: 2	S: 14	P: 25	R: 1	H: 1	E: 0	K: 1	S: 10	P: 17	R: 3	H: 2	E: 0	K: 1	S: 14	P: 30	R: 0	H: 0	E: 0	K: 0	S: 9	P: 13	R: 0	H: 1	E: 0	K: 0	S: 9	P: 16	R: 3	H: 5	E: 0	K: 1	S: 15	P: 26	R: 2	H: 2	E: 0	K: 0	S: 9	P: 18	R: 0	H: 0	E: 0	K: 0	S: 5	P: 6	1B: 12	2B: 2	3B: 0	HR: 1	SF: 0	SAC: 0	DP: 1	HBP: 1	WP: 0	PA: 46
--------------	------	------	------	------	-------	-------	------	------	------	------	-------	-------	------	------	------	------	-------	-------	------	------	------	------	-------	-------	------	------	------	------	------	-------	------	------	------	------	------	-------	------	------	------	------	-------	-------	------	------	------	------	------	-------	------	------	------	------	------	------	--------	-------	-------	-------	-------	--------	-------	--------	-------	--------

PITCHER	IP	WLS	BF	H	R	ER	SO	BB	IBB	HBP	BLK	WP	HR	S	P	ERA	WHIP
Jose Rijo, R (1, 1) ERA: 2.86	3.2	L	22	7	6	6	5	5	0	1	0	0	1	45	86	14.73	3.273
Tim Birtsas, L (4, 1) ERA: 2.03	2.1		8	1	0	0	1	0	0	0	0	0	0	21	34	0.00	0.429
Norm Charlton, L (7, 1) ERA: 3.28	1.0		7	5	3	3	1	0	0	0	0	0	0	15	26	27.00	5.000
Kent Tekulve, R (8, 1) ERA: 4.06	2.0		9	2	2	2	0	1	0	0	0	0	0	14	24	9.00	1.500

Batter	1	2	3	4	5	6	7	8	9	AB R H RBI BB SO LOB
Chris Sabo, R OBP: 0.295, SLG: 0.389 (1, 5)	F3			F8		E	2B		HR	5 2 3 1 0 0 0
Todd Benzinger, S OBP: 0.284, SLG: 0.327 (1, 3)	F8			K		2B	G4-3		HR	5 1 2 1 0 1 2
Barry Larkin, R OBP: 0.371, SLG: 0.452 Lenny Harris, L OBP: 0.300, SLG: 0.245 (1, 6) (9, 6)	P4			F4		K		G6-3	HR	4 0 0 0 0 1 2 1 1 1 0 0 0 0
Eric Davis, R OBP: 0.342, SLG: 0.549 Joel Youngblood, R OBP: 0.359, SLG: 0.500 (1, 8) (9, 7)		G1		P3		E6		HR	HR	4 1 1 1 0 0 1 1 1 1 3 0 0 0
Paul O'Neill, L OBP: 0.341, SLG: 0.452 (1, 9)		G4-3		BB		K		HR	HR	5 1 3 2 0 1 2
Rolando Roomes, R OBP: 0.354, SLG: 0.587 (1, 7) (9, 8)		G6-3		BB		F8		F8	G1-3	4 0 0 0 1 0 3
Jeff Reed, L OBP: 0.299, SLG: 0.336 (1, 2)			P2	F8			G6-3	K		4 0 0 0 0 1 2
Ron Oester, S OBP: 0.250, SLG: 0.243 (1, 4)			G3	F8			G4-3		G3	4 0 0 0 0 0 2
Jose Rijo, R OBP: 0.280, SLG: 0.281 Tim Birtsas, L OBP: 0.259, SLG: 0.231 Dave Collins, S OBP: 0.259, SLG: 0.231 Norm Charlton, S OBP: 0.259, SLG: 0.231 Herm Winningham, L OBP: 0.315, SLG: 0.399 Kent Tekulve, R OBP: 0.373, SLG: 0.414 (1, 1) (4, 1) (6, PH) (7, 1) (7, PH) (8, 1) (9, PH)			P4	1B		2B	BB		K	1 0 0 0 0 0 0 0 0 0 0 0 0 0 1 1 1 0 0 0 0 0 0 0 0 0 0 0 0 0 0 0 1 0 0 0 0 0 0 0 0 0 1 0 0 0 0 1 0

**BOTTOM**

**San Francisco Giants @ Cincinnati Reds**  
Riverfront Stadium, Cincinnati, OH  
Mon Jun 05 1989, 7:05 PM EDT  
Att. 20,828 - Unknown

livebaseballscorecards.com

AB	40
R	8
H	12
RBI	8
BB	2
SO	5
LOB	14



Inning Stats	R: 0	H: 0	E: 0	K: 0	S: 6	LOB: 0	BB: 0	P: 10	R: 0	H: 0	E: 0	K: 0	S: 4	LOB: 0	BB: 0	P: 6	R: 0	H: 0	E: 0	K: 0	S: 5	LOB: 0	BB: 0	P: 9	R: 0	H: 1	E: 0	K: 0	S: 19	LOB: 2	BB: 1	P: 26	R: 2	H: 3	E: 1	K: 2	S: 18	LOB: 2	BB: 0	P: 24	R: 0	H: 1	E: 0	K: 0	S: 9	LOB: 2	BB: 1	P: 18	R: 2	H: 2	E: 0	K: 1	S: 9	LOB: 0	BB: 0	P: 12	R: 4	H: 5	E: 0	K: 1	S: 19	LOB: 1	BB: 0	P: 26	1B: 7	2B: 2	3B: 0	HR: 3	SF: 0	SAC: 0	DP: 0	HBP: 0	WP: 0	PA: 42
--------------	------	------	------	------	------	--------	-------	-------	------	------	------	------	------	--------	-------	------	------	------	------	------	------	--------	-------	------	------	------	------	------	-------	--------	-------	-------	------	------	------	------	-------	--------	-------	-------	------	------	------	------	------	--------	-------	-------	------	------	------	------	------	--------	-------	-------	------	------	------	------	-------	--------	-------	-------	-------	-------	-------	-------	-------	--------	-------	--------	-------	--------

PITCHER	IP	WLS	BF	H	R	ER	SO	BB	IBB	HBP	BLK	WP	HR	S	P	ERA	WHIP
Scott Garrelts, R ERA: 2.6 (1, 1)	8.0	W	34	7	4	4	4	2	0	0	0	0	1	77	116	4.50	1.125
Jeff Brantley, R ERA: 3.9 (9, 1)	1.0		8	5	4	4	1	0	0	0	0	0	2	19	26	36.00	5.000

Batter	1	2	3	4	5	6	7	8	9	AB R H RBI BB SO LOB	TOP																	
<b>Brett Butler, L</b> (1, 8) OBP: 0.395, SLG: 0.376	4-0 BB HR BB		0-2 F8 S 1B		1-1 F7		1-1 FC6-4 CS 1-2f		0-2 G5-3	4 1 1 0 1 0 2																		
<b>Robby Thompson, R</b> (1, 4) OBP: 0.370, SLG: 0.474	4-1 HR BB		4-1 F8 BB		4-2 1B BB		4-1 BB			0 1 0 0 4 0 0																		
<b>Will Clark, L</b> (1, 3) OBP: 0.450, SLG: 0.606	2-3 K		0-2 L6		0-1 1B		1-0 P6			4 0 1 0 0 1 5																		
<b>Kevin Mitchell, R</b> (1, 7) OBP: 0.375, SLG: 0.701	1-0 HR		0-1 F8		0-3 K		1-3 K			4 1 1 3 0 2 4																		
<b>Ernest Riles, L</b> (1, 5) OBP: 0.369, SLG: 0.466	1-1 G6-3		1-0 G5-3		2-1 P5		0-1 G3-1			4 0 0 0 0 0 4																		
<b>Candy Maldonado, R</b> (1, 9) OBP: 0.277, SLG: 0.303	3-2 F8		1-0 G6-3		3-1 G4-3		0-0 G3			3 0 0 0 0 0 0																		
<b>Terry Kennedy, L</b> (1, 2) OBP: 0.310, SLG: 0.366			1-2 G3-1		2-2 P5		2-3 K		0-0 L8	4 0 0 0 0 1 0																		
<b>Jose Uribe, S</b> (1, 6) OBP: 0.281, SLG: 0.302			0-1 P5		4-2 BB		0-0 F7		1-3 K	3 0 0 0 1 1 0																		
<b>Terry Mulholland, R</b> (1, 1) <b>Michael LaCoss, R</b> (6, 1) <b>Tracy Jones, R</b> (6, 9) OBP: 0.185, SLG: 0.164			1-3 K		1-3 K		1-2 FC6-4 1B		2-1 1B	2 0 0 0 0 2 1 1 0 0 0 0 0 0 2 0 2 0 0 0 0																		
<b>Inning Stats</b>	R: 3 E: 0 K: 1 S: 11	H: 1 LOB: 0 BB: 2 P: 26	R: 0 E: 0 K: 1 S: 9	H: 0 LOB: 0 BB: 0 P: 11	R: 0 E: 0 K: 0 S: 10	H: 1 LOB: 2 BB: 1 P: 15	R: 0 E: 0 K: 1 S: 12	H: 0 LOB: 1 BB: 1 P: 20	R: 0 E: 0 K: 1 S: 13	H: 1 LOB: 2 BB: 1 P: 20	R: 0 E: 0 K: 1 S: 8	H: 0 LOB: 0 BB: 0 P: 13	R: 0 E: 0 K: 0 S: 7	H: 1 LOB: 1 BB: 1 P: 14	R: 0 E: 0 K: 1 S: 6	H: 0 LOB: 0 BB: 0 P: 7	R: 0 E: 0 K: 1 S: 9	H: 1 LOB: 1 BB: 0 P: 12	1B: 4 2B: 0 3B: 0 HR: 1	SF: 0 SAC: 0 DP: 0 HBP: 0	WP: 0 PB: 0 SB: 1 CS: 1	PA: 37						
<b>SCOUTING</b>																												
<b>PITCHER</b>	IP	WLS	BF	H	R	ER	SO	BB	IBB	HBP	BLK	WP	HR	S	P	ERA	WHIP											
<b>Scott Scudder, R</b> (1, 1) ERA: 4.5	6.0		26	3	3	3	5	5	0	0	0	0	1	63	105	4.50	1.333											
<b>Rob Dibble, R</b> (7, 1) ERA: 2.11	2.0		7	1	0	0	1	1	0	0	0	0	0	13	21	0.00	1.000											
<b>John Franco, L</b> (9, 1) ERA: 1.26	1.0	W	4	1	0	0	1	0	0	0	0	0	0	9	12	0.00	1.000											

**San Francisco Giants @ Cincinnati Reds**  
Riverfront Stadium, Cincinnati, OH  
Tue Jun 06 1989, 3:33 AM EDT  
Sunny - 78 F

livebaseballscorecards.com

**AB 31**  
**R 3**  
**H 5**  
**RBI 3**  
**BB 6**  
**SO 7**  
**LOB 16**



Batter	1	2	3	4	5	6	7	8	9	AB R H RBI BB SO LOB
Chris Sabo, R OBP: 0.302, SLG: 0.396 (1, 5)	G4-3 ①		1B S 1B		E7 G6-3 2B	HBP BB		G6-3 ③		4 2 2 0 1 0 1
Todd Benzinger, S OBP: 0.283, SLG: 0.320 (1, 3)	K		F7		G6-3 ②	HBP		G4-3 ①		4 0 0 1 0 1 1
Barry Larkin, R OBP: 0.381, SLG: 0.461 (1, 6)	BB 1B		2B 1B 1-H		S 1B	G1-3 ③		E BB 1B		5 1 4 1 0 0 3
Joel Youngblood, R OBP: 0.386, SLG: 0.514 (1, 7)	BB		2B		BB		G1-3 ①	E6 BB G1-3		3 0 1 0 2 0 1
Rolando Roomes, R OBP: 0.329, SLG: 0.544 (1, 8)	G5-3 ③		F9		K		G1-3 ②	G1-3		5 0 0 0 0 1 8
Paul O'Neill, L OBP: 0.347, SLG: 0.458 (1, 9)		F8 ①		G5-4-3 1B		1B 2B	F8 ③	BB IBB		4 1 2 0 1 0 0
Bo Diaz, R OBP: 0.206, SLG: 0.217 Eric Davis, R OBP: 0.346, SLG: 0.549 (9, PH)		F4 ②		F8 ①		G5-3 ①		G4-3 ①	BB	4 0 0 0 0 0 2 0 0 0 1 1 0 0
Luis Quinones, S OBP: 0.308, SLG: 0.750 Lenny Harris, L OBP: 0.306, SLG: 0.255 (6, PH) (7, 4)		F8 ③		G5-4-3 ② ③ 1-2f		E S 1B 2-H		G6-3 ②		2 0 0 0 0 0 1 2 0 1 1 0 0 0
Scott Scudder, R Ken Griffey, L OBP: 0.368, SLG: 0.407 Rob Dibble, L Ron Oester, S OBP: 0.255, SLG: 0.248 John Franco, L (9, 1)			K ①		K ①	F7 ②		1B		2 0 0 0 0 2 0 1 0 0 0 0 0 1 0 0 0 0 0 0 0 1 0 1 0 0 0 0 0 0 0 0 0 0 0

Inning Stats	R: 0 E: 0 K: 1 S: 14	H: 1 LOB: 2 BB: 1 P: 22	R: 0 E: 0 K: 0 S: 7	H: 0 LOB: 0 BB: 0 P: 11	R: 1 E: 0 K: 1 S: 15	H: 3 LOB: 2 BB: 0 P: 22	R: 0 E: 0 K: 0 S: 9	H: 1 LOB: 0 BB: 0 P: 13	R: 1 E: 1 K: 2 S: 21	H: 2 LOB: 2 BB: 1 P: 28	R: 0 E: 0 K: 0 S: 6	H: 0 LOB: 0 BB: 0 P: 12	R: 0 E: 0 K: 0 S: 12	H: 1 LOB: 1 BB: 0 P: 16	R: 1 E: 1 K: 0 S: 12	H: 1 LOB: 3 BB: 2 P: 21	1B: 8 2B: 3 3B: 0 HR: 0	SF: 0 SAC: 0 DP: 1 HBP: 1
--------------	-------------------------------	----------------------------------	------------------------------	----------------------------------	-------------------------------	----------------------------------	------------------------------	----------------------------------	-------------------------------	----------------------------------	------------------------------	----------------------------------	-------------------------------	----------------------------------	-------------------------------	----------------------------------	----------------------------------	------------------------------------


PITCHER	IP	WLS	BF	H	R	ER	SO	BB	IBB	HBP	BLK	WP	HR	S	P	ERA	WHIP
Terry Mulholland, L ERA: 4.0 Michael LaCoss, R ERA: 1.77	5.0		24	8	3	3	4	2	0	0	0	0	0	67	97	5.40	2.000
	3.2	L	19	3	1	0	0	2	1	1	0	0	0	46	77	0.00	1.364

**BOTTOM**

**San Francisco Giants @ Cincinnati Reds**  
Riverfront Stadium, Cincinnati, OH

Tue Jun 06 1989, 3:33 AM EDT  
Sunny - 78 F

AB	37
R	4
H	11
RBI	4
BB	5
SO	4
LOB	18



WP	PA	ERA	WHIP
0	43		
0			
3			
0			

Batter	1	2	3	4	5	6	7	8	9	AB R H RBI BB SO LOB	TOP
<b>Donell Nixon, R</b> (1, 8) <small>OBP: 0.246, SLG: 0.238</small> <b>Candy Maldonado, R</b> (8, PH) <small>OBP: 0.275, SLG: 0.301</small> (8, 9)	2-3 		1-2 			1-0 		1-3 		3 0 0 0 0 1 1 1 0 0 0 0 1 0	
<b>Robby Thompson, R</b> (1, 4) <small>OBP: 0.368, SLG: 0.467</small>	1-3 		0-1 			4-2 		1-3 		3 0 0 0 1 2 0	
<b>Will Clark, L</b> (1, 3) <small>OBP: 0.447, SLG: 0.599</small>	2-0 			0-0 		0-1 		0-2 		4 0 1 0 0 0 1	
<b>Kevin Mitchell, R</b> (1, 7) <small>OBP: 0.377, SLG: 0.725</small>		1-1 		3-2 		1-2 			1-1 	4 2 2 2 0 0 1	
<b>Tracy Jones, R</b> (1, 9) <small>OBP: 0.203, SLG: 0.172</small> (8, 8)		0-1 		1-1 			2-1 		0-1 	3 1 1 0 0 0 0	
<b>Greg Litton, R</b> (1, 5) <small>OBP: 0.375, SLG: 0.167</small>		1-1 			0-1 		4-2 		0-0 	2 0 0 0 1 0 0	
<b>Kirt Manwaring, R</b> (1, 2) <small>OBP: 0.279, SLG: 0.275</small>		4-2 			1-2 		0-2 		0-0 	3 0 0 0 1 0 2	<b>AB 29</b> <b>R 3</b> <b>H 5</b> <b>RBI 2</b> <b>BB 5</b> <b>SO 5</b> <b>LOB 10</b>
<b>Jose Uribe, S</b> (1, 6) <small>OBP: 0.286, SLG: 0.299</small>		0-0 			0-1 		1 SAFE 		4-0 	2 0 0 0 2 0 1	
<b>Rick Reuschel, R</b> (1, 1) <small>OBP: 0.161, SLG: 0.103</small> <b>Craig Lefferts, L</b> (9, 1)			2-3 			0-0 	0-2 		1-0 	4 0 1 0 0 1 4 0 0 0 0 0 0 0	
<b>Inning Stats</b>	R: 0 H: 0 E: 0 LOB: 0 K: 2 BB: 0 S: 7 P: 12	R: 1 H: 1 E: 0 LOB: 1 K: 0 BB: 1 S: 9 P: 15	R: 0 H: 0 E: 0 LOB: 0 K: 1 BB: 0 S: 8 P: 11	R: 0 H: 1 E: 0 LOB: 0 K: 0 BB: 0 S: 6 P: 10	R: 0 H: 0 E: 0 LOB: 0 K: 0 BB: 0 S: 7 P: 8	R: 0 H: 1 E: 0 LOB: 1 K: 0 BB: 1 S: 9 P: 14	R: 1 H: 0 E: 1 LOB: 2 K: 0 BB: 2 S: 13 P: 24	R: 0 H: 0 E: 0 LOB: 0 K: 2 BB: 0 S: 10 P: 12	R: 1 H: 2 E: 0 LOB: 2 K: 0 BB: 1 S: 7 P: 13	1B: 3 SF: 0 2B: 0 SAC: 1 3B: 0 DP: 1 HR: 2 HBP: 1	WP: 0 PA: 36 PB: 0 SB: 2 CS: 0
<b>PITCHER</b> <b>Tom Browning, L</b> (1, 1) <small>ERA: 3.92</small> <b>Rob Dibble, R</b> (9, 1) <small>ERA: 2.29</small>	IP WLS BF H R ER SO BB IBB HBP BLK WP HR S P ERA WHIP 8.0 0 30 3 2 1 5 3 1 1 0 0 1 69 106 1.12 0.750										

**San Francisco Giants @ Cincinnati Reds**  
 Riverfront Stadium, Cincinnati, OH  
 Tue Jun 06 1989, 7:05 PM EDT  
 Att. 28,380 - Unknown - 70 F

livebaseballscorecards.com



Batter	1	2	3	4	5	6	7	8	9	AB R H RBI BB SO LOB	TOP	
Tracy Jones, R OBP: 0.189, SLG: 0.159 (1, 8) (6, 9)	2-0 G6-3 1 X	0-0 G4-1 2			0-0 G5-3 1		0-1 G1-3 3		0-0 FC5-4 3 1-2f	5 0 0 0 0 0 4		
Robby Thompson, R OBP: 0.367, SLG: 0.470 Ken Oberkell, L OBP: 0.149, SLG: 0.145 (1, 4) (7, 4)	2-1 2B 2B	1-0 F8 3			2-2 F8 2			0-0 G6-3 1		3 1 1 0 0 0 1 1 0 0 0 0 0 0		
Will Clark, L OBP: 0.440, SLG: 0.588 (1, 3)	2-2 F7 2				1-2 G3 1			2-2 G3 2		4 0 0 0 0 0 1		
Kevin Mitchell, R OBP: 0.375, SLG: 0.715 Ed Jurak, R OBP: 0.286, SLG: 0.231 (1, 7) (8, 7)	4-0 2B IBB				1-2 G6-3 2		2-1 P3 1	0-0 G4-3 3		3 1 0 0 1 0 0 0 0 0 0 0 0 0		
Ernest Riles, L OBP: 0.366, SLG: 0.467 (1, 5)	0-1 2B 1-H 2-H				3-3 K 3		3-3 K 2		0-0 G1-3 1	4 0 1 2 0 2 0		
Candy Maldonado, R OBP: 0.276, SLG: 0.321 Rich Gossage, R Kirt Manwaring, R OBP: 0.276, SLG: 0.272 (1, 9) (6, 1) (9, PH)	1-3 K 3				0-1 HR		0-2 G5-3 3		0-0 G6-3 2	3 1 1 1 0 1 1 0 0 0 0 0 0 0 1 0 0 0 0 0 0		
Terry Kennedy, L OBP: 0.322, SLG: 0.407 (1, 2)					1-0 G4-3 1B		1-3 K 1		0-0 1B 2B	4 2 3 1 0 1 0		
Jose Uribe, S OBP: 0.288, SLG: 0.301 Greg Litton, R OBP: 0.400, SLG: 0.250 (1, 6) (7, PH) (7, 6)					0-0 G4-3 2 1-2f		1-0 G6-3 2		1-1 1B 1B 2-H	2 0 1 0 0 0 1 2 0 1 1 0 0 0		
Atlee Hammaker, S OBP: 0.364, SLG: 0.455 Jeff Brantley, R Donell Nixon, R OBP: 0.269, SLG: 0.262 (1, 1) (2, 1) (6, 8)					3-2 G4-3 3		1-0 1B		0-1 FC5-4 1B 1-2	0 0 0 0 0 0 0 1 0 0 0 0 0 0 2 0 2 0 0 0 0		
<b>Inning Stats</b>	R: 2 H: 2 E: 0 LOB: 1 K: 1 BB: 1 S: 11 P: 22	R: 1 H: 2 E: 0 LOB: 1 K: 0 BB: 0 S: 6 P: 11	R: 0 H: 0 E: 0 LOB: 0 K: 1 BB: 0 S: 11 P: 16	R: 1 H: 2 E: 0 LOB: 0 K: 0 BB: 0 S: 7 P: 11	R: 0 H: 0 E: 0 LOB: 0 K: 0 BB: 0 S: 8 P: 11	R: 0 H: 0 E: 0 LOB: 0 K: 1 BB: 0 S: 8 P: 13	R: 0 H: 1 E: 0 LOB: 1 K: 1 BB: 0 S: 7 P: 10	R: 0 H: 0 E: 0 LOB: 0 K: 0 BB: 0 S: 5 P: 7	R: 1 H: 3 E: 0 LOB: 2 K: 0 BB: 0 S: 8 P: 9	1B: 5 SF: 0 2B: 3 SAC: 1 3B: 0 DP: 1 HR: 2 HBP: 0	WP: 0 PA: 37 PB: 0 SB: 0 CS: 0	
<b>PITCHER</b> Rick Mahler, R ERA: 3.07 (1, 1)	IP WLS BF H R ER SO BB IBB HBP BLK WP HR S P ERA WHIP	9.0 W 37 10 5 5 4 0 1 0 0 0 2 71 110 5.00 1.111										

San Francisco Giants @ Cincinnati Reds  
Riverfront Stadium, Cincinnati, OH

Wed Jun 07 1989, 7:05 PM EDT  
Att. 25,896 - Unknown - 78 F

AB 35  
R 5  
H 10  
RBI 5  
BB 1  
SO 4  
LOB 8







Batter	1	2	3	4	5	6	7	8	9	AB R H RBI BB SO LOB	TOP	
<b>Tracy Jones, R</b> (1, 8) <small>OBP: 0.195, SLG: 0.155</small> <b>Ernest Riles, L</b> (7, PH) <small>OBP: 0.364, SLG: 0.463</small> <b>Michael LaCoss, R</b> (7, 1) <small>OBP: 0.155, SLG: 0.155</small> <b>Craig Lefferts, L</b> (8, 1) <small>OBP: 0.155, SLG: 0.155</small> <b>Don Robinson, R</b> (9, PH) <small>OBP: 0.290, SLG: 0.419</small>	4-1  <b>1B</b> BB		1-0  <b>G5-3</b>		3-1  <b>G5-3</b>		2-3  <b>K</b>		1-3  <b>K</b>	2 1 0 0 1 0 0 1 0 0 0 0 1 2 0 0 0 0 0 0 0 0 0 0 0 0 0 0 1 0 0 0 0 1 0	<b>San Francisco Giants @ Cincinnati Reds</b> Riverfront Stadium, Cincinnati, OH Thu Jun 08 1989, 3:33 AM EDT Att. 29,217 - Overcast - 80 F	
<b>Robby Thompson, R</b> (1, 4) <small>OBP: 0.377, SLG: 0.473</small>	0-1  <b>L7</b> BB 1-3  <b>FC1</b> 1B		1-1  <b>F6</b>		2-2  <b>G4-6-3</b> 1B		4-0  <b>BB</b>		4-2  <b>G4-3</b> BB	3 0 2 0 2 0 0		
<b>Will Clark, L</b> (1, 3) <small>OBP: 0.435, SLG: 0.579</small>	0-1  <b>L7</b> 1B 1-2  <b>1B</b>		1-1  <b>G6-3</b>		1-2  <b>G4-6-3</b>		2-3  <b>K</b>		3-1  <b>G4-3</b>	5 0 1 1 0 1 5		
<b>Kevin Mitchell, R</b> (1, 7) <small>OBP: 0.375, SLG: 0.705</small>	0-0  <b>L7</b>			4-1  <b>S</b> 2B BB		3-2  <b>F8</b>		0-3  <b>K</b>		4-0  <b>IBB</b>		3 1 0 0 2 1 2
<b>Candy Maldonado, R</b> (1, 9) <small>OBP: 0.274, SLG: 0.313</small>	1-0  <b>FC1</b> FC5-4		1-2  <b>P4</b>		0-0  <b>G6-3</b>			4-2  <b>2B</b> FC4-2 BB		1-3  <b>K</b>		4 0 0 0 1 1 5
<b>Greg Litton, R</b> (1, 5) <small>OBP: 0.429, SLG: 0.500</small> (8, 6)	2-2  <b>FC5-4</b>		2-2  <b>G6-3</b> 2B		1-1  <b>F9</b>		1 SAFE  <b>FC4-2</b> 2B			4 0 2 1 0 0 2		
<b>Kirt Manwaring, R</b> (1, 2) <small>OBP: 0.267, SLG: 0.262</small> <b>Terry Kennedy, L</b> (8, PH) <small>OBP: 0.327, SLG: 0.407</small> (8, 2)		0-1  <b>G3</b>		0-2  <b>G6-3</b>		2-2  <b>F9</b>		4-0  <b>FC4-2</b> IBB		3 0 0 0 0 0 1 0 0 0 0 1 0 0		
<b>Jose Uribe, S</b> (1, 6) <small>OBP: 0.293, SLG: 0.303</small> <b>Ken Oberkfell, L</b> (8, PH) <small>OBP: 0.147, SLG: 0.143</small> (8, 5)		0-1  <b>G5-3</b>		4-0  <b>IBB</b>		1-2  <b>BB</b> S 1B		2-2  <b>FC4-2</b>		2 0 1 0 1 0 0 1 0 0 0 0 0 3		
<b>Dennis Cook, L</b> (1, 1) <b>Ed Jurak, R</b> (7, PH) <small>OBP: 0.302, SLG: 0.231</small> <b>Donell Nixon, R</b> (7, PR) <small>OBP: 0.265, SLG: 0.258</small> (7, 8)		1-1  <b>F7</b>		1-3  <b>K</b>		4-0  <b>BB</b>		2-3  <b>K</b>		2 0 0 0 0 1 2 0 0 0 0 1 0 0 1 0 0 0 0 1 3		
<b>Inning Stats</b>	R: 1 H: 2 E: 0 LOB: 2 K: 0 BB: 1 S: 10 P: 17	R: 0 H: 0 E: 0 LOB: 0 K: 0 BB: 0 S: 6 P: 7	R: 0 H: 0 E: 0 LOB: 0 K: 0 BB: 0 S: 5 P: 8	R: 1 H: 1 E: 0 LOB: 2 K: 1 BB: 2 S: 13 P: 25	R: 0 H: 1 E: 0 LOB: 0 K: 0 BB: 0 S: 8 P: 14	R: 0 H: 0 E: 0 LOB: 0 K: 0 BB: 0 S: 6 P: 10	R: 0 H: 1 E: 0 LOB: 3 K: 2 BB: 2 S: 14 P: 28	R: 0 H: 1 E: 0 LOB: 3 K: 2 BB: 2 S: 15 P: 29	R: 0 H: 0 E: 0 LOB: 2 K: 2 BB: 2 S: 10 P: 23	1B: 4 SF: 0 2B: 2 SAC: 0 3B: 0 DP: 1 HR: 0 HBP: 0		WP: 0 PA: 41 PB: 0 SB: 2 CS: 0
<b>PITCHER</b> <b>Danny Jackson, L</b> (1, 1) <small>ERA: 5.64</small> <b>Rob Dibble, R</b> (7, 1) <small>ERA: 2.2</small> <b>John Franco, L</b> (9, 1) <small>ERA: 1.21</small>	IP WLS BF H R ER SO BB IBB HBP BLK WP HR S P ERA WHIP 6.1 0 27 5 2 2 1 3 1 0 0 0 0 56 95 2.84 1.263 1.2 W 9 1 0 0 4 2 1 0 0 0 0 21 43 0.00 1.800 1.0 S 5 0 0 0 2 1 1 0 0 0 0 10 23 0.00 1.000	<b>PITCHER</b> IP WLS BF H R ER SO BB IBB HBP BLK WP HR S P ERA WHIP										

livebaseballscorecards.com

AB	32
R	2
H	6
RBI	2
BB	9
SO	7
LOB	25





Batter	1	2	3	4	5	6	7	8	9	AB R H RBI BB SO LOB	TOP											
Chris Sabo, R (1, 5) OBP: 0.313, SLG: 0.406	1-2 G4-3 FC5-2 1B		2-0 2B FC5-2 1B		1-0 L7		1-1 1B		1-1 F8	5 0 3 0 0 0 1												
Todd Benzinger, S (1, 3) OBP: 0.290, SLG: 0.335	1-1 G4-3		0-1 FC5-2 1-3 2B		2-3 K		0-3 K		2-3 K	5 0 1 0 0 3 3												
Barry Larkin, R (1, 6) OBP: 0.388, SLG: 0.469	1-1 FC5-2 1B		4-1 FC5-2 BB		1-2 G1-3		1-0 F8			3 0 0 0 1 0 2												
Eric Davis, R (1, 8) OBP: 0.360, SLG: 0.529	1-0 1-2 1B		0-1 FC5-2 1-2 2-3 3-H		0-1 FC2-6 1B		0-3 K			4 0 2 0 0 1 4												
Paul O'Neill, L (1, 9) OBP: 0.361, SLG: 0.485	1-0 F9		1-1 G1		0-0 FC2-6 FC4-6 1-2f		0-2 F8			4 0 0 0 0 0 6												
Ken Griffey, L (1, 7) OBP: 0.364, SLG: 0.456		1-2 G4-6-3 1B		0-0 HR		0-0 FC4-6 1B 1-2f HR		0-1 G3		4 2 2 1 0 0 1												
Rolando Roomes, R (8, 7) OBP: 0.308, SLG: 0.500										0 0 0 0 0 0 0												
Jeff Reed, L (1, 2) OBP: 0.291, SLG: 0.326		0-1 G4-6-3 1-2f		3-1 G3		0-0 1-3 HR 1B		2-2 G4-3		4 1 1 0 0 0 1												
Lenny Harris, L (1, 4) OBP: 0.297, SLG: 0.299		1-1 G4-3		1-1 G1-3		0-0 1-4 3-H HR			3-2 P5	4 1 1 3 0 0 0												
Jose Rijo, R (1, 1) OBP: 0.250, SLG: 0.259			0-3 K		1-3 K		0-3 K		1-0 1B	4 0 1 0 0 3 0												
<b>Inning Stats</b>	R: 0 E: 0 K: 0 S: 9	H: 2 LOB: 2 BB: 0 P: 14	R: 0 E: 0 K: 0 S: 7	H: 1 LOB: 0 BB: 0 P: 9	R: 0 E: 0 K: 1 S: 11	H: 2 LOB: 3 BB: 1 P: 18	R: 1 E: 0 K: 1 S: 8	H: 1 LOB: 0 BB: 0 P: 13	R: 0 E: 0 K: 1 S: 7	H: 0 LOB: 0 BB: 0 P: 11	R: 3 E: 0 K: 1 S: 10	H: 3 LOB: 0 BB: 0 P: 10	R: 0 E: 0 K: 2 S: 9	H: 1 LOB: 1 BB: 0 P: 11	R: 0 E: 0 K: 0 S: 9	H: 0 LOB: 0 BB: 0 P: 11	R: 0 E: 0 K: 1 S: 9	H: 1 LOB: 1 BB: 0 P: 16	1B: 8 2B: 1 3B: 0 HR: 2	SF: 0 SAC: 0 DP: 1 HBP: 0	WP: 0 PB: 0 SB: 1 CS: 0	PA: 38
<b>PITCHER</b>	IP WLS BF H R ER SO BB IBB HBP BLK WP HR S P ERA WHIP																				<b>PITCHER</b>	IP WLS BF H R ER SO BB IBB HBP BLK WP HR S P ERA WHIP
Orel Hershiser, R (1, 1) ERA: 2.61	6.0 L 27 9 4 4 4 1 0 0 0 0 2 52 75 6.00 1.667																					
Tim Crews, R (7, 1) ERA: 2.4	2.0 7 1 0 0 2 0 0 0 0 0 0 0 18 22 0.00 0.500																					
Alejandro Pena, R (9, 1) ERA: 3.38	1.0 4 1 0 0 1 0 0 0 0 0 0 0 9 16 0.00 1.000																					

Cincinnati Reds @ Los Angeles Dodgers  
Dodger Stadium, Los Angeles, CA  
Fri Jun 09 1989, 7:05 PM PDT  
Att: 46,912 - Unknown

AB	37
R	4
H	11
RBI	4
BB	1
SO	7
LOB	18



Batter	1	2	3	4	5	6	7	8	9	AB	R	H	RBI	BB	SO	LOB
Willie Randolph, R (1, 4) OBP: 0.385, SLG: 0.303	2-2 F9		0-0 G4-3			3-2 G5-4-3			1-1 G6-3	4	0	0	0	0	0	1
Mike Davis, L (1, 9) OBP: 0.310, SLG: 0.342	3-1 F8			1-2 G3		1-3 K			2-2 G1-3	4	0	0	0	0	1	0
Kirk Gibson, L (1, 7) Franklin Stubbs, L (2, 7) OBP: 0.368, SLG: 0.462 OBP: 0.341, SLG: 0.308	2-3 K			3-1 G4-3			0-1 G4-6-3		3-3 K	1	0	0	0	0	1	0
Eddie Murray, S (1, 3) OBP: 0.355, SLG: 0.408		4-2 CS		2-2 G6-3			0-0 G4-6-3			2	0	0	0	1	0	1
Mike Scioscia, L (1, 2) OBP: 0.353, SLG: 0.371		1-3 K			0-1 P4		3-1 K			3	0	1	0	0	1	1
Jeff Hamilton, R (1, 5) OBP: 0.295, SLG: 0.413		2-1 FC4			3-2 P3		1-2 F7			3	0	1	0	0	0	1
John Shelby, S (1, 8) OBP: 0.241, SLG: 0.200		2-2 FC4			1-2 BLK			1-0 P6		3	0	1	0	0	0	1
Alfredo Griffin, S (1, 6) OBP: 0.228, SLG: 0.260			0-1 B5-3		1-2 F7			1-1 G6-3		3	0	0	0	0	0	1
Orel Hershiser, R (1, 1) Chris Gwynn, L (6, PH) Tim Crews, R (7, 1) Jose Gonzalez, R (8, PH) Alejandro Pena, R (9, 1)			0-3 K			2-1 G5-4-3		1-0 F7		1	0	0	0	0	1	0

Inning Stats	R: 0	H: 0	E: 0	K: 1	S: 8	R: 0	H: 1	E: 0	K: 1	S: 11	R: 0	H: 0	E: 0	K: 1	S: 6	R: 0	H: 0	E: 0	K: 0	S: 10	R: 0	H: 1	E: 0	K: 0	S: 11	R: 0	H: 1	E: 0	K: 1	S: 9	R: 0	H: 2	E: 0	K: 0	S: 9	R: 0	H: 0	E: 0	K: 0	S: 4	R: 0	H: 0	E: 0	K: 1	S: 9	1B: 5	SF: 0	2B: 0	3B: 0	HR: 0	WP: 0	PA: 30
Jose Rijo, R (1, 1) ERA: 2.55	IP: 9.0	WLS: W	BF: 30	H: 5	R: 0	ER: 0	SO: 5	BB: 1	IBB: 0	HBP: 0	BLK: 1	WP: 0	HR: 0	S: 77	P: 123	ERA: 0.00	WHIP: 0.667																																			

BOTTOM

Cincinnati Reds @ Los Angeles Dodgers

Dodger Stadium, Los Angeles, CA

Fri Jun 09 1989, 7:05 PM PDT

Att. 46,912 - Unknown

livebaseballscorecards.com

AB	29
R	0
H	5
RBI	0
BB	1
SO	5
LOB	6



Batter	1	2	3	4	5	6	7	8	9	AB R H RBI BB SO LOB	TOP											
<b>Chris Sabo, R</b> (1, 5) OBP: 0.316, SLG: 0.403	2-1 P5	4-1 BB			4-0 SF9	0-2 G5-4-3			0-0 SH2-3	2 1 0 0 2 0 1												
<b>Todd Benzinger, S</b> (1, 3) OBP: 0.292, SLG: 0.333	4-0 HBP 1B BB	0-0 F8			0-1 E9			1-3 K	1-1 G6-3	4 1 1 1 1 1 3												
<b>Barry Larkin, R</b> (1, 6) OBP: 0.390, SLG: 0.471	2-1 HBP 1B			1-1 L7-3 1B	1-0 SF9			1-2 P3		3 1 2 1 0 0 0												
<b>Paul O'Neill, L</b> (1, 9) OBP: 0.359, SLG: 0.478	1-2 CS 1B HBP			1-3 K	1-3 P2			1-2 G4-3		3 0 0 0 0 1 2												
<b>Ken Griffey, L</b> (1, 7) OBP: 0.370, SLG: 0.451	0-0 1B			2-1 L7-3	2-2 HBP			0-1 L8		3 0 1 2 0 0 1												
<b>Rolando Roomes, R</b> (1, 8) OBP: 0.305, SLG: 0.488	0-3 K			1-0 F9	1-3 K			0-0 G5-4-3 1B		4 0 1 0 0 2 4												
<b>Bo Diaz, R</b> (1, 2) OBP: 0.213, SLG: 0.225		1-0 FC3-6 1B		1-1 G6-3		0-0 BLK 1B 2B		0-0 G5-4-3		4 1 2 0 0 0 1												
<b>Lenny Harris, L</b> (1, 4) OBP: 0.282, SLG: 0.282		0-0 FC3-6		1-2 G3		2-3 K		1-2 G3		4 0 0 0 0 1 2												
<b>Tom Browning, L</b> (1, 1) OBP: 0.207, SLG: 0.148		0-3 K		4-2 BB 1B		1-2 G5-4-3 1B		4-2 SH2-3 BB		2 1 1 1 2 1 1												
<b>Inning Stats</b>	R: 2 E: 0 K: 1 S: 10	H: 2 LOB: 1 BB: 1 P: 19	R: 0 E: 1 K: 1 S: 7	H: 1 LOB: 2 BB: 1 P: 12	R: 0 E: 0 K: 1 S: 7	H: 1 LOB: 0 BB: 0 P: 11	R: 0 E: 0 K: 0 S: 6	H: 0 LOB: 0 BB: 0 P: 9	R: 2 E: 1 K: 1 S: 11	H: 1 LOB: 2 BB: 2 P: 23	R: 1 E: 0 K: 1 S: 10	H: 2 LOB: 0 BB: 0 P: 13	R: 0 E: 0 K: 1 S: 12	H: 0 LOB: 0 BB: 0 P: 15	R: 0 E: 0 K: 0 S: 4	H: 1 LOB: 0 BB: 0 P: 4	R: 0 E: 0 K: 0 S: 9	H: 0 LOB: 1 BB: 1 P: 15	1B: 7 2B: 2 3B: 0 HR: 0	SF: 1 SAC: 1 DP: 3 HBP: 2	WP: 0 PB: 0 SB: 0 CS: 1	PA: 38
<b>PITCHER</b>	IP WLS BF H R ER SO BB IBB HBP BLK WP HR S P ERA WHIP																					
<b>Tim Belcher, R</b> (1, 1) ERA: 3.35	4.1 L 21 5 4 3 3 4 0 1 0 0 0 0 35 65 6.23 2.077																					
<b>Ricky Horton, L</b> (5, 1) ERA: 4.05	0.2 3 0 0 0 1 0 0 1 0 0 0 6 9 0.00 0.000																					
<b>John Wetteland, R</b> (6, 1) ERA: 3.09	2.0 7 2 1 1 2 0 0 0 1 0 0 22 28 4.50 1.000																					
<b>Alejandro Pena, R</b> (8, 1) ERA: 3.16	2.0 7 1 0 0 0 1 0 0 0 0 0 13 19 0.00 1.000																					

Cincinnati Reds @ Los Angeles Dodgers  
Dodger Stadium, Los Angeles, CA  
Sat Jun 10 1989, 3:33 AM PDT  
Att. 42,207 - Overcast

AB	29
R	5
H	8
RBI	5
BB	5
SO	6
LOB	15



WP: 0	PA: 38
PB: 0	
SB: 0	
CS: 1	

ERA	WHIP
6.23	2.077
0.00	0.000
4.50	1.000
0.00	1.000

livebaseballscorecards.com

Batter	1	2	3	4	5	6	7	8	9	AB R H RBI BB SO LOB	
Jose Gonzalez, R OBP: 0.353, SLG: 0.400 (1, 9) B B X	2-0 F7 ①		4-1 BB B B B B			1-1 B2-3 B S X		1-3 K C F B C		3 0 0 0 1 1 0	
Willie Randolph, R OBP: 0.383, SLG: 0.302 (1, 4) C X	0-1 P3		0-1 P4 C 1 SAFE X			1-1 1B B F X		1-1 F8 B C C X		4 0 1 0 0 0 1	
Kirk Gibson, L OBP: 0.357, SLG: 0.446 (1, 7) C B B X	2-1 F8 ③				3-1 L8 B B B C X	1-1 P6 F B X		2-3 K B C F C		4 0 0 0 0 1 1	
Eddie Murray, S OBP: 0.350, SLG: 0.400 (1, 3)		0-3 K S C C			0-0 G5-3 X	2-2 L7 B S F F X		0-0 G6-3 X		4 0 0 0 0 1 1	
Jeff Hamilton, R OBP: 0.294, SLG: 0.410 (1, 5)		0-0 1B X			0-3 K C C F		0-0 F7 X		2-2 F8 F B B X		4 0 1 0 0 1 0
Rick Dempsey, R OBP: 0.306, SLG: 0.235 (1, 2)		1-1 L9 F B X			1-1 L9 C B X		2-1 FC6-4 1B B B S X		0-1 G5-3 L X		4 0 1 0 0 0 1
John Shelby, S OBP: 0.243, SLG: 0.202 (1, 8)		1-3 K S T B S			2-2 1B X B T S C		0-1 FC6-4 1B S X				3 0 1 0 0 1 2
Dave Anderson, R OBP: 0.269, SLG: 0.154 (1, 6)					0-0 F9 X	1-0 P6 B X		0-0 1B X			3 0 1 0 0 0 1
Tim Belcher, R OBP: 0.180, SLG: 0.133 Ricky Horton, L Chris Gwynn, L OBP: 0.262, SLG: 0.339 John Wetteland, R Tracy Woodson, R Alejandro Pena, R	(1, 1) (5, 1) (5, PH) (6, 1) (7, PH) (8, 1)		0-3 K S S		1-1 F7 C B X		0-0 P6 X				1 0 0 0 0 0 1 0 0 0 0 0 0 0 0 0 1 0 0 0 0 0 0 1 0 0 0 0 0 0 0 0 1 0 0 0 0 0 0 2 0 0 0 0 0 0 0 0

Inning Stats	R: 0 E: 0 K: 0 S: 5	H: 0 LOB: 0 BB: 0 P: 9	R: 0 E: 0 K: 2 S: 9	H: 1 LOB: 1 BB: 0 P: 11	R: 0 E: 0 K: 1 S: 7	H: 0 LOB: 1 BB: 1 P: 11	R: 0 E: 0 K: 1 S: 6	H: 0 LOB: 0 BB: 0 P: 9	R: 0 E: 0 K: 0 S: 9	H: 1 LOB: 1 BB: 0 P: 14	R: 0 E: 0 K: 0 S: 10	H: 1 LOB: 1 BB: 0 P: 15	R: 0 E: 0 K: 0 S: 7	H: 2 LOB: 2 BB: 0 P: 9	R: 0 E: 0 K: 2 S: 8	H: 0 LOB: 0 BB: 0 P: 12	R: 0 E: 0 K: 0 S: 6	H: 0 LOB: 0 BB: 0 P: 8	1B: 5 2B: 0 3B: 0 HR: 0	SF: 0 SAC: 0 DP: 0 HBP: 0	WP: 0 PB: 0 SB: 0 CS: 0	PA: 33
PITCHER Tom Browning, L ERA: 3.55 (1, 1)	IP 9.0 WLS W BF 33 H 5 R 0 ER 0 SO 6 BB 1 IBB 0 HBP 0 BLK 0 WP 0 HR 0 S 67 P 98 ERA 0.00 WHIP 0.667																					

BOTTOM

Cincinnati Reds @ Los Angeles Dodgers

Dodger Stadium, Los Angeles, CA

Sat Jun 10 1989, 3:33 AM PDT

Att. 42,207 - Overcast

livebaseballscores.com

AB	32
R	0
H	5
RBI	0
BB	1
SO	6
LOB	10



Batter	1	2	3	4	5	6	7	8	9	AB R H RBI BB SO LOB	TOP	
Chris Sabo, R (1, 5) OBP: 0.313, SLG: 0.399 Luis Quinones, S (4, 5) OBP: 0.235, SLG: 0.563	2-0 P5		2-2 P2			3-1 F9		2-2 G3		2 0 0 0 0 0 0 2 0 0 0 0 0 1		
Todd Benzinger, S (1, 3) OBP: 0.296, SLG: 0.350	0-0 HR			2-1 G3			2-2 G4-3 1B		0-3 K	4 1 2 1 0 1 0		
Barry Larkin, R (1, 6) OBP: 0.391, SLG: 0.472	0-0 L6 S 1B			0-1 G3			2-0 G4-3 1B		2-1 3-4-1	4 0 2 0 0 0 0		
Eric Davis, R (1, 8) OBP: 0.357, SLG: 0.522	2-0 L6 1-3			1-3 K			0-1 G4-3 1-2f 2-3		0-0 1B	4 0 1 0 0 1 3		
Paul O'Neill, L (1, 9) OBP: 0.361, SLG: 0.476		2-0 3-1			1-0 G5-4-3 1B		4-2 BB		3-3 K	3 0 1 0 1 1 1		
Ken Griffey, L (1, 7) OBP: 0.357, SLG: 0.432		0-2 4-3			2-3 K		0-2 F8			3 0 0 0 0 1 3		
Bo Diaz, R (1, 2) OBP: 0.205, SLG: 0.216		0-1 F8			1-0 G5-4-3 1-2f			2-2 5-3		3 0 0 0 0 0 1		
Lenny Harris, L (1, 4) OBP: 0.284, SLG: 0.274			1-2 G3		1-0 F7			4-1 S BB		2 0 0 0 1 0 0		
Scott Scudder, R (1, 1) Tim Birtsas, L (5, 1) Skeeter Barnes, R (6, PH) Norm Charlton, S (6, 1) Joel Youngblood, R (8, PH) Rob Dibble, L (8, 1)			0-0 B5-3		3-2 F7			1-3 K		1 0 0 0 0 0 0 0 0 0 0 0 0 0 1 0 0 0 0 0 0 0 0 0 0 0 0 0 1 0 0 0 0 1 1 0 0 0 0 0 0 0		
<b>Inning Stats</b>	R: 1 H: 2 E: 0 LOB: 0 K: 0 BB: 0 S: 4 P: 8	R: 0 H: 0 E: 0 LOB: 0 K: 0 BB: 0 S: 6 P: 8	R: 0 H: 0 E: 0 LOB: 0 K: 0 BB: 0 S: 8 P: 11	R: 0 H: 0 E: 0 LOB: 0 K: 1 BB: 0 S: 8 P: 11	R: 0 H: 1 E: 0 LOB: 0 K: 1 BB: 0 S: 5 P: 9	R: 0 H: 0 E: 0 LOB: 0 K: 0 BB: 0 S: 6 P: 13	R: 0 H: 2 E: 0 LOB: 2 K: 0 BB: 1 S: 11 P: 19	R: 0 H: 0 E: 0 LOB: 1 K: 1 BB: 1 S: 10 P: 19	R: 0 H: 1 E: 0 LOB: 1 K: 2 BB: 0 S: 10 P: 15	1B: 5 SF: 0 2B: 1 SAC: 0 3B: 0 DP: 3 HR: 1 HBP: 0	WP: 0 PA: 32 PB: 0 SB: 2 CS: 0	
<b>PITCHER</b>	IP WLS BF H R ER SO BB IBB HBP BLK WP HR S P ERA WHIP											
Tim Leary, R (1, 1) ERA: 2.96	8.0 W 28 5 1 1 3 2 0 0 0 0 0 1 58 98 1.12 0.875											
Jay Howell, R (9, 1) ERA: 1.03	1.0 S 4 1 0 0 2 0 0 0 0 0 0 0 10 15 0.00 1.000											

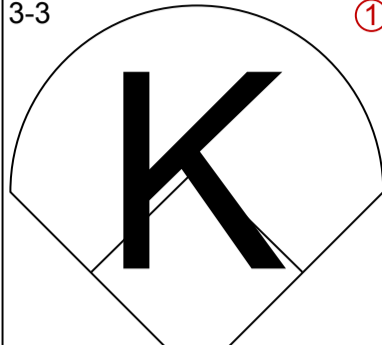
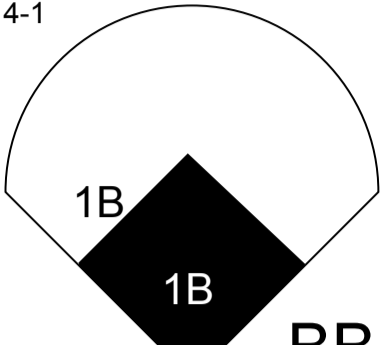
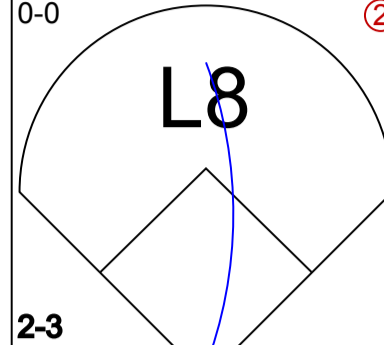
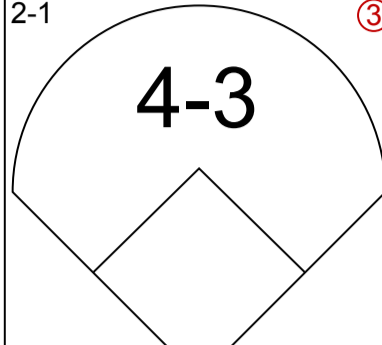
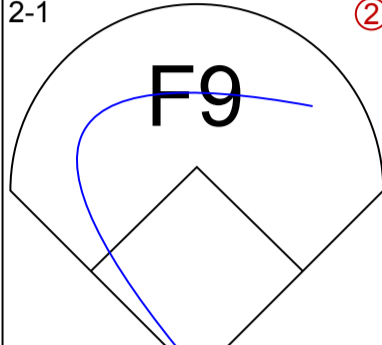
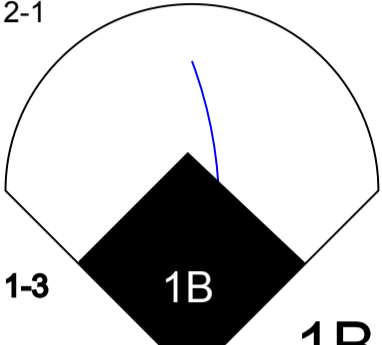
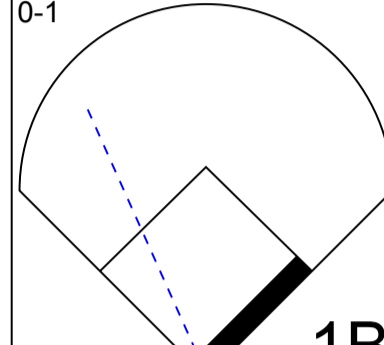
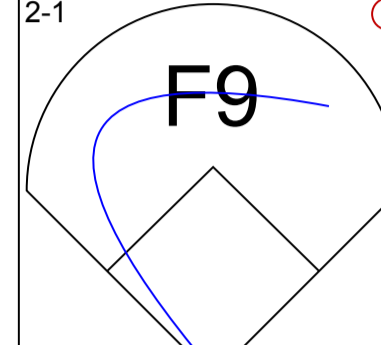
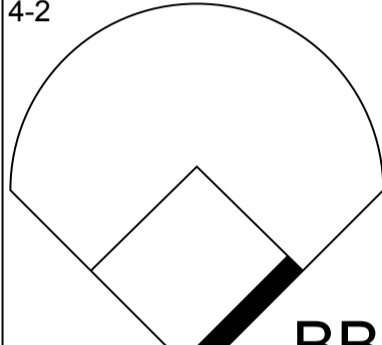
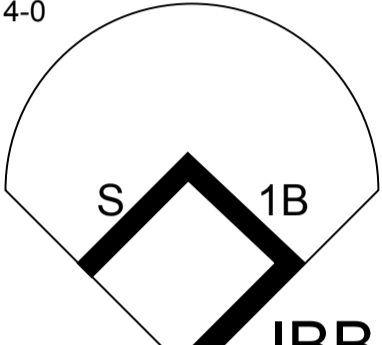
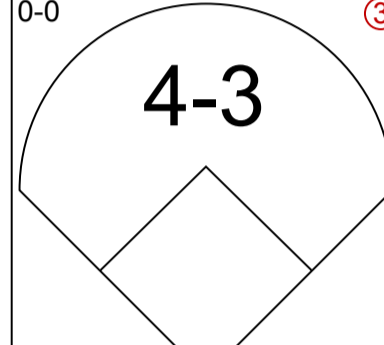
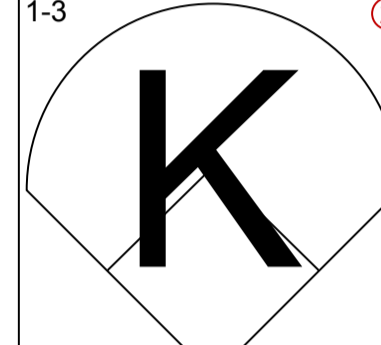
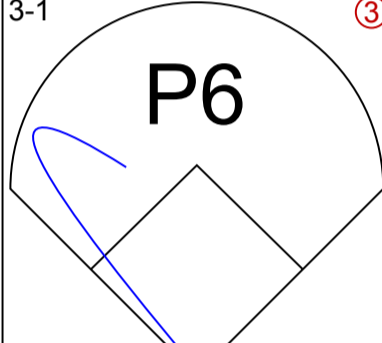
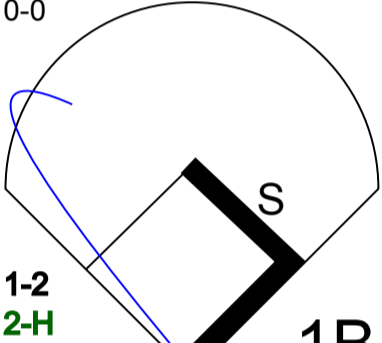
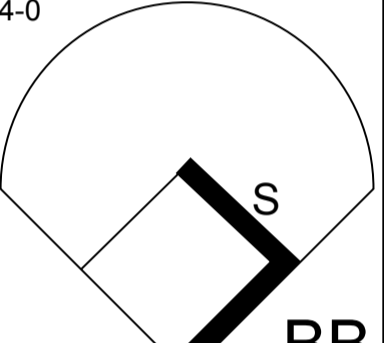
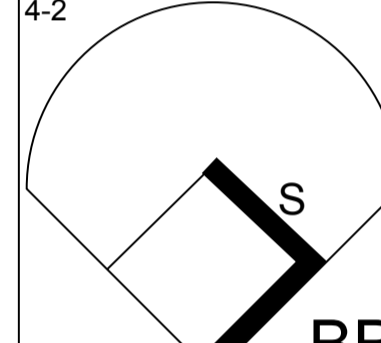
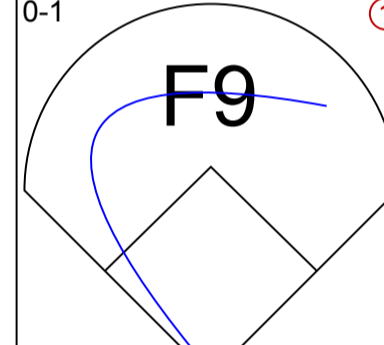
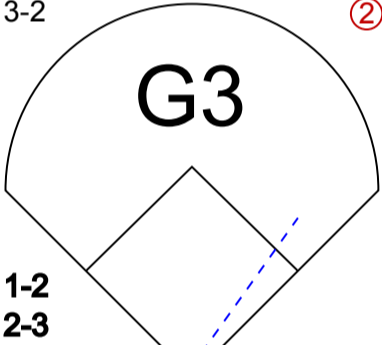
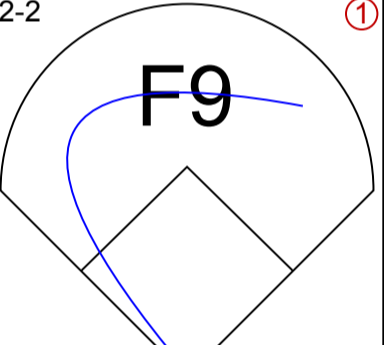
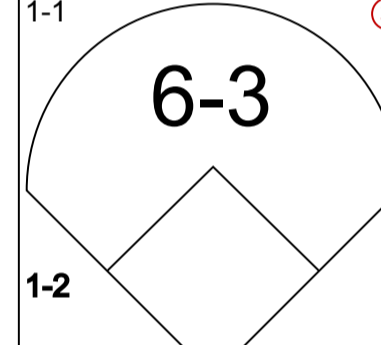
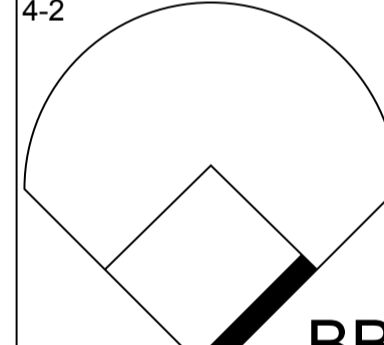
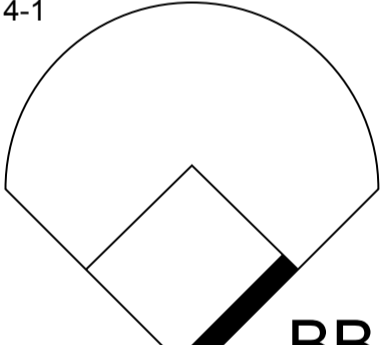
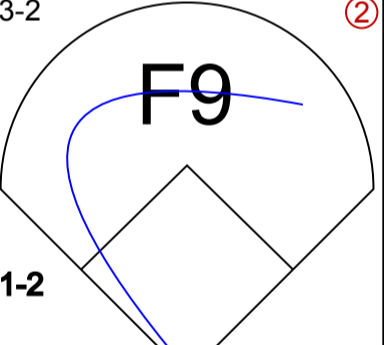
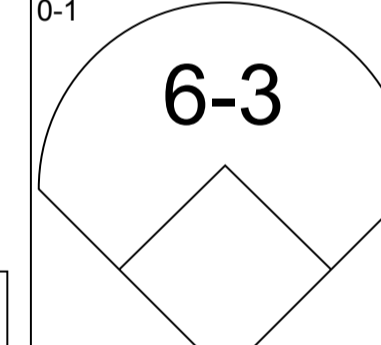
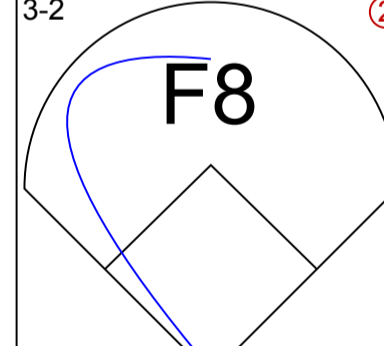
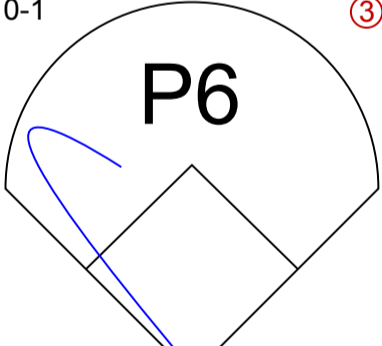
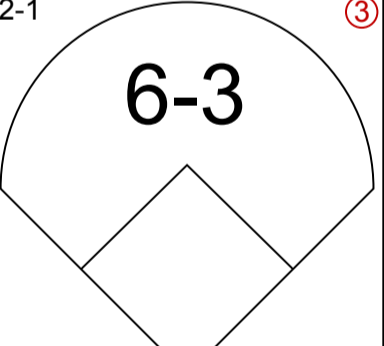
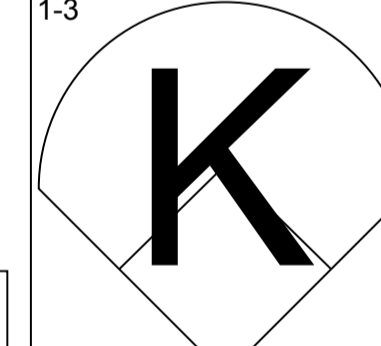
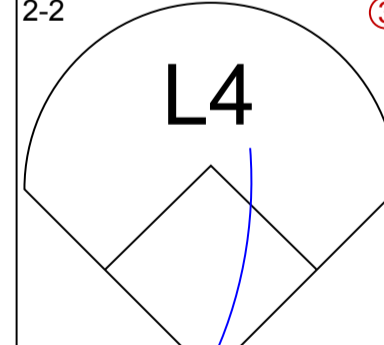
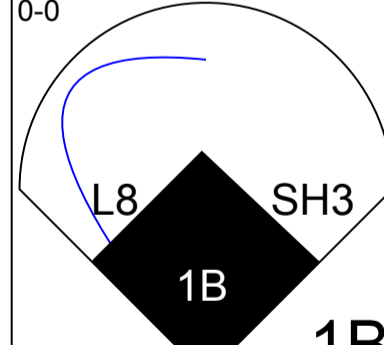
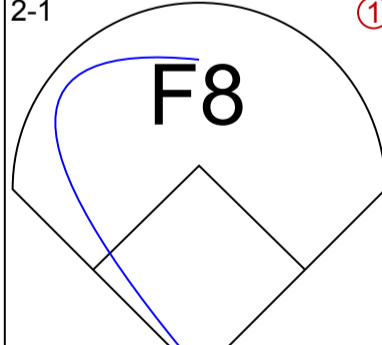
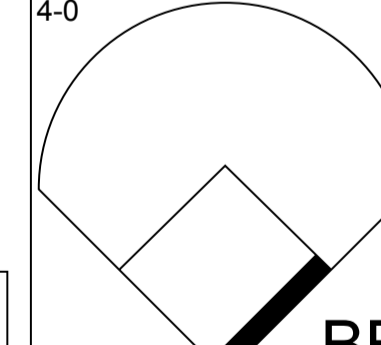
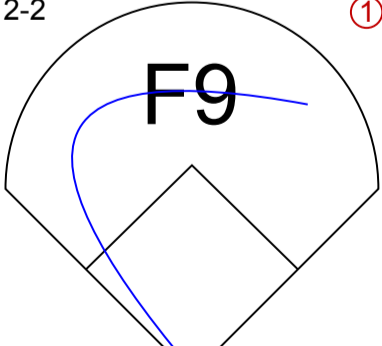
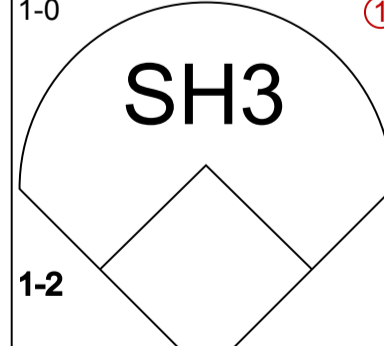
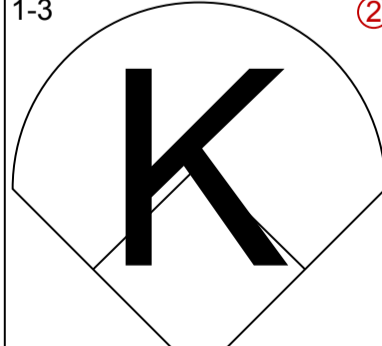
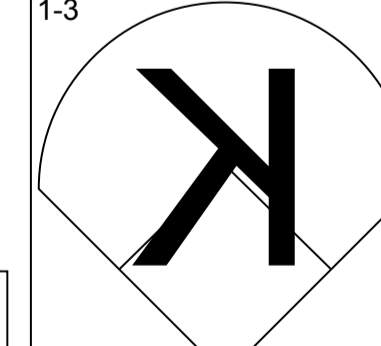
Cincinnati Reds @ Los Angeles Dodgers  
Dodger Stadium, Los Angeles, CA  
Sun Jun 11 1989, 3:33 AM PDT  
Att: 41,032 - Sunny

livebaseballscorecards.com

AB	30
R	1
H	6
RBI	1
BB	2
SO	5
LOB	10





Batter	1	2	3	4	5	6	7	8	9
<b>Kirk Gibson, L</b> OBP: 0.354, SLG: 0.435 (1, 8) (8, 7)	3-3 		4-1 	0-0 		2-1 			
<b>Willie Randolph, R</b> OBP: 0.384, SLG: 0.306 (1, 4)	2-1 		2-1 	0-1 			2-1 		
<b>Eddie Murray, S</b> OBP: 0.352, SLG: 0.396 (1, 3)	4-2 		4-0 	0-0 			1-3 		
<b>Mike Davis, L</b> OBP: 0.318, SLG: 0.345 <b>Jose Gonzalez, R</b> OBP: 0.389, SLG: 0.400 (1, 9) (7, PH) (8, 9)	3-1 		0-0 		4-0 		4-2 		
<b>Mike Scioscia, L</b> OBP: 0.345, SLG: 0.363 (1, 2)		0-1 	3-2 		2-2 		1-1 		
<b>Jeff Hamilton, R</b> OBP: 0.298, SLG: 0.405 (1, 5)		4-2 	4-1 		3-2 		0-1 		
<b>Chris Gwynn, L</b> OBP: 0.250, SLG: 0.323 <b>John Shelby, S</b> OBP: 0.241, SLG: 0.201 (1, 7) (8, 8)		3-2 	0-1 		2-1 		1-3 		
<b>Alfredo Griffin, S</b> OBP: 0.236, SLG: 0.261 (1, 6)		2-2 		0-0 		2-1 		4-0 	
<b>Tim Leary, R</b> <b>Franklin Stubbs, L</b> OBP: 0.333, SLG: 0.300 <b>Jay Howell, R</b> (1, 1) (8, PH) (9, 1)			2-2 	1-0 		1-3 		1-3 	

AB	R	H	RBI	BB	SO	LOB
3	1	0	0	1	1	1
4	1	2	1	0	0	0
2	0	0	0	2	1	1
2	0	1	2	1	0	1
0	0	0	0	1	0	0
4	0	0	0	0	0	4
2	0	0	0	2	0	1
3	0	0	0	0	0	5
1	0	0	0	0	1	0
3	1	1	0	1	0	1
2	0	0	0	0	1	0
1	0	0	0	0	1	1
0	0	0	0	0	0	0

**BOTTOM**

**Cincinnati Reds @ Los Angeles Dodgers**  
**Dodger Stadium, Los Angeles, CA**  
 Sun Jun 11 1989, 3:33 AM PDT  
 Att. 41,032 - Sunny

[livebaseballscores.com](http://livebaseballscores.com)

<b>AB</b>	<b>27</b>
<b>R</b>	<b>3</b>
<b>H</b>	<b>4</b>
<b>RBI</b>	<b>3</b>
<b>BB</b>	<b>8</b>
<b>SO</b>	<b>5</b>
<b>LOB</b>	<b>15</b>



1B: 4	SF: 0
2B: 0	SAC: 1
3B: 0	DP: 0
HR: 0	HBP: 0

WP: 0	PA: 36
PB: 0	
SB: 4	
CS: 0	

Inning Stats	Pitcher																
	R	H	E	K	S	H	LOB	BB	IBB	HBP	BLK	WP	HR	S	P	ERA	WHIP
<b>Scott Scudder, R</b> ERA: 5.4 (1, 1)	0	0	0	11	22	0	1	0	0	0	0	0	0	46	88	6.75	2.250
<b>Tim Birtsas, L</b> ERA: 1.95 (5, 1)	0	0	0	0	3	0	0	0	0	0	0	0	0	9	16	0.00	0.000
<b>Norm Charlton, L</b> ERA: 3.04 (6, 1)	0	0	0	0	7	0	0	0	0	0	0	0	0	16	29	0.00	0.500
<b>Rob Dibble, R</b> ERA: 2.14 (8, 1)	0	0	0	0	4	0	0	0	0	0	0	0	0	9	14	0.00	1.000

Batter	1	2	3	4	5	6	7	8	9	AB	R	H	RBI	BB	SO	LOB	TOP										
Lenny Harris, L (1, 4) OBP: 0.271, SLG: 0.260	3-3 K		0-1 G6-3			0-0 G3-1		0-0 F8		4	0	0	0	0	1	0											
Todd Benzinger, S (1, 3) OBP: 0.295, SLG: 0.361	1-0 HR			2-0 G3		3-1 G6-3		2-3 K		4	1	1	1	0	1	0											
Barry Larkin, R (1, 6) OBP: 0.389, SLG: 0.472	0-2 G3			1-1 2B		1-1 G5-3		0-0 G4-3		4	0	1	0	0	0	0											
Eric Davis, R (1, 8) OBP: 0.355, SLG: 0.516	1-2 G6-3			2-3 K			3-1 1B FC4-6		0-2 P3	4	1	1	0	0	1	1											
Paul O'Neill, L (1, 9) OBP: 0.360, SLG: 0.472		2-2 F7		1-0 P5			0-2 FC4-6 1B		2-1 F8	4	0	1	0	0	0	1											
Ken Griffey, L (1, 7) OBP: 0.364, SLG: 0.429		0-2 G4-3			4-2 G1-6-3 BB		0-0 FC4-6 1B		0-3 K	3	0	1	0	1	1	0											
Bo Diaz, R (1, 2) OBP: 0.203, SLG: 0.213		0-2 G1-3			1-2 G1-6-3		0-2 FC4-6			1	0	0	0	0	0	0											
Jeff Reed, L (5, PH) OBP: 0.288, SLG: 0.321					1-2f		1-2f 2-3 3-H			2	0	0	1	0	0	3											
Luis Quinones, S (1, 5) OBP: 0.250, SLG: 0.579			2-2 F7		1-1 2B		0-0 P4			3	0	1	0	0	0	2											
Rick Mahler, R (1, 1) OBP: 0.270, SLG: 0.206			0-3 K		0-1 F8		1-3 K			2	0	0	0	0	1	1											
Joel Youngblood, R (7, PH) OBP: 0.346, SLG: 0.432										1	0	0	0	0	1	2											
Norm Charlton, S (7, 1)										0	0	0	0	0	0	0											
Kent Tekulve, R (8, 1)										0	0	0	0	0	0	0											
<b>Inning Stats</b>	R: 1 E: 0 K: 1 S: 10	H: 1 LOB: 0 BB: 0 P: 15	R: 0 E: 0 K: 0 S: 9	H: 0 LOB: 0 BB: 0 P: 11	R: 0 E: 0 K: 1 S: 9	H: 0 LOB: 0 BB: 0 P: 11	R: 0 E: 0 K: 1 S: 7	H: 1 LOB: 1 BB: 0 P: 13	R: 0 E: 0 K: 0 S: 9	H: 1 LOB: 1 BB: 1 P: 15	R: 0 E: 0 K: 0 S: 5	H: 0 LOB: 0 BB: 0 P: 9	R: 1 E: 0 K: 1 S: 13	H: 3 LOB: 2 BB: 0 P: 17	R: 0 E: 0 K: 1 S: 6	H: 0 LOB: 0 BB: 0 P: 8	R: 0 E: 0 K: 1 S: 8	H: 0 LOB: 0 BB: 0 P: 10	1B: 3 2B: 2 3B: 0 HR: 1	SF: 0 SAC: 0 DP: 1 HBP: 0	WP: 0 PB: 0 SB: 0 CS: 0	PA: 33					
<b>PITCHER</b>	IP	WLS	BF	H	R	ER	SO	BB	IBB	HBP	BLK	WP	HR	S	P	ERA	WHIP										
Mike Morgan, R (1, 1) ERA: 1.59	6.0	W	24	6	2	2	3	1	0	0	0	0	1	55	83	3.00	1.167										
Ricky Horton, L (7, 1) ERA: 3.92	0.2		2	0	0	0	0	0	0	0	0	0	0	4	4	0.00	0.000										
John Wetteland, R (7, 1) ERA: 2.57	2.1	S	7	0	0	0	3	0	0	0	0	0	0	17	22	0.00	0.000										

Cincinnati Reds @ Los Angeles Dodgers  
Dodger Stadium, Los Angeles, CA

Mon Jun 12 1989, 7:05 PM PDT  
Att. 28,161 - Unknown - 65 F

livebaseballscorecards.com

AB	32
R	2
H	6
RBI	2
BB	1
SO	6
LOB	10



Batter	1	2	3	4	5	6	7	8	9
<b>Kirk Gibson, L</b> (1, 7) OBP: 0.376, SLG: 0.465	0-2 2B G4-3 1B		0-0 G6-3 3B		0-0 FC4 1B		4-0 2B BB	4-1 E BB	
<b>Willie Randolph, R</b> (1, 4) OBP: 0.385, SLG: 0.316 <b>Mariano Duncan, R</b> (9, 4) OBP: 0.238, SLG: 0.290	2-1 G4-3 SF8 2B		2-0 G6-3		0-0 FC4		0-0 FC4-6 2B	2-2 E3	
<b>Eddie Murray, S</b> (1, 3) OBP: 0.349, SLG: 0.389	1-1 G4-3		0-0 P4		0-0 K		4-0 FC4-6 IBB	1-0 F9	
<b>Mike Davis, L</b> (1, 9) OBP: 0.316, SLG: 0.344 <b>Jose Gonzalez, R</b> (9, 9) OBP: 0.389, SLG: 0.400	3-0 SF8		3-2 CS 1B		2-2 L4		1-0 FC4-6		
<b>Mike Scioscia, L</b> (1, 2) OBP: 0.343, SLG: 0.360	3-0 G6-3		2-0 CS	3-1 G5-4-3 1B		2-1 F8	0-1 G5-3		
<b>Tracy Woodson, R</b> (1, 5) <b>John Wetteland, R</b> (7, 1)		1-3 K		2-2 G5-4-3		0-1 P6		1-2 G1-3	
<b>John Shelby, S</b> (1, 8) OBP: 0.246, SLG: 0.209		4-2 G3 BLK BB		3-2 F7			1-0 G5-3	0-0 G4-3 HR 2B	
<b>Alfredo Griffin, S</b> (1, 6) OBP: 0.243, SLG: 0.268		0-0 G3			0-0 1B FC4 1B		0-0 E 1B 1B	1-1 G4-3	
<b>Mike Morgan, R</b> (1, 1) OBP: 0.087, SLG: 0.087 <b>Ricky Horton, L</b> (7, 1) <b>Dave Anderson, R</b> (7, 5) OBP: 0.288, SLG: 0.224		0-0 G3			0-3 K		SAFE 1-0 2B 1B	1-1 HR	

Inning Stats	R: 2 E: 0 K: 0 S: 10	H: 2 LOB: 0 BB: 0 P: 17	R: 0 E: 0 K: 1 S: 7	H: 0 LOB: 1 BB: 1 P: 12	R: 1 E: 0 K: 0 S: 6	H: 2 LOB: 0 BB: 0 P: 13	R: 0 E: 0 K: 0 S: 11	H: 1 LOB: 0 BB: 0 P: 19	R: 1 E: 0 K: 2 S: 9	H: 2 LOB: 1 BB: 0 P: 11	R: 0 E: 0 K: 0 S: 7	H: 0 LOB: 0 BB: 0 P: 11	R: 3 E: 1 K: 0 S: 8	H: 3 LOB: 2 BB: 2 P: 18	R: 2 E: 1 K: 0 S: 14	H: 2 LOB: 2 BB: 1 P: 24
1B: 7 2B: 3 3B: 1 HR: 1	SF: 1 SAC: 0 DP: 1 HBP: 0	WP: 0 PA: 40														

PITCHER	IP	WLS	BF	H	R	ER	SO	BB	IBB	HBP	BLK	WP	HR	S	P	ERA	WHIP
<b>Rick Mahler, R</b> (1, 1) ERA: 3.24	6.0	L	24	7	4	4	3	1	0	0	1	0	0	50	83	6.00	1.333
<b>Norm Charlton, L</b> (7, 1) ERA: 3.9	1.0		8	3	3	3	0	1	1	0	0	0	0	8	18	27.00	4.000
<b>Kent Tekulve, R</b> (8, 1) ERA: 4.5	1.0		7	2	2	2	0	1	0	0	0	0	1	14	24	18.00	3.000

BOTTOM

Cincinnati Reds @ Los Angeles Dodgers

Dodger Stadium, Los Angeles, CA

Mon Jun 12 1989, 7:05 PM PDT  
Att: 28,161 - Unknown - 65 F

livebaseballscores.com

AB	34
R	9
H	12
RBI	9
BB	4
SO	3
LOB	15



Batter	1	2	3	4	5	6	7	8	9	AB R H RBI BB SO LOB	TOP											
Chris Sabo, R (1, 5) OBP: 0.315, SLG: 0.404	0-2 G6-3		1-3 K		1-0 WP HR 1B		0-0 L5		2-0 2-H 2B	5 1 2 1 0 1 0												
Todd Benzinger, S (1, 3) OBP: 0.293, SLG: 0.371	1-0 G4-3			1-1 F7	3-2 HR		1-1 G3		1-1 G6-3	5 1 1 3 0 0 1												
Barry Larkin, R (1, 6) OBP: 0.393, SLG: 0.477	0-1 F9			1-2 HR 2B	4-0 FC5-4 BB			1-1 HR 1B	2-1 G6-3	4 2 2 0 1 0 1												
Eric Davis, R (1, 8) OBP: 0.358, SLG: 0.552		2-1 G5-3		2-0 2-H HR	0-0 FC5-4			1-0 1-H HR		4 2 2 4 0 0 1												
Paul O'Neill, L (1, 9) OBP: 0.354, SLG: 0.464		0-0 G4-3		1-0 F7	1-2 G5-3			1-2 G3-1		4 0 0 0 0 0 1												
Ken Griffey, L (1, 7) OBP: 0.359, SLG: 0.457		1-1 E4		0-1 HR		1-0 F8		2-1 G4-3		4 1 1 1 0 0 0												
Rolando Roomes, R (8, 7) OBP: 0.305, SLG: 0.488										0 0 0 0 0 0 0												
Jeff Reed, L (1, 2) OBP: 0.288, SLG: 0.322		0-0 G4-3		1-0 1B		1-1 F9		2-3 K		3 0 1 0 0 0 1												
Rob Dibble, L (6, 1)										1 0 0 0 0 1 0												
John Franco, L (9, 1)										0 0 0 0 0 0 0												
Lenny Harris, L (1, 4) OBP: 0.270, SLG: 0.259			1-1 G5-3		1-0 G6-3	0-1 G4-3			0-0 G4-3 2B 1B	4 1 1 0 0 0 0												
Danny Jackson, R (1, 1) OBP: 0.222, SLG: 0.222			3-2 G6-3		0-0 WP HR 1B 1B		0-3 K		1-0 G4-3	2 1 1 0 0 0 0												
Bo Diaz, R (6, 2) OBP: 0.198, SLG: 0.208										2 0 0 0 0 1 1												
<b>Inning Stats</b>	R: 0 E: 0 K: 0 S: 6	H: 0 LOB: 0 BB: 0 P: 7	R: 0 E: 1 K: 0 S: 6	H: 0 LOB: 1 BB: 0 P: 9	R: 0 E: 0 K: 1 S: 9	H: 0 LOB: 0 BB: 0 P: 14	R: 3 E: 0 K: 0 S: 10	H: 4 LOB: 1 BB: 0 P: 16	R: 3 E: 0 K: 0 S: 10	H: 3 LOB: 1 BB: 1 P: 20	R: 0 E: 0 K: 0 S: 5	H: 0 LOB: 0 BB: 0 P: 7	R: 0 E: 0 K: 1 S: 6	H: 0 LOB: 0 BB: 0 P: 7	R: 2 E: 0 K: 1 S: 13	H: 2 LOB: 0 BB: 0 P: 20	R: 1 E: 0 K: 0 S: 7	H: 2 LOB: 1 BB: 0 P: 13	1B: 5 2B: 2 3B: 0 HR: 4	SF: 0 SAC: 0 DP: 0 HBP: 0	WP: 1 PB: 0 SB: 0 CS: 0	PA: 39
<b>PITCHER</b>	IP WLS BF H R ER SO BB IBB HBP BLK WP HR S P ERA WHIP																					
Walt Terrell, R (1, 1) ERA: 3.92	4.1 L 20 7 6 6 1 0 0 0 0 1 3 37 57 12.46 1.615																					
Mark Grant, R (5, 1) ERA: 2.45	3.2 14 2 2 2 2 1 0 0 0 0 1 28 43 4.91 0.818																					
Dave Leiper, L (9, 1) ERA: 5.48	1.0 5 2 1 1 0 0 0 0 0 0 0 7 13 9.00 2.000																					

Cincinnati Reds @ San Diego Padres  
 Jack Murphy Stadium, San Diego, CA  
 Tue Jun 13 1989, 10:05 PM EDT  
 Att. 16,351 - Unknown - 70 F

livebaseballscorecards.com

AB	38
R	9
H	11
RBI	9
BB	1
SO	3
LOB	6





Batter	1	2	3	4	5	6	7	8	9	AB R H RBI BB SO LOB	TOP											
Chris Sabo, R (1, 5) OBP: 0.320, SLG: 0.408	1-2 G4-3 1B		0-0 BB SF8 1B	3-2 1-H F8 1B			1-1 G6-3		1-1 G5-3	5 1 3 1 0 0 2	<b>Cincinnati Reds @ San Diego Padres</b> Jack Murphy Stadium, San Diego, CA Wed Jun 14 1989, 10:05 PM EDT Att. 22,805 - Unknown - 70 F											
Todd Benzinger, S (1, 3) OBP: 0.287, SLG: 0.363	1-1 G4-3		3-3 K	1-1 F8			2-2 F7		1-2 G5-3	5 0 0 0 0 1 5												
Barry Larkin, R (1, 6) OBP: 0.391, SLG: 0.473	0-2 F7		0-2 SF8 BB 1B				0-0 G4-3			4 0 1 0 0 1 1												
Eric Davis, R (1, 8) OBP: 0.366, SLG: 0.551	4-2 BB		4-2 BB BB				3-2 1B		1-1 G5-3	2 0 1 0 2 0 0												
Paul O'Neill, L (1, 9) OBP: 0.348, SLG: 0.457	1-1 G4-3		3-2 SF8				0-0 F8		0-0 F7	3 0 0 1 0 0 3												
Ken Griffey, L (1, 7) OBP: 0.365, SLG: 0.452			3-2 G3	4-2 BB			2-0 F8		1-2 PO 1B	3 0 1 0 1 0 1												
Jeff Reed, L (1, 2) OBP: 0.288, SLG: 0.320			0-1 1B	1-3 K			1-0 F7		1-2 PO	4 0 1 0 0 1 3												
Lenny Harris, L (1, 4) OBP: 0.280, SLG: 0.271			2-2 F9				0-0 P5		0-0 G5-3 1B	4 1 2 0 0 0 1												
Jose Rijo, R (1, 1) OBP: 0.233, SLG: 0.241			0-1 P3				3-3 K		1-0 G5-3 1B	2 0 0 0 0 1 2												
Van Snider, L (6, PH)										1 0 0 0 0 1 0												
Norm Charlton, S (6, 1)										0 0 0 0 0 0 0												
Dave Collins, S (9, PH)										1 0 1 0 0 0 0												
<b>Inning Stats</b>	R: 0 E: 0 K: 0 S: 14	H: 1 LOB: 2 BB: 1 P: 21	R: 0 E: 0 K: 0 S: 14	H: 1 LOB: 1 BB: 0 P: 19	R: 1 E: 0 K: 2 S: 27	H: 2 LOB: 3 BB: 2 P: 42	R: 1 E: 0 K: 1 S: 11	H: 2 LOB: 0 BB: 0 P: 16	R: 0 E: 0 K: 1 S: 9	H: 1 LOB: 1 BB: 0 P: 14	R: 0 E: 0 K: 1 S: 6	H: 0 LOB: 0 BB: 0 P: 10	R: 0 E: 0 K: 0 S: 7	H: 0 LOB: 0 BB: 0 P: 10	R: 0 E: 0 K: 0 S: 9	H: 1 LOB: 0 BB: 0 P: 12	R: 0 E: 0 K: 0 S: 8	H: 2 LOB: 2 BB: 0 P: 11	1B: 10 2B: 0 3B: 0 HR: 0	SF: 1 SAC: 0 DP: 0 HBP: 0	WP: 0 PB: 0 SB: 2 CS: 0	PA: 39
<b>PITCHER</b>	IP WLS BF H R ER SO BB IBB HBP BLK WP HR S P ERA WHIP																					
Eric Show, R (1, 1) ERA: 4.2	8.1 W 36 10 2 2 5 3 0 0 0 0 0 0 100 148 2.16 1.560																					
Mark Davis, L (9, 1) ERA: 3.15	0.2 S 2 0 0 0 0 0 0 0 0 0 0 0 5 7 0.00 0.000																					

livebaseballscorecards.com

<b>AB</b>	34
<b>R</b>	2
<b>H</b>	10
<b>RBI</b>	2
<b>BB</b>	3
<b>SO</b>	5
<b>LOB</b>	18









Batter	1	2	3	4	5	6	7	8	9	10	11	12	AB	R	H	RBI	BB	SO	LOB
<b>Shawn Abner, R</b> OBP: 0.200, SLG: 0.200 (1, 8)	0-1 F7		1-1 F9			0-0 G6-3			0-0 FC1-6 SH1-4 1B		1-3 K		5	0	1	0	0	1	0
<b>Roberto Alomar, S</b> OBP: 0.311, SLG: 0.304 (1, 4)	4-2 F7-4 S BB			1-1 G5-3		0-0 F9			2-0 SH1-4		1-1 G5-3		3	0	0	0	1	0	0
<b>Tony Gwynn, L</b> OBP: 0.391, SLG: 0.464 (1, 9)	2-2 F7-4 1-3			0-0 F7		2-1 G3-1			1-2 FC1-6		2-1 BB 1B		5	0	1	0	0	0	2
<b>Carmelo Martinez, R</b> OBP: 0.311, SLG: 0.348 (1, 7) (11, 3)		1-0 G6-3		3-2 1B		0-0 P5			2-2 F8		4-0 BB 1B		4	0	1	0	1	0	1
<b>Rob Nelson, L</b> OBP: 0.344, SLG: 0.370 <b>Bip Roberts, S</b> OBP: 0.357, SLG: 0.432 (1, 3) (10, PR) (11, 7)		1-3 K		3-2 F9		3-2 F9				4-2 G4-3 SH1-4 BB		1-3 K	3	0	0	0	1	1	1
<b>Luis Salazar, R</b> OBP: 0.285, SLG: 0.354 (1, 5)		2-0 1B			1-0 G5-3		2-0 F8			0-1 SH1-4		1-2 F8	4	0	1	0	0	0	0
<b>Mark Parent, R</b> OBP: 0.217, SLG: 0.359 (1, 2)		2-3 K			1-3 K			0-1 F9		1-0 G4-3		0-2 1B 1B	5	1	1	0	0	2	3
<b>Garry Templeton, S</b> OBP: 0.277, SLG: 0.332 (1, 6)			1-1 G4-3		0-0 2B			1-3 K		4-0 FC6-4 IBB		1-1 1B 1B	4	0	2	0	1	1	0
<b>Bruce Hurst, L</b> OBP: 0.094, SLG: 0.033 <b>Benito Santiago, R</b> OBP: 0.269, SLG: 0.371 <b>Greg Harris, R</b> (11, 1) <b>Jack Clark, R</b> OBP: 0.385, SLG: 0.352 (12, PH)			2-2 G3		2-3 K			3-3 K		0-1 FC6-4 1-2f		3-2 1B 1B	3	0	0	0	0	2	1

Inning Stats	R: 0	H: 0	E: 0	K: 8	S: 8	H: 1	LOB: 0	BB: 1	P: 14	R: 0	H: 1	E: 0	K: 2	S: 8	H: 0	LOB: 1	BB: 0	P: 14	R: 0	H: 1	E: 0	K: 0	S: 7	R: 0	H: 1	E: 0	K: 0	S: 10	H: 1	LOB: 1	BB: 0	P: 17	R: 0	H: 1	E: 0	K: 2	S: 9	H: 0	LOB: 0	BB: 0	P: 6	R: 0	H: 0	E: 0	K: 0	S: 6	R: 0	H: 0	E: 0	K: 2	S: 8	H: 0	LOB: 0	BB: 0	P: 12	R: 0	H: 1	E: 0	K: 0	S: 10	H: 0	LOB: 2	BB: 2	P: 16	R: 0	H: 1	E: 0	K: 2	S: 10	H: 1	LOB: 2	BB: 1	P: 19	R: 1	H: 3	E: 0	K: 0	S: 11	H: 0	LOB: 2	BB: 0	P: 16	1B: 7	2B: 2	3B: 0	HR: 0	SF: 0	SAC: 2	DP: 1	HBP: 0	WP: 0	PA: 45
--------------	------	------	------	------	------	------	--------	-------	-------	------	------	------	------	------	------	--------	-------	-------	------	------	------	------	------	------	------	------	------	-------	------	--------	-------	-------	------	------	------	------	------	------	--------	-------	------	------	------	------	------	------	------	------	------	------	------	------	--------	-------	-------	------	------	------	------	-------	------	--------	-------	-------	------	------	------	------	-------	------	--------	-------	-------	------	------	------	------	-------	------	--------	-------	-------	-------	-------	-------	-------	-------	--------	-------	--------	-------	--------


PITCHER	IP	WLS	BF	H	R	ER	SO	BB	IBB	HBP	BLK	WP	HR	S	P	ERA	WHIP
<b>Tom Browning, L</b> ERA: 3.31 (1, 1)	7.0		24	3	0	0	4	1	0	0	0	0	0	52	86	0.00	0.571
<b>Rob Dibble, R</b> ERA: 1.99 (8, 1)	1.0		4	1	0	0	2	0	0	0	0	0	0	9	13	0.00	1.000
<b>John Franco, L</b> ERA: 1.07 (9, 1)	3.0		13	1	0	0	2	2	1	0	0	0	0	26	47	0.00	1.000
<b>Tim Lincecum, L</b> ERA: 2.25 (12, 1)	0.1	L	3	2	1	1	0	0	0	0	0	0	0	8	10	27.00	6.000
<b>Kent Tekulve, R</b> ERA: 4.5 (12, 1)	0.0		1	1	0	0	0	0	0	0	0	0	0	3	6	∞	∞

**BOTTOM**

**Cincinnati Reds @ San Diego Padres**  
Jack Murphy Stadium, San Diego, CA

Thu Jun 15 1989, 6:33 AM EDT  
Att: 20,942 - Unknown

<b>AB</b>	<b>39</b>
<b>R</b>	<b>1</b>
<b>H</b>	<b>8</b>
<b>RBI</b>	<b>1</b>
<b>BB</b>	<b>4</b>
<b>SO</b>	<b>8</b>
<b>LOB</b>	<b>12</b>



PITCHER	IP	WLS	BF	H	R	ER	SO	BB	IBB	HBP	BLK	WP	HR	S	P	ERA	WHIP
---------	----	-----	----	---	---	----	----	----	-----	-----	-----	----	----	---	---	-----	------

Batter	1	2	3	4	5	6	7	8	9	AB R H RBI BB SO LOB	TOP																
Chris Sabo, R (1, 5) OBP: 0.309, SLG: 0.393	0-3 K			2-1 G5-3		1-0 G5-3		1-0 P6		4 0 0 0 0 1 1																	
Todd Benzinger, S (1, 3) OBP: 0.281, SLG: 0.358	1-0 G4-3			2-3 K		0-0 F7			2-1 1B 2B	4 1 1 0 0 1 1																	
Barry Larkin, R (1, 6) OBP: 0.389, SLG: 0.472	1-0 G5-3			1-0 F8			1-0 G4-3 2B 2B		1-1 P6	4 1 1 0 0 0 1																	
Paul O'Neill, L (1, 9) OBP: 0.349, SLG: 0.469		2-0 G4-3			0-0 HR		2-0 F9		1-2 HR 1B	4 2 2 2 0 0 1																	
Ken Griffey, L (1, 7) OBP: 0.360, SLG: 0.443		1-1 F8			2-2 G4-3		0-0 G4-3		0-0 HR	3 0 0 0 0 0 1																	
Eric Davis, R (9, PH) OBP: 0.367, SLG: 0.564							2-3		1-H	1 1 1 2 0 0 0																	
Van Snider, L (9, 7)										0 0 0 0 0 0 0																	
Rolando Roomes, R (1, 8) OBP: 0.308, SLG: 0.483		0-1 G5-3			0-0 B5-3		0-0 2B		1-3 K	4 0 1 1 0 1 0																	
Jeff Reed, L (1, 2) OBP: 0.285, SLG: 0.316				1-2 G4-6-3 1B		1-2 G3		1-2 L6		4 0 1 0 0 1 1																	
Lenny Harris, L (1, 4) OBP: 0.280, SLG: 0.272				2-2 G4-6-3 1-2f		0-0 F8		3-2 G4-3		3 0 0 0 0 0 1																	
Rick Mahler, R (1, 1) OBP: 0.282, SLG: 0.250				1-0 G1-3		1-0 2B		1-0 P6		2 0 1 0 0 0 0																	
Dave Collins, S (8, PH) OBP: 0.323, SLG: 0.250										1 0 0 0 0 0 0																	
Norm Charlton, S (8, 1)										0 0 0 0 0 0 0																	
John Franco, L (9, 1)										0 0 0 0 0 0 0																	
<b>Inning Stats</b>	R: 0 E: 0 K: 1 S: 5	H: 0 LOB: 0 BB: 0 P: 7	R: 0 E: 0 K: 0 S: 5	H: 0 LOB: 0 BB: 0 P: 8	R: 0 E: 0 K: 0 S: 7	H: 1 LOB: 0 BB: 0 P: 11	R: 0 E: 0 K: 1 S: 6	H: 0 LOB: 0 BB: 0 P: 11	R: 1 E: 0 K: 0 S: 9	H: 1 LOB: 0 BB: 0 P: 12	R: 0 E: 0 K: 0 S: 4	H: 1 LOB: 1 BB: 0 P: 6	R: 1 E: 0 K: 0 S: 7	H: 2 LOB: 1 BB: 0 P: 11	R: 0 E: 0 K: 0 S: 5	H: 0 LOB: 0 BB: 0 P: 10	R: 3 E: 0 K: 2 S: 17	H: 3 LOB: 0 BB: 0 P: 23	1B: 2 2B: 4 3B: 0 HR: 2	SF: 0 SAC: 0 DP: 1 HBP: 0	WP: 0 PB: 0 SB: 0 CS: 0	PA: 34					
<b>PITCHER</b>	IP WLS BF H R ER SO BB IBB HBP BLK WP HR S P ERA WHIP																										
Rick Reuschel, R (1, 1) ERA: 2.18	8.0		28	5	2	2	2	0	0	0	0	0	1	48	76	2.25	0.625										
Craig Lefferts, L (9, 1) ERA: 1.93	0.1		3	2	2	2	0	0	0	0	0	0	0	7	11	54.00	6.000										
Rich Gossage, R (9, 1) ERA: 1.19	0.2	L	3	1	1	1	2	0	0	0	0	0	1	10	12	13.50	1.500										

Cincinnati Reds @ San Francisco Giants  
 Candlestick Park, San Francisco, CA  
 Fri Jun 16 1989, 10:05 PM EDT  
 Att: 23,986 - Unknown

AB	34
R	5
H	8
RBI	5
BB	0
SO	4
LOB	7



Batter	1	2	3	4	5	6	7	8	9	AB R H RBI BB SO LOB
<b>Brett Butler, L</b> OBP: 0.381, SLG: 0.366 (1, 8) X	0-0 G6-3 2B		1-1 CS 1B			0-0 G1-4-3	1-2 P6		0-0 G4-3	5 1 2 0 0 0 2
<b>Robby Thompson, R</b> OBP: 0.367, SLG: 0.494 (1, 4) L F X	0-2 G6-3 2-3		1-0 P4 1-2			2-1 1B SF9 1B	1-1 HR			4 2 2 2 0 0 2
<b>Will Clark, L</b> OBP: 0.421, SLG: 0.564 (1, 3) X	0-0 G6-3			0-3 K		3-1 WP SF9 1B	1-3 K			4 0 1 1 0 2 0
<b>Kevin Mitchell, R</b> OBP: 0.388, SLG: 0.697 (1, 7) C B F X	1-2 L5			4-1 FC6-4 BB		0-0 SF9		1-3 K		2 0 0 1 1 1 0
<b>Ernest Riles, L</b> OBP: 0.355, SLG: 0.449 (1, 5) B C X		1-1 G6-3		1-1 F8		4-0 WP IBB		1-0 G6-3		3 0 0 0 1 0 1
<b>Candy Maldonado, R</b> OBP: 0.288, SLG: 0.318 (1, 9) B B B B		4-0 FC6-4 BB		2-2 FC6-4 1-2f		4-2 BB		0-1 G5-3		2 0 0 0 2 0 1 0 0 0 0 0 0 0
<b>Terry Kennedy, L</b> OBP: 0.317, SLG: 0.379 (1, 2) X		0-0 F8			2-3 K	1-2 P6			1-1 SH1-4 1B	3 0 0 0 0 1 4 1 0 1 0 0 0 0
<b>Greg Litton, R</b> OBP: 0.400, SLG: 0.519 (9, PH)										
<b>Jose Uribe, S</b> OBP: 0.296, SLG: 0.308 (1, 6) X		0-0 FC6-4 1-2f			3-2 F7		0-0 HR 2B		1-0 SH1-4	3 1 1 0 0 0 1
<b>Rick Reuschel, R</b> OBP: 0.139, SLG: 0.088 (1, 1) X			0-0 G6-3			1-3 K			1-2 P4	3 0 0 0 0 2 1 0 0 0 0 0 0 0 1 0 0 0 0 0 1
<b>Craig Lefferts, L</b> OBP: 0.263, SLG: 0.257 (9, 9)										

Inning Stats	R: 1 E: 0 K: 0 S: 8	H: 1 LOB: 0 BB: 0 P: 9	R: 0 E: 0 K: 0 S: 4	H: 0 LOB: 1 BB: 1 P: 9	R: 0 E: 0 K: 0 S: 5	H: 1 LOB: 0 BB: 0 P: 6	R: 0 E: 0 K: 1 S: 9	H: 0 LOB: 1 BB: 1 P: 16	R: 0 E: 0 K: 2 S: 11	H: 0 LOB: 0 BB: 0 P: 17	R: 1 E: 0 K: 0 S: 11	H: 2 LOB: 3 BB: 2 P: 25	R: 2 E: 0 K: 2 S: 13	H: 2 LOB: 0 BB: 0 P: 16	R: 0 E: 0 K: 1 S: 6	H: 0 LOB: 0 BB: 0 P: 8	R: 0 E: 0 K: 0 S: 7	H: 1 LOB: 1 BB: 0 P: 10	1B: 4 2B: 2 3B: 0 HR: 1	SF: 1 SAC: 1 DP: 0 HBP: 0
--------------	------------------------------	---------------------------------	------------------------------	---------------------------------	------------------------------	---------------------------------	------------------------------	----------------------------------	-------------------------------	----------------------------------	-------------------------------	----------------------------------	-------------------------------	----------------------------------	------------------------------	---------------------------------	------------------------------	----------------------------------	----------------------------------	------------------------------------

PITCHER	IP	WLS	BF	H	R	ER	SO	BB	IBB	HBP	BLK	WP	HR	S	P	ERA	WHIP
<b>Rick Mahler, R</b> ERA: 3.36 (1, 1)	7.0		30	6	4	4	5	3	1	0	0	1	1	61	98	5.14	1.286
<b>Norm Charlton, L</b> ERA: 3.41 (8, 1)	1.0	W	3	0	0	0	1	0	0	0	0	0	0	6	8	0.00	0.000
<b>John Franco, L</b> ERA: 1.04 (9, 1)	1.0	S	4	1	0	0	0	0	0	0	0	0	0	7	10	0.00	1.000

**BOTTOM**

**Cincinnati Reds @ San Francisco Giants**  
Candlestick Park, San Francisco, CA

Fri Jun 16 1989, 10:05 PM EDT  
Att. 23,986 - Unknown

<b>AB</b>	<b>31</b>
<b>R</b>	<b>4</b>
<b>H</b>	<b>7</b>
<b>RBI</b>	<b>4</b>
<b>BB</b>	<b>4</b>
<b>SO</b>	<b>6</b>
<b>LOB</b>	<b>13</b>

WP: 1 PA: 37  
PB: 0  
SB: 0  
CS: 1



PITCHER	IP	WLS	BF	H	R	ER	SO	BB	IBB	HBP	BLK	WP	HR	S	P	ERA	WHIP
---------	----	-----	----	---	---	----	----	----	-----	-----	-----	----	----	---	---	-----	------

Batter	1	2	3	4	5	6	7	8	9	AB R H RBI BB SO LOB	TOP
Chris Sabo, R (1, 5) OBP: 0.312, SLG: 0.396	4-0 BB BB		0-1 F7		3-1 G6-3			3-2 2B		3 0 1 0 1 0 0	
Todd Benzinger, S (1, 3) OBP: 0.285, SLG: 0.357	4-0 SAFE BB BB		0-0 G4-3			0-1 G4-3 1B		1-1 G1-3		3 0 1 0 1 0 1	
Barry Larkin, R (1, 6) OBP: 0.388, SLG: 0.471 Luis Quinones, S (6, 4) OBP: 0.238, SLG: 0.550	2-2 F7		2-2 1B			1-0 G4-3 1-2f		2-0 G5-3		3 0 1 0 0 0 3 1 0 0 0 0 0 1	
Eric Davis, R (1, 8) OBP: 0.365, SLG: 0.554	1-3 K		3-2 G5-3			4-1 1B BB		0-0 G6-3		3 0 0 0 1 1 4	
Rolando Roomes, R (1, 7) OBP: 0.305, SLG: 0.473	0-0 FC6-4 1-2f			2-1 G6-3		0-0 1-2 1B		2-1 G6-3		4 0 1 0 0 0 2	
Paul O'Neill, L (1, 9) OBP: 0.347, SLG: 0.478		3-2 HR		2-2 G6-3		2-3 K		0-0 G4-3		4 1 1 1 0 1 2	
Bo Diaz, R (1, 2) OBP: 0.193, SLG: 0.202		1-3 K		0-0 G4-3			1-2 P3	2-2 F8		4 0 0 0 0 1 0	
Lenny Harris, L (1, 4) OBP: 0.282, SLG: 0.274		0-1 F7			0-0 CS 1B		1-0 G1-3			3 0 1 0 0 0 0	
Danny Jackson, R (1, 1) OBP: 0.214, SLG: 0.214 Skeeter Barnes, R (5, PH) Kent Tekulve, R (5, 1) Dave Collins, S (7, PH) Tim Birtsas, L (7, 1)		1-3 K			3-2 P5 1-2		0-0 P5			1 0 0 0 0 1 0 1 0 0 0 0 0 1 0 0 0 0 0 0 0 1 0 0 0 0 0 0 0 0 0 0 0 0 0	
<b>Inning Stats</b>	R: 0 E: 0 K: 1 S: 7 H: 0 LOB: 2 BB: 2 P: 18	R: 1 E: 0 K: 2 S: 11 H: 1 LOB: 0 BB: 0 P: 16	R: 0 E: 0 K: 0 S: 11 H: 1 LOB: 1 BB: 0 P: 16	R: 0 E: 0 K: 0 S: 6 H: 0 LOB: 0 BB: 0 P: 10	R: 0 E: 0 K: 0 S: 8 H: 1 LOB: 0 BB: 0 P: 14	R: 0 E: 0 K: 1 S: 9 H: 2 LOB: 2 BB: 1 P: 16	R: 0 E: 0 K: 0 S: 6 H: 0 LOB: 0 BB: 0 P: 8	R: 0 E: 0 K: 0 S: 8 H: 1 LOB: 1 BB: 0 P: 14	R: 0 E: 0 K: 0 S: 6 H: 0 LOB: 0 BB: 0 P: 10	1B: 4 2B: 1 3B: 0 HR: 1 SF: 0 SAC: 0 DP: 1 HBP: 0	WP: 0 PB: 0 SB: 0 CS: 1 PA: 34
<b>PITCHER</b> Dennis Cook, L (1, 1) ERA: 1.8	IP WLS BF H R ER SO BB IBB HBP BLK WP HR S P ERA WHIP										
	9.0 W 34 6 1 1 4 3 0 0 0 0 1 72 122 1.00 1.000										

Cincinnati Reds @ San Francisco Giants  
 Candlestick Park, San Francisco, CA  
 Sat Jun 17 1989, 6:33 AM EDT  
 Att. 34,476 - Unknown

livebaseballscorecards.com

AB	31
R	1
H	6
RBI	1
BB	3
SO	4
LOB	14



Batter	1	2	3	4	5	6	7	8	9
<b>Brett Butler, L</b> (1, 8) OBP: 0.382, SLG: 0.380	2-3 K	0-2 1B		0-0 G1-3		1-1 HR		0-2 G1-3	
<b>Robby Thompson, R</b> (1, 4) OBP: 0.368, SLG: 0.500	3-1 SF8	1 SAFE F6		2-0 1B		1-3 K		1-3 K	
<b>Will Clark, L</b> (1, 3) OBP: 0.422, SLG: 0.563	0-0 SF8		2-2 1B	4-0 1B			0-2 G3		
<b>Kevin Mitchell, R</b> (1, 7) OBP: 0.389, SLG: 0.707	1-1 G5-3		1-1 HR	0-1 FC6-4			2-2 1B		
<b>Candy Maldonado, R</b> (1, 9) OBP: 0.292, SLG: 0.324		1-1 1B	4-0 BB		1-2 F9		2-0 P4		
<b>Greg Litton, R</b> (1, 5) OBP: 0.382, SLG: 0.484		1-0 1B	0-0 FC6-4		3-1 G1-3		1 SAFE 2-2 P4		
<b>Kirt Manwaring, R</b> (1, 2) OBP: 0.274, SLG: 0.263		0-0 FC1-6	2-2 1B		1-1 G4-3			4-1 G1-3	
<b>Jose Uribe, S</b> (1, 6) OBP: 0.300, SLG: 0.312		1-1 1B	0-0 1B		0-0 G4-3			1-2 G1-3	
<b>Dennis Cook, L</b> (1, 1) OBP: 0.167, SLG: 0.500		3-3 K		2-1 G6-3		1-2 G6-3		1-2 BLK	

Inning Stats	R: 1	H: 1	E: 0	K: 1	S: 8	LOB: 0	BB: 0	P: 14
	R: 2	H: 4	E: 0	K: 1	S: 15	LOB: 2	BB: 0	P: 21
	R: 2	H: 4	E: 0	K: 0	S: 11	LOB: 2	BB: 1	P: 20
	R: 0	H: 1	E: 0	K: 0	S: 6	LOB: 2	BB: 1	P: 14
	R: 0	H: 0	E: 0	K: 0	S: 7	LOB: 0	BB: 0	P: 12
	R: 1	H: 1	E: 0	K: 1	S: 9	LOB: 0	BB: 0	P: 12
	R: 0	H: 1	E: 0	K: 0	S: 12	LOB: 1	BB: 0	P: 17
	R: 2	H: 1	E: 0	K: 1	S: 18	LOB: 0	BB: 1	P: 25

PITCHER	IP	WLS	BF	H	R	ER	SO	BB	IBB	HBP	BLK	WP	HR	S	P	ERA	WHIP
<b>Danny Jackson, L</b> (1, 1) ERA: 6.03	4.0	L	22	10	5	5	2	2	0	0	0	0	1	40	69	11.25	3.000
<b>Kent Tekulve, R</b> (5, 1) ERA: 4.5	2.0		7	1	1	1	1	0	0	0	0	0	1	16	24	4.50	0.500
<b>Tim Birtsas, L</b> (7, 1) ERA: 2.7	2.0		9	2	2	2	1	1	0	0	1	0	0	30	42	9.00	1.500

**BOTTOM**

**Cincinnati Reds @ San Francisco Giants**  
Candlestick Park, San Francisco, CA

Sat Jun 17 1989, 6:33 AM EDT  
Att. 34,476 - Unknown

AB	R	H	RBI	BB	SO	LOB
5	1	2	2	0	1	0
5	1	2	0	0	2	2
2	1	1	1	1	0	0
4	1	2	2	0	0	2
3	1	1	0	1	0	1
4	0	1	1	0	0	2
3	2	1	0	1	0	1
4	0	2	0	0	0	1
4	1	1	1	0	1	2

AB	34
R	8
H	13
RBI	7
BB	3
SO	4
LOB	11

WP: 0 PA: 38  
PB: 0  
SB: 0  
CS: 1



WP	HR	S	P	ERA	WHIP
0	0	0	0	0	0

Batter	1	2	3	4	5	6	7	8	9	AB R H RBI BB SO LOB	TOP																									
Luis Quinones, S OBP: 0.200, SLG: 0.458 (1, 5)	1-1 G5-3		2-2 G5-4-3 1-2f		1-1 G5-3		2-3 K			4 0 0 0 0 1 1																										
Todd Benzinger, S OBP: 0.291, SLG: 0.363 (1, 3)	2-2 G6-3			4-1 BB 1B BB	2-1 2B			4-0 FC3-6 BB		2 1 1 0 2 0 0																										
Barry Larkin, R OBP: 0.383, SLG: 0.463 (1, 6)	2-2 G4-3			0-2 F8 1 SAFE	1-1 L8			3-1 F8 1 SAFE		4 0 0 0 0 0 3																										
Eric Davis, R OBP: 0.357, SLG: 0.542 (1, 8)		0-0 F8		1-2 F7 1 SAFE		0-3 K		0-0 FC3-6 1-2f		4 0 0 0 0 1 2 0 0 0 0 0 0 0																										
Rob Dibble, L (8, 1)																																				
Rolando Roomes, R OBP: 0.313, SLG: 0.485 (1, 7)		1-2 G3-1 2B		0-0 1B BB 1-2 1B		0-0 G3-1		0-0 F8		4 0 2 0 0 0 1																										
Paul O'Neill, L OBP: 0.350, SLG: 0.474 (1, 9)		1-1 G3-1		4-2 1B 1-2 2-3 BB		4-0 BB			1-2 P5	2 0 0 0 2 0 1																										
Bo Diaz, R OBP: 0.196, SLG: 0.205 (1, 2)		2-3		2-0 1-2 2-3 3-H 1B		1-2 F7			1-0 F9	4 0 1 1 0 0 2																										
Lenny Harris, L OBP: 0.271, SLG: 0.263 (1, 4)			0-0 F8																																	
Jose Rijo, R OBP: 0.242, SLG: 0.250 (1, 1)			1-1 G6-3		0-0 G6-3		0-0 G4-3		0-0 P4	4 0 0 0 0 0 3																										
Norm Charlton, S (7, 1)																																				
Joel Youngblood, R OBP: 0.321, SLG: 0.396 (8, 7)			0-1 G5-4-3 1B		0-3 K		2-1 P4			3 0 1 0 0 1 0 0 0 0 0 0 0 0 0 0 0 0 0 0 0																										
<b>Inning Stats</b>	R: 0 E: 0 K: 0 S: 9	H: 0 LOB: 0 BB: 0 P: 14	R: 0 E: 0 K: 0 S: 8	H: 1 LOB: 1 BB: 0 P: 10	R: 0 E: 0 K: 0 S: 8	H: 1 LOB: 0 BB: 0 P: 11	R: 1 E: 0 K: 0 S: 13	H: 2 LOB: 3 BB: 2 P: 24	R: 0 E: 0 K: 1 S: 9	H: 0 LOB: 1 BB: 1 P: 13	R: 0 E: 0 K: 1 S: 6	H: 0 LOB: 0 BB: 0 P: 10	R: 0 E: 0 K: 0 S: 4	H: 0 LOB: 1 BB: 1 P: 11	R: 0 E: 0 K: 0 S: 6	H: 0 LOB: 0 BB: 0 P: 8	1B: 3 2B: 2 3B: 0 HR: 0	SF: 0 SAC: 0 DP: 1 HBP: 0	WP: 0 PB: 0 SB: 0 CS: 0	PA: 35																
<b>PITCHER</b>	IP WLS BF H R ER SO BB IBB HBP BLK WP HR S P ERA WHIP																																			
Atlee Hammaker, L ERA: 3.41 (1, 1)	5.0		21	5	1	1	1	2	0	0	0	0	0	48	73	1.80	1.400																			
Michael LaCoss, R ERA: 1.81 (6, 1)	2.0	W	7	0	0	0	2	1	0	0	0	0	0	15	23	0.00	0.500																			
Ernie Camacho, R ERA: (8, 1)	0.0		1	0	0	0	0	1	0	0	0	0	0	0	4	∞	∞																			
Craig Leferts, L ERA: 1.85 (8, 1)	2.0	S	6	0	0	0	0	0	0	0	0	0	0	10	15	0.00	0.000																			

Cincinnati Reds @ San Francisco Giants  
 Candlestick Park, San Francisco, CA  
 Sun Jun 18 1989, 6:33 AM EDT  
 Att. 44,542 - Unknown

livebaseballscorecards.com

AB	31
R	1
H	5
RBI	1
BB	4
SO	3
LOB	13



Batter	1	2	3	4	5	6	7	8	9	AB R H RBI BB SO LOB
--------	---	---	---	---	---	---	---	---	---	----------------------

<b>Brett Butler, L</b> <small>OBP: 0.387, SLG: 0.386</small> <small>(1, 8)</small> 										4 1 3 1 0 0 0
<b>Robby Thompson, R</b> <small>OBP: 0.366, SLG: 0.500</small> <small>(1, 4)</small> 										4 0 1 1 0 1 3
<b>Will Clark, L</b> <small>OBP: 0.427, SLG: 0.563</small> <small>(1, 3)</small> 										2 0 1 0 2 0 2
<b>Kevin Mitchell, R</b> <small>OBP: 0.384, SLG: 0.695</small> <small>(1, 7)</small> 										4 0 0 0 0 1 4
<b>Ernest Riles, L</b> <small>OBP: 0.347, SLG: 0.437</small> <small>(1, 5)</small> 										4 0 0 0 0 0 1
<b>Pat Sheridan, L</b> <small>OBP: 0.324, SLG: 0.331</small> <small>(1, 9)</small> 										4 0 0 0 0 1 1
<b>Terry Kennedy, L</b> <small>OBP: 0.317, SLG: 0.378</small> <small>(1, 2)</small> <b>Donell Nixon, R</b> <small>OBP: 0.263, SLG: 0.257</small> <small>(7, PR)</small> <b>Kirt Manwaring, R</b> <small>OBP: 0.274, SLG: 0.263</small> <small>(8, 2)</small> 										3 0 1 0 0 0 0 0 1 0 0 0 0 0 0 0 0 0 0 0 0
<b>Jose Uribe, S</b> <small>OBP: 0.300, SLG: 0.312</small> <small>(1, 6)</small> 										3 0 1 0 0 0 0
<b>Atlee Hammaker, S</b> <small>OBP: 0.357, SLG: 0.429</small> <small>(1, 1)</small> <b>Michael LaCoss, R</b> <small>(6, 1)</small> <b>Ken Oberkfell, L</b> <small>OBP: 0.173, SLG: 0.214</small> <small>(7, PH)</small> <b>Ernie Camacho, R</b> <small>(8, 1)</small> <b>Craig Lefferts, L</b> <small>(8, 1)</small> 										2 0 0 0 0 0 0 0 0 0 0 0 0 0 1 0 0 0 0 0 2 0 0 0 0 0 0 0 0 0 0 0 0 0 0

Inning Stats	R: 0 E: 0 K: 1 S: 11	H: 0 LOB: 1 BB: 1 P: 20	R: 0 E: 0 K: 0 S: 7	H: 0 LOB: 0 BB: 0 P: 11	R: 1 E: 0 K: 0 S: 16	H: 2 LOB: 2 BB: 1 P: 25	R: 0 E: 0 K: 1 S: 7	H: 0 LOB: 0 BB: 0 P: 11	R: 0 E: 0 K: 0 S: 12	H: 1 LOB: 1 BB: 0 P: 15	R: 0 E: 0 K: 0 S: 8	H: 1 LOB: 1 BB: 0 P: 15	R: 1 E: 0 K: 0 S: 15	H: 3 LOB: 2 BB: 0 P: 22	R: 0 E: 0 K: 1 S: 9	H: 0 LOB: 0 BB: 0 P: 15	1B: 6 2B: 1 3B: 0 HR: 0	SF: 0 SAC: 0 DP: 0 HBP: 0	WP: 1 PB: 0 SB: 0 CS: 0	PA: 33
--------------	-------------------------------	----------------------------------	------------------------------	----------------------------------	-------------------------------	----------------------------------	------------------------------	----------------------------------	-------------------------------	----------------------------------	------------------------------	----------------------------------	-------------------------------	----------------------------------	------------------------------	----------------------------------	----------------------------------	------------------------------------	----------------------------------	--------

PITCHER	IP	WLS	BF	H	R	ER	SO	BB	IBB	HBP	BLK	WP	HR	S	P	ERA	WHIP
<b>Jose Rijo, R</b> <small>ERA: 2.81</small> <small>(1, 1)</small>	6.2	L	29	7	2	2	2	2	2	0	0	1	0	73	114	2.70	1.350
<b>Norm Charlton, L</b> <small>ERA: 3.38</small> <small>(7, 1)</small>	0.1		1	0	0	0	0	0	0	0	0	0	0	3	5	0.00	0.000
<b>Rob Dibble, R</b> <small>ERA: 1.94</small> <small>(8, 1)</small>	1.0		3	0	0	0	1	0	0	0	0	0	0	9	15	0.00	0.000

**BOTTOM**

**Cincinnati Reds @ San Francisco Giants**  
 Candlestick Park, San Francisco, CA  
 Sun Jun 18 1989, 6:33 AM EDT  
 Att. 44,542 - Unknown

AB	31
R	2
H	7
RBI	2
BB	2
SO	3
LOB	13







Batter	1	2	3	4	5	6	7	8	9	AB	R	H	RBI	BB	SO	LOB
Lonnie Smith, R OBP: 0.444, SLG: 0.560 (1, 7)	2-3 K		4-0 BB			1-0 F7		0-1 HR		3	1	1	2	1	1	0
Jeff Blausler, R OBP: 0.282, SLG: 0.379 (1, 5)	4-1 G1-3 BB		3-2 F8			2-1 F7		1-0 G5-3		3	0	0	0	1	0	1
Gerald Perry, L OBP: 0.356, SLG: 0.337 (1, 3)	0-2 G1-3 1B					0-0 F8		1-1 L4		4	0	2	0	0	0	0
Dale Murphy, R OBP: 0.301, SLG: 0.347 (1, 8)	0-0 G1-3					2-1 L6				4	1	1	0	0	1	3
Andres Thomas, R OBP: 0.252, SLG: 0.374 (1, 6)	1-2 G6-3					2-3 K				4	1	1	0	0	2	2
Geronimo Berroa, R OBP: 0.338, SLG: 0.405 (1, 9)		3-1 P3				0-3 K				2	0	0	0	0	1	0
Tommy Gregg, L OBP: 0.371, SLG: 0.417 (7, PH) (8, 9)										1	0	0	0	0	1	0
Jody Davis, R OBP: 0.243, SLG: 0.235 (1, 2)		3-3 K				1-0 P5				3	0	0	0	1	2	0
Jeff Treadway, L OBP: 0.330, SLG: 0.402 (1, 4)			0-0 F8			4-1 BB				3	0	1	2	1	0	0
Derek Lilliquist, L OBP: 0.222, SLG: 0.259 (1, 1)			1-1 G4-3			2-3 K				2	0	0	0	0	1	1
Jim Acker, R (6, 1)										0	0	0	0	0	0	0
Jeff Wetherby, L (8, PH)										1	1	1	0	0	0	0
Mark Eichhorn, R (9, 1)										0	0	0	0	0	0	0

Inning Stats	R: 0	H: 1	E: 0	K: 1	S: 12	P: 19	R: 0	H: 0	E: 0	K: 1	S: 7	P: 13	R: 0	H: 0	E: 0	K: 0	S: 5	R: 0	H: 0	E: 0	K: 2	S: 7	P: 10	R: 0	H: 0	E: 0	K: 2	S: 9	P: 16	R: 0	H: 1	E: 0	K: 0	S: 6	P: 11	R: 0	H: 0	E: 0	K: 3	S: 10	P: 14	R: 2	H: 2	E: 0	K: 0	S: 8	P: 12	R: 2	H: 3	E: 0	K: 0	S: 8	P: 18	1B: 5	2B: 1	3B: 0	HR: 1	SF: 0	SAC: 1	DP: 0	HBP: 0	WP: 0	PA: 35
PITCHER	IP	WLS	BF	H	R	ER	SO	BB	IBB	HBP	BLK	WP	HR	S	P	ERA	WHIP																																														
Tom Browning, L (1, 1)	6.0		22	2	0	0	6	3	0	0	0	0	0	46	82	0.00	0.833																																														
Rob Dibble, R (7, 1)	2.0		8	2	2	2	3	0	0	0	0	0	1	18	26	9.00	1.000																																														
John Franco, L (9, 1)	0.1	L	5	3	2	2	0	0	1	0	0	0	0	8	18	54.00	9.000																																														

BOTTOM

Cincinnati Reds @ Atlanta Braves  
 Atlanta-Fulton County Stadium, Atlanta, GA  
 Wed Jun 21 1989, 7:05 PM EDT  
 Unknown

livebaseballscorecards.com

AB	30
R	4
H	7
RBI	4
BB	4
SO	9
LOB	7



Batter	1	2	3	4	5	6	7	8	9	AB R H RBI BB SO LOB	TOP	
Chris Sabo, R (1, 5) OBP: 0.312, SLG: 0.392	1-1 CS 1B 1B	2-3 K			1-1 P6		3-2 G6-4-3 1B		2-3 K	5 0 2 0 0 2 1		
Kal Daniels, L (1, 7) OBP: 0.417, SLG: 0.356 Ken Griffey, L (5, PR) OBP: 0.356, SLG: 0.438 (5, 7) Joel Youngblood, R (7, PH) OBP: 0.317, SLG: 0.385 (7, 7)	1-2 BB CS 1B		3-3 K		0-1 WP 1B		3-1 SAFE G6-4-3 1-2f			3 0 1 0 0 1 0 0 0 0 0 0 0 0 1 0 0 0 0 0 1		
Todd Benzinger, S (1, 3) OBP: 0.300, SLG: 0.373	3-3 K 1-2 2-3		1-1 FC3-6 CS 1B		2 SAFE 2-3 K 2-3			1-3 K		4 0 1 0 0 3 3		
Paul O'Neill, L (1, 9) OBP: 0.357, SLG: 0.473	4-2 BB BB		1-2 FC3-6 1B		1-1 S 1B			1-0 2B 1B		3 0 3 0 1 0 0		
Herm Winningham, L (1, 8) OBP: 0.312, SLG: 0.343 Rolando Roomes, R (8, PH) OBP: 0.314, SLG: 0.471 (8, 8)	4-2 BB 1-2 2-3		0-0 FC3-6 1-2f 2-3		2-3 K		1 SAFE 1 SAFE 1 SAFE 2-3	2-3 K		2 0 0 0 1 1 3 1 0 0 0 0 1 1		
Luis Quinones, S (1, 4) OBP: 0.267, SLG: 0.481	3-3 K		1-1 CS 3-H	4-2 G6-3 BB		4-2 FC6 BB		0-0 2B		2 0 1 0 2 1 3		
Jeff Reed, L (1, 2) OBP: 0.281, SLG: 0.312 Bo Diaz, R (6, PH) OBP: 0.204, SLG: 0.213 (6, 2)		2-0 G3-1		3-2 F8		2-3 K		2-3 K		2 0 0 0 0 0 1 2 0 0 0 0 2 4		
Lenny Harris, L (1, 6) OBP: 0.270, SLG: 0.271		2-1 2B		1-0 G6-3 1-2f		1-0 FC6 1-2f		0-0 G1-3		4 0 1 0 0 0 3		
Rick Mahler, R (1, 1) OBP: 0.268, SLG: 0.237 Dave Collins, S (7, PH) OBP: 0.303, SLG: 0.233 Norm Charlton, S (7, 1) Eric Davis, R (9, PH) OBP: 0.356, SLG: 0.539		0-1 P2		0-0 L1			2-3 K		1-3 K	2 0 0 0 0 0 1 1 0 0 0 0 1 0 0 0 0 0 0 0 0 1 0 0 0 0 1 0		
<b>Inning Stats</b>	R: 0 H: 2 E: 0 LOB: 3 K: 2 BB: 2 S: 16 P: 32	R: 0 H: 1 E: 0 LOB: 1 K: 1 BB: 0 S: 9 P: 15	R: 0 H: 2 E: 0 LOB: 1 K: 1 BB: 0 S: 11 P: 17	R: 0 H: 0 E: 0 LOB: 0 K: 0 BB: 1 S: 8 P: 16	R: 0 H: 0 E: 1 LOB: 2 K: 1 BB: 0 S: 9 P: 12	R: 0 H: 1 E: 0 LOB: 2 K: 2 BB: 1 S: 16 P: 26	R: 0 H: 1 E: 0 LOB: 0 K: 1 BB: 0 S: 12 P: 20	R: 0 H: 2 E: 0 LOB: 2 K: 3 BB: 0 S: 12 P: 18	R: 0 H: 0 E: 0 LOB: 0 K: 2 BB: 0 S: 8 P: 11	1B: 7 SF: 0 2B: 3 SAC: 0 3B: 0 DP: 3 HR: 0 HBP: 0	WP: 1 PA: 38 PB: 0 SB: 1 CS: 3	
<b>PITCHER</b>	IP WLS BF H R ER SO BB IBB HBP BLK WP HR S P ERA WHIP											
29 John Smoltz, R (1, 1) ERA: 2.22	5.1 W 24 6 0 0 6 4 0 0 0 1 0 62 108 0.00 1.875											
Paul Assenmacher, L (6, 1) ERA: 3.16	2.0 7 2 0 0 3 0 0 0 0 0 0 24 37 0.00 1.000											
Mark Eichhorn, R (8, 1) ERA: 7.0	0.2 3 1 0 0 2 0 0 0 0 0 0 7 11 0.00 1.500											
Joe Boever, R (9, 1) ERA: 2.21	1.0 S 3 0 0 0 2 0 0 0 0 0 0 8 11 0.00 0.000											

Cincinnati Reds @ Atlanta Braves  
Atlanta-Fulton County Stadium, Atlanta, GA

Wed Jun 21 1989, 7:05 PM EDT  
Att. 10,247 - Unknown

AB	33
R	0
H	9
RBI	0
BB	4
SO	13
LOB	21





Batter	1	2	3	4	5	6	7	8	9	AB R H RBI BB SO LOB	TOP			
Chris Sabo, R (1, 5) OBP: 0.314, SLG: 0.394 Lenny Harris, L (8, 5) OBP: 0.267, SLG: 0.269	3-2 F7		2-0 P5		0-0 HR 1B	0-1 1-2 2-H 1B			0-1 4-3	4 1 2 1 0 0 1 1 0 0 0 0 0 0				
Todd Benzinger, S (1, 3) OBP: 0.305, SLG: 0.384	0-1 6-3		4-2 HR BB		2-2 HR 1-H	2-3 K			4-0 1B BB	3 2 1 2 2 1 2				
Barry Larkin, R (1, 6) OBP: 0.381, SLG: 0.470	1-0 F8		2-1 HR 1-H 2-H		0-0 6-3				1-1 1-2 1B	5 1 2 3 0 1 0				
Rolando Roomes, R (1, 8) OBP: 0.309, SLG: 0.453		2-3 K	4-2 BB		3-3 K				2-3 K	4 0 0 0 1 3 2				
Paul O'Neill, L (1, 9) OBP: 0.350, SLG: 0.463		2-2 6-3	0-0 4-3		3-2 F7				0-1 1-3	5 0 0 0 0 0 3				
Joel Youngblood, R (1, 7) OBP: 0.313, SLG: 0.375 Herm Winningham, L (7, 7) OBP: 0.312, SLG: 0.343		3-2 1B			0-0 F8				2-3 K	4 0 1 0 0 1 1 0 0 0 0 0 0 0				
Bo Diaz, R (1, 2) OBP: 0.206, SLG: 0.224		0-0 F8			3-1 2B				0-1 F9	4 0 1 0 0 0 1				
Luis Quinones, S (1, 4) OBP: 0.294, SLG: 0.516			0-1 HR SH3-4 1B		2-2 P3				1-2 1-3	4 2 2 0 0 0 1				
Scott Scudder, R (1, 1) Rob Dibble, L (8, 1)			1-0 SH3-4		2-3 K				0-0 P4	2 0 0 0 1 1 1 0 0 0 0 0 0 0				
<b>Inning Stats</b>	R: 0 E: 0 K: 0 S: 6 H: 0 LOB: 0 BB: 0 P: 10	R: 0 E: 0 K: 1 S: 11 H: 1 LOB: 1 BB: 0 P: 18	R: 3 E: 0 K: 0 S: 16 H: 2 LOB: 1 BB: 2 P: 29	R: 0 E: 0 K: 1 S: 10 H: 1 LOB: 1 BB: 0 P: 17	R: 2 E: 0 K: 1 S: 11 H: 2 LOB: 0 BB: 0 P: 19	R: 1 E: 0 K: 1 S: 14 H: 2 LOB: 2 BB: 1 P: 21	R: 0 E: 1 K: 2 S: 11 H: 0 LOB: 1 BB: 0 P: 17	R: 0 E: 0 K: 0 S: 6 H: 0 LOB: 0 BB: 0 P: 7	R: 0 E: 0 K: 1 S: 9 H: 1 LOB: 2 BB: 1 P: 16	1B: 5 2B: 2 3B: 0 HR: 2 SF: 0 SAC: 1 DP: 0 HBP: 0	WP: 0 PB: 0 SB: 0 CS: 0 PA: 41			
<b>PITCHER</b>	IP WLS BF H R ER SO BB IBB HBP BLK WP HR S P ERA WHIP												<b>PITCHER</b>	IP WLS BF H R ER SO BB IBB HBP BLK WP HR S P ERA WHIP
Tom Glavine, L (1, 1) ERA: 3.57	4.0 L 20 6 5 5 2 2 0 0 0 0 0 2 47 80 11.25 2.000													
Jim Acker, R (5, 1) ERA: 3.02	1.0 3 0 0 0 1 0 0 0 0 0 0 0 7 13 0.00 0.000													
José Alvarez, R (6, 1) ERA: 2.59	2.0 10 2 1 1 3 1 0 0 0 0 0 0 25 38 4.50 1.500													
Mark Eichhorn, R (8, 1) ERA: 5.73	2.0 8 1 0 0 1 1 0 0 0 0 0 0 15 23 0.00 1.000													

Cincinnati Reds @ Atlanta Braves  
Atlanta-Fulton County Stadium, Atlanta, GA

Thu Jun 22 1989, 7:05 PM EDT  
Att. 10,203 - Unknown - 75 F

livebaseballscorecards.com

AB	36
R	6
H	9
RBI	6
BB	4
SO	7
LOB	12



Batter	1	2	3	4	5	6	7	8	9	AB	R	H	RBI	BB	SO	LOB
Lonnie Smith, R OBP: 0.445, SLG: 0.558 (1, 7)	0-0 F9		1-0 F7		1-0 F7			2-0 1B		4	1	2	0	0	0	1
Jeff Treadway, L OBP: 0.332, SLG: 0.411 (1, 4)	1-0 F9		2-2 F8			0-0 F7		1-2 1B		4	0	1	0	0	0	2
Tommy Gregg, L OBP: 0.363, SLG: 0.404 (1, 9)	0-1 F8			2-0 4-3		1-2 P5		0-0 1B		4	0	1	1	0	0	0
Dale Murphy, R OBP: 0.297, SLG: 0.346 (1, 8)		0-3 K		3-2 2B		2-3 K		0-3 K		4	0	1	0	0	3	2
Gerald Perry, L OBP: 0.350, SLG: 0.335 (1, 3)		3-1 F8		1-2 2B			1-1 1-3		0-3 K	4	0	1	0	0	1	2
Andres Thomas, R OBP: 0.245, SLG: 0.364 (1, 6)		0-1 F8		2-2 F7			0-2 F8		3-2 6-3	4	0	0	0	0	0	3
Jeff Blauser, R OBP: 0.275, SLG: 0.368 (1, 5)			2-3 K		2-3 K		0-0 E2		3-3 K	4	0	0	0	0	3	0
Bruce Benedict, R OBP: 0.319, SLG: 0.260 (1, 2)		4-0 1B		4-1 FC3-6		1-2 1B		0-0 L4		1	0	1	0	2	0	0
Geronimo Berroa, R (9, PH) OBP: 0.333, SLG: 0.400							1-2 1B			1	0	0	0	0	0	0
Tom Glavine, L OBP: 0.232, SLG: 0.250 (5, 1)			1-3 K		0-0 FC3-6		2-1 L3		2-3 K	1	0	0	0	0	1	1
Jim Acker, R (5, PH)										0	0	0	0	0	0	0
Dion James, L OBP: 0.363, SLG: 0.325 (6, 1)										0	0	0	0	0	0	1
José Álvarez, R (8, 1)										0	0	0	0	0	0	0
Jeff Wetherby, L OBP: 0.167, SLG: 0.833 (7, PH)										1	0	0	0	0	0	2
Mark Eichhorn, R (8, 1)										0	0	0	0	0	0	0
Darrell Evans, L OBP: 0.291, SLG: 0.323 (9, PH)										1	0	0	0	0	1	0

Inning Stats	R: 0	H: 0	E: 0	LOB: 0	K: 0	BB: 0	S: 4	P: 5	R: 0	H: 0	E: 0	LOB: 0	K: 1	BB: 0	S: 7	P: 10	R: 0	H: 1	E: 0	LOB: 2	K: 2	BB: 1	S: 15	P: 25	R: 0	H: 2	E: 0	LOB: 1	K: 0	BB: 0	S: 14	P: 22	R: 0	H: 0	E: 0	LOB: 1	K: 1	BB: 1	S: 6	P: 13	R: 0	H: 0	E: 0	LOB: 0	K: 1	BB: 0	S: 8	P: 11	R: 0	H: 1	E: 1	LOB: 2	K: 0	BB: 0	S: 11	P: 15	R: 1	H: 3	E: 0	LOB: 2	K: 2	BB: 0	S: 15	P: 21	R: 0	H: 0	E: 0	LOB: 0	K: 2	BB: 0	S: 9	P: 14	R: 0	H: 0	E: 0	LOB: 0	K: 2	BB: 0	S: 9	P: 14	1B: 5	SF: 0	2B: 2	SAC: 0	3B: 0	DP: 0	HR: 0	HBP: 0	WP: 0	PA: 36
--------------	------	------	------	--------	------	-------	------	------	------	------	------	--------	------	-------	------	-------	------	------	------	--------	------	-------	-------	-------	------	------	------	--------	------	-------	-------	-------	------	------	------	--------	------	-------	------	-------	------	------	------	--------	------	-------	------	-------	------	------	------	--------	------	-------	-------	-------	------	------	------	--------	------	-------	-------	-------	------	------	------	--------	------	-------	------	-------	------	------	------	--------	------	-------	------	-------	-------	-------	-------	--------	-------	-------	-------	--------	-------	--------

PITCHER	IP	WLS	BF	H	R	ER	SO	BB	IBB	HBP	BLK	WP	HR	S	P	ERA	WHIP
Scott Scudder, R (1, 1) ERA: 3.71	7.0		30	7	1	1	5	2	0	0	0	0	0	70	109	1.29	1.286
Rob Dibble, R (8, 1) ERA: 2.15	2.0		6	0	0	0	4	0	0	0	0	0	0	19	27	0.00	0.000


**BOTTOM**

**Cincinnati Reds @ Atlanta Braves**  
Atlanta-Fulton County Stadium, Atlanta, GA

Thu Jun 22 1989, 7:05 PM EDT  
Att: 10,203 - Unknown - 75 F

AB	34
R	1
H	7
RBI	1
BB	2
SO	9
LOB	14

livebaseballscorecards.com



# Los Angeles Dodgers @ Cincinnati Reds

## Riverfront Stadium, Cincinnati, OH

Fri Jun 23 1989, 7:05 PM EDT  
Att. 33,933 - Unknown - 86 F

[livebaseballscorecards.com](http://livebaseballscorecards.com)

<b>AB</b>	<b>35</b>
<b>R</b>	<b>1</b>
<b>H</b>	<b>10</b>
<b>RBI</b>	<b>1</b>
<b>BB</b>	<b>1</b>
<b>SO</b>	<b>6</b>
<b>LOB</b>	<b>15</b>



Batter	1	2	3	4	5	6	7	8	9	AB R H RBI BB SO LOB	TOP											
Kirk Gibson, L (1, 7) OBP: 0.366, SLG: 0.447	0-1 G3		3-1 P5		2-2 P6			3-2 F9		4 0 0 0 0 0 2												
Willie Randolph, R (1, 4) OBP: 0.389, SLG: 0.326	1-2 F9			1-0 G3-1 1B	0-1 1B			4-0 BB		3 0 2 0 1 0 0												
Eddie Murray, S (1, 3) OBP: 0.342, SLG: 0.371	2-2 G6-3			2-2 G3-1 1B	0-1 1B			1-0 F8		4 0 2 0 0 0 1												
Mike Davis, L (1, 9) OBP: 0.306, SLG: 0.387		0-1 P6		2-1 G3-1		1-0 G3		0-0 G4-3		3 0 0 0 0 0 2												
Mickey Hatcher, R (8, PH) OBP: 0.306, SLG: 0.370				1-2 2-3						1 0 0 0 0 0 1												
Mike Scioscia, L (1, 2) OBP: 0.341, SLG: 0.338		2-1 P6		0-0 P4		1-1 G4-3			3-2 1B 1B 1B	3 0 0 0 0 0 2												
Mariano Duncan, R (9, PH) OBP: 0.278, SLG: 0.366										1 0 1 0 0 0 0												
Jeff Hamilton, R (1, 5) OBP: 0.261, SLG: 0.395		0-2 G6-3		1-0 G4-3		0-0 G6-3			3-3 K	4 0 0 0 0 1 3												
John Shelby, S (1, 8) OBP: 0.226, SLG: 0.194			1-3 K		1-3 K				1-1 1B 1B	3 0 0 0 0 3 0												
Jose Gonzalez, R (9, PH) OBP: 0.351, SLG: 0.375									1-2 1B	1 0 1 0 0 0 0												
Alfredo Griffin, S (1, 6) OBP: 0.283, SLG: 0.326			0-0 2B		1-0 S 1B 2B				2-1 G6-4-3 1B	4 1 3 0 0 1 0												
Mike Morgan, R (1, 1) OBP: 0.111, SLG: 0.111									1-2 2-3	2 0 1 1 0 1 1												
Dave Anderson, R (7, PH) OBP: 0.284, SLG: 0.205			0-3 K		1-0 1B 1B				1-0 G6-4-3	1 0 0 0 0 0 0												
John Wetteland, R (7, 1)										0 0 0 0 0 0 0												
Rick Dempsey, R (9, PH) OBP: 0.270, SLG: 0.194					2-H 1B				1-2f	1 0 0 0 0 0 3												
<b>Inning Stats</b>	R: 0 E: 0 K: 0 S: 9	H: 0 LOB: 0 BB: 0 P: 12	R: 0 E: 0 K: 0 S: 7	H: 0 LOB: 0 BB: 0 P: 9	R: 0 E: 0 K: 2 S: 9	H: 1 LOB: 1 BB: 0 P: 13	R: 0 E: 0 K: 0 S: 8	H: 2 LOB: 2 BB: 0 P: 14	R: 1 E: 0 K: 1 S: 12	H: 4 LOB: 2 BB: 0 P: 17	R: 0 E: 0 K: 0 S: 4	H: 0 LOB: 0 BB: 0 P: 6	R: 0 E: 0 K: 2 S: 8	H: 0 LOB: 0 BB: 0 P: 12	R: 0 E: 0 K: 0 S: 5	H: 0 LOB: 1 BB: 1 P: 13	R: 0 E: 0 K: 1 S: 13	H: 3 LOB: 2 BB: 0 P: 23	1B: 8 2B: 2 3B: 0 HR: 0	SF: 0 SAC: 0 DP: 1 HBP: 0	WP: 0 PB: 0 SB: 1 CS: 0	PA: 36
<b>PITCHER</b>	IP WLS BF H R ER SO BB IBB HBP BLK WP HR S P ERA WHIP																					
Jose Rijo, R (1, 1) ERA: 2.76	5.0 W 21 7 1 1 3 0 0 0 0 0 0 0 45 65 1.80 1.400																					
Norm Charlton, L (6, 1) ERA: 2.92	3.0 10 0 0 0 2 1 0 0 0 0 0 0 17 31 0.00 0.333																					
John Franco, L (9, 1) ERA: 1.5	1.0 S 5 3 0 0 1 0 0 0 0 0 0 0 13 23 0.00 3.000																					

Batter	1	2	3	4	5	6	7	8	9
<b>Lenny Harris, L</b> OBP: 0.275, SLG: 0.286 (1, 4)	0-1 F8		1-1 G3-1 1B 2B		3-2 G3		1-2 WP 2-H 1B		
<b>Todd Benzinger, S</b> OBP: 0.304, SLG: 0.382 (1, 3)	1-2 1B 1B		1-1 G3-1 2-3		0-0 F7		1-3 2-3		
<b>Barry Larkin, R</b> OBP: 0.379, SLG: 0.467 (1, 6)	0-1 F9		3-1 2B 1B		0-1 G6-3		1-2 F9		
<b>Paul O'Neill, L</b> OBP: 0.352, SLG: 0.468 (1, 9)	3-1 1-2 1B		1-0 PB 1-H 2B		0-2 G3-1		0-2 F9		
<b>Ken Griffey, L</b> OBP: 0.356, SLG: 0.435 (1, 7)	0-3 K		2-3 K		0-0 G5-4-3 1B		0-3 K		
<b>Rolando Roomes, R</b> OBP: 0.306, SLG: 0.449 (8, 7)			2-3						
<b>Chris Sabo, R</b> OBP: 0.318, SLG: 0.397 (1, 5)		1-0 G4-6-3 1B		0-1 FC6-4 1B		0-0 G5-4-3 1-2f			
<b>Herm Winningham, L</b> OBP: 0.313, SLG: 0.342 (1, 8)		1-0 G4-6-3 1-2f		0-2 FC6-4 FC4-6 1-2f		1-1 1B 1B			
<b>Jeff Reed, L</b> OBP: 0.276, SLG: 0.306 (1, 2)		2-2 G3-1		1-1 FC4-6 1-2f		2-1 P6 1-2			
<b>Jose Rijo, R</b> OBP: 0.229, SLG: 0.235 (1, 1)			1-1 G5-3		0-2 G5-3		0-3 K		
<b>Norm Charlton, S</b> (6, 1)									
<b>John Franco, L</b> (9, 1)									

AB	R	H	RBI	BB	SO	LOB
4	1	2	1	0	0	0
4	0	1	0	0	1	2
4	1	1	1	0	0	1
4	0	2	1	0	0	0
3	0	1	0	0	2	3
1	0	0	0	0	1	0
3	0	2	0	0	0	1
3	1	1	0	0	0	2
3	0	0	0	0	0	2
2	0	0	0	0	0	1
1	0	0	0	0	1	1
0	0	0	0	0	0	0

**Los Angeles Dodgers @ Cincinnati Reds**  
Riverfront Stadium, Cincinnati, OH

**AB 32**  
**R 3**  
**H 10**  
**RBI 3**  
**BB 0**  
**SO 5**  
**LOB 13**



WP: 1 PA: 32  
PB: 1  
SB: 1  
CS: 0

Inning Stats		R: 0	H: 2	E: 0	K: 1	S: 13	R: 0	H: 1	E: 0	K: 0	S: 5	R: 2	H: 3	E: 0	K: 1	S: 13	R: 0	H: 1	E: 1	K: 0	S: 10	R: 0	H: 0	E: 0	K: 0	S: 6	R: 0	H: 1	E: 0	K: 0	S: 5	R: 1	H: 2	E: 0	K: 2	S: 13	R: 0	H: 0	E: 0	K: 1	S: 9
<b>Mike Morgan, R</b> ERA: 1.64 (1, 1)	IP: 6.0	WLS: L	BF: 24	H: 8	R: 2	ER: 2	SO: 2	BB: 0	IBB: 0	HBP: 0	BLK: 0	WP: 0	HR: 0	S: 52	P: 73	ERA: 3.00	WHIP: 1.333																								
<b>John Wetteland, R</b> ERA: 2.14 (7, 1)	IP: 2.0	WLS: L	BF: 8	H: 2	R: 1	ER: 1	SO: 3	BB: 0	IBB: 0	HBP: 0	BLK: 0	WP: 1	HR: 0	S: 22	P: 28	ERA: 4.50	WHIP: 1.000																								

AB	R	H	RBI	BB	SO	LOB	WP	HR	S	P	ERA	WHIP
32	3	10	3	0	5	13	1	0	73	28	3.00	1.333

Fri Jun 23 1989, 7:05 PM EDT  
Att: 33,933 - Unknown - 86 F

livebaseballscorecards.com

Batter	1	2	3	4	5	6	7	8	9	AB R H RBI BB SO LOB	TOP											
Mariano Duncan, R (1, 9) OBP: 0.289, SLG: 0.373 John Shelby, S (5, 8) OBP: 0.229, SLG: 0.193	2-3 	1-1 		1-0 	1-2 		4-2 		0-3 	4 1 2 1 0 1 2 1 0 0 0 1 1 0												
Willie Randolph, R (1, 4) OBP: 0.385, SLG: 0.324	2-3 	2-0 		1-2 		3-1 	0-2 		0-3 	5 0 1 1 0 2 2												
Kirk Gibson, L (1, 7) OBP: 0.367, SLG: 0.446	2-3 		0-0 	0-1 		0-0 		0-0 		5 1 2 1 0 1 1												
Eddie Murray, S (1, 3) OBP: 0.346, SLG: 0.371		3-2 	4-2 	4-0 		0-1 		1-2 		3 0 1 0 2 0 1												
Jeff Hamilton, R (1, 5) OBP: 0.279, SLG: 0.391 Dave Anderson, R (8, 5) OBP: 0.284, SLG: 0.205		2-3 	1-0 	0-0 		1-0 		1-0 		5 0 1 0 0 1 4 0 0 0 0 0 0 0												
Jose Gonzalez, R (1, 8) OBP: 0.381, SLG: 0.389 (5, 9)		4-2 	1-1 		0-0 		0-1 	3-2 		4 2 2 0 1 0 2												
Mike Scioscia, L (1, 2) OBP: 0.342, SLG: 0.340		2-2 	2-1 		1-2 		1-2 	0-1 		5 1 2 1 0 0 3												
Alfredo Griffin, S (1, 6) OBP: 0.292, SLG: 0.345		0-2 		3-3 	0-0 		0-1 	0-1 		5 2 3 2 0 1 1												
Fernando Valenzuela, L (1, 1) OBP: 0.111, SLG: 0.148 Franklin Stubbs, L (7, PH) OBP: 0.340, SLG: 0.378 Tim Belcher, R (7, 1) OBP: 0.118, SLG: 0.147		0-2 		0-0 	0-0 		0-1 		2-2 	2 2 2 1 0 0 0 1 1 1 2 0 0 0 1 0 0 0 0 0 0												
<b>Inning Stats</b>	R: 0 E: 0 K: 3 S: 10	H: 0 LOB: 0 BB: 0 P: 16	R: 4 E: 1 K: 1 S: 26	H: 4 LOB: 1 BB: 1 P: 40	R: 0 E: 0 K: 0 S: 11	H: 1 LOB: 2 BB: 1 P: 18	R: 2 E: 0 K: 1 S: 12	H: 3 LOB: 2 BB: 1 P: 21	R: 0 E: 0 K: 0 S: 9	H: 2 LOB: 2 BB: 0 P: 11	R: 0 E: 0 K: 0 S: 6	H: 1 LOB: 1 BB: 0 P: 10	R: 2 E: 0 K: 0 S: 15	H: 2 LOB: 1 BB: 1 P: 20	R: 2 E: 0 K: 0 S: 15	H: 4 LOB: 1 BB: 0 P: 20	R: 0 E: 0 K: 2 S: 9	H: 0 LOB: 0 BB: 0 P: 11	1B: 13 2B: 3 3B: 0 HR: 1	SF: 1 SAC: 1 DP: 1 HBP: 0	WP: 0 PB: 0 SB: 1 CS: 0	PA: 47
<b>PITCHER</b>	IP WLS BF H R ER SO BB IBB HBP BLK WP HR S P ERA WHIP																					
Tim Birtsas, L (1, 1) ERA: 3.34	2.1 L 14 5 4 3 4 2 0 0 0 0 0 0 43 67 11.57 3.000																					
Mike Griffin, R (3, 1) ERA: 4.91	3.2 18 6 2 2 1 0 1 0 0 0 0 0 31 49 4.91 1.636																					
Kent Tekulve, R (7, 1) ERA: 5.25	2.0 12 6 4 4 0 1 0 0 0 0 0 1 30 40 18.00 3.500																					
Rob Dibble, R (9, 1) ERA: 2.1	1.0 3 0 0 0 0 2 0 0 0 0 0 0 9 11 0.00 0.000																					

**Los Angeles Dodgers @ Cincinnati Reds**  
Riverfront Stadium, Cincinnati, OH

AB	41
R	10
H	17
RBI	9
BB	4
SO	7
LOB	16



Sat Jun 24 1989, 3:33 AM EDT  
Att. 37,211 - Cloudy - 90 F

WP: 0	PA: 47
-------	--------





# Los Angeles Dodgers @ Cincinnati Reds

## Riverfront Stadium, Cincinnati, OH

Sun Jun 25 1989, 3:33 AM EDT  
Att. 36,063 - Cloudy - 90 F

AB	37
R	7
H	13
RBI	7
BB	3
SO	5
LOB	19



WP:	0	PA:	42
PB:	0		
SB:	2		
CS:	0		

AB	R	H	RBI	BB	SO	LOB
5	1	2	0	0	0	3
3	1	2	0	1	0	1
5	1	0	0	0	1	7
4	1	3	3	0	0	1
1	0	0	0	0	0	0
3	0	3	2	0	0	0
2	1	0	0	0	1	1
4	1	1	1	0	0	3
1	0	0	0	0	0	0
3	0	1	0	1	2	1
3	0	0	0	1	1	2
3	1	1	1	0	0	0

Batter	1	2	3	4	5	6	7	8	9
<b>Jose Gonzalez, R</b> OBP: 0.383, SLG: 0.390 (1, 8) (5, 9)	1-2 P4		3-2 P4		0-0 SH 1B			0-1 1B	
<b>Willie Randolph, R</b> OBP: 0.389, SLG: 0.327 (1, 4)	3-1 1B		4-2 FC5-4 BB		0-1 SH 2B	3-2 1B		1-2 P2	
<b>Kirk Gibson, L</b> OBP: 0.358, SLG: 0.433 (1, 7)	1-3 K		1-1 FC5-4 1B 1-2f 2-3		3-2 F9	1-2 G3-6-3		1-2 G3	
<b>Eddie Murray, S</b> OBP: 0.351, SLG: 0.380 <b>Franklin Stubbs, L</b> OBP: 0.333, SLG: 0.370 (1, 3) (8, 3)	0-0 F7		0-1 1B 1-2 3-H		3-2 S 1B	0-2 1B		3-2 F7	
<b>Mickey Hatcher, R</b> OBP: 0.324, SLG: 0.388 <b>John Shelby, S</b> OBP: 0.227, SLG: 0.191 (1, 9) (5, PR) (5, 8)		2-0 FC6-4 1B	0-1 FC6-4 1B 1-3 2-H		2-0 S 1B	3-3 K		3-1 P2	
<b>Jeff Hamilton, R</b> OBP: 0.279, SLG: 0.389 <b>Dave Anderson, R</b> OBP: 0.281, SLG: 0.203 (1, 5) (7, 5)		1-0 FC6-4 1-2f	0-0 FC6-4 1-2f		1-2 2B 1-H SF8 1B		0-1 F9		3-2 P6
<b>Rick Dempsey, R</b> OBP: 0.282, SLG: 0.215 (1, 2)		2-3 K		3-3 K	0-0 SF8 1-3 2B		4-2 BB G6-4-3		
<b>Alfredo Griffin, S</b> OBP: 0.291, SLG: 0.339 (1, 6)		1-3 K		2-1 L1	4-0 IBB		2-2 G6-4-3 1-2f		
<b>Orel Hershiser, R</b> OBP: 0.209, SLG: 0.341 (1, 1)			1-2 FC5-4 1B 2B	2-2 P5	0-2 SF8		0-0 G5-3		
<b>Inning Stats</b>	R: 0 E: 0 K: 1 S: 9 H: 1 LOB: 1 BB: 0 P: 14	R: 0 E: 0 K: 2 S: 8 H: 1 LOB: 1 BB: 0 P: 14	R: 2 E: 0 K: 0 S: 16 H: 3 LOB: 2 BB: 1 P: 25	R: 0 E: 0 K: 1 S: 9 H: 0 LOB: 0 BB: 0 P: 16	R: 5 E: 1 K: 0 S: 25 H: 5 LOB: 2 BB: 1 P: 40	R: 0 E: 0 K: 1 S: 17 H: 2 LOB: 1 BB: 0 P: 24	R: 0 E: 0 K: 0 S: 7 H: 0 LOB: 0 BB: 1 P: 13	R: 0 E: 0 K: 0 S: 9 H: 1 LOB: 1 BB: 0 P: 11	R: 0 E: 0 K: 0 S: 9 H: 0 LOB: 0 BB: 0 P: 18
<b>PITCHER</b>	IP WLS BF H R ER SO BB IBB HBP BLK WP HR S P ERA WHIP	IP WLS BF H R ER SO BB IBB HBP BLK WP HR S P ERA WHIP	IP WLS BF H R ER SO BB IBB HBP BLK WP HR S P ERA WHIP	IP WLS BF H R ER SO BB IBB HBP BLK WP HR S P ERA WHIP	IP WLS BF H R ER SO BB IBB HBP BLK WP HR S P ERA WHIP	IP WLS BF H R ER SO BB IBB HBP BLK WP HR S P ERA WHIP	IP WLS BF H R ER SO BB IBB HBP BLK WP HR S P ERA WHIP	IP WLS BF H R ER SO BB IBB HBP BLK WP HR S P ERA WHIP	IP WLS BF H R ER SO BB IBB HBP BLK WP HR S P ERA WHIP
<b>Tom Browning, L</b> ERA: 3.4 (1, 1)	4.1 L 23 8 6 5 4 1 0 0 0 0 0 55 90 10.38 2.077								
<b>Mike Griffin, R</b> ERA: 6.23 (5, 1)	0.2 5 2 1 1 0 0 0 1 0 0 0 0 12 19 13.50 3.000								
<b>Kent Tekulve, R</b> ERA: 5.11 (6, 1)	1.0 4 2 0 0 0 1 0 0 0 0 0 0 17 24 0.00 2.000								
<b>Tim Birtsas, L</b> ERA: 3.06 (7, 1)	3.0 10 1 0 0 0 0 1 0 0 0 0 0 25 42 0.00 0.667								

livebaseballscorecards.com

Batter	1	2	3	4	5	6	7	8	9	AB	R	H	RBI	BB	SO	LOB
Lenny Harris, L OBP: 0.285, SLG: 0.295 (1, 4) (9, 6)	0-0 B3		0-0 CS 1B		0-1 G4-3		0-2 G5-3 1B		2-1 G6-3	5	0	2	0	0	0	0
Herm Winningham, L OBP: 0.302, SLG: 0.329 (1, 8)	1-3 K		3-2 F8		0-3 K		1-2 G5-3 1B		0-1 G3	5	0	1	0	0	2	1
Barry Larkin, R OBP: 0.385, SLG: 0.471 Luis Quinones, S OBP: 0.294, SLG: 0.516 (1, 6) (9, 4)	1-0 1B		1-0 1B		0-1 1B		0-1 G5-3			4	0	3	0	0	0	2
Paul O'Neill, L OBP: 0.348, SLG: 0.459 (1, 9)	0-1 G4-3		3-2 F7		0-1 1B		0-2 G4-3			4	0	1	0	0	0	4
Chris Sabo, R OBP: 0.320, SLG: 0.398 (1, 5)		0-0 G5-3	2-1 CS		0-2 G4-3 2B		0-0 F7		0-1 G5-3	4	0	1	0	0	0	2
Ken Griffey, L OBP: 0.349, SLG: 0.423 (1, 7)		0-0 1B G3 1B		3-3 K		1-3 K		3-1 G1-3	4	0	1	0	0	2	1	
Todd Benzinger, S OBP: 0.305, SLG: 0.376 (1, 3)		2-1 G3		0-1 G4-3		1-1 G4-3 1B		4-1 BB	3	0	1	0	1	0	2	
Jeff Reed, L OBP: 0.282, SLG: 0.306 (1, 2)		2-1 1B		4-1 BB		0-0 G4-3		3-2 F9	3	0	1	0	1	0	2	
Tom Browning, L OBP: 0.184, SLG: 0.147 Mike Griffin, R OBP: 1.000, SLG: 1.000 Kent Tekulovic, R OBP: 0.413, SLG: 0.352 Kal Daniels, L OBP: 0.413, SLG: 0.352 Tim Birtsas, L OBP: 0.319, SLG: 0.393 (1, 1) (5, 1) (6, 1) (6, PH) (7, 1) (9, PH)		3-3 K		3-2 G6-3		0-3 K		2-1 F9	2	0	0	0	0	0	1	4

Inning Stats	R: 0	H: 1	E: 0	LOB: 1	K: 1	BB: 0	S: 7	P: 9	R: 0	H: 2	E: 0	LOB: 2	K: 1	BB: 0	S: 12	P: 19	R: 0	H: 2	E: 0	LOB: 1	K: 0	BB: 0	S: 12	P: 21	R: 0	H: 1	E: 0	LOB: 2	K: 1	BB: 1	S: 13	P: 23	R: 0	H: 2	E: 0	LOB: 2	K: 1	BB: 0	S: 10	P: 10	R: 0	H: 1	E: 0	LOB: 1	K: 2	BB: 0	S: 10	P: 12	R: 0	H: 2	E: 0	LOB: 1	K: 0	BB: 0	S: 16	P: 17	R: 0	H: 0	E: 0	LOB: 1	K: 0	BB: 1	S: 8	P: 18	R: 0	H: 0	E: 0	LOB: 0	K: 0	BB: 0	S: 6	P: 10	1B: 10	SF: 0	2B: 1	SAC: 0	3B: 0	DP: 1	HR: 0	HBP: 0	WP: 0	PA: 39
--------------	------	------	------	--------	------	-------	------	------	------	------	------	--------	------	-------	-------	-------	------	------	------	--------	------	-------	-------	-------	------	------	------	--------	------	-------	-------	-------	------	------	------	--------	------	-------	-------	-------	------	------	------	--------	------	-------	-------	-------	------	------	------	--------	------	-------	-------	-------	------	------	------	--------	------	-------	------	-------	------	------	------	--------	------	-------	------	-------	--------	-------	-------	--------	-------	-------	-------	--------	-------	--------

PITCHER	IP	WLS	BF	H	R	ER	SO	BB	IBB	HBP	BLK	WP	HR	S	P	ERA	WHIP
Orel Hershiser, R ERA: 2.24 (1, 1)	9.0	W	38	11	0	0	6	2	0	0	0	0	0	94	139	0.00	1.444

**BOTTOM**

**Los Angeles Dodgers @ Cincinnati Reds**  
 Riverfront Stadium, Cincinnati, OH  
 Sun Jun 25 1989, 3:33 AM EDT  
 Att: 36,063 - Cloudy - 90 F

livebaseballscorecards.com

<b>AB</b>	<b>36</b>
<b>R</b>	<b>0</b>
<b>H</b>	<b>11</b>
<b>RBI</b>	<b>0</b>
<b>BB</b>	<b>2</b>
<b>SO</b>	<b>6</b>
<b>LOB</b>	<b>19</b>






Batter	1	2	3	4	5	6	7	8	9	AB	R	H	RBI	BB	SO	LOB
Lenny Harris, L OBP: 0.291, SLG: 0.302 (1, 4) (9, 5)	0-0 G4-3		1-2 1B			1-1 F8	0-0 1B			4	0	2	0	0	0	0
Herm Winningham, L OBP: 0.300, SLG: 0.325 (1, 8)	0-0 F8		2-2 G5-3 1-2			0-0 1B HR 1B	1 SAFE 3-3 K			4	1	1	0	0	1	2
Barry Larkin, R OBP: 0.386, SLG: 0.472 (1, 6)	1-2 P3					0-1 1B HR 1B	2-3 K			4	1	2	0	0	1	1
Paul O'Neill, L OBP: 0.347, SLG: 0.468 (1, 9)		1-0 L4				2-2 G4-6-3 1-2f	0-0 1B HR		1-3 K	4	1	1	3	0	1	1
Chris Sabo, R OBP: 0.315, SLG: 0.392 John Franco, L (9, 1)		1-0 G6-3				0-1 P3	2-2 F8		2-1 G4-3	4	0	0	0	0	0	0
Ken Griffey, L OBP: 0.357, SLG: 0.430 Rob Dibble, L (7, 1)		2-2 1B				0-1 G2-3 1B	1-3 K		2-2 1B HBP	3	0	2	0	0	1	0
Kal Daniels, L OBP: 0.418, SLG: 0.352 Luis Quinones, S OBP: 0.294, SLG: 0.516 (8, PH) (8, PR) (9, 4)		2-1 FC6 1-2f				1-1 F7			4-2 HR BB	3	1	1	0	1	0	2
Todd Benzinger, S OBP: 0.307, SLG: 0.375 (1, 3)		2-1 FC6				1-1 F7			0-1 1B							
Bo Diaz, R OBP: 0.218, SLG: 0.264 (1, 2)			0-1 P3			2-0 G2-3			1-2 L8	4	1	1	2	0	0	3
Rick Mahler, R OBP: 0.256, SLG: 0.225 Rolando Roomes, R OBP: 0.310, SLG: 0.441 (1, 1) (7, 7)			0-1 F9			1-1 G1-3			2-3 K	2	0	0	0	0	0	1
										1	0	0	0	0	1	0

Inning Stats	R: 0	H: 0	E: 0	K: 0	S: 5	P: 6	R: 0	H: 1	E: 0	K: 0	S: 7	P: 13	R: 0	H: 1	E: 0	K: 0	S: 10	R: 0	H: 1	E: 0	K: 0	S: 8	P: 10	R: 0	H: 1	E: 0	K: 0	S: 7	R: 3	H: 3	E: 0	K: 1	S: 13	R: 2	H: 2	E: 0	K: 3	S: 18	R: 0	H: 1	E: 0	K: 1	S: 14	1B: 8	2B: 0	3B: 0	HR: 2	SF: 0	SAC: 0	DP: 1	HBP: 1	WP: 0	PA: 35
PITCHER	IP	WLS	BF	H	R	ER	SO	BB	IBB	HBP	BLK	WP	HR	S	P	ERA	WHIP																																				
Tim Leary, R ERA: 3.12 (1, 1)	6.0		24	7	3	3	1	0	0	0	0	0	0	50	70	4.50	1.167																																				
Tim Belcher, R ERA: 3.24 (7, 1)	2.0	L	11	3	2	2	4	1	0	1	0	0	1	32	49	9.00	2.000																																				

**Los Angeles Dodgers @ Cincinnati Reds**  
Riverfront Stadium, Cincinnati, OH  
Mon Jun 26 1989, 7:05 PM EDT  
Att. 23,727 - Sunny - 90 F

AB	33
R	5
H	10
RBI	5
BB	1
SO	5
LOB	10



Batter	1	2	3	4	5	6	7	8	9	AB R H RBI BB SO LOB	TOP										
Gerald Perry, L (1, 3) OBP: 0.345, SLG: 0.327 Paul Assenmacher, L (7, 1) Marty Clary, R (7, 1) Joe Boever, R (8, 1) Darrell Evans, L (9, PH) OBP: 0.285, SLG: 0.308	1-0 G6-3		0-0 F9			4-0 FC6-4 BB	1-2 G3		0-1 G4-3	3 0 0 0 1 0 4 0 1 0 0 0 0 0 0											
Tommy Gregg, L (1, 9) OBP: 0.352, SLG: 0.383	2-3 K		0-1 P2			1-0 FC6-4 1-2f		2-1 1B 1B	2-2 G1-3	5 1 1 0 0 1 2											
Lonnie Smith, R (1, 7) OBP: 0.448, SLG: 0.598	2-2 G5-3			4-1 BB BB BB BB		0-0 F8		3-1 1B E 1B	1-2 G5-3	4 1 1 0 1 0 1											
Andres Thomas, R (1, 6) OBP: 0.252, SLG: 0.367		3-1 G4-3 2B		2-3 K C 1 SAFE C C B P S		1-0 F4		2-0 BB E G3 1B		4 1 2 1 0 1 2											
Dale Murphy, R (1, 8) OBP: 0.304, SLG: 0.354		2-2 G4-3 2-3		1-0 L9 P 1 SAFE X		0-0 E6 1B		0-2 E5 G3 BB		4 0 0 1 0 0 3											
Jeff Treadway, L (1, 4) OBP: 0.318, SLG: 0.385		2-0 P6		0-0 L8 1 SAFE 1 SAFE X		1-0 F9		4-0 G3 BB		3 0 0 0 1 0 3											
Jeff Blauser, R (1, 5) OBP: 0.277, SLG: 0.385		1-2 P3			1-0 F9		0-0 BB 1B	2-2 G3		4 0 1 1 0 0 3											
Bruce Benedict, R (1, 2) OBP: 0.310, SLG: 0.256 Jeff Wetherby, L (7, PH) OBP: 0.444, SLG: 0.556 Jody Davis, R (7, PH) OBP: 0.242, SLG: 0.229 (7, 2)			2-1 L7		1-0 G6-3		4-2 SAFE BB	0-0 G1-3		2 0 0 0 0 0 0 0 0 0 0 0 0 0 1 0 0 0 1 0 2											
29 John Smoltz, R (1, 1) OBP: 0.282, SLG: 0.333 Geronimo Berroa, R (7, PH) OBP: 0.329, SLG: 0.402 Dion James, L (7, PH) OBP: 0.359, SLG: 0.321 (7, 3)			4-2 BB		3-3 K		0-3 K	2-3 K		1 0 0 0 1 1 0 0 0 0 0 0 0 0 2 0 0 0 0 2 5											
<b>Inning Stats</b>	R: 0 E: 0 K: 1 S: 7	H: 0 LOB: 0 BB: 0 P: 12	R: 0 E: 0 K: 0 S: 11	H: 1 LOB: 1 BB: 0 P: 19	R: 0 E: 0 K: 0 S: 7	H: 0 LOB: 1 BB: 1 P: 13	R: 0 E: 0 K: 1 S: 8	H: 0 LOB: 1 BB: 1 P: 13	R: 0 E: 0 K: 1 S: 7	H: 0 LOB: 0 BB: 0 P: 12	R: 0 E: 1 K: 1 S: 11	H: 1 LOB: 3 BB: 1 P: 17	R: 3 E: 1 K: 1 S: 17	H: 3 LOB: 2 BB: 1 P: 32	R: 0 E: 0 K: 0 S: 8	H: 0 LOB: 0 BB: 0 P: 11	1B: 4 2B: 1 3B: 0 HR: 0	SF: 0 SAC: 0 DP: 0 HBP: 0	WP: 0 PB: 0 SB: 0 CS: 0	PA: 39	
<b>PITCHER</b>	IP WLS BF H R ER SO BB IBB HBP BLK WP HR S P ERA WHIP	IP WLS BF H R ER SO BB IBB HBP BLK WP HR S P ERA WHIP	IP WLS BF H R ER SO BB IBB HBP BLK WP HR S P ERA WHIP	IP WLS BF H R ER SO BB IBB HBP BLK WP HR S P ERA WHIP	IP WLS BF H R ER SO BB IBB HBP BLK WP HR S P ERA WHIP	IP WLS BF H R ER SO BB IBB HBP BLK WP HR S P ERA WHIP	IP WLS BF H R ER SO BB IBB HBP BLK WP HR S P ERA WHIP	IP WLS BF H R ER SO BB IBB HBP BLK WP HR S P ERA WHIP	IP WLS BF H R ER SO BB IBB HBP BLK WP HR S P ERA WHIP	IP WLS BF H R ER SO BB IBB HBP BLK WP HR S P ERA WHIP	IP WLS BF H R ER SO BB IBB HBP BLK WP HR S P ERA WHIP	IP WLS BF H R ER SO BB IBB HBP BLK WP HR S P ERA WHIP	IP WLS BF H R ER SO BB IBB HBP BLK WP HR S P ERA WHIP	IP WLS BF H R ER SO BB IBB HBP BLK WP HR S P ERA WHIP	IP WLS BF H R ER SO BB IBB HBP BLK WP HR S P ERA WHIP	IP WLS BF H R ER SO BB IBB HBP BLK WP HR S P ERA WHIP	IP WLS BF H R ER SO BB IBB HBP BLK WP HR S P ERA WHIP	IP WLS BF H R ER SO BB IBB HBP BLK WP HR S P ERA WHIP	IP WLS BF H R ER SO BB IBB HBP BLK WP HR S P ERA WHIP	IP WLS BF H R ER SO BB IBB HBP BLK WP HR S P ERA WHIP	IP WLS BF H R ER SO BB IBB HBP BLK WP HR S P ERA WHIP

Atlanta Braves @ Cincinnati Reds  
Riverfront Stadium, Cincinnati, OH

Tue Jun 27 1989, 7:05 PM EDT  
Att. 20,227 - Unknown - 85 F

livebaseballscorecards.com

AB	34
R	3
H	5
RBI	3
BB	5
SO	5
LOB	25





Batter	1	2	3	4	5	6	7	8	9	AB R H RBI BB SO LOB	TOP											
Gerald Perry, L OBP: 0.347, SLG: 0.330 (1, 3)	1-0 L5		0-0 1B G6-4-3		0-0 1B SF8		3-3 K			4 2 2 0 0 1 0												
Tommy Gregg, L OBP: 0.364, SLG: 0.403 (1, 9)	3-2 1B 2B		0-0 1B G6-4-3		1-0 1B		1-3 K			4 1 3 0 0 1 0												
Lonnie Smith, R OBP: 0.440, SLG: 0.589 (1, 7)	1-0 F7		0-0 G6-4-3		2-0 SF8			3-3 K		3 0 0 1 0 1 2												
Andres Thomas, R OBP: 0.252, SLG: 0.365 (1, 6)	0-0 1B		0-0 F7		2-2 G4-3			3-0 G6-3		4 0 1 1 0 0 1												
Dale Murphy, R OBP: 0.304, SLG: 0.353 (1, 8)	2-3 K			1-1 G6-3		2-1 1B 1B		0-3 K		4 1 1 0 0 2 1												
Jeff Treadway, L OBP: 0.321, SLG: 0.387 (1, 4)		2-1 G3		0-0 1B		0-0 1B L6-4-3		0-0 G6-3		4 0 2 0 0 0 0												
Jeff Blauser, R OBP: 0.282, SLG: 0.388 (1, 5)		2-2 1B FC1-4		1-2 F9		1-1 1B L6-4-3		1-3 K		4 0 2 1 0 1 1												
Bruce Benedict, R OBP: 0.298, SLG: 0.244 (1, 2)		1-1 FC1-4		3-2 P3		0-1 L6-4-3		1-1 G4-3		4 0 0 0 0 0 4												
Joe Boever, R (9, 1)		1-2 1B		1-2		1-2 2-3				0 0 0 0 0 0 0												
Tom Glavine, L OBP: 0.220, SLG: 0.231 (1, 1)		1-3 K				2-2 G6-3		0-2 G6-3		3 0 0 0 0 1 1												
Mark Eichhorn, R (9, 1)										0 0 0 0 0 0 0												
Derek Lilliquist, L OBP: 0.207, SLG: 0.241 (9, 1)										0 0 0 0 0 0 0												
Jody Davis, R OBP: 0.242, SLG: 0.229 (9, 2)										0 0 0 0 0 0 0												
<b>Inning Stats</b>	R: 1 E: 0 K: 1 S: 9	H: 2 LOB: 1 BB: 0 P: 16	R: 0 E: 0 K: 1 S: 11	H: 1 LOB: 1 BB: 0 P: 17	R: 1 E: 0 K: 0 S: 9	H: 2 LOB: 0 BB: 0 P: 11	R: 0 E: 0 K: 0 S: 9	H: 1 LOB: 1 BB: 0 P: 14	R: 1 E: 0 K: 0 S: 11	H: 2 LOB: 1 BB: 0 P: 16	R: 1 E: 0 K: 2 S: 9	H: 3 LOB: 0 BB: 0 P: 10	R: 0 E: 0 K: 2 S: 9	H: 0 LOB: 0 BB: 0 P: 13	R: 0 E: 0 K: 1 S: 8	H: 0 LOB: 0 BB: 0 P: 14	R: 0 E: 0 K: 1 S: 6	H: 0 LOB: 0 BB: 0 P: 8	1B: 10 2B: 1 3B: 1 HR: 0	SF: 1 SAC: 0 DP: 1 HBP: 0	WP: 0 PB: 0 SB: 1 CS: 0	PA: 35
<b>PITCHER</b>	IP WLS BF H R ER SO BB IBB HBP BLK WP HR S P ERA WHIP																					
Jose Rijo, R ERA: 2.94 (1, 1)	6.0 L 26 11 4 4 2 0 0 0 0 0 0 0 56 84 6.00 1.833																					
Norm Charlton, L ERA: 2.77 (7, 1)	2.0 6 0 0 0 4 0 0 0 0 0 0 0 17 27 0.00 0.000																					
Kent Tekulve, R ERA: 4.73 (9, 1)	1.0 3 0 0 0 1 0 0 0 0 0 0 0 6 8 0.00 0.000																					

Atlanta Braves @ Cincinnati Reds  
Riverfront Stadium, Cincinnati, OH

Wed Jun 28 1989, 7:05 PM EDT  
Att. 32,855 - Unknown - 80 F

livebaseballscorecards.com

AB	34
R	4
H	11
RBI	3
BB	0
SO	7
LOB	10





Batter	1	2	3	4	5	6	7	8	9	AB	R	H	RBI	BB	SO	LOB
Lenny Harris, L (1, 4) OBP: 0.280, SLG: 0.289	3-3 K			1-0 F8		0-0 L9		1-3 K		4	0	0	0	0	2	1
Todd Benzinger, S (1, 3) OBP: 0.306, SLG: 0.382	0-1 G1-3			2-2 G6-3		0-0 1B		1-1 F7		4	0	1	0	0	0	0
Barry Larkin, R (1, 6) OBP: 0.395, SLG: 0.476	1-0 G6-3			2-2 1B		2-0 G1-3		3-1 HR		4	1	2	0	0	0	2
Eric Davis, R (1, 8) OBP: 0.386, SLG: 0.576		0-0 CS 1B		3-2 F7		2-2 HR		3-2 HR		4	2	3	3	0	0	1
Paul O'Neill, L (1, 9) OBP: 0.347, SLG: 0.465		3-2 SAFE SAFE G4-3		2-1 G6-3		0-3 K		0-0 G3		4	0	0	0	0	1	1
Rolando Roomes, R (1, 7) OBP: 0.306, SLG: 0.440		0-0 F9		1-3 K		0-2 G4-3		1-1 2B		4	0	1	0	0	1	0
Luis Quinones, S (1, 5) OBP: 0.244, SLG: 0.421			0-1 P3		1-0 L7		0-0 F8		1-1 G4-3	3	0	0	0	0	0	0
Ken Griffey, L (9, PH) OBP: 0.353, SLG: 0.423										1	0	0	0	0	0	1
Bo Diaz, R (1, 2) OBP: 0.231, SLG: 0.274				2-0 G5-3		0-2 1B		0-0 G5-3		3	0	1	0	0	0	0
Jose Rijo, R (1, 1) OBP: 0.222, SLG: 0.229						0-3 K		1-0 F9		1	0	0	0	0	0	0
Marty Brown, R (6, PH)										1	0	0	0	0	1	1
Norm Charlton, S (7, 1)										0	0	0	0	0	0	0
Joel Youngblood, R (8, PH) OBP: 0.314, SLG: 0.387										1	0	0	0	0	0	0
Kent Tekulve, R (9, 1) OBP: 1.000, SLG: 1.000										0	0	0	0	0	0	0

Inning Stats	R: 0	H: 0	E: 0	K: 1	S: 6	R: 0	H: 1	E: 0	K: 0	S: 6	R: 0	H: 0	E: 0	K: 0	S: 5	R: 0	H: 1	E: 0	K: 0	S: 12	R: 0	H: 0	E: 0	K: 1	S: 6	R: 1	H: 1	E: 0	K: 1	S: 10	R: 0	H: 0	E: 0	K: 1	S: 5	R: 2	H: 3	E: 0	K: 0	S: 12	1B: 5	SF: 0	2B: 1	SAC: 0	3B: 0	DP: 0	HR: 2	HBP: 0	WP: 0	PA: 34
--------------	------	------	------	------	------	------	------	------	------	------	------	------	------	------	------	------	------	------	------	-------	------	------	------	------	------	------	------	------	------	-------	------	------	------	------	------	------	------	------	------	-------	-------	-------	-------	--------	-------	-------	-------	--------	-------	--------

PITCHER	IP	WLS	BF	H	R	ER	SO	BB	IBB	HBP	BLK	WP	HR	S	P	ERA	WHIP
Tom Glavine, L (1, 1) ERA: 3.44	8.1	W	30	6	2	2	5	0	0	0	0	0	1	63	94	2.16	0.720
Mark Eichhorn, R (9, 1) ERA: 4.91	0.0		1	1	1	1	0	0	0	0	0	0	1	3	6	∞	∞
Derek Lilliquist, L (9, 1) ERA: 3.35	0.1		2	1	0	0	0	0	0	0	0	0	0	3	4	0.00	3.000
Joe Boever, R (9, 1) ERA: 3.72	0.1	S	1	0	0	0	0	0	0	0	0	0	0	2	3	0.00	0.000

**BOTTOM**

**Atlanta Braves @ Cincinnati Reds**  
Riverfront Stadium, Cincinnati, OH  
Wed Jun 28 1989, 7:05 PM EDT  
Att: 32,855 - Unknown - 80 F

livebaseballscorecards.com

<b>AB</b>	<b>34</b>
<b>R</b>	<b>3</b>
<b>H</b>	<b>8</b>
<b>RBI</b>	<b>3</b>
<b>BB</b>	<b>0</b>
<b>SO</b>	<b>5</b>
<b>LOB</b>	<b>7</b>



Batter	1	2	3	4	5	6	7	8	9	AB R H RBI BB SO LOB	TOP															
Gerald Perry, L (1, 3) OBP: 0.350, SLG: 0.338	1-0 P6		0-2 2B			1-2 1B		0-1 F8		4 0 2 1 0 0 0																
Jeff Blauser, R (1, 5) OBP: 0.282, SLG: 0.390	1-2 F8		1-1 G6-3			1-2 G6-4-3			0-1 FC4 1B 2B	4 1 1 0 0 0 2																
Lonnie Smith, R (1, 7) OBP: 0.433, SLG: 0.577	1-2 G1-3				0-0 F3				1-2 G5-3	4 0 0 0 0 0 1																
Andres Thomas, R (1, 6) OBP: 0.255, SLG: 0.371		0-2 G4-3			0-0 1B 1B				0-0 FC4 1B	4 0 2 0 0 0 1																
Dale Murphy, R (1, 8) OBP: 0.309, SLG: 0.358		1-0 G4-6-3 1B			0-0 G6-4-3 1B				0-0 1B	4 0 3 1 0 0 1																
Geronimo Berroa, R (1, 9) OBP: 0.330, SLG: 0.400		0-2 G4-6-3			0-0 G6-4-3				2-0 F7	3 0 1 0 0 0 3																
Tommy Gregg, L (9, PH) OBP: 0.362, SLG: 0.400		1-2f			1-2f				1-2 1B	1 0 0 0 0 0 2																
Jeff Treadway, L (1, 4) OBP: 0.320, SLG: 0.384			1-0 E SH2 2B 1B			1-0 F7			0-3 K2-3	4 1 1 0 0 1 4																
Bruce Benedict, R (1, 2) OBP: 0.290, SLG: 0.237			3-2 F7			3-2 F8			1-2 F4	3 0 0 0 0 0 1																
Marty Clary, R (1, 1)			1-1 SH2			0-0 B2-3			0-0 L4	2 0 0 0 0 0 0																
<b>Inning Stats</b>	R: 0 E: 0 K: 0 S: 7	H: 0 LOB: 0 BB: 0 P: 10	R: 0 E: 0 K: 0 S: 8	H: 1 LOB: 0 BB: 0 P: 9	R: 1 E: 1 K: 0 S: 11	H: 2 LOB: 1 BB: 0 P: 17	R: 0 E: 0 K: 0 S: 4	H: 2 LOB: 1 BB: 0 P: 4	R: 0 E: 0 K: 0 S: 5	H: 0 LOB: 0 BB: 0 P: 9	R: 0 E: 0 K: 0 S: 7	H: 1 LOB: 0 BB: 0 P: 9	R: 0 E: 0 K: 0 S: 6	H: 2 LOB: 1 BB: 0 P: 9	R: 0 E: 0 K: 0 S: 7	H: 0 LOB: 0 BB: 0 P: 8	R: 1 E: 0 K: 1 S: 12	H: 2 LOB: 2 BB: 0 P: 15	1B: 7 2B: 3 3B: 0 HR: 0	SF: 0 SAC: 1 DP: 4 HBP: 0	WP: 0 PB: 0 SB: 0 CS: 0	PA: 34				
<b>PITCHER</b>	IP WLS BF H R ER SO BB IBB HBP BLK WP HR S P ERA WHIP																									
Tom Browning, L (1, 1) ERA: 3.25	8.0	28	8	1	1	0	0	0	0	0	0	0	55	75	1.12	1.000										
Rob Dibble, R (9, 1) ERA: 2.14	1.0	L	6	2	1	1	1	0	0	0	0	0	12	15	9.00	2.000										

Atlanta Braves @ Cincinnati Reds  
Riverfront Stadium, Cincinnati, OH  
Thu Jun 29 1989, 7:05 PM EDT  
Att. 25,614 - Unknown - 75 F

AB	33
R	2
H	10
RBI	2
BB	0
SO	1
LOB	15







**BOTTOM**

**New York Mets @ Cincinnati Reds**  
 Riverfront Stadium, Cincinnati, OH  
 Fri Jun 30 1989, 7:05 PM EDT  
 Att. 33,855 - Unknown

[livebaseballscorecards.com](http://livebaseballscorecards.com)

<b>AB</b>	<b>34</b>
<b>R</b>	<b>1</b>
<b>H</b>	<b>6</b>
<b>RBI</b>	<b>1</b>
<b>BB</b>	<b>0</b>
<b>SO</b>	<b>3</b>
<b>LOB</b>	<b>13</b>



WP: 0	PA: 34
PB: 0	
SB: 0	
CS: 0	

AB R H RBI BB SO LOB

4	0	2	0	0	0	0
4	0	1	0	0	0	2
4	0	0	0	0	0	3
4	0	0	0	0	1	2
4	1	1	0	0	0	0
4	0	1	0	0	1	1
4	0	1	0	0	0	2
3	0	0	1	0	1	2
1	0	0	0	0	0	0
1	0	0	0	0	0	1
0	0	0	0	0	0	0
0	0	0	0	0	0	0
1	0	0	0	0	0	0
0	0	0	0	0	0	0
0	0	0	0	0	0	0

Batter	1	2	3	4	5	6	7	8	9
<b>Lenny Harris, L</b> (1, 4) OBP: 0.285, SLG: 0.289	1-2 G3			2-1 1B		2-1 G1-3		0-2 F7 1B	
<b>Kal Daniels, L</b> (1, 7) OBP: 0.409, SLG: 0.354	2-2 G4-3			1-1 P6		2-1 G6-3 2B		1-1 F7 1-2	
<b>Barry Larkin, R</b> (1, 6) OBP: 0.384, SLG: 0.463	0-2 P4			1-2 F9		0-0 G6-3 2-3		2-0 G4-3	
<b>Eric Davis, R</b> (1, 8) OBP: 0.359, SLG: 0.560			3-2 F7	0-3 K		0-1 P3		0-0 G6-3	
<b>Paul O'Neill, L</b> (1, 9) OBP: 0.345, SLG: 0.464			1-0 G6-3		0-1 1B G2-3 1B		0-0 P2	0-2 G3-1	
<b>Todd Benzinger, S</b> (1, 3) OBP: 0.302, SLG: 0.379			1-2 F8		2-3 K		1-0 2B	0-0 E4	
<b>Luis Quinones, S</b> (1, 5) OBP: 0.250, SLG: 0.467			3-2 P4		3-2 G2-3 1B		1-0 L9	1-1 F8	
<b>Bo Diaz, R</b> (1, 2) OBP: 0.228, SLG: 0.269			0-1 G1-3		0-0 G2-3		2-3 K2-3		
<b>Rick Mahler, R</b> (1, 1) OBP: 0.250, SLG: 0.220			0-0 G5-3		1-1 G3-1			3-2 G3-1	
<b>Herm Winningham, L</b> (5, PH) OBP: 0.305, SLG: 0.341									
<b>Norm Charlton, S</b> (6, 1)									
<b>Tim Birtsas, L</b> (8, 1)									
<b>Ken Griffey, L</b> (8, PH) OBP: 0.407									
<b>Mike Griffin, R</b> (9, 1) OBP: 1.000, SLG: 1.000									
<b>Kent Tekulve, R</b> (9, 1) OBP: 1.000, SLG: 1.000									

Inning Stats	R: 0	H: 0	E: 0	LOB: 0	K: 0	S: 12	R: 0	H: 0	E: 0	LOB: 0	K: 0	S: 7	R: 0	H: 1	E: 0	LOB: 1	K: 1	S: 11	R: 1	H: 2	E: 0	LOB: 1	K: 1	S: 13	R: 0	H: 1	E: 0	LOB: 1	K: 1	S: 6	R: 0	H: 1	E: 0	LOB: 1	K: 1	S: 9	R: 0	H: 1	E: 1	LOB: 1	K: 0	S: 9	1B: 4	SF: 0	2B: 2	SAC: 0	3B: 0	DP: 0	HR: 0	HBP: 0	WP: 0	PA: 34
--------------	------	------	------	--------	------	-------	------	------	------	--------	------	------	------	------	------	--------	------	-------	------	------	------	--------	------	-------	------	------	------	--------	------	------	------	------	------	--------	------	------	------	------	------	--------	------	------	-------	-------	-------	--------	-------	-------	-------	--------	-------	--------

PITCHER	IP	WLS	BF	H	R	ER	SO	BB	IBB	HBP	BLK	WP	HR	S	P	ERA	WHIP
<b>Ron Darling, R</b> (1, 1) ERA: 4.13	8.0	W	30	6	1	1	3	0	0	0	0	0	0	71	106	1.12	0.750
<b>Don Aase, R</b> (9, 1) ERA: 2.48	1.0		4	0	0	0	0	0	0	0	0	0	0	9	10	0.00	0.000



**BOTTOM**

**New York Mets @ Cincinnati Reds**  
 Riverfront Stadium, Cincinnati, OH  
 Sat Jul 01 1989, 3:33 AM EDT  
 Att. 32,561 - Unknown

livebaseballscorecards.com

<b>AB</b>	<b>30</b>
<b>R</b>	<b>6</b>
<b>H</b>	<b>8</b>
<b>RBI</b>	<b>5</b>
<b>BB</b>	<b>2</b>
<b>SO</b>	<b>7</b>
<b>LOB</b>	<b>7</b>



WP: 0	PA: 33
PB: 0	
SB: 0	
CS: 2	

AB	R	H	RBI	BB	SO	LOB
4	0	0	0	0	0	2
4	1	2	1	0	1	0
0	0	0	0	0	0	0
1	1	1	1	0	0	0
3	1	1	0	0	1	0
2	1	0	0	2	1	0
4	0	1	2	0	1	1
4	2	2	0	0	0	1
3	0	1	1	0	0	1
3	0	0	0	0	1	2
1	0	0	0	0	1	0
0	0	0	0	0	0	0
1	0	0	0	0	1	0
0	0	0	0	0	0	0
1B: 3	SF: 0					
2B: 4	SAC: 1					
3B: 0	DP: 2					
HR: 2	HBP: 0					

Batter	1	2	3	4	5	6	7	8	9					
<b>Lenny Harris, L</b> OBP: 0.277, SLG: 0.281 (1, 4) (4, 6)	0-1 G6-3	1-0 G5-3			0-1 P3			1-0 G4-3						
<b>Kal Daniels, L</b> OBP: 0.412, SLG: 0.400 <b>Rolando Roomes, R</b> OBP: 0.306, SLG: 0.440 (1, 7) (8, PR) (9, 7)	3-3 K		0-0 HR		3-2 F7			1-2 CS 2B						
<b>Barry Larkin, R</b> OBP: 0.386, SLG: 0.475 <b>Marty Brown, R</b> OBP: 0.250, SLG: 0.250 (1, 6) (3, PH) (4, 5)	0-2 HR		3-3 K		3-2 G6-3			3-1 BB 2B 1B						
<b>Eric Davis, R</b> OBP: 0.362, SLG: 0.554 (1, 8)	0-1 G6-3		3-3 K		4-2 CS BB			4-2 2B BB						
<b>Paul O'Neill, L</b> OBP: 0.344, SLG: 0.465 (1, 9)		1-2 G5-3	0-0 F7		3-3 SAFE K			2-2 2B						
<b>Todd Benzinger, S</b> OBP: 0.304, SLG: 0.384 (1, 3)		0-0 E 1B		3-2 1B 2B		3-2 P6		0-2 P5						
<b>Luis Quinones, S</b> OBP: 0.255, SLG: 0.458 (1, 5) (4, 4)		1-1 E4 SH1-4 1-2		0-0 G4-6-3 1B		2-1 F7								
<b>Jeff Reed, L</b> OBP: 0.277, SLG: 0.301 (1, 2)		3-2 E6 SH1-4 1-2 2-H		3-1 SAFE G4-6-3 1-2f		1-3 K								
<b>Jack Armstrong, R</b> <b>Rob Dibble, L</b> <b>Ken Griffey, L</b> OBP: 0.339, SLG: 0.404 <b>John Franco, L</b> (1, 1) (6, 1) (7, PH) (8, 1)		1-1 SH1-4		0-3 K		2-3 K								
<b>Inning Stats</b>	R: 1 E: 0 K: 1 S: 10	H: 1 LOB: 0 BB: 0 P: 13	R: 1 E: 2 K: 0 S: 13	H: 1 LOB: 2 BB: 0 P: 20	R: 1 E: 0 K: 2 S: 10	H: 2 LOB: 0 BB: 0 P: 16	R: 0 E: 0 K: 0 S: 10	H: 0 LOB: 0 BB: 0 P: 16	R: 0 E: 0 K: 1 S: 15	H: 0 LOB: 0 BB: 1 P: 25	R: 0 E: 0 K: 2 S: 8	H: 0 LOB: 0 BB: 0 P: 13	R: 2 E: 0 K: 0 S: 16	H: 3 LOB: 1 BB: 1 P: 27

PITCHER	IP	WLS	BF	H	R	ER	SO	BB	IBB	HBP	BLK	WP	HR	S	P	ERA	WHIP
<b>Dwight Gooden, R</b> ERA: 2.99 (1, 1)	2.0	L	11	3	3	2	1	0	0	0	0	0	2	24	34	9.00	1.500
<b>David West, L</b> ERA: 0.63 (3, 1)	4.0		13	2	1	1	4	1	0	0	0	0	0	44	72	2.25	0.750
<b>Rick Aguilera, R</b> ERA: 1.78 (7, 1)	2.0		9	3	2	2	2	1	0	0	0	0	0	24	40	9.00	2.000

Batter	1	2	3	4	5	6	7	8	9	AB R H RBI BB SO LOB	TOP											
Juan Samuel, R OBP: 0.312, SLG: 0.372 (1, 8)	2-2 1B BLK SF9 1B	1-2 G4-3	2-3 K		3-2 HBP		0-1 FC4			4 1 1 0 0 1 6												
Dave Magadan, L OBP: 0.390, SLG: 0.455 (1, 3)	1-2 1B		4-1 2B SF8 BB	1-2 2B 1B	1-2 F8			4-0 2B BB		3 2 2 0 2 0 1												
Howard Johnson, S OBP: 0.369, SLG: 0.630 (1, 6) (8, 5)	0-2 SF9		1-2 SF8 1B 2B	0-2 2B		1-1 HR		0-0 F7		4 2 3 2 0 0 1												
Darryl Strawberry, L OBP: 0.313, SLG: 0.491 Mookie Wilson, S OBP: 0.234, SLG: 0.293 (1, 9) (3, PR) (3, 9)	3-2 F9		4-0 S 1B E IBB	2-2 G6-3		0-0 F7		0-0 F8		1 0 0 0 1 0 1 3 1 0 0 0 0 3												
Kevin McReynolds, R OBP: 0.352, SLG: 0.414 (1, 7)	2-3 K		1-1 SF8	4-0 IBB		0-3 K		0-0 2B		3 0 1 2 1 2 1												
Gregg Jefferies, S OBP: 0.275, SLG: 0.313 Don Aase, R (1, 5) (8, 1)		1-0 G3-1	1-2 E S 1B	3-3 K		0-0 F7		0-0 F7		5 0 1 1 0 1 4 0 0 0 0 0 0 0												
Tim Teufel, R OBP: 0.358, SLG: 0.284 (1, 4)		2-0 2B 1B 1B	4-2 E BB	2-3 K		0-0 G6-3		0-3 K		4 1 1 0 1 2 3												
Phil Lombardi, R OBP: 0.364, SLG: 0.727 (1, 2)		2-0 1B 2B	3-2 F4		1-0 F8		2-1 G5-3		0-0 F8	5 0 1 0 0 0 3												
Sid Fernandez, L OBP: 0.273, SLG: 0.290 Kevin Elster, R OBP: 0.265, SLG: 0.290 (1, 1) (8, 6)		1-0 G4-3 1B	0-1 E5		0-0 G4-3		4-0 FC4 BB		0-0 F9	3 0 1 1 1 0 2 1 0 0 0 0 0 0												
<b>Inning Stats</b>	R: 1 E: 0 K: 1 S: 21	H: 2 LOB: 1 BB: 0 P: 29	R: 1 E: 0 K: 0 S: 7	H: 3 LOB: 1 BB: 0 P: 14	R: 3 E: 1 K: 1 S: 21	H: 2 LOB: 3 BB: 3 P: 41	R: 0 E: 0 K: 2 S: 19	H: 2 LOB: 3 BB: 1 P: 31	R: 0 E: 0 K: 0 S: 9	H: 0 LOB: 1 BB: 0 P: 14	R: 1 E: 0 K: 1 S: 7	H: 1 LOB: 0 BB: 0 P: 8	R: 0 E: 0 K: 0 S: 5	H: 0 LOB: 1 BB: 1 P: 11	R: 1 E: 0 K: 0 S: 4	H: 1 LOB: 1 BB: 1 P: 8	R: 0 E: 0 K: 1 S: 5	H: 0 LOB: 0 BB: 0 P: 5	1B: 6 2B: 4 3B: 0 HR: 1	SF: 2 SAC: 0 DP: 1 HBP: 1	WP: 0 PB: 0 SB: 2 CS: 0	PA: 45
<b>PITCHER</b>	IP WLS BF H R ER SO BB IBB HBP BLK WP HR S P ERA WHIP																					
Scott Scudder, R ERA: 3.86 (1, 1)	2.1 L 15 7 5 4 1 1 1 0 1 0 0 38 64 15.43 3.429																					
Tim Birtsas, L ERA: 3.46 (3, 1)	2.2 14 2 0 0 3 1 1 1 0 0 0 39 65 0.00 1.125																					
Kent Tekulve, R ERA: 4.91 (6, 1)	3.0 13 2 2 2 1 2 0 0 0 0 1 16 27 6.00 1.333																					
Norm Charlton, L ERA: 3.21 (9, 1)	1.0 3 0 0 0 0 1 0 0 0 0 0 5 5 0.00 0.000																					

**New York Mets @ Cincinnati Reds**  
Riverfront Stadium, Cincinnati, OH  
Sun Jul 02 1989, 3:33 AM EDT  
Att. 33,910 - Overcast - 80 F

livebaseballscorecards.com

<b>AB</b>	36
<b>R</b>	7
<b>H</b>	11
<b>RBI</b>	6
<b>BB</b>	6
<b>SO</b>	6
<b>LOB</b>	25







Batter	1	2	3	4	5	6	7	8	9	AB R H RBI BB SO LOB	TOP											
Lenny Harris, L (1, 5) OBP: 0.276, SLG: 0.279	1-2 L9		1-2 G6-4-3			1-3 K			3-2 FC5-4 1B	4 1 1 0 0 1 1	<b>Cincinnati Reds @ Philadelphia Phillies</b> Veterans Stadium, Philadelphia, PA Mon Jul 03 1989, 7:05 PM EDT Att: 56,498 - Unknown											
Kal Daniels, L (1, 7) OBP: 0.410, SLG: 0.381	4-1 BB		4-1 BB			2-2 1-3		1-0 F7	2 0 0 0 2 0 1													
Barry Larkin, R (1, 6) OBP: 0.383, SLG: 0.467	2-3 K		1-0 CS	1-0 F8		4-0 PB BB		0-0 E5 FC5-4	3 0 0 0 1 1 2													
Eric Davis, R (1, 8) OBP: 0.353, SLG: 0.552	2-3 K		2-2 4-3	2-2 4-3		2-2 6-3		1-2 FC5-4 1B	4 0 0 0 0 1 4													
Paul O'Neill, L (1, 9) OBP: 0.339, SLG: 0.455		1-1 F8		1-2 4-3		3-0 G3		0-1 1B	4 0 1 1 0 0 1													
Todd Benzinger, S (1, 3) OBP: 0.301, SLG: 0.382		1-1 4-3		0-3 K		1-0 F7		1-0 P6	3 0 0 0 0 1 1													
Rob Dibble, L (7, 1)									0 0 0 0 0 0 0													
Herm Winningham, L (9, PH) OBP: 0.302, SLG: 0.337									1 0 0 0 0 0 2													
Luis Quinones, S (1, 4) OBP: 0.241, SLG: 0.407		4-0 BB		1-0 L3		2-0 G3			2 0 0 0 1 0 0													
Bo Diaz, R (1, 2) OBP: 0.223, SLG: 0.262		1-0 F9		1-0 F8		1-1 P4			3 0 0 0 0 0 1													
Jose Rijo, R (1, 1) OBP: 0.237, SLG: 0.243			0-1 G6-4-3 1B			0-0 6-3		1-0 4-3	2 0 1 0 0 0 0													
Norm Charlton, S (6, 1)									0 0 0 0 0 0 0													
Ken Griffey, L (7, 3) OBP: 0.336, SLG: 0.400									1 0 0 0 0 0 0													
<b>Inning Stats</b>	R: 0 E: 0 K: 2 S: 11	H: 0 LOB: 1 BB: 1 P: 20	R: 0 E: 0 K: 0 S: 5	H: 0 LOB: 1 BB: 1 P: 12	R: 0 E: 0 K: 0 S: 6	H: 1 LOB: 0 BB: 1 P: 12	R: 0 E: 0 K: 0 S: 7	H: 0 LOB: 0 BB: 0 P: 11	R: 0 E: 0 K: 1 S: 5	H: 0 LOB: 0 BB: 0 P: 7	R: 0 E: 0 K: 1 S: 9	H: 0 LOB: 0 BB: 0 P: 12	R: 0 E: 0 K: 0 S: 5	H: 0 LOB: 1 BB: 1 P: 15	R: 0 E: 0 K: 0 S: 4	H: 0 LOB: 0 BB: 0 P: 8	R: 1 E: 1 K: 0 S: 12	H: 2 LOB: 2 BB: 0 P: 18	1B: 3 2B: 0 3B: 0 HR: 0	SF: 0 SAC: 0 DP: 1 HBP: 0	WP: 0 PB: 2 SB: 0 CS: 1	PA: 34
<b>PITCHER</b>	IP WLS BF H R ER SO BB IBB HBP BLK WP HR S P ERA WHIP																					
Ken Howell, R (1, 1) ERA: 4.0	8.0 W 28 2 1 0 4 4 0 0 0 0 0 0 55 103 0.00 0.750																					
Roger McDowell, R (9, 1) ERA: 2.68	1.0 S 5 1 0 0 0 0 0 0 0 0 0 0 9 12 0.00 1.000																					

livebaseballscorecards.com

<b>AB</b>	29
<b>R</b>	1
<b>H</b>	3
<b>RBI</b>	1
<b>BB</b>	4
<b>SO</b>	4
<b>LOB</b>	13



Batter	1	2	3	4	5	6	7	8	9
Lenny Dykstra, L OBP: 0.361, SLG: 0.428 (1, 8)	2-2 5-3 ①		4-2 BB ②		0-0 4-3 ①		1-3 K ①	0-3 K ③	
Tom Herr, S OBP: 0.346, SLG: 0.358 (1, 4)	0-1 4-3 ②		0-3 K ②		2-0 G3 ②		4-0 1B 2B BB ②		
Von Hayes, L OBP: 0.399, SLG: 0.485 (1, 9)	3-2 G3 ③		2-1 F6 ③		0-1 F9 ③		1-2 2B 1-3 1B ③		
Ricky Jordan, R OBP: 0.304, SLG: 0.355 (1, 3)		1-0 F7 ①		0-0 S 1B 1B ①		4-2 BB SH1-4 BB ①	0-0 1-3 2B ②		
Dwayne Murphy, L OBP: 0.303, SLG: 0.364 (1, 7)		4-2 BB ②		3-2 6-3 ①		1-1 SH1-4 ①	1-3 K ②		
Bob Dernier, R OBP: 0.237, SLG: 0.220 (6, PH) (7, 7)				1-2 1-2		1-2 1-2			
Charlie Hayes, R OBP: 0.333, SLG: 0.316 (1, 5)		0-0 F8 ②		2-3 K ②		0-0 F9 ②	3-2 F8 ③		
Curt Ford, L OBP: 0.298, SLG: 0.333 (7, PH)				SAFE					
Dickie Thon, R OBP: 0.286, SLG: 0.350 (8, 6)				SAFE					
Steve Jeltz, S OBP: 0.422, SLG: 0.408 (1, 6) (8, 5)		0-3 K ③		3-1 1B ③		4-0 BB IBB ③		1-1 5-3 ①	
Darren Daulton, L OBP: 0.305, SLG: 0.327 (1, 2)			1-0 SH1-4 1B ①		4-0 IBB ③	4-0 BB ③	1-2 F7 ②		
Ken Howell, R OBP: 0.212, SLG: 0.167 (1, 1)			0-0 SH1-4 ①		0-1 L3 ③		0-3 K ③	4-2 BB ③	
Roger McDowell, R OBP: 0.500, SLG: 0.500 (9, 1)									

Inning Stats	R: 0	H: 0	E: 0	K: 0	S: 9	R: 0	H: 0	E: 0	K: 1	S: 9	R: 0	H: 1	E: 0	K: 1	S: 10	R: 1	H: 2	E: 0	K: 1	S: 11	R: 0	H: 0	E: 0	K: 0	S: 4	R: 0	H: 0	E: 0	K: 1	S: 8	R: 1	H: 2	E: 0	K: 2	S: 14	R: 0	H: 0	E: 0	K: 1	S: 10	R: 0	H: 0	E: 0	K: 1	S: 10
	0	0	0	0	14	0	0	0	1	14	0	1	0	1	17	0	2	0	1	23	0	0	0	0	6	0	0	0	0	21	1	2	0	2	24	0	0	0	1	16	0	0	0	1	16

PITCHER	IP	WLS	BF	H	R	ER	SO	BB	IBB	HBP	BLK	WP	HR	S	P	ERA	WHIP
Jose Rijo, R ERA: 2.89 (1, 1)	5.0	L	21	3	1	1	3	2	1	0	0	0	0	43	74	1.80	1.000
Norm Charlton, L ERA: 3.32 (6, 1)	1.1		9	1	1	1	2	3	1	0	0	0	0	15	34	6.75	3.000
Rob Dibble, R ERA: 2.01 (7, 1)	1.2		7	1	0	0	2	1	0	0	0	0	0	17	27	0.00	1.200

**BOTTOM**

**Cincinnati Reds @ Philadelphia Phillies**  
Veterans Stadium, Philadelphia, PA

Mon Jul 03 1989, 7:05 PM EDT  
Att. 56,498 - Unknown

AB	27
R	2
H	5
RBI	2
BB	8
SO	7
LOB	19

livebaseballscorecards.com

1B:	4	SF:	0	WP:	0	PA:	37
2B:	1	SAC:	2	PB:	0		
3B:	0	DP:	0	SB:	1		
HR:	0	HBP:	0	CS:	0		



Batter	1	2	3	4	5	6	7	8	9	AB R H RBI BB SO LOB	TOP
Lenny Harris, L (1, 5) OBP: 0.274, SLG: 0.272	4-1 2B BB		0-3 K	0-0 G3			0-1 F9		1-1 4-3	4 1 0 0 1 1 6	
Kal Daniels, L (1, 7) Herm Winningham, L (9, 7) OBP: 0.413, SLG: 0.394 OBP: 0.302, SLG: 0.337	0-1 FC3-6 2B		2-1 4-3			0-1 FC6-4 1B	0-3 K			4 1 2 1 0 1 1 0 0 0 0 0 0 0	
Barry Larkin, R (1, 6) OBP: 0.381, SLG: 0.464	2-2 1-3		0-2 1B			1-0 FC6-4 G5-4-3 1-2f		1-2 F8		4 0 1 0 0 0 2	
Eric Davis, R (1, 8) OBP: 0.352, SLG: 0.544	4-1 FC3-6 BB		0-1 F8			3-0 G5-4-3 1-2f		0-0 L8		3 0 0 0 1 0 2	
Paul O'Neill, L (1, 9) OBP: 0.334, SLG: 0.449	2-0 FC3-6 1-2f 3-H			1-3 K			1-1 L4	2-2 P6		4 0 0 1 0 1 1	
Todd Benzinger, S (1, 3) OBP: 0.297, SLG: 0.377	0-1 F9		0-1 E6 2B			0-2 5-3		0-1 F9		4 0 0 0 0 0 1	
Luis Quinones, S (1, 4) OBP: 0.274, SLG: 0.439		2-2 CS HBP		1-1 2B		0-1 F8		2-0 SH5-4 BB 1B		3 0 2 0 0 0 0	
Bo Diaz, R (1, 2) OBP: 0.239, SLG: 0.266		1-1 F8 1-2		4-0 IBB			1-0 1B	4-0 SH5-4 BB		2 0 1 0 2 0 1	
Tom Browning, L (1, 1) John Franco, L (9, 1) OBP: 0.171, SLG: 0.128		0-2 6-3		0-3 K			0-3 K	1-0 SH5-4 1-2 2-3		3 0 0 0 0 2 4 0 0 0 0 0 0 0	
<b>Inning Stats</b>	R: 2 H: 1 E: 0 LOB: 1 K: 0 BB: 2 S: 10 P: 22	R: 0 H: 0 E: 0 LOB: 0 K: 0 BB: 0 S: 7 P: 10	R: 0 H: 1 E: 0 LOB: 1 K: 1 BB: 0 S: 11 P: 13	R: 0 H: 1 E: 1 LOB: 3 K: 2 BB: 1 S: 12 P: 18	R: 0 H: 1 E: 0 LOB: 0 K: 0 BB: 0 S: 4 P: 8	R: 0 H: 0 E: 0 LOB: 0 K: 0 BB: 0 S: 8 P: 9	R: 0 H: 1 E: 0 LOB: 1 K: 2 BB: 0 S: 11 P: 12	R: 0 H: 0 E: 0 LOB: 0 K: 0 BB: 0 S: 9 P: 12	R: 0 H: 1 E: 0 LOB: 2 K: 0 BB: 1 S: 6 P: 14	1B: 4 SF: 0 2B: 2 SAC: 1 3B: 0 DP: 1 HR: 0 HBP: 1	WP: 0 PA: 37 PB: 0 SB: 0 CS: 1
<b>PITCHER</b> Terry Mulholland, L (1, 1) ERA: 4.78	IP WLS BF H R ER SO BB IBB HBP BLK WP HR S P ERA WHIP										
	9.0 L 37 6 2 2 5 3 1 1 0 0 0 78 118 2.00 1.000										

Cincinnati Reds @ Philadelphia Phillies  
Veterans Stadium, Philadelphia, PA  
Tue Jul 04 1989, 7:05 PM EDT  
Att. 14,636 - Unknown

AB	31
R	2
H	6
RBI	2
BB	4
SO	5
LOB	18







BOTTOM

Cincinnati Reds @ Philadelphia Phillies  
Veterans Stadium, Philadelphia, PA

Wed Jul 05 1989, 7:05 PM EDT  
Att: 11,935 - Unknown

livebaseballscorecards.com

AB	37
R	3
H	9
RBI	2
BB	2
SO	11
LOB	12



WP	0	PA	39
PB	1		
SB	3		
CS	0		

AB R H RBI BB SO LOB

5	0	1	0	0	0	1
4	0	2	0	1	1	0
5	1	2	0	0	0	3
4	1	1	0	0	1	2
3	0	1	2	0	1	0
0	0	0	0	0	0	0
1	0	0	0	0	1	2
0	0	0	0	0	0	0
3	0	0	0	1	0	0
3	0	0	0	0	3	0
1	0	0	0	0	1	3
0	0	0	0	0	0	0
4	1	1	0	0	1	0
2	0	0	0	0	1	0
2	0	1	0	0	1	1

1B:	8	SF:	0
2B:	1	SAC:	0
3B:	0	DP:	0
HR:	0	HBP:	0

Batter	1	2	3	4	5	6	7	8	9	10
Lenny Dykstra, L OBP: 0.352, SLG: 0.415 (1, 8)	G4-3			G1-3		P6		4-3		E9
Tom Herr, S OBP: 0.347, SLG: 0.356 (1, 4)	L9			K					1B	
Von Hayes, L OBP: 0.397, SLG: 0.480 (1, 9)	F9			2B 1B		G3			1B	PB
Ricky Jordan, R OBP: 0.299, SLG: 0.352 (1, 3)		5-3		1B 2B		G6-3			K	
Dwayne Murphy, L OBP: 0.304, SLG: 0.362 (1, 7)										
Jeff Parrett, R (8, 1)										
Curt Ford, L OBP: 0.295, SLG: 0.330 (9, PH)						G4-3			K	
Dickie Thon, R OBP: 0.286, SLG: 0.355 (10, 6)										
Darren Daulton, L OBP: 0.304, SLG: 0.321 (1, 2)										
Charlie Hayes, R OBP: 0.259, SLG: 0.240 (1, 5)										
Jim Adduci, L (9, PH)										
Roger McDowell, R OBP: 0.500, SLG: 0.500 (10, 1)										
Steve Jeltz, S OBP: 0.421, SLG: 0.408 (1, 6)										
Larry McWilliams, L OBP: 0.095, SLG: 0.095 (1, 1)										
Bob Demier, R OBP: 0.241, SLG: 0.224 (8, 7)										

Inning Stats	R: 0	H: 0	E: 0	K: 0	S: 7	R: 0	H: 0	E: 0	K: 1	S: 7	R: 0	H: 0	E: 0	K: 1	S: 9	R: 2	H: 3	E: 0	K: 1	S: 11	R: 0	H: 0	E: 0	K: 2	S: 9	R: 0	H: 1	E: 0	K: 1	S: 9	R: 0	H: 0	E: 0	K: 0	S: 6	R: 0	H: 1	E: 0	K: 1	S: 14	R: 0	H: 2	E: 0	K: 3	S: 14	R: 1	H: 2	E: 1	K: 1	S: 6
--------------	------	------	------	------	------	------	------	------	------	------	------	------	------	------	------	------	------	------	------	-------	------	------	------	------	------	------	------	------	------	------	------	------	------	------	------	------	------	------	------	-------	------	------	------	------	-------	------	------	------	------	------

PITCHER	IP	WLS	BF	H	R	ER	SO	BB	IBB	HBP	BLK	WP	HR	S	P	ERA	WHIP
Rick Mahler, R ERA: 3.35 (1, 1)	7.0		24	4	2	2	6	0	0	0	0	0	0	58	92	2.57	0.571
Norm Charlton, L ERA: 3.25 (8, 1)	1.0		6	3	0	0	1	0	0	0	0	0	0	18	25	0.00	3.000
Rob Dibble, R ERA: 1.97 (9, 1)	1.0		4	0	0	0	3	0	1	0	0	0	0	10	15	0.00	0.000
John Franco, L ERA: 1.35 (10, 1)	0.1	L	5	2	1	0	1	0	1	0	0	0	0	6	16	0.00	6.000

PITCHER	IP	WLS	BF	H	R	ER	SO	BB	IBB	HBP	BLK	WP	HR	S	P	ERA	WHIP
Rick Mahler, R ERA: 3.35 (1, 1)	7.0		24	4	2	2	6	0	0	0	0	0	0	58	92	2.57	0.571
Norm Charlton, L ERA: 3.25 (8, 1)	1.0		6	3	0	0	1	0	0	0	0	0	0	18	25	0.00	3.000
Rob Dibble, R ERA: 1.97 (9, 1)	1.0		4	0	0	0	3	0	1	0	0	0	0	10	15	0.00	0.000
John Franco, L ERA: 1.35 (10, 1)	0.1	L	5	2	1	0	1	0	1	0	0	0	0	6	16	0.00	6.000

Batter	1	2	3	4	5	6	7	8	9	AB R H RBI BB SO LOB	TOP	
Luis Quinones, S (1, 4) OBP: 0.282, SLG: 0.515	2-2 G6-3		0-1 HR	0-1 HR		1-1 F9		3-1 G3		5 2 2 3 0 0 1		
Todd Benzinger, S (1, 3) OBP: 0.295, SLG: 0.372	2-2 L8		2-3 K	0-0 L8		0-1 1B		1-0 FC5-4 1B		5 0 2 1 0 1 0		
Barry Larkin, R (1, 6) Lenny Harris, L (6, 6) OBP: 0.378, SLG: 0.459 OBP: 0.267, SLG: 0.265	1-0 G5-3		2-2 HR 1B	2-0 P2		0-1 G1-3		0-0 FC5-4 1-2f		4 1 1 0 0 0 1 1 0 0 0 0 0 1		
Eric Davis, R (1, 8) Kent Tekulve, R (7, 1) OBP: 0.348, SLG: 0.531 OBP: 0.500, SLG: 0.500		4-1 WP HBP 2B BB	0-3 K		1-2 G3-1		1-3 K		1-3 K	3 1 0 0 1 2 1 1 0 0 0 0 1 0		
Rolando Roomes, R (1, 9) (7, 7) OBP: 0.315, SLG: 0.467		0-1 P4	0-1 1 SAFE 1 SAFE 1 SAFE HR		2-1 F8		1-0 G5-3		1-1 1B SF8 1B	5 2 2 2 0 0 1		
Joel Youngblood, R (1, 7) Paul O'Neill, L (7, PH) (7, 9) OBP: 0.338, SLG: 0.400 OBP: 0.337, SLG: 0.448		1-0 WP 2B HBP	0-2 1B		1-3 K		0-0 BB 1B		0-1 1B 1B	2 1 1 0 0 1 0 2 0 2 0 0 0 0		
Marty Brown, R (1, 5) OBP: 0.364, SLG: 0.444		3-2 1-H 2-H 2B	2-2 L6			0-1 G1-3		4-1 1-2 BB	0-1 SF8	3 0 1 3 1 0 1		
Jeff Reed, L (1, 2) OBP: 0.279, SLG: 0.308	2-2 L9			1-3 K		0-0 2B 2B		3-2 G3-1	0-1 3-H 2-1 G3-1	5 1 1 0 0 1 4		
Danny Jackson, R (1, 1) Herm Winningham, L (7, 8) OBP: 0.258, SLG: 0.290 OBP: 0.299, SLG: 0.333			1-3 K	1-2 HR 1B		0-0 F9 1B 2B		2-1 F8		3 2 2 1 0 1 1 1 0 0 0 0 0 0		
<b>Inning Stats</b>	R: 0 E: 0 K: 0 S: 7 H: 0 LOB: 0 BB: 0 P: 12	R: 2 E: 0 K: 1 S: 12 H: 1 LOB: 1 BB: 1 P: 23	R: 3 E: 0 K: 2 S: 25 H: 4 LOB: 1 BB: 0 P: 31	R: 2 E: 0 K: 1 S: 11 H: 2 LOB: 0 BB: 0 P: 15	R: 0 E: 0 K: 1 S: 8 H: 0 LOB: 0 BB: 0 P: 12	R: 2 E: 0 K: 0 S: 10 H: 3 LOB: 1 BB: 0 P: 11	R: 0 E: 0 K: 1 S: 9 H: 1 LOB: 2 BB: 1 P: 18	R: 0 E: 0 K: 0 S: 6 H: 1 LOB: 1 BB: 0 P: 12	R: 1 E: 0 K: 1 S: 12 H: 2 LOB: 1 BB: 0 P: 16	1B: 8 2B: 3 3B: 0 HR: 3 SF: 1 SAC: 0 DP: 0 HBP: 1	WP: 1 PB: 0 SB: 0 CS: 0 PA: 44	
<b>PITCHER</b>	IP WLS BF H R ER SO BB IBB HBP BLK WP HR S P ERA WHIP											
David West, L (1, 1) ERA: 3.93	4.0 L 21 7 7 7 4 1 0 1 0 1 3 55 81 15.75 2.000											
Jeff Innis, R (5, 1) ERA: 2.61	4.0 18 5 2 2 2 1 0 0 0 0 0 33 53 4.50 1.500											
Kevin Tapani, R (9, 1) ERA: 3.38	1.0 5 2 1 1 1 0 0 0 0 0 0 12 16 9.00 2.000											

Cincinnati Reds @ New York Mets  
Shea Stadium, Flushing, NY  
Thu Jul 06 1989, 7:05 PM EDT  
Att. 47,267 - Unknown - 78 F

livebaseballscorecards.com

AB	40
R	10
H	14
RBI	10
BB	2
SO	7
LOB	11







Batter	1	2	3	4	5	6	7	8	9	AB R H RBI BB SO LOB	TOP											
Luis Quinones, S (1, 4) OBP: 0.293, SLG: 0.551	2-2 F7		4-1 BB			0-0 HR		1-0 F8		3 1 1 1 1 0 1												
Todd Benzinger, S (1, 3) OBP: 0.292, SLG: 0.368	2-2 F8		0-0 P6			3-2 G5-3		1-0 FC6-4		4 0 0 0 0 0 2												
Barry Larkin, R (1, 6) OBP: 0.373, SLG: 0.453	1-0 F9				1-2 F6		0-0 G5-3		1-1 P4	4 0 0 0 0 0 0												
Eric Davis, R (1, 8) OBP: 0.343, SLG: 0.521					3-2 F8		1-0 F8		1-1 F8	4 0 0 0 0 0 0												
Rolando Roomes, R (1, 9) OBP: 0.313, SLG: 0.460					1-3 K				1-1 1B	4 0 1 0 0 2 0												
Joel Youngblood, R (1, 7) OBP: 0.333, SLG: 0.382					4-0 BB				2-1 F7	3 0 0 0 1 0 1												
Marty Brown, R (1, 5) OBP: 0.286, SLG: 0.333					2-1 F9					3 0 0 0 0 0 1												
Jeff Reed, L (1, 2) OBP: 0.280, SLG: 0.304					2-2 F7				0-3 K	2 0 0 0 0 1 0												
Scott Scudder, R (1, 1) OBP: 0.273, SLG: 0.111					0-1 P3				1-1 FC6-4	2 0 0 0 0 0 1												
Tim Birtsas, L (5, 1) OBP: 0.500, SLG: 2.000										0 0 0 0 0 0 0												
Herm Winningham, L (8, PH) OBP: 0.306, SLG: 0.341										1 0 1 0 0 0 0												
Kent Tekulve, R (8, 1) OBP: 0.500, SLG: 0.500										0 0 0 0 0 0 0												
<b>Inning Stats</b>	R: 0 E: 0 K: 0 S: 7	H: 0 LOB: 0 BB: 0 P: 12	R: 0 E: 0 K: 1 S: 7	H: 0 LOB: 1 BB: 1 P: 13	R: 0 E: 0 K: 0 S: 9	H: 0 LOB: 1 BB: 1 P: 15	R: 0 E: 0 K: 1 S: 10	H: 0 LOB: 0 BB: 0 P: 15	R: 0 E: 0 K: 0 S: 6	H: 0 LOB: 1 BB: 0 P: 9	R: 1 E: 0 K: 0 S: 7	H: 1 LOB: 0 BB: 0 P: 11	R: 0 E: 0 K: 0 S: 5	H: 0 LOB: 0 BB: 0 P: 9	R: 0 E: 0 K: 1 S: 8	H: 1 LOB: 1 BB: 0 P: 11	R: 0 E: 0 K: 0 S: 8	H: 1 LOB: 1 BB: 0 P: 13	1B: 2 2B: 0 3B: 0 HR: 1	SF: 0 SAC: 0 DP: 0 HBP: 1	WP: 0 PB: 0 SB: 0 CS: 0	PA: 33
<b>PITCHER</b> Sid Fernandez, L (1, 1) ERA: 2.82	IP: 9.0 WLS: W BF: 33 H: 3 R: 1 ER: 1 SO: 3 BB: 2 IBB: 0 HBP: 1 BLK: 0 WP: 0 HR: 1 S: 67 P: 108 ERA: 1.00 WHIP: 0.556											<b>PITCHER</b>	IP: 9.0 WLS: W BF: 33 H: 3 R: 1 ER: 1 SO: 3 BB: 2 IBB: 0 HBP: 1 BLK: 0 WP: 0 HR: 1 S: 67 P: 108 ERA: 1.00 WHIP: 0.556									

Cincinnati Reds @ New York Mets  
 Shea Stadium, Flushing, NY  
 Fri Jul 07 1989, 7:05 PM EDT  
 Att. 40,242 - Unknown - 88 F

livebaseballscorecards.com

AB	30
R	1
H	3
RBI	1
BB	2
SO	3
LOB	6



Batter	1	2	3	4	5	6	7	8	9
Juan Samuel, R OBP: 0.307, SLG: 0.362 (1, 8)	2-1 G6-3		3-1 SH2-3 2B 1B	2-1 F8		3-2 BB CS 1B	2-2 F9		
Keith Miller, R OBP: 0.250, SLG: 0.276 (1, 6)	1-0 P4		0-0 SH2-3 1-2		1-2 S 2B 1B	1-0 P6		0-1 G6-3	
Howard Johnson, S OBP: 0.367, SLG: 0.608 (1, 5)	1-1 2B		0-2 1B 2B		4-1 2B SF9 BB	4-1 BB 1B IBB		1-0 G3	
Darryl Strawberry, L OBP: 0.318, SLG: 0.494 (1, 9) Mookie Wilson, S OBP: 0.230, SLG: 0.285 (6, 9)	1-3 K		4-0 BB 1B IBB		2-1 SF9 BLK 2B	4-2 1B BB		0-0 F7	
Kevin McReynolds, R OBP: 0.350, SLG: 0.412 (1, 7)		1-1 P3	1-2 BB 1B		4-0 BLK IBB	1-0 1B			
Gregg Jefferies, S OBP: 0.284, SLG: 0.315 (1, 4)		0-2 G4-3 1B	4-2 1-2 2-3 BB		2-0 SF9	0-0 P3			
Tim Teufel, R OBP: 0.357, SLG: 0.311 (1, 3)		2-2 G4-3	1-3 K		2-3 K			4-0 SH1-3 BB	
Mackey Sasser, L OBP: 0.297, SLG: 0.384 (1, 2)		2-2 G1-3		1-1 F7	1-1 L3			1-0 F8	
Sid Fernandez, L OBP: 0.250, SLG: 0.265 (1, 1)			2-3 K	2-3 K		0-3 K		0-1 SH1-3	

Inning Stats	R: 0 E: 0 K: 1 S: 9	H: 1 LOB: 1 BB: 0 P: 14	R: 0 E: 0 K: 0 S: 13	H: 1 LOB: 1 BB: 0 P: 17	R: 2 E: 0 K: 2 S: 20	H: 3 LOB: 3 BB: 2 P: 35	R: 0 E: 0 K: 1 S: 7	H: 0 LOB: 0 BB: 0 P: 12	R: 3 E: 0 K: 1 S: 13	H: 2 LOB: 1 BB: 2 P: 28	R: 2 E: 0 K: 1 S: 12	H: 2 LOB: 2 BB: 2 P: 25	R: 0 E: 0 K: 0 S: 6	H: 0 LOB: 1 BB: 1 P: 13	R: 0 E: 0 K: 0 S: 4	H: 0 LOB: 0 BB: 0 P: 5
--------------	------------------------------	----------------------------------	-------------------------------	----------------------------------	-------------------------------	----------------------------------	------------------------------	----------------------------------	-------------------------------	----------------------------------	-------------------------------	----------------------------------	------------------------------	----------------------------------	------------------------------	---------------------------------

PITCHER	IP	WLS	BF	H	R	ER	SO	BB	IBB	HBP	BLK	WP	HR	S	P	ERA	WHIP
Scott Scudder, R ERA: 4.55 (1, 1)	4.0	L	21	6	4	4	4	2	1	0	0	0	0	54	87	9.00	2.000
Tim Birtsas, L ERA: 3.43 (5, 1)	3.0		16	3	3	1	2	2	2	0	1	0	0	26	57	3.00	1.667
Kent Tekulve, R ERA: 4.88 (8, 1)	1.0		3	0	0	0	0	0	0	0	0	0	0	4	5	0.00	0.000

**BOTTOM**


**Cincinnati Reds @ New York Mets**  
Shea Stadium, Flushing, NY

Fri Jul 07 1989, 7:05 PM EDT  
Att: 40,242 - Unknown - 88 F

AB	R	H	RBI	BB	SO	LOB
5	2	2	0	0	0	1
4	1	1	0	0	0	1
3	3	2	1	2	0	0
2	1	1	1	1	1	1
1	0	0	0	1	0	0
3	0	2	3	1	0	0
2	0	1	1	1	0	2
3	0	0	0	1	2	5
4	0	0	0	0	0	3
3	0	0	0	0	3	0

AB	30
R	7
H	9
RBI	6
BB	7
SO	6
LOB	13

WP: 0 PA: 40  
PB: 0  
SB: 2  
CS: 1



PITCHER	IP	WLS	BF	H	R	ER	SO	BB	IBB	HBP	BLK	WP	HR	S	P	ERA	WHIP
---------	----	-----	----	---	---	----	----	----	-----	-----	-----	----	----	---	---	-----	------

Batter	1	2	3	4	5	6	7	8	9	AB R H RBI BB SO LOB	TOP											
Luis Quinones, S (1, 4) OBP: 0.291, SLG: 0.528	1-3 K			1-0 F9		4-2 BB		1-0 F9		3 0 0 0 1 1 1												
Kal Daniels, L (1, 7) OBP: 0.395, SLG: 0.368	2-3 K			1-1 G4-3		4-1 BB		3-2 L8		3 0 0 0 1 1 1												
Barry Larkin, R (1, 6) OBP: 0.369, SLG: 0.447	0-0 G5-3			1-0 G5-3		2-3 K			1-0 G6-3	4 0 0 0 0 1 2												
Eric Davis, R (1, 8) OBP: 0.341, SLG: 0.530		0-0 P4			0-2 G6-3		1-3 K		0-0 HR	4 1 1 1 0 1 0												
Paul O'Neill, L (1, 9) OBP: 0.333, SLG: 0.442		3-2 F8			1-2 F7		0-3 K		3-2 F8	4 0 0 0 0 1 0												
Ken Griffey, L (1, 3) OBP: 0.346, SLG: 0.404		3-2 G4-3			0-0 1B		1-2 1B		4-1 HR	3 1 2 0 1 0 0												
Lenny Harris, L (1, 5) OBP: 0.273, SLG: 0.289			2-1 L3 1B		2-2 P4		2-2 G1-3		0-0 HR	4 1 2 2 0 0 2												
Jeff Reed, L (1, 2) OBP: 0.274, SLG: 0.297			0-0 L3		0-0 P4			0-3 K	1-3 K	4 0 0 0 0 2 1												
Tom Browning, L (1, 1) OBP: 0.163, SLG: 0.122 Kent Tekulve, R (5, 1) OBP: 0.500, SLG: 0.500 Herm Winningham, L (6, PH) OBP: 0.950, SLG: 0.957 Norm Charlton, S (6, 1) Todd Benzinger, S (8, PH) OBP: 0.294, SLG: 0.370 Rob Dibble, L (8, 1) Tim Birtsas, L (8, 1) OBP: 0.500, SLG: 2.000			0-2 G1-3		2-3 K			0-0 1B		1 0 0 0 0 0 0 0 0 0 0 0 0 0 1 0 0 0 0 1 0 0 0 0 0 0 0 0 1 0 1 0												
<b>Inning Stats</b>	R: 0 E: 0 K: 2 S: 7	H: 0 LOB: 0 BB: 0 P: 10	R: 0 E: 0 K: 0 S: 11	H: 0 LOB: 0 BB: 0 P: 17	R: 0 E: 0 K: 0 S: 7	H: 1 LOB: 0 BB: 0 P: 9	R: 0 E: 0 K: 0 S: 4	H: 0 LOB: 0 BB: 0 P: 7	R: 0 E: 0 K: 0 S: 10	H: 1 LOB: 1 BB: 0 P: 13	R: 0 E: 0 K: 2 S: 12	H: 0 LOB: 2 BB: 2 P: 24	R: 0 E: 0 K: 2 S: 13	H: 1 LOB: 1 BB: 0 P: 17	R: 0 E: 0 K: 1 S: 10	H: 1 LOB: 1 BB: 0 P: 14	R: 3 E: 0 K: 1 S: 13	H: 2 LOB: 0 BB: 1 P: 22	1B: 4 2B: 1 3B: 0 HR: 2	SF: 0 SAC: 0 DP: 1 HBP: 0	WP: 0 PB: 0 SB: 0 CS: 0	PA: 35
<b>PITCHER</b> David Cone, R (1, 1) ERA: 4.0	IP: 9.0 WLS: W BF: 35 H: 6 R: 3 ER: 3 SO: 8 BB: 3 IBB: 0 HBP: 0 BLK: 0 WP: 0 HR: 2 S: 87 P: 133 ERA: 3.00 WHIP: 1.000											<b>PITCHER</b>	IP: 9.0 WLS: W BF: 35 H: 6 R: 3 ER: 3 SO: 8 BB: 3 IBB: 0 HBP: 0 BLK: 0 WP: 0 HR: 2 S: 87 P: 133 ERA: 3.00 WHIP: 1.000									

Cincinnati Reds @ New York Mets  
Shea Stadium, Flushing, NY  
Sat Jul 08 1989, 3:33 AM EDT  
Att. 46,789 - Sunny - 82 F

AB	32
R	3
H	6
RBI	3
BB	3
SO	8
LOB	7



Batter	1	2	3	4	5	6	7	8	9
Juan Samuel, R OBP: 0.316, SLG: 0.372 Mark Carreon, R OBP: 0.333, SLG: 0.522 (1, 8) (8, PR) (9, 9)	4-1 S 1B BB		0-1 1B SF8 2B		1-1 F7 1B	0-1 PO 1B		1-1 HBP 2B 1B	
Tim Teufel, R OBP: 0.379, SLG: 0.333 Lee Mazzilli, S OBP: 0.377, SLG: 0.327 (1, 3) (8, PR) (9, 3)	1-2 CS 1B		0-2 HR 1B		2-2 1B 1B	1-1 PO 1-2	1-1 F8 1B 1B	1-0 2B HBP	
Howard Johnson, S OBP: 0.370, SLG: 0.614 (1, 5)	1-3 K 1-2		1-2 SF8 3-H		1-2 S FC6-2 1B		0-0 S 1B	0-0 2B	
Darryl Strawberry, L OBP: 0.323, SLG: 0.513 Mookie Wilson, S OBP: 0.228, SLG: 0.282 (1, 9) (5, PR) (6, 9) (9, 8)	2-1 1B		1-1 HR 1-H		0-0 FC6-2 S 1B		1-3 K	1-1 P3	
Kevin McReynolds, R OBP: 0.346, SLG: 0.406 (1, 7)	1-0 P4		0-1 F9		0-1 FC6-2 1-3 2-H		1-0 F8		
Gregg Jefferies, S OBP: 0.283, SLG: 0.314 (1, 4)		1-0 G6-3 1B	0-1 P6		0-3 K		1-3 K		
Phil Lombardi, R OBP: 0.231, SLG: 0.360 (1, 2)		1-3 K		2-1 G6-3		0-1 SH2-4 1B 1B		2-1 G6-3	
Kevin Elster, R OBP: 0.254, SLG: 0.281 (1, 6)		2-2 G6-3		0-0 G1-3		2-0 F9		2-3 K	
David Cone, L OBP: 0.243, SLG: 0.257 (1, 1)		1-1 G1-4-3		1-1 G1-3		0-0 SH2-4		0-1 1B 2B	

AB	R	H	RBI	BB	SO	LOB	
4	2	3	2	1	0	0	
0	1	0	0	0	0	0	
4	2	4	1	0	0	0	
0	0	0	0	0	0	0	
4	0	3	2	0	1	1	
3	1	3	3	0	0	0	
2	0	0	0	0	1	5	
4	0	0	0	0	0	5	
4	0	1	0	0	2	4	
4	1	1	0	0	1	1	
4	0	0	0	0	1	2	
3	1	1	0	0	0	1	
1B: 12	SF: 1	WP: 0	PA: 41	2B: 3	SAC: 1	PB: 0	
3B: 0	DP: 0	SB: 4		HR: 1	HBP: 1	CS: 1	

**BOTTOM**

**Cincinnati Reds @ New York Mets**  
 Shea Stadium, Flushing, NY  
 Sat Jul 08 1989, 3:33 AM EDT  
 Att. 46,789 - Sunny - 82 F

livebaseballscores.com

<b>AB</b>	<b>36</b>
<b>R</b>	<b>8</b>
<b>H</b>	<b>16</b>
<b>RBI</b>	<b>8</b>
<b>BB</b>	<b>1</b>
<b>SO</b>	<b>6</b>
<b>LOB</b>	<b>19</b>



Inning Stats		R: 1	H: 2	E: 0	K: 1	S: 11	R: 0	H: 1	E: 0	K: 1	S: 10	R: 3	H: 3	E: 0	K: 0	S: 16	R: 0	H: 0	E: 0	K: 0	S: 5	R: 1	H: 3	E: 0	K: 1	S: 15	R: 1	H: 2	E: 0	K: 0	S: 7	R: 0	H: 2	E: 0	K: 2	S: 10	R: 2	H: 3	E: 0	K: 1	S: 12
PITCHER		IP	WLS	BF	H	R	ER	SO	BB	IBB	HBP	BLK	WP	HR	S	P	ERA	WHIP	PITCHER		IP	WLS	BF	H	R	ER	SO	BB	IBB	HBP	BLK	WP	HR	S	P	ERA	WHIP				
Tom Browning, L ERA: 3.35	(1, 1)	4.1	L	22	9	5	5	2	1	0	0	0	0	0	51	74	10.38	2.308	Tom Browning, L ERA: 3.35		4.1	L	22	9	5	5	2	1	0	0	0	0	0	51	74	10.38	2.308	Tom Browning, L ERA: 3.35			
Kent Tekulve, R ERA: 4.81	(5, 1)	0.2		2	0	0	0	1	0	0	0	0	0	0	6	6	0.00	0.000	Kent Tekulve, R ERA: 4.81		0.2		2	0	0	0	1	0	0	0	0	0	6	6	0.00	0.000	Kent Tekulve, R ERA: 4.81				
Norm Charlton, L ERA: 3.3	(6, 1)	2.0		9	4	1	1	2	0	0	0	0	0	0	17	24	4.50	2.000	Norm Charlton, L ERA: 3.3		2.0		9	4	1	1	2	0	0	0	0	17	24	4.50	2.000	Norm Charlton, L ERA: 3.3					
Rob Dibble, R ERA: 2.25	(8, 1)	0.2		5	2	2	2	1	0	0	1	0	0	0	9	15	27.00	3.000	Rob Dibble, R ERA: 2.25		0.2		5	2	2	2	1	0	0	0	9	15	27.00	3.000	Rob Dibble, R ERA: 2.25						
Tim Birtsas, L ERA: 3.4	(8, 1)	0.1		2	1	0	0	0	0	0	0	0	0	0	3	4	0.00	3.000	Tim Birtsas, L ERA: 3.4		0.1		2	1	0	0	0	0	0	0	3	4	0.00	3.000	Tim Birtsas, L ERA: 3.4						

Batter	1	2	3	4	5	6	7	8	9	AB R H RBI BB SO LOB	TOP						
Luis Quinones, S (1, 4) OBP: 0.293, SLG: 0.514	3-3 		4-2 FC5-4 BB 		1-0 G1-3 		1-1 SH1-4 			2 0 0 0 1 1 0							
Todd Benzinger, S (1, 3) OBP: 0.293, SLG: 0.368	1-1  1B		0-3 		0-1 E6 		2-3 			4 1 1 0 0 2 4							
Barry Larkin, R (1, 6) OBP: 0.368, SLG: 0.444	0-1  1B		2-2 FC5-4 FC6-4 		2-2 G5-3 		1-0 L8 			4 0 1 0 0 0 5							
Eric Davis, R (1, 8) OBP: 0.340, SLG: 0.525	2-2  1B		2-1 FC6-4 		0-0 G4-3 		0-3 			4 0 1 1 0 1 1							
Paul O'Neill, L (1, 9) OBP: 0.332, SLG: 0.440	2-3 		2-0 F9 		2-1 		1-1 F8 			4 0 1 0 0 1 2							
Rolando Roomes, R (1, 7) OBP: 0.311, SLG: 0.454	1-3 		0-1  E 1B		1-1 F8 		3-2 L4 			4 1 1 0 0 1 3							
Lenny Harris, L (1, 5) OBP: 0.272, SLG: 0.288		0-0 G3 		2-0 E9 L9-4-5 1-H 		0-0 G4-3 		0-0 P6 		4 0 1 1 0 0 1							
Jeff Reed, L (1, 2) OBP: 0.269, SLG: 0.292		1-0 G4-3 		1-2 L9-4-5 		3-2 E6 2B 		0-0 F7 		3 0 0 0 0 0 1							
Herm Winningham, L (7, PR) OBP: 0.303, SLG: 0.337										0 1 0 0 0 0 0							
Bo Diaz, R (7, 2) OBP: 0.239, SLG: 0.265										1 0 0 0 0 0 0							
Rick Mahler, R (1, 1) OBP: 0.265, SLG: 0.261		1-2 L5 				2-3 K 		1-1 SH1-4 1-H 2B 		3 0 1 1 0 1 0							
Marty Brown, R (7, PR) OBP: 0.286, SLG: 0.333										0 0 0 0 0 0 0							
Norm Chanton, S (7, 1)										0 0 0 0 0 0 0							
Rob Dibble, L (7, 1)										0 0 0 0 0 0 0							
Kent Tekulve, R (7, 1) OBP: 0.500, SLG: 0.500										0 0 0 0 0 0 0							
Kal D'Arnis, L (9, PH) OBP: 0.392, SLG: 0.364										1 0 0 0 0 0 0							
<b>Inning Stats</b>	R: 1 H: 3 E: 0 LOB: 2 K: 3 BB: 0 S: 17 P: 26	R: 0 H: 0 E: 0 LOB: 0 K: 0 BB: 0 S: 5 P: 7	R: 0 H: 0 E: 0 LOB: 1 K: 1 BB: 1 S: 10 P: 18	R: 1 H: 2 E: 1 LOB: 0 K: 0 BB: 0 S: 7 P: 12	R: 0 H: 0 E: 1 LOB: 1 K: 1 BB: 0 S: 11 P: 16	R: 0 H: 1 E: 0 LOB: 1 K: 0 BB: 0 S: 6 P: 9	R: 1 H: 1 E: 1 LOB: 3 K: 1 BB: 0 S: 12 P: 20	R: 0 H: 0 E: 0 LOB: 0 K: 1 BB: 0 S: 11 P: 15	R: 0 H: 0 E: 0 LOB: 0 K: 0 BB: 0 S: 5 P: 6	1B: 6 SF: 0 2B: 2 SAC: 1 3B: 0 DP: 1 HR: 0 HBP: 0	WP: 0 PA: 36 PB: 0 SB: 2 CS: 0						
<b>PITCHER</b>	IP WLS BF H R ER SO BB IBB HBP BLK WP HR S P ERA WHIP																
Bob Ojeda, L (1, 1) ERA: 3.96	6.0	27	7	3	2	5	1	0	0	0	0	0	0	61	97	3.00	1.333
Rick Aguilera, R (7, 1) ERA: 1.62	3.0	W	9	0	0	0	2	0	0	0	0	0	0	23	32	0.00	0.000

Cincinnati Reds @ New York Mets  
Shea Stadium, Flushing, NY  
Sun Jul 09 1989, 3:33 AM EDT  
Att: 46,357 - Sunny

livebaseballscorecards.com

AB	34
R	3
H	7
RBI	3
BB	1
SO	7
LOB	17



Batter	1	2	3	4	5	6	7	8	9	AB R H RBI BB SO LOB
Juan Samuel, R OBP: 0.315, SLG: 0.382 (1, 8)	1-3 K	3-2 E6			2-2 G4-3		1-2 HR			4 1 1 2 0 1 0
Lee Mazzilli, S OBP: 0.370, SLG: 0.321 (1, 3)	1-1 FC1-6 1B	1-1 L8			1-0 G4-3		0-2 F9			4 0 1 0 0 0 1
Howard Johnson, S OBP: 0.366, SLG: 0.605 (1, 5)	0-0 FC1-6 2B				0-2 F9			0-0 F8		4 1 0 0 0 0 1
Darryl Strawberry, L OBP: 0.323, SLG: 0.515 (1, 9)	1-0 2B				2-2 G3		1-0 G4-3	0-0 CS 1B		3 0 1 1 0 0 0
Mookie Wilson, S OBP: 0.231, SLG: 0.286 (7, 9)										1 0 1 0 0 0 0
Kevin McReynolds, R OBP: 0.342, SLG: 0.400 (1, 7)	3-2 G6-3				1-1 F9		2-1 G5-3	1-2 F9		4 0 0 0 0 0 2
Gregg Jefferies, S OBP: 0.284, SLG: 0.318 (1, 4)					2-2 P3		0-0 G3 SF8 2B			3 1 1 0 0 0 0
Mackey Sasser, L OBP: 0.290, SLG: 0.375 (1, 2)					1-1 L5		0-0 G3			2 1 0 0 0 0 0
Phil Lombardi, R OBP: 0.222, SLG: 0.346 (7, PH)		SH1-4 E 1B			1-1 L5		2-3 G3			1 0 0 0 0 0 1
Kevin Elster, R OBP: 0.255, SLG: 0.283 (1, 6)		1-1 SH1-4 E 1B			1-2 G5-3		0-2 SF8			2 1 1 1 0 0 0
Bob Ojeda, L OBP: 0.167, SLG: 0.143 (1, 1)		0-1 SH1-4					3-4 F7			1 0 0 0 0 0 0
Rick Aguilera, R (7, 1)		1-2 2-3					0-0 F7			0 1 0 0 1 0 0

Inning Stats	R: 1	H: 2	E: 0	K: 1	S: 11	H: 2	LOB: 1	BB: 0	P: 17	R: 2	H: 1	E: 2	K: 0	S: 18	H: 1	LOB: 1	BB: 0	P: 26	R: 0	H: 0	E: 0	K: 0	S: 11	H: 0	LOB: 0	BB: 0	P: 14	R: 0	H: 0	E: 0	K: 0	S: 9	H: 0	LOB: 0	BB: 0	P: 13	R: 0	H: 0	E: 0	K: 0	S: 5	H: 0	LOB: 0	BB: 0	P: 8	R: 0	H: 0	E: 0	K: 0	S: 4	H: 0	LOB: 0	BB: 0	P: 8	R: 3	H: 2	E: 0	K: 0	S: 12	H: 2	LOB: 0	BB: 1	P: 17	R: 0	H: 1	E: 0	K: 0	S: 6	H: 1	LOB: 0	BB: 0	P: 7
1B: 3	SF: 1	2B: 2	SAC: 1	3B: 0	DP: 0	HR: 1	HBP: 0	WP: 0	PA: 32																																																															

PITCHER	IP	WLS	BF	H	R	ER	SO	BB	IBB	HBP	BLK	WP	HR	S	P	ERA	WHIP
Rick Mahler, R ERA: 3.27 (1, 1)	6.0		23	3	3	1	1	0	0	0	0	0	0	58	86	1.50	0.500
Norm Charlton, L ERA: 3.5 (7, 1)	0.0	L	1	1	1	1	0	0	0	0	0	0	0	1	1	∞	∞
Rob Dibble, R ERA: 2.52 (7, 1)	0.2		4	1	2	2	0	1	0	0	0	0	1	8	13	27.00	3.000
Kent Tekulve, R ERA: 4.68 (7, 1)	1.1		4	1	0	0	0	0	0	0	0	0	0	9	10	0.00	0.750

BOTTOM

Cincinnati Reds @ New York Mets  
Shea Stadium, Flushing, NY  
Sun Jul 09 1989, 3:33 AM EDT  
Att. 46,357 - Sunny

livebaseballscorecards.com

AB	29
R	6
H	6
RBI	4
BB	1
SO	1
LOB	5



**Montreal Expos @ Cincinnati Reds**  
 Riverfront Stadium, Cincinnati, OH

Thu Jul 13 1989, 7:05 PM EDT  
 Att. 25,483 - Unknown - 82 F

AB	38
R	6
H	11
RBI	6
BB	7
SO	5
LOB	29



WP:	0	PA:	45
PB:	0		
SB:	0		
CS:	3		

AB R H RBI BB SO LOB

5	0	1	0	0	0	3
2	1	0	0	2	1	3
1	0	0	0	0	1	1
5	1	2	1	0	0	3
4	0	1	0	1	0	3
3	1	0	1	1	0	4
1	2	1	0	0	0	0
4	1	2	2	1	0	1
5	0	2	0	0	2	3
5	0	1	1	0	1	5
1	0	1	1	2	0	0
1	0	0	0	0	0	2
0	0	0	0	0	0	0
1	0	0	0	0	0	1
0	0	0	0	0	0	0

Batter	1	2	3	4	5	6	7	8	9
<b>Otis Nixon, S</b> (1, 8) OBP: 0.321, SLG: 0.273	1-2 G6-3		0-0 F9		2-0 FC4-6 1B	1-0 F9		1-1 E3	
<b>Damaso Garcia, R</b> (1, 4) OBP: 0.299, SLG: 0.319	4-1 FC5-4 BB		0-1 P3		2-3 K		4-0 2B BB	1-3 SAFE 1-2	
<b>Tom Foley, L</b> (8, PH) OBP: 0.321, SLG: 0.377									
<b>Andres Galarraga, R</b> (1, 3) OBP: 0.345, SLG: 0.454	1-1 FC5-4 FC6-4 1-2f		1-0 BB 1B		1-1 F7		1-0 1B E 2B	1-0 F7	
<b>Tim Raines, S</b> (1, 7) OBP: 0.421, SLG: 0.463	3-1 FC6-4 1-2f		4-0 BB		0-0 FC4-6 1-2f		1-0 CS E 1B		
<b>Hubie Brooks, R</b> (1, 9) OBP: 0.310, SLG: 0.382		2-1 E6 G5-3	1-2 G1-3		4-1 1B BB 1B	1-1 E6 1B CS 1B		2-0 HR 1B	
<b>Dave Martinez, L</b> (7, PR) OBP: 0.340, SLG: 0.419									
<b>Tim Wallach, R</b> (1, 5) OBP: 0.337, SLG: 0.411		1-1 G5-3 1-2		1-2 G5-3	4-0 L5-4 1B BB	2-2 1B 1B		1-1 HR	
<b>Mike Fitzgerald, R</b> (1, 2) OBP: 0.356, SLG: 0.403		1-3 K		2-0 G4-3	1-1 1B 1B	1-3 K		1-0 G6-3 1B	
<b>Spike Owen, S</b> (1, 6) OBP: 0.379, SLG: 0.366		1-0 G5-3		0-3 K	0-0 L5-4 2-3	1-2 1B		3-2 G6-3 1-2	
<b>Dennis Martinez, R</b> (1, 1) OBP: 0.213, SLG: 0.159			4-1 BB 1B BB		4-2 1B BB	3-2 1B		3-2 G6-3	
<b>Wallace Johnson, S</b> (7, PH) OBP: 0.262, SLG: 0.305									
<b>Zane Smith, L</b> (7, 1) OBP: 0.179, SLG: 0.179									
<b>Rex Hudler, R</b> (9, PH) OBP: 0.296, SLG: 0.468									
<b>Tim Burke, R</b> (9, 1)									

Inning Stats	R: 0	H: 0	E: 0	K: 0	S: 8	P: 17	R: 0	H: 0	E: 1	K: 1	S: 8	P: 13	R: 0	H: 1	E: 0	K: 0	S: 8	P: 18	R: 0	H: 0	E: 0	K: 1	S: 7	P: 10	R: 0	H: 1	E: 0	K: 1	S: 12	P: 21	R: 1	H: 2	E: 0	K: 0	S: 10	P: 23	R: 3	H: 4	E: 1	K: 1	S: 16	P: 27	R: 0	H: 0	E: 1	K: 1	S: 14	P: 16	R: 2	H: 3	E: 0	K: 0	S: 13	P: 23	1B: 9	SF: 0	2B: 2	SAC: 0	3B: 0	DP: 1	HR: 1	HBP: 0	WP: 0	PA: 45
--------------	------	------	------	------	------	-------	------	------	------	------	------	-------	------	------	------	------	------	-------	------	------	------	------	------	-------	------	------	------	------	-------	-------	------	------	------	------	-------	-------	------	------	------	------	-------	-------	------	------	------	------	-------	-------	------	------	------	------	-------	-------	-------	-------	-------	--------	-------	-------	-------	--------	-------	--------

PITCHER	IP	WLS	BF	H	R	ER	SO	BB	IBB	HBP	BLK	WP	HR	S	P	ERA	WHIP
<b>Danny Jackson, L</b> (1, 1) ERA: 5.44	5.2		27	4	1	1	3	6	0	0	0	0	0	52	100	1.59	1.765
<b>Norm Charlton, L</b> (6, 1) ERA: 3.86	0.1		4	2	3	2	0	1	0	0	0	0	0	3	10	54.00	9.000
<b>Kent Tekulve, R</b> (7, 1) ERA: 4.59	1.0	L	6	2	0	0	1	0	0	0	0	0	0	16	22	0.00	2.000
<b>John Franco, L</b> (8, 1) ERA: 1.71	2.0		8	3	2	2	1	0	0	0	0	0	1	25	36	9.00	1.500

PITCHER	IP	WLS	BF	H	R	ER	SO	BB	IBB	HBP	BLK	WP	HR	S	P	ERA	WHIP
---------	----	-----	----	---	---	----	----	----	-----	-----	-----	----	----	---	---	-----	------





Batter	1	2	3	4	5	6	7	8	9	AB R H RBI BB SO LOB	TOP
<b>Otis Nixon, S</b> (1, 8) OBP: 0.315, SLG: 0.267 (8, 7) (9, 8)	1-3 		2-1 	0-0 			1-0 			4 0 0 0 0 1 1	
<b>Rex Hudler, R</b> (1, 7) OBP: 0.318, SLG: 0.482 (8, 4) (9, 7)	1-2 		0-2 		0-1 			0-0 		4 0 3 0 0 0 0	
<b>Andres Galarraga, R</b> (1, 3) OBP: 0.344, SLG: 0.452	1-3 		2-3 		1-3 			0-2 		4 0 1 0 0 3 3	
<b>Hubie Brooks, R</b> (1, 9) OBP: 0.309, SLG: 0.381 <b>Tom Foley, L</b> (9, 4) OBP: 0.321, SLG: 0.377	3-3 		1-1 		0-0 			0-1 		4 0 1 0 0 1 3 0 0 0 0 0 0 0	
<b>Tim Wallach, R</b> (1, 5) OBP: 0.339, SLG: 0.408		4-1 	4-0 			0-0 		3-2 		2 1 0 0 2 0 1	
<b>Damaso Garcia, R</b> (1, 4) OBP: 0.300, SLG: 0.319 <b>Dave Martinez, L</b> (8, 8) OBP: 0.338, SLG: 0.417 (9, 9)		0-2 	0-0 			0-0 		2-2 		3 0 1 0 0 0 3 1 0 0 0 0 0 0	
<b>Mike Fitzgerald, R</b> (1, 2) OBP: 0.348, SLG: 0.392		0-0 		0-2 		2-3 		0-0 		4 0 0 0 0 1 2	
<b>Spike Owen, S</b> (1, 6) OBP: 0.380, SLG: 0.365		0-1 		1-1 			1-1 		4-1 	3 0 1 1 1 0 1	
<b>Bryn Smith, R</b> (1, 1) OBP: 0.159, SLG: 0.122 <b>Joe Hesketh, R</b> (9, 1) OBP: 1.000, SLG: 1.000		1-3 		0-3 			0-2 		3-3 	4 0 0 0 0 3 3 0 0 0 0 0 0 0	
<b>Inning Stats</b>	R: 0 H: 1 E: 0 LOB: 1 K: 3 BB: 0 S: 14 P: 20	R: 1 H: 1 E: 0 LOB: 1 K: 1 BB: 1 S: 10 P: 15	R: 0 H: 2 E: 0 LOB: 3 K: 1 BB: 1 S: 13 P: 21	R: 0 H: 1 E: 0 LOB: 1 K: 1 BB: 0 S: 9 P: 10	R: 0 H: 1 E: 0 LOB: 0 K: 1 BB: 0 S: 7 P: 8	R: 0 H: 0 E: 0 LOB: 0 K: 1 BB: 0 S: 7 P: 9	R: 0 H: 0 E: 0 LOB: 0 K: 0 BB: 0 S: 6 P: 8	R: 0 H: 1 E: 0 LOB: 1 K: 0 BB: 0 S: 10 P: 13	R: 0 H: 0 E: 0 LOB: 1 K: 1 BB: 1 S: 9 P: 18	1B: 7 SF: 0 2B: 0 SAC: 0 3B: 0 DP: 1 HR: 0 HBP: 0	WP: 0 PA: 36 PB: 0 SB: 2 CS: 0
<b>PITCHER</b> <b>Tom Browning, L</b> (1, 1) ERA: 3.22 <b>Scott Scudder, R</b> (9, 1) ERA: 4.4	IP WLS BF H R ER SO BB IBB HBP BLK WP HR S P ERA WHIP 8.0 L 32 7 1 1 8 2 0 0 0 0 0 0 76 104 1.12 1.125 1.0 4 0 0 0 1 1 0 0 0 0 0 0 9 18 0.00 1.000	<b>PITCHER</b> IP WLS BF H R ER SO BB IBB HBP BLK WP HR S P ERA WHIP									

**Montreal Expos @ Cincinnati Reds**  
 Riverfront Stadium, Cincinnati, OH  
 Fri Jul 14 1989, 7:05 PM EDT  
 Att: 29,494 - Unknown

AB	33
R	1
H	7
RBI	1
BB	3
SO	9
LOB	17





Batter	1	2	3	4	5	6	7	8	9	AB R H RBI BB SO LOB	TOP									
<b>Dave Martinez, L</b> (1, 8) OBP: 0.332, SLG: 0.408	3-2 4-3		1-1 F7		0-0 4-3		2-3 K			4 0 0 0 0 1 0	<b>Montreal Expos @ Cincinnati Reds</b> Riverfront Stadium, Cincinnati, OH Sat Jul 15 1989, 7:05 PM EDT Att. 34,997 - Unknown - 80 F									
<b>Tom Foley, L</b> (1, 4) OBP: 0.320, SLG: 0.375	2-2 3-1 1B		1-0 F9		0-0 F7		1-2 4-3			4 0 1 0 0 0 0										
<b>Andres Galarraga, R</b> (1, 3) OBP: 0.343, SLG: 0.452	0-1 3-1 1-2		1-3 K		1-1 1B 2B			2-1 6-3		4 0 1 0 0 1 1										
<b>Hubie Brooks, R</b> (1, 9) OBP: 0.312, SLG: 0.380	2-0 5-3			4-2 CS 1B BB	0-1 1B			1-2 P3		3 1 1 0 1 0 1										
<b>Mike Aldrete, L</b> (1, 7) OBP: 0.310, SLG: 0.292		1-0 L9		4-0 1-2 CS 1B BB	2-1 5-3			1-1 4-3		3 1 0 0 1 0 2										
<b>Tim Wallach, R</b> (1, 5) OBP: 0.338, SLG: 0.406		1-2 F7		0-1 1-H 2-H G5-4-3 1B		3-2 F9		1-0 B1		4 0 1 2 0 0 0										
<b>Nelson Santovenia, R</b> (1, 2) OBP: 0.339, SLG: 0.386		0-1 E 3B		0-0 G5-4-3 1-2f		1-1 F9		1-2 2-3		4 1 1 0 0 0 1										
<b>Spike Owen, S</b> (1, 6) OBP: 0.378, SLG: 0.364		0-1 E6 3-H		2-2 1B		3-1 4-3		2-1 5-3		4 0 1 0 0 0 0										
<b>Mark Langston, R</b> (1, 1) OBP: 0.258, SLG: 0.333		2-1 F7		0-0 F7			1-3 K			2 0 0 0 0 0 2										
<b>Wallace Johnson, S</b> (7, PH) OBP: 0.258, SLG: 0.300										1 0 0 0 0 1 0										
<b>Andy McGaffigan, R</b> (7, 1) OBP: 1.000, SLG: 1.000										0 0 0 0 0 0 0										
<b>Inning Stats</b>	R: 0 E: 0 K: 0 S: 10	H: 1 LOB: 1 BB: 0 P: 17	R: 1 E: 1 K: 0 S: 10	H: 1 LOB: 1 BB: 0 P: 14	R: 0 E: 0 K: 1 S: 6	H: 0 LOB: 0 BB: 0 P: 9	R: 2 E: 0 K: 0 S: 10	H: 2 LOB: 1 BB: 2 P: 20	R: 0 E: 0 K: 0 S: 8	H: 2 LOB: 2 BB: 0 P: 11	R: 0 E: 0 K: 2 S: 9	H: 0 LOB: 0 BB: 0 P: 13	R: 0 E: 0 K: 0 S: 7	H: 0 LOB: 0 BB: 0 P: 11	R: 0 E: 0 K: 0 S: 6	H: 0 LOB: 0 BB: 0 P: 10	1B: 4 2B: 1 3B: 1 HR: 0	SF: 0 SAC: 0 DP: 1 HBP: 0	WP: 0 PB: 0 SB: 0 CS: 2	PA: 35
<b>PITCHER</b>	IP WLS BF H R ER SO BB IBB HBP BLK WP HR S P ERA WHIP																			
<b>Rick Mahler, R</b> (1, 1) ERA: 3.16	8.0 W 32 6 3 1 3 2 0 0 0 0 0 0 67 109 1.12 1.000																			
<b>John Franco, L</b> (9, 1) ERA: 1.67	1.0 S 3 0 0 0 0 0 0 0 0 0 0 0 6 10 0.00 0.000																			

livebaseballscorecards.com

<b>AB</b>	<b>33</b>
<b>R</b>	<b>3</b>
<b>H</b>	<b>6</b>
<b>RBI</b>	<b>2</b>
<b>BB</b>	<b>2</b>
<b>SO</b>	<b>3</b>
<b>LOB</b>	<b>7</b>



**BOTTOM**

**Montreal Expos @ Cincinnati Reds**  
 Riverfront Stadium, Cincinnati, OH  
 Sat Jul 15 1989, 7:05 PM EDT  
 Att: 34,997 - Unknown - 80 F

AB	31
R	5
H	12
RBI	5
BB	7
SO	9
LOB	16



WP:	1	PA:	39
PB:	0		
SB:	3		
CS:	3		

AB	R	H	RBI	BB	SO	LOB
4	1	1	0	1	1	1
5	2	4	0	0	1	1
5	1	3	3	0	2	1
2	1	0	0	1	2	2
0	0	0	0	1	0	0
2	0	2	1	2	0	0
3	0	1	1	0	0	2
3	0	0	0	1	2	5
0	0	0	0	0	0	0
3	0	1	0	1	0	2
3	0	0	0	0	1	1
1	0	0	0	0	0	1
0	0	0	0	0	0	0
1B:	11	SF:	1			
2B:	0	SAC:	0			
3B:	0	DP:	0			
HR:	1	HBP:	0			

Batter	1	2	3	4	5	6	7	8	9
<b>Luis Quinones, S</b> (1, 4) OBP: 0.295, SLG: 0.488	2-2 4-3 1B	3-3 K		2-2 F9 2-3		2-2 CS 1B		4-1 1B BB	
<b>Todd Benzinger, S</b> (1, 3) OBP: 0.297, SLG: 0.370	2-1 HR 1B		2-2 1B SF9 1B	3-3 K		3-2 1B		1-2 1B	
<b>Eric Davis, R</b> (1, 8) OBP: 0.348, SLG: 0.530	1-0 HR		2-1 SF9 1B 1-2		1-3 K	1-3 K		0-0 1B	
<b>Rolando Roomes, R</b> (1, 7) OBP: 0.312, SLG: 0.447 <b>Herm Winningham, L</b> (7, PH) OBP: 0.317, SLG: 0.344	0-3 K		1-3 K		4-2 S 1B BB		4-2 CS BB		
<b>Paul O'Neill, L</b> (1, 9) OBP: 0.347, SLG: 0.459	4-0 1B BB		1-0 S 1B 1-2 2-3		2-1 FC5-4 1B 1-H		4-0 E S BB 1-2		
<b>Joe Oliver, R</b> (1, 2) OBP: 0.250, SLG: 0.333	0-0 1B		1-0 SF9		1-2 FC5-4 BB 1-2f		0-0 F8		
<b>Marty Brown, R</b> (1, 5) OBP: 0.273, SLG: 0.222 <b>Lenny Harris, L</b> (9, 5) OBP: 0.265, SLG: 0.279	3-1 P4		3-3 K 1-2		4-2 BB		2-3 K 1-3		
<b>Jeff Richardson, R</b> (1, 6) OBP: 0.333, SLG: 0.200		1-1 1-3		4-2 WP 2-3 BB		1-1 F8		0-0 FC1-6 1B	
<b>Rick Mahler, R</b> (1, 1) OBP: 0.250, SLG: 0.245 <b>Kal Daniels, L</b> (8, PH) OBP: 0.383, SLG: 0.349 <b>John Franco, L</b> (9, 1)		3-2 P4		3-2 2-3 1-2		1-3 K		1-2 FC1-6 CS 1-2f	

Inning	R	H	E	K	S	R	H	E	K	S	R	H	E	K	S	R	H	E	K	S	R	H	E	K	S	R	H	E	K	S	R	H	E	K	S				
1	2	3	0	1	12	0	0	0	1	15	0	0	0	1	11	1	1	0	1	13	0	0	0	0	10	0	0	0	1	10	3	2	0	10	16				
2	0	0	0	1	9	0	0	0	1	3	0	0	0	0	0	0	0	0	0	0	0	0	0	0	0	0	0	0	0	0	0	0	0	0	0	0	0		
3	0	0	0	1	9	0	0	0	1	3	0	0	0	0	0	0	0	0	0	0	0	0	0	0	0	0	0	0	0	0	0	0	0	0	0	0	0	0	
4	0	0	0	2	11	0	0	0	1	11	0	0	0	1	11	0	0	0	1	11	0	0	0	0	10	0	0	0	0	0	0	0	0	0	0	0	0	0	
5	0	0	0	2	11	0	0	0	1	11	0	0	0	1	11	0	0	0	1	11	0	0	0	0	10	0	0	0	0	0	0	0	0	0	0	0	0	0	0
6	0	0	0	1	13	0	0	0	2	13	0	0	0	2	13	0	0	0	2	13	0	0	0	0	10	0	0	0	0	0	0	0	0	0	0	0	0	0	0
7	0	0	0	1	10	0	0	0	1	10	0	0	0	1	10	0	0	0	1	10	0	0	0	0	10	0	0	0	0	0	0	0	0	0	0	0	0	0	0
8	0	0	0	2	10	0	0	0	3	10	0	0	0	3	10	0	0	0	3	10	0	0	0	0	10	0	0	0	0	0	0	0	0	0	0	0	0	0	0
9	0	0	0	0	0	0	0	0	0	0	0	0	0	0	0	0	0	0	0	0	0	0	0	0	0	0	0	0	0	0	0	0	0	0	0	0	0	0	0

PITCHER	IP	WLS	BF	H	R	ER	SO	BB	IBB	HBP	BLK	WP	HR	S	P	ERA	WHIP
<b>Mark Langston, L</b> (1, 1) ERA: 2.94	6.0	L	30	9	4	4	8	4	0	0	0	1	1	75	136	6.00	2.167
<b>Andy McGaffigan, R</b> (7, 1) ERA: 3.51	2.0		9	3	1	1	1	3	0	0	0	0	0	20	35	4.50	3.000

livebaseballscorecards.com

Batter	1	2	3	4	5	6	7	8	9	10	11	12	AB R H RBI BB SO LOB	TOP										
<b>Dave Martinez, L</b> (1, 8) OBP: 0.340, SLG: 0.422 <b>Otis Nixon, S</b> (8, PH) OBP: 0.315, SLG: 0.273 (8, 8)	G3 2B		4-2 WP G4-3 1B BB	3-3 K		1-0 1B 2B		2-2 F7 2-3			2-2 G6-3	1-0 2B	3 2 2 0 1 1 2 3 0 1 2 0 0 1											
<b>Tom Foley, L</b> (1, 4) OBP: 0.319, SLG: 0.373 <b>Damaso Garcia, R</b> (9, PH) OBP: 0.301, SLG: 0.320 (9, 4) SAFE	2-3 K		1-0 F7	3-3 K		2-2 2-H 1B		1-0 F9			2-2 CS 1B	0-1 F8	4 0 1 1 0 2 4 3 0 1 0 0 0 2											
<b>Wallace Johnson, S</b> (1, 3) OBP: 0.297, SLG: 0.297 <b>Zane Smith, L</b> (6, 1) OBP: 0.179, SLG: 0.179 <b>Mike Fitzgerald, R</b> (9, PH) OBP: 0.346, SLG: 0.390 <b>Joe Higginbotham, R</b> (8, 1) OBP: 1.000, SLG: 1.000 <b>Hubie Brooks, R</b> (11, PH) OBP: 0.311, SLG: 0.379 <b>Steve Frey, R</b> (11, 1) <b>Tim Burke, R</b> (12, 1)	2-0 G3 2-3		0-0 G4-3		2-2 1B S E 1B		0-0 F8		3-3 K		3-3 K		4 1 1 0 0 0 3 0 0 0 0 0 0 0 1 0 0 0 0 0 1 0 0 0 0 0 0 0 1 0 0 0 0 0 1 0 0 0 0 0 0 0 0 0 0 0 0 0 0											
<b>Tim Raines, S</b> (1, 7) OBP: 0.422, SLG: 0.462	4-1 BB		1-0 BB 1B		2-3 K		0-0 G4-3		2-3 K			0-1 SH3-4 1B	5 1 2 1 1 2 1											
<b>Mike Aldrete, L</b> (1, 9) OBP: 0.314, SLG: 0.290	3-3 K		4-2 BB 1B		0-0 E 1B		1-2 G3				0-0 G4-3	0-0 SH3-4	4 0 1 0 1 1 2											
<b>Tim Wallach, R</b> (1, 5) OBP: 0.338, SLG: 0.401		0-3 K	1-0 F8		1-1 FC5 G6-4-3		1-2 G6-3		4-2 FC4-6 BB		4-0 1B 2B IBB	4 1 0 0 2 1 3												
<b>Nelson Santovenia, R</b> (1, 2) OBP: 0.333, SLG: 0.377		0-2 F9		1-0 G5-3		2-2 G6-4-3		0-0 F8		0-0 FC4-6 BB		1-0 2B 1B	6 1 1 1 0 0 3											
<b>Spike Owen, S</b> (1, 6) OBP: 0.382, SLG: 0.364 <b>Rex Hudler, R</b> (4, PR) OBP: 0.315, SLG: 0.465 (4, 6)		4-1 BB		4-0 E BB		1-0 F7		3-1 P3		4-1 SAFE BB		2-3 K	0 0 0 0 2 0 0 3 0 0 0 1 1 2											
<b>Kevin Gross, R</b> (1, 1) OBP: 0.233, SLG: 0.154 <b>Andres Galarraga, R</b> (6, 3) OBP: 0.346, SLG: 0.456		0-3 K		1-0 E9 1B		2-3 K		0-0 PB 2B		2-3 K		4-0 2B IBB	3 0 1 0 0 2 1 2 0 1 0 1 1 2											
<b>Inning Stats</b>	R: 0 E: 0 K: 2 S: 12	H: 1 LOB: 2 BB: 1 P: 24	R: 0 E: 0 K: 2 S: 11	H: 0 LOB: 1 BB: 1 P: 15	R: 1 E: 0 K: 0 S: 9	H: 1 LOB: 2 BB: 2 P: 19	R: 0 E: 1 K: 2 S: 9	H: 1 LOB: 2 BB: 1 P: 21	R: 1 E: 1 K: 1 S: 9	H: 2 LOB: 1 BB: 0 P: 15	R: 0 E: 0 K: 0 S: 7	H: 0 LOB: 0 BB: 0 P: 9	R: 0 E: 0 K: 2 S: 8	H: 0 LOB: 0 BB: 0 P: 14	R: 0 E: 0 K: 1 S: 10	H: 1 LOB: 2 BB: 2 P: 16	R: 3 E: 0 K: 1 S: 11	H: 3 LOB: 2 BB: 2 P: 22	1B: 8 2B: 5 3B: 0 HR: 0	SF: 0 SAC: 1 DP: 2 HBP: 0	WP: 1 PB: 1 SB: 1 CS: 1	PA: 56		
<b>PITCHER</b>	IP WLS BF H R ER SO BB IBB HBP BLK WP HR S P ERA WHIP																							
<b>Jose Rijo, R</b> (1, 1) ERA: 2.84	2.0																							
<b>Bob Sebra, R</b> (3, 1) ERA: 4.46	4.0		21	6	3	2	4	3	0	0	0	1	0	39	74	4.50	2.250							
<b>Norm Charlton, L</b> (7, 1) ERA: 3.62	3.0		10	1	0	0	2	0	0	0	0	0	0	22	35	0.00	0.333							
<b>John Franco, L</b> (10, 1) ERA: 1.6	2.0		8	1	0	0	2	2	0	0	0	0	0	19	36	0.00	1.500							
<b>Kent Tekulve, R</b> (12, 1) ERA: 5.02	1.0	L	8	3	3	3	1	0	2	0	0	0	0	11	22	27.00	3.000							

**Montreal Expos @ Cincinnati Reds**  
 Riverfront Stadium, Cincinnati, OH  
 Sun Jul 16 1989, 3:33 AM EDT  
 Att. 28,348 - Cloudy - 85 F

livebaseballscorecards.com

AB	46
R	6
H	12
RBI	5
BB	9
SO	13
LOB	27





Batter	1	2	3	4	5	6	7	8	9	AB R H RBI BB SO LOB	TOP											
Lenny Dykstra, L OBP: 0.366, SLG: 0.434 (1, 8)	2-2 G3-1		1-0 G3 1B BB		2-1 P6		1-1 SH1-3 1B		0-1 F7	5 1 2 0 0 0 1												
Tom Herr, S OBP: 0.350, SLG: 0.352 (1, 4)	2-1 1B 1B		4-1 G3 1B BB		1-1 FC1-6 1B		0-1 SH1-3 1-3		2-1 F8	3 0 2 1 1 0 0												
Von Hayes, L OBP: 0.397, SLG: 0.463 (1, 9)	1-1 CS 1B		0-0 G3		1-2 FC1-6 1-2f		1-1 P4		3-2 G4-3	5 0 1 0 0 0 4												
Dwayne Murphy, L OBP: 0.324, SLG: 0.358 (1, 7)	3-1 G3 1-2		0-0 1B 2-H 3-H			2-3 K		4-0 IBB		3 0 1 1 1 1 2												
Jim Adduci, L OBP: 0.333, SLG: 0.417 Ricky Jordan, R OBP: 0.298, SLG: 0.348 (1, 3) (6, PH) (6, 3)				1-0 F8		3-2 WP 1B 1B		1-1 G4-3		2 0 0 0 0 0 0 2 1 1 0 0 0 2												
Darren Daulton, L OBP: 0.298, SLG: 0.313 (1, 2)		2-1 F9		3-2 P3		1-2 WP 1B		0-0 G1-5-3 2B		4 1 2 0 0 0 0												
Charlie Hayes, R OBP: 0.313, SLG: 0.373 (1, 5)		0-2 1B		0-1 G6-3		3-2 1B 1-H 2-H		4-2 BB		3 0 2 2 1 0 0												
Dickie Thon, R OBP: 0.298, SLG: 0.366 (1, 6)		0-3 K			1-2 SH3-4 1B 2B		0-0 P6		0-1 P4	4 1 1 0 0 1 4												
Ken Howell, R OBP: 0.184, SLG: 0.143 Roger McDowell, R OBP: 0.500, SLG: 0.500 (1, 1) (8, 1)			1-1 B1-3		0-0 SH3-4 2-3		1-2 G4-3		0-2 G1-5-3 2-3f	3 0 0 0 0 0 3 0 0 0 0 0 0 0												
<b>Inning Stats</b>	R: 0 E: 0 K: 0 S: 9	H: 2 LOB: 1 BB: 0 P: 17	R: 0 E: 0 K: 1 S: 10	H: 1 LOB: 1 BB: 0 P: 12	R: 1 E: 0 K: 0 S: 7	H: 2 LOB: 2 BB: 1 P: 12	R: 0 E: 0 K: 0 S: 8	H: 0 LOB: 0 BB: 0 P: 12	R: 1 E: 0 K: 0 S: 11	H: 2 LOB: 1 BB: 0 P: 16	R: 2 E: 0 K: 1 S: 21	H: 3 LOB: 1 BB: 0 P: 31	R: 0 E: 0 K: 0 S: 8	H: 1 LOB: 2 BB: 1 P: 15	R: 0 E: 0 K: 0 S: 9	H: 1 LOB: 1 BB: 1 P: 13	R: 0 E: 0 K: 0 S: 7	H: 0 LOB: 0 BB: 0 P: 12	1B: 10 2B: 2 3B: 0 HR: 0	SF: 0 SAC: 2 DP: 1 HBP: 0	WP: 1 PB: 0 SB: 1 CS: 1	PA: 39
<b>PITCHER</b>	IP WLS BF H R ER SO BB IBB HBP BLK WP HR S P ERA WHIP																					
Ron Robinson, R ERA: 3.6 (1, 1)	5.0 L 21 7 2 2 1 1 0 0 0 0 0 0 45 69 3.60 1.600																					
Tim Birtsas, L ERA: 3.8 (6, 1)	0.1 4 3 2 2 1 0 0 0 0 1 0 17 26 54.00 9.000																					
Scott Scudder, R ERA: 4.18 (6, 1)	1.2 7 1 0 0 0 0 0 1 0 0 0 12 20 0.00 0.600																					
Rick Mahler, R ERA: 3.12 (8, 1)	2.0 7 1 0 0 0 1 0 0 0 0 0 16 25 0.00 1.000																					

Philadelphia Phillies @ Cincinnati Reds  
Riverfront Stadium, Cincinnati, OH  
Mon Jul 17 1989, 7:05 PM EDT  
Att. 24,167 - Unknown - 82 F

AB	34
R	4
H	12
RBI	4
BB	3
SO	2
LOB	16





Batter	1	2	3	4	5	6	7	8	9	AB R H RBI BB SO LOB
<b>Kal Daniels, L</b> (1, 7) OBP: 0.390, SLG: 0.346	0-1 CS 1B		3-1 1B		3-3 K		0-3 K			4 0 2 0 0 2 1
<b>Lenny Harris, L</b> (1, 5) OBP: 0.263, SLG: 0.277	0-0 F7		1-3 K			2-1 B4-3		1-2 G4-3		4 0 0 0 0 1 2
<b>Eric Davis, R</b> (1, 8) OBP: 0.350, SLG: 0.521	1-3 K			1-3 K		0-1 E WP 1B		0-0 F9		4 1 1 0 0 2 1
<b>Paul O'Neill, L</b> (1, 9) OBP: 0.351, SLG: 0.465		2-2 E9 1B		0-0 G3-1		0-2 1 SAFE 1 SAFE 1 SAFE E2 WP G3 1-3		2-1 2B		4 0 2 0 0 0 1
<b>Todd Benzinger, S</b> (1, 3) OBP: 0.292, SLG: 0.362		1-3 K		3-1 FC6-4 1B		2-1 1 SAFE 1 SAFE 1 SAFE G3		0-2 G3-1		4 0 1 0 0 1 4
<b>Jeff Reed, L</b> (1, 2) OBP: 0.277, SLG: 0.283		2-1 L9		2-1 FC6-4 1-2f		4-1 WP BB			1-0 G4-3	3 0 0 0 1 0 2
<b>Ron Oester, S</b> (1, 4) OBP: 0.253, SLG: 0.241		1-0 G5-3		4-2 FC6-4 BB		1-3 K		0-1 G4-3		3 0 0 0 1 1 3
<b>Jeff Richardson, R</b> (1, 6) OBP: 0.143, SLG: 0.077			0-0 G6-3		2-1 FC6-4 G3 1-2f		1-1 G6-3		2-2 1B	3 0 0 0 0 0 1
<b>Herm Winningham, L</b> (9, PH) OBP: 0.324, SLG: 0.351					1-2 G3					1 0 1 0 0 0 0
<b>Ron Robinson, R</b> (1, 1) OBP: 0.351, SLG: 0.395			0-3 K		2-2 G3		3-2 P3		0-2 G5-3	1 0 0 0 0 0 1 0
<b>Ken Griffey, L</b> (5, PH) OBP: 0.500, SLG: 2.000										1 0 0 0 0 0 0 1
<b>Tim Lincecum, L</b> (6, 1) OBP: 0.273, SLG: 0.111										0 0 0 0 0 0 0 0
<b>Scott Sauer, R</b> (6, 1) OBP: 0.273, SLG: 0.111										0 0 0 0 0 0 0 0
<b>Luis Quinones, S</b> (7, PH) OBP: 0.250, SLG: 0.245										1 0 0 0 0 0 0 0
<b>Rick Mahler, R</b> (8, 1) OBP: 0.250, SLG: 0.245										0 0 0 0 0 0 0 0
<b>Joel Youngblood, R</b> (9, PH) OBP: 0.329, SLG: 0.366										1 0 0 0 0 0 0 1

Inning Stats	R: 0	H: 1	E: 0	K: 1	S: 6	LOB: 0	BB: 0	P: 7	R: 0	H: 1	E: 1	K: 1	S: 10	LOB: 1	BB: 0	P: 16	R: 0	H: 1	E: 0	K: 2	S: 9	LOB: 1	BB: 0	P: 13	R: 0	H: 1	E: 0	K: 1	S: 8	LOB: 1	BB: 0	P: 14	R: 0	H: 0	E: 0	K: 1	S: 12	LOB: 1	BB: 1	P: 23	R: 1	H: 1	E: 1	K: 1	S: 13	LOB: 2	BB: 1	P: 22	R: 0	H: 0	E: 0	K: 1	S: 9	LOB: 0	BB: 0	P: 13	R: 0	H: 1	E: 0	K: 0	S: 10	LOB: 1	BB: 0	P: 13	R: 0	H: 1	E: 0	K: 0	S: 9	LOB: 1	BB: 0	P: 12	1B: 6	SF: 0	2B: 1	SAC: 0	3B: 0	DP: 0	HR: 0	HBP: 0	WP: 1	PA: 36
--------------	------	------	------	------	------	--------	-------	------	------	------	------	------	-------	--------	-------	-------	------	------	------	------	------	--------	-------	-------	------	------	------	------	------	--------	-------	-------	------	------	------	------	-------	--------	-------	-------	------	------	------	------	-------	--------	-------	-------	------	------	------	------	------	--------	-------	-------	------	------	------	------	-------	--------	-------	-------	------	------	------	------	------	--------	-------	-------	-------	-------	-------	--------	-------	-------	-------	--------	-------	--------

PITCHER	IP	WLS	BF	H	R	ER	SO	BB	IBB	HBP	BLK	WP	HR	S	P	ERA	WHIP
<b>Ken Howell, R</b> (1, 1) ERA: 3.63	7.2	W	31	6	1	0	8	2	0	0	0	1	0	74	118	0.00	1.043
<b>Roger McDowell, R</b> (8, 1) ERA: 2.26	1.1	S	5	1	0	0	0	0	0	0	0	0	0	12	15	0.00	0.750


**BOTTOM**

**Philadelphia Phillies @ Cincinnati Reds**  
Riverfront Stadium, Cincinnati, OH

Mon Jul 17 1989, 7:05 PM EDT  
Att: 24,167 - Unknown - 82 F

livebaseballscorecards.com

<b>AB</b>	<b>34</b>
<b>R</b>	<b>1</b>
<b>H</b>	<b>7</b>
<b>RBI</b>	<b>0</b>
<b>BB</b>	<b>2</b>
<b>SO</b>	<b>8</b>
<b>LOB</b>	<b>17</b>



Batter	1	2	3	4	5	6	7	8	9	AB R H RBI BB SO LOB	TOP	
Lenny Dykstra, L OBP: 0.370, SLG: 0.432 (1, 8)	4-2 E S 1B BB	0-2 G6-4-3 1B		4-1 1-2 BB			2-2 G6-3 ①		2-3 K ③	3 1 1 1 2 1 0		
Tom Herr, S OBP: 0.349, SLG: 0.351 (1, 4)	2-0 2B 1H FC3-2 1B	2-2 G6-4-3 ② ③		1-2 F9 ②			0-0 G4-3 ②			4 0 1 1 0 0 3		
Von Hayes, L OBP: 0.395, SLG: 0.463 (1, 9)	3-1 FC3-2 1-3 SF8 2B		1-1 P4 ①	2-1 G4-3 ③			1-1 P6 ③			4 1 1 0 0 0 2		
Ricky Jordan, R OBP: 0.297, SLG: 0.346 (1, 3)	0-0 FC3-2 ①		0-0 PB 1B SF9 1B			0-0 F9 ①		3-3 K ①		4 1 1 0 0 1 2		
Randy Ready, R OBP: 0.373, SLG: 0.403 Curt Ford, L OBP: 0.279, SLG: 0.311 (1, 7) (9, 7)	3-2 SF8 ② 3-H		1-2 SF9 PB 1-2 1B			2-2 L8 ②		1-1 HR		3 1 2 2 0 0 0 0 0 0 0 0 0 0		
Charlie Hayes, R OBP: 0.294, SLG: 0.355 (1, 5)	1-2 G6-3 ③		1-2 SF9 ② 1-3 2-H			0-2 G5-3 ③		2-0 F8 ②		3 0 0 1 0 0 1		
Steve Jeltz, S OBP: 0.407, SLG: 0.376 (1, 6)		4-0 2B G6-3 BB	0-0 G4-3 ③			2-1 F9 ①		0-0 G6-3 ③		3 1 0 0 1 0 1		
Steve Lake, R OBP: 0.325, SLG: 0.368 (1, 2)		0-1 G6-3 1-3 1B 2B		1-0 FC1-6 1B		0-1 G5-3 ②		2-2 F9 ①		4 1 2 0 0 0 0		
Bruce Ruffin, S OBP: 0.267, SLG: 0.154 Greg Harris, S OBP: 0.308, SLG: 0.385 Jim Adduci, L OBP: 0.308, SLG: 0.385 Todd Frohwrth, R OBP: 0.255, SLG: 0.238 Bob Demier, R OBP: 0.500, SLG: 0.500 (1, 1) (1, 1) (6, PH) (6, 1) (9, PH) (9, 1)		0-0 G6-3 ① 2-3 3-H		0-0 FC1-6 F9 BB 1-2f		0-3 K ③		1-0 G1-3 ②		0 0 0 0 0 0 0 2 0 0 1 0 0 2 1 0 0 0 0 1 0 0 0 0 0 0 0 0 1 0 0 0 0 0 0 0 0 0 0 0 0 0		
Inning Stats	R: 2 H: 2 E: 0 LOB: 1 K: 0 BB: 1 S: 16 P: 29	R: 2 H: 2 E: 0 LOB: 0 K: 0 BB: 1 S: 9 P: 15	R: 1 H: 2 E: 0 LOB: 1 K: 0 BB: 0 S: 11 P: 14	R: 0 H: 1 E: 0 LOB: 2 K: 0 BB: 1 S: 8 P: 16	R: 0 H: 0 E: 0 LOB: 0 K: 0 BB: 0 S: 7 P: 9	R: 0 H: 0 E: 0 LOB: 0 K: 1 BB: 0 S: 7 P: 9	R: 0 H: 0 E: 0 LOB: 0 K: 0 BB: 0 S: 6 P: 9	R: 1 H: 1 E: 0 LOB: 0 K: 1 BB: 0 S: 7 P: 13	R: 0 H: 0 E: 0 LOB: 0 K: 1 BB: 0 S: 9 P: 14	1B: 5 SF: 2 2B: 2 SAC: 0 3B: 0 DP: 1 HR: 1 HBP: 0	WP: 0 PA: 37 PB: 1 SB: 1 CS: 0	
PITCHER Danny Jackson, L ERA: 5.4 (1, 1)	IP WLS BF H R ER SO BB IBB HBP BLK WP HR S P ERA WHIP											

Philadelphia Phillies @ Cincinnati Reds  
Riverfront Stadium, Cincinnati, OH  
Tue Jul 18 1989, 7:05 PM EDT  
Att. 19,970 - Unknown

livebaseballscorecards.com



Batter	1	2	3	4	5	6	7	8	9	AB R H RBI BB SO LOB
Luis Quinones, S (1, 4) OBP: 0.283, SLG: 0.448 Ken Griffey, L (9, PH) OBP: 0.348, SLG: 0.392	4-0 WP 3B BB BB	1-0 1B		2-2 G4-3			1-0 P6		1-1 FC4-6 1B	3 1 1 0 1 0 1 1 0 0 0 0 0 1
Todd Benzinger, S (1, 3) OBP: 0.298, SLG: 0.367	4-0 WP 3B BB	0-0 G6-4-3 1B			2-2 G4-3		1-2 CS 1B		0-2 1B	4 1 3 0 1 0 0
Eric Davis, R (1, 8) OBP: 0.347, SLG: 0.512	4-2 3B BB	2-2 G6-4-3 1-2f			1-3 K		1-0 P3		3-2 G6-3	4 1 0 0 1 1 5
Rolando Roomes, R (1, 7) OBP: 0.322, SLG: 0.496	1-1 G5-3 3B		2-3 K		1-2 HR		2-1 CS 1-2	2-3 K		4 2 2 4 0 2 0
Paul O'Neill, L (1, 9) OBP: 0.352, SLG: 0.463	4-2 S BB		3-1 P3		1-2 G5-3			3-1 1B		3 0 1 0 1 0 0
Joe Oliver, R (1, 2) OBP: 0.200, SLG: 0.222	2-3 K		3-2 G5-3			0-3 K		0-1 L9		4 0 0 0 0 2 3
Marty Brown, R (1, 5) OBP: 0.269, SLG: 0.227	0-2 G5-3			0-0 P3		3-2 G5-3 1B		1-0 F9		4 0 1 1 0 0 2
Jeff Richardson, R (1, 6) OBP: 0.176, SLG: 0.125 Herm Winningham, L (9, PH) OBP: 0.330, SLG: 0.351	1-1 P4			0-1 1B		0-0 G5-3			4-1 FC1-6 BB	3 0 1 0 0 0 2 0 0 0 0 1 0 0
Danny Jackson, R (1, 1) OBP: 0.235, SLG: 0.265 Ron Oester, S (9, PH) OBP: 0.252, SLG: 0.240		0-0 L4		2-3 K		0-3 K			0-2 FC1-6 1-2f	3 0 0 0 0 2 2 1 0 0 0 0 0 1

Inning Stats	R: 4 E: 0 K: 1 S: 18	H: 1 LOB: 1 BB: 4 P: 38	R: 0 E: 0 K: 0 S: 6	H: 2 LOB: 1 BB: 0 P: 9	R: 0 E: 0 K: 1 S: 9	H: 0 LOB: 0 BB: 0 P: 17	R: 0 E: 0 K: 1 S: 10	H: 1 LOB: 1 BB: 0 P: 14	R: 1 E: 0 K: 1 S: 12	H: 1 LOB: 0 BB: 0 P: 17	R: 0 E: 0 K: 2 S: 11	H: 1 LOB: 1 BB: 0 P: 14	R: 0 E: 0 K: 0 S: 7	H: 1 LOB: 0 BB: 0 P: 11	R: 0 E: 0 K: 1 S: 8	H: 1 LOB: 1 BB: 0 P: 14	R: 0 E: 0 K: 0 S: 12	H: 1 LOB: 2 BB: 1 P: 20	1B: 7 2B: 0 3B: 1 HR: 1	SF: 0 SAC: 0 DP: 1 HBP: 0
--------------	-------------------------------	----------------------------------	------------------------------	---------------------------------	------------------------------	----------------------------------	-------------------------------	----------------------------------	-------------------------------	----------------------------------	-------------------------------	----------------------------------	------------------------------	----------------------------------	------------------------------	----------------------------------	-------------------------------	----------------------------------	----------------------------------	------------------------------------


**BOTTOM**

**Philadelphia Phillies @ Cincinnati Reds**  
Riverfront Stadium, Cincinnati, OH

Tue Jul 18 1989, 7:05 PM EDT  
Att. 19,970 - Unknown

livebaseballscorecards.com

AB	34
R	5
H	9
RBI	5
BB	5
SO	7
LOB	17



PITCHER	IP	WLS	BF	H	R	ER	SO	BB	IBB	HBP	BLK	WP	HR	S	P	ERA	WHIP
Bruce Ruffin, L (1, 1) ERA: 6.56	0.0		5	1	4	4	0	4	0	0	0	1	0	10	27	∞	∞
Greg Harris, R (1, 1) ERA: 3.14	5.0		18	4	1	1	4	0	0	0	0	0	1	45	68	1.80	0.800
Todd Frohwrth, R (6, 1) ERA: 3.48	3.0	W	11	3	0	0	3	0	0	0	0	0	0	26	39	0.00	1.000
Roger McDowell, R (9, 1) ERA: 2.22	1.0	S	5	1	0	0	0	1	0	0	0	0	0	12	20	0.00	2.000

Philadelphia Phillies @ Cincinnati Reds  
 Riverfront Stadium, Cincinnati, OH

Wed Jul 19 1989, 7:05 PM EDT  
 Att: 17,739 - Unknown

AB	41
R	9
H	16
RBI	9
BB	1
SO	1
LOB	13



WP:	0	PA:	42
PB:	0		
SB:	1		
CS:	1		

AB R H RBI BB SO LOB

5	0	1	0	0	0	2
5	0	2	0	0	0	1
5	3	2	1	0	0	2
5	3	5	3	0	0	0
4	1	1	2	1	0	3
0	0	0	0	0	0	0
5	0	2	1	0	0	1
4	2	3	1	0	0	0
1	0	0	0	0	0	0
3	0	0	1	0	0	2
4	0	0	0	0	1	2
0	0	0	0	0	0	0

Batter	1	2	3	4	5	6	7	8	9
Lenny Dykstra, L OBP: 0.367, SLG: 0.428 (1, 8)	2-1 G3		1-0 F7	0-1 G1-3			0-0 CS 1B	2-0 G4-3	
Tom Herr, S OBP: 0.350, SLG: 0.351 (1, 4)	1-0 1B		3-2 G5-3		1-1 G6-3		2-2 F9		3-2 FC6 1B
Von Hayes, L OBP: 0.395, SLG: 0.472 (1, 9)	0-0 F9		3-2 F7		2-2 HR 1B		0-0 HR		2-2 FC6 2B
Ricky Jordan, R OBP: 0.310, SLG: 0.374 (1, 3)	2-0 1-2 1B			0-0 HR 1B	1-2 HR		0-0 BB 1B		0-1 1-H 2B
Randy Ready, R OBP: 0.374, SLG: 0.418 Jeff Parrett, R (9, 1)	2-2 G1-3			0-1 HR	1-2 F9		4-1 1B BB		1-1 L9
Charlie Hayes, R OBP: 0.301, SLG: 0.358 (1, 5)				2-0 1B	0-0 P3		1-0 1-3 2-H 1B		1-1 L7
Dickie Thon, R OBP: 0.305, SLG: 0.395 (1, 6)				0-0 S 1B		0-0 L9		1-0 G4-3 3B	
Steve Lake, R OBP: 0.323, SLG: 0.364 Darren Daulton, L OBP: 0.294, SLG: 0.308 (3, 2)				1-2 P3		1-2 L8		0-1 G4-3	
Dennis Cook, L OBP: 0.217, SLG: 0.304 Bob Dernier, R OBP: 0.255, SLG: 0.238 (9, 7)				1-3 K		1-2 G6-3		0-0 3-H F7	

Inning Stats	R: 0	H: 2	R: 1	H: 1	R: 0	H: 0	R: 2	H: 4	R: 2	H: 2	R: 0	H: 0	R: 2	H: 4	R: 1	H: 1	R: 1	H: 2
	E: 0	LOB: 2	E: 0	LOB: 0	E: 0	LOB: 0	E: 0	LOB: 2	E: 0	LOB: 0	E: 0	LOB: 0	E: 0	LOB: 2	E: 0	LOB: 0	E: 0	LOB: 1
	K: 0	BB: 0	K: 0	BB: 0	K: 0	BB: 0	K: 1	BB: 0	K: 0	BB: 0	K: 0	BB: 0	K: 0	BB: 1	K: 0	BB: 0	K: 0	BB: 0
	S: 8	P: 15	S: 9	P: 13	S: 8	P: 15	S: 13	P: 17	S: 12	P: 17	S: 7	P: 9	S: 9	P: 15	S: 5	P: 8	S: 12	P: 19

PITCHER	IP	WLS	BF	H	R	ER	SO	BB	IBB	HBP	BLK	WP	HR	S	P	ERA	WHIP
Tom Browning, L ERA: 3.44 (1, 1)	6.2	L	30	11	6	6	1	0	0	0	0	0	4	63	93	8.10	1.650
Bob Sebra, R ERA: 4.66 (7, 1)	0.1		3	2	1	1	0	1	0	0	0	0	0	3	8	27.00	9.000
Tim Birtsas, L ERA: 4.03 (8, 1)	2.0		9	3	2	2	0	0	0	0	0	0	0	17	27	9.00	1.500

1B:	10	SF:	0
2B:	1	SAC:	0
3B:	1	DP:	0
HR:	4	HBP:	0











Batter	1	2	3	4	5	6	7	8	9
<b>Dave Martinez, L</b> OBP: 0.332, SLG: 0.416 (1, 8) FB (9, 9) FX	2-2 1B 1B		1-2 WP S 1B		1-0 L4		1-1 FC6-5 S E 2-3		
<b>Tom Foley, L</b> OBP: 0.312, SLG: 0.362 (1, 4) X	0-0 1B 1-3 1B		2-3 K 1-2		0-0 G3		1-3 K 1-H		
<b>Andres Galarraga, R</b> OBP: 0.339, SLG: 0.439 (1, 3) B X	1-0 G6-4-3 1-2 3-H 1B		3-3 K 2-3		0-0 G6-3			4-2 L4-3 BB	
<b>Tim Raines, S</b> OBP: 0.424, SLG: 0.459 (1, 7) X	0-0 P5			2-0 F7 BB G6-3 1B		4-0 G5-3 WP BB		0-1 L4-3 1-2	
<b>Hubie Brooks, R</b> OBP: 0.310, SLG: 0.377 <b>Otis Nixon, S</b> OBP: 0.314, SLG: 0.269 (1, 9) (8, PR) (9, 8) B X	1-0 G6-4-3 1-2f			4-0 G6-3 F7 1-2 BB		0-3 K		1-1 1B	
<b>Tim Wallach, R</b> OBP: 0.333, SLG: 0.398 (1, 5) C B B B B X		2-2 G6-3		2-2 F7 1-2 2-3		0-0 G5-3		0-0 F8	
<b>Nelson Santovenia, R</b> OBP: 0.337, SLG: 0.399 (1, 2) C B B B B X		2-2 G5-4-3 1B		0-1 G6-3 2-3 3-H		1-3 K			
<b>Jeff Huson, L</b> OBP: 0.278, SLG: 0.313 (1, 6) X		0-0 G5-4-3 1-2f		4-0 S IBB			0-0 B1-3		
<b>Kevin Gross, R</b> OBP: 0.222, SLG: 0.146 <b>Damaso Garcia, R</b> OBP: 0.297, SLG: 0.323 <b>Tim Burke, R</b> (1, 1) (7, PH) (8, 1) X			0-0 G6-3		0-3 K 1-2		3-2 FC6-5 2B		

Inning Stats	R: 1	H: 3	E: 0	K: 0	S: 8	LOB: 1	BB: 0	P: 12	R: 0	H: 1	E: 0	K: 0	S: 10	LOB: 0	BB: 0	P: 14	R: 0	H: 1	E: 0	K: 2	S: 10	LOB: 1	BB: 0	P: 16	R: 1	H: 1	E: 0	K: 1	S: 10	LOB: 2	BB: 2	P: 22	R: 0	H: 0	E: 0	K: 0	S: 3	LOB: 0	BB: 0	P: 4	R: 0	H: 0	E: 0	K: 2	S: 10	LOB: 1	BB: 1	P: 15	R: 1	H: 1	E: 0	K: 1	S: 12	LOB: 0	BB: 0	P: 17	R: 0	H: 1	E: 0	K: 0	S: 7	LOB: 1	BB: 1	P: 12
--------------	------	------	------	------	------	--------	-------	-------	------	------	------	------	-------	--------	-------	-------	------	------	------	------	-------	--------	-------	-------	------	------	------	------	-------	--------	-------	-------	------	------	------	------	------	--------	-------	------	------	------	------	------	-------	--------	-------	-------	------	------	------	------	-------	--------	-------	-------	------	------	------	------	------	--------	-------	-------

PITCHER	IP	WLS	BF	H	R	ER	SO	BB	IBB	HBP	BLK	WP	HR	S	P	ERA	WHIP
<b>Tim Leary, R</b> ERA: 3.36 (1, 1)	6.0	L	25	6	2	2	5	2	1	0	0	2	0	51	83	3.00	1.333
<b>Norm Charlton, L</b> ERA: 3.48 (7, 1)	2.0		8	2	1	0	1	1	0	0	0	0	0	19	29	0.00	1.500

AB	R	H	RBI	BB	SO	LOB
4	2	2	0	0	0	1
4	0	1	0	0	2	1
3	0	1	1	1	1	1
3	1	1	0	1	0	3
3	0	1	0	1	1	3
0	0	0	0	0	0	0
4	0	0	0	0	0	4
3	0	1	1	0	1	2
2	0	0	0	1	0	1
2	0	0	0	0	1	2
1	0	1	0	0	0	0
0	0	0	0	0	0	0

AB	R	H	RBI	BB	SO	LOB
29	3	8	2	4	6	18

**WP: 2**   **PA: 33**  
**PB: 0**  
**SB: 3**  
**CS: 0**



**Cincinnati Reds @ Montreal Expos**  
**Olympic Stadium, Montreal, QB**  
 Fri Jul 21 1989, 7:05 PM EDT  
 Att. 23,587 - Unknown

[livebaseballscorecards.com](http://livebaseballscorecards.com)



Batter	1	2	3	4	5	6	7	8	9	AB	R	H	RBI	BB	SO	LOB
<b>Dave Martinez, L</b> OBP: 0.328, SLG: 0.410 <b>Otis Nixon, S</b> OBP: 0.313, SLG: 0.268 (1, 8) (7, PH) (8, 8)	1-0 G4-3		1-3 K		2-2 G1-3		1-0 G6-3		1 SAFE 0-1 SH2-4	3	0	0	0	0	1	0
<b>Tom Foley, L</b> OBP: 0.312, SLG: 0.361 <b>Damaso Garcia, R</b> OBP: 0.300, SLG: 0.349 (1, 4) (8, PH) (9, 4)	1-2 F9		0-1 1B		0-2 G4-3			2-3 K	0-0 HR	3	0	1	0	0	0	0
<b>Andres Galarraga, R</b> OBP: 0.338, SLG: 0.440 (1, 3)	3-3 K		2-3 K		1-1 G6-3			1-1 2B		4	0	1	0	0	2	1
<b>Tim Raines, S</b> OBP: 0.422, SLG: 0.454 (1, 7)		4-2 BB 1B BB	0-1 F8		1-2 L7			2-2 L7		3	0	0	0	1	0	2
<b>Hubie Brooks, R</b> OBP: 0.312, SLG: 0.376 (1, 9)		1-3 K		4-2 WP BB	3-2 1B			2-2 G5-3		3	0	1	0	1	1	2
<b>Tim Wallach, R</b> OBP: 0.335, SLG: 0.399 (1, 5)		0-0 BB 1-2 1B		0-3 K	0-0 L6			0-0 1B HR	0-0 1B HR	4	1	2	0	0	1	2
<b>Nelson Santovenia, R</b> OBP: 0.340, SLG: 0.419 (1, 2)		2-2 F8		2-2 F7 1-2	1-1 HR			0-1 1B HR	1-2 1B HR	4	2	2	1	0	0	3
<b>Jeff Huson, L</b> OBP: 0.333, SLG: 0.333 <b>Rex Hudler, R</b> OBP: 0.309, SLG: 0.484 (1, 6) (9, PH)		4-0 FC4-6 1-2 2-3 BB		3-1 F7	0-1 1B G1-6-3			2-0 HR	1-H 2-H HR	2	0	1	0	1	0	1
<b>Pascual Perez, R</b> OBP: 0.235, SLG: 0.281 <b>Wallace Johnson, S</b> OBP: 0.260, SLG: 0.288 <b>Joe Hesketh, R</b> OBP: 1.000, SLG: 1.000 <b>Andy McGaffigan, R</b> OBP: 1.000, SLG: 1.000 <b>Mike Fitzgerald, R</b> OBP: 0.349, SLG: 0.389 (1, 1) (7, PH) (8, 1) (9, 1) (9, PH)		0-1 FC4-6		2-3 K	1-0 G1-6-3			4-2 HR BB		2	0	0	0	0	1	3

Inning Stats	R: 0	H: 0	E: 0	K: 1	S: 7	H: 0	LOB: 0	BB: 0	P: 12	R: 0	H: 1	E: 0	K: 1	S: 13	H: 1	LOB: 3	BB: 2	P: 24	R: 0	H: 1	E: 0	K: 2	S: 10	H: 0	LOB: 1	BB: 0	P: 13	R: 0	H: 0	E: 0	K: 1	S: 13	H: 0	LOB: 0	BB: 0	P: 13	R: 0	H: 1	E: 0	K: 0	S: 11	H: 1	LOB: 1	BB: 0	P: 16	R: 1	H: 2	E: 0	K: 0	S: 6	H: 2	LOB: 0	BB: 0	P: 9	R: 0	H: 1	E: 0	K: 1	S: 11	H: 1	LOB: 1	BB: 0	P: 18	R: 5	H: 4	E: 0	K: 0	S: 9	H: 4	LOB: 0	BB: 1	P: 15	1B: 6	SF: 0	2B: 1	SAC: 1	3B: 0	DP: 1	HR: 3	HBP: 0	WP: 1	PA: 38
--------------	------	------	------	------	------	------	--------	-------	-------	------	------	------	------	-------	------	--------	-------	-------	------	------	------	------	-------	------	--------	-------	-------	------	------	------	------	-------	------	--------	-------	-------	------	------	------	------	-------	------	--------	-------	-------	------	------	------	------	------	------	--------	-------	------	------	------	------	------	-------	------	--------	-------	-------	------	------	------	------	------	------	--------	-------	-------	-------	-------	-------	--------	-------	-------	-------	--------	-------	--------

PITCHER	IP	WLS	BF	H	R	ER	SO	BB	IBB	HBP	BLK	WP	HR	S	P	ERA	WHIP
<b>Ron Robinson, R</b> ERA: 2.45 (1, 1)	6.0		26	5	1	1	6	3	0	0	0	1	1	67	105	1.50	1.333
<b>John Franco, L</b> ERA: 2.47 (7, 1)	2.1	L	12	5	5	5	1	1	0	0	0	0	2	22	37	19.29	2.571

**BOTTOM**

**Cincinnati Reds @ Montreal Expos**  
Olympic Stadium, Montreal, QB  
Sat Jul 22 1989, 3:33 AM EDT  
Att. 28,278 - Unknown

livebaseballscorecards.com

AB	33
R	6
H	10
RBI	6
BB	4
SO	7
LOB	15







Batter	1	2	3	4	5	6	7	8	9	AB R H RBI BB SO LOB	TOP									
Tony Gwynn, L (1, 9) OBP: 0.393, SLG: 0.438	1-2 SH3 1B		0-1 F5		4-0 G4-3 BB		1-2 G5-3			3 0 1 0 1 0 0										
Roberto Alomar, S (1, 4) OBP: 0.325, SLG: 0.327	0-0 SH3 1-2			0-1 1B 2B	2-1 G4-3 1-2f		0-0 G4-3			3 1 1 0 0 0 1										
Jack Clark, R (1, 3) OBP: 0.399, SLG: 0.388	1-1 F9			1-1 F9 1B 2-H		1-3 K		2-0 F9		4 1 1 1 0 1 1										
Chris James, R (1, 7) OBP: 0.255, SLG: 0.320	0-1 F9			0-0 F9 1B		0-1 G5-3		0-0 G5-3		4 1 1 0 0 0 1										
Pat Clements, R (8, 1)				1-2 1B						0 0 0 0 0 0 0										
Benito Santiago, R (1, 2) OBP: 0.277, SLG: 0.354				0-0 F9 1-2 2-3		0-3 K		1-1 L6		4 0 0 0 0 1 2										
Garry Templeton, S (1, 6) OBP: 0.286, SLG: 0.347				0-0 FC5-4 1B 2-H 3-H				2-2 F8		4 1 2 2 0 0 0										
Mike Pagliarulo, L (1, 5) OBP: 0.271, SLG: 0.294				2-1 P4				4-0 BB		3 1 1 0 1 1 1										
Shawn Abner, R (1, 8) OBP: 0.200, SLG: 0.262				0-0 P3	1-0 FC5-4 1-2f		1-0 HR		1-3 K	4 1 1 3 0 1 2										
Ed Whitson, R (1, 1) OBP: 0.200, SLG: 0.212				0-0 F9			2-H 3-H HR		1-3 K	3 0 0 0 0 0 0										
Marvell Wynne, L (8, 7) OBP: 0.289, SLG: 0.367					1-1 F8		1-0 G1-6-3		3-1 G4-3	1 0 0 0 0 0 1										
<b>Inning Stats</b>	R: 0 E: 0 K: 0 S: 8	H: 1 LOB: 1 BB: 0 P: 10	R: 0 E: 0 K: 1 S: 7	H: 0 LOB: 0 BB: 0 P: 10	R: 0 E: 0 K: 0 S: 4	H: 0 LOB: 0 BB: 0 P: 4	R: 3 E: 0 K: 0 S: 10	H: 4 LOB: 1 BB: 0 P: 14	R: 0 E: 0 K: 2 S: 9	H: 0 LOB: 0 BB: 0 P: 10	R: 3 E: 0 K: 0 S: 9	H: 3 LOB: 0 BB: 0 P: 13	R: 0 E: 0 K: 0 S: 4	H: 0 LOB: 0 BB: 0 P: 7	R: 0 E: 0 K: 1 S: 8	H: 0 LOB: 1 BB: 1 P: 18	1B: 5 2B: 2 3B: 0 HR: 1	SF: 0 SAC: 1 DP: 1 HBP: 0	WP: 0 PB: 0 SB: 0 CS: 0	PA: 36
<b>PITCHER</b>	IP WLS BF H R ER SO BB IBB HBP BLK WP HR S P ERA WHIP																			ERA WHIP
Tom Browning, L (1, 1) ERA: 3.6	6.0 L 25 7 5 5 3 1 0 0 0 0 0 45 63 7.50 1.333																			
Norm Charlton, L (7, 1) ERA: 3.59	1.0 4 1 1 1 0 0 0 0 0 0 0 1 6 9 9.00 1.000																			
Bob Sebra, R (8, 1) ERA: 5.27	2.0 7 0 0 0 0 1 1 0 0 0 0 0 12 25 0.00 0.500																			

**San Diego Padres @ Cincinnati Reds**  
Riverfront Stadium, Cincinnati, OH  
Tue Jul 25 1989, 7:05 PM EDT  
Att. 24,221 - Unknown

[livebaseballscorecards.com](http://livebaseballscorecards.com)

AB	33
R	6
H	8
RBI	6
BB	2
SO	4
LOB	9



Batter	1	2	3	4	5	6	7	8	9	AB	R	H	RBI	BB	SO	LOB
Mariano Duncan, R (1, 6) OBP: 0.277, SLG: 0.339	1-2 1B	0-0 2B		0-0 F9			1-1 F9			4	0	2	0	0	0	2
Ken Griffey, L (1, 7) OBP: 0.342, SLG: 0.434	1-0 1B	1-3 2B		0-0 F9			3-2 G4-3			4	0	1	0	0	1	4
Van Snider, L (1, 9) OBP: 0.167, SLG: 0.167 Joel Youngblood, R (8, PH) OBP: 0.322, SLG: 0.355	1-3 K		0-1 F8		1-3 K			2-2 G6-3 1B		3	0	0	0	0	2	2
Todd Benzinger, S (1, 3) OBP: 0.294, SLG: 0.375	0-0 G4-6-3		0-0 G3 2B		0-2 F8			1-0 P4		4	0	1	0	0	0	3
Rolando Roomes, R (1, 8) OBP: 0.317, SLG: 0.481		0-1 2B	0-1 G3		0-3 K			0-1 G6-3		4	1	1	0	0	1	2
Scotti Madison, S (1, 5) OBP: 0.308, SLG: 0.333		0-0 F9 1B 2B	0-0 F7			1-2 P2			3-2 P2	4	1	1	1	0	0	1
Jeff Reed, L (1, 2) OBP: 0.291, SLG: 0.305 Jeff Richardson, R (9, PH) OBP: 0.208, SLG: 0.174		3-2 F9		0-1 FC1-5 1B		3-1 G4-3 1B			0-2 G1-6-3	3	0	2	0	0	0	1
Ron Oester, S (1, 4) OBP: 0.256, SLG: 0.241 Luis Quinones, S (9, PH) OBP: 0.274, SLG: 0.415		2-2 2B 1B		0-0 FC1-5 1B		0-1 G4-3			0-0 F5	3	0	2	1	0	0	1
Tom Browning, L (1, 1) OBP: 0.146, SLG: 0.109 Norm Charlton, S (7, 1) Herm Winningham, L (7, PH) OBP: 0.299, SLG: 0.315 Bob Sebra, R (8, 1)		1-3 K		0-2 FC1-5			1-1 F8			2	0	0	0	0	1	3

Inning Stats	R: 0	H: 2	E: 0	K: 1	S: 9	R: 2	H: 4	E: 0	K: 2	S: 16	R: 0	H: 1	E: 0	K: 0	S: 6	R: 0	H: 0	E: 0	K: 2	S: 9	R: 0	H: 1	E: 0	K: 0	S: 8	R: 0	H: 0	E: 0	K: 0	S: 10	R: 0	H: 1	E: 0	K: 0	S: 7	R: 0	H: 0	E: 0	K: 0	S: 10	R: 0	H: 0	E: 0	K: 0	S: 10	1B: 7	SF: 0	2B: 4	SAC: 0	3B: 0	DP: 3	HR: 0	HBP: 0	WP: 0	PA: 35
--------------	------	------	------	------	------	------	------	------	------	-------	------	------	------	------	------	------	------	------	------	------	------	------	------	------	------	------	------	------	------	-------	------	------	------	------	------	------	------	------	------	-------	------	------	------	------	-------	-------	-------	-------	--------	-------	-------	-------	--------	-------	--------

PITCHER	IP	WLS	BF	H	R	ER	SO	BB	IBB	HBP	BLK	WP	HR	S	P	ERA	WHIP
Ed Whitson, R (1, 1) ERA: 2.52	7.0	W	29	10	2	2	5	0	0	0	0	0	0	67	87	2.57	1.429
Pat Clements, L (8, 1) ERA: 3.57	2.0		6	1	0	0	0	0	0	0	0	0	0	17	23	0.00	0.500

BOTTOM

San Diego Padres @ Cincinnati Reds  
Riverfront Stadium, Cincinnati, OH  
Tue Jul 25 1989, 7:05 PM EDT  
Att. 24,221 - Unknown

livebaseballscores.com

AB	35
R	2
H	11
RBI	2
BB	0
SO	5
LOB	19







Batter	1	2	3	4	5	6	7	8	9	AB	R	H	RBI	BB	SO	LOB
Mariano Duncan, R OBP: 0.282, SLG: 0.345 (1, 6)	3-3 			H 1-0 FC5-4 1B FC4 HBP		F 0-2 SH1-4 2B	X 0-0 FC5 G4-6-3		B 1-0 F9	4	1	1	1	0	1	3
Herm Winningham, L OBP: 0.303, SLG: 0.313 (1, 8)	1-3 			X 0-0 FC5-4 1B		B 4-1 SH1-4 BB	X 0-0 G4-6-3		M 0-3 K	4	0	1	0	1	2	4
Todd Benzinger, S OBP: 0.292, SLG: 0.372 (1, 3)	1-0 F9			B 2-0 FC5-4 FC4 HBP E		X 0-0 SH1-4		X 0-0 F7		3	1	0	0	0	0	2
Rolando Roomes, R OBP: 0.315, SLG: 0.471 (1, 9)		B 1-0 P4		B 2-0 CS E HBP		B 3-3 K		F 1-3 K		3	0	0	0	0	2	2
Joel Youngblood, R OBP: 0.311, SLG: 0.342 Ken Griffey, L OBP: 0.346, SLG: 0.445 (8, PH) (9, 7)		B 1-0 F7		X 0-0 FC4		B 3-3 K		X 0-0 2B		3	0	0	1	0	1	3
Scotti Madison, S OBP: 0.353, SLG: 0.400 (1, 5)		B 1-0 G6-3		B 1-0 SAFE G1-3		X 0-0 SH2-4 FC5 2B		B 4-1 BB		3	1	1	0	1	0	2
Joe Oliver, R OBP: 0.250, SLG: 0.227 (1, 2)			F 2-2 F9		X 0-0 L5		B 1-0 FC1 FC5 SH2-4		S 0-1 F8	4	0	0	0	0	0	3
Luis Quinones, S OBP: 0.267, SLG: 0.404 (1, 4)			C 0-2 F8		B 2-0 L3		X 0-0 SH2-4		F 2-2 F8	3	0	0	0	0	0	0
Rick Mahler, R OBP: 0.232, SLG: 0.226 Jeff Richardson, R OBP: 0.240, SLG: 0.174 John Franco, L Eric Davis, R OBP: 0.351, SLG: 0.510 (8, 1) (9, PH)			B 1-1 G6-3		X 0-0 G5-3		B 4-0 FC5 BB		B 4-1 BB	2	0	0	0	0	0	0

Inning Stats	R: 0	H: 0	E: 0	K: 2	S: 7	LOB: 0	BB: 0	P: 12	R: 0	H: 0	E: 0	K: 0	S: 3	LOB: 0	BB: 0	P: 6	R: 0	H: 0	E: 0	K: 0	S: 9	LOB: 0	BB: 0	P: 12	R: 2	H: 1	E: 1	K: 0	S: 4	LOB: 1	BB: 0	P: 10	R: 0	H: 0	E: 0	K: 0	S: 3	LOB: 0	BB: 0	P: 5	R: 0	H: 1	E: 0	K: 2	S: 12	LOB: 2	BB: 1	P: 22	R: 1	H: 1	E: 0	K: 0	S: 5	LOB: 2	BB: 1	P: 10	R: 0	H: 1	E: 0	K: 1	S: 8	LOB: 2	BB: 1	P: 13	R: 0	H: 0	E: 0	K: 1	S: 9	LOB: 1	BB: 1	P: 16	1B: 1	2B: 3	3B: 0	HR: 0	SF: 0	SAC: 2	DP: 1	HBP: 2	WP: 0	PB: 0	SB: 0	CS: 1	PA: 38
PITCHER	IP	WLS	BF	H	R	ER	SO	BB	IBB	HBP	BLK	WP	HR	S	P	ERA	WHIP																																																																				
Dennis Rasmussen, L ERA: 4.51 (1, 1)	6.1		27	3	3	2	4	2	0	0	0	0	0	41	75	2.84	0.789																																																																				
Mark Grant, R ERA: 2.47 (7, 1)	1.2	W	7	1	0	0	1	1	0	0	0	0	0	10	15	0.00	1.200																																																																				
Mark Davis, L ERA: 2.32 (9, 1)	1.0	S	4	0	0	0	1	1	0	0	0	0	0	9	16	0.00	1.000																																																																				

**BOTTOM**

**San Diego Padres @ Cincinnati Reds**  
Riverfront Stadium, Cincinnati, OH

Wed Jul 26 1989, 7:05 PM EDT  
Att. 18,755 - Unknown

livebaseballscorecards.com

AB	30
R	3
H	4
RBI	2
BB	4
SO	6
LOB	19

Batter	1	2	3	4	5	6	7	8	9	AB R H RBI BB SO LOB	TOP											
Tony Gwynn, L (1, 9) OBP: 0.394, SLG: 0.446	0-0 1B		0-2 1B		2-2 G1-3		1-1 F7			4 0 2 0 0 0 1												
Roberto Alomar, S (1, 4) OBP: 0.323, SLG: 0.325	2-3 K		0-1 1B			3-3 K		1-0 F7		4 0 1 0 0 2 1												
Jack Clark, R (1, 3) OBP: 0.396, SLG: 0.384	1-3 K		3-3 K			0-0 FC6-4 1B		1-3 K		4 0 1 0 0 3 3												
Bip Roberts, S (8, 6) OBP: 0.398, SLG: 0.436			1-2 K							0 0 0 0 0 0 0												
Chris James, R (1, 7) OBP: 0.258, SLG: 0.319	1-0 G4-3			0-0 G6-3		0-0 FC6-4 1B		1-2 F8		4 0 1 0 0 0 1												
Marvell Wynne, L (1, 8) OBP: 0.289, SLG: 0.364		0-1 G4-3		1-1 G4-6-3 1B		1-0 FC6-4		0-3 K		3 0 1 0 0 0 2												
Carmelo Martinez, R (9, PH) OBP: 0.281, SLG: 0.321						1-2f 2-3				1 0 0 0 0 1 0												
Mike Pagliarulo, L (1, 5) OBP: 0.270, SLG: 0.293		0-0 G6-3		1-0 G4-6-3		1-0 F7		0-0 F9		4 0 0 0 0 0 3												
Luis Salazar, R (1, 6) OBP: 0.301, SLG: 0.395		1-2 F9			2-2 HR		3-2 1B		1-2 F8	4 1 2 1 0 0 0												
Mark Parent, R (1, 2) OBP: 0.186, SLG: 0.311			2-0 F8		1-0 G6-3		2-3 K			3 0 0 0 0 1 1												
Greg Harris, R (1, 1)			3-2 G4-3		0-1 G6-3		1-2 P5			2 0 0 0 0 0 0												
Pat Clements, R (6, 1)										0 0 0 0 0 0 0												
Tim Flannery, L (7, PH) OBP: 0.314, SLG: 0.292										1 0 0 0 0 0 1												
Freddie Toliver, R (7, 1)										0 0 0 0 0 0 0												
<b>Inning Stats</b>	R: 0 E: 0 K: 2 S: 9	H: 1 LOB: 1 BB: 0 P: 12	R: 0 E: 0 K: 0 S: 6	H: 0 LOB: 0 BB: 0 P: 7	R: 0 E: 0 K: 1 S: 13	H: 2 LOB: 2 BB: 0 P: 21	R: 0 E: 0 K: 0 S: 4	H: 1 LOB: 0 BB: 0 P: 6	R: 1 E: 0 K: 0 S: 9	H: 1 LOB: 0 BB: 0 P: 14	R: 0 E: 0 K: 1 S: 8	H: 2 LOB: 2 BB: 0 P: 13	R: 0 E: 0 K: 1 S: 12	H: 1 LOB: 1 BB: 0 P: 19	R: 0 E: 0 K: 1 S: 10	H: 0 LOB: 0 BB: 0 P: 13	R: 0 E: 0 K: 1 S: 8	H: 0 LOB: 0 BB: 0 P: 9	1B: 7 2B: 0 3B: 0 HR: 1	SF: 0 SAC: 0 DP: 1 HBP: 0	WP: 0 PB: 0 SB: 1 CS: 0	PA: 34
<b>PITCHER</b>	IP WLS BF H R ER SO BB IBB HBP BLK WP HR S P ERA WHIP																					
Tim Leary, R (1, 1) ERA: 3.22	8.0 W 31 8 1 1 6 0 0 0 0 0 0 1 71 105 1.12 1.000																					
Norm Charlton, L (9, 1) ERA: 3.52	1.0 3 0 0 0 1 0 0 0 0 0 0 0 8 9 0.00 0.000																					

San Diego Padres @ Cincinnati Reds  
Riverfront Stadium, Cincinnati, OH  
Thu Jul 27 1989, 7:05 PM EDT  
Att: 18,072 - Unknown

livebaseballscorecards.com

AB	34
R	1
H	8
RBI	1
BB	0
SO	7
LOB	13



Batter	1	2	3	4	5	6	7	8	9
Mariano Duncan, R (1, 6) OBP: 0.279, SLG: 0.339	1-3 K		0-0 CS 1B		2-3 K	0-2 L5		0-1 G5-4-3	
Herm Winningham, L (1, 8) OBP: 0.302, SLG: 0.304	1-3 K		2-2 F8			2-0 G4-3	4-2 FC5 BB		
Ken Griffey, L (1, 7) OBP: 0.350, SLG: 0.443 Van Snider, L (7, PR) OBP: 0.167, SLG: 0.167 (8, 7)	1-3 K		3-2 G3-1			2-0 1B	4-2 FC5 BB		
Todd Benzinger, S (1, 3) OBP: 0.289, SLG: 0.368		1-1 G4-3		2-2 G4-3		3-3 K	3-3 K		
Rolando Roomes, R (1, 9) OBP: 0.325, SLG: 0.497		0-0 HR		0-1 1B		1-0 1B	2-2 FC5		
Scotti Madison, S (1, 5) OBP: 0.381, SLG: 0.444 Jeff Richardson, R (7, PR) OBP: 0.240, SLG: 0.174 (8, 5)		2-2 F8		2-0 F7		4-0 1B IBB	1-2 2B		
Jeff Reed, L (1, 2) OBP: 0.293, SLG: 0.307 Joe Oliver, R (6, PH) OBP: 0.269, SLG: 0.250 (7, 2)		2-2 1B 1B		3-2 G4-3		0-0 BB 1B	1-1 F8		
Ron Oester, S (1, 4) OBP: 0.267, SLG: 0.244		1-2 1B 1B			0-1 G3	4-0 BB BB	4-2 G5-4-3 BB		
Tim Leary, R (1, 1) OBP: 0.105, SLG: 0.081 Joel Youngblood, R (8, PH) OBP: 0.308, SLG: 0.338 Norm Charlton, S (9, 1)		1-2 1B			1-3 K	4-0 BB	0-3 K		

AB	R	H	RBI	BB	SO	LOB
5	0	1	0	0	2	4
3	0	0	0	1	1	1
3	1	1	0	1	1	1
0	1	0	0	0	0	0
4	0	0	0	0	2	3
4	2	3	2	0	0	2
3	1	1	1	1	0	1
0	0	0	0	0	0	0
2	1	1	0	0	0	1
2	0	1	1	0	0	3
2	0	1	0	2	0	0
2	0	1	2	1	1	0
1	0	0	0	0	1	1
0	0	0	0	0	0	0

**BOTTOM**

**San Diego Padres @ Cincinnati Reds**  
Riverfront Stadium, Cincinnati, OH

Thu Jul 27 1989, 7:05 PM EDT  
Att. 18,072 - Unknown

livebaseballscorecards.com

AB	31
R	6
H	10
RBI	6
BB	6
SO	8
LOB	17



Inning Stats	R: 0	H: 0	E: 0	K: 3	S: 9	R: 2	H: 4	E: 0	K: 0	S: 15	R: 0	H: 1	E: 0	K: 0	S: 8	R: 0	H: 1	E: 0	K: 0	S: 9	R: 0	H: 0	E: 0	K: 2	S: 9	R: 3	H: 3	E: 0	K: 1	S: 13	R: 1	H: 1	E: 0	K: 1	S: 18	R: 0	H: 0	E: 0	K: 1	S: 12	R: 0	H: 0	E: 0	K: 1	S: 12						
IP	5.2	0.1	2.0																																																
WLS	L																																																		
BF	24	4	9																																																
H	8	1	1																																																
R	5	0	1																																																
ER	5	0	1																																																
SO	6		2																																																
BB	0	2	3																																																
IBB	1	0	0																																																
HBP	0	0	0																																																
BLK	0	0	0																																																
WP	0	0	0																																																
HR	1	0	0																																																
S	59	4	30																																																
P	95	12	49																																																
ERA	7.94	0.00	4.50																																																
WHIP	1.412	9.000	2.000																																																

WP	PA	ERA	WHIP
0	37		
0			
2			
1			

Batter	1	2	3	4	5	6	7	8	9	10	11	12	13	14	15	16	17	AB	R	H	RBI	BB	SO	LOB	TOP																											
Mariano Duncan, R OBP: 0.277, SLG: 0.333 (1, 6)																		8	1	2	0	0	1	2																												
Todd Benzinger, S OBP: 0.286, SLG: 0.363 (1, 3)																		8	1	1	0	0	3	6																												
Eric Davis, R OBP: 0.352, SLG: 0.508 (1, 8)																		7	0	2	0	1	2	2																												
Ken Griffey, L OBP: 0.345, SLG: 0.432 (1, 7)																		8	0	2	2	0	2	3																												
Rolando Roomes, R OBP: 0.322, SLG: 0.485 (1, 9)																		8	0	2	0	0	4	3																												
Scotti Madison, S OBP: 0.321, SLG: 0.360 (1, 5)																			7	1	1	0	0	0	2																											
Jeff Reed, L OBP: 0.298, SLG: 0.309 (1, 2)																			2	0	1	0	1	1	0																											
Jeff Richardson, R OBP: 0.240, SLG: 0.174 (7, PR)																		0	1	0	0	0	0	0																												
Joe Oliver, R OBP: 0.276, SLG: 0.231 (7, 2)																		2	0	0	0	1	1	0																												
Ron Cester, S OBP: 0.281, SLG: 0.244 (8, 1)																		4	0	1	0	0	0	1																												
John Franco, L OBP: 0.143, SLG: 0.143 (9, 1)																		0	0	0	0	0	0	0																												
Van Snider, L OBP: 0.125, SLG: 0.143 (11, PH)																		1	0	0	0	0	1	2																												
Scott Scudder, R OBP: 0.273, SLG: 0.111 (11, 1)																		0	0	0	0	0	0	0																												
Joel Youngblood, R OBP: 0.315, SLG: 0.258 (14, PH)																		1	0	1	1	0	0	0																												
Nom Chiraltoli, S OBP: 0.143, SLG: 0.106 (17, PH)																		0	0	0	0	1	0	0																												
Tom Browning, L OBP: 0.143, SLG: 0.106 (17, 1)																		1	0	0	0	0	0	0																												
Bob Seborg, R OBP: 0.143, SLG: 0.106 (17, 1)																		0	0	0	0	0	0	0																												
Ron Robinson, R OBP: 0.500, SLG: 0.400 (1, 1)																		2	0	1	0	0	1	1																												
Herm Winningham, L OBP: 0.307, SLG: 0.310 (7, PH)																		1	0	1	1	0	0	0																												
Rob Dibble, L OBP: 0.258, SLG: 0.389 (9, 4)																		0	0	0	0	0	0	0																												
Luis Quinones, S OBP: 0.258, SLG: 0.389 (9, 4)																		4	0	0	0	0	1	1																												
<b>Inning Stats</b>	R: 0 E: 0 K: 2 S: 12	H: 1 LOB: 1 BB: 0 P: 19	R: 0 E: 0 K: 1 S: 8	H: 0 LOB: 0 BB: 0 P: 12	R: 0 E: 0 K: 1 S: 8	H: 1 LOB: 1 BB: 0 P: 12	R: 0 E: 0 K: 1 S: 10	H: 1 LOB: 0 BB: 0 P: 13	R: 0 E: 0 K: 1 S: 7	H: 0 LOB: 1 BB: 1 P: 14	R: 0 E: 0 K: 1 S: 10	H: 1 LOB: 1 BB: 0 P: 14	R: 1 E: 0 K: 1 S: 13	H: 5 LOB: 3 BB: 0 P: 19	R: 0 E: 0 K: 1 S: 6	H: 0 LOB: 0 BB: 0 P: 11	R: 0 E: 0 K: 0 S: 7	H: 0 LOB: 0 BB: 0 P: 9	R: 0 E: 0 K: 1 S: 9	H: 1 LOB: 1 BB: 0 P: 15	R: 0 E: 0 K: 2 S: 10	H: 1 LOB: 2 BB: 1 P: 20	R: 0 E: 0 K: 1 S: 6	H: 1 LOB: 0 BB: 0 P: 10	R: 1 E: 0 K: 0 S: 13	H: 2 LOB: 1 BB: 0 P: 20	R: 0 E: 0 K: 1 S: 8	H: 0 LOB: 0 BB: 0 P: 15	R: 0 E: 0 K: 1 S: 7	H: 0 LOB: 0 BB: 0 P: 13	R: 2 E: 2 K: 2 S: 16	H: 1 LOB: 2 BB: 1 P: 27	1B: 13 2B: 2 3B: 0 HR: 0	SF: 0 SAC: 1 DP: 2 HBP: 0	WP: 0 PB: 0 SB: 0 CS: 1	PA: 69																
<b>PITCHER</b>	IP WLS BF H R ER SO BB IBB HBP BLK WP HR S P ERA WHIP																	IP WLS BF H R ER SO BB IBB HBP BLK WP HR S P ERA WHIP																																		
Pete Smith, R ERA: 4.89 (11, 1)	6.2	26	7	1	1	1	7	1	0	61	94	1.35	1.200																	1.0	L	7	1	2	0	2	0	0	0	0	0	0	0	0	0.00	1.000						
Jim Acker, R ERA: 2.54 (7, 1)	1.1	6	2	0	0	2	0	0	0	13	20	0.00	1.500																																							
Joe Boever, R ERA: 2.72 (8, 1)	2.0	7	1	0	0	0	0	0	0	16	24	0.00	0.500																																							
Mark Eichhorn, R ERA: 3.38 (11, 1)	3.0	11	2	0	0	5	1	0	0	26	43	0.00	1.000																																							
Paul Assenmacher, L ERA: 3.96 (14, 1)	3.0	11	2	1	1	2	0	0	0	28	48	3.00	0.667																																							


Cincinnati Reds @ Atlanta Braves  
Atlanta-Fulton County Stadium, Atlanta, GA  
Fri Jul 28 1989, 7:05 PM EDT  
Att: 18,883 - Unknown

livebaseballscores.com

AB	64
R	4
H	15
RBI	4
BB	3
SO	18
LOB	23





Batter	1	2	3	4	5	6	7	8	9	AB R H RBI BB SO LOB	TOP																														
Mariano Duncan, R (1, 6) OBP: 0.269, SLG: 0.323	0-0 P3		0-1 G1-3		0-3 K		2-2 F7			4 0 0 0 0 1 3																															
Scotti Madison, S (1, 5) OBP: 0.313, SLG: 0.345 Jeff Richardson, R (8, 5) OBP: 0.240, SLG: 0.174	0-2 P2			1-1 G4-3		0-0 BB 3B 1B		3-1 G4-3		4 1 1 0 0 0 0 0 0 0 0 0 0 0																															
Eric Davis, R (1, 8) OBP: 0.354, SLG: 0.517	1-3 K			1-2 HR		4-1 3B BB		0-0 G6-3		3 2 1 1 1 1 0																															
Ken Griffey, L (1, 7) OBP: 0.343, SLG: 0.441 Van Snider, L (8, 7) OBP: 0.143, SLG: 0.143		0-2 G4-3		0-1 F9		3-2 3B		1-0 G3		4 0 1 2 0 0 0 0 0 0 0 0 0 0																															
Rolando Roomes, R (1, 9) OBP: 0.315, SLG: 0.474		2-2 G4-3		0-1 G6-3		3-3 K			1-3 K	4 0 0 0 0 2 1																															
Todd Benzinger, S (1, 3) OBP: 0.288, SLG: 0.371		1-0 F8			4-2 SH5-4 BB 1B	3-0 FC4-2-5-2-6			2-0 HR	3 1 1 1 1 0 1																															
Jeff Reed, L (1, 2) OBP: 0.297, SLG: 0.304			2-0 P6		2-0 P3	1-1 P6			4-0 FC6-4 BB	3 0 0 0 1 0 2	AB 31 R 4 H 6 RBI 4 BB 3 SO 5 LOB 9																														
Ron Oester, S (1, 4) OBP: 0.272, SLG: 0.250			0-2 SH5-6-3 1B		1-1 SH5-4 1B		1-2 G6-3		0-0 FC6-4	4 0 2 0 0 0 1																															
Tom Browning, L (1, 1) OBP: 0.140, SLG: 0.104 Rob Dibble, L (8, 1) Herm Winningham, L (9, PH) OBP: 0.305, SLG: 0.308 John Franco, L (9, 1)			0-0 SH5-6-3		0-1 SH5-4		0-3 K		1-0 G4-3	1 0 0 0 0 1 0 0 0 0 0 0 0 0 1 0 0 0 0 0 1 0 0 0 0 0 0 0																															
<b>Inning Stats</b>	R: 0 E: 0 K: 1 S: 7	H: 0 LOB: 0 BB: 0 P: 8	R: 0 E: 0 K: 0 S: 9	H: 0 LOB: 0 BB: 0 P: 12	R: 0 E: 0 K: 0 S: 7	H: 1 LOB: 1 BB: 0 P: 9	R: 1 E: 0 K: 0 S: 9	H: 1 LOB: 0 BB: 0 P: 11	R: 0 E: 0 K: 1 S: 11	H: 1 LOB: 2 BB: 1 P: 17	R: 2 E: 0 K: 1 S: 16	H: 2 LOB: 1 BB: 1 P: 30	R: 0 E: 0 K: 1 S: 9	H: 0 LOB: 0 BB: 0 P: 12	R: 0 E: 0 K: 0 S: 4	H: 0 LOB: 0 BB: 0 P: 8	R: 1 E: 0 K: 1 S: 8	H: 1 LOB: 1 BB: 1 P: 16	1B: 3 2B: 0 3B: 1 HR: 2	SF: 0 SAC: 2 DP: 0 HBP: 0	WP: 0 PB: 0 SB: 0 CS: 0	PA: 36																			
<b>PITCHER</b> 29 John Smoltz, R (1, 1) ERA: 2.2 Jim Acker, R (8, 1) ERA: 2.59	IP 7.0	WLS L	BF 28	H 5	R 3	ER 3	SO 4	BB 2	IBB 0	HBP 0	BLK 0	WP 0	HR 1	S 68	P 99	ERA 3.86	WHIP 1.000								<b>PITCHER</b> IP 2.0	WLS L	BF 8	H 1	R 1	ER 1	SO 1	BB 1	IBB 0	HBP 0	BLK 0	WP 0	HR 1	S 12	P 24	ERA 4.50	WHIP 1.000

Cincinnati Reds @ Atlanta Braves  
Atlanta-Fulton County Stadium, Atlanta, GA

Sat Jul 29 1989, 7:05 PM EDT  
Att. 31,470 - Unknown - 93 F

livebaseballscorecards.com

Batter	1	2	3	4	5	6	7	8	9	AB R H RBI BB SO LOB
Jeff Blausen, R OBP: 0.298, SLG: 0.396 (1, 4)	0-0 B3		1-0 G5-3		4-0 IBB			2-2 L6		3 0 0 0 1 0 1
Tommy Gregg, L OBP: 0.311, SLG: 0.335 (1, 3)	2-2 1B		1-0 F8		2-3 K			4-1 G6-4-3 BB		3 0 1 0 1 1 3
Lonnie Smith, R OBP: 0.443, SLG: 0.583 (1, 7)	1-2 F8			2-1 HR		0-0 F8		2-0 G6-4-3 1-2f		4 1 1 1 0 0 2
Dale Murphy, R OBP: 0.303, SLG: 0.355 (1, 8)	0-1 G4-3			0-0 P3		3-2 P3		0-1 G4-3		4 0 0 0 0 0 1
Andres Thomas, R OBP: 0.250, SLG: 0.355 (1, 6)		1-0 F8		0-0 P5		0-0 2B		2-2 G6-3		4 0 1 0 0 0 0
Geronimo Berroa, R OBP: 0.297, SLG: 0.350 (1, 9)		2-2 G4-3		3-2 F9		1-2 L6		3-1 1B		4 0 1 0 0 0 1
Jody Davis, R OBP: 0.235, SLG: 0.223 (1, 2)		0-1 P4			2-3 K		2-2 P4	0-3 K		4 0 0 0 0 2 1
Ed Whited, R OBP: 0.263, SLG: 0.343 (1, 5)			2-2 29 SH1-4 1B		0-0 E6		0-0 F8			3 0 1 0 0 0 0
29 John Smoltz, R OBP: 0.218, SLG: 0.245 (1, 1)			0-1 SH1-4		0-1 F8		2-3 K			1 0 0 0 0 0 1
Oddibe McDowell, L OBP: 0.311, SLG: 0.310 (7, PH)										1 0 0 0 0 1 0
Jim Acker, R OBP: 0.250, SLG: 0.250 (8, 1)			1-2							0 0 0 0 0 0 0

Inning Stats	R: 0 E: 0 K: 0 S: 9	H: 1 LOB: 1 BB: 0 P: 12	R: 0 E: 0 K: 0 S: 6	H: 0 LOB: 0 BB: 0 P: 9	R: 0 E: 0 K: 0 S: 8	H: 1 LOB: 1 BB: 0 P: 12	R: 1 E: 0 K: 0 S: 9	H: 1 LOB: 0 BB: 0 P: 14	R: 0 E: 1 K: 2 S: 9	H: 0 LOB: 2 BB: 1 P: 17	R: 0 E: 0 K: 0 S: 8	H: 1 LOB: 1 BB: 0 P: 12	R: 0 E: 0 K: 1 S: 9	H: 0 LOB: 0 BB: 0 P: 13	R: 0 E: 0 K: 0 S: 6	H: 0 LOB: 0 BB: 1 P: 14	R: 0 E: 0 K: 1 S: 10	H: 1 LOB: 1 BB: 0 P: 15	1B: 3 2B: 1 3B: 0 HR: 1	SF: 0 SAC: 1 DP: 1 HBP: 0
--------------	------------------------------	----------------------------------	------------------------------	---------------------------------	------------------------------	----------------------------------	------------------------------	----------------------------------	------------------------------	----------------------------------	------------------------------	----------------------------------	------------------------------	----------------------------------	------------------------------	----------------------------------	-------------------------------	----------------------------------	----------------------------------	------------------------------------


**BOTTOM**

**Cincinnati Reds @ Atlanta Braves**  
Atlanta-Fulton County Stadium, Atlanta, GA

Sat Jul 29 1989, 7:05 PM EDT  
Att: 31,470 - Unknown - 93 F

livebaseballscorecards.com

AB	31
R	1
H	5
RBI	1
BB	2
SO	4
LOB	10



PITCHER	IP	WLS	BF	H	R	ER	SO	BB	IBB	HBP	BLK	WP	HR	S	P	ERA	WHIP
Tom Browning, L ERA: 3.49 (1, 1)	7.1	W	29	4	1	1	3	1	1	0	0	0	1	63	100	1.23	0.682
Rob Dibble, R ERA: 2.42 (8, 1)	0.2		1	0	0	0	0	0	0	0	0	0	0	1	3	0.00	0.000
John Franco, L ERA: 2.58 (9, 1)	1.0	S	4	1	0	0	1	0	0	0	0	0	0	10	15	0.00	1.000

Batter	1	2	3	4	5	6	7	8	9	AB R H RBI BB SO LOB	TOP		
Mariano Duncan, R (1, 6) OBP: 0.266, SLG: 0.319	2-3 K		0-2 P6			0-0 1B	2-3 K		2-1 P4	5 1 1 0 0 2 1			
Scotti Madison, S (1, 5) OBP: 0.306, SLG: 0.333	2-0 1B SF8 1B		0-0 P3			1-0 F9	0-0 G3			4 1 1 0 0 0 2			
Eric Davis, R (1, 8) OBP: 0.355, SLG: 0.516	1-0 CS 1B				2-1 P3	0-0 G3 1B		1-2 G6-3		4 0 2 0 0 0 0			
Rolando Roomes, R (1, 9) OBP: 0.319, SLG: 0.477	0-1 SF8				0-0 1B	2-0 G3 1B		1-3 K		3 0 2 2 0 1 0			
Joel Youngblood, R (1, 7) OBP: 0.309, SLG: 0.349	2-1 CS	2-3 K			0-1 F8	1-2 G3		2-0 2B		2 0 0 0 0 1 1			
Ken Griffey, L (6, PH) OBP: 0.345, SLG: 0.448	1-2				1-2 F9	1-2 G3		1-2 2B		2 0 1 0 0 0 2			
Todd Benzinger, S (1, 3) OBP: 0.292, SLG: 0.372					1-0 F9	4-0 IBB		4-2 BB		2 0 1 0 2 0 1			
Joe Oliver, R (1, 2) OBP: 0.258, SLG: 0.214					1-2 F8	0-0 F9		0-2 P3		2 0 0 0 0 0 1			
Jeff Reed, L (6, PH) OBP: 0.294, SLG: 0.301										2 0 0 0 0 1 5			
Ron Oester, S (1, 4) OBP: 0.266, SLG: 0.244						0-0 G5-3		1-0 G4-3		4 0 0 0 0 1 1			
Rick Mahler, R (1, 1) OBP: 0.237, SLG: 0.232						0-0 F8				3 0 1 0 0 0 0			
Norm Charlton, S (7, 1)										0 0 0 0 0 0 0			
Herm Winningham, L (9, PH) OBP: 0.302, SLG: 0.305										1 0 0 0 0 0 0			
<b>Inning Stats</b>	R: 1 H: 2 E: 0 LOB: 0 K: 1 BB: 0 S: 9 P: 16	R: 0 H: 1 E: 0 LOB: 1 K: 2 BB: 0 S: 14 P: 18	R: 0 H: 0 E: 0 LOB: 0 K: 0 BB: 0 S: 7 P: 10	R: 0 H: 1 E: 0 LOB: 1 K: 0 BB: 0 S: 6 P: 9	R: 0 H: 0 E: 0 LOB: 0 K: 0 BB: 0 S: 3 P: 3	R: 1 H: 3 E: 0 LOB: 3 K: 1 BB: 1 S: 10 P: 18	R: 0 H: 1 E: 0 LOB: 1 K: 1 BB: 0 S: 6 P: 9	R: 0 H: 1 E: 0 LOB: 2 K: 1 BB: 1 S: 12 P: 20	R: 0 H: 0 E: 0 LOB: 0 K: 0 BB: 0 S: 6 P: 9	1B: 8 SF: 1 2B: 1 SAC: 0 3B: 0 DP: 0 HR: 0 HBP: 0	WP: 0 PA: 38 PB: 0 SB: 0 CS: 1		
<b>PITCHER</b>	IP WLS BF H R ER SO BB IBB HBP BLK WP HR S P ERA WHIP											<b>PITCHER</b>	IP WLS BF H R ER SO BB IBB HBP BLK WP HR S P ERA WHIP
Derek Lilliquist, L (1, 1) ERA: 3.86	5.1 W 22 7 2 2 3 0 0 0 0 0 0 0 43 63 3.38 1.312												
Mark Eichhorn, R (6, 1) ERA: 3.23	1.2 7 1 0 0 2 0 1 0 0 0 0 0 12 20 0.00 0.600												
Joe Boever, R (8, 1) ERA: 2.62	2.0 S 8 1 0 0 1 1 0 0 0 0 0 0 18 29 0.00 1.000												

Cincinnati Reds @ Atlanta Braves  
Atlanta-Fulton County Stadium, Atlanta, GA

Sun Jul 30 1989, 3:33 AM EDT  
Att: 14,177 - Cloudy

livebaseballscorecards.com

AB	34
R	2
H	9
RBI	2
BB	2
SO	6
LOB	14





Batter	1	2	3	4	5	6	7	8	9	AB R H RBI BB SO LOB
--------	---	---	---	---	---	---	---	---	---	----------------------

<b>Oddibe McDowell, L</b> <small>(1, 8) OBP: 0.315, SLG: 0.315</small>										4 2 3 1 0 0 1
<b>Jeff Treadway, L</b> <small>(1, 4) OBP: 0.315, SLG: 0.365</small>										4 0 1 0 0 1 3
<b>Lonnie Smith, R</b> <small>(1, 7) OBP: 0.441, SLG: 0.579</small>										4 0 1 1 0 0 2
<b>Dale Murphy, R</b> <small>(1, 9) OBP: 0.303, SLG: 0.352</small>										3 0 0 0 1 0 1
<b>Darrell Evans, L</b> <small>(1, 3) OBP: 0.279, SLG: 0.322</small>										4 1 1 1 0 0 1
<b>Andres Thomas, R</b> <small>(1, 6) OBP: 0.247, SLG: 0.352</small>										4 0 0 0 0 1 1
<b>Jeff Blauser, R</b> <small>(1, 5) OBP: 0.302, SLG: 0.399</small>										3 1 2 0 0 0 0
<b>Bruce Benedict, R</b> <small>(1, 2) OBP: 0.299, SLG: 0.225</small>										2 0 1 0 0 1 1
<b>Derek Lilliquist, L</b> <small>(1, 1) OBP: 0.220, SLG: 0.244</small> <b>Mark Eichhorn, R</b> <small>(6, 1)</small> <b>Jeff Wetherby, L</b> <small>(7, PH) OBP: 0.292, SLG: 0.318</small> <b>Joe Boever, R</b> <small>(8, 1)</small>										1 0 0 0 0 0 0 0 0 0 0 0 0 0 1 1 1 1 0 0 0 0 0 0 0 0 0 0

Inning Stats	R: 1	H: 2	E: 0	LOB: 0	K: 0	BB: 0	S: 6	P: 9	R: 1	H: 2	E: 0	LOB: 0	K: 1	BB: 0	S: 10	P: 17	R: 1	H: 2	E: 0	LOB: 1	K: 0	BB: 0	S: 10	P: 14	R: 0	H: 0	E: 0	LOB: 0	K: 0	BB: 0	S: 6	P: 9	R: 0	H: 1	E: 0	LOB: 1	K: 1	BB: 0	S: 13	P: 17	R: 0	H: 0	E: 0	LOB: 1	K: 1	BB: 1	S: 11	P: 18	R: 2	H: 3	E: 0	LOB: 1	K: 0	BB: 0	S: 9	P: 14	R: 0	H: 0	E: 0	LOB: 0	K: 0	BB: 0	S: 4	P: 4
--------------	------	------	------	--------	------	-------	------	------	------	------	------	--------	------	-------	-------	-------	------	------	------	--------	------	-------	-------	-------	------	------	------	--------	------	-------	------	------	------	------	------	--------	------	-------	-------	-------	------	------	------	--------	------	-------	-------	-------	------	------	------	--------	------	-------	------	-------	------	------	------	--------	------	-------	------	------

PITCHER	IP	WLS	BF	H	R	ER	SO	BB	IBB	HBP	BLK	WP	HR	S	P	ERA	WHIP
<b>Rick Mahler, R</b> <small>ERA: 3.39</small>	(1, 1)	6.1	L	27	9	5	5	3	1	0	0	0	1	61	92	7.11	1.579
<b>Norm Charlton, L</b> <small>ERA: 3.39</small>	(7, 1)	1.2		6	1	0	0	0	0	0	0	0	0	8	10	0.00	0.600

**BOTTOM**

**Cincinnati Reds @ Atlanta Braves**  
 Atlanta-Fulton County Stadium, Atlanta, GA  
 Sun Jul 30 1989, 3:33 AM EDT  
 Att: 14,177 - Cloudy

AB	30
R	5
H	10
RBI	4
BB	1
SO	3
LOB	10



WP	HR	S	P	ERA	WHIP
0	0	0	0	0	0
0	0	0	0	0	0
0	0	0	0	0	0
0	0	0	0	0	0

# Houston Astros @ Cincinnati Reds

## Riverfront Stadium, Cincinnati, OH

Tue Aug 01 1989, 7:05 PM EDT  
Att. 20,999 - Unknown - 80 F

AB	34
R	5
H	9
RBI	5
BB	7
SO	3
LOB	22



Batter	1	2	3	4	5	6	7	8	9	AB	R	H	RBI	BB	SO	LOB	TOP
<b>Craig Biggio, R</b> OBP: 0.348, SLG: 0.415 (1, 2) BB	4-0 2B 1B BB	1-0 F7			2-2 P5	2-3 K		0-1 CS 1B		4	1	1	0	1	1	3	
<b>Rafael Ramirez, R</b> OBP: 0.284, SLG: 0.328 (1, 6) C	0-1 1-3 1B 2B		1-0 F8		0-0 5-3		1-0 F9	1-1 P6		5	1	1	0	0	0	2	
<b>Bill Doran, S</b> OBP: 0.316, SLG: 0.361 (1, 4) B	1-0 F8		0-1 4-3			1-1 F7	3-2 F9		2-0 F9	5	0	0	0	0	0	2	
<b>Glenn Davis, R</b> OBP: 0.343, SLG: 0.494 (1, 3) <b>Dave Smith, R</b> (9, 1) B	4-0 1B IBB		0-1 F7			1-2 2B 1B	4-2 BB HBP BB		0-0 HR	3	2	2	1	2	0	0	
<b>Ken Caminiti, S</b> OBP: 0.318, SLG: 0.376 (1, 5) X	0-0 1-2 2-H 3-H 1B			3-1 FC3-6 1B		2-2 1B 2B	1-2 BB HBP		4-0 BB	3	1	3	2	1	0	0	
<b>Eric Anthony, L</b> OBP: 0.250, SLG: 0.429 (1, 9) B	2-2 F7		2-3 K		4-0 1B 1B IBB	4-0 1B 1B IBB	4-0 1-2 2-3 BB		2-2 P2	3	0	0	0	2	1	4	
<b>Billy Hatcher, R</b> OBP: 0.292, SLG: 0.317 (1, 7) B	1-0 3-1		2-0 FC3-6		0-0 1-2 2-H 3-H 1B	0-0 1B	0-0 P4		1-0 4-3	5	0	1	2	0	0	7	
<b>Gerald Young, S</b> OBP: 0.332, SLG: 0.272 (1, 8) C		2-3 K		1-1 F7		1-1 1B		4-1 1B SH2-4 BB		3	0	1	0	1	1	1	
<b>Rick Rhoden, R</b> OBP: 0.118, SLG: 0.176 (1, 1) <b>Larry Andersen, R</b> OBP: 0.333, SLG: 0.333 (6, 1) <b>Craig Reynolds, L</b> OBP: 0.264, SLG: 0.250 (9, 3) C		1-2 5-3			1-2 6-3	0-0 P6		0-1 SH2-4		3	0	0	0	0	0	3	
<b>Inning Stats</b>	R: 2 E: 0 K: 0 S: 8 H: 2 LOB: 2 BB: 2 P: 20	R: 0 E: 0 K: 1 S: 7 H: 0 LOB: 0 BB: 0 P: 11	R: 0 E: 0 K: 0 S: 5 H: 0 LOB: 0 BB: 0 P: 6	R: 0 E: 0 K: 1 S: 9 H: 1 LOB: 1 BB: 0 P: 16	R: 0 E: 0 K: 0 S: 7 H: 0 LOB: 0 BB: 0 P: 10	R: 2 E: 0 K: 1 S: 22 H: 4 LOB: 3 BB: 1 P: 33	R: 0 E: 0 K: 0 S: 11 H: 0 LOB: 3 BB: 2 P: 24	R: 0 E: 0 K: 0 S: 7 H: 1 LOB: 1 BB: 1 P: 12	R: 1 E: 0 K: 0 S: 7 H: 1 LOB: 1 BB: 1 P: 16	1B: 6 2B: 2 3B: 0 HR: 1 SF: 0 SAC: 1 DP: 0 HBP: 1	WP: 0 PB: 0 SB: 0 CS: 1 PA: 43						
<b>PITCHER</b>	IP WLS BF H R ER SO BB IBB HBP BLK WP HR S P ERA WHIP	IP WLS BF H R ER SO BB IBB HBP BLK WP HR S P ERA WHIP	IP WLS BF H R ER SO BB IBB HBP BLK WP HR S P ERA WHIP	IP WLS BF H R ER SO BB IBB HBP BLK WP HR S P ERA WHIP	IP WLS BF H R ER SO BB IBB HBP BLK WP HR S P ERA WHIP	IP WLS BF H R ER SO BB IBB HBP BLK WP HR S P ERA WHIP	IP WLS BF H R ER SO BB IBB HBP BLK WP HR S P ERA WHIP	IP WLS BF H R ER SO BB IBB HBP BLK WP HR S P ERA WHIP									
<b>Tim Leary, R</b> ERA: 3.36 (1, 1)	5.1 L 26 7 4 4 2 1 2 0 0 0 0 54 90 6.75 1.500																
<b>Rob Dibble, R</b> ERA: 2.39 (6, 1)	0.2 2 0 0 0 1 0 0 0 0 0 0 4 6 0.00 0.000																
<b>Bob Sebra, R</b> ERA: 4.91 (7, 1)	2.0 10 1 0 0 0 3 0 1 0 0 0 18 36 0.00 2.000																
<b>Scott Scudder, R</b> ERA: 4.28 (9, 1)	1.0 5 1 1 1 0 1 0 0 0 0 1 7 16 9.00 2.000																

livebaseballscorecards.com

Batter	1	2	3	4	5	6	7	8	9	AB R H RBI BB SO LOB
Jeff Richardson, R OBP: 0.267, SLG: 0.185 (1, 6)	1-2 1B S 1B		3-2 P3	3-1 P2		1-3 K			4-2 G3 1-2 BB	4 0 1 0 1 1 4
Scotti Madison, S OBP: 0.268, SLG: 0.289 (1, 5)	1-0 F8		3-2 F8		2-0 G3		2-1 L3		1-0 G3 1-2 2-3	5 0 0 0 0 0 3
Eric Davis, R OBP: 0.356, SLG: 0.513 (1, 8)	1-2 F9		1-0 1B 1B		4-0 G3 S BB		1-3 K		0-0 F8	4 0 1 0 1 1 3
Ken Griffey, L OBP: 0.349, SLG: 0.446 (1, 7)	4-1 1B 1-2 BB		1-1 1B 1-3 1B		2-0 G3 1-3		1-2 F9			3 0 1 0 1 0 1
Rolando Roomes, R OBP: 0.317, SLG: 0.472 (1, 9)	1-0 1-2 2-3 1B		1-0 5-3		3-1 F9		2-2 F8			4 0 1 0 0 0 3
Todd Benzinger, S OBP: 0.292, SLG: 0.370 (1, 3)	1-3 K			0-0 4-3		2-1 1-3 FC1-2 1B 1B		1-0 3-1		4 0 1 0 0 1 3
Jeff Reed, L OBP: 0.298, SLG: 0.305 (1, 2)		1-2 F8		0-0 SH1-4 WP 1B		0-1 1-3 1B		2-1 F7		4 0 2 0 0 0 0
Ron Oester, S OBP: 0.271, SLG: 0.241 (1, 4)		2-1 6-3		4-2 SH1-4 1-2 BB		1-2 1-3 1-2 2-3		4-2 G3 WP BB		2 0 0 0 2 0 2
Tim Leary, R OBP: 0.193, SLG: 0.079 Rob Dibble, L OBP: 0.294, SLG: 0.226 Dave Collins, S OBP: 0.294, SLG: 0.226 Bob Sebra, R OBP: 0.273, SLG: 0.111 Scott Scudder, R OBP: 0.300, SLG: 0.303 (1, 1) (6, 1) (6, PH) (7, 1) (9, 1) (9, PH)		2-3 K		0-0 SH1-4 1-2 2-3		3-2 FC1-2 3-H		0-0 P5		1 0 0 0 0 0 1 0 0 0 0 0 0 0 0 0 1 0 0 0 0 0 0 2 0 0 0 0 0 0 0 0 0 0 0 0 0 0 0 0 1 0 0 0 0 0 0 1

Inning Stats	R: 0 E: 0 K: 1 S: 13	H: 2 LOB: 3 BB: 1 P: 22	R: 0 E: 0 K: 1 S: 8	H: 0 LOB: 0 BB: 0 P: 13	R: 0 E: 0 K: 0 S: 12	H: 2 LOB: 2 BB: 0 P: 21	R: 0 E: 0 K: 0 S: 8	H: 1 LOB: 2 BB: 1 P: 15	R: 0 E: 0 K: 0 S: 4	H: 0 LOB: 1 BB: 1 P: 15	R: 0 E: 0 K: 1 S: 15	H: 2 LOB: 2 BB: 0 P: 22	R: 0 E: 0 K: 1 S: 8	H: 0 LOB: 0 BB: 0 P: 12	R: 0 E: 0 K: 0 S: 6	H: 0 LOB: 0 BB: 0 P: 11	R: 0 E: 0 K: 0 S: 10	H: 0 LOB: 2 BB: 2 P: 19	1B: 7 2B: 0 3B: 0 HR: 0	SF: 0 SAC: 1 DP: 0 HBP: 0
--------------	-------------------------------	----------------------------------	------------------------------	----------------------------------	-------------------------------	----------------------------------	------------------------------	----------------------------------	------------------------------	----------------------------------	-------------------------------	----------------------------------	------------------------------	----------------------------------	------------------------------	----------------------------------	-------------------------------	----------------------------------	----------------------------------	------------------------------------

PITCHER	IP	WLS	BF	H	R	ER	SO	BB	IBB	HBP	BLK	WP	HR	S	P	ERA	WHIP
Rick Rhoden, R ERA: 3.52 (1, 1)	5.0	W	25	7	0	0	2	3	0	0	0	1	0	49	92	0.00	2.000
Larry Andersen, R ERA: 0.98 (6, 1)	3.0		9	0	0	0	2	0	0	0	0	0	0	25	39	0.00	0.000
Dave Smith, R ERA: 2.45 (9, 1)	1.0		5	0	0	0	0	2	0	0	0	1	0	10	19	0.00	2.000


**BOTTOM**

**Houston Astros @ Cincinnati Reds**  
Riverfront Stadium, Cincinnati, OH

Tue Aug 01 1989, 7:05 PM EDT  
Att: 20,999 - Unknown - 80 F

livebaseballscorecards.com

AB	33
R	0
H	7
RBI	0
BB	5
SO	4
LOB	22



WP	2	PA	39
PB	0		
SB	2		
CS	0		

Batter	1	2	3	4	5	6	7	8	9	AB R H RBI BB SO LOB	TOP											
<b>Craig Biggio, R</b> (1, 2) OBP: 0.352, SLG: 0.428	3-2 G4-3		0-1 B1-3			4-0 BB BB		0-0 HR	2-1 1B	4 1 2 1 1 0 0												
<b>Rafael Ramirez, R</b> (1, 6) OBP: 0.282, SLG: 0.326	2-2 L8			2-2 1B		1-0 F7		2-3 K	3-2 F9	5 0 1 0 0 1 4												
<b>Bill Doran, S</b> (1, 4) OBP: 0.317, SLG: 0.359	1-2 G1-3			1-0 F9		4-2 BB		4-2 S BB		2 0 0 0 2 0 1												
<b>Glenn Davis, R</b> (1, 3) OBP: 0.340, SLG: 0.488		3-2 P5		1-3 SAFE K		2-3 K		1-3 K		4 0 0 0 0 3 4												
<b>Ken Caminiti, S</b> (1, 5) OBP: 0.318, SLG: 0.377		0-2 G4-3		3-3 K			1-2 2B	1-3 K		4 1 1 0 0 2 2												
<b>Eric Anthony, L</b> (1, 9) OBP: 0.316, SLG: 0.500		4-2 BB		3-1 F9			0-0 FC1-5 2H 2B	2-1 B1-3		2 0 1 1 1 0 0												
<b>Eric Yelding, R</b> (9, PH) OBP: 0.269, SLG: 0.268										1 0 0 0 0 0 0												
<b>Billy Hatcher, R</b> (1, 7) OBP: 0.289, SLG: 0.313		3-3 SAFE SAFE K		1-1 F9			0-1 FC1-5 E S FC1-5-2 2-3	2-1 G4-3		4 0 0 0 0 1 2												
<b>Gerald Young, S</b> (1, 8) OBP: 0.333, SLG: 0.280			2-1 3B		1-0 P2		2-1 SAFE SAFE FC1-5-2 1-H	3-2 1B BB 1B		4 0 2 0 0 0 1												
<b>Jim Deshaies, L</b> (1, 1) OBP: 0.176, SLG: 0.160			0-0 G6-3			2-2 G4-1		2-3 K	4-0 1B BB	1 0 0 0 0 0 0												
<b>Craig Reynolds, L</b> (8, PH) OBP: 0.262, SLG: 0.248										1 0 0 0 0 0 0												
<b>Bob Forsch, R</b> (6, 1) OBP: 0.167, SLG: 0.167										0 0 0 0 0 0 0												
<b>Harry Spilman, L</b> (7, PH) OBP: 0.200, SLG: 0.200										1 0 0 0 0 0 1 1												
<b>Juan Agosto, L</b> (7, 1) OBP: 0.200, SLG: 0.200										0 0 0 0 0 0 0 0												
<b>Alex Trevino, R</b> (9, PH) OBP: 0.366, SLG: 0.467										0 0 0 0 0 1 0 0												
<b>Inning Stats</b>	R: 0 E: 0 K: 0 S: 11	H: 0 LOB: 0 BB: 0 P: 17	R: 0 E: 0 K: 1 S: 15	H: 0 LOB: 1 BB: 1 P: 25	R: 0 E: 0 K: 0 S: 5	H: 1 LOB: 0 BB: 0 P: 7	R: 0 E: 0 K: 2 S: 11	H: 1 LOB: 1 BB: 0 P: 18	R: 0 E: 0 K: 1 S: 5	H: 0 LOB: 0 BB: 0 P: 10	R: 0 E: 0 K: 1 S: 9	H: 0 LOB: 2 BB: 2 P: 22	R: 1 E: 0 K: 1 S: 11	H: 2 LOB: 1 BB: 0 P: 16	R: 1 E: 0 K: 3 S: 14	H: 1 LOB: 1 BB: 1 P: 22	R: 0 E: 0 K: 0 S: 14	H: 2 LOB: 3 BB: 1 P: 30	1B: 3 2B: 2 3B: 1 HR: 1	SF: 0 SAC: 0 DP: 0 HBP: 0	WP: 0 PB: 0 SB: 2 CS: 0	PA: 38
<b>PITCHER</b>	IP WLS BF H R ER SO BB IBB HBP BLK WP HR S P ERA WHIP																					
<b>Ron Robinson, R</b> (1, 1) ERA: 1.59	5.2 W 21 2 0 0 3 3 0 0 0 0 0 0 53 94 0.00 0.882																					
<b>Rob Dibble, R</b> (6, 1) ERA: 2.48	1.1 6 2 1 1 2 0 0 0 0 0 0 0 14 21 6.75 1.500																					
<b>Norm Charlton, L</b> (8, 1) ERA: 3.49	1.0 5 1 1 1 3 1 0 0 0 0 0 1 14 22 9.00 2.000																					
<b>John Franco, L</b> (9, 1) ERA: 2.53	1.0 S 6 2 0 0 0 1 0 0 0 0 0 0 14 30 0.00 3.000																					

Houston Astros @ Cincinnati Reds  
Riverfront Stadium, Cincinnati, OH

Wed Aug 02 1989, 7:05 PM EDT  
Att. 23,490 - Unknown - 84 F

livebaseballscorecards.com

AB	33
R	2
H	7
RBI	2
BB	5
SO	8
LOB	15



Batter	1	2	3	4	5	6	7	8	9	AB	R	H	RBI	BB	SO	LOB
Mariano Duncan, R OBP: 0.280, SLG: 0.316 (1, 6) HBP	1-1 G6-4-3 HBP		1-2 F6	4-2 BB			4-0 1B			1	1	0	1	2	0	1
Luis Quinones, S OBP: 0.258, SLG: 0.385 Jeff Richardson, R OBP: 0.267, SLG: 0.185 (1, 5) SAFE (9, 5) SAFE	1-0 P6		0-0 B2	1-1 F8			0-0 E3 1B			4	0	1	0	0	0	5
Eric Davis, R OBP: 0.355, SLG: 0.509 (1, 8) SAFE SAFE SAFE	3-2 G6-4-3 1-2f			0-0 F8	3-1 G5-3		1-1 G6-4-3 1B			4	0	1	1	0	0	1
Rolando Roames, R OBP: 0.316, SLG: 0.473 (1, 9) SAFE		0-2 P4		0-0 1B 2B	1-3 K		0-0 F4			4	1	1	0	0	1	2
Joel Youngblood, R OBP: 0.309, SLG: 0.341 Rob Dibble, L (6, 1) Dave Collins, S OBP: 0.286, SLG: 0.219 Norm Charlton, S (8, 1) John Franco, L (9, 1) Todd Benzing, S OBP: 0.294, SLG: 0.368 (1, 3) SAFE SAFE SAFE		0-0 G1-4-3		4-1 1B BB	3-1 F7		0-0 G6-4-3 1-2f			2	1	0	0	1	0	0
Joe Oliver, R OBP: 0.286, SLG: 0.250 (1, 2) SAFE SAFE SAFE		1-3 K		0-0 BB 1B			1-2 G6-3			4	0	2	2	0	1	1
Ron Oester, S OBP: 0.270, SLG: 0.242 (1, 4) SAFE SAFE SAFE		4-2 BB		4-0 1B BB BB		1-1 F7		1-0 G6-3		4	0	1	0	0	1	1
Ron Robinson, R OBP: 0.500, SLG: 0.429 Herm Winningham, L OBP: 0.303, SLG: 0.314 (1, 1) SAFE (6, 7) SAFE		1-3 K		0-0 BB 1B		1-2 G6-3		1-2 1B		4	0	1	0	0	1	1
			1-2 G5-3	2-2 BB 1B		3-2 G4-3		1-3 K		2	0	1	0	0	1	3
			1-0 1B	1-3 K			1-0 1B E 2B		1-2 G3	2	1	1	0	0	0	1

Inning Stats	R: 0	H: 0	E: 0	K: 5	S: 5	R: 0	H: 0	E: 0	K: 1	S: 10	R: 0	H: 1	E: 0	K: 0	S: 8	R: 3	H: 3	E: 0	K: 1	S: 15	R: 0	H: 0	E: 0	K: 1	S: 7	R: 0	H: 0	E: 0	K: 0	S: 8	R: 2	H: 3	E: 1	K: 0	S: 6	R: 0	H: 1	E: 0	K: 1	S: 12	1B: 6	2B: 2	3B: 0	HR: 0	SF: 0	SAC: 0	DP: 2	HBP: 1	WP: 0	PB: 0	SB: 1	CS: 0	PA: 36
PITCHER	IP	WLS	BF	H	R	ER	SO	BB	IBB	HBP	BLK	WP	HR	S	P	ERA	WHIP																																				
Jim Deshaies, L ERA: 3.01 (1, 1)	5.0	L	23	4	3	3	3	4	0	1	0	0	0	45	81	5.40	1.600																																				
Bob Forsch, R ERA: 4.12 (6, 1)	1.0		3	0	0	0	0	0	0	0	0	0	0	8	13	0.00	0.000																																				
Juan Agosto, L ERA: 3.5 (7, 1)	2.0		10	4	2	2	1	1	0	0	0	0	0	18	28	9.00	2.500																																				

BOTTOM

Houston Astros @ Cincinnati Reds  
Riverfront Stadium, Cincinnati, OH  
Wed Aug 02 1989, 7:05 PM EDT  
Att: 23,490 - Unknown - 84 F

livebaseballscorecards.com

AB	30
R	5
H	8
RBI	4
BB	5
SO	4
LOB	17



Batter	1	2	3	4	5	6	7	8	9	AB R H RBI BB SO LOB	TOP	
<b>Billy Hatcher, R</b> (1, 7) OBP: 0.286, SLG: 0.310	0-0 P4		1-2 P3		1-1 G4-3		0-2 F9			4 0 0 0 0 0 2		
<b>Gerald Young, S</b> (1, 8) OBP: 0.332, SLG: 0.278 <b>Eric Anthony, L</b> (3, 9) OBP: 0.286, SLG: 0.444	2-3 K		1-0 G1-3			3-2 P5		0-0 G3		2 0 0 0 0 1 0 2 0 0 0 0 0 0		
<b>Bill Doran, S</b> (1, 4) OBP: 0.317, SLG: 0.359 <b>Terry Puhl, L</b> (7, 3) OBP: 0.336, SLG: 0.364	0-0 F8			1-1 L6		0-0 G3 1B		2-2 G4-3		3 0 1 0 0 0 0 1 0 0 0 0 0 0		
<b>Glenn Davis, R</b> (1, 3) OBP: 0.341, SLG: 0.496 <b>Harry Spilman, L</b> (4, 3) (7, 2)		0-0 HR		0-2 G5-3		1-1 G3		0-0 F7		2 1 1 1 0 0 0 2 0 0 0 0 0 1		
<b>Ken Caminiti, S</b> (1, 5) OBP: 0.319, SLG: 0.378 <b>Craig Reynolds, L</b> (4, 5) (7, 4)		0-0 G6-3		0-1 3B 1B		0-1 G3		0-0 1B		2 1 1 0 0 0 0 2 0 1 0 0 0 1		
<b>Rafael Ramirez, R</b> (1, 6) OBP: 0.284, SLG: 0.332 <b>Eric Yelding, R</b> (4, 6) OBP: 0.277, SLG: 0.256		0-0 F8		1-0 1-H 3B		1-1 G4-3		0-0 F7		2 0 1 1 0 0 0 2 0 0 0 0 0 1		
<b>Mark Davidson, R</b> (1, 9) OBP: 0.294, SLG: 0.300 (3, 8)		0-1 1B		1-0 P4		0-1 P5		0-0 P3		4 0 1 0 0 0 2		
<b>Alex Trevino, R</b> (1, 2) OBP: 0.360, SLG: 0.456 (7, 5)		2-1 F7			0-0 F8		0-2 1B 1B		0-1 F9	4 0 1 0 0 0 2		
<b>Jim Clancy, R</b> (1, 1) OBP: 0.167, SLG: 0.172 <b>Bob Forsch, R</b> (1, 1) OBP: 0.190, SLG: 0.190 <b>Juan Agosto, L</b> (8, 1) OBP: 0.200, SLG: 0.200			1-2 G6-3		2-1 P1		1-2 1B			0 0 0 0 0 0 0 3 0 1 0 0 0 0 0 0 0 0 0 0 0		
<b>Inning Stats</b>	R: 0 H: 0 E: 0 LOB: 0 K: 1 BB: 0 S: 5 P: 7	R: 1 H: 2 E: 0 LOB: 1 K: 0 BB: 0 S: 7 P: 9	R: 0 H: 0 E: 0 LOB: 0 K: 0 BB: 0 S: 9 P: 12	R: 1 H: 2 E: 0 LOB: 1 K: 0 BB: 0 S: 9 P: 12	R: 0 H: 0 E: 0 LOB: 0 K: 0 BB: 0 S: 5 P: 8	R: 0 H: 1 E: 0 LOB: 1 K: 0 BB: 0 S: 8 P: 12	R: 0 H: 2 E: 0 LOB: 2 K: 0 BB: 0 S: 13 P: 15	R: 0 H: 0 E: 0 LOB: 0 K: 0 BB: 0 S: 5 P: 7	R: 0 H: 1 E: 0 LOB: 1 K: 0 BB: 0 S: 5 P: 5	1B: 6 SF: 0 2B: 0 SAC: 0 3B: 1 DP: 0 HR: 1 HBP: 0	WP: 0 PA: 35 PB: 0 SB: 0 CS: 0	
<b>PITCHER</b> <b>Tom Browning, L</b> (1, 1) ERA: 3.41	IP WLS BF H R ER SO BB IBB HBP BLK WP HR S P ERA WHIP	9.0 W 35 8 2 2 1 0 0 0 0 0 0 1 66 87 2.00 0.889										

**Houston Astros @ Cincinnati Reds**  
**Riverfront Stadium, Cincinnati, OH**  
 Thu Aug 03 1989, 3:33 AM EDT  
 Att. 20,179 - Sunny

[livebaseballscorecards.com](http://livebaseballscorecards.com)

<b>AB</b>	35
<b>R</b>	2
<b>H</b>	8
<b>RBI</b>	2
<b>BB</b>	0
<b>SO</b>	1
<b>LOB</b>	9



Batter	1	2	3	4	5	6	7	8	9
Mariano Duncan, R OBP: 0.284, SLG: 0.321 Jeff Richardson, R OBP: 0.258, SLG: 0.179	(1, 6) F7 BB 2B		2-2 G5-3		0-0 G5-4-3		0-0 G6-3		
Luis Quinones, S OBP: 0.269, SLG: 0.390	(1, 5) F9 1B 1B			1-2 G4-3		2-1 G1-6-3		2-2 1B WP 1B	
Eric Davis, R OBP: 0.360, SLG: 0.516 Herm Winningham, L OBP: 0.299, SLG: 0.309	(1, 8) F8 1B 1B	0-0		1-3 K		1-1 G5-3		0-2 F8	
Ken Griffey, L OBP: 0.356, SLG: 0.469 Dave Collins, S OBP: 0.278, SLG: 0.212	(1, 7) F8 HR 2B 1B	0-3 K		3-1 FC5-4 1B		1-1 F8		0-0 L5	
Rolando Roomes, R OBP: 0.327, SLG: 0.495	(1, 9) F8 1B 1B	2-2 G6-3		0-1 FC5-4 1B		0-2 HR		1-2 WP 1B	
Todd Benzinger, S OBP: 0.299, SLG: 0.375	(1, 3) F8 1B 2B	0-0 F8			0-0 E 1B 1B		0-0 HR 1B	3-1 G4-3	
Jeff Reed, L OBP: 0.308, SLG: 0.330 Joe Oliver, R OBP: 0.286, SLG: 0.250	(1, 2) WP 1B 1B		1-0 L5-3		0-1 E 1B		0-0 HR		
Ron Oester, S OBP: 0.279, SLG: 0.262	(1, 4) WP 2B 1B		0-0		1-2 K		3-2 L6		
Tom Browning, L OBP: 0.145, SLG: 0.113	(1, 1) G3 1B		3-1 F7		0-1 E1 G5-4-3		0-0 G4-3		

Inning Stats	R: 14 E: 0 K: 0 S: 41	H: 16 LOB: 3 BB: 1 P: 67	R: 0 E: 0 K: 1 S: 8	H: 1 LOB: 1 BB: 0 P: 10	R: 0 E: 0 K: 0 S: 7	H: 1 LOB: 1 BB: 0 P: 13	R: 0 E: 0 K: 1 S: 11	H: 1 LOB: 1 BB: 0 P: 16	R: 0 E: 1 K: 1 S: 9	H: 2 LOB: 2 BB: 0 P: 10	R: 0 E: 0 K: 0 S: 6	H: 0 LOB: 0 BB: 0 P: 10	R: 3 E: 0 K: 0 S: 11	H: 3 LOB: 0 BB: 0 P: 14	R: 1 E: 0 K: 0 S: 12	H: 2 LOB: 1 BB: 0 P: 18
--------------	--------------------------------	-----------------------------------	------------------------------	----------------------------------	------------------------------	----------------------------------	-------------------------------	----------------------------------	------------------------------	----------------------------------	------------------------------	----------------------------------	-------------------------------	----------------------------------	-------------------------------	----------------------------------

PITCHER	IP	WLS	BF	H	R	ER	SO	BB	IBB	HBP	BLK	WP	HR	S	P	ERA	WHIP
Jim Clancy, R ERA: 5.04	(1, 1)	0.0	L	7	6	7	0	1	0	0	0	0	1	17	26	∞	∞
Bob Forsch, R ERA: 4.8	(1, 1)	7.0		39	18	10	3	0	0	0	0	1	2	76	114	12.86	2.571
Juan Agosto, L ERA: 3.6	(8, 1)	1.0		5	2	1	0	0	0	0	0	1	0	12	18	9.00	2.000

AB R H RBI BB SO LOB

4	2	1	1	1	0	7
1	0	0	0	0	0	0
6	3	3	0	0	0	3
4	2	3	2	0	1	0
2	0	0	0	0	0	1
5	2	3	4	0	1	1
1	0	0	0	0	0	1
6	3	4	1	0	0	2
6	3	4	3	0	0	2
5	2	4	3	0	0	0
0	0	0	0	0	0	0
5	1	3	2	0	1	2
5	0	1	0	0	0	4


AB	R	H	RBI	BB	SO	LOB
50	18	26	16	1	3	23



**Houston Astros @ Cincinnati Reds**  
Riverfront Stadium, Cincinnati, OH  
Thu Aug 03 1989, 3:33 AM EDT  
Att. 20,179 - Sunny

livebaseballscorecards.com

WP: 3	PA: 51
PB: 0	
SB: 1	
CS: 0	

Batter	1	2	3	4	5	6	7	8	9	10	AB R H RBI BB SO LOB	TOP															
Oddibe McDowell, L OBP: 0.320, SLG: 0.325	0-1 1B S G6-4-3 1B		0-1 F4		0-0 L9	1-1 G3		1-3 K			5 1 1 0 0 1 3																
Jeff Treadway, L OBP: 0.317, SLG: 0.363	2-1 SAFE 1B SAFE G6-4-3 1B		1-1 F7		1-0 G4-3		2-2 G5-3	4-1 1-2 2-3 BB			4 0 1 0 1 0 0																
Lonnie Smith, R OBP: 0.437, SLG: 0.580	0-1 G6-4-3 1-2f 3-H		0-0 F7		1-1 HR 2B		3-2 FC4-6 BB 1B	1-3 K			5 1 2 0 0 1 4																
Dale Murphy, R OBP: 0.309, SLG: 0.355	3-2 1B			0-0 F9	1-0 HR 2-H		4-2 SAFE FC4-6 BB 1-2	0-1 G6-3			4 1 2 2 1 0 0																
Darrell Evans, L OBP: 0.278, SLG: 0.326 Joe Boever, R	0-0 L8			4-0 E 1B BB	1-0 2B		0-0 FC4-6 1-2f 2-3	0-1 F7			4 1 1 0 1 0 3 0 0 0 0 0 0 0																
Andres Thomas, R OBP: 0.242, SLG: 0.343		0-1 G1-3		2-1 F8	2-2 L3		1-2 L6	1-1 F8			5 0 0 0 0 0 4																
Jeff Blauser, R OBP: 0.304, SLG: 0.393		0-0 1B 1B		1-0 E4 1B 1-2		1-2 FC5-4 1B		0-0 E1 FC1-6		1-0 F8	5 0 2 0 0 0 1	AB 41 R 4 H 11 RBI 3 BB 4 SO 4 LOB 22															
John Russell, R OBP: 0.190, SLG: 0.183		3-2 G6-4-3 1B 1-3		1-1 FC5-4 1B 1-3 2-H		1-0 FC5-4 1-2f		1-0 FC1-6 BB 1-2f		3-3 K	5 0 2 1 0 1 2																
Pete Smith, R OBP: 0.162, SLG: 0.167 Mark Eichhorn, R Jeff Wetherby, L OBP: 0.299, SLG: 0.280 Geronimo Berroa, R OBP: 0.313, SLG: 0.355 Jim Ackley, R OBP: 0.250, SLG: 0.250 Tommy Gregor, L OBP: 0.300, SLG: 0.339		3-2 G6-4-3 1-2f		1-0 F9		0-0 F8		4-0 BB IBB		1-3 K	3 0 0 0 0 0 5 0 0 0 0 0 0 0 0 0 0 0 0 0 0 0 0 0 0 1 0 0 0 0 0 0 0 0 0 1 0 0 0 0 1 0																
<b>Inning Stats</b>	R: 1 E: 0 K: 0 S: 12	H: 3 LOB: 1 BB: 0 P: 16	R: 0 E: 0 K: 10 S: 10	H: 2 LOB: 1 BB: 0 P: 16	R: 0 E: 0 K: 5 S: 5	H: 0 LOB: 0 BB: 0 P: 6	R: 1 E: 1 K: 0 S: 7	H: 1 LOB: 2 BB: 1 P: 16	R: 2 E: 0 K: 0 S: 9	H: 3 LOB: 1 BB: 0 P: 15	R: 0 E: 1 K: 0 S: 8	H: 1 LOB: 1 BB: 0 P: 10	R: 0 E: 0 K: 13 S: 13	H: 1 LOB: 2 BB: 1 P: 23	R: 0 E: 2 K: 2 S: 10	H: 0 LOB: 3 BB: 2 P: 20	R: 0 E: 0 K: 6 S: 6	H: 0 LOB: 0 BB: 0 P: 7	R: 0 E: 0 K: 7 S: 7	H: 0 LOB: 0 BB: 0 P: 12	1B: 8 2B: 2 3B: 0 HR: 1	SF: 0 SAC: 0 DP: 2 HBP: 0	WP: 0 PB: 0 SB: 1 CS: 0	PA: 45			
<b>PITCHER</b>	IP WLS BF H R ER SO BB IBB HBP BLK WP HR S P ERA WHIP	6.0 0.2 0.2 0.1 1.1	28 4 3 3 4	10 1 0 0 0	4 0 0 0 0	3 0 0 1 0	0 0 0 1 0	0 0 0 1 0	0 0 0 1 0	0 0 0 1 0	0 0 0 1 0	0 0 0 0 0	0 0 0 0 0	0 0 0 0 0	0 0 0 0 0	0 0 0 0 0	0 0 0 0 0	0 0 0 0 0	0 0 0 0 0	0 0 0 0 0	0 0 0 0 0	0 0 0 0 0	0 0 0 0 0	0.00 0.00 0.00 0.00 0.00	1.833 3.000 0.000 3.000 0.000		
<b>PITCHER</b>	IP WLS BF H R ER SO BB IBB HBP BLK WP HR S P ERA WHIP	10.1	3 3	1 0	0 0	0 0	0 0	0 0	0 0	0 0	0 0	0 0	0 0	0 0	0 0	0 0	0 0	0 0	0 0	0 0	0 0	0 0	0.00 2.48	0.000 0.000			

Atlanta Braves @ Cincinnati Reds  
Riverfront Stadium, Cincinnati, OH

Fri Aug 04 1989, 7:05 PM EDT  
Att: 32,531 - Unknown - 85 F

livebaseballscorecards.com





Atlanta Braves @ Cincinnati Reds  
 Riverfront Stadium, Cincinnati, OH

Fri Aug 04 1989, 7:05 PM EDT  
 Att. 32,531 - Unknown - 85 F

livebaseballscorecards.com



WP: 0 PA: 37  
 FB: 0  
 SB: 3  
 CS: 1

Batter	1	2	3	4	5	6	7	8	9	10
Mariano Duncan, R OBP: 0.288, SLG: 0.345 (1, 6)	F8			F8		HR 1B		K		HR
Luis Quinones, S OBP: 0.261, SLG: 0.378 (1, 5) (8, 4)	F6			F8		L9		K		
Eric Davis, R OBP: 0.361, SLG: 0.524 (1, 8)	G6-3			G6-3		HR			S 1B BB	
Ken Griffey, L OBP: 0.364, SLG: 0.470 (1, 7)		K			1B 1B				1-2 1B BB	
Rolando Roomes, R OBP: 0.320, SLG: 0.485 (1, 9)		K		K		F8			1-2 2-3 K	
Todd Benzinger, S OBP: 0.301, SLG: 0.377 (1, 3)	F8						G4-3		1-1 1B CS 1B	
Jeff Reed, L OBP: 0.311, SLG: 0.333 (1, 2)									0-0 2-H 3-H 1B	
Jeff Richardson, R OBP: 0.258, SLG: 0.179 (9, PR) (10, 5)				G6-4-3 1B		K	L1-3		1-3 1B	
Ron Oester, S OBP: 0.275, SLG: 0.258 (1, 4)									4-0 1B	
Norm Charlton, S (8, 1)				G6-4-3		L8	F7		1-2 IBB	
Rob Dibble, L (8, 1)										
Herm Winningham, L OBP: 0.304, SLG: 0.309 (9, PH)				1-2f						
John Franco, L (10, 1)										
Rick Mahler, R OBP: 0.233, SLG: 0.228 (6, PH)										
Dave Collins, S OBP: 0.270, SLG: 0.206 (7, 1)										
Tim Lincecum, R OBP: 0.500, SLG: 2.000 (7, 1)										
Bob Sebra, R (8, 5)										
Scotti Madison, S OBP: 0.258, SLG: 0.275 (10, 2)										
Joe Oliver, R OBP: 0.258, SLG: 0.250										

AB	R	H	RBI	BB	SO	LOB
5	2	2	1	0	1	0
4	0	0	0	0	1	1
3	2	1	2	1	0	0
2	1	1	0	2	1	0
4	0	0	0	0	3	4
4	0	2	2	0	0	0
4	0	2	0	0	1	2
0	0	0	0	0	0	0
3	0	0	0	0	0	3
0	0	0	0	0	0	0
0	0	0	0	0	0	0
0	0	0	0	1	0	0
0	0	0	0	0	0	0
1	0	0	0	0	0	0
1	0	0	0	0	0	0
0	0	0	0	0	0	0
0	0	0	0	0	0	0
2	0	0	0	0	0	3
0	0	0	0	0	0	0

AB	33
R	5
H	8
RBI	5
BB	4
SO	7
LOB	13

Inning Stats	R: 0	H: 0	E: 0	K: 0	S: 9	P: 14	R: 0	H: 0	E: 0	K: 2	S: 8	P: 12	R: 0	H: 1	E: 0	K: 0	S: 7	R: 0	H: 0	E: 0	K: 0	S: 7	P: 7	R: 0	H: 2	E: 0	K: 2	S: 15	P: 22	R: 2	H: 2	E: 0	K: 0	S: 7	P: 13	R: 0	H: 0	E: 0	K: 0	S: 7	P: 8	R: 0	H: 0	E: 0	K: 2	S: 8	P: 11	R: 2	H: 2	E: 0	K: 1	S: 12	P: 28	R: 1	H: 1	E: 0	K: 0	S: 4	P: 4
PITCHER	IP	WLS	BF	H	R	ER	SO	BB	IBB	HBP	BLK	WP	HR	S	P	ERA	WHIP																																										
Pete Smith, R ERA: 4.78 (1, 1)	6.0		23	5	2	2	4	1	0	0	0	0	1	53	77	3.00	1.000																																										
Mark Eichhorn, R ERA: 3.86 (7, 1)	1.0		3	0	0	0	0	0	0	0	0	0	0	7	8	0.00	0.000																																										
Jim Acker, R ERA: 2.79 (8, 1)	1.0		3	0	0	0	2	0	0	0	0	0	0	8	11	0.00	0.000																																										
Joe Boever, R ERA: 3.03 (9, 1)	1.0	L	8	3	3	3	1	2	1	0	0	0	1	16	32	27.00	5.000																																										

Batter	1	2	3	4	5	6	7	8	9	AB R H RBI BB SO LOB	TOP											
<b>Oddibe McDowell, L</b> (1, 8) OBP: 0.318, SLG: 0.321	1-1 G3		0-1 G3		2-2 F9		1-1 B1-3	4-0 BLK IBB		4 0 0 0 1 0 1												
<b>Jeff Treadway, L</b> (1, 4) OBP: 0.318, SLG: 0.373	2-2 HR		0-1 P7		0-0 P4		2-0 2B SF8 1B	0-2 SF8		4 2 2 2 0 0 1												
<b>Lonnie Smith, R</b> (1, 7) OBP: 0.434, SLG: 0.578	3-3 K		2-2 F8			2-1 G5-3	0-0 SF8 2B	0-0 P4		5 0 1 0 0 1 1												
<b>Dale Murphy, R</b> (1, 9) OBP: 0.310, SLG: 0.361	1-3 K			3-2 F9		2-2 HR	4-0 IBB		3-2 G6-3	4 1 1 1 1 1 0												
<b>Darrell Evans, L</b> (1, 5) OBP: 0.282, SLG: 0.348			1-0 F8		1-0 HR		1-2 2B 1B	3-1 SF8	0-1 G5-3	3 1 2 2 0 0 0 1 0 0 0 0 0 0												
<b>Andres Thomas, R</b> (7, 6) OBP: 0.241, SLG: 0.342																						
<b>Tommy Gregg, L</b> (1, 3) OBP: 0.298, SLG: 0.351			0-3 K		1-0 P4		0-1 L8	1-3 K	0-0 HR	5 1 1 1 0 2 3												
<b>Jeff Blauser, R</b> (1, 6) OBP: 0.312, SLG: 0.403					1-0 G6-3		2-1 2B		2-1 SF8 2B	3 1 2 0 2 0 0												
<b>John Russell, R</b> (1, 2) OBP: 0.213, SLG: 0.179							0-0 L7	4-0 IBB	4-0 SF8 BLK BB	2 1 0 0 3 1 1												
<b>Derek Lilliquist, L</b> (1, 1) OBP: 0.227, SLG: 0.250			1-2 FC3-6		1-2 1B		1-2 P3		2-3 K													
<b>Jim Acker, R</b> (6, 1) OBP: 0.200, SLG: 0.200										3 0 1 0 0 0 5 1 0 0 0 0 1 2 0 0 0 0 0 0 0												
<b>Paul Assenmacher, L</b> (9, 1)																						
<b>Inning Stats</b>	R: 1 E: 0 K: 2 S: 12	H: 1 LOB: 0 BB: 0 P: 19	R: 0 E: 0 K: 1 S: 9	H: 0 LOB: 2 BB: 2 P: 19	R: 0 E: 0 K: 0 S: 7	H: 0 LOB: 0 BB: 0 P: 9	R: 1 E: 0 K: 0 S: 6	H: 1 LOB: 0 BB: 0 P: 12	R: 0 E: 0 K: 0 S: 8	H: 1 LOB: 1 BB: 0 P: 11	R: 1 E: 0 K: 1 S: 20	H: 3 LOB: 3 BB: 1 P: 32	R: 1 E: 0 K: 1 S: 9	H: 2 LOB: 2 BB: 1 P: 20	R: 2 E: 1 K: 1 S: 9	H: 1 LOB: 1 BB: 2 P: 21	R: 1 E: 0 K: 1 S: 10	H: 1 LOB: 1 BB: 1 P: 19	1B: 3 2B: 3 3B: 0 HR: 4	SF: 2 SAC: 0 DP: 0 HBP: 0	WP: 0 PB: 0 SB: 0 CS: 0	PA: 44
<b>PITCHER</b>	IP WLS BF H R ER SO BB IBB HBP BLK WP HR S P ERA WHIP																					
<b>Scott Scudder, R</b> (1, 1) ERA: 4.3	6.0 L 27 6 3 3 3 2 1 0 0 0 3 62 102 4.50 1.333																					
<b>Tim Birtsas, L</b> (7, 1) ERA: 3.91	1.0 6 2 1 1 1 0 1 0 0 0 0 9 20 9.00 2.000																					
<b>Bob Sebra, R</b> (8, 1) ERA: 5.21	2.0 11 2 3 3 2 2 1 0 1 0 1 19 40 13.50 2.000																					

Atlanta Braves @ Cincinnati Reds  
Riverfront Stadium, Cincinnati, OH  
Sat Aug 05 1989, 7:05 PM EDT  
Att. 29,882 - Unknown - 70 F

livebaseballscorecards.com

AB	35
R	7
H	10
RBI	6
BB	7
SO	6
LOB	14



Batter	1	2	3	4	5	6	7	8	9	AB	R	H	RBI	BB	SO	LOB
Mariano Duncan, R OBP: 0.293, SLG: 0.369 (1, 6)	1-1 HR	2-1 P3			1-2 1B		1-3 K			4	1	2	1	0	1	1
Luis Quinones, S OBP: 0.268, SLG: 0.385 (1, 4) (8, 5)	1-0 L7		4-2 CS BB		0-1 P8			1-1 F9 2B		3	0	1	0	1	0	1
Eric Davis, R OBP: 0.360, SLG: 0.521 (1, 8)	3-2 1B 1B		3-2 F8 1-2		3-2 P9			1-1 F9 2-3		4	0	1	0	0	0	2
Rolando Roames, R OBP: 0.314, SLG: 0.475 (1, 9)	0-3 K		1-0 F8		2-1 P3			3-3 K		4	0	0	0	0	2	2
Joel Youngblood, R OBP: 0.317, SLG: 0.348 (1, 7)	0-0 1B			1-2 G4-3		0-0 1B 1B		0-0 G5-3		4	0	2	0	0	0	1
Todd Benzinger, S OBP: 0.300, SLG: 0.375 (1, 3)	0-1 G3		1-2 F7		3-2 1B			0-0 F8		4	0	1	0	0	0	2
Joe Oliver, R OBP: 0.308, SLG: 0.278 (1, 2)		3-2 SH3-1 1B		0-0 G5-3		1-1 F7		1-2 1B 1B		4	0	2	0	0	0	2
Jeff Richardson, R OBP: 0.242, SLG: 0.167 Herm Winningham, L (7, PH) OBP: 0.301, SLG: 0.306 Ron Oester, S OBP: 0.278, SLG: 0.262 (8, 4)		1-0 P5		0-2 F8		1-1 F8		0-1 G6-3 1B		2	0	0	0	0	0	1
Scott Scudder, R OBP: 0.250, SLG: 0.100 Tim Birtsas, L (7, 1) OBP: 0.500, SLG: 2.000 Dave Collins, S (7, PH) OBP: 0.263, SLG: 0.200 Bob Sebra, R (8, 1) Scotti Madison, S (9, PH) OBP: 0.250, SLG: 0.268		1-0 SH3-1		1-3 K		2-1 G4-3		1-0 G6-3 1-2f		1	0	0	0	0	1	0

Inning Stats	R: 1	H: 3	E: 0	K: 1	S: 12	H: 3	LOB: 2	BB: 0	P: 17	R: 0	H: 1	E: 0	K: 0	S: 7	H: 1	LOB: 1	BB: 0	P: 14	R: 0	H: 0	E: 0	K: 0	S: 6	H: 0	LOB: 0	BB: 1	P: 14	R: 0	H: 0	E: 0	K: 0	S: 7	H: 0	LOB: 0	BB: 0	P: 9	R: 0	H: 1	E: 0	K: 1	S: 12	H: 1	LOB: 1	BB: 0	P: 14	R: 0	H: 2	E: 0	K: 0	S: 12	H: 2	LOB: 2	BB: 0	P: 21	R: 0	H: 0	E: 0	K: 1	S: 7	H: 0	LOB: 0	BB: 0	P: 11	R: 0	H: 1	E: 0	K: 1	S: 8	H: 1	LOB: 1	BB: 0	P: 13	R: 0	H: 2	E: 0	K: 0	S: 11	H: 2	LOB: 1	BB: 0	P: 13	1B: 8	SF: 0	2B: 1	SAC: 1	3B: 0	DP: 1	HR: 1	HBP: 0	WP: 0	PA: 36
--------------	------	------	------	------	-------	------	--------	-------	-------	------	------	------	------	------	------	--------	-------	-------	------	------	------	------	------	------	--------	-------	-------	------	------	------	------	------	------	--------	-------	------	------	------	------	------	-------	------	--------	-------	-------	------	------	------	------	-------	------	--------	-------	-------	------	------	------	------	------	------	--------	-------	-------	------	------	------	------	------	------	--------	-------	-------	------	------	------	------	-------	------	--------	-------	-------	-------	-------	-------	--------	-------	-------	-------	--------	-------	--------

PITCHER	IP	WLS	BF	H	R	ER	SO	BB	IBB	HBP	BLK	WP	HR	S	P	ERA	WHIP
Derek Lilliquist, L (1, 1) ERA: 3.75	5.2	W	24	7	1	1	2	1	0	0	0	0	1	54	86	1.59	1.412
Jim Acker, R (6, 1) ERA: 2.71	2.1		8	1	0	0	2	0	0	0	0	0	0	17	27	0.00	0.429
Paul Assenmacher, L (9, 1) ERA: 3.74	1.0		4	2	0	0	0	0	0	0	0	0	0	11	13	0.00	2.000

BOTTOM

Atlanta Braves @ Cincinnati Reds  
Riverfront Stadium, Cincinnati, OH  
Sat Aug 05 1989, 7:05 PM EDT  
Att: 29,882 - Unknown - 70 F

livebaseballscores.com

AB	34
R	1
H	10
RBI	1
BB	1
SO	4
LOB	14



Batter	1	2	3	4	5	6	7	8	9	AB R H RBI BB SO LOB	TOP																
<b>Oddibe McDowell, L</b> (1, 8) OBP: 0.319, SLG: 0.318	0-2 G3		4-0 BB		4-2 BB		0-0 FC4-6 IHR		0-1 G4-3	3 1 0 0 2 0 1																	
<b>Jeff Treadway, L</b> (1, 4) OBP: 0.317, SLG: 0.380	0-0 G6-3		2-1 F8		0-0 G3		0-1 IHR		0-1 G6-3	5 1 1 2 0 0 5																	
<b>Lonnie Smith, R</b> (1, 7) OBP: 0.432, SLG: 0.577	1-3 K			1-0 G4-3		0-0 F9		0-0 2B		4 0 1 0 0 1 0																	
<b>Dale Murphy, R</b> (1, 9) OBP: 0.309, SLG: 0.358		0-0 G4-3		3-1 P2		4-2 1B BB		3-1 P5		3 0 0 0 1 0 1																	
<b>Darrell Evans, L</b> (1, 3) OBP: 0.286, SLG: 0.351		1-0 G6-4-3 1B		3-0 G3		1-1 FC6-4 1B		1-1 P5		4 0 2 0 0 0 0																	
<b>Andres Thomas, R</b> (1, 6) OBP: 0.239, SLG: 0.338		1-0 G6-4-3 1-2f			0-0 F8		2-3 K		0-1 E6 FC5-4	4 0 0 0 0 1 3																	
<b>Jeff Blauser, R</b> (1, 5) OBP: 0.311, SLG: 0.401			1-3 K		0-1 FC1-5 1B		1-0 FC6-4 1-2f		2-3 K	4 0 1 0 0 2 3																	
<b>John Russell, R</b> (1, 2) OBP: 0.226, SLG: 0.193			0-0 SH3-4 1B		1-0 WP FC1-5 1B		1-3 K		0-0 FC5-4 1-2f	4 0 2 0 0 1 1																	
<b>Marty Clary, R</b> (1, 1) OBP: 0.284, SLG: 0.250			0-0 SH3-4		2-2 FC1-5 WP		2-0 FC4-6 1B		2-1 P4	2 0 1 0 0 0 2																	
<b>Paul Assenmacher, L</b> (8, 1)										0 0 0 0 0 0 0																	
<b>Mark Eichhorn, R</b> (8, 1)										0 0 0 0 0 0 0																	
<b>Geronimo Berroa, R</b> (9, PH) OBP: 0.311, SLG: 0.352										1 0 0 0 0 0 0																	
<b>Joe Boever, R</b> (9, 1)										0 0 0 0 0 0 0																	
<b>Inning Stats</b>	R: 0 E: 0 K: 1 S: 8	H: 0 LOB: 0 BB: 0 P: 9	R: 0 E: 0 K: 0 S: 3	H: 1 LOB: 0 BB: 0 P: 5	R: 0 E: 0 K: 1 S: 7	H: 1 LOB: 2 BB: 1 P: 14	R: 0 E: 0 K: 0 S: 4	H: 0 LOB: 0 BB: 0 P: 11	R: 0 E: 0 K: 0 S: 10	H: 2 LOB: 3 BB: 1 P: 17	R: 0 E: 0 K: 1 S: 9	H: 1 LOB: 2 BB: 1 P: 17	R: 2 E: 0 K: 1 S: 11	H: 3 LOB: 1 BB: 0 P: 17	R: 0 E: 1 K: 1 S: 8	H: 0 LOB: 1 BB: 0 P: 11	R: 0 E: 0 K: 0 S: 6	H: 0 LOB: 0 BB: 0 P: 8	1B: 6 2B: 1 3B: 0 HR: 1	SF: 0 SAC: 1 DP: 1 HBP: 0	WP: 1 PB: 0 SB: 0 CS: 0	PA: 38					
<b>PITCHER</b>	IP WLS BF H R ER SO BB IBB HBP BLK WP HR S P ERA WHIP																										
<b>Tim Leary, R</b> (1, 1) ERA: 3.33	6.2		30	8	2	2	4	3	0	0	0	1	0	50	85	2.70	1.650										
<b>Rob Dibble, R</b> (7, 1) ERA: 2.38	1.1		5	0	0	0	1	0	0	0	0	0	0	10	16	0.00	0.000										
<b>Norm Charlton, L</b> (9, 1) ERA: 3.41	1.0	W	3	0	0	0	0	0	0	0	0	0	0	6	8	0.00	0.000										

**Atlanta Braves @ Cincinnati Reds**  
Riverfront Stadium, Cincinnati, OH  
Sun Aug 06 1989, 3:33 AM EDT  
Att: 38,077 - Unknown

livebaseballscorecards.com

<b>AB</b>	34
<b>R</b>	2
<b>H</b>	8
<b>RBI</b>	2
<b>BB</b>	3
<b>SO</b>	5
<b>LOB</b>	16



BOTTOM

Atlanta Braves @ Cincinnati Reds  
Riverfront Stadium, Cincinnati, OH  
Sun Aug 06 1989, 3:33 AM EDT  
Att. 38,077 - Unknown

livebaseballscorecards.com

AB 26  
R 3  
H 4  
RBI 3  
BB 2  
SO 3  
LOB 10



WP: 0 PA: 30  
PB: 0  
SB: 0  
CS: 0

AB R H RBI BB SO LOB

3	0	0	0	0	1	0
4	1	1	0	0	0	1
4	1	1	2	0	0	1
2	0	1	0	1	0	0
3	0	0	0	0	1	2
3	0	0	0	0	0	1
2	0	0	0	0	1	2
1	0	0	0	0	0	0
2	0	0	0	0	0	2
1	0	0	0	0	0	1
0	0	0	0	1	0	0
0	0	0	0	0	0	0
0	0	0	1	0	0	0

Batter	1	2	3	4	5	6	7	8	9
Mariano Duncan, R OBP: 0.288, SLG: 0.362 (1, 6)	0-1 F9			0-1 F7		0-0 SH1-3		3-3 K	
Luis Quinones, S OBP: 0.267, SLG: 0.381 (1, 5) (9, 4)	3-2 P6			3-1 F8		1-2 G4-3		1-0 HR	1B
Eric Davis, R OBP: 0.359, SLG: 0.527 (1, 8)	1-1 G1-3			3-1 F9		3-1 P5		2-0 HR	1-H
Ken Griffey, L OBP: 0.369, SLG: 0.476 (1, 7)		1-2 F8			3-2 2B		4-2 G3-6-1 BB		
Todd Benzinger, S OBP: 0.298, SLG: 0.373 (1, 3)		3-1 F7			2-3 K		1-2 G3-6-1		
Herm Winningham, L OBP: 0.295, SLG: 0.299 (1, 9)		0-1 F8			1-2 E5 FC4		2-1 G4-3		
Jeff Reed, L OBP: 0.309, SLG: 0.330 Dave Collins, S OBP: 0.282, SLG: 0.250 Joe Oliver, R OBP: 0.308, SLG: 0.278 (1, 2) (8, PH) (9, 2)			3-1 F9		1-3 K		0-0 G4-3 SF9		2B
Ron Oester, S OBP: 0.275, SLG: 0.259 Joel Youngblood, R OBP: 0.314, SLG: 0.344 Norm Charlton, S (8, PH) (9, 1)			1-0 G4-3		0-0 FC4		3-2 SAFE G4-3		
Tim Leary, R OBP: 0.122, SLG: 0.077 Rob Dibble, L (7, 1) Scotti Madison, S OBP: 0.244, SLG: 0.268 (8, PH) (9, 5)			2-1 G5-3			4-2 G4-3 SH1-3 BB		2-0 SF9	

Inning Stats	R: 0	H: 0	E: 0	LOB: 0	K: 0	S: 7	R: 0	H: 0	E: 0	LOB: 0	K: 0	S: 7	R: 0	H: 0	E: 0	LOB: 0	K: 0	S: 5	R: 0	H: 0	E: 0	LOB: 0	K: 0	S: 6	R: 0	H: 1	E: 1	LOB: 2	K: 2	S: 15	R: 0	H: 0	E: 0	LOB: 1	K: 0	S: 9	R: 0	H: 0	E: 0	LOB: 0	K: 0	S: 10	R: 1	H: 1	E: 0	LOB: 0	K: 1	S: 8	R: 2	H: 2	E: 0	LOB: 0	K: 0	S: 2	1B: 1	SF: 1	2B: 2	SAC: 1	3B: 0	DP: 1	HR: 1	HBP: 0
--------------	------	------	------	--------	------	------	------	------	------	--------	------	------	------	------	------	--------	------	------	------	------	------	--------	------	------	------	------	------	--------	------	-------	------	------	------	--------	------	------	------	------	------	--------	------	-------	------	------	------	--------	------	------	------	------	------	--------	------	------	-------	-------	-------	--------	-------	-------	-------	--------

PITCHER	IP	WLS	BF	H	R	ER	SO	BB	IBB	HBP	BLK	WP	HR	S	P	ERA	WHIP
Marty Clary, R ERA: 3.29 (1, 1)	7.0		24	1	0	0	2	2	0	0	0	0	0	59	101	0.00	0.429
Paul Assenmacher, L ERA: 3.91 (8, 1)	0.0		1	1	1	1	0	0	0	0	0	0	0	1	1	∞	∞
Mark Eichhorn, R ERA: 3.77 (8, 1)	1.0		3	0	0	0	1	0	0	0	0	0	0	7	15	0.00	0.000
Joe Boever, R ERA: 3.32 (9, 1)	0.0	L	2	2	2	2	0	0	0	0	0	0	1	2	5	∞	∞

PITCHER	IP	WLS	BF	H	R	ER	SO	BB	IBB	HBP	BLK	WP	HR	S	P	ERA	WHIP
---------	----	-----	----	---	---	----	----	----	-----	-----	-----	----	----	---	---	-----	------

Batter	1	2	3	4	5	6	7	8	9	AB R H RBI BB SO LOB	TOP											
Mariano Duncan, R (1, 6) OBP: 0.285, SLG: 0.357	1-3 K		1-2 F9		1-1 HBP 1B WP 1B	0-0 P4		1-3 K		5 1 1 0 0 2 3												
Luis Quinones, S (1, 5) OBP: 0.278, SLG: 0.403	1-1 G5-4-3 1B		1-1 F9		1-1 WP HBP BB 1B	2-1 P5		1-0 1-H 3-H 3B		5 1 3 3 0 0 1												
Eric Davis, R (1, 8) Joel Youngblood, R (8, 7) OBP: 0.359, SLG: 0.522 OBP: 0.314, SLG: 0.344	1-1 G5-4-3 1-2f			4-2 BB	1-1 BB WP 1B HBP	0-0 E4		1-0 G5-3		3 1 0 1 1 0 3 0 0 0 0 0 0 0												
Ken Griffey, L (1, 7) Tim Lincecum, L (6, 1) OBP: 0.372, SLG: 0.473 OBP: 0.333, SLG: 1.333		1-2 3B 1B		1-0 L9	4-1 BB 1B IBB	3-2 G6-3		3-3 K		3 2 1 0 1 0 3 1 0 0 0 0 1 1												
Rolando Roomes, R (1, 9) OBP: 0.316, SLG: 0.480		0-0 1-H FC4-2 3B		2-3 K	4-1 1B 1B BB		2-3 K		3-2 G1-3	4 1 1 2 1 2 1												
Todd Benzinger, S (1, 3) OBP: 0.297, SLG: 0.369		2-3 K		1-0 F7	1-3 K		4-0 G6-3 BB		2-1 P7	4 0 0 0 1 2 5												
Jeff Reed, L (1, 2) OBP: 0.311, SLG: 0.329		0-0 FC4-2			4-1 FC1-5 BB		1-1 G6-3 1-2f		3-2 G3-1	4 0 1 2 1 0 2												
Ron Oester, S (1, 4) OBP: 0.284, SLG: 0.269		0-0 G4-3			0-0 1B FC1-5 1B			2-2 1B 3B 1B		4 2 3 1 0 0 1												
Ron Robinson, R (1, 1) Dave Collins, S (6, PH) Herm Winningham, L (6, 7) OBP: 0.400, SLG: 0.333 OBP: 0.300, SLG: 0.250 OBP: 0.300, SLG: 0.305			0-3 K		0-0 FC1-5 HBP 1B 1B	4-1 E BB		1-2 3B 1B		2 1 0 0 0 1 2 0 0 0 0 1 0 0 1 1 1 0 0 0 0												
<b>Inning Stats</b>	R: 0 E: 0 K: 1 S: 7	H: 1 LOB: 0 BB: 0 P: 10	R: 1 E: 0 K: 1 S: 9	H: 2 LOB: 1 BB: 0 P: 12	R: 0 E: 0 K: 1 S: 8	H: 0 LOB: 0 BB: 0 P: 10	R: 0 E: 0 K: 1 S: 7	H: 0 LOB: 1 BB: 1 P: 15	R: 7 E: 0 K: 1 S: 18	H: 5 LOB: 2 BB: 3 P: 36	R: 0 E: 1 K: 0 S: 8	H: 0 LOB: 2 BB: 1 P: 17	R: 0 E: 0 K: 1 S: 5	H: 0 LOB: 0 BB: 1 P: 12	R: 2 E: 0 K: 2 S: 17	H: 3 LOB: 1 BB: 0 P: 26	R: 0 E: 0 K: 0 S: 9	H: 0 LOB: 0 BB: 0 P: 17	1B: 9 2B: 0 3B: 2 HR: 0	SF: 0 SAC: 0 DP: 2 HBP: 1	WP: 1 PB: 0 SB: 0 CS: 0	PA: 43
<b>PITCHER</b>	IP WLS BF H R ER SO BB IBB HBP BLK WP HR S P ERA WHIP																					
Jeff Brantley, R (1, 1) ERA: 4.35	4.1 L 20 6 5 5 4 2 0 0 0 0 0 0 41 65 10.38 1.846																					
Randy McCament, R (5, 1) ERA: 3.8	0.1 5 1 2 2 1 1 1 1 1 0 1 0 7 17 54.00 6.000																					
Ernie Camacho, R (5, 1) ERA: 4.5	4.1 18 4 3 3 3 2 0 0 0 0 0 0 40 73 6.23 1.385																					

**Cincinnati Reds @ San Francisco Giants**  
 Candlestick Park, San Francisco, CA  
 Mon Aug 07 1989, 10:05 PM EDT  
 Att. 23,905 - Unknown - 55 F

AB	36
R	10
H	11
RBI	9
BB	6
SO	8
LOB	22



Batter	1	2	3	4	5	6	7	8	9	AB	R	H	RBI	BB	SO	LOB
Brett Butler, L (1, 8) OBP: 0.341, SLG: 0.368 Kirt Manwaring, R (9, PH) OBP: 0.276, SLG: 0.270	2-2 P2		1-2 G5-3	3-1 L6-4		3-2 2B			2-2 G6-3	4	0	1	0	0	0	2
Robby Thompson, R (1, 4) OBP: 0.330, SLG: 0.430 Ernest Riles, L (6, 4) OBP: 0.331, SLG: 0.398	1-2 G6-3		0-1 P4	2-3		3-3 K			2-2 G6-3	3	0	0	0	0	1	0
Will Clark, L (1, 3) OBP: 0.416, SLG: 0.552	2-1 E4		1-1 2B 1B			2-1 E 1B			2-2 G5-3	4	1	2	0	0	0	0
Kevin Mitchell, R (1, 7) OBP: 0.387, SLG: 0.653	4-2 1-2 BB		0-0 1-3 2B			1-3 K			2-3 K	3	0	1	0	1	2	1
Matt Williams, R (1, 5) OBP: 0.243, SLG: 0.362	1-2 L8		1-2 L7			2-0 E9 1-H			2-1 P6	4	0	0	0	0	0	4
Pat Sheridan, L (1, 9) OBP: 0.309, SLG: 0.325 Candy Maldonado, R (8, PH) OBP: 0.302, SLG: 0.372		1-1 G3		4-2 1B BB		0-1 F7			0-3 K	2	1	0	0	1	0	1
Terry Kennedy, L (1, 2) OBP: 0.310, SLG: 0.329 Greg Litton, R (8, PH) OBP: 0.337, SLG: 0.478		0-0 1B		0-0 L6-4 1B 1-2 1B		2-1 F9			0-2 G4-3	3	0	2	0	0	0	0
Jose Uribe, S (1, 6) OBP: 0.292, SLG: 0.311		0-0 F8		2-0 1-2 2-H 1B		3-2 FC4-6 1B			0-1 F8	4	0	2	1	0	0	1
Jeff Brantley, R (1, 1) OBP: 0.100, SLG: 0.100 Randy McCament, R (5, 1) OBP: 0.500, SLG: 0.500 Ernie Camacho, R (5, 1) Donell Nixon, R (9, PH) OBP: 0.298, SLG: 0.262		1-0 G5-3		0-3 K		2-2 FC4-6 2B 1-2f			1-1 G1-3	2	0	0	0	0	1	3

Inning Stats	R: 0	H: 0	E: 1	K: 0	S: 17	R: 0	H: 1	E: 0	K: 0	S: 5	R: 0	H: 2	E: 0	K: 0	S: 11	R: 1	H: 2	E: 0	K: 1	S: 9	R: 1	H: 1	E: 1	K: 2	S: 11	R: 0	H: 0	E: 0	K: 1	S: 8	R: 0	H: 0	E: 0	K: 1	S: 9	R: 0	H: 0	E: 0	K: 1	S: 9	R: 0	H: 0	E: 0	K: 0	S: 9	1B: 6	2B: 3	3B: 0	HR: 0	SF: 0	SAC: 0	DP: 1	HBP: 0	WP: 0	PB: 0	SB: 0	CS: 0	PA: 38
PITCHER	IP	WLS	BF	H	R	ER	SO	BB	IBB	HBP	BLK	WP	HR	S	P	ERA	WHIP																																									
Ron Robinson, R (1, 1) ERA: 1.63	5.0	W	24	6	2	1	3	2	0	0	0	0	0	53	83	1.80	1.600																																									
Tim Birtsas, L (6, 1) ERA: 3.61	4.0	S	14	2	0	0	3	0	0	0	0	0	0	40	64	0.00	0.500																																									

**BOTTOM**

**Cincinnati Reds @ San Francisco Giants**  
Candlestick Park, San Francisco, CA

Mon Aug 07 1989, 10:05 PM EDT  
Att: 23,905 - Unknown - 55 F

livebaseballscorecards.com

<b>AB</b>	<b>36</b>
<b>R</b>	<b>2</b>
<b>H</b>	<b>8</b>
<b>RBI</b>	<b>1</b>
<b>BB</b>	<b>2</b>
<b>SO</b>	<b>6</b>
<b>LOB</b>	<b>15</b>



Batter	1	2	3	4	5	6	7	8	9	AB	R	H	RBI	BB	SO	LOB	TOP										
Mariano Duncan, R (1, 6) OBP: 0.300, SLG: 0.391	1-1 SH1-3 HR 2B	2-2 HR		4-2 BB BB	0-1 F8			2-2 1B E 1B		4	3	3	2	1	0	0											
Luis Quinones, S (1, 4) OBP: 0.284, SLG: 0.423	1-0 SH1-3	2-1 HR		4-2 BB		2-2 F7		0-1 F7		3	1	1	1	1	0	1											
Ron Oester, S (8, 4) OBP: 0.284, SLG: 0.269	2-3			1-2 BB						0	0	0	0	0	0	0											
Eric Davis, R (1, 8) OBP: 0.363, SLG: 0.531	1-1	4-1 HR		2-3 K		0-1 5-3		0-0 E 1B		4	1	2	2	1	1	2											
Herm Winningham, L (8, PR) OBP: 0.300, SLG: 0.305	3-H HR	BB						1-3		0	0	0	0	0	0	0											
Rolando Roomes, R (1, 9) OBP: 0.318, SLG: 0.478	2-1 1B	0-0 FC5-4			1-2 PB 2B 1B	0-1 F9		0-0 E5		5	1	2	0	0	0	2											
Joel Youngblood, R (1, 7) OBP: 0.308, SLG: 0.330	0-2 F9		1-2 G5-3		4-1 2B BB			2-2 L4		4	1	0	0	1	1	3											
Todd Benzinger, S (1, 3) OBP: 0.294, SLG: 0.365	1-1 G5-3		1-2 G6-3		0-0 P3			0-0 E6		5	0	0	0	0	0	3											
Joe Oliver, R (1, 2) OBP: 0.318, SLG: 0.317		1-1 PB HR 1B	0-0 G1-3		3-2 HR 2B			0-1 P3		5	2	2	2	0	0	1											
Scotti Madison, S (1, 5) OBP: 0.240, SLG: 0.326		2-1 G6-3		0-0 G3	0-1 HR			1-0 G6-3		5	1	1	2	0	0	2											
Tom Browning, L (1, 1) OBP: 0.136, SLG: 0.105		0-0 G4-3		0-0 G3	0-3 K			1-3 K		4	0	0	0	0	2	1											
<b>Inning Stats</b>	R: 2 E: 0 K: 0 S: 12	H: 3 LOB: 1 BB: 0 P: 18	R: 3 E: 0 K: 0 S: 13	H: 3 LOB: 1 BB: 1 P: 24	R: 0 E: 0 K: 0 S: 9	H: 0 LOB: 0 BB: 0 P: 11	R: 0 E: 0 K: 1 S: 10	H: 0 LOB: 2 BB: 2 P: 20	R: 4 E: 0 K: 1 S: 17	H: 3 LOB: 0 BB: 1 P: 24	R: 0 E: 0 K: 0 S: 7	H: 0 LOB: 0 BB: 0 P: 9	R: 0 E: 1 K: 1 S: 7	H: 0 LOB: 1 BB: 0 P: 9	R: 1 E: 1 K: 1 S: 13	H: 2 LOB: 2 BB: 0 P: 18	R: 0 E: 0 K: 0 S: 5	H: 0 LOB: 0 BB: 0 P: 8	1B: 5 2B: 2 3B: 0 HR: 4	SF: 0 SAC: 1 DP: 0 HBP: 0	WP: 0 PB: 2 SB: 0 CS: 0	PA: 44					
<b>PITCHER</b>	IP	WLS	BF	H	R	ER	SO	BB	IBB	HBP	BLK	WP	HR	S	P	ERA	WHIP										
Russ Swan, L (1, 1) ERA: 10.8	1.2	L	12	6	5	5	0	1	0	0	0	0	3	24	41	27.00	4.200										
Randy McCament, R (2, 1) ERA: 4.18	2.1		11	1	2	2	1	3	0	0	0	0	0	24	41	7.71	1.714										
Craig Lefferts, L (5, 1) ERA: 2.3	4.0		18	4	3	2	3	0	0	0	0	0	1	40	51	4.50	1.000										
Steve Bedrosian, R (9, 1) ERA: 3.72	1.0		3	0	0	0	0	0	0	0	0	0	0	5	8	0.00	0.000										

Cincinnati Reds @ San Francisco Giants  
 Candlestick Park, San Francisco, CA  
 Tue Aug 08 1989, 10:05 PM EDT  
 Att: 20,765 - Unknown

AB	39
R	10
H	11
RBI	9
BB	4
SO	4
LOB	15





Batter	1	2	3	4	5	6	7	8	9	AB	R	H	RBI	BB	SO	LOB
<b>Brett Butler, L</b> OBP: 0.344, SLG: 0.370 (1, 8) X	0-0 B4-3 ①		1-1 1B 1B		4-1 FC6-5 BB		2-1 1B			3	1	2	0	1	0	0
<b>Robby Thompson, R</b> OBP: 0.329, SLG: 0.429 (1, 4) X	0-0 F9 ②		0-0 1B 3B 1B		0-0 FC6-5 ①		1-2 P4 ②			4	1	1	0	0	0	3
<b>Will Clark, L</b> OBP: 0.415, SLG: 0.549 (1, 3) B X	2-0 P2 ③		2-2 1-3 2-H 3B 1B		2-2 F8 ②		0-0 F8 ③			4	1	1	1	0	0	3
<b>Kevin Mitchell, R</b> OBP: 0.385, SLG: 0.654 (1, 7) B X		1-0 F9 ①	2-1 1-H 3-H 3B ③		2-3 K ③			1-0 P6 ①		4	0	1	2	0	1	2
<b>Matt Williams, R</b> OBP: 0.235, SLG: 0.349 (1, 5) (5, 6) B X		1-0 F9 ②	1-2 G5-3 ③			0-1 F8 ①		1-2 G6-3 ②		4	0	0	0	0	0	1
<b>Candy Maldonado, R</b> OBP: 0.301, SLG: 0.371 (1, 9) B X		2-0 1B		1-3 K ①		1-0 G5-3 ②		0-0 F8 ③		4	0	1	0	0	1	0
<b>Steve Bedrosian, R</b> OBP: 0.333, SLG: 0.333 (9, 1) B X										0	0	0	0	0	0	0
<b>Kirt Manwaring, R</b> OBP: 0.270, SLG: 0.264 (1, 2) C X		0-1 F9 ③		1-1 F9 ②		0-0 F8 ③			2-2 1-3 ①	4	0	0	0	0	0	1
<b>Jose Uribe, S</b> OBP: 0.290, SLG: 0.309 (1, 6) B X			2-0 L4 ①	1-0 G5-3 ③			1-3 K ①		1-3 K ②	2	0	0	0	0	0	0
<b>Donell Nixon, R</b> OBP: 0.296, SLG: 0.259 (9, 9) B X										1	0	0	0	0	1	0
<b>Russ Swan, L</b> OBP: 0.333, SLG: 0.333 (1, 1) B X			1-3 K ②			0-2 FC6-5 BB 1B		2-2 HR	2-1 F8 ③	0	0	0	0	0	0	0
<b>Randy McCament, R</b> OBP: 0.333, SLG: 0.333 (2, 1) B X										1	0	0	0	0	1	0
<b>Craig Lefferts, L</b> OBP: 0.347, SLG: 0.516 (5, 1) B X										1	0	0	0	0	1	0
<b>Greg Litton, R</b> OBP: 0.347, SLG: 0.516 (5, 5) B X										3	1	2	1	0	0	0

Inning Stats	R: 0	H: 0	E: 0	K: 0	S: 3	R: 0	H: 1	E: 0	K: 0	S: 5	R: 3	H: 4	E: 0	K: 1	S: 16	R: 0	H: 0	E: 0	K: 1	S: 7	R: 0	H: 0	E: 0	K: 1	S: 11	R: 0	H: 0	E: 0	K: 0	S: 4	R: 1	H: 2	E: 0	K: 1	S: 13	R: 0	H: 0	E: 0	K: 0	S: 5	R: 0	H: 0	E: 0	K: 1	S: 11	1B: 6	2B: 0	3B: 1	SF: 0	SAC: 0	DP: 0	HBP: 0	WP: 0	PB: 0	SB: 0	CS: 0	PA: 36
--------------	------	------	------	------	------	------	------	------	------	------	------	------	------	------	-------	------	------	------	------	------	------	------	------	------	-------	------	------	------	------	------	------	------	------	------	-------	------	------	------	------	------	------	------	------	------	-------	-------	-------	-------	-------	--------	-------	--------	-------	-------	-------	-------	--------

PITCHER	IP	WLS	BF	H	R	ER	SO	BB	IBB	HBP	BLK	WP	HR	S	P	ERA	WHIP	PITCHER	IP	WLS	BF	H	R	ER	SO	BB	IBB	HBP	BLK	WP	HR	S	P	ERA	WHIP																
<b>Tom Browning, L</b> ERA: 3.44 (1, 1)	9.0	W	36	8	4	4	5	1	0	0	0	0	1	75	115	4.00	1.000																																		


**BOTTOM**


**Cincinnati Reds @ San Francisco Giants**  
Candlestick Park, San Francisco, CA

Tue Aug 08 1989, 10:05 PM EDT  
Att. 20,765 - Unknown

livebaseballscorecards.com

<b>AB</b>	<b>35</b>
<b>R</b>	<b>4</b>
<b>H</b>	<b>8</b>
<b>RBI</b>	<b>4</b>
<b>BB</b>	<b>1</b>
<b>SO</b>	<b>5</b>
<b>LOB</b>	<b>10</b>



Batter	1	2	3	4	5	6	7	8	9	AB R H RBI BB SO LOB	TOP														
Mariano Duncan, R (1, 6) OBP: 0.299, SLG: 0.388	3-2 SH1-3 1B		0-2 P4			2-2 G6-3			0-0 F9	4 0 1 0 0 0 0	<b>Cincinnati Reds @ San Francisco Giants</b> Candlestick Park, San Francisco, CA Wed Aug 09 1989, 6:33 AM EDT Att. 29,441 - Unknown - 68 F  <b>livebaseballscorecards.com</b>  <table border="0"> <tr><td><b>AB</b></td><td><b>30</b></td></tr> <tr><td><b>R</b></td><td><b>1</b></td></tr> <tr><td><b>H</b></td><td><b>5</b></td></tr> <tr><td><b>RBI</b></td><td><b>1</b></td></tr> <tr><td><b>BB</b></td><td><b>0</b></td></tr> <tr><td><b>SO</b></td><td><b>5</b></td></tr> <tr><td><b>LOB</b></td><td><b>7</b></td></tr> </table> 	<b>AB</b>	<b>30</b>	<b>R</b>	<b>1</b>	<b>H</b>	<b>5</b>	<b>RBI</b>	<b>1</b>	<b>BB</b>	<b>0</b>	<b>SO</b>	<b>5</b>	<b>LOB</b>	<b>7</b>
<b>AB</b>	<b>30</b>																								
<b>R</b>	<b>1</b>																								
<b>H</b>	<b>5</b>																								
<b>RBI</b>	<b>1</b>																								
<b>BB</b>	<b>0</b>																								
<b>SO</b>	<b>5</b>																								
<b>LOB</b>	<b>7</b>																								
Luis Quinones, S (1, 5) OBP: 0.285, SLG: 0.421	0-0 SH1-3 1-2			3-2 F8		1-2 G3		0-2 FC6-4 1B	3 0 1 0 0 0 0																
Eric Davis, R (1, 8) OBP: 0.362, SLG: 0.539	2-3 K			1-0 HR			2-3 K	2-2 FC6-4 1-2f	3 1 1 1 0 2 1																
Joel Youngblood, R (7, 9) OBP: 0.306, SLG: 0.326									1 0 0 0 0 0 1																
Ken Griffey, L (1, 7) OBP: 0.369, SLG: 0.468	1-1 G3			1-3 K			2-2 1B	0-1 P5	4 0 1 0 0 1 2																
Rolando Roomes, R (1, 9) OBP: 0.314, SLG: 0.471		1-3 K		0-2 P3			1-0 P3		3 0 0 0 0 1 1																
Todd Benzinger, S (1, 3) OBP: 0.292, SLG: 0.362		1-1 L9			0-0 F8		1-0 G3		3 0 0 0 0 0 1																
Jeff Reed, L (1, 2) OBP: 0.307, SLG: 0.325		3-1 F8			1-3 K			1-0 F8	3 0 0 0 0 1 0																
Ron Oester, S (1, 4) OBP: 0.285, SLG: 0.276			0-0 G1-3-5 2B		0-0 G6-3			0-0 G4-3	3 0 1 0 0 0 0																
Rick Mahler, R (1, 1) OBP: 0.253, SLG: 0.228			0-2 G1-3-5 2-3f			3-1 P5		2-2 F9	0 0 0 0 0 0 0																
Dave Collins, S (3, PH) OBP: 0.293, SLG: 0.243									1 0 0 0 0 0 0 1																
Mike Roesler, R (3, 1)									0 0 0 0 0 0 0 0																
Scott Madison, S (6, PH) OBP: 0.235, SLG: 0.319									1 0 0 0 0 0 0 0																
Norm Charlton, S (6, 1)									0 0 0 0 0 0 0 0																
Herm Winningham, L (8, PH) OBP: 0.298, SLG: 0.302									1 0 0 0 0 0 0 0																
John Franco, L (8, 1)									0 0 0 0 0 0 0 0																
<b>Inning Stats</b>	R: 0 H: 1 E: 0 LOB: 1 K: 1 BB: 0 S: 10 P: 16	R: 0 H: 0 E: 0 LOB: 0 K: 1 BB: 0 S: 7 P: 12	R: 0 H: 1 E: 0 LOB: 0 K: 0 BB: 0 S: 7 P: 7	R: 1 H: 1 E: 0 LOB: 0 K: 1 BB: 0 S: 12 P: 17	R: 0 H: 0 E: 0 LOB: 0 K: 1 BB: 0 S: 6 P: 7	R: 0 H: 0 E: 0 LOB: 0 K: 0 BB: 0 S: 8 P: 14	R: 0 H: 1 E: 0 LOB: 1 K: 1 BB: 0 S: 9 P: 15	R: 0 H: 0 E: 0 LOB: 0 K: 0 BB: 0 S: 5 P: 8	R: 0 H: 1 E: 0 LOB: 1 K: 0 BB: 0 S: 11 P: 13	1B: 3 SF: 0 2B: 2 SAC: 1 3B: 0 DP: 1 HR: 1 HBP: 0	WP: 0 PA: 31 PB: 0 SB: 0 CS: 0														
<b>PITCHER</b> Don Robinson, R (1, 1) ERA: 3.16	IP WLS BF H R ER SO BB IBB HBP BLK WP HR S P ERA WHIP	9.0 W 31 5 1 1 5 0 0 0 0 0 0 1 75 109 1.00 0.556																							

Batter	1	2	3	4	5	6	7	8	9
Brett Butler, L (1, 8) OBP: 0.343, SLG: 0.369 Ken Oberkfell, L (7, 3) OBP: 0.293, SLG: 0.363	0-2 SH1-3 S 1B	0-2 G3	2-2 F7			2-2 L6		1-2 L3	
Robby Thompson, R (1, 4) OBP: 0.330, SLG: 0.429 Greg Litton, R (3, 4) OBP: 0.346, SLG: 0.510	1-0 SH1-3	1-0 3B HBP			1-3 K	2-0 HR 1B		0-3 K	
Will Clark, L (1, 3) OBP: 0.416, SLG: 0.554 Donell Nixon, R (7, 8) OBP: 0.302, SLG: 0.266	1-0 HR 1B	0-0 1-H 3B			2-2 G6-3	0-3 K		0-2 1B	
Kevin Mitchell, R (1, 7) OBP: 0.391, SLG: 0.671 Candy Maldonado, R (8, 9) OBP: 0.300, SLG: 0.369	0-0 1-H HR	4-0 IBB			4-2 FC8-4 BB	1-0 1-H HR		0-3 K	
Matt Williams, R (1, 5) OBP: 0.235, SLG: 0.372	3-2 G6-3	1-3 K			1-1 FC8-4	0-1 HR			
Pat Sheridan, L (1, 9) OBP: 0.312, SLG: 0.335	0-1 1B 3B				4-2 1B BB	2-3 K			
Terry Kennedy, L (1, 2) OBP: 0.313, SLG: 0.332	0-1 3-H 1B				0-0 1-2 1B				
Jose Uribe, S (1, 6) OBP: 0.290, SLG: 0.306	1-0 F6				0-0 F9				
Don Robinson, R (1, 1) OBP: 0.222, SLG: 0.352		0-0 G6-3			1-3 K				

Inning Stats	R: 4	H: 5	E: 0	K: 0	S: 15	LOB: 1	BB: 0	P: 21
	R: 1 <td>H: 1 <td>E: 0 <td>K: 1 <td>S: 8 <td>LOB: 2 <td>BB: 1 <td>P: 14</td> </td></td></td></td></td></td>	H: 1 <td>E: 0 <td>K: 1 <td>S: 8 <td>LOB: 2 <td>BB: 1 <td>P: 14</td> </td></td></td></td></td>	E: 0 <td>K: 1 <td>S: 8 <td>LOB: 2 <td>BB: 1 <td>P: 14</td> </td></td></td></td>	K: 1 <td>S: 8 <td>LOB: 2 <td>BB: 1 <td>P: 14</td> </td></td></td>	S: 8 <td>LOB: 2 <td>BB: 1 <td>P: 14</td> </td></td>	LOB: 2 <td>BB: 1 <td>P: 14</td> </td>	BB: 1 <td>P: 14</td>	P: 14
	R: 2 <td>H: 1 <td>E: 0 <td>K: 0 <td>S: 8 <td>LOB: 0 <td>BB: 1 <td>P: 14</td> </td></td></td></td></td></td>	H: 1 <td>E: 0 <td>K: 0 <td>S: 8 <td>LOB: 0 <td>BB: 1 <td>P: 14</td> </td></td></td></td></td>	E: 0 <td>K: 0 <td>S: 8 <td>LOB: 0 <td>BB: 1 <td>P: 14</td> </td></td></td></td>	K: 0 <td>S: 8 <td>LOB: 0 <td>BB: 1 <td>P: 14</td> </td></td></td>	S: 8 <td>LOB: 0 <td>BB: 1 <td>P: 14</td> </td></td>	LOB: 0 <td>BB: 1 <td>P: 14</td> </td>	BB: 1 <td>P: 14</td>	P: 14
	R: 0 <td>H: 0 <td>E: 0 <td>K: 1 <td>S: 10 <td>LOB: 1 <td>BB: 1 <td>P: 18</td> </td></td></td></td></td></td>	H: 0 <td>E: 0 <td>K: 1 <td>S: 10 <td>LOB: 1 <td>BB: 1 <td>P: 18</td> </td></td></td></td></td>	E: 0 <td>K: 1 <td>S: 10 <td>LOB: 1 <td>BB: 1 <td>P: 18</td> </td></td></td></td>	K: 1 <td>S: 10 <td>LOB: 1 <td>BB: 1 <td>P: 18</td> </td></td></td>	S: 10 <td>LOB: 1 <td>BB: 1 <td>P: 18</td> </td></td>	LOB: 1 <td>BB: 1 <td>P: 18</td> </td>	BB: 1 <td>P: 18</td>	P: 18
	R: 0 <td>H: 1 <td>E: 0 <td>K: 1 <td>S: 8 <td>LOB: 1 <td>BB: 1 <td>P: 13</td> </td></td></td></td></td></td>	H: 1 <td>E: 0 <td>K: 1 <td>S: 8 <td>LOB: 1 <td>BB: 1 <td>P: 13</td> </td></td></td></td></td>	E: 0 <td>K: 1 <td>S: 8 <td>LOB: 1 <td>BB: 1 <td>P: 13</td> </td></td></td></td>	K: 1 <td>S: 8 <td>LOB: 1 <td>BB: 1 <td>P: 13</td> </td></td></td>	S: 8 <td>LOB: 1 <td>BB: 1 <td>P: 13</td> </td></td>	LOB: 1 <td>BB: 1 <td>P: 13</td> </td>	BB: 1 <td>P: 13</td>	P: 13
	R: 3 <td>H: 3 <td>E: 0 <td>K: 2 <td>S: 15 <td>LOB: 0 <td>BB: 0 <td>P: 22</td> </td></td></td></td></td></td>	H: 3 <td>E: 0 <td>K: 2 <td>S: 15 <td>LOB: 0 <td>BB: 0 <td>P: 22</td> </td></td></td></td></td>	E: 0 <td>K: 2 <td>S: 15 <td>LOB: 0 <td>BB: 0 <td>P: 22</td> </td></td></td></td>	K: 2 <td>S: 15 <td>LOB: 0 <td>BB: 0 <td>P: 22</td> </td></td></td>	S: 15 <td>LOB: 0 <td>BB: 0 <td>P: 22</td> </td></td>	LOB: 0 <td>BB: 0 <td>P: 22</td> </td>	BB: 0 <td>P: 22</td>	P: 22
	R: 0 <td>H: 0 <td>E: 0 <td>K: 1 <td>S: 11 <td>LOB: 0 <td>BB: 0 <td>P: 18</td> </td></td></td></td></td></td>	H: 0 <td>E: 0 <td>K: 1 <td>S: 11 <td>LOB: 0 <td>BB: 0 <td>P: 18</td> </td></td></td></td></td>	E: 0 <td>K: 1 <td>S: 11 <td>LOB: 0 <td>BB: 0 <td>P: 18</td> </td></td></td></td>	K: 1 <td>S: 11 <td>LOB: 0 <td>BB: 0 <td>P: 18</td> </td></td></td>	S: 11 <td>LOB: 0 <td>BB: 0 <td>P: 18</td> </td></td>	LOB: 0 <td>BB: 0 <td>P: 18</td> </td>	BB: 0 <td>P: 18</td>	P: 18
	R: 0 <td>H: 1 <td>E: 0 <td>K: 2 <td>S: 12 <td>LOB: 1 <td>BB: 0 <td>P: 13</td> </td></td></td></td></td></td>	H: 1 <td>E: 0 <td>K: 2 <td>S: 12 <td>LOB: 1 <td>BB: 0 <td>P: 13</td> </td></td></td></td></td>	E: 0 <td>K: 2 <td>S: 12 <td>LOB: 1 <td>BB: 0 <td>P: 13</td> </td></td></td></td>	K: 2 <td>S: 12 <td>LOB: 1 <td>BB: 0 <td>P: 13</td> </td></td></td>	S: 12 <td>LOB: 1 <td>BB: 0 <td>P: 13</td> </td></td>	LOB: 1 <td>BB: 0 <td>P: 13</td> </td>	BB: 0 <td>P: 13</td>	P: 13

PITCHER	IP	WLS	BF	H	R	ER	SO	BB	IBB	HBP	BLK	WP	HR	S	P	ERA	WHIP
Rick Mahler, R (1, 1) ERA: 3.64	2.0	L	14	6	5	5	1	0	0	0	0	0	1	23	35	22.50	3.000
Mike Roesler, R (3, 1) ERA: 6.0	3.0		13	2	2	2	2	3	0	0	0	0	1	26	45	6.00	1.667
Norm Charlton, L (6, 1) ERA: 3.73	2.0		9	3	3	3	3	0	0	0	0	0	2	26	40	13.50	1.500
John Franco, L (8, 1) ERA: 2.44	1.0		4	1	0	0	2	0	0	0	0	0	0	12	13	0.00	1.000

**BOTTOM**

**Cincinnati Reds @ San Francisco Giants**  
Candlestick Park, San Francisco, CA


Wed Aug 09 1989, 6:33 AM EDT  
Att: 29,441 - Unknown - 68 F

AB	R	H	RBI	BB	SO	LOB
4	1	1	0	0	0	0
1	0	0	0	0	0	0
0	1	0	0	0	0	0
3	1	1	0	0	2	0
4	1	2	2	0	1	1
1	0	1	0	0	0	0
2	2	2	4	2	0	0
1	0	0	0	0	1	1
4	1	1	1	0	1	3
3	1	1	0	1	1	0
4	0	2	1	0	1	0
3	1	0	0	1	0	2
4	1	1	2	0	1	1

AB	34
R	10
H	12
RBI	10
BB	4
SO	8
LOB	8

**GIANTS**

WP	PA
0	40
PB	0
SB	1
CS	0

Batter	1	2	3	4	5	6	7	8	9	AB R H RBI BB SO LOB	TOP														
Luis Quinones, S (1, 4) OBP: 0.284, SLG: 0.436	2-2 F8		3-2 L5			1-3 K		2-1 HR		4 1 1 3 0 1 0	<p><b>Cincinnati Reds @ San Francisco Giants</b> Candlestick Park, San Francisco, CA</p> <p>Thu Aug 10 1989, 6:33 AM EDT Att. 34,810 - Unknown - 65 F</p> <p>livebaseballscorecards.com</p> <table border="1"> <tr><td>AB</td><td>31</td></tr> <tr><td>R</td><td>3</td></tr> <tr><td>H</td><td>4</td></tr> <tr><td>RBI</td><td>3</td></tr> <tr><td>BB</td><td>1</td></tr> <tr><td>SO</td><td>7</td></tr> <tr><td>LOB</td><td>6</td></tr> </table> 	AB	31	R	3	H	4	RBI	3	BB	1	SO	7	LOB	6
AB	31																								
R	3																								
H	4																								
RBI	3																								
BB	1																								
SO	7																								
LOB	6																								
Jeff Richardson, R (1, 6) OBP: 0.216, SLG: 0.147	1-0 G5-3			0-3 K		2-2 F7		0-2 G6-3		4 0 0 0 0 1 0															
Eric Davis, R (1, 8) OBP: 0.358, SLG: 0.532	2-0 G5-3			3-2 G6-3			1-0 F9		1-1 G6-3	4 0 0 0 0 0 0															
Rolando Roomes, R (1, 9) OBP: 0.309, SLG: 0.465 Herm Winningham, L (9, PH) OBP: 0.296, SLG: 0.300		0-0 G4-3		2-2 G6-3			0-0 F8		3-3 K	3 0 0 0 0 0 0 1 0 0 0 0 1 0															
Joel Youngblood, R (1, 7) OBP: 0.306, SLG: 0.337 Ken Griffey, L (9, PH) OBP: 0.367, SLG: 0.466		2-1 2B			0-0 P3		3-3 K		0-3 K	3 0 1 0 0 1 0 1 0 0 0 0 1 0															
Todd Benzinger, S (1, 3) OBP: 0.292, SLG: 0.362		1-0 F8			0-1 F6			0-0 2B HR 1B		3 1 1 0 0 0 1															
Joe Oliver, R (1, 2) OBP: 0.319, SLG: 0.302		0-0 F4			4-1 BB			0-0 F7		2 0 0 0 1 0 2															
Scotti Madison, S (1, 5) OBP: 0.241, SLG: 0.340			0-1 G6-3		1-0 G1-3			0-0 HR 2B		3 1 1 0 0 0 1															
Scott Scudder, R (1, 1) OBP: 0.231, SLG: 0.091 Dave Collins, S (6, PH) OBP: 0.286, SLG: 0.237 Rob Dibble, L (6, 1) Ron Oester, S (8, PH) OBP: 0.284, SLG: 0.274 Norm Charlton, S (8, 1)			1-3 K			0-0 G3		3-3 K		1 0 0 0 0 1 0 1 0 0 0 0 0 0 0 0 0 0 0 0 0 1 0 0 0 0 1 2 0 0 0 0 0 0 0															
<b>Inning Stats</b>	R: 0 E: 0 K: 0 S: 5	H: 0 LOB: 0 BB: 0 P: 10	R: 0 E: 0 K: 0 S: 5	H: 1 LOB: 1 BB: 0 P: 8	R: 0 E: 0 K: 1 S: 8	H: 0 LOB: 0 BB: 0 P: 12	R: 0 E: 0 K: 1 S: 10	H: 0 LOB: 0 BB: 0 P: 15	R: 0 E: 0 K: 0 S: 5	H: 0 LOB: 1 BB: 1 P: 10	R: 0 E: 0 K: 1 S: 9	H: 0 LOB: 0 BB: 0 P: 12	R: 0 E: 0 K: 1 S: 5	H: 0 LOB: 0 BB: 0 P: 9	R: 3 E: 0 K: 1 S: 11	H: 3 LOB: 0 BB: 0 P: 16	R: 0 E: 0 K: 2 S: 8	H: 0 LOB: 0 BB: 0 P: 12	1B: 1 2B: 2 3B: 0 HR: 1	SF: 0 SAC: 0 DP: 0 HBP: 0	WP: 0 PB: 0 SB: 0 CS: 0	PA: 32			
<b>PITCHER</b>	IP WLS BF H R ER SO BB IBB HBP BLK WP HR S P ERA WHIP												<b>PITCHER</b>	IP WLS BF H R ER SO BB IBB HBP BLK WP HR S P ERA WHIP											
Dave Dravecky, L (1, 1) ERA: 3.38	8.0 W 29 4 3 3 5 1 0 0 0 0 0 1 58 92 3.38 0.625																								
Steve Bedrosian, R (9, 1) ERA: 3.66	1.0 S 3 0 0 0 2 0 0 0 0 0 0 0 8 12 0.00 0.000																								



Batter	1	2	3	4	5	6	7	8	9	AB R H RBI BB SO LOB	TOP
Mariano Duncan, R (1, 6) OBP: 0.302, SLG: 0.388	1-2 F8		2-1 L9	2-3 K			1-2 HR 1B		1-1 S E 1B	5 2 2 0 0 1 3	
Luis Quinones, S (1, 5) OBP: 0.275, SLG: 0.422	0-3 K		0-1 4-3	2-0 F7			1-1 F7		1-3 K	5 0 0 0 0 2 5	
Eric Davis, R (1, 8) OBP: 0.364, SLG: 0.554	1-1 1B		0-0 HR				3-2 HR		4-0 S 1B IBB	4 3 3 3 1 0 0	
Ken Griffey, L (1, 7) Herm Winningham, L (8, 7) OBP: 0.360, SLG: 0.455 OBP: 0.294, SLG: 0.298	0-3 K		1-0 F7				1-3 F8		2-3 K	4 0 0 0 0 2 1 1 0 0 0 0 1 2	
Rolando Roomes, R (1, 9) OBP: 0.307, SLG: 0.459		1-2 G3		1-3 K			1-3 K		0-3 K2-3	5 0 1 2 0 3 0	
Todd Benzinger, S (1, 3) OBP: 0.291, SLG: 0.360		1-3 K2-3		0-1 2B 1B			1-2 1-3		1-0 F9	5 1 1 0 0 1 1	
Jeff Reed, L (1, 2) OBP: 0.314, SLG: 0.336		3-1 1B 1B		1-1 1B 2B			0-0 4-3		1-0 1B 1B	4 0 3 0 0 0 0	
Ron Oester, S (1, 4) OBP: 0.292, SLG: 0.280		1-0 1B		4-0 1B IBB			3-1 1-3		0-0 1B	3 0 2 0 1 0 0	
Tim Leary, R (1, 1) Rob Dibble, L (8, 1) OBP: 0.133, SLG: 0.093		1-1 5-3		1-0 1B			2-2 5-3		1-1 F7	4 0 1 1 0 0 4 0 0 0 0 0 0 0	
<b>Inning Stats</b>	R: 0 H: 1 E: 0 LOB: 1 K: 2 BB: 0 S: 13 P: 15	R: 0 H: 2 E: 0 LOB: 2 K: 1 BB: 0 S: 11 P: 18	R: 1 H: 1 E: 0 LOB: 0 K: 0 BB: 0 S: 6 P: 9	R: 1 H: 3 E: 0 LOB: 3 K: 2 BB: 1 S: 14 P: 25	R: 0 H: 0 E: 0 LOB: 0 K: 1 BB: 0 S: 7 P: 13	R: 0 H: 0 E: 0 LOB: 0 K: 0 BB: 0 S: 6 P: 10	R: 2 H: 2 E: 0 LOB: 0 K: 1 BB: 0 S: 16 P: 24	R: 0 H: 2 E: 0 LOB: 2 K: 1 BB: 0 S: 8 P: 11	R: 2 H: 2 E: 1 LOB: 1 K: 2 BB: 1 S: 13 P: 23	1B: 10 SF: 0 2B: 1 SAC: 0 3B: 0 DP: 0 HR: 2 HBP: 0	WP: 0 PA: 42 PB: 0 SB: 4 CS: 0
<b>PITCHER</b>	IP WLS BF H R ER SO BB IBB HBP BLK WP HR S P ERA WHIP										
Rick Rhoden, R (1, 1) ERA: 3.66	7.0 L 31 9 4 4 7 0 1 0 0 0 2 73 114 5.14 1.286										
Juan Agosto, L (8, 1) ERA: 3.63	2.0 11 4 2 2 3 0 1 0 0 0 0 21 34 9.00 2.000										

Cincinnati Reds @ Houston Astros  
Astrodome, Houston, TX  
Fri Aug 11 1989, 8:05 PM EDT  
Att. 36,044 - Dome

livebaseballscorecards.com

AB 40  
R 6  
H 13  
RBI 6  
BB 2  
SO 10  
LOB 16



Batter	1	2	3	4	5	6	7	8	9	AB	R	H	RBI	BB	SO	LOB
<b>Craig Biggio, R</b> OBP: 0.348, SLG: 0.414 (1, 2)	4-0 BB G6-4-3 BB		1-3 K		1-0 B5-3			4-0 WP 1B BB		2	1	0	0	2	1	3
<b>Rafael Ramirez, R</b> OBP: 0.280, SLG: 0.334 (1, 6)	0-1 G6-4-3 1-2f		0-3 K			1-2 FC4-6 1B		1-3 K 1-2		4	0	1	0	0	2	4
<b>Kevin Bass, S</b> OBP: 0.362, SLG: 0.416 (1, 9)	0-0 5-3			0-1 1B		0-0 FC4-6 1-2f		2-2 WP 1B 2-H		4	0	2	1	0	0	1
<b>Glenn Davis, R</b> OBP: 0.334, SLG: 0.495 (1, 3)		2-2 5-3		1-1 P6		1-3 K 1-2		1-0 5-3 1-2		4	0	0	0	0	1	3
<b>Ken Caminiti, S</b> OBP: 0.318, SLG: 0.381 (1, 5)		1-3 K2-3		0-0 F9		0-0 4-3		0-1 F4		4	0	0	0	0	1	3
<b>Bill Doran, S</b> OBP: 0.313, SLG: 0.345 (1, 4)		1-3 K		1-1 L6			1-0 P5		3-3 K	4	0	0	0	0	2	1
<b>Billy Hatcher, R</b> OBP: 0.280, SLG: 0.301 (1, 7)			0-2 3-1		1-0 5-3		4-1 1-3 BB		1-1 F9	3	0	0	0	1	0	0
<b>Gerald Young, S</b> OBP: 0.326, SLG: 0.270 (1, 8)			1-0 1B		1-1 F8		1-1 1-3 1-2		2-1 F8	4	0	1	0	0	0	1
<b>Rick Rhoden, R</b> OBP: 0.182, SLG: 0.227 (1, 1)			1-0 1B		1-2 1B		0-0 3-1			2	0	2	0	0	0	0
<b>Harry Spilman, L</b> (7, PH)										1	0	0	0	0	0	1
<b>Juan Agosto, L</b> OBP: 0.200, SLG: 0.200 (8, 1)										0	0	0	0	0	0	0

Inning Stats	R: 0	H: 0	E: 0	K: 0	S: 3	R: 0	H: 0	E: 0	K: 2	S: 9	R: 0	H: 2	E: 0	K: 2	S: 15	R: 0	H: 1	E: 0	K: 0	S: 7	R: 0	H: 1	E: 0	K: 0	S: 8	R: 0	H: 1	E: 0	K: 1	S: 9	R: 0	H: 0	E: 0	K: 0	S: 5	R: 1	H: 1	E: 0	K: 1	S: 9	R: 0	H: 0	E: 0	K: 1	S: 7	R: 0	H: 0	E: 0	K: 1	S: 7	1B: 6	2B: 0	3B: 0	HR: 0	SF: 0	SAC: 0	DP: 1	HBP: 0	WP: 2	PB: 0	SB: 1	CS: 0	PA: 35
<b>PITCHER</b>	IP	WLS	BF	H	R	ER	SO	BB	IBB	HBP	BLK	WP	HR	S	P	ERA	WHIP																																														
<b>Tim Leary, R</b> ERA: 3.23 (1, 1)	7.1	W	30	6	1	1	6	3	0	0	0	1	0	62	94	1.23	1.227																																														
<b>Rob Dibble, R</b> ERA: 2.26 (8, 1)	1.2	S	5	0	0	0	1	0	0	0	0	1	0	10	17	0.00	0.000																																														

**BOTTOM**

**Cincinnati Reds @ Houston Astros**  
Astrodome, Houston, TX

Fri Aug 11 1989, 8:05 PM EDT  
Att. 36,044 - Dome

[livebaseballscorecards.com](http://livebaseballscorecards.com)

<b>AB</b>	<b>32</b>
<b>R</b>	<b>1</b>
<b>H</b>	<b>6</b>
<b>RBI</b>	<b>1</b>
<b>BB</b>	<b>3</b>
<b>SO</b>	<b>7</b>
<b>LOB</b>	<b>17</b>



Batter	1	2	3	4	5	6	7	8	9	AB R H RBI BB SO LOB	TOP											
Mariano Duncan, R OBP: 0.299, SLG: 0.383 (1, 6)	2-3 K		1-0 G6-3			1-1 6-3	1-1 FC6-4		0-1 SAFE 1B 3B	5 1 1 0 0 1 3												
Luis Quinones, S OBP: 0.279, SLG: 0.421 (1, 5) (7, 4)	2-3 K		1-1 G5-3			3-2 P4		1-2 FC3-6 1B	1-2 3B 1B	5 2 2 0 0 1 0												
Eric Davis, R OBP: 0.365, SLG: 0.550 (1, 8)	1-0 FC6-4 1B		3-3 K			1-0 G6-3		4-2 FC3-6 1B	0-3 K	4 0 1 0 1 2 3												
Rolando Roomes, R OBP: 0.309, SLG: 0.466 (1, 9)	3-1 FC6-4 1-2f				1-3 K		0-0 S 1B	0-3 K	1-1 3B	5 1 2 3 0 2 3												
Todd Benzinger, S OBP: 0.290, SLG: 0.358 John Franco, L (9, 1)		1-2 1B 1B		3-2 L7		0-1 F9	0-1 F9	0-2 FC3-6 1B	0-3 K	5 0 1 0 0 1 4 0 0 0 0 0 0 0												
Joel Youngblood, R OBP: 0.316, SLG: 0.340 Ken Griffey, L OBP: 0.363, SLG: 0.458 (8, PH) (8, 7) (9, 3)		1-1 SAFE SAFE SAFE		0-1 F9		4-2 E 1B	4-2 E 1B	0-0 1B		2 0 1 0 1 0 0 1 0 1 1 0 0 0												
Joe Oliver, R OBP: 0.320, SLG: 0.304 Jeff Reed, L OBP: 0.313, SLG: 0.335 (8, PH) (8, 2)		1-3 K		1-3 K		1-3 K	3-1 E 1B	1-2 F8		3 0 1 1 0 2 2 1 0 0 0 0 0 2												
Ron Oester, S OBP: 0.290, SLG: 0.277 Dave Collins, S OBP: 0.279, SLG: 0.231 Norm Charlton, S Mike Roester, R Herm Winningham, L OBP: 0.299, SLG: 0.303 (7, PH) (7, 1) (7, 1) (9, PH) (9, 7)		1-3 K		2-2 F7		2-2 E5 FC6-4		1-2 3B 1B	1-2 1B 1B	2 0 0 0 0 0 1 2 1 0 0 0 0 0 0 2 0 0 0 0 0 0 0 0 0 0 0 0 0 0 0 0 1 1 1 0 0 0 0 0												
Ron Robinson, R OBP: 0.333, SLG: 0.273 Scotti Madison, S OBP: 0.232, SLG: 0.327 (7, PH) (7, 5)		1-3 K		0-3 K		0-3 K	2-3 K	2-1 F8		2 0 0 0 0 2 2 2 0 0 0 0 1 4												
<b>Inning Stats</b>	R: 0 E: 0 K: 2 S: 9	H: 1 LOB: 1 BB: 0 P: 17	R: 0 E: 0 K: 3 S: 15	H: 2 LOB: 2 BB: 0 P: 19	R: 0 E: 0 K: 1 S: 6	H: 0 LOB: 0 BB: 0 P: 11	R: 0 E: 0 K: 1 S: 9	H: 0 LOB: 0 BB: 0 P: 13	R: 0 E: 0 K: 2 S: 9	H: 0 LOB: 0 BB: 0 P: 12	R: 0 E: 0 K: 0 S: 6	H: 0 LOB: 0 BB: 0 P: 11	R: 1 E: 1 K: 1 S: 17	H: 2 LOB: 3 BB: 1 P: 29	R: 1 E: 0 K: 1 S: 18	H: 2 LOB: 2 BB: 1 P: 24	R: 3 E: 0 K: 2 S: 18	H: 4 LOB: 1 BB: 0 P: 23	1B: 10 2B: 0 3B: 1 HR: 0	SF: 0 SAC: 0 DP: 0 HBP: 0	WP: 0 PB: 0 SB: 2 CS: 0	PA: 41
<b>PITCHER</b>	IP WLS BF H R ER SO BB IBB HBP BLK WP HR S P ERA WHIP																					
Jim Deshaies, L ERA: 2.99 Danny Darwin, R ERA: 2.39 Dave Smith, R ERA: 3.07	(1, 1) (8, 1) (9, 1)	7.0 1.0 1.0	28 6 7	5 2 4	1 1 3	1 1 3	10 1 2	1 0 0	0 0 0	0 0 0	0 0 0	0 0 0	0 0 0	71 18 18	112 24 23	1.29 9.00 27.00	0.857 3.000 4.000					

Cincinnati Reds @ Houston Astros  
Astrodome, Houston, TX  
Sat Aug 12 1989, 4:33 AM EDT  
Att. 33,792 - Dome

livebaseballscorecards.com

AB	39
R	5
H	11
RBI	5
BB	2
SO	13
LOB	27





BOTTOM

Cincinnati Reds @ Houston Astros  
Astrodome, Houston, TX  
Sat Aug 12 1989, 4:33 AM EDT  
Att. 33,792 - Dome

livebaseballscorecards.com

AB 37  
R 6  
H 12  
RBI 4  
BB 3  
SO 2  
LOB 19



WP: 2 PA: 41  
PB: 0  
SB: 1  
CS: 0

AB R H RBI BB SO LOB

5 1 2 1 0 0 0  
4 0 1 1 1 0 2  
0 1 0 0 0 0 0

5 1 1 0 0 1 4

4 2 3 1 1 0 2

2 0 1 1 0 0 0  
2 0 0 0 0 0 3

4 0 0 0 0 1 4

3 0 1 0 1 0 1

4 1 2 0 0 0 1

3 0 1 0 0 0 2  
0 0 0 0 0 0 0  
1 0 0 0 0 0 0  
0 0 0 0 0 0 0

1B: 10 SF: 0  
2B: 2 SAC: 1  
3B: 0 DP: 1  
HR: 0 HBP: 0

Batter	1	2	3	4	5	6	7	8	9
<b>Craig Biggio, R</b> OBP: 0.349, SLG: 0.420 (1, 2)	2-2 G5-3		1-2 2B		2-1 G4-3		2-0 1B 2B		1-0 P6
<b>Rafael Ramirez, R</b> OBP: 0.282, SLG: 0.333 <b>Eric Yelding, R</b> OBP: 0.293, SLG: 0.264 (1, 6) (9, PR)	2-2 G5-3		0-0 G4-3		1-2 P4		0-1 1B		4-1 BB
<b>Kevin Bass, S</b> OBP: 0.358, SLG: 0.409 (1, 9)	3-1 G3		2-2 F7		2-1 1B 1B		2-1 FC5-4 WP		1-3 K
<b>Glenn Davis, R</b> OBP: 0.339, SLG: 0.498 (1, 3)		1-0 SH2-3 1B	1-2 G6-3		0-1 1B		4-1 1B		1-0 E2 WP 1B
<b>Terry Puhl, L</b> OBP: 0.342, SLG: 0.366 <b>Billy Hatcher, R</b> OBP: 0.280, SLG: 0.300 (1, 7) (7, PH) (8, 7)		0-0 SH2-3		2-2 F9	0-1 E6 1B		1-0 F7		3-2 WP
<b>Ken Caminiti, S</b> OBP: 0.315, SLG: 0.377 (1, 5)		3-3 K		1-1 G3	3-2 G3		2-2 F8		
<b>Bill Doran, S</b> OBP: 0.314, SLG: 0.345 (1, 4)		3-2 P5		0-0 1B 1B		4-1 G3-6-3 BB		3-2 F9	
<b>Gerald Young, S</b> OBP: 0.328, SLG: 0.272 (1, 8)			1-2 1B 2B 1B	1-1 1B		0-0 G3-6-3		1-2 G3	
<b>Jim Deshaies, L</b> OBP: 0.182, SLG: 0.167 <b>Danny Darwin, R</b> OBP: 0.071, SLG: 0.077 <b>Harry Spilman, L</b> <b>Dave Smith, R</b> (1, 1) (8, 1) (8, PH) (9, 1)			0-0 2B 1B	0-1 G6-3		1-2 G6-3		1-0 P6	

Inning Stats	R: 0	H: 0	E: 0	K: 0	S: 8	H: 0	LOB: 0	BB: 0	P: 15	R: 0	H: 1	E: 0	K: 1	S: 9	R: 0	H: 1	E: 0	K: 1	S: 16	R: 1	H: 3	E: 0	K: 0	S: 18	R: 0	H: 2	E: 0	K: 0	S: 10	R: 2	H: 3	E: 1	K: 0	S: 16	R: 0	H: 0	E: 0	K: 0	S: 6	R: 1	H: 2	E: 0	K: 0	S: 10	R: 0	H: 0	E: 0	K: 0	S: 8	R: 2	H: 1	E: 1	K: 1	S: 9	1B: 10	SF: 0	2B: 2	SAC: 1	3B: 0	DP: 1	HR: 0	HBP: 0	WP: 2	PA: 41
--------------	------	------	------	------	------	------	--------	-------	-------	------	------	------	------	------	------	------	------	------	-------	------	------	------	------	-------	------	------	------	------	-------	------	------	------	------	-------	------	------	------	------	------	------	------	------	------	-------	------	------	------	------	------	------	------	------	------	------	--------	-------	-------	--------	-------	-------	-------	--------	-------	--------

PITCHER	IP	WLS	BF	H	R	ER	SO	BB	IBB	HBP	BLK	WP	HR	S	P	ERA	WHIP
<b>Ron Robinson, R</b> ERA: 1.87 (1, 1)	6.0		27	9	3	2	1	1	0	0	0	0	0	67	103	3.00	1.667
<b>Norm Charlton, L</b> ERA: 3.8 (7, 1)	0.1		4	2	1	1	0	0	1	0	0	1	0	6	14	27.00	6.000
<b>Mike Roesler, R</b> ERA: 3.86 (7, 1)	1.2		5	0	0	0	0	0	0	0	0	0	0	12	20	0.00	0.000
<b>John Franco, L</b> ERA: 2.57 (9, 1)	0.2	L	5	1	2	1	1	1	0	0	0	1	0	9	19	13.50	3.000

Batter	1	2	3	4	5	6	7	8	9	AB R H RBI BB SO LOB	TOP
Mariano Duncan, R (1, 6) OBP: 0.296, SLG: 0.378	2-3 K		1-1 G6-3	0-0 FC6-4			X 0-0 1B SF8 1B		1-3 K	5 1 1 0 0 2 3	
Luis Quinones, S (1, 5) OBP: 0.277, SLG: 0.415	2-3 K		1-0 G3			X 0-0 1-3 3-H 1B		3-3 K	5 0 1 1 0 2 0		
Eric Davis, R (1, 8) OBP: 0.363, SLG: 0.547	0-1 G4-3			1-2 1B G4-3 1B		X 0-0 1-3 K		0-0 3-H SF8	3-3 K	4 1 1 1 0 2 0	
Ken Griffey, L (1, 7) Herm Winningham, L (7, 7) OBP: 0.361, SLG: 0.451 OBP: 0.299, SLG: 0.303		4-0 E SF9 BB		0-1 G4-3	2-2 G3		B 1 SAFE 2-0 G3			3 1 0 0 1 0 2 0 0 0 0 0 0 0	
Rolando Roomes, R (1, 9) OBP: 0.312, SLG: 0.467		2-1 F8		0-0 FC4-6 1B 1B		F 3-3 K		C 1-1 F8 S 1B		4 1 2 0 0 1 1	
Todd Benzinger, S (1, 3) OBP: 0.290, SLG: 0.357		1-0 E1		1-1 FC4-6 1B		B 2-1 F7		B 1-3 K		4 0 1 1 0 1 2	
Jeff Reed, L (1, 2) OBP: 0.308, SLG: 0.331		2-1 SF9		1-1 FC4-6 1B		F 0-1 G5-3		F 2-2 F8		3 0 0 1 0 0 3	
Ron Oester, S (1, 4) OBP: 0.298, SLG: 0.279		0-0 G3		1-0 BB 1B		B 4-2 1B SH1-3 BB		4-0 IBB		2 1 1 1 2 0 1	
Tom Browning, L (1, 1) OBP: 0.145, SLG: 0.102			2-3 K	4-0 FC6-4 BB		X 0-0 SH1-3		1-3 K		2 0 0 0 1 2 2	
<b>Inning Stats</b>	R: 0 H: 0 E: 0 LOB: 0 K: 2 BB: 0 S: 8 P: 12	R: 1 H: 0 E: 1 LOB: 1 K: 0 BB: 1 S: 6 P: 15	R: 0 H: 0 E: 0 LOB: 0 K: 1 BB: 0 S: 6 P: 10	R: 2 H: 4 E: 0 LOB: 3 K: 0 BB: 1 S: 13 P: 21	R: 0 H: 0 E: 0 LOB: 0 K: 1 BB: 0 S: 8 P: 12	R: 0 H: 0 E: 0 LOB: 0 K: 1 BB: 0 S: 8 P: 13	R: 2 H: 2 E: 0 LOB: 1 K: 0 BB: 1 S: 7 P: 13	R: 0 H: 1 E: 0 LOB: 2 K: 2 BB: 1 S: 11 P: 20	R: 0 H: 0 E: 0 LOB: 0 K: 3 BB: 0 S: 10 P: 17	1B: 7 SF: 2 2B: 0 SAC: 1 3B: 0 DP: 0 HR: 0 HBP: 0	WP: 0 PA: 39 PB: 0 SB: 1 CS: 0
<b>PITCHER</b>	IP WLS BF H R ER SO BB IBB HBP BLK WP HR S P ERA WHIP										
Jim Clancy, R (1, 1) ERA: 4.82	4.0 L 19 4 3 2 3 2 0 0 0 0 0 0 33 58 4.50 1.500										
Mark Portugal, R (5, 1) ERA: 2.93	3.0 12 2 2 2 2 1 0 0 0 0 0 0 23 38 6.00 1.000										
Larry Andersen, R (8, 1) ERA: 1.63	2.0 8 1 0 0 5 0 1 0 0 0 0 0 21 37 0.00 0.500										

Cincinnati Reds @ Houston Astros  
Astrodome, Houston, TX  
Sun Aug 13 1989, 4:33 AM EDT  
Att. 26,825 - Dome

livebaseballscorecards.com

AB	32
R	5
H	7
RBI	5
BB	4
SO	10
LOB	14



Batter	1	2	3	4	5	6	7	8	9	AB	R	H	RBI	BB	SO	LOB	BOTTOM			
Craig Biggio, R OBP: 0.347, SLG: 0.414 (1, 2)	2-2 P4		2-1 P4		0-2 F9		4-0 1B BB		0-0 P6	4	0	0	0	1	0	1	<b>Cincinnati Reds @ Houston Astros</b> Astrodome, Houston, TX Sun Aug 13 1989, 4:33 AM EDT Att. 26,825 - Dome			
Rafael Ramirez, R OBP: 0.286, SLG: 0.336 (1, 6)	4-1 BB		1-1 BB 1B FC1-2 1B		2-2 F8		0-1 1-3 1B			3	0	2	0	1	0	0				
Kevin Bass, S OBP: 0.355, SLG: 0.406 (1, 9)	0-3 K		1-1 FC1-2 BB 1-2 1B		2-0 G5-3		0-0 P5			4	0	1	0	0	1	3				
Larry Andersen, R OBP: 0.333, SLG: 0.333 (8, 1)										0	0	0	0	0	0	0				
Glenn Davis, R OBP: 0.340, SLG: 0.495 (1, 3)	0-1 F9		4-2 FC1-2 1-2 2-3 BB			4-0 BB		2-2 G5-3		2	0	0	0	2	0	1				
Ken Caminiti, S OBP: 0.315, SLG: 0.376 (1, 5)		0-0 G3 1B	2-1 FC1-2 1-2 2-3 3-Hr			1-3 K		2-3 K		4	0	1	0	0	2	4				
Bill Doran, S OBP: 0.311, SLG: 0.341 (1, 4)		1-0 G3 1-2	0-1 P3			0-0 P3		0-2 G4-3		4	0	0	0	0	0	5				
Billy Hatcher, R OBP: 0.279, SLG: 0.299 (1, 7)		1-2 F7		1-0 G5-4-3 1B		2-0 F8			2-1 F7	4	0	1	0	0	0	2				
Gerald Young, S OBP: 0.329, SLG: 0.273 (1, 8)		4-0 IBB		0-1 G5-4-3 1-2f			2-1 P6		3-2 1B	3	0	1	0	1	0	1				
Jim Clancy, R OBP: 0.176, SLG: 0.182 (1, 1)		0-3 K		2-3 K			2-3 K		0-3 K	1	0	0	0	0	1	2				
Mark Davidson, R OBP: 0.262, SLG: 0.263 (4, PH)										1	0	0	0	0	1	0				
Mark Portugal, R OBP: 0.167, SLG: 0.182 (5, 1)										0	0	0	0	0	0	0				
Alex Trevino, R OBP: 0.370, SLG: 0.459 (7, PH)										1	0	0	0	0	1	0				
Eric Yelding, R OBP: 0.288, SLG: 0.259 (8, 9)										1	0	0	0	0	1	1				
<b>Inning Stats</b>	R: 0 E: 0 K: 1 S: 9	H: 0 LOB: 1 BB: 1 P: 15	R: 0 E: 0 K: 1 S: 8	H: 1 LOB: 2 BB: 1 P: 14	R: 0 E: 0 K: 1 S: 12	H: 2 LOB: 3 BB: 1 P: 22	R: 0 E: 0 K: 1 S: 6	H: 1 LOB: 0 BB: 0 P: 9	R: 0 E: 0 K: 1 S: 5	H: 0 LOB: 1 BB: 1 P: 12	R: 0 E: 0 K: 1 S: 8	H: 1 LOB: 2 BB: 1 P: 16	R: 0 E: 0 K: 1 S: 11	H: 0 LOB: 0 BB: 0 P: 15	R: 0 E: 0 K: 1 S: 11	H: 1 LOB: 1 BB: 0 P: 16	1B: 6 2B: 0 3B: 0 HR: 0	SF: 0 SAC: 0 DP: 1 HBP: 0	WP: 0 PB: 0 SB: 0 CS: 0	PA: 37
<b>PITCHER</b> Tom Browning, L ERA: 3.28 (1, 1)	IP: 9.0 WLS: W BF: 37 H: 6 R: 0 ER: 0 SO: 7 BB: 4 IBB: 1 HBP: 0 BLK: 0 WP: 0 HR: 0 S: 79 P: 132 ERA: 0.00 WHIP: 1.111																			

livebaseballscorecards.com

<b>AB</b>	32
<b>R</b>	0
<b>H</b>	6
<b>RBI</b>	0
<b>BB</b>	5
<b>SO</b>	7
<b>LOB</b>	20



Batter	1	2	3	4	5	6	7	8	9	10	11	12	AB	R	H	RBI	BB	SO	LOB	TOP												
Jerome Walton, R OBP: 0.349, SLG: 0.430	G1-3		G4-3		B5-3		F9		F9			1-1 FC6-4 1B	6	0	1	0	0	0	1													
23 Ryne Sandberg, R OBP: 0.341, SLG: 0.477	G4-3		K		BB		BB		G4-3		G4-3	FC6-4 CS	4	0	0	0	2	1	1													
Dwight Smith, L OBP: 0.374, SLG: 0.506			G4-3		G4-3		K		G4-3		G4-3	BB BB	3	1	1	1	0	0	1													
Darrin Jackson, R OBP: 0.289, SLG: 0.325	HR											HR BB	2	0	0	0	0	1	1													
Mitch Webster, S OBP: 0.327, SLG: 0.358												HR BB	0	1	0	0	1	0	0													
Mark Grace, L OBP: 0.399, SLG: 0.463	F7				1B 1B		BB		G6-3		FC5-4 BB	HR BB	3	1	1	0	3	0	0													
Andre Dawson, R OBP: 0.289, SLG: 0.449			G4-3		P4		F9		FC5-4 BB		FC5-4	HR	5	1	1	3	1	0	3													
Damon Berryhill, S OBP: 0.288, SLG: 0.344			G5-3 1B		L8		F8		F8		G4-3	1B	6	0	2	0	0	0	3													
Vance Law, R OBP: 0.288, SLG: 0.342			G5-3 1B		P4		P4		FC5-4			G4-3	5	0	3	0	0	0	2													
Curtis Wilkerson, S OBP: 0.271, SLG: 0.316					1-3 1B				1-2f			G4-3	1	0	0	0	0	0	1													
Shawon Dunston, R OBP: 0.322, SLG: 0.411			G5-3		G4-3		F9 SH3 23 WP 1B		F9		K		5	1	1	0	0	1	5													
Greg Maddux, R OBP: 0.230, SLG: 0.250			G3		G5-3		SH3		G5-3		F9		2	0	0	0	0	0	2													
Lloyd McClendon, R OBP: 0.386, SLG: 0.508													1	0	0	0	0	0	0													
Les Lancaster, R OBP: 0.250, SLG: 0.500													0	0	0	0	0	0	0													
Domingo Ramos, R OBP: 0.347, SLG: 0.353													1	0	0	0	0	0	1													
Mitch Williams, L ERA: 7.94													0	0	0	0	0	0	0													
<b>Inning Stats</b>	R: 1 E: 0 K: 0 S: 7	H: 1 LOB: 0 BB: 0 P: 9	R: 0 E: 0 K: 0 S: 13	H: 2 LOB: 2 BB: 0 P: 22	R: 0 E: 0 K: 1 S: 7	H: 0 LOB: 0 BB: 0 P: 12	R: 0 E: 0 K: 0 S: 9	H: 2 LOB: 2 BB: 0 P: 15	R: 0 E: 0 K: 0 S: 9	H: 0 LOB: 1 BB: 1 P: 15	R: 0 E: 0 K: 0 S: 7	H: 0 LOB: 1 BB: 1 P: 15	R: 1 E: 0 K: 1 S: 10	H: 1 LOB: 1 BB: 1 P: 19	R: 0 E: 0 K: 0 S: 8	H: 0 LOB: 1 BB: 1 P: 15	R: 0 E: 0 K: 0 S: 9	H: 0 LOB: 1 BB: 1 P: 18	R: 0 E: 0 K: 1 S: 13	H: 1 LOB: 1 BB: 0 P: 20	R: 0 E: 0 K: 0 S: 21	H: 3 LOB: 1 BB: 2 P: 35	1B: 8 2B: 0 3B: 0 HR: 2	SF: 0 SAC: 1 DP: 0 HBP: 0	WP: 1 PB: 0 SB: 0 CS: 1	PA: 52						
<b>PITCHER</b>	IP WLS BF H R ER SO BB IBB HBP BLK WP HR S P ERA WHIP	IP WLS BF H R ER SO BB IBB HBP BLK WP HR S P ERA WHIP	IP WLS BF H R ER SO BB IBB HBP BLK WP HR S P ERA WHIP	IP WLS BF H R ER SO BB IBB HBP BLK WP HR S P ERA WHIP	IP WLS BF H R ER SO BB IBB HBP BLK WP HR S P ERA WHIP	IP WLS BF H R ER SO BB IBB HBP BLK WP HR S P ERA WHIP	IP WLS BF H R ER SO BB IBB HBP BLK WP HR S P ERA WHIP	IP WLS BF H R ER SO BB IBB HBP BLK WP HR S P ERA WHIP	IP WLS BF H R ER SO BB IBB HBP BLK WP HR S P ERA WHIP	IP WLS BF H R ER SO BB IBB HBP BLK WP HR S P ERA WHIP	IP WLS BF H R ER SO BB IBB HBP BLK WP HR S P ERA WHIP	IP WLS BF H R ER SO BB IBB HBP BLK WP HR S P ERA WHIP	IP WLS BF H R ER SO BB IBB HBP BLK WP HR S P ERA WHIP	IP WLS BF H R ER SO BB IBB HBP BLK WP HR S P ERA WHIP	IP WLS BF H R ER SO BB IBB HBP BLK WP HR S P ERA WHIP	IP WLS BF H R ER SO BB IBB HBP BLK WP HR S P ERA WHIP	IP WLS BF H R ER SO BB IBB HBP BLK WP HR S P ERA WHIP	IP WLS BF H R ER SO BB IBB HBP BLK WP HR S P ERA WHIP	IP WLS BF H R ER SO BB IBB HBP BLK WP HR S P ERA WHIP	IP WLS BF H R ER SO BB IBB HBP BLK WP HR S P ERA WHIP	IP WLS BF H R ER SO BB IBB HBP BLK WP HR S P ERA WHIP	IP WLS BF H R ER SO BB IBB HBP BLK WP HR S P ERA WHIP	IP WLS BF H R ER SO BB IBB HBP BLK WP HR S P ERA WHIP	IP WLS BF H R ER SO BB IBB HBP BLK WP HR S P ERA WHIP	IP WLS BF H R ER SO BB IBB HBP BLK WP HR S P ERA WHIP	IP WLS BF H R ER SO BB IBB HBP BLK WP HR S P ERA WHIP	IP WLS BF H R ER SO BB IBB HBP BLK WP HR S P ERA WHIP					
Rick Mahler, R ERA: 3.61	(1, 1)	6.2	WLS	28	H	6	R	2	ER	2	SO	1	BB	2	IBB	0	HBP	0	BLK	0	WP	0	HR	1	S	59	P	101	ERA	2.70	WHIP	1.200
Rob Dibble, R ERA: 2.26	(7, 1)	0.0		1	0	0	0	0	0	0	0	0	1	0	0	0	0	0	0	0	0	1	0	0	4							
Norm Charlton, L ERA: 3.66	(7, 1)	2.1		8	0	0	0	0	1	1	0	0	0	0	0	0	0	0	0	0	0	0	0	19	31	0.00	0.429					
John Franco, L ERA: 2.48	(10, 1)	2.0		8	1	0	0	0	1	1	0	0	0	0	0	0	0	0	0	0	0	0	22	38	0.00	1.000						
Mike Roesler, R ERA: 7.94	(12, 1)	1.0	L	7	3	3	3	0	2	0	0	0	0	0	0	0	0	0	0	0	0	1	21	35	27.00	5.000						

Chicago Cubs @ Cincinnati Reds  
Riverfront Stadium, Cincinnati, OH  
Tue Aug 15 1989, 7:05 PM EDT  
Att. 31,694 - Unknown

livebaseballscorecards.com

AB	44
R	5
H	10
RBI	4
BB	7
SO	3
LOB	21




Batter	1	2	3	4	5	6	7	8	9	10	11	12	AB R H RBI BB SO LOB
Mariano Duncan, R OBP: 0.295, SLG: 0.376 Jeff Richardson, R OBP: 0.220, SLG: 0.158	(1, 6) (3, 6) G3-1		(1, 6) (3, 6) G3-1		(1, 6) (3, 6) 1B			(1, 6) (3, 6) K		(1, 6) (3, 6) K			1 0 0 0 0 0 0 4 0 1 1 0 2 3
Luis Quinones, S OBP: 0.275, SLG: 0.405	(1, 5) (7, 3) G4-3		(1, 5) (7, 3) BB		(1, 5) (7, 3) F7			(1, 5) (7, 3) L9		(1, 5) (7, 3) F7			4 0 0 0 1 0 2
Eric Davis, R OBP: 0.358, SLG: 0.538	(1, 8) (7, 3) K		(1, 8) (7, 3) K					(1, 8) (7, 3) K					5 0 0 0 0 4 2
Ken Griffey, L OBP: 0.362, SLG: 0.446	(1, 7) (7, 3) F7		(1, 7) (7, 3) BB					(1, 7) (7, 3) 1B		(1, 7) (7, 3) F9			4 0 1 0 1 1 0
Rolando Roomes, R OBP: 0.306, SLG: 0.457 Mike Roesler, R (12, 1)	(1, 9) (12, 1) K							(1, 9) (12, 1) K		(1, 9) (12, 1) G6-3			5 0 0 0 0 3 1 0 0 0 0 0 0 0
Todd Benzinger, S OBP: 0.288, SLG: 0.355 John Franco, L Joel Youngblood, R OBP: 0.313, SLG: 0.337	(1, 3) (10, 1) (12, 9) G4-3							(1, 3) (10, 1) (12, 9) F7		(1, 3) (10, 1) (12, 9) 1B			3 0 0 0 0 0 1 0 0 0 0 0 0 0 1 0 0 0 0 0 0
Jeff Reed, L OBP: 0.307, SLG: 0.329 Dave Collins, S OBP: 0.273, SLG: 0.225	(1, 2) (12, PH) HBP		(1, 2) (12, PH) 1B					(1, 2) (12, PH) G3-1		(1, 2) (12, PH) F8			4 1 1 0 0 0 1 1 0 0 0 0 0 0
Ron Oester, S OBP: 0.296, SLG: 0.278	(1, 4) SAFE		(1, 4) SAFE					(1, 4) SAFE		(1, 4) SAFE			5 1 1 0 0 1 0
Rick Mahler, R OBP: 0.242, SLG: 0.224 Rob Liddle, L Norm Charlton, S Herm Winningham, L Scott Madison, S Tom Erwinning, L OBP: 0.146, SLG: 0.102	(1, 1) (7, 1) (7, 1) (7, 1) (8, PH) (8, PH) (8, PH) WP		(1, 1) (7, 1) (7, 1) (7, 1) (8, PH) (8, PH) (8, PH) G3-1					(1, 1) (7, 1) (7, 1) (7, 1) (8, PH) (8, PH) (8, PH) F9		(1, 1) (7, 1) (7, 1) (7, 1) (8, PH) (8, PH) (8, PH) L5			1 0 2 0 1 0 0 0 0 1 0 1 0 0 0 0 0 0 0 0 0 0 0

Inning Stats	R: 0	H: 0	E: 0	K: 1	S: 8	LOB: 0	BB: 0	P: 14	R: 0	H: 0	E: 0	K: 1	S: 8	LOB: 0	BB: 0	P: 13	R: 2	H: 2	E: 0	K: 1	S: 14	LOB: 2	BB: 2	P: 26	R: 0	H: 0	E: 0	K: 1	S: 11	LOB: 0	BB: 0	P: 16	R: 0	H: 1	E: 0	K: 2	S: 10	LOB: 1	BB: 0	P: 12	R: 0	H: 0	E: 0	K: 0	S: 5	LOB: 0	BB: 0	P: 7	R: 0	H: 0	E: 0	K: 2	S: 7	LOB: 0	BB: 0	P: 10	R: 0	H: 1	E: 0	K: 0	S: 14	LOB: 1	BB: 0	P: 17	R: 0	H: 1	E: 0	K: 1	S: 12	LOB: 1	BB: 0	P: 16	R: 0	H: 0	E: 0	K: 1	S: 10	LOB: 0	BB: 0	P: 17	R: 0	H: 0	E: 0	K: 1	S: 8	LOB: 0	BB: 0	P: 12	1B: 5	2B: 1	3B: 0	HR: 0	SF: 0	SAC: 0	DP: 0	HBP: 1	WP: 1	PA: 44
PITCHER	IP	WLS	BF	H	R	ER	SO	BB	IBB	HBP	BLK	WP	HR	S	P	ERA	WHIP																																																																																	
Greg Maddux, R ERA: 2.75	(1, 1)	8.0	30	4	2	2	8	2	0	1	0	1	0	71	112	2.25	0.750																																																																																	
Les Lancaster, R ERA: 0.27	(9, 1)	2.0	8	2	0	0	1	0	0	0	0	0	0	26	33	0.00	1.000																																																																																	
Mitch Williams, L ERA: 1.35	(11, 1)	2.0	W 6	0	0	0	2	0	0	0	0	0	0	18	29	0.00	0.000																																																																																	

**Chicago Cubs @ Cincinnati Reds**  
Riverfront Stadium, Cincinnati, OH  
Tue Aug 15 1989, 7:05 PM EDT  
Att: 31,694 - Unknown

livebaseballscorecards.com

AB	41
R	2
H	6
RBI	1
BB	2
SO	11
LOB	10



Batter	1	2	3	4	5	6	7	8	9	AB R H RBI BB SO LOB	TOP	
Jerome Walton, R (1, 8) OBP: 0.352, SLG: 0.435	2-2 S G1-3 1B		1-0 G1-3		3-1 G1-5-3	1-2 2B		1-1 23 BB 1B		5 1 3 2 0 0 0	<b>Chicago Cubs @ Cincinnati Reds</b> Riverfront Stadium, Cincinnati, OH Wed Aug 16 1989, 7:05 PM EDT Att: 29,764 - Unknown	
23 Ryne Sandberg, R (1, 4) OBP: 0.343, SLG: 0.477	1-2 SAFE G1-3		1-0 G4-3 1B		0-0 F8	4-0 IBB		4-2 SAFE BB		3 0 1 0 2 0 1		
Dwight Smith, L (1, 7) OBP: 0.370, SLG: 0.498	1-3 K		4-2 G4-3 1B		1-3 K	2-3 K		2-3 K		4 0 0 0 1 4 5		
Mark Grace, L (1, 3) OBP: 0.399, SLG: 0.461	4-0 1B BB		1-1 G4-3		3-2 L4	3-2 G4-3		2-0 1B		4 0 1 0 1 0 2		
Andre Dawson, R (1, 9) OBP: 0.294, SLG: 0.462	0-0 1-2 3-H 1B		1-2 F8		1-0 HR	3-1 1B 1B		3-1 F9		5 1 3 2 0 0 3		
Damon Berryhill, S (1, 2) OBP: 0.292, SLG: 0.346	1-0 G4-3		1-1 L3 HBP		0-1 2B SH1-3 1B	1-2 SAFE SAFE 1B		1-0 F7		4 1 2 0 0 0 3		
Vance Law, R (1, 5) OBP: 0.287, SLG: 0.343		2-1 G1-3		0-0 L3	2-2 SH1-3 2B	1-0 F9		2-3 K		5 1 1 0 0 1 3		
Shawon Dunston, R (1, 6) OBP: 0.324, SLG: 0.411		2-1 G5-3		0-0 1B	4-0 SH1-3 2B IBB		0-0 G5-3			3 1 1 0 1 0 0		
Mike Bielecki, R (1, 1) OBP: 0.037, SLG: 0.019 Steve Wilson, L (9, 1)		1-2 G5-3		1-3 K	1-2 SH1-3		1-3 K			3 0 0 1 0 2 1 0 0 0 0 0 0 0		
Inning Stats	R: 1 H: 2 E: 0 LOB: 2 K: 1 BB: 1 S: 13 P: 21	R: 0 H: 0 E: 0 LOB: 0 K: 0 BB: 0 S: 7 P: 12	R: 0 H: 1 E: 0 LOB: 2 K: 0 BB: 1 S: 10 P: 18	R: 0 H: 1 E: 0 LOB: 1 K: 1 BB: 0 S: 6 P: 8	R: 0 H: 0 E: 0 LOB: 0 K: 1 BB: 0 S: 6 P: 10	R: 4 H: 4 E: 0 LOB: 2 K: 1 BB: 2 S: 19 P: 37	R: 0 H: 2 E: 0 LOB: 1 K: 0 BB: 0 S: 9 P: 17	R: 0 H: 1 E: 0 LOB: 2 K: 2 BB: 1 S: 14 P: 22	R: 0 H: 1 E: 0 LOB: 1 K: 1 BB: 0 S: 7 P: 15	1B: 9 SF: 0 2B: 3 SAC: 1 3B: 0 DP: 1 HR: 1 HBP: 1	WP: 0 PA: 43 PB: 0 SB: 2 CS: 0	
PITCHER Tim Leary, R (1, 1) ERA: 3.4 Tim Birtsas, L (6, 1) ERA: 3.46 Mike Roesler, R (9, 1) ERA: 6.75	IP WLS BF H R ER SO BB IBB HBP BLK WP HR S P ERA WHIP											IP WLS BF H R ER SO BB IBB HBP BLK WP HR S P ERA WHIP
	5.2 L 28 8 5 5 3 2 1 1 0 0 0 1 58 97 7.94 1.765											
	2.1 11 3 0 0 3 1 1 0 0 0 0 0 26 48 0.00 1.714											
	1.0 4 1 0 0 1 0 0 0 0 0 0 0 7 15 0.00 1.000											

AB	36
R	5
H	12
RBI	5
BB	5
SO	7
LOB	18



Batter	1	2	3	4	5	6	7	8	9	AB R H RBI BB SO LOB
Luis Quinones, S OBP: 0.274, SLG: 0.407 (1, 5) C B F C	1-3 K ①			2-1 SH5-3 1B 2B B B C X		1-0 F9 ① B X		0-3 K ③ C F C		4 1 1 0 0 2 0
Jeff Richardson, R OBP: 0.227, SLG: 0.195 (1, 6) F X	0-1 G5-3 ②			0-0 SH5-3 ① 2-3 X		2-1 2B B F B X		3-3 K ① B B C F C	3 0 1 0 0 1 0	
Eric Davis, R OBP: 0.359, SLG: 0.538 (1, 8) B F C F B C	2-3 K ③			1-0 1B B X 3-H		3-2 F8 ② S B B B B B B F X		0-2 E1 1B B F C X	4 0 2 1 0 1 1	
Ken Griffey, L OBP: 0.355, SLG: 0.437 (1, 7)		0-3 K ① S T C		0-1 P5 ② C X		1-2 G3-4-1 ③ B T C X		1-0 P2 ② B X	4 0 0 0 0 1 3	
Todd Benzinger, S OBP: 0.286, SLG: 0.352 (1, 3)		1-1 F7 ② B F X		0-1 F7 ③ F X		1-0 G3 ① B X		2-3 K ③ C F B F S	4 0 0 0 0 1 2	
Rolando Roomes, R OBP: 0.302, SLG: 0.451 (1, 9)		0-1 G6-3 ③ C X			1-0 F9 ① B X		1-3 K ② S B B S S		3 0 0 0 0 1 0	
Jeff Reed, L OBP: 0.307, SLG: 0.327 (1, 2)			1-3 K ① B F F S		4-2 BB ① B B B C O T T B		1-1 G3-1 ③ B C B X		2 0 0 0 1 1 0	
Ron Oester, S OBP: 0.292, SLG: 0.274 (1, 4)			2-2 G3 ② S B F X		0-3 K ② F S S		1-0 F7 ① B X		3 0 0 0 0 1 1	
Tim Leary, R OBP: 0.128, SLG: 0.089 (1, 1)			2-2 F9 ③ B S F F X		0-3 K ③ S T C		3-2 G4-3 ② B B S S S		2 0 0 0 0 1 1	
Tim Birtsas, L OBP: 0.333, SLG: 1.333 (6, 1)									0 0 0 0 0 0 0	
Herm Winningham, L OBP: 0.299, SLG: 0.311 (8, PH)									1 0 0 0 0 0 0	
Mike Roesler, R (9, 1)									0 0 0 0 0 0 0	

Inning Stats	R: 0	H: 0	E: 0	K: 2	S: 9	LOB: 0	BB: 0	P: 12	R: 0	H: 0	E: 0	K: 1	S: 7	LOB: 0	BB: 0	P: 8	R: 0	H: 0	E: 0	K: 1	S: 12	LOB: 0	BB: 0	P: 17	R: 1	H: 2	E: 0	K: 0	S: 8	LOB: 1	BB: 0	P: 11	R: 0	H: 0	E: 0	K: 2	S: 12	LOB: 1	BB: 1	P: 17	R: 0	H: 1	E: 0	K: 0	S: 11	LOB: 1	BB: 0	P: 18	R: 0	H: 0	E: 0	K: 1	S: 6	LOB: 0	BB: 0	P: 9	R: 0	H: 0	E: 0	K: 1	S: 7	LOB: 0	BB: 0	P: 11	R: 0	H: 1	E: 1	K: 2	S: 10	LOB: 1	BB: 0	P: 16	1B: 2	2B: 2	3B: 0	HR: 0	SF: 0	SAC: 1	DP: 0	HBP: 0	WP: 0	PA: 32
--------------	------	------	------	------	------	--------	-------	-------	------	------	------	------	------	--------	-------	------	------	------	------	------	-------	--------	-------	-------	------	------	------	------	------	--------	-------	-------	------	------	------	------	-------	--------	-------	-------	------	------	------	------	-------	--------	-------	-------	------	------	------	------	------	--------	-------	------	------	------	------	------	------	--------	-------	-------	------	------	------	------	-------	--------	-------	-------	-------	-------	-------	-------	-------	--------	-------	--------	-------	--------

PITCHER	IP	WLS	BF	H	R	ER	SO	BB	IBB	HBP	BLK	WP	HR	S	P	ERA	WHIP
Mike Bielecki, R ERA: 2.82 (1, 1)	8.0	W	28	3	1	1	8	1	0	0	0	0	0	72	103	1.12	0.500
Steve Wilson, L ERA: 3.45 (9, 1)	1.0		4	1	0	0	2	0	0	0	0	0	0	10	16	0.00	1.000

**BOTTOM**

**Chicago Cubs @ Cincinnati Reds**  
Riverfront Stadium, Cincinnati, OH  
Wed Aug 16 1989, 7:05 PM EDT  
Att. 29,764 - Unknown

livebaseballscorecards.com

AB	30
R	1
H	4
RBI	1
BB	1
SO	10
LOB	8



Chicago Cubs @ Cincinnati Reds  
Riverfront Stadium, Cincinnati, OH

Thu Aug 17 1989, 7:05 PM EDT  
Att. 29,278 - Unknown - 70 F

AB	31
R	3
H	6
RBI	3
BB	6
SO	5
LOB	11



Batter	1	2	3	4	5	6	7	8	9	AB R H RBI BB SO LOB
Jerome Walton, R (1, 8) OBP: 0.353, SLG: 0.435	0-0 E3 23 G4-3 G4-3 1B		3-1 G4-3		0-1 L4		0-0 B1-3		1-0 1-3 2-H 3-H 1B	5 1 2 2 0 0 3
23 Ryne Sandberg, R (1, 4) OBP: 0.343, SLG: 0.477	1-0 G4-3			0-1 G5-3		1-2 FC1-6 2B		1-3 K		4 0 1 0 0 1 1
Dwight Smith, L (1, 7) OBP: 0.365, SLG: 0.490	3-2 G4-3			2-2 G6-3		0-0 FC1-6 F8 2-3		2-3 K		4 0 0 1 0 1 1
Mark Grace, L (1, 3) OBP: 0.398, SLG: 0.457	3-H 2-3 K			4-2 BB		0-1 F8 2-3		0-3 K		3 0 0 0 1 2 1
Andre Dawson, R (1, 9) OBP: 0.293, SLG: 0.457		1-2 G4-3		3-2 G5-3		4-0 BB		0-0 G6-3		3 0 0 0 1 0 1
Damon Berryhill, S (1, 2) OBP: 0.292, SLG: 0.342		4-1 G6-4-3 BB		1-1 G4-3		1-2 P4		2-2 F8		3 0 0 0 1 0 2
Vance Law, R (1, 5) OBP: 0.289, SLG: 0.346 Curtis Wilkerson, S (9, PR) OBP: 0.271, SLG: 0.316 Domingo Ramos, R (9, 5) OBP: 0.347, SLG: 0.353		1-0 G6-4-3 1-2f		3-2 P3 2B		0-0 F8		4-2 BB 1B BB		3 0 1 0 1 0 1 0 1 0 0 0 0 0 0 0 0 0 0 0 0
Shawon Dunston, R (1, 6) OBP: 0.323, SLG: 0.409		3-2 P3		2-0 G5-3		1-1 G5-3		1-2 BB 1B		4 1 1 0 0 0 1
Rick Sutcliffe, L (1, 1) OBP: 0.281, SLG: 0.214 Lloyd McClendon, R (9, PH) OBP: 0.389, SLG: 0.508 Mitch Williams, L (9, 1)		0-3 K		4-2 BB		1-1 1B		4-1 1B BB 1-2 2-3		2 0 1 0 1 1 0 0 0 0 0 1 0 0 0 0 0 0 0 0 0

Inning Stats	R: 1 H: 1 E: 1 K: 1 S: 12	H: 1 LOB: 0 BB: 0 P: 18	R: 0 H: 0 E: 0 K: 0 S: 6	H: 0 LOB: 0 BB: 1 P: 12	R: 0 H: 0 E: 0 K: 1 S: 10	H: 0 LOB: 0 BB: 0 P: 16	R: 0 H: 0 E: 0 K: 0 S: 14	H: 0 LOB: 1 BB: 1 P: 23	R: 0 H: 1 E: 0 K: 0 S: 11	H: 1 LOB: 2 BB: 1 P: 21	R: 0 H: 1 E: 0 K: 0 S: 9	H: 1 LOB: 2 BB: 1 P: 15	R: 0 H: 1 E: 0 K: 3 S: 9	H: 1 LOB: 1 BB: 0 P: 12	R: 0 H: 0 E: 0 K: 3 S: 11	H: 0 LOB: 0 BB: 2 P: 23	1B: 4 2B: 2 3B: 0 HR: 0	SF: 0 SAC: 0 DP: 1 HBP: 0	WP: 0 PB: 0 SB: 0 CS: 0	PA: 37
--------------	---------------------------	-------------------------	--------------------------	-------------------------	---------------------------	-------------------------	---------------------------	-------------------------	---------------------------	-------------------------	--------------------------	-------------------------	--------------------------	-------------------------	---------------------------	-------------------------	-------------------------	---------------------------	-------------------------	--------

PITCHER	IP	WLS	BF	H	R	ER	SO	BB	IBB	HBP	BLK	WP	HR	S	P	ERA	WHIP
Ron Robinson, R (1, 1) ERA: 1.55	7.0		28	4	1	0	2	4	0	0	0	0	0	68	113	0.00	1.143
Rob Dibble, R (8, 1) ERA: 2.23	1.0		3	0	0	0	3	0	0	0	0	0	0	9	12	0.00	0.000
John Franco, L (9, 1) ERA: 2.75	1.0	L	6	2	2	2	0	2	0	0	0	0	0	11	23	18.00	4.000

WP: 0	PA: 37
-------	--------



Batter	1	2	3	4	5	6	7	8	9	AB	R	H	RBI	BB	SO	LOB
Herm Winningham, L (1, 9) OBP: 0.300, SLG: 0.312	1-1 SH5-3 1B		2-3 K			0-0 B6		3-1 SH5-3		3	0	1	0	0	1	0
Jeff Richardson, R (1, 6) OBP: 0.217, SLG: 0.186 Scotti Madison, S (8, PH) OBP: 0.241, SLG: 0.333	1-1 SH5-3		1-1 G5-3			2-3 K		2-0 F8		2	0	0	0	0	1	0
Eric Davis, R (1, 8) OBP: 0.361, SLG: 0.545						4-2 PB S BB		1-1 HR		3	1	1	2	1	2	1
Ken Griffey, L (1, 7) OBP: 0.358, SLG: 0.435 John Franco, L (9, 1)	0-1 G3-1					4-2 L3-6 1B		2-1 G4-3		3	0	1	0	1	0	1
Todd Benzinger, S (1, 3) OBP: 0.288, SLG: 0.353						4-2 FC6-4 BB		0-0 FC6-4		0	0	0	0	0	0	0
Luis Quinones, S (1, 5) OBP: 0.275, SLG: 0.402						0-0 B1-3		3-2 SH3-4 1B		4	0	2	0	0	0	2
Jeff Reed, L (1, 2) OBP: 0.304, SLG: 0.323 Joel Youngblood, R (9, PH) OBP: 0.310, SLG: 0.333						2-2 L3-6		2-1 SH3-4		2	0	0	0	1	0	2
Ron Oester, S (1, 4) OBP: 0.288, SLG: 0.270 Joe Oliver, R (9, PH) OBP: 0.314, SLG: 0.298						1-0 F7		1-3 K		3	0	0	0	0	2	1
Ron Robinson, R (1, 1) OBP: 0.286, SLG: 0.231 Rob Dibble, L (8, 1) Dave Collins, S (8, PH) OBP: 0.289, SLG: 0.244 Rolando Roomes, R (9, 7) OBP: 0.302, SLG: 0.451						1-0 G1-3		0-3 K		1	0	0	0	0	1	1
						1-3 L9		0-0 F8 SH5-3 HR 1B		2	0	0	0	0	1	0
										0	0	0	0	0	0	0
										1	1	1	0	0	0	0
										0	0	0	0	0	0	0

Inning Stats	R: 0	H: 1	E: 0	K: 1	S: 9	R: 0	H: 0	E: 0	K: 1	S: 8	R: 0	H: 0	E: 0	K: 1	S: 7	R: 0	H: 2	E: 0	K: 1	S: 13	R: 0	H: 0	E: 0	K: 1	S: 5	R: 0	H: 0	E: 0	K: 1	S: 10	R: 0	H: 0	E: 0	K: 1	S: 5	R: 2	H: 2	E: 0	K: 0	S: 8	R: 0	H: 1	E: 0	K: 2	S: 11	1B: 5	2B: 1	3B: 0	HR: 1	SF: 0	SAC: 3	DP: 1	HBP: 0	WP: 0	PA: 35
PITCHER	IP	WLS	BF	H	R	ER	SO	BB	IBB	HBP	BLK	WP	HR	S	P	ERA	WHIP																																						
Rick Sutcliffe, R (1, 1) ERA: 3.24	8.0	W	31	5	2	2	7	3	0	0	0	0	1	65	109	2.25	1.000																																						
Mitch Williams, L (9, 1) ERA: 1.33	1.0	S	4	1	0	0	2	0	0	0	0	0	0	11	17	0.00	1.000																																						

**Chicago Cubs @ Cincinnati Reds**  
Riverfront Stadium, Cincinnati, OH  
Thu Aug 17 1989, 7:05 PM EDT  
Att: 29,278 - Unknown - 70 F

livebaseballscorecards.com

AB	29
R	2
H	6
RBI	2
BB	3
SO	9
LOB	11



Batter	1	2	3	4	5	6	7	8	9	AB R H RBI BB SO LOB	TOP	
Vince Coleman, S (1, 7) OBP: 0.335, SLG: 0.355	3-2 P2 2B			1-2 G3		0-0 B2		0-2 P9		4 0 1 0 0 0 0		
José Oquendo, S (1, 4) OBP: 0.368, SLG: 0.371	3-2 P2 2-3			0-0 L6		4-0 BB		1-2 P4		3 0 0 0 1 0 1		
Pedro Guerrero, R (1, 3) OBP: 0.385, SLG: 0.460	1-1 F8			0-1 1B		0-0 F9		0-0 L7		4 0 1 0 0 0 1		
Tom Brunansky, R (1, 9) OBP: 0.322, SLG: 0.429		2-3 K		1-0 F9		3-2 HR		3-2 HR		4 2 2 2 0 1 1		
Terry Pendleton, S (1, 5) OBP: 0.298, SLG: 0.369		1-2 L8		1-1 F8		0-1 F9		1-1 F8		4 0 0 0 0 0 0		
Willie McGee, S (1, 8) OBP: 0.273, SLG: 0.333		0-3 K		1-2 F9		0-0 P2				3 0 0 0 0 1 0		
Ozzie Smith, S (1, 6) OBP: 0.349, SLG: 0.365			1-0 F7		1-0 1B		0-1 G5-3			3 0 1 0 0 0 0		
Tony Peña, R (1, 2) OBP: 0.307, SLG: 0.319			2-2 F9		0-0 F7			3-2 P1		3 0 0 0 0 0 1		
Ken Hill, R (1, 1) OBP: 0.220, SLG: 0.208 Frank DiPino, L (4, 1) OBP: 0.111, SLG: 0.111 Milt Thompson, L (6, PH) OBP: 0.243, SLG: 0.392 Dan Quisenberry, R (6, 1) OBP: 0.250, SLG: 0.250 Todd Zeile, R (8, PH) Ken Dayley, L (8, 1)			1-2 L9		0-3 K			1-2 G5-3		1 0 0 0 0 0 0 0 0 0 0 0 0 0 1 0 0 0 0 1 0 0 0 0 0 0 0 0 1 0 0 0 0 0 0 0 0 0 0 0 0 0		
<b>Inning Stats</b>	R: 0 H: 1 E: 0 LOB: 0 K: 0 BB: 0 S: 10 P: 17	R: 0 H: 0 E: 0 LOB: 0 K: 2 BB: 0 S: 9 P: 12	R: 0 H: 0 E: 0 LOB: 0 K: 0 BB: 0 S: 7 P: 11	R: 0 H: 1 E: 0 LOB: 1 K: 0 BB: 0 S: 7 P: 9	R: 0 H: 1 E: 0 LOB: 1 K: 0 BB: 0 S: 8 P: 11	R: 0 H: 0 E: 0 LOB: 1 K: 1 BB: 1 S: 5 P: 9	R: 1 H: 1 E: 0 LOB: 0 K: 0 BB: 0 S: 9 P: 12	R: 0 H: 0 E: 0 LOB: 0 K: 0 BB: 0 S: 10 P: 14	R: 1 H: 1 E: 0 LOB: 0 K: 0 BB: 0 S: 10 P: 15	1B: 2 SF: 0 2B: 1 SAC: 0 3B: 0 DP: 0 HR: 2 HBP: 0	WP: 0 PA: 32 PB: 0 SB: 0 CS: 0	
<b>PITCHER</b> Tom Browning, L (1, 1) ERA: 3.22	IP WLS BF H R ER SO BB IBB HBP BLK WP HR S P ERA WHIP											<b>PITCHER</b> IP WLS BF H R ER SO BB IBB HBP BLK WP HR S P ERA WHIP

St. Louis Cardinals @ Cincinnati Reds  
Riverfront Stadium, Cincinnati, OH  
Fri Aug 18 1989, 3:33 AM EDT  
Overcast - 70 F

livebaseballscorecards.com

AB 31  
R 2  
H 5  
RBI 2  
BB 1  
SO 3  
LOB 4



Batter	1	2	3	4	5	6	7	8	9	AB	R	H	RBI	BB	SO	LOB
Herm Winningham, L (1, 9) OBP: 0.310, SLG: 0.312	4-1 G4-3 HR BB		3-2 P2	4-0 FC5-2 BB		1-2 1B 2-H		1-2 G4-3		3	1	1	1	2	0	0
Luis Quinones, S (1, 5) OBP: 0.284, SLG: 0.416	3-1 G4-3		4-0 BB	0-0 FC5-2 BB		2-2 FC5-4 1B		2-1 3B		4	0	2	0	1	0	4
Eric Davis, R (1, 8) OBP: 0.361, SLG: 0.540	4-2 HR BB		0-0 P3	2-3 K		0-2 FC5-4		4-0 IBB		3	1	0	0	2	1	6
Ken Griffey, L (1, 7) OBP: 0.351, SLG: 0.426	2-3 K		1-1 L4			0-1 G3		1-3 K		4	0	0	0	0	1	3
Rolando Roomes, R (8, PH) OBP: 0.301, SLG: 0.449										1	0	0	0	0	1	2
Todd Benzinger, S (1, 3) OBP: 0.291, SLG: 0.365	0-0 HR			0-1 1B		0-1 L9		0-0 2B		4	2	3	3	0	0	0
Jeff Reed, L (1, 2) OBP: 0.303, SLG: 0.321	1-3 K			1-2 1B		2-2 G6-3		1-2 L7		4	1	1	0	0	1	1
Ron Oester, S (1, 4) OBP: 0.292, SLG: 0.275			1-3 K	2-3 K		0-0 1B		4-0 2B		3	1	1	0	1	2	2
Jeff Richardson, R (1, 6) OBP: 0.220, SLG: 0.191			0-2 G4-3	2-0 E9		0-0 G6-3		1-1 P3		4	0	1	1	0	0	3
Tom Browning, L (1, 1) OBP: 0.152, SLG: 0.097			0-0 L7	4-0 FC5-2		0-2 L8		0-3 K		3	0	0	0	1	1	1

Inning Stats	R: 3	H: 1	E: 0	K: 2	S: 13	LOB: 0	BB: 2	P: 27	R: 0	H: 0	E: 0	K: 1	S: 7	LOB: 0	BB: 0	P: 8	R: 0	H: 0	E: 0	K: 0	S: 6	LOB: 1	BB: 1	P: 14	R: 2	H: 3	E: 1	K: 2	S: 14	LOB: 3	BB: 2	P: 29	R: 0	H: 0	E: 0	K: 0	S: 9	LOB: 0	BB: 0	P: 11	R: 1	H: 3	E: 0	K: 0	S: 17	LOB: 2	BB: 0	P: 20	R: 0	H: 1	E: 0	K: 0	S: 7	LOB: 2	BB: 1	P: 13	R: 0	H: 1	E: 0	K: 2	S: 12	LOB: 2	BB: 1	P: 20
--------------	------	------	------	------	-------	--------	-------	-------	------	------	------	------	------	--------	-------	------	------	------	------	------	------	--------	-------	-------	------	------	------	------	-------	--------	-------	-------	------	------	------	------	------	--------	-------	-------	------	------	------	------	-------	--------	-------	-------	------	------	------	------	------	--------	-------	-------	------	------	------	------	-------	--------	-------	-------

PITCHER	IP	WLS	BF	H	R	ER	SO	BB	IBB	HBP	BLK	WP	HR	S	P	ERA	WHIP
Ken Hill, R (1, 1) ERA: 3.64	3.1	L	18	4	5	5	4	4	0	0	0	0	1	35	67	13.50	2.400
Frank DiPino, L (4, 1) ERA: 2.88	1.2		6	0	0	0	1	1	0	0	0	0	0	14	22	0.00	0.600
Dan Quisenberry, R (6, 1) ERA: 2.57	2.0		11	4	1	1	0	0	1	0	0	0	0	24	33	4.50	2.000
Ken Dayley, L (8, 1) ERA: 2.28	1.0		5	1	0	0	2	0	1	0	0	0	0	12	20	0.00	1.000

**BOTTOM**

**St. Louis Cardinals @ Cincinnati Reds**  
Riverfront Stadium, Cincinnati, OH

Fri Aug 18 1989, 3:33 AM EDT  
Overcast - 70 F

AB	33
R	6
H	9
RBI	5
BB	7
SO	7
LOB	22

livebaseballscorecards.com



WP: 0	PA: 40
PB: 0	SB: 0
CS: 0	

**St. Louis Cardinals @ Cincinnati Reds**  
 Riverfront Stadium, Cincinnati, OH  
 Fri Aug 18 1989, 7:05 PM EDT  
 Att: 39,351 - Unknown

AB	33
R	3
H	7
RBI	3
BB	6
SO	12
LOB	18



WP:	0	PA:	40
PB:	0		
SB:	1		
CS:	0		

Batter	1	2	3	4	5	6	7	8	9	AB R H RBI BB SO LOB
Milt Thompson, L (1, 8) OBP: 0.339, SLG: 0.387	0-3 K	2-3 K			2-1 F9		1-3 K		3-3 K	5 0 0 0 0 4 4
José Oquendo, S (1, 4) OBP: 0.370, SLG: 0.370	4-1 HR BB		2-3 K		2-2 F7		4-2 SAFE BB BB		4-1 2B BB	2 1 0 0 3 1 1
Denny Walling, L (1, 3) OBP: 0.426, SLG: 0.511 Pedro Guerrero, R (9, PH) OBP: 0.386, SLG: 0.463	0-0 HR		3-3 K			2-3 K	4-2 BB		0-2 1-3 2B	3 1 1 3 1 2 0 1 0 1 0 0 0 0
Tom Brunansky, R (1, 9) OBP: 0.321, SLG: 0.424	4-2 BB		2-2 L9		2-1 P4		1-2 F7		2-3 K	4 0 0 0 1 1 5
Terry Pendleton, S (1, 5) OBP: 0.300, SLG: 0.371	2-3 K			2-2 G5-3		4-1 BB		1-2 2B		3 0 1 0 1 1 1
John Morris, L (1, 7) OBP: 0.275, SLG: 0.333 John Costello, R (6, 1) Ozzie Smith, S (8, PH) OBP: 0.348, SLG: 0.364 Todd Worrell, R (8, 1)	1-0 F9		1-3 K		1-1 SAFE SAFE G1-3			2-2 L3		3 0 0 0 0 1 2 0 0 0 0 0 0 0 1 0 0 0 0 0 1 0 0 0 0 0 0 0
Tim Jones, L (1, 6) OBP: 0.324, SLG: 0.339		0-0 G5-3		2-3 K			0-0 FC5-6 1B BB 1B	1-0 L8		4 1 1 0 0 1 1
Todd Zeile, R (1, 2) OBP: 0.400, SLG: 0.400		1-1 L9			2-1 F9 SH1-3 1B		2-0 FC5-6 1B	0-3 K		4 0 2 0 0 1 1
Ricky Horton, L (1, 1) OBP: 0.333, SLG: 0.333 Vince Coleman, S (6, 7) OBP: 0.333, SLG: 0.354		2-1 1B			0-0 SH1-3		1-1 SAFE FC5-6 BB S 1-2 2-3		1-2 G6-3	1 0 1 0 0 0 0 2 0 0 0 0 0 2

Inning Stats	R: 2	H: 1	E: 0	K: 2	S: 11	P: 22	R: 0	H: 1	E: 0	K: 1	S: 8	P: 13	R: 0	H: 0	E: 0	K: 2	S: 10	P: 17	R: 0	H: 0	E: 0	K: 2	S: 9	P: 14	R: 0	H: 1	E: 0	K: 0	S: 8	P: 14	R: 0	H: 0	E: 0	K: 1	S: 8	P: 17	R: 1	H: 2	E: 0	K: 1	S: 18	P: 31	R: 0	H: 1	E: 0	K: 1	S: 12	P: 16	R: 0	H: 1	E: 0	K: 2	S: 15	P: 25	1B: 4	2B: 2	3B: 0	HR: 1	SF: 0	SAC: 1	DP: 0	HBP: 0	WP: 0	PA: 40
--------------	------	------	------	------	-------	-------	------	------	------	------	------	-------	------	------	------	------	-------	-------	------	------	------	------	------	-------	------	------	------	------	------	-------	------	------	------	------	------	-------	------	------	------	------	-------	-------	------	------	------	------	-------	-------	------	------	------	------	-------	-------	-------	-------	-------	-------	-------	--------	-------	--------	-------	--------

PITCHER	IP	WLS	BF	H	R	ER	SO	BB	IBB	HBP	BLK	WP	HR	S	P	ERA	WHIP
Scott Scudder, R (1, 1) ERA: 4.55	6.1		27	5	3	3	8	3	0	0	0	0	1	58	104	4.26	1.263
Rob Dibble, R (7, 1) ERA: 2.18	1.2	W	8	1	0	0	2	2	0	0	0	0	0	26	40	0.00	1.800
Norm Charlton, L (9, 1) ERA: 3.61	1.0		5	1	0	0	2	1	0	0	0	0	0	15	25	0.00	2.000

PITCHER	IP	WLS	BF	H	R	ER	SO	BB	IBB	HBP	BLK	WP	HR	S	P	ERA	WHIP
---------	----	-----	----	---	---	----	----	----	-----	-----	-----	----	----	---	---	-----	------



Batter	1	2	3	4	5	6	7	8	9	AB R H RBI BB SO LOB	TOP	
Vince Coleman, S OBP: 0.336, SLG: 0.357 (1, 7)	2-1 G4-3 SH1-3 1B		1-0 G5-3		1-2 CS 1B		0-2 2B 1B	1-3 K		5 1 3 0 0 1 2		
Ozzie Smith, S OBP: 0.347, SLG: 0.366 (1, 6)	1-1 SH1-3 1-2		0-1 F7		1-0 P6 1-2		0-0 1B 2B	1-2 P7		4 1 1 1 0 0 3		
Milt Thompson, L OBP: 0.340, SLG: 0.387 (1, 8)	1-1 G4-3 2-3		0-0 1B		0-0 L6		2-1 G5-4-3 1B		2-3 K	5 0 2 1 0 1 1		
Pedro Guerrero, R OBP: 0.384, SLG: 0.460 Denny Walling, L OBP: 0.426, SLG: 0.511 (1, 3) (9, 3)	2-2 G4-3		1-1 G3		0-1 E 2B 1B		0-0 G5-4-3 1-2f		2-3 K	5 1 1 0 0 1 3 0 0 0 0 0 0 0		
Terry Pendleton, S OBP: 0.303, SLG: 0.382 (1, 5)		2-0 FC1-5 2B		1-2 F8		0-0 E4 2B	1-2 1B		2-2 HR	5 2 3 1 0 0 1		
Tom Brunansky, R OBP: 0.323, SLG: 0.426 (1, 9)		1-1 FC1-5 HBP		4-2 1B BB		2-0 S 2B	3-2 P4		1-3 K	3 0 1 2 1 1 1		
José Oquendo, S OBP: 0.369, SLG: 0.369 (1, 4)		0-0 FC1-5 1-2 2-3f		3-2 L9		3-2 P9		3-2 1B 1B		4 0 1 0 0 0 4		
Tony Peña, R OBP: 0.309, SLG: 0.321 (1, 2)		1-1 P4		2-1 1B		1-1 L5		2-2 1B 1B		4 0 2 0 0 0 3		
Joe Magrane, R OBP: 0.227, SLG: 0.274 (1, 1)		0-0 P5		2-2 G4-3		2-2 P9		1-1 B2		4 0 0 0 0 0 7		
<b>Inning Stats</b>	R: 0 H: 1 E: 0 LOB: 1 K: 0 BB: 0 S: 9 P: 15	R: 0 H: 1 E: 0 LOB: 2 K: 0 BB: 0 S: 6 P: 10	R: 0 H: 1 E: 0 LOB: 1 K: 0 BB: 0 S: 6 P: 8	R: 0 H: 1 E: 0 LOB: 2 K: 0 BB: 1 S: 15 P: 27	R: 0 H: 1 E: 0 LOB: 0 K: 0 BB: 0 S: 6 P: 7	R: 2 H: 2 E: 1 LOB: 1 K: 0 BB: 0 S: 12 P: 20	R: 2 H: 4 E: 0 LOB: 1 K: 0 BB: 0 S: 13 P: 19	R: 0 H: 2 E: 0 LOB: 2 K: 1 BB: 0 S: 15 P: 23	R: 1 H: 1 E: 0 LOB: 0 K: 3 BB: 0 S: 14 P: 21	1B: 10 SF: 0 2B: 3 SAC: 1 3B: 0 DP: 1 HR: 1 HBP: 1	WP: 0 PA: 42 PB: 0 SB: 1 CS: 1	
<b>PITCHER</b>	IP WLS BF H R ER SO BB IBB HBP BLK WP HR S P ERA WHIP											
Rick Mahler, R ERA: 3.64 (1, 1)	6.0 L 30 10 4 3 0 1 0 0 1 0 0 0 60 95 4.50 1.833											
Tim Birtsas, L ERA: 3.34 (7, 1)	2.0 8 3 0 0 1 0 0 0 0 0 0 0 22 34 0.00 1.500											
Mike Roesler, R ERA: 7.04 (9, 1)	1.0 4 1 1 1 3 0 0 0 0 0 0 1 14 21 9.00 1.000											

St. Louis Cardinals @ Cincinnati Reds  
Riverfront Stadium, Cincinnati, OH  
Sat Aug 19 1989, 7:05 PM EDT  
Att: 33,959 - Unknown

livebaseballscorecards.com

AB	39
R	5
H	14
RBI	5
BB	1
SO	4
LOB	25



Batter	1	2	3	4	5	6	7	8	9	AB	R	H	RBI	BB	SO	LOB
<b>Dave Collins, S</b> (1, 7) OBP: 0.269, SLG: 0.229 <b>Mike Roesler, R</b> (9, 1)	2-2 		1-1 		3-2 			0-0 		4	0	0	0	0	0	3
<b>Luis Quinones, S</b> (1, 4) OBP: 0.282, SLG: 0.414	2-2 			1-1 		1-0 		0-2 		4	0	1	0	0	0	0
<b>Eric Davis, R</b> (1, 8) OBP: 0.362, SLG: 0.547	2-0 			1-3 		0-3 		1-0 		4	0	1	1	0	2	0
<b>Rolando Roomes, R</b> (1, 9) OBP: 0.296, SLG: 0.444		2-1 		2-2 		0-0 		1-2 	0-0 	4	0	1	0	0	0	0
<b>Todd Benzinger, S</b> (1, 3) OBP: 0.295, SLG: 0.377		2-0 		4-0 			0-1 		3-1 	3	0	1	0	1	0	0
<b>Scotti Madison, S</b> (1, 5) OBP: 0.227, SLG: 0.295		2-3 		0-0 			0-0 		0-0 	4	0	0	0	0	1	3
<b>Joe Oliver, R</b> (1, 2) OBP: 0.310, SLG: 0.358			1-1 		1-3 		1-0 			3	0	0	0	0	1	0
<b>Jeff Richardson, R</b> (1, 6) OBP: 0.211, SLG: 0.170			2-1 		4-2 			2-2 		2	0	0	0	1	0	0
<b>Rick Mahler, R</b> (1, 1) OBP: 0.254, SLG: 0.224 <b>Tim Birtsas, L</b> (7, 1) OBP: 0.333, SLG: 1.333 <b>Joel Youngblood, R</b> (8, PH) OBP: 0.316, SLG: 0.340 (9, 7)			4-2 		0-1 			1-0 		0	0	0	0	1	0	0
										0	0	0	0	0	0	0
										1	1	1	0	0	0	0
<b>Inning Stats</b>	R: 0 H: 0 E: 0 LOB: 0 K: 0 BB: 0 S: 7 P: 13	R: 0 H: 0 E: 0 LOB: 0 K: 1 BB: 0 S: 6 P: 12	R: 0 H: 0 E: 0 LOB: 1 K: 0 BB: 1 S: 8 P: 16	R: 0 H: 1 E: 0 LOB: 2 K: 1 BB: 1 S: 11 P: 19	R: 0 H: 0 E: 0 LOB: 1 K: 1 BB: 1 S: 13 P: 21	R: 0 H: 0 E: 0 LOB: 0 K: 1 BB: 0 S: 5 P: 6	R: 0 H: 1 E: 0 LOB: 0 K: 0 BB: 0 S: 4 P: 5	R: 1 H: 3 E: 1 LOB: 2 K: 0 BB: 0 S: 11 P: 16	R: 0 H: 0 E: 0 LOB: 0 K: 0 BB: 0 S: 4 P: 7	1B: 3 SF: 0 2B: 2 SAC: 1 3B: 0 DP: 1 HR: 0 HBP: 0	WP: 0 PA: 33 PB: 0 SB: 0 CS: 0					
<b>PITCHER</b> <b>Joe Magrane, L</b> (1, 1) ERA: 2.93	IP 9.0 WLS W BF 34 H 5 R 1 ER 1 SO 4	IP 9.0 WLS W BF 34 H 5 R 1 ER 1 SO 4	IP 9.0 WLS W BF 34 H 5 R 1 ER 1 SO 4	IP 9.0 WLS W BF 34 H 5 R 1 ER 1 SO 4	IP 9.0 WLS W BF 34 H 5 R 1 ER 1 SO 4	IP 9.0 WLS W BF 34 H 5 R 1 ER 1 SO 4	IP 9.0 WLS W BF 34 H 5 R 1 ER 1 SO 4	IP 9.0 WLS W BF 34 H 5 R 1 ER 1 SO 4	IP 9.0 WLS W BF 34 H 5 R 1 ER 1 SO 4	ERA 1.00 WHIP 0.778	ERA 1.00 WHIP 0.778					

**BOTTOM**

**St. Louis Cardinals @ Cincinnati Reds**  
 Riverfront Stadium, Cincinnati, OH  
 Sat Aug 19 1989, 7:05 PM EDT  
 Att. 33,959 - Unknown

[livebaseballscorecards.com](http://livebaseballscorecards.com)

<b>AB</b>	<b>29</b>
<b>R</b>	<b>1</b>
<b>H</b>	<b>5</b>
<b>RBI</b>	<b>1</b>
<b>BB</b>	<b>3</b>
<b>SO</b>	<b>4</b>
<b>LOB</b>	<b>6</b>



St. Louis Cardinals @ Cincinnati Reds  
Riverfront Stadium, Cincinnati, OH

Sun Aug 20 1989, 3:33 AM EDT  
Att: 21,512 - Overcast

AB	43
R	8
H	16
RBI	8
BB	3
SO	7
LOB	26



WP:	0	PA:	47
PB:	1		
SB:	0		
CS:	0		

Batter	1	2	3	4	5	6	7	8	9	AB	R	H	RBI	BB	SO	LOB
Vince Coleman, S OBP: 0.338, SLG: 0.361 (1, 7)	2-2 X 1B	4-1 1B		1-0 1B	0-0 P2		2-2 G6-3		1-3 K	5	2	2	0	1	1	5
Ozzie Smith, S OBP: 0.347, SLG: 0.365 (1, 6)	0-0 1B	2-0 1B		3-1 G4-3	3-2 L8			0-0 G3	1-0 F8	6	0	2	1	0	0	4
Milt Thompson, L OBP: 0.340, SLG: 0.386 (1, 8)	1-0 1B	1-0 F8		4-0 PB 1B		3-3 K		3-2 G6-3		4	1	1	0	1	1	3
Pedro Guerrero, R OBP: 0.386, SLG: 0.464 (1, 3)	2-2 L6		2-1 1B	1-0 PB 1B	0-1 G4-3			1-2 E 2B		5	1	3	1	0	0	2
Denny Walling, L OBP: 0.426, SLG: 0.511 (8, PR)				1-2 2-H 1B						0	1	0	0	0	0	0
Terry Pendleton, S OBP: 0.303, SLG: 0.382 (1, 5)	1-3 K		1-1 F8	1-2 HR 1B	1-0 P6			3-1 E8 1B		3	0	1	2	0	1	3
Tim Jones, L OBP: 0.329, SLG: 0.344 (4, PR)				1-H 2-H 1B						2	1	1	1	0	0	0
Tom Brunansky, R OBP: 0.324, SLG: 0.433 (1, 9)	0-1 F8		2-1 P6	3-2 1-H HR			2-0 SH3-4 1B	3-2 G5-3		5	1	2	2	0	0	4
José Oquendo, S OBP: 0.367, SLG: 0.369 (1, 4)			2-2 G1-3	2-1 P4			1-0 F9		1-1 2B	5	0	1	0	0	0	3
Todd Zeile, R OBP: 0.500, SLG: 0.778 (1, 2)				2-1 HR	2-3 K		1-0 SH3-4 1B		4-2 BB	4	1	2	1	1	2	0
Jose DeLeon, R OBP: 0.143, SLG: 0.115 (1, 1)				1-3 K	0-1 1B		0-2 SH3-4		2-3 K	3	0	1	0	0	1	0
Willie McGee, S OBP: 0.271, SLG: 0.331 (9, PH)										1	0	0	0	0	1	2
Todd Worrell, R (9, 1)										0	0	0	0	0	0	0

Batter	1	2	3	4	5	6	7	8	9	AB	R	H	RBI	BB	SO	LOB
Vince Coleman, S OBP: 0.338, SLG: 0.361 (1, 7)	2-2 X 1B	4-1 1B		1-0 1B	0-0 P2		2-2 G6-3		1-3 K	5	2	2	0	1	1	5
Ozzie Smith, S OBP: 0.347, SLG: 0.365 (1, 6)	0-0 1B	2-0 1B		3-1 G4-3	3-2 L8			0-0 G3	1-0 F8	6	0	2	1	0	0	4
Milt Thompson, L OBP: 0.340, SLG: 0.386 (1, 8)	1-0 1B	1-0 F8		4-0 PB 1B		3-3 K		3-2 G6-3		4	1	1	0	1	1	3
Pedro Guerrero, R OBP: 0.386, SLG: 0.464 (1, 3)	2-2 L6		2-1 1B	1-0 PB 1B	0-1 G4-3			1-2 E 2B		5	1	3	1	0	0	2
Denny Walling, L OBP: 0.426, SLG: 0.511 (8, PR)				1-2 2-H 1B						0	1	0	0	0	0	0
Terry Pendleton, S OBP: 0.303, SLG: 0.382 (1, 5)	1-3 K		1-1 F8	1-2 HR 1B	1-0 P6			3-1 E8 1B		3	0	1	2	0	1	3
Tim Jones, L OBP: 0.329, SLG: 0.344 (4, PR)				1-H 2-H 1B						2	1	1	1	0	0	0
Tom Brunansky, R OBP: 0.324, SLG: 0.433 (1, 9)	0-1 F8		2-1 P6	3-2 1-H HR			2-0 SH3-4 1B	3-2 G5-3		5	1	2	2	0	0	4
José Oquendo, S OBP: 0.367, SLG: 0.369 (1, 4)			2-2 G1-3	2-1 P4			1-0 F9		1-1 2B	5	0	1	0	0	0	3
Todd Zeile, R OBP: 0.500, SLG: 0.778 (1, 2)				2-1 HR	2-3 K		1-0 SH3-4 1B		4-2 BB	4	1	2	1	1	2	0
Jose DeLeon, R OBP: 0.143, SLG: 0.115 (1, 1)				1-3 K	0-1 1B		0-2 SH3-4		2-3 K	3	0	1	0	0	1	0
Willie McGee, S OBP: 0.271, SLG: 0.331 (9, PH)										1	0	0	0	0	1	2
Todd Worrell, R (9, 1)										0	0	0	0	0	0	0

Inning Stats	R: 1	H: 3	E: 0	K: 1	S: 18	P: 24	R: 0	H: 1	E: 1	K: 1	S: 12	P: 24	R: 0	H: 1	E: 0	K: 0	S: 10	P: 17	R: 6	H: 5	E: 0	K: 1	S: 18	P: 36	R: 0	H: 1	E: 0	K: 1	S: 9	P: 14	R: 0	H: 2	E: 0	K: 0	S: 10	P: 16	R: 1	H: 2	E: 1	K: 0	S: 13	P: 23	R: 0	H: 1	E: 0	K: 2	S: 14	P: 23	1B: 11	2B: 2	3B: 1	HR: 2	SF: 0	SAC: 1	DP: 0	HBP: 0	WP: 0	PA: 47
--------------	------	------	------	------	-------	-------	------	------	------	------	-------	-------	------	------	------	------	-------	-------	------	------	------	------	-------	-------	------	------	------	------	------	-------	------	------	------	------	-------	-------	------	------	------	------	-------	-------	------	------	------	------	-------	-------	--------	-------	-------	-------	-------	--------	-------	--------	-------	--------

PITCHER	IP	WLS	BF	H	R	ER	SO	BB	IBB	HBP	BLK	WP	HR	S	P	ERA	WHIP
Tim Leary, R (1, 1)	3.2	L	23	9	6	6	3	2	0	0	0	0	1	52	90	14.73	3.000
Tim Birtsas, L (4, 1)	1.1		6	2	1	1	1	0	0	0	0	0	1	15	25	6.75	1.500
Mike Roesler, R (6, 1)	3.0		13	4	1	1	1	0	0	0	0	0	0	30	50	3.00	1.333
John Franco, L (9, 1)	1.0		5	1	0	0	2	1	0	0	0	0	0	14	23	0.00	2.000

PITCHER	IP	WLS	BF	H	R	ER	SO	BB	IBB	HBP	BLK	WP	HR	S	P	ERA	WHIP
---------	----	-----	----	---	---	----	----	----	-----	-----	-----	----	----	---	---	-----	------



BOTTOM

St. Louis Cardinals @ Cincinnati Reds  
Riverfront Stadium, Cincinnati, OH

Sun Aug 20 1989, 3:33 AM EDT  
Att. 21,512 - Overcast

livebaseballscorecards.com

AB	32
R	1
H	6
RBI	1
BB	0
SO	4
LOB	9



WP:	0	PA:	32
PB:	1		
SB:	0		
CS:	0		

AB R H RBI BB SO LOB

4	0	2	0	0	0	1
4	0	0	0	0	1	2
4	1	1	0	0	0	1
4	0	0	0	0	1	1
4	0	1	1	0	0	0
3	0	1	0	0	1	1
3	0	1	0	0	1	1
3	0	0	0	0	0	1
1	0	0	0	0	0	1
0	0	0	0	0	0	0
1	0	0	0	0	0	0
0	0	0	0	0	0	0
1	0	0	0	0	0	0
0	0	0	0	0	0	0

Batter	1	2	3	4	5	6	7	8	9
Herm Winningham, L (1, 8) OBP: 0.319, SLG: 0.336	2-1 F7-2 3B		2-1 P5			1-1 P5		2-2 1B	
Luis Quinones, S (1, 5) OBP: 0.277, SLG: 0.405	1-3 K			0-0 L9		2-2 P6		1-1 L9	
Ken Griffey, L (1, 7) OBP: 0.352, SLG: 0.423	0-1 F7-2 3-H			0-0 G3 1B		1-1 G4-3			1-1 F7
Todd Benzinger, S (1, 3) OBP: 0.292, SLG: 0.374		1-2 F7		2-1 G3		2-0 P4			1-3 K2-3
Rolando Roomes, R (1, 9) OBP: 0.296, SLG: 0.441		0-1 F8		0-0 1B		0-1 G5-3			1-2 G5-3
Jeff Reed, L (1, 2) OBP: 0.304, SLG: 0.322		2-1 L9		1-3 K		1-0 1B			
Ron Oester, S (1, 4) OBP: 0.292, SLG: 0.281			0-0 PB 2B		1-0 F7		0-3 K		
Jeff Richardson, R (1, 6) OBP: 0.200, SLG: 0.161		1-2 P2		0-0 G6-3		2-2 F8			
Tim Leary, R (1, 1) OBP: 0.129, SLG: 0.087			3-2 G5-3		1-1 F8		1-1 F8		
Tim Birtsas, L (4, 1) OBP: 0.333, SLG: 1.333									
Scott Madison, S (5, PH) OBP: 0.224, SLG: 0.290									
Mike Roesler, R (8, 1) OBP: 0.264, SLG: 0.224									
Dave Collins, S (8, PH) OBP: 0.264, SLG: 0.224									
John Franco, L (9, 1)									

Inning Stats	R: 0	H: 1	R: 0	H: 0	R: 0	H: 1	R: 1	H: 2	R: 0	H: 0	R: 0	H: 1	R: 0	H: 1	R: 0	H: 0	R: 0	H: 1	R: 0	H: 0
	E: 0	LOB: 0	E: 0	LOB: 0	E: 0	LOB: 1	E: 0	LOB: 1	E: 0	LOB: 0	E: 0	LOB: 0	E: 0	LOB: 1	E: 0	LOB: 0	E: 0	LOB: 1	E: 0	LOB: 0
	K: 1	BB: 0	K: 0	BB: 0	K: 0	BB: 0	K: 1	BB: 0	K: 0	BB: 0	K: 1	BB: 0	K: 1	BB: 0	K: 0	BB: 0	K: 1	BB: 0	K: 1	BB: 0
	S: 7	P: 10	S: 7	P: 10	S: 9	P: 15	S: 8	P: 11	S: 4	P: 6	S: 7	P: 11	S: 7	P: 10	S: 12	P: 18	S: 8	P: 11	S: 8	P: 11

PITCHER	IP	WLS	BF	H	R	ER	SO	BB	IBB	HBP	BLK	WP	HR	S	P	ERA	WHIP
Jose DeLeon, R (1, 1) ERA: 3.27	8.0	W	29	6	1	1	3	0	0	0	0	0	0	61	91	1.12	0.750
Todd Worrell, R (9, 1) ERA: 3.15	1.0		3	0	0	0	1	0	0	0	0	0	0	8	11	0.00	0.000

1B:	4	SF:	0
2B:	2	SAC:	0
3B:	1	DP:	1
HR:	0	HBP:	0

WP	HR	S	P	ERA	WHIP
0	0	0	0	0	0



Batter	1	2	3	4	5	6	7	8	9	10	AB	R	H	RBI	BB	SO	LOB
Jerome Walton, R OBP: 0.345, SLG: 0.422 (1, 8)	4-2 FC4-6 BB	1-1 F8			2-0 G6-4-3 1-2f		2-3 K			1-1 G1-3	4	0	0	0	1	1	1
23 Ryne Sandberg, R OBP: 0.346, SLG: 0.495 (1, 4)	1-0 FC4-6 1-2f			2-3 K		1-0 HR		2-3 K		4-0 2B BB	4	1	1	1	1	2	1
Dwight Smith, L OBP: 0.352, SLG: 0.468 (1, 7) Darrin Jackson, R OBP: 0.289, SLG: 0.325 (7, 7) Mitch Webster, S OBP: 0.330, SLG: 0.361 (8, PH) (9, 7)	1-2 FC5-4 1B 1-2f 2B		0-0 G5-3		2-0 F9		2-3 K		2-3 K	0-0 2B 1-H	3	1	0	0	0	0	1
Mark Grace, L OBP: 0.398, SLG: 0.473 (1, 3)	1 SAFE 0-1 2B 1B		1-2 L8		1-2 SF9 3B			4-0 BB		0-2 G4-3	4	2	2	0	1	0	1
Andre Dawson, R OBP: 0.301, SLG: 0.464 (1, 9)	1-0 1B 2B			1-0 F8		4-0 FC6-5 SF9 IBB		0-3 K			3	1	1	2	1	1	1
Vance Law, R OBP: 0.289, SLG: 0.348 (1, 5) Dean Wilkins, R OBP: 0.289, SLG: 0.348 (7, 1) Steve Wilson, L OBP: 0.289, SLG: 0.348 (7, 1) Scott Sanderson, R OBP: 0.199, SLG: 0.193 (8, 1) Lloyd McClendon, R OBP: 0.289, SLG: 0.348 (9, PH) Calvin Schiraldi, R OBP: 0.289, SLG: 0.348 (10, 1)	4-1 1B BB		1-1 F9		1-1 SF9			1-1 L8			1	0	0	1	1	0	0
Shawon Dunston, R OBP: 0.326, SLG: 0.411 (1, 6)	0-0 1B		3-1 F8		1-1 FC6-5			2-2 CS BLK 1B		2-2 CS BLK 1B	4	0	2	1	0	0	1
Joe Girardi, R OBP: 0.252, SLG: 0.280 (1, 2)		1-2 G6-3			4-0 CS BB		1-0 G6-3		1 SAFE 1 SAFE 2 SAFE 2 SAFE BB	4-0 BB 1-3	2	0	0	0	2	0	0
Rick Sutcliffe, L OBP: 0.288, SLG: 0.211 (1, 1) Domingo Ramos, R OBP: 0.340, SLG: 0.345 (7, 5)		0-1 G6-3			4-1 G6-4-3 BB		0-3 K		0-0 L8		1	0	0	0	1	0	0
											2	0	0	0	0	1	1

Inning Stats	R: 3	H: 3	E: 0	LOB: 2	K: 0	S: 11	P: 22	R: 0	H: 0	E: 0	LOB: 0	K: 0	S: 7	P: 9	R: 0	H: 0	E: 0	LOB: 0	K: 1	S: 7	P: 10	R: 0	H: 0	E: 0	LOB: 0	K: 0	S: 5	P: 10	R: 0	H: 0	E: 0	LOB: 0	K: 0	S: 2	P: 12	R: 2	H: 2	E: 0	LOB: 1	K: 0	S: 10	P: 20	R: 0	H: 0	E: 0	LOB: 0	K: 2	S: 7	P: 10	R: 0	H: 0	E: 0	LOB: 1	K: 3	S: 10	P: 18	R: 0	H: 1	E: 0	LOB: 1	K: 0	S: 6	P: 13	R: 0	H: 1	E: 0	LOB: 1	K: 0	S: 7	P: 12	1B: 3	SF: 1	2B: 2	SAC: 0	3B: 1	DP: 1	HR: 1	HBP: 0	WP: 0	PA: 40
--------------	------	------	------	--------	------	-------	-------	------	------	------	--------	------	------	------	------	------	------	--------	------	------	-------	------	------	------	--------	------	------	-------	------	------	------	--------	------	------	-------	------	------	------	--------	------	-------	-------	------	------	------	--------	------	------	-------	------	------	------	--------	------	-------	-------	------	------	------	--------	------	------	-------	------	------	------	--------	------	------	-------	-------	-------	-------	--------	-------	-------	-------	--------	-------	--------


PITCHER	IP	WLS	BF	H	R	ER	SO	BB	IBB	HBP	BLK	WP	HR	S	P	ERA	WHIP
Ron Robinson, R ERA: 2.31 (1, 1)	6.0		25	5	5	5	1	4	1	0	0	0	1	42	83	7.50	1.500
Rob Dibble, R ERA: 2.12 (7, 1)	2.0		7	0	0	0	5	1	0	0	0	0	0	17	28	0.00	0.500
Norm Charlton, L ERA: 3.56 (9, 1)	1.0	W	4	1	0	0	0	1	0	0	1	0	0	6	13	0.00	2.000
John Franco, L ERA: 2.66 (10, 1)	1.0	S	4	1	0	0	0	1	0	0	0	0	0	7	12	0.00	2.000

**BOTTOM**

**Cincinnati Reds @ Chicago Cubs**  
 Wrigley Field, Chicago, IL  
 Mon Aug 21 1989, 7:05 PM CDT  
 Att. 37,626 - Unknown - 76 F

livebaseballscorecards.com

AB	31
R	5
H	7
RBI	5
BB	8
SO	6
LOB	7



Batter	1	2	3	4	5	6	7	8	9	AB R H RBI BB SO LOB	TOP		
<b>Dave Collins, S</b> (1, 7) OBP: 0.322, SLG: 0.264 <b>Herm Winningham, L</b> (9, 7) OBP: 0.319, SLG: 0.336	2-2 	2-1 		4-1 		0-1 			0-1 	4 1 3 3 1 0 0 0 0 0 0 0 0 0			
<b>Jeff Richardson, R</b> (1, 6) OBP: 0.214, SLG: 0.197	0-0 	2-3 		0-1 		0-1 			0-0 	5 0 1 0 0 1 4			
<b>Eric Davis, R</b> (1, 8) OBP: 0.360, SLG: 0.540	1-1 		3-3 	0-0 			1-1 		3-3 	5 0 1 0 0 2 2			
<b>Rolando Roomes, R</b> (1, 9) OBP: 0.292, SLG: 0.435		2-1 	0-3 	1-0 			1-1 		2-3 	5 0 0 0 0 2 4			
<b>Todd Benzinger, S</b> (1, 3) OBP: 0.294, SLG: 0.383		1-3 	3-2 		3-3 		3-3 		1-2 	5 1 1 0 0 3 3			
<b>Luis Quinones, S</b> (1, 4) OBP: 0.274, SLG: 0.397		0-0 	2-2 		1-0 		3-3 			4 2 2 0 0 1 1			
<b>Joe Oliver, R</b> (1, 2) OBP: 0.328, SLG: 0.390		0-0 	1-0 		1-3 				1-2 	4 1 2 2 0 1 0			
<b>Scotti Madison, S</b> (1, 5) OBP: 0.236, SLG: 0.303		4-0 	2-2 			1-1 		1-1 		3 2 1 0 1 0 1			
<b>Tom Browning, L</b> (1, 1) OBP: 0.145, SLG: 0.092		1-2 		1-3 		1-0 		0-0 		3 0 0 0 0 1 2			
<b>Inning Stats</b>	R: 0 H: 0 E: 0 LOB: 0 K: 0 BB: 0 S: 6 P: 9	R: 3 H: 3 E: 1 LOB: 2 K: 2 BB: 1 S: 18 P: 30	R: 2 H: 3 E: 0 LOB: 1 K: 2 BB: 0 S: 17 P: 28	R: 1 H: 1 E: 1 LOB: 1 K: 1 BB: 1 S: 8 P: 14	R: 0 H: 0 E: 0 LOB: 0 K: 2 BB: 0 S: 10 P: 15	R: 1 H: 2 E: 0 LOB: 0 K: 0 BB: 0 S: 7 P: 9	R: 0 H: 0 E: 1 LOB: 1 K: 2 BB: 0 S: 10 P: 18	R: 0 H: 0 E: 0 LOB: 0 K: 0 BB: 0 S: 6 P: 8	R: 0 H: 2 E: 0 LOB: 2 K: 2 BB: 0 S: 12 P: 18	1B: 9 SF: 0 2B: 2 SAC: 1 3B: 0 DP: 1 HR: 0 HBP: 0	WP: 0 PA: 41 PB: 0 SB: 0 CS: 0		
<b>PITCHER</b>	IP WLS BF H R ER SO BB IBB HBP BLK WP HR S P ERA WHIP											<b>PITCHER</b>	IP WLS BF H R ER SO BB IBB HBP BLK WP HR S P ERA WHIP
<b>Joe Kraemer, L</b> (1, 1) ERA: 4.91	3.2 L 21 7 6 2 5 1 1 0 0 0 0 48 79 4.91 2.182												
<b>Scott Sanderson, R</b> (4, 1) ERA: 4.3	1.1 4 0 0 0 2 0 0 0 0 0 0 11 17 0.00 0.000												
<b>Dean Wilkins, R</b> (6, 1) ERA: 3.0	3.0 11 2 1 1 2 0 0 0 0 0 0 23 35 3.00 0.667												
<b>Calvin Schiraldi, R</b> (9, 1) ERA: 3.87	1.0 5 2 0 0 2 0 0 0 0 0 0 12 18 0.00 2.000												

**Cincinnati Reds @ Chicago Cubs**  
 Wrigley Field, Chicago, IL  
 Tue Aug 22 1989, 3:33 AM CDT  
 Att. 35,179 - Sunny

[livebaseballscorecards.com](http://livebaseballscorecards.com)

<b>AB</b>	<b>38</b>
<b>R</b>	<b>7</b>
<b>H</b>	<b>11</b>
<b>RBI</b>	<b>5</b>
<b>BB</b>	<b>2</b>
<b>SO</b>	<b>11</b>
<b>LOB</b>	<b>17</b>




Batter	1	2	3	4	5	6	7	8	9	AB	R	H	RBI	BB	SO	LOB
Jerome Walton, R OBP: 0.344, SLG: 0.420 (1, 8)	1-3 K			0-0 2B 1B		1-1 6-3		1-0 F8		4	1	1	0	0	1	0
23 Ryne Sandberg, R OBP: 0.347, SLG: 0.496 (1, 4)	2-1 F7			3-2 P5		1-1 2B		4-2 1B BB		3	0	1	0	1	0	1
Mark Grace, L OBP: 0.399, SLG: 0.476 (1, 3)	2-1 F7			1-1 1B 1-H 2B		2-0 F7		1-0 1-2 1B		4	0	2	1	0	0	1
Andre Dawson, R OBP: 0.300, SLG: 0.461 (1, 9)			3-2 F6	1-1 G6-4-3 1B		2-0 P3		0-0 4-3		4	0	1	0	0	0	3
Lloyd McClendon, R OBP: 0.378, SLG: 0.492 (1, 7)			1-2 F7	2-0 G6-4-3 1-2f			1-3 K		0-1 P3	4	0	0	0	0	1	2
Vance Law, R OBP: 0.290, SLG: 0.358 (1, 5)			1-1 F7		2-2 HR		3-2 1B 1B		1-0 F9	4	1	2	1	0	0	0
Shawon Dunston, R OBP: 0.327, SLG: 0.412 (1, 6)			1-1 6-3	1-2 L4-3 1B		0-0 L4		0-0 G1-6-3 1B		4	0	2	0	0	0	0
Joe Girardi, R OBP: 0.245, SLG: 0.272 (1, 2)			0-0 F9	1-2 L4		0-1 G1-6-3 1-2f				3	0	0	0	0	0	3
Joe Kraemer, L (1, 1)			0-3 K	0-0 L4-3 1-2				1-0 F8		1	0	0	0	0	1	0
Scott Sanderson, R (4, 1)										0	0	0	0	0	0	0
Mitch Webster, S (5, PH)										1	0	0	0	0	0	1
Dean Wilkins, R (6, 1)										0	0	0	0	0	0	0
Darrin Jackson, R (8, PH)										1	0	0	0	0	0	0
Calvin Schiraldi, R (9, 1)										0	0	0	0	0	0	0

Inning Stats	R: 0	H: 0	E: 0	LOB: 0	K: 1	BB: 0	S: 7	P: 12	R: 0	H: 0	E: 0	LOB: 0	K: 0	BB: 0	S: 6	P: 7	R: 1	H: 3	E: 0	LOB: 1	K: 0	BB: 0	S: 9	P: 16	R: 1	H: 2	E: 0	LOB: 0	K: 0	BB: 0	S: 12	P: 16	R: 0	H: 1	E: 0	LOB: 1	K: 0	BB: 0	S: 6	P: 12	R: 0	H: 2	E: 0	LOB: 1	K: 1	BB: 0	S: 11	P: 15	R: 0	H: 1	E: 0	LOB: 2	K: 0	BB: 1	S: 6	P: 13	R: 0	H: 0	E: 0	LOB: 0	K: 0	BB: 0	S: 4	P: 5	1B: 6	SF: 0	2B: 3	SAC: 0	3B: 0	DP: 3	HR: 1	HBP: 0	WP: 0	PA: 34
PITCHER Tom Browning, L (1, 1) ERA: 3.17	IP	WLS	BF	H	R	ER	SO	BB	IBB	HBP	BLK	WP	HR	S	P	ERA	WHIP	IP	WLS	BF	H	R	ER	SO	BB	IBB	HBP	BLK	WP	HR	S	P	ERA	WHIP	IP	WLS	BF	H	R	ER	SO	BB	IBB	HBP	BLK	WP	HR	S	P	ERA	WHIP																							

**BOTTOM**

**Cincinnati Reds @ Chicago Cubs**  
 Wrigley Field, Chicago, IL  
 Tue Aug 22 1989, 3:33 AM CDT  
 Att. 35,179 - Sunny

AB	33
R	2
H	9
RBI	2
BB	1
SO	3
LOB	11



Batter	1	2	3	4	5	6	7	8	9	AB R H RBI BB SO LOB	TOP											
Herm Winningham, L (1, 7) OBP: 0.331, SLG: 0.344	2-1 FC3-6 1B	4-1 BB		3-2 1B 2-H 1B		0-0 P6		2-0 1B	1-1 F8	5 0 3 1 1 0 3	<p>Cincinnati Reds @ Chicago Cubs</p> <p>Wrigley Field, Chicago, IL</p> <p>Wed Aug 23 1989, 3:33 AM CDT</p> <p>Att. 33,054 - Overcast - 68 F</p>											
Luis Quinones, S (1, 5) OBP: 0.285, SLG: 0.402	2-0 FC3-6 1B	0-3 K		0-1 FC6-4 1B		0-1 P5		1-1 1B	4-2 WP BB	5 0 3 0 1 1 4												
Eric Davis, R (1, 8) OBP: 0.360, SLG: 0.540	0-0 FC3-6 1-2f 2-3		1-1 G4-3	1-0 FC6-4 1-2f		0-0 3B		1-3 K	4-1 BB	5 0 1 1 1 1 6												
Todd Benzinger, S (1, 3) OBP: 0.295, SLG: 0.381	2-3 K		0-0 1B		0-3 K	1-1 CS HBP		3-1 F8	0-3 K	5 0 1 0 0 3 7												
Rolando Roomes, R (1, 9) OBP: 0.294, SLG: 0.442	1-3 K		1-3 K		0-0 HR 1B	3-2 CS 1-2	0-0 1B 3B		2-3 K	5 2 2 0 0 3 3												
Joe Oliver, R (1, 2) OBP: 0.362, SLG: 0.484		2-2 G5-3 E 1B	1-3 K		1-1 HR		1-2 G4-6-3 1B		0-0 WP 2B	5 2 4 3 0 1 1												
Ron Oester, S (1, 4) OBP: 0.296, SLG: 0.283		1-1 E3 G5-3 1-2		1-3 K	0-1 G6-3 1B		2-2 G4-6-3 1-2f		2-2 E 1B 1B	5 1 2 0 0 1 2												
Jeff Richardson, R (1, 6) OBP: 0.227, SLG: 0.200		2-2 G5-3 1-2 2-3		4-2 SH3 1B BB	1-2 G6-3 1-2f		1-3 K		1-1 BB HBP WP 1B	4 2 1 1 1 1 3												
Scott Scudder, R (1, 1) OBP: 0.294, SLG: 0.077		1-3 K2-3		0-0 SH3		4-2 3B BB		3-2 L7	1-0 WP BB HBP	1 1 0 0 1 1 2												
Rob Dibble, L (7, 1)										1 0 0 0 0 0 0												
Joel Youngblood, R (9, PH) OBP: 0.325, SLG: 0.371										0 0 0 0 0 0 0												
John Franco, L (9, 1)										0 0 0 0 0 0 0												
<b>Inning Stats</b>	R: 0 E: 0 K: 2 S: 12	H: 2 LOB: 2 BB: 0 P: 19	R: 0 E: 1 K: 2 S: 16	H: 1 LOB: 3 BB: 1 P: 26	R: 0 E: 0 K: 2 S: 12	H: 1 LOB: 1 BB: 0 P: 15	R: 1 E: 0 K: 1 S: 16	H: 2 LOB: 2 BB: 1 P: 25	R: 2 E: 0 K: 1 S: 12	H: 3 LOB: 0 BB: 0 P: 14	R: 1 E: 0 K: 0 S: 10	H: 1 LOB: 1 BB: 1 P: 18	R: 1 E: 0 K: 1 S: 10	H: 2 LOB: 0 BB: 0 P: 14	R: 0 E: 0 K: 1 S: 14	H: 2 LOB: 2 BB: 0 P: 24	R: 3 E: 0 K: 2 S: 22	H: 3 LOB: 3 BB: 2 P: 37	1B: 13 2B: 1 3B: 2 HR: 1	SF: 0 SAC: 1 DP: 2 HBP: 2	WP: 2 PB: 0 SB: 0 CS: 1	PA: 50
<b>PITCHER</b>	IP WLS BF H R ER SO BB IBB HBP BLK WP HR S P ERA WHIP																				<b>PITCHER</b>	IP WLS BF H R ER SO BB IBB HBP BLK WP HR S P ERA WHIP
Greg Maddux, R (1, 1) ERA: 2.95	6.0 L 31 10 4 4 8 3 0 1 0 0 1 78 117 6.00 2.167																					
Les Lancaster, R (7, 1) ERA: 1.13	2.0 9 4 1 1 2 0 0 0 0 0 0 0 24 38 4.50 2.000																					
Mitch Williams, L (9, 1) ERA: 2.08	1.0 9 3 3 3 2 2 0 1 0 2 0 22 37 27.00 5.000																					

livebaseballscorecards.com

AB	41
R	8
H	17
RBI	6
BB	5
SO	12
LOB	31



Batter	1	2	3	4	5	6	7	8	9	AB	R	H	RBI	BB	SO	LOB
<b>Jerome Walton, R</b> OBP: 0.350, SLG: 0.420 (1, 8)	4-2 G6-3 BB	1-0 F9		4-2 BB			0-1 1B		4-1 23 FC4-6 BB	2	1	1	0	3	0	0
<b>23 Ryne Sandberg, R</b> OBP: 0.347, SLG: 0.494 (1, 4)	2-1 G6-3 1B	4-1 BB		0-0 F8			0-3 K		2-2 23 FC4-6 1B	4	2	1	0	1	1	4
<b>Dwight Smith, L</b> OBP: 0.347, SLG: 0.461 (1, 7) <b>Darrin Jackson, R</b> OBP: 0.282, SLG: 0.316 (9, PH)	1-3 K	0-0 L7		0-0 F8			3-3 K		2-3 K	4	0	0	0	0	2	5
<b>Mark Grace, L</b> OBP: 0.397, SLG: 0.472 (1, 3)	2-2 G6-3 1-2 3-H		2-1 F8			1-0 F7			0-0 E6 1B	5	1	1	1	0	0	2
<b>Andre Dawson, R</b> OBP: 0.307, SLG: 0.463 (1, 9)	4-0 1B		4-2 S BB			3-2 P9		1-0 G6-4-3 1B	1-0 2B	3	0	2	1	2	0	0
<b>Vance Law, R</b> OBP: 0.294, SLG: 0.362 (1, 5)	0-1 1B		2-3 K			2-2 F8		4-1 G6-4-3 BB	2-1 K	4	0	2	2	1	1	1
<b>Shawon Dunston, R</b> OBP: 0.329, SLG: 0.412 (1, 6) <b>Mitch Williams, L</b> OBP: 0.327, SLG: 0.359 (9, 1) <b>Domingo Ramos, R</b> OBP: 0.338, SLG: 0.343 (9, PH)	0-1 FC5-4 1B		4-0 FC6-4 IBB			2-2 L9		0-0 G6-4-3	2-3 K	3	0	1	0	1	0	2
<b>Joe Girardi, R</b> OBP: 0.239, SLG: 0.264 (1, 2) <b>Lloyd McClendon, R</b> OBP: 0.376, SLG: 0.489 (8, PH)	1-2 FC5-4		0-0 FC6-4			2-3 K		1-0 P3		3	0	0	0	0	1	5
<b>Greg Maddux, R</b> OBP: 0.215, SLG: 0.234 (1, 1) <b>Mitch Webster, S</b> OBP: 0.327, SLG: 0.359 (6, PH) <b>Les Lancaster, R</b> OBP: 0.200, SLG: 0.400 (7, 1) <b>Curtis Wilkerson, S</b> OBP: 0.274, SLG: 0.319 (9, 6)		1-3 K		0-1 G1		2-2 G3			1-0 23 FC4-6 BB	2	0	0	0	0	1	0


Inning Stats	R: 2	H: 3	E: 0	K: 1	S: 20	R: 0	H: 0	E: 0	K: 1	S: 6	R: 0	H: 0	E: 0	K: 1	S: 9	R: 0	H: 0	E: 0	K: 0	S: 6	R: 0	H: 2	E: 0	K: 2	S: 13	R: 0	H: 1	E: 0	K: 0	S: 4	R: 3	H: 3	E: 1	K: 2	S: 15	1B: 8	2B: 1	3B: 0	HR: 0	SF: 0	SAC: 0	DP: 1	HBP: 0	WP: 0	PB: 0	SB: 2	CS: 0	PA: 43
--------------	------	------	------	------	-------	------	------	------	------	------	------	------	------	------	------	------	------	------	------	------	------	------	------	------	-------	------	------	------	------	------	------	------	------	------	-------	-------	-------	-------	-------	-------	--------	-------	--------	-------	-------	-------	-------	--------

PITCHER	IP	WLS	BF	H	R	ER	SO	BB	IBB	HBP	BLK	WP	HR	S	P	ERA	WHIP
<b>Scott Scudder, R</b> ERA: 4.41 (1, 1)	6.0		27	3	2	2	4	5	1	0	0	0	0	60	107	3.00	1.333
<b>Rob Dibble, R</b> ERA: 2.07 (7, 1)	2.0		8	3	0	0	2	1	0	0	0	0	0	17	27	0.00	2.000
<b>John Franco, L</b> ERA: 2.61 (9, 1)	1.0		8	3	3	0	2	1	0	0	0	0	0	15	29	0.00	4.000


**BOTTOM**

**Cincinnati Reds @ Chicago Cubs**  
Wrigley Field, Chicago, IL  
Wed Aug 23 1989, 3:33 AM CDT  
Att: 33,054 - Overcast - 68 F

AB	35
R	5
H	9
RBI	4
BB	8
SO	8
LOB	24



PITCHER	IP	WLS	BF	H	R	ER	SO	BB	IBB	HBP	BLK	WP	HR	S	P	ERA	WHIP
---------	----	-----	----	---	---	----	----	----	-----	-----	-----	----	----	---	---	-----	------

Batter	1	2	3	4	5	6	7	8	9	AB R H RBI BB SO LOB	TOP	
R.J. Reynolds, S (1, 9) OBP: 0.339, SLG: 0.388	3-1 L7		0-0 2B 1B 2-H	1-1 FC4-6 2B 1-2f	2-3 K		0-0 L3			5 2 1 1 0 1 3		
Jay Bell, R (1, 6) OBP: 0.252, SLG: 0.293	2-0 S 1B		1-0 L7	1-2 2B 1-H		1-1 G6-4-3 1B		0-1 1-3		5 1 3 1 0 0 1		
Andy Van Slyke, L (1, 8) OBP: 0.301, SLG: 0.367	2-3 K 1-2		0-0 1B 2B 1-3	0-1 2B 2-H		0-0 G6-4-3 1-2f		4-0 1B BB		4 1 2 1 1 1 2		
Bobby Bonilla, S (1, 5) Rafael Belliard, R (7, 4) OBP: 0.348, SLG: 0.466 OBP: 0.261, SLG: 0.248	0-1 F7		3-2 BLK HR 1B 2-H 3-H	1-0 F9		3-3 K		1-1 1-2 1B		4 1 1 2 0 1 2 1 0 1 0 0 0 0		
Barry Bonds, L (1, 7) Billy Hatcher, R (8, PH) OBP: 0.364, SLG: 0.438 OBP: 0.276, SLG: 0.304		1-1 F7	4-0 HR 1B 1-2		0-1 HR		4-2 3B BB	1-3 K		2 3 1 1 2 0 0 1 0 0 0 0 1 2		
Gary Redus, R (1, 3) OBP: 0.371, SLG: 0.454		3-1 CS 1B	0-0 HR 1-H 2-H		2-1 G3 SF9 2B		2-2 SF9 3B 1-H	0-3 K		5 3 4 4 0 1 2		
Michael LaValliere, L (1, 2) Junior Ortiz, R (9, PH) OBP: 0.407, SLG: 0.366 OBP: 0.281, SLG: 0.276		3-2 6-3 1-2	1-3 K		2-1 G3		3-3 K		3-3 K	4 0 0 0 0 2 3 1 0 0 0 0 1 0	AB 39 R 12 H 17 RBI 12 BB 3 SO 9 LOB 15	
Jeff King, R (1, 4) OBP: 0.280, SLG: 0.347			0-1 SH2-4 1B 1B	3-2 G4-3	3-2 SF9		1-2 SF9		0-2 5-3	3 1 1 2 0 0 0		
Jeff Robinson, R (1, 1) Mike Smith, R (7, 1) OBP: 0.125, SLG: 0.125			1-1 SH2-4 1-2	0-1 FC4-6 1B	0-0 1B		0-1 1B		3-3 K	3 0 3 0 0 0 0 1 0 0 0 0 1 0		
Inning Stats	R: 0 E: 0 K: 1 S: 8 H: 1 LOB: 1 P: 15	R: 0 E: 0 K: 0 S: 10 H: 1 LOB: 0 P: 16	R: 6 E: 0 K: 1 S: 15 H: 5 LOB: 0 BB: 1 P: 25	R: 2 E: 0 K: 0 S: 15 H: 3 LOB: 1 BB: 0 P: 21	R: 2 E: 0 K: 1 S: 16 H: 3 LOB: 1 BB: 0 P: 25	R: 0 E: 0 K: 1 S: 6 H: 1 LOB: 0 P: 10	R: 2 E: 0 K: 1 S: 15 H: 2 LOB: 1 BB: 1 P: 25	R: 0 E: 0 K: 2 S: 11 H: 1 LOB: 2 P: 17	R: 0 E: 0 K: 2 S: 11 H: 0 LOB: 0 BB: 0 P: 17	1B: 10 2B: 4 3B: 1 HR: 2 SF: 2 SAC: 1 DP: 1 HBP: 0	WP: 0 PB: 0 SB: 1 CS: 1 PA: 45	
PITCHER	IP WLS BF H R ER SO BB IBB HBP BLK WP HR S P ERA WHIP											
Rick Mahler, R (1, 1) ERA: 3.94	3.2 L 20 9 8 8 2 0 1 0 0 0 1 45 73 19.64 2.455											
Mike Roesler, R (4, 1) ERA: 5.73	0.1 2 1 0 0 0 0 0 0 0 0 0 3 4 0.00 3.000											
Tim Birtsas, L (5, 1) ERA: 3.84	3.0 15 6 4 4 3 1 0 0 0 0 1 37 60 12.00 2.333											
Norm Charlton, L (8, 1) ERA: 3.45	2.0 8 1 0 0 4 1 0 0 0 0 0 22 34 0.00 1.000											

Pittsburgh Pirates @ Cincinnati Reds  
Riverfront Stadium, Cincinnati, OH

Fri Aug 25 1989, 7:05 PM EDT  
Att. 25,722 - Unknown - 75 F

livebaseballscorecards.com





Batter	1	2	3	4	5	6	7	8	9	AB R H RBI BB SO LOB	TOP	
<b>Billy Hatcher, R</b> (1, 9) OBP: 0.278, SLG: 0.307 <b>John Cangelosi, S</b> (5, PR) OBP: 0.377, SLG: 0.282 (5, 9)	1-2 SH 1B 2B		1-2 F7		1-2 CS HBP		1-3 K		2-1 G6-4-3 1B	2 1 1 0 0 0 0 2 0 1 0 0 1 0		
<b>Jay Bell, R</b> (1, 6) OBP: 0.259, SLG: 0.316	1-0 SH FC3-6 1B 2-3		1-0 P3		3-1 HR		1-0 E S HBP		2-2 G6-4-3 1-2f	3 1 1 1 0 0 1		
<b>Andy Van Slyke, L</b> (1, 8) OBP: 0.303, SLG: 0.368	0-1 FC3-6 1B 1-2 3-H		2-0 L9		1-2 1B		3-3 K			4 0 2 1 0 1 1		
<b>Bobby Bonilla, S</b> (1, 5) OBP: 0.346, SLG: 0.462	0-0 FC3-6 G4-6-3 1-2f 2-3			0-1 G3-1		0-0 F8		1-0 F7		4 0 0 0 0 0 4		
<b>Barry Bonds, L</b> (1, 7) OBP: 0.363, SLG: 0.443	1-0 G4-6-3 1-2f			2-1 L3		0-1 HR		1-2 G3		4 1 1 1 0 0 2		
<b>Gary Redus, R</b> (1, 3) OBP: 0.376, SLG: 0.457		1-1 P4		0-2 1B 1B		4-1 S BB		0-0 FC6-4 1B		3 0 2 0 1 0 0		
<b>Michael LaValliere, L</b> (1, 2) OBP: 0.405, SLG: 0.366 <b>Jose Lind, R</b> (8, PH) OBP: 0.273, SLG: 0.279 (8, 4)		2-2 G4-3		0-0 1-2 1B		2-3 K		2-3 K		3 0 1 0 0 1 1 1 0 0 0 0 1 1		
<b>Jeff King, R</b> (1, 4) OBP: 0.279, SLG: 0.367 <b>Junior Ortiz, R</b> (8, 2) OBP: 0.281, SLG: 0.276		3-2 HR		1-3 K		0-3 K		0-0 FC6-4 1-2f		4 1 1 1 0 2 4 0 0 0 0 0 0 0		
<b>Rick Reed, R</b> (1, 1) OBP: 0.214, SLG: 0.083 <b>Neal Heaton, L</b> (2, 1) OBP: 0.267, SLG: 0.267 <b>Benny Distefano, L</b> (6, PH) OBP: 0.329, SLG: 0.300 <b>Bob Walk, R</b> (6, 1) OBP: 0.220, SLG: 0.310 <b>R.J. Reynolds, S</b> (9, PH) OBP: 0.338, SLG: 0.387		2-3 K		3-3 K		1-3 K		0-0 L9		1 0 0 0 0 1 0 1 0 0 0 0 1 0 1 0 0 0 0 1 1 0 0 0 0 0 0 0 1 0 0 0 0 0 0		
<b>Inning Stats</b>	R: 1 H: 2 E: 0 LOB: 1 K: 0 BB: 0 S: 8 P: 11	R: 1 H: 1 E: 0 LOB: 0 K: 1 BB: 0 S: 12 P: 20	R: 0 H: 0 E: 0 LOB: 0 K: 0 BB: 0 S: 7 P: 11	R: 0 H: 2 E: 0 LOB: 2 K: 1 BB: 0 S: 11 P: 14	R: 1 H: 2 E: 0 LOB: 1 K: 1 BB: 0 S: 12 P: 20	R: 1 H: 1 E: 0 LOB: 1 K: 3 BB: 1 S: 14 P: 21	R: 0 H: 0 E: 1 LOB: 1 K: 2 BB: 0 S: 8 P: 14	R: 0 H: 1 E: 0 LOB: 1 K: 1 BB: 0 S: 8 P: 11	R: 0 H: 1 E: 0 LOB: 0 K: 0 BB: 0 S: 9 P: 13	1B: 6 SF: 0 2B: 1 SAC: 1 3B: 0 DP: 2 HR: 3 HBP: 2	WP: 0 PA: 38 PB: 0 SB: 2 CS: 1	
<b>PITCHER</b>	IP WLS BF H R ER SO BB IBB HBP BLK WP HR S P ERA WHIP											
<b>Ron Robinson, R</b> (1, 1) ERA: 2.79	5.0 W 23 8 4 4 3 0 0 1 0 0 0 3 52 78 7.20 1.600											
<b>Rob Dibble, R</b> (6, 1) ERA: 2.02	2.0 8 0 0 0 5 1 0 1 0 0 0 0 20 33 0.00 0.500											
<b>John Franco, L</b> (8, 1) ERA: 2.53	2.0 S 7 2 0 0 1 0 0 0 0 0 0 0 17 24 0.00 1.000											

**Pittsburgh Pirates @ Cincinnati Reds**  
Riverfront Stadium, Cincinnati, OH

Sat Aug 26 1989, 3:33 AM EDT  
Att. 26,159 - Overcast - 83 F

[livebaseballscorecards.com](http://livebaseballscorecards.com)

AB	34
R	4
H	10
RBI	4
BB	1
SO	9
LOB	15



Batter	1	2	3	4	5	6	7	8	9
<b>Herm Winningham, L</b> (1, 9) OBP: 0.330, SLG: 0.337	4-2 1B 3B BB	1-0 BLK HBP SF8 1B	0-1 F8		3-3 K		1 SAFE 1 SAFE 1 SAFE 1 SAFE X	2-0 1-3 1B	
<b>Luis Quinones, S</b> (1, 5) OBP: 0.300, SLG: 0.425	1-1 BB 3B 1B	1-1 SF8 BLK HBP		2-1 HR	2-3 K		0-1 P6		
<b>Eric Davis, R</b> (1, 8) OBP: 0.357, SLG: 0.542	3-3 K	2-1 SF8 1-3 2-H		2-3 K		2-2 FC4-6 1B		1-1 P6	
<b>Ken Griffey, L</b> (1, 7) OBP: 0.347, SLG: 0.411	4-0 3B BB	1-0 F8		1-0 G3		0-0 FC4-6 1-2f		1-1 L8	
<b>Rolando Roomes, R</b> (9, 7) OBP: 0.269, SLG: 0.435	1-2 3B BB								
<b>Todd Benzinger, S</b> (1, 3) OBP: 0.297, SLG: 0.392	3-1 SF8 3B 1-H 2-H 3-H		1-3 K	0-1 1B 2B		3-3 K 1-2		1-1 G4-3	
<b>Jeff Reed, L</b> (1, 2) OBP: 0.303, SLG: 0.317	0-0 SF8		4-0 1B BB	4-2 1B BB		1-2 G1-3			
<b>Ron Oester, S</b> (1, 4) OBP: 0.310, SLG: 0.303	2-2 1B		2-2 BB 1B	0-0 1B			1-1 SH5-4 FC1-2 2B		
<b>Jeff Richardson, R</b> (1, 6) OBP: 0.231, SLG: 0.194	0-3 K		4-2 BB 1B	1-1 P2			0-0 SH5-4		
<b>Ron Robinson, R</b> (1, 1) OBP: 0.211, SLG: 0.167		1-1 G5-3	0-3 K		0-0 P2		2-1 FC1-2 1B		
<b>Rob Dibble, L</b> (6, 1)									
<b>Dave Collins, S</b> (7, PH) OBP: 0.311, SLG: 0.255									
<b>John Franco, L</b> (8, 1)									

Inning Stats	R: 4	H: 3	E: 0	K: 2	S: 19	LOB: 1	BB: 2	P: 35	R: 1	H: 1	E: 0	K: 0	S: 7	LOB: 1	BB: 0	P: 13	R: 0	H: 1	E: 0	K: 2	S: 16	LOB: 3	BB: 2	P: 26	R: 1	H: 3	E: 0	K: 1	S: 13	LOB: 0	BB: 0	P: 12	R: 0	H: 1	E: 0	K: 1	S: 10	LOB: 1	BB: 0	P: 16	R: 0	H: 2	E: 0	K: 0	S: 8	LOB: 2	BB: 0	P: 13	R: 0	H: 0	E: 0	K: 0	S: 6	LOB: 0	BB: 0	P: 9
--------------	------	------	------	------	-------	--------	-------	-------	------	------	------	------	------	--------	-------	-------	------	------	------	------	-------	--------	-------	-------	------	------	------	------	-------	--------	-------	-------	------	------	------	------	-------	--------	-------	-------	------	------	------	------	------	--------	-------	-------	------	------	------	------	------	--------	-------	------

PITCHER	IP	WLS	BF	H	R	ER	SO	BB	IBB	HBP	BLK	WP	HR	S	P	ERA	WHIP
<b>Rick Reed, R</b> ERA: 5.22	(1, 1)	1.2	L	12	4	5	5	2	2	0	1	0	0	25	46	27.00	3.600
<b>Neal Heaton, L</b> ERA: 3.59	(2, 1)	3.1		17	4	1	5	3	0	0	0	0	1	37	63	2.70	2.100
<b>Bob Walk, R</b> ERA: 4.38	(6, 1)	3.0		12	3	0	1	0	0	0	0	0	0	24	38	0.00	1.000

**BOTTOM**

**Pittsburgh Pirates @ Cincinnati Reds**  
Riverfront Stadium, Cincinnati, OH

Sat Aug 26 1989, 3:33 AM EDT  
Att. 26,159 - Overcast - 83 F

AB	R	H	RBI	BB	SO	LOB
4	2	2	0	1	1	3
4	2	2	1	0	1	2
4	0	1	1	0	2	2
4	1	0	0	1	0	2
0	0	0	0	0	0	0
5	1	2	3	0	2	1
1	0	0	1	2	0	1
4	0	4	0	0	0	0
2	0	0	0	1	1	4
3	0	0	0	0	1	3
0	0	0	0	0	0	0
1	0	0	0	0	0	1
0	0	0	0	0	0	0

AB	32
R	6
H	11
RBI	6
BB	5
SO	8
LOB	19

WP: 0 PA: 41  
PB: 0  
SB: 1  
CS: 0



PITCHER	IP	WLS	BF	H	R	ER	SO	BB	IBB	HBP	BLK	WP	HR	S	P	ERA	WHIP
---------	----	-----	----	---	---	----	----	----	-----	-----	-----	----	----	---	---	-----	------

Batter	1	2	3	4	5	6	7	8	9	AB R H RBI BB SO LOB	TOP
<b>Billy Hatcher, R</b> OBP: 0.276, SLG: 0.304 (1, 8) X	0-0 4-3		2-2 F7			0-2 F7		1-2 G3		4 0 0 0 0 0 1	
<b>Jay Bell, R</b> OBP: 0.259, SLG: 0.314 (1, 6) C C C B B X	2-2 F9			3-2 F9		3-2 FC1-4 1B		1-3 K		4 0 1 0 0 1 1	
<b>Gary Redus, R</b> OBP: 0.378, SLG: 0.455 (1, 3) C B F S	1-3 K			0-2 S 1B		1-0 FC1-4 FC5-4 1-2f			4-1 FC6-4 BB	3 0 1 0 1 1 1	
<b>Bobby Bonilla, S</b> OBP: 0.343, SLG: 0.458 (1, 5) B T B X		1-1 F9		0-1 P3		1-1 FC5-4 1-2f			2-0 FC6-4 FC4-6 1-2f	4 0 0 0 0 0 3	
<b>Barry Bonds, L</b> OBP: 0.364, SLG: 0.441 (1, 7) B T B B T B B		4-2 BB		4-2 BB			1-3 K		0-0 FC4-6 1-2f	2 0 0 0 2 1 1	
<b>R.J. Reynolds, S</b> OBP: 0.334, SLG: 0.383 (1, 9) B X		1-0 P4		0-0 F9			0-0 F9		2-3 K	3 0 0 0 0 0 3 0 0 0 0 0 0 0 1 0 0 0 0 1 1	
<b>Bill Landrum, R</b> (7, 1)											
<b>Jeff King, R</b> OBP: 0.277, SLG: 0.364 (9, PH)											
<b>Junior Ortiz, R</b> OBP: 0.278, SLG: 0.272 (1, 2) C O S		0-3 K					1-2 P4			3 0 0 0 0 1 1	
<b>Jose Lind, R</b> OBP: 0.273, SLG: 0.279 (1, 4) B C C C B X			2-2 F9			0-0 F8		1-1 G3 S 1B		3 0 1 0 0 0 0	
<b>Randy Kramer, R</b> OBP: 0.148, SLG: 0.185 (1, 1) S O S			0-3 K			0-3 K		0-2 L5		1 0 0 0 0 1 0 1 0 0 0 0 1 0 1 0 0 0 0 0 1	
<b>Doug Bair, R</b> OBP: 0.333, SLG: 0.667 (4, 1)											
<b>John Cangelosi, S</b> OBP: 0.374, SLG: 0.280 (7, 9)											
<b>Inning Stats</b>	R: 0 E: 0 K: 1 S: 7 H: 0 LOB: 0 BB: 0 P: 10	R: 0 E: 0 K: 1 S: 8 H: 0 LOB: 1 BB: 1 P: 14	R: 0 E: 0 K: 1 S: 9 H: 0 LOB: 0 BB: 0 P: 13	R: 0 E: 0 K: 0 S: 13 H: 1 LOB: 2 BB: 1 P: 20	R: 0 E: 0 K: 1 S: 8 H: 0 LOB: 0 BB: 0 P: 9	R: 0 E: 0 K: 0 S: 10 H: 1 LOB: 1 BB: 0 P: 14	R: 0 E: 0 K: 1 S: 6 H: 0 LOB: 0 BB: 0 P: 7	R: 0 E: 0 K: 1 S: 12 H: 1 LOB: 1 BB: 0 P: 15	R: 0 E: 0 K: 1 S: 6 H: 0 LOB: 1 BB: 1 P: 14	1B: 3 2B: 0 3B: 0 HR: 0 SF: 0 SAC: 0 DP: 0 HBP: 0	WP: 0 PB: 0 SB: 2 CS: 0 PA: 33
<b>PITCHER</b> <b>Tom Browning, L</b> ERA: 3.05 (1, 1)	IP: 8.0 WLS: W BF: 30 H: 3 R: 0 ER: 0 SO: 6 BB: 3 IBB: 0 HBP: 0 BLK: 0 WP: 0 HR: 0 S: 74 P: 107 ERA: 0.00 WHIP: 0.750										
<b>John Franco, L</b> ERA: 2.49 (9, 1)	IP: 1.0 WLS: S BF: 3 H: 0 R: 0 ER: 0 SO: 1 BB: 0 IBB: 0 HBP: 0 BLK: 0 WP: 0 HR: 0 S: 5 P: 9 ERA: 0.00 WHIP: 0.000										

**Pittsburgh Pirates @ Cincinnati Reds**  
Riverfront Stadium, Cincinnati, OH

Sun Aug 27 1989, 3:33 AM EDT  
Att. 22,413 - Overcast - 87 F


AB	30
R	0
H	3
RBI	0
BB	3
SO	7
LOB	13



WP	0	PA	33
PB	0		
SB	2		
CS	0		

livebaseballscorecards.com



Batter	1	2	3	4	5	6	7	8	9	AB R H RBI BB SO LOB	TOP																	
<b>Dave Collins, S</b> (1, 7) <small>OBP: 0.323, SLG: 0.305</small> <b>Herm Winningham, L</b> (8, 7) <small>OBP: 0.328, SLG: 0.335</small>	1-0 G4-3		3-1 2B		0-0 2B		0-0 F8			4 1 2 1 0 0 0 0 0 0 0 0 0 0																		
<b>Luis Quinones, S</b> (1, 5) <small>OBP: 0.304, SLG: 0.429</small>	2-2 G4-3		0-1 2B		2-1 G6-3			2-2 P6		4 0 1 1 0 0 1																		
<b>Eric Davis, R</b> (1, 8) <small>OBP: 0.359, SLG: 0.538</small>	2-2 G2-3		4-0 FC4 IBB		0-0 G2-3 1B			4-2 G4-3 S BB		2 0 1 0 2 0 0																		
<b>Todd Benzinger, S</b> (1, 3) <small>OBP: 0.295, SLG: 0.386</small>		2-3 K	1-1 FC4		1-1 L9			2-2 G4-3		4 0 0 0 0 1 4																		
<b>Rolando Roomes, R</b> (1, 9) <small>OBP: 0.285, SLG: 0.429</small>	1-0 G5-3			3-2 G1-3		2-1 G2-3		1-1 P4		4 0 0 0 0 0 2																		
<b>Joe Oliver, R</b> (1, 2) <small>OBP: 0.346, SLG: 0.440</small>	1-1 F8			2-1 L5		4-0 IBB			0-1 F8	3 0 0 0 1 0 0																		
<b>Jeff Richardson, R</b> (1, 6) <small>OBP: 0.250, SLG: 0.187</small> <b>Ken Griffey, L</b> (9, PH) <small>OBP: 0.349, SLG: 0.406</small>			4-1 2B BB	0-0 L6		0-0 G1-3			0-1 G6-3	2 1 0 0 1 0 2 1 0 0 0 0 0 0	<b>AB</b> 31 <b>R</b> 2 <b>H</b> 4 <b>RBI</b> 2 <b>BB</b> 4 <b>SO</b> 4 <b>LOB</b> 11																	
<b>Ron Oester, S</b> (1, 4) <small>OBP: 0.305, SLG: 0.294</small>			1-2 L9		0-0 F8		1-1 L8		1-2 F7	4 0 0 0 0 0 1																		
<b>Scott Scudder, R</b> (1, 1) <small>OBP: 0.250, SLG: 0.063</small> <b>Rob Dibble, L</b> (8, 1)			1-3 K		0-3 K		2-3 K			3 0 0 0 0 3 1 0 0 0 0 0 0 0																		
<b>Inning Stats</b>	R: 0 E: 0 K: 0 S: 7	H: 0 LOB: 0 BB: 0 P: 12	R: 0 E: 0 K: 1 S: 6	H: 0 LOB: 0 BB: 0 P: 10	R: 2 E: 0 K: 1 S: 13	H: 2 LOB: 2 BB: 2 P: 27	R: 0 E: 0 K: 0 S: 6	H: 0 LOB: 0 BB: 0 P: 11	R: 0 E: 0 K: 1 S: 7	H: 1 LOB: 1 BB: 0 P: 9	R: 0 E: 0 K: 0 S: 6	H: 1 LOB: 2 BB: 1 P: 13	R: 0 E: 0 K: 1 S: 6	H: 0 LOB: 0 BB: 0 P: 9	R: 0 E: 0 K: 0 S: 11	H: 0 LOB: 1 BB: 1 P: 20	R: 0 E: 0 K: 0 S: 9	H: 0 LOB: 0 BB: 0 P: 10	1B: 1 2B: 3 3B: 0 HR: 0	SF: 0 SAC: 0 DP: 0 HBP: 0	WP: 0 PB: 0 SB: 1 CS: 0	PA: 35						
<b>PITCHER</b>	IP WLS BF H R ER SO BB IBB HBP BLK WP HR S P ERA WHIP																											
<b>Ricky Horton, L</b> (1, 1) <small>ERA: 4.63</small> <b>John Costello, R</b> (8, 1) <small>ERA: 3.28</small> <b>Todd Worrell, R</b> (9, 1) <small>ERA: 3.0</small>	7.0		28	4	2	2	4	1	2	0	0	0	0	0	51	91	2.57	0.714										
	1.0	W	4	0	0	0	0	1	0	0	0	0	0	0	11	20	0.00	1.000										
	1.0	S	3	0	0	0	0	0	0	0	0	0	0	0	9	10	0.00	0.000										

**Cincinnati Reds @ St. Louis Cardinals**  
 Busch Stadium, St. Louis, MO  
 Mon Aug 28 1989, 7:05 PM CDT  
 Att: 26,604 - Unknown

livebaseballscorecards.com

Batter	1	2	3	4	5	6	7	8	9	AB	R	H	RBI	BB	SO	LOB	BOTTOM			
Willie McGee, S OBP: 0.271, SLG: 0.355 (1, 8)	3-2 G6-3		0-0 L3			2-0 L8-3 1B		0-1 1B 1B		4	1	2	0	0	0	1	<p><b>Cincinnati Reds @ St. Louis Cardinals</b>  <b>Busch Stadium, St. Louis, MO</b>            Mon Aug 28 1989, 7:05 PM CDT            Att. 26,604 - Unknown</p>			
Ozzie Smith, S OBP: 0.340, SLG: 0.358 (1, 6)	0-1 G1-3			1-1 B1-3		2-1 L8-3 1-2		0-0 1-3 3-H 1B 1B		4	1	1	1	0	0	1				
Milt Thompson, L OBP: 0.346, SLG: 0.383 (1, 7)	1-2 G4-1			4-2 S BB		0-1 G4-3		0-3 1-2		3	0	0	0	1	1	2				
Pedro Guerrero, R OBP: 0.390, SLG: 0.475 (1, 3)		0-1 G5-3		3-2 P8			2-2 G5-3	1-2 2-H 3-H 1B		4	0	1	2	0	0	1				
John Morris, L OBP: 0.281, SLG: 0.337 (8, PR)				1-2						0	0	0	0	0	0	0				
Todd Worrell, R OBP: 0.337 (9, 1)				2-3 K						0	0	0	0	0	0	0				
Terry Pendleton, S OBP: 0.302, SLG: 0.379 (1, 5)		3-3 K		2-3 K			0-3 K	2-0 F7		4	0	0	0	0	3	2				
Tom Brunansky, R OBP: 0.323, SLG: 0.437 (1, 9)			2-3 K		2-2 F9		0-2 1B			3	0	1	0	0	1	0				
José Oquendo, S OBP: 0.368, SLG: 0.371 (1, 4)			0-1 G4-3		0-0 FC6-5 2B		1-0 G3			3	0	1	0	0	0	1				
Todd Zeile, R OBP: 0.400, SLG: 0.611 (1, 2)			3-1 SH3-4 1B		3-2 FC6-5 2-3			1-1 G6-3		3	0	1	0	0	0	1				
Ricky Horton, L OBP: 0.250, SLG: 0.250 (1, 1)			1-1 SH3-4		0-0 G3			1-0 1B 2B		1	0	0	0	0	0	1				
John Costello, R OBP: 0.443, SLG: 0.529 (8, PH)			1-2							0	0	0	0	0	0	0				
Denny Walling, L OBP: 0.443, SLG: 0.529 (9, 3)										1	1	1	0	0	0	0				
<b>Inning Stats</b>	R: 0 E: 0 K: 0 S: 9	H: 0 LOB: 0 BB: 0 P: 13	R: 0 E: 0 K: 2 S: 11	H: 0 LOB: 0 BB: 0 P: 16	R: 0 E: 0 K: 0 S: 7	H: 1 LOB: 1 BB: 0 P: 11	R: 0 E: 0 K: 1 S: 13	H: 0 LOB: 1 BB: 1 P: 23	R: 0 E: 0 K: 0 S: 8	H: 1 LOB: 1 BB: 0 P: 13	R: 0 E: 0 K: 1 S: 6	H: 1 LOB: 0 BB: 0 P: 9	R: 0 E: 0 K: 1 S: 11	H: 1 LOB: 1 BB: 0 P: 14	R: 3 E: 0 K: 1 S: 14	H: 4 LOB: 1 BB: 0 P: 19	1B: 6 2B: 3 3B: 0 HR: 0	SF: 0 SAC: 1 DP: 1 HBP: 0	WP: 0 PB: 0 SB: 2 CS: 0	PA: 32
<b>PITCHER</b>	IP WLS BF H R ER SO	IP WLS BF H R ER SO	IP WLS BF H R ER SO	IP WLS BF H R ER SO	IP WLS BF H R ER SO	IP WLS BF H R ER SO	IP WLS BF H R ER SO	IP WLS BF H R ER SO	IP WLS BF H R ER SO	IP WLS BF H R ER SO	IP WLS BF H R ER SO	IP WLS BF H R ER SO	IP WLS BF H R ER SO	IP WLS BF H R ER SO	IP WLS BF H R ER SO	IP WLS BF H R ER SO	ERA WHIP	ERA WHIP		
Scott Scudder, R ERA: 4.08 (1, 1)	7.1																1.23	0.818		
Rob Dibble, R ERA: 2.22 (8, 1)	0.2	L	5	3	2	1	0	0	0	0	0	0	0	0	0	0	27.00	4.500		

livebaseballscorecards.com

<b>AB</b>	<b>30</b>
<b>R</b>	<b>3</b>
<b>H</b>	<b>8</b>
<b>RBI</b>	<b>3</b>
<b>BB</b>	<b>1</b>
<b>SO</b>	<b>5</b>
<b>LOB</b>	<b>10</b>



Batter	1	2	3	4	5	6	7	8	9	AB R H RBI BB SO LOB	TOP											
<b>Dave Collins, S</b> (1, 7) OBP: 0.314, SLG: 0.286	1-1 L9	1-1 G4-3		3-2 P3		2-0 G5-3			4-2 BB	4 0 0 0 1 0 5												
<b>Luis Quinones, S</b> (1, 5) OBP: 0.306, SLG: 0.426	1-1 F9 1B HBP		0-0 1B		1-3 K		3-2 L7		0-0 F8	4 0 1 0 0 1 1												
<b>Eric Davis, R</b> (1, 8) OBP: 0.358, SLG: 0.535	0-0 S 1B		0-0 P4		1-0 G6-3		0-0 G6-3			4 0 1 0 0 0 1												
<b>Todd Benzinger, S</b> (1, 3) OBP: 0.293, SLG: 0.383	0-0 F9		2-0 P2		2-0 F8		1-2 F7			4 0 0 0 0 0 3												
<b>Joe Oliver, R</b> (1, 2) OBP: 0.341, SLG: 0.430	2-2 G6-3		0-0 F7		1-0 HR 1B		2-1 G6-3			4 1 1 0 0 0 3												
<b>Rolando Roomes, R</b> (1, 9) OBP: 0.285, SLG: 0.426		0-1 L6		1-2 1B G5-3 1B		2-3 K		0-0 P3		4 0 1 0 0 1 1												
<b>Jeff Richardson, R</b> (1, 6) OBP: 0.261, SLG: 0.253		1-0 SH1-4 2B		1-2 G5-3		0-0 HR		0-0 P8		4 1 2 2 0 0 1												
<b>Ron Oester, S</b> (1, 4) OBP: 0.308, SLG: 0.296 <b>Mariano Duncan, R</b> (9, PH) OBP: 0.306, SLG: 0.382		4-1 SH1-4 BB		0-0 SH2-4 1B		0-3 K		1-1 G1-3		2 0 1 0 1 1 0 1 0 0 0 0 0 0												
<b>Tim Leary, R</b> (1, 1) OBP: 0.143, SLG: 0.128 <b>Norm Charlton, S</b> (7, 1) <b>Joel Youngblood, R</b> (9, PH) OBP: 0.317, SLG: 0.361		0-1 SH1-4		0-0 SH2-4		0-0 2B		0-0 G5-3		1 0 1 0 0 0 0 0 0 0 0 0 0 0 1 0 0 0 0 0 0												
<b>Inning Stats</b>	R: 0 E: 0 K: 0 S: 10	H: 1 LOB: 2 BB: 0 P: 14	R: 0 E: 0 K: 0 S: 8	H: 1 LOB: 2 BB: 1 P: 14	R: 0 E: 0 K: 0 S: 4	H: 1 LOB: 1 BB: 0 P: 6	R: 0 E: 0 K: 0 S: 13	H: 2 LOB: 2 BB: 0 P: 18	R: 0 E: 0 K: 1 S: 6	H: 0 LOB: 0 BB: 0 P: 10	R: 2 E: 0 K: 2 S: 13	H: 3 LOB: 1 BB: 0 P: 18	R: 0 E: 0 K: 0 S: 9	H: 0 LOB: 0 BB: 0 P: 13	R: 0 E: 0 K: 0 S: 4	H: 0 LOB: 0 BB: 0 P: 6	R: 0 E: 0 K: 0 S: 6	H: 0 LOB: 1 BB: 1 P: 11	1B: 5 2B: 2 3B: 0 HR: 1	SF: 0 SAC: 2 DP: 0 HBP: 1	WP: 0 PB: 0 SB: 1 CS: 0	PA: 38
<b>PITCHER</b> <b>Joe Magrane, L</b> (1, 1) ERA: 2.8	IP: 9.0 WLS: W BF: 38 H: 8 R: 2 ER: 2 SO: 3 BB: 2 IBB: 0 HBP: 1 BLK: 0 WP: 0 HR: 1 S: 73 P: 110 ERA: 2.00 WHIP: 1.111											<b>PITCHER</b> IP: WLS: BF: H: R: ER: SO: BB: IBB: HBP: BLK: WP: HR: S: P: ERA: WHIP:										

**Cincinnati Reds @ St. Louis Cardinals**  
**Busch Stadium, St. Louis, MO**  
 Tue Aug 29 1989, 7:05 PM CDT  
 Att. 27,405 - Unknown - 85 F

livebaseballscorecards.com

**AB 33**  
**R 2**  
**H 8**  
**RBI 2**  
**BB 2**  
**SO 3**  
**LOB 15**







Batter	1	2	3	4	5	6	7	8	9	10	11	12	13	AB R H RBI BB SO LOB	TOP												
Herm Winningham, L OBP: 0.319, SLG: 0.326 (1, 9)	2-2 G3			2-0 P7			1-1 B1-3			3-2 L9			1-3 K	5 0 0 0 0 1 0													
Luis Quinones, S OBP: 0.308, SLG: 0.430 (1, 5)	2-1 P4			0-1 G6-4-3 1B			0-1 L6			1-1 P8			3-1 1B 2B	5 1 2 0 0 0 0													
Eric Davis, R OBP: 0.357, SLG: 0.529 (1, 8)	3-3 K			0-0 G6-4-3 1-2r			2-3 K			1-2 G5-3			4-0 S 1B E IBB	4 1 0 0 1 2 1													
Ken Griffey, L OBP: 0.343, SLG: 0.398 Rob Dibble, L (11, 1)		2-1 F8			2-2 L1			2-1 P6			1-0 F8		0-0 S 1B	4 0 0 0 0 0 0 0 0 0 0 0 0 0 1 0 1 1 0 0 0 0 0 0 0 0 0 0													
Dave Collins, S OBP: 0.324, SLG: 0.297 John Franco, L (13, PH)													1-2 2-H														
Todd Benzinger, S OBP: 0.290, SLG: 0.380 (1, 3)	1-3 K				1-3 K			0-2 G6-3			0-3 K		1-3 K	5 0 0 0 0 4 2													
Joe Oliver, R OBP: 0.322, SLG: 0.405 (1, 2)	0-2 G3				2-0 F8			2-3 K			1-2 P7		2-3 K 1-3 2-H	5 0 0 0 0 2 1													
Mariano Duncan, R OBP: 0.300, SLG: 0.374 (1, 6)				1-2 G4-3			0-1 G5-3			1-0 F9			0-2 F9	4 0 0 0 0 0 0													
Ron Oester, S OBP: 0.304, SLG: 0.291 (1, 4)				0-0 P6			1-0 G3			0-3 K			0-0 G4-3	4 0 0 0 0 1 0													
Rick Mahler, R OBP: 0.239, SLG: 0.210 Rolando Roomes, R OBP: 0.284, SLG: 0.424 (1, 1)				0-0 G6-3			1-0 P2			0-3 K			0-0 G6-3	3 0 0 0 0 1 0 1 0 0 0 0 0 0													
<b>Inning Stats</b>	R: 0 E: 0 K: 1 S: 8	H: 0 LOB: 0 BB: 0 P: 15	R: 0 E: 0 K: 1 S: 8	H: 0 LOB: 0 BB: 0 P: 11	R: 0 E: 0 K: 0 S: 5	H: 0 LOB: 0 BB: 0 P: 6	R: 0 E: 0 K: 1 S: 7	H: 0 LOB: 0 BB: 0 P: 12	R: 0 E: 0 K: 0 S: 4	H: 0 LOB: 0 BB: 0 P: 6	R: 0 E: 0 K: 1 S: 7	H: 0 LOB: 0 BB: 0 P: 10	R: 0 E: 0 K: 2 S: 9	H: 0 LOB: 0 BB: 0 P: 8	R: 0 E: 0 K: 1 S: 7	H: 0 LOB: 0 BB: 0 P: 9	R: 0 E: 0 K: 0 S: 6	H: 0 LOB: 0 BB: 0 P: 6	R: 2 E: 0 K: 3 S: 15	H: 2 LOB: 1 BB: 1 P: 26	1B: 2 2B: 1 3B: 0 HR: 0	SF: 0 SAC: 0 DP: 1 HBP: 0	WP: 0 PB: 0 SB: 3 CS: 0	PA: 42			
<b>PITCHER</b>	IP WLS BF H R ER SO BB IBB HBP BLK WP HR S P ERA WHIP																										
Jose DeLeon, R ERA: 3.13 (1, 1)	11.0																										
Todd Worrell, R ERA: 3.06 (12, 1)	2.0	L	9	2	2	1	3	0	1	0	0	0	0	0	21	32	4.50	1.000									

Cincinnati Reds @ St. Louis Cardinals  
 Busch Stadium, St. Louis, MO  
 Wed Aug 30 1989, 7:05 PM CDT  
 Att: 34,976 - Unknown - 80 F

[livebaseballscorecards.com](http://livebaseballscorecards.com)

AB	41
R	2
H	3
RBI	1
BB	1
SO	11
LOB	4



Batter	1	2	3	4	5	6	7	8	9	10	11	12	13	AB R H RBI BB SO LOB	BOTTOM													
Willie McGee, S OBP: 0.277, SLG: 0.352 (1, 8)	G5-3		B2-3 1B		F7		K			K		E SH 1B	K	7 0 2 0 0 3 1	<b>Cincinnati Reds @ St. Louis Cardinals</b> Busch Stadium, St. Louis, MO Wed Aug 30 1989, 7:05 PM CDT Att: 34,976 - Unknown - 80 F													
Ozzie Smith, S OBP: 0.342, SLG: 0.360 (1, 6)	1B		B2-3		1B		1B			CS 1B		SH E		5 0 4 0 0 0 1														
Milt Thompson, L OBP: 0.345, SLG: 0.390 (1, 7)	F9		K		G4-3		G1-6-3			1B		K		6 0 1 0 0 2 6														
Pedro Guerrero, R OBP: 0.392, SLG: 0.472 (1, 3)	1B		IBB				G5-3			IBB IBB		IBB IBB		3 0 1 0 3 0 0														
Denny Walling, L OBP: 0.439, SLG: 0.500 Terry Pendleton, S OBP: 0.301, SLG: 0.379 (12, PH) (13, 5)	G4-3		G4-3				1B BB			1B		K		3 0 0 0 2 0 4 1 0 0 0 0 1 3														
Tom Brunansky, R OBP: 0.322, SLG: 0.437 (1, 9)			G5-3		F9		1B			F8		L3		6 0 1 0 0 0 6														
José Oquendo, S OBP: 0.367, SLG: 0.369 (1, 4)			1B		G4-3		F9			G4-3		K		6 0 2 0 0 1 2														
Todd Zeile, R OBP: 0.346, SLG: 0.500 (1, 2)			F8		G6-3		G5-3			L9		K		6 0 1 0 0 1 3														
Jose DeLeon, R OBP: 0.127, SLG: 0.101 John Morris, L OBP: 0.278, SLG: 0.333 Todd Worrell, R (12, 1) Vince Coleman, S OBP: 0.331, SLG: 0.353 (13, PH)			K		G1-3		K			K		K		4 0 0 0 0 3 1 1 0 0 0 0 1 0 0 0 0 0 0 0 0 1 0 0 0 0 0 2														
<b>Inning Stats</b>	R: 0 E: 0 K: 0 S: 13	H: 2 LOB: 2 BB: 0 P: 21	R: 0 E: 0 K: 1 S: 10	H: 1 LOB: 1 BB: 1 P: 14	R: 0 E: 0 K: 1 S: 9	H: 1 LOB: 2 BB: 1 P: 16	R: 0 E: 0 K: 0 S: 7	H: 0 LOB: 0 BB: 0 P: 13	R: 0 E: 0 K: 0 S: 7	H: 1 LOB: 1 BB: 0 P: 14	R: 0 E: 0 K: 0 S: 10	H: 0 LOB: 0 BB: 0 P: 8	R: 0 E: 0 K: 1 S: 8	H: 0 LOB: 0 BB: 0 P: 12		R: 0 E: 0 K: 3 S: 9	H: 0 LOB: 0 BB: 0 P: 12	R: 0 E: 2 K: 2 S: 13	H: 1 LOB: 3 BB: 1 P: 22	R: 0 E: 0 K: 1 S: 9	H: 2 LOB: 1 BB: 0 P: 12	R: 0 E: 0 K: 1 S: 9	H: 2 LOB: 1 BB: 0 P: 12	1B: 11 2B: 0 3B: 1 HR: 0	SF: 0 SAC: 1 DP: 1 HBP: 0	WP: 0 PA: 55 PB: 0 SB: 0 CS: 1		
<b>PITCHER</b>	IP WLS BF H R ER SO BB IBB HBP BLK WP HR S P ERA WHIP	IP WLS BF H R ER SO BB IBB HBP BLK WP HR S P ERA WHIP	IP WLS BF H R ER SO BB IBB HBP BLK WP HR S P ERA WHIP	IP WLS BF H R ER SO BB IBB HBP BLK WP HR S P ERA WHIP	IP WLS BF H R ER SO BB IBB HBP BLK WP HR S P ERA WHIP	IP WLS BF H R ER SO BB IBB HBP BLK WP HR S P ERA WHIP	IP WLS BF H R ER SO BB IBB HBP BLK WP HR S P ERA WHIP	IP WLS BF H R ER SO BB IBB HBP BLK WP HR S P ERA WHIP	IP WLS BF H R ER SO BB IBB HBP BLK WP HR S P ERA WHIP	IP WLS BF H R ER SO BB IBB HBP BLK WP HR S P ERA WHIP	IP WLS BF H R ER SO BB IBB HBP BLK WP HR S P ERA WHIP	IP WLS BF H R ER SO BB IBB HBP BLK WP HR S P ERA WHIP	IP WLS BF H R ER SO BB IBB HBP BLK WP HR S P ERA WHIP	IP WLS BF H R ER SO BB IBB HBP BLK WP HR S P ERA WHIP		IP WLS BF H R ER SO BB IBB HBP BLK WP HR S P ERA WHIP	IP WLS BF H R ER SO BB IBB HBP BLK WP HR S P ERA WHIP	IP WLS BF H R ER SO BB IBB HBP BLK WP HR S P ERA WHIP	IP WLS BF H R ER SO BB IBB HBP BLK WP HR S P ERA WHIP	IP WLS BF H R ER SO BB IBB HBP BLK WP HR S P ERA WHIP	IP WLS BF H R ER SO BB IBB HBP BLK WP HR S P ERA WHIP	IP WLS BF H R ER SO BB IBB HBP BLK WP HR S P ERA WHIP	IP WLS BF H R ER SO BB IBB HBP BLK WP HR S P ERA WHIP	IP WLS BF H R ER SO BB IBB HBP BLK WP HR S P ERA WHIP	IP WLS BF H R ER SO BB IBB HBP BLK WP HR S P ERA WHIP	IP WLS BF H R ER SO BB IBB HBP BLK WP HR S P ERA WHIP	IP WLS BF H R ER SO BB IBB HBP BLK WP HR S P ERA WHIP	IP WLS BF H R ER SO BB IBB HBP BLK WP HR S P ERA WHIP
Rick Mahler, R ERA: 3.75 (1, 1)	10.0	W	42	9	0	0	6	BB: 1 IBB: 3 HBP: 0 BLK: 0	0	0	89	156	0.00	1.000														
Rob Dibble, R ERA: 2.17 (11, 1)	2.0	W	9	1	0	0	5	0	1	0	0	0	22	34		0.00	0.500											
John Franco, L ERA: 2.45 (13, 1)	1.0	S	4	2	0	0	1	0	0	0	0	0	9	12	0.00	2.000												



Batter	1	2	3	4	5	6	7	8	9	AB	R	H	RBI	BB	SO	LOB	TOP										
<b>Dave Collins, S</b> (1, 7) <small>OBP: 0.329, SLG: 0.304</small> <b>Herm Winningham, L</b> (9, 7) <small>OBP: 0.319, SLG: 0.326</small>	0-1 G5-3 1B	0-0 P5		0-0 1B	3-1 G4-3		1-2 5-3			5	2	2	1	0	0	3											
<b>Luis Quinones, S</b> (1, 4) <small>OBP: 0.317, SLG: 0.448</small>	2-3 K		0-1 S HR 1B	2-1 2B 1B	4-0 1B BB		0-0 HR			4	3	3	2	1	1	1											
<b>Eric Davis, R</b> (1, 8) <small>OBP: 0.359, SLG: 0.529</small>	2-1 G5-3 1B		3-3 K	4-2 2B BB	0-1 1B		1-2 F4			4	0	2	2	1	1	1											
<b>Todd Benzinger, S</b> (1, 3) <small>OBP: 0.291, SLG: 0.388</small>	0-0 G5-3		0-2 HR	0-1 2B	2-1 F6			3-3 K		5	1	2	4	0	1	3											
<b>Paul O'Neill, L</b> (1, 9) <small>OBP: 0.352, SLG: 0.464</small>	3-2 G6-3		1-1 F9	4-0 IBB		0-0 E5 1B		0-0 G4-3		4	1	0	0	1	0	1											
<b>Joe Oliver, R</b> (1, 2) <small>OBP: 0.305, SLG: 0.382</small>		1-3 K	0-1 G6-3	0-1 P3		1-1 F8		1-3 K		5	0	0	0	0	2	4											
<b>Chris Sabo, R</b> (1, 5) <small>OBP: 0.317, SLG: 0.392</small>		1-2 F8		1-2 F4	2-1 SH1-4 1B 1B	1-1 1B		0-0 L7		5	1	2	1	0	0	0											
<b>Mariano Duncan, R</b> (1, 6) <small>OBP: 0.302, SLG: 0.385</small>		1-0 1B 3B		2-3 K	0-0 SH1-4 1B 1B	2-2 G4-3		0-1 L7		5	2	2	0	0	1	0											
<b>Ron Robinson, R</b> (1, 1) <small>OBP: 0.286, SLG: 0.300</small> <b>Norm Charlton, S</b> (6, 1) <b>Mike Roesler, R</b> (8, 1) <b>Scotti Madison, S</b> (9, PH) <b>Rosario Rodriguez, R</b> (9, 1)		1-2 1B		0-0 1B 2B			1-3 K		0-0 G4-3		2	1	2	1	0	0	0										
<b>Inning Stats</b>	R: 1 E: 0 K: 1 S: 12	H: 2 LOB: 1 BB: 0 P: 19	R: 1 E: 0 K: 1 S: 12	H: 2 LOB: 1 BB: 0 P: 16	R: 2 E: 0 K: 1 S: 13	H: 2 LOB: 0 BB: 0 P: 17	R: 3 E: 0 K: 1 S: 16	H: 4 LOB: 3 BB: 2 P: 29	R: 2 E: 0 K: 0 S: 10	H: 3 LOB: 2 BB: 1 P: 21	R: 1 E: 1 K: 0 S: 8	H: 1 LOB: 0 BB: 0 P: 12	R: 1 E: 0 K: 1 S: 10	H: 1 LOB: 0 BB: 0 P: 13	R: 0 E: 0 K: 2 S: 8	H: 0 LOB: 0 BB: 0 P: 12	R: 0 E: 0 K: 0 S: 4	H: 0 LOB: 0 BB: 0 P: 4	1B: 10 2B: 2 3B: 1 HR: 2	SF: 0 SAC: 1 DP: 0 HBP: 0	WP: 0 PB: 0 SB: 2 CS: 0	PA: 45					
<b>PITCHER</b>	IP	WLS	BF	H	R	ER	SO	BB	IBB	HBP	BLK	WP	HR	S	P	ERA	WHIP										
<b>Bob Patterson, L</b> (1, 1) <small>ERA: 12.0</small>	3.0	L	15	6	4	4	3	0	0	0	0	0	1	37	52	12.00	2.000										
<b>Rick Reed, R</b> (4, 1) <small>ERA: 5.48</small>	1.0		9	4	3	3	1	1	1	0	0	0	0	16	29	27.00	5.000										
<b>Mike Smith, R</b> (5, 1) <small>ERA: 4.58</small>	2.0		11	4	3	2	0	1	0	0	0	0	0	18	33	9.00	2.500										
<b>Bob Kipper, L</b> (7, 1) <small>ERA: 3.2</small>	2.0		7	1	1	1	3	0	0	0	0	0	1	18	25	4.50	0.500										
<b>Doug Bair, R</b> (9, 1) <small>ERA: 2.4</small>	1.0		3	0	0	0	0	0	0	0	0	0	0	4	4	0.00	0.000										

**Cincinnati Reds @ Pittsburgh Pirates**  
 Three Rivers Stadium, Pittsburgh, PA  
 Fri Sep 01 1989, 7:05 PM EDT  
 Att. 15,623 - Unknown

livebaseballscorecards.com

<b>AB</b>	41
<b>R</b>	11
<b>H</b>	15
<b>RBI</b>	11
<b>BB</b>	3
<b>SO</b>	7
<b>LOB</b>	13



Batter	1	2	3	4	5	6	7	8	9	AB R H RBI BB SO LOB
<b>R.J. Reynolds, S</b> (1, 9) OBP: 0.343, SLG: 0.391	0-2 G6-3		0-2 F7		0-0 G3	0-2 1B		0-0 F7		5 1 2 1 0 0 3
<b>Jay Bell, R</b> (1, 6) OBP: 0.255, SLG: 0.299	3-2 G6-3		3-2 1B		2-2 G3	3-2 G4-3		0-0 F7		5 0 1 2 0 0 2
<b>Andy Van Slyke, L</b> (1, 8) OBP: 0.300, SLG: 0.365	2-1 L9		3-2 G3		2-1 1B		1-3 K	1-2 F7		5 0 1 0 0 1 2
<b>Bobby Bonilla, S</b> (1, 5) OBP: 0.342, SLG: 0.459		1-0 F8		0-1 HR	0-0 G4-3	0-0 1B		1-0 G5-3		5 1 2 1 0 0 1
<b>Barry Bonds, L</b> (1, 7) OBP: 0.360, SLG: 0.432		2-1 G4-3		0-0 F8	3-2 P4		0-3 K			4 0 0 0 0 1 2
<b>Jeff King, R</b> (1, 3) OBP: 0.281, SLG: 0.386		3-3 K		3-2 HR		0-1 G5-3	2-2 L7			4 1 1 1 0 1 1
<b>Michael LaValliere, L</b> (1, 2) OBP: 0.414, SLG: 0.373			1-2 1B	0-1 G4-3		4-1 1B		0-0 G5-3		2 0 1 0 0 0 0
<b>Junior Ortiz, R</b> (6, PH) OBP: 0.282, SLG: 0.268										1 0 0 0 1 0 0
<b>Jose Lind, R</b> (1, 4) OBP: 0.273, SLG: 0.281			2-2 1B	0-0 1B		2-2 1B	0-3 K			4 2 2 0 0 1 1
<b>Bob Patterson, R</b> Albert Hall, S Rick Reed, F Shane Bieber, L Mike Smith, R Gary Redus, R Bob Kipper, R John Cangelosi, S Doug Blum, R			1-1 1B	2-1 P8		1-0 1B	1-3 1B	4-2 BB		0 0 0 0 0 0 0

**Cincinnati Reds @ Pittsburgh Pirates**  
Three Rivers Stadium, Pittsburgh, PA

Fri Sep 01 1989, 7:05 PM EDT  
Att. 15,623 - Unknown

livebaseballscorecards.com

<b>AB</b>	<b>38</b>
<b>R</b>	<b>5</b>
<b>H</b>	<b>10</b>
<b>RBI</b>	<b>5</b>
<b>BB</b>	<b>2</b>
<b>SO</b>	<b>4</b>
<b>LOB</b>	<b>16</b>



Inning Stats													1B	2B	3B	HR	SF	PA	PITCHER														
R	H	E	K	S	H	LOB	BB	P	R	H	E	K	S	R	H	E	K	S	R	H	E	K	S	BB	IBB	HBP	BLK	WP	HR	S	P	ERA	WHIP
0	0	0	0	14	0	0	1	13	1	2	0	28	11	1	2	0	11	14	0	0	0	0	0	0	0	0	0	0	2	66	99	5.40	1.400
0	0	0	0	10	1	0	1	2	0	0	0	0	0	0	0	0	0	0	0	0	0	0	0	0	0	0	0	0	24	37	4.50	2.000	
0	0	0	0	4	0	0	1	1	0	0	0	0	0	0	0	0	0	0	0	0	0	0	0	0	0	0	0	7	11	0.00	1.000		
0	0	0	0	3	0	0	0	0	0	0	0	0	0	0	0	0	0	0	0	0	0	0	0	0	0	0	0	5	7	0.00	0.000		

Batter	1	2	3	4	5	6	7	8	9	AB R H RBI BB SO LOB	TOP											
Herm Winningham, L (1, 8) OBP: 0.321, SLG: 0.345	1-0 1B 3B	1-1 P4			2-3 K		3-1 E3 1B SF8		3-1 G4-3 WP 2B	5 3 2 0 0 1 0												
Luis Quinones, S (1, 4) OBP: 0.323, SLG: 0.449	1-3 K		4-2 G6-4-3 BB		0-0 1B		0-0 G6-3 SF8 1B		1-1 G4-3 2B	4 0 2 0 1 1 2												
Eric Davis, R (1, 7) OBP: 0.358, SLG: 0.527 Rolando Roomes, R (8, 7) OBP: 0.283, SLG: 0.423	2-1 1B 1B		1-0 G6-4-3 1-2f		3-3 K		3-0 SF8 1-2 3-H		2-3 K 3-H	3 1 1 2 0 1 2 1 0 0 0 0 1 0												
Paul O'Neill, L (1, 9) OBP: 0.353, SLG: 0.463	1-1 1B 1-2 1B		4-1 S BB			0-0 F9		0-0 G6-3 2-3		3 0 1 0 1 0 1												
Todd Benzinger, S (1, 3) OBP: 0.291, SLG: 0.387	2-1 FC5-4 1-2 2-H 1B		3-3 K 1-2			1-1 F7		2-3 K		4 0 1 1 0 2 2												
Joe Oliver, R (1, 2) OBP: 0.303, SLG: 0.370	1-1 FC5-4 1-2f			0-0 F9		4-0 E BB		1-3 K		3 1 0 0 1 1 2												
Chris Sabo, R (1, 5) OBP: 0.316, SLG: 0.394	3-2 5-3			0-1 F7		3-2 E7 1-H 2B 2B		1-2 F7		4 1 1 1 0 0 2												
Mariano Duncan, R (1, 6) OBP: 0.301, SLG: 0.387			3-3 K		0-2 G6-3		0-0 2B 3-H 2B		0-1 G1-3	4 0 1 1 0 1 0												
Tom Browning, L (1, 1) OBP: 0.133, SLG: 0.085 Rob Dibble, L (8, 1) Dave Collins, S (9, PH) OBP: 0.325, SLG: 0.300 John Franco, L (9, 1)			1-3 K		1-3 K		1-0 F7		2-1 G4-3	3 0 0 0 0 2 1 0 0 0 0 0 0 0 1 0 0 0 0 0 0 0 0 0 0 0 0 0												
<b>Inning Stats</b>	R: 2 E: 0 K: 1 S: 15	H: 4 LOB: 2 BB: 0 P: 26	R: 0 E: 0 K: 2 S: 10	H: 0 LOB: 0 BB: 0 P: 15	R: 0 E: 0 K: 1 S: 10	H: 0 LOB: 1 BB: 2 P: 22	R: 0 E: 0 K: 0 S: 6	H: 0 LOB: 0 BB: 0 P: 6	R: 0 E: 0 K: 3 S: 10	H: 1 LOB: 1 BB: 0 P: 16	R: 2 E: 1 K: 0 S: 11	H: 2 LOB: 1 BB: 1 P: 20	R: 1 E: 1 K: 1 S: 10	H: 1 LOB: 1 BB: 0 P: 18	R: 0 E: 0 K: 1 S: 9	H: 0 LOB: 0 BB: 0 P: 11	R: 1 E: 0 K: 1 S: 9	H: 1 LOB: 0 BB: 0 P: 17	1B: 5 2B: 3 3B: 1 HR: 0	SF: 1 SAC: 0 DP: 1 HBP: 0	WP: 1 PB: 0 SB: 1 CS: 0	PA: 39
<b>PITCHER</b>	IP WLS BF H R ER SO BB IBB HBP BLK WP HR S P ERA WHIP																					
Bob Walk, R (1, 1) ERA: 4.55	6.0 L 29 8 5 4 7 3 0 0 0 0 0 0 65 111 6.00 1.833																					
Randy Kramer, R (7, 1) ERA: 3.78	0.1 1 0 0 0 0 0 0 0 0 0 0 0 1 4 0.00 0.000																					
Neal Heaton, L (7, 1) ERA: 3.49	1.2 5 0 0 0 2 0 0 0 0 0 0 0 15 19 0.00 0.000																					
Doug Bair, R (9, 1) ERA: 2.54	1.0 4 1 1 1 1 0 0 0 0 1 0 9 17 9.00 1.000																					

Cincinnati Reds @ Pittsburgh Pirates  
 Three Rivers Stadium, Pittsburgh, PA  
 Sat Sep 02 1989, 7:05 PM EDT  
 Att. 25,682 - Unknown

livebaseballscorecards.com

AB	35
R	6
H	9
RBI	5
BB	3
SO	10
LOB	12



BOTTOM

AB R H RBI BB SO LOB

Cincinnati Reds @ Pittsburgh Pirates  
Three Rivers Stadium, Pittsburgh, PA

Sat Sep 02 1989, 7:05 PM EDT  
Att. 25,682 - Unknown

livebaseballscores.com

AB	35
R	2
H	7
RBI	2
BB	2
SO	5
LOB	16



WP	1	PA	37
PB	0		
SB	0		
CS	0		

1B	4	SF	0
2B	3	SAC	0
3B	0	DP	0
HR	0	HBP	0

2B	3	SF	0
3B	0	DP	0
HR	0	HBP	0

1B	4	SF	0
2B	3	SAC	0
3B	0	DP	0
HR	0	HBP	0

WP	1	PA	37
PB	0		
SB	0		
CS	0		

Batter	1	2	3	4	5	6	7	8	9
<b>Billy Hatcher, R</b> OBP: 0.278, SLG: 0.309 (1, 8)	2-2 P2		0-0 F9		0-0 P4			3-1 2B	0-0 F8
<b>Jay Bell, R</b> OBP: 0.260, SLG: 0.306 (1, 6)	3-2 5-3			4-1 2B BB		2-2 G5-3		1-2 WP 2B	
<b>Gary Redus, R</b> OBP: 0.373, SLG: 0.447 (1, 3)	2-2 F8			1-1 F8		3-1 F7		0-0 F7	
<b>Benny Distefano, L</b> OBP: 0.325, SLG: 0.304 (8, PH) (9, 3)									
<b>Bobby Bonilla, S</b> OBP: 0.343, SLG: 0.461 (1, 5)		0-0 1B		0-0 G4-3 2B		1-1 G5-3		2-0 L9	
<b>Barry Bonds, L</b> OBP: 0.358, SLG: 0.429 (1, 7)		1-3 K		0-1 G4-3		0-3 K		3-2 G1-3	
<b>Albert Hall, S</b> (8, 7)									
<b>R.J. Reynolds, S</b> OBP: 0.345, SLG: 0.392 (1, 9)		1-3 K		1-1 G4-3		1-1 G5-3 1B		0-0 FC5-4 1B	
<b>Jeff King, R</b> OBP: 0.274, SLG: 0.375 (1, 4)		1-3 K			1-2 P6		1-1 G5-3	1-0 FC5-4	
<b>Dann Bilardello, R</b> OBP: 0.200, SLG: 0.235 (1, 2)			0-0 G4-3		0-1 L4		1-2 P2	1-2 E6 BB	
<b>Jose Lind, R</b> OBP: 0.273, SLG: 0.281 (9, PH)								1-3 BB	
<b>Bob Walk, R</b> OBP: 0.222, SLG: 0.306 (1, 1)			1-3 K		0-0 1B			4-0 BB	
<b>Randy Kramer, R</b> OBP: 0.148, SLG: 0.185 (7, 1)									
<b>Neal Heston, L</b> OBP: 0.267, SLG: 0.267 (8, PH)									
<b>John Cangelosi, S</b> OBP: 0.293, SLG: 0.274 (8, PH)									
<b>Doug Bair, R</b> OBP: 0.353, SLG: 0.667 (9, 1)									
<b>Andy Van Slyke, L</b> OBP: 0.302, SLG: 0.365 (9, PH)									

Inning Stats	R: 0	H: 0	E: 0	K: 0	S: 11	R: 0	H: 1	E: 0	K: 3	S: 10	R: 0	H: 0	E: 0	K: 1	S: 7	R: 1	H: 1	E: 0	K: 0	S: 8	R: 0	H: 1	E: 0	K: 0	S: 8	R: 0	H: 0	E: 0	K: 1	S: 7	R: 0	H: 1	E: 0	K: 1	S: 10	R: 1	H: 2	E: 0	K: 0	S: 10	R: 0	H: 1	E: 1	K: 0	S: 9

PITCHER	IP	WLS	BF	H	R	ER	SO	BB	IBB	HBP	BLK	WP	HR	S	P	ERA	WHIP
<b>Tom Browning, L</b> ERA: 3.03 (1, 1)	7.1	W	29	6	2	2	5	1	0	0	0	0	0	69	100	2.46	0.955
<b>Rob Dibble, R</b> ERA: 2.15 (8, 1)	0.2		2	0	0	0	0	0	0	0	0	1	0	2	4	0.00	0.000
<b>John Franco, L</b> ERA: 2.42 (9, 1)	1.0		6	1	0	0	0	1	0	0	0	0	0	9	18	0.00	2.000

Batter	1	2	3	4	5	6	7	8	9	AB R H RBI BB SO LOB	TOP											
Dave Collins, S (1, 7) OBP: 0.333, SLG: 0.301	1-2 1B		3-1 G2			4-2 FC1-5 BB		0-0 B1-3		3 0 1 0 1 0 0												
Luis Quinones, S (1, 4) OBP: 0.326, SLG: 0.458	0-2 P4		3-1 3B			2-0 F8		1-2 1B		4 0 2 0 0 0 2												
Paul O'Neill, L (1, 9) OBP: 0.352, SLG: 0.461	2-0 1B		0-2 L9			0-1 FC1-5 2-3		1-0 F7		4 0 1 0 0 0 3												
Todd Benzinger, S (1, 3) OBP: 0.289, SLG: 0.384	0-0 F7			0-0 L3		2-2 F7			1-0 P3	4 0 0 0 0 0 3												
Chris Sabo, R (1, 5) OBP: 0.315, SLG: 0.402	0-2 F7			0-0 F7			1-2 HR		2-1 F8	4 1 1 1 0 0 2												
Herm Winningham, L (1, 8) OBP: 0.315, SLG: 0.337		3-1 G3		2-1 L7			1-2 G4-3		2-2 4-3	4 0 0 0 0 0 0												
Mariano Duncan, R (1, 6) OBP: 0.297, SLG: 0.381		1-1 G4-3			1-2 P1		0-0 F3			3 0 0 0 0 0 0	AB 32 R 1 H 5 RBI 1 BB 1 SO 2 LOB 10											
Jeff Reed, L (1, 2) OBP: 0.300, SLG: 0.313		0-0 F8			0-0 G4-3		2-2 G4-3			3 0 0 0 0 0 0												
Scott Scudder, R (1, 1) OBP: 0.227, SLG: 0.056			1-3 K		0-3 K			2-0 F8		2 0 0 0 0 2 0												
Norm Charlton, S (7, 1)										0 0 0 0 0 0 0												
Barry Larkin, R (8, PH) OBP: 0.367, SLG: 0.443										1 0 0 0 0 0 0												
Rob Dibble, L (8, 1)										0 0 0 0 0 0 0												
<b>Inning Stats</b>	R: 0 E: 0 K: 0 S: 13	H: 2 LOB: 2 BB: 0 P: 16	R: 0 E: 0 K: 0 S: 5	H: 0 LOB: 0 BB: 0 P: 9	R: 0 E: 0 K: 1 S: 10	H: 1 LOB: 1 BB: 0 P: 17	R: 0 E: 0 K: 0 S: 4	H: 0 LOB: 0 BB: 0 P: 6	R: 0 E: 0 K: 1 S: 8	H: 0 LOB: 0 BB: 0 P: 9	R: 0 E: 0 K: 0 S: 10	H: 0 LOB: 1 BB: 1 P: 18	R: 1 E: 0 K: 0 S: 10	H: 1 LOB: 0 BB: 0 P: 14	R: 0 E: 0 K: 0 S: 6	H: 1 LOB: 1 BB: 0 P: 10	R: 0 E: 0 K: 0 S: 6	H: 0 LOB: 0 BB: 0 P: 11	1B: 3 2B: 0 3B: 1 HR: 1	SF: 0 SAC: 0 DP: 0 HBP: 0	WP: 0 PB: 0 SB: 1 CS: 0	PA: 33
<b>PITCHER</b>	IP WLS BF H R ER SO BB IBB HBP BLK WP HR S P ERA WHIP																					
Doug Drabek, R (1, 1) ERA: 2.82	7.2 W 29 5 1 1 2 1 0 0 0 0 0 1 65 97 1.17 0.783																					
Bob Kipper, L (8, 1) ERA: 3.18	0.1 1 0 0 0 0 0 0 0 0 0 0 0 1 2 0.00 0.000																					
Bill Landrum, R (9, 1) ERA: 1.02	1.0 S 3 0 0 0 0 0 0 0 0 0 0 0 6 11 0.00 0.000																					

Cincinnati Reds @ Pittsburgh Pirates  
 Three Rivers Stadium, Pittsburgh, PA  
 Sun Sep 03 1989, 3:33 AM EDT  
 Att. 24,175 - Sunny

livebaseballscorecards.com





Batter	1	2	3	4	5	6	7	8	9
<b>R.J. Reynolds, S</b> OBP: 0.343, SLG: 0.389 (1, 9)	2-0 P6		2-1 1B		0-1 F7		1-0 P6	1-3 K	
<b>Jay Bell, R</b> OBP: 0.270, SLG: 0.311 (1, 6)	4-2 BB		3-2 1B		2-0 1B		3-2 F8	1-3 K	
<b>Andy Van Slyke, L</b> OBP: 0.301, SLG: 0.372 (1, 8)	2-3 K		0-0 F8		2-2 F8		0-1 HR		
<b>Bobby Bonilla, S</b> OBP: 0.342, SLG: 0.458 (1, 5)	1-2 F6		2-0 G1-3		1-3 K		4-1 BB		
<b>Barry Bonds, L</b> OBP: 0.359, SLG: 0.428 (1, 7)		2-1 F9		4-1 G4-3 BB		2-0 1B	3-1 F8		
<b>Jeff King, R</b> OBP: 0.274, SLG: 0.372 (1, 3)		2-1 F8		2-1 P2		3-0 F9	1-0 SH1-4 1B		
<b>Michael LaValliere, L</b> OBP: 0.422, SLG: 0.379 (1, 2)		3-1 1B		3-2 G4-3		4-0 IBB	1-2 WP SH1-4 1B		
<b>Jose Lind, R</b> OBP: 0.273, SLG: 0.280 (1, 4)		3-1 F8		4-0 IBB		0-2 F8	0-0 SH1-4		
<b>Doug Drabek, R</b> OBP: 0.143, SLG: 0.091 (1, 1)			1-3 K		2-0 G5-3		0-3 K	4-0 WP IBB	
<b>Bob Kipper, R</b> OBP: 0.222, SLG: 0.125 (8, 1)									
<b>Benny Distefano, L</b> OBP: 0.329, SLG: 0.304 (8, PH)									
<b>Bill Landrum, R</b> (9, 1)									

Inning Stats	R: 0	H: 0	E: 0	K: 1	S: 11	R: 0	H: 1	E: 0	K: 0	S: 8	R: 1	H: 2	E: 0	K: 1	S: 10	R: 0	H: 0	E: 0	K: 0	S: 12	R: 0	H: 1	E: 0	K: 1	S: 9	R: 0	H: 1	E: 0	K: 1	S: 9	R: 1	H: 1	E: 0	K: 0	S: 11	R: 1	H: 2	E: 0	K: 2	S: 12
	LOB: 1	BB: 1	P: 20	LOB: 1	BB: 0	P: 18	LOB: 2	BB: 2	P: 26	LOB: 1	BB: 0	P: 14	LOB: 2	BB: 1	P: 18	LOB: 1	BB: 1	P: 22	LOB: 2	BB: 1	P: 19	LOB: 2	BB: 1	P: 19	LOB: 2	BB: 1	P: 19	LOB: 2	BB: 1	P: 19	LOB: 2	BB: 1	P: 19	LOB: 2	BB: 1	P: 19	LOB: 2	BB: 1	P: 19	

PITCHER	IP	WLS	BF	H	R	ER	SO	BB	IBB	HBP	BLK	WP	HR	S	P	ERA	WHIP
<b>Scott Scudder, R</b> ERA: 3.96 (1, 1)	6.2	L	31	6	2	2	4	3	2	0	0	0	1	68	131	2.70	1.350
<b>Norm Charlton, L</b> ERA: 3.38 (7, 1)	0.1		1	0	0	0	0	0	0	0	0	0	0	2	5	0.00	0.000
<b>Rob Dibble, R</b> ERA: 2.23 (8, 1)	1.0		6	2	1	1	2	0	1	0	0	1	0	12	19	9.00	2.000

AB	R	H	RBI	BB	SO	LOB
5	1	1	0	0	1	3
4	0	2	1	1	1	2
4	1	1	1	0	1	3
3	0	0	0	1	1	3
3	0	1	0	1	0	1
4	1	1	0	0	0	2
3	0	2	0	1	0	1
2	0	0	0	1	0	3
3	0	0	0	0	2	4
0	0	0	0	0	0	0
0	0	0	0	1	0	0
0	0	0	0	0	0	0

WP	PA	31	3	8	2	6	6	22
WP: 1	PA: 38							
PB: 0								
SB: 4								
CS: 0								

**Cincinnati Reds @ Pittsburgh Pirates**  
 Three Rivers Stadium, Pittsburgh, PA  
 Sun Sep 03 1989, 3:33 AM EDT  
 Att. 24,175 - Sunny

livebaseballscorecards.com



**San Francisco Giants @ Cincinnati Reds**  
 Riverfront Stadium, Cincinnati, OH

Mon Sep 04 1989, 7:05 PM EDT  
 Att: 15,140 - Unknown

AB	41
R	9
H	13
RBI	9
BB	0
SO	6
LOB	10



WP:	0	PA:	41
PB:	0		
SB:	0		
CS:	0		

AB	R	H	RBI	BB	SO	LOB
3	0	1	0	0	0	0
0	0	0	0	0	0	0
2	0	1	2	0	0	0
0	1	0	0	0	0	0
0	0	0	0	0	0	0

2	0	0	0	0	1	1
3	1	2	1	0	0	0

3	1	1	1	0	1	0
2	1	2	3	0	0	0

5	0	0	0	0	1	2
---	---	---	---	---	---	---

3	0	0	0	0	2	0
2	1	1	0	0	0	2

3	1	2	1	0	0	0
0	0	0	0	0	0	0
0	0	0	0	0	0	0
1	0	0	0	0	0	1

4	1	2	0	0	0	1
---	---	---	---	---	---	---

2	0	0	0	0	0	0
1	0	0	0	0	1	1
1	1	0	0	0	0	2

1	0	0	0	0	0	0
0	0	0	0	0	0	0
2	0	0	0	0	0	0
0	0	0	0	0	0	0
1	1	1	1	0	0	0

1B:	10	SF:	0
2B:	0	SAC:	0
3B:	0	DP:	0
HR:	3	HBP:	0

Batter	1	2	3	4	5	6	7	8	9
Brett Butler, L (1, 8) OBP: 0.344, SLG: 0.353	F7		0-1			G6-3		L3	3-2
Trevor Wilson, L (6, 1) OBP: 0.500, SLG: 0.333									1B
Bill Bathe, R (7, 2) OBP: 0.286, SLG: 0.350			1B						1-2 2-H 3-H
Scott Garrelts, R (9, PR) OBP: 0.193, SLG: 0.222									1B
Steve Bedrosian, R (9, 1) OBP: 0.333, SLG: 0.333									1B
Robby Thompson, R (1, 4) OBP: 0.330, SLG: 0.409	0-3		1-2			F7		HR	0-1
Ernest Riles, L (6, PH) OBP: 0.332, SLG: 0.406									1-3 2-H
Will Clark, L (1, 3) OBP: 0.409, SLG: 0.550	2-3					G4-3		HR	1-1
Mike Laga, L (7, 3) OBP: 1.000, SLG: 2.500								HR	1-2
Matt Williams, R (1, 5) OBP: 0.248, SLG: 0.500						G5-3		F7	0-0
Pat Sheridan, L (1, 9) OBP: 0.294, SLG: 0.329						F7		K	0-0
Greg Litton, R (9, PH) OBP: 0.308, SLG: 0.440						K		L6	0-1
Terry Kennedy, L (1, 2) OBP: 0.316, SLG: 0.339									1B
Randy McCament, R (7, 1) OBP: 0.333, SLG: 0.333						F8		HR	0-1
Ernie Camacho, R (8, 1) OBP: 0.300, SLG: 0.375									1B
Candy Maldonado, R (9, PH) OBP: 0.300, SLG: 0.375									1B
Donell Nixon, R (1, 7) OBP: 0.317, SLG: 0.280						G6-3		1B	1-2
Jose Uribe, S (1, 6) OBP: 0.266, SLG: 0.276						F7		K	0-0
Jim Weaver, L (6, 9) OBP: 0.250, SLG: 0.500									1-2 2-3
Bob Brenly, R (9, PH) OBP: 0.248, SLG: 0.263						P6		K	1-2 2-3 3-H
Kelly Downs, R (1, 1) OBP: 0.125, SLG: 0.125									1B
Bob Knepper, L (3, 1) OBP: 0.340, SLG: 0.410									1B
Ken Oberkell, L (6, PH) OBP: 0.302, SLG: 0.302						G1-3			1B
Mike Benjamin, R (8, 9) OBP: 0.250, SLG: 0.250									1B
Chris Spierig, R (9, PH) OBP: 0.258, SLG: 0.185									1B

Inning Stats	R: 0	H: 0	E: 0	K: 2	S: 12	R: 0	H: 1	E: 0	K: 1	S: 9	R: 0	H: 1	E: 0	K: 0	S: 11	R: 0	H: 0	E: 0	K: 1	S: 8	R: 0	H: 0	E: 0	K: 0	S: 4	R: 0	H: 0	E: 0	K: 0	S: 10	R: 2	H: 3	E: 0	K: 1	S: 17	R: 2	H: 2	E: 0	K: 1	S: 12	R: 5	H: 6	E: 1	K: 0	S: 20	1B: 10	SF: 0	2B: 0	SAC: 0	3B: 0	DP: 0	HR: 3	HBP: 0
--------------	------	------	------	------	-------	------	------	------	------	------	------	------	------	------	-------	------	------	------	------	------	------	------	------	------	------	------	------	------	------	-------	------	------	------	------	-------	------	------	------	------	-------	------	------	------	------	-------	--------	-------	-------	--------	-------	-------	-------	--------

PITCHER	IP	WLS	BF	H	R	ER	SO	BB	IBB	HBP	BLK	WP	HR	S	P	ERA	WHIP
Tim Leary, R (1, 1) ERA: 3.78	8.0		31	7	4	4	6	0	0	0	0	0	3	83	112	4.50	0.875
Norm Charlton, L (9, 1) ERA: 3.6	0.1		4	2	3	3	0	0	0	0	0	0	0	6	10	81.00	6.000
John Franco, L (9, 1) ERA: 2.69	0.0	L	2	2	0	0	0	0	0	0	0	0	0	7	13	∞	∞
Rob Dibble, R (9, 1) ERA: 2.21	0.2		4	2	2	1	0	0	0	0	0	0	0	7	8	13.50	3.000

PITCHER	IP	WLS	BF	H	R	ER	SO	BB	IBB	HBP	BLK	WP	HR	S	P	ERA	WHIP
---------	----	-----	----	---	---	----	----	----	-----	-----	-----	----	----	---	---	-----	------

Batter	1	2	3	4	5	6	7	8	9	AB	R	H	RBI	BB	SO	LOB
Herm Winningham, L (1, 8) OBP: 0.307, SLG: 0.328	3-3 K		0-1 G4-3	0-0 G4-3		2-2 FC5-4 3B		1-3 K		5	1	0	0	0	2	2
Luis Quinones, S (1, 4) OBP: 0.331, SLG: 0.478	2-1 HR		2-1 2B	1-0 1B		0-1 F7			0-2 F8	5	2	3	2	0	0	1
Paul O'Neill, L (1, 9) OBP: 0.355, SLG: 0.470	3-3 K		1-0 2B	1-3 K		2-2 3B			4-2 2B BB	4	1	2	2	1	2	1
Ken Griffey, L (1, 7) OBP: 0.339, SLG: 0.393	1-0 F7		0-0 F7			0-2 G5-3			0-1 2B	3	0	0	0	0	1	1
Rolando Roomes, R (6, PH) OBP: 0.262, SLG: 0.421									1-3 2B	1	0	0	0	0	0	1
Barry Larkin, R (9, PH) OBP: 0.368, SLG: 0.448										1	0	1	0	0	0	0
Todd Benzinger, S (1, 3) OBP: 0.293, SLG: 0.394		1-1 WP 1B	1-1 2B			2-2 HR			4-0 IBB	4	2	3	2	1	0	0
Chris Sabo, R (1, 5) OBP: 0.313, SLG: 0.402		1-0 F7	3-1 1B 2B			0-0 G5-3			2-1 P6	5	1	1	1	0	0	4
Joe Oliver, R (1, 2) OBP: 0.311, SLG: 0.375		0-1 SAFE F7	1-2 FC5-4 1B			0-1 1B			1-1 G4-3	4	0	2	1	0	0	1
Dave Collins, S (9, PH) OBP: 0.329, SLG: 0.297										1	0	0	0	0	0	3
Mariano Duncan, R (1, 6) OBP: 0.292, SLG: 0.374		2-1 G6-3	1-1 FC5-4			0-0 F9				4	0	0	0	0	1	3
Tim Leary, R (1, 1) OBP: 0.173, SLG: 0.143			0-1 E6 2B						2-3 K	2	1	1	0	1	1	0
Ron Oester, S (8, PH) OBP: 0.303, SLG: 0.290									1-3 K	1	0	0	0	0	1	0
Norm Charlton, S (9, 1)										0	0	0	0	0	0	0
John Franco, L (9, 1)										0	0	0	0	0	0	0
Rob Dibble, L (9, 1)										0	0	0	0	0	0	0

Inning Stats	R: 1	H: 1	E: 0	LOB: 0	K: 2	S: 11	R: 0	H: 1	E: 0	LOB: 1	K: 0	S: 7	R: 5	H: 6	E: 1	LOB: 1	K: 0	S: 18	R: 0	H: 1	E: 0	LOB: 1	K: 2	S: 10	R: 1	H: 2	E: 0	LOB: 1	K: 1	S: 10	R: 1	H: 1	E: 0	LOB: 1	K: 0	S: 14	R: 0	H: 0	E: 0	LOB: 0	K: 0	S: 5	R: 0	H: 0	E: 0	LOB: 0	K: 3	S: 10	R: 0	H: 1	E: 0	LOB: 3	K: 0	S: 11	1B: 5	SF: 0	2B: 5	SAC: 0	3B: 1	DP: 0	HR: 2	HBP: 0
--------------	------	------	------	--------	------	-------	------	------	------	--------	------	------	------	------	------	--------	------	-------	------	------	------	--------	------	-------	------	------	------	--------	------	-------	------	------	------	--------	------	-------	------	------	------	--------	------	------	------	------	------	--------	------	-------	------	------	------	--------	------	-------	-------	-------	-------	--------	-------	-------	-------	--------


PITCHER	IP	WLS	BF	H	R	ER	SO	BB	IBB	HBP	BLK	WP	HR	S	P	ERA	WHIP
Kelly Downs, R (1, 1) ERA: 5.04	2.2		15	7	6	6	2					1	1	30	50	20.25	2.625
Bob Knepper, L (3, 1) ERA: 5.04	2.1		11	4	1	1	3					0	1	26	36	3.86	1.714
Trevor Wilson, L (6, 1) ERA: 4.88	1.0		5	1	1	1	0	1				0	0	14	22	9.00	2.000
Randy McCament, R (7, 1) ERA: 2.91	1.0		3	0	0	0	0					0	0	5	9	0.00	0.000
Ernie Camacho, R (8, 1) ERA: 4.0	1.0	W	3	0	0	0	3					0	0	10	14	0.00	0.000

**BOTTOM**

**San Francisco Giants @ Cincinnati Reds**  
Riverfront Stadium, Cincinnati, OH

Mon Sep 04 1989, 7:05 PM EDT  
Att. 15,140 - Unknown

AB	40
R	8
H	13
RBI	8
BB	3
SO	8
LOB	17



PITCHER	IP	WLS	BF	H	R	ER	SO	BB	IBB	HBP	BLK	WP	HR	S	P	ERA	WHIP
Steve Bedrosian, R (9, 1) ERA: 3.16	1.0		6	1	0	0	0	1	1	0	0	0	0	11	22	0.00	2.000

Batter	1	2	3	4	5	6	7	8	9	AB R H RBI BB SO LOB	TOP											
<b>Brett Butler, L</b> (1, 8) OBP: 0.343, SLG: 0.352	0-1 G1-3		0-0 F7		1-0 CS 1B			2-2 G4-3	0-2 G4-3	5 0 1 0 0 0 0												
<b>Robby Thompson, R</b> (1, 4) OBP: 0.330, SLG: 0.407	0-3 K		0-3 K		3-1 CS 1-2	0-3 K		2-1 1B FC4-6 HBP		3 1 0 0 0 3 0												
<b>Will Clark, L</b> (1, 3) OBP: 0.411, SLG: 0.551	2-1 1B			4-2 HR BB		0-0 F8		0-0 FC4-6 1B		3 1 2 0 1 0 0												
<b>Matt Williams, R</b> (1, 6) OBP: 0.248, SLG: 0.510	1-0 F7			2-0 1-H HR		1-1 F8		1-1 FC4-6 2B		4 2 1 3 0 0 2												
<b>Ernest Riles, L</b> (1, 5) OBP: 0.335, SLG: 0.405		1-1 G4-3		2-3 K		0-1 FC6-4 1B		4-2 2B BB		3 1 1 0 1 1 0												
<b>Jim Weaver, L</b> (1, 9) OBP: 0.375, SLG: 0.625		2-1 S 1B		1-3 K		1-1 P5		1-0 1-H 2-H 2B		4 0 2 2 0 1 1												
<b>Donell Nixon, R</b> (1, 7) OBP: 0.308, SLG: 0.272		2-1 F8		2-2 G6-3		0-0 FC6-4 1B		3-3 K		4 0 0 0 0 1 3												
<b>Terry Kennedy, L</b> (1, 2) OBP: 0.316, SLG: 0.339		3-2 P2			0-1 G4-3		0-0 1-2 1B		2-3 K	3 0 1 0 0 0 1												
<b>Chris Speier, R</b> (9, PH) OBP: 0.250, SLG: 0.179		1-2			1-0 F8		1-0 F9		1-0 G6-3	1 0 0 0 0 1 0												
<b>Michael LaCoss, R</b> (1, 1) OBP: 0.162, SLG: 0.121			1-0 P3							1 0 0 0 0 0 0												
<b>Ken Oberkell, L</b> (5, PH) OBP: 0.300, SLG: 0.359										1 0 0 0 0 0 0												
<b>Bob Knepper, L</b> (5, 1) OBP: 0.340, SLG: 0.410										0 0 0 0 0 0 0												
<b>Mike Laga, L</b> (7, PH) OBP: 0.000, SLG: 2.500										0 0 0 0 0 0 0												
<b>Bill Bathe, R</b> (7, PH) OBP: 0.273, SLG: 0.333										1 0 0 0 0 0 2												
<b>Craig Lefferts, L</b> (7, 1) OBP: 0.273, SLG: 0.333										0 0 0 0 0 0 0												
<b>Greg Litton, R</b> (9, PH) OBP: 0.306, SLG: 0.437										1 0 0 0 0 0 0												
<b>Inning Stats</b>	R: 0 E: 0 K: 1 S: 8	H: 1 LOB: 1 BB: 0 P: 11	R: 0 E: 0 K: 0 S: 13	H: 1 LOB: 1 BB: 0 P: 21	R: 0 E: 0 K: 1 S: 5	H: 0 LOB: 0 BB: 0 P: 6	R: 2 E: 0 K: 2 S: 15	H: 1 LOB: 0 BB: 1 P: 26	R: 0 E: 0 K: 0 S: 5	H: 1 LOB: 0 BB: 0 P: 10	R: 0 E: 0 K: 1 S: 6	H: 0 LOB: 0 BB: 0 P: 7	R: 0 E: 0 K: 0 S: 7	H: 2 LOB: 2 BB: 0 P: 9	R: 3 E: 0 K: 1 S: 15	H: 2 LOB: 1 BB: 1 P: 28	R: 0 E: 0 K: 1 S: 8	H: 0 LOB: 0 BB: 0 P: 11	1B: 6 2B: 1 3B: 0 HR: 1	SF: 0 SAC: 0 DP: 0 HBP: 1	WP: 0 PB: 0 SB: 1 CS: 1	PA: 38
<b>PITCHER</b>	IP WLS BF H R ER SO BB IBB HBP BLK WP HR S P ERA WHIP																					
<b>Jack Armstrong, R</b> (1, 1) ERA: 4.21	6.2 W 26 6 2 2 5 1 0 0 0 0 1 58 88 2.70 1.050																					
<b>Rosario Rodriguez, L</b> (7, 1) ERA:	0.1 1 0 0 0 0 0 0 0 0 0 0 0 1 2 0.00 0.000																					
<b>Rick Mahler, R</b> (8, 1) ERA: 3.86	1.0 7 2 3 3 1 1 0 1 0 0 0 0 15 28 27.00 3.000																					
<b>John Franco, L</b> (9, 1) ERA: 2.65	1.0 S 3 0 0 0 1 0 0 0 0 0 0 0 8 11 0.00 0.000																					

**San Francisco Giants @ Cincinnati Reds**  
Riverfront Stadium, Cincinnati, OH  
Tue Sep 05 1989, 7:05 PM EDT  
Att. 16,389 - Unknown

AB	34
R	5
H	8
RBI	5
BB	2
SO	7
LOB	9



Batter	1	2	3	4	5	6	7	8	9
Herm Winningham, L (1, 8) OBP: 0.311, SLG: 0.347	1-2 G3		0-0 1B 1B		0-0 B2-3		2-1 HR		
Luis Quinones, S (1, 4) OBP: 0.330, SLG: 0.474	0-3 K		0-0 1B HR 1B		1-3 K		1-1 F8		
Paul O'Neill, L (1, 9) OBP: 0.359, SLG: 0.470	4-1 BLK BB		0-0 1-3 2-H HR 1B		0-0 G4-3		4-2 FC5-4 BB		
Ken Griffey, L (1, 7) OBP: 0.343, SLG: 0.419	0-2 G4-3		1-2 1-H HR		0-0 3B		0-2 FC5-4 S		
Rolando Roomes, R (8, 7) OBP: 0.261, SLG: 0.420	1-2		3-H				1-2f		
Todd Benzinger, S (1, 3) OBP: 0.291, SLG: 0.391		3-3 K	2-1 P6		2-2 L3		2-1 G4-3		
Joe Oliver, R (1, 2) OBP: 0.299, SLG: 0.360		0-0 G6-3	1-1 G5-3		1-3 K		0-0 G4-3		
Chris Sabo, R (1, 5) OBP: 0.310, SLG: 0.398		1-3 K		0-0 P1		2-0 G5-3			
Mariano Duncan, R (1, 6) OBP: 0.292, SLG: 0.378			3-2 SH3-4 1B 2B		0-0 G5-3		0-1 F8		
Jack Armstrong, R (1, 1)							3-2 P3		
Rosario Rodriguez, R (7, 1)									
Scotti Madison, S (7, PH) OBP: 0.230, SLG: 0.294									
Rick Mahler, R (8, 1) OBP: 0.239, SLG: 0.210									
John Franco, L (9, 1)									


AB	R	H	RBI	BB	SO	LOB
4	2	2	2	0	0	0
4	1	1	0	0	2	0
2	1	1	1	2	0	0
3	1	2	3	0	0	1
1	0	0	0	0	0	1
4	0	0	0	0	1	2
4	0	0	0	0	1	2
3	0	0	0	0	1	1
3	1	1	0	0	0	0
1	0	0	0	0	0	0
0	0	0	0	0	0	0
1	0	0	0	0	0	0
0	0	0	0	0	0	0
0	0	0	0	0	0	0

**BOTTOM**

**San Francisco Giants @ Cincinnati Reds**  
Riverfront Stadium, Cincinnati, OH

Tue Sep 05 1989, 7:05 PM EDT  
Att. 16,389 - Unknown

AB	30
R	6
H	7
RBI	6
BB	2
SO	5
LOB	7



Inning Stats		R: 0	H: 0	E: 0	K: 1	S: 11	R: 0	H: 0	E: 0	K: 2	S: 7	R: 5	H: 5	E: 0	K: 0	S: 16	R: 0	H: 0	E: 0	K: 0	S: 3	R: 0	H: 1	E: 0	K: 1	S: 11	R: 1	H: 1	E: 0	K: 0	S: 9	R: 0	H: 0	E: 0	K: 0	S: 9
PITCHER	Michael LaCoss, R (1, 1) ERA: 3.45	IP	WLS	BF	H	R	ER	SO	BB	IBB	HBP	BLK	WP	HR	S	P	ERA	WHIP																		
	Bob Knepper, L (5, 1) ERA: 4.98	2.0		7	1	0	0	2	0	0	0	0	0	0	16	22	0.00	0.500																		
	Craig Leferts, L (7, 1) ERA: 2.63	2.0		8	1	1	1	0	1	0	0	0	0	1	18	29	4.50	1.000																		

WP	PA	ERA	WHIP
0	33		

Batter	1	2	3	4	5	6	7	8	9	AB R H RBI BB SO LOB	TOP																
Alfredo Griffin, S (1, 6) OBP: 0.303, SLG: 0.323	1-2 4-3	1-2 4-3		1-0 G3		1-2 L6		1-0 F8		5 0 0 0 0 0 5																	
Willie Randolph, R (1, 4) OBP: 0.365, SLG: 0.320	1-1 F9		0-0 FC6-4 1B	1-2 1B		3-2 F9		0-3 K		5 0 2 1 0 1 0																	
Lenny Harris, L (1, 7) OBP: 0.273, SLG: 0.276 Dave Anderson, R (9, PH) OBP: 0.310, SLG: 0.258	1-2 G3		0-0 FC6-4 1B	2-1 1B		1-2 F6		3-3 K		4 1 1 0 0 0 1 1 0 0 0 0 1 0																	
Eddie Murray, S (1, 3) OBP: 0.344, SLG: 0.384		1-0 F4	1-2 6-4-3 1B	2-2 F9		1-1 5-3		1-0 5-3		5 0 1 0 0 0 2																	
Jeff Hamilton, R (1, 5) OBP: 0.274, SLG: 0.388		1-1 1B BB E 1B	0-0 6-4-3 1B		1-2 G3		0-0 5-3			4 1 2 1 0 0 0																	
Mike Scioscia, L (1, 2) OBP: 0.333, SLG: 0.352		4-1 1B E BB	1-0 6-4-3		2-0 HR			1-1 1-3		3 2 1 1 1 0 2																	
John Shelby, S (1, 8) OBP: 0.221, SLG: 0.199		0-1 E 1B	3-1 4-3		1-3 K			4-2 1B BB		3 0 1 0 1 1 2																	
Bill Bean, L (1, 9) OBP: 0.231, SLG: 0.203 Jose Gonzalez, R (5, PH) OBP: 0.320, SLG: 0.336 (5, 9)		2-1 E6 SH1-4		1-2 G3 SH2-4 1B HBP		2-3 K		1-0 1B		1 1 0 1 0 0 1 2 0 1 0 0 1 0																	
Tim Belcher, R (1, 1) OBP: 0.161, SLG: 0.136 Ray Searage, L (6, 1) Mike Morgan, R (7, 1) Mickey Hatcher, R (8, PH) Mike Munoz, L (8, 1)		0-1 SH1-4		0-0 SH2-4		0-3 K2-3		0-3 K		1 0 0 0 0 1 0 0 0 0 0 0 0 0 0 0 0 0 0 0 0 1 0 0 0 0 1 2 0 0 0 0 0 0 0																	
<b>Inning Stats</b>	R: 0 E: 0 K: 0 S: 10	H: 0 LOB: 0 BB: 0 P: 13	R: 2 E: 1 K: 0 S: 14	H: 2 LOB: 2 BB: 1 P: 22	R: 1 E: 0 K: 0 S: 9	H: 3 LOB: 2 BB: 0 P: 14	R: 1 E: 0 K: 0 S: 12	H: 2 LOB: 2 BB: 0 P: 19	R: 1 E: 0 K: 2 S: 11	H: 1 LOB: 0 BB: 0 P: 17	R: 0 E: 0 K: 1 S: 10	H: 0 LOB: 0 BB: 0 P: 14	R: 0 E: 0 K: 0 S: 6	H: 0 LOB: 0 BB: 0 P: 8	R: 0 E: 0 K: 1 S: 9	H: 1 LOB: 2 BB: 1 P: 16	R: 0 E: 0 K: 2 S: 9	H: 0 LOB: 0 BB: 0 P: 13	1B: 8 2B: 0 3B: 0 HR: 1	SF: 0 SAC: 2 DP: 0 HBP: 1	WP: 0 PB: 0 SB: 0 CS: 0	PA: 40					
<b>PITCHER</b>	IP WLS BF H R ER SO BB IBB HBP BLK WP HR S P ERA WHIP																										
Ron Robinson, R (1, 1) ERA: 3.26	4.0		22	7	4	3	0	1	0	1	0	0	0	45	68	6.75	2.000										
Tim Birtsas, L (5, 1) ERA: 3.86	2.0		7	1	1	1	3	0	0	0	0	0	1	21	31	4.50	0.500										
Rosario Rodriguez, L (7, 1) ERA:	1.1	W	6	1	0	0	0	1	0	0	0	0	0	11	19	0.00	1.500										
Rob Dibble, R (8, 1) ERA: 2.2	0.2		2	0	0	0	1	0	0	0	0	0	0	4	5	0.00	0.000										
Norm Charlton, L (9, 1) ERA: 3.55	1.0		3	0	0	0	2	0	0	0	0	0	0	9	13	0.00	0.000										

**Los Angeles Dodgers @ Cincinnati Reds**  
Riverfront Stadium, Cincinnati, OH  
Wed Sep 06 1989, 7:05 PM EDT  
Att. 14,448 - Unknown

AB	35
R	5
H	9
RBI	4
BB	2
SO	6
LOB	15



Batter	1	2	3	4	5	6	7	8	9	AB	R	H	RBI	BB	SO	LOB
Herm Winingham, L (1, 8) Barry Larkin, S (6, PH) Robbie Robertson, R (7, 1) Rob Dibble, L (8, 1) Jeff Richardson, R (8, PH) Norm Charlton, S (9, 1)	4-2 CS BB		4-0 2B BB	3-3 K		1-1 1B		0-0 HR		1	1	0	0	2	1	1
Luis Quinones, S (1, 4) OBP: 0.327, SLG: 0.480 (7, 5)	3-2 SAFE 1-2 HR		0-1 F7		1-0 F9	1-0 SAFE F4		2-2 F7		5	1	1	1	0	0	3
Paul O'Neill, L (1, 9) OBP: 0.360, SLG: 0.472 (7, 5)	2-2 S 1B		2-2 1B 2B		0-0 F7		0-1 4-3	3-3 K		5	1	2	1	0	1	0
Ken Griffey, L (1, 7) OBP: 0.344, SLG: 0.423 (7, 5)	3-3 K 1-2		0-2 F8		3-3 K		3-2 2B	0-1 1B		5	1	2	0	0	2	2
Todd Benzinger, S (1, 3) OBP: 0.294, SLG: 0.391 (7, 5)	1-2 F7		3-2 1B			4-2 1B BB 1B BB	4-0 2B IBB			2	2	1	1	2	0	1
Joe Oliver, R (1, 2) OBP: 0.297, SLG: 0.365 (7, 5)		0-0 6-3	2-2 F8			1-1 F9	0-0 1B 2B			4	1	1	2	0	0	2
Chris Sabo, R (1, 5) OBP: 0.317, SLG: 0.402 Ron Oester, S (7, 4) OBP: 0.302, SLG: 0.289		1-0 1B		1-0 WP 1B		4-1 1B BB	1-3 K			2	1	2	0	1	0	0
Mariano Duncan, R (1, 6) OBP: 0.296, SLG: 0.380 (7, 5)		3-3 SAFE K		2-1 5-3		1-0 1B BB	0-0 PB 1B			4	0	2	1	0	1	2
Ron Robinson, R (1, 1) OBP: 0.273, SLG: 0.286 Scotti Madison, S (4, PH) OBP: 0.227, SLG: 0.290 Tim Birtsas, L (5, 1) OBP: 0.333, SLG: 1.333 Dave Collins, S (6, PH) OBP: 0.325, SLG: 0.293 Rolando Roomes, R (7, 8) OBP: 0.280, SLG: 0.418		1-3 K		3-2 P2		2-2 F9	3-2 F9			1	0	0	0	0	1	1

Inning Stats	R: 1	H: 2	E: 0	K: 1	S: 18	H: 2	LOB: 1	BB: 1	P: 31	R: 0	H: 1	E: 0	K: 2	S: 9	R: 0	H: 2	LOB: 1	BB: 0	P: 14	R: 2	H: 2	E: 0	K: 0	S: 16	R: 0	H: 1	E: 0	K: 1	S: 11	R: 0	H: 0	E: 0	K: 1	S: 5	R: 2	H: 2	E: 0	K: 0	S: 12	R: 3	H: 3	E: 0	K: 1	S: 14	R: 1	H: 2	E: 0	K: 1	S: 11	R: 1	H: 2	E: 0	K: 1	S: 16
--------------	------	------	------	------	-------	------	--------	-------	-------	------	------	------	------	------	------	------	--------	-------	-------	------	------	------	------	-------	------	------	------	------	-------	------	------	------	------	------	------	------	------	------	-------	------	------	------	------	-------	------	------	------	------	-------	------	------	------	------	-------

PITCHER	IP	WLS	BF	H	R	ER	SO	BB	IBB	HBP	BLK	WP	HR	S	P	ERA	WHIP
Tim Belcher, R (1, 1) ERA: 3.16	5.1		26	7	5	5	5	4	0	0	0	1	1	65	117	8.44	2.062
Ray Searge, L (6, 1) ERA: 3.6	1.0	L	6	2	2	2	0	0	1	0	0	0	0	11	22	18.00	2.000
Mike Morgan, R (7, 1) ERA: 2.6	0.2		4	2	1	1	1	0	0	0	0	0	0	9	13	13.50	3.000
Mike Munoz, L (8, 1) ERA: 9.0	1.0		4	2	1	1	1	0	0	0	0	0	1	11	16	9.00	2.000

BOTTOM																																	
<b>Los Angeles Dodgers @ Cincinnati Reds</b> Riverfront Stadium, Cincinnati, OH Wed Sep 06 1989, 7:05 PM EDT Att. 14,448 - Unknown	<table border="1"> <tr> <td>AB</td> <td>35</td> </tr> <tr> <td>R</td> <td>9</td> </tr> <tr> <td>H</td> <td>13</td> </tr> <tr> <td>RBI</td> <td>9</td> </tr> <tr> <td>BB</td> <td>5</td> </tr> <tr> <td>SO</td> <td>7</td> </tr> <tr> <td>LOB</td> <td>18</td> </tr> </table> 	AB	35	R	9	H	13	RBI	9	BB	5	SO	7	LOB	18																		
AB	35																																
R	9																																
H	13																																
RBI	9																																
BB	5																																
SO	7																																
LOB	18																																
<table border="1"> <tr> <td>1B</td> <td>8</td> <td>SF</td> <td>0</td> </tr> <tr> <td>2B</td> <td>3</td> <td>SAC</td> <td>0</td> </tr> <tr> <td>3B</td> <td>0</td> <td>DP</td> <td>0</td> </tr> <tr> <td>HR</td> <td>2</td> <td>HBP</td> <td>0</td> </tr> </table>	1B	8	SF	0	2B	3	SAC	0	3B	0	DP	0	HR	2	HBP	0	<table border="1"> <tr> <td>WP</td> <td>1</td> <td>PA</td> <td>40</td> </tr> <tr> <td>PB</td> <td>1</td> <td></td> <td></td> </tr> <tr> <td>SB</td> <td>1</td> <td></td> <td></td> </tr> <tr> <td>CS</td> <td>1</td> <td></td> <td></td> </tr> </table>	WP	1	PA	40	PB	1			SB	1			CS	1		
1B	8	SF	0																														
2B	3	SAC	0																														
3B	0	DP	0																														
HR	2	HBP	0																														
WP	1	PA	40																														
PB	1																																
SB	1																																
CS	1																																





Batter	1	2	3	4	5	6	7	8	9	AB	R	H	RBI	BB	SO	LOB
Mariano Duncan, R OBP: 0.291, SLG: 0.373 (1, 6)	1-3 K ①		1-1 6-3 ①		0-0 P6 ①		0-1 F7 ③			4	0	0	0	0	1	0
Luis Quinones, S OBP: 0.330, SLG: 0.479 (1, 5)	1-0 1B ②		1-2 L5 ②		1-1 P2 ②			4-2 L3 BB ①		3	0	1	0	1	0	0
Eric Davis, R OBP: 0.360, SLG: 0.535 (1, 8)	1-2 L9 ③		2-2 HR ③		0-0 1B ③			1-0 L3 1-2 ①		4	1	2	1	0	0	1
Todd Benzinger, S OBP: 0.284, SLG: 0.390 (1, 3)		2-1 E 1B ③	3-3 K ③		2-0 F8 ③			0-0 L1 ③		4	1	1	0	0	1	1
Paul O'Neill, L OBP: 0.356, SLG: 0.467 (1, 9)		1-1 F9 ①		2-3 K ①		0-0 L8 ①		2-2 F8 ①		4	0	0	0	0	1	1
Joe Oliver, R OBP: 0.296, SLG: 0.370 (1, 2)		1-0 E7 1-H 2B ②		0-2 6-3 ②		2-1 F9 ②		1-2 5-3 ②		4	0	1	1	0	0	0
Rolando Roomes, R OBP: 0.283, SLG: 0.417 (1, 7)		1-3 K ②		4-2 BB BB ②		0-3 K ③		0-0 1B ③		3	0	1	0	1	2	1
Ron Oester, S OBP: 0.305, SLG: 0.286 (1, 4)		4-0 BB ③		4-2 BB ③			0-1 6-3 ①		1-1 1-3 ③	2	0	0	0	2	0	1
Tom Browning, L OBP: 0.132, SLG: 0.083 (4, 1) Rick Mathier, R OBP: 0.236, SLG: 0.210 (4, PH) Scott Madison, S OBP: 0.224, SLG: 0.286 (5, 1) Bob Sebra, R (7, 1) Rosario Rodriguez, R (7, PH) Dave Collins, S OBP: 0.321, SLG: 0.289 (8, 1) Mike Roesler, R (8, 1)		2-1 5-3 ③		1-3 K2-3 ③			0-0 F9 ②			1	0	0	0	0	0	2

Inning Stats	R: 0	H: 1	E: 0	K: 1	S: 7	LOB: 0	BB: 0	P: 10	R: 1	H: 2	E: 1	K: 1	S: 10	LOB: 2	BB: 1	P: 21	R: 1	H: 1	E: 0	K: 1	S: 12	LOB: 0	BB: 0	P: 19	R: 0	H: 0	E: 0	K: 2	S: 13	LOB: 2	BB: 2	P: 24	R: 0	H: 1	E: 0	K: 0	S: 5	LOB: 1	BB: 0	P: 8	R: 0	H: 0	E: 0	K: 1	S: 6	LOB: 0	BB: 0	P: 8	R: 0	H: 0	E: 0	K: 0	S: 5	LOB: 0	BB: 0	P: 5	R: 0	H: 0	E: 0	K: 0	S: 4	LOB: 0	BB: 1	P: 9	R: 0	H: 1	E: 0	K: 0	S: 9	LOB: 1	BB: 0	P: 13	1B: 4	SF: 0	2B: 2	SAC: 0	3B: 0	DP: 1	HR: 1	HBP: 0	WP: 0	PA: 35
PITCHER Fernando Valenzuela, L ERA: 3.39 (1, 1)	IP	WLS	BF	H	R	ER	SO	BB	IBB	HBP	BLK	WP	HR	S	P	ERA	WHIP																																																																	
																	PITCHER	IP	WLS	BF	H	R	ER	SO	BB	IBB	HBP	BLK	WP	HR	S	P	ERA	WHIP																																																

**BOTTOM**

**Los Angeles Dodgers @ Cincinnati Reds**  
Riverfront Stadium, Cincinnati, OH

Thu Sep 07 1989, 7:05 PM EDT  
Att. 15,044 - Unknown

livebaseballscorecards.com

AB	31
R	2
H	6
RBI	2
BB	4
SO	6
LOB	9



Batter	1	2	3	4	5	6	7	8	9	AB R H RBI BB SO LOB	TOP											
<b>Oddibe McDowell, L</b> (1, 8) OBP: 0.325, SLG: 0.375	1-0 F7		2-1 G3-1			1-2 1B BB		1-3 K		4 1 1 0 0 1 0												
<b>Jeff Treadway, L</b> (1, 4) OBP: 0.322, SLG: 0.389	2-2 1B S			2-0 G3		1-0 P7		1-1 F7		4 0 1 0 0 0 1												
<b>Lonnie Smith, R</b> (1, 7) OBP: 0.422, SLG: 0.540	3-3 K			2-3 K		4-0 1B BB		3-2 G5-3		3 0 0 0 1 2 1												
<b>Dale Murphy, R</b> (1, 9) OBP: 0.301, SLG: 0.361	2-0 G5-3			1-2 1B		1-2 1B BB		0-2 1B		4 0 3 1 0 0 1												
<b>Tommy Gregg, L</b> (1, 3) OBP: 0.290, SLG: 0.340		2-2 L7		0-3 K		4-2 1B BB		1-3 K		3 0 0 0 1 2 2												
<b>Jeff Blauser, R</b> (1, 5) OBP: 0.312, SLG: 0.397		1-2 G5-3			1-0 P2	2-3 K		3-2 P3		4 0 0 0 0 1 4												
<b>Andres Thomas, R</b> (1, 6) OBP: 0.229, SLG: 0.321		1-0 G6-3			0-1 F8		1-3 K		1-2 F9	4 0 0 0 0 1 1												
<b>Kelly Mann, R</b> (1, 2) OBP: 0.100, SLG: 0.200			1-1 L8		3-3 K		1-1 G6-3			3 0 0 0 0 1 0												
<b>Pete Smith, R</b> (1, 1) OBP: 0.186, SLG: 0.154 <b>Mark Eichhorn, R</b> (3, 1) <b>Jeff Wetherby, L</b> (6, PH) OBP: 0.270, SLG: 0.425 <b>Tony Castillo, L</b> (6, 1) <b>Jay Aldrich, R</b> (6, 1) <b>Ed Whited, R</b> (7, PH) OBP: 0.290, SLG: 0.340 <b>Sergio Valdez, R</b> (7, 1) OBP: 1.000, SLG: 1.000			1-3 K			0-0 P8		0-3 K		1 0 0 0 0 0 1 0 0 0 0 0 0 0 0 0 1 0 1 0 0 0 0 0 1 0 0 0 0 0 0 0 0 0												
<b>Inning Stats</b>	R: 0 E: 0 K: 1 S: 9	H: 1 LOB: 1 BB: 0 P: 17	R: 0 E: 0 K: 0 S: 8	H: 0 LOB: 0 BB: 0 P: 12	R: 0 E: 0 K: 1 S: 7	H: 0 LOB: 0 BB: 0 P: 11	R: 0 E: 0 K: 2 S: 12	H: 1 LOB: 1 BB: 0 P: 17	R: 0 E: 0 K: 1 S: 6	H: 0 LOB: 0 BB: 0 P: 10	R: 1 E: 0 K: 1 S: 16	H: 2 LOB: 3 BB: 2 P: 29	R: 0 E: 0 K: 2 S: 8	H: 0 LOB: 0 BB: 0 P: 10	R: 0 E: 0 K: 1 S: 9	H: 0 LOB: 0 BB: 0 P: 14	R: 0 E: 0 K: 1 S: 14	H: 1 LOB: 1 BB: 0 P: 19	1B: 5 2B: 0 3B: 0 HR: 0	SF: 0 SAC: 0 DP: 0 HBP: 0	WP: 0 PB: 0 SB: 1 CS: 0	PA: 34
<b>PITCHER</b>	IP WLS BF H R ER SO BB IBB HBP BLK WP HR S P ERA WHIP																					
<b>Scott Scudder, R</b> (1, 1) ERA: 3.8	5.2 W 23 4 1 1 5 2 0 0 0 0 0 0 53 89 1.59 1.059																					
<b>Rob Dibble, R</b> (6, 1) ERA: 2.16	1.1 4 0 0 0 3 0 0 0 0 0 0 0 13 17 0.00 0.000																					
<b>Norm Charlton, L</b> (8, 1) ERA: 3.46	2.0 7 1 0 0 2 0 0 0 0 0 0 0 23 33 0.00 0.500																					

**Atlanta Braves @ Cincinnati Reds**  
Riverfront Stadium, Cincinnati, OH

Fri Sep 08 1989, 7:05 PM EDT  
Att. 18,044 - Unknown - 84 F

livebaseballscorecards.com

AB	32
R	1
H	5
RBI	1
BB	2
SO	10
LOB	10



Batter	1	2	3	4	5	6	7	8	9	AB	R	H	RBI	BB	SO	LOB
Herm Winningham, L (1, 7) OBP: 0.327, SLG: 0.374	1-1 1B 3B	2-2 G4-3		2-1 1B 2B		2-2 1B 2B		4-1 FC6-4 BB		4	2	3	0	1	0	1
Luis Quinones, S (1, 4) OBP: 0.338, SLG: 0.483 (8, 5)	1-0 FC6 1B 1B		4-1 G6-4-3 1B BB	0-0 1B 1B		2-2 2-H 1B		1-0 L8		4	1	3	2	1	0	1
Eric Davis, R (1, 8) OBP: 0.360, SLG: 0.533	1-0 FC6 1B		1-2 G6-4-3 1B	0-0 G6-4-3 1-2f		1-3 K		1-0 FC6-4 BB 1-2f		5	1	2	0	0	1	4
Paul O'Neill, L (1, 9) OBP: 0.357, SLG: 0.464	1-2 FC6 1-2f 2-3		3-2 G6-4-3 1-2 2-3		1-0 1B	1-0 G6-3		4-0 BB 1-2 BB		4	0	1	0	1	0	5
Todd Benzinger, S (1, 3) OBP: 0.293, SLG: 0.387	3-3 K2-3 1-2		4-0 1B IBB		0-0 F7		0-0 F8	1-3 K		4	0	0	0	1	2	5
Joe Oliver, R (1, 2) OBP: 0.303, SLG: 0.384	0-1 P4		1-1 1B 1-2 2-H 3-H		1-0 L7		0-0 1B 2B			4	1	2	2	0	0	3
Chris Sabo, R (1, 5) OBP: 0.319, SLG: 0.401		3-3 K	3-3 K		4-0 IBB		1-0 1B 2B			3	0	1	1	1	2	2
Ron Oester, S (7, PR) OBP: 0.305, SLG: 0.286 (8, 4)								2-H 1B		0	0	0	0	0	0	0
Mariano Duncan, R (1, 6) OBP: 0.287, SLG: 0.368		1-2 G6-3	0-3 K		0-3 K		0-0 F7			3	0	0	0	0	2	4
Rob Dibble, L (6, 1)										0	0	0	0	0	0	0
Scotti Madison, S (7, PH) OBP: 0.221, SLG: 0.282										1	0	0	0	0	0	1
Norm Charlton, S (8, 1)										0	0	0	0	0	0	0
Scott Scudder, R (1, 1) OBP: 0.250, SLG: 0.100		1-1 1B		1-1 G5-3		0-0 G4-3		0-1 G6-3		2	0	1	0	0	0	0
Jeff Richardson, R (6, 6) OBP: 0.264, SLG: 0.293										2	0	0	0	0	0	1

Inning Stats	R: 1	H: 3	E: 0	K: 1	S: 12	H: 3	LOB: 2	BB: 0	P: 19	R: 0	H: 1	E: 0	K: 1	S: 12	R: 0	H: 2	E: 0	K: 2	S: 17	R: 0	H: 2	E: 0	K: 0	S: 6	R: 0	H: 1	E: 0	K: 1	S: 6	R: 1	H: 2	E: 0	K: 1	S: 15	R: 1	H: 2	E: 0	K: 0	S: 6	R: 0	H: 0	E: 0	K: 1	S: 8	H: 0	LOB: 2	BB: 2	P: 19
--------------	------	------	------	------	-------	------	--------	-------	-------	------	------	------	------	-------	------	------	------	------	-------	------	------	------	------	------	------	------	------	------	------	------	------	------	------	-------	------	------	------	------	------	------	------	------	------	------	------	--------	-------	-------

PITCHER	IP	WLS	BF	H	R	ER	SO	BB	IBB	HBP	BLK	WP	HR	S	P	ERA	WHIP
Pete Smith, R (1, 1) ERA: 4.93	2.1	L	15	6	3	3	2	1	1	0	0	0	0	33	60	11.57	3.000
Mark Eichhorn, R (3, 1) ERA: 4.48	2.2		11	3	0	0	3	0	1	0	0	0	0	20	32	0.00	1.125
Tony Castillo, L (6, 1) ERA: 6.1	0.1		3	2	1	1	0	0	0	0	0	0	0	10	14	27.00	6.000
Jay Aldrich, R (6, 1) ERA: 3.38	0.2		2	0	0	0	1	0	0	0	0	0	0	5	7	0.00	0.000
Sergio Valdez, R (7, 1) ERA: 5.58	2.0		10	2	1	1	1	2	0	0	0	0	0	14	26	4.50	2.000

**BOTTOM**

**Atlanta Braves @ Cincinnati Reds**  
Riverfront Stadium, Cincinnati, OH

Fri Sep 08 1989, 7:05 PM EDT  
Att: 18,044 - Unknown - 84 F

AB	36
R	5
H	13
RBI	5
BB	5
SO	7
LOB	27

livebaseballscorecards.com



WP: 0	PA: 41
PB: 0	
SB: 3	
CS: 0	

Batter	1	2	3	4	5	6	7	8	9	AB R H RBI BB SO LOB	TOP	
<b>Oddibe McDowell, L</b> (1, 8) <small>OBP: 0.323, SLG: 0.372</small>	1-0 		2-3 		0-1 			0-2 		4 0 0 0 0 1 2		
<b>Jeff Treadway, L</b> (1, 4) <small>OBP: 0.324, SLG: 0.392</small>	0-3 			0-1 		1-1 		1-0 		4 1 2 0 0 1 0		
<b>Lonnie Smith, R</b> (1, 7) <small>OBP: 0.422, SLG: 0.541</small>	0-3 			0-0 		2-3 		2-2 		3 0 1 0 0 2 0		
<b>Dale Murphy, R</b> (1, 9) <small>OBP: 0.301, SLG: 0.358</small>		1-3 		4-1 		2-1 		1-3 		3 0 0 0 1 2 3		
<b>Darrell Evans, L</b> (1, 3) <small>OBP: 0.314, SLG: 0.378</small>		0-0 		0-1 			0-3 		1-1 	3 0 0 1 0 1 0		
<b>Jeff Blausler, R</b> (1, 5) <small>OBP: 0.312, SLG: 0.395</small>		1-3 		2-2 			1-3 		0-0 	4 1 1 0 0 2 2		
<b>Andres Thomas, R</b> (1, 6) <small>OBP: 0.229, SLG: 0.320</small>			2-2 	2-2 			0-3 		1-0 	4 0 1 0 0 1 2		
<b>Jody Davis, R</b> (1, 2) <small>OBP: 0.241, SLG: 0.226</small>			1-0 		2-2 			4-0 	2-1 	2 0 0 1 1 0 0		
<b>Tom Glavine, L</b> (1, 1) <small>OBP: 0.217, SLG: 0.188</small> <b>Dwayne Henry, R</b> (9, 1)			1-2 		2-3 			0-0 	1-3 	4 0 1 0 0 2 2 0 0 0 0 0 0 0		
<b>Inning Stats</b>	R: 0 H: 0 E: 0 LOB: 0 K: 2 BB: 0 S: 7 P: 8	R: 0 H: 0 E: 0 LOB: 0 K: 2 BB: 0 S: 7 P: 9	R: 0 H: 1 E: 0 LOB: 1 K: 1 BB: 0 S: 13 P: 19	R: 1 H: 2 E: 0 LOB: 2 K: 0 BB: 1 S: 13 P: 21	R: 0 H: 0 E: 0 LOB: 0 K: 1 BB: 0 S: 9 P: 13	R: 0 H: 0 E: 0 LOB: 0 K: 1 BB: 0 S: 8 P: 13	R: 0 H: 0 E: 0 LOB: 0 K: 3 BB: 0 S: 9 P: 10	R: 0 H: 1 E: 0 LOB: 3 K: 1 BB: 1 S: 11 P: 19	R: 1 H: 2 E: 0 LOB: 1 K: 1 BB: 0 S: 9 P: 14	1B: 4 SF: 2 2B: 2 SAC: 0 3B: 0 DP: 0 HR: 0 HBP: 1	WP: 0 PA: 36 PB: 0 SB: 1 CS: 0	
<b>PITCHER</b> <b>Tim Leary, R</b> (1, 1) <small>ERA: 3.66</small> <b>John Franco, L</b> (9, 1) <small>ERA: 2.74</small>	IP WLS BF H R ER SO BB IBB HBP BLK WP HR S P ERA WHIP 8.0 L 31 4 1 1 11 2 0 1 0 0 0 0 77 112 1.12 0.750											<b>PITCHER</b> IP WLS BF H R ER SO BB IBB HBP BLK WP HR S P ERA WHIP 1.0 5 2 1 1 1 0 0 0 0 0 0 0 9 14 9.00 2.000

Atlanta Braves @ Cincinnati Reds  
 Riverfront Stadium, Cincinnati, OH  
 Sat Sep 09 1989, 3:33 AM EDT  
 Att: 18,082 - Unknown

livebaseballscorecards.com

**AB** 31  
**R** 2  
**H** 6  
**RBI** 2  
**BB** 2  
**SO** 12  
**LOB** 11



Batter	1	2	3	4	5	6	7	8	9	AB R H RBI BB SO LOB
<b>Dave Collins, S</b> (1, 7) OBP: 0.310, SLG: 0.278 <b>Barry Larkin, R</b> (9, PH) OBP: 0.372, SLG: 0.450	0-0 5-3			0-0 P3		2-2 F9			4-1 WP 1B BB	3 0 0 0 0 0 1 0 1 0 0 1 0 0
<b>Luis Quinones, S</b> (1, 5) OBP: 0.337, SLG: 0.479 (9, 4)	3-2 5-3			2-1 F7		2-2 L7			2-2 FC4-6 1B 1-H	4 0 1 1 0 0 1
<b>Eric Davis, R</b> (1, 8) OBP: 0.357, SLG: 0.528	3-1 F9			2-1 F8			0-0 F8		1-2 FC4-6 S 1-2f	4 0 0 0 0 0 1
<b>Todd Benzinger, S</b> (1, 3) OBP: 0.295, SLG: 0.390		1-0 CS 1B		3-1 2B		2-0 P3			2-3 K 1-2	4 0 2 0 0 1 1
<b>Joe Oliver, R</b> (1, 2) OBP: 0.301, SLG: 0.379		2-2 SAFE F8 1-2		1-0 L8		1-0 1B			0-3 K	4 0 1 0 0 1 3
<b>Joel Youngblood, R</b> (1, 9) OBP: 0.310, SLG: 0.351		3-2 5-3		3-3 K		1-2 5-3				3 0 0 0 0 1 2
<b>Mariano Duncan, R</b> (1, 6) OBP: 0.283, SLG: 0.363			1-1 6-3		2-3 K			0-0 P4		3 0 0 0 0 1 1
<b>Ron Oester, S</b> (1, 4) OBP: 0.303, SLG: 0.284 <b>Chris Sabo, R</b> (8, PH) OBP: 0.318, SLG: 0.400 <b>Jeff Richardson, R</b> (9, 5) OBP: 0.264, SLG: 0.293			1-0 G1-3		0-0 5-3			3-1 P4		2 0 0 0 0 0 0 1 0 0 0 0 0 0 0 0 0 0 0 0 0
<b>Tim Leary, R</b> (1, 1) OBP: 0.185, SLG: 0.140 <b>Rolando Roomes, R</b> (8, PH) OBP: 0.282, SLG: 0.416 <b>John Franco, L</b> (9, 1)			2-2 P3		4-2 BB			0-1 F8		1 0 0 0 1 0 0 1 0 0 0 0 0 0 0 0 0 0 0 0 0

Inning Stats	R: 0	H: 0	E: 0	K: 0	S: 6	H: 0	LOB: 0	BB: 0	P: 12	R: 0	H: 1	E: 0	K: 0	S: 10	H: 0	LOB: 0	BB: 0	P: 16	R: 0	H: 0	E: 0	K: 0	S: 7	H: 0	LOB: 0	BB: 0	P: 11	R: 0	H: 1	E: 0	K: 2	S: 10	H: 0	LOB: 1	BB: 0	P: 19	R: 0	H: 0	E: 0	K: 0	S: 10	H: 0	LOB: 1	BB: 1	P: 18	R: 0	H: 1	E: 0	K: 0	S: 6	H: 1	LOB: 1	BB: 0	P: 10	R: 0	H: 0	E: 0	K: 0	S: 5	H: 0	LOB: 0	BB: 0	P: 8	R: 1	H: 1	E: 0	K: 2	S: 14	H: 1	LOB: 1	BB: 1	P: 23	1B: 3	SF: 0	2B: 1	SAC: 0	3B: 0	DP: 0	HR: 0	HBP: 0	WP: 1	PA: 32
--------------	------	------	------	------	------	------	--------	-------	-------	------	------	------	------	-------	------	--------	-------	-------	------	------	------	------	------	------	--------	-------	-------	------	------	------	------	-------	------	--------	-------	-------	------	------	------	------	-------	------	--------	-------	-------	------	------	------	------	------	------	--------	-------	-------	------	------	------	------	------	------	--------	-------	------	------	------	------	------	-------	------	--------	-------	-------	-------	-------	-------	--------	-------	-------	-------	--------	-------	--------

PITCHER	IP	WLS	BF	H	R	ER	SO	BB	IBB	HBP	BLK	WP	HR	S	P	ERA	WHIP
<b>Tom Glavine, L</b> (1, 1) ERA: 3.75	8.0	W	28	3	1	1	2	2	0	0	0	0	0	60	108	1.12	0.625
<b>Dwayne Henry, R</b> (9, 1) ERA: 4.5	1.0	S	4	1	0	0	2	0	0	0	0	1	0	13	18	0.00	1.000

**BOTTOM**

**Atlanta Braves @ Cincinnati Reds**  
 Riverfront Stadium, Cincinnati, OH  
 Sat Sep 09 1989, 3:33 AM EDT  
 Att. 18,082 - Unknown

<b>AB</b>	<b>30</b>
<b>R</b>	<b>1</b>
<b>H</b>	<b>4</b>
<b>RBI</b>	<b>1</b>
<b>BB</b>	<b>2</b>
<b>SO</b>	<b>4</b>
<b>LOB</b>	<b>10</b>



WP	PA	ERA	WHIP
1	32		

Batter	1	2	3	4	5	6	7	8	9	AB R H RBI BB SO LOB	TOP																
<b>Oddibe McDowell, L</b> (1, 8) OBP: 0.324, SLG: 0.372	4-0 S 2B BB		3-1 P4			3-2 S 1B		2-3 K		3 1 1 0 1 1 0																	
<b>Jeff Treadway, L</b> (1, 4) OBP: 0.323, SLG: 0.393	0-0 1-H 1B 2B		0-0 G3			0-1 F8		1-3 K		4 1 1 1 0 1 1																	
<b>Lonnie Smith, R</b> (1, 7) OBP: 0.421, SLG: 0.538	0-3 K		1-0 B1-3			2-3 K			4-2 1B SF7 BB	3 1 0 0 1 2 2																	
<b>Dale Murphy, R</b> (1, 9) OBP: 0.302, SLG: 0.360	0-0 2-H 1B			1-2 F8		0-2 6-3			2-2 1B 1B	4 1 2 1 0 0 1																	
<b>Darrell Evans, L</b> (1, 3) OBP: 0.310, SLG: 0.372	0-0 P5			1-2 F9			1-0 G3-1		0-3 K	4 0 0 0 0 1 3																	
<b>Jeff Blauser, R</b> (1, 5) OBP: 0.311, SLG: 0.393	1-0 F8			1-3 K			4-2 FC5-4 BB		2-2 SF7	2 0 0 1 1 1 1																	
<b>Andres Thomas, R</b> (1, 6) OBP: 0.231, SLG: 0.320		2-0 P6			0-0 G5-4-3 1B		0-1 F5		3-H 4-2 1B BB	3 0 1 0 1 0 1																	
<b>Jody Davis, R</b> (1, 2) OBP: 0.241, SLG: 0.226		1-0 F4			2-1 G5-4-3 1-2f		1-2 FC5-4 1-2f		3-1 1B 1-2 2-H	4 0 1 1 0 0 2																	
<b>Tommy Greene, R</b> (1, 1) <b>Tony Castillo, L</b> (6, 1) <b>Geronimo Berros, R</b> (8, PH) <b>Mike Stanton, L</b> (8, 1) <b>John Russell, R</b> (9, PH) <b>Dwayne Henry, R</b> (9, 1)		1-0 G1-3			1-1 5-3			0-3 K	1-0 F7	2 0 0 0 0 0 0 0 0 0 0 0 0 0 1 0 0 0 0 0 1 0 0 0 0 0 0 0 0 0 1 0 0 0 0 0 0 2 0 0 0 0 0 0 0 0																	
<b>Inning Stats</b>	R: 2 E: 0 K: 1 S: 7	H: 2 LOB: 1 BB: 1 P: 12	R: 0 E: 0 K: 0 S: 3	H: 0 LOB: 0 BB: 0 P: 7	R: 0 E: 0 K: 0 S: 4	H: 0 LOB: 0 BB: 0 P: 8	R: 0 E: 0 K: 1 S: 9	H: 0 LOB: 0 BB: 0 P: 12	R: 0 E: 0 K: 0 S: 5	H: 1 LOB: 0 BB: 0 P: 8	R: 0 E: 0 K: 1 S: 11	H: 1 LOB: 1 BB: 0 P: 16	R: 0 E: 0 K: 0 S: 8	H: 0 LOB: 1 BB: 1 P: 14	R: 0 E: 0 K: 3 S: 11	H: 0 LOB: 0 BB: 0 P: 14	R: 2 E: 0 K: 1 S: 22	H: 2 LOB: 2 BB: 2 P: 38	1B: 5 2B: 1 3B: 0 HR: 0	SF: 1 SAC: 0 DP: 1 HBP: 0	WP: 0 PB: 0 SB: 2 CS: 0	PA: 36					
<b>PITCHER</b>	IP WLS BF H R ER SO BB IBB HBP BLK WP HR S P ERA WHIP																										
<b>Jack Armstrong, R</b> (1, 1) ERA: 4.06	5.1		20	4	2	2	2	1	0	0	0	0	0	33	55	3.38	0.938										
<b>Rob Dibble, R</b> (6, 1) ERA: 2.12	1.2		6	0	0	0	1	1	0	0	0	0	0	14	22	0.00	0.600										
<b>Norm Charlton, L</b> (8, 1) ERA: 3.42	1.0		3	0	0	0	3	0	0	0	0	0	0	11	14	0.00	0.000										
<b>John Franco, L</b> (9, 1) ERA: 2.96	1.0	W	7	2	2	2	1	2	0	0	0	0	0	22	38	18.00	4.000										

**Atlanta Braves @ Cincinnati Reds**  
Riverfront Stadium, Cincinnati, OH  
Sun Sep 10 1989, 3:33 AM EDT  
Att: 12,779 - Unknown

livebaseballscorecards.com

**AB 31**  
**R 4**  
**H 6**  
**RBI 4**  
**BB 4**  
**SO 7**  
**LOB 13**





Batter	1	2	3	4	5	6	7	8	9	AB R H RBI BB SO LOB	TOP										
Herm Winningham, L (1, 7) OBP: 0.326, SLG: 0.368 Joel Youngblood, R (7, PH) OBP: 0.307, SLG: 0.348 Mike Roesler, R (7, 1)	4-1 G1-3 BB		2-3 K			0-0 B1-3	2-1 F9			2 0 0 0 1 1 0 1 0 0 0 0 0 3 0 0 0 0 0 0 0											
Luis Quinones, S (1, 5) OBP: 0.331, SLG: 0.474	0-1 G1-3			1-0 G3		0-0 L9	0-0 F9			4 0 0 0 0 0 4											
Eric Davis, R (1, 8) OBP: 0.355, SLG: 0.538 Dave Collins, S (8, 7) OBP: 0.310, SLG: 0.278	0-0 P3			1-2 P7		2-2 HR		0-0 F8		4 1 1 1 0 0 1 0 0 0 0 0 0 0											
Paul O'Neill, L (1, 9) OBP: 0.355, SLG: 0.468	2-3 K			1-2 F8		3-3 K		3-2 F8		4 0 0 0 0 2 1											
Todd Benzinger, S (1, 3) OBP: 0.296, SLG: 0.389				4-0 G4-3 BB		1-1 1B		1-3 K		3 0 1 0 1 2 0											
Joe Oliver, R (1, 2) OBP: 0.302, SLG: 0.402				2-1 G4-3		1-0 F8		0-0 G6-3		4 1 1 1 0 0 2											
Mariano Duncan, R (1, 6) OBP: 0.283, SLG: 0.365				0-2 G6-3		1-0 1B		0-1 F7		4 0 2 0 0 0 0											
Ron Oester, S (1, 4) OBP: 0.306, SLG: 0.280				1-2 G6-3		0-0 P5		1-3 K		3 0 0 0 1 1 2											
Ron Robinson, R (1, 1) OBP: 0.261, SLG: 0.273 Rick Mahler, R (4, 1) OBP: 0.299, SLG: 0.210 Rolando Roomes, R (5, PH) OBP: 0.291, SLG: 0.414 Bob Sebra, R (5, 1) Tim Birtsas, L (6, 1) OBP: 0.333, SLG: 1.333 Ken Griffey, L (7, PH) OBP: 0.349, SLG: 0.428				0-3 K		2-3 K		1-0 1B		1 0 0 0 0 0 1 0 0 0 0 0 0 0 0 0 1 0 0 0 0 0 1 2 0 0 0 0 0 0 0 0 0 0 0 0 0 0 0 0 1 0 1 0 0 0 0 0											
<b>Inning Stats</b>	R: 0 E: 0 K: 1 S: 7	H: 0 LOB: 1 BB: 1 P: 13	R: 0 E: 0 K: 0 S: 5	H: 0 LOB: 0 BB: 1 P: 11	R: 0 E: 0 K: 2 S: 9	H: 0 LOB: 0 BB: 0 P: 12	R: 0 E: 0 K: 0 S: 8	H: 0 LOB: 0 BB: 0 P: 11	R: 0 E: 0 K: 1 S: 8	H: 2 LOB: 2 BB: 0 P: 13	R: 1 E: 0 K: 1 S: 10	H: 1 LOB: 0 BB: 0 P: 15	R: 1 E: 0 K: 1 S: 13	H: 3 LOB: 3 BB: 1 P: 23	R: 0 E: 0 K: 1 S: 7	H: 0 LOB: 0 BB: 0 P: 11	R: 0 E: 0 K: 1 S: 7	H: 0 LOB: 0 BB: 0 P: 8	1B: 3 2B: 1 3B: 0 HR: 2	SF: 0 SAC: 0 DP: 1 HBP: 0	WP: 0 PA: 35 PB: 0 SB: 0 CS: 0
<b>PITCHER</b>	IP WLS BF H R ER SO BB IBB HBP BLK WP HR S P ERA WHIP																				
Tim Belcher, R (1, 1) ERA: 3.15	6.1 W 27 6 2 2 6 3 0 0 0 0 2 57 93 2.84 1.421																				
Ray Searge, L (7, 1) ERA: 3.53	0.2 2 0 0 0 0 0 0 0 0 0 0 3 5 0.00 0.000																				
Alejandro Pena, R (8, 1) ERA: 2.38	2.0 6 0 0 0 0 2 0 0 0 0 0 0 14 19 0.00 0.000																				

Cincinnati Reds @ Los Angeles Dodgers  
Dodger Stadium, Los Angeles, CA  
Mon Sep 11 1989, 7:05 PM PDT  
Att: 19,699 - Unknown

livebaseballscorecards.com

AB	32
R	2
H	6
RBI	2
BB	3
SO	8
LOB	15







Batter	1	2	3	4	5	6	7	8	9	AB R H RBI BB SO LOB	TOP														
Mariano Duncan, R (1, 4) OBP: 0.286, SLG: 0.368 (7, 6)	0-2 G5-3		2-3 K		0-2 2B			4-2 3B BB	2-1 G5-3	4 1 1 2 1 1 1	<b>Cincinnati Reds @ Los Angeles Dodgers</b> <b>Dodger Stadium, Los Angeles, CA</b> Tue Sep 12 1989, 7:05 PM PDT Att. 22,606 - Unknown														
Luis Quinones, S (1, 5) OBP: 0.327, SLG: 0.467	2-3 K			3-2 G5-3		3-3 K		0-0 G3		4 0 0 0 0 2 1															
Eric Davis, R (1, 8) OBP: 0.354, SLG: 0.534	4-0 CS BB			3-0 F8		2-0 F8		3-3 K		3 0 0 0 1 1 1															
Todd Benzinger, S (1, 3) OBP: 0.296, SLG: 0.387	2-0 CS	1-2 E6		1-0 F7		3-3 K		4-0 3B BB		3 1 0 0 1 1 0															
Paul O'Neill, L (1, 9) OBP: 0.354, SLG: 0.471			1-3 K		2-3 K		3-3 K	2-2 3B		4 0 1 2 0 3 1															
Joe Oliver, R (1, 2) OBP: 0.311, SLG: 0.411			1-1 G6-4-3		4-0 BB 1B		2-2 1B 2B	4-0 IBB		2 1 1 0 1 0 1															
Ken Griffey, L (8, PH) OBP: 0.351, SLG: 0.428										0 0 0 0 1 0 0															
Jeff Reed, L (8, 2) OBP: 0.298, SLG: 0.311										0 0 0 0 0 0 0															
Rolando Roomes, R (1, 7) OBP: 0.281, SLG: 0.413			1-3 K		3-1 F8		1-2 1B	1-3 K		3 0 1 0 0 1 1															
Hern Winningham, L (8, PH) OBP: 0.324, SLG: 0.366							2-H 1B			1 0 0 0 0 1 2															
Jeff Richardson, R (1, 6) OBP: 0.280, SLG: 0.301					4-2 SH2-3 BB		2-0 BB		1-2 P6	1 1 1 0 1 0 0															
Barry Larkin, R (7, PH) OBP: 0.374, SLG: 0.451						1-2 2B 1B				1 0 1 0 0 0 0															
Ron Oester, S (7, 4) OBP: 0.305, SLG: 0.279						1-2 2B BB				1 0 0 0 0 0 0															
Tom Browning, L (1, 1) OBP: 0.132, SLG: 0.083					0-0 SH2-3		4-2 2B BB		0-2 F9	0 0 0 0 0 0 0															
Chris Sabo, R (5, PH) OBP: 0.319, SLG: 0.399										0 0 0 0 1 0 0															
Jack Armstrong, R (5, PR)										0 0 0 0 0 0 0															
Mike Roesler, R (5, 1)										0 0 0 0 0 0 0															
Joel Youngblood, R (7, PH) OBP: 0.306, SLG: 0.345										1 0 0 0 0 0 2															
Rob Liddle, L (7, 1)										1 0 0 0 0 0 0															
<b>Inning Stats</b>	R: 0 E: 0 K: 1 S: 6	H: 0 LOB: 0 BB: 1 P: 14	R: 0 E: 1 K: 1 S: 8	H: 0 LOB: 0 BB: 0 P: 11	R: 0 E: 0 K: 2 S: 10	H: 0 LOB: 1 BB: 1 P: 17	R: 0 E: 0 K: 0 S: 8	H: 0 LOB: 0 BB: 0 P: 15	R: 2 E: 0 K: 1 S: 13	H: 2 LOB: 3 BB: 2 P: 26	R: 0 E: 0 K: 2 S: 8	H: 0 LOB: 0 BB: 0 P: 16	R: 0 E: 0 K: 1 S: 13	H: 3 LOB: 2 BB: 0 P: 24	R: 2 E: 0 K: 2 S: 14	H: 1 LOB: 2 BB: 3 P: 32	R: 0 E: 0 K: 0 S: 8	H: 0 LOB: 0 BB: 0 P: 11	1B: 3 2B: 2 3B: 1 HR: 0	SF: 0 SAC: 1 DP: 1 HBP: 0	WP: 0 PB: 0 SB: 0 CS: 1	PA: 38			
<b>PITCHER</b>	IP WLS BF H R ER SO BB IBB HBP BLK WP HR S P ERA WHIP																								
Fernando Valenzuela, L (1, 1) ERA: 3.36	7.0	27	5	2	2	8	4	0	0	0	0	0	0	66	123	2.57	1.286								
Jay Howell, R (8, 1) ERA: 0.97	2.0	W	10	1	2	2	2	1	0	0	0	0	0	22	43	9.00	1.500								

livebaseballscorecards.com

<b>AB</b>	29
<b>R</b>	4
<b>H</b>	6
<b>RBI</b>	4
<b>BB</b>	7
<b>SO</b>	10
<b>LOB</b>	10



Batter	1	2	3	4	5	6	7	8	9	AB	R	H	RBI	BB	SO	LOB
Alfredo Griffin, S (1, 6) OBP: 0.298, SLG: 0.319	1-1 G4-3			1-2 E 1B	0-0 P5		0-2 F8			4	1	1	0	0	0	0
Willie Randolph, R (1, 4) OBP: 0.369, SLG: 0.329	2-2 G5-4-3 1B			0-0 E7 1B	1-1 1B			1-1 F9		4	1	3	0	0	0	0
Jose Gonzalez, R (1, 9) OBP: 0.324, SLG: 0.346 Lenny Harris, L (8, PH) OBP: 0.286, SLG: 0.288	1-2 G5-4-3 1-2f			0-3 K	0-0 G5-3			1-1 P4		3	0	0	0	0	1	3
Eddie Murray, S (1, 3) OBP: 0.347, SLG: 0.403 Bill Bean, L (8, PR) OBP: 0.233, SLG: 0.209		2-1 F7		4-0 1B S 1B IBB		1-1 F6		0-1 1B		3	1	1	0	1	0	0
Mickey Hatcher, R (1, 7) OBP: 0.326, SLG: 0.386		0-2 L6		4-0 1B 1B 1-2 IBB		1-1 1B		1-0 F9		3	0	1	0	1	0	1
Jeff Hamilton, R (1, 5) OBP: 0.276, SLG: 0.387 Jose Vizcaino, S (9, PR)		1-2 G4-3		2-1 1B		1-1 P2			2-1 E 2B 1B	4	0	2	1	0	0	1
John Shelby, S (1, 8) OBP: 0.238, SLG: 0.223			1-0 F9	0-1 G6-4-3 1B		2-3 K			0-0 E2 2B 1B	4	1	2	1	0	1	1
Rick Dempsey, R (1, 2) OBP: 0.317, SLG: 0.295 Mike Scioscia, L (9, PH) OBP: 0.332, SLG: 0.346			3-1 F8	0-0 G6-4-3 1-2f			2-3 K		4-0 2B IBB	3	0	0	0	0	1	3
Fernando Valenzuela, L (1, 1) OBP: 0.190, SLG: 0.222 Mike Davis, L (7, PH) OBP: 0.307, SLG: 0.400 Jay Howell, R (8, 1) Mike Marshall, R (9, PH) OBP: 0.328, SLG: 0.418			1-3 K		0-0 L4		1-2 L7		1-2 2B	2	0	0	0	0	1	0

Inning Stats		R: 0	H: 1	R: 0	H: 0	R: 0	H: 0	R: 3	H: 4	R: 0	H: 1	R: 0	H: 0	R: 0	H: 1	R: 2	H: 3	1B: 10	SF: 0	
Tom Browning, L (1, 1) ERA: 3.33		4.0	WLS: 17	5	R: 3	3	ER: 3	SO: 2	BB: 0	IBB: 2	HBP: 0	BLK: 0	WP: 0	HR: 0	S: 37	P: 60	ERA: 6.75	WHIP: 1.250	2B: 1	SAC: 0
Mike Roesler, R (5, 1) ERA: 3.5		2.0	L	8	2	0	0	1	0	0	0	0	0	0	15	21	0.00	1.000	3B: 0	DP: 2
Rob Dibble, R (7, 1) ERA: 2.27		2.0	L	11	4	2	2	1	0	1	0	0	0	0	24	37	9.00	2.000	HR: 0	HBP: 0

**BOTTOM**

**Cincinnati Reds @ Los Angeles Dodgers**  
Dodger Stadium, Los Angeles, CA

Tue Sep 12 1989, 7:05 PM PDT  
Att. 22,606 - Unknown

<b>AB</b>	<b>33</b>
<b>R</b>	<b>5</b>
<b>H</b>	<b>11</b>
<b>RBI</b>	<b>4</b>
<b>BB</b>	<b>3</b>
<b>SO</b>	<b>4</b>
<b>LOB</b>	<b>9</b>

[livebaseballscorecards.com](http://livebaseballscorecards.com)




Batter	1	2	3	4	5	6	7	8	9	10	11	12	13	AB R H RBI BB SO LOB
<b>Brett Butler, L</b> OBP: 0.346, SLG: 0.354 (1, 8)	4-2 G6-3 2B BB	1-0 P4		2-1 HR 1B		0-0 CS 1B			0-0 4-3		0-0 5-3		1-2 1B	6 2 3 1 1 0 2
<b>Robby Thompson, R</b> OBP: 0.331, SLG: 0.413 (1, 4)	2-1 G6-3 1-2	0-3 K		0-0 HR 1-H 2-H		0-1 CS 1-2	1-2 6-3		2-1 F9			0-3 K		6 1 1 3 0 2 3
<b>Will Clark, L</b> OBP: 0.415, SLG: 0.557 (1, 3)	2-2 F8		0-0 F8	0-1 CS 1B			2-3 K			3-2 P6		2-3 K		6 0 1 0 0 2 1
<b>Kevin Mitchell, R</b> OBP: 0.388, SLG: 0.641 (1, 7)	4-1 2B BB		3-1 E5	3-2 CS 1-2	0-0 6-3		0-0 F8			3-2 FC6-4 1B		0-1 F7		5 1 1 0 1 0 0
<b>Matt Williams, R</b> OBP: 0.244, SLG: 0.464 (1, 5)	0-0 1-H 2-H 2B		1-2 F8		3-0 F8		4-2 SH2-4 BB			1-2 FC6-4 1B			2-1 P3	5 0 1 2 1 0 2
<b>Terry Kennedy, L</b> OBP: 0.323, SLG: 0.345 (1, 2)	1-3 K		2-2 G3		0-0 2B		1-0 SH2-4			2-2 1-3 1B			2-2 WP BB 2B HBP	3 0 1 0 0 1 2 1 0 1 0 0 0 0 0 1 0 0 0 0 0
<b>Chris Speier, R</b> OBP: 0.294, SLG: 0.267 (8, PH)														
<b>Ken Oberkfell, L</b> OBP: 0.301, SLG: 0.353 (13, PH)														
<b>Pat Sheridan, L</b> OBP: 0.292, SLG: 0.329 (1, 9)														
<b>Candy Maldonado, R</b> OBP: 0.294, SLG: 0.366 (8, PH)														
<b>Ernest Riles, L</b> OBP: 0.334, SLG: 0.403 (13, PH)														
<b>Jose Uribe, S</b> OBP: 0.122, SLG: 0.122 (1, 1)														
<b>Bill Baun, R</b> OBP: 0.122, SLG: 0.122 (1, 1)														
<b>Steve Bedrosian, R</b> OBP: 0.122, SLG: 0.122 (1, 1)														
<b>Donnell Nixon, R</b> OBP: 0.122, SLG: 0.122 (1, 1)														
<b>Handy Jarama, R</b> OBP: 0.122, SLG: 0.122 (1, 1)														
<b>Greg Littles, R</b> OBP: 0.122, SLG: 0.122 (1, 1)														
<b>Jim Weaver, L</b> OBP: 0.122, SLG: 0.122 (1, 1)														
<b>Don Robinson, R</b> OBP: 0.200, SLG: 0.316 (1, 1)														
<b>Jeff Brantley, R</b> OBP: 0.083, SLG: 0.083 (2, 1)														
<b>Trevor Wilson, L</b> OBP: 0.400, SLG: 0.250 (3, 1)														
<b>Craig Lefferts, L</b> (8, 1)														
<b>Bob Brenly, R</b> OBP: 0.252, SLG: 0.269 (9, 2)														

Inning Stats	R: 2	H: 1	E: 0	LOB: 1	K: 1	P: 17	R: 0	H: 1	E: 1	LOB: 1	K: 0	P: 15	R: 3	H: 3	E: 1	LOB: 0	K: 0	P: 18	R: 0	H: 1	E: 0	LOB: 1	K: 0	P: 7	R: 0	H: 0	E: 0	LOB: 0	K: 1	P: 10	R: 0	H: 0	E: 0	LOB: 1	K: 1	P: 14	R: 0	H: 0	E: 0	LOB: 0	K: 1	P: 9	R: 0	H: 2	E: 0	LOB: 2	K: 1	P: 28	R: 0	H: 0	E: 0	LOB: 0	K: 1	P: 7	R: 0	H: 0	E: 0	LOB: 0	K: 2	P: 12	R: 3	H: 2	E: 0	LOB: 2	K: 0	P: 26	1B: 7	SF: 0	2B: 3	SAC: 2	3B: 0	DP: 0	HR: 1	HBP: 1	WP: 1	PA: 57
--------------	------	------	------	--------	------	-------	------	------	------	--------	------	-------	------	------	------	--------	------	-------	------	------	------	--------	------	------	------	------	------	--------	------	-------	------	------	------	--------	------	-------	------	------	------	--------	------	------	------	------	------	--------	------	-------	------	------	------	--------	------	------	------	------	------	--------	------	-------	------	------	------	--------	------	-------	-------	-------	-------	--------	-------	-------	-------	--------	-------	--------

PITCHER	IP	WLS	BF	H	R	ER	SO	BB	IBB	HBP	BLK	WP	HR	S	P	ERA	WHIP
<b>Scott Scudder, R</b> ERA: 3.83 (1, 1)	4.0		21	5	5	2	2	3	0	0	0	0	1	49	79	4.50	2.000
<b>Rick Mahler, R</b> ERA: 3.78 (5, 1)	3.0		10	2	0	0	1	0	0	0	0	0	0	18	28	0.00	0.667
<b>Norm Charlton, L</b> ERA: 3.38 (8, 1)	1.0		4	0	0	0	1	1	0	0	0	0	0	8	14	0.00	1.000
<b>John Franco, L</b> ERA: 2.84 (9, 1)	3.0		11	2	0	0	3	0	0	0	0	0	0	30	44	0.00	0.667
<b>Mike Roesler, R</b> ERA: 3.32 (12, 1)	1.0		3	0	0	0	2	0	0	0	0	0	0	10	12	0.00	0.000
PITCHER	IP	WLS	BF	H	R	ER	SO	BB	IBB	HBP	BLK	WP	HR	S	P	ERA	WHIP
<b>Bob Sebra, R</b> ERA: 5.65 (13, 1)	0.1		2	0	1	1	0	0	0	1	0	0	0	4	8	27.00	0.000
<b>Rosario Rodriguez, L</b> ERA: 6.0 (13, 1)	0.0	L	4	2	2	2	0	1	1	0	0	1	0	8	18	∞	∞

BOTTOM	
<b>Cincinnati Reds @ San Francisco Giants</b> Candlestick Park, San Francisco, CA	
Wed Sep 13 1989, 10:05 PM EDT Att: 13,827 - Unknown	
<b>AB</b>	46
<b>R</b>	8
<b>H</b>	11
<b>RBI</b>	8
<b>BB</b>	6
<b>SO</b>	9
<b>LOB</b>	16



Batter	1	2	3	4	5	6	7	8	9	10	11	12	AB	R	H	RBI	BB	SO	LOB	TOP						
Herm Winningham, L OBP: 0.323, SLG: 0.369 (1, 7)	G6-3		G4-3 BB		G6-3		G3-1 1B 2B		G4-3			G1-3	5	1	1	0	1	0	0							
Luis Quinones, S OBP: 0.321, SLG: 0.453 (1, 5)	K		G4-3			P6	G3-1		G4-3			G1-3	6	0	0	0	0	1	2							
Eric Davis, R OBP: 0.364, SLG: 0.551 (1, 8)	1B		G6-3			2B	1B BB		F7			2B	6	1	4	1	0	0	1							
Paul O'Neill, L OBP: 0.356, SLG: 0.465 (1, 9)	1B				G3 1B	2B BB	1B BB				G6-3	K2-3	4	1	2	0	2	1	1							
Todd Benzinger, S OBP: 0.294, SLG: 0.386 (1, 3)	G1-3				G3	G5-3 1-H 2-H 2B	FC6-4 1B				F8		5	0	2	2	0	0	3							
Mariano Duncan, R OBP: 0.281, SLG: 0.357 (1, 6)			G5-3		G6-3	G5-3	FC6-4				G6-3		5	0	0	0	0	0	5							
Jeff Reed, L OBP: 0.301, SLG: 0.306 (1, 2)			G6-4-3 1B		F8				F8			G4-3	4	0	1	0	1	0	1							
Ron Oester, S OBP: 0.305, SLG: 0.279 (1, 4)			G6-4-3 1-2f			G4-3	K		F9			G6-3	5	0	0	0	0	1	3							
Tim Leary, R OBP: 0.175, SLG: 0.132 Ken Griffey, L (8, PH) Norm Charlton, S (8, 1)			K			K			K			K	3	0	0	0	0	3	0							
													1	0	0	0	0	1	0							
													1	0	0	0	0	1	0							
<b>Inning Stats</b>	R: 0 E: 0 K: 1 S: 8	H: 2 LOB: 2 BB: 0 P: 13	R: 0 E: 0 K: 0 S: 8	H: 1 LOB: 0 BB: 0 P: 14	R: 0 E: 0 K: 1 S: 12	H: 1 LOB: 1 BB: 1 P: 22	R: 0 E: 0 K: 1 S: 6	H: 0 LOB: 0 BB: 0 P: 8	R: 2 E: 0 K: 1 S: 13	H: 2 LOB: 2 BB: 2 P: 24	R: 1 E: 0 K: 1 S: 16	H: 3 LOB: 3 BB: 1 P: 24	R: 0 E: 0 K: 1 S: 7	H: 0 LOB: 0 BB: 0 P: 10	R: 0 E: 0 K: 0 S: 6	H: 0 LOB: 0 BB: 0 P: 6	R: 0 E: 0 K: 0 S: 4	H: 0 LOB: 0 BB: 0 P: 6	R: 0 E: 0 K: 1 S: 7	H: 0 LOB: 0 BB: 0 P: 12	R: 0 E: 0 K: 1 S: 8	H: 1 LOB: 1 BB: 0 P: 14	1B: 6 2B: 4 3B: 0 HR: 0	SF: 0 SAC: 0 DP: 1 HBP: 0	WP: 0 PB: 0 SB: 0 CS: 0	PA: 49
<b>PITCHER</b>	IP	WLS	BF	H	R	ER	SO	BB	IBB	HBP	BLK	WP	HR	S	P	ERA	WHIP									
Michael LaCoss, R ERA: 3.36	(1, 1)	5.2	25	6	2	2	3	3	0	0	0	0	0	53	89	3.18	1.588									
Craig Lefferts, L ERA: 2.76	(6, 1)	0.1	1	0	0	0	1	0	0	0	0	0	0	4	5	0.00	0.000									
Jeff Brantley, R ERA: 4.14	(7, 1)	2.0	10	3	1	1	2	1	0	0	0	0	0	23	34	4.50	2.000									
Kelly Downs, R ERA: 5.37	(9, 1)	3.0	9	0	0	0	1	0	0	0	0	0	0	17	24	0.00	0.000									
Ernie Camacho, R ERA: 3.0	(12, 1)	1.0	W	4	1	0	1	0	0	0	0	0	0	8	14	0.00	1.000									

**Cincinnati Reds @ San Francisco Giants**  
 Candlestick Park, San Francisco, CA  
 Thu Sep 14 1989, 6:33 AM EDT  
 Att. 15,969 - Unknown

livebaseballscorecards.com

AB	45
R	3
H	10
RBI	3
BB	4
SO	8
LOB	16



Batter	1	2	3	4	5	6	7	8	9	10	11	12	AB	R	H	RBI	BB	SO	LOB
<b>Brett Butler, L</b> OBP: 0.348, SLG: 0.357 (1, 8)	1-0 P4		0-1 1B 2B		1-0 WP 1B		0-0 FC6-4 1B	3-2 E5			3-2 G4-3		6	1	3	0	0	0	1
<b>Robby Thompson, R</b> OBP: 0.327, SLG: 0.408 (1, 4)	0-3 K		1-3 K		0-0 P2		1-0 FC6-4 3B	1-3 K			1-3 K		6	1	0	0	0	4	5
<b>Will Clark, L</b> OBP: 0.416, SLG: 0.562 (1, 3)	0-0 2B		0-1 2-H 1B		2-0 P6		1-0 1-H SF7 3B			0-2 G4-3		0-0 E5 1B	6	2	3	2	0	0	1
<b>Kevin Mitchell, R</b> OBP: 0.386, SLG: 0.635 (1, 7)	2-2 F9		0-0 F7		4-0 IBB		2-2 SF7			1-3 K		1-3 K	4	0	0	1	1	2	3
<b>Matt Williams, R</b> OBP: 0.246, SLG: 0.459 (1, 5) (7, 6)		2-2 F7		0-0 F9	1-1 F9		0-0 1B			0-3 K		4-0 1B IBB	5	0	1	0	1	1	2
<b>Terry Kennedy, L</b> OBP: 0.322, SLG: 0.344 (1, 2)		0-0 F7		1-1 1B			0-3 K	2-3 K			2-3 K	0-0 1B	4	0	1	0	0	2	1
<b>Bob Brenly, R</b> OBP: 0.256, SLG: 0.274 (10, PH) (11, 2)												1-2 2-H 1B	2	0	1	1	0	1	0
<b>Pat Sheridan, L</b> OBP: 0.298, SLG: 0.331 (1, 9)		1-0 E4		0-0 1B			4-1 WP BB			2-1 F9		0-3 K	2	0	1	0	1	0	0
<b>Donell Nixon, R</b> OBP: 0.306, SLG: 0.293 (8, PH) (9, 9)					1-2 1B						0-3 K		2	0	0	0	0	1	0
<b>Jose Uribe, S</b> OBP: 0.266, SLG: 0.273 (1, 6)		0-2 P4		2-3 K			2-0 F7			3-3 K		0-3 K	2	0	0	0	0	1	3
<b>Ernest Riles, L</b> OBP: 0.333, SLG: 0.402 (6, PH) (7, 5)													1	0	0	0	0	0	1
<b>Greg Litton, R</b> OBP: 0.298, SLG: 0.429 (8, PH) (9, 5)													2	0	0	0	0	2	0
<b>Michael LaCoss, R</b> <b>Craig Leferts, L</b> <b>Mike Laga, L</b> <b>Jeff Brantley, S</b> <b>Bill Butler, R</b> <b>Jim Weaver, L</b> <b>Kelly Smith, S</b> <b>Chris Spivey, S</b> <b>Ernie Camacho, R</b>			0-0 F7	1-2 G1-3		0-3 K	0-3 K	0-0 E BLK 1B			0-3 K		2	0	0	0	0	0	2

Inning Stats	R: 0	H: 1	E: 0	K: 1	S: 9	LOB: 1	BB: 0	P: 12	R: 0	H: 0	E: 1	K: 0	S: 8	LOB: 1	BB: 0	P: 11	R: 1	H: 2	E: 0	K: 1	S: 10	LOB: 1	BB: 1	P: 11	R: 0	H: 2	E: 0	K: 1	S: 10	LOB: 2	BB: 0	P: 14	R: 0	H: 1	E: 0	K: 0	S: 5	LOB: 2	BB: 1	P: 13	R: 0	H: 0	E: 0	K: 2	S: 8	LOB: 1	BB: 1	P: 14	R: 2	H: 3	E: 0	K: 1	S: 10	LOB: 1	BB: 0	P: 16	R: 0	H: 1	E: 1	K: 2	S: 12	LOB: 2	BB: 0	P: 21	R: 0	H: 0	E: 0	K: 3	S: 9	LOB: 0	BB: 0	P: 10	R: 0	H: 0	E: 0	K: 3	S: 9	LOB: 0	BB: 0	P: 11	R: 0	H: 0	E: 0	K: 2	S: 9	LOB: 0	BB: 0	P: 13	R: 1	H: 1	E: 1	K: 1	S: 7	LOB: 2	BB: 1	P: 12	1B: 8	2B: 2	3B: 1	HR: 0	SF: 1	SAC: 0	DP: 0	HBP: 0	WP: 2	PA: 51
<b>PITCHER</b>	IP	WLS	BF	H	R	ER	SO	BB	IBB	HBP	BLK	WP	HR	S	P	ERA	WHIP																																																																																									
<b>Tim Leary, R</b> ERA: 3.67	7.0		33	9	3	3	6	1	1	0	0	2	0	60	91	3.86	1.429																																																																																									
<b>Norm Charlton, L</b> ERA: 3.2	4.1	L	18	2	1	0	10	0	1	0	1	0	0	46	67	0.00	0.462																																																																																									


**BOTTOM**

**Cincinnati Reds @ San Francisco Giants**  
Candlestick Park, San Francisco, CA

Thu Sep 14 1989, 6:33 AM EDT  
Att: 15,969 - Unknown

livebaseballscorecards.com

<b>AB</b>	47
<b>R</b>	4
<b>H</b>	11
<b>RBI</b>	4
<b>BB</b>	3
<b>SO</b>	16
<b>LOB</b>	20







Batter	1	2	3	4	5	6	7	8	9
Gerald Young, S OBP: 0.330, SLG: 0.285 (1, 8)	1-1 G4-3		0-0 G5-3 1B		1-1 2B		1-0 SH1-4	1-1 1B	
Craig Biggio, R OBP: 0.341, SLG: 0.400 (1, 2)	1-0 G6-3		2-1 G5-3		2-3 K		3-0 F9	3-1 P5	
Kevin Bass, S OBP: 0.361, SLG: 0.438 (1, 7)	2-1 P3		1-2 1B		1-2 F7		3-2 E6 HR		
Glenn Davis, R OBP: 0.343, SLG: 0.494 (1, 3)			4-0 IBB		4-0 IBB		0-0 HR		
Terry Puhl, L OBP: 0.342, SLG: 0.361 (1, 9)			0-0 F8		1-1 P6		2-0 1B		
Ken Caminiti, S OBP: 0.314, SLG: 0.367 (1, 5)			0-2 F6		1-0 G4-3		0-0 G4-3	0-0 L9	
Craig Reynolds, L OBP: 0.290, SLG: 0.264 (1, 4)			0-0 1B		1-3 K		1-1 G4-1	4-2 1B BB	
Steve Lombardozzi, R OBP: 0.278, SLG: 0.500 (8, PH)			1-2 1B						
Rafael Ramirez, R OBP: 0.285, SLG: 0.332 (1, 6)			1-3 K		2-2 G6-3		3-2 F8	0-1 F4	
Rick Rhoden, R OBP: 0.192, SLG: 0.231 (1, 1)			0-2 F9		1-1 2B 1B		4-2 SH1-4 E BB	0-3 K	
Eric Anthony, L OBP: 0.244, SLG: 0.366 (7, PH)									
Larry Andersen, R OBP: 0.333, SLG: 0.333 (8, 1)									
Mark Davidson, R OBP: 0.309, SLG: 0.333 (8, PH)									
Dave Smith, R OBP: 0.309, SLG: 0.333 (9, 1)									

AB	R	H	RBI	BB	SO	LOB
4	1	3	0	0	0	0
5	0	0	0	0	1	6
4	1	1	1	0	0	2
2	1	1	2	2	1	0
4	0	2	0	0	0	5
4	0	0	0	0	0	2
3	0	1	0	0	1	0
0	0	0	0	1	0	0
4	0	0	0	0	1	3
2	0	1	0	0	0	0
0	1	0	0	1	0	0
0	0	0	0	0	0	0
1	0	0	0	0	1	1
0	0	0	0	0	0	0

WP	HR	S	P	ERA	WHIP
0	0	1	38	0.00	1.050
0	0	0	0	0.00	6.000
0	0	0	0	0.00	2.000

1B	2B	3B	HR	SF	SAC	DP	HBP
7	1	0	1	0	1	0	0
0	0	0	0	0	0	0	0
0	0	0	0	0	0	0	0

WP	HR	S	P	ERA	WHIP
0	0	1	38	0.00	1.050

**BOTTOM**

**Cincinnati Reds @ Houston Astros**  
Astrodome, Houston, TX  
Fri Sep 15 1989, 8:05 PM EDT  
Att. 13,581 - Unknown

livebaseballscores.com

<b>AB</b>	<b>33</b>
<b>R</b>	<b>4</b>
<b>H</b>	<b>9</b>
<b>RBI</b>	<b>3</b>
<b>BB</b>	<b>4</b>
<b>SO</b>	<b>5</b>
<b>LOB</b>	<b>19</b>



Inning Stats		R	H	E	K	S	R	H	E	K	S	R	H	E	K	S	R	H	E	K	S
		0	0	0	0	9	0	2	0	2	13	0	2	0	0	17	0	2	0	0	17
		0	0	0	0	9	0	2	0	2	13	0	2	0	0	18	0	2	0	0	18
		0	0	0	0	9	1	2	0	12	12	0	2	0	0	18	0	2	0	0	18
		0	0	0	0	9	0	0	0	9	9	0	0	0	0	13	0	0	0	0	13
		0	0	0	0	9	0	0	0	9	9	0	2	0	0	24	0	0	0	0	24
		0	0	0	0	9	0	0	0	9	9	3	2	0	0	24	0	2	0	0	24
		0	0	0	0	9	0	0	0	9	9	0	1	0	0	20	0	1	0	0	20

PITCHER		IP	WLS	BF	H	R	ER	SO	BB	IBB	HBP	BLK	WP	HR	S	P	ERA	WHIP
Jack Armstrong, R ERA: 3.58 (1, 1)		6.2	L	30	6	3	2	4	1	2	0	0	0	0	67	110	2.70	1.050
Mike Roesler, R ERA: 3.72 (7, 1)		0.1		3	2	1	0	0	0	0	0	0	0	1	3	5	0.00	6.000
Tim Birtsas, L ERA: 3.76 (8, 1)		1.0		5	1	0	0	1	1	0	0	0	0	0	12	20	0.00	2.000

Batter	1	2	3	4	5	6	7	8	9	AB R H RBI BB SO LOB	TOP																				
Mariano Duncan, R OBP: 0.281, SLG: 0.356 (1, 4) (8, 6)	2-2 S 2B		0-1 B2-3			1-1 G6-3			3-2 F9	4 0 1 0 0 0 0																					
Luis Quinones, S OBP: 0.313, SLG: 0.442 Barry Larkin, R OBP: 0.374, SLG: 0.449 (1, 5) (9, PH)	2-2 F7			0-0 P6		1-1 G3-1			1-0 P4	3 0 0 0 0 0 1 1 0 0 0 0 0 0																					
Eric Davis, R OBP: 0.368, SLG: 0.552 (1, 8)	2-2 5-3 2-3			1-1 S E 1B		2-3 K			4-2 BB	3 1 1 0 1 1 1																					
Todd Benzinger, S OBP: 0.291, SLG: 0.381 (1, 3)	3-3 K			2-1 SAFE SAFE 6-3 1-2			0-0 4-3		0-2 4-3	4 0 0 0 0 1 3																					
Paul O'Neill, L OBP: 0.352, SLG: 0.459 (1, 9)				2-0 E4 S 1B 2-H			2-1 3-1			3 0 1 0 0 1 0																					
Rolando Roomes, R OBP: 0.279, SLG: 0.409 (1, 7)				2-3 SAFE SAFE K 1-2			3-2 P2			3 0 0 0 0 1 1																					
Jeff Reed, L OBP: 0.296, SLG: 0.301 Dave Collins, S OBP: 0.300, SLG: 0.268 Ron Oester, S OBP: 0.308, SLG: 0.281 (1, 2) (8, PH) (8, 4)				2-2 F8			0-0 4-3		0-0 P4	2 0 0 0 0 0 0 1 0 0 0 0 0 0 0 0 0 0 0 0 0																					
Jeff Richardson, R OBP: 0.268, SLG: 0.287 Chris Sabo, R OBP: 0.317, SLG: 0.396 Terry McGriff, R OBP: 0.333, SLG: 0.200 (1, 6) (8, PH) (8, 2)				0-0 1-3			3-3 K		2-1 P2	2 0 0 0 0 1 0 1 0 0 0 0 0 0 0 0 0 0 0 0 0																					
Ron Robinson, R OBP: 0.240, SLG: 0.250 Joel Youngblood, R OBP: 0.302, SLG: 0.342 Norm Charlton, S (8, 1)				0-2 B1-3			3-3 K		0-0 G5-3	2 0 0 0 0 1 0 1 0 0 0 0 0 0 0 0 0 0 0 0 0																					
<b>Inning Stats</b>	R: 0 E: 0 K: 1 S: 12	H: 1 LOB: 1 BB: 0 P: 21	R: 0 E: 0 K: 1 S: 13	H: 0 LOB: 0 BB: 0 P: 20	R: 0 E: 0 K: 0 S: 6	H: 0 LOB: 0 BB: 0 P: 6	R: 1 E: 1 K: 1 S: 9	H: 2 LOB: 1 BB: 0 P: 16	R: 0 E: 0 K: 2 S: 11	H: 0 LOB: 0 BB: 0 P: 17	R: 0 E: 0 K: 1 S: 7	H: 0 LOB: 0 BB: 0 P: 11	R: 0 E: 0 K: 0 S: 6	H: 0 LOB: 0 BB: 0 P: 11	R: 0 E: 0 K: 0 S: 4	H: 0 LOB: 0 BB: 0 P: 6	R: 0 E: 0 K: 0 S: 10	H: 0 LOB: 1 BB: 1 P: 18	1B: 2 2B: 1 3B: 0 HR: 0	SF: 0 SAC: 0 DP: 0 HBP: 0	WP: 0 PB: 0 SB: 3 CS: 0	PA: 31									
<b>PITCHER</b> Jim Deshaies, L ERA: 3.08 (1, 1)	IP 9.0	WLS W	BF 31	H 3	R 1	ER 0	SO 6	BB 1	IBB 0	HBP 0	BLK 0	WP 0	HR 0	S 78	P 126	ERA 0.00	WHIP 0.444														
											<b>PITCHER</b>	IP	WLS	BF	H	R	ER	SO	BB	IBB	HBP	BLK	WP	HR	S	P	ERA	WHIP			

Cincinnati Reds @ Houston Astros  
Astrodome, Houston, TX  
Sat Sep 16 1989, 8:05 PM EDT  
Att. 22,902 - Dome

livebaseballscorecards.com

AB 30  
R 1  
H 3  
RBI 0  
BB 1  
SO 6  
LOB 6



Batter	1	2	3	4	5	6	7	8	9	AB R H RBI BB SO LOB
Gerald Young, S (1, 8) OBP: 0.329, SLG: 0.285	3-2 E6 CS			2-3 K	1-0 F7			0-0 1B		4 0 1 0 0 1 0
Craig Biggio, R (1, 2) OBP: 0.340, SLG: 0.398	2-2 F8			2-1 2B 1B	1-2 L7			0-2 P3		4 1 1 0 0 0 2
Kevin Bass, S (1, 7) OBP: 0.359, SLG: 0.438	0-3 K 1-2			1-1 BB 1-H 2B		1-0 4-3		0-3 K		4 1 1 1 0 2 2
Glenn Davis, R (1, 3) OBP: 0.344, SLG: 0.493		0-0 5-3		4-0 BB FC4-6 IBB		0-3 K		1-1 1B		3 1 1 0 1 1 0
Terry Puhl, L (1, 9) OBP: 0.342, SLG: 0.359		0-0 B5-3		4-2 FC4-6 BB 1-2 2-3 BB		2-1 6-3		1-3 K		2 0 0 0 1 0 0 1 0 0 0 0 1 2
Mark Davidson, R (8, PH) OBP: 0.304, SLG: 0.327										
Ken Caminiti, S (1, 5) OBP: 0.316, SLG: 0.367		0-2 4-3		4-0 FC4-6 BB 1-2 2-3 3-H BB		1-1 1B				2 0 1 1 1 0 0
Craig Reynolds, L (1, 4) OBP: 0.286, SLG: 0.260			1-2 P6	1-2 FC4-6 1-2f 2-3 3-H		0-1 F8				3 0 0 1 0 0 3 0 0 0 0 0 0 0
Steve Lombardozzi, R (8, 4) OBP: 0.278, SLG: 0.500										
Rafael Ramirez, R (1, 6) OBP: 0.284, SLG: 0.330			0-1 P9	1-3 K		0-3 K				3 0 0 0 0 2 3
Jim Deshaies, L (1, 1) OBP: 0.145, SLG: 0.132			2-1 L7		2-3 K		1-0 L8			3 0 0 0 0 1 1

Inning Stats	R: 0	H: 0	E: 1	LOB: 0	K: 1	BB: 0	S: 9	P: 14	R: 0	H: 0	E: 0	LOB: 0	K: 0	BB: 0	S: 5	P: 5	R: 0	H: 0	E: 0	LOB: 0	K: 0	BB: 0	S: 7	P: 10	R: 3	H: 2	E: 0	LOB: 2	K: 2	BB: 3	S: 19	P: 38	R: 0	H: 0	E: 0	LOB: 0	K: 1	BB: 0	S: 8	P: 12	R: 0	H: 0	E: 0	LOB: 0	K: 1	BB: 0	S: 6	P: 9	R: 0	H: 1	E: 0	LOB: 1	K: 1	BB: 0	S: 8	P: 10	R: 0	H: 2	E: 0	LOB: 2	K: 2	BB: 0	S: 12	P: 14
PITCHER	IP	WLS	BF	H	R	ER	SO	BB	IBB	HBP	BLK	WP	HR	S	P	ERA	WHIP																																															
Ron Robinson, R (1, 1) ERA: 3.79	7.0	L	27	3	3	3	6	2	1	0	0	0	0	62	98	3.86	0.714																																															
Norm Charlton, L (8, 1) ERA: 3.16	1.0		5	2	0	0	2	0	0	0	0	0	0	12	14	0.00	2.000																																															

**BOTTOM**

**Cincinnati Reds @ Houston Astros**  
Astrodome, Houston, TX

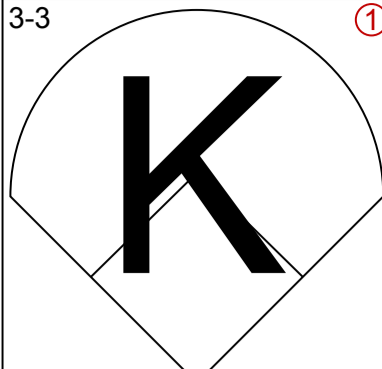
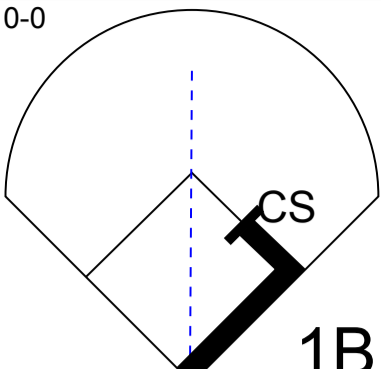
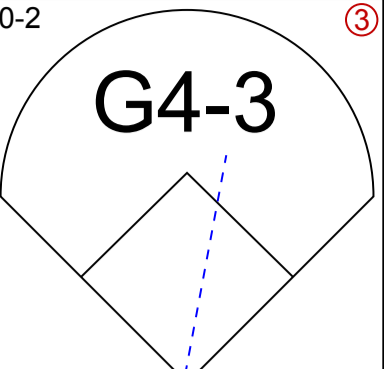
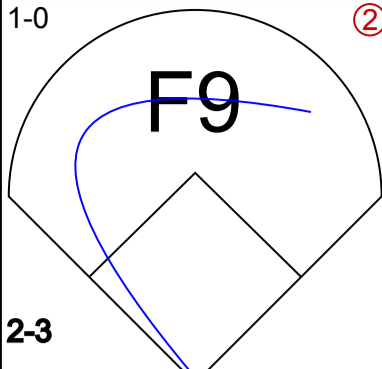
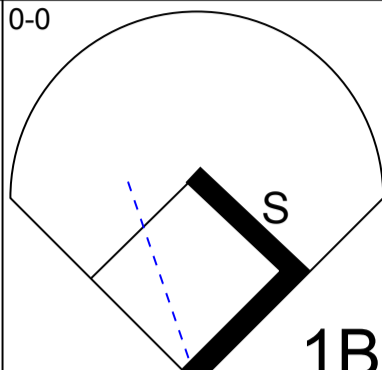
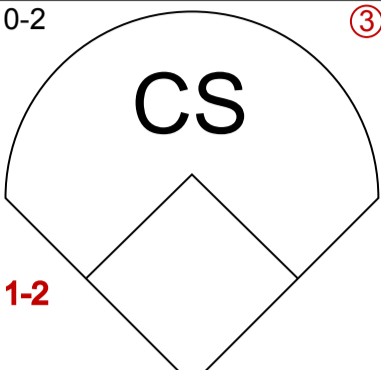
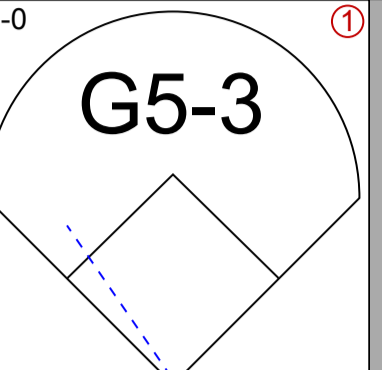
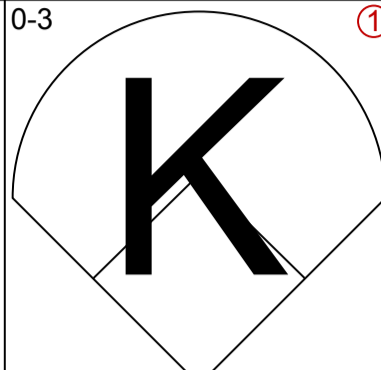
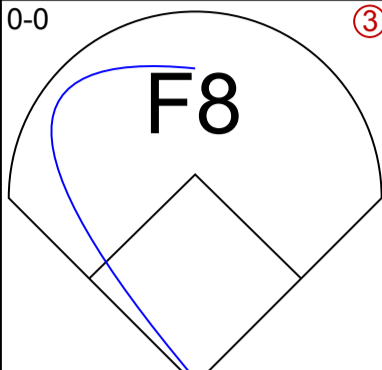
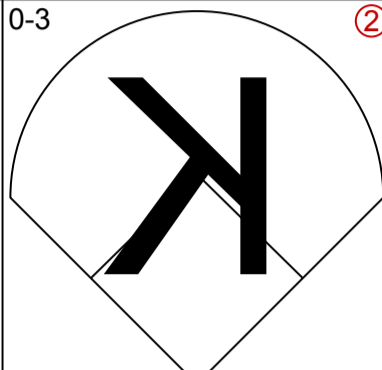
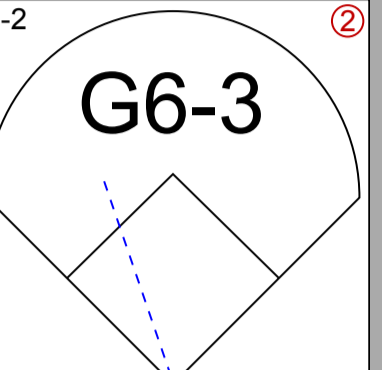
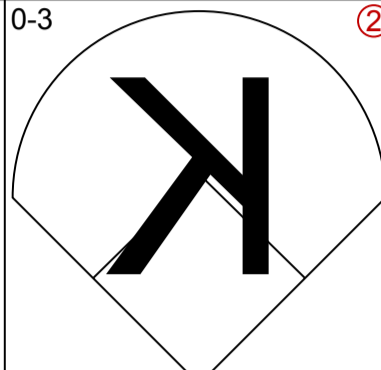
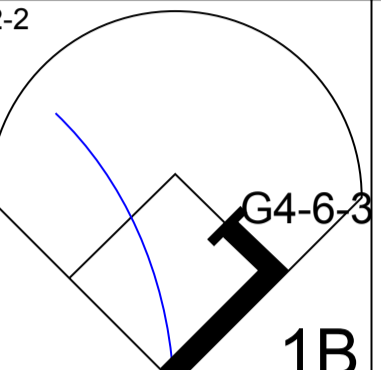
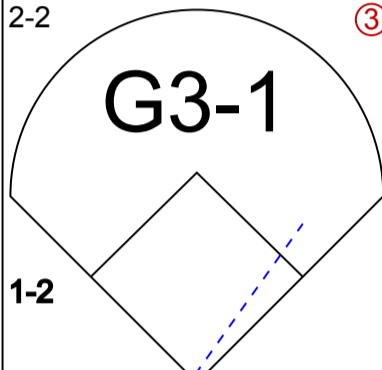
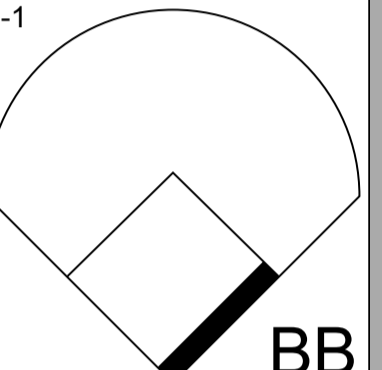
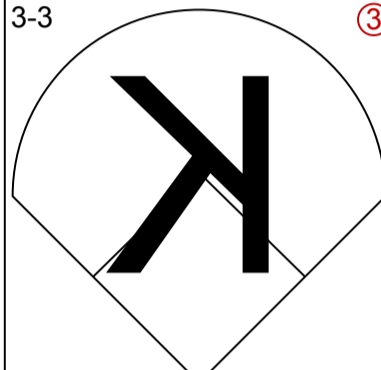
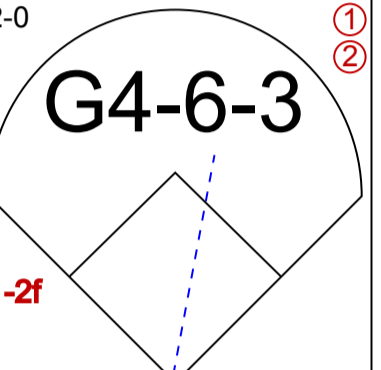
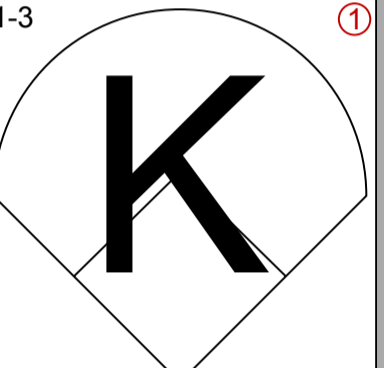
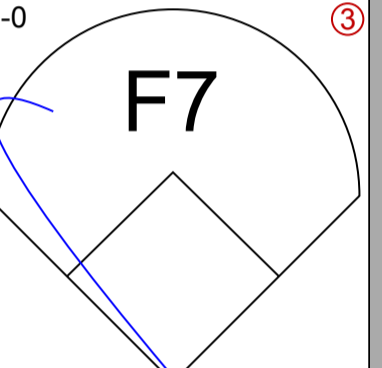
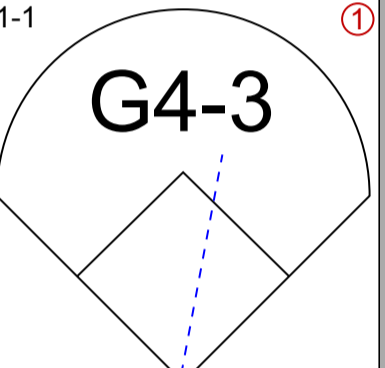
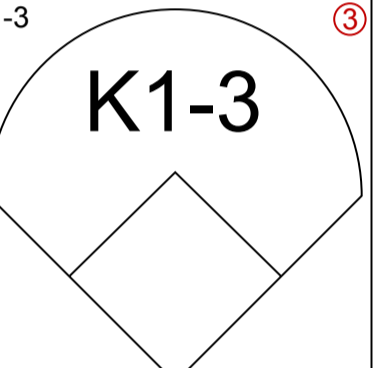
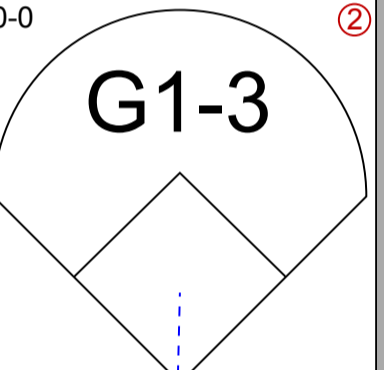
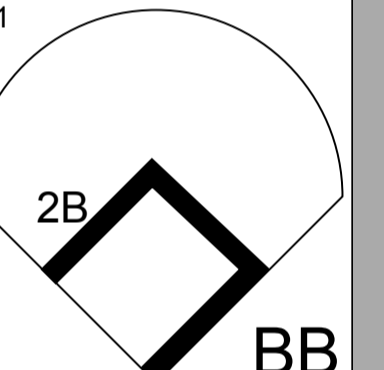
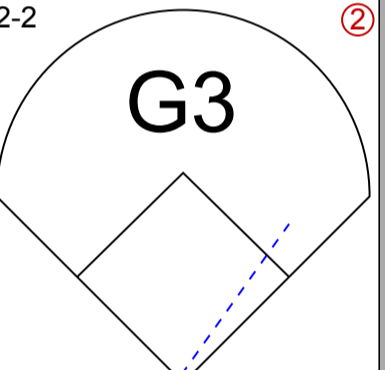
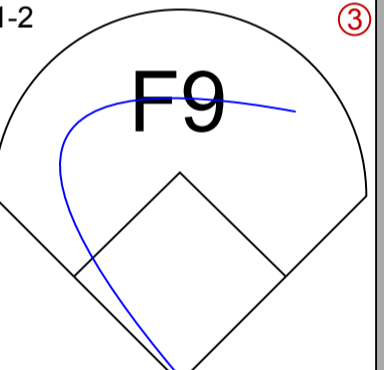
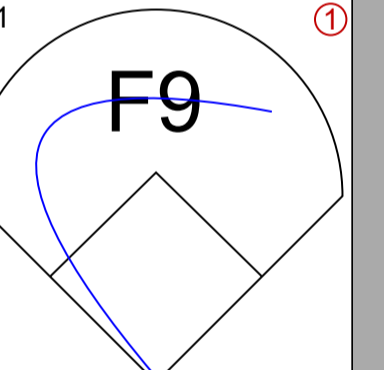
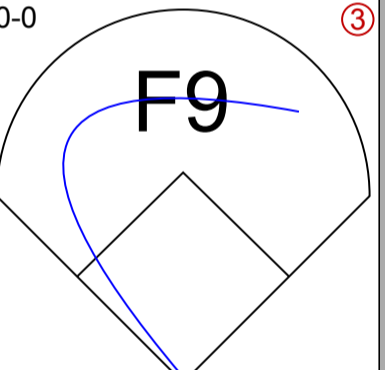
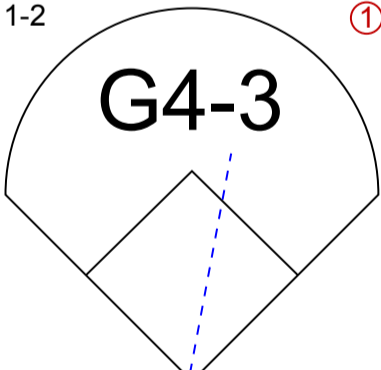
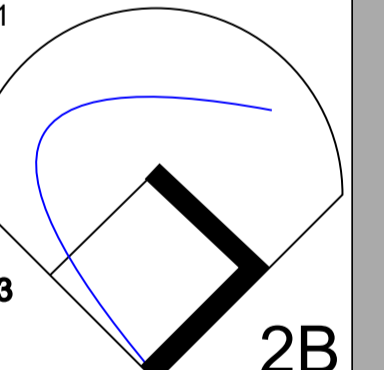
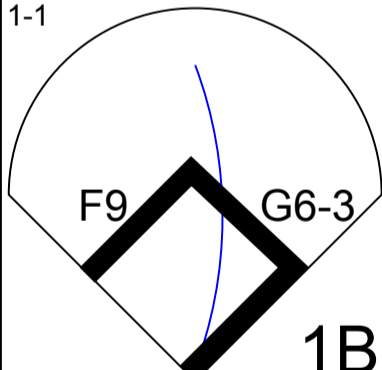
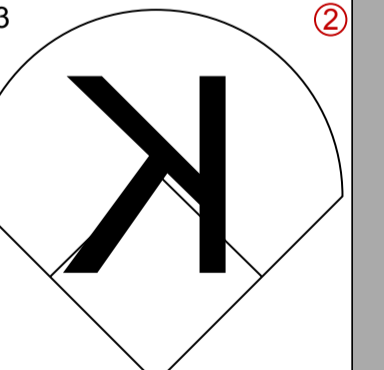
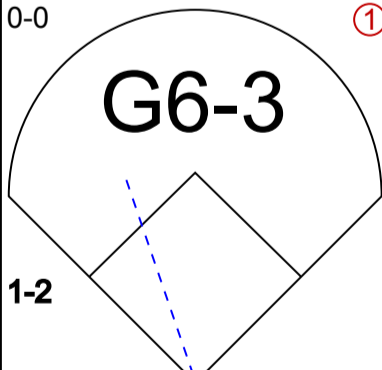
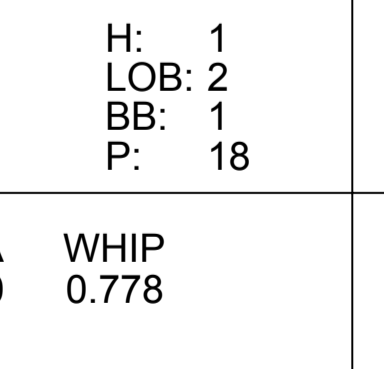
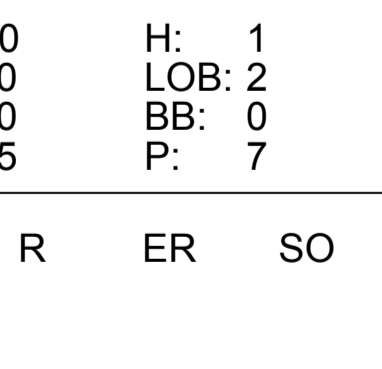

Sat Sep 16 1989, 8:05 PM EDT  
Att. 22,902 - Dome

livebaseballscorecards.com

AB	29
R	3
H	5
RBI	3
BB	3
SO	8
LOB	13



WP: 0	PA: 32
PB: 0	
SB: 0	
CS: 1	

Batter	1	2	3	4	5	6	7	8	9	AB R H RBI BB SO LOB	TOP											
<b>Herm Winningham, L</b> OBP: 0.325, SLG: 0.369 (1, 7)	3-3 		0-0 		0-2 			1-0 		4 0 1 0 0 1 4												
<b>Mariano Duncan, R</b> OBP: 0.281, SLG: 0.354 (1, 6) (8, 4)	0-0 		0-2 	1-0 		0-3 		0-0 		4 0 1 0 0 1 2												
<b>Eric Davis, R</b> OBP: 0.367, SLG: 0.549 (1, 8)	0-3 			0-2 		0-3 			2-2 	4 0 1 0 0 2 1												
<b>Paul O'Neill, L</b> OBP: 0.351, SLG: 0.456 (1, 9)	2-2 			4-1 		3-3 			2-0 	3 0 0 0 1 1 2												
<b>Todd Benzing, S</b> OBP: 0.289, SLG: 0.378 (1, 3)		1-3 		1-0 			1-1 		1-3 	4 0 0 0 0 2 1												
<b>Jeff Reed, L</b> OBP: 0.297, SLG: 0.299 (1, 2)		0-0 			4-1 		2-2 			2 0 0 0 1 0 0												
<b>Scotti Madison, S</b> OBP: 0.213, SLG: 0.270 (1, 5)		1-2 			1-1 		0-0 			3 0 0 0 0 0 1												
<b>Ron Oester, S</b> OBP: 0.312, SLG: 0.289 (1, 4)			1-2 		0-1 			1-1 		3 0 2 0 0 0 0												
<b>Rolando Roomes, R</b> OBP: 0.279, SLG: 0.409 (8, PR)					1-3 			1-1 		0 0 0 0 0 0 0												
<b>Jeff Richardson, R</b> OBP: 0.268, SLG: 0.287 (8, 6)					2-3 			0-0 		0 0 0 0 0 0 0												
<b>Tom Browning, L</b> OBP: 0.127, SLG: 0.080 (1, 1)			1-3 							3 0 0 0 0 2 3												
<b>Inning Stats</b>	R: 0 E: 0 K: 2 S: 10	H: 1 LOB: 1 BB: 0 P: 15	R: 0 E: 0 K: 1 S: 8	H: 0 LOB: 0 BB: 0 P: 10	R: 0 E: 0 K: 1 S: 9	H: 1 LOB: 0 BB: 0 P: 11	R: 0 E: 0 K: 0 S: 7	H: 0 LOB: 1 BB: 1 P: 13	R: 0 E: 0 K: 1 S: 11	H: 1 LOB: 2 BB: 1 P: 18	R: 0 E: 0 K: 3 S: 11	H: 0 LOB: 0 BB: 0 P: 14	R: 0 E: 0 K: 0 S: 6	H: 0 LOB: 0 BB: 0 P: 9	R: 0 E: 0 K: 0 S: 5	H: 1 LOB: 2 BB: 0 P: 7	R: 0 E: 0 K: 1 S: 7	H: 1 LOB: 0 BB: 0 P: 12	1B: 4 2B: 1 3B: 0 HR: 0	SF: 0 SAC: 0 DP: 1 HBP: 0	WP: 0 PA: 33 PB: 0 SB: 1 CS: 1	
<b>PITCHER</b> <b>Mark Portugal, R</b> ERA: 2.67 (1, 1)	IP 9.0	WLS W	BF 32	H 5	R 0	ER 0	SO 9	BB 2	IBB 0	HBP 0	BLK 0	WP 0	HR 0	S 74	P 109	ERA 0.00	WHIP 0.778					<b>PITCHER</b> IP WLS BF H R ER SO BB IBB HBP BLK WP HR S P ERA WHIP

**Cincinnati Reds @ Houston Astros**  
Astrodome, Houston, TX  
Sun Sep 17 1989, 4:33 AM EDT  
Att. 17,820 - Dome

[livebaseballscorecards.com](http://livebaseballscorecards.com)

<b>AB</b>	<b>30</b>
<b>R</b>	<b>0</b>
<b>H</b>	<b>5</b>
<b>RBI</b>	<b>0</b>
<b>BB</b>	<b>2</b>
<b>SO</b>	<b>9</b>
<b>LOB</b>	<b>14</b>



Batter	1	2	3	4	5	6	7	8	9
Gerald Young, S OBP: 0.327, SLG: 0.283 (1, 8)	0-0 P4		2-0 F9		2-1 G1-3			1-3 K	
Craig Biggio, R OBP: 0.338, SLG: 0.396 (1, 2)	2-2 P3			0-1 F9		1-0 P5			
Kevin Bass, S OBP: 0.359, SLG: 0.437 (1, 7)	0-1 G4-3			1-0 P4		1-2 G1-4-3 1B			
Glenn Davis, R OBP: 0.346, SLG: 0.493 (1, 3)		1-2 CS HBP		4-1 BB		0-0 G1-4-3 1-2f			
Rafael Ramirez, R OBP: 0.284, SLG: 0.330 (1, 6)		0-1 1-2 1B		3-2 G6-3		0-1 F7			
Ken Caminiti, S OBP: 0.316, SLG: 0.372 (1, 5)		1-0 P5			2-2 HR	0-1 L7			
Mark Davidson, R OBP: 0.288, SLG: 0.308 (1, 9)		1-0 F8			3-3 K	0-0 F9			
Steve Lombardozzi, R OBP: 0.238, SLG: 0.421 (1, 4)			0-1 F7		1-2 P4		0-0 G6-3		
Mark Portugal, R OBP: 0.233, SLG: 0.379 (1, 1)			1-0 P4		0-0 2B		0-2 G1-3		

Inning Stats	R: 0	H: 0	E: 0	K: 0	S: 6	P: 8	R: 0	H: 1	E: 0	K: 0	S: 8	P: 11	R: 0	H: 0	E: 0	K: 0	S: 4	R: 0	H: 0	E: 0	K: 0	S: 9	P: 17	R: 1	H: 2	E: 0	K: 1	S: 13	P: 21	R: 0	H: 1	E: 0	K: 0	S: 5	R: 0	H: 0	E: 0	K: 0	S: 5	R: 0	H: 0	E: 0	K: 1	S: 7	P: 8				
	0	0	0	0	6	8	0	1	0	0	8	11	0	0	0	0	4	0	0	0	0	9	17	1	2	0	1	0	1	21	0	1	0	0	5	0	0	0	0	5	0	0	0	1	7	0	0	0	8

PITCHER	IP	WLS	BF	H	R	ER	SO	BB	IBB	HBP	BLK	WP	HR	S	P	ERA	WHIP
Tom Browning, L ERA: 3.26 (1, 1)	8.0	L	28	4	1	1	2	1	0	1	0	0	1	57	84	1.12	0.625

AB R H RBI BB SO LOB

4	0	0	0	0	1	1
3	0	0	0	0	0	0
3	0	1	0	0	0	0
1	0	0	0	1	0	1
3	0	1	0	0	0	1
3	1	1	1	0	0	1
3	0	0	0	0	1	1
3	0	0	0	0	0	0
3	0	1	0	0	0	0

AB	26
R	1
H	4
RBI	1
BB	1
SO	2
LOB	5



Cincinnati Reds @ Houston Astros  
Astrodome, Houston, TX  
Sun Sep 17 1989, 4:33 AM EDT  
Att. 17,820 - Dome

livebaseballscorecards.com

WP	PA
0	28
PB	0
SB	0
CS	1

Batter	1	2	3	4	5	6	7	8	9	AB R H RBI BB SO LOB	TOP													
<b>Roberto Alomar, S</b> (1, 4) OBP: 0.343, SLG: 0.373	1-1 G4-3 G6-3 2B	4-0 BB		2-2 SF8 1B 1-2 1B		1-1 P3			0-1 S G4-3 2B	4 2 3 0 1 0 1														
<b>Garry Templeton, S</b> (1, 6) OBP: 0.286, SLG: 0.362	0-1 G4-3 2-3	3-2 F7		0-0 1-2 2-3 1B		1-2 G5-3			0-3 K 2-3	5 0 1 0 0 1 5														
<b>Tony Gwynn, L</b> (1, 9) OBP: 0.390, SLG: 0.425	1-1 G6-3 3-H			1-0 SF8 2-3 3-H		0-1 G3-1			2-1 G4-3 3-H	4 0 0 3 0 0 0														
<b>Jack Clark, R</b> (1, 3) OBP: 0.409, SLG: 0.458	4-0 1B BB			2-0 P6		4-2 E S BB			4-2 BB BB BB BB BB BB BB	2 0 0 0 3 0 2														
<b>Chris James, R</b> (1, 7) OBP: 0.283, SLG: 0.381 <b>Shawn Abner, R</b> (9, 7) OBP: 0.202, SLG: 0.277	2-2 FC5-4 1-2 1B			1-1 HR 2B		2-3 K			3-2 F9 1-3	5 1 2 0 0 1 2 0 0 0 0 0 0 0														
<b>Benito Santiago, R</b> (1, 2) OBP: 0.275, SLG: 0.380	1-1 FC5-4 1-2f			0-0 HR 2-H		2-2 G1-3			0-0 F9	4 1 1 2 0 0 3														
<b>Mike Pagliarulo, L</b> (1, 5) OBP: 0.272, SLG: 0.289				0-0 G4-3		2-1 G3			2-1 F9	4 0 1 0 0 0 0														
<b>Darrin Jackson, R</b> (1, 8) OBP: 0.270, SLG: 0.336				1-3 K		0-0 G6-3			1-3 K	4 0 0 0 0 2 1														
<b>Andy Benes, R</b> (1, 1) OBP: 0.316, SLG: 0.474 <b>Mark Davis, L</b> (7, 1)				3-2 1B 1B SF8 1B		1-0 E9 1B			0-3 K	2 1 2 0 0 0 0 1 0 0 0 0 1 0														
<b>Inning Stats</b>	R: 1 E: 0 K: 0 S: 11	H: 2 LOB: 2 BB: 1 P: 20	R: 0 E: 0 K: 0 S: 11	H: 1 LOB: 2 BB: 1 P: 23	R: 2 E: 0 K: 0 S: 7	H: 2 LOB: 0 BB: 0 P: 10	R: 1 E: 0 K: 1 S: 12	H: 3 LOB: 2 BB: 0 P: 21	R: 0 E: 0 K: 1 S: 8	H: 0 LOB: 0 BB: 0 P: 14	R: 0 E: 1 K: 0 S: 7	H: 1 LOB: 1 BB: 0 P: 10	R: 0 E: 0 K: 0 S: 9	H: 0 LOB: 0 BB: 0 P: 12	R: 1 E: 0 K: 1 S: 10	H: 1 LOB: 1 BB: 1 P: 16	1B: 6 2B: 3 3B: 0 HR: 1	SF: 1 SAC: 1 DP: 0 HBP: 0	WP: 0 PB: 0 SB: 2 CS: 0	PA: 41				
<b>SCOUTING</b>	<b>PITCHER</b> <b>Scott Scudder, R</b> (1, 1) ERA: 4.0 <b>Rick Mahler, R</b> (4, 1) ERA: 3.77 <b>Bob Sebra, R</b> (7, 1) ERA: 5.43 <b>Norm Charlton, L</b> (9, 1) ERA: 3.23												<b>PITCHER</b> <b>IP</b> WLS <b>BF</b> <b>H</b> <b>R</b> <b>ER</b> <b>SO</b> <b>BB</b> <b>IBB</b> <b>HBP</b> <b>BLK</b> <b>WP</b> <b>HR</b> <b>S</b> <b>P</b> <b>ERA</b> <b>WHIP</b>											

**San Diego Padres @ Cincinnati Reds**  
 Riverfront Stadium, Cincinnati, OH  
 Tue Sep 19 1989, 7:05 PM EDT  
 Att. 20,068 - Unknown

livebaseballscorecards.com

**AB** 35  
**R** 5  
**H** 10  
**RBI** 5  
**BB** 4  
**SO** 5  
**LOB** 14



Batter	1	2	3	4	5	6	7	8	9	AB	R	H	RBI	BB	SO	LOB
Herm Winningham, L (1, 7) OBP: 0.325, SLG: 0.373 Joel Youngblood, R (8, PH) OBP: 0.300, SLG: 0.339 (9, 7)	2-1 P5 ①		2-3 K ③			1-0 2B		0-0 F8 ②		3	0	1	0	0	1	1
Luis Quinones, S (1, 5)	1-2 F8 ②			1-0 F9 ①		1-2 F6 ③		2-1 1B		4	0	1	0	0	0	1
Eric Davis, R (1, 8)	3-3 K ③			1-3 K ②			2-2 1B BLK SF7 1B	0-0 G1-3 ③		4	1	1	0	0	2	1
Paul O'Neill, L (1, 9)		1-2 F8 ①		1-3 K ③			3-2 1B 1B		0-2 G4-3 ①	4	0	1	0	0	1	0
Todd Benzinger, S (1, 3)		2-3 K ②			1-1 F8 ①		3-2 P5 ①		1-1 WP 1B	4	0	1	0	0	1	2
Jeff Reed, L (1, 2) OBP: 0.294, SLG: 0.296 Joe Oliver, R (9, PH) OBP: 0.306, SLG: 0.405		1-3 K ③			1-2 G6-3 ②		1-1 SF7 ②		1-3 K ②	2	0	0	1	0	1	0
Mariano Duncan, R (1, 6) OBP: 0.284, SLG: 0.357 (8, 4)			0-1 1B		2-1 G4-3 ③		3-H 0-0 1B		1-0 G5-3 ③	4	0	2	0	0	0	1
Ron Oester, S (1, 4) OBP: 0.310, SLG: 0.287 Barry Larkin, R (7, PH) OBP: 0.372, SLG: 0.447 Jeff Richardson, R (8, 6)			0-3 K ①			1-0 F7 ①	1-2 F9 ③			2	0	0	0	0	1	1
Scott Scudder, R (1, 1) OBP: 0.250, SLG: 0.100 Scott Madison, S (3, PH) OBP: 0.210, SLG: 0.267 Rick Mathier, R (4, 1) OBP: 0.239, SLG: 0.210 Dave Collins, S (6, PH) OBP: 0.297, SLG: 0.265 Bob Sebra, R (7, 1) Chris Sabo, R (8, PH) OBP: 0.316, SLG: 0.395 Norm Charlton, S (9, 1)			1-3 K ②			3-3 K ②		1-3 K ①		0	0	0	0	0	0	0

Inning Stats	R: 0	H: 0	R: 0	H: 0	R: 0	H: 1	R: 0	H: 0	R: 0	H: 0	R: 1	H: 3	R: 0	H: 1	R: 0	H: 1	1B: 6	SF: 1	WP: 1	PA: 34
	E: 0	LOB: 0	E: 0	LOB: 0	E: 0	LOB: 1	E: 0	LOB: 0	E: 0	LOB: 0	E: 0	LOB: 2	E: 0	LOB: 1	E: 0	LOB: 1	2B: 1 <td>SAC: 0 <td>PB: 0 <td></td> </td></td>	SAC: 0 <td>PB: 0 <td></td> </td>	PB: 0 <td></td>	
	K: 1	BB: 0	K: 2	BB: 0	K: 3	BB: 0	K: 2	BB: 0	K: 0	BB: 0	K: 0	BB: 0	K: 1	BB: 0	K: 1	BB: 0	3B: 0	DP: 0 <td>SB: 0</td> <td></td>	SB: 0	
	S: 11	P: 17	S: 10	P: 14	S: 14	P: 17	S: 7	P: 10	S: 7	P: 11	S: 17	P: 27	S: 7	P: 10	S: 9	P: 12	HR: 0	HBP: 0	CS: 0	

PITCHER	IP	WLS	BF	H	R	ER	SO	BB	IBB	HBP	BLK	WP	HR	S	P	ERA	WHIP
Andy Benes, R (1, 1) ERA: 3.71	6.2	W	25	5	1	1	9	0	0	0	1	0	0	71	106	1.35	0.750
Mark Davis, L (7, 1) ERA: 2.04	2.1	S	9	2	0	0	2	0	0	0	0	1	0	19	26	0.00	0.857

**BOTTOM**

**San Diego Padres @ Cincinnati Reds**  
Riverfront Stadium, Cincinnati, OH  
Tue Sep 19 1989, 7:05 PM EDT  
Att. 20,068 - Unknown

livebaseballscorecards.com

<b>AB</b>	<b>33</b>
<b>R</b>	<b>1</b>
<b>H</b>	<b>7</b>
<b>RBI</b>	<b>1</b>
<b>BB</b>	<b>0</b>
<b>SO</b>	<b>11</b>
<b>LOB</b>	<b>11</b>



Batter	1	2	3	4	5	6	7	8	9	10	AB R H RBI BB SO LOB	TOP															
<b>Roberto Alomar, S</b> OBP: 0.345, SLG: 0.374 (1, 4)	4-0 F8 S BB	0-2 F6			0-0 PB S SF9 1B		0-0 CS 1B 1B		1-3 K		4 1 2 0 1 1 3	<b>San Diego Padres @ Cincinnati Reds</b> Riverfront Stadium, Cincinnati, OH Wed Sep 20 1989, 7:05 PM EDT Att. 11,852 - Unknown															
<b>Garry Templeton, S</b> OBP: 0.287, SLG: 0.363 (1, 6)	2-1 F8 1-3			1-0 L5-3 1B	1-1 SF9	1-1 SAFE 1B P 1 SAFE X	2-1 CS 1B		1-1 G6-3		4 0 2 1 0 0 1																
<b>Tony Gwynn, L</b> OBP: 0.390, SLG: 0.424 (1, 9)	0-0 G3			1-1 L7	2-2 F7		4-0 FC6-4 1B			1-1 CS 1B	4 0 1 0 1 0 2																
<b>Jack Clark, R</b> OBP: 0.407, SLG: 0.454 (1, 3)	0-0 G4-3			3-2 L5-3 1-2	1-0 P5		2-3 K			4-2 1B E BB	4 1 0 0 1 1 4																
<b>Chris James, R</b> OBP: 0.284, SLG: 0.381 <b>Shawn Abner, R</b> OBP: 0.202, SLG: 0.277 (1, 7) (10, 7)				1-0 F5		3-2 F8 1B	1-0 FC6-4 1-2f			3-2 E FC5-4 1B	5 1 2 0 0 1 2 0 0 0 0 0 0 0																
<b>Benito Santiago, R</b> OBP: 0.276, SLG: 0.380 (1, 2)	0-0 1B S 1B			1-1 G5-3 1B		0-0 P6		1-1 F8		1-1 FC5 FC5-4	5 0 2 0 0 0 2																
<b>Mike Pagliarulo, L</b> OBP: 0.275, SLG: 0.289 <b>Carmelo Martinez, R</b> OBP: 0.297, SLG: 0.353 <b>Joey Cora, S</b> OBP: 0.333, SLG: 0.333 (1, 5) (10, PH) (10, PR) (10, 5)				2-2 G5-3 1B	2-2 SAFE G5-3 1B	0-0 F8		1-2 F7		0-1 FC5-4 BB	3 0 1 0 1 0 1 1 0 0 1 0 0 1 0 0 0 0 0 0 0																
<b>Darrin Jackson, R</b> OBP: 0.275, SLG: 0.329 (1, 8)				2-1 G5-3 1-2 2-3	2-1 G5-3 1-2 2-3	4-0 IBB		0-1 G5-3		4-1 BB	3 0 0 0 2 1 4																
<b>Ed Whitson, R</b> OBP: 0.184, SLG: 0.194 <b>Bip Roberts, S</b> OBP: 0.399, SLG: 0.439 <b>Greg Harris, R</b> OBP: 0.167, SLG: 0.063 <b>Mark Parent, R</b> OBP: 0.235, SLG: 0.380 <b>Mark Davis, L</b> (1, 1) (9, PH) (9, 1) (10, PH) (10, 1)				2-0 G6-3	2-0 G6-3	3-2 G6-3		0-3 K	0-3 K		3 0 1 0 0 0 4 1 0 0 0 0 1 0 0 0 0 0 0 0 0 1 0 0 0 0 1 2 0 0 0 0 0 0 0																
<b>Inning Stats</b>	R: 0 E: 0 K: 0 S: 4	H: 0 LOB: 1 BB: 1 P: 10	R: 0 E: 0 K: 2 S: 17	H: 2 LOB: 3 BB: 1 P: 23	R: 0 E: 0 K: 0 S: 6	H: 1 LOB: 0 BB: 0 P: 11	R: 0 E: 0 K: 0 S: 9	H: 2 LOB: 2 BB: 0 P: 17	R: 1 E: 0 K: 0 S: 7	H: 1 LOB: 0 BB: 0 P: 11	R: 0 E: 0 K: 1 S: 11		H: 2 LOB: 2 BB: 1 P: 21	R: 0 E: 0 K: 1 S: 8	H: 2 LOB: 2 BB: 1 P: 16	R: 0 E: 0 K: 0 S: 9	H: 0 LOB: 0 BB: 0 P: 11	R: 0 E: 0 K: 2 S: 9	H: 0 LOB: 0 BB: 0 P: 11	R: 2 E: 1 K: 1 S: 17	H: 2 LOB: 2 BB: 2 P: 30	1B: 11 2B: 1 3B: 0 HR: 0	SF: 1 SAC: 0 DP: 1 HBP: 0	WP: 0 PB: 1 SB: 3 CS: 3	PA: 45		
<b>PITCHER</b>	IP WLS BF H R ER SO BB IBB HBP BLK WP HR S P ERA WHIP												IP WLS BF H R ER SO BB IBB HBP BLK WP HR S P ERA WHIP														
<b>Tim Leary, R</b> ERA: 3.55 <b>Rob Dibble, R</b> ERA: 2.23 <b>Norm Charlton, L</b> ERA: 3.16	(1, 1) (7, 1) (9, 1)	6.0 2.0 2.0	L	27 8 10	7 2 2	1 0 2	0 0 0	2 1 3	2 0 2	2 1 0	0 0 0	0 0 0	0 0 0	0 0 0	0 0 0	0 0 0	0 0 0	0 0 0	0 0 0	0 0 0	0 0 0	0 0 0	0 0 0	0 0 0	0 0 0	0 0 0	0 0 0

livebaseballscorecards.com

AB 38  
R 3  
H 11  
RBI 2  
BB 6  
SO 6  
LOB 26





Batter	1	2	3	4	5	6	7	8	9	10	AB	R	H	RBI	BB	SO	LOB
Herm Winningham, L (1, 7) OBP: 0.320, SLG: 0.367	0-1 G6-3		0-1 F7		0-1 F7			1-3 K			4	0	0	0	0	1	0
Ron Oester, S (1, 4) OBP: 0.309, SLG: 0.286	1-3 K		0-1 1B		1-2 G6-3			1-3 K			4	0	1	0	0	2	0
Eric Davis, R (1, 8) OBP: 0.367, SLG: 0.545	4-2 WP BB		2-3 K				0-2 G1-3		1-2 G6-4-3 1B		3	0	1	0	1	1	1
Paul O'Neill, L (1, 9) OBP: 0.347, SLG: 0.449	1 SAFE 3-3 K				2-2 F9		2-2 F7		0-1 G6-4-3 1-2f		4	0	0	0	0	1	2
Todd Benzinger, S (1, 3) OBP: 0.290, SLG: 0.382		1-1 G4-3 2B		0-1 F9 WP 2B		1-1 F9		1-2 F7			4	1	2	0	0	0	0
Luis Quinones, S (1, 5) OBP: 0.309, SLG: 0.434		0-2 G4-3		0-0 F9		0-0 F9		0-0 F9		1-1 E5 G5-4-3	4	0	0	0	0	0	2
Jeff Reed, L (1, 2) OBP: 0.297, SLG: 0.295		4-1 G6-4-3 BB		4-1 WP BB				0-0 G4-3		0-1 G5-4-3 1-2f	1	0	0	0	2	0	0
Barry Larkin, R (10, PH) OBP: 0.371, SLG: 0.446											1	0	0	0	0	0	1
Jeff Richardson, R (1, 6) OBP: 0.257, SLG: 0.275		0-0 G6-4-3 1-2f		1-0 G6-3		1-0 G6-3		0-3 K		1-3 K	4	0	0	0	0	2	3
Tim Leary, R (1, 1) OBP: 0.169, SLG: 0.127			2-1 G6-3				0-1 G5-3				2	0	0	0	0	0	0
Rob Dibble, L (7, 1)											0	0	0	0	0	0	0
Dave Collins, S (8, PH) OBP: 0.293, SLG: 0.262											1	0	0	0	0	1	0
Norm Charlton, S (9, 1)											0	0	0	0	0	0	0

BOTTOM	
<b>San Diego Padres @ Cincinnati Reds</b> Riverfront Stadium, Cincinnati, OH Wed Sep 20 1989, 7:05 PM EDT Att: 11,852 - Unknown	
<b>AB</b> 32 <b>R</b> 1 <b>H</b> 4 <b>RBI</b> 0 <b>BB</b> 3 <b>SO</b> 8 <b>LOB</b> 9	

Inning Stats	R: 0	H: 0	E: 0	K: 2	S: 13	P: 21	R: 0	H: 1	E: 0	K: 0	S: 7	P: 12	R: 0	H: 1	E: 0	K: 1	S: 9	P: 13	R: 1	H: 1	E: 0	K: 0	S: 8	P: 15	R: 0	H: 0	E: 0	K: 0	S: 7	P: 8	R: 0	H: 0	E: 0	K: 1	S: 6	P: 6	R: 0	H: 0	E: 0	K: 3	S: 9	P: 12	R: 0	H: 1	E: 0	K: 0	S: 9	P: 11	R: 0	H: 0	E: 1	K: 1	S: 7	P: 9	1B: 2	2B: 2	3B: 0	HR: 0	SF: 0	SAC: 0	DP: 3	HBP: 0	WP: 2	PA: 35
<b>PITCHER</b> Ed Whitson, R (1, 1) ERA: 2.62 Greg Harris, R (9, 1) ERA: 2.83 Mark Davis, L (10, 1) ERA: 2.02	IP	WLS	BF	H	R	ER	SO	BB	IBB	HBP	BLK	WP	HR	S	P	ERA	WHIP																																															
	8.0		29	3	1	1	7	3	0	0	0	2	0	67	98	1.12	0.750																																															
	1.0	W	3	1	0	0	0	0	0	0	0	0	0	9	11	0.00	1.000																																															
	1.0	S	3	0	0	0	1	0	0	0	0	0	0	7	9	0.00	0.000																																															

Batter	1	2	3	4	5	6	7	8	9	AB R H RBI BB SO LOB	TOP
--------	---	---	---	---	---	---	---	---	---	----------------------	-----

<b>Bip Roberts, S</b> <small>(1, 4) OBP: 0.403, SLG: 0.441</small> <small>(9, 5)</small>										5 1 3 1 1 0 1	
--	--	--	--	--	--	--	--	--	--	---------------	--

<b>Garry Templeton, S</b> <small>(1, 6) OBP: 0.286, SLG: 0.359</small>										5 1 0 0 1 1 4	
---	--	--	--	--	--	--	--	--	--	---------------	--

<b>Tony Gwynn, L</b> <small>(1, 9) OBP: 0.390, SLG: 0.425</small>										5 2 2 1 0 0 1	
--	--	--	--	--	--	--	--	--	--	---------------	--

<b>Jack Clark, R</b> <small>(1, 3) OBP: 0.411, SLG: 0.462</small>										3 2 2 3 1 1 0	
--	--	--	--	--	--	--	--	--	--	---------------	--

<b>Chris James, R</b> <small>(1, 7) OBP: 0.288, SLG: 0.381</small> <b>Shawn Abner, R</b> <small>(9, 7) OBP: 0.202, SLG: 0.277</small>										1 1 0 0 3 0 1 0 0 0 0 0 0 0	
--	--	--	--	--	--	--	--	--	--	--------------------------------	--

<b>Benito Santiago, R</b> <small>(1, 2) OBP: 0.277, SLG: 0.381</small>										4 1 1 0 1 1 4	
---	--	--	--	--	--	--	--	--	--	---------------	--

<b>Mike Pagliarulo, L</b> <small>(1, 5) OBP: 0.275, SLG: 0.289</small> <b>Carmelo Martinez, R</b> <small>(9, PH) OBP: 0.300, SLG: 0.353</small> <b>Joey Cora, S</b> <small>(9, PR) OBP: 0.333, SLG: 0.333</small>										4 0 1 1 0 1 4 0 0 0 1 1 0 0 0 1 0 0 0 0 0	
--	--	--	--	--	--	--	--	--	--	---	--

<b>Darrin Jackson, R</b> <small>(1, 8) OBP: 0.278, SLG: 0.349</small>										3 2 1 3 1 1 2	
--	--	--	--	--	--	--	--	--	--	---------------	--

<b>Dennis Rasmussen, L</b> <small>(1, 1) OBP: 0.188, SLG: 0.222</small> <b>Mark Grant, R</b> <small>(1, 1) OBP: 0.182, SLG: 0.053</small> <b>Tim Flannery, L</b> <small>(6, PH) OBP: 0.267, SLG: 0.276</small> <b>Greg Harris, R</b> <small>(6, 1) OBP: 0.187, SLG: 0.083</small> <b>Sandy Alomar Jr., R</b> <small>(8, PH) OBP: 0.333, SLG: 0.375</small> <b>Pat Clements, R</b> <small>(8, 1) OBP: 0.233, SLG: 0.214</small> <b>Jerald Clark, R</b> <small>(9, PH) OBP: 0.233, SLG: 0.214</small> <b>Mark Davis, L</b> <small>(9, 1)</small>										1 0 0 0 0 0 1 1 0 0 0 0 0 1 2 1 0 0 0 0 0 0 0 0 0 0 0 0 0 0 0 1 0 0 0 0 1 0 0 0 0 0 0 0 0 0 0 1 0 1 1 0 0 0 0 0 0 0 0 0 0 0 0	
---	--	--	--	--	--	--	--	--	--	--	--

Inning Stats	R: 6 E: 0 K: 0 S: 25	H: 5 LOB: 1 BB: 2 P: 39	R: 0 E: 0 K: 2 S: 8	H: 0 LOB: 0 BB: 0 P: 14	R: 0 E: 1 K: 3 S: 9	H: 0 LOB: 2 BB: 2 P: 23	R: 0 E: 0 K: 0 S: 5	H: 1 LOB: 0 BB: 0 P: 10	R: 0 E: 0 K: 0 S: 7	H: 0 LOB: 1 BB: 0 P: 13	R: 1 E: 0 K: 0 S: 9	H: 1 LOB: 0 BB: 0 P: 13	R: 0 E: 0 K: 0 S: 9	H: 0 LOB: 2 BB: 2 P: 20	R: 0 E: 0 K: 2 S: 8	H: 0 LOB: 1 BB: 1 P: 16	R: 4 E: 0 K: 0 S: 16	H: 4 LOB: 2 BB: 2 P: 30	1B: 7 2B: 2 3B: 0 HR: 2	SF: 1 SAC: 1 DP: 0 HBP: 1	WP: 0 PB: 0 SB: 2 CS: 1	PA: 47
--------------	-------------------------------	----------------------------------	------------------------------	----------------------------------	------------------------------	----------------------------------	------------------------------	----------------------------------	------------------------------	----------------------------------	------------------------------	----------------------------------	------------------------------	----------------------------------	------------------------------	----------------------------------	-------------------------------	----------------------------------	----------------------------------	------------------------------------	----------------------------------	--------

PITCHER	<b>Jack Armstrong, R</b> <small>(1, 1) ERA: 4.78</small> <b>Tim Birtsas, L</b> <small>(1, 1) ERA: 3.72</small> <b>Rick Mahler, R</b> <small>(4, 1) ERA: 3.76</small> <b>Mike Roesler, R</b> <small>(7, 1) ERA: 3.54</small> <b>John Franco, L</b> <small>(8, 1) ERA: 3.25</small>	IP	WLS	BF	H	R	ER	SO	BB	IBB	HBP	BLK	WP	HR	S	P	ERA	WHIP	<b>Bob Sebra, R</b> <small>(9, 1) ERA: 5.4</small>	IP	WLS	BF	H	R	ER	SO	BB	IBB	HBP	BLK	WP	HR	S	P	ERA	WHIP
		0.0		5	3	5	0	2	0	0	0	0	0	1	14	24	∞	∞		0.1		1	0	0	0	0	0	0	0	0	0	0.00	0.000			

**San Diego Padres @ Cincinnati Reds**  
 Riverfront Stadium, Cincinnati, OH  
 Thu Sep 21 1989, 7:05 PM EDT  
 Att. 12,522 - Sunny

livebaseballscorecards.com

AB	35
R	11
H	11
RBI	11
BB	9
SO	7
LOB	20



BOTTOM

San Diego Padres @ Cincinnati Reds  
Riverfront Stadium, Cincinnati, OH  
Thu Sep 21 1989, 7:05 PM EDT  
Att. 12,522 - Sunny

livebaseballscorecards.com

AB 38  
R 7  
H 11  
RBI 7  
BB 2  
SO 10  
LOB 8



WP: 0 PA: 41  
PB: 0  
SB: 0  
CS: 0

AB R H RBI BB SO LOB

3 1 1 0 1 2 0  
0 0 0 0 0 0 0  
1 0 0 0 0 0 0

5 1 1 0 0 1 2

4 1 1 3 1 2 0

5 2 2 0 0 1 1

4 2 2 1 0 1 0

3 0 0 1 0 1 2  
1 0 1 0 0 0 0

2 0 0 1 0 1 0  
0 0 0 0 0 0 0  
2 0 1 1 0 1 0

4 0 1 0 0 0 2

0 0 0 0 0 0 0  
1 0 0 0 0 0 1  
3 0 1 0 0 0 0

1B: 8 SF: 0  
2B: 2 SAC: 0  
3B: 0 DP: 0  
HR: 1 HBP: 1

Main table containing batter names, statistics, and play diagrams for each of the 9 innings. Batter names include Dave Collins, Mike Roesler, Ron Oester, Luis Quinones, Eric Davis, Todd Benzinger, Rolando Roomes, Scotti Madison, Paul O'Neill, Terry McGriff, Rick Mathier, Herm Winningham, John Franco, Bob Sebra, Jeff Richardson, Jack Armstrong, Tim Birtsas, and Jeff Reed. Play diagrams show the fielding positions and the path of the ball for various plays.

Inning Stats table with columns for R, H, E, K, S, LOB, BB, P, and IBB for each of the 9 innings.

Pitcher stats table with columns for PITCHER, IP, WLS, BF, H, R, ER, SO, BB, IBB, HBP, BLK, WP, HR, S, P, ERA, and WHIP for each pitcher.

Batter	1	2	3	4	5	6	7	8	9	AB R H RBI BB SO LOB	TOP																
<b>Dave Collins, S</b> OBP: 0.297, SLG: 0.261 (1, 7)	1-0 P6	2-2 L7			1-0 FC4-6 1B	3-2 F7		2-3 K		5 0 1 0 0 1 6																	
<b>Luis Quinones, S</b> OBP: 0.306, SLG: 0.429 (1, 4)	1-1 G1-3		1-0 G4-3		0-0 FC4-6 HR		3-2 G4-3	0-0 2B		5 1 1 3 0 0 1																	
<b>Eric Davis, R</b> OBP: 0.370, SLG: 0.554 <b>Mike Roesler, R</b> (8, 1)	1-3 K		4-0 1B 2B BB		0-0 HR		4-2 BB	2-0 P2		3 2 1 2 2 1 1 0 0 0 0 0 0 0																	
<b>Todd Benzinger, S</b> OBP: 0.293, SLG: 0.384 (1, 3)		0-0 2B G4-3 1B	2-1 2B 1B		1-0 1B		3-2 P7		0-0 F9	5 1 3 0 0 0 1																	
<b>Rolando Roomes, R</b> OBP: 0.286, SLG: 0.424 (1, 9)		0-0 G4-3 1B 2B	1-1 L4 2B		0-3 K		1-2 P5		0-0 G6-3	5 1 2 1 0 1 2																	
<b>Scotti Madison, S</b> OBP: 0.213, SLG: 0.268 (1, 5)		1-0 G4-3	0-0 L4		0-0 F8			4-0 1B 2B BB	2-1 1B 2B	4 1 1 1 1 0 4																	
<b>Terry McGriff, R</b> OBP: 0.385, SLG: 0.273 (1, 2)		3-2 1B 1B		0-0 G4-3		0-1 G6-3		4-2 1B 2B BB	3-2 1B	4 1 2 1 1 0 0																	
<b>Jeff Richardson, R</b> OBP: 0.257, SLG: 0.273 (1, 6)		1-1 P3		0-1 P4		0-2 E5 SH3-4		2-1 2B 1B		4 1 1 0 0 0 1																	
<b>Ron Robinson, R</b> OBP: 0.259, SLG: 0.269 <b>Rob Dibble, L</b> <b>Herm Winningham, L</b> OBP: 0.321, SLG: 0.368 (8, 8)		1-1 1B		1-3 K		1-0 SH3-4		2-0 F7		2 0 1 0 0 1 0 1 0 0 0 0 0 3 0 0 0 0 0 0 0																	
<b>Inning Stats</b>	R: 0 E: 0 K: 1 S: 6	H: 0 LOB: 0 BB: 0 P: 9	R: 2 E: 0 K: 0 S: 15	H: 4 LOB: 2 BB: 0 P: 23	R: 1 E: 0 K: 0 S: 6	H: 2 LOB: 1 BB: 1 P: 14	R: 0 E: 0 K: 1 S: 6	H: 0 LOB: 0 BB: 0 P: 7	R: 2 E: 0 K: 1 S: 9	H: 3 LOB: 1 BB: 0 P: 11	R: 0 E: 1 K: 0 S: 9	H: 0 LOB: 1 BB: 0 P: 13	R: 0 E: 0 K: 0 S: 16	H: 0 LOB: 1 BB: 1 P: 27	R: 3 E: 0 K: 1 S: 12	H: 2 LOB: 1 BB: 2 P: 28	R: 0 E: 0 K: 0 S: 7	H: 2 LOB: 2 BB: 0 P: 12	1B: 8 2B: 5 3B: 0 HR: 1	SF: 0 SAC: 1 DP: 1 HBP: 0	WP: 0 PB: 0 SB: 0 CS: 0	PA: 43					
<b>PITCHER</b>	IP	WLS	BF	H	R	ER	SO	BB	IBB	HBP	BLK	WP	HR	S	P	ERA	WHIP										
<b>Derek Lilliquist, L</b> ERA: 3.97 <b>Charlie Puleo, R</b> ERA: 5.19 <b>Kent Mercker, L</b> ERA: 13.5	(1, 1) (6, 1) (8, 1)	5.0 2.0 2.0	L 8 11	9 0 4	5 0 3	5 0 3	3 0 1	1 1 2	0 0 0	0 0 0	0 0 0	0 0 0	1 0 0	42 25 19	64 40 40	9.00 0.00 13.50	2.000 0.500 3.000										

Cincinnati Reds @ Atlanta Braves  
Atlanta-Fulton County Stadium, Atlanta, GA

Fri Sep 22 1989, 7:05 PM EDT  
Att: 4,273 - Unknown - 77 F

livebaseballscorecards.com

AB	38
R	8
H	13
RBI	8
BB	4
SO	4
LOB	19







Batter	1	2	3	4	5	6	7	8	9	AB	R	H	RBI	BB	SO	LOB
Ron Gant, R OBP: 0.230, SLG: 0.322 (1, 8)	4-0 1B SF8 BB		2-2 HR	1-1 F8		4-2 1B BB		0-1 1-3		3	2	1	1	2	0	1
Jeff Blausler, R OBP: 0.316, SLG: 0.398 (1, 6)	2-1 SF8 DI 4-3 1B		3-1 2B 1B		1-3 K	0-0 1B 1-2		2-1 5-3		5	1	3	0	0	1	0
Lonnie Smith, R OBP: 0.417, SLG: 0.538 (1, 7)	1-2 SF8 1-3 3-H		0-0 2B		4-1 2B 1B BB	0-0 1B 1-2		2-0 5-3		3	1	2	1	1	0	0
Dale Murphy, R OBP: 0.307, SLG: 0.368 (1, 9)	3-2 4-3 3-H		4-0 IBB		0-0 1B 1-3 2B	2-1 F8		3-1 F8		4	0	1	1	1	0	2
Drew Denson, S OBP: 0.308, SLG: 0.292 (1, 3)	2-1 P5		1-3 K		4-2 1B BB		3-3 K		3	0	0	0	1	2	2	
Mark Lemke, S OBP: 0.250, SLG: 0.485 (1, 4)		1-0 HR	1-2 5-3		1-1 FC5-4 1B 1-2 2-3 3-H		2-2 4-3		4	1	2	2	0	0	2	
Francisco Cabrera, R OBP: 0.167, SLG: 0.176 (1, 2)		1-0 P3		1-0 F7	1-0 F9		1-3 K		4	0	0	0	0	0	1	3
Mike Stanton, L (8, 1)									0	0	0	0	0	0	0	0
John Russell, R (9, 2)									0	0	0	0	0	0	0	0
Ed Whited, R OBP: 0.226, SLG: 0.293 (1, 5)		1-0 1-3		3-3 K	2-1 FC5-4			1-0 F7		4	0	0	0	0	1	3
Marty Clary, R (1, 1)																
Tony Castillo, L (7, 1)																
Jay Aldrich, R (7, 1)																
John Mizerock, L (8, 2)																
Dwayne Henry, R (8, 1)																
Geronimo Berroa, R (8, PH)																
Sergio Valdez, R (9, 1)																

Inning Stats	R: 2	H: 1	E: 0	K: 0	S: 13	H: 1	LOB: 0	BB: 1	P: 25	R: 1	H: 1	E: 0	K: 1	S: 6	R: 1	H: 3	E: 0	K: 1	S: 14	R: 0	H: 0	E: 0	K: 1	S: 10	R: 1	H: 2	E: 0	K: 1	S: 12	R: 0	H: 2	E: 0	K: 0	S: 7	R: 0	H: 0	E: 0	K: 2	S: 9	R: 0	H: 0	E: 0	K: 0	S: 5	R: 0	H: 0	E: 0	K: 0	S: 5	R: 0	H: 0	E: 0	K: 0	S: 5	1B: 5	SF: 1	2B: 2	SAC: 0	3B: 0	DP: 0	HR: 2	HBP: 0	WP: 0	PA: 40
--------------	------	------	------	------	-------	------	--------	-------	-------	------	------	------	------	------	------	------	------	------	-------	------	------	------	------	-------	------	------	------	------	-------	------	------	------	------	------	------	------	------	------	------	------	------	------	------	------	------	------	------	------	------	------	------	------	------	------	-------	-------	-------	--------	-------	-------	-------	--------	-------	--------

PITCHER	IP	WLS	BF	H	R	ER	SO	BB	IBB	HBP	BLK	WP	HR	S	P	ERA	WHIP
Tom Browning, L (1, 1) ERA: 3.38	5.0		26	7	5	5	4	4	1	0	0	0	2	55	102	9.00	2.200
Bob Sebra, R (6, 1) ERA: 5.3	1.0		5	2	0	0	0	1	0	0	0	0	0	7	14	0.00	3.000
Norm Charlton, L (7, 1) ERA: 3.12	1.0	W	3	0	0	0	2	0	0	0	0	0	0	9	15	0.00	0.000
John Franco, L (8, 1) ERA: 3.17	2.0		6	0	0	0	0	0	0	0	0	0	0	10	21	0.00	0.000

BOTTOM

Cincinnati Reds @ Atlanta Braves  
Atlanta-Fulton County Stadium, Atlanta, GA

Sat Sep 23 1989, 7:05 PM EDT  
Att. 7,674 - Unknown - 66 F

livebaseballscorecards.com

AB	33
R	5
H	9
RBI	5
BB	6
SO	6
LOB	13

2	0	0	0	0	1	1	0
0	0	0	0	0	0	0	0
0	0	0	0	0	0	0	0
0	0	0	0	0	0	0	0
0	0	0	0	0	0	0	0
1	0	0	0	0	0	0	0
0	0	0	0	0	0	0	0



Batter	1	2	3	4	5	6	7	8	9	AB R H RBI BB SO LOB	TOP									
<b>Herm Winningham, L</b> (1, 8) OBP: 0.328, SLG: 0.370 <b>Joel Youngblood, R</b> (7, PH) OBP: 0.303, SLG: 0.336 (7, 7)	4-2 S BB		2-2 F7		3-1 2B		4-2 FC1-5 BB		1-3 K	2 0 1 0 1 0 0 1 0 0 0 1 1 0										
<b>Luis Quinones, S</b> (1, 5) OBP: 0.306, SLG: 0.429	1-1 F7		0-1 F8		2-1 P5		0-1 FC1-5			4 0 0 0 0 0 4										
<b>Paul O'Neill, L</b> (1, 9) OBP: 0.348, SLG: 0.449	4-0 BB 1-2 BB		2-3 K		3-2 P5		1-3 K			3 0 0 0 1 2 3										
<b>Todd Benzinger, S</b> (1, 3) OBP: 0.292, SLG: 0.380	0-0 F7			0-0 E6 FC2-5 1B		1-0 F7		3-2 F8		4 0 1 0 0 0 5										
<b>Joe Oliver, R</b> (1, 2) OBP: 0.293, SLG: 0.386	1-0 F7			0-1 FC2-5 BLK BB 2B 2-3		1-2 F7		1-1 F8		4 1 0 0 0 0 3										
<b>Rolando Roomes, R</b> (1, 7) OBP: 0.290, SLG: 0.425 (7, 8)		1-1 CS HBP		4-1 BLK 1-2 2B BB		2-3 K		3-1 L8		2 1 0 0 1 1 0										
<b>Ron Oester, S</b> (1, 4) OBP: 0.313, SLG: 0.292		4-0 1-2 BB		1-3 K		3-2 FC5-4 1B		0-0 B5-3		3 0 1 0 1 1 2										
<b>Jeff Richardson, R</b> (1, 6) OBP: 0.263, SLG: 0.280		1-0 P4		1-0 1-H 2-H 2B		0-0 FC5-4 1-2f			2-3 K	4 0 1 2 0 1 2										
<b>Scott Scudder, R</b> (1, 1) OBP: 0.231, SLG: 0.091 <b>Dave Collins, S</b> (7, PH) OBP: 0.304, SLG: 0.261 <b>Tim Birtsas, L</b> (7, 1) OBP: 0.250, SLG: 1.000 <b>Scotti Madison, S</b> (9, PH) OBP: 0.211, SLG: 0.265		1-2 SAFE G5-3		0-2 L6			4-1 FC1-5 BB BB		0-0 F9	2 0 0 0 0 0 2 0 0 0 0 1 0 0 0 0 0 0 0 0 0 1 0 0 0 0 0 0										
<b>Inning Stats</b>	R: 0 E: 0 K: 0 S: 7	H: 0 LOB: 2 BB: 2 P: 17	R: 0 E: 0 K: 0 S: 5	H: 0 LOB: 1 BB: 1 P: 12	R: 0 E: 0 K: 1 S: 11	H: 0 LOB: 0 BB: 0 P: 15	R: 2 E: 1 K: 1 S: 12	H: 2 LOB: 1 BB: 1 P: 18	R: 0 E: 0 K: 1 S: 9	H: 1 LOB: 1 BB: 0 P: 18	R: 0 E: 0 K: 1 S: 12	H: 0 LOB: 2 BB: 2 P: 24	R: 0 E: 0 K: 1 S: 5	H: 0 LOB: 0 BB: 0 P: 9	R: 0 E: 0 K: 2 S: 8	H: 0 LOB: 0 BB: 0 P: 11	1B: 2 2B: 2 3B: 0 HR: 0	SF: 0 SAC: 0 DP: 0 HBP: 1	WP: 0 PB: 0 SB: 1 CS: 1	PA: 37
<b>PITCHER</b>	IP WLS BF H R ER SO BB IBB HBP BLK WP HR S P ERA WHIP																			
<b>Gary Eave, R</b> (1, 1) ERA: 1.32	6.0 W 27 4 2 2 3 5 0 1 1 0 0 57 103 3.00 1.500																			
<b>Tony Castillo, L</b> (7, 1) ERA: 5.67	1.0 4 0 0 0 1 1 0 0 0 0 0 0 11 19 0.00 1.000																			
<b>Dwayne Henry, R</b> (8, 1) ERA: 5.59	2.0 6 0 0 0 2 0 0 0 0 0 0 0 13 20 0.00 0.000																			

Cincinnati Reds @ Atlanta Braves  
Atlanta-Fulton County Stadium, Atlanta, GA

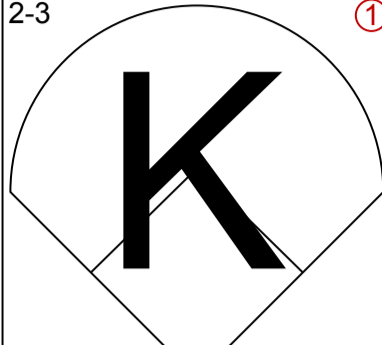
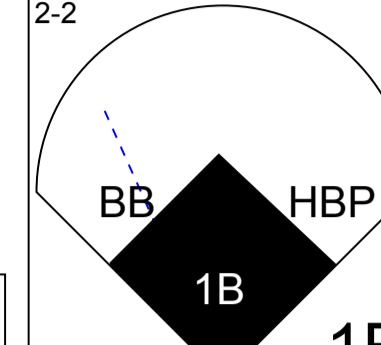
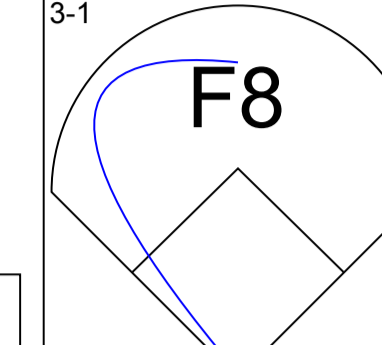
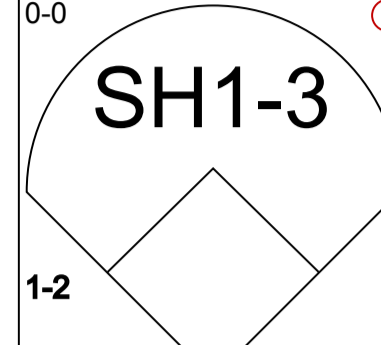
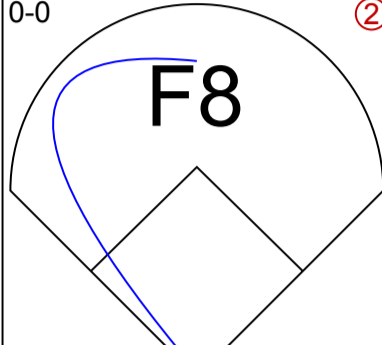
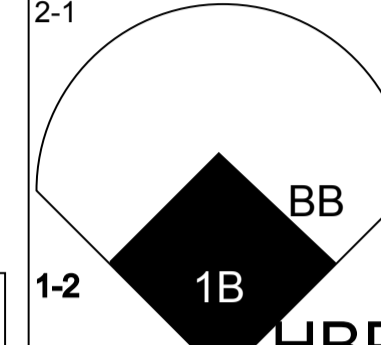
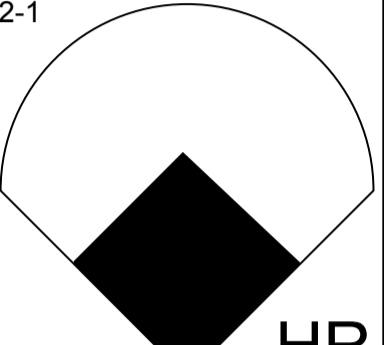
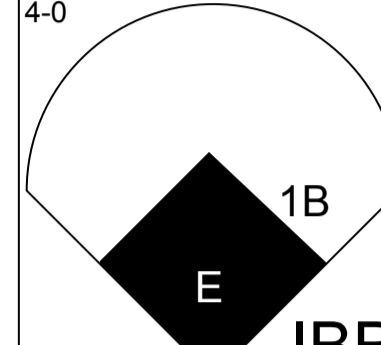
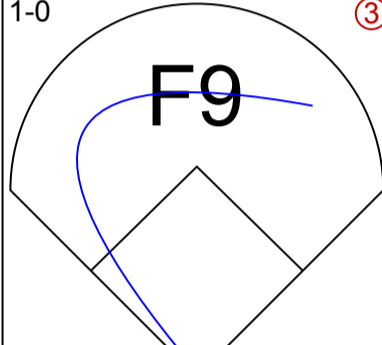
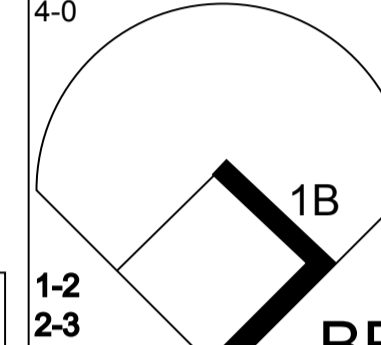
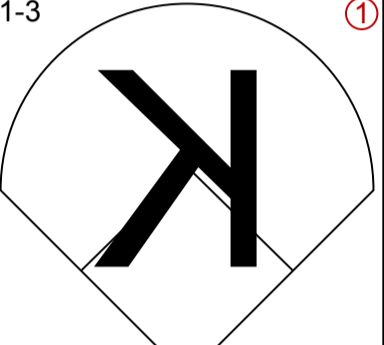
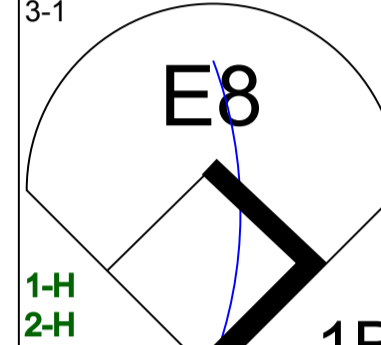
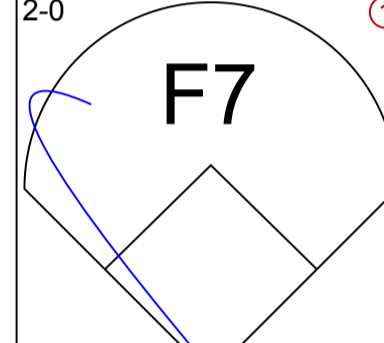
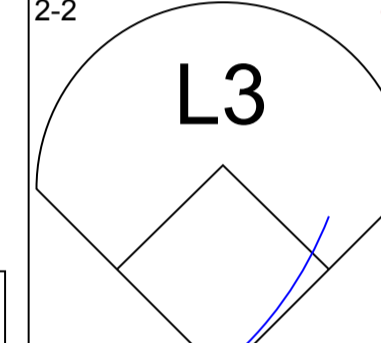
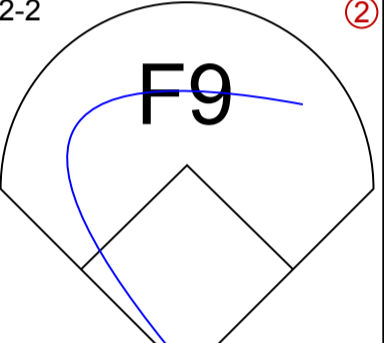
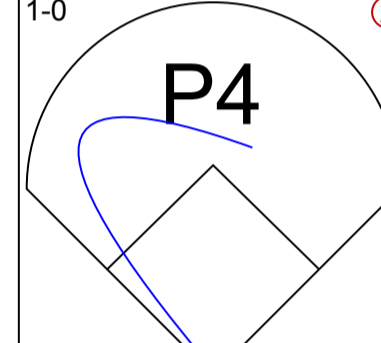
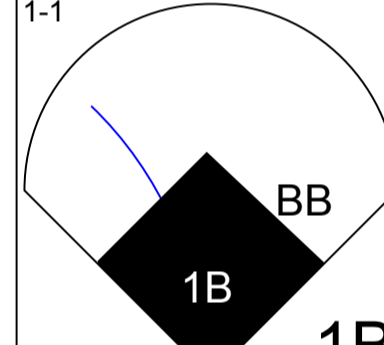
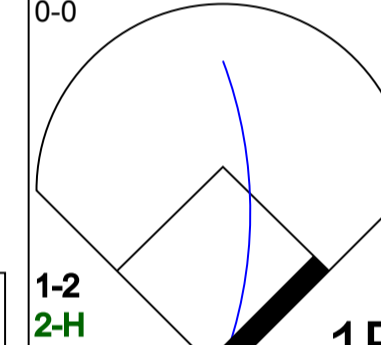
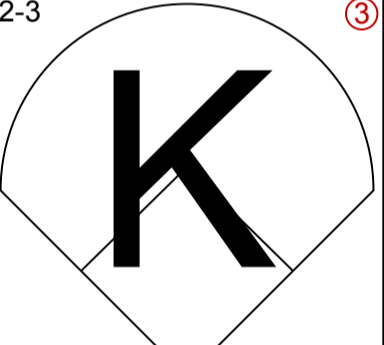
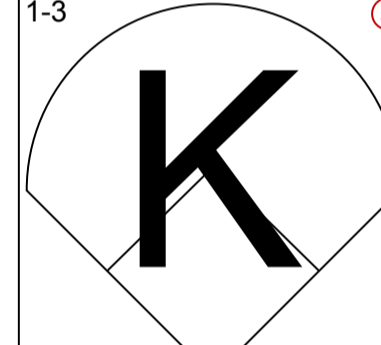
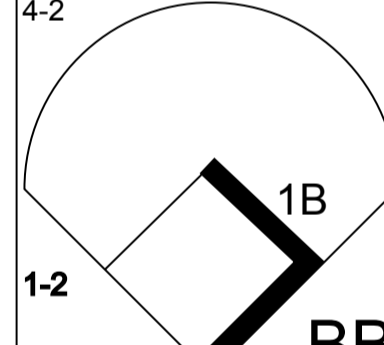
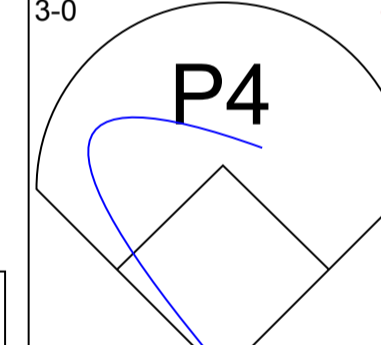
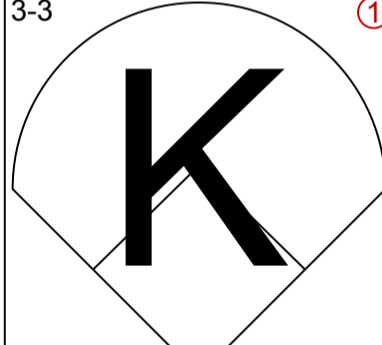
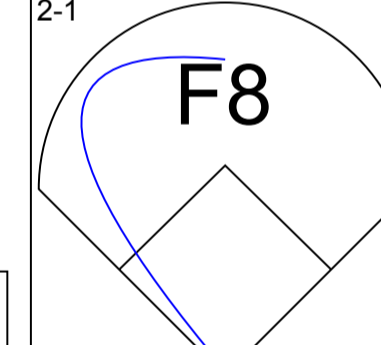
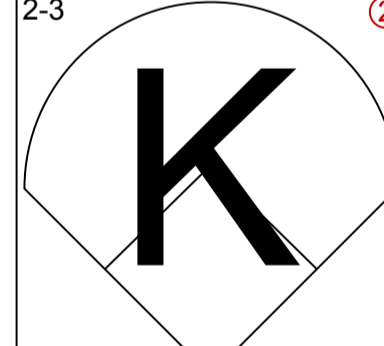
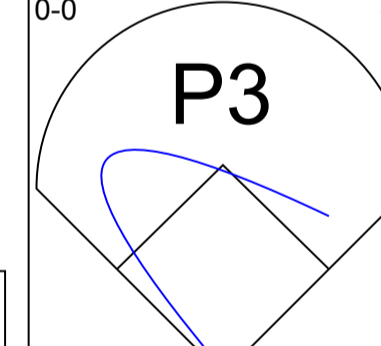
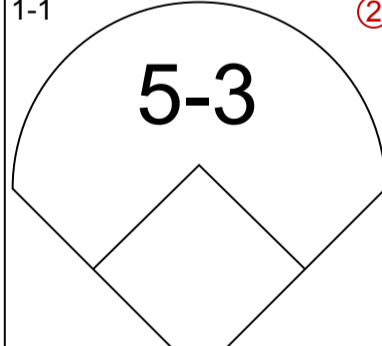
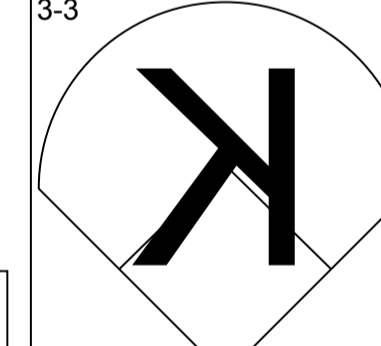
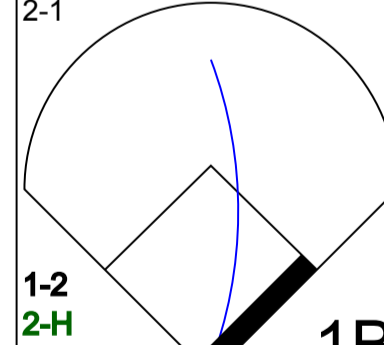
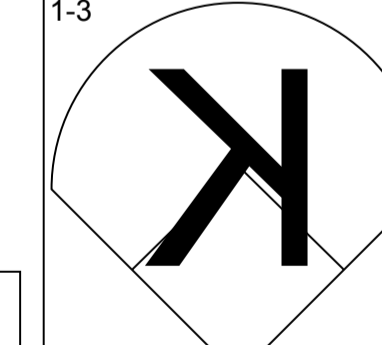
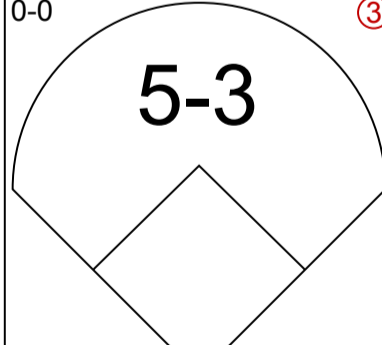
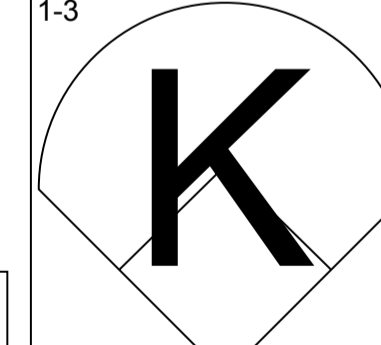
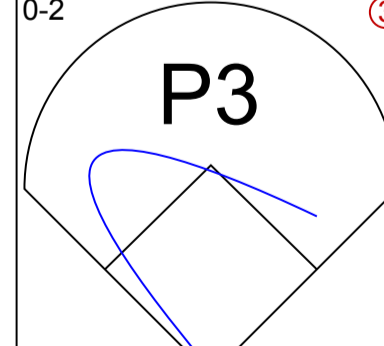
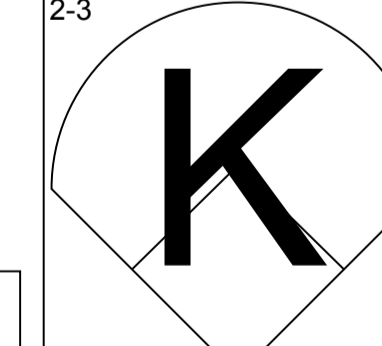
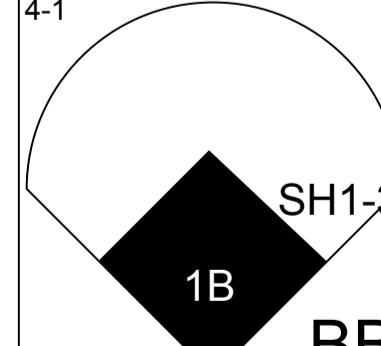
Sun Sep 24 1989, 3:33 AM EDT  
Att. 4,689 - Overcast - 60 F

livebaseballscorecards.com

AB	30
R	2
H	4
RBI	2
BB	6
SO	6
LOB	21





Batter	1	2	3	4	5	6	7	8	9
<b>Oddibe McDowell, L</b> (1, 8) <small>OBP: 0.330, SLG: 0.384</small> <b>Jeff Wetherby, L</b> (4, 7) <small>OBP: 0.286, SLG: 0.386</small>									
<b>Jeff Blauser, R</b> (1, 6) <small>OBP: 0.319, SLG: 0.405</small>									
<b>Mark Lemke, S</b> (1, 4) <small>OBP: 0.275, SLG: 0.472</small>									
<b>David Justice, L</b> (1, 9) <small>OBP: 0.227, SLG: 0.293</small>									
<b>Drew Denson, S</b> (1, 3) <small>OBP: 0.333, SLG: 0.321</small>									
<b>Ron Gant, R</b> (1, 7) <small>OBP: 0.230, SLG: 0.318</small> (4, 8)									
<b>Ed Whited, R</b> (1, 5) <small>OBP: 0.212, SLG: 0.274</small>									
<b>Kelly Mann, R</b> (1, 2) <small>OBP: 0.176, SLG: 0.235</small>									
<b>Gary Eave, R</b> (1, 1) <b>Tony Castillo, L</b> (7, 1) <b>Lonnie Smith, R</b> (7, PH) <small>OBP: 0.418, SLG: 0.538</small> <b>Dwayne Henry, R</b> (8, 1)									

AB	R	H	RBI	BB	SO	LOB
2	1	1	0	0	1	0
1	0	0	0	0	0	0
2	3	1	1	1	0	0
3	0	1	1	1	1	0
4	0	0	0	0	0	4
4	1	2	2	0	2	1
3	0	0	0	1	1	2
4	0	0	0	0	2	4
4	0	1	1	0	2	0
2	0	0	0	0	1	2
0	0	0	0	0	0	0
0	1	0	0	1	0	0
0	0	0	0	0	0	0

**BOTTOM**

**Cincinnati Reds @ Atlanta Braves**  
 Atlanta-Fulton County Stadium, Atlanta, GA

Sun Sep 24 1989, 3:33 AM EDT  
 Att. 4,689 - Overcast - 60 F

livebaseballscorecards.com

<b>AB</b>	<b>29</b>
<b>R</b>	<b>6</b>
<b>H</b>	<b>6</b>
<b>RBI</b>	<b>5</b>
<b>BB</b>	<b>4</b>
<b>SO</b>	<b>10</b>
<b>LOB</b>	<b>13</b>

**Braves**

WP: 0	PA: 35
PB: 0	
SB: 0	
CS: 0	

Inning Stats	R: 0	H: 0	E: 0	K: 1	S: 8	H: 0	LOB: 0	BB: 0	P: 11	R: 1	H: 2	E: 0	K: 1	S: 14	H: 2	LOB: 2	BB: 1	P: 25	R: 2	H: 2	E: 0	K: 0	S: 10	H: 0	LOB: 0	BB: 0	P: 16	R: 1	H: 1	E: 0	K: 2	S: 11	H: 0	LOB: 0	BB: 0	P: 18	R: 0	H: 0	E: 0	K: 1	S: 7	H: 0	LOB: 0	BB: 0	P: 11	R: 2	H: 1	E: 1	K: 1	S: 8	H: 0	LOB: 0	BB: 0	P: 14
<b>PITCHER</b>	<b>IP</b>	<b>WLS</b>	<b>BF</b>	<b>H</b>	<b>R</b>	<b>ER</b>	<b>SO</b>	<b>BB</b>	<b>IBB</b>	<b>HBP</b>	<b>BLK</b>	<b>WP</b>	<b>HR</b>	<b>S</b>	<b>P</b>	<b>ERA</b>	<b>WHIP</b>																																					
<b>Scott Scudder, R</b> (1, 1) <small>ERA: 4.13</small>	6.0	L	26	5	4	4	7	2	0	1	0	0	1	60	104	6.00	1.167																																					
<b>Tim Birtsas, L</b> (7, 1) <small>ERA: 3.75</small>	2.0		9	1	2	1	3	1	1	0	0	0	0	16	35	4.50	1.000																																					

Batter	1	2	3	4	5	6	7	8	9	AB R H RBI BB SO LOB	TOP					
Herm Winningham, L (1, 7) OBP: 0.322, SLG: 0.363	0-0 L8	1-3 K			1-1 G4-3		0-0 L9	1-2 FC4-6		5 0 0 0 0 1 4						
Ron Oester, S (1, 4) OBP: 0.314, SLG: 0.297	0-0 1B			0-2 F7	3-2 1B SF7 2B		0-3 K		0-2 G6-3	5 1 2 0 0 1 0						
Eric Davis, R (1, 8) OBP: 0.368, SLG: 0.547	0-3 K		2-3 K		2-2 SF7 1B		1-0 G6-3		2-2 G5-3	5 0 1 0 0 2 1						
Paul O'Neill, L (1, 9) OBP: 0.349, SLG: 0.450	0-1 1B		1-0 G4-3		0-0 SF7			1-0 G4-3	1-1 1B	4 1 2 1 0 0 0						
Todd Benzinger, S (1, 3) OBP: 0.293, SLG: 0.386	1-3 K			0-0 HR	0-0 G6-3			0-1 G4-3	2-1 1B	5 1 2 2 0 1 3						
Scotti Madison, S (1, 5) OBP: 0.253, SLG: 0.302		1-2 2B		4-2 G5-3 BB		1-0 SH5-3 1B		3-1 BB 2B	4-0 BB	3 2 3 0 2 0 0						
Jeff Reed, L (1, 2) OBP: 0.304, SLG: 0.293		1-0 G4-3		1 SAFE 0-2 F9		0-1 SH5-3		4-0 E BB	4-2 BB	2 0 0 0 2 0 2						
Jeff Richardson, R (1, 6) OBP: 0.256, SLG: 0.273		2-2 F7		1 SAFE 3-2 G5-3		2-3 K		4-1 E BB	2-2 G4-3	3 0 0 0 0 1 3						
Barry Larkin, R (8, PH) OBP: 0.375, SLG: 0.448				1 SAFE 1-2 G5-3				1-2 2-3 BB		0 0 0 0 1 0 0						
Norm Charlton, S (8, 1)				1 SAFE 1-2 G5-3						0 0 0 0 0 0 0						
Dave Collins, S (9, PH) OBP: 0.301, SLG: 0.258				1 SAFE 1-2 G5-3						1 0 0 0 0 0 3						
John Franco, L (9, 1) OBP: 0.333, SLG: 0.333				1 SAFE 0-0 F8						0 0 0 0 0 0 0						
Tim Leary, R (1, 1) OBP: 0.180, SLG: 0.158		0-2 2B		0-0 F8		1-0 P3		1-2 E4		2 0 1 1 0 0 1						
Ken Griffey, L (6, PH) OBP: 0.350, SLG: 0.429										1 0 0 0 0 0 1						
Rob Dibble, L (6, 1)										0 0 0 0 0 0 0						
Luis Quinones, S (8, PH) OBP: 0.305, SLG: 0.428										1 0 0 0 0 0 2						
<b>Inning Stats</b>	R: 0 H: 2 E: 0 LOB: 2 K: 2 BB: 0 S: 10 P: 11	R: 1 H: 2 E: 0 LOB: 1 K: 1 BB: 0 S: 17 P: 22	R: 0 H: 0 E: 0 LOB: 0 K: 1 BB: 0 S: 8 P: 11	R: 1 H: 1 E: 0 LOB: 1 K: 0 BB: 1 S: 15 P: 22	R: 1 H: 2 E: 0 LOB: 1 K: 0 BB: 0 S: 12 P: 18	R: 0 H: 1 E: 0 LOB: 1 K: 1 BB: 0 S: 7 P: 11	R: 0 H: 0 E: 0 LOB: 0 K: 1 BB: 0 S: 5 P: 6	R: 1 H: 1 E: 1 LOB: 3 K: 0 BB: 2 S: 12 P: 26	R: 1 H: 2 E: 0 LOB: 3 K: 0 BB: 2 S: 20 P: 35	1B: 7 SF: 1 2B: 3 SAC: 1 3B: 0 DP: 0 HR: 1 HBP: 0	WP: 0 PA: 44 PB: 0 SB: 1 CS: 0					
<b>PITCHER</b>	IP WLS BF H R ER SO BB IBB HBP BLK WP HR S P ERA WHIP															
Ed Whitson, R (1, 1) ERA: 2.66	7.0	30	8	3	3	6	1	0	0	0	0	1	74	101	3.86	1.286
Greg Harris, R (8, 1) ERA: 2.77	2.0	L 14	3	2	1	0	3	1	0	0	0	0	32	61	4.50	3.000

Cincinnati Reds @ San Diego Padres  
 Jack Murphy Stadium, San Diego, CA  
 Mon Sep 25 1989, 10:05 PM EDT  
 Att: 34,076 - Unknown

AB	37
R	5
H	11
RBI	4
BB	5
SO	6
LOB	20



Batter	1	2	3	4	5	6	7	8	9	AB	R	H	RBI	BB	SO	LOB
<b>Bip Roberts, S</b> OBP: 0.395, SLG: 0.434 (1, 7)	0-3 K		1-2 SF8 2B		0-0 F8		1-2 F8			4	1	1	1	0	1	2
<b>Roberto Alomar, S</b> OBP: 0.348, SLG: 0.377 (1, 4)	1-1 CS 1B		2-2 SF8 2B		4-0 G6-3 BB			2-1 SH1 1B		2	0	2	1	1	0	0
<b>Tony Gwynn, L</b> OBP: 0.387, SLG: 0.420 (1, 9)	3-1 G4-3		2-1 F8		1-2 G6-3			0-0 SH1		3	0	0	0	0	0	3
<b>Carmelo Martinez, R</b> OBP: 0.303, SLG: 0.350 (1, 3)		0-0 G5-3		4-2 1B BB		1-0 F8		2-3 K		3	0	0	0	1	1	1
<b>Garry Templeton, S</b> OBP: 0.285, SLG: 0.356 (1, 6)		0-1 G5-3		1-0 1B		3-3 K		0-3 K		4	0	1	0	0	2	1
<b>Benito Santiago, R</b> OBP: 0.275, SLG: 0.380 (1, 2)		2-0 F8		0-0 P3		1-3 K			2-2 G1-3	4	0	0	0	0	1	2
<b>Mike Pagliarulo, L</b> OBP: 0.275, SLG: 0.299 (1, 5)			3-1 HR		0-0 P6		0-3 K		0-2 G5-3	3	1	1	1	0	1	2
<b>Chris James, R</b> OBP: 0.284, SLG: 0.373 (9, PH)										1	0	0	0	0	0	0
<b>Darrin Jackson, R</b> OBP: 0.289, SLG: 0.354 (1, 8)			2-2 SH3-4 2B 1B		0-1 F9		4-1 G3-1 WP BB		2-3 K	3	1	1	0	1	1	2
<b>Ed Whitson, R</b> OBP: 0.195, SLG: 0.194 (1, 1)					4-0 BB					0	0	0	0	0	1	0
<b>Tim Flannery, L</b> OBP: 0.303, SLG: 0.273 (7, PH)			2-1 SH3-4				2-2 G3-1			1	0	0	0	0	0	1
<b>Greg Harris, R</b> OBP: 0.156, SLG: 0.059 (8, 1)										0	0	0	0	0	0	0

Inning Stats	R: 0	H: 1	E: 0	K: 1	S: 7	R: 0	H: 0	E: 0	K: 0	S: 4	R: 3	H: 3	E: 1	K: 0	S: 15	R: 0	H: 1	E: 0	K: 0	S: 8	R: 0	H: 0	E: 0	K: 2	S: 10	R: 0	H: 0	E: 0	K: 1	S: 11	R: 0	H: 1	E: 0	K: 2	S: 12	R: 0	H: 0	E: 0	K: 1	S: 10	1B: 4	2B: 1	3B: 0	HR: 1	SF: 1	SAC: 2	DP: 1	HBP: 0	WP: 1	PB: 0	SB: 0	CS: 1	PA: 35
--------------	------	------	------	------	------	------	------	------	------	------	------	------	------	------	-------	------	------	------	------	------	------	------	------	------	-------	------	------	------	------	-------	------	------	------	------	-------	------	------	------	------	-------	-------	-------	-------	-------	-------	--------	-------	--------	-------	-------	-------	-------	--------

PITCHER	IP	WLS	BF	H	R	ER	SO	BB	IBB	HBP	BLK	WP	HR	S	P	ERA	WHIP
<b>Tim Leary, R</b> ERA: 3.56 (1, 1)	5.0		21	5	3	2	1	3	0	0	0	0	1	40	72	3.60	1.600
<b>Rob Dibble, R</b> ERA: 2.16 (6, 1)	2.0	W	7	0	0	0	3	1	0	0	0	1	0	21	33	0.00	0.500
<b>Norm Charlton, L</b> ERA: 3.09 (8, 1)	1.0		4	1	0	0	2	0	0	0	0	0	0	12	16	0.00	1.000
<b>John Franco, L</b> ERA: 3.13 (9, 1)	1.0	S	3	0	0	0	1	0	0	0	0	0	0	10	14	0.00	0.000

BOTTOM

Cincinnati Reds @ San Diego Padres  
 Jack Murphy Stadium, San Diego, CA  
 Mon Sep 25 1989, 10:05 PM EDT  
 Att. 34,076 - Unknown

livebaseballscorecards.com

AB	28
R	3
H	6
RBI	3
BB	4
SO	7
LOB	14



Batter	1	2	3	4	5	6	7	8	9	AB R H RBI BB SO LOB	TOP		
<b>Dave Collins, S</b> (1, 7) OBP: 0.308, SLG: 0.268	2-2 G4-3 BB 1B		3-3 K			1-2 FC6-4 1B		2-2 G6-3		4 0 2 0 0 1 0			
<b>Luis Quinones, S</b> (1, 4) OBP: 0.305, SLG: 0.424	4-0 G4-3 BB			2-2 F8		0-0 F9		2-1 G4-3		3 0 0 0 1 0 2			
<b>Eric Davis, R</b> (1, 8) OBP: 0.365, SLG: 0.543	1-2 G4-3 1-2f 2-3			2-1 E5		2-1 FC6-4 1-2f 2-3		0-3 K		4 0 0 0 0 1 4			
<b>Todd Benzinger, S</b> (1, 3) OBP: 0.291, SLG: 0.383	3-3 K			2-2 F8		0-0 F7		0-0 G5-3		4 0 0 0 0 1 4			
<b>Joe Oliver, R</b> (1, 2) OBP: 0.285, SLG: 0.375				3-2 F8			1-1 G5-3		1-0 F8	4 0 0 0 0 0 1			
<b>Rolando Roomes, R</b> (1, 9) OBP: 0.289, SLG: 0.421				1-2 E5 G6-4-3			4-2 E 1B BB		1-3 K	3 1 0 0 1 2 0			
<b>Scotti Madison, S</b> (1, 5) OBP: 0.245, SLG: 0.292				3-1 F9		1-0 G6-4-3 1-2f		2-3 SAFE K		3 0 0 0 0 1 2			
<b>Jeff Richardson, R</b> (1, 6) OBP: 0.258, SLG: 0.274				2-2 F8		0-0 F7		1-0 K		3 0 1 1 0 0 0			
<b>Jack Armstrong, R</b> (1, 1) <b>Marty Brown, R</b> (6, PH) <b>Rick Mahler, R</b> (6, 1) <b>Joel Youngblood, R</b> (7, PH) <b>Mike Roesler, R</b> (7, 1) <b>Rosario Rodriguez, R</b> (8, 1)				0-1 F8		4-0 FC6-4 1B BB		2-3 3-H SAFE K		1 0 0 0 0 0 0 0 0 0 0 1 0 0 0 0 0 0 0 0 0 1 0 0 0 0 0 1 1 0 0 0 0 0 0 0 0 0 0 0 0 0 0			
<b>Inning Stats</b>	R: 0 H: 1 E: 0 LOB: 1 K: 1 BB: 1 S: 9 P: 19	R: 0 H: 0 E: 0 LOB: 0 K: 1 BB: 0 S: 9 P: 16	R: 0 H: 0 E: 0 LOB: 0 K: 1 BB: 0 S: 11 P: 16	R: 0 H: 0 E: 1 LOB: 1 K: 0 BB: 0 S: 11 P: 20	R: 0 H: 0 E: 1 LOB: 0 K: 0 BB: 0 S: 5 P: 7	R: 0 H: 1 E: 0 LOB: 2 K: 0 BB: 1 S: 8 P: 15	R: 1 H: 1 E: 1 LOB: 1 K: 2 BB: 1 S: 12 P: 22	R: 0 H: 0 E: 0 LOB: 0 K: 1 BB: 0 S: 8 P: 12	R: 0 H: 0 E: 0 LOB: 0 K: 1 BB: 0 S: 5 P: 7	1B: 3 SF: 0 2B: 0 SAC: 0 3B: 0 DP: 2 HR: 0 HBP: 0	WP: 0 PA: 33 PB: 0 SB: 0 CS: 0		
<b>PITCHER</b>	IP WLS BF H R ER SO BB IBB HBP BLK WP HR S P ERA WHIP											<b>PITCHER</b>	IP WLS BF H R ER SO BB IBB HBP BLK WP HR S P ERA WHIP
<b>Dennis Rasmussen, L</b> (1, 1) ERA: 4.26	6.2 W 26 3 1 0 4 3 0 0 0 0 0 62 110 0.00 0.900												
<b>Mark Davis, L</b> (7, 1) ERA: 1.91	2.1 S 7 0 0 0 3 0 0 0 0 0 0 16 24 0.00 0.000												

**Cincinnati Reds @ San Diego Padres**  
**Jack Murphy Stadium, San Diego, CA**  
 Tue Sep 26 1989, 10:05 PM EDT  
 Att. 12,535 - Unknown

livebaseballscorecards.com

AB	30
R	1
H	3
RBI	1
BB	3
SO	7
LOB	14









Batter	1	2	3	4	5	6	7	8	9	AB R H RBI BB SO LOB	TOP											
Gerald Young, S OBP: 0.326, SLG: 0.276 (1, 8)	2-2 G4-3		1-2 G4-3		0-0 1B		1-0 P3		2-2 G4-3	5 1 1 0 0 0 0												
Craig Biggio, R OBP: 0.332, SLG: 0.394 (1, 7)	1-1 L6		0-0 F7		0-0 1B		0-1 B5-3			4 0 1 0 0 0 0												
Ken Caminiti, S OBP: 0.314, SLG: 0.366 (1, 5)	0-1 1B		0-1 F9		0-0 1B		1-1 1B			4 1 3 1 0 0 0												
Glenn Davis, R OBP: 0.347, SLG: 0.488 (1, 3)	4-0 1B			1-1 1B	3-1 F9		1-0 G6-3			3 0 1 0 1 0 3												
Glenn Wilson, R OBP: 0.325, SLG: 0.429 (1, 9)	0-1 1B			1-1 G6-3	0-0 F9			1-0 G4-3		4 0 1 1 0 0 3												
Rafael Ramirez, R OBP: 0.283, SLG: 0.324 (1, 6)	0-1 F9			0-1 2B		0-0 G4-3		2-3 K		4 1 2 0 0 1 2												
Bill Doran, S OBP: 0.301, SLG: 0.323 (1, 4)				0-0 G5-3	2-1 1B	3-1 G6-3		1-2 G5-3		4 0 1 0 0 0 1												
Carl Nichols, R OBP: 0.077, SLG: 0.077 (1, 2)				0-0 F8	0-2 1B	1-2 G4-3			1-2 G1-3	4 0 1 1 0 0 1												
Rick Rhoden, R OBP: 0.207, SLG: 0.241 Steve Lombardozzi, R OBP: 0.273, SLG: 0.379 Brian Meyer, R OBP: 0.111, SLG: 0.118 Alex Trevino, R OBP: 0.326, SLG: 0.398 (1, 1)				1-3 K		1-2 G4-3			3-3 K	2 0 0 0 0 1 0												
<b>Inning Stats</b>	R: 1 E: 0 K: 0 S: 12	H: 2 LOB: 2 BB: 1 P: 19	R: 0 E: 0 K: 1 S: 5	H: 0 LOB: 0 BB: 0 P: 6	R: 0 E: 0 K: 0 S: 6	H: 0 LOB: 0 BB: 0 P: 7	R: 1 E: 0 K: 0 S: 11	H: 4 LOB: 2 BB: 0 P: 15	R: 1 E: 0 K: 0 S: 11	H: 3 LOB: 2 BB: 0 P: 15	R: 0 E: 0 K: 0 S: 7	H: 1 LOB: 1 BB: 0 P: 11	R: 0 E: 0 K: 0 S: 6	H: 1 LOB: 1 BB: 0 P: 9	R: 0 E: 0 K: 1 S: 8	H: 0 LOB: 0 BB: 0 P: 12	R: 0 E: 0 K: 1 S: 9	H: 0 LOB: 0 BB: 0 P: 15	1B: 8 2B: 3 3B: 0 HR: 0	SF: 0 SAC: 0 DP: 0 HBP: 0	WP: 0 PB: 0 SB: 0 CS: 0	PA: 37
<b>PITCHER</b>	IP WLS BF H R ER SO BB IBB HBP BLK WP HR S P ERA WHIP																					
Tom Browning, L ERA: 3.39 Rob Dibble, R ERA: 2.09 John Franco, L ERA: 3.12	(1, 1) 7.0 (8, 1) 1.0 (9, 1) 1.0	31 W S	11 0 0	3 0 0	3 0 0	1 1 1	0 0 0	1 0 0	0 0 0	0 0 0	0 0 0	0 0 0	58 8 9	82 12 15	3.86 0.00 0.00	1.571 0.000 0.000						

Houston Astros @ Cincinnati Reds  
Riverfront Stadium, Cincinnati, OH  
Fri Sep 29 1989, 7:05 PM EDT  
Att. 17,342 - Unknown

livebaseballscorecards.com

AB 36  
R 3  
H 11  
RBI 3  
BB 1  
SO 3  
LOB 11





Batter	1	2	3	4	5	6	7	8	9
<b>Herm Winningham, L</b> OBP: 0.317, SLG: 0.356 (1, 8) (9, 7)	0-0 B1-3 ①	0-3 K ②		1-0 F7 ③			2-1 L8 ②		
<b>Luis Quinones, S</b> OBP: 0.307, SLG: 0.422 (1, 5) (9, 6)	0-0 1B 2B 1B	2-1 F9 ③			1-0 E7		2-1 F9 ③		
<b>Paul O'Neill, L</b> OBP: 0.350, SLG: 0.450 (1, 9)	1-1 L7 ②		3-2 P5 ①		0-0 P3 ①			0-0 1B FC 2B	
<b>Todd Benzinger, S</b> OBP: 0.292, SLG: 0.382 (1, 3)	1-2 2B 1B 1-3		1-1 F7 ②		4-0 G5-4-3 IBB			2-2 FC HBP 1B 2-3	
<b>Joe Oliver, R</b> OBP: 0.307, SLG: 0.396 (1, 2)	3-2 1B 2B 1-H 3-H		0-3 K ③		0-1 G5-4-3 ② ③ 1-2f			1-0 FC HBP 1-2	
<b>Rolando Roomes, R</b> OBP: 0.297, SLG: 0.424 <b>Barry Larkin, R</b> OBP: 0.376, SLG: 0.448 <b>Scotti Madison, S</b> OBP: 0.250, SLG: 0.287 (1, 7) (8, PH) (9, 5)	4-1 1B BB		2-2 1B SF9 2B		1-3 K ①		1-0 FC ① 1-3 2-3 3-H		
<b>Ron Oester, S</b> OBP: 0.315, SLG: 0.299 (1, 4)	3-0 1B 1-2 2-3		1-0 SH5-4 2B 2-3 1B		2-1 G4-3 ②		2-2 G3 ②		
<b>Jeff Richardson, R</b> OBP: 0.244, SLG: 0.261 <b>Ken Griffey, L</b> OBP: 0.347, SLG: 0.426 <b>John Franco, L</b> OBP: 0.333, SLG: 0.333 (1, 6) (8, PH) (9, 1)	1-3 K ③		2-1 SF9 ①		0-0 G4-3 ③		0-3 K ③		
<b>Tom Browning, L</b> OBP: 0.134, SLG: 0.090 <b>Dave Collins, S</b> OBP: 0.304, SLG: 0.275 <b>Rob Dibble, L</b> <b>Eric Davis, R</b> OBP: 0.368, SLG: 0.542 (1, 1) (7, PH) (8, 1) (9, 8)		2-3 K ①	2-2 SH5-4 ②				3-1 L7 ①		

Inning Stats	R: 2	H: 4	E: 0	LOB: 3	K: 1	P: 28	R: 0	H: 0	E: 0	LOB: 0	K: 2	P: 13	R: 0	H: 0	E: 0	LOB: 0	K: 1	P: 14	R: 1	H: 2	E: 0	LOB: 1	K: 0	P: 19	R: 0	H: 0	E: 1	LOB: 1	K: 0	P: 9	R: 0	H: 0	E: 0	LOB: 0	K: 1	P: 9	R: 0	H: 0	E: 0	LOB: 0	K: 0	P: 13	R: 1	H: 2	E: 1	LOB: 2	K: 1	P: 20
--------------	------	------	------	--------	------	-------	------	------	------	--------	------	-------	------	------	------	--------	------	-------	------	------	------	--------	------	-------	------	------	------	--------	------	------	------	------	------	--------	------	------	------	------	------	--------	------	-------	------	------	------	--------	------	-------

PITCHER	IP	WLS	BF	H	R	ER	SO	BB	IBB	HBP	BLK	WP	HR	S	P	ERA	WHIP
<b>Rick Rhoden, R</b> ERA: 4.28 (1, 1)	5.0		23	6	3	3	4	1	1	0	0	0	0	49	83	5.40	1.400
<b>Brian Meyer, R</b> ERA: 4.5 (6, 1)	2.0	L	9	2	1	1	1	0	0	1	0	0	0	16	29	4.50	1.000
<b>Danny Darwin, R</b> ERA: 2.36 (8, 1)	1.0		3	0	0	0	1	0	0	0	0	0	0	10	13	0.00	0.000

**BOTTOM**

AB R H RBI BB SO LOB

4	0	0	0	0	1	1
4	1	1	0	0	0	0
4	1	1	0	0	0	2
3	1	2	0	1	0	0
3	0	1	2	0	1	2
2	1	1	0	1	1	0
1	0	0	1	0	0	2
0	0	0	0	0	0	0
4	0	2	0	0	0	2
2	0	0	1	0	1	3
1	0	0	0	0	1	2
0	0	0	0	0	0	0
1	0	0	0	0	1	0
1	0	0	0	0	0	0
0	0	0	0	0	0	0
0	0	0	0	0	0	0

AB 30  
R 4  
H 8  
RBI 4  
BB 2  
SO 6  
LOB 14

WP: 0 PA: 35  
PB: 0  
SB: 0  
CS: 0

**REDS**

**Houston Astros @ Cincinnati Reds**  
Riverfront Stadium, Cincinnati, OH  
Fri Sep 29 1989, 7:05 PM EDT  
Att. 17,342 - Unknown

livebaseballscorecards.com

# Houston Astros @ Cincinnati Reds

## Riverfront Stadium, Cincinnati, OH

Sat Sep 30 1989, 3:33 AM EDT  
Att. 16,167 - Unknown - 69 F

[livebaseballscorecards.com](http://livebaseballscorecards.com)



AB	36
R	9
H	11
RBI	9
BB	5
SO	7
LOB	11

WP:	0	PA:	42
PB:	0		
SB:	1		
CS:	0		

AB		R	H	RBI	BB	SO	LOB
4	2	2	1	1	1	0	
5	2	3	1	0	0	1	
4	2	2	2	1	1	1	
2	1	2	2	2	0	0	
1	0	0	0	0	0	0	
4	0	0	1	1	0	2	
4	0	0	1	0	1	4	
4	1	1	0	0	0	2	
4	1	1	1	0	1	0	
4	0	0	0	0	3	1	

R	H	ER	SO	BB	IBB	HBP	BLK	WP	HR	S	P	ERA	WHIP
0	1	0	4	1	1	0	0	0	1	48	77	12.46	1.615
0	0	0	3	0	0	0	0	0	0	20	36	16.20	3.600
0	0	0	0	0	0	0	0	0	0	4	4	0.00	0.000
0	0	0	0	1	0	0	0	0	0	10	16	0.00	1.000
0	0	0	0	0	0	0	0	0	0	7	10	0.00	0.000

R	H	ER	SO	BB	IBB	HBP	BLK	WP	HR	S	P	ERA	WHIP
0	0	0	4	0	0	0	0	0	0	10	16	0.00	1.000
0	0	0	3	0	0	0	0	0	0	7	10	0.00	0.000

R	H	ER	SO	BB	IBB	HBP	BLK	WP	HR	S	P	ERA	WHIP
3	3	1	7	2	0	0	0	0	0	15	15	0.00	0.000
0	0	0	10	0	0	0	0	0	0	16	16	0.00	1.000

R	H	ER	SO	BB	IBB	HBP	BLK	WP	HR	S	P	ERA	WHIP
0	0	0	11	0	0	0	0	0	0	16	16	0.00	1.000
0	0	0	13	2	0	0	0	0	0	17	17	0.00	1.000
0	0	0	11	0	0	0	0	0	0	16	16	0.00	1.000

R	H	ER	SO	BB	IBB	HBP	BLK	WP	HR	S	P	ERA	WHIP
4	6	2	13	6	0	0	0	0	0	17	17	0.00	1.000
0	0	0	13	0	0	0	0	0	0	17	17	0.00	1.000

R	H	ER	SO	BB	IBB	HBP	BLK	WP	HR	S	P	ERA	WHIP
2	1	0	14	1	0	0	0	0	0	27	27	0.00	1.000
0	0	0	14	0	0	0	0	0	0	27	27	0.00	1.000

R	H	ER	SO	BB	IBB	HBP	BLK	WP	HR	S	P	ERA	WHIP
0	0	0	7	0	0	0	0	0	0	10	10	0.00	1.000
0	0	0	7	0	0	0	0	0	0	10	10	0.00	1.000

R	H	ER	SO	BB	IBB	HBP	BLK	WP	HR	S	P	ERA	WHIP
0	0	0	8	0	0	0	0	0	0	10	10	0.00	1.000
0	0	0	8	0	0	0	0	0	0	10	10	0.00	1.000

R	H	ER	SO	BB	IBB	HBP	BLK	WP	HR	S	P	ERA	WHIP
0	1	0	12	1	0	0	0	0	0	22	22	0.00	1.000
0	0	0	12	0	0	0	0	0	0	22	22	0.00	1.000

R	H	ER	SO	BB	IBB	HBP	BLK	WP	HR	S	P	ERA	WHIP
0	1	0	12	1	0	0	0	0	0	22	22	0.00	1.000
0	0	0	12	0	0	0	0	0	0	22	22	0.00	1.000

Batter	1	2	3	4	5	6	7	8	9	AB	R	H	RBI	BB	SO	LOB
Eric Yelding, R (1, 6) OBP: 0.292, SLG: 0.256	P7		K		1B 1B		2B 2B	BB		4	2	2	1	1	1	0
Craig Biggio, R (1, 8) OBP: 0.335, SLG: 0.399	S 1B			P6	1B FC4-6 1B		2B 2B	G5-3		5	2	3	1	0	0	1
Ken Caminiti, S (1, 5) OBP: 0.316, SLG: 0.368	K 1-2			HR BB	FC4-6 1B 1-2 1B		BB FC6-5 2B		L4	4	2	2	2	1	1	1
Glenn Davis, R (1, 3) OBP: 0.351, SLG: 0.495 Harry Spilman, L (7, 3) OBP: 0.395, SLG: 0.361	PO IBB			1-H HR	FC4-6 1B 1-2 2-3 1B		FC6-5 BB IBB		G5-3	2	1	2	2	2	0	0
Glenn Wilson, R (1, 9) OBP: 0.324, SLG: 0.425	PO 1-2	F8		L9	FC4-6 1-2f 2-3 3-H BB		FC6-5 BB		F8	4	0	0	1	1	0	2
Mark Davidson, R (1, 7) OBP: 0.294, SLG: 0.328		P3		G1-3	K		FC6-5 G6-4-3			4	0	0	1	0	1	4
Alex Trevino, R (1, 2) OBP: 0.324, SLG: 0.394		G6-3					G6-4-3			4	1	1	0	0	0	2
Steve Lombardozzi, R (1, 4) OBP: 0.270, SLG: 0.424			F8		1B 3B				F7	4	1	1	1	0	1	0
Jose Cano, R (1, 1)			K		K				G6-3	4	0	0	0	0	3	1

Inning Stats	R	H	ER	SO	BB	IBB	HBP	BLK	WP	HR	S	P	ERA	WHIP							
R: 0 E: 0 K: 1 S: 12	H: 1 LOB: 1 BB: 1 P: 22	R: 0 E: 0 K: 0 S: 8	H: 0 LOB: 0 BB: 0 P: 10	R: 0 E: 0 K: 2 S: 7	H: 0 LOB: 0 BB: 0 P: 10	R: 2 E: 0 K: 0 S: 14	H: 1 LOB: 0 BB: 1 P: 27	R: 4 E: 0 K: 2 S: 13	H: 6 LOB: 2 BB: 0 P: 17	R: 0 E: 0 K: 2 S: 11	H: 0 LOB: 0 BB: 0 P: 16	R: 3 E: 0 K: 0 S: 7	H: 3 LOB: 1 BB: 2 P: 15	R: 0 E: 0 K: 0 S: 10	H: 0 LOB: 1 BB: 1 P: 16	R: 0 E: 0 K: 0 S: 7	H: 0 LOB: 0 BB: 0 P: 10	1B: 6 2B: 3 3B: 1 HR: 1	SF: 0 SAC: 0 DP: 1 HBP: 0	WP: 0 PB: 0 SB: 1 CS: 0	PA: 42

PITCHER	IP	WLS	BF	H	R	ER	SO	BB	IBB	HBP	BLK	WP	HR	S	P	ERA	WHIP
Scott Scudder, R (1, 1) ERA: 4.49	4.1	L	20	6	6	6	4	1	1	0	0	0	1	48	77	12.46	1.615
Rick Mahler, R (5, 1) ERA: 3.83	1.2		12	5	3	3	3	1	1	0	0	0	0	20	36	16.20	3.600
Mike Roesler, R (7, 1) ERA: 3.96	1.0		2	0	0	0	0	0	0	0	0	0	0	4	4	0.00	0.000
Bob Sebra, R (8, 1) ERA: 5.2	1.0		4	0	0	0	0	1	0	0	0	0	0	10	16	0.00	1.000
Rosario Rodriguez, L (9, 1) ERA: 4.15	1.0		3	0	0	0	0	0	0	0	0	0	0	7	10	0.00	0.000



Batter	1	2	3	4	5	6	7	8	9	AB R H RBI BB SO LOB	TOP									
Eric Yelding, R (1, 6) OBP: 0.290, SLG: 0.256	1-3 K		1-2 G6-3		1-0 G5-3		0-1 2B			4 1 1 1 0 1 0										
Craig Biggio, R (1, 8) OBP: 0.336, SLG: 0.402	1-3 K		2-1 1B		2-1 G4-3		0-0 1B			4 0 2 1 0 1 0										
Ken Caminiti, S (1, 5) OBP: 0.316, SLG: 0.369	1-0 2B		0-0 F9		3-2 G3		3-2 P5			4 0 1 0 0 0 2										
Glenn Davis, R (1, 3) OBP: 0.350, SLG: 0.492	4-0 IBB		3-3 K		1-0 F7		1-1 G5-3			3 0 0 0 1 1 1										
Glenn Wilson, R (1, 9) OBP: 0.321, SLG: 0.421	0-1 FC6			0-0 G3-1		1-1 F8		0-3 K		4 0 0 0 0 1 2										
Mark Davidson, R (1, 7) OBP: 0.278, SLG: 0.308					1-1 G6-3		2-3 K		0-0 L1-6-3	4 0 0 0 0 1 0										
Alex Trevino, R (1, 2) OBP: 0.329, SLG: 0.405					1-0 1B		2-1 1B		2-0 G6-3	4 1 2 0 0 0 0										
Steve Lombardozzi, R (1, 4) OBP: 0.293, SLG: 0.432					1-1 1B		1-3 K		1-3 K	4 0 2 0 0 2 1										
Jim Deshaies, L (1, 1) OBP: 0.132, SLG: 0.120					0-3 K		0-1 G4-3		0-1 L7	4 0 0 0 0 1 4										
<b>Inning Stats</b>	R: 0 E: 0 K: 2 S: 11	H: 1 LOB: 2 BB: 1 P: 18	R: 0 E: 0 K: 0 S: 7	H: 1 LOB: 1 BB: 0 P: 8	R: 0 E: 0 K: 1 S: 14	H: 1 LOB: 1 BB: 0 P: 20	R: 0 E: 0 K: 1 S: 9	H: 2 LOB: 2 BB: 0 P: 12	R: 0 E: 0 K: 0 S: 7	H: 0 LOB: 0 BB: 0 P: 13	R: 2 E: 0 K: 1 S: 16	H: 3 LOB: 1 BB: 0 P: 22	R: 0 E: 0 K: 1 S: 6	H: 0 LOB: 0 BB: 0 P: 7	R: 0 E: 0 K: 1 S: 6	H: 0 LOB: 0 BB: 0 P: 9	1B: 5 2B: 3 3B: 0 HR: 0	SF: 0 SAC: 0 DP: 0 HBP: 0	WP: 0 PB: 0 SB: 0 CS: 0	PA: 36
<b>PITCHER</b>	IP WLS BF H R ER SO BB IBB HBP BLK WP HR S P ERA WHIP																			
Tim Leary, R (1, 1) ERA: 3.52	7.0 L 30 8 2 2 6 0 1 0 0 0 0 0 70 103 2.57 1.143																			
Norm Charlton, L (8, 1) ERA: 2.93	2.0 6 0 0 0 2 0 0 0 0 0 0 0 12 16 0.00 0.000																			

Houston Astros @ Cincinnati Reds  
Riverfront Stadium, Cincinnati, OH  
Sun Oct 01 1989, 3:33 AM EDT  
Att. 20,313 - Overcast

livebaseballscorecards.com

AB	35
R	2
H	8
RBI	2
BB	1
SO	8
LOB	10



Batter	1	2	3	4	5	6	7	8	9	AB R H RBI BB SO LOB
<b>Dave Collins, S</b> OBP: 0.302, SLG: 0.274 (1, 7) X	0-0 F7 ①		1-3 K ③			1-1 F9 ②			0-0 FC1-4 1B	4 0 1 0 0 1 0
<b>Luis Quinones, S</b> OBP: 0.300, SLG: 0.412 (1, 4) B X (9, 6)	1-0 F7 ②			2-3 K ①		1-1 G5-3 ③			0-2 P3 ①	4 0 0 0 0 1 1
<b>Todd Benzinger, S</b> OBP: 0.293, SLG: 0.381 (1, 3) X	0-0 1B			0-0 1B		1-0 G5-3 ①			0-0 FC1-4 1-2f	4 0 2 0 0 0 1
<b>Paul O'Neill, L</b> OBP: 0.346, SLG: 0.446 (1, 9) F X	0-1 F8 ③			0-0 L9 ②		1-1 G4-3 ②			3-2 F9 ③	4 0 0 0 0 0 3
<b>Joe Oliver, R</b> OBP: 0.300, SLG: 0.384 (1, 2)		1-2 G4-3 ①		3-3 K ③		2-3 K2-3 ③				3 0 0 0 0 2 1
<b>Norm Charlton, S</b> (8, 1)										0 0 0 0 0 0 0
<b>Rolando Roomes, R</b> OBP: 0.296, SLG: 0.419 (1, 8) X		0-0 G5-3 ②			1-2 F8 ①			0-0 1B		3 0 1 0 0 0 0
<b>Scotti Madison, S</b> OBP: 0.241, SLG: 0.276 (1, 5) C X		0-1 G5-3 ③			1-1 G5-3 ②			0-0 L9 ①		3 0 0 0 0 0 1
<b>Jeff Richardson, R</b> OBP: 0.234, SLG: 0.248 (1, 6)			0-0 F4 ①		1-1 F9 ③			1 SAFE 3-3 B 1 SAFE K ②		2 0 0 0 0 0 0
<b>Eric Davis, R</b> OBP: 0.367, SLG: 0.541 (8, PH)								1 SAFE 1 SAFE 1 SAFE 1 SAFE K ②		1 0 0 0 0 1 1
<b>Ron Oester, S</b> OBP: 0.318, SLG: 0.305 (9, 4)								1 SAFE 1 SAFE 1 SAFE 1 SAFE K ②		0 0 0 0 0 0 0
<b>Tim Leary, R</b> OBP: 0.175, SLG: 0.153 (1, 1) C B C B C X			2-2 G5-3 ②			3-1 F7 ①		2-0 G5-3 ③		2 0 0 0 0 0 0
<b>Jeff Reed, L</b> OBP: 0.306, SLG: 0.293 (8, 2)										0 0 0 0 0 0 0
<b>Barry Larkin, R</b> OBP: 0.375, SLG: 0.446 (8, PH)										1 0 0 0 0 0 1
<b>Terry McGriff, R</b> OBP: 0.385, SLG: 0.273 (9, 2)										0 0 0 0 0 0 0

Inning Stats	R: 0	H: 1	E: 0	LOB: 1	K: 0	BB: 0	S: 5	P: 6	R: 0	H: 0	E: 0	LOB: 0	K: 0	BB: 0	S: 6	P: 7	R: 0	H: 0	E: 0	LOB: 0	K: 1	BB: 0	S: 8	P: 11	R: 0	H: 1	E: 0	LOB: 1	K: 2	BB: 0	S: 8	P: 13	R: 0	H: 0	E: 0	LOB: 0	K: 0	BB: 0	S: 7	P: 10	R: 0	H: 0	E: 0	LOB: 0	K: 0	BB: 0	S: 6	P: 11	R: 0	H: 0	E: 0	LOB: 0	K: 1	BB: 0	S: 7	P: 11	R: 0	H: 1	E: 1	LOB: 1	K: 1	BB: 0	S: 7	P: 12	R: 0	H: 1	E: 1	LOB: 1	K: 0	BB: 0	S: 8	P: 11	1B: 4	SF: 0	2B: 0	SAC: 0	3B: 0	DP: 0	HR: 0	HBP: 0	WP: 0	PA: 31
--------------	------	------	------	--------	------	-------	------	------	------	------	------	--------	------	-------	------	------	------	------	------	--------	------	-------	------	-------	------	------	------	--------	------	-------	------	-------	------	------	------	--------	------	-------	------	-------	------	------	------	--------	------	-------	------	-------	------	------	------	--------	------	-------	------	-------	------	------	------	--------	------	-------	------	-------	------	------	------	--------	------	-------	------	-------	-------	-------	-------	--------	-------	-------	-------	--------	-------	--------

PITCHER	IP	WLS	BF	H	R	ER	SO	BB	IBB	HBP	BLK	WP	HR	S	P	ERA	WHIP
<b>Jim Deshaies, L</b> ERA: 2.91 (1, 1)	9.0	W	31	4	0	0	5	0	0	0	0	0	0	62	92	0.00	0.444

**BOTTOM**

**Houston Astros @ Cincinnati Reds**  
Riverfront Stadium, Cincinnati, OH  
Sun Oct 01 1989, 3:33 AM EDT  
Att. 20,313 - Overcast

[livebaseballscorecards.com](http://livebaseballscorecards.com)

<b>AB</b>	<b>31</b>
<b>R</b>	<b>0</b>
<b>H</b>	<b>4</b>
<b>RBI</b>	<b>0</b>
<b>BB</b>	<b>0</b>
<b>SO</b>	<b>5</b>
<b>LOB</b>	<b>9</b>

